Los Angeles Angels - 2008

Batter	1	2	3	4	5	6	7	8	9	AB	R	H	RBI	BB	SO	LOB
5 Ian Kinsler, R (1, 4) OBP: 0.500, SLG: 0.600 63 German Duran, R (6, 4)	0-0 32 3B 1B	P 1-0 CS 1-2	0-0 10 F9 2B		0-0 F8		C C C 0-3 K			3 1 2 0 0 0 1 1 0 0 0 0 1 0						
32 Josh Hamilton, L (1, 8) OBP: 0.500, SLG: 1.000 37 Jason Ellison, R (6, 8) OBP: 0.333, SLG: 0.333	0-0 10 G4-3 1-H 3B		0-0 G1-3		0-0 1-3 1B			C C C 0-3 K		3 1 2 1 0 0 1 1 0 0 0 0 1 0						
10 Michael Young, R (1, 6) 1 Elvis Andrus, R (6, 6)	0-0 G4-3 3-H		0-0 F9 2-3		0-0 F8			0-0 L5		3 0 0 1 0 0 3 1 0 0 0 0 0 0						
9 Hank Blalock, L (1, 5) OBP: 0.400, SLG: 0.500 30 Travis Metcalf, R (6, PR) (6, 5)	B B B 4-0 BB		0-0 G4-3			0-0 22 G4-3 SF8 2B		0-0 G6-3		2 0 1 0 1 0 1 1 1 0 0 0 0 0						
22 Marlon Byrd, R (1, 7) OBP: 0.200, SLG: 0.400 41 Brandon Boggs, S (6, 7)	S S S 0-3 K			0-0 F9		0-0 G4-3 2-3			0-0 E4 62 L3	3 0 0 0 0 1 2 1 0 0 0 0 0 0						
Ben Broussard, L (1, 3) 62 Chris Davis, L (6, 3)	0-0 F9			0-0 F8		0-0 SF8 3-H			0-0 L3 1-1	2 0 0 1 0 0 1 1 0 0 0 0 0 1						
Frank Catalanotto, L (1, 10) OBP: 0.200, SLG: 0.200 4 Joaquin Arias, R (9, PH) (9, 10)		0-0 G4-3		0-0 F7		0-0 G4-3			0-0 G1-3	3 0 0 0 0 0 1 1 0 0 0 0 0 0						
7 David Murphy, L (1, 9) OBP: 0.750, SLG: 1.000 40 John Mayberry Jr., R (6, 9)		0-0 5 CS 1B			0-0 32 1B 1B		C C C 0-3 K			2 0 2 0 0 0 0 1 0 0 0 0 1 0						
25 Jarrod Saltalamacchia, S (1, 2) 2 Adam Melhuse, S (6, 2)	C C C 0-3 K				0-0 F7		C C C 0-3 K			2 0 0 0 0 1 2 1 0 0 0 0 1 0						
Inning Stats	R: 2 E: 0 K: 1 S: 7 H: 2 LOB: 1 BB: 1 P: 11	R: 0 E: 0 K: 1 S: 6 H: 1 LOB: 0 BB: 0 P: 6	R: 0 E: 0 K: 0 S: 4 H: 1 LOB: 1 BB: 0 P: 4	R: 0 E: 0 K: 0 S: 3 H: 0 LOB: 0 BB: 0 P: 3	R: 0 E: 0 K: 0 S: 5 H: 2 LOB: 2 BB: 0 P: 5	R: 1 E: 0 K: 0 S: 4 H: 1 LOB: 1 BB: 0 P: 4	R: 0 E: 0 K: 3 S: 9 H: 0 LOB: 0 BB: 0 P: 9	R: 0 E: 0 K: 1 S: 5 H: 0 LOB: 0 BB: 0 P: 5	R: 0 E: 1 K: 0 S: 3 H: 0 LOB: 0 BB: 0 P: 3	1B: 4 2B: 3 3B: 1 HR: 0	SF: 1 SAC: 0 DP: 1 HBP: 0						

TOP

Texas Rangers @ Los Angeles Angels

Tempe Diablo Stadium, Tempe, AZ

Thu Feb 28 2008, 5:05 PM EST

Att. 4,286 - Sunny - 80 F

livebaseballscorecards.com

AB	32
R	3
H	7
RBI	3
BB	1
SO	6
LOB	13

WP: 0 PB: 0 SB: 0 CS: 1 PA: 35

PITCHER		IP	WLS	BF	H	R	ER	SO	BB	IBB	HBP	BLK	WP	HR	S	P	ERA	WHIP
54 Ervin Santana, R ERA: 9.0	(1, 1)	2.0		9	3	2	2	2	1	0	0	0	0	0	13	17	9.00	2.000
89 Kasey Olenberger, R ERA:	(3, 1)	2.0		7	1	0	0	0	0	0	0	0	0	0	7	7	0.00	0.500
94 Henry Bonilla, R ERA: 4.5	(5, 1)	2.0		9	3	1	1	0	0	0	0	0	0	0	9	9	4.50	1.500
55 Matt Wilhite, R ERA:	(7, 1)	2.0		6	0	0	0	4	0	0	0	0	0	0	14	14	0.00	0.000
Jose Arredondo, R ERA:	(9, 1)	1.0		3	0	0	0	0	0	0	0	0	0	0	3	3	0.00	0.000

PITCHER	IP	WLS	BF	H	R	ER	SO	BB	IBB	HBP	BLK	WP	HR	S	P	ERA	WHIP

Texas Rangers @ Los Angeles Angels

Tempe Diablo Stadium, Tempe, AZ

Thu Feb 28 2008, 5:05 PM EST

Att. 4,286 - Sunny - 80 F

livebaseballscorecards.com

BOTTOM

Batter	1	2	3	4	5	6	7	8	9	AB	R	H	RBI	BB	SO	LOB
9 Chone Figgins, S (1, 5) 19 Kendrys Morales, S (4, PH) OBP: 0.667, SLG: 0.500 (5, 3)	BBBB 4-0 24 G4-6-3 BB		CCC 0-3 ① K	BBBB 4-0 BB		X 0-0 1B		X 0-0 FC4 32 G3-6-3 1-2		1 2	0 0	0 1	0 0	1 1	1 0	0 1
24 Gary Matthews, S (1, 10) OBP: 0.500, SLG: 0.500 32 Dee Brown, L (4, PH) (5, 10)	X 0-0 ①② G4-6-3 1-2f		X 0-0 48 2B 1B	SSS 0-3 ③ K		X 0-0 ③ G1-3		X 0-0 ② G3-6-3 1-2f		2 3	1 0	1 0	0 0	0 0	0 1	1 5
27 Vladimir Guerrero, R (1, 9) 64 Terry Evans, R (4, 9)	SSS 0-3 ③ K		X 0-0 ② L8		X 0-0 ① G5-3		CCC 0-3 ① K		SSS 0-3 ① K	2 3	0 0	0 0	0 0	0 0	1 2	1 0
48 Torii Hunter, R (1, 8) OBP: 1.000, SLG: 1.500 Nathan Haynes, L (4, 7) OBP: 0.667, SLG: 0.500		X 0-0 47 1B 1B 1B	X 0-0 PB 1-H 2B		BBBB 4-0 25 1B BB		X 0-0 25 2B 3 G6-3 1B		X 0-0 ② P5	2 2	1 1	2 1	1 0	0 1	0 0	0 0
Garret Anderson, L (1, 7) 25 Peter Bourjos, R (4, 8) OBP: 1.000, SLG: 1.333		CCC 0-3 ① K	BBBB 4-0 2-3 BB		X 0-0 43 FC6 1-2 1B		X 0-0 1-3 2B		X 0-0 1B	1 3	0 0	0 3	0 0	1 0	1 0	1 0
47 Howie Kendrick, R (1, 4) OBP: 0.500, SLG: 0.500 3 Brandon Wood, R (5, 6)		X 0-0 1B 1-2 1B	X 0-0 ③ F7		X 0-0 ② F4		X 0-0 ② G6-3 3-H		SSS 0-3 ③ K	2 3	0 0	1 0	0 1	0 0	0 1	2 4
Casey Kotchman, L (1, 3) OBP: 0.500, SLG: 0.500 43 Matthew Brown, R (5, 5)		X 0-0 6 FC5-4 1-3 2-H 1B	X 0-0 ① G3-1	X 0-0 ③ FC6 1-2f			SSS 0-3 ③ K			2 2	0 0	1 0	1 0	0 0	0 1	0 3
46 Bobby Wilson, R (1, 2) 65 Sean Rodríguez, R (5, 4)		SSS 0-3 ② K	X 0-0 ② G6-3			X 0-0 ① F7		X 0-0 ① G5-3		2 2	0 0	0 0	0 0	0 0	1 0	2 0
6 Maicer Izturis, S (1, 6) OBP: 0.500, SLG: 1.000 37 Ben Johnson, S (5, 2) OBP: 0.500, SLG: 0.500 98 P.J. Phillips, R (8, PR) 56 Tim Duff, R (9, 2)		X 0-0 ③ FC5-4 1-2f	X 0-0 2B			X 0-0 ② F7		X 0-0 19 E 1B		2 2 0 0	0 0 0 0	1 1 0 0	0 0 0 0	0 0 0 0	0 0 0 0	2 0 0 0
Inning Stats	R: 0 E: 0 K: 1 S: 4 H: 0 LOB: 0 BB: 1 P: 8	R: 1 E: 0 K: 2 S: 10 H: 3 LOB: 2 BB: 0 P: 10	R: 1 E: 0 K: 1 S: 7 H: 2 LOB: 2 BB: 1 P: 11	R: 0 E: 0 K: 1 S: 6 H: 1 LOB: 2 BB: 1 P: 10	R: 0 E: 0 K: 0 S: 4 H: 1 LOB: 2 BB: 1 P: 8	R: 0 E: 0 K: 0 S: 4 H: 1 LOB: 1 BB: 0 P: 4	R: 1 E: 0 K: 2 S: 9 H: 2 LOB: 1 BB: 0 P: 9	R: 0 E: 1 K: 0 S: 4 H: 1 LOB: 2 BB: 0 P: 4	R: 0 E: 0 K: 2 S: 8 H: 1 LOB: 1 BB: 0 P: 8	1B: 9 2B: 3 3B: 0 HR: 0	SF: 0 SAC: 0 DP: 2 HBP: 0						

	AB	38
	R	3
	H	12
	RBI	3
	BB	4
	SO	9
	LOB	22

WP: 0 PB: 1 SB: 0 CS: 0 PA: 42

PITCHER		IP	WLS	BF	H	R	ER	SO	BB	IBB	HBP	BLK	WP	HR	S	P	ERA	WHIP
13 Kason Gabbard, L ERA: 4.5	(1, 1)	2.0		9	3	1	1	3	1	0	0	0	0	0	14	18	4.50	2.000
64 Eric Hurley, R ERA: 5.4	(3, 1)	1.2	B	10	3	1	1	1	2	0	0	0	0	0	10	18	5.40	3.000
Kendy Batista, R ERA:	(4, 1)	0.1		1	0	0	0	1	0	0	0	0	0	0	3	3	0.00	0.000
45 Jamey Wright, R ERA:	(5, 1)	1.0		5	1	0	0	0	1	0	0	0	0	0	4	8	0.00	2.000
14 Kazuo Fukumori, R ERA:	(6, 1)	1.0	H	4	1	0	0	0	0	0	0	0	0	0	4	4	0.00	1.000

PITCHER		IP	WLS	BF	H	R	ER	SO	BB	IBB	HBP	BLK	WP	HR	S	P	ERA	WHIP
49 Jason Davis, R ERA: 9.0	(7, 1)	1.0	B	5	2	1	1	2	0	0	0	0	0	0	9	9	9.00	2.000
43 Kameron Loe, R ERA:	(8, 1)	1.0		4	1	0	0	0	0	0	0	0	0	0	4	4	0.00	1.000
54 Franklyn German, R ERA:	(9, 1)	1.0		4	1	0	0	2	0	0	0	0	0	0	8	8	0.00	1.000

Los Angeles Angels @ Texas Rangers

Surprise Stadium, Surprise, AZ

Fri Feb 29 2008, 3:05 PM EST

Att. 3,518 - Sunny - 77 F

livebaseballscorecards.com

Batter	1	2	3	4	5	6	7	8	9	AB	R	H	RBI	BB	SO	LOB
77 Reggie Willits, S (1, 8)	S S S 0-3 ① K		X 0-0 ② F7			X 0-0 ① G3	S S S 0-3 ② K		X 0-0 ① G1-3	3	0	0	0	0	1	1
64 Terry Evans, R (6, 9)										2	0	0	0	0	1	2
2 Erick Aybar, S (1, 6) OBP: 0.667, SLG: 1.000	X 0-0 2B		X 0-0 ③ P5			B B B B 4-0 39 G1-6-3 BB	S S S 0-3 ③ K		X 0-0 ② F7	2	0	1	0	1	0	1
95 Hainley Statia, S (6, 6)										2	0	0	0	0	1	2
Juan Rivera, R (1, 9)	X 0-0 ② F7			S S S 0-3 ① K		B B B B 4-0 1-2 39 G1-6-3 BB		B B B B 4-0 25 1B 25 WP 90 G4-3 BB	X 0-0 25 FC5-4 1B	2	0	0	0	1	1	1
59 Freddy Sandoval, S (6, 5) OBP: 1.000, SLG: 1.000										1	1	1	0	1	0	0
39 Robb Quinlan, R (1, 5)	X 0-0 ③ G5-3			X 0-0 ② F9		X 0-0 ② G1-6-3 1-2 2-3		B X 1-0 1-3 90 G4-3 90 S 3 HR 1B	X 0-0 1-2f FC5-4 ③	3	0	0	0	0	0	3
25 Peter Bourjos, R (6, 8) OBP: 0.800, SLG: 1.000										2	1	1	0	0	0	1
19 Kendrys Morales, S (1, 3) OBP: 0.667, SLG: 0.333		B B B B 4-0 65 G1-6-3 BB		S S S 0-3 ③ K		H 1-0 HBP		B X 1-0 1-3 3-H G4-3 ①		1	0	0	0	1	1	0
90 Mark Trumbo, R (6, 3)										1	0	0	1	0	0	1
3 Brandon Wood, R (1, 10) OBP: 0.143, SLG: 0.571		X 0-0 ① P6			X 0-0 ① F8	S S C 0-3 ③ K		X 0-0 3-H HR		4	1	1	2	0	1	4
65 Sean Rodríguez, R (1, 4)		X 0-0 ② ③ G1-6-3 1-2f			X 0-0 ② F7		S S S 0-3 ① K	X 0-0 60 FC3-6 1B		3	0	0	0	0	1	1
32 Dee Brown, L (7, 7) OBP: 0.250, SLG: 0.250										1	0	1	0	0	0	0
Nathan Haynes, L (1, 7) OBP: 0.800, SLG: 0.667			X 0-0 28 BLK 1B		B B B B 4-0 BB		B B B B 4-0 43 S BB	X 0-0 ② 1-2f FC3-6		1	0	1	0	1	0	0
18 Chad Hermansen, R (7, PH)										0	0	0	0	1	0	0
60 Ryan Mount, L (7, 4)										1	0	0	0	0	0	1
28 Ryan Budde, R (1, 2)			S S S 0-3 ① K2-3 1-2		S S C 0-3 ③ K		B B B B 4-0 1-2 BB	X 0-0 ③ F8		2	0	0	0	0	2	2
43 Matthew Brown, R (7, PH)										0	0	0	0	1	0	0
96 Anel De Los Santos, R (7, 2)										1	0	0	0	0	0	1

TOP

AB	32
R	3
H	6
RBI	3
BB	7
SO	9
LOB	21

Inning Stats	1	2	3	4	5	6	7	8	9
	R: 0 E: 0 K: 1 S: 6	H: 1 LOB: 1 BB: 0 P: 6	R: 0 E: 0 K: 0 S: 2	H: 0 LOB: 0 BB: 1 P: 6	R: 0 E: 0 K: 1 S: 6	H: 1 LOB: 1 BB: 0 P: 6	R: 0 E: 0 K: 2 S: 7	H: 0 LOB: 0 BB: 0 P: 7	R: 0 E: 0 K: 1 S: 5	H: 0 LOB: 1 BB: 1 P: 9
	R: 0 E: 0 K: 1 S: 5	H: 0 LOB: 3 BB: 2 P: 14	R: 0 E: 0 K: 3 S: 9	H: 0 LOB: 2 BB: 2 P: 17	R: 3 E: 0 K: 0 S: 6	H: 3 LOB: 1 BB: 1 P: 12	R: 0 E: 0 K: 0 S: 4	H: 1 LOB: 1 BB: 0 P: 4		

1B: 4	SF: 0	WP: 1	PA: 40
2B: 1	SAC: 0	PB: 0	
3B: 0	DP: 1	SB: 2	
HR: 1	HBP: 1	CS: 0	

PITCHER		IP	WLS	BF	H	R	ER	SO	BB	IBB	HBP	BLK	WP	HR	S	P	ERA	WHIP
65 Matt Harrison, L	(1, 1)	2.0		7	1	0	0	1	1	0	0	0	0	0	8	12	0.00	1.000
ERA:																		
55 Robinson Tejeda, R	(3, 1)	1.0		4	1	0	0	1	0	0	0	1	0	0	6	6	0.00	1.000
ERA:																		
36 C.J. Wilson, L	(4, 1)	1.0		3	0	0	0	2	0	0	0	0	0	0	7	7	0.00	0.000
ERA:																		
70 Kea Kometani, R	(5, 1)	1.1		7	0	0	0	1	3	0	0	0	0	0	6	18	0.00	2.250
ERA:																		
67 Bill White, L	(6, 1)	1.0	H	6	0	0	0	2	2	0	1	0	0	0	7	16	0.00	2.000
ERA:																		
60 Warner Madrigal, R	(7, 1)	1.0	L	7	3	3	3	2	1	0	0	0	1	1	10	16	27.00	4.000
ERA: 27.0																		
Steve Rowe, R	(8, 1)	0.2		2	0	0	0	0	0	0	0	0	0	0	2	2	0.00	0.000
ERA:																		
Doug Mathis, R	(9, 1)	1.0		4	1	0	0	0	0	0	0	0	0	0	4	4	0.00	1.000
ERA:																		

BOTTOM

Los Angeles Angels @ Texas Rangers

Surprise Stadium, Surprise, AZ

Fri Feb 29 2008, 3:05 PM EST

Att. 3,518 - Sunny - 77 F

livebaseballscorecards.com

Batter	1	2	3	4	5	6	7	8	9	AB	R	H	RBI	BB	SO	LOB
5 Ian Kinsler, R (1, 4) OBP: 0.625, SLG: 0.857 68 Ryan Roberts, R (4, 4) OBP: 0.500, SLG: 0.500	0-0 37 CS 1B		0-0 10 CS 2B		0-0 G6-3 ①		0-0 41 CS 1B			2 0 2 0 0 0 0 2 0 1 0 0 0 0						
37 Jason Ellison, R (1, 8) OBP: 0.500, SLG: 0.500 41 Brandon Boggs, S (6, 8)	1-0 G3 ①② 1-2		0-0 10 CS 1B		0-0 BB 1B		0-3 K ②③ 1-2			3 0 2 0 0 0 1 1 0 0 0 0 1 1						
10 Michael Young, R (1, 6) Ramón Vázquez, L (4, 6)	0-0 G5-3 ③		1-0 G6-3 ②③ 1-2 2-3		4-0 1-2 BB			0-0 G6-3 ①		2 0 0 0 0 0 2 1 0 0 0 1 0 0						
9 Hank Blalock, L (1, 5) OBP: 0.500, SLG: 0.600 19 Edgardo Alfonzo, R (4, 5) OBP: 0.200, SLG: 0.200		0-0 1B 1B		0-0 17 G4-3 17 WP 1B	0-0 F7 ②			0-0 G6-3 ②		1 0 1 0 0 0 0 3 0 1 0 0 0 2						
22 Marlon Byrd, R (1, 9) OBP: 0.167, SLG: 0.333 17 Nelson Cruz, R (4, 9)	0-3 K ①			1-0 G4-3 ① 1-3	0-0 F9 ③			0-0 G4-3 ③		1 0 0 0 0 1 1 3 0 0 0 0 0 3						
Ben Broussard, L (1, 3) 16 Chris Shelton, R (4, 3)	0-0 F7 ②			0-0 G5-3 ②		0-3 K ①			0-3 K ①	1 0 0 0 0 0 1 3 0 0 0 0 2 1						
Frank Catalanotto, L (1, 10) OBP: 0.333, SLG: 0.333 74 Nate Gold, R (4, PH) (5, 10)	0-0 1-2 1B			0-0 F8 ③		0-0 F9 ②			0-0 G5-3 ②	1 0 1 0 0 0 0 3 0 0 0 0 0 1						
7 David Murphy, L (1, 7) OBP: 0.600, SLG: 0.800 28 Kevin Mench, R (4, 7) OBP: 0.500, SLG: 0.400 29 Jason Botts, S (7, 7) OBP: 0.667, SLG: 1.000	0-0 F8 ③				4-0 15 HR BB	0-0 P6 ③			0-0 G4-3 ③	1 0 0 0 0 0 2 1 1 0 0 1 0 0 1 0 0 0 0 0 0						
15 Gerald Laird, R (1, 2) OBP: 0.500, SLG: 1.500 75 Taylor Teagarden, R (6, 2) OBP: 0.500, SLG: 2.000			0-0 F9 ①		0-0 1-H HR		0-0 G6-3 ①			2 1 1 2 0 0 0 1 0 0 0 0 0 0						
Inning Stats	R: 0 E: 0 K: 0 S: 3 H: 1 LOB: 0 BB: 0 P: 4	R: 0 E: 0 K: 1 S: 7 H: 2 LOB: 2 BB: 0 P: 7	R: 0 E: 0 K: 0 S: 4 H: 2 LOB: 1 BB: 0 P: 5	R: 0 E: 0 K: 0 S: 4 H: 1 LOB: 1 BB: 0 P: 5	R: 2 E: 0 K: 0 S: 5 H: 2 LOB: 2 BB: 2 P: 13	R: 0 E: 0 K: 1 S: 5 H: 0 LOB: 0 BB: 0 P: 5	R: 0 E: 0 K: 1 S: 5 H: 1 LOB: 1 BB: 0 P: 5	R: 0 E: 0 K: 0 S: 3 H: 0 LOB: 0 BB: 0 P: 3	R: 0 E: 0 K: 1 S: 5 H: 0 LOB: 0 BB: 0 P: 5	1B: 7 2B: 2 3B: 0 HR: 1	SF: 0 SAC: 0 DP: 1 HBP: 0						

	AB	33
	R	2
	H	9
	RBI	2
	BB	2
	SO	4
	LOB	15

WP: 1 PB: 0 SB: 0 CS: 4 PA: 35

PITCHER	IP	WLS	BF	H	R	ER	SO	BB	IBB	HBP	BLK	WP	HR	S	P	ERA	WHIP
90 Nick Adenhart, R (1, 1) ERA:	2.0		8	3	0	0	1	0	0	0	0	0	0	10	11	0.00	1.500
Darren Oliver, L (3, 1) ERA:	1.0		4	2	0	0	0	0	0	0	0	0	0	4	5	0.00	2.000
73 Rafael Rodriguez, R (4, 1) ERA: 13.5	1.1		9	3	2	2	0	2	0	0	0	1	1	7	16	13.50	3.750
97 Fernando Rodriguez Jr., R (5, 1) ERA:	1.2		5	0	0	0	1	0	0	0	0	0	0	7	7	0.00	0.000
83 Darren O'Day, R (7, 1) ERA:	2.0	W	6	1	0	0	1	0	0	0	0	0	0	8	8	0.00	0.500

PITCHER	IP	WLS	BF	H	R	ER	SO	BB	IBB	HBP	BLK	WP	HR	S	P	ERA	WHIP
87 Alex Serrano, R (9, 1) ERA:	1.0	S	3	0	0	0	1	0	0	0	0	0	0	5	5	0.00	0.000

Chicago Cubs @ Los Angeles Angels

Tempe Diablo Stadium, Tempe, AZ

Sat Mar 01 2008, 3:05 PM EST

Att. 8,808 - Partly Cloudy - 74 F

TOP

livebaseballscorecards.com

Batter	1	2	3	4	5	6	7	8	9	AB	R	H	RBI	BB	SO	LOB
20 Felix Pie, L (1, 8) OBP: 0.333, SLG: 0.750 15 Andres Torres, S (6, 8)	G1-3		L8			K	K		G3-1	3 2	0 0	0 0	0 0	0 0	1 1	0 1
17 Mike Fontenot, L (1, 4) OBP: 0.600, SLG: 1.250 4 Eric Patterson, L (6, PR) OBP: 0.333, SLG: 0.200 (6, 4)	E4 9 G6-4-3			F8		9 HR 1B	9 FC5-4 1-3 1B		G4-3	3 2	0 1	1 1	0 0	0 0	0 0	0 0
9 Jake Fox, R (1, 10) OBP: 0.333, SLG: 0.833	G6-4-3 1-2f			19 1B		1-H HR	FC5-4 1-2f		K	5	1	2	2	0	1	3
67 Micah Hoffpauir, L (1, 3) OBP: 0.222, SLG: 0.222		F8		F7		G6-3		73 BB 65 1B		4	0	1	0	0	0	2
19 Matt Murton, R (1, 7) OBP: 0.714, SLG: 0.667 68 Josh Kroeger, L (6, 7)		1B		1-2 1B		18 1B		F9		3 1	0 0	3 0	0 0	0 0	0 0	0 1
18 Geovany Soto, R (1, 2) OBP: 0.333, SLG: 0.333 65 Luis Figueroa, S (6, PR) OBP: 1.000, SLG: 1.333 (6, 6)	F8	F8	F9			1-2 1B		73 BB 1-2 1B		3 1	0 0	1 1	0 0	0 0	0 0	3 0
6 Alex Cintron, S (1, 5) OBP: 0.250, SLG: 0.250 55 Koyie Hill, S (6, 2) OBP: 0.250, SLG: 0.500		P6	F8			G3		F7		3 1	0 0	0 0	0 0	0 0	0 0	3 2
Ronny Cedeno, R (1, 6) 73 Bobby Scales, S (6, 5)			F7	F8			G4-3	4-0 1-2 2-3 BB		2 1	0 0	0 0	0 0	0 1	0 0	0 0
27 Sam Fuld, L (1, 9)			G6-3			K	4-0 4 1B BB	K		3	0	0	0	1	2	3

Inning Stats	1	2	3	4	5	6	7	8	9
R:	0	0	0	0	0	2	0	0	0
E:	1	0	0	0	0	0	0	0	0
K:	0	0	0	0	0	1	1	1	1
S:	3	4	3	5	5	9	6	7	5
H:	0	1	0	2	0	4	1	2	0
LOB:	0	1	0	2	0	2	2	3	0
BB:	0	0	0	0	0	0	1	1	0
P:	3	4	3	5	5	9	10	11	5

1B:	9
2B:	0
3B:	0
HR:	1
SF:	0
SAC:	0
DP:	1
HBP:	0

WP:	0
PB:	0
SB:	0
CS:	0
PA:	39

AB	37
R	2
H	10
RBI	2
BB	2
SO	5
LOB	18

PITCHER		IP	WLS	BF	H	R	ER	SO	BB	IBB	HBP	BLK	WP	HR	S	P	ERA	WHIP
36 Jered Weaver, R	(1, 1)	2.0	W	7	1	0	0	0	0	0	0	0	0	0	7	7	0.00	0.500
ERA:																		
79 Nick Green, R	(3, 1)	2.0	H	8	2	0	0	0	0	0	0	0	0	0	8	8	0.00	1.000
ERA:																		
68 Jeff Kennard, R	(5, 1)	1.2		9	4	2	2	2	0	0	0	0	0	1	13	13	10.80	2.400
ERA: 10.8																		
86 Stephen Marek, R	(6, 1)	1.1	H	6	1	0	0	1	1	0	0	0	0	0	7	11	0.00	1.500
ERA:																		
70 Sean O'Sullivan, R	(8, 1)	1.0		6	2	0	0	1	1	0	0	0	0	0	7	11	0.00	3.000
ERA:																		

PITCHER		IP	WLS	BF	H	R	ER	SO	BB	IBB	HBP	BLK	WP	HR	S	P	ERA	WHIP
Jose Arredondo, R	(9, 1)	1.0		3	0	0	0	1	0	0	0	0	0	0	5	5	0.00	0.000
ERA:																		

BOTTOM

Chicago Cubs @ Los Angeles Angels

Tempe Diablo Stadium, Tempe, AZ

Sat Mar 01 2008, 3:05 PM EST
Att. 8,808 - Partly Cloudy - 74 F

Batter	1	2	3	4	5	6	7	8	9	AB	R	H	RBI	BB	SO	LOB
9 Chone Figgins, S (1, 5) OBP: 0.800, SLG: 0.750	x 0-0 24 CS 1B		x 0-0 24 FC5-4 1B	x 0-0 24 CS 2-3 1B		x 0-0 G6-3 ③				3	0	3	0	0	0	0
56 Tim Duff, R (6, 2)										1	0	0	0	0	0	0
24 Gary Matthews, S (1, 7) OBP: 0.200, SLG: 0.200	S X 0-1 ①② P6 1-2		x 0-0 ① FC5-4 27 1B 48 HR 1-2f	P P S S S 2-3 ②③ K 1-2			x 0-0 G5-3 ①			3	1	0	0	0	1	4
72 Nate Sutton, L (5, 4)										1	0	0	0	0	0	0
27 Vladimir Guerrero, R (1, 9) OBP: 0.250, SLG: 0.250	x 0-0 ③ F8		x 0-0 48 HR 1-3 1B		x 0-0 G4-3 S 19 1B 1B		x 0-0 G6-3 ②			2	1	1	0	0	0	0
Nathan Haynes, L (5, 8) OBP: 0.714, SLG: 0.600										2	1	1	0	0	0	0
Garret Anderson, L (1, 10)		B B B B 4-0 48 2B BB	x 0-0 ② P3		S X 0-1 ① G4-3 1-3		x 0-0 G5-3 ③			2	1	0	0	1	0	3
39 Robb Quinlan, R (7, PH) (8, 10)										1	0	0	0	0	0	0
48 Torii Hunter, R (1, 8) OBP: 1.000, SLG: 2.250	x 0-0 G4-3 47 1B 1-H 2B	x 0-0 1-H 3-H HR		x 0-0 3-H 1B				x 0-0 ① F8		2	2	2	4	0	0	0
19 Kendrys Morales, S (5, 3) OBP: 0.625, SLG: 0.400										2	0	1	1	0	0	0
Casey Kotchman, L (1, 3) OBP: 0.500, SLG: 0.750	x 0-0 ① G4-3 2-3	x 0-0 2B			x 0-0 ② P3			x 0-0 ② F8		2	0	1	0	0	0	1
3 Brandon Wood, R (5, 6) OBP: 0.111, SLG: 0.444										2	0	0	0	0	0	1
47 Howie Kendrick, R (1, 4) OBP: 0.500, SLG: 0.500	x 0-0 46 S 3-H 1B	x 0-0 ③ G3-1			x 0-0 ③ F9			x 0-0 ③ P4		2	0	1	1	0	0	1
64 Terry Evans, R (5, 9)										2	0	0	0	0	0	1
46 Bobby Wilson, R (1, 2) OBP: 0.250, SLG: 0.250	S X 0-1 ② G6-3 1-2			x 0-0 9 1B 6 G4-3 1B		x 0-0 ① F8				2	0	1	0	0	0	1
43 Matthew Brown, R (6, 5)										1	0	0	0	0	0	0
6 Maicer Izturis, S (1, 6) OBP: 0.250, SLG: 0.500	x 0-0 ③ G4-3			x 0-0 ① G4-3 1-2		x 0-0 ② G4-3				2	0	0	0	0	0	2
32 Dee Brown, L (5, 7) OBP: 0.200, SLG: 0.200										1	0	0	0	0	0	0
Inning Stats	R: 0 E: 0 K: 0 S: 4 H: 1 LOB: 0 BB: 0 P: 4	R: 2 E: 0 K: 0 S: 6 H: 2 LOB: 1 BB: 1 P: 10	R: 3 E: 0 K: 0 S: 7 H: 4 LOB: 1 BB: 0 P: 7	R: 0 E: 0 K: 1 S: 8 H: 2 LOB: 1 BB: 0 P: 8	R: 1 E: 0 K: 0 S: 6 H: 2 LOB: 1 BB: 0 P: 6	R: 0 E: 0 K: 0 S: 3 H: 0 LOB: 0 BB: 0 P: 3	R: 0 E: 0 K: 0 S: 3 H: 0 LOB: 0 BB: 0 P: 3	R: 0 E: 0 K: 0 S: 3 H: 0 LOB: 0 BB: 0 P: 3		1B: 8 2B: 2 3B: 0 HR: 1		SF: 0 SAC: 0 DP: 0 HBP: 0		WP: 0 PB: 0 SB: 2 CS: 2		PA: 34	

livebaseballscorecards.com

AB	33
R	6
H	11
RBI	6
BB	1
SO	1
LOB	14

PITCHER		IP	WLS	BF	H	R	ER	SO	BB	IBB	HBP	BLK	WP	HR	S	P	ERA	WHIP
Jason Marquis, R ERA: 9.0	(1, 1)	2.0	L	9	3	2	2	0	1	0	0	0	0	0	10	14	9.00	2.000
34 Kerry Wood, R ERA: 27.0	(3, 1)	1.0		7	4	3	3	0	0	0	0	0	0	1	7	7	27.00	4.000
70 Geoffrey Jones, L ERA:	(4, 1)	1.0		4	2	0	0	1	0	0	0	0	0	0	8	8	0.00	2.000
Bob Howry, R ERA: 9.0	(5, 1)	1.0		5	2	1	1	0	0	0	0	0	0	0	6	6	9.00	2.000
63 Carmen Pignatiello, L ERA:	(6, 1)	1.0		3	0	0	0	0	0	0	0	0	0	0	3	3	0.00	0.000

PITCHER		IP	WLS	BF	H	R	ER	SO	BB	IBB	HBP	BLK	WP	HR	S	P	ERA	WHIP
Tim Lahey, R ERA:	(7, 1)	1.0		3	0	0	0	0	0	0	0	0	0	0	3	3	0.00	0.000
78 Edward Campusano, L ERA:	(8, 1)	1.0		3	0	0	0	0	0	0	0	0	0	0	3	3	0.00	0.000

Los Angeles Angels @ Milwaukee Brewers

Maryvale Baseball Park, Phoenix, AZ

Sun Mar 02 2008, 3:05 PM EST

Att. 5,251 - Sunny - 70 F

livebaseballscorecards.com

Batter	1	2	3	4	5	6	7	8	9	AB	R	H	RBI	BB	SO	LOB
77 Reggie Willits, S (1, 8) (5, 9) 64 Terry Evans, R (6, 9) OBP: 0.125, SLG: 0.125	F9			G6-3		G4-3		95 CS 1B		3 1	0 0	0 1	0 0	0 0	0 0	0 0
2 Erick Aybar, S (1, 6) OBP: 0.500, SLG: 0.600 95 Hainley Statia, S (7, 6)	G4-3			47 WP 2B 1B		F7		CS 1-2	K	3 1	1 0	1 0	0 0	0 0	0 1	0 0
47 Howie Kendrick, R (1, 10) OBP: 0.286, SLG: 0.286 40 Hank Conger, L (9, PH)	K			K 1-2		G6-3			G3-1	3 1	0 0	0 0	0 0	0 0	2 0	1 0
Juan Rivera, R (1, 9) OBP: 0.600, SLG: 0.750 25 Peter Bourjos, R (5, 8) OBP: 0.571, SLG: 0.714		44 G5-4-3 1B		44 1B 2B 2-H			K		K	2 2	1 0	2 0	1 0	0 0	0 2	0 0
44 Mike Napoli, R (1, 2) OBP: 0.500, SLG: 0.500 37 Ben Johnson, S (5, 2) OBP: 0.667, SLG: 0.667		G5-4-3 1-2f		1B 2-H			1B			2 1	0 0	1 1	1 0	0 0	0 0	1 0
39 Robb Quinlan, R (1, 5) 59 Freddy Sandoval, S (7, 5) OBP: 1.000, SLG: 1.000		G6-3		G5-3			F7			3 0	0 0	0 0	0 0	0 0	0 0	2 0
19 Kendrys Morales, S (1, 3) OBP: 0.455, SLG: 0.250 90 Mark Trumbo, R (7, 3)	G4-3		G6-3		F9					3 0	0 0	0 0	0 0	0 0	0 0	1 0
Nathan Haynes, L (1, 7) OBP: 0.500, SLG: 0.375	G3		F9					F8		3	0	0	0	0	0	0
65 Sean Rodríguez, R (1, 4) 98 P.J. Phillips, R (8, PH) (8, 4)	F8		G5-3					K		2 1	0 0	0 0	0 0	0 0	0 1	0 0

TOP

AB	31
R	2
H	6
RBI	2
BB	0
SO	6
LOB	5

Inning Stats	1	2	3	4	5	6	7	8	9
	R: 0 E: 0 K: 1 S: 5	H: 0 LOB: 0 BB: 0 P: 5	R: 0 E: 0 K: 0 S: 3	H: 1 LOB: 0 BB: 0 P: 3	R: 0 E: 0 K: 0 S: 3	H: 0 LOB: 0 BB: 0 P: 3	R: 2 E: 0 K: 1 S: 8	H: 3 LOB: 1 BB: 0 P: 9	R: 0 E: 0 K: 0 S: 3	H: 0 LOB: 0 BB: 0 P: 3	R: 0 E: 0 K: 0 S: 3	H: 0 LOB: 0 BB: 0 P: 3	R: 0 E: 0 K: 1 S: 6	H: 1 LOB: 1 BB: 0 P: 6	R: 0 E: 0 K: 1 S: 6	H: 1 LOB: 0 BB: 0 P: 6	R: 0 E: 0 K: 2 S: 7	H: 0 LOB: 0 BB: 0 P: 7

| | | | | |

BOTTOM

Batter	1	2	3	4	5	6	7	8	9	AB	R	H	RBI	BB	SO	LOB
Craig Counsell, L (1, 6) OBP: 0.429, SLG: 0.667	G5-3		L5-3 1-1		BBB 4-0 28 HBP 1 1B BB		F7			2	1	0	0	1	0	1
71 Alcides Escobar, R (7, 6)										1	0	0	0	0	0	0
25 Mike Cameron, R (1, 8) OBP: 0.444, SLG: 0.375	28 1B 1B		F8		P5		G5-3			3	0	1	0	0	0	1
33 Gabe Kapler, R (7, 8) OBP: 0.167, SLG: 0.167										1	0	0	0	0	0	0
28 Prince Fielder, L (1, 3) OBP: 0.667, SLG: 0.833	1-2 1B			H 1-0 2 BB 8 BB 21 1B HBP	H 1-0 1 1B 1-2 HBP		F8			1	1	1	0	0	0	0
65 Brad Nelson, L (7, 3)										1	0	0	0	0	0	0
8 Ryan Braun, R (1, 7) OBP: 0.364, SLG: 0.625	P3			BBB 4-0 2 BB 21 1B 1-2 BB	F7			22 SH1-3 1B		2	1	0	0	1	0	4
79 Matt LaPorta, R (6, 7) OBP: 0.500, SLG: 0.667										1	0	1	0	0	0	0
1 Corey Hart, R (1, 9) OBP: 0.444, SLG: 0.667	SSS K			P3	1-3 2-H 1B			SH1-3 1-2		3	0	1	1	0	1	4
22 Tony Gwynn Jr., L (7, 9)										0	0	0	0	0	0	0
2 Bill Hall, R (1, 5) OBP: 0.273, SLG: 0.300		G6-3		BBB 4-0 21 1B 20 1B 1-2 2-3 BB		F9		P6		2	1	0	0	1	0	0
27 Joe Dillon, R (7, 5)										1	0	0	0	0	0	1
21 Abraham Nunez, S (1, 4) OBP: 0.250, SLG: 0.250		G3-1		20 1B 1-3 2-H 3-H 1B		F8		G4-3		3	0	1	2	0	0	0
61 Hernan Iribarren, L (7, 4)										1	0	0	0	0	0	1
20 Laynce Nix, L (1, 10) OBP: 0.571, SLG: 0.833		P5		18 G6-4-3 1-3 3-H 1B		18 FC5-4 1B				3	0	2	1	0	0	0
18 Jason Kendall, R (1, 2) OBP: 0.333, SLG: 0.444			L5-3 1B	G6-4-3 1-2f		FC5-4 1-2f				3	0	1	0	0	0	3
11 Mike Rivera, R (7, 2)										0	0	0	0	0	0	0
Inning Stats	R: 0 E: 0 K: 1 S: 7 H: 2 LOB: 2 BB: 0 P: 7	R: 0 E: 0 K: 0 S: 3 H: 0 LOB: 0 BB: 0 P: 3	R: 0 E: 0 K: 0 S: 3 H: 1 LOB: 0 BB: 0 P: 3	R: 3 E: 0 K: 0 S: 4 H: 2 LOB: 1 BB: 2 P: 13	R: 1 E: 0 K: 0 S: 3 H: 1 LOB: 2 BB: 1 P: 8	R: 0 E: 0 K: 0 S: 4 H: 1 LOB: 1 BB: 0 P: 4	R: 0 E: 0 K: 0 S: 3 H: 0 LOB: 0 BB: 0 P: 3	R: 0 E: 0 K: 0 S: 4 H: 1 LOB: 1 BB: 0 P: 4		1B: 8 2B: 1 3B: 0 HR: 0	SF: 0 SAC: 1 DP: 2 HBP: 2	WP: 0 PB: 0 SB: 0 CS: 0	PA: 34				

PITCHER		IP	WLS	BF	H	R	ER	SO	BB	IBB	HBP	BLK	WP	HR	S	P	ERA	WHIP
Jon Garland, R ERA:	(1, 1)	2.0		8	2	0	0	1	0	0	0	0	0	0	10	10	0.00	1.000
49 Chris Bootcheck, R ERA: 18.0	(3, 1)	1.0		4	1	1	1	0	0	0	1	0	0	0	3	4	9.00	1.000
94 Henry Bonilla, R ERA: 6.0	(4, 1)	1.0	L	6	2	2	2	0	2	0	0	0	0	0	4	12	18.00	4.000
55 Matt Wilhite, R ERA: 2.25	(5, 1)	2.0		9	2	1	1	0	1	0	1	0	0	0	7	12	4.50	1.500
87 Alex Serrano, R ERA:	(7, 1)	2.0		7	1	0	0	0	0	0	0	0	0	0	7	7	0.00	0.500

PITCHER	IP	WLS	BF	H	R	ER	SO	BB	IBB	HBP	BLK	WP	HR	S	P	ERA	WHIP

Los Angeles Angels @ Milwaukee Brewers

Maryvale Baseball Park, Phoenix, AZ

Sun Mar 02 2008, 3:05 PM EST

Att. 5,251 - Sunny - 70 F

livebaseballscorecards.com

AB	28
R	4
H	8
RBI	4
BB	3
SO	1
LOB	15

Oakland Athletics @ Los Angeles Angels

Tempe Diablo Stadium, Tempe, AZ

Mon Mar 03 2008, 3:05 PM EST

Att. 2,886 - Sunny - 65 F

livebaseballscorecards.com

TOP

Batter	1	2	3	4	5	6	7	8	9	AB	R	H	RBI	BB	SO	LOB
6 Travis Buck, L (1, 9) OBP: 0.417, SLG: 0.333 15 Ryan Sweeney, L (3, 9) OBP: 0.333, SLG: 0.333 (7, 8)	G5-3		32 HBP HBP		F7			G5-3		1	0	0	0	0	0	0
										2	0	0	0	0	0	1
14 Mark Ellis, R (1, 4) OBP: 0.273, SLG: 0.364 62 Brooks Conrad, S (3, 4) OBP: 0.556, SLG: 1.333	G6-3		F9		L7			G3		2	0	0	0	0	0	1
										2	0	0	0	0	0	1
32 Jack Cust, L (1, 7) OBP: 0.889, SLG: 2.400 23 Todd Linden, S (3, 7) OBP: 0.667, SLG: 1.000	F8		1-2 HBP			5 FC6-4 1B			K	1	0	0	0	0	0	0
										2	0	1	0	0	1	0
5 Mike Sweeney, R (1, 10) OBP: 0.462, SLG: 0.455 28 Carlos González, L (6, PR) OBP: 0.357, SLG: 0.500 (6, 10)		G6-3	G4-3			FC6-4 29 L3 1-2f			F7	3	0	0	0	0	0	3
										1	0	0	0	0	0	0
29 Dan Johnson, L (1, 3) OBP: 0.214, SLG: 0.429 69 Wes Bankston, R (6, 3) OBP: 0.600, SLG: 0.800		G3		P6		L3 1-2			K	3	0	0	0	0	0	1
										1	0	0	0	0	1	0
8 Kurt Suzuki, R (1, 2) OBP: 0.600, SLG: 0.800 60 Justin Knoedler, R (7, 2)		22 WP 1B		K			G6-3			3	0	1	0	0	1	0
										0	0	0	0	0	0	0
22 Jack Hannahan, L (1, 5) OBP: 0.385, SLG: 0.333 70 Jeff Baisley, R (7, 5)		BCCC 1-3 1-2		P5			K			3	0	0	0	0	2	1
										0	0	0	0	0	0	0
19 Chris Denorfia, R (1, 8) OBP: 0.111, SLG: 0.333 67 Jeff Fiorentino, L (7, 9) OBP: 0.400, SLG: 0.250			12 SF8 3B		K		K			3	1	1	0	0	2	0
										0	0	0	0	0	0	0
12 Donnie Murphy, R (1, 6) OBP: 0.400, SLG: 0.615 2 Gregorio Petit, R (8, 6) OBP: 0.556, SLG: 0.667			SF8 3-H		1B			CCC		2	0	1	1	0	1	0
										0	0	0	0	0	0	0
Inning Stats	R: 0 E: 0 K: 0 S: 3 H: 0 LOB: 0 BB: 0 P: 3	R: 0 E: 0 K: 1 S: 6 H: 1 LOB: 1 BB: 0 P: 7	R: 1 E: 0 K: 0 S: 4 H: 1 LOB: 2 BB: 0 P: 6	R: 0 E: 0 K: 1 S: 5 H: 0 LOB: 0 BB: 0 P: 5	R: 0 E: 0 K: 1 S: 6 H: 1 LOB: 1 BB: 0 P: 6	R: 0 E: 0 K: 0 S: 3 H: 1 LOB: 1 BB: 0 P: 3	R: 0 E: 0 K: 2 S: 7 H: 0 LOB: 0 BB: 0 P: 7	R: 0 E: 0 K: 1 S: 5 H: 0 LOB: 0 BB: 0 P: 5	R: 0 E: 0 K: 2 S: 7 H: 0 LOB: 0 BB: 0 P: 7	1B: 3 2B: 1 3B: 1 HR: 0 SF: 1 SAC: 0 DP: 1 HBP: 2						

	AB	29
	R	1
	H	4
	RBI	1
	BB	0
	SO	8
	LOB	8

WP: 1 PB: 0 SB: 0 CS: 0 PA: 32

PITCHER		IP	WLS	BF	H	R	ER	SO	BB	IBB	HBP	BLK	WP	HR	S	P	ERA	WHIP
51 Joe Saunders, L ERA:	(1, 1)	2.0	W	7	1	0	0	1	0	0	0	0	1	0	9	10	0.00	0.500
Darren Oliver, L ERA: 4.5	(3, 1)	1.0	H	6	1	1	1	0	0	0	2	0	0	0	4	6	9.00	1.000
58 Dustin Moseley, R ERA:	(4, 1)	1.0	H	3	0	0	0	1	0	0	0	0	0	0	5	5	0.00	0.000
89 Kasey Olenberger, R ERA:	(5, 1)	2.0	H	7	2	0	0	1	0	0	0	0	0	0	9	9	0.00	1.000
83 Darren O'Day, R ERA:	(7, 1)	2.0		6	0	0	0	3	0	0	0	0	0	0	12	12	0.00	0.000

PITCHER		IP	WLS	BF	H	R	ER	SO	BB	IBB	HBP	BLK	WP	HR	S	P	ERA	WHIP
Jose Arredondo, R ERA:	(9, 1)	1.0		3	0	0	0	2	0	0	0	0	0	0	7	7	0.00	0.000

BOTTOM

Oakland Athletics @ Los Angeles Angels

Tempe Diablo Stadium, Tempe, AZ

Mon Mar 03 2008, 3:05 PM EST

Att. 2,886 - Sunny - 65 F

livebaseballscorecards.com

Batter	1	2	3	4	5	6	7	8	9	AB	R	H	RBI	BB	SO	LOB
9 Chone Figgins, S (1, 5) OBP: 0.667, SLG: 0.571 59 Freddy Sandoval, S (7, 5) OBP: 1.000, SLG: 1.000	0-0 27 WP 1B 1B	0-0 ③ G4-3		4-0 BB		0-3 ① K		0-0 1B		3 1	1 0	1 1	0 0	1 0	1 0	1 0
24 Gary Matthews, S (1, 10) OBP: 0.222, SLG: 0.222 40 Hank Conger, L (8, PH) (9, 10)	0-0 ① F7		0-0 ① P5	0-3 ③ K		0-0 SH1-3 1B		0-3 ③ K		4 1	0 0	1 0	0 0	0 0	1 1	4 1
27 Vladimir Guerrero, R (1, 9) OBP: 0.143, SLG: 0.143 Nathan Haynes, L (6, 8) OBP: 0.500, SLG: 0.375	1-0 ② F9 1-2	0-0 G6-3			0-0 ① F7	0-0 ② SH1-3 1-2				3 0	0 0	0 0	0 0	0 0	0 0	1 0
Garret Anderson, L (1, 7) OBP: 0.375, SLG: 0.167 32 Dee Brown, L (6, 7) OBP: 0.167, SLG: 0.167	0-0 48 3B 2-H 1B		0-3 ③ K		0-0 ② G3-1	0-3 ③ K				3 1	1 0	1 0	1 0	0 0	1 1	0 1
48 Torii Hunter, R (1, 8) OBP: 0.857, SLG: 2.000 64 Terry Evans, R (6, 9) OBP: 0.111, SLG: 0.111	0-0 1-H 3B			0-0 ① P3	0-0 1B 47 2B 2B		0-0 ① G6-3			3 1	1 0	2 0	1 0	0 0	0 0	0 0
Casey Kotchman, L (1, 3) OBP: 0.571, SLG: 0.857 90 Mark Trumbo, R (6, 3)	0-0 ③ G6-3			0-0 6 E 2B	0-0 47 2B 2-3 1B		0-0 ② F8			3 1	2 0	2 0	0 0	0 0	0 0	1 0
47 Howie Kendrick, R (1, 4) OBP: 0.400, SLG: 0.500 60 Ryan Mount, L (6, 4) 74 Adam Pavkovich, R (6, 4)		0-0 6 G4-3 5 S 1B		0-0 ② F8	0-0 46 WP 1-H 3-H 2B		0-3 ③			3 0 1	1 0 0	2 0 0	2 0 0	0 0 0	0 0 1	1 0 0
5 Jeff Mathis, R (1, 2) 46 Bobby Wilson, R (5, 2) OBP: 0.333, SLG: 0.333		0-3 ① K 1-2		4-0 6 E BB	1-0 E8 3-H			0-0 3 G1-6-3 1B		1 2	0 0	0 1	0 0	1 0	1 0	1 0
6 Maicer Izturis, S (1, 6) OBP: 0.286, SLG: 0.429 3 Brandon Wood, R (7, 6) OBP: 0.100, SLG: 0.400		0-0 ② G4-3 2-3		0-0 E7 1-3 2-H 1B	0-0 ③ G4-3			0-0 ①② G1-6-3 1-2f		3 1	0 0	1 0	1 0	0 0	0 0	2 1
Inning Stats	R: 2 H: 3 E: 0 LOB: 1 K: 0 BB: 0 S: 6 P: 7	R: 0 H: 1 E: 0 LOB: 1 K: 1 BB: 0 S: 6 P: 6	R: 0 H: 0 E: 0 LOB: 0 K: 1 BB: 0 S: 5 P: 5	R: 1 H: 2 E: 1 LOB: 3 K: 1 BB: 2 S: 7 P: 15	R: 3 H: 3 E: 1 LOB: 1 K: 0 BB: 0 S: 7 P: 8	R: 0 H: 1 E: 0 LOB: 1 K: 2 BB: 0 S: 8 P: 8	R: 0 H: 0 E: 0 LOB: 0 K: 1 BB: 0 S: 5 P: 5	R: 0 H: 2 E: 0 LOB: 1 K: 1 BB: 0 S: 6 P: 6		1B: 8 SF: 0 2B: 3 SAC: 1 3B: 1 DP: 1 HR: 0 HBP: 0						

	AB	35
	R	6
	H	12
	RBI	5
	BB	2
	SO	7
	LOB	14

WP: 2 PA: 38
PB: 0
SB: 1
CS: 0

PITCHER		IP	WLS	BF	H	R	ER	SO	BB	IBB	HBP	BLK	WP	HR	S	P	ERA	WHIP
40 Rich Harden, R ERA: 6.0	(1, 1)	3.0	L	13	4	2	2	2	0	0	0	0	1	0	17	18	6.00	1.333
58 Justin Duchscherer, R ERA: 9.0	(4, 1)	1.0		7	2	1	1	1	2	0	0	0	0	0	7	15	9.00	4.000
47 Brad Ziegler, R ERA: 18.0	(5, 1)	1.0		7	3	3	3	0	0	0	0	0	1	0	7	8	27.00	3.000
Huston Street, R ERA:	(6, 1)	1.0		4	1	0	0	2	0	0	0	0	0	0	8	8	0.00	1.000
31 Jeff Gray, R ERA: 4.5	(7, 1)	1.0		3	0	0	0	1	0	0	0	0	0	0	5	5	0.00	0.000

PITCHER		IP	WLS	BF	H	R	ER	SO	BB	IBB	HBP	BLK	WP	HR	S	P	ERA	WHIP
49 Troy Cate, L ERA:	(8, 1)	1.0		4	2	0	0	1	0	0	0	0	0	0	6	6	0.00	2.000

Batter	1	2	3	4	5	6	7	8	9	AB	R	H	RBI	BB	SO	LOB
77 Reggie Willits, S (1, 8) OBP: 0.222, SLG: 0.333 39 Robb Quinlan, R (6, 3)	F8		G6-3, 2B		FC6-4, 1B		G6-3 1-2		G6-3	3 2	0 0	2 0	0 0	0 0	0 0	0 1
2 Erick Aybar, S (1, 6) OBP: 0.333, SLG: 0.375 95 Hainley Statia, S (6, 6) OBP: 0.200, SLG: 0.400	F7		G6-3 2-3		FC6-4 1-2f		65 2B 2-H, 2B		G4-3	3 2	0 1	0 1	0 1	0 0	0 0	2 0
Casey Kotchman, L (1, 3) OBP: 0.400, SLG: 0.600 65 Sean Rodríguez, R (6, 4) OBP: 0.125, SLG: 0.250	G4-3		F8		K		43 F8 2-H, 2B			3 1	0 0	0 1	0 1	0 0	1 0	2 0
47 Howie Kendrick, R (1, 4) OBP: 0.385, SLG: 0.462 43 Matthew Brown, R (6, 5)		E5, 19 S, 19 HR		G6-3, S, 1B		G6-3	F8 2-3			3 1	1 0	1 0	0 0	0 0	0 0	0 1
Juan Rivera, R (1, 9) OBP: 0.500, SLG: 0.714 64 Terry Evans, R (6, 9) OBP: 0.100, SLG: 0.100		K		G6-3 1-3		19 1B, 2B	F9			3 1	1 0	1 0	0 0	0 0	1 0	2 1
19 Kendrys Morales, S (1, 10) OBP: 0.500, SLG: 0.636 32 Dee Brown, L (8, PH) OBP: 0.143, SLG: 0.143 (8, 10)		1-H, HR		K		2-H, 1B		G6-3		3 1	1 0	2 0	3 0	0 0	1 0	1 0
44 Mike Napoli, R (1, 2) OBP: 0.250, SLG: 0.250 28 Ryan Budde, R (5, 2)	G6-3		K		K		G6-3			2 2	0 0	0 0	0 0	0 0	1 1	1 1
3 Brandon Wood, R (1, 5) OBP: 0.154, SLG: 0.615 25 Peter Bourjos, R (6, 8) OBP: 0.500, SLG: 0.625	P6			HR	K		G6-3			3 1	1 0	1 0	1 0	0 0	1 0	1 0
Nathan Haynes, L (1, 7) OBP: 0.462, SLG: 0.300 74 Adam Pavkovich, R (7, 7)			G3		G6-3		39 S, 95 2B, BB		G4-3	2 1	1 0	0 0	0 0	1 0	0 0	0 0
Inning Stats	R: 0 E: 0 K: 0 S: 3 H: 0 LOB: 0 BB: 0 P: 3	R: 2 E: 1 K: 1 S: 8 H: 1 LOB: 0 BB: 0 P: 9	R: 0 E: 0 K: 0 S: 4 H: 1 LOB: 1 BB: 0 P: 4	R: 0 E: 0 K: 2 S: 8 H: 1 LOB: 1 BB: 0 P: 9	R: 1 E: 0 K: 1 S: 7 H: 2 LOB: 1 BB: 0 P: 7	R: 1 E: 0 K: 2 S: 9 H: 2 LOB: 1 BB: 0 P: 9	R: 2 E: 0 K: 0 S: 5 H: 2 LOB: 1 BB: 1 P: 10	R: 0 E: 0 K: 0 S: 3 H: 0 LOB: 0 BB: 0 P: 3	R: 0 E: 0 K: 0 S: 3 H: 0 LOB: 0 BB: 0 P: 3	1B: 3 2B: 4 3B: 0 HR: 2 SF: 0 SAC: 0 DP: 0 HBP: 0						

TOP

Los Angeles Angels @ Chicago White Sox

Tucson Electric Park, Tucson, AZ

Tue Mar 04 2008, 3:05 PM EST

Att. 2,978 - Sunny - 65 F

livebaseballscorecards.com

AB	37
R	6
H	9
RBI	6
BB	1
SO	6
LOB	13

WP: 0 PB: 0 SB: 3 CS: 0 PA: 38

PITCHER		IP	WLS	BF	H	R	ER	SO	BB	IBB	HBP	BLK	WP	HR	S	P	ERA	WHIP
52 Jose Contreras, R ERA: 1.5	(1, 1)	3.0		12	2	2	1	1	0	0	0	0	0	1	15	16	3.00	0.667
37 Matt Thornton, L ERA:	(4, 1)	1.0		4	1	0	0	2	0	0	0	0	0	0	8	9	0.00	1.000
41 Lance Broadway, R ERA: 4.5	(5, 1)	2.0		10	4	2	2	3	0	0	0	0	0	1	16	16	9.00	2.000
58 Oneli Perez, R ERA: 9.0	(7, 1)	1.0	B	6	2	2	2	0	1	0	0	0	0	0	5	10	18.00	3.000
40 Charlie Haeger, R ERA:	(8, 1)	1.0		3	0	0	0	0	0	0	0	0	0	0	3	3	0.00	0.000

PITCHER		IP	WLS	BF	H	R	ER	SO	BB	IBB	HBP	BLK	WP	HR	S	P	ERA	WHIP
53 D.J. Carrasco, R ERA: 4.5	(9, 1)	1.0	W	3	0	0	0	0	0	0	0	0	0	0	3	3	0.00	0.000

Batter	1	2	3	4	5	6	7	8	9	AB	R	H	RBI	BB	SO	LOB
7 Jerry Owens, L (1, 8) OBP: 0.429, SLG: 0.462	G4-3	K 1-2			25 1B 25 1B 2-3 1B	G4-3			B5-3	3	1	1	0	0	1	1
74 Miguel Negron, L (6, 8) OBP: 0.353, SLG: 0.333										2	0	0	0	0	0	1
Orlando Cabrera, R (1, 6) OBP: 0.250, SLG: 0.333	14 1B 25 G5-3 12 2B 1B		F7		P4		G4-3		39 BB 2B 1B	3	1	1	0	0	0	2
67 Mike Rouse, L (6, 6) OBP: 0.455, SLG: 0.400										2	1	1	0	0	0	0
25 Jim Thome, L (1, 10) OBP: 0.444, SLG: 0.333	G5-3 1-2	K			14 2B 1-H 3-H 1B		66 CS BB		2B 1-2 BB	3	1	1	1	1	1	1
68 Jason Bourgeois, R (7, PR) (8, 10) OBP: 0.600, SLG: 0.769										0	0	0	0	0	0	0
39 Jeff Liefer, L (9, PH) OBP: 0.533, SLG: 0.500										0	0	0	0	1	0	0
76 Chris Getz, L (9, PR) OBP: 0.727, SLG: 0.571										0	1	0	0	0	0	0
14 Paul Konerko, R (1, 3) OBP: 0.750, SLG: 0.929	BB 12 2B 2-3 1B		1B		2B 1-H 2B		K2-3 1-2		F9	3	2	3	1	0	0	0
66 Brad Eldred, R (6, 3) OBP: 0.250, SLG: 0.176										2	0	0	0	0	1	3
Nick Swisher, S (1, 7) OBP: 0.588, SLG: 1.286	12 2B 1-2 BB		P6		2B 2-H 2B			K	1-H 2-H 2B	4	0	2	3	1	1	1
12 A.J. Pierzynski, L (1, 2) OBP: 0.333, SLG: 0.455	1-3 2-H 3-H 2B			G4-3	G3-1			K		3	0	1	2	0	0	1
55 Donny Lucy, R (6, 2) OBP: 0.429, SLG: 0.714										1	0	0	0	0	1	0
24 Joe Crede, R (1, 5) OBP: 0.250, SLG: 0.455	K			G5-3		G6-3		1B BB		3	0	0	0	0	1	2
70 Royce Huffman, R (7, 5) OBP: 0.600, SLG: 0.429										0	0	0	0	1	0	0
5 Juan Uribe, R (1, 4) OBP: 0.333, SLG: 0.455		G4-3		P4		F7		32 FC6-4 1-2 1B		3	0	0	0	0	0	0
Pablo Ozuna, R (7, 4) OBP: 0.583, SLG: 0.667										1	0	1	0	0	0	0
32 Brian Anderson, R (1, 9) OBP: 0.423, SLG: 0.583		7 CS 1B			7 1B 25 1B 2B	BB		FC6-4 1-2f		3	0	2	0	1	0	2
Inning Stats	R: 2 E: 0 K: 1 S: 8 H: 3 LOB: 2 BB: 1 P: 12	R: 0 E: 0 K: 1 S: 5 H: 1 LOB: 1 BB: 0 P: 5	R: 0 E: 0 K: 1 S: 6 H: 1 LOB: 1 BB: 0 P: 6	R: 0 E: 0 K: 0 S: 3 H: 0 LOB: 0 BB: 0 P: 3	R: 3 E: 0 K: 0 S: 7 H: 5 LOB: 1 BB: 0 P: 8	R: 0 E: 0 K: 0 S: 3 H: 0 LOB: 1 BB: 1 P: 7	R: 0 E: 0 K: 1 S: 4 H: 0 LOB: 1 BB: 1 P: 8	R: 0 E: 0 K: 2 S: 8 H: 1 LOB: 2 BB: 1 P: 12	R: 2 E: 0 K: 0 S: 4 H: 2 LOB: 2 BB: 1 P: 8	1B: 8 2B: 6 3B: 0 HR: 0	SF: 0 SAC: 0 DP: 1 HBP: 0						

BOTTOM

Los Angeles Angels @ Chicago White Sox

Tucson Electric Park, Tucson, AZ

Tue Mar 04 2008, 3:05 PM EST

Att. 2,978 - Sunny - 65 F

livebaseballscorecards.com

AB	36
R	7
H	13
RBI	7
BB	5
SO	6
LOB	14

PITCHER		IP	WLS	BF	H	R	ER	SO	BB	IBB	HBP	BLK	WP	HR	S	P	ERA	WHIP
54 Ervin Santana, R ERA: 7.71	(1, 1)	2.2		12	4	2	2	3	1	0	0	0	0	0	17	21	6.75	1.875
73 Rafael Rodriguez, R ERA: 6.75	(3, 1)	1.1		5	1	0	0	0	0	0	0	0	0	0	5	5	0.00	0.750
63 Rich Thompson, R ERA: 27.0	(5, 1)	1.0	B	7	5	3	3	0	0	0	0	0	0	0	7	8	27.00	5.000
97 Fernando Rodriguez Jr., R ERA:	(6, 1)	2.0		7	0	0	0	1	2	0	0	0	0	0	7	15	0.00	1.000
79 Nick Green, R ERA:	(8, 1)	1.0	H	5	1	0	0	2	1	0	0	0	0	0	8	12	0.00	2.000

PITCHER		IP	WLS	BF	H	R	ER	SO	BB	IBB	HBP	BLK	WP	HR	S	P	ERA	WHIP
68 Jeff Kennard, R ERA: 15.43	(9, 1)	0.2	L	5	2	2	2	0	1	0	0	0	0	0	4	8	27.00	4.500

Batter	1	2	3	4	5	6	7	8	9	AB	R	H	RBI	BB	SO	LOB
9 Chone Figgins, S (1, 5) OBP: 0.636, SLG: 0.778 77 Reggie Willits, S (6, 9) OBP: 0.364, SLG: 0.400	24 SF8 3B		G5-3		SH1-3 1-2		2 CS 1B		59 DI 59 1B BB	2 1 1 0 0 0 0 1 1 1 0 1 0 0						
24 Gary Matthews, S (1, 9) OBP: 0.167, SLG: 0.182 2 Erick Aybar, S (6, 6) OBP: 0.364, SLG: 0.333	SF8 3-H		G5-3		K		59 BB 19 1B 1-2 BB		F8	2 0 0 1 0 1 1 1 0 0 0 1 0 1						
27 Vladimir Guerrero, R (1, 10) OBP: 0.100, SLG: 0.100 19 Kendrys Morales, S (7, PH) OBP: 0.500, SLG: 0.615 (7, 10)	F7		G4-3		L3		59 BB 1-2 1B		G3	3 0 0 0 0 0 1 2 0 1 0 0 0 1						
48 Torii Hunter, R (1, 8) OBP: 0.800, SLG: 1.900 59 Freddy Sandoval, S (6, 5) OBP: 1.000, SLG: 1.000 98 P.J. Phillips, R (9, PR)	K			47 1B 2B		47 1B 3B	1-2 2-3 BB		64 BB 1-H 1B	3 2 2 0 0 1 0 1 0 1 1 1 0 0 0 0 0 0 0 0 0						
Garret Anderson, L (1, 7) OBP: 0.273, SLG: 0.111 64 Terry Evans, R (6, 7) OBP: 0.167, SLG: 0.091		G4-3		L3	K	K	K		BB 1-2	3 0 0 0 0 1 2 1 0 0 0 1 1 3						
47 Howie Kendrick, R (1, 4) OBP: 0.438, SLG: 0.500 72 Nate Sutton, L (6, 4) 40 Hank Conger, L (9, PH)		G5-3		1B 2-H	5 G5-3 1B 3-H	K	K		K	3 1 2 2 0 0 0 1 0 0 0 0 1 3 1 0 0 0 0 1 2						
39 Robb Quinlan, R (1, 3) OBP: 0.167, SLG: 0.250 25 Peter Bourjos, R (6, 8) OBP: 0.444, SLG: 0.556	5 BB 1B		G6-3		5 G5-3 1B 1-3 2B			P5		3 0 2 0 0 0 1 1 0 0 0 0 0 0						
5 Jeff Mathis, R (1, 2) 46 Bobby Wilson, R (6, 2) OBP: 0.429, SLG: 0.429	6 FC5-4 1-2 BB		F8		G5-3 2-3 3-H			90 G6-4-3 1B		2 0 0 1 1 0 2 1 0 1 0 0 0 0						
6 Maicer Izturis, S (1, 6) OBP: 0.300, SLG: 0.400 90 Mark Trumbo, R (6, 3)	FC5-4 1-2f				9 SH1-3 1B	F7		G6-4-3 1-2f		3 0 1 0 0 0 3 1 0 0 0 0 0 1						
Inning Stats	R: 1 H: 1 E: 0 LOB: 0 K: 1 BB: 0 S: 6 P: 6	R: 0 H: 1 E: 0 LOB: 2 K: 0 BB: 1 S: 4 P: 8	R: 0 H: 0 E: 0 LOB: 0 K: 0 BB: 0 S: 3 P: 3	R: 1 H: 2 E: 0 LOB: 1 K: 0 BB: 0 S: 5 P: 5	R: 0 H: 1 E: 0 LOB: 1 K: 1 BB: 0 S: 6 P: 6	R: 2 H: 3 E: 0 LOB: 1 K: 1 BB: 0 S: 8 P: 8	R: 0 H: 2 E: 0 LOB: 3 K: 2 BB: 2 S: 8 P: 16	R: 0 H: 1 E: 0 LOB: 0 K: 0 BB: 0 S: 3 P: 3	R: 1 H: 1 E: 0 LOB: 2 K: 1 BB: 2 S: 7 P: 15	1B: 8 SF: 1 2B: 2 SAC: 1 3B: 2 DP: 1 HR: 0 HBP: 0						

TOP

Los Angeles Angels @ Seattle Mariners

Peoria Stadium, Peoria, AZ

Wed Mar 05 2008, 3:05 PM EST

Att. 5,499 - Sunny - 67 F

livebaseballscorecards.com

AB	35
R	5
H	12
RBI	5
BB	5
SO	6
LOB	21

WP: 0 PA: 42
PB: 0
SB: 0
CS: 1

PITCHER		IP	WLS	BF	H	R	ER	SO	BB	IBB	HBP	BLK	WP	HR	S	P	ERA	WHIP
45 Erik Bedard, L ERA: 7.2	(1, 1)	3.0	W	12	2	1	1	1	1	0	0	0	0	0	13	17	3.00	1.000
Cha Seung Baek, R ERA: 2.25	(4, 1)	2.0	H	9	3	1	1	1	0	0	0	0	0	0	11	11	4.50	1.500
20 J.J. Putz, R ERA: 9.0	(6, 1)	1.0		6	3	2	2	1	0	0	0	0	0	0	8	8	18.00	3.000
Sean Green, R ERA:	(7, 1)	1.0	H	6	2	0	0	2	2	0	0	0	0	0	8	16	0.00	4.000
59 Eric O'Flaherty, L ERA:	(8, 1)	1.0	H	3	1	0	0	0	0	0	0	0	0	0	3	3	0.00	1.000

PITCHER		IP	WLS	BF	H	R	ER	SO	BB	IBB	HBP	BLK	WP	HR	S	P	ERA	WHIP
35 Brandon Morrow, R ERA: 3.0	(9, 1)	1.0	S	6	1	1	1	1	2	0	0	0	0	0	7	15	9.00	3.000

Batter	1	2	3	4	5	6	7	8	9	AB	R	H	RBI	BB	SO	LOB
51 Ichiro Suzuki, L (1, 8) 8 Jeremy Reed, L (7, 7) OBP: 0.625, SLG: 0.500	G4-3	SF7 3-H		G3	L9			1B		3 1	0 0	0 1	1 0	0 0	0 0	2 0
7 Yuniesky Betancourt, R (1, 6) OBP: 0.455, SLG: 0.545 Miguel Cairo, R (6, PR) OBP: 0.375, SLG: 0.438 (7, 5)	3B 1B	1-2 1B		K		G6-4-3 1B		L3		4 1	1 0	3 0	0 0	0 0	1 0	0 1
Raul Ibanez, L (1, 7) OBP: 0.417, SLG: 0.636 25 Charlton Jimerson, R (7, 8) OBP: 0.300, SLG: 0.333	1-H 2B 3B	G3			G4-3	G6-4-3 1-2f				4 0	1 0	1 0	1 0	0 0	0 0	3 0
Richie Sexson, R (1, 3) OBP: 0.385, SLG: 0.417 39 Bryan LaHair, L (7, 3) OBP: 0.500, SLG: 0.636	3-H 2B		L5		K	G1-3				4 0	0 0	1 0	1 0	0 0	1 0	1 0
Brad Wilkerson, L (1, 9) OBP: 0.625, SLG: 0.400 50 Wladimir Balentien, R (7, 9) OBP: 0.417, SLG: 1.091	2 G5-4-3 BB		G3		10 BB 2 1B 4 1B BB		K			1 1	1 0	0 0	0 0	0 0	2 1	0 0
2 Kenji Johjima, R (1, 2) OBP: 0.500, SLG: 0.556 32 Rob Johnson, R (7, 2) OBP: 0.500, SLG: 0.667	G5-4-3 1-2f		4 FC5 10 1B 1B		10 BB 4 1B 1-2 1B		F8			3 1	1 0	2 0	0 0	0 0	0 0	2 0
10 Greg Norton, S (1, 10) OBP: 0.353, SLG: 0.231		16 1B 4 S 51 SF7 1B	1-2 1B		4 1B 16 1B 1-2 2-3 BB		K			3 1	2 0	2 0	0 0	1 0	1 0	0 0
4 Jose Lopez, R (1, 4) OBP: 0.286, SLG: 0.286 23 Tug Hulett, L (8, 4) OBP: 0.600, SLG: 0.667		P4 1-2	FC5 2-3f		16 1B 1-2 2-H 3-H 1B			G6-3		3 1	0 0	1 0	2 0	0 0	0 0	3 0
16 Willie Bloomquist, R (1, 5) OBP: 0.267, SLG: 0.231 (7, 6)		7 1B 2-3 1B		F9	1-3 2-H 1B			K		4	0	2	1	0	1	0
Inning Stats	R: 2 E: 0 K: 0 S: 5 H: 3 LOB: 1 BB: 1 P: 9	R: 1 E: 0 K: 0 S: 7 H: 3 LOB: 2 BB: 0 P: 7	R: 0 E: 0 K: 0 S: 5 H: 2 LOB: 2 BB: 0 P: 5	R: 0 E: 0 K: 1 S: 5 H: 0 LOB: 0 BB: 0 P: 5	R: 3 E: 0 K: 1 S: 8 H: 3 LOB: 2 BB: 2 P: 16	R: 0 E: 0 K: 0 S: 3 H: 1 LOB: 1 BB: 0 P: 3	R: 0 E: 0 K: 2 S: 7 H: 0 LOB: 0 BB: 0 P: 7	R: 0 E: 0 K: 1 S: 6 H: 1 LOB: 1 BB: 0 P: 6		1B: 1 2B: 1 3B: 1 HR: 0	SF: 1 SAC: 0 DP: 2 HBP: 0					

PITCHER	IP	WLS	BF	H	R	ER	SO	BB	IBB	HBP	BLK	WP	HR	S	P	ERA	WHIP
90 Nick Adenhart, R (1, 1) ERA: 5.79	2.2	L	15	7	3	3	0	1	0	0	0	0	0	15	19	10.12	3.000
52 Jason Bulger, R (3, 1) ERA:	1.1		5	1	0	0	1	0	0	0	0	0	0	7	7	0.00	0.750
94 Henry Bonilla, R (5, 1) ERA: 11.25	1.0		8	3	3	3	1	2	0	0	0	0	0	8	16	27.00	5.000
55 Matt Wilhite, R (6, 1) ERA: 1.5	2.0		6	1	0	0	2	0	0	0	0	0	0	10	10	0.00	0.500
87 Alex Serrano, R (8, 1) ERA:	1.0		4	1	0	0	1	0	0	0	0	0	0	6	6	0.00	1.000

PITCHER	IP	WLS	BF	H	R	ER	SO	BB	IBB	HBP	BLK	WP	HR	S	P	ERA	WHIP

BOTTOM

Los Angeles Angels @ Seattle Mariners

Peoria Stadium, Peoria, AZ

Wed Mar 05 2008, 3:05 PM EST
Att. 5,499 - Sunny - 67 F

livebaseballscorecards.com

AB	34
R	6
H	13
RBI	6
BB	3
SO	5
LOB	12

PA: 38
WP: 0
PB: 0
SB: 1
CS: 0

San Francisco Giants @ Los Angeles Angels

Tempe Diablo Stadium, Tempe, AZ

Thu Mar 06 2008, 3:05 PM EST

Att. 5,347 - Sunny - 63 F

livebaseballscorecards.com

TOP

Batter	1	2	3	4	5	6	7	8	9	AB	R	H	RBI	BB	SO	LOB
10 Dave Roberts, L (1, 7) OBP: 0.353, SLG: 0.313 12 Nate Schierholtz, L (6, 7) OBP: 0.368, SLG: 0.385	S S S 0-3 ① K		x 0-0 E5			x 0-0 FC3-6 19 1B 1B		B B B B 4-0 73 FC5-4 BB		3 0 1 0 0 1 0 0 0 0 0 1 0 0						
19 Kevin Frandsen, R (1, 5) OBP: 0.391, SLG: 0.222 73 Travis Denker, R (6, 5) OBP: 0.400, SLG: 0.643	C C C 0-3 ② K		x 0-0 ③ F9			x 0-0 1-2 FC3-6 1B		x 0-0 ③ FC5-4 1-2f		3 0 1 0 0 1 1 1 0 0 0 0 0 1						
Ray Durham, S (1, 4) OBP: 0.294, SLG: 0.286 21 Justin Leone, R (6, 4) OBP: 0.545, SLG: 0.375	x 0-0 ③ F8			x 0-0 ① F9		x 0-0 ② FC3-6 33 FC4-6 1-2f 2-3			B B B B 4-0 BB	3 0 0 0 0 0 2 0 0 0 0 1 0 0						
33 Aaron Rowand, R (1, 8) OBP: 0.412, SLG: 0.533 49 Clay Timpner, L (6, 8)		S S S 0-3 ① K		S S S 0-3 ② K		x 0-0 ③ FC4-6 1-2f			x 0-0 ① P5	3 0 0 0 0 2 2 1 0 0 0 0 0 1						
Rich Aurilia, R (1, 3) OBP: 0.462, SLG: 0.833 47 Travis Ishikawa, L (7, 3) OBP: 0.200, SLG: 0.222		x 0-0 ② G1-3		x 0-0 ③ F8			x 0-0 ① G5-3		x 0-0 ② F9	3 0 0 0 0 0 0 1 0 0 0 0 0 1						
14 Fred Lewis, L (1, 9) OBP: 0.440, SLG: 0.524		x 0-0 ③ G3			x 0-0 ① G6-3		x 0-0 ② F9		x 0-0 ③ F8	4 0 0 0 0 0 1						
70 John Bowker, L (1, 10) OBP: 0.267, SLG: 0.333			x 0-0 ① G4-3		x 0-0 ② G4-3		S S S 0-3 ③ K			3 0 0 0 0 1 0						
50 Eliezer Alfonzo, R (1, 2) OBP: 0.048, SLG: 0.200 56 Pablo Sandoval, S (8, 2)			B x 1-0 HR		x 0-0 ③ G6-3			x 0-0 ① G4-3		3 1 1 1 0 0 0 0 0 0 0 0 0 0						
29 Brian Bocock, R (1, 6) OBP: 0.375, SLG: 0.333 22 Ivan Ochoa, R (6, 6) OBP: 0.333, SLG: 0.200			C C C 0-3 ② K			x 0-0 ① F8		x 0-0 ② G6-3		2 0 0 0 0 1 0 1 0 0 0 0 0 0						
Inning Stats	R: 0 H: 0 E: 0 LOB: 0 K: 2 BB: 0 S: 7 P: 7	R: 0 H: 0 E: 0 LOB: 0 K: 1 BB: 0 S: 5 P: 5	R: 1 H: 1 E: 1 LOB: 1 K: 1 BB: 0 S: 7 P: 8	R: 0 H: 0 E: 0 LOB: 0 K: 1 BB: 0 S: 5 P: 5	R: 0 H: 0 E: 0 LOB: 0 K: 0 BB: 0 S: 3 P: 3	R: 0 H: 2 E: 0 LOB: 2 K: 0 BB: 0 S: 5 P: 5	R: 0 H: 0 E: 0 LOB: 0 K: 1 BB: 0 S: 5 P: 5	R: 0 H: 0 E: 0 LOB: 1 K: 0 BB: 1 S: 3 P: 7	R: 0 H: 0 E: 0 LOB: 1 K: 0 BB: 1 S: 3 P: 7	1B: 2 SF: 0 2B: 0 SAC: 0 3B: 0 DP: 0 HR: 1 HBP: 0						

	AB	31
	R	1
	H	3
	RBI	1
	BB	2
	SO	6
	LOB	9

WP: 0 PA: 33
PB: 0
SB: 0
CS: 0

PITCHER	IP	WLS	BF	H	R	ER	SO	BB	IBB	HBP	BLK	WP	HR	S	P	ERA	WHIP
36 Jered Weaver, R (1, 1) ERA: 1.8	3.0	W	11	1	1	1	4	0	0	0	0	0	1	19	20	3.00	0.333
33 Justin Speier, R (4, 1) ERA:	1.0		3	0	0	0	1	0	0	0	0	0	0	5	5	0.00	0.000
86 Stephen Marek, R (5, 1) ERA:	1.0		3	0	0	0	0	0	0	0	0	0	0	3	3	0.00	0.000
53 Jordan Walden, R (6, 1) ERA:	1.0		5	2	0	0	0	0	0	0	0	0	0	5	5	0.00	2.000
83 Darren O'Day, R (7, 1) ERA:	2.0		7	0	0	0	1	1	0	0	0	0	0	8	12	0.00	0.500

PITCHER	IP	WLS	BF	H	R	ER	SO	BB	IBB	HBP	BLK	WP	HR	S	P	ERA	WHIP
Jose Arredondo, R (9, 1) ERA:	1.0		4	0	0	0	0	1	0	0	0	0	0	3	7	0.00	1.000

Batter	1	2	3	4	5	6	7	8	9	AB	R	H	RBI	BB	SO	LOB
9 Chone Figgins, S (1, 5) OBP: 0.643, SLG: 0.818 39 Robb Quinlan, R (6, 9) OBP: 0.214, SLG: 0.429	G4-3		24 2B BB 1-2	1-H 2B		G5-3 1-2 3-H		2-H 3B		2 2	1 0	1 1	1 1	1 0	0 0	0 1
24 Gary Matthews, S (1, 10) OBP: 0.267, SLG: 0.357 18 Chad Hermansen, R (6, PH) (7, 10)	27 HR 1B		G3 BLK 2B 1-H 2-H	G4-3		F9		G1-3		3 2	2 0	2 0	2 0	0 0	0 0	1 2
27 Vladimir Guerrero, R (1, 9) OBP: 0.154, SLG: 0.385 64 Terry Evans, R (6, 8) OBP: 0.154, SLG: 0.083	1-H HR		P4		F7		F9			3 1	1 0	1 0	2 0	0 0	0 0	1 0
Garret Anderson, L (1, 7) OBP: 0.286, SLG: 0.167 43 Matthew Brown, R (6, 5)	48 G6-4-3 1B		G3 2-3		K		K			3 1	0 0	1 0	0 0	0 0	1 1	1 0
48 Torii Hunter, R (1, 8) OBP: 0.692, SLG: 1.583 32 Dee Brown, L (6, 7) OBP: 0.250, SLG: 0.250	G6-4-3 1-2f		BLK BB		P5		1B			2 1	0 0	0 1	0 0	1 0	0 0	1 0
Casey Kotchman, L (1, 3) OBP: 0.385, SLG: 0.538 Juan Rivera, R (7, 3) OBP: 0.444, SLG: 0.625		L6	P6 1-2 3-H			65 1B 44 1B 2 SF8 1B	K			3 1	1 0	1 0	0 0	0 0	0 1	1 1
44 Mike Napoli, R (1, 2) OBP: 0.429, SLG: 0.333 98 P.J. Phillips, R (7, 6)		K		65 G6-4-3 BB		2 SF8 65 1B 39 WP 1B 1-2		90 G5-3 39 3B BB		2 0	1 1	1 0	0 0	1 1	1 0	0 0
65 Sean Rodríguez, R (1, 4) OBP: 0.182, SLG: 0.273 90 Mark Trumbo, R (8, PH) 72 Nate Sutton, L (9, 4)	P3			G6-4-3 1-2f		39 WP 1-2 2-3 1B		G5-3 1-2		3 1 0	0 0 0	1 0 0	0 0 0	0 0 0	0 0 0	1 1 0
2 Erick Aybar, S (1, 6) OBP: 0.429, SLG: 0.455 56 Tim Duff, R (7, 2)			9 BB 24 2B 1B	9 WP 9 2B 1B		SF8 2-3 3-H		K		2 1	2 0	2 0	1 0	0 0	0 1	0 1
Inning Stats	R: 2 E: 0 K: 0 S: 7 H: 3 LOB: 0 BB: 0 P: 9	R: 0 E: 0 K: 1 S: 5 H: 0 LOB: 0 BB: 0 P: 5	R: 3 E: 0 K: 0 S: 5 H: 2 LOB: 1 BB: 2 P: 13	R: 1 E: 0 K: 0 S: 4 H: 2 LOB: 1 BB: 1 P: 9	R: 0 E: 0 K: 1 S: 5 H: 0 LOB: 0 BB: 0 P: 5	R: 2 E: 0 K: 0 S: 6 H: 3 LOB: 1 BB: 0 P: 7	R: 0 E: 0 K: 2 S: 8 H: 1 LOB: 1 BB: 0 P: 8	R: 1 E: 0 K: 1 S: 6 H: 1 LOB: 1 BB: 1 P: 10		1B: 8 2B: 2 3B: 1 HR: 1	SF: 1 SAC: 0 DP: 2 HBP: 0					

BOTTOM

San Francisco Giants @ Los Angeles Angels

Tempe Diablo Stadium, Tempe, AZ

Thu Mar 06 2008, 3:05 PM EST

Att. 5,347 - Sunny - 63 F

livebaseballscorecards.com

AB	33
R	9
H	12
RBI	7
BB	4
SO	5
LOB	12

WP: 2 PB: 0 SB: 0 CS: 0 PA: 38

PITCHER		IP	WLS	BF	H	R	ER	SO	BB	IBB	HBP	BLK	WP	HR	S	P	ERA	WHIP
18 Matt Cain, R ERA: 8.44	(1, 1)	2.1	L	12	5	5	5	1	1	0	0	0	0	1	15	21	19.29	2.571
48 Erick Threets, L ERA:	(3, 1)	0.2		3	0	0	0	0	1	0	0	1	0	0	2	6	0.00	1.500
22 Keiichi Yabu, R ERA: 3.6	(4, 1)	2.0		8	2	1	1	1	1	0	0	0	1	0	9	14	4.50	1.500
Steve Kline, L ERA: 12.0	(6, 1)	1.0		6	3	2	2	0	0	0	0	0	1	0	6	7	18.00	3.000
31 Vinnie Chulk, R ERA: 3.0	(7, 1)	1.0		4	1	0	0	2	0	0	0	0	0	0	8	8	0.00	1.000
20 Pat Misch, L ERA: 2.25	(8, 1)	1.0		5	1	1	1	1	1	0	0	0	0	0	6	10	9.00	2.000

Chicago White Sox @ Los Angeles Angels

Tempe Diablo Stadium, Tempe, AZ

Fri Mar 07 2008, 3:05 PM EST

Att. 8,675 - Sunny - 68 F

TOP

livebaseballscorecards.com

Batter	1	2	3	4	5	6	7	8	9	AB	R	H	RBI	BB	SO	LOB
Nick Swisher, S (1, 8) OBP: 0.385, SLG: 0.783	G6-3		G4-3			F8			G4-3	3	0	0	0	0	0	0
Ricardo Nanita, L (6, 7)										1	0	0	0	0	0	0
10 Alexei Ramirez, R (1, 6) OBP: 0.409, SLG: 0.571	F7		G4-3			L4			E5 14 FC6-4	4	0	0	0	0	0	0
14 Paul Konerko, R (1, 10) OBP: 0.522, SLG: 0.619	G1-3			L5			G6-3		FC6-4 1-2f	4	0	0	0	0	0	1
23 Jermaine Dye, R (1, 9) OBP: 0.348, SLG: 0.636		HR		K			K			3	1	1	1	0	2	0
Toby Hall, R (7, 9)				K			K			0	0	0	0	0	0	0
12 A.J. Pierzynski, L (1, 2) OBP: 0.278, SLG: 0.353		5 G3 24 G1-3 1B		K			F8			3	0	1	0	0	1	0
65 Paul Phillips, R (7, 2) OBP: 0.222, SLG: 0.222										0	0	0	0	0	0	0
24 Joe Crede, R (1, 5) OBP: 0.222, SLG: 0.313		G1-3 1-2			K			F8		3	0	0	0	0	1	1
70 Royce Huffman, R (8, 5) OBP: 0.545, SLG: 0.375										0	0	0	0	0	0	0
5 Juan Uribe, R (1, 4) OBP: 0.222, SLG: 0.294		G3 2-3			P5			G5-3		3	0	0	0	0	0	1
Oney Guillen, R (8, 4)										0	0	0	0	0	0	0
66 Brad Eldred, R (1, 3) OBP: 0.250, SLG: 0.286		K			G4-3			K		3	0	0	0	0	2	1
Dewayne Wise, L (1, 7)			G4-3			K			F9	3	0	0	0	0	1	0
(6, 8)																

	AB	30
	R	1
	H	2
	RBI	1
	BB	0
	SO	7
	LOB	4

Inning Stats																																
	R: 0	H: 0	R: 1	H: 2	R: 0	H: 0	R: 0	H: 0	R: 0	H: 0	R: 0	H: 0	R: 0	H: 0	R: 0	H: 0	R: 0	H: 0	1B: 1	SF: 0	WP: 0	PA: 30
	E: 0	LOB: 0	E: 0	LOB: 1	E: 0	LOB: 0	K: 2	LOB: 0	E: 0	LOB: 0	K: 1	LOB: 0	K: 1	LOB: 0	E: 0	LOB: 0	E: 1	LOB: 1	2B: 0	SAC: 0	PB: 0	
	K: 0	BB: 0	K: 1	BB: 0	K: 0	BB: 0	S: 7	P: 7	K: 1	BB: 0	S: 5	P: 5	S: 5	P: 5	K: 1	BB: 0	K: 0	BB: 0	3B: 0	DP: 0	SB: 0	
	S: 3	P: 3	S: 8	P: 8	S: 3	P: 3			S: 5	P: 5					S: 5	P: 5	S: 4	P: 4	HR: 1	HBP: 0	CS: 0	

PITCHER		IP	WLS	BF	H	R	ER	SO	BB	IBB	HBP	BLK	WP	HR	S	P	ERA	WHIP
Jon Garland, R ERA: 1.8	(1, 1)	3.0	W	11	2	1	1	1	0	0	0	0	0	1	14	14	3.00	0.667
97 Fernando Rodriguez Jr., R ERA:	(4, 1)	0.0		0	0	0	0	0	0	0	0	0	0	0	0	0	∞	∞
Darren Oliver, L ERA: 3.0	(5, 1)	1.0		3	0	0	0	1	0	0	0	0	0	0	5	5	0.00	0.000
63 Rich Thompson, R ERA: 9.0	(6, 1)	2.0		6	0	0	0	2	0	0	0	0	0	0	10	10	0.00	0.000
89 Kasey Olenberger, R ERA:	(8, 1)	2.0		7	0	0	0	1	0	0	0	0	0	0	9	9	0.00	0.000

PITCHER		IP	WLS	BF	H	R	ER	SO	BB	IBB	HBP	BLK	WP	HR	S	P	ERA	WHIP

BOTTOM

Chicago White Sox @ Los Angeles Angels

Tempe Diablo Stadium, Tempe, AZ

Fri Mar 07 2008, 3:05 PM EST

Att. 8,675 - Sunny - 68 F

livebaseballscorecards.com

Batter	1	2	3	4	5	6	7	8	9	AB	R	H	RBI	BB	SO	LOB
77 Reggie Willits, S (1, 8) OBP: 0.500, SLG: 0.692 (4, 9) 95 Hainley Statia, S (7, 6) OBP: 0.286, SLG: 0.500	6 G4-3 47 1B 2B	24 E 6 2B 2B 1-3 2-H 3-H		24 G4-6-3 1B			98 G5-4-3 1B	SF8 ① 3-H		3 2 3 2 0 0 0 1 0 1 1 0 0 0						
24 Gary Matthews, S (1, 10) OBP: 0.222, SLG: 0.294 98 P.J. Phillips, R (7, PH) OBP: 0.500, SLG: 0.667 (8, 10)	F9 ①	E6 6 2B 47 FC5-2 2-3 3-H		G4-6-3 ①② 1-2f			G5-4-3 ①② 1-2f	46 1B 2B 1-3 2-H		3 0 0 1 0 0 3 2 0 1 1 0 0 1						
6 Maicer Izturis, S (1, 6) OBP: 0.308, SLG: 0.462 59 Freddy Sandoval, S (7, 5) OBP: 1.000, SLG: 1.000	G4-3 ② 2-3	47 FC5-2 1B 2B 1-3 3-H		G1-3 ③			1B	BBB 4-0 46 1B BB		3 1 1 1 0 0 1 1 0 1 0 1 0 0						
47 Howie Kendrick, R (1, 4) OBP: 0.421, SLG: 0.474 46 Bobby Wilson, R (7, 2) OBP: 0.444, SLG: 0.444	FC4 1B ② 3-H	FC5-2 1B ② 2-3 3-H			G4-3 ① SSS K ② 0-3		F8 ③	1B 1-2 2-3 3-H		3 0 1 1 0 0 2 2 0 1 1 0 0 1						
Juan Rivera, R (1, 7) OBP: 0.417, SLG: 0.545 32 Dee Brown, L (7, 7) OBP: 0.300, SLG: 0.400	FC4 ③ 1-2f	1B 1-3 3-H			G6-3 ③			74 1B 90 1B 2B F6 ②		3 0 1 1 0 1 1 2 1 1 0 0 0 3						
19 Kendrys Morales, S (1, 3) OBP: 0.474, SLG: 0.533 74 Adam Pavkovich, R (7, 9) OBP: 0.250, SLG: 0.250	BB K2-3							72 BB 90 1B 25 1B 1B F9		2 1 0 0 1 1 2 2 1 1 0 0 0 3						
3 Brandon Wood, R (1, 5) OBP: 0.125, SLG: 0.500 90 Mark Trumbo, R (7, 3) OBP: 0.200, SLG: 0.200	SSS K ① 0-3	SSS K ① 0-3				SSS K ① 0-3		25 1B 72 BB 95 SF8 1-2 3-H		3 0 0 0 0 3 1 1 1 1 1 0 0 0						
5 Jeff Mathis, R (1, 2) OBP: 0.500, SLG: 0.333 72 Nate Sutton, L (7, 4)	64 HBP 77 2B 1B 1-2	L4 ② 0-0				25 G4-3-6 1B		BBBB 4-0 25 1B 98 2B BB 1-2 2-3		3 1 2 0 0 0 0 0 1 0 0 1 0 0						
64 Terry Evans, R (1, 9) OBP: 0.214, SLG: 0.083 25 Peter Bourjos, R (3, PH) OBP: 0.417, SLG: 0.500 (4, 8)	H 1-0 77 2B 24 E HBP 1-2 2-3	SSS K ③ 0-3				G4-3-6 ②③ 1-2f		98 2B 46 1B 1B 1-2 2-3 3-H		0 1 0 0 0 0 0 3 1 1 1 0 1 1						
Inning Stats	R: 1 H: 2 E: 0 LOB: 1 K: 0 BB: 0 S: 5 P: 5	R: 5 H: 4 E: 1 LOB: 2 K: 2 BB: 1 S: 12 P: 17	R: 0 H: 0 E: 0 LOB: 0 K: 2 BB: 0 S: 7 P: 7	R: 0 H: 1 E: 0 LOB: 0 K: 0 BB: 0 S: 3 P: 3	R: 0 H: 0 E: 0 LOB: 0 K: 1 BB: 0 S: 5 P: 5	R: 0 H: 1 E: 0 LOB: 0 K: 1 BB: 0 S: 5 P: 5	R: 0 H: 2 E: 0 LOB: 1 K: 0 BB: 0 S: 4 P: 4	R: 5 H: 6 E: 0 LOB: 3 K: 0 BB: 2 S: 9 P: 17		1B: 11 SF: 1 2B: 5 SAC: 0 3B: 0 DP: 3 HR: 0 HBP: 1						

	AB	37
	R	11
	H	16
	RBI	11
	BB	3
	SO	6
	LOB	19

PITCHER		IP	WLS	BF	H	R	ER	SO	BB	IBB	HBP	BLK	WP	HR	S	P	ERA	WHIP
41 Lance Broadway, R ERA: 10.5	(1, 1)	2.0	L	15	6	6	5	2	1	0	1	0	0	0	17	22	22.50	3.500
53 D.J. Carrasco, R ERA: 1.8	(3, 1)	3.0		9	1	0	0	3	0	0	0	0	0	0	15	15	0.00	0.333
61 Adam Russell, R ERA: 2.57	(6, 1)	2.0		7	3	0	0	1	0	0	0	0	0	0	9	9	0.00	1.500
58 Oneli Perez, R ERA: 21.6	(8, 1)	0.1		7	5	5	5	0	1	0	0	0	0	0	6	10	135.00	18.000
94 Carlos Torres, R ERA:	(8, 1)	0.2		4	1	0	0	0	1	0	0	0	0	0	3	7	0.00	3.000

PITCHER	IP	WLS	BF	H	R	ER	SO	BB	IBB	HBP	BLK	WP	HR	S	P	ERA	WHIP

Los Angeles Angels @ Colorado Rockies

US West Sports Complex, Hi Corbett Field, Tucson, AZ

Sat Mar 08 2008, 3:05 PM EST

Att. 6,039 - Cloudy - 65 F

TOP

livebaseballscorecards.com

Batter	1	2	3	4	5	6	7	8	9	AB	R	H	RBI	BB	SO	LOB
77 Reggie Willits, S (1, 9) OBP: 0.444, SLG: 0.563	G1-3		F7		G6-3		BBB 4-0 67 S BB		G1-3	3	0	0	0	1	0	0
73 Rafael Rodriguez, R (7, 1)										0	0	0	0	0	0	0
72 Nate Sutton, L (9, PH)										1	0	0	0	0	0	0
6 Maicer Izturis, S (1, 6) OBP: 0.313, SLG: 0.500	G5-3		G3-1			19 1B 2B	F7 2-3		F8	3	0	1	0	0	0	0
59 Freddy Sandoval, S (6, 5) OBP: 0.778, SLG: 0.667										2	0	0	0	0	0	2
Juan Rivera, R (1, 7) OBP: 0.467, SLG: 0.571	1B			19 WP 1B		CCS K	BSSS K 1-2			3	0	2	0	0	1	1
67 Jeremy Moore, L (6, 7)										1	0	0	0	0	1	2
19 Kendrys Morales, S (1, 3) OBP: 0.435, SLG: 0.474	L8			CSS K 1-2		5 CS 2-3 1B	G3-1			4	0	1	0	0	1	4
5 Jeff Mathis, R (1, 2) OBP: 0.545, SLG: 0.375		1B		CSC K		BBBB 4-0 1-2 BB		CSS K		2	0	1	0	1	1	1
56 Tim Duff, R (7, 2)										1	0	0	0	0	1	0
3 Brandon Wood, R (1, 5) OBP: 0.150, SLG: 0.421		F8		BH 2-0 65 FC6-4 HBP		F7		CSS K		3	0	0	0	0	1	4
(6, 6)																
65 Sean Rodríguez, R (1, 4) OBP: 0.200, SLG: 0.467		F8		FC6-4 1-2f			BSSSBBX 3-2 HR		F8	4	1	1	1	0	0	4
25 Peter Bourjos, R (1, 8) OBP: 0.375, SLG: 0.438		CSS K			E1 56 CS		34 2B 1B		CSC K	4	1	1	0	0	2	2
58 Dustin Moseley, R (1, 1)			F8	B 1 SAFE	F8 1-2		59 F7 1-H 2B		G4-3	0	0	0	0	0	0	0
12 Andrew Romine, S (3, PH)										1	0	0	0	0	0	0
79 Nick Green, R (3, 1)										0	0	0	0	0	0	0
56 Clay Fuller, R (5, PH)										1	0	0	0	0	0	1
87 Alex Serrano, R (5, 1)										0	0	0	0	0	0	0
97 Fernando Rodriguez Jr., R (6, 1)										0	0	0	0	0	0	0
34 Brad Coon, L (7, PH) OBP: 0.500, SLG: 1.000										2	0	1	1	0	0	0
(7, 9)																
Inning Stats	R: 0 E: 0 K: 0 S: 4 H: 1 LOB: 1 BB: 0 P: 4	R: 0 E: 0 K: 1 S: 6 H: 1 LOB: 1 BB: 0 P: 6	R: 0 E: 0 K: 0 S: 3 H: 0 LOB: 0 BB: 0 P: 3	R: 0 E: 0 K: 2 S: 8 H: 1 LOB: 2 BB: 0 P: 10	R: 0 E: 1 K: 0 S: 3 H: 0 LOB: 0 BB: 0 P: 4	R: 0 E: 0 K: 1 S: 6 H: 2 LOB: 2 BB: 1 P: 10	R: 2 E: 0 K: 1 S: 10 H: 3 LOB: 2 BB: 1 P: 18	R: 0 E: 0 K: 3 S: 10 H: 0 LOB: 1 BB: 0 P: 10	R: 0 E: 0 K: 0 S: 3 H: 0 LOB: 0 BB: 0 P: 3	1B: 5 2B: 2 3B: 0 HR: 1	SF: 0 SAC: 0 DP: 0 HBP: 1	WP: 2 PB: 0 SB: 1 CS: 2	PA: 38					

	AB	35
	R	2
	H	8
	RBI	2
	BB	2
	SO	8
	LOB	21

PITCHER		IP	WLS	BF	H	R	ER	SO	BB	IBB	HBP	BLK	WP	HR	S	P	ERA	WHIP
38 Ubaldo Jiménez, R ERA: 3.86	(1, 1)	4.0	W	16	3	0	0	3	0	0	1	0	1	0	21	23	0.00	0.750
40 Brian Fuentes, L ERA:	(5, 1)	1.0	H	3	0	0	0	0	0	0	0	0	0	0	3	4	0.00	0.000
32 Victor Zambrano, R ERA: 9.0	(6, 1)	1.0	H	9	5	2	2	1	2	0	0	0	0	1	11	22	18.00	7.000
35 Taylor Buchholz, R ERA: 3.0	(7, 1)	2.0	H	7	0	0	0	4	0	0	0	0	1	0	15	16	0.00	0.000
23 Ryan Speier, R ERA: 2.25	(9, 1)	1.0		3	0	0	0	0	0	0	0	0	0	0	3	3	0.00	0.000

PITCHER	IP	WLS	BF	H	R	ER	SO	BB	IBB	HBP	BLK	WP	HR	S	P	ERA	WHIP

BOTTOM

Batter	1	2	3	4	5	6	7	8	9	AB	R	H	RBI	BB	SO	LOB
29 Scott Podsednik, L (1, 8) OBP: 0.563, SLG: 0.500 63 Dexter Fowler, S (7, 8) OBP: 0.333, SLG: 0.273	C S C 0-3 K		X 0-0 5 G4-3 2 S 1B	X 0-0 G4-3 2-3		B X 1-0 F7 1-2				4 0	0 0	1 0	0 0	0 0	1 0	2 0
2 Troy Tulowitzki, R (1, 6) OBP: 0.364, SLG: 0.722 67 Chris Nelson, R (7, 6) OBP: 0.250, SLG: 0.250	X 0-0 G2-3		B X 1-0 G6-3 1-2	X 0-0 G6-3		X 0-0 P4				4 0	0 0	0 0	0 0	0 0	0 0	3 0
17 Todd Helton, L (1, 3) OBP: 0.500, SLG: 0.375 47 Joe Koshansky, L (6, 3) OBP: 0.105, SLG: 0.105	B B B B 4-0 5 HR BB		B B B 4-0 5 G4-3 BB		X 0-0 G6-3		X 0-0 F8			1 1	1 0	0 0	0 0	2 0	0 0	0 0
5 Matt Holliday, R (1, 7) OBP: 0.476, SLG: 0.850 14 Sean Barker, R (6, 7) OBP: 0.200, SLG: 0.600	B S X 1-1 1-H HR		X 0-0 G4-3 1-2 2-3		C S S 0-3 K		B S B S X 2-2 HR			3 1	1 1	1 1	2 1	0 0	1 0	2 0
27 Garrett Atkins, R (1, 5) OBP: 0.333, SLG: 0.200 32 Victor Zambrano, S (6, 1) 35 Taylor Buchholz, R (7, 1) 23 Ryan Speier, R (9, 1)	C S C 0-3 K		B B B B 4-0 BB		C S S 0-3 K		C S S 0-3 K			2 0 1 0	0 0 0 0	0 0 0 0	0 0 0 0	1 0 0 0	2 0 1 0	0 0 0 0
11 Brad Hawpe, L (1, 9) OBP: 0.478, SLG: 1.053 65 Joe Gaetti, R (7, 9) OBP: 0.400, SLG: 0.250		X 0-0 G4-3	X 0-0 G4-3			B S S S B B X 3-2 HR	C S S 0-3 K			3 1	1 0	1 0	1 0	0 0	0 1	3 0
8 Yorvit Torrealba, R (1, 2) OBP: 0.267, SLG: 0.571 71 Neil Wilson, R (7, 2)		X 0-0 F9		X 0-0 G1-6-3		B S X 1-1 HR		X 0-0 F9		3 1	1 0	1 0	1 0	0 0	0 0	0 0
22 Marcus Giles, R (1, 4) OBP: 0.500, SLG: 0.615 24 Ian Stewart, L (8, 4) OBP: 0.261, SLG: 0.227		X 0-0 1B		X 0-0 19 2B 3B		B B B B 4-0 29 S BB		X 0-0 64 CS 1B		2 1	1 0	2 1	0 0	1 0	0 0	0 0
38 Ubaldo Jiménez, R (1, 1) 19 Ryan Spilborghs, R (4, PH) OBP: 0.357, SLG: 0.500 40 Brian Fuentes, L (5, 1) 64 Christian Colonel, R (6, 5) OBP: 0.333, SLG: 0.250		C S C 0-3 K		X 0-0 29 G4-3 3-H 2B		X 0-0 P4		B X 1-0 G5-3 1-2		1 1 0 2	0 0 0 0	0 1 0 0	0 1 0 0	0 0 0 0	1 0 0 0	1 0 0 2
Inning Stats	R: 2 H: 1 E: 0 LOB: 0 K: 2 BB: 1 S: 9 P: 14	R: 0 H: 1 E: 0 LOB: 1 K: 1 BB: 0 S: 6 P: 6	R: 0 H: 1 E: 0 LOB: 3 K: 0 BB: 2 S: 4 P: 13	R: 1 H: 2 E: 0 LOB: 1 K: 0 BB: 0 S: 5 P: 5	R: 0 H: 0 E: 0 LOB: 0 K: 2 BB: 0 S: 7 P: 7	R: 2 H: 2 E: 0 LOB: 1 K: 0 BB: 1 S: 8 P: 17	R: 1 H: 1 E: 0 LOB: 0 K: 2 BB: 0 S: 10 P: 12	R: 0 H: 1 E: 0 LOB: 0 K: 0 BB: 0 S: 3 P: 4		1B: 3 SF: 0 2B: 1 SAC: 0 3B: 1 DP: 0 HR: 4 HBP: 0						WP: 0 PA: 36 PB: 0 SB: 2 CS: 1	

PITCHER		IP	WLS	BF	H	R	ER	SO	BB	IBB	HBP	BLK	WP	HR	S	P	ERA	WHIP
58 Dustin Moseley, R ERA: 6.0	(1, 1)	2.0	L	9	2	2	2	3	1	0	0	0	0	1	15	20	9.00	1.500
79 Nick Green, R ERA: 1.8	(3, 1)	2.0		11	3	1	1	0	2	0	0	0	0	0	9	18	4.50	2.500
87 Alex Serrano, R ERA: 3.18	(5, 1)	1.2		8	2	2	2	2	1	0	0	0	0	2	14	23	10.80	1.800
97 Fernando Rodriguez Jr., R ERA:	(6, 1)	0.1		1	0	0	0	0	0	0	0	0	0	0	1	1	0.00	0.000
73 Rafael Rodriguez, R ERA: 5.79	(7, 1)	2.0		7	2	1	1	2	0	0	0	0	0	1	13	16	4.50	1.000

PITCHER	IP	WLS	BF	H	R	ER	SO	BB	IBB	HBP	BLK	WP	HR	S	P	ERA	WHIP

Los Angeles Angels @ Colorado Rockies

US West Sports Complex, Hi Corbett Field, Tucson, AZ

Sat Mar 08 2008, 3:05 PM EST

Att. 6,039 - Cloudy - 65 F

livebaseballscorecards.com

AB	32
R	6
H	9
RBI	6
BB	4
SO	7
LOB	13

Batter	1	2	3	4	5	6	7	8	9	AB	R	H	RBI	BB	SO	LOB
Rajai Davis, R (1, 7) OBP: 0.393, SLG: 0.409	8 E 8 SF9 1B		F8		14 BB 8 1B 1-2 2B BB	B 3 SAFE 1-0 F7 3-H			F9	4	2	1	0	1	0	1
8 Eugenio Velez, S (1, 4) OBP: 0.379, SLG: 0.481	SF9 1-H		G6-3		14 BB 1-2 2-H 2B 1B		G3		P6	4	1	1	2	0	0	0
14 Fred Lewis, L (1, 9) OBP: 0.414, SLG: 0.458	G6-3			K	1-2 2-3 2B BB		F8			3	1	0	0	1	1	0
Ray Durham, S (1, 10) OBP: 0.409, SLG: 0.444 70 John Bowker, L (7, PH) OBP: 0.250, SLG: 0.313 (7, 10)	1B			CS BB	1-H 2-H 3-H 2B		K			2 1	0 0	2 0	3 0	1 0	0 1	0 0
Rich Aurilia, R (1, 3) OBP: 0.444, SLG: 0.667 47 Travis Ishikawa, L (5, 3) OBP: 0.182, SLG: 0.200	G5-3			1 SAFE 1-2 BB	BB			F7		1 1	0 0	0 0	0 0	2 0	0 0	1 0
49 Clay Timpner, L (1, 8)		G4-3		G1-3	P5			G1-4-3		4	0	0	0	0	0	3
50 Eliezer Alfonzo, R (1, 2) OBP: 0.083, SLG: 0.182 71 Steve Holm, R (7, 2) OBP: 0.400, SLG: 0.333		K			F9	H 73 E 29 G6-3 HBP		1B		2 1	1 0	0 1	0 0	0 0	1 0	0 0
73 Travis Denker, R (1, 5) OBP: 0.333, SLG: 0.474		K		K	E5 29 G6-3 1-3 F7			G6-3		4	0	0	0	0	2	2
29 Brian Bocock, R (1, 6) OBP: 0.304, SLG: 0.273			K	S 8 1B 1B	G6-3 2-3 3-H				P4	4	1	1	1	0	1	1
Inning Stats	R: 1 E: 0 K: 0 S: 5 H: 2 LOB: 1 BB: 0 P: 5	R: 0 E: 0 K: 2 S: 7 H: 0 LOB: 0 BB: 0 P: 7	R: 0 E: 0 K: 1 S: 5 H: 0 LOB: 0 BB: 0 P: 5	R: 0 E: 0 K: 1 S: 4 H: 0 LOB: 1 BB: 2 P: 12	R: 4 E: 0 K: 1 S: 8 H: 3 LOB: 2 BB: 3 P: 20	R: 1 E: 1 K: 0 S: 3 H: 0 LOB: 0 BB: 0 P: 5	R: 0 E: 0 K: 1 S: 5 H: 0 LOB: 0 BB: 0 P: 5	R: 0 E: 0 K: 0 S: 4 H: 1 LOB: 1 BB: 0 P: 4	R: 0 E: 0 K: 0 S: 3 H: 0 LOB: 0 BB: 0 P: 3	1B: 5 2B: 1 3B: 0 HR: 0	SF: 1 SAC: 0 DP: 0 HBP: 1			WP: 0 PB: 0 SB: 1 CS: 1		PA: 38	

San Francisco Giants @ Los Angeles Angels

Tempe Diablo Stadium, Tempe, AZ

Sat Mar 08 2008, 3:05 PM EST

Att. 8,802 - Sunny - 68 F

TOP

livebaseballscorecards.com

AB	31
R	6
H	6
RBI	6
BB	5
SO	6
LOB	8

PITCHER		IP	WLS	BF	H	R	ER	SO	BB	IBB	HBP	BLK	WP	HR	S	P	ERA	WHIP
51 Joe Saunders, L ERA: 1.8	(1, 1)	3.0		11	2	1	1	3	0	0	0	0	0	0	17	17	3.00	0.667
52 Jason Bulger, R ERA: 12.0	(4, 1)	1.2	H	10	2	4	4	2	4	0	0	0	0	0	10	26	21.60	3.600
86 Stephen Marek, R ERA:	(5, 1)	0.1	B	3	1	0	0	0	1	0	0	0	0	0	2	6	0.00	6.000
68 Jeff Kennard, R ERA: 10.8	(6, 1)	1.0		4	0	1	0	0	0	0	1	0	0	0	3	5	0.00	0.000
70 Sean O'Sullivan, R ERA:	(7, 1)	1.0		3	0	0	0	1	0	0	0	0	0	0	5	5	0.00	0.000

PITCHER		IP	WLS	BF	H	R	ER	SO	BB	IBB	HBP	BLK	WP	HR	S	P	ERA	WHIP
55 Matt Wilhite, R ERA: 1.29	(8, 1)	1.0		4	1	0	0	0	0	0	0	0	0	0	4	4	0.00	1.000
Jose Arredondo, R ERA:	(9, 1)	1.0		3	0	0	0	0	0	0	0	0	0	0	3	3	0.00	0.000

BOTTOM

San Francisco Giants @ Los Angeles Angels

Tempe Diablo Stadium, Tempe, AZ

Sat Mar 08 2008, 3:05 PM EST

Att. 8,802 - Sunny - 68 F

livebaseballscorecards.com

Batter	1	2	3	4	5	6	7	8	9	AB	R	H	RBI	BB	SO	LOB
9 Chone Figgins, S (1, 5) OBP: 0.588, SLG: 0.714 32 Dee Brown, L (6, 7) OBP: 0.333, SLG: 0.364	0-0 24 1B SF8 1B		0-0 ② L7		0-3 ① K		4-0 BB		0-0 ① G4-3	3 1	1 0	1 0	0 0	0 1	1 0	0 0
24 Gary Matthews, S (1, 10) OBP: 0.286, SLG: 0.350 18 Chad Hermansen, R (7, PH) (8, 10)	0-0 SF8 27 G5-3 1-3 1B		0-0 27 27 1B 1B		0-3 ② K		0-3 ③ K		0-0 ② L4	3 2	1 0	2 0	0 0	0 0	1 1	0 1
27 Vladimir Guerrero, R (1, 9) OBP: 0.188, SLG: 0.375 64 Terry Evans, R (6, 9) OBP: 0.250, SLG: 0.077 (7, 8)	0-0 ① G5-3 1-2		B 1-0 FC6-4 1-H 1B		0-0 ③ F8			4-0 43 1B 90 2B BB	0-3 ③ K	3 1	0 1	1 0	1 0	0 1	0 1	2 0
Garret Anderson, L (1, 7) OBP: 0.250, SLG: 0.154 43 Matthew Brown, R (6, 5) OBP: 0.375, SLG: 0.167	0-0 ② SF8 2-3 3-H		0-0 ③ FC6-4 1-2f			4-0 G1 BB		0-0 90 2B 1-2 1B		1 1	0 1	0 1	1 0	0 1	0 0	1 0
48 Torii Hunter, R (1, 8) OBP: 0.625, SLG: 1.533 90 Mark Trumbo, R (7, 3) OBP: 0.333, SLG: 0.500	0-0 ③ P2			B 1-0 HR		0-3 ① K		0-0 74 BB 37 G4-6-3 1-H 2-H 2B		3 1	1 1	1 1	1 2	0 0	1 0	2 0
Casey Kotchman, L (1, 3) OBP: 0.313, SLG: 0.438 Chris Pettit, R (7, 9)		0-0 ① P4		0-0 ① G3-1		0-0 ② G1 1-2		1-0 37 G4-6-3 74 BB HBP		3 0	0 0	0 0	0 0	0 0	0 0	1 0
47 Howie Kendrick, R (1, 4) OBP: 0.409, SLG: 0.455 74 Adam Pavkovich, R (7, 4) OBP: 0.400, SLG: 0.250	0-0 ② G5-3		0-0 44 CS 1B		0-0 ③ F9		4-0 37 G4-6-3 1-2 2-3 BB		3 0	0 0	1 0	0 0	0 1	0 0	1 0	
44 Mike Napoli, R (1, 2) OBP: 0.400, SLG: 0.444 37 Ben Johnson, S (8, 2) OBP: 0.500, SLG: 0.500	0-3 ③ K		1 SAFE 0-0 ② 1-2 2B			0-0 ① F9		0-0 ①② G4-6-3 1-2f 2-3 3-H		3 1	0 0	1 0	0 0	0 0	1 0	0 2
2 Erick Aybar, S (1, 6) OBP: 0.353, SLG: 0.357 95 Hainley Statia, S (8, 6) OBP: 0.250, SLG: 0.429		0-0 ① G4-3	0-0 ③ G5-3			0-0 ② F7		0-0 ③ G4-3		3 1	0 0	0 0	0 0	0 0	0 0	1 1
Inning Stats	R: 1 H: 2 E: 0 LOB: 1 K: 0 BB: 0 S: 5 P: 5	R: 0 H: 0 E: 0 LOB: 0 K: 1 BB: 0 S: 5 P: 5	R: 1 H: 2 E: 0 LOB: 1 K: 0 BB: 0 S: 5 P: 6	R: 1 H: 3 E: 0 LOB: 1 K: 0 BB: 0 S: 5 P: 6	R: 0 H: 0 E: 0 LOB: 0 K: 2 BB: 0 S: 7 P: 7	R: 0 H: 0 E: 0 LOB: 1 K: 1 BB: 1 S: 5 P: 9	R: 0 H: 0 E: 0 LOB: 1 K: 1 BB: 1 S: 5 P: 9	R: 3 H: 2 E: 0 LOB: 1 K: 0 BB: 2 S: 4 P: 13	R: 0 H: 0 E: 0 LOB: 0 K: 1 BB: 0 S: 5 P: 5	1B: 6 2B: 2 3B: 0 HR: 1	SF: 1 SAC: 0 DP: 1 HBP: 1						

	AB	33
	R	6
	H	9
	RBI	5
	BB	4
	SO	6
	LOB	12

WP: 0 PB: 0 SB: 1 CS: 1 PA: 39

PITCHER		IP	WLS	BF	H	R	ER	SO	BB	IBB	HBP	BLK	WP	HR	S	P	ERA	WHIP
41 Brad Hennessey, R ERA: 7.71	(1, 1)	3.0		13	4	2	2	1	0	0	0	0	0	0	15	16	6.00	1.333
Jose Capellan, L ERA: 11.57	(4, 1)	1.0		5	3	1	1	0	0	0	0	0	0	1	5	6	9.00	3.000
61 Osiris Matos, R ERA: 10.8	(5, 1)	1.0	H	3	0	0	0	2	0	0	0	0	0	0	7	7	0.00	0.000
Jack Taschner, L ERA: 1.8	(6, 1)	1.0	H	4	0	0	0	1	1	0	0	0	0	0	5	9	0.00	1.000
31 Vinnie Chulk, R ERA: 2.25	(7, 1)	1.0	H	4	0	0	0	1	1	0	0	0	0	0	5	9	0.00	1.000

PITCHER		IP	WLS	BF	H	R	ER	SO	BB	IBB	HBP	BLK	WP	HR	S	P	ERA	WHIP
69 Kelvin Pichardo, R ERA: 16.2	(8, 1)	0.0		5	2	3	3	0	2	0	1	0	0	0	2	11	∞	∞
43 Bartolome Fortunato, R ERA: 2.7	(8, 1)	1.0	B	2	0	0	0	0	0	0	0	0	0	0	2	2	0.00	0.000
43 Billy Sadler, R ERA: 7.36	(9, 1)	1.0		3	0	0	0	1	0	0	0	0	0	0	5	5	0.00	0.000

Texas Rangers @ Los Angeles Angels

Tempe Diablo Stadium, Tempe, AZ

Sun Mar 09 2008, 4:05 PM EDT

Att. 7,130 - Partly Cloudy - 72 F

TOP

livebaseballscorecards.com

Batter	1	2	3	4	5	6	7	8	9	AB	R	H	RBI	BB	SO	LOB
5 Ian Kinsler, R (1, 4) OBP: 0.593, SLG: 0.667	H 1-0 28 G5-3 HBP		x 0-0 ② L8		x 0-0 ① G6-3			x 0-0 ① F9		1	0	0	0	0	0	0
68 Ryan Roberts, R (4, 4) OBP: 0.450, SLG: 0.688										2	0	0	0	0	0	0
28 Kevin Mench, R (1, 7) OBP: 0.391, SLG: 0.632	1 SAFE x 0-0 ① ② G5-3 1-2		x 0-0 10 1B 2B		x 0-0 ② P4			x 0-0 ② G3-1		3	1	1	0	0	0	1
41 Brandon Boggs, S (6, 7) OBP: 0.308, SLG: 0.273										1	0	0	0	0	0	0
10 Michael Young, R (1, 6) OBP: 0.346, SLG: 0.429	x 0-0 9 WP 9 1B 1B		x 0-0 2-H 1B		S S C 0-3 ③ K			x 0-0 1B		2	1	2	1	0	0	0
1 Elvis Andrus, R (4, 6) OBP: 0.375, SLG: 0.286										2	0	1	0	0	1	0
9 Hank Blalock, L (1, 10) OBP: 0.400, SLG: 0.444	B x 1-0 1-H 1B		x 0-0 ③ P6			x 0-0 ① P3		x 0-0 ③ F8		2	0	1	1	0	0	1
74 Nate Gold, R (6, PH) OBP: 0.286, SLG: 0.091 (6, 10)										2	0	0	0	0	0	1
22 Marlon Byrd, R (1, 9) OBP: 0.217, SLG: 0.190	x 0-0 ③ F9			x 0-0 ① G5-3		S S S 0-3 ② K			x 0-0 ① G4-3	3	0	0	0	0	1	1
17 Nelson Cruz, R (6, 9) OBP: 0.227, SLG: 0.238										1	0	0	0	0	0	0
Ben Broussard, L (1, 3) OBP: 0.100, SLG: 0.167		x 0-0 ① G3		x 0-0 25 HR 2B		S S S 0-3 ③ K			x 0-0 ② G6-3	3	1	1	0	0	1	0
16 Chris Shelton, R (6, 3) OBP: 0.250, SLG: 0.273										1	0	0	0	0	0	0
7 David Murphy, L (1, 8) OBP: 0.368, SLG: 0.667		x 0-0 ② G4-3		x 0-0 ② F8			x 0-0 ① G5-3		x 0-0 1B	2	0	0	0	0	0	1
37 Jason Ellison, R (6, 8) OBP: 0.565, SLG: 0.444										2	0	1	0	0	0	0
25 Jarrod Saltalamacchia, S (1, 2) OBP: 0.267, SLG: 0.571		x 0-0 ③ G3-1		C x 0-1 2-H HR			S S C 0-3 ② K		x 0-0 ③ F8	2	1	1	2	0	0	0
15 Gerald Laird, R (6, 2) OBP: 0.250, SLG: 0.500										2	0	0	0	0	1	1
63 German Duran, R (1, 5) OBP: 0.250, SLG: 0.231			S S S 0-3 ① K	x 0-0 ③ F8			S S S 0-3 ③ K			2	0	0	0	0	1	0
19 Edgardo Alfonzo, R (6, 5) OBP: 0.385, SLG: 0.333										1	0	0	0	0	1	0
Inning Stats	R: 1 E: 0 K: 0 S: 4 H: 2 LOB: 1 BB: 0 P: 6	R: 0 E: 0 K: 0 S: 3 H: 0 LOB: 0 BB: 0 P: 3	R: 1 E: 0 K: 1 S: 7 H: 2 LOB: 1 BB: 0 P: 7	R: 2 E: 0 K: 0 S: 6 H: 2 LOB: 0 BB: 0 P: 6	R: 0 E: 0 K: 1 S: 5 H: 0 LOB: 0 BB: 0 P: 5	R: 0 E: 0 K: 2 S: 7 H: 0 LOB: 0 BB: 0 P: 7	R: 0 E: 0 K: 2 S: 7 H: 0 LOB: 0 BB: 0 P: 7	R: 0 E: 0 K: 0 S: 4 H: 1 LOB: 1 BB: 0 P: 4	R: 0 E: 0 K: 0 S: 4 H: 1 LOB: 1 BB: 0 P: 4	1B: 5 2B: 2 3B: 0 HR: 1 SF: 0 SAC: 0 DP: 0 HBP: 1						

	AB	34
	R	4
	H	8
	RBI	4
	BB	0
	SO	6
	LOB	6

WP: 1 PA: 35
PB: 0
SB: 0
CS: 0

PITCHER		IP	WLS	BF	H	R	ER	SO	BB	IBB	HBP	BLK	WP	HR	S	P	ERA	WHIP
54 Ervin Santana, R ERA: 8.31	(1, 1)	4.0		18	6	4	4	1	0	0	1	0	1	1	20	22	9.00	1.500
33 Justin Speier, R ERA:	(5, 1)	1.0		3	0	0	0	1	0	0	0	0	0	0	5	5	0.00	0.000
83 Darren O'Day, R ERA:	(6, 1)	2.0	W	6	0	0	0	4	0	0	0	0	0	0	14	14	0.00	0.000
94 Henry Bonilla, R ERA: 7.5	(8, 1)	2.0	S	8	2	0	0	0	0	0	0	0	0	0	8	8	0.00	1.000

PITCHER	IP	WLS	BF	H	R	ER	SO	BB	IBB	HBP	BLK	WP	HR	S	P	ERA	WHIP

Texas Rangers @ Los Angeles Angels

Tempe Diablo Stadium, Tempe, AZ

Sun Mar 09 2008, 4:05 PM EDT

Att. 7,130 - Partly Cloudy - 72 F

livebaseballscorecards.com

BOTTOM

Batter	1	2	3	4	5	6	7	8	9	AB	R	H	RBI	BB	SO	LOB
9 Chone Figgins, S (1, 5) OBP: 0.500, SLG: 0.588	F9	F9		F7			SH1-4 1-2 2-3			3	0	0	0	0	0	4
25 Peter Bourjos, R (5, 8) OBP: 0.375, SLG: 0.438										0	0	0	0	0	0	0
77 Reggie Willits, S (1, 8) OBP: 0.450, SLG: 0.556	27 2B 1B		P6		F8		1B 65 SF7-3 BB			2	1	1	0	0	0	0
59 Freddy Sandoval, S (5, 5) OBP: 0.727, SLG: 0.571										1	1	0	0	1	0	0
27 Vladimir Guerrero, R (1, 10) OBP: 0.278, SLG: 0.500	1-H 2B		47 G4-6-3 1B		G5-3		65 SF7-3 1-3 2-H 3-H 1B			2	0	2	1	0	0	0
Juan Rivera, R (5, PH) OBP: 0.471, SLG: 0.563 (6, 10)										2	0	1	2	0	0	0
47 Howie Kendrick, R (1, 4) OBP: 0.375, SLG: 0.417	G4-3		G4-6-3 1-2f		K		SF7-3 1-1 3-H			2	0	0	0	0	0	1
65 Sean Rodríguez, R (5, 4) OBP: 0.176, SLG: 0.438										1	0	0	1	0	1	0
39 Robb Quinlan, R (1, 7) OBP: 0.250, SLG: 0.438		F9		64 BB 19 BB 1B		19 CS BB		F7		2	0	1	0	0	0	0
32 Dee Brown, L (6, 7) OBP: 0.357, SLG: 0.333										1	0	0	0	1	0	0
19 Kendrys Morales, S (1, 3) OBP: 0.462, SLG: 0.619						K 1-2		F8		2	1	1	1	1	1	1
43 Matthew Brown, R (7, 3) OBP: 0.333, SLG: 0.143		HR		64 BB 1-2 BB						1	0	0	0	0	0	0
2 Erick Aybar, S (1, 6) OBP: 0.350, SLG: 0.353		46 G4-3 64 2B 1B		L8		F9		L7		3	1	1	0	0	0	2
Chris Pettit, R (7, 9)										1	0	0	0	0	0	0
46 Bobby Wilson, R (1, 2) OBP: 0.364, SLG: 0.364	G4-3 1-2			F8			25 SH1-4 95 1B 1B BB			2	0	0	0	0	0	3
18 Chad Hermansen, R (7, PH)										0	1	0	0	1	0	0
28 Ryan Budde, R (8, 2)										0	0	0	0	0	0	0
64 Terry Evans, R (1, 9) OBP: 0.333, SLG: 0.214	2-H 2B			1-2 2-3 BB			25 SH1-4 1-2 1B			1	0	1	1	1	0	0
95 Hainley Statia, S (7, 6) OBP: 0.333, SLG: 0.500										1	1	1	0	0	0	0
Inning Stats	R: 1 H: 2 E: 0 LOB: 0 K: 0 BB: 0 S: 4 P: 4	R: 2 H: 3 E: 0 LOB: 1 K: 0 BB: 0 S: 6 P: 6	R: 0 H: 1 E: 0 LOB: 0 K: 0 BB: 0 S: 3 P: 3	R: 0 H: 1 E: 0 LOB: 3 K: 0 BB: 2 S: 4 P: 12	R: 0 H: 0 E: 0 LOB: 0 K: 1 BB: 0 S: 5 P: 5	R: 0 H: 0 E: 0 LOB: 0 K: 1 BB: 1 S: 4 P: 8	R: 3 H: 2 E: 0 LOB: 0 K: 0 BB: 2 S: 4 P: 12	R: 0 H: 0 E: 0 LOB: 0 K: 0 BB: 0 S: 3 P: 3		1B: 6 SF: 1 2B: 4 SAC: 1 3B: 0 DP: 3 HR: 1 HBP: 0						

AB	27
R	6
H	9
RBI	6
BB	5
SO	2
LOB	11

WP: 0 PA: 34
PB: 0
SB: 0
CS: 1

PITCHER		IP	WLS	BF	H	R	ER	SO	BB	IBB	HBP	BLK	WP	HR	S	P	ERA	WHIP
13 Kason Gabbard, L ERA: 9.39	(1, 1)	3.2		18	7	3	3	0	2	0	0	0	0	1	16	24	7.36	2.455
91 Trey Hodges, R ERA:	(4, 1)	0.1	H	1	0	0	0	0	0	0	0	0	0	0	1	1	0.00	0.000
55 Robinson Tejeda, R ERA: 9.0	(5, 1)	1.0	H	3	0	0	0	1	0	0	0	0	0	0	5	5	0.00	0.000
64 Eric Hurley, R ERA: 4.7	(6, 1)	3.0	L	12	2	3	3	1	3	0	0	0	0	0	11	23	9.00	1.667

PITCHER	IP	WLS	BF	H	R	ER	SO	BB	IBB	HBP	BLK	WP	HR	S	P	ERA	WHIP

Batter	1	2	3	4	5	6	7	8	9	AB	R	H	RBI	BB	SO	LOB
19 Chris Denorfia, R (1, 8) OBP: 0.259, SLG: 0.217	B B B B 4-0 32 1B 10 BB BB	B B B 4-0 10 HR BB		x 0-0 ③ G5-3			x 0-0 ② G5-3			2	1	0	0	2	0	1
10 Daric Barton, L (1, 3) OBP: 0.167, SLG: 0.364 69 Wes Bankston, R (7, 3) OBP: 0.455, SLG: 0.700	B B B B 4-0 G5-3 32 1B 1-2 BB	C S B B X 3-2 1-H 2-H HR			x 0-0 ① G4-3		S S S 0-3 ③ K			3 0	1 0	1 0	3 0	1 0	1 0	0 0
5 Mike Sweeney, R (1, 10) OBP: 0.500, SLG: 0.520 15 Ryan Sweeney, L (8, PH) OBP: 0.269, SLG: 0.174 (8, 10)	x 0-0 ① F6	x 0-0 ③ F7			x 0-0 ② G6-3			x 0-0 ① P6		3 1	0 0	0 0	0 0	0 0	0 0	2 0
32 Jack Cust, L (1, 7) OBP: 0.560, SLG: 0.824 67 Jeff Fiorentino, L (8, 7) OBP: 0.385, SLG: 0.273	x 0-0 1-2 2-3 1B		x 0-0 ① F9		x 0-0 ③ P4			x 0-0 ② F8		4 0	0 0	1 0	0 0	0 0	0 0	0 0
Emil Brown, R (1, 9) OBP: 0.320, SLG: 0.375 23 Todd Linden, S (6, 9) OBP: 0.737, SLG: 1.000	x 0-0 ② ③ G5-3 2-3f		x 0-0 ② P2			x 0-0 ① F7		x 0-0 ③ G3		3 1	0 0	0 0	0 0	0 0	0 0	3 0
22 Jack Hannahan, L (1, 5) OBP: 0.400, SLG: 0.481 (7, 6)		S S S 0-3 ① K	S S S 0-3 ③ K			x 0-0 ② G5-3			x 0-0 ① F7	4	0	0	0	0	2	0
12 Donnie Murphy, R (1, 6) OBP: 0.424, SLG: 0.571 (7, 5)		x 0-0 62 E 2B		x 0-0 ① F8		x 0-0 1B			x 0-0 ② F8	4	1	2	0	0	0	0
Rob Bowen, S (1, 2) OBP: 0.273, SLG: 0.350		x 0-0 ② F9		S S S 0-3 ② K		C C C 0-3 ③ K			C C C 0-3 ③ K	4	0	0	0	0	3	2
62 Brooks Conrad, S (1, 4) OBP: 0.464, SLG: 0.846		B B B B 4-0 E2 10 HR 2-H BB		x 0-0 2B			x 0-0 ① F7			2	1	1	0	1	0	0
Inning Stats	R: 0 H: 1 E: 0 LOB: 2 K: 0 BB: 2 S: 3 P: 11	R: 4 H: 2 E: 1 LOB: 0 K: 1 BB: 2 S: 9 P: 20	R: 0 H: 0 E: 0 LOB: 0 K: 1 BB: 0 S: 5 P: 5	R: 0 H: 1 E: 0 LOB: 1 K: 1 BB: 0 S: 6 P: 6	R: 0 H: 0 E: 0 LOB: 0 K: 0 BB: 0 S: 3 P: 3	R: 0 H: 1 E: 0 LOB: 1 K: 1 BB: 0 S: 6 P: 6	R: 0 H: 0 E: 0 LOB: 0 K: 1 BB: 0 S: 5 P: 5	R: 0 H: 0 E: 0 LOB: 0 K: 0 BB: 0 S: 3 P: 3	R: 0 H: 0 E: 0 LOB: 0 K: 1 BB: 0 S: 5 P: 5	1B: 2 2B: 2 3B: 0 HR: 1	SF: 0 SAC: 0 DP: 1 HBP: 0						

PITCHER	IP	WLS	BF	H	R	ER	SO	BB	IBB	HBP	BLK	WP	HR	S	P	ERA	WHIP
41 John Lackey, R (1, 1) ERA: 5.4	1.2		8	2	1	1	1	2	0	0	0	0	0	8	16	5.40	2.400
55 Matt Wilhite, R (2, 1) ERA: 4.91	0.1		4	1	3	3	0	2	0	0	0	0	1	4	15	81.00	9.000
97 Fernando Rodriguez Jr., R (3, 1) ERA:	0.0		0	0	0	0	0	0	0	0	0	0	0	0	0	∞	∞
Darren Oliver, L (4, 1) ERA: 1.8	2.0		7	1	0	0	1	0	0	0	0	0	0	9	9	0.00	0.500
90 Nick Adenhart, R (6, 1) ERA: 3.12	4.0	W	13	1	0	0	3	0	0	0	0	0	0	19	19	0.00	0.250

PITCHER	IP	WLS	BF	H	R	ER	SO	BB	IBB	HBP	BLK	WP	HR	S	P	ERA	WHIP

TOP

Oakland Athletics @ Los Angeles Angels

Tempe Diablo Stadium, Tempe, AZ

Mon Mar 10 2008, 4:05 PM EDT

Att. 6,441 - Partly Cloudy - 75 F

livebaseballscorecards.com

AB	31
R	4
H	5
RBI	3
BB	4
SO	6
LOB	8



Oakland Athletics @ Los Angeles Angels

Tempe Diablo Stadium, Tempe, AZ

Mon Mar 10 2008, 4:05 PM EDT

Att. 6,441 - Partly Cloudy - 75 F

livebaseballscorecards.com

BOTTOM

Batter	1	2	3	4	5	6	7	8	9	AB	R	H	RBI	BB	SO	LOB
9 Chone Figgins, S (1, 5) OBP: 0.435, SLG: 0.500	B5-3		K		G6-4-3 1-2f	G1-3				3	0	0	0	0	1	2
43 Matthew Brown, R (6, 5) OBP: 0.300, SLG: 0.125										1	0	0	0	0	0	2
24 Gary Matthews, S (1, 10) OBP: 0.250, SLG: 0.304	F7		G3 1-3		G3		G6-3			3	0	0	0	0	0	1
Juan Rivera, R (7, PH) OBP: 0.444, SLG: 0.529 (8, 10)										1	0	0	0	0	0	0
27 Vladimir Guerrero, R (1, 9) OBP: 0.286, SLG: 0.476	P4		K			48 1B G4-3 1B	G5-3			3	1	1	0	0	1	1
95 Hainley Statia, S (7, 6) OBP: 0.300, SLG: 0.444										1	0	0	0	0	0	0
48 Torii Hunter, R (1, 8) OBP: 0.632, SLG: 1.389		1B G4-3 1B		F8		G4-3 1-3 1B 1B	64 FC6-4 1B			3	2	2	0	0	0	0
19 Kendrys Morales, S (7, 3) OBP: 0.481, SLG: 0.636										1	0	1	0	0	0	0
Garret Anderson, L (1, 7) OBP: 0.316, SLG: 0.313		G4-3 47 G3 1-3 1B		47 2B 2B		G4-3 2-3 3-H	FC6-4 1-2f			3	1	2	1	0	0	1
64 Terry Evans, R (7, 9) OBP: 0.316, SLG: 0.200										1	0	0	0	0	0	1
47 Howie Kendrick, R (1, 4) OBP: 0.370, SLG: 0.444	G3 1-2				K		G5-3			3	0	1	1	0	1	3
Nathan Haynes, L (7, 8) OBP: 0.429, SLG: 0.273				2-H 2B						1	0	0	0	0	0	0
Casey Kotchman, L (1, 3) OBP: 0.316, SLG: 0.421	G4-3 2-3 3-H			F7		5 1B 6 1B 3-H 1B	G6-3			3	1	1	2	0	0	2
65 Sean Rodríguez, R (7, 4) OBP: 0.167, SLG: 0.412										1	0	0	0	0	0	0
44 Mike Napoli, R (1, 2) OBP: 0.333, SLG: 0.364	F8			K		6 1B 1-2 1B	P6			2	0	0	0	0	1	2
5 Jeff Mathis, R (6, 2) OBP: 0.538, SLG: 0.400										2	0	1	0	0	0	0
6 Maicer Izturis, S (1, 6) OBP: 0.421, SLG: 0.529			24 G3 24 WP BB		9 G6-4-3 BB	1-3 2-H 1B				1	0	1	1	2	0	0
32 Dee Brown, L (7, 7) OBP: 0.357, SLG: 0.333										0	0	0	0	0	0	0
Inning Stats	R: 0 E: 0 K: 0 S: 3 H: 0 LOB: 0 BB: 0 P: 3	R: 1 E: 0 K: 0 S: 5 H: 2 LOB: 1 BB: 0 P: 5	R: 0 E: 0 K: 2 S: 7 H: 0 LOB: 1 BB: 1 P: 12	R: 1 E: 0 K: 1 S: 7 H: 2 LOB: 1 BB: 0 P: 7	R: 0 E: 0 K: 0 S: 2 H: 0 LOB: 0 BB: 1 P: 6	R: 3 E: 0 K: 1 S: 10 H: 5 LOB: 2 BB: 0 P: 10	R: 0 E: 0 K: 0 S: 4 H: 1 LOB: 1 BB: 0 P: 4	R: 0 E: 0 K: 0 S: 3 H: 0 LOB: 0 BB: 0 P: 3		1B: 8 2B: 2 3B: 0 HR: 0 SF: 0 SAC: 0 DP: 1 HBP: 0					

	AB	33
	R	5
	H	10
	RBI	5
	BB	2
	SO	4
	LOB	15

WP: 1 PA: 35
PB: 0
SB: 0
CS: 0

PITCHER		IP	WLS	BF	H	R	ER	SO	BB	IBB	HBP	BLK	WP	HR	S	P	ERA	WHIP
51 Dallas Braden, L ERA: 3.86	(1, 1)	2.0		8	2	1	1	0	0	0	0	0	0	0	8	8	4.50	1.000
Fernando Hernandez, R ERA: 3.0	(3, 1)	2.0	H	9	2	1	1	3	1	0	0	0	1	0	14	19	4.50	1.500
33 Joey Devine, R ERA: 9.0	(5, 1)	1.0	H	3	0	0	0	0	1	0	0	0	0	0	2	6	0.00	1.000
Alan Embree, L ERA: 15.75	(6, 1)	1.0	L	8	5	3	3	1	0	0	0	0	0	0	10	10	27.00	5.000
25 Lenny DiNardo, L ERA: 1.29	(7, 1)	2.0		7	1	0	0	0	0	0	0	0	0	0	7	7	0.00	0.500

PITCHER	IP	WLS	BF	H	R	ER	SO	BB	IBB	HBP	BLK	WP	HR	S	P	ERA	WHIP

Los Angeles Angels @ San Diego Padres

Peoria Stadium, Peoria, AZ

Tue Mar 11 2008, 4:05 PM EDT

Att. 5,784 - Sunny - 78 F

TOP

livebaseballscorecards.com

Batter	1	2	3	4	5	6	7	8	9	AB	R	H	RBI	BB	SO	LOB
77 Reggie Willits, S (1, 8) OBP: 0.435, SLG: 0.500 43 Matthew Brown, R (6, 3) OBP: 0.333, SLG: 0.200	S C C 0-3 ① K	B B B B 4-0 39 S BB	S S S 0-3 ③ K	X 0-0 39 FC6-4 1B	C C C 0-3 ① K	2 0 0 0 1 2 0 2 0 1 0 0 1 1										
39 Robb Quinlan, R (1, 7) OBP: 0.300, SLG: 0.421 Chris Pettit, R (7, PR) (7, 7)	X 0-0 2 3B 1B	B B B B 4-0 1-2 BB		X 0-0 E6 2 CS	X 0-0 FC6-4 ② 1-2f	S S S 0-3 ② K 1-2	3 1 1 0 1 0 1 1 0 0 0 0 1 1									
2 Erick Aybar, S (1, 4) OBP: 0.333, SLG: 0.429 12 Andrew Romine, S (7, 6)	X 0-0 19 1B 1-H 3B	C C C 0-3 ② K	S S S 0-3 ①② K 1-2		X 0-0 ③ G1-6-3	B B B B 4-0 25 HR BB	4 1 1 1 0 2 4 0 1 0 0 1 0 0									
19 Kendrys Morales, S (1, 3) OBP: 0.500, SLG: 0.625 25 Peter Bourjos, R (6, 8) OBP: 0.444, SLG: 0.667	X 0-0 5 2B 3-H 1B	X 0-0 ③ F7		B B B B 4-0 BB		X 0-0 28 S 3 S 28 SF7 1B	S X 0-1 1-H 2-H HR									
3 Brandon Wood, R (1, 5) OBP: 0.120, SLG: 0.333	C C C 0-3 ② K	X 0-0 ① G1-3	C C C 0-3 ③ K			B X 1-0 ① G6-3 1-2	S S S 0-3 ③ K									
5 Jeff Mathis, R (1, 2) OBP: 0.500, SLG: 0.462 28 Ryan Budde, R (7, 2)	X 0-0 1-H 1B 2B	C C C 0-3 ② K	C C C 0-3 ① K		B X 1-0 ② SF7 2-H		3 1 1 1 0 2 0 0 0 0 1 0 0 0									
Nathan Haynes, L (1, 9) OBP: 0.412, SLG: 0.286 63 Rich Thompson, R (6, 1) 18 Chad Hermansen, R (8, PH) 89 Kasey Olenberger, R (8, 1) 83 Darren O'Day, R (8, 1)	X 0-0 95 S 3-H 1B	C C C 0-3 ③ K	X 0-0 ② G4-3	B B B B 4-0 BB		3 0 1 1 0 1 0 0 0 0 0 0 0 0 0 0 0 0 1 0 0 0 0 0 0 0 0 0 0 0 0 0 0 0 0										
95 Hainley Statia, S (1, 6) OBP: 0.214, SLG: 0.308 (7, 4)	B S S S 1-3 ③ K 1-2	X 0-0 ① G4-3	S C C 0-3 ② K		X 0-0 ③ G3		4 0 0 0 0 2 2									
36 Jered Weaver, R (1, 1) 52 Jason Bulger, R (5, 1) 64 Terry Evans, R (6, 9) OBP: 0.333, SLG: 0.235	X 0-0 ① G4-3	S S C 0-3 ② K		X 0-0 ① F9	X 0-0 25 HR S 1B	2 0 0 0 0 1 0 0 0 0 0 0 0 0 2 1 1 0 0 0 0										
Inning Stats	R: 4 H: 5 E: 0 LOB: 1 K: 3 BB: 0 S: 14 P: 15	R: 0 H: 0 E: 0 LOB: 2 K: 1 BB: 2 S: 5 P: 13	R: 0 H: 0 E: 0 LOB: 0 K: 2 BB: 0 S: 7 P: 7	R: 0 H: 0 E: 0 LOB: 0 K: 2 BB: 0 S: 7 P: 7	R: 0 H: 0 E: 1 LOB: 1 K: 2 BB: 1 S: 7 P: 11	R: 0 H: 0 E: 0 LOB: 0 K: 2 BB: 0 S: 7 P: 7	R: 0 H: 1 E: 0 LOB: 1 K: 0 BB: 0 S: 4 P: 4	R: 1 H: 1 E: 0 LOB: 1 K: 0 BB: 1 S: 4 P: 10	R: 3 H: 2 E: 0 LOB: 0 K: 3 BB: 1 S: 12 P: 16	1B: 6 SF: 1 2B: 2 SAC: 0 3B: 1 DP: 1 HR: 1 HBP: 0							

	AB	35
	R	8
	H	9
	RBI	8
	BB	5
	SO	15
	LOB	14

WP: 0 PA: 41
PB: 0
SB: 5
CS: 1

PITCHER		IP	WLS	BF	H	R	ER	SO	BB	IBB	HBP	BLK	WP	HR	S	P	ERA	WHIP
44 Jake Peavy, R ERA: 9.0	(1, 1)	3.0	L	16	5	4	4	6	2	0	0	0	0	0	26	35	12.00	2.333
Michael Gardner, R ERA: 6.75	(4, 1)	1.0		3	0	0	0	2	0	0	0	0	0	0	7	7	0.00	0.000
38 Glendon Rusch, L ERA: 1.35	(5, 1)	3.0		11	1	0	0	4	1	0	0	0	0	0	18	22	0.00	0.667
58 Carlos Guevara, R ERA: 4.5	(8, 1)	1.0		5	1	1	1	0	1	0	0	0	0	0	4	10	9.00	2.000
45 Justin Hampson, L ERA: 21.6	(9, 1)	1.0		6	2	3	3	3	1	0	0	0	0	1	12	16	27.00	3.000

PITCHER	IP	WLS	BF	H	R	ER	SO	BB	IBB	HBP	BLK	WP	HR	S	P	ERA	WHIP

BOTTOM

Los Angeles Angels @ San Diego Padres

Peoria Stadium, Peoria, AZ

Tue Mar 11 2008, 4:05 PM EDT

Att. 5,784 - Sunny - 78 F

livebaseballscorecards.com

Batter	1	2	3	4	5	6	7	8	9	AB	R	H	RBI	BB	SO	LOB
Callix Crabbe, S (1, 6) OBP: 0.367, SLG: 0.370	F9		G4-3			F7		F4		3	0	0	0	0	0	1
Jesus Lopez, R (8, 6)			2-3							1	0	0	0	0	0	2
14 Jeff DaVanon, S (1, 9) OBP: 0.333, SLG: 0.313	G4-3		L9			33 CS 1B		1-H 2-H HR		3	0	1	0	0	0	1
26 Colt Morton, R (7, 2) OBP: 0.400, SLG: 0.667										1	1	1	3	0	0	0
33 Jody Gerut, L (1, 8) OBP: 0.391, SLG: 0.682	HR			E5 E		F7		1 BB 1B		3	1	1	1	0	0	1
Cedric Hunter, L (7, 8) OBP: 1.000, SLG: 1.000						1-2				1	0	1	0	0	0	0
Tony Clark, S (1, 3) OBP: 0.357, SLG: 0.714	F8			P4			L9	4-0		2	0	0	0	0	0	1
1 Robert Fick, L (6, 3) OBP: 0.333, SLG: 0.143				1-2				1-2 BB		1	0	0	0	1	0	0
28 Josh Bard, S (1, 2) OBP: 0.333, SLG: 0.308		G4-3		K			K	P4		2	0	0	0	0	1	1
64 Chip Ambres, R (7, 9) OBP: 0.391, SLG: 0.444										2	0	0	0	0	1	2
45 Justin Hampson, L (9, 1)										0	0	0	0	0	0	0
18 Paul McAnulty, L (1, 7) OBP: 0.444, SLG: 0.682		G4-3		K			K		L7	2	0	0	0	0	1	1
38 Glendon Rusch, L (5, 1)										0	0	0	0	0	0	0
Chad Huffman, R (7, PH)										1	0	0	0	0	1	0
58 Carlos Guevara, R (8, 1)										0	0	0	0	0	0	0
Ramon Nivar, R (9, 9)										1	0	0	0	0	0	0
66 Edgar Gonzalez, R (1, 4) OBP: 0.524, SLG: 0.833		G6-3			G6-3			K	FC6-4 1B	3	0	0	0	0	1	0
Sean Kazmar Jr., R (9, 4) OBP: 1.000, SLG: 1.000										1	0	1	0	0	0	0
70 Marshall McDougall, R (1, 5) OBP: 0.467, SLG: 0.500			4-0 G4-3 44 SH3-4 BB		G6-3			16 1B 26 HR 1B	FC6-4 1-2f	2	0	1	0	1	0	0
Seth Johnston, R (8, PR)										1	1	0	0	0	0	1
(9, 5)																
44 Jake Peavy, R (1, 1) OBP: 1.000, SLG: 1.000			SH3-4		K2-3			26 HR 1B	K	0	0	0	0	0	0	0
Michael Gardner, R (4, 1)			1-2					1-2		0	0	0	0	0	0	0
16 Chase Headley, S (5, 7) OBP: 0.423, SLG: 0.864										3	1	1	0	0	2	1

Inning Stats	1	2	3	4	5	6	7	8	9
	R: 1 H: 1 E: 0 LOB: 0 K: 0 BB: 0 S: 4 P: 6	R: 0 H: 0 E: 0 LOB: 0 K: 0 BB: 0 S: 3 P: 3	R: 0 H: 0 E: 0 LOB: 1 K: 0 BB: 1 S: 3 P: 7	R: 0 H: 0 E: 2 LOB: 1 K: 2 BB: 0 S: 8 P: 9	R: 0 H: 0 E: 0 LOB: 0 K: 1 BB: 0 S: 5 P: 5	R: 0 H: 1 E: 0 LOB: 0 K: 0 BB: 0 S: 3 P: 4	R: 0 H: 0 E: 0 LOB: 0 K: 2 BB: 0 S: 7 P: 7	R: 3 H: 4 E: 0 LOB: 2 K: 1 BB: 1 S: 9 P: 13	R: 0 H: 1 E: 0 LOB: 1 K: 1 BB: 0 S: 6 P: 6

	AB	R	H	RBI	BB	SO	LOB
1B: 5	2B: 0	3B: 0	HR: 2	SF: 0	SAC: 1	DP: 0	HBP: 0
WP: 0	PB: 0	SB: 0	CS: 1	PA: 36			

PITCHER	IP	WLS	BF	H	R	ER	SO	BB	IBB	HBP	BLK	WP	HR	S	P	ERA	WHIP
36 Jered Weaver, R (1, 1) ERA: 2.0	4.0	W	15	1	1	1	2	1	0	0	0	0	1	18	25	2.25	0.500
52 Jason Bulger, R (5, 1) ERA: 9.0	1.0	H	3	0	0	0	1	0	0	0	0	0	0	5	5	0.00	0.000
63 Rich Thompson, R (6, 1) ERA: 5.4	2.0	H	6	1	0	0	2	0	0	0	0	0	0	10	11	0.00	0.500
89 Kasey Olenberger, R (8, 1) ERA: 4.05	0.2		7	4	3	3	1	1	0	0	0	0	1	8	12	40.50	7.500
83 Darren O'Day, R (8, 1) ERA:	1.1	S	5	1	0	0	1	0	0	0	0	0	0	7	7	0.00	0.750

PITCHER	IP	WLS	BF	H	R	ER	SO	BB	IBB	HBP	BLK	WP	HR	S	P	ERA	WHIP

AB	33
R	4
H	7
RBI	4
BB	2
SO	7
LOB	12

Kansas City Royals @ Los Angeles Angels

Tempe Diablo Stadium, Tempe, AZ

Wed Mar 12 2008, 4:05 PM EDT

Att. 4,976 - Sunny - 75 F

TOP

livebaseballscorecards.com

Batter	1	2	3	4	5	6	7	8	9	AB	R	H	RBI	BB	SO	LOB
9 David DeJesus, L (1, 8) OBP: 0.533, SLG: 0.429	G5-3	G3-1		G3			F9	G5-3		4	0	0	0	0	0	2
59 Damon Hollins, R (7, 8) OBP: 0.310, SLG: 0.519										1	0	0	0	0	0	1
13 Alberto Callaspo, S (1, 4) OBP: 0.324, SLG: 0.469	G4-3		F8	F8			26 E 3B		L7	3	0	0	0	0	0	1
Esteban German, R (4, 4) OBP: 0.276, SLG: 0.308										2	1	1	0	0	0	0
4 Alex Gordon, L (1, 5) OBP: 0.414, SLG: 0.462	11 E 1B		HR 1B		G4-3		E3 3-H		2B	3	1	2	0	0	0	0
26 Jason Smith, L (5, 5) OBP: 0.385, SLG: 0.522										2	0	1	0	0	0	0
11 Jose Guillen, R (1, 9) OBP: 0.125, SLG: 0.125	E4 1-2		P5		G6-3		F7		F9	3	0	0	0	0	0	2
32 Shane Costa, L (5, 9) OBP: 0.278, SLG: 0.200										2	0	0	0	0	0	2
Ross Gload, L (1, 10) OBP: 0.321, SLG: 0.536	G3-1		1-H HR		P5			F8	G6-3	5	1	1	2	0	0	3
43 Ryan Shealy, R (1, 3) OBP: 0.263, SLG: 0.737		G5-3	1B			SSS K		21 HR 2B		3	0	1	0	0	1	0
16 Billy Butler, R (6, 3) OBP: 0.486, SLG: 0.677										1	1	1	0	0	0	0
35 Mitch Maier, L (1, 7) OBP: 0.192, SLG: 0.167		21 2B 1 G6-3 1B	P6			F8		F8		4	1	1	0	0	0	2
21 Miguel Olivo, R (1, 2) OBP: 0.414, SLG: 0.625		1 G6-3 1-3 2B		1 G6-3 2B		SSS K		B SSS X 2-H HR		4	1	3	2	0	1	0
54 Ken Huckaby, R (8, 2) OBP: 0.333, SLG: 0.500										0	0	0	0	0	0	0
1 Tony Pena Jr., R (1, 6) OBP: 0.241, SLG: 0.250		G6-3 2-3 3-H		G6-3 2-3			G1-3	1B		3	0	0	1	0	0	2
72 Mike Aviles, R (7, 6) OBP: 0.474, SLG: 0.500										1	0	1	0	0	0	0

	AB	41
	R	6
	H	12
	RBI	5
	BB	0
	SO	2
	LOB	15

Inning Stats																																
	R: 0	H: 1	R: 1	H: 2	R: 2	H: 3	R: 0	H: 1	R: 0	H: 0	R: 0	H: 0	R: 1	H: 1	R: 2	H: 3	R: 0	H: 1	1B: 5	SF: 0	WP: 0	PA: 41
	E: 1	LOB: 2	E: 0	LOB: 1	E: 0	LOB: 1	E: 0	LOB: 1	E: 0	LOB: 0	E: 0	LOB: 0	E: 1	LOB: 1	E: 0	LOB: 1	E: 0	LOB: 1	2B: 4	SAC: 0	PB: 0	
	K: 0	BB: 0	K: 0	BB: 0	K: 0	BB: 0	K: 0	BB: 0	K: 2	BB: 0	K: 0	BB: 0	K: 0	BB: 0	K: 0	BB: 0	K: 0	BB: 0	3B: 1	DP: 0	SB: 0	
	S: 5	P: 5	S: 5	P: 5	S: 6	P: 7	S: 4	P: 4	S: 3	P: 3	S: 7	P: 7	S: 5	P: 5	S: 8	P: 9	S: 4	P: 4	HR: 2	HBP: 0	CS: 0	

PITCHER		IP	WLS	BF	H	R	ER	SO	BB	IBB	HBP	BLK	WP	HR	S	P	ERA	WHIP
Jon Garland, R ERA: 4.0	(1, 1)	4.0		20	7	3	3	0	0	0	0	0	0	1	20	21	6.75	1.750
33 Justin Speier, R ERA:	(5, 1)	1.0		3	0	0	0	0	0	0	0	0	0	0	3	3	0.00	0.000
87 Alex Serrano, R ERA: 2.35	(6, 1)	2.0	L	8	1	1	0	2	0	0	0	0	0	0	12	12	0.00	0.500
79 Nick Green, R ERA: 3.86	(8, 1)	2.0		10	4	2	2	0	0	0	0	0	0	1	12	13	9.00	2.000

PITCHER	IP	WLS	BF	H	R	ER	SO	BB	IBB	HBP	BLK	WP	HR	S	P	ERA	WHIP

BOTTOM

Batter	1	2	3	4	5	6	7	8	9	AB	R	H	RBI	BB	SO	LOB
9 Chone Figgins, S (1, 5) OBP: 0.423, SLG: 0.455	G6-3	BB		L7 1-3			P6		BB 1-2	2	0	0	0	1	0	1
2 Erick Aybar, S (6, 6) OBP: 0.346, SLG: 0.409										1	0	0	0	1	0	0
24 Gary Matthews, S (1, 7) OBP: 0.259, SLG: 0.308	27 3B 1B	L8			F7		BB		F7	3	1	1	0	0	0	2
77 Reggie Willits, S (6, 8) OBP: 0.440, SLG: 0.476					48 1B 2B					1	0	0	0	1	0	2
27 Vladimir Guerrero, R (1, 9) OBP: 0.333, SLG: 0.625	1-H 2B 3B		F9				K		F7	3	2	2	1	0	0	0
3 Brandon Wood, R (6, 5) OBP: 0.111, SLG: 0.308										2	0	0	0	0	1	3
Garret Anderson, L (1, 10) OBP: 0.381, SLG: 0.500	48 G6-3 3-H 2B		48 G5-3 2B		G6-3		F9			2	0	2	1	0	0	0
Juan Rivera, R (3, PR) OBP: 0.400, SLG: 0.474 (4, 10)										2	0	0	0	0	0	2
48 Torii Hunter, R (1, 8) OBP: 0.591, SLG: 1.238	G6-3 2-3		G5-3 2-3		47 FC6-4 2-H 1B			K2-3		3	0	1	1	0	0	2
32 Dee Brown, L (6, 7) OBP: 0.333, SLG: 0.308										1	0	0	0	0	1	0
47 Howie Kendrick, R (1, 4) OBP: 0.333, SLG: 0.400	P3		G6-3		FC6-4 1-2f			K		3	0	0	0	0	0	4
64 Terry Evans, R (6, 9) OBP: 0.318, SLG: 0.222										1	0	0	0	0	1	0
19 Kendrys Morales, S (1, 3) OBP: 0.441, SLG: 0.536		G5-3		L8		F7		L4		4	0	0	0	0	0	0
44 Mike Napoli, R (1, 2) OBP: 0.267, SLG: 0.286		F8		K		F8			G5-3	3	0	0	0	0	1	0
46 Bobby Wilson, R (7, 2) OBP: 0.333, SLG: 0.333										1	0	0	0	0	0	0
6 Maicer Izturis, S (1, 6) OBP: 0.478, SLG: 0.650 (6, 4)		3B		9 WP 9 S 1B		K			2 BB BB	3	0	2	0	1	1	0
Inning Stats	R: 2 E: 0 K: 0 S: 6 H: 3 LOB: 1 BB: 0 P: 6	R: 0 E: 0 K: 0 S: 4 H: 1 LOB: 2 BB: 1 P: 8	R: 0 E: 0 K: 0 S: 4 H: 1 LOB: 2 BB: 0 P: 4	R: 0 E: 0 K: 1 S: 6 H: 1 LOB: 1 BB: 0 P: 8	R: 1 E: 0 K: 0 S: 5 H: 2 LOB: 1 BB: 0 P: 5	R: 0 E: 0 K: 1 S: 5 H: 0 LOB: 0 BB: 0 P: 5	R: 0 E: 0 K: 1 S: 5 H: 0 LOB: 1 BB: 1 P: 9	R: 0 E: 0 K: 2 S: 7 H: 0 LOB: 0 BB: 0 P: 7	R: 0 E: 0 K: 0 S: 3 H: 0 LOB: 2 BB: 2 P: 11	1B: 3 2B: 3 3B: 2 HR: 0	SF: 0 SAC: 0 DP: 0 HBP: 0						

PITCHER	IP	WLS	BF	H	R	ER	SO	BB	IBB	HBP	BLK	WP	HR	S	P	ERA	WHIP
44 Luke Hochevar, R (1, 1) ERA: 2.25	4.0		19	6	2	2	1	1	0	0	0	1	0	20	26	4.50	1.750
28 Kyle Davies, R (5, 1) ERA: 4.0	3.0	W	12	2	1	1	2	1	0	0	0	0	0	15	19	3.00	1.000
27 Yasuhiko Yabuta, R (8, 1) ERA: 6.0	1.0	H	3	0	0	0	2	0	0	0	0	0	0	7	7	0.00	0.000
47 Ryan Braun, R (9, 1) ERA: 4.5	1.0	S	5	0	0	0	0	2	0	0	0	0	0	3	11	0.00	2.000

PITCHER	IP	WLS	BF	H	R	ER	SO	BB	IBB	HBP	BLK	WP	HR	S	P	ERA	WHIP

Kansas City Royals @ Los Angeles Angels

Tempe Diablo Stadium, Tempe, AZ

Wed Mar 12 2008, 4:05 PM EDT

Att. 4,976 - Sunny - 75 F

livebaseballscorecards.com

AB	35
R	3
H	8
RBI	3
BB	4
SO	5
LOB	16

WP: 1	PA: 39		
PB: 0			
SB: 1			
CS: 0			

Batter	1	2	3	4	5	6	7	8	9	AB	R	H	RBI	BB	SO	LOB
9 Chone Figgins, S (1, 5) OBP: 0.414, SLG: 0.440	SSS 0-3 ① K		x 0-0 48 G5-3 24 BB 1-2 1B		x 0-0 ② G3 2-3		x 0-0 32 L6-3 1B			3	0	1	0	0	1	1
19 Kendrys Morales, S (6, 3) OBP: 0.457, SLG: 0.552										1	0	1	0	0	0	0
24 Gary Matthews, S (1, 10) OBP: 0.300, SLG: 0.357	SSS 0-3 ② K		BBBB 4-0 48 G5-3 1-2 2-3 BB		x 0-0 48 1B 3-H 2B		x 0-0 ② ③ L6-3 1-1			2	1	1	1	1	1	0
32 Dee Brown, L (7, PH) OBP: 0.313, SLG: 0.286 (7, 10)										1	0	0	0	0	0	1
48 Torii Hunter, R (1, 8) OBP: 0.560, SLG: 1.125	x 0-0 ③ G5-3		x 0-0 ① ② G5-3 1-2 2-3f 3-H		x 0-0 2-H 1B			B x 1-0 HR		3	0	1	1	0	0	2
64 Terry Evans, R (6, 9) OBP: 0.348, SLG: 0.421										1	1	1	1	0	0	0
47 Howie Kendrick, R (1, 4) OBP: 0.333, SLG: 0.375		BBBB 4-0 77 L1-3 BB	x 0-0 ③ G5-3		x 0-0 ③ F9			x 0-0 ① G1-3		2	0	0	0	1	0	2
36 Gary Patchett, R (6, 4)										1	0	0	0	0	0	0
77 Reggie Willits, S (1, 9) OBP: 0.407, SLG: 0.435	x 0-0 ① ② L1-3 1-1			x 0-0 ① F7		SSS 0-3 ① K		x 0-0 ② G4-3		2	0	0	0	0	0	1
Nathan Haynes, L (5, 9) OBP: 0.368, SLG: 0.250 (6, 8)										2	0	0	0	0	1	0
Juan Rivera, R (1, 7) OBP: 0.409, SLG: 0.524	x 0-0 2B			x 0-0 ② L5		BBBB 4-0 3 WP BB		x 0-0 ③ G5-3		2	0	1	0	0	0	0
Chris Pettit, R (4, 7)										1	0	0	0	1	0	0
39 Robb Quinlan, R (1, 3) OBP: 0.318, SLG: 0.429	SSS 0-3 ③ K			x 0-0 2 CS 1B		BSSS 1-3 ② K 1-2			SSS 0-3 ① K	2	0	1	0	0	1	1
3 Brandon Wood, R (6, PH) OBP: 0.103, SLG: 0.286 (6, 5)										2	0	0	0	0	2	1
2 Erick Aybar, S (1, 6) OBP: 0.393, SLG: 0.565		x 0-0 HR	1 SAFE 0-0 ③ CS 1-2		H 1-0 9 G3 5 S 24 2B HBP	SSS 0-3 ③ K		x 0-0 ② G6-3		1	2	1	1	0	0	0
95 Hainley Statia, S (5, 6) OBP: 0.188, SLG: 0.267										2	0	0	0	0	1	1
5 Jeff Mathis, R (1, 2) OBP: 0.474, SLG: 0.400		BBBB 4-0 24 BB 9 1B 48 G5-3 BB			SSS 0-3 ① K 1-2		x 0-0 ① P3		CCC 0-3 ③ K	2	1	0	0	1	1	1
28 Ryan Budde, R (7, 2)										1	0	0	0	0	1	0
Inning Stats	R: 0 E: 0 K: 2 S: 7 H: 0 LOB: 0 BB: 0 P: 7	R: 0 E: 0 K: 1 S: 5 H: 1 LOB: 1 BB: 1 P: 9	R: 2 E: 0 K: 0 S: 4 H: 2 LOB: 1 BB: 2 P: 12	R: 0 E: 0 K: 0 S: 3 H: 1 LOB: 0 BB: 0 P: 3	R: 2 E: 0 K: 1 S: 7 H: 2 LOB: 1 BB: 0 P: 8	R: 0 E: 0 K: 3 S: 9 H: 0 LOB: 1 BB: 1 P: 14	R: 0 E: 0 K: 0 S: 3 H: 1 LOB: 0 BB: 0 P: 3	R: 1 E: 0 K: 0 S: 4 H: 1 LOB: 0 BB: 0 P: 5	R: 0 E: 0 K: 2 S: 7 H: 0 LOB: 0 BB: 0 P: 7	1B: 4 2B: 4 3B: 0 HR: 2	SF: 0 SAC: 0 DP: 3 HBP: 1						

TOP

Los Angeles Angels @ Kansas City Royals

Surprise Stadium, Surprise, AZ

Thu Mar 13 2008, 4:05 PM EDT

Att. 5,441 - Partly Cloudy - 77 F

livebaseballscorecards.com

AB	31
R	5
H	8
RBI	4
BB	4
SO	9
LOB	11

WP: 1 PB: 0 SB: 1 CS: 1 PA: 37

PITCHER		IP	WLS	BF	H	R	ER	SO	BB	IBB	HBP	BLK	WP	HR	S	P	ERA	WHIP
36 Jorge De La Rosa, L ERA: 7.56	(1, 1)	4.0		16	4	2	2	3	3	0	0	0	0	1	19	31	4.50	1.750
51 Brian Lawrence, R ERA: 6.43	(5, 1)	3.0		13	3	2	2	4	1	0	1	0	1	0	19	25	6.00	1.333
52 Mike Maroth, L ERA: 9.0	(8, 1)	1.0	W	4	1	1	1	0	0	0	0	0	0	1	4	5	9.00	1.000
57 Joel Peralta, R ERA: 8.44	(9, 1)	1.0	S	3	0	0	0	2	0	0	0	0	0	0	7	7	0.00	0.000

PITCHER	IP	WLS	BF	H	R	ER	SO	BB	IBB	HBP	BLK	WP	HR	S	P	ERA	WHIP

Batter	1	2	3	4	5	6	7	8	9	AB	R	H	RBI	BB	SO	LOB
2 Joey Gathright, L (1, 8) OBP: 0.321, SLG: 0.292	B1-3		BBB 4-0 G5-4-3 BB		G4-3 2-3 3-H		F7	F9		4	0	0	1	1	0	3
Esteban German, R (1, 4) OBP: 0.281, SLG: 0.310 40 Angel Berroa, R (6, 4) OBP: 0.400, SLG: 0.308	4 HBP 1B		G5-4-3 1-2f		F9		39 2B 1-2 1B			3 1	0 0	1 1	0 0	0 0	0 0	3 0
4 Alex Gordon, L (1, 5) OBP: 0.438, SLG: 0.444 39 Mario Lisson, R (7, 5) OBP: 0.471, SLG: 0.733	H 1-0 16 G4-6-3 1-2 HBP			G6-3		BBB 4-0 59 HR BB	0-0 1-3 2-H 2B			1 1	1 0	0 1	0 1	1 1	0 0	0 0
16 Billy Butler, R (1, 10) OBP: 0.436, SLG: 0.600	G4-6-3 1-2f			P6		F7	G6-3			4	0	0	0	0	0	6
59 Damon Hollins, R (1, 9) OBP: 0.364, SLG: 0.633 (7, 7)		G5-3		BBB 4-0 BB		BCBX 2-1 1-H HR		2B 32 E 1B		3	2	2	2	1	0	0
Ross Gload, L (1, 3) OBP: 0.313, SLG: 0.531		G3		G4-3		F7		32 E 12 SH1-3 1-3 2B		4	1	1	0	0	0	1
24 Mark Teahen, L (1, 7) OBP: 0.405, SLG: 0.533 32 Shane Costa, L (6, PH) OBP: 0.300, SLG: 0.235 (7, 9)		G1-3			G3	14 CS 1B		B 3 SAFE X 1-0 L4 2-3 3-H		2 2	0 0	0 1	0 0	0 0	0 0	0 1
14 John Buck, R (1, 2) OBP: 0.320, SLG: 0.458 12 Matt Tupman, L (8, 2) OBP: 0.286, SLG: 0.333			13 G6-3 2B		13 2B 2 G4-3 1B	C 0-1 CS 1-2	G6-3	SH1-3 3-H		3 0	1 0	2 0	0 1	0 0	0 0	0 0
13 Alberto Callaspo, S (1, 6) OBP: 0.351, SLG: 0.514 72 Mike Aviles, R (7, PR) OBP: 0.500, SLG: 0.526 (8, 6)			G6-3 2-3		2 G4-3 1-3 2B		40 1B 39 2B 1B			3 1	0 1	2 1	0 0	0 0	0 0	1 0
Inning Stats	R: 0 E: 0 K: 0 S: 3 H: 1 LOB: 1 BB: 0 P: 4	R: 0 E: 0 K: 0 S: 3 H: 0 LOB: 0 BB: 0 P: 3	R: 0 E: 0 K: 0 S: 3 H: 1 LOB: 1 BB: 1 P: 7	R: 0 E: 0 K: 0 S: 3 H: 0 LOB: 1 BB: 1 P: 7	R: 1 E: 0 K: 0 S: 5 H: 2 LOB: 1 BB: 0 P: 5	R: 2 E: 0 K: 0 S: 6 H: 2 LOB: 0 BB: 1 P: 12	R: 1 E: 0 K: 0 S: 6 H: 3 LOB: 3 BB: 0 P: 6	R: 2 E: 1 K: 0 S: 6 H: 3 LOB: 1 BB: 0 P: 7		1B: 7 2B: 4 3B: 0 HR: 1	SF: 0 SAC: 1 DP: 2 HBP: 1						

PITCHER	IP	WLS	BF	H	R	ER	SO	BB	IBB	HBP	BLK	WP	HR	S	P	ERA	WHIP
51 Joe Saunders, L (1, 1) ERA: 1.0	4.0		15	2	0	0	0	2	0	1	0	0	0	12	21	0.00	1.000
97 Fernando Rodriguez Jr., R (5, 1) ERA:	0.0		0	0	0	0	0	0	0	0	0	0	0	0	0	∞	∞
62 Scot Shields, R (6, 1) ERA: 18.0	1.0	H	5	2	2	2	0	1	0	0	0	0	1	6	12	18.00	3.000
55 Matt Wilhite, R (7, 1) ERA: 5.4	1.0	B	6	3	1	1	0	0	0	0	0	0	0	6	6	9.00	3.000
94 Henry Bonilla, R (8, 1) ERA: 9.0	1.0	L	6	3	2	2	0	0	0	0	0	0	0	6	7	18.00	3.000

PITCHER	IP	WLS	BF	H	R	ER	SO	BB	IBB	HBP	BLK	WP	HR	S	P	ERA	WHIP

BOTTOM

Los Angeles Angels @ Kansas City Royals

Surprise Stadium, Surprise, AZ

Thu Mar 13 2008, 4:05 PM EDT
Att. 5,441 - Partly Cloudy - 77 F

livebaseballscorecards.com

AB	32
R	6
H	12
RBI	5
BB	3
SO	0
LOB	15

WP: 0 PA: 38
PB: 0
SB: 0
CS: 1

Batter	1	2	3	4	5	6	7	8	9	AB	R	H	RBI	BB	SO	LOB
6 Maicer Izturis, S (1, 6) OBP: 0.464, SLG: 0.583	G4-3	BBB 47 3B 1-2 BB		G5-3			SSS K		1B	4	1	1	0	1	1	0
47 Howie Kendrick, R (1, 4) OBP: 0.324, SLG: 0.417 65 Sean Rodríguez, R (7, 4) OBP: 0.158, SLG: 0.389	F9	1-H 2-H 3B		SSS K			SSS K		F7	4 1	0 0	1 0	2 0	0 0	2 0	0 1
27 Vladimir Guerrero, R (1, 9) OBP: 0.296, SLG: 0.556 25 Peter Bourjos, R (5, 8) OBP: 0.450, SLG: 0.650	G6-3	SSS K		F8			BB 1B		P5	3 2	0 0	0 1	0 0	0 0	1 0	1 1
Casey Kotchman, L (1, 3) OBP: 0.318, SLG: 0.381 Chris Pettit, R (6, 9)	E1 44 3B BB				F7		BBB 1-2 BB			2 0	1 0	0 0	0 0	1 1	0 0	0 0
44 Mike Napoli, R (1, 2) OBP: 0.263, SLG: 0.389 46 Bobby Wilson, R (8, 2) OBP: 0.333, SLG: 0.333	1-H 32 2B 3B SSS K				G6-3		CCC K			4 0	1 0	1 0	1 0	0 0	2 0	4 0
32 Dee Brown, L (1, 7) OBP: 0.350, SLG: 0.389 34 Brad Coon, L (8, 7) OBP: 0.500, SLG: 1.000	3-H 3 HR 2B	WP 1B			G4-3			G3		4 0	1 0	2 0	1 0	0 0	0 0	0 0
3 Brandon Wood, R (1, 5) OBP: 0.152, SLG: 0.438	2-H HR	SSS K				G4-3 19 L6-5 2B		G6-3		4	1	2	2	0	1	1
Nathan Haynes, L (1, 8) OBP: 0.364, SLG: 0.316 (5, 9) 83 Darren O'Day, R (6, 1) 2 Erick Aybar, S (8, PH) OBP: 0.379, SLG: 0.542 63 Rich Thompson, R (8, 1)	54 FC1-5 2B	SSS K 1-2				G4-3 2-3		G3		3 0 1 0	0 0 0 0	1 0 0 0	0 0 0 0	0 0 0 0	1 0 0 0	2 0 0 0
54 Ervin Santana, R (1, 1) 19 Kendrys Morales, S (6, PH) OBP: 0.432, SLG: 0.516 (6, 3)	FC1-5 6 BB 47 3B 2-3	SCS K				L6-5 3-3			SSS K	2 2	1 0	0 0	0 0	0 0	1 1	2 1
Inning Stats	R: 0 E: 0 K: 0 S: 3 H: 0 LOB: 0 BB: 0 P: 3	R: 6 E: 1 K: 2 S: 13 H: 5 LOB: 2 BB: 2 P: 21	R: 0 E: 0 K: 3 S: 10 H: 1 LOB: 1 BB: 0 P: 10	R: 0 E: 0 K: 1 S: 5 H: 0 LOB: 0 BB: 0 P: 5	R: 0 E: 0 K: 0 S: 3 H: 0 LOB: 0 BB: 0 P: 3	R: 0 E: 0 K: 0 S: 3 H: 1 LOB: 0 BB: 0 P: 3	R: 0 E: 0 K: 3 S: 10 H: 1 LOB: 2 BB: 1 P: 14	R: 0 E: 0 K: 0 S: 3 H: 0 LOB: 0 BB: 0 P: 3	R: 0 E: 0 K: 1 S: 6 H: 1 LOB: 1 BB: 0 P: 6	1B: 3 2B: 4 3B: 2 HR: 1 SF: 0 SAC: 0 DP: 1 HBP: 0						

PITCHER		IP	WLS	BF	H	R	ER	SO	BB	IBB	HBP	BLK	WP	HR	S	P	ERA	WHIP
46 Ryan Dempster, R ERA: 6.75	(1, 1)	1.2	L	13	5	6	5	1	2	0	0	0	0	1	13	21	27.00	4.200
43 Michael Wuertz, R ERA:	(2, 1)	1.1		5	1	0	0	4	0	0	0	0	1	0	13	13	0.00	0.750
34 Kerry Wood, R ERA: 4.5	(4, 1)	1.0		3	0	0	0	1	0	0	0	0	0	0	5	5	0.00	0.000
32 Jon Lieber, R ERA: 1.8	(5, 1)	4.0		14	2	0	0	3	1	0	0	0	0	0	19	23	0.00	0.750
58 Jose Ascanio, R ERA: 6.43	(9, 1)	1.0		4	1	0	0	1	0	0	0	0	0	0	6	6	0.00	1.000

PITCHER	IP	WLS	BF	H	R	ER	SO	BB	IBB	HBP	BLK	WP	HR	S	P	ERA	WHIP

TOP

Los Angeles Angels @ Chicago Cubs

Hohokam Park, Mesa, AZ

Fri Mar 14 2008, 4:05 PM EDT

Att. 12,837 - Sunny - 78 F

livebaseballscorecards.com

AB	36
R	6
H	9
RBI	6
BB	3
SO	10
LOB	13

WP: 1	PA: 39		
PB: 0			
SB: 0			
CS: 0			

Batter	1	2	3	4	5	6	7	8	9	AB	R	H	RBI	BB	SO	LOB
4 Eric Patterson, L (1, 8) OBP: 0.379, SLG: 0.462	BBBB 4-0 12 2B BB	X 0-0 E4 12 S		SSS 0-3 ③ K		X 0-0 1-2 1B			X 0-0 68 CS 1B	4	1	2	0	1	1	0
12 Alfonso Soriano, R (1, 7) OBP: 0.370, SLG: 0.520 68 Josh Kroeger, L (7, 7) OBP: 0.316, SLG: 0.474	X 0-0 25 2B 16 1B 1-H 2B	SSS 0-3 ③ K 1-2			X 0-0 ① G5-3	SSS 0-3 ③ K			SCC 0-3 ②③ K 1-2	4 1	1 0	1 0	1 0	0 0	2 1	3 1
25 Derrek Lee, R (1, 3) OBP: 0.263, SLG: 0.281 67 Micah Hoffpauir, L (8, 3) OBP: 0.457, SLG: 0.788	X 0-0 16 1B 1 FC4-6 2-3 2B	X 0-0 ① G6-3		X 0-0 16 K2-3 3B		SSS 0-3 ① K				4 0	2 0	2 0	0 0	0 0	1 0	0 0
16 Aramis Ramirez, R (1, 5) OBP: 0.421, SLG: 0.400 64 Casey McGehee, R (6, 5) OBP: 0.526, SLG: 0.667	X 0-0 1 FC4-6 2-3 3-H 1B	H 1-0 2B HBP			SSS 0-3 ② K2-3 3-H		X 0-0 ② F9			2 1	0 0	1 0	1 0	0 0	1 0	0 0
1 Kosuke Fukudome, L (1, 9) OBP: 0.390, SLG: 0.355 19 Matt Murton, R (8, 9) OBP: 0.410, SLG: 0.400	X 0-0 ① FC4-6 E 1-2f 3-H	X 0-0 ② P6			X 0-0 ③ G3		X 0-0 ③ G3-1			4 0	0 0	0 0	1 0	0 0	0 0	2 0
Mark DeRosa, R (1, 4) OBP: 0.385, SLG: 0.500 2 Ryan Theriot, R (8, 6) OBP: 0.395, SLG: 0.432	B X 1-0 ② P4 1-2	X 0-0 1-3 2B				SSS 0-3 ① K		X 0-0 ① G5-3		3 1	0 0	1 0	0 0	0 0	1 0	1 0
6 Alex Cintron, S (1, 6) OBP: 0.316, SLG: 0.417 17 Mike Fontenot, L (6, PH) OBP: 0.324, SLG: 0.424 (7, 6) (8, 4)	X 0-0 ③ F7	X 0-0 ③ G4-3				X 0-0 ② F8		X 0-0 ② G6-3		2 2	0 0	0 0	0 0	0 0	0 0	3 0
Henry Blanco, R (1, 2) OBP: 0.222, SLG: 0.353		X 0-0 ① P6		CCC 0-3 ① K		X 0-0 HR		X 0-0 ③ F9		4	1	1	1	0	1	0
46 Ryan Dempster, R (1, 1) 43 Michael Wuertz, R (2, 1) 34 Kerry Wood, R (4, 1) 27 Sam Fuld, L (4, PH) OBP: 0.389, SLG: 0.269 32 Jon Lieber, L (5, 1) OBP: 1.000, SLG: 1.000 58 Jose Ascanio, R (9, 1) 33 Daryle Ward, L (9, PH) OBP: 0.579, SLG: 1.056		CCC 0-3 ② K		X 0-0 ② G3-1		X 0-0 4 1B 1B			CCC 0-3 ① K	0 1 0 1 1 0 1	0 0 0 0 0 0 0	0 0 0 0 1 0 0	0 0 0 0 0 0 0	0 0 0 0 0 0 0	0 1 0 0 0 0 1	0 0 0 0 0 0 0
Inning Stats	R: 3 H: 3 E: 0 LOB: 1 K: 0 BB: 1 S: 6 P: 11	R: 0 H: 0 E: 1 LOB: 1 K: 2 BB: 0 S: 8 P: 8	R: 0 H: 1 E: 0 LOB: 2 K: 0 BB: 0 S: 4 P: 5	R: 0 H: 0 E: 0 LOB: 0 K: 2 BB: 0 S: 7 P: 7	R: 1 H: 1 E: 0 LOB: 0 K: 1 BB: 0 S: 6 P: 6	R: 1 H: 3 E: 0 LOB: 2 K: 2 BB: 0 S: 10 P: 10	R: 0 H: 0 E: 0 LOB: 0 K: 1 BB: 0 S: 5 P: 5	R: 0 H: 0 E: 0 LOB: 0 K: 0 BB: 0 S: 3 P: 3	R: 0 H: 1 E: 0 LOB: 0 K: 2 BB: 0 S: 7 P: 7	1B: 4 SF: 0 2B: 3 SAC: 0 3B: 1 DP: 0 HR: 1 HBP: 1						

PITCHER	IP	WLS	BF	H	R	ER	SO	BB	IBB	HBP	BLK	WP	HR	S	P	ERA	WHIP
54 Ervin Santana, R (1, 1) ERA: 7.9	5.0	W	23	5	4	4	5	1	0	1	0	0	0	31	37	7.20	1.200
83 Darren O'Day, R (6, 1) ERA: 0.79	2.0	H	9	3	1	1	3	0	0	0	0	0	1	15	15	4.50	1.500
63 Rich Thompson, R (8, 1) ERA: 3.86	2.0	S	6	1	0	0	2	0	0	0	0	0	0	10	10	0.00	0.500

PITCHER	IP	WLS	BF	H	R	ER	SO	BB	IBB	HBP	BLK	WP	HR	S	P	ERA	WHIP

BOTTOM

Los Angeles Angels @ Chicago Cubs

Hohokam Park, Mesa, AZ

Fri Mar 14 2008, 4:05 PM EDT
Att. 12,837 - Sunny - 78 F

livebaseballscorecards.com

AB	36
R	5
H	9
RBI	4
BB	1
SO	10
LOB	10

WP: 0	PA: 38		
PB: 0			
SB: 1			
CS: 1			

Batter	1	2	3	4	5	6	7	8	9	10	AB	R	H	RBI	BB	SO	LOB
22 Eric Byrnes, R (1, 7) OBP: 0.406, SLG: 0.621	S S S 0-3 K ①		x 0-0 G5-3 ①			x 0-0 HR		x 0-0 FC1-6 11 S ① 1-2f		x 0-0 G5-3 ②	3	1	1	1	0	1	0
4 Emilio Bonifácio, S (6, 4) OBP: 0.268, SLG: 0.368											2	0	0	0	0	0	2
6 Stephen Drew, L (1, 6) OBP: 0.233, SLG: 0.444	x 0-0 F8 ②		S S S 0-3 K ②			S S S 0-3 K ①		B B B 4-0 BB 1-2		x 0-0 P6 ③	3	0	0	0	0	2	0
11 Augie Ojeda, S (6, 6) OBP: 0.378, SLG: 0.394											1	0	0	0	1	0	1
1 Orlando Hudson, S (1, 4) OBP: 0.444, SLG: 0.464	x 0-0 G4-3 ③		x 0-0 F8 ③			x 0-0 F7 ②		S S S 0-3 K ②			3	0	0	0	0	0	0
30 Tim Raines, S (6, 7) OBP: 0.227, SLG: 0.150											1	0	0	0	0	1	2
27 Mark Reynolds, R (1, 5) OBP: 0.308, SLG: 0.441		x 0-0 F9 ①		x 0-0 G5-3 ①		x 0-0 F8 ③		S S S 0-3 K ③			3	0	0	0	0	0	0
14 Don Kelly, L (7, 3) OBP: 0.481, SLG: 0.500											1	0	0	0	0	1	2
21 Trot Nixon, L (1, 10) OBP: 0.263, SLG: 0.313		S C S 0-3 K ②		x 0-0 G3-1 ②			x 0-0 F8 ①		x 0-0 P6 ①		4	0	0	0	0	1	0
10 Justin Upton, R (1, 9) OBP: 0.395, SLG: 0.394		x 0-0 12 HR 1B 1B		x 0-0 CS 1B			S S S 0-3 K ②		x 0-0 P5 ②		3	1	2	0	0	1	0
60 Wilkin Castillo, S (7, 2) OBP: 0.250, SLG: 0.263											1	0	0	0	0	0	0
Chris Burke, R (1, 3) OBP: 0.500, SLG: 0.806		x 0-0 12 HR 1-2 1B		S 0-1 CS ③ 1-2	x 0-0 G5-3 ①		x 0-0 1B		x 0-0 L3 ③		3	1	2	0	0	0	0
73 Trent Oeltjen, L (7, 9) OBP: 0.250, SLG: 0.250											1	0	0	0	0	0	0
12 Jeff Salazar, L (1, 8) OBP: 0.375, SLG: 0.543		x 0-0 1-H 2-H HR			x 0-0 F9 ②		x 0-0 G3 ③			x 0-0 28 G5-3 1B	3	1	1	3	0	0	1
71 Jesus Merchan, R (7, 5) OBP: 0.577, SLG: 0.708											1	0	1	0	0	0	0
7 Robby Hammock, R (1, 2) OBP: 0.226, SLG: 0.250		x 0-0 G4-3 ③			S S S 0-3 K ③			x 0-0 4 FC1-6 1B		x 0-0 G5-3 ① 1-2	2	0	0	0	0	1	0
28 Alex Romero, L (7, 8) OBP: 0.385, SLG: 0.371											2	0	1	0	0	0	1
Inning Stats	R: 0 E: 0 K: 1 S: 5 H: 0 LOB: 0 BB: 0 P: 5	R: 3 E: 0 K: 1 S: 8 H: 3 LOB: 0 BB: 0 P: 8	R: 0 E: 0 K: 1 S: 5 H: 0 LOB: 0 BB: 0 P: 5	R: 0 E: 0 K: 0 S: 4 H: 1 LOB: 0 BB: 0 P: 4	R: 0 E: 0 K: 1 S: 5 H: 0 LOB: 0 BB: 0 P: 5	R: 1 E: 0 K: 1 S: 6 H: 1 LOB: 0 BB: 0 P: 6	R: 0 E: 0 K: 1 S: 6 H: 1 LOB: 1 BB: 0 P: 6	R: 0 E: 0 K: 2 S: 8 H: 1 LOB: 2 BB: 1 P: 12	R: 0 E: 0 K: 0 S: 3 H: 0 LOB: 0 BB: 0 P: 3	R: 0 E: 0 K: 0 S: 4 H: 1 LOB: 1 BB: 0 P: 4	1B: 6 2B: 0 3B: 0 HR: 2	SF: 0 SAC: 0 DP: 0 HBP: 0						

PITCHER		IP	WLS	BF	H	R	ER	SO	BB	IBB	HBP	BLK	WP	HR	S	P	ERA	WHIP
90 Nick Adenhart, R ERA: 4.26	(1, 1)	4.0		15	4	3	3	3	0	0	0	0	0	1	22	22	6.75	1.000
33 Justin Speier, R ERA:	(5, 1)	1.0		3	0	0	0	1	0	0	0	0	0	0	5	5	0.00	0.000
Miguel González, R ERA: 4.5	(6, 1)	2.0		8	2	1	1	2	0	0	0	0	0	1	12	12	4.50	1.000
37 David Austen, R ERA:	(8, 1)	1.0		5	1	0	0	2	1	0	0	0	0	0	8	12	0.00	2.000
87 Alex Serrano, R ERA: 1.86	(9, 1)	2.0	W	7	1	0	0	0	0	0	0	0	0	0	7	7	0.00	0.500

PITCHER		IP	WLS	BF	H	R	ER	SO	BB	IBB	HBP	BLK	WP	HR	S	P	ERA	WHIP

TOP

Arizona Diamondbacks @ Los Angeles Angels

Tempe Diablo Stadium, Tempe, AZ

Sat Mar 15 2008, 4:05 PM EDT
Att. 8,756 - Partly Cloudy - 68 F

livebaseballscorecards.com

AB	37
R	4
H	8
RBI	4
BB	1
SO	8
LOB	9

WP: 0 PA: 39
PB: 0
SB: 1
CS: 1

Arizona Diamondbacks @ Los Angeles Angels

Tempe Diablo Stadium, Tempe, AZ

Sat Mar 15 2008, 4:05 PM EDT
Att. 8,756 - Partly Cloudy - 68 F

livebaseballscorecards.com

BOTTOM

Batter	1	2	3	4	5	6	7	8	9	10	AB	R	H	RBI	BB	SO	LOB
9 Chone Figgins, S (1, 5) OBP: 0.375, SLG: 0.393	F7		K		G3-1			G6-3	F9		3	0	0	0	0	1	1
65 Sean Rodríguez, R (6, 4) OBP: 0.143, SLG: 0.350											2	0	0	0	0	0	2
24 Gary Matthews, S (1, 9) OBP: 0.303, SLG: 0.452	HR			G3-1	K			HR		1B	3	1	1	1	0	1	1
43 Matthew Brown, R (6, 5) OBP: 0.429, SLG: 0.750										3B	2	2	2	1	0	0	0
27 Vladimir Guerrero, R (1, 10) OBP: 0.267, SLG: 0.500	F7			F7		F9		F9		1B	3	0	0	0	0	0	0
Juan Rivera, R (8, PH) (9, 10) OBP: 0.417, SLG: 0.522										3-H	2	0	1	1	0	0	0
48 Torii Hunter, R (1, 8) OBP: 0.556, SLG: 1.115	F7			2B	K			BB			2	1	1	0	0	0	0
Nathan Haynes, L (6, 8) OBP: 0.375, SLG: 0.300				2B							1	0	0	0	1	1	0
Garret Anderson, L (1, 7) OBP: 0.391, SLG: 0.550		G4-3		47 1B 2-H 2B	K			F9			2	1	1	1	0	0	0
64 Terry Evans, R (6, 9) OBP: 0.320, SLG: 0.381											2	0	0	0	0	1	1
47 Howie Kendrick, R (1, 4) OBP: 0.333, SLG: 0.421		F9		2-H 1B			39 L4-3 1B		28 1B BB		2	0	1	1	0	0	0
32 Dee Brown, L (6, 7) OBP: 0.409, SLG: 0.421											1	0	1	0	1	0	0
39 Robb Quinlan, R (1, 3) OBP: 0.280, SLG: 0.375		F8		G6-3			L4-3 1-1		K		3	0	0	0	0	0	2
19 Kendrys Morales, S (8, 3) OBP: 0.421, SLG: 0.500											1	0	0	0	0	1	1
5 Jeff Mathis, R (1, 2) OBP: 0.455, SLG: 0.389			K		F8		1B		95 WP 1-3 1B		3	0	1	0	0	1	0
28 Ryan Budde, R (8, 2) OBP: 0.143, SLG: 0.167											1	0	1	0	0	0	0
2 Erick Aybar, S (1, 6) OBP: 0.375, SLG: 0.556			P4		2B		K		K 1-2		3	0	1	0	0	1	1
95 Hainley Statia, S (8, 6) OBP: 0.176, SLG: 0.250											1	0	0	0	0	1	2
Inning Stats	R: 1 H: 1 E: 0 LOB: 0 K: 0 BB: 0 S: 5 P: 7	R: 0 H: 0 E: 0 LOB: 0 K: 0 BB: 0 S: 3 P: 3	R: 0 H: 0 E: 0 LOB: 0 K: 2 BB: 0 S: 7 P: 7	R: 2 H: 3 E: 0 LOB: 1 K: 0 BB: 0 S: 6 P: 6	R: 0 H: 1 E: 0 LOB: 1 K: 1 BB: 0 S: 6 P: 6	R: 0 H: 0 E: 0 LOB: 0 K: 2 BB: 0 S: 7 P: 7	R: 0 H: 2 E: 0 LOB: 1 K: 1 BB: 0 S: 6 P: 6	R: 1 H: 1 E: 0 LOB: 1 K: 0 BB: 1 S: 6 P: 11	R: 0 H: 1 E: 0 LOB: 2 K: 2 BB: 1 S: 8 P: 12	R: 1 H: 2 E: 0 LOB: 1 K: 0 BB: 0 S: 2 P: 2	1B: 5 SF: 0 2B: 4 SAC: 0 3B: 1 DP: 1 HR: 2 HBP: 0						

AB	37
R	5
H	11
RBI	5
BB	2
SO	8
LOB	11

WP: 1 PA: 39
PB: 0
SB: 0
CS: 0

PITCHER		IP	WLS	BF	H	R	ER	SO	BB	IBB	HBP	BLK	WP	HR	S	P	ERA	WHIP
51 Randy Johnson, L ERA: 8.31	(1, 1)	3.0		10	1	1	1	2	0	0	0	0	0	1	15	17	3.00	0.333
48 Yusmeiro Petit, R ERA: 3.48	(4, 1)	3.0	B	13	4	2	2	3	0	0	0	0	0	0	19	19	6.00	1.333
33 Billy Buckner, R ERA: 6.0	(7, 1)	3.0	B	14	4	1	1	3	2	0	0	0	1	1	20	29	3.00	2.000
41 Connor Robertson, R ERA: 3.0	(10, 1)	0.0	L	2	2	1	1	0	0	0	0	0	0	0	2	2	∞	∞

PITCHER	IP	WLS	BF	H	R	ER	SO	BB	IBB	HBP	BLK	WP	HR	S	P	ERA	WHIP

Batter	1	2	3	4	5	6	7	8	9	AB	R	H	RBI	BB	SO	LOB
77 Reggie Willits, S (1, 8) OBP: 0.367, SLG: 0.385	L4			G4-3		K			G6-3	3	0	0	0	0	1	1
25 Peter Bourjos, R (7, 8) OBP: 0.429, SLG: 0.619										1	0	0	0	0	0	0
2 Erick Aybar, S (1, 6) OBP: 0.371, SLG: 0.633	G4-3			P5			HR		G6-3	3	1	1	1	0	0	0
12 Andrew Romine, S (8, 6)										1	0	0	0	0	0	0
32 Dee Brown, L (1, 7) OBP: 0.360, SLG: 0.364	G3			K			K			3	0	0	0	0	2	0
19 Kendrys Morales, S (1, 3) OBP: 0.439, SLG: 0.500		5 G6-4-3 BB			P6		46 CS 1B			2	0	1	0	1	0	0
5 Jeff Mathis, R (1, 2) OBP: 0.458, SLG: 0.368		G6-4-3 1-2f			4-2 G3-6-3 BB		K 1-2			1	0	0	0	1	0	1
46 Bobby Wilson, R (6, 2) OBP: 0.308, SLG: 0.308										1	0	0	0	0	1	1
Nathan Haynes, L (1, 9) OBP: 0.333, SLG: 0.261		K			G3-6-3 1-2f			F8		3	0	0	0	0	1	1
3 Brandon Wood, R (1, 5) OBP: 0.139, SLG: 0.400			P3			F7		K		3	0	0	0	0	1	0
65 Sean Rodríguez, R (1, 4) OBP: 0.167, SLG: 0.435			K			3B		K		3	0	1	0	0	2	0
79 Nick Green, R (1, 1)			K			K			K	1	0	0	0	0	1	0
89 Kasey Olenberger, R (4, 1)										1	0	0	0	0	1	1
68 Jeff Kennard, R (7, 1)										0	0	0	0	0	0	0
55 Matt Wilhite, R (8, 1)										0	0	0	0	0	0	0
90 Mark Trumbo, R (9, PH) OBP: 0.286, SLG: 0.429										1	0	0	0	0	1	0
Inning Stats	R: 0 E: 0 K: 0 S: 3 H: 0 LOB: 0 BB: 0 P: 3	R: 0 E: 0 K: 1 S: 4 H: 0 LOB: 0 BB: 1 P: 11	R: 0 E: 0 K: 2 S: 7 H: 0 LOB: 0 BB: 0 P: 7	R: 0 E: 0 K: 1 S: 5 H: 0 LOB: 0 BB: 0 P: 5	R: 0 E: 0 K: 0 S: 4 H: 0 LOB: 0 BB: 1 P: 8	R: 0 E: 0 K: 2 S: 11 H: 1 LOB: 1 BB: 0 P: 12	R: 1 E: 0 K: 2 S: 9 H: 2 LOB: 1 BB: 0 P: 14	R: 0 E: 0 K: 2 S: 9 H: 0 LOB: 0 BB: 0 P: 10	R: 0 E: 0 K: 1 S: 5 H: 0 LOB: 0 BB: 0 P: 7	1B: 1 2B: 1 3B: 1 HR: 1 SF: 0 SAC: 0 DP: 3 HBP: 0	WP: 0 PB: 0 SB: 0 CS: 1 PA: 29					

PITCHER	IP	WLS	BF	H	R	ER	SO	BB	IBB	HBP	BLK	WP	HR	S	P	ERA	WHIP
38 Carlos Zambrano, R (1, 1) ERA: 0.6	6.0	W	19	1	0	0	6	2	0	0	0	0	0	34	46	0.00	0.500
49 Carlos Marmol, R (7, 1) ERA: 1.29	1.0	H	4	2	1	1	2	0	0	0	0	0	1	9	14	9.00	2.000
43 Michael Wuertz, R (8, 1) ERA:	1.0	H	3	0	0	0	2	0	0	0	0	0	0	9	10	0.00	0.000
34 Kerry Wood, R (9, 1) ERA: 3.86	1.0	S	3	0	0	0	1	0	0	0	0	0	0	5	7	0.00	0.000

PITCHER	IP	WLS	BF	H	R	ER	SO	BB	IBB	HBP	BLK	WP	HR	S	P	ERA	WHIP

TOP

Los Angeles Angels @ Chicago Cubs

Hohokam Park, Mesa, AZ

Sun Mar 16 2008, 4:05 PM EDT

Att. 12,771 - Partly Cloudy - 55 F

livebaseballscorecards.com

AB	27
R	1
H	3
RBI	1
BB	2
SO	11
LOB	5

BOTTOM

Los Angeles Angels @ Chicago Cubs

Hohokam Park, Mesa, AZ

Sun Mar 16 2008, 4:05 PM EDT
Att. 12,771 - Partly Cloudy - 55 F

livebaseballscorecards.com

Batter	1	2	3	4	5	6	7	8	9	AB	R	H	RBI	BB	SO	LOB
4 Eric Patterson, L (1, 4) OBP: 0.364, SLG: 0.433	C C C 0-3 ① K		X 0-0 25 FC4 12 1B 16 1B 1-2 1B		X 0-0 ② F8		X 0-0 ③ G1-3			4	1	1	0	0	1	0
12 Alfonso Soriano, R (1, 7) OBP: 0.419, SLG: 0.655	X 0-0 ② P4		C X 0-1 25 E 1-2 2-3 1B		X 0-0 1B			B C B F X 2-2 HR		4	1	3	1	0	0	0
25 Derrek Lee, R (1, 3) OBP: 0.262, SLG: 0.306	X 0-0 ③ F9		F B X 1-1 ② FC4 16 1B 1-3 2-3 3-H		X 0-0 ③ F9			X 0-0 67 G4-3 2B		4	0	1	1	0	0	3
16 Aramis Ramirez, R (1, 5) OBP: 0.391, SLG: 0.368		X 0-0 ① F8	X 0-0 1-3 3-H 1B			X 0-0 ① F9		S S S 0-3 ① K		4	0	1	1	0	1	1
67 Micah Hoffpauir, L (1, 9) OBP: 0.442, SLG: 0.732		C B B F B X 2-2 ② G3	X 0-0 ③ F7			X 0-0 ② G4-3		X 0-0 ② G4-3 2-3		4	0	0	0	0	0	3
17 Mike Fontenot, L (1, 6) OBP: 0.341, SLG: 0.500		F B B F B X 3-2 HR		X 0-0 ① G4-3		C B B S B F B 4-2 BB		C F B X 1-2 ③ F7		3	1	1	1	1	0	1
20 Felix Pie, L (1, 8) OBP: 0.371, SLG: 0.548 49 Carlos Marmol, R (7, 1) 43 Michael Wuertz, R (8, 1) 34 Kerry Wood, R (9, 1)		B F C C 1-3 ③ K		X 0-0 ② F9		S B 1 SAFE F X 1-2 ③ G4-3				3 0 0 0	0 0 0 0	0 0 0 0	0 0 0 0	0 0 0 0	1 0 0 0	1 0 0 0
Henry Blanco, R (1, 2) OBP: 0.238, SLG: 0.350			X 0-0 38 FC2-6 1B	X 0-0 ③ G5-3			X 0-0 ① F8			3	0	1	0	0	0	0
38 Carlos Zambrano, S (1, 1) OBP: 0.200, SLG: 0.800 27 Sam Fuld, L (7, 8) OBP: 0.359, SLG: 0.241			M X 0-1 ① FC2-6 12 4 1B 1B 25 FC4 1-2f		X 0-0 ① F7		X 0-0 ② G4-3			2 1	1 0	0 0	0 0	0 0	0 0	1 0
Inning Stats	R: 0 E: 0 K: 1 S: 5 H: 0 LOB: 0 BB: 0 P: 5	R: 1 E: 0 K: 1 S: 10 H: 1 LOB: 0 BB: 0 P: 16	R: 2 E: 1 K: 0 S: 10 H: 4 LOB: 2 BB: 0 P: 11	R: 0 E: 0 K: 0 S: 3 H: 0 LOB: 0 BB: 0 P: 3	R: 0 E: 0 K: 0 S: 4 H: 1 LOB: 1 BB: 0 P: 4	R: 0 E: 0 K: 0 S: 8 H: 0 LOB: 1 BB: 1 P: 13	R: 0 E: 0 K: 0 S: 3 H: 0 LOB: 0 BB: 0 P: 3	R: 1 E: 0 K: 1 S: 11 H: 2 LOB: 1 BB: 0 P: 14		1B: 5 2B: 1 3B: 0 HR: 2	SF: 0 SAC: 0 DP: 0 HBP: 0						

	AB	32
	R	4
	H	8
	RBI	4
	BB	1
	SO	3
	LOB	10

PITCHER		IP	WLS	BF	H	R	ER	SO	BB	IBB	HBP	BLK	WP	HR	S	P	ERA	WHIP
79 Nick Green, R ERA: 5.4	(1, 1)	3.0	L	14	5	3	3	2	0	0	0	0	0	1	25	32	9.00	1.667
89 Kasey Olenberger, R ERA: 2.79	(4, 1)	3.0		11	1	0	0	0	1	0	0	0	0	0	15	20	0.00	0.667
68 Jeff Kennard, R ERA: 8.31	(7, 1)	1.0		3	0	0	0	0	0	0	0	0	0	0	3	3	0.00	0.000
55 Matt Wilhite, R ERA: 5.79	(8, 1)	1.0		5	2	1	1	1	0	0	0	0	0	1	11	14	9.00	2.000

PITCHER		IP	WLS	BF	H	R	ER	SO	BB	IBB	HBP	BLK	WP	HR	S	P	ERA	WHIP

WP: 0 PB: 0 SB: 0 CS: 0 PA: 33

Los Angeles Angels @ San Francisco Giants

Scottsdale Stadium, Scottsdale, AZ

Sun Mar 16 2008, 4:05 PM EDT

Att. 10,259 - Cloudy - 58 F

TOP

livebaseballscorecards.com

Batter	1	2	3	4	5	6	7	8	9	AB	R	H	RBI	BB	SO	LOB
9 Chone Figgins, S (1, 5) OBP: 0.429, SLG: 0.433	BBBB 4-0 24 1B 27 2B BB	x 0-0 24 S 1B			x 0-0 24 1B 1B		BBBB 4-0 59 CS BB		x 0-0 ② F7	2	1	2	0	1	0	0
95 Hainley Statia, S (7, PH) OBP: 0.211, SLG: 0.235 (7, 6)										1	0	0	0	1	0	1
24 Gary Matthews, S (1, 7) OBP: 0.333, SLG: 0.471	x 0-0 27 2B 1-3 1B 1B	SSS 0-3 ② K 1-2			x 0-0 1-2 1B		SSS 0-3 ① K		SSS 0-3 ③ K	3	1	2	0	0	1	1
28 Ryan Budde, R (7, PH) OBP: 0.111, SLG: 0.125 (7, 2)										2	0	0	0	0	2	2
27 Vladimir Guerrero, R (1, 9) OBP: 0.273, SLG: 0.515	x 0-0 1-3 1B 3-H 2B	x 0-0 ③ P3			x 0-0 ① F3		S X 0-1 ②③ F7 1-2			3	1	1	1	0	0	3
97 Fernando Rodriguez Jr., R (1, 1)										0	0	0	0	0	0	0
59 Freddy Sandoval, S (7, PH) OBP: 0.667, SLG: 0.500 (7, 5)										1	0	0	0	0	0	1
48 Torii Hunter, R (1, 8) OBP: 0.500, SLG: 1.000	x 0-0 ① P2		x 0-0 ① G5-3		x 0-0 ② L7			SSS 0-3 ① K		3	0	0	0	0	0	4
43 Matthew Brown, R (7, 3) OBP: 0.400, SLG: 0.692										1	0	0	0	0	1	0
Casey Kotchman, L (1, 3) OBP: 0.320, SLG: 0.375	x 0-0 47 1B 2-H 3-H 1B		x 0-0 ② G6-3		x 0-0 ③ G4-3			x 0-0 ② P3		3	1	1	2	0	0	2
64 Terry Evans, R (7, 9) OBP: 0.308, SLG: 0.364										1	0	0	0	0	0	0
47 Howie Kendrick, R (1, 4) OBP: 0.333, SLG: 0.415	x 0-0 6 E 44 CS 2-H 1B		x 0-0 ③ F8			x 0-0 ① F8		BBBB 4-0 BB		3	1	1	1	0	0	0
74 Adam Pavkovich, R (7, 4) OBP: 0.500, SLG: 0.250 (9, 8)										0	0	0	0	1	0	0
6 Maicer Izturis, S (1, 6) OBP: 0.452, SLG: 0.556	x 0-0 E4 44 CS 1-3			x 0-0 ① G6-3		x 0-0 1B		CCC 0-3 ③ K		3	0	1	0	0	0	1
59 Coby Smith, R (7, 8)										1	0	0	0	0	1	1
Ryan Leahy, R (9, 4)										0	0	0	0	0	0	0
44 Mike Napoli, R (1, 2) OBP: 0.227, SLG: 0.333	S X 0-1 ②③ P2 1-2 3-H			x 0-0 ② F8		x 0-0 ② F8			x 0-0 ① G6-3	3	0	0	0	0	0	2
62 Scot Shields, R (7, 1)										0	0	0	0	0	0	0
71 Barret Browning, L (8, 1)										0	0	0	0	0	0	0
65 Julio Perez, R (9, PH)										1	0	0	0	0	0	0
86 Stephen Marek, L (9, 1)										0	0	0	0	0	0	0
36 Jered Weaver, R (1, 1)		CCC 0-3 ① K		x 0-0 ③ G6-3		x 0-0 ③ G6-3			x 0-0 1B	2	0	0	0	0	1	0
39 Robb Quinlan, R (6, PH) OBP: 0.296, SLG: 0.385 (6, 9) (7, 7)										2	0	1	0	0	0	1

	AB	35
	R	5
	H	9
	RBI	4
	BB	3
	SO	6
	LOB	19

Inning Stats																												
	R: 5	H: 4	R: 0	H: 1	R: 0	H: 0	R: 0	H: 0	R: 0	H: 2	R: 0	H: 1	R: 0	H: 0	R: 0	H: 0	R: 0	H: 1	1B: 8	SF: 0	WP: 0	PA: 38
	E: 1	LOB: 0	E: 0	LOB: 1	E: 0	LOB: 0	E: 0	LOB: 0	E: 0	LOB: 2	E: 0	LOB: 1	E: 0	LOB: 0	E: 0	LOB: 1	E: 0	LOB: 1	2B: 1	SAC: 0	PB: 0	
	K: 0	BB: 1	K: 2	BB: 0	K: 0	BB: 0	K: 0	BB: 0	K: 0	BB: 0	K: 1	BB: 1	K: 2	BB: 1	K: 1	BB: 0	3B: 0	DP: 0	SB: 1	
	S: 8	P: 12	S: 8	P: 8	S: 3	P: 3	S: 3	P: 3	S: 5	P: 5	S: 4	P: 4	S: 5	P: 9	S: 7	P: 11	S: 6	P: 6	HR: 0	HBP: 0	CS: 3	

PITCHER		IP	WLS	BF	H	R	ER	SO	BB	IBB	HBP	BLK	WP	HR	S	P	ERA	WHIP
18 Matt Cain, R ERA: 6.46	(1, 1)	6.0	L	27	8	5	4	2	1	0	0	0	0	0	31	35	6.00	1.500
43 Bartolome Fortunato, R ERA: 1.35	(7, 1)	1.0		3	0	0	0	1	1	0	0	0	0	0	5	9	0.00	1.000
Tyler Walker, R ERA: 1.23	(8, 1)	1.0		4	0	0	0	2	1	0	0	0	0	0	7	11	0.00	1.000
38 Brian Wilson, R ERA: 2.35	(9, 1)	1.0		4	1	0	0	1	0	0	0	0	0	0	6	6	0.00	1.000

PITCHER	IP	WLS	BF	H	R	ER	SO	BB	IBB	HBP	BLK	WP	HR	S	P	ERA	WHIP

BOTTOM

Los Angeles Angels @ San Francisco Giants

Scottsdale Stadium, Scottsdale, AZ

Sun Mar 16 2008, 4:05 PM EDT

Att. 10,259 - Cloudy - 58 F

livebaseballscorecards.com

Batter	1	2	3	4	5	6	7	8	9	AB	R	H	RBI	BB	SO	LOB
Rajai Davis, R (1, 7) OBP: 0.388, SLG: 0.368 (8, 8)	B B B B 4-0 8 G1-3 BB		x 0-0 P2 ③			x 0-0 F7 ②		x 0-0 G6-3 ②		3	0	0	0	1	0	1
8 Eugenio Velez, S (1, 5) OBP: 0.327, SLG: 0.471 (5, 4)	1 SAFE x 0-0 G1-3 ① ② 1-2			x 0-0 P6 ①		C C C 0-3 K ③		x 0-0 G6-3 ③		4	0	0	0	0	1	1
Ray Durham, S (1, 4) OBP: 0.452, SLG: 0.595 22 Ryan Rohlinger, R (5, 5) OBP: 0.556, SLG: 1.125	C C C 0-3 K ③			x 0-0 1B			B B B B 4-0 WP 33 1B G6-3 BB		x 0-0 P4 ①	2	0	1	0	0	1	0
										1	1	0	0	1	0	0
33 Aaron Rowand, R (1, 8) OBP: 0.364, SLG: 0.475 47 Travis Ishikawa, L (8, 3) OBP: 0.190, SLG: 0.250		x 0-0 P3 ①		x 0-0 F9 ②			x 0-0 12 1B WP 1-2 1B		x 0-0 1B	3	1	1	0	0	0	1
										1	0	1	0	0	0	0
Rich Aurilia, R (1, 3) OBP: 0.410, SLG: 0.514 Tyler Walker, R (8, 1) 38 Brian Wilson, R (9, 1) 92 Bobby Felmy, L (9, PH)		x 0-0 F7 ②		x 0-0 G4-3 ③			B x 1-0 G6-3 ① 1-2 2-H		x 0-0 F7 ②	3	0	0	1	0	0	2
										0	0	0	0	0	0	0
										0	0	0	0	0	0	0
										1	0	0	0	0	0	1
12 Nate Schierholtz, L (1, 9) OBP: 0.275, SLG: 0.353		x 0-0 G1-3 ③			x 0-0 F9 ①		x 0-0 50 FC6-4 2-H 1B		x 0-0 G4-3 ③	4	0	1	1	0	0	1
50 Eliezer Alfonzo, R (1, 2) OBP: 0.100, SLG: 0.158			x 0-0 L7 ①		x 0-0 F9 ②		x 0-0 FC6-4 ② 1-2f			3	0	0	0	0	0	1
29 Brian Bocock, R (1, 6) OBP: 0.227, SLG: 0.171			x 0-0 P2 ②		C C C 0-3 K ③		x 0-0 G4-3 ③			3	0	0	0	0	1	1
18 Matt Cain, R (1, 1) OBP: 0.400, SLG: 0.400 43 Bartolome Fortunato, R (7, 1) 16 Brian Horwitz, R (8, 7) OBP: 0.250, SLG: 0.250			x 0-0 1B			x 0-0 P4 ①		x 0-0 G1-6-3 ①		2	0	1	0	0	0	0
										0	0	0	0	0	0	0
										1	0	0	0	0	0	0

	AB	31
	R	2
	H	5
	RBI	2
	BB	2
	SO	3
	LOB	9

Inning Stats	1	2	3	4	5	6	7	8	9
	R: 0 H: 0 E: 0 LOB: 0 K: 1 BB: 1 S: 4 P: 8	R: 0 H: 0 E: 0 LOB: 0 K: 0 BB: 0 S: 3 P: 3	R: 0 H: 1 E: 0 LOB: 1 K: 0 BB: 0 S: 4 P: 4	R: 0 H: 1 E: 0 LOB: 1 K: 0 BB: 0 S: 4 P: 4	R: 0 H: 0 E: 0 LOB: 0 K: 1 BB: 0 S: 5 P: 5	R: 0 H: 0 E: 0 LOB: 0 K: 1 BB: 0 S: 5 P: 5	R: 2 H: 2 E: 0 LOB: 1 K: 0 BB: 1 S: 5 P: 10	R: 0 H: 0 E: 0 LOB: 0 K: 0 BB: 0 S: 3 P: 3	R: 0 H: 1 E: 0 LOB: 1 K: 0 BB: 0 S: 4 P: 4

1B: 5 SF: 0 WP: 1 PA: 33
2B: 0 SAC: 0 PB: 0
3B: 0 DP: 0 SB: 0
HR: 0 HBP: 0 CS: 0

PITCHER		IP	WLS	BF	H	R	ER	SO	BB	IBB	HBP	BLK	WP	HR	S	P	ERA	WHIP
36 Jered Weaver, R ERA: 1.29	(1, 1)	5.0	W	17	2	0	0	2	1	0	0	0	0	0	20	24	0.00	0.600
97 Fernando Rodriguez Jr., R ERA:	(6, 1)	0.0		0	0	0	0	0	0	0	0	0	0	0	0	0	∞	∞
62 Scot Shields, R ERA: 18.0	(7, 1)	1.0		6	2	2	2	0	1	0	0	0	1	0	5	10	18.00	3.000
71 Barret Browning, L ERA:	(8, 1)	1.0	H	3	0	0	0	0	0	0	0	0	0	0	3	3	0.00	0.000
86 Stephen Marek, R ERA:	(9, 1)	1.0	S	4	1	0	0	0	0	0	0	0	0	0	4	4	0.00	1.000

PITCHER	IP	WLS	BF	H	R	ER	SO	BB	IBB	HBP	BLK	WP	HR	S	P	ERA	WHIP

Batter	1	2	3	4	5	6	7	8	9	AB	R	H	RBI	BB	SO	LOB
71 Alcides Escobar, R (1, 6) OBP: 0.357, SLG: 0.429 67 Guilder Rodriguez, S (8, 6)	F9	FC6-2, 21 BB, 2-H			21 E, 21 WP, 27 SF7, 1B	P4			BB, 92 DI	4 1 1 0 0 0 2 0 0 0 0 1 0 0						
21 Abraham Nunez, S (1, 4) OBP: 0.237, SLG: 0.194 92 Matt Cline, R (7, PH) OBP: 0.600, SLG: 0.750 (7, 4)	27 1B, 27 E, 11 1B, 1B	BB, 1-2			E4, 11 2B, 1-3		K		K, 1-2	2 2 1 0 1 0 1 2 0 0 0 0 2 1						
27 Joe Dillon, R (1, 3) OBP: 0.400, SLG: 0.622 92 Chris Errecart, R (6, 3) OBP: 0.250, SLG: 0.250	SAFE, 11 1B, 33 2B, 1-3, 1B	G6-3			SF7, 3-H		11 G4-6-3, 1B		F9	2 1 1 1 0 0 2 2 0 1 0 0 0 1						
11 Mike Rivera, R (1, 10) OBP: 0.321, SLG: 0.346	33 2B, 1-3, 3-H, 1B		P3		10 G5-3, 1-H, 2B		G4-6-3, 1-2f			4 0 2 2 0 0 1						
10 Vinny Rottino, R (1, 2) OBP: 0.290, SLG: 0.483	F9		F9		G5-3, 2-3			G3		4 0 0 0 0 0 3						
33 Gabe Kapler, R (1, 7) OBP: 0.333, SLG: 0.405 11 Lorenzo Cain, R (6, 7) OBP: 0.333, SLG: 0.667	1-3, 3-H, 2B		L6		F7			K		3 0 1 1 0 0 1 1 0 0 0 0 1 0						
53 Ozzie Chavez, S (1, 5) OBP: 0.364, SLG: 0.316 28 Adam Heether, R (7, 5) OBP: 1.000, SLG: 2.000	L5			22 CS, 1B	F7			2B		3 0 1 0 0 0 2 1 0 1 0 0 0 0						
22 Tony Gwynn Jr., L (1, 8) OBP: 0.436, SLG: 0.559 Gabe Gross, L (7, 8) OBP: 0.314, SLG: 0.565		G4-3		F8, 1-2		G4-3		K		3 0 0 0 0 0 1 1 0 0 0 0 1 1						
20 Laynce Nix, L (1, 9) OBP: 0.378, SLG: 0.441 90 Brendan Katin, R (6, 9) OBP: 0.429, SLG: 1.143		71 WP, 71 FC6-2, 2B		F8		E4			K	3 0 1 0 0 0 0 1 0 0 0 0 1 0						
Inning Stats	R: 2 E: 1 K: 0 S: 7 H: 4 LOB: 2 BB: 0 P: 8	R: 0 E: 0 K: 0 S: 4 H: 1 LOB: 2 BB: 1 P: 9	R: 0 E: 0 K: 0 S: 3 H: 0 LOB: 0 BB: 0 P: 3	R: 0 E: 0 K: 0 S: 3 H: 1 LOB: 0 BB: 0 P: 4	R: 2 E: 1 K: 0 S: 6 H: 2 LOB: 1 BB: 0 P: 7	R: 0 E: 1 K: 0 S: 4 H: 0 LOB: 1 BB: 0 P: 4	R: 0 E: 0 K: 1 S: 5 H: 1 LOB: 0 BB: 0 P: 5	R: 0 E: 0 K: 2 S: 8 H: 1 LOB: 1 BB: 0 P: 8	R: 0 E: 0 K: 2 S: 7 H: 0 LOB: 1 BB: 1 P: 11	1B: 6 2B: 4 3B: 0 HR: 0	SF: 1 SAC: 0 DP: 1 HBP: 0						

PITCHER	IP	WLS	BF	H	R	ER	SO	BB	IBB	HBP	BLK	WP	HR	S	P	ERA	WHIP
58 Dustin Moseley, R (1, 1) ERA: 5.14	4.0		18	6	2	2	0	1	0	0	0	1	0	17	24	4.50	1.750
83 Darren O'Day, R (5, 1) ERA: 1.35	2.0	W	10	2	2	1	0	0	0	0	0	1	0	10	11	4.50	1.000
Darren Oliver, L (7, 1) ERA: 1.29	2.0	H	7	2	0	0	3	0	0	0	0	0	0	13	13	0.00	1.000
52 Jason Bulger, R (9, 1) ERA: 7.2	1.0		4	0	0	0	2	1	0	0	0	0	0	7	11	0.00	1.000

PITCHER	IP	WLS	BF	H	R	ER	SO	BB	IBB	HBP	BLK	WP	HR	S	P	ERA	WHIP

Milwaukee Brewers @ Los Angeles Angels

Tempe Diablo Stadium, Tempe, AZ

Tue Mar 18 2008, 4:05 PM EDT

Att. 8,275 - Sunny - 66 F

TOP

livebaseballscorecards.com

AB	36
R	4
H	10
RBI	4
BB	2
SO	5
LOB	16

1B: 6 SF: 1
2B: 4 SAC: 0
3B: 0 DP: 1
HR: 0 HBP: 0

WP: 2 PA: 39
PB: 0
SB: 0
CS: 1

Milwaukee Brewers @ Los Angeles Angels

Tempe Diablo Stadium, Tempe, AZ

Tue Mar 18 2008, 4:05 PM EDT

Att. 8,275 - Sunny - 66 F

livebaseballscorecards.com

BOTTOM

Batter	1	2	3	4	5	6	7	8	9	AB	R	H	RBI	BB	SO	LOB
9 Chone Figgins, S (1, 5) OBP: 0.410, SLG: 0.406 3 Brandon Wood, R (8, 5) OBP: 0.162, SLG: 0.417	G3		SF8 3-H		24 F8 24 WP 27 SF8 BB	G6-3 1-2f		64 WP 64 1B 1-3 1B		2 1	1 1	0 1	1 0	1 0	0 0	2 0
24 Gary Matthews, S (1, 7) OBP: 0.375, SLG: 0.486 64 Terry Evans, R (7, PR) OBP: 0.333, SLG: 0.391 (8, 9)	S 1B		27 HR BB		F8 1-3		2 G3 HR 1B	2 1B 1-H 3-H 1B		3 1	1 1	2 1	0 1	1 0	0 0	1 0
27 Vladimir Guerrero, R (1, 9) OBP: 0.278, SLG: 0.600 2 Erick Aybar, S (7, PH) OBP: 0.378, SLG: 0.625 (8, 4)	F9		1-H HR		SF8 3-H		G3 1-2	1-2 1B		2 2	1 0	1 1	3 0	0 0	0 0	1 1
Garret Anderson, L (1, 10) OBP: 0.385, SLG: 0.500 19 Kendrys Morales, S (7, PH) OBP: 0.442, SLG: 0.486 (8, 10)	K 1-2		F9		48 1B WP BB		HR BB	F8		2 1	1 1	0 0	0 1	1 0	1 2	1 2
48 Torii Hunter, R (1, 8) OBP: 0.515, SLG: 1.063 32 Dee Brown, L (7, PH) OBP: 0.333, SLG: 0.333 (8, 7)		G6-3		HR	WP 1-3 1B		F4	K		3 2	1 0	2 0	1 0	0 0	0 1	0 4
Casey Kotchman, L (1, 3) OBP: 0.310, SLG: 0.464 95 Hainley Statia, S (8, 6) OBP: 0.211, SLG: 0.235		G5-3	K	G4-3 1-2 3-H			HR 1-H 2-H			4 0	1 0	1 0	3 0	0 0	1 0	1 0
47 Howie Kendrick, R (1, 4) OBP: 0.333, SLG: 0.409 Nathan Haynes, L (7, PH) OBP: 0.321, SLG: 0.250 (8, 8)		G6-3		6 FC4-6 1B		G4-3	K			3 1	0 0	1 0	0 0	0 1	0 1	0 1
5 Jeff Mathis, R (1, 2) OBP: 0.429, SLG: 0.318 28 Ryan Budde, R (9, 2) OBP: 0.111, SLG: 0.125			K	F8		6 1B BB		G1-3		3 0	0 0	0 0	0 0	1 0	1 0	1 0
6 Maicer Izturis, S (1, 6) OBP: 0.471, SLG: 0.600 Juan Rivera, R (8, 3) OBP: 0.440, SLG: 0.522			E8 9 SF8 2B	FC4-6 1-2f		9 G6-3 1-2 1B		3 1B 64 WP BB		3 0	1 1	2 0	0 0	0 1	0 0	1 0
Inning Stats	R: 0 E: 0 K: 1 S: 6 H: 1 LOB: 1 BB: 0 P: 7	R: 0 E: 0 K: 0 S: 3 H: 0 LOB: 0 BB: 0 P: 3	R: 3 E: 1 K: 1 S: 9 H: 2 LOB: 0 BB: 1 P: 14	R: 1 E: 0 K: 1 S: 8 H: 2 LOB: 1 BB: 0 P: 9	R: 2 E: 0 K: 0 S: 4 H: 1 LOB: 1 BB: 2 P: 14	R: 0 E: 0 K: 0 S: 3 H: 1 LOB: 1 BB: 1 P: 7	R: 3 E: 0 K: 1 S: 7 H: 2 LOB: 1 BB: 1 P: 11	R: 2 E: 0 K: 1 S: 8 H: 3 LOB: 2 BB: 1 P: 13		1B: 8 2B: 1 3B: 0 HR: 3	SF: 2 SAC: 0 DP: 1 HBP: 0			WP: 3 PB: 0 SB: 1 CS: 0	PA: 41		

	AB	33
	R	11
	H	12
	RBI	9
	BB	6
	SO	5
	LOB	16

PITCHER		IP	WLS	BF	H	R	ER	SO	BB	IBB	HBP	BLK	WP	HR	S	P	ERA	WHIP
37 Jeff Suppan, R ERA: 11.37	(1, 1)	4.2	L	23	6	6	6	3	3	0	0	0	1	2	29	45	11.57	1.929
90 Thomas Atlee, R ERA:	(5, 1)	0.1		1	0	0	0	0	0	0	0	0	1	0	1	2	0.00	0.000
Salomon Torres, R ERA:	(6, 1)	1.0		4	1	0	0	0	1	0	0	0	0	0	3	7	0.00	2.000
59 Derrick Turnbow, R ERA: 9.0	(7, 1)	1.0		6	2	3	3	1	1	0	0	0	0	1	7	11	27.00	3.000
38 Eric Gagne, R ERA: 11.25	(8, 1)	1.0		7	3	2	2	1	1	0	0	0	1	0	8	13	18.00	4.000

PITCHER	IP	WLS	BF	H	R	ER	SO	BB	IBB	HBP	BLK	WP	HR	S	P	ERA	WHIP

Los Angeles Angels @ Oakland Athletics

Phoenix Municipal Stadium, Phoenix, AZ

Wed Mar 19 2008, 3:05 PM EDT

Att. 7,940 - Sunny - 72 F

TOP

livebaseballscorecards.com

Batter	1	2	3	4	5	6	7	8	9	AB	R	H	RBI	BB	SO	LOB
9 Chone Figgins, S (1, 5) OBP: 0.395, SLG: 0.371 32 Dee Brown, L (8, 7) OBP: 0.321, SLG: 0.320	F7		G3		G3 1-3		24 1B 27 HR 1-2 BB		F9	3 1	1 0	0 0	0 0	1 0	0 0	1 0
24 Gary Matthews, S (1, 8) OBP: 0.432, SLG: 0.537 34 Brad Coon, L (8, 8) OBP: 0.667, SLG: 1.000	1B 1B		E 1B		3-H 1B		27 HR 1-2 2-3 1B		56 BB HBP	4 0	1 0	4 0	1 0	0 0	0 0	0 0
27 Vladimir Guerrero, R (1, 9) OBP: 0.275, SLG: 0.641 56 Tim Duff, R (8, 2)	K		F9		F8		1-H 2-H 3-H HR		1-2 BB	4 0	1 0	1 0	4 0	0 1	1 0	3 0
Garret Anderson, L (1, 7) OBP: 0.367, SLG: 0.462 72 Nate Sutton, L (8, 4)	1-3 1B		K 1-3		F8		G3-1		F4	4 1	0 0	1 0	0 0	0 0	1 0	2 2
48 Torii Hunter, R (1, 10) OBP: 0.459, SLG: 0.944 Flint Wipke, R (9, PH) (9, 10)	K			P2		P4	P6		K	4 1	0 0	0 0	0 0	0 0	1 1	2 2
Casey Kotchman, L (1, 3) OBP: 0.303, SLG: 0.469 36 Gary Patchett, R (8, 6)		G4-3		F9		47 2B 46 SF7-5-6-4-5 2B	G4-3			4 0	1 0	1 0	0 0	0 0	0 0	0 0
47 Howie Kendrick, R (1, 4) OBP: 0.354, SLG: 0.468 77 Reggie Willits, S (8, PH) OBP: 0.355, SLG: 0.370 (8, 9)		F9		2B		46 SF7-5-6-4-5 2-3 2B		P5		3 1	0 0	2 0	0 0	0 0	0 0	0 0
46 Bobby Wilson, R (1, 2) OBP: 0.313, SLG: 0.333 39 Robb Quinlan, R (8, PH) OBP: 0.286, SLG: 0.370 (8, 3)	1B		G5-3			SF7-5-6-4-5 2-3 3-H		G6-3		2 1	0 0	1 0	1 0	0 0	0 0	1 0
2 Erick Aybar, S (1, 6) OBP: 0.366, SLG: 0.571 Jay Brossman, R (8, 5)	K				9 G3 9 S 24 1B BB		E4 24 1B 9 S 27 HR		F7	3 0	2 0	0 0	0 0	1 0	1 0	1 0
Inning Stats	R: 0 E: 0 K: 2 S: 9 H: 2 LOB: 2 BB: 0 P: 9	R: 0 E: 0 K: 1 S: 6 H: 1 LOB: 1 BB: 0 P: 6	R: 0 E: 0 K: 1 S: 6 H: 1 LOB: 1 BB: 0 P: 6	R: 0 E: 0 K: 0 S: 4 H: 1 LOB: 1 BB: 0 P: 4	R: 1 E: 0 K: 0 S: 5 H: 1 LOB: 1 BB: 1 P: 9	R: 1 E: 0 K: 0 S: 4 H: 2 LOB: 0 BB: 0 P: 4	R: 4 E: 1 K: 0 S: 7 H: 2 LOB: 0 BB: 1 P: 11	R: 0 E: 0 K: 0 S: 3 H: 0 LOB: 0 BB: 0 P: 3	R: 0 E: 0 K: 1 S: 5 H: 0 LOB: 2 BB: 1 P: 10	1B: 6 2B: 4 3B: 0 HR: 1 SF: 1 SAC: 0 DP: 1 HBP: 1						

AB	36
R	6
H	10
RBI	6
BB	3
SO	5
LOB	14

WP: 0 PB: 0 SB: 2 CS: 0 PA: 41

PITCHER		IP	WLS	BF	H	R	ER	SO	BB	IBB	HBP	BLK	WP	HR	S	P	ERA	WHIP
40 Rich Harden, R ERA: 4.76	(1, 1)	6.0	L	26	8	2	2	4	1	0	0	0	0	0	34	38	3.00	1.500
29 Keith Foulke, R ERA: 15.75	(7, 1)	1.0		7	2	4	3	0	1	0	0	0	0	1	7	11	27.00	3.000
Huston Street, R ERA: 3.38	(8, 1)	1.0		3	0	0	0	0	0	0	0	0	0	0	3	3	0.00	0.000
51 Dallas Braden, L ERA: 3.27	(9, 1)	1.0		5	0	0	0	1	1	0	1	0	0	0	5	10	0.00	1.000

PITCHER	IP	WLS	BF	H	R	ER	SO	BB	IBB	HBP	BLK	WP	HR	S	P	ERA	WHIP

Batter	1	2	3	4	5	6	7	8	9	AB	R	H	RBI	BB	SO	LOB
67 Jeff Fiorentino, L (1, 7) (8, 8) OBP: 0.324, SLG: 0.179	F7		BB			K			F8	3	0	0	0	1	1	1
14 Mark Ellis, R (1, 4) OBP: 0.319, SLG: 0.435	P3		P5			F8			1B	3	0	0	0	0	0	3
Justin Sellers, R (7, 4) OBP: 1.000, SLG: 1.000									1B	1	1	1	0	0	0	0
5 Mike Sweeney, R (1, 10) OBP: 0.400, SLG: 0.462	F7			G6-3		G6-3			1B	3	0	0	0	0	0	1
Brian Stavisky, L (9, PH) OBP: 1.000, SLG: 1.000									1-2 1B	1	0	1	0	0	0	0
Emil Brown, R (1, 9) OBP: 0.341, SLG: 0.439		K		P4			29 G6-4-3			3	0	1	0	0	1	0
Nick Blasi, R (7, PR) (8, 9) OBP: 1.000, SLG: 1.000							1B		1-2 2-H 1B	1	0	1	1	0	0	0
7 Bobby Crosby, R (1, 6) OBP: 0.318, SLG: 0.537		K		P4			L5		L6	3	0	0	0	0	1	1
Josh Horton, L (8, 6)										1	0	0	0	0	0	2
29 Dan Johnson, L (1, 3) OBP: 0.273, SLG: 0.375	F9				F7		G6-4-3		F9	3	0	0	0	0	0	1
Chris Carter, R (8, 3)							1-2f			1	0	0	0	0	0	2
Rob Bowen, S (1, 2) OBP: 0.378, SLG: 0.500			3B		BB 12 G6-4-3			K		2	0	1	0	1	1	0
12 Donnie Murphy, R (1, 5) OBP: 0.370, SLG: 0.490			K2-3		G6-4-3			G4-3		3	0	0	0	0	1	2
					1-2f											
19 Chris Denorfia, R (1, 8) OBP: 0.340, SLG: 0.341			K			BB		F8		1	0	0	0	1	1	1
Jermaine Mitchell, L (8, 7)										1	0	0	0	0	0	0
Inning Stats	R: 0 E: 0 K: 0 S: 3 H: 0 LOB: 0 BB: 0 P: 3	R: 0 E: 0 K: 2 S: 7 H: 0 LOB: 0 BB: 0 P: 7	R: 0 E: 0 K: 2 S: 8 H: 1 LOB: 2 BB: 1 P: 12	R: 0 E: 0 K: 0 S: 3 H: 0 LOB: 0 BB: 0 P: 3	R: 0 E: 0 K: 0 S: 2 H: 0 LOB: 0 BB: 1 P: 6	R: 0 E: 0 K: 1 S: 5 H: 0 LOB: 1 BB: 1 P: 9	R: 0 E: 0 K: 0 S: 3 H: 1 LOB: 1 BB: 0 P: 3	R: 0 E: 0 K: 1 S: 5 H: 0 LOB: 0 BB: 0 P: 5	R: 1 E: 0 K: 0 S: 6 H: 3 LOB: 2 BB: 0 P: 6	1B: 4 2B: 0 3B: 1 HR: 0	SF: 0 SAC: 0 DP: 2 HBP: 0						

PITCHER	IP	WLS	BF	H	R	ER	SO	BB	IBB	HBP	BLK	WP	HR	S	P	ERA	WHIP
54 Ervin Santana, R (1, 1) ERA: 5.49	6.0	W	21	1	0	0	5	3	0	0	0	0	0	28	40	0.00	0.667
97 Fernando Rodriguez Jr., R (7, 1) ERA:	0.0		0	0	0	0	0	0	0	0	0	0	0	0	0	∞	∞
87 Alex Serrano, R (8, 1) ERA: 2.31	2.0		9	3	1	1	1	0	0	0	0	0	0	11	11	4.50	1.500

PITCHER	IP	WLS	BF	H	R	ER	SO	BB	IBB	HBP	BLK	WP	HR	S	P	ERA	WHIP

BOTTOM

Los Angeles Angels @ Oakland Athletics

Phoenix Municipal Stadium, Phoenix, AZ

Wed Mar 19 2008, 3:05 PM EDT

Att. 7,940 - Sunny - 72 F

livebaseballscorecards.com

AB	30
R	1
H	5
RBI	1
BB	3
SO	6
LOB	14

1B: 4 SF: 0
2B: 0 SAC: 0
3B: 1 DP: 2
HR: 0 HBP: 0

WP: 0 PA: 33
PB: 0
SB: 0
CS: 0

Batter	1	2	3	4	5	6	7	8	9	AB	R	H	RBI	BB	SO	LOB
10 Dave Roberts, L (1, 7) OBP: 0.378, SLG: 0.415 14 Fred Lewis, L (6, 7) OBP: 0.368, SLG: 0.388	S S S 0-3 K	S S C 0-3 K				X 0-0 ① G3	X 0-0 ③ G6-3			3 0 0 0 0 2 0 1 0 0 0 0 0 2						
8 Eugenio Velez, S (1, 5) OBP: 0.344, SLG: 0.439 (5, 4)	X 0-0 ② F8			B B B B 4-0 2 G3 2 S 33 FC5 BB		B B B B 4-0 2 FC6-4 BB		S S S 0-3 ① K		2 0 0 0 2 1 0						
2 Randy Winn, S (1, 9) OBP: 0.413, SLG: 0.571 Rajai Davis, R (6, 8) OBP: 0.393, SLG: 0.400	X 0-0 ③ G4-3			S X 0-1 ① G3 1-3		X 0-0 ② FC6-4 1-2f		X 0-0 ② G3		3 0 0 0 0 0 2 1 0 0 0 0 0 0						
33 Aaron Rowand, R (1, 8) OBP: 0.333, SLG: 0.426 39 Guillermo Rodriguez, R (6, 2) OBP: 0.250, SLG: 0.118		X 0-0 40 G4-6-3 1B 1B		X 0-0 ② FC5 WP 3-H		S S S 0-3 ③ K		X 0-0 ③ G6-3		3 0 1 0 0 1 2 1 0 0 0 0 0 0						
Rich Aurilia, R (1, 10) OBP: 0.395, SLG: 0.487		X 0-0 40 G4-6-3 1-2 1B		S S S 0-3 ③ K 1-2			X 0-0 ① F9		X 0-0 ① P2	4 0 1 0 0 1 1						
40 Daniel Ortmeier, S (1, 3) OBP: 0.305, SLG: 0.308 Tyler Graham, R (7, PR) (7, 9)		X 0-0 ① ② G4-6-3 1-2f 2-3			B X 1-0 50 F9 21 S 1B		X 0-0 E4 22 FC6-4 21 E 29 1B		X 0-0 ② P3	3 0 1 0 0 0 2 1 1 0 0 0 0 0						
21 Justin Leone, R (1, 4) OBP: 0.439, SLG: 0.485 (5, 5) (6, 9) (7, 3)		X 0-0 ③ F8			B S S S 1-3 ① K 1-2		X 0-0 E5 22 FC6-4 1-2		X 0-0 ③ F8	4 0 0 0 0 1 3						
50 Eliezer Alfonzo, R (1, 2) OBP: 0.095, SLG: 0.150 22 Ryan Rohlinger, R (6, 5) OBP: 0.333, SLG: 0.643			X 0-0 ① F9		X 0-0 ② F9 2-3		X 0-0 ② FC6-4 29 1B 1-2f 2-3			2 0 0 0 0 0 1 1 0 0 0 0 0 2						
29 Brian Bocock, R (1, 6) OBP: 0.241, SLG: 0.180			S S C 0-3 ② K		X 0-0 ③ G6-3		X 0-0 1-3 3-H 1B			3 0 1 1 0 1 1						
Inning Stats	R: 0 H: 0 E: 0 LOB: 0 K: 1 BB: 0 S: 5 P: 5	R: 0 H: 2 E: 0 LOB: 1 K: 0 BB: 0 S: 4 P: 4	R: 0 H: 0 E: 0 LOB: 0 K: 2 BB: 0 S: 7 P: 7	R: 0 H: 0 E: 0 LOB: 1 K: 1 BB: 1 S: 6 P: 10	R: 0 H: 1 E: 0 LOB: 1 K: 1 BB: 0 S: 6 P: 8	R: 0 H: 0 E: 0 LOB: 1 K: 1 BB: 1 S: 5 P: 9	R: 1 H: 1 E: 2 LOB: 2 K: 0 BB: 0 S: 6 P: 6	R: 0 H: 0 E: 0 LOB: 0 K: 1 BB: 0 S: 5 P: 5	R: 0 H: 0 E: 0 LOB: 0 K: 0 BB: 0 S: 3 P: 3	1B: 4 SF: 0 2B: 0 SAC: 0 3B: 0 DP: 1 HR: 0 HBP: 0						

PITCHER		IP	WLS	BF	H	R	ER	SO	BB	IBB	HBP	BLK	WP	HR	S	P	ERA	WHIP
90 Nick Adenhart, R ERA: 2.89	(1, 1)	6.0	W	22	3	0	0	6	2	0	0	0	1	0	33	43	0.00	0.833
86 Stephen Marek, R ERA:	(7, 1)	1.0		6	1	1	0	0	0	0	0	0	0	0	6	6	0.00	1.000
52 Jason Bulger, R ERA: 5.14	(8, 1)	2.0		6	0	0	0	1	0	0	0	0	0	0	8	8	0.00	0.000

PITCHER	IP	WLS	BF	H	R	ER	SO	BB	IBB	HBP	BLK	WP	HR	S	P	ERA	WHIP

TOP

San Francisco Giants @ Los Angeles Angels

Tempe Diablo Stadium, Tempe, AZ

Thu Mar 20 2008, 4:05 PM EDT

Att. 8,748 - Sunny - 79 F

livebaseballscorecards.com

AB	32
R	1
H	4
RBI	1
BB	2
SO	7
LOB	16

PA: 34	WP: 1	PB: 0	SB: 2	CS: 0														

Batter	1	2	3	4	5	6	7	8	9	AB	R	H	RBI	BB	SO	LOB
9 Chone Figgins, S (1, 5) OBP: 0.413, SLG: 0.421	SSC 0-3 ① K		x 0-0 27 G6-4-3 24 1B 1B	x 0-0 2-H 2B		x 0-0 ① F7		x 0-0 64 1B 1B 1B		3	0	2	1	0	1	0
19 Kendrys Morales, S (6, PH) OBP: 0.444, SLG: 0.486 (7, 3)										2	1	1	0	0	0	0
24 Gary Matthews, S (1, 10) OBP: 0.457, SLG: 0.558	x 0-0 27 2B 1B		x 0-0 ① 27 G6-4-3 1-2 1B	x 0-0 ③ G1-3		x 0-0 ② F7		x 0-0 64 1B 1-2 1B		2	1	2	0	0	0	0
Juan Rivera, R (4, PH) OBP: 0.429, SLG: 0.500 (5, 10)										3	0	1	0	0	0	1
27 Vladimir Guerrero, R (1, 9) OBP: 0.286, SLG: 0.659	x 0-0 1-H 2B		x 0-0 ① ② G6-4-3 1-2f 2-3		x 0-0 ① G3	x 0-0 ③ F7		x 0-0 28 BB 1-3 2-H 1B		2	0	1	1	0	0	2
64 Terry Evans, R (4, 9) OBP: 0.333, SLG: 0.385										3	0	1	1	0	0	0
48 Torii Hunter, R (1, 8) OBP: 0.425, SLG: 0.872	SSC 0-3 ② K		SSS 0-3 ③ K		x 0-0 ② F8		SSS 0-3 ① K	SSS 0-3 ② K		3	0	0	0	0	2	2
Nathan Haynes, L (7, 7) OBP: 0.300, SLG: 0.231										2	0	0	0	0	2	2
Garret Anderson, L (1, 7) OBP: 0.364, SLG: 0.448	x 0-0 ③ L7			x 0-0 ① L4	x 0-0 47 1B 1B		x 0-0 59 1B 34 PB 1B	BBB 4-0 1-2 BB		3	0	1	0	0	0	1
28 Ryan Budde, R (7, 2) OBP: 0.273, SLG: 0.222										1	1	1	0	1	0	0
47 Howie Kendrick, R (1, 4) OBP: 0.373, SLG: 0.480		x 0-0 39 PB 1B		x 0-0 ② F9	x 0-0 1-2 1B		x 0-0 34 G6-3 34 PB 1-3 1B	SSS 0-3 ③ K		3	0	2	0	0	0	0
59 Freddy Sandoval, S (7, 5) OBP: 0.643, SLG: 0.500										2	0	1	0	0	1	3
39 Robb Quinlan, R (1, 3) OBP: 0.290, SLG: 0.367	SSS 0-3 ① K 1-2			x 0-0 44 S 44 2B 1B	x 0-0 ③ F8		Bx 1-0 G6-3 1-3 3-H			3	1	1	0	0	1	3
34 Brad Coon, L (7, 8) OBP: 0.500, SLG: 0.667										1	0	0	0	0	0	1
44 Mike Napoli, R (1, 2) OBP: 0.280, SLG: 0.417	SSC 0-3 ② K			B x 1-0 1-H 2 E 2B		x 0-0 ③ 2 HR 1B	x 0-0 ③ G4-3			3	2	2	1	0	1	1
74 Adam Pavkovich, R (7, 4) OBP: 0.429, SLG: 0.200										1	0	0	0	0	0	1
2 Erick Aybar, S (1, 6) OBP: 0.364, SLG: 0.632		x 0-0 ③ F8		x 0-0 E5 9 2B 2-H		x 0-0 1-H HR		SSS 0-3 ① K		3	2	1	2	0	0	1
36 Gary Patchett, R (7, 6)										1	0	0	0	0	1	0
Inning Stats	R: 1 E: 0 K: 2 S: 9 H: 2 LOB: 1 BB: 0 P: 9	R: 0 E: 0 K: 2 S: 8 H: 1 LOB: 1 BB: 0 P: 8	R: 0 E: 0 K: 1 S: 6 H: 2 LOB: 1 BB: 0 P: 6	R: 3 E: 1 K: 0 S: 7 H: 3 LOB: 1 BB: 0 P: 8	R: 0 E: 0 K: 0 S: 5 H: 2 LOB: 2 BB: 0 P: 5	R: 2 E: 0 K: 0 S: 5 H: 2 LOB: 0 BB: 0 P: 5	R: 1 E: 0 K: 1 S: 7 H: 2 LOB: 1 BB: 0 P: 8	R: 1 E: 0 K: 3 S: 12 H: 3 LOB: 3 BB: 1 P: 16		1B: 13 2B: 3 3B: 0 HR: 1	SF: 0 SAC: 0 DP: 1 HBP: 0					

PITCHER		IP	WLS	BF	H	R	ER	SO	BB	IBB	HBP	BLK	WP	HR	S	P	ERA	WHIP
53 Jonathan Sánchez, L ERA: 5.63	(1, 1)	5.0	L	25	10	4	2	5	0	0	0	0	0	0	35	36	3.60	2.000
Tyler Walker, R ERA: 3.24	(6, 1)	1.0		5	2	2	2	0	0	0	0	0	0	1	5	5	18.00	2.000
38 Brian Wilson, R ERA: 3.12	(7, 1)	1.0		5	2	1	1	1	0	0	0	0	0	0	7	8	9.00	2.000
43 Bartolome Fortunato, R ERA: 2.35	(8, 1)	1.0		7	3	1	1	3	1	0	0	0	0	0	12	16	9.00	4.000

PITCHER	IP	WLS	BF	H	R	ER	SO	BB	IBB	HBP	BLK	WP	HR	S	P	ERA	WHIP

BOTTOM

San Francisco Giants @ Los Angeles Angels

Tempe Diablo Stadium, Tempe, AZ

Thu Mar 20 2008, 4:05 PM EDT

Att. 8,748 - Sunny - 79 F

livebaseballscorecards.com

AB	41
R	8
H	17
RBI	6
BB	1
SO	9
LOB	18

WP: 0 PB: 2 SB: 1 CS: 0 PA: 42

Batter	1	2	3	4	5	6	7	8	9	AB	R	H	RBI	BB	SO	LOB
9 Chone Figgins, S (1, 5) OBP: 0.429, SLG: 0.439	0-0 77 G6-3 1B			0-0 77 CS 1B		G4-3		0-0 77 SF7 3B		3	0	2	0	0	0	0
95 Hainley Statia, S (6, 6) OBP: 0.250, SLG: 0.389										1	1	1	0	0	0	0
77 Reggie Willits, S (1, 9) OBP: 0.343, SLG: 0.345	0-0 G6-3 1-2f			0-1 P6 1-2		4-0 6 1B SF9 BB		0-0 SF7 3-H		2	1	0	1	1	0	2
6 Maicer Izturis, S (1, 6) (6, 5) OBP: 0.474, SLG: 0.576	0-0 G3-1			4-0 E BB		0-0 1-3 1B		0-0 F8		3	0	1	0	1	0	0
Garret Anderson, L (1, 10) OBP: 0.333, SLG: 0.419		0-0 F7		0-1 F7 1-3		0-0 SF9 3-H			0-0 25 SH5-3 2 1B 2B	2	0	0	1	0	0	1
Juan Rivera, R (9, PH) OBP: 0.448, SLG: 0.556										1	0	1	0	0	0	0
3 Ivan Contreras, S (9, PR) (9, 10)										0	1	0	0	0	0	0
48 Torii Hunter, R (1, 8) OBP: 0.395, SLG: 0.810		0-0 G4-3			0-0 G5-3	0-0 F8			0-0 SH5-3 2-3	3	0	0	0	0	0	1
25 Peter Bourjos, R (6, 8) OBP: 0.429, SLG: 0.619										0	0	0	0	0	0	0
Casey Kotchman, L (1, 3) OBP: 0.297, SLG: 0.444		0-0 G4-3			0-0 G5-3		0-0 2 CS 1B		0-0 L4	4	0	1	0	0	0	2
47 Howie Kendrick, R (1, 4) OBP: 0.396, SLG: 0.519			0-0 46 CS 2B		0-0 1B		0-3 K 1-2		0-0 32 E 3-H 1B	2	0	2	0	0	0	0
2 Erick Aybar, S (6, 4) OBP: 0.370, SLG: 0.625										2	0	1	1	0	1	1
39 Robb Quinlan, R (1, 7) OBP: 0.281, SLG: 0.355			0-0 G6-3		0-0 F7		0-0 G4-3		4-0 1-3 BB	1	0	0	0	0	0	1
32 Dee Brown, L (5, PH) (5, 7) OBP: 0.323, SLG: 0.296										2	0	0	0	1	0	1
46 Bobby Wilson, R (1, 2) OBP: 0.300, SLG: 0.474			0-1 F9 2-3			2-1 HR		0-0 P5	0-0 F9	4	1	1	1	0	0	4
Inning Stats	R: 0 E: 0 K: 0 S: 3 H: 1 LOB: 0 BB: 0 P: 3	R: 0 E: 0 K: 0 S: 3 H: 0 LOB: 0 BB: 0 P: 3	R: 0 E: 0 K: 0 S: 4 H: 1 LOB: 0 BB: 0 P: 4	R: 0 E: 0 K: 0 S: 5 H: 1 LOB: 1 BB: 1 P: 9	R: 0 E: 0 K: 0 S: 4 H: 1 LOB: 1 BB: 0 P: 4	R: 2 E: 0 K: 0 S: 6 H: 2 LOB: 1 BB: 1 P: 12	R: 0 E: 0 K: 1 S: 5 H: 1 LOB: 0 BB: 0 P: 5	R: 1 E: 0 K: 0 S: 4 H: 1 LOB: 0 BB: 0 P: 4	R: 1 E: 0 K: 0 S: 5 H: 2 LOB: 3 BB: 1 P: 9	1B: 6 2B: 2 3B: 1 HR: 1	SF: 2 SAC: 1 DP: 1 HBP: 0	WP: 0 PB: 0 SB: 0 CS: 3	PA: 36				

PITCHER		IP	WLS	BF	H	R	ER	SO	BB	IBB	HBP	BLK	WP	HR	S	P	ERA	WHIP
57 Sidney Ponson, R ERA: 4.91	(1, 1)	3.0		10	3	0	0	0	0	0	0	0	0	0	11	11	0.00	1.000
54 Franklyn German, R ERA: 1.29	(4, 1)	1.0	H	3	0	0	0	0	1	0	0	0	0	0	4	8	0.00	1.000
43 Kameron Loe, R ERA: 6.94	(5, 1)	3.0	L	13	4	2	2	1	1	0	0	0	0	1	15	21	6.00	1.667
55 Robinson Tejeda, R ERA: 6.97	(8, 1)	1.2		9	3	2	2	0	1	0	0	0	0	0	8	12	10.80	2.400
51 Elizardo Ramirez, R ERA:	(9, 1)	0.1		1	0	0	0	0	0	0	0	0	0	0	1	1	0.00	0.000

PITCHER	IP	WLS	BF	H	R	ER	SO	BB	IBB	HBP	BLK	WP	HR	S	P	ERA	WHIP

TOP

Los Angeles Angels @ Texas Rangers

Surprise Stadium, Surprise, AZ

Fri Mar 21 2008, 9:05 PM EDT

Att. 11,725 - Clear - 80 F

livebaseballscorecards.com

AB	30
R	4
H	10
RBI	4
BB	3
SO	1
LOB	13

BOTTOM

Los Angeles Angels @ Texas Rangers

Surprise Stadium, Surprise, AZ

Fri Mar 21 2008, 9:05 PM EDT

Att. 11,725 - Clear - 80 F

Batter	1	2	3	4	5	6	7	8	9	AB	R	H	RBI	BB	SO	LOB
5 Ian Kinsler, R (1, 4) OBP: 0.519, SLG: 0.581 Ramón Vázquez, L (9, 4) OBP: 0.354, SLG: 0.333	F8		E8, 10 BB, 1B		SH5-3		FC6-4, 1-2f			3 0	0 0	1 0	0 0	0 0	0 0	1 0
10 Michael Young, R (1, 6) OBP: 0.385, SLG: 0.465 89 Corey Ragsdale, R (9, 6)	G6-3		BBBB, BB, 1-2		G1-3, 2-3			G6-4-3, 9, 32, 1B, 1B		3 0	0 0	1 0	0 0	1 0	0 0	1 0
32 Josh Hamilton, L (1, 8) OBP: 0.553, SLG: 0.884 37 Jason Ellison, R (9, 8) OBP: 0.514, SLG: 0.429	K		K		L4			9, G6-4-3, 1-2, 1B		4 0	0 0	1 0	0 0	0 0	2 0	4 0
9 Hank Blalock, L (1, 5) OBP: 0.333, SLG: 0.514 Adam Fox, R (9, 5)	F8	K	K			G3-6-3, 1B		G6-4-3, 1-2f, 2-3		4 0	0 0	1 0	0 0	0 0	1 0	5 0
Milton Bradley, S (1, 10)		K	G3			G3-6-3, 1-2f		F7		4	0	0	0	0	1	2
7 David Murphy, L (1, 9) OBP: 0.383, SLG: 0.711 17 Nelson Cruz, R (9, 9) OBP: 0.263, SLG: 0.417		K	K			F8			K	3 1	0 0	0 0	0 0	0 0	2 1	0 0
Frank Catalanotto, L (1, 7) OBP: 0.281, SLG: 0.276 28 Kevin Mench, R (9, 7) OBP: 0.452, SLG: 0.629			15, 1B, 2B	1B			F9		P3	3 1	1 0	2 0	0 0	0 0	0 0	0 0
15 Gerald Laird, R (1, 2) OBP: 0.314, SLG: 0.676 2 Adam Melhuse, S (9, 2) OBP: 0.348, SLG: 0.524			1B, 2-H, 1B	G1-3			P3		G6-3	3 1	0 0	1 0	1 0	0 0	0 0	1 0
Ben Broussard, L (1, 3) OBP: 0.261, SLG: 0.381 29 Jason Botts, S (9, 3) OBP: 0.368, SLG: 0.459			1 SAFE, 5, E, 5, 1B, 1-2, 1B		10, G1-3, 5, SH5-3, 1B		F9, 5, FC6-4, 1B			3 0	0 0	3 0	0 0	0 0	0 0	0 0
Inning Stats	R: 0 E: 0 K: 1 S: 5 H: 0 LOB: 0 BB: 0 P: 5	R: 0 E: 0 K: 2 S: 7 H: 0 LOB: 0 BB: 0 P: 7	R: 1 E: 1 K: 2 S: 10 H: 4 LOB: 3 BB: 1 P: 14	R: 0 E: 0 K: 1 S: 6 H: 1 LOB: 1 BB: 0 P: 6	R: 0 E: 0 K: 0 S: 4 H: 1 LOB: 1 BB: 0 P: 4	R: 0 E: 0 K: 0 S: 3 H: 1 LOB: 0 BB: 0 P: 3	R: 0 E: 0 K: 0 S: 4 H: 1 LOB: 1 BB: 0 P: 4	R: 0 E: 0 K: 0 S: 4 H: 2 LOB: 1 BB: 0 P: 4	R: 0 E: 0 K: 1 S: 5 H: 0 LOB: 0 BB: 0 P: 5	1B: 9 2B: 1 3B: 0 HR: 0	SF: 0 SAC: 1 DP: 2 HBP: 0						

PITCHER	IP	WLS	BF	H	R	ER	SO	BB	IBB	HBP	BLK	WP	HR	S	P	ERA	WHIP
36 Jered Weaver, R (1, 1) ERA: 1.33	6.1	W	25	7	1	1	6	1	0	0	0	0	0	36	40	1.42	1.263
83 Darren O'Day, R (7, 1) ERA: 1.23	1.1	H	6	3	0	0	0	0	0	0	0	0	0	6	6	0.00	2.250
63 Rich Thompson, R (8, 1) ERA: 3.24	1.1	S	4	0	0	0	1	0	0	0	0	0	0	6	6	0.00	0.000

PITCHER	IP	WLS	BF	H	R	ER	SO	BB	IBB	HBP	BLK	WP	HR	S	P	ERA	WHIP

AB	33
R	1
H	10
RBI	1
BB	1
SO	7
LOB	14

WP: 0 PB: 0 SB: 0 CS: 0 PA: 35

livebaseballscorecards.com

Batter	1	2	3	4	5	6	7	8	9	AB	R	H	RBI	BB	SO	LOB
9 Chone Figgins, S (1, 5) OBP: 0.423, SLG: 0.432	L8			G5-3		E6 1B 1-2	3 S 2-H 1B			3	1	1	0	0	0	0
Nathan Haynes, L (6, 8) OBP: 0.323, SLG: 0.259										1	0	1	1	0	0	0
24 Gary Matthews, S (1, 9) OBP: 0.449, SLG: 0.533	L4			48 1B BB		F8	K 1-2			2	0	0	0	1	0	1
3 Brandon Wood, R (6, 5) OBP: 0.158, SLG: 0.405										1	0	0	0	0	1	1
Garret Anderson, L (1, 7) OBP: 0.333, SLG: 0.412	G4-3			F8		2-H 1B		G5-3		3	0	1	1	0	0	1
64 Terry Evans, R (6, 9) OBP: 0.323, SLG: 0.370										1	0	0	0	0	0	0
48 Torii Hunter, R (1, 8) OBP: 0.391, SLG: 0.778		G6-3		1-3 1B		F9		G6-3		3	0	1	0	0	0	1
33 Justin Speier, R (6, 1)										0	0	0	0	0	0	0
28 Ryan Budde, R (7, 2) OBP: 0.250, SLG: 0.200										1	0	0	0	0	0	0
Casey Kotchman, L (1, 3) OBP: 0.282, SLG: 0.421		CCC K		G4-3			47 SH3-4 44 HR 1B	SSS K		2	0	0	0	0	1	2
97 Fernando Rodriguez Jr., R (1, 1)										0	0	0	0	0	0	0
77 Reggie Willits, S (6, 7) OBP: 0.351, SLG: 0.355										2	1	1	0	0	1	0
47 Howie Kendrick, R (1, 4) OBP: 0.382, SLG: 0.500		SSS K			G4-3		SH3-4 1-2		G3-1	2	0	0	0	0	1	0
72 Nate Sutton, L (7, 4)										0	0	0	0	0	0	0
Wilberto Ortiz, R (9, PH) (9, 4)										1	0	0	0	0	0	0
44 Mike Napoli, R (1, 2) OBP: 0.286, SLG: 0.519		F8			G6-3		2-H HR		P4	3	1	1	2	0	0	0
87 Alex Serrano, R (7, 1)										0	0	0	0	0	0	0
46 Bobby Wilson, R (9, PH) OBP: 0.286, SLG: 0.450										1	0	0	0	0	0	0
86 Stephen Marek, L (9, 1)										0	0	0	0	0	0	0
2 Erick Aybar, S (1, 6) OBP: 0.340, SLG: 0.568		F7			G4-3		G4-3		F8	4	0	0	0	0	0	0
35 Shane Loux, R (1, 1)		CCC K				9 CS 1B	1B 2B			1	0	0	0	0	1	0
19 Kendrys Morales, S (4, 3) OBP: 0.468, SLG: 0.538										2	1	2	0	0	0	0
Inning Stats	R: 0 E: 0 K: 0 S: 3 H: 0 LOB: 0 BB: 0 P: 3	R: 0 E: 0 K: 2 S: 7 H: 0 LOB: 0 BB: 0 P: 7	R: 0 E: 0 K: 1 S: 5 H: 0 LOB: 0 BB: 0 P: 5	R: 0 E: 0 K: 0 S: 4 H: 1 LOB: 2 BB: 1 P: 8	R: 0 E: 0 K: 0 S: 3 H: 0 LOB: 0 BB: 0 P: 3	R: 1 E: 1 K: 0 S: 5 H: 3 LOB: 1 BB: 0 P: 6	R: 3 E: 0 K: 1 S: 9 H: 4 LOB: 1 BB: 0 P: 11	R: 0 E: 0 K: 1 S: 5 H: 0 LOB: 0 BB: 0 P: 5	R: 0 E: 0 K: 0 S: 3 H: 0 LOB: 0 BB: 0 P: 3	1B: 6 2B: 1 3B: 0 HR: 1	SF: 0 SAC: 1 DP: 0 HBP: 0						

TOP

Los Angeles Angels @ Los Angeles Dodgers

Phoenix Municipal Stadium, Phoenix, AZ

Sat Mar 22 2008, 4:05 PM EDT

Att. 9,615 - Sunny - 78 F

livebaseballscorecards.com

AB	33
R	4
H	8
RBI	4
BB	1
SO	5
LOB	6

WP: 0 PB: 0 SB: 1 CS: 1 PA: 35

PITCHER		IP	WLS	BF	H	R	ER	SO	BB	IBB	HBP	BLK	WP	HR	S	P	ERA	WHIP
Derek Lowe, R ERA: 5.68	(1, 1)	6.0		22	4	1	0	3	1	0	0	0	0	0	27	32	0.00	0.833
44 Takashi Saito, R ERA: 9.0	(7, 1)	1.0	L	7	4	3	3	1	0	0	0	0	0	1	9	11	27.00	4.000
38 Ramon Troncoso, R ERA: 2.7	(8, 1)	1.0		3	0	0	0	1	0	0	0	0	0	0	5	5	0.00	0.000
30 Mike Myers, L ERA: 7.71	(9, 1)	0.1		1	0	0	0	0	0	0	0	0	0	0	1	1	0.00	0.000
65 Brian Falkenborg, R ERA: 4.76	(9, 1)	0.2		2	0	0	0	0	0	0	0	0	0	0	2	2	0.00	0.000

PITCHER	IP	WLS	BF	H	R	ER	SO	BB	IBB	HBP	BLK	WP	HR	S	P	ERA	WHIP

Angeles Angels @ Los Angeles Dodgers

Phoenix Municipal Stadium, Phoenix, AZ

Sat Mar 22 2008, 4:05 PM EDT

Att. 9,615 - Sunny - 78 F

livebaseballscorecards.com

BOTTOM

Batter	1	2	3	4	5	6	7	8	9	AB	R	H	RBI	BB	SO	LOB
9 Juan Pierre, L (1, 7) OBP: 0.268, SLG: 0.246	P6		G4-3		F8		3-H 2B		G4-3	5	0	1	1	0	0	3
15 Rafael Furcal, S (1, 6) OBP: 0.382, SLG: 0.651	G4-3		G1-6-3		16 FC6-4-5 1-2 1B		G4-3			4	0	1	0	0	0	1
16 Andre Ethier, L (1, 9) (5, 8) OBP: 0.457, SLG: 0.638	1B		BBB 7 1B BB		FC6-4-5 1-2 2-3			L7		3	0	1	0	1	0	2
7 James Loney, L (1, 3) OBP: 0.310, SLG: 0.344	SSS K		25 FC5-4 1-3 1B			F8		G3		4	0	1	0	0	1	1
25 Andruw Jones, R (1, 8) OBP: 0.404, SLG: 0.512 3 Delwyn Young, S (5, 9) OBP: 0.293, SLG: 0.208		G5-3	FC5-4 1-2f			SSS K		G4-3		2 2	0 0	0 0	0 0	0 0	0 1	2 0
55 Russell Martin, R (1, 2) OBP: 0.339, SLG: 0.354		2B 2B		SSS 3 K		SSS K			G4-3	4	1	1	0	0	2	0
Blake DeWitt, L (1, 5) OBP: 0.370, SLG: 0.564 14 Chin-Lung Hu, R (7, 5) OBP: 0.341, SLG: 0.333	13 HBP 2-H 2B		G1-3				21 G4-3 13 G3-1 9 2B 1B		G4-3	2 2	0 1	1 1	1 0	0 0	0 0	0 0
13 Tony Abreu, S (1, 4) OBP: 0.235, SLG: 0.188 33 Ramon Martinez, R (8, 4) OBP: 0.367, SLG: 0.240	B 2 SAFE H 2-3 HBP		G4-3				G3-1 1-2		27 1B 1B	2 1	0 0	0 1	0 0	0 0	0 0	1 0
Derek Lowe, R (1, 1) OBP: 0.200, SLG: 0.250 44 Takashi Saito, L (7, 1) 21 Mark Sweeney, L (7, PH) OBP: 0.448, SLG: 0.435 38 Ramon Troncoso, R (8, 1) 30 Mike Myers, L (9, 1) 65 Brian Falkenborg, R (9, 1) 27 Matt Kemp, R (9, PH) OBP: 0.333, SLG: 0.635		G6-3			16 15 FC6-4-5 1B		G4-3 2-3		1-3 1B	2 0 1 0 0 0 0 1	0 0 0 0 0 0 0 0	1 0 0 0 0 0 0 1	0 0 0 0 0 0 0 0	0 0 1 0 0 0 0 0	0 0 0 0 0 0 0 0	1 0 1 0 0 0 0 0
Inning Stats	R: 0 E: 0 K: 1 S: 6 H: 1 LOB: 1 BB: 0 P: 6	R: 1 E: 0 K: 0 S: 4 H: 2 LOB: 1 BB: 0 P: 6	R: 0 E: 0 K: 0 S: 4 H: 1 LOB: 2 BB: 1 P: 8	R: 0 E: 0 K: 1 S: 5 H: 0 LOB: 0 BB: 0 P: 5	R: 0 E: 0 K: 0 S: 4 H: 2 LOB: 1 BB: 0 P: 4	R: 0 E: 0 K: 2 S: 7 H: 0 LOB: 0 BB: 0 P: 7	R: 1 E: 0 K: 0 S: 5 H: 2 LOB: 1 BB: 0 P: 5	R: 0 E: 0 K: 0 S: 3 H: 0 LOB: 0 BB: 0 P: 3	R: 0 E: 0 K: 0 S: 5 H: 2 LOB: 2 BB: 0 P: 5	1B: 7 2B: 3 3B: 0 HR: 0	SF: 0 SAC: 0 DP: 1 HBP: 1					

	AB	35
	R	2
	H	10
	RBI	2
	BB	1
	SO	4
	LOB	12

WP: 0 PB: 0 SB: 0 CS: 0 PA: 37

PITCHER	IP	WLS	BF	H	R	ER	SO	BB	IBB	HBP	BLK	WP	HR	S	P	ERA	WHIP
35 Shane Loux, R (1, 1) ERA: 3.0	3.0		14	4	1	1	1	1	0	1	0	0	0	14	20	3.00	1.667
97 Fernando Rodriguez Jr., R (4, 1) ERA:	0.0		0	0	0	0	0	0	0	0	0	0	0	0	0	∞	∞
33 Justin Speier, R (6, 1) ERA:	1.0	W	3	0	0	0	2	0	0	0	0	0	0	7	7	0.00	0.000
87 Alex Serrano, R (7, 1) ERA: 2.63	2.0	H	8	2	1	1	0	0	0	0	0	0	0	8	8	4.50	1.000
86 Stephen Marek, R (9, 1) ERA:	1.0	S	5	2	0	0	0	0	0	0	0	0	0	5	5	0.00	2.000

PITCHER IP WLS BF H R ER SO BB IBB HBP BLK WP HR S P ERA WHIP

Batter	1	2	3	4	5	6	7	8	9	AB	R	H	RBI	BB	SO	LOB
51 Ichiro Suzuki, L (1, 8) OBP: 0.211, SLG: 0.278 25 Charlton Jimerson, R (7, 8) OBP: 0.240, SLG: 0.250	F8		4 G4-3 4 S 1B		G5-3		F9			4	0	1	0	0	0	0
										0	0	0	0	0	0	0
4 Jose Lopez, R (1, 4) OBP: 0.302, SLG: 0.320 23 Tug Hulett, L (8, 4) OBP: 0.333, SLG: 0.320	1B 1B		G4-3 1-3		P4			G5-3		4	0	1	0	0	0	1
										0	0	0	0	0	0	0
Raul Ibanez, L (1, 7) OBP: 0.362, SLG: 0.500 8 Jeremy Reed, L (8, 7) OBP: 0.407, SLG: 0.364	10 G4-6-3 1-2 1B		L3			10 G4-3 HR 2B		10 G4-3 1B		4	1	3	0	0	0	1
										0	0	0	0	0	0	0
10 Greg Norton, S (1, 3) OBP: 0.407, SLG: 0.489	G4-6-3 1-2f		F8			G4-3 2-3		G4-3 1-2		4	0	0	0	0	0	5
Brad Wilkerson, L (1, 9) OBP: 0.308, SLG: 0.354		F8		K		HR 3-H		K		4	1	1	2	0	2	1
2 Kenji Johjima, R (1, 2) OBP: 0.357, SLG: 0.450 63 Mike Kinkade, R (7, 2)		G5-3		12 FC6-4 1B		G6-4-3 1B			F8	3	0	2	0	0	0	0
										1	0	0	0	0	0	0
Jose Vidro, S (1, 10) OBP: 0.235, SLG: 0.244		12 1B 1B		K		G6-4-3 1-2f			F7	4	0	1	0	0	1	2
12 Michael Morse, R (1, 5) OBP: 0.576, SLG: 0.788		1-2 1B		FC6-4 1-2f			G1-3		F9	4	0	1	0	0	0	1
7 Yuniesky Betancourt, R (1, 6) OBP: 0.345, SLG: 0.423 Miguel Cairo, R (7, 6) OBP: 0.275, SLG: 0.431		F7			G5-3		F9			3	0	0	0	0	0	2
										0	0	0	0	0	0	0
Inning Stats	R: 0 H: 2 E: 0 LOB: 1 K: 0 BB: 0 S: 4 P: 4	R: 0 H: 2 E: 0 LOB: 2 K: 0 BB: 0 S: 5 P: 5	R: 0 H: 1 E: 0 LOB: 1 K: 0 BB: 0 S: 4 P: 5	R: 0 H: 1 E: 0 LOB: 1 K: 2 BB: 0 S: 8 P: 8	R: 0 H: 0 E: 0 LOB: 0 K: 0 BB: 0 S: 3 P: 3	R: 2 H: 3 E: 0 LOB: 0 K: 0 BB: 0 S: 7 P: 8	R: 0 H: 0 E: 0 LOB: 0 K: 0 BB: 0 S: 3 P: 3	R: 0 H: 1 E: 0 LOB: 1 K: 1 BB: 0 S: 6 P: 6	R: 0 H: 0 E: 0 LOB: 0 K: 0 BB: 0 S: 3 P: 3	1B: 8 SF: 0 2B: 1 SAC: 0 3B: 0 DP: 2 HR: 1 HBP: 0						

PITCHER	IP	WLS	BF	H	R	ER	SO	BB	IBB	HBP	BLK	WP	HR	S	P	ERA	WHIP
58 Dustin Moseley, R (1, 1) ERA: 3.0	5.0	W	20	6	0	0	2	0	0	0	0	0	0	24	25	0.00	1.200
Miguel González, R (6, 1) ERA: 4.5	4.0	S	15	4	2	2	1	0	0	0	0	0	1	19	20	4.50	1.000

PITCHER	IP	WLS	BF	H	R	ER	SO	BB	IBB	HBP	BLK	WP	HR	S	P	ERA	WHIP

TOP

Seattle Mariners @ Los Angeles Angels

Tempe Diablo Stadium, Tempe, AZ

Sun Mar 23 2008, 4:05 PM EDT

Att. 8,832 - Sunny - 82 F

livebaseballscorecards.com

AB	35
R	2
H	10
RBI	2
BB	0
SO	3
LOB	13

WP: 0	PA: 35
PB: 0	
SB: 1	
CS: 0	

BOTTOM

Seattle Mariners @ Los Angeles Angels

Tempe Diablo Stadium, Tempe, AZ

Sun Mar 23 2008, 4:05 PM EDT

Att. 8,832 - Sunny - 82 F

livebaseballscorecards.com

Batter	1	2	3	4	5	6	7	8	9	AB	R	H	RBI	BB	SO	LOB
9 Chone Figgins, S (1, 5) OBP: 0.436, SLG: 0.435 77 Reggie Willits, S (6, PH) OBP: 0.333, SLG: 0.333 (7, 9)	0-0: 24 CS 1B		4-0: 24 1B FC3 1-2 BB		0-0: G6-3 ①	0-0: F9 ②		0-0: G3 ② 1-2 3-H		2 2	1 0	1 0	0 1	1 0	0 0	0 3
24 Gary Matthews, S (1, 9) OBP: 0.462, SLG: 0.604 2 Erick Aybar, S (6, PH) OBP: 0.327, SLG: 0.543 (7, 4)	SAFE 1-1 ① 1-2 HR		0-0 ① 1-3 2-H 3-H 1B		0-0 ② F8	0-0 ③ L4		0-0 ③ G6-3		3 2	1 0	2 0	3 0	0 0	0 0	0 3
Garret Anderson, L (1, 7) OBP: 0.333, SLG: 0.405 19 Kendrys Morales, S (7, 3) OBP: 0.479, SLG: 0.575	0-0: 48 F8-3 1B		0-0: FC3 2B 3-H		0-2 ③ K		0-0: 46 G6-3 2B			3 1	0 0	1 1	1 0	0 0	1 0	0 0
48 Torii Hunter, R (1, 8) OBP: 0.388, SLG: 0.750 3 Brandon Wood, R (7, 5) OBP: 0.154, SLG: 0.395	0-0: F8-3 ② ③ 1-1		0-3 ② K			0-0: 1B HR 1B	0-3 ① K			3 1	1 0	1 0	0 0	0 0	1 1	2 1
Casey Kotchman, L (1, 3) OBP: 0.310, SLG: 0.463 46 Bobby Wilson, R (7, 2) OBP: 0.273, SLG: 0.429		0-0: L6 ①	0-0: 1-3 2B			0-0: 1-2 HR 1B	0-0: G6-3 ② 2-3			3 1	1 0	2 0	0 0	0 0	0 0	0 1
Juan Rivera, R (1, 10) OBP: 0.424, SLG: 0.613		0-0: P4 ②	0-0: G5-3 ③			0-0: 1-H 2-H HR	0-0: G3 ③			4	1	1	3	0	0	3
47 Howie Kendrick, R (1, 4) OBP: 0.362, SLG: 0.474 Nathan Haynes, L (7, 8) OBP: 0.344, SLG: 0.286		0-0: G5-3 ③		0-3: K2-3 ①		0-0: F9 ①		0-0: 95 1B 64 WP 77 G3 1B		3 1	0 1	0 1	0 0	0 0	1 0	0 0
5 Jeff Mathis, R (1, 2) OBP: 0.484, SLG: 0.440 64 Terry Evans, R (7, 7) OBP: 0.313, SLG: 0.357			0-0: 6 1B 24 1B 1B	0-0: 6 G4-3-6-2 1B		0-0: 6 1B 2B		1-3 ① 1-2 K		3 1	1 0	3 0	0 0	0 0	0 1	0 1
6 Maicer Izturis, S (1, 6) OBP: 0.488, SLG: 0.583 95 Hainley Statia, S (7, 6) OBP: 0.286, SLG: 0.421			0-0: 9 BB 24 1B 1-3 1B	0-0: G4-3-6-2 ② ③ 1-2f		0-0: 2-3 1B		0-0: 77 G3 2-3 1B		3 1	1 0	2 1	0 0	0 0	0 0	1 0

Inning Stats	1	2	3	4	5	6	7	8	9
	R: 1 E: 0 K: 0 S: 5	R: 0 E: 0 K: 0 S: 3	R: 3 E: 0 K: 1 S: 9	R: 0 E: 0 K: 1 S: 5	R: 0 E: 0 K: 1 S: 5	R: 3 E: 0 K: 0 S: 8	R: 0 E: 0 K: 1 S: 6	R: 1 E: 0 K: 1 S: 7	
	H: 3 LOB: 0 BB: 0 P: 6	H: 0 LOB: 0 BB: 0 P: 3	H: 4 LOB: 2 BB: 1 P: 13	H: 1 LOB: 0 BB: 0 P: 5	H: 0 LOB: 0 BB: 0 P: 5	H: 5 LOB: 2 BB: 0 P: 8	H: 1 LOB: 1 BB: 0 P: 6	H: 2 LOB: 1 BB: 0 P: 8	

	AB	37
	R	8
	H	16
	RBI	8
	BB	1
	SO	5
	LOB	15

1B: 11	SF: 0	WP: 1	PA: 38
2B: 4	SAC: 0	PB: 0	
3B: 0	DP: 2	SB: 0	
HR: 2	HBP: 0	CS: 1	

PITCHER		IP	WLS	BF	H	R	ER	SO	BB	IBB	HBP	BLK	WP	HR	S	P	ERA	WHIP
Cha Seung Baek, R ERA: 3.21	(1, 1)	3.0	L	15	7	4	4	1	1	0	0	0	0	1	17	22	12.00	2.667
41 R.A. Dickey, R ERA: 3.0	(4, 1)	3.0		14	6	3	3	2	0	0	0	0	0	1	18	18	9.00	2.000
57 Mark Lowe, R ERA: 1.8	(7, 1)	1.0		4	1	0	0	1	0	0	0	0	0	0	6	6	0.00	1.000
Sean Green, R ERA: 8.0	(8, 1)	1.0		5	2	1	1	1	0	0	0	0	1	0	7	8	9.00	2.000

PITCHER		IP	WLS	BF	H	R	ER	SO	BB	IBB	HBP	BLK	WP	HR	S	P	ERA	WHIP

Batter	1	2	3	4	5	6	7	8	9	10	AB	R	H	RBI	BB	SO	LOB
24 Brian Giles, L (1, 9) OBP: 0.308, SLG: 0.250	F9		G3-1		10 FC5-4 1B		L7			2 1B 2B	3	0	1	0	0	0	0
18 Paul McAnulty, L (5, PR) (5, 9) (7, 7) OBP: 0.400, SLG: 0.652											2	0	1	0	0	0	0
10 Tadahito Iguchi, R (1, 4) OBP: 0.395, SLG: 0.462	23 1B 1B		23 S 1B		FC5-4 23 G3-6-1 1-2f			F7		23 G4-6-3 1B 2-3	3	1	2	0	0	0	1
2 Luis Antonio Rodriguez, S (7, 6) OBP: 0.486, SLG: 0.448											2	0	1	0	0	0	0
23 Adrián González, L (1, 10) OBP: 0.390, SLG: 0.564	G4-6-3 1-2 1B		K 1-2		G3-6-1 1-2f			K		G4-6-3 1-2f	5	0	1	0	0	2	4
Tony Clark, S (1, 3) OBP: 0.459, SLG: 0.629	G4-6-3 1-2f					33 G3 3 SF9 2B					3	0	2	1	0	0	2
9 Brian Myrow, L (6, PR) (6, 3) OBP: 0.586, SLG: 0.650			2-H 1B					HR			1	2	1	1	0	0	0
33 Jody Gerut, L (1, 8) OBP: 0.327, SLG: 0.609		3 2B 3B	P6			G3 2-3		G3			3	1	1	0	0	0	2
13 Oscar Robles, L (7, 4) OBP: 0.320, SLG: 0.261											1	0	0	0	0	0	0
3 Khalil Greene, R (1, 6) OBP: 0.171, SLG: 0.243		28 G3 3-H 2B		28 G6-3 12 S 1B		SF9 3-H			64 FC6-4 1B		2	0	2	2	0	0	0
11 Craig Stansberry, R (7, 5) OBP: 0.483, SLG: 0.619											1	0	1	0	0	0	0
12 Scott Hairston, R (1, 7) OBP: 0.314, SLG: 0.606		G5-3		K 1-2		K			FC6-4 28 CS 1-2f		3	0	0	0	0	2	3
64 Chip Ambres, R (7, 9) OBP: 0.343, SLG: 0.500											1	0	0	0	0	0	1
28 Josh Bard, S (1, 2) OBP: 0.278, SLG: 0.242		G3 2-3		G6-3 2-3			K		K 1-2		4	0	0	0	0	2	3
1 Luke Carlin, S (10, 2)											0	0	0	0	0	0	0
Callix Crabbe, S (1, 5) (7, 8) OBP: 0.361, SLG: 0.439		G4-3		L6			G3			K	4	0	0	0	0	1	2
Inning Stats	R: 0 E: 0 K: 0 S: 4 H: 2 LOB: 1 BB: 0 P: 4	R: 1 E: 0 K: 0 S: 5 H: 2 LOB: 1 BB: 0 P: 5	R: 1 E: 0 K: 1 S: 7 H: 2 LOB: 1 BB: 0 P: 7	R: 0 E: 0 K: 1 S: 6 H: 1 LOB: 1 BB: 0 P: 7	R: 0 E: 0 K: 0 S: 3 H: 1 LOB: 1 BB: 0 P: 3	R: 1 E: 0 K: 1 S: 6 H: 1 LOB: 1 BB: 0 P: 6	R: 0 E: 0 K: 1 S: 5 H: 0 LOB: 0 BB: 0 P: 5	R: 1 E: 0 K: 1 S: 8 H: 1 LOB: 0 BB: 0 P: 10	R: 0 E: 0 K: 1 S: 5 H: 1 LOB: 0 BB: 0 P: 6	R: 0 E: 0 K: 1 S: 6 H: 2 LOB: 1 BB: 0 P: 6	1B: 8 2B: 3 3B: 1 HR: 1	SF: 1 SAC: 0 DP: 3 HBP: 0						

PITCHER	IP	WLS	BF	H	R	ER	SO	BB	IBB	HBP	BLK	WP	HR	S	P	ERA	WHIP
54 Ervin Santana, R (1, 1) ERA: 5.06	7.0		28	9	3	3	4	0	0	0	0	0	0	36	37	3.86	1.286
83 Darren O'Day, R (8, 1) ERA: 1.72	1.0		4	1	1	1	1	0	0	0	0	0	1	8	10	9.00	1.000
52 Jason Bulger, R (9, 1) ERA: 4.0	2.0		7	3	0	0	2	0	0	0	0	0	0	11	12	0.00	1.500

PITCHER	IP	WLS	BF	H	R	ER	SO	BB	IBB	HBP	BLK	WP	HR	S	P	ERA	WHIP

TOP

San Diego Padres @ Los Angeles Angels

Tempe Diablo Stadium, Tempe, AZ

Mon Mar 24 2008, 4:05 PM EDT
Att. 8,550 - Sunny - 82 F

livebaseballscorecards.com

AB	38
R	4
H	13
RBI	4
BB	0
SO	7
LOB	18

1B: 8	SF: 1	WP: 0	PA: 39
2B: 3	SAC: 0	PB: 0	
3B: 1	DP: 3	SB: 2	
HR: 1	HBP: 0	CS: 1	

San Diego Padres @ Los Angeles Angels

Tempe Diablo Stadium, Tempe, AZ

Mon Mar 24 2008, 4:05 PM EDT

Att. 8,550 - Sunny - 82 F

livebaseballscorecards.com

BOTTOM

Batter	1	2	3	4	5	6	7	8	9	10	AB	R	H	RBI	BB	SO	LOB
9 Chone Figgins, S (1, 5) OBP: 0.431, SLG: 0.429	S S S 0-3 ① K		x 0-0 ② F9		x 0-0 1-2 1B		x 0-0 ② FC5-4 77 1B 19 1B 1-2f 2-3		x 0-0 19 E 1-3 1B		3	0	1	0	0	1	0
64 Terry Evans, R (6, 9) OBP: 0.324, SLG: 0.367											2	1	1	0	0	0	2
3 Ivan Contreras, S (9, PR) (10, 4)											0	1	0	0	0	0	0
24 Gary Matthews, S (1, 7) OBP: 0.472, SLG: 0.612	x 0-0 48 S 1B		x 0-0 ③ G5-3		x 0-0 ③ F7		x 0-0 19 1B 1-2 3-H 1B		x 0-0 ② SF8 3-H		1	0	1	0	0	0	0
77 Reggie Willits, S (2, 7) OBP: 0.326, SLG: 0.333											3	0	1	2	0	0	2
(10, 9)																	
27 Vladimir Guerrero, R (1, 9) OBP: 0.295, SLG: 0.651	x 0-0 ② F8			x 0-0 G4-3 1B		x 0-0 ① G4-3	x 0-0 1-3 2-H 1B		x 0-0 E9 1-H 2B		2	0	1	0	0	0	1
19 Kendrys Morales, S (6, 3) OBP: 0.490, SLG: 0.605											3	0	2	2	0	0	0
48 Torii Hunter, R (1, 8) OBP: 0.385, SLG: 0.720	S B B B B 4-1 1-2 BB			x 0-0 ① F8		x 0-0 ② F7	x 0-0 ③ L7		x 0-0 ③ L4		2	0	0	0	1	0	1
Nathan Haynes, L (7, 8) OBP: 0.324, SLG: 0.267											2	0	0	0	0	0	4
Garret Anderson, L (1, 10) OBP: 0.333, SLG: 0.400	S S S 0-3 ③ K			x 0-0 ② G4-3 1-2		x 0-0 6 FC6-4 1B		S S C 0-3 ① K		S S S 0-3 ① K	3	0	1	0	0	1	3
44 Mike Napoli, R (8, PH) OBP: 0.267, SLG: 0.483											2	0	0	0	0	2	0
(9, 10)																	
6 Maicer Izturis, S (1, 4) OBP: 0.444, SLG: 0.525		x 0-0 ① F8		x 0-0 ③ G5-3		x 0-0 ③ FC6-4 1-2f		x 0-0 ② F7		x 0-0 ② B2-3	4	0	0	0	0	0	2
36 Gary Patchett, R (9, 4) (10, 6)											0	0	0	0	0	0	0
Darwin Perez, S (10, PH)											1	0	0	0	0	0	0
Casey Kotchman, L (1, 3) OBP: 0.318, SLG: 0.465		x 0-0 ② G3			x 0-0 9 1B 1B		S S S 0-3 ① K	S S C 0-3 ③ K		x 0-0 3B	2	0	1	0	0	0	0
3 Brandon Wood, R (6, 5) OBP: 0.167, SLG: 0.439											3	0	1	0	0	2	0
5 Jeff Mathis, R (1, 2) OBP: 0.444, SLG: 0.400		x 0-0 ③ F8			x 0-0 ① P4		x 0-0 64 FC5-4 2 1B 77 1B 1B		x 0-0 ① S S S F8	0-3 ③ K	5	1	1	0	0	1	2
2 Erick Aybar, S (1, 6) OBP: 0.339, SLG: 0.540			x 0-0 ① G3		x 0-0 ② P6		x 0-0 64 FC5-4 1-2 1B		x 0-0 64 1B 77 SF8 1B		4	1	2	0	0	0	1
32 Dee Brown, L (10, 7) OBP: 0.323, SLG: 0.296											0	0	0	0	0	0	0
Inning Stats	R: 0 H: 1 E: 0 LOB: 2 K: 2 BB: 1 S: 9 P: 13	R: 0 H: 0 E: 0 LOB: 0 K: 0 BB: 0 S: 3 P: 3	R: 0 H: 0 E: 0 LOB: 0 K: 0 BB: 0 S: 3 P: 3	R: 0 H: 1 E: 0 LOB: 1 K: 0 BB: 0 S: 4 P: 4	R: 0 H: 2 E: 0 LOB: 2 K: 0 BB: 0 S: 5 P: 5	R: 0 H: 1 E: 0 LOB: 1 K: 0 BB: 0 S: 4 P: 4	R: 2 H: 4 E: 0 LOB: 2 K: 1 BB: 0 S: 9 P: 9	R: 0 H: 0 E: 0 LOB: 0 K: 2 BB: 0 S: 7 P: 7	R: 2 H: 3 E: 1 LOB: 2 K: 0 BB: 0 S: 6 P: 6	R: 0 H: 1 E: 0 LOB: 1 K: 2 BB: 0 S: 8 P: 8	1B: 11 SF: 1 2B: 1 SAC: 0 3B: 1 DP: 0 HR: 0 HBP: 0						

	AB	42
	R	4
	H	13
	RBI	4
	BB	1
	SO	7
	LOB	18

WP: 0 PA: 44
PB: 0
SB: 1
CS: 0

PITCHER	IP	WLS	BF	H	R	ER	SO	BB	IBB	HBP	BLK	WP	HR	S	P	ERA	WHIP
Randy Wolf, L (1, 1) ERA: 6.28	6.0		24	5	0	0	2	1	0	0	0	0	0	28	32	0.00	1.000
40 Adam Bass, R (7, 1) ERA: 3.6	1.0	H	7	4	2	2	1	0	0	0	0	0	0	9	9	18.00	4.000
38 Glendon Rusch, L (8, 1) ERA: 0.79	1.0	H	3	0	0	0	2	0	0	0	0	0	0	7	7	0.00	0.000
41 Kevin Cameron, R (9, 1) ERA: 10.38	1.0	B	6	3	2	2	0	0	0	0	0	0	0	6	6	18.00	3.000
43 Cla Meredith, R (10, 1) ERA: 1.13	1.0		4	1	0	0	2	0	0	0	0	0	0	8	8	0.00	1.000

PITCHER	IP	WLS	BF	H	R	ER	SO	BB	IBB	HBP	BLK	WP	HR	S	P	ERA	WHIP

Los Angeles Angels @ Arizona Diamondbacks

Tucson Electric Park, Tucson, AZ

Tue Mar 25 2008, 4:05 PM EDT

Att. 6,512 - Sunny - 81 F

TOP

livebaseballscorecards.com

Batter	1	2	3	4	5	6	7	8	9	AB	R	H	RBI	BB	SO	LOB
77 Reggie Willits, S (1, 8) OBP: 0.356, SLG: 0.368	0-0 6 1B 1B	0-0 SH1-3 3-H			0-0 HR 1B	0-1 2-H HR		1-3 K 1-2		2	0	2	1	0	0	0
64 Terry Evans, R (5, PR) OBP: 0.333, SLG: 0.469 (5, 9)										2	2	1	2	0	1	1
6 Maicer Izturis, S (1, 6) OBP: 0.438, SLG: 0.512	0-0 WP FC4 1-3 1B	0-0 G4-3			0-0 F7	0-0 32 BB 1B		0-0 G4-3 2-3		3	1	1	0	0	0	1
19 Kendrys Morales, S (5, 3) OBP: 0.491, SLG: 0.600										2	0	1	0	0	0	1
Casey Kotchman, L (1, 3) OBP: 0.319, SLG: 0.522	1-0 FC4 47 CS 2-H		0-0 G3-1		0-0 1-H HR	4-0 1-2 BB		4-0 95 FC4-6 BB		3	1	1	3	0	0	0
32 Dee Brown, L (5, 7) OBP: 0.364, SLG: 0.296										0	0	0	0	2	0	0
47 Howie Kendrick, R (1, 4) OBP: 0.393, SLG: 0.517	0-1 1-2 1B		0-0 CS 1B		0-0 WP 44 WP 2B	0-0 L5		0-0 FC4-6 1-2f		3	1	3	0	0	0	0
95 Hainley Statia, S (5, 4) OBP: 0.261, SLG: 0.381										2	0	0	0	0	0	4
Juan Rivera, R (1, 7) OBP: 0.417, SLG: 0.576	0-0 G5-3		0-1 P4 1-2		4-0 44 WP 2-3 BB	0-3 K			0-0 G4-3	2	0	0	0	1	0	2
63 Rich Thompson, R (5, 1)										1	0	0	0	0	1	2
87 Alex Serrano, R (7, 1)										0	0	0	0	0	0	0
86 Stephen Marek, L (8, 1)										0	0	0	0	0	0	0
82 Brian Walker, L (9, PH) (9, 2)										1	0	0	0	0	0	0
44 Mike Napoli, R (1, 2) OBP: 0.303, SLG: 0.531		0-0 3B 2B		0-0 1B	1-0 F7 1-2 3-H		0-0 F9		4-0 3 G6-4-3 BB	3	1	2	0	0	0	1
28 Ryan Budde, R (6, 2) OBP: 0.286, SLG: 0.182										1	0	0	0	1	0	0
73 Rafael Rodriguez, R (9, 1)										0	0	0	0	0	0	0
3 Brandon Wood, R (1, 5) OBP: 0.149, SLG: 0.391	0-0 E5 3B		0-3 K		0-0 G1-3	0-0 G6-3			0-0 G6-4-3 1-2f	5	1	0	0	0	1	5
Nathan Haynes, L (1, 9) OBP: 0.342, SLG: 0.353 (5, 8)	0-0 77 SH1-3 1-H 2-H 3B		0-3 K		0-0 2 SH5-3 64 HR 1B	0-0 G6-3				4	2	2	2	0	1	1
90 Nick Adenhart, R (1, 1)	0-3 K		0-0 G2-3		0-0 SH5-3 1-2			0-0 19 G4-3 64 WP 1B		2	0	0	0	0	1	2
2 Erick Aybar, S (5, 6) OBP: 0.351, SLG: 0.549										1	0	1	0	0	0	0

	AB	37
	R	9
	H	14
	RBI	8
	BB	4
	SO	5
	LOB	20

Inning Stats										
	R: 1	H: 3	R: 3	H: 2	R: 0	H: 1	R: 0	H: 1	R: 3	H: 3
	E: 0	LOB: 1	E: 1	LOB: 0	E: 0	LOB: 0	E: 0	LOB: 1	E: 0	LOB: 2
	K: 0	BB: 0	K: 1	BB: 0	K: 0	BB: 0	K: 2	BB: 0	K: 0	BB: 1
	S: 6	P: 7	S: 8	P: 8	S: 4	P: 4	S: 8	P: 8	S: 6	P: 11

Inning Stats										
	R: 2	H: 3	R: 0	H: 0	R: 0	H: 1	R: 0	H: 0	1B: 9	SF: 0	WP: 4	PA: 43
	E: 0	LOB: 2	E: 0	LOB: 0	E: 0	LOB: 2	E: 0	LOB: 0	2B: 2	SAC: 2	PB: 0	
	K: 1	BB: 1	K: 0	BB: 0	K: 1	BB: 1	K: 0	BB: 1	3B: 1	DP: 1	SB: 0	
	S: 9	P: 13	S: 3	P: 3	S: 6	P: 11	S: 2	P: 6	HR: 2	HBP: 0	CS: 2	

PITCHER		IP	WLS	BF	H	R	ER	SO	BB	IBB	HBP	BLK	WP	HR	S	P	ERA	WHIP
17 Brandon Webb, R ERA: 8.5	(1, 1)	4.1		23	10	7	5	3	1	0	0	0	2	1	30	35	10.38	2.538
41 Connor Robertson, R ERA: 4.09	(5, 1)	1.2	L	9	3	2	2	1	1	0	0	0	1	1	11	16	10.80	2.400
50 Chad Qualls, R ERA: 2.25	(7, 1)	1.0		3	0	0	0	0	0	0	0	0	0	0	3	3	0.00	0.000
56 Ramon Pena, R ERA: 3.52	(8, 1)	1.0		5	1	0	0	1	1	0	0	0	1	0	6	11	0.00	2.000
Vince Bongiovanni, R ERA:	(9, 1)	1.0		3	0	0	0	0	1	0	0	0	0	0	2	6	0.00	1.000

PITCHER	IP	WLS	BF	H	R	ER	SO	BB	IBB	HBP	BLK	WP	HR	S	P	ERA	WHIP

BOTTOM

Batter	1	2	3	4	5	6	7	8	9	AB	R	H	RBI	BB	SO	LOB
24 Chris Young, R (1, 8) OBP: 0.420, SLG: 0.617 71 Jesus Merchan, R (7, 4) OBP: 0.524, SLG: 0.632	S S S 0-3 ① K		x 0-0 ① G5-3	x 0-0 6 2B 2B		x 0-0 ① B1		x 0-0 12 WP 1B		4 1 1 0 0 1 0 1 0 1 0 0 0 0
6 Stephen Drew, L (1, 6) OBP: 0.340, SLG: 0.574 Vince Bongiovanni, R (9, 1)	x 0-0 ② F7		x 0-0 1 1B 34 2B 1B	x 0-0 1 G4-3 34 1B 2B 2-H		x 0-0 1 1B 3B		x 0-0 ② F7		5 3 3 1 0 0 1 0 0 0 0 0 0 0
1 Orlando Hudson, S (1, 4) OBP: 0.421, SLG: 0.469 12 Jeff Salazar, L (7, 8) OBP: 0.368, SLG: 0.469	x 0-0 21 1B 2B		x 0-0 34 2B 1B 1-3	x 0-0 ② G4-3 2-3		x 0-0 1B 3-H		B x 1-0 ③ P5 1-2		4 2 3 1 0 0 1 1 0 0 0 0 0 1
34 Conor Jackson, R (1, 3) OBP: 0.408, SLG: 0.571 50 Chad Qualls, R (7, 1) 56 Ramon Pena, R (8, 1) 59 Frank Curreri, L (9, 2) OBP: 0.400, SLG: 0.375	B B B B 4-0 21 1B BB		x 0-0 21 G4-3 27 HR 2B 1-H 3-H	x 0-0 1B 3-H		x 0-0 ② P6			B B B B 4-0 14 FC4-6 BB	3 1 2 3 1 0 1 0 0 0 0 0 0 0 0 0 0 0 0 0 0 0 0 0 0 1 0 0
21 Trot Nixon, L (1, 7) OBP: 0.276, SLG: 0.404 41 Connor Robertson, R (5, 1) 14 Don Kelly, L (6, PH) OBP: 0.475, SLG: 0.567 (7, 3) (9, 6)	x 0-0 1-2 2-H 1B		x 0-0 ② G4-3 2-3	x 0-0 ③ F7		x 0-0 ③ P5			x 0-0 ① FC4-6 1-2f	3 0 1 1 0 0 2 0 0 0 0 0 0 0 2 0 0 0 0 0 2
27 Mark Reynolds, R (1, 5) OBP: 0.359, SLG: 0.509	x 0-0 ③ F9		B B B x 3-0 3-H HR		x 0-0 10 F9 2B		x 0-0 10 FC6-5 2B		C C C 0-3 ② K	5 1 3 2 0 1 3
10 Justin Upton, R (1, 9) OBP: 0.435, SLG: 0.491		B B B B 4-0 17 CS BB	B B B B 4-0 BB		x 0-0 ① F9 2-3		x 0-0 ① FC6-5 7 G6-4-3 2-3		x 0-0 ③ F9	3 0 0 0 2 0 3
7 Robby Hammock, R (1, 2) OBP: 0.229, SLG: 0.233 Bryan Byrne, L (9, 3)		x 0-0 ① F9	x 0-0 ③ L4		C C C 0-3 ② K		x 0-0 ② ③ G6-4-3 1-2f			4 0 0 0 0 1 4 0 0 0 0 0 0 0
17 Brandon Webb, R (1, 1) 28 Alex Romero, L (5, 7) OBP: 0.364, SLG: 0.340		C X 0-1 ② ③ G4-3 1-2		C C C 0-3 ① K	x 0-0 ③ G1-3			x 0-0 ① G4-3		2 0 0 0 0 1 1 2 0 0 0 0 0 1
Inning Stats	R: 1 H: 2 E: 0 LOB: 2 K: 1 BB: 1 S: 7 P: 11	R: 0 H: 0 E: 0 LOB: 0 K: 0 BB: 1 S: 3 P: 7	R: 4 H: 4 E: 0 LOB: 1 K: 0 BB: 1 S: 7 P: 14	R: 2 H: 3 E: 0 LOB: 1 K: 1 BB: 0 S: 8 P: 8	R: 0 H: 1 E: 0 LOB: 1 K: 1 BB: 0 S: 6 P: 6	R: 1 H: 2 E: 0 LOB: 1 K: 0 BB: 0 S: 5 P: 5	R: 0 H: 1 E: 0 LOB: 0 K: 0 BB: 0 S: 3 P: 3	R: 0 H: 1 E: 0 LOB: 1 K: 0 BB: 0 S: 4 P: 5	R: 0 H: 0 E: 0 LOB: 1 K: 1 BB: 1 S: 5 P: 9	1B: 6 SF: 0 2B: 6 SAC: 0 3B: 1 DP: 1 HR: 1 HBP: 0						WP: 1 PA: 43 PB: 0 SB: 0 CS: 1

PITCHER	IP	WLS	BF	H	R	ER	SO	BB	IBB	HBP	BLK	WP	HR	S	P	ERA	WHIP
90 Nick Adenhart, R (1, 1) ERA: 5.16	4.0		23	9	7	7	2	3	0	0	0	0	1	25	40	15.75	3.000
63 Rich Thompson, R (5, 1) ERA: 3.48	2.0	W	9	3	1	1	1	0	0	0	0	0	0	11	11	4.50	1.500
87 Alex Serrano, R (7, 1) ERA: 2.45	1.0	H	3	1	0	0	0	0	0	0	0	0	0	3	3	0.00	1.000
86 Stephen Marek, R (8, 1) ERA:	1.0	H	4	1	0	0	0	0	0	0	0	1	0	4	5	0.00	1.000
73 Rafael Rodriguez, R (9, 1) ERA: 4.76	1.0	S	4	0	0	0	1	1	0	0	0	0	0	5	9	0.00	1.000

PITCHER	IP	WLS	BF	H	R	ER	SO	BB	IBB	HBP	BLK	WP	HR	S	P	ERA	WHIP

Los Angeles Angels @ Arizona Diamondbacks

Tucson Electric Park, Tucson, AZ

Tue Mar 25 2008, 4:05 PM EDT

Att. 6,512 - Sunny - 81 F

livebaseballscorecards.com

AB	39
R	8
H	14
RBI	8
BB	4
SO	4
LOB	20

Batter	1	2	3	4	5	6	7	8	9	AB	R	H	RBI	BB	SO	LOB
2 Ryan Theriot, R (1, 6) OBP: 0.368, SLG: 0.424	x 0-0 ① G6-3		x 0-0 ③ G4-3			x 0-0 ① F7	x 0-0 20 1B / 12 1B / 1-2 2-H 1B	x 0-0 1B		4	1	1	1	0	0	0
65 Luis Figueroa, S (7, 6) OBP: 0.400, SLG: 0.600										1	0	1	0	0	0	0
20 Felix Pie, L (1, 8) OBP: 0.397, SLG: 0.559	x 0-0 33 S 1B			S S S 0-3 ① K		x 0-0 12 S / 33 1B 1B	x 0-0 1 BB / 12 1B / 1B 1-2 2-H 1B	x 0-0 ③ G4-3		5	2	3	1	0	1	1
12 Alfonso Soriano, R (1, 7) OBP: 0.310, SLG: 0.442	x 0-0 ② P3			x 0-0 ② F7		C C C 0-3 ② K 1-2	x 0-0 1 BB / 1B 1-2 2-H 1B		x 0-0 E 1 SF9 1B	4	1	1	1	0	1	2
71 Kyle Reynolds, L (7, 3) OBP: 1.000, SLG: 1.000										1	1	1	0	0	0	0
33 Daryle Ward, L (1, 3) OBP: 0.410, SLG: 0.632	S x 0-1 ③ G4-3 1-2			x 0-0 ③ L3		x 0-0 S S S 1 2B / 2-H 1B	S S S 0-3 ② K		S S S 0-3 ① K 1-3	4	0	1	1	0	1	3
Henry Blanco, R (7, 2) OBP: 0.364, SLG: 0.548										1	0	0	0	0	1	1
1 Kosuke Fukudome, L (1, 9) OBP: 0.405, SLG: 0.327		x 0-0 ① P6			x 0-0 ① G6-3	x 0-0 B B B B 1-3 2B	4-0 1B 1-2 2-3 BB		x 0-0 ② SF9 3-H	3	0	1	1	1	0	0
Ronny Cedeno, R (1, 5) OBP: 0.354, SLG: 0.511		S S S 0-3 ② K2-3			x 0-0 18 FC5-4 / 17 1B 1B	x 0-0 ③ P3	x 0-0 1-2 2-H 3-H 1B		x 0-0 ③ G4-3	5	0	2	2	0	1	2
17 Mike Fontenot, L (1, 4) OBP: 0.356, SLG: 0.528		S S S 0-3 ③ K			x 0-0 18 FC5-4 1-2 1B		2 1B 2B / G3-1			4	1	2	0	0	1	2
18 Geovany Soto, R (1, 2) OBP: 0.300, SLG: 0.333			S S S 0-3 ① K		x 0-0 ② FC5-4 1-2f 2-3		S S S 0-3 ① K	x 0-0 ① G6-3		3	0	0	0	0	2	3
9 Reed Johnson, R (7, 7) OBP: 0.333, SLG: 0.386										1	0	0	0	0	0	0
38 Carlos Zambrano, S (1, 1) OBP: 0.143, SLG: 0.571			x 0-0 ② L7		x 0-0 ③ F7		B B B B 4-0 2 1B / 20 1B BB	x 0-0 ② G4-3		2	0	0	0	0	0	2
Bob Howry, L (5, 1)										0	0	0	0	0	0	0
49 Carlos Marmol, R (6, 1)										0	0	0	0	0	0	0
19 Matt Murton, R (7, PH) OBP: 0.391, SLG: 0.403										1	1	0	0	1	0	0
34 Kerry Wood, R (7, 1)										0	0	0	0	0	0	0
19 Matt Murton, R (8, PH) OBP: 0.391, SLG: 0.403										1	1	0	0	1	0	0
63 Carmen Pignatiello, R (9, 1)										0	0	0	0	0	0	0
Inning Stats	R: 0 E: 0 K: 0 S: 5 / H: 1 LOB: 1 BB: 0 P: 5	R: 0 E: 0 K: 2 S: 7 / H: 0 LOB: 0 BB: 0 P: 7	R: 0 E: 0 K: 1 S: 5 / H: 0 LOB: 0 BB: 0 P: 5	R: 0 E: 0 K: 1 S: 5 / H: 0 LOB: 0 BB: 0 P: 5	R: 0 E: 0 K: 0 S: 5 / H: 2 LOB: 2 BB: 0 P: 5	R: 1 E: 0 K: 1 S: 8 / H: 3 LOB: 2 BB: 0 P: 8	R: 5 E: 0 K: 2 S: 12 / H: 5 LOB: 2 BB: 2 P: 20	R: 0 E: 0 K: 0 S: 4 / H: 1 LOB: 1 BB: 0 P: 4	R: 1 E: 0 K: 1 S: 6 / H: 1 LOB: 0 BB: 0 P: 6	1B: 11 2B: 2 3B: 0 HR: 0	SF: 1 SAC: 0 DP: 0 HBP: 0						

TOP

Chicago Cubs @ Los Angeles Angels

Tempe Diablo Stadium, Tempe, AZ

Wed Mar 26 2008, 4:05 PM EDT

Att. 8,936 - Sunny - 82 F

livebaseballscorecards.com

AB	39
R	7
H	13
RBI	7
BB	2
SO	8
LOB	16

WP: 0 PB: 0 SB: 2 CS: 0 — PA: 42

PITCHER		IP	WLS	BF	H	R	ER	SO	BB	IBB	HBP	BLK	WP	HR	S	P	ERA	WHIP
36 Jered Weaver, R ERA: 1.37	(1, 1)	6.0		24	6	1	1	5	0	0	0	0	0	0	35	35	1.50	1.000
97 Fernando Rodriguez Jr., R ERA:	(7, 1)	0.0		0	0	0	0	0	0	0	0	0	0	0	0	0	∞	∞
Von Stertzbach, R ERA:	(7, 1)	0.1	B	3	1	0	0	0	1	0	0	0	0	0	2	6	0.00	6.000
33 Justin Speier, R ERA:	(8, 1)	1.0		4	1	0	0	0	0	0	0	0	0	0	4	4	0.00	1.000
55 Matt Wilhite, R ERA: 5.23	(9, 1)	1.0		4	1	1	0	1	0	0	0	0	0	0	6	6	0.00	1.000

PITCHER	IP	WLS	BF	H	R	ER	SO	BB	IBB	HBP	BLK	WP	HR	S	P	ERA	WHIP

BOTTOM

Batter	1	2	3	4	5	6	7	8	9	AB	R	H	RBI	BB	SO	LOB
77 Reggie Willits, S (1, 8) OBP: 0.333, SLG: 0.341 64 Terry Evans, R (7, 9) OBP: 0.324, SLG: 0.455	C C C 0-3 ① K		X 0-0 ① G4-3		X 0-0 ② L4		S S S 0-3 ① K			3 0 0 0 0 1 0 1 0 0 0 0 1 1						
2 Erick Aybar, S (1, 6) OBP: 0.344, SLG: 0.527 98 P.J. Phillips, R (9, 6) OBP: 0.500, SLG: 0.667	X 0-0 ② P5		X 0-0 ② F8		X 0-0 CS 1B		B X 1-0 ② F9 1-2			4 0 1 0 0 0 1 0 0 0 0 0 0 0						
Juan Rivera, R (1, 9) OBP: 0.410, SLG: 0.543 25 Peter Bourjos, R (6, PR) OBP: 0.409, SLG: 0.591 (7, 8)	X 0-0 ③ G4-3		S S S 0-3 ③ K		S 0-1 ③ CS 1-2	B B B B 4-0 19 HBP 46 1B BB	X 0-0 ③ F9			2 0 0 0 1 1 0 1 1 0 0 0 0 1						
19 Kendrys Morales, S (1, 3) OBP: 0.509, SLG: 0.596 90 Mark Trumbo, R (9, 3) OBP: 0.286, SLG: 0.429		H 1-0 39 1B 32 HR HBP		X 0-0 39 1B 5 E 1B		H 1-0 5 FC1-5 46 1B 1-2 HBP		X 0-0 ① G3		2 2 1 0 0 0 0 0 0 0 0 0 0 0						
39 Robb Quinlan, R (1, 10) OBP: 0.324, SLG: 0.394 46 Bobby Wilson, R (6, PH) OBP: 0.292, SLG: 0.435 (7, 10)		X 0-0 ① 1-3 1B		X 0-0 3 F7 5 E 1-3 1B		X 0-0 5 FC1-5 1-2 2-H 1B		S S S 0-3 ② K		2 0 2 0 0 0 0 2 0 1 1 0 1 0						
5 Jeff Mathis, R (1, 2) OBP: 0.425, SLG: 0.364 96 Anel De Los Santos, R (9, 2)	B B B 4-0 32 HR BB		X 0-0 E6 32 S 1-2 3-H		X 0-0 ① FC1-5 1-2 2-3f			C C C 0-3 ③ K		3 1 0 1 1 1 3 0 0 0 0 0 0 0						
3 Brandon Wood, R (1, 5) OBP: 0.137, SLG: 0.360	S S S 0-3 ② K		2 SAFE X 0-0 ① ② F7 2-3		X 0-0 ② F7			X 0-0 ① G6-3		4 0 0 0 0 1 6						
32 Dee Brown, L (1, 7) OBP: 0.361, SLG: 0.400 Carlos Colmenares, S (9, PH)	S B B X 2-1 1-H 3-H HR		S S S 0-3 ③ K 1-2		X 0-0 ③ P5			S S S 0-3 ② K		3 1 1 3 0 1 3 1 0 0 0 0 1 0						
95 Hainley Statia, S (1, 4) OBP: 0.259, SLG: 0.333	S S S 0-3 ③ K				X 0-0 ① L3		B B B B 4-0 2 WP BB		X 0-0 ③ F8	3 0 0 0 1 1 0						
Inning Stats	R: 0 H: 0 E: 0 LOB: 0 K: 1 BB: 0 S: 5 P: 5	R: 3 H: 2 E: 0 LOB: 0 K: 2 BB: 1 S: 9 P: 16	R: 0 H: 0 E: 0 LOB: 0 K: 1 BB: 0 S: 5 P: 5	R: 1 H: 2 E: 1 LOB: 1 K: 1 BB: 0 S: 7 P: 7	R: 0 H: 1 E: 0 LOB: 0 K: 0 BB: 0 S: 4 P: 4	R: 1 H: 1 E: 0 LOB: 2 K: 0 BB: 1 S: 4 P: 9	R: 0 H: 0 E: 0 LOB: 1 K: 1 BB: 1 S: 5 P: 10	R: 0 H: 0 E: 0 LOB: 0 K: 2 BB: 0 S: 7 P: 7	R: 0 H: 0 E: 0 LOB: 0 K: 1 BB: 0 S: 5 P: 5	1B: 5 SF: 0 2B: 0 SAC: 0 3B: 0 DP: 0 HR: 1 HBP: 2						

PITCHER	IP	WLS	BF	H	R	ER	SO	BB	IBB	HBP	BLK	WP	HR	S	P	ERA	WHIP
38 Carlos Zambrano, R (1, 1) ERA: 2.37	4.0		17	4	4	4	5	1	0	1	0	0	1	26	33	9.00	1.250
Bob Howry, R (5, 1) ERA: 6.75	1.0		3	1	0	0	0	0	0	0	0	0	0	4	4	0.00	1.000
49 Carlos Marmol, R (6, 1) ERA: 2.61	1.1	W	8	1	1	1	1	2	0	1	0	0	0	7	16	6.75	2.250
34 Kerry Wood, R (7, 1) ERA: 3.09	1.2	H	5	0	0	0	2	0	0	0	0	1	0	9	10	0.00	0.000
63 Carmen Pignatiello, L (9, 1) ERA: 0.9	1.0	S	3	0	0	0	1	0	0	0	0	0	0	5	5	0.00	0.000

PITCHER	IP	WLS	BF	H	R	ER	SO	BB	IBB	HBP	BLK	WP	HR	S	P	ERA	WHIP

Chicago Cubs @ Los Angeles Angels

Tempe Diablo Stadium, Tempe, AZ

Wed Mar 26 2008, 4:05 PM EDT

Att. 8,936 - Sunny - 82 F

livebaseballscorecards.com

AB	31
R	5
H	6
RBI	5
BB	3
SO	9
LOB	15

WP: 1 PA: 37
PB: 0
SB: 1
CS: 1

Batter	1	2	3	4	5	6	7	8	9	AB	R	H	RBI	BB	SO	LOB
Willy Taveras, R (1, 8) OBP: 0.317, SLG: 0.241 19 Ryan Spilborghs, R (6, 8) OBP: 0.333, SLG: 0.444	P4		B1-3		G5-3 1-3		17 WP BB		12 1B 29 F7 2B	3 1	0 0	0 1	0 0	0 1	0 0	2 0
2 Troy Tulowitzki, R (1, 6) OBP: 0.419, SLG: 0.750 12 Clint Barmes, R (6, 6) OBP: 0.381, SLG: 0.405	G5-3			HR	F9		K		65 BB 2-3 1B	3 2	1 0	1 1	1 0	0 0	0 1	1 3
17 Todd Helton, L (1, 10) OBP: 0.508, SLG: 0.620 65 Joe Gaetti, R (9, PH) OBP: 0.417, SLG: 0.222 (9, 10)	F8			F8	G3		1-2 2-3 3-H BB		84 FC5-4 1-2 BB	3 0	0 0	0 0	0 0	1 1	0 0	0 0
5 Matt Holliday, R (1, 7) OBP: 0.403, SLG: 0.589 29 Scott Podsednik, L (6, 7) OBP: 0.481, SLG: 0.390	F8			27 HR 1B	L7		K		F7 3-H	3 2	1 0	1 0	0 0	0 0	0 1	0 6
27 Garrett Atkins, R (1, 5) OBP: 0.357, SLG: 0.435 84 Jeff Dragicevich, R (6, 5)	F9			1-H HR	K			P4	FC5-4 1-2f	3 2	1 0	1 0	2 0	0 0	1 0	0 2
11 Brad Hawpe, L (1, 9) OBP: 0.486, SLG: 0.903 18 Cory Sullivan, L (7, PR) OBP: 0.268, SLG: 0.282 (7, 9)	F7			G4-3			20 S 10 2B 1B	20 CS 1B		3 1	0 1	1 1	0 0	0 0	0 0	0 0
8 Yorvit Torrealba, R (1, 2) OBP: 0.439, SLG: 0.649 20 Chris Iannetta, R (6, 2) OBP: 0.452, SLG: 0.857			10 FC5-4 1B	G6-3			10 2B 17 WP 1-2 BB	2-2 1-2 HR		2 1	0 2	1 1	0 1	0 1	0 0	0 0
10 Jeff Baker, R (1, 3) OBP: 0.321, SLG: 0.380 (7, 4)			FC5-4 1-2f		F8		17 WP 1-3 2-H 2B	1B		4	0	2	1	0	0	1
Jayson Nix, R (1, 4) OBP: 0.429, SLG: 0.541 Fernando Seguignol, S (7, 3) OBP: 0.667, SLG: 0.667			K		G5-3 S BB		K	F7		2 1	0 0	0 0	0 0	1 0	2 0	4 1
Inning Stats	R: 0 E: 0 K: 0 S: 3 H: 0 LOB: 0 BB: 0 P: 3	R: 0 E: 0 K: 0 S: 3 H: 0 LOB: 0 BB: 0 P: 3	R: 0 E: 0 K: 1 S: 6 H: 1 LOB: 1 BB: 0 P: 6	R: 3 E: 0 K: 0 S: 9 H: 3 LOB: 0 BB: 0 P: 13	R: 0 E: 0 K: 0 S: 3 H: 0 LOB: 1 BB: 1 P: 8	R: 0 E: 0 K: 1 S: 5 H: 0 LOB: 0 BB: 0 P: 5	R: 2 E: 0 K: 3 S: 11 H: 2 LOB: 3 BB: 3 P: 23	R: 1 E: 0 K: 0 S: 7 H: 3 LOB: 1 BB: 0 P: 9	R: 0 E: 0 K: 0 S: 4 H: 2 LOB: 2 BB: 1 P: 9	1B: 6 2B: 2 3B: 0 HR: 3 SF: 0 SAC: 0 DP: 0 HBP: 0						

TOP

Colorado Rockies @ Los Angeles Angels

Tempe Diablo Stadium, Tempe, AZ

Thu Mar 27 2008, 3:05 PM EDT

Att. 8,743 - Sunny - 80 F

livebaseballscorecards.com

AB	36
R	6
H	11
RBI	5
BB	5
SO	5
LOB	20

WP: 1 PB: 0 SB: 2 CS: 1 PA: 41

PITCHER		IP	WLS	BF	H	R	ER	SO	BB	IBB	HBP	BLK	WP	HR	S	P	ERA	WHIP
Nick Green, R ERA: 5.4	(1, 1)	5.0	L	20	4	3	3	1	1	0	0	0	0	2	24	33	5.40	1.000
52 Jason Bulger, R ERA: 5.23	(6, 1)	1.1		7	2	2	2	2	1	0	0	0	0	0	10	14	13.50	2.250
77 Kevin Jepsen, R ERA:	(7, 1)	0.2		4	0	0	0	2	2	0	0	0	1	0	6	14	0.00	3.000
86 Stephen Marek, R ERA: 1.17	(8, 1)	1.0		5	3	1	1	0	0	0	0	0	0	1	7	9	9.00	3.000
Bill Edwards, R ERA:	(9, 1)	1.0		5	2	0	0	0	1	0	0	0	0	0	4	9	0.00	3.000

PITCHER	IP	WLS	BF	H	R	ER	SO	BB	IBB	HBP	BLK	WP	HR	S	P	ERA	WHIP

Colorado Rockies @ Los Angeles Angels

Tempe Diablo Stadium, Tempe, AZ

Thu Mar 27 2008, 3:05 PM EDT

Att. 8,743 - Sunny - 80 F

livebaseballscorecards.com

BOTTOM

Batter	1	2	3	4	5	6	7	8	9	AB	R	H	RBI	BB	SO	LOB
77 Reggie Willits, S (1, 8) OBP: 0.333, SLG: 0.341	K		19 S 1B		G4-3 1-2		K			3	0	1	0	0	1	1
25 Peter Bourjos, R (6, 8) OBP: 0.391, SLG: 0.565										1	0	0	0	0	1	1
2 Erick Aybar, S (1, 6) OBP: 0.328, SLG: 0.500	G5-3		F8		K			G3-6-3 BB		3	0	0	0	0	1	2
36 Gary Patchett, R (6, 6) (7, 4)										0	0	0	0	1	0	0
19 Kendrys Morales, S (1, 3) OBP: 0.483, SLG: 0.560	G3-1		K 1-2			F7		G3-6-3 1-2f		3	0	0	0	0	1	1
Efren Navarro, L (7, 3)										1	0	0	0	0	0	1
39 Robb Quinlan, R (1, 5) OBP: 0.306, SLG: 0.371		P4		F7		56 G4-6-3 1B		K		2	0	0	0	0	0	0
74 Adam Pavkovich, R (5, 5) OBP: 0.444, SLG: 0.286										2	0	1	0	0	1	0
5 Jeff Mathis, R (1, 2) OBP: 0.452, SLG: 0.486		59 1B 3B		2B		G4-6-3 1-2f			F8	2	1	2	0	0	0	0
56 Tim Duff, R (6, 2)										2	0	0	0	0	0	1
59 Freddy Sandoval, S (1, 10) OBP: 0.647, SLG: 0.500		72 FC6 1B 3-H		K			12 G3 59 E 34 G3-1 BB		BB	2	1	1	1	1	1	1
Wilberto Ortiz, R (9, PH)										0	0	0	0	1	0	0
Chris Pettit, R (1, 7)		F7		G2			FC6 34 G3-1 12 G3 1-2		F9	2	0	0	0	0	0	2
59 Coby Smith, R (7, 7)										2	0	0	0	0	0	2
72 Nate Sutton, L (1, 4) OBP: 0.286, SLG: 0.167		FC6 1-2f			FC5-4 1B		G3 1-2 2-3		G6-3	2	0	1	0	0	0	1
12 Andrew Romine, S (7, 6)										2	0	0	0	0	0	3
Angel Castillo, R (1, 9)			G4-3		FC5-4 77 G4-3 1-2f		G3-1 2-3 3-H			2	0	0	0	0	0	1
34 Brad Coon, L (7, PH) (8, 9) OBP: 0.400, SLG: 0.500										1	0	0	1	0	0	1

Totals	
AB	32
R	2
H	6
RBI	2
BB	3
SO	6
LOB	18

Inning Stats	1	2	3	4	5	6	7	8	9
	R: 0 E: 0 K: 1 S: 5	H: 0 LOB: 0 BB: 0 P: 5	R: 1 E: 0 K: 0 S: 5	H: 2 LOB: 1 BB: 0 P: 5	R: 0 E: 0 K: 1 S: 6	H: 1 LOB: 1 BB: 0 P: 6	R: 0 E: 0 K: 1 S: 5	H: 1 LOB: 1 BB: 0 P: 8	R: 0 E: 0 K: 1 S: 6	H: 1 LOB: 1 BB: 0 P: 6	R: 0 E: 0 K: 0 S: 3	H: 1 LOB: 0 BB: 0 P: 3	R: 1 E: 1 K: 1 S: 6	H: 0 LOB: 1 BB: 1 P: 10	R: 0 E: 0 K: 1 S: 4	H: 0 LOB: 0 BB: 1 P: 8	R: 0 E: 0 K: 0 S: 3	H: 0 LOB: 1 BB: 1 P: 7

1B: 4	SF: 0	WP: 0	PA: 35
2B: 1	SAC: 0	PB: 0	
3B: 1	DP: 2	SB: 1	
HR: 0	HBP: 0	CS: 0	

PITCHER		IP	WLS	BF	H	R	ER	SO	BB	IBB	HBP	BLK	WP	HR	S	P	ERA	WHIP
16 Kip Wells, R ERA: 4.71	(1, 1)	3.0	W	12	3	1	1	2	0	0	0	0	0	0	16	16	3.00	1.000
35 Taylor Buchholz, R ERA: 1.35	(4, 1)	2.0	H	8	2	0	0	2	0	0	0	0	0	0	11	14	0.00	1.000
23 Ryan Speier, R ERA: 3.27	(6, 1)	1.0	H	3	1	0	0	0	0	0	0	0	0	0	3	3	0.00	1.000
70 Ryan Mattheus, R ERA:	(7, 1)	1.0		5	0	1	0	1	1	0	0	0	0	0	6	10	0.00	1.000
Edward Valdez, R ERA:	(8, 1)	1.0		3	0	0	0	1	1	0	0	0	0	0	4	8	0.00	1.000

PITCHER		IP	WLS	BF	H	R	ER	SO	BB	IBB	HBP	BLK	WP	HR	S	P	ERA	WHIP
Adam Bright, L ERA:	(9, 1)	1.0		4	0	0	0	0	1	0	0	0	0	0	3	7	0.00	1.000

Batter	1	2	3	4	5	6	7	8	9	10	AB	R	H	RBI	BB	SO	LOB
9 Juan Pierre, L (1, 7) OBP: 0.238, SLG: 0.231	C C X 0-2 G5-3 ①	1 SAFE B C F F F X 1-2 F7 ③			C B F X 1-2 G6-3 ③			B X 1-0 G3 ②	B X 1-0 F7 ③		5	0	0	0	0	0	7
80 Angel Chavez, R (9, 4) OBP: 0.313, SLG: 0.467											0	0	0	0	0	0	0
15 Rafael Furcal, S (1, 6) OBP: 0.420, SLG: 0.689	S X 0-1 7 G4-3 1B		B B B C F B 4-2 7 CS BB			C F B X 1-2 25 CS 1B		B B C B B 4-1 7 2B BB		C C B B X 2-2 F8 ①	3	0	2	0	2	0	0
7 James Loney, L (1, 3) OBP: 0.310, SLG: 0.363	C D X 1-1 G4-3 ② 1-2		C S X 0-2 G1-3 ①② 1-2			C F S 0-3 K ①		X 0-0 1-3 2B 3-H		B F C F C 1-3 K ②	5	0	1	1	0	2	3
27 Matt Kemp, R (1, 10) OBP: 0.296, SLG: 0.522 (10, 9)	B B C X 2-1 G6-3 ③		S B S T F B F B S 3-3 K ③			C B 1 SAFE 1 SAFE S 1 SAFE 1-3 K ②		C B S B B X 3-2 G4-3 ③		F B C C 1-3 K ③	5	0	0	0	0	3	5
25 Andruw Jones, R (1, 8) OBP: 0.365, SLG: 0.442		B S B F F B X 3-2 F8 ①		B X 1-0 G6-3 ①		B F B B 1 SAFE 1 SAFE C 3-2 CS ③ 1-2	F B X 1-1 G6-3 ①		B F F B X 2-2 BB 3 WP 1B		4	0	1	0	0	0	0
55 Russell Martin, R (1, 2) OBP: 0.352, SLG: 0.362		B F B B X 3-1 14 PB 16 1B 14 1B 1B		C X 0-1 G3 ②			B C F X 1-2 P4 ②		B B X 2-0 F7 ①		4	1	1	0	0	0	1
26 Gary Bennett, R (10, 2) OBP: 0.300, SLG: 0.321											0	0	0	0	0	0	0
16 Andre Ethier, L (1, 9) OBP: 0.476, SLG: 0.652	C X 0-1 14 1B 14 PB 1-2 1B			C B X 1-1 G5-3 ③			X 0-0 G4-3 ③		B B C 1 SAFE X 2-1 F7 ②		4	0	1	0	0	0	1
65 Brian Falkenborg, R (10, 1)											0	0	0	0	0	0	0
14 Chin-Lung Hu, R (1, 4) OBP: 0.375, SLG: 0.451		B X 1-0 1-3 2-H 1B			B X 1-0 G3-6-1 1B			B B B B 4-0 G3 7 2B BLK BB	B B F B S F B 4-2 BB 1-2 BB		2	0	2	1	0	0	0
21 Mark Sweeney, L (8, PH) OBP: 0.514, SLG: 0.593											0	0	0	0	1	0	0
33 Ramon Martinez, R (8, PR) OBP: 0.333, SLG: 0.226 (8, 4)											0	1	0	0	0	0	0
3 Delwyn Young, S (9, PH) OBP: 0.323, SLG: 0.245 (9, 7)											0	0	0	0	1	0	0
Blake DeWitt, L (1, 5) OBP: 0.339, SLG: 0.469		F B 3 SAFE X 1-1 P5 ②			X 0-0 G3-6-1 ①② 1-2f			1 SAFE B 1 SAFE C 1 SAFE B 1 SAFE X 2-1 G3 ① 1-3	C B C B D B 4-2 BB 1-2 2-3 BB		3	0	0	0	1	0	4
Inning Stats	R: 0 E: 0 K: 0 S: 9 H: 1 LOB: 1 BB: 0 P: 12	R: 1 E: 0 K: 0 S: 16 H: 3 LOB: 2 BB: 0 P: 25	R: 0 E: 0 K: 1 S: 10 H: 0 LOB: 0 BB: 1 P: 17	R: 0 E: 0 K: 0 S: 5 H: 0 LOB: 0 BB: 0 P: 7	R: 0 E: 0 K: 0 S: 5 H: 1 LOB: 0 BB: 0 P: 7	R: 0 E: 0 K: 2 S: 11 H: 1 LOB: 0 BB: 0 P: 16	R: 0 E: 0 K: 0 S: 6 H: 0 LOB: 0 BB: 0 P: 8	R: 1 E: 0 K: 0 S: 8 H: 1 LOB: 3 BB: 2 P: 22	R: 0 E: 0 K: 0 S: 12 H: 1 LOB: 3 BB: 2 P: 27	R: 0 E: 0 K: 2 S: 10 H: 0 LOB: 0 BB: 0 P: 14	1B: 7 2B: 1 3B: 0 HR: 0	SF: 0 SAC: 0 DP: 1 HBP: 0						

PITCHER	IP	WLS	BF	H	R	ER	SO	BB	IBB	HBP	BLK	WP	HR	S	P	ERA	WHIP
Jon Garland, R (1, 1) ERA: 2.57	5.0		19	5	1	0	1	1	0	0	0	0	0	45	68	0.00	1.200
Darren Oliver, L (6, 1) ERA: 1.13	1.0	H	3	1	0	0	2	0	0	0	0	0	0	11	16	0.00	1.000
87 Alex Serrano, R (7, 1) ERA: 2.3	1.0	H	3	0	0	0	0	0	0	0	0	0	0	6	8	0.00	0.000
83 Darren O'Day, R (8, 1) ERA: 2.16	1.0	B	6	1	1	1	0	2	0	0	1	0	0	8	22	9.00	3.000
63 Rich Thompson, R (9, 1) ERA: 2.92	2.0		9	1	0	0	2	2	0	0	0	1	0	22	41	0.00	1.500

PITCHER	IP	WLS	BF	H	R	ER	SO	BB	IBB	HBP	BLK	WP	HR	S	P	ERA	WHIP

TOP

Los Angeles Dodgers @ Los Angeles Angels

Angel Stadium of Anaheim, Anaheim, CA

Thu Mar 27 2008, 7:05 PM PDT
Att. 38,863 - Partly Cloudy - 68 F

livebaseballscorecards.com

AB	35
R	2
H	8
RBI	2
BB	5
SO	5
LOB	21

1B: 7	SF: 0	WP: 1	PA: 41		
2B: 1	SAC: 0	PB: 1			
3B: 0	DP: 1	SB: 0			
HR: 0	HBP: 0	CS: 2			

Batter	1	2	3	4	5	6	7	8	9	10	AB	R	H	RBI	BB	SO	LOB
9 Chone Figgins, S (1, 5) OBP: 0.410, SLG: 0.404 3 Brandon Wood, R (8, PH) OBP: 0.151, SLG: 0.385 (9, 5)	C F B F X 1-2 G6-3 ①	F B F F B X 2-2 G4-3 ③			C C C 0-3 K ②			X 0-0 6 1B 64 F9-2 2B		B B F B S X 3-2 F8 ②	3 2	0 0	0 1	0 0	0 0	1 0	1 0
6 Maicer Izturis, S (1, 6) OBP: 0.434, SLG: 0.500	B X 1-0 27 HR 1B		B C X 1-1 G4-3 ①		B C X 1-1 F8 ③			B X 1-0 2-3 1B		F B B X 2-1 G4-3 ③	5	1	2	0	0	0	0
27 Vladimir Guerrero, R (1, 9) OBP: 0.319, SLG: 0.717 64 Terry Evans, R (7, 9) OBP: 0.316, SLG: 0.441	B B F X 2-1 1-H HR		C F B F B X 2-2 G5-3 ②			F F X 0-2 1B ①		1 SAFE X 0-0 F9-2 3-H ②③			3 1	1 0	2 0	2 0	0 0	0 0	0 2
Garret Anderson, L (1, 7) OBP: 0.327, SLG: 0.386 Nathan Haynes, L (9, PR) OBP: 0.342, SLG: 0.353 (10, 8)	C B X 1-1 G4-3 ②		B C C B B F F F F 3-2 X F9 ③			C X 0-1 F8 ②			C C F F B F F X 1-2 47 1B 1B		4 0	0 0	1 0	0 0	0 0	0 0	0 0
48 Torii Hunter, R (1, 8) OBP: 0.375, SLG: 0.685 32 Dee Brown, L (10, 7) OBP: 0.361, SLG: 0.400	B S C B X 2-2 E 1B			B F X 1-1 L7 ①		C F B C 1-3 K ③			X 0-0 P4 ①		4 0	0 0	1 0	0 0	0 0	1 0	1 0
Casey Kotchman, L (1, 3) OBP: 0.294, SLG: 0.480	1 SAFE C X 0-1 G3-1 ③ 1-2			F C F B B B X 2-2 F7 ②			B F B B F F X 3-2 G4-3 ①		X 0-0 F8 ②		4	0	0	0	0	0	2
47 Howie Kendrick, R (1, 4) OBP: 0.400, SLG: 0.547	C B S X 1-2 G6-3 ①			F B X 1-1 3B			C F S 0-3 K2-3 ②		X 0-0 1-2 1B		4	0	2	0	0	1	0
Juan Rivera, R (1, 10) OBP: 0.372, SLG: 0.487	C S C 0-3 K ②			B B X 2-0 G6-3 ③			X 0-0 F9 ③		F F D X 1-2 G4-3 ③		4	0	0	0	0	1	3
44 Mike Napoli, R (1, 2) OBP: 0.297, SLG: 0.486	B B C B B 4-1 BB				B B B C C T 3-2 K ①			B B B C B X 3-2 G5-3 ①		B S C B F X 2-2 G6-3 ①	3	0	0	0	1	1	0
Inning Stats	R: 2 H: 3 E: 1 LOB: 1 K: 0 BB: 0 S: 14 P: 21	R: 0 H: 0 E: 0 LOB: 1 K: 1 BB: 1 S: 11 P: 18	R: 0 H: 0 E: 0 LOB: 0 K: 0 BB: 0 S: 13 P: 19	R: 0 H: 1 E: 0 LOB: 1 K: 0 BB: 0 S: 9 P: 15	R: 0 H: 0 E: 0 LOB: 0 K: 2 BB: 0 S: 8 P: 12	R: 0 H: 1 E: 0 LOB: 0 K: 1 BB: 0 S: 8 P: 9	R: 0 H: 0 E: 0 LOB: 0 K: 1 BB: 0 S: 8 P: 11	R: 0 H: 2 E: 0 LOB: 1 K: 0 BB: 0 S: 6 P: 10	R: 0 H: 2 E: 0 LOB: 2 K: 0 BB: 0 S: 13 P: 15	R: 0 H: 0 E: 0 LOB: 0 K: 0 BB: 0 S: 9 P: 16	1B: 6 2B: 2 3B: 1 HR: 1	SF: 0 SAC: 0 DP: 1 HBP: 0					

PITCHER		IP	WLS	BF	H	R	ER	SO	BB	IBB	HBP	BLK	WP	HR	S	P	ERA	WHIP
Derek Lowe, R ERA: 5.73	(1, 1)	3.0		13	3	2	2	1	1	0	0	0	0	1	38	58	6.00	1.333
44 Takashi Saito, R ERA: 7.2	(4, 1)	1.0		4	1	0	0	0	0	0	0	0	0	0	9	15	0.00	1.000
56 Hung-Chih Kuo, L ERA: 1.86	(5, 1)	2.0		6	1	0	0	3	0	0	0	0	0	0	16	21	0.00	0.500
51 Jonathan Broxton, R ERA: 3.38	(7, 1)	1.0		3	0	0	0	1	0	0	0	0	0	0	8	11	0.00	0.000
Joe Beimel, L ERA: 9.0	(8, 1)	1.0		4	2	0	0	0	0	0	0	0	0	0	6	10	0.00	2.000

PITCHER		IP	WLS	BF	H	R	ER	SO	BB	IBB	HBP	BLK	WP	HR	S	P	ERA	WHIP
45 Scott Proctor, R ERA: 1.74	(9, 1)	1.0		5	2	0	0	0	0	0	0	0	0	0	13	15	0.00	2.000
65 Brian Falkenborg, R ERA: 3.52	(10, 1)	1.0		3	0	0	0	0	0	0	0	0	0	0	9	16	0.00	0.000

BOTTOM

Los Angeles Dodgers @ Los Angeles Angels

Angel Stadium of Anaheim, Anaheim, CA

Thu Mar 27 2008, 7:05 PM PDT
Att. 38,863 - Partly Cloudy - 68 F

livebaseballscorecards.com

AB	37
R	2
H	9
RBI	2
BB	1
SO	5
LOB	9

WP: 0 PA: 38
PB: 0
SB: 0
CS: 0

Batter	1	2	3	4	5	6	7	8	9	AB	R	H	RBI	BB	SO	LOB
9 Chone Figgins, S (1, 5) OBP: 0.397, SLG: 0.389	B S L X 1-2 ① G6-3			C X FF 85 0-1 ① G3		B F S FF 90 B FF 91 F FF 91 F FF 91 X FF 91 2-2 ③ F9		S S SL 88 B FF 89 S FF 94 1-3 ③ K2-3		2	0	0	0	0	0	0
Juan Rivera, R (5, 9) OBP: 0.356, SLG: 0.463										2	0	0	0	0	1	2
2 Erick Aybar, S (1, 6) OBP: 0.324, SLG: 0.532	L X 0-1 ② L6			F B B FF 86 F FF 87 F FF 87 S FF 87 2-3 ② K			B X FF 90 1-0 HR		B C C C 1-3 ① K	4	1	1	1	0	2	0
27 Vladimir Guerrero, R (1, 9) OBP: 0.306, SLG: 0.688	C X 0-1 ③ G6-3			X 0-0 ③ G6-3			C X FF 91 0-1 ① P5		C F X 0-2 ② P4	2	0	0	0	0	0	0
39 Robb Quinlan, R (5, 7) OBP: 0.289, SLG: 0.351										2	0	0	0	0	0	0
Garret Anderson, L (1, 7) OBP: 0.314, SLG: 0.370		S C B X 1-2 ① F9			B X FF 87 1-0 ① F7		B F X FF 91 1-1 ② L6		B X 1-0 64 DI 1B	2	0	0	0	0	0	0
19 Kendrys Morales, S (5, 3) OBP: 0.484, SLG: 0.558										2	0	1	0	0	0	0
48 Torii Hunter, R (1, 8) OBP: 0.362, SLG: 0.661		C X 0-1 ② L9			B F F S FF 90 1-3 ② K		S B SL 83 C FF 92 B FF 92 S 2-3 ③ K		C B S B S 2-3 ③ K 1-2	2	0	0	0	0	1	0
64 Terry Evans, R (5, 8) OBP: 0.300, SLG: 0.417										2	0	0	0	0	2	1
Casey Kotchman, L (1, 3) OBP: 0.302, SLG: 0.471		C X 0-1 ③ G4-3			B F SL 83 F SL 83 B FF 91 F SI 90 B FF 90 B SL 79 4-2 BB			S S SL 88 S FF 94 0-3 ① K		1	0	0	0	1	0	0
3 Brandon Wood, R (5, PR) OBP: 0.148, SLG: 0.377 (5, 5)										1	0	0	0	0	1	0
47 Howie Kendrick, R (1, 4) OBP: 0.388, SLG: 0.530			C X 0-1 ① G6-3		S X 0-1 ③ G4-3			B X 1-0 32 S 1B		2	0	0	0	0	0	1
95 Hainley Statia, S (5, 4) OBP: 0.286, SLG: 0.360										1	0	1	0	0	0	0
5 Jeff Mathis, R (1, 2) OBP: 0.422, SLG: 0.447			B B X 2-0 ② L7			C X FF 90 0-1 ① P3		S C SL 88 B SL 88 B FF 94 F FF 94 S FF 93 2-3 ② K		3	0	0	0	0	1	1
28 Ryan Budde, R (8, 2) OBP: 0.286, SLG: 0.182										0	0	0	0	0	0	0
51 Joe Saunders, L (1, 1)			B C X SI 86 1-1 ③ G3			X 0-0 ② G5-3		C 1 SAFE B SL 81 P B SI 94 F FF 88 B SL 82 4-2 1-2 BB		1	0	0	0	0	0	0
44 Mike Napoli, R (6, PH) OBP: 0.289, SLG: 0.472										1	0	0	0	0	0	0
52 Jason Bulger, R (6, 1)										0	0	0	0	0	0	0
87 Alex Serrano, R (7, 1)										0	0	0	0	0	0	0
32 Dee Brown, L (8, PH) OBP: 0.378, SLG: 0.400										0	0	0	0	1	0	0
83 Darren O'Day, R (8, 1)										0	0	0	0	0	0	0
Inning Stats	R: 0 E: 0 K: 0 S: 7 H: 0 LOB: 0 BB: 0 P: 8	R: 0 E: 0 K: 0 S: 7 H: 0 LOB: 0 BB: 0 P: 8	R: 0 E: 0 K: 0 S: 5 H: 0 LOB: 0 BB: 0 P: 8	R: 0 E: 0 K: 1 S: 7 H: 0 LOB: 0 BB: 0 P: 9	R: 0 E: 0 K: 1 S: 9 H: 0 LOB: 1 BB: 1 P: 15	R: 0 E: 0 K: 0 S: 8 H: 0 LOB: 0 BB: 0 P: 10	R: 1 E: 0 K: 1 S: 8 H: 1 LOB: 0 BB: 0 P: 12	R: 0 E: 0 K: 3 S: 14 H: 1 LOB: 2 BB: 1 P: 21	R: 0 E: 0 K: 2 S: 10 H: 1 LOB: 1 BB: 0 P: 14							

TOP

Los Angeles Angels @ San Diego Padres

PETCO Park, San Diego, CA

Fri Mar 28 2008, 10:05 PM EDT

Att. 25,049 - Clear - 60 F

livebaseballscorecards.com

AB	30
R	1
H	3
RBI	1
BB	2
SO	8
LOB	5

| | | | | | | | | | |

Batter	1	2	3	4	5	6	7	8	9	AB	R	H	RBI	BB	SO	LOB
24 Brian Giles, L (1, 9) OBP: 0.409, SLG: 0.667	B X 1-0 G4-3 ①		F B FF 96 C FF 88 B B SL 84 C SI 87 3-3 K ③			1 SAFE B 1 SAFE 1 SAFE X 1-0 1-H 3B		1 SAFE B B C SI 89 1 SAFE B SI 87 F SI 88 F F SL 79 3-2 X SI 87 P5 ①		3	0	1	1	0	1	0
40 Adam Bass, R (7, 1)										0	0	0	0	0	0	0
52 Enrique Gonzalez, R (8, 1)										0	0	0	0	0	0	0
8 Michael Barrett, R (8, PH) OBP: 0.382, SLG: 0.588										1	0	0	0	0	0	1
21 Heath Bell, R (9, 1)										0	0	0	0	0	0	0
10 Tadahito Iguchi, R (1, 4) OBP: 0.345, SLG: 0.380	B S X 1-1 G2-3 ②			C C FF 93 B SI 94 F FF 94 S FF 93 1-3 K ①		C B X 1-1 G6-3 ②		B B SI 88 B SI 88 C B SI 89 4-1 5 FC5-4 1-2 BB		3	0	0	0	1	1	1
5 Kevin Kouzmanoff, R (1, 5) OBP: 0.333, SLG: 0.587	T F B X 1-2 HR			B F SI 85 F SI 86 F FF 95 S FF 95 1-3 K ②		C S FF 95 F SL 83 B S 1-3 K ③		B B C SI 89 X SL 79 2-1 FC5-4 1-2f 2-3 ②		4	1	1	1	0	2	3
23 Adrián González, L (1, 3) OBP: 0.392, SLG: 0.571	C B S F X 1-2 L7 ③			F S SL 86 S FF 87 0-3 K ③			X 0-0 12 2B 2B	C C SI 89 B SL 78 B SI 89 X 2-2 P4 ③		3	0	1	0	0	1	0
18 Paul McAnulty, L (7, PR) OBP: 0.369, SLG: 0.607 (8, 7)										1	1	0	0	0	0	2
12 Scott Hairston, R (1, 8) OBP: 0.340, SLG: 0.682		C S X 0-2 P4 ①			B B CH 84 B SI 92 X FF 92 3-0 P6 ①		X 0-0 33 F9 28 1B 2-H 2B			3	1	1	1	0	0	0
3 Khalil Greene, R (1, 6) OBP: 0.224, SLG: 0.386		C B B F B S 3-3 K ②			B X SI 91 1-0 G1-3 ②		X 0-0 F9 ① 2-3			2	0	0	0	0	1	0
50 Joe Thatcher, L (6, 1)										0	0	0	0	0	0	0
33 Jody Gerut, L (7, 9) OBP: 0.308, SLG: 0.571										1	0	0	0	0	0	1
28 Josh Bard, S (1, 2) OBP: 0.273, SLG: 0.244		F F B B F X 2-2 G4-3 ③			C F F SI 92 F SL 82 B FF 94 F CU 82 F CU 81 B FF 95 X FF 95 2-2 G4-3 ③		B 3 SAFE F C CH 83 X 1-2 26 G6-3 3-H 1B			3	0	1	1	0	0	0
26 Justin Huber, R (1, 7) OBP: 0.351, SLG: 0.500 (8, 3)			S B X SI 86 1-1 F8 ①			B C FF 94 B SI 93 C SL 81 C SL 82 2-3 K ①	B C FF 89 X CH 83 1-1 G6-3 ②③ 1-2f			3	0	0	0	0	1	2
Greg Maddux, R (1, 1)			S S B F S CU 81 1-3 K ②			H 1-0 24 3B HBP		C B SI 87 B SL 79 C SI 87 F SI 87 B SI 88 B SL 80 4-2 5 FC5-4 10 S BB		0	0	0	0	0	0	0
Tony Clark, S (3, PH) OBP: 0.409, SLG: 0.548										1	0	0	0	0	1	0
43 Cla Meredith, R (4, 1)										0	0	0	0	0	0	0
Glendon Rusch, L (5, 1)										0	0	0	0	0	0	0
Callix Crabbe, S (6, 6) OBP: 0.361, SLG: 0.409										0	1	0	0	1	0	0
Inning Stats	R: 1 E: 0 K: 0 S: 10 H: 1 LOB: 0 BB: 0 P: 14	R: 0 E: 0 K: 1 S: 10 H: 0 LOB: 0 BB: 0 P: 15	R: 0 E: 0 K: 2 S: 9 H: 0 LOB: 0 BB: 0 P: 14	R: 0 E: 0 K: 3 S: 11 H: 0 LOB: 0 BB: 0 P: 13	R: 0 E: 0 K: 0 S: 9 H: 0 LOB: 0 BB: 0 P: 15	R: 1 E: 0 K: 2 S: 10 H: 1 LOB: 1 BB: 0 P: 16	R: 2 E: 0 K: 0 S: 8 H: 3 LOB: 1 BB: 0 P: 10	R: 0 E: 0 K: 0 S: 14 H: 0 LOB: 2 BB: 2 P: 29		1B: 1 2B: 2 3B: 1 HR: 1 SF: 0 SAC: 0 DP: 1 HBP: 1					

PITCHER		IP	WLS	BF	H	R	ER	SO	BB	IBB	HBP	BLK	WP	HR	S	P	ERA	WHIP
51 Joe Saunders, L ERA: 1.29	(1, 1)	5.0	L	16	1	1	1	6	0	0	0	0	0	1	49	71	1.80	0.200
52 Jason Bulger, R ERA: 5.56	(6, 1)	1.0		5	1	1	1	2	0	0	1	0	0	0	10	16	9.00	1.000
87 Alex Serrano, R ERA: 3.24	(7, 1)	1.0		5	3	2	2	0	0	0	0	0	0	0	8	10	18.00	3.000
83 Darren O'Day, R ERA: 2.04	(8, 1)	1.0		5	0	0	0	0	2	0	0	0	0	0	14	29	0.00	2.000

PITCHER	IP	WLS	BF	H	R	ER	SO	BB	IBB	HBP	BLK	WP	HR	S	P	ERA	WHIP

BOTTOM

Los Angeles Angels @ San Diego Padres

PETCO Park, San Diego, CA

Fri Mar 28 2008, 10:05 PM EDT

Att. 25,049 - Clear - 60 F

livebaseballscorecards.com

AB	28
R	4
H	5
RBI	4
BB	2
SO	8
LOB	10

WP: 0 PA: 31
PB: 0
SB: 1
CS: 0

San Diego Padres @ Los Angeles Angels

Angel Stadium of Anaheim, Anaheim, CA

Sat Mar 29 2008, 6:05 PM PDT

Att. 40,468 - Partly Cloudy - 63 F

livebaseballscorecards.com

TOP

Batter	1	2	3	4	5	6	7	8	9	AB	R	H	RBI	BB	SO	LOB
24 Brian Giles, L (1, 9) OBP: 0.458, SLG: 0.696	B FF 92 F X FF 92 1-1 23 G4-3 10 SH5-3 1B		B FF 95 F FF 94 F CH 87 B FF 95 B CH 88 F SL 82 F FF 95 X FF 95 3-2 23 CS 1B			S SL 78 B FF 90 X SL 78 1-1 5 BB 1B	X FA 92 0-0 1-2 1B		B CH 82 C FF 91 C CH 82 B CH 83 B FF 93 X FF 91 3-2 80 BB 1B	2 0 2 0 0 0 0						
33 Jody Gerut, L (5, 9) OBP: 0.345, SLG: 0.596										3 0 3 0 0 0 0						
10 Tadahito Iguchi, R (1, 4) OBP: 0.333, SLG: 0.365	X FF 95 0-0 ① SH5-3 1-2		B FF 96 1 SAFE 1 SAFE C SL 81 B FF 94 X FF 96 2-1 ② L9			C FF 90 X FF 90 0-1 ① P4	B CU 77 B FF 91 C FF 91 X FF 92 3-1 ③ F7		B FF 92 B FF 90 S FF 91 S FF 91 B FF 92 B FF 91 4-2 1-2 BB	2 0 0 0 0 0 2						
80 Eric Sogard, L (6, 4)										1 0 0 0 1 0 2						
23 Adrián González, L (1, 10) OBP: 0.389, SLG: 0.577	S FF 95 B FF 95 S FF 95 F SI 96 D SL 84 F FF 96 X FF 96 2-2 ② G4-3 2-3		F CH 86 D CH 88 F FF 95 B FF 94 D SL 86 3-2 ③ CS 1-2	X SI 92 0-0 2B		C FF 90 B FF 90 D SL 81 S SL 79 F FF 89 B FF 90 X SL 78 3-2 ② P4		B SI 90 F SI 89 B FC 83 C FC 84 F SL 81 B SI 89 C FC 84 3-3 ① K	C CU 79 F FF 92 S CH 82 0-3 ③ K	3 0 1 0 0 0 2						
83 Sam Carter, R (8, PH) (8, 10)										2 0 0 0 0 2 2						
5 Kevin Kouzmanoff, R (1, 5) OBP: 0.353, SLG: 0.574	C FF 96 B FF 96 B FF 96 B SL 84 F FF 97 B SI 97 4-2 BB			F FF 94 S SL 83 X FF 94 0-2 ① G6-3		B FF 90 B FF 90 C FF 90 S FF 89 B FF 90 F FF 90 B SL 78 4-2 1-2 BB		F SI 89 X SI 91 0-1 26 HR 1B		1 0 0 0 2 0 1						
92 Keoni Ruth, R (6, PR) OBP: 1.000, SLG: 1.000										1 1 1 0 0 0 0						
(6, 5)																
Tony Clark, S (1, 3) OBP: 0.383, SLG: 0.511	C SI 95 X CH 87 0-1 ③ G4-1			B FF 94 F CH 87 S FF 95 B FF 96 F FF 95 F CH 88 S SL 85 2-3 ② K		S SL 79 S SL 80 X FF 89 0-2 ③ G1-3		C CH 84 X SI 88 0-1 1-H HR		3 0 0 0 0 1 5						
26 Justin Huber, R (6, 3) OBP: 0.368, SLG: 0.606										1 1 1 2 0 0 0						
3 Khalil Greene, R (1, 6) OBP: 0.231, SLG: 0.447		B SL 80 C SL 80 C FF 96 S FF 96 1-3 ① K		B FF 95 X SL 86 1-0 ③ F8			F FA 92 B FF 93 C CU 76 X FF 93 1-2 HR	C SI 89 F FC 84 X SL 79 0-2 ② G5-3		3 1 1 1 0 1 1						
Jesus Lopez, R (7, 6) OBP: 0.375, SLG: 0.286										1 0 0 0 0 0 0						
18 Paul McAnulty, L (1, 7) OBP: 0.362, SLG: 0.583		C FF 95 F CH 87 B FF 96 F FF 97 X SL 86 1-2 ② G5-3			B SL 76 S FF 94 F FF 94 B SL 83 B SL 83 X FF 93 3-2 ① G3		B FF 92 F FF 93 B CU 77 X FF 92 2-1 33 1B 1B	B FC 83 F SI 88 X 1-1 ③ F9		4 0 1 0 0 0 0						
12 Scott Hairston, R (1, 8) OBP: 0.327, SLG: 0.652		B SL 85 C FF 96 B FF 97 X FF 96 2-1 ③ F7			X FF 94 0-0 ② F7		F FA 90 C FA 91 F CU 77 D CU 77 D FF 93 F FA 92 F FA 92 F FF 93 B CU 76 3-2 X FA 92 F8		F F B X 1-2 ① G5-3	2 0 0 0 0 0 0						
Callix Crabbe, S (6, 8) OBP: 0.351, SLG: 0.397										2 0 0 0 0 0 1						
8 Michael Barrett, R (1, 2) OBP: 0.351, SLG: 0.541			B FF 95 F FF 92 F FF 94 B SL 85 F FF 95 X FF 96 2-2 ① G6-3		C FF 94 B SL 82 B SL 83 B FF 94 T FF 94 F FF 96 F FF 96 S FF 95 3-3 ③ K		F FF 92 C CU 77 X CU 78 0-2 ② F9		S FF 91 B CU 81 B S S 2-3 ② K	3 0 0 0 0 1 1						
87 Matt Stocco, R (8, 2)										1 0 0 0 0 1 0						

Inning Stats	1	2	3	4	5	6	7	8	9
	R: 0 H: 1 E: 0 LOB: 2 K: 0 BB: 1 S: 12 P: 19	R: 0 H: 0 E: 0 LOB: 0 K: 1 BB: 0 S: 9 P: 13	R: 0 H: 1 E: 0 LOB: 0 K: 0 BB: 0 S: 13 P: 23	R: 0 H: 1 E: 0 LOB: 1 K: 1 BB: 0 S: 10 P: 13	R: 0 H: 0 E: 0 LOB: 0 K: 1 BB: 0 S: 9 P: 15	R: 0 H: 1 E: 0 LOB: 2 K: 0 BB: 1 S: 14 P: 22	R: 1 H: 3 E: 0 LOB: 2 K: 0 BB: 0 S: 18 P: 27	R: 2 H: 2 E: 0 LOB: 0 K: 1 BB: 0 S: 13 P: 17	R: 0 H: 1 E: 0 LOB: 2 K: 2 BB: 1 S: 14 P: 24

1B: 7	SF: 0
2B: 1	SAC: 1
3B: 0	DP: 0
HR: 2	HBP: 0

WP: 0	PA: 40
PB: 0	
SB: 0	
CS: 1	

AB	35
R	3
H	10
RBI	3
BB	3
SO	6
LOB	17

PITCHER		IP	WLS	BF	H	R	ER	SO	BB	IBB	HBP	BLK	WP	HR	S	P	ERA	WHIP
54 Ervin Santana, R ERA: 4.26	(1, 1)	5.0	W	18	3	0	0	3	1	0	0	0	0	0	53	83	0.00	0.800
Darren Oliver, L ERA: 1.0	(6, 1)	1.0		5	1	0	0	0	1	0	0	0	0	0	14	22	0.00	2.000
63 Rich Thompson, R ERA: 3.38	(7, 1)	1.0		6	3	1	1	0	0	0	0	0	0	1	18	27	9.00	3.000
33 Justin Speier, R ERA: 2.57	(8, 1)	1.0		5	2	2	2	1	0	0	0	0	0	1	13	17	18.00	2.000
97 Fernando Rodriguez Jr., R ERA:	(9, 1)	0.0		0	0	0	0	0	0	0	0	0	0	0	0	0	∞	∞

PITCHER	IP	WLS	BF	H	R	ER	SO	BB	IBB	HBP	BLK	WP	HR	S	P	ERA	WHIP

San Diego Padres @ Los Angeles Angels

Angel Stadium of Anaheim, Anaheim, CA

Sat Mar 29 2008, 6:05 PM PDT

Att. 40,468 - Partly Cloudy - 63 F

livebaseballscorecards.com

BOTTOM

Batter	1	2	3	4	5	6	7	8	9	AB	R	H	RBI	BB	SO	LOB
77 Reggie Willits, S (1, 7) OBP: 0.357, SLG: 0.354 (4, 8)	C FF 88 B SL 79 B X FF 88 2-1 ① P3		B SI 88 C SI 88 B CU 64 B CH 78 C SI 89 B SI 89 4-2 27 E 47 2B 27 FC1 BB	C FF 89 B FF 90 D CU 73 B CH 81 C SI 89 X SI 90 3-2 6 BB 1-H 1B		C SI 86 B CU 72 C FF 88 X FF 88 1-2 6 E 3 SF4 1B	F CH 80 B CU 73 F FF 88 B CU 74 X FF 89 2-2 ②③ G1-6-3 1-2f		4	2	2	1	1	0	1
6 Maicer Izturis, S (1, 6) OBP: 0.431, SLG: 0.500	X SI 88 0-0 ② P4		C CH 80 1 SAFE B FF 86 F FF 86 F CU 68 1 SAFE F FF 89 X CH 80 1-2 ① F8	B SI 87 1 SAFE B SI 89 B SI 88 C FF 90 1 SAFE B SI 90 4-1 1-2 BB		C SI 88 X CH 80 0-1 E1 3 SF4 32 1B 1-3		B B F X 2-1 2B	4	1	1	0	1	0	2
27 Vladimir Guerrero, R (1, 9) OBP: 0.314, SLG: 0.700 3 Brandon Wood, R (4, 5) OBP: 0.140, SLG: 0.364	B B F SI 90 F SI 89 F SI 90 X SL 83 2-2 48 HR 2B		B FF 89 X SI 82 1-0 FC1 47 2B 1-3 WP	X SI 89 0-0 ③ F9		B CH 79 B CH 80 F SI 88 S FF 88 X SI 90 2-2 ① SF4 2-3 3-H		C X 0-1 ① P2	2 2	2 0	1 0	0 1	0 0	0 0	1 3
48 Torii Hunter, R (1, 8) OBP: 0.367, SLG: 0.707 32 Dee Brown, L (4, 7) OBP: 0.375, SLG: 0.394	B FF 88 X CH 77 1-0 2-H HR		S CH 81 S SI 82 F FF 90 B CU 69 S CH 81 1-3 ② K		B FF 87 B FF 88 F SI 86 F SI 87 C SI 89 2-3 ① K	D CU 72 X CU 71 1-0 3-H 1B		B X 1-0 ② F9	2 3	1 0	1 1	2 1	0 0	1 1	2 1
47 Howie Kendrick, R (1, 4) OBP: 0.400, SLG: 0.544 95 Hainley Statia, S (5, PR) OBP: 0.267, SLG: 0.333 (6, 4)	C C S 0-3 ③ K		B SI 82 F SI 90 F CU 68 B FF 90 X CH 80 2-2 WP 1-3 3-H 2B		B B CU 72 C SI 90 B SI 90 B SI 90 4-1 39 2B 1B BB	C SI 87 X FF 90 0-1 ② L4		X 0-0 ③ G1-3	2 2	0 1	1 0	1 0	1 0	1 0	0 2
Juan Rivera, R (1, 10) OBP: 0.367, SLG: 0.467		C SI 86 X SI 88 0-1 39 FC5-4 1B	F CU 66 B FC 81 X FF 88 1-1 ③ G6-3 2-3 3-H		C FF 88 B CH 82 1 SAFE 1 SAFE X FF 89 1-1 39 2B 1-2 G4-3 1B	X SI 89 0-0 ③ F8			4	1	2	0	0	0	2
39 Robb Quinlan, R (1, 5) OBP: 0.333, SLG: 0.439 (4, 9)		C SI 87 B FF 87 F SL 82 F FF 89 X CU 67 1-2 ① FC5-4 P4 1-2f	S SI 87 B SI 87 X CH 79 1-1 G6-4-3 1B	B SI 89 F SI 88 X SI 89 1-1 G4-3 1-3 2-H 2B			X FF 86 0-0 90 E 2B		4	1	3	1	0	0	1
Casey Kotchman, L (1, 3) OBP: 0.286, SLG: 0.444 90 Mark Trumbo, R (6, 3) OBP: 0.250, SLG: 0.375		1 SAFE 1 SAFE B SL 82 B SL 82 X FF 89 2-0 ②③ P4 1-2	C SI 89 S SI 86 D CU 76 X SI 89 1-2 ①② G6-4-3 1-2f	B CU 72 X SI 91 1-0 ② G4-3 2-3 3-H		C CU 69 B FF 87 X CU 70 1-1 E6 77 G1-6-3 2-H		3 1	0 0	0 0	1 0	0 0	0 0	4 0
44 Mike Napoli, R (1, 2) OBP: 0.310, SLG: 0.538 46 Bobby Wilson, R (8, 2) OBP: 0.292, SLG: 0.435			B SI 87 B FF 88 X SI 88 2-0 HR	B CH 80 C SI 88 S SI 89 B SI 89 B SI 91 4-1 77 S 77 1B BB	X CH 81 0-0 ③ G4-3	B SI 86 B FF 86 B SI 86 C FF 86 F FF 88 F FF 90 X FF 89 3-2 ① P4		3 0	2 0	1 0	1 0	1 0	0 0	3 0
Inning Stats	R: 2 H: 2 E: 0 LOB: 0 K: 1 BB: 0 S: 11 P: 16	R: 0 H: 1 E: 0 LOB: 0 K: 0 BB: 0 S: 7 P: 10	R: 3 H: 2 E: 1 LOB: 1 K: 1 BB: 1 S: 18 P: 30	R: 1 H: 2 E: 0 LOB: 2 K: 0 BB: 2 S: 11 P: 24	R: 2 H: 2 E: 0 LOB: 2 K: 1 BB: 1 S: 10 P: 19	R: 2 H: 2 E: 1 LOB: 1 K: 0 BB: 0 S: 12 P: 16	R: 1 H: 1 E: 1 LOB: 0 K: 0 BB: 0 S: 10 P: 16	R: 0 H: 1 E: 0 LOB: 1 K: 0 BB: 0 S: 6 P: 9		1B: 6 SF: 1 2B: 5 SAC: 0 3B: 0 DP: 2 HR: 2 HBP: 0					WP: 1 PA: 41 PB: 0 SB: 1 CS: 0	

	AB	36
	R	11
	H	13
	RBI	9
	BB	4
	SO	3
	LOB	22

PITCHER		IP	WLS	BF	H	R	ER	SO	BB	IBB	HBP	BLK	WP	HR	S	P	ERA	WHIP
Randy Wolf, L ERA: 6.75	(1, 1)	3.0	L	15	5	5	3	2	1	0	0	0	1	2	36	56	9.00	2.000
55 Shawn Estes, L ERA: 11.4	(4, 1)	4.0		22	7	6	4	1	3	0	0	0	0	0	43	75	9.00	2.500
40 Adam Bass, R ERA: 4.85	(8, 1)	1.0		4	1	0	0	0	0	0	0	0	0	0	6	9	0.00	1.000

PITCHER	IP	WLS	BF	H	R	ER	SO	BB	IBB	HBP	BLK	WP	HR	S	P	ERA	WHIP

Los Angeles Angels @ Minnesota Twins

Hubert H. Humphrey Metrodome, Minneapolis, MN

Mon Mar 31 2008, 7:10 PM EDT

Att. 49,596 - Dome - 72 F

TOP

livebaseballscorecards.com

Batter	1	2	3	4	5	6	7	8	9	AB	R	H	RBI	BB	SO	LOB
9 Chone Figgins, S (1, 5) OBP: 0.500, SLG: 0.750	C FF 85 X SI 83 0-1 ① G4-3		B SL 78 B SI 84 B SI 84 C FF 83 C SI 85 X 3-2 2B		C FF 86 B FF 87 C SI 86 B SI 87 B FF 86 X SI 86 3-2 3-H 1B			C SI 90 S SI 92 B SI 91 F SI 91 B SI 90 B SL 82 F SI 89 F SI 90 F SI 90 3-3 C SI 90 ② K		4	0	2	1	0	1	0
24 Gary Matthews, S (1, 10) OBP: 0.250, SLG: 0.500	B SI 85 B SI 85 C SL 78 X SL 76 2-1 ② G3		B SI 85 C SI 86 T SI 85 B SI 85 X CU 63 2-2 ③ G1-3		B SI 85 B SI 85 X CH 75 2-0 ③ F8			X SI 91 0-0 2B		4	0	1	0	0	0	2
27 Vladimir Guerrero, R (1, 9) OBP: 0.250, SLG: 0.250	C FF 86 B FF 86 X SL 77 1-1 ③ G6-3			B SI 84 X SI 86 1-0 48 L4-3 1B		B SL 77 F SL 78 X FF 87 1-1 ① G6-3		B SL 85 B SL 83 F SL 85 C SL 82 B SL 83 S SL 83 3-3 ③ K		4	0	1	0	0	1	1
Garret Anderson, L (1, 7)		B SI 83 C SI 84 X SI 84 1-1 ① G4-3		C SI 84 X SI 85 0-1 ① F8		B SI 85 C SL 78 B SI 84 F SL 79 F CU 63 F CH 74 X CU 62 2-2 ② F7			C FF 95 B SI 96 B FF 95 F SI 96 X SI 96 2-2 ① F8	4	0	0	0	0	0	1
48 Torii Hunter, R (1, 8)		B SL 79 X SL 78 1-0 ② F9		X SI 86 0-0 ② ③ L4-3 1-1		C FF 88 X SL 78 0-1 ③ F8			S SL 92 S SL 92 F SL 92 B SL 91 F SI 96 S SL 91 1-3 ② K	4	0	0	0	0	1	1
Casey Kotchman, L (1, 3) OBP: 0.750, SLG: 0.750 77 Reggie Willits, S (9, PR)		X CH 75 0-0 47 FC6-4 1B			B CH 76 B SI 84 B SL 78 C SI 84 X SL 78 3-1 44 1B 47 1B 6 G4-6-3 1B		B FF 84 X SI 84 1-0 ① G6-3		S SI 96 X SI 96 0-1 47 FC6 1B	4 0	1 0	3 0	0 0	0 0	0 0	0 0
47 Howie Kendrick, R (1, 4) OBP: 0.250, SLG: 0.250	B FF 85 C SI 86 B SL 80 1 SAFE D SL 79 X SL 80 3-1 ③ FC6-4 1-2f				B SL 80 S SL 78 X FF 85 1-1 6 G4-6-3 44 1B 9 1B 1-2 1B		B SI 86 B SL 80 C SL 78 X CU 61 2-1 ② G1-3		F FF 94 F FF 95 X SL 90 0-2 ③ FC6 1-2f	4	1	1	0	0	0	2
44 Mike Napoli, R (1, 2) OBP: 0.333, SLG: 0.333			C SI 86 S CU 61 C FF 86 0-3 ① K		X SL 79 0-0 6 G4-6-3 1-2 2-3 1B		X FF 87 0-0 ③ F8			3	0	1	0	0	1	0
6 Maicer Izturis, S (1, 6)			B SI 83 F SI 84 F CH 76 B FF 87 X SL 80 2-2 ② F7		B SI 84 B SI 85 X SI 86 2-0 ① ② G4-6-3 1-2f 2-3 3-H			C SI 90 B SI 91 C SL 83 C SL 85 1-3 ① K		3	0	0	0	0	1	2

| Inning Stats | | | |

Batter	1	2	3	4	5	6	7	8	9	AB	R	H	RBI	BB	SO	LOB
22 Carlos Gómez, R (1, 8) OBP: 0.750, SLG: 1.000	C FF 90 L FF 92 F FF 92 X CH 83 0-2 7 1B 2B	S SL 79 X SL 78 0-1 7 G4-3 7 S 1B	B FF 88 B SL 77 C FF 90 B FF 88 B FF 88 4-1 7 G4-3 7 S 5 1B BB	B SL 79 F FF 88 B CH 81 B CH 80 F FF 88 S FF 89 3-3 ① K			3	2	2	0	1	1	0
7 Joe Mauer, L (1, 2) OBP: 0.250, SLG: 0.250	F FF 90 2 SAFE B CH 82 X CH 82 1-1 33 BB 2-H 1B	1 SAFE 1 SAFE 1 SAFE B FF 90 F FF 90 P PO 84 B FF 88 X CH 82 3-1 ① G4-3 1-3	C FF 90 S FF 90 1 SAFE 1 SAFE B FF 89 B FF 91 X CH 82 2-2 ① G4-3 1-3	C SL 78 X FF 91 0-1 ② G6-3			4	0	1	1	0	0	2
5 Michael Cuddyer, R (1, 9) OBP: 0.250, SLG: 0.250	B FF 90 B FF 90 T FF 90 1 SAFE 1 SAFE C FF 89 X SL 82 2-2 ① F8	S SL 80 B FF 89 C CH 82 C FF 89 1-3 ② K	X CH 82 0-0 33 S 3-H 1B	B FF 90 X FF 90 1-0 ③ G6-3			4	0	1	1	0	1	2
33 Justin Morneau, L (1, 3)	B FF 90 B CH 84 C FF 89 B FF 90 B 4-1 1-2 BB	F CH 82 X FF 90 0-1 ③ G4-3	B SL 80 F SL 79 C FF 90 1 SAFE B FF 89 1 SAFE B FF 90 1 SAFE S CH 81 3-3 ② K 1-2	C SI 88 X SI 88 0-1 ① G4-3			3	0	0	0	1	1	2
21 Delmon Young, R (1, 7) OBP: 0.500, SLG: 0.500	X SL 80 0-0 ② F9	C FF 89 S FF 88 B SL 79 X FF 89 1-2 S 1B	S SL 80 D SL 81 S CH 82 F SI 91 D CH 83 X SL 80 2-2 ③ F9	C SL 78 B SL 78 B SL 87 B SL 78 X SI 87 3-1 16 2B 1B			4	1	2	0	0	0	3
Craig Monroe, R (1, 10) 16 Jason Kubel, L (8, PH) OBP: 1.000, SLG: 2.000 (9, 10)	X SL 79 0-0 ③ F8	F SL 80 1 SAFE B FF 90 S CH 82 S CH 81 1-3 ① K 1-2	S CH 80 X FF 90 0-1 ① G4-3	F SI 88 C FF 88 X SL 79 0-2 1-3 2B			3 1	0 0	0 1	0 0	0 0	1 0	3 0
Mike Lamb, L (1, 5) OBP: 0.500, SLG: 0.333 8 Nick Punto, S (8, PR) (9, 5)	B FF 88 B FF 87 B FF 89 C FF 88 X FF 87 3-1 ① G4-3	S CU 74 B CH 80 X CH 80 1-1 23 1B 2-H 1B	B FF 89 B FF 88 S CH 81 B CH 82 X FF 89 3-1 ② G6-3	I IN 73 I IN 74 I IN 72 I 4-0 IBB			3 0	0 0	1 0	1 0	1 0	0 0	0 0
23 Brendan Harris, R (1, 4) OBP: 0.500, SLG: 0.750	C SL 78 F FF 90 B FF 90 C FF 90 1-3 ② K	C FF 90 X FF 90 0-1 12 L4-3 1-3 1B	C SL 80 B SL 78 B FF 89 X SL 78 2-1 2B	C SI 87 S SI 89 F SI 88 S SI 86 0-3 ② K			4	0	2	0	0	2	3
12 Adam Everett, R (1, 6)	B FF 90 X FF 89 1-0 ③ G5-3	F SL 79 D SL 81 1 SAFE F FF 89 B FF 89 F FF 92 X CH 81 2-2 ②③ L4-3 1-1	C FF 89 B SL 80 C SL 80 X FF 90 1-2 ③ F7	C SI 88 F SI 89 X SL 79 0-2 ③ F7			4	0	0	0	0	0	6
Inning Stats	R: 1 E: 0 K: 0 S: 12 H: 2 LOB: 2 BB: 1 P: 19	R: 0 E: 0 K: 1 S: 6 H: 0 LOB: 0 BB: 0 P: 11	R: 0 E: 0 K: 1 S: 10 H: 1 LOB: 1 BB: 0 P: 13	R: 1 E: 0 K: 1 S: 14 H: 3 LOB: 1 BB: 0 P: 19	R: 1 E: 0 K: 1 S: 12 H: 1 LOB: 1 BB: 1 P: 23	R: 0 E: 0 K: 0 S: 9 H: 1 LOB: 1 BB: 0 P: 15	R: 0 E: 0 K: 1 S: 6 H: 0 LOB: 0 BB: 0 P: 10	R: 0 E: 0 K: 1 S: 14 H: 2 LOB: 3 BB: 1 P: 21		1B: 7 2B: 4 3B: 0 HR: 0 SF: 0 SAC: 0 DP: 1 HBP: 0			WP: 0 PB: 0 SB: 4 CS: 0 PA: 36	

PITCHER		IP	WLS	BF	H	R	ER	SO	BB	IBB	HBP	BLK	WP	HR	S	P	ERA	WHIP
36 Jered Weaver, R	(1, 1)	6.1	L	28	8	3	3	5	2	0	0	0	0	0	66	106	4.26	1.579
ERA: 4.26																		
Darren Oliver, L	(7, 1)	0.2		2	0	0	0	0	0	0	0	0	0	0	3	4	0.00	0.000
ERA:																		
53 Darren O'Day, R	(8, 1)	1.0		6	2	0	0	1	0	1	0	0	0	0	14	21	0.00	2.000
ERA:																		

PITCHER	IP	WLS	BF	H	R	ER	SO	BB	IBB	HBP	BLK	WP	HR	S	P	ERA	WHIP

BOTTOM

Los Angeles Angels @ Minnesota Twins

Hubert H. Humphrey Metrodome, Minneapolis, MN

Mon Mar 31 2008, 7:10 PM EDT

Att. 49,596 - Dome - 72 F

livebaseballscorecards.com

AB	33
R	3
H	10
RBI	3
BB	3
SO	6
LOB	21

Los Angeles Angels @ Minnesota Twins

Hubert H. Humphrey Metrodome, Minneapolis, MN

Tue Apr 01 2008, 8:10 PM EDT

Att. 24,586 - Dome - 70 F

livebaseballscorecards.com

TOP

Batter	1	2	3	4	5	6	7	8	9	AB	R	H	RBI	BB	SO	LOB
9 Chone Figgins, S (1, 5) OBP: 0.400, SLG: 0.556	C FF 92 B SI 92 B X CH 85 2-1 L5 ①	B F SI 88 C SI 89 S SL 88 1-3 K ③			B CU 72 X SI 87 1-0 E6 27 WP 24 S 27 1B		B CU 76 B X SI 94 2-0 24 WP 1B 2B	B FF 92 C CH 81 B FF 91 B CH 80 B FF 91 4-1 27 1B 24 FC1-2 1-2 BB	C SI 93 F SL 85 X SL 85 0-2 F7 ②	5	2	1	0	1	1	3
24 Gary Matthews, S (1, 10) OBP: 0.222, SLG: 0.333 Juan Rivera, R (9, PH) (9, 10)	C SI 93 X CU 79 0-1 27 2B 1B		B SL 86 B SI 88 C SI 88 X SI 90 2-1 G6-3 ①		S SI 88 B SI 88 F SI 89 F SI 92 1 SAFE S SL 88 1-3 K ② 1-2		B SI 94 S SI 94 F S SL 90 1-3 K ② 2-3	F FF 92 X FF 92 0-1 FC1-2 ② 27 1B 1-2 2-3 3-Hf	F FF 93 F FF 93 B FF 92 F SL 86 B SL 87 X SI 94 2-2 FC5 ③ 1-2 2-3f	5 1	1 0	1 0	0 0	0 0	2 0	5 2
27 Vladimir Guerrero, R (1, 9) OBP: 0.556, SLG: 0.625 77 Reggie Willits, S (9, 9)	S FF 94 X FF 95 0-1 1-H 2B 2B		B SL 88 B SL 87 S SI 90 X SI 90 2-1 F7 ②		B SL 88 F SI 89 X SI 90 1-1 1B 2-H 1B		I IN 58 I IN 57 I IN 56 I IN 57 4-0 1B IBB	F FF 93 X FF 93 0-1 1-2 2-3 3-H 1B		4 0	1 0	3 0	3 0	1 0	0 0	0 0
Garret Anderson, L (1, 7) OBP: 0.333, SLG: 0.444	F SL 88 B SL 88 B F SI 93 X SI 95 2-2 2-H 2B		F C FF 92 B FF 92 F SL 87 B CU 79 X CU 79 2-2 G4-3 ③		B SI 88 1 SAFE X SI 91 1-0 48 FC5-4 1-3 1B		C X SL 85 0-1 1-3 3-H 1B	C FF 92 X SL 85 0-1 F9 ③		5	0	3	2	0	0	3
48 Torii Hunter, R (1, 8)	F FF 95 S SL 88 X SL 89 0-2 F7 ②			F SI 86 B FF 92 F SI 89 F SI 91 S SL 89 1-3 K ① B FF 95 X CH 83 1-0 FC5-4 ③ 1-2f		B B FF 91 B FF 90 C FF 90 C X 3-2 L7 ③			H SI 91 1-0 47 1B 6 1B G5-3 HBP	4	1	0	0	0	1	5
Casey Kotchman, L (1, 3) OBP: 0.556, SLG: 0.889	B CH 84 B SL 88 X CH 84 2-0 G3-1 ③			B SI 89 B SI 90 C SI 92 X SI 91 2-1 G6-3 ② B SI 89 B SI 90 C SL 87 F SI 91 B CU 82 F SI 90 X 3-2 G6-3 ③		B SI 88 X CH 81 1-0 47 G6-4-3 1B X SI 90 0-0 G6-4-3 ①② 1-2f		B FF 91 B FF 89 X FF 88 2-0 HR	C SI 91 F FF 93 F SL 85 X SI 94 0-2 G5-3 ① 1-2	5	1	2	1	0	0	2
47 Howie Kendrick, R (1, 4) OBP: 0.444, SLG: 0.556		X SL 84 0-0 2B						B FF 90 B CU 76 F FF 91 X FF 92 2-1 6 FC4-6 44 E 24 FC1-2 1B	F FF 93 B SL 86 B SL 85 F SI 92 F SL 85 F FF 93 X SI 93 2-2 44 BB 6 1B 2-3 1B	5	1	3	0	0	0	1
44 Mike Napoli, R (1, 2) OBP: 0.375, SLG: 0.714		C SI 89 X 0-1 F9 ①			F SI 87 X SL 85 0-1 HR	B SI 89 B SI 88 B FF 92 C SI 89 F SI 90 F SI 89 X SI 89 3-2 F8 ③		X FF 92 0-0 FC4 6 FC4-6 1-2	B SI 94 B FF 93 B SI 93 B SI 93 4-0 FC5 6 1B 1-2 BB	4	1	1	1	1	0	2
6 Maicer Izturis, S (1, 6) OBP: 0.125, SLG: 0.125		C SI 88 B SI 88 B SI 90 C SL 86 S SL 87 2-3 K ②			X SI 87 0-0 G6-3 ①		C F X 0-2 G6-3 ①	B FF 92 S CH 84 X FF 91 1-1 24 FC1-2 9 BB 27 1B 1-2f 2-3	C FF 93 X FF 93 0-1 1-2 2-H 3-H FC5 1B	5	1	1	2	0	1	3
Inning Stats	R: 2 E: 0 K: 0 S: 13 H: 3 LOB: 1 BB: 0 P: 19	R: 0 E: 0 K: 2 S: 9 H: 1 LOB: 1 BB: 0 P: 12	R: 0 E: 0 K: 0 S: 8 H: 0 LOB: 0 BB: 0 P: 14	R: 0 E: 0 K: 1 S: 11 H: 0 LOB: 0 BB: 0 P: 17	R: 2 E: 1 K: 1 S: 12 H: 3 LOB: 2 BB: 0 P: 17	R: 0 E: 0 K: 0 S: 6 H: 1 LOB: 0 BB: 0 P: 10	R: 1 E: 0 K: 1 S: 12 H: 2 LOB: 2 BB: 1 P: 22	R: 2 E: 1 K: 0 S: 13 H: 3 LOB: 3 BB: 1 P: 22	R: 2 E: 0 K: 0 S: 18 H: 2 LOB: 2 BB: 1 P: 27	1B: 9 2B: 4 3B: 0 HR: 2 SF: 0 SAC: 0 DP: 1 HBP: 1	WP: 2 PB: 0 SB: 1 CS: 0 PA: 47					

	AB	43
	R	9
	H	15
	RBI	9
	BB	3
	SO	5
	LOB	26

PITCHER		IP	WLS	BF	H	R	ER	SO	BB	IBB	HBP	BLK	WP	HR	S	P	ERA	WHIP
26 Boof Bonser, R ERA: 4.5	(1, 1)	6.0	L	26	8	4	3	4	0	0	0	0	1	1	59	89	4.50	1.333
28 Jesse Crain, R ERA: 13.5	(7, 1)	0.2		4	1	1	1	1	0	1	0	0	1	0	7	14	13.50	1.500
Dennys Reyes, L ERA:	(7, 1)	0.0		1	1	0	0	0	0	0	0	0	0	0	2	2	∞	∞
Brian Bass, R ERA: 6.75	(7, 1)	1.1		9	3	2	1	0	1	0	0	0	0	1	16	28	6.75	3.000
Juan Rincon, R ERA: 18.0	(9, 1)	1.0		7	2	2	2	0	1	0	1	0	0	0	18	27	18.00	3.000

PITCHER		IP	WLS	BF	H	R	ER	SO	BB	IBB	HBP	BLK	WP	HR	S	P	ERA	WHIP

BOTTOM

Los Angeles Angels @ Minnesota Twins

Hubert H. Humphrey Metrodome, Minneapolis, MN

Tue Apr 01 2008, 8:10 PM EDT

Att. 24,586 - Dome - 70 F

livebaseballscorecards.com

Batter	1	2	3	4	5	6	7	8	9	AB	R	H	RBI	BB	SO	LOB
22 Carlos Gómez, R (1, 8) OBP: 0.500, SLG: 0.571	C FF 92 X 0-1 G6-3 ①		B SL 84 C FF 92 S SL 85 B FF 94 F SL 85 X SI 93 2-2 G6-3 ③		X SL 83 0-0 L7 ③			C FF 90 C SI 91 F SL 83 B CH 79 X 1-2 7 G4-6-3 1B		4	0	1	0	0	0	2
7 Joe Mauer, L (1, 2) OBP: 0.250, SLG: 0.250	C SI 93 B CH 82 F FF 93 X FF 93 1-2 F8 ②			X CH 81 0-0 G3 ①		B CH 80 B CH 84 X FF 90 2-0 5 G5-4-3 1B		C CH 78 X CH 82 0-1 G4-6-3 ②③ 1-2f		4	0	1	0	0	0	1
5 Michael Cuddyer, R (1, 9) OBP: 0.250, SLG: 0.250	C FF 93 X 0-1 G5-3 ③			C B SL 83 X SL 83 1-1 P3 ②		X 0-0 G5-4-3 ①② 1-2f			B SI 86 B SI 86 C FF 86 S SI 86 X SI 87 2-2 16 G1-3 21 1B 1B	4	0	1	0	0	0	1
33 Justin Morneau, L (1, 3)		B CH 84 X 1-0 G4-3 ①		B CH 84 F CH 80 F B FF 90 X FF 92 2-2 G5-3 ③		B FF 92 B X SI 91 2-0 G4-3 ③			F SI 86 C SL 77 B SI 86 S FF 88 1-3 K ①	4	0	0	0	0	1	1
21 Delmon Young, R (1, 7) OBP: 0.625, SLG: 0.750		F SI 91 S SL 87 B SL 85 B FF 94 B SL 86 X SL 85 3-2 G6-3 ②			X FF 90 0-0 23 BB 12 1B 1B		C F SI 89 B CH 80 X 1-2 G4-3 2B		X SI 87 0-0 16 G1-3 1-2 1B	4	1	3	0	0	0	0
16 Jason Kubel, L (1, 10) OBP: 0.400, SLG: 0.600		B CH 86 X SI 92 1-0 1B			C S CH 79 X FF 92 0-2 F7 ①		B CH 80 C C CH 78 B FF 91 X CH 78 2-2 F8 ①		C SL 78 S SL 78 B SL 78 X SI 86 1-2 G1-3 ② 1-2 2-3	4	0	1	0	0	0	4
Mike Lamb, L (1, 5) OBP: 0.250, SLG: 0.143		X SI 92 0-0 F7 ③			B 1 SAFE B CH 79 F SI 89 X SI 91 2-1 L7 ②		X SI 91 0-0 G4-3 ② 2-3		C SL 78 X SI 87 0-1 G4-3 ③	4	0	0	0	0	0	5
23 Brendan Harris, R (1, 4) OBP: 0.429, SLG: 0.500			C SL 86 B FF 92 F FF 92 F B FF 93 X SI 93 2-2 G5-3 ①		1 SAFE C FF 91 B SI 91 B SL 85 C FF 90 B SL 84 F SL 84 B 4-2 12 1B 1-2 BB		S SI 92 B SL 84 C F FF 94 F B SI 93 X 2-2 G6-3 ③			2	0	0	0	1	0	1
12 Adam Everett, R (1, 6) OBP: 0.167, SLG: 0.167 20 Matt Tolbert, S (8, PH) (9, 6)			B FF 92 C FF 92 X SI 92 1-1 G4-3 ②		C FF 92 X SI 92 0-1 1-2 2-H 1B			C SI 90 B CH 85 B SI 90 X 2-1 G5-3 ①		2 1	0 0	1 0	1 0	0 0	0 0	0 0
Inning Stats	R: 0 E: 0 K: 0 S: 7 H: 0 LOB: 0 BB: 0 P: 8	R: 0 E: 0 K: 0 S: 6 H: 1 LOB: 1 BB: 0 P: 11	R: 0 E: 0 K: 0 S: 10 H: 0 LOB: 0 BB: 0 P: 15	R: 0 E: 0 K: 0 S: 6 H: 0 LOB: 0 BB: 0 P: 9	R: 1 E: 0 K: 0 S: 12 H: 2 LOB: 2 BB: 1 P: 18	R: 0 E: 0 K: 0 S: 3 H: 1 LOB: 0 BB: 0 P: 7	R: 0 E: 0 K: 0 S: 12 H: 1 LOB: 1 BB: 0 P: 17	R: 0 E: 0 K: 0 S: 8 H: 1 LOB: 0 BB: 0 P: 11	R: 0 E: 0 K: 1 S: 12 H: 2 LOB: 2 BB: 0 P: 16	1B: 7 2B: 1 3B: 0 HR: 0 SF: 0 SAC: 0 DP: 2 HBP: 0						

| | | | | | |

Batter	1	2	3	4	5	6	7	8	9	AB	R	H	RBI	BB	SO	LOB
9 Chone Figgins, S (1, 5) OBP: 0.429, SLG: 0.500	C X SI 93 0-1 1B		B SI 92 C FF 94 B CU 76 B F SI 92 B SI 92 4-2 G3 24 1B BB		X CU 77 0-0 ② G3-1		B FC 89 B B SI 91 C SI 90 X SI 92 3-1 ③ G6-3 3-H			3	0	1	0	1	0	0
24 Gary Matthews, S (1, 7) OBP: 0.308, SLG: 0.385	C SI 92 C SI 95 S SI 95 0-3 ① K		B SI 91 B CU 75 B SI 90 C SI 90 1 SAFE X SI 91 3-1 G3 1-2 1B		X 0-0 ③ G4-3			B FF 91 F FF 94 X CU 78 1-1 48 1B 27 S 1B		4	0	2	0	0	1	1
27 Vladimir Guerrero, R (1, 9) OBP: 0.385, SLG: 0.417	S SI 94 F SI 95 F FC 90 F SI 94 F SI 95 B FF 96 S 1-3 ② K		F F SI 92 B FC 88 S FC 87 1-3 ① K			B FC 89 S SI 92 B SI 92 X FC 90 2-1 ① F8		B FF 92 F FF 92 1 SAFE 1 SAFE S FC 87 F FF 93 S FC 86 1-3 ① K 1-2		4	0	0	0	0	3	4
Garret Anderson, L (1, 10) OBP: 0.308, SLG: 0.333	B SI 94 C SI 95 X FF 96 1-1 ③ G4-3		X FF 95 0-0 ② G3 1-2 2-3			C CU 77 C FC 91 F FC 90 F FF 95 B SI 94 F CU 77 S 1-3 ② K		I IN 68 I IN 74 I IN 75 I IN 74 4-0 48 1B IBB		3	0	0	0	1	1	3
48 Torii Hunter, R (1, 8) OBP: 0.231, SLG: 0.167		C C FF 96 F SI 96 X FC 90 0-2 ① G5-3	X SI 92 0-0 ③ G6-3			S SI 96 S FC 88 X FC 90 0-2 1B		F FF 92 D FF 91 X FC 86 1-1 G6-3 1-2 2-3 1B		4	0	2	0	0	0	2
Casey Kotchman, L (1, 3) OBP: 0.385, SLG: 0.615		B CU 76 X SI 96 1-0 ② G3-1		X CU 76 0-0 ① F8		C FC 90 F FF 94 1 SAFE X CU 76 0-2 ③ G6-3		X SI 91 0-0 ②③ G6-3 1-2f		4	0	0	0	0	0	4
47 Howie Kendrick, R (1, 4) OBP: 0.462, SLG: 0.500		H SI 93 1-0 5 1B HBP		B FC 89 S FC 88 X SI 94 1-1 ② G3-1			B FC 88 C SI 90 C FC 88 X FC 86 1-2 2 G6-3 5 SH1-4 9 WP 1B		S X 0-1 ① B5-3	3	1	1	0	0	0	0
5 Jeff Mathis, R (1, 2) OBP: 0.333, SLG: 0.333		X FF 96 0-0 1-2 1B		C FC 90 S FC 90 S FC 90 0-3 ③ K			X SI 90 0-0 ① SH1-4 1-2		C SL 82 X SL 84 0-1 ② G4-3	3	0	1	0	0	1	0
2 Erick Aybar, S (1, 6)		F SI 93 F FC 90 X 0-2 ③ F9			B SI 92 F FC 90 C CU 76 B CU 77 S 2-3 ① K2-3		B FC 86 X SI 90 1-0 ② G6-3 2-3		L SI 90 B CH 73 B SI 90 X SI 89 2-1 ③ F8	4	0	0	0	0	1	3
Inning Stats	R: 0 E: 0 K: 2 S: 13 H: 1 LOB: 1 BB: 0 P: 15	R: 0 E: 0 K: 0 S: 9 H: 1 LOB: 2 BB: 0 P: 11	R: 0 E: 0 K: 1 S: 9 H: 1 LOB: 2 BB: 1 P: 17	R: 0 E: 0 K: 1 S: 6 H: 0 LOB: 0 BB: 0 P: 7	R: 0 E: 0 K: 1 S: 5 H: 0 LOB: 0 BB: 0 P: 7	R: 0 E: 0 K: 1 S: 14 H: 1 LOB: 1 BB: 0 P: 17	R: 1 E: 0 K: 0 S: 7 H: 1 LOB: 0 BB: 0 P: 12	R: 0 E: 0 K: 1 S: 9 H: 2 LOB: 2 BB: 1 P: 16	R: 0 E: 0 K: 0 S: 6 H: 0 LOB: 0 BB: 0 P: 8	1B: 7 2B: 0 3B: 0 HR: 0 SF: 0 SAC: 1 DP: 1 HBP: 1	WP: 1 PB: 0 SB: 1 CS: 0 PA: 36					

TOP

Los Angeles Angels @ Minnesota Twins

Hubert H. Humphrey Metrodome, Minneapolis, MN

Wed Apr 02 2008, 8:10 PM EDT

Att. 21,932 - Dome - 70 F

livebaseballscorecards.com

AB	32
R	1
H	7
RBI	0
BB	2
SO	7
LOB	17

PITCHER		IP	WLS	BF	H	R	ER	SO	BB	IBB	HBP	BLK	WP	HR	S	P	ERA	WHIP
53 Nick Blackburn, R ERA: 1.29	(1, 1)	7.0	L	28	5	1	1	6	1	0	1	0	1	0	63	86	1.29	0.857
54 Matt Guerrier, R ERA:	(8, 1)	0.1		4	2	0	0	1	0	1	0	0	0	0	8	15	0.00	6.000
Dennys Reyes, L ERA:	(8, 1)	0.2		1	0	0	0	0	0	0	0	0	0	0	1	1	0.00	0.000
17 Pat Neshek, R ERA:	(9, 1)	1.0		3	0	0	0	0	0	0	0	0	0	0	6	8	0.00	0.000

PITCHER	IP	WLS	BF	H	R	ER	SO	BB	IBB	HBP	BLK	WP	HR	S	P	ERA	WHIP

Los Angeles Angels @ Minnesota Twins

Hubert H. Humphrey Metrodome, Minneapolis, MN

Wed Apr 02 2008, 8:10 PM EDT

Att. 21,932 - Dome - 70 F

livebaseballscorecards.com

BOTTOM

Batter	1	2	3	4	5	6	7	8	9	AB	R	H	RBI	BB	SO	LOB
22 Carlos Gómez, R (1, 8) OBP: 0.417, SLG: 0.455	L FF 93 L S FF 92 0-3 K ①		B S 1 SAFE 1-1 CS ③ 1-2	X 0-0 23 G4-6-3 1B		X CH 82 0-0 F7 ②			L FF 93 1 SAFE L FF 94 1 SAFE L CU 81 0-3 K ①	4	0	1	0	0	2	2
23 Brendan Harris, R (1, 4) OBP: 0.300, SLG: 0.333 7 Joe Mauer, L (9, PH) OBP: 0.222, SLG: 0.222	C B FF 93 X 1-1 G5-3 ②			B 1 SAFE 1 SAFE B X SI 92 2-0 G4-6-3 ①② 1-2f		1 SAFE B SI 93 X FF 94 1-0 F9 ③ 1-3			B 1 SAFE 1 SAFE C FF 91 X CH 80 1-1 G4-6-3 ②③ 1-2f	3	0	0	0	0	0	2
										1	0	0	0	0	0	1
5 Michael Cuddyer, R (1, 9) OBP: 0.273, SLG: 0.273	C F F CU 78 S FF 92 0-3 K ③			X 0-0 E6			B CU 78 X CH 82 1-0 33 G4-6-3 1B			3	0	1	0	0	1	0
33 Justin Morneau, L (1, 3)		C B B FF 92 S SL 85 X FF 94 2-2 G6-3 ①		X SI 93 0-0 G6-3 ③			B SI 93 X SL 86 1-0 G4-6-3 ①② 1-2f			3	0	0	0	0	0	2
21 Delmon Young, R (1, 7) OBP: 0.455, SLG: 0.545		B FF 93 S X 1-1 G3 ②			X CU 78 0-0 G6-3 ①		B FF 93 S CH 84 B FF 94 F FF 94 S SL 82 2-3 K ③			3	0	0	0	0	1	0
Craig Monroe, R (1, 10)		B SI 94 S SI 94 F B FF 93 B CU 80 X SI 93 3-2 F8 ③			C CH 82 F SI 93 B FF 92 S CU 80 1-3 K ②			B SI 92 F SI 92 S FF 92 B FF 94 B CH 81 B FF 94 4-2 55 G4-6-3 BB		2	0	0	0	1	1	0
55 Mike Redmond, R (1, 2)			C B FF 92 X 1-1 G4-3 ①		C FF 93 F CH 84 X FF 93 0-2 F8 ③			B CH 81 B F SI 92 X CH 82 2-1 G4-6-3 ①② 1-2f		3	0	0	0	0	0	1
8 Nick Punto, S (1, 5) OBP: 0.333, SLG: 0.333			B SI 91 X SI 91 1-0 G1-3 ②			B FF 92 C FF 91 B CH 81 C SI 92 X FF 94 2-2 23 E 23 S 1B		F SI 94 B SI 94 X FF 94 1-1 G5-3 ③		3	0	1	0	0	0	0
20 Matt Tolbert, S (1, 6) OBP: 0.500, SLG: 0.333			X FF 93 0-0 22 CS 1B			L CH 82 F FF 94 B CH 82 X FF 93 1-2 F9 ①			B FF 92 B FF 93 B FF 92 B FF 92 4-0 7 G4-6-3 BB	2	0	1	0	1	0	1

| Inning Stats | | | | | | | | | |

Batter	1	2	3	4	5	6	7	8	9	AB	R	H	RBI	BB	SO	LOB
9 Chone Figgins, S (1, 5) OBP: 0.444, SLG: 0.500	C FF 90 B CU 77 F SI 92 S SL 86 1-3 ① K		X FF 91 0-0 ② P5		C CU 75 B CU 76 B CH 79 S FF 92 F FF 92 F FF 92 B FF 91 X FF 91 3-2 24 CS 1B			B X FF 92 1-0 S 1B		4	0	2	0	0	1	1
24 Gary Matthews, S (1, 9) OBP: 0.294, SLG: 0.529	C SI 90 B SI 91 B SI 90 B FF 92 X FF 92 3-1 ② F7		B FF 90 B SI 91 C SL 86 X SI 91 2-1 1-H HR		B FF 91 1-0 ③ CS 1-2	B FF 90 X CU 75 1-0 ① G3-1		S FF 92 1 SAFE 1 SAFE 1 SAFE B FF 93 X FF 93 1-1 ① F7		4	1	1	2	0	0	1
27 Vladimir Guerrero, R (1, 10) OBP: 0.294, SLG: 0.313	B FF 88 B SL 88 S FF 91 S FF 92 X SI 92 2-2 ③ F9		B CU 75 B FF 91 S SL 88 X SI 92 2-1 ③ G6-3			X FF 91 0-0 ② F7		S FF 93 B SI 92 1 SAFE F S FF 92 1-3 ② K		4	0	0	0	0	1	1
Garret Anderson, L (1, 7) OBP: 0.294, SLG: 0.375		T SI 89 B SI 90 C SI 91 X SL 85 1-2 ① P4		B FF 89 S CU 75 F SI 91 F CU 74 B FF 93 F SI 90 X SI 92 2-2 G4-3 2B		C FF 91 B SL 85 X SL 85 1-1 ③ G4-3		S SL 83 F SI 91 1 SAFE B SL 80 F SI 88 F SL 79 S SI 85 1-3 ③ K 1-2		4	0	1	0	0	1	1
48 Torii Hunter, R (1, 8) OBP: 0.235, SLG: 0.375		B FF 91 S SL 87 B CH 83 S SI 92 F FF 92 C SI 91 2-3 ② K		F SI 91 X FF 88 0-1 ① G5-3			B FF 91 F FF 90 B FF 91 X SL 86 2-1 HR		C SL 85 S CH 85 S CH 86 0-3 ① K	4	1	1	1	0	2	1
Casey Kotchman, L (1, 3) OBP: 0.353, SLG: 0.588		B X 1-0 ③ G4-3		C CU 75 F FF 91 B FF 91 X FF 90 1-2 ② G4-3 2-3			B FF 91 F FF 91 B FF 92 F FF 90 X CH 87 2-2 ① F8		C SL 86 S SL 85 X SL 84 0-2 2B	4	0	1	0	0	0	1
47 Howie Kendrick, R (1, 4) OBP: 0.471, SLG: 0.533			B CU 74 C CU 74 B SI 90 X SI 92 2-1 6 1B 2B	F FF 91 S FF 93 B FF 93 D SL 86 S FF 91 2-3 ③ K			B CU 76 F FF 91 X FF 91 1-1 ② G6-3		F SI 90 B D FF 90 S FC 85 B SI 91 B 4-2 BB	3	1	1	0	1	1	1
44 Mike Napoli, R (1, 2) OBP: 0.333, SLG: 0.818			B FF 88 X SI 91 1-0 ① F8		X 0-0 ① G6-3		F FF 91 X FF 92 0-1 HR		S B B 1 SAFE B FF 91 C X FC 85 3-2 ② F9	4	1	1	1	0	0	3
6 Maicer Izturis, S (1, 6) OBP: 0.167, SLG: 0.167			B SI 90 S SI 92 F SI 90 F SL 88 X CH 81 1-2 24 HR 2-H 1B		C F F FF 92 B CU 77 X SL 86 1-2 ② G3-1		C FF 91 X SI 92 0-1 ③ F7		S SI 90 B SI 90 C CH 83 B SI 91 B SI 91 X CH 84 3-2 ③ F7	4	1	1	1	0	0	2
Inning Stats	R: 0 E: 0 K: 1 S: 8 H: 0 LOB: 0 BB: 0 P: 14	R: 0 E: 0 K: 1 S: 8 H: 0 LOB: 0 BB: 0 P: 12	R: 3 E: 0 K: 0 S: 12 H: 3 LOB: 0 BB: 0 P: 20	R: 0 E: 0 K: 1 S: 13 H: 1 LOB: 1 BB: 0 P: 18	R: 0 E: 0 K: 0 S: 10 H: 1 LOB: 0 BB: 0 P: 15	R: 0 E: 0 K: 0 S: 4 H: 0 LOB: 0 BB: 0 P: 6	R: 2 E: 0 K: 0 S: 11 H: 2 LOB: 0 BB: 0 P: 16	R: 0 E: 0 K: 2 S: 11 H: 1 LOB: 1 BB: 0 P: 15	R: 0 E: 0 K: 1 S: 14 H: 1 LOB: 2 BB: 1 P: 24	1B: 3 2B: 3 3B: 0 HR: 3 SF: 0 SAC: 0 DP: 0 HBP: 0	WP: 0 PB: 0 SB: 1 CS: 1 PA: 37					

TOP

Los Angeles Angels @ Minnesota Twins

Hubert H. Humphrey Metrodome, Minneapolis, MN

Thu Apr 03 2008, 1:10 PM EDT

Att. 17,084 - Dome - 68 F

livebaseballscorecards.com

AB	35
R	5
H	9
RBI	5
BB	1
SO	6
LOB	12

PITCHER		IP	WLS	BF	H	R	ER	SO	BB	IBB	HBP	BLK	WP	HR	S	P	ERA	WHIP
59 Kevin Slowey, R ERA: 8.1	(1, 1)	3.1	L	14	4	3	3	2	0	0	0	0	0	1	35	55	8.10	1.200
Brian Bass, R ERA: 5.79	(4, 1)	3.1		12	3	2	2	1	0	0	0	0	0	2	29	44	5.40	0.900
Juan Rincon, R ERA: 9.0	(7, 1)	1.0		4	1	0	0	1	0	0	0	0	0	0	8	11	0.00	1.000
Dennys Reyes, L ERA:	(8, 1)	0.2		3	1	0	0	2	0	0	0	0	0	0	11	12	0.00	1.500
54 Matt Guerrier, R ERA:	(9, 1)	0.2		3	0	0	0	0	1	0	0	0	0	0	8	18	0.00	1.500

PITCHER		IP	WLS	BF	H	R	ER	SO	BB	IBB	HBP	BLK	WP	HR	S	P	ERA	WHIP

BOTTOM

Los Angeles Angels @ Minnesota Twins

Hubert H. Humphrey Metrodome, Minneapolis, MN

Thu Apr 03 2008, 1:10 PM EDT

Att. 17,084 - Dome - 68 F

livebaseballscorecards.com

Batter	1	2	3	4	5	6	7	8	9	AB	R	H	RBI	BB	SO	LOB
22 Carlos Gómez, R (1, 8) OBP: 0.412, SLG: 0.438	C FF 94 X FF 97 0-1 ① F9		C SL 83 1 SAFE S SL 84 D SL 85 1 SAFE B FF 96 S SL 87 2-3 ③ K			B FF 95 C FF 96 X SL 82 1-1 E5 7 2B 1B	C FF 91 B FF 91 S FF 90 F FF 91 F SL 80 B FF 90 X FF 89 2-2 1-2 2-3 1B		S S S 0-3 ② K 1-2	5	1	2	0	0	2	2
7 Joe Mauer, L (1, 2) OBP: 0.357, SLG: 0.500	B FF 96 B FF 95 C FF 94 B FF 95 X FF 94 3-1 ② G3-1			B SL 78 C FF 93 X CH 82 1-1 2B		C FF 95 B FF 95 2 SAFE B FF 94 F FF 95 F FF 96 2 SAFE X SL 83 2-2 5 G3 33 SF7 2-H 2B	X FF 92 0-0 ② SF7 3-H		I IN 72 I IN 70 I IN 66 I IN 66 4-0 IBB	3	1	2	2	1	0	0
5 Michael Cuddyer, R (1, 9) OBP: 0.188, SLG: 0.188	F SL 83 X FF 97 0-1 ③ G3-1			B SL 83 C FF 97 B FF 97 X SL 83 2-1 ① G6-3		B FF 96 F FF 95 B FF 94 F SL 86 F FF 98 B FF 97 X SL 88 3-2 ① G3 2-3	C FC 86 S FC 87 X SL 82 0-2 ③ F7		C CU 80 B FF 92 D D CU 80 C F S 3-3 ③ K	5	0	0	0	0	1	6
33 Justin Morneau, L (1, 3)		C X FF 96 0-1 ① P5		B FF 96 B FF 95 B FF 95 B FF 95 4-0 BB		B FF 97 B FF 97 C FF 96 F FF 96 B FF 98 X FF 97 3-2 ② SF7 3-H		X SI 90 0-0 ① F8		2	0	0	1	1	0	0
21 Delmon Young, R (1, 7) OBP: 0.400, SLG: 0.467		F FF 97 B SL 85 S FF 97 B FF 97 S FF 97 2-3 ② K		B SL 86 S FF 97 B FF 97 S SL 85 X SL 84 2-2 ② F9		C FF 96 B FF 97 B FF 98 C SL 86 F FF 97 F FF 98 X SL 87 2-2 1B		B FC 86 X FC 86 1-0 ② G4-3		4	0	1	0	0	1	2
16 Jason Kubel, L (1, 10) OBP: 0.333, SLG: 0.778		B FF 96 C FF 97 X SL 85 1-1 ③ F9		S SL 84 X 0-1 ③ G3-1		1 SAFE B FF 93 X FF 93 1-0 ③ F8		S SI 91 B FC 85 F FC 86 B CH 82 X 2-2 HR		4	1	1	1	0	0	3
Mike Lamb, L (1, 5) OBP: 0.167, SLG: 0.091			C SL 80 B FF 94 F FF 95 S FF 96 1-3 ① K		C B B F B F X 3-2 ① L3		B SL 78 C FF 90 S SL 79 X SL 80 1-2 ① G1-3	F C X 0-2 ③ G1		4	0	0	0	0	1	0
23 Brendan Harris, R (1, 4) OBP: 0.286, SLG: 0.308			C FF 95 C SL 85 F FF 96 B FF 96 F FF 97 B SL 86 F FF 95 X FF 96 2-2 ② G4-3		B C S X 1-2 ② G3		C FF 90 B FF 90 C FF 90 B FF 91 B SL 78 F FF 91 X FF 90 3-2 22 1B 12 1B 7 SF7 1B		C FF 92 B FF 92 X FF 93 1-1 ① P4	4	1	1	0	0	0	0
12 Adam Everett, R (1, 6) 20 Matt Tolbert, S (9, PH) OBP: 0.600, SLG: 0.333			B FF 95 B FF 95 B FF 94 B FF 94 4-0 BB		C X 0-1 ③ F8		C FF 90 B FF 91 X FF 91 1-1 22 1B 1-2 1B		B S FF 91 C B B CU 82 F FF 92 F FF 92 B FF 91 4-2 22 WP BB	2 0	0 0	1 0	0 0	1 1	0 0	0 0
Inning Stats	R: 0 H: 0 E: 0 LOB: 0 K: 0 BB: 0 S: 6 P: 9	R: 0 H: 0 E: 0 LOB: 0 K: 1 BB: 0 S: 7 P: 10	R: 0 H: 0 E: 0 LOB: 1 K: 2 BB: 1 S: 12 P: 21	R: 0 H: 1 E: 0 LOB: 2 K: 0 BB: 1 S: 9 P: 18	R: 0 H: 0 E: 0 LOB: 0 K: 0 BB: 0 S: 9 P: 13	R: 2 H: 3 E: 1 LOB: 1 K: 0 BB: 0 S: 19 P: 31	R: 1 H: 3 E: 0 LOB: 2 K: 0 BB: 0 S: 18 P: 25	R: 1 H: 1 E: 0 LOB: 0 K: 0 BB: 0 S: 8 P: 11	R: 0 H: 0 E: 0 LOB: 2 K: 2 BB: 2 S: 13 P: 25	1B: 5 SF: 2 2B: 2 SAC: 0 3B: 0 DP: 0 HR: 1 HBP: 0						

	AB	33
	R	4
	H	8
	RBI	4
	BB	4
	SO	5
	LOB	13

WP: 1 PA: 39
PB: 0
SB: 0
CS: 0

PITCHER		IP	WLS	BF	H	R	ER	SO	BB	IBB	HBP	BLK	WP	HR	S	P	ERA	WHIP
54 Ervin Santana, R ERA: 3.0	(1, 1)	6.0	W	24	4	2	2	3	2	0	0	0	0	0	62	102	3.00	1.000
Darren Oliver, L ERA: 6.75	(7, 1)	0.2	H	5	3	1	1	0	0	0	0	0	0	0	15	22	13.50	4.500
33 Justin Speier, R ERA: 6.75	(7, 1)	1.1	H	5	1	1	1	0	0	0	0	0	0	1	11	14	6.75	0.750
Francisco Rodríguez, R ERA:	(9, 1)	1.0	S	5	0	0	0	2	1	1	0	0	1	0	13	25	0.00	1.000

PITCHER	IP	WLS	BF	H	R	ER	SO	BB	IBB	HBP	BLK	WP	HR	S	P	ERA	WHIP

Texas Rangers @ Los Angeles Angels

Angel Stadium of Anaheim, Anaheim, CA

Fri Apr 04 2008, 7:05 PM PDT

Att. 43,838 - Clear - 66 F

TOP

livebaseballscorecards.com

Batter	1	2	3	4	5	6	7	8	9	AB	R	H	RBI	BB	SO	LOB
5 Ian Kinsler, R (1, 4) OBP: 0.368, SLG: 0.500	X SI 87 0-0 ① 1B		X SI 91 0-0 ② P4	B SI 89 B F SI 89 F SI 88 F CU 76 1 SAFE F SI 91 B CH 81 S SI 90 3-3 ③ K			B SL 79 B SI 94 F FF 95 C SL 80 F SL 82 F SL 81 F FF 94 X FF 93 2-2 10 F9 32 3B 2B	B FF 94 B FF 91 X FA 92 2-0 10 1B 32 2B 1-3 2-H 3-H 2B		5	2	3	2	0	1	2
10 Michael Young, R (1, 6) OBP: 0.316, SLG: 0.412	B SI 90 C SI 88 C CH 80 B SI 90 B CH 81 F SI 90 S SI 93 3-3 ② K		1 SAFE 1 SAFE B SI 89 S CH 80 X SI 89 1-1 ③ G4-3		F SI 86 F SI 89 B SI 90 B CH 81 B CH 82 B SI 89 4-2 BB		B FF 94 C SL 82 C SL 81 X FF 95 1-2 ② F9 2-3	C CU 77 F CU 76 X CU 78 0-2 32 2B 2-3 3-H 1B		4	1	1	1	1	1	2
32 Josh Hamilton, L (1, 8) OBP: 0.421, SLG: 0.688	B SI 90 S SI 90 S CH 82 C SI 92 1-3 ③ K			C SI 88 B CH 81 S CH 80 X SI 92 1-2 ① G4-3	1 SAFE X SI 87 0-0 ① F7		B FF 95 X SI 94 1-0 3-H 3B	F FF 92 D CU 78 X FA 93 1-1 1-H 3-H 2B		5	0	2	3	0	1	1
Milton Bradley, S (1, 10) OBP: 0.333, SLG: 0.308		C SI 88 B SI 89 B SI 89 B SI 89 X SI 89 3-1 ① G4-1		B B F X 3-1 22 WP HR 2B	F SI 87 B SI 88 B SI 89 1 SAFE 1 SAFE B CH 81 X SI 90 3-1 ② F8		B FF 94 C SL 81 F FF 94 S SL 82 1-3 ③ K	B FF 93 C FF 92 C CU 77 X CU 77 1-2 ③ G1-3		5	1	1	0	0	1	3
7 David Murphy, L (1, 7) OBP: 0.500, SLG: 0.571		C SI 87 B CU 77 X SI 89 1-1 22 F9 WP 2B		C B B D B 4-1 22 HBP HR BB	C CU 71 F CH 81 B SI 89 T SI 90 1-2 ③ K			C CU 76 C CU 78 F FA 95 B CU 79 B CU 78 B FF 94 X CU 78 3-2 22 E 22 S FC6-2 1B	C SI 87 B SL 78 B SL 76 X SI 87 2-1 ① G4-3	4	2	2	0	1	1	1
22 Marlon Byrd, R (1, 9)		2 SAFE S SI 90 X SI 91 0-1 ② F9 2-3		C F B B H 3-2 HR 1-2 2-3 HBP		B FF 92 X FF 92 1-0 ① F9	C FF 94 B FF 94 S FA 95 F FF 93 F FF 94 X CU 79 1-2 ① G5-3 1-3	B SI 88 B SI 87 C SI 86 X SI 86 2-1 ② G3	4	1	0	0	0	0	2
Ben Broussard, L (1, 3) OBP: 0.200, SLG: 0.600 Jason Botts, S (9, PH) (9, 3)	C SI 90 F CH 82 B SI 91 B SI 91 X CH 82 2-2 ③ G3-1 3-H		B SI 89 F SI 89 X CU 77 1-1 1-H 2-H 3-H HR		C FF 92 B FF 93 F CH 86 X SL 82 1-2 ② F9		F FF 93 B FF 94 B FF 94 X FF 94 2-1 ② FC6-2 BB 15 WP 5 2B 3-H	X SI 88 0-0 ③ G6-3	4 1	2 0	1 0	4 0	0 0	0 0	1 0
15 Gerald Laird, R (1, 2) OBP: 0.286, SLG: 0.091 2 Adam Melhuse, S (9, 2)		C CU 73 F SI 88 X SI 90 0-2 ① G4-3	F CU 77 B SI 90 X SI 91 1-1 ② F9		C FF 95 B SL 82 B SL 81 B FF 95 X SI 93 3-1 ③ F7			B FF 92 B FF 93 B C B 4-1 BB 5 2B 1-2 BB		3 0	1 0	0 0	0 0	1 0	0 0	0 0
Ramón Vázquez, L (1, 5) OBP: 0.600, SLG: 0.500			B SI 89 C CH 82 X CH 81 1-1 1B	B SI 88 B CH 81 C SI 90 B SI 89 X SI 90 3-1 1B			B SI 92 C SI 93 B SL 80 X SI 92 2-1 ① G4-3	F FF 93 B CU 78 B FF 93 B FF 93 B FF 94 4-1 5 2B 10 1B 1-2 2-3 BB		3	1	2	0	1	0	0

Inning Stats	1	2	3	4	5	6	7	8	9
	R: 0 E: 0 K: 2 S: 8 H: 1 LOB: 0 BB: 0 P: 12	R: 1 E: 0 K: 0 S: 9 H: 1 LOB: 0 BB: 0 P: 15	R: 0 E: 0 K: 0 S: 8 H: 1 LOB: 0 BB: 0 P: 10	R: 4 E: 0 K: 1 S: 19 H: 3 LOB: 1 BB: 1 P: 38	R: 0 E: 0 K: 1 S: 8 H: 0 LOB: 1 BB: 1 P: 16	R: 0 E: 0 K: 0 S: 6 H: 0 LOB: 0 BB: 0 P: 11	R: 1 E: 0 K: 1 S: 15 H: 2 LOB: 1 BB: 0 P: 22	R: 5 E: 0 K: 0 S: 23 H: 4 LOB: 1 BB: 2 P: 41	R: 0 E: 0 K: 0 S: 5 H: 0 LOB: 0 BB: 0 P: 9

1B: 5	SF: 0	WP: 3
2B: 5	SAC: 0	PA: 43
3B: 1	DP: 0	PB: 0
HR: 1	HBP: 1	SB: 1
		CS: 0

	AB	38
	R	11
	H	12
	RBI	10
	BB	4
	SO	5
	LOB	12

PITCHER		IP	WLS	BF	H	R	ER	SO	BB	IBB	HBP	BLK	WP	HR	S	P	ERA	WHIP
58 Dustin Moseley, R ERA: 9.0	(1, 1)	5.0	L	23	6	5	5	4	2	0	1	0	2	1	52	91	9.00	1.600
52 Jason Bulger, R ERA: 4.5	(6, 1)	2.0		8	2	1	1	1	0	0	0	0	0	0	21	33	4.50	1.000
63 Rich Thompson, R ERA: 45.0	(8, 1)	1.0		9	4	5	5	0	2	0	0	0	1	0	23	41	45.00	6.000
53 Darren O'Day, R ERA:	(9, 1)	1.0		3	0	0	0	0	0	0	0	0	0	0	5	9	0.00	0.000

PITCHER	IP	WLS	BF	H	R	ER	SO	BB	IBB	HBP	BLK	WP	HR	S	P	ERA	WHIP

Texas Rangers @ Los Angeles Angels

Angel Stadium of Anaheim, Anaheim, CA

Fri Apr 04 2008, 7:05 PM PDT

Att. 43,838 - Clear - 66 F

livebaseballscorecards.com

BOTTOM

Batter	1	2	3	4	5	6	7	8	9	AB	R	H	RBI	BB	SO	LOB
9 Chone Figgins, S (1, 5) OBP: 0.565, SLG: 0.579	B SI 85 X SI 85 1-0 27 G6-4-3 1B		B CU 77 C CU 76 C CU 77 X SI 88 1-2 2-3 1B		B SI 86 B SI 86 B SI 86 B SI 86 4-0 BB			B SI 89 B SI 88 B SI 89 C SI 89 B SI 90 4-1 27 G5-4-3 BB	B FF 94 B FF 92 C FF 92 B SI 92 C FF 90 X FF 91 3-2 1-2 24 2B 77 2B 1B	3	1	3	0	2	0	0
24 Gary Matthews, S (1, 7) OBP: 0.273, SLG: 0.500	1 SAFE B SI 87 B CH 76 S SI 89 S SI 88 C CU 77 2-3 ① K		S CH 82 B CU 78 B CU 77 B CH 81 1 SAFE S SI 87 X SI 87 3-2 ③ G1-3		S CU 75 F SI 86 B CU 77 B CU 76 S CH 80 2-3 ③ K			C SI 90 X CH 86 0-1 ① F8	D CH 86 B FF 94 B FF 93 C FF 93 X FF 93 3-1 1-3 2-H 77 2B 2B	5	1	1	1	0	2	5
27 Vladimir Guerrero, R (1, 9) OBP: 0.286, SLG: 0.300 77 Reggie Willits, S (9, 9) OBP: 1.000, SLG: 2.000	X CH 78 0-0 ②③ G6-4-3 1-2f			X SI 86 0-0 47 1B 48 BB 1B		F CH 79 B SI 87 X CU 78 1-1 ① G3-1		D CH 86 X CH 85 1-0 ②③ G5-4-3 1-2f	B FS 88 C FF 91 D FS 83 B SI 92 C FF 92 X SI 90 3-2 2-H 3-H 48 1B 2B	4 1	0 0	1 1	0 2	0 0	0 0	2 0
48 Torii Hunter, R (1, 8) OBP: 0.364, SLG: 0.450		S SI 86 B SI 85 C SI 86 X CU 77 1-2 47 G6-4-3 1B		D SI 86 B CH 78 B SI 87 C SI 85 B SI 86 4-1 1-2 47 1B BB		S SI 85 X SI 86 0-1 ② G5-3			B FF 92 B FF 92 C FF 92 B SI 92 C FF 90 X FF 91 2-2 47 3B 1B 2-1 2-3 1B	4	1	3	0	1	0	0
Garret Anderson, L (1, 10) OBP: 0.273, SLG: 0.381		C SI 88 B CU 76 C CU 78 C SI 88 1-3 ① K		C CU 77 S SI 86 D CU 76 B SI 84 C SI 88 2-3 ① K		B CU 80 F SI 87 X SI 88 1-1 ③ G1-3			B FF 92 S CH 84 X FF 91 2-1 1-3 47 3B 2B X SI 87 0-0 F9	5	1	1	0	0	2	5
47 Howie Kendrick, R (1, 4) OBP: 0.476, SLG: 0.632		C CU 75 X CH 80 0-1 ②③ G6-4-3 1-2f		C CU 76 X CU 76 0-1 39 G6-4-3 1-2 2-3 1B			C SI 84 X CH 77 0-1 ① G4-3		B FF 93 X FF 92 1-0 2-H 3-H 2 G4-3 3B	4	1	2	2	0	0	1
39 Robb Quinlan, R (1, 3) OBP: 0.333, SLG: 0.333 2 Erick Aybar, S (8, 6)		B SI 85 C SI 87 B SI 86 F CH 79 X SI 88 2-2 ① G6-3		B SI 88 D SI 87 X SI 88 2-0 ②③ G6-4-3 1-2f			X SI 86 0-0 44 FC3-4 1B		X CH 85 0-0 ① G4-3 3-H	3 1	0 0	1 1	0 0	0 0	0 0	3 0
44 Mike Napoli, R (1, 2) OBP: 0.375, SLG: 0.714		C SI 88 X SI 88 0-1 9 1B 6 G5-3 1B			B SI 85 X SI 85 1-0 ① F7		C CH 77 B CU 77 X CU 74 1-1 ② FC3-4 FC6-4 1-2f		B B CU 75 B FF 92 C B FF 94 4-1 9 1B 24 2B BB	3	1	1	0	1	0	1
6 Maicer Izturis, S (1, 6) OBP: 0.143, SLG: 0.143 Juan Rivera, R (7, PH) (8, 3)		1 SAFE B CU 77 S CH 78 B SI 87 B SI 87 F SI 87 F SI 88 X SI 87 3-2 ② G5-3 1-2			C SI 86 F SI 86 B SI 84 F CU 77 B SI 87 B SI 87 X SI 88 3-2 ② G6-3		S SI 84 X CU 78 0-1 ③ FC6-4 1-2f		B FF 92 B CH 83 F FF 92 X FF 92 2-1 ② P4	2 2	0 0	0 0	0 0	0 0	0 0	1 2
Inning Stats	R: 0 H: 1 E: 0 LOB: 0 K: 1 BB: 0 S: 5 P: 8	R: 0 H: 1 E: 0 LOB: 0 K: 1 BB: 0 S: 8 P: 10	R: 0 H: 2 E: 0 LOB: 2 K: 0 BB: 0 S: 15 P: 24	R: 0 H: 2 E: 0 LOB: 2 K: 1 BB: 1 S: 8 P: 16	R: 0 H: 0 E: 0 LOB: 1 K: 1 BB: 1 S: 8 P: 18	R: 0 H: 0 E: 0 LOB: 0 K: 0 BB: 0 S: 6 P: 8	R: 0 H: 1 E: 0 LOB: 1 K: 0 BB: 0 S: 7 P: 8	R: 0 H: 0 E: 0 LOB: 0 K: 0 BB: 1 S: 4 P: 9	R: 6 H: 7 E: 0 LOB: 2 K: 0 BB: 1 S: 22 P: 45	1B: 10 SF: 0 2B: 3 SAC: 0 3B: 1 DP: 4 HR: 0 HBP: 0						WP: 0 PA: 41 PB: 0 SB: 0 CS: 0

	AB	37
	R	6
	H	14
	RBI	6
	BB	4
	SO	4
	LOB	20

PITCHER		IP	WLS	BF	H	R	ER	SO	BB	IBB	HBP	BLK	WP	HR	S	P	ERA	WHIP
13 Kason Gabbard, L ERA:	(1, 1)	7.0	W	27	7	0	0	4	2	0	0	0	0	0	57	92	0.00	1.286
14 Kazuo Fukumori, R ERA: 20.25	(8, 1)	1.0		3	0	0	0	0	1	0	0	0	0	0	4	9	0.00	1.000
57 Dustin Nippert, R ERA: 81.0	(9, 1)	0.2		8	5	6	6	0	1	0	0	0	0	0	16	34	81.00	9.000
Franklyn German, R ERA:	(9, 1)	0.0		1	1	0	0	0	0	0	0	0	0	0	3	6	∞	∞
18 Eddie Guardado, L ERA:	(9, 1)	0.1		2	1	0	0	0	0	0	0	0	0	0	3	5	0.00	3.000

PITCHER	IP	WLS	BF	H	R	ER	SO	BB	IBB	HBP	BLK	WP	HR	S	P	ERA	WHIP

Texas Rangers @ Los Angeles Angels

Angel Stadium of Anaheim, Anaheim, CA

Sat Apr 05 2008, 6:05 PM PDT

Att. 41,170 - Partly Cloudy - 65 F

livebaseballscorecards.com

Batter	1	2	3	4	5	6	7	8	9	AB	R	H	RBI	BB	SO	LOB
5 Ian Kinsler, R (1, 4) OBP: 0.348, SLG: 0.429	C FF 89 B FF 90 S FF 89 F SL 81 B FF 91 X FF 90 2-2 ① F7		B SI 86 C CH 80 C FF 85 B SL 78 X CH 82 2-2 ③ G5-3			X CH 85 0-0 ① P3		C FC 86 C FC 86 B SI 90 B CH 84 F FC 88 B SL 82 F FC 87 F FC 87 B SI 92 4-2 BB		3	0	0	0	1	0	0
10 Michael Young, R (1, 6) OBP: 0.261, SLG: 0.333	F FF 89 B FF 90 B CH 83 X FF 89 2-1 ② G4-3			C SL 76 X CH 78 0-1 ① G5-3		C CH 85 B FF 85 B SL 81 B CH 80 X FF 86 3-1 ② F7		1 SAFE C SI 90 X CH 87 0-1 ③ G4-3		4	0	0	0	0	0	1
32 Josh Hamilton, L (1, 10) OBP: 0.435, SLG: 0.684	B FF 87 B FF 88 F FF 88 B CH 83 X FF 89 3-1 2B			F CU 71 F FF 87 H SL 77 1-2 1B HBP		S CU 71 X CU 71 0-1 ③ F7			B FF 92 X FF 92 1-0 ① G6-3	3	0	1	0	0	0	0
Milton Bradley, S (1, 9) OBP: 0.318, SLG: 0.294	B FF 90 F FF 89 B FF 90 F FF 90 T SL 82 2-2 ③ K			C FF 86 X FF 88 0-1 **1-2** 1B			B FF 84 S CH 80 F FF 86 B SL 76 B CH 81 X FF 89 3-2 ① G5-3		B FF 92 B CH 84 C FF 92 X FF 92 X FF 91 3-1 ② G6-3	4	0	1	0	0	1	1
9 Hank Blalock, L (1, 5) OBP: 0.438, SLG: 0.538		X FF 84 0-0 7 F9 1B		F FF 86 F CH 83 B FF 88 D SL 79 B CH 82 S CH 81 3-3 ② K			F CU 70 F FF 88 X FF 89 0-2 ② G3		C FF 92 B CH 86 S CH 85 B CU 83 X CH 85 2-2 2B	4	0	2	0	0	1	2
22 Marlon Byrd, R (1, 8) Frank Catalanotto, L (9, PH) OBP: 0.125, SLG: 0.125		L FF 88 1 SAFE S FF 86 B FF 88 S FF 87 1-3 ① K		B FF 86 S FF 88 C FF 87 T FF 91 1-2 ③ K			X FF 88 0-0 ③ F9		C FF 92 D CU 84 F FF 93 D CU 82 F CH 84 B FF 91 X FF 92 3-2 ③ G3	3 1	0 0	0 0	0 0	0 0	2 0	3 1
7 David Murphy, L (1, 7) OBP: 0.474, SLG: 0.706		1 SAFE C FF 88 B FF 86 1 SAFE B FF 85 B CH 82 X FF 89 3-1 ② ③ F9 **1-2**			B CU 69 X CH 79 1-0 ① P6			C FF 90 F SL 79 B FF 90 B SL 80 X FF 90 2-2 HR		3	1	1	1	0	0	1
2 Adam Melhuse, S (1, 2)			C CU 70 C FF 85 F SL 78 F FF 88 B SL 79 B CH 80 B FF 88 S CH 82 3-3 ① K		B CH 78 C CU 70 B FF 86 C FF 87 F FF 88 F SL 77 F FF 87 S SL 79 2-3 ② K			B SL 77 S FF 90 F FF 90 F SL 79 B SL 78 B FF 90 C FF 91 3-3 ① K		3	0	0	0	0	3	0
Ben Broussard, L (1, 3) OBP: 0.167, SLG: 0.500			T FF 86 X FF 88 0-1 ② P2		C CH 81 B FF 87 X FF 88 1-1 ③ P4			B FF 91 C FF 90 X FF 90 1-1 ② G6-3		3	0	0	0	0	0	0
Inning Stats	R: 0 E: 0 K: 1 S: 11 H: 1 LOB: 1 BB: 0 P: 20	R: 0 E: 0 K: 1 S: 6 H: 1 LOB: 0 BB: 0 P: 10	R: 0 E: 0 K: 1 S: 10 H: 0 LOB: 0 BB: 0 P: 15	R: 0 E: 0 K: 2 S: 12 H: 1 LOB: 2 BB: 0 P: 17	R: 0 E: 0 K: 1 S: 9 H: 0 LOB: 0 BB: 0 P: 13	R: 0 E: 0 K: 0 S: 5 H: 0 LOB: 0 BB: 0 P: 8	R: 0 E: 0 K: 0 S: 7 H: 0 LOB: 0 BB: 0 P: 10	R: 1 E: 0 K: 1 S: 16 H: 1 LOB: 1 BB: 1 P: 26	R: 0 E: 0 K: 0 S: 10 H: 1 LOB: 1 BB: 0 P: 19	1B: 2 2B: 2 3B: 0 HR: 1 SF: 0 SAC: 0 DP: 0 HBP: 1						

AB	31
R	1
H	5
RBI	1
BB	1
SO	7
LOB	9

WP: 0 PB: 0 SB: 0 CS: 0 PA: 33

PITCHER		IP	WLS	BF	H	R	ER	SO	BB	IBB	HBP	BLK	WP	HR	S	P	ERA	WHIP
36 Jered Weaver, R ERA: 2.03	(1, 1)	7.0	W	24	3	0	0	6	0	0	1	0	0	0	60	93	0.00	0.429
Darren Oliver, L ERA: 9.0	(8, 1)	0.2	H	3	1	1	1	1	0	0	0	0	0	1	9	15	13.50	1.500
33 Justin Speier, R ERA: 5.4	(8, 1)	0.1	H	2	0	0	0	0	1	0	0	0	0	0	7	11	0.00	3.000
Francisco Rodríguez, R ERA:	(9, 1)	1.0	S	4	1	0	0	0	0	0	0	0	0	0	10	19	0.00	1.000

PITCHER	IP	WLS	BF	H	R	ER	SO	BB	IBB	HBP	BLK	WP	HR	S	P	ERA	WHIP

Batter	1	2	3	4	5	6	7	8	9	AB	R	H	RBI	BB	SO	LOB
9 Chone Figgins, S (1, 5) OBP: 0.481, SLG: 0.478	C FF 90 B SI 91 S FF 87 C SI 92 1-3 ① K		C SI 92 B CU 72 B FF 92 F SI 90 F CU 72 B FF 87 S FC 86 3-3 ② K	B FF 92 X FF 91 1-0 ③ FC6-4 1-2f		C SI 89 X FC 83 0-1 ② G4-3 1-2				4	0	0	0	0	2	4
24 Gary Matthews, S (1, 7) OBP: 0.346, SLG: 0.538	C SI 91 F SI 92 T CU 73 0-2 ② K		B SI 86 X SI 92 1-0 1B		B CU 70 B SI 90 M SI 91 X SI 91 2-1 27 1B 48 2B 1B	C FF 90 X SI 92 0-1 ③ 2-H 1B				4	1	3	0	0	1	0
27 Vladimir Guerrero, R (1, 9) OBP: 0.320, SLG: 0.333	B FC 86 X FF 92 1-0 1B		1 SAFE X SI 89 0-0 ③ F8		F SI 88 X SI 89 0-1 48 2B 1-2 1B		X SI 88 0-0 ① F7			4	0	2	0	0	0	1
Garret Anderson, L (1, 10) OBP: 0.308, SLG: 0.400	F SI 92 B SI 91 F SI 84 S CU 71 1-3 ③ K			C CH 83 F CU 72 B CU 74 F FF 91 X CU 72 1-2 47 1B 1B	B SI 91 C SI 91 S FC 86 X CU 73 1-2 ① F4		B CH 82 C FC 84 B SI 85 X FC 84 2-1 48 G6-3 1B			4	1	2	0	0	1	3
48 Torii Hunter, R (1, 8) OBP: 0.346, SLG: 0.458		B SI 90 B FF 90 X FF 90 2-0 ① G5-3		C FC 87 X SI 90 0-1 ① P4	F FC 86 B FF 92 X SI 89 1-1 1-3 2-H 2B		S SI 92 X SI 92 0-1 ②③ 1-2f G6-3			4	0	1	1	0	0	2
Casey Kotchman, L (1, 3) OBP: 0.381, SLG: 0.550		C SI 92 B SI 92 X FF 86 1-1 ② F7		C SI 92 1 SAFE S FC 86 X CU 74 0-2 5 G1-3 47 1B 1-2 1B	C CU 73 H FF 91 1-1 47 G6-4-3 HBP			B SI 89 C SI 90 X FF 87 1-1 ① G3		3	0	1	0	0	0	0
47 Howie Kendrick, R (1, 4) OBP: 0.480, SLG: 0.609		C FF 91 X FC 87 0-1 5 S 1B		C CU 73 B SI 91 C SI 91 X CU 75 1-2 5 G1-3 1-2 2-H 1B	X FF 90 0-0 ②③ G6-4-3 1-2f			B FF 90 C SI 90 X FF 87 1-1 ② G5-3		4	0	2	1	0	0	3
5 Jeff Mathis, R (1, 2) OBP: 0.286, SLG: 0.286		C FF 91 X FC 88 0-1 ③ F7 1-2		B SI 91 F FC 91 F SI 90 F CU 74 X FC 87 1-2 ② G1-3 1-2 2-3		C FC 88 S SI 90 X SI 91 0-2 2 FC4-6 1B		F FF 87 F FC 86 B CU 74 B CU 73 S CU 73 2-3 ③ K		4	0	1	0	0	1	3
2 Erick Aybar, S (1, 6)			B SI 90 B SI 90 B FF 90 C FF 88 C FF 90 X SI 90 3-2 ① F7	B SI 84 B SI 91 B FF 86 B FF 92 4-0 9 FC6-4 BB		1 SAFE X SI 89 0-0 ① FC4-6 9 G4-3 24 1B 1-2f				2	0	0	0	1	0	1
Inning Stats	R: 0 H: 1 E: 0 LOB: 1 K: 3 BB: 0 S: 10 P: 13	R: 0 H: 1 E: 0 LOB: 1 K: 0 BB: 0 S: 7 P: 10	R: 0 H: 1 E: 0 LOB: 1 K: 1 BB: 0 S: 9 P: 16	R: 1 H: 3 E: 0 LOB: 3 K: 0 BB: 1 S: 17 P: 25	R: 1 H: 3 E: 0 LOB: 2 K: 0 BB: 0 S: 11 P: 16	R: 0 H: 2 E: 0 LOB: 2 K: 0 BB: 0 S: 8 P: 8	R: 0 H: 1 E: 0 LOB: 0 K: 0 BB: 0 S: 5 P: 7	R: 0 H: 0 E: 0 LOB: 0 K: 1 BB: 0 S: 7 P: 11		1B: 11 SF: 0 2B: 1 SAC: 0 3B: 0 DP: 2 HR: 0 HBP: 1						

PITCHER	IP	WLS	BF	H	R	ER	SO	BB	IBB	HBP	BLK	WP	HR	S	P	ERA	WHIP
33 Kevin Millwood, R (1, 1) ERA: 1.29	8.0	L	35	12	2	2	5	1	0	1	0	0	0	74	106	2.25	1.625

PITCHER	IP	WLS	BF	H	R	ER	SO	BB	IBB	HBP	BLK	WP	HR	S	P	ERA	WHIP

BOTTOM

Texas Rangers @ Los Angeles Angels

Angel Stadium of Anaheim, Anaheim, CA

Sat Apr 05 2008, 6:05 PM PDT
Att. 41,170 - Partly Cloudy - 65 F

livebaseballscorecards.com

AB	33
R	2
H	12
RBI	2
BB	1
SO	5
LOB	17

WP: 0 PA: 35
PB: 0
SB: 1
CS: 0

Batter	1	2	3	4	5	6	7	8	9	AB	R	H	RBI	BB	SO	LOB
5 Ian Kinsler, R (1, 4) OBP: 0.357, SLG: 0.440	C SI 91 B SL 84 F FF 91 F SI 93 B SI 92 F SI 92 F SI 93 X SI 92 2-2 ① G6-3		X SI 91 0-0 ① SF7 3-H	C SL 86 B SL 86 C SI 92 F SI 92 X SI 92 1-2 10 1B 1B		C SI 88 B SL 79 C SL 78 B SL 77 F SI 87 X SL 79 2-2 ② F7		C SI 93 B CU 84 B SI 94 F SI 94 B SI 94 X SI 93 3-2 1B		4	0	2	1	0	0	0
10 Michael Young, R (1, 10) OBP: 0.321, SLG: 0.400	C SI 92 B SI 91 F SI 92 B SI 92 F SI 92 B CH 80 F SI 91 X CH 83 3-2 ② F8		F SI 90 B SI 91 T SI 91 B CH 82 B SI 92 B SI 91 4-2 BB	F SI 91 1 SAFE X SI 91 0-1 1-2 1B		X SI 87 0-0 2B		S SI 94 C SI 94 B CU 84 1 SAFE P PO 90 F SI 94 F SI 94 F SI 94 C SI 94 2-3 ① K		4	0	2	0	1	1	1
32 Josh Hamilton, L (1, 8) OBP: 0.393, SLG: 0.583	B SI 91 S CH 80 F SI 92 B SI 92 X CH 81 2-2 1B		F CH 80 B SI 91 F SI 84 1 SAFE F SI 91 B SI 91 X SI 91 2-2 ② P5	X CH 79 0-0 ③ P6		C SL 78 S SI 87 X SL 77 0-2 ③ F9		X SI 93 0-0 ② P5		5	0	1	0	0	0	5
9 Hank Blalock, L (1, 5) OBP: 0.381, SLG: 0.444	B SI 84 X SI 91 1-0 ③ G4-3		X SI 85 0-0 ③ F7		B SI 88 B CH 80 F SI 89 X CH 79 2-1 ① G3		B SI 87 B SI 85 B SI 85 C SI 86 X SI 86 3-1 G3-1 7 G6-3 15 1B 1B	1 SAFE F SI 93 1 SAFE 1 SAFE 1 SAFE S SI 93 X CU 84 0-2 ③ G3		5	1	1	0	0	0	3
7 David Murphy, L (1, 9) OBP: 0.458, SLG: 0.636		B SI 89 C SI 90 B CH 80 X CH 79 2-1 G6-4-3 1B	C CU 74 C SI 91 F SI 91 B SI 91 F CH 82 C FF 92 1-3 ① K	X CH 80 0-0 ② G3-1			1 SAFE B SI 88 F SL 77 B SI 88 B SI 88 X SI 87 3-1 ① G6-3 1-2		C SL 76 B FF 93 C SL 78 F FF 94 F SL 79 X SL 80 1-2 G3-1 S 15 HR 1B	5	1	2	0	0	1	1
Frank Catalanotto, L (1, 7) OBP: 0.231, SLG: 0.091		F SI 84 1 SAFE X SI 91 0-1 ① ② G6-4-3 1-2f	B SI 92 B SI 86 B CH 81 B SI 91 4-0 HBP 15 HR BB	C SI 90 H SI 91 1-1 HR HBP			B SI 86 X SI 87 1-0 ② G3-1 2-3		C FF 92 B FF 92 1 SAFE F FF 92 B FF 93 X FF 92 2-2 ① G3-1 1-3	3	2	0	0	1	0	3
Ben Broussard, L (1, 3) OBP: 0.261, SLG: 0.619		X SI 92 0-0 ③ G5-3	B SI 86 C SI 91 F SI 91 H SI 92 2-2 15 HR 1-2 HBP	S CH 79 B SI 90 X CH 80 1-1 1-H HR		I IN 73 I IN 72 I IN 70 I IN 70 4-0 15 1B IBB		B FF 93 3 SAFE F SI 94 F FF 95 F SI 95 F SI 95 S SL 83 1-3 ② K		3	2	1	2	1	1	1
15 Gerald Laird, R (1, 2) OBP: 0.421, SLG: 0.688			C SI 89 B SL 81 X SL 82 1-1 3B 1B	X SI 90 0-0 1-H 2-H HR	C SL 85 B SI 92 X SI 91 1-1 ③ G6-3		C SL 78 C SL 79 X SI 89 0-2 FC6 1-3 3-H 1B		C SL 80 X FF 94 0-1 3-H HR	5	3	4	6	0	0	0
Ramón Vázquez, L (1, 6) OBP: 0.400, SLG: 0.556			D SI 84 C SI 91 B SI 84 1 SAFE 1 SAFE P PO 84 X SI 90 3-1 5 SF7 1-H 3B	C SI 91 C SI 91 C SI 91 0-3 ② K		B SI 87 X SI 87 1-0 ① G6-3	B SI 87 C SI 87 F SL 80 B FF 89 X SI 88 2-2 ③ FC6 1-2f		C SL 79 B FF 94 B SL 81 B FF 94 X FF 94 3-1 ③ F7	5	1	1	1	0	1	2
Inning Stats	R: 0 E: 0 K: 0 S: 15 H: 1 LOB: 1 BB: 0 P: 23	R: 0 E: 0 K: 0 S: 5 H: 1 LOB: 0 BB: 0 P: 7	R: 2 E: 0 K: 0 S: 13 H: 2 LOB: 1 BB: 1 P: 22	R: 3 E: 0 K: 2 S: 18 H: 3 LOB: 2 BB: 1 P: 26	R: 2 E: 0 K: 0 S: 8 H: 1 LOB: 0 BB: 0 P: 13	R: 0 E: 0 K: 0 S: 9 H: 1 LOB: 1 BB: 0 P: 12	R: 1 E: 0 K: 0 S: 11 H: 2 LOB: 2 BB: 1 P: 24	R: 0 E: 0 K: 1 S: 14 H: 1 LOB: 1 BB: 0 P: 18	R: 2 E: 0 K: 1 S: 17 H: 2 LOB: 0 BB: 0 P: 24	1B: 9 2B: 1 3B: 1 HR: 3 SF: 1 SAC: 0 DP: 1 HBP: 2	WP: 0 PB: 0 SB: 1 CS: 0 PA: 45					

Texas Rangers @ Los Angeles Angels

Angel Stadium of Anaheim, Anaheim, CA

Sun Apr 06 2008, 12:35 PM PDT

Att. 39,242 - Cloudy - 64 F

TOP

livebaseballscorecards.com

AB	39
R	10
H	14
RBI	10
BB	3
SO	4
LOB	16

PITCHER		IP	WLS	BF	H	R	ER	SO	BB	IBB	HBP	BLK	WP	HR	S	P	ERA	WHIP
Jon Garland, R ERA: 5.54	(1, 1)	5.0	L	26	8	7	7	2	2	0	2	0	0	2	59	91	12.60	2.000
53 Darren O'Day, R ERA: 1.8	(6, 1)	2.0		10	3	1	1	0	0	1	0	0	0	0	20	36	4.50	1.500
62 Scot Shields, R ERA:	(8, 1)	1.0		4	1	0	0	1	0	0	0	0	0	0	14	18	0.00	1.000
52 Jason Bulger, R ERA: 9.0	(9, 1)	1.0		5	2	2	2	1	0	0	0	0	0	1	17	24	18.00	2.000

PITCHER	IP	WLS	BF	H	R	ER	SO	BB	IBB	HBP	BLK	WP	HR	S	P	ERA	WHIP

Batter	1	2	3	4	5	6	7	8	9	AB	R	H	RBI	BB	SO	LOB
9 Chone Figgins, S (1, 5) OBP: 0.484, SLG: 0.481	B CH 87 F CH 89 B CH 91 X SI 91 2-1 27 CS 1B		B FF 90 C FF 91 B FF 92 F FF 92 F SI 92 X CU 78 2-2 ① G4-3		C SI 92 B SI 91 F SI 93 B FF 93 X SI 92 2-2 24 1B 27 G6-4-3 1B		C FF 92 S FF 93 B SI 93 C SL 83 1-3 ② K			4	1	2	0	0	1	0
24 Gary Matthews, S (1, 10) OBP: 0.333, SLG: 0.500	1 SAFE C CH 91 T FF 92 B SI 93 B FF 92 S FS 81 2-3 ① K		B CH 78 B FF 92 T FF 92 X FF 92 2-1 ② F9		B FS 78 C CH 76 C SI 93 B SI 93 B FS 80 1 SAFE X FF 94 3-2 27 G6-4-3 1-3 1B		B FF 94 F FF 94 B SI 93 B SI 93 X SI 92 3-1 ③ G3-1			4	0	1	0	0	1	1
27 Vladimir Guerrero, R (1, 9) OBP: 0.276, SLG: 0.286	S FS 80 B FF 95 X SI 93 1-1 ② ③ G6-3 1-2		B FF 94 X FS 80 1-0 ③ P2		X SI 93 0-0 ① G6-4-3 1-2f 3-H			T CH 82 F FF 93 F CH 84 S SL 88 0-3 ① K		4	0	0	0	0	1	2
Garret Anderson, L (1, 7) OBP: 0.333, SLG: 0.517		C CH 91 B CH 77 S FS 79 X SI 94 1-2 HR		C FF 91 C SI 91 B SI 92 B SL 81 X SL 80 2-2 ① F7	B CH 79 F SI 92 X CH 80 1-1 1B			C FF 93 B SL 74 S SL 89 S CH 87 1-3 ② K2-3		4	1	2	1	0	1	0
48 Torii Hunter, R (1, 8) OBP: 0.333, SLG: 0.536 77 Reggie Willits, S (9, 8) OBP: 1.000, SLG: 2.000		B FF 92 B SI 93 C SI 94 F SI 94 B FF 95 X SI 94 3-2 ① G5-3		X FF 93 0-0 HR	C SI 92 F FS 80 B SI 94 C FS 82 1-3 ③ K			F SL 87 S CH 83 B FF 88 F CH 85 B FF 95 F SL 89 B SL 91 S SL 90 3-3 ③ K		4 0	1 0	1 0	1 0	0 0	2 0	1 0
Casey Kotchman, L (1, 3) OBP: 0.320, SLG: 0.458		B SI 90 X SI 89 1-0 47 E1 1B		C FF 91 X CU 66 0-1 ② F9		X FF 91 0-0 ① G4-3			C FF 91 S SI 93 F SI 92 F FF 92 B CU 80 B SI 93 F FF 93 X SI 93 2-2 ① G3-1	4	0	0	0	0	0	0
47 Howie Kendrick, R (1, 4) OBP: 0.483, SLG: 0.593		B SI 92 B CU 72 B SI 94 C SI 92 F SI 92 X SI 95 3-2 44 S 1-3 1B		C FS 78 X SI 92 0-1 E5 44 2B 1B		C SI 92 B FS 81 X SI 93 1-1 ② G5-3			B FF 93 X SI 92 1-0 ② G6-3	4	1	2	0	0	0	0
44 Mike Napoli, R (1, 2) OBP: 0.350, SLG: 0.667		C CH 92 B CH 81 C FF 93 B SI 94 S SI 94 2-3 ② K 1-2		X SL 78 0-0 2-H 2B		C FF 93 X SI 92 0-1 ③ F9			F FF 92 B CH 84 S FF 91 B SI 92 X FF 92 2-2 ③ F7	4	0	1	1	0	1	2
6 Maicer Izturis, S (1, 6) OBP: 0.118, SLG: 0.118		C FF 93 B FS 83 B SI 94 F FF 92 B SI 93 X CU 79 3-2 ③ G4-3		F FF 92 S FF 94 B SI 93 X FF 92 1-2 ③ G1-3			F FF 92 C FF 93 B SI 92 F SL 81 F SI 92 X CH 81 1-2 ① G1-3			3	0	0	0	0	0	3
Inning Stats	R: 0 E: 0 K: 1 S: 7 H: 1 LOB: 0 BB: 0 P: 12	R: 1 E: 1 K: 1 S: 16 H: 2 LOB: 2 BB: 0 P: 29	R: 0 E: 0 K: 0 S: 7 H: 0 LOB: 0 BB: 0 P: 12	R: 2 E: 1 K: 0 S: 12 H: 3 LOB: 1 BB: 0 P: 15	R: 1 E: 0 K: 1 S: 12 H: 3 LOB: 1 BB: 0 P: 19	R: 0 E: 0 K: 0 S: 5 H: 0 LOB: 0 BB: 0 P: 6	R: 0 E: 0 K: 1 S: 10 H: 0 LOB: 0 BB: 0 P: 15	R: 0 E: 0 K: 3 S: 12 H: 0 LOB: 0 BB: 0 P: 16	R: 0 E: 0 K: 0 S: 10 H: 0 LOB: 0 BB: 0 P: 15	1B: 6 2B: 1 3B: 0 HR: 2 SF: 0 SAC: 0 DP: 1 HBP: 0						

PITCHER		IP	WLS	BF	H	R	ER	SO	BB	IBB	HBP	BLK	WP	HR	S	P	ERA	WHIP
44 Vicente Padilla, R ERA: 2.77	(1, 1)	7.0	W	29	9	4	3	4	0	0	0	0	0	2	69	108	3.86	1.286
53 Joaquín Benoit, R ERA: 4.5	(8, 1)	1.0		3	0	0	0	3	0	0	0	0	0	0	12	16	0.00	0.000
36 C.J. Wilson, L ERA:	(9, 1)	1.0		3	0	0	0	0	0	0	0	0	0	0	10	15	0.00	0.000

PITCHER	IP	WLS	BF	H	R	ER	SO	BB	IBB	HBP	BLK	WP	HR	S	P	ERA	WHIP

BOTTOM

Texas Rangers @ Los Angeles Angels

Angel Stadium of Anaheim, Anaheim, CA

Sun Apr 06 2008, 12:35 PM PDT

Att. 39,242 - Cloudy - 64 F

livebaseballscorecards.com

AB	35
R	4
H	9
RBI	3
BB	0
SO	7
LOB	9

Batter	1	2	3	4	5	6	7	8	9	AB	R	H	RBI	BB	SO	LOB
24 Grady Sizemore, L (1, 8) OBP: 0.406, SLG: 0.500	C FF 92 C CU 79 S FF 92 0-3 ① **K**		X SI 91 0-0 48 FC4-6 1B 1-2		B CU 79 C SL 81 C SI 92 T FF 92 1-2 ② **K**			B CU 80 C CU 78 B SI 91 X SI 89 2-1 ② F8	F SI 92 B CU 81 C CU 82 C SI 93 1-3 ② **K**	5	0	1	0	0	3	3
Jason Michaels, R (1, 7) OBP: 0.150, SLG: 0.111	C SI 91 B CH 83 F FF 92 B FF 93 X FF 93 2-2 ② F9		L SI 91 L CH 82 B FF 94 F CH 83 S CH 82 1-3 ① **K**		B CU 78 X CH 82 1-0 ③ G6-3			B FF 92 F SI 92 B SI 91 B SI 92 C SI 91 F FF 93 X FF 92 3-2 ③ F9	X SI 92 0-0 ③ G4-3	5	0	0	0	0	1	5
48 Travis Hafner, L (1, 10) OBP: 0.367, SLG: 0.440 13 Asdrúbal Cabrera, S (9, PR) OBP: 0.240, SLG: 0.292 (9, 10)	B FF 93 X SI 93 1-0 ③ G3-1		B SI 93 S SI 93 B CU 80 X SI 93 2-1 ② FC4-6 1-2f 2-3			B CU 78 F SI 89 B CU 80 B SI 90 B SI 90 4-1 41 CS BB			B FF 92 B FF 92 F FF 91 F FF 92 B CH 85 B FF 93 4-2 41 2B BB	2 0	0 1	0 0	0 0	2 0	0 0	2 0
41 Victor Martinez, S (1, 2) OBP: 0.571, SLG: 0.714 20 David Dellucci, L (9, PR) 10 Kelly Shoppach, R (9, 2) OBP: 0.278, SLG: 0.294		F FF 91 S CH 82 B CH 82 X FF 93 1-2 FC5-4 25 BB 1B	C CH 83 B CH 83 C SI 94 F FF 94 X CH 83 1-2 ③ G5-3			B SI 92 C FF 92 B CH 83 B SI 92 F SI 91 S SI 91 3-3 ① ② **K** 1-2			X FF 91 0-0 2 2B 2B 1-H	4 0 0	0 1 0	2 0 0	1 0 0	0 0 0	1 0 0	3 0 0
2 Jhonny Peralta, R (1, 6) OBP: 0.241, SLG: 0.414		D FF 92 B FF 92 X FF 92 2-0 ① F9		C CU 74 X SI 89 0-1 HR		X CH 81 0-0 ③ G6-3			B FF 92 X FF 91 1-0 ① 2B 2-H	4	1	2	2	0	0	1
25 Ryan Garko, R (1, 3) OBP: 0.448, SLG: 0.522		B SI 92 B CH 83 B CH 83 B FF 90 4-0 FC5-4 1-2 BB		X CH 82 0-0 ① F7			C FF 91 X CH 82 0-1 ① G5-3		B CU 81 B FF 92 B FF 90 B FF 89 4-0 1B 1B BB	2	1	0	0	2	0	0
Franklin Gutierrez, R (1, 9) OBP: 0.280, SLG: 0.318		C SI 92 F CH 84 B FF 93 B CH 82 X CH 82 2-2 ② FC5-4 WP 1-2f 2-3		B SI 89 X SI 90 1-0 ② L8			C SI 90 B CU 80 F CH 83 B FF 91 S FF 92 2-3 ② **K**		C SI 90 C SI 92 D CU 82 F SI 93 B CU 81 F SI 93 X SI 93 2-2 1B 1-2 1B	4	0	1	0	0	1	2
Casey Blake, R (1, 5) OBP: 0.182, SLG: 0.190		B SI 94 C SI 92 C CU 78 F FF 94 F FF 94 D CU 79 X CH 82 2-2 ③ F8 1-2		C CU 78 B CU 78 X SI 92 1-1 ③ F9			B FF 92 C FF 92 B CH 84 F FF 92 B FF 93 X FF 93 3-2 ③ F8		X SI 92 0-0 11 BB 1B 1-3 2-H	4	0	1	1	0	0	2
11 Jamey Carroll, R (1, 4) OBP: 0.400, SLG: 0.250			C SI 90 B CU 78 X SI 92 1-1 48 FC4-6 24 1B 1B		B FF 89 C SI 89 B CH 81 B SI 90 C FF 90 F FF 91 X FF 89 3-2 ① F9			B FF 88 C SI 89 F FF 89 X FF 91 1-2 ① F9	B SI 91 B SI 91 B SI 90 B SI 90 4-0 1-2 BB	3	0	1	0	1	0	0
Inning Stats	R: 0 E: 0 K: 1 S: 7 H: 0 LOB: 0 BB: 0 P: 10	R: 0 E: 0 K: 0 S: 12 H: 1 LOB: 2 BB: 1 P: 23	R: 0 E: 0 K: 1 S: 13 H: 2 LOB: 2 BB: 0 P: 18	R: 1 E: 0 K: 0 S: 6 H: 1 LOB: 0 BB: 0 P: 8	R: 0 E: 0 K: 1 S: 8 H: 0 LOB: 0 BB: 0 P: 13	R: 0 E: 0 K: 1 S: 5 H: 0 LOB: 0 BB: 1 P: 12	R: 0 E: 0 K: 1 S: 8 H: 0 LOB: 0 BB: 0 P: 13	R: 0 E: 0 K: 0 S: 9 H: 0 LOB: 0 BB: 0 P: 15	R: 3 E: 0 K: 1 S: 14 H: 4 LOB: 3 BB: 3 P: 30	1B: 5 2B: 3 3B: 0 HR: 1 SF: 0 SAC: 0 DP: 1 HBP: 0						

PITCHER		IP	WLS	BF	H	R	ER	SO	BB	IBB	HBP	BLK	WP	HR	S	P	ERA	WHIP
51 Joe Saunders, L ERA: 0.56	(1, 1)	8.0		29	4	1	1	5	2	0	0	0	1	1	68	112	1.12	0.750
Francisco Rodríguez, R ERA: 8.1	(9, 1)	0.1	B	4	2	3	3	0	2	0	0	0	0	0	4	13	81.00	12.000
62 Scot Shields, R ERA:	(9, 1)	0.2	W	5	2	0	0	1	1	0	0	0	0	0	10	17	0.00	4.500

PITCHER	IP	WLS	BF	H	R	ER	SO	BB	IBB	HBP	BLK	WP	HR	S	P	ERA	WHIP

TOP

Cleveland Indians @ Los Angeles Angels

Angel Stadium of Anaheim, Anaheim, CA

Mon Apr 07 2008, 7:05 PM PDT

Att. 35,014 - Clear - 61 F

livebaseballscorecards.com

AB	33
R	4
H	8
RBI	4
BB	5
SO	6
LOB	18

1B: 5	SF: 0	WP: 1	PA: 38
2B: 3	SAC: 0	PB: 0	
3B: 0	DP: 1	SB: 0	
HR: 1	HBP: 0	CS: 1	

BOTTOM

Cleveland Indians @ Los Angeles Angels

Angel Stadium of Anaheim, Anaheim, CA

Mon Apr 07 2008, 7:05 PM PDT

Att. 35,014 - Clear - 61 F

livebaseballscorecards.com

Batter	1	2	3	4	5	6	7	8	9	AB	R	H	RBI	BB	SO	LOB
9 Chone Figgins, S (1, 5) OBP: 0.500, SLG: 0.448	C SI 94 B FF 94 B SI 93 B SI 95 C FF 94 B SI 94 4-2 24 G1-4-6-3 BB		F SI 93 P PO 85 1 SAFE 1 SAFE B SI 92 B SI 94 B SI 93 4-1 24 1B 1-2 BB		S SI 92 B FF 94 B SI 93 B SI 93 B SI 90 4-1 27 BB 24 S BB		C FF 90 X SL 82 0-1 ① F9		C FF 82 F FF 82 X SL 76 0-2 ① F7	2	0	0	0	3	0	0
24 Gary Matthews, S (1, 7) OBP: 0.400, SLG: 0.500	C SI 94 1 SAFE B SI 94 X SI 94 1-1 ① ② G1-4-6-3 1-2f		B FF 94 S CH 86 B FF 94 B SI 93 X CH 85 3-1 1-2 2-3 1B		B SI 92 B FF 94 D CH 87 B SI 94 4-0 27 BB 1-2 BB		B SL 82 B SL 83 B FF 91 C FF 90 B FF 92 4-1 27 CS BB		S FF 83 C SL 76 B SL 76 F SL 76 B FF 84 B SL 77 B SL 77 4-2 BB 48 HR 27 1B BB	2	1	1	0	3	0	1
27 Vladimir Guerrero, R (1, 9) OBP: 0.324, SLG: 0.313	F SI 95 S SL 85 F SI 96 B SL 83 F SL 83 S SI 95 1-3 ③ K		S SI 95 F SI 94 X SI 94 0-2 ③ G5-3		B SL 83 D SL 83 F SI 94 B SL 84 B SI 93 4-1 1-2 2-3 BB		F FF 91 B FF 92 F SL 82 F FF 92 F SL 83 B FF 91 F SL 84 F SL 82 B SL 82 3-2 ② X SL 84 1-2 1B		X SL 76 0-0 BB 48 HR 1-2 1B	4	1	2	0	1	1	3
Garret Anderson, L (1, 10) OBP: 0.314, SLG: 0.455		B FF 94 C CH 86 X SI 93 1-1 ① G4-3		C CH 86 B CH 86 X SI 93 1-1 ① F7	C SI 93 F SI 93 X SI 93 0-2 ③ G4-3		B FF 90 X FF 90 1-0 ③ P4		B FF 84 B FF 83 B FF 84 B FF 84 4-0 48 HR 1-2 2-3 BB	4	1	0	0	1	0	4
48 Torii Hunter, R (1, 8) OBP: 0.371, SLG: 0.727		C SL 83 B SI 93 B SI 93 F CH 86 B SI 93 F SI 93 S SI 94 3-3 ② K		X SI 92 0-0 S 1B	C SI 92 X SI 93 0-1 ① G5-3			F FF 92 X SL 83 0-1 HR	B SL 78 X SL 77 1-0 1-H 2-H 3-H HR	5	2	3	5	0	1	0
Casey Kotchman, L (1, 3) OBP: 0.310, SLG: 0.429		B SI 93 X SI 94 1-0 ③ G3-1		C SI 93 F SI 92 B FF 94 D CH 85 S CH 84 2-3 ② K 1-2	B SI 93 X CH 86 1-0 2 G4-3 2 S 44 E 1B			B FF 92 B FF 92 C FF 92 B FF 92 F FF 92 X FF 92 3-2 ① F7		4	1	1	0	0	1	1
47 Howie Kendrick, R (1, 4) OBP: 0.467, SLG: 0.571 2 Erick Aybar, S (4, PH) OBP: 0.182, SLG: 0.100 (5, 6)			C SI 92 B SI 92 X SI 92 1-1 ① G6-3	B FF 93 X SI 93 1-0 ③ G1-3			S SI 91 X CH 84 0-1 ② G4-3 1-3		S FF 92 S FF 92 B FF 92 X FF 92 1-2 44 S 1B	1 3	0 0	0 1	0 0	0 0	0 0	0 2
44 Mike Napoli, R (1, 2) OBP: 0.292, SLG: 0.545			B SI 92 C SI 92 F SI 93 F CH 86 X SI 94 1-2 ② G4-3		B SI 92 B SL 83 F SI 91 X SI 93 2-1 E6 6 G1-6-3		B SI 92 X SI 91 1-0 E5 3-H		1 SAFE F FF 91 1 SAFE C FF 91 B FF 92 S FF 92 1-3 ② K 1-2	4	0	0	0	0	1	1
6 Maicer Izturis, S (1, 6) OBP: 0.143, SLG: 0.143 (5, 4)			B FF 94 F SI 92 X SI 94 1-1 24 1B 9 S 1B		C SI 91 X SI 92 0-1 ① ② G1-6-3 1-2f		1 SAFE X SI 93 0-0 ③ G4-3		B FF 91 X CH 85 1-0 ③ G4-3	4	0	1	0	0	0	3

	AB	33
	R	6
	H	9
	RBI	5
	BB	8
	SO	4
	LOB	15

Inning Stats	1	2	3	4	5	6	7	8	9	1B: 7	SF: 0	WP: 0	PA: 41
R:	0	0	0	0	0	1	0	1	4	2B: 0	SAC: 0	PB: 0	
E:	0	0	0	0	1	1	0	0	0	3B: 0	DP: 2	SB: 5	
K:	1	1	0	1	0	0	0	1	0	HR: 2	HBP: 0	CS: 1	
BB:	1	0	2	1	0	1	1	2	2				
H:	0	0	2	1	0	1	1	2	2				
LOB:	0	0	3	1	3	1	1	1	0				
P:	15	12	24	11	23	9	19	18	17				
S:	9	7	15	7	9	7	11	12	8				

PITCHER		IP	WLS	BF	H	R	ER	SO	BB	IBB	HBP	BLK	WP	HR	S	P	ERA	WHIP
55 Roberto Hernandez, R ERA: 0.69	(1, 1)	6.0		27	4	1	0	3	5	0	0	0	0	0	54	94	0.00	1.500
53 Rafael Perez, L ERA:	(7, 1)	1.0		4	1	0	0	0	1	0	0	0	0	0	11	19	0.00	2.000
63 Rafael Betancourt, R ERA: 8.1	(8, 1)	1.0		5	2	1	1	1	0	0	0	0	0	1	12	18	9.00	2.000
47 Joe Borowski, R ERA: 19.29	(9, 1)	0.1	L	5	2	4	4	0	2	0	0	0	0	1	8	17	108.00	12.000

PITCHER	IP	WLS	BF	H	R	ER	SO	BB	IBB	HBP	BLK	WP	HR	S	P	ERA	WHIP

Cleveland Indians @ Los Angeles Angels

Angel Stadium of Anaheim, Anaheim, CA

Tue Apr 08 2008, 7:05 PM PDT

Att. 37,587 - Cloudy - 61 F

livebaseballscorecards.com

Batter	1	2	3	4	5	6	7	8	9	AB	R	H	RBI	BB	SO	LOB
24 Grady Sizemore, L (1, 8) OBP: 0.405, SLG: 0.452	F FF 95 X FF 96 0-1 ① G5-3		F SI 95 C FF 95 D SL 84 B FF 96 B SL 84 F FF 96 F FF 97 B SL 86 4-2 2-3 BB		C SL 81 X FF 95 0-1 ② P4		M SL 77 C SL 79 H FF 89 1-2 48 G3-6-1 HBP		B FC 87 B FC 86 B SI 90 C SI 91 X FF 89 3-1 ② G3	3	0	0	0	1	0	2
13 Asdrúbal Cabrera, S (1, 6) OBP: 0.267, SLG: 0.286	C SI 95 F FF 97 S SL 86 0-3 ② K		B FF 95 B FF 94 1 SAFE C FF 93 X FF 94 2-1 ② F8		C SL 80 X FF 95 0-1 2-H 3-H 1B		B FF 90 F FF 89 X FF 89 1-1 ① P3		C SI 91 B FC 87 C FC 87 B CH 83 B SL 83 F FF 88 B SI 92 4-2 48 HR BB	4	1	1	2	1	1	3
48 Travis Hafner, L (1, 10) OBP: 0.371, SLG: 0.533	C FF 96 B FF 96 X FF 96 1-1 41 1B 41 1B 1B		B CH 85 B FF 94 X FF 93 2-0 ③ F7		B FF 93 S CH 84 C FF 94 D SL 83 D SL 84 X FF 94 3-2 ③ G6-3		B FF 91 S FF 91 X SL 80 1-1 ②③ G3-6-1 1-2f		X FC 88 0-0 1-H HR	5	1	2	2	0	0	4
41 Victor Martinez, S (1, 2) OBP: 0.417, SLG: 0.500	C SL 81 X FF 96 0-1 ③ 1-H 1B			B SI 91 S FF 92 B FF 93 C FF 90 X FF 93 2-2 ① P5		C FF 91 B CH 84 B CH 84 F FF 92 X CH 83 2-2 ① G3-1		B SI 89 S SL 78 X FF 89 1-1 ① G6-3	X SI 91 0-0 ③ G4-3	5	0	1	0	0	0	0
25 Ryan Garko, R (1, 3) OBP: 0.455, SLG: 0.500 Jason Michaels, R (8, PR) OBP: 0.150, SLG: 0.111 (8, 7)		B FF 96 C FF 94 C FF 95 B SL 86 X FF 96 2-2 ① P3		C SL 80 F SL 80 B SL 84 S FF 95 1-3 ② K		S FF 95 B SL 84 B FF 96 S FF 95 X FF 96 3-2 20 2B 1B		C FF 90 B SI 90 B FF 90 B FF 89 B SI 90 4-1 20 S BB		3 0	0 0	1 0	0 0	1 0	1 0	0 0
Franklin Gutierrez, R (1, 9) OBP: 0.241, SLG: 0.269		F FF 96 B FF 96 X SL 83 1-1 ② G6-3		C FF 95 C SL 84 B SL 81 F FF 95 F FF 96 S SL 86 1-3 ③ K		S FF 95 B FF 95 F SL 84 B SL 83 F FF 96 C FF 96 2-3 ② K		C SL 79 B FF 90 B SL 79 X FF 89 2-1 ② P6		4	0	0	0	0	2	2
20 David Dellucci, L (1, 7) OBP: 0.467, SLG: 0.222 Andy Marte, R (8, 5) OBP: 0.333, SLG: 0.333		B SI 96 X FF 94 1-0 ③ F7			C SL 80 B SI 92 B FF 94 B FF 93 B FF 92 4-1 11 SH2-4 13 1B 1B BB	C SL 80 B FF 94 X SL 79 1-1 1-3 2B		F SL 79 1 SAFE F SL 79 F FF 90 F SL 79 1 SAFE 1 SAFE H FF 90 1-2 1-2 HBP		2 0	1 0	1 0	0 0	1 0	0 0	0 0
Casey Blake, R (1, 5) OBP: 0.269, SLG: 0.217 (8, 3)			B SL 82 H FF 94 2-0 24 WP 11 S HBP		L FF 94 1 SAFE B SL 82 B FF 94 1 SAFE C FF 92 X FF 96 2-2 11 SH2-4 13 1B 1-2 1B	B FF 95 B SL 82 B FF 95 B FF 93 4-0 BB		S FC 84 B SI 90 B FC 86 F FC 88 S FC 82 2-3 ③ K		2	1	1	0	1	1	2
11 Jamey Carroll, R (1, 4) OBP: 0.250, SLG: 0.143			C FF 92 B FF 95 B SL 81 1 SAFE F FF 93 B SL 84 F FF 93 1 SAFE F FF 94 3-3 C FF 85 1-2 ① K		B FF 91 X FF 91 1-0 ① SH2-4 1-2 2-3	X FF 93 0-0 ③ F9			C SI 89 X FC 86 0-1 ① P4	3	0	0	0	0	1	4

	AB	31
	R	4
	H	7
	RBI	4
	BB	5
	SO	6
	LOB	17

Inning Stats	1	2	3	4	5	6	7	8	9	1B: 5	SF: 0	WP: 1	PA: 40
R:	0	0	0	0	2	0	0	0	2	2B: 1	SAC: 1	PB: 0	
E:	0	0	0	0	0	0	0	0	0	3B: 0	DP: 1	SB: 2	
K:	1	0	1	2	0	1	0	1	1	HR: 1	HBP: 3	CS: 0	
S:	9	6	12	11	12	13	6	12	9				
H:	2	0	0	0	2	2	0	0	1				
LOB:	2	0	2	0	3	1	0	2	1				
BB:	0	0	1	0	1	1	0	1	1				
P:	10	10	25	15	22	25	9	22	16				

PITCHER		IP	WLS	BF	H	R	ER	SO	BB	IBB	HBP	BLK	WP	HR	S	P	ERA	WHIP
54 Ervin Santana, R ERA: 3.0	(1, 1)	6.0		27	6	2	2	5	3	0	1	0	1	0	63	107	3.00	1.500
Darren Oliver, L ERA: 4.91	(7, 1)	1.2	H	7	0	0	0	0	1	0	2	0	0	0	15	26	0.00	0.600
33 Justin Speier, R ERA: 9.0	(8, 1)	1.1	L	6	1	2	2	1	1	0	0	0	0	1	12	21	13.50	1.500

PITCHER	IP	WLS	BF	H	R	ER	SO	BB	IBB	HBP	BLK	WP	HR	S	P	ERA	WHIP

Cleveland Indians @ Los Angeles Angels

Angel Stadium of Anaheim, Anaheim, CA

Tue Apr 08 2008, 7:05 PM PDT

Att. 37,587 - Cloudy - 61 F

livebaseballscorecards.com

BOTTOM

Batter	1	2	3	4	5	6	7	8	9	AB	R	H	RBI	BB	SO	LOB
9 Chone Figgins, S (1, 5) OBP: 0.500, SLG: 0.455	X SI 91 0-0 24 F7 24 E 27 L6-5 1B		B SI 90 1 SAFE 1 SAFE F SI 90 B SL 87 X SI 91 2-1 ③ L3			B SI 91 B SI 91 S SI 92 B SI 91 C SI 93 1 SAFE F SI 93 X SI 94 3-2 1-3 27 HR 1B		F SI 91 B SI 91 B CH 80 B SI 92 X SI 92 3-1 ③ L6		4	1	2	0	0	0	1
24 Gary Matthews, S (1, 10) OBP: 0.385, SLG: 0.486	C SI 91 ① 1 SAFE B SI 90 F SI 91 1 SAFE B SL 87 B CH 83 X SI 93 3-2 F7 1-3			B SI 90 L CH 80 F SL 88 C SL 87 1-3 ① K		1 SAFE X SI 91 0-0 ② SF7 3-H			F SI 90 X SL 88 0-1 27 G5-4-3 1B	3	0	1	1	0	1	1
27 Vladimir Guerrero, R (1, 9) OBP: 0.342, SLG: 0.417	F SI 91 X SL 83 0-1 ②③ L6-5 3-3			C SI 92 X CH 81 0-1 G4-6-3 1B		F SI 92 B SI 91 F CH 81 X SL 82 1-2 1-H HR			X SI 92 0-0 ①② G5-4-3 1-2f	4	1	2	2	0	0	2
Garret Anderson, L (1, 7) OBP: 0.282, SLG: 0.405		X SI 91 0-0 ① G3		1 SAFE B SI 91 D CH 81 F SI 92 X SI 91 2-1 ②③ G4-6-3 1-2f		F SL 82 X SL 88 0-1 ③ G4-3			C SI 93 S CH 82 X CH 84 0-2 ③ F8	4	0	0	0	0	0	1
48 Torii Hunter, R (1, 8) OBP: 0.342, SLG: 0.667		C SI 91 B SI 92 X SI 92 1-1 ② G6-3			B SI 90 X SI 91 1-0 ① F8		C SI 91 B SI 91 B CH 82 F SI 93 S CH 82 2-3 ① K			3	0	0	0	0	1	0
Casey Kotchman, L (1, 3) OBP: 0.281, SLG: 0.387		B SI 92 B SI 93 C SI 93 C SI 92 B SL 88 X SI 93 3-2 ③ G4-3			C CU 76 F SL 87 X SL 86 0-2 ② G5-3		X SI 92 0-0 ② P6			3	0	0	0	0	0	0
6 Maicer Izturis, S (1, 4) OBP: 0.125, SLG: 0.125			C SI 90 X SL 87 0-1 ① G1-3		B SI 92 X SI 92 1-0 ③ G6-3		F SI 92 B SL 88 S SL 89 C 1-3 ③ K			3	0	0	0	0	1	0
5 Jeff Mathis, R (1, 2) OBP: 0.200, SLG: 0.200			B SI 92 X CU 80 1-0 ② F7			C SI 90 B SI 90 X SI 90 1-1 ① G5-3		S CU 80 B SI 90 B SI 90 F SI 90 B CH 81 C SI 92 3-3 ① K		3	0	0	0	0	1	0
2 Erick Aybar, S (1, 6) OBP: 0.286, SLG: 0.231			X SI 92 0-0 1B			B FF 90 B CH 81 C SI 92 S SL 87 X SI 93 2-2 9 1B 24 SF7 1B		X SI 91 0-0 ② F7		3	1	2	0	0	0	0

Inning Stats	R: 0 E: 1 K: 0 S: 6	H: 1 LOB: 0 BB: 0 P: 9	R: 0 E: 0 K: 0 S: 6	H: 0 LOB: 0 BB: 0 P: 10	R: 0 E: 0 K: 0 S: 6	H: 1 LOB: 1 BB: 0 P: 9	R: 0 E: 0 K: 1 S: 7	H: 1 LOB: 0 BB: 0 P: 10	R: 0 E: 0 K: 0 S: 5	H: 0 LOB: 0 BB: 0 P: 7	R: 3 E: 0 K: 0 S: 15	H: 3 LOB: 0 BB: 0 P: 22	R: 0 E: 0 K: 2 S: 7	H: 0 LOB: 0 BB: 0 P: 10	R: 0 E: 0 K: 1 S: 6	H: 0 LOB: 0 BB: 0 P: 12	R: 0 E: 0 K: 0 S: 6	H: 1 LOB: 0 BB: 0 P: 6	1B: 6 2B: 1 3B: 0 HR: 1	SF: 1 SAC: 0 DP: 3 HBP: 0	WP: 0 PB: 0 SB: 0 CS: 0	PA: 31					

PITCHER	IP	WLS	BF	H	R	ER	SO	BB	IBB	HBP	BLK	WP	HR	S	P	ERA	WHIP
37 Jake Westbrook, R (1, 1) ERA: 2.76	9.0	W	31	7	3	3	4	0	0	0	0	0	1	64	95	3.00	0.778

PITCHER	IP	WLS	BF	H	R	ER	SO	BB	IBB	HBP	BLK	WP	HR	S	P	ERA	WHIP

AB	30
R	3
H	7
RBI	3
BB	0
SO	4
LOB	5

Cleveland Indians @ Los Angeles Angels

Angel Stadium of Anaheim, Anaheim, CA

Wed Apr 09 2008, 12:35 PM PDT

Att. 36,168 - Partly Cloudy - 63 F

livebaseballscorecards.com

TOP

Batter	1	2	3	4	5	6	7	8	9	AB	R	H	RBI	BB	SO	LOB
24 Grady Sizemore, L (1, 8) OBP: 0.405, SLG: 0.444	B SI 88 B SI 89 F SI 89 X SI 88 2-1 25 S 1B		C CH 80 X SI 90 0-1 ② F8		C CH 80 B SI 89 F CH 81 X SI 91 1-2 13 FC4-6 1-2 1B	S CH 81 F CH 81 B SI 91 B SI 90 F SI 90 S CH 81 2-3 ③ K			C SI 91 B FC 87 C SI 91 B SL 83 T FC 87 2-2 ① K	5	0	2	0	0	2	0
13 Asdrúbal Cabrera, S (1, 4) OBP: 0.257, SLG: 0.273	X SI 88 0-0 ① P6		C CU 74 B SI 90 B CU 76 X SI 89 2-1 1B		C CH 81 B CH 82 B SI 90 X SI 91 2-1 ② FC4-6 1-2f 2-3		F SL 79 X SL 80 0-1 ① L5		X SI 91 0-0 ② F7	5	0	1	0	0	0	3
48 Travis Hafner, L (1, 10) OBP: 0.350, SLG: 0.471	B SI 88 F CH 81 B SI 90 1 SAFE C SI 88 1 SAFE 1 SAFE C SI 90 2-3 ② K		S CH 80 C SI 90 1 SAFE P PO 90 S CH 82 1-3 ③ K		X CH 81 0-0 ③ F8		B FF 92 X SL 79 1-0 ② F7		B SI 92 C SI 91 H SI 92 2-1 25 1B HBP	4	0	0	0	0	2	4
25 Ryan Garko, R (1, 3) OBP: 0.447, SLG: 0.467	P PO 85 B SI 90 D CH 81 B SI 89 4-0 1-2 BB			B SI 90 F SI 90 F CH 81 C SI 88 1-3 ① K		C SI 89 C CU 76 X SI 89 0-2 ① P3	C FF 90 B FF 90 X FF 90 1-1 ③ G6-3		S FC 88 B FC 87 X SI 92 1-1 1-2 1B	4	0	1	0	1	1	0
2 Jhonny Peralta, R (1, 6) OBP: 0.294, SLG: 0.559	C CU 76 S CH 82 F SI 90 F CH 82 B SI 91 B SI 92 F CU 78 S CH 82 2-3 ③ K			S SI 90 X SI 91 0-1 20 FC6-4 1B		C CU 75 X CU 76 0-1 HR		B SI 92 B SI 93 C SI 92 F SI 92 X SI 93 2-2 20 2B SF7 2B	B FC 87 B FC 86 X SI 92 2-0 ③ P2	5	2	3	1	0	1	4
20 David Dellucci, L (1, 7) OBP: 0.474, SLG: 0.385		B SI 89 C CH 80 X CH 80 1-1 ① G3		B CH 79 X SI 88 1-0 ② FC6-4 1-2f		X SI 88 0-0 WP 2B 1B		B CU 79 B SI 92 B SI 93 C SI 92 S SI 93 F SI 92 X SI 92 3-2 2-3 2B		4	1	2	0	0	0	1
Jason Michaels, R (1, 9) OBP: 0.125, SLG: 0.095		C SI 90 B SI 91 X SI 91 1-1 ② F8		B SI 88 C CU 75 B SI 90 F CU 78 B SI 91 F SI 90 X SI 90 3-2 ③ F7		F CU 75 B SI 90 X SI 89 1-1 ② F8		C SI 93 C SI 93 D CU 82 X SI 94 1-2 ① SF7 3-H		3	0	0	1	0	0	2
Casey Blake, R (1, 5) OBP: 0.267, SLG: 0.259		C SI 90 X CU 76 0-1 ③ G6-3			B CU 73 X SI 89 1-0 ① G5-3	C SI 90 B SI 90 B CU 78 X SI 90 2-1 10 HR 1-H 2B		B CU 80 B SI 93 C SI 92 C SI 92 F SI 93 C SI 93 2-3 ② K		4	1	1	1	0	1	1
10 Kelly Shoppach, R (1, 2) OBP: 0.318, SLG: 0.476			C SI 89 C CU 75 F SI 91 B CU 76 X CH 81 1-2 ① G4-3		B SI 90 B SI 90 X SI 90 2-0 13 FC4-6 24 1B 1B	F CU 76 X SI 90 0-1 2-H HR		F CU 80 C SI 93 B SI 92 S SI 94 1-3 ③ K		4	1	2	2	0	1	1

| Inning Stats | | |

Batter	1	2	3	4	5	6	7	8	9	AB	R	H	RBI	BB	SO	LOB
9 Chone Figgins, S (1, 5) OBP: 0.500, SLG: 0.444	B CH 82 C CH 80 F CH 82 X SI 86 1-2 ① G4-3	B FF 84 B FF 84 B CH 80 B FF 83 4-0 BB		B CH 86 F SI 95 B CH 85 F FF 94 B CH 87 F FF 95 X SL 80 3-2 ③ G4-3			B SI 91 B SI 90 C FF 89 B SI 91 X SI 92 3-1 24 E 27 HR 1B			3	1	1	0	1	0	0
24 Gary Matthews, S (1, 9) OBP: 0.349, SLG: 0.436	B SI 84 X FF 84 1-0 ② G4-3	1 SAFE B FF 84 B CH 76 X SI 84 2-0 ③ F7			C SI 94 S CH 86 S CH 87 0-3 ① K		C FF 90 B CH 84 C B CH 85 X SL 87 2-2 E5 27 HR 1-2			4	1	0	0	0	1	2
27 Vladimir Guerrero, R (1, 10) OBP: 0.333, SLG: 0.475	C FF 85 X SI 85 0-1 ③ F9		F SL 78 X FF 86 0-1 ① F9		S SL 85 B SL 84 B SI 96 F SI 96 X SL 84 2-2 ② F7		B FF 87 F FF 89 X CH 80 1-1 1-H 2-H HR			4	1	1	3	0	0	0
Garret Anderson, L (1, 7) OBP: 0.302, SLG: 0.512		C FF 84 C CH 76 S SL 80 0-3 ① K	B FF 85 X FF 84 1-0 HR		B SI 96 C CH 85 S CH 87 X CH 88 1-2 2B		B CH 81 C FA 88 B CH 82 B FA 88 C FF 87 F FF 89 X FA 89 3-2 ① P6			4	1	2	1	0	1	0
48 Torii Hunter, R (1, 8) OBP: 0.357, SLG: 0.641		S FF 85 X SI 84 0-1 6 1B 44 HR BB 1B	B FF 83 X CH 82 1-0 ② F8		D SL 84 B SI 96 B F SI 96 D SI 96 4-1 BB		X FF 88 0-0 ② P3			3	1	1	0	1	0	0
Casey Kotchman, L (1, 3) OBP: 0.306, SLG: 0.471		B FF 83 B FF 83 B CH 76 C FF 83 D FF 83 4-1 6 1B 44 HR 1-2 BB	B CH 82 S SI 82 F SL 77 X SI 85 1-2 HR		B SI 96 X CH 85 1-0 ③ G4-3		C FF 89 B FF 90 F FA 88 X CH 82 1-2 ③ G4-3			3	2	1	1	1	0	2
6 Maicer Izturis, S (1, 4) OBP: 0.143, SLG: 0.143		C CH 82 X CH 75 0-1 44 HR 1-2 2-3 1B	X SI 84 0-0 ③ F9			C FF 91 X SI 91 0-1 ① F8		B CH 85 X CH 86 1-0 ① F8		4	1	1	0	0	0	0
44 Mike Napoli, R (1, 2) OBP: 0.286, SLG: 0.615		B FF 84 X CH 82 1-0 1-H 2-H 3-H HR		C SI 94 B SL 83 B SI 95 X FF 96 2-1 ① F9		F SI 92 F SL 84 B SL 85 B FF 91 S SL 87 2-3 ② K		C FA 88 B CH 87 C FA 88 B FA 90 S CH 81 2-3 ② K		4	1	1	4	0	2	0
2 Erick Aybar, S (1, 6) OBP: 0.222, SLG: 0.176		F FF 83 F FF 83 S SL 78 0-3 ② K		X SI 96 0-0 ② F9		X FF 91 0-0 ③ P4		C FF 89 X FF 89 0-1 ③ F7		4	0	0	0	0	1	0
Inning Stats	R: 0 E: 0 K: 0 S: 6 H: 0 LOB: 0 BB: 0 P: 8	R: 4 E: 0 K: 2 S: 13 H: 3 LOB: 1 BB: 2 P: 24	R: 2 E: 0 K: 0 S: 8 H: 2 LOB: 0 BB: 0 P: 11	R: 0 E: 0 K: 0 S: 7 H: 0 LOB: 0 BB: 0 P: 12	R: 0 E: 0 K: 1 S: 11 H: 1 LOB: 2 BB: 1 P: 19	R: 0 E: 0 K: 1 S: 6 H: 0 LOB: 0 BB: 0 P: 8	R: 3 E: 1 K: 0 S: 15 H: 2 LOB: 0 BB: 0 P: 25	R: 0 E: 0 K: 1 S: 6 H: 0 LOB: 0 BB: 0 P: 9		1B: 3 2B: 1 3B: 0 HR: 4 SF: 0 SAC: 0 DP: 0 HBP: 0						

PITCHER		IP	WLS	BF	H	R	ER	SO	BB	IBB	HBP	BLK	WP	HR	S	P	ERA	WHIP
Paul Byrd, R ERA: 11.05	(1, 1)	3.0	L	16	5	6	6	2	2	0	0	0	0	3	27	43	18.00	2.333
Jorge Julio, R ERA: 3.38	(4, 1)	2.0		8	1	0	0	1	1	0	0	0	0	0	18	31	0.00	1.000
30 Masa Kobayashi, R ERA: 3.86	(6, 1)	1.0		5	1	2	2	1	0	0	0	0	0	0	11	18	18.00	1.000
50 Jensen Lewis, R ERA: 5.4	(7, 1)	2.0		7	1	1	0	1	0	0	0	0	0	1	16	24	0.00	0.500

PITCHER	IP	WLS	BF	H	R	ER	SO	BB	IBB	HBP	BLK	WP	HR	S	P	ERA	WHIP

BOTTOM

Cleveland Indians @ Los Angeles Angels

Angel Stadium of Anaheim, Anaheim, CA

Wed Apr 09 2008, 12:35 PM PDT
Att. 36,168 - Partly Cloudy - 63 F

livebaseballscorecards.com

AB	33
R	9
H	8
RBI	9
BB	3
SO	5
LOB	4

Batter	1	2	3	4	5	6	7	8	9	AB	R	H	RBI	BB	SO	LOB
9 Chone Figgins, S (1, 5) OBP: 0.531, SLG: 0.447	B SI 94 B SI 93 B SI 93 B SI 94 4-0 27 CS BB		X CH 89 0-0 24 G4-3 24 S 1B		B SI 96 B SI 94 C SI 95 S SI 96 T FF 97 2-2 ③ K		B SI 96 B SI 95 S SI 95 B SI 94 B SI 95 4-1 27 1B BB	B SI 89 B SI 89 B SI 88 B SI 90 4-0 1-2 BB		2	0	1	0	3	1	0
24 Gary Matthews, S (1, 7) OBP: 0.333, SLG: 0.477	C SI 94 S CH 87 1 SAFE F SL 90 1 SAFE C CU 83 0-3 ① K		P PO 88 F SI 96 S 1 SAFE B FF 97 F SI 97 B SL 90 X FF 97 3-2 ② G4-3 1-3			C CU 81 B CU 81 B CH 88 B X SI 96 3-1 HR	B CH 88 B CU 81 F SI 96 S CH 87 B SL 90 S CH 89 3-3 ② K	B SI 89 X SI 88 1-0 ③ F7		5	1	1	1	0	2	7
27 Vladimir Guerrero, R (1, 9) OBP: 0.340, SLG: 0.489	B SI 96 F CH 87 B SI 97 1 SAFE 1 SAFE B SL 89 C SI 97 S FF 97 3-3 ②③ K 1-2		F SI 97 S SI 98 B CH 89 S FF 99 1-3 ③ K			S SL 90 S SL 90 F SI 98 F SI 97 S FF 98 0-3 ① K	B SL 90 D SL 90 X CH 88 2-0 1-3 2-H 1B		C FF 93 X FF 95 0-1 2B	5	0	2	1	0	3	2
Garret Anderson, L (1, 10) OBP: 0.313, SLG: 0.511		C SI 95 B CH 87 B CH 87 F SI 96 B SI 97 X SI 97 3-2 ① P5		B SI 94 B SI 95 F SI 96 B CU 82 B SI 95 4-1 6 G5-3 1B BB		B SI 96 B CU 82 X SI 96 2-0 48 F8 1B 2B	C SI 87 X SI 88 0-1 ③ G4-3		X FF 94 0-0 ① F9	4	1	1	0	1	0	3
48 Torii Hunter, R (1, 8) OBP: 0.362, SLG: 0.614		B SI 97 B SI 96 X SI 97 2-0 1B		S SI 97 F X CH 89 0-2 ① F8		X CU 82 0-0 ② F8 2-3		B SI 88 S SI 86 S SI 87 S SI 87 F SI 89 X SI 89 2-2 E FC1 6 E 1B	C CH 84 F FF 95 B FF 95 F FF 96 X FF 95 1-2 ② P3	5	1	2	0	0	0	3
Casey Kotchman, L (1, 3) OBP: 0.325, SLG: 0.474 77 Reggie Willits, S (8, PR) OBP: 1.000, SLG: 2.000 39 Robb Quinlan, R (8, 3) OBP: 0.250, SLG: 0.250		C SI 96 F CU 82 B SI 96 S FF 98 1-3 ② K		F SI 97 X FF 97 0-1 1-2 1B		C CU 82 D CH 90 F SI 97 X FF 97 1-2 3-H 1B		C SI 88 B SI 89 F SI 88 X SI 89 1-2 FC1 5 6 E SH1-4 2 FC5-2 1-3	B FF 96 C FF 95 F CH 86 F FF 96 X SL 87 1-2 ③ G6-3	4 0 1	0 0 0	2 0 0	1 0 0	0 0 0	1 0 0	2 0 1
6 Maicer Izturis, S (1, 4) OBP: 0.125, SLG: 0.125		B CH 89 X SI 96 1-0 ③ F7		C CU 82 B SL 90 B SL 89 X SI 96 2-1 ②③ G5-3 2-3f		C CH 88 B SL 90 B SL 90 X SI 94 2-1 ③ G3		B SI 89 X SI 89 1-0 E3 2 FC5-2 5 SH1-4 1-2 3-H		4	0	0	1	0	0	5
5 Jeff Mathis, R (1, 2) OBP: 0.231, SLG: 0.462			F FF 95 X SI 95 0-1 HR		C SL 89 B CH 86 F SI 97 X CH 88 1-2 ① G6-3		C SI 94 B CH 86 B CH 85 C SL 89 X SI 96 2-2 ① G5-3	C SI 89 X CU 76 0-1 ① SH1-4 1-2 2-3		3	1	1	1	0	0	0
2 Erick Aybar, S (1, 6) OBP: 0.227, SLG: 0.238			F SI 94 X FF 96 0-1 ① G4-3		C SI 95 B CU 82 B X SI 95 2-1 ② L3		C SI 94 B FF 96 F X SI 96 1-2 27 1B 2B	F SI 88 X 0-1 ② FC5-2 9 BB 2-3 3-H		4	1	1	0	0	0	3
Inning Stats	R: 0 E: 0 K: 2 S: 7 H: 0 LOB: 0 BB: 1 P: 14	R: 0 E: 0 K: 1 S: 8 H: 1 LOB: 1 BB: 0 P: 15	R: 1 E: 0 K: 1 S: 13 H: 2 LOB: 1 BB: 0 P: 16	R: 0 E: 0 K: 0 S: 8 H: 1 LOB: 1 BB: 1 P: 14	R: 0 E: 0 K: 1 S: 8 H: 0 LOB: 0 BB: 0 P: 13	R: 2 E: 0 K: 1 S: 14 H: 3 LOB: 1 BB: 0 P: 22	R: 1 E: 0 K: 1 S: 13 H: 2 LOB: 2 BB: 1 P: 25	R: 1 E: 2 K: 0 S: 13 H: 1 LOB: 3 BB: 1 P: 22	R: 0 E: 0 K: 0 S: 11 H: 1 LOB: 1 BB: 0 P: 13	1B: 6 2B: 3 3B: 0 HR: 2 SF: 0 SAC: 1 DP: 1 HBP: 0						

PITCHER		IP	WLS	BF	H	R	ER	SO	BB	IBB	HBP	BLK	WP	HR	S	P	ERA	WHIP
34 Félix Hernández, R ERA: 1.66	(1, 1)	6.2	W	30	9	4	4	7	3	0	0	0	0	2	69	117	5.40	1.800
Sean Green, R ERA: 1.35	(7, 1)	1.1	H	8	1	1	0	0	1	0	0	0	0	0	15	24	0.00	1.500
57 Mark Lowe, R ERA: 3.38	(9, 1)	1.0	S	4	1	0	0	0	0	0	0	0	0	0	11	13	0.00	1.000

PITCHER	IP	WLS	BF	H	R	ER	SO	BB	IBB	HBP	BLK	WP	HR	S	P	ERA	WHIP

TOP

Los Angeles Angels @ Seattle Mariners

Safeco Field, Seattle, WA

Fri Apr 11 2008, 7:10 PM PDT

Att. 28,919 - Clear - 57 F

livebaseballscorecards.com

AB	37
R	5
H	11
RBI	5
BB	4
SO	7
LOB	26

WP: 0 PA: 42
PB: 0
SB: 1
CS: 1

BOTTOM

Los Angeles Angels @ Seattle Mariners

Safeco Field, Seattle, WA

Fri Apr 11 2008, 7:10 PM PDT

Att. 28,919 - Clear - 57 F

livebaseballscorecards.com

Batter	1	2	3	4	5	6	7	8	9	AB	R	H	RBI	BB	SO	LOB
51 Ichiro Suzuki, L (1, 8) OBP: 0.320, SLG: 0.383	C FF 86 B FF 88 T FF 89 F SL 78 S FF 94 1-3 ① **K**		F CU 74 B FF 91 X CU 74 1-1 ③ **G1-3**			B FF 89 X CH 81 1-0 ① **G2-3**	B SI 87 X SI 86 1-0 4 SH2-4 2B **2B**	B FF 94 F FF 92 C SL 81 S SL 80 1-3 ② **K2-3**		5	1	1	0	0	2	2
4 Jose Lopez, R (1, 4) OBP: 0.341, SLG: 0.513	B FF 88 B FF 89 C FF 89 F FF 89 X FF 93 2-2 ② **P3**			C FF 88 X SL 78 0-1 ① **L5**		B SL 79 C SL 78 F FF 88 F SI 93 X FF 91 1-2 29 F8 BB **2B**	L SI 87 X SI 87 0-1 ① **SH2-4** **2-3**	C FF 93 F FF 95 B SL 82 D SL 81 D SL 81 B SL 79 4-2 **BB**		3	1	1	0	1	0	0
Raul Ibanez, L (1, 7) OBP: 0.404, SLG: 0.675	X FF 87 0-0 **HR**			F FF 89 B FF 88 B FF 90 X CH 84 2-1 **HR**		B FF 89 B FF 89 B CH 83 I IN 69 4-0 BB BB 1B **IBB**	X FF 88 0-0 29 FC6-5 **2B** **3-H**	D D FF 93 X SI 94 2-0 ③ **G3-1**		4	3	3	3	1	0	3
29 Adrian Beltré, R (1, 5) OBP: 0.362, SLG: 0.452	F SL 79 X FF 91 0-1 ③ **G6-3**			C FF 89 S FF 90 T FF 91 0-2 ② **K**		B SL 80 B SL 80 F FF 92 X FF 91 2-1 ② **F8** **2-3**	X FF 89 0-0 ② **FC6-5** **2-3**			4	0	0	0	0	1	3
Jose Vidro, S (1, 10) OBP: 0.227, SLG: 0.282		C FF 88 B FF 89 F FF 89 X SL 80 1-2 ① **F9**		S CH 83 X FF 91 0-1 ③ **P5**		C FF 90 B FF 91 B FF 90 B CH 85 D CH 86 4-1 BB 1B **BB** **1-2**	X SL 77 0-0 ③ **F9**			3	1	0	0	1	0	1
Richie Sexson, R (1, 3) OBP: 0.383, SLG: 0.378 Miguel Cairo, R (8, PR) (9, 3)		B FF 89 C SL 79 S FF 90 B FF 94 C FF 92 2-3 ② **K**			C FF 88 B FF 88 B FF 89 X FF 88 2-1 ① **F7**	B FF 90 F FF 90 B FF 91 B FF 90 S FF 90 B FF 91 4-2 1B **BB** **1-2** **2-3** **3-H**		B FF 89 F F SL 77 F FF 88 B FF 89 X SL 77 2-2 2 WP SH3-4 2 2B **1B**		3 0	0 1	1 0	1 0	1 0	1 0	0 0
Brad Wilkerson, L (1, 9) OBP: 0.324, SLG: 0.185		C CH 82 B FF 90 B FF 89 C CH 84 F FF 91 B FF 93 F FF 90 F CH 83 F CH 84 3-2 ③ **P6**			C CH 83 B FF 87 B FF 88 X CH 82 2-1 ② **F8**	F CH 84 B CH 84 S FF 90 B FF 91 X FF 90 2-2 2 BB 1B **1-3** **2-H** **3-H**		B FF 89 X FF 89 1-0 ① **SH3-4** **1-2**		3	0	1	2	0	0	0
2 Kenji Johjima, R (1, 2) OBP: 0.206, SLG: 0.133			C FF 88 B FF 88 X FF 88 1-1 ① **P6**		B FF 87 B SL 81 B SL 79 B FF 87 4-0 **BB**	B SI 88 C SI 87 B SL 79 B SI 87 B SI 87 4-1 7 FC6-4 **1-2**		C FF 89 B FF 89 B S F FF 90 B SL 77 F SL 77 X FF 91 3-2 7 3B **2B** **2-H**		2	1	1	1	2	0	0
7 Yuniesky Betancourt, R (1, 6) OBP: 0.333, SLG: 0.447			B FF 89 B FF 89 B FF 87 C FF 89 S FF 90 X SL 80 3-2 ② **F8**		S SL 78 1 SAFE C FF 90 X FF 89 0-2 ③ **G1-3**	X SI 88 0-0 ③ **FC6-4** **1-2f**		B SL 79 B SI 93 X FF 93 2-0 **3B** **2-H**		4	0	1	1	0	0	4
Inning Stats	R: 1 E: 0 K: 1 S: 10 H: 1 LOB: 0 BB: 0 P: 13	R: 0 E: 0 K: 1 S: 14 H: 0 LOB: 0 BB: 0 P: 20	R: 0 E: 0 K: 0 S: 7 H: 0 LOB: 0 BB: 0 P: 12	R: 1 E: 0 K: 1 S: 9 H: 1 LOB: 0 BB: 0 P: 11	R: 0 E: 0 K: 0 S: 7 H: 0 LOB: 1 BB: 1 P: 15	R: 3 E: 0 K: 0 S: 15 H: 2 LOB: 3 BB: 4 P: 37	R: 1 E: 0 K: 0 S: 6 H: 2 LOB: 1 BB: 0 P: 7	R: 2 E: 0 K: 1 S: 17 H: 3 LOB: 3 BB: 1 P: 32								

	AB	31
	R	8
	H	9
	RBI	8
	BB	6
	SO	4
	LOB	13

1B: 2 SF: 0
2B: 4 SAC: 2
3B: 1 DP: 0
HR: 2 HBP: 0

WP: 1 PA: 39
PB: 0
SB: 0
CS: 0

PITCHER		IP	WLS	BF	H	R	ER	SO	BB	IBB	HBP	BLK	WP	HR	S	P	ERA	WHIP
36 Jered Weaver, R ERA: 3.79	(1, 1)	5.2	L	25	4	5	5	3	3	1	0	0	0	2	60	102	7.94	1.235
53 Darren O'Day, R ERA: 3.18	(6, 1)	0.2		4	1	1	1	0	1	0	0	0	0	0	5	10	13.50	3.000
Darren Oliver, L ERA: 6.35	(7, 1)	1.0		6	3	2	2	0	0	0	0	0	1	0	13	19	18.00	3.000
52 Jason Bulger, R ERA: 7.36	(8, 1)	0.2		4	1	0	0	1	1	0	0	0	0	0	7	16	0.00	3.000

PITCHER	IP	WLS	BF	H	R	ER	SO	BB	IBB	HBP	BLK	WP	HR	S	P	ERA	WHIP

Batter	1	2	3	4	5	6	7	8	9	AB	R	H	RBI	BB	SO	LOB
9 Chone Figgins, S (1, 5) OBP: 0.537, SLG: 0.452	X SI 89 0-0 ① F7		B SI 90 F SI 91 B SI 91 D CH 81 X SI 91 3-1 ① FC3-6 24 G4-6-3 1-2f 2-3		B SI 88 1 SAFE C SI 89 P PQ 81 S CH 80 X SI 91 2-2 24 G4-6-3 1-3 1B		C SI 87 C CH 79 B SI 89 X SI 89 1-2 24 G4-6-3 1B		C SI 87 B SI 88 B SI 89 F SI 88 F SI 90 F SI 88 B SI 90 F SI 89 B SI 88 4-2 1-2 BB	4	0	2	0	1	0	2
24 Gary Matthews, S (1, 8) OBP: 0.302, SLG: 0.429	B SI 89 B CH 79 C SI 90 X CH 80 2-1 ② G3		1 SAFE X CH 80 0-0 ②③ G4-6-3 1-2f		C SI 91 1 SAFE F SI 90 B SI 91 X SI 91 1-2 ①② G4-6-3 1-2f 3-H		C SI 90 X SI 89 0-1 ①② G4-6-3 1-2f		F SI 90 F SI 90 B SI 89 B SI 89 B SI 90 F SI 88 F SI 88 F SI 89 X SI 91 3-2 ③ G1-3	5	0	0	0	0	0	6
27 Vladimir Guerrero, R (1, 9) OBP: 0.333, SLG: 0.458	S SI 90 X SI 90 0-1 ③ G5-3			B SI 87 X SI 88 1-0 ① G1-3	B SI 91 F SI 91 B SI 92 C SI 90 F SL 85 B FF 91 B SL 85 4-2 BB		B SI 90 F SI 90 B SL 83 F CH 81 X SI 90 2-2 ③ L8			3	0	0	0	1	0	0
Garret Anderson, L (1, 7) OBP: 0.288, SLG: 0.469		C CH 78 C SI 89 X SI 90 0-2 ① P4		C SI 90 B SI 89 B SI 90 B SI 91 X SI 90 3-1 ② F9	C SI 91 X CH 81 0-1 ③ G4-3			B CH 78 X CH 79 1-0 ① F8		4	0	0	0	0	0	1
48 Torii Hunter, R (1, 10) OBP: 0.353, SLG: 0.574		F SI 91 X SI 90 0-1 ② F7		C SI 91 H SI 92 1-1 HR HBP		X SI 88 0-0 ① P5		B CH 78 X SI 89 1-0 ② P4		3	1	0	0	0	0	0
Casey Kotchman, L (1, 3) OBP: 0.364, SLG: 0.595		B SI 90 C CH 80 X SI 90 1-1 47 1B 2B		X CH 80 0-0 1-H HR		B FF 88 C SI 88 F SI 89 X SI 90 1-2 47 2B 1B		F SL 83 B SI 90 B SI 89 X SI 89 2-1 ③ G2-3		4	1	3	2	0	0	0
47 Howie Kendrick, R (1, 4) OBP: 0.500, SLG: 0.625		C SI 91 D SL 83 X SL 83 1-1 ③ 2-H 1B		X SI 91 0-0 1B		C SI 90 X SI 89 0-1 1-3 2B			C SI 87 B SI 88 X SI 87 1-1 ① G6-3	4	0	3	0	0	0	0
44 Mike Napoli, R (1, 2) OBP: 0.281, SLG: 0.567			F SI 90 C SI 89 X SI 90 0-2 9 FC3-6 2 1B 1B	1 SAFE B SL 83 F SI 90 1 SAFE B SI 91 X SI 90 2-1 ③ F9		F SI 91 X SI 91 0-1 ② P5			B CU 75 C SI 88 B CU 75 F SI 88 F CU 75 S CU 75 2-3 ② K	4	0	1	0	0	1	3
2 Erick Aybar, S (1, 6) OBP: 0.308, SLG: 0.320			B SI 90 1 SAFE F SI 90 L CH 81 B SI 90 F CH 81 F CH 80 X SI 91 2-2 9 FC3-6 1-2 1B		X SI 90 0-0 9 1B 9 S 24 G4-6-3 1B	B SI 91 X CH 80 1-0 ③ G3-1			C SI 88 C CH 80 F SI 89 X SI 89 0-2 9 DI 1B	4	1	3	0	0	0	2
Inning Stats	R: 0 E: 0 K: 0 S: 5 H: 0 LOB: 0 BB: 0 P: 7	R: 0 E: 0 K: 0 S: 9 H: 2 LOB: 2 BB: 0 P: 11	R: 0 E: 0 K: 0 S: 11 H: 2 LOB: 1 BB: 0 P: 16	R: 2 E: 0 K: 0 S: 8 H: 2 LOB: 1 BB: 0 P: 15	R: 1 E: 0 K: 0 S: 13 H: 2 LOB: 1 BB: 1 P: 19	R: 0 E: 0 K: 0 S: 9 H: 2 LOB: 2 BB: 0 P: 11	R: 0 E: 0 K: 0 S: 8 H: 1 LOB: 0 BB: 0 P: 11	R: 0 E: 0 K: 0 S: 4 H: 0 LOB: 0 BB: 0 P: 8	R: 0 E: 0 K: 1 S: 21 H: 1 LOB: 2 BB: 1 P: 31	1B: 9 2B: 2 3B: 0 HR: 1 SF: 0 SAC: 0 DP: 3 HBP: 1						

PITCHER		IP	WLS	BF	H	R	ER	SO	BB	IBB	HBP	BLK	WP	HR	S	P	ERA	WHIP
52 Carlos Silva, R ERA: 3.27	(1, 1)	8.0	W	33	11	3	3	0	1	0	1	0	0	1	67	98	3.38	1.500
Sean Green, R ERA: 1.17	(9, 1)	1.0		5	1	0	0	1	1	0	0	0	0	0	21	31	0.00	2.000

PITCHER	IP	WLS	BF	H	R	ER	SO	BB	IBB	HBP	BLK	WP	HR	S	P	ERA	WHIP

TOP

Los Angeles Angels @ Seattle Mariners

Safeco Field, Seattle, WA

Sat Apr 12 2008, 6:10 PM PDT

Att. 34,963 - Clear - 80 F

livebaseballscorecards.com

AB	35
R	3
H	12
RBI	2
BB	2
SO	1
LOB	14

Batter	1	2	3	4	5	6	7	8	9	AB	R	H	RBI	BB	SO	LOB
51 Ichiro Suzuki, L (1, 8) OBP: 0.309, SLG: 0.365	X SI 90 0-0 ① G6-3	C SI 91 F FF 91 B FF 90 B SI 91 X CH 82 2-2 ③ F9		X SI 90 0-0 ②③ G3-6-1 1-2f		B CH 84 1 SAFE X SI 88 1-0 E8 4 SH2-4 1-H 1B		F FF 92 C SL 80 B FF 94 S SL 80 1-3 ① K		5	0	1	0	0	1	1
4 Jose Lopez, R (1, 4) OBP: 0.354, SLG: 0.512	B SI 90 B SI 90 C SI 91 C SI 90 X SI 92 2-2 E4 3B		B FF 89 X SL 84 1-0 FC4-6 1B		C SI 89 C SI 91 F SI 90 B FF 91 F SI 91 X SI 91 1-2 ① L9	L SI 86 X SI 86 0-1 ① SH2-4 2-3		C SL 76 X FF 94 0-1 HR 1B		4	2	2	0	0	0	0
Raul Ibanez, L (1, 7) OBP: 0.423, SLG: 0.773	C SI 90 B SI 86 B SI 90 X SI 91 2-1 1-H 1B 3B		B SI 89 1 SAFE B SI 90 B CH 84 X SI 90 3-0 ① FC4-6 29 2B 1-2f		B SI 91 B CH 81 C CH 81 F SI 90 X FF 91 2-2 ② F9	I IN 66 I IN 67 I IN 68 I IN 68 4-0 IBB		C FF 94 1 SAFE B SL 80 B SL 78 B FF 93 X FF 94 3-1 1-H HR		4	2	2	3	1	0	1
29 Adrian Beltré, R (1, 5) OBP: 0.365, SLG: 0.489	F SI 90 B SI 91 F SL 84 B FF 91 X SI 91 2-2 ② P6		X SI 89 0-0 1-3 2B		F SI 92 B CH 80 X SI 91 1-1 1B 2B	C SL 78 F SL 77 S FF 88 0-3 ② K		B SL 79 C SL 80 F FF 94 S SL 82 1-3 ② K		5	1	2	0	0	2	3
Jose Vidro, S (1, 10) OBP: 0.265, SLG: 0.302	B SI 90 C CH 82 C FF 91 X CH 81 1-2 1B 3-H 1B		I IN 72 I IN 72 I IN 74 I IN 75 4-0 IBB		B SI 86 B SI 92 B CH 80 C CH 80 C FF 92 X FF 92 3-2 HR 2-H 1B	C SL 78 F SI 88 X FF 88 0-2 ③ F8		X FF 94 0-0 ③ G1-3		4	1	2	2	1	0	2
Richie Sexson, R (1, 3) OBP: 0.392, SLG: 0.463	B SI 90 X SL 84 1-0 1-3 1B		C FF 90 S SI 91 F SI 91 F FF 93 B SI 91 X SI 92 1-2 ② F4		1 SAFE B FF 89 B SI 90 S SI 89 X FF 90 2-1 1-H HR		C SL 78 S SL 78 X SL 78 0-2 ① G6-3			4	1	2	2	0	0	3
Brad Wilkerson, L (1, 9) OBP: 0.316, SLG: 0.194	S SI 89 S SI 85 B SI 89 B FF 89 X CH 80 2-2 ③ G3		B CH 82 B FF 91 F SI 92 D CH 82 X SI 91 3-1 ③ G3-1		C CH 81 F SI 90 X SL 84 0-2 1B	C SI 88 F SL 78 B SL 78 F FF 87 B SL 78 T SL 79 2-2 ② K				4	0	1	0	0	1	5
2 Kenji Johjima, R (1, 2) OBP: 0.211, SLG: 0.147		C FF 89 X SL 82 0-1 ① G5-3		C FF 90 X SI 90 0-1 ① G5-3	F SI 90 1 SAFE B SI 89 1 SAFE B SL 84 X SI 89 2-1 ③ G5-3		B SL 78 X SI 88 1-0 1B			4	0	1	0	0	0	1
7 Yuniesky Betancourt, R (1, 6) OBP: 0.349, SLG: 0.452		B SI 91 X SI 91 1-0 ② L3		B FF 90 X SL 84 1-0 51 G3-6-1 1B		B SI 88 C SI 89 X FF 89 1-1 51 1B 51 E 1B	S SL 79 X SL 78 0-1 ③ G1-3			4	1	2	0	0	0	1
Inning Stats	R: 2 E: 1 K: 0 S: 16 H: 3 LOB: 2 BB: 0 P: 26	R: 0 E: 0 K: 0 S: 6 H: 0 LOB: 0 BB: 0 P: 9	R: 0 E: 0 K: 0 S: 10 H: 2 LOB: 3 BB: 1 P: 22	R: 0 E: 0 K: 0 S: 4 H: 1 LOB: 0 BB: 0 P: 5	R: 3 E: 0 K: 0 S: 20 H: 4 LOB: 1 BB: 0 P: 31	R: 1 E: 1 K: 1 S: 11 H: 2 LOB: 2 BB: 1 P: 17	R: 0 E: 0 K: 1 S: 10 H: 1 LOB: 1 BB: 0 P: 13	R: 2 E: 0 K: 2 S: 11 H: 2 LOB: 0 BB: 0 P: 16		1B: 10 2B: 2 3B: 1 HR: 2	SF: 0 SAC: 1 DP: 1 HBP: 0	WP: 0 PB: 0 SB: 0 CS: 0	PA: 41			

PITCHER		IP	WLS	BF	H	R	ER	SO	BB	IBB	HBP	BLK	WP	HR	S	P	ERA	WHIP
Jon Garland, R ERA: 5.5	(1, 1)	5.0	L	28	12	6	3	0	0	1	0	0	0	1	59	98	5.40	2.400
53 Darren O'Day, R ERA: 2.35	(6, 1)	2.0		8	1	0	0	2	0	1	0	0	0	0	18	25	0.00	0.500
52 Jason Bulger, R ERA: 9.64	(8, 1)	1.0		5	2	2	2	2	0	0	0	0	0	1	11	16	18.00	2.000

PITCHER	IP	WLS	BF	H	R	ER	SO	BB	IBB	HBP	BLK	WP	HR	S	P	ERA	WHIP

BOTTOM

Los Angeles Angels @ Seattle Mariners

Safeco Field, Seattle, WA

Sat Apr 12 2008, 6:10 PM PDT

Att. 34,963 - Clear - 80 F

livebaseballscorecards.com

AB	38
R	8
H	15
RBI	7
BB	2
SO	4
LOB	17

Batter	1	2	3	4	5	6	7	8	9	AB	R	H	RBI	BB	SO	LOB
9 Chone Figgins, S (1, 5) OBP: 0.525, SLG: 0.447	C C SL 89 C 0-3 K		B SI 90 X SL 87 1-0 G3 1-2 2-3		B FF 91 C SL 85 B SL 85 B CH 81 F FF 92 X FF 92 3-2 FC5 24 S 1B	F FF 89 1 SAFE B 1 SAFE X FF 91 1-1 24 S 24 1B 1-2 3-H	B C FF 90 C FF 91 C FF 90 1-3 K			5	1	2	1	0	2	3
24 Gary Matthews, S (1, 8) OBP: 0.293, SLG: 0.407	C SL 88 X CH 82 0-1 G4-3		D CH 79 B SL 87 B SI 92 C FF 92 F FF 92 X SL 88 3-2 F9		1 SAFE 1 SAFE B SL 86 1 SAFE F SL 85 F CH 79 1 SAFE B CH 80 S CU 77 2-3 K 1-2	B FF 91 C FF 91 B FF 91 B F FF 92 F FF 92 X FF 92 3-2 1-H 2-H		B B X 2-0 G4-3		5	0	1	2	0	1	3
27 Vladimir Guerrero, R (1, 9) OBP: 0.339, SLG: 0.462	F SL 88 B SL 87 X CH 81 1-1 P6		C SL 87 B SL 89 B FF 92 F SL 88 F SL 86 X CU 79 2-2 2-H 3-H 2B		I IN 78 I IN 74 I IN 70 I IN 65 4-0 47 2B FC5 IBB	B FF 91 F FF 90 S CH 82 S CH 84 1-3 K		C SL 82 B X 1-1 G4-3		4	1	1	2	1	1	1
Garret Anderson, L (1, 7) OBP: 0.263, SLG: 0.426		F FF 92 S CU 77 B SL 86 X SL 88 1-2 F9	B CU 76 B SL 85 F CH 79 X CU 78 2-1 P6		X 0-0 FC5 47 2B 1B 1-2 2-3f	C FF 92 C FF 92 B X FF 92 1-2 P4		X SI 92 0-0 F7		5	1	0	0	0	0	4
47 Howie Kendrick, R (1, 4) OBP: 0.526, SLG: 0.694 6 Maicer Izturis, S (7, PR) OBP: 0.121, SLG: 0.121 (7, 4)		C CU 76 X CU 76 0-1 P4		C CU 73 B SL 83 S SL 84 X CU 74 1-2 CS 1B	C S FF 91 B FF 91 X 1-2 1B CS 2B 1-3 2-H		F SL 80 S CH 80 B FF 89 X CH 81 1-2 G4-3 FC6 2B		C SI 89 X CH 82 0-1 L7	4 1	0 1	3 0	1 0	0 0	0 0	0 0
Casey Kotchman, L (1, 3) OBP: 0.408, SLG: 0.630		B SL 88 B FF 93 C SL 88 S CH 82 B SL 88 F SL 87 X FF 94 3-2 2B		1 SAFE F FF 89 1 SAFE B SI 89 T CH 80 1 SAFE P PO 87 B SL 86 B SI 81 4-2 1B 1-2 BB	B C FF 91 X 1-1 2-3 3-H 1B		X FF 89 0-0 G4-3 2-3		B SI 91 X SI 91 1-0 G4-3 1B	4	0	3	1	1	0	1
Juan Rivera, R (1, 10) OBP: 0.125, SLG: 0.125		B SL 86 F FF 91 X CU 77 1-1 P2		C SL 84 X SI 90 0-1 1-2 1B	B FF 91 F S CH 82 F FF 93 B FF 92 1 SAFE 2-2 CS 3-H	C FF 90 X CH 81 0-1 F7	B FF 90 F FF 89 X CH 82 1-1 FC6 5 HR 3-H		B SL 82 X SI 91 1-0 G4-3 1-2f	5	1	1	1	0	0	3
5 Jeff Mathis, R (1, 2) OBP: 0.353, SLG: 0.765			C SL 84 B FF 91 X CU 76 1-1 9 G3 2 1B 27 2B 1B	F FF 91 B SI 90 S SL 86 D SL 86 F SL 87 X CH 79 2-2 F5		B FF 90 B FF 92 X FF 91 2-0 2 1B 9 1B 2B	F FF 91 S X FF 89 0-2 1-H HR			4	3	3	2	0	0	2
2 Erick Aybar, S (1, 6) OBP: 0.333, SLG: 0.345			C SI 90 1 SAFE S SI 90 B SL 86 X FF 92 1-2 9 G3 27 2B 1-2 1B	C CU 76 B CH 79 X FF 91 1-1 F9		X FF 89 0-0 24 S 9 1B 24 1B 2-3	C FF 90 B CH 84 S CH 82 B FF 90 F FF 90 F CH 82 B F FF 90 X 3-2 G5-3			4	2	2	0	0	0	3
Inning Stats	R: 0 E: 0 K: 1 S: 7 H: 0 LOB: 0 BB: 0 P: 8	R: 0 E: 0 K: 0 S: 11 H: 1 LOB: 1 BB: 0 P: 16	R: 2 E: 0 K: 0 S: 15 H: 3 LOB: 0 BB: 0 P: 25	R: 0 E: 0 K: 0 S: 14 H: 2 LOB: 2 BB: 1 P: 21	R: 2 E: 0 K: 1 S: 15 H: 3 LOB: 1 BB: 1 P: 28	R: 3 E: 0 K: 1 S: 16 H: 4 LOB: 1 BB: 0 P: 24	R: 3 E: 0 K: 1 S: 18 H: 2 LOB: 1 BB: 0 P: 24	R: 0 E: 0 K: 0 S: 4 H: 0 LOB: 0 BB: 0 P: 7	R: 0 E: 0 K: 0 S: 4 H: 1 LOB: 0 BB: 0 P: 6	1B: 10 2B: 5 3B: 0 HR: 1 SF: 0 SAC: 0 DP: 1 HBP: 0						

TOP

Los Angeles Angels @ Seattle Mariners

Safeco Field, Seattle, WA

Sun Apr 13 2008, 1:10 PM PDT

Att. 30,661 - Cloudy - 50 F

livebaseballscorecards.com

AB	41
R	10
H	16
RBI	10
BB	2
SO	4
LOB	20

PITCHER		IP	WLS	BF	H	R	ER	SO	BB	IBB	HBP	BLK	WP	HR	S	P	ERA	WHIP
Cha Seung Baek, R ERA: 11.81	(1, 1)	4.1	L	21	7	4	4	2	1	1	0	0	0	0	53	85	8.31	1.846
59 Eric O'Flaherty, L ERA: 20.25	(5, 1)	2.2		16	8	6	6	2	0	0	0	0	0	1	43	61	20.25	3.000
48 Roy Corcoran, R ERA:	(8, 1)	2.0		6	1	0	0	0	0	0	0	0	0	0	8	13	0.00	0.500

PITCHER	IP	WLS	BF	H	R	ER	SO	BB	IBB	HBP	BLK	WP	HR	S	P	ERA	WHIP

Batter	1	2	3	4	5	6	7	8	9	AB	R	H	RBI	BB	SO	LOB
51 Ichiro Suzuki, L (1, 8) OBP: 0.317, SLG: 0.345	C FF 90 C SI 90 X SI 90 0-2 ① G1-3		B CU 76 C SI 90 B CU 77 B SI 90 B FF 89 4-1 4 F9 4 S BB		C SI 89 B CU 75 B SI 90 X SI 90 2-1 ③ G4-3		B B SI 90 B SI 91 B SI 90 4-0 1-2 2B BB		B FF 93 C FF 92 B FF 93 B FF 93 F FF 92 X FF 92 3-2 ② G6-3	3	1	0	0	2	0	0
4 Jose Lopez, R (1, 4) OBP: 0.358, SLG: 0.500	B FF 90 B SI 91 X SI 90 2-0 ② L7		1 SAFE B SI 91 B SI 90 C SI 90 X FF 91 2-1 ② F9 1-3			B FF 88 B SI 88 C SI 89 X SI 90 2-1 1B BB 1B 1B	C SI 90 F S SL 81 0-3 ① K		X FF 92 0-0 DI 1B 1B	5	2	2	0	0	1	3
Raul Ibanez, L (1, 7) OBP: 0.421, SLG: 0.755	B FF 92 X SI 90 1-0 ③ F8		B CU 79 C SI 92 B SI 92 F SI 92 F CU 80 F SI 93 F CH 80 B CU 78 X FF 94 3-2 ③ F7			X 0-0 ① F8	B SL 78 B FF 88 B FF 88 C FF 89 F FF 88 X SL 78 3-2 WP 1-H 2-H 2B		B CU 81 C FF 92 S CH 84 D X FF 92 2-2 FC6-4 1-H 1B	5	0	2	3	0	0	2
Richie Sexson, R (1, 3) OBP: 0.393, SLG: 0.444		X SI 87 0-0 BB 1B G1-2-3 1B		B CH 80 C FF 90 B FF 90 B CH 81 X SI 91 3-1 E6 G6-4-3		C FF 89 B SI 91 F SI 91 B FF 91 B CH 80 B FF 91 4-2 1B 1B G6-3 1-2 BB	B FF 90 B FF 90 C FF 89 B FF 90 X FF 90 3-1 ② F8		S FF 93 D CU 81 S CU 81 X FF 90 1-2 ③ FC6-4 1-2f	4	1	1	0	1	0	2
Jose Vidro, S (1, 10) OBP: 0.283, SLG: 0.319		B SI 89 B SI 88 X SI 89 2-0 BB 1-2 1B		B CH 82 X SI 93 1-0 ①② G6-4-3 1-2f		C CH 82 B FF 92 B FF 93 X SI 91 2-1 G6-3 1B 1-2 2-3 1B	B SI 90 B C SI 89 X FF 88 2-1 ③ L6 2-3			4	0	2	0	0	0	2
12 Michael Morse, R (1, 9) OBP: 0.364, SLG: 0.333 Greg Norton, S (6, PH) OBP: 1.000, SLG: 1.000 (7, 9)		S SI 90 D CH 82 B SI 91 F SI 91 T SI 92 2-2 ① K		C FF 93 F CH 82 B FF 91 B CU 79 F FF 93 F FF 93 X CH 80 2-2 1B		X SI 92 0-0 G6-3 1-2 2-3 3-H 1B		B SI 93 C SI 93 F SI 94 X SI 94 1-2 G4-6-3 1B		2 2	0 0	1 2	0 1	0 0	1 0	2 0
Miguel Cairo, R (1, 5)		B SI 91 C CH 80 B FF 92 D SI 92 B SI 91 4-1 1-2 2-3 BB		B FF 92 X FF 91 1-0 ③ L8		B FC 84 F SI 88 F FC 83 B SL 80 F SI 89 X FC 85 2-2 ② G6-3 1-2 2-3 3-H		X SI 92 0-0 ①② G4-6-3 1-2f		3	0	0	1	1	0	4
Jamie Burke, R (1, 2) OBP: 0.308, SLG: 0.500		C SI 91 X CH 82 0-1 ②③ G1-2-3 3-Hf			B SI 87 B SI 88 X SI 88 2-0 ① F7	F SI 88 B SI 88 D FC 85 F FC 86 B SI 89 X FC 86 3-2 ③ G5-3		B SI 94 B SI 93 C SI 93 X SI 92 2-1 ③ G5-3		4	0	0	0	0	0	5
7 Yuniesky Betancourt, R (1, 6) OBP: 0.319, SLG: 0.413			B SI 87 B SI 89 B SI 89 C FF 88 X FF 88 3-1 ① F9		C CH 79 B SI 90 B FF 90 F SI 90 X CH 80 2-2 ② P6		B SI 89 B SI 89 C SI 90 X 2-1 E6 51 WP 2B		B FF 93 B FF 94 B FF 93 C FF 92 S FF 92 X FF 93 3-2 ① G6-3	4	1	0	0	0	0	0
Inning Stats	R: 0 H: 0 E: 0 LOB: 0 K: 0 BB: 0 S: 5 P: 8	R: 0 H: 2 E: 0 LOB: 2 K: 1 BB: 1 S: 8 P: 16	R: 0 H: 0 E: 0 LOB: 1 K: 0 BB: 1 S: 11 P: 23	R: 0 H: 1 E: 1 LOB: 1 K: 0 BB: 0 S: 9 P: 16	R: 0 H: 0 E: 0 LOB: 0 K: 0 BB: 0 S: 6 P: 12	R: 2 H: 3 E: 0 LOB: 2 K: 0 BB: 1 S: 15 P: 28	R: 2 H: 1 E: 1 LOB: 1 K: 1 BB: 1 S: 12 P: 26	R: 0 H: 1 E: 0 LOB: 0 K: 0 BB: 0 S: 6 P: 9	R: 1 H: 2 E: 0 LOB: 1 K: 0 BB: 0 S: 13 P: 22	1B: 9 SF: 0 2B: 1 SAC: 0 3B: 0 DP: 3 HR: 0 HBP: 0						

PITCHER		IP	WLS	BF	H	R	ER	SO	BB	IBB	HBP	BLK	WP	HR	S	P	ERA	WHIP
51 Joe Saunders, L ERA: 1.27	(1, 1)	5.1	W	24	6	2	2	1	3	0	0	0	0	0	47	91	3.38	1.688
33 Justin Speier, R ERA: 7.2	(6, 1)	1.0		5	0	2	1	1	1	0	0	0	1	0	12	23	9.00	1.000
Darren Oliver, L ERA: 5.68	(7, 1)	0.2		3	1	0	0	0	0	0	0	0	1	0	7	15	0.00	1.500
62 Scot Shields, R ERA: 2.45	(8, 1)	1.0		3	1	0	0	0	0	0	0	0	0	0	6	9	0.00	1.000
Francisco Rodríguez, R ERA: 8.31	(9, 1)	1.0		5	2	1	1	0	0	0	0	0	0	0	13	22	9.00	2.000

PITCHER	IP	WLS	BF	H	R	ER	SO	BB	IBB	HBP	BLK	WP	HR	S	P	ERA	WHIP

BOTTOM

Los Angeles Angels @ Seattle Mariners

Safeco Field, Seattle, WA

Sun Apr 13 2008, 1:10 PM PDT
Att. 30,661 - Cloudy - 50 F

livebaseballscorecards.com

AB	36
R	5
H	10
RBI	5
BB	4
SO	2
LOB	20

1B: 9	SF: 0	WP: 2	PA: 40
2B: 1	SAC: 0	PB: 0	
3B: 0	DP: 3	SB: 1	
HR: 0	HBP: 0	CS: 0	

Los Angeles Angels @ Texas Rangers

Rangers Ballpark in Arlington, Arlington, TX

Mon Apr 14 2008, 8:05 PM EDT

Att. 16,541 - Clear - 66 F

TOP

livebaseballscorecards.com

Batter	1	2	3	4	5	6	7	8	9	AB	R	H	RBI	BB	SO	LOB
9 Chone Figgins, S (1, 5) OBP: 0.500, SLG: 0.423	B FF 84 X FF 84 1-0 48 BB 24 BB 1B 1B	B C SI 84 B CH 80 C FF 84 X FF 84 2-2 ② G6-3		B SL 77 B FF 85 C FF 85 B FF 85 F FF 84 T FF 84 3-2 ② K		F SI 84 C CH 77 F CH 76 B SI 92 S SI 87 1-3 ① K		C FC 89 B FC 90 B SI 91 X FC 90 2-1 ① FC4-2 1-2 2-3 3-Hf		5	1	1	0	0	2	3
24 Gary Matthews, S (1, 7) OBP: 0.302, SLG: 0.386	C FF 84 1 SAFE B CH 81 B CH 81 1 SAFE 1 SAFE B SI 85 1 SAFE F SI 84 4-2 B FF 85 48 BB 1B 1-2 BB	C SL 78 B SL 77 B CH 80 C FF 86 B SL 80 F FF 86 B FF 85 4-2 27 2B BB		B CH 79 B SL 78 B FF 85 C FF 84 C FF 85 S FF 85 3-3 ③ K		B SI 87 B SI 85 B SI 87 C SI 88 X SI 88 3-1 ② G3		C SI 94 B SI 93 F CU 78 S SI 92 1-3 ② K		3	2	0	0	2	2	3
27 Vladimir Guerrero, R (1, 9) OBP: 0.344, SLG: 0.474	S S B B B SL 79 S SL 79 3-3 ① K	B FF 86 B FF 85 X FF 85 2-0 1-H 1B 2B			C SL 78 B FF 86 X SL 78 1-1 G3 6 1B 1B	C SI 87 C SI 89 B SI 89 B CH 78 F SL 75 F SI 92 X SL 75 2-2 ③ P4		F FC 89 B SI 94 F FC 90 D CU 81 D CU 82 C SI 94 3-3 ③ K		5	2	2	1	0	2	5
Garret Anderson, L (1, 10) OBP: 0.258, SLG: 0.407	B SL 78 F FF 85 B CH 81 F CH 81 S SL 79 2-3 ② K	B CH 80 X SI 85 1-0 2-H 1B			C SL 77 X SL 78 0-1 ① G3 1-2		C CH 78 C CH 79 F CH 77 S CH 76 0-3 ① K2-3		C FF 90 C FF 92 B FF 93 F FF 91 X FF 91 1-2 ① G4-3	5	0	1	1	0	2	3
48 Torii Hunter, R (1, 8) OBP: 0.357, SLG: 0.549	D FF 85 B SL 80 B SL 79 B FF 85 4-0 1B 1-2 2-3 BB	B FF 86 C CH 81 S FF 86 F FF 86 S SL 81 1-3 ③ K			B FF 85 S FF 85 X SL 79 1-1 ② G6-3		B SI 87 F SI 87 C SI 86 B SI 88 X SI 88 2-2 G4-3 1B		B FF 91 X FF 91 1-0 ② F8	4	0	1	0	1	1	2
Casey Kotchman, L (1, 3) OBP: 0.407, SLG: 0.600	C SI 85 B SL 78 B SI 85 C FF 85 X SL 79 2-2 1-3 2-H 3-H 1B	C B X 1-1 ① G3-1		B SL 79 B SL 78 D CH 80 I IN 57 4-0 6 1B 6 E IBB		C SI 86 B SI 87 1 SAFE X CH 78 1-1 ②③ G4-3 1-2f		X FF 92 0-0 ③ G6-3		4	1	1	2	1	0	1
6 Maicer Izturis, S (1, 4) OBP: 0.162, SLG: 0.139	B FF 85 C FF 85 X SI 86 1-1 ③ G1-3		C FF 83 F FF 83 B SL 78 F SL 79 B SI 85 X FF 85 2-2 ② L9		X SI 85 0-0 E9 1-H 2-H 1B			B SI 91 B SI 88 B SI 89 B SI 88 4-0 2 1B 44 1B 9 FC4-2 BB		3	0	1	1	1	0	2
44 Mike Napoli, R (1, 2) OBP: 0.333, SLG: 0.667		C B C B X 2-2 HR	X SL 79 0-0 ③ F8		B FF 85 C SL 78 F FF 85 H FC 84 2-2 2 FC4-6 HBP			1 SAFE F FF 89 X SI 91 0-1 9 FC4-2 2 1B 1-2 1B		3	1	2	1	0	0	0
2 Erick Aybar, S (1, 6) OBP: 0.324, SLG: 0.333		B B F X 2-1 ① G3		C FF 85 B FF 84 B SL 77 F FF 84 B FF 85 X FF 85 3-2 ① F7	B SI 86 S SI 85 X SI 86 1-1 ③ FC4-6 1-2f			L SI 91 X SI 92 0-1 9 FC4-2 1-2 2-3 1B		4	0	1	0	0	0	2
Inning Stats	R: 2 E: 0 K: 2 S: 14 H: 2 LOB: 2 BB: 2 P: 31	R: 3 E: 0 K: 1 S: 17 H: 3 LOB: 1 BB: 1 P: 31	R: 0 E: 0 K: 0 S: 7 H: 0 LOB: 0 BB: 0 P: 10	R: 0 E: 0 K: 2 S: 9 H: 0 LOB: 0 BB: 0 P: 18	R: 2 E: 1 K: 0 S: 11 H: 2 LOB: 2 BB: 1 P: 20	R: 0 E: 0 K: 1 S: 11 H: 0 LOB: 0 BB: 0 P: 17	R: 0 E: 0 K: 1 S: 9 H: 1 LOB: 0 BB: 0 P: 12	R: 0 E: 0 K: 2 S: 12 H: 2 LOB: 3 BB: 1 P: 22	R: 0 E: 0 K: 0 S: 6 H: 0 LOB: 0 BB: 0 P: 8	1B: 8 2B: 1 3B: 0 HR: 1 SF: 0 SAC: 0 DP: 1 HBP: 1						

	AB	36
	R	7
	H	10
	RBI	6
	BB	5
	SO	9
	LOB	21

PITCHER		IP	WLS	BF	H	R	ER	SO	BB	IBB	HBP	BLK	WP	HR	S	P	ERA	WHIP
31 Jason Jennings, R ERA: 8.79	(1, 1)	4.2	L	26	7	7	6	5	3	1	1	0	0	1	56	107	11.57	2.143
58 Wes Littleton, R ERA:	(5, 1)	2.1		7	1	0	0	2	0	0	0	0	0	0	22	32	0.00	0.429
Jamey Wright, R ERA: 1.17	(8, 1)	1.0		6	2	0	0	2	1	0	0	0	0	0	12	22	0.00	3.000
Franklyn German, R ERA: 1.59	(9, 1)	1.0		3	0	0	0	0	0	0	0	0	0	0	6	8	0.00	0.000

PITCHER	IP	WLS	BF	H	R	ER	SO	BB	IBB	HBP	BLK	WP	HR	S	P	ERA	WHIP

Los Angeles Angels @ Texas Rangers

Rangers Ballpark in Arlington, Arlington, TX

Mon Apr 14 2008, 8:05 PM EDT

Att. 16,541 - Clear - 66 F

BOTTOM

livebaseballscorecards.com

Batter	1	2	3	4	5	6	7	8	9	AB	R	H	RBI	BB	SO	LOB
5 Ian Kinsler, R (1, 4) OBP: 0.367, SLG: 0.396	B CH 89 X FF 91 1-0 10 WP 10 SF9 2B	C SL 83 C SL 82 C 0-3 ③ K			B FF 92 B FF 93 X FF 92 2-0 ① F8		C SL 83 B SL 81 C SL 84 B FF 95 X FF 95 2-2 ③ P3		B CU 80 X FF 90 1-0 ③ G5-3	5	1	1	0	0	1	2
10 Michael Young, R (1, 6) OBP: 0.288, SLG: 0.333	F FF 92 C SL 83 D SL 82 B SI 92 B F F X 3-2 ① SF9 2-H		C SL 79 B FF 93 X 1-1 ① G1-3		F FF 92 B SL 83 C SL 82 F FF 93 B SL 84 X FF 95 2-2 ② G4-3			C SI 89 B FC 84 X FC 86 1-1 ① P3		3	0	0	1	0	0	0
32 Josh Hamilton, L (1, 8) OBP: 0.322, SLG: 0.538	X 0-0 ② P5		B FF 94 S CH 83 X 1-1 1B 1B		S CH 84 B CH 88 B SL 82 F FF 93 F SL 81 C FF 95 2-3 ③ K			B CH 84 C SI 89 B CH 86 S SI 89 X CH 80 2-2 E6 9 1B 1B		4	1	1	0	0	1	0
Milton Bradley, S (1, 10) OBP: 0.400, SLG: 0.436	S S B X 1-2 9 HR 1B		X FF 93 0-0 9 WP 1-3 1B			C SL 76 B FF 92 X FF 92 1-1 ① P6		C SI 89 X CH 85 0-1 9 1B 1-2 1B		4	1	3	0	0	0	0
9 Hank Blalock, L (1, 5) OBP: 0.373, SLG: 0.477	1 SAFE X 0-0 1-H HR		C SL 83 B SL 83 D SL 84 B SL 83 B 4-1 22 G6-4-3 1-2 BB			B CH 84 B CH 83 B FF 92 C FF 90 X FF 91 3-1 ② F7		C FC 86 F SI 89 X SL 81 0-2 1-2 2-H 1B		3	1	2	3	1	0	0
22 Marlon Byrd, R (1, 9) OBP: 0.212, SLG: 0.267 7 David Murphy, L (8, PH) OBP: 0.340, SLG: 0.400 (9, 9)	C S B C 1-3 ③ K		X 0-0 ② ③ G6-4-3 1-2f			C FF 93 X SL 81 0-1 ③ G6-3		S SI 92 B SI 93 C SI 91 F SI 92 B CU 79 S SI 93 2-3 ② K		3 1	0 0	0 0	0 0	0 0	1 1	3 2
Frank Catalanotto, L (1, 7) OBP: 0.250, SLG: 0.267		C FF 90 B CH 81 C FF 91 B FF 92 X FF 92 2-2 1B	C SL 72 B FF 91 C FF 95 S 1-3 ① K				C CH 89 C FF 90 F FF 93 X SL 79 0-2 G3-1 2B	X SI 91 0-0 ③ G1-4-3		4	0	2	0	0	1	2
15 Gerald Laird, R (1, 2) OBP: 0.333, SLG: 0.417		B SL 82 X SL 78 1-0 ① F8	B FF 94 C FF 94 B SL 79 S FF 93 B FF 94 X 3-2 ② F8				C SL 83 B FF 93 B SL 83 C SL 81 S FF 94 2-3 ① K		C FF 91 S CU 81 B CU 81 X FF 91 1-2 ① F9	4	0	0	0	0	1	2
Ben Broussard, L (1, 3) OBP: 0.289, SLG: 0.439		C FF 93 X SI 92 0-1 ② F7	B FF 92 F CH 84 B FF 94 F SL 80 B FF 95 F FF 94 S FF 95 3-3 ③ K				B FF 94 C FF 95 F CH 84 X FF 94 1-2 ② G3-1 2-3		X FF 92 0-0 ② G1-3	4	0	0	0	0	1	2
Inning Stats	R: 3 H: 3 E: 0 LOB: 0 K: 1 BB: 0 S: 14 P: 20	R: 0 H: 1 E: 0 LOB: 1 K: 1 BB: 0 S: 9 P: 12	R: 0 H: 2 E: 0 LOB: 2 K: 0 BB: 1 S: 7 P: 13	R: 0 H: 0 E: 0 LOB: 0 K: 2 BB: 0 S: 10 P: 17	R: 0 H: 0 E: 0 LOB: 0 K: 1 BB: 0 S: 9 P: 15	R: 0 H: 0 E: 0 LOB: 0 K: 0 BB: 0 S: 6 P: 10	R: 0 H: 1 E: 0 LOB: 1 K: 1 BB: 0 S: 13 P: 18	R: 1 H: 2 E: 1 LOB: 2 K: 1 BB: 0 S: 15 P: 20	R: 0 H: 0 E: 0 LOB: 0 K: 0 BB: 0 S: 5 P: 7	1B: 6 2B: 2 3B: 0 HR: 1	SF: 1 SAC: 0 DP: 1 HBP: 0					PA: 37

	AB	35
	R	4
	H	9
	RBI	4
	BB	1
	SO	7
	LOB	13

PITCHER		IP	WLS	BF	H	R	ER	SO	BB	IBB	HBP	BLK	WP	HR	S	P	ERA	WHIP
54 Ervin Santana, R ERA: 3.32	(1, 1)	7.0	W	28	7	3	3	6	1	0	0	0	2	1	68	105	3.86	1.143
33 Justin Speier, R ERA: 6.75	(8, 1)	0.1		4	2	1	0	0	0	0	0	0	0	0	10	13	0.00	6.000
62 Scot Shields, R ERA: 2.08	(8, 1)	0.2	H	2	0	0	0	1	0	0	0	0	0	0	5	7	0.00	0.000
Francisco Rodríguez, R ERA: 6.75	(9, 1)	1.0	S	3	0	0	0	0	0	0	0	0	0	0	5	7	0.00	0.000

PITCHER	IP	WLS	BF	H	R	ER	SO	BB	IBB	HBP	BLK	WP	HR	S	P	ERA	WHIP

Batter	1	2	3	4	5	6	7	8	9	AB	R	H	RBI	BB	SO	LOB
9 Chone Figgins, S (1, 5) OBP: 0.507, SLG: 0.429	C FF 90 B FF 89 X FF 88 1-1 ① B1-3		B FF 91 C SI 90 B SL 86 C SL 85 X CU 71 2-2 24 E 24 S 1B	C SI 91 X FC 86 0-1 1-2 3-H 1B		I IN 82 I IN 75 I IN 76 I IN 76 4-0 24 2B IBB		B FF 88 S CH 80 S CH 81 B FF 92 X CH 84 2-2 ③ F7		4	1	2	1	1	0	0
24 Gary Matthews, S (1, 9) OBP: 0.309, SLG: 0.393	B SI 90 X FF 88 1-0 ② G3-1		B FS 83 C FF 90 B SI 90 S FC 84 B SI 91 F FC 85 F FC 84 B SI 92 4-2 27 G6-4-3 1-3 BB	B FF 92 1-0 ③ CS 2-3	X FC 84 0-0 ① G4-3	B CU 69 B SI 88 X SI 90 2-0 1-H 2-H 3-H 2B			B FF 90 X FF 91 1-0 ① G1-3	4	0	1	3	1	0	0
27 Vladimir Guerrero, R (1, 10) OBP: 0.348, SLG: 0.475	F FF 90 X FC 90 0-1 ③ F8		X SI 91 0-0 ② ③ G6-4-3 1-2f		C SL 83 X SI 86 0-1 2B 2B	B SI 91 B C SL 80 B SI 88 D SL 80 4-1 G4-6-3 BB			S CH 85 S FF 92 X SI 93 0-2 ② G4-3	4	1	1	0	1	0	2
Garret Anderson, L (1, 7) OBP: 0.269, SLG: 0.422		F SI 88 X SL 84 0-1 E1 6 G1-3 48 1B		B FF 89 X SI 90 1-0 48 G1-4-3 HR 1B	X FC 84 0-0 2-H 2B	S CH 80 F CH 79 B SI 90 X CH 80 1-2 ② ③ G4-6-3 1-2f			F FF 93 X FF 92 0-1 ③ F9	5	1	2	1	0	0	2
48 Torii Hunter, R (1, 8) OBP: 0.367, SLG: 0.537		B FF 88 C SI 90 B SL 84 X FF 90 2-1 6 G1-3 1-2 1B	F FF 90 X SI 90 0-1 ① G1-4-3 1-2	X FC 84 0-0 ② G6-3			C SI 88 B SI 87 B SL 77 B SI 89 F SI 89 B SI 90 4-2 6 G1-6-3 BB			3	0	1	0	1	0	2
Casey Kotchman, L (1, 3) OBP: 0.397, SLG: 0.630		B SI 90 F CH 83 S SL 86 B SI 89 C SI 90 2-3 ① K	B SI 92 F SI 91 F SL 85 B SI 92 X CU 73 2-2 2-H HR	F FF 91 F SL 87 B SI 89 B FF 91 X FF 90 2-2 ③ F8			B SI 91 C SI 89 B SI 89 F SI 90 1 SAFE 1 SAFE F SI 90 X SI 91 2-2 ① L8			4	1	1	2	0	1	4
6 Maicer Izturis, S (1, 4) OBP: 0.171, SLG: 0.128		C SI 90 B SI 91 F FC 85 F SL 86 B FF 89 X SI 90 2-2 ② G1-3 1-2 2-3		X SI 91 0-0 ② G1-3		C CH 86 B CH 86 B CH 78 B SI 88 S SI 86 B SI 89 4-2 2 1B 5 SH1-4 24 2B BB	X SI 92 0-0 ② ③ G1-6-3 1-2f			3	1	0	0	1	0	3
5 Jeff Mathis, R (1, 2) OBP: 0.350, SLG: 0.700		X SL 85 0-0 ③ G6-3		X FC 92 0-0 2 1B 9 1B 1B		L SI 88 X CU 77 0-1 ① SH1-4 1-2		B SL 88 X FF 89 1-0 ① P5		3	1	1	0	0	0	2
2 Erick Aybar, S (1, 6) OBP: 0.342, SLG: 0.351			B SI 88 B FC 88 C FC 88 F SI 89 X SI 89 2-2 ① P5	B FF 89 X FF 89 1-0 24 CS 9 1B 1-3 1B		B CH 87 B SI 88 X SI 89 2-0 2-3 24 2B 1B		S FF 94 X FF 92 0-1 ② F7		4	1	2	0	0	0	0
Inning Stats	R: 0 H: 0 E: 0 LOB: 0 K: 0 BB: 0 S: 5 P: 7	R: 0 H: 1 E: 1 LOB: 2 K: 1 BB: 0 S: 12 P: 18	R: 0 H: 1 E: 0 LOB: 1 K: 0 BB: 1 S: 11 P: 19	R: 3 H: 5 E: 0 LOB: 1 K: 0 BB: 0 S: 11 P: 16	R: 1 H: 2 E: 0 LOB: 1 K: 0 BB: 0 S: 8 P: 10	R: 3 H: 2 E: 0 LOB: 1 K: 0 BB: 3 S: 10 P: 27	R: 0 H: 0 E: 0 LOB: 0 K: 0 BB: 1 S: 7 P: 13	R: 0 H: 0 E: 0 LOB: 0 K: 0 BB: 0 S: 6 P: 9	R: 0 H: 0 E: 0 LOB: 0 K: 0 BB: 0 S: 6 P: 7	1B: 7 SF: 0 2B: 3 SAC: 1 3B: 0 DP: 3 HR: 1 HBP: 0						

TOP

Los Angeles Angels @ Texas Rangers

Rangers Ballpark in Arlington, Arlington, TX

Tue Apr 15 2008, 2:05 PM EDT

Att. 15,595 - Sunny - 68 F

livebaseballscorecards.com

AB	34
R	7
H	11
RBI	7
BB	5
SO	1
LOB	15

PITCHER		IP	WLS	BF	H	R	ER	SO	BB	IBB	HBP	BLK	WP	HR	S	P	ERA	WHIP
33 Kevin Millwood, R ERA: 2.42	(1, 1)	5.0		24	9	4	4	1	1	0	0	0	0	1	47	70	7.20	2.000
59 Josh Rupe, R ERA: 6.43	(6, 1)	2.0	L	10	2	3	3	0	3	1	0	0	0	0	17	40	13.50	2.500
53 Joaquín Benoit, R ERA: 1.8	(8, 1)	1.0		3	0	0	0	0	0	0	0	0	0	0	6	9	0.00	0.000
36 C.J. Wilson, L ERA:	(9, 1)	1.0		3	0	0	0	0	0	0	0	0	0	0	6	7	0.00	0.000

PITCHER	IP	WLS	BF	H	R	ER	SO	BB	IBB	HBP	BLK	WP	HR	S	P	ERA	WHIP

BOTTOM

Batter	1	2	3	4	5	6	7	8	9	AB	R	H	RBI	BB	SO	LOB
5 Ian Kinsler, R (1, 4) OBP: 0.354, SLG: 0.375	B FF 87 C FF 88 F FF 89 B CU 75 B CH 80 B SI 88 4-2 32 BB BB	X SI 89 0-0 ② SF8 3-H		X CU 73 0-0 ② L7		B SL 78 B SI 89 B SI 89 C FF 89 C SI 89 F FF 89 F FF 88 X SI 89 3-2 ② L7		C SI 93 X CU 79 0-1 ② G4-3		3	0	0	1	1	0	0
10 Michael Young, R (1, 6) OBP: 0.313, SLG: 0.357	B FF 88 1 SAFE C CH 80 F FF 89 C CH 81 1-3 ① K	B CU 76 C SI 89 F SI 89 B CH 80 F FF 89 X SI 89 2-2 1-2 2-H 1B		C FF 88 X CU 75 0-1 32 BB 1B		C FF 90 B CH 82 S CH 84 X FF 89 1-2 FC5 32 1B 1B		T CU 81 S SI 93 B CU 78 X SI 92 1-2 ③ G4-3		5	0	3	1	0	1	1
32 Josh Hamilton, L (1, 8) OBP: 0.359, SLG: 0.537	F SI 88 1 SAFE S SI 88 B FF 88 F SI 88 B CH 81 F SI 89 F SI 88 B SI 87 4-2 ② B SI 88 1-2 2B BB	S CH 80 F SI 88 B SI 90 X CH 82 1-2 ③ G3-1		B SI 88 B CH 80 C SI 89 1 SAFE S CH 79 B CH 80 B SI 88 4-2 1-2 BB		B SL 79 X SI 91 1-0 FC5 1-2 1B			C CU 80 B CH 82 S CH 82 B CU 79 B CU 81 F FF 91 B FF 91 4-2 9 BB BB	2	1	1	0	3	0	2
Milton Bradley, S (1, 9) OBP: 0.400, SLG: 0.455	1 SAFE X SI 87 0-0 1-H 2B		B FF 87 M SI 86 S CH 78 B CU 74 B SI 88 X FF 89 3-2 SH2-4 9 1B 7 SF8 1B	C SI 89 B SI 89 B SI 89 X SI 89 2-1 ③ F8		C SI 89 D CH 85 B FF 90 X FF 89 2-1 ③ FC5 1-2 2-3f			S FF 90 S CH 83 C FF 92 0-3 ① K	5	1	2	1	0	1	5
9 Hank Blalock, L (1, 5) OBP: 0.393, SLG: 0.479	S CH 80 X CH 80 0-1 ③ F9		1 SAFE B FF 87 X CH 81 1-0 SH2-4 1-2 1B		B SI 87 X SI 87 1-0 FC5-6 1B		C FF 89 X SL 79 0-1 ① L9		F FF 91 D CH 83 B CH 83 B CU 80 F FF 92 B FF 91 4-2 ② 1-2 BB	4	0	2	0	1	0	1
Frank Catalanotto, L (1, 10) OBP: 0.235, SLG: 0.250 22 Marlon Byrd, R (7, PH) OBP: 0.235, SLG: 0.267 (8, 10) Jason Botts, S (9, PH)		C SI 86 B CH 78 X CH 79 1-1 ① G3	D CH 77 X FF 88 1-0 ① SH2-4 1-2 2-3		1 SAFE X FF 89 0-0 ① FC5-6 7 G3 1-2f		H FF 90 1-0 7 2B HBP		D CU 80 C FF 90 F FF 90 C FF 91 1-3 ③ K	2 0 1	0 0 0	0 0 0	0 0 0	0 0 1	0 0 0	1 0 1
7 David Murphy, L (1, 7) OBP: 0.352, SLG: 0.438		C SI 88 B SI 88 X SI 88 1-1 BB 2 S 5 SF8 1B	X FF 88 0-0 ② SF8 3-H	C FF 90 C SL 78 X SL 79 0-2 ② G3 1-2		D FF 90 X FF 89 1-0 ② 1-3 2B				3	1	2	1	0	0	1
2 Adam Melhuse, S (1, 2) OBP: 0.273, SLG: 0.200		B CH 79 1 SAFE B CH 80 C SI 89 1 SAFE B SI 88 S SI 88 B CH 80 4-2 BB 10 1B 1-2 BB	S CU 74 D CU 74 C SI 87 X CU 75 1-2 ③ G4-3		X SL 78 0-0 ③ G5-3		C SI 88 F FC 85 X SL 80 0-2 ③ L4			3	1	0	0	1	0	3
Ben Broussard, L (1, 3) OBP: 0.286, SLG: 0.409		B SI 89 B SI 89 B CH 81 2 SAFE B SI 88 4-0 10 1B 1-2 2-3 BB		C FF 87 B SI 87 B SI 88 X SI 88 2-1 ① G3		S SL 79 X SI 89 0-1 ① P5		C SI 92 F SI 93 S SI 93 0-3 ① K		3	0	0	0	1	1	0

Inning Stats																					
	R: 1	H: 1	R: 2	H: 2	R: 1	H: 2	R: 0	H: 1	R: 0	H: 1	R: 0	H: 2	R: 0	H: 1	R: 0	H: 0	R: 0	H: 0	1B: 8	SF: 2	WP: 0	PA: 42
	E: 0	LOB: 1	E: 0	LOB: 2	E: 0	LOB: 1	E: 0	LOB: 2	E: 0	LOB: 1	E: 0	LOB: 2	E: 0	LOB: 1	E: 0	LOB: 0	E: 0	LOB: 1	2B: 2	SAC: 1	PB: 0	
	K: 1	BB: 2	K: 0	BB: 2	K: 0	BB: 0	K: 0	BB: 1	K: 0	BB: 0	K: 0	BB: 0	K: 0	BB: 0	K: 1	BB: 0	K: 2	BB: 2	3B: 0	DP: 0	SB: 1	
	S: 13	P: 22	S: 14	P: 27	S: 9	P: 15	S: 9	P: 17	S: 6	P: 7	S: 13	P: 20	S: 6	P: 8	S: 8	P: 9	S: 11	P: 20	HR: 0	HBP: 1	CS: 0	

PITCHER		IP	WLS	BF	H	R	ER	SO	BB	IBB	HBP	BLK	WP	HR	S	P	ERA	WHIP
58 Dustin Moseley, R ERA: 7.8	(1, 1)	4.0		23	7	4	4	1	5	0	0	0	0	0	46	83	9.00	3.000
Darren Oliver, L ERA: 4.0	(5, 1)	2.2	W	11	3	0	0	0	0	0	1	0	0	0	21	30	0.00	1.125
33 Justin Speier, R ERA: 6.35	(7, 1)	0.1	H	1	0	0	0	0	0	0	0	0	0	0	3	3	0.00	0.000
62 Scot Shields, R ERA: 1.69	(8, 1)	1.0	H	3	0	0	0	1	0	0	0	0	0	0	8	9	0.00	0.000
Francisco Rodríguez, R ERA: 5.68	(9, 1)	1.0	S	4	0	0	0	2	2	0	0	0	0	0	11	20	0.00	2.000

PITCHER	IP	WLS	BF	H	R	ER	SO	BB	IBB	HBP	BLK	WP	HR	S	P	ERA	WHIP

Los Angeles Angels @ Texas Rangers

Rangers Ballpark in Arlington, Arlington, TX

Tue Apr 15 2008, 2:05 PM EDT

Att. 15,595 - Sunny - 68 F

livebaseballscorecards.com

AB	31
R	4
H	10
RBI	4
BB	7
SO	4
LOB	15

Batter	1	2	3	4	5	6	7	8	9	AB	R	H	RBI	BB	SO	LOB
2 Joey Gathright, L (1, 8) OBP: 0.291, SLG: 0.288	C FF 88 X CH 83 0-1 15 1B 1B	F FF 89 X FF 91 0-1 15 S 15 E 1B		B CU 72 X CU 73 1-0 ③ G4-3			B SL 78 F SI 88 B SL 80 B SI 87 C SI 88 F SI 88 X SI 88 3-2 16 CS 15 G3 1B		X FA 86 0-0 ① G5-3	5	1	3	0	0	0	0
15 Mark Grudzielanek, R (1, 4) OBP: 0.407, SLG: 0.367	1 SAFE B FF 90 B FF 90 C FF 90 S SL 81 F SL 82 B X 3-2 ① 24 1B 16 1B 1-2 1B	P PO 84 C FF 90 1 SAFE C FF 89 B SL 80 D CH 82 X FF 90 3-2 E1 24 1B 1-H			C SL 77 B FF 87 X FF 88 1-1 16 G3-6-4 1B		C SI 89 X SL 78 0-1 ① G3 1-2		F FA 87 B CH 84 S SI 88 T CH 83 1-2 ② K	5	1	2	0	0	1	1
24 Mark Teahen, L (1, 7) OBP: 0.400, SLG: 0.464	B FF 88 1 SAFE S CH 84 B FF 91 1 SAFE 1 SAFE S CH 84 X CH 84 2-2 16 1B 4 1B 1-2 1B	F FF 89 1 SAFE X FF 89 0-1 1-2 1B			X FF 87 0-0 ① F7		B SL 80 F SI 88 F SI 87 B SL 80 F SL 79 F FF 90 B SL 78 B FF 89 4-2 BB		B CH 84 F CH 83 C FA 88 X SI 88 1-2 2B	4	1	3	0	1	0	1
16 Billy Butler, R (1, 10) OBP: 0.397, SLG: 0.464	B SL 80 C FF 90 2 SAFE B FF 90 X SL 81 2-1 4 1B 1-2 2-H 1B	F FF 88 B SL 79 B FF 89 B CH 82 X FF 90 3-1 ③ F9			X FF 86 0-0 ②③ G3-6-4 1-2f		C SL 80 B SI 87 C SI 88 B SL 78 1 SAFE B CH 80 S SL 78 3-3 ②③ K 2-3		X SI 89 0-0 ③ G6-3	5	0	1	1	0	1	6
11 Jose Guillen, R (1, 9) OBP: 0.190, SLG: 0.246	D SL 80 X FF 89 1-0 ② F9		C SL 77 B SL 78 X FF 88 1-1 ① P4			F SL 75 B FF 87 X FF 89 1-1 2B		B SI 87 X SL 78 1-0 ① F8		4	0	1	0	0	0	2
4 Alex Gordon, L (1, 5) OBP: 0.339, SLG: 0.533	S CH 83 F FF 90 B FF 91 B CH 83 B CH 83 F SL 80 F CH 84 F FF 90 X SL 76 3-2 21 S 1-3 2-H 1B		B FF 88 F FF 89 B FF 89 F CH 82 F FF 89 X FF 90 2-2 ② 1B			B CH 82 B FF 88 D CH 82 S FF 87 X CH 81 3-1 ① L3		B SL 78 X SI 86 1-0 ② F7		4	0	2	1	0	0	1
21 Miguel Olivo, R (1, 2) OBP: 0.333, SLG: 0.600	C SL 80 C SL 79 S FF 91 0-3 ③ K 1-2		X FF 90 0-0 ③ F7			X SL 78 0-0 ② G6-3		B SL 79 B SL 79 S SI 86 S SI 86 B SL 77 F SI 87 F SI 87 X FF 87 3-2 2B		4	0	1	0	0	1	3
Ross Gload, L (1, 3) OBP: 0.380, SLG: 0.333		F FF 87 F FF 88 B FF 90 X FF 91 1-2 ① G6-3		S CH 81 X FF 87 0-1 ① F8		I I IN 65 I IN 65 I IN 67 4-0 IBB	I I IN 69 I IN 70 I IN 70 I IN 66 4-0 IBB			2	0	0	0	2	0	0
1 Tony Pena Jr., R (1, 6) OBP: 0.136, SLG: 0.143		C SL 79 B FF 88 X FF 89 1-1 ② B2-3		S FF 87 B SL 80 B FF 86 B FF 89 C FF 88 F FF 89 X SL 79 3-2 ② G6-3		B FF 88 D SL 80 X SL 80 2-0 ③ G6-3		C SL 79 S SL 78 B FF 89 F FF 88 F SL 78 F SI 87 F SL 78 F FF 89 S SL 77 1-3 ③ K		4	0	0	0	0	1	4
Inning Stats	R: 2 H: 5 E: 0 LOB: 2 K: 1 BB: 0 S: 21 P: 32	R: 1 H: 2 E: 1 LOB: 2 K: 0 BB: 0 S: 15 P: 22	R: 0 H: 1 E: 0 LOB: 0 K: 0 BB: 0 S: 7 P: 10	R: 0 H: 0 E: 0 LOB: 0 K: 0 BB: 0 S: 7 P: 11	R: 0 H: 1 E: 0 LOB: 0 K: 0 BB: 0 S: 4 P: 5	R: 0 H: 1 E: 0 LOB: 2 K: 0 BB: 1 S: 6 P: 16	R: 0 H: 1 E: 0 LOB: 1 K: 1 BB: 1 S: 13 P: 23	R: 0 H: 1 E: 0 LOB: 2 K: 1 BB: 1 S: 15 P: 25	R: 0 H: 1 E: 0 LOB: 1 K: 1 BB: 0 S: 8 P: 10	1B: 10 SF: 0 2B: 3 SAC: 0 3B: 0 DP: 1 HR: 0 HBP: 0						

PITCHER		IP	WLS	BF	H	R	ER	SO	BB	IBB	HBP	BLK	WP	HR	S	P	ERA	WHIP
36 Jered Weaver, R ERA: 3.6	(1, 1)	6.0	L	27	10	3	2	1	0	1	0	0	0	0	60	96	3.00	1.667
53 Darren O'Day, R ERA: 1.86	(7, 1)	2.0		9	2	0	0	2	1	1	0	0	0	0	28	48	0.00	1.500
68 Alex Serrano, R ERA:	(9, 1)	1.0		4	1	0	0	1	0	0	0	0	0	0	8	10	0.00	1.000

PITCHER	IP	WLS	BF	H	R	ER	SO	BB	IBB	HBP	BLK	WP	HR	S	P	ERA	WHIP

TOP

Kansas City Royals @ Los Angeles Angels

Angel Stadium of Anaheim, Anaheim, CA

Wed Apr 16 2008, 7:05 PM PDT

Att. 41,336 - Clear - 67 F

livebaseballscorecards.com

AB	37
R	3
H	13
RBI	2
BB	3
SO	4
LOB	18

Kansas City Royals @ Los Angeles Angels

Angel Stadium of Anaheim, Anaheim, CA

Wed Apr 16 2008, 7:05 PM PDT

Att. 41,336 - Clear - 67 F

livebaseballscorecards.com

BOTTOM

Batter	1	2	3	4	5	6	7	8	9	AB	R	H	RBI	BB	SO	LOB
9 Chone Figgins, S (1, 5) OBP: 0.500, SLG: 0.443	C FF 90 F SI 92 X CH 85 0-2 ① G6-3		C FF 93 S FF 94 X CU 81 0-2 ③ G4-3		F FF 92 F CH 83 B CU 77 B CU 79 X CH 84 2-2 24 FC1-5-2 1-3 2B		F FF 94 S CH 89 X CH 90 0-2 27 G6-3 24 1B 1B		C FF 91 F FF 91 C CU 68 0-3 ③ K	5	0	2	0	0	1	0
24 Gary Matthews, S (1, 7) OBP: 0.319, SLG: 0.400	C FF 92 B CH 84 B FF 93 B FF 92 C FF 92 F FF 93 F CH 84 X CH 84 3-2 27 G2-4-3 1B			C FF 92 C FF 91 C FF 93 0-3 ① K	B CU 78 S CH 83 F CH 84 F CH 84 B FF 94 F FF 92 B CU 80 X CH 84 3-2 ② FC1-5-2 2-3 3-H		1 SAFE B FF 94 X CH 88 1-0 27 G6-3 1-2 1B			4	0	2	0	0	1	2
27 Vladimir Guerrero, R (1, 9) OBP: 0.329, SLG: 0.446 Juan Rivera, R (9, 9) OBP: 0.125, SLG: 0.125	S SL 88 B FF 92 X SL 88 1-1 ② ③ G2-4-3 1-2f			B FF 92 S SL 89 X FF 92 1-1 ② P4	F SL 89 C FF 94 X FF 94 0-2 ③ G4-3		D FF 94 F FF 93 B FF 93 F FF 94 B SL 89 F SL 87 X FF 94 3-2 ② G6-3 1-2 2-3			4 0	0 0	0 0	0 0	0 0	0 0	5 0
Garret Anderson, L (1, 10) OBP: 0.268, SLG: 0.412		B CU 75 C CH 90 C CU 77 B CU 77 X FF 92 2-2 ① F8		X FF 93 0-0 48 2B 1B 1B		B CU 74 F CH 82 X CU 77 1-1 ① G3	C SL 83 S SL 82 B SL 82 X SL 83 1-2 ③ G4-3			4	1	1	0	0	0	2
48 Torii Hunter, R (1, 8) OBP: 0.391, SLG: 0.561		X FF 93 0-0 1B		S CH 88 F CU 79 X CU 81 0-2 1-3 1B 2B		B SL 88 B FF 90 B CH 81 F FF 90 C FF 91 B FF 91 4-2 6 BB BB		F SI 95 F SL 86 B SL 83 X CH 87 1-2 ① F8		3	1	2	0	1	0	0
Casey Kotchman, L (1, 3) OBP: 0.387, SLG: 0.603		B FF 90 B CH 82 1 SAFE X FF 91 2-0 ② F9		C FF 92 F CU 79 B CU 80 F FF 94 X FF 93 1-2 2-H 3-H 1B		C FF 91 X CU 76 0-1 ② F7		B SI 95 F FF 94 X SI 96 1-1 ② P5		4	0	1	2	0	0	2
6 Maicer Izturis, S (1, 4) OBP: 0.178, SLG: 0.119	C FF 92 B FF 92 D CU 78 C FF 92 X CU 79 2-2 ③ G1-3			C FF 93 F FF 92 X CU 80 0-2 ③ G3		1 SAFE B FF 90 B CH 90 B FF 90 C FF 90 B FF 90 4-1 1-2 BB		F SI 96 F CH 87 F SL 84 F SL 84 B CH 88 B FF 95 X CH 83 2-2 ③ F7		3	0	0	0	1	0	2
44 Mike Napoli, R (1, 2) OBP: 0.325, SLG: 0.611			C FF 92 F CU 80 S CU 79 0-3 ① K		C FF 92 B SL 89 B SL 89 S FF 93 B SL 90 B FF 94 4-2 9 2B 24 FC1-5-2 BB	B FF 92 X FF 91 1-0 ③ F8			B FF 90 S FF 89 B FF 91 F SL 80 S CU 68 2-3 ① K	3	0	0	0	1	2	2
2 Erick Aybar, S (1, 6) OBP: 0.310, SLG: 0.317			C FF 92 B CU 78 F FF 93 B CU 79 B FF 92 X FF 93 3-2 ② L7		X FF 93 0-0 ① L7		S SI 94 S CH 90 F CH 90 S CH 91 0-3 ① K		B FF 92 C FF 91 C FF 90 B CH 87 X FF 92 2-2 ② G6-3	4	0	0	0	0	1	1
Inning Stats	R: 0 E: 0 K: 0 S: 10 H: 1 LOB: 0 BB: 0 P: 14	R: 0 E: 0 K: 0 S: 8 H: 1 LOB: 1 BB: 0 P: 14	R: 0 E: 0 K: 1 S: 9 H: 0 LOB: 0 BB: 0 P: 12	R: 2 E: 0 K: 1 S: 16 H: 3 LOB: 1 BB: 0 P: 18	R: 0 E: 0 K: 0 S: 14 H: 1 LOB: 2 BB: 1 P: 23	R: 0 E: 0 K: 0 S: 8 H: 0 LOB: 2 BB: 2 P: 18	R: 0 E: 0 K: 1 S: 15 H: 2 LOB: 2 BB: 0 P: 20	R: 0 E: 0 K: 0 S: 10 H: 0 LOB: 0 BB: 0 P: 14	R: 0 E: 0 K: 2 S: 9 H: 0 LOB: 0 BB: 0 P: 13	1B: 6 2B: 2 3B: 0 HR: 0 SF: 0 SAC: 0 DP: 1 HBP: 0						

AB	34
R	2
H	8
RBI	2
BB	3
SO	5
LOB	16

WP: 0 PB: 0 SB: 0 CS: 0 PA: 37

PITCHER		IP	WLS	BF	H	R	ER	SO	BB	IBB	HBP	BLK	WP	HR	S	P	ERA	WHIP
55 Gil Meche, R ERA: 6.08	(1, 1)	6.0	W	26	6	2	2	2	3	0	0	0	0	0	65	99	3.00	1.500
Ramon E Ramirez, R ERA:	(7, 1)	0.2	H	4	2	0	0	1	0	0	0	0	0	0	12	16	0.00	3.000
41 Jimmy Gobble, L ERA:	(7, 1)	0.1	H	1	0	0	0	0	0	0	0	0	0	0	3	4	0.00	0.000
46 Juan Carlos Oviedo, R ERA:	(8, 1)	1.0	H	3	0	0	0	0	0	0	0	0	0	0	10	14	0.00	0.000
48 Joakim Soria, R ERA:	(9, 1)	1.0	S	3	0	0	0	2	0	0	0	0	0	0	9	13	0.00	0.000

PITCHER	IP	WLS	BF	H	R	ER	SO	BB	IBB	HBP	BLK	WP	HR	S	P	ERA	WHIP

Kansas City Royals @ Los Angeles Angels

Angel Stadium of Anaheim, Anaheim, CA

Thu Apr 17 2008, 7:05 PM PDT

Att. 40,021 - Clear - 75 F

livebaseballscorecards.com

TOP

Batter	1	2	3	4	5	6	7	8	9	AB	R	H	RBI	BB	SO	LOB
9 David DeJesus, L (1, 8) OBP: 0.417, SLG: 0.400	C SI 91 B SI 92 C FF 92 S CU 79 1-3 ① **K**		B CH 82 X SI 91 1-0 15 G5-4-3 2-H 1B		B FF 92 X SI 91 G5-3 ③		B SI 90 F SI 90 B FC 87 T SI 92 X FC 87 2-2 15 FC5 1-2 2-3 1B		B FF 92 S FF 92 B FF 92 X FF 91 2-1 ② P3	2	0	1	1	0	1	0
2 Joey Gathright, L (4, 8) OBP: 0.298, SLG: 0.296										2	0	1	0	0	0	0
21 Miguel Olivo, R (9, PH) OBP: 0.318, SLG: 0.571										1	0	0	0	0	0	2
15 Mark Grudzielanek, R (1, 4) OBP: 0.373, SLG: 0.333	C SI 92 X SL 85 0-1 ② G4-3		F SL 84 D SI 92 X SI 93 1-1 ② ③ G5-4-3 1-2f			B SI 90 C SI 90 F SL 83 X SI 90 1-2 ① P3	X FC 86 0-0 ③ FC5 1-2 2-3f		C FF 90 C FF 92 S CU 81 0-3 ③ K2-3	5	0	0	0	0	1	6
24 Mark Teahen, L (1, 7) OBP: 0.391, SLG: 0.450	B SI 92 B CH 82 B SI 93 C SI 92 X FF 93 3-1 ③ G4-3			C CU 75 X SI 90 0-1 ① L8		C CU 76 B FF 89 X FF 89 1-1 16 1B 1B		C SI 93 C CU 81 B SI 94 F SI 94 S CU 81 1-3 ① **K**		4	0	1	0	0	1	0
16 Billy Butler, R (1, 10) OBP: 0.403, SLG: 0.458		C SI 92 C SL 84 F CU 78 B FF 92 X SI 93 1-2 ① G5-3		S SL 83 B SL 83 B FF 91 B SL 83 B SI 90 4-1 11 2B BB		F SI 91 F SI 91 B SI 90 X SI 91 1-2 11 G6-4-3 1-2 1B		C SI 93 F SI 94 F SI 93 B SI 93 X CU 82 1-2 ② G6-3		3	1	1	0	1	0	0
11 Jose Guillen, R (1, 9) OBP: 0.194, SLG: 0.262		X SI 91 0-0 ② G4-3		B SI 90 C CH 81 X SL 84 1-1 4 WP 1-H 2B		C FF 91 B SI 92 D F SI 92 F SI 92 X SI 93 2-2 ② ③ G6-4-3 1-2f		B CU 81 C SI 93 F SI 94 F CU 81 T CU 81 1-2 ③ **K**		4	0	1	1	0	1	2
4 Alex Gordon, L (1, 5) OBP: 0.364, SLG: 0.540		B SI 92 X SI 91 1-0 1B		B CH 81 C CH 78 F FF 92 B SL 79 F SI 93 B FF 92 F CH 80 B CH 80 3 SAFE 4-2 14 CS 2-3 BB			F SI 90 X SI 91 0-1 ① F8		B FF 92 B FF 92 C FF 91 S FF 91 F FF 92 X FF 93 2-2 14 13 1B 1B 1B	3	1	2	0	1	0	0
Ross Gload, L (1, 3) OBP: 0.370, SLG: 0.327	C SI 91 B SI 92 B SI 90 S CH 82 1 SAFE F SI 92 X SL 84 2-2 ③ G6-3			F SI 90 F SI 91 X SI 90 0-2 ② P5			B CH 81 X FF 90 1-0 2 14 1B 1B 1B		B FF 92 C FF 93 S CU 82 F CU 82 S CH 82 1-3 ① **K**	4	0	1	0	0	1	4
14 John Buck, R (1, 2) OBP: 0.340, SLG: 0.349			F FF 91 B SI 92 B SI 92 B SL 82 B SI 90 4-1 1 9 G4-3 1B BB	F SI 91 C SI 92 B SI 90 F CU 79 D CU 79 1 SAFE B SI 91 3-2 ③ CS 1-2	B CU 76 B SI 89 X SI 90 2-0 ① F7		B SI 91 C SL 84 X SL 84 1-1 15 FC5 2 1B 1-2 1B		C FF 92 B CU 81 B X FF 91 2-1 13 1B 1-2 1B	3	1	2	0	1	0	0
1 Tony Pena Jr., R (1, 6) OBP: 0.130, SLG: 0.136			B FF 90 1 SAFE X SI 91 1-0 ① G4-3 1-2		C SI 90 F SI 91 B CU 78 F SL 84 X CU 79 1-2 ② P6		X 0-0 ② F8		C FF 92 F FF 93 B CH 85 D CU 81 X FF 92 2-2 1-2 2-H 1B	2	0	0	0	0	0	1
13 Alberto Callaspo, S (7, PH) OBP: 0.350, SLG: 0.500										2	0	1	1	0	0	2
(7, 6)																

	AB	35
	R	3
	H	11
	RBI	3
	BB	3
	SO	5
	LOB	17

Inning Stats																																
	R: 0	H: 0	E: 0	LOB: 0	K: 1	BB: 0	S: 7	P: 11	R: 0	H: 1	E: 0	LOB: 1	K: 0	BB: 0	S: 10	P: 14	R: 1	H: 1	E: 0	LOB: 0	K: 0	BB: 1	S: 5	P: 12	R: 1	H: 1	E: 0	LOB: 1	K: 0	BB: 2	S: 15	P: 27
	R: 0	H: 0	E: 0	LOB: 1	K: 0	BB: 0	S: 6	P: 10	R: 0	H: 2	E: 0	LOB: 1	K: 0	BB: 0	S: 12	P: 17	R: 0	H: 3	E: 0	LOB: 3	K: 0	BB: 0	S: 10	P: 14	R: 0	H: 0	E: 0	LOB: 0	K: 2	BB: 0	S: 12	P: 15
	R: 1	H: 3	E: 0	LOB: 2	K: 2	BB: 0	S: 18	P: 27	1B: 10	SF: 0	2B: 1	SAC: 0	3B: 0	DP: 2	HR: 0	HBP: 0	WP: 1	PA: 39	PB: 0	SB: 0	CS: 1											

PITCHER		IP	WLS	BF	H	R	ER	SO	BB	IBB	HBP	BLK	WP	HR	S	P	ERA	WHIP
Jon Garland, R ERA: 4.81	(1, 1)	6.1	W	26	7	2	2	1	3	0	0	0	1	0	60	98	2.84	1.579
33 Justin Speier, R ERA: 5.68	(7, 1)	0.2	H	3	1	0	0	0	0	0	0	0	0	0	5	7	0.00	1.500
62 Scot Shields, R ERA: 1.42	(8, 1)	1.0	H	3	0	0	0	2	0	0	0	0	0	0	12	15	0.00	0.000
Francisco Rodríguez, R ERA: 6.14	(9, 1)	1.0	S	6	3	1	1	2	0	0	0	0	0	0	18	27	9.00	3.000

PITCHER	IP	WLS	BF	H	R	ER	SO	BB	IBB	HBP	BLK	WP	HR	S	P	ERA	WHIP

Batter	1	2	3	4	5	6	7	8	9	AB	R	H	RBI	BB	SO	LOB
9 Chone Figgins, S (1, 5) OBP: 0.487, SLG: 0.431	B SI 94 X FF 93 1-0 G4-3 ①		1 SAFE B CU 74 B FF 92 X SI 91 2-0 24 BB 1-3 2B 1B		X SI 92 0-0 G3 ① 2-3		1 SAFE S CH 82 1 SAFE B FF 90 F CH 81 F FF 92 B CH 82 C SI 91 2-3 K ②			4	1	1	0	0	1	2
24 Gary Matthews, S (1, 9) OBP: 0.316, SLG: 0.382	C FF 94 X SI 94 0-1 G4-3 ②		C CU 75 D FF 92 F SI 83 B FF 92 B SI 85 B SI 94 4-2 2B 1-2 BB		B SI 93 B FF 93 X SI 84 2-0 FC4 48 WP 3-H		1 SAFE B CH 82 B SI 89 C FF 91 B CH 83 F FF 91 F SI 92 T CH 84 3-2 K ③			3	1	0	1	1	1	1
Garret Anderson, L (1, 7) OBP: 0.280, SLG: 0.431	X SI 94 0-0 G4-3 ③		C SI 85 S CU 77 B SI 94 X CU 77 1-2 1-H 2-H 3-H 2B		1 SAFE 1 SAFE S SI 90 S CH 82 1 SAFE B SI 88 1 SAFE X CH 82 1-2 F9 ②			B SL 84 B FF 92 X FF 92 2-0 48 G6-4-3 1B		4	0	2	3	0	0	1
48 Torii Hunter, R (1, 8) OBP: 0.368, SLG: 0.525		C SI 94 C SI 93 B SL 84 B FF 94 B SI 94 F SL 85 F SI 94 F SI 95 F SL 84 3-2 X SI 83 G5-3 ①	S SL 83 B FF 93 B SI 91 S SL 86 F FF 94 B SI 91 F SL 84 S SL 85 3-3 K ③		B FF 91 X SL 82 1-0 G5-3 ③ 1-2			B FF 91 C CH 84 C FF 91 B SL 82 X CH 85 2-2 G6-4-3 ①② 1-2f		4	0	0	0	0	1	3
Casey Kotchman, L (1, 3) OBP: 0.379, SLG: 0.597		X CU 74 0-0 F7 ②		C FF 91 C SI 92 X SI 92 0-2 G6-3 ①		B FF 91 F CH 84 F FF 92 F CH 83 F SI 93 X CU 74 1-2 G4-3 ①		X FF 91 0-0 2B		4	0	1	0	0	0	0
6 Maicer Izturis, S (1, 4) OBP: 0.163, SLG: 0.109		B SI 94 C FF 93 X FF 94 1-1 F8 ③		F SI 92 C CU 75 X SI 93 0-2 G6-3 ②		B SI 92 X FF 91 1-0 F7 ②		C FF 91 F SL 82 B FF 91 F SL 82 B FF 92 T FF 91 2-2 K ③		4	0	0	0	0	1	1
Juan Rivera, R (1, 10) OBP: 0.182, SLG: 0.182			B FF 93 X SL 82 1-0 2 FC6-4 1B	C SI 93 X FF 92 0-1 G5-3 ③		B SL 83 F SL 76 S FF 92 F SI 95 B SL 84 B FF 94 X FF 94 3-2 G4-3 ③				3	0	1	0	0	0	0
5 Jeff Mathis, R (1, 2) OBP: 0.348, SLG: 0.696			B SI 92 X SI 92 1-0 P3 ①		C FF 92 X SL 85 0-1 2 2B 2B		S FF 92 B SI 84 X SI 84 1-1 G6-3 ①			3	1	1	0	0	0	1
2 Erick Aybar, S (1, 6) OBP: 0.333, SLG: 0.364			B FF 92 X SI 92 1-0 FC6-4 9 1B ② 1-2f 2B		B SI 91 X FF 92 1-0 9 G3 24 FC4 2-H 2B		X CU 73 0-0 1B			3	2	2	1	0	0	1
Inning Stats	R: 0 H: 0 E: 0 LOB: 0 K: 0 BB: 0 S: 4 P: 5	R: 0 H: 0 E: 0 LOB: 0 K: 0 BB: 0 S: 10 P: 14	R: 3 H: 3 E: 0 LOB: 1 K: 1 BB: 1 S: 14 P: 27	R: 0 H: 0 E: 0 LOB: 0 K: 0 BB: 0 S: 8 P: 8	R: 2 H: 2 E: 0 LOB: 1 K: 0 BB: 0 S: 9 P: 14	R: 0 H: 0 E: 0 LOB: 0 K: 0 BB: 0 S: 10 P: 15	R: 0 H: 1 E: 0 LOB: 0 K: 2 BB: 0 S: 11 P: 17	R: 0 H: 2 E: 0 LOB: 1 K: 1 BB: 0 S: 9 P: 15		1B: 4 SF: 0 2B: 4 SAC: 0 3B: 0 DP: 1 HR: 0 HBP: 0						

PITCHER		IP	WLS	BF	H	R	ER	SO	BB	IBB	HBP	BLK	WP	HR	S	P	ERA	WHIP
Brett Tomko, R ERA: 3.6	(1, 1)	7.0	L	29	6	5	5	3	1	0	0	0	1	0	66	100	6.43	1.000
32 Ron Mahay, L ERA: 2.16	(8, 1)	1.0		4	2	0	0	1	0	0	0	0	0	0	9	15	0.00	2.000

PITCHER	IP	WLS	BF	H	R	ER	SO	BB	IBB	HBP	BLK	WP	HR	S	P	ERA	WHIP

BOTTOM

Kansas City Royals @ Los Angeles Angels

Angel Stadium of Anaheim, Anaheim, CA

Thu Apr 17 2008, 7:05 PM PDT

Att. 40,021 - Clear - 75 F

livebaseballscorecards.com

AB	32
R	5
H	8
RBI	5
BB	1
SO	4
LOB	10

Seattle Mariners @ Los Angeles Angels

Angel Stadium of Anaheim, Anaheim, CA

Fri Apr 18 2008, 7:05 PM PDT

Att. 43,939 - Clear - 74 F

TOP

livebaseballscorecards.com

Batter	1	2	3	4	5	6	7	8	9	AB	R	H	RBI	BB	SO	LOB
51 Ichiro Suzuki, L (1, 8) OBP: 0.325, SLG: 0.342	F FF 90 C SI 90 X SI 90 0-2 ① G4-3		C CU 78 C SI 91 F FF 93 S CU 80 0-3 ② K			B CU 79 C CU 78 X CU 78 1-1 4 L3 1B		C SI 90 X CU 79 0-1 ② G6-3		4	0	1	0	0	1	0
4 Jose Lopez, R (1, 4) OBP: 0.303, SLG: 0.412	B FF 90 B SI 89 X SI 90 2-0 ② G6-3		B CH 82 X CH 83 1-0 ③ G4-3			B SI 91 1 SAFE X CH 80 1-0 ②③ L3 1-1		C SI 90 B FF 91 B CH 82 B CH 82 X SI 92 3-1 ③ F9		4	0	0	0	0	0	1
Raul Ibanez, L (1, 7) OBP: 0.405, SLG: 0.634	C SI 90 X CH 78 0-1 ① 29 FC5-4 1B			C CU 77 B SI 90 X CU 78 1-1 ① G4-3			C SI 87 X SL 81 0-1 ① F9		C FF 94 B FF 94 S CH 82 B FF 94 X CH 85 2-2 ① G3-1	4	0	1	0	0	0	0
29 Adrian Beltré, R (1, 5) OBP: 0.370, SLG: 0.507	X SI 90 0-0 ③ FC5-4 1-2f			B FF 90 C SI 92 B CU 78 F SI 91 B FF 93 F CU 78 X FF 93 3-2 ② F8			X SI 88 0-0 HR 2B		F FF 92 S CU 82 B CU 82 B CU 81 B CU 81 X FF 92 3-2 1B	4	1	2	0	0	0	1
Jose Vidro, S (1, 10) OBP: 0.297, SLG: 0.343		C CH 86 C CU 74 S FF 91 0-3 ① K		B CH 82 C SI 91 F FF 92 B FF 93 F FF 91 B CU 79 F FF 93 F FF 92 X SI 92 3-2 ③ P4			B CH 81 B SI 91 X SI 91 2-0 HR 1B		B CU 80 X FF 92 1-0 ② F9	4	1	1	0	0	1	1
Richie Sexson, R (1, 3) OBP: 0.375, SLG: 0.492		B FF 88 C SI 89 S FF 90 B FF 90 B CH 79 X FF 90 3-2 HR			C FF 89 B CH 80 X CH 80 1-1 ① G3		B SI 91 X CH 81 1-0 1-H 2-H HR		1 SAFE X CU 82 0-0 ③ F8	4	2	2	4	0	0	1
2 Kenji Johjima, R (1, 2) OBP: 0.281, SLG: 0.269		B CU 77 B SI 92 X SI 90 2-0 ② P3			C CH 82 B FF 91 X FF 91 1-1 ② F7		B CU 79 X SI 91 1-0 ② F9			3	0	0	0	0	0	0
16 Willie Bloomquist, R (1, 9) OBP: 0.462, SLG: 0.222		B SI 90 B SI 90 C SI 91 X SI 91 2-1 ③ G4-3			B CU 76 X SI 92 1-0 ③ G3		B CH 82 F FF 92 B FF 91 X SI 91 2-1 ③ G1-3			3	0	0	0	0	0	0
7 Yuniesky Betancourt, R (1, 6) OBP: 0.277, SLG: 0.371			C SI 89 S FF 90 B FF 91 X CH 81 1-2 ① G1-3			C CH 80 F CH 80 B FF 90 F FF 91 B CH 80 F CH 81 B CH 80 F FF 91 F CH 81 3-2 ① X FF 91 F7		B CH 81 X CH 81 1-0 ① F7		3	0	0	0	0	0	0
Inning Stats	R: 0 E: 0 K: 0 S: 7 H: 1 LOB: 1 BB: 0 P: 9	R: 1 E: 0 K: 1 S: 9 H: 1 LOB: 0 BB: 0 P: 16	R: 0 E: 0 K: 1 S: 8 H: 0 LOB: 0 BB: 0 P: 10	R: 0 E: 0 K: 0 S: 12 H: 0 LOB: 0 BB: 0 P: 19	R: 0 E: 0 K: 0 S: 5 H: 0 LOB: 0 BB: 0 P: 8	R: 0 E: 0 K: 0 S: 10 H: 1 LOB: 0 BB: 0 P: 15	R: 3 E: 0 K: 0 S: 8 H: 3 LOB: 0 BB: 0 P: 14	R: 0 E: 0 K: 0 S: 5 H: 0 LOB: 0 BB: 0 P: 9	R: 0 E: 0 K: 0 S: 8 H: 1 LOB: 1 BB: 0 P: 14	1B: 4 2B: 2 3B: 0 HR: 2 SF: 0 SAC: 0 DP: 1 HBP: 0						

	AB	33
	R	4
	H	7
	RBI	4
	BB	0
	SO	2
	LOB	4

WP: 0 PB: 0 SB: 0 CS: 0 PA: 33

PITCHER		IP	WLS	BF	H	R	ER	SO	BB	IBB	HBP	BLK	WP	HR	S	P	ERA	WHIP
51 Joe Saunders, L ERA: 2.15	(1, 1)	8.0	W	29	6	4	4	2	0	0	0	0	0	2	64	100	4.50	0.750
Francisco Rodríguez, R ERA: 5.4	(9, 1)	1.0	S	4	1	0	0	0	0	0	0	0	0	0	8	14	0.00	1.000

PITCHER		IP	WLS	BF	H	R	ER	SO	BB	IBB	HBP	BLK	WP	HR	S	P	ERA	WHIP

BOTTOM

Seattle Mariners @ Los Angeles Angels

Angel Stadium of Anaheim, Anaheim, CA

Fri Apr 18 2008, 7:05 PM PDT

Att. 43,939 - Clear - 74 F

livebaseballscorecards.com

Batter	1	2	3	4	5	6	7	8	9	AB	R	H	RBI	BB	SO	LOB
9 Chone Figgins, S (1, 5) OBP: 0.488, SLG: 0.426	B FF 86 F FF 85 C KN 72 X KN 77 1-2 27 BB 24 1B 48 2B 1B		B KN 71 B FF 87 F FF 84 X FF 87 2-1 ① F7		B KN 70 B KN 74 C KN 72 C KN 71 X KN 74 2-2 ② G3 2-3		B SI 83 H SI 85 2-0 27 HBP HBP			3	1	1	0	0	0	1
24 Gary Matthews, S (1, 9) OBP: 0.313, SLG: 0.375	B KN 68 1 SAFE X KN 72 1-0 27 BB 48 2B 1-2 1B		B KN 72 F KN 70 F KN 74 X KN 80 1-2 ② G3-1		B KN 74 B KN 75 F KN 74 D KN 72 F KN 76 X KN 71 3-2 ③ G3		B SI 86 F SI 85 F SI 88 S SI 87 1-3 ① K			4	1	1	0	0	1	2
27 Vladimir Guerrero, R (1, 10) OBP: 0.338, SLG: 0.433	B KN 73 B KN 71 1 SAFE F KN 70 B KN 70 C FF 87 B FF 87 4-2 48 2B 1-2 2-3 BB		F KN 75 F KN 79 F KN 71 X KN 79 0-2 ③ G6-3			C KN 73 B KN 79 F KN 76 X KN 79 1-2 ① L6	B SI 88 S SI 86 F SI 87 B SI 88 F SI 87 1 SAFE F SI 88 H SI 88 3-2 1-2 HBP			2	1	0	0	1	0	0
Garret Anderson, L (1, 7) OBP: 0.266, SLG: 0.408	B FF 87 C KN 72 S KN 74 F KN 77 F KN 75 F KN 74 F FF 88 S KN 76 1-3 ① K			B KN 73 B KN 69 C FF 85 B FF 85 X FF 85 3-1 ① F8		F FF 87 X KN 74 0-1 ② P6	C SL 85 B FF 85 C FF 90 B FF 85 F SL 84 F FF 90 F FF 86 S FF 85 2-3 ② K			4	0	0	0	0	2	5
48 Torii Hunter, R (1, 8) OBP: 0.389, SLG: 0.585	S B KN 74 S KN 73 F KN 78 X FF 88 1-2 ② 1-H 2-H 3-H 2B			X KN 76 0-0 G5-3 2B		B KN 72 X KN 70 1-0 6 1B 2B	B FF 86 C FF 85 X SL 84 1-1 ③ L5			4	1	3	3	0	0	2
Casey Kotchman, L (1, 3) OBP: 0.371, SLG: 0.569	B KN 76 B KN 74 X FF 88 2-0 ③ F8 3-H			F KN 74 X KN 79 0-1 ② G5-3 2-3		B KN 76 B KN 76 I I IN 49 4-0 6 1B 44 1B IBB		C FF 91 C FF 91 X FF 92 0-2 ① G6-3		3	1	0	0	1	0	1
6 Maicer Izturis, S (1, 4) OBP: 0.189, SLG: 0.140		C FF 86 B KN 76 B KN 73 X FF 85 2-1 ① F7		B KN 70 X KN 71 1-0 ③ G6-3		X KN 71 0-0 44 1B 1-3 2-H 1B		B FF 91 F FF 92 X FF 91 1-1 44 S 1B		4	0	2	1	0	0	1
44 Mike Napoli, R (1, 2) OBP: 0.318, SLG: 0.575		B KN 75 C FF 87 F KN 76 X KN 78 1-2 ② F9			B KN 72 B KN 73 B FF 86 C FF 84 X FF 86 3-1 ① G4-3	1 SAFE B KN 70 B KN 70 X KN 70 2-0 1-3 3-H 1B		1 SAFE C FF 94 1 SAFE B CH 83 1 SAFE 1 SAFE S CH 83 B SL 86 1 SAFE 3-3 B SL 85 S CH 84 1-2 K		4	0	1	1	0	1	1
2 Erick Aybar, S (1, 6) OBP: 0.327, SLG: 0.354		C KN 72 B KN 74 B KN 72 X FF 86 2-1 ③ F8			X KN 75 0-0 E4 9 G3 1B	F FF 86 C KN 73 B KN 75 S KN 73 1-3 ③ K		B FF 94 X FF 95 1-0 ③ G4-3		4	0	1	0	0	1	3
Inning Stats	R: 3 H: 3 E: 0 LOB: 0 K: 1 BB: 1 S: 18 P: 28	R: 0 H: 0 E: 0 LOB: 0 K: 0 BB: 0 S: 7 P: 12	R: 0 H: 0 E: 0 LOB: 0 K: 0 BB: 0 S: 9 P: 12	R: 0 H: 1 E: 0 LOB: 1 K: 0 BB: 0 S: 6 P: 10	R: 0 H: 1 E: 1 LOB: 1 K: 0 BB: 0 S: 9 P: 17	R: 2 H: 3 E: 0 LOB: 2 K: 1 BB: 1 S: 11 P: 20	R: 0 H: 0 E: 0 LOB: 2 K: 2 BB: 0 S: 15 P: 24	R: 0 H: 1 E: 0 LOB: 1 K: 1 BB: 0 S: 9 P: 14		1B: 6 SF: 0 2B: 3 SAC: 0 3B: 0 DP: 0 HR: 0 HBP: 2						

	AB	32
	R	5
	H	9
	RBI	5
	BB	2
	SO	5
	LOB	16

WP: 0 PA: 36
PB: 0
SB: 1
CS: 0

PITCHER		IP	WLS	BF	H	R	ER	SO	BB	IBB	HBP	BLK	WP	HR	S	P	ERA	WHIP
41 R.A. Dickey, R ERA: 6.43	(1, 1)	6.0	L	27	8	5	5	2	1	1	0	0	0	0	60	99	7.50	1.500
Sean Green, R ERA: 1.8	(7, 1)	0.1		3	0	0	0	1	0	0	2	0	0	0	7	13	0.00	0.000
Arthur Rhodes, L ERA:	(7, 1)	1.0		4	1	0	0	1	0	0	0	0	0	0	13	17	0.00	1.000
57 Mark Lowe, R ERA: 2.25	(8, 1)	0.2		2	0	0	0	1	0	0	0	0	0	0	4	8	0.00	0.000

PITCHER	IP	WLS	BF	H	R	ER	SO	BB	IBB	HBP	BLK	WP	HR	S	P	ERA	WHIP

Seattle Mariners @ Los Angeles Angels

Angel Stadium of Anaheim, Anaheim, CA

Sat Apr 19 2008, 6:05 PM PDT

Att. 43,959 - Partly Cloudy - 61 F

livebaseballscorecards.com

TOP

Batter	1	2	3	4	5	6	7	8	9	AB	R	H	RBI	BB	SO	LOB
51 Ichiro Suzuki, L (1, 8) OBP: 0.310, SLG: 0.325	B FF 94 X FF 92 1-0 ① G5-3		C SL 78 C SL 80 B FF 95 S SL 83 1-3 ③ K2-3			B SL 76 X FF 92 1-0 ③ L4			C SI 92 B CU 82 B SI 90 X SI 90 2-1 ① F8	4	0	0	0	0	1	0
4 Jose Lopez, R (1, 4) OBP: 0.300, SLG: 0.403	B FF 96 C FF 95 X SL 83 1-1 ② G5-3			B FF 94 C SL 81 C FF 96 B FF 95 X FF 95 2-2 ① F8			B FF 94 C FF 93 B FF 94 X FF 93 2-1 ① G1-3		B SI 91 B SI 91 C SI 91 X SI 91 2-1 G6-4-3 1B	4	0	1	0	0	0	0
Raul Ibanez, L (1, 7) OBP: 0.386, SLG: 0.600	C FF 96 B CH 88 S FF 96 B FF 97 C FF 96 2-3 ③ K			B SL 81 F SL 78 F SL 84 F FF 96 B SL 84 F FF 96 F FF 96 F FF 96 B SL 86 3-3 ② K2-3 S SL 83			C FF 94 B CH 86 X CH 87 1-1 ② F7		B SI 90 C SI 91 X SI 91 1-1 ②③ G6-4-3 1-2f	4	0	0	0	0	2	1
29 Adrián Beltré, R (1, 5) OBP: 0.368, SLG: 0.543		F FF 96 B SL 83 C SL 80 B FF 97 B FF 96 S FF 96 3-3 ① K		B FF 94 B SL 85 X FF 96 2-0 ③ F7			B SL 80 S FF 96 F FF 95 F SL 85 X SL 84 1-2 HR			3	1	1	1	0	1	0
Greg Norton, S (1, 10) OBP: 0.444, SLG: 0.500		C SL 81 X SI 94 0-1 G4-3 2B			C SI 91 C FF 93 B FF 94 S SL 83 1-3 ① K		C SI 78 B SL 81 F FF 94 X FF 96 1-2 ③ P4			3	0	1	0	0	1	0
Richie Sexson, R (1, 3) OBP: 0.360, SLG: 0.468		C FF 96 F FF 96 B FF 97 B FF 96 D SL 86 X FF 96 3-2 ② G4-3 2-3			C FF 92 C SL 83 F FF 96 B FF 95 X SL 84 1-2 ② F9			X FF 94 0-0 ① F9		3	0	0	0	0	0	1
Brad Wilkerson, L (1, 9) OBP: 0.292, SLG: 0.175		B FF 96 C FF 95 B FF 96 C FF 96 F FF 97 C FF 97 2-3 ③ K			C SL 82 S FF 94 B SL 84 B FF 94 B FF 95 X FF 94 3-2 ③ F7			B FF 94 X FF 94 1-0 1B		3	0	1	0	0	1	1
Jamie Burke, R (1, 2) OBP: 0.267, SLG: 0.429 Jose Vidro, S (8, PH) OBP: 0.293, SLG: 0.338 2 Kenji Johjima, R (8, 2) OBP: 0.281, SLG: 0.269			C FF 94 X FF 95 0-1 ① F8			B FF 94 F FF 94 X SL 83 1-1 ① P3		C FF 92 B FF 94 C FF 94 B FF 92 F FF 93 F FF 93 S SL 84 2-3 ② K		2 1 0	0 0 0	0 0 0	0 0 0	0 0 0	0 1 0	0 1 0
7 Yuniesky Betancourt, R (1, 6) OBP: 0.265, SLG: 0.354			C SL 80 B FF 95 X SL 82 1-1 ② F7			C FF 94 B FF 94 X FF 94 1-1 ② P6		C FF 95 F FF 95 S FF 94 0-3 ③ K		3	0	0	0	0	1	1

Inning Stats	1	2	3	4	5	6	7	8	9
	R: 0 E: 0 K: 1 S: 6	R: 0 E: 0 K: 2 S: 12	R: 0 E: 0 K: 1 S: 7	R: 0 E: 0 K: 1 S: 11	R: 0 E: 0 K: 1 S: 10	R: 0 E: 0 K: 0 S: 5	R: 1 E: 0 K: 0 S: 11	R: 0 E: 0 K: 2 S: 10	R: 0 E: 0 K: 0 S: 6
	H: 0 LOB: 0 BB: 0 P: 10	H: 1 LOB: 1 BB: 0 P: 20	H: 0 LOB: 0 BB: 0 P: 9	H: 0 LOB: 0 BB: 0 P: 18	H: 0 LOB: 0 BB: 0 P: 15	H: 0 LOB: 0 BB: 0 P: 8	H: 1 LOB: 0 BB: 0 P: 16	H: 1 LOB: 1 BB: 0 P: 13	H: 1 LOB: 0 BB: 0 P: 11

1B: 2 SF: 0 WP: 0 PA: 30
2B: 1 SAC: 0 PB: 0
3B: 0 DP: 1 SB: 0
HR: 1 HBP: 0 CS: 0

	AB	30
	R	1
	H	4
	RBI	1
	BB	0
	SO	8
	LOB	5

PITCHER		IP	WLS	BF	H	R	ER	SO	BB	IBB	HBP	BLK	WP	HR	S	P	ERA	WHIP
54 Ervin Santana, R ERA: 2.67	(1, 1)	8.0	W	27	3	1	1	8	0	0	0	0	0	1	72	109	1.12	0.375
62 Scot Shields, R ERA: 1.23	(9, 1)	1.0	S	3	1	0	0	0	0	0	0	0	0	0	6	11	0.00	1.000

PITCHER	IP	WLS	BF	H	R	ER	SO	BB	IBB	HBP	BLK	WP	HR	S	P	ERA	WHIP

Batter	1	2	3	4	5	6	7	8	9	AB	R	H	RBI	BB	SO	LOB
9 Chone Figgins, S (1, 5) OBP: 0.477, SLG: 0.417	B FF 86 C FF 85 B FF 86 X FF 85 2-1 F9 ①		F FF 85 1 SAFE X FF 86 0-1 F8 ①	B FF 88 C FF 87 X FF 87 1-1 2-H 1B			C SI 88 S SL 82 B FF 90 X CH 83 1-2 G1-3 ①			4	0	1	1	0	0	1
24 Gary Matthews, S (1, 8) OBP: 0.298, SLG: 0.355	B CH 84 B SI 86 C FF 86 B SI 87 F SI 87 X FC 88 3-2 G6-3 ②		D CH 78 C FF 89 F FF 86 X CU 72 1-2 L9 ②	B CH 77 B FF 87 X FF 88 2-0 P4 ③			C SL 81 B CH 81 S CH 82 S SI 91 1-3 K ②			4	0	0	0	0	1	2
27 Vladimir Guerrero, R (1, 9) OBP: 0.346, SLG: 0.437	F CU 72 X SI 85 0-1 L4 ③		C FF 88 C FF 87 1 SAFE X SI 86 0-2 1-3 1B		B FF 85 F FF 84 X CH 77 1-1 G6-4-3 1B		B FF 91 B FF 91 X SI 91 2-0 G5-3 ③			4	0	2	0	0	0	0
48 Torii Hunter, R (1, 10) OBP: 0.382, SLG: 0.580		B CU 71 T FF 85 C FF 87 F CH 80 X FF 90 1-2 1B 5 SF7 2B	F CH 81 B FF 88 S FF 86 F CU 73 B CH 81 S FF 91 2-3 K ③		S FF 86 B CH 83 X FF 87 1-1 F8 ①			F SI 88 C FF 90 B FF 90 X CH 83 1-2 F7 ①		4	1	1	0	0	1	3
Juan Rivera, R (1, 7) OBP: 0.200, SLG: 0.200		B CU 70 B SI 86 F CH 84 F CU 72 X FF 86 2-2 18 FC6-4 2-3 1B		C CU 70 B CH 78 B CH 79 B FF 85 C FF 85 X FC 86 3-2 F8 ①	X CH 84 0-0 G6-4-3 ② ③ 1-2f			F SI 89 X SI 89 0-1 F8 ②		4	0	1	0	0	0	1
39 Robb Quinlan, R (1, 3) OBP: 0.375, SLG: 0.286		C FF 85 B CU 71 X FC 85 1-1 P3 ①	C FF 85 S FF 85 B FC 84 F FF 89 B CU 73 B CU 73 F FF 88 F FF 85 X FF 87 3-2 18 G5-3 5 1B 2 1B			B B CH 78 X CH 83 2-0 F7 ①		C SL 82 B SL 82 C FF 91 B FF 91 B SL 81 B FF 91 4-2 5 BB		3	1	1	0	1	0	2
5 Jeff Mathis, R (1, 2) OBP: 0.370, SLG: 0.680		X SI 87 0-0 SF7 ② 3-H	C FF 86 1 SAFE B CU 69 B FF 86 X SI 87 2-1 18 G5-3 2 1B 1-2 1B			X CU 71 0-0 G4-3 ②		B SL 82 1 SAFE B SI 90 B SI 90 B FF 90 4-0 1-2 BB		2	1	1	1	1	0	0
18 Sean Rodríguez, R (1, 4) OBP: 0.250, SLG: 0.250		C CU 71 1 SAFE X FF 87 0-1 FC6-4 ③ 1-2f		B FF 86 B CU 72 F FF 88 C FF 86 X FF 88 2-2 G5-3 ② 1-2 2-3		C FF 85 B CU 70 C CH 78 B FF 88 X FF 87 2-2 1B		C SI 90 X SI 90 0-1 G5-3 ③		4	0	1	0	0	0	5
2 Erick Aybar, S (1, 6) OBP: 0.346, SLG: 0.373			B FF 86 B FF 86 C FF 85 X FF 86 2-1 27 1B 1B	B SL 72 F FF 88 B CU 72 C FC 87 B FF 90 F FF 88 X FC 89 3-2 9 1B 2-H 3-H 1B		X FF 84 0-0 F9 ③				3	1	2	2	0	0	1
Inning Stats	R: 0 E: 0 K: 0 S: 7 H: 0 LOB: 0 BB: 0 P: 12	R: 1 E: 0 K: 0 S: 12 H: 2 LOB: 1 BB: 0 P: 16	R: 0 E: 0 K: 1 S: 14 H: 2 LOB: 2 BB: 0 P: 19	R: 3 E: 0 K: 0 S: 21 H: 4 LOB: 1 BB: 0 P: 37	R: 0 E: 0 K: 0 S: 5 H: 1 LOB: 0 BB: 0 P: 7	R: 0 E: 0 K: 0 S: 6 H: 1 LOB: 1 BB: 0 P: 10	R: 0 E: 0 K: 1 S: 7 H: 0 LOB: 0 BB: 0 P: 11	R: 0 E: 0 K: 0 S: 9 H: 0 LOB: 2 BB: 2 P: 18		1B: 9 2B: 1 3B: 0 HR: 0 SF: 1 SAC: 0 DP: 1 HBP: 0				WP: 0 PB: 0 SB: 0 CS: 0 PA: 35		

PITCHER	IP	WLS	BF	H	R	ER	SO	BB	IBB	HBP	BLK	WP	HR	S	P	ERA	WHIP
56 Jarrod Washburn, L (1, 1) ERA: 4.13	6.0	L	27	10	4	4	1	0	0	0	0	0	0	65	101	6.00	1.667
48 Roy Corcoran, R (7, 1) ERA: 0.93	2.0		8	0	0	0	1	2	0	0	0	0	0	16	29	0.00	1.000

PITCHER	IP	WLS	BF	H	R	ER	SO	BB	IBB	HBP	BLK	WP	HR	S	P	ERA	WHIP

BOTTOM

Seattle Mariners @ Los Angeles Angels

Angel Stadium of Anaheim, Anaheim, CA

Sat Apr 19 2008, 6:05 PM PDT
Att. 43,959 - Partly Cloudy - 61 F

livebaseballscorecards.com

AB	32
R	4
H	10
RBI	4
BB	2
SO	2
LOB	15

Seattle Mariners @ Los Angeles Angels

Angel Stadium of Anaheim, Anaheim, CA

Sun Apr 20 2008, 12:35 PM PDT

Att. 43,631 - Cloudy - 65 F

TOP

livebaseballscorecards.com

Batter	1	2	3	4	5	6	7	8	9	AB	R	H	RBI	BB	SO	LOB
51 Ichiro Suzuki, L (1, 8) OBP: 0.315, SLG: 0.353	F SI 87 B SI 88 B SI 88 F SI 88 C CH 80 2-3 K		X CU 71 0-0 G3-1 4 1B 29 FC5-2 1B		F SI 88 1 SAFE B SI 88 B SI 90 1 SAFE 1 SAFE X CH 81 2-1 4 1B 1-H 3B	B SL 77 X SI 86 1-0 G6-3			B SI 93 B FF 94 X FF 92 2-0 P4	5	1	2	1	0	1	0
4 Jose Lopez, R (1, 4) OBP: 0.306, SLG: 0.403	C SI 89 X SI 89 0-1 G1-3		C SI 89 1 SAFE P PO 82 X SI 88 1-1 29 FC5-2 G3-1 1-2 1B		C CU 76 X SI 89 0-1 G3 1B 3-H 1B		C SL 77 B SL 76 B SI 86 X SI 86 2-1 G6-3		C SL 79 S SL 82 B FF 95 B SL 82 B SL 81 C SL 79 3-3 K	5	0	2	1	0	1	0
Raul Ibanez, L (1, 7) OBP: 0.379, SLG: 0.582	B SI 88 B SI 89 F SI 88 X CH 81 2-1 G3		F SI 90 B SI 89 B CH 81 X CH 82 2-1 G3-1 1-2 2-3		X CH 81 0-0 G3 1-2 1B		B SI 87 X SL 76 1-0 F9			4	0	1	0	0	0	2
29 Adrián Beltré, R (1, 5) OBP: 0.363, SLG: 0.521		F SI 88 B SI 88 B SI 88 B SI 88 F SI 90 B SI 90 4-2 HR BB	B SI 90 C SI 89 X CU 76 1-1 FC5-2 2-3 3-H		F SI 89 B SI 90 C SI 90 F SI 89 T FF 90 1-2 K		B SL 78 S SL 78 B SL 77 B SI 87 F SI 85 X SI 85 3-2 G6-3			3	1	0	0	1	1	4
Jose Vidro, S (1, 10) OBP: 0.278, SLG: 0.319		C SI 88 1 SAFE B SI 88 1 SAFE P PO 82 1 SAFE X SI 87 2-1 F9	C CH 80 C SI 89 B SI 90 X SI 91 1-2 G4-3		B SI 89 X CH 81 1-0 G3 1-2 2-3			B FF 93 X FF 92 1-0 P6		4	0	0	0	0	0	5
Richie Sexson, R (1, 3) OBP: 0.367, SLG: 0.508		1 SAFE B SI 89 B CH 80 B SI 90 C SI 89 1 SAFE 1 SAFE X SI 89 3-1 1-H HR		B CU 74 C SI 90 X SI 90 1-1 F9	S CH 81 B CH 81 B SI 90 F CH 82 F SI 90 D CU 77 F CH 82 B FF 92 4-2 BB			B CU 84 S FF 93 B FF 94 B FF 94 F FF 94 X FF 94 3-2 F9		3	1	1	2	1	0	0
Brad Wilkerson, L (1, 9) OBP: 0.308, SLG: 0.250 7 Yuniesky Betancourt, R (8, PR) OBP: 0.265, SLG: 0.354 (8, 6)		B SI 88 F CH 81 B SI 89 X SI 88 2-1 2B		B CH 80 T SI 89 B SI 89 B CH 81 F SI 90 F SI 91 C CH 81 3-3 K	B SL 76 X SI 86 1-0 G4-3			C FF 93 S SL 88 X SI 94 0-2 2B		4 0	0 0	2 0	0 0	0 0	1 0	3 0
2 Kenji Johjima, R (1, 2) OBP: 0.262, SLG: 0.250		D CU 74 S F FF 89 D SI 89 X CU 78 2-2 P4		X SI 90 0-0 G6-3		C SL 76 X SI 86 0-1 G1-3		B CU 82 D CU 83 X SL 88 2-0 F8		4	0	0	0	0	0	2
16 Willie Bloomquist, R (1, 6) OBP: 0.412, SLG: 0.231 (8, 9)		C SI 88 B SI 89 F CU 77 D CU 76 X SI 90 2-2 G6-3			F SI 89 X SI 89 0-1 51 3B 1B	B SL 78 B SI 86 C SI 86 F SI 86 C SL 76 2-3 K			C FF 93 B SL 81 X SL 80 1-1 G5-3	4	1	1	0	0	1	1

Inning Stats																								
	R: 0	H: 0	E: 0	LOB: 0	K: 1	BB: 0	S: 7	P: 11	R: 2	H: 2	E: 0	LOB: 1	K: 0	BB: 1	S: 15	P: 29	R: 0	H: 2	E: 0	LOB: 2	K: 0	BB: 0	S: 11	P: 15
	R: 0	H: 0	E: 0	LOB: 0	K: 1	BB: 0	S: 7	P: 11	R: 2	H: 4	E: 0	LOB: 3	K: 1	BB: 1	S: 17	P: 26	R: 0	H: 0	E: 0	LOB: 0	K: 1	BB: 0	S: 6	P: 9
	R: 0	H: 0	E: 0	LOB: 0	K: 0	BB: 0	S: 6	P: 12	R: 0	H: 1	E: 0	LOB: 1	K: 0	BB: 0	S: 8	P: 14	R: 0	H: 0	E: 0	LOB: 0	K: 1	BB: 0	S: 6	P: 12

	AB	36
	R	4
	H	9
	RBI	4
	BB	2
	SO	5
	LOB	17

	1B: 5	SF: 0	WP: 0	PA: 38
	2B: 2	SAC: 0	PB: 0	
	3B: 1	DP: 0	SB: 0	
	HR: 1	HBP: 0	CS: 0	

PITCHER		IP	WLS	BF	H	R	ER	SO	BB	IBB	HBP	BLK	WP	HR	S	P	ERA	WHIP
58 Dustin Moseley, R ERA: 7.78	(1, 1)	4.2	L	24	8	4	4	3	2	0	0	0	0	1	56	90	7.71	2.143
53 Darren O'Day, R ERA: 1.5	(5, 1)	2.1		7	0	0	0	1	0	0	0	0	0	0	13	23	0.00	0.000
49 Chris Bootcheck, R ERA:	(8, 1)	1.0		4	1	0	0	0	0	0	0	0	0	0	8	14	0.00	1.000
52 Jason Bulger, R ERA: 7.94	(9, 1)	1.0		3	0	0	0	1	0	0	0	0	0	0	6	12	0.00	0.000

PITCHER	IP	WLS	BF	H	R	ER	SO	BB	IBB	HBP	BLK	WP	HR	S	P	ERA	WHIP

BOTTOM

Seattle Mariners @ Los Angeles Angels

Angel Stadium of Anaheim, Anaheim, CA

Sun Apr 20 2008, 12:35 PM PDT

Att. 43,631 - Cloudy - 65 F

livebaseballscorecards.com

Batter	1	2	3	4	5	6	7	8	9	AB	R	H	RBI	BB	SO	LOB
9 Chone Figgins, S (1, 5) OBP: 0.473, SLG: 0.421	C FF 89 B SI 91 F SI 90 B SL 88 X SL 87 2-2 G1-3 ①		S SI 90 F SL 87 X SL 88 0-2 L5-3 ①② 1-1		C SI 91 X CH 77 0-1 2B		C SL 86 B SL 87 F SL 86 S CH 84 1-3 K ③		B FF 95 C CH 85 B CH 85 C FF 94 B CH 87 B FF 95 4-2 24 1B BB	4	0	1	0	1	1	2
24 Gary Matthews, S (1, 8) OBP: 0.303, SLG: 0.350	B SI 92 B CH 76 B SI 91 C SI 91 F SI 91 X SL 85 3-2 G3-1 ②		B CU 70 B CH 74 B SI 92 B SI 92 4-0 27 1B BB		B SL 88 F SL 86 B SL 90 F SL 86 B SI 92 S SI 92 3-3 K ③			F SL 85 B SL 87 B SL 85 X SI 90 2-1 G3-1 ① 1-3 2-H 3-H	C FF 96 X CH 86 0-1 27 BB 1B	4	0	1	2	1	1	1
27 Vladimir Guerrero, R (1, 9) OBP: 0.361, SLG: 0.440	B CU 77 B CU 76 B SI 94 F SI 93 X SL 89 3-1 1B		C SI 93 S SI 92 B SL 89 1 SAFE X SI 94 1-2 1-2 1B			B CU 74 B CU 76 C SL 86 X SL 86 2-1 F8 ①		B SI 91 X SI 91 1-0 F9 ②	B FF 97 C SL 83 B FF 97 B FF 96 S FF 96 B FF 96 4-2 1-2 BB	4	0	2	0	1	0	0
Garret Anderson, L (1, 7) OBP: 0.262, SLG: 0.395	C SI 93 X SI 92 0-1 L9 ③		C SL 86 B CH 84 B SL 86 F SL 86 S CH 85 2-3 K ③			X CU 75 0-0 P5 ②		F SL 86 F CH 84 X CH 85 0-2 1B	C SL 78 B FF 91 S SL 78 B CU 73 F SL 79 B SL 79 C SL 79 3-3 K ③	5	0	1	0	0	2	6
Casey Kotchman, L (1, 3) OBP: 0.365, SLG: 0.551		C SI 90 B CH 76 B CH 79 C S SL 88 2-3 K ①		X SI 91 0-0 G1-3 ①		C SI 92 X SL 87 0-1 1B		C FF 91 B FF 87 F FF 86 B FF 88 T FF 91 2-2 K ③		4	0	1	0	0	2	1
Juan Rivera, R (1, 10) OBP: 0.211, SLG: 0.167		C B CU 76 S SL 88 S SL 87 1-3 K ②		C SI 91 B SI 94 F SI 91 B FF 94 X SI 93 2-2 G1-3 ②		F SL 84 F CH 87 X SL 86 0-2 F7 ③			B FF 94 B FF 94 B FF 92 B FF 94 4-0 2 G1-3 6 BB 24 1B BB	3	1	0	0	1	1	1
6 Maicer Izturis, S (1, 4) OBP: 0.228, SLG: 0.170	B SI 92 X SI 92 1-0 44 S 1B			B SI 91 C SL 87 F SL 88 F CH 86 C SL 88 1-3 K ③			X SI 90 0-0 2 FC4-6 1B		C FF 94 B CH 84 B FF 96 B FF 94 B FF 94 4-1 2 G1-3 24 1B 1-2 BB	3	1	2	0	1	1	0
44 Mike Napoli, R (1, 2) OBP: 0.292, SLG: 0.523	B SL 87 B SL 87 S SL 87 1 SAFE 1 SAFE B SL 86 S SL 87 F SL 88 X SL 86 3-2 F7 ③ 1-2				C SI 89 B CU 73 C SI 91 C CH 82 1-3 K ①		F SI 90 B CU 76 D SL 86 F SL 84 S SL 86 2-3 K ①		B FF 93 C FF 94 S CH 84 C FF 94 1-3 K ①	4	0	0	0	0	3	4
2 Erick Aybar, S (1, 6) OBP: 0.339, SLG: 0.364			X SI 89 0-0 9 L5-3 1B		B SI 91 T SL 86 X SI 90 1-1 P6 ②		B SL 86 X SL 85 1-0 FC4-6 ② 1-2f		C FF 95 S CH 86 X SI 95 0-2 G1-3 ② 1-2 2-3	4	0	1	0	0	0	3

	AB	35
	R	2
	H	9
	RBI	2
	BB	5
	SO	11
	LOB	18

Inning Stats																								
	R: 0 E: 0 K: 0 S: 10	H: 1 LOB: 1 BB: 0 P: 18		R: 0 E: 0 K: 2 S: 11	H: 1 LOB: 1 BB: 0 P: 18		R: 0 E: 0 K: 1 S: 10	H: 2 LOB: 2 BB: 1 P: 17		R: 0 E: 0 K: 1 S: 8	H: 0 LOB: 0 BB: 0 P: 11		R: 0 E: 0 K: 2 S: 10	H: 1 LOB: 1 BB: 0 P: 15		R: 0 E: 0 K: 0 S: 8	H: 1 LOB: 1 BB: 0 P: 10		R: 0 E: 0 K: 2 S: 8	H: 1 LOB: 1 BB: 0 P: 12		R: 0 E: 0 K: 1 S: 9	H: 1 LOB: 1 BB: 0 P: 14		R: 2 E: 0 K: 2 S: 17	H: 1 LOB: 3 BB: 4 P: 37		1B: 8 2B: 2 3B: 0 HR: 0	SF: 0 SAC: 0 DP: 1 HBP: 0		WP: 0 PB: 0 SB: 1 CS: 0	PA: 40

PITCHER		IP	WLS	BF	H	R	ER	SO	BB	IBB	HBP	BLK	WP	HR	S	P	ERA	WHIP
43 Miguel Batista, R ERA: 4.38	(1, 1)	7.2	W	31	8	0	0	8	1	0	0	0	0	0	71	110	0.00	1.174
Arthur Rhodes, L ERA:	(8, 1)	0.1		1	0	0	0	1	0	0	0	0	0	0	3	5	0.00	0.000
57 Mark Lowe, R ERA: 5.79	(9, 1)	0.2		6	1	2	2	1	3	0	0	0	0	0	11	24	27.00	6.000
35 Brandon Morrow, R ERA:	(9, 1)	0.0		1	0	0	0	0	1	0	0	0	0	0	2	6	∞	∞
18 Ryan Rowland-Smith, L ERA: 4.26	(9, 1)	0.1	S	1	0	0	0	1	0	0	0	0	0	0	4	7	0.00	0.000

PITCHER	IP	WLS	BF	H	R	ER	SO	BB	IBB	HBP	BLK	WP	HR	S	P	ERA	WHIP

Batter	1	2	3	4	5	6	7	8	9	AB	R	H	RBI	BB	SO	LOB
9 Chone Figgins, S (1, 5) OBP: 0.469, SLG: 0.413	C SI 91 B SI 92 B SI 92 B SI 92 X SI 91 3-1 ① G5-3		F SI 91 B CU 76 B SI 92 C SI 91 B SI 93 F SI 92 F SI 92 B CH 81 4-2 1B BB	F SI 90 B CH 80 S CH 81 F CU 76 F SI 91 B SI 90 C CU 74 2-3 ② K			C CH 84 B SL 81 X SL 80 1-1 E 24 1B 1B	B SI 92 B SI 92 C FF 91 X SI 91 2-1 ③ G6-3		4	0	1	0	1	1	2
24 Gary Matthews, S (1, 10) OBP: 0.298, SLG: 0.341	C SI 91 F SI 92 B SL 79 F SI 93 C SL 78 1-3 ② K		S SI 91 B SI 91 F SI 92 X SI 92 1-2 ① F6	C SI 90 B SI 90 X CH 81 1-1 ③ L4			B SI 86 B CH 83 F SI 90 F SI 90 F CH 85 1 SAFE X SI 90 2-2 E 1-2 1B		F FF 98 S FF 98 C FF 99 0-3 ① K	5	0	1	0	0	2	4
27 Vladimir Guerrero, R (1, 9) OBP: 0.341, SLG: 0.413	F SI 93 B SI 93 F SI 92 B SI 93 X SI 92 2-2 ③ G5-3		F SI 92 X SI 92 0-1 ② F4		B SI 90 F SI 89 S CH 82 S SI 90 1-3 ① K		F FF 89 B FF 90 F FS 84 B FF 89 X FS 84 2-2 ① F9		T FF 98 B FF 98 S FF 100 F S FF 99 1-3 ② K	5	0	0	0	0	2	5
Garret Anderson, L (1, 7) OBP: 0.270, SLG: 0.395		C SI 92 B SI 92 F SI 91 X SL 77 1-2 ① G3	X SI 91 0-0 1-2 2-H 3-H 1B		C CU 76 S SL 77 B SI 91 B FF 90 F CH 83 X SI 91 2-2 48 G5-4-3 1B		B CU 76 C FS 85 2 SAFE F FF 90 B FF 89 F FS 85 X FF 89 2-2 ② P5 1-2 2-3		B FF 98 S FF 98 X FF 98 1-1 ③ F7	5	0	2	2	0	0	2
48 Torii Hunter, R (1, 8) OBP: 0.363, SLG: 0.548		B SI 92 X SI 92 1-0 ② G5-3	F SI 92 T SI 92 B SI 93 X SL 78 1-2 ③ F7		F SI 93 X SI 87 0-1 ② ③ G5-4-3 1-2f		C FF 90 S FF 89 F FS 85 S FF 89 0-3 ③ K			4	0	0	0	0	1	5
Casey Kotchman, L (1, 3) OBP: 0.359, SLG: 0.575		B SI 92 B SI 93 X SI 93 2-0 ③ F8		C SI 90 B CU 76 X CH 81 1-1 ① F9	C SL 80 X SI 93 0-1 ① G6-3			X FF 88 0-0 HR		4	1	1	1	0	0	0
6 Maicer Izturis, S (1, 4) OBP: 0.262, SLG: 0.200			C SI 90 B CH 82 B SI 92 F SI 91 B CU 76 X CU 75 3-2 5 1B 2B	B CU 75 B SI 91 C SI 89 F SI 90 B SI 92 B SI 90 4-2 5 S 5 HR BB	B SL 81 F SI 91 B CH 85 B SI 91 B SI 93 4-1 5 G6-3 BB			X FF 88 0-0 ① B5-3		2	2	1	0	2	0	0
5 Jeff Mathis, R (1, 2) OBP: 0.387, SLG: 0.759			X SI 92 0-0 2 2B 1B 2-H 1B	B CU 75 S CU 73 X SI 90 1-1 1-H HR	C SI 92 X SI 91 0-1 ② G6-3 1-2			F FF 87 X FS 83 0-1 ② G6-3		4	2	2	3	0	0	1
2 Erick Aybar, S (1, 6) OBP: 0.367, SLG: 0.441			S SI 91 L SI 91 B SI 92 B CU 75 X SI 92 2-2 1-3 1B 2B	C SI 90 X CU 76 0-1 2B	C SI 92 2 SAFE S D X SL 82 1-2 ③ G4-3			B FF 88 X FF 88 1-0 2B		4	1	3	0	0	0	1
Inning Stats	R: 0 H: 0 E: 0 LOB: 0 K: 1 BB: 0 S: 9 P: 15	R: 0 H: 0 E: 0 LOB: 0 K: 0 BB: 0 S: 5 P: 9	R: 3 H: 4 E: 0 LOB: 2 K: 0 BB: 1 S: 20 P: 31	R: 2 H: 2 E: 0 LOB: 1 K: 1 BB: 1 S: 15 P: 24	R: 0 H: 1 E: 0 LOB: 0 K: 1 BB: 0 S: 9 P: 12	R: 0 H: 0 E: 0 LOB: 1 K: 0 BB: 1 S: 8 P: 13	R: 0 H: 2 E: 1 LOB: 2 K: 1 BB: 0 S: 17 P: 24	R: 1 H: 2 E: 0 LOB: 1 K: 0 BB: 0 S: 7 P: 10	R: 0 H: 0 E: 0 LOB: 0 K: 2 BB: 0 S: 9 P: 11	1B: 5 SF: 0 2B: 4 SAC: 0 3B: 0 DP: 1 HR: 2 HBP: 0						

TOP

Los Angeles Angels @ Boston Red Sox

Fenway Park, Boston, MA

Tue Apr 22 2008, 7:05 PM EDT

Att. 37,982 - Cloudy - 64 F

livebaseballscorecards.com

AB	37
R	6
H	11
RBI	6
BB	3
SO	6
LOB	20

PITCHER		IP	WLS	BF	H	R	ER	SO	BB	IBB	HBP	BLK	WP	HR	S	P	ERA	WHIP
62 David Pauley, R ERA: 10.38	(1, 1)	4.1		22	7	5	5	3	2	0	0	0	0	1	56	89	10.38	2.077
Julian Tavarez, R ERA: 5.79	(5, 1)	1.2		7	2	0	0	0	1	0	0	0	0	0	16	24	0.00	1.800
37 Hideki Okajima, L ERA: 1.08	(7, 1)	1.2	B	7	2	1	1	1	0	0	0	0	0	1	16	21	5.40	1.200
50 Mike Timlin, R ERA: 14.54	(8, 1)	0.1	W	1	0	0	0	0	0	0	0	0	0	0	2	4	0.00	0.000
58 Jonathan Papelbon, R ERA: 2.45	(9, 1)	1.0	S	3	0	0	0	2	0	0	0	0	0	0	9	11	0.00	0.000

PITCHER	IP	WLS	BF	H	R	ER	SO	BB	IBB	HBP	BLK	WP	HR	S	P	ERA	WHIP

BOTTOM

Batter	1	2	3	4	5	6	7	8	9	AB	R	H	RBI	BB	SO	LOB
2 Jacoby Ellsbury, L (1, 8) OBP: 0.456, SLG: 0.538	C FF 92 C FF 93 B FF 96 B SL 82 F FF 95 X CH 85 2-2 HR	C FF 90 X FF 92 0-1 ③ F8		X CU 73 0-0 ③ FC5 1-2 2-3f		C SL 80 X SL 80 0-1 HR		C FF 92 X FF 92 0-1 15 2B 1B		5	3	3	2	0	0	3
15 Dustin Pedroia, R (1, 4) OBP: 0.418, SLG: 0.523	B FF 93 F FF 93 B SL 82 F FF 93 X SL 83 2-2 34 FC1-6-5 2B	C FF 90 B FF 90 B FF 92 B SL 80 F FF 90 S FF 91 3-3 ① K			C SL 78 C SL 79 X FF 91 0-2 34 1B 2B	B FF 89 X SL 80 1-0 34 S 1B		P PO 89 1 SAFE B SI 94 C SI 93 1 SAFE 1 SAFE X SI 94 2-1 FC4-6 1-H 2B		5	1	4	1	0	1	0
34 David Ortiz, L (1, 10) OBP: 0.292, SLG: 0.277	B FF 92 C CH 82 X FF 92 1-1 ① FC1-6-5 1B 2-3	C CU 72 C CU 73 S 0-3 ② K			B FF 92 B CH 82 S CH 81 X FF 91 2-1 20 HR 2-H 1B	F SI 88 B SI 90 F SL 80 B SL 80 X SI 89 2-2 ③ G5-3 1-2		C SI 94 D CU 83 B SI 94 B SI 94 B SI 93 4-1 FC4-6 BB		4	1	1	1	1	1	2
Manny Ramirez, R (1, 7) OBP: 0.409, SLG: 0.684	B FF 93 C CH 82 B FF 94 D FF 94 X FF 94 3-1 1-2 1B	B FF 93 C SL 80 B CH 82 B FF 91 S SL 78 F FF 93 F FF 92 F CH 82 T SL 81 3-2 ③ K			C FF 91 S FF 91 X FF 94 0-2 ① F9		B SI 88 X SI 89 1-0 20 FC6-4 1B	C SI 94 D CU 82 X SI 94 1-1 ② FC4-6 1-2f 2-3		5	0	2	0	0	1	3
20 Kevin Youkilis, R (1, 5) OBP: 0.421, SLG: 0.561 (8, 3)	B FF 92 B SL 81 C FF 92 X FF 92 2-1 ② F9			C FF 89 F FF 88 B FF 91 F SL 81 X SI 93 1-2 ① F9	B FF 91 C SL 80 F FF 90 B SL 80 X FF 92 2-2 1-H HR		C SL 79 F SI 89 B FF 88 B SL 78 F SI 88 1 SAFE X SL 80 2-2 ① FC6-4 22 2B 1-2f	X SI 94 0-0 ③ P4		5	1	1	2	0	0	5
7 J.D. Drew, L (1, 9) OBP: 0.408, SLG: 0.476	C FF 92 B FF 93 C FF 93 B FF 94 F SL 82 B FF 93 X FF 93 3-2 ③ G4-3			S CU 72 F FF 92 X FF 91 0-2 1B 23 1B 1B	C CU 74 X CH 81 0-1 ② G4-3		C SL 80 S SL 80 B FF 90 C 1-3 ② K			4	1	1	0	0	1	3
22 Sean Casey, L (1, 3) OBP: 0.415, SLG: 0.447 12 Jed Lowrie, S (7, PR) OBP: 0.389, SLG: 0.563 (8, 5)		C FF 90 B FF 90 X FF 90 1-1 ① G4-3		C CH 80 X FF 89 0-1 ② L7	C CU 73 F FF 91 X FF 92 0-2 ③ G1-3		B SL 81 S SL 81 C FF 91 1 SAFE X SL 79 1-2 1-3 2B			4 0	0 0	1 0	0 0	0 0	0 0	1 0
Kevin Cash, R (1, 2) OBP: 0.292, SLG: 0.273		B SL 78 B FF 91 C SL 77 F FF 92 C FF 93 2-3 ② K		X FF 90 0-0 2 FC5 23 1B 1-2 1B		F SI 90 B SI 89 B SL 80 F SI 89 S SL 78 2-3 ① K	C SL 80 C FF 91 C FF 92 0-3 ③ K			4	0	1	0	0	3	2
23 Julio Lugo, R (1, 6) OBP: 0.359, SLG: 0.365		B FF 92 F FF 92 B FF 91 F FF 93 F SI 94 B SL 82 X FF 91 3-2 1B		B SL 78 C FF 91 B SL 80 C SL 80 F SL 79 F SL 80 B FF 92 X SL 79 3-2 2 FC5 1-2 2-H 1B		C SL 79 B SI 89 B SL 80 X SI 89 2-1 ② G6-3		C F SL 79 B SI 92 B SL 78 F FF 91 X FF 91 2-2 ① G1-3		4	0	2	1	0	0	0
Inning Stats	R: 1 E: 0 K: 0 S: 17 H: 3 LOB: 2 BB: 0 P: 30	R: 0 E: 0 K: 1 S: 11 H: 1 LOB: 1 BB: 0 P: 17	R: 0 E: 0 K: 3 S: 12 H: 0 LOB: 0 BB: 0 P: 18	R: 1 E: 0 K: 0 S: 16 H: 3 LOB: 2 BB: 0 P: 20	R: 3 E: 0 K: 0 S: 16 H: 3 LOB: 0 BB: 0 P: 20	R: 1 E: 0 K: 1 S: 11 H: 2 LOB: 1 BB: 0 P: 18	R: 0 E: 0 K: 2 S: 14 H: 2 LOB: 2 BB: 0 P: 19	R: 1 E: 0 K: 0 S: 13 H: 2 LOB: 2 BB: 1 P: 21		1B: 9 2B: 4 3B: 0 HR: 3	SF: 0 SAC: 0 DP: 0 HBP: 0		WP: 0 PB: 0 SB: 1 CS: 0	PA: 41		

PITCHER		IP	WLS	BF	H	R	ER	SO	BB	IBB	HBP	BLK	WP	HR	S	P	ERA	WHIP
36 Jered Weaver, R ERA: 4.5	(1, 1)	5.0		25	10	5	5	4	0	0	0	0	0	2	72	105	9.00	2.000
53 Darren O'Day, R ERA: 2.03	(6, 1)	1.1		7	3	1	1	1	0	0	0	0	0	1	16	26	6.75	2.250
Darren Oliver, L ERA: 4.5	(7, 1)	1.0	L	5	2	1	1	2	0	0	0	0	0	0	15	19	9.00	2.000
62 Scot Shields, R ERA: 1.13	(8, 1)	0.2		4	1	0	0	0	1	0	0	0	0	0	7	13	0.00	3.000

PITCHER	IP	WLS	BF	H	R	ER	SO	BB	IBB	HBP	BLK	WP	HR	S	P	ERA	WHIP

Los Angeles Angels @ Boston Red Sox

Fenway Park, Boston, MA

Tue Apr 22 2008, 7:05 PM EDT

Att. 37,982 - Cloudy - 64 F

livebaseballscorecards.com

AB	40
R	7
H	16
RBI	7
BB	1
SO	7
LOB	19

Batter	1	2	3	4	5	6	7	8	9	AB	R	H	RBI	BB	SO	LOB
9 Chone Figgins, S (1, 5) OBP: 0.446, SLG: 0.388	C FF 92 B FF 92 B FC 87 X FC 91 2-1 G4-3	B FF 92 X CH 81 1-0 G5-3		C CU 72 X CH 79 0-1 G6-3 1-2f			C FF 96 F SL 88 B SL 87 F SL 87 S SL 84 1-3 K		C FF 92 B SI 92 B FC 89 B SI 91 F X FF 92 3-2 G4-3	5	0	0	0	0	1	2
24 Gary Matthews, S (1, 7) OBP: 0.313, SLG: 0.416	C FF 92 B FF 92 X FF 92 1-1 HR		B CH 81 B FF 88 B FC 86 C FF 90 B FF 88 4-1 27 FC6-4 BB		B CH 81 B CH 78 F FF 91 C CU 70 X FF 92 2-2 HR		B SL 88 F FF 96 B FF 97 B CH 88 C FF 96 C SL 88 3-3 K		C FF 92 F FF 93 X FC 90 0-2 G3	4	2	2	2	1	1	0
27 Vladimir Guerrero, R (1, 9) OBP: 0.344, SLG: 0.412	X FF 93 0-0 F8		B FF 92 B SI 89 X FF 91 2-0 FC6-4 48 1B 2 1B 1-2f		B FF 90 F FC 86 B FF 92 F FC 86 X FF 93 2-2 48 G6-4-3 1B		B FF 97 C SL 86 B FF 93 S FF 95 X FF 96 2-2 E4 48 1B		X SI 92 0-0 48 S 48 1B 1B	5	2	2	0	0	0	1
48 Torii Hunter, R (1, 8) OBP: 0.388, SLG: 0.577	C F X FC 88 0-2 2B		B FF 90 B SI 88 C FF 91 S CU 72 X FF 92 2-2 2 1B 1-2 1B		F FF 90 F SI 90 X CU 72 0-2 G6-4-3 1-2f		B FF 96 D SL 84 X FF 93 2-0 BB 1-3 1B		S SI 92 B SI 92 D FC 88 F SI 91 F FF 91 B SI 91 X SI 92 3-2 1-H 1B	5	0	4	1	0	0	1
Garret Anderson, L (1, 10) OBP: 0.269, SLG: 0.382	B S SI 90 F FF 91 F FF 91 B FC 87 X FF 92 2-2 G6-3		F FF 89 B FF 92 C FC 85 S FF 90 1-3 K		C CU 74 B CU 72 B CU 73 X FC 90 2-1 G4-3		B SI 88 F SL 78 C SI 88 B CU 76 B CU 75 B SL 79 4-2 1-2 BB			3	0	0	0	1	1	3
2 Erick Aybar, S (1, 6) OBP: 0.359, SLG: 0.429		F FC 85 S CU 81 B FC 80 X CH 80 1-2 G5-3	S CH 81 F FC 87 X CU 73 0-2 1-3 2-H 1B			B FF 98 F FF 97 S SL 90 B SL 88 X FF 98 2-2 G6-3	B CH 79 X CH 79 1-0 G1-3			4	0	1	1	0	0	3
5 Jeff Mathis, R (1, 2) OBP: 0.371, SLG: 0.727		F FF 91 X FF 91 0-1 6 S 6 2B 2B	1 SAFE X CH 80 0-0 G4-3			C SL 87 C SL 89 S SL 89 0-3 K		C SI 88 S CH 79 S CH 79 0-3 K		4	1	1	0	0	2	2
Casey Kotchman, L (1, 3) OBP: 0.378, SLG: 0.618		B FC 89 B FF 89 B FC 86 B FF 90 4-0 6 2B BB	B FC 84 B FC 90 F FF 89 B CH 79 X FF 89 3-1 6 FC5-4 1B			B FF 99 X FF 98 1-0 HR		F SL 79 B SL 80 X CU 76 1-1 G4-3		3	1	2	1	1	0	0
6 Maicer Izturis, S (1, 4) OBP: 0.262, SLG: 0.220		B CH 80 F FC 86 B CH 78 X FF 91 2-1 1-H 2-H 2B	B SI 89 X FF 87 1-0 FC5-4 9 G6-3 1-2f			B SL 86 F FF 97 B FF 97 B SL 86 X FF 96 3-1 F7		B B CH 81 F SI 88 S CH 80 X SI 90 2-2 F8		4	0	1	1	0	0	1
Inning Stats	R: 1 E: 0 K: 0 S: 12 H: 2 LOB: 1 BB: 0 P: 17	R: 1 E: 0 K: 0 S: 8 H: 2 LOB: 1 BB: 1 P: 16	R: 1 E: 0 K: 1 S: 12 H: 2 LOB: 2 BB: 1 P: 21	R: 0 E: 0 K: 0 S: 5 H: 1 LOB: 0 BB: 0 P: 9	R: 1 E: 0 K: 0 S: 11 H: 2 LOB: 0 BB: 0 P: 17	R: 1 E: 0 K: 1 S: 9 H: 1 LOB: 0 BB: 0 P: 15	R: 0 E: 1 K: 2 S: 14 H: 1 LOB: 3 BB: 1 P: 27	R: 0 E: 0 K: 1 S: 8 H: 0 LOB: 0 BB: 0 P: 11	R: 1 E: 0 K: 0 S: 11 H: 2 LOB: 1 BB: 0 P: 17	1B: 7 2B: 3 3B: 0 HR: 3 SF: 0 SAC: 0 DP: 2 HBP: 0						

PITCHER		IP	WLS	BF	H	R	ER	SO	BB	IBB	HBP	BLK	WP	HR	S	P	ERA	WHIP
31 Jon Lester, L ERA: 5.4	(1, 1)	5.0		23	9	4	4	1	2	0	0	0	0	2	48	80	7.20	2.200
56 Craig Hansen, R ERA: 5.4	(6, 1)	1.2	L	8	2	1	1	3	0	0	0	0	0	1	20	34	5.40	1.200
48 Javier López, L ERA: 2.89	(7, 1)	1.1		5	0	0	0	1	1	0	0	0	0	0	11	19	0.00	0.750
50 Mike Timlin, R ERA: 13.5	(9, 1)	1.0		4	2	1	1	0	0	0	0	0	0	0	11	17	9.00	2.000

PITCHER	IP	WLS	BF	H	R	ER	SO	BB	IBB	HBP	BLK	WP	HR	S	P	ERA	WHIP

TOP

Los Angeles Angels @ Boston Red Sox

Fenway Park, Boston, MA

Wed Apr 23 2008, 7:05 PM EDT

Att. 38,172 - Partly Cloudy - 82 F

livebaseballscorecards.com

AB	37
R	6
H	13
RBI	6
BB	3
SO	5
LOB	13

WP: 0	PA: 40					
PB: 0						
SB: 2						
CS: 0						

Batter	1	2	3	4	5	6	7	8	9	AB	R	H	RBI	BB	SO	LOB
2 Jacoby Ellsbury, L (1, 8) OBP: 0.438, SLG: 0.509	C SI 93 B SI 94 X SI 94 1-1 ① G6-3		X CH 79 0-0 34 BB 2-3 1B		B SI 91 X SI 91 1-0 ① G4-3		X SI 92 0-0 ① F8		C CH 86 C S 0-3 ② K	5	0	1	0	0	1	0
15 Dustin Pedroia, R (1, 4) OBP: 0.408, SLG: 0.511	B SI 94 C SI 95 X SI 96 1-1 ② G6-3		B SL 84 X SL 84 1-0 ① SF9 3-H		B SI 91 X FF 91 1-0 34 HR 1B		B FC 88 F SI 92 B FC 88 F FC 88 X SI 92 2-2 ② L4		B FF 94 B FF 94 C FF 94 F FF 92 X CU 82 2-2 ③ G5-3	4	1	1	1	0	0	0
34 David Ortiz, L (1, 10) OBP: 0.310, SLG: 0.318	F SI 93 B SL 79 X SI 87 1-1 ③ F8		B SI 91 B SI 86 B CH 81 1 SAFE B SI 86 4-0 1-2 BB		X CU 75 0-0 1-H HR		F FC 88 B SI 93 B FF 89 B SI 93 F SI 93 B FF 90 4-2 FC5-4 BB			2	1	1	2	2	0	0
Manny Ramirez, R (1, 7) OBP: 0.413, SLG: 0.671		B CU 77 F SL 83 C SI 92 B CU 79 X SI 92 2-2 7 FC3-6 1B	B FF 92 B CH 80 F SI 92 F SL 83 D SI 93 F SI 92 S FF 92 3-3 ② K		B SL 83 C CH 80 C SI 91 F CU 78 B SI 92 B SI 93 B CH 81 4-2 7 G4-6-3 BB		B SI 93 C FC 89 B SI 92 X FC 89 2-1 ③ FC5-4 1-2f			3	0	1	0	1	1	3
7 J.D. Drew, L (1, 9) OBP: 0.388, SLG: 0.448		C SI 92 B SI 86 X SI 92 1-1 ① FC3-6 22 G1-3 1-2f 23 1B	B CU 77 S CH 81 X SI 92 1-1 ③ F7		X SI 92 0-0 ② ③ G4-6-3 1-2f			C SI 93 B CU 82 B SI 94 X SI 94 2-1 ① G3-1		4	1	0	0	0	0	4
22 Sean Casey, L (1, 3) OBP: 0.421, SLG: 0.471		B SI 92 1 SAFE B SI 86 B FF 91 C SI 92 X SI 92 3-1 ② G1-3 1-2		C SI 87 X CH 81 0-1 23 SH5-4 2B		C SI 90 C SI 90 X SI 90 0-2 ① L6		X SI 95 0-0 23 1B 1B		4	0	2	0	0	0	1
23 Julio Lugo, R (1, 6) OBP: 0.370, SLG: 0.377		B FF 92 B FF 93 X SI 93 2-0 2-H 1B		X SI 92 0-0 ① SH5-4 2-3		B FF 91 F FF 91 F SI 92 B SI 89 B CU 78 X SI 92 3-2 ② F9		B SI 94 X SI 94 1-0 12 G4-6-3 1-2 1B		3	0	2	1	0	0	0
12 Jed Lowrie, S (1, 5) OBP: 0.364, SLG: 0.500		X SI 92 0-0 ③ G6-3		X CH 80 0-0 ② G4-3		C SI 92 B CU 78 B SI 92 F SI 92 X SL 85 2-2 1B		B SI 94 X SI 93 1-0 ② ③ G4-6-3 1-2f		4	0	1	0	0	0	4
Kevin Cash, R (1, 2) OBP: 0.286, SLG: 0.308			B SL 82 B SI 90 C SI 91 X SL 84 2-1 2 1B 15 SF9 2B	X 0-0 ③ G5-3		1 SAFE B SI 90 B SI 91 X SL 83 2-0 ③ F8			B FF 95 X FF 93 1-0 ① F7	4	1	1	0	0	0	2
Inning Stats	R: 0 E: 0 K: 0 S: 6 H: 0 LOB: 0 BB: 0 P: 9	R: 1 E: 0 K: 0 S: 9 H: 2 LOB: 1 BB: 0 P: 17	R: 1 E: 0 K: 1 S: 10 H: 2 LOB: 2 BB: 1 P: 21	R: 0 E: 0 K: 0 S: 5 H: 1 LOB: 1 BB: 0 P: 5	R: 2 E: 0 K: 0 S: 7 H: 2 LOB: 0 BB: 1 P: 13	R: 0 E: 0 K: 0 S: 10 H: 1 LOB: 1 BB: 0 P: 17	R: 0 E: 0 K: 0 S: 8 H: 0 LOB: 1 BB: 0 P: 16	R: 0 E: 0 K: 0 S: 5 H: 2 LOB: 1 BB: 0 P: 9	R: 0 E: 0 K: 1 S: 7 H: 0 LOB: 0 BB: 0 P: 10	1B: 7 2B: 2 3B: 0 HR: 1	SF: 1 SAC: 1 DP: 2 HBP: 0			WP: 0 PB: 0 SB: 0 CS: 0	PA: 38		

PITCHER		IP	WLS	BF	H	R	ER	SO	BB	IBB	HBP	BLK	WP	HR	S	P	ERA	WHIP
Jon Garland, R ERA: 5.04	(1, 1)	6.0	W	27	8	4	4	1	2	0	0	0	0	1	47	82	6.00	1.667
33 Justin Speier, R ERA: 4.91	(7, 1)	1.0	H	4	0	0	0	0	1	0	0	0	0	0	8	16	0.00	1.000
62 Scot Shields, R ERA: 1.0	(8, 1)	1.0	H	4	2	0	0	0	0	0	0	0	0	0	5	9	0.00	2.000
Francisco Rodríguez, R ERA: 4.82	(9, 1)	1.0	S	3	0	0	0	1	0	0	0	0	0	0	7	10	0.00	0.000

PITCHER	IP	WLS	BF	H	R	ER	SO	BB	IBB	HBP	BLK	WP	HR	S	P	ERA	WHIP

BOTTOM

Los Angeles Angels @ Boston Red Sox

Fenway Park, Boston, MA

Wed Apr 23 2008, 7:05 PM EDT
Att. 38,172 - Partly Cloudy - 82 F

livebaseballscorecards.com

AB	33
R	4
H	10
RBI	4
BB	3
SO	2
LOB	14

Batter	1	2	3	4	5	6	7	8	9	AB	R	H	RBI	BB	SO	LOB
9 Chone Figgins, S (1, 5) OBP: 0.443, SLG: 0.382	C FF 88 B SI 88 X CH 84 1-1 ① G4-3		C CH 84 X CH 84 0-1 ② B1-3		B SI 90 F FF 90 F FF 91 S SL 82 1-3 ② K		S FS 82 F FS 82 F FF 90 B FF 89 X FF 89 1-2 24 E 1-2 2-3 3-H 1B	B FF 96 B SL 85 S FF 95 B FF 96 B FF 96 4-1 24 2B 1-2 BB		4	0	1	1	1	1	0
24 Gary Matthews, S (1, 9) OBP: 0.327, SLG: 0.436	B SI 92 S CH 81 C SL 78 B SL 84 S SI 90 2-3 ② K		C SL 82 F SL 84 B FF 92 B CH 86 X SI 90 2-2 1B		B SI 89 X SI 90 1-0 ③ G4-3		B FF 88 X FS 83 1-0 E8 1-3 2-H 3-H 1B	C FS 87 F FF 97 F FS 88 B FF 97 F SL 86 B FF 96 F FF 96 X FS 87 2-2 1-3 2-H 2B		5	0	3	3	0	1	0
27 Vladimir Guerrero, R (1, 10) OBP: 0.357, SLG: 0.402	F B SI 88 B SI 90 B FF 93 B SI 87 4-1 BB		B SL 82 S SI 89 B SL 80 F SI 88 1 SAFE 1 SAFE X FF 90 2-2 ③ F9			S SL 82 S SL 82 B SL 83 B FF 92 B SL 84 B SI 91 4-2 G4-6-3 BB	B FS 84 B FF 88 I IN 78 I IN 74 4-0 IBB	S FF 97 S FF 96 X FF 97 0-2 ③ F8		2	0	0	0	3	0	3
Garret Anderson, L (1, 7) OBP: 0.265, SLG: 0.372	B SI 87 1 SAFE C CH 82 X FF 92 1-1 ③ G4-3			F SI 88 F SL 82 B FF 94 X CH 84 1-2 ① G5-3		F SI 87 F FF 91 F SL 82 B CH 82 F SI 89 X SL 83 1-2 ①② G4-6-3 1-2f	S FF 89 C CU 76 B CU 76 S FS 84 1-3 ① K		B SI 91 F CH 83 X SI 92 1-1 PB 6 SF7 48 S 1B	5	1	1	0	0	1	5
48 Torii Hunter, R (1, 8) OBP: 0.367, SLG: 0.542		B SL 79 C SI 88 S SI 89 B SL 84 F SI 86 F SI 91 B FF 94 X SL 77 3-2 ① F8		F FF 90 C FF 93 B SL 84 B SI 94 X SI 91 2-2 ② G5-3		C SI 88 C SI 90 S SI 92 0-3 ③ K	B FF 89 B FF 88 S FS 84 S FS 84 F FS 84 F FF 88 F FF 89 D CU 77 S FS 84 3-3 ② K		C SI 92 X FF 87 0-1 ① G5-3 1-2	5	0	0	0	0	2	4
Casey Kotchman, L (1, 3) OBP: 0.391, SLG: 0.603		B SI 90 F CH 83 S CH 84 F FF 94 X SI 91 1-2 ② G4-3		B SI 92 B SI 87 B SI 89 B FF 89 4-0 BB			44 BB 6 1B 2 1B BB 3-2 P6		F CH 84 B CH 84 B SI 93 B FF 92 B SI 85 4-1 2-3 BB	2	1	0	0	3	0	3
6 Maicer Izturis, S (1, 4) OBP: 0.271, SLG: 0.226		B SI 90 B SI 86 B FF 89 C FF 89 B FF 87 4-1 44 S BB	1 SAFE C SL 80 X CH 83 0-1 ③ G1-3				B SI 86 B CH 77 C SI 86 C B X SI 86 3-2 2 1B 44 BB 9 1B 1-2 1B	F FF 95 X FS 88 0-1 ① G4-3	B SI 92 S SI 86 X FF 86 1-1 ② SF7 3-H	3	1	1	1	1	0	1
44 Mike Napoli, R (1, 2) OBP: 0.302, SLG: 0.563		C SL 78 C SI 89 S SL 83 0-3 ③ K 1-2		C SI 88 B SI 90 X SL 83 1-1 HR			B FF 95 B FF 94 B FF 93 B FF 92 4-0 9 1B 2 1B 24 E 1-2 2-3 BB	B FF 94 B FS 87 C FF 94 F FF 96 B FF 96 C SL 85 3-3 ② K	B FF 92 S SI 86 1 SAFE X SI 87 1-1 ③ P3	4	2	1	1	1	2	2
2 Erick Aybar, S (1, 6) OBP: 0.368, SLG: 0.433			C SI 87 F FF 92 X CH 84 0-2 ① F9		F CH 84 B CH 86 B CH 82 X FF 90 2-1 ① G4-3		B CH 80 B FF 93 C FF 93 X FF 93 2-1 9 1B 24 E 1-2 2-3 3-H 1B	C SL 86 X 0-1 9 S 24 2B 1B		4	2	2	1	0	0	0
Inning Stats	R: 0 H: 0 E: 0 LOB: 1 K: 1 BB: 1 S: 8 P: 16	R: 0 H: 0 E: 0 LOB: 1 K: 1 BB: 1 S: 13 P: 21	R: 0 H: 1 E: 0 LOB: 1 K: 0 BB: 0 S: 11 P: 15	R: 0 H: 0 E: 0 LOB: 1 K: 0 BB: 1 S: 8 P: 15	R: 1 H: 1 E: 0 LOB: 0 K: 1 BB: 0 S: 8 P: 13	R: 0 H: 0 E: 0 LOB: 0 K: 1 BB: 1 S: 10 P: 15	R: 4 H: 4 E: 1 LOB: 3 K: 2 BB: 3 S: 26 P: 52	R: 1 H: 2 E: 0 LOB: 2 K: 1 BB: 1 S: 17 P: 26	R: 1 H: 1 E: 0 LOB: 1 K: 0 BB: 1 S: 9 P: 16	1B: 7 SF: 1 2B: 1 SAC: 0 3B: 0 DP: 1 HR: 1 HBP: 0						

PITCHER		IP	WLS	BF	H	R	ER	SO	BB	IBB	HBP	BLK	WP	HR	S	P	ERA	WHIP
63 Justin Masterson, R ERA: 1.5	(1, 1)	6.0		23	2	1	1	4	4	0	0	0	0	1	58	95	1.50	1.000
48 Javier López, L ERA: 4.82	(7, 1)	0.0		2	1	2	2	0	1	0	0	0	0	0	5	12	∞	∞
17 Manny Delcarmen, R ERA: 5.06	(7, 1)	0.0	L	2	1	0	0	0	1	0	0	0	0	0	2	8	∞	∞
37 Hideki Okajima, L ERA: 0.96	(7, 1)	1.0	B	6	2	2	2	2	0	1	0	0	0	0	19	32	18.00	2.000
53 David Aardsma, R ERA: 3.55	(8, 1)	1.0		6	2	1	1	1	1	0	0	0	0	0	17	26	9.00	3.000

PITCHER		IP	WLS	BF	H	R	ER	SO	BB	IBB	HBP	BLK	WP	HR	S	P	ERA	WHIP
Julian Tavarez, R ERA: 5.23	(9, 1)	1.0		5	1	1	0	0	1	0	0	0	0	0	9	16	0.00	2.000

TOP

Los Angeles Angels @ Boston Red Sox

Fenway Park, Boston, MA

Thu Apr 24 2008, 1:35 PM EDT

Att. 37,848 - Sunny - 75 F

livebaseballscorecards.com

AB	34
R	7
H	9
RBI	7
BB	9
SO	7
LOB	18

Batter	1	2	3	4	5	6	7	8	9	AB	R	H	RBI	BB	SO	LOB
2 Jacoby Ellsbury, L (1, 9) OBP: 0.423, SLG: 0.484	C FF 90 F FF 90 B FF 91 X SI 92 1-2 ① G6-3	C CU 74 C SI 91 F CU 76 B FF 92 F X 1-2 ① G4-3	B FF 93 X FF 92 1-0 ③ L7	B CU 77 C SI 90 X CU 78 1-1 ③ P2 2-3		C SI 94 S CU 84 F CU 83 X SI 94 0-2 15 G5-3 34 HR 1B				5	1	1	0	0	0	3
15 Dustin Pedroia, R (1, 4) OBP: 0.398, SLG: 0.495	F FF 92 B FF 91 F CH 84 S FF 92 1-3 ② K	C B B X 2-1 34 FC6 1B	B CU 76 B SI 92 X SI 90 2-0 ① G6-3		C FC 86 F SI 91 B CH 83 F CH 83 S SI 91 1-3 ① K		C SI 93 X SI 94 0-1 ② G5-3 1-2		5	0	1	0	0	2	1
34 David Ortiz, L (1, 10) OBP: 0.305, SLG: 0.344	S FF 94 M SI 92 B FF 92 X SI 93 1-2 ③ G6-3	B SI 92 B SI 92 F SI 93 X SI 93 2-1 ② FC6 FC6-4 1-2f	B CU 76 B SI 91 B SI 92 C FF 91 X FF 92 3-1 ② F8		B FC 87 C FF 93 B SI 92 X FC 88 2-1 ② P6		F SI 93 B CU 83 C CU 82 B CU 84 X SI 95 2-2 2-H HR		5	1	1	2	0	0	1
Manny Ramirez, R (1, 7) OBP: 0.423, SLG: 0.678		B S F FF 92 X FF 92 1-2 12 1B 20 BB G4-3 1B	X CH 85 0-0 ③ FC6-4 1-2f	C FF 92 B FF 92 F CH 84 X FF 92 1-2 20 FC6-4 1B	F FC 88 S SI 92 B CH 84 B CH 83 B SI 93 X FC 89 3-2 2B		C FF 94 C FF 95 B FF 95 B CU 82 X FF 92 2-2 ③ F8		5	1	3	0	0	0	1
20 Kevin Youkilis, R (1, 3) OBP: 0.424, SLG: 0.548		B FF 92 F CH 84 B SI 92 1 SAFE B SI 92 B FF 91 4-1 G4-3 12 1B 1-2 BB	B CU 74 B SI 90 B FF 91 B FF 88 4-0 12 SH1-3 2B BB	C FF 92 B SI 93 B CU 75 X SI 92 2-1 ③ FC6-4 1-2f	C FC 86 B FC 88 B SI 92 X FC 89 2-1 ③ G6-3				2	1	0	0	2	0	2
12 Jed Lowrie, S (1, 5) OBP: 0.360, SLG: 0.478		B SI 91 B FF 92 X SI 92 2-0 G4-3 1-2 2-3 1B	X SI 89 0-0 ① SH1-3 1-2	C SI 88 C SI 89 X CU 75 0-2 ① G6-3		C SI 94 B SI 94 F SI 94 X CU 82 1-2 ① G4-3			3	0	1	0	0	0	0
23 Julio Lugo, R (1, 6) OBP: 0.353, SLG: 0.358		C FF 92 B FF 93 S CU 77 S CU 78 1-3 ① K	B CH 83 X CH 83 1-0 ② G5-3	C FF 91 B CH 83 B SI 91 X SI 91 2-1 ② F8		B SI 94 C FF 93 S CU 82 X CU 83 1-2 ② G3-1			4	0	0	0	0	1	4
Coco Crisp, S (1, 8) OBP: 0.362, SLG: 0.432		B CU 78 B SI 93 C FF 94 F SI 93 X CH 84 2-2 ② G4-3 1-2 2-3 3-H	S CH 84 B FF 93 X CH 84 1-1 S 2B 2-H 2B	X FF 92 0-0 2 S 2B	B CU 82 C FF 93 B SI 94 X SI 93 2-1 ③ G3-1				4	1	2	2	0	0	2
Kevin Cash, R (1, 2) OBP: 0.323, SLG: 0.357 22 Sean Casey, L (9, PH) OBP: 0.414, SLG: 0.462		D CU 80 B CH 84 C SI 93 S SI 92 S CH 83 2-3 ③ K	B SI 93 B CH 84 X CH 83 2-0 2-H 2B	F SI 90 B CU 76 B SI 91 B FF 91 C FF 91 B CH 82 4-2 BB			B SI 93 C SI 93 F SI 94 C SI 96 1-3 ① K		2 1	0 0	1 0	1 0	1 0	1 1	2 0
Inning Stats	R: 0 E: 0 K: 1 S: 9 H: 0 LOB: 0 BB: 0 P: 12	R: 1 E: 0 K: 2 S: 14 H: 2 LOB: 2 BB: 1 P: 26	R: 0 E: 0 K: 0 S: 10 H: 1 LOB: 1 BB: 0 P: 15	R: 2 E: 0 K: 0 S: 6 H: 2 LOB: 1 BB: 1 P: 15	R: 0 E: 0 K: 0 S: 8 H: 1 LOB: 1 BB: 0 P: 16	R: 0 E: 0 K: 0 S: 10 H: 1 LOB: 2 BB: 1 P: 17	R: 0 E: 0 K: 1 S: 11 H: 1 LOB: 1 BB: 0 P: 19	R: 0 E: 0 K: 0 S: 8 H: 0 LOB: 0 BB: 0 P: 12	R: 2 E: 0 K: 1 S: 16 H: 2 LOB: 0 BB: 0 P: 21	1B: 5 2B: 4 3B: 0 HR: 1 SF: 0 SAC: 1 DP: 0 HBP: 0	WP: 0 PB: 0 SB: 2 CS: 0 PA: 40					

PITCHER		IP	WLS	BF	H	R	ER	SO	BB	IBB	HBP	BLK	WP	HR	S	P	ERA	WHIP
51 Joe Saunders, L ERA: 2.55	(1, 1)	6.0	W	28	7	3	3	3	3	0	0	0	0	0	57	101	4.50	1.667
33 Justin Speier, R ERA: 4.32	(7, 1)	1.0	H	4	1	0	0	1	0	0	0	0	0	0	11	19	0.00	1.000
62 Scot Shields, R ERA: 2.53	(8, 1)	1.2	H	7	2	2	2	1	0	0	0	0	0	1	21	28	10.80	1.200
Francisco Rodríguez, R ERA: 4.66	(9, 1)	0.1	S	1	0	0	0	0	0	0	0	0	0	0	3	5	0.00	0.000

PITCHER	IP	WLS	BF	H	R	ER	SO	BB	IBB	HBP	BLK	WP	HR	S	P	ERA	WHIP

BOTTOM

Los Angeles Angels @ Boston Red Sox

Fenway Park, Boston, MA

Thu Apr 24 2008, 1:35 PM EDT

Att. 37,848 - Sunny - 75 F

livebaseballscorecards.com

AB	36
R	5
H	10
RBI	5
BB	3
SO	5
LOB	16

Batter	1	2	3	4	5	6	7	8	9	AB	R	H	RBI	BB	SO	LOB
9 Chone Figgins, S (1, 5) OBP: 0.436, SLG: 0.387	C SI 85 F SI 87 B SI 88 F SL 81 X CH 80 1-2 G5-3 ①			C SI 86 B SI 87 B SL 79 B SI 88 X SI 87 3-1 27 HR 2B	C SI 83 B CH 78 B SI 84 F SI 84 X SL 79 2-2 G5-3 ①			B SI 93 C FF 92 C SI 93 B SI 93 F SL 88 S SL 87 2-3 K ①		4	1	1	0	0	1	0
24 Gary Matthews, S (1, 7) OBP: 0.324, SLG: 0.423	C SL 80 C SI 88 B SI 89 B SI 88 B CH 81 S SL 82 3-3 K ②			C SI 87 C SI 87 B SI 87 F SL 81 X SI 88 1-2 G5-3 ①	X SI 85 0-0 G1-3 ②			B SI 93 C SL 87 B FF 94 B FF 93 B FF 91 4-1 27 1B BB		3	0	0	0	1	1	1
27 Vladimir Guerrero, R (1, 9) OBP: 0.363, SLG: 0.440	X 0-0 G4-3 ③			C SI 88 F CH 83 F SL 81 B CH 83 B SI 86 F SI 88 X SI 87 2-2 2-H HR	S CH 80 F CH 81 B SL 80 B CH 79 C SL 80 2-3 K ③			X SL 88 0-0 1-2 1B		4	1	2	2	0	1	0
48 Torii Hunter, R (1, 8) OBP: 0.362, SLG: 0.540		X CH 79 0-0 G5-3 ①		B CH 83 F CH 82 F SL 79 X CH 80 1-2 2 1B 1B 2B		X CH 83 0-0 G4-3 ①		B FF 93 B SL 86 B FF 92 C FF 92 X SL 87 3-1 F6 ②		4	1	1	0	0	0	2
Juan Rivera, R (1, 10) OBP: 0.174, SLG: 0.136		B SI 87 X SI 85 1-0 F8 ②		X SI 86 0-0 P4 ②		C SI 85 X CH 78 0-1 P4 ②		F SL 86 B FF 92 X FF 92 1-1 P5 ③		4	0	0	0	0	0	3
2 Erick Aybar, S (1, 6) OBP: 0.361, SLG: 0.423		B SI 85 C SI 86 F F SL 80 C SI 87 1-3 K ③		2 SAFE D SI 85 X SI 86 1-0 5 BB 1B 2-3 1B		F CH 83 B SI 84 L CH 79 B SI 86 X CH 80 2-2 G6-3 ③			F SI 88 B FC 86 B CU 69 X SI 89 2-1 L7 ①	4	1	1	0	0	1	0
5 Jeff Mathis, R (1, 2) OBP: 0.359, SLG: 0.667			C SI 86 X CH 81 0-1 F8 ①	F CH 83 B CH 81 B SI 88 B SL 80 B SI 87 4-1 1B 1-2 BB			B CH 81 B CH 84 X CH 83 2-0 P6 ①		S CU 71 X CU 69 0-1 G6-3 ②	3	0	0	0	1	0	0
Casey Kotchman, L (1, 3) OBP: 0.396, SLG: 0.598			C SI 87 F SL 81 B SL 81 F SL 81 F SI 87 B SL 82 B SL 82 X SI 88 3-2 6 G6-4-3 1B	B SL 80 X SI 88 1-0 1-3 2-H 3-H 1B			X SL 79 0-0 P6 ②		X FC 87 0-0 G6-3 ③	4	0	2	2	0	0	0
6 Maicer Izturis, S (1, 4) OBP: 0.260, SLG: 0.215			X SI 88 0-0 G6-4-3 ②③ 1-2f	B SI 86 X SI 86 1-0 F8 ③			C SI 85 X CH 80 0-1 L7 ③			3	0	0	0	0	0	3
Inning Stats	R: 0 E: 0 K: 1 S: 8 H: 0 LOB: 0 BB: 0 P: 12	R: 0 E: 0 K: 1 S: 6 H: 0 LOB: 0 BB: 0 P: 8	R: 0 E: 0 K: 0 S: 8 H: 1 LOB: 0 BB: 0 P: 11	R: 4 E: 0 K: 0 S: 19 H: 5 LOB: 2 BB: 1 P: 33	R: 0 E: 0 K: 1 S: 7 H: 0 LOB: 0 BB: 0 P: 11	R: 0 E: 0 K: 0 S: 6 H: 0 LOB: 0 BB: 0 P: 8	R: 0 E: 0 K: 0 S: 4 H: 0 LOB: 0 BB: 0 P: 6	R: 0 E: 0 K: 1 S: 10 H: 1 LOB: 2 BB: 1 P: 20	R: 0 E: 0 K: 0 S: 5 H: 0 LOB: 0 BB: 0 P: 7	1B: 4 2B: 2 3B: 0 HR: 1 SF: 0 SAC: 0 DP: 1 HBP: 0						

TOP

Los Angeles Angels @ Detroit Tigers

Comerica Park, Detroit, MI

Fri Apr 25 2008, 7:05 PM EDT

Att. 40,380 - Partly Cloudy - 76 F

livebaseballscorecards.com

AB	33
R	4
H	7
RBI	4
BB	2
SO	4
LOB	9

PITCHER		IP	WLS	BF	H	R	ER	SO	BB	IBB	HBP	BLK	WP	HR	S	P	ERA	WHIP
29 Nate Robertson, L ERA: 6.91	(1, 1)	7.0	L	27	6	4	4	3	1	0	0	0	0	1	58	89	5.14	1.000
52 Denny Bautista, R ERA: 0.87	(8, 1)	1.0		5	1	0	0	1	1	0	0	0	0	0	10	20	0.00	2.000
59 Todd Jones, R ERA: 2.0	(9, 1)	1.0		3	0	0	0	0	0	0	0	0	0	0	5	7	0.00	0.000

PITCHER	IP	WLS	BF	H	R	ER	SO	BB	IBB	HBP	BLK	WP	HR	S	P	ERA	WHIP

Batter	1	2	3	4	5	6	7	8	9	AB	R	H	RBI	BB	SO	LOB
28 Curtis Granderson, L (1, 8) OBP: 0.500, SLG: 0.833	B FF 92 F FF 92 X FF 94 1-1 ① P4			B FF 92 B FF 91 C FF 91 B FF 90 X FF 90 3-1 HR		C FF 90 B CH 83 B SL 78 B FF 91 B FF 90 4-1 14 1B 24 FC6-4 BB	B SL 79 B SL 77 F FF 88 S SL 77 B SI 89 F SL 76 X FF 88 3-2 ② F8		C CU 80 S CH 82 B CU 80 S CH 83 1-3 ② K	4	2	1	1	1	1	2
14 Placido Polanco, R (1, 4) OBP: 0.311, SLG: 0.197	B FF 95 X 1-0 ② G4-3			B FF 92 X FF 91 1-0 3 G4-3 30 G6-3 2B		B FF 92 B FF 90 1 SAFE C FF 90 1 SAFE X FF 90 2-1 24 FC6-4 3 BB 1-3 1B	B FC 84 B FC 85 B SI 89 B SI 90 4-0 1-2 2-3 BB		C FF 90 F CU 80 X CU 80 0-2 ③ G6-3	4	1	2	0	1	0	0
3 Gary Sheffield, R (1, 10) OBP: 0.357, SLG: 0.291	C SL 84 B FF 95 X FF 96 1-1 ③ P3			B SL 81 X SI 94 1-0 ① G4-3 2-3		S FF 94 B FF 94 1 SAFE B FF 92 D SL 82 B SL 80 4-1 24 FC6-4 1-2 BB	C CH 87 F SI 90 B CH 82 B FC 86 F FC 87 X FC 87 2-2 ③ F8			3	0	0	0	1	0	4
30 Magglio Ordonez, R (1, 9) OBP: 0.363, SLG: 0.506		B FF 95 F FF 94 C FF 94 X FF 96 1-2 ① P4		B FF 94 S FF 94 F FF 94 F FF 95 X SL 84 1-2 ② G6-3 3-H		X SL 80 0-0 ① F3		B SI 90 F CH 86 B SI 90 F FC 86 F SL 81 F FC 88 S SI 90 2-3 ① K		4	0	0	1	0	1	3
24 Miguel Cabrera, R (1, 3) OBP: 0.347, SLG: 0.494 25 Ryan Raburn, R (8, PR) OBP: 0.375, SLG: 0.500 33 Marcus Thames, R (9, 3) OBP: 0.270, SLG: 0.273		C SL 84 S FF 94 F SL 80 F B F B FF 96 F F 2-3 ② K S		S SL 84 F FF 95 B FF 94 F FF 96 B SL 83 X SL 83 2-2 1B		C FF 94 B X SL 84 1-1 ② FC6-4 1-2f 2-3 3-H		F FC 86 H SI 90 1-1 BB HBP		3 0 0	0 0 0	1 0 0	1 0 0	0 0 0	1 0 0	2 0 0
Jacque Jones, L (1, 7) OBP: 0.292, SLG: 0.316		B FF 95 C FF 93 C SL 82 B FF 95 B SL 85 X FF 94 3-2 ③ F8		B FF 93 F FF 94 F SL 82 B FF 94 1 SAFE B SL 83 X FF 94 3-2 ③ G6-3		S FF 94 S SL 85 B FF 94 F SL 84 F FF 94 X SL 83 1-2 ③ G4-3		C SI 90 F SI 90 B SL 81 F SI 89 F SL 82 B FC 86 F SI 90 B SL 81 1 SAFE 4-2 B FC 86 1-2 BB		3	0	0	0	1	0	3
Edgar Renteria, R (1, 6) OBP: 0.366, SLG: 0.479			B SL 81 C FF 93 F FF 93 S SL 85 1-3 ① K		C FF 92 C FF 91 F FF 92 B FF 92 F SL 84 X FF 93 1-2 ① G6-3		X SL 78 0-0 14 BB 15 1B 1B	B FC 86 X FC 85 1-0 ② F8		4	0	1	0	0	1	2
Ivan Rodriguez, R (1, 2) OBP: 0.311, SLG: 0.390			F FF 95 X SL 82 0-1 ② G6-3		C SL 82 B SL 81 S SL 83 F FF 94 B FF 95 B FF 95 X SL 82 3-2 ② G5-3		X FF 92 0-0 ① F9	C SI 87 X FC 86 0-1 ③ L3		4	0	0	0	0	0	3
15 Brandon Inge, R (1, 5) OBP: 0.386, SLG: 0.478			S FF 94 C SL 84 B SL 79 C SL 84 1-3 ③ K		C FF 95 B FF 93 C FF 94 B FF 94 F FF 94 S SL 84 2-3 ③ K		C SL 82 X FF 93 0-1 14 BB 1-2 1B		B FF 90 C FF 89 C FF 91 B FF 92 F FF 90 F CU 79 B CU 80 F FF 90 F CU 80 3-2 X FF 81 ① L3	4	0	1	0	0	2	0
Inning Stats	R: 0 E: 0 K: 0 S: 5 H: 0 LOB: 0 BB: 0 P: 8	R: 0 E: 0 K: 1 S: 14 H: 0 LOB: 0 BB: 0 P: 20	R: 0 E: 0 K: 2 S: 8 H: 0 LOB: 0 BB: 0 P: 10	R: 2 E: 0 K: 0 S: 15 H: 3 LOB: 1 BB: 0 P: 26	R: 0 E: 0 K: 1 S: 13 H: 0 LOB: 0 BB: 0 P: 19	R: 1 E: 0 K: 0 S: 12 H: 1 LOB: 2 BB: 2 P: 24	R: 0 E: 0 K: 0 S: 12 H: 2 LOB: 3 BB: 1 P: 21	R: 0 E: 0 K: 1 S: 14 H: 0 LOB: 2 BB: 1 P: 22	R: 0 E: 0 K: 1 S: 13 H: 0 LOB: 0 BB: 0 P: 17	1B: 4 2B: 1 3B: 0 HR: 1	SF: 0 SAC: 0 DP: 0 HBP: 1	WP: 0 PB: 0 SB: 0 CS: 0	PA: 38			

PITCHER		IP	WLS	BF	H	R	ER	SO	BB	IBB	HBP	BLK	WP	HR	S	P	ERA	WHIP
54 Ervin Santana, R ERA: 2.97	(1, 1)	6.1	W	27	6	3	3	4	2	0	0	0	0	1	71	111	4.26	1.263
Darren Oliver, L ERA: 4.35	(7, 1)	0.1	H	1	0	0	0	0	0	0	0	0	0	0	4	7	0.00	0.000
33 Justin Speier, R ERA: 3.72	(7, 1)	1.1	H	7	0	0	0	1	2	0	1	0	0	0	18	32	0.00	1.500
Francisco Rodríguez, R ERA: 4.22	(9, 1)	1.0	S	3	0	0	0	1	0	0	0	0	0	0	13	17	0.00	0.000

PITCHER	IP	WLS	BF	H	R	ER	SO	BB	IBB	HBP	BLK	WP	HR	S	P	ERA	WHIP

BOTTOM

Los Angeles Angels @ Detroit Tigers

Comerica Park, Detroit, MI

Fri Apr 25 2008, 7:05 PM EDT
Att. 40,380 - Partly Cloudy - 76 F

livebaseballscorecards.com

AB	33
R	3
H	6
RBI	3
BB	4
SO	6
LOB	19

Batter	1	2	3	4	5	6	7	8	9	AB	R	H	RBI	BB	SO	LOB
9 Chone Figgins, S (1, 5) OBP: 0.426, SLG: 0.378	B X 1-0 G3-1 ①		C CH 85 B CH 81 F CH 83 F SL 85 F SL 84 F CH 84 S SI 89 1-3 K ①			B SI 87 X SI 87 1-0 G6-3 ①	B SI 89 C SL 78 F SI 88 X CH 83 1-2 1B 3-H		C SI 90 C FC 87 F FF 91 X SI 90 0-2 G6-3 ③	5	0	1	1	0	1	1
24 Gary Matthews, S (1, 10) OBP: 0.321, SLG: 0.410	B B B B 4-0 27 FC6-4 BB		F CH 80 B CH 80 B SL 84 F SI 87 X SI 90 2-2 G6-3 ②			X CH 80 0-0 G3-1 ②	B FF 88 X FF 89 1-0 G4-3 ③			3	0	0	0	1	0	1
27 Vladimir Guerrero, R (1, 9) OBP: 0.368, SLG: 0.474	B X 1-0 FC6-4 48 E1 BB 1-2f ②		B SI 89 S SI 90 X SI 89 1-1 G5-3 ③			C SI 88 B SL 58 S SL 83 X SI 92 1-2 3B		B SI 94 X SL 86 1-0 1B 48 G5-4-3 2B		4	1	2	0	0	0	1
Casey Kotchman, L (1, 3) OBP: 0.400, SLG: 0.588	B F B B B 4-1 48 E 1-2 BB			X SI 86 0-0 G3-1 ①		C SL 82 B SL 83 F CH 84 F SL 84 F SI 90 B SL 84 X CH 84 2-2 G4-3 ③		B SI 93 C SI 93 X SI 94 1-1 48 G5-4-3 2-3 1B		3	0	1	0	1	0	1
48 Torii Hunter, R (1, 8) OBP: 0.347, SLG: 0.516	C X 0-1 FC6 1-2 2-3			C SI 86 B CH 83 B CH 82 X SL 83 2-1 G5-3 ②			X SL 80 0-0 E1 1B 6 2B	X SL 88 0-0 G5-4-3 ① ② 1-2f 3-H		4	1	0	0	0	0	3
Garret Anderson, L (1, 7) OBP: 0.265, SLG: 0.367	C B F C 1-3 K ③			F CH 82 F SL 82 X SL 84 0-2 L7 ③			X CH 81 0-0 6 2B 1B 2-3	X SI 93 0-0 F7 ③		4	1	1	0	0	1	3
6 Maicer Izturis, S (1, 4) OBP: 0.260, SLG: 0.232		C SI 86 B X 1-1 G3 ①			C SI 86 X CH 82 0-1 G4-3 ①		F SI 86 B SL 79 X CH 81 1-1 2 G1 9 1B 2B 1-H 3-H		C SI 89 B SI 89 X CU 68 1-1 F7 ①	4	1	1	2	0	0	0
5 Jeff Mathis, R (1, 2) OBP: 0.349, SLG: 0.625		C SI 89 B SL 82 S SL 85 S SL 83 1-3 K ②			B SL 83 S SL 81 X CH 79 1-1 F8 ②		L SL 77 L SL 76 S SL 78 0-3 K ①		B FF 89 C CH 79 F SI 89 X SI 90 1-2 2 FC4-6 1B	4	0	1	0	0	2	1
2 Erick Aybar, S (1, 6) OBP: 0.342, SLG: 0.400		B SI 88 S SI 87 B SI 89 F SI 89 X SL 85 2-2 G3 ③			F CH 82 B CH 83 B SI 89 X SI 88 2-1 G6-3 ③		B SI 88 C FF 89 B SI 88 B FF 88 F SI 88 X SL 77 3-2 G1 ② 2-3		C SI 90 B FC 86 B FC 86 X SI 89 2-1 FC4-6 ② 1-2f	4	0	0	0	0	0	2
Inning Stats	R: 0 E: 1 K: 1 S: 8 H: 0 LOB: 3 BB: 2 P: 19	R: 0 E: 0 K: 1 S: 8 H: 0 LOB: 0 BB: 0 P: 12	R: 0 E: 0 K: 1 S: 11 H: 0 LOB: 0 BB: 0 P: 15	R: 0 E: 0 K: 0 S: 6 H: 0 LOB: 0 BB: 0 P: 8	R: 0 E: 0 K: 0 S: 6 H: 0 LOB: 0 BB: 0 P: 9	R: 0 E: 0 K: 0 S: 10 H: 1 LOB: 1 BB: 0 P: 14	R: 3 E: 1 K: 1 S: 14 H: 3 LOB: 1 BB: 0 P: 20	R: 1 E: 0 K: 0 S: 5 H: 2 LOB: 0 BB: 0 P: 7	R: 0 E: 0 K: 0 S: 11 H: 1 LOB: 1 BB: 0 P: 15	1B: 4 2B: 2 3B: 1 HR: 0 SF: 0 SAC: 0 DP: 1 HBP: 0						

PITCHER		IP	WLS	BF	H	R	ER	SO	BB	IBB	HBP	BLK	WP	HR	S	P	ERA	WHIP
58 Armando Galarraga, R ERA: 1.5	(1, 1)	6.0		25	3	3	1	3	2	0	0	0	0	0	53	82	1.50	0.833
45 Aquilino Lopez, R ERA: 0.49	(7, 1)	1.0	W	4	1	0	0	1	0	0	0	0	0	0	10	15	0.00	1.000
52 Denny Bautista, R ERA: 1.59	(8, 1)	1.0	H	4	2	1	1	0	0	0	0	0	0	0	5	7	9.00	2.000
59 Todd Jones, R ERA: 1.8	(9, 1)	1.0	S	4	1	0	0	0	0	0	0	0	0	0	11	15	0.00	1.000

PITCHER		IP	WLS	BF	H	R	ER	SO	BB	IBB	HBP	BLK	WP	HR	S	P	ERA	WHIP

Los Angeles Angels @ Detroit Tigers

Comerica Park, Detroit, MI

Sat Apr 26 2008, 3:55 PM EDT

Att. 42,068 - Sunny - 64 F

TOP

livebaseballscorecards.com

AB	35
R	4
H	7
RBI	3
BB	2
SO	4
LOB	13

WP: 0 PA: 37
PB: 0
SB: 0
CS: 0

BOTTOM

Los Angeles Angels @ Detroit Tigers

Comerica Park, Detroit, MI

Sat Apr 26 2008, 3:55 PM EDT
Att. 42,068 - Sunny - 64 F

livebaseballscorecards.com

Batter	1	2	3	4	5	6	7	8	9	AB	R	H	RBI	BB	SO	LOB
28 Curtis Granderson, L (1, 8) OBP: 0.476, SLG: 0.882	C B X 1-1 P6 ①		1 SAFE C CH 79 C SI 88 B SI 88 1 SAFE S CU 77 1-3 K ①		B CH 78 C SI 87 1 SAFE S B SI 88 X SI 89 2-2 14 1B 1-3 2B		C SL 76 X SI 85 0-1 3 E 3B	C FF 91 B CH 84 C CU 76 F CU 77 B CU 75 X CU 75 2-2 G3 ②		5	2	2	0	0	1	1
14 Placido Polanco, R (1, 4) OBP: 0.329, SLG: 0.215	C X 0-1 3 S 30 2B 1B		1 SAFE C SI 88 F SI 88 B SI 88 X CU 77 1-2 G5-3 ② ③ 1-2		B SI 88 C SI 88 X SI 88 1-1 2-H 3-H 1B		I IN 70 I IN 70 I IN 69 I IN 69 4-0 3 E 30 2B IBB	C FF 91 X FF 91 0-1 G6-3 ③		4	2	2	2	1	0	1
3 Gary Sheffield, R (1, 10) OBP: 0.338, SLG: 0.271	C F B 1 SAFE F D B C 3-3 K ② 1-2			F CU 74 B CH 79 B FF 88 B SI 88 F FF 89 X CU 76 3-2 G5-3 ①	C SI 88 X CH 80 0-1 P5 ②		C SL 76 X SI 84 0-1 E4 30 2B SF7 1-2 3-H			4	1	0	1	0	1	3
30 Magglio Ordonez, R (1, 9) OBP: 0.368, SLG: 0.527	F B X SI 88 1-1 2-H 2B			F CU 76 B FF 88 S SI 88 B CU 77 X CH 79 2-2 P6 ②	S CH 80 B SI 88 C CU 76 D CU 76 D CH 80 C SI 88 3-3 K ③		X SL 77 0-0 1B 1-3 2-H 2B			4	0	2	2	0	1	1
24 Miguel Cabrera, R (1, 3) OBP: 0.362, SLG: 0.494	X SI 89 0-0 L5 ③			B CU 75 B CH 80 B SI 89 B FF 89 4-0 BB BB		C SI 85 X SL 76 0-1 1B	I IN 73 I IN 72 I IN 71 I IN 72 4-0 FC6-5 1B IBB			2	0	1	0	2	0	1
Jacque Jones, L (1, 7) OBP: 0.290, SLG: 0.305 25 Ryan Raburn, R (8, 7) OBP: 0.375, SLG: 0.500		B SI 87 C SI 87 B SI 88 X SI 87 2-1 G4-3 ①		B SI 88 F CU 74 B SI 88 D CU 76 B SI 87 4-1 1-2 BB BB	C SI 86 C SI 85 C SL 77 0-3 K ①	F SI 85 X SI 85 0-1 SF7 ② 3-H				2 0	0 0	0 0	1 0	1 0	1 0	1 0
Edgar Renteria, R (1, 6) OBP: 0.362, SLG: 0.470		B SI 89 F SI 89 C SI 89 S CU 78 1-3 K2-3 ②		C CU 74 F SI 88 D CU 77 F SI 88 F CU 77 F CU 76 B CU 76 D CU 77 X SI 89 3-2 L8 ③		B SI 87 F SI 85 C SL 75 F SL 75 F FF 86 C SL 76 1-3 K ②	X SL 75 0-0 FC6-5 1-2 2-3 1B			4	0	1	0	0	2	3
Ivan Rodriguez, R (1, 2) OBP: 0.309, SLG: 0.384		C CU 76 F CU 76 S CU 75 0-3 K ③			X CU 73 0-0 28 2B 14 1B 1B	C SL 76 X SI 85 0-1 G1-3 ③	B SI 85 F SL 76 X SL 76 1-1 FC6-5 ③ 1-2 2-3f			4	1	1	0	0	1	4
15 Brandon Inge, R (1, 5) OBP: 0.379, SLG: 0.465			C SI 87 C SI 88 B CU 77 B CU 76 X SI 89 2-2 14 CS 1B		C SI 88 C FF 89 1 SAFE B SI 89 D CU 77 B CH 80 1 SAFE X CH 79 3-2 F7 ①		B SI 85 X SI 84 1-0 P3 ①	B FF 91 C FF 89 C FF 91 B CU 76 B CU 75 C FF 92 3-3 K ①		4	0	1	0	0	1	1
Inning Stats	R: 1 E: 0 K: 1 S: 11 H: 2 LOB: 1 BB: 0 P: 16	R: 0 E: 0 K: 2 S: 8 H: 0 LOB: 0 BB: 0 P: 11	R: 0 E: 0 K: 1 S: 9 H: 1 LOB: 0 BB: 0 P: 13	R: 0 E: 0 K: 0 S: 13 H: 0 LOB: 2 BB: 2 P: 29	R: 2 E: 0 K: 1 S: 14 H: 3 LOB: 1 BB: 0 P: 23	R: 0 E: 0 K: 2 S: 12 H: 1 LOB: 1 BB: 0 P: 13	R: 3 E: 1 K: 0 S: 11 H: 3 LOB: 3 BB: 2 P: 21	R: 0 E: 0 K: 1 S: 9 H: 0 LOB: 0 BB: 0 P: 14		1B: 6 2B: 3 3B: 1 HR: 0	SF: 1 SAC: 0 DP: 0 HBP: 0			WP: 0 PB: 0 SB: 1 CS: 1	PA: 38	

	AB	33
	R	6
	H	10
	RBI	6
	BB	4
	SO	8
	LOB	16

PITCHER		IP	WLS	BF	H	R	ER	SO	BB	IBB	HBP	BLK	WP	HR	S	P	ERA	WHIP
58 Dustin Moseley, R ERA: 7.3	(1, 1)	5.0		22	6	3	3	5	2	0	0	0	0	0	55	92	5.40	1.600
53 Darren O'Day, R ERA: 2.35	(6, 1)	2.0	L	13	4	3	1	2	0	2	0	0	0	0	23	34	4.50	2.000
63 Rich Thompson, R ERA: 22.5	(8, 1)	1.0		3	0	0	0	1	0	0	0	0	0	0	9	14	0.00	0.000

PITCHER	IP	WLS	BF	H	R	ER	SO	BB	IBB	HBP	BLK	WP	HR	S	P	ERA	WHIP

Batter	1	2	3	4	5	6	7	8	9	AB	R	H	RBI	BB	SO	LOB
9 Chone Figgins, S (1, 5) (7, 4) OBP: 0.417, SLG: 0.363	B FF 94 S FF 94 B FF 94 F FF 95 S FF 95 2-3 ① **K**		B FF 93 C FF 93 B FF 93 B FF 93 C FF 91 F FF 92 B FF 94 4-2 24 CS **BB**		F FF 92 B CH 83 B CH 84 B CH 80 F FF 93 F FF 93 X FF 91 3-2 ③ **G4-3**	B SI 88 X SI 89 1-0 ③ **FC5-4** 1-2f			B FF 89 C FF 89 S FF 90 S FF 90 1-3 ② **K**	4	0	0	0	1	2	3
24 Gary Matthews, S (1, 7) OBP: 0.316, SLG: 0.394	B FF 94 B CH 83 C FF 94 F FF 94 B CU 84 X SI 95 3-2 ② **G4-3**		**B FF 92** 1 SAFE 1 SAFE P PO 92 2-0 ③ **CS** 1-2	F CH 81 C CH 82 B CU 81 C CU 81 1-3 ① **K**		B FF 92 C FF 91 B FF 92 B FF 93 B FF 92 4-1 27 E 48 2B **BB**	C SI 88 B CH 80 S CH 80 B CH 81 X SI 90 2-2 ① **F8**		**C CH 81** **B FF 90** 1 SAFE **C FF 89** 1 SAFE 1 SAFE C SL 85 1-3 ③ **K**	4	1	0	0	1	2	1
27 Vladimir Guerrero, R (1, 9) OBP: 0.364, SLG: 0.465	B FF 93 B FF 93 F FF 93 F CH 84 C CU 83 2-3 ③ **K**			F FF 93 B FF 93 X CH 84 1-1 ② **G5-3**		B FF 93 1 SAFE X FF 92 1-0 **E5** 48 2B 1-3 **1B**	F SI 89 F SI 90 B CH 82 F CH 82 X SI 91 1-2 ② **G4-3**			4	1	1	0	0	1	0
Casey Kotchman, L (1, 3) OBP: 0.404, SLG: 0.584		B SI 92 B SI 92 X FF 92 2-0 48 FC6-4 **1B**		C FF 92 B FF 92 B CU 79 X CH 83 2-1 48 3B **1B**		X SI 94 0-0 ① **F8**	B CH 81 F SI 91 B SI 91 X CH 80 2-1 ③ **G6-3**			4	1	2	0	0	0	2
48 Torii Hunter, R (1, 8) OBP: 0.353, SLG: 0.547		C FF 92 B FF 92 F FF 94 X FF 93 1-2 ① **FC6-4** 1-2f		X FF 93 0-0 **3B** 1-H		C CU 82 S CU 82 F CU 84 X CU 83 0-2 6 BB 2 1B **2B** 2-H 3-H		S SL 83 X SL 83 0-1 ① **F8**		4	1	2	3	0	0	1
Garret Anderson, L (1, 10) OBP: 0.264, SLG: 0.356		F SI 93 1 SAFE X CH 82 0-1 ② **F7**		B CH 84 C FF 93 S CU 80 X FF 95 1-2 ③ **P5**		I IN 70 I IN 72 I IN 70 I IN 74 4-0 6 BB 2 1B **IBB**		B FF 90 B FF 89 F FF 89 X FF 91 2-1 ② **G4-3**		3	1	0	0	1	0	2
6 Maicer Izturis, S (1, 4) OBP: 0.275, SLG: 0.239 39 Robb Quinlan, R (7, 5) OBP: 0.333, SLG: 0.250		C FF 92 B FF 92 X CH 81 1-1 ③ **G6-3**			X FF 91 0-0 44 F8 44 BLK 2 SF7 **1B**	B FF 92 B FF 92 B FF 91 B FF 91 4-0 2 1B 1-2 2-3 **BB**		F FF 91 S CH 84 X SL 81 0-2 ③ **G6-3**		2 1	1 0	1 0	0 0	1 0	0 0	1 0
44 Mike Napoli, R (1, 2) OBP: 0.281, SLG: 0.519			F FF 92 B CH 81 S CH 82 X CU 83 1-2 ① **F9**		B CH 73 L FF 92 F FF 92 D CH 82 F CU 83 B FF 94 F FF 93 X CH 82 3-2 ① **F8** 1-3	X FF 93 0-0 ② **F6**			B FF 90 X FF 89 1-0 ① **P3**	4	0	0	0	0	0	4
2 Erick Aybar, S (1, 6) OBP: 0.350, SLG: 0.410			X FF 92 0-0 ② **F8**		B FF 95 X FF 94 1-0 ② **SF7** 3-H	B FF 94 F FF 93 F CH 84 B CU 81 X SI 93 2-2 9 FC5-4 1-2 2-H 3-H **1B**			B FF 90 F FF 89 B SL 82 B FF 90 C FF 89 F SI 90 X FF 90 3-2 **1B**	3	0	2	3	0	0	0
Inning Stats	R: 0 E: 0 K: 2 S: 9 H: 0 LOB: 0 BB: 0 P: 16	R: 0 E: 0 K: 0 S: 8 H: 1 LOB: 1 BB: 0 P: 12	R: 0 E: 0 K: 0 S: 8 H: 0 LOB: 0 BB: 1 P: 14	R: 1 E: 0 K: 1 S: 11 H: 2 LOB: 1 BB: 0 P: 16	R: 1 E: 0 K: 0 S: 11 H: 1 LOB: 0 BB: 0 P: 18	R: 4 E: 1 K: 0 S: 12 H: 3 LOB: 2 BB: 3 P: 28	R: 0 E: 0 K: 0 S: 9 H: 0 LOB: 0 BB: 0 P: 14	R: 0 E: 0 K: 0 S: 7 H: 0 LOB: 0 BB: 0 P: 9	R: 0 E: 0 K: 2 S: 11 H: 1 LOB: 1 BB: 0 P: 17	1B: 6 2B: 1 3B: 1 HR: 0 SF: 1 SAC: 0 DP: 0 HBP: 0						

PITCHER		IP	WLS	BF	H	R	ER	SO	BB	IBB	HBP	BLK	WP	HR	S	P	ERA	WHIP
35 Justin Verlander, R ERA: 6.5	(1, 1)	5.2	L	27	7	6	6	3	3	1	0	1	0	0	58	102	9.53	1.765
31 Zach Miner, R ERA: 9.0	(6, 1)	1.1		4	0	0	0	0	0	0	0	0	0	0	10	16	0.00	0.000
Jason Grilli, R ERA: 3.29	(8, 1)	2.0		7	1	0	0	2	0	0	0	0	0	0	18	26	0.00	0.500

PITCHER	IP	WLS	BF	H	R	ER	SO	BB	IBB	HBP	BLK	WP	HR	S	P	ERA	WHIP

Los Angeles Angels @ Detroit Tigers

Comerica Park, Detroit, MI

Sun Apr 27 2008, 8:05 PM EDT

Att. 36,347 - Cloudy - 62 F

TOP

livebaseballscorecards.com

AB	33
R	6
H	8
RBI	6
BB	4
SO	5
LOB	14

WP: 0 PA: 39
PB: 0
SB: 0
CS: 1

BOTTOM

Batter	1	2	3	4	5	6	7	8	9	AB	R	H	RBI	BB	SO	LOB
28 Curtis Granderson, L (1, 8) OBP: 0.440, SLG: 0.750	B FF 87 C FF 87 B SL 80 F FF 88 C SL 80 2-3 K ①		1 SAFE B SI 86 C FF 88 B SL 79 C SL 79 B FF 88 F FF 87 B FF 89 4-2 14 PO 1-2 BB ②			B CH 85 C CH 85 C FF 86 B SL 78 X SI 88 2-2 P4 ①		C SI 90 B CU 79 X CU 78 1-1 G4-3 ①		3	0	0	0	1	1	0
14 Placido Polanco, R (1, 4) OBP: 0.313, SLG: 0.203	B FF 89 X FF 88 1-0 P5 ②		C SL 78 F FF 88 P PO 83 F FF 86 1 SAFE 1-2 PO 1-2 ③	C FF 85 F CH 78 F FF 91 B SI 91 S CH 79 1-3 K ①		C SI 86 X CH 79 0-1 G6-3 ②		B SI 89 C SI 90 B SI 89 X SI 89 2-1 L8 ②		4	0	0	0	0	1	0
3 Gary Sheffield, R (1, 10) OBP: 0.321, SLG: 0.254	C FF 89 C CH 80 F CH 79 X FF 89 0-2 G6-3 ③			B SL 78 S SL 79 S SL 79 B FF 89 X SL 80 2-2 P6 ②		B CH 77 F FF 87 B FF 86 B CH 78 C FF 87 T FF 88 3-2 K ③		C CU 79 B SI 90 F SI 89 C CU 78 1-3 K ③		4	0	0	0	0	2	0
30 Magglio Ordonez, R (1, 9) OBP: 0.391, SLG: 0.537		C FF 87 B FF 88 C FF 87 B SL 81 B CH 80 B SL 79 4-2 24 BB BB		F FF 88 S SL 79 B FF 88 B SL 80 X CH 79 2-2 24 1B 1B			C FF 85 X SL 77 0-1 9 1B SF8 1B		B SI 90 C SI 89 B SI 90 S SI 89 B SI 90 B SI 89 4-2 9 G6-3 BB	2	1	2	0	2	0	0
24 Miguel Cabrera, R (1, 3) OBP: 0.367, SLG: 0.489		B FF 89 B FF 88 B FF 89 C FF 88 T FF 90 F FF 89 1 SAFE B SL 80 4-2 G6-4-3 1-2 BB		X SL 79 0-0 1-2 1B			C FF 85 F FF 87 X FF 86 0-2 P3 ①		B SI 90 C SI 90 S SI 90 C SI 92 1-3 K ①	3	0	1	0	1	1	2
9 Carlos Guillen, S (1, 5) OBP: 0.424, SLG: 0.551		B FF 87 F FF 88 S FF 88 B FF 90 F FF 89 S FF 89 2-3 K ①		F FF 87 B FF 86 F SL 80 B FF 88 B FF 88 C SL 79 3-3 K ③			C FF 86 D CU 72 C FF 87 B FF 88 F SL 78 B FF 86 X FF 87 3-2 1-3 2B 1B		B SI 89 C SI 90 F SI 90 X CU 80 1-2 G6-3 1-2f ② ③	4	1	1	0	0	2	5
Edgar Renteria, R (1, 6) OBP: 0.352, SLG: 0.461		X FF 88 0-0 G6-4-3 1-2f ② ③			C SL 78 B FF 86 F FF 86 B FF 87 B SL 80 X FF 87 3-2 F8 ①		B SI 87 B CH 84 S SI 87 B SI 88 X SI 88 3-1 SF8 ② 3-H			2	0	0	1	0	0	2
Ivan Rodriguez, R (1, 2) OBP: 0.309, SLG: 0.393			B FF 86 F SL 78 X SL 81 1-1 G6-3 ①		C SL 78 C SL 78 X SL 78 0-2 G6-3 ②		B SI 88 B CH 84 F SI 88 X FC 83 2-1 1-H 2B			3	0	1	1	0	0	0
Jacque Jones, L (1, 7) OBP: 0.292, SLG: 0.295			B FF 87 B SL 78 B FF 86 B FF 87 4-0 28 CS BB		C FF 86 C CH 78 X CH 76 0-2 L9 ③		F CH 84 B SI 88 B SI 88 X FC 85 2-1 P5 ③			2	0	0	0	1	0	1
Inning Stats	R: 0 E: 0 K: 1 S: 8 H: 0 LOB: 0 BB: 0 P: 11	R: 0 E: 0 K: 1 S: 10 H: 0 LOB: 1 BB: 2 P: 20	R: 0 E: 0 K: 0 S: 9 H: 0 LOB: 0 BB: 2 P: 18	R: 0 E: 0 K: 2 S: 14 H: 2 LOB: 2 BB: 0 P: 22	R: 0 E: 0 K: 0 S: 9 H: 0 LOB: 0 BB: 0 P: 12	R: 0 E: 0 K: 1 S: 8 H: 0 LOB: 0 BB: 0 P: 13	R: 2 E: 0 K: 0 S: 15 H: 3 LOB: 1 BB: 0 P: 25	R: 0 E: 0 K: 1 S: 7 H: 0 LOB: 0 BB: 0 P: 11	R: 0 E: 0 K: 1 S: 8 H: 0 LOB: 0 BB: 1 P: 14	1B: 4 2B: 1 3B: 0 HR: 0 SF: 1 SAC: 0 DP: 2 HBP: 0						

PITCHER		IP	WLS	BF	H	R	ER	SO	BB	IBB	HBP	BLK	WP	HR	S	P	ERA	WHIP
36 Jered Weaver, R ERA: 4.21	(1, 1)	6.1	W	24	4	2	2	5	4	0	0	0	0	0	67	108	2.84	1.263
33 Justin Speier, R ERA: 3.48	(7, 1)	0.2		3	1	0	0	0	0	0	0	0	0	0	6	13	0.00	1.500
62 Scot Shields, R ERA: 2.13	(8, 1)	2.0		6	0	0	0	2	1	0	0	0	0	0	15	25	0.00	0.500

PITCHER	IP	WLS	BF	H	R	ER	SO	BB	IBB	HBP	BLK	WP	HR	S	P	ERA	WHIP

Los Angeles Angels @ Detroit Tigers

Comerica Park, Detroit, MI

Sun Apr 27 2008, 8:05 PM EDT

Att. 36,347 - Cloudy - 62 F

livebaseballscorecards.com

AB	27
R	2
H	5
RBI	2
BB	5
SO	7
LOB	10

WP: 0 PA: 34
PB: 0
SB: 0
CS: 1

Batter	1	2	3	4	5	6	7	8	9	AB	R	H	RBI	BB	SO	LOB
8 Kurt Suzuki, R (1, 2) OBP: 0.376, SLG: 0.337	B X 1-0 ① F8		B C X 1-1 14 1B 10 HR 1B	B X 1-0 ③ F8		B FF 90 B C B B 4-1 14 1B BB	B FF 93 B FF 93 B FF 92 B FF 92 4-0 BB 19 1B 11 1B 1-2 2-3 BB	B SI 89 C SI 90 X CU 78 1-1 ③ G1-3		4	2	1	0	2	0	0
14 Mark Ellis, R (1, 4) OBP: 0.328, SLG: 0.396 12 Donnie Murphy, R (9, PH) OBP: 0.333, SLG: 0.462 (9, 4)	C L S 0-3 ② K		B 1 SAFE X 1-0 10 HR 1-2 1B		S C F X 0-2 10 F9 35 1B 2B	B X SL 83 1-0 1-3 1B	F FF 93 S FF 92 C FF 92 0-3 ① K		C CU 76 B CU 77 B SI 90 F SI 90 C SI 90 2-3 ① K	5 1	2 0	3 0	0 0	0 0	2 1	3 0
10 Daric Barton, L (1, 3) OBP: 0.385, SLG: 0.392	B B C B X 3-1 35 3B 1B		D F B X 2-1 1-H 2-H HR		C T X 0-2 ① F9 2-3	F SI 90 B CH 86 C SL 82 B SI 91 C SL 83 2-3 ③ K	F FF 92 C FF 92 D CU 82 X SL 87 1-2 ② F6		B SI 89 C SI 89 B CH 82 X CH 82 2-1 ② G4-3	6	2	2	3	0	1	6
35 Frank Thomas, R (1, 10) OBP: 0.344, SLG: 0.368 19 Chris Denorfia, R (7, PR) OBP: 0.365, SLG: 0.326 (7, 10)	C 1 SAFE B X 1-1 1-H 3B		B F C B F B 4-2 FC1-4 BB		B X 1-0 3-H 1B	C SI 81 FF 90 0-1 HR 2B X FF 92 0-0 BB 11 1B 1-2 2-3 3-H 1B			B CU 76 F SI 90 X CU 78 1-1 ③ G1-3	3 2	0 2	3 1	2 1	1 0	0 0	0 0
Emil Brown, R (1, 9) OBP: 0.323, SLG: 0.457 (7, 7)	S C D S 1-3 ③ K		C S X 0-2 ② FC1-4 32 BB 1-2f		T F X 0-2 ② F8	F SI 92 X FF 92 2-H HR B CU 81 B FC 93 B FF 92 B FF 92 4-0 11 1B 1-2 2-3 3-H BB				4	1	1	3	1	1	3
32 Jack Cust, L (1, 7) OBP: 0.379, SLG: 0.246 11 Rajai Davis, R (7, PR) OBP: 0.222, SLG: 0.269 (7, 8)		C B C B X 2-2 ① L5	D B S B C B 4-2 1-2 BB		D S B C X 2-2 ③ G3-1	C CU 82 C FF 92 B SL 87 0-2 22 7 15 1B 1B C FF 92 F CU 82 X FF 92 0-2 7 FC6-4 1-2 2-H 3-H 1B				3 1	0 1	1 1	0 2	1 0	0 0	1 0
7 Bobby Crosby, R (1, 6) OBP: 0.336, SLG: 0.400		M B X 1-1 ② L3	B C F B S 2-3 ③ K			S CH 79 X FF 89 0-1 ① G6-3	B CU 84 D CU 84 B FF 93 C FF 94 B FF 95 1-2 22 15 1B BB 2-1 FC6-4 1-2f			4	1	0	0	1	1	4
22 Jack Hannahan, L (1, 5) OBP: 0.351, SLG: 0.328		B C B B X 3-1 G3-1	C B X 1-1 ① G1-3			X 0-0 HR	C FF 93 B FF 93 S CU 82 X SI 93 1-2 8 BB 15 1B 19 1B 1-2 2-3 1B	C SI 89 F SI 89 B SI 89 B CH 81 B SI 90 X FF 90 3-2 ① F8		5	2	2	1	0	0	0
15 Ryan Sweeney, L (1, 8) OBP: 0.284, SLG: 0.317 (7, 9)			C B X 1-1 ① L4	C F F C 0-3 ② K		C FF 90 X FF 90 0-1 ② G6-3	D CU 83 C FF 93 B FF 94 F FF 93 X CU 80 2-2 19 1B 8 BB BB 1-2 2-H 3-H 1B	F SI 88 X CH 81 0-1 ② F7		5	1	1	2	0	1	0
Inning Stats	R: 1 H: 2 E: 0 LOB: 1 K: 2 BB: 0 S: 11 P: 17	R: 0 H: 0 E: 0 LOB: 0 K: 0 BB: 0 S: 7 P: 13	R: 3 H: 3 E: 0 LOB: 2 K: 1 BB: 2 S: 19 P: 34	R: 0 H: 0 E: 0 LOB: 0 K: 1 BB: 0 S: 7 P: 9	R: 1 H: 2 E: 0 LOB: 1 K: 0 BB: 0 S: 14 P: 17	R: 1 H: 2 E: 0 LOB: 2 K: 1 BB: 1 S: 10 P: 17	R: 8 H: 7 E: 0 LOB: 2 K: 1 BB: 3 S: 27 P: 46	R: 0 H: 0 E: 0 LOB: 0 K: 0 BB: 0 S: 7 P: 11	R: 0 H: 0 E: 0 LOB: 0 K: 1 BB: 0 S: 7 P: 12	1B: 10 SF: 0 2B: 2 SAC: 0 3B: 1 DP: 0 HR: 3 HBP: 0						

TOP

Oakland Athletics @ Los Angeles Angels

Angel Stadium of Anaheim, Anaheim, CA

Mon Apr 28 2008, 7:05 PM PDT

Att. 37,725 - Partly Cloudy - 83 F

livebaseballscorecards.com

AB	43
R	14
H	16
RBI	14
BB	6
SO	7
LOB	17

WP: 0 PA: 49
PB: 0
SB: 1
CS: 0

PITCHER		IP	WLS	BF	H	R	ER	SO	BB	IBB	HBP	BLK	WP	HR	S	P	ERA	WHIP
Jon Garland, R ERA: 5.94	(1, 1)	6.0	L	31	10	7	7	5	3	0	0	0	0	2	70	109	10.50	2.167
49 Chris Bootcheck, R ERA: 37.8	(7, 1)	0.2		11	6	7	7	1	3	0	0	0	0	1	23	40	94.50	13.500
53 Darren O'Day, R ERA: 2.3	(7, 1)	0.1		1	0	0	0	0	0	0	0	0	0	0	2	4	0.00	0.000
58 Dustin Moseley, R ERA: 6.75	(8, 1)	2.0		6	0	0	0	1	0	0	0	0	0	0	14	23	0.00	0.000

PITCHER		IP	WLS	BF	H	R	ER	SO	BB	IBB	HBP	BLK	WP	HR	S	P	ERA	WHIP

Batter	1	2	3	4	5	6	7	8	9	AB	R	H	RBI	BB	SO	LOB
9 Chone Figgins, S (1, 4) OBP: 0.419, SLG: 0.362	C B B C X 2-2 G4-3 ①		C C B S 1-3 K ①		X CH 84 0-0 24 BB 1B		C FF 90 B SI 85 B CH 84 B SI 91 F FF 90 F SI 94 B FF 94 4-2 24 G4-6-3 BB			3	0	1	0	1	1	0
24 Gary Matthews, S (1, 7) OBP: 0.314, SLG: 0.383	C B M F B B X 3-2 G4-3 ②		X 0-0 G4-3 ②		1 SAFE B SI 90 B SI 90 B CH 87 B SI 90 4-0 1-2 BB		B FF 93 X FF 92 1-0 G4-6-3 ② ③ 1-2f			3	0	0	0	1	0	1
27 Vladimir Guerrero, R (1, 9) OBP: 0.363, SLG: 0.455 Juan Rivera, R (8, 9) OBP: 0.167, SLG: 0.130	F B S B F F B F B 4-2 BB		B B C S T 2-2 K ③		F SL 80 C FF 92 X SL 80 0-2 F4 ②			B SI 89 F SI 87 B CH 74 F SI 87 S CH 73 2-3 K ①		2 1	0 0	0 0	0 0	1 0	1 1	2 0
Casey Kotchman, L (1, 3) OBP: 0.392, SLG: 0.565 3 Brandon Wood, R (8, 5)	C F B X 1-2 L4 ③			C X 0-1 G3-1 ①	F CH 88 B SL 81 D FA 89 B CH 86 X SI 92 3-1 G3 ③			B B B C S S 3-3 K ②		3 1	0 0	0 0	0 0	0 1	0 0	3 0
48 Torii Hunter, R (1, 8) OBP: 0.358, SLG: 0.541		B B B C F X 3-2 39 E 39 1B 1B		B B F H 3-1 G4-3 S HBP		B SL 79 F FF 90 X FF 91 1-1 F9 ①		C SI 90 F SI 90 B SI 90 B CU 79 X CU 79 2-2 F7 ③		3	1	1	0	0	0	0
Garret Anderson, L (1, 10) OBP: 0.264, SLG: 0.352		B X 1-0 F8 ①	B F F X 1-2 G4-3 ② 1-3			X CH 88 0-0 1B			B FF 88 B FF 89 F FF 90 F FF 91 C CU 76 2-3 K ①	4	0	1	0	0	1	2
39 Robb Quinlan, R (1, 5) OBP: 0.308, SLG: 0.250 (8, 3)		C B B 1 SAFE X 2-1 44 G4-3 1-H 1B	C X 0-1 F8 ③			B FF 91 F FF 90 F FF 91 B SL 81 F SL 80 C SI 92 2-3 K ②			B SI 88 X 1-0 G4-3 ②	4	0	1	1	0	1	2
44 Mike Napoli, R (1, 2) OBP: 0.283, SLG: 0.564 46 Bobby Wilson, R (8, 2) OBP: 1.000, SLG: 1.000		B S X 1-1 G4-3 ② 1-2			B X 1-0 HR	B SI 90 1 SAFE C SL 79 C SL 78 F FF 92 B SL 82 C FF 92 2-3 K ③			C SI 89 B SI 89 S CH 74 F FF 90 B CH 72 F SI 90 B CH 74 X SI 88 3-2 2 FC5-4 1B	3 1	1 0	1 1	1 0	0 0	1 0	2 0
2 Erick Aybar, S (1, 6) OBP: 0.333, SLG: 0.390		X 0-0 G5-3 ③			C X CH 86 0-1 F8 ①		C FF 92 X FF 93 0-1 G3-1 ①		B SI 87 B SI 88 B SI 88 C FF 86 X SI 87 3-1 FC5-4 ③ 1-2f	4	0	0	0	0	0	2
Inning Stats	R: 0 E: 0 K: 0 S: 15 H: 0 LOB: 1 BB: 1 P: 25	R: 1 E: 1 K: 0 S: 9 H: 2 LOB: 1 BB: 0 P: 16	R: 0 E: 0 K: 2 S: 7 H: 0 LOB: 0 BB: 0 P: 10	R: 0 E: 0 K: 0 S: 8 H: 0 LOB: 1 BB: 0 P: 12	R: 1 E: 0 K: 0 S: 9 H: 2 LOB: 2 BB: 1 P: 17	R: 0 E: 0 K: 2 S: 11 H: 1 LOB: 1 BB: 0 P: 16	R: 0 E: 0 K: 0 S: 6 H: 0 LOB: 0 BB: 1 P: 11	R: 0 E: 0 K: 2 S: 9 H: 0 LOB: 0 BB: 0 P: 16	R: 0 E: 0 K: 1 S: 11 H: 1 LOB: 1 BB: 0 P: 20	1B: 5 2B: 0 3B: 0 HR: 1	SF: 0 SAC: 0 DP: 1 HBP: 1						

PITCHER		IP	WLS	BF	H	R	ER	SO	BB	IBB	HBP	BLK	WP	HR	S	P	ERA	WHIP
Chad Gaudin, R ERA: 3.0	(1, 1)	6.0	W	26	5	2	1	4	2	0	1	0	0	1	59	96	1.50	1.167
59 Andrew Brown, R ERA:	(7, 1)	1.0		3	0	0	0	0	1	0	0	0	0	0	6	11	0.00	1.000
51 Dallas Braden, L ERA: 4.5	(8, 1)	2.0		7	1	0	0	3	0	0	0	0	0	0	20	36	0.00	0.500

PITCHER	IP	WLS	BF	H	R	ER	SO	BB	IBB	HBP	BLK	WP	HR	S	P	ERA	WHIP

BOTTOM

Oakland Athletics @ Los Angeles Angels

Angel Stadium of Anaheim, Anaheim, CA

Mon Apr 28 2008, 7:05 PM PDT

Att. 37,725 - Partly Cloudy - 83 F

livebaseballscorecards.com

AB	32
R	2
H	6
RBI	2
BB	3
SO	7
LOB	14

Oakland Athletics @ Los Angeles Angels

Angel Stadium of Anaheim, Anaheim, CA

Tue Apr 29 2008, 7:05 PM PDT

Att. 35,764 - Clear - 68 F

TOP

livebaseballscorecards.com

Batter	1	2	3	4	5	6	7	8	9	AB	R	H	RBI	BB	SO	LOB
8 Kurt Suzuki, R (1, 2) OBP: 0.371, SLG: 0.333	B FF 90 C FF 90 B FF 91 F SI 91 B SI 92 X SI 91 3-2 ① F8			B SI 90 X SI 90 1-0 ① F9		C SI 90 B FF 91 C FF 92 X CU 77 1-2 14 G3 1B		B SI 92 D CH 84 C SI 92 X SI 92 2-1 ③ G6-3		4	0	1	0	0	0	1
14 Mark Ellis, R (1, 4) OBP: 0.333, SLG: 0.395	F FF 90 X SI 92 0-1 5 CS 1B			C CU 76 S CH 81 B CU 77 S FF 92 1-3 ② K		B SI 91 X CH 82 1-0 ② G3 1-2			S FF 93 B CU 79 B CU 79 F FF 92 B CU 81 B FF 92 4-2 35 BB BB	3	0	1	0	1	1	1
5 Mike Sweeney, R (1, 3) OBP: 0.382, SLG: 0.463 10 Daric Barton, L (9, PH) OBP: 0.381, SLG: 0.388	F SI 90 B CH 82 1 SAFE B FF 92 B CH 83 F FF 93 F FF 93 X FF 92 3-2 ②③ F9 1-2			X SI 91 0-0 1B		C CH 82 B FF 92 X CH 82 1-1 ③ F9			B FF 92 B FF 92 X FF 92 2-0 ① F8	3 1	0 0	1 0	0 0	0 0	0 0	2 1
35 Frank Thomas, R (1, 10) OBP: 0.340, SLG: 0.354 15 Ryan Sweeney, L (9, PR) OBP: 0.284, SLG: 0.317		B SI 89 F SI 88 S FF 90 F FF 92 B CU 76 X SI 92 2-2 ① F9		C SI 90 B FF 92 F CH 82 B SI 92 B FF 94 S FF 93 3-3 ③ K			C CU 75 B FF 91 C FF 90 X CH 81 1-2 ① G6-3		B FF 92 C FF 92 B FF 92 F FF 92 F CU 82 B FF 92 F FF 92 B FF 92 4-2 1-2 BB	3 0	0 0	0 0	0 0	1 0	1 0	1 0
Emil Brown, R (1, 9) OBP: 0.311, SLG: 0.438		F SI 90 F SI 92 B FF 91 B CU 77 B CH 80 X SI 91 3-2 ② F9			X CH 80 0-0 ① G3-1		C CU 76 S CH 82 S CU 77 0-3 ② K		B CU 80 S CU 80 S CU 79 X CU 80 1-2 ② P6	4	0	0	0	0	1	2
7 Bobby Crosby, R (1, 6) OBP: 0.325, SLG: 0.385		B CH 82 X SI 91 1-0 ③ L7			B CU 74 C CH 81 F SI 89 C CU 74 1-3 ② K		C FF 91 B FF 91 X CH 82 1-1 ③ F8		C FF 91 B FF 92 S FF 91 B CU 81 X CU 80 2-2 ③ P6	4	0	0	0	0	1	2
12 Donnie Murphy, R (1, 5) OBP: 0.364, SLG: 0.464			X SI 90 0-0 ① L8		B SI 90 B CH 81 F SI 90 S FF 90 B FF 91 B FF 92 4-2 BB			C CU 75 B CH 81 B FF 91 F SI 90 X FF 91 2-2 19 SH3 1B		2	0	1	0	1	0	0
19 Chris Denorfia, R (1, 7) OBP: 0.352, SLG: 0.313			B SI 89 B CH 82 C FF 92 X FF 90 2-1 ② G1-3		S CH 82 C SI 90 B CU 75 S CH 81 1-3 ③ K			X SI 92 0-0 ① SH3 1-2		2	0	0	0	0	1	1
11 Rajai Davis, R (1, 8) OBP: 0.200, SLG: 0.241			B FF 90 X SI 90 1-0 ③ G5-3			C FF 89 S CH 80 X CU 76 0-2 ① G5-3		B CH 82 F CH 81 B SI 92 B SI 92 C SI 92 X FF 93 3-2 ② G6-3		3	0	0	0	0	0	1
Inning Stats	R: 0 E: 0 K: 0 S: 9 H: 1 LOB: 0 BB: 0 P: 15	R: 0 E: 0 K: 0 S: 8 H: 0 LOB: 0 BB: 0 P: 14	R: 0 E: 0 K: 0 S: 4 H: 0 LOB: 0 BB: 0 P: 7	R: 0 E: 0 K: 2 S: 8 H: 1 LOB: 1 BB: 0 P: 13	R: 0 E: 0 K: 2 S: 9 H: 0 LOB: 1 BB: 1 P: 15	R: 0 E: 0 K: 0 S: 9 H: 1 LOB: 1 BB: 0 P: 12	R: 0 E: 0 K: 1 S: 8 H: 0 LOB: 0 BB: 0 P: 10	R: 0 E: 0 K: 0 S: 9 H: 1 LOB: 1 BB: 0 P: 16	R: 0 E: 0 K: 0 S: 13 H: 0 LOB: 2 BB: 2 P: 26	1B: 4 2B: 0 3B: 0 HR: 0 SF: 0 SAC: 1 DP: 0 HBP: 0						

	AB	29
	R	0
	H	4
	RBI	0
	BB	3
	SO	5
	LOB	12

WP: 0 PB: 0 SB: 0 CS: 1 PA: 33

PITCHER		IP	WLS	BF	H	R	ER	SO	BB	IBB	HBP	BLK	WP	HR	S	P	ERA	WHIP
51 Joe Saunders, L ERA: 2.08	(1, 1)	8.0	W	28	4	0	0	5	1	0	0	0	0	0	64	102	0.00	0.625
Francisco Rodríguez, R ERA: 3.86	(9, 1)	1.0	S	5	0	0	0	0	2	0	0	0	0	0	13	26	0.00	2.000

PITCHER		IP	WLS	BF	H	R	ER	SO	BB	IBB	HBP	BLK	WP	HR	S	P	ERA	WHIP

BOTTOM

Oakland Athletics @ Los Angeles Angels

Angel Stadium of Anaheim, Anaheim, CA

Tue Apr 29 2008, 7:05 PM PDT

Att. 35,764 - Clear - 68 F

livebaseballscorecards.com

Batter	1	2	3	4	5	6	7	8	9	AB	R	H	RBI	BB	SO	LOB
9 Chone Figgins, S (1, 4) OBP: 0.414, SLG: 0.367	B FF 86 C SI 87 F FF 88 B SL 82 X FF 90 2-2 ① G4-3		X FF 89 0-0 ③ 24 WP, 24 G5-3, 1-3 2B		F SI 89 C SI 90 B CH 82 B SI 90 S CH 82 2-3 ③ K			B CH 80 C CU 75 B SL 81 B FF 88 X SI 87 3-1 ② G6-3		4	1	1	0	0	1	1
24 Gary Matthews, S (1, 7) OBP: 0.312, SLG: 0.378	B SI 89 X SI 89 1-0 48 FC4, 1B		D SL 83 B SI 82 X SI 89 2-0 ② G5-3, 2-H, 3-H			B CU 72 S CH 80 X SI 88 1-1 ① G4-3		B CU 75 X FF 86 1-0 ③ F9		4	0	1	1	0	0	0
27 Vladimir Guerrero, R (1, 9) OBP: 0.353, SLG: 0.442	F SL 80 B SI 88 B SI 89 B SI 91 X CH 80 3-1 ② P4		S CU 76 X CU 75 0-1 ③ G6-3			B SI 86 B CU 75 X CU 76 2-0 ② G6-3				3	0	0	0	0	0	1
48 Torii Hunter, R (1, 8) OBP: 0.349, SLG: 0.525	F SI 90 D SL 83 1 SAFE B SI 90 X CH 80 2-1 ③ FC4, 1-2f			F SI 86 B SL 79 S CH 80 B SL 83 S SI 89 2-3 ① K		F CH 83 S SL 82 C FF 91 0-3 ③ K				3	0	0	0	0	2	1
2 Erick Aybar, S (1, 6) OBP: 0.333, SLG: 0.381		B SI 86 X CH 80 1-0 ① G5-3		B CU 75 F SI 88 B CH 81 F CH 81 B SI 90 B CH 82 4-2 CS, BB			X FF 86 0-0 ① L8			2	0	0	0	1	0	0
39 Robb Quinlan, R (1, 3) OBP: 0.313, SLG: 0.214		C SI 88 B SI 88 B CH 80 X CH 80 2-1 ② G5-3		C FF 87 F SL 81 1 SAFE B FF 89 B CH 81 X SI 90 2-2 ② F9			B SI 90 B SL 80 B SI 86 B SI 87 4-0 BB			2	0	0	0	1	0	1
Garret Anderson, L (1, 10) OBP: 0.257, SLG: 0.343		C SL 80 B SL 83 C FF 90 X SL 85 1-2 ③ G6-3		1 SAFE B FF 91 C FF 90 1 SAFE 1-1 ③ CS, 1-2	B SL 76 S SL 80 X SI 90 1-1 ① F9		B SI 88 B SI 88 1 SAFE S SL 84 C SL 82 F SI 91 F SL 82 S SL 85 2-3 ② K			3	0	0	0	0	1	1
5 Jeff Mathis, R (1, 2) OBP: 0.326, SLG: 0.581			X CU 73 0-0 ① G5-3		C SI 88 B CH 81 X CH 81 1-1 ② F8		X CU 74 0-0 ③ G1-3			3	0	0	0	0	0	1
3 Brandon Wood, R (1, 5) OBP: 0.500, SLG: 0.333			B SI 88 B SI 89 B SI 85 B SI 86 4-0 9 2B, 24 WP, BB		B CH 81 F SI 87 S CH 79 F SI 90 X SI 89 1-2 1B			S CH 79 F SI 88 S CH 80 0-3 ① K		2	1	1	0	1	1	0
Inning Stats	R: 0 E: 0 K: 0 S: 8 H: 1 LOB: 1 BB: 0 P: 16	R: 0 E: 0 K: 0 S: 6 H: 0 LOB: 0 BB: 0 P: 10	R: 2 E: 0 K: 0 S: 5 H: 1 LOB: 0 BB: 1 P: 11	R: 0 E: 0 K: 1 S: 9 H: 0 LOB: 0 BB: 1 P: 18	R: 0 E: 0 K: 1 S: 11 H: 1 LOB: 1 BB: 0 P: 16	R: 0 E: 0 K: 1 S: 6 H: 0 LOB: 0 BB: 0 P: 9	R: 0 E: 0 K: 1 S: 7 H: 0 LOB: 1 BB: 1 P: 13	R: 0 E: 0 K: 1 S: 6 H: 0 LOB: 0 BB: 0 P: 10		1B: 2 2B: 1 3B: 0 HR: 0 SF: 0 SAC: 0 DP: 0 HBP: 0						

PITCHER	IP	WLS	BF	H	R	ER	SO	BB	IBB	HBP	BLK	WP	HR	S	P	ERA	WHIP
Greg Smith, L (1, 1) ERA: 2.73	8.0	L	29	3	2	2	5	3	0	0	0	1	0	58	103	2.25	0.750

PITCHER	IP	WLS	BF	H	R	ER	SO	BB	IBB	HBP	BLK	WP	HR	S	P	ERA	WHIP

AB	26
R	2
H	3
RBI	1
BB	3
SO	5
LOB	6

WP: 1 PA: 30
PB: 0
SB: 0
CS: 1

Oakland Athletics @ Los Angeles Angels

Angel Stadium of Anaheim, Anaheim, CA

Wed Apr 30 2008, 7:05 PM PDT

Att. 35,301 - Partly Cloudy - 64 F

TOP

livebaseballscorecards.com

Batter	1	2	3	4	5	6	7	8	9	AB	R	H	RBI	BB	SO	LOB
8 Kurt Suzuki, R (1, 2) OBP: 0.367, SLG: 0.330	C FF 96 B FF 96 X FF 95 1-1 G4-3		B FF 94 F FF 91 B SL 79 F FF 94 C FF 95 2-3 K		C FF 95 B SL 84 C SL 82 B FF 95 B FF 95 S FF 95 3-3 K			B FF 89 F FF 89 B FF 88 X FF 89 2-1 14 1B 1B		4	0	1	0	0	2	2
14 Mark Ellis, R (1, 4) OBP: 0.331, SLG: 0.390	B SL 81 C SL 82 S FF 95 X FF 95 1-2 F9			B FF 93 B FF 94 C FF 93 F FF 92 F FF 95 X SL 85 2-2 F9		C SL 79 C SL 81 B FF 92 F FF 94 B SL 83 X SL 83 2-2 G4-3		C SL 77 D CH 84 X FF 88 1-1 10 G4-6-3 1-2 1B		4	0	1	0	0	0	0
10 Daric Barton, L (1, 3) OBP: 0.377, SLG: 0.382	F FF 94 B FF 95 B CH 87 B FF 95 C FF 95 X FF 96 3-2 E5			C SL 82 B SI 92 B FF 95 S FF 93 B FF 95 X FF 94 3-2 G3		B SL 83 S FF 94 B FF 93 X FF 92 2-1 35 G6-4-3 1B		C FF 90 D SL 82 B SI 90 F FF 90 B FF 90 X SL 78 3-2 G4-6-3 1-2f		4	0	1	0	0	0	2
35 Frank Thomas, R (1, 10) OBP: 0.327, SLG: 0.337	C FF 95 B FF 95 S SL 80 F FF 95 X FF 95 1-2 L3			X FF 95 0-0 F7		B FF 93 1 SAFE F FF 93 B SL 82 F FF 95 X FF 94 2-2 G6-4-3 1-2f			C SI 89 S FC 85 F SI 89 T CH 81 0-2 K	4	0	0	0	0	1	2
Emil Brown, R (1, 9) OBP: 0.299, SLG: 0.420		X FF 94 0-0 F9			C SL 82 S SL 81 B FF 95 B FF 95 S SL 84 2-3 K		B FF 92 C FF 91 X SL 81 1-1 F9		F SI 90 F FC 86 X SL 81 0-2 G5-3	4	0	0	0	0	1	0
32 Jack Cust, L (1, 7) OBP: 0.385, SLG: 0.265		B FF 93 C FF 93 B FF 94 F FF 93 B FF 94 X FF 93 3-2 L4			F FF 95 S FF 94 B SL 84 B SL 86 B FF 95 B FF 96 4-2 22 E 15 1B BB		F FF 91 S CH 85 B FF 94 B CH 85 B FF 92 X FF 93 3-2 2B		F SI 88 C FC 86 B SL 81 B SI 90 C FC 86 2-3 K	3	1	1	0	1	1	0
7 Bobby Crosby, R (1, 6) OBP: 0.317, SLG: 0.375		B FF 94 B FF 93 C FF 94 F FF 95 B SL 86 X FF 95 3-2 L1			B FF 94 B FF 95 X FF 95 2-0 F7		C FF 94 C SL 83 B SL 82 X SL 84 1-2 G6-3			3	0	0	0	0	0	2
22 Jack Hannahan, L (1, 5) OBP: 0.354, SLG: 0.333 5 Mike Sweeney, R (7, PH) OBP: 0.377, SLG: 0.456 12 Donnie Murphy, R (7, 5) OBP: 0.364, SLG: 0.464			X FF 94 0-0 15 G4-6-3 1B		C FF 94 F FF 94 B FF 94 F SL 84 D SL 83 B FF 94 F X 3-2 E5 15 1B 1-2		F SL 79 X FF 89 0-1 G4-3			2 1 0	0 0 0	1 0 0	0 0 0	0 0 0	0 0 0	1 1 0
15 Ryan Sweeney, L (1, 8) OBP: 0.286, SLG: 0.318			C FF 93 F FF 92 X SL 82 0-2 G4-6-3 1-2f		C B FF 94 X FF 95 1-1 1-3 2-H 1B			C FF 89 F SI 89 S SL 78 0-3 K		3	0	1	1	0	1	1
Inning Stats	R: 0 E: 1 K: 0 S: 12 H: 0 LOB: 1 BB: 0 P: 18	R: 0 E: 0 K: 0 S: 7 H: 0 LOB: 0 BB: 0 P: 13	R: 0 E: 0 K: 1 S: 7 H: 1 LOB: 0 BB: 0 P: 9	R: 0 E: 0 K: 0 S: 8 H: 0 LOB: 0 BB: 0 P: 13	R: 1 E: 1 K: 2 S: 16 H: 1 LOB: 2 BB: 1 P: 31	R: 0 E: 0 K: 0 S: 9 H: 1 LOB: 0 BB: 0 P: 15	R: 0 E: 0 K: 0 S: 10 H: 1 LOB: 1 BB: 0 P: 15	R: 0 E: 0 K: 1 S: 10 H: 2 LOB: 1 BB: 0 P: 16	R: 0 E: 0 K: 2 S: 10 H: 0 LOB: 0 BB: 0 P: 12	1B: 5 2B: 1 3B: 0 HR: 0 SF: 0 SAC: 0 DP: 3 HBP: 0						

	AB	32
	R	1
	H	6
	RBI	1
	BB	1
	SO	6
	LOB	11

WP: 0 PA: 33
PB: 0
SB: 0
CS: 0

PITCHER		IP	WLS	BF	H	R	ER	SO	BB	IBB	HBP	BLK	WP	HR	S	P	ERA	WHIP
54 Ervin Santana, R ERA: 2.48	(1, 1)	6.2	W	25	4	1	0	3	1	0	0	0	0	0	67	112	0.00	0.750
Darren Oliver, L ERA: 3.86	(7, 1)	1.1		5	2	0	0	1	0	0	0	0	0	0	12	18	0.00	1.500
33 Justin Speier, R ERA: 3.18	(9, 1)	1.0		3	0	0	0	2	0	0	0	0	0	0	10	12	0.00	0.000

PITCHER	IP	WLS	BF	H	R	ER	SO	BB	IBB	HBP	BLK	WP	HR	S	P	ERA	WHIP

Batter	1	2	3	4	5	6	7	8	9	AB	R	H	RBI	BB	SO	LOB
9 Chone Figgins, S (1, 4) OBP: 0.417, SLG: 0.366	C FF 90 B FF 91 B FF 90 F FF 90 X FF 92 2-2 ① L3		B FF 90 C FF 90 B FF 90 B FF 91 B SI 90 4-1 24 G6-3 24 S 48 1B BB		C SI 86 F CU 76 B CU 78 S SL 83 1-3 ① K	C FF 94 B FF 93 B FF 94 C SL 82 F FF 94 X FF 94 2-2 1-2 3-H 1B				3	1	1	1	1	1	0
24 Gary Matthews, S (1, 7) OBP: 0.302, SLG: 0.365	B FF 91 X CH 84 1-0 ② G5-3		C SI 91 B FF 91 B CH 84 X FF 91 2-1 ① G6-3 1-3		B CH 81 X CH 81 1-0 ② G4-3	C SL 81 D SL 81 F FF 92 B SL 82 S SL 82 2-3 ③ K				4	0	0	0	0	1	3
27 Vladimir Guerrero, R (1, 9) OBP: 0.350, SLG: 0.430	B SL 81 F CU 79 B SI 91 S SL 80 S SL 81 2-3 ③ K		I IN 75 I IN 78 I IN 76 I IN 76 4-0 2 FC6-4 48 1B IBB		X CU 78 0-0 ③ G4-3		B FF 95 B FF 94 X FF 94 2-0 ① G4-3			3	0	0	0	1	1	0
48 Torii Hunter, R (1, 8) OBP: 0.354, SLG: 0.524		B B SI 89 S SI 90 C CH 84 B SL 80 X SI 90 3-2 2 FC6-4 1B	X FF 91 0-0 2 FC6-4 1-2 3-H 1B			C CU 78 B SI 90 B SL 83 X CH 83 2-1 ① G3-1	C FF 94 F FF 95 X SL 80 0-2 ② P3			4	0	2	1	0	0	0
2 Erick Aybar, S (1, 6) OBP: 0.330, SLG: 0.375		C FF 92 B SI 91 X CH 84 1-1 ① FC6-4 2B 1-2f 2B	F CU 73 S FF 90 X SL 84 0-2 ② FC6-4 1-2f 2-3			X CH 82 0-0 1B 2B 1B	S FF 95 X FF 94 0-1 ③ G3-1			4	2	1	0	0	0	3
Juan Rivera, R (1, 10) OBP: 0.214, SLG: 0.222		1 SAFE B SI 90 B SI 88 B SI 89 X FF 92 3-0 1-3 2B 2B	1 SAFE 1 SAFE B CH 83 F CH 84 C SL 83 F SL 81 S SL 84 1-3 ③ K			C SI 90 B FF 91 B FF 91 1 SAFE 1 SAFE T CH 83 X SL 84 2-2 2B 5 1B 1-3 1B		C SI 90 B SI 90 B CH 73 B CH 76 X SI 88 3-1 ① G4-3 1B		4	2	2	0	0	1	2
Casey Kotchman, L (1, 3) OBP: 0.406, SLG: 0.594		C SL 84 B SL 84 B FF 92 S SL 84 F SL 84 X FF 92 2-2 2-H 3-H 2B	C SL 82 C SI 91 X SL 84 0-2 ① G3			B SL 82 D SL 83 B SL 84 C FF 91 F SL 85 X SL 83 3-2 5 1B 9 1B 1-3 3-H 2B		B CU 80 B CU 78 X FF 91 2-0 1B		4	1	3	3	0	0	0
5 Jeff Mathis, R (1, 2) OBP: 0.320, SLG: 0.553		B SI 91 S CH 84 C FF 92 S SL 84 1-3 ② K	C CU 78 F CU 78 X SL 82 0-2 ② G4-3			S SL 82 X SL 83 0-1 9 1B 2-3 3-H 1B		C SI 88 C FF 90 F CU 81 S SI 88 0-3 ② K		4	0	1	1	0	2	2
43 Matthew Brown, R (1, 5)		C SI 90 F FF 92 B SL 84 X SI 91 1-2 ③ G5-3	C CU 79 B SI 89 S CH 82 F SL 81 F SL 84 S FF 92 1-3 ③ K			C FF 93 1 SAFE S SL 82 S SL 82 0-3 ② K		F SI 89 F CU 79 F FC 90 S CU 79 0-3 ③ K		4	0	0	0	0	3	4
Inning Stats	R: 0 H: 0 E: 0 LOB: 0 K: 1 BB: 0 S: 7 P: 12	R: 2 H: 3 E: 0 LOB: 1 K: 1 BB: 0 S: 16 P: 27	R: 1 H: 1 E: 0 LOB: 2 K: 1 BB: 2 S: 11 P: 22	R: 0 H: 0 E: 0 LOB: 0 K: 1 BB: 0 S: 11 P: 12	R: 0 H: 0 E: 0 LOB: 0 K: 1 BB: 0 S: 5 P: 7	R: 3 H: 5 E: 0 LOB: 2 K: 2 BB: 0 S: 21 P: 32	R: 0 H: 0 E: 0 LOB: 0 K: 0 BB: 0 S: 6 P: 8	R: 0 H: 1 E: 0 LOB: 1 K: 2 BB: 0 S: 11 P: 16		1B: 7 SF: 0 2B: 3 SAC: 0 3B: 0 DP: 0 HR: 0 HBP: 0					WP: 0 PA: 36 PB: 0 SB: 1 CS: 0	

PITCHER		IP	WLS	BF	H	R	ER	SO	BB	IBB	HBP	BLK	WP	HR	S	P	ERA	WHIP
30 Dana Eveland, L ERA: 3.67	(1, 1)	5.1	L	25	7	6	6	5	1	1	0	0	0	0	59	96	10.12	1.500
33 Joey Devine, R ERA: 0.9	(6, 1)	0.2		4	2	0	0	2	0	0	0	0	0	0	12	16	0.00	3.000
Alan Embree, L ERA: 3.75	(7, 1)	1.0		3	0	0	0	0	0	0	0	0	0	0	6	8	0.00	0.000
51 Dallas Braden, L ERA: 3.6	(8, 1)	1.0		4	1	0	0	2	0	0	0	0	0	0	11	16	0.00	1.000

PITCHER	IP	WLS	BF	H	R	ER	SO	BB	IBB	HBP	BLK	WP	HR	S	P	ERA	WHIP

BOTTOM

Oakland Athletics @ Los Angeles Angels

Angel Stadium of Anaheim, Anaheim, CA

Wed Apr 30 2008, 7:05 PM PDT

Att. 35,301 - Partly Cloudy - 64 F

livebaseballscorecards.com

AB	34
R	6
H	10
RBI	6
BB	2
SO	9
LOB	14

Oakland Athletics @ Los Angeles Angels

Angel Stadium of Anaheim, Anaheim, CA

Thu May 01 2008, 7:05 PM PDT

Att. 37,396 - Clear - 70 F

TOP

livebaseballscorecards.com

Batter	1	2	3	4	5	6	7	8	9	AB	R	H	RBI	BB	SO	LOB
8 Kurt Suzuki, R (1, 2) OBP: 0.362, SLG: 0.327	G5-3	G5-3		G5-3	FC5-2	F9	K		F8	7	2	2	2	0	1	3
14 Mark Ellis, R (1, 4) OBP: 0.331, SLG: 0.382	F9	FC5-4		G5-3	P3	FC6-4				5	0	1	0	1	0	5
10 Daric Barton, L (1, 3) OBP: 0.378, SLG: 0.383	G6-3	P5				FC6-4	L8			5	2	2	2	0	0	3
5 Mike Sweeney, R (7, PH) OBP: 0.372, SLG: 0.449										1	0	0	0	0	0	2
(7, 3)																
35 Frank Thomas, R (1, 10) OBP: 0.340, SLG: 0.345		G5-3	BB		K				K	4	2	2	2	1	1	1
19 Chris Denorfia, R (8, PH) OBP: 0.345, SLG: 0.306										1	0	0	0	0	1	0
(8, 10)																
Emil Brown, R (1, 9) OBP: 0.319, SLG: 0.434									G5-3	6	2	4	1	0	0	1
(8, 7)																
32 Jack Cust, L (1, 7) OBP: 0.423, SLG: 0.347					HR					4	3	4	1	2	0	0
11 Rajai Davis, R (8, PR) OBP: 0.200, SLG: 0.241										0	0	0	0	0	0	0
(8, 8)																
7 Bobby Crosby, R (1, 6) OBP: 0.326, SLG: 0.376										5	2	2	2	1	2	7
12 Donnie Murphy, R (9, 6) OBP: 0.364, SLG: 0.464										0	0	0	0	0	0	0
22 Jack Hannahan, L (1, 5) OBP: 0.365, SLG: 0.348										3	1	1	1	2	0	0
15 Ryan Sweeney, L (1, 8) OBP: 0.303, SLG: 0.324										5	1	2	2	1	0	4
(8, 9)																

AB	46
R	15
H	20
RBI	13
BB	8
SO	5
LOB	26

Inning Stats	1	2	3	4	5	6	7	8	9
	R: 0 E: 0 K: 0 S: 8	H: 0 LOB: 0 BB: 0 P: 12	R: 4 E: 0 K: 0 S: 13	H: 2 LOB: 2 BB: 4 P: 37	R: 1 E: 0 K: 1 S: 11	H: 2 LOB: 2 BB: 1 P: 25	R: 1 E: 0 K: 1 S: 11	H: 2 LOB: 1 BB: 0 P: 16	R: 8 E: 0 K: 0 S: 27	H: 8 LOB: 2 BB: 2 P: 49	R: 1 E: 0 K: 1 S: 19	H: 3 LOB: 3 BB: 1 P: 33	R: 0 E: 0 K: 1 S: 8	H: 2 LOB: 2 BB: 0 P: 11	R: 0 E: 0 K: 1 S: 9	H: 1 LOB: 1 BB: 0 P: 10	R: 0 E: 0 K: 0 S: 7	H: 0 LOB: 0 BB: 0 P: 8

| | | | | | | | | | | | | | | | |

Batter	1	2	3	4	5	6	7	8	9	AB	R	H	RBI	BB	SO	LOB
9 Chone Figgins, S (1, 4) OBP: 0.412, SLG: 0.362 43 Matthew Brown, R (8, 4) OBP: 0.200, SLG: 0.400	F SI 86 B SI 86 B SL 83 F SI 87 S SL 82 2-3 ① K	B SI 86 C SI 86 X SI 87 1-1 24 S / 24 1B 1B	C SL 83 B FF 86 C CU 72 C FF 87 1-3 ③ K	B FF 94 F FF 94 C FF 94 F SL 82 C FF 96 1-3 ③ K	C SI 88 S CU 80 F CU 78 X FF 91 0-2 1-H 3-H 2B	4 1 1 0 0 3 0 1 0 1 2 0 0 0
24 Gary Matthews, S (1, 8) OBP: 0.303, SLG: 0.364 Juan Rivera, R (7, 8) OBP: 0.200, SLG: 0.207	C SI 87 B SI 87 B CU 70 F SL 83 F FF 87 X SL 83 2-2 ② G4-3	1 SAFE B SI 86 1 SAFE B FF 85 F CU 71 X SI 86 2-1 1-H 1B	B SI 85 X SL 83 1-0 ① G4-3	B SI 89 B CH 74 X SI 88 1-1 ① G6-3	B SI 88 C SI 89 F CU 78 S CH 75 1-3 ③ K	3 0 1 1 0 0 0 2 0 0 0 0 1 1
27 Vladimir Guerrero, R (1, 9) OBP: 0.350, SLG: 0.422 3 Brandon Wood, R (7, 5) OBP: 0.400, SLG: 0.250	C SI 88 X CU 72 0-1 ③ F7	B SI 86 F CU 70 B FF 86 S FF 86 1 SAFE X CU 71 2-2 ③ G5-3	B CU 70 B SI 88 B CU 70 B SI 87 4-0 G4-6-3 BB	B SI 89 S SI 88 S SI 89 B CU 80 S CH 75 2-3 ② K	2 0 0 0 1 0 1 1 0 0 0 0 1 0
Casey Kotchman, L (1, 3) OBP: 0.400, SLG: 0.580	B SI 84 C SI 86 C SI 86 T SL 82 1-2 ① K	B SI 85 X SI 81 1-0 ① G1-3	C SI 87 C SL 82 F SL 81 B SI 87 X CU 71 1-2 ② ③ G4-6-3 1-2f	F FF 90 X SI 88 0-1 1B	4 0 1 0 0 1 1
48 Torii Hunter, R (1, 10) OBP: 0.342, SLG: 0.505	C FF 85 F SI 87 B SI 88 X SL 81 1-2 ② L7	C SI 86 F FF 86 F CU 71 S CU 70 0-3 ② K	B FF 92 S FF 92 B FF 93 F FF 94 B FF 95 X FF 94 3-2 ① F9	F SI 88 F SI 89 S CU 79 0-3 ③ K	4 0 0 0 0 2 1
Garret Anderson, L (1, 7) OBP: 0.256, SLG: 0.339	S CU 69 B SI 86 X SI 87 1-1 E7 39 1B / 44 1B	F FF 84 C SI 88 S CU 72 0-3 ③ K	C FF 94 F SI 88 X SL 87 0-2 ② F9	S CU 78 S CU 78 B CU 77 X FF 90 1-2 2 1B / 43 2B 1B	4 2 1 0 0 1 0
39 Robb Quinlan, R (1, 5) OBP: 0.300, SLG: 0.222 (7, 9)	C SI 87 C SI 88 F SI 87 X SL 82 0-2 44 1B / 2 HR 2-3 1B	X FF 86 0-0 ① G5-3	S FF 93 B FF 93 B SL 85 F SL 89 B FF 95 S FF 95 3-3 ③ K	C SI 87 X SI 88 0-1 ① L3	4 1 1 0 0 1 1
44 Mike Napoli, R (1, 2) OBP: 0.297, SLG: 0.610	B CU 70 B SI 86 S FF 87 B SL 82 F SL 83 X SL 81 3-2 2 HR 1-3 3-H 1B	B FF 86 B SI 87 X FF 87 2-0 HR	C FF 93 B SL 87 F SL 84 B FF 95 B FF 95 C FF 95 3-3 ① K	B SI 90 B CH 77 C FF 89 S SI 86 B FF 90 F SI 86 X SI 89 3-2 ② F9	4 2 2 2 0 1 1
2 Erick Aybar, S (1, 6) OBP: 0.337, SLG: 0.413	B CU 70 B SI 87 X SI 86 2-0 1-H 3-H HR	C CU 69 C CU 71 B CU 72 C SL 84 1-3 ② K	F SI 94 F FF 96 X SI 95 0-2 ② G4-3	B SI 86 X SI 88 1-0 1-3 43 2B 1B	4 2 2 3 0 1 0
Inning Stats	R: 0 E: 0 K: 1 S: 9 H: 0 LOB: 0 BB: 0 P: 13	R: 5 E: 1 K: 1 S: 23 H: 5 LOB: 1 BB: 0 P: 36	R: 0 E: 0 K: 2 S: 8 H: 0 LOB: 0 BB: 0 P: 9	R: 1 E: 0 K: 2 S: 8 H: 1 LOB: 0 BB: 0 P: 12	R: 0 E: 0 K: 0 S: 5 H: 0 LOB: 0 BB: 1 P: 11	R: 0 E: 0 K: 1 S: 9 H: 0 LOB: 0 BB: 0 P: 15	R: 0 E: 0 K: 2 S: 10 H: 0 LOB: 0 BB: 0 P: 14	R: 0 E: 0 K: 2 S: 10 H: 1 LOB: 1 BB: 0 P: 13	R: 2 E: 0 K: 1 S: 17 H: 3 LOB: 1 BB: 0 P: 23	1B: 7 2B: 1 3B: 0 HR: 2	SF: 0 SAC: 0 DP: 1 HBP: 0	WP: 0 PB: 0 SB: 1 CS: 0	PA: 38				

PITCHER		IP	WLS	BF	H	R	ER	SO	BB	IBB	HBP	BLK	WP	HR	S	P	ERA	WHIP
58 Justin Duchscherer, R ERA: 2.4	(1, 1)	5.0	W	22	6	6	1	6	1	0	0	0	0	0	53	81	1.80	1.400
59 Andrew Brown, R ERA:	(6, 1)	1.0		3	0	0	0	1	0	0	0	0	0	0	9	15	0.00	0.000
44 Santiago Casilla, R ERA:	(7, 1)	1.0		3	0	0	0	2	0	0	0	0	0	0	10	14	0.00	0.000
51 Dallas Braden, L ERA: 5.14	(8, 1)	2.0		10	4	2	2	3	0	0	0	0	0	0	27	36	9.00	2.000

PITCHER	IP	WLS	BF	H	R	ER	SO	BB	IBB	HBP	BLK	WP	HR	S	P	ERA	WHIP

BOTTOM

Oakland Athletics @ Los Angeles Angels

Angel Stadium of Anaheim, Anaheim, CA

Thu May 01 2008, 7:05 PM PDT

Att. 37,396 - Clear - 70 F

livebaseballscorecards.com

AB	37
R	8
H	10
RBI	8
BB	1
SO	12
LOB	6

Batter	1	2	3	4	5	6	7	8	9	AB	R	H	RBI	BB	SO	LOB
1 Brian Roberts, S (1, 4) OBP: 0.366, SLG: 0.448	B FF 86 F FF 90 F FF 91 F FF 94 S SL 82 1-3 ① K		B FF 90 X CH 83 1-0 ① G3-1 1-2 2-3		X CH 82 0-0 ② P6		C CU 72 1 SAFE B FF 90 B CH 83 X CH 82 2-1 ② G3-1 1-3		C SL 77 C SL 78 B FF 89 C FF 88 1-3 ③ K	5	0	0	0	0	2	4
21 Nick Markakis, L (1, 9) OBP: 0.421, SLG: 0.476	B FF 89 F FF 91 B FF 90 B FF 91 X FF 91 3-1 HR		X CU 74 0-0 ② G3-1 2-3 3-H		C FF 91 X FF 91 0-1 6 1B 2B		C CU 72 B FF 91 X CU 72 1-1 ③ L6			4	2	2	2	0	0	2
6 Melvin Mora, R (1, 5) OBP: 0.291, SLG: 0.368	C FF 91 B SL 81 C SL 81 F FF 91 X SL 83 1-2 ② G6-3		B FF 90 B FF 90 X FF 90 2-0 17 E 17 S 3-H 1B		C SL 82 B FF 90 F FF 90 X SL 81 1-2 2-H 1B			B SI 90 B FC 86 B SI 90 B SI 90 4-0 17 CS BB		3	0	2	2	1	0	0
17 Aubrey Huff, L (1, 10) OBP: 0.339, SLG: 0.476	B FF 91 C CH 83 B FF 90 F FF 91 S SL 83 2-3 ③ K		C CH 82 C FF 90 B SL 81 B FF 93 B FF 91 X CH 83 3-2 ③ G3 1-3		C CH 82 T CU 74 1 SAFE F FF 91 F SL 82 B CU 75 B FF 91 X CH 81 2-2 ③ L6			B SI 90 F FC 86 1 SAFE F FF 90 D SL 82 B SI 90 X FC 87 3-2 ① G4-3 1-2 2B		4	0	1	0	0	1	2
Ramon Hernandez, R (1, 2) OBP: 0.226, SLG: 0.376		B SL 79 C FF 90 B FF 89 F FF 90 C FF 91 2-3 ① K		X FF 88 0-0 ① G6-3		X 0-0 ① F8		C FC 86 B SI 90 C FC 86 D SL 82 X SI 90 2-2 ② G4-3 2-3		4	0	0	0	0	1	1
Kevin Millar, R (1, 3) OBP: 0.288, SLG: 0.348		X FF 88 0-0 ② F7		B FF 90 B FF 88 B SL 79 C FF 90 F FF 90 F SL 79 F FF 89 B FF 90 4-2 BB		C FF 89 S FF 90 F SI 92 B SL 76 X SL 82 1-2 ② G6-3		C FF 90 B CH 87 C SI 90 X SL 82 1-2 ③ G6-3		3	0	0	0	1	0	1
10 Adam Jones, R (1, 8) OBP: 0.300, SLG: 0.402		B FF 89 C SL 78 F FF 89 F SL 81 S FF 91 1-3 ③ K		X SL 81 0-0 ② F8		C FF 91 T FF 90 S SL 83 0-3 ③ K			F SL 76 X FF 89 0-1 ① G6-3	4	0	0	0	0	2	1
Jay Payton, R (1, 7) OBP: 0.268, SLG: 0.382			C FF 89 B FF 90 B FF 90 F FF 90 B SL 81 F SL 80 B FF 90 4-2 1 G3-1 2 1B 21 G3-1 BB	C FF 89 S FF 90 F FF 93 F SL 82 B FF 90 X FF 89 1-2 ③ F9			S FF 90 F FF 91 B SI 92 B FF 84 F FF 91 F FF 91 B FF 90 X FF 90 3-2 2 FC5-6 1B		B FF 88 C FF 88 X CH 82 1-1 2 G4-3 2B	3	1	2	0	1	0	1
2 Luis Hernandez, S (1, 6) OBP: 0.313, SLG: 0.268			C FF 89 X FF 91 0-1 21 G3-1 1 G3-1 6 1B 1-2 1B		C FF 90 S CH 81 C FF 90 0-3 ① K		1 SAFE X FF 89 0-0 ① FC5-6 1 G3-1 1 S 1-2f		X FF 89 0-0 ② G4-3 2-3	4	1	1	0	0	1	2
Inning Stats	R: 1 E: 0 K: 2 S: 13 H: 1 LOB: 0 BB: 0 P: 20	R: 0 E: 0 K: 2 S: 8 H: 0 LOB: 0 BB: 0 P: 11	R: 2 E: 0 K: 0 S: 11 H: 2 LOB: 1 BB: 1 P: 21	R: 0 E: 0 K: 0 S: 11 H: 0 LOB: 1 BB: 1 P: 16	R: 1 E: 0 K: 1 S: 14 H: 2 LOB: 1 BB: 0 P: 17	R: 0 E: 0 K: 1 S: 8 H: 0 LOB: 0 BB: 0 P: 9	R: 0 E: 0 K: 0 S: 10 H: 1 LOB: 1 BB: 0 P: 16	R: 0 E: 0 K: 0 S: 9 H: 1 LOB: 1 BB: 1 P: 19	R: 0 E: 0 K: 1 S: 8 H: 1 LOB: 1 BB: 0 P: 10	1B: 4 2B: 3 3B: 0 HR: 1 SF: 0 SAC: 0 DP: 0 HBP: 0						

PITCHER		IP	WLS	BF	H	R	ER	SO	BB	IBB	HBP	BLK	WP	HR	S	P	ERA	WHIP
36 Jered Weaver, R ERA: 4.36	(1, 1)	7.0	L	29	6	4	4	6	2	0	0	0	0	1	75	110	5.14	1.143
33 Justin Speier, R ERA: 2.92	(8, 1)	1.0		4	1	0	0	0	1	0	0	0	0	0	9	19	0.00	2.000
Darren Oliver, L ERA: 3.29	(9, 1)	1.0		4	1	0	0	1	0	0	0	0	0	0	8	10	0.00	1.000

PITCHER	IP	WLS	BF	H	R	ER	SO	BB	IBB	HBP	BLK	WP	HR	S	P	ERA	WHIP

TOP

Baltimore Orioles @ Los Angeles Angels

Angel Stadium of Anaheim, Anaheim, CA

Fri May 02 2008, 7:05 PM PDT
Att. 41,515 - Clear - 75 F

livebaseballscorecards.com

AB	34
R	4
H	8
RBI	4
BB	3
SO	7
LOB	14

BOTTOM

Baltimore Orioles @ Los Angeles Angels

Angel Stadium of Anaheim, Anaheim, CA

Fri May 02 2008, 7:05 PM PDT

Att. 41,515 - Clear - 75 F

livebaseballscorecards.com

Batter	1	2	3	4	5	6	7	8	9	AB	R	H	RBI	BB	SO	LOB
9 Chone Figgins, S (1, 4) OBP: 0.411, SLG: 0.353	C SI 92 B SL 84 B SI 84 B SI 93 B SI 93 4-1 77 S 1B BB		B SI 92 B FF 90 C SI 91 B SI 92 X FF 91 3-1 ① G3-1		C CH 84 B SL 83 X SL 83 1-1 ③ G1-3			C SI 81 C CU 66 X CU 68 0-2 ① G4-3	I IN 55 I IN 59 I IN 60 I IN 61 4-0 IBB	3	1	0	0	2	0	0
77 Reggie Willits, S (1, 7) OBP: 0.500, SLG: 0.600	C SI 92 B SI 94 L SI 92 B SI 94 X SI 92 2-2 ① P6 1-2		B SI 93 C FF 91 B CH 83 X FF 94 2-1 ② G4-3			C SI 91 B SL 82 B SL 80 B SI 91 C FF 90 B SL 81 4-2 48 1B G1-3 BB		C SI 81 B CU 68 X SI 81 1-1 27 G6-3 1B	C FF 89 X SL 76 0-1 ③ P4	4	1	1	0	1	0	4
27 Vladimir Guerrero, R (1, 9) OBP: 0.339, SLG: 0.407	C SI 97 X FF 96 0-1 ② G6-3		B SI 94 S SL 86 B SI 94 F SL 86 S FF 96 2-3 ③ K			X SL 83 0-0 ① L8		1 SAFE F SI 81 X SI 82 0-1 ② G6-3 1-2		4	0	0	0	0	1	3
Casey Kotchman, L (1, 3) OBP: 0.395, SLG: 0.567	S CU 75 C FF 94 F SL 87 B SI 96 X SI 96 1-2 48 1B 1B 2-H			B CH 83 C CH 84 B SI 93 F CH 84 S SL 85 2-3 ① K		X SI 93 0-0 ② G1-3 1-2		B FF 84 B SL 75 B SL 76 F SI 85 F SL 77 X SL 74 3-2 ③ F9		4	0	1	1	0	1	2
48 Torii Hunter, R (1, 8) OBP: 0.364, SLG: 0.518	F FF 92 B FF 96 X FF 92 1-1 1-2 1B			B SI 94 H SI 93 2-0 HBP		C SI 93 S SI 94 X FF 94 0-2 S 2-H 1B			B FF 88 F FC 88 B FF 89 B FF 88 X FF 87 3-1 1B 2 FC5 1B	3	1	3	1	0	0	0
Garret Anderson, L (1, 10) OBP: 0.256, SLG: 0.336	B SI 92 F SI 94 X FF 94 1-1 ③ F9			C SI 91 X FF 92 0-1 ② F8		1 SAFE B FF 93 B CH 84 B CH 83 C CH 83 S CU 70 X SL 83 3-2 ③ G3-1 1-2			C FF 88 S SL 75 X SL 77 0-2 3 SH1-4 2 FC5 1-3 1B	4	0	1	0	0	0	4
2 Erick Aybar, S (1, 6) OBP: 0.323, SLG: 0.396		C SI 92 S CH 84 F FF 94 S CH 85 0-3 ① K		X CH 83 0-0 ③ G4-1			L CH 82 X SL 83 0-1 ① B5-3		X SL 74 0-0 FC5 3 SH1-4 1-2 3-H	4	0	0	1	0	1	2
3 Brandon Wood, R (1, 5) OBP: 0.250, SLG: 0.143		B SI 93 B SI 94 C SI 94 B SI 94 X SI 94 3-1 ② F8			S SI 92 B FF 91 B SL 83 S SI 93 F FF 93 F SI 94 F SI 94 F CH 83 F SL 84 2-2 X CU 71 P3		B FF 92 B SL 82 C SI 92 F SL 82 F SI 92 F SL 83 S SL 86 2-3 ② K		B FF 89 X FF 89 1-0 ① SH1-4 1-2 2-3	3	0	0	0	0	1	0
5 Jeff Mathis, R (1, 2) OBP: 0.302, SLG: 0.520 Juan Rivera, R (9, PH) OBP: 0.194, SLG: 0.200		S SL 85 B SI 95 B FF 94 F SL 85 X SI 95 2-2 ③ P3			F SL 84 S SL 84 B SL 84 F SL 83 S SL 87 1-3 ② K		C SI 94 S SL 85 B SL 86 S FF 96 1-3 ③ K		X SL 76 0-0 ② P3	3 1	0 0	0 0	0 0	0 0	2 0	0 2
Inning Stats	R: 1 E: 0 K: 0 S: 14 H: 2 LOB: 2 BB: 1 P: 23	R: 0 E: 0 K: 1 S: 9 H: 0 LOB: 0 BB: 0 P: 14	R: 0 E: 0 K: 1 S: 7 H: 0 LOB: 0 BB: 0 P: 14	R: 0 E: 0 K: 1 S: 6 H: 0 LOB: 1 BB: 0 P: 10	R: 0 E: 0 K: 1 S: 14 H: 0 LOB: 0 BB: 0 P: 18	R: 1 E: 0 K: 0 S: 10 H: 1 LOB: 1 BB: 1 P: 17	R: 0 E: 0 K: 2 S: 10 H: 0 LOB: 0 BB: 0 P: 13	R: 0 E: 0 K: 0 S: 10 H: 1 LOB: 1 BB: 0 P: 14	R: 1 E: 0 K: 0 S: 10 H: 2 LOB: 3 BB: 1 P: 18							

AB	33
R	3
H	6
RBI	3
BB	3
SO	6
LOB	17

PITCHER		IP	WLS	BF	H	R	ER	SO	BB	IBB	HBP	BLK	WP	HR	S	P	ERA	WHIP
46 Jeremy Guthrie, R ERA: 4.06	(1, 1)	7.0	W	27	3	2	2	6	2	0	1	0	0	0	70	109	2.57	0.714
Chad Bradford, R ERA: 1.54	(8, 1)	0.2	H	3	1	0	0	0	0	0	0	0	0	0	7	8	0.00	1.500
32 Jamie Walker, L ERA: 4.5	(8, 1)	0.1	H	1	0	0	0	0	0	0	0	0	0	0	3	6	0.00	0.000
52 George Sherrill, L ERA: 4.97	(9, 1)	1.0	S	7	2	1	1	0	0	0	1	0	0	0	10	18	9.00	2.000

PITCHER	IP	WLS	BF	H	R	ER	SO	BB	IBB	HBP	BLK	WP	HR	S	P	ERA	WHIP

1B: 6	SF: 0	WP: 0	PA: 38
2B: 0	SAC: 1	PB: 0	
3B: 0	DP: 0	SB: 2	
HR: 0	HBP: 1	CS: 0	

Baltimore Orioles @ Los Angeles Angels

Angel Stadium of Anaheim, Anaheim, CA

Sat May 03 2008, 12:40 PM PDT

Att. 37,601 - Sunny - 75 F

livebaseballscorecards.com

TOP

Batter	1	2	3	4	5	6	7	8	9	AB	R	H	RBI	BB	SO	LOB
1 Brian Roberts, S (1, 4) OBP: 0.355, SLG: 0.433	C SI 91 B SI 91 F SI 91 B FF 86 S FF 92 2-3 K		C SI 90 B CU 78 X FF 91 1-1 G4-3			X SI 91 0-0 F9			C B X 1-1 G4-3	4	0	0	0	0	1	0
21 Nick Markakis, L (1, 9) OBP: 0.415, SLG: 0.462	S CU 77 S SI 92 F FF 92 B CH 82 F SI 93 B CH 82 B CH 81 B SI 93 4-2 6 G4-6-3 BB			C SI 90 X CU 77 0-1 G6-3			F SI 86 X FF 90 0-1 F9		X FF 93 0-0 F8	3	0	0	0	1	0	0
6 Melvin Mora, R (1, 5) OBP: 0.292, SLG: 0.375	B SI 92 1 SAFE C SI 92 C SL 84 1 SAFE 1 SAFE F SI 92 B SI 92 1 SAFE 2-2 X SI 82 G4-6-3 1-2f			B SL 85 B SI 91 C SL 84 X SL 84 2-1 F8			B SI 91 C SI 91 C SI 92 F SL 84 F SI 91 X SI 93 1-2 17 G3 2B			3	0	1	0	0	0	1
17 Aubrey Huff, L (1, 10) OBP: 0.339, SLG: 0.472		L CH 84 C SI 90 B FF 89 F FF 90 F SL 83 B CH 81 B SL 85 X SI 92 3-2 30 1B G5-3 1B		B CH 82 C SI 92 X SL 85 1-1 P5			B CH 81 D CH 81 C CH 80 B FF 91 X CH 80 3-1 G3 2-3			3	1	1	0	0	0	1
Kevin Millar, R (1, 3) OBP: 0.281, SLG: 0.339		B FF 90 B FF 91 1 SAFE X FF 91 2-0 F8			X SI 90 0-0 G4-3		B FF 92 C FF 92 X SL 84 1-1 F8			3	0	0	0	0	0	2
Ramon Hernandez, R (1, 2) OBP: 0.219, SLG: 0.364		B SL 86 X SL 84 1-0 G5-3 1-2			C FF 90 C SI 91 F FF 91 X SI 92 0-2 L8			B SL 83 B SI 90 F SI 91 X SI 92 2-1 G3		3	0	0	0	0	0	1
30 Luke Scott, L (1, 7) OBP: 0.371, SLG: 0.413		B CH 80 S CH 80 S SI 91 B SI 89 X CH 80 2-2 2-H 1B			C SI 92 F FF 92 B SL 84 B FF 93 B CH 81 X CH 83 3-2 G4-3			B SI 88 B SL 83 X SI 92 2-0 P5		3	0	1	1	0	0	0
10 Adam Jones, R (1, 8) OBP: 0.292, SLG: 0.390			C FF 90 B SL 84 X SL 85 1-1 F8			B SL 82 B SI 90 C SL 82 X SI 91 2-1 P4		X SL 85 0-0 F8		3	0	0	0	0	0	0
2 Luis Hernandez, S (1, 6) OBP: 0.303, SLG: 0.259 Jay Payton, R (9, PH) OBP: 0.263, SLG: 0.375			F SI 90 X FF 91 0-1 P6			F FF 91 X FF 91 0-1 F9			S S S F T T B B S 1-3 K	2 1	0 0	0 0	0 0	0 0	0 1	0 0
Inning Stats	R: 0 E: 0 K: 1 S: 11 H: 0 LOB: 0 BB: 1 P: 19	R: 1 E: 0 K: 0 S: 10 H: 2 LOB: 1 BB: 0 P: 18	R: 0 E: 0 K: 0 S: 6 H: 0 LOB: 0 BB: 0 P: 8	R: 0 E: 0 K: 0 S: 6 H: 0 LOB: 0 BB: 0 P: 9	R: 0 E: 0 K: 0 S: 8 H: 0 LOB: 0 BB: 0 P: 11	R: 0 E: 0 K: 0 S: 5 H: 0 LOB: 0 BB: 0 P: 7	R: 0 E: 0 K: 0 S: 11 H: 1 LOB: 1 BB: 0 P: 16	R: 0 E: 0 K: 0 S: 4 H: 0 LOB: 0 BB: 0 P: 8	R: 0 E: 0 K: 1 S: 8 H: 0 LOB: 0 BB: 0 P: 10	1B: 2 2B: 1 3B: 0 HR: 0 SF: 0 SAC: 0 DP: 1 HBP: 0						

	AB	28
	R	1
	H	3
	RBI	1
	BB	1
	SO	2
	LOB	5

WP: 0 PB: 0 SB: 0 CS: 0 PA: 29

PITCHER		IP	WLS	BF	H	R	ER	SO	BB	IBB	HBP	BLK	WP	HR	S	P	ERA	WHIP
Jon Garland, R ERA: 5.08	(1, 1)	8.0	W	26	3	1	1	1	1	0	0	0	0	0	61	96	1.12	0.500
Francisco Rodríguez, R ERA: 3.55	(9, 1)	1.0	S	3	0	0	0	1	0	0	0	0	0	0	8	10	0.00	0.000

PITCHER		IP	WLS	BF	H	R	ER	SO	BB	IBB	HBP	BLK	WP	HR	S	P	ERA	WHIP

Batter	1	2	3	4	5	6	7	8	9	AB	R	H	RBI	BB	SO	LOB
9 Chone Figgins, S (1, 4) OBP: 0.421, SLG: 0.355	C FF 93 B SL 79 F SI 94 B FF 96 F FF 94 B FF 93 B FF 94 4-2 24 S BB		C FF 93 B SL 83 B FF 95 F SI 95 C FF 96 2-3 ③ K			B FF 94 B SI 92 T FF 92 B FF 93 B SI 92 4-1 77 1B 24 SF8 1-2 BB		X FF 93 0-0 24 WP 77 SH3-4 24 FC4 1B		2	2	1	0	2	1	0
39 Robb Quinlan, R (9, 5) OBP: 0.300, SLG: 0.222										0	0	0	0	0	0	0
77 Reggie Willits, S (1, 10) OBP: 0.556, SLG: 0.625	C SI 94 B FF 92 1 SAFE F SI 93 B SI 94 1 SAFE F FF 92 X 2-2 ① F8			C FF 93 C SI 94 F SI 95 B FF 94 X SI 94 1-2 24 FC4-6 1B		X FF 92 0-0 24 SF8 1-3 2-H 1B		1 SAFE L SI 91 X SI 90 0-1 ① SH3-4 1-2		3	0	2	1	0	0	1
24 Gary Matthews, S (1, 9) OBP: 0.294, SLG: 0.355	B FF 94 F FF 95 F SI 93 B SI 95 B SI 94 S SL 83 3-3 ② K 1-2			X FF 94 0-0 ① FC4-6 G6-4-3 1-2f		B FF 94 1 SAFE X FF 94 1-0 ② SF8 1-2 3-H		C SI 93 B SI 94 B SL 83 F SI 94 F SL 81 X FF 93 2-2 FC4 G3-6-3 2-H		3	0	0	2	0	1	2
Casey Kotchman, L (1, 3) OBP: 0.381, SLG: 0.546	B SI 96 C SI 94 X SI 95 1-1 ③ G3			C FF 94 F SI 93 X FF 95 0-2 ②③ G6-4-3 1-2f		B SL 80 B CH 83 X CH 82 2-0 ③ F8		1 SAFE B SI 92 B SI 89 X SI 90 2-0 ②③ G3-6-3 1-2f		4	0	0	0	0	0	4
48 Torii Hunter, R (1, 8) OBP: 0.363, SLG: 0.513		F FF 93 C FF 94 B SL 84 B SL 84 S SL 82 2-3 ① K			B FF 93 X FF 93 1-0 2 CS 1B		C SL 80 B SI 94 X SI 94 1-1 ① L4			3	0	1	0	0	1	0
Garret Anderson, L (1, 7) OBP: 0.250, SLG: 0.328		F FF 95 X FF 96 0-1 ② G5-3			F SI 94 X SI 94 0-1 ① F8		C SI 95 B SI 95 C SI 95 C SI 95 1-3 ② K			3	0	0	0	0	1	1
Juan Rivera, R (8, 7) OBP: 0.194, SLG: 0.200										0	0	0	0	0	0	0
2 Erick Aybar, S (1, 6) OBP: 0.324, SLG: 0.394		B FF 95 X FF 95 1-0 ③ F8			1 SAFE 1 SAFE B SI 94 F FF 94 1 SAFE F FF 94 B SI 94 S SL 84 2-3 ②③ K 1-2		X SI 94 0-0 3 S 44 1B 1B			3	0	1	0	0	1	1
(9, 4)																
44 Mike Napoli, R (1, 2) OBP: 0.299, SLG: 0.597			B SI 93 B FF 94 S FF 93 X SI 94 2-1 ① G4-3			X FF 93 0-0 ① P3	1 SAFE X FF 92 0-0 3 S 1-2 1B			3	0	1	0	0	0	0
3 Brandon Wood, R (1, 5) OBP: 0.273, SLG: 0.111			C FF 94 X SI 95 0-1 ② P3			B FF 94 S FF 95 F SI 94 B FF 94 B SL 82 H FF 92 4-2 9 BB 77 1B HBP	F FF 94 B FF 93 S FF 93 F SL 84 B SL 82 S SL 82 2-3 ③ K 1-2 2-3			2	1	0	0	0	1	2
Inning Stats	R: 0 E: 0 K: 1 S: 12 H: 0 LOB: 1 BB: 1 P: 22	R: 0 E: 0 K: 1 S: 6 H: 0 LOB: 0 BB: 0 P: 9	R: 0 E: 0 K: 1 S: 7 H: 0 LOB: 0 BB: 0 P: 11	R: 0 E: 0 K: 0 S: 8 H: 1 LOB: 0 BB: 0 P: 9	R: 0 E: 0 K: 1 S: 6 H: 1 LOB: 1 BB: 0 P: 9	R: 2 E: 0 K: 0 S: 7 H: 1 LOB: 1 BB: 1 P: 18	R: 0 E: 0 K: 2 S: 11 H: 2 LOB: 2 BB: 0 P: 15	R: 1 E: 0 K: 0 S: 8 H: 1 LOB: 0 BB: 0 P: 12		1B: 6 2B: 1 3B: 0 HR: 0 SF: 1 SAC: 1 DP: 3 HBP: 1						

PITCHER		IP	WLS	BF	H	R	ER	SO	BB	IBB	HBP	BLK	WP	HR	S	P	ERA	WHIP
40 Daniel Cabrera, R ERA: 4.06	(1, 1)	7.1	L	30	6	3	3	6	2	0	1	0	1	0	64	102	3.68	1.091
43 Jim Johnson, R ERA:	(8, 1)	0.2		1	0	0	0	0	0	0	0	0	0	0	1	3	0.00	0.000

PITCHER	IP	WLS	BF	H	R	ER	SO	BB	IBB	HBP	BLK	WP	HR	S	P	ERA	WHIP

BOTTOM

Baltimore Orioles @ Los Angeles Angels

Angel Stadium of Anaheim, Anaheim, CA

Sat May 03 2008, 12:40 PM PDT
Att. 37,601 - Sunny - 75 F

livebaseballscorecards.com

AB	26
R	3
H	6
RBI	3
BB	2
SO	6
LOB	11

WP: 1 PA: 31
PB: 0
SB: 3
CS: 1

Baltimore Orioles @ Los Angeles Angels

Angel Stadium of Anaheim, Anaheim, CA

Sun May 04 2008, 12:35 PM PDT

Att. 39,273 - Partly Cloudy - 70 F

livebaseballscorecards.com

TOP

Batter	1	2	3	4	5	6	7	8	9	AB	R	H	RBI	BB	SO	LOB
1 Brian Roberts, S (1, 4) OBP: 0.357, SLG: 0.440	C FF 90 C SI 90 B CU 76 F CU 77 F FF 92 B SI 92 X CH 82 2-2 6 CS 2B	B CU 79 D SI 92 C SI 92 C SI 91 F SI 93 X CH 82 2-2 ② F9 2-3		X SI 92 0-0 ③ L8		F SI 77 S SL 78 X SL 76 0-2 ③ G4-3			F FF 92 B CH 82 B CH 83 B FF 94 C FF 92 X FF 92 3-2 6 P6 1B	5	0	2	0	0	0	3
21 Nick Markakis, L (1, 9) OBP: 0.407, SLG: 0.477	X FF 90 0-0 ① F7	B CU 78 C CU 79 D SL 84 D CU 79 S FF 93 3-3 ③ K			X SL 84 0-0 ① P5		X SI 91 0-0 HR		C CU 78 B CU 78 1 SAFE X CU 79 1-1 ① F7	5	1	1	1	0	1	4
6 Melvin Mora, R (1, 5) OBP: 0.304, SLG: 0.408	B FF 90 F SI 90 F FF 92 B FF 93 F CH 81 B FF 92 X FF 93 3-2 ② 17 1B 1B 2-3 1B		L SI 88 F FF 91 X CU 78 0-2 HR		B CU 74 B CH 80 X SI 92 2-0 17 1B 1B 1B		B SI 91 B FC 87 F SI 91 B FC 87 X SI 91 3-1 ① G6-3		B FF 91 1 SAFE B FF 92 1 SAFE S CU 81 T FF 93 F FF 93 B CU 81 X CU 80 3-2 ②③ P6 1-2	5	3	3	1	0	0	1
17 Aubrey Huff, L (1, 10) OBP: 0.352, SLG: 0.482	1 SAFE B FF 91 S SL 86 C CU 77 X SI 92 1-2 1B 1B 1-2 1B		C B SI 92 B X SI 91 2-1 ① G4-3		X SL 83 0-0 1B 1-2 1B		C SI 91 B SI 91 X SI 91 1-1 1B			4	1	3	0	0	0	0
Kevin Millar, R (1, 3) OBP: 0.288, SLG: 0.345	B FF 91 B SI 91 C FF 91 X CH 82 2-1 1B 1-2 2-H 1B		C SI 91 X SI 92 0-1 ② F7		B SI 92 C CH 82 S SI 92 F CU 78 F CU 80 X FF 94 1-2 G6-4-3 1-3 2-H 1B		F FC 87 B FC 86 F FC 86 B SL 81 C SI 90 2-3 ② K			4	0	2	2	0	1	1
Ramon Hernandez, R (1, 2) OBP: 0.230, SLG: 0.370	C SI 92 B FF 92 X CH 82 1-1 ③ 1-3 2-H 1B		X SI 91 0-0 1B		X SI 93 0-0 ②③ G6-4-3 1-2f		B FC 86 B FC 86 C FC 85 F SI 90 X FC 86 2-2 ③ G3-1			4	0	2	1	0	0	3
10 Adam Jones, R (1, 8) OBP: 0.282, SLG: 0.376		C SI 89 S SI 89 B FF 90 B CU 76 F FF 92 X FF 93 2-2 ① F8	C CH 82 X SI 92 0-1 ③ G1-3			C FF 87 X SI 87 0-1 ① G5-3		B SI 92 B SI 92 B SI 92 C FF 90 X FF 91 3-1 ① F7		4	0	0	0	0	0	1
Jay Payton, R (1, 7) OBP: 0.279, SLG: 0.373		B SI 91 C SI 92 X FF 92 1-1 1 2 F9 1B 1B	B SI 89 B SI 90 F FF 90 X SI 92 2-1 ① P3			C SI 88 B SI 87 B SI 88 B SL 77 B SI 86 4-1 2 G5-3 BB		B SI 93 F SI 92 T SI 94 X CU 80 1-2 ② F8		3	0	1	0	1	0	0
2 Luis Hernandez, S (1, 6) OBP: 0.304, SLG: 0.262 30 Luke Scott, L (8, PH) OBP: 0.368, SLG: 0.409 14 Eider Torres, S (8, 6) OBP: 0.167, SLG: 0.167		B CH 82 F SI 92 B FF 92 F CH 82 F SI 93 1 SAFE X SI 92 2-2 1-2 1B	B SI 91 F CH 80 X CH 80 1-1 ② F8			B SI 87 C FF 88 B FF 88 F FF 87 B FF 88 F FF 88 1 SAFE F FF 88 X FF 88 3-2 ② G5-3 1-2		T SI 92 F SI 93 F CU 81 S CU 82 0-3 ③ K	3 1 0	0 0 0	1 0 0	0 0 0	0 1 0	0 0 0	1 0 0

| | | |

Batter	1	2	3	4	5	6	7	8	9	AB	R	H	RBI	BB	SO	LOB
24 Gary Matthews, S (1, 10) OBP: 0.312, SLG: 0.382	C FF 84 B FF 86 B FF 86 B FF 85 C FF 85 X FF 85 3-2 HR	B FF 86 S FS 79 1 SAFE B FF 85 C CU 76 B FF 86 F FS 81 1 SAFE F FS 81 4-2 1 SAFE B CU 77 1-2 2 E BB		B SI 89 B CU 78 C SI 90 B FC 89 B SI 91 4-1 1-2 27 G4-3 BB		C CU 77 B CU 76 F FC 90 X CU 77 1-2 ② F7		B SI 92 B SI 93 B CH 87 C SI 93 F SI 93 B SI 93 4-2 BB		2	1	1	1	3	0	1
2 Erick Aybar, S (1, 6) OBP: 0.308, SLG: 0.375	B FF 86 F FF 86 X FS 80 1-1 ① B5-3	C CU 77 X FS 81 0-1 ② FC6-5 1-3 2-3		B CU 78 L SI 90 L FC 90 C CU 78 1-3 ① K		1 SAFE C CU 77 B CU 77 S FC 88 F CU 77 C SI 90 1-3 ③ K		X SI 91 0-0 ③ F8		5	0	0	0	0	2	6
27 Vladimir Guerrero, R (1, 9) OBP: 0.336, SLG: 0.402	S FF 87 B FF 86 B FS 81 B FF 88 F FF 87 F FS 80 X FF 88 3-2 2B 48 HR 1B	B FS 82 X FS 81 0-1 ③ F8		B FC 90 X FC 89 1-0 ②③ G4-3 1-2f			B FF 94 F FF 95 T FF 95 B FF 96 S FF 96 2-3 ① K2-3			4	1	1	0	0	1	4
Casey Kotchman, L (1, 3) OBP: 0.385, SLG: 0.554	C FF 87 B FF 87 X FS 81 1-1 1-3 48 HR 2B		B FS 80 C FF 86 B FS 81 X FF 87 2-1 39 HR 1B		B SI 90 X SI 90 1-0 ① G4-3		B FF 94 F FF 94 X CU 79 1-1 ② G6-3			4	2	2	0	0	0	0
48 Torii Hunter, R (1, 8) OBP: 0.367, SLG: 0.534	F CU 78 X FF 87 0-1 2-H 3-H HR		X FF 87 0-0 ① L8		C FC 89 X FC 87 0-1 ② G5-3		B FF 96 B FF 93 B FF 94 B FC 94 4-0 1B BB			3	1	1	3	1	0	1
Garret Anderson, L (1, 7) OBP: 0.258, SLG: 0.328	B FF 88 X FS 80 1-0 ② G1-3		C FS 81 B FF 86 C FF 86 S CU 78 1-3 ② K		B CU 77 B CU 76 B SI 90 C FC 90 B SI 89 4-1 BB		X FF 92 0-0 1-2 1B			3	0	1	0	1	1	1
39 Robb Quinlan, R (1, 5) OBP: 0.292, SLG: 0.364 3 Brandon Wood, R (8, 5) OBP: 0.273, SLG: 0.111	C FF 86 C CU 78 B FF 86 F FS 83 X FF 88 1-2 ③ G5-3		B FF 85 B FS 82 X FF 86 2-0 1-H HR		C FC 89 B FC 88 F CU 77 B FC 89 S FC 90 2-3 ③ K		C CU 78 B FF 94 S FF 93 S FF 95 1-3 ③ K			4 0	1 0	1 0	2 0	0 0	2 0	3 0
5 Jeff Mathis, R (1, 2) OBP: 0.281, SLG: 0.481		C FF 86 X CU 77 0-1 ① G6-3	C FS 81 B FS 82 F FS 81 B FF 86 C FF 87 2-3 ③ K			C FC 88 X FC 86 0-1 ① G5-3		B CU 75 X CU 76 1-0 ① F7		4	0	0	0	0	1	0
18 Sean Rodríguez, R (1, 4) OBP: 0.500, SLG: 0.333		B FF 87 F FF 87 X CU 77 1-1 2 E 24 BB 1B		B FF 87 B FF 86 B FF 86 B FF 86 4-0 24 BB BB		B SI 89 B FC 86 C SI 89 F FC 88 F SI 90 B FC 88 B FC 88 4-2 BB		C SI 92 X SI 92 0-1 ② F8		2	0	1	0	2	0	0
Inning Stats	R: 4 H: 4 E: 0 LOB: 0 K: 0 BB: 0 S: 18 P: 28	R: 0 H: 1 E: 1 LOB: 2 K: 0 BB: 1 S: 11 P: 17	R: 2 H: 2 E: 0 LOB: 0 K: 2 BB: 0 S: 10 P: 17	R: 0 H: 0 E: 0 LOB: 1 K: 1 BB: 2 S: 5 P: 15	R: 0 H: 0 E: 0 LOB: 1 K: 1 BB: 1 S: 7 P: 14	R: 0 H: 0 E: 0 LOB: 1 K: 1 BB: 1 S: 12 P: 18	R: 0 H: 1 E: 0 LOB: 2 K: 2 BB: 1 S: 9 P: 17	R: 0 H: 0 E: 0 LOB: 1 K: 0 BB: 1 S: 6 P: 11		1B: 4 SF: 0 2B: 1 SAC: 0 3B: 0 DP: 1 HR: 3 HBP: 0						

PITCHER		IP	WLS	BF	H	R	ER	SO	BB	IBB	HBP	BLK	WP	HR	S	P	ERA	WHIP
Steve Trachsel, R ERA: 7.43	(1, 1)	3.0	L	18	7	6	6	2	2	0	0	0	0	3	39	66	18.00	3.000
Lance Cormier, R ERA:	(4, 1)	3.0		11	0	0	0	3	3	0	0	0	0	0	24	43	0.00	1.000
45 Dennis Sarfate, R ERA: 4.3	(7, 1)	1.0		5	1	0	0	2	1	0	0	0	0	0	9	17	0.00	2.000
43 Jim Johnson, R ERA:	(8, 1)	1.0		4	0	0	0	0	1	0	0	0	0	0	6	11	0.00	1.000

PITCHER	IP	WLS	BF	H	R	ER	SO	BB	IBB	HBP	BLK	WP	HR	S	P	ERA	WHIP

BOTTOM

Baltimore Orioles @ Los Angeles Angels

Angel Stadium of Anaheim, Anaheim, CA

Sun May 04 2008, 12:35 PM PDT
Att. 39,273 - Partly Cloudy - 70 F

livebaseballscorecards.com

AB	31
R	6
H	8
RBI	6
BB	7
SO	7
LOB	16

Batter	1	2	3	4	5	6	7	8	9	AB	R	H	RBI	BB	SO	LOB
24 Gary Matthews, S (1, 7) OBP: 0.303, SLG: 0.370	B FF 94 C FF 93 B SI 89 B FF 94 C FF 94 X FF 94 3-2 ① F8		B FF 88 S SL 82 F FF 93 B FF 93 S SI 88 2-3 ③ K			C CU 75 B SI 88 F FF 94 C SL 83 1-3 ② K		C CH 88 B FF 94 D CH 90 1 SAFE B FF 94 F FF 94 C FF 94 3-3 ③ K		4	0	0	0	0	3	1
2 Erick Aybar, S (1, 6) OBP: 0.315, SLG: 0.398	B FF 94 F FF 93 F FF 95 B FF 94 B SL 84 X FF 95 3-2 ② 1B			B CU 74 X FF 93 1-0 ① G4-3		C CU 75 C CU 75 B SL 81 F FF 94 M CU 75 1-3 ③ K			B FF 93 C FF 92 X FF 92 1-1 1B 3B	4	1	2	0	0	1	0
27 Vladimir Guerrero, R (1, 9) OBP: 0.333, SLG: 0.397	X SL 88 0-0 ③ G5-3			C SL 85 S SL 87 X SL 84 0-2 1B			X SL 82 0-0 ① G5-3		F CH 88 F SL 88 X SL 89 0-2 ① G5-3	4	0	1	0	0	0	1
Casey Kotchman, L (1, 3) OBP: 0.389, SLG: 0.548		B FF 93 B CH 86 C FF 92 X CH 87 2-1 ① G3-1		F CH 85 F CU 74 D CH 88 X SL 84 1-2 ② F7			B CU 74 B SI 86 B CH 83 C FF 91 B FF 93 4-1 BB		X SL 80 0-0 3-H HR 1B	3	1	1	1	1	0	1
48 Torii Hunter, R (1, 8) OBP: 0.364, SLG: 0.521		B FF 94 SL 88 B FF 92 B FF 92 4-0 G4-3 BB		1 SAFE B SL 85 X SL 83 1-0 ③ F9			C FF 92 C FF 93 B FF 93 X FF 94 1-2 ② F8		X FC 87 0-0 ② F9	3	0	0	0	1	0	3
Garret Anderson, L (1, 10) OBP: 0.258, SLG: 0.349		1 SAFE S FF 93 F SI 87 X FF 94 0-2 ② G4-3 1-2			C CU 75 F FF 94 F CU 75 B FF 94 S SL 82 1-3 ① K		B FF 92 X FF 92 1-0 ③ P5		1 SAFE 1 SAFE B FF 92 X FF 92 1-0 1-H HR	4	1	1	2	0	1	2
39 Robb Quinlan, R (1, 5) OBP: 0.269, SLG: 0.333 77 Reggie Willits, S (8, PH) OBP: 0.500, SLG: 0.556 3 Brandon Wood, R (8, 5) OBP: 0.333, SLG: 0.500		C SL 86 B FF 95 X SL 84 1-1 ③ F9			B CU 76 F SL 84 F FF 94 B SL 85 B FF 88 S FF 94 3-3 ② K			B FF 94 C FF 93 C CH 89 S SL 89 1-3 ① K	C FF 91 S FC 88 X FS 82 0-2 HR	2 1 1	0 0 1	0 0 1	0 0 1	0 0 0	1 1 0	1 0 0
18 Sean Rodríguez, R (1, 4) OBP: 0.333, SLG: 0.200			B FF 94 F FF 93 B SL 83 F SL 86 C SL 83 2-3 ① K		B SL 87 C SL 84 S FF 95 B SL 85 F SL 83 X SL 86 2-2 ③ P4			B FF 95 C FF 94 X SL 88 1-1 ② G6-3	C FF 92 S CU 80 F CU 78 B FS 83 S CU 79 1-3 ③ K	4	0	0	0	0	2	0
5 Jeff Mathis, R (1, 2) OBP: 0.283, SLG: 0.474			C FF 94 B SL 84 S SL 87 B FF 95 B SL 84 S FF 94 3-3 ② K2-3			S SL 83 B FF 94 B SL 87 X SL 84 2-1 ① F9		B FF 95 X SL 86 1-0 1B		3	0	1	0	0	1	0
Inning Stats	R: 0 E: 0 K: 0 S: 7 H: 1 LOB: 0 BB: 0 P: 13	R: 0 E: 0 K: 0 S: 7 H: 0 LOB: 1 BB: 1 P: 14	R: 0 E: 0 K: 3 S: 9 H: 0 LOB: 0 BB: 0 P: 16	R: 0 E: 0 K: 0 S: 8 H: 1 LOB: 1 BB: 0 P: 11	R: 0 E: 0 K: 2 S: 11 H: 0 LOB: 0 BB: 0 P: 17	R: 0 E: 0 K: 2 S: 9 H: 0 LOB: 0 BB: 0 P: 13	R: 0 E: 0 K: 0 S: 6 H: 0 LOB: 1 BB: 1 P: 12	R: 0 E: 0 K: 2 S: 9 H: 1 LOB: 1 BB: 0 P: 15	R: 4 E: 0 K: 1 S: 15 H: 4 LOB: 0 BB: 0 P: 18	1B: 4 2B: 0 3B: 1 HR: 2	SF: 0 SAC: 0 DP: 0 HBP: 0		WP: 0 PB: 0 SB: 0 CS: 0	PA: 35			

PITCHER		IP	WLS	BF	H	R	ER	SO	BB	IBB	HBP	BLK	WP	HR	S	P	ERA	WHIP
Brett Tomko, R ERA: 4.98	(1, 1)	7.0		24	2	0	0	7	2	0	0	0	0	0	57	96	0.00	0.571
Ramon E Ramirez, R ERA: 1.2	(8, 1)	1.1	L	6	2	1	1	2	0	0	0	0	0	0	14	21	6.75	1.500
41 Jimmy Gobble, L ERA: 6.35	(9, 1)	0.0		1	1	0	0	0	0	0	0	0	0	0	1	1	∞	∞
57 Joel Peralta, R ERA: 8.31	(9, 1)	0.2		4	2	3	3	1	0	0	0	0	0	2	9	11	40.50	3.000

PITCHER	IP	WLS	BF	H	R	ER	SO	BB	IBB	HBP	BLK	WP	HR	S	P	ERA	WHIP

TOP

Los Angeles Angels @ Kansas City Royals

Kauffman Stadium, Kansas City, MO

Mon May 05 2008, 7:10 PM CDT
Att. 12,157 - Partly Cloudy - 72 F

livebaseballscorecards.com

AB	33
R	4
H	7
RBI	4
BB	2
SO	10
LOB	9

Batter	1	2	3	4	5	6	7	8	9	AB	R	H	RBI	BB	SO	LOB
9 David DeJesus, L (1, 8) OBP: 0.391, SLG: 0.443	C FF 95 X FF 95 0-1 4 CS 1B		B FF 92 B CH 84 C FF 92 C FF 94 S SL 85 2-3 ③ K			B SL 81 C SL 79 B SL 84 F FF 94 F FF 96 S FF 94 2-3 ② K			F FF 91 X SL 82 0-1 ① F8	4	0	1	0	0	2	0
15 Mark Grudzielanek, R (1, 4) OBP: 0.347, SLG: 0.352	B FF 92 1 SAFE X FF 94 1-0 ① F8			C FF 94 B FF 93 X SL 79 1-1 2B		B FF 94 X FF 93 1-0 ③ F9			X FF 93 0-0 1B	4	0	2	0	0	0	1
4 Alex Gordon, L (1, 5) OBP: 0.333, SLG: 0.398	B FF 93 F FF 92 B SL 80 1 SAFE B FF 94 X FF 94 3-1 ②③ F8 1-2			X FF 94 0-0 ① L8			C SL 79 B FF 94 S SL 82 X FF 95 1-2 E5 11 FC6-4		B FF 92 B FF 91 X FF 92 2-0 ② F8	4	0	0	0	0	0	3
11 Jose Guillen, R (1, 7) OBP: 0.198, SLG: 0.306		C FF 96 B SL 82 C SL 84 S FF 96 1-3 ① K		S FF 95 S FF 96 B FF 95 S SL 87 1-3 ② K			1 SAFE S SL 86 1 SAFE F FF 94 B FF 95 1 SAFE B FF 95 X SL 87 2-2 ① FC6-4 1-2f		C FF 95 S FF 96 S FF 97 0-3 ③ K	4	0	0	0	0	3	3
24 Mark Teahen, L (1, 9) OBP: 0.357, SLG: 0.391		C SL 80 X FF 94 0-1 ② 1B		B FF 96 F SL 85 B FF 96 C FF 95 F FF 96 S SL 86 2-3 ③ K			F FF 96 X SL 88 0-1 ② P4			3	0	1	0	0	1	2
16 Billy Butler, R (1, 10) OBP: 0.339, SLG: 0.354		B FF 96 X FF 94 1-0 ② F9			C SL 80 F FF 93 S SL 86 0-3 ① K		B FF 95 S SL 86 B SL 86 B FF 96 C FF 95 F SL 87 C SL 87 3-3 ③ K			3	0	0	0	0	2	2
Ross Gload, L (1, 3) OBP: 0.329, SLG: 0.304		C SL 81 1 SAFE X FF 95 0-1 ③ G1-3			F FF 93 X SL 85 0-1 ② F8			F SL 78 B FF 94 X FF 93 1-1 ① P6		3	0	0	0	0	0	1
14 John Buck, R (1, 2) OBP: 0.333, SLG: 0.363			B FF 95 X FF 96 1-0 ① F8		C SL 83 B SL 85 X SL 84 1-1 ③ L8			F FF 95 S SL 84 B FF 94 F FF 95 S SL 83 1-3 ② K2-3		3	0	0	0	0	1	0
1 Tony Pena Jr., R (1, 6) OBP: 0.174, SLG: 0.202			C FF 94 B FF 94 X FF 95 1-1 ② P4			X SL 78 0-0 ① F8		F FF 93 X FF 96 0-1 ③ G4-3		3	0	0	0	0	0	0
Inning Stats	R: 0 E: 0 K: 0 S: 5 H: 1 LOB: 0 BB: 0 P: 9	R: 0 E: 0 K: 1 S: 8 H: 1 LOB: 1 BB: 0 P: 10	R: 0 E: 0 K: 1 S: 6 H: 0 LOB: 0 BB: 0 P: 10	R: 0 E: 0 K: 2 S: 10 H: 1 LOB: 1 BB: 0 P: 14	R: 0 E: 0 K: 1 S: 7 H: 0 LOB: 0 BB: 0 P: 8	R: 0 E: 0 K: 1 S: 6 H: 0 LOB: 0 BB: 0 P: 9	R: 0 E: 1 K: 1 S: 12 H: 0 LOB: 1 BB: 0 P: 18	R: 0 E: 0 K: 1 S: 8 H: 0 LOB: 0 BB: 0 P: 10	R: 0 E: 0 K: 1 S: 7 H: 1 LOB: 1 BB: 0 P: 9	1B: 3 2B: 1 3B: 0 HR: 0 SF: 0 SAC: 0 DP: 0 HBP: 0						

PITCHER	IP	WLS	BF	H	R	ER	SO	BB	IBB	HBP	BLK	WP	HR	S	P	ERA	WHIP
54 Ervin Santana, R (1, 1) ERA: 2.02	9.0	W	31	4	0	0	9	0	0	0	0	0	0	69	97	0.00	0.444

PITCHER	IP	WLS	BF	H	R	ER	SO	BB	IBB	HBP	BLK	WP	HR	S	P	ERA	WHIP

BOTTOM

Los Angeles Angels @ Kansas City Royals

Kauffman Stadium, Kansas City, MO

Mon May 05 2008, 7:10 PM CDT

Att. 12,157 - Partly Cloudy - 72 F

livebaseballscorecards.com

AB	31
R	0
H	4
RBI	0
BB	0
SO	9
LOB	12

WP: 0 PA: 31
PB: 0
SB: 0
CS: 1

Los Angeles Angels @ Kansas City Royals

Kauffman Stadium, Kansas City, MO

Tue May 06 2008, 7:10 PM CDT

Att. 11,354 - Cloudy - 67 F

livebaseballscorecards.com

Batter	1	2	3	4	5	6	7	8	9	AB	R	H	RBI	BB	SO	LOB
24 Gary Matthews, S (1, 7) OBP: 0.307, SLG: 0.366	B FC 89 C FC 89 F FC 84 B FF 89 X FC 86 2-2 2 G6-4-3 1B		1 SAFE 1 SAFE F FF 88 F CH 85 1 SAFE X SL 76 0-2 ② FC1-6 2 1B 1-2f	C FF 88 C FC 84 C FC 88 0-3 ③ K		B FC 84 C FF 88 B CU 65 B FF 89 B FC 85 4-1 BB		C CH 84 F SL 81 S SL 82 0-3 ② K		4	0	1	0	1	2	2
2 Erick Aybar, S (1, 6) OBP: 0.319, SLG: 0.407	C FF 88 F FC 85 B FC 89 1 SAFE X FC 83 1-2 ① ② G6-4-3 1-2f		B FC 87 1 SAFE X CH 84 1-0 27 WP 1-3 1B		B CH 83 B FC 88 F FC 88 C FC 84 F CU 74 X FF 89 2-2 ① G4-3	X FC 87 0-0 ③ G3		X FF 91 0-0 2B		5	0	2	0	0	0	2
27 Vladimir Guerrero, R (1, 9) OBP: 0.343, SLG: 0.424	C FC 88 B FC 89 X FC 84 1-1 3B		S FC 87 B FC 88 S FC 89 B SL 78 X FC 88 2-2 ③ P4 1-2		B FC 85 B FC 86 B FF 89 B FC 88 4-0 48 F9 1B E BB		F FC 87 X FC 84 0-1 G3 1B 2B	B FF 90 F FF 90 B SL 82 F FF 91 X FF 91 2-2 ③ L4		4	2	2	0	1	0	3
Casey Kotchman, L (1, 3) OBP: 0.389, SLG: 0.542	B FC 85 C FC 88 X CH 85 1-1 ③ G4-3			B FC 88 C FC 88 B CH 86 X FC 84 2-1 48 2B HR 1B	B FC 86 X FF 89 1-0 E 1-2 1B		X FF 88 0-0 ① G3 2-3		B SI 88 X SI 89 1-0 ① P6	5	1	2	0	0	0	2
48 Torii Hunter, R (1, 8) OBP: 0.365, SLG: 0.524		B FC 88 F FC 88 F FC 84 B FF 89 S CH 86 2-3 ① K		X FC 84 0-0 HR 1-3 2B	X FF 88 0-0 ② F9 2-3		X FC 88 0-0 ② P5		B SI 91 S SI 90 B SL 86 S FF 91 F SL 86 X FF 92 2-2 1B	5	1	2	0	0	1	3
Garret Anderson, L (1, 10) OBP: 0.270, SLG: 0.382		B FF 89 C CH 85 B FC 85 X FC 84 2-1 ② F7		X CH 85 0-0 2-H 3-H HR	F FF 88 X FC 86 0-1 E9 1-3 3-H 1B		X FC 88 0-0 3 1B 3-H 1B		F SL 83 C FF 90 F SL 83 S SL 82 0-3 ② K	5	1	3	5	0	1	1
3 Brandon Wood, R (1, 5) OBP: 0.294, SLG: 0.400		B FF 90 F FF 89 X CH 85 1-1 ③ G5-3		F FC 88 B CU 74 B SL 74 B FF 90 F FF 88 X FC 85 3-2 ① F8	C FF 88 B FC 86 B FC 88 S CH 85 D CH 86 X FC 88 3-2 ③ G5-3		X FC 84 0-0 18 FC5-4 1-2 1B		S FF 92 1 SAFE D SI 92 C CH 83 S SL 86 1-3 ③ K	5	0	1	0	0	1	3
18 Sean Rodríguez, R (1, 4) OBP: 0.375, SLG: 0.286			C FC 88 X FC 85 0-1 24 FC1-6 1B	C FC 84 X SL 75 0-1 1B		B FC 88 S FC 88 B FC 84 F FC 88 S FC 86 2-3 ① K	S B CH 83 F FF 90 B SL 80 X FF 91 2-2 ③ FC5-4 1-2f			4	0	2	0	0	1	2
5 Jeff Mathis, R (1, 2) OBP: 0.266, SLG: 0.443			B FC 88 1 SAFE X FC 88 1-0 ① P2	B FC 87 1 SAFE X FC 84 1-0 ② P2		B FF 89 B FC 85 B FC 85 C FC 87 X FC 88 3-1 ② P6		B FF 90 B FF 90 X FF 90 2-0 ① P3		4	0	0	0	0	0	2

	AB	R	H	RBI	BB	SO	LOB
TOP	41	5	15	5	2	6	20

Inning Stats	1	2	3	4	5	6	7	8	9
	R: 0 E: 0 K: 0 S: 10 H: 2 LOB: 1 BB: 0 P: 15	R: 0 E: 0 K: 1 S: 7 H: 0 LOB: 0 BB: 0 P: 12	R: 0 E: 0 K: 0 S: 10 H: 2 LOB: 2 BB: 0 P: 14	R: 3 E: 0 K: 1 S: 13 H: 4 LOB: 1 BB: 0 P: 19	R: 1 E: 1 K: 0 S: 11 H: 2 LOB: 2 BB: 1 P: 21	R: 0 E: 0 K: 1 S: 7 H: 0 LOB: 1 BB: 1 P: 16	R: 1 E: 0 K: 0 S: 9 H: 3 LOB: 2 BB: 0 P: 11	R: 0 E: 0 K: 1 S: 8 H: 1 LOB: 1 BB: 0 P: 12	R: 0 E: 0 K: 2 S: 12 H: 1 LOB: 1 BB: 0 P: 16

	1B	2B	3B	HR	SF	SAC	DP	HBP
	10	3	1	1	0	0	1	0

	WP	PB	SB	CS	PA
	1	0	0	0	43

PITCHER		IP	WLS	BF	H	R	ER	SO	BB	IBB	HBP	BLK	WP	HR	S	P	ERA	WHIP
19 Brian Bannister, R ERA: 4.46	(1, 1)	6.2	L	34	13	5	5	3	2	0	0	0	1	1	64	103	6.75	2.250
32 Ron Mahay, L ERA: 1.72	(7, 1)	1.1		5	1	0	0	1	0	0	0	0	0	0	11	17	0.00	0.750
41 Jimmy Gobble, L ERA: 5.4	(9, 1)	1.0		4	1	0	0	2	0	0	0	0	0	0	12	16	0.00	1.000

PITCHER		IP	WLS	BF	H	R	ER	SO	BB	IBB	HBP	BLK	WP	HR	S	P	ERA	WHIP

BOTTOM

Los Angeles Angels @ Kansas City Royals

Kauffman Stadium, Kansas City, MO

Tue May 06 2008, 7:10 PM CDT

Att. 11,354 - Cloudy - 67 F

livebaseballscorecards.com

Batter	1	2	3	4	5	6	7	8	9	AB	R	H	RBI	BB	SO	LOB
2 Joey Gathright, L (1, 8) OBP: 0.267, SLG: 0.280	C FF 92 B FF 93 B FF 92 F FF 92 F FF 92 C SI 94 2-3 ① K	B CH 82 F FF 92 X FF 92 1-1 ③ P5 1-2 2-3		1 SAFE B F FF 90 B FF 90 X CU 76 2-1 1-2 1B		B SL 78 X FF 89 1-0 ③ F8		X SI 93 0-0 ③ B2-3		5	0	1	0	0	1	2
15 Mark Grudzielanek, R (1, 4) OBP: 0.330, SLG: 0.333	B SI 94 C FF 93 C SI 93 F FF 92 X CU 77 1-2 ② G1-3		X FF 91 0-0 ① G6-3	B SI 90 B CU 74 X SI 90 2-0 ③ F9			C SI 90 F FC 87 F SL 81 X SI 92 0-2 ① G6-3		C FF 92 S CU 80 B CU 79 X CU 79 1-2 ① G1-3	5	0	0	0	0	0	2
9 David DeJesus, L (1, 7) OBP: 0.378, SLG: 0.424	B FF 93 C FF 92 B SI 93 F FF 92 C FF 94 2-3 ③ K		C SI 88 C CU 75 C FF 91 0-3 ② K		B SI 89 X SI 89 1-0 ① L8		X FC 86 0-0 4 1B 16 BB 1B		B FF 93 C FF 91 X CU 79 1-1 ② G4-3	5	0	1	0	0	2	0
16 Billy Butler, R (1, 10) OBP: 0.349, SLG: 0.362		X FF 91 0-0 ① P3	B FF 90 C CU 76 B FF 92 X CH 82 2-1 4 2B 2B		B SI 90 B CU 75 B FF 91 B FF 91 4-0 4 BB BB		B FC 85 B FC 86 B SI 91 B FF 91 4-0 4 1B 1-2 BB		B CU 80 B FF 91 C FF 91 F FF 92 B CU 79 X FF 91 3-2 ③ G6-3	3	1	1	0	2	0	0
4 Alex Gordon, L (1, 5) OBP: 0.346, SLG: 0.413		C SI 92 X CH 82 0-1 ② L9	F CH 82 C SI 91 F CU 77 X FF 92 0-2 2-H 2B		B CH 82 B CH 82 B SI 90 C FF 91 B CH 81 4-1 1-2 BB		B FC 85 C FC 87 C SI 91 X SL 82 1-2 1-2 2-3 1B			3	0	2	1	1	0	0
24 Mark Teahen, L (1, 9) OBP: 0.353, SLG: 0.381		B SI 92 F FF 91 B FF 92 B CH 82 B SI 92 4-1 21 2B BB	B CU 74 X CH 82 1-0 ③ F8		B S S S SL 79 1-3 ② K		B FC 86 C SI 93 S SI 92 B SL 82 F SI 93 S SL 84 2-3 ② K			3	1	0	0	1	2	6
21 Miguel Olivo, R (1, 2) OBP: 0.298, SLG: 0.582		F FF 91 1 SAFE B FF 92 X FF 92 1-1 1-H 2B 2B		B C B B X 3-1 13 BB G3 1B	C SL 78 F SL 78 F FF 88 S SL 78 0-3 ③ K2-3		S FC 88 B FC 87 X FC 88 1-1 ③ P2			4	1	2	1	0	1	5
Ross Gload, L (1, 3) OBP: 0.326, SLG: 0.313		X FF 92 0-0 2 PB 2-H 2B		F F X 0-2 ① G3 1-2		F SI 90 B FF 90 C FF 90 X SL 79 1-2 ① P2		B SI 92 X SI 92 1-0 ① F7		4	0	1	1	0	0	1
13 Alberto Callaspo, S (1, 6) OBP: 0.435, SLG: 0.425 1 Tony Pena Jr., R (9, 6) OBP: 0.174, SLG: 0.202		C CH 81 F FF 92 B CU 76 B CU 74 B CH 81 B CU 75 4-2 2 PB BB		B F C D B B 4-2 ② 2 1B 2-3 BB		X FF 90 0-0 ② G6-3		F SI 93 B SI 93 X SI 92 1-1 ② F7		2 0 0 0 2 0 0 0 0 0 0 0 0 0						
Inning Stats	R: 0 E: 0 K: 2 S: 11 H: 0 LOB: 0 BB: 0 P: 16	R: 2 E: 0 K: 0 S: 11 H: 2 LOB: 2 BB: 2 P: 21	R: 1 E: 0 K: 1 S: 11 H: 2 LOB: 1 BB: 0 P: 14	R: 0 E: 0 K: 0 S: 10 H: 2 LOB: 2 BB: 1 P: 21	R: 0 E: 0 K: 2 S: 9 H: 0 LOB: 2 BB: 2 P: 19	R: 0 E: 0 K: 0 S: 5 H: 0 LOB: 0 BB: 0 P: 7	R: 0 E: 0 K: 1 S: 15 H: 2 LOB: 3 BB: 1 P: 23	R: 0 E: 0 K: 0 S: 4 H: 0 LOB: 0 BB: 0 P: 6	R: 0 E: 0 K: 0 S: 8 H: 0 LOB: 0 BB: 0 P: 13							

AB	34
R	3
H	8
RBI	3
BB	6
SO	6
LOB	16

		1B:	4	SF:	0	WP:	0	PA:	40
		2B:	4	SAC:	0	PB:	1		
		3B:	0	DP:	0	SB:	0		
		HR:	0	HBP:	0	CS:	0		

PITCHER		IP	WLS	BF	H	R	ER	SO	BB	IBB	HBP	BLK	WP	HR	S	P	ERA	WHIP
34 Nick Adenhart, R ERA: 11.37	(1, 1)	4.1		23	6	3	3	3	5	0	0	0	0	0	45	83	6.23	2.538
Darren Oliver, L ERA: 2.81	(5, 1)	1.2	W	5	0	0	0	2	0	0	0	0	0	0	12	15	0.00	0.000
33 Justin Speier, R ERA: 3.14	(7, 1)	1.0	H	6	2	0	0	1	1	0	0	0	0	0	15	23	0.00	3.000
62 Scot Shields, R ERA: 1.84	(8, 1)	1.0	H	3	0	0	0	0	0	0	0	0	0	0	4	6	0.00	0.000
Francisco Rodríguez, R ERA: 3.07	(9, 1)	1.0	S	3	0	0	0	0	0	0	0	0	0	0	8	13	0.00	0.000

PITCHER	IP	WLS	BF	H	R	ER	SO	BB	IBB	HBP	BLK	WP	HR	S	P	ERA	WHIP

Batter	1	2	3	4	5	6	7	8	9	AB	R	H	RBI	BB	SO	LOB
24 Gary Matthews, S (1, 10) OBP: 0.305, SLG: 0.358	B FF 90 B FF 92 B FF 91 C FF 90 B FF 90 4-1 2 G3-1 27 1B BB		B FF 89 B CH 79 C FF 90 F CU 79 X CU 70 2-2 ① P2		C CU 75 F FF 93 S SL 87 0-3 ③ K			S FF 90 B FS 80 X FF 89 1-1 ① G4-3		3	1	0	0	1	1	0
2 Erick Aybar, S (1, 6) OBP: 0.308, SLG: 0.393	C FF 89 C SL 83 X SL 85 0-2 ① G3-1 1-2		B CU 74 B CU 75 B FF 87 C SL 86 C FF 89 X FF 88 3-2 ② F9			X FF 90 0-0 ① G5-3		X FF 88 0-0 ② F9		4	0	0	0	0	0	1
27 Vladimir Guerrero, R (1, 9) OBP: 0.343, SLG: 0.422 Juan Rivera, R (6, 9) OBP: 0.188, SLG: 0.194	B FF 95 B FF 95 B SL 85 F FF 95 C SL 86 X SL 86 3-2 48 CS BB 2-H 1B		F FF 93 B CU 69 F CU 72 S SL 86 1-3 ③ K			C FF 92 X FF 94 0-1 ② G4-3		B FC 88 X FF 91 1-0 ③ G6-3		3 1	0 0	1 0	1 0	0 0	1 0	0 0
Garret Anderson, L (1, 7) OBP: 0.284, SLG: 0.425	B FF 95 B FF 92 C CH 80 1 SAFE B SL 82 B CH 82 4-1 1-2 BB			B CU 72 B FF 92 X FF 89 2-0 3B		B FF 95 S SI 93 X SI 94 1-1 ③ G4-3			B FF 89 B CH 76 C FF 90 B CH 78 F FF 90 X FF 90 3-2 HR	3	1	2	1	1	0	0
48 Torii Hunter, R (1, 8) OBP: 0.360, SLG: 0.516 77 Reggie Willits, S (6, 8) OBP: 0.500, SLG: 0.545	C FF 96 B FF 97 B SL 87 S FF 96 F FF 97 F SL 84 B CH 84 X FF 96 3-2 ②③ F9 2-3			B FF 95 X SL 83 1-0 ① G5-3			C FF 90 B CU 77 X FF 92 1-1 44 HR 1B		B FS 83 C FF 90 F FF 90 S CH 79 1-3 ① K	2 2	0 1	0 1	0 0	0 0	0 1	3 0
44 Mike Napoli, R (1, 2) OBP: 0.324, SLG: 0.652		F FF 90 B FF 92 F FF 92 B SL 85 B FF 95 X FF 94 3-2 39 G2-3 1B		B SL 81 S FF 93 B FF 96 F SL 82 S FF 96 2-3 ② K			B FF 91 B SL 82 X FF 93 2-0 1-H HR		C FF 90 B SL 84 X CH 78 1-1 39 1B 1B	4	1	3	2	0	1	1
39 Robb Quinlan, R (1, 3) OBP: 0.267, SLG: 0.321		C SL 82 X FF 94 0-1 ① G2-3 1-2		C FF 94 S SL 87 F SL 85 F FF 96 S SL 86 0-3 ③ K2-3			X FF 93 0-0 ① F8		C FF 89 C SL 81 X FF 90 0-2 1-2 1B	4	0	1	0	0	1	2
3 Brandon Wood, R (1, 5) OBP: 0.238, SLG: 0.316		C FF 95 C FF 95 B FF 96 B SL 85 T FF 97 2-2 ② K			C FF 92 S FF 93 X SL 82 0-2 ① G5-3		C FF 94 S CU 73 B FF 95 S SL 84 1-3 ② K		S SL 82 S FF 89 B FF 91 X FS 83 1-2 ② F9	4	0	0	0	0	2	3
18 Sean Rodríguez, R (1, 4) OBP: 0.300, SLG: 0.222		C FF 96 B FF 95 C FF 96 T SL 87 1-2 ③ K			C FF 92 B FF 93 C SL 85 X FF 93 1-2 ② G6-3		C FF 94 B FF 94 F SL 84 F SL 89 F FF 95 C CU 69 1-3 ③ K		C FF 91 F FS 83 B SL 83 D FS 85 B SL 85 S FS 84 3-3 ③ K	4	0	0	0	0	3	3
Inning Stats	R: 1 H: 1 E: 0 LOB: 1 K: 0 BB: 2 S: 13 P: 27	R: 0 H: 1 E: 0 LOB: 1 K: 2 BB: 0 S: 11 P: 17	R: 0 H: 0 E: 0 LOB: 0 K: 1 BB: 0 S: 9 P: 15	R: 0 H: 1 E: 0 LOB: 1 K: 2 BB: 0 S: 10 P: 15	R: 0 H: 0 E: 0 LOB: 0 K: 1 BB: 0 S: 9 P: 10	R: 0 H: 0 E: 0 LOB: 0 K: 0 BB: 0 S: 5 P: 6	R: 2 H: 2 E: 0 LOB: 0 K: 2 BB: 0 S: 12 P: 17	R: 0 H: 0 E: 0 LOB: 0 K: 0 BB: 0 S: 4 P: 6	R: 1 H: 3 E: 0 LOB: 2 K: 2 BB: 0 S: 17 P: 26	1B: 5 SF: 0 2B: 0 SAC: 0 3B: 1 DP: 0 HR: 2 HBP: 0						WP: 0 PA: 36 PB: 0 SB: 0 CS: 1

TOP

Los Angeles Angels @ Kansas City Royals

Kauffman Stadium, Kansas City, MO

Wed May 07 2008, 7:10 PM CDT

Att. 11,084 - Overcast - 66 F

livebaseballscorecards.com

AB	34
R	4
H	8
RBI	4
BB	2
SO	10
LOB	13

PITCHER		IP	WLS	BF	H	R	ER	SO	BB	IBB	HBP	BLK	WP	HR	S	P	ERA	WHIP
23 Zack Greinke, R ERA: 1.8	(1, 1)	7.0	W	27	5	3	3	8	2	0	0	0	0	1	69	107	3.86	1.000
57 Joel Peralta, R ERA: 7.45	(8, 1)	1.0		3	0	0	0	0	0	0	0	0	0	0	4	6	0.00	0.000
27 Yasuhiko Yabuta, R ERA: 8.36	(9, 1)	1.0		6	3	1	1	2	0	0	0	0	0	1	17	26	9.00	3.000

PITCHER	IP	WLS	BF	H	R	ER	SO	BB	IBB	HBP	BLK	WP	HR	S	P	ERA	WHIP

BOTTOM

Los Angeles Angels @ Kansas City Royals

Kauffman Stadium, Kansas City, MO

Wed May 07 2008, 7:10 PM CDT

Att. 11,084 - Overcast - 66 F

livebaseballscorecards.com

Batter	1	2	3	4	5	6	7	8	9	AB	R	H	RBI	BB	SO	LOB
9 David DeJesus, L (1, 8) OBP: 0.380, SLG: 0.457	B FF 87 C FF 89 X CH 80 1-1 ① G3-1	B FF 92 B CH 84 F FF 90 C FF 91 X FF 91 2-2 1-H 2-H HR		X FF 90 0-0 ① B5-3	B FF 93 F FF 93 B CU 81 B FF 93 C FF 92 B FF 93 4-2 BB		B SL 78 X SI 87 1-0 ③ G3-1			4	1	1	3	1	0	1
15 Mark Grudzielanek, R (1, 4) OBP: 0.350, SLG: 0.365 Esteban German, R (5, PH) OBP: 0.143, SLG: 0.053 (6, 4)	B FF 89 B FF 88 C FF 89 F FF 90 F FF 92 B FF 91 F FF 91 F FF 91 F FF 91 3-2 X SL 78 16 2B 1B	B FF 93 X FF 87 1-0 2B		C SL 82 B SL 83 X FF 90 1-1 4 HR 1B	C FF 93 C SL 86 C SL 88 0-3 ② K			B SI 86 B SL 76 B FF 87 B SI 87 4-0 16 G6-4-3 BB		3 1	2 0	3 0	0 0	0 1	0 1	0 1
4 Alex Gordon, L (1, 5) OBP: 0.348, SLG: 0.432	B FF 90 1 SAFE C CH 82 B FF 90 X FF 90 2-1 ② F8	B CU 74 S CH 84 F CH 84 B FF 90 F CH 83 B CH 81 F FF 91 B SL 83 4-2 BB		B FF 89 S CH 83 B FF 91 X CU 73 2-1 1-H HR	C FC 92 F FF 92 C FF 93 0-3 ③ K			X SI 88 0-0 ① F8		4	1	1	2	1	1	3
16 Billy Butler, R (1, 10) OBP: 0.343, SLG: 0.364	B SL 82 F FF 90 X FF 89 1-1 1-H 2B	C SL 82 S SL 82 C SL 82 0-3 ② K		B FF 95 S FC 95 F FF 95 X FF 94 1-2 ② P6		S SL 86 X FF 92 0-1 ① G6-3		B SL 78 B SI 87 X SI 87 2-0 ② G6-4-3 1-2f		5	0	1	1	0	1	3
24 Mark Teahen, L (1, 9) OBP: 0.350, SLG: 0.377	C CU 73 B CH 82 S CH 83 X SL 82 1-2 ③ G4-3	X CH 83 0-0 ③ F9		C FF 96 F FF 94 B SL 85 X FC 94 1-2 11 1B 1B		C CU 81 S CU 82 F FF 93 X CU 81 0-2 ② F7				4	1	1	0	0	0	3
11 Jose Guillen, R (1, 7) OBP: 0.217, SLG: 0.339 13 Alberto Callaspo, S (6, PH) OBP: 0.426, SLG: 0.415 (7, 7)		S FF 90 B FF 90 B SL 82 X SL 82 2-1 14 1B 1 1B 2B	S FF 90 C FF 90 B FF 90 B FF 90 X FF 92 2-2 G4-3 14 SF8 2B	B FF 94 B FF 94 F FF 94 X SL 88 2-1 1B 1-3 1B		B FF 92 C SL 91 B CU 82 F FF 92 X FF 92 2-2 ③ L4				3 1	2 0	3 0	0 0	0 0	0 0	0 0
Ross Gload, L (1, 3) OBP: 0.323, SLG: 0.310		S FF 90 B FF 90 X FF 89 1-1 ① F7	X FF 89 0-0 ① G4-3 2-3	F FF 94 X FF 96 0-1 1-2 3-H 1B			C SI 87 B FF 88 C SL 78 F FF 88 B SL 77 S SI 87 2-3 ① K			4	0	1	1	0	1	2
14 John Buck, R (1, 2) OBP: 0.340, SLG: 0.373		C SL 80 S FF 91 B FF 90 B FF 90 D SL 83 X SL 80 3-2 1 1B 9 HR 2-3 1B	B FF 89 B SL 78 S SL 82 B FF 89 X CH 81 3-1 ② SF8 3-H	B SL 89 S FF 95 B FF 95 F CU 82 B SL 88 X FF 95 3-2 ③ G6-3			X SI 88 0-0 1B			3	1	2	1	0	0	2
1 Tony Pena Jr., R (1, 6) OBP: 0.177, SLG: 0.204		F SL 80 B FF 91 F FF 90 X CH 81 1-2 9 HR 1-2 3-H 1B	C FF 90 B FF 89 X FF 89 1-1 ③ G6-3		X CU 80 0-0 ① G6-3		S SL 77 S SL 78 X SL 77 0-2 ② P3			4	1	1	1	0	0	1
Inning Stats	R: 1 E: 0 K: 0 S: 16 H: 2 LOB: 1 BB: 0 P: 24	R: 4 E: 0 K: 1 S: 22 H: 5 LOB: 2 BB: 1 P: 36	R: 1 E: 0 K: 0 S: 8 H: 1 LOB: 0 BB: 0 P: 14	R: 3 E: 0 K: 0 S: 18 H: 5 LOB: 2 BB: 0 P: 28	R: 0 E: 0 K: 2 S: 9 H: 0 LOB: 1 BB: 1 P: 13	R: 0 E: 0 K: 0 S: 9 H: 0 LOB: 0 BB: 0 P: 11	R: 0 E: 0 K: 1 S: 9 H: 1 LOB: 1 BB: 0 P: 12	R: 0 E: 0 K: 0 S: 2 H: 0 LOB: 0 BB: 1 P: 8		1B: 8 2B: 4 3B: 0 HR: 2 SF: 1 SAC: 0 DP: 1 HBP: 0					

	AB	36
	R	9
	H	14
	RBI	9
	BB	3
	SO	4
	LOB	16

WP: 0 PA: 40
PB: 0
SB: 0
CS: 0

PITCHER		IP	WLS	BF	H	R	ER	SO	BB	IBB	HBP	BLK	WP	HR	S	P	ERA	WHIP
36 Jered Weaver, R ERA: 5.59	(1, 1)	3.1	L	21	10	8	8	1	1	0	0	0	0	2	51	82	21.60	3.300
49 Chris Bootcheck, R ERA: 10.57	(4, 1)	2.2		12	3	1	1	2	1	0	0	0	0	0	31	44	3.38	1.500
53 Darren O'Day, R ERA: 3.86	(7, 1)	2.0		7	1	0	0	1	1	0	0	0	0	0	11	20	0.00	1.000

PITCHER	IP	WLS	BF	H	R	ER	SO	BB	IBB	HBP	BLK	WP	HR	S	P	ERA	WHIP

Batter	1	2	3	4	5	6	7	8	9	AB	R	H	RBI	BB	SO	LOB
24 Gary Matthews, S (1, 9) OBP: 0.297, SLG: 0.348	C FF 92 B FF 93 F SI 92 F CH 83 X CH 84 1-2 ① F8	B B C X 2-1 ③ P5	B SI 91 F FF 91 C KC 77 C FC 87 1-3 ③ K	B CH 82 S CH 81 X FC 88 1-1 ③ G5-3	4	0	0	0	0	1	1
2 Erick Aybar, S (1, 6) OBP: 0.311, SLG: 0.390	B FF 92 X CH 82 1-0 ② F8	F FF 91 H FF 88 1-1 27 G5-4-3 HBP	S FF 92 F SI 91 B CH 83 B SI 91 B CH 83 X SI 92 3-2 ① F8	1	0	0	0	0	0	0
39 Robb Quinlan, R (4, PR) (4, 5) OBP: 0.258, SLG: 0.310					1	0	0	0	0	0	0
27 Vladimir Guerrero, R (1, 10) OBP: 0.336, SLG: 0.412	C FF 92 C FF 93 B SI 93 X CH 84 1-2 ③ F7	F SI 91 X FC 87 0-1 ① ② G5-4-3 1-2f	B FC 88 B FF 91 X FF 89 2-0 ② F8	3	0	0	0	0	0	1
Garret Anderson, L (1, 7) OBP: 0.278, SLG: 0.416	F X 0-1 ① G3-1	C CH 81 B CH 82 X FF 90 1-1 ③ G3	B KC 77 F FF 91 F CH 81 B FC 88 S CH 83 2-3 ③ K	3	0	0	0	0	1	1
48 Torii Hunter, R (1, 8) OBP: 0.352, SLG: 0.504	C B F S 1-3 ② K	B FF 91 F FC 87 X FF 90 1-1 ① G6-3	C FF 90 B SI 91 F CH 82 B FF 88 F CH 83 C SI 92 2-3 ① K	3	0	0	0	2	0
Casey Kotchman, L (1, 3) OBP: 0.381, SLG: 0.528	B X 1-0 ③ F7	X CH 82 0-0 ② G4-3	F KC 77 F CH 82 B FF 89 S CH 82 1-3 ② K	3	0	0	0	0	1	0
44 Mike Napoli, R (1, 2) OBP: 0.311, SLG: 0.623	B X 1-0 ① L7	C FC 88 B KC 79 S CH 82 B FF 92 S CH 84 2-3 ③ K	X KC 78 0-0 ③ F9	3	0	0	0	0	1	0
3 Brandon Wood, R (1, 5) (4, 6) OBP: 0.250, SLG: 0.318	X 0-0 18 G5-3 1B	B KC 76 B FF 92 C FF 92 F CH 83 S CH 82 2-3 ① K	B FF 91 F FF 88 B SI 92 F CH 82 X CH 82 2-2 ① G5-3	3	0	1	0	0	1	0
18 Sean Rodríguez, R (1, 4) OBP: 0.261, SLG: 0.190	B B X 2-0 ② G5-3 1-2	C SI 91 X KC 77 0-1 ② F9	C SI 91 C SI 91 S CH 83 0-3 ② K2-3	3	0	0	0	0	1	1
Inning Stats	R: 0 E: 0 K: 0 S: 8 H: 0 LOB: 0 BB: 0 P: 11	R: 0 E: 0 K: 1 S: 6 H: 0 LOB: 0 BB: 0 P: 8	R: 0 E: 0 K: 0 S: 5 H: 1 LOB: 1 BB: 0 P: 10	R: 0 E: 0 K: 0 S: 5 H: 0 LOB: 1 BB: 0 P: 7	R: 0 E: 0 K: 1 S: 6 H: 0 LOB: 0 BB: 0 P: 9	R: 0 E: 0 K: 2 S: 8 H: 0 LOB: 0 BB: 0 P: 11	R: 0 E: 0 K: 1 S: 7 H: 0 LOB: 0 BB: 0 P: 14	R: 0 E: 0 K: 2 S: 8 H: 0 LOB: 0 BB: 0 P: 11	R: 0 E: 0 K: 1 S: 8 H: 0 LOB: 0 BB: 0 P: 11	1B: 1 2B: 0 3B: 0 HR: 0 SF: 0 SAC: 0 DP: 1 HBP: 1						

TOP

Los Angeles Angels @ Tampa Bay Rays

Tropicana Field, St. Petersburg, FL

Fri May 09 2008, 7:10 PM EDT

Att. 12,039 - Dome - 72 F

livebaseballscorecards.com

AB	27
R	0
H	1
RBI	0
BB	0
SO	8
LOB	4

PITCHER		IP	WLS	BF	H	R	ER	SO	BB	IBB	HBP	BLK	WP	HR	S	P	ERA	WHIP
33 James Shields, R ERA: 3.14	(1, 1)	9.0	W	28	1	0	0	8	0	0	1	0	0	0	61	92	0.00	0.111

PITCHER	IP	WLS	BF	H	R	ER	SO	BB	IBB	HBP	BLK	WP	HR	S	P	ERA	WHIP

BOTTOM

Los Angeles Angels @ Tampa Bay Rays

Tropicana Field, St. Petersburg, FL

Fri May 09 2008, 7:10 PM EDT

Att. 12,039 - Dome - 72 F

livebaseballscorecards.com

Batter	1	2	3	4	5	6	7	8	9	AB	R	H	RBI	BB	SO	LOB
1 Akinori Iwamura, L (1, 4) OBP: 0.297, SLG: 0.305	C SI 91 B SI 88 F SI 91 B SI 92 X CH 81 2-2 ① G1-3		F SI 92 C SI 93 B CU 79 F SI 93 X CH 82 1-2 1B			S CH 79 B CH 81 X FF 90 1-1 ① G3-1		B SI 92 X SI 92 1-0 ② G5-3		4	0	1	0	0	0	2
13 Carl Crawford, L (1, 7) OBP: 0.298, SLG: 0.375	X CH 82 0-0 ② G4-3		C SI 91 B SI 92 S CH 84 1 SAFE B SI 92 X CH 80 2-2 ③ P4			B CH 81 F CH 80 S SI 91 X SI 91 1-2 ② F7		B SI 93 S CH 81 F SI 93 X SI 92 1-2 ③ G3		4	0	0	0	0	0	3
2 B.J. Upton, R (1, 8) OBP: 0.387, SLG: 0.425	B S B B B 4-1 BB			C SL 82 B SI 90 B SI 91 C SI 91 B SL 83 S SI 92 S SL 83 3-3 ① K		C SL 84 C SL 83 B SL 83 B SI 93 X SI 92 2-2 ③ G3			C FC 86 X SI 90 0-1 23 G3 3 HR 1B	3	1	1	0	1	1	0
23 Carlos Pena, L (1, 3) OBP: 0.310, SLG: 0.411	B 1 SAFE F C X 1-2 ③ F8			B CU 77 X SI 86 1-0 3 BB 1B			F SI 90 B SI 91 C SI 91 F SI 91 B FF 91 F SI 92 X CH 80 2-2 3 FC5-4 1B		B FC 84 C FC 85 T SI 91 D SL 82 B SI 92 X FC 86 3-2 ① G3 1-2	4	0	2	0	0	0	2
3 Evan Longoria, R (1, 5) OBP: 0.337, SLG: 0.434		B X 1-0 ① F7		B SL 84 C SL 84 B SI 91 S SI 91 B SI 93 B SL 85 4-2 32 G4-3 1-2 BB			X SI 91 0-0 ① FC5-4 32 FC4-6 1-2f		B FC 86 F FC 86 X SI 91 1-1 2-H HR	3	1	1	2	1	0	1
32 Eric Hinske, L (1, 10) OBP: 0.365, SLG: 0.566		B S B B F X 3-2 ② L7		S CH 81 F SI 92 B FF 93 X CH 80 1-2 ②③ G4-3 1-2f			1 SAFE B SI 91 F CH 80 X SI 91 1-1 ② FC4-6 30 FC6-4 1-2f			3	0	0	0	0	0	3
30 Dioner Navarro, S (1, 2) OBP: 0.381, SLG: 0.450		F B B C X 2-2 ③ L4			B CU 75 X SI 89 1-0 ① F8		X SI 90 0-0 ③ FC6-4 1-2f			3	0	0	0	0	0	1
26 Gabe Gross, L (1, 9) OBP: 0.340, SLG: 0.333 Nathan Haynes, L (8, PR) OBP: 0.277, SLG: 0.227 (9, 9)			B B SI 88 S SI 92 C SI 91 B SI 92 F SI 93 B CH 81 4-2 8 G6-4-3 BB		C SI 90 B SI 91 S CH 80 F SI 92 B CH 80 X CH 80 2-2 ② F8			B CH 80 B CH 79 C SI 90 F SI 91 F SI 93 B SI 91 F SI 91 X SI 91 3-2 8 G6-3 2B		2 0	0 0	1 0	0 0	1 0	0 0	0 0
8 Jason Bartlett, R (1, 6) OBP: 0.268, SLG: 0.263			B SI 92 1 SAFE C SI 92 1 SAFE B SL 85 X SI 92 2-1 ①② G6-4-3 1-2f		F FF 91 B SI 93 F SI 91 S SI 92 1-3 ③ K			X SI 92 0-0 ① G6-3 2-3		3	0	0	0	0	1	2
Inning Stats	R: 0 E: 0 K: 0 S: 8 H: 0 LOB: 1 BB: 1 P: 15	R: 0 E: 0 K: 0 S: 7 H: 0 LOB: 0 BB: 0 P: 13	R: 0 E: 0 K: 0 S: 12 H: 1 LOB: 1 BB: 1 P: 21	R: 0 E: 0 K: 1 S: 9 H: 1 LOB: 1 BB: 1 P: 18	R: 0 E: 0 K: 1 S: 9 H: 0 LOB: 0 BB: 0 P: 13	R: 0 E: 0 K: 0 S: 8 H: 0 LOB: 0 BB: 0 P: 12	R: 0 E: 0 K: 0 S: 9 H: 1 LOB: 1 BB: 0 P: 12	R: 0 E: 0 K: 0 S: 10 H: 1 LOB: 2 BB: 0 P: 15	R: 2 E: 0 K: 0 S: 7 H: 2 LOB: 0 BB: 0 P: 11	1B: 4 2B: 1 3B: 0 HR: 1 SF: 0 SAC: 0 DP: 2 HBP: 0						

	AB	29
	R	2
	H	6
	RBI	2
	BB	3
	SO	2
	LOB	14

PITCHER		IP	WLS	BF	H	R	ER	SO	BB	IBB	HBP	BLK	WP	HR	S	P	ERA	WHIP
Jon Garland, R ERA: 4.3	(1, 1)	8.0		29	4	0	0	2	3	0	0	0	0	0	72	119	0.00	0.875
33 Justin Speier, R ERA: 4.3	(9, 1)	0.1	L	3	2	2	2	0	0	0	0	0	0	1	7	11	54.00	6.000

PITCHER	IP	WLS	BF	H	R	ER	SO	BB	IBB	HBP	BLK	WP	HR	S	P	ERA	WHIP

Los Angeles Angels @ Tampa Bay Rays

Tropicana Field, St. Petersburg, FL

Sat May 10 2008, 7:10 PM EDT

Att. 25,512 - Dome - 72 F

livebaseballscorecards.com

TOP

Batter	1	2	3	4	5	6	7	8	9	AB	R	H	RBI	BB	SO	LOB
24 Gary Matthews, S (1, 8) OBP: 0.309, SLG: 0.357	B SI 88 C FF 88 B SI 88 B SI 89 B SI 89 4-1 BB		C SI 91 B SL 79 C SI 92 F SI 92 S CH 79 1-3 ② K		X SI 91 0-0 1-3 2B			B SI 91 1 SAFE 1 SAFE F SI 88 D FS 81 F SL 89 1 SAFE 1 SAFE B SI 89 4-2 1 SAFE B SI 91 2 G3 1-2 BB		2	0	1	0	2	1	0
2 Erick Aybar, S (1, 6) (8, 4) OBP: 0.310, SLG: 0.393	C FF 87 B SI 90 L SI 88 F SL 81 F SI 90 F SI 91 X SI 91 1-2 ① F9		F FF 92 X SI 91 0-1 27 WP 2B		F SI 92 X SI 93 0-1 ③ G6-3			F SI 88 X FS 81 0-1 ① G3 1-2 2-3		4	0	1	0	0	0	5
27 Vladimir Guerrero, R (1, 9) OBP: 0.340, SLG: 0.410	B SI 88 F CH 79 B SI 90 B SI 89 F SI 91 F SI 91 X SI 90 3-2 ② F9		B FF 90 B SI 90 S SI 89 F SI 92 B SI 93 C CH 79 3-3 ③ K 2-3			F SI 90 F SI 89 X SI 90 0-2 48 G6-4-3 1B		I IN 76 I IN 76 I IN 76 I IN 74 4-0 IBB		3	0	1	0	1	1	2
48 Torii Hunter, R (1, 10) OBP: 0.342, SLG: 0.489	B SI 88 B CH 78 X SI 89 2-0 ③ P3			C S S 0-3 ① K		F SI 89 B SI 90 B SI 91 S CH 79 B CH 78 F SI 91 F SI 91 F SI 92 X SI 92 3-2 ①② G6-4-3 1-2f		X SL 79 0-0 ② P3		4	0	0	0	0	1	5
Juan Rivera, R (1, 7) OBP: 0.171, SLG: 0.176 Garret Anderson, L (8, PH) OBP: 0.276, SLG: 0.413 39 Robb Quinlan, R (8, 5) OBP: 0.258, SLG: 0.310		C SI 88 F SI 88 F SI 91 D SL 80 S CH 79 1-3 ① K		X SI 92 0-0 ② F9		S SL 79 C SI 93 D SL 82 B SI 92 F CH 79 D CH 77 X SI 93 3-2 ③ G6-3		B FS 84 X FS 83 1-0 ③ G3		3 1 0	0 0 0	0 0 0	0 0 0	0 0 0	1 0 0	0 3 0
44 Mike Napoli, R (1, 2) OBP: 0.308, SLG: 0.597		B SI 91 B CH 76 F SI 90 S SI 92 F FF 92 B SL 82 F SI 92 B SI 92 4-2 BB		B SI 91 B CH 79 B SI 92 F SI 91 X SI 93 3-1 ③ F8			B FF 87 B CH 80 C FF 86 X FF 87 2-1 ① L7		B FF 93 C SI 93 C SL 83 B SL 84 X SI 93 2-2 ① F9	3	0	0	0	1	0	0
Casey Kotchman, L (1, 3) OBP: 0.370, SLG: 0.512		D SL 82 C SI 91 F SI 92 F SI 92 B SI 92 S SI 92 2-3 ② K			S SL 79 B SL 81 F SI 91 B SI 91 F SL 81 X SL 82 2-2 ① G4-3		C FF 88 C SL 75 X SI 87 0-2 ② G5-3		C FF 91 X CU 77 0-1 ② G6-3	4	0	0	0	0	1	1
3 Brandon Wood, R (1, 5) (8, 6) OBP: 0.214, SLG: 0.269		B SI 91 S SI 90 S SI 92 F SI 92 S SL 84 1-3 ③ K2-3			F FF 92 S SI 92 X FF 92 0-2 ② P5		F CH 81 S CH 80 X FF 89 0-2 ③ F7		S FF 93 T SI 93 B CU 78 S FF 93 1-3 ③ K	4	0	0	0	0	2	1
18 Sean Rodríguez, R (1, 4) OBP: 0.280, SLG: 0.182 77 Reggie Willits, S (8, PH) OBP: 0.538, SLG: 0.545 (8, 7)			F SI 88 B SI 90 F SI 89 X SL 82 1-2 ① F9		B SI 90 B CH 80 F SI 92 B SI 91 B FF 90 4-1 24 2B BB			B SI 88 B SI 88 B SI 88 C SI 88 C SI 88 F SI 88 B FF 89 4-2 2 G3 24 BB BB		1 0	0 0	0 0	0 0	1 1	0 0	0 0

AB	29	1B: 1	SF: 0	WP: 1	PA: 35
R	0	2B: 2	SAC: 0	PB: 0	
H	3	3B: 0	DP: 1	SB: 0	
RBI	0	HR: 0	HBP: 0	CS: 0	
BB	6				
SO	7				
LOB	17				

Inning Stats																		
	R: 0 E: 0 K: 0 S: 12	H: 0 LOB: 1 BB: 1 P: 22	R: 0 E: 0 K: 3 S: 16	H: 0 LOB: 1 BB: 1 P: 24	R: 0 E: 0 K: 2 S: 12	H: 1 LOB: 1 BB: 0 P: 17	R: 0 E: 0 K: 1 S: 6	H: 0 LOB: 0 BB: 0 P: 9	R: 0 E: 0 K: 0 S: 11	H: 1 LOB: 2 BB: 1 P: 17	R: 0 E: 0 K: 0 S: 13	H: 1 LOB: 0 BB: 0 P: 19	R: 0 E: 0 K: 0 S: 8	H: 0 LOB: 0 BB: 0 P: 10	R: 0 E: 0 K: 0 S: 9	H: 0 LOB: 3 BB: 3 P: 22	R: 0 E: 0 K: 1 S: 8	H: 0 LOB: 0 BB: 0 P: 11

PITCHER		IP	WLS	BF	H	R	ER	SO	BB	IBB	HBP	BLK	WP	HR	S	P	ERA	WHIP
19 Scott Kazmir, L ERA: 2.7	(1, 1)	6.0	W	23	3	0	0	6	3	0	0	0	1	0	70	108	0.00	1.000
Trever Miller, L ERA: 5.23	(7, 1)	1.0	H	3	0	0	0	0	0	0	0	0	0	0	8	10	0.00	0.000
35 Dan Wheeler, R ERA: 1.35	(8, 1)	1.0	H	6	0	0	0	0	2	1	0	0	0	0	9	22	0.00	2.000
40 Troy Percival, R ERA: 2.08	(9, 1)	1.0	S	3	0	0	0	1	0	0	0	0	0	0	8	11	0.00	0.000

PITCHER	IP	WLS	BF	H	R	ER	SO	BB	IBB	HBP	BLK	WP	HR	S	P	ERA	WHIP

Batter	1	2	3	4	5	6	7	8	9	AB	R	H	RBI	BB	SO	LOB
1 Akinori Iwamura, L (1, 4) OBP: 0.309, SLG: 0.317	C FF 90 B CU 76 X SI 90 1-1 23 BB 13 BB 3 FC5-4 1B	1 SAFE F FF 91 C SI 91 1 SAFE 1 SAFE S FF 93 0-3 ③ K			X CU 74 0-0 13 FC4-6 1B		C SL 78 B FF 90 B FF 91 C SL 79 B SL 80 X SL 79 3-2 ③ 2-H 1B			4	1	3	0	0	1	1
13 Carl Crawford, L (1, 7) OBP: 0.309, SLG: 0.377	B SI 91 B SI 92 B SI 90 C FF 90 1 SAFE B SI 90 4-1 3 FC5-4 23 BB 1-2 BB		B CU 76 B SI 90 C SI 89 B SI 89 C FF 90 B FF 91 4-2 2 CS BB		F FF 90 X CU 78 0-1 ① FC4-6 2 G4-3 1-2f			C SL 79 B SL 78 X FF 90 1-1 23 S 2 SH1-3 23 SF8 1B		2	1	1	0	2	0	1
2 B.J. Upton, R (1, 8) OBP: 0.379, SLG: 0.415	F CU 76 F SI 92 B FF 93 X CU 77 1-2 ① F9		C SI 92 C FF 92 B FF 92 B FF 93 C CH 83 2-3 ①② K 1-2		F FF 90 B CH 81 1 SAFE B CH 81 B FF 90 X CH 82 3-1 ②③ G4-3 1-2f			X FF 89 0-0 ① SH1-3 1-2		3	0	0	0	0	1	4
23 Carlos Pena, L (1, 3) OBP: 0.315, SLG: 0.408	D FF 92 B FF 92 S SI 91 S SI 93 B SI 93 B SI 92 4-2 3 FC5-4 BB 1-2 2-3		S FF 93 S CU 77 B FF 92 B CU 79 B FF 92 F FF 93 B FF 92 4-2 BB			C CU 74 C SI 89 D CU 77 D CU 78 F SI 91 B FF 92 X FF 92 3-2 ① G4-3		C SL 80 B SI 90 X SL 79 1-1 ② SF8 2-H		1	0	0	1	2	0	0
3 Evan Longoria, R (1, 5) OBP: 0.324, SLG: 0.414	F FF 92 D CH 83 S FF 92 F SI 93 B FF 93 X FF 93 2-2 ② FC5-4 1-2f 2-3 3-H		S CH 82 F CH 82 S CH 81 0-3 ③ K			F CH 81 B FF 92 B CH 81 S CH 80 X CH 81 2-2 ② G5-3		C SI 86 S SI 87 B SI 85 B SL 77 C SL 79 2-3 ③ K		4	0	0	1	0	2	3
30 Dioner Navarro, S (1, 2) OBP: 0.364, SLG: 0.429	F CH 82 B FF 91 X SI 92 1-1 ③ F8			C FF 89 B SI 90 F CH 82 X CH 79 1-2 ① P4		B CH 82 B SI 92 X CH 82 2-0 ③ G6-3				3	0	0	0	0	0	2
31 Jonny Gomes, R (1, 10) OBP: 0.316, SLG: 0.418		C CU 75 X SI 90 0-1 ① P4		B CH 82 B CH 80 F FF 92 X CH 82 2-1 ② F7			X SL 78 0-0 ① L8			3	0	0	0	0	0	0
32 Eric Hinske, L (1, 9) OBP: 0.364, SLG: 0.559 26 Gabe Gross, L (8, 9) OBP: 0.340, SLG: 0.333		C FF 90 X FF 91 0-1 ② G4-3		C CU 76 B CU 75 X SI 91 1-1 1B			C FF 90 S SL 79 B SL 80 F SL 79 C FF 89 1-3 ② K			3 0	0 0	1 0	0 0	0 0	1 0	0 0
8 Jason Bartlett, R (1, 6) OBP: 0.278, SLG: 0.281		C SI 90 B FF 92 B SI 92 B CU 76 F FF 90 F FF 93 F FF 92 F FF 92 X CU 76 3-2 1B		1 SAFE F SI 91 B CH 81 1 SAFE 1 SAFE X CH 82 1-1 ③ G5-3			X FF 90 0-0 1 1B 2B			3	0	2	0	0	0	1
Inning Stats	R: 1 E: 0 K: 0 S: 14 H: 1 LOB: 2 BB: 2 P: 27	R: 0 E: 0 K: 1 S: 13 H: 1 LOB: 1 BB: 0 P: 16	R: 0 E: 0 K: 2 S: 11 H: 0 LOB: 1 BB: 2 P: 21	R: 0 E: 0 K: 0 S: 9 H: 1 LOB: 1 BB: 0 P: 14	R: 0 E: 0 K: 0 S: 5 H: 1 LOB: 0 BB: 0 P: 8	R: 0 E: 0 K: 0 S: 8 H: 0 LOB: 0 BB: 0 P: 15	R: 0 E: 0 K: 1 S: 9 H: 2 LOB: 2 BB: 0 P: 13	R: 1 E: 0 K: 1 S: 8 H: 1 LOB: 0 BB: 0 P: 12		1B: 6 2B: 1 3B: 0 HR: 0 SF: 1 SAC: 1 DP: 1 HBP: 0						

PITCHER		IP	WLS	BF	H	R	ER	SO	BB	IBB	HBP	BLK	WP	HR	S	P	ERA	WHIP
51 Joe Saunders, L ERA: 2.48	(1, 1)	6.0	L	24	4	1	1	3	4	0	0	0	0	0	60	101	1.50	1.333
Darren Oliver, L ERA: 3.06	(7, 1)	1.2		7	3	1	1	1	0	0	0	0	0	0	14	20	5.40	1.800
53 Darren O'Day, R ERA: 3.79	(8, 1)	0.1		1	0	0	0	1	0	0	0	0	0	0	3	5	0.00	0.000

PITCHER	IP	WLS	BF	H	R	ER	SO	BB	IBB	HBP	BLK	WP	HR	S	P	ERA	WHIP

BOTTOM

Los Angeles Angels @ Tampa Bay Rays

Tropicana Field, St. Petersburg, FL

Sat May 10 2008, 7:10 PM EDT

Att. 25,512 - Dome - 72 F

livebaseballscorecards.com

AB	26
R	2
H	7
RBI	2
BB	4
SO	5
LOB	12

Los Angeles Angels @ Tampa Bay Rays

Tropicana Field, St. Petersburg, FL

Sun May 11 2008, 1:40 PM EDT

Att. 13,010 - Dome - 72 F

livebaseballscorecards.com

Batter	1	2	3	4	5	6	7	8	9	AB	R	H	RBI	BB	SO	LOB
77 Reggie Willits, S (1, 10) OBP: 0.444, SLG: 0.400	C FF 87 B FC 88 F FF 88 B FF 88 B FF 89 B FF 89 4-2 27 G5-3 BB		F FF 87 B CU 70 B FC 87 X FF 87 2-1 ① F7		B FC 85 C FF 86 C FF 85 B CU 74 X FC 86 2-2 ① G4-3		B SI 83 C SI 84 C SI 86 B SI 85 F SI 87 S SI 86 2-3 ① K		L SI 92 F SI 93 F FF 92 B FF 93 F FF 92 F SI 92 F SI 92 F SI 92 F CH 86 2-2 ② F SI 92 F FF 93 D CU 78 X SI 92 F9 2-3	4	0	0	0	1	1	3
2 Erick Aybar, S (1, 6) OBP: 0.305, SLG: 0.386	B FF 88 P PO 84 F FC 86 L FF 86 C CU 72 2-3 ① K		B FF 81 F FF 87 F FF 88 F FF 88 D CU 70 B CU 78 X FC 87 3-2 ② P4		B CU 67 S FF 86 X FF 86 1-1 27 2B 1B 1B		B SI 87 C SI 86 C KC 81 X KC 82 1-2 ② F7		B FF 91 X SI 91 1-0 ③ P6	5	1	1	0	0	1	4
27 Vladimir Guerrero, R (1, 9) OBP: 0.344, SLG: 0.420	S FC 88 B FC 89 X CU 77 1-1 ② G5-3 1-2		C CU 75 S FF 88 B FC 87 X CU 73 1-2 48 1B 1B 1-3 2-H 1B		C FF 86 X CU 74 0-1 1B 1-3 2B		C KC 81 B SI 87 F SI 87 B KC 82 X KC 81 2-2 ③ P6			4	1	2	1	0	0	1
Garret Anderson, L (1, 7) OBP: 0.282, SLG: 0.415	B FF 89 B FF 80 X FF 89 2-0 ③ G3		C FF 87 X FF 80 0-1 48 1B 1-2 3-H 1B		X FF 87 0-0 ② 48 3B 2-H 3-H 1B			C SI 85 B SI 85 F KC 82 B SI 88 X KC 82 2-2 ① G4-3		4	1	2	2	0	0	1
48 Torii Hunter, R (1, 8) OBP: 0.353, SLG: 0.511		X FC 87 0-0 ① B1-3	B CU 75 S SL 78 B FF 88 X SL 79 2-1 1-2 2-H 1B		X FF 86 0-0 1-H 3B			C SI 87 X KC 82 0-1 FC3-6 1B		4	0	3	2	0	0	0
Casey Kotchman, L (1, 3) OBP: 0.359, SLG: 0.496		B FF 88 X FF 88 1-0 ② G3-1	B FF 89 S FC 87 B CU 71 B FF 87 X FF 86 3-1 ③ F9		X FF 86 0-0 ③ G3-1			X SI 87 0-0 ② FC3-6 1-2f		4	0	0	0	0	0	4
39 Robb Quinlan, R (1, 5) OBP: 0.229, SLG: 0.273		C FC 88 S CU 77 F FF 86 B SL 77 X CU 77 1-2 ③ F7		C FF 87 X FF 85 0-1 ① G6-3		B SI 84 B SI 86 B SI 86 C SI 83 F SI 85 F SI 87 X SI 86 3-2 ① G1-3		B CH 80 X SI 87 1-0 ③ L7		4	0	0	0	0	0	1
5 Jeff Mathis, R (1, 2) OBP: 0.269, SLG: 0.429 24 Gary Matthews, S (9, PH) OBP: 0.307, SLG: 0.355			B FF 88 B FC 87 F FF 88 B FC 87 B FF 87 4-1 18 1B 27 1B BB	B SL 76 C FF 87 F FC 84 S FC 87 1-3 ② K		C SI 86 C KC 81 D KC 82 X KC 81 1-2 ② G5-3			S SI 90 S SI 92 B FF 94 B SI 94 X CH 86 2-2 ① L3	2 1	1 0	0 0	0 0	1 0	1 0	0 0
18 Sean Rodríguez, R (1, 4) OBP: 0.286, SLG: 0.200 19 Kendrys Morales, S (9, PH)			B FF 86 C SL 78 F SL 78 X FF 88 1-2 27 1B 1B 1-2 1B	C FC 86 B FC 86 B FF 85 C CU 76 B FC 88 F FC 86 S CU 77 3-3 ③ K		C SI 86 B CH 79 C KC 79 C SI 86 1-3 ③ K			B CH 86 X SI 92 1-0 E7 77 F9	3 1	1 0	1 0	0 0	0 0	2 0	0 0

Inning Stats	1	2	3	4	5	6	7	8	9
	R: 0 E: 0 K: 1 S: 9 H: 0 LOB: 1 BB: 1 P: 17	R: 0 E: 0 K: 0 S: 6 H: 0 LOB: 0 BB: 0 P: 8	R: 3 E: 0 K: 0 S: 19 H: 4 LOB: 2 BB: 1 P: 35	R: 0 E: 0 K: 2 S: 9 H: 0 LOB: 0 BB: 0 P: 13	R: 2 E: 0 K: 0 S: 10 H: 4 LOB: 1 BB: 0 P: 13	R: 0 E: 0 K: 1 S: 10 H: 0 LOB: 0 BB: 0 P: 15	R: 0 E: 0 K: 1 S: 10 H: 0 LOB: 0 BB: 0 P: 15	R: 0 E: 0 K: 0 S: 7 H: 1 LOB: 1 BB: 0 P: 10	R: 0 E: 1 K: 0 S: 16 H: 0 LOB: 1 BB: 0 P: 22

	AB	36
	R	5
	H	9
	RBI	5
	BB	2
	SO	5
	LOB	14

1B: 7 SF: 0
2B: 1 SAC: 0
3B: 1 DP: 0
HR: 0 HBP: 0

WP: 0 PA: 38
PB: 0
SB: 0
CS: 0

PITCHER		IP	WLS	BF	H	R	ER	SO	BB	IBB	HBP	BLK	WP	HR	S	P	ERA	WHIP
21 Andy Sonnanstine, R ERA: 5.07	(1, 1)	5.0		24	8	5	5	3	2	0	0	0	0	0	53	86	9.00	2.000
39 J.P. Howell, L ERA: 2.88	(6, 1)	3.0	W	10	1	0	0	2	0	0	0	0	0	0	27	40	0.00	0.333
40 Troy Percival, R ERA: 1.93	(9, 1)	1.0	S	4	0	0	0	0	0	0	0	0	0	0	16	22	0.00	0.000

PITCHER	IP	WLS	BF	H	R	ER	SO	BB	IBB	HBP	BLK	WP	HR	S	P	ERA	WHIP

Batter	1	2	3	4	5	6	7	8	9	AB	R	H	RBI	BB	SO	LOB
1 Akinori Iwamura, L (1, 4) OBP: 0.317, SLG: 0.333	C SI 93 C FF 95 B FF 95 B SL 85 X FF 95 2-2 13 1B 2 1B 1B	B SL 81 F SI 94 B FF 97 C SI 94 B FF 95 X SI 95 3-2 ② G4-3		C SL 78 B SI 95 F SL 83 D SL 85 S FF 96 2-3 ② K		F FC 83 D CH 80 X SI 89 1-1 1-3 13 HR 2B		B SI 87 B SI 87 X SI 88 2-0 1-2 2-3 13 FC4-2-5 1B		5	2	3	0	0	1	0
13 Carl Crawford, L (1, 7) OBP: 0.318, SLG: 0.403	C FF 94 X FF 93 0-1 1-3 2 1B 2 S 3 SF7 1B	C FF 94 B FF 94 S SL 84 B SI 96 F FF 96 S SL 86 2-3 ③ K		S SL 82 C SL 83 X SL 80 0-2 2 E 2 S 1B		B SI 90 C FC 85 B SI 89 X FC 84 2-1 2-H 3-H HR		X SI 88 0-0 ①② 1-2 2-3 3-H FC4-2-5		5	2	3	3	0	1	3
2 B.J. Upton, R (1, 8) OBP: 0.387, SLG: 0.430	F FF 96 C FF 97 B FF 97 D SL 86 B FF 97 X SI 97 3-2 1-3 3-H 15 1B 23 S 1B		C FF 95 B SI 96 B FF 97 X SL 83 2-1 3 F8 15 1B 23 1B 1B	P PO 91 S FF 96 B SL 85 C FF 96 S SI 97 2-3 ③ 1-3 K		X SI 89 0-0 23 WP 2B		B SL 78 B SI 88 B SI 87 C SI 87 X SI 88 3-1 ③ F9		5	3	3	1	0	1	3
23 Carlos Pena, L (1, 3) OBP: 0.313, SLG: 0.403	1 SAFE C FF 96 3 SAFE B SI 96 C FF 95 F SL 85 S SL 85 1-3 ① 1-2 K		X FF 95 0-0 15 1B 1-2 1B		B FF 94 F FF 94 C SL 85 B FF 96 X FF 96 2-2 ① F8	F SI 89 B SI 89 S FC 84 B CH 81 S FC 86 2-3 ③ 2-H K				4	0	1	0	0	2	2
3 Evan Longoria, R (1, 5) OBP: 0.311, SLG: 0.400	C SL 84 B SL 84 F FF 96 B SL 84 X FF 97 2-2 ② SF7 3-H		S FF 97 B FF 96 S SL 87 D SL 84 X SL 88 2-2 ① F8 2-3		B FF 96 F FF 96 B FF 96 F SL 85 X FF 97 2-2 ② P4		C SL 79 S SL 87 B SL 78 F SL 78 F SI 88 X SI 87 1-2 ① G5-3			3	0	0	1	0	0	2
15 Cliff Floyd, L (1, 10) OBP: 0.429, SLG: 0.737	F FF 95 2 SAFE B CH 87 X CH 88 1-1 2-H 30 BB 1B		X FF 95 0-0 1-2 3-H 1B		C FF 96 B SL 87 B SL 86 X FF 96 2-1 ③ G1		B SI 89 S SI 88 B SI 82 S SL 78 B SI 89 S SL 78 3-3 ② K			4	0	2	2	0	1	0
30 Dioner Navarro, S (1, 2) OBP: 0.371, SLG: 0.424	B FF 97 F SI 94 B SL 87 B FF 95 B FF 94 4-1 1-2 BB		B SL 84 F SL 83 F FF 96 S SL 87 1-3 ② K			F SL 81 S FF 95 F SL 85 B FF 96 B SI 95 F SL 85 B FF 96 X FF 97 3-2 1 2B 13 HR 1B	C SI 87 X SL 79 0-1 ③ P5			3	1	1	0	1	1	2
26 Gabe Gross, L (1, 9) OBP: 0.337, SLG: 0.329	B SL 82 X FF 95 1-0 ③ F7		B FF 95 X CH 86 1-0 ③ F7			C FF 95 B FF 95 B FF 95 X SI 94 2-1 ① F8		F SI 87 B SL 78 X SI 88 1-1 1 1B 8 1B 13 FC4-2-5 1B		4	0	1	0	0	0	5
8 Jason Bartlett, R (1, 6) OBP: 0.277, SLG: 0.280		C FF 93 B FF 95 X SL 83 1-1 ① G4-3		C SL 82 F FF 96 B SL 84 C FF 96 1-3 ① K		F FF 94 F FF 95 F FF 94 F FF 96 S SL 88 0-3 ② K		X SI 87 0-0 1-2 13 FC4-2-5 1 1B 1B		4	0	1	0	0	2	1
Inning Stats	R: 3 H: 4 E: 0 LOB: 2 K: 1 BB: 1 S: 19 P: 33	R: 0 H: 0 E: 0 LOB: 0 K: 1 BB: 0 S: 9 P: 15	R: 1 H: 3 E: 0 LOB: 2 K: 1 BB: 0 S: 11 P: 17	R: 0 H: 1 E: 0 LOB: 1 K: 3 BB: 0 S: 13 P: 17	R: 0 H: 0 E: 0 LOB: 0 K: 0 BB: 0 S: 8 P: 14	R: 4 H: 4 E: 0 LOB: 0 K: 2 BB: 0 S: 20 P: 30	R: 0 H: 0 E: 0 LOB: 0 K: 1 BB: 0 S: 10 P: 14	R: 0 H: 3 E: 0 LOB: 2 K: 0 BB: 0 S: 7 P: 13		1B: 12 SF: 1 2B: 2 SAC: 0 3B: 0 DP: 1 HR: 1 HBP: 0						WP: 2 PA: 39 PB: 0 SB: 3 CS: 0

BOTTOM

Los Angeles Angels @ Tampa Bay Rays

Tropicana Field, St. Petersburg, FL

Sun May 11 2008, 1:40 PM EDT

Att. 13,010 - Dome - 72 F

livebaseballscorecards.com

AB	37
R	8
H	15
RBI	7
BB	1
SO	9
LOB	18

PITCHER		IP	WLS	BF	H	R	ER	SO	BB	IBB	HBP	BLK	WP	HR	S	P	ERA	WHIP
54 Ervin Santana, R ERA: 2.63	(1, 1)	5.2		27	9	5	5	7	1	0	0	0	0	0	72	113	7.94	1.765
33 Justin Speier, R ERA: 6.0	(6, 1)	0.1	L	4	3	3	3	1	0	0	0	0	1	1	8	13	81.00	9.000
53 Darren O'Day, R ERA: 3.43	(7, 1)	2.0		8	3	0	0	1	0	0	0	0	0	0	17	27	0.00	1.500

PITCHER	IP	WLS	BF	H	R	ER	SO	BB	IBB	HBP	BLK	WP	HR	S	P	ERA	WHIP

Batter	1	2	3	4	5	6	7	8	9	AB	R	H	RBI	BB	SO	LOB
Orlando Cabrera, R (1, 6) OBP: 0.294, SLG: 0.275	C CU 77 B SI 93 X SI 93 1-1 G4-3 ①	X SI 94 0-0 G4-6-3 ②③ 1-2f		D CU 77 F SI 92 S CH 83 X CH 83 1-2 FC6-4 ③ 1-2f		C FF 95 F FF 95 S SL 89 0-3 K ③			C SI 92 B SI 93 X SI 92 1-1 E6 WP G4-3 1B	5	1	1	0	0	1	7
20 Carlos Quentin, R (1, 7) OBP: 0.404, SLG: 0.567 Pablo Ozuna, R (7, 5) OBP: 0.194, SLG: 0.194	C CU 78 C CU 76 B SI 94 X CU 78 1-2 G5-3 ②		S SI 92 B SI 93 F CH 84 X SI 93 2-2 F9 ①		C SI 91 B CU 77 B CU 77 F CH 84 B CH 84 X SI 92 3-2 F9 ①		B FF 93 C FF 94 X SL 88 1-1 G6-3 ①		B SI 92 X SI 94 1-0 G4-3 ① 2-H	4 1	0 0	0 0	0 1	0 0	0 0	0 0
25 Jim Thome, L (1, 10) OBP: 0.351, SLG: 0.425	B SI 94 X SI 93 1-0 F7 ③		B CU 76 B CH 86 F CH 85 X CH 84 2-1 G4-3 ②		B CU 78 B CU 76 B SI 92 S SI 92 B CH 84 4-1 14 G5-4-3 BB		C FF 94 S SL 87 B FF 94 B FF 95 F SL 89 S FF 94 2-3 K ②		B SI 94 C SI 94 B SI 85 F SI 92 F SI 86 B SI 93 B SI 93 4-2 23 1B 14 G3 BB	3	0	0	0	2	1	0
14 Paul Konerko, R (1, 3) OBP: 0.349, SLG: 0.387		X SI 93 0-0 F9 ① B SI 92 C SI 92 B CH 84 X SI 92 2-1 G5-3 ③			B SI 92 S CH 82 X SI 91 1-1 G5-4-3 ②③ 1-2f		X FF 94 0-0 L7 ③		B FF 92 S FF 92 B FF 93 X FF 91 2-1 G3 ② 1-2	5	0	0	0	0	0	2
23 Jermaine Dye, R (1, 9) OBP: 0.348, SLG: 0.525		C SI 92 X SI 92 0-1 1B 12 BB 24 1B 1B		C CU 75 B SI 91 S SI 91 F CU 77 X CH 84 1-2 12 G3-6-3 1B		B CH 84 B CH 83 C SI 91 F SI 91 C SI 92 2-3 K ①		F SL 84 B FF 92 F FF 93 X SL 87 1-2 12 2B 2B	B CU 81 B FF 93 B FF 92 C FF 92 S FF 92 F FF 93 F FF 92 F FF 90 F FF 93 3-2 F FF 93 X FF 92 2-3 1B	5	2	4	0	0	1	0
12 A.J. Pierzynski, L (1, 2) OBP: 0.354, SLG: 0.475		D SI 93 B CH 84 B SI 93 B SI 92 4-0 24 1B 1B 5 1B 1-2 BB		X SI 93 0-0 G3-6-3 ①② 1-2f		B SI 92 F SI 91 S CH 84 F CU 78 X CH 85 1-2 5 PB 2B		F FF 93 D SL 89 X FF 95 1-1 F8 10 1B 2-H 2B	C CH 83 D CH 86 C CH 84 F FF 93 C 1-3 K ③	4	2	2	1	1	1	3
Nick Swisher, S (1, 8) OBP: 0.335, SLG: 0.321 (7, 7)		B CU 77 C SI 93 F CU 76 X CH 84 1-2 24 1B 5 1B 1-2 2-3 1B		B CU 76 B CH 84 F SI 92 X SI 93 2-1 24 WP 24 1B 2B		B SI 91 F SI 90 B SI 91 C CH 83 X SI 92 2-2 F8 ②		B FF 95 F FF 94 C SL 86 B SL 86 X FF 93 2-2 F8 ① 2-3		4	2	2	0	0	0	2
24 Joe Crede, R (1, 5) OBP: 0.333, SLG: 0.492 10 Alexei Ramirez, R (7, 8) OBP: 0.167, SLG: 0.195		B SI 94 F SI 94 X SI 93 1-1 5 1B 1-2 2-3 3-H 1B		C SI 93 B SI 94 B CU 79 X SI 92 2-1 5 1B 2-H 1B		F CU 77 B SI 92 B SI 91 S CH 82 B CH 83 B CU 77 4-2 5 PB BB		X FF 93 0-0 5 G5-4-3 3-H 1B		2 1	0 0	2 1	2 1	1 0	0 0	0 0
5 Juan Uribe, R (1, 4) OBP: 0.274, SLG: 0.346		C CU 76 B SI 93 F CU 78 F CU 77 X SI 93 1-2 G4-6-3 1-2 2-H 3-H 1B		B SI 92 B SI 92 X SI 92 2-0 FC6-4 1-2 1B		B FF 95 B SL 90 B SL 90 B FF 94 4-0 1-2 2-3 BB		B SI 90 B SI 93 C SI 92 B SI 92 X SI 92 3-1 G5-4-3 ②③ 1-2f		3	0	2	2	1	0	1
Inning Stats	R: 0 E: 0 K: 0 S: 6 H: 0 LOB: 0 BB: 0 P: 9	R: 3 E: 0 K: 0 S: 13 H: 4 LOB: 1 BB: 1 P: 20	R: 0 E: 0 K: 0 S: 7 H: 0 LOB: 0 BB: 0 P: 13	R: 1 E: 0 K: 0 S: 13 H: 4 LOB: 2 BB: 0 P: 21	R: 0 E: 0 K: 0 S: 6 H: 0 LOB: 0 BB: 1 P: 14	R: 0 E: 0 K: 2 S: 15 H: 1 LOB: 3 BB: 2 P: 28	R: 0 E: 0 K: 1 S: 7 H: 0 LOB: 0 BB: 0 P: 10	R: 2 E: 0 K: 0 S: 11 H: 3 LOB: 0 BB: 0 P: 18	R: 1 E: 1 K: 1 S: 20 H: 2 LOB: 2 BB: 1 P: 32	1B: 10 2B: 4 3B: 0 HR: 0 SF: 0 SAC: 0 DP: 4 HBP: 0						

TOP

Chicago White Sox @ Los Angeles Angels

Angel Stadium of Anaheim, Anaheim, CA

Mon May 12 2008, 7:05 PM PDT

Att. 38,720 - Cloudy - 60 F

livebaseballscorecards.com

AB	37
R	7
H	14
RBI	7
BB	5
SO	4
LOB	15

PITCHER		IP	WLS	BF	H	R	ER	SO	BB	IBB	HBP	BLK	WP	HR	S	P	ERA	WHIP
34 Nick Adenhart, R ERA: 9.0	(1, 1)	5.2	W	26	9	4	4	1	3	0	0	0	1	0	57	98	6.35	2.118
49 Chris Bootcheck, R ERA: 10.61	(6, 1)	1.2	H	9	3	2	2	2	1	0	0	0	0	0	19	30	10.80	2.400
62 Scot Shields, R ERA: 2.3	(8, 1)	1.0		4	1	1	1	0	1	0	0	0	1	0	8	17	9.00	2.000
Francisco Rodríguez, R ERA: 2.93	(9, 1)	0.2	S	3	1	0	0	1	0	0	0	0	0	0	14	20	0.00	1.500

PITCHER		IP	WLS	BF	H	R	ER	SO	BB	IBB	HBP	BLK	WP	HR	S	P	ERA	WHIP

BOTTOM

Chicago White Sox @ Los Angeles Angels

Angel Stadium of Anaheim, Anaheim, CA

Mon May 12 2008, 7:05 PM PDT

Att. 38,720 - Cloudy - 60 F

livebaseballscorecards.com

Batter	1	2	3	4	5	6	7	8	9	AB	R	H	RBI	BB	SO	LOB
24 Gary Matthews, S (1, 7) OBP: 0.310, SLG: 0.356	C SI 84 X SI 83 0-1 ① G6-3	B CH 79 C FF 86 F CH 79 D CU 72 F FF 86 X 2-2 2 FC5 1B 1-2 2-H			B SI 83 B SI 85 X SI 85 2-0 2 SH5-4 27 HR 1B 1-2	C SI 85 B CH 78 B SI 87 S CH 79 X CU 71 2-2 E5 2 2B	B FF 93 S FF 93 B FC 91 B FF 91 X FF 92 3-1 ③ P4			5	2	2	1	0	0	0
2 Erick Aybar, S (1, 6) OBP: 0.311, SLG: 0.397	B SI 85 F SI 84 L SI 84 F B CH 77 X CH 78 2-2 27 G4-3 1B	F B FF 87 X CU 72 1-1 ③ FC5 1-2 2-3f			X 0-0 ① SH5-4 1-2 2-3	S CU 72 B FF 87 X CH 79 1-1 27 1B 2B 2-H		F FF 95 B FF 93 F FC 90 F FF 95 X FC 88 1-2 ① G5-3		4	1	2	1	0	0	2
27 Vladimir Guerrero, R (1, 9) OBP: 0.346, SLG: 0.441	B SI 85 X SI 85 1-0 ② G4-3 1-2		B SI 85 B CH 81 F SI 82 B CH 76 F X CU 73 3-2 ① L7		B FF 85 X FF 87 1-0 HR 2-H 3-H	C SI 85 X SI 86 0-1 WP 48 1B 1B 2-H		X FF 95 0-0 ② G5-3		5	2	2	4	0	0	1
48 Torii Hunter, R (1, 8) OBP: 0.348, SLG: 0.500	B X CH 78 1-0 ③ G1-3		B CU 66 F X SI 86 1-1 ② F9		B CH 78 X CU 71 1-0 ② G6-3	B SL 72 X SI 86 1-0 WP 1B 1B 1-2		B FC 91 C FF 94 X FC 90 1-1 ③ G6-3		5	1	1	0	0	0	1
39 Robb Quinlan, R (1, 3) OBP: 0.263, SLG: 0.286 Casey Kotchman, L (6, PH) OBP: 0.364, SLG: 0.500 (7, 3)		B B C SI 84 B SI 82 B SI 85 4-1 1B 44 SF7 BB	C FF 86 C FF 87 B FF 87 F FC 86 S FF 86 1-3 ③ K		B FF 87 F FF 86 T FF 86 X FF 87 1-2 3B 1B	B B C B X SI 91 3-1 1B 1-H 2-H 1B				2 1	2 0	1 1	0 2	1 0	1 0	0 0
Garret Anderson, L (1, 10) OBP: 0.294, SLG: 0.438		C B CU 70 B F SI 85 X SI 85 2-2 18 1B 24 1B 1-3 1B	X FF 86 0-0 ① F8		1 SAFE X FF 87 0-0 1-H 3B	S X 0-1 1-3 1B				4	1	3	1	0	0	0
44 Mike Napoli, R (1, 2) OBP: 0.293, SLG: 0.573		B X 1-0 ① SF7 3-H	C F CU 65 B B FF 86 B CH 79 S CH 79 3-3 ② K		B SI 85 B CH 79 B X SI 86 3-0 ③ G6-3	B SI 91 C F SI 91 S CH 85 1-3 ③ K				3	0	0	1	0	2	3
43 Matthew Brown, R (1, 5) OBP: 0.111, SLG: 0.222		C SI 86 F C FF 86 0-3 ② K	B FF 87 C CH 78 S CU 71 S CU 70 1-3 ③ K			C CH 76 F B CU 70 B CU 63 S CH 78 2-3 ① K	B FF 91 C FF 91 F FC 92 C FF 93 1-3 ① K			4	0	0	0	0	4	1
18 Sean Rodríguez, R (1, 4) OBP: 0.313, SLG: 0.241		C CU 72 X SI 86 0-1 2 FC5 24 1B 1-2 1B			C B CH 77 X 1-1 2 SH5-4 24 1B 27 HR 1B	C SI 84 F CU 71 B B CU 70 F S CH 78 2-3 ② K	B FF 92 C FF 92 B FF 92 X FF 92 2-1 ② F9			4	1	2	0	0	1	0
Inning Stats	R: 0 E: 0 K: 0 S: 8 H: 1 LOB: 1 BB: 0 P: 12	R: 2 E: 0 K: 1 S: 16 H: 3 LOB: 2 BB: 1 P: 26	R: 0 E: 0 K: 1 S: 9 H: 0 LOB: 0 BB: 0 P: 14	R: 0 E: 0 K: 2 S: 7 H: 0 LOB: 0 BB: 0 P: 11	R: 4 E: 0 K: 0 S: 11 H: 5 LOB: 1 BB: 0 P: 20	R: 4 E: 1 K: 3 S: 22 H: 5 LOB: 2 BB: 0 P: 34	R: 0 E: 0 K: 1 S: 7 H: 0 LOB: 0 BB: 0 P: 13	R: 0 E: 0 K: 0 S: 7 H: 0 LOB: 0 BB: 0 P: 9		1B: 11 2B: 1 3B: 1 HR: 1 SF: 1 SAC: 1 DP: 0 HBP: 0				WP: 1 PB: 0 SB: 0 CS: 0 PA: 40		

	AB	37
	R	10
	H	14
	RBI	10
	BB	1
	SO	8
	LOB	8

PITCHER		IP	WLS	BF	H	R	ER	SO	BB	IBB	HBP	BLK	WP	HR	S	P	ERA	WHIP
56 Mark Buehrle, L ERA: 5.81	(1, 1)	5.2	L	29	10	8	7	6	1	0	0	0	0	1	63	102	11.12	1.941
43 Ehren Wassermann, R ERA: 30.38	(6, 1)	0.0		2	2	0	0	0	0	0	0	0	0	0	3	4	∞	∞
57 Boone Logan, L ERA: 3.14	(6, 1)	0.1		3	2	2	1	1	0	0	0	0	1	0	7	11	27.00	6.000
26 Octavio Dotel, R ERA: 2.93	(7, 1)	1.0		3	0	0	0	1	0	0	0	0	0	0	7	13	0.00	0.000
37 Matt Thornton, L ERA: 3.14	(8, 1)	1.0		3	0	0	0	0	0	0	0	0	0	0	7	9	0.00	0.000

PITCHER	IP	WLS	BF	H	R	ER	SO	BB	IBB	HBP	BLK	WP	HR	S	P	ERA	WHIP

Batter	1	2	3	4	5	6	7	8	9	AB	R	H	RBI	BB	SO	LOB
Orlando Cabrera, R (1, 6) OBP: 0.287, SLG: 0.268	C FF 90 B FF 91 B FF 91 X FF 91 2-1 P2		F FF 91 B SL 81 S SL 83 X CH 83 1-2 ③ F8			B SL 79 B FF 90 C FF 88 C FF 89 F FF 92 X SL 82 2-2 ① G5-3			C FF 93 F FF 92 B CU 81 F CU 79 S CU 79 1-3 ① K	4	0	0	0	0	1	1
20 Carlos Quentin, R (1, 7) OBP: 0.400, SLG: 0.565	S FF 93 F FF 91 B FF 91 S FF 95 1-3 ② K			C SL 80 B SL 80 B FF 90 F CH 81 B FF 90 C CH 81 3-3 ① K		F FF 91 C CH 82 F CH 81 B FF 92 B FF 89 F FF 92 F CH 83 X FF 93 2-2 ② G6-3			X FF 93 0-0 2B	4	0	1	0	0	2	0
25 Jim Thome, L (1, 10) OBP: 0.348, SLG: 0.415	F FF 92 B FF 92 S CH 84 B CH 85 B FF 94 S CH 83 3-3 ③ K			C CU 74 B FF 90 F CH 82 B FF 90 B FF 92 F SL 76 B CH 81 4-2 BB		C SL 76 X CH 83 0-1 ③ G3			X CH 80 0-0 ② F7	3	0	0	0	1	1	1
23 Jermaine Dye, R (1, 9) OBP: 0.338, SLG: 0.508		B FF 91 C FF 91 B SL 81 F SL 81 B FF 91 F FF 92 F SL 83 S CH 83 3-3 ① K		C FF 91 B FF 91 B SL 82 X SL 81 2-1 ② F9			B SL 80 X FF 92 1-0 ① F9		C CU 80 F CU 80 S CU 79 0-3 ③ K	4	0	0	0	0	2	2
14 Paul Konerko, R (1, 3) OBP: 0.342, SLG: 0.378		B SL 80 C FF 92 B FF 92 B SL 81 X FF 91 3-1 ② F9		C CH 82 F FF 92 X SI 92 0-2 ③ F7			X FF 92 0-0 ② P3			3	0	0	0	0	0	1
12 A.J. Pierzynski, L (1, 2) OBP: 0.353, SLG: 0.472		C FF 91 X FF 91 0-1 ③ G4-3			X FF 88 0-0 FC6-4 1B		B CU 74 C CH 83 B CH 83 B FF 91 X CH 82 3-1 ③ F9			3	0	1	0	0	0	0
Nick Swisher, S (1, 8) OBP: 0.329, SLG: 0.314			B FF 90 B CH 82 S CH 81 F CH 83 B FF 94 F SI 93 F CH 83 X CH 82 3-2 ① F7		B CU 74 B FF 88 C FF 90 F CH 82 X CH 83 2-2 ① FC6-4 1-2f			C SI 92 C CU 81 F CU 81 B CU 82 C SI 93 1-3 ① K		3	0	0	0	0	1	1
24 Joe Crede, R (1, 5) OBP: 0.340, SLG: 0.492			C FF 92 B FF 90 B FF 90 F FF 92 B FF 93 F FF 92 B SL 82 4-2 BB		F FF 90 1 SAFE F SL 83 B FF 88 T FF 92 1-2 ② K			F SI 92 C SI 92 F SI 91 F SI 93 X SI 93 0-2 5 G5-4-3 1B		2	0	1	0	1	1	1
5 Juan Uribe, R (1, 4) OBP: 0.267, SLG: 0.336			B FF 90 1 SAFE C SL 82 F FF 92 S FF 92 1-3 ② K		F FF 91 B SL 82 X FF 92 1-1 ③ F9			C SI 92 F SI 92 B SI 93 X CU 82 1-2 ②③ G5-4-3 1-2f		3	0	0	0	0	1	3
Inning Stats	R: 0 E: 0 K: 2 S: 8 H: 0 LOB: 0 BB: 0 P: 14	R: 0 E: 0 K: 1 S: 9 H: 0 LOB: 0 BB: 0 P: 15	R: 0 E: 0 K: 1 S: 14 H: 0 LOB: 1 BB: 1 P: 23	R: 0 E: 0 K: 1 S: 11 H: 0 LOB: 1 BB: 1 P: 20	R: 0 E: 0 K: 1 S: 9 H: 1 LOB: 1 BB: 0 P: 13	R: 0 E: 0 K: 0 S: 12 H: 0 LOB: 0 BB: 0 P: 16	R: 0 E: 0 K: 0 S: 4 H: 0 LOB: 0 BB: 0 P: 8	R: 0 E: 0 K: 1 S: 12 H: 1 LOB: 0 BB: 0 P: 14	R: 0 E: 0 K: 2 S: 9 H: 1 LOB: 1 BB: 0 P: 10	1B: 2 2B: 1 3B: 0 HR: 0 SF: 0 SAC: 0 DP: 1 HBP: 0						

TOP

Chicago White Sox @ Los Angeles Angels

Angel Stadium of Anaheim, Anaheim, CA

Tue May 13 2008, 7:05 PM PDT

Att. 35,333 - Clear - 70 F

livebaseballscorecards.com

AB	29
R	0
H	3
RBI	0
BB	2
SO	9
LOB	10

WP: 0 PA: 31
PB: 0
SB: 0
CS: 0

PITCHER		IP	WLS	BF	H	R	ER	SO	BB	IBB	HBP	BLK	WP	HR	S	P	ERA	WHIP
36 Jered Weaver, R ERA: 4.86	(1, 1)	7.0		24	1	0	0	6	2	0	0	0	0	0	67	109	0.00	0.429
62 Scot Shields, R ERA: 2.16	(8, 1)	1.0	W	3	1	0	0	1	0	0	0	0	0	0	12	14	0.00	1.000
Francisco Rodríguez, R ERA: 2.76	(9, 1)	1.0	S	4	1	0	0	2	0	0	0	0	0	0	9	10	0.00	1.000

PITCHER		IP	WLS	BF	H	R	ER	SO	BB	IBB	HBP	BLK	WP	HR	S	P	ERA	WHIP

Batter	1	2	3	4	5	6	7	8	9	AB	R	H	RBI	BB	SO	LOB
24 Gary Matthews, S (1, 7) OBP: 0.320, SLG: 0.358	B FF 89 C FF 89 B FF 90 C FF 91 X FF 92 2-2 ① F8		B FF 90 1 SAFE 1 SAFE B CH 82 S FF 91 1 SAFE B FF 91 1 SAFE 1 SAFE 4-1 B FF 90 27 G6-4-3 1-2 BB		C CU 75 F FC 87 X SI 92 0-2 2 S 1B		C CU 78 B CH 83 B CH 81 B CH 82 1 SAFE C FC 89 1 SAFE F CU 79 B CH 82 4-2 1-2 BB			2	0	1	0	2	0	0
2 Erick Aybar, S (1, 6) OBP: 0.309, SLG: 0.400	B FF 92 C FF 91 X FC 89 1-1 27 F9 2B		C CU 78 S CH 82 B CH 84 S CH 83 1-3 ① K		C FF 91 1 SAFE 1 SAFE B CH 79 S CU 78 X CU 79 1-2 ③ G6-3 1-2		B FF 90 F FF 90 S FF 91 F FF 91 B FF 90 F FF 91 F CU 75 S FF 92 2-3 ② K			4	0	1	0	0	2	6
27 Vladimir Guerrero, R (1, 9) OBP: 0.337, SLG: 0.429	B FF 91 C FF 92 F FF 92 X CH 84 1-2 ② F9 2-3		S FC 89 F FF 93 B FF 93 F FC 90 X CH 84 1-2 ② ③ G6-4-3 1-2f			B CH 82 X CH 82 1-0 ① G6-3	B FF 92 F FF 92 F FF 91 F FF 92 S SL 82 1-3 ③ K			4	0	0	0	0	1	6
48 Torii Hunter, R (1, 8) OBP: 0.346, SLG: 0.493	B FF 92 X CH 82 1-0 ③ G6-3			C FC 85 B CU 76 X CH 82 2-1 ① G5-3		F CU 76 F FC 86 X CU 79 0-2 ② G3-1		F FF 91 B FF 92 X FF 92 1-1 1B 44 SF8 1B		4	1	1	0	0	0	1
Garret Anderson, L (1, 10) OBP: 0.299, SLG: 0.440		S FC 85 F FC 87 S FC 86 0-3 ① K		B FC 86 B FC 85 X FC 87 2-0 ② F8		C CU 77 X FC 87 0-1 44 S 1B		B FC 89 B FC 89 B FF 93 X FF 95 3-0 1-3 44 SF8 39 1B 1B		4	1	2	0	0	1	0
44 Mike Napoli, R (1, 2) OBP: 0.291, SLG: 0.564		C CU 76 B FF 93 F CH 83 B FF 90 F FC 88 C FF 91 2-3 ② K		X FF 91 0-0 S 1B		B FC 87 S CH 82 C CU 79 S CU 80 1-3 ③ K 1-2		C FF 95 1 SAFE S FF 95 X FF 96 0-2 ① SF8 1-2 3-H		3	0	1	1	0	2	1
Casey Kotchman, L (1, 3) OBP: 0.361, SLG: 0.493		F FF 92 X FC 88 0-1 1B		1 SAFE C CU 77 X FF 88 0-1 ③ F9 1-2			B FF 90 S FC 87 F CU 78 F CH 82 X CU 80 1-2 ① L3	B FC 89 F FF 95 F FF 95 F SL 84 F FC 89 X FF 96 1-2 ② F7		4	0	1	0	0	0	2
39 Robb Quinlan, R (1, 5) OBP: 0.286, SLG: 0.308		X FF 91 0-0 ③ F8			B FF 88 F FF 88 B FF 90 F FF 90 F FF 91 C CH 82 2-3 ① K		B SI 92 F FF 90 F FF 91 X FF 92 1-2 1B	C FF 93 X SI 92 0-1 2-H 1B		4	0	2	1	0	1	1
18 Sean Rodríguez, R (1, 4) OBP: 0.324, SLG: 0.233 Juan Rivera, R (7, PH) OBP: 0.194, SLG: 0.200 6 Maicer Izturis, S (7, PR) OBP: 0.272, SLG: 0.236 (8, 4)			B FF 88 C CH 81 S FF 90 H FF 91 2-2 24 BB HBP		C CH 81 X FC 88 0-1 ② G6-3		F FF 91 1 SAFE S CH 83 X CH 83 0-2 1-3 24 BB 1B	B FF 93 B FO 81 F SI 92 C FO 82 X FO 82 2-2 ③ P4		1 1 1	0 0 0	0 1 0	0 0 0	0 0 0	0 0 0	0 0 1
Inning Stats	R: 0 E: 0 K: 0 S: 9 H: 1 LOB: 1 BB: 0 P: 14	R: 0 E: 0 K: 2 S: 10 H: 1 LOB: 1 BB: 0 P: 12	R: 0 E: 0 K: 1 S: 10 H: 0 LOB: 1 BB: 1 P: 18	R: 0 E: 0 K: 0 S: 6 H: 1 LOB: 1 BB: 0 P: 10	R: 0 E: 0 K: 1 S: 12 H: 1 LOB: 1 BB: 0 P: 15	R: 0 E: 0 K: 1 S: 9 H: 1 LOB: 1 BB: 0 P: 11	R: 0 E: 0 K: 2 S: 23 H: 2 LOB: 3 BB: 1 P: 32	R: 2 E: 0 K: 0 S: 16 H: 3 LOB: 1 BB: 0 P: 23		1B: 9 2B: 1 3B: 0 HR: 0 SF: 1 SAC: 0 DP: 1 HBP: 1					

PITCHER		IP	WLS	BF	H	R	ER	SO	BB	IBB	HBP	BLK	WP	HR	S	P	ERA	WHIP
50 John Danks, L ERA: 2.74	(1, 1)	6.1		28	7	0	0	5	2	0	1	0	0	0	69	99	0.00	1.421
26 Octavio Dotel, R ERA: 3.38	(7, 1)	0.2	L	3	1	1	1	2	0	0	0	0	0	0	12	16	13.50	1.500
37 Matt Thornton, L ERA: 3.6	(8, 1)	0.2		3	1	0	0	0	0	0	0	0	0	0	9	13	0.00	1.500
71 Scott Linebrink, R ERA: 1.76	(8, 1)	0.1		2	1	1	1	0	0	0	0	0	0	0	5	7	27.00	3.000

PITCHER	IP	WLS	BF	H	R	ER	SO	BB	IBB	HBP	BLK	WP	HR	S	P	ERA	WHIP

BOTTOM

Chicago White Sox @ Los Angeles Angels

Angel Stadium of Anaheim, Anaheim, CA

Tue May 13 2008, 7:05 PM PDT

Att. 35,333 - Clear - 70 F

livebaseballscorecards.com

AB	32
R	2
H	10
RBI	2
BB	2
SO	7
LOB	18

PA: 36

Chicago White Sox @ Los Angeles Angels

Angel Stadium of Anaheim, Anaheim, CA

Wed May 14 2008, 7:05 PM PDT

Att. 37,059 - Partly Cloudy - 74 F

livebaseballscorecards.com

TOP

Batter	1	2	3	4	5	6	7	8	9	AB	R	H	RBI	BB	SO	LOB
Orlando Cabrera, R (1, 6) OBP: 0.291, SLG: 0.272	1-2 · 12 1B, 20 1B · 1B		0-2 · G6-3			0-1 · G4-3		0-2 · E6 · 20 HR · 1-3 · 1B	0-0 · G6-3	5	2	2	0	0	0	0
12 A.J. Pierzynski, L (1, 2) OBP: 0.362, SLG: 0.468	0-2 · 23 G5-4-3, 20 1B · 1-3 · 1B		4-1 · 20 G5-4-3 · BB			1-2 · F7		4-0 · 20 HR · IBB	1-1 · G3	3	1	1	0	2	0	0
20 Carlos Quentin, R (1, 7) OBP: 0.403, SLG: 0.585	2-2 · 23 G5-4-3 · 1-2 · 3-H · 1B		0-0 · G5-4-3 · 1-2f			1-0 · F8		2-0 · 1-H · 2-H · 3-H · HR		4	1	2	5	0	0	1
23 Jermaine Dye, R (1, 9) OBP: 0.343, SLG: 0.504	3-2 · G5-4-3 · 1-2f · 2-3			0-1 · F9			1-2 · 24 2B · 1B	1-1 · 25 G3-6-2 · HBP		3	0	1	0	0	0	2
25 Jim Thome, L (1, 10) OBP: 0.340, SLG: 0.403	2-3 · K			0-0 · L7			1-3 · K	1-0 · G3-6-2 · 1-2f		4	0	0	0	0	2	3
14 Paul Konerko, R (1, 3) OBP: 0.346, SLG: 0.377		2-2 · 1B		2-3 · K			1-2 · F8	4-1 · 24 S · BB		3	0	1	0	1	1	1
24 Joe Crede, R (1, 5) OBP: 0.338, SLG: 0.492		3-0 · F9			0-0 · F8		0-1 · 1-3 · 2B	2-2 · F7 · 1-2		4	0	1	0	0	0	2
Nick Swisher, S (1, 8) OBP: 0.327, SLG: 0.333 32 Brian Anderson, R (9, 8) OBP: 0.306, SLG: 0.356		3-2 · F8			3-2 · F8		0-2 · F8		2-0 · HR	4 0	1 0	1 0	1 0	0 0	0 0	3 0
5 Juan Uribe, R (1, 4) OBP: 0.266, SLG: 0.333		2-3 · K			0-0 · P4			2-1 · E 20 HR 1B · 1B	1-3 · K	4	1	1	0	0	2	1
Inning Stats	R: 1 E: 0 K: 1 S: 15 · H: 3 LOB: 1 BB: 0 P: 23	R: 0 E: 0 K: 1 S: 11 · H: 1 LOB: 1 BB: 0 P: 21	R: 0 E: 0 K: 0 S: 5 · H: 0 LOB: 0 BB: 1 P: 9	R: 0 E: 0 K: 1 S: 6 · H: 0 LOB: 0 BB: 0 P: 8	R: 0 E: 0 K: 0 S: 6 · H: 0 LOB: 0 BB: 0 P: 9	R: 0 E: 0 K: 0 S: 9 · H: 0 LOB: 0 BB: 0 P: 11	R: 0 E: 0 K: 1 S: 15 · H: 2 LOB: 2 BB: 0 P: 18	R: 4 E: 1 K: 0 S: 13 · H: 3 LOB: 1 BB: 2 P: 29	R: 1 E: 0 K: 1 S: 7 · H: 1 LOB: 0 BB: 0 P: 11	1B: 7 2B: 1 3B: 0 HR: 2 · SF: 0 SAC: 0 DP: 3 HBP: 1							

	AB	34
	R	6
	H	10
	RBI	6
	BB	3
	SO	5
	LOB	13

WP: 0 PB: 0 SB: 1 CS: 0 · PA: 38

PITCHER		IP	WLS	BF	H	R	ER	SO	BB	IBB	HBP	BLK	WP	HR	S	P	ERA	WHIP
41 John Lackey, R ERA: 1.29	(1, 1)	7.0		26	6	1	1	4	1	0	0	0	0	0	67	99	1.29	1.000
62 Scot Shields, R ERA: 4.32	(8, 1)	0.0	L	4	3	4	4	0	0	1	0	0	0	1	7	15	∞	∞
33 Justin Speier, R ERA: 5.63	(8, 1)	1.0		4	0	0	0	0	1	0	1	0	0	0	6	14	0.00	1.000
66 Jose Arredondo, R ERA: 9.0	(9, 1)	1.0		4	1	1	1	1	0	0	0	0	0	1	7	11	9.00	1.000

PITCHER	IP	WLS	BF	H	R	ER	SO	BB	IBB	HBP	BLK	WP	HR	S	P	ERA	WHIP

BOTTOM

Chicago White Sox @ Los Angeles Angels

Angel Stadium of Anaheim, Anaheim, CA

Wed May 14 2008, 7:05 PM PDT

Att. 37,059 - Partly Cloudy - 74 F

livebaseballscorecards.com

Batter	1	2	3	4	5	6	7	8	9	AB	R	H	RBI	BB	SO	LOB
24 Gary Matthews, S (1, 10) OBP: 0.313, SLG: 0.349	B FF 91 B FF 91 B FF 91 C FF 91 X SI 92 3-1 G4-3 ①		X FF 91 0-0 F8 ①		1 SAFE C FF 91 D FS 76 C FF 91 F FS 76 C FS 76 1-3 K ②		C FF 91 1 SAFE 1 SAFE B SI 89 X FS 75 1-1 P6 ③			4	0	0	0	0	1	3
2 Erick Aybar, S (1, 6) OBP: 0.308, SLG: 0.391	M FF 91 X FF 92 0-1 F9 ②		F FF 91 B FS 76 1 SAFE 1 SAFE B FS 76 F FF 89 F FS 77 F FS 77 X FF 92 2-2 G6-3 ② 1-2		F FF 91 1 SAFE 1 SAFE B FF 91 H FS 76 2-1 HBP 1-2			C SI 92 F FO 80 B SL 81 S SL 81 1-3 K ①		3	0	0	0	0	1	1
27 Vladimir Guerrero, R (1, 9) OBP: 0.335, SLG: 0.424	X SI 94 0-0 1B PB 1B		B SL 87 X SI 92 1-0 G5-3 ③		C FS 77 S FS 77 S FS 78 0-3 K ③			B FF 93 X FO 83 1-0 G5-3 ②		4	0	1	0	0	1	3
Garret Anderson, L (1, 7) OBP: 0.298, SLG: 0.435	D SL 87 C FS 78 B FS 78 S FS 77 X FS 78 2-2 48 FC6-4 1-3 1B			C SL 83 B FF 90 X FF 91 1-1 G4-3 ①		C FS 76 S FS 76 F FS 78 B FS 76 F FS 77 F FS 77 F FS 77 X FS 77 1-2 P2 ①		B FO 83 X FO 82 1-0 L3-1 ③		4	0	1	0	0	0	0
48 Torii Hunter, R (1, 8) OBP: 0.350, SLG: 0.490	C SL 88 F SL 88 B SL 88 B SI 93 X SI 94 2-2 FC6-4 ③ 1-2f			C SI 92 F SL 88 B FS 76 S FS 78 1-3 K ②		F SL 85 B SL 86 F SL 86 B FF 92 B FS 79 F SL 87 B SL 87 4-2 CS BB			F FF 95 B FF 95 F FF 95 X SL 83 1-2 6 G5-3 6 DI 1B	3	0	1	0	1	1	2
Casey Kotchman, L (1, 3) OBP: 0.351, SLG: 0.479		C SL 82 C FS 76 B FS 77 F FS 77 B FS 78 X FF 93 2-2 G6-3 ①		X FF 92 0-0 G6-3 ③		1 SAFE B FS 78 S FS 76 B FS 77 S FS 77 F FS 78 F FS 77 F FS 78 X FS 78 2-2 F8 ②③ 1-2			X FF 95 0-0 F7 ①	4	0	0	0	0	0	2
6 Maicer Izturis, S (1, 4) OBP: 0.271, SLG: 0.227		C SI 92 F FS 78 F FF 92 X FS 77 0-2 G4-3 ②			B FF 89 F FF 90 B SL 83 B SI 90 B SI 91 4-1 39 1B 39 S 44 SF7 BB		X SL 87 0-0 F7 ①		C FF 95 X FC 94 0-1 G5-3 ② 1-3	3	1	0	0	1	0	1
39 Robb Quinlan, R (1, 5) OBP: 0.289, SLG: 0.310 77 Reggie Willits, S (9, PH) OBP: 0.421, SLG: 0.375		B SI 94 B SL 87 X SI 92 2-0 G4-3 ③			B SL 86 1 SAFE S SL 86 X SI 91 1-1 2 HBP 1-3 1B		X SI 90 0-0 G6-3 ②		C FF 95 X FC 94 0-1 G5-3 ③	3 1	0 0	1 0	0 0	0 0	0 0	0 1
44 Mike Napoli, R (1, 2) OBP: 0.303, SLG: 0.570			X SL 85 0-0 2 S 1B		X SI 92 0-0 SF7 ① 3-H		C SL 87 B FS 78 F SI 91 B FS 77 B SL 86 B SL 87 4-2 BB			1	0	1	1	1	0	0
Inning Stats	R: 0 E: 0 K: 0 S: 11 H: 2 LOB: 2 BB: 0 P: 18	R: 0 E: 0 K: 0 S: 9 H: 0 LOB: 0 BB: 0 P: 13	R: 0 E: 0 K: 0 S: 8 H: 1 LOB: 1 BB: 0 P: 11	R: 0 E: 0 K: 1 S: 6 H: 0 LOB: 0 BB: 0 P: 8	R: 1 E: 0 K: 2 S: 12 H: 1 LOB: 2 BB: 1 P: 20	R: 0 E: 0 K: 0 S: 16 H: 0 LOB: 0 BB: 1 P: 23	R: 0 E: 0 K: 0 S: 6 H: 0 LOB: 1 BB: 1 P: 11	R: 0 E: 0 K: 1 S: 5 H: 0 LOB: 0 BB: 0 P: 8	R: 0 E: 0 K: 0 S: 8 H: 1 LOB: 1 BB: 0 P: 9	1B: 5 2B: 0 3B: 0 HR: 0 SF: 1 SAC: 0 DP: 0 HBP: 1						

	AB	30
	R	1
	H	5
	RBI	1
	BB	3
	SO	4
	LOB	13

PITCHER		IP	WLS	BF	H	R	ER	SO	BB	IBB	HBP	BLK	WP	HR	S	P	ERA	WHIP
52 Jose Contreras, R ERA: 3.35	(1, 1)	7.0	W	28	4	1	1	3	3	0	1	0	0	0	68	104	1.29	1.000
71 Scott Linebrink, R ERA: 1.65	(8, 1)	1.0		3	0	0	0	1	0	0	0	0	0	0	5	8	0.00	0.000
45 Bobby Jenks, R ERA: 2.35	(9, 1)	1.0		4	1	0	0	0	0	0	0	0	0	0	8	9	0.00	1.000

PITCHER	IP	WLS	BF	H	R	ER	SO	BB	IBB	HBP	BLK	WP	HR	S	P	ERA	WHIP

Batter	1	2	3	4	5	6	7	8	9	AB	R	H	RBI	BB	SO	LOB
Orlando Cabrera, R (1, 6) OBP: 0.282, SLG: 0.265	C FF 92 X SL 83 0-1 B2	F SI 92 X SL 84 0-1 ② SF9 1-2 3-H		X SL 80 0-0 ① L7		C SI 90 F CH 79 B CU 76 F SL 80 C FF 94 1-3 ② K		1 SAFE C FF 94 1 SAFE 1 SAFE B FF 96 S FF 94 1 SAFE S FS 87 1-3 ③ K		4	0	0	1	0	2	1
12 A.J. Pierzynski, L (1, 2) OBP: 0.371, SLG: 0.489	B SI 92 B CH 83 B SI 92 C SI 92 C SI 87 X SI 93 3-2 20 BB 1B	B FF 93 S SI 93 X CH 81 1-1 23 1B 2-H 2B		B CU 73 S CH 80 B FF 90 S SI 90 X FF 92 2-2 ② P5		X 0-0 ③ F7			B FF 92 B FF 93 X FF 90 2-0 20 F8 25 1B 2B	5	1	3	1	0	0	0
20 Carlos Quentin, R (1, 7) OBP: 0.409, SLG: 0.580	B SL 86 B SL 85 F SI 92 B SL 84 B SI 93 4-1 1-2 BB	B SI 93 C CH 80 B SI 93 F SL 84 B SI 93 B SI 94 4-2 23 1B BB		X SL 83 0-0 23 FC5-4 1B			B FF 89 X FF 87 1-0 ① G5-3		B CU 78 B CU 76 X CU 78 2-0 ① F8 2-3	3	0	1	0	2	0	1
23 Jermaine Dye, R (1, 9) OBP: 0.345, SLG: 0.500	F FF 93 B FF 93 X CH 82 1-1 ② F6	B FF 93 C SI 93 X SI 93 1-1 1-2 2-3 1B		1 SAFE 1 SAFE B FF 90 B CH 78 F SL 82 X FF 90 2-1 ③ FC5-4 1-2f			B SL 78 X SL 78 1-0 25 BB 1B		S FF 93 B FF 93 B FF 90 B CU 80 X CU 79 3-1 ② P3	5	0	2	0	0	0	4
25 Jim Thome, L (1, 10) OBP: 0.341, SLG: 0.399	X CH 82 0-0 ③ G4-3	C SL 80 B FF 92 S FF 93 D CH 81 B SI 93 X CH 82 3-2 ③ G4-3			C CU 74 B FF 91 B FF 90 F FF 91 B SI 93 F CH 80 X FF 90 3-2 ① F8		B SL 80 B SL 79 B SI 89 B FF 90 4-0 14 G6-4-3 1-2 BB		B CH 82 X CH 84 1-0 3-H 1B	4	0	1	1	1	0	5
14 Paul Konerko, R (1, 3) OBP: 0.341, SLG: 0.370		F FF 92 C CH 81 X CU 78 0-2 1B 24 BB 5 FC6-4 1B	B SI 90 C SL 81 B SL 82 C SI 91 X SI 92 2-2 ① L4		S SI 91 F FF 92 B FF 91 B SL 82 F CH 78 X SI 92 2-2 ② G5-3		C SL 78 B FF 89 X SI 90 1-1 ②③ G6-4-3 1-2f		C CU 79 B FF 92 F FF 92 B FF 92 B FF 92 X FF 92 3-2 ③ F7	5	1	1	0	0	0	3
24 Joe Crede, R (1, 5) OBP: 0.342, SLG: 0.489		B FF 92 B FF 92 B SI 92 C SI 93 B SI 93 4-1 5 FC6-4 1B 1-2 SF9 BB	X SI 92 0-0 ② G6-3		X FF 91 0-0 1B			B FF 88 C FF 90 B FF 89 F FF 90 F FF 89 X FF 89 2-2 ① F9		3	1	1	0	1	0	0
Nick Swisher, S (1, 8) OBP: 0.337, SLG: 0.336 32 Brian Anderson, R (9, 8) OBP: 0.306, SLG: 0.356		F SI 93 C CH 82 B SI 93 F SI 94 F CU 77 B CH 81 F FF 92 F SI 93 X CH 80 2-2 5 FC6-4 1-2 2-3 1B	C SI 92 B SI 86 B SI 92 B CH 82 B SI 85 4-1 BB		B CH 79 1 SAFE B SI 90 X SI 91 2-0 ③ G4-3		B SL 79 C FF 88 B SL 79 B FF 88 F FF 89 B FF 88 4-2 10 FC6-4 BB		2	0	1	0	2	0	1
										0	0	0	0	0	0	0
5 Juan Uribe, R (1, 4) OBP: 0.260, SLG: 0.325 10 Alexei Ramirez, R (6, 4) OBP: 0.163, SLG: 0.190		B SI 92 B SL 85 C SI 92 X SI 93 2-1 ① FC6-4 SF9 12 2B 1-2f 2-3 3-H	B FF 91 B SL 82 1 SAFE C SI 92 X SL 82 2-1 ③ F8			C SI 90 X SI 90 0-1 ① G6-3		B SL 76 F SL 88 B FF 89 F SL 78 1 SAFE X SL 77 2-2 ② FC6-4 1-2f		3	1	0	1	0	0	3
										1	0	0	0	0	0	1
Inning Stats	R: 0 E: 0 K: 0 S: 9 H: 1 LOB: 2 BB: 1 P: 17	R: 3 E: 0 K: 0 S: 24 H: 4 LOB: 3 BB: 2 P: 41	R: 0 E: 0 K: 0 S: 7 H: 0 LOB: 1 BB: 1 P: 15	R: 0 E: 0 K: 0 S: 7 H: 1 LOB: 1 BB: 0 P: 11	R: 0 E: 0 K: 0 S: 10 H: 1 LOB: 1 BB: 0 P: 17	R: 0 E: 0 K: 1 S: 7 H: 0 LOB: 0 BB: 0 P: 8	R: 0 E: 0 K: 0 S: 4 H: 1 LOB: 1 BB: 1 P: 11	R: 0 E: 0 K: 1 S: 12 H: 0 LOB: 1 BB: 1 P: 21	R: 1 E: 0 K: 0 S: 8 H: 2 LOB: 1 BB: 0 P: 19	1B: 8 2B: 2 3B: 0 HR: 0 SF: 1 SAC: 0 DP: 1 HBP: 0	WP: 0 PB: 0 SB: 0 CS: 0 PA: 42					

TOP

Chicago White Sox @ Los Angeles Angels

Angel Stadium of Anaheim, Anaheim, CA

Thu May 15 2008, 7:05 PM PDT

Att. 41,444 - Clear - 77 F

livebaseballscorecards.com

AB	35
R	4
H	10
RBI	4
BB	6
SO	2
LOB	19

PITCHER		IP	WLS	BF	H	R	ER	SO	BB	IBB	HBP	BLK	WP	HR	S	P	ERA	WHIP
Jon Garland, R ERA: 4.32	(1, 1)	6.0		29	7	3	3	1	4	0	0	0	0	0	64	109	4.50	1.833
Darren Oliver, L ERA: 2.79	(7, 1)	1.2		7	1	0	0	0	2	0	0	0	0	0	13	28	0.00	1.800
66 Jose Arredondo, R ERA: 6.75	(8, 1)	0.1		1	0	0	0	1	0	0	0	0	0	0	3	4	0.00	0.000
Francisco Rodríguez, R ERA: 3.12	(9, 1)	1.0	L	5	2	1	1	0	0	0	0	0	0	0	8	19	9.00	2.000

PITCHER	IP	WLS	BF	H	R	ER	SO	BB	IBB	HBP	BLK	WP	HR	S	P	ERA	WHIP

Batter	1	2	3	4	5	6	7	8	9	AB	R	H	RBI	BB	SO	LOB
77 Reggie Willits, S (1, 8) OBP: 0.375, SLG: 0.381	B SI 90 C FF 88 T FF 90 F SI 92 C SI 92 1-3 K ①	C FF 91 B CU 67 C SI 92 B SL 80 F CH 79 F SI 92 F SI 93 X SL 85 2-2 2B		C SI 91 B FF 93 B FF 92 B FF 92 C FF 86 X FF 87 3-2 G3 ③			C FF 90 B SI 94 B SI 92 F SI 91 F SI 93 X SL 84 2-2 F8 ②		C FF 94 F FF 95 F FF 95 S CU 82 0-3 K ①	5	0	1	0	0	2	0
6 Maicer Izturis, S (1, 4) OBP: 0.278, SLG: 0.238	C FF 91 F SI 91 X SI 93 0-2 27 1B 1B 1B	B SL 86 X CH 80 1-0 G3 ③			C SI 90 X CU 78 0-1 G6-3 ①		X SI 94 0-0 27 2B E 1B		B FF 93 B FF 93 B FF 93 C FF 93 C FF 93 X FF 93 3-2 G1-3 ②	5	2	2	0	0	0	1
27 Vladimir Guerrero, R (1, 9) OBP: 0.337, SLG: 0.429	B SI 91 B SI 92 B CU 71 C SI 91 C SI 93 F SI 93 X SI 92 3-2 1B 1-3 2B 1B		S CU 70 B FF 92 F FF 92 X SL 87 1-2 G4-3 ①		C FF 92 S FF 93 X FF 92 0-2 F9 ②		X SI 93 0-0 E 1-3 2B		F SL 87 F FF 95 B FF 96 F CU 79 F FF 94 X SL 87 1-2 G1-3 ③	5	1	2	0	0	0	0
Garret Anderson, L (1, 7) OBP: 0.303, SLG: 0.437	F SL 84 F SL 86 X CH 78 0-2 2B 1-3 3-H 1B		B CU 72 C CU 74 B FF 92 C FF 91 B CH 78 X CH 74 3-2 2 WP HBP 1B		C CH 78 X SL 85 0-1 P6 ③		X FF 95 0-0 E5 48 BB 2-3 3-H			4	0	2	1	0	0	1
48 Torii Hunter, R (1, 10) OBP: 0.347, SLG: 0.481	X SL 86 0-0 P6 ②		C SI 92 X FF 89 0-1 F8 ②			C F B B B F F C 3-3 K ①	B FF 93 S FF 92 F FF 91 B FF 94 B FF 92 B FF 92 4-2 FC5-4 1-2 BB			3	0	0	0	1	1	3
Casey Kotchman, L (1, 3) OBP: 0.361, SLG: 0.490	B SL 85 X CH 82 1-0 1-3 3-H 2B		B FF 86 H SL 84 2-0 2 WP HBP 1-2			F FF 93 B CH 76 S CU 74 B SL 83 X CU 64 2-2 2 SH1-3 1B	B FF 92 X FF 92 1-0 FC5-4 ③ 1-2f			3	0	2	1	0	0	3
2 Erick Aybar, S (1, 6) OBP: 0.301, SLG: 0.383	X SI 92 0-0 F7 ③		C FF 92 C CU 76 D SL 78 B CH 81 B FF 86 X SL 84 3-2 G3 ③ 1-2 2-3			X CH 81 0-0 SH1-3 ② 1-2		C FF 92 F FF 93 F FF 94 S CU 78 0-3 K ①		3	0	0	0	0	1	4
43 Matthew Brown, R (1, 5) OBP: 0.077, SLG: 0.154		B FF 91 B FF 90 F FF 90 F FF 92 S SL 85 2-3 K ①		B SL 83 X SI 92 1-0 P4 ①		C SL 84 B SL 84 S SI 93 C SI 93 1-3 K ③		S FF 93 B FF 93 X FF 93 1-1 F9 ②		4	0	0	0	0	2	1
5 Jeff Mathis, R (1, 2) OBP: 0.261, SLG: 0.415 44 Mike Napoli, R (7, PH) (8, 2) OBP: 0.297, SLG: 0.556		X SL 85 0-0 P4 ②		C SL 86 S CU 66 B SL 85 F SI 93 B FF 93 S FF 93 2-3 K ②			C SL 84 B CU 77 B CU 75 C SI 93 S SI 94 2-3 K ①	C FF 94 B FF 94 B SL 81 B FF 93 X FF 92 3-1 F8 ③		2 2	0 0	0 0	0 0	0 0	1 1	0 0
Inning Stats	R: 2 H: 4 E: 0 LOB: 2 K: 1 BB: 0 S: 17 P: 22	R: 0 H: 1 E: 0 LOB: 1 K: 1 BB: 0 S: 11 P: 16	R: 0 H: 1 E: 0 LOB: 2 K: 0 BB: 0 S: 11 P: 20	R: 0 H: 0 E: 0 LOB: 0 K: 1 BB: 0 S: 8 P: 14	R: 0 H: 0 E: 0 LOB: 0 K: 0 BB: 0 S: 7 P: 7	R: 0 H: 1 E: 0 LOB: 1 K: 2 BB: 0 S: 13 P: 19	R: 1 H: 2 E: 1 LOB: 3 K: 1 BB: 1 S: 13 P: 22	R: 0 H: 0 E: 0 LOB: 0 K: 1 BB: 0 S: 8 P: 12	R: 0 H: 0 E: 0 LOB: 0 K: 1 BB: 0 S: 12 P: 16	1B: 6 2B: 3 3B: 0 HR: 0	SF: 0 SAC: 1 DP: 0 HBP: 1			WP: 1 PB: 0 SB: 0 CS: 0	PA: 39		

PITCHER		IP	WLS	BF	H	R	ER	SO	BB	IBB	HBP	BLK	WP	HR	S	P	ERA	WHIP
Javier Vazquez, R ERA: 3.53	(1, 1)	6.2		30	9	3	2	6	0	0	1	0	1	0	76	111	2.70	1.350
37 Matt Thornton, L ERA: 3.6	(7, 1)	0.0	B	1	0	0	0	0	0	0	0	0	0	0	1	1	∞	∞
26 Octavio Dotel, R ERA: 3.12	(7, 1)	1.1	W	5	0	0	0	1	1	0	0	0	0	0	11	20	0.00	0.750
45 Bobby Jenks, R ERA: 2.2	(9, 1)	1.0	S	3	0	0	0	1	0	0	0	0	0	0	12	16	0.00	0.000

PITCHER	IP	WLS	BF	H	R	ER	SO	BB	IBB	HBP	BLK	WP	HR	S	P	ERA	WHIP

BOTTOM

Chicago White Sox @ Los Angeles Angels

Angel Stadium of Anaheim, Anaheim, CA

Thu May 15 2008, 7:05 PM PDT

Att. 41,444 - Clear - 77 F

livebaseballscorecards.com

AB	36
R	3
H	9
RBI	2
BB	1
SO	8
LOB	13

Los Angeles Dodgers @ Los Angeles Angels

Angel Stadium of Anaheim, Anaheim, CA

Fri May 16 2008, 7:05 PM PDT

Att. 44,047 - Clear - 87 F

livebaseballscorecards.com

TOP

Batter	1	2	3	4	5	6	7	8	9	AB	R	H	RBI	BB	SO	LOB
9 Juan Pierre, L (1, 7) OBP: 0.353, SLG: 0.333	C FF 91 X SI 91 0-1 ① G4-3		X FF 92 0-0 ③ B5-3			C CU 78 X SI 91 0-1 ① G4-3		C FF 91 B CU 78 F SI 92 X SI 92 1-2 ① G1-3 1-2		4	0	0	0	0	0	1
25 Andruw Jones, R (1, 10) OBP: 0.283, SLG: 0.288	C SI 92 B SI 92 X CH 83 1-1 ② F8			S FF 90 F SI 92 B CU 79 B FF 93 B CH 83 X SI 92 3-2 ① E6		C SI 92 B FF 93 X CH 83 1-1 ② L4		B SI 93 C SI 92 D CU 81 F SI 92 C SI 93 2-3 ② K		4	0	0	0	0	1	1
27 Matt Kemp, R (1, 8) OBP: 0.340, SLG: 0.460	B SI 91 B CH 83 S CH 82 S SI 92 B FF 92 B CH 82 4-2 12 FC5-4 BB			C CH 81 B CH 82 X SI 93 1-1 ② G4-3		B CU 78 X CH 83 1-0 ③ F8		B CU 80 C SI 93 X SI 93 1-1 ③ F8		3	0	0	0	1	0	1
12 Jeff Kent, R (1, 4) OBP: 0.279, SLG: 0.394	X SI 92 0-0 ③ FC5-4 1-2f			B CU 78 C CH 83 F CH 83 B FF 93 B FF 94 C FF 95 3-3 ③ K			C SI 91 B SI 90 X SI 91 1-1 ① G6-3		S FF 93 F FF 92 C CU 79 0-3 ① K	4	0	0	0	0	2	1
55 Russell Martin, R (1, 5) OBP: 0.432, SLG: 0.416		X SI 90 0-0 ① 7 G4-6-3 1B			B CU 77 B CH 81 C CH 80 X SI 92 2-1 ① G3		X FF 92 0-0 ② F9		B FF 94 F FF 93 B CU 78 X FF 93 2-1 ② F8	4	0	1	0	0	0	0
7 James Loney, L (1, 3) OBP: 0.343, SLG: 0.465		B FF 91 X SI 91 1-0 ①② G4-6-3 1-2f			C CU 78 C CU 78 B CU 80 F SI 92 B SL 81 F FF 93 X SI 94 2-2 ② 1B 1B		C FF 92 B SI 92 B SI 92 B SI 92 X FF 91 3-1 ③ 16 HR 1B		F FF 93 F CH 84 S CH 85 0-3 ③ K	4	1	2	0	0	1	1
16 Andre Ethier, L (1, 9) OBP: 0.371, SLG: 0.463		C SI 92 B SI 92 X SI 91 1-1 ③ G4-3			C CU 80 F SI 92 X CU 80 0-2 ② F8		X SI 91 0-0 ①② 1-H HR			3	1	1	2	0	0	1
Luis Maza, R (1, 6) OBP: 0.429, SLG: 0.333			B FF 91 B FF 91 X SI 91 2-0 ① G4-3		1 SAFE C FF 93 1 SAFE 1 SAFE X FF 92 0-1 ③ 1-2 1B		C FF 92 X CH 82 0-1 ③ G5-3			3	0	1	0	0	0	0
26 Gary Bennett, R (1, 2) OBP: 0.261, SLG: 0.381			C SI 92 S SI 93 B FF 94 B FF 93 X FF 93 2-2 ② F8		B CH 84 F SI 94 B CH 83 X CH 84 2-1 ③ F9			B CH 80 B SI 92 C SI 92 B SI 92 B FF 91 4-1 9 G1-3 BB		2	0	0	0	1	0	2
Inning Stats	R: 0 E: 0 K: 0 S: 7 H: 0 LOB: 1 BB: 1 P: 12	R: 0 E: 0 K: 0 S: 4 H: 1 LOB: 0 BB: 0 P: 6	R: 0 E: 0 K: 0 S: 5 H: 0 LOB: 0 BB: 0 P: 9	R: 0 E: 1 K: 1 S: 8 H: 0 LOB: 0 BB: 0 P: 15	R: 0 E: 0 K: 0 S: 14 H: 2 LOB: 2 BB: 0 P: 20	R: 0 E: 0 K: 0 S: 5 H: 0 LOB: 0 BB: 0 P: 7	R: 2 E: 0 K: 0 S: 8 H: 2 LOB: 0 BB: 0 P: 12	R: 0 E: 0 K: 1 S: 9 H: 0 LOB: 1 BB: 1 P: 17	R: 0 E: 0 K: 2 S: 8 H: 0 LOB: 0 BB: 0 P: 10	1B: 4 2B: 0 3B: 0 HR: 1 SF: 0 SAC: 0 DP: 1 HBP: 0						

	AB	31
	R	2
	H	5
	RBI	2
	BB	2
	SO	4
	LOB	8

PITCHER		IP	WLS	BF	H	R	ER	SO	BB	IBB	HBP	BLK	WP	HR	S	P	ERA	WHIP
51 Joe Saunders, L ERA: 2.48	(1, 1)	7.1	W	28	5	2	2	1	2	0	0	0	0	1	55	90	2.46	0.955
62 Scot Shields, R ERA: 4.15	(8, 1)	0.2	H	2	0	0	0	1	0	0	0	0	0	0	5	8	0.00	0.000
Francisco Rodríguez, R ERA: 2.95	(9, 1)	1.0	S	3	0	0	0	2	0	0	0	0	0	0	8	10	0.00	0.000

PITCHER		IP	WLS	BF	H	R	ER	SO	BB	IBB	HBP	BLK	WP	HR	S	P	ERA	WHIP

Angeles Dodgers @ Los Angeles Angels

Angel Stadium of Anaheim, Anaheim, CA

Fri May 16 2008, 7:05 PM PDT

Att. 44,047 - Clear - 87 F

livebaseballscorecards.com

BOTTOM

Batter	1	2	3	4	5	6	7	8	9	AB	R	H	RBI	BB	SO	LOB
6 Maicer Izturis, S (1, 4) OBP: 0.295, SLG: 0.250	C SI 90 X FF 92 0-1 24 FC4-6 1B		C SI 92 X SI 92 0-1 ② F7		C CU 80 X CU 81 0-1 24 1B 27 SF9 1B		B SI 91 B SI 90 B SI 91 C SI 91 B SI 91 4-1 24 WP 27 FC5 BB	X SI 94 0-0 ③ FC4-6 1-2f		4	2	2	0	1	0	2
24 Gary Matthews, S (1, 7) OBP: 0.317, SLG: 0.353	B SI 90 F SI 91 1 SAFE D FS 86 1 SAFE X SI 91 2-1 ① FC4-6 1-2f		1 SAFE B FF 92 X FS 87 1-0 27 FC6-4 1B 1-2		1 SAFE 1 SAFE X SI 90 0-0 27 SF9 1B 1-3		S SI 89 B C B X 2-2 ① G3-4 1-3			4	1	2	0	0	0	2
27 Vladimir Guerrero, R (1, 9) OBP: 0.330, SLG: 0.421	X SI 92 0-0 ② F7		X SI 94 0-0 ③ FC6-4 1-2f		B SL 84 S SI 90 D FF 90 X SI 94 2-1 ② SF9 2-3 3-H		F SI 93 X CU 76 0-1 FC5 WP 1B 3-H			3	0	0	2	0	0	3
Garret Anderson, L (1, 10) OBP: 0.308, SLG: 0.438	B CU 79 1 SAFE F FF 90 X FS 88 1-1 ③ G4-3			F SI 93 F FF 91 B FF 92 S SI 90 1-3 ① K	B FF 93 S FS 88 X FF 91 1-1 3-H 1B		C FF 89 B FF 90 C FF 90 X FF 92 1-2 1-2 1B			4	0	2	1	0	1	1
48 Torii Hunter, R (1, 8) OBP: 0.339, SLG: 0.468		C SI 91 S FS 84 B FS 86 B FS 88 S SI 94 2-3 ① K		C SL 84 B SI 89 B SI 93 X FF 94 2-1 ② G5-3	X FF 93 0-0 ③ F9		X SI 94 0-0 ② P3			4	0	0	0	0	1	3
Casey Kotchman, L (1, 3) OBP: 0.358, SLG: 0.490		X SI 93 0-0 ② F7		B CU 80 X FF 94 1-0 2 K 2B		X CU 78 0-0 ① F8	B CU 74 C FF 94 F FF 94 F SL 82 B CU 75 X FF 94 2-2 ③ G4-3 2-3			4	1	1	0	0	0	2
2 Erick Aybar, S (1, 6) OBP: 0.293, SLG: 0.372		C SI 93 B FS 88 X FF 93 1-1 ③ G4-3		B CU 80 S FS 88 S FS 87 F FS 88 F FF 96 D SI 90 S SI 90 2-3 K 2-H		C SI 91 C CU 81 S FS 88 0-3 ② K		X SI 93 0-0 ① G3		4	0	0	0	0	2	0
39 Robb Quinlan, R (1, 5) OBP: 0.306, SLG: 0.311			F FF 92 B SI 92 X SL 84 1-1 ① F8	F SL 85 B SL 85 B SI 94 B SL 84 X SL 85 3-1 ③ G5-3		F SL 83 C FF 94 B FS 85 B SI 89 B SL 86 X FF 94 3-2 E5 1B		B FF 92 B FF 92 B FF 92 B FF 93 4-0 6 FC4-6 BB		3	0	1	0	1	0	1
44 Mike Napoli, R (1, 2) OBP: 0.295, SLG: 0.536			S SL 86 B FS 85 B SI 94 B SL 84 S FF 95 F SI 94 B FF 94 4-2 24 1B BB		C FF 92 B FS 83 F SI 91 S SI 90 1-3 ① K2-3	B FS 85 B FS 85 B FS 85 C SL 84 S SI 93 F FS 88 X SL 85 3-2 ③ F7		S SI 93 X SI 95 0-1 ② P3		3	0	0	0	1	1	2
Inning Stats	R: 0 E: 0 K: 0 S: 7 H: 1 LOB: 1 BB: 0 P: 10	R: 0 E: 0 K: 1 S: 6 H: 0 LOB: 0 BB: 0 P: 9	R: 0 E: 0 K: 0 S: 9 H: 1 LOB: 2 BB: 1 P: 15	R: 1 E: 1 K: 2 S: 13 H: 1 LOB: 1 BB: 0 P: 22	R: 2 E: 0 K: 1 S: 11 H: 3 LOB: 1 BB: 0 P: 15	R: 0 E: 1 K: 1 S: 11 H: 1 LOB: 1 BB: 0 P: 17	R: 1 E: 0 K: 0 S: 14 H: 1 LOB: 2 BB: 1 P: 23	R: 0 E: 0 K: 0 S: 4 H: 0 LOB: 1 BB: 1 P: 8		1B: 7 2B: 1 3B: 0 HR: 0 SF: 1 SAC: 0 DP: 0 HBP: 0						

	AB	33
	R	4
	H	8
	RBI	3
	BB	3
	SO	5
	LOB	16

WP: 3 PB: 0 SB: 0 CS: 0 PA: 37

PITCHER		IP	WLS	BF	H	R	ER	SO	BB	IBB	HBP	BLK	WP	HR	S	P	ERA	WHIP
18 Hiroki Kuroda, R ERA: 3.67	(1, 1)	6.1	L	30	7	4	3	5	2	0	0	0	1	0	63	100	4.26	1.421
Joe Beimel, L ERA: 0.66	(7, 1)	0.0		1	1	0	0	0	0	0	0	0	0	0	3	4	∞	∞
45 Scott Proctor, R ERA: 5.31	(7, 1)	1.2		6	0	0	0	0	1	0	0	0	1	0	9	15	0.00	0.600

PITCHER	IP	WLS	BF	H	R	ER	SO	BB	IBB	HBP	BLK	WP	HR	S	P	ERA	WHIP

Batter	1	2	3	4	5	6	7	8	9	AB	R	H	RBI	BB	SO	LOB
9 Juan Pierre, L (1, 7) OBP: 0.347, SLG: 0.321	B FF 94 X SI 93 1-0 B1-4 ①		C FF 93 1 SAFE F FF 92 H FF 95 1-2 16 1B 55 1B 1-2 HBP		B SL 74 C FF 90 X FF 92 1-1 G6-3 ①		C FF 90 B SL 79 F SL 78 F FF 90 F SL 79 F FF 90 X SL 78 1-2 E4 16 F8 16 S 7 CS		B FF 92 B FF 92 C SL 89 C SL 88 X FF 93 2-2 F8 ①	4	2	0	0	0	0	0
16 Andre Ethier, L (1, 9) OBP: 0.372, SLG: 0.456	S FF 94 C SL 78 B SL 81 X FF 96 1-2 G4-3 ②		F FF 95 F FF 96 B SL 83 F SL 86 B FF 95 X FF 96 2-2 55 1B 1-3 2-H 1B		B FF 93 B FF 93 B SI 90 B FF 90 4-0 7 F8 55 1B BB		S SL 79 M SI 90 B SL 78 F SL 79 F FF 90 F SL 78 X FF 90 1-2 F8 ① 1-3		B SL 89 C FF 94 X SL 88 1-1 G3 ②	4	0	1	1	1	0	1
55 Russell Martin, R (1, 2) OBP: 0.443, SLG: 0.426	S SL 81 B SL 83 F FF 96 F FF 97 B SL 86 F SL 86 S FF 96 2-3 K ③		B SL 86 F FF 95 S SL 86 X SL 85 1-2 1-2 3-H 1B		C FF 95 X FF 95 0-1 1-2 1B		I IN 66 I IN 66 I IN 67 I IN 67 4-0 7 CS IBB		F SI 93 C SL 87 F SL 86 B FF 93 X CU 83 1-2 1B	4	0	3	1	1	1	0
7 James Loney, L (1, 3) OBP: 0.333, SLG: 0.450		C FF 94 B FF 93 F SL 81 F SL 86 F FF 96 B FF 96 F CH 86 X FF 96 2-2 F9 ①	C CH 85 F SI 95 F SI 96 S SL 87 0-3 K ①		B FF 96 X FF 94 1-0 F8 ② 2-3		C SL 80 B SI 89 1 SAFE B SL 79 B SL 79 C FF 92 X FF 90 3-2 P6 ②③ 1-2 3-H		1 SAFE C CU 82 1 SAFE C SL 87 X FF 93 0-2 P2 ③	5	0	0	0	0	1	6
21 Mark Sweeney, L (1, 10) OBP: 0.243, SLG: 0.156		C FF 94 C SL 82 B FF 97 F FF 97 S SL 87 1-3 K2-3 ②	C FF 94 B FF 95 S FF 94 D SL 85 F FF 94 X SI 96 2-2 F8 ②		C FF 94 S SL 84 X FF 96 0-2 P4 ③			F FF 92 B SL 88 X FF 93 1-1 G3 ①		4	0	0	0	0	1	4
25 Andruw Jones, R (1, 8) OBP: 0.282, SLG: 0.281		S FF 98 B SI 97 B SL 87 B FF 98 F FF 96 F SL 86 B FF 98 4-2 33 HR BB	B FF 95 B FF 96 S FF 96 B FF 97 S FF 95 S FF 96 3-3 K ③			S FF 93 X FF 95 0-1 L8 ①		B FF 92 X FF 92 1-0 F9 ②	3	1	0	0	1	1	2
33 Blake DeWitt, L (1, 5) OBP: 0.400, SLG: 0.533		X FF 92 0-0 1-H HR		B SL 75 C SL 74 B SI 92 X FF 93 2-1 F7 ①		C SL 78 B FF 94 F FF 93 X SL 86 1-2 G4-3 ②		B CU 81 X FF 91 1-0 1B 2B	4	2	2	2	0	0	0
Luis Maza, R (1, 4) OBP: 0.455, SLG: 0.400		X FF 92 0-0 F9 ③		B FF 92 S FF 93 B FF 95 X FF 93 2-1 F8 ②		B SI 92 F FF 94 S SL 82 B SL 83 X FF 95 2-2 1B		B FF 92 C FF 92 F SI 93 D CU 81 X FF 94 2-2 2-H 1B	4	0	2	1	0	0	0
14 Chin-Lung Hu, R (1, 6) OBP: 0.277, SLG: 0.207			B FF 92 B FF 92 B FF 91 C FF 92 F FF 92 F FF 92 B FF 92 4-2 9 HBP 16 1B BB	X FF 93 0-0 G6-3 ③		C FF 93 1 SAFE C SL 80 1 SAFE B SL 82 C SL 83 1-3 K ③		B FF 94 B FF 92 F FF 93 B FF 92 X FF 92 3-1 F8 ③	3	1	0	0	1	1	2
Inning Stats	R: 0 E: 0 K: 1 S: 9 H: 0 LOB: 0 BB: 0 P: 13	R: 2 E: 0 K: 1 S: 15 H: 1 LOB: 0 BB: 1 P: 22	R: 2 E: 0 K: 2 S: 23 H: 2 LOB: 2 BB: 1 P: 36	R: 0 E: 0 K: 0 S: 5 H: 0 LOB: 0 BB: 0 P: 9	R: 0 E: 0 K: 0 S: 8 H: 1 LOB: 2 BB: 1 P: 14	R: 0 E: 0 K: 1 S: 11 H: 1 LOB: 1 BB: 0 P: 15	R: 1 E: 1 K: 0 S: 15 H: 0 LOB: 0 BB: 1 P: 24	R: 1 E: 0 K: 0 S: 9 H: 2 LOB: 1 BB: 0 P: 17	R: 0 E: 0 K: 0 S: 13 H: 1 LOB: 1 BB: 0 P: 17	1B: 6 2B: 1 3B: 0 HR: 1 SF: 0 SAC: 0 DP: 0 HBP: 1						

PITCHER		IP	WLS	BF	H	R	ER	SO	BB	IBB	HBP	BLK	WP	HR	S	P	ERA	WHIP
54 Ervin Santana, R ERA: 2.97	(1, 1)	6.0	L	27	5	4	4	5	3	0	1	0	0	1	71	109	6.00	1.333
Darren Oliver, L ERA: 2.66	(7, 1)	1.0		4	0	1	0	0	0	1	0	0	0	0	15	24	0.00	0.000
49 Chris Bootcheck, R ERA: 9.53	(8, 1)	2.0		9	3	1	1	0	0	0	0	0	0	0	22	34	4.50	1.500

PITCHER	IP	WLS	BF	H	R	ER	SO	BB	IBB	HBP	BLK	WP	HR	S	P	ERA	WHIP

TOP

Los Angeles Dodgers @ Los Angeles Angels

Angel Stadium of Anaheim, Anaheim, CA

Sat May 17 2008, 12:55 PM PDT

Att. 43,906 - Sunny - 98 F

livebaseballscorecards.com

AB	35
R	6
H	8
RBI	5
BB	4
SO	5
LOB	15

Los Angeles Dodgers @ Los Angeles Angels

Angel Stadium of Anaheim, Anaheim, CA

Sat May 17 2008, 12:55 PM PDT

Att. 43,906 - Sunny - 98 F

livebaseballscorecards.com

BOTTOM

Batter	1	2	3	4	5	6	7	8	9	AB	R	H	RBI	BB	SO	LOB
77 Reggie Willits, S (1, 9) OBP: 0.379, SLG: 0.360	B CH 86 C SI 88 B SI 90 B FF 88 4-1 27 G5-4-3 BB	C FF 92 B CU 73 B SL 86 C CU 78 F SI 92 F SI 92 X SI 92 2-2 ③ G4-3	B FF 92 C SL 84 X SL 84 1-1 1B 1B	B FF 92 B SL 83 C FF 91 S FF 92 B FF 94 F FF 94 F FF 94 X SL 86 3-2 ② F9	B SL 78 C FF 93 C CU 77 F SL 83 B SI 93 X SL 79 2-2 ② F7	4	0	1	0	1	0	1
24 Gary Matthews, S (1, 8) OBP: 0.308, SLG: 0.342	C FF 91 1 SAFE B SI 90 B CU 78 C SI 90 X SI 93 2-2 ① P4	B CU 76 C CU 76 B SI 90 X CU 78 2-1 ① G4-3	B FF 93 B SI 92 S FF 94 C FF 94 C FF 95 2-3 ① K	X SI 94 0-0 ③ G4-3	B CU 78 C FF 93 X FF 94 1-1 ③ G6-3 1-2	5	0	0	0	0	1	3
27 Vladimir Guerrero, R (1, 10) OBP: 0.333, SLG: 0.420	X SI 91 0-0 ②③ G5-4-3 1-2f	B SL 86 H SI 89 2-0 1B FC3 HBP	F SI 94 B SI 93 S SI 94 X FF 94 1-2 ② F7	C SI 92 X SI 92 0-1 1B	3	1	1	0	0	0	2
Garret Anderson, L (1, 7) OBP: 0.318, SLG: 0.452	C CU 73 B SI 91 C CU 77 B FF 92 X SL 82 2-2 2B	C CH 83 S CH 82 D CH 83 B SI 93 X SI 94 2-2 E 6 FC3 FC3-6 1-3 1B	C FF 94 B SL 87 X SI 94 1-1 1-2 1B	B CU 77 X FF 93 1-0 ① F8	4	1	3	0	0	0	1
Casey Kotchman, L (1, 3) OBP: 0.350, SLG: 0.477	C CU 78 B SI 93 F SI 93 F SL 81 B FF 93 C SI 93 2-3 ① K	F CU 78 F SL 87 F CH 84 F SI 94 D SL 82 X SI 93 1-2 FC3 6 FC3-6 1-3 3-H	C SI 94 B SI 94 B FF 96 B FF 95 F FF 94 X FF 95 3-2 ③ G6-3	B FF 94 B SI 92 B FF 93 C FF 92 F FF 94 S FF 93 3-3 ② K	4	0	0	1	0	2	5
6 Maicer Izturis, S (1, 4) OBP: 0.283, SLG: 0.239	B CU 76 C CU 79 B CU 78 X SI 93 2-1 ② F8	C CU 77 F FF 93 X CH 85 0-2 ② FC3-6 39 1B 1-2f 3-H	X FF 92 0-0 ① B5	X FF 93 0-0 ③ P3	4	0	0	1	0	0	3
39 Robb Quinlan, R (1, 5) OBP: 0.308, SLG: 0.313 Juan Rivera, R (9, PH) OBP: 0.216, SLG: 0.250	C SL 88 T SI 95 F FF 93 B SI 96 F SI 95 S SL 84 1-3 ③ K	S SI 93 C SI 94 B SL 86 1 SAFE X SI 94 1-2 5 BB 1-3 1B	C FF 92 F SI 93 T SI 93 0-2 ② K	B FF 93 B FF 92 C FF 92 X FF 93 2-1 44 F9 2 1B 2B	3	0	1	0	0	2	1
					1	1	1	0	0	0	0
5 Jeff Mathis, R (1, 2) OBP: 0.264, SLG: 0.403 44 Mike Napoli, R (9, PH) OBP: 0.292, SLG: 0.529	C SI 90 X SL 86 0-1 ① P4	B SI 95 C SL 87 C SI 95 1 SAFE B SI 96 F SI 95 B FF 94 B SL 84 4-2 2 FC4-6 1-2 BB	B FF 94 F FF 94 B SI 93 F FF 92 C FF 95 2-3 ③ K	C FF 93 X FF 93 0-1 ① F9 2-3	2	0	0	0	1	1	0
					1	0	0	0	0	0	1
2 Erick Aybar, S (1, 6) OBP: 0.292, SLG: 0.369	B SI 90 C SL 80 C CU 73 C SL 83 1-3 ② K	B SL 79 C SL 80 S SL 80 B SL 81 F SL 82 X SI 94 2-2 ③ FC4-6 1-2f	B SI 90 C FF 92 X SI 92 1-1 ① P6	X FF 94 0-0 24 DI 1B 3-H	4	0	1	1	0	1	3

AB	**35**							
R	**3**							
H	**8**							
RBI	**3**							
BB	**2**							
SO	**7**							
LOB	**20**							

Inning Stats	1	2	3	4	5	6	7	8	9	1B: 6	SF: 0	WP: 0	PA: 38
	R: 0 E: 0 K: 0 S: 5	H: 0 LOB: 0 BB: 1 P: 11	R: 0 E: 0 K: 2 S: 14	H: 1 LOB: 1 BB: 0 P: 21	R: 0 E: 0 K: 0 S: 10	H: 0 LOB: 0 BB: 0 P: 13	R: 2 E: 1 K: 0 S: 23	H: 2 LOB: 3 BB: 1 P: 37	R: 0 E: 0 K: 1 S: 13	H: 2 LOB: 2 BB: 0 P: 21	R: 0 E: 0 K: 2 S: 7	H: 0 LOB: 0 BB: 0 P: 9	R: 0 E: 0 K: 0 S: 8	H: 0 LOB: 0 BB: 0 P: 12	R: 0 E: 0 K: 1 S: 7	H: 1 LOB: 1 BB: 0 P: 11	R: 1 E: 0 K: 0 S: 11	H: 2 LOB: 1 BB: 0 P: 16	2B: 2 3B: 0 HR: 0	SAC: 0 DP: 1 HBP: 1	PB: 0 SB: 0 CS: 0	

PITCHER		IP	WLS	BF	H	R	ER	SO	BB	IBB	HBP	BLK	WP	HR	S	P	ERA	WHIP
Chan Ho Park, R ERA: 2.17	(1, 1)	4.0		18	3	2	1	3	2	0	1	0	0	0	52	82	2.25	1.250
56 Hung-Chih Kuo, L ERA: 2.4	(5, 1)	4.0	W	15	3	0	0	4	0	0	0	0	0	0	35	53	0.00	0.750
44 Takashi Saito, R ERA: 2.08	(9, 1)	1.0		5	2	1	1	0	0	0	0	0	0	0	11	16	9.00	2.000

PITCHER	IP	WLS	BF	H	R	ER	SO	BB	IBB	HBP	BLK	WP	HR	S	P	ERA	WHIP

Batter	1	2	3	4	5	6	7	8	9	AB	R	H	RBI	BB	SO	LOB
9 Juan Pierre, L (1, 10) OBP: 0.352, SLG: 0.322	B FF 90 B FF 91 C FF 91 B FF 92 B SI 90 4-1 16 CS BB			C CU 73 B F F CH 83 X 1-2 12 S 55 1B 12 1B 1B	C FF 90 B FF 90 B CU 74 F CH 83 X CH 83 2-2 ③ G4-3			C SI 90 F CH 84 B CH 82 B SI 90 F FC 86 X SL 82 2-2 ① G5-3		3	1	1	0	1	0	0
16 Andre Ethier, L (1, 7) OBP: 0.362, SLG: 0.442	P PO 87 C FF 92 X CH 84 1-1 ①② P6 1-2			F CH 82 B FF 92 F FF 91 B FF 92 S CH 83 2-3 ① K		C FF 89 S CU 73 X CH 81 0-2 ① G4-3		B FC 84 F FC 85 B SI 90 X SL 81 1-2 ② G4-3		4	0	0	0	0	1	2
55 Russell Martin, R (1, 2) OBP: 0.444, SLG: 0.428 26 Gary Bennett, R (8, 2) OBP: 0.261, SLG: 0.381	X FF 93 0-0 ③ P6			X FF 91 0-0 12 S 12 1B 1-2 1B		B FF 90 F FF 90 S CH 81 X FF 92 1-2 12 BB 1B		B FC 85 C FC 84 B SI 90 F SI 90 S FC 86 2-3 ③ K		4 0	1 0	2 0	0 0	0 0	1 0	0 0
12 Jeff Kent, R (1, 4) OBP: 0.288, SLG: 0.395 Luis Maza, R (8, 4) OBP: 0.500, SLG: 0.455		S FF 91 B SL 81 F SL 80 F FF 93 B FF 94 S CH 82 2-3 ① K		B FF 90 D SL 82 S CH 82 B CH 83 S FF 91 X CH 83 3-2 7 1B 1-H 2-H 1B		B FF 90 D FF 90 F FF 90 B FF 90 F FF 89 F FF 91 B SL 80 4-2 7 G4-6-3 1-2 BB			C SL 87 B FF 94 X SL 87 1-1 3 BB 1B	2 1	0 0	1 1	2 0	1 0	1 0	0 0
7 James Loney, L (1, 3) OBP: 0.333, SLG: 0.448 21 Mark Sweeney, L (9, PH) OBP: 0.237, SLG: 0.152		C CU 72 C FF 93 S FF 93 0-3 ② K		C FF 90 1 SAFE B FF 90 1 SAFE S CH 84 X CH 82 1-2 1B		B FF 93 B FF 93 C FF 93 X FF 93 2-1 ②③ G4-6-3 1-2f			F FF 92 B FF 91 S FF 93 F FF 93 F SL 90 C FF 93 1-3 ① K	3 1	0 0	1 0	0 0	0 0	1 1	2 1
27 Matt Kemp, R (1, 9) OBP: 0.338, SLG: 0.455		B FF 92 C FF 92 B SL 80 F FF 93 F FF 93 S FF 92 2-3 ③ K		B SL 81 B FF 90 F FF 91 S FF 91 B FF 92 F FF 91 F FF 92 F CH 83 S FF 91 3-3 ② K			B FF 95 X FF 94 1-0 33 FC3-4 1B		C FF 93 F SL 88 X FF 94 0-2 ② P4	4	0	1	0	0	2	3
33 Blake DeWitt, L (1, 5) OBP: 0.390, SLG: 0.518 3 Delwyn Young, S (9, PH) OBP: 0.370, SLG: 0.333			C CU 74 F FF 92 S FF 91 0-3 ① K	B CH 83 F CH 83 S FF 90 B FF 91 F CH 83 X CH 83 2-2 ③ G4-3			C FF 94 B FS 86 B FF 94 X FF 92 2-1 ① FC3-4 1-2f		S FF 93 B FF 93 B SL 85 B FF 94 B FF 92 4-1 1-2 BB	3 0	0 0	0 0	0 0	0 1	1 0	3 0
25 Andruw Jones, R (1, 8) OBP: 0.275, SLG: 0.273			S SI 91 B FF 90 F FF 91 F SI 93 B FF 92 S SL 82 2-3 ② K		X FF 90 0-0 ① F7		B FF 95 S FF 93 S FF 95 S FF 89 1-3 ② K		B FF 93 C FC 94 F FF 94 F SL 89 S SL 89 1-3 ③ K	4	0	0	0	0	3	3
14 Chin-Lung Hu, R (1, 6) OBP: 0.265, SLG: 0.197			C SL 79 C SL 81 F FF 92 F FF 92 B FF 92 B SL 82 F FF 92 X CH 82 2-2 ③ F7		C FF 89 X SL 79 0-1 ② L4		F FF 94 X FF 95 0-1 ③ G6-3			3	0	0	0	0	0	1

Inning Stats	1	2	3	4	5	6	7	8	9
	R: 0 E: 0 K: 0 S: 5	R: 0 E: 0 K: 3 S: 11	R: 0 E: 0 K: 2 S: 13	R: 2 E: 0 K: 2 S: 24	R: 0 E: 0 K: 0 S: 6	R: 0 E: 0 K: 0 S: 12	R: 0 E: 0 K: 1 S: 8	R: 0 E: 0 K: 1 S: 10	R: 0 E: 0 K: 2 S: 15
	H: 0 LOB: 0 BB: 1 P: 9	H: 0 LOB: 0 BB: 0 P: 15	H: 0 LOB: 0 BB: 0 P: 17	H: 4 LOB: 2 BB: 0 P: 36	H: 0 LOB: 0 BB: 0 P: 8	H: 1 LOB: 1 BB: 1 P: 19	H: 1 LOB: 1 BB: 0 P: 12	H: 0 LOB: 0 BB: 0 P: 15	H: 1 LOB: 2 BB: 1 P: 22

1B: 7 SF: 0
2B: 0 SAC: 0
3B: 0 DP: 1
HR: 0 HBP: 0

WP: 0 PA: 35
PB: 0
SB: 2
CS: 1

PITCHER	IP	WLS	BF	H	R	ER	SO	BB	IBB	HBP	BLK	WP	HR	S	P	ERA	WHIP
36 Jered Weaver, R (1, 1) ERA: 4.73	5.1	W	22	5	2	2	7	2	0	0	0	0	0	69	100	3.38	1.312
66 Jose Arredondo, R (6, 1) ERA: 3.0	1.2		5	1	0	0	1	0	0	0	0	0	0	10	16	0.00	0.600
33 Justin Speier, R (8, 1) ERA: 5.29	1.0		3	0	0	0	1	0	0	0	0	0	0	10	15	0.00	0.000
49 Chris Bootcheck, R (9, 1) ERA: 8.76	1.0		5	1	0	0	2	1	0	0	0	0	0	15	22	0.00	2.000

PITCHER	IP	WLS	BF	H	R	ER	SO	BB	IBB	HBP	BLK	WP	HR	S	P	ERA	WHIP

Los Angeles Dodgers @ Los Angeles Angels

Angel Stadium of Anaheim, Anaheim, CA

Sun May 18 2008, 12:35 PM PDT

Att. 44,007 - Sunny - 94 F

TOP

livebaseballscorecards.com

AB	32
R	2
H	7
RBI	2
BB	3
SO	11
LOB	15

Batter	1	2	3	4	5	6	7	8	9	AB	R	H	RBI	BB	SO	LOB
6 Maicer Izturis, S (1, 5) OBP: 0.301, SLG: 0.272 Juan Rivera, R (8, PH) OBP: 0.211, SLG: 0.243 43 Matthew Brown, R (9, 5) OBP: 0.077, SLG: 0.154	B SI 87 C SL 81 B SI 88 S SL 81 F SL 81 X SI 88 2-2 24 K 1B	C SI 89 S CH 84 X 0-2 2B			B SI 88 X SI 88 1-0 24 1B 48 1B 1B	X 0-0 ③ L3		B SL 87 B SI 92 C FF 93 C FF 93 X SI 93 2-2 ② P3		4 1 3 0 0 0 0 1 0 0 0 0 0 0 0 0 0 0 0 0 0						
24 Gary Matthews, S (1, 10) OBP: 0.311, SLG: 0.349	C SI 89 S SL 82 D SL 83 S CH 85 1-3 ①② K 1-2	S CH 84 C SL 82 S CH 85 0-3 ③ K			P PO 85 S CH 83 X CH 83 1-1 48 1B 1-2 1B		B SI 93 S SI 92 B SI 93 B SL 88 X SI 94 3-1 2B	S SI 92 B SI 91 B SL 88 S SL 86 B SL 87 S SL 87 3-3 K		5 2 2 0 0 3 2						
27 Vladimir Guerrero, R (1, 9) OBP: 0.326, SLG: 0.410 77 Reggie Willits, S (8, 9) OBP: 0.367, SLG: 0.346	B SL 84 X SI 89 1-0 ③ G6-3		X SI 88 0-0 ① L5		S SL 83 F SL 83 S SL 83 0-3 ① K		X SI 92 0-0 ① F8	B SI 92 B SI 92 B FF 92 C FF 91 C FF 92 F SI 92 X SI 93 3-2 ③ F9		4 0 0 0 0 1 3 1 0 0 0 0 0 1						
Garret Anderson, L (1, 7) OBP: 0.316, SLG: 0.453		C SL 80 X CH 83 0-1 ① F7	B CH 84 S SL 82 X CH 84 1-1 ② G4-3		B SL 83 X SL 82 1-0 ② F9		F SI 92 B SI 93 B FF 93 X SI 94 2-1 48 2B 2-H 2B			4 1 1 1 0 0 2						
48 Torii Hunter, R (1, 8) OBP: 0.349, SLG: 0.478		B SI 89 B SI 88 B SI 88 B SI 87 4-0 1B 2 FC3 BB	B SI 88 X SI 89 1-0 ③ G6-3		B SI 89 B SI 90 X SI 90 2-0 1B 1-2 2-H 1B		C SL 88 F FF 94 B FF 94 X SI 95 1-2 2-H 2B			3 1 2 2 1 0 0						
Casey Kotchman, L (1, 3) OBP: 0.365, SLG: 0.487		C SL 82 F SI 88 F CH 84 F SI 89 X SL 82 0-2 2 E 2 FC3 44 HR 1-3 1B		B SL 81 B SL 80 B SI 88 C SI 87 F SI 88 X CH 83 3-2 2 SH5-3 44 1B 1B	X SL 83 0-0 ③ 1-3 2-H 1B		B SI 94 B SI 94 F SL 88 F SL 87 B SI 94 B SL 88 4-2 BB			3 2 3 1 1 0 0						
2 Erick Aybar, S (1, 6) OBP: 0.287, SLG: 0.362		X SL 81 0-0 FC3 44 HR 1-3 3-H		X SL 82 0-0 ① SH5-3 1-2		C CU 74 B CU 74 F FF 93 X CU 74 1-2 ① G4-3	X SI 93 0-0 ② F8			3 1 0 1 0 0 3						
44 Mike Napoli, R (1, 2) OBP: 0.310, SLG: 0.607		C SI 89 S FC 84 X SI 89 0-2 2-H 3-H HR		B SI 89 B SL 83 F CH 82 B SI 88 C SI 89 X SL 83 3-2 18 CS 2-H 1B		B FF 94 C CU 72 B SL 83 S CU 74 X CU 74 2-2 HR	C SL 88 F SL 89 B SL 89 B SL 88 B FF 95 C SI 94 3-3			4 2 3 5 0 1 2						
18 Sean Rodríguez, R (1, 4) OBP: 0.289, SLG: 0.206		B SI 88 C SI 89 B SL 82 F SI 89 B SL 83 X SI 88 3-2 ② G6-3		D SI 89 C SI 88 B SI 89 X SI 90 2-1 ②③ F9 1-2		C FF 93 B SL 84 S FF 93 C FF 93 1-3 ② K		C FF 91 C SI 93 B SL 89 F SL 88 B FF 93 F SL 86 S FF 93 2-3 ① K		4 0 0 0 0 2 1						
Inning Stats	R: 0 E: 0 K: 1 S: 8 H: 1 LOB: 0 BB: 0 P: 12	R: 4 E: 1 K: 1 S: 20 H: 3 LOB: 1 BB: 1 P: 27	R: 0 E: 0 K: 0 S: 4 H: 0 LOB: 0 BB: 0 P: 6	R: 1 E: 0 K: 0 S: 9 H: 2 LOB: 0 BB: 0 P: 17	R: 2 E: 0 K: 1 S: 10 H: 4 LOB: 2 BB: 0 P: 14	R: 1 E: 0 K: 1 S: 10 H: 1 LOB: 0 BB: 0 P: 14	R: 2 E: 0 K: 1 S: 14 H: 3 LOB: 2 BB: 1 P: 27	R: 0 E: 0 K: 2 S: 15 H: 0 LOB: 1 BB: 0 P: 25		1B: 8 2B: 4 3B: 0 HR: 2 SF: 0 SAC: 1 DP: 0 HBP: 0		WP: 1 PB: 0 SB: 0 CS: 1 PA: 39			

PITCHER	IP	WLS	BF	H	R	ER	SO	BB	IBB	HBP	BLK	WP	HR	S	P	ERA	WHIP
Derek Lowe, R (1, 1) ERA: 5.34	5.0	L	24	10	7	7	3	1	0	0	0	0	1	51	76	12.60	2.200
45 Scott Proctor, R (6, 1) ERA: 5.48	1.0		4	1	1	1	1	0	0	0	0	0	1	10	14	9.00	1.000
43 Yhency Brazoban, R (7, 1) ERA: 6.0	2.0		11	3	2	2	3	1	0	0	0	1	0	29	52	9.00	2.000

PITCHER	IP	WLS	BF	H	R	ER	SO	BB	IBB	HBP	BLK	WP	HR	S	P	ERA	WHIP

BOTTOM

Los Angeles Dodgers @ Los Angeles Angels

Angel Stadium of Anaheim, Anaheim, CA

Sun May 18 2008, 12:35 PM PDT

Att. 44,007 - Sunny - 94 F

livebaseballscorecards.com

AB	36
R	10
H	14
RBI	10
BB	2
SO	7
LOB	14

Batter	1	2	3	4	5	6	7	8	9	AB	R	H	RBI	BB	SO	LOB
6 Maicer Izturis, S (1, 5) (1, 6) OBP: 0.287, SLG: 0.258	C FF 98 X FF 96 0-1 E6 27 1B 24 BB G4-6-3	B FF 97 B CH 85 X FF 95 2-0 ② FC3-2 1-2 2-3 3-Hf		C SL 89 F FF 96 B SL 90 B X CH 86 2-2 ② G4-3			B FF 95 C FF 95 F SL 88 F CU 81 F FF 98 X SL 90 1-2 ① G3		C SI 91 B CU 76 F SI 91 S CU 76 1-3 ② K	5	1	0	0	0	1	3
24 Gary Matthews, S (1, 7) OBP: 0.313, SLG: 0.359	B 1 SAFE C FF 97 B CH 90 1 SAFE D B FF 97 4-1 G4-6-3 27 1B 1-2 BB	D CH 88 B FF 96 X 2-0 ③ F8		B FF 96 S CH 85 C CU 76 S SL 90 1-3 ③ K			B X CH 89 1-0 27 SF9 3B		F SI 90 B SI 92 X SI 92 1-1 ③ G5-3	4	1	1	0	1	1	3
27 Vladimir Guerrero, R (1, 9) OBP: 0.324, SLG: 0.408	X SL 89 0-0 G4-6-3 1-2 2-3 1B	C FF 96 F FF 95 S 0-3 ① K	X SL 88 0-0 ① L7				X FF 95 0-0 ② SF9 3-H			3	0	1	1	0	1	0
Garret Anderson, L (1, 10) OBP: 0.309, SLG: 0.443	F FF 98 F FF 90 D CU 83 B CU 82 D CU 81 X SI 98 3-2 ① ② G4-6-3 1-2f 2-3 3-H	B CU 78 X FF 96 1-0 ② F7	B CH 86 B CH 85 C FF 96 C CH 87 X CU 79 2-2 ② P2			X SL 84 0-0 ③ G3-1			4	0	0	0	0	0	2
48 Torii Hunter, R (1, 8) OBP: 0.352, SLG: 0.482	C FF 98 B CU 82 X FF 98 1-1 ③ G5-3	F FF 96 C CH 88 B FF 96 X CU 81 1-2 2B	X 0-0 ③ G6-3					C FF 95 C FF 95 B FF 96 B FF 96 B FF 97 B FF 96 4-2 18 G5-3 F8 BB		3	1	1	0	1	0	1
Casey Kotchman, L (1, 3) OBP: 0.368, SLG: 0.494		C FF 97 X CU 78 0-1 39 BB 44 BB 6 FC3-2 1B	B CH 87 X FF 97 1-0 2-H 2B		X SL 89 0-0 ① G3			1 SAFE B SL 79 X SI 89 1-0 ① F8 1-2		4	0	2	1	0	0	1
44 Mike Napoli, R (1, 2) OBP: 0.337, SLG: 0.607		B F SL 89 S FF 97 D SL 92 B FF 98 B FF 98 4-2 6 FC3-2 39 BB 1-2 BB	I IN 84 I IN 84 I IN 85 I IN 86 4-0 IBB		B FF 96 C CH 84 H FF 95 2-1 HBP			I IN 69 I IN 68 I IN 67 I IN 69 4-0 IBB		0	0	0	0	3	0	0
18 Sean Rodríguez, R (1, 4) OBP: 0.262, SLG: 0.184		L FF 95 B FF 97 C FF 96 F CU 83 F FF 96 B SL 92 S FF 97 2-3 ① K	B CU 77 F FF 96 B FF 97 X FF 96 2-1 ③ P5		B FF 97 F FF 95 B FF 95 F FF 96 S 2-3 ② K			C SI 89 X SL 82 0-1 ② ③ G5-3 2-3f		4	0	0	0	0	2	7
2 Erick Aybar, S (1, 6) OBP: 0.287, SLG: 0.362 39 Robb Quinlan, R (1, 5) OBP: 0.304, SLG: 0.294		C FF 99 B SL 92 B SL 91 B FF 96 B FF 95 4-1 6 FC3-2 1-2 2-3 BB	X CH 85 0-0 ① G5-3		B SL 88 C FF 95 B CH 87 F FF 95 X SL 91 2-2 ③ G4-3				B SI 91 F SI 91 X SI 92 1-1 ① G6-3	0 3	0 0	0 0	0 0	0 1	0 0	0 1
Inning Stats	R: 1 H: 1 E: 1 LOB: 1 K: 0 BB: 1 S: 9 P: 17	R: 0 H: 1 E: 0 LOB: 3 K: 1 BB: 2 S: 12 P: 26	R: 1 H: 2 E: 0 LOB: 2 K: 1 BB: 1 S: 10 P: 19	R: 0 H: 0 E: 0 LOB: 0 K: 1 BB: 0 S: 7 P: 10	R: 0 H: 0 E: 0 LOB: 0 K: 0 BB: 0 S: 5 P: 7	R: 0 H: 0 E: 0 LOB: 1 K: 1 BB: 0 S: 8 P: 14	R: 1 H: 1 E: 0 LOB: 0 K: 0 BB: 0 S: 8 P: 10	R: 0 H: 0 E: 0 LOB: 1 K: 0 BB: 2 S: 5 P: 14	R: 0 H: 0 E: 0 LOB: 0 K: 1 BB: 0 S: 7 P: 10	1B: 2 SF: 1 2B: 2 SAC: 0 3B: 1 DP: 2 HR: 0 HBP: 1				WP: 0 PA: 38 PB: 0 SB: 0 CS: 0		

PITCHER		IP	WLS	BF	H	R	ER	SO	BB	IBB	HBP	BLK	WP	HR	S	P	ERA	WHIP
29 Dustin McGowan, R ERA: 4.21	(1, 1)	6.1	L	29	5	3	2	4	3	1	1	0	0	0	57	101	2.84	1.263
54 Jason Frasor, R ERA: 3.94	(7, 1)	0.2		3	0	0	0	0	1	0	0	0	0	0	4	8	0.00	1.500
39 Jesse Carlson, L ERA: 1.86	(8, 1)	1.0		3	0	0	0	0	0	1	0	0	0	0	3	8	0.00	0.000
37 Scott Downs, L ERA: 2.29	(9, 1)	1.0		3	0	0	0	1	0	0	0	0	0	0	7	10	0.00	0.000

PITCHER	IP	WLS	BF	H	R	ER	SO	BB	IBB	HBP	BLK	WP	HR	S	P	ERA	WHIP

TOP

Los Angeles Angels @ Toronto Blue Jays

Rogers Centre, Toronto, ON

Tue May 20 2008, 7:07 PM EDT
Att. 31,487 - Roof Closed - 68 F

livebaseballscorecards.com

AB	30
R	3
H	5
RBI	2
BB	6
SO	5
LOB	18

BOTTOM

Los Angeles Angels @ Toronto Blue Jays

Rogers Centre, Toronto, ON

Tue May 20 2008, 7:07 PM EDT

Att. 31,487 - Roof Closed - 68 F

livebaseballscorecards.com

Batter	1	2	3	4	5	6	7	8	9	AB	R	H	RBI	BB	SO	LOB
35 Brad Wilkerson, L (1, 9) OBP: 0.315, SLG: 0.287	B FF 93 B FF 92 C FF 93 B SI 93 X FF 92 3-1 HR	C FF 94 D FF 88 B CU 82 S CU 82 B FC 85 F FC 82 B FF 94 4-2 1-2 2-3 BB		C FF 95 S FC 82 C FF 94 0-3 K ③			F FF 92 1 SAFE B FF 93 B FC 81 X FF 92 2-1 G4-6-3 1-2f ②③		B FF 95 B FF 95 B C FF 94 B FF 94 4-1 1-2 2-3 BB	3	1	1	1	2	1	3
2 Aaron Hill, R (1, 4) OBP: 0.332, SLG: 0.385	B FF 92 C FF 92 F FF 94 B FC 82 S FC 87 2-3 K ①	B FC 85 F FC 85 X FF 94 1-1 L8 ③			L FF 92 B FC 86 F FF 94 B FF 93 X FC 86 2-2 33 CS 1B			C SI 95 B SI 95 X 1-1 33 1B 15 BB 1B	B CU 80 X FF 93 1-0 F5 ②	5	0	2	0	0	1	6
15 Alex Rios, R (1, 8) OBP: 0.317, SLG: 0.374	B FC 85 X SI 93 1-0 33 S 1B		C FF 92 F FF 92 F F CU 81 S FC 84 0-3 K ①		X 0-0 L9 ①			C SI 95 D CU 83 B SI 95 B SI 95 B FF 94 4-1 33 1B 1-2 BB	B CU 82 B CU 82 B C FF 93 C F FF 94 F FF 94 C FF 94 3-3 K ③	4	0	1	0	1	2	4
33 Scott Rolen, R (1, 5) OBP: 0.365, SLG: 0.494	B FF 93 C FC 85 S FC 87 D FC 84 C FF 94 2-3 K ② 1-2		C FF 94 X FC 84 0-1 L8 ②		F FF 93 B FF 94 X FC 86 1-1 G5-3 1-2 ②③			B SI 95 X SI 94 1-0 23 G4-6-3 1-2 2-3 1B		4	0	1	0	0	1	2
Matt Stairs, L (1, 10) OBP: 0.341, SLG: 0.460	B FC 82 C CU 80 X CU 80 1-1 L1 ③		C FF 93 F FF 94 C FF 95 0-3 K ③			F FF 93 B FF 94 X CU 79 1-1 G4-3 ①		F CU 82 C SI 95 C SI 95 0-3 K ①		4	0	0	0	0	2	4
23 Shannon Stewart, R (1, 7) OBP: 0.326, SLG: 0.319		B FF 92 X FF 89 1-0 G6-3 ①		B CH 75 C FF 93 X FC 81 1-1 9 G6-3 35 BB 1B		C FC 85 B FF 94 C FF 93 B FC 82 X FF 94 2-2 F7 ②		X CU 84 0-0 G4-6-3 ②③ 1-2f		4	0	1	0	0	0	3
35 Lyle Overbay, L (1, 3) OBP: 0.371, SLG: 0.367		C C CH 85 X FF 93 0-2 F7 ②		F FF 93 B FF 94 1 SAFE T CU 81 B FF 94 B FF 93 B CU 81 4-2 9 G6-3 1-2 BB		C CU 80 C FF 93 B FF 94 X CU 81 1-2 F8 ③			B FF 95 C FF 93 B CH 84 B FF 94 X FF 94 3-1 G4-3 ①	3	0	0	0	1	0	0
9 Gregg Zaun, S (1, 2) OBP: 0.344, SLG: 0.324		C B FF 93 F B FC 82 X FF 87 2-2 35 BB 19 1B 1B		B FF 94 C FF 94 C FF 95 X FF 94 1-2 G6-3 ①② 1-2f 2-3			C FF 92 C CU 81 S SL 81 0-3 K ①		B FF 94 B FF 93 B FF 94 C FF 93 C FF 92 F B FF 95 4-2 35 BB 19 BB BB	3	0	1	0	1	1	2
19 Marco Scutaro, R (1, 6) OBP: 0.385, SLG: 0.321		X FF 93 0-0 35 BB 1-2 1B		B FC 83 C FC 86 B FF 94 B FF 94 B FF 94 4-1 BB			B FC 85 C FF 92 C FF 94 B FC 83 B FF 94 X FF 93 3-2 35 G4-6-3 1B		B FF 94 F FF 93 D CU 82 F B CU 83 B CU 80 4-2 35 BB 1-2 BB	2	0	2	0	2	0	0

| Inning Stats | | |

Batter	1	2	3	4	5	6	7	8	9	AB	R	H	RBI	BB	SO	LOB
9 Chone Figgins, S (1, 5) OBP: 0.423, SLG: 0.355	C FF 83 B SL 78 X SI 88 1-1 ① G6-3		C CH 81 B CU 74 B FF 88 C SL 82 B FF 87 B CH 81 4-2 ① 24 BB 27 HR BB		C SL 82 B CU 72 C FF 87 B FC 83 C SI 86 2-3 ① K		S CH 82 C FC 84 P PO 76 B CH 80 X FC 85 2-2 ① 24 FC5-4 1-2 1B			3	1	1	0	1	1	0
24 Gary Matthews, S (1, 9) OBP: 0.312, SLG: 0.353	C SI 88 C CH 82 S CU 75 0-3 ② K		1 SAFE B SI 88 F FF 84 B FF 88 1 SAFE B CH 81 B SI 88 4-1 ② 27 HR 1-2 BB		C SL 82 B SI 87 S CH 81 F SL 79 S CH 81 1-3 ② K		X FF 90 0-0 ③ FC5-4 1-2f			3	1	0	0	1	2	2
27 Vladimir Guerrero, R (1, 10) OBP: 0.328, SLG: 0.445	F CH 82 B FF 88 F SI 88 F CU 76 B FF 89 F CH 82 X CU 76 2-2 ① HR		X SI 88 0-0 ① 1-H 2-H HR		C SL 79 B SI 87 F CH 81 B SI 88 B SL 81 S FF 87 3-3 ③ K			X SL 86 0-0 ① F8 X FF 90 0-0 ② F8		4	2	2	4	0	1	0
Garret Anderson, L (1, 7) OBP: 0.308, SLG: 0.438	C FC 85 C CH 82 F CU 73 X FC 86 0-2 ① E3		C CH 81 B CU 74 X SI 88 1-1 ① 1B			B SI 86 B FF 86 C SL 82 X CH 80 2-1 ① G4-3 F CH 80 X SI 87 0-1 ② G5-3		B SL 89 B CH 82 F FF 90 S SI 92 B CH 84 T SL 90 3-2 ③ K		4	0	1	0	0	0	0
48 Torii Hunter, R (1, 8) OBP: 0.344, SLG: 0.470	C SI 88 F CH 81 B SL 80 X CU 76 1-2 ③ L5		B FF 87 T SL 80 F FC 84 C SI 87 1-3 ② K			C SI 86 X FC 83 0-1 ③ F9			F FF 89 B FF 90 B SL 84 F FF 90 X SL 90 2-2 ① G4-3	4	0	0	0	0	2	2
Casey Kotchman, L (1, 3) OBP: 0.360, SLG: 0.481		F SL 83 C SI 87 X CH 81 0-2 ① G4-3	B SI 87 B CH 82 X CH 82 2-0 ③ F8							4	0	0	0	0	0	1
44 Mike Napoli, R (1, 2) OBP: 0.324, SLG: 0.581		C FC 84 S CH 80 B FF 88 X FC 84 1-2 ② F7		C FF 85 X SL 83 0-1 ① G6-3			F SL 78 S FC 83 B SI 86 S CH 81 1-3 ① K		C CH 80 X SL 91 0-1 ② P2	4	0	0	0	0	1	0
18 Sean Rodríguez, R (1, 4) OBP: 0.283, SLG: 0.175		C SI 88 S FF 86 B FC 83 S CH 81 1-3 ③ K		B SL 82 B FF 86 C SL 82 X FF 88 2-1 ② F8			C FC 83 S FF 86 B FC 83 B CH 80 B CH 82 B FF 88 4-2 6 FC6-4 BB		B SI 93 F SI 93 B SI 93 F SL 91 B SL 88 B SL 90 4-2 6 FC6-4 BB	2	0	0	0	2	1	0
6 Maicer Izturis, S (1, 6) OBP: 0.277, SLG: 0.248			C SI 86 F CH 81 B FC 84 X CH 82 1-2 ① G4-3	S CH 80 F SI 87 F FC 84 B CU 72 X FF 87 1-2 ③ L8			1 SAFE C FC 85 B CH 82 P PO 76 X SI 87 2-1 ② FC6-4 9 1B 1-2f		X SI 91 0-0 ③ FC6-4 1-2f	4	0	0	0	0	0	2
Inning Stats	R: 1 H: 1 E: 1 LOB: 1 K: 1 BB: 0 S: 17 P: 21	R: 0 H: 0 E: 0 LOB: 0 K: 1 BB: 0 S: 9 P: 11	R: 3 H: 2 E: 0 LOB: 1 K: 1 BB: 2 S: 13 P: 26	R: 0 H: 0 E: 0 LOB: 0 K: 0 BB: 0 S: 8 P: 11	R: 0 H: 0 E: 0 LOB: 0 K: 3 BB: 0 S: 10 P: 16	R: 0 H: 0 E: 0 LOB: 0 K: 0 BB: 0 S: 6 P: 8	R: 0 H: 1 E: 0 LOB: 2 K: 1 BB: 1 S: 13 P: 20	R: 0 H: 0 E: 0 LOB: 0 K: 1 BB: 0 S: 5 P: 8	R: 0 H: 0 E: 0 LOB: 1 K: 0 BB: 1 S: 8 P: 14	1B: 2 SF: 0 2B: 0 SAC: 0 3B: 0 DP: 0 HR: 2 HBP: 0						

PITCHER		IP	WLS	BF	H	R	ER	SO	BB	IBB	HBP	BLK	WP	HR	S	P	ERA	WHIP
28 Shaun Marcum, R ERA: 2.8	(1, 1)	6.2	L	28	4	4	4	7	3	0	0	0	0	2	75	112	5.40	1.050
56 Brian Tallet, L ERA: 1.27	(7, 1)	2.1		8	0	0	0	1	1	0	0	0	0	0	14	23	0.00	0.429

PITCHER	IP	WLS	BF	H	R	ER	SO	BB	IBB	HBP	BLK	WP	HR	S	P	ERA	WHIP

TOP

Los Angeles Angels @ Toronto Blue Jays

Rogers Centre, Toronto, ON

Wed May 21 2008, 7:07 PM EDT
Att. 20,163 - Roof Closed - 68 F

livebaseballscorecards.com

AB	32
R	4
H	4
RBI	4
BB	4
SO	8
LOB	7

WP: 0 PA: 36
PB: 0
SB: 0
CS: 0

Batter	1	2	3	4	5	6	7	8	9	AB	R	H	RBI	BB	SO	LOB
35 Brad Wilkerson, L (1, 9) OBP: 0.310, SLG: 0.276	C SI 91 X CH 80 0-1 ① F8		B CU 73 B SI 89 B SI 89 C SI 90 F SI 90 B FF 91 4-2 2 G4-6-3 BB		B SI 91 1 SAFE X SI 92 1-0 ② P6	C CH 81 B CH 80 B SI 87 S CH 81 X CH 80 2-2 ③ L3			C FF 93 C CU 80 B CU 81 X CH 84 1-2 ① G4-3	4	0	0	0	1	0	3
2 Aaron Hill, R (1, 4) OBP: 0.338, SLG: 0.388	B SI 92 X FF 92 1-0 ② G4-3		B SI 91 X SI 91 1-0 ①② G4-6-3 1-2f		C SL 83 X SI 91 0-1 15 1B 1-2 1B		F FF 95 C FS 89 B FF 90 B FF 89 X FF 95 2-2 33 PB 15 1B 1B		B CU 80 F FF 94 B FF 93 B FF 92 B FF 93 4-1 BB	4	0	2	0	1	0	1
15 Alex Rios, R (1, 8) OBP: 0.324, SLG: 0.376	C SI 93 F SI 92 B SL 83 B SL 84 B SI 92 F SI 94 B SL 84 4-2 33 1B 1B BB		C SI 92 F SI 92 B FF 89 F SL 83 X FF 91 1-2 E4 33 PB		B SL 83 C SL 82 B SL 83 X FF 92 2-1 1-3 2-H 1B		F FF 93 B FF 94 F FF 95 X FF 97 1-2 G3-6-3 1-2 1B		C FF 92 X FF 91 0-1 ② L7	4	1	2	1	1	0	1
33 Scott Rolen, R (1, 5) OBP: 0.356, SLG: 0.478	B SI 91 1 SAFE F FF 91 1 SAFE B SL 84 F SL 83 X FF 92 2-2 1B 1-3 1B		F SI 92 F SI 91 1 SAFE B SI 86 X SI 92 1-2 ③ G5-3 1-2		B SI 92 X SL 84 1-0 ③ G6-3		B FF 94 S FF 96 S FF 95 S FS 87 1-3 ① K 2-3		X CU 80 0-0 ③ P6	5	0	1	0	0	1	6
Matt Stairs, L (1, 10) OBP: 0.338, SLG: 0.454	D SI 92 X SI 92 1-0 1-2 3-H 1B			C CU 73 X CU 75 0-1 ① F8		S CH 85 X CH 84 0-1 ① L1	D FS 86 B FF 95 S FS 84 S FS 86 1 SAFE F FS 86 F FF 95 X FS 86 2-2 ②③ G3-6-3 1-2f			4	0	1	1	0	0	2
35 Lyle Overbay, L (1, 3) OBP: 0.368, SLG: 0.370	B SI 93 T CH 81 C SI 92 B CH 80 F CH 81 F FF 92 B CH 81 S CH 81 3-3 ③ K			B CU 75 B FF 91 B CH 82 C SI 90 C SI 90 F CH 80 F SI 93 X FF 92 3-2 ② L5		F CU 73 B CH 79 X FF 90 1-1 9 1B 2B		C SI 93 C SI 94 S CU 81 0-3 ① K	4	1	1	0	0	2	2
23 Shannon Stewart, R (1, 7) OBP: 0.323, SLG: 0.316		B FF 90 X FF 90 1-0 ① G5-3		B SI 90 C SL 82 F SL 82 X SI 93 1-2 ③ G6-3		C SI 92 X SL 83 0-1 ② L6		C SI 94 B SI 94 X SI 94 1-1 9 S 1B	4	0	1	0	0	0	1
9 Gregg Zaun, S (1, 2) OBP: 0.356, SLG: 0.333 18 Hector Luna, R (8, PR) OBP: 1.000, SLG: 1.000 20 Rod Barajas, R (9, 2) OBP: 0.333, SLG: 0.470		C SI 90 B SI 87 S FF 92 X FF 92 1-2 ② P1			X SI 90 0-0 19 FC5-4 1B	B CH 79 B CH 79 F SI 91 X SI 92 2-1 19 1B 2-H 1B		B SI 93 S SI 94 B CU 81 B SI 93 F SI 94 B SI 95 4-2 19 G4-6-3 1-2 BB	3 0 0	0 0 0	2 0 0	1 0 0	1 0 0	0 0 0	0 0 0
19 Marco Scutaro, R (1, 6) OBP: 0.381, SLG: 0.319		X FF 92 0-0 ③ G3			C FF 90 B SI 91 X SI 91 1-1 ① FC5-4 2 1B 15 1B 1-2f	B SL 83 B SI 92 C SI 92 C SI 92 X SL 85 2-2 1-2 1B		D SI 95 F SI 95 B CU 82 X SI 94 2-1 ②③ G4-6-3 1-2f	4	1	1	0	0	0	3
Inning Stats	R: 1 H: 2 E: 0 LOB: 2 K: 1 BB: 1 S: 15 P: 26	R: 0 H: 0 E: 0 LOB: 0 K: 0 BB: 0 S: 5 P: 7	R: 0 H: 0 E: 1 LOB: 1 K: 0 BB: 1 S: 10 P: 17	R: 0 H: 0 E: 0 LOB: 0 K: 0 BB: 0 S: 10 P: 14	R: 1 H: 3 E: 0 LOB: 2 K: 0 BB: 0 S: 9 P: 14	R: 1 H: 3 E: 0 LOB: 2 K: 0 BB: 0 S: 14 P: 21	R: 0 H: 2 E: 0 LOB: 1 K: 1 BB: 0 S: 14 P: 20	R: 0 H: 1 E: 0 LOB: 2 K: 1 BB: 1 S: 9 P: 16	R: 0 H: 0 E: 0 LOB: 1 K: 0 BB: 1 S: 7 P: 12	1B: 10 SF: 0 2B: 1 SAC: 0 3B: 0 DP: 3 HR: 0 HBP: 0						WP: 0 PA: 40 PB: 2 SB: 1 CS: 0

BOTTOM

Los Angeles Angels @ Toronto Blue Jays

Rogers Centre, Toronto, ON

Wed May 21 2008, 7:07 PM EDT
Att. 20,163 - Roof Closed - 68 F

livebaseballscorecards.com

AB	36
R	3
H	11
RBI	3
BB	4
SO	3
LOB	19

PITCHER		IP	WLS	BF	H	R	ER	SO	BB	IBB	HBP	BLK	WP	HR	S	P	ERA	WHIP
Jon Garland, R ERA: 4.34	(1, 1)	6.0	W	28	8	3	3	1	2	0	0	0	0	0	63	99	4.50	1.667
66 Jose Arredondo, R ERA: 2.25	(7, 1)	1.0	H	4	2	0	0	1	0	0	0	0	0	0	14	20	0.00	2.000
62 Scot Shields, R ERA: 3.72	(8, 1)	1.0	H	4	1	0	0	1	1	0	0	0	0	0	9	16	0.00	2.000
Francisco Rodríguez, R ERA: 2.66	(9, 1)	1.0	S	4	0	0	0	0	1	0	0	0	0	0	7	12	0.00	1.000

PITCHER	IP	WLS	BF	H	R	ER	SO	BB	IBB	HBP	BLK	WP	HR	S	P	ERA	WHIP

Batter	1	2	3	4	5	6	7	8	9	AB	R	H	RBI	BB	SO	LOB
6 Maicer Izturis, S (1, 6) OBP: 0.276, SLG: 0.257	C FF 95 F SI 96 B KC 82 X SI 96 1-2 G4-3 ①		C FF 94 F FF 96 X KC 82 0-2 G5-3 ③		X FF 94 0-0 2-H 2B		C SI 91 B SI 91 F SL 82 B SL 81 F SL 81 S SI 90 2-3 K ②			4	0	1	1	0	1	0
24 Gary Matthews, S (1, 10) OBP: 0.310, SLG: 0.347	X SI 96 0-0 G6-3 ②			B FF 94 B KC 78 B SI 94 B SI 94 4-0 27 G3 BB	C SI 96 B KC 82 B KC 80 X FF 95 2-1 G1-3 ③		C SL 80 F SL 80 B SI 90 B SI 91 F SL 81 C SL 80 2-3 K ③			3	0	0	0	1	1	1
27 Vladimir Guerrero, R (1, 9) OBP: 0.321, SLG: 0.435	B FF 96 C SI 96 S FF 97 F FF 97 F FF 98 X KC 85 1-2 G6-3 ③			B FF 94 S KC 81 C SI 94 X FF 95 1-2 G3 ① 1-2		F KC 80 B FF 94 C SI 93 F FF 94 S KC 77 1-3 K ①		B SI 90 B SI 91 F SI 90 F SI 91 X CU 76 2-2 F7 ①		4	0	0	0	0	1	1
Garret Anderson, L (1, 7) OBP: 0.312, SLG: 0.440		C SI 93 B KC 79 C KC 82 F SI 95 X KC 83 1-2 48 WP 1B		C KC 80 X SI 96 0-1 F7 ②		F FF 94 B FF 93 F FF 94 B KC 81 F FF 95 B KC 83 F SI 95 C KC 82 3-3 K ②		C CU 77 X SL 84 0-1 48 G6-4-3 1B		4	0	2	0	0	1	1
48 Torii Hunter, R (1, 8) OBP: 0.342, SLG: 0.462		C KC 82 B SI 96 S KC 83 S KC 83 1-3 K ① 1-2		S KC 84 B KC 84 B SI 96 S KC 82 B KC 83 S KC 83 3-3 K ③		B SI 96 B KC 81 B SI 95 B FF 95 4-0 1B 5 1B BB		X CU 76 0-0 G6-4-3 ②③ 1-2f		3	1	0	0	1	2	3
Casey Kotchman, L (1, 3) OBP: 0.363, SLG: 0.482		C SI 97 F SI 96 S KC 83 0-3 K ②			B KC 80 F FF 94 B SI 95 X SI 94 2-1 3 G5-4-3 5 HBP 18 2B 1B	C FF 94 X KC 82 0-1 5 1B 1-3 1B			B FF 91 F FF 90 B FF 91 X FF 90 2-1 P5 ①	4	1	2	0	0	1	1
5 Jeff Mathis, R (1, 2) OBP: 0.276, SLG: 0.400		B KC 82 X FF 95 1-0 P5 ③			C SI 94 1 SAFE H SI 93 1-1 3 G5-4-3 1-2 HBP	C SI 96 S FF 94 B FF 95 B SI 95 X SI 96 2-2 1-2 3-H 1B			C FF 91 B FF 89 X SL 84 1-1 F8 ②	3	0	1	1	0	0	1
3 Brandon Wood, R (1, 5) OBP: 0.194, SLG: 0.241 44 Mike Napoli, R (9, PH) OBP: 0.321, SLG: 0.574			C SI 93 B KC 79 C KC 82 X SI 97 1-2 G4-3 ①		F KC 79 X SI 94 0-1 G5-4-3 ①② 1-2f 2-3	X FF 95 0-0 P3 ③			C FF 90 B FF 89 B FF 92 B FF 92 C FF 91 S FF 91 3-3 K ③	3 1	0 0	0 0	0 0	0 0	0 1	4 0
18 Sean Rodríguez, R (1, 4) OBP: 0.286, SLG: 0.209			C FF 96 C SI 95 B SI 95 F FF 97 C SI 95 1-3 K ②		B KC 81 S FF 95 F FF 94 B FF 97 F KC 82 F SI 96 X CH 85 2-2 6 2B 3-H 2B		F SI 90 F SL 82 F SI 90 B SI 90 C SL 82 1-3 K ①			3	1	1	1	0	2	0

Inning Stats																
	R: 0 E: 0 K: 0 S: 9	H: 0 LOB: 0 BB: 0 P: 11	R: 0 E: 0 K: 2 S: 11	H: 1 LOB: 1 BB: 0 P: 14	R: 0 E: 0 K: 1 S: 10	H: 0 LOB: 0 BB: 0 P: 12	R: 0 E: 0 K: 1 S: 8	H: 0 LOB: 1 BB: 1 P: 16	R: 2 E: 0 K: 0 S: 13	H: 3 LOB: 1 BB: 0 P: 20	R: 1 E: 0 K: 2 S: 15	H: 2 LOB: 2 BB: 1 P: 25	R: 0 E: 0 K: 3 S: 12	H: 0 LOB: 0 BB: 0 P: 17	R: 0 E: 0 K: 0 S: 6	H: 1 LOB: 0 BB: 0 P: 8	R: 0 E: 0 K: 1 S: 7	H: 0 LOB: 0 BB: 0 P: 13	1B: 5 2B: 2 3B: 0 HR: 0	SF: 0 SAC: 0 DP: 2 HBP: 1	WP: 1 PB: 0 SB: 0 CS: 0	PA: 35

PITCHER		IP	WLS	BF	H	R	ER	SO	BB	IBB	HBP	BLK	WP	HR	S	P	ERA	WHIP
A.J. Burnett, R ERA: 4.69	(1, 1)	6.0	W	26	6	3	3	6	2	0	1	0	1	0	66	98	4.50	1.333
39 Jesse Carlson, L ERA: 1.77	(7, 1)	1.0	H	3	0	0	0	3	0	0	0	0	0	0	12	17	0.00	0.000
37 Scott Downs, L ERA: 2.18	(8, 1)	1.0	H	3	1	0	0	0	0	0	0	0	0	0	6	8	0.00	1.000
52 B.J. Ryan, L ERA: 0.6	(9, 1)	1.0	S	3	0	0	0	1	0	0	0	0	0	0	7	13	0.00	0.000

PITCHER	IP	WLS	BF	H	R	ER	SO	BB	IBB	HBP	BLK	WP	HR	S	P	ERA	WHIP

TOP

Los Angeles Angels @ Toronto Blue Jays

Rogers Centre, Toronto, ON

Thu May 22 2008, 7:07 PM EDT

Att. 22,007 - Roof Closed - 68 F

livebaseballscorecards.com

AB	32
R	3
H	7
RBI	3
BB	2
SO	10
LOB	12

Batter	1	2	3	4	5	6	7	8	9	AB	R	H	RBI	BB	SO	LOB
35 Brad Wilkerson, L (1, 9) OBP: 0.308, SLG: 0.275	C FF 95 B CH 87 F FF 96 B SL 88 S SL 84 2-3 ① K		C FF 97 3 SAFE F SL 88 F FF 98 D SL 85 X FF 97 1-2 ② 1B 3-H		B FF 95 B FF 96 C FF 94 S FF 96 C FF 95 2-3 ① K		S SL 80 S SL 79 B FF 92 B SL 79 C FF 91 2-3 ② K			4	0	1	1	0	3	1
2 Aaron Hill, R (1, 4) OBP: 0.332, SLG: 0.379	S SL 80 F FF 97 X SL 85 0-2 ② F7		F FF 97 X FF 97 0-1 ③ G1-3		C FF 94 X FF 96 0-1 ② F9		S SL 78 S SL 79 1 SAFE 1 SAFE B FF 91 F SL 78 B FF 90 F FF 91 B FF 91 3-3 ③ K			4	0	0	0	0	1	1
15 Alex Rios, R (1, 8) OBP: 0.322, SLG: 0.374	B FF 96 C SL 82 F FF 97 B SL 88 S FF 97 2-3 ③ K			F FF 95 B FF 96 B FF 94 X FF 96 2-1 23 1B 33 S 20 1B 1B	C FF 95 B FF 97 X SL 86 1-1 ③ P4			X SI 90 0-0 ① F8		4	1	1	0	0	1	0
33 Scott Rolen, R (1, 5) OBP: 0.352, SLG: 0.468		C SL 80 F FF 96 B FF 95 F FF 95 B SL 84 X SL 85 2-2 ① 1B		C FF 95 S FF 96 B FF 95 C FF 97 1-3 ① K 1-2	C SL 83 S SL 84 C FF 95 0-3 ① K			C FC 84 B SI 90 F FC 87 S CH 81 1-3 ② K		4	0	1	0	0	3	1
35 Lyle Overbay, L (1, 3) OBP: 0.376, SLG: 0.401		B FF 94 C FF 95 F SL 83 B SL 86 B FF 95 F FF 96 X FF 95 3-2 ② G4-3		F FF 94 D SL 85 S SL 83 B FF 96 B FF 95 B SL 86 4-2 20 1B 23 1B BB	B FF 93 C FF 94 C CH 87 B FF 94 X SL 84 2-2 HR			C FC 84 C SI 91 B SL 82 B CH 82 X FC 86 2-2 2B		3	1	2	1	1	0	0
23 Shannon Stewart, R (1, 7) OBP: 0.328, SLG: 0.322		C FF 94 T FF 94 B FF 95 F SL 84 B FF 95 F FF 96 X FF 96 2-2 ③ G6-3		C FF 95 C SL 84 X SL 84 0-2 20 1B 1-2 2-3 1B	F FF 93 C SL 83 B FF 95 X FF 95 1-2 20 CS 1B			S FC 84 B SI 90 B SI 91 F FC 85 D SL 82 S FC 86 3-3 ③ K		4	0	2	0	0	1	1
20 Rod Barajas, R (1, 2) OBP: 0.333, SLG: 0.464			C SL 80 F FF 96 F FF 96 S SL 86 0-3 ① K	F SL 83 B FF 96 X FF 96 1-1 1-2 2-3 3-H 1B	S FF 94 T SL 85 S SL 84 0-3 ② ③ 1-2 K					3	0	1	1	0	2	1
19 Marco Scutaro, R (1, 6) OBP: 0.387, SLG: 0.331			B FF 96 F FF 96 B SL 85 X SL 84 2-1 1 3B 2B	X FF 96 0-0 ② F3			B FF 93 F FF 93 B FF 95 B SL 81 B FF 93 4-1 BB			2	1	1	0	1	0	3
1 Joe Inglett, L (1, 10) OBP: 0.380, SLG: 0.432 36 Kevin Mench, R (7, PH) OBP: 0.211, SLG: 0.167 (8, 10)			B FF 95 B FF 94 B FF 94 C FF 94 X FF 94 3-1 35 1B 2-H 3B	F FF 95 C SL 84 F FF 97 D SL 84 D SL 87 X FF 95 2-2 ③ G4-3			1 SAFE B SL 80 B FF 90 C SI 90 1 SAFE F FF 89 X FF 90 2-2 ① F7			2 1	1 0	1 0	1 0	0 0	0 0	3 1
Inning Stats	R: 0 E: 0 K: 2 S: 9 H: 0 LOB: 0 BB: 0 P: 13	R: 0 E: 0 K: 0 S: 13 H: 1 LOB: 0 BB: 0 P: 20	R: 2 E: 0 K: 1 S: 14 H: 3 LOB: 0 BB: 0 P: 20	R: 1 E: 0 K: 1 S: 17 H: 3 LOB: 3 BB: 1 P: 27	R: 0 E: 0 K: 1 S: 7 H: 0 LOB: 0 BB: 0 P: 10	R: 1 E: 0 K: 2 S: 12 H: 2 LOB: 0 BB: 0 P: 15	R: 0 E: 0 K: 2 S: 12 H: 0 LOB: 1 BB: 1 P: 23	R: 0 E: 0 K: 2 S: 10 H: 1 LOB: 1 BB: 0 P: 16		1B: 6 2B: 2 3B: 1 HR: 1	SF: 0 SAC: 0 DP: 0 HBP: 0			WP: 0 PB: 0 SB: 1 CS: 1	PA: 33	

BOTTOM

Los Angeles Angels @ Toronto Blue Jays

Rogers Centre, Toronto, ON

Thu May 22 2008, 7:07 PM EDT

Att. 22,007 - Roof Closed - 68 F

livebaseballscorecards.com

AB	31
R	4
H	10
RBI	4
BB	2
SO	11
LOB	12

PITCHER		IP	WLS	BF	H	R	ER	SO	BB	IBB	HBP	BLK	WP	HR	S	P	ERA	WHIP
54 Ervin Santana, R ERA: 3.24	(1, 1)	6.0	L	26	9	4	4	7	2	0	0	0	0	1	73	110	6.00	1.833
Darren Oliver, L ERA: 2.53	(7, 1)	1.0		3	0	0	0	2	0	0	0	0	0	0	11	18	0.00	0.000
33 Justin Speier, R ERA: 5.0	(8, 1)	1.0		4	1	0	0	2	0	0	0	0	0	0	10	16	0.00	1.000

PITCHER	IP	WLS	BF	H	R	ER	SO	BB	IBB	HBP	BLK	WP	HR	S	P	ERA	WHIP

Batter	1	2	3	4	5	6	7	8	9	AB	R	H	RBI	BB	SO	LOB
6 Maicer Izturis, S (1, 6) OBP: 0.275, SLG: 0.250	C SI 89 B SI 91 F FF 91 F CU 78 B CU 79 X SI 91 2-2 G4-3 ①			B FF 89 F FF 90 B FF 90 F SI 91 F SI 91 F FC 84 C CH 81 2-3 K ①	B SI 90 H FF 90 2-0 24 HBP 1-2 2-3 3-H HBP		X FF 90 0-0 P4 ③			3	0	0	1	0	1	0
24 Gary Matthews, S (1, 7) OBP: 0.309, SLG: 0.341	B SI 91 B SI 92 F FF 92 F FF 92 X FC 86 2-2 G3-1 ②			C CU 78 S CU 80 S CU 80 0-3 K ②	H CU 78 1-0 27 FC5-4 1-2 2-3 3-H HBP			X CH 88 0-0 G3-1 ①		3	0	0	1	0	1	0
27 Vladimir Guerrero, R (1, 9) OBP: 0.315, SLG: 0.425	B FF 92 B FC 86 X FF 91 2-0 P3 ③			B CU 77 X SI 90 1-0 L3 ③	X FC 86 0-0 FC5-4 ③ 1-2f			C FF 89 B CU 78 S CU 78 X CU 79 1-2 G6-3 ②		4	0	0	0	0	0	3
Garret Anderson, L (1, 10) OBP: 0.306, SLG: 0.430		B FC 82 F FC 85 B FC 85 B SI 92 F FF 90 X CH 86 3-2 G4-3 ①			C CH 80 B CU 77 F CU 76 S CU 80 1-3 K ① X CH 85 0-0 G4-3 ①			X FC 85 0-0 G4-3 ③		4	0	0	0	0	1	0
48 Torii Hunter, R (1, 8) OBP: 0.340, SLG: 0.474		B SI 92 F FC 86 X SI 91 1-1 G6-3 ②			X FF 90 0-0 HR B FF 89 C FC 84 B FC 85 X SI 90 2-1 G5-3 ②				B FC 84 C SI 89 F FC 84 B CU 78 X CU 78 2-2 G5-3 ①	4	1	1	1	0	0	0
Casey Kotchman, L (1, 3) OBP: 0.366, SLG: 0.479		C CU 78 B CH 82 S CH 83 X FF 92 1-2 P6 ③			B CH 84 C FC 83 B CU 77 X FF 89 2-1 P3 ② B CU 78 B FC 85 F CH 82 B CH 82 B FF 89 4-1 BB				X CH 81 0-0 44 G5-3 1B	3	0	1	0	1	0	0
44 Mike Napoli, R (1, 2) OBP: 0.319, SLG: 0.557			B SI 90 B SI 91 X SI 91 2-0 P6 ①		B FC 86 B FC 84 B SI 90 B SI 89 4-0 18 BB 39 1B 6 HBP BB X FF 91 0-0 L8 ③				1 SAFE 1 SAFE S FF 88 B SI 88 1 SAFE B FF 89 X SI 90 2-1 G5-3 ② 1-2	3	1	0	0	1	0	2
39 Robb Quinlan, R (1, 5) OBP: 0.317, SLG: 0.296			B FC 85 C FF 92 B FC 86 C FF 92 F FF 92 B SI 92 F FF 92 B FF 92 4-2 18 G4-6-3 BB		1 SAFE X CH 86 0-0 6 HBP 18 BB 24 HBP 1-2 1B		C FF 88 X FC 84 0-1 G6-3 ①		B FC 84 C CH 84 F CH 85 X CU 78 1-2 P6 ③	3	1	1	0	1	0	1
18 Sean Rodríguez, R (1, 4) OBP: 0.288, SLG: 0.200			B FF 90 1 SAFE X FF 91 1-0 G4-6-3 ②③ 1-2f		D FC 84 B FC 84 B SI 90 C FF 90 B SI 89 4-1 24 HBP 6 HBP 1-2 2-3 BB		C FF 89 B FC 84 B FC 84 T FF 90 B FF 90 X FF 90 3-2 G5-3 ②			2	0	0	0	1	0	1
Inning Stats	R: 0 E: 0 K: 0 S: 8 H: 0 LOB: 0 BB: 0 P: 14	R: 0 E: 0 K: 0 S: 8 H: 0 LOB: 0 BB: 0 P: 13	R: 0 E: 0 K: 0 S: 6 H: 0 LOB: 0 BB: 1 P: 13	R: 0 E: 0 K: 2 S: 9 H: 0 LOB: 0 BB: 0 P: 12	R: 3 E: 0 K: 1 S: 9 H: 2 LOB: 3 BB: 2 P: 23	R: 0 E: 0 K: 0 S: 5 H: 0 LOB: 1 BB: 1 P: 11	R: 0 E: 0 K: 0 S: 6 H: 0 LOB: 0 BB: 0 P: 9	R: 0 E: 0 K: 0 S: 5 H: 0 LOB: 0 BB: 0 P: 6	R: 0 E: 0 K: 0 S: 9 H: 1 LOB: 1 BB: 0 P: 14	1B: 2 2B: 0 3B: 0 HR: 1 SF: 0 SAC: 0 DP: 1 HBP: 2	WP: 0 PB: 0 SB: 0 CS: 0 PA: 35					

PITCHER	IP	WLS	BF	H	R	ER	SO	BB	IBB	HBP	BLK	WP	HR	S	P	ERA	WHIP
34 Gavin Floyd, R (1, 1) ERA: 2.93	9.0	L	35	3	3	3	3	4	0	2	0	0	1	65	115	3.00	0.778

PITCHER	IP	WLS	BF	H	R	ER	SO	BB	IBB	HBP	BLK	WP	HR	S	P	ERA	WHIP

TOP

Los Angeles Angels @ Chicago White Sox

U.S. Cellular Field, Chicago, IL

Fri May 23 2008, 8:11 PM EDT

Att. 28,156 - Cloudy - 51 F

livebaseballscorecards.com

AB	29
R	3
H	3
RBI	3
BB	4
SO	3
LOB	7

Batter	1	2	3	4	5	6	7	8	9	AB	R	H	RBI	BB	SO	LOB
Orlando Cabrera, R (1, 6) OBP: 0.282, SLG: 0.298	B FF 87 B FF 88 B FF 89 C SL 86 B FF 89 4-1 23 S 12 1B BB		B SI 90 C SI 91 B CU 78 X SI 91 2-1 ② G4-3			C SI 89 B FF 90 B SI 90 B SI 89 C FF 89 X FF 89 3-2 12 G4-3 2B			C SI 88 C FF 90 B FF 92 X CU 78 1-2 20 S 12 G5-3 23 1B 1B	3	1	2	0	1	0	0
12 A.J. Pierzynski, L (1, 2) OBP: 0.352, SLG: 0.461	X SI 90 0-0 23 S 1-2 1B		C SI 92 B CU 79 F CU 79 F FF 92 F FF 92 C SI 92 1-3 ③ K			C CU 78 X SI 92 0-1 ② G4-3 2-3			F SI 90 X SI 90 0-1 ① G5-3 1-2	4	0	1	0	0	1	2
20 Carlos Quentin, R (1, 7) OBP: 0.412, SLG: 0.578	B FF 90 B CH 82 X SI 92 2-0 ① F8			B CH 80 B FF 90 B FF 90 B FF 88 4-0 23 G5-4-3 BB		B FF 92 X CH 83 1-0 ③ F8			B FF 91 B FF 93 B FF 92 B FF 90 4-0 23 1B 2-3 BB	2	0	0	0	2	0	3
23 Jermaine Dye, R (1, 9) OBP: 0.354, SLG: 0.519 Dewayne Wise, L (9, PR)	C FF 91 F FF 92 B CH 82 B CH 81 F SI 93 B FF 92 B FF 93 F FF 92 S CH 83 3-3 ② K 1-2 2-3			X FF 90 0-0 ①② G5-4-3 1-2f			C SI 91 B CH 81 F CH 81 B FF 92 X FF 92 2-2 ① F8		C CU 80 X CU 80 0-1 24 S 1-3 3-H 1B	4 0	0 0	1 0	1 0	0 0	1 0	3 0
25 Jim Thome, L (1, 10) OBP: 0.335, SLG: 0.416	X SI 92 0-0 ③ G4-3			B FF 90 B CU 78 X SI 92 2-0 ③ G6-3			X SI 91 0-0 ② G6-3		C FF 93 D CH 86 B FF 94 S CU 80 S CU 80 2-3 ② K	4	0	0	0	0	1	4
24 Joe Crede, R (1, 5) OBP: 0.333, SLG: 0.484		C SI 89 F FF 90 B CU 77 X CH 82 1-2 ① G5-3			B CU 74 X SI 89 1-0 ① F9		C SI 90 X SI 90 0-1 ③ P4		F FF 93 B CU 81 S CU 81 F CU 79 S CU 80 1-3 ③ K 1-2	4	0	0	0	0	1	2
Nick Swisher, S (1, 3) OBP: 0.337, SLG: 0.321		C CU 77 B SI 91 B FF 92 X SI 91 2-1 ② F9		B SI 90 C SI 89 B CH 81 B SI 89 B SI 90 4-1 32 G5-4-3 BB				B SI 89 C SI 89 B CH 81 F SI 89 T FF 91 2-2 ① K		2	0	0	0	1	1	0
32 Brian Anderson, R (1, 8) OBP: 0.310, SLG: 0.358		F FF 90 F FF 93 B FF 92 S FF 92 1-3 ③ K			F CH 82 X SI 90 0-1 ②③ G5-4-3 1-2f			C SI 89 X FF 90 0-1 ② G6-3		3	0	0	0	0	1	1
10 Alexei Ramirez, R (1, 4) OBP: 0.225, SLG: 0.299			L FF 90 F FF 91 B CH 79 B CH 78 B CU 77 F SI 91 X FF 92 3-2 ① F8			B FF 89 X SI 89 1-0 ① P4		X SI 89 0-0 ③ G5-3		3	0	0	0	0	0	0
Inning Stats	R: 0 E: 0 K: 1 S: 10 H: 1 LOB: 2 BB: 1 P: 19	R: 0 E: 0 K: 1 S: 8 H: 0 LOB: 0 BB: 0 P: 12	R: 0 E: 0 K: 1 S: 11 H: 0 LOB: 0 BB: 0 P: 17	R: 0 E: 0 K: 0 S: 2 H: 0 LOB: 0 BB: 1 P: 8	R: 0 E: 0 K: 0 S: 4 H: 0 LOB: 0 BB: 1 P: 9	R: 0 E: 0 K: 0 S: 7 H: 1 LOB: 1 BB: 0 P: 12	R: 0 E: 0 K: 0 S: 6 H: 0 LOB: 0 BB: 0 P: 8	R: 0 E: 0 K: 1 S: 6 H: 0 LOB: 0 BB: 0 P: 8	R: 1 E: 0 K: 2 S: 14 H: 2 LOB: 3 BB: 1 P: 22	1B: 3 2B: 1 3B: 0 HR: 0	SF: 0 SAC: 0 DP: 2 HBP: 0			WP: 0 PB: 0 SB: 4 CS: 0	PA: 33		

PITCHER		IP	WLS	BF	H	R	ER	SO	BB	IBB	HBP	BLK	WP	HR	S	P	ERA	WHIP
51 Joe Saunders, L ERA: 2.31	(1, 1)	8.1	W	29	3	1	1	4	3	0	0	0	0	0	59	99	1.08	0.720
Francisco Rodríguez, R ERA: 2.57	(9, 1)	0.2	S	4	1	0	0	2	1	0	0	0	0	0	9	16	0.00	3.000

PITCHER	IP	WLS	BF	H	R	ER	SO	BB	IBB	HBP	BLK	WP	HR	S	P	ERA	WHIP

BOTTOM

Los Angeles Angels @ Chicago White Sox

U.S. Cellular Field, Chicago, IL

Fri May 23 2008, 8:11 PM EDT
Att. 28,156 - Cloudy - 51 F

livebaseballscorecards.com

AB	29
R	1
H	4
RBI	1
BB	4
SO	6
LOB	15

Batter	1	2	3	4	5	6	7	8	9	AB	R	H	RBI	BB	SO	LOB
24 Gary Matthews, S (1, 9) OBP: 0.316, SLG: 0.350	B FF 89 C FF 88 X FC 86 1-1 ① G6-3		C CU 72 B CU 71 X FC 85 1-1 ① G5-3		B FF 91 B FF 90 S FF 91 X FC 90 2-1 2B		X FF 91 0-0 6 1B 1B		B FF 92 B FF 92 B FF 92 B FF 92 4-0 48 FC5 6 S BB 1-2	4	0	2	0	1	0	0
39 Robb Quinlan, R (1, 5) OBP: 0.302, SLG: 0.281 6 Maicer Izturis, S (6, 6) OBP: 0.279, SLG: 0.255	C B B S X 2-2 ② G5-3		C CU 73 F FF 91 F FF 92 F CH 83 F FC 86 F FC 86 B B F 2-3 ② K		F FF 90 S FF 92 B FF 92 B FF 92 X FF 90 2-2 ③ L4		1 SAFE 1 SAFE B FF 92 C FF 92 B FS 89 B FF 92 X FF 91 3-1 ① 27 FC6-4 1B 1-2		B SI 91 S SL 81 X SL 83 1-1 ② P6 1-2 2-3	3 2	0 0	0 1	0 0	0 0	1 0	1 2
27 Vladimir Guerrero, R (1, 10) OBP: 0.317, SLG: 0.438	F CU 74 S FF 92 F CH 83 X CH 84 0-2 ③ G4-3		B FC 86 S FC 87 X FC 86 1-1 ③ G5-3			X CH 82 0-0 HR	C FS 89 S FF 90 D FF 89 B FS 88 X FF 91 2-2 ② FC6-4 1-2f		I I I I 4-0 48 FC5 IBB	4	1	1	1	1	0	1
48 Torii Hunter, R (1, 8) OBP: 0.342, SLG: 0.478		B FF 89 X CH 82 1-0 E7 S 1B		C FF 90 B FC 85 X FC 86 1-1 ① L4		B FC 83 F FC 85 X FC 85 1-1 E 2B	S FF 93 S FS 88 D FF 90 S SL 80 1-3 ③ K		C SI 87 X SI 88 0-1 ③ FC5 1-2 2-3f	5	1	2	0	0	1	4
Juan Rivera, R (1, 7) OBP: 0.238, SLG: 0.231 77 Reggie Willits, S (8, PR) OBP: 0.367, SLG: 0.346 Garret Anderson, L (8, 7) OBP: 0.306, SLG: 0.430		C FF 90 F FF 91 S FC 88 0-3 ① K		C CU 74 B CU 74 X FC 86 1-1 ② P4		F FF 92 B FF 92 D FF 92 B FF 92 B FF 92 4-1 E BB		B FS 87 C FS 88 S FS 89 B SL 82 B SI 90 B FS 89 4-2 G3-6-3 BB		2 0 0	0 0 0	0 0 0	0 0 0	2 0 0	1 0 0	1 0 0
Casey Kotchman, L (1, 3) OBP: 0.374, SLG: 0.488		C FF 92 B FC 88 B FC 87 D FC 87 C FF 93 D CH 84 4-2 5 BB 2-3 BB		X FF 91 0-0 2B		B FF 93 C FF 94 S CU 76 X CU 77 1-2 E7 1B 1-3 2-H		B FF 92 1 SAFE X FF 91 1-0 ①② G3-6-3 1-2f		3	0	2	1	1	0	1
5 Jeff Mathis, R (1, 2) OBP: 0.275, SLG: 0.384		B FC 86 1 SAFE 1 SAFE B FF 92 F CH 82 F FC 87 1 SAFE B FC 88 B CH 83 4-2 1-2 BB		B CH 82 B FC 86 F FF 91 F FF 91 F FF 91 C CU 77 2-3 ③ K		S FF 93 F FF 93 F FF 94 D SL 82 B SL 83 S FF 93 2-3 ① K		C FF 94 F FF 93 B FF 91 F SL 79 S SL 82 1-3 ③ K		3	0	0	0	1	3	4
3 Brandon Wood, R (1, 6) OBP: 0.200, SLG: 0.242 (6, 5)		B FF 91 S FF 91 B FF 92 T FF 93 F FF 94 X CH 85 2-2 ② F6			C CU 72 S FF 90 B FF 92 F FF 91 F FC 85 B FF 91 F CH 83 B CH 83 F FF 91 3-3 ① K		F FF 92 S FF 94 F FF 94 B SL 83 C FF 93 1-3 ② K		S FS 88 S FS 89 B FF 92 X SL 81 1-2 18 FC1-6 1B	4	0	1	0	0	2	5
18 Sean Rodríguez, R (1, 4) OBP: 0.268, SLG: 0.184		B FF 94 C FF 92 B FC 89 S FF 93 X FF 94 2-2 ③ F9			C FF 89 F CU 74 B FF 92 B CU 77 B CH 84 X FF 90 3-2 ② G6-3	C FF 93 S FF 93 S FF 93 0-3 ③ K			B FF 91 C FF 90 X FF 91 1-1 ① FC1-6 6 S 24 BB 1-2f	4	0	0	0	0	1	6
Inning Stats	R: 0 E: 0 K: 0 S: 9 H: 0 LOB: 0 BB: 0 P: 12	R: 0 E: 1 K: 1 S: 15 H: 1 LOB: 3 BB: 2 P: 28	R: 0 E: 0 K: 1 S: 13 H: 0 LOB: 0 BB: 0 P: 17	R: 0 E: 0 K: 1 S: 9 H: 1 LOB: 1 BB: 0 P: 13	R: 0 E: 0 K: 1 S: 15 H: 1 LOB: 1 BB: 0 P: 25	R: 2 E: 1 K: 3 S: 18 H: 3 LOB: 2 BB: 1 P: 27	R: 0 E: 0 K: 1 S: 9 H: 2 LOB: 1 BB: 0 P: 15	R: 0 E: 0 K: 1 S: 7 H: 0 LOB: 1 BB: 1 P: 13	R: 0 E: 0 K: 0 S: 9 H: 1 LOB: 3 BB: 2 P: 20	1B: 5 2B: 3 3B: 0 HR: 1 SF: 0 SAC: 0 DP: 1 HBP: 0						

PITCHER		IP	WLS	BF	H	R	ER	SO	BB	IBB	HBP	BLK	WP	HR	S	P	ERA	WHIP
50 John Danks, L ERA: 3.0	(1, 1)	5.0	L	22	5	2	2	4	2	0	0	0	0	1	64	99	3.60	1.400
26 Octavio Dotel, R ERA: 3.79	(6, 1)	1.0		5	1	0	0	3	1	0	0	0	0	0	15	23	0.00	2.000
Nick Masset, R ERA: 3.47	(7, 1)	2.1		10	3	0	0	2	2	0	0	0	0	0	21	39	0.00	2.143
57 Boone Logan, L ERA: 2.87	(9, 1)	0.1		2	0	0	0	0	0	1	0	0	0	0	2	7	0.00	0.000
43 Ehren Wassermann, R ERA: 27.0	(9, 1)	0.1		1	0	0	0	0	0	0	0	0	0	0	2	2	0.00	0.000

PITCHER	IP	WLS	BF	H	R	ER	SO	BB	IBB	HBP	BLK	WP	HR	S	P	ERA	WHIP

TOP

Los Angeles Angels @ Chicago White Sox

U.S. Cellular Field, Chicago, IL

Sat May 24 2008, 3:55 PM EDT
Att. 38,434 - Partly Cloudy - 65 F

livebaseballscorecards.com

AB	34
R	2
H	9
RBI	2
BB	6
SO	9
LOB	25

Batter	1	2	3	4	5	6	7	8	9	AB	R	H	RBI	BB	SO	LOB
Orlando Cabrera, R (1, 6) OBP: 0.282, SLG: 0.294	B FF 91 B FF 92 B FF 90 C FF 90 B FF 89 4-1 12 G3 BB		C SL 80 B FF 88 B CH 83 C FF 90 X FF 91 2-2 ② F8		C FF 90 T FF 90 B SL 78 S FF 92 1-3 ③ K			C CH 80 B FF 87 F FF 89 X SI 91 1-2 ③ F9		3	0	0	0	1	1	1
12 A.J. Pierzynski, L (1, 2) OBP: 0.343, SLG: 0.449	D FF 90 X FF 90 1-0 ① G3 1-2		C FF 91 B FF 90 F FF 90 X FF 92 1-2 ③ F8			C FF 88 X CH 84 0-1 ① F9			F FF 92 C CU 79 B CU 80 S CU 80 1-3 ① K	4	0	0	0	0	1	1
20 Carlos Quentin, R (1, 7) OBP: 0.404, SLG: 0.564	F FF 88 D CH 83 F CH 81 S FF 92 1-3 ② K			C FF 90 F FF 91 B FF 92 X SL 82 1-2 ① F8		F FF 90 X 0-1 ② P2			C CH 58 X CU 78 0-1 ② F8	4	0	0	0	0	1	1
23 Jermaine Dye, R (1, 9) OBP: 0.346, SLG: 0.506	C FF 92 F FF 92 D FF 92 D SL 83 B CH 84 F FF 92 F FF 90 S CH 81 3-3 ③ K			C CH 83 X FF 92 0-1 ② P4		B FF 90 C FF 89 F FF 90 F SI 90 B CH 81 X SL 81 2-2 ③ G6-3			C FF 93 F FF 92 B CU 80 B CH 84 X FF 92 2-2 ③ L9	4	0	0	0	0	1	1
25 Jim Thome, L (1, 10) OBP: 0.335, SLG: 0.414		X FF 89 0-0 ① F8		X CU 75 0-0 1B			C CH 82 C FF 89 B CU 72 C CH 82 1-3 ① K			3	0	1	0	0	1	0
24 Joe Crede, R (1, 5) OBP: 0.328, SLG: 0.475		B FF 89 C FF 89 S SL 81 T FF 92 1-2 ② K		B SL 81 C SL 80 F FF 91 B SL 76 B FF 92 F SL 80 F FF 90 F FF 89 S SL 81 3-3 ③ K			S CH 80 F FF 91 B FF 89 X SL 81 1-2 ② L5			3	0	0	0	0	2	1
Nick Swisher, S (1, 3) OBP: 0.342, SLG: 0.323	B FF 90 C FF 91 B CU 74 C CH 84 B FF 92 B FF 92 4-2 32 FC5-4 BB				C FF 88 X CU 74 0-1 ① 1B		B FF 90 B CH 83 F FF 90 B FF 90 X FF 89 3-1 ③ F9			2	0	1	0	1	0	0
32 Brian Anderson, R (1, 8) OBP: 0.311, SLG: 0.375	B SL 79 1 SAFE D SL 80 C FF 90 F FF 90 X SL 81 2-2 ③ FC5-4 1-2f				C B X 1-1 2B			B FF 88 C FF 89 C FF 89 X SL 76 1-2 ① G5-3		3	0	1	0	0	0	1
Pablo Ozuna, R (1, 4) OBP: 0.250, SLG: 0.231 Dewayne Wise, L (8, PH) 10 Alexei Ramirez, R (9, 4) OBP: 0.225, SLG: 0.299			F X 0-1 ① P3		X 0-0 ② F9			C FF 89 S CH 82 X CH 82 0-2 ② G3		2 1 0	0 0 0	0 0 0	0 0 0	0 0 0	0 0 0	1 0 0
Inning Stats	R: 0 E: 0 K: 2 S: 10 H: 0 LOB: 1 BB: 1 P: 19	R: 0 E: 0 K: 1 S: 9 H: 0 LOB: 1 BB: 1 P: 16	R: 0 E: 0 K: 0 S: 8 H: 0 LOB: 1 BB: 0 P: 11	R: 0 E: 0 K: 1 S: 12 H: 1 LOB: 1 BB: 0 P: 16	R: 0 E: 0 K: 1 S: 8 H: 2 LOB: 1 BB: 0 P: 10	R: 0 E: 0 K: 0 S: 8 H: 0 LOB: 0 BB: 0 P: 10	R: 0 E: 0 K: 1 S: 8 H: 0 LOB: 0 BB: 0 P: 13	R: 0 E: 0 K: 0 S: 9 H: 0 LOB: 0 BB: 0 P: 11	R: 0 E: 0 K: 1 S: 8 H: 0 LOB: 0 BB: 0 P: 11	1B: 2 2B: 1 3B: 0 HR: 0	SF: 0 SAC: 0 DP: 0 HBP: 0					

PITCHER		IP	WLS	BF	H	R	ER	SO	BB	IBB	HBP	BLK	WP	HR	S	P	ERA	WHIP
36 Jered Weaver, R ERA: 4.16	(1, 1)	8.0	W	28	3	0	0	6	2	0	0	0	0	0	72	106	0.00	0.625
Francisco Rodríguez, R ERA: 2.45	(9, 1)	1.0	S	3	0	0	0	1	0	0	0	0	0	0	8	11	0.00	0.000

PITCHER	IP	WLS	BF	H	R	ER	SO	BB	IBB	HBP	BLK	WP	HR	S	P	ERA	WHIP

BOTTOM

Los Angeles Angels @ Chicago White Sox

U.S. Cellular Field, Chicago, IL

Sat May 24 2008, 3:55 PM EDT
Att. 38,434 - Partly Cloudy - 65 F

livebaseballscorecards.com

AB	29
R	0
H	3
RBI	0
BB	2
SO	7
LOB	7

Batter	1	2	3	4	5	6	7	8	9	AB	R	H	RBI	BB	SO	LOB
6 Maicer Izturis, S (1, 6) OBP: 0.278, SLG: 0.254	B FF 90 C FF 89 X SI 90 1-1 ① F9			C SL 88 B SL 82 B SL 83 F FF 91 X FF 91 2-2 24 HR 1B		F FF 90 F FF 91 F FF 91 B FS 78 B FS 77 B FS 76 S FF 91 3-3 ② K			C SI 94 B SL 82 F FO 81 F FF 94 B SI 94 B FO 83 F SI 92 F FO 82 X FF 92 3-2 ① F9	4	1	1	0	0	1	0
24 Gary Matthews, S (1, 9) OBP: 0.315, SLG: 0.364	C FF 91 X FF 91 0-1 ② F8			B FF 90 X FF 90 1-0 1-H HR		C FF 90 B FS 77 T FS 76 S FS 77 1-3 ③ K			B SI 93 B SI 92 F FF 91 C FO 82 C FO 82 2-3 ② K	4	1	1	2	0	2	0
Garret Anderson, L (1, 7) OBP: 0.305, SLG: 0.432	X FF 92 0-0 ③ F9			C FF 90 B FS 78 S FS 76 S FS 76 1-3 ① K			X SL 84 0-0 44 WP 2B		X FO 82 0-0 ③ P3	4	0	1	0	0	1	0
48 Torii Hunter, R (1, 8) OBP: 0.337, SLG: 0.470		B SL 85 B SL 86 X SI 92 2-0 ① G5-3		C SL 85 B SL 87 F SL 86 F FF 92 B FS 77 S FS 77 2-3 ② K			F SL 85 B SI 91 F SI 91 X SI 91 1-2 ① L4			3	0	0	0	0	1	1
Casey Kotchman, L (1, 3) OBP: 0.368, SLG: 0.480		B SL 84 C SL 85 F FS 76 B FS 78 X FS 78 2-2 ② G3		C SL 86 S FS 77 F FS 78 S FS 78 0-3 ③ K			B FS 77 X FS 75 1-0 ② P2			3	0	0	0	0	1	1
44 Mike Napoli, R (1, 2) OBP: 0.310, SLG: 0.540		C SI 91 F SL 86 B FS 79 C FF 93 1-3 ③ K			F SL 85 C SI 90 B FS 77 S FS 76 1-3 ① K		S SL 86 F FS 75 B FS 77 F FS 77 B FF 93 F FS 78 S SL 88 2-3 ③ K 2-3			3	0	0	0	0	3	1
Juan Rivera, R (1, 10) OBP: 0.222, SLG: 0.214			B SL 86 F SI 91 X SI 92 1-1 ① G4-3		B SI 90 F SL 86 B SL 87 B SL 87 X SI 91 3-1 ② G6-3			F SI 90 B SL 87 B SL 86 F SI 91 X SI 92 2-2 ① G1-3		3	0	0	0	0	0	0
3 Brandon Wood, R (1, 5) OBP: 0.184, SLG: 0.222			B SI 91 X SL 88 1-0 ② G1-3		X SL 88 0-0 ③ F7			C SI 92 C FS 77 B FS 77 S FS 77 1-3 ② K		3	0	0	0	0	1	0
18 Sean Rodríguez, R (1, 4) OBP: 0.254, SLG: 0.173			B SI 91 C SI 92 F SI 92 B FS 80 F SL 88 X SI 93 2-2 ③ G6-3			C SI 90 F SI 91 B FS 76 B FS 77 F SL 87 B SL 88 X SL 88 3-2 ① G5-3		B SL 87 B SL 87 C SI 90 F SL 86 F FS 77 C SI 93 2-3 ③ K		3	0	0	0	0	1	0
Inning Stats	R: 0 H: 0 E: 0 LOB: 0 K: 0 BB: 0 S: 5 P: 6	R: 0 H: 0 E: 0 LOB: 0 K: 1 BB: 0 S: 7 P: 12	R: 0 H: 0 E: 0 LOB: 0 K: 0 BB: 0 S: 7 P: 11	R: 2 H: 2 E: 0 LOB: 0 K: 3 BB: 0 S: 15 P: 21	R: 0 H: 0 E: 0 LOB: 0 K: 1 BB: 0 S: 6 P: 10	R: 0 H: 0 E: 0 LOB: 0 K: 2 BB: 0 S: 11 P: 18	R: 0 H: 1 E: 0 LOB: 1 K: 1 BB: 0 S: 10 P: 14	R: 0 H: 0 E: 0 LOB: 0 K: 2 BB: 0 S: 10 P: 15	R: 0 H: 0 E: 0 LOB: 0 K: 1 BB: 0 S: 10 P: 15	1B: 1 SF: 0 2B: 1 SAC: 0 3B: 0 DP: 0 HR: 1 HBP: 0						

TOP

Los Angeles Angels @ Chicago White Sox
U.S. Cellular Field, Chicago, IL
Sun May 25 2008, 8:05 PM EDT
Att. 36,195 - Clear - 76 F

livebaseballscorecards.com

AB	30
R	2
H	3
RBI	2
BB	0
SO	11
LOB	3

WP: 1 PA: 30
PB: 0
SB: 0
CS: 0

PITCHER		IP	WLS	BF	H	R	ER	SO	BB	IBB	HBP	BLK	WP	HR	S	P	ERA	WHIP
52 Jose Contreras, R ERA: 3.06	(1, 1)	8.0		27	3	2	2	10	0	0	0	0	1	1	71	107	2.25	0.375
71 Scott Linebrink, R ERA: 1.23	(9, 1)	1.0	W	3	0	0	0	1	0	0	0	0	0	0	10	15	0.00	0.000

PITCHER		IP	WLS	BF	H	R	ER	SO	BB	IBB	HBP	BLK	WP	HR	S	P	ERA	WHIP

BOTTOM

Batter	1	2	3	4	5	6	7	8	9	AB	R	H	RBI	BB	SO	LOB
Orlando Cabrera, R (1, 6) OBP: 0.286, SLG: 0.303	C FF 90 B FF 91 X FF 91 1-1 G1-3 ①		1 SAFE C FC 82 S FF 89 X FF 89 0-2 F7 ①		X FF 89 0-0 2B ②			X FF 90 0-0 12 G4-6-3 1B		4	0	2	0	0	0	1
12 A.J. Pierzynski, L (1, 2) OBP: 0.335, SLG: 0.438	F FF 91 F FF 91 B FC 82 F CU 80 F FF 92 C FF 92 1-3 K ②		X FF 90 0-0 P5 ②		B CU 79 B FF 90 X CU 79 2-0 G6-3 ③			B SI 90 X FF 90 1-0 G4-6-3 ②③ 1-2f		4	0	0	0	0	1	2
20 Carlos Quentin, R (1, 7) OBP: 0.416, SLG: 0.607	S CU 80 H FF 91 1-1 23 BB HBP		1 SAFE 1 SAFE P PO 86 X FC 83 1-0 1-H HR			C FF 90 X SI 91 0-1 23 G5-4-3 1B			S FF 91 B FF 91 X FF 90 1-1 HR	3	2	3	3	0	0	0
23 Jermaine Dye, R (1, 9) OBP: 0.346, SLG: 0.500	B FF 90 B FF 90 F FF 91 B FF 90 B FF 90 4-1 1-2 BB		F FF 90 X SI 90 0-1 E5			C FC 84 X FF 90 0-1 G5-4-3 ①② 1-2f				2	0	0	0	1	0	1
25 Jim Thome, L (1, 10) OBP: 0.330, SLG: 0.406	C CU 78 X FF 89 0-1 P4 ③		B FF 90 S CU 79 C CU 79 D CU 79 X CU 80 2-2 G4-3 ③			C FF 92 F FF 92 B FC 83 F FF 92 B FF 92 C FF 92 2-3 K ③				3	0	0	0	0	1	3
24 Joe Crede, R (1, 5) OBP: 0.322, SLG: 0.466		C FF 89 B FC 84 X SI 90 1-1 F8 ①		C FF 89 S FF 89 B FF 91 X CU 80 1-2 G6-3 ①			X FC 83 0-0 P4 ①			3	0	0	0	0	0	0
Nick Swisher, S (1, 3) OBP: 0.337, SLG: 0.317		C FF 89 S FF 91 B FF 92 C CU 81 1-3 K ②		B CU 78 X FF 90 1-0 G4-3 ②			X FF 91 0-0 F7 ②			3	0	0	0	0	1	0
32 Brian Anderson, R (1, 8) OBP: 0.297, SLG: 0.356		F FF 91 B FF 91 S CU 80 B CU 80 B FC 81 X FF 92 3-2 G5-3 ③		F FC 82 X FC 83 0-1 G6-3 ③			C FF 91 X FC 85 0-1 F9 ③			3	0	0	0	0	0	0
10 Alexei Ramirez, R (1, 4) OBP: 0.230, SLG: 0.300			X FF 90 0-0 20 HR 1B		B FC 82 X FC 82 1-0 G5-3 ①			C FC 82 B SI 89 X FF 91 1-1 F9 ①		3	1	1	0	0	0	0
Inning Stats	R: 0 E: 0 K: 1 S: 11 H: 0 LOB: 2 BB: 1 P: 18	R: 0 E: 0 K: 1 S: 8 H: 0 LOB: 0 BB: 0 P: 13	R: 2 E: 1 K: 0 S: 12 H: 2 LOB: 1 BB: 0 P: 14	R: 0 E: 0 K: 0 S: 6 H: 0 LOB: 0 BB: 0 P: 8	R: 0 E: 0 K: 0 S: 3 H: 1 LOB: 0 BB: 0 P: 6	R: 0 E: 0 K: 1 S: 8 H: 1 LOB: 0 BB: 0 P: 10	R: 0 E: 0 K: 0 S: 4 H: 0 LOB: 0 BB: 0 P: 4	R: 0 E: 0 K: 0 S: 4 H: 1 LOB: 0 BB: 0 P: 6	R: 1 E: 0 K: 0 S: 2 H: 1 LOB: 0 BB: 0 P: 3	1B: 3 2B: 1 3B: 0 HR: 2 SF: 0 SAC: 0 DP: 2 HBP: 1						

PITCHER	IP	WLS	BF	H	R	ER	SO	BB	IBB	HBP	BLK	WP	HR	S	P	ERA	WHIP
41 John Lackey, R (1, 1) ERA: 2.05	8.0	L	30	6	3	3	3	1	0	1	0	0	2	58	82	3.38	0.875

PITCHER	IP	WLS	BF	H	R	ER	SO	BB	IBB	HBP	BLK	WP	HR	S	P	ERA	WHIP

Los Angeles Angels @ Chicago White Sox

U.S. Cellular Field, Chicago, IL

Sun May 25 2008, 8:05 PM EDT

Att. 36,195 - Clear - 76 F

livebaseballscorecards.com

AB	28
R	3
H	6
RBI	3
BB	1
SO	3
LOB	7

Batter	1	2	3	4	5	6	7	8	9	10	11	12	AB	R	H	RBI	BB	SO	LOB
28 Curtis Granderson, L (1, 8) OBP: 0.315, SLG: 0.473	B SI 91 C SI 91 F CH 82 C SI 91 1-3 K		C CU 74 X SI 90 0-1 G3		S CH 80 S CH 80 B SI 92 B CH 81 X CH 80 2-2 F8			B CU 74 X SI 89 1-0 14 SH5-4 2B		C CU 79 S CU 82 X CU 79 0-2 F9			5	0	1	0	0	1	1
14 Placido Polanco, R (1, 4) OBP: 0.362, SLG: 0.400	C SI 92 X SL 83 0-1 30 BB 1B		B FF 90 F SI 90 X SI 91 1-1 P5		B SI 91 B CH 81 C SI 91 X SI 92 2-1 G1-3			B SI 90 F FF 90 X SI 90 1-1 SH5-4 2-3		I IN 74 I IN 72 I IN 68 I IN 72 4-0 IBB			3	0	1	0	1	0	0
3 Gary Sheffield, R (1, 10) OBP: 0.344, SLG: 0.331 25 Ryan Raburn, R (6, PH) OBP: 0.298, SLG: 0.381 (6, 10)	C F F B 1 SAFE S CH 80 1-3 K		C SL 80 B SL 81 F SI 91 B CH 80 X SI 92 2-2 G6-3			C SI 89 B SI 90 S SL 82 B SI 91 B SI 90 X SI 91 3-2 F8		B CU 80 B CU 80 C CU 80 F CU 81 B SI 91 S SI 94 3-3 K		B CU 79 B CU 79 C FF 91 S FF 92 S CU 78 2-3 K			2 3	0 0	0 0	0 0	0 0	1 2	1 3
30 Magglio Ordonez, R (1, 9) OBP: 0.388, SLG: 0.542	F SI 90 B SI 92 B CH 80 B CH 80 B SI 91 4-1 24 FC6-4 1-2 BB			C FF 90 B FF 90 B CH 80 B SI 90 B SL 80 4-1 24 1B BB		C SL 80 S CH 80 B CH 80 B FF 91 C SI 92 2-3 K		C SI 94 F SI 92 B CU 82 X SI 94 1-2 G3			X FF 94 0-0 F8		3	0	0	0	2	1	1
24 Miguel Cabrera, R (1, 3) OBP: 0.355, SLG: 0.457	X SI 93 0-0 FC6-4 1-2f			C FF 90 X FF 90 0-1 1-3 1B		C SL 80 X CU 78 0-1 L4			C SI 92 S SI 93 B CU 78 B SI 94 C SI 93 2-3 K		B FF 94 F FF 94 F X 1-2 G5-3		5	0	1	0	0	1	2
9 Carlos Guillen, S (1, 5) OBP: 0.377, SLG: 0.473		B SI 91 B SI 87 X SI 91 2-0 20 F8 2B		F SI 90 F SI 91 B SI 89 S SI 92 1-3 K			B SI 86 F FF 89 B SI 87 B CH 81 F SI 90 F SI 91 B SI 91 4-2 FC5-4 BB		F SI 93 S CU 81 F CU 81 B SI 93 B SI 92 F SI 93 B SI 93 B CU 82 4-2 20 CS BB		F FS 86 X FF 94 0-1 G6-3		3	0	1	0	2	1	2
20 Matt Joyce, L (1, 7) OBP: 0.296, SLG: 0.563		S CU 77 X CH 81 0-1 F8 2-3		X SI 92 0-0 F7			F CH 80 1 SAFE B SI 90 1 SAFE X SI 90 1-1 P4		C CU 80 B SI 91 C CU 81 S CU 81 1-3 K 1-2			C FF 94 S FS 84 B FS 87 F FF 94 F FS 84 S FS 85 1-3 K	5	0	0	0	0	2	5
Edgar Renteria, R (1, 6) OBP: 0.316, SLG: 0.384		F SI 92 X SI 92 0-1 G5-3		B SI 92 C SL 83 B SI 92 F SI 92 F FF 93 F SI 92 B SI 92 X CH 79 3-2 G5-3			1 SAFE B SI 90 1 SAFE F SI 91 F SI 91 B SI 91 F SI 92 X SI 91 2-2 F9			B CU 78 B FF 92 C FF 92 C FF 91 X CU 79 2-2 WP 1B		F FF 94 B FS 86 B FF 94 X FF 93 2-1 G6-3	5	0	1	0	0	0	4
Ivan Rodriguez, R (1, 2) OBP: 0.306, SLG: 0.389		B SL 83 S SI 92 B FF 92 X SI 94 2-1 G3-1			B SI 90 S SI 89 F SL 80 F SI 91 S SI 90 1-3 K		1 SAFE F SI 91 X SI 92 0-1 FC5-4 1-2f			L FF 91 L FF 90 D CU 80 B CU 79 S FF 93 2-3 K 1-2		F FS 86 F FF 94 F FS 84 X FS 86 0-2 F9	5	0	0	0	0	2	3
Inning Stats	R: 0 E: 0 K: 2 S: 11 H: 1 LOB: 2 BB: 1 P: 17	R: 0 E: 0 K: 0 S: 7 H: 1 LOB: 1 BB: 0 P: 11	R: 0 E: 0 K: 0 S: 7 H: 0 LOB: 0 BB: 0 P: 10	R: 0 E: 0 K: 1 S: 12 H: 1 LOB: 2 BB: 1 P: 20	R: 0 E: 0 K: 1 S: 9 H: 0 LOB: 0 BB: 0 P: 14	R: 0 E: 0 K: 1 S: 8 H: 0 LOB: 0 BB: 0 P: 13	R: 0 E: 0 K: 0 S: 11 H: 0 LOB: 1 BB: 1 P: 18	R: 0 E: 0 K: 1 S: 9 H: 1 LOB: 1 BB: 0 P: 15	R: 0 E: 0 K: 2 S: 11 H: 0 LOB: 0 BB: 1 P: 18	R: 0 E: 0 K: 2 S: 12 H: 1 LOB: 2 BB: 1 P: 22	R: 0 E: 0 K: 0 S: 6 H: 0 LOB: 0 BB: 0 P: 7	R: 0 E: 0 K: 1 S: 11 H: 0 LOB: 0 BB: 0 P: 14	1B: 3 2B: 2 3B: 0 HR: 0	SF: 0 SAC: 1 DP: 0 HBP: 0	WP: 1 PB: 0 SB: 0 CS: 1	PA: 45			

PITCHER		IP	WLS	BF	H	R	ER	SO	BB	IBB	HBP	BLK	WP	HR	S	P	ERA	WHIP
Jon Garland, R ERA: 3.89	(1, 1)	7.1		29	4	0	0	5	3	0	0	0	0	0	68	108	0.00	0.955
62 Scot Shields, R ERA: 3.43	(8, 1)	1.2		5	0	0	0	3	1	0	0	0	0	0	17	28	0.00	0.600
Francisco Rodriguez, R ERA: 2.35	(10, 1)	1.0		5	1	0	0	2	0	1	0	0	1	0	12	22	0.00	1.000
66 Jose Arredondo, R ERA: 1.5	(11, 1)	2.0	W	6	0	0	0	1	0	0	0	0	0	0	17	21	0.00	0.000

PITCHER	IP	WLS	BF	H	R	ER	SO	BB	IBB	HBP	BLK	WP	HR	S	P	ERA	WHIP

TOP

Detroit Tigers @ Los Angeles Angels

Angel Stadium of Anaheim, Anaheim, CA

Mon May 26 2008, 6:05 PM PDT

Att: 41,031 - Cloudy - 65 F

livebaseballscorecards.com

AB	39
R	0
H	5
RBI	0
BB	5
SO	11
LOB	22

Batter	1	2	3	4	5	6	7	8	9	10	11	12	AB	R	H	RBI	BB	SO	LOB
6 Maicer Izturis, S (1, 6) OBP: 0.273, SLG: 0.250	B SI 80 X SI 81 1-0 E5 24 FC6-4		C SI 82 B FF 87 C CH 78 B CU 73 F FF 88 X FF 88 2-2 ② P3		F SI 83 X CH 79 0-1 ③ G2-3		B CH 79 B FF 88 D CH 79 C SI 83 F SI 83 X CH 78 3-2 ③ G3		B SI 93 B SI 91 B SI 90 C SI 91 F SI 90 X SI 91 3-2 ③ F9			B SI 94 C SI 94 B CH 89 X CH 90 2-1 27 1B BB 1B	6	1	1	0	0	0	3
24 Gary Matthews, S (1, 8) OBP: 0.311, SLG: 0.358	B SI 81 F CH 76 B FF 86 F FF 86 1 SAFE X SI 83 2-2 ① FC6-4 27 G6-4-3 1-2f		B FF 88 B FF 88 B SI 83 C SI 83 X SI 83 3-1 1B			X FF 86 0-0 ① P3		C FF 91 B CH 82 X CH 82 1-1 ① G5-3		B SI 94 X CH 86 1-0 ① G1-3		B SI 91 B SI 94 X SI 95 2-0 ① F7	6	0	1	0	0	0	2
27 Vladimir Guerrero, R (1, 9) OBP: 0.322, SLG: 0.450	1 SAFE 1 SAFE B SI 82 X CH 77 1-0 ② G6-4-3 ③ 1-2f		S CH 78 F CH 77 X CU 74 0-2 ③ F7			F CH 77 B FF 87 B FF 88 F CH 78 X FF 89 2-2 48 G3 2B		F SL 84 B FF 92 X SI 92 1-1 44 BB 2B		B SI 94 F CH 88 F SI 94 B SL 84 F CH 87 S SL 83 2-3 ② K		D SI 95 X SI 95 1-0 BB 48 IBB 1-3 1B	6	0	3	0	0	1	2
48 Torii Hunter, R (1, 10) OBP: 0.351, SLG: 0.473		C FF 86 X CH 77 0-1 FC4-6 1B		B FF 87 B FF 86 B SI 82 B SI 82 4-0 L3 BB		F FF 86 X FF 89 0-1 ② G3 2-3		D SI 93 B SI 94 B B 4-0 44 BB BB		B CH 88 B CH 88 X SI 95 2-0 WP S 1B		I IN 66 I IN 68 I IN 68 I IN 66 4-0 1-2 BB IBB	3	0	2	0	3	0	1
Garret Anderson, L (1, 7) OBP: 0.305, SLG: 0.423		B SI 82 B FF 86 F FF 86 F FF 88 B CU 74 F CH 79 X SL 79 3-2 ① FC4-6 G1 44 HBP 1-2f		C SI 83 1 SAFE F SI 84 B CU 74 X CU 75 1-2 ①② L3 1-1		B FF 89 C FF 91 B FF 91 B FF 91 F FF 90 X SI 81 3-2 ③ G3-1		C SI 92 F SI 92 B FF 93 B SI 93 S CH 82 2-3 ② K		I IN 64 I I I 4-0 44 DI 1-3 IBB		B SI 92 B SL 80 B SI 91 B SI 92 4-0 1-2 2-3 3-H BB	4	0	0	1	2	1	5
44 Mike Napoli, R (1, 2) OBP: 0.322, SLG: 0.534		1 SAFE B SI 83 F CH 78 F CH 78 B FF 87 F FF 88 H CU 74 3-2 G1 1-2 HBP		C CH 78 B CH 77 X FF 88 1-1 ③ G6-3			X CH 76 0-0 FC1-6 1B	B FF 93 B SL 85 B SI 94 B SI 92 4-0 1-2 2-3 BB		C SI 94 X SI 94 0-1 ③ G3 1-2			3	0	1	0	1	0	2
Casey Kotchman, L (1, 3) OBP: 0.364, SLG: 0.478	C FF 87 B CU 74 F SI 84 X SL 80 1-2 ② G1 1-2 2-3		B SI 82 X SI 82 1-0 2B				1 SAFE 1 SAFE X FF 87 0-0 ① FC1-6 3 E 1-2f	D CH 83 X FF 92 1-0 ③ F7			B CH 87 B CH 87 X SI 94 2-0 ① G4-3		5	0	1	0	0	0	6
3 Brandon Wood, R (1, 5) OBP: 0.163, SLG: 0.195	S SI 83 B SI 84 S CH 79 X FF 88 1-2 ③ F8		X CH 78 0-0 ① G5-3				B CH 78 X CH 78 1-0 E5 1-2		B FF 90 C SI 92 X SL 88 1-1 ① F8		B SI 95 B CH 89 X SI 95 2-0 ② L5		5	0	0	0	0	0	4
18 Sean Rodríguez, R (1, 4) OBP: 0.234, SLG: 0.158			B SI 80 B SI 81 C SI 82 F SI 82 C FF 87 2-3 ① K		B CH 77 C FF 86 C FF 87 X SI 82 1-2 ② G1-3		F CH 78 F CH 79 S CH 78 0-3 ② K		B FF 92 C SI 92 F FF 92 S CH 83 1-3 ② K		B SI 95 X SI 95 1-0 ③ G4-3		5	0	0	0	0	3	3
Inning Stats	R: 0 H: 0 E: 1 LOB: 0 K: 0 BB: 0 S: 5 P: 9	R: 0 H: 1 E: 0 LOB: 2 K: 0 BB: 0 S: 15 P: 23	R: 0 H: 1 E: 0 LOB: 1 K: 1 BB: 0 S: 12 P: 19	R: 0 H: 0 E: 0 LOB: 0 K: 0 BB: 1 S: 5 P: 11	R: 0 H: 1 E: 0 LOB: 1 K: 0 BB: 0 S: 7 P: 9	R: 0 H: 1 E: 0 LOB: 1 K: 0 BB: 0 S: 9 P: 14	R: 0 H: 1 E: 1 LOB: 2 K: 1 BB: 0 S: 9 P: 13	R: 0 H: 1 E: 0 LOB: 3 K: 1 BB: 2 S: 8 P: 21	R: 0 H: 0 E: 0 LOB: 0 K: 1 BB: 0 S: 8 P: 13	R: 0 H: 1 E: 0 LOB: 2 K: 1 BB: 1 S: 8 P: 17	R: 0 H: 0 E: 0 LOB: 0 K: 0 BB: 0 S: 3 P: 8	R: 1 H: 2 E: 0 LOB: 3 K: 0 BB: 2 S: 4 P: 17	1B: 6 2B: 4 3B: 0 HR: 0	SF: 0 SAC: 0 DP: 2 HBP: 1	WP: 1 PB: 0 SB: 1 CS: 0	PA: 50		

PITCHER		IP	WLS	BF	H	R	ER	SO	BB	IBB	HBP	BLK	WP	HR	S	P	ERA	WHIP
Kenny Rogers, L ERA: 5.88	(1, 1)	7.0		28	5	0	0	2	1	0	1	0	0	0	62	98	0.00	0.857
31 Zach Miner, R ERA: 6.11	(8, 1)	2.0		9	1	0	0	2	2	0	0	0	0	0	16	34	0.00	1.500
34 Freddy Dolsi, R ERA: 1.86	(10, 1)	2.1	L	12	3	1	1	1	0	2	0	0	1	0	15	38	3.86	1.286
44 Bobby Seay, L ERA: 2.87	(12, 1)	0.0		1	0	0	0	0	1	0	0	0	0	0	0	4	∞	∞

PITCHER	IP	WLS	BF	H	R	ER	SO	BB	IBB	HBP	BLK	WP	HR	S	P	ERA	WHIP

BOTTOM

Detroit Tigers @ Los Angeles Angels

Angel Stadium of Anaheim, Anaheim, CA

Mon May 26 2008, 6:05 PM PDT

Att. 41,031 - Cloudy - 65 F

livebaseballscorecards.com

AB	43
R	1
H	9
RBI	1
BB	6
SO	5
LOB	28

Detroit Tigers @ Los Angeles Angels

Angel Stadium of Anaheim, Anaheim, CA

Tue May 27 2008, 7:05 PM PDT

Att. 36,569 - Clear - 67 F

TOP

livebaseballscorecards.com

Batter	1	2	3	4	5	6	7	8	9	AB	R	H	RBI	BB	SO	LOB
28 Curtis Granderson, L (1, 8) OBP: 0.305, SLG: 0.457	C FF 94 B SL 82 X FF 95 1-1 F7		C SL 83 C FF 93 X FF 93 0-2 G3			C SL 81 F FF 93 D SL 84 F FF 95 X FF 94 1-2 FC6-4 20 CS 1-2f			B SL 81 S FF 94 B SL 82 X FF 94 2-1 F8	4	0	0	0	0	0	1
20 Matt Joyce, L (1, 7) OBP: 0.276, SLG: 0.519	S FF 96 S FF 95 F FF 96 F FF 96 B SL 88 S SL 87 1-3 K		F SI 94 B SL 86 S SL 83 B SL 84 B FF 95 C FF 95 3-3 K			P PO 87 S FF 95 B FF 96 F FF 96 F FF 96 S SL 86 2-3 K 1-2			S SL 81 B SL 82 S SL 83 B SL 84 B FF 96 F FF 95 T SL 85 3-2 K	4	0	0	0	0	4	1
14 Placido Polanco, R (1, 4) OBP: 0.356, SLG: 0.393	B FF 96 X FF 96 1-0 G4-3			B FF 93 C FF 94 C SL 83 F FF 94 C FF 94 1-3 K			B FF 92 X FF 93 1-0 G6-3			3	0	0	0	0	1	0
30 Magglio Ordonez, R (1, 9) OBP: 0.387, SLG: 0.538		C SL 81 F FF 96 B FF 95 X FF 96 1-2 24 HR 1B		F FF 95 B FF 96 X SL 86 1-1 G6-3			X FF 94 0-0 G6-3			3	1	1	0	0	0	0
24 Miguel Cabrera, R (1, 3) OBP: 0.355, SLG: 0.471		C FF 96 D FF 94 X FF 95 1-1 1-H HR		S FF 96 X SL 86 0-1 P4			C SI 96 F SL 86 B FF 96 B FF 95 B FF 96 F FF 97 F SL 88 X SL 87 3-2 P4			3	1	1	2	0	0	0
9 Carlos Guillen, S (1, 10) OBP: 0.371, SLG: 0.465		B SL 82 F FF 94 F SL 86 X FF 96 1-2 P5			F FF 96 S SL 86 B FF 95 B FF 96 C FF 96 2-3 K			B SL 82 C SL 80 C FF 95 B FF 95 F SL 85 B FF 95 X FF 95 3-2 G4-3		3	0	0	0	0	1	0
Edgar Renteria, R (1, 6) OBP: 0.311, SLG: 0.378		X FF 96 0-0 G4-3			C FF 95 B FF 95 F SL 84 S FF 96 1-3 K			F FF 95 X FF 96 0-1 F8		3	0	0	0	0	1	0
Ivan Rodriguez, R (1, 2) OBP: 0.301, SLG: 0.382		B FF 96 F FF 96 B SL 85 F SL 86 F FF 97 X SL 88 2-2 F8			S SL 82 X SL 86 0-1 F7			C FF 96 X SL 86 0-1 G5-3		3	0	0	0	0	0	0
15 Brandon Inge, R (1, 5) OBP: 0.315, SLG: 0.402			F FF 94 X FF 96 0-1 G6-3			C SL 82 S SL 81 X FF 95 0-2 28 FC6-4 1B			B FF 93 C FF 92 S SL 83 B SL 84 X SL 85 2-2 G6-3	3	0	1	0	0	0	0
Inning Stats	R: 0 E: 0 K: 1 S: 8 H: 0 LOB: 0 BB: 0 P: 11	R: 2 E: 0 K: 0 S: 13 H: 2 LOB: 0 BB: 0 P: 18	R: 0 E: 0 K: 1 S: 8 H: 0 LOB: 0 BB: 0 P: 11	R: 0 E: 0 K: 1 S: 8 H: 0 LOB: 0 BB: 0 P: 10	R: 0 E: 0 K: 2 S: 8 H: 0 LOB: 0 BB: 0 P: 11	R: 0 E: 0 K: 1 S: 12 H: 1 LOB: 0 BB: 0 P: 14	R: 0 E: 0 K: 0 S: 7 H: 0 LOB: 0 BB: 0 P: 11	R: 0 E: 0 K: 0 S: 8 H: 0 LOB: 0 BB: 0 P: 11	R: 0 E: 0 K: 1 S: 9 H: 0 LOB: 0 BB: 0 P: 16	1B: 2 2B: 0 3B: 0 HR: 1 SF: 0 SAC: 0 DP: 0 HBP: 0						

	AB	29
	R	2
	H	3
	RBI	2
	BB	0
	SO	7
	LOB	2

WP: 0 PB: 0 SB: 0 CS: 1 PA: 29

PITCHER	IP	WLS	BF	H	R	ER	SO	BB	IBB	HBP	BLK	WP	HR	S	P	ERA	WHIP
54 Ervin Santana, R (1, 1) ERA: 3.09	9.0	W	29	3	2	2	7	0	0	0	0	0	1	81	113	2.00	0.333

PITCHER	IP	WLS	BF	H	R	ER	SO	BB	IBB	HBP	BLK	WP	HR	S	P	ERA	WHIP

BOTTOM

Detroit Tigers @ Los Angeles Angels

Angel Stadium of Anaheim, Anaheim, CA

Tue May 27 2008, 7:05 PM PDT

Att. 36,569 - Clear - 67 F

Batter	1	2	3	4	5	6	7	8	9	AB	R	H	RBI	BB	SO	LOB
6 Maicer Izturis, S (1, 6) OBP: 0.279, SLG: 0.246	B SI 90 C SI 90 X SI 90 1-1 P5 ①			B SI 90 X SI 91 1-0 G4-3 ①		B FF 91 1 SAFE B SL 82 B FF 91 B SI 91 4-0 1-2 BB		B FF 90 X FF 92 1-0 SH1-4 ① 1-2 2-3	1 SAFE C FF 89 B FS 82 B FF 90 D FF 89 B FF 89 4-1 1-2 24 1B BB	2	0	0	0	2	0	0
24 Gary Matthews, S (1, 10) OBP: 0.308, SLG: 0.354	C FF 92 B SI 89 F FF 91 B SL 83 S SL 82 2-3 K ②			F SL 84 X FF 92 0-1 P6 ②		X SI 92 0-0 F7 ②		S FS 83 S FS 83 D FS 84 C SL 82 1-3 K ②	X FS 84 0-0 1-2 2-H 1B	5	0	1	1	0	2	4
27 Vladimir Guerrero, R (1, 9) OBP: 0.321, SLG: 0.443	F SL 84 B SL 83 F SL 85 B FF 92 S SL 85 2-3 K2-3 ③			B SI 90 F FF 91 X FF 92 1-1 F8 ③		B SL 85 S SL 84 D SL 85 B FF 90 2 SAFE F SL 84 C SL 86 3-3 K ③		B FS 82 B FF 94 F FF 94 S CH 84 B FS 84 D FS 83 4-2 1B 2-3 3-H BB		3	0	0	0	1	2	2
Garret Anderson, L (1, 7) OBP: 0.314, SLG: 0.429		X SI 91 0-0 P5 ①			B FF 90 B FF 92 X SI 91 2-0 5 CS 1B 1B		B SI 87 F SL 82 X SI 91 1-1 1B	B FF 93 X FF 92 1-0 48 BB 1-3 3-H 1B		4	0	3	1	0	0	0
48 Torii Hunter, R (1, 8) OBP: 0.349, SLG: 0.466		C FF 90 B SL 84 F FF 91 C FF 92 1-3 K ②			F SI 91 D SL 84 X FF 91 1-1 F9 ①		X SL 83 0-0 F8 ①	D FS 82 B FF 93 B FF 94 F FF 93 B FF 93 4-1 1-2 BB		3	0	0	0	1	1	2
Casey Kotchman, L (1, 3) OBP: 0.362, SLG: 0.473		X FF 92 0-0 G6-3 ③			B SI 92 B SI 88 B FF 91 X FF 92 3-0 5 CS 1-2 1B		B SL 85 B SI 87 X FF 91 2-0 F8 ②	S FF 94 D FS 83 B CH 83 X FF 94 2-1 F7 ③		4	0	1	0	0	0	4
5 Jeff Mathis, R (1, 2) OBP: 0.262, SLG: 0.364			B SL 82 F FF 92 B SL 83 F FF 91 C FF 92 2-3 K ①		B SL 84 S FF 92 X SL 83 1-1 L5 ②③ 1-2 2-3		S SL 84 S SL 84 S SL 85 0-3 K ③		B SL 78 B FF 90 X FF 90 2-0 P2 ①	4	0	0	0	0	2	3
3 Brandon Wood, R (1, 5) OBP: 0.156, SLG: 0.186 77 Reggie Willits, S (8, PH) OBP: 0.387, SLG: 0.370 39 Robb Quinlan, R (9, 5) OBP: 0.297, SLG: 0.276			C FF 92 S SL 84 X FF 91 0-2 G5-3 ②			C FF 91 F SI 90 B FF 90 S FF 91 1-3 K ①		C FF 91 B SL 82 X FF 91 1-1 6 SH1-4 18 1B 27 WP 1B	C FF 90 S FF 90 X SL 77 0-2 F7 ②	2 1 1	0 1 0	0 1 0	0 0 0	0 0 0	1 0 0	0 0 0
18 Sean Rodríguez, R (1, 4) OBP: 0.265, SLG: 0.183			C FF 92 C FF 92 F SL 85 X FF 91 0-2 P4 ③			X FF 91 0-0 6 BB 1B		X FF 91 0-0 27 WP 6 SH1-4 1-2 1B 1B	B FF 90 F SL 79 S FF 89 B SL 78 B SL 76 B SL 78 4-2 6 BB 24 1B BB	3	2	2	0	1	0	0
Inning Stats	R: 0 E: 0 K: 2 S: 8 H: 0 LOB: 0 BB: 0 P: 13	R: 0 E: 0 K: 1 S: 5 H: 0 LOB: 0 BB: 0 P: 6	R: 0 E: 0 K: 1 S: 10 H: 0 LOB: 0 BB: 0 P: 12	R: 0 E: 0 K: 0 S: 5 H: 0 LOB: 0 BB: 0 P: 7	R: 0 E: 0 K: 0 S: 6 H: 2 LOB: 1 BB: 0 P: 13	R: 0 E: 0 K: 2 S: 8 H: 1 LOB: 2 BB: 1 P: 16	R: 0 E: 0 K: 1 S: 7 H: 1 LOB: 1 BB: 0 P: 10	R: 2 E: 0 K: 1 S: 13 H: 3 LOB: 3 BB: 2 P: 27	R: 1 E: 0 K: 0 S: 8 H: 1 LOB: 2 BB: 2 P: 18	1B: 8 2B: 0 3B: 0 HR: 0	SF: 0 SAC: 1 DP: 0 HBP: 0						

	AB	32
	R	3
	H	8
	RBI	2
	BB	5
	SO	8
	LOB	15

WP: 1 PB: 0 SB: 0 CS: 2 PA: 38

livebaseballscorecards.com

PITCHER		IP	WLS	BF	H	R	ER	SO	BB	IBB	HBP	BLK	WP	HR	S	P	ERA	WHIP
38 Jeremy Bonderman, R ERA: 4.34	(1, 1)	7.1		28	6	2	2	7	1	0	0	0	0	0	53	83	2.46	0.955
Francisco Cruceta, R ERA: 4.76	(8, 1)	0.2	B	5	1	0	0	1	2	0	0	0	1	0	9	21	0.00	4.500
45 Aquilino Lopez, R ERA: 2.59	(9, 1)	0.2	L	5	1	1	1	0	2	0	0	0	0	0	8	18	13.50	4.500

PITCHER	IP	WLS	BF	H	R	ER	SO	BB	IBB	HBP	BLK	WP	HR	S	P	ERA	WHIP

Batter	1	2	3	4	5	6	7	8	9	AB	R	H	RBI	BB	SO	LOB
28 Curtis Granderson, L (1, 8) OBP: 0.308, SLG: 0.455	C FF 90 B CU 78 C SI 92 X SI 91 1-2 33 HR 1B	S CU 80 B SL 82 C SI 91 B CU 80 X SL 81 2-2 ② P6			C SI 91 B SI 92 X SI 92 1-1 ① G6-3		B FC 84 X SI 89 1-0 33 F7 14 1B 24 SF8 1B	C CU 81 B FF 93 B FF 94 F CU 82 X FF 95 2-2 ③ F7		5	2	2	0	0	0	1
14 Placido Polanco, R (1, 4) OBP: 0.357, SLG: 0.399	C SI 92 1 SAFE F SI 92 B CH 80 1 SAFE 1 SAFE F SI 91 F SI 93 F CU 80 2-3 K	B SI 91 B SI 92 C SI 91 F SI 91 S FF 94 2-3 ③ K			B SI 92 F CH 82 F CH 82 B FF 92 F FF 92 B CH 82 X FF 93 3-2 33 HR 2B		C SI 88 X FC 84 0-1 33 F7 1-2 1B		B SL 76 B FF 88 X FF 88 2-0 ① G5-3	5	1	2	0	0	2	1
33 Marcus Thames, R (1, 7) OBP: 0.320, SLG: 0.507 20 Matt Joyce, L (7, 7) OBP: 0.271, SLG: 0.509	B SI 92 F SI 92 B CH 82 1 SAFE S CH 82 1 SAFE 1 SAFE 1 SAFE X CH 81 2-2 1-H HR		B SI 90 X SI 90 1-0 ① F7		X CH 84 0-0 2-H HR		C SI 90 F SI 89 F SL 81 F SL 80 B SI 88 B FC 84 X SL 80 2-2 ① F7 1-2 2-3		C SL 76 X FF 89 0-1 ② P5	4 1	2 0	2 0	4 0	0 0	0 0	2 0
30 Magglio Ordonez, R (1, 10) OBP: 0.392, SLG: 0.538	X SI 90 0-0 1B 1B 1B		F FF 92 B CH 83 F FF 92 B FF 94 X FF 93 2-2 ② F7		F CU 79 B SI 92 X SI 93 1-1 ② G3-1		I IN 76 I IN 77 I IN 83 I IN 81 4-0 IBB		C FF 89 X FF 89 0-1 1B	4	1	2	0	1	0	0
24 Miguel Cabrera, R (1, 3) OBP: 0.351, SLG: 0.464	F CH 81 F FF 92 S CH 82 0-3 ② K		B SL 81 B SI 92 X CH 83 2-0 ③ P4		B CH 82 B CH 83 B SI 92 C FF 92 F FF 92 B FF 94 4-2 BB		S FC 86 X SI 91 0-1 ② SF8 3-H		B FF 89 B FF 89 F FF 88 F FF 88 F FF 88 B FF 90 X FF 89 3-2 ③ F8	3	0	0	1	1	1	2
Ivan Rodriguez, R (1, 2) OBP: 0.300, SLG: 0.379	F SI 92 B CH 80 X CH 82 1-1 1B 1-2 1B			B SI 91 T CH 83 X CH 82 1-1 ① G6-3	C SI 92 D SI 92 F SI 92 F FF 92 X CH 82 1-2 ③ F8		F FC 86 F SI 89 D SL 81 X SL 80 1-2 ③ G1-3			4	0	1	0	0	0	3
Edgar Renteria, R (1, 6) OBP: 0.315, SLG: 0.380	C CU 78 B FF 92 X SI 92 1-1 1-2 2-H 1B			B SI 90 X CH 82 1-0 E5		F SI 89 B FC 82 X FC 83 1-1 ① P4		S FF 92 B FF 93 F FF 93 B FF 93 X FF 94 2-2 15 G6-3 15 WP 1B		4	0	2	1	0	0	0
15 Brandon Inge, R (1, 5) OBP: 0.306, SLG: 0.388	F SI 92 F CH 83 D CU 80 S CH 82 1-3 ③ K			C SI 92 B SI 92 X SI 92 1-1 ② F9		B SI 89 X FC 84 1-0 ② F7		C SL 88 B FF 94 D SL 91 B FF 94 X FF 94 3-1 ① G6-3 1-3		4	0	0	0	0	1	4
25 Ryan Raburn, R (1, 9) OBP: 0.275, SLG: 0.348		C SI 90 B SI 90 X SI 91 1-1 ① G6-3		B CH 82 C CH 81 B SI 92 C CH 82 C FF 94 2-3 ③ K		B SI 88 B SI 89 X SI 88 2-0 ③ P5		S SL 88 B SL 89 C FF 94 T SI 94 1-2 ② K		4	0	0	0	0	2	2
Inning Stats	R: 3 E: 0 K: 3 S: 24 H: 5 LOB: 2 BB: 0 P: 32	R: 0 E: 0 K: 1 S: 8 H: 0 LOB: 0 BB: 0 P: 13	R: 0 E: 0 K: 0 S: 5 H: 0 LOB: 0 BB: 0 P: 10	R: 0 E: 1 K: 1 S: 8 H: 0 LOB: 1 BB: 0 P: 13	R: 2 E: 0 K: 0 S: 15 H: 2 LOB: 1 BB: 1 P: 25	R: 0 E: 0 K: 0 S: 4 H: 0 LOB: 0 BB: 0 P: 8	R: 1 E: 0 K: 0 S: 13 H: 2 LOB: 2 BB: 1 P: 21	R: 0 E: 0 K: 1 S: 11 H: 1 LOB: 1 BB: 0 P: 19	R: 0 E: 0 K: 0 S: 9 H: 1 LOB: 1 BB: 0 P: 14	1B: 8 2B: 1 3B: 0 HR: 2 SF: 1 SAC: 0 DP: 0 HBP: 0						

PITCHER		IP	WLS	BF	H	R	ER	SO	BB	IBB	HBP	BLK	WP	HR	S	P	ERA	WHIP
51 Joe Saunders, L ERA: 2.76	(1, 1)	5.0	L	24	7	5	5	5	1	0	0	0	0	2	60	93	9.00	1.600
33 Justin Speier, R ERA: 4.95	(6, 1)	2.0		9	2	1	1	0	0	1	0	0	0	0	17	29	4.50	1.000
49 Chris Bootcheck, R ERA: 8.1	(8, 1)	1.0		4	1	0	0	1	0	0	0	0	1	0	11	19	0.00	1.000
Darren Oliver, L ERA: 2.42	(9, 1)	1.0		4	1	0	0	0	0	0	0	0	0	0	9	14	0.00	1.000

PITCHER	IP	WLS	BF	H	R	ER	SO	BB	IBB	HBP	BLK	WP	HR	S	P	ERA	WHIP

TOP

Detroit Tigers @ Los Angeles Angels

Angel Stadium of Anaheim, Anaheim, CA

Wed May 28 2008, 7:05 PM PDT

Att. 42,191 - Clear - 67 F

livebaseballscorecards.com

AB	38
R	6
H	11
RBI	6
BB	2
SO	6
LOB	15

BOTTOM

Batter	1	2	3	4	5	6	7	8	9	AB	R	H	RBI	BB	SO	LOB
77 Reggie Willits, S (1, 7) OBP: 0.400, SLG: 0.345	B SI 86 B SI 88 B SI 89 B SI 88 4-0 6 L4-3 BB		B SI 90 X SL 86 1-0 ② ③ G4-6-3 1-2f			B SI 89 C SL 84 B CH 83 F SL 82 X SI 90 2-2 ② FC6-4 1-2f			B SI 92 B SI 89 B SI 89 C SI 88 B SI 88 4-1 6 HR BB	2	1	0	0	2	0	2
6 Maicer Izturis, S (1, 6) OBP: 0.279, SLG: 0.270	B SI 89 C SL 84 X SI 90 1-1 ① ② L4-3 1-1			C SI 91 X SI 86 0-1 ① F7		B SI 90 B SI 88 X SI 89 2-0 ③ G4-3			C SL 81 X SL 82 0-1 1-H HR	4	1	1	2	0	0	2
Garret Anderson, L (1, 10) OBP: 0.308, SLG: 0.421	B SI 92 C SL 86 F SL 87 F SL 86 B SI 92 F SI 93 B SI 86 F SL 86 X SL 86 3-2 ③ L8			B SI 91 T SI 90 F SI 91 C SL 84 1-3 ② K			X SL 84 0-0 ① P4		F SI 88 X SI 90 0-1 ② P5	4	0	0	0	0	1	0
48 Torii Hunter, R (1, 8) OBP: 0.343, SLG: 0.456		F SI 92 X SL 84 0-1 ① G5-3		C SL 85 F SI 88 S SI 93 0-3 ③ K			C SI 92 F SI 92 B SI 92 B SL 84 S SL 85 2-3 ② K		B B FF 89 B FF 89 C SI 89 X SI 90 3-1 ③ G5-3	4	0	0	0	0	2	0
24 Gary Matthews, S (1, 9) OBP: 0.309, SLG: 0.353		C SI 90 B SI 87 X SI 92 1-1 1B			X SL 84 0-0 ① P4		F SI 92 B SI 92 B SL 83 B SL 84 X SI 90 3-1 ③ G4-3			3	0	1	0	0	0	0
Casey Kotchman, L (1, 3) OBP: 0.361, SLG: 0.471		C SI 91 X SI 90 0-1 ② P5			C SL 85 S SL 82 X SL 84 0-2 ② F8			F SI 89 B CH 83 X SL 84 1-1 44 G5-4-3 1B		3	0	1	0	0	0	1
44 Mike Napoli, R (1, 2) OBP: 0.315, SLG: 0.519		F SL 86 B SI 90 C SL 85 S SI 93 1-3 ③ K			X SI 92 0-0 ③ F9			S SL 82 T SL 86 B SI 92 F SI 92 F SL 85 X SI 91 1-2 ① ② G5-4-3 1-2f		3	0	0	0	0	1	2
3 Brandon Wood, R (1, 5) OBP: 0.167, SLG: 0.178			F SI 92 C SL 86 F SI 92 X SL 87 0-2 ① F9			B SI 92 B SI 90 B SI 90 C SI 89 B SI 90 4-1 77 FC6-4 BB		C SL 84 C SL 84 B SI 91 F SL 85 X SL 83 1-2 ③ P3		2	0	0	0	1	0	0
18 Sean Rodríguez, R (1, 4) OBP: 0.268, SLG: 0.190			B SI 92 B SI 92 X SI 90 2-0 77 G4-6-3 1B			C SI 91 F SL 83 X SL 84 0-2 ① F8			B SI 92 B SI 88 C SI 88 C SL 81 B SL 86 X SI 90 3-2 ① G6-3	3	0	1	0	0	0	1
Inning Stats	R: 0 E: 0 K: 0 S: 8 H: 0 LOB: 0 BB: 1 P: 16	R: 0 E: 0 K: 1 S: 9 H: 1 LOB: 1 BB: 0 P: 11	R: 0 E: 0 K: 0 S: 6 H: 1 LOB: 0 BB: 0 P: 9	R: 0 E: 0 K: 2 S: 8 H: 0 LOB: 0 BB: 0 P: 9	R: 0 E: 0 K: 0 S: 5 H: 0 LOB: 0 BB: 0 P: 5	R: 0 E: 0 K: 0 S: 8 H: 0 LOB: 1 BB: 1 P: 16	R: 0 E: 0 K: 1 S: 6 H: 0 LOB: 0 BB: 0 P: 11	R: 0 E: 0 K: 0 S: 11 H: 1 LOB: 0 BB: 0 P: 14	R: 2 E: 0 K: 0 S: 10 H: 1 LOB: 0 BB: 1 P: 20	1B: 3 2B: 1 3B: 0 HR: 1	SF: 0 SAC: 0 DP: 3 HBP: 0					

PITCHER	IP	WLS	BF	H	R	ER	SO	BB	IBB	HBP	BLK	WP	HR	S	P	ERA	WHIP
58 Armando Galarraga, R (1, 1) ERA: 3.44	8.1	W	29	4	2	2	4	3	0	0	0	0	1	67	104	2.16	0.840
59 Todd Jones, R (9, 1) ERA: 4.5	0.2		2	0	0	0	0	0	0	0	0	0	0	4	7	0.00	0.000

PITCHER	IP	WLS	BF	H	R	ER	SO	BB	IBB	HBP	BLK	WP	HR	S	P	ERA	WHIP

Detroit Tigers @ Los Angeles Angels

Angel Stadium of Anaheim, Anaheim, CA

Wed May 28 2008, 7:05 PM PDT
Att. 42,191 - Clear - 67 F

livebaseballscorecards.com

AB	28
R	2
H	4
RBI	2
BB	3
SO	4
LOB	8

Toronto Blue Jays @ Los Angeles Angels

Angel Stadium of Anaheim, Anaheim, CA

Fri May 30 2008, 7:05 PM PDT

Att. 42,577 - Clear - 69 F

TOP

livebaseballscorecards.com

Batter	1	2	3	4	5	6	7	8	9	AB	R	H	RBI	BB	SO	LOB
23 Shannon Stewart, R (1, 7) OBP: 0.345, SLG: 0.340	C B X 1-1 33 1B 1B	C P B F F B X 3-2 ③ F9 1-2		F C X 0-2 ③ G5-3		C B B X 2-1 ① G1-3		C FF 94 F FF 93 X FF 94 0-2 ② F9	C CU 82 X CU 81 0-1 ③ G4-3	5	0	1	0	0	0	2
1 Joe Inglett, L (8, 7) OBP: 0.313, SLG: 0.379										1	0	0	0	0	0	3
19 Marco Scutaro, R (1, 4) OBP: 0.374, SLG: 0.360	F B F X 1-2 ① F9		X 0-0 ① F9		C X 0-1 15 1B 33 1B 1B	F B X 1-1 ② F9		B SL 87 B FF 93 B FF 92 C FF 92 X FF 94 3-1 2-H 2B		5	1	2	1	0	0	1
15 Alex Rios, R (1, 8) OBP: 0.324, SLG: 0.375	C T F F 1 SAFE F B F F 1-3 ② F S K		C B B F F F F X 2-2 33 3B 1B		F X 0-1 33 1B 35 1B 1-2 1B	C B F B X 2-2 G6-3		B FF 95 C FF 94 B SL 90 B FF 94 F FF 95 X FF 94 3-2 ③ G4-3		5	2	2	0	0	1	2
33 Scott Rolen, R (1, 5) OBP: 0.384, SLG: 0.488	C X 0-1 1-2 1B		1 SAFE S S S F F X 0-2 1-H 1B 3B		X 0-0 20 WP 35 1B 20 G4-3 1-2 2-H 1B		X 0-0 ① F9		C FF 91 B SL 86 B SL 86 S SL 85 S CU 80 2-3 ① K	5	2	3	2	0	1	0
Matt Stairs, L (1, 10) OBP: 0.340, SLG: 0.431	F S B X 1-2 ③ G3		B 3 SAFE F F F B X 2-2 3-H 1B		C C C 0-3 ① K		B C C X 1-2 ② G4-3		S CU 82 B FF 94 B CU 80 B FF 92 B FF 93 4-1 20 BB 35 1B BB	4	1	1	1	1	1	4
35 Lyle Overbay, L (1, 3) OBP: 0.386, SLG: 0.425		F B B B S X 3-2 HR	C C B F S 1-3 ② K		B B C B X 3-1 20 G4-3 20 WP 35 1B 1-2 2-H 1B		F F B X 1-2 HR		F FF 95 B FF 94 C CU 81 C FF 95 1-3 ② K	5	3	3	3	0	2	2
20 Rod Barajas, R (1, 2) OBP: 0.358, SLG: 0.483		C F X 0-2 35 FC3-6 1B	B F F X 1-2 ③ G3		C B B X 2-1 ② G4-3 1-3 2-H		S B F B C 2-3 ③ K		B SL 89 F FF 93 D SL 90 F FF 93 D CU 84 B FF 94 4-2 BB 35 1B 1-2 BB	4	0	1	1	1	1	2
35 Brad Wilkerson, L (1, 9) OBP: 0.305, SLG: 0.315		B C S X 1-2 ① FC3-6 23 WP 1-2f		C C F B X 1-2 ① G4-3	B C X 1-1 FC6-4 3-H 1B			C CU 81 X FF 93 0-1 G4-3 19 2B 1B	D SL 85 F FF 94 F FF 95 X FF 94 1-2 BB 1-2 2-H 1B	5	1	3	2	0	0	1
David Eckstein, R (1, 6) OBP: 0.340, SLG: 0.336		C 1 SAFE C 1 SAFE B F F 1 SAFE X 1-2 ② P3		C B B X 2-1 ② F7	B B X 2-0 ③ FC6-4 1-2f			1 SAFE X FF 94 0-0 ① G4-3 1-2	B SI 93 B SI 92 C SI 93 F SI 93 B FF 93 B FF 93 4-2 1-2 2-3 BB	4	0	0	0	1	0	3
Inning Stats	R: 0 H: 2 E: 0 LOB: 2 K: 1 BB: 0 S: 19 P: 23	R: 1 H: 2 E: 0 LOB: 1 K: 0 BB: 0 S: 19 P: 26	R: 2 H: 3 E: 0 LOB: 1 K: 1 BB: 0 S: 23 P: 29	R: 0 H: 0 E: 0 LOB: 0 K: 0 BB: 0 S: 9 P: 12	R: 4 H: 5 E: 0 LOB: 1 K: 1 BB: 0 S: 15 P: 23	R: 0 H: 0 E: 0 LOB: 0 K: 0 BB: 0 S: 7 P: 12	R: 1 H: 1 E: 0 LOB: 0 K: 1 BB: 0 S: 10 P: 14	R: 1 H: 2 E: 0 LOB: 1 K: 0 BB: 0 S: 11 P: 17	R: 1 H: 1 E: 0 LOB: 3 K: 2 BB: 3 S: 16 P: 32	1B: 12 SF: 0 2B: 1 SAC: 0 3B: 1 DP: 0 HR: 2 HBP: 0						

AB	43
R	10
H	16
RBI	10
BB	3
SO	6
LOB	20

WP: 2 PA: 46
PB: 0
SB: 0
CS: 0

PITCHER	IP	WLS	BF	H	R	ER	SO	BB	IBB	HBP	BLK	WP	HR	S	P	ERA	WHIP
36 Jered Weaver, R (1, 1) ERA: 4.69	4.0	L	22	10	6	6	2	0	0	0	0	1	1	75	95	13.50	2.500
Darren Oliver, L (5, 1) ERA: 2.59	2.0		8	2	1	1	1	0	0	0	0	1	0	17	30	4.50	1.000
33 Justin Speier, R (7, 1) ERA: 5.14	1.0		4	1	1	1	1	0	0	0	0	0	1	10	14	9.00	1.000
49 Chris Bootcheck, R (8, 1) ERA: 8.22	2.0		12	3	2	2	2	3	0	0	0	0	0	27	49	9.00	3.000

PITCHER	IP	WLS	BF	H	R	ER	SO	BB	IBB	HBP	BLK	WP	HR	S	P	ERA	WHIP

Batter	1	2	3	4	5	6	7	8	9	AB	R	H	RBI	BB	SO	LOB
6 Maicer Izturis, S (1, 6) OBP: 0.278, SLG: 0.264	B B C B F X 3-2 F8 ①		B B B B 4-0 24 1B / 24 E BB		C F B B B X 3-2 L6 ②		B SI 89 B FF 87 C SI 90 B SI 90 X SI 90 3-1 G6-3 ②			3	1	0	0	1	0	1
24 Gary Matthews, S (1, 7) OBP: 0.308, SLG: 0.351	B B C F S 2-3 K ②		X 0-0 E1 ② 1-H		B F X 1-1 G4-3 ③		C SI 91 S CH 84 F CH 84 F FF 91 B CH 84 S CH 83 1-3 K ③			4	0	1	0	0	2	1
27 Vladimir Guerrero, R (1, 9) OBP: 0.315, SLG: 0.434 Juan Rivera, R (9, 9) OBP: 0.222, SLG: 0.214	C B X 1-1 G5-3 ③		B F F B S 2-3 K ③			F B S F F S 1-3 K ①		B SL 82 F FF 94 F FF 93 S SL 85 1-3 K ①		4 0	0 0	0 0	0 0	0 0	3 0	0 0
Garret Anderson, L (1, 10) OBP: 0.307, SLG: 0.417		B S B F X 2-2 48 2B / 47 SF9 1B		B F B X 2-1 F8 ①		F F F X 0-2 F9 ②		B FF 93 F FF 93 F FF 93 S SL 84 1-3 K ②		4	1	1	0	0	1	0
48 Torii Hunter, R (1, 8) OBP: 0.350, SLG: 0.467		F X 0-1 47 SF9 1-3 2B		F X 0-1 WP S 1B 1B		S B X 1-1 S 1B 1B		C SL 84 B SL 84 S SL 83 F SL 85 S SL 85 1-3 K ③		4	2	3	0	0	1	0
Casey Kotchman, L (1, 3) OBP: 0.364, SLG: 0.471		F B B X 2-1 F8 ①		B S X 1-1 1-H 1B		B B B C X 3-1 1-H 1B			B SI 88 C SI 88 X CH 80 1-1 G6-3 ①	4	0	2	2	0	0	2
47 Howie Kendrick, R (1, 4) OBP: 0.476, SLG: 0.641		X 0-0 SF9 ② 2-3 3-H		B X 1-0 L9 ②		S D S S 1-3 K ③			B SI 89 C SI 88 B SL 79 X SI 89 2-1 F9 ②	3	0	0	1	0	1	2
3 Brandon Wood, R (1, 5) OBP: 0.160, SLG: 0.170 77 Reggie Willits, S (7, PH) OBP: 0.417, SLG: 0.345 39 Robb Quinlan, R (8, 5) OBP: 0.292, SLG: 0.271		F B B B C F F F S 3-3 K ③		B X 1-0 F8 ③			B FF 92 B FF 93 C SI 92 B FF 93 B SI 94 4-1 44 S BB		S SI 89 B SL 80 F SI 90 S SL 81 1-3 K ③	2 0 1	0 0 0	0 0 0	0 0 0	0 1 0	1 0 1	2 0 0
44 Mike Napoli, R (1, 2) OBP: 0.307, SLG: 0.505			F B F S 1-3 K ①		F C B B X 2-2 G6-3 ①		B FF 94 C FF 95 1 SAFE B FF 95 S SL 82 2-3 1-2 K ①			3	0	0	0	0	2	1
Inning Stats	R: 0 E: 0 K: 1 S: 8 H: 0 LOB: 0 BB: 0 P: 14	R: 1 E: 0 K: 1 S: 14 H: 2 LOB: 1 BB: 0 P: 21	R: 1 E: 1 K: 2 S: 7 H: 1 LOB: 0 BB: 1 P: 14	R: 1 E: 0 K: 0 S: 8 H: 2 LOB: 1 BB: 0 P: 13	R: 0 E: 0 K: 0 S: 8 H: 0 LOB: 0 BB: 0 P: 14	R: 1 E: 0 K: 2 S: 16 H: 2 LOB: 1 BB: 0 P: 22	R: 0 E: 0 K: 2 S: 11 H: 0 LOB: 1 BB: 1 P: 21	R: 0 E: 0 K: 3 S: 10 H: 0 LOB: 0 BB: 0 P: 13	R: 0 E: 0 K: 1 S: 7 H: 0 LOB: 0 BB: 0 P: 11	1B: 6 2B: 1 3B: 0 HR: 0	SF: 1 SAC: 0 DP: 0 HBP: 0						

PITCHER	IP	WLS	BF	H	R	ER	SO	BB	IBB	HBP	BLK	WP	HR	S	P	ERA	WHIP
29 Dustin McGowan, R (1, 1) ERA: 3.95	6.0	W	25	7	4	3	6	1	0	0	0	1	0	61	98	4.50	1.333
54 Jason Frasor, R (7, 1) ERA: 3.57	0.1		2	0	0	0	1	1	0	0	0	0	0	4	10	0.00	3.000
56 Brian Tallet, L (7, 1) ERA: 1.17	0.2		2	0	0	0	1	0	0	0	0	0	0	7	11	0.00	0.000
Armando Benitez, R (8, 1) ERA: 4.5	1.0		3	0	0	0	3	0	0	0	0	0	0	10	13	0.00	0.000
57 Shawn Camp, R (9, 1) ERA: 3.77	1.0		3	0	0	0	1	0	0	0	0	0	0	7	11	0.00	0.000

PITCHER	IP	WLS	BF	H	R	ER	SO	BB	IBB	HBP	BLK	WP	HR	S	P	ERA	WHIP

BOTTOM

Toronto Blue Jays @ Los Angeles Angels

Angel Stadium of Anaheim, Anaheim, CA

Fri May 30 2008, 7:05 PM PDT

Att. 42,577 - Clear - 69 F

livebaseballscorecards.com

AB	32
R	4
H	7
RBI	3
BB	2
SO	12
LOB	9

1B: 6	SF: 1	WP: 1	PA: 35
2B: 1	SAC: 0	PB: 0	
3B: 0	DP: 0	SB: 3	
HR: 0	HBP: 0	CS: 0	

Batter	1	2	3	4	5	6	7	8	9	10	AB	R	H	RBI	BB	SO	LOB
23 Shannon Stewart, R (1, 7) OBP: 0.341, SLG: 0.331	B FF 91 C FF 91 F FF 91 F CU 81 F SI 92 B CU 80 B CU 80 F SI 92 B FF 92 4-2 19 G4-3 BB			B FF 89 S SI 90 C FF 90 B FC 85 F CU 78 X FF 90 2-2 ① G5-3	X FC 83 0-0 ②③ L4-3 1-1			C CU 79 S CU 80 B CU 79 S FF 90 1-3 ① K	X SI 92 0-0 ③ G4-3	4	0	0	0	1	1	3
1 Joe Inglett, L (10, 7) OBP: 0.313, SLG: 0.379											0	0	0	0	0	0	0
19 Marco Scutaro, R (1, 4) OBP: 0.371, SLG: 0.357	B FF 90 C FC 84 D FF 90 X SI 91 2-1 ①② G4-3 1-2f			C FF 90 X FF 92 0-1 15 E 15 E 1B		B FF 88 C FF 89 C FF 88 B CU 80 X CU 78 2-2 ① P6		B FC 84 F CU 79 X FF 90 1-1 ② G6-3			4	1	1	0	0	0	2
15 Alex Rios, R (1, 8) OBP: 0.323, SLG: 0.373	C FF 90 S FC 85 F FF 91 X FF 91 0-2 ③ G6-3			B FC 83 C FC 84 1 SAFE X SI 90 1-1 E4 1-H 1B		X FC 82 0-0 ② L5		S FF 91 B FF 91 S FC 84 D FC 82 C CU 81 2-3 ③ K			4	0	1	0	0	1	1
33 Scott Rolen, R (1, 5) OBP: 0.373, SLG: 0.472		B C FF 89 F CU 79 B FF 90 S FC 84 2-3 ① K		S CU 80 X FC 83 0-1 ② L7		C CU 77 X FF 90 0-1 ③ F9			C FF 92 F FF 92 F CU 79 X CU 78 0-2 ① F7		4	0	0	0	0	1	1
Matt Stairs, L (1, 10) OBP: 0.337, SLG: 0.422		C SI 90 F CH 83 B SI 92 S CU 81 1-3 ② K		C FF 90 F CU 78 H FF 91 1-2 35 FC4-6 HBP			X CU 77 0-0 ① G3-1		S CU 79 B CH 85 S CH 87 B FF 92 F CU 79 B CH 86 X CH 85 3-2 ② G4-3		3	0	0	0	0	1	0
35 Lyle Overbay, L (1, 3) OBP: 0.384, SLG: 0.418		C SI 92 B FF 90 C FF 91 B CU 80 B FF 92 C CU 78 3-3 ③ K		X FF 90 0-0 ③ FC4-6 1-2f			B FF 90 X FF 90 1-0 ② F7		B FF 92 C FF 92 C FF 92 B CH 88 B CH 88 F CU 79 B FF 92 4-2 BB		3	0	0	0	1	1	2
20 Rod Barajas, R (1, 2) OBP: 0.354, SLG: 0.505			B FC 82 F FF 90 X FF 91 1-1 ① G6-3	C FF 89 X FC 82 0-1 ① L5			B FF 90 B FC 85 F FF 90 X FF 90 2-1 HR		C FF 91 C FF 92 1 SAFE X CU 81 0-2 ③ F8		4	1	1	1	0	0	1
35 Brad Wilkerson, L (1, 9) OBP: 0.303, SLG: 0.320			C CU 77 B FF 91 B FF 90 B FF 91 F FF 91 S FF 91 3-3 ② K	C FF 90 X CH 82 0-1 1B 2B			C FF 90 B CU 79 C FF 91 S CU 80 1-3 K CS			C SI 92 C CU 81 B CU 82 X CU 81 1-2 ① G4-3	4	0	1	0	0	2	0
David Eckstein, R (1, 6) OBP: 0.345, SLG: 0.348			C FF 91 C FC 84 B FF 90 F FF 92 F F F F X 1-2 ③ P4	C FF 90 X FF 90 0-1 23 L4-3 2-3 1B			C FF 90 1 SAFE 0-1 ③ CS 1-2	X FF 90 0-0 2B		B SI 92 C SI 92 B SI 92 F SI 91 F SI 92 F SI 91 X SI 91 2-2 ② F9	4	0	2	0	0	0	0

Inning Stats																								
	R: 0	H: 0	R: 0	H: 0	R: 0	H: 0	R: 1	H: 2	R: 0	H: 2	R: 0	H: 0	R: 1	H: 1	R: 0	H: 1	R: 0	H: 0	R: 0	H: 0	1B: 3	SF: 0	WP: 1	PA: 38
	E: 0	LOB: 0	E: 0	LOB: 0	E: 0	LOB: 0	E: 1	LOB: 2	E: 0	LOB: 1	E: 0	LOB: 0	E: 0	LOB: 0	E: 0	LOB: 1	E: 0	LOB: 1	E: 0	LOB: 0	2B: 3	SAC: 0	PB: 0	
	K: 0	BB: 1	K: 3	BB: 0	K: 1	BB: 0	K: 0	BB: 0	K: 0	BB: 0	K: 0	BB: 0	K: 1	BB: 0	K: 2	BB: 0	K: 0	BB: 1	E: 0	BB: 0	3B: 0	DP: 2	SB: 0	
	S: 11	P: 17	S: 9	P: 15	S: 13	P: 18	S: 13	P: 17	S: 7	P: 7	S: 6	P: 8	S: 8	P: 12	S: 9	P: 13	S: 14	P: 21	S: 9	P: 12	HR: 1	HBP: 1	CS: 1	

PITCHER		IP	WLS	BF	H	R	ER	SO	BB	IBB	HBP	BLK	WP	HR	S	P	ERA	WHIP
41 John Lackey, R ERA: 1.8	(1, 1)	8.0		30	6	2	1	7	1	0	1	0	1	1	76	107	1.12	0.875
Francisco Rodríguez, R ERA: 2.25	(9, 1)	1.0		4	0	0	0	0	1	0	0	0	0	0	14	21	0.00	1.000
62 Scot Shields, R ERA: 3.27	(10, 1)	1.0	W	3	0	0	0	0	0	0	0	0	0	0	9	12	0.00	0.000

PITCHER	IP	WLS	BF	H	R	ER	SO	BB	IBB	HBP	BLK	WP	HR	S	P	ERA	WHIP

TOP

Toronto Blue Jays @ Los Angeles Angels

Angel Stadium of Anaheim, Anaheim, CA

Sat May 31 2008, 6:05 PM PDT

Att. 43,645 - Clear - 70 F

livebaseballscorecards.com

AB	34
R	2
H	6
RBI	1
BB	2
SO	7
LOB	10

Batter	1	2	3	4	5	6	7	8	9	10	AB	R	H	RBI	BB	SO	LOB
77 Reggie Willits, S (1, 7) OBP: 0.390, SLG: 0.353	C CH 83 B CH 79 C CH 80 C FC 84 1-3 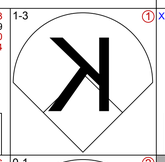	X CH 80 0-0 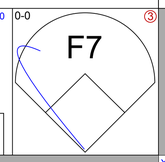		B CH 80 C FF 86 B FC 84 B CH 80 1 SAFE C FC 84 F FC 84 X CH 81 3-2 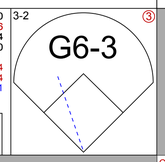			B FF 87 C FF 87 X FC 84 1-1 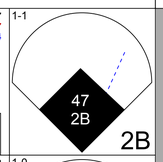		X SI 88 0-0 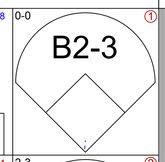		5	1	1	0	0	1	6
47 Howie Kendrick, R (1, 4) OBP: 0.447, SLG: 0.614	C FF 86 X SI 86 0-1 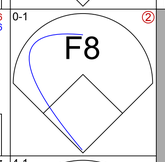		X SL 81 0-0 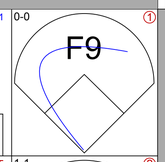		C CH 83 S CH 79 S SL 79 0-3 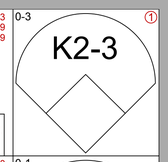		B CH 78 X SI 87 1-0 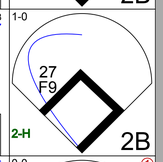		C CU 74 B SI 88 B SI 88 S CU 74 S CU 75 2-3 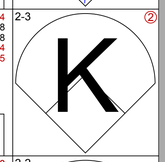		5	0	1	1	0	2	1
Garret Anderson, L (1, 10) OBP: 0.314, SLG: 0.419	B SI 87 B FF 87 B FF 87 C SI 85 B CH 84 4-1 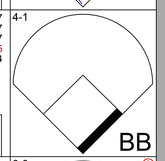		C FF 85 B CU 73 X CH 80 1-1 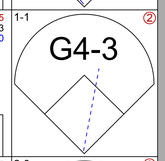		C CH 80 X CH 81 0-1 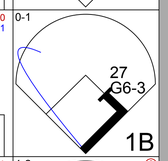		X SI 86 0-0 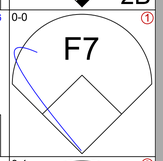		C SI 88 1 SAFE C CU 75 B CU 75 B CU 76 X CU 74 2-2 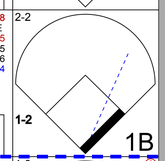		4	0	2	0	1	0	1
27 Vladimir Guerrero, R (1, 9) OBP: 0.308, SLG: 0.424	X CH 84 0-0 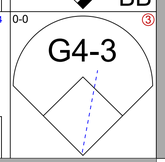		B FF 85 B FF 87 X CH 80 2-0 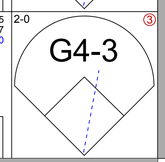		S CH 80 F FC 84 B SL 79 F CU 74 1 SAFE X SL 81 1-2 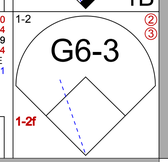		F SL 83 B FC 84 D CH 80 B FC 84 X CH 80 3-1 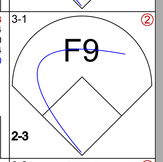		B FS 84 X SL 85 1-0 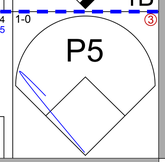		5	0	0	0	0	0	5
48 Torii Hunter, R (1, 8) OBP: 0.347, SLG: 0.475		B SL 80 X SI 86 1-0 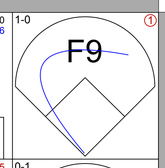		S CH 78 X FF 85 0-1 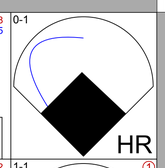		X CH 80 0-0 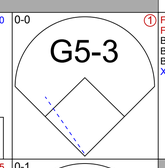				S SL 82 F SI 94 X SL 85 0-2 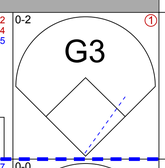	5	1	1	1	0	0	1
Casey Kotchman, L (1, 3) OBP: 0.370, SLG: 0.474		C SI 85 X CH 80 0-1 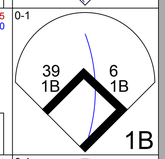		F CH 82 B CU 74 X FF 85 1-1 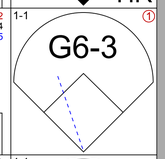		C SI 85 X CH 84 0-1 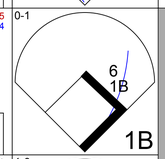		B X 1-0 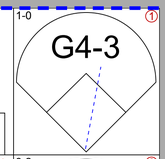		X SL 87 0-0 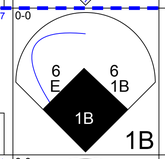	5	1	3	0	0	0	0
6 Maicer Izturis, S (1, 6) OBP: 0.295, SLG: 0.284		C SI 86 X SL 84 0-1 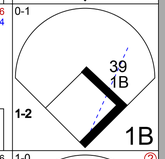		B CH 80 F CH 80 X SI 86 1-1 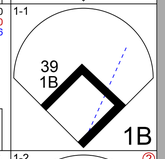		B SI 86 X CH 80 1-0 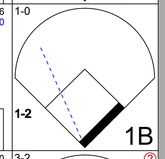		C SI 89 C CU 75 B CU 74 B SI 89 F CU 76 F SI 90 B SI 90 X SI 90 3-2 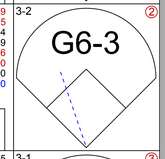		X SI 90 0-0 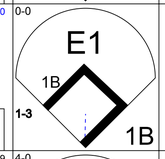	5	0	4	0	0	0	0
5 Jeff Mathis, R (1, 2) OBP: 0.258, SLG: 0.346		B SI 86 X FC 83 1-0 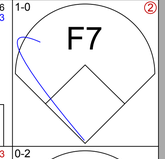		1 SAFE 1 SAFE T FF 86 1 SAFE S CU 73 B CH 84 1 SAFE X CU 74 1-2 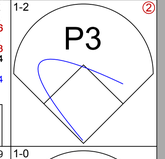		B CH 80 B CH 80 B CU 75 C SI 88 F FC 84 X CH 84 3-2 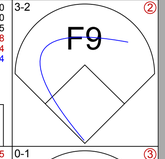		B CU 75 F SI 91 B SI 89 B CU 75 X SI 90 3-1 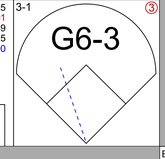		I IN 69 I IN 70 I IN 72 I 4-0 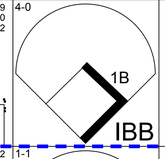	4	0	0	0	1	0	5
39 Robb Quinlan, R (1, 5) OBP: 0.319, SLG: 0.302 24 Gary Matthews, S (9, PR) OBP: 0.308, SLG: 0.351 3 Brandon Wood, R (10, 5) OBP: 0.160, SLG: 0.170 Juan Rivera, R (10, PH) OBP: 0.239, SLG: 0.233		C SL 83 F SI 86 F CU 73 X FC 83 0-2 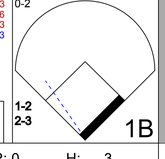		B CH 79 X FC 83 1-0		C FC 85 X CH 80 0-1			B SI 87 F SI 88 B SI 89 F SI 88 X SI 90 2-2	B SL 82 F FF 93 X FF 93 1-1	4 0 0 1	0 0 0 0	3 0 0 1	0 0 0 1	0 0 0 0	0 0 0 0	2 0 0 0
Inning Stats	R: 0 E: 0 K: 1 S: 7 H: 0 LOB: 1 BB: 1 P: 12	R: 0 E: 0 K: 0 S: 11 H: 3 LOB: 3 BB: 0 P: 13	R: 0 E: 0 K: 0 S: 4 H: 0 LOB: 0 BB: 0 P: 7	R: 1 E: 0 K: 0 S: 14 H: 3 LOB: 2 BB: 0 P: 21	R: 0 E: 0 K: 1 S: 9 H: 1 LOB: 0 BB: 0 P: 10	R: 0 E: 0 K: 0 S: 9 H: 2 LOB: 2 BB: 0 P: 13	R: 1 E: 0 K: 0 S: 9 H: 2 LOB: 1 BB: 0 P: 17	R: 0 E: 0 K: 0 S: 8 H: 0 LOB: 0 BB: 0 P: 15	R: 0 E: 0 K: 1 S: 11 H: 2 LOB: 2 BB: 0 P: 18	R: 1 E: 1 K: 0 S: 7 H: 3 LOB: 3 BB: 1 P: 12	1B: 13 2B: 2 3B: 0 HR: 1	SF: 0 SAC: 0 DP: 1 HBP: 0	WP: 0 PB: 0 SB: 0 CS: 0	PA: 45			

PITCHER		IP	WLS	BF	H	R	ER	SO	BB	IBB	HBP	BLK	WP	HR	S	P	ERA	WHIP
28 Shaun Marcum, R ERA: 2.63	(1, 1)	7.0		32	11	2	2	2	1	0	0	0	0	1	63	93	2.57	1.714
37 Scott Downs, L ERA: 1.93	(8, 1)	1.2		7	2	0	0	1	0	0	0	0	0	0	18	31	0.00	1.200
Armando Benitez, R ERA: 3.86	(9, 1)	0.2		2	0	0	0	0	0	0	0	0	0	0	4	5	0.00	0.000
56 Brian Tallet, L ERA: 1.57	(10, 1)	0.0	L	3	2	0	0	0	0	1	0	0	0	0	2	6	∞	∞
54 Jason Frasor, R ERA: 3.57	(10, 1)	0.0		1	1	1	1	0	0	0	0	0	0	0	2	3	∞	∞

PITCHER	IP	WLS	BF	H	R	ER	SO	BB	IBB	HBP	BLK	WP	HR	S	P	ERA	WHIP

BOTTOM

Toronto Blue Jays @ Los Angeles Angels

Angel Stadium of Anaheim, Anaheim, CA

Sat May 31 2008, 6:05 PM PDT

Att. 43,645 - Clear - 70 F

livebaseballscorecards.com

AB	43
R	3
H	16
RBI	3
BB	2
SO	3
LOB	21

Toronto Blue Jays @ Los Angeles Angels

Angel Stadium of Anaheim, Anaheim, CA

Sun Jun 01 2008, 12:35 PM PDT

Att. 40,026 - Sunny - 73 F

TOP

livebaseballscorecards.com

Batter	1	2	3	4	5	6	7	8	9	AB	R	H	RBI	BB	SO	LOB
David Eckstein, R (1, 6) OBP: 0.349, SLG: 0.348	B SI 90 C FF 89 S SI 90 F SI 90 X SI 91 1-2 P4 ①	B SI 91 X SI 90 1-0 SH5-4 ① 1-2 2-3		C SI 89 C SL 81 F SI 89 B CU 77 B SI 90 B SI 90 B SI 90 4-2 BB		C SL 77 X FF 90 0-1 F7 ③			C FF 93 B FF 94 C FF 95 X FF 88 1-2 15 G5-4-3 19 1B 1B	3	0	1	0	1	0	1
19 Marco Scutaro, R (1, 4) OBP: 0.366, SLG: 0.354	C FF 90 F SI 92 F FF 92 F SL 83 B SL 80 S SI 90 1-3 K ②	F SI 92 B SI 91 B SL 84 X SL 83 2-1 SF9 ② 2-3 3-H		F SI 90 F SI 91 B SI 91 1 SAFE F SI 90 X CU 78 1-2 F8 ③			C FF 89 C FF 90 B FF 89 C FF 89 1-3 K ①		1 SAFE B FF 92 L FF 91 B FF 94 1 SAFE B FF 92 X FF 94 3-1 15 G5-4-3 1-2 1B	4	0	1	1	0	2	1
15 Alex Rios, R (1, 8) OBP: 0.320, SLG: 0.369	C SI 90 B FF 92 S SI 91 B FF 90 F CH 81 B FF 91 F SI 92 F FF 92 X SI 91 3-2 33 1B 35 WP 1B	X SI 92 0-0 G6-3 ③			C SL 80 B SL 81 C SL 80 F SI 91 F CH 79 F SI 90 B CU 75 F CU 75 F SI 91 2-2 X SI 91 G6-3 ①		F FF 90 B FF 90 C FF 90 B FF 89 B SL 79 F FF 89 F FF 90 S FF 89 3-3 K ②		B FF 95 F FF 93 X FF 96 1-1 G5-4-3 ① ② 1-2f 2-3	5	1	1	0	0	1	3
33 Scott Rolen, R (1, 5) OBP: 0.388, SLG: 0.481	X SI 90 0-0 35 WP 1-3 1B		B SI 90 C SL 82 B FF 91 S SI 91 F FF 92 B SI 91 H SI 91 4-2 35 G4-6-3 HBP		B FF 92 F SI 91 X SI 91 1-1 1B		B SL 80 B SL 79 C FF 91 S FF 89 X FF 89 2-2 35 2B 1B		S FF 95 B FF 96 F FS 86 D FS 86 F FS 87 S FF 95 2-3 K ③	4	0	3	0	0	1	1
35 Lyle Overbay, L (1, 3) OBP: 0.386, SLG: 0.422	B SI 91 B SI 86 C SI 86 F SI 92 F FF 92 F CH 81 B FF 92 B FF 86 4-2 20 BB 1-3 3-H BB		X SI 91 0-0 G4-6-3 ① ② 1-2f		B SI 90 S CH 79 B SI 90 F SI 90 C SI 91 2-3 K ②		B FF 90 C FF 90 B SL 80 C SL 78 B SL 80 X FF 90 3-2 1-3 2B			3	0	1	0	1	1	2
20 Rod Barajas, R (1, 2) OBP: 0.359, SLG: 0.532	B SL 85 F SL 83 B FF 91 B SL 84 S SI 92 F SI 92 F SL 83 F SI 92 F SI 92 4-2 D CH 81 1-2 BB		C FF 90 F SI 91 X SI 92 0-2 HR		B FF 90 C SL 81 F SI 90 B SL 82 X SL 82 2-2 G1-3 ③		B FF 96 B FF 97 B FF 96 C FF 95 X FF 96 3-1 F7 ③			3	1	1	1	1	0	3
35 Brad Wilkerson, L (1, 9) OBP: 0.302, SLG: 0.326	B CH 82 C SI 92 S SI 91 B SI 92 X CH 82 2-2 G3 ③		F SI 88 F CU 77 B CH 81 B CH 81 S CH 82 2-3 K ③			B FF 90 F SL 77 B FF 89 C FF 90 F FF 90 X SL 79 2-2 36 G6-3 2B		C FS 86 S FS 87 B FF 96 B FF 93 F FS 85 B FS 85 S FF 94 3-3 K ①		4	0	1	0	0	2	3
36 Kevin Mench, R (1, 10) OBP: 0.289, SLG: 0.265		B SI 90 B SI 91 C SI 91 F SI 91 B FF 92 B SI 92 4-2 SH5-4 1 1B 19 SF9 BB		B SL 79 C SI 89 X SI 90 1-1 G4-3 ①		C FF 90 B SL 80 C FF 91 X SL 78 1-2 G6-3 ① 2-3		B FF 94 F FF 94 X FS 88 1-1 P4 ②	3	1	0	0	1	0	1
1 Joe Inglett, L (1, 7) OBP: 0.318, SLG: 0.383 23 Shannon Stewart, R (6, PH) OBP: 0.337, SLG: 0.327 (6, 7)		L SI 90 X CH 81 0-1 19 SF9 SH5-4 1-2 1B		B CU 75 X SI 89 1-0 G4-3 ②		C FF 90 F FF 90 B FF 90 B FF 90 S SL 79 2-3 K ②		B FF 95 X FF 94 1-0 G6-3 ③	2 2	0 0	1 0	0 0	0 0	0 1	0 1

Inning Stats	1	2	3	4	5	6	7	8	9
	R: 1 E: 0 K: 1 S: 29 H: 2 LOB: 3 BB: 2 P: 44	R: 1 E: 0 K: 0 S: 8 H: 1 LOB: 1 BB: 1 P: 15	R: 1 E: 0 K: 1 S: 10 H: 1 LOB: 0 BB: 0 P: 16	R: 0 E: 0 K: 0 S: 10 H: 0 LOB: 1 BB: 1 P: 17	R: 0 E: 0 K: 1 S: 16 H: 1 LOB: 1 BB: 0 P: 23	R: 0 E: 0 K: 1 S: 12 H: 1 LOB: 1 BB: 0 P: 17	R: 0 E: 0 K: 2 S: 16 H: 2 LOB: 2 BB: 0 P: 28	R: 0 E: 0 K: 1 S: 7 H: 0 LOB: 0 BB: 0 P: 12	R: 0 E: 0 K: 1 S: 11 H: 2 LOB: 1 BB: 0 P: 18

AB	33
R	3
H	10
RBI	2
BB	4
SO	8
LOB	16

1B: 7 SF: 1
2B: 2 SAC: 1
3B: 0 DP: 2
HR: 1 HBP: 1

WP: 2 PA: 40
PB: 0
SB: 0
CS: 0

PITCHER		IP	WLS	BF	H	R	ER	SO	BB	IBB	HBP	BLK	WP	HR	S	P	ERA	WHIP
Jon Garland, R ERA: 3.99	(1, 1)	5.0		24	5	3	3	3	4	0	1	0	1	1	73	115	5.40	1.800
Darren Oliver, L ERA: 2.42	(6, 1)	1.2		8	3	0	0	3	0	0	0	0	0	0	26	40	0.00	1.800
66 Jose Arredondo, R ERA: 1.08	(7, 1)	2.1	W	8	2	0	0	2	0	0	0	0	0	0	20	35	0.00	0.857

PITCHER	IP	WLS	BF	H	R	ER	SO	BB	IBB	HBP	BLK	WP	HR	S	P	ERA	WHIP

BOTTOM

Toronto Blue Jays @ Los Angeles Angels

Angel Stadium of Anaheim, Anaheim, CA

Sun Jun 01 2008, 12:35 PM PDT

Att. 40,026 - Sunny - 73 F

livebaseballscorecards.com

Batter	1	2	3	4	5	6	7	8	9	AB	R	H	RBI	BB	SO	LOB
6 Maicer Izturis, S (1, 6) OBP: 0.305, SLG: 0.290	B SI 92 C FF 93 X SI 93 1-1 ① G4-3		B SI 95 F FF 95 B KC 81 F SI 94 C KC 82 2-3 ② K			B FF 94 B SI 92 B FF 92 C FF 92 B SI 92 4-1 FC3-6 BB		B KC 79 X FF 93 1-0 24 FC4-6 1B	X FF 91 0-0 1-2 2-3 3-H 1B	4	0	2	1	1	1	0
24 Gary Matthews, S (1, 9) OBP: 0.303, SLG: 0.344	B FF 93 B SI 93 X SI 94 2-0 ② F8		B KC 78 B SI 94 C FF 95 B KC 80 X SI 93 3-1 ③ G1-3			F FF 93 B SI 92 C KC 78 S SI 93 1-3 ① K		X FF 93 0-0 ② FC4-6 1-2f		4	0	0	0	0	1	2
Garret Anderson, L (1, 7) OBP: 0.308, SLG: 0.411	F FF 94 B KC 79 B KC 77 X SI 93 2-1 ③ G3			B KC 80 X SI 93 1-0 ① G4-3		1 SAFE X SI 92 0-0 ② FC3-6 27 S 1-2f		1 SAFE C FF 93 C SI 94 X KC 81 0-2 ③ G3		4	0	0	0	0	0	2
27 Vladimir Guerrero, R (1, 10) OBP: 0.316, SLG: 0.424		C FF 94 S KC 80 S KC 80 0-3 ① K		C SI 94 B SI 94 B FF 95 B KC 82 C SI 95 F KC 81 B KC 77 4-2 BB		B SI 94 F FF 94 B SI 94 B KC 82 C SI 94 B FF 96 4-2 1-2 BB			C FF 92 B FF 92 F FF 92 X SL 85 1-2 48 1B FC3-2 1B	2	0	1	0	2	1	0
48 Torii Hunter, R (1, 8) OBP: 0.345, SLG: 0.471		X FF 94 0-0 ② P3		B SI 95 X KC 81 1-0 ② F8		F FF 94 F SI 94 B KC 83 S KC 85 1-3 ③ K			B FF 91 X FF 92 1-0 FC3-2 1-3 47 HBP 1B	4	1	1	0	0	1	3
Casey Kotchman, L (1, 3) OBP: 0.363, SLG: 0.465		C FF 95 B KC 80 B KC 78 B FF 94 X SI 94 3-1 ③ G4-3		X FF 94 0-0 ③ P5			F SI 92 B FF 92 S KC 80 X KC 81 1-2 ① F7		X SL 85 0-0 ① FC3-2 47 HBP 1-3 6 1B 3-H	4	1	0	0	0	0	3
44 Mike Napoli, R (1, 2) OBP: 0.305, SLG: 0.491			C FF 94 B FF 93 S FF 95 X FF 96 1-2 ① F9		B KC 77 F KC 80 F SI 92 S FF 94 1-3 ① K		X FF 93 0-0 ② F7		I IN 70 I IN 69 I IN 75 I IN 71 4-0 6 1B 47 HBP IBB	3	0	0	0	1	1	0
3 Brandon Wood, R (1, 5) OBP: 0.170, SLG: 0.180 Juan Rivera, R (9, PH) OBP: 0.234, SLG: 0.227			X FF 95 0-0 18 HR 1B		B KC 79 F SI 94 B CH 87 X SI 94 2-1 ② G5-3		C SI 94 S SI 94 S KC 81 0-3 ③ K		B FF 92 C FF 91 F SL 85 B FF 90 B FF 91 F FF 91 S FF 91 3-3 ② K	3 1	1 0	1 0	0 0	0 0	1 1	0 3
18 Sean Rodríguez, R (1, 4) OBP: 0.274, SLG: 0.246 77 Reggie Willits, S (8, PH) OBP: 0.381, SLG: 0.343 47 Howie Kendrick, R (9, 4) OBP: 0.458, SLG: 0.614			S FF 95 B FF 94 1 SAFE B FF 95 1 SAFE X FF 95 2-1 1-H HR		C FF 94 S SI 94 C SI 94 0-3 ③ K			C FF 92 C KC 79 B KC 81 B SI 95 B KC 79 F FF 95 C KC 79 3-3 ① K	H FF 91 1-0 1-2 2-3 3-H 6 1B HBP	2 1 0	1 0 0	1 0 0	2 0 1	0 1 0	1 0 0	0 0 0
Inning Stats	R: 0 E: 0 K: 0 S: 5 H: 0 LOB: 0 BB: 0 P: 10	R: 0 E: 0 K: 1 S: 6 H: 0 LOB: 0 BB: 0 P: 9	R: 2 E: 0 K: 1 S: 11 H: 2 LOB: 0 BB: 0 P: 19	R: 0 E: 0 K: 0 S: 6 H: 0 LOB: 1 BB: 1 P: 12	R: 0 E: 0 K: 2 S: 8 H: 0 LOB: 0 BB: 0 P: 11	R: 0 E: 0 K: 2 S: 10 H: 0 LOB: 2 BB: 2 P: 20	R: 0 E: 0 K: 1 S: 7 H: 0 LOB: 0 BB: 0 P: 8	R: 0 E: 0 K: 1 S: 9 H: 1 LOB: 1 BB: 0 P: 13	R: 2 E: 0 K: 1 S: 10 H: 3 LOB: 3 BB: 1 P: 20	1B: 5 2B: 0 3B: 0 HR: 1	SF: 0 SAC: 0 DP: 0 HBP: 1					

	AB	32
	R	4
	H	6
	RBI	4
	BB	4
	SO	9
	LOB	13

WP: 0 PB: 0 SB: 1 CS: 0 PA: 37

PITCHER	IP	WLS	BF	H	R	ER	SO	BB	IBB	HBP	BLK	WP	HR	S	P	ERA	WHIP
A.J. Burnett, R (1, 1) ERA: 4.32	8.0		30	3	2	2	8	3	0	0	0	0	1	62	102	2.25	0.750
52 B.J. Ryan, L (9, 1) ERA: 1.53	0.2	L	7	3	2	2	1	0	1	1	0	0	0	10	20	27.00	4.500

PITCHER	IP	WLS	BF	H	R	ER	SO	BB	IBB	HBP	BLK	WP	HR	S	P	ERA	WHIP

Batter	1	2	3	4	5	6	7	8	9	AB	R	H	RBI	BB	SO	LOB
6 Maicer Izturis, S (1, 6) OBP: 0.314, SLG: 0.303	C FF 88 B FF 88 B SI 89 C FF 88 X FF 89 2-2 F8		B FF 87 C FF 88 X FF 89 1-1 47 FC5 2B	C SI 89 F CH 83 B FF 89 B FF 90 X SI 85 2-2 FC6-4 1-2f 2-3 3-H		B SI 87 B CH 79 B FF 88 B FF 88 4-0 1-2 2-3 BB		X FF 96 0-0 1-2 1B		4	0	2	1	1	0	2
47 Howie Kendrick, R (1, 4) OBP: 0.415, SLG: 0.551	B FF 88 X SI 89 1-0 F8		C CH 78 F FF 88 B FF 89 X SI 85 1-2 FC5 1B 2-3	C CU 70 B CH 83 X FF 87 1-1 L6		S FF 94 F FF 95 B FF 95 F FF 95 B SL 86 B CH 86 S CH 86 3-3 K		B SI 89 F SI 90 C CU 76 S CU 74 1-3 K		5	0	0	0	0	2	8
Garret Anderson, L (1, 7) OBP: 0.306, SLG: 0.406	C FF 88 F SI 88 S 0-3 K		S SL 76 X SL 78 0-1 1-2 1B		X FF 86 0-0 F7	C CH 86 X CH 86 0-1 L7			B CU 76 S SI 90 S CU 75 X SI 91 1-2 F8	5	0	1	0	0	1	3
48 Torii Hunter, R (1, 8) OBP: 0.338, SLG: 0.460		C SI 87 B CH 80 B CH 80 S FF 89 S CH 84 2-3 K	F CH 81 S SI 87 B FF 90 F SI 86 B FF 93 B FF 86 S FF 86 3-3 K		C SI 86 X CH 83 0-1 G5-3		C FF 95 X FF 94 0-1 P3		B SI 91 S SI 90 S SI 91 B SI 90 X SI 90 2-2 G5-3	5	0	0	0	0	2	2
Juan Rivera, R (1, 10) OBP: 0.231, SLG: 0.208		F FF 89 B CH 82 B CH 82 X CH 81 2-1 F8		C SI 88 X FF 87 0-1 P4	B CH 81 B SI 87 F SI 88 B FF 89 F FF 89 B FF 90 4-2 BB		S FF 95 S CH 87 C FF 97 0-3 K		B SI 91 C SI 91 T SI 92 F CU 78 B SI 91 S CU 77 2-3 K	4	0	0	0	1	2	0
24 Gary Matthews, S (1, 9) OBP: 0.302, SLG: 0.343		X SI 88 0-0 L9		C FF 86 B CH 80 B CH 81 F FC 88 X FF 90 2-2 39 1B 1B	C FF 89 B SI 85 X FF 89 1-1 P4		F SL 87 B FF 96 F CH 87 B FF 96 X FF 97 2-2 L7			4	1	1	0	0	0	1
Casey Kotchman, L (1, 3) OBP: 0.370, SLG: 0.471			B FF 88 C SL 77 S SI 88 X FF 87 1-2 E9 5 HR 1B	B FF 88 B SL 77 1 SAFE 1 SAFE X FF 88 2-0 39 1B 6 FC6-4 1-2 1B		X FF 87 0-0 6 BB 39 1B 1B		X CH 85 0-0 G4-3		4	2	3	0	0	0	0
39 Robb Quinlan, R (1, 5) OBP: 0.342, SLG: 0.318 3 Brandon Wood, R (8, 5) OBP: 0.170, SLG: 0.180			F SI 88 B FF 88 X 1-1 G5-3	F CH 79 S FF 88 F FF 89 X FF 86 0-2 6 FC6-4 5 BB 1-3 2-H 1B		X SI 88 0-0 6 BB 1-2 1B		B SL 87 B B FF 95 B FF 94 4-0 5 FC4-6 BB		3 0	0 0	2 0	1 0	1 0	0 0	1 0
5 Jeff Mathis, R (1, 2) OBP: 0.269, SLG: 0.381			X CU 73 0-0 2-H HR	B CH 81 B CH 83 B CH 83 B FF 88 4-0 6 FC6-4 1-2 BB		F SI 87 S CH 81 C FF 87 0-3 K		B FF 95 C FF 86 C FF 94 X FF 95 1-2 FC4-6 6 1B 1-2f		3	1	1	2	1	1	3
Inning Stats	R: 0 E: 0 K: 1 S: 7 H: 0 LOB: 0 BB: 0 P: 10	R: 0 E: 0 K: 1 S: 6 H: 0 LOB: 0 BB: 0 P: 10	R: 2 E: 1 K: 1 S: 17 H: 4 LOB: 2 BB: 0 P: 24	R: 2 E: 0 K: 0 S: 15 H: 3 LOB: 2 BB: 1 P: 26	R: 0 E: 0 K: 0 S: 7 H: 0 LOB: 1 BB: 1 P: 12	R: 0 E: 0 K: 2 S: 11 H: 2 LOB: 3 BB: 1 P: 18	R: 0 E: 0 K: 1 S: 8 H: 0 LOB: 0 BB: 0 P: 10	R: 0 E: 0 K: 1 S: 8 H: 1 LOB: 2 BB: 1 P: 14	R: 0 E: 0 K: 1 S: 10 H: 0 LOB: 0 BB: 0 P: 15	1B: 8 2B: 1 3B: 0 HR: 1 SF: 0 SAC: 0 DP: 0 HBP: 0						

TOP

Los Angeles Angels @ Seattle Mariners

Safeco Field, Seattle, WA

Mon Jun 02 2008, 7:10 PM PDT

Att. 22,114 - Cloudy - 60 F

livebaseballscorecards.com

AB	37
R	4
H	10
RBI	4
BB	4
SO	8
LOB	20

PITCHER		IP	WLS	BF	H	R	ER	SO	BB	IBB	HBP	BLK	WP	HR	S	P	ERA	WHIP
56 Jarrod Washburn, L ERA: 6.56	(1, 1)	5.1	L	28	9	4	4	4	3	0	0	0	0	1	57	91	6.75	2.250
57 Mark Lowe, R ERA: 3.09	(6, 1)	2.1		9	1	0	0	2	1	0	0	0	0	0	19	29	0.00	0.857
Sean Green, R ERA: 3.56	(8, 1)	1.1		4	0	0	0	2	0	0	0	0	0	0	13	19	0.00	0.000

PITCHER	IP	WLS	BF	H	R	ER	SO	BB	IBB	HBP	BLK	WP	HR	S	P	ERA	WHIP

BOTTOM

Los Angeles Angels @ Seattle Mariners

Safeco Field, Seattle, WA

Mon Jun 02 2008, 7:10 PM PDT

Att. 22,114 - Cloudy - 60 F

livebaseballscorecards.com

Batter	1	2	3	4	5	6	7	8	9	AB	R	H	RBI	BB	SO	LOB
51 Ichiro Suzuki, L (1, 8) OBP: 0.350, SLG: 0.388	C FF 95 X SL 82 0-1 G6-3		B FF 93 F FF 95 C SL 83 F FF 96 X SL 83 1-2 4 2B 3B		X FF 93 0-0 G4-3			B FF 93 C FF 91 F FF 93 B SL 85 F FF 94 X FF 94 2-2 L5		4	1	1	0	0	0	1
4 Jose Lopez, R (1, 4) OBP: 0.310, SLG: 0.417	B FF 97 B FF 94 X FF 94 2-0 P4		B FF 96 B FF 96 X SL 85 2-0 3-H 2B			B FF 94 X FF 92 1-0 L7		X FF 92 0-0 HR		4	1	2	2	0	0	0
Jose Vidro, S (1, 10) OBP: 0.280, SLG: 0.335	C FF 94 F FF 94 B FF 97 X SL 85 1-2 G3		B FF 95 X SL 83 1-0 G1-3			C SL 79 F CH 84 B FF 95 B FF 94 F FF 94 S SL 85 2-3 K		B FF 96 F FF 96 F FF 96 F FF 88 F FS 87 B FF 96 F FS 85 B FF 96 F FF 94 3-2 X FF 86 F8		4	0	0	0	0	1	1
Raul Ibanez, L (1, 7) OBP: 0.322, SLG: 0.441		B FF 95 S FF 92 C FF 89 F FF 95 B SL 87 X FF 96 2-2 P4		C SL 82 X FF 95 0-1 P5		C FF 95 C CH 89 B FF 95 F FF 96 B SL 87 X SL 86 2-2 F9			B CU 79 C CU 78 S B X FF 94 2-2 G1	4	0	0	0	0	0	0
29 Adrian Beltré, R (1, 5) OBP: 0.320, SLG: 0.465		B FF 95 X FF 95 1-0 1B 1B		F FF 96 B SL 85 C SL 81 S FF 97 1-3 K			C SL 83 C SL 84 B SL 84 X SL 86 1-2 G6-3		B FF 94 F FF 93 X FF 91 1-1 F9	4	0	1	0	0	1	0
Jeremy Reed, L (1, 9) OBP: 0.276, SLG: 0.357		C FF 96 1 SAFE B SL 84 X FF 95 1-1 G6-4-3 1-2 1B		F FF 94 B SL 82 B FF 96 X FF 95 2-1 F8			F FF 95 B SL 83 S FF 94 B SL 84 X FF 95 2-2 F8		T FF 94 X CH 85 0-1 G3	4	0	1	0	0	0	0
Richie Sexson, R (1, 3) OBP: 0.284, SLG: 0.414		B FF 95 C SL 85 X FF 96 1-1 G6-4-3 1-2f			C FF 95 C FF 95 B FF 94 X FF 96 1-2 7 FC6-4 1B		B FF 94 S FF 94 C FF 94 F FF 95 B FF 96 B SL 85 B FF 95 4-2 BB			2	0	1	0	1	0	2
2 Kenji Johjima, R (1, 2) OBP: 0.263, SLG: 0.304			C FF 96 X FF 96 0-1 P4		C FF 94 B FF 94 C SL 83 B SL 84 S FF 93 2-3 K		F SL 84 F FF 97 F SL 85 F FF 94 F SL 85 F FF 95 X FF 97 0-2 P3			3	0	0	0	0	1	2
7 Yuniesky Betancourt, R (1, 6) OBP: 0.302, SLG: 0.417			C SL 83 X SL 85 0-1 G6-3		F FF 95 B FF 94 B FF 94 X FF 95 2-1 FC6-4 1-2f			B FF 93 F FF 92 F FF 94 X FF 92 1-2 F8		3	0	0	0	0	0	1

	AB	32
	R	2
	H	6
	RBI	2
	BB	1
	SO	3
	LOB	7

Inning Stats	1	2	3	4	5	6	7	8	9
	R: 0 E: 0 K: 0 S: 6 H: 0 LOB: 0 BB: 0 P: 9	R: 0 E: 0 K: 0 S: 9 H: 2 LOB: 1 BB: 0 P: 14	R: 1 E: 0 K: 0 S: 10 H: 2 LOB: 1 BB: 0 P: 14	R: 0 E: 0 K: 1 S: 7 H: 0 LOB: 0 BB: 0 P: 10	R: 0 E: 0 K: 1 S: 9 H: 1 LOB: 1 BB: 0 P: 14	R: 0 E: 0 K: 1 S: 9 H: 0 LOB: 0 BB: 0 P: 14	R: 0 E: 0 K: 0 S: 16 H: 0 LOB: 1 BB: 1 P: 23	R: 1 E: 0 K: 0 S: 15 H: 1 LOB: 0 BB: 0 P: 21	R: 0 E: 0 K: 0 S: 7 H: 0 LOB: 0 BB: 0 P: 10

	1B: 3	SF: 0	WP: 0	PA: 33
	2B: 1	SAC: 0	PB: 0	
	3B: 1	DP: 1	SB: 0	
	HR: 1	HBP: 0	CS: 0	

PITCHER		IP	WLS	BF	H	R	ER	SO	BB	IBB	HBP	BLK	WP	HR	S	P	ERA	WHIP
54 Ervin Santana, R ERA: 3.02	(1, 1)	7.2	W	29	6	2	2	3	1	0	0	0	0	1	74	109	2.35	0.913
66 Jose Arredondo, R ERA: 1.04	(8, 1)	0.1	H	1	0	0	0	0	0	0	0	0	0	0	7	10	0.00	0.000
Francisco Rodríguez, R ERA: 2.16	(9, 1)	1.0	S	3	0	0	0	0	0	0	0	0	0	0	7	10	0.00	0.000

PITCHER	IP	WLS	BF	H	R	ER	SO	BB	IBB	HBP	BLK	WP	HR	S	P	ERA	WHIP

Batter	1	2	3	4	5	6	7	8	9	AB	R	H	RBI	BB	SO	LOB
77 Reggie Willits, S (1, 7) OBP: 0.348, SLG: 0.308	C FF 90 X SI 91 0-1 E5 47 6 F8 G3 48 2B	C SI 92 B FF 93 C CU 78 X SI 93 1-2 ② F4		C FF 93 X CU 77 0-1 ① SH1-4 1-2 2-3	C KN 71 1 SAFE S KN 76 C KN 76 0-3 ③ K			C KN 72 F KN 77 B EP 64 B KN 76 S 2-3 ② K2-3		4	1	0	0	0	2	4
6 Maicer Izturis, S (1, 6) OBP: 0.317, SLG: 0.306	B B C 1 SAFE B C 1 SAFE X 3-2 ① G3 1-2	X SI 92 0-0 1-2 2-H 3-H 1B		B SI 93 F CU 78 F FF 93 D CU 79 D CU 78 X SI 92 3-2 WP 47 1B 2-3 3-H 1B		C KN 70 B KN 73 B KN 73 X KN 70 2-1 ① F8		C KN 72 B KN 66 S KN 76 F KN 80 B EP 63 S KN 79 2-3 K 47 CS		5	0	2	3	0	1	1
47 Howie Kendrick, R (1, 4) OBP: 0.397, SLG: 0.519	C CU 75 X CH 81 0-1 ② F8 2-3	C CU 76 B SI 93 X FF 93 1-1 ③ G3-1		S CU 77 F SI 92 1 SAFE X CU 78 0-2 WP 1-2 3-H 1B		X KN 72 0-0 ② G5-3		S KN 71 1 SAFE D KN 75 1 SAFE B KN 72 2-1 ③ CS 1-2	C KN 72 B KN 78 X KN 72 1-1 ① F9	5	0	1	1	0	0	3
48 Torii Hunter, R (1, 8) OBP: 0.339, SLG: 0.463	X FF 92 0-0 3-H 2B		B SI 91 C FF 89 X CU 76 1-1 ① F9	F S F S 0-3 ② K		X KN 72 0-0 ③ F8			B KN 70 B KN 71 C FF 86 B KN 73 X FF 86 3-1 CS 1B	5	0	2	1	0	1	2
Garret Anderson, L (1, 10) OBP: 0.299, SLG: 0.397	F FF 92 F FF 92 D CU 76 S SI 92 1-3 ③ K		C CU 77 S CU 77 B SI 93 X SI 92 1-2 ② P5	B KN 73 S KN 74 B KN 74 F KN 72 S KN 78 2-3 K 1-2 2-3			B KN 69 F KN 71 C KN 73 X KN 78 1-2 ① G4-3		S KN 70 X KN 76 0-1 ②③ G1-3 1-2	5	0	0	0	0	2	4
24 Gary Matthews, S (1, 9) OBP: 0.305, SLG: 0.346		C CU 76 F CU 76 X SI 92 0-2 ① F8	X FF 91 0-0 ③ 1B	X KN 71 0-0 ③ L7			X KN 74 0-0 G3-1 WP 1B			4	0	2	0	0	0	3
Casey Kotchman, L (1, 3) OBP: 0.368, SLG: 0.464		C FF 92 B CH 81 C FF 92 B CU 77 B SI 92 F CU 78 F SI 93 B FF 94 4-2 5 WP 39 1B 6 1B BB	B SI 92 B CU 78 X FF 91 2-0 ③ F8		B KN 73 X KN 70 1-0 ① G1-3		F KN 73 F KN 71 B KN 79 B KN 71 X KN 76 2-2 ② G3-1 1-3			3	1	0	0	1	0	2
39 Robb Quinlan, R (1, 5) OBP: 0.364, SLG: 0.357 3 Brandon Wood, R (7, 5) OBP: 0.170, SLG: 0.180		C FF 93 S FF 93 F SI 93 X FF 92 0-2 5 WP 6 1B 1-2 1B		C CU 75 B CH 79 S CU 76 F SI 92 F FF 91 X SI 92 1-2 77 SH1-4 6 1B 2B	B KN 68 C FF 86 B KN 75 X FF 87 2-1 5 CS 1B		C KN 70 X KN 74 0-1 ③ L8			4	2	3	0	0	0	1
										0	0	0	0	0	0	0
5 Jeff Mathis, R (1, 2) OBP: 0.289, SLG: 0.376		D SI 93 B CU 78 B FF 94 B FF 90 4-0 6 1B 1-2 2-3 BB		B FF 92 S CU 78 B SI 92 D CU 80 D CU 79 4-1 6 1B 77 SH1-4 47 1B BB	B KN 67 B KN 70 C FF 86 C KN 70 B KN 73 1 SAFE B FF 88 4-2 ② 1-2 BB			C KN 69 F KN 74 B EP 62 B KN 78 S KN 73 2-3 ① K		1	1	0	0	3	1	0

| Inning Stats | | | | | | | | | |

BOTTOM

Los Angeles Angels @ Seattle Mariners

Safeco Field, Seattle, WA

Tue Jun 03 2008, 7:10 PM PDT

Att. 23,564 - Roof Closed - 54 F

livebaseballscorecards.com

Batter	1	2	3	4	5	6	7	8	9	AB	R	H	RBI	BB	SO	LOB
51 Ichiro Suzuki, L (1, 8) OBP: 0.348, SLG: 0.385	F FF 90 C S CU 74 0-3 K ①		B CU 77 C SI 92 B SI 92 X SI 92 2-1 G6-3 ③		X 0-0 4 E 1B 2-3 1B		C SI 93 C SI 92 F F CU 79 X SI 93 0-2 G2-3 ①			4	1	1	0	0	1	1
4 Jose Lopez, R (1, 4) OBP: 0.309, SLG: 0.427	C FF 91 F SI 91 B CU 78 B SI 92 B CH 82 X FF 92 3-2 F9 ②			B FF 89 X SI 89 1-0 HR	D CH 84 C CH 83 X SI 93 1-1 E4 1B E 1-2 3-H		C SI 92 F SI 92 B X CH 83 1-2 G5-3 ②			4	2	1	1	0	0	1
Jose Vidro, S (1, 10) OBP: 0.279, SLG: 0.333	X SI 92 0-0 F8 ③			C SI 90 X CU 76 0-1 P4 ①	D SI 93 C SI 94 X CH 84 1-1 E 1-3 2-H 1B		X SI 93 0-0 G4-3 ③			4	0	1	1	0	0	0
Raul Ibanez, L (1, 7) OBP: 0.321, SLG: 0.435		B FF 89 C SI 89 X CU 80 1-1 G4-3 ①		C B SI 91 B SI 92 B SI 91 F FF 92 B FF 92 4-2 BB	S CU 79 X SI 94 0-1 E5 1-2 3-H			C FF 95 B FF 88 B FF 96 C FF 96 F FF 88 X FS 87 2-2 P5 ①		3	0	0	0	1	0	1
29 Adrián Beltré, R (1, 5) OBP: 0.314, SLG: 0.457		X SI 91 0-0 G5-3 ②		C CH 83 C FF 93 B FF 93 S CU 77 1-3 K ②	F CH 84 B FF 94 S CH 84 D CU 79 F CH 82 F FF 95 S CU 79 2-3 K ③			B FF 89 F FF 96 B FF 96 X FF 95 2-1 F9 ②		4	0	0	0	0	2	3
Richie Sexson, R (1, 3) OBP: 0.278, SLG: 0.404		B SI 91 X SI 92 1-0 G6-3 ③		F SI 93 B SI 94 B FF 93 B CH 84 F FF 94 X FF 94 3-2 F8 ③		B CH 82 F SI 92 F CH 82 B FF 93 C FF 94 2-3 K ①		B FF 95 B FF 94 C FF 95 C FF 94 S FF 88 2-3 K ③		4	0	0	0	0	2	1
50 Wladimir Balentien, R (1, 9) OBP: 0.277, SLG: 0.380 Jeremy Reed, L (9, PH) OBP: 0.267, SLG: 0.345			C SI 89 T FF 90 B FF 90 B CU 77 B SI 92 F SI 91 X FF 92 3-2 F8 ①		C CH 81 F FF 92 B CU 76 B FF 93 B CH 82 F FF 94 S FF 93 3-3 K ①	S CH 83 B SI 93 F CH 84 X FF 93 1-2 F9 ②			C CU 79 B CU 79 F FF 94 F S 1-3 K ①	3 1	0 0	0 0	0 0	0 0	1 1	0 0
Jamie Burke, R (1, 2) OBP: 0.286, SLG: 0.316 Miguel Cairo, R (9, PH) OBP: 0.267, SLG: 0.241			B SI 91 F SI 91 X CH 82 1-1 P5 ②		B SI 93 B SI 92 X SI 92 2-0 P3 ②	B SI 92 C SI 93 B CH 85 F SI 92 F FF 94 X FF 93 2-2 1B			B FF 93 C FF 93 C FF 93 T FF 94 1-2 K ②	3 1	0 0	1 0	0 0	0 0	0 1	0 0
7 Yuniesky Betancourt, R (1, 6) OBP: 0.306, SLG: 0.429			C FF 92 X 0-1 2B		S CH 82 T CH 83 B SI 94 F FF 94 X CU 77 1-2 51 1B 4 E 2B	F SI 93 X SI 94 0-1 G4-3 ③			B FF 94 S CU 80 S CU 80 T CU 79 1-2 K ③	4	1	2	0	0	1	1
Inning Stats	R: 0 E: 0 K: 1 S: 7 H: 0 LOB: 0 BB: 0 P: 10	R: 0 E: 0 K: 0 S: 4 H: 0 LOB: 0 BB: 0 P: 6	R: 0 E: 0 K: 0 S: 10 H: 1 LOB: 1 BB: 0 P: 16	R: 1 E: 0 K: 1 S: 11 H: 1 LOB: 1 BB: 1 P: 20	R: 3 E: 2 K: 2 S: 21 H: 3 LOB: 2 BB: 0 P: 31	R: 0 E: 0 K: 1 S: 12 H: 1 LOB: 1 BB: 0 P: 17	R: 0 E: 0 K: 0 S: 9 H: 0 LOB: 0 BB: 0 P: 10	R: 0 E: 0 K: 1 S: 9 H: 0 LOB: 0 BB: 0 P: 15	R: 0 E: 0 K: 3 S: 10 H: 0 LOB: 0 BB: 0 P: 13	1B: 3 2B: 2 3B: 0 HR: 1	SF: 0 SAC: 0 DP: 0 HBP: 0			WP: 0 PB: 0 SB: 0 CS: 0	PA: 36		

	AB	35
	R	4
	H	6
	RBI	2
	BB	1
	SO	9
	LOB	8

PITCHER		IP	WLS	BF	H	R	ER	SO	BB	IBB	HBP	BLK	WP	HR	S	P	ERA	WHIP
51 Joe Saunders, L ERA: 2.63	(1, 1)	7.0	W	30	6	4	1	5	1	0	0	0	0	1	74	110	1.29	1.000
66 Jose Arredondo, R ERA: 0.93	(8, 1)	1.0	H	3	0	0	0	1	0	0	0	0	0	0	9	15	0.00	0.000
Francisco Rodríguez, R ERA: 2.08	(9, 1)	1.0	S	3	0	0	0	3	0	0	0	0	0	0	10	13	0.00	0.000

PITCHER	IP	WLS	BF	H	R	ER	SO	BB	IBB	HBP	BLK	WP	HR	S	P	ERA	WHIP

Batter	1	2	3	4	5	6	7	8	9	AB	R	H	RBI	BB	SO	LOB
77 Reggie Willits, S (1, 9) OBP: 0.333, SLG: 0.279	B SI 90 B SI 90 C SI 89 F SI 90 B SI 91 F SI 91 F SI 91 B SI 92 4-2 6 1B 47 2B BB	C SI 92 F SI 92 B SI 92 C SI 92 1-3 ③ K		C SI 90 F SI 90 X SI 91 0-2 ③ FC6-4 1-2f			C SI 89 B SI 89 C SI 90 B SI 91 X SI 92 2-2 ① F7		C FF 96 B FF 96 B SL 85 B FF 97 C FF 95 X FF 97 3-2 ③ F7 1-2	4	1	0	0	1	1	2
6 Maicer Izturis, S (1, 6) OBP: 0.321, SLG: 0.311	C SI 90 B CH 82 C SI 92 X SI 92 1-2 47 2B 48 1B 1-2 1B		C SI 89 B SI 89 X SI 89 1-1 ① G3		X SI 88 0-0 ① P6		C SI 92 B SI 91 B SI 91 X SI 92 2-1 47 G6-3 1B			4	1	2	0	0	0	0
47 Howie Kendrick, R (1, 4) OBP: 0.403, SLG: 0.534	C SI 93 X SI 92 0-1 48 1B 1-3 2-H 2B		C SI 91 X SI 91 0-1 ② G6-3		C FF 89 F SI 88 B SL 82 X SI 90 1-2 1B		F SI 91 X SI 91 0-1 ② ③ G6-3 1-2f			4	1	2	1	0	0	1
Garret Anderson, L (1, 7) OBP: 0.294, SLG: 0.390	F SI 92 X CH 82 0-1 ① P5		X SI 90 0-0 ③ L8		X CH 80 0-0 ② F9			B SI 89 X SI 90 1-0 ① G4-3		4	0	0	0	0	0	3
48 Torii Hunter, R (1, 10) OBP: 0.342, SLG: 0.461	F SI 93 F SI 92 B SI 92 D SL 84 B SI 92 X CH 81 3-2 2-H 3-H 1B			B SI 88 B CH 80 B SI 90 B SI 89 4-0 24 1B 44 SF8 BB	1 SAFE B SI 90 X SI 90 1-0 ③ F7			B SI 90 X SI 91 1-0 ② G6-3		3	1	1	2	1	0	1
Casey Kotchman, L (1, 3) OBP: 0.361, SLG: 0.455	F SI 91 C SI 92 B SI 92 B SI 92 F SI 92 B SI 92 X SL 77 3-2 ② P4			X SI 89 0-0 ① F8		X CH 80 0-0 ① G4-3		C SI 92 C SI 91 B SI 91 F SI 92 X SI 91 1-2 ③ G4-3		4	0	0	0	0	0	2
24 Gary Matthews, S (1, 8) OBP: 0.308, SLG: 0.348	F CH 82 F SI 91 B SI 92 D SL 78 C SI 92 2-3 ③ K			1 SAFE F SI 90 1 SAFE B CH 81 F SI 90 X SI 90 1-2 44 SF8 3 1B 1-3 1B		F SI 90 X CH 82 0-1 1B			B FF 96 C FF 96 F SL 86 F FF 98 F FF 98 C FF 98 1-3 ① K	4	1	2	0	0	2	1
44 Mike Napoli, R (1, 2) OBP: 0.304, SLG: 0.487		B SI 89 C SI 90 S SI 90 B SI 90 F SI 90 F SI 91 F SI 92 X SI 92 2-2 ① G5-3		B SI 90 X SI 90 1-0 ② SF8 1-2 3-H		X SI 91 0-0 ② F8			B SL 87 B SL 86 C FF 96 S FF 98 X FF 98 2-2 77 S 1B	3	0	1	1	0	0	1
3 Brandon Wood, R (1, 5) OBP: 0.175, SLG: 0.185		F SI 92 B FF 91 F SI 91 F SI 92 X SI 92 1-2 ② G6-3		F SI 91 B SI 91 C SI 90 F SI 90 B CH 80 X SI 91 2-2 77 FC6-4 2-H 1B		C SI 91 X SI 91 0-1 ③ P3			X SL 83 0-0 ② P4	4	0	1	1	0	0	2
Inning Stats	R: 3 E: 0 K: 1 S: 21 H: 3 LOB: 1 BB: 1 P: 34	R: 0 E: 0 K: 1 S: 13 H: 0 LOB: 0 BB: 0 P: 17	R: 0 E: 0 K: 0 S: 5 H: 0 LOB: 0 BB: 0 P: 6	R: 2 E: 0 K: 0 S: 12 H: 2 LOB: 1 BB: 1 P: 20	R: 0 E: 0 K: 0 S: 6 H: 1 LOB: 1 BB: 0 P: 8	R: 0 E: 0 K: 0 S: 6 H: 1 LOB: 1 BB: 0 P: 6	R: 0 E: 0 K: 0 S: 7 H: 1 LOB: 0 BB: 0 P: 11	R: 0 E: 0 K: 0 S: 6 H: 0 LOB: 0 BB: 0 P: 9	R: 0 E: 0 K: 1 S: 12 H: 1 LOB: 1 BB: 0 P: 18	1B: 8 2B: 1 3B: 0 HR: 0 SF: 1 SAC: 0 DP: 1 HBP: 0						

PITCHER	IP	WLS	BF	H	R	ER	SO	BB	IBB	HBP	BLK	WP	HR	S	P	ERA	WHIP
52 Carlos Silva, R (1, 1) ERA: 5.96	8.0	L	33	8	5	5	2	2	0	0	0	0	0	76	111	5.62	1.250
35 Brandon Morrow, R (9, 1) ERA: 1.13	1.0		4	1	0	0	1	0	0	0	0	0	0	12	18	0.00	1.000

PITCHER	IP	WLS	BF	H	R	ER	SO	BB	IBB	HBP	BLK	WP	HR	S	P	ERA	WHIP

TOP

Los Angeles Angels @ Seattle Mariners

Safeco Field, Seattle, WA

Wed Jun 04 2008, 1:40 PM PDT

Att. 32,776 - Cloudy - 56 F

livebaseballscorecards.com

AB	34
R	5
H	9
RBI	5
BB	2
SO	3
LOB	13

WP: 0 PA: 37
PB: 0
SB: 1
CS: 0

BOTTOM

Los Angeles Angels @ Seattle Mariners

Safeco Field, Seattle, WA

Wed Jun 04 2008, 1:40 PM PDT

Att. 32,776 - Cloudy - 56 F

livebaseballscorecards.com

Batter	1	2	3	4	5	6	7	8	9	AB	R	H	RBI	BB	SO	LOB
51 Ichiro Suzuki, L (1, 8) OBP: 0.349, SLG: 0.386	C FF 89 S FF 90 S FF 91 0-3 ① K	X CU 74 0-0 ③ G4-3		C FF 91 X FF 90 0-1 4 S 4 1B 1-3 1B		1 SAFE B CH 82 C CU 73 C FF 91 1 SAFE 1 SAFE 1 SAFE F FF 91 B FF 91 2-2 ③ X CU 73 1-H 1B			C CU 79 B X CH 84 1-1 ② G3	5	1	2	0	0	1	1
4 Jose Lopez, R (1, 4) OBP: 0.315, SLG: 0.444	C FF 90 B FF 90 B SL 81 X FF 90 2-1 HR		B SL 78 C FF 90 X SL 79 1-1 BB 1B	B SL 80 C SL 80 1 SAFE F CH 80 B FF 91 B FF 94 X FF 92 3-2 1-H 3-H 1B			C FF 89 F FF 88 X FF 89 0-2 ① G4-3		B CU 78 B FF 94 F FF 93 B FF 92 X FF 94 3-1 ③ G5-3	5	1	3	3	0	0	0
Raul Ibanez, L (1, 7) OBP: 0.328, SLG: 0.438	X FF 90 0-0 G3 1B		B FF 90 B SL 75 B CU 74 B FF 91 4-0 1-2 BB	F FF 90 X FF 93 0-1 ③ P5			C F SI 90 X FF 90 0-2 1B			3	0	2	0	1	0	1
Jose Vidro, S (1, 10) OBP: 0.273, SLG: 0.325	C CU 72 C FF 89 B FF 90 F FF 90 D CH 82 B CH 82 1 SAFE F FF 89 X CU 73 3-2 ② G3 1-2		B FF 93 C FF 91 D CU 75 F FF 91 X FF 91 2-2 ① F5		B CU 72 X FF 90 1-0 ① P4		B FF 90 C SI 90 F SI 90 X FF 90 1-2 ② F7			4	0	0	0	0	0	4
29 Adrian Beltré, R (1, 5) OBP: 0.309, SLG: 0.449	B SL 78 B SL 80 C SL 78 S SL 80 S SL 80 2-3 ③ K		C SL 80 B FF 90 F SL 80 F FF 93 S FF 91 1-3 ② K		F SL 80 X FF 92 0-1 ② F9		C F FF 90 D B X SL 77 2-2 ③ L9			4	0	0	0	0	2	4
Jeremy Reed, L (1, 9) OBP: 0.294, SLG: 0.364		X FF 90 0-0 2 1B 7 G4-3 G5-3 1B	X FF 91 0-0 ③ P4		C FF 92 B CU 74 X FF 92 1-1 ③ P6			L SI 90 B FF 90 X SI 90 1-1 G4-6-3 1B		4	1	2	0	0	0	2
Richie Sexson, R (1, 3) OBP: 0.277, SLG: 0.400		C FF 91 C FF 91 B FF 94 D SL 83 1 SAFE F FF 91 B FF 91 F FF 90 X FF 91 3-2 ① G5-3 1-2		B SL 80 F FF 92 C FF 91 B FF 91 F FF 93 F FF 92 F FF 92 X FF 92 2-2 51 1B 4 1B 1B		B SL 79 C SL 78 B FF 90 F FF 89 F SL 80 B FF 91 X FF 90 3-2 ① L7		C FC 87 B FC 87 S SI 92 B FC 87 X SI 93 2-2 ①② G4-6-3 1-2f		4	1	1	0	0	0	2
2 Kenji Johjima, R (1, 2) OBP: 0.262, SLG: 0.302		S SL 80 X FF 90 0-1 7 G4-3 2-3 1B		B FF 92 B SL 82 X FF 91 2-0 ① F7		B FF 91 X SL 81 1-0 ② F8		B FC 86 X FC 86 1-0 ③ F8		4	0	1	0	0	0	1
7 Yuniesky Betancourt, R (1, 6) OBP: 0.305, SLG: 0.425		X SL 81 0-0 ② G4-3 1-2 3-H		F SL 78 T FF 90 F FF 89 F FF 91 D SL 77 F SL 81 B FF 91 X FF 90 2-2 ② P3		C SL 79 X FF 91 0-1 ① 51 1B 51 1B 1B			C CU 77 X CU 80 0-1 ① G3	4	0	1	1	0	0	2
Inning Stats	R: 1 H: 2 E: 0 LOB: 1 K: 2 BB: 0 S: 14 P: 21	R: 1 H: 2 E: 0 LOB: 1 K: 0 BB: 0 S: 10 P: 13	R: 0 H: 1 E: 0 LOB: 2 K: 1 BB: 1 S: 10 P: 18	R: 2 H: 3 E: 0 LOB: 1 K: 0 BB: 0 S: 20 P: 29	R: 0 H: 0 E: 0 LOB: 0 K: 0 BB: 0 S: 5 P: 7	R: 0 H: 2 E: 0 LOB: 2 K: 0 BB: 0 S: 11 P: 17	R: 0 H: 1 E: 0 LOB: 1 K: 0 BB: 0 S: 12 P: 15	R: 0 H: 1 E: 0 LOB: 0 K: 0 BB: 0 S: 6 P: 10	R: 0 H: 0 E: 0 LOB: 0 K: 0 BB: 0 S: 6 P: 10	1B: 11 SF: 0 2B: 0 SAC: 0 3B: 0 DP: 1 HR: 1 HBP: 0						

	AB	37
	R	4
	H	12
	RBI	4
	BB	1
	SO	3
	LOB	17

PITCHER		IP	WLS	BF	H	R	ER	SO	BB	IBB	HBP	BLK	WP	HR	S	P	ERA	WHIP
36 Jered Weaver, R ERA: 4.79	(1, 1)	6.0	W	28	10	4	4	3	1	0	0	0	0	1	70	105	6.00	1.833
Darren Oliver, L ERA: 2.33	(7, 1)	1.0	H	5	2	0	0	0	0	0	0	0	0	0	14	18	0.00	2.000
33 Justin Speier, R ERA: 4.91	(8, 1)	1.0	H	2	0	0	0	0	0	0	0	0	0	0	4	7	0.00	0.000
Francisco Rodríguez, R ERA: 2.0	(9, 1)	1.0	S	3	0	0	0	0	0	0	0	0	0	0	6	10	0.00	0.000

PITCHER	IP	WLS	BF	H	R	ER	SO	BB	IBB	HBP	BLK	WP	HR	S	P	ERA	WHIP

WP: 0	PA: 38																
PB: 0																	
SB: 1																	
CS: 0																	

Batter	1	2	3	4	5	6	7	8	9	AB	R	H	RBI	BB	SO	LOB
6 Maicer Izturis, S (1, 6) OBP: 0.320, SLG: 0.329	C FF 87 B FF 88 X SI 88 1-1 HR		C CH 82 X CH 82 0-1 E6 47 FC6-4		C SI 87 C CU 73 F FF 89 F CU 76 F FF 90 X CH 82 0-2 ① G1-3		1 SAFE F FF 89 B FF 90 P PO 82 F CH 81 X SL 81 2-2 ②③ G4-3 1-2f			4	1	1	1	0	0	1
47 Howie Kendrick, R (1, 4) OBP: 0.379, SLG: 0.500	F FF 88 C SL 81 F FF 90 F SL 82 F FF 90 S CU 76 0-3 ① K		X FF 89 0-0 ② FC6-4 BB 27 1B 1-2f		C SL 80 X SL 78 0-1 ② G3			F FF 90 B SL 79 S SL 80 S FF 92 1-3 ① K		4	1	0	0	0	2	1
Garret Anderson, L (1, 7) OBP: 0.293, SLG: 0.385	B SI 89 B CH 83 X CH 83 2-0 ② G3-1		1 SAFE B SI 90 B SI 86 C SI 89 B CH 83 1 SAFE C CH 83 F FF 91 F CH 83 4-2 B 27 1B 1-2 BB		C CU 72 B FF 90 F CU 74 X SI 91 1-2 ③ G5-3			S CH 87 X CH 87 0-1 ② G4-3		3	0	0	0	1	0	0
27 Vladimir Guerrero, R (1, 10) OBP: 0.319, SLG: 0.426	B FF 90 F FF 91 F FF 90 X SL 80 1-2 ③ P4		B FF 90 X SL 82 1-0 48 FC6-4 1-2 2-H 1B			F FF 90 B SL 81 F FF 91 X FF 92 1-2 G6-4-3 1B		C FF 92 B SL 82 F SL 79 B FF 92 B FF 92 F SL 82 F SL 81 F FF 92 X SL 81 3-2 ③ G5-3		4	0	2	1	0	0	0
48 Torii Hunter, R (1, 8) OBP: 0.336, SLG: 0.453		B FF 89 S SL 82 B SI 89 B FF 89 X SI 88 3-1 ① G6-3	C SL 80 F SI 90 F FF 90 F CU 76 F FF 90 X SL 80 0-2 ③ FC6-4 1-2f			C CH 90 D SL 82 B FF 89 S FF 89 X CU 77 2-2 ① F9			B FF 89 X SL 81 1-0 ① G5-3	4	0	0	0	0	0	3
Casey Kotchman, L (1, 3) OBP: 0.359, SLG: 0.456		F CH 83 X FF 90 0-1 24 G4-3 2B		F SI 88 B CH 83 X FF 89 1-1 ① G4-3		B CU 72 C CU 71 F FF 90 F SL 81 1 SAFE X SI 91 1-2 ②③ G6-4-3 1-2f			B SI 89 B CH 84 X FF 88 2-0 ② L9	4	0	1	0	0	0	1
24 Gary Matthews, S (1, 9) OBP: 0.307, SLG: 0.351		B FF 89 S CH 83 D CH 84 X CH 84 2-1 ② G4-3 2-3		X FF 89 0-0 ② G1-3			X CU 70 0-0 5 1B 2B		C CH 90 X CH 91 0-1 ③ G6-3	4	1	1	0	0	0	1
39 Robb Quinlan, R (1, 5) OBP: 0.363, SLG: 0.356 3 Brandon Wood, R (7, 5) OBP: 0.175, SLG: 0.185		C SL 81 D CU 76 X SI 90 1-1 ③ G5-3		C FF 88 B SL 80 X SL 80 1-1 1B			C SI 88 B SI 88 B FF 89 X SL 79 2-1 ① G5-3			3 0	0 0	1 0	0 0	0 0	0 0	2 0
5 Jeff Mathis, R (1, 2) OBP: 0.290, SLG: 0.375			B FF 87 C SL 79 B CU 79 C SI 89 S CU 75 2-3 ① K	C FF 88 F FF 90 B CU 77 B CU 75 F FF 88 B SL 82 C SL 80 3-3 ③ K			X SL 81 0-0 6 G4-3 2-H 1B			3	0	1	1	0	2	1
Inning Stats	R: 1 E: 0 K: 1 S: 12 H: 1 LOB: 0 BB: 0 P: 16	R: 0 E: 0 K: 0 S: 8 H: 1 LOB: 1 BB: 0 P: 14	R: 1 E: 1 K: 1 S: 17 H: 1 LOB: 2 BB: 1 P: 24	R: 0 E: 0 K: 1 S: 9 H: 1 LOB: 1 BB: 0 P: 14	R: 0 E: 0 K: 0 S: 11 H: 0 LOB: 0 BB: 0 P: 12	R: 0 E: 0 K: 0 S: 10 H: 1 LOB: 0 BB: 0 P: 14	R: 1 E: 0 K: 0 S: 8 H: 2 LOB: 0 BB: 0 P: 11	R: 0 E: 0 K: 1 S: 11 H: 0 LOB: 0 BB: 0 P: 15	R: 0 E: 0 K: 0 S: 4 H: 0 LOB: 0 BB: 0 P: 7	1B: 4 2B: 2 3B: 0 HR: 1	SF: 0 SAC: 0 DP: 2 HBP: 0					

PITCHER		IP	WLS	BF	H	R	ER	SO	BB	IBB	HBP	BLK	WP	HR	S	P	ERA	WHIP
Joe Blanton, R ERA: 4.15	(1, 1)	7.0	L	28	7	3	2	3	1	0	0	0	0	1	75	105	2.57	1.143
Chad Gaudin, R ERA: 3.38	(8, 1)	2.0		6	0	0	0	1	0	0	0	0	0	0	15	22	0.00	0.000

PITCHER	IP	WLS	BF	H	R	ER	SO	BB	IBB	HBP	BLK	WP	HR	S	P	ERA	WHIP

TOP

Los Angeles Angels @ Oakland Athletics

McAfee Coliseum, Oakland, CA

Fri Jun 06 2008, 10:05 PM EDT

Att. 25,120 - Partly Cloudy - 62 F

livebaseballscorecards.com

AB	33
R	3
H	7
RBI	3
BB	1
SO	4
LOB	10

1B: 4	SF: 0	WP: 0	PA: 34
2B: 2	SAC: 0	PB: 0	
3B: 0	DP: 2	SB: 0	
HR: 1	HBP: 0	CS: 0	

BOTTOM

Los Angeles Angels @ Oakland Athletics

McAfee Coliseum, Oakland, CA

Fri Jun 06 2008, 10:05 PM EDT

Att. 25,120 - Partly Cloudy - 62 F

livebaseballscorecards.com

Batter	1	2	3	4	5	6	7	8	9	AB	R	H	RBI	BB	SO	LOB
22 Jack Hannahan, L (1, 10) OBP: 0.363, SLG: 0.370	B FF 90 C FF 90 B CU 78 X SI 90 2-1 F7 ①		B FF 90 C CU 76 F FF 90 B CU 78 B FF 91 X FF 90 3-2 P6 ③			D CU 77 B CU 76 C CU 76 F FF 89 F CU 78 B FF 90 X FF 90 3-2 G6-3 ②		C FF 94 B FF 88 X FF 94 1-1 7 FC6-4 1B		4	0	1	0	0	0	1
7 Bobby Crosby, R (1, 6) OBP: 0.325, SLG: 0.384	C FF 91 C SI 91 B FC 85 X SI 92 1-2 1B			X FF 90 0-0 P3 ①		C FC 82 F FF 90 D CU 80 S FC 82 1-3 K ③		C FF 94 B FS 85 X FF 93 1-1 FC6-4 ③ 1-2f		4	0	1	0	0	1	2
32 Jack Cust, L (1, 7) OBP: 0.404, SLG: 0.458	B FF 89 C CU 78 B FF 90 F SI 90 B FF 91 1 SAFE S CU 78 3-3 K ②			C FF 90 B FF 91 B FF 90 B CU 78 C FF 90 X FF 91 3-2 G4-3 ②			X FF 88 0-0 HR		C FF 90 F CU 78 B CH 83 B CH 85 B CU 79 C FF 92 3-3 K ①	4	1	1	1	0	2	1
3 Eric Chavez, L (1, 5) OBP: 0.269, SLG: 0.400	C FF 90 X CH 82 0-1 G4-3 ③			B FF 92 B SI 90 B FF 90 C FF 90 S FF 91 X FF 91 3-2 F7 ③			S FF 89 X CU 78 0-1 G3 ①		X FF 91 0-0 L6 ②	4	0	0	0	0	0	1
14 Mark Ellis, R (1, 4) OBP: 0.328, SLG: 0.382		B FF 88 S FC 83 C SI 90 S FF 91 1-3 K ①			C FC 82 S CU 79 X FF 92 0-2 G4-3 ①		X FF 90 0-0 P2 ②		B FF 92 B FF 88 C FF 89 B FF 90 C FF 90 F FF 90 X FF 91 3-2 P5 ③	4	0	0	0	0	1	0
10 Daric Barton, L (1, 3) OBP: 0.347, SLG: 0.347		C FF 89 B FF 90 C FF 92 B CU 78 F FF 92 X FF 91 2-2 F7 ②			B CU 76 C FF 90 B FF 90 F FF 90 B CU 79 X FF 91 3-2 L3 ②		F FF 89 B FF 90 X FF 90 1-1 2B			3	0	1	0	0	0	0
6 Travis Buck, L (1, 9) OBP: 0.218, SLG: 0.323		F FF 91 B FF 92 C CU 78 B CU 78 X FF 92 2-2 G6-3 ③			B FF 91 X FF 90 1-0 P6 ③		C CU 77 F FF 90 D CU 80 S CU 79 1-3 K ③			3	0	0	0	0	1	1
28 Carlos González, L (1, 8) OBP: 0.192, SLG: 0.385			C SI 89 B FF 89 S FF 89 F FF 90 B CU 80 F FF 92 B FF 92 X FF 91 3-2 P5 ①			C CU 75 S FC 80 S CU 80 0-3 K ①		B FF 92 F FF 92 X FS 86 1-1 G6-3 ①		3	0	0	0	0	1	0
8 Kurt Suzuki, R (1, 2) OBP: 0.323, SLG: 0.314			C FF 90 X FC 82 0-1 F8 ②			C FF 90 F FF 88 B CU 80 X CU 80 1-2 2B		C FF 93 B FF 95 S FF 93 B FF 94 X FS 87 2-2 G5-3 ②		3	0	1	0	0	0	0

Inning Stats	1	2	3	4	5	6	7	8	9
	R: 0 E: 0 K: 1 S: 10 H: 1 LOB: 1 BB: 0 P: 16	R: 0 E: 0 K: 1 S: 10 H: 0 LOB: 0 BB: 0 P: 15	R: 0 E: 0 K: 0 S: 10 H: 0 LOB: 0 BB: 0 P: 16	R: 0 E: 0 K: 0 S: 7 H: 0 LOB: 0 BB: 0 P: 13	R: 0 E: 0 K: 0 S: 7 H: 0 LOB: 0 BB: 0 P: 11	R: 0 E: 0 K: 2 S: 13 H: 1 LOB: 1 BB: 0 P: 18	R: 1 E: 0 K: 1 S: 9 H: 2 LOB: 1 BB: 0 P: 11	R: 0 E: 0 K: 0 S: 9 H: 1 LOB: 1 BB: 0 P: 14	R: 0 E: 0 K: 1 S: 8 H: 0 LOB: 0 BB: 0 P: 14

	AB	32
	R	1
	H	5
	RBI	1
	BB	0
	SO	6
	LOB	6

1B: 2 SF: 0
2B: 2 SAC: 0
3B: 0 DP: 0
HR: 1 HBP: 0

WP: 0 PA: 32
PB: 0
SB: 0
CS: 0

PITCHER		IP	WLS	BF	H	R	ER	SO	BB	IBB	HBP	BLK	WP	HR	S	P	ERA	WHIP
41 John Lackey, R ERA: 1.7	(1, 1)	7.0	W	25	4	1	1	5	0	0	0	0	0	1	66	100	1.29	0.571
66 Jose Arredondo, R ERA: 0.84	(8, 1)	1.0	H	4	1	0	0	0	0	0	0	0	0	0	9	14	0.00	1.000
Francisco Rodríguez, R ERA: 1.93	(9, 1)	1.0	S	3	0	0	0	1	0	0	0	0	0	0	8	14	0.00	0.000

PITCHER	IP	WLS	BF	H	R	ER	SO	BB	IBB	HBP	BLK	WP	HR	S	P	ERA	WHIP

Batter	1	2	3	4	5	6	7	8	9	AB	R	H	RBI	BB	SO	LOB
6 Maicer Izturis, S (1, 6) OBP: 0.322, SLG: 0.350	X FF 87 0-0 HR	1 SAFE 0-0 ③ PO 1-2	B CU 73 C SI 85 B CH 80 B SI 86 X SI 86 3-1 27 G6-3 47 G4-3 48 WP 1B		C FF 86 B CU 74 B CH 79 C FF 87 X CH 79 2-2 ① L8		B FF 89 X CH 82 1-0 FC6 47 1B 47 S 27 SF8 3-H		C FF 83 X FF 83 0-1 ② G4-3	5	3	2	2	0	0	0
47 Howie Kendrick, R (1, 4) OBP: 0.366, SLG: 0.478	B SI 88 S CH 79 X SL 83 1-1 ① G4-3		1 SAFE B FF 86 C SI 88 F CH 81 X SI 87 1-2 ① G4-3 1-2		B FF 87 C SI 86 X CH 79 1-1 ② G1-3		1 SAFE 1 SAFE S CH 79 S SI 88 B SL 85 X CH 82 1-2 27 SF8 1-3 1B		B SL 78 F FF 86 C SL 79 F FF 86 X FF 85 1-2 ③ G6-3	5	0	1	0	0	0	1
27 Vladimir Guerrero, R (1, 10) OBP: 0.318, SLG: 0.422	F CU 75 B SI 88 B SI 89 B CU 76 F FF 89 B CH 80 4-2 BB		X CU 75 0-0 ② G6-3 2-3		X CU 75 0-0 ③ G6-3		X SI 84 0-0 ② SF8 1-2 3-H			2	0	0	1	1	0	1
48 Torii Hunter, R (1, 8) OBP: 0.335, SLG: 0.447	C FF 88 F SL 85 B SI 89 X SI 89 1-2 ② F8		B CH 81 B SI 88 B CH 81 B FF 88 4-0 3-H BB			B CH 79 X SI 87 1-0 E3 24 1B 39 SF8	S CU 70 X SI 84 0-1 ③ G3			3	1	0	0	1	0	2
24 Gary Matthews, S (1, 9) OBP: 0.310, SLG: 0.354	C FF 88 B FF 88 F CH 82 1 SAFE B SI 90 T CH 80 2-2 ③ K		1 SAFE 1 SAFE F FF 87 X 0-1 ③ G5-3			X SI 84 0-0 ① 1-3 1B		X SI 83 0-0 39 S 1B		4	0	2	0	0	1	2
39 Robb Quinlan, R (1, 3) OBP: 0.357, SLG: 0.355 Casey Kotchman, L (9, 3) OBP: 0.359, SLG: 0.456		B SI 86 B CH 79 C SI 88 B CH 79 C SI 87 X SI 88 3-2 3 G4-3 S 1B		B FF 85 C CH 78 X CH 78 1-1 ① F7		C SI 88 X SL 84 0-1 ② SF8 3-H		B SI 83 1 SAFE F SI 83 1 SAFE S SI 83 S SI 84 1-3 ① K2-3 1-2		3	0	1	1	0	1	1
										0	0	0	0	0	0	0
Juan Rivera, R (1, 7) OBP: 0.232, SLG: 0.231		B SI 88 C FF 87 F FF 87 F SI 90 B CH 78 X SI 89 2-2 ① F8 1-2		C SI 86 B CH 80 X FF 88 1-1 3 F8 2B		S CH 80 B CH 79 C FF 88 C SI 89 1-3 ③		F SI 84 T SI 84 B CU 70 F SI 84 X CU 70 1-2 ② P6		4	0	1	0	0	1	2
3 Brandon Wood, R (1, 5) OBP: 0.180, SLG: 0.207		B FF 87 C SI 87 X CH 80 1-1 ② G4-3 2-3		B SI 88 B SI 87 X CH 80 2-0 ② F8 2-3			B FF 87 B CU 72 C FF 87 S CH 79 X FF 89 2-2 5 SH1-4 6 FC6 2B	F SI 83 F SI 84 S CU 71 0-3 ③ K		4	1	1	0	0	1	3
5 Jeff Mathis, R (1, 2) OBP: 0.291, SLG: 0.367		C CU 74 B FF 88 D SL 86 B CH 82 B CH 81 4-1 6 PO BB		C CH 80 C SI 90 C FF 90 0-3 ③ K			X SI 89 0-0 ① SH1-4 2-3		X SL 77 0-0 ① P4	2	0	0	0	1	1	1

TOP

Los Angeles Angels @ Oakland Athletics
McAfee Coliseum, Oakland, CA
Sat Jun 07 2008, 9:05 PM EDT
Att. 29,294 - Clear - 67 F

livebaseballscorecards.com

AB	32
R	5
H	8
RBI	4
BB	3
SO	5
LOB	13

Inning Stats	1	2	3	4	5	6	7	8	9	1B: 5 SF: 2	WP: 1 PA: 39
	R: 1 H: 1 E: 0 LOB: 1 K: 1 BB: 1 S: 11 P: 19	R: 0 H: 1 E: 0 LOB: 1 K: 0 BB: 1 S: 10 P: 20	R: 1 H: 1 E: 0 LOB: 1 K: 0 BB: 1 S: 8 P: 16	R: 0 H: 1 E: 0 LOB: 1 K: 1 BB: 0 S: 8 P: 12	R: 0 H: 0 E: 0 LOB: 0 K: 0 BB: 0 S: 6 P: 9	R: 1 H: 1 E: 1 LOB: 0 K: 1 BB: 0 S: 7 P: 9	R: 2 H: 2 E: 0 LOB: 1 K: 0 BB: 0 S: 11 P: 15	R: 0 H: 1 E: 0 LOB: 1 K: 2 BB: 0 S: 11 P: 13	R: 0 H: 0 E: 0 LOB: 0 K: 0 BB: 0 S: 7 P: 8	2B: 2 SAC: 1 3B: 0 DP: 0 HR: 1 HBP: 0	PB: 0 SB: 3 CS: 0

PITCHER		IP	WLS	BF	H	R	ER	SO	BB	IBB	HBP	BLK	WP	HR	S	P	ERA	WHIP
Greg Smith, L ERA: 3.74	(1, 1)	6.1	L	29	7	5	4	3	3	0	0	0	1	1	58	97	5.68	1.579
31 Brad Ziegler, R ERA:	(7, 1)	1.2		6	1	0	0	2	0	0	0	0	0	0	14	16	0.00	0.600
29 Keith Foulke, R ERA: 2.95	(9, 1)	1.0		3	0	0	0	0	0	0	0	0	0	0	7	8	0.00	0.000

PITCHER	IP	WLS	BF	H	R	ER	SO	BB	IBB	HBP	BLK	WP	HR	S	P	ERA	WHIP

Batter	1	2	3	4	5	6	7	8	9	AB	R	H	RBI	BB	SO	LOB
22 Jack Hannahan, L (1, 10) OBP: 0.356, SLG: 0.361	B SI 90 C SI 86 C SI 88 F SI 91 B CU 77 X SI 91 2-2 G6-3 ①		B SI 86 F SI 91 2 SAFE B FF 91 X SI 91 2-1 L7-4 ②③ 2-3			B SI 89 F SI 89 C CH 81 F FF 91 X FF 91 1-2 L7 ③		C FF 93 B FF 95 X FF 94 1-1 P5 ②		4	0	0	0	0	0	3
7 Bobby Crosby, R (1, 6) OBP: 0.323, SLG: 0.382	B SL 80 X FF 90 1-0 L3 ②			B FF 89 C FF 89 B FF 90 X SI 90 2-1 F9 ①			C SL 80 X SI 87 0-1 3 BB 1B	B FF 96 B FF 94 F FF 93 B FF 93 X FF 93 3-1 G6-3 ③		4	0	1	0	0	0	1
32 Jack Cust, L (1, 7) OBP: 0.401, SLG: 0.470	F SI 90 S CH 82 F FF 92 B SL 82 B SI 93 S CH 82 2-3 K ③			C SI 86 B FF 90 S SI 90 B FF 91 C CH 81 2-3 K ②			B CH 85 S SI 89 1 SAFE F FF 88 1 SAFE B FF 90 S SI 89 2-3 K ①		S FF 91 B FF 92 B FF 92 T FF 92 B CU 79 X FF 92 3-2 HR	4	1	1	1	0	3	1
3 Eric Chavez, L (1, 5) OBP: 0.300, SLG: 0.429		C SI 88 X CH 84 0-1 G1-3 ①		S CH 81 B CU 76 B FF 91 F CH 80 C FF 90 2-3 K ③			S CH 84 B SI 89 1 SAFE B SI 87 B CH 77 B SI 88 4-1 14 G4-6-3 BB 1-2		X FF 92 0-0 14 G4-3 2B	3	0	1	0	1	1	0
14 Mark Ellis, R (1, 4) OBP: 0.322, SLG: 0.374		B SL 80 C CU 79 S CU 80 C FF 91 1-3 K ②			B CU 73 X FF 90 1-0 F8 ①		S SL 82 X FF 90 0-1 G4-6-3 ②③ 1-2f		C FF 92 X FF 92 0-1 G4-3 ① 2-3	4	0	0	0	0	1	3
10 Daric Barton, L (1, 3) OBP: 0.345, SLG: 0.345		F FF 90 B CU 74 S CH 81 T FF 90 1-2 K ③			F SI 90 B CH 81 F FF 90 C SI 92 1-3 K ②			C CH 77 B CH 78 B SI 88 X SI 88 2-1 6 HR 1B	B CU 78 S CH 83 D CH 86 B FF 93 C FF 92 F CU 79 C CU 77 3-3 K ②	4	1	1	0	0	3	1
6 Travis Buck, L (1, 9) OBP: 0.229, SLG: 0.354 11 Rajai Davis, R (9, PR) OBP: 0.203, SLG: 0.227			M CU 74 X FF 90 0-1 P6 ①		B FF 92 F CH 81 X FF 90 1-1 P6 ③			B SI 88 X SI 88 1-0 1-H HR	B CU 77 D CU 78 C CU 78 C CU 77 B CH 82 B CH 85 4-2 BB	3 0	1 0	1 0	2 0	1 0	0 0	0 0
28 Carlos González, L (1, 8) OBP: 0.233, SLG: 0.467			B CU 74 X SI 90 1-0 22 L7-4 2B			C CH 80 F FF 90 B FF 89 F FF 90 F SL 81 S SL 80 1-3 K ①		X CU 80 0-0 2B	B CH 80 B FF 90 B FF 89 C FF 91 C FF 92 S CU 77 3-3 K ③	4	0	2	0	0	2	2
8 Kurt Suzuki, R (1, 2) OBP: 0.323, SLG: 0.311			C FF 90 C FF 91 F FF 92 B SL 84 H SI 92 2-2 HBP			X SI 90 0-0 G6-3 ②		C FF 92 X FF 93 0-1 G6-3 ①		2	0	0	0	0	0	1
Inning Stats	R: 0 E: 0 K: 1 S: 9 H: 0 LOB: 0 BB: 0 P: 14	R: 0 E: 0 K: 2 S: 8 H: 0 LOB: 0 BB: 0 P: 10	R: 0 E: 0 K: 0 S: 8 H: 1 LOB: 1 BB: 0 P: 13	R: 0 E: 0 K: 2 S: 8 H: 0 LOB: 0 BB: 0 P: 14	R: 0 E: 0 K: 0 S: 6 H: 0 LOB: 0 BB: 0 P: 9	R: 0 E: 0 K: 1 S: 10 H: 0 LOB: 0 BB: 0 P: 12	R: 0 E: 0 K: 1 S: 8 H: 1 LOB: 1 BB: 1 P: 14	R: 2 E: 0 K: 0 S: 10 H: 3 LOB: 1 BB: 0 P: 17	R: 1 E: 0 K: 2 S: 15 H: 2 LOB: 2 BB: 1 P: 28	1B: 2 2B: 4 3B: 0 HR: 2	SF: 0 SAC: 0 DP: 2 HBP: 1	WP: 0 PB: 0 SB: 0 CS: 0	PA: 35				

BOTTOM

Los Angeles Angels @ Oakland Athletics

McAfee Coliseum, Oakland, CA

Sat Jun 07 2008, 9:05 PM EDT

Att. 29,294 - Clear - 67 F

livebaseballscorecards.com

AB	32
R	3
H	7
RBI	3
BB	2
SO	10
LOB	12

PITCHER		IP	WLS	BF	H	R	ER	SO	BB	IBB	HBP	BLK	WP	HR	S	P	ERA	WHIP
Jon Garland, R ERA: 3.87	(1, 1)	7.0	W	26	5	2	2	8	1	0	1	0	0	1	61	93	2.57	0.857
66 Jose Arredondo, R ERA: 0.77	(8, 1)	1.0	H	3	0	0	0	0	0	0	0	0	0	0	6	10	0.00	0.000
Francisco Rodríguez, R ERA: 2.17	(9, 1)	1.0	S	6	2	1	1	2	1	0	0	0	0	1	15	28	9.00	3.000

PITCHER	IP	WLS	BF	H	R	ER	SO	BB	IBB	HBP	BLK	WP	HR	S	P	ERA	WHIP

Batter	1	2	3	4	5	6	7	8	9	10	11	12	AB	R	H	RBI	BB	SO	LOB
6 Maicer Izturis, S (1, 6) OBP: 0.322, SLG: 0.345	C FF 91 F SL 86 T FF 96 0-2 ① K		B CH 84 X SL 86 1-0 ② G4-3		C FF 88 S SL 84 B SL 85 T FF 92 1-2 ① K		B FF 93 B FF 93 B FF 93 C FF 93 C FF 92 X FF 92 3-2 47 WP 47 S 1B		C SI 85 B SI 86 X SL 81 1-1 ① G6-3		B SI 90 B FF 88 B SI 90 B FF 89 4-0 L6-4 47 BB BB		5	0	1	0	1	2	0
47 Howie Kendrick, R (1, 4) OBP: 0.377, SLG: 0.465	S SL 85 F FF 93 S SL 87 0-3 ② K		S SL 85 C CH 86 S SL 87 0-3 ③ K		B FF 90 B SL 84 S FF 92 B FF 93 X FF 92 3-1 ② G4-3		1 SAFE B FF 93 B FF 94 T FF 93 B FF 93 F FF 92 B FF 93 4-2 1-3 BB		B SL 80 X SL 81 1-0 1B 1B		1 SAFE B SI 90 B SI 90 B SI 89 C FF 90 C FF 90 B FF 90 4-2 1-2 BB		4	0	1	0	2	2	0
Garret Anderson, L (1, 7) OBP: 0.298, SLG: 0.386	C FF 93 C FF 94 S SL 88 0-3 ③ K			B SL 85 B SL 84 B FF 92 C FF 92 F FF 93 B SL 87 4-2 27 HR BB	B SL 84 F SL 84 F FF 92 X SL 86 1-2 1B		1 SAFE B SL 80 B SL 81 1 SAFE 1 SAFE F FF 92 X FF 92 2-1 ② P6		X CH 83 0-0 ② 27 S 1-3 1B		F F SI 82 X SI 83 0-2 ② ③ L6-4 2-2		5	1	2	0	1	1	4
27 Vladimir Guerrero, R (1, 10) OBP: 0.318, SLG: 0.431		X SL 85 0-0 ① G5-3		C FF 93 X CH 87 0-1 1-H HR	B FF 92 F CH 86 S FF 91 T FF 94 1-2 ③ K		F FF 92 B FF 93 S FF 94 S FF 94 1-3 ③ K		F SL 79 B SI 85 F SL 81 F SL 80 O SL 81 X SL 80 2-2 ② F9 1-2			B SI 84 B SI 85 F SI 84 B SI 85 B SI 85 4-1 48 FC6-4 BB	5	1	1	2	1	2	5
48 Torii Hunter, R (1, 8) OBP: 0.335, SLG: 0.442		B FF 92 X FF 91 1-0 E 1B 1B		B FF 98 B SL 89 B FF 97 C FF 97 B FF 96 4-1 24 S 24 1B BB	F FF 88 B FF 91 S SL 84 F FF 94 F SL 86 F SL 86 X FF 94 1-2 ① L8			B SL 79 X SL 79 1-0 ① F7	F SL 81 B SI 88 F SI 88 B SL 82 B SL 81 F SL 82 S SL 81 3-3 ③ K			B SI 84 F SI 85 1 SAFE F SI 84 F CU 72 F SI 85 1 SAFE F CU 72 X SI 86 1-2 ① FC6-4 G6-4-3 1-2f	5	1	1	0	1	1	3
Casey Kotchman, L (1, 3) OBP: 0.354, SLG: 0.448		F FF 90 1 SAFE B FF 93 F SL 84 1 SAFE 1 SAFE F FF 94 X FF 93 1-2 E7 1-3 1B		X FF 94 0-0 ① L7	C SL 84 B FF 89 F SL 84 X FF 94 1-2 ② P4			B SI 84 F SI 84 X CH 73 1-1 ② G3-1		F SL 87 B FF 91 B SL 87 X FF 92 2-1 ① G4-3		B SI 84 1 SAFE C SI 84 X SI 84 1-1 ② ③ G6-4-3 1-2f	6	0	1	0	0	0	2
24 Gary Matthews, S (1, 9) OBP: 0.316, SLG: 0.356		F FF 93 C SL 85 B FF 94 S SL 87 1-3 ② K		B FF 92 S FF 90 S SL 87 X FF 94 1-2 44 CS 1-H 1B	B SL 81 F SL 82 B FF 92 X FF 92 2-1 1B			B CH 74 B FF 83 B FF 86 C FF 85 C FF 86 B FF 86 4-2 44 E 44 S BB		F SL 88 B CU 81 C CU 80 B FF 92 B CH 83 X SL 86 3-2 ② G6-3			4	0	2	1	1	1	2
44 Mike Napoli, R (1, 2) OBP: 0.307, SLG: 0.475		T FF 93 B FF 94 S SL 86 1 SAFE F FF 95 D SL 87 F FF 95 X FF 96 2-2 ③ F7		B FF 95 B SL 87 B SL 85 F FF 93 B FF 92 4-1 ② 1-2 BB	F FF 90 D CH 84 1 SAFE B FF 90 S FF 92 B SL 86 S SL 86 3-3 ③ K			B FF 86 B FF 86 1 SAFE 1 SAFE B SL 81 I IN 80 4-0 1-3 IBB		B SL 86 F FF 93 X CU 82 1-1 ③ P3			3	0	0	0	2	1	3
3 Brandon Wood, R (1, 5) OBP: 0.172, SLG: 0.197 77 Reggie Willits, S (8, PH) OBP: 0.327, SLG: 0.273 39 Robb Quinlan, R (8, 5) OBP: 0.353, SLG: 0.351			S FF 89 F FF 91 S SL 86 0-3 ① K	C FF 91 X FF 92 0-1 ③ F8			B FF 92 B FF 92 B FF 92 C FF 93 F FF 93 X FF 92 3-2 ① F9	B FF 85 F FF 85 X FF 84 1-1 ③ P2			B FF 90 F SL 87 X SI 92 1-1 ① F8		3 1 1	0 0 0	0 0 0	0 0 0	1 0 0	1 2 0	
Inning Stats	R: 0 H: 0 E: 0 LOB: 0 K: 3 BB: 0 S: 9 P: 9	R: 0 H: 2 E: 1 LOB: 2 K: 1 BB: 0 S: 14 P: 19	R: 0 H: 0 E: 0 LOB: 0 K: 2 BB: 0 S: 7 P: 8	R: 3 H: 2 E: 0 LOB: 1 K: 0 BB: 3 S: 12 P: 25	R: 0 H: 1 E: 0 LOB: 1 K: 2 BB: 0 S: 11 P: 17	R: 0 H: 1 E: 0 LOB: 1 K: 1 BB: 0 S: 14 P: 21	R: 0 H: 1 E: 0 LOB: 2 K: 1 BB: 1 S: 13 P: 26	R: 0 H: 0 E: 0 LOB: 2 K: 0 BB: 2 S: 7 P: 18	R: 0 H: 2 E: 0 LOB: 2 K: 1 BB: 0 S: 12 P: 19	R: 0 H: 0 E: 0 LOB: 0 K: 0 BB: 0 S: 7 P: 13	R: 0 H: 0 E: 0 LOB: 1 K: 0 BB: 2 S: 7 P: 16	R: 0 H: 0 E: 0 LOB: 0 K: 0 BB: 1 S: 9 P: 15	1B: 8 2B: 1 3B: 0 HR: 1	SF: 0 SAC: 0 DP: 2 HBP: 0	WP: 1 PB: 0 SB: 4 CS: 1	PA: 51			

PITCHER		IP	WLS	BF	H	R	ER	SO	BB	IBB	HBP	BLK	WP	HR	S	P	ERA	WHIP
Rich Harden, R ERA: 2.85	(1, 1)	6.0		26	6	3	3	9	3	0	0	0	0	1	67	99	4.50	1.500
Alan Embree, L ERA: 4.1	(7, 1)	1.0		5	1	0	0	1	1	0	0	0	1	0	13	26	0.00	2.000
29 Keith Foulke, R ERA: 2.79	(8, 1)	1.0		5	0	0	0	0	1	1	0	0	0	0	7	18	0.00	1.000
Huston Street, R ERA: 3.49	(9, 1)	1.0		5	2	0	0	1	0	0	0	0	0	0	12	19	0.00	2.000
59 Andrew Brown, R ERA: 2.29	(10, 1)	1.1		6	0	0	0	0	2	0	0	0	0	0	11	26	0.00	1.500

PITCHER		IP	WLS	BF	H	R	ER	SO	BB	IBB	HBP	BLK	WP	HR	S	P	ERA	WHIP
31 Brad Ziegler, R ERA:	(11, 1)	1.2	W	4	0	0	0	0	1	0	0	0	0	0	12	18	0.00	0.600

TOP

Los Angeles Angels @ Oakland Athletics

McAfee Coliseum, Oakland, CA

Sun Jun 08 2008, 4:05 PM EDT

Att. 26,332 - Sunny - 73 F

livebaseballscorecards.com

AB	42
R	3
H	9
RBI	3
BB	9
SO	11
LOB	22

Batter	1	2	3	4	5	6	7	8	9	10	11	12	AB	R	H	RBI	BB	SO	LOB
22 Jack Hannahan, L (1, 5) OBP: 0.351, SLG: 0.360	C FF 93 B FF 93 X FF 93 1-1 3 1B 2B		C SL 80 S SL 81 B FF 93 B FF 94 S FF 94 2-3 ① K	F FF 93 B SL 82 X SL 82 1-1 ② F9		F FF 94 F FF 94 S SL 84 0-3 ③ K			C FC 85 B SI 91 C FC 85 S SL 82 1-3 ① K			C FF 92 S CU 80 B CU 82 F FF 92 X FF 93 1-2 ① F7	6	1	1	0	0	3	1
7 Bobby Crosby, R (1, 6) OBP: 0.322, SLG: 0.380 2 Gregorio Petit, R (9, 6) OBP: 0.389, SLG: 0.412	L SL 81 T FF 95 X FF 96 0-2 ① G1-3		C FF 93 B SL 83 F FF 94 F FF 95 X SL 83 1-2 3 PB 32 BB 1B	F FF 93 X FF 92 0-1 ③ P3			C SL 81 S SL 81 B FF 93 X FF 94 1-2 ① G5-3		C SI 91 X FC 87 0-1 ② P3			F FF 92 B FF 92 B FF 92 C FF 92 B FF 94 X FF 93 3-2 6 BB 11 1B 14 HR 1B	4 2	0 1	1 1	0 0	0 0	0 0	2 0
32 Jack Cust, L (1, 7) OBP: 0.407, SLG: 0.467 11 Rajai Davis, R (7, PR) OBP: 0.211, SLG: 0.235 (8, 8)	C FF 95 B SL 85 C FF 95 F FF 94 D SL 84 B SI 96 S SL 84 3-3 ② K		B SL 83 B FF 92 B FF 93 C FF 93 B FF 92 4-1 3 PB 1-2 BB	B CH 81 B FF 92 B FF 92 C FF 92 B FF 92 4-1 6 L9 3 1B BB			C SL 77 B SL 79 B FF 88 B SL 76 B FF 88 4-1 3 S 3 2B BB		C SI 90 B FC 85 S FC 86 B SL 82 C SI 91 2-3 ③ K			X FF 92 0-0 6 BB 14 HR 1-2 1B	1 2	0 2	0 1	0 0	3 1	1 0	1 0
3 Eric Chavez, L (1, 10) OBP: 0.353, SLG: 0.500 Emil Brown, R (7, PR) OBP: 0.289, SLG: 0.375 (8, 10)	F SL 85 B FF 94 F FF 95 X FF 96 1-2 6 BLK 2-H 1B		F SL 85 S SL 85 D SL 86 B FF 95 B SL 85 F SL 85 C SL 82 3-3 ② K 1-2 2-3	C FF 92 X FF 93 0-1 1-2 1B			B FF 90 B SL 78 B FF 89 C FF 89 1 SAFE C SL 78 X SL 78 3-2 1-H 2B		C SI 90 X CH 85 0-1 ① P3			D SL 86 S FF 90 C FF 91 B SL 87 D FF 92 F FF 92 S CU 81 3-3 ② K	4 2	0 0	3 0	2 0	0 0	1 1	2 2
6 Travis Buck, L (1, 9) OBP: 0.234, SLG: 0.340 (8, 7)	B FF 96 F CH 87 F FF 95 D SL 85 S SL 86 2-3 ③ K 1-2		F FF 94 C FF 95 B FF 94 B FF 94 D SL 86 B FF 96 4-2 BB	B FF 93 X FF 93 1-0 ① L9 2-3			X SL 78 0-0 ② G5-3		C FC 85 B SI 91 B FC 86 C FC 86 X SL 82 2-2 ② G6-3			B FF 92 B CU 80 B CU 78 B FF 90 4-0 14 HR 1-2 2-3 BB	4	1	0	0	2	1	5
14 Mark Ellis, R (1, 4) OBP: 0.322, SLG: 0.388		C SL 80 F FF 94 B FF 95 B SL 85 B SL 82 X FF 95 3-2 1B	C FF 96 B FF 95 X FF 95 1-1 ③ F9	C SL 86 F FF 94 S SL 84 0-3 ② K			C SI 92 B CU 80 B CU 80 B SI 92 C SI 93 X CU 82 3-2 ③ G6-3		C FC 85 X FC 86 0-1 ③ G6-3			X FF 91 0-0 1-H 2-H 3-H HR	6	1	2	4	0	1	7
10 Daric Barton, L (1, 3) OBP: 0.342, SLG: 0.347		B FF 93 F FF 94 F FF 94 B SL 83 C FF 93 2-3 ① K		C FF 92 C FF 91 X FF 92 0-2 28 1B 2B	X FF 94 0-0 ③ F8			B SI 92 S SI 92 S SI 93 S SI 93 1-3 ① K			S SI 88 B SI 88 B FC 84 C FC 85 B SI 90 X SI 91 3-2 ① F9		5	1	1	0	0	2	3
28 Carlos González, L (1, 8) OBP: 0.229, SLG: 0.429 (8, 9)		X FF 94 0-0 ② F9		D SL 82 F FF 94 B FF 95 X FF 94 2-1 2-H 1B		C SL 79 F SL 79 B SL 84 B FF 94 F FF 94 C FF 94 2-3 ① K		B SI 93 C SI 92 F SI 93 X SI 93 1-2 ② P5			F SI 89 C FC 86 B SL 81 B SL 81 X SI 91 2-2 ② G4-3		5	0	1	1	0	1	1
8 Kurt Suzuki, R (1, 2) OBP: 0.316, SLG: 0.303		X FF 94 0-0 ③ L8		1 SAFE X FF 94 0-0 ① F9		B SL 82 B SL 80 C FF 94 F FF 95 F FF 94 S SL 86 2-3 ② K		C CU 82 B SI 93 C SI 92 C SI 92 1-3 ③ K			B FC 86 S FC 87 B FC 86 F FC 86 B SI 91 X FC 87 3-2 ③ F8		5	0	0	0	0	2	2
Inning Stats	R: 1 E: 0 K: 2 S: 15 H: 2 LOB: 1 BB: 0 P: 22	R: 0 E: 0 K: 1 S: 8 H: 1 LOB: 1 BB: 0 P: 13	R: 0 E: 0 K: 2 S: 16 H: 1 LOB: 3 BB: 2 P: 31	R: 1 E: 0 K: 0 S: 10 H: 2 LOB: 1 BB: 0 P: 13	R: 0 E: 0 K: 1 S: 8 H: 1 LOB: 2 BB: 1 P: 13	R: 0 E: 0 K: 3 S: 11 H: 0 LOB: 0 BB: 0 P: 15	R: 1 E: 0 K: 0 S: 11 H: 1 LOB: 2 BB: 1 P: 22	R: 0 E: 0 K: 2 S: 9 H: 0 LOB: 0 BB: 0 P: 12	R: 0 E: 0 K: 2 S: 8 H: 0 LOB: 0 BB: 0 P: 11	R: 0 E: 0 K: 0 S: 7 H: 0 LOB: 0 BB: 0 P: 9	R: 0 E: 0 K: 0 S: 9 H: 0 LOB: 0 BB: 0 P: 17	R: 4 E: 0 K: 1 S: 13 H: 3 LOB: 0 BB: 1 P: 24	1B: 7 2B: 3 3B: 0 HR: 1 SF: 0 SAC: 0 DP: 0 HBP: 0	WP: 0 PB: 1 SB: 1 CS: 0 PA: 51	

PITCHER		IP	WLS	BF	H	R	ER	SO	BB	IBB	HBP	BLK	WP	HR	S	P	ERA	WHIP
54 Ervin Santana, R ERA: 3.01	(1, 1)	6.1		29	7	2	2	9	3	0	0	1	0	0	71	111	2.84	1.579
Darren Oliver, L ERA: 2.63	(7, 1)	0.1	B	3	1	1	1	0	1	0	0	0	0	0	5	12	27.00	6.000
62 Scot Shields, R ERA: 3.09	(7, 1)	1.1		4	0	0	0	2	0	0	0	0	0	0	12	18	0.00	0.000
33 Justin Speier, R ERA: 4.32	(9, 1)	3.0		9	0	0	0	2	0	0	0	0	0	0	24	37	0.00	0.000
49 Chris Bootcheck, R ERA: 10.13	(12, 1)	0.2	L	6	3	4	4	1	1	0	0	0	0	1	13	24	54.00	6.000

PITCHER	IP	WLS	BF	H	R	ER	SO	BB	IBB	HBP	BLK	WP	HR	S	P	ERA	WHIP

BOTTOM

Los Angeles Angels @ Oakland Athletics

McAfee Coliseum, Oakland, CA

Sun Jun 08 2008, 4:05 PM EDT

Att. 26,332 - Sunny - 73 F

livebaseballscorecards.com

AB	46
R	7
H	11
RBI	7
BB	5
SO	14
LOB	26

Tampa Bay Rays @ Los Angeles Angels

Angel Stadium of Anaheim, Anaheim, CA

Mon Jun 09 2008, 7:05 PM PDT
Att. 42,019 - Clear - 71 F

TOP

livebaseballscorecards.com

Batter	1	2	3	4	5	6	7	8	9	AB	R	H	RBI	BB	SO	LOB
1 Akinori Iwamura, L (1, 4) OBP: 0.339, SLG: 0.365	K	10 FC5-4 1B			13 FC3-6 1B	K		G1-3	F9	6	0	2	0	0	2	2
10 Justin Ruggiano, R (1, 8) OBP: 0.333, SLG: 0.318	G1-3	FC5-4			F8	L5		13 E, 13 FC1 1B		5	0	1	0	0	0	2
13 Carl Crawford, L (1, 7) OBP: 0.314, SLG: 0.373	CI		3 K2 1B		FC3-6 2 S 2 2B		2 G1-4-3, 2 S 3 2B 1B	FC1 2 G6-4-3		4	2	2	1	0	0	2
2 B.J. Upton, R (1, 10) OBP: 0.408, SLG: 0.455	G4-3		F9		16 1B 2B		G1-4-3	G6-4-3		5	1	1	1	0	0	5
3 Evan Longoria, R (1, 5) OBP: 0.333, SLG: 0.484		HR	K2		16 1B 30 2B BB		16 G1-3 30 1B 2B		HR	4	4	3	3	1	1	1
16 Willy Aybar, S (1, 3) OBP: 0.358, SLG: 0.551		HR		BB	30 2B 1B		G1-3		G4-3	4	2	2	2	1	0	1
30 Dioner Navarro, S (1, 2) OBP: 0.381, SLG: 0.474		HR		P4	26 1B 2B				8 1B 2B	5	3	4	4	0	0	1
26 Gabe Gross, L (1, 9) OBP: 0.333, SLG: 0.392		G3		K	8 CS 1B		K		P6	5	0	1	1	0	2	3
8 Jason Bartlett, R (1, 6) OBP: 0.287, SLG: 0.271		G4-3		K	CS	F7		10 1B, 1 G1-3, 13 FC1 1B		5	1	2	1	0	1	1
Inning Stats	R: 0 E: 1 K: 1 S: 10 H: 0 LOB: 1 BB: 0 P: 16	R: 3 E: 0 K: 0 S: 18 H: 4 LOB: 1 BB: 0 P: 28	R: 0 E: 0 K: 1 S: 9 H: 1 LOB: 1 BB: 0 P: 15	R: 0 E: 0 K: 2 S: 8 H: 0 LOB: 1 BB: 1 P: 14	R: 5 E: 0 K: 0 S: 18 H: 5 LOB: 0 BB: 1 P: 33	R: 0 E: 0 K: 1 S: 8 H: 0 LOB: 0 BB: 0 P: 13	R: 2 E: 0 K: 1 S: 15 H: 3 LOB: 1 BB: 0 P: 19	R: 1 E: 1 K: 0 S: 8 H: 2 LOB: 1 BB: 0 P: 14	R: 2 E: 0 K: 0 S: 16 H: 3 LOB: 1 BB: 0 P: 24	1B: 10 2B: 5 3B: 0 HR: 4 SF: 0 SAC: 0 DP: 2 HBP: 0							

AB	43
R	13
H	18
RBI	13
BB	2
SO	6
LOB	18

WP: 0 PB: 0 SB: 2 CS: 1 PA: 47

PITCHER		IP	WLS	BF	H	R	ER	SO	BB	IBB	HBP	BLK	WP	HR	S	P	ERA	WHIP
51 Joe Saunders, L ERA: 3.32	(1, 1)	4.2	L	25	9	8	8	4	2	0	0	0	0	3	62	102	15.43	2.357
66 Jose Arredondo, R ERA: 0.69	(5, 1)	1.1		4	1	0	0	1	0	0	0	0	0	0	9	17	0.00	0.750
53 Darren O'Day, R ERA: 4.3	(7, 1)	2.0		11	5	3	3	1	0	0	0	0	0	0	23	33	13.50	2.500
Darren Oliver, L ERA: 3.18	(9, 1)	1.0		6	3	2	2	0	0	0	0	0	0	1	16	24	18.00	3.000

PITCHER	IP	WLS	BF	H	R	ER	SO	BB	IBB	HBP	BLK	WP	HR	S	P	ERA	WHIP

Tampa Bay Rays @ Los Angeles Angels

Angel Stadium of Anaheim, Anaheim, CA

Mon Jun 09 2008, 7:05 PM PDT

Att. 42,019 - Clear - 71 F

livebaseballscorecards.com

BOTTOM

Batter	1	2	3	4	5	6	7	8	9	AB	R	H	RBI	BB	SO	LOB
6 Maicer Izturis, S (1, 6) OBP: 0.321, SLG: 0.343 77 Reggie Willits, S (9, 8) OBP: 0.327, SLG: 0.273	C FF 92 F CU 79 B FF 96 B SL 88 X FF 96 2-2 G4-3 ①		B FF 95 1 SAFE C FF 94 X CU 82 1-1 SF8-2-6 1B 1-2		C FF 94 X FF 95 0-1 F9 ①		C FF 93 F FF 94 X SL 89 0-2 G6-3 ① ② 1-2f			4 0	0 0	1 0	0 0	0 0	0 0	1 0
47 Howie Kendrick, R (1, 4) OBP: 0.358, SLG: 0.440	B FF 94 F FF 94 B FF 95 F FF 93 X FF 94 2-2 G6-3 ②		B SL 88 X FF 96 1-0 F8 ① 2-3		C FF 95 B FF 96 X FF 94 1-1 G4-3 ②		C SL 87 S SL 89 B SL 90 B FF 97 B FF 96 X FF 95 3-2 F9 ③			4	0	0	0	0	0	2
Garret Anderson, L (1, 7) OBP: 0.294, SLG: 0.381 3 Brandon Wood, R (9, 6) OBP: 0.172, SLG: 0.197	B FF 94 B CH 87 C CH 86 F FF 95 X CU 80 2-2 F9 ③		B CH 87 X CH 87 1-0 SF8-2-6 ② ③ 1-2 3-H		B FF 96 B CH 88 X FF 98 2-0 G4-3 ③			C FF 84 B SI 84 X SI 85 1-1 L4 ①		3 0	0 0	0 0	1 0	0 0	0 0	0 0
27 Vladimir Guerrero, R (1, 10) OBP: 0.329, SLG: 0.445		X FF 95 0-0 G3-1 24 1B 2B		X SL 89 0-0 48 HR 1B		S FF 98 F FF 99 B FF 90 F FF 99 X SL 91 1-2 FC4-6 1B		F FF 85 S CH 78 X CU 76 0-2 ② 1B		4	2	4	0	0	0	0
48 Torii Hunter, R (1, 8) OBP: 0.333, SLG: 0.451 18 Sean Rodríguez, R (9, 5) OBP: 0.274, SLG: 0.246		B FF 94 F FF 94 F FF 94 F FF 95 S SL 87 1-3 K ①		B SL 90 B FF 96 F FF 95 1 SAFE X FF 94 2-1 1-H HR		B SL 89 F FF 97 B FF 97 S SL 89 F FF 97 D SL 90 X FF 97 3-2 F7 ①		S CH 77 X CH 78 0-1 G6-3 ③		4 0	1 0	1 0	2 0	0 0	1 0	2 0
Casey Kotchman, L (1, 3) OBP: 0.353, SLG: 0.444		X CH 86 0-0 G3-1 ② 2-3		F FF 96 X CU 79 0-1 39 G5-4-3 24 1B 1B		C FF 97 X FF 97 0-1 FC4-6 24 1B ② 1-2f			X FF 92 0-0 P5 ①	4	0	1	0	0	0	2
24 Gary Matthews, S (1, 9) OBP: 0.326, SLG: 0.371		B FF 97 B FF 96 F CH 88 B FF 96 X SI 95 3-1 3-H 1B		B CH 88 X CH 87 1-0 39 G5-4-3 1-2 1B		B FF 98 F CH 86 S FF 96 B FF 99 D SL 90 X FF 97 3-2 1-3 1B			B FF 93 X FF 93 1-0 F9 2B	4	0	4	1	0	0	0
39 Robb Quinlan, R (1, 5) OBP: 0.341, SLG: 0.338 Juan Rivera, R (9, 7) OBP: 0.228, SLG: 0.226	C FF 96 S SL 88 F SL 90 F FF 98 S FF 98 0-3 K ③		C FF 97 D SL 89 X SL 88 1-1 G5-4-3 ① ② 1-2f 2-3		B FF 98 X SL 86 1-0 F8 ③				B FF 93 B FF 94 X FF 94 2-0 F9 ② 2-3	3 1	0 0	0 0	0 0	0 0	1 0	5 1
5 Jeff Mathis, R (1, 2) OBP: 0.299, SLG: 0.366			B FF 95 F FF 93 F FF 92 F FF 96 B SL 89 X FF 91 2-2 47 F8 6 1B SF8-2-6 1B	B SL 90 C FF 95 B FF 98 F FF 96 X FF 97 2-2 P4 ③			C SL 87 F FF 96 B FF 96 B SL 87 B FF 96 B FF 95 4-2 6 G6-3 BB		S FF 94 X FF 94 0-1 F9 ③	3	1	1	0	1	0	2

Inning Stats	1	2	3	4	5	6	7	8	9
	R: 0 E: 0 K: 0 S: 9	R: 1 E: 0 K: 2 S: 13	R: 1 E: 0 K: 0 S: 8	R: 2 E: 0 K: 0 S: 11	R: 0 E: 0 K: 0 S: 5	R: 0 E: 0 K: 0 S: 14	R: 0 E: 0 K: 0 S: 8	R: 0 E: 0 K: 0 S: 7	R: 0 E: 0 K: 0 S: 5
	H: 0 LOB: 0 BB: 0 P: 15	H: 2 LOB: 1 BB: 0 P: 17	H: 2 LOB: 0 BB: 0 P: 13	H: 4 LOB: 1 BB: 0 P: 17	H: 0 LOB: 0 BB: 0 P: 8	H: 2 LOB: 2 BB: 0 P: 22	H: 0 LOB: 0 BB: 1 P: 15	H: 1 LOB: 0 BB: 0 P: 8	H: 1 LOB: 1 BB: 0 P: 8

	AB	R	H	RBI	BB	SO	LOB
	34	4	12	4	1	2	15

1B: 9 SF: 1
2B: 3 SAC: 0
3B: 0 DP: 3
HR: 1 HBP: 0

WP: 0 PA: 36
PB: 0
SB: 0
CS: 0

PITCHER	IP	WLS	BF	H	R	ER	SO	BB	IBB	HBP	BLK	WP	HR	S	P	ERA	WHIP
36 Edwin Jackson, R (1, 1) ERA: 4.06	7.0	W	29	10	4	4	2	1	0	0	0	0	1	68	107	5.14	1.571
28 Al Reyes, R (8, 1) ERA: 4.02	1.0		3	1	0	0	0	0	0	0	0	0	0	7	8	0.00	1.000
47 Gary Glover, R (9, 1) ERA: 3.74	1.0		4	1	0	0	0	0	0	0	0	0	0	5	8	0.00	1.000

PITCHER	IP	WLS	BF	H	R	ER	SO	BB	IBB	HBP	BLK	WP	HR	S	P	ERA	WHIP

Tampa Bay Rays @ Los Angeles Angels

Angel Stadium of Anaheim, Anaheim, CA

Tue Jun 10 2008, 7:05 PM PDT

Att. 37,610 - Clear - 68 F

TOP

livebaseballscorecards.com

Batter	1	2	3	4	5	6	7	8	9	AB	R	H	RBI	BB	SO	LOB
1 Akinori Iwamura, L (1, 4) OBP: 0.334, SLG: 0.360	C FF 91 S FF 92 B FF 94 B FF 93 S CH 83 2-3 ① K		B FF 91 F FF 91 X CH 83 1-1 ③ G4-3			C CH 80 B CU 72 S CH 81 B FF 92 F FF 90 F CH 82 X CH 82 2-2 ② G6-3			B SI 90 C SI 91 F SI 92 B SI 85 S SI 92 2-3 ① K	4	0	0	0	0	2	0
13 Carl Crawford, L (1, 7) OBP: 0.310, SLG: 0.367	B FF 91 X FF 92 1-0 ② F8			F CH 82 C FF 91 B SL 81 F SL 82 F FF 92 F SL 83 B FF 93 F CH 82 X SL 80 2-2 ① F8		B FF 90 F FF 90 X SL 80 1-1 ③ G4-3			C SI 92 S CU 81 C SI 93 0-3 ② K	4	0	0	0	0	1	0
2 B.J. Upton, R (1, 8) OBP: 0.409, SLG: 0.454	B FF 92 S SI 92 B CH 84 B SL 82 C FF 92 C FF 91 3-3 ③ K			X FF 91 0-0 32 CS 1B			F SL 79 S CH 78 B FF 89 B FF 89 B CH 80 B SL 80 4-2 32 G4-6-3 BB		B SI 92 B SI 91 C SI 91 B SI 91 C SI 90 F SI 93 X SI 93 3-2 ③ G5-3	3	0	1	0	1	1	0
32 Eric Hinske, L (1, 10) OBP: 0.330, SLG: 0.515		F FF 90 B FF 90 B CH 82 X CH 82 2-1 ① G3-1		F FF 90 1 SAFE C FF 90 B FF 93 B SL 82 X FF 92 2-2 ② ③ G6-3 1-2			1 SAFE F CU 71 B FF 89 B FF 89 F FF 90 X SI 90 2-2 ① ② G4-6-3 1-2f			3	0	0	0	0	0	2
3 Evan Longoria, R (1, 5) OBP: 0.338, SLG: 0.497		B SL 80 B FF 91 B FF 91 C FF 92 S FF 91 X FF 92 3-2 16 G4-3 2B			C SL 79 X SI 92 0-1 30 G4-6-3 2B		C SL 78 C FF 90 B SL 83 B SI 93 X SL 80 2-2 ③ F7			3	0	2	0	0	0	0
16 Willy Aybar, S (1, 3) OBP: 0.357, SLG: 0.529		F CH 83 X CU 74 0-1 ② G4-3 2-3			C CU 75 B FF 90 B SL 81 F CH 82 B SL 80 B FF 91 4-2 30 G4-6-3 BB			C CU 72 S SL 78 F FF 89 B FF 90 B FF 90 X CH 80 2-2 ① G3		2	0	0	0	1	0	1
30 Dioner Navarro, S (1, 2) OBP: 0.374, SLG: 0.465		C CU 74 B CH 83 F FF 92 F FF 94 C SL 82 1-3 ③ K			F FF 91 B FF 91 B FF 90 X CH 84 2-1 ① ② G4-6-3 1-2f 2-3			C FF 88 F CU 72 B FF 92 X FF 90 1-2 ② G3		3	0	0	0	0	1	3
26 Gabe Gross, L (1, 9) OBP: 0.333, SLG: 0.414			X FF 90 0-0 ① G4-3		C CU 74 F FF 91 S FF 91 0-3 ③ K			B FF 90 X FF 89 1-0 HR		3	1	1	1	0	1	1
8 Jason Bartlett, R (1, 6) OBP: 0.283, SLG: 0.267			B FF 92 C FF 90 X SL 82 1-1 ② G1-3			C SL 78 B CH 79 C FF 90 S SL 76 1-3 ① K		X SL 78 0-0 ③ L7		3	0	0	0	0	1	0

Inning Stats	1	2	3	4	5	6	7	8	9
	R: 0 E: 0 K: 2 S: 7	H: 0 LOB: 0 BB: 0 P: 13	R: 0 E: 0 K: 1 S: 11	H: 1 LOB: 1 BB: 0 P: 17	R: 0 E: 0 K: 0 S: 5	H: 0 LOB: 0 BB: 0 P: 7	R: 0 E: 0 K: 0 S: 11	H: 1 LOB: 0 BB: 0 P: 15	R: 0 E: 0 K: 1 S: 9	H: 1 LOB: 1 BB: 1 P: 15	R: 0 E: 0 K: 1 S: 10	H: 0 LOB: 0 BB: 0 P: 14	R: 0 E: 0 K: 0 S: 8	H: 0 LOB: 0 BB: 1 P: 16	R: 1 E: 0 K: 0 S: 9	H: 1 LOB: 0 BB: 0 P: 13	R: 0 E: 0 K: 2 S: 10	H: 0 LOB: 0 BB: 0 P: 15

| | | |

Tampa Bay Rays @ Los Angeles Angels

Angel Stadium of Anaheim, Anaheim, CA

Tue Jun 10 2008, 7:05 PM PDT

Att. 37,610 - Clear - 68 F

livebaseballscorecards.com

Batter	1	2	3	4	5	6	7	8	9	AB	R	H	RBI	BB	SO	LOB
77 Reggie Willits, S (1, 9) OBP: 0.304, SLG: 0.250	C FF 93 B SI 94 S FF 93 B SI 93 F SI 93 X CH 84 2-2 G3 ①	C FF 91 F SI 92 F KC 79 B SI 92 S CH 84 1-3 K ①			C CH 82 F FC 88 B SI 91 B CH 82 F FF 91 F KC 78 S FC 88 2-3 K ①		C FF 91 B FF 89 S FC 88 S CH 84 1-3 K ①			4	0	0	0	0	3	0
6 Maicer Izturis, S (1, 6) OBP: 0.325, SLG: 0.347	B SI 94 B SI 92 C FF 92 X SI 93 2-1 HR 1B	B FC 89 F CH 82 F FC 88 X CH 84 1-2 P5 ②			S CH 82 B FC 87 X CH 83 1-1 27 HR 1B		B FC 88 C CH 82 B KC 75 X CH 82 2-1 G3 ②			4	2	2	0	0	0	0
Garret Anderson, L (1, 7) OBP: 0.293, SLG: 0.391	F FC 89 X CH 84 0-1 1-H HR	B CH 84 B CH 84 B FC 89 X FF 92 3-0 G3-1 ③			B FF 88 B CH 80 X FC 87 2-0 F8 ②		X FC 89 0-0 G3 ③			4	1	1	2	0	0	1
27 Vladimir Guerrero, R (1, 10) OBP: 0.332, SLG: 0.460	B SI 93 S FC 90 X SI 93 1-1 FC3-6 47 2B 48 1B 1B		X FC 88 0-0 G6-3 ①		1 SAFE F FC 87 X FC 87 0-1 1-H HR			C FF 91 B SI 91 X CH 82 1-1 F7 ①		4	2	2	2	0	0	0
48 Torii Hunter, R (1, 8) OBP: 0.332, SLG: 0.448	B SI 93 B FF 92 X FF 90 2-0 1-2 FC3-6 1B		C FF 92 F CH 83 F FC 88 B CH 84 S KC 78 1-3 K ②		F KC 78 S KC 76 B SI 91 S KC 78 1-3 K ③			F FF 92 C SI 92 B SI 92 X KC 77 1-2 G5-3 ②		4	0	1	0	0	2	0
Casey Kotchman, L (1, 3) OBP: 0.351, SLG: 0.441	C FF 91 S CH 84 X FC 88 0-2 1-2f 2-3 FC3-6 47 2B 5 1B ②		X CH 83 0-0 G3 ③			C FC 88 X CH 83 0-1 5 WP 1B		B CH 83 X FF 88 1-0 G6-3 ③		4	1	1	0	0	0	2
47 Howie Kendrick, R (1, 4) OBP: 0.369, SLG: 0.462	X FF 92 0-0 5 1B 1-3 3-H 2B			C FF 92 C KC 76 X FF 86 0-2 5 CS 1B		S CH 82 T CH 82 S CH 83 0-3 K ①				3	0	2	1	0	1	1
5 Jeff Mathis, R (1, 2) OBP: 0.300, SLG: 0.365	B KC 79 X FC 89 1-0 2-3 3-H 1B			P PO 84 C CH 82 X KC 79 1-1 1-2 P4 ① ②		C KC 76 B CH 82 B FC 87 S CH 82 S CH 83 2-3 1-2 K ②				3	0	1	1	0	1	2
3 Brandon Wood, R (1, 5) OBP: 0.164, SLG: 0.188	S CH 83 S CH 84 D CH 84 B SI 93 S CH 84 2-3 K ③			S CH 83 B KC 78 S CH 83 C SI 92 1-3 K ③		C KC 77 X SI 91 0-1 G5-3 ③				3	0	0	0	0	2	3
Inning Stats	R: 4 E: 0 K: 1 S: 19 H: 6 LOB: 2 BB: 0 P: 29	R: 0 E: 0 K: 1 S: 8 H: 0 LOB: 0 BB: 0 P: 13	R: 0 E: 0 K: 1 S: 6 H: 0 LOB: 0 BB: 0 P: 7	R: 0 E: 0 K: 1 S: 9 H: 1 LOB: 0 BB: 0 P: 10	R: 2 E: 0 K: 2 S: 13 H: 2 LOB: 0 BB: 0 P: 19	R: 0 E: 0 K: 2 S: 10 H: 1 LOB: 1 BB: 0 P: 12	R: 0 E: 0 K: 1 S: 6 H: 0 LOB: 0 BB: 0 P: 9	R: 0 E: 0 K: 0 S: 6 H: 0 LOB: 0 BB: 0 P: 9		1B: 7 2B: 1 3B: 0 HR: 2	SF: 0 SAC: 0 DP: 0 HBP: 0					

	AB	33
	R	6
	H	10
	RBI	6
	BB	0
	SO	9
	LOB	9

WP: 1 PB: 0 SB: 0 CS: 1 PA: 33

PITCHER	IP	WLS	BF	H	R	ER	SO	BB	IBB	HBP	BLK	WP	HR	S	P	ERA	WHIP
33 James Shields, R (1, 1) ERA: 3.91	8.0	L	33	10	6	6	9	0	0	0	0	1	2	77	108	6.75	1.250

PITCHER	IP	WLS	BF	H	R	ER	SO	BB	IBB	HBP	BLK	WP	HR	S	P	ERA	WHIP

Batter	1	2	3	4	5	6	7	8	9	AB	R	H	RBI	BB	SO	LOB
1 Akinori Iwamura, L (1, 4) OBP: 0.337, SLG: 0.369	C FF 90 X SI 90 0-1 13 1B 3B	B FF 91 B CH 83 B SI 91 C FF 90 X FF 89 3-1 ③ G6-3			C CU 76 B CH 82 B SI 90 B CU 78 F FF 90 F CU 78 S FF 91 3-3 ③ K			C B F SI 91 B CU 82 B SI 92 F SI 92 F SI 93 X SI 93 3-2 13 G5-4-3 1B		4	1	2	0	0	1	0
13 Carl Crawford, L (1, 7) OBP: 0.309, SLG: 0.366	B FF 90 F CU 78 S CU 80 B FF 90 F FC 82 X CU 81 2-2 16 BB 2 E 1B 3-H	X SI 89 0-0 ① G4-3		B X SI 88 1-0 ① F7		X SI 92 0-0 ②③ G5-4-3 1-2f			4	0	1	1	0	0	1
2 B.J. Upton, R (1, 8) OBP: 0.404, SLG: 0.446	S SI 91 1 SAFE C FC 82 2 SAFE B FF 91 S CU 81 1-3 ① K 1-2	B FF 90 C FC 82 B FF 91 C FF 90 B FF 91 S FF 92 3-3 ② K		X CU 81 0-0 ② G6-3		X FF 93 0-0 ① F8		4	0	0	0	0	2	1
32 Eric Hinske, L (1, 10) OBP: 0.323, SLG: 0.503	X CU 78 0-0 ② F7	C SI 90 S FF 90 S FC 83 0-3 ③ K		C FF 90 F CH 83 F CU 80 S CU 80 0-3 ③ K		C FF 94 X CH 84 0-1 ② G3		4	0	0	0	0	2	1
3 Evan Longoria, R (1, 5) OBP: 0.345, SLG: 0.503	B FC 84 B FF 92 B FC 84 B FF 87 4-0 16 BB BB			X FF 91 0-0 ① P4			B FC 82 C FC 82 F FF 88 X FC 82 1-2 16 G4-3 30 SF9 2B		B FF 92 B FF 93 B FF 93 B FF 92 4-0 16 DI BB	2	1	1	0	2	0	0
16 Willy Aybar, S (1, 3) OBP: 0.350, SLG: 0.500	B CU 81 B CU 79 B CU 79 C FF 91 B FF 92 4-1 1-2 2-3 BB			C FF 90 B CH 82 B CU 78 S SI 89 F CU 81 B FF 93 F FF 92 C CU 78 3-3 ② K			X FF 90 0-0 ① G4-3 2-3		B CU 77 C CU 79 X CU 80 1-1 ③ G4-3 1-2	3	0	0	0	1	1	2
30 Dioner Navarro, S (1, 2) OBP: 0.367, SLG: 0.459	C SI 92 D SI 92 B CU 81 X CU 78 2-1 ③ G3			B FF 90 F SI 90 B CH 80 F FF 90 F CU 80 B CU 82 X FF 90 3-2 ③ G4-3			B CU 80 X CU 81 1-0 ② SF9 3-H			2	0	0	1	0	0	3
26 Gabe Gross, L (1, 9) OBP: 0.333, SLG: 0.412		C FF 89 S CH 83 X FF 92 0-2 8 G6-4-3 1B			F FF 89 X SI 89 0-1 ① F7		B CU 80 C CH 83 B CH 83 C FF 90 S FC 82 2-3 ③ K			3	0	1	0	0	1	0
8 Jason Bartlett, R (1, 6) OBP: 0.280, SLG: 0.264		B SI 90 1 SAFE C SI 90 B SI 90 1 SAFE X SI 90 2-1 ①② G6-4-3 1-2f			B SI 88 X SI 89 1-0 ② G6-3			C B F B X FC 83 2-2 ① G5-3		3	0	0	0	0	0	1
Inning Stats	R: 1 H: 2 E: 1 LOB: 3 K: 1 BB: 2 S: 13 P: 26	R: 0 H: 1 E: 0 LOB: 0 K: 0 BB: 0 S: 7 P: 12	R: 0 H: 0 E: 0 LOB: 0 K: 2 BB: 0 S: 7 P: 10	R: 0 H: 0 E: 0 LOB: 0 K: 1 BB: 0 S: 10 P: 16	R: 0 H: 0 E: 0 LOB: 0 K: 1 BB: 0 S: 7 P: 11	R: 0 H: 0 E: 0 LOB: 0 K: 1 BB: 0 S: 6 P: 7	R: 1 H: 1 E: 0 LOB: 0 K: 1 BB: 0 S: 8 P: 12	R: 0 H: 1 E: 0 LOB: 0 K: 0 BB: 0 S: 9 P: 14	R: 0 H: 0 E: 0 LOB: 1 K: 0 BB: 1 S: 5 P: 10	1B: 3 SF: 1 2B: 1 SAC: 0 3B: 1 DP: 2 HR: 0 HBP: 0						

PITCHER		IP	WLS	BF	H	R	ER	SO	BB	IBB	HBP	BLK	WP	HR	S	P	ERA	WHIP
41 John Lackey, R ERA: 1.83	(1, 1)	7.1	W	27	4	2	2	7	2	0	0	0	0	0	61	99	2.46	0.818
62 Scot Shields, R ERA: 2.88	(8, 1)	0.2	H	2	1	0	0	0	0	0	0	0	0	0	6	9	0.00	1.500
Francisco Rodríguez, R ERA: 2.1	(9, 1)	1.0	S	4	0	0	0	0	1	0	0	0	0	0	5	10	0.00	1.000

PITCHER	IP	WLS	BF	H	R	ER	SO	BB	IBB	HBP	BLK	WP	HR	S	P	ERA	WHIP

TOP

Tampa Bay Rays @ Los Angeles Angels

Angel Stadium of Anaheim, Anaheim, CA

Wed Jun 11 2008, 12:35 PM PDT

Att. 36,622 - Sunny - 74 F

livebaseballscorecards.com

AB	29
R	2
H	5
RBI	2
BB	3
SO	7
LOB	9

WP: 0	PA: 33		
PB: 0			
SB: 0			
CS: 0			

Batter	1	2	3	4	5	6	7	8	9	AB	R	H	RBI	BB	SO	LOB
77 Reggie Willits, S (1, 7) OBP: 0.317, SLG: 0.240	X SI 89 0-0 ① B3			C SI 90 B SI 91 L SI 90 B SI 92 F SI 90 F SI 92 F SI 92 S CH 80 2-3 ① K		B SI 92 C SI 91 C CH 80 B SI 92 F SI 92 B SI 92 F SI 93 F SI 93 4-2 47 F8 6 1B BB	F SI 91 B SI 92 B SI 91 F SI 92 B SI 92 B SI 92 4-2 6 1B 1-2 BB			2	0	0	0	2	1	0
6 Maicer Izturis, S (1, 6) OBP: 0.328, SLG: 0.350	C SI 90 B SI 90 S SI 91 F SI 92 X SL 82 1-2 ② F7			C SI 91 F CH 78 X SI 92 0-2 ② P4		C CH 80 1 SAFE 1 SAFE B SI 90 T SI 91 F SI 91 X SL 84 1-2 27 IBB 1-2 1B	F SI 92 F SI 93 F SI 92 X SI 93 0-2 1-3 2-H 3-H 1B			4	0	2	2	0	0	0
47 Howie Kendrick, R (1, 4) OBP: 0.352, SLG: 0.439	B SI 92 F SI 92 B SI 91 F SI 92 T SI 92 2-2 ③ K			X CH 80 0-0 ③ F9		X CH 80 0-0 ② F8 2-3	C SI 86 X KC 80 0-1 ③ F9			4	0	0	0	0	1	4
27 Vladimir Guerrero, R (1, 10) OBP: 0.335, SLG: 0.471		B SI 91 B SI 90 X CH 77 2-0 ① P3			F SI 91 F SI 92 F SI 92 F SL 82 S SI 94 0-3 ① K	I IN 75 I IN 77 I IN 76 I IN 77 4-0 1-2 IBB		F SI 86 F SI 86 X KC 82 0-2 HR		3	1	1	1	1	1	0
48 Torii Hunter, R (1, 8) OBP: 0.331, SLG: 0.444		T SI 92 S SI 92 F SI 92 X SI 93 0-2 ② F9			B CH 80 S CH 80 X CH 79 1-1 ② G4-3	C SI 92 F SI 92 T SI 92 0-2 ③ K		X SI 86 0-0 S WP 44 B1-5 1B		4	0	1	0	0	1	3
24 Gary Matthews, S (1, 9) OBP: 0.325, SLG: 0.382		F SI 92 B CH 79 C CH 79 F SL 84 B SI 92 F SI 92 B CH 80 S SI 92 3-3 ③ K			X SI 92 0-0 HR		C CH 78 B CH 78 C CH 79 F SI 92 B SI 93 S SI 93 2-3 ① K	S CH 78 B CH 79 S KC 80 C KC 80 1-3 ① K		4	1	1	1	0	3	1
Casey Kotchman, L (1, 3) OBP: 0.357, SLG: 0.448			B SI 91 X SI 90 1-0 ① P4		C SL 83 B SL 83 X SI 92 1-1 2B		B SI 93 B SL 83 F SI 92 B SI 93 X SI 93 3-1 39 1B 6 1B 1B	B SI 86 B SI 86 D KC 79 B KC 78 4-0 1-3 BB		3	1	2	0	1	0	0
44 Mike Napoli, R (1, 2) OBP: 0.299, SLG: 0.459			S SI 91 B SI 93 F CH 79 S SI 92 1-3 ② K		B SI 93 S CH 81 S SI 92 S SI 92 1-3 ③ K		C SI 93 F SI 93 S SI 93 0-3 ② K	D CU 78 X FF 86 1-0 ② ③ B1-5 3-3f		4	0	0	0	0	3	4
39 Robb Quinlan, R (1, 5) OBP: 0.341, SLG: 0.337 3 Brandon Wood, R (8, 5) OBP: 0.164, SLG: 0.188			F SI 93 X SI 93 0-1 ③ F9			S SI 91 S SI 92 S SI 92 0-3 ① K	B SI 93 F SI 92 B SI 92 X SI 91 2-1 1-3 77 BB 6 1B 1B			3 0	1 0	1 0	0 0	0 0	1 0	0 0
Inning Stats	R: 0 E: 0 K: 1 S: 8 H: 0 LOB: 0 BB: 0 P: 11	R: 0 E: 0 K: 1 S: 10 H: 0 LOB: 0 BB: 0 P: 15	R: 0 E: 0 K: 1 S: 6 H: 0 LOB: 0 BB: 0 P: 8	R: 0 E: 0 K: 1 S: 10 H: 0 LOB: 0 BB: 0 P: 12	R: 1 E: 0 K: 2 S: 13 H: 2 LOB: 1 BB: 0 P: 16	R: 0 E: 0 K: 2 S: 18 H: 1 LOB: 3 BB: 2 P: 27	R: 2 E: 0 K: 2 S: 19 H: 3 LOB: 2 BB: 1 P: 30	R: 1 E: 0 K: 1 S: 8 H: 2 LOB: 1 BB: 1 P: 14		1B: 5 2B: 2 3B: 0 HR: 2 SF: 0 SAC: 0 DP: 1 HBP: 0						

PITCHER		IP	WLS	BF	H	R	ER	SO	BB	IBB	HBP	BLK	WP	HR	S	P	ERA	WHIP
19 Scott Kazmir, L ERA: 1.74	(1, 1)	6.2	L	29	6	3	3	10	2	1	0	0	0	1	82	117	4.05	1.200
39 J.P. Howell, L ERA: 3.54	(7, 1)	0.2		5	2	1	1	1	1	0	0	0	1	1	9	14	13.50	4.500
35 Dan Wheeler, R ERA: 2.17	(8, 1)	0.2		1	0	0	0	0	0	0	0	0	0	0	1	2	0.00	0.000

PITCHER IP WLS BF H R ER SO BB IBB HBP BLK WP HR S P ERA WHIP

BOTTOM

Tampa Bay Rays @ Los Angeles Angels

Angel Stadium of Anaheim, Anaheim, CA

Wed Jun 11 2008, 12:35 PM PDT

Att. 36,622 - Sunny - 74 F

livebaseballscorecards.com

AB	31
R	4
H	8
RBI	4
BB	4
SO	11
LOB	12

1B: 5 SF: 0 WP: 1 PA: 35
2B: 2 SAC: 0 PB: 0
3B: 0 DP: 1 SB: 1
HR: 2 HBP: 0 CS: 0

Batter	1	2	3	4	5	6	7	8	9	AB	R	H	RBI	BB	SO	LOB
19 Yunel Escobar, R (1, 6) OBP: 0.366, SLG: 0.402	S SI 90 X FF 91 0-1 B2		F SI 91 B SI 92 1 SAFE B SI 92 1 SAFE 1 SAFE B SL 83 X FF 91 3-1 1-2 16 1B 1B	X FF 92 0-0 F9		B SI 92 1 SAFE C SI 91 D CH 80 X SI 90 2-1 1-2 G6-3		B SL 76 X CH 84 1-0 1B		5	0	2	0	0	0	2
2 Kelly Johnson, L (1, 4) OBP: 0.350, SLG: 0.460	C SI 91 B CH 82 F SI 91 C SL 83 1-3 K		S CH 81 B SI 91 1 SAFE B FF 90 C SI 92 S CH 80 2-3 K		X SI 89 0-0 L4	C SL 77 X FF 89 0-1 P2		C SL 78 B SI 90 X SL 78 1-1 F8		5	0	0	0	0	2	3
16 Brian McCann, L (1, 2) OBP: 0.384, SLG: 0.569	C SI 91 X SI 86 0-1 G4-3		X SI 92 0-0 1-2 1B		C CH 80 B FF 90 X FF 90 1-1 G4-3		X FF 89 0-0 G5-4-3 2B		C FC 85 B SI 90 C FC 84 S SL 81 1-3 K	5	0	2	0	0	1	0
Mark Teixeira, S (1, 3) OBP: 0.368, SLG: 0.455		B SI 87 C SI 90 X CH 85 1-1 G4-6-3 1B	C SI 92 C SI 92 F CH 81 S FF 91 0-3 K		C SI 90 X FF 90 0-1 1B		X FF 89 0-0 G5-4-3 1B		B SI 90 X SI 90 1-0 P5	5	0	3	0	0	1	2
Greg Norton, S (1, 10) OBP: 0.337, SLG: 0.354		B SI 86 X SI 90 1-0 G4-6-3 1-2f		C CH 80 F CU 77 B FF 92 S CH 82 1-3 K	X CU 76 0-0 G3		S SL 79 X SL 78 0-1 G5-4-3 1-2f 2-3		C FC 86 B SI 91 B FC 87 F SI 91 B SL 81 X FC 86 3-2 G3-1	5	0	0	0	0	1	4
7 Jeff Francoeur, R (1, 9) OBP: 0.313, SLG: 0.433		X SL 82 0-0 28 1B 2B	X SL 83 0-0 G6-3		B C X 1-1 4 SH1-4 28 BB 1 1B 1B	I IN 61 I IN 62 I IN 62 I 4-0 IBB				3	2	2	0	1	0	0
28 Brandon Jones, L (1, 7) OBP: 0.500, SLG: 0.400		B CH 82 B SI 92 X SI 92 2-0 2-H 1B	F SI 92 X CU 78 0-1 4 2B 1B		D CH 79 B CH 78 F SI 90 1 SAFE B CH 77 B SI 87 4-1 4 SH1-4 1 1B 1-2 BB	B SL 78 F SL 78 B FF 89 C SL 76 S SL 78 2-3 K				3	2	2	1	1	1	2
4 Omar Infante, R (1, 5) OBP: 0.354, SLG: 0.403		1 SAFE 1 SAFE C FF 90 1 SAFE 1 SAFE X SI 91 0-1 P4	X SL 83 0-0 1 1B 1-H 2B		B SI 91 X SI 90 1-0 SH1-4 1-2 2-3			F FF 89 B CH 84 B CH 85 F FF 88 S SL 78 2-3 K		3	1	1	1	0	1	1
1 Grégor Blanco, L (1, 8) OBP: 0.371, SLG: 0.323			B FF 90 B SI 90 B SI 90 C SI 89 C SI 91 X SI 91 3-2 19 1B 1B	B SI 92 D CH 82 X SI 92 2-0 2-H 1B		B FF 91 3 SAFE F FF 91 X SI 93 1-1 19 G6-3 2-H 3-H 1B		C FF 89 B SI 89 C SL 77 B SL 78 F FF 88 X SL 78 2-2 G5-3		4	0	3	3	0	0	0
Inning Stats	R: 0 E: 0 K: 1 S: 7 H: 0 LOB: 0 BB: 0 P: 8	R: 1 E: 0 K: 0 S: 7 H: 3 LOB: 1 BB: 0 P: 11	R: 0 E: 0 K: 2 S: 13 H: 3 LOB: 2 BB: 0 P: 21	R: 2 E: 0 K: 1 S: 9 H: 3 LOB: 1 BB: 0 P: 12	R: 0 E: 0 K: 0 S: 6 H: 1 LOB: 1 BB: 0 P: 7	R: 2 E: 0 K: 0 S: 10 H: 2 LOB: 1 BB: 1 P: 19	R: 0 E: 0 K: 1 S: 7 H: 2 LOB: 2 BB: 1 P: 13	R: 0 E: 0 K: 1 S: 10 H: 1 LOB: 1 BB: 0 P: 16	R: 0 E: 0 K: 1 S: 7 H: 0 LOB: 0 BB: 0 P: 12	1B: 12 2B: 3 3B: 0 HR: 0 SF: 0 SAC: 1 DP: 2 HBP: 0						

PITCHER		IP	WLS	BF	H	R	ER	SO	BB	IBB	HBP	BLK	WP	HR	S	P	ERA	WHIP
Jon Garland, R ERA: 4.13	(1, 1)	5.2	L	28	12	5	5	4	1	0	0	0	0	0	50	76	7.94	2.294
Darren Oliver, L ERA: 2.93	(6, 1)	2.1		10	3	0	0	2	0	1	0	0	0	0	19	31	0.00	1.286
33 Justin Speier, R ERA: 4.15	(9, 1)	1.0		3	0	0	0	1	0	0	0	0	0	0	7	12	0.00	0.000

PITCHER	IP	WLS	BF	H	R	ER	SO	BB	IBB	HBP	BLK	WP	HR	S	P	ERA	WHIP

TOP

Atlanta Braves @ Los Angeles Angels

Angel Stadium of Anaheim, Anaheim, CA

Fri Jun 13 2008, 7:05 PM PDT

Att. 43,919 - Clear - 70 F

livebaseballscorecards.com

AB	38
R	5
H	15
RBI	5
BB	2
SO	7
LOB	14

WP: 0	PA: 41				
PB: 0					
SB: 0					
CS: 0					

Atlanta Braves @ Los Angeles Angels

Angel Stadium of Anaheim, Anaheim, CA

Fri Jun 13 2008, 7:05 PM PDT

Att. 43,919 - Clear - 70 F

livebaseballscorecards.com

Batter	1	2	3	4	5	6	7	8	9	AB	R	H	RBI	BB	SO	LOB
9 Chone Figgins, S (1, 5) OBP: 0.431, SLG: 0.357	C FF 88 C SI 90 B FF 92 B SI 91 B CH 83 X FF 90 3-2 6 G5-4-3 1B		B FF 90 B CH 81 F FF 89 B FF 90 B FF 90 4-1 6 FC1-4 BB		B CU 72 S CH 82 B SI 90 B FF 90 F FF 89 F SI 92 B SI 92 4-2 6 CS BB			C CU 69 B CH 86 B CU 70 B FF 89 X FF 89 3-1 ③ G4-3		2	0	1	0	2	0	0
6 Maicer Izturis, S (1, 6) OBP: 0.327, SLG: 0.348	C FF 90 C CU 72 1 SAFE X FF 91 0-2 ①② G5-4-3 1-2f		C CH 80 1 SAFE B SI 92 X CH 80 1-1 ② FC1-4 47 2B 1-2f		1 SAFE 1 SAFE B FF 89 F CH 80 B SI 91 2-1 ③ CS 1-2	B FF 86 C FF 88 X FF 88 1-1 ① F8			B SI 93 C SI 92 B SI 94 X FF 93 2-1 47 CS 1B	4	1	1	0	0	0	2
47 Howie Kendrick, R (1, 4) OBP: 0.359, SLG: 0.453	C FF 90 X SL 82 0-1 27 FC5-4 1B		1 SAFE B SI 90 X CH 81 1-0 1-H 2B			B CU 70 B SI 89 S FF 88 X FF 89 2-1 ② F8			1 SAFE C SI 93 B SI 93 1 SAFE B SI 93 B SI 92 C SI 93 C SI 93 3-3 ①② K 1-2	4	0	2	1	0	1	1
27 Vladimir Guerrero, R (1, 9) OBP: 0.333, SLG: 0.468	F FF 92 B FF 91 1 SAFE B FF 91 X SI 91 2-1 ③ FC5-4 1-2f		C SI 92 F SI 91 F FF 93 B SI 92 B SI 91 T SI 91 2-2 ③ K			B SI 89 X FF 88 1-0 ③ G5-3			X SI 95 0-0 1B	4	0	1	0	0	1	2
48 Torii Hunter, R (1, 8) OBP: 0.330, SLG: 0.453		X SI 90 0-0 HR		C SI 91 F SL 80 F SI 92 B CH 80 F SI 92 X FF 92 1-2 ① F8			X FF 89 0-0 ① B2-3		X SI 94 0-0 ③ G6-3	4	1	1	1	0	0	1
Garret Anderson, L (1, 10) OBP: 0.293, SLG: 0.390		C FF 89 C SI 92 B SL 82 B SL 80 X FF 92 2-2 ① G4-3		C FF 90 B SI 92 C CU 72 B SI 92 X FF 92 2-2 ② F7			B SI 89 S SL 84 B SL 81 C CU 71 X SI 91 2-2 24 G4-6-3 1B			3	0	1	0	0	0	0
24 Gary Matthews, S (1, 7) OBP: 0.321, SLG: 0.377		C FF 90 B CH 82 F CH 82 B SL 81 S CH 82 2-3 ② K		X CH 82 0-0 ③ F9			F FF 90 B SI 90 X SI 89 1-1 ②③ G4-6-3 1-2f			3	0	0	0	0	1	1
Casey Kotchman, L (1, 3) OBP: 0.353, SLG: 0.443		C CU 72 B CH 80 X FF 92 1-1 ③ G6-3			C SL 86 X FF 90 0-1 ① G4-3			X FF 88 0-0 ① F9		3	0	0	0	0	0	0
5 Jeff Mathis, R (1, 2) OBP: 0.292, SLG: 0.354			C CU 69 B SI 90 S CH 80 F SL 80 C SI 91 1-3 ① K		B FF 90 B FF 91 S FF 90 F FF 90 B CH 82 C SI 92 3-3 ② K			C FF 88 F SI 90 S CH 78 0-3 ② K		3	0	0	0	0	3	0

	AB	R	H	RBI	BB	SO	LOB
BOTTOM	**AB**	**30**					
	R	**2**					
	H	**7**					
	RBI	**2**					
	BB	**2**					
	SO	**6**					
	LOB	**7**					

Inning Stats	1	2	3	4	5	6	7	8	9
	R: 0 E: 0 K: 0 S: 10	H: 2 LOB: 1 BB: 0 P: 15	R: 1 E: 0 K: 1 S: 9	H: 1 LOB: 0 BB: 0 P: 14	R: 1 E: 0 K: 2 S: 12	H: 1 LOB: 1 BB: 1 P: 21	R: 0 E: 0 K: 0 S: 9	H: 0 LOB: 0 BB: 0 P: 12	R: 0 E: 0 K: 0 S: 9	H: 0 LOB: 0 BB: 1 P: 18	R: 0 E: 0 K: 0 S: 5	H: 0 LOB: 0 BB: 0 P: 9	R: 0 E: 0 K: 0 S: 6	H: 1 LOB: 0 BB: 0 P: 9	R: 0 E: 0 K: 1 S: 6	H: 0 LOB: 0 BB: 0 P: 9	R: 0 E: 0 K: 1 S: 7	H: 2 LOB: 1 BB: 0 P: 12

	1B	SF	WP	PA
	2B: 2	SAC: 0	PB: 0	
	3B: 0	DP: 3	SB: 0	
	HR: 1	HBP: 0	CS: 2	

PITCHER		IP	WLS	BF	H	R	ER	SO	BB	IBB	HBP	BLK	WP	HR	S	P	ERA	WHIP
37 Jo-Jo Reyes, L ERA: 4.42	(1, 1)	8.0	W	28	5	2	2	5	2	0	0	0	0	1	66	107	2.25	0.875
30 Jeff Bennett, R ERA: 4.47	(9, 1)	1.0	S	4	2	0	0	1	0	0	0	0	0	0	7	12	0.00	2.000

PITCHER	IP	WLS	BF	H	R	ER	SO	BB	IBB	HBP	BLK	WP	HR	S	P	ERA	WHIP

Batter	1	2	3	4	5	6	7	8	9	AB	R	H	RBI	BB	SO	LOB
19 Yunel Escobar, R (1, 6) OBP: 0.374, SLG: 0.405	F FF 96 F FF 97 X FF 97 0-2 1B		B SL 88 S SL 86 B SL 87 B SL 86 C SL 86 B SL 87 4-2 BB		B FF 95 X FF 96 1-0 HBP 10 BB 16 1B 1-3 2-H 3-H 1B	B SL 81 C SL 82 F FF 95 S SL 85 1-3 ②		1 SAFE F FC 85 P PO 81 F FC 85 F SL 80 F SI 90 B SI 90 B FC 86 F FC 86 4-2 B SI 90 10 BB 2 BB 1-2 1B BB		3	2	2	2	2	1	0
2 Kelly Johnson, L (1, 4) OBP: 0.351, SLG: 0.470	F FF 95 C SI 95 B SL 86 B SL 85 B SI 95 X FF 95 3-2 ① F7	C FF 95 B FF 96 B SL 84 F FF 95 T SL 87 2-2 ② K		S F B C 1-3 ① K	B SL 80 C FF 93 B CH 86 F FF 93 F FF 95 B FF 94 X FF 94 3-2 HR		B FC 86 C FC 85 C FF 90 B CH 81 B SL 81 B FC 85 4-2 10 BB 1-2 2-3 1B BB		4	2	1	1	1	2	5
10 Chipper Jones, S (1, 5) OBP: 0.498, SLG: 0.657	X FF 96 0-0 ② F8		B FF 97 C SL 86 X FF 97 1-1 ③ P5		B SL 87 C SI 95 F FF 95 B FF 96 B FF 96 F FF 97 B SL 86 4-2 16 1B HBP 1-2 BB	C FF 89 T FF 87 X FF 89 0-2 ③ G4-3		C FC 86 B SI 91 F SI 91 B SL 82 B SI 92 B FC 88 4-2 1B 1-2 2-3 3-H BB		3	0	0	1	2	0	3
Mark Teixeira, S (1, 3) OBP: 0.368, SLG: 0.451	C FF 95 B CH 88 1 SAFE F FF 96 B SI 97 B FF 96 S SL 86 3-3 ③ K			B SL 77 X FF 92 1-0 ① G3-1	H SL 83 1-0 16 1B 1-2 2-3 3-H HBP		B SL 79 B SL 77 C FF 89 C SI 89 X SL 79 2-2 ① F8	C SI 88 B FF 87 B SL 79 X SI 88 2-1 1-2 2-H 3-H 1B		4	0	1	3	0	1	1
16 Brian McCann, L (1, 2) OBP: 0.381, SLG: 0.561		F FF 94 B FF 96 F FF 96 C FF 96 1-3 ① K		X FF 96 0-0 ② F8	F FF 96 B FF 96 S SL 84 X FF 95 1-2 1-2 2-3 3-H 1B		C SL 78 B SI 89 S SL 79 X FF 88 1-2 ② P6	C SL 80 D SI 84 X SL 79 1-1 ③ F9		5	0	1	1	0	1	2
7 Jeff Francoeur, R (1, 9) OBP: 0.307, SLG: 0.425		X SL 87 0-0 ② G5-3		B FF 95 X SL 86 1-0 ③ F7	S FF 96 S FF 97 F FF 96 S SL 89 0-3 ② K		F FF 89 F FF 89 B SL 78 X FF 89 1-2 ③ F7		S SL 78 X SI 86 0-1 ① F7	5	0	0	0	0	1	3
Greg Norton, S (1, 10) OBP: 0.330, SLG: 0.345		B FF 95 X FF 96 1-0 ③ G6-3			C SL 80 B SL 81 B FF 93 X FF 94 2-1 1 1B 28 1B 19 1B 1B B FF 95 C FF 95 X CH 86 1-1 ③ G4-3			F SI 90 B SL 81 T FC 85 B SL 81 S SI 90 2-3 ① K	C SI 87 B FF 89 B SI 82 X SI 88 2-1 ② G4-3	5	1	1	0	0	1	3
28 Brandon Jones, L (1, 7) OBP: 0.545, SLG: 0.900			B FF 95 X FF 94 1-0 1 SH1-3 2B		X SI 95 0-0 1 1B 19 1B 1-2 1B	C SL 81 B SL 80 X CH 86 1-1 HR		C FC 83 B SI 91 B FC 86 X FC 85 2-1 ② F8	B SL 80 X SI 88 1-0 ③ G4-3	5	2	3	1	0	0	0
1 Grégor Blanco, L (1, 8) OBP: 0.376, SLG: 0.329			C FF 93 2 SAFE X FF 93 0-1 ① SH1-3 2-3		X FF 94 0-0 19 1B HBP 1-2 2-3 1B	B FF 94 F FF 94 F FF 95 B FF 94 B FF 94 X FF 93 3-2 ① F8		C SI 90 B SL 81 C SI 90 X SL 81 1-2 2 BB 19 BB 10 BB 1B		3	2	2	0	0	0	0
Inning Stats	R: 0 E: 0 K: 1 S: 10 H: 1 LOB: 1 BB: 0 P: 16	R: 0 E: 0 K: 1 S: 5 H: 0 LOB: 0 BB: 0 P: 7	R: 0 E: 0 K: 1 S: 10 H: 1 LOB: 2 BB: 1 P: 18	R: 0 E: 0 K: 0 S: 3 H: 0 LOB: 0 BB: 0 P: 5	R: 4 E: 0 K: 2 S: 20 H: 5 LOB: 3 BB: 1 P: 31	R: 2 E: 0 K: 1 S: 15 H: 2 LOB: 0 BB: 0 P: 23	R: 0 E: 0 K: 0 S: 9 H: 0 LOB: 0 BB: 0 P: 13	R: 3 E: 0 K: 1 S: 22 H: 2 LOB: 2 BB: 3 P: 41	R: 0 E: 0 K: 0 S: 5 H: 0 LOB: 0 BB: 0 P: 8	1B: 8 2B: 1 3B: 0 HR: 2 SF: 0 SAC: 1 DP: 0 HBP: 1						

TOP

Atlanta Braves @ Los Angeles Angels

Angel Stadium of Anaheim, Anaheim, CA

Sat Jun 14 2008, 6:05 PM PDT

Att. 43,894 - Clear - 75 F

livebaseballscorecards.com

AB	37
R	9
H	11
RBI	9
BB	5
SO	7
LOB	17

PITCHER		IP	WLS	BF	H	R	ER	SO	BB	IBB	HBP	BLK	WP	HR	S	P	ERA	WHIP
54 Ervin Santana, R ERA: 3.4	(1, 1)	5.2	L	29	9	6	6	6	2	0	1	0	0	2	60	97	9.53	1.941
Darren Oliver, L ERA: 2.81	(6, 1)	1.1		4	0	0	0	0	0	0	0	0	0	0	12	16	0.00	0.000
33 Justin Speier, R ERA: 5.06	(8, 1)	0.2		6	1	3	3	1	3	0	0	0	0	0	18	34	40.50	6.000
53 Darren O'Day, R ERA: 4.07	(8, 1)	1.1		5	1	0	0	0	0	0	0	0	0	0	9	15	0.00	0.750

PITCHER	IP	WLS	BF	H	R	ER	SO	BB	IBB	HBP	BLK	WP	HR	S	P	ERA	WHIP

BOTTOM

Batter	1	2	3	4	5	6	7	8	9	AB	R	H	RBI	BB	SO	LOB
9 Chone Figgins, S (1, 5) OBP: 0.430, SLG: 0.354	C FF 94 B SI 91 B FF 91 B FF 94 C FF 94 S FF 91 3-3 K ①		F FF 93 1 SAFE B SI 89 1 SAFE B CH 80 1 SAFE F FF 93 B SI 90 B FF 93 4-2 6 2B 1-2 BB		B FF 93 B FF 92 B SI 90 C SI 90 F FF 92 F FF 92 X FF 93 3-2 F7 ③		B FF 95 C SI 92 C CH 83 F SL 81 B FF 93 B FF 93 X FF 92 3-2 6 S 1B		C FF 91 B SL 83 C FF 90 B SL 84 B SI 90 X FF 90 3-2 P3 ②	4	1	1	0	1	1	1
6 Maicer Izturis, S (1, 6) OBP: 0.324, SLG: 0.349	C FF 95 B CH 82 B CH 83 B FF 94 F FF 93 F FF 95 F FF 94 C SI 91 3-3 K ②		B FF 93 B CH 81 F FF 93 X SI 90 2-1 1B 1-H 2-H 2B			C FF 91 C SL 85 C FF 92 0-3 K ①	B FF 94 B FF 94 X FF 95 2-0 G3-1 ③ 1-2		C FF 90 X SI 90 0-1 F7 ③ 1-2	5	0	1	2	0	2	2
Garret Anderson, L (1, 10) OBP: 0.293, SLG: 0.388	B CU 76 S SI 92 B SI 91 B CH 81 X FF 94 3-1 G4-3 ③		T FF 93 C FF 93 B FF 94 F CH 80 X SL 88 1-2 27 FC6-4 2-3 1B			B FF 91 X SI 89 1-0 P3 ②		B SI 88 C SI 87 B CU 72 X SI 89 2-1 G6-3 ①		4	0	1	0	0	0	0
27 Vladimir Guerrero, R (1, 9) OBP: 0.332, SLG: 0.464		F SI 90 F SI 89 X FF 95 0-2 F7 ①	B SL 88 X SI 91 1-0 FC6-4 ③ 1-2f			B SI 88 F FF 92 F SL 84 B FF 94 F FF 92 F FF 93 X FF 93 2-2 48 2B 1B		C FF 94 F FF 95 B FF 95 B CU 77 F SI 94 F FF 94 F CU 76 F FF 96 F FF 96 2-2 X FF 86 P3 ②		4	1	1	0	0	0	2
48 Torii Hunter, R (1, 8) OBP: 0.332, SLG: 0.462		C SI 92 S CH 81 X CU 78 0-2 G6-3 ②		C SI 90 X CU 77 0-1 G1-3 ①		B SI 90 C SL 82 S CH 80 X SL 85 1-2 1-H 2B		B SI 94 F CU 76 B CH 83 C FF 95 F FF 96 B FF 95 X FF 92 3-2 2B		4	0	2	1	0	0	0
Casey Kotchman, L (1, 3) OBP: 0.352, SLG: 0.437		X SI 90 0-0 G6-3 ③		C FF 93 B SI 90 B CH 81 X CH 81 2-1 F8 ②		H FF 94 1-0 HBP		X FF 90 0-0 L4 ③		3	0	0	0	0	0	1
47 Howie Kendrick, R (1, 4) OBP: 0.344, SLG: 0.433			B FF 90 F CH 81 X FF 89 1-1 F9 ① X SI 93 0-0 G4-3 ③			B SI 89 B FF 92 S CH 80 S CH 80 S FF 94 2-3 K ③			B FF 89 B FF 88 F FF 89 X FF 90 2-1 E6 5 1B	4	1	0	0	0	1	2
24 Gary Matthews, S (1, 7) OBP: 0.320, SLG: 0.383			B CU 75 X SI 91 1-0 44 FC5-2-5 3B	B CU 74 B SI 89 C SI 89 B FF 92 X SI 92 3-1 G3-1 ①			B SI 93 B SI 92 B SI 93 C SI 93 X FF 94 3-1 G3-1 ①		B FF 91 B FF 90 B FF 90 C FF 90 F FF 91 C FF 91 3-3 K ①	4	0	1	0	0	1	1
44 Mike Napoli, R (1, 2) OBP: 0.295, SLG: 0.452 77 Reggie Willits, S (7, PH) OBP: 0.311, SLG: 0.235 5 Jeff Mathis, R (8, 2) OBP: 0.298, SLG: 0.360			B SL 84 S CH 81 B CH 79 S SI 91 B FF 94 F CH 81 X SI 91 3-2 FC5-2-5 9 6 2B 3-H ②	C SI 91 B SL 86 S CH 80 B CU 77 B FF 93 F CH 80 F FF 93 X FF 92 3-2 G4-3 ②			C FF 94 B SI 93 B FF 93 F FF 94 X SI 94 2-2 G6-3 ②		C FF 90 X FF 91 0-1 6 DI 2-H 1B	2 1 1	1 0 0	0 0 1	0 0 1	0 0 0	0 0 0	1 0 0
Inning Stats	R: 0 E: 0 K: 2 S: 10 H: 0 LOB: 0 BB: 0 P: 19	R: 0 E: 0 K: 0 S: 7 H: 0 LOB: 0 BB: 0 P: 7	R: 2 E: 0 K: 0 S: 16 H: 3 LOB: 2 BB: 1 P: 29	R: 0 E: 0 K: 0 S: 5 H: 0 LOB: 0 BB: 0 P: 7	R: 0 E: 0 K: 0 S: 11 H: 0 LOB: 0 BB: 0 P: 20	R: 1 E: 0 K: 2 S: 15 H: 2 LOB: 2 BB: 0 P: 22	R: 0 E: 0 K: 0 S: 10 H: 1 LOB: 1 BB: 0 P: 20	R: 0 E: 0 K: 0 S: 15 H: 1 LOB: 1 BB: 0 P: 22	R: 1 E: 1 K: 1 S: 12 H: 1 LOB: 1 BB: 0 P: 20	1B: 4 2B: 3 3B: 1 HR: 0 SF: 0 SAC: 0 DP: 0 HBP: 1						WP: 0 PB: 0 SB: 1 CS: 0 PA: 38	

PITCHER		IP	WLS	BF	H	R	ER	SO	BB	IBB	HBP	BLK	WP	HR	S	P	ERA	WHIP
50 Charlie Morton, R ERA: 4.5	(1, 1)	6.0	W	25	5	3	3	4	1	0	1	0	0	0	64	104	4.50	1.000
46 Manny Acosta, R ERA: 4.41	(7, 1)	1.0	H	4	1	0	0	0	0	0	0	0	0	0	10	20	0.00	1.000
Royce Ring, L ERA: 4.05	(8, 1)	0.1		1	0	0	0	0	0	0	0	0	0	0	2	4	0.00	0.000
56 Blaine Boyer, R ERA: 3.99	(8, 1)	0.1		2	1	0	0	0	0	0	0	0	0	0	12	17	0.00	3.000
Will Ohman, L ERA: 2.15	(8, 1)	1.1		6	1	1	0	1	0	0	0	0	0	0	13	21	0.00	0.750

PITCHER	IP	WLS	BF	H	R	ER	SO	BB	IBB	HBP	BLK	WP	HR	S	P	ERA	WHIP

Atlanta Braves @ Los Angeles Angels

Angel Stadium of Anaheim, Anaheim, CA

Sat Jun 14 2008, 6:05 PM PDT

Att. 43,894 - Clear - 75 F

livebaseballscorecards.com

AB	36
R	4
H	8
RBI	4
BB	1
SO	5
LOB	10

Batter	1	2	3	4	5	6	7	8	9	AB	R	H	RBI	BB	SO	LOB
19 Yunel Escobar, R (1, 6) OBP: 0.379, SLG: 0.408	F FF 91 B FF 92 F CH 80 X CU 79 1-2 2 1B 1B		B FF 91 B FF 91 B SI 91 C FF 90 C SI 91 X FF 93 3-2 ② G6-3			B CU 76 B CH 81 C FF 91 B CH 81 C SI 91 X FF 92 3-2 7 WP 1B 1B		B SI 93 B SI 92 B SI 91 C SI 91 B SI 90 4-1 BB		3	0	2	0	1	0	0
2 Kelly Johnson, L (1, 4) OBP: 0.350, SLG: 0.466	L SI 91 C CU 78 1 SAFE B CU 79 X SI 92 1-2 G5-4-3 1-2 1B		C CU 77 X SI 91 0-1 ③ F7			B SL 83 S CU 79 X FF 90 1-1 ① P5		L SI 91 B SI 92 F SI 92 B SI 93 F SI 93 D CU 81 X SI 93 3-2 ② F9		4	0	1	0	0	0	2
10 Chipper Jones, S (1, 10) OBP: 0.491, SLG: 0.645	B SI 92 B SI 92 C SI 92 C CH 82 S SI 93 2-3 ① K			C CU 76 X FF 91 0-1 ① F7		B SI 91 S FF 92 C CH 83 F CH 82 B FF 92 B FF 93 1 SAFE X CH 82 3-2 ② F7		C CU 81 B SI 94 C SI 92 X SI 94 1-2 ③ L6		4	0	0	0	0	1	4
Mark Teixeira, S (1, 3) OBP: 0.367, SLG: 0.448	X SI 92 0-0 ②③ G5-4-3 1-2f			C FF 92 X SI 91 0-1 ② G1-3		F FF 92 B SI 93 B FF 93 S CH 83 F SI 93 X FF 93 2-2 7 WP 1-2 1B			C FF 92 F CH 84 B CU 80 S CU 80 1-3 ① K	4	0	1	0	0	1	2
7 Jeff Francoeur, R (1, 9) OBP: 0.303, SLG: 0.419		B CH 79 F SI 90 X SI 91 1-1 ① G1-3		X CH 80 0-0 ③ G5-3		S SI 93 B FF 91 S CH 84 B FF 93 B CH 83 X CH 83 3-2 ③ F8 1-2 2-3			C CU 78 X CU 78 0-1 ② F8	4	0	0	0	0	0	2
4 Omar Infante, R (1, 5) OBP: 0.341, SLG: 0.387 Greg Norton, S (9, PH) OBP: 0.327, SLG: 0.341		X SI 91 0-0 ② F8			B SI 89 C CH 80 B FF 91 B SI 91 X SI 90 3-1 ① F9		C CU 74 B CU 78 F CH 82 X CU 79 1-2 ① G5-3		C CU 77 F CH 85 B CU 77 S CU 80 1-3 ③ K	3 1	0 0	0 0	0 0	0 0	0 1	0 0
28 Brandon Jones, L (1, 7) OBP: 0.500, SLG: 0.769		B FF 91 C FF 92 X SL 84 1-1 1B			B SL 83 C SI 91 S SI 91 B CU 79 B SI 91 X FF 92 3-2 ② G1-3		B CU 76 B SI 91 S SI 90 C SI 91 B SI 92 X FF 92 3-2 ② G3			3	0	1	0	0	0	0
Corky Miller, R (1, 2) OBP: 0.200, SLG: 0.194		B SI 91 C SI 92 X SI 92 1-1 ③ G3			X SI 92 0-0 1B		B CH 83 F SI 91 S CH 82 S CH 82 1-3 ③ K			3	0	1	0	0	1	1
1 Grégor Blanco, L (1, 8) OBP: 0.370, SLG: 0.323			B FF 90 F SI 90 X SI 91 1-1 ① G1-3		F SI 91 C CU 79 S CU 78 0-3 ③ K			F FF 91 X CU 80 0-1 ① G4-3		3	0	0	0	0	1	1
Inning Stats	R: 0 E: 0 K: 1 S: 10 H: 2 LOB: 1 BB: 0 P: 14	R: 0 E: 0 K: 0 S: 7 H: 1 LOB: 1 BB: 0 P: 10	R: 0 E: 0 K: 0 S: 7 H: 0 LOB: 0 BB: 0 P: 11	R: 0 E: 0 K: 0 S: 5 H: 0 LOB: 0 BB: 0 P: 5	R: 0 E: 0 K: 1 S: 9 H: 1 LOB: 1 BB: 0 P: 15	R: 0 E: 0 K: 0 S: 16 H: 2 LOB: 2 BB: 0 P: 28	R: 0 E: 0 K: 1 S: 9 H: 0 LOB: 0 BB: 0 P: 14	R: 0 E: 0 K: 0 S: 10 H: 0 LOB: 1 BB: 1 P: 18	R: 0 E: 0 K: 2 S: 8 H: 0 LOB: 0 BB: 0 P: 10	1B: 6 2B: 0 3B: 0 HR: 0 SF: 0 SAC: 0 DP: 1 HBP: 0						

PITCHER		IP	WLS	BF	H	R	ER	SO	BB	IBB	HBP	BLK	WP	HR	S	P	ERA	WHIP
51 Joe Saunders, L ERA: 3.06	(1, 1)	7.1	W	27	6	0	0	3	0	0	0	0	1	0	65	99	0.00	0.818
62 Scot Shields, R ERA: 2.81	(8, 1)	0.2	H	3	0	0	0	0	1	0	0	0	0	0	8	16	0.00	1.500
Francisco Rodríguez, R ERA: 2.03	(9, 1)	1.0	S	3	0	0	0	2	0	0	0	0	0	0	8	10	0.00	0.000

PITCHER	IP	WLS	BF	H	R	ER	SO	BB	IBB	HBP	BLK	WP	HR	S	P	ERA	WHIP

TOP

Atlanta Braves @ Los Angeles Angels

Angel Stadium of Anaheim, Anaheim, CA

Sun Jun 15 2008, 5:05 PM PDT

Att. 43,723 - Clear - 79 F

livebaseballscorecards.com

AB	32
R	0
H	6
RBI	0
BB	1
SO	5
LOB	12

WP: 1 PA: 33
PB: 0
SB: 0
CS: 0

Atlanta Braves @ Los Angeles Angels

Angel Stadium of Anaheim, Anaheim, CA

Sun Jun 15 2008, 5:05 PM PDT

Att. 43,723 - Clear - 79 F

livebaseballscorecards.com

BOTTOM

Batter	1	2	3	4	5	6	7	8	9	AB	R	H	RBI	BB	SO	LOB
9 Chone Figgins, S (1, 5) OBP: 0.426, SLG: 0.351	C FF 84 X SI 84 0-1 6 G3-6 1B			C SI 86 B SL 81 X SL 82 1-1 ① G3		S CU 67 F CH 75 B FF 83 F CU 72 X SI 83 1-2 ①② F9 1-2		B FF 85 F CH 75 B SL 81 B SI 84 C CH 74 T CU 69 3-2 ③ K		4	0	1	0	0	1	3
6 Maicer Izturis, S (1, 6) OBP: 0.319, SLG: 0.344	B SI 85 C SI 84 1 SAFE C SI 86 X CH 74 1-2 ①② G3-6 1-2f			C CH 75 F FC 82 S CU 72 0-3 ② K		S CH 75 B CU 70 C FF 88 X FF 88 1-2 ③ G4-3				3	0	0	0	0	1	1
Garret Anderson, L (1, 7) OBP: 0.289, SLG: 0.383	C SI 87 S CH 76 S CU 72 0-3 ③ K			B FF 87 X SL 81 1-0 ③ L4			B CH 74 F CH 75 C FF 86 S CU 71 1-3 ① K2-3			3	0	0	0	0	2	0
27 Vladimir Guerrero, R (1, 10) OBP: 0.336, SLG: 0.471		B CU 70 X CH 76 1-0 ① G3			S SL 79 B FF 84 B CH 75 F FF 87 X FF 89 2-2 HR 2B		B CU 68 F CH 74 B SL 81 F CH 75 F CU 71 B CU 70 X SL 76 3-2 48 G6-4-3 1B			3	1	2	0	0	0	0
48 Torii Hunter, R (1, 8) OBP: 0.329, SLG: 0.457		X SL 80 0-0 ② F8			F CH 76 D SL 80 B SL 80 D CH 75 S SL 81 S CU 71 3-3 ① K		X SI 83 0-0 ②③ G6-4-3 1-2f			3	0	0	0	0	1	2
Casey Kotchman, L (1, 3) OBP: 0.351, SLG: 0.448		C FF 87 C FF 86 B CH 76 F FF 88 X CU 72 1-2 ③ G4-3			F SL 81 B SL 81 X CH 74 1-1 2-H HR			F CU 68 S FF 84 B CU 71 F SI 83 S FF 87 1-3 ① K		3	1	1	2	0	1	0
47 Howie Kendrick, R (1, 4) OBP: 0.343, SLG: 0.430			C SI 85 S SL 80 S CH 76 0-3 ① K		X SL 81 0-0 ② G4-3			C SL 79 X CH 76 0-1 5 1B		3	0	1	0	0	1	0
24 Gary Matthews, S (1, 9) OBP: 0.317, SLG: 0.378			C SI 86 S CH 76 B CH 75 B CU 71 F CH 75 X CH 77 2-2 ② G6-3		C FF 87 S CU 70 B CH 76 X FF 87 1-2 ③ G6-3			1 SAFE X SI 83 0-0 ② F7		3	0	0	0	0	0	1
5 Jeff Mathis, R (1, 2) OBP: 0.308, SLG: 0.369			B FF 88 X SL 79 1-0 ③ F7			B SL 79 F FF 84 B SL 81 X SL 79 2-1 9 CS 1B		B FF 86 1 SAFE B SI 84 C SL 79 F CH 72 1 SAFE F FF 87 1 SAFE X CU 70 2-2 1-2 1B		3	0	2	0	0	0	0
Inning Stats	R: 0 E: 0 K: 1 S: 8 H: 1 LOB: 0 BB: 0 P: 9	R: 0 E: 0 K: 0 S: 6 H: 0 LOB: 0 BB: 0 P: 8	R: 0 E: 0 K: 1 S: 8 H: 0 LOB: 0 BB: 0 P: 11	R: 0 E: 0 K: 1 S: 6 H: 0 LOB: 0 BB: 0 P: 8	R: 2 E: 0 K: 1 S: 12 H: 2 LOB: 0 BB: 0 P: 19	R: 0 E: 0 K: 0 S: 9 H: 1 LOB: 0 BB: 0 P: 13	R: 0 E: 0 K: 1 S: 8 H: 1 LOB: 0 BB: 0 P: 12	R: 0 E: 0 K: 2 S: 14 H: 2 LOB: 2 BB: 0 P: 20		1B: 5 2B: 1 3B: 0 HR: 1 SF: 0 SAC: 0 DP: 2 HBP: 0						

	AB	28
	R	2
	H	7
	RBI	2
	BB	0
	SO	7
	LOB	7

PITCHER	IP	WLS	BF	H	R	ER	SO	BB	IBB	HBP	BLK	WP	HR	S	P	ERA	WHIP
57 Jorge Campillo, R (1, 1) ERA: 2.17	8.0	L	28	7	2	2	7	0	0	0	0	0	1	71	100	2.25	0.875

PITCHER	IP	WLS	BF	H	R	ER	SO	BB	IBB	HBP	BLK	WP	HR	S	P	ERA	WHIP

WP: 0 PA: 28
PB: 0
SB: 0
CS: 1

New York Mets @ Los Angeles Angels

Angel Stadium of Anaheim, Anaheim, CA

Mon Jun 16 2008, 7:05 PM PDT

Att. 39,229 - Clear - 77 F

TOP

livebaseballscorecards.com

Batter	1	2	3	4	5	6	7	8	9	AB	R	H	RBI	BB	SO	LOB
7 José Reyes, S (1, 6) OBP: 0.353, SLG: 0.477	C FF 90 S CH 81 B CH 81 B FF 95 B CH 82 B FF 91 4-2 5 S 1 G4-3 5 E BB	F FF 90 S CH 82 F FF 91 B FF 90 S CH 84 1-3 ③ K			L CH 80 B CH 80 F FF 90 B FF 91 F CH 80 B FF 92 F FF 91 X FF 91 3-2 ① F7		1 SAFE C CU 73 B FF 89 X CH 82 1-1 1 1B 1-3 2B		C SL 76 B SL 77 B FF 89 B FF 88 X FF 89 3-1 1 SH2-4 5 SF9 2B	4	3	2	0	1	1	1
1 Luis Castillo, S (1, 4) OBP: 0.364, SLG: 0.344	B FF 91 1 SAFE F FF 90 1 SAFE C CH 82 X FF 90 1-2 ① G4-3 1-2		C FF 89 X CU 71 0-1 ① G4-3		B FF 89 C FF 90 X CU 73 1-1 1B		B FF 93 B FF 91 S FF 92 X FF 94 2-1 5 2B 2-H 3-H 1B		X SL 78 0-0 ① SH2-4 2-3	4	1	2	2	0	0	1
5 David Wright, R (1, 5) OBP: 0.371, SLG: 0.485	S SL 81 B FF 92 C SL 80 D SL 82 F FF 92 2 SAFE B SL 81 F FF 92 C SL 78 3-3 ② K 2-H		B FF 89 B CH 80 X FF 90 2-0 ② P4		S CH 80 B SL 80 1 SAFE 1 SAFE F FF 90 B CU 74 S CH 80 2-3 ② K		B FF 94 B FS 83 X FF 92 2-0 15 1B 1-H 2B		X FC 85 0-0 ② SF9 3-H	4	1	1	2	0	2	1
15 Carlos Beltrán, S (1, 10) OBP: 0.377, SLG: 0.485	B FF 91 X CH 83 1-0 HR		X FF 89 0-0 HR		X CU 71 0-0 ③ P3		C FS 84 C FF 95 F FS 85 F FS 82 X FF 95 0-2 9 S 2-H 1B		B SI 89 C FC 83 X FC 84 1-1 ③ G3	5	2	3	3	0	0	1
21 Carlos Delgado, L (1, 3) OBP: 0.321, SLG: 0.407	B CU 73 B FF 91 F FF 90 F CH 82 S FF 92 2-3 ③ K		S CU 72 F FF 92 F FF 94 X CU 73 0-2 ③ G6-3			S CH 78 B FF 91 X CU 71 1-1 ① F8	B FS 83 F FS 84 F FF 94 F FS 82 B FS 85 S FS 86 2-3 ② K			4	0	0	0	0	2	1
9 Marlon Anderson, L (1, 7) OBP: 0.211, SLG: 0.290		C CU 71 F FF 91 B SL 79 F CH 81 X SL 81 1-2 23 1B 2B		B FF 88 X FF 90 1-0 23 G4-3 2B		X CU 70 0-0 ② F9	B FF 93 S FS 82 D FS 84 F FF 94 X FF 94 2-2 ③ F7 2-3			4	1	2	0	0	0	1
6 Trot Nixon, L (1, 9) OBP: 0.444, SLG: 0.429		C FF 90 X CU 72 0-1 ① F9		B CH 81 X FF 89 1-0 ① F9		B CH 81 B CU 72 C CH 80 B FF 91 S CH 79 S CH 81 3-3 ③ K		B SL 77 F SL 76 B FF 90 X FF 91 2-1 ① G4-3		4	0	0	0	0	1	2
23 Brian Schneider, L (1, 2) OBP: 0.335, SLG: 0.314		C FF 90 X FF 92 0-1 2-H 1B		C CU 68 X CH 79 0-1 ② G4-3 2-3			X FF 88 0-0 ① F9	C FF 91 S SL 80 C FF 89 0-3 ② K		4	0	1	1	0	1	1
Endy Chavez, L (1, 8) OBP: 0.271, SLG: 0.276		C CH 82 X CU 73 0-1 ② F9		C CH 81 C FF 92 X SL 79 0-2 ③ F8			B FF 90 B FF 91 B CH 81 C FF 89 S CH 79 F FF 90 X FF 90 3-2 7 2B 1 1B 1B	C FF 90 S SL 78 F SL 78 X SL 78 0-2 ③ L6		4	1	1	0	0	0	2
Inning Stats	R: 2 E: 0 K: 2 S: 14 H: 1 LOB: 0 BB: 1 P: 25	R: 1 E: 0 K: 1 S: 14 H: 2 LOB: 1 BB: 0 P: 16	R: 1 E: 0 K: 0 S: 8 H: 1 LOB: 0 BB: 0 P: 10	R: 0 E: 0 K: 0 S: 7 H: 1 LOB: 1 BB: 0 P: 9	R: 0 E: 0 K: 1 S: 11 H: 1 LOB: 1 BB: 0 P: 17	R: 0 E: 0 K: 1 S: 6 H: 0 LOB: 0 BB: 0 P: 10	R: 4 E: 0 K: 1 S: 22 H: 5 LOB: 1 BB: 0 P: 34	R: 0 E: 0 K: 1 S: 9 H: 0 LOB: 0 BB: 0 P: 11	R: 1 E: 0 K: 0 S: 6 H: 1 LOB: 0 BB: 0 P: 10	1B: 5 2B: 5 3B: 0 HR: 2 SF: 1 SAC: 1 DP: 0 HBP: 0						

	AB	37
	R	9
	H	12
	RBI	8
	BB	1
	SO	7
	LOB	11

WP: 0 PA: 40
PB: 0
SB: 2
CS: 0

PITCHER		IP	WLS	BF	H	R	ER	SO	BB	IBB	HBP	BLK	WP	HR	S	P	ERA	WHIP
36 Jered Weaver, R ERA: 4.73	(1, 1)	6.1	L	28	8	6	6	5	1	0	0	0	0	2	67	98	8.53	1.421
66 Jose Arredondo, R ERA: 1.98	(7, 1)	0.2		5	3	2	2	1	0	0	0	0	0	0	15	23	27.00	4.500
Darren Oliver, L ERA: 2.97	(8, 1)	1.1		5	1	1	1	1	0	0	0	0	0	0	12	17	6.75	0.750
33 Justin Speier, R ERA: 4.94	(9, 1)	0.2		2	0	0	0	0	0	0	0	0	0	0	3	4	0.00	0.000

PITCHER		IP	WLS	BF	H	R	ER	SO	BB	IBB	HBP	BLK	WP	HR	S	P	ERA	WHIP

New York Mets @ Los Angeles Angels

Angel Stadium of Anaheim, Anaheim, CA

Mon Jun 16 2008, 7:05 PM PDT

Att. 39,229 - Clear - 77 F

livebaseballscorecards.com

BOTTOM

Batter	1	2	3	4	5	6	7	8	9	AB	R	H	RBI	BB	SO	LOB
9 Chone Figgins, S (1, 5) OBP: 0.431, SLG: 0.362	C FF 94 B FF 94 X SI 95 1-1 6 1B SF7-5-4 2B		B FF 97 X FF 95 1-0 ③ G3		B SI 95 C FS 84 C FF 95 B SL 85 X SI 96 2-2 ③ G6-3		C CU 78 B CU 78 X SI 86 1-1 6 FC4-6 1-2 2-H 1B		C FF 95 B FF 95 F FF 96 F SL 84 B FF 95 B FF 96 B FF 95 4-2 L6 6 1B BB	4	1	2	1	1	0	0
6 Maicer Izturis, S (1, 6) OBP: 0.330, SLG: 0.352	C SI 94 X SI 96 0-1 SF7-5-4 2-3 1B			B FF 95 C FF 94 B SI 94 F FS 85 F SI 94 B FF 96 F FF 95 X FF 94 3-2 27 1B 48 1B		B FF 94 B FS 84 C FF 94 F SI 93 B FF 94 B SI 94 4-2 27 G6-3 G3-1 BB	B SI 87 C CU 78 F CU 78 X SI 88 1-2 ① FC4-6 1B 1-2f 2-3		C FF 95 C SL 84 F SL 84 B FF 94 F SL 84 X SL 84 1-2 1-2 1B	4	1	3	0	1	0	2
Garret Anderson, L (1, 7) OBP: 0.288, SLG: 0.381	B SI 94 F SI 95 F FF 96 1 SAFE 1 SAFE X SL 84 1-2 ① ② SF7-5-4 1-2 3-H			X FS 81 0-0 ① F9		B SI 92 B X SI 94 2-0 ① G3-1 1-2	F CU 79 S CU 78 X CU 79 0-2 1-3 3-H 1B		B SL 84 D FF 95 X FF 95 2-0 ② ③ L6 2-2	4	0	1	2	0	0	4
27 Vladimir Guerrero, R (1, 10) OBP: 0.335, SLG: 0.467	C FF 96 B SL 84 B FF 95 X SI 95 2-1 ③ G3			X SI 95 0-0 48 1B FC3-2-5 1-3 1B		X SI 95 0-0 ② G6-3 2-3	S SI 87 F SL 86 S SL 86 0-3 ② K			4	0	1	0	0	1	3
48 Torii Hunter, R (1, 8) OBP: 0.331, SLG: 0.455		C FF 95 B SI 92 X SI 93 1-1 ① G4-3		B SI 95 T SI 94 S SI 95 SL 87 D SI 96 X SI 95 3-2 47 1B FC3-2-5 1-3 3-H 1B		F SI 96 F SL 86 F SL 88 B FF 95 H SI 95 2-2 HBP	S SL 86 B SI 88 B SI 94 1 SAFE F CH 83 B SL 88 S CH 83 3-3 ③ K			3	1	1	1	0	1	2
Casey Kotchman, L (1, 3) OBP: 0.346, SLG: 0.441		C FF 96 B FS 83 X SI 95 1-1 ② G5-3		C FS 85 B SI 94 F SI 95 1 SAFE X FF 92 1-2 ② FC3-2-5 47 1B 47 1B 1-2 3-H		X FS 84 0-0 ③ G4-3		C CH 78 X CH 77 0-1 ① F9		4	0	0	0	0	0	4
47 Howie Kendrick, R (1, 4) OBP: 0.350, SLG: 0.433		C FF 96 B SL 87 B FF 97 B FF 96 C SI 95 F FF 97 F FF 96 X SI 94 3-2 ③ G3-1		X FF 94 0-0 ③ 1-H 2-H 1B			C SI 93 B SL 84 B SI 92 B FF 94 C FF 93 X FF 94 3-2 24 BB 5 1B 1B	B FC 85 X SI 90 1-0 ② G5-3		4	1	2	1	0	0	0
24 Gary Matthews, S (1, 9) OBP: 0.316, SLG: 0.374			B FF 95 B FF 94 C FF 95 F FF 96 B FF 96 X FF 94 3-2 ① G6-3		B FS 83 C FF 94 X SI 94 1-1 ① G1-3		B SI 92 C FF 93 F FS 84 F FF 94 B SL 85 B FF 96 F FF 93 F FF 92 F FF 94 4-2 F SI 93 F SI 92 B SI 94 5 1B 9 1B 1-2 BB	C SI 90 X CH 77 0-1 ③ G4-3		3	1	0	0	1	0	0
5 Jeff Mathis, R (1, 2) OBP: 0.306, SLG: 0.364			S SI 96 B FF 96 C FF 96 F SL 87 B SL 86 F FF 96 X SI 96 2-2 ② F7		B SI 95 X FF 96 1-0 ② G5-3		C SI 94 D SI 93 F FF 95 B SL 86 B SI 92 X FF 95 3-2 6 FC4-6 9 1B 1B 1-2 2-H 1B		B FF 95 B FF 94 C FF 95 X FF 96 2-1 ① F8	4	1	1	1	0	0	0

	AB	34
	R	6
	H	11
	RBI	6
	BB	3
	SO	2
	LOB	15

Inning Stats																		
	R: 1	H: 2	R: 0	H: 0	R: 0	H: 0	R: 2	H: 4	R: 0	H: 0	R: 0	H: 0	R: 3	H: 4	R: 0	H: 0	R: 0	H: 1
	E: 0	LOB: 0	E: 0	LOB: 0	E: 0	LOB: 0	E: 0	LOB: 2	K: 0	LOB: 0	E: 0	LOB: 2	E: 0	LOB: 2	K: 0	LOB: 0	E: 0	LOB: 1
	K: 0	BB: 0	K: 0	BB: 0	K: 0	BB: 0	K: 0	BB: 1	S: 6	BB: 0	S: 8	BB: 1	K: 2	BB: 1	S: 5	BB: 0	K: 0	BB: 1
	S: 9	P: 13	S: 9	P: 14	S: 9	P: 15	S: 14	P: 21	S: 6	P: 10	S: 8	P: 16	S: 28	P: 43	S: 5	P: 6	S: 11	P: 20

	1B: 10	SF: 1
	2B: 3	SAC: 0
	3B: 0	DP: 2
	HR: 0	HBP: 1

	WP: 0	PA: 39
	PB: 0	
	SB: 0	
	CS: 0	

PITCHER		IP	WLS	BF	H	R	ER	SO	BB	IBB	HBP	BLK	WP	HR	S	P	ERA	WHIP
34 Mike Pelfrey, R ERA: 4.62	(1, 1)	6.0	W	27	8	6	6	0	2	0	1	0	0	0	69	113	9.00	1.667
25 Pedro Feliciano, L ERA: 2.63	(7, 1)	0.1	H	3	2	0	0	0	0	0	0	0	0	0	8	10	0.00	6.000
Aaron Heilman, R ERA: 5.6	(7, 1)	0.2	H	2	0	0	0	2	0	0	0	0	0	0	6	9	0.00	0.000
Duaner Sanchez, R ERA: 4.71	(8, 1)	1.0	H	3	0	0	0	0	0	0	0	0	0	0	5	6	0.00	0.000
13 Billy Wagner, L ERA: 2.17	(9, 1)	1.0	S	4	1	0	0	0	1	0	0	0	0	0	11	20	0.00	2.000

PITCHER	IP	WLS	BF	H	R	ER	SO	BB	IBB	HBP	BLK	WP	HR	S	P	ERA	WHIP

Batter	1	2	3	4	5	6	7	8	9	AB	R	H	RBI	BB	SO	LOB
7 José Reyes, S (1, 6) OBP: 0.355, SLG: 0.479	B FF 90 F SI 90 B SI 90 X SI 90 2-1 1 1B 5 G4-6-3 1B		B SI 92 F FF 91 F FC 84 X FF 92 1-2 ③ F8			B FC 83 C FF 90 F FF 90 B FC 82 D FC 84 1 SAFE S SI 89 3-3 ① 1-2 K		B FF 90 D FC 82 B FF 89 C FF 90 F CU 79 F CU 78 D CU 78 4-2 1-2 BB		1	0	1	0	0	0	0
Damion Easley, R (1, PR) OBP: 0.290, SLG: 0.325										2	1	0	0	1	1	1
1 Luis Castillo, S (1, 4) OBP: 0.363, SLG: 0.343	B SI 89 C SI 90 X CH 83 1-1 5 G4-6-3 1-3 1B			C FF 89 F CU 77 B FF 91 X CU 81 1-2 ① G4-3		C CU 76 C CU 79 S CU 79 0-3 ② K		C SI 92 B CU 81 B SI 92 C SI 93 X SI 93 2-2 ③ G4-3		4	0	1	0	0	1	3
5 David Wright, R (1, 10) OBP: 0.369, SLG: 0.482	B FC 84 1 SAFE F FC 82 X SI 91 1-1 ①② G4-6-3 1-2f 3-H			X SI 91 0-0 15 FC4-6 1B		C FC 83 C CU 79 C FF 92 0-3 ③ K			F SI 90 C CU 80 X CU 77 0-2 ① F8	4	0	1	0	0	1	2
15 Carlos Beltrán, S (1, 8) OBP: 0.375, SLG: 0.479	X SI 90 0-0 ③ G4-3			B CU 78 C CU 78 F FF 90 1 SAFE X CU 80 1-2 ② FC4-6 21 S 1-2f			C FF 88 X CU 77 0-1 ① G4-3		C SI 92 B CU 80 B SI 92 C SI 92 F CU 81 B SI 93 B SI 93 4-2 BB	3	0	0	0	1	0	2
21 Carlos Delgado, L (1, 3) OBP: 0.317, SLG: 0.401		C CU 76 F SI 89 F CU 81 X FC 82 0-2 ① G3		S CU 79 1 SAFE F CU 80 B FF 92 F CU 79 B FF 92 D FC 82 F CH 86 S CU 81 3-3 ③ 1-2 K			B CH 82 X FF 90 1-0 ② G6-3		F SI 93 F CU 80 S CU 81 0-3 ② K	4	0	0	0	0	2	2
9 Marlon Anderson, L (1, 7) OBP: 0.213, SLG: 0.288		B CU 77 C SI 89 C CU 77 X CU 81 1-2 ② G3			X SI 89 0-0 17 FC6-4 1B		C SI 88 F CU 78 F CU 80 C CU 77 0-3 ③ K		F SI 92 C SI 91 X SI 94 0-2 ③ P4	4	0	1	0	0	1	1
17 Fernando Tatis, R (1, 5) OBP: 0.279, SLG: 0.317		C SI 90 C SI 91 S CU 81 0-3 ③ K			C FC 82 B SI 90 B SI 91 F FC 82 X CU 81 2-2 ① FC6-4 23 G3-6-1 1-2f			C FF 89 S CU 80 C FF 90 0-3 ① K		3	0	0	0	0	2	1
23 Brian Schneider, L (1, 2) OBP: 0.330, SLG: 0.308			B SI 90 B SI 89 F SI 89 X FF 91 2-1 ① P5		X CU 78 0-0 ②③ G3-6-1 1-2f			C SI 89 F CU 78 B CU 80 F FF 91 B CU 78 B CU 76 X FF 89 3-2 ② F7		3	0	0	0	0	0	1
Endy Chavez, L (1, 9) OBP: 0.279, SLG: 0.286			C SI 91 X SI 92 0-1 ② G6-3			B CU 76 B SI 90 B FF 89 C FF 89 C SI 91 F FF 92 X FF 90 3-2 S 1B		C SI 90 B CH 83 F CU 77 F CU 80 X SI 90 1-2 S 1B		3	0	2	0	0	0	0
Inning Stats	R: 1 E: 0 K: 0 S: 7 H: 2 LOB: 1 BB: 0 P: 11	R: 0 E: 0 K: 1 S: 10 H: 0 LOB: 0 BB: 0 P: 11	R: 0 E: 0 K: 0 S: 7 H: 0 LOB: 0 BB: 0 P: 10	R: 0 E: 0 K: 1 S: 12 H: 1 LOB: 1 BB: 0 P: 17	R: 0 E: 0 K: 0 S: 5 H: 1 LOB: 0 BB: 0 P: 7	R: 0 E: 0 K: 3 S: 13 H: 1 LOB: 1 BB: 0 P: 19	R: 0 E: 0 K: 1 S: 7 H: 0 LOB: 0 BB: 0 P: 8	R: 0 E: 0 K: 1 S: 18 H: 1 LOB: 2 BB: 1 P: 28	R: 0 E: 0 K: 1 S: 12 H: 0 LOB: 1 BB: 1 P: 16	1B: 6 2B: 0 3B: 0 HR: 0	SF: 0 SAC: 0 DP: 2 HBP: 0	WP: 0 PB: 0 SB: 3 CS: 0	PA: 33			

TOP

New York Mets @ Los Angeles Angels

Angel Stadium of Anaheim, Anaheim, CA

Tue Jun 17 2008, 7:05 PM PDT

Att. 40,122 - Clear - 79 F

livebaseballscorecards.com

AB	31
R	1
H	6
RBI	0
BB	2
SO	8
LOB	13

PITCHER		IP	WLS	BF	H	R	ER	SO	BB	IBB	HBP	BLK	WP	HR	S	P	ERA	WHIP
41 John Lackey, R ERA: 1.73	(1, 1)	7.2	W	28	6	1	1	7	1	0	0	0	0	0	76	106	1.17	0.913
62 Scot Shields, R ERA: 2.67	(8, 1)	1.1	S	5	0	0	0	1	1	0	0	0	0	0	15	21	0.00	0.750

PITCHER	IP	WLS	BF	H	R	ER	SO	BB	IBB	HBP	BLK	WP	HR	S	P	ERA	WHIP

BOTTOM

New York Mets @ Los Angeles Angels
Angel Stadium of Anaheim, Anaheim, CA
Tue Jun 17 2008, 7:05 PM PDT
Att. 40,122 - Clear - 79 F

livebaseballscorecards.com

Batter	1	2	3	4	5	6	7	8	9	AB	R	H	RBI	BB	SO	LOB
9 Chone Figgins, S (1, 5) OBP: 0.424, SLG: 0.352	C FF 89 X FF 91 0-1 ① G6-3	F FF 91 C SL 84 X FF 92 0-2 ③ G1-3		B SL 85 B FF 91 B SI 92 F FF 91 B CH 79 4-1 BB		X CH 80 0-0 ② G4-3		B CH 81 B FF 90 C CH 80 S SI 90 F FF 90 C FF 90 2-3 ② K		4	0	0	0	1	1	2
6 Maicer Izturis, S (1, 6) OBP: 0.327, SLG: 0.348	C FF 91 B FF 91 B CH 78 X FF 90 2-1 FC4-6 1B		C FF 89 T CH 82 B FF 92 S CH 80 1-3 ① K	B FF 92 B CH 77 X FF 91 2-0 ② F9		C FF 90 C CH 81 B CH 80 X FF 90 1-2 ③ L3		F CH 83 B FF 90 B CH 83 X CH 81 2-1 ③ P4		5	0	1	0	0	1	4
Garret Anderson, L (1, 7) OBP: 0.284, SLG: 0.375	X FF 90 0-0 ② FC4-6 27 2B 48 2B 1-2f		S SL 85 C FF 93 B SL 84 B SI 92 B CH 80 S CH 80 3-3 ② K	S CH 79 X SL 84 0-1 ③ G6-3			B SI 93 B CH 82 S SI 93 F SI 94 X CH 84 2-2 ① L9			4	1	0	0	0	1	3
27 Vladimir Guerrero, R (1, 9) OBP: 0.337, SLG: 0.472	X FF 92 0-0 48 2B 1-3 2B		B CH 80 S CH 81 F FF 92 F CH 81 X FF 93 1-2 E7 1B 1B		B FF 91 B FF 91 F CH 80 F FF 87 B SL 84 X SI 91 3-2 ① G6-3		C SI 93 X SL 86 0-1 ② F9			4	2	2	0	0	0	0
48 Torii Hunter, R (1, 8) OBP: 0.337, SLG: 0.465	X CH 80 0-0 E 2-H 3-H 2B		S FF 93 B FF 92 B SL 85 B FF 92 B CH 79 4-1 1B BB		X FF 92 0-0 2B		C SL 85 B SI 94 S SL 86 X SL 86 1-2 ③ G1-3			3	1	2	2	1	0	0
Casey Kotchman, L (1, 3) OBP: 0.348, SLG: 0.442	B FF 91 X SL 81 1-0 E3 47 S 2-H		B SL 84 F FF 92 F FF 93 F CH 81 F SL 83 B FF 93 F FF 92 F CH 79 X CH 80 2-2 1-3 2-H 1B		X FF 91 0-0 ② P4			C B B X 2-1 24 1B 47 1B 24 E 1B		4	1	2	1	0	0	1
47 Howie Kendrick, R (1, 4) OBP: 0.346, SLG: 0.426	B FF 90 F SI 89 1 SAFE F FF 91 F CH 78 B SL 84 S CH 78 2-3 ③ K 1-2		B SL 84 F CH 80 B SL 78 F FF 91 S CH 76 2-3 ③ K		D CH 80 X FF 91 1-0 ③ G3-1			B X 1-0 24 E 1-2 1B		4	0	1	0	0	2	4
24 Gary Matthews, S (1, 10) OBP: 0.318, SLG: 0.376		B FF 89 X FF 89 1-0 ① G5-3		X FF 90 0-0 5 SH1 1B		F FF 90 B FF 91 C CH 81 B CH 79 X FF 91 2-2 ① G6-3		F SL 80 B SL 82 S FF 90 X FF 91 1-2 E4 5 FC6 1-3 2-H 1B		4	0	2	0	0	0	0
5 Jeff Mathis, R (1, 2) OBP: 0.306, SLG: 0.391		C FF 90 S FF 91 F FF 90 S CH 80 0-3 ② K		B FF 88 X FF 90 1-0 ① SH1 1-2		S CH 80 X FF 92 0-1 HR		X SL 81 0-0 ① FC6 2-3		3	1	1	1	0	1	2
Inning Stats	R: 3 H: 3 E: 1 LOB: 1 K: 1 BB: 0 S: 12 P: 17	R: 0 H: 0 E: 0 LOB: 0 K: 1 BB: 0 S: 8 P: 9	R: 1 H: 2 E: 1 LOB: 2 K: 3 BB: 1 S: 21 P: 34	R: 0 H: 1 E: 0 LOB: 2 K: 0 BB: 1 S: 6 P: 13	R: 0 H: 1 E: 0 LOB: 1 K: 0 BB: 0 S: 6 P: 10	R: 1 H: 1 E: 0 LOB: 0 K: 0 BB: 0 S: 9 P: 12	R: 0 H: 0 E: 0 LOB: 0 K: 0 BB: 0 S: 9 P: 12	R: 1 H: 3 E: 1 LOB: 2 K: 1 BB: 0 S: 13 P: 21		1B: 7 SF: 0 2B: 3 SAC: 1 3B: 0 DP: 0 HR: 1 HBP: 0						

	AB	35
	R	6
	H	11
	RBI	4
	BB	2
	SO	6
	LOB	16

PITCHER		IP	WLS	BF	H	R	ER	SO	BB	IBB	HBP	BLK	WP	HR	S	P	ERA	WHIP
57 Johan Santana, L ERA: 3.04	(1, 1)	6.0	L	29	8	5	4	5	2	0	0	0	0	1	62	95	6.00	1.667
Aaron Heilman, R ERA: 5.45	(7, 1)	1.0		3	0	0	0	0	0	0	0	0	0	0	9	12	0.00	0.000
Claudio Vargas, R ERA: 3.86	(8, 1)	1.0		6	3	1	0	1	0	0	0	0	0	0	13	21	0.00	3.000

PITCHER	IP	WLS	BF	H	R	ER	SO	BB	IBB	HBP	BLK	WP	HR	S	P	ERA	WHIP

Batter	1	2	3	4	5	6	7	8	9	10	AB	R	H	RBI	BB	SO	LOB
7 José Reyes, S (1, 6) OBP: 0.359, SLG: 0.488	C SI 92 S CH 83 X SI 92 0-2 9 E 9 S 5 G4-3 1B		F SI 87 B CU 77 X CH 81 1-1 9 SF7 3B	B CU 78 C FF 93 B CU 79 S X FF 92 2-2 ③ FC5 1-2 2-3f			B SL 77 C FF 89 B FF 89 X FF 88 2-1 ① P6		C CU 79 S B X CH 86 1-2 5 WP 5 1B 1B		5	3	3	0	0	0	2
9 Marlon Anderson, L (1, 3) OBP: 0.218, SLG: 0.293 17 Fernando Tatis, R (7, PH) OBP: 0.271, SLG: 0.308 (7, 3)	C 1 SAFE S CH 82 X CH 80 0-2 ① P6 1-3		X CH 81 0-0 ① SF7 3-H		X CH 82 0-0 5 CS 1B		B FS 86 B FF 96 C FF 96 F FF 95 X FS 85 2-2 ② L8		D CU 76 C CU 78 B FF 90 1 SAFE F FF 91 F CU 79 F CU 77 S FF 93 2-3 ② K		2 2	0 0	1 0	1 0	0 0	0 1	1 1
5 David Wright, R (1, 5) OBP: 0.370, SLG: 0.480	B SI 92 X SI 93 1-0 ② G4-3 3-H		F FF 91 X SL 82 0-1 ② L5		D SL 82 S SI 90 F SL 82 B SI 92 F SI 90 B SI 87 S CH 80 3-3 ①② K 1-2		B FS 86 X FF 96 1-0 1B		1 SAFE C FF 93 B CU 77 B CU 79 X CU 80 2-1 1-H 1B		5	0	2	2	0	1	1
15 Carlos Beltrán, S (1, 8) OBP: 0.376, SLG: 0.474	B CU 77 B SI 89 B CH 83 C FF 88 B SI 92 4-1 BB		F SI 93 B FF 92 X SI 91 1-1 ③ G3-1		B SI 88 B SI 88 C CH 83 C SI 92 F CH 82 B SI 92 B 4-2 BB		B FF 95 C FF 94 S FS 85 C FS 84 1-3 ③ K		C CH 84 1 SAFE B CH 86 X CU 79 1-1 ③ F9		3	0	0	0	2	1	2
21 Carlos Delgado, L (1, 10) OBP: 0.315, SLG: 0.409	C SI 91 X CH 81 0-1 ③ P2			F CU 75 B SI 92 B SI 91 B SI 92 X SI 92 3-1 HR	S CH 81 1 SAFE B SI 91 1 SAFE X SI 91 1-1 ③ L6			F SI 93 X CU 80 0-1 ① G4-3		S FC 85 B SI 91 B FC 86 B SI 91 S FC 85 X FC 87 3-2 ① G3-1	5	1	1	1	0	0	2
6 Trot Nixon, L (1, 7) OBP: 0.286, SLG: 0.250		C SI 91 C X CU 78 0-2 ① P5		X SI 91 0-0 ① G6-3		B CU 74 B SI 90 C SI 90 C FF 90 B CH 82 S CH 81 3-3 ① K		F C SI 92 F CU 81 B CU 82 X SI 93 1-2 ② G4-3		F SI 91 B SL 81 B B FC 86 F SI 92 S FC 87 3-3 ② K	5	0	0	0	0	2	0
Damion Easley, R (1, 4) OBP: 0.302, SLG: 0.364		C SI 92 X CU 77 0-1 ② L4	F SI 92 F SI 92 B CU 78 B CU 77 B FF 93 B SI 93 4-2 7 FC5 SH1-3 BB		X SL 83 0-0 ② G5-3		C SI 93 X SI 94 0-1 2B		B X FC 86 1-0 HR		4	1	2	1	1	0	0
Endy Chavez, L (1, 9) OBP: 0.286, SLG: 0.300		C SI 91 B CU 78 X CH 82 1-1 1B	S CH 81 X CU 76 0-1 ② SH1-3 1-2		C SI 91 F CU 77 F SI 93 F CU 77 B SI 92 F CH 82 B SL 83 B SI 92 F SI 92 3-2 F SI 92 F CH 82 X CH 80 2B		F SI 93 X CU 81 0-1 ③ G2-3		C SI 91 C SL 80 X 0-2 ③ G4-3		4	0	2	0	0	0	1
11 Ramon Castro, R (1, 2) OBP: 0.367, SLG: 0.405		B SL 83 1 SAFE 1 SAFE C SI 87 X SL 83 1-1 ③ F8	B SI 92 B SL 79 C SI 92 F SI 93 F CU 78 F FF 93 B SI 93 B SI 92 4-2 7 FC5 BB		F SI 92 F SI 92 F SI 90 F S FF 91 0-3 ③ K		S C FF 92 X FF 92 0-2 ① P2			3	0	0	0	1	1	2
Inning Stats	R: 1 H: 1 E: 0 LOB: 1 K: 0 BB: 1 S: 10 P: 15	R: 0 H: 1 E: 0 LOB: 1 K: 0 BB: 0 S: 9 P: 11	R: 1 H: 1 E: 0 LOB: 0 K: 0 BB: 0 S: 7 P: 9	R: 1 H: 1 E: 0 LOB: 2 K: 0 BB: 2 S: 14 P: 27	R: 0 H: 1 E: 0 LOB: 1 K: 1 BB: 1 S: 10 P: 18	R: 0 H: 1 E: 0 LOB: 1 K: 2 BB: 0 S: 18 P: 24	R: 0 H: 1 E: 0 LOB: 1 K: 1 BB: 0 S: 9 P: 15	R: 0 H: 1 E: 0 LOB: 1 K: 0 BB: 0 S: 10 P: 11	R: 1 H: 2 E: 0 LOB: 1 K: 1 BB: 0 S: 15 P: 21	R: 1 H: 1 E: 0 LOB: 0 K: 1 BB: 0 S: 10 P: 17	1B: 6 2B: 3 3B: 1 HR: 2	SF: 1 SAC: 1 DP: 1 HBP: 0					

PITCHER		IP	WLS	BF	H	R	ER	SO	BB	IBB	HBP	BLK	WP	HR	S	P	ERA	WHIP
Jon Garland, R ERA: 4.06	(1, 1)	6.0		27	6	3	2	3	4	0	0	0	0	1	68	104	3.00	1.667
Darren Oliver, L ERA: 2.94	(7, 1)	0.1	H	1	0	0	0	0	0	0	0	0	0	0	2	4	0.00	0.000
66 Jose Arredondo, R ERA: 1.88	(7, 1)	0.2	H	3	1	0	0	1	0	0	0	0	0	0	7	11	0.00	1.500
62 Scot Shields, R ERA: 2.57	(8, 1)	1.0	H	4	1	0	0	0	0	0	0	0	0	0	10	11	0.00	1.000
Francisco Rodríguez, R ERA: 2.25	(9, 1)	1.0	B	5	2	1	1	1	0	0	0	0	1	0	15	21	9.00	2.000

PITCHER		IP	WLS	BF	H	R	ER	SO	BB	IBB	HBP	BLK	WP	HR	S	P	ERA	WHIP
33 Justin Speier, R ERA: 5.08	(10, 1)	1.0	L	4	1	1	1	1	0	0	0	0	0	1	10	17	9.00	1.000

TOP

New York Mets @ Los Angeles Angels

Angel Stadium of Anaheim, Anaheim, CA

Wed Jun 18 2008, 7:05 PM PDT
Att. 43,138 - Clear - 80 F

livebaseballscorecards.com

AB	38
R	5
H	11
RBI	5
BB	4
SO	6
LOB	12

1B: 6	SF: 1	WP: 1	PA: 44
2B: 3	SAC: 1	PB: 0	
3B: 1	DP: 1	SB: 1	
HR: 2	HBP: 0	CS: 1	

New York Mets @ Los Angeles Angels

Angel Stadium of Anaheim, Anaheim, CA

Wed Jun 18 2008, 7:05 PM PDT

Att. 43,138 - Clear - 80 F

livebaseballscorecards.com

Batter	1	2	3	4	5	6	7	8	9	10	AB	R	H	RBI	BB	SO	LOB
9 Chone Figgins, S (1, 5) OBP: 0.424, SLG: 0.354	B FF 90 X FF 90 1-0 F8 ①		C FF 92 B B SL 81 F FF 93 F FF 92 F FF 94 B SL 79 X FF 93 3-2 1B		C SL 77 F FF 91 X SL 79 0-2 47 1B 77 BB 27 1B 1B	X FF 89 0-0 G4-6-3 ②③ 1-2f			B FC 84 C FC 86 B CH 82 S CH 82 B CH 81 S CH 81 3-3 K ②		5	1	2	0	0	1	1
77 Reggie Willits, S (1, 7) OBP: 0.318, SLG: 0.222	B FF 90 B FF 91 C FF 90 B FF 92 B FF 91 4-1 BB		C FF 91 F FF 91 B FF 90 B SL 79 F FF 92 B SL 78 X FF 91 3-2 F9 ②		B FF 88 B FF 90 B FF 90 C FF 89 B FF 90 4-1 47 1B 27 1B 1-2 BB		B SI 88 C SI 88 C SL 80 S SL 82 1-3 K ①		C FC 87 B CU 77 S CH 82 X CH 77 1-2 G3-4-1 ③		3	1	0	0	2	1	1
47 Howie Kendrick, R (1, 4) OBP: 0.339, SLG: 0.415	1 SAFE B FF 89 C FF 91 B SL 77 F FF 89 B 1 SAFE F FF 91 X SL 79 3-2 F8 ②		F FF 91 F X FF 92 0-2 F9 ③		F FF 90 F FF 92 F FF 92 B FF 92 X FF 91 1-2 27 1B 48 1B 1-2 2-3 1B		C SL 78 B SI 90 S SL 80 F SL 80 F SL 78 S SI 89 1-3 K ②			B FF 95 C FF 95 X 1-1 G5-3 ①	5	1	1	0	0	1	2
27 Vladimir Guerrero, R (1, 10) OBP: 0.338, SLG: 0.470	F X FF 92 0-1 G1-5-3 ③			X CU 67 0-0 F7 ①	B FF 92 F FF 92 F SL 81 F FF 93 X SL 82 1-2 48 1B 39 FC5-2-4/6-5 1-3 2-H 3-H 1B		B SL 77 B SL 82 F SI 90 S SI 89 F SL 79 F SI 90 B SI 91 F SL 80 F SL 80 3-2 X SI 80 1B			X FF 96 0-0 F9 ②	5	0	2	2	0	0	1
48 Torii Hunter, R (1, 8) OBP: 0.338, SLG: 0.464		C SL 78 F SL 80 B FF 93 X 1-2 F9 ①		B FF 90 B FF 90 F FF 91 X FF 92 2-1 39 F8 24 1B 5 1B 1B	B F B F X 2-2 39 FC5-2-4-6-5 2-3 3-H 1B		B SL 80 C SI 88 S SL 82 X SL 82 1-2 G4-3 ③			C SL 85 B FF 96 B FF 97 F FF 96 S SL 83 2-3 K ③	5	1	2	1	0	1	1
24 Gary Matthews, S (1, 9) OBP: 0.317, SLG: 0.374		X SL 78 0-0 F9 ②		B FF 90 F FF 91 X FF 91 1-1 5 1B 1-2 1B	B FF 87 X FF 90 1-0 F7 ①			X SL 79 0-0 F8 ①			4	0	1	0	0	0	2
39 Robb Quinlan, R (1, 3) OBP: 0.340, SLG: 0.329 Casey Kotchman, L (8, 3) OBP: 0.347, SLG: 0.440	B FF 91 B FF 92 B FF 91 C FF 91 B FF 93 4-1 BB			X FF 91 0-0 F8 ② 2-3	1 SAFE C F FF 90 F FF 91 X SL 77 0-2 FC5-2-4-6-5 ②③ 1-3 3-H			B SI 89 C SI 89 X SI 90 1-1 G4-3 ②		2 1	0 0	0 0	0 0	1 0	0 0	4 0
5 Jeff Mathis, R (1, 2) OBP: 0.305, SLG: 0.386		F FF 92 S FF 92 F FF 92 S FF 92 0-3 K ③		X SL 79 0-0 1-2 3-H 1B		B FF 87 F FF 89 S SL 71 F FF 92 B SL 79 C FF 92 2-3 K ①		B SI 89 B SI 89 F SI 89 F SI 89 B SL 82 X SL 81 3-2 G3 ③		4	0	1	1	0	2	1
2 Erick Aybar, S (1, 6) OBP: 0.286, SLG: 0.359			C FF 90 B CH 83 F FF 91 X FF 91 1-2 F8 ①	B FF 92 C FF 92 X FF 92 1-1 F9 ③		F FF 91 L FF 93 X FF 93 0-2 9 G4-6-3 1B			B FF 90 X FC 87 1-0 B3 ①		4	0	1	0	0	0	2
Inning Stats	R: 0 H: 0 E: 0 LOB: 1 K: 0 BB: 1 S: 8 P: 16	R: 0 H: 0 E: 0 LOB: 1 K: 1 BB: 1 S: 9 P: 14	R: 0 H: 1 E: 0 LOB: 1 K: 0 BB: 0 S: 15 P: 22	R: 1 H: 3 E: 0 LOB: 2 K: 0 BB: 0 S: 9 P: 13	R: 3 H: 4 E: 0 LOB: 1 K: 0 BB: 1 S: 20 P: 29	R: 0 H: 1 E: 0 LOB: 0 K: 1 BB: 0 S: 8 P: 10	R: 0 H: 1 E: 0 LOB: 1 K: 2 BB: 0 S: 18 P: 24	R: 0 H: 0 E: 0 LOB: 0 K: 0 BB: 0 S: 6 P: 10	R: 0 H: 0 E: 0 LOB: 0 K: 1 BB: 0 S: 7 P: 12	R: 0 H: 0 E: 0 LOB: 0 K: 1 BB: 0 S: 6 P: 9	1B: 10 2B: 1 3B: 0 HR: 0	SF: 0 SAC: 0 DP: 2 HBP: 0						

BOTTOM	
AB	38
R	4
H	10
RBI	4
BB	3
SO	6
LOB	15

WP: 0 PA: 41
PB: 0
SB: 0
CS: 0

PITCHER		IP	WLS	BF	H	R	ER	SO	BB	IBB	HBP	BLK	WP	HR	S	P	ERA	WHIP
Oliver Pérez, L ERA: 5.06	(1, 1)	6.0		28	9	4	4	2	3	0	0	0	0	0	69	104	6.00	2.000
Joe Smith, R ERA: 3.67	(7, 1)	1.0		4	1	0	0	2	0	0	0	0	0	0	18	24	0.00	1.000
Scott Schoeneweis, L ERA: 2.43	(8, 1)	1.0		3	0	0	0	0	0	0	0	0	0	0	6	10	0.00	0.000
Duaner Sanchez, R ERA: 4.55	(9, 1)	1.0	W	3	0	0	0	1	0	0	0	0	0	0	7	12	0.00	0.000
13 Billy Wagner, L ERA: 2.1	(10, 1)	1.0	S	3	0	0	0	1	0	0	0	0	0	0	6	9	0.00	0.000

PITCHER	IP	WLS	BF	H	R	ER	SO	BB	IBB	HBP	BLK	WP	HR	S	P	ERA	WHIP

Batter	1	2	3	4	5	6	7	8	9	AB	R	H	RBI	BB	SO	LOB
9 Chone Figgins, S (1, 5) OBP: 0.415, SLG: 0.346	B FF 87 C FF 86 X SI 87 1-1 ① G6-3	B SI 87 C SI 88 B SI 88 B SI 90 F SI 89 X SI 88 3-2 6 BB 1B 1B		B SI 88 F SI 90 B FC 88 X SI 91 2-1 ① L9	C SI 92 B SI 92 X SI 92 1-1 ③ G4-3	B FF 93 B CH 78 X FF 93 2-0 ③ F8		C SI 90 3 SAFE B SI 90 X SI 91 1-1 ②③ G1-2-3 3-Hf		6	1	1	0	0	0	8
6 Maicer Izturis, S (1, 6) OBP: 0.327, SLG: 0.345	C FF 87 B CH 86 B FF 86 B SI 88 X SI 88 3-1 ② G3	1 SAFE 1 SAFE C CH 86 1 SAFE B CH 85 B CH 86 1 SAFE B SI 88 B FF 89 4-1 1B 1-2 BB		C SI 90 B FF 87 F FF 91 X SI 91 1-2 ② P5		C FF 90 F SI 90 B SI 90 X SI 91 1-2 27 1B 1B	X FF 93 0-0 ① G6-3		B SI 91 C SI 91 B SL 80 X SI 92 2-1 ① G6-3	5	1	1	0	1	0	0
Garret Anderson, L (1, 7) OBP: 0.295, SLG: 0.385	C SI 88 B CU 71 B CU 72 X CH 80 2-1 27 HR 2B	B FF 89 X SI 90 1-0 1-3 2-H 1B		C CH 83 H CU 75 1-1 27 1B HBP		B SI 91 X SI 91 1-0 27 1B 1-2 1B	B FF 94 B FF 93 C CH 81 B CH 82 B FF 94 4-1 27 G5-4-3 BB		X SI 92 0-0 ② G3	4	2	3	1	1	0	0
27 Vladimir Guerrero, R (1, 9) OBP: 0.345, SLG: 0.484	X SI 87 0-0 2-H HR	X SL 78 0-0 ③ F8		B SL 81 F FC 88 F FC 89 F FC 86 B SI 90 B CU 76 X FC 86 3-2 1-3 1B		X FC 88 0-0 1B 47 2B 1-2 2-H 1B	B SL 78 F FC 88 C SL 78 X FF 92 1-2 ②③ G5-4-3 1-2f		B SL 81 B SI 92 B SL 79 B CH 78 4-0 BB	5	2	3	3	1	0	3
48 Torii Hunter, R (1, 8) OBP: 0.334, SLG: 0.461	B CU 71 F SI 88 X CU 71 1-1 2B	C FF 90 B FF 88 X CH 82 1-1 E5 47 2B 54 G1-2-3	B SL 80 B FC 88 S FC 87 T FC 87 B CH 84 X FC 88 3-2 ③ F8		C FC 90 D CH 80 S CH 79 S CH 79 1-3 ① K		C SI 89 F FC 88 X SI 90 0-2 ① L9	F SL 79 D CH 83 C SI 92 B SI 92 S CH 82 2-3 ③ K	6	0	1	0	0	2	5
Casey Kotchman, L (1, 3) OBP: 0.352, SLG: 0.445	F FF 86 B FF 89 B SL 78 B CH 81 F FC 87 B FC 86 4-2 BB	1 SAFE C SI 89 B SI 90 C SI 90 B CH 84 X SI 90 2-2 ① F8			X FC 87 0-0 ① P3	F FF 92 X CH 80 0-1 47 2B 1-3 2-H 1B		F FF 90 F SI 90 B CH 82 X CH 82 1-2 47 1B 5 2B 2B		4	1	2	1	1	0	1
47 Howie Kendrick, R (1, 4) OBP: 0.359, SLG: 0.450	C FF 89 B SL 79 F FF 89 B SL 79 S SL 78 2-3 ③ K	1 SAFE B SI 90 X FC 87 1-0 1-3 2B			C SI 91 B SL 80 F FC 87 B FC 87 X SI 92 2-2 54 FC4-6 5 1B 1B	X FC 90 0-0 1-3 3-H 2B		B SI 89 C FC 88 B SI 90 X FC 88 2-1 5 2B 9 G1-2-3 2-3 1B		5	0	4	1	0	1	2
5 Jeff Mathis, R (1, 2) OBP: 0.323, SLG: 0.402		S SI 87 F FF 85 B FF 86 B CU 75 B CU 76 X SI 89 3-2 ① F8	I IN 77 I IN 72 I IN 74 I IN 75 4-0 IBB		X FF 88 0-0 54 FC4-6 1-2 1B	I IN 63 I IN 64 I IN 63 I 4-0 IBB		X SI 89 0-0 1-3 3-H 2B		3	0	2	1	2	0	0
54 Ervin Santana, R (1, 1) 24 Gary Matthews, S (8, PH) OBP: 0.320, SLG: 0.374 66 Jose Arredondo, R (8, 1) 33 Justin Speier, R (9, 1)		B SI 88 X SI 86 1-0 ② L7	F FC 87 X SL 79 0-1 ②③ G1-2-3 3-Hf		S FF 87 X FF 88 0-1 ② FC4-6 1-2f 2-3	F FC 92 F FF 94 F FF 94 S CH 77 0-3 ② K		I IN 67 I IN 65 I IN 67 I IN 68 4-0 IBB		4 0 0 0	0 0 0 0	0 0 0 0	0 1 0 0	1 0 0 0	0 0 0 0	8 0 0 0
Inning Stats	R: 2 H: 3 E: 0 LOB: 2 K: 1 BB: 1 S: 14 P: 27	R: 1 H: 2 E: 0 LOB: 2 K: 0 BB: 1 S: 10 P: 22	R: 0 H: 1 E: 1 LOB: 2 K: 0 BB: 1 S: 8 P: 16	R: 0 H: 1 E: 0 LOB: 2 K: 0 BB: 0 S: 13 P: 23	R: 0 H: 2 E: 0 LOB: 2 K: 0 BB: 0 S: 9 P: 12	R: 3 H: 5 E: 0 LOB: 3 K: 2 BB: 1 S: 16 P: 25	R: 0 H: 0 E: 0 LOB: 0 K: 0 BB: 1 S: 5 P: 10	R: 1 H: 3 E: 0 LOB: 2 K: 0 BB: 1 S: 11 P: 19	R: 0 H: 0 E: 0 LOB: 1 K: 1 BB: 1 S: 6 P: 14	1B: 10 2B: 6 3B: 0 HR: 1	SF: 0 SAC: 0 DP: 3 HBP: 1					

PITCHER	IP	WLS	BF	H	R	ER	SO	BB	IBB	HBP	BLK	WP	HR	S	P	ERA	WHIP
21 Adam Eaton, R (1, 1) ERA: 4.94	5.0	L	31	12	6	6	1	2	1	1	0	0	1	59	107	10.80	2.800
46 Ryan Madson, R (6, 1) ERA: 3.11	2.0		9	2	0	0	2	1	1	0	0	0	0	16	28	0.00	1.500
55 Clay Condrey, R (8, 1) ERA: 4.15	1.0		6	3	1	1	0	0	1	0	0	0	0	11	19	9.00	3.000
16 J.C. Romero, L (9, 1) ERA: 1.29	1.0		4	0	0	0	1	1	0	0	0	0	0	6	14	0.00	1.000

PITCHER	IP	WLS	BF	H	R	ER	SO	BB	IBB	HBP	BLK	WP	HR	S	P	ERA	WHIP

TOP

Los Angeles Angels @ Philadelphia Phillies
Citizens Bank Park, Philadelphia, PA
Fri Jun 20 2008, 7:05 PM EDT
Att. 45,033 - Partly Cloudy - 81 F

livebaseballscorecards.com

AB	42
R	7
H	17
RBI	7
BB	7
SO	4
LOB	27

WP: 0 PA: 50
PB: 0
SB: 0
CS: 0

Batter	1	2	3	4	5	6	7	8	9	AB	R	H	RBI	BB	SO	LOB
11 Jimmy Rolls, S (1, 6) OBP: 0.347, SLG: 0.459	C FF 95 F SI 95 F SL 88 F FF 97 C FF 96 0-3 ① K		C FF 95 F CH 88 F FF 97 B FF 96 F SL 84 B SL 86 F FF 97 B FF 96 X FF 96 3-2 ① G3			C SL 79 X CH 85 0-1 E3 8 E 8 S 26 SF8		C FF 94 B FF 93 B FS 84 X FF 93 2-1 ② G4-3		4	1	0	0	0	1	0
8 Shane Victorino, S (1, 8) OBP: 0.350, SLG: 0.388	B FF 96 C SI 96 F SI 91 B SI 96 F FF 96 F FF 96 F FF 96 F FF 97 X FF 97 3-2 26 E 26 S 1B		C SL 81 B CH 88 F FF 96 B FF 97 F SL 85 X FF 96 2-2 ② F9			B CH 87 B SL 78 B FF 94 C FF 93 B SI 92 4-1 6 S BB 1-3		C FF 94 F FF 94 X FS 87 0-2 E3		3	0	1	0	1	0	0
26 Chase Utley, L (1, 4) OBP: 0.380, SLG: 0.600	B CH 85 C SL 83 F FF 95 F FF 96 F SI 96 D SL 85 B SL 86 S SL 85 3-3 ② K 1-3		X FF 94 0-0 ③ L8			B FF 95 X FF 93 1-0 ① SF8 3-H		B FF 94 B FF 93 X FF 93 2-0 ③ F8		3	0	0	1	0	1	2
6 Ryan Howard, L (1, 3) OBP: 0.318, SLG: 0.480	S FF 97 S SL 86 B SL 87 B SL 87 F FF 97 B SL 88 B SL 86 4-2 BB			F FF 97 S FF 89 B FF 97 F SL 86 F SI 97 B SI 98 C FF 96 2-3 ① K		B FF 96 B FF 94 C SL 82 B CH 88 C SL 83 S SL 85 3-3 ② K 1-2			X SI 91 0-0 ① G3-1	3	0	0	0	1	2	1
Pat Burrell, R (1, 7) OBP: 0.415, SLG: 0.583	S FF 97 B SL 86 X FF 97 1-1 ③ F7			S SL 87 C SL 87 B FF 96 B SL 87 C FF 96 2-3 ② K		F SI 97 S SL 86 C SL 87 0-3 ③ K			C SI 91 B FC 86 B FC 86 F SI 92 F SL 82 S FC 87 2-3 ② K	4	0	0	0	0	3	3
10 Geoff Jenkins, L (1, 9) OBP: 0.300, SLG: 0.397		C FF 94 F FF 96 X FF 97 0-2 ① L5		C FF 96 B CH 88 S CH 88 S FF 96 1-3 ③ K			X SL 80 0-0 ① F7		C FC 86 B SL 83 F SI 92 F SL 82 X SI 92 1-2 ③ P5	4	0	0	0	0	1	0
7 Pedro Feliz, R (1, 5) OBP: 0.312, SLG: 0.413		X SL 82 0-0 ② F8			C FF 96 F FF 94 S SL 86 0-3 ① K		C SL 83 C FF 92 F CH 88 X FF 94 0-2 ② P4			3	0	0	0	0	1	0
27 Chris Coste, R (1, 2) OBP: 0.363, SLG: 0.532		C FF 95 X FF 96 0-1 2B			C SL 80 C SL 80 X FF 94 0-2 ② G5-3		X FF 94 0-0 ③ G6-3			3	0	1	0	0	0	0
21 Adam Eaton, R (1, 1) OBP: 0.267, SLG: 0.231 46 Ryan Madson, L (6, 1) 55 Clay Condrey, R (8, 1) 19 Greg Dobbs, L (8, PH) OBP: 0.392, SLG: 0.495 16 J.C. Romero, S (9, 1)		X FF 95 0-0 ③ F8			C FF 94 B SL 81 C FF 96 S SL 87 1-3 ③ K			F FF 93 B FS 84 F FF 94 F FS 86 B FS 87 F FS 86 S FS 86 2-3 ① K		2 0 0 1 0	0 0 0 0 0	0 0 0 0 0	0 0 0 0 0	0 0 0 1 0	1 0 0 0 0	1 0 0 0 0
Inning Stats	R: 0 E: 0 K: 2 S: 21 H: 1 LOB: 2 BB: 1 P: 32	R: 0 E: 0 K: 0 S: 7 H: 1 LOB: 1 BB: 0 P: 7	R: 0 E: 0 K: 0 S: 11 H: 0 LOB: 0 BB: 0 P: 16	R: 0 E: 0 K: 3 S: 11 H: 0 LOB: 0 BB: 0 P: 16	R: 0 E: 0 K: 2 S: 9 H: 0 LOB: 0 BB: 0 P: 10	R: 1 E: 1 K: 2 S: 10 H: 0 LOB: 1 BB: 1 P: 18	R: 0 E: 0 K: 0 S: 6 H: 0 LOB: 0 BB: 0 P: 6	R: 0 E: 1 K: 1 S: 11 H: 0 LOB: 1 BB: 0 P: 17	R: 0 E: 0 K: 1 S: 9 H: 0 LOB: 0 BB: 0 P: 12	1B: 1 2B: 1 3B: 0 HR: 0 SF: 1 SAC: 0 DP: 0 HBP: 0						

PITCHER		IP	WLS	BF	H	R	ER	SO	BB	IBB	HBP	BLK	WP	HR	S	P	ERA	WHIP
54 Ervin Santana, R ERA: 3.17	(1, 1)	7.0	W	26	2	1	0	9	2	0	0	0	0	0	75	105	0.00	0.571
66 Jose Arredondo, R ERA: 1.76	(8, 1)	1.0		4	0	0	0	1	0	0	0	0	0	0	11	17	0.00	0.000
33 Justin Speier, R ERA: 4.91	(9, 1)	1.0		3	0	0	0	1	0	0	0	0	0	0	9	12	0.00	0.000

PITCHER	IP	WLS	BF	H	R	ER	SO	BB	IBB	HBP	BLK	WP	HR	S	P	ERA	WHIP

BOTTOM

Los Angeles Angels @ Philadelphia Phillies
Citizens Bank Park, Philadelphia, PA
Fri Jun 20 2008, 7:05 PM EDT
Att. 45,033 - Partly Cloudy - 81 F

livebaseballscorecards.com

AB	30
R	1
H	2
RBI	1
BB	2
SO	11
LOB	7

TOP

Los Angeles Angels @ Philadelphia Phillies
Citizens Bank Park, Philadelphia, PA
Sat Jun 21 2008, 7:05 PM EDT
Att. 45,196 - Partly Cloudy - 85 F

livebaseballscorecards.com

Batter	1	2	3	4	5	6	7	8	9	AB	R	H	RBI	BB	SO	LOB
9 Chone Figgins, S (1, 5) OBP: 0.420, SLG: 0.354	C FF 88 C CU 76 B CH 83 B FF 91 X CU 78 2-2 ① G3-1		C FF 89 X SL 86 0-1 2 S 1B			C SI 88 C CU 76 S CH 85 0-3 ① K		C FF 90 B CH 84 B SL 85 C CU 77 F CH 85 X SI 90 2-2 2 HR 1B	1 SAFE C SI 91 D CU 78 X SI 90 1-1 1-2 3-H 1B	5	1	3	1	0	1	0
6 Maicer Izturis, S (1, 6) OBP: 0.330, SLG: 0.345 2 Erick Aybar, S (3, PH) OBP: 0.285, SLG: 0.375 (3, 6)	B FF 90 B FF 90 B FF 90 C FF 86 B FF 88 4-1 G4-3 S BB		1 SAFE 1 SAFE 1 SAFE B SI 89 F CU 77 X CU 77 1-1 ③ G6-3 1-2			B SI 89 B SL 84 X FF 89 2-0 ② L9		F CU 77 X CH 83 0-1 1-H HR	F SI 90 B SI 90 F SI 90 B SI 90 T FC 86 2-2 ② K	0 4	0 1	0 1	0 2	1 0	0 1	0 3
Garret Anderson, L (1, 7) OBP: 0.294, SLG: 0.385	B FF 91 1 SAFE C CU 77 B CU 78 C CU 77 X CU 78 2-2 ② G4-3 1-3			C FF 87 C SL 84 S SI 85 0-3 ① K		B SI 89 C CU 77 X CH 84 1-1 ③ F9		B FF 92 B FF 91 F CU 78 X CU 77 2-1 2B	C CU 76 F FC 86 B SI 92 B SI 90 X FF 90 2-2 ③ G4-3	5	0	1	0	0	1	3
27 Vladimir Guerrero, R (1, 9) OBP: 0.351, SLG: 0.510	X FF 91 0-0 ③ P3			C FF 91 X SL 85 0-1 HR			X FF 89 0-0 HR	I IN 75 I IN 74 I IN 72 I IN 74 4-0 IBB		3	2	2	2	1	0	1
Casey Kotchman, L (1, 3) OBP: 0.347, SLG: 0.438		B SI 88 X SI 88 1-0 ① P5		F CU 77 F FF 91 F FF 91 X CU 80 0-2 ② G4-3			C SL 84 F SL 84 S CH 85 0-3 ① K	F SI 91 B SI 91 F SI 92 B SI 92 B SL 81 F SI 91 X SI 93 3-2 ③ G4-3		4	0	0	0	0	1	2
47 Howie Kendrick, R (1, 4) OBP: 0.347, SLG: 0.435		C FF 90 X FF 89 0-1 ② G6-3		F CH 82 B SI 90 B CU 77 S CU 76 F SI 91 X SL 85 2-2 ③ G6-3			F SL 84 C CU 78 B CH 86 X SI 91 1-2 ② G3-1		F FF 90 B FC 86 X FC 86 1-1 ① G6-3	4	0	0	0	0	0	0
24 Gary Matthews, S (1, 8) OBP: 0.319, SLG: 0.370		B SI 89 X SI 89 1-0 ③ G1-3			S CU 75 B FF 88 F CU 76 S CH 85 1-3 ① K		B SI 89 B CU 77 C SL 83 F CU 78 B SL 84 F CU 78 F CU 78 C SI 92 3-3 ③ K		S CU 75 H FF 91 1-1 5 E 5 S FC4 HBP	3	1	0	0	0	2	0
5 Jeff Mathis, R (1, 2) OBP: 0.314, SLG: 0.388			F FF 89 B CU 77 B CU 75 S SL 84 X CU 77 2-2 ① G5-3		C SL 84 B SI 90 C SI 90 S CH 85 1-3 ② K			F CU 74 B FC 85 X SI 90 1-1 ① F8	B FC 85 1 SAFE 1 SAFE F FC 85 1 SAFE B FC 84 S FC 86 X FC 86 2-2 E7 FC4 9 1B 1-3	4	1	0	0	0	1	1
51 Joe Saunders, L (1, 1) 77 Reggie Willits, S (8, PH) OBP: 0.313, SLG: 0.218 62 Scot Shields, R (8, 1) Juan Rivera, R (9, PH) OBP: 0.224, SLG: 0.222 66 Jose Arredondo, R (9, 1) Francisco Rodriguez, R (9, 1)			C SI 89 B CU 76 B FF 90 X FF 89 2-1 ② P6		B FF 89 F FF 88 C CU 76 S CU 78 1-3 ③ K			C CU 76 B CU 78 B SL 84 C FF 90 X SL 84 2-2 ② G1-3	F FC 84 B FC 87 B FF 91 X FC 86 2-1 FC4 9 1B 2-3 3-H	2 1 0 1 0 0	0 0 0 0 0 0	0 0 0 1 0 0	0 0 0 0 0 0	1 0 0 0 0 0	0 0 0 1 0 0	0 0 0 1 0 0

	AB	36
	R	6
	H	7
	RBI	6
	BB	2
	SO	8
	LOB	11

Inning Stats	1	2	3	4	5	6	7	8	9	1B: 3	SF: 0	WP: 0	PA: 39
	R: 0 E: 0 K: 0 S: 8	R: 0 E: 0 K: 0 S: 4	R: 0 E: 0 K: 0 S: 9	R: 1 E: 0 K: 1 S: 13	R: 0 E: 0 K: 3 S: 9	R: 0 E: 0 K: 1 S: 6	R: 1 E: 0 K: 2 S: 12	R: 2 E: 0 K: 0 S: 17	R: 2 E: 1 K: 1 S: 16	2B: 1 3B: 0 HR: 3	SAC: 0 DP: 0 HBP: 1	PB: 0 SB: 3 CS: 0	
	H: 0 LOB: 1 BB: 1 P: 16	H: 0 LOB: 0 BB: 0 P: 6	H: 1 LOB: 1 BB: 0 P: 14	H: 1 LOB: 0 BB: 0 P: 15	H: 0 LOB: 0 BB: 0 P: 12	H: 0 LOB: 0 BB: 0 P: 9	H: 1 LOB: 0 BB: 0 P: 16	H: 3 LOB: 2 BB: 1 P: 31	H: 1 LOB: 2 BB: 0 P: 27				

PITCHER		IP	WLS	BF	H	R	ER	SO	BB	IBB	HBP	BLK	WP	HR	S	P	ERA	WHIP
39 Brett Myers, R ERA: 5.51	(1, 1)	7.2	L	31	6	4	4	7	1	1	0	0	0	3	74	112	4.70	0.913
16 J.C. Romero, L ERA: 1.27	(8, 1)	0.1		1	0	0	0	0	0	0	0	0	0	0	4	7	0.00	0.000
37 Chad Durbin, R ERA: 1.48	(9, 1)	1.0		7	1	2	0	1	0	0	1	0	0	0	16	27	0.00	1.000

PITCHER	IP	WLS	BF	H	R	ER	SO	BB	IBB	HBP	BLK	WP	HR	S	P	ERA	WHIP

BOTTOM

Los Angeles Angels @ Philadelphia Phillies
Citizens Bank Park, Philadelphia, PA
Sat Jun 21 2008, 7:05 PM EDT
Att. 45,196 - Partly Cloudy - 85 F

livebaseballscorecards.com

Batter	1	2	3	4	5	6	7	8	9	AB	R	H	RBI	BB	SO	LOB
11 Jimmy Rollins, S (1, 6) OBP: 0.341, SLG: 0.450	F FF 90 F CH 81 B FF 91 B FF 91 X CH 82 2-2 ① G6-3		C SI 91 B CU 76 X SI 92 1-1 ③ G4-3			X CH 83 0-0 ① P6		C SI 93 B CU 82 B SI 92 C SI 92 B SI 94 S SI 94 3-3 ② K		4	0	0	0	0	1	1
8 Shane Victorino, S (1, 8) OBP: 0.345, SLG: 0.382	X SI 90 0-0 ② G5-3			C CH 81 B FF 91 C SI 91 S CU 78 1-3 ① K		C CH 82 B FF 92 X SI 92 1-1 ②③ G4-6-3 1-2f		C SI 94 C SI 93 B SI 94 B SI 94 S CU 82 2-3 K S		4	0	0	0	0	2	1
Pat Burrell, R (1, 7) OBP: 0.416, SLG: 0.580 So Taguchi, R (8, PR) OBP: 0.290, SLG: 0.274 (9, 7)	B SI 90 C CH 81 B SI 91 F FF 92 X FF 93 2-2 ③ F8			C CH 83 F FF 92 B CU 78 F CU 78 F FF 93 F CU 78 B FF 92 X CH 81 2-2 1B			F CH 82 B FF 91 C FF 91 B CU 78 F FF 93 X CH 83 2-2 ① G5-3	B SI 93 1 SAFE B SI 92 B SI 92 B SI 92 4-0 BB 1-2		3 0	0 0	1 0	0 0	1 0	0 0
6 Ryan Howard, L (1, 3) OBP: 0.314, SLG: 0.473		B CU 76 B SI 89 F SI 90 B SI 90 X SI 90 3-1 ① G3-1		C CU 77 S SL 85 S CU 80 0-3 ② K			S SL 84 F SL 83 X CU 77 0-2 ② F8	C CU 81 D CU 83 C SI 93 S CU 83 1-3 ③ K		4	0	0	0	0	2	3
28 Jayson Werth, R (1, 9) OBP: 0.354, SLG: 0.506		B SI 90 X SI 91 1-0 ② F9		B SI 92 B SI 92 B CH 84 C FF 91 X CH 84 3-1 ③ F7			B SI 91 X SI 92 1-0 HR		B FF 94 C FF 94 B FF 94 B FF 94 B FF 94 4-1 7 G6-4-3 27 BB BB	3	1	1	1	1	0	1
27 Chris Coste, R (1, 2) OBP: 0.374, SLG: 0.532		B SI 91 C SI 90 X FF 92 1-1 1B			C CU 77 B FF 91 S CH 83 B CU 79 S CH 83 2-3 ① K		B CU 77 B CH 83 F CH 84 B FF 93 B CH 83 4-1 7 2B BB		1 SAFE B FF 92 B FF 93 C FF 94 B FF 94 B FF 94 4-1 7 G6-4-3 1-2 BB	2	1	1	0	2	1	0
7 Pedro Feliz, R (1, 5) OBP: 0.311, SLG: 0.414		S CH 82 B CH 83 F FF 92 X CU 78 1-2 ③ G5-3			F CU 77 X FF 92 0-1 ② F9		F CU 77 F SI 92 D CU 78 D CU 77 X CH 82 2-2 4 1B 1-H 2B		F CU 77 X FF 91 0-1 ①② G6-4-3 1-2f 2-3	4	0	1	1	0	0	3
4 Eric Bruntlett, R (1, 4) OBP: 0.321, SLG: 0.339 10 Geoff Jenkins, L (9, PH) OBP: 0.298, SLG: 0.395			C FF 91 X FF 91 0-1 ① G6-3		X SI 92 0-0 ③ P3		X FF 92 0-0 ③ 2-3 1B		C CU 78 X FF 93 0-1 ③ P5	3 1	0 0	1 0	0 0	0 0	0 0	0 1
39 Brett Myers, R (1, 1) OBP: 0.188, SLG: 0.071 16 J.C. Romero, S (8, 1) 19 Greg Dobbs, L (8, PH) OBP: 0.388, SLG: 0.490 37 Chad Durbin, R (9, 1) OBP: 0.200, SLG: 0.200			X SI 91 0-0 ② G1-3			B SI 90 C CH 80 B SI 91 F SI 91 B SI 91 F FF 92 F FF 92 B FF 91 4-2 8 G4-6-3 BB		F SI 92 F CU 81 C SI 94 0-3 ① K		1 0 1 0	0 0 0 0	0 0 0 0	1 0 0 0	0 0 1 0	0 0 0 0	0 0 0 0
Inning Stats	R: 0 E: 0 K: 0 S: 7 H: 0 LOB: 0 BB: 0 P: 11	R: 0 E: 0 K: 0 S: 8 H: 1 LOB: 1 BB: 0 P: 14	R: 0 E: 0 K: 0 S: 5 H: 0 LOB: 0 BB: 0 P: 6	R: 0 E: 0 K: 2 S: 14 H: 1 LOB: 1 BB: 0 P: 20	R: 0 E: 0 K: 1 S: 6 H: 0 LOB: 0 BB: 0 P: 8	R: 0 E: 0 K: 0 S: 7 H: 0 LOB: 0 BB: 1 P: 12	R: 2 E: 0 K: 0 S: 13 H: 3 LOB: 2 BB: 1 P: 22	R: 0 E: 0 K: 4 S: 12 H: 0 LOB: 2 BB: 1 P: 22	R: 0 E: 0 K: 0 S: 6 H: 0 LOB: 1 BB: 2 P: 14	1B: 3 2B: 1 3B: 0 HR: 1	SF: 0 SAC: 0 DP: 2 HBP: 0						

	AB	30
	R	2
	H	5
	RBI	2
	BB	5
	SO	7
	LOB	10

WP: 1 PA: 35
PB: 0
SB: 1
CS: 0

PITCHER		IP	WLS	BF	H	R	ER	SO	BB	IBB	HBP	BLK	WP	HR	S	P	ERA	WHIP
51 Joe Saunders, L ERA: 3.03	(1, 1)	7.0	W	26	5	2	2	3	2	0	0	0	0	1	60	93	2.57	1.000
62 Scot Shields, R ERA: 2.48	(8, 1)	1.0	H	5	0	0	0	4	1	0	0	0	1	0	12	22	0.00	1.000
66 Jose Arredondo, R ERA: 1.76	(9, 1)	0.0		2	0	0	0	0	2	0	0	0	0	0	2	10	∞	∞
Francisco Rodríguez, R ERA: 2.18	(9, 1)	1.0	S	2	0	0	0	0	0	0	0	0	0	0	4	4	0.00	0.000

PITCHER		IP	WLS	BF	H	R	ER	SO	BB	IBB	HBP	BLK	WP	HR	S	P	ERA	WHIP

Batter	1	2	3	4	5	6	7	8	9	AB	R	H	RBI	BB	SO	LOB
9 Chone Figgins, S (1, 5) OBP: 0.422, SLG: 0.358	S FF 88 B FF 90 X CH 79 1-1 ① F8		B FF 90 X FF 91 1-0 2 FC1-6 1B			B FF 89 X FF 90 1-0 ① L3		X FF 91 0-0 1-2 1B		4	0	2	0	0	0	0
2 Erick Aybar, S (1, 6) OBP: 0.284, SLG: 0.372	S CH 79 C FF 92 F FF 92 B FF 92 F CU 77 X CH 81 1-2 ② P6		X FF 90 0-0 ① FC1-6 27 PO 1-2f			F CH 78 B FF 91 F CU 74 X FF 91 1-2 47 G3 1B		C FF 93 X FC 89 0-1 ② F9 2-3		4	0	1	0	0	0	3
47 Howie Kendrick, R (1, 4) OBP: 0.336, SLG: 0.420	B CU 76 S CH 80 B CU 77 X FF 92 2-1 ③ G6-3		B FF 91 1 SAFE 1 SAFE 1 SAFE X FF 91 1-0 ② F9			B FF 90 S CH 77 S CH 78 1 SAFE X FF 92 1-2 ② G3 1-2		B FF 92 S CH 81 X FF 91 1-1 ③ G4-3		4	0	0	0	0	0	4
27 Vladimir Guerrero, R (1, 9) OBP: 0.349, SLG: 0.506		C FF 90 X CH 81 0-1 48 G3 24 1B 1B	B FF 92 B FF 91 S FF 92 S FF 92 1 SAFE 2-2 ③ PO 1-2	B FF 89 B FF 90 T CH 80 X FF 92 2-1 ① G6-3		F FF 89 F FF 92 S FF 91 0-3 ③ K			X FF 88 0-0 ① F8	4	1	1	0	0	1	1
48 Torii Hunter, R (1, 8) OBP: 0.337, SLG: 0.465		F FF 89 X CH 78 0-1 ① G3 1-2		B CU 74 C FF 91 C FF 93 X FF 92 1-2 24 G1-4-3 1B			B CU 72 S CH 77 C FF 90 S CH 79 1-3 ① K		B FF 96 F FF 96 B FF 95 X FF 87 2-1 G1-3 2B	4	0	2	0	0	1	1
24 Gary Matthews, S (1, 7) OBP: 0.319, SLG: 0.369 62 Scot Shields, R (7, 1) Garret Anderson, L (9, PH) OBP: 0.293, SLG: 0.384 Francisco Rodriguez, R (9, 1)		B CU 72 C FF 90 F FF 90 X CH 82 1-2 2-H HR 1B		X FF 91 0-0 ② ③ G1-4-3 1-2f			S CH 78 F FF 90 F FF 91 B FF 90 X FF 91 1-2 ② G6-3		C FF 86 C FF 95 B FF 96 X FF 87 1-2 ② G1-3 2-3	3 0 1 0	1 0 0 0	1 0 0 0	1 0 0 0	0 0 0 0	0 0 0 0	1 0 1 0
Casey Kotchman, L (1, 3) OBP: 0.349, SLG: 0.448		B CH 79 X FF 91 1-0 1-H HR			C FF 89 B CU 74 F CH 80 X FF 91 1-2 ① L5		B CU 72 C CU 74 C FF 90 F CH 80 F CU 77 X FF 91 1-2 ③ F8		I IN 72 I IN 74 I IN 75 I 4-0 44 BB IBB	3	1	1	2	1	0	0
44 Mike Napoli, R (1, 2) OBP: 0.293, SLG: 0.441		B CH 80 B CH 81 C FF 92 F FF 92 F FF 92 F FF 92 B CU 80 S FF 92 3-3 ② K			C CU 73 C CH 80 B FF 90 F FF 91 F CU 78 B FF 91 B CH 81 S CH 81 3-3 ② K			B SL 77 F FF 93 B CH 80 X CH 80 2-1 ① G6-3	B FF 95 B FF 94 B SL 83 S FF 95 S FF 87 F FF 87 D FF 86 4-2 1-2 BB	3	0	0	0	1	2	0
36 Jered Weaver, R (1, 1) Darren Oliver, R (6, 1) 77 Reggie Willits, S (7, 7) OBP: 0.319, SLG: 0.228		C FF 92 F FF 91 B CU 79 X FF 92 1-2 ③ G6-3			X FF 91 0-0 ③ G5-3			C FF 92 B CH 81 B X 2-1 2 F9 9 1B 1B	C FF 96 S FF 87 B FF 86 S FF 87 1-3 ③ K	2 0 2	0 0 0	0 0 1	0 0 0	0 0 1	0 0 3	0 0 3
Inning Stats	R: 0 E: 0 K: 0 S: 9 H: 0 LOB: 0 BB: 0 P: 13	R: 3 E: 0 K: 1 S: 16 H: 3 LOB: 0 BB: 0 P: 22	R: 0 E: 0 K: 0 S: 5 H: 1 LOB: 0 BB: 0 P: 9	R: 0 E: 0 K: 0 S: 6 H: 1 LOB: 0 BB: 0 P: 9	R: 0 E: 0 K: 1 S: 9 H: 0 LOB: 0 BB: 0 P: 13	R: 0 E: 0 K: 1 S: 10 H: 1 LOB: 1 BB: 0 P: 13	R: 0 E: 0 K: 1 S: 12 H: 0 LOB: 0 BB: 0 P: 15	R: 0 E: 0 K: 0 S: 9 H: 2 LOB: 2 BB: 0 P: 14	R: 0 E: 0 K: 1 S: 12 H: 1 LOB: 3 BB: 2 P: 24	1B: 7 2B: 1 3B: 0 HR: 1	SF: 0 SAC: 0 DP: 1 HBP: 0						

TOP

Los Angeles Angels @ Philadelphia Phillies
Citizens Bank Park, Philadelphia, PA
Sun Jun 22 2008, 1:35 PM EDT
Att. 44,571 - Cloudy - 80 F

livebaseballscorecards.com

AB	34
R	3
H	9
RBI	3
BB	2
SO	5
LOB	14

PITCHER		IP	WLS	BF	H	R	ER	SO	BB	IBB	HBP	BLK	WP	HR	S	P	ERA	WHIP
35 Cole Hamels, L ERA: 3.27	(1, 1)	7.0	L	25	6	3	3	4	0	0	0	0	0	1	67	94	3.86	0.857
46 Ryan Madson, R ERA: 3.03	(8, 1)	1.0		5	2	0	0	0	0	0	0	0	0	0	9	14	0.00	2.000
54 Brad Lidge, R ERA: 0.87	(9, 1)	1.0		6	1	0	0	1	1	1	0	0	0	0	12	24	0.00	2.000

PITCHER	IP	WLS	BF	H	R	ER	SO	BB	IBB	HBP	BLK	WP	HR	S	P	ERA	WHIP

BOTTOM

Batter	1	2	3	4	5	6	7	8	9	AB	R	H	RBI	BB	SO	LOB
11 Jimmy Rollins, S (1, 6) OBP: 0.346, SLG: 0.455	C FF 91 X CH 82 0-1 6 S 19 S 1B		C CU 70 F CU 73 X SL 78 0-2 ① F9		B CH 80 B SI 89 C FF 88 F FF 89 X CH 81 2-2 ① F8		C FF 89 X SL 79 0-1 2-H 2B		D CU 80 C CH 82 B FF 94 I IN 69 I IN 70 4-1 1-2 IBB	4	0	2	1	1	0	0
19 Greg Dobbs, L (1, 5) OBP: 0.387, SLG: 0.480 27 Chris Coste, R (7, PH) OBP: 0.371, SLG: 0.528 46 Ryan Madson, L (8, 1) 54 Brad Lidge, R (9, 1) So Taguchi, R (9, PH) OBP: 0.286, SLG: 0.270	P PO 86 B CH 83 F CH 83 S FF 90 F FF 93 B FF 90 B CH 82 4-2 6 S 1-2 BB		B FF 90 S CH 82 B CH 83 S CH 81 T FF 93 2-2 ② K		X FF 89 0-0 ② L7		F SI 93 C SI 93 F SI 92 S SI 94 0-3 ② K		B CU 79 B CU 78 X CU 79 2-0 ③ P5	2 1 0 0 1	0 0 0 0 0	0 0 0 0 0	0 1 0 0 1	1 1 0 0 0	1 1 0 0 0	0 1 0 0 2
26 Chase Utley, L (1, 4) OBP: 0.379, SLG: 0.599	C CU 71 B FF 91 X FF 91 1-1 ① F7		B FF 88 C FF 89 B CH 83 X SI 88 2-1 6 1B 2B		C CH 79 S CH 80 S CH 80 0-3 ③ K		C CU 80 D CU 82 S CU 82 S CU 82 1-3 ③ K			4	1	1	0	0	2	3
6 Ryan Howard, L (1, 3) OBP: 0.316, SLG: 0.474	C CU 72 B FF 91 B CH 81 B CH 81 S CU 73 F FF 91 F FF 92 F CU 74 F SL 79 3-3 ② F FF 82 F CH 81 S CH 82 1-2 2-3 K		C CU 72 X FF 91 0-1 2-H 1B			S CH 78 X CH 79 0-1 8 FC4-6 1B		F CU 81 B SI 93 X CU 82 1-1 ① G1-3		4	0	2	1	0	1	2
Pat Burrell, R (1, 7) OBP: 0.411, SLG: 0.571	F SL 78 B SL 80 S FF 92 S SI 92 1-3 ③ K		B FF 90 C FF 90 C SL 80 X CU 73 1-2 ③ P5			F FF 89 B SI 89 C SL 78 S SI 91 1-3 ① K		B SI 94 F SI 93 B SI 94 C CU 82 F SI 94 X CU 82 2-2 ② L7		4	0	0	0	0	2	4
8 Shane Victorino, S (1, 8) OBP: 0.343, SLG: 0.377		C CU 71 B FF 90 B CU 70 B FF 90 B FF 89 4-1 BB		C FF 90 X CH 81 0-1 ① F8		C SL 78 B FF 88 B FF 89 B FF 89 C FF 90 X FF 90 3-2 ② FC4-6 1-2f		C CU 81 F SI 94 S CU 82 0-3 ③ K		3	0	0	0	1	1	1
10 Geoff Jenkins, L (1, 9) OBP: 0.300, SLG: 0.393 28 Jayson Werth, R (6, PH) OBP: 0.350, SLG: 0.500 (7, 9)		X FF 90 0-0 ① F7		B SI 91 B FF 90 B SI 88 B FF 90 4-0 51 G6-3 BB		C FF 90 C FF 90 X FF 89 0-2 ③ G1-3			C CU 78 X CU 79 0-1 ① G5-3	1 2	0 0	0 0	0 0	1 0	0 0	1 1
51 Carlos Ruiz, R (1, 2) OBP: 0.310, SLG: 0.305		1 SAFE B FF 90 X FF 89 1-0 ② F7		B SL 79 B FF 90 B FF 90 C FF 89 C FF 89 X SL 78 3-2 ② G6-3 1-2			C FF 90 B FF 90 C FF 91 B FF 90 B FF 90 F FF 90 B FF 90 4-2 7 G5-3 11 2B BB		B CU 79 X CU 76 1-0 ② G6-3	3	1	0	0	1	0	2
35 Cole Hamels, L (1, 1) OBP: 0.300, SLG: 0.325 7 Pedro Feliz, R (7, PH) OBP: 0.313, SLG: 0.415 (8, 5) 4 Eric Bruntlett, R (9, PR) OBP: 0.321, SLG: 0.339		B FF 90 1 SAFE B FF 90 1 SAFE F FF 89 F FF 90 F CU 75 F CU 74 X FF 90 2-2 ③ G4-3		C CU 71 B CU 73 S FF 89 S FF 90 1-3 ③ K			C FF 90 X SL 78 0-1 ① G5-3 1-2		B CU 80 X FF 92 1-0 11 S 1B	2 2 0	0 0 0	0 1 0	0 0 0	0 0 0	1 0 0	2 1 0
Inning Stats	R: 0 E: 0 K: 2 S: 20 H: 1 LOB: 2 BB: 1 P: 28	R: 0 E: 0 K: 0 S: 8 H: 0 LOB: 1 BB: 1 P: 15	R: 1 E: 0 K: 1 S: 13 H: 2 LOB: 1 BB: 0 P: 18	R: 0 E: 0 K: 1 S: 8 H: 0 LOB: 1 BB: 1 P: 16	R: 0 E: 0 K: 1 S: 7 H: 0 LOB: 0 BB: 0 P: 9	R: 0 E: 0 K: 1 S: 11 H: 1 LOB: 1 BB: 0 P: 15	R: 1 E: 0 K: 2 S: 14 H: 1 LOB: 1 BB: 1 P: 19	R: 0 E: 0 K: 1 S: 9 H: 0 LOB: 0 BB: 0 P: 12	R: 0 E: 0 K: 0 S: 6 H: 1 LOB: 2 BB: 1 P: 14	1B: 4 2B: 2 3B: 0 HR: 0 SF: 0 SAC: 0 DP: 0 HBP: 0						WP: 0 PB: 0 SB: 4 CS: 0 PA: 38

PITCHER		IP	WLS	BF	H	R	ER	SO	BB	IBB	HBP	BLK	WP	HR	S	P	ERA	WHIP
36 Jered Weaver, R ERA: 4.56	(1, 1)	5.1	W	23	4	1	1	6	3	0	0	0	0	0	61	92	1.69	1.312
Darren Oliver, L ERA: 3.12	(6, 1)	1.0	H	5	1	1	1	0	1	0	0	0	0	0	13	20	9.00	2.000
62 Scot Shields, R ERA: 2.35	(7, 1)	1.2	H	5	0	0	0	3	0	0	0	0	0	0	16	20	0.00	0.000
Francisco Rodríguez, R ERA: 2.12	(9, 1)	1.0	S	5	1	0	0	0	0	1	0	0	0	0	6	14	0.00	1.000

PITCHER	IP	WLS	BF	H	R	ER	SO	BB	IBB	HBP	BLK	WP	HR	S	P	ERA	WHIP

Los Angeles Angels @ Philadelphia Phillies
Citizens Bank Park, Philadelphia, PA
Sun Jun 22 2008, 1:35 PM EDT
Att. 44,571 - Cloudy - 80 F

livebaseballscorecards.com

AB	33
R	2
H	6
RBI	2
BB	5
SO	9
LOB	20

Los Angeles Angels @ Washington Nationals

Nationals Park, Washington, DC

Mon Jun 23 2008, 7:10 PM EDT

Att. 24,805 - Overcast - 74 F

livebaseballscorecards.com

TOP

Batter	1	2	3	4	5	6	7	8	9	AB	R	H	RBI	BB	SO	LOB
9 Chone Figgins, S (1, 5) OBP: 0.418, SLG: 0.355	F7		G4-3		F7			2 E; 2 S; 2 E; 1B		4	1	1	0	0	0	1
2 Erick Aybar, S (1, 6) OBP: 0.289, SLG: 0.375	1B		B4-3			G6-4-3; 1B		E4; 1-H; 1B		4	1	2	0	0	0	0
Garret Anderson, L (1, 7) OBP: 0.292, SLG: 0.382	K			K		G6-4-3; 1-2f		27 S; 2-H; 1B		4	0	1	1	0	2	2
27 Vladimir Guerrero, R (1, 9) OBP: 0.348, SLG: 0.502	F9			G4-3		1B		K; 1-2		4	0	1	0	0	1	2
48 Torii Hunter, R (1, 8) OBP: 0.332, SLG: 0.459		K		G5-3		F8		F7		4	0	0	0	0	1	2
Casey Kotchman, L (1, 3) OBP: 0.351, SLG: 0.449		G4-3			47 2B; 5 SF7; 1B		1B	F8		4	1	2	0	0	0	1
47 Howie Kendrick, R (1, 4) OBP: 0.341, SLG: 0.426		HBP			1-3; 2B		K		G5-3	3	0	1	0	0	1	1
5 Jeff Mathis, R (1, 2) OBP: 0.305, SLG: 0.379		P3			SF7; 3-H		K		K	3	0	0	1	0	2	2
41 John Lackey, R (1, 1) 24 Gary Matthews, S (9, PH) OBP: 0.318, SLG: 0.368 Francisco Rodriguez, R (9, 1)			G5-3		K		G6-3		G4-3	3	0	0	0	0	1	2
										1	0	0	0	0	0	0
										0	0	0	0	0	0	0

	AB	34
	R	3
	H	8
	RBI	2
	BB	0
	SO	8
	LOB	13

Inning Stats																																		
	R: 0	E: 0	K: 1	S: 9	H: 1	LOB: 1	BB: 0	P: 14	R: 0	E: 0	K: 1	S: 8	H: 0	LOB: 1	BB: 0	P: 12	R: 0	E: 0	K: 0	S: 6	H: 0	LOB: 0	BB: 0	P: 10	R: 0	E: 0	K: 1	S: 5	H: 0	LOB: 0	BB: 0	P: 6
	R: 1	E: 0	K: 1	S: 15	H: 2	LOB: 1	BB: 0	P: 20	R: 0	E: 0	K: 0	S: 5	H: 2	LOB: 1	BB: 0	P: 8	R: 0	E: 0	K: 2	S: 10	H: 1	LOB: 1	BB: 0	P: 12	R: 2	E: 1	K: 1	S: 12	H: 2	LOB: 1	BB: 0	P: 21
	R: 0	E: 0	K: 1	S: 10	H: 0	LOB: 0	BB: 0	P: 15	1B: 7	2B: 1	3B: 0	HR: 0	SF: 1	SAC: 0	DP: 1	HBP: 1	WP: 0	PB: 0	SB: 2	CS: 0	PA: 36														

PITCHER		IP	WLS	BF	H	R	ER	SO	BB	IBB	HBP	BLK	WP	HR	S	P	ERA	WHIP
57 Jason Bergmann, R ERA: 4.6	(1, 1)	7.0		27	6	1	1	6	0	0	1	0	0	0	58	82	1.29	0.857
52 Saul Rivera, R ERA: 3.91	(8, 1)	1.0	L	6	2	2	1	1	0	0	0	0	0	0	12	21	9.00	2.000
Jon Rauch, R ERA: 2.39	(9, 1)	1.0		3	0	0	0	1	0	0	0	0	0	0	10	15	0.00	0.000

PITCHER	IP	WLS	BF	H	R	ER	SO	BB	IBB	HBP	BLK	WP	HR	S	P	ERA	WHIP

Los Angeles Angels @ Washington Nationals

Nationals Park, Washington, DC

Mon Jun 23 2008, 7:10 PM EDT

Att. 24,805 - Overcast - 74 F

livebaseballscorecards.com

BOTTOM

Batter	1	2	3	4	5	6	7	8	9	AB	R	H	RBI	BB	SO	LOB
15 Cristian Guzman, S (1, 6) OBP: 0.335, SLG: 0.435	B FF 92 C FF 92 B FF 92 X FF 90 2-1 34 BB 1B		X CU 79 0-0 ② G3			C FF 92 X FF 92 0-1 44 FC6-5 34 1B 1B	S CU 80 B FF 93 B FF 92 B FF 92 F FF 91 F FF 92 C CU 78 3-3 ③ K			4	0	2	0	0	1	0
34 Elijah Dukes, R (1, 9) OBP: 0.365, SLG: 0.376	B FC 84 B FC 84 B SI 91 B FF 92 4-0 21 G3-6-1 1-2 BB		S FF 93 B FC 82 X FC 84 1-1 ③ F9			B FC 84 C SI 92 X FC 83 1-1 21 G1-3 44 FC6-5 1-2 1B		F CU 77 S FF 94 B FF 94 B CU 81 X CU 82 2-2 ① G5-3		3	0	1	0	1	0	0
44 Lastings Milledge, R (1, 8) OBP: 0.307, SLG: 0.356	C FF 93 X FC 84 0-1 ① L7			C FF 92 B FF 92 X CU 80 1-1 ① L8		C CU 79 B SI 92 X SI 92 1-1 ① FC6-5 21 G1-3 1-2 2-3f		C SI 92 X SI 93 0-1 ② L7		4	0	0	0	0	0	4
21 Dmitri Young, S (1, 3) OBP: 0.371, SLG: 0.396 4 Pete Orr, L (8, 5)	X CU 79 0-0 ②③ G3-6-1 1-2f			F FF 93 C FF 94 B FF 93 F FF 95 B FC 84 X SI 94 2-2 ② F8		X SI 92 0-0 ② G1-3 1-2 2-3		C FF 94 F CU 80 S FC 82 0-3 ③ K2-3		3 1	0 0	0 0	0 0	0 0	0 1	4 0
3 Jesus Flores, R (1, 2) OBP: 0.373, SLG: 0.512		C FF 92 F SI 93 S CU 81 0-3 ① K		S CU 80 S FC 82 X FF 94 0-2 1B		D FC 83 S CU 82 B SI 93 D FC 82 D FC 85 4-1 10 FC5-4 BB			C CU 78 S CU 81 B CU 80 B FF 95 B FF 94 S CU 79 3-3 ① K	3	0	1	0	1	2	0
10 Ronnie Belliard, R (1, 5) OBP: 0.333, SLG: 0.435 (8, 3)		X SI 93 0-0 ② G5-3		X CU 80 0-0 ③ G6-3		C CU 80 S CU 81 X CU 81 0-2 ③ FC5-4 1-2f			C FF 94 B FF 93 C FF 93 B CU 80 B FF 93 B FF 93 4-2 22 S BB	3	0	0	0	1	0	4
Felipe Lopez, S (1, 4) OBP: 0.323, SLG: 0.332		B SI 94 B SI 94 B SI 94 C FF 91 F FF 93 S CU 79 3-3 ③ K			B CU 76 F CU 76 X FF 93 1-1 ① L6		C CU 76 C CU 77 S CU 80 0-3 ① K		B FF 93 B FF 92 F FF 93 1 SAFE F FF 94 S CH 82 2-3 ② K	4	0	0	0	0	3	1
22 Willie Harris, L (1, 7) OBP: 0.299, SLG: 0.385			X FF 91 0-0 HR		B CU 77 B CU 76 X FF 90 2-0 ② P4		B FF 92 C CU 75 F CU 77 B CU 80 X CU 79 2-2 E 3B		B CU 79 D CU 80 C CU 79 C FF 93 B CH 87 S CU 80 3-3 ③ K 1-2	4	2	2	1	0	1	1
57 Jason Bergmann, R (1, 1) Paul Lo Duca, R (7, PH) OBP: 0.282, SLG: 0.254 52 Saul Rivera, S (8, 1) Jon Rauch, R (9, 1)			B FF 91 C FF 92 S FF 92 X FC 83 1-2 ① F8		B FF 93 C FF 91 S FF 93 S FF 94 1-3 ③ K		B CU 80 X FC 82 1-0 ② L1 3-H			2 1 0 0	0 0 0 0	0 0 0 0	0 0 0 0	0 0 0 0	1 0 0 0	0 0 0 0

Inning Stats	1	2	3	4	5	6	7	8	9
R	0	0	1	0	0	0	1	0	0
H	1	0	1	1	0	2	1	0	0
E	0	0	0	0	0	0	1	0	0
LOB	1	0	0	1	0	3	0	0	1
K	0	2	0	0	1	2	2	1	3
BB	1	0	0	0	0	1	0	0	1
S	5	7	7	10	6	11	11	8	11
P	11	10	9	13	10	17	17	10	23

1B	4
2B	0
3B	1
HR	1
SF	0
SAC	0
DP	1
HBP	0
WP	0
PB	0
SB	1
CS	0
PA	35

PITCHER	IP	WLS	BF	H	R	ER	SO	BB	IBB	HBP	BLK	WP	HR	S	P	ERA	WHIP
41 John Lackey, R (1, 1) ERA: 1.65	8.0	W	31	6	2	1	6	2	0	0	0	0	1	65	97	1.12	1.000
Francisco Rodríguez, R (9, 1) ERA: 2.06	1.0	S	4	0	0	0	3	1	0	0	0	0	0	11	23	0.00	1.000

PITCHER	IP	WLS	BF	H	R	ER	SO	BB	IBB	HBP	BLK	WP	HR	S	P	ERA	WHIP

Batter	1	2	3	4	5	6	7	8	9	AB	R	H	RBI	BB	SO	LOB
9 Chone Figgins, S (1, 5) OBP: 0.418, SLG: 0.353	BB	G3		C SI 89 C CU 76 B CU 74 B SI 91 B SI 91 X SI 90 3-2 2 L3 1B		X FF 96 0-0 FC3 1-2			C FF 86 X CU 80 0-1 F9 ①	4	1	1	0	1	0	2
2 Erick Aybar, S (1, 6) OBP: 0.287, SLG: 0.370	C SI 91 B CU 78 1 SAFE X SI 91 1-1 E 27 1B 1-3 1B	C SI 91 F SL 80 B SL 81 C SI 92 1-3 K ①	C SI 90 X SI 91 0-1 L3 ①② 1-1		B FF 97 F FF 96 B FF 97 X FF 97 2-1 F6 ②		B CU 78 F FF 88 F CU 79 F FF 88 B CU 81 S FF 89 2-3 K ②	5	1	1	0	0	2	3
Garret Anderson, L (1, 7) OBP: 0.287, SLG: 0.376	C FF 91 B SI 90 B CH 81 B SL 79 X SI 91 3-1 SF7 ① 1-2 3-H	F SL 80 B CH 82 X SL 80 1-1 E4 27 CS	F SI 91 C SL 83 X CU 77 0-2 G4-3 ③		B FF 98 B FF 98 B SL 90 X FF 98 3-0 G3 ③		B CU 79 F FF 87 T FF 88 B FF 89 S CU 79 2-3 K ③	4	0	0	1	0	1	2
27 Vladimir Guerrero, R (1, 9) OBP: 0.349, SLG: 0.502 24 Gary Matthews, S (2, 9) OBP: 0.319, SLG: 0.369	S SL 80 C SI 91 X SI 91 0-2 48 1B E 2-H 1B	B SI 91 B SI 92 F SI 91 S SL 82 B SL 83 F SL 80 F S 3-3 K ②③ 1-2		F SI 90 X CH 82 0-1 G3-1 ①			C FF 97 S SL 89 X FF 97 0-2 48 G6-4-3 1B			2 2	1 0	1 1	1 0	0 0	1 0	1 0
48 Torii Hunter, R (1, 8) OBP: 0.338, SLG: 0.463	B SI 91 X SI 91 1-0 E 47 1B 1-2 1B		B SI 90 B CU 80 F SI 91 C SI 91 B SL 82 X SI 91 3-2 G4-3 1B		X SL 82 0-0 FC4-6 1B		C FF 96 D SL 90 X FF 98 1-1 G6-4-3 ①② 1-2f			4	1	3	0	0	0	1
Casey Kotchman, L (1, 3) OBP: 0.346, SLG: 0.442	B SI 92 X SI 92 1-0 E3 47 1B 44 2B 1-3 2-H		C SL 82 B SL 81 F SI 91 F SI 90 X SI 92 1-2 G4-3 ①② 1-2f		F SI 90 X CU 76 0-1 FC4-6 ② 1-2f		B FF 98 B SL 89 X FF 97 2-0 P6 ③			4	1	0	0	0	0	3
47 Howie Kendrick, R (1, 4) OBP: 0.346, SLG: 0.429	B SL 80 X SI 92 1-0 44 2B G1-3 1-2 1B 3-H		B SI 90 B SL 82 C SI 91 X SI 91 2-1 44 BLK 44 S 44 HR 1B		C SI 90 B CU 78 S CU 77 C CU 78 1-3 K ③			F FF 96 S FF 98 X FF 97 0-2 P4 ①		4	2	2	1	0	1	1
44 Mike Napoli, R (1, 2) OBP: 0.299, SLG: 0.473	C SI 92 C SL 81 B SI 92 B SI 93 X SL 81 2-2 G1-3 1-3 2-H 2B		C SI 91 B SI 91 B SI 91 F SI 90 B SI 92 X SI 92 3-2 1-H HR			C FF 95 F FF 96 B SL 88 C SL 84 1-3 K ①		S SL 85 C SL 86 B SL 88 B FF 97 B SL 87 F FF 98 X FF 97 3-2 G6-3 ②		4	1	2	3	0	1	0
Jon Garland, R (1, 1) Juan Rivera, R (8, PH) OBP: 0.220, SLG: 0.218 66 Jose Arredondo, R (8, 1)	B SI 92 C SI 91 C SI 92 X SL 80 1-2 G1-3 ② 2-3 3-H		B SI 90 X FF 91 1-0 G6-3 ③			B FF 97 B FF 96 B FF 96 B FF 95 4-0 9 E BB		S SL 84 B FF 98 B SL 85 F FF 97 B SL 88 S SL 85 3-3 K ③		2 1 0	0 0 0	0 0 0	1 0 0	1 0 0	0 1 0	1 0 0
Inning Stats	R: 6 E: 2 K: 0 S: 19 H: 5 LOB: 1 BB: 1 P: 36	R: 0 E: 1 K: 2 S: 10 H: 0 LOB: 1 BB: 0 P: 15	R: 2 E: 0 K: 0 S: 13 H: 3 LOB: 0 BB: 0 P: 23	R: 0 E: 0 K: 0 S: 8 H: 1 LOB: 0 BB: 0 P: 11	R: 0 E: 0 K: 1 S: 8 H: 1 LOB: 1 BB: 0 P: 9	R: 0 E: 1 K: 1 S: 7 H: 0 LOB: 2 BB: 1 P: 17	R: 0 E: 0 K: 0 S: 6 H: 1 LOB: 0 BB: 0 P: 9	R: 0 E: 0 K: 1 S: 10 H: 0 LOB: 0 BB: 0 P: 16	R: 0 E: 0 K: 2 S: 9 H: 0 LOB: 0 BB: 0 P: 13	1B: 9 2B: 3 3B: 0 HR: 1 SF: 1 SAC: 0 DP: 4 HBP: 0						

TOP

Los Angeles Angels @ Washington Nationals

Nationals Park, Washington, DC

Tue Jun 24 2008, 7:10 PM EDT

Att. 28,531 - Clear - 83 F

livebaseballscorecards.com

AB	36
R	8
H	11
RBI	7
BB	2
SO	7
LOB	14

PITCHER		IP	WLS	BF	H	R	ER	SO	BB	IBB	HBP	BLK	WP	HR	S	P	ERA	WHIP
41 Shawn Hill, R ERA: 5.83	(1, 1)	3.0	L	18	8	8	6	2	1	0	0	1	0	1	42	74	18.00	3.000
59 Steven Shell, R ERA:	(4, 1)	2.0		7	2	0	0	1	0	0	0	0	0	0	16	20	0.00	1.000
Jesus Colome, R ERA: 5.68	(6, 1)	2.0		8	1	0	0	1	1	0	0	0	0	0	13	26	0.00	1.000
38 Joel Hanrahan, R ERA: 4.47	(8, 1)	1.0		3	0	0	0	1	0	0	0	0	0	0	10	16	0.00	0.000
Charlie Manning, L ERA: 3.77	(9, 1)	1.0		3	0	0	0	2	0	0	0	0	0	0	9	13	0.00	0.000

PITCHER	IP	WLS	BF	H	R	ER	SO	BB	IBB	HBP	BLK	WP	HR	S	P	ERA	WHIP

WP: 0 PA: 39
PB: 0
SB: 1
CS: 1

BOTTOM

Los Angeles Angels @ Washington Nationals

Nationals Park, Washington, DC

Tue Jun 24 2008, 7:10 PM EDT

Att. 28,531 - Clear - 83 F

livebaseballscorecards.com

Batter	1	2	3	4	5	6	7	8	9	AB	R	H	RBI	BB	SO	LOB
15 Cristian Guzman, S (1, 6) OBP: 0.334, SLG: 0.433	C SI 91 X SI 92 0-1 ① G4-3		C SI 88 C CH 81 B SI 92 X CH 80 1-2 ③ G4-3		B CH 81 B CH 80 S CH 81 1 SAFE X SI 92 2-1 1-2 1B			C FF 96 S FS 86 C FF 97 0-3 ② K		4	0	1	0	0	1	0
34 Elijah Dukes, R (1, 9) OBP: 0.362, SLG: 0.394	B SI 92 F SI 92 B SI 92 F SI 92 B FF 94 X SI 93 3-2 ② G6-3			X CU 77 0-0 HR	S SI 92 B SI 92 F SI 93 B SI 92 T CH 80 2-2 ③ K			C FF 96 C SL 89 F FF 88 B FF 97 F FF 87 F FF 96 B FF 88 S FS 87 2-3 ③ K		4	1	1	1	0	2	2
44 Lastings Milledge, R (1, 8) OBP: 0.303, SLG: 0.352	C CU 78 S SI 93 F SL 83 X SI 93 0-2 ③ L8			B FF 92 C SI 91 S SL 83 F SI 93 B CH 81 F SI 93 F CH 80 F SI 93 F SI 88 2-2 ① G3 X SL 83		C SL 83 F SI 91 B SL 85 X SL 84 1-2 ① P6			C FF 95 B FS 88 F FF 95 F FF 88 B FF 88 F FF 87 X FF 96 2-2 ① G5-3	4	0	0	0	0	0	0
21 Dmitri Young, S (1, 3) OBP: 0.367, SLG: 0.391		F F B X 1-2 ① F7		X SI 92 0-0 3 G5-4-3 1B		B SI 89 F CH 82 B SI 92 B SI 92 X FF 92 3-1 ② G1-3			C FF 95 S FS 87 B FF 95 S SL 87 1-3 ② K	4	0	1	0	0	1	0
3 Jesus Flores, R (1, 2) OBP: 0.363, SLG: 0.496		C CU 76 F CU 77 S SL 83 0-3 ② K		C SI 92 B SI 91 S SL 83 X SL 83 1-2 ②③ G5-4-3 1-2f		C SL 84 C SI 92 F SL 84 B SL 84 X SL 85 1-2 ③ G5-3			B FF 93 B FF 93 C FF 94 F FF 95 X FS 87 2-2 ③ G6-3	4	0	0	0	0	1	1
10 Ronnie Belliard, R (1, 5) OBP: 0.333, SLG: 0.427		B FF 91 C FF 92 F SI 93 B FF 94 C SL 85 2-3 ③ K			B FF 92 F SI 91 F CH 80 B SI 94 F FF 93 F FF 93 B CU 79 F SL 82 B FF 93 4-2 26 G3 5 1B BB		B FF 92 C FF 91 F SL 83 F SI 93 B SL 83 F FF 93 X SI 92 2-2 ① P4		2	1	0	0	1	1	0
Paul Lo Duca, R (1, 7) OBP: 0.282, SLG: 0.254 26 Wily Mo Peña, R (2, 7) OBP: 0.250, SLG: 0.283			S CU 77 C FF 92 B SL 82 X SL 81 1-2 HR		X SI 93 0-0 ① G3 1-2			S SI 91 X SL 82 0-1 ② G4-3		0 3	0 1	0 1	0 1	0 0	0 0	0 1
22 Willie Harris, L (1, 4) OBP: 0.300, SLG: 0.383 38 Joel Hanrahan, R (8, 1) Charlie Manning, L (9, 1)			B SI 88 F SI 92 B FF 91 C SI 88 F CU 77 B CH 82 X SI 88 3-2 G1-6-3 1B		X SI 92 0-0 ② L7			F SI 87 S CH 82 B SI 92 C FF 92 1-3 ③ K		3 0 0	0 0 0	1 0 0	0 0 0	0 0 0	1 0 0	1 0 0
41 Shawn Hill, R (1, 1) Felipe Lopez, S (3, PH) OBP: 0.321, SLG: 0.331 59 Steven Shell, R (4, 1) 5 Kory Casto, L (5, PH) OBP: 0.319, SLG: 0.300 Jesus Colome, R (6, 1) 4 Pete Orr, L (8, 4)			X SI 92 0-0 ①② G1-6-3 1-2f		B SI 88 B SI 92 X SI 93 2-0 15 1B 2-H 1B			C FF 96 T FF 96 S FF 88 0-3 ① K		0 1 0 1 0 1	0 0 0 0 0 0	0 0 0 1 0 0	0 0 0 0 0 0	0 0 0 0 0 1	0 0 0 0 0 0	0 1 0 0 0 0
Inning Stats	R: 0 E: 0 K: 0 S: 9 H: 0 LOB: 0 BB: 0 P: 12	R: 0 E: 0 K: 2 S: 9 H: 0 LOB: 0 BB: 0 P: 12	R: 1 E: 0 K: 0 S: 11 H: 2 LOB: 0 BB: 0 P: 16	R: 1 E: 0 K: 0 S: 13 H: 2 LOB: 0 BB: 0 P: 16	R: 1 E: 0 K: 1 S: 13 H: 2 LOB: 2 BB: 1 P: 23	R: 0 E: 0 K: 0 S: 9 H: 0 LOB: 0 BB: 0 P: 14	R: 0 E: 0 K: 1 S: 10 H: 0 LOB: 0 BB: 0 P: 13	R: 0 E: 0 K: 3 S: 12 H: 0 LOB: 0 BB: 0 P: 14	R: 0 E: 0 K: 1 S: 11 H: 0 LOB: 0 BB: 0 P: 16	1B: 4 2B: 0 3B: 0 HR: 2	SF: 0 SAC: 0 DP: 2 HBP: 0					WP: 0 PB: 0 SB: 0 CS: 0	PA: 32

AB	31
R	3
H	6
RBI	3
BB	1
SO	8
LOB	6

PITCHER	IP	WLS	BF	H	R	ER	SO	BB	IBB	HBP	BLK	WP	HR	S	P	ERA	WHIP
Jon Garland, R (1, 1) ERA: 4.05	7.0	W	26	6	3	3	4	1	0	0	0	0	2	74	106	3.86	1.000
66 Jose Arredondo, R (8, 1) ERA: 1.56	2.0		6	0	0	0	4	0	0	0	0	0	0	23	30	0.00	0.000

PITCHER	IP	WLS	BF	H	R	ER	SO	BB	IBB	HBP	BLK	WP	HR	S	P	ERA	WHIP

Batter	1	2	3	4	5	6	7	8	9	AB	R	H	RBI	BB	SO	LOB
9 Chone Figgins, S (1, 5) OBP: 0.408, SLG: 0.343	S FF 93 F FF 94 B FF 93 B FF 94 B CU 81 X FF 94 3-2 ① F7		C SL 86 B SL 86 B FF 92 X FF 92 2-1 ① L8		B SL 84 F FF 90 B FF 92 C SL 85 F SI 91 F SL 86 X CU 78 2-2 ① F7		C FF 91 X FC 86 0-1 ③ G3		C SL 84 B CU 76 F SL 85 X CU 77 1-2 ③ G4-3	5	0	0	0	0	0	0
2 Erick Aybar, S (1, 6) OBP: 0.291, SLG: 0.373	X FF 93 0-0 ② G3		C SL 86 X SL 81 0-1 48 1B 1B 1B 1B		B SL 87 C FF 90 B CH 83 X CH 84 2-1 ② L4			I SI 92 F SL 88 B FF 92 B SI 87 F FF 94 X SL 87 2-2 E 2B 1B		4	2	2	0	0	0	0
Garret Anderson, L (1, 7) OBP: 0.287, SLG: 0.375	C FF 93 F SL 87 X CU 82 0-2 ③ G4-3		X CU 78 0-0 ③ 1B 48 1B 47 F9-2 1-2 1B		X CH 84 0-0 ③ G4-3			B SL 88 C SI 93 X SL 86 1-1 E4 2B 47 SF8 1-2		4	1	1	0	0	0	1
48 Torii Hunter, R (1, 8) OBP: 0.340, SLG: 0.463		C FF 92 B FF 92 B SL 86 F SL 88 X SI 94 2-2 47 G5-3 24 2B 1B	C B X 1-1 1B 1-2 2-3 1B			B FF 90 F SL 85 F FF 92 S CU 80 1-3 ① K		B SL 87 F SL 86 B FF 93 S SL 87 B SL 88 F SL 87 F FF 92 X FF 92 3-2 ① P4		4	1	2	0	0	1	2
Casey Kotchman, L (1, 3) OBP: 0.348, SLG: 0.447		T FF 93 B FF 89 B SI 92 C FF 92 F CU 79 F FF 93 1 SAFE X CU 79 2-2 ① F8	B SL 87 F SL 86 B SL 88 B SI 93 F SL 88 X FF 94 3-2 1-2 2-3 3-H 1B			F FF 92 X SL 80 0-1 ② F8		C CH 86 X FF 93 0-1 47 SF8 1-3 2-H 2B		4	0	2	2	0	0	1
47 Howie Kendrick, R (1, 4) OBP: 0.343, SLG: 0.426		S SL 87 X CU 79 0-1 ② G5-3 1-2	F SI 92 B FF 94 B FF 93 X SL 86 2-1 ② ③ F9-2 3-H			B FF 93 X SL 86 1-0 24 FC6-4 1B		B CU 76 S SL 86 S SL 86 F FF 93 F SL 86 X FF 93 1-2 ② SF8 2-3 3-H		3	0	1	1	0	0	4
24 Gary Matthews, S (1, 9) OBP: 0.318, SLG: 0.371 62 Scot Shields, R (8, 1)		X CU 80 0-0 2-H 2B		C FF 90 X FF 91 0-1 ① G5-3		B FF 93 1 SAFE 1 SAFE 1 SAFE X SL 87 1-0 ③ FC6-4 1-2f		B CU 78 D CU 77 C SL 85 C SL 84 B SL 83 F SL 85 S SL 84 3-3 ③ K		4	0	1	1	0	1	2
										0	0	0	0	0	0	0
5 Jeff Mathis, R (1, 2) OBP: 0.303, SLG: 0.370		I IN 62 I IN 59 I IN 61 I IN 57 4-0 IBB		S SL 87 B CH 87 X SI 90 1-1 ② F8			B FF 90 B FF 91 C FF 91 T FF 91 C SL 87 2-3 ① K		B FF 93 S SL 87 S CU 77 B SL 86 T SL 87 2-2 ① K	3	0	0	0	1	2	0
54 Ervin Santana, R (1, 1) 77 Reggie Willits, S (7, PH) OBP: 0.314, SLG: 0.224 33 Justin Speier, R (7, 1) 39 Robb Quinlan, R (8, 9) OBP: 0.337, SLG: 0.326		F FF 92 B SI 94 B FF 93 S FF 93 S FF 93 2-3 ③ K		C FF 92 B FF 91 X FF 92 1-1 ③ G4-3			B FC 86 C FF 91 X FF 92 1-1 ② G1-3		C FF 94 F CU 78 B CU 75 B SL 85 F FF 94 B SL 86 X SL 86 3-2 ② F8	2	0	0	0	0	1	2
										1	0	0	0	0	0	0
										0	0	0	0	0	0	0
										1	0	0	0	0	0	0
Inning Stats	R: 0 E: 0 K: 0 S: 7 H: 0 LOB: 0 BB: 0 P: 10	R: 1 E: 0 K: 1 S: 14 H: 2 LOB: 2 BB: 1 P: 24	R: 1 E: 0 K: 0 S: 12 H: 4 LOB: 2 BB: 0 P: 20	R: 0 E: 0 K: 0 S: 6 H: 0 LOB: 0 BB: 0 P: 8	R: 0 E: 0 K: 0 S: 8 H: 0 LOB: 0 BB: 0 P: 12	R: 0 E: 0 K: 1 S: 7 H: 1 LOB: 1 BB: 0 P: 10	R: 0 E: 0 K: 1 S: 7 H: 0 LOB: 0 BB: 0 P: 10	R: 2 E: 1 K: 1 S: 22 H: 2 LOB: 1 BB: 0 P: 32	R: 0 E: 0 K: 1 S: 10 H: 0 LOB: 0 BB: 0 P: 16	1B: 7 2B: 3 3B: 0 HR: 0 SF: 1 SAC: 0 DP: 1 HBP: 0						

PITCHER		IP	WLS	BF	H	R	ER	SO	BB	IBB	HBP	BLK	WP	HR	S	P	ERA	WHIP
Tim Redding, R ERA: 4.05	(1, 1)	6.0		25	7	2	2	2	0	1	0	0	0	0	54	84	3.00	1.167
52 Saul Rivera, R ERA: 3.83	(7, 1)	1.0	H	3	0	0	0	1	0	0	0	0	0	0	7	10	0.00	0.000
Luis Ayala, R ERA: 5.72	(8, 1)	0.1	H	4	2	2	1	0	0	0	0	0	0	0	13	19	27.00	6.000
Jon Rauch, R ERA: 2.29	(8, 1)	1.2	W	5	0	0	0	2	0	0	0	0	0	0	19	29	0.00	0.000

PITCHER	IP	WLS	BF	H	R	ER	SO	BB	IBB	HBP	BLK	WP	HR	S	P	ERA	WHIP

TOP

Los Angeles Angels @ Washington Nationals

Nationals Park, Washington, DC

Wed Jun 25 2008, 7:10 PM EDT

Att. 29,180 - Partly Cloudy - 85 F

livebaseballscorecards.com

AB	35
R	4
H	9
RBI	4
BB	1
SO	5
LOB	12

WP: 0 PA: 37
PB: 0
SB: 0
CS: 0

BOTTOM

Los Angeles Angels @ Washington Nationals

Nationals Park, Washington, DC

Wed Jun 25 2008, 7:10 PM EDT

Att. 29,180 - Partly Cloudy - 85 F

livebaseballscorecards.com

Batter	1	2	3	4	5	6	7	8	9	AB	R	H	RBI	BB	SO	LOB
15 Cristian Guzman, S (1, 6) OBP: 0.335, SLG: 0.431	B FF 96 B FF 93 B FF 96 C FF 94 F FF 95 B FF 98 4-2 44 HR BB		F FF 97 B FF 92 S SL 84 F SL 88 X FF 99 1-2 ② G4-3		F SL 86 B FF 98 B FF 97 F SL 86 X SL 88 2-2 ③ G3		C SI 91 C FC 86 X SL 82 0-2 44 BB 34 1B 1B	S SI 94 X CU 82 0-1 ③ G3		4	1	1	0	1	0	2
34 Elijah Dukes, R (1, 9) OBP: 0.375, SLG: 0.400	F FF 99 1 SAFE C SL 89 S SL 88 0-3 ① K		C FF 100 C FF 99 B SL 90 B FF 98 B FF 100 D SL 88 4-2 BB			S FF 98 B FF 99 B SL 89 C SL 86 B FF 97 B FF 98 4-2 44 1B 10 BB BB	B FC 84 F FC 86 X SI 91 1-1 44 BB 1-2 1B		B SI 94 X SI 93 1-0 44 G5-3 3 1B 1B	3	2	2	0	2	1	1
44 Lastings Milledge, R (1, 8) OBP: 0.307, SLG: 0.364	X FF 98 0-0 1-H HR		B FF 98 C SL 88 1 SAFE B FF 99 S FF 99 S SL 89 2-3 ③ K			F FF 97 1 SAFE X FF 97 0-1 10 BB 26 1B 1-3 1B	B FC 85 F FC 85 B SI 92 B FC 86 B SI 92 4-1 1-2 2-3 BB		C SI 93 C SI 95 X SI 93 0-2 ① G5-3 1-2	4	2	2	2	1	1	2
3 Jesus Flores, R (1, 2) OBP: 0.358, SLG: 0.485	C FF 99 C SL 88 S SL 88 0-3 ② K			C SL 82 F SL 86 S SL 86 0-3 ① K		S SL 91 F FF 99 D SL 89 D SL 89 X SL 90 2-2 ① G6-3	C FC 86 F FC 87 F SL 81 B SL 81 S SI 91 1-3 ① K		F CU 83 B SI 94 B SI 94 X CU 82 2-1 2-H 1B	5	0	1	1	0	3	5
21 Dmitri Young, S (1, 3) OBP: 0.364, SLG: 0.381 Luis Ayala, R (8, 1) Jon Rauch, R (8, 1)	F FF 99 C FF 98 F FF 99 C FF 101 0-3 ③ K			C SL 82 S CH 87 B FF 97 F SL 88 B FF 98 X FF 98 2-2 ② G4-3		I IN 63 I IN 63 I IN 62 I IN 56 4-0 26 1B 10 BB IBB	B FC 86 B FC 86 F SI 92 X FC 86 2-1 ② P5			3 0 0	0 0 0	0 0 0	0 0 0	1 0 0	1 0 0	3 0 0
10 Ronnie Belliard, R (1, 5) OBP: 0.331, SLG: 0.416		X FF 99 0-0 ① F8		C SL 86 S SL 85 X FF 99 0-2 ③ G3		B FF 98 S SL 88 B FF 98 S SL 88 F FF 99 D SL 89 B FF 98 4-2 26 1B 1-2 2-3 3-H BB	C FC 87 B FC 84 S SI 92 D SL 84 X FC 87 2-2 ③ G3-1			3	0	0	1	1	0	3
26 Wily Mo Peña, R (1, 7) OBP: 0.257, SLG: 0.290 4 Pete Orr, L (8, 4)		B SL 87 B SL 85 X FF 99 2-0 ② G6-3			S FF 97 S SL 86 X SL 86 0-2 SH3-4 1B	S SL 88 F FF 99 X FF 99 0-2 1-2 2-3 3-H 1B		F SI 93 B CU 82 S SI 94 B CU 82 X SI 95 2-2 ① F8		3 1	0 0	2 0	1 0	0 0	0 0	0 0
22 Willie Harris, L (1, 4) OBP: 0.289, SLG: 0.367 (8, 7)		C SL 85 B FF 99 F FF 99 X FF 100 1-2 ③ G3			1 SAFE C FF 96 1 SAFE F SL 84 S SL 89 0-3 ① K	F FF 98 X FF 97 0-1 ② F5		B CU 80 B SI 94 C SI 94 C SI 94 C SI 94 2-3 ② K		4	0	0	0	0	2	4
Tim Redding, R (1, 1) OBP: 0.148, SLG: 0.154 5 Kory Casto, L (6, PH) OBP: 0.313, SLG: 0.293 52 Saul Rivera, S (7, 1) 8 Aaron Boone, R (8, 3) OBP: 0.325, SLG: 0.448			C FF 98 F FF 99 S SL 88 0-3 ① K		X FF 96 0-0 ② SH3-4 1-2	C SL 87 T SL 88 S SL 85 0-3 ③ K		B CU 81 T CU 82 F CU 82 B CU 82 F CU 81 F SI 95 X CU 83 2-2 1B		1 1 0 1	0 0 0 0	0 0 0 1	0 0 0 0	0 1 0 0	1 3 0 0	0 3 0 0
Inning Stats	R: 2 E: 0 K: 3 S: 13 H: 1 LOB: 0 BB: 1 P: 17	R: 0 E: 0 K: 0 S: 5 H: 0 LOB: 0 BB: 0 P: 8	R: 0 E: 0 K: 2 S: 12 H: 0 LOB: 1 BB: 1 P: 19	R: 0 E: 0 K: 1 S: 10 H: 0 LOB: 0 BB: 0 P: 12	R: 0 E: 0 K: 1 S: 10 H: 1 LOB: 1 BB: 0 P: 12	R: 2 E: 0 K: 1 S: 18 H: 2 LOB: 3 BB: 3 P: 32	R: 0 E: 0 K: 1 S: 15 H: 2 LOB: 3 BB: 1 P: 25	R: 0 E: 0 K: 1 S: 13 H: 1 LOB: 1 BB: 0 P: 19	R: 1 E: 0 K: 0 S: 6 H: 2 LOB: 1 BB: 0 P: 9	1B: 8 2B: 0 3B: 0 HR: 1	SF: 0 SAC: 1 DP: 0 HBP: 0		WP: 0 PB: 0 SB: 0 CS: 0	PA: 40			

PITCHER		IP	WLS	BF	H	R	ER	SO	BB	IBB	HBP	BLK	WP	HR	S	P	ERA	WHIP
54 Ervin Santana, R ERA: 3.32	(1, 1)	6.0		27	4	4	4	8	4	1	0	0	0	1	68	100	6.00	1.333
33 Justin Speier, R ERA: 4.75	(7, 1)	1.0		6	2	0	0	1	1	0	0	0	0	0	15	25	0.00	3.000
62 Scot Shields, R ERA: 2.53	(8, 1)	1.1	L	7	3	1	1	1	0	0	0	0	0	0	19	28	6.75	2.250

PITCHER	IP	WLS	BF	H	R	ER	SO	BB	IBB	HBP	BLK	WP	HR	S	P	ERA	WHIP

Los Angeles Angels @ Los Angeles Dodgers

Dodger Stadium, Los Angeles, CA

Fri Jun 27 2008, 7:40 PM PDT

Att. 50,419 - Clear - 69 F

livebaseballscorecards.com

TOP

Batter	1	2	3	4	5	6	7	8	9	AB	R	H	RBI	BB	SO	LOB
2 Erick Aybar, S (1, 6) OBP: 0.296, SLG: 0.381	C FF 92 B SL 79 X SI 91 1-1 1B		C CU 76 B CH 83 F FF 94 S SL 82 1-3 ③ K2-3			M SI 93 B CU 78 B CH 82 F SI 91 X SL 81 2-2 E4 2B			C FF 93 C CU 78 C SL 84 0-3 ① K	4	0	2	0	0	2	0
47 Howie Kendrick, R (1, 4) OBP: 0.333, SLG: 0.414	B SI 91 1 SAFE S SL 84 F SL 85 1 SAFE F FF 94 P PO 85 F SI 94 S SL 83 2-3 ① K			B SL 82 C SI 91 X SL 85 1-1 ① G6-3		F SL 88 F SI 94 F SL 88 D SL 86 S SL 86 1-3 ② K			C FF 95 B FF 94 C FF 94 S SL 85 1-3 ② K	4	0	0	0	0	3	2
Garret Anderson, L (1, 7) OBP: 0.286, SLG: 0.373	B SI 92 C SL 87 B CU 77 B CU 76 F SL 87 1 SAFE X SL 81 3-2 27 G6-4-3 1-3 1B			B CH 82 C SL 85 F CH 83 S SL 82 1-3 ② K		C SI 95 D SL 86 C SL 82 F FF 94 X SL 82 1-2 ③ F8			C SL 80 T FF 95 F SL 85 B FF 95 C FF 96 1-3 ③ K	4	0	1	0	0	2	1
27 Vladimir Guerrero, R (1, 9) OBP: 0.349, SLG: 0.500	X SL 87 0-0 ②③ G6-4-3 1-2f			B SI 94 F SL 86 S SL 88 X SL 84 1-2 1B			C CU 82 X CU 82 0-1 ① G4-3			3	0	1	0	0	0	2
48 Torii Hunter, R (1, 8) OBP: 0.337, SLG: 0.459		S SL 85 B SI 94 F SL 84 X SI 91 1-2 ① F7		B SI 94 1 SAFE F SI 94 B SI 94 F SL 87 X SL 83 2-2 ③ F8			C SI 96 S CU 84 S FF 96 0-3 ② K			3	0	0	0	0	1	1
Casey Kotchman, L (1, 3) OBP: 0.345, SLG: 0.442		C FF 93 F CH 82 F FF 93 X SL 82 0-2 ② G4-3			C SL 86 F SI 92 B SL 82 B SL 83 F SI 94 X SL 85 2-2 ① G4-3		X SI 96 0-0 ③ G3			3	0	0	0	0	0	0
39 Robb Quinlan, R (1, 5) OBP: 0.327, SLG: 0.315		C FF 94 B SI 93 F FF 94 F FF 95 S SL 84 1-3 ③ K			C FF 95 S SL 86 B SL 87 C FF 95 1-3 ② K			F FF 99 C FF 99 S FF 98 0-3 ① K		3	0	0	0	0	3	0
5 Jeff Mathis, R (1, 2) OBP: 0.297, SLG: 0.362			F SL 80 B FF 95 X SI 94 1-1 ① G6-3		B FF 95 F SI 94 X SI 94 1-1 ③ P3			F FF 99 B SL 91 B FF 99 S SL 90 F FF 98 F SL 89 B FF 99 F FF 97 S SL 89 3-3 ② K		3	0	0	0	0	1	0
51 Joe Saunders, L (1, 1) 77 Reggie Willits, S (6, PH) OBP: 0.310, SLG: 0.220 33 Justin Speier, R (6, 1) 24 Gary Matthews, S (8, PH) OBP: 0.317, SLG: 0.370 53 Darren O'Day, R (8, 1)			C FF 94 C SL 80 C FF 94 0-3 ② K			B SI 92 C SI 92 B SI 92 B SI 92 C FF 92 X SI 90 3-2 ① F8		B FF 99 S FF 99 C FF 98 F FF 100 F FF 99 B SL 91 F FF 99 F SL 91 S FF 99 2-3 ③ K		1 1 0 1 0	0 0 0 0 0	0 0 0 0 0	0 0 0 0 0	0 0 0 0 0	1 0 0 1 0	0 0 0 0 0

AB	30
R	0
H	4
RBI	0
BB	0
SO	14
LOB	6

Inning Stats	1	2	3	4	5	6	7	8	9
	R: 0 E: 0 K: 1 S: 12	R: 0 E: 0 K: 1 S: 11	R: 0 E: 0 K: 2 S: 8	R: 0 E: 0 K: 1 S: 11	R: 0 E: 0 K: 1 S: 9	R: 0 E: 1 K: 1 S: 14	R: 0 E: 0 K: 1 S: 6	R: 0 E: 0 K: 3 S: 16	R: 0 E: 0 K: 3 S: 10
	H: 2 LOB: 1 BB: 0 P: 17	H: 0 LOB: 0 BB: 0 P: 13	H: 0 LOB: 0 BB: 0 P: 10	H: 1 LOB: 1 BB: 0 P: 16	H: 0 LOB: 0 BB: 0 P: 13	H: 1 LOB: 1 BB: 0 P: 21	H: 0 LOB: 0 BB: 0 P: 6	H: 0 LOB: 0 BB: 0 P: 21	H: 0 LOB: 0 BB: 0 P: 12

1B: 3 SF: 0
2B: 1 SAC: 0
3B: 0 DP: 1
HR: 0 HBP: 0

WP: 0 PA: 30
PB: 0
SB: 0
CS: 0

PITCHER		IP	WLS	BF	H	R	ER	SO	BB	IBB	HBP	BLK	WP	HR	S	P	ERA	WHIP
Chan Ho Park, R ERA: 2.52	(1, 1)	6.0	W	21	4	0	0	7	0	0	0	0	0	0	65	90	0.00	0.667
Brian Falkenborg, R ERA:	(7, 1)	1.0	H	3	0	0	0	1	0	0	0	0	0	0	6	6	0.00	0.000
51 Jonathan Broxton, R ERA: 3.58	(8, 1)	1.0		3	0	0	0	3	0	0	0	0	0	0	16	21	0.00	0.000
44 Takashi Saito, R ERA: 2.48	(9, 1)	1.0		3	0	0	0	3	0	0	0	0	0	0	10	12	0.00	0.000

PITCHER	IP	WLS	BF	H	R	ER	SO	BB	IBB	HBP	BLK	WP	HR	S	P	ERA	WHIP

BOTTOM

Los Angeles Angels @ Los Angeles Dodgers

Dodger Stadium, Los Angeles, CA

Fri Jun 27 2008, 7:40 PM PDT

Att. 50,419 - Clear - 69 F

livebaseballscorecards.com

Batter	1	2	3	4	5	6	7	8	9	AB	R	H	RBI	BB	SO	LOB
9 Juan Pierre, L (1, 7) OBP: 0.331, SLG: 0.322	C FF 91 B FF 91 B SI 91 X SI 91 2-1 G4-3 ①		B FF 93 F SI 91 X FF 93 1-1 12 S 55 S 1B	C SL 86 F CU 78 X CU 79 0-2 L6 ③		C SI 91 C SI 90 S SL 82 0-3 K 27 FC5-4 2-3		B SI 88 X SI 88 1-0 27 G1-4-3 1B		5	0	2	0	0	1	2
27 Matt Kemp, R (1, 8) OBP: 0.338, SLG: 0.446	S FF 91 B FF 93 F CH 84 B FF 92 C FF 93 2-3 K ②		X CH 84 0-0 F7 ①		B CU 77 X CU 77 1-0 55 E 55 FC6 12 SF9 1B	X FC 84 0-0 FC5-4 ③ 1-2f		C SI 89 B SL 81 B SI 89 X SI 88 2-1 G1-4-3 ②③ 1-2f		5	1	1	0	0	1	4
55 Russell Martin, R (1, 2) OBP: 0.407, SLG: 0.452	B FF 93 S CH 85 B SI 93 X FF 94 2-1 HR		C CH 84 B SL 81 1 SAFE B CH 84 C FF 94 F FF 94 B CH 83 B CH 84 4-2 12 S 1-2 BB		T CH 83 C FF 93 1 SAFE D CU 80 B FF 92 B CH 85 F FF 93 F FF 94 X CH 85 3-2 FC6 12 SF9 7 1B 1-3		C SI 90 C FC 84 B SI 92 B SL 82 X FC 86 2-2 12 1B 16 HR 1B			3	3	2	1	1	0	1
12 Jeff Kent, R (1, 4) OBP: 0.292, SLG: 0.407 Luis Maza, R (7, PR) OBP: 0.276, SLG: 0.291 (8, 4)	B FF 93 B SI 93 B SI 93 F FF 91 C FF 93 B FF 94 4-2 BB		C CH 83 B SI 92 B SI 94 B FF 93 F CH 84 S CH 85 3-3 K ② 1-2 2-3		X CH 84 0-0 SF9 ① 2-3 3-H		C FC 86 X SI 91 0-1 16 HR 1-2 1B			2 0	0 1	1 0	1 0	1 0	1 0	2 0
7 James Loney, L (1, 3) OBP: 0.363, SLG: 0.457	C CU 78 B SL 85 X SI 93 1-1 G6-3 ③		B SL 86 D CU 80 C SI 93 B SL 84 B SI 93 4-1 BB		B SL 87 3 SAFE X FF 94 1-0 28 G6-4-3 3-H 1B		C FC 84 C SI 91 S SL 82 0-3 K ①			3	0	1	1	1	1	3
28 Andy LaRoche, R (1, 5) OBP: 0.310, SLG: 0.385		B FF 92 B SI 92 C SI 92 S CH 85 X CH 84 2-2 G4-3 ①	B CU 77 X CH 84 1-0 B2 ③		X FF 94 0-0 G6-4-3 ②③ 1-2f		B FC 84 S FC 85 C FC 84 D SL 82 B FC 85 X FC 85 3-2 F8 ②			4	0	0	0	0	0	6
3 Delwyn Young, S (1, 9) OBP: 0.354, SLG: 0.405 16 Andre Ethier, L (7, 9) OBP: 0.339, SLG: 0.434	B CU 79 C SI 94 S CU 80 B FF 94 F CH 86 F FF 94 F CU 80 B FF 94 B CH 86 4-2 BB		B FF 90 X FF 91 1-0 SH2-4 1B			C SI 92 C FC 86 F CH 82 C SI 91 0-3 K ① B FC 85 C FC 84 X SI 91 1-1 1-H 2-H HR			2 1	0 1	1 1	0 3	1 0	1 0	0 0
Angel Berroa, R (1, 6) OBP: 0.254, SLG: 0.222	S FF 93 B FF 94 S CH 84 1 SAFE F CU 79 S FF 93 1-3 K ②		B FF 90 X CH 83 1-0 F7 ①			F FC 85 X FC 84 0-1 9 WP 2B X SI 91 0-0 F8 ③				4	0	1	0	0	1	3
Chan Ho Park, R (1, 1) 21 Mark Sweeney, L (6, PH) OBP: 0.161, SLG: 0.133 Brian Falkenborg, R (7, 1) 51 Jonathan Broxton, R (8, 1) 50 Eric Stults, L (8, PH) OBP: 0.250, SLG: 0.167 44 Takashi Saito, L (9, 1)	S SI 92 S FF 93 F FF 93 F SI 93 S CU 78 0-3 K ③		X SI 89 0-0 SH2-4 ② 1-2			C FC 85 B SI 91 C FC 86 S SL 82 1-3 K ②		B SI 88 C SI 88 C SI 89 B SI 89 C SI 88 2-3 K ①		1 1 0 0 1 0	0 0 0 0 0 0	0 0 0 0 0 0	0 0 0 0 0 0	1 1 0 0 1 0	1 1 0 0 0 0	1 1 0 0 0 0
Inning Stats	R: 1 E: 0 K: 1 S: 11 H: 1 LOB: 1 BB: 1 P: 22	R: 0 E: 0 K: 2 S: 17 H: 0 LOB: 1 BB: 1 P: 24	R: 0 E: 0 K: 1 S: 11 H: 1 LOB: 3 BB: 2 P: 24	R: 0 E: 0 K: 0 S: 6 H: 1 LOB: 1 BB: 0 P: 8	R: 2 E: 1 K: 0 S: 9 H: 2 LOB: 0 BB: 0 P: 14	R: 0 E: 0 K: 3 S: 13 H: 1 LOB: 2 BB: 0 P: 14	R: 3 E: 0 K: 1 S: 14 H: 3 LOB: 1 BB: 0 P: 20	R: 0 E: 0 K: 1 S: 6 H: 1 LOB: 0 BB: 0 P: 11		1B: 7 2B: 1 3B: 0 HR: 2 SF: 1 SAC: 1 DP: 2 HBP: 0						

AB	32
R	6
H	10
RBI	6
BB	4
SO	9
LOB	23

WP: 1 PA: 38
PB: 0
SB: 3
CS: 0

PITCHER		IP	WLS	BF	H	R	ER	SO	BB	IBB	HBP	BLK	WP	HR	S	P	ERA	WHIP
51 Joe Saunders, L ERA: 3.06	(1, 1)	5.0	L	24	5	3	2	4	4	0	0	0	0	1	54	92	3.60	1.800
33 Justin Speier, R ERA: 5.29	(6, 1)	2.0		11	4	3	3	4	0	0	0	0	1	1	27	34	13.50	2.000
53 Darren O'Day, R ERA: 3.91	(8, 1)	1.0		3	1	0	0	1	0	0	0	0	0	0	6	11	0.00	1.000

PITCHER	IP	WLS	BF	H	R	ER	SO	BB	IBB	HBP	BLK	WP	HR	S	P	ERA	WHIP

Batter	1	2	3	4	5	6	7	8	9	AB	R	H	RBI	BB	SO	LOB
6 Maicer Izturis, S (1, 5) OBP: 0.325, SLG: 0.338	B FF 91 C FF 90 X SI 91 1-1 ① F9		B SI 92 B FF 94 C FF 91 D SI 92 X FF 92 3-1 ② P6			B FF 90 B FF 90 C FF 90 C SI 90 F SL 78 B SL 77 X SI 93 3-2 ① G4-3		B FF 97 B FF 97 C FF 96 F FF 96 C FF 97 2-3 ① K		4	0	0	0	0	1	2
2 Erick Aybar, S (1, 6) OBP: 0.295, SLG: 0.378	B SI 90 B FF 93 C FF 91 C FF 92 X SL 77 2-2 ② G4-3		C SL 77 X SL 79 0-1 ③ G4-3			B SI 92 X FF 92 1-0 ② 1B		X FF 96 0-0 ② G4-3		4	0	1	0	0	0	2
Garret Anderson, L (1, 7) OBP: 0.289, SLG: 0.372	S SI 91 S SL 78 B SL 78 X FF 91 1-2 ③ G3-1			C FC 87 C CH 84 B FF 92 F SL 77 S SL 79 1-3 ① K2-3		C SL 78 B SI 90 C FF 93 B FF 91 B FC 88 B FF 92 4-2 27 E BB		X FF 96 0-0 27 FC5-4 1B		3	0	1	0	1	1	0
27 Vladimir Guerrero, R (1, 9) OBP: 0.348, SLG: 0.495		X SL 77 0-0 ① G5-3		B FF 93 S SL 77 B SI 92 B FC 88 B FC 89 4-1 48 FC1-6 BB		X FC 89 0-0 E4 1-2		F SL 90 X SL 90 0-1 ③ FC5-4 1-2f		3	0	0	0	1	0	2
48 Torii Hunter, R (1, 8) OBP: 0.332, SLG: 0.452		C SI 91 C FF 93 B FF 92 C FC 88 1-3 ② K		C SI 92 X FC 88 0-1 ② FC1-6 1-2f		S FC 89 F FC 89 S SL 80 0-3 ③ K			S SL 84 S SL 85 S SL 85 0-3 ① K	4	0	0	0	0	3	3
Casey Kotchman, L (1, 3) OBP: 0.343, SLG: 0.439		C SI 90 B FF 90 F FF 88 S FC 89 1-3 ③ K		F SL 75 X SI 90 0-1 ③ G3			B SL 76 F SI 88 S SL 77 X SL 80 1-2 24 FC1-6 1B		B FF 97 C FF 96 X CU 81 1-1 ② G4-3	4	0	1	0	0	1	1
47 Howie Kendrick, R (1, 4) OBP: 0.338, SLG: 0.423			C SI 90 B FF 92 S SL 77 B SI 91 X SL 78 2-2 5 BB 1B		S F B X 1-2 ① G6-3	C FC 86 B SI 90 C FC 85 F FC 88 B SI 90 B SL 81 X FC 87 3-2 ① F9			B SL 86 S FF 96 S SL 85 F SL 85 B FF 96 F FF 85 F FF 96 X SL 85 2-2 2B	4	0	2	0	0	0	1
5 Jeff Mathis, R (1, 2) OBP: 0.300, SLG: 0.359 24 Gary Matthews, S (7, PH) OBP: 0.316, SLG: 0.368 44 Mike Napoli, R (7, 2) OBP: 0.303, SLG: 0.473			1 SAFE B SI 89 1 SAFE 1 SAFE B SI 89 S FC 87 B FC 88 C FF 93 B SI 92 4-2 1-2 BB		S FF 92 C SI 90 F FC 84 B FF 91 F FC 86 B SI 90 F C 2-3 ② K	F SL 79 D SL 80 1 SAFE X CH 84 1-1 ② FC1-6 1-2f		B FF 95 S FF 95 D FF 96 B SL 85 B FF 94 4-1 BB	1 1 0	0 0 0	0 0 0	0 0 0	1 0 1	1 0 0	0 1 0
36 Jered Weaver, R (1, 1) 9 Chone Figgins, S (7, PH) OBP: 0.406, SLG: 0.341 66 Jose Arredondo, R (7, 1) 77 Reggie Willits, S (9, PH) OBP: 0.306, SLG: 0.217			M FF 93 L FF 92 S SL 79 0-3 ① K		C FF 91 C SL 76 B FC 87 B FF 90 C FF 90 2-3 ③ K	B FF 94 B SI 91 F SI 92 B FF 94 X FF 93 3-1 ③ G6-3			C FF 95 B SL 80 C SL 80 S SL 80 1-3 ③ K	2 1 0 1	0 0 0 0	0 0 0 0	0 0 0 0	0 0 0 1	2 0 0 2	2 1 0 2
Inning Stats	R: 0 E: 0 K: 0 S: 8 H: 0 LOB: 0 BB: 0 P: 12	R: 0 E: 0 K: 2 S: 7 H: 0 LOB: 0 BB: 0 P: 9	R: 0 E: 0 K: 1 S: 12 H: 1 LOB: 2 BB: 1 P: 21	R: 0 E: 0 K: 1 S: 9 H: 0 LOB: 1 BB: 1 P: 14	R: 0 E: 0 K: 2 S: 12 H: 0 LOB: 0 BB: 0 P: 17	R: 0 E: 1 K: 1 S: 11 H: 1 LOB: 2 BB: 1 P: 19	R: 0 E: 1 K: 0 S: 11 H: 1 LOB: 1 BB: 0 P: 19	R: 0 E: 0 K: 1 S: 7 H: 1 LOB: 1 BB: 0 P: 9	R: 0 E: 0 K: 2 S: 15 H: 1 LOB: 2 BB: 1 P: 23	1B: 4 2B: 1 3B: 0 HR: 0	SF: 0 SAC: 0 DP: 0 HBP: 0					

PITCHER		IP	WLS	BF	H	R	ER	SO	BB	IBB	HBP	BLK	WP	HR	S	P	ERA	WHIP
58 Chad Billingsley, R ERA: 3.38	(1, 1)	7.0	W	27	3	0	0	7	3	0	0	0	0	0	70	111	0.00	0.857
51 Jonathan Broxton, R ERA: 3.48	(8, 1)	1.0	H	4	1	0	0	1	0	0	0	0	0	0	7	9	0.00	1.000
44 Takashi Saito, R ERA: 2.41	(9, 1)	1.0	S	5	1	0	0	2	1	0	0	0	0	0	15	23	0.00	2.000

PITCHER	IP	WLS	BF	H	R	ER	SO	BB	IBB	HBP	BLK	WP	HR	S	P	ERA	WHIP

TOP

Los Angeles Angels @ Los Angeles Dodgers

Dodger Stadium, Los Angeles, CA

Sat Jun 28 2008, 7:10 PM PDT

Att. 55,784 - Clear - 72 F

livebaseballscorecards.com

AB	32
R	0
H	5
RBI	0
BB	4
SO	10
LOB	17

Los Angeles Angels @ Los Angeles Dodgers

Dodger Stadium, Los Angeles, CA

Sat Jun 28 2008, 7:10 PM PDT

Att. 55,784 - Clear - 72 F

livebaseballscorecards.com

BOTTOM

Batter	1	2	3	4	5	6	7	8	9	AB	R	H	RBI	BB	SO	LOB
9 Juan Pierre, L (1, 7) OBP: 0.326, SLG: 0.317	B FF 92 X FF 92 1-0 ① F8		C CU 72 F FF 93 B SL 79 X SL 78 1-2 ③ F8		C CU 72 X FF 90 0-1 ③ G4-3			B F FF 94 S FF 88 C FF 94 1-3 ② K		4	0	0	0	0	1	1
16 Andre Ethier, L (1, 9) OBP: 0.338, SLG: 0.429	B FF 93 C FF 92 B CU 73 B SI 93 B FF 92 4-1 55 G5-3 BB			B CU 72 S CH 82 B FF 90 C FF 90 X FF 91 2-2 ① G6-3		B CH 82 X CH 81 1-0 ① F9		B FF 94 B FF 94 C FS 86 F FF 94 F FS 86 X FF 96 2-2 ③ F7		3	0	0	0	1	0	0
55 Russell Martin, R (1, 2) OBP: 0.406, SLG: 0.449	1 SAFE B FF 92 C FF 92 B SL 82 F FF 92 B FF 94 F FF 94 X FF 92 3-2 ② G5-3 1-2			B SL 79 B CH 81 B FF 91 C FF 90 C FF 91 F FF 92 F FF 91 B SL 78 4-2 BB		C FF 88 B CH 80 C FF 89 B SL 80 F FF 91 X SL 79 2-2 ② G5-3				2	0	0	0	1	0	1
12 Jeff Kent, R (1, 4) OBP: 0.292, SLG: 0.403 Luis Maza, R (9, 4) OBP: 0.276, SLG: 0.291	B FF 92 B FF 92 C FF 92 D SL 80 F FF 92 T SL 79 3-2 ③ K			X FF 90 0-0 ② P4		F FF 90 H SI 90 1-1 HBP				2 0	0 0	0 0	0 0	0 0	1 0	2 0
7 James Loney, L (1, 3) OBP: 0.360, SLG: 0.452		C FF 90 F CH 83 B FF 91 B SL 81 F FF 92 F CH 83 S FF 91 2-3 ① K		B CH 81 B FF 90 S CH 81 1 SAFE F FF 90 X FF 91 2-2 ③ G3		C CU 73 C FF 89 S FF 91 0-3 ③ K				3	0	0	0	0	2	2
27 Matt Kemp, R (1, 8) OBP: 0.334, SLG: 0.441		C SL 79 F SL 83 C FF 91 0-3 ② K			B FF 89 X SL 79 1-0 E1 33 E 33 S 33 SF9		B B FF 96 X FF 95 2-0 ① G5-3			3	1	0	0	0	1	0
33 Blake DeWitt, L (1, 5) OBP: 0.332, SLG: 0.389		B FF 91 S CH 84 B FF 92 C FF 92 X CH 85 2-2 ③ F8			C CU 72 B FF 90 X CH 82 1-1 ① SF9 1-H		B FS 86 F FF 95 B FS 87 C FF 96 B FS 87 S FF 95 3-3 ② K			2	0	0	1	0	1	0
Angel Berroa, R (1, 6) OBP: 0.242, SLG: 0.211			C SL 79 S FF 92 F FF 95 B CU 75 F SL 80 F SL 81 C SI 92 1-3 ① K		X SL 79 0-0 ② F8		S FS 87 S FS 88 F FF 88 B FF 97 B FF 95 S FS 87 2-3 ③ K			3	0	0	0	0	2	0
58 Chad Billingsley, R (1, 1) OBP: 0.133, SLG: 0.071 51 Jonathan Broxton, R (8, 1) 3 Delwyn Young, S (8, PH) OBP: 0.349, SLG: 0.400 44 Takashi Saito, L (9, 1)			B FF 92 S FF 91 B FF 91 B FF 92 C FF 91 C FF 91 3-3 ② K		B FF 92 B FF 89 B FF 90 C FF 90 B FF 90 4-1 BB			B FF 87 X FF 94 1-0 ① G4-3		1 0 1 0	0 0 0 0	0 0 0 0	0 0 0 0	1 0 0 0	1 0 0 0	0 0 0 0
Inning Stats	R: 0 E: 0 K: 1 S: 9 H: 0 LOB: 1 BB: 1 P: 20	R: 0 E: 0 K: 2 S: 11 H: 0 LOB: 0 BB: 0 P: 15	R: 0 E: 0 K: 2 S: 12 H: 0 LOB: 0 BB: 0 P: 17	R: 0 E: 0 K: 0 S: 11 H: 0 LOB: 1 BB: 1 P: 19	R: 1 E: 1 K: 0 S: 7 H: 0 LOB: 1 BB: 1 P: 13	R: 0 E: 0 K: 1 S: 9 H: 0 LOB: 1 BB: 0 P: 13	R: 0 E: 0 K: 2 S: 8 H: 0 LOB: 0 BB: 0 P: 15	R: 0 E: 0 K: 1 S: 8 H: 0 LOB: 0 BB: 0 P: 12		1B: 0 2B: 0 3B: 0 HR: 0 SF: 1 SAC: 0 DP: 0 HBP: 1				WP: 0 PB: 0 SB: 1 CS: 0 PA: 29		

	AB	24
	R	1
	H	0
	RBI	1
	BB	3
	SO	9
	LOB	6

PITCHER		IP	WLS	BF	H	R	ER	SO	BB	IBB	HBP	BLK	WP	HR	S	P	ERA	WHIP
36 Jered Weaver, R ERA: 4.3	(1, 1)	6.0	L	23	0	1	0	6	3	0	1	0	0	0	59	97	0.00	0.500
66 Jose Arredondo, R ERA: 1.4	(7, 1)	2.0		6	0	0	0	3	0	0	0	0	0	0	16	27	0.00	0.000

PITCHER	IP	WLS	BF	H	R	ER	SO	BB	IBB	HBP	BLK	WP	HR	S	P	ERA	WHIP

Batter	1	2	3	4	5	6	7	8	9	AB	R	H	RBI	BB	SO	LOB
9 Chone Figgins, S (1, 5) OBP: 0.398, SLG: 0.333	B SI 89 F SI 89 B SL 82 X SI 90 2-1 G4-3		C SL 83 C SL 83 B CH 86 B FC 85 X SI 92 2-2 G5-3		B FC 85 X SI 92 1-0 G4-3			C SI 96 B SI 97 C SI 96 B FF 97 T SI 96 2-2 K		4	0	0	0	0	1	0
2 Erick Aybar, S (1, 6) OBP: 0.289, SLG: 0.370	L SI 90 F SL 83 F SL 83 F CH 86 S FC 84 0-3 K2-3		C SI 90 B CH 85 C FC 85 F FC 86 S FC 85 1-3 K2-3			X SL 83 0-0 B5-3		B CU 81 X SI 97 1-0 F8		4	0	0	0	0	2	0
27 Vladimir Guerrero, R (1, 9) OBP: 0.346, SLG: 0.491	C SI 91 F FC 85 B FC 84 B FC 86 B SI 91 F FC 85 F FC 85 X FC 84 3-2 F7		X FC 85 0-0 G5-3			C SI 91 F FC 84 B FC 85 X 1-2 G4-6-3 1B		B CU 85 F CU 81 F FF 97 S CU 86 1-3 K		4	0	1	0	0	1	0
Casey Kotchman, L (1, 3) OBP: 0.339, SLG: 0.433		B SL 84 X SL 83 1-0 F9		B SI 90 B SI 92 C FC 84 X SL 83 2-1 F7		X SI 91 0-0 G4-6-3 1-2f			F CU 74 B SI 89 F CH 82 X SI 91 1-2 G5-3	4	0	0	0	0	0	1
6 Maicer Izturis, S (1, 4) OBP: 0.328, SLG: 0.346 Francisco Rodríguez, R (9, 1)		C SI 91 B CH 86 X FC 85 1-1 G1-3		X SI 91 0-0 G4-3			C SL 82 F SI 90 B CH 85 X FC 84 1-2 G6-3 2B		X SI 90 0-0 G4-6-3 1B	4 0	0 0	2 0	0 0	0 0	0 0	0 0
Juan Rivera, R (1, 7) OBP: 0.238, SLG: 0.237 77 Reggie Willits, S (9, 7) OBP: 0.306, SLG: 0.217		B SI 90 C SI 91 B SI 91 X FC 85 2-1 24 BB 44 1B 1B		B SI 91 B SI 92 F SI 92 B SI 92 X SI 91 3-1 1B			F SL 84 B SI 91 F FC 85 F FC 84 B SI 92 F FC 86 X SI 92 2-2 G6-3 2-3		P PO 81 B FF 89 X FF 89 2-0 G4-6-3 1-2f	4 0	1 0	2 0	0 0	0 0	0 0	2 0
24 Gary Matthews, S (1, 8) OBP: 0.319, SLG: 0.367		C SI 90 S FC 84 B FC 86 B FC 85 1 SAFE B FC 86 B SI 91 4-2 44 1B 1-2 BB		S FC 84 F FC 85 F FC 86 1 SAFE F SI 86 F FC 86 S CH 86 0-3 K			C FC 84 D CH 86 B FC 84 B FC 86 I IN 84 4-1 IBB			1	0	0	0	2	1	1
44 Mike Napoli, R (1, 2) OBP: 0.304, SLG: 0.470		X SI 92 0-0 41 FC6-4 1-2 2-H 1B			B SI 90 F SI 90 B SI 91 S FC 84 T FC 84 2-2 K		F SI 91 S FC 85 F FC 85 S SL 84 0-3 K			3	0	1	1	0	2	2
41 John Lackey, R (1, 1) 47 Howie Kendrick, R (9, 4) OBP: 0.338, SLG: 0.423		X FC 86 0-0 FC6-4 1-2f			B SI 91 C SI 91 S SI 91 B SI 91 S FC 85 2-3 K		D FC 84 B SI 90 C SI 89 B SI 90 S SI 91 S SI 91 3-3 K			3 0	0 0	0 0	0 0	0 0	2 0	4 0
Inning Stats	R: 0 E: 0 K: 1 S: 12 H: 0 LOB: 0 BB: 0 P: 17	R: 1 E: 0 K: 0 S: 9 H: 2 LOB: 2 BB: 1 P: 17	R: 0 E: 0 K: 1 S: 8 H: 0 LOB: 0 BB: 0 P: 11	R: 0 E: 0 K: 1 S: 11 H: 1 LOB: 1 BB: 0 P: 16	R: 0 E: 0 K: 2 S: 7 H: 0 LOB: 0 BB: 0 P: 12	R: 0 E: 0 K: 0 S: 5 H: 1 LOB: 0 BB: 0 P: 6	R: 0 E: 0 K: 2 S: 16 H: 1 LOB: 2 BB: 1 P: 26	R: 0 E: 0 K: 2 S: 7 H: 0 LOB: 0 BB: 0 P: 11	R: 0 E: 0 K: 0 S: 6 H: 1 LOB: 0 BB: 0 P: 8	1B: 5 2B: 1 3B: 0 HR: 0	SF: 0 SAC: 0 DP: 2 HBP: 0			WP: 0 PB: 0 SB: 0 CS: 0	PA: 33		

PITCHER		IP	WLS	BF	H	R	ER	SO	BB	IBB	HBP	BLK	WP	HR	S	P	ERA	WHIP
Derek Lowe, R ERA: 3.88	(1, 1)	7.0	L	27	5	1	1	7	1	1	0	0	0	0	68	105	1.29	0.857
Brian Falkenborg, R ERA:	(8, 1)	1.0		3	0	0	0	2	0	0	0	0	0	0	7	11	0.00	0.000
47 Cory Wade, R ERA: 2.4	(9, 1)	1.0		3	1	0	0	0	0	0	0	0	0	0	6	8	0.00	1.000

PITCHER	IP	WLS	BF	H	R	ER	SO	BB	IBB	HBP	BLK	WP	HR	S	P	ERA	WHIP

TOP

Los Angeles Angels @ Los Angeles Dodgers

Dodger Stadium, Los Angeles, CA

Sun Jun 29 2008, 1:10 PM PDT

Att. 48,155 - Sunny - 80 F

livebaseballscorecards.com

AB	31
R	1
H	6
RBI	1
BB	2
SO	9
LOB	10

Batter	1	2	3	4	5	6	7	8	9	AB	R	H	RBI	BB	SO	LOB
9 Juan Pierre, L (1, 7) OBP: 0.327, SLG: 0.318	C FF 92 S FF 94 B FF 94 B FC 83 X FC 83 2-2 ① P5		B FF 93 X SI 92 1-0 ③ F8			C CU 78 X FF 92 0-1 1B			C SI 92 F CU 79 B CU 81 B FC 83 F FF 94 B CU 80 X FF 94 3-2 12 WP 55 BB 1B	3	0	1	0	0	0	0
3 Delwyn Young, S (6, PR) OBP: 0.357, SLG: 0.408 (7, 7)										1	0	1	0	0	0	0
16 Andre Ethier, L (1, 9) OBP: 0.337, SLG: 0.424	C FF 94 B FF 94 B SI 94 C CU 80 B FF 95 B FF 95 4-2 55 G6-4-3 BB			C FF 92 X CU 80 0-1 ① G4-3		B SI 91 B CU 79 X CU 80 2-0 ③ G4-3 1-2			F FF 92 F FF 93 B FC 82 F CU 80 F CU 81 C FF 93 1-3 ② K	3	0	0	0	1	1	2
55 Russell Martin, R (1, 2) OBP: 0.404, SLG: 0.444	L FF 93 X FC 84 0-1 ② ③ G6-4-3 1-2f			B FF 94 X SI 92 1-0 ② G6-3			B CU 79 C CU 76 S FF 93 B FF 92 T FF 93 2-2 ① K		B FC 85 C SI 93 B SI 94 B CU 80 B FF 94 4-1 12 BB 1-2 BB	3	0	0	0	1	1	1
12 Jeff Kent, R (1, 4) OBP: 0.295, SLG: 0.402		B FF 92 X FF 92 1-0 1B		S FC 85 X SI 93 0-1 ③ G6-3			C CU 79 C SI 92 D FC 82 X FC 82 1-2 ② F8		B CU 83 B FF 96 B CU 82 C FF 97 B FF 93 4-1 1-2 2-3 BB	3	0	1	0	1	0	0
7 James Loney, L (1, 3) OBP: 0.356, SLG: 0.446		C FF 92 B FF 91 C CU 80 F FF 93 F CU 81 S FC 83 1-3 ① K			C CU 78 B CU 79 F SI 92 X FF 95 1-2 ① G6-3		F FF 93 X CU 80 0-1 ③ F7		C CU 81 C CU 82 D CU 81 B CH 87 F CU 82 X CH 86 2-2 ③ G4-3	4	0	0	0	0	1	4
27 Matt Kemp, R (1, 8) OBP: 0.331, SLG: 0.436		B FF 92 F FC 84 C FF 93 S FC 84 1-3 ② K			C CU 80 B FF 93 F FC 85 S FF 94 1-3 ② K			C FC 84 X CU 80 0-1 ① G5-3		3	0	0	0	0	2	1
33 Blake DeWitt, L (1, 5) OBP: 0.328, SLG: 0.384		C CU 79 F FF 91 X CU 80 0-2 ③ G4-3			C SI 92 B FF 93 F CH 85 S FC 82 1-3 ③ K			C CU 78 S CU 80 B FC 82 B FF 93 X CU 78 2-2 ② L8		3	0	0	0	0	1	1
Angel Berroa, R (1, 6) OBP: 0.234, SLG: 0.203 21 Mark Sweeney, L (8, PH) OBP: 0.188, SLG: 0.131 47 Cory Wade, R (9, 1)			B FC 85 F FF 92 F FC 83 S FC 83 1-3 ① K			B FC 81 F CU 79 B FC 84 F FF 92 F FC 82 S FC 82 2-3 ① K		B CU 76 B CU 78 X FF 93 2-0 ③ F8		2	0	0	0	0	2	0
										1	0	0	0	0	0	0
										0	0	0	0	0	0	0
Derek Lowe, R (1, 1) OBP: 0.156, SLG: 0.156 Brian Falkenborg, R (8, 1) Luis Maza, R (9, 6) OBP: 0.271, SLG: 0.286			C FF 92 C FF 94 B FC 86 F FF 94 B FC 83 B FF 93 X FF 93 3-2 ② F9			C FF 93 B FC 82 C FF 93 B FC 83 F FF 92 F FF 94 S FF 93 2-3 ② K			B FF 90 C FF 92 B FC 81 X FF 91 2-1 ① F7	2	0	0	0	0	1	0
										0	0	0	0	0	0	0
										1	0	0	0	0	0	0
Inning Stats	R: 0 E: 0 K: 0 S: 7 H: 0 LOB: 0 BB: 1 P: 13	R: 0 E: 0 K: 2 S: 12 H: 1 LOB: 1 BB: 0 P: 15	R: 0 E: 0 K: 1 S: 8 H: 0 LOB: 0 BB: 0 P: 13	R: 0 E: 0 K: 0 S: 5 H: 0 LOB: 0 BB: 0 P: 6	R: 0 E: 0 K: 2 S: 9 H: 0 LOB: 0 BB: 0 P: 12	R: 0 E: 0 K: 2 S: 12 H: 1 LOB: 1 BB: 0 P: 18	R: 0 E: 0 K: 1 S: 8 H: 0 LOB: 0 BB: 0 P: 11	R: 0 E: 0 K: 0 S: 6 H: 0 LOB: 0 BB: 0 P: 10	R: 0 E: 0 K: 1 S: 17 H: 1 LOB: 3 BB: 2 P: 33	1B: 3 2B: 0 3B: 0 HR: 0 SF: 0 SAC: 0 DP: 1 HBP: 0						

PITCHER	IP	WLS	BF	H	R	ER	SO	BB	IBB	HBP	BLK	WP	HR	S	P	ERA	WHIP
41 John Lackey, R (1, 1) ERA: 1.44	8.2	W	30	3	0	0	9	2	0	0	0	0	0	79	120	0.00	0.577
Francisco Rodríguez, R (9, 1) ERA: 2.04	0.1	S	2	0	0	0	0	1	0	0	0	1	0	5	11	0.00	3.000

PITCHER	IP	WLS	BF	H	R	ER	SO	BB	IBB	HBP	BLK	WP	HR	S	P	ERA	WHIP

BOTTOM

Los Angeles Angels @ Los Angeles Dodgers

Dodger Stadium, Los Angeles, CA

Sun Jun 29 2008, 1:10 PM PDT

Att. 48,155 - Sunny - 80 F

livebaseballscorecards.com

AB	29
R	0
H	3
RBI	0
BB	3
SO	9
LOB	9

WP: 1	PA: 32		
PB: 0			
SB: 1			
CS: 0			

Batter	1	2	3	4	5	6	7	8	9	AB	R	H	RBI	BB	SO	LOB
15 Ryan Sweeney, L (1, 9) (8, 7) OBP: 0.349, SLG: 0.397	B SI 91 C SI 91 S SI 92 S SI 92 1-3 K ①	B CH 81 X SI 91 1-0 L6 ③			B SI 90 B CH 82 X CH 82 2-0 G1-3 ②		C CH 85 S CH 81 B FF 90 B FF 91 X SI 92 2-2 8 E 3 1B 1B	X SL 79 0-0 1-H 2B		5	1	2	1	0	1	1
8 Kurt Suzuki, R (1, 2) OBP: 0.348, SLG: 0.375	B FF 92 B FF 92 C FF 92 X SI 92 2-1 32 FC4-6 1B		C SI 92 B CU 77 X SI 92 1-1 2B		C FF 92 F SL 85 H CH 79 1-2 HBP		1 SAFE 1 SAFE B SL 85 1 SAFE C SL 84 1 SAFE S SL 83 X SL 83 1-2 E7 3 1B 1-3	C SL 82 X SI 89 0-1 F9 ③		4	1	2	0	0	0	2
32 Jack Cust, L (1, 7) OBP: 0.385, SLG: 0.426 11 Rajai Davis, R (8, 8) OBP: 0.235, SLG: 0.287	B SI 87 S CH 81 1 SAFE C SI 91 B SI 91 B SI 91 X CH 80 3-2 FC4-6 ② 1-2f		F SI 87 S CH 81 T FF 93 0-2 K ①		X CH 81 0-0 G4-3 ③		C SL 79 B SI 91 X SI 90 1-1 G4-3 ①		C SI 88 S FC 83 F FC 84 X SL 81 0-2 G5-3 ①	4 1	0 0	0 0	0 0	1 0	5 0
3 Eric Chavez, L (1, 10) OBP: 0.297, SLG: 0.407	C SI 90 X FF 91 0-1 F9 ③		X CH 82 0-0 F9 ②			C SI 90 B SI 86 B CH 82 X CH 82 2-1 F9 ①	C SL 79 X SI 91 0-1 2-H 3-H 1B		C FC 83 C SI 89 X SL 81 0-2 G4-3 ②	5	0	1	2	0	0	2
7 Bobby Crosby, R (1, 6) OBP: 0.315, SLG: 0.375		T SI 90 B SL 82 X FF 89 1-1 28 1B 14 G5-3 2B	D SL 87 C SI 92 C SL 86 F SI 94 F SI 93 B SL 85 S SL 84 2-3 K ③			C SL 82 F SL 82 F SI 92 F FF 93 B SI 92 B SI 93 B SL 84 S SL 83 3-3 K ②	B SI 90 F FF 90 X SL 80 1-1 P5 ②		B SI 89 C FC 84 S FC 84 B SL 81 B FC 84 B SI 90 4-2 14 1B 28 1B 14 E BB	4	2	1	0	1	2	2
28 Carlos González, L (1, 8) (8, 9) OBP: 0.287, SLG: 0.442		X SI 91 0-0 14 G5-3 10 1B 2-3 1B		C CU 76 F CU 77 B CU 76 B FF 92 X FF 92 2-2 F9 ①		X CH 82 0-0 22 BB 14 1B 1B	S SL 79 S SL 78 B SL 79 B FF 90 S SL 78 2-3 K ③		C FC 84 X SI 89 0-1 14 E 1-2 1B	5	1	3	0	0	1	1
14 Mark Ellis, R (1, 4) OBP: 0.346, SLG: 0.410		C SL 84 1 SAFE F SI 91 1 SAFE B SL 84 D CH 80 1 SAFE B SI 92 X SI 93 3-2 G5-3 ① 1-2 3-H		C SL 83 B SL 85 B SI 92 F SL 84 C CH 80 2-3 K ②		C FF 92 X SI 92 0-1 22 BB 1-2 1B		C SL 78 B SI 90 B SI 91 C SL 78 X FF 90 2-2 G6-3 ① S FC 84 S FC 84 X SL 82 0-2 E4 22 S 1-3 2-H 1B	5	0	2	1	0	1	1
22 Jack Hannahan, L (1, 5) OBP: 0.321, SLG: 0.330		F SI 91 B FF 92 S CU 78 F FF 92 B SI 91 F CU 77 F SI 91 X CH 81 2-2 G1-3 ②		B CU 76 C CU 74 C SI 92 B SI 90 B CH 82 S CH 82 3-3 K ③		B CH 82 C SI 93 B SI 92 B CU 78 D CH 82 4-1 1-2 2-3 BB		C SL 80 C FF 90 B SL 81 B FF 89 B SL 80 X FF 90 3-2 F7 ② C SI 89 B FC 82 B SI 88 S FC 82 B SL 80 F FC 84 X SI 90 3-2 F9 ③ 1-2	4	0	0	0	1	1	3
10 Daric Barton, L (1, 3) OBP: 0.331, SLG: 0.325		X SI 91 0-0 2-H 1B			X SI 90 0-0 G3-1 ①	B SI 92 F CH 82 D CH 82 X SI 92 2-1 F9 ③		B FF 91 B SL 79 B FF 90 C FF 90 C FF 90 F FF 90 X FF 90 3-2 15 2B 1B		4	1	2	1	0	0	3
Inning Stats	R: 0 E: 0 K: 1 S: 10 H: 1 LOB: 1 BB: 0 P: 16	R: 2 E: 0 K: 0 S: 14 H: 3 LOB: 1 BB: 0 P: 21	R: 0 E: 0 K: 2 S: 11 H: 1 LOB: 0 BB: 0 P: 14	R: 0 E: 0 K: 2 S: 9 H: 0 LOB: 0 BB: 0 P: 16	R: 0 E: 0 K: 0 S: 5 H: 0 LOB: 1 BB: 0 P: 8	R: 0 E: 0 K: 1 S: 13 H: 2 LOB: 3 BB: 1 P: 24	R: 2 E: 1 K: 1 S: 15 H: 2 LOB: 1 BB: 0 P: 22	R: 1 E: 0 K: 0 S: 13 H: 2 LOB: 1 BB: 0 P: 21	R: 1 E: 1 K: 0 S: 18 H: 2 LOB: 2 BB: 1 P: 25	1B: 10 2B: 3 3B: 0 HR: 0 SF: 0 SAC: 0 DP: 0 HBP: 1						

TOP

Oakland Athletics @ Los Angeles Angels

Angel Stadium of Anaheim, Anaheim, CA

Mon Jun 30 2008, 7:05 PM PDT

Att. 42,046 - Clear - 79 F

livebaseballscorecards.com

AB	41
R	6
H	13
RBI	5
BB	2
SO	7
LOB	20

PITCHER		IP	WLS	BF	H	R	ER	SO	BB	IBB	HBP	BLK	WP	HR	S	P	ERA	WHIP
Jon Garland, R ERA: 3.99	(1, 1)	6.0	L	29	8	4	2	6	1	0	1	0	0	0	68	108	3.00	1.500
Darren Oliver, L ERA: 3.22	(7, 1)	1.2		8	3	1	1	1	0	0	0	0	0	0	20	32	5.40	1.800
33 Justin Speier, R ERA: 5.08	(8, 1)	1.1		7	2	1	0	0	1	0	0	0	0	0	20	27	0.00	2.250

PITCHER	IP	WLS	BF	H	R	ER	SO	BB	IBB	HBP	BLK	WP	HR	S	P	ERA	WHIP

WP: 0 PB: 0 SB: 1 CS: 0 PA: 44

Batter	1	2	3	4	5	6	7	8	9	AB	R	H	RBI	BB	SO	LOB
9 Chone Figgins, S (1, 5) OBP: 0.395, SLG: 0.332	C FF 84 B FF 85 X FF 86 1-1 F9 ①		B SI 88 C FF 87 C SL 82 B CH 80 B FF 88 X FF 89 3-2 G4-3 ②		C FF 87 F SL 82 X SL 82 0-2 G6-3 ③			C CH 80 B FF 88 B SL 82 X FF 88 2-1 1B		4	0	1	0	0	0	0
2 Erick Aybar, S (1, 6) OBP: 0.298, SLG: 0.372	B FF 85 B CH 78 C FF 86 B CH 79 B FF 85 4-1 BB		B CH 80 B SI 88 C FF 88 B FF 88 B FF 89 4-1 BB			B CH 78 B FF 86 X FF 87 2-0 1B		F FF 88 1 SAFE X 0-1 F7 ②		2	0	1	0	2	0	1
27 Vladimir Guerrero, R (1, 10) OBP: 0.342, SLG: 0.484	X FF 86 0-0 F9 ②		F CU 75 B FF 88 1 SAFE X FF 88 1-1 P4 ③			X SI 86 0-0 P4 ①		B CU 74 F CU 74 X CU 74 1-1 F9 ③		4	0	0	0	0	0	4
48 Torii Hunter, R (1, 8) OBP: 0.328, SLG: 0.446	X FF 84 0-0 F9 ③			B FF 86 B SI 87 T FF 87 T FF 88 X FF 89 2-2 F9 ①		X SL 80 0-0 F8 ②			B FF 88 C FF 87 C FF 87 B SL 83 S FF 89 2-3 K ①	4	0	0	0	0	1	2
47 Howie Kendrick, R (1, 4) OBP: 0.329, SLG: 0.411		B CH 76 X FF 85 1-0 F9 ①		C CU 75 B CU 75 X FF 89 1-1 F9 ②		1 SAFE B FF 88 1 SAFE 1 SAFE C FF 88 D SL 81 1 SAFE X CH 79 2-1 F9 ③			B CH 81 B FF 89 B FF 88 C FF 86 C FF 87 F FF 89 X FF 89 3-2 G6-3 ②	4	0	0	0	0	0	1
24 Gary Matthews, S (1, 9) OBP: 0.319, SLG: 0.365		B FF 86 C FF 86 X CH 79 1-1 1B		B CU 75 B FF 89 X FF 89 2-0 G6-3 ③			C FF 86 F SL 80 S SL 82 0-3 K ①		F FF 88 X CH 81 0-1 F9 ③	4	0	1	0	0	1	0
Juan Rivera, R (1, 7) OBP: 0.227, SLG: 0.226		B FF 85 X FF 84 1-0 F7 ②			X CH 79 0-0 P6 ①		C FF 87 B SI 88 B CU 74 X CH 79 2-1 F7 ②			3	0	0	0	0	0	1
Casey Kotchman, L (1, 3) OBP: 0.336, SLG: 0.429		1 SAFE D SL 81 C FF 86 X FF 88 1-1 P3 ③			X FF 86 0-0 F9 ②		C FF 88 X SL 83 0-1 G4-3 ③			3	0	0	0	0	0	1
44 Mike Napoli, R (1, 2) OBP: 0.304, SLG: 0.489			C FF 86 F FF 87 C CH 79 0-3 K ①		C FF 86 B CH 81 X FF 88 1-1 HR			B CU 73 B FF 87 C FF 87 X CH 80 2-1 P3 ①		3	1	1	1	0	1	0
Inning Stats	R: 0 E: 0 K: 0 S: 5 H: 0 LOB: 1 BB: 1 P: 10	R: 0 E: 0 K: 0 S: 6 H: 1 LOB: 1 BB: 0 P: 10	R: 0 E: 0 K: 1 S: 9 H: 0 LOB: 1 BB: 1 P: 17	R: 0 E: 0 K: 0 S: 6 H: 0 LOB: 0 BB: 0 P: 11	R: 1 E: 0 K: 0 S: 7 H: 1 LOB: 0 BB: 0 P: 8	R: 0 E: 0 K: 0 S: 5 H: 1 LOB: 1 BB: 0 P: 9	R: 0 E: 0 K: 1 S: 7 H: 0 LOB: 0 BB: 0 P: 9	R: 0 E: 0 K: 0 S: 8 H: 1 LOB: 1 BB: 0 P: 13	R: 0 E: 0 K: 1 S: 9 H: 0 LOB: 0 BB: 0 P: 14	1B: 3 2B: 0 3B: 0 HR: 1 SF: 0 SAC: 0 DP: 0 HBP: 0						

PITCHER		IP	WLS	BF	H	R	ER	SO	BB	IBB	HBP	BLK	WP	HR	S	P	ERA	WHIP
Greg Smith, L ERA: 3.44	(1, 1)	9.0	W	33	4	1	1	3	2	0	0	0	0	1	62	101	1.00	0.667

PITCHER	IP	WLS	BF	H	R	ER	SO	BB	IBB	HBP	BLK	WP	HR	S	P	ERA	WHIP

BOTTOM

Oakland Athletics @ Los Angeles Angels

Angel Stadium of Anaheim, Anaheim, CA

Mon Jun 30 2008, 7:05 PM PDT

Att. 42,046 - Clear - 79 F

livebaseballscorecards.com

AB	31
R	1
H	4
RBI	1
BB	2
SO	3
LOB	10

WP: 0 PB: 0 SB: 0 CS: 0 PA: 33

Batter	1	2	3	4	5	6	7	8	9	AB	R	H	RBI	BB	SO	LOB
15 Ryan Sweeney, L (1, 9) (8, 7) OBP: 0.350, SLG: 0.397	C B X 1-1 3 FC4-6 8 1B 7 1B 1B	C FF 94 X FF 89 0-1 1-H 1B		F FF 93 C SL 85 B SL 85 X FF 95 1-2 ③ F7			C FF 93 S CH 88 B FF 93 B SI 95 B SL 85 X FF 93 3-2 ① F7		C CU 77 B FF 93 X CU 78 1-1 ② F8	5	1	2	1	0	0	0
8 Kurt Suzuki, R (1, 2) OBP: 0.345, SLG: 0.372	X SI 96 0-0 3 FC4-6 1-2 1B	B FF 96 B SL 86 X FF 95 2-0 ③ F9			X SL 80 0-0 ① P4		C FF 95 S CH 89 C SL 84 0-3 ② K		C CU 78 B FF 92 F FF 91 X CU 78 1-2 ③ F8	5	0	1	0	0	1	1
32 Jack Cust, L (1, 7) OBP: 0.387, SLG: 0.425 11 Rajai Davis, R (8, 8) OBP: 0.235, SLG: 0.287	S SL 84 F FF 95 S FF 96 0-3 ① K		S FF 94 B SL 84 C SL 83 B FF 96 F FF 94 S SL 85 2-3 ① K		C SL 84 F FF 93 B SL 82 B FF 94 B FF 94 B FF 94 4-2 BB		C FF 90 T FF 96 X FF 95 0-2 1B			3 0	0 0	1 0	0 0	1 0	2 0	2 0
3 Eric Chavez, L (1, 10) OBP: 0.295, SLG: 0.393	S FF 96 X SI 89 0-1 ② FC4-6 7 1B 1-2f 2-3		B FF 96 F SL 82 B FF 97 B FF 93 S FF 94 B SI 96 4-2 28 2B BB		F FF 93 F FF 94 D SL 85 S SL 84 1-3 ② K		C FF 93 B CH 88 B FF 96 X SL 84 2-1 ③ P3			3	0	0	0	1	1	4
7 Bobby Crosby, R (1, 6) OBP: 0.315, SLG: 0.373	C SL 87 D SL 86 X FF 98 1-1 1-3 3-H 1B		C FF 96 B SL 85 B FF 94 C FF 94 F FF 94 X SL 85 2-2 ② F8		C FF 94 F FF 94 F FF 94 B FF 94 B FF 94 S SL 85 2-3 ③ K			B SI 91 C SI 91 C SI 91 X SI 92 1-2 ① G3-1		4	0	1	1	0	1	2
28 Carlos González, L (1, 8) (8, 9) OBP: 0.286, SLG: 0.444	B FF 96 D SL 83 T FF 95 F FF 96 S SL 85 2-3 ③ K		X SL 82 0-0 1-3 2B			B FF 94 C FF 93 S CH 88 F FF 95 S SL 85 1-3 ① K		B SI 91 X SI 90 1-0 ② L8		4	0	1	0	0	2	2
14 Mark Ellis, R (1, 4) OBP: 0.348, SLG: 0.422		B FF 95 F FF 94 B SL 83 X SL 81 2-1 15 S 15 1B 1B	C SL 85 F SL 85 X FF 97 0-2 ③ G1-3			B FF 95 C FF 94 X SL 85 1-1 ② P6		B CU 80 C SI 92 X SI 93 1-1 HR		4	2	2	1	0	0	2
22 Jack Hannahan, L (1, 5) OBP: 0.320, SLG: 0.329		C FF 94 1 SAFE B SL 84 F FF 94 F FF 95 F SL 85 B FF 95 1 SAFE 1 SAFE 2-2 ① F8 X FF 84		B FF 92 F FF 90 B FF 93 C SL 81 X SL 83 2-2 ① P4		C SL 81 X CH 87 0-1 10 S 1B		B SI 94 C SI 90 F CU 80 C SI 93 1-3 ③ K		4	0	1	0	0	1	1
10 Daric Barton, L (1, 3) OBP: 0.327, SLG: 0.320		T FF 94 X FF 94 0-1 ② F7		C SL 83 C SL 84 B SL 81 B FF 93 X FF 96 2-2 ② P4		F FF 95 B SL 84 C SL 84 X SL 82 1-2 ③ G3-1 1-2			C CU 77 C CH 83 S CH 83 0-3 ① K	4	0	0	0	0	1	2
Inning Stats	R: 1 E: 0 K: 2 S: 13 H: 3 LOB: 2 BB: 0 P: 17	R: 1 E: 0 K: 0 S: 12 H: 2 LOB: 1 BB: 0 P: 18	R: 0 E: 0 K: 1 S: 14 H: 1 LOB: 2 BB: 1 P: 22	R: 0 E: 0 K: 0 S: 9 H: 0 LOB: 0 BB: 0 P: 14	R: 0 E: 0 K: 2 S: 10 H: 0 LOB: 1 BB: 1 P: 17	R: 0 E: 0 K: 1 S: 11 H: 1 LOB: 1 BB: 0 P: 14	R: 0 E: 0 K: 1 S: 11 H: 1 LOB: 1 BB: 0 P: 16	R: 1 E: 0 K: 1 S: 9 H: 1 LOB: 0 BB: 0 P: 13	R: 0 E: 0 K: 1 S: 8 H: 0 LOB: 0 BB: 0 P: 10	1B: 7 2B: 1 3B: 0 HR: 1	SF: 0 SAC: 0 DP: 0 HBP: 0					

PITCHER		IP	WLS	BF	H	R	ER	SO	BB	IBB	HBP	BLK	WP	HR	S	P	ERA	WHIP
54 Ervin Santana, R ERA: 3.28	(1, 1)	7.0		31	8	2	2	7	2	0	0	0	0	0	80	118	2.57	1.429
62 Scot Shields, R ERA: 2.73	(8, 1)	1.0	W	4	1	1	1	1	0	0	0	0	0	1	9	13	9.00	1.000
Francisco Rodríguez, R ERA: 1.98	(9, 1)	1.0	S	3	0	0	0	1	0	0	0	0	0	0	8	10	0.00	0.000

PITCHER	IP	WLS	BF	H	R	ER	SO	BB	IBB	HBP	BLK	WP	HR	S	P	ERA	WHIP

TOP

Oakland Athletics @ Los Angeles Angels

Angel Stadium of Anaheim, Anaheim, CA

Tue Jul 01 2008, 7:05 PM PDT

Att. 42,047 - Clear - 82 F

livebaseballscorecards.com

AB	36
R	3
H	9
RBI	3
BB	2
SO	9
LOB	16

WP: 0	PA: 38		
PB: 0			
SB: 2			
CS: 0			

Batter	1	2	3	4	5	6	7	8	9	AB	R	H	RBI	BB	SO	LOB
9 Chone Figgins, S (1, 5) OBP: 0.393, SLG: 0.326	B FF 88 C CH 88 B FF 88 F FF 91 X FF 93 2-2 L1-3 ①		B FF 90 F SL 84 B SL 85 B FF 89 B FF 92 4-1 G4-3 BB		C FF 89 S SL 85 B FF 92 F FF 90 B SL 85 X CH 86 2-2 G3 ②		C SI 86 F SI 88 F SI 88 F SI 88 X CH 76 0-2 G4-3 ③			3	0	0	0	1	0	0
Casey Kotchman, L (1, 3) OBP: 0.338, SLG: 0.433 77 Reggie Willits, S (8, PR) OBP: 0.306, SLG: 0.217 39 Robb Quinlan, R (9, 3) OBP: 0.327, SLG: 0.315	B CH 87 C SL 82 S FF 90 B SL 84 C FF 90 2-3 K ②		B FF 90 B FF 92 F FF 89 F FF 91 1 SAFE X CH 85 2-2 G4-3 ② 1-2 3-H		S SL 83 F SL 82 X FF 93 0-2 6 1B 1B			C SL 79 B SL 81 F FF 94 X SL 82 1-2 6 SH1-4 27 1B 2B		4 0 0	0 1 0	2 0 0	1 0 0	0 0 0	1 0 0	1 0 0
6 Maicer Izturis, S (1, 6) OBP: 0.328, SLG: 0.346	B FF 89 F FF 89 F FF 90 B FF 93 F FF 91 X SL 84 2-2 G4-3 ③		C FF 90 F SL 85 X FF 94 0-2 G4-3 ③		X FF 89 0-0 1B 1-2			B FF 93 X FF 94 1-0 SH1-4 ① 2-3		3	0	1	0	0	0	1
27 Vladimir Guerrero, R (1, 9) OBP: 0.341, SLG: 0.481		B X 1-0 L4 ①		B FF 90 S CH 86 F SL 85 F FF 94 X SL 86 1-2 F9 ①	S CH 87 D SL 86 F FF 95 S CH 88 1-3 K ③			F FF 93 B FF 94 B FF 94 F FF 93 F FF 94 B FF 94 F FF 94 X FF 93 3-2 HR 1B 3-H		4	1	1	1	0	1	2
48 Torii Hunter, R (1, 8) OBP: 0.327, SLG: 0.444		B F X 1-1 G5-3 ②		B CH 88 C SL 84 B FF 90 F FF 90 F CH 86 X CH 84 2-2 1B 1B		B SI 86 X SI 86 1-0 G6-3 ①		B FF 93 S FF 94 F FF 93 1 SAFE F SL 81 1 SAFE F FF 95 F FF 94 1 SAFE 1-3 S FF 94 K ②		4	0	1	0	0	1	2
Garret Anderson, L (1, 10) OBP: 0.292, SLG: 0.384		B B FF 91 C FF 91 F FF 90 X FF 94 2-2 P5 ③		B CH 88 1 SAFE B CH 88 C FF 89 F FF 92 X SL 84 2-2 24 S 1B 1-3		C SI 84 F SI 86 F SI 87 B SI 88 S CH 77 1-3 K ②		B FF 93 F FF 92 1 SAFE B FF 93 B FF 93 X FF 93 3-1 1-H HR		4	1	2	2	0	1	0
24 Gary Matthews, S (1, 7) OBP: 0.318, SLG: 0.361			B SL 81 C FF 90 F FF 90 B SL 84 H FF 92 3-2 47 2B 5 SF9 HBP	S FF 91 B FF 91 F SL 84 B FF 92 D SL 85 S CH 87 3-3 K ② 1-2		B SI 86 X SI 86 1-0 G3 ③		X SI 90 0-0 G6-3 ③		3	1	0	0	0	1	3
47 Howie Kendrick, R (1, 4) OBP: 0.329, SLG: 0.417			B FF 89 X FF 90 1-0 5 SF9 G4-3 2B 1-3	S SL 86 S CH 86 S SL 88 0-3 K ③			C SI 86 S SI 86 B SI 86 F CU 73 B SI 87 F SI 86 S SI 86 2-3 K ①			3	1	1	0	0	2	2
5 Jeff Mathis, R (1, 2) OBP: 0.294, SLG: 0.353			S SL 84 X FF 93 0-1 SF9 ① 2-3 3-H		S SL 82 F SL 83 B FF 92 S SL 85 1-3 K ①		C SI 86 F SI 88 S CU 72 0-3 K ②			2	0	0	1	0	2	0
Inning Stats	R: 0 E: 0 K: 1 S: 10 H: 0 LOB: 0 BB: 0 P: 16	R: 0 E: 0 K: 0 S: 6 H: 0 LOB: 0 BB: 0 P: 10	R: 2 E: 0 K: 0 S: 12 H: 1 LOB: 1 BB: 1 P: 22	R: 0 E: 0 K: 2 S: 17 H: 2 LOB: 2 BB: 0 P: 25	R: 0 E: 0 K: 2 S: 14 H: 2 LOB: 2 BB: 0 P: 18	R: 0 E: 0 K: 1 S: 6 H: 0 LOB: 0 BB: 0 P: 9	R: 0 E: 0 K: 2 S: 13 H: 0 LOB: 0 BB: 0 P: 15	R: 3 E: 0 K: 1 S: 18 H: 3 LOB: 1 BB: 0 P: 27		1B: 5 2B: 2 3B: 0 HR: 1 SF: 1 SAC: 1 DP: 0 HBP: 1					WP: 0 PB: 0 SB: 1 CS: 0 PA: 34	

PITCHER		IP	WLS	BF	H	R	ER	SO	BB	IBB	HBP	BLK	WP	HR	S	P	ERA	WHIP
Rich Harden, R ERA: 2.25	(1, 1)	5.0		22	5	2	2	5	1	0	1	0	0	0	59	91	3.60	1.200
31 Brad Ziegler, R ERA:	(6, 1)	2.0		6	0	0	0	3	0	0	0	0	0	0	19	24	0.00	0.000
Alan Embree, L ERA: 4.59	(8, 1)	0.2	L	5	3	3	3	1	0	0	0	0	0	1	17	26	40.50	4.500
Chad Gaudin, R ERA: 3.56	(8, 1)	0.1		1	0	0	0	0	0	0	0	0	0	0	1	1	0.00	0.000

PITCHER	IP	WLS	BF	H	R	ER	SO	BB	IBB	HBP	BLK	WP	HR	S	P	ERA	WHIP

BOTTOM

Oakland Athletics @ Los Angeles Angels

Angel Stadium of Anaheim, Anaheim, CA

Tue Jul 01 2008, 7:05 PM PDT

Att. 42,047 - Clear - 82 F

livebaseballscorecards.com

AB	30
R	5
H	8
RBI	5
BB	1
SO	9
LOB	11

Batter	1	2	3	4	5	6	7	8	9	AB	R	H	RBI	BB	SO	LOB
11 Rajai Davis, R (1, 8) OBP: 0.235, SLG: 0.296	C FF 89 B CU 76 F SI 89 B FF 91 F SI 91 X FF 91 2-2 ① F7		B CU 76 S CH 81 X CH 81 1-1 ③ P3			B SI 90 C CH 82 1 SAFE X FF 91 1-1 14 1B 2B 1-3	X FF 92 0-0 ② FC5-2-5 1-2 3-H		B CU 79 S FF 93 T FF 93 F FF 94 B CU 81 X CU 79 2-2 ③ G6-3 1-2	4	1	1	0	0	0	2
8 Kurt Suzuki, R (9, PH) OBP: 0.344, SLG: 0.371										1	0	0	0	0	0	1
14 Mark Ellis, R (1, 4) OBP: 0.350, SLG: 0.423	B CU 74 X SI 91 1-0 7 FC1-6-5 7 S 1B			C FF 89 F CH 81 X FF 91 0-2 ① P5		C CH 82 X CH 82 0-1 7 G4-3 1B 2-H 3-H	C FS 82 C FS 84 X FF 96 0-2 ③ L4			4	0	2	2	0	0	2
7 Bobby Crosby, R (1, 6) OBP: 0.317, SLG: 0.375	C SI 90 F CH 82 F FF 91 F CH 80 1 SAFE F FF 92 F CU 78 B CH 82 D CH 81 1-3 ② FC1-6-5			B SI 89 B CH 82 X SI 90 2-0 2B E 1B		B FF 91 X SI 90 1-0 ① G4-3 2-3		C SI 90 B CU 79 S CU 78 B CU 80 B SI 91 X SI 90 3-2 FC6-4 1B		4	1	2	0	0	0	2
22 Jack Hannahan, L (8, PR) OBP: 0.320, SLG: 0.329										0	0	0	0	0	0	0
(8, 5)																
Emil Brown, R (1, 7) OBP: 0.282, SLG: 0.365	B CU 75 C FF 90 X CH 81 1-1 ③ G6-3			B CH 83 S SI 90 X SI 90 1-1 ② E9 1-H 2B		F FF 92 B CH 83 B FF 90 C CU 76 T FF 92 2-2 ② K		C SI 90 X SI 92 0-1 ① FC6-4 32 S 1-2f		4	0	1	0	0	1	3
32 Jack Cust, L (1, 10) OBP: 0.382, SLG: 0.418		B FF 88 F SI 88 B CU 76 X SI 89 2-1 ① L3		B CU 80 C CU 77 B SI 90 B CU 78 S SI 90 S FF 92 3-3 ③ K		B SI 90 C CU 80 C CU 78 S SL 86 1-3 ③ K		B SI 91 C SI 92 B CU 80 F SI 91 S CU 81 2-3 ② K 1-2		4	0	0	0	0	3	2
45 Wes Bankston, R (1, 3)		B SI 90 B CH 82 S SI 90 F FF 91 F CH 82 S CH 81 2-3 ② K			F FF 89 B CU 76 B CH 80 S CH 81 B CH 81 X FF 92 3-2 ① G4-3		B CH 78 C FF 90 B CH 80 X CH 80 2-1 ① F8	C CU 79 C SI 91 X CU 78 0-2 ③ F9		4	0	0	0	0	1	2
28 Carlos González, L (1, 9) OBP: 0.293, SLG: 0.446		B CU 77 B FF 90 X SI 90 2-0 ③ G5-3			B FF 91 B CU 79 C SI 91 B SI 91 S SI 90 X FF 92 3-2 ② G6-3		C SI 89 X CU 78 0-1 FC6 E 1B		B CU 79 B FF 93 C FF 91 X FF 92 2-1 8 DI 1B	4	1	2	0	0	0	0
Rob Bowen, S (1, 2) OBP: 0.273, SLG: 0.293			B FF 88 S FF 88 S FF 88 B SI 90 B SI 90 B FF 90 4-2 G6-4-3 BB		C CU 76 S CU 79 B FF 91 B FF 92 C CH 83 2-3 ③ K		F FF 93 C FS 83 F FS 82 B FS 84 F FS 85 B FS 85 1 SAFE X FF 95 2-2 FC6 PB 11 FC5-2-5 1-H		C FF 92 X CH 83 0-1 ① F9	3	0	0	0	1	1	1
Donnie Murphy, R (1, 5) OBP: 0.270, SLG: 0.288	C SI 90 X CH 83 0-1 ① ② G6-4-3 1-2f					B CU 74 B SI 89 B SI 90 C FF 89 F SI 90 F FF 91 F FF 91 F FF 91 F CH 82 4-2 F FF 92 F CH 82 B CH 82 11 2B 14 1B BB	C FF 94 D FF 94 S FF 93 B FS 86 B FS 84 B FF 93 4-2 11 FC5-2-5 2-3 BB	F CU 79 D CU 80 B CU 80 C CU 78 S CH 85 2-3 ② K	1	1	0	0	2	0	1
(8, 6)																
10 Daric Barton, L (9, PH) OBP: 0.326, SLG: 0.319										1	0	0	0	0	1	1

Inning Stats																															
	R: 0	H: 1		R: 0	H: 0		R: 0	H: 0		R: 1	H: 2		R: 0	H: 0		R: 2	H: 2		R: 1	H: 1		R: 0	H: 1		R: 0	H: 1		1B: 6	SF: 0		WP: 0	PA: 37
	E: 0	LOB: 1		E: 0	LOB: 0		E: 0	LOB: 0		E: 1	LOB: 0		E: 0	LOB: 0		E: 0	LOB: 1		E: 1	LOB: 2		E: 0	LOB: 2		E: 0	LOB: 1		2B: 2	SAC: 0		PB: 1	
	K: 0	BB: 0		K: 1	BB: 0		K: 0	LOB: 1		K: 1	BB: 0		K: 1	BB: 0		K: 2	BB: 1		K: 0	BB: 1		K: 1	BB: 0		K: 1	BB: 0		3B: 0	DP: 1		SB: 2	
	S: 14	P: 21		S: 7	P: 13		S: 6	P: 11		S: 9	P: 15		S: 9	P: 17		S: 19	P: 28		S: 15	P: 23		S: 11	P: 16		S: 11	P: 17		HR: 0	HBP: 0		CS: 0	

PITCHER		IP	WLS	BF	H	R	ER	SO	BB	IBB	HBP	BLK	WP	HR	S	P	ERA	WHIP
51 Joe Saunders, L ERA: 3.04	(1, 1)	6.1	W	25	6	4	2	5	2	0	0	0	0	0	68	111	2.84	1.263
66 Jose Arredondo, R ERA: 1.35	(7, 1)	0.2	H	4	0	0	0	0	1	0	0	0	0	0	11	17	0.00	1.500
62 Scot Shields, R ERA: 2.65	(8, 1)	1.0	H	4	1	0	0	1	0	0	0	0	0	0	11	16	0.00	1.000
Francisco Rodríguez, R ERA: 1.93	(9, 1)	1.0	S	4	1	0	0	1	0	0	0	0	0	0	11	17	0.00	1.000

PITCHER	IP	WLS	BF	H	R	ER	SO	BB	IBB	HBP	BLK	WP	HR	S	P	ERA	WHIP

TOP

Oakland Athletics @ Los Angeles Angels

Angel Stadium of Anaheim, Anaheim, CA

Wed Jul 02 2008, 12:35 PM PDT

Att. 41,091 - Sunny - 81 F

livebaseballscorecards.com

AB	34
R	4
H	8
RBI	2
BB	3
SO	7
LOB	17

Batter	1	2	3	4	5	6	7	8	9	AB	R	H	RBI	BB	SO	LOB
9 Chone Figgins, S (1, 5) OBP: 0.386, SLG: 0.319	C FF 89 B FF 90 F FF 90 X FF 90 1-2 ① F8	X FF 90 0-0 ③ G4-3			C FF 90 B FF 90 C FF 90 S FF 91 1-3 ① K	C FF 84 B SI 83 X SL 80 1-1 ③ F8				4	0	0	0	0	1	3
24 Gary Matthews, S (1, 9) OBP: 0.317, SLG: 0.360	C SI 89 B CU 79 X SI 90 1-1 2 FC6-4 1B		B CH 81 S CH 81 X FF 91 1-1 ① G6-3		C CH 84 B FF 91 F CH 84 B SL 82 B FF 92 F SI 90 S CH 83 3-3 ② K		F FF 95 S SI 95 X FF 95 0-2 ① G4-3			4	0	1	0	0	1	1
2 Erick Aybar, S (1, 6) OBP: 0.297, SLG: 0.385	1 SAFE X FF 90 0-0 ② FC6-4 27 1B 48 WP 1-2f		B CU 78 B SI 91 C SI 89 B CH 82 C SI 89 F FF 92 F FF 92 F SL 82 X FF 92 3-2 ② G5-3		1 SAFE C SI 91 C SL 82 S SL 82 0-3 ③ K		C SI 94 C SI 94 B FF 96 B SL 87 F FF 96 X SI 94 2-2 HR			4	2	1	1	0	1	2
27 Vladimir Guerrero, R (1, 10) OBP: 0.340, SLG: 0.478	B CU 78 C SI 91 1 SAFE B CU 79 X FF 92 2-1 48 WP 1-3 1B		F SL 82 B FF 90 B SL 82 B CU 79 X SL 80 3-1 ③ L3			B CU 78 F CH 82 C SL 80 B SI 91 B SL 82 X SI 91 3-2 ① F8	X SI 95 0-0 ② G5-3			4	0	1	0	0	0	0
48 Torii Hunter, R (1, 8) OBP: 0.326, SLG: 0.444	B CU 79 C CH 82 B FF 91 B SI 91 F SI 90 X SI 90 3-2 ③ F8 1-2 3-H			B CU 78 B CH 82 F SI 91 X SI 91 2-1 ① G3		B CH 84 B SI 91 B CH 84 X SI 90 3-0 2B 2B	B SL 89 B SL 89 F FF 96 B FF 96 X SI 96 3-1 ③ P3			4	1	1	0	0	0	1
47 Howie Kendrick, R (1, 4) OBP: 0.333, SLG: 0.426		B FF 89 X CH 81 1-0 G3 FC6 2B		B FF 90 B SL 82 F SI 90 F FF 92 B FF 92 S SL 83 3-3 ② K		C FF 92 B SL 83 X FF 91 1-1 ② G6-3		F SI 90 X FF 90 0-1 F9 PB 77 SF8 1B		4	2	2	0	0	1	1
Casey Kotchman, L (1, 3) OBP: 0.340, SLG: 0.435		F FF 90 B FF 89 X SL 81 1-1 ① G3 2-3		B SL 83 S SI 91 H FF 92 2-1 HBP		B SL 80 B SL 82 C FF 84 X SL 82 2-1 HR 2-H 2B		C SI 90 1 SAFE B FF 90 F FF 90 B SL 81 F FF 92 X SL 81 2-2 ① F9 1-3		3	1	1	1	0	0	2
Juan Rivera, R (1, 7) OBP: 0.232, SLG: 0.277 77 Reggie Willits, S (7, 7) OBP: 0.301, SLG: 0.217		B CU 78 F CU 78 F FF 90 B SL 82 B SL 81 X SI 91 3-2 FC6 3-H		B FF 92 X CH 84 1-0 ③ F7		B SL 80 B FF 85 C FF 85 X CH 79 2-1 HR 2-H		X FF 92 0-0 ② SF8 3-H		3 0	1 0	1 0	3 1	0 0	0 0	1 0
44 Mike Napoli, R (1, 2) OBP: 0.309, SLG: 0.482		1 SAFE C FF 90 C FF 91 D SL 83 X FF 90 1-2 ② F9			S CH 83 B FF 90 B CU 79 B SI 90 F FF 91 B SL 81 4-2 BB	B FF 85 B SL 80 B SL 78 F FF 83 B SL 80 4-1 BB		B FF 92 F FF 93 B SI 92 T SI 92 F FF 92 S SL 81 2-3 ③ K		2	0	0	0	2	1	1
Inning Stats	R: 1 E: 0 K: 0 S: 11 H: 2 LOB: 1 BB: 0 P: 18	R: 1 E: 0 K: 0 S: 10 H: 1 LOB: 1 BB: 0 P: 16	R: 0 E: 0 K: 0 S: 10 H: 0 LOB: 0 BB: 0 P: 17	R: 0 E: 0 K: 1 S: 7 H: 0 LOB: 1 BB: 0 P: 15	R: 0 E: 0 K: 3 S: 12 H: 0 LOB: 1 BB: 1 P: 20	R: 3 E: 0 K: 0 S: 13 H: 3 LOB: 1 BB: 1 P: 29	R: 1 E: 0 K: 0 S: 10 H: 1 LOB: 0 BB: 0 P: 15	R: 1 E: 0 K: 1 S: 11 H: 1 LOB: 0 BB: 0 P: 15		1B: 3 2B: 3 3B: 0 HR: 2 SF: 1 SAC: 0 DP: 0 HBP: 1						

BOTTOM

Oakland Athletics @ Los Angeles Angels

Angel Stadium of Anaheim, Anaheim, CA

Wed Jul 02 2008, 12:35 PM PDT

Att. 41,091 - Sunny - 81 F

livebaseballscorecards.com

AB	32
R	7
H	8
RBI	6
BB	2
SO	5
LOB	12

PITCHER		IP	WLS	BF	H	R	ER	SO	BB	IBB	HBP	BLK	WP	HR	S	P	ERA	WHIP
30 Dana Eveland, L ERA: 3.42	(1, 1)	5.2		24	4	3	3	4	1	0	1	0	1	0	56	99	4.76	0.882
29 Keith Foulke, R ERA: 3.81	(6, 1)	0.1	L	4	2	2	2	0	1	0	0	0	0	1	7	16	54.00	9.000
44 Santiago Casilla, R ERA: 2.82	(7, 1)	1.0		4	1	1	1	0	0	0	0	0	0	1	10	15	9.00	1.000
Chad Gaudin, R ERA: 3.5	(8, 1)	1.0		4	1	1	0	1	0	0	0	0	0	0	11	15	0.00	1.000

PITCHER	IP	WLS	BF	H	R	ER	SO	BB	IBB	HBP	BLK	WP	HR	S	P	ERA	WHIP

Toronto Blue Jays @ Los Angeles Angels

Angel Stadium of Anaheim, Anaheim, CA

Fri Jul 04 2008, 6:05 PM PDT

Att. 44,021 - Partly Cloudy - 86 F

livebaseballscorecards.com

Batter	1	2	3	4	5	6	7	8	9	AB	R	H	RBI	BB	SO	LOB
19 Marco Scutaro, R (1, 6) (8, 5) OBP: 0.347, SLG: 0.323	C FF 90 B SL 81 B FF 91 X FF 91 2-1 ① F7		F FF 92 B FF 93 F FF 91 B SL 78 B SL 83 C SL 78 3-3 ③ K		C SL 80 C FF 91 B FF 91 B SL 80 X FF 90 2-2 ③ F9			B FF 88 X FF 88 1-0 1 3B 2B		4	1	1	0	0	1	2
1 Joe Inglett, L (1, 4) OBP: 0.388, SLG: 0.487	C FF 91 L CH 82 X FF 94 0-2 15 S 1B			C FF 90 C CU 71 F FF 92 X CH 80 0-2 ① G5-3		X CH 81 0-0 ① G5-3		B CU 68 C CH 75 B FF 90 B CH 78 X FF 88 3-1 2-H 15 1B 3B		4	1	2	1	0	0	0
15 Alex Rios, R (1, 9) OBP: 0.333, SLG: 0.394	C FF 91 F CH 82 1 SAFE B FF 90 S SL 81 1-3 ② K 1-2			C SL 78 F FF 89 B SL 81 F CU 74 X FF 90 1-2 S 1B		B FF 90 S CH 80 C CH 80 F SL 76 B FF 88 F FF 89 T CH 81 2-2 ② K		B FC 84 X FC 86 1-0 S 3-H 1B		4	0	2	1	0	2	1
10 Vernon Wells, R (1, 8) OBP: 0.324, SLG: 0.439	B FF 90 X SL 80 1-0 ③ F8			F FF 90 1 SAFE D SL 81 X FF 90 1-1 ② P3		F CH 80 C SL 81 X SI 92 0-2 ③ G6-3		F SI 91 C FC 84 B SL 82 F SI 91 B SL 81 X FC 85 2-2 ② F8		4	0	0	0	0	0	3
Matt Stairs, L (1, 10) OBP: 0.340, SLG: 0.406		B FF 89 B CH 81 C FF 90 S FF 90 S CH 82 2-3 ① K		C CU 70 C CH 82 D SL 79 B FF 91 F FF 91 T CH 83 2-2 ③ K 1-2			C CU 70 B FF 89 B FF 88 B FF 88 B FF 88 4-1 BB	S SI 91 B SL 81 B SI 91 F FC 85 B SL 82 B SI 92 4-2 1-2 BB		2	0	0	0	2	2	1
33 Scott Rolen, R (1, 5) OBP: 0.369, SLG: 0.456 6 John McDonald, R (8, 6) OBP: 0.234, SLG: 0.186		B SL 80 S FF 90 S FF 92 B SI 90 F SL 82 B SL 82 F FF 91 X FF 90 3-2 ② F9			X CH 78 0-0 ① P2		C SL 78 S FF 89 S FF 91 0-3 ① K	S FC 85 B FC 86 B FC 85 F SI 93 C FC 86 2-3 ③ K		4 0	0 0	0 0	0 0	0 0	2 0	3 0
20 Rod Barajas, R (1, 2) OBP: 0.326, SLG: 0.455		T FF 91 X FF 92 0-1 ③ F9			B FF 91 B SL 81 S CH 80 X FF 91 2-1 ② F8		S CH 79 B SL 79 X SL 79 1-1 ② L4		C FF 91 X FF 91 0-1 ① G6-3	4	0	0	0	0	0	1
35 Lyle Overbay, L (1, 3) OBP: 0.369, SLG: 0.394			C FF 90 X FF 90 0-1 ① L9		X SI 90 0-0 26 1B 2B		C CU 69 X CU 69 0-1 ③ G6-3		X FF 92 0-0 ② G5-3	4	0	1	0	0	0	1
26 Adam Lind, L (1, 7) OBP: 0.259, SLG: 0.420			B FF 90 X FF 89 1-0 ② G3-1		C CU 72 B CH 82 X CH 82 1-1 2-3 1B			C CH 77 F CU 70 F FF 89 F FF 90 X CH 76 0-2 ① G3	B SL 79 T FF 90 S SL 80 S SL 80 1-3 ③ K	4	0	1	0	0	1	0

Inning Stats																																	
	R: 0	E: 0	K: 1	S: 9	H: 1	LOB: 1	BB: 0	P: 13	R: 0	E: 0	K: 1	S: 10	H: 0	LOB: 0	BB: 0	P: 15	R: 0	E: 0	K: 1	S: 6	H: 0	LOB: 0	BB: 0	P: 10	R: 0	E: 0	K: 1	S: 14	H: 1	LOB: 1	BB: 0	P: 18
	R: 0	E: 0	K: 0	S: 9	H: 2	LOB: 2	BB: 0	P: 14	R: 0	E: 0	K: 1	S: 9	H: 0	LOB: 0	BB: 0	P: 11	R: 0	E: 0	K: 1	S: 8	H: 0	LOB: 1	BB: 1	P: 13	R: 2	E: 0	K: 1	S: 18	H: 3	LOB: 2	BB: 1	P: 31
	R: 0	E: 0	K: 1	S: 6	H: 0	LOB: 0	BB: 0	P: 7																								

1B: 4	2B: 2	3B: 1	HR: 0	SF: 0	SAC: 0	DP: 0	HBP: 0	WP: 0	PB: 0	SB: 3	CS: 0	PA: 36																					

PITCHER		IP	WLS	BF	H	R	ER	SO	BB	IBB	HBP	BLK	WP	HR	S	P	ERA	WHIP
36 Jered Weaver, R ERA: 4.17	(1, 1)	7.1	W	29	6	2	2	6	1	0	0	0	0	0	73	106	2.46	0.955
33 Justin Speier, R ERA: 4.98	(8, 1)	0.2		4	1	0	0	1	1	0	0	0	0	0	10	19	0.00	3.000
Darren Oliver, L ERA: 3.13	(9, 1)	1.0		3	0	0	0	1	0	0	0	0	0	0	6	7	0.00	0.000

PITCHER		IP	WLS	BF	H	R	ER	SO	BB	IBB	HBP	BLK	WP	HR	S	P	ERA	WHIP

Toronto Blue Jays @ Los Angeles Angels

Angel Stadium of Anaheim, Anaheim, CA

Fri Jul 04 2008, 6:05 PM PDT

Att. 44,021 - Partly Cloudy - 86 F

livebaseballscorecards.com

BOTTOM

Batter	1	2	3	4	5	6	7	8	9	AB	R	H	RBI	BB	SO	LOB
9 Chone Figgins, S (1, 5) OBP: 0.383, SLG: 0.318	B FF 94 F FF 94 B FF 94 B FF 95 X FF 95 3-1 L4 ①	C FF 96 D KC 82 B KC 78 B FF 95 X FF 95 3-1 F7 ③			1 SAFE X FF 92 0-0 SH5-3 ① 1-2	C FF 95 X SI 94 0-1 G1-3 ③		C FF 96 X FF 96 0-1 DI 1B		4	0	1	0	0	0	3
Casey Kotchman, L (1, 3) OBP: 0.338, SLG: 0.435	C FF 95 B CH 88 X FF 95 1-1 G6-3 ②		C KC 79 F FF 93 B KC 80 F KC 82 X FF 96 1-2 G3 ①		X FF 95 0-0 G6-3 ② 2-3		X CH 86 0-0 6 1B 2B	C FF 96 S FF 96 C FF 96 0-3 K ③ 1-2		5	1	1	0	0	1	2
6 Maicer Izturis, S (1, 6) OBP: 0.326, SLG: 0.344	C FF 95 X FF 95 0-1 F7 ③		C SI 94 B KC 80 X FF 95 1-1 G1-3 ②		B FF 94 B FF 94 C FF 94 D KC 81 F FF 96 C SI 96 3-3 K ③		B FF 96 B FF 94 X FF 93 2-0 1B ① 2-H			4	0	1	1	0	1	1
27 Vladimir Guerrero, R (1, 9) OBP: 0.342, SLG: 0.481 77 Reggie Willits, S (8, 7) OBP: 0.301, SLG: 0.217		T FF 95 F FF 95 X FF 96 0-2 G3-1 ① F CH 87 B CH 88 X SI 95 1-1 F9 ③				X SI 92 0-0 48 E 24 2B 2B	F FF 94 X FF 95 0-1 HR 1B			4 0	2 0	2 0	0 0	0 0	0 0	0 0
48 Torii Hunter, R (1, 8) OBP: 0.325, SLG: 0.452		X FF 95 0-0 HR		C KC 81 S KC 83 F KC 82 B KC 81 X SI 94 1-2 G5-3 ①		F KC 81 B KC 82 X KC 81 1-1 E6 24 2B 47 1B 2-3	F FF 96 X KC 81 0-1 L8 ②			4	2	1	1	0	0	2
Garret Anderson, L (1, 10) OBP: 0.297, SLG: 0.399		B FF 94 C KC 80 B KC 83 X FF 94 2-1 24 E 47 2B 1B		B SI 93 B SI 94 C SI 94 X KC 80 2-1 1B		X FF 94 0-0 L9 ①	F FF 94 C FF 95 B SI 94 B FF 94 X SI 96 2-2 1-H HR			4	2	3	2	0	0	2
24 Gary Matthews, S (1, 7) (8, 9) OBP: 0.316, SLG: 0.362		X SI 93 0-0 FC5 47 2B 1-2		X SI 94 0-0 F8 ②		1 SAFE 1 SAFE B KC 79 C FF 95 X KC 80 1-1 47 1B 2B 1-3 3-H	B KC 81 C FF 95 F FF 95 B KC 82 X FF 95 2-2 P6 ③			4	1	1	1	0	0	2
47 Howie Kendrick, R (1, 4) OBP: 0.338, SLG: 0.434		C KC 80 X FF 95 0-1 1-3 2-H 2B		F FF 95 1 SAFE F FF 95 S KC 81 0-3 K ③		C KC 83 B FF 95 3 SAFE S KC 84 F FF 96 X KC 82 1-2 2-H 3-H 1B		F FF 93 B CH 87 B SL 83 X FF 95 2-1 G4-3 ①		4	0	2	3	0	1	1
5 Jeff Mathis, R (1, 2) OBP: 0.293, SLG: 0.350		B FF 95 L KC 82 S FF 95 S FF 96 1-3 K ②			S KC 79 S KC 80 X SI 94 0-2 G6-3 9 SH5-3 1B	B FF 95 S FF 95 X FF 94 1-1 P4 ②		B FF 95 X FF 94 1-0 P4 ②		4	0	1	0	0	1	3
Inning Stats	R: 0 E: 0 K: 0 S: 6 H: 0 LOB: 0 BB: 0 P: 10	R: 2 E: 1 K: 1 S: 14 H: 3 LOB: 2 BB: 0 P: 20	R: 0 E: 0 K: 0 S: 8 H: 0 LOB: 0 BB: 0 P: 11	R: 0 E: 0 K: 1 S: 10 H: 1 LOB: 1 BB: 0 P: 13	R: 0 E: 0 K: 1 S: 8 H: 1 LOB: 1 BB: 0 P: 11	R: 3 E: 1 K: 0 S: 14 H: 3 LOB: 1 BB: 0 P: 18	R: 3 E: 0 K: 0 S: 12 H: 4 LOB: 0 BB: 0 P: 18	R: 0 E: 0 K: 1 S: 8 H: 1 LOB: 1 BB: 0 P: 11		1B: 7 2B: 4 3B: 0 HR: 2 SF: 0 SAC: 1 DP: 0 HBP: 0				WP: 0 PB: 0 SB: 0 CS: 0 PA: 38		

	AB	37
	R	8
	H	13
	RBI	8
	BB	0
	SO	4
	LOB	16

PITCHER		IP	WLS	BF	H	R	ER	SO	BB	IBB	HBP	BLK	WP	HR	S	P	ERA	WHIP
A.J. Burnett, R ERA: 4.92	(1, 1)	7.0	L	34	12	8	6	3	0	0	0	0	0	2	72	101	7.71	1.714
54 Jason Frasor, R ERA: 3.46	(8, 1)	1.0		4	1	0	0	1	0	0	0	0	0	0	8	11	0.00	1.000

PITCHER	IP	WLS	BF	H	R	ER	SO	BB	IBB	HBP	BLK	WP	HR	S	P	ERA	WHIP

Toronto Blue Jays @ Los Angeles Angels

Angel Stadium of Anaheim, Anaheim, CA

Sat Jul 05 2008, 6:05 PM PDT

Att. 43,767 - Clear - 78 F

TOP

livebaseballscorecards.com

Batter	1	2	3	4	5	6	7	8	9	AB	R	H	RBI	BB	SO	LOB
1 Joe Inglett, L (1, 4) OBP: 0.381, SLG: 0.475	C FF 90 S CU 80 B FF 93 C CU 79 1-3 ① K		C CU 78 S CU 78 X CU 81 0-2 19 BB 15 1B 1-2 1B		C FF 90 F FF 89 S CU 79 0-3 ① K	F SI 91 1 SAFE F CU 80 X FF 92 0-2 ② F9		B SI 88 F SI 87 B SL 78 X SI 87 2-1 ② G3		5	1	1	0	0	2	1
19 Marco Scutaro, R (1, 6) OBP: 0.348, SLG: 0.325	F FF 92 C SI 93 B FC 82 X FF 93 1-2 ② G3		B SI 91 B FC 83 F FC 83 B SI 92 B FC 84 4-1 15 1B 10 E 1-2 2-3 BB		X FF 90 0-0 10 HR 2B	X FC 82 0-0 ③ FC6 1-2f		C SL 79 X SL 78 0-1 ③ G6-3		4	2	1	0	1	0	1
15 Alex Rios, R (1, 9) OBP: 0.337, SLG: 0.397	B SI 92 C FC 84 B FF 92 B FF 92 X FF 92 3-1 E7 1B		C SI 93 S FC 84 D FC 82 B FC 82 F FC 82 X FC 82 2-2 33 S 10 E 1-2 2-H 3-H 1B		D FC 84 X FC 84 1-0 ② G5-3		B SI 90 B FC 84 F SI 91 S FC 84 F FC 85 F SI 92 X SI 91 2-2 35 S 35 E 1B		B SL 79 X SI 87 1-0 ① G6-3	5	1	3	2	0	0	1
10 Vernon Wells, R (1, 8) OBP: 0.322, SLG: 0.446	C FC 84 B CU 79 X CU 79 1-1 ③ F7		X FC 83 0-0 E5 33 S 1-2 2-H		S FC 84 S FC 83 D FC 83 F CU 80 F FF 91 X FC 82 1-2 2-H HR		X FC 84 0-0 ① P4	C SI 87 F SL 79 S FF 88 0-3 ② K		5	1	1	2	0	1	3
35 Brad Wilkerson, L (1, 7) OBP: 0.330, SLG: 0.330		C FF 91 F FC 81 B FF 93 B FF 93 F CU 82 B CU 78 F SI 93 C FF 92 3-3 ① K	S FF 91 C FF 91 X CU 80 0-2 ② F6		F FF 90 T CU 79 B CU 80 B FF 92 F CU 79 F CU 77 B FF 91 X CU 78 3-2 1B		1 SAFE C SI 91 C FC 85 F SL 81 B SL 81 B SI 91 B FC 85 B FC 85 4-2 1-H E2 35 PB BB	B SL 78 F SI 88 B FF 82 X SI 87 2-1 ③ G4-3		4	0	1	0	1	1	2
33 Scott Rolen, R (1, 5) OBP: 0.364, SLG: 0.448		F FF 92 B FC 82 F CU 80 S FF 92 1-3 ② K	S FC 83 F FF 91 D FC 82 S FC 84 1-3 ③ K2-3 1-2 2-3		B SI 90 1 SAFE F FC 82 F FF 90 1 SAFE C FF 89 1-3 ③ K		X FC 85 0-0 ② F9			4	0	0	0	0	3	4
35 Lyle Overbay, L (1, 3) OBP: 0.371, SLG: 0.397		C FF 92 C FF 92 B FF 92 B FF 94 S CU 80 2-3 ③ K		X CU 76 0-0 ① G4-3		B SI 89 B SI 89 X FF 88 2-0 G3 26 FC4 2B	B SI 92 I IN 68 I IN 69 I 4-0 1-2 IBB			3	1	1	0	1	1	0
Gregg Zaun, S (1, 2) OBP: 0.355, SLG: 0.394			F FF 89 X FF 92 0-1 ① F7	C FF 88 C CU 77 X FF 91 0-2 ② F9		F FF 89 X CU 80 0-1 ① G3 2-3	S FC 85 F SI 90 C SL 81 0-3 ③ K			4	0	0	0	0	1	3
26 Adam Lind, L (1, 10) OBP: 0.259, SLG: 0.407			C SI 90 F CU 79 X FF 94 0-2 19 BB 1 1B 15 1B 1B	B CU 75 C CU 75 B SI 89 X FF 90 2-1 ③ G3		F CU 80 B FF 91 3 SAFE X CU 80 1-1 FC4 19 FC6 3-H		B SL 78 B SI 87 C SI 87 F SI 86 F SL 78 S SL 80 2-3 ① K		4	1	1	1	0	1	0
Inning Stats	R: 0 E: 1 K: 1 S: 10 H: 1 LOB: 1 BB: 0 P: 16	R: 0 E: 0 K: 3 S: 11 H: 0 LOB: 0 BB: 0 P: 17	R: 3 E: 1 K: 1 S: 20 H: 3 LOB: 2 BB: 1 P: 27	R: 0 E: 0 K: 0 S: 6 H: 0 LOB: 0 BB: 0 P: 8	R: 2 E: 0 K: 2 S: 18 H: 3 LOB: 1 BB: 0 P: 24	R: 1 E: 0 K: 0 S: 9 H: 1 LOB: 1 BB: 0 P: 12	R: 1 E: 1 K: 1 S: 13 H: 1 LOB: 2 BB: 2 P: 23	R: 0 E: 0 K: 1 S: 8 H: 0 LOB: 0 BB: 0 P: 12	R: 0 E: 0 K: 1 S: 6 H: 0 LOB: 0 BB: 0 P: 9	1B: 6 2B: 2 3B: 0 HR: 1 SF: 0 SAC: 0 DP: 0 HBP: 0						

	AB	38
	R	7
	H	9
	RBI	5
	BB	3
	SO	10
	LOB	15

WP: 0 PB: 1 SB: 4 CS: 0 PA: 41

PITCHER		IP	WLS	BF	H	R	ER	SO	BB	IBB	HBP	BLK	WP	HR	S	P	ERA	WHIP
41 John Lackey, R ERA: 1.93	(1, 1)	6.0	L	29	8	6	5	7	1	0	0	0	0	1	74	104	7.50	1.500
33 Justin Speier, R ERA: 5.09	(7, 1)	1.0		6	1	1	1	1	1	1	0	0	0	0	13	23	9.00	2.000
53 Darren O'Day, R ERA: 3.62	(8, 1)	2.0		6	0	0	0	2	0	0	0	0	0	0	14	21	0.00	0.000

PITCHER	IP	WLS	BF	H	R	ER	SO	BB	IBB	HBP	BLK	WP	HR	S	P	ERA	WHIP

BOTTOM

Toronto Blue Jays @ Los Angeles Angels
Angel Stadium of Anaheim, Anaheim, CA
Sat Jul 05 2008, 6:05 PM PDT
Att. 43,767 - Clear - 78 F

livebaseballscorecards.com

Batter	1	2	3	4	5	6	7	8	9	AB	R	H	RBI	BB	SO	LOB
9 Chone Figgins, S (1, 5) OBP: 0.388, SLG: 0.330	C SI 93 F FC 92 B CU 76 X FC 92 1-2 G5-3 ①		X SI 95 0-0 G4-6-3 ②③ 1-2f		C FC 92 C SI 94 B FC 93 B FC 92 X SI 95 2-2 1B 1B			C SI 89 S SI 91 X SI 91 0-2 G4-3 WP 27 2B 1B	C FF 90 X FF 90 0-1 2B	5	1	3	0	0	0	2
Casey Kotchman, L (1, 3) OBP: 0.338, SLG: 0.434	B FC 92 F SI 94 F FC 91 X FC 92 1-2 G1-3 ②			X CU 77 0-0 27 HR 1B	P PO 89 C SI 94 S FC 92 X FC 92 1-2 1-2 1B			C SI 90 S CU 76 B CU 77 B SI 92 X CU 78 2-2 G4-3 ① 1-3	C FF 90 D SL 84 X SL 83 1-1 F9 ③	5	1	2	0	0	0	2
6 Maicer Izturis, S (1, 6) OBP: 0.321, SLG: 0.338	C SI 94 B SI 94 B FC 91 S FC 91 X SI 95 2-2 G6-3 ③			B SI 94 1 SAFE B SI 94 C SI 94 F FC 92 S FC 92 2-3 K ①	B CU 77 C SI 95 B SI 94 B SI 94 C SI 94 X SI 94 3-2 L4 ③			S CU 77 F CU 77 D CU 78 F CU 78 B SI 92 X CU 78 2-2 L5 ②		4	0	0	0	0	1	4
27 Vladimir Guerrero, R (1, 9) OBP: 0.343, SLG: 0.495		B SI 94 S FC 91 B SI 94 X SI 95 2-1 G5-3 ①		F FC 90 B FC 92 X SI 94 1-1 1-H HR		X SI 94 0-0 G6-3 ①		B SI 92 X SI 92 1-0 3-H 2B		4	1	2	3	0	0	0
48 Torii Hunter, R (1, 8) OBP: 0.322, SLG: 0.446		B FC 93 S FC 92 F SI 94 B FC 91 S CU 79 2-3 K ②		C FC 93 B CU 78 B FC 92 X SI 94 2-1 G4-3 ②		C SI 94 B FC 90 F SI 93 S CU 77 1-3 K ②		D SI 91 X SI 92 1-0 G6-3 ③		4	0	0	0	0	2	1
Garret Anderson, L (1, 10) OBP: 0.300, SLG: 0.399		C SI 95 F SI 95 B CU 78 B FC 92 S SI 96 2-3 K ③		B SI 95 B SI 94 X SI 94 2-0 1B		C CH 85 F FC 90 X CU 78 0-2 F7 ③			B FF 90 B FF 90 C FF 89 F FF 89 F FF 90 F FF 91 B SL 84 B FF 90 4-2 24 1B 47 1B BB	3	1	1	0	1	1	0
24 Gary Matthews, S (1, 7) OBP: 0.315, SLG: 0.360			C CU 75 F FC 91 B CU 77 B SI 95 C FC 92 2-3 K ①	X SI 94 0-0 G6-3 ③			C FC 90 F SI 93 B FC 91 B CU 78 F FC 90 B SI 94 C FC 91 3-3 K ①		C FF 90 F FF 89 F FF 90 X SL 82 0-2 47 1B 44 G5-4-3 1-2 1B	4	1	1	0	0	2	1
47 Howie Kendrick, R (1, 4) OBP: 0.341, SLG: 0.436			C SI 95 F FC 91 X CU 77 0-2 44 S 1B		X SI 93 0-0 G6-3 ①		B CU 78 B FC 91 B SI 93 C SI 94 X FC 92 3-1 F9 ②		B FF 89 C FF 90 F FF 91 D SL 85 X FF 90 2-2 44 G5-4-3 1-3 2-H 1B	4	0	2	1	0	0	0
44 Mike Napoli, R (1, 2) OBP: 0.308, SLG: 0.472			B FC 92 1 SAFE B FC 91 F FC 92 B CU 77 B FC 91 4-1 9 G4-6-3 1-2 BB		C FC 90 B CU 78 B FC 92 C SI 93 F FC 91 B SI 93 F FC 91 X SI 93 3-2 F8 ②		C FC 91 C CU 77 B CU 79 B SI 93 C CU 77 2-3 K ③		C FF 90 D SL 84 X FF 90 1-1 G5-4-3 ①② 1-2f 3-H	3	0	0	0	1	1	1

	AB	36
	R	5
	H	11
	RBI	4
	BB	2
	SO	7
	LOB	11

Inning Stats	1	2	3	4	5	6	7	8	9
	R: 0 E: 0 K: 0 S: 9	H: 0 LOB: 0 BB: 0 P: 13	R: 0 E: 0 K: 2 S: 8	H: 0 LOB: 0 BB: 0 P: 14	R: 0 E: 0 K: 1 S: 8	H: 1 LOB: 1 BB: 1 P: 14	R: 2 E: 0 K: 1 S: 10	H: 3 LOB: 1 BB: 0 P: 17	R: 0 E: 0 K: 0 S: 16	H: 2 LOB: 2 BB: 0 P: 24	R: 0 E: 0 K: 1 S: 7	H: 0 LOB: 0 BB: 0 P: 8	R: 0 E: 0 K: 2 S: 9	H: 0 LOB: 0 BB: 0 P: 17	R: 1 E: 0 K: 0 S: 12	H: 2 LOB: 1 BB: 0 P: 18	R: 2 E: 0 K: 0 S: 17	H: 3 LOB: 1 BB: 1 P: 25

	1B: 8	SF: 0
	2B: 2	SAC: 0
	3B: 0	DP: 2
	HR: 1	HBP: 0

	WP: 1	PA: 38
	PB: 0	
	SB: 1	
	CS: 0	

PITCHER		IP	WLS	BF	H	R	ER	SO	BB	IBB	HBP	BLK	WP	HR	S	P	ERA	WHIP
32 Roy Halladay, R ERA: 2.88	(1, 1)	7.0	W	27	6	2	2	7	1	0	0	0	0	1	67	107	2.57	1.000
37 Scott Downs, L ERA: 1.8	(8, 1)	1.0		5	2	1	1	0	0	0	0	0	1	0	12	18	9.00	2.000
52 B.J. Ryan, L ERA: 2.79	(9, 1)	1.0		6	3	2	2	0	1	0	0	0	0	0	17	25	18.00	4.000

PITCHER	IP	WLS	BF	H	R	ER	SO	BB	IBB	HBP	BLK	WP	HR	S	P	ERA	WHIP

Batter	1	2	3	4	5	6	7	8	9	AB	R	H	RBI	BB	SO	LOB
1 Joe Inglett, L (1, 4) OBP: 0.370, SLG: 0.460	B SI 88 C SI 89 B CU 76 B SI 89 X SI 90 3-1 ① G4-3		B SI 90 B SI 91 C SI 89 X SI 90 2-1 ③ F8			X FF 89 0-0 ① G4-3		C SI 87 B CH 80 S CH 80 X CH 79 1-2 ② G4-3		4	0	0	0	0	0	0
19 Marco Scutaro, R (1, 6) OBP: 0.347, SLG: 0.328	X FF 89 0-0 ② F9			C SL 81 B FF 88 X SI 88 1-1 ① G6-3		C FF 88 X SI 89 0-1 2B		B FF 88 F FF 88 B SI 89 X FF 90 2-1 ③ F8		4	0	1	0	0	0	0
15 Alex Rios, R (1, 9) OBP: 0.336, SLG: 0.398	B SI 90 B CH 81 X SI 90 2-0 ③ G6-3			C SL 80 S CH 80 X FF 90 0-2 ② F8		X SL 81 0-0 ② P3			B SL 82 C SI 88 X CH 79 1-1 10 L7-4 2B	4	0	1	0	0	0	1
10 Vernon Wells, R (1, 8) OBP: 0.321, SLG: 0.447		B FF 89 C CH 80 B SI 90 B SI 89 X FF 89 3-1 35 WP 2B		X SI 88 0-0 E6 35 2B		F FF 89 B FF 91 D CH 81 F CH 79 X FF 91 2-2 G6-3			B SL 80 X SI 90 1-0 ① ② L7-4 2-2	4	0	1	0	0	0	2
35 Lyle Overbay, L (1, 3) OBP: 0.369, SLG: 0.399		F SI 90 B FF 90 F SI 89 B CH 81 T CH 80 2-2 ① K 2-3		B CH 80 X CH 84 1-0 ③ 1-H 2B			B SI 87 B SI 88 X CH 85 2-0 ① F8		C SI 89 X CU 76 0-1 ③ F7	4	0	1	0	0	1	1
33 Scott Rolen, R (1, 5) OBP: 0.363, SLG: 0.446		B SI 90 F CH 80 B SI 90 F CH 80 S FF 91 2-3 ② K			C FF 89 B SI 89 F SL 82 X CU 77 1-2 ① P6		F FF 88 B SI 88 B SI 89 F SI 90 F CH 79 F FF 90 X CH 80 2-2 1B			3	0	1	0	0	1	1
Gregg Zaun, S (1, 10) OBP: 0.349, SLG: 0.387		D CH 81 C CH 80 X CU 78 1-1 ③ G3-1			X SI 86 0-0 ② F8		C CU 73 B CH 79 F SI 89 S CH 80 1-3 ② K			3	0	0	0	0	1	2
20 Rod Barajas, R (1, 2) OBP: 0.326, SLG: 0.471			C SL 81 X SL 82 0-1 ① P4		C FF 89 X SL 82 0-1 HR		C SL 81 F FF 90 X FF 88 0-2 ③ F9			3	1	1	1	0	0	1
26 Adam Lind, L (1, 7) OBP: 0.246, SLG: 0.386			C SI 89 S CU 76 X CU 77 0-2 ② G1-3		C CH 80 B FF 91 F CU 76 X CH 81 1-2 ③ G3-1			X SI 88 0-0 ① G6-3		3	0	0	0	0	0	0
Inning Stats	R: 0 E: 0 K: 0 S: 4 H: 0 LOB: 0 BB: 0 P: 9	R: 0 E: 0 K: 2 S: 10 H: 1 LOB: 1 BB: 0 P: 18	R: 0 E: 0 K: 0 S: 7 H: 0 LOB: 0 BB: 0 P: 9	R: 0 E: 1 K: 0 S: 7 H: 1 LOB: 2 BB: 0 P: 9	R: 1 E: 0 K: 0 S: 9 H: 1 LOB: 0 BB: 0 P: 11	R: 0 E: 0 K: 0 S: 7 H: 1 LOB: 1 BB: 0 P: 9	R: 0 E: 0 K: 1 S: 12 H: 1 LOB: 1 BB: 0 P: 17	R: 0 E: 0 K: 0 S: 6 H: 0 LOB: 0 BB: 0 P: 9	R: 0 E: 0 K: 0 S: 5 H: 1 LOB: 0 BB: 0 P: 7	1B: 1 2B: 5 3B: 0 HR: 1 SF: 0 SAC: 0 DP: 1 HBP: 0						

TOP

Toronto Blue Jays @ Los Angeles Angels

Angel Stadium of Anaheim, Anaheim, CA

Sun Jul 06 2008, 12:35 PM PDT

Att. 41,026 - Sunny - 81 F

livebaseballscorecards.com

AB	32
R	1
H	6
RBI	1
BB	0
SO	3
LOB	8

PITCHER		IP	WLS	BF	H	R	ER	SO	BB	IBB	HBP	BLK	WP	HR	S	P	ERA	WHIP
Jon Garland, R ERA: 3.76	(1, 1)	9.0	W	32	6	1	1	3	0	0	0	0	1	1	67	98	1.00	0.667

PITCHER	IP	WLS	BF	H	R	ER	SO	BB	IBB	HBP	BLK	WP	HR	S	P	ERA	WHIP

Toronto Blue Jays @ Los Angeles Angels

Angel Stadium of Anaheim, Anaheim, CA

Sun Jul 06 2008, 12:35 PM PDT

Att. 41,026 - Sunny - 81 F

livebaseballscorecards.com

BOTTOM

Batter	1	2	3	4	5	6	7	8	9	AB	R	H	RBI	BB	SO	LOB
9 Chone Figgins, S (1, 5) OBP: 0.388, SLG: 0.328	C SL 86 B FF 89 B SL 86 C SL 84 X SI 90 2-2 27 FC1-5 HBP 1B	B SL 87 S CH 81 B FC 87 X SL 87 2-1 ③ F7		P PO 84 C SL 86 1 SAFE B SL 87 B SL 87 X SL 86 3-1 ③ F9		C SI 90 B SL 80 C SL 80 F SI 91 B SL 79 B SL 79 F SI 89 B SI 90 4-2 27 WP 1-2 2-3 BB		B SI 90 C SI 90 C CH 81 B SL 89 B CH 82 F SI 91 X SI 91 3-2 ① F9		4	0	1	0	1	0	1
Casey Kotchman, L (1, 3) OBP: 0.339, SLG: 0.432	B FF 89 H SL 87 2-0 27 FC1-5 1-2 2B HBP	C SL 85 B SL 86 X SI 89 1-1 BB 1B	F SL 87 X CU 76 0-1 ① G4-3	C SL 78 B SL 82 X SI 90 1-1 ② F9				S CU 83 B SI 83 B SI 92 X SI 91 2-1 ② G4-3		4	1	1	0	0	0	3
27 Vladimir Guerrero, R (1, 10) OBP: 0.338, SLG: 0.487	B FC 87 B CH 80 X SL 86 2-0 ① FC1-5 1-2 2-3f 2B	X SL 85 0-0 ① F8	B SL 84 B CH 81 X SL 84 2-0 ② G6-3	C SI 97 F SI 98 B FS 88 F SI 97 B SI 97 F SI 98 F SI 97 B SI 96 X SI 96 3-2 ③ G4-3 1-2 2-3 3-H			F SI 93 F SL 91 B SI 92 F CH 80 S FF 89 1-3 ③ K		5	1	0	0	0	1	5
48 Torii Hunter, R (1, 8) OBP: 0.321, SLG: 0.443	B SL 86 X CU 74 1-0 ② F7	B SL 87 S CU 77 F SI 90 D CU 79 C SL 85 2-3 ② K	B SL 86 F SL 85 X SL 86 1-1 ③ G1-3				C SI 97 F FS 88 X FS 87 0-2 BB 5 1B 1B			4	1	1	0	0	1	3
Garret Anderson, L (1, 7) OBP: 0.306, SLG: 0.405	2 SAFE C CU 73 B SL 87 B SI 90 B CH 81 C SL 87 X SL 87 3-2 1-H 2-H 2B	B CH 82 B CH 81 S CH 80 B CH 80 B SL 86 4-1 1-2 BB				C SI 88 B SL 87 C SL 85 F CH 82 X CU 77 1-2 47 2B 5 1B 1B	B SI 97 X SI 97 1-0 ① F8			3	1	2	2	1	0	1
47 Howie Kendrick, R (1, 4) OBP: 0.339, SLG: 0.438	C FC 88 B CH 80 X CU 77 1-1 ③ G5-3	B CH 81 F SL 88 F SL 86 D SL 86 2 SAFE F SL 87 X SL 86 2-2 ③ G3-1				F SL 85 C SL 86 F SL 86 F SL 86 B SL 86 X CU 77 1-2 5 1B 1-3 2B	C SI 97 F SI 97 S FS 86 0-3 ② K			4	1	1	0	0	1	4
Juan Rivera, R (1, 9) OBP: 0.247, SLG: 0.324 77 Reggie Willits, S (8, 9) OBP: 0.301, SLG: 0.217		B SL 86 X SL 86 1-0 HR		C CU 76 B CU 74 S SL 84 B SL 87 X SL 87 2-2 ① F8		B SL 80 X SL 86 1-0 ① G1-3	B SI 97 C SI 97 B SI 98 B SI 97 B SI 97 4-1 5 1B 1-2 BB			3 0	1 0	1 0	1 0	1 0	0 0	2 0
5 Jeff Mathis, R (1, 2) OBP: 0.298, SLG: 0.355		B SL 88 C CU 76 F CU 79 F SL 86 B CU 76 S SL 86 2-3 ① K		B CU 72 B SL 87 X SL 86 2-0 ② P6		B SL 87 C SL 87 X CU 79 1-1 9 BB 2 1B 27 WP 2-H 3-H 1B	B SI 97 S SI 98 X SI 97 1-1 1-2 2-H 1B			4	1	2	3	0	1	0
2 Erick Aybar, S (1, 6) OBP: 0.301, SLG: 0.387		B SI 90 X SL 86 1-0 ② B1-3		S CH 81 X CH 81 0-1 1B		B SI 88 S SI 89 F SL 80 X SL 82 1-2 27 WP 9 BB 1-2 1B	X SI 97	0-0 ③ F9		4	0	2	0	0	0	2
Inning Stats	R: 2 E: 0 K: 0 S: 10 H: 2 LOB: 1 BB: 0 P: 21	R: 1 E: 0 K: 1 S: 8 H: 1 LOB: 0 BB: 0 P: 14	R: 0 E: 0 K: 1 S: 11 H: 1 LOB: 2 BB: 1 P: 20	R: 0 E: 0 K: 0 S: 9 H: 1 LOB: 1 BB: 0 P: 15	R: 0 E: 0 K: 0 S: 5 H: 0 LOB: 0 BB: 0 P: 8	R: 3 E: 0 K: 0 S: 27 H: 4 LOB: 2 BB: 1 P: 40	R: 1 E: 0 K: 1 S: 11 H: 2 LOB: 2 BB: 1 P: 17	R: 0 E: 0 K: 1 S: 10 H: 0 LOB: 0 BB: 0 P: 16								

| | | | | | | | |

Los Angeles Angels @ Texas Rangers

Rangers Ballpark in Arlington, Arlington, TX

Mon Jul 07 2008, 8:05 PM EDT

Att. 21,170 - Partly Cloudy - 95 F

livebaseballscorecards.com

TOP

Batter	1	2	3	4	5	6	7	8	9	AB	R	H	RBI	BB	SO	LOB
9 Chone Figgins, S (1, 5) OBP: 0.384, SLG: 0.322	C FF 91 B FF 91 B SI 90 B SI 91 B FF 92 4-1 E S G3 BB	C FF 92 C SI 91 X SL 82 0-2 ① G6-3	C CU 76 C FC 86 B FF 95 B FF 96 S CH 85 2-3 ② K		B FF 87 X CH 85 1-0 ③ G6-3			1 SAFE C CH 80 C FF 92 X CH 83 0-2 ① G5-3 1-2		4	1	0	0	1	1	2
Casey Kotchman, L (1, 3) OBP: 0.337, SLG: 0.431	C FF 92 F FF 90 B SL 81 X SI 92 1-2 ① G3 1-H	B SI 92 B SI 90 B SI 90 C SI 92 F FF 90 F SI 91 X SI 92 3-2 6 1B 2B	B FF 95 B FF 96 F CH 84 X CU 78 2-1 ③ F8			B CU 76 B CU 76 C FF 92 X CH 83 2-1 ① F8		F FF 95 F CH 85 B FF 96 X FF 95 1-2 E3 6 FC3-2-5 2-3		5	1	1	1	0	0	1
6 Maicer Izturis, S (1, 6) OBP: 0.323, SLG: 0.344	X FF 91 0-0 27 1B 48 1B 2B	B SI 90 B SI 90 B SI 91 C SI 89 C FF 90 X FF 91 3-2 27 HR 2-H 1B		C CU 76 C CH 84 F FF 94 F FF 95 B FF 95 X FF 95 1-2 ① G3		B CU 76 B FF 94 C FF 93 S CH 85 C FF 95 2-3 ② K		B CH 86 X CH 86 1-0 ②③ FC3-2-5 1-3 3-H		5	2	2	1	0	1	2
27 Vladimir Guerrero, R (1, 9) OBP: 0.345, SLG: 0.500	B FF 92 B SL 79 X FF 90 2-0 BB 48 1B 24 G1-2-3 2-3 1B	C SL 74 X SI 89 0-1 1-H HR		F FF 95 H SI 95 1-1 HBP		X CU 78 0-0 ③ F8			F FF 92 X CU 79 0-1 E1 1B	4	1	3	2	0	0	0
48 Torii Hunter, R (1, 8) OBP: 0.325, SLG: 0.464	1 SAFE B FF 90 B FF 90 X FF 91 2-0 BB 1-2 3-H 1B	X SL 76 0-0 HR		F FF 94 X FF 94 0-1 ② P4			B FF 94 B CU 77 B FF 94 F FF 93 F FF 94 X FF 94 3-2 HR		B CH 84 B FF 92 B CU 76 C FF 94 F CH 84 X CH 85 3-2 ① G5-3	5	2	3	3	0	0	2
Garret Anderson, L (1, 10) OBP: 0.304, SLG: 0.399	B SI 91 B CH 83 F SI 91 B SI 92 B FF 90 4-1 1-2 2-3 BB	X FF 94 0-0 ② L9		B CU 78 C CU 75 F CH 84 B FF 96 X CH 84 2-2 ③ P6			C CH 86 F CH 86 S FF 95 0-3 ① K		C FS 87 X FS 88 0-1 ② F8	4	0	0	0	1	1	2
24 Gary Matthews, S (1, 7) OBP: 0.317, SLG: 0.359	C FF 91 B SI 91 F SI 91 F FF 91 B SL 80 X FF 90 2-2 ②③ G1-2-3 3-Hf	B FF 94 X FF 94 1-0 1B			X FF 93 0-0 ① G6-3		X CU 75 0-0 ② G4-3		B FF 94 B SL 92 C FF 94 S FS 88 B FF 94 B FS 89 4-2 BB	4	0	1	0	1	0	3
47 Howie Kendrick, R (1, 4) OBP: 0.335, SLG: 0.430		X SI 89 X SF 90 1-0 5 HR 1B C CU 76 C CU 75 B FF 94 X CU 80 1-2 F8			B FF 92 F CH 84 F CU 79 F FF 95 F FF 92 F FF 95 F CU 78 B FF 91 F CH 86 2-2 ② X FF 94 G1-6-3		C FF 95 S CH 84 B FF 96 B CU 79 F FF 96 X CH 85 2-2 ③ G5-3		X FF 95 0-0 ③ F9	5	1	1	0	0	0	3
5 Jeff Mathis, R (1, 2) OBP: 0.309, SLG: 0.382		C SI 89 C SI 90 X CH 84 0-2 1-H HR	C FF 92 B CU 77 B FF 93 S FF 94 S FF 96 2-3 ① K		B FF 87 B CH 87 B CU 77 C CU 76 X FF 95 3-1 1B			L FF 90 B CU 78 C CU 77 B FF 93 B FF 94 B FF 94 4-2 E 9 6 G5-3 FC3-2-5 BB		3	1	2	2	1	1	0

Inning Stats																																	
	R: 2	E: 0	K: 0	S: 12	H: 3	LOB: 2	BB: 2	P: 27	R: 6	E: 0	K: 0	S: 22	H: 7	LOB: 1	BB: 0	P: 31	R: 0	E: 0	K: 2	S: 8	H: 0	LOB: 0	BB: 0	P: 14	R: 0	E: 0	K: 0	S: 11	H: 0	LOB: 1	BB: 0	P: 15
	R: 0	E: 0	K: 0	S: 12	H: 1	LOB: 1	BB: 0	P: 18	R: 0	E: 0	K: 1	S: 6	H: 0	LOB: 0	BB: 0	P: 10	R: 1	E: 0	K: 1	S: 11	H: 1	LOB: 0	BB: 0	P: 16	R: 0	E: 1	K: 0	S: 9	H: 0	LOB: 1	BB: 1	P: 15
	R: 0	E: 1	K: 0	S: 10	H: 1	LOB: 2	BB: 1	P: 17	1B: 7	2B: 3	3B: 0	HR: 4	SF: 0	SAC: 0	DP: 2	HBP: 1	WP: 0	PB: 0	SB: 2	CS: 0	PA: 44											

PITCHER		IP	WLS	BF	H	R	ER	SO	BB	IBB	HBP	BLK	WP	HR	S	P	ERA	WHIP
46 Luis Mendoza, R ERA: 7.54	(1, 1)	1.1	L	14	9	8	8	0	2	0	0	0	0	3	29	51	54.00	8.250
57 Dustin Nippert, R ERA: 9.77	(2, 1)	7.0		27	4	1	1	4	1	0	1	0	0	1	67	103	1.29	0.714
60 Warner Madrigal, R ERA: 16.2	(9, 1)	0.2		3	0	0	0	0	1	0	0	0	0	0	5	9	0.00	1.500

PITCHER	IP	WLS	BF	H	R	ER	SO	BB	IBB	HBP	BLK	WP	HR	S	P	ERA	WHIP

AB	39
R	9
H	13
RBI	9
BB	4
SO	4
LOB	15

Batter	1	2	3	4	5	6	7	8	9	AB	R	H	RBI	BB	SO	LOB
5 Ian Kinsler, R (1, 4) OBP: 0.396, SLG: 0.554	F FF 96 C SL 86 B FF 96 B SL 86 X SL 85 2-2 ① F9		C SL 84 B SL 86 B SL 85 X FF 97 2-1 10 F8 32 2B 2B		F FF 96 X FF 96 0-1 32 FC3-6 1B	X SL 84 0-0 32 G6-3 1-2 1B			F CU 79 C FF 92 B CU 80 X CU 78 1-2 7 DI 2B	5	1	4	0	0	0	0
10 Michael Young, R (1, 6) OBP: 0.340, SLG: 0.418	C FF 97 F FF 91 X FF 97 0-2 HBP 1B		X FF 95 0-0 ① F8 2-3		F FF 94 B SL 84 S SL 85 C SL 87 1-3 ① K	S SL 86 S SL 87 S SL 86 0-3 ① K			X CU 79 0-0 ① F9	5	0	1	0	0	2	5
32 Josh Hamilton, L (1, 9) OBP: 0.366, SLG: 0.544	B SI 95 B FF 94 C FF 95 1 SAFE F FF 94 B FF 96 X FF 96 3-2 ② F7		F SL 86 C FF 96 X FF 97 0-2 7 FC4-6 3-H 2B		F FF 96 F FF 90 X SL 88 0-2 ② FC3-6 7 HR BB 1-2f	X FF 97 0-0 ②③ G6-3 1-2f			B CH 84 S CU 78 S CH 82 S CH 85 1-3 ② K	5	1	1	1	0	1	5
Milton Bradley, S (1, 10) OBP: 0.445, SLG: 0.603	B FF 96 S SL 84 F FF 90 D SL 86 H SL 86 3-2 7 FC4-6 1-2 HBP		C CH 88 B FF 96 S FF 91 F SL 86 B FF 97 B FF 91 B SL 86 4-2 7 FC4-6 BB		B FF 96 B FF 97 C FF 96 B FF 96 F FF 97 B SL 86 4-2 7 HR 1-2 BB		F FF 93 C FF 95 B SL 86 C FF 95 1-3 ① K		B FF 92 D FF 93 B FF 92 C FF 92 F FF 92 F CU 79 D CU 80 4-2 7 DI BB	1	1	0	0	3	1	0
7 David Murphy, L (1, 7) OBP: 0.307, SLG: 0.458	X FF 96 0-0 ③ FC4-6 1-2f		B CH 88 C FF 95 X FF 97 1-1 ② FC4-6 22 FC6-4 1-2f 2-3		C FF 96 X FF 90 0-1 1-H 2-H HR		C FF 94 B SL 82 X SL 86 1-1 ② L3		B CU 80 C CU 78 S CH 84 X CH 84 1-2 L3 1-2 2-3 ③	5	1	1	3	0	0	6
22 Marlon Byrd, R (1, 8) OBP: 0.324, SLG: 0.368		C FF 96 B FF 96 X SL 84 1-1 ① G6-3 X FF 97 0-0 ③ FC6-4 1-2f			B SL 88 S FF 98 B FF 98 F FF 99 B F X 3-2 19 HR 1B		S SL 85 B SL 89 X FF 96 1-1 ③ F9			4	1	1	0	0	0	2
19 Chris Davis, L (1, 3) OBP: 0.289, SLG: 0.588		B FF 94 X CH 89 1-0 ② G3-1		B SL 79 F FF 94 S FF 96 F SL 86 S SL 86 1-3 ① K	C X SL 82 0-1 1-H HR			S SI 94 F SI 95 C SI 94 0-3 ① K		4	1	1	2	0	2	0
51 Max Ramirez, R (1, 2) OBP: 0.273, SLG: 0.276		X FF 95 0-0 1B		C SL 85 C SL 85 C SL 84 0-3 ② K	B SL 84 X SL 83 1-0 ③ P3			C SI 94 B SI 95 F SI 94 C SI 96 1-3 ② K		4	0	1	0	0	2	0
Ramón Vázquez, L (1, 5) OBP: 0.382, SLG: 0.485		C FF 91 S SL 83 S SL 85 0-3 ③ K		X FF 96 0-0 ③ G4-3		C SL 81 C FF 94 B SL 86 B SL 83 X FF 95 2-2 5 1B 1B		X SI 94 0-0 ③ G4-3		4	0	1	0	0	1	1
Inning Stats	R: 0 E: 0 K: 0 S: 12 H: 1 LOB: 2 BB: 0 P: 20	R: 0 E: 0 K: 1 S: 7 H: 1 LOB: 1 BB: 0 P: 9	R: 1 E: 0 K: 0 S: 12 H: 2 LOB: 2 BB: 1 P: 19	R: 0 E: 0 K: 2 S: 8 H: 0 LOB: 0 BB: 0 P: 9	R: 5 E: 0 K: 1 S: 19 H: 4 LOB: 0 BB: 1 P: 28	R: 0 E: 0 K: 1 S: 8 H: 2 LOB: 1 BB: 0 P: 10	R: 0 E: 0 K: 1 S: 7 H: 0 LOB: 0 BB: 0 P: 10	R: 0 E: 0 K: 2 S: 7 H: 0 LOB: 0 BB: 0 P: 8	R: 0 E: 0 K: 1 S: 13 H: 1 LOB: 2 BB: 1 P: 20	1B: 6 2B: 3 3B: 0 HR: 2 SF: 0 SAC: 0 DP: 1 HBP: 1						

PITCHER		IP	WLS	BF	H	R	ER	SO	BB	IBB	HBP	BLK	WP	HR	S	P	ERA	WHIP
54 Ervin Santana, R ERA: 3.53	(1, 1)	7.0	W	33	10	6	6	6	2	0	1	0	0	2	73	105	7.71	1.714
62 Scot Shields, R ERA: 2.57	(8, 1)	1.0	H	3	0	0	0	2	0	0	0	0	0	0	7	8	0.00	0.000
Francisco Rodríguez, R ERA: 1.88	(9, 1)	1.0	S	5	1	0	0	1	1	0	0	0	0	0	13	20	0.00	2.000

PITCHER	IP	WLS	BF	H	R	ER	SO	BB	IBB	HBP	BLK	WP	HR	S	P	ERA	WHIP

BOTTOM

Los Angeles Angels @ Texas Rangers

Rangers Ballpark in Arlington, Arlington, TX

Mon Jul 07 2008, 8:05 PM EDT
Att. 21,170 - Partly Cloudy - 95 F

livebaseballscorecards.com

AB	37
R	6
H	11
RBI	6
BB	3
SO	9
LOB	19

WP: 0 PA: 41
PB: 0
SB: 0
CS: 0

Batter	1	2	3	4	5	6	7	8	9	AB	R	H	RBI	BB	SO	LOB
9 Chone Figgins, S (1, 5) OBP: 0.378, SLG: 0.316	B FF 90 B FF 90 C FF 90 B FF 89 X FF 89 3-1 E6 24 CS			B FF 88 X FF 87 1-0 ① F9	B FF 91 C FF 88 B FF 89 B CH 78 X FF 88 3-1 ③ FC6-4 1-2f			C SI 86 B SI 87 B SI 87 X SI 86 2-1 ② L7		4	0	0	0	0	0	2
24 Gary Matthews, S (1, 9) OBP: 0.313, SLG: 0.354	C SI 89 ① B CH 78 F CH 77 ② B FF 91 B CH 78 S FF 90 3-3 K 1-2			B CU 75 F FF 89 B CH 79 X FF 90 2-1 ② P4		X FF 88 0-0 ① G6-3		F SI 87 B SI 86 B SI 86 C SI 86 X CH 80 2-2 ③ G5-3		4	0	0	0	0	1	1
2 Erick Aybar, S (1, 6) OBP: 0.295, SLG: 0.379	C FF 90 C SI 90 B SI 90 B FF 92 X FF 90 2-2 ③ G4-3			C SI 90 C CU 76 X FC 85 0-2 ③ G5-3		B FF 89 B CU 76 B CH 79 C FC 85 F FF 90 F FF 91 X FF 91 3-2 ② L8			B FF 94 C SI 92 F FF 94 F SI 96 F SL 84 F FF 93 X SI 94 1-2 ① G1-3	4	0	0	0	0	0	0
27 Vladimir Guerrero, R (1, 10) OBP: 0.347, SLG: 0.500		F FF 89 X CH 78 0-1 48 G4-6-3 1B			B CU 77 B CH 78 X FF 89 2-0 ① P4	B FF 93 B FF 90 F FF 90 X FF 90 2-1 ③ G6-3			X CU 81 0-0 47 FC1-4 48 BB 1B	4	0	2	0	0	0	0
48 Torii Hunter, R (1, 8) OBP: 0.327, SLG: 0.462		X CH 78 0-0 ① G4-6-3 ② 1-2f			B CU 76 B SI 90 C CH 78 B FF 90 B SI 88 4-1 47 2B 1B BB		B CH 79 B SI 88 X FF 91 2-0 ① P4		C SI 96 B SI 94 B CH 86 B SI 94 B SI 93 4-1 47 FC1-4 1-2 BB	2	1	0	0	2	0	1
47 Howie Kendrick, R (1, 4) OBP: 0.339, SLG: 0.438		C FF 91 B SI 90 X SI 90 1-1 ③ G1-3			F FF 87 X SI 88 0-1 1-3 1B 2B		C FF 90 S CH 80 B CH 78 F FC 86 F FF 93 X FF 93 1-2 1B		B FF 94 C SI 93 B SL 80 X SI 93 2-1 ② FC1-4 DI 1-2f 2-3	4	1	2	0	0	0	2
Garret Anderson, L (1, 7) OBP: 0.306, SLG: 0.399			C FF 88 B FF 91 C CH 79 F FF 90 B FC 84 F FF 89 X FF 92 2-2 ① F7		B FF 88 S CH 79 C FC 82 X FC 84 1-2 5 1B 2-H 3-H 1B		1 SAFE B FF 88 X FF 89 1-0 ② F8		D SL 86 B SI 94 B SI 95 I IN 68 4-0 1-2 IBB	3	0	1	2	1	0	1
39 Robb Quinlan, R (1, 3) OBP: 0.317, SLG: 0.304 Juan Rivera, R (9, PH) OBP: 0.243, SLG: 0.319			B FF 88 C SI 89 B CH 77 X CH 78 2-1 ② F9		C FF 88 B SI 87 X SI 86 1-1 ② F8		B FF 89 F FF 92 B FF 92 1 SAFE X CH 80 2-1 ③ G6-3		B FF 93 C SI 93 B SI 93 X SI 93 2-1 ③ G4-3	3 1	0 0	0 0	0 0	0 0	0 0	2 3
5 Jeff Mathis, R (1, 2) OBP: 0.310, SLG: 0.381			C SI 90 X SI 89 0-1 ③ F8		D CU 75 B FF 86 S FF 86 X FF 86 2-1 9 FC6-4 1-2 1B			B SI 85 B SI 86 B SI 86 C SI 85 X SI 86 3-1 ① F7		3	0	1	0	0	0	0
Inning Stats	R: 0 E: 1 K: 1 S: 8 H: 0 LOB: 0 BB: 0 P: 16	R: 0 E: 0 K: 0 S: 5 H: 1 LOB: 0 BB: 0 P: 6	R: 0 E: 0 K: 0 S: 9 H: 0 LOB: 0 BB: 0 P: 13	R: 0 E: 0 K: 0 S: 6 H: 0 LOB: 0 BB: 0 P: 9	R: 2 E: 0 K: 0 S: 13 H: 3 LOB: 2 BB: 1 P: 26	R: 0 E: 0 K: 0 S: 7 H: 0 LOB: 0 BB: 0 P: 12	R: 0 E: 0 K: 0 S: 9 H: 1 LOB: 1 BB: 0 P: 15	R: 0 E: 0 K: 0 S: 7 H: 0 LOB: 0 BB: 0 P: 14	R: 0 E: 0 K: 0 S: 12 H: 1 LOB: 3 BB: 2 P: 25	1B: 5 2B: 2 3B: 0 HR: 0 SF: 0 SAC: 0 DP: 2 HBP: 0						

PITCHER		IP	WLS	BF	H	R	ER	SO	BB	IBB	HBP	BLK	WP	HR	S	P	ERA	WHIP
54 Matt Harrison, L ERA: 2.57	(1, 1)	7.0	W	26	5	2	2	1	1	0	0	0	0	0	57	97	2.57	0.857
Eddie Guardado, L ERA: 2.81	(8, 1)	1.0	H	3	0	0	0	0	0	0	0	0	0	0	7	14	0.00	0.000
36 C.J. Wilson, L ERA: 4.58	(9, 1)	1.0	S	6	1	0	0	0	1	1	0	0	0	0	12	25	0.00	2.000

PITCHER	IP	WLS	BF	H	R	ER	SO	BB	IBB	HBP	BLK	WP	HR	S	P	ERA	WHIP

Los Angeles Angels @ Texas Rangers

Rangers Ballpark in Arlington, Arlington, TX

Tue Jul 08 2008, 8:05 PM EDT

Att. 18,788 - Cloudy - 76 F

TOP

livebaseballscorecards.com

AB	32
R	2
H	6
RBI	2
BB	3
SO	1
LOB	12

WP: 0	PA: 35		
PB: 0			
SB: 0			
CS: 1			

Batter	1	2	3	4	5	6	7	8	9	AB	R	H	RBI	BB	SO	LOB
5 Ian Kinsler, R (1, 4) OBP: 0.395, SLG: 0.553	B FF 90 X CH 79 1-0 G4-3		B SI 92 F SI 92 B FF 93 F CH 83 X CH 81 2-2 F8			B CU 75 X SI 91 1-0 32 1B 2B		C CH 82 F FF 92 B FF 92 X CU 78 1-2 F7		4	1	1	0	0	0	0
10 Michael Young, R (1, 6) OBP: 0.342, SLG: 0.425	B SI 91 S SI 90 X FF 91 1-1 32 SF7 3B			B CH 82 F FF 91 X CH 82 1-1 32 G1-3 1B		B CH 82 F CH 82 F SL 81 S FF 93 1-3 K		B CU 77 B CU 76 B SI 92 C FF 92 C FF 92 F FF 93 X FF 93 3-2 G4-3		4	1	2	0	0	1	1
32 Josh Hamilton, L (1, 9) OBP: 0.366, SLG: 0.544	F SI 92 D SL 85 B SL 86 X SI 92 2-1 SF7 3-H			C CU 76 F SI 92 X CU 79 0-2 G1-3 1-2		B SL 85 B CH 80 S CH 81 X SI 93 2-1 22 FC1-6 2-H 1B				2	0	1	2	0	0	1
Milton Bradley, S (1, 10) OBP: 0.441, SLG: 0.596	X SI 92 0-0 G6-3			F CH 83 S SI 93 D CU 79 D CH 84 B FF 94 F FF 94 F FF 94 X CH 85 3-2 G1-3		B FF 93 F FF 92 1 SAFE S CH 83 C FF 92 1-3 K				3	0	0	0	0	1	2
22 Marlon Byrd, R (1, 8) OBP: 0.318, SLG: 0.361		F SI 90 F FF 91 B FF 90 X CU 78 1-2 G4-3		B CU 77 B CH 83 S CH 84 F FF 94 F CH 83 B CH 81 X FF 94 3-2 F8		X FF 92 0-0 FC1-6 1-2f				3	0	0	0	0	0	2
41 Brandon Boggs, S (1, 7) OBP: 0.332, SLG: 0.415		C SI 92 B CH 83 B CH 83 F SI 93 C FF 94 2-3 K			B FF 91 F FF 91 F FF 92 B CU 78 S CH 82 2-3 K		B CU 74 C CU 74 B CH 82 X SI 91 2-1 21 G6-4-3 1B			3	0	1	0	0	2	0
21 Jarrod Saltalamacchia, S (1, 2) OBP: 0.325, SLG: 0.319		C SI 92 X CU 79 0-1 G1-3			C FF 93 B FF 93 X CH 83 1-1 G5-3		X CH 82 0-0 G6-4-3 1-2f			3	0	0	0	0	0	1
19 Chris Davis, L (1, 3) OBP: 0.293, SLG: 0.649			C FF 91 B SL 84 B SI 92 C SI 91 S FF 93 2-3 K		B FF 92 B SL 86 F SI 92 S SI 91 F FF 94 F CU 78 X FF 93 2-2 HR		X SL 85 0-0 L3			3	1	1	1	0	1	0
6 German Duran, R (1, 5) OBP: 0.279, SLG: 0.358			F SI 92 X CH 83 0-1 F9		B CH 83 B SI 93 X SI 93 2-0 F8			B SI 90 F FF 91 B CU 76 F SI 92 X FF 93 2-2 P4		3	0	0	0	0	0	0
Inning Stats	R: 1 E: 0 K: 0 S: 6 H: 1 LOB: 0 BB: 0 P: 10	R: 0 E: 0 K: 1 S: 8 H: 0 LOB: 0 BB: 0 P: 11	R: 0 E: 0 K: 1 S: 8 H: 0 LOB: 0 BB: 0 P: 12	R: 0 E: 0 K: 0 S: 14 H: 1 LOB: 1 BB: 0 P: 21	R: 1 E: 0 K: 1 S: 11 H: 1 LOB: 0 BB: 0 P: 18	R: 1 E: 0 K: 2 S: 10 H: 2 LOB: 1 BB: 0 P: 15	R: 0 E: 0 K: 0 S: 4 H: 1 LOB: 0 BB: 0 P: 6	R: 0 E: 0 K: 0 S: 10 H: 0 LOB: 0 BB: 0 P: 16		1B: 3 2B: 1 3B: 1 HR: 1 SF: 1 SAC: 0 DP: 1 HBP: 0						

PITCHER	IP	WLS	BF	H	R	ER	SO	BB	IBB	HBP	BLK	WP	HR	S	P	ERA	WHIP
51 Joe Saunders, L (1, 1) ERA: 3.07	8.0	L	29	6	3	3	5	0	0	0	0	0	1	71	109	3.38	0.750

PITCHER	IP	WLS	BF	H	R	ER	SO	BB	IBB	HBP	BLK	WP	HR	S	P	ERA	WHIP

BOTTOM

Los Angeles Angels @ Texas Rangers

Rangers Ballpark in Arlington, Arlington, TX

Tue Jul 08 2008, 8:05 PM EDT

Att. 18,788 - Cloudy - 76 F

livebaseballscorecards.com

AB	28
R	3
H	6
RBI	3
BB	0
SO	5
LOB	7

WP: 0 PA: 29
PB: 0
SB: 0
CS: 0

Batter	1	2	3	4	5	6	7	8	9	AB	R	H	RBI	BB	SO	LOB
9 Chone Figgins, S (1, 5) OBP: 0.376, SLG: 0.315	C FF 93 X FF 94 0-1 F9		X FF 93 0-0 G4-6-3 1B			C SI 92 C CU 70 S SL 85 0-3 K		C SI 91 B CU 76 B SI 92 B FC 87 F SI 91 F SI 92 F FC 88 X SI 92 3-2 L1		4	0	1	0	0	1	0
Casey Kotchman, L (1, 3) OBP: 0.333, SLG: 0.426	B FF 94 F FF 92 B SL 87 X FS 86 2-1 F8		1 SAFE P PO 88 D FS 87 F FS 86 X FS 85 2-1 G4-6-3 1-2f			B SI 92 B CH 81 C CH 80 B SI 91 X SI 95 3-1 G4-3		C CU 76 B FC 88 C CH 85 B CU 79 S SI 93 2-3 K		4	0	0	0	0	1	1
6 Maicer Izturis, S (1, 6) OBP: 0.329, SLG: 0.348	B FF 95 B FF 93 X FF 92 2-0 1B			B SI 92 B FF 93 B SI 90 B SI 90 4-0 27 1B 48 G4-6-3 BB		C SI 94 S CH 82 B SL 87 X CH 88 1-2 L4		C SI 93 C CU 78 F CU 80 B SI 91 F FC 89 B CU 78 X SI 93 2-2 1B		3	1	2	0	1	0	0
27 Vladimir Guerrero, R (1, 9) OBP: 0.346, SLG: 0.497	1 SAFE B FF 94 F FF 94 F FF 94 F FF 94 F FF 95 B FS 86 B FF 94 S SL 88 3-3 K			F SI 92 X SI 93 0-1 48 G4-6-3 1-3 1B			B FF 96 F FF 95 B FF 97 B FF 96 F FF 96 F FF 97 X FF 97 3-2 F8	S SI 93 1 SAFE F FC 91 S CU 79 0-3 K		4	0	1	0	0	2	2
48 Torii Hunter, R (1, 8) OBP: 0.329, SLG: 0.460		C FF 94 B FF 93 B FS 87 B FF 92 F FF 94 X FF 94 3-2 1B SF8 1B		B SI 91 B SI 90 B SI 93 X FF 92 3-0 G4-6-3 1-2f 3-H			B SL 88 C FS 88 B SL 86 S FF 95 B FF 96 B FF 96 4-2 S HR BB		B CU 76 B SI 90 X SI 92 2-0 G4-3	3	2	1	0	1	0	1
Garret Anderson, L (1, 10) OBP: 0.306, SLG: 0.397		C FF 93 C FF 93 F SI 94 1 SAFE X SL 87 0-2 47 G5-4-3 1-3 1B		B SI 92 X SI 92 1-0 F7			F FF 95 C FF 96 B FF 96 D CU 81 X FF 95 2-2 P6		C CU 77 B CU 76 B SI 92 X FC 88 2-1 G4-3	4	0	1	0	0	0	1
Juan Rivera, R (1, 7) OBP: 0.244, SLG: 0.361 77 Reggie Willits, S (9, 7) OBP: 0.301, SLG: 0.217		B SL 86 F FF 94 C SL 86 B SL 87 F FF 94 B SL 86 X FF 94 3-2 SF8 3-H			C SI 92 B SL 87 F SL 84 C CU 74 1-3 K		P PO 91 B FF 94 F FF 95 B FF 96 X FF 95 3-1 1-H HR		C SI 92 X FC 88 0-1 G6-3	3 0	1 0	1 0	3 0	0 0	1 0	0 0
47 Howie Kendrick, R (1, 4) OBP: 0.339, SLG: 0.448		C FF 92 S FS 87 X FS 86 0-2 G5-4-3 1-2f			F SI 94 B CH 81 S SL 85 B FF 94 F SL 84 X SI 93 2-2 F9		C FF 95 X 0-1 3B			3	0	1	0	0	0	1
5 Jeff Mathis, R (1, 2) OBP: 0.304, SLG: 0.373			B FF 91 F FF 92 C FF 93 B SL 89 X SL 85 2-2 G2-3		C CU 70 B SL 86 S SI 93 F FF 94 B SL 87 X FF 92 2-2 F8		B FS 86 B FF 94 X FF 95 2-0 P6			3	0	0	0	0	0	1
Inning Stats	R: 0 E: 0 K: 1 S: 9 H: 1 LOB: 1 BB: 0 P: 16	R: 1 E: 0 K: 0 S: 14 H: 2 LOB: 0 BB: 0 P: 20	R: 0 E: 0 K: 0 S: 7 H: 1 LOB: 0 BB: 0 P: 10	R: 1 E: 0 K: 0 S: 4 H: 1 LOB: 0 BB: 1 P: 12	R: 0 E: 0 K: 1 S: 11 H: 0 LOB: 0 BB: 0 P: 16	R: 0 E: 0 K: 1 S: 8 H: 0 LOB: 0 BB: 0 P: 12	R: 2 E: 0 K: 0 S: 15 H: 2 LOB: 1 BB: 1 P: 28	R: 0 E: 0 K: 2 S: 16 H: 1 LOB: 1 BB: 0 P: 23	R: 0 E: 0 K: 0 S: 5 H: 0 LOB: 0 BB: 0 P: 9	1B: 6 2B: 0 3B: 1 HR: 1 SF: 1 SAC: 0 DP: 3 HBP: 0						

PITCHER		IP	WLS	BF	H	R	ER	SO	BB	IBB	HBP	BLK	WP	HR	S	P	ERA	WHIP
60 Warner Madrigal, R ERA: 9.95	(1, 1)	3.0		11	4	1	1	1	0	0	0	0	0	0	30	46	3.00	1.333
59 Josh Rupe, R ERA: 4.24	(4, 1)	3.0		10	1	1	1	2	1	0	0	0	0	0	23	40	3.00	0.667
50 Frank Francisco, R ERA: 3.75	(7, 1)	1.0		6	2	2	2	0	1	0	0	0	0	1	15	28	18.00	3.000
Jamey Wright, R ERA: 4.26	(8, 1)	2.0	W	7	1	0	0	2	0	0	0	0	0	0	21	32	0.00	0.500

PITCHER	IP	WLS	BF	H	R	ER	SO	BB	IBB	HBP	BLK	WP	HR	S	P	ERA	WHIP

TOP

Los Angeles Angels @ Texas Rangers

Rangers Ballpark in Arlington, Arlington, TX

Wed Jul 09 2008, 8:05 PM EDT

Att. 24,515 - Partly Cloudy - 96 F

livebaseballscorecards.com

AB	31
R	4
H	8
RBI	3
BB	2
SO	5
LOB	7

WP: 0 PA: 34
PB: 0
SB: 1
CS: 0

Batter	1	2	3	4	5	6	7	8	9	AB	R	H	RBI	BB	SO	LOB
5 Ian Kinsler, R (1, 4) OBP: 0.392, SLG: 0.549	C FF 91 B FF 90 X CH 79 1-1 10 1B 1B		S FF 90 S SL 78 S FF 89 0-3 ① K		C SL 77 B FF 89 B FF 88 C CH 78 B FF 93 F FF 92 X SL 75 3-2 ① F7	B FF 89 B FF 89 S FF 89 F SL 79 S FF 92 2-3 ③ K			F FF 92 D CU 80 F CU 80 S CH 82 1-3 ① K	5	0	1	0	0	3	3
Frank Catalanotto, L (1, 10) OBP: 0.356, SLG: 0.396	1 SAFE C FF 90 1 SAFE P PO 84 1 SAFE B FF 91 1 SAFE 1 SAFE T FF 92 2-2 ① F FF 91 1 SAFE X FF 92 F7		X CU 70 0-0 ② F7		C CU 69 B FF 91 H FF 91 2-1 10 1B HBP		C FF 94 B FS 83 C FS 84 X FS 85 1-2 ① G4-3		C FF 92 D CH 85 C CU 79 F CH 84 X CH 84 1-2 ② G3 1-2	4	0	0	0	0	0	3
10 Michael Young, R (1, 6) OBP: 0.345, SLG: 0.427	B FF 91 X CH 81 1-0 32 L3 1-3 1B		B FF 90 1 SAFE F FF 91 B SL 79 F FF 91 F FF 93 1 SAFE B SL 80 F CU 75 3-3 ③ S SL 78 K		B FF 91 X CH 80 1-0 1-2 1B		B B X 2-0 ② G6-3		C FF 93 D CU 82 X CU 81 1-1 32 S 32 HR 2-H 1B	5	1	3	1	0	1	1
32 Josh Hamilton, L (1, 9) OBP: 0.364, SLG: 0.547	B CH 80 S FF 90 F FF 92 B FF 93 X CH 82 2-2 ②③ L3 1-1			B FF 89 X CH 80 1-0 ① G3	F CU 70 B FF 89 B CH 78 F CH 80 X FF 91 2-2 ② F7		S FS 86 F FF 95 S FS 86 0-3 ③ K		1 SAFE B CH 84 F CU 79 B FF 92 B FF 93 X CU 79 3-1 1-H HR	5	1	1	2	0	1	4
7 David Murphy, L (1, 7) OBP: 0.312, SLG: 0.460		C FF 89 B FF 90 X FF 90 1-1 22 SH1-3 1B		C FF 90 B CH 81 C FF 91 B FF 93 B FF 91 F FF 91 B FF 92 4-2 22 BB 21 1B BB	C FF 89 B CH 80 B CU 70 C FF 89 B FF 91 X CH 80 3-2 ③ G1-3			C SI 93 X SI 94 0-1 1B		3	1	2	0	1	0	2
22 Marlon Byrd, R (1, 8) OBP: 0.324, SLG: 0.363		X FF 90 0-0 ① SH1-3 1-2		B FF 91 B FF 90 1 SAFE C SL 76 B FF 90 B FF 88 4-1 21 1B 1-2 BB		B FF 88 C SL 77 C FF 88 F FF 89 X CU 72 1-2 E7 21 SF 1B		C SI 92 C SI 94 B SI 93 B SI 94 X SI 94 2-2 ① L4		2	1	1	0	1	0	1
19 Chris Davis, L (1, 3) OBP: 0.267, SLG: 0.585		C FF 89 B FF 90 S CH 81 B CH 80 X CH 80 2-2 ② P6		X CU 70 0-0 ② F5		X CH 80 0-0 ① P5		C CU 80 S SI 93 S CU 81 0-3 ② K		4	0	0	0	0	1	5
21 Jarrod Saltalamacchia, S (1, 2) OBP: 0.323, SLG: 0.319		B CU 67 2 SAFE C CU 68 C FF 90 T FF 93 1-2 ③ K		B CH 79 F CH 81 X FF 90 1-1 1-2 2-H 1B		S CH 81 3 SAFE X FF 91 0-1 SF 3-H		F S CU 81 S CU 81 0-3 ③ K2-3		3	0	1	2	0	2	2
6 German Duran, R (1, 5) OBP: 0.280, SLG: 0.357 Ramón Vázquez, L (9, PH) OBP: 0.384, SLG: 0.485			C FF 90 B SL 79 X SL 79 1-1 1B	X SL 77 0-0 ③ F7		1 SAFE S FF 89 F FF 90 S FF 88 0-3 ② K			B FF 90 B FF 92 B FF 92 B FF 92 4-0 10 1B G3 BB	3 0	0 1	1 0	0 0	0 1	1 0	3 0

Inning Stats	1	2	3	4	5	6	7	8	9
	R: 0 E: 0 K: 0 S: 11	R: 0 E: 0 K: 1 S: 9	R: 0 E: 0 K: 2 S: 11	R: 1 E: 0 K: 0 S: 9	R: 0 E: 0 K: 0 S: 12	R: 1 E: 2 K: 2 S: 13	R: 0 E: 0 K: 1 S: 7	R: 0 E: 0 K: 2 S: 11	R: 3 E: 0 K: 1 S: 11
	H: 2 LOB: 1 BB: 0 P: 16	H: 1 LOB: 1 BB: 0 P: 13	H: 1 LOB: 1 BB: 0 P: 15	H: 1 LOB: 2 BB: 2 P: 19	H: 1 LOB: 2 BB: 0 P: 23	H: 1 LOB: 1 BB: 0 P: 16	H: 0 LOB: 0 BB: 0 P: 10	H: 1 LOB: 1 BB: 0 P: 13	H: 2 LOB: 0 BB: 1 P: 21

PITCHER		IP	WLS	BF	H	R	ER	SO	BB	IBB	HBP	BLK	WP	HR	S	P	ERA	WHIP
36 Jered Weaver, R ERA: 4.03	(1, 1)	6.0		28	7	2	1	5	2	0	1	0	0	0	65	102	1.50	1.500
66 Jose Arredondo, R ERA: 1.29	(7, 1)	1.0	H	3	0	0	0	1	0	0	0	0	0	0	7	10	0.00	0.000
62 Scot Shields, R ERA: 2.5	(8, 1)	1.0	H	4	1	0	0	2	0	0	0	0	0	0	11	13	0.00	1.000
Francisco Rodríguez, R ERA: 2.54	(9, 1)	0.2	L	5	2	3	3	1	1	0	0	0	0	1	11	21	40.50	4.500

PITCHER	IP	WLS	BF	H	R	ER	SO	BB	IBB	HBP	BLK	WP	HR	S	P	ERA	WHIP

BOTTOM

Los Angeles Angels @ Texas Rangers

Rangers Ballpark in Arlington, Arlington, TX

Wed Jul 09 2008, 8:05 PM EDT

Att. 24,515 - Partly Cloudy - 96 F

livebaseballscorecards.com

AB	34
R	5
H	10
RBI	5
BB	3
SO	9
LOB	24

1B: 9	SF: 1	WP: 0	PA: 40
2B: 1	SAC: 1	PB: 0	
3B: 0	DP: 1	SB: 1	
HR: 1	HBP: 1	CS: 0	

Los Angeles Angels @ Texas Rangers

Rangers Ballpark in Arlington, Arlington, TX

Thu Jul 10 2008, 8:05 PM EDT

Att. 23,262 - Clear - 94 F

livebaseballscorecards.com

TOP

Batter	1	2	3	4	5	6	7	8	9	10	11	AB	R	H	RBI	BB	SO	LOB
9 Chone Figgins, S (1, 5) OBP: 0.377, SLG: 0.309	X FF 89 0-0 ① F9		B CU 73 B CU 73 H FC 89 3-0 48 S, 27 BB, SF9 HBP	B CH 82 C CU 75 B FC 90 C FC 88 F SI 90 B FC 90 F FF 90 B CU 75 4-2 48 1B, G3 1-2 2-3 3-H BB	F SI 86 C SL 75 B SL 78 B CH 76 B SL 75 F SL 72 F SI 88 F SI 88 B SL 77 4-2 BB			B SI 87 C SI 87 C SI 88 B CH 79 B FF 84 X SI 89 3-2 ② F9		C FF 95 B FF 95 M FF 95 B CU 82 S FF 95 2-3 ① K 1-2	B SI 92 B FC 88 F SI 92 F FC 89 X CU 78 2-2 ③ F8	4	2	0	1	2	1	3
Casey Kotchman, L (1, 3) OBP: 0.330, SLG: 0.425	B FF 89 C FF 90 X CU 76 1-1 27 G3, 2B		1 SAFE X SI 89 0-0 ① SF7 3-H	F SI 90 F CU 76 F FF 90 D CU 80 B SI 91 B CU 78 F FC 89 X FF 90 3-2 ① G3 1-2 2-3 3-H	S CH 73 X SL 74 0-1 ③ F8			B SI 88 S SI 81 C SI 89 X SI 83 1-2 ③ L8		B FS 85 C FF 96 F FF 96 X FF 95 1-2 ② P5		5	0	1	2	0	0	4
27 Vladimir Guerrero, R (1, 9) OBP: 0.348, SLG: 0.492	X SI 91 0-0 ② G3 2-3		1 SAFE P PO 84 B CU 78 B FC 87 B FC 88 4-0 SF9, 48 S 1-2 BB	I IN 59 I IN 60 I IN 57 I IN 56 4-0 48 1B IBB		C SI 85 B CH 76 B SL 74 X SL 73 2-1 ① G5-3			C SL 85 F FF 96 S SI 94 0-3 ① K	I IN 80 I IN 78 I IN 79 I IN 79 4-0 IBB		3	0	0	0	3	1	1
48 Torii Hunter, R (1, 8) OBP: 0.331, SLG: 0.458	B SI 91 S CU 76 B FC 89 B SI 92 X CU 78 3-1 ③ F8		B SI 90 2 SAFE B FC 89 S CU 75 B B 4-1 CS 1-2 2-3 BB	B FC 87 C SI 90 S CU 76 B FF 89 X SI 91 2-2 ② 1B 1-3 2-H 3-H		S SL 73 F CH 74 F SL 79 F CH 73 B SI 90 B SL 70 F SI 92 F SL 72 C SI 90 2-3 ② K			B SI 94 C FF 96 B SI 94 B CH 86 F CH 86 B SI 96 4-2 BB, 1B BB	C FF 97 S FF 97 B FF 95 S CU 81 1-3 ③ K		4	0	1	2	2	2	3
Garret Anderson, L (1, 7) OBP: 0.306, SLG: 0.395		C SI 87 B SI 89 C SI 89 B SI 91 C FC 90 2-3 ① K	X CH 82 0-0 ② SF9 2-3 3-H	B CH 74 X SI 86 1-0 ③ F8		B SI 88 S CH 76 X SI 87 1-1 ③ G3			S SL 84 B SL 85 C SI 96 B SI 94 D SL 86 1 SAFE B FF 94 4-2 47 BB, 1B 1-2 BB		X SI 91 0-0 77 SH3, 6 1B, 1B	4	1	1	1	1	1	1
Juan Rivera, R (1, 10) OBP: 0.265, SLG: 0.377 77 Reggie Willits, S (11, PH) OBP: 0.301, SLG: 0.217 (11, 10)		B FC 88 F CU 76 F SI 92 B CU 79 X SI 92 2-2 ② G4-3	B SI 90 B CU 76 2-0 ③ CS 1-2	B FC 88 B CU 75 C SI 90 C SI 91 X SI 91 2-2 47 2B, 2 HBP, 1B	C SI 85 B SI 87 X SI 87 1-1 47 HR, 1B		S SL 71 X SI 85 0-1 ① F8		B CH 83 F SI 94 X CH 84 1-1 ② 47 BB 1-2 2-H 1B		B SI 90 X SI 90 1-0 ① SH3 1-2	5 0	2 0	3 0	0 0	0 0	0 0	0 0
47 Howie Kendrick, R (1, 4) OBP: 0.349, SLG: 0.492	B SI 90 F FC 89 B FC 90 X SI 91 2-1 HR			B CU 75 C CU 77 B SI 91 X SI 91 2-1 2 HBP, 9 BB, 2B 1-3	C SL 73 B SL 74 X SI 86 1-1 1-H HR		C SI 86 F SI 86 B CH 77 F SL 74 S SL 74 1-3 ② K		D SL 83 B SI 93 C SL 84 B SI 94 F SL 84 B SL 82 4-2 1-2 2-3 BB		C CU 77 F SI 91 D FC 91 C CU 78 1-3 ② K	5	3	3	3	1	2	1
5 Jeff Mathis, R (1, 2) OBP: 0.301, SLG: 0.364 6 Maicer Izturis, S (11, PH) OBP: 0.332, SLG: 0.351 28 Ryan Budde, R (11, PR) (11, 2)		C CU 77 B SI 90 C FC 88 S CU 81 1-3 ③ K	B SI 90 C CU 77 B FC 89 B CU 77 B FC 89 4-1 9 BB, 2 HBP, G3, BB		C SI 87 C SI 87 C SI 88 0-3 ① K		B SI 88 B SL 73 F SI 86 F SI 87 B SI 88 S SI 89 3-3 ③ K		B FF 94 F SI 93 C FF 94 F SI 95 B SI 92 X SI 94 2-2 ③ L8		B SI 94 F FC 90 C CU 78 X FC 90 1-2 2 BB, 1B 2-H	4 1 0	1 0 0	0 1 0	0 1 0	1 0 0	3 0 0	3 0 0
2 Erick Aybar, S (1, 6) OBP: 0.306, SLG: 0.391			X SI 88 0-0 SF7, 3B	S CH 84 H FC 91 1-1 G3, 9 BB, 48 1B, HBP 1-2 2-3 3-H	C SL 72 S CH 74 B SL 77 C SI 88 1-3 ② K			B SI 86 B SI 85 C SI 86 C SI 87 C SI 86 2-3 ① K		B FF 94 C FF 94 B FS 87 X FF 94 2-1 9 WP, 1B	B CU 77 B SI 93 F SI 93 S FC 88 B CU 77 F FC 88 B SI 92 4-2 1-2 BB	4	2	2	1	1	2	0
Inning Stats	R: 0 E: 0 K: 0 S: 6 H: 1 LOB: 1 BB: 0 P: 10	R: 1 E: 0 K: 2 S: 11 H: 1 LOB: 0 BB: 0 P: 18	R: 2 E: 0 K: 0 S: 5 H: 1 LOB: 1 BB: 2 P: 17	R: 5 E: 0 K: 0 S: 20 H: 3 LOB: 1 BB: 3 P: 43	R: 2 E: 0 K: 2 S: 17 H: 2 LOB: 1 BB: 1 P: 24	R: 0 E: 0 K: 1 S: 11 H: 0 LOB: 0 BB: 0 P: 16	R: 0 E: 0 K: 2 S: 9 H: 0 LOB: 0 BB: 0 P: 13	R: 0 E: 0 K: 1 S: 9 H: 0 LOB: 0 BB: 0 P: 15	R: 0 E: 0 K: 1 S: 15 H: 1 LOB: 3 BB: 3 P: 30	R: 0 E: 0 K: 2 S: 11 H: 1 LOB: 2 BB: 1 P: 21	R: 1 E: 0 K: 1 S: 14 H: 2 LOB: 2 BB: 1 P: 23	1B: 7 2B: 2 3B: 1 HR: 2	SF: 2 SAC: 1 DP: 0 HBP: 2	WP: 1 PB: 0 SB: 2 CS: 1	PA: 56			

PITCHER	IP	WLS	BF	H	R	ER	SO	BB	IBB	HBP	BLK	WP	HR	S	P	ERA	WHIP
39 Scott Feldman, R (1, 1) ERA: 5.03	3.2		22	6	8	8	2	4	1	2	0	0	1	41	86	19.64	2.727
58 Wes Littleton, R (4, 1) ERA: 7.71	3.1		13	2	2	2	5	1	0	0	0	0	1	38	55	5.40	0.900
Eddie Guardado, L (8, 1) ERA: 2.73	1.0		3	0	0	0	1	0	0	0	0	0	0	9	15	0.00	0.000
36 C.J. Wilson, L (9, 1) ERA: 4.46	1.0		6	1	0	0	1	3	0	0	0	0	0	15	30	0.00	4.000
50 Frank Francisco, R (10, 1) ERA: 3.65	1.0		5	1	0	0	2	0	1	0	0	1	0	11	21	0.00	1.000

PITCHER	IP	WLS	BF	H	R	ER	SO	BB	IBB	HBP	BLK	WP	HR	S	P	ERA	WHIP
Jamey Wright, R (11, 1) ERA: 4.35	1.0	L	6	2	1	1	1	1	0	0	0	0	0	14	23	9.00	3.000

AB	39
R	11
H	12
RBI	11
BB	11
SO	12
LOB	16

Los Angeles Angels @ Texas Rangers

Rangers Ballpark in Arlington, Arlington, TX

Thu Jul 10 2008, 8:05 PM EDT

Att. 23,262 - Clear - 94 F

livebaseballscorecards.com

Batter	1	2	3	4	5	6	7	8	9	10	11	AB	R	H	RBI	BB	SO	LOB
5 Ian Kinsler, R (1, 4) OBP: 0.393, SLG: 0.544	C FF 92 B FF 92 B FF 92 C FC 85 B FC 82 B SI 93 4-2 2B BB	X FF 92 0-0 1-3 G4-6-3 1B		C FC 82 B FC 84 F FC 81 B FF 92 B FC 82 X FF 92 3-2 ② L9		B FC 85 X FC 84 1-0 ① FC6 10 1B 1B 1-2f	B SI 94 F SI 94 C CU 82 B CU 82 S SI 93 2-3 ② K		D FF 93 B FF 93 B FF 94 B FF 92 4-0 1-2 BB	X FF 92 0-0 ① B1	5	1	1	0	2	1	3
Ramón Vázquez, L (1, 5) OBP: 0.386, SLG: 0.488	1 SAFE F SI 90 L FF 90 B SI 92 1 SAFE 1 SAFE F CU 80 P PO 86 1 SAFE 3-2 F CU 80 B FF 92 1 SAFE X FF 91 10 1B 1-H 2B	X SI 92 0-0 ② ③ G4-6-3 1-2f		B CU 77 C CU 77 X FF 92 1-1 10 1B 1B		C FF 90 B FF 91 C CU 77 F FF 92 B FF 92 B CU 82 F FF 92 1 SAFE 3-2 X CU 78 10 1B 1-2 1B	B CU 80 B SI 93 X SI 92 2-0 ③ L4		B FS 82 C FS 82 F FF 93 B FS 85 S FS 84 2-3 ③ K	B FF 92 B FF 91 C FF 90 C FF 91 B CU 79 C CU 77 3-3 ② K	7	2	3	1	0	2	6
10 Michael Young, R (1, 6) OBP: 0.349, SLG: 0.430	X FC 82 0-0 7 1B 2-H 1B	C FF 90 B FF 90 X SI 91 1-1 32 HR 1B	X FF 91 0-0 1-2 1B	B FC 85 X FC 81 1-0 ② 1-H 2-3 1B		C FS 87 F FS 84 F FF 96 B SL 83 X FS 86 1-2 ① G6-3	B SI 90 F SI 89 F FC 85 B SL 81 C SI 91 2-3 ① K	D CU 79 X FF 92 1-0 ③ G4-3	7	1	4	2	0	1	2
32 Josh Hamilton, L (1, 10) OBP: 0.366, SLG: 0.556	C FF 91 S CU 80 X CU 81 0-2 ① L4	B FF 91 X CH 82 1-0 1-H HR	C FF 91 B FF 93 B FF 92 B FF 93 X FF 94 2-2 ③ G3	C SI 91 B SL 79 F SL 79 F SL 79 F FF 90 B FF 90 F FF 91 S SL 80 2-3 ③ K		B FF 95 B FF 95 F FF 95 B FS 85 B FF 95 4-1 7 S BB	C FC 85 F SI 90 B CH 80 B SL 81 F SI 91 F FC 86 B SL 81 X FC 88 3-2 2B		5	1	2	2	1	1	4
7 David Murphy, L (1, 9) OBP: 0.313, SLG: 0.456 (11, 8)	C FF 91 F FF 91 X CU 81 0-2 1-2 1B	C FC 90 C FF 91 S CU 81 0-3 ① K2-3	B FF 90 C FF 89 F FF 90 F FC 82 B CU 81 T FF 93 2-2 ① K	B SL 79 X SL 79 1-0 ① G3		B FF 94 C FF 93 D FS 83 C FF 93 X FS 83 2-2 ② L3 1-2	I IN 63 I IN 65 I IN 61 I 4-0 IBB		5	0	1	0	1	2	1
22 Marlon Byrd, R (1, 8) OBP: 0.326, SLG: 0.382 Milton Bradley, S (10, PH) OBP: 0.440, SLG: 0.594 Frank Catalanotto, L (11, 7) OBP: 0.356, SLG: 0.396	F FF 91 B FF 92 F FF 91 S FF 92 1-3 ② K	F FF 90 X FF 90 0-1 ② F8	F FF 91 X FF 90 0-1 HR	X FF 91 0-0 19 2B 1B		D FS 82 C FF 95 C FS 83 S FS 84 1-3 ③ K2-3	D FC 84 B FC 85 B SI 90 S SI 90 F SI 90 X FC 85 3-2 ② P4		5 1 0	2 0 0	2 0 0	1 0 0	0 0 0	2 0 0	3 2 0
19 Chris Davis, L (1, 3) OBP: 0.294, SLG: 0.617	B FF 91 C CU 77 C FF 92 S CU 80 1-3 ③ K	B FF 90 X CU 77 1-0 1B	X FF 92 0-0 41 L3-6 2B	X SL 79 0-0 41 1B 1-H 2B		S FS 83 B FF 94 B SL 85 B FF 91 S FF 90 X FF 91 3-2 ① F7	B FC 85 C FC 84 S SI 91 F SL 81 B SI 91 S FC 87 2-3 ③ K		6	1	3	1	0	2	4
41 Brandon Boggs, S (1, 7) OBP: 0.337, SLG: 0.414 (11, 9)	B CU 76 C FF 90 X CU 78 1-1 5 1B 1B	C CU 78 B FF 91 X FF 91 1-1 ③ G4-3	B CU 79 C CU 78 B FF 90 C CU 78 B FF 92 X CU 78 3-2 ② ③ L3-6 2-2	C CU 80 B SI 92 B SI 93 C SI 92 B SI 93 F SI 94 F SI 94 X SI 94 3-2 51 HR 2-H 1B		S FS 84 C FS 83 S FF 94 0-3 ② K	B CU 78 C CH 83 S CU 80 B CH 84 B FF 92 B FF 90 4-2 51 E BB		5	1	2	1	1	1	2
51 Max Ramirez, R (1, 2) OBP: 0.308, SLG: 0.382	C FC 82 F FC 80 S FF 90 0-3 ① K	F FF 90 B FC 83 S FC 83 B CU 81 F FF 92 X FC 83 2-2 ① G5-3		F FF 90 X CU 79 0-1 5 FC6 1B	X SI 93 0-0 1-H HR	C SL 85 F SL 84 H FF 94 1-2 5 BB HBP	1 SAFE X FF 92 0-0 E1 1-2		5	1	2	2	0	1	2
Inning Stats	R: 2 E: 0 K: 2 S: 21 H: 3 LOB: 2 BB: 1 P: 29	R: 0 E: 0 K: 1 S: 7 H: 2 LOB: 1 BB: 0 P: 8	R: 2 E: 0 K: 1 S: 11 H: 3 LOB: 1 BB: 0 P: 15	R: 0 E: 0 K: 0 S: 13 H: 2 LOB: 2 BB: 0 P: 21	R: 1 E: 0 K: 1 S: 10 H: 2 LOB: 0 BB: 0 P: 15	R: 1 E: 0 K: 1 S: 16 H: 3 LOB: 1 BB: 0 P: 23	R: 4 E: 0 K: 1 S: 13 H: 4 LOB: 0 BB: 0 P: 21	R: 0 E: 0 K: 1 S: 11 H: 0 LOB: 1 BB: 1 P: 19	R: 0 E: 0 K: 2 S: 11 H: 0 LOB: 2 BB: 1 P: 21	R: 0 E: 0 K: 2 S: 15 H: 1 LOB: 2 BB: 1 P: 29	R: 0 E: 1 K: 1 S: 8 H: 0 LOB: 2 BB: 1 P: 16	1B: 13 2B: 5 3B: 0 HR: 3	SF: 0 SAC: 0 DP: 2 HBP: 1		WP: 0 PB: 0 SB: 1 CS: 0	PA: 57			

BOTTOM

AB	51
R	10
H	20
RBI	10
BB	5
SO	13
LOB	29

PITCHER		IP	WLS	BF	H	R	ER	SO	BB	IBB	HBP	BLK	WP	HR	S	P	ERA	WHIP
41 John Lackey, R ERA: 2.46	(1, 1)	5.2		30	15	6	6	5	1	0	0	0	0	2	72	103	9.53	2.824
Darren Oliver, L ERA: 3.55	(6, 1)	0.2		4	2	2	2	1	0	0	0	0	0	0	9	12	27.00	3.000
62 Scot Shields, R ERA: 2.95	(7, 1)	0.2	B	4	2	2	2	1	0	0	0	0	0	1	10	17	27.00	3.000
66 Jose Arredondo, R ERA: 1.17	(8, 1)	2.0		9	0	0	0	3	2	0	1	0	0	0	22	40	0.00	1.000
33 Justin Speier, R ERA: 4.95	(10, 1)	1.0	W	5	1	0	0	2	0	1	0	0	0	0	15	29	0.00	1.000

PITCHER		IP	WLS	BF	H	R	ER	SO	BB	IBB	HBP	BLK	WP	HR	S	P	ERA	WHIP
Francisco Rodriguez, R ERA: 2.48	(11, 1)	1.0	S	5	0	0	0	1	1	0	0	0	0	0	8	16	0.00	1.000

Los Angeles Angels @ Oakland Athletics

McAfee Coliseum, Oakland, CA

Fri Jul 11 2008, 10:05 PM EDT

Att. 31,372 - Clear - 66 F

TOP

livebaseballscorecards.com

Batter	1	2	3	4	5	6	7	8	9	AB	R	H	RBI	BB	SO	LOB
9 Chone Figgins, S (1, 5) OBP: 0.381, SLG: 0.320 24 Gary Matthews, S (6, 8) OBP: 0.315, SLG: 0.356	C F FF 94 F FF 94 C CU 75 0-3 ① K		B FF 92 1 SAFE X FF 92 1-0 ① 1-H SF7 3B		C FF 92 B CU 75 B FF 92 B SL 83 B FF 93 4-1 ① BB			B FF 89 X SL 85 1-0 ① G4-6-3 1-2 1B		2 1	1 0	1 1	1 0	1 0	1 0	0 0
Casey Kotchman, L (1, 3) OBP: 0.327, SLG: 0.422	B FF 93 C FF 94 B FF 95 C FF 94 X FF 94 2-2 ② G4-3		C CU 75 B FF 92 F FF 94 X FF 94 1-2 ② SF7 3-H		F FF 93 B CU 73 B FF 93 F CH 81 1 SAFE S SL 84 2-3 ③ K			B FF 90 X FF 91 1-0 ①② G4-6-3 1-2f 2-3		3	0	0	1	0	1	3
27 Vladimir Guerrero, R (1, 9) OBP: 0.348, SLG: 0.489 77 Reggie Willits, S (6, 9) OBP: 0.297, SLG: 0.213	B FF 94 F FF 95 B FF 95 C FF 95 B FF 95 B CU 76 4-2 BB		F CU 74 B CU 76 X FF 94 1-1 ③ G1-3			F CU 71 S SL 82 B SL 84 X SL 82 1-2 ① G6-3		C FF 90 X FF 90 0-1 ③ F8		2 1	0 0	0 0	0 0	1 0	0 0	0 1
48 Torii Hunter, R (1, 8) OBP: 0.329, SLG: 0.454 39 Robb Quinlan, R (6, 5) OBP: 0.314, SLG: 0.301	B FF 94 B FF 93 X FF 94 2-0 ③ F8			B FF 91 C FF 91 C FF 92 B CU 75 S SL 83 2-3 ① K		B FF 92 X SL 83 1-0 ② F7			C SI 89 F FF 90 B CH 72 X CH 75 1-2 ① F7	3 1	0 0	0 0	0 0	0 0	1 0	1 0
Garret Anderson, L (1, 10) OBP: 0.303, SLG: 0.390		B FF 92 X FF 92 1-0 ① L4		C FF 91 B FF 92 B CH 81 X FF 92 2-1 ② F7		X FF 90 0-0 ③ F7			B FF 91 B FF 90 X FF 88 2-0 ② G3	4	0	0	0	0	0	0
Juan Rivera, R (1, 7) OBP: 0.264, SLG: 0.363		B FF 92 X FF 93 1-0 ② L8		B SL 84 B FF 92 F SL 83 B FF 93 C FF 93 B FF 94 4-2 ③ 47 FC6-4 BB			B SL 81 C FF 92 X CU 74 1-1 ① F7		X SI 91 0-0 ③ F9	3	0	0	0	1	0	0
47 Howie Kendrick, R (1, 4) OBP: 0.344, SLG: 0.483		C SL 84 B FF 93 S SL 84 B SL 83 S CU 76 2-3 ③ K2-3		C SL 84 X SL 84 0-1 ③ FC6-4 1-2f			C FF 93 S SL 84 X FF 93 0-2 ② F9			3	0	0	0	0	1	1
5 Jeff Mathis, R (1, 2) OBP: 0.296, SLG: 0.357 28 Ryan Budde, R (8, 2)		C CU 74 C FF 92 B FF 93 B CU 76 S SL 82 2-3 ① K			B FF 90 S SL 82 C FF 92 C FF 93 1-3 ① K		B SL 85 S SL 84 X FF 93 1-1 ③ P4			3 0	0 0	0 0	0 0	0 0	2 0	0 0
2 Erick Aybar, S (1, 6) OBP: 0.311, SLG: 0.392		B FF 92 C CH 81 X FF 91 1-1 ① 9 3B 1B			C FF 92 B CU 74 F CH 80 B CU 74 S SL 83 2-3 ② K			B FF 87 B FF 88 B FF 88 C FF 88 B FF 89 4-1 ③ G4-6-3 24 1B BB		2	1	1	0	1	1	0

AB	28
R	2
H	3
RBI	2
BB	4
SO	7
LOB	6

Inning Stats	1	2	3	4	5	6	7	8	9
	R: 0 E: 0 K: 1 S: 10	R: 0 E: 0 K: 1 S: 5	R: 2 E: 0 K: 1 S: 11	R: 0 E: 0 K: 1 S: 9	R: 0 E: 0 K: 3 S: 10	R: 0 E: 0 K: 0 S: 5	R: 0 E: 0 K: 0 S: 7	R: 0 E: 0 K: 0 S: 5	R: 0 E: 0 K: 0 S: 5
	H: 0 LOB: 1 BB: 1 P: 18	H: 0 LOB: 0 BB: 0 P: 9	H: 2 LOB: 0 BB: 0 P: 17	H: 0 LOB: 1 BB: 1 P: 17	H: 0 LOB: 1 BB: 1 P: 19	H: 0 LOB: 0 BB: 0 P: 7	H: 0 LOB: 0 BB: 0 P: 9	H: 1 LOB: 1 BB: 1 P: 11	H: 0 LOB: 0 BB: 0 P: 8

1B: 2	SF: 1	WP: 0	PA: 33
2B: 0	SAC: 0	PB: 0	
3B: 1	DP: 1	SB: 0	
HR: 0	HBP: 0	CS: 0	

PITCHER		IP	WLS	BF	H	R	ER	SO	BB	IBB	HBP	BLK	WP	HR	S	P	ERA	WHIP
36 Sean Gallagher, R ERA: 4.25	(1, 1)	7.0	W	26	2	2	2	7	3	0	0	0	0	0	57	96	2.57	0.714
59 Andrew Brown, R ERA: 2.3	(8, 1)	1.0		4	1	0	0	0	1	0	0	0	0	0	5	11	0.00	2.000
51 Dallas Braden, L ERA: 4.5	(9, 1)	1.0		3	0	0	0	0	0	0	0	0	0	0	5	8	0.00	0.000

PITCHER	IP	WLS	BF	H	R	ER	SO	BB	IBB	HBP	BLK	WP	HR	S	P	ERA	WHIP

Batter	1	2	3	4	5	6	7	8	9	AB	R	H	RBI	BB	SO	LOB
8 Kurt Suzuki, R (1, 2) OBP: 0.343, SLG: 0.381	C SI 91 B FF 86 X SI 92 1-1 ① G6-3	C SL 86 F FF 92 D SL 84 X FF 93 1-2 1B	C FF 92 F CH 81 D SL 85 F SI 91 S CH 81 1-3 ② K	C SI 90 B FC 84 X FC 84 1-1 1-2 1B		C SI 85 B SL 78 C SL 77 F SI 87 F FF 87 B SL 78 X SL 77 2-2 ③ F8				5	0	2	0	0	1	4
26 Matt Murton, R (1, 7) OBP: 0.277, SLG: 0.289	C FF 92 B SI 92 X SI 83 1-1 ② G6-3	B SL 86 B SL 84 F SL 84 F SI 92 F SI 91 B SL 85 X CH 82 3-2 ③ G6-3	C FF 92 S FF 92 X FF 89 0-2 32 1B 1-2 2-H 3-H 1B	F FC 83 C SI 89 F SL 79 B CH 79 S FC 83 1-3 ③ K			B SI 86 F SI 85 B SI 86 F SI 86 F SI 86 X SI 86 2-2 ① G5-3			5	0	1	2	0	1	4
32 Jack Cust, L (1, 10) OBP: 0.368, SLG: 0.432	C SI 92 X CU 78 0-1 1B	4-2 BB 2-2 1-3 2-H 1B			C SI 86 F SI 87 C SL 78 0-3 ① K		C SL 78 F SL 77 B FF 89 X FF 88 1-2 ② L8			4	1	2	1	1	1	0
Emil Brown, R (1, 9) OBP: 0.290, SLG: 0.383	B FF 92 1 SAFE X FF 91 1-0 1-2 1B	2-0 1-H 2B 1-1 F7			C SI 86 X SL 78 0-1 ② F7		X SL 77 0-0 1B			5	1	3	1	0	0	2
28 Carlos González, L (1, 8) OBP: 0.282, SLG: 0.413	B CH 82 B SI 82 S CH 82 C FF 92 F FF 93 X CH 83 2-2 ③ G4-3		C FF 92 X CH 83 0-1 14 SH3 10 1B 3-H 2B	C SI 89 B SI 89 X FC 83 1-1 ① F8	F SI 88 X SI 86 0-1 1B		X SI 87 0-0 ③ G3-1			5	1	2	1	0	0	3
14 Mark Ellis, R (1, 4) OBP: 0.333, SLG: 0.389		C FF 91 X SI 91 0-1 10 SH3-1 22 1B 2B	X SI 91 0-0 ① SH3 2-3	F SI 89 H SI 90 1-1 22 HR HBP	C SL 79 B SI 86 B SL 79 S SI 85 B SL 78 X SI 87 3-2 ③ G5-3			C SL 77 S SL 77 B FF 87 B SI 85 T SL 78 2-2 ① K		3	2	1	0	0	1	1
10 Daric Barton, L (1, 3) OBP: 0.329, SLG: 0.314		X FF 92 0-0 ① SH3-1 2-3	B FF 91 B FF 91 X CH 82 2-0 PB 22 BB 26 1B 3-H 1B	S SI 90 C FC 84 1 SAFE F SL 79 S SL 79 0-3 ② K	X SI 86 0-0 ① G4-3			B SI 86 C SI 86 B SL 78 C SI 86 X SI 85 2-2 ② G4-3		4	1	1	1	0	1	1
22 Jack Hannahan, L (1, 5) OBP: 0.323, SLG: 0.340		B SI 92 C SI 92 F SI 93 B FF 92 B FF 93 F CH 82 X SI 93 3-2 8 1B 3-H 1B	B SI 90 B SI 85 D CH 82 C SI 91 1 SAFE F SI 90 B SL 83 4-2 PB 26 1B 1-2 BB	B FC 83 B SI 89 X SI 88 2-0 1-H HR	S SI 86 X FF 87 0-1 1B			C SI 85 B SL 80 B SL 78 X SI 85 2-1 ③ G1-3		4	2	3	3	1	0	0
Donnie Murphy, R (1, 6) OBP: 0.280, SLG: 0.322		B SI 92 C SL 86 X SI 92 1-1 ② P6	C SI 92 S SL 84 F SI 91 B SL 84 H SI 92 2-2 26 1B 32 1B 1-2 2-3 HBP	C FC 83 H SI 90 1-1 8 1B HBP		B SL 78 F SI 86 B SL 78 X SI 86 2-1 ② F8				2	1	0	0	0	0	2
Inning Stats	R: 0 E: 0 K: 0 S: 11 H: 2 LOB: 2 BB: 0 P: 16	R: 1 E: 0 K: 0 S: 16 H: 3 LOB: 2 BB: 0 P: 24	R: 6 E: 0 K: 1 S: 25 H: 5 LOB: 2 BB: 2 P: 43	R: 2 E: 0 K: 2 S: 15 H: 2 LOB: 2 BB: 0 P: 22	R: 0 E: 0 K: 1 S: 10 H: 1 LOB: 1 BB: 0 P: 13	R: 0 E: 0 K: 0 S: 10 H: 1 LOB: 1 BB: 0 P: 14	R: 0 E: 0 K: 0 S: 9 H: 1 LOB: 1 BB: 0 P: 12	R: 0 E: 0 K: 1 S: 8 H: 0 LOB: 0 BB: 0 P: 14		1B: 11 2B: 3 3B: 0 HR: 1 SF: 0 SAC: 2 DP: 0 HBP: 3					WP: 0 PB: 1 SB: 0 CS: 0 PA: 44	

PITCHER		IP	WLS	BF	H	R	ER	SO	BB	IBB	HBP	BLK	WP	HR	S	P	ERA	WHIP
Jon Garland, R ERA: 4.2	(1, 1)	2.2	L	21	10	7	7	1	2	0	1	0	0	0	50	80	23.62	4.500
33 Justin Speier, R ERA: 5.26	(3, 1)	1.1		8	2	2	2	2	0	0	2	0	0	1	17	25	13.50	1.500
53 Darren O'Day, R ERA: 3.16	(5, 1)	4.0		15	3	0	0	2	0	0	0	0	0	0	37	53	0.00	0.750

PITCHER	IP	WLS	BF	H	R	ER	SO	BB	IBB	HBP	BLK	WP	HR	S	P	ERA	WHIP

BOTTOM

Los Angeles Angels @ Oakland Athletics

McAfee Coliseum, Oakland, CA

Fri Jul 11 2008, 10:05 PM EDT

Att. 31,372 - Clear - 66 F

livebaseballscorecards.com

AB	37
R	9
H	15
RBI	9
BB	2
SO	5
LOB	17

Batter	1	2	3	4	5	6	7	8	9	AB	R	H	RBI	BB	SO	LOB
6 Maicer Izturis, S (1, 5) OBP: 0.333, SLG: 0.349	C FF 90 C FF 91 B SL 84 F SI 92 B FF 92 S SL 84 2-3 **K** ①	X CH 84 0-0 **G3** ③		B SI 89 B CH 83 B CH 83 B SI 90 4-0 1-2 **BB**			C FF 93 F FF 94 F CH 90 B FF 95 B SI 95 F SI 95 F SI 94 X SI 95 2-2 2 SH1-3 1B 1B		C SI 89 F SI 90 B SI 90 X CH 81 1-2 **F7** ①	4	1	1	0	1	1	0
2 Erick Aybar, S (1, 6) OBP: 0.314, SLG: 0.392	B SI 92 B FF 92 B FF 92 B FF 91 4-0 48 1B WP BB		X SI 88 0-0 **P4** ①	B FF 90 X FF 90 1-0 **G1-3** ③			L FF 93 1 SAFE 1 SAFE P PO 85 L SI 93 X SI 96 1-2 **SH1-3** ① 1-2		B SL 84 X SI 90 1-0 27 S 27 1B 1B	3	2	1	0	1	0	3
27 Vladimir Guerrero, R (1, 9) OBP: 0.349, SLG: 0.486	C FF 91 C SI 91 T SL 85 0-2 **K** ②		B SI 90 B CU 78 X SI 89 2-0 **G6-3** ②		B CU 77 F CU 78 F FF 91 X SL 80 1-2 **G3** ①		I IN 67 I IN 68 I IN 68 I IN 70 4-0 1B IBB		S SI 89 S SL 83 F SL 83 P PO 85 1 SAFE D SL 83 B SL 82 X SL 83 3-2 48 G4-6-3 1-H 1B	4	0	1	1	1	1	1
48 Torii Hunter, R (1, 8) OBP: 0.330, SLG: 0.451	B FF 90 1 SAFE B FF 90 1 SAFE X SI 90 2-0 WP 47 1B 1-3 1B		B CU 78 B SI 88 B FF 90 B SI 88 4-0 FC4 BB		X CH 82 0-0 **G4-3** ②		B FF 94 S SL 88 S SI 95 S FF 95 1-3 **K** ②		X SI 89 0-0 **G4-6-3** ②③ 1-2f	4	1	1	0	1	1	3
Juan Rivera, R (1, 10) OBP: 0.275, SLG: 0.361	C FF 92 S SL 83 B SL 83 F SI 91 F FF 92 D SL 83 B SI 91 B SL 82 4-2 47 1B 2-3 3-H BB		X SI 89 0-0 **FC4** ③ 1-2f		B SI 90 B CH 84 B SI 90 C SI 89 X SI 90 3-1 **G5-3** ③		F FF 95 X FF 95 0-1 1-2 2-H 1B			3	0	1	1	1	0	1
47 Howie Kendrick, R (1, 4) OBP: 0.347, SLG: 0.484	B FF 92 B FF 90 F SI 90 X FF 92 2-1 1-2 3-H 1B			C CH 82 F SL 81 S SL 81 0-3 **K** ①		B CH 82 X SI 89 1-0 5 BB 1B	S SI 85 X SI 84 0-1 **G4-3** ③			4	0	2	1	0	1	2
24 Gary Matthews, S (1, 7) OBP: 0.311, SLG: 0.352	T SI 90 D CH 83 X CH 84 1-1 **G5-3** ③			F SI 88 B CU 79 C CU 78 S SL 81 1-3 **K** ②		C FF 89 F FF 88 B SL 80 B CU 79 1 SAFE S SL 81 2-3 **K** ①		B SI 85 B SI 84 C SI 84 F SI 84 F SI 84 X SI 85 2-2 **F7** ①		4	0	0	0	0	2	3
5 Jeff Mathis, R (1, 2) OBP: 0.301, SLG: 0.356		C SI 87 B CU 75 F CH 82 F SI 89 X SL 82 1-2 **G6-3** ①		C CU 79 X FF 91 0-1 39 1B 1B		1 SAFE B CH 83 F SI 88 B SI 89 1 SAFE B SI 89 B SI 90 4-1 39 G5-4-3 1-2 BB		X SI 85 0-0 **P3** ②		3	0	1	0	1	0	0
39 Robb Quinlan, R (1, 3) OBP: 0.314, SLG: 0.302 Casey Kotchman, L (8, PH) OBP: 0.326, SLG: 0.420 (8, 3)		B SI 89 S SI 89 C CU 78 X SL 83 1-2 **G5-3** ②		B SI 88 C CH 83 B FF 90 1 SAFE F CH 83 1 SAFE F SL 83 X CH 83 2-2 6 BB 1-3 1B		F SI 92 X SI 92 0-1 **G5-4-3** ②③ 1-2f		C SI 85 B SI 85 C SI 85 S CH 76 1-3 **K** ③		3 1	0 0	1 0	0 0	0 0	0 1	2 0
Inning Stats	R: 2 E: 0 K: 2 S: 16 H: 2 LOB: 2 BB: 2 P: 31	R: 0 E: 0 K: 0 S: 8 H: 0 LOB: 0 BB: 0 P: 10	R: 0 E: 0 K: 0 S: 3 H: 0 LOB: 1 BB: 1 P: 9	R: 0 E: 0 K: 2 S: 13 H: 2 LOB: 3 BB: 1 P: 21	R: 0 E: 0 K: 0 S: 6 H: 0 LOB: 0 BB: 0 P: 10	R: 0 E: 0 K: 1 S: 7 H: 1 LOB: 1 BB: 1 P: 14	R: 1 E: 0 K: 1 S: 17 H: 2 LOB: 2 BB: 1 P: 24	R: 0 E: 0 K: 1 S: 8 H: 0 LOB: 0 BB: 0 P: 11	R: 1 E: 0 K: 0 S: 10 H: 2 LOB: 0 BB: 0 P: 14	1B: 9 2B: 0 3B: 0 HR: 0	SF: 0 SAC: 1 DP: 2 HBP: 0			WP: 1 PB: 0 SB: 1 CS: 0	PA: 40		

PITCHER		IP	WLS	BF	H	R	ER	SO	BB	IBB	HBP	BLK	WP	HR	S	P	ERA	WHIP
30 Dana Eveland, L ERA: 3.49	(1, 1)	5.1	L	26	5	2	2	5	5	0	0	0	1	0	51	93	3.38	1.875
44 Santiago Casilla, R ERA: 3.29	(6, 1)	1.1		6	2	1	1	1	0	1	0	0	0	0	17	24	6.75	1.500
31 Brad Ziegler, R ERA:	(7, 1)	1.1		4	0	0	0	1	0	0	0	0	0	0	10	13	0.00	0.000
Huston Street, R ERA: 3.73	(9, 1)	1.0		4	2	1	1	0	0	0	0	0	0	0	10	14	9.00	2.000

PITCHER	IP	WLS	BF	H	R	ER	SO	BB	IBB	HBP	BLK	WP	HR	S	P	ERA	WHIP

TOP

Los Angeles Angels @ Oakland Athletics

McAfee Coliseum, Oakland, CA

Sat Jul 12 2008, 9:05 PM EDT

Att. 27,161 - Clear - 69 F

livebaseballscorecards.com

AB	33
R	4
H	9
RBI	3
BB	6
SO	7
LOB	15

Batter	1	2	3	4	5	6	7	8	9	AB	R	H	RBI	BB	SO	LOB
8 Kurt Suzuki, R (1, 2) OBP: 0.338, SLG: 0.375	B FF 95 X FF 94 1-0 G6-3 ①		C FF 95 B SL 85 1 SAFE C SL 84 C SL 87 1-3 K ①		F FF 96 C SL 86 X FF 95 0-2 F8 ③		C SL 86 F FF 97 D SL 87 F FF 97 S SL 88 1-3 K ③		B FF 91 B FF 92 C FF 91 C FF 92 S CH 84 2-3 K ③	5	0	0	0	0	3	4
26 Matt Murton, R (1, 7) OBP: 0.255, SLG: 0.265	C FF 97 B FF 96 X FF 96 1-1 G6-3 ②		S FF 96 C SL 85 F SL 86 B FF 97 F SL 86 X SL 88 1-2 F8 ②			X FF 92 0-0 F7 ①		B SI 92 C SI 92 C SI 92 X CU 81 1-2 F9 ①		4	0	0	0	0	0	1
32 Jack Cust, L (1, 10) OBP: 0.367, SLG: 0.428	B FF 96 B FF 95 B FF 94 B FF 94 4-0 BB		S SL 84 C FF 95 F FF 95 S SL 85 0-3 K ③			B SL 82 C SL 82 B FF 91 X FF 93 2-1 G4-3 ②		B SI 93 B SI 92 X SI 92 2-0 P5 ②		3	0	0	0	1	1	1
Emil Brown, R (1, 9) OBP: 0.293, SLG: 0.385	X FF 96 0-0 L7 ③			B FF 94 F FF 94 B SL 84 S SL 83 B SL 86 S SL 83 3-3 K ①		B FF 95 B FF 95 X FF 96 2-0 1B		B CU 81 B CU 80 X SI 92 2-0 28 2B 1B		4	1	2	0	0	1	1
28 Carlos González, L (1, 8) OBP: 0.288, SLG: 0.430		B SL 82 F FF 94 F FF 93 S SL 86 1-3 K ①		B CH 85 B FF 94 C FF 94 S SL 81 X FF 95 2-2 2B		B FF 93 1 SAFE F SL 81 S FF 94 S SL 84 1-3 K ③		B CU 80 B SI 91 F SI 92 B SI 92 C SI 92 X SI 93 3-2 1-H 2B		4	0	2	1	0	2	1
14 Mark Ellis, R (1, 4) OBP: 0.332, SLG: 0.388		C SL 81 C SL 80 X SL 83 0-2 P4 ②		C SL 84 B SL 85 B SI 95 X SL 85 2-1 P3 ②			B FF 92 C FF 90 C FF 92 B SL 83 X SL 82 2-2 22 G3 10 1B 1B	C CU 81 B CU 81 X SI 92 1-1 L6 ③		4	0	1	0	0	0	2
10 Daric Barton, L (1, 3) OBP: 0.331, SLG: 0.314		B SI 95 C FF 95 B CH 87 C SL 85 B FF 95 B FF 95 4-2 22 E BB		B SL 84 X FF 94 1-0 G6-3 ③			X FF 92 0-0 22 G3 1-2 1B		C CU 78 B FF 92 X CU 79 1-1 F9 ①	3	0	1	0	1	0	1
22 Jack Hannahan, L (1, 5) OBP: 0.322, SLG: 0.342	C FF 94 C FF 95 B FF 94 1 SAFE S SL 86 1-3 K ③ 1-2				B FF 93 B FF 94 B FF 92 C FF 91 S FF 93 F FF 94 S SL 83 3-3 K ①		B FF 93 F FF 94 S SL 85 X FF 94 1-2 G3 ① 1-2 2-3		B CU 78 C FF 92 C FF 92 B CH 85 X FF 92 2-2 2B	4	0	1	0	0	2	3
Donnie Murphy, R (1, 6) OBP: 0.279, SLG: 0.319			C SL 83 S SL 83 B SL 85 B FF 95 B SL 85 X FF 95 3-2 1B		C SL 86 B FF 95 S SL 83 B SL 84 F FF 96 S SL 86 2-3 K ②		B FF 94 S FF 96 C SL 87 S SL 86 1-3 K ②		C CU 80 D CU 80 D CU 80 C FF 92 F FF 92 B FF 93 X FF 91 3-2 F9 ②	4	0	1	0	0	2	3
Inning Stats	R: 0 H: 0 E: 0 LOB: 1 K: 0 BB: 1 S: 4 P: 10	R: 0 H: 0 E: 1 LOB: 1 K: 2 BB: 1 S: 11 P: 17	R: 0 H: 1 E: 0 LOB: 1 K: 2 BB: 0 S: 15 P: 20	R: 0 H: 1 E: 0 LOB: 1 K: 1 BB: 0 S: 9 P: 17	R: 0 H: 0 E: 0 LOB: 0 K: 2 BB: 0 S: 11 P: 16	R: 0 H: 1 E: 0 LOB: 1 K: 1 BB: 0 S: 7 P: 12	R: 0 H: 2 E: 0 LOB: 2 K: 2 BB: 0 S: 14 P: 19	R: 1 H: 2 E: 0 LOB: 1 K: 0 BB: 0 S: 10 P: 19	R: 0 H: 1 E: 0 LOB: 1 K: 1 BB: 0 S: 12 P: 20	1B: 5 2B: 3 3B: 0 HR: 0	SF: 0 SAC: 0 DP: 0 HBP: 0			WP: 0 PB: 0 SB: 0 CS: 0	PA: 37		

PITCHER		IP	WLS	BF	H	R	ER	SO	BB	IBB	HBP	BLK	WP	HR	S	P	ERA	WHIP
54 Ervin Santana, R ERA: 3.34	(1, 1)	7.0	W	28	5	0	0	10	2	0	0	0	0	0	71	111	0.00	1.000
62 Scot Shields, R ERA: 3.11	(8, 1)	1.0	H	5	2	1	1	0	0	0	0	0	0	0	10	19	9.00	2.000
Francisco Rodríguez, R ERA: 2.41	(9, 1)	1.0	S	4	1	0	0	1	0	0	0	0	0	0	12	20	0.00	1.000

PITCHER	IP	WLS	BF	H	R	ER	SO	BB	IBB	HBP	BLK	WP	HR	S	P	ERA	WHIP

BOTTOM

Los Angeles Angels @ Oakland Athletics

McAfee Coliseum, Oakland, CA

Sat Jul 12 2008, 9:05 PM EDT

Att. 27,161 - Clear - 69 F

livebaseballscorecards.com

AB	35
R	1
H	8
RBI	1
BB	2
SO	11
LOB	17

Batter	1	2	3	4	5	6	7	8	9	AB	R	H	RBI	BB	SO	LOB
6 Maicer Izturis, S (1, 5) OBP: 0.331, SLG: 0.354	C SI 84 B CU 68 B SI 86 X SL 81 2-1 ① F8		B SI 85 C SL 80 B SI 85 X SI 86 2-1 3B		C FF 85 C SI 85 B SI 86 B SL 81 F CU 70 X FF 85 2-2 ② F7			B SL 82 X SL 82 1-0 ② F7	X SI 88 0-0 ③ P5	5	0	1	0	0	0	1
Casey Kotchman, L (1, 3) OBP: 0.325, SLG: 0.427	C SL 82 X CU 69 0-1 ② F7		C CU 68 X SI 84 0-1 ③ F7		B SL 81 X CU 70 1-0 ③ G6-3			X CU 69 0-0 HR		4	1	1	1	0	0	1
Garret Anderson, L (1, 7) OBP: 0.302, SLG: 0.388	C SI 86 F SI 85 B FF 87 X SL 81 1-2 ③ G5-3			B F SI 85 F SL 82 S CU 70 1-3 ① K		C CU 68 B SI 84 X SL 82 1-1 ① F7		X SI 85 0-0 27 FC6-4 1B		4	0	1	0	0	1	0
27 Vladimir Guerrero, R (1, 10) OBP: 0.348, SLG: 0.483		B SL 81 S CU 70 X CU 70 1-1 ① G4-3		C SI 86 S CU 71 B FF 86 B CU 70 X CU 71 2-2 BB 48 BB 47 FC6-4 1B		X CU 70 0-0 ② F9		X SI 84 0-0 ③ FC6-4 1-2f		4	1	1	0	0	0	1
48 Torii Hunter, R (1, 8) OBP: 0.332, SLG: 0.450		B SL 82 B SI 86 F FF 86 X CU 68 2-1 ② F7		B SI 85 B SI 85 B FF 86 C SL 82 F SL 80 B SL 80 4-2 47 FC6-4 BB 1-2		C FF 84 C SI 86 X CU 64 0-2 ③ P4			S SL 83 C SI 90 B SL 85 F SL 84 B SI 90 F SL 85 F SI 90 X SL 84 2-2 1B 47 SF9 1B	3	1	1	0	1	0	0
Juan Rivera, R (1, 9) OBP: 0.295, SLG: 0.372 77 Reggie Willits, S (9, PR) OBP: 0.297, SLG: 0.213 (9, 9)		C FF 85 B CU 70 B SL 81 X SL 81 2-1 E6		C SL 81 B SI 86 C SL 81 D CU 71 F SL 80 F FF 86 B CU 70 F SL 82 B FF 86 4-2 47 FC6-4 BB 1-2 2-3			F FF 85 B CU 70 X SL 82 1-1 24 G3-6-1 1B		**B SI 88** **B SL 83** **F SL 82** 1 SAFE 1 SAFE B SL 82 1 SAFE S SI 87 F SL 83 3-2 X 28 SH5-3 2 1B 1B 1-3	3 0	0 1	2 0	0 0	1 0	0 0	0 0
47 Howie Kendrick, R (1, 4) OBP: 0.340, SLG: 0.476		B SI 84 S SL 80 F SL 80 S CU 69 1-3 ③ K		S SL 82 X SL 81 0-1 ② FC6-4 1-2f 2-3 3-H			C SI 86 X SL 80 0-1 ① F9		B SL 83 C SL 83 B SI 90 S SL 84 F B X 3-2 ① SF9 3-H	3	0	0	2	0	1	4
5 Jeff Mathis, R (1, 2) OBP: 0.297, SLG: 0.352 24 Gary Matthews, S (7, PH) OBP: 0.310, SLG: 0.350 28 Ryan Budde, R (7, 2)			C SL 81 F FF 85 X CU 69 0-2 ① P4	C CU 69 S CU 70 S SI 85 0-3 ③ K			X SI 83 0-0 ② ③ G3-6-1 1-2f		1 SAFE X SI 88 0-0 ② SH5-3 1-2	2 1 0	0 0 0	0 0 0	0 0 0	0 0 0	1 0 0	2 1 0
2 Erick Aybar, S (1, 6) OBP: 0.313, SLG: 0.389			C SL 81 B CU 69 C SL 81 B SI 85 X CU 70 2-2 ② F8		C SL 81 X CU 70 0-1 ① G3			L SL 80 C CU 69 X CU 69 0-2 ① G4-3	B SL 83 F SL 83 B SL 82 F SI 89 X CH 78 2-2 2-H 1B	4	0	1	1	0	0	0
Inning Stats	R: 0 E: 0 K: 0 S: 7 H: 0 LOB: 0 BB: 0 P: 10	R: 0 E: 1 K: 1 S: 9 H: 0 LOB: 1 BB: 0 P: 15	R: 0 E: 0 K: 0 S: 10 H: 1 LOB: 1 BB: 0 P: 14	R: 1 E: 0 K: 2 S: 18 H: 1 LOB: 2 BB: 2 P: 29	R: 0 E: 0 K: 0 S: 7 H: 0 LOB: 0 BB: 0 P: 10	R: 0 E: 0 K: 0 S: 6 H: 0 LOB: 0 BB: 0 P: 7	R: 0 E: 0 K: 0 S: 5 H: 1 LOB: 0 BB: 0 P: 6	R: 1 E: 0 K: 0 S: 7 H: 2 LOB: 1 BB: 0 P: 8	R: 2 E: 0 K: 0 S: 19 H: 3 LOB: 1 BB: 0 P: 29	1B: 6 2B: 0 3B: 1 HR: 1 SF: 1 SAC: 1 DP: 1 HBP: 0						

TOP

Los Angeles Angels @ Oakland Athletics

McAfee Coliseum, Oakland, CA

Sun Jul 13 2008, 4:05 PM EDT

Att. 29,352 - Sunny - 70 F

livebaseballscorecards.com

AB	33
R	4
H	8
RBI	4
BB	2
SO	3
LOB	10

PITCHER		IP	WLS	BF	H	R	ER	SO	BB	IBB	HBP	BLK	WP	HR	S	P	ERA	WHIP
58 Justin Duchscherer, R ERA: 1.82	(1, 1)	7.2		30	5	2	2	3	2	0	0	0	0	1	68	98	2.35	0.913
31 Brad Ziegler, R ERA:	(8, 1)	0.1	H	1	0	0	0	0	0	0	0	0	0	0	1	1	0.00	0.000
Huston Street, R ERA: 4.07	(9, 1)	1.0	L	6	3	2	2	0	0	0	0	0	0	0	19	29	18.00	3.000

PITCHER	IP	WLS	BF	H	R	ER	SO	BB	IBB	HBP	BLK	WP	HR	S	P	ERA	WHIP

WP: 0	PB: 0	SB: 0	CS: 0
PA: 37			

Batter	1	2	3	4	5	6	7	8	9	AB	R	H	RBI	BB	SO	LOB
8 Kurt Suzuki, R (1, 2) OBP: 0.336, SLG: 0.372	C SI 88 B SI 89 F SI 90 F SI 89 X CU 77 1-2 32 1B 1B		B SI 88 B CH 83 C SI 90 F SI 91 F SI 90 F SI 91 X CU 78 2-2 ① L6		B SI 90 X SI 90 1-0 ③ G6-3			B FF 94 B FF 94 X FF 93 2-0 ② F7	D FF 94 B FF 91 C FF 90 F FF 91 S FF 93 2-3 ③ K	5	1	1	0	0	1	3
26 Matt Murton, R (1, 7) OBP: 0.255, SLG: 0.250	B SI 88 1 SAFE F SI 89 C FF 89 S FF 89 1-3 ① K		B SI 89 C CU 78 C FF 90 S CU 78 1-3 ② K			B CU 75 C SI 88 B SI 89 X SI 90 2-1 ① L3		C SL 82 B FS 84 B FF 93 B FF 93 B FF 94 4-1 32 BB BB		3	0	0	0	1	2	1
32 Jack Cust, L (1, 10) OBP: 0.374, SLG: 0.442	B SI 88 1 SAFE X CH 82 1-0 1B 28 1B 1-2 1B		B SI 90 B CH 84 C SI 89 B CH 84 B SI 90 4-1 BB			C SI 88 X FF 89 0-1 HR		B FF 94 B FF 93 S FF 94 B FS 81 B FS 81 4-1 1-2 BB		2	2	2	1	2	0	0
Emil Brown, R (1, 9) OBP: 0.292, SLG: 0.383 11 Rajai Davis, R (9, 8) OBP: 0.233, SLG: 0.279	B SI 88 C SI 89 D CH 81 C CH 82 X SI 89 2-2 28 1B 1-2 2-H 1B		C CH 83 X SI 89 0-1 ③ P2			B FF 89 C FF 88 B FF 89 X FF 88 2-1 ② G1-6-3		X FF 93 0-0 ③ G3-1		4 0	0 0	1 0	1 0	0 0	0 0	3 0
28 Carlos González, L (1, 8) OBP: 0.293, SLG: 0.432 (9, 9)	X CU 76 0-0 14 G6-4-3 1-2 2-H 1B			B SI 88 B SI 89 C SI 89 C SI 89 C SI 89 2-3 ① K		X SL 78 0-0 ③ F7			B CU 78 F FF 91 S CU 80 X CU 79 1-2 10 SH1-4 14 BB 1B	4	0	2	1	0	1	0
14 Mark Ellis, R (1, 4) OBP: 0.332, SLG: 0.384	C SI 89 D CU 78 B SI 90 X SI 89 2-1 ② ③ G6-4-3 1-2f			C SI 90 C CH 84 B CU 78 X SI 90 1-2 ② G5-3			C SL 76 C FF 89 F FF 88 B SL 77 X SL 76 1-2 ① F8		B FF 91 B FF 92 B FF 92 B FF 91 4-0 10 SH1-4 1-2 BB	3	0	0	0	1	0	2
10 Daric Barton, L (1, 3) OBP: 0.328, SLG: 0.310		L SI 87 F SI 88 B SI 89 B CH 83 X SI 89 2-2 ① G1-3		X CU 76 0-0 ③ G4-3			B FF 89 F SL 77 X FF 89 1-1 ② P6		L FF 91 L CU 80 X CU 80 0-2 ① SH1-4 1-2 2-3	3	0	0	0	0	0	0
22 Jack Hannahan, L (1, 5) OBP: 0.322, SLG: 0.338		F SI 88 B FF 87 C SI 90 B SI 90 X SI 90 2-2 ② F8			C CU 75 C FF 89 B SI 90 B CU 77 F SI 90 B SI 90 C SI 91 3-3 ① K		C SL 76 F FF 88 X SL 77 0-2 ③ G3-1		I IN 64 I IN 60 I IN 64 I IN 66 4-0 IBB	3	0	0	0	1	1	0
Donnie Murphy, R (1, 6) OBP: 0.271, SLG: 0.309 Rob Bowen, S (9, PH) OBP: 0.250, SLG: 0.286		C SI 90 B FF 90 B CU 79 X FF 90 2-1 ③ F8			C SI 90 F SI 90 B SI 90 F CU 78 X SI 90 1-2 ② G5-3			B FF 94 S FF 94 B SL 83 X FF 94 2-1 ① G5-3	C FF 93 S FF 92 B FF 93 D CU 80 C FF 94 2-3 ② K	3 1	0 0	0 0	0 0	0 1	0 3	0 0
Inning Stats	R: 2 E: 0 K: 1 S: 14 H: 4 LOB: 1 BB: 0 P: 21	R: 0 E: 0 K: 0 S: 8 H: 0 LOB: 0 BB: 0 P: 14	R: 0 E: 0 K: 1 S: 11 H: 0 LOB: 1 BB: 1 P: 18	R: 0 E: 0 K: 1 S: 7 H: 0 LOB: 0 BB: 0 P: 10	R: 0 E: 0 K: 1 S: 9 H: 0 LOB: 0 BB: 0 P: 14	R: 1 E: 0 K: 0 S: 7 H: 1 LOB: 0 BB: 0 P: 11	R: 0 E: 0 K: 0 S: 9 H: 0 LOB: 0 BB: 0 P: 11	R: 0 E: 0 K: 0 S: 6 H: 0 LOB: 2 BB: 2 P: 18	R: 0 E: 0 K: 2 S: 12 H: 1 LOB: 3 BB: 2 P: 25	1B: 5 2B: 0 3B: 0 HR: 1	SF: 0 SAC: 1 DP: 1 HBP: 0			WP: 0 PB: 0 SB: 0 CS: 0	PA: 37		

PITCHER		IP	WLS	BF	H	R	ER	SO	BB	IBB	HBP	BLK	WP	HR	S	P	ERA	WHIP
58 Dustin Moseley, R ERA: 7.15	(1, 1)	5.1		20	4	2	2	4	1	0	0	0	0	0	51	81	3.38	0.938
Darren Oliver, L ERA: 3.63	(6, 1)	1.2		6	1	1	1	0	0	0	0	0	0	1	14	18	5.40	0.600
66 Jose Arredondo, R ERA: 1.13	(8, 1)	1.0	W	5	0	0	0	0	2	0	0	0	0	0	6	18	0.00	2.000
Francisco Rodríguez, R ERA: 2.36	(9, 1)	1.0	S	6	1	0	0	2	1	1	0	0	0	0	12	25	0.00	2.000

PITCHER	IP	WLS	BF	H	R	ER	SO	BB	IBB	HBP	BLK	WP	HR	S	P	ERA	WHIP

BOTTOM

Los Angeles Angels @ Oakland Athletics

McAfee Coliseum, Oakland, CA

Sun Jul 13 2008, 4:05 PM EDT

Att. 29,352 - Sunny - 70 F

livebaseballscorecards.com

AB	31
R	3
H	6
RBI	3
BB	5
SO	6
LOB	12

Batter	1	2	3	4	5	6	7	8	9	AB	R	H	RBI	BB	SO	LOB
2 Jacoby Ellsbury, L (1, 8) OBP: 0.339, SLG: 0.373	C FF 90 C FF 91 F FF 93 F FF 94 S FC 82 0-3 ① K2-3		F CU 79 B FF 90 1 SAFE X CU 79 1-1 ①② G6-3 1-2f		C FF 91 X CU 80 0-1 ③ G6-3			C FC 83 C SI 89 F SL 79 X FC 83 0-2 ① F7		4	0	0	0	0	1	2
15 Dustin Pedroia, R (1, 4) OBP: 0.359, SLG: 0.461	C FF 92 B FC 84 F FC 85 F FF 93 B FF 94 X FF 94 2-2 7 G4-6-3 1B		B FF 90 X FF 90 1-0 2B			B FF 91 X FF 89 1-0 ① F8		C SI 89 B FC 84 B SI 90 X FC 84 2-1 ②③ G5-4-3 1-2f		4	0	2	0	0	0	1
7 J.D. Drew, L (1, 9) OBP: 0.408, SLG: 0.564	B SI 91 X CU 79 1-0 ②③ G4-6-3 1-2f		B FF 91 C FF 91 C FF 90 B CU 81 F FF 91 B FF 92 X CU 80 3-2 ③ G3			X FF 91 0-0 ② P5			C FF 85 B SL 77 B SL 77 X SI 86 2-1 ① F7	4	0	0	0	0	0	2
Manny Ramirez, R (1, 7) OBP: 0.393, SLG: 0.529		B FF 91 X FF 91 1-0 20 HR 1B		X FF 92 0-0 HR		B FF 91 B FF 91 F FF 90 B FC 83 B FF 92 4-1 BB			C SI 87 B SL 76 F SL 77 B SL 78 X SI 86 2-2 ② G5-3	3	2	2	1	1	0	0
25 Mike Lowell, R (1, 5) OBP: 0.355, SLG: 0.500		C FF 92 B FF 90 X FF 90 1-1 ① F8		C FF 91 X FF 92 0-1 ① G5-3		C CU 78 S FC 82 D CU 80 S FC 83 1-3 ③ K			B SI 87 X FF 85 1-0 ③ F9	4	0	0	0	0	1	2
20 Kevin Youkilis, R (1, 3) OBP: 0.380, SLG: 0.559		C FF 91 B FF 91 1 SAFE B FF 92 B FC 85 X FF 91 3-1 1-H HR		C FC 82 B FF 92 C FF 92 B FC 82 T FC 82 2-2 ② K			C FF 90 X FC 83 0-1 ① G6-3			3	1	1	2	0	1	0
22 Sean Casey, L (1, 10) OBP: 0.418, SLG: 0.465		B FF 92 C FF 92 B FF 92 F FF 92 X FF 92 2-2 ② F7		C CU 79 S CU 80 B FF 93 C FF 93 1-3 ③ K			C CU 77 B FF 90 F FF 91 F CU 80 S CU 80 1-3 ② K			3	0	0	0	0	2	0
Jason Varitek, S (1, 2) OBP: 0.296, SLG: 0.350 Kevin Cash, R (7, 2) OBP: 0.307, SLG: 0.374		C FF 92 B CU 77 X CU 78 1-1 ③ G4-3			B CU 79 F CU 77 C CU 78 F FF 92 S FF 92 1-3 ① K		C FF 91 X CU 79 0-1 ③ G3			3 0	0 0	0 0	0 0	0 0	1 0	0 0
Alex Cora, L (1, 6) OBP: 0.380, SLG: 0.361			C FF 91 B FF 91 B CH 83 B FF 90 B FF 92 4-1 2 G6-3 BB		C FF 92 X CU 80 0-1 ② G4-1			C SI 89 F SI 89 F SL 80 B SL 79 H SI 90 2-2 15 G5-4-3 HBP		1	0	0	0	1	0	0
Inning Stats	R: 0 E: 0 K: 1 S: 10 H: 1 LOB: 0 BB: 0 P: 13	R: 2 E: 0 K: 0 S: 10 H: 2 LOB: 0 BB: 0 P: 18	R: 0 E: 0 K: 0 S: 8 H: 1 LOB: 1 BB: 1 P: 17	R: 1 E: 0 K: 2 S: 9 H: 1 LOB: 0 BB: 0 P: 12	R: 0 E: 0 K: 1 S: 8 H: 0 LOB: 0 BB: 0 P: 9	R: 0 E: 0 K: 1 S: 6 H: 0 LOB: 1 BB: 1 P: 12	R: 0 E: 0 K: 1 S: 8 H: 0 LOB: 0 BB: 0 P: 9	R: 0 E: 0 K: 0 S: 9 H: 0 LOB: 0 BB: 0 P: 13	R: 0 E: 0 K: 0 S: 6 H: 0 LOB: 0 BB: 0 P: 11	1B: 2 2B: 1 3B: 0 HR: 2 SF: 0 SAC: 0 DP: 3 HBP: 1						

TOP

Boston Red Sox @ Los Angeles Angels

Angel Stadium of Anaheim, Anaheim, CA

Fri Jul 18 2008, 7:05 PM PDT

Att. 44,260 - Partly Cloudy - 75 F

livebaseballscorecards.com

AB	29
R	3
H	5
RBI	3
BB	2
SO	6
LOB	7

PITCHER		IP	WLS	BF	H	R	ER	SO	BB	IBB	HBP	BLK	WP	HR	S	P	ERA	WHIP
41 John Lackey, R ERA: 2.58	(1, 1)	7.0	W	26	5	3	3	6	2	0	0	0	0	2	59	90	3.86	1.000
33 Justin Speier, R ERA: 5.12	(8, 1)	1.0		3	0	0	0	0	0	0	1	0	0	0	9	13	0.00	0.000
53 Darren O'Day, R ERA: 3.06	(9, 1)	1.0		3	0	0	0	0	0	0	0	0	0	0	6	11	0.00	0.000

PITCHER	IP	WLS	BF	H	R	ER	SO	BB	IBB	HBP	BLK	WP	HR	S	P	ERA	WHIP

Batter	1	2	3	4	5	6	7	8	9	AB	R	H	RBI	BB	SO	LOB
9 Chone Figgins, S (1, 5) OBP: 0.377, SLG: 0.322	C FF 92 X FF 93 0-1 ① F8	C FF 93 B FF 94 B FF 93 C CH 79 T FF 94 2-2 ② K			C CH 76 B CU 77 X FF 92 1-1 ① F7	X SI 87 0-0 G3-1 6 3B 2B	X FF 90 0-0 ② G6-3			5	1	1	0	0	1	0
Casey Kotchman, L (1, 3) OBP: 0.326, SLG: 0.430	B SI 94 C FF 93 F FF 93 X CH 78 1-2 6 2B 2B	B CH 79 X SI 92 1-0 ③ G4-3			C CH 78 C CU 76 F CU 79 B SI 93 F FF 94 X CU 78 1-2 27 G1-3 6 BB 48 E 1B	B SI 87 C SI 88 X SI 86 1-1 ① G3-1 2-3	C FC 90 B SL 85 X FC 90 1-1 ③ P6			5	2	2	0	0	0	1
6 Maicer Izturis, S (1, 6) OBP: 0.337, SLG: 0.370 77 Reggie Willits, S (8, 9) OBP: 0.293, SLG: 0.210 (9, 8)	B FF 92 B FF 92 C FF 92 F CH 78 B CU 75 X FF 92 3-2 27 1B 2-H 2B	C FF 92 X SI 92 1-1 ① L7			B CH 79 1 SAFE B CH 75 B FF 92 B SI 91 4-0 48 E 27 G1-3 1-2 1B BB	B SI 87 B CH 81 B SI 88 C SI 86 F CH 81 X SI 89 3-2 27 FC5-2 3-H 3B		C FF 94 F FF 96 B SL 86 S SL 86 1-3 ① K		3 1	2 0	2 0	2 0	1 1	0 0	0 0
27 Vladimir Guerrero, R (1, 9) OBP: 0.350, SLG: 0.483 2 Erick Aybar, S (8, 6) OBP: 0.311, SLG: 0.387	X FF 92 0-0 48 BB 1B 2-H 1B	C CU 77 X CH 80 0-1 48 F8-3 1B			X FF 91 0-0 ② G1-3 1-2 2-3	B SI 90 B SI 88 X CH 81 2-0 ② FC5-2 48 2B 1B 3-H		F FF 94 C SL 85 B SL 88 T FF 94 1-2 ② K		4 1	2 0	2 0	1 0	0 0	0 1	3 0
48 Torii Hunter, R (1, 8) OBP: 0.333, SLG: 0.452 39 Robb Quinlan, R (8, PH) OBP: 0.311, SLG: 0.299 (9, 9)	1 SAFE F SI 92 F FF 92 F CU 77 F CU 76 F CH 76 B SI 92 1 SAFE B SI 91 4-2 F CH 76 B SL 83 F CH 77 1 SAFE F FF 92 B SI 92 1B 1-2 BB	B SL 81 1 SAFE X CH 78 1-0 ② ③ F8-3 1-1			X CU 77 0-0 E6 BB 1B 47 1B 2-3 3-H	B SI 86 F SI 87 X CH 80 1-1 1B 2B 1-3		B FF 95 C FF 94 X FF 94 1-1 ③ G1-3		3 1	2 0	1 0	0 0	1 0	0 0	2 0
Garret Anderson, L (1, 10) OBP: 0.310, SLG: 0.405	C SI 91 B CH 78 B CH 75 F CH 77 X CU 76 2-2 1B 1-3 2-H	B CH 78 X FF 92 1-0 HR			B CH 78 F FF 91 X SL 82 1-1 47 1B BB 1B 1-2 3-H	B SI 87 B CU 76 X SI 85 2-0 1B 1B 2-H 3-H				4	2	4	5	0	0	0
Juan Rivera, R (1, 7) OBP: 0.303, SLG: 0.371	F SL 81 1 SAFE F FF 92 B CU 76 B FF 92 X CH 77 2-2 ② P5	C FF 93 B CU 77 B SL 82 S CH 76 C FF 93 2-3 ① K	F FF 92 B FF 90 B SL 82 C SL 82 B FF 92 B FF 91 4-2 47 1B 1-2 2-3 BB			X SL 87 0-0 47 FC4-6 1-2 1B				3	0	1	0	1	1	2
47 Howie Kendrick, R (1, 4) OBP: 0.338, SLG: 0.471	C SI 92 X CH 78 0-1 ③ L6	X SL 84 0-0 ② G5-3	F FF 93 F FF 92 B FF 91 X FF 92 1-2 2-H 3-H 1B			C SL 86 B FC 90 X FS 82 1-1 ③ FC4-6 1-2f				4	0	1	2	0	0	4
5 Jeff Mathis, R (1, 2) OBP: 0.291, SLG: 0.343		C FF 92 B CU 78 B SL 83 X FF 93 2-1 ① F8		B SI 92 X SL 83 1-0 ③ G6-3	X FS 90 0-0 ③ F7		B FC 90 B FC 89 B FC 90 C FC 89 X FC 90 3-1 ① P2			4	0	0	0	0	0	2
Inning Stats	R: 3 H: 4 E: 0 LOB: 2 K: 0 BB: 1 S: 25 P: 37	R: 0 H: 0 E: 0 LOB: 0 K: 1 BB: 0 S: 6 P: 11	R: 0 H: 1 E: 0 LOB: 0 K: 0 BB: 0 S: 5 P: 7	R: 1 H: 1 E: 0 LOB: 0 K: 1 BB: 0 S: 6 P: 10	R: 4 H: 3 E: 1 LOB: 2 K: 0 BB: 2 S: 17 P: 29	R: 3 H: 5 E: 0 LOB: 2 K: 0 BB: 0 S: 13 P: 23	R: 0 H: 0 E: 0 LOB: 0 K: 0 BB: 0 S: 5 P: 9	R: 0 H: 0 E: 0 LOB: 0 K: 2 BB: 0 S: 8 P: 11		1B: 8 SF: 0 2B: 5 SAC: 0 3B: 1 DP: 1 HR: 1 HBP: 0				WP: 0 PA: 41 PB: 0 SB: 0 CS: 0		

BOTTOM

Boston Red Sox @ Los Angeles Angels

Angel Stadium of Anaheim, Anaheim, CA

Fri Jul 18 2008, 7:05 PM PDT

Att. 44,260 - Partly Cloudy - 75 F

livebaseballscorecards.com

AB	38
R	11
H	14
RBI	10
BB	3
SO	4
LOB	14

PITCHER		IP	WLS	BF	H	R	ER	SO	BB	IBB	HBP	BLK	WP	HR	S	P	ERA	WHIP
61 Clay Buchholz, R ERA: 5.88	(1, 1)	4.2	L	24	8	8	4	2	2	0	0	0	0	1	53	83	7.71	2.143
53 David Aardsma, R ERA: 2.75	(5, 1)	0.1		3	1	0	0	0	1	0	0	0	0	0	6	11	0.00	6.000
48 Javier López, L ERA: 2.87	(6, 1)	0.2		6	4	3	3	0	0	0	0	0	0	0	10	19	40.50	6.000
50 Mike Timlin, R ERA: 6.0	(6, 1)	1.1		5	1	0	0	0	0	0	0	0	0	0	8	13	0.00	0.750
56 Craig Hansen, R ERA: 5.27	(8, 1)	1.0		3	0	0	0	2	0	0	0	0	0	0	8	11	0.00	0.000

PITCHER	IP	WLS	BF	H	R	ER	SO	BB	IBB	HBP	BLK	WP	HR	S	P	ERA	WHIP

Batter	1	2	3	4	5	6	7	8	9	AB	R	H	RBI	BB	SO	LOB
2 Jacoby Ellsbury, L (1, 7) OBP: 0.340, SLG: 0.372	B FF 91 C SI 90 C CU 77 S SI 92 1-3 K		C CU 77 X CU 78 0-1 G4-3		H SI 90 1-0 15 G6-4-3 1-2 HBP		C CU 78 F SL 84 X CU 78 0-2 15 BB 1B		C FF 91 S CH 83 S CU 80 0-3 K2-3	4	0	1	0	0	2	0
15 Dustin Pedroia, R (1, 4) OBP: 0.362, SLG: 0.462	B FF 92 X SI 92 1-0 7 G4-6-3 1B		B SI 91 B CH 84 C CH 84 X CH 83 2-1 F7		C CH 83 D CU 80 F CH 83 X SI 92 1-2 G6-4-3 1-2f 2-3		B FF 95 F FF 94 B FS 83 B FF 94 B FF 93 4-1 1-2 BB		C FF 91 X FF 91 0-1 7 BB 1B	4	0	2	0	1	0	2
7 J.D. Drew, L (1, 9) OBP: 0.410, SLG: 0.565	C SI 91 C SI 92 X SI 92 0-2 G4-6-3 1-2f		B SI 92 C SI 92 B SL 81 B SI 92 X SI 92 3-1 2B		B SI 92 B SL 82 C CU 80 B SI 93 C SI 92 F FF 94 F SI 91 B SI 92 4-2 BB		B FS 84 C FS 84 B FF 94 C FS 83 B FS 85 F FS 83 C FF 94 3-3 K		B FF 91 B FF 92 B FF 91 C FF 91 F FF 91 B FF 92 4-2 1-2 BB	3	0	1	0	2	1	3
Manny Ramirez, R (1, 10) OBP: 0.396, SLG: 0.530		B SI 91 S CH 82 X SI 92 1-1 20 HR 2B	I IN 64 I IN 63 I IN 62 I IN 63 4-0 IBB		F FF 93 X CH 84 0-1 L5			C SI 91 B SI 91 C SI 92 B CU 81 B SI 92 B SI 93 4-2 25 FC6-4 BB	B FF 92 B FF 92 F FF 90 X FF 91 2-1 F4	3	1	1	0	2	0	4
25 Mike Lowell, R (1, 5) OBP: 0.350, SLG: 0.492		F CH 82 B FF 92 C SI 92 B CU 79 F FF 93 X CH 83 2-2 P4	X CH 82 0-0 F8			B SI 89 B SI 89 B SI 90 C FF 88 F SI 90 F FF 91 F FF 92 X FF 93 3-2 F9		B SI 92 C SI 92 S CU 79 X SI 91 1-2 FC6-4 BB 20 1B 1-2f	X FF 92 0-0 P5	5	0	0	0	0	0	6
20 Kevin Youkilis, R (1, 3) OBP: 0.382, SLG: 0.567		D CU 76 B SI 92 C CH 83 X SI 92 2-1 2-H HR		B CU 77 B CU 77 C SI 92 F CH 83 F CH 82 F CU 79 F FF 92 X CH 82 2-2 L6		B CU 75 B CU 76 C CH 81 F CH 81 X CH 80 2-2 G6-3		C CU 79 B CU 80 X CU 80 1-1 BB 1-2 1B		4	1	2	2	0	0	0
Coco Crisp, S (1, 8) OBP: 0.303, SLG: 0.403		X SI 92 0-0 G6-3	X CH 83 0-0 G5-3			F FF 91 B CH 80 B CH 81 B SI 92 X SI 91 3-1 G6-3		F SI 92 B SI 92 B SI 92 F SI 91 F SI 92 C CU 80 2-3 K		4	0	0	0	0	1	2
Jason Varitek, S (1, 2) OBP: 0.298, SLG: 0.347		B SI 92 B CH 83 B CH 84 C FF 91 B SI 92 4-1 BB	B CH 83 S CH 83 B SI 92 B CH 85 F SI 92 F FF 94 F FF 93 X CH 84 3-2 F9				B SI 90 B SI 91 F SI 90 B CH 82 X SI 91 3-1 F9	B CU 79 B CU 79 S SI 91 B SI 91 B SI 91 4-1 1-2 2-3 BB		2	0	0	0	2	0	0
12 Jed Lowrie, S (1, 6) OBP: 0.304, SLG: 0.412		C SI 92 F CH 84 B SI 92 X CU 77 1-2 F7			X CH 82 0-0 15 G6-4-3 2 HBP 1B		C SI 91 S CU 76 B FF 91 X CU 77 1-2 F8	C SI 92 S CU 80 S CU 81 0-3 K		4	0	1	0	0	1	4
Inning Stats	R: 0 E: 0 K: 1 S: 7 H: 1 LOB: 0 BB: 0 P: 9	R: 2 E: 0 K: 0 S: 13 H: 2 LOB: 1 BB: 1 P: 23	R: 0 E: 0 K: 0 S: 7 H: 1 LOB: 2 BB: 1 P: 16	R: 0 E: 0 K: 0 S: 12 H: 0 LOB: 0 BB: 0 P: 17	R: 0 E: 0 K: 0 S: 10 H: 1 LOB: 2 BB: 1 P: 16	R: 0 E: 0 K: 0 S: 10 H: 0 LOB: 0 BB: 0 P: 18	R: 0 E: 0 K: 1 S: 13 H: 1 LOB: 2 BB: 1 P: 24	R: 0 E: 0 K: 2 S: 15 H: 1 LOB: 3 BB: 2 P: 27	R: 0 E: 0 K: 1 S: 10 H: 1 LOB: 2 BB: 1 P: 16	1B: 5 2B: 2 3B: 0 HR: 1 SF: 0 SAC: 0 DP: 2 HBP: 1						

PITCHER		IP	WLS	BF	H	R	ER	SO	BB	IBB	HBP	BLK	WP	HR	S	P	ERA	WHIP
51 Joe Saunders, L ERA: 3.05	(1, 1)	6.2		28	6	2	2	1	2	1	1	0	0	1	67	111	2.70	1.200
66 Jose Arredondo, R ERA: 1.11	(7, 1)	0.1	W	2	0	0	0	1	1	0	0	0	0	0	5	12	0.00	3.000
62 Scot Shields, R ERA: 3.03	(8, 1)	1.0	H	6	1	0	0	2	2	0	0	0	0	0	15	27	0.00	3.000
Francisco Rodríguez, R ERA: 2.3	(9, 1)	1.0	S	5	1	0	0	1	1	0	0	0	0	0	10	16	0.00	2.000

PITCHER	IP	WLS	BF	H	R	ER	SO	BB	IBB	HBP	BLK	WP	HR	S	P	ERA	WHIP

TOP

Boston Red Sox @ Los Angeles Angels

Angel Stadium of Anaheim, Anaheim, CA

Sat Jul 19 2008, 12:55 PM PDT

Att. 44,005 - Sunny - 75 F

livebaseballscorecards.com

AB	33
R	2
H	8
RBI	2
BB	7
SO	5
LOB	21

Boston Red Sox @ Los Angeles Angels

Angel Stadium of Anaheim, Anaheim, CA

Sat Jul 19 2008, 12:55 PM PDT
Att. 44,005 - Sunny - 75 F

livebaseballscorecards.com

BOTTOM

Batter	1	2	3	4	5	6	7	8	9	AB	R	H	RBI	BB	SO	LOB
9 Chone Figgins, S (1, 5) OBP: 0.379, SLG: 0.329	X FF 94 0-0 F7 S 1B		B FF 95 S FF 94 X SI 94 1-1 ③ G6-3			B CU 76 B FF 93 C FF 93 B FF 94 X FF 94 3-1 WP 2B	P PO 91 S CH 89 C FF 93 S CU 78 1-3 ② K			4	0	2	0	0	1	1
Casey Kotchman, L (1, 3) OBP: 0.322, SLG: 0.425	1 SAFE C SI 92 F CU 76 B FF 94 B FF 93 1 SAFE 1 SAFE F SI 94 B SI 94 3-2 ① X FF 94 F7 1-3			B SI 94 B CH 89 X FF 94 2-0 ① F8		B FF 93 F SI 95 S CU 79 F CU 80 F FF 95 C SI 96 1-3 ② K 2-3	X SI 96 0-0 ③ F8			4	0	0	0	0	1	3
6 Maicer Izturis, S (1, 6) OBP: 0.336, SLG: 0.368	X FF 95 0-0 ② P5			C SI 94 X FF 95 0-1 27 G6-4-3 1B		B FF 95 B CU 77 C FF 95 F FC 92 F FF 93 F FF 95 X FF 95 2-2 ③ F8		C FF 92 X CU 75 0-1 ① G3		4	0	1	0	0	0	2
27 Vladimir Guerrero, R (1, 10) OBP: 0.349, SLG: 0.490	F FF 95 X FF 94 0-1 ③ G6-3			C SI 94 X FF 93 0-1 ②③ G6-4-3 1-2f			X FF 93 0-0 HR	B SI 93 X FF 93 1-0 ② F7		4	1	1	1	0	0	2
48 Torii Hunter, R (1, 8) OBP: 0.335, SLG: 0.453		B SI 93 X FF 94 1-0 ① F9			C SI 93 B CU 76 F SI 94 B FF 94 F SI 94 C CU 75 2-3 ① K		B SI 94 B FF 92 X FF 92 2-0 77 SH1-4 2 3B 1B	B B CU 77 T SI 92 X SI 94 2-1 1B		4	1	2	0	0	1	0
Garret Anderson, L (1, 7) OBP: 0.309, SLG: 0.403		X SI 94 0-0 ② G4-3			B FF 94 S CH 89 F FC 91 C SI 95 1-3 ② K		B SI 92 C CH 90 B CH 86 S CH 88 X SI 93 2-2 77 SH1-4 2 3B 1-2 1B	X SI 92 0-0 ③ G1-3		4	1	1	0	0	1	1
Juan Rivera, R (1, 9) OBP: 0.307, SLG: 0.374 77 Reggie Willits, S (7, PH) OBP: 0.293, SLG: 0.210 (8, 9)		C FF 94 C CU 76 B CU 78 X CU 78 1-2 ③ F7			X SI 94 0-0 1B		X FF 94 0-0 ① SH1-4 1-2 2-3			2 0	0 0	1 0	0 0	0 0	0 0	0 0
47 Howie Kendrick, R (1, 4) OBP: 0.338, SLG: 0.466			C FF 94 B CH 88 F FF 94 F CH 89 S CU 78 1-3 ① K		B SI 92 B FF 93 S SI 93 B FF 94 S FF 94 X FF 95 3-2 ③ G6-3		4-0 2 3B IBB			2	1	0	0	1	1	1
5 Jeff Mathis, R (1, 2) OBP: 0.288, SLG: 0.339 2 Erick Aybar, S (7, PH) OBP: 0.314, SLG: 0.399 28 Ryan Budde, R (8, 2)			C SI 94 B CU 78 B CU 78 F SI 94 S CU 78 2-3 ② K			B SI 92 B SI 93 C FF 93 X SI 93 2-1 ① G6-3	D CU 77 X CH 90 1-0 1-H 2-H 3-H 3B			2 1 0	0 0 0	0 1 0	0 3 0	0 0 0	1 0 0	0 0 0
Inning Stats	R: 0 H: 1 E: 0 LOB: 1 K: 0 BB: 0 S: 8 P: 11	R: 0 H: 0 E: 0 LOB: 0 K: 0 BB: 0 S: 5 P: 7	R: 0 H: 0 E: 0 LOB: 0 K: 2 BB: 0 S: 9 P: 13	R: 0 H: 1 E: 0 LOB: 0 K: 0 BB: 0 S: 5 P: 7	R: 0 H: 1 E: 0 LOB: 1 K: 2 BB: 0 S: 11 P: 17	R: 0 H: 1 E: 0 LOB: 1 K: 1 BB: 0 S: 14 P: 22	R: 4 H: 4 E: 0 LOB: 1 K: 1 BB: 1 S: 12 P: 21	R: 0 H: 1 E: 0 LOB: 1 K: 0 BB: 0 S: 6 P: 9		1B: 6 2B: 1 3B: 1 HR: 1	SF: 0 SAC: 1 DP: 1 HBP: 0					

	AB	31
	R	4
	H	9
	RBI	4
	BB	1
	SO	6
	LOB	10

WP: 1 PA: 33
PB: 0
SB: 1
CS: 0

PITCHER		IP	WLS	BF	H	R	ER	SO	BB	IBB	HBP	BLK	WP	HR	S	P	ERA	WHIP
19 Josh Beckett, R ERA: 3.98	(1, 1)	8.0	L	33	9	4	4	6	0	1	0	0	1	1	70	107	4.50	1.125

PITCHER	IP	WLS	BF	H	R	ER	SO	BB	IBB	HBP	BLK	WP	HR	S	P	ERA	WHIP

Batter	1	2	3	4	5	6	7	8	9	AB	R	H	RBI	BB	SO	LOB
2 Jacoby Ellsbury, L (1, 7) OBP: 0.335, SLG: 0.366	X SI 89 0-0 G4-3		C FF 90 C CH 80 B SI 90 F SI 90 C FF 92 1-3 K		X CH 80 0-0 F9		B CH 80 X CH 80 1-0 E9 15 1B 2-H		B FF 90 B FF 89 B FF 88 C FF 88 C FF 87 S FF 91 3-3 K	5	0	0	0	0	2	0
15 Dustin Pedroia, R (1, 4) OBP: 0.365, SLG: 0.467	B FF 89 C SI 90 B CH 82 X SI 90 2-1 2B		C FF 90 B SI 92 X SL 83 1-1 2B 1B		C SL 81 B SL 80 B SL 82 F CU 80 B SI 91 F SI 91 X SL 82 3-2 G5-3		D SI 90 B SI 90 C SL 80 S FF 90 1 SAFE F FF 91 X SL 82 2-2 1-3 1B			4	1	3	0	0	0	0
7 J.D. Drew, L (1, 9) OBP: 0.406, SLG: 0.557	X SI 90 0-0 F7		1 SAFE B CH 80 S CH 78 X SI 90 1-1 F8		B CU 77 X FF 90 1-0 G3-1		C SL 79 1 SAFE S SL 79 S SL 80 0-3 K			4	0	0	0	0	1	4
Manny Ramirez, R (1, 10) OBP: 0.397, SLG: 0.531	I IN 78 I IN 80 I IN 80 I IN 83 4-0 IBB		C SL 81 B SI 90 B SL 83 B CH 80 X SL 82 3-1 25 1B 1-H 2B			S SL 82 F CH 80 S FF 89 0-3 K		C SL 78 B SI 90 F FF 89 X SL 77 1-2 F9		3	1	1	1	1	1	0
25 Mike Lowell, R (1, 5) OBP: 0.349, SLG: 0.488	C SL 83 S SL 83 B SL 82 D SL 84 C SI 92 2-3 K		B SL 83 X FF 91 1-0 2-H 1B			C SI 91 B SI 91 B CH 82 F CH 80 F FF 91 X SI 90 2-2 G2-3		C SI 89 B CH 85 F SL 78 B FF 90 S SL 79 2-3 K		4	0	1	1	0	2	2
20 Kevin Youkilis, R (1, 3) OBP: 0.380, SLG: 0.562		C SL 83 B FF 91 B SI 90 T SL 83 S FF 92 2-3 K		B FF 90 C CH 80 X SI 90 1-1 G5-3		C FF 90 F SL 82 F CU 77 B SI 91 F FF 89 B SI 92 B CH 80 X SL 81 3-2 G4-3		B SL 78 B FF 89 B FF 90 B FF 90 4-0 BB		3	0	0	0	1	1	0
12 Jed Lowrie, S (1, 6) OBP: 0.317, SLG: 0.407		C SI 91 X CU 78 0-1 SH2-3 1B		C CU 77 B SI 91 B CH 81 B FF 90 S SI 90 F FF 90 B SI 91 4-2 FC4-6 BB			C CH 79 B FF 89 B FF 88 C CH 79 B CH 80 X SI 90 3-2 F8	C SL 77 B FF 89 B SI 89 S SL 78 B SI 90 C SL 77 3-3 K		3	0	1	0	1	1	1
Coco Crisp, S (1, 8) OBP: 0.304, SLG: 0.399		X CH 80 0-0 SH2-3 1-2		S CH 80 1 SAFE D CH 81 S CH 80 X FF 91 1-2 FC4-6 1-2f			B CU 75 B CU 74 C FF 89 B SI 88 B SI 90 4-1 S 2 E BB		B CU 77 B FF 90 C FF 90 S FF 90 B CH 81 C FF 90 3-3 K	2	1	0	0	1	1	1
Kevin Cash, R (1, 2) OBP: 0.298, SLG: 0.362 22 Sean Casey, L (9, PH) OBP: 0.415, SLG: 0.462		B SL 82 S SL 82 F SL 83 B SL 84 C FF 92 2-3 K		1 SAFE P PO 84 1 SAFE 1 SAFE B FF 91 T SI 90 1 SAFE X SL 85 2-1 G6-3			1 SAFE B SI 91 C SI 90 B SL 82 1 SAFE 1 SAFE 1 SAFE F SL 83 F SI 90 3-3 K 1-2		B CU 79 C CU 78 S CH 84 F CH 84 B FF 92 S CU 79 2-3 K2-1-3	3 1	0 0	0 0	0 0	0 0	2 1	3 0

| Inning Stats | | |

Batter	1	2	3	4	5	6	7	8	9	AB	R	H	RBI	BB	SO	LOB
9 Chone Figgins, S (1, 5) OBP: 0.381, SLG: 0.329	C KN 63 X KN 64 0-1 ① G4-3		C FF 72 X KN 65 0-1 CS 1B			F KN 65 B KN 66 B KN 65 C KN 65 X KN 65 2-2 ② F7		B FF 95 B CH 82 B FF 96 C FF 94 C FF 96 B 4-2 2B BB		3	1	1	0	1	0	0
Casey Kotchman, L (1, 3) OBP: 0.324, SLG: 0.429	B KN 64 C KN 63 F KN 64 X KN 58 1-2 ② F9		B KN 65 B KN 66 X KN 65 2-0 ②③ P6 1-2			S KN 65 B FF 74 B KN 66 S KN 65 B KN 67 X FF 74 3-2 6 FC6-4 1B		C FF 95 B FF 95 X CH 80 1-1 1-H 3-H 2B		4	0	2	2	0	0	1
6 Maicer Izturis, S (1, 6) OBP: 0.331, SLG: 0.363	C KN 64 F KN 64 X KN 66 0-2 ③ P6			C KN 63 B KN 64 F KN 64 B CU 60 B KN 65 X FF 72 3-2 ① F7		F KN 65 X KN 66 0-1 ③ FC6-4 1-2f		F FF 95 C FF 95 F CU 77 S CU 79 0-3 ② K		4	0	0	0	0	1	2
27 Vladimir Guerrero, R (1, 9) OBP: 0.347, SLG: 0.496		B KN 64 B KN 64 C FF 72 B FF 72 X KN 66 3-1 HR		B KN 65 C FF 73 F CU 59 X CU 56 1-2 ② F8			B KN 64 F FF 72 C FF 72 B CU 59 X FF 74 2-2 ① F8	X SI 96 0-0 ③ P3		4	1	1	1	0	0	1
48 Torii Hunter, R (1, 8) OBP: 0.335, SLG: 0.460		X KN 65 0-0 HR		X KN 66 0-0 ③ L4			C CU 59 B CU 57 X FF 74 1-1 ② P3			3	1	1	1	0	0	0
Garret Anderson, L (1, 7) OBP: 0.307, SLG: 0.399		B KN 65 S KN 65 F KN 65 X KN 66 1-2 ① G4-3			B KN 63 S KN 65 F KN 64 F KN 65 X KN 65 1-2 ① G2-3		B KN 65 C FF 73 C CU 58 X CU 53 1-2 ③ F9			3	0	0	0	0	0	0
Juan Rivera, R (1, 10) OBP: 0.308, SLG: 0.383 77 Reggie Willits, S (8, PR) OBP: 0.293, SLG: 0.210 (9, 10)		X KN 66 0-0 ② P4			C KN 65 X KN 67 0-1 ② P2			B KN 64 S KN 63 B KN 65 C FF 72 X KN 66 2-2 47 2B 2B		3 0	0 1	1 0	0 0	0 0	0 0	0 0
47 Howie Kendrick, R (1, 4) OBP: 0.338, SLG: 0.469		B KN 65 B KN 65 X KN 66 2-0 ③ G5-3			S KN 65 S KN 65 F KN 66 B KN 66 X KN 67 1-2 ③ F8			B KN 65 X KN 65 1-0 5 SH3-4 2B 2-H 2B		3	1	1	1	0	0	0
5 Jeff Mathis, R (1, 2) OBP: 0.285, SLG: 0.335			B KN 63 B KN 64 C FF 72 X FF 72 2-1 ① P4			B KN 63 B KN 64 C FF 70 S FF 72 B KN 65 F FF 72 C CU 58 3-3 ① K		B FF 94 C FF 95 B CU 74 X FF 93 2-1 ① SH3-4 2-3		2	0	0	0	0	1	0
Inning Stats	R: 0 E: 0 K: 0 S: 8 H: 0 LOB: 0 BB: 0 P: 9	R: 2 E: 0 K: 0 S: 8 H: 2 LOB: 0 BB: 0 P: 14	R: 0 E: 0 K: 0 S: 5 H: 1 LOB: 0 BB: 0 P: 9	R: 0 E: 0 K: 0 S: 7 H: 0 LOB: 0 BB: 0 P: 11	R: 0 E: 0 K: 0 S: 10 H: 0 LOB: 0 BB: 0 P: 12	R: 0 E: 0 K: 1 S: 12 H: 1 LOB: 1 BB: 0 P: 20	R: 0 E: 0 K: 0 S: 8 H: 0 LOB: 0 BB: 0 P: 12	R: 3 E: 0 K: 1 S: 15 H: 3 LOB: 1 BB: 1 P: 25		1B: 2 2B: 3 3B: 0 HR: 2 SF: 0 SAC: 1 DP: 0 HBP: 0						

BOTTOM

Boston Red Sox @ Los Angeles Angels

Angel Stadium of Anaheim, Anaheim, CA

Sun Jul 20 2008, 3:00 PM PDT

Att. 44,164 - Sunny - 77 F

livebaseballscorecards.com

AB	29
R	5
H	7
RBI	5
BB	1
SO	2
LOB	4

PITCHER	IP	WLS	BF	H	R	ER	SO	BB	IBB	HBP	BLK	WP	HR	S	P	ERA	WHIP
49 Tim Wakefield, R (1, 1) ERA: 3.69	7.0	L	26	6	4	4	1	0	0	0	0	0	2	62	94	5.14	0.857
17 Manny Delcarmen, R (8, 1) ERA: 4.65	1.0		5	1	1	1	1	1	0	0	0	0	0	11	18	9.00	2.000

PITCHER	IP	WLS	BF	H	R	ER	SO	BB	IBB	HBP	BLK	WP	HR	S	P	ERA	WHIP

WP: 0 PA: 31
PB: 0
SB: 0
CS: 1

Cleveland Indians @ Los Angeles Angels

Angel Stadium of Anaheim, Anaheim, CA

Mon Jul 21 2008, 7:05 PM PDT

Att. 43,037 - Clear - 75 F

livebaseballscorecards.com

Batter	1	2	3	4	5	6	7	8	9	AB	R	H	RBI	BB	SO	LOB
24 Grady Sizemore, L (1, 8) OBP: 0.378, SLG: 0.536	C FF 95 C CH 83 B FF 96 B SL 87 F SL 85 S CH 84 2-3 **K** ①		B SL 81 X SL 80 1-0 **P4** ②		B FF 93 F FF 93 B FF 94 F SL 83 X FF 95 2-2 HR **2B**		C SL 82 B FF 93 F SL 84 F SL 84 B FF 93 B FF 95 T SL 84 3-2 **K** ②		B SI 86 X FF 86 1-0 **P6** ③	5	1	1	0	0	2	0
Casey Blake, R (1, 3) OBP: 0.363, SLG: 0.464	C SL 83 S SL 86 X FF 96 0-2 **G6-3** ②		C FF 95 B FF 95 F FF 96 F FF 94 B SL 86 X SL 86 2-2 12 1B **1B**		C SL 85 X FF 93 0-1 2-H HR		B FF 95 C SL 84 F FF 94 B SL 84 T FF 96 2-2 **K** ③			4	1	2	2	0	1	0
12 Ben Francisco, R (1, 9) OBP: 0.348, SLG: 0.466	X FF 97 0-0 **P4** ③		D SL 85 X FF 96 1-0 1-2 **1B**		B SL 84 F SL 84 B FF 97 X FF 95 2-1 **L6** ②			C SL 83 B FA 90 C FA 90 F SL 81 B SL 84 F SL 85 S FA 90 2-3 **K** ①		4	0	1	0	0	1	0
2 Jhonny Peralta, R (1, 6) OBP: 0.308, SLG: 0.487		X FF 96 0-0 **E9** 20 WP 20 SF8	B FF 95 T SL 86 F FF 94 F FF 95 F FF 94 D SL 88 F SL 85 X FF 95 2-2 **L8** ③		X SL 86 0-0 **G6-3** ③			X FA 90 0-0 HR		4	2	1	1	0	0	2
20 David Dellucci, L (1, 10) OBP: 0.293, SLG: 0.387		C SL 84 F SL 86 D SL 86 D SL 86 F FF 96 B FF 97 F SL 86 F FF 97 X SL 87 3-2 **SF8** ① 2-H		C FF 94 C CH 87 B FF 94 S SL 84 1-3 **K** ①		B SL 81 B CH 84 X FF 94 2-0 1B		C FA 90 F SL 84 S FA 89 0-3 **K** ②		3	0	1	1	0	2	0
10 Kelly Shoppach, R (1, 2) OBP: 0.311, SLG: 0.455		F SL 85 B SL 86 B FF 96 S FF 96 B SL 87 S SL 87 3-3 **K** ②		X FF 96 0-0 **F8** ②		X FF 94 0-0 **F9** ①		C FA 89 B SL 84 B SL 83 B SL 84 F FA 89 X SL 85 3-2 1B		4	0	1	0	0	1	1
Andy Marte, R (1, 5) OBP: 0.229, SLG: 0.286		C CH 84 S SL 85 B CH 83 B FF 96 B SL 88 X SL 86 3-2 1B		B FF 95 F FF 95 B SL 86 B FF 94 X FF 94 3-1 HR		B SL 86 C SL 82 C FF 94 S SL 84 1-3 **K** ②		C SL 83 X FA 88 0-1 **G6-3** ③		4	1	2	1	0	1	2
Franklin Gutierrez, R (1, 7) OBP: 0.261, SLG: 0.322		C FF 97 1 SAFE B FF 96 D SL 88 X SL 87 2-1 **L1** ③		C SL 85 C SL 86 F SL 84 B FF 96 B FF 95 S SL 87 2-3 **K** ③		X FF 95 0-0 **G6-3** ③			C SI 86 B SL 78 S SL 77 S SL 79 1-3 **K** ①	4	0	0	0	0	2	2
Asdrúbal Cabrera, S (1, 4) OBP: 0.280, SLG: 0.249			C SL 81 B CH 85 F FF 94 F SL 84 B FF 95 S SL 86 2-3 **K** ①		X FF 92 0-0 **F8** ①		C SL 80 X FF 92 0-1 **F7** ①		X SI 86 0-0 **G4-3** ②	4	0	0	0	0	1	0
Inning Stats	R: 0 E: 0 K: 1 S: 8 H: 0 LOB: 0 BB: 0 P: 10	R: 1 E: 1 K: 1 S: 15 H: 1 LOB: 1 BB: 0 P: 26	R: 0 E: 0 K: 1 S: 16 H: 2 LOB: 2 BB: 0 P: 24	R: 1 E: 0 K: 2 S: 10 H: 1 LOB: 0 BB: 0 P: 16	R: 2 E: 0 K: 0 S: 9 H: 2 LOB: 0 BB: 0 P: 13	R: 0 E: 0 K: 1 S: 6 H: 1 LOB: 1 BB: 0 P: 9	R: 0 E: 0 K: 2 S: 9 H: 0 LOB: 0 BB: 0 P: 14	R: 1 E: 0 K: 2 S: 14 H: 2 LOB: 1 BB: 0 P: 19	R: 0 E: 0 K: 1 S: 5 H: 0 LOB: 0 BB: 0 P: 7	1B: 5 2B: 1 3B: 0 HR: 3 SF: 1 SAC: 0 DP: 0 HBP: 0	WP: 1 PB: 0 SB: 0 CS: 0 PA: 37					

TOP	
AB	36
R	5
H	9
RBI	5
BB	0
SO	11
LOB	7

PITCHER	IP	WLS	BF	H	R	ER	SO	BB	IBB	HBP	BLK	WP	HR	S	P	ERA	WHIP
54 Ervin Santana, R (1, 1) ERA: 3.37	7.0	L	29	7	4	3	8	0	0	0	0	1	2	73	112	3.86	1.000
33 Justin Speier, R (8, 1) ERA: 5.22	1.0		5	2	1	1	2	0	0	0	0	0	1	14	19	9.00	2.000
53 Darren O'Day, R (9, 1) ERA: 2.97	1.0		3	0	0	0	1	0	0	0	0	0	0	5	7	0.00	0.000

PITCHER	IP	WLS	BF	H	R	ER	SO	BB	IBB	HBP	BLK	WP	HR	S	P	ERA	WHIP

Batter	1	2	3	4	5	6	7	8	9	AB	R	H	RBI	BB	SO	LOB
9 Chone Figgins, S (1, 5) OBP: 0.381, SLG: 0.331	B FF 84 F FA 83 L FF 86 F CH 81 X SL 80 1-2 E 1B	B FF 86 X FF 86 1-0 1-2 1B 1B		F FF 87 F FF 86 B FF 86 T CH 77 1-2 ③ K		C FA 84 B FA 86 D SL 87 S FA 86 X CH 83 2-2 ②③ G6-4-3 1-2f			C FA 90 B FS 85 F FA 91 F FA 92 B SL 88 S SL 87 2-3 ② K	5	0	2	0	0	2	3
Casey Kotchman, L (1, 3) OBP: 0.325, SLG: 0.427	1 SAFE B FF 86 B FF 85 B FF 85 B FF 86 4-0 1-2 BB	B FF 86 F SI 87 F CH 80 X FF 88 1-2 1-2 2-3 1B			X CU 70 0-0 ① F8		C FA 89 B CU 83 B SL 84 S FA 88 B SL 89 X FA 89 3-2 ① G3		C FA 93 B FA 92 S FS 86 C SL 86 1-3 ③ K	4	0	1	0	1	1	0
6 Maicer Izturis, S (1, 6) OBP: 0.326, SLG: 0.357	B FF 86 C FF 85 2 SAFE B CH 79 F CH 80 X CH 78 2-2 ① P6	B CH 80 B CH 79 B FF 86 C FF 84 X FF 85 3-1 ③ F9			B FF 84 C CH 82 F SL 79 F CH 78 B FF 87 F FF 86 B SL 79 X FF 85 3-2 ② F8		C FA 88 X FA 89 0-1 ② G6-3			4	0	0	0	0	0	5
27 Vladimir Guerrero, R (1, 10) OBP: 0.346, SLG: 0.493	B FF 86 F FF 86 X FF 87 1-1 ② P3		X SL 80 0-0 ① F8		B FF 86 F SL 82 F FF 87 X FF 87 1-2 48 1B 1B		C FA 89 F SL 85 X SL 84 0-2 ③ P4			4	0	1	0	0	0	2
48 Torii Hunter, R (1, 8) OBP: 0.334, SLG: 0.458	C SL 80 F FF 87 B SL 81 C CH 78 1-3 ③ K		C FF 84 B CH 79 X SL 81 1-1 ② F9		S FF 85 B FF 85 S SL 80 B SL 82 X FF 86 2-2 1-2 1B			C SL 88 X SL 87 0-1 ① G1-3		4	0	1	0	0	1	2
Garret Anderson, L (1, 7) OBP: 0.306, SLG: 0.401		B FF 84 C FF 84 X CU 72 1-1 5 1B 2B	C FF 87 F FF 86 X CH 80 0-2 ③ G5-3		B CH 79 X FF 87 1-0 ③ L6			B SL 83 C SL 88 B SL 88 C CU 82 F SL 82 F CU 82 X FA 88 2-2 ② G6-3		4	1	1	0	0	0	2
47 Howie Kendrick, R (1, 4) OBP: 0.346, SLG: 0.490		C SL 78 X SL 79 0-1 ① G6-3		C CU 70 X FF 84 0-1 24 S 1B		C FF 86 X CH 76 0-1 5 BB 1B		X FA 87 0-0 HR		4	1	3	1	0	0	1
24 Gary Matthews, S (1, 9) OBP: 0.307, SLG: 0.346		C CH 78 F FF 87 B FF 86 B CH 78 S FF 88 2-3 ② K		1 SAFE B CH 78 S FF 84 B CH 78 X FF 87 2-1 ① G6-3 1-2		B FF 85 F FF 85 F FF 86 S SL 55 1-3 ① K		C FA 88 X SL 82 0-1 ③ G1-3		4	0	0	0	0	2	3
5 Jeff Mathis, R (1, 2) OBP: 0.291, SLG: 0.337 2 Erick Aybar, S (9, PH) OBP: 0.313, SLG: 0.397		B SL 81 X SL 80 1-0 1B 9 1B 2-H 1B		L FF 85 C CH 78 S SL 81 0-3 ② K		B SL 80 B SL 80 B FF 86 B FF 84 4-0 9 G6-4-3 1-2 BB			C FA 92 B FA 92 S SL 85 B SL 86 F SL 87 C FA 92 2-3 ① K	2 1	0 0	1 0	1 0	1 0	1 1	1 0
Inning Stats	R: 0 E: 1 K: 1 S: 12 H: 1 LOB: 2 BB: 1 P: 21	R: 1 E: 0 K: 1 S: 14 H: 4 LOB: 3 BB: 0 P: 23	R: 0 E: 0 K: 0 S: 6 H: 0 LOB: 0 BB: 0 P: 7	R: 0 E: 0 K: 2 S: 10 H: 1 LOB: 1 BB: 0 P: 13	R: 0 E: 0 K: 0 S: 13 H: 2 LOB: 2 BB: 2 P: 20	R: 0 E: 0 K: 1 S: 8 H: 1 LOB: 1 BB: 1 P: 15	R: 0 E: 0 K: 0 S: 8 H: 0 LOB: 0 BB: 0 P: 11	R: 1 E: 0 K: 0 S: 10 H: 1 LOB: 0 BB: 0 P: 12	R: 0 E: 0 K: 3 S: 11 H: 0 LOB: 0 BB: 0 P: 16	1B: 8 2B: 1 3B: 0 HR: 1	SF: 0 SAC: 0 DP: 1 HBP: 0	WP: 0 PB: 0 SB: 1 CS: 0	PA: 38			

PITCHER	IP	WLS	BF	H	R	ER	SO	BB	IBB	HBP	BLK	WP	HR	S	P	ERA	WHIP
Paul Byrd, R (1, 1) ERA: 5.28	5.1	W	27	9	1	1	5	2	0	0	0	0	0	60	94	1.69	2.062
53 Rafael Perez, L (6, 1) ERA: 3.18	2.2	H	8	1	1	1	0	0	0	0	0	0	1	21	28	3.38	0.375
30 Masa Kobayashi, R (9, 1) ERA: 3.3	1.0	S	3	0	0	0	3	0	0	0	0	0	0	11	16	0.00	0.000

PITCHER	IP	WLS	BF	H	R	ER	SO	BB	IBB	HBP	BLK	WP	HR	S	P	ERA	WHIP

BOTTOM

Cleveland Indians @ Los Angeles Angels

Angel Stadium of Anaheim, Anaheim, CA

Mon Jul 21 2008, 7:05 PM PDT

Att. 43,037 - Clear - 75 F

livebaseballscorecards.com

AB	36
R	2
H	10
RBI	2
BB	2
SO	8
LOB	19

Cleveland Indians @ Los Angeles Angels

Angel Stadium of Anaheim, Anaheim, CA

Tue Jul 22 2008, 7:05 PM PDT

Att. 43,505 - Partly Cloudy - 73 F

livebaseballscorecards.com

TOP

Batter	1	2	3	4	5	6	7	8	9	AB	R	H	RBI	BB	SO	LOB
24 Grady Sizemore, L (1, 8) OBP: 0.378, SLG: 0.541	B FF 90 B FF 90 B FF 89 C FF 89 X FF 90 3-1 HR	B CU 70 C CH 80 F FF 89 S CH 80 1-3 ③ K		S SL 79 B FF 90 B SL 79 F SL 78 1 SAFE 2-2 ③ CS 1-2	C SI 90 B SI 91 B SL 79 X SL 78 2-1 ① L3		B FS 84 1 SAFE S FS 81 B SL 83 C FF 91 X FS 83 2-2 ② FC4-6 11 1B 1-2f		C FF 92 B CH 86 B CH 86 B CU 79 B CU 79 4-1 25 S BB	4	1	1	1	1	1	2
11 Jamey Carroll, R (1, 4) (8, 5) OBP: 0.348, SLG: 0.342 25 Ryan Garko, R (9, PH) OBP: 0.312, SLG: 0.345	B FF 92 C FF 90 F FF 91 B SL 81 B FF 92 X FF 91 3-2 E6 CS		B FF 88 C FF 88 C CH 77 F SI 89 B SL 78 B SL 78 X FF 90 3-2 ① P6		B SI 90 B FF 89 C SI 90 B FF 90 C FF 89 X SI 89 3-2 ② G4-3		1 SAFE C FF 93 B FF 94 B FF 92 1 SAFE X FF 90 2-1 12 FC5-4 1B 1-3		1 SAFE B FF 91 C FF 92 F FF 91 D CU 80 B CU 80 F FF 91 F FF 92 S CH 80 3-3 ③ K 1-2	4 1	0 0	1 0	0 0	0 0	0 1	0 1
12 Ben Francisco, R (1, 10) OBP: 0.346, SLG: 0.460	C FF 90 1 SAFE F FF 89 B SI 92 S SL 80 1 SAFE 1-3 ① K		B FF 89 S CH 79 B CH 79 B FF 86 B FF 90 4-1 BB		X FF 88 0-0 ③ F7		B FS 82 S FS 83 X SL 84 1-1 ③ FC5-4 1-2f			3	0	0	0	1	1	3
Casey Blake, R (1, 3) OBP: 0.365, SLG: 0.466	C SL 78 1 SAFE D SL 78 B FF 89 C SL 79 F FF 90 F SL 78 X FF 91 2-2 ② 2B 1-2		B CH 78 B SL 77 B FF 88 B FF 89 4-0 1-2 BB			C SI 90 B CH 84 B CH 84 F FF 88 F SL 76 B FF 88 X FF 89 3-2 ① G5-3		C SI 91 C SI 92 S CU 80 0-3 ① K		3	0	1	0	1	1	0
17 Shin-Soo Choo, L (1, 7) OBP: 0.340, SLG: 0.439	B CH 80 F CH 82 B FF 90 S CH 82 X CH 80 2-2 ③ G3-1		S CH 80 B FF 90 B CH 80 X CH 81 2-1 ② F9			C SL 78 X SI 88 0-1 ② G4-3		C CU 79 B SI 92 X SI 91 1-1 ② G4-3		4	0	0	0	0	0	3
10 Kelly Shoppach, R (1, 2) OBP: 0.320, SLG: 0.455		C SL 76 F FF 89 H FF 90 1-2 3B HBP	B CH 77 B FF 89 S CH 78 B SL 77 F FF 89 S CH 79 3-3 ③ K			C FF 94 C FS 83 X FS 84 0-2 1B		B CU 80 B SI 92 F SI 92 B SI 92 F SI 92 B CU 81 4-2 BB		2	1	1	0	1	1	2
Andy Marte, R (1, 5) OBP: 0.222, SLG: 0.277 2 Jhonny Peralta, R (8, PH) OBP: 0.307, SLG: 0.486 (8, 6)		C SL 77 F FF 90 F SL 78 F SL 77 B SL 79 F SL 76 B FF 89 X FF 90 2-2 ① P4		C SL 77 B FF 90 X FF 90 1-1 ① F9		C FS 82 C FF 93 B FS 84 B SL 85 S FS 85 2-3 ③ K		B CU 79 C SI 92 C SI 91 D CU 82 B CU 78 S SI 92 3-3 ③ K		3 1	0 0	0 0	0 0	0 0	1 1	2 1
Franklin Gutierrez, R (1, 9) OBP: 0.262, SLG: 0.330 20 David Dellucci, L (9, PH) OBP: 0.292, SLG: 0.385		C SL 77 C FF 87 X SL 76 0-2 1-H 3B	B FF 89 C SL 79 C SI 90 S SL 78 1-3 ② K				C FS 84 B FF 94 B FF 93 X FF 93 2-1 ① G6-3		B CU 77 C CU 78 C CH 82 S CH 84 1-3 ① K	3 1	0 0	1 0	1 0	0 0	1 1	0 0
Asdrúbal Cabrera, S (1, 6) (8, 4) OBP: 0.284, SLG: 0.254		B CH 80 B FF 89 B CH 81 C FF 88 S CH 82 S CH 81 3-3 ② K		C FF 90 B FF 89 X FF 89 1-1 24 CS 1B			B FF 92 X FF 92 1-0 24 FC4-6 1B		C CU 78 B CH 84 B CU 79 S CU 78 X CH 83 2-2 ② G1-4-3	4	0	2	0	0	1	1

	AB	33
	R	2
	H	7
	RBI	2
	BB	4
	SO	10
	LOB	15

Inning Stats										
	R: 1	H: 2	R: 1	H: 1	R: 0	H: 0	R: 0	H: 1	R: 0	H: 0
	E: 1	LOB: 1	E: 0	LOB: 1	E: 0	LOB: 2	E: 0	LOB: 0	E: 0	LOB: 1
	K: 1	BB: 0	K: 2	BB: 0	K: 1	BB: 2	K: 0	BB: 0	K: 1	BB: 0
	S: 16	P: 27	S: 17	P: 24	S: 10	P: 26	S: 6	P: 11	S: 12	P: 17

	R: 0	H: 2	R: 0	H: 0	R: 0	H: 1	1B: 4	SF: 0	WP: 0	PA: 39
	E: 0	LOB: 1	E: 0	LOB: 1	E: 0	LOB: 0	2B: 1	SAC: 0	PB: 0	
	K: 0	BB: 0	K: 2	BB: 1	K: 2	BB: 1	3B: 1	DP: 0	SB: 1	
	S: 10	P: 18	S: 12	P: 22			HR: 1	HBP: 1	CS: 2	

PITCHER		IP	WLS	BF	H	R	ER	SO	BB	IBB	HBP	BLK	WP	HR	S	P	ERA	WHIP
36 Jered Weaver, R ERA: 4.08	(1, 1)	3.0		15	3	2	2	4	2	0	1	0	0	1	43	77	6.00	1.667
Darren Oliver, L ERA: 3.3	(4, 1)	2.2	W	8	1	0	0	1	0	0	0	0	0	0	21	34	0.00	0.375
66 Jose Arredondo, R ERA: 1.05	(6, 1)	1.1	H	7	3	0	0	1	0	0	0	0	0	0	16	26	0.00	2.250
62 Scot Shields, R ERA: 2.95	(8, 1)	1.0	H	4	0	0	0	2	1	0	0	0	0	0	10	18	0.00	1.000
Francisco Rodríguez, R ERA: 2.2	(9, 1)	1.0	S	4	0	0	0	2	1	0	0	0	0	0	12	22	0.00	1.000

PITCHER		IP	WLS	BF	H	R	ER	SO	BB	IBB	HBP	BLK	WP	HR	S	P	ERA	WHIP

Batter	1	2	3	4	5	6	7	8	9	AB	R	H	RBI	BB	SO	LOB
9 Chone Figgins, S (1, 5) OBP: 0.376, SLG: 0.325	X SI 89 0-0 ① L7	C SI 90 1 SAFE B SL 78 X SI 89 1-1 ③ P5			B FF 89 X SI 90 1-0 ① F9			C SL 84 C SI 92 B SL 85 X SL 84 1-2 ① P4		4	0	0	0	0	0	2
Casey Kotchman, L (1, 3) OBP: 0.322, SLG: 0.422	C SI 90 B SI 91 X SL 82 1-1 ② G4-3		F SL 79 B SI 90 X SI 90 1-1 ① F7		C SI 90 1 SAFE F CH 83 X CH 81 0-2 ②③ G4-6-3 1-2f			F FF 92 B SI 93 X SI 92 1-1 ② G4-3		4	0	0	0	0	0	1
6 Maicer Izturis, S (1, 6) OBP: 0.329, SLG: 0.359	C SI 91 B SI 92 C SL 79 B SI 91 X SL 81 2-2 1B		C SL 80 C SI 92 F CH 82 F CH 81 X SI 90 0-2 27 G5-4-3 1B			X SI 90 0-0 ① G1-3		B SL 84 C FF 90 F SI 91 F FF 91 B SL 84 F FF 92 X SI 92 2-2 ③ G6-3		4	0	2	0	0	0	0
27 Vladimir Guerrero, R (1, 9) OBP: 0.344, SLG: 0.489	F SI 91 F SI 90 B SL 76 X SI 91 1-2 ③ F7		F SL 77 B SL 77 F SI 90 B FF 91 X SL 78 2-2 ②③ G5-4-3 1-2f			C FF 89 S SI 90 B CH 84 X SL 80 1-2 ② F8				3	0	0	0	0	0	2
Garret Anderson, L (1, 10) OBP: 0.304, SLG: 0.397		C FF 88 F SI 90 X CH 81 0-2 ① G3		B F X 1-1 ① G4-3		F CH 82 B CH 83 B FF 90 T SI 90 X CH 83 2-2 ③ F8				3	0	0	0	0	0	0
47 Howie Kendrick, R (1, 4) OBP: 0.350, SLG: 0.493		B SI 89 X SI 89 1-0 1B 5 FC5-4 1B		B FF 91 S SL 79 L SI 90 S SL 80 1-3 ② K			F FF 92 C FF 92 B SL 82 B SL 81 X FF 92 2-2 77 S 1B			3	1	2	0	0	1	0
Juan Rivera, R (1, 7) OBP: 0.308, SLG: 0.381 24 Gary Matthews, S (8, 8) OBP: 0.307, SLG: 0.346		1 SAFE C SL 80 B FF 90 F FF 90 B SL 79 B FF 91 X SI 91 3-2 5 FC5-4 1-3 1B		B SL 79 B SI 92 F FF 89 C SI 90 B CU 79 X SI 90 3-2 ③ L4			F FF 91 S FF 92 F FF 92 F FF 92 1 SAFE X CH 83 0-2 ① F7		3 0	0 0	1 0	0 0	0 0	0 0	1 0
5 Jeff Mathis, R (1, 2) OBP: 0.291, SLG: 0.354		B FF 90 X SI 90 1-0 ② FC5-4 77 S 77 1B 1-2f 3-H			B FF 89 F SL 80 F SI 88 B SL 82 X SI 90 2-2 HR		1 SAFE 1 SAFE C SL 80 F FF 92 1 SAFE F FF 91 P PO 84 S FF 92 1-3 ② K			3	2	1	2	0	1	2
77 Reggie Willits, S (1, 8) OBP: 0.308, SLG: 0.231 (8, 7)		C SI 91 B FF 90 D CH 83 C FF 90 X SI 91 2-2 1-H 1B			M SI 90 B SI 91 B SL 77 F SI 88 X SI 92 2-2 G4-6-3 1B		1 SAFE C FF 92 C FF 92 1 SAFE B FF 91 B CH 85 F FF 92 F FF 92 F FF 91 2-2 X FF 91 F9 1-2 ③			3	0	2	1	0	0	1
Inning Stats	R: 0 E: 0 K: 0 S: 9 H: 1 LOB: 1 BB: 0 P: 13	R: 2 E: 0 K: 0 S: 13 H: 3 LOB: 1 BB: 0 P: 21	R: 0 E: 0 K: 0 S: 10 H: 1 LOB: 0 BB: 0 P: 13	R: 0 E: 0 K: 1 S: 8 H: 0 LOB: 0 BB: 0 P: 13	R: 1 E: 0 K: 0 S: 10 H: 2 LOB: 0 BB: 0 P: 15	R: 0 E: 0 K: 0 S: 7 H: 0 LOB: 0 BB: 0 P: 10	R: 0 E: 0 K: 1 S: 19 H: 1 LOB: 1 BB: 0 P: 23	R: 0 E: 0 K: 0 S: 10 H: 0 LOB: 0 BB: 0 P: 14		1B: 7 2B: 0 3B: 0 HR: 1	SF: 0 SAC: 0 DP: 2 HBP: 0			WP: 0 PB: 0 SB: 2 CS: 0	PA: 30	

PITCHER		IP	WLS	BF	H	R	ER	SO	BB	IBB	HBP	BLK	WP	HR	S	P	ERA	WHIP
56 Matt Ginter, R ERA: 2.45	(1, 1)	6.0	L	23	7	3	3	1	0	0	0	0	0	1	57	85	4.50	1.167
63 Rafael Betancourt, R ERA: 5.86	(7, 1)	1.0		4	1	0	0	1	0	0	0	0	0	0	19	23	0.00	1.000
Juan Rincon, R ERA: 6.34	(8, 1)	1.0		3	0	0	0	0	0	0	0	0	0	0	10	14	0.00	0.000

PITCHER	IP	WLS	BF	H	R	ER	SO	BB	IBB	HBP	BLK	WP	HR	S	P	ERA	WHIP

BOTTOM

Cleveland Indians @ Los Angeles Angels

Angel Stadium of Anaheim, Anaheim, CA

Tue Jul 22 2008, 7:05 PM PDT

Att. 43,505 - Partly Cloudy - 73 F

livebaseballscorecards.com

AB	30
R	3
H	8
RBI	3
BB	0
SO	2
LOB	9

Cleveland Indians @ Los Angeles Angels

Angel Stadium of Anaheim, Anaheim, CA

Wed Jul 23 2008, 12:35 PM PDT

Att. 42,187 - Sunny - 79 F

livebaseballscorecards.com

Batter	1	2	3	4	5	6	7	8	9	AB	R	H	RBI	BB	SO	LOB
24 Grady Sizemore, L (1, 8) OBP: 0.377, SLG: 0.544	4-2: 12 2B; 2 1B; BB	2-2: F8		0-3: K		0-1: F9		0-0: HR	1-3: K	5	2	1	1	1	2	3
20 David Dellucci, L (1, 10) OBP: 0.293, SLG: 0.386	1-2: F9		1-1: F8	G3-4-1		2-3: K		3-2: 2 FC6-4; 12 HBP; 25 1B; HBP	1-1: 1-H; 2B	5	1	1	1	0	1	3
12 Ben Francisco, R (1, 9) OBP: 0.346, SLG: 0.459	0-2: 2 1B; 17 E; 1-3; 2B		0-1: F8		2-0: F9	2-2: F8		1-1: 2 FC6-4; 1-2; HBP	0-0: G6-3	5	1	1	0	0	0	1
2 Jhonny Peralta, R (1, 6) OBP: 0.311, SLG: 0.488	3-2: 17 E; 2-3; 3-H; 1B		0-3: K2-3		3-2: 25 1B; 1B		0-2: 17 E; 1B	0-0: FC6-4; 17 BB; 25 1B; 1-2f; 2-3		5	3	3	1	0	1	2
17 Shin-Soo Choo, L (1, 7) OBP: 0.349, SLG: 0.449	2-2: E1; 1-2; 3-H			2-0: 25 HR; 1B	0-1: F7		3-2: E9; 1-H; 2B	4-1: 25 1B; 1-2; BB		4	1	2	2	1	0	2
25 Ryan Garko, R (1, 3) OBP: 0.317, SLG: 0.359	0-3: K			2-2: 1-H; HR	0-0: 1B; 1-3; 1B		1-0: P3	1-0: 1-3; 2-H; 3-H; 1B		5	2	3	4	0	1	3
Andy Marte, R (1, 5) OBP: 0.233, SLG: 0.278	0-0: F9			4-2: SH5-3; BB	0-0: 1B; 1-2; 3-H; 1B		2-3: K	1-1: F8		3	0	1	1	1	1	3
Casey Blake, R (8, PH) OBP: 0.364, SLG: 0.464 (8, 5)										1	0	0	0	0	0	2
Sal Fasano, R (1, 2) OBP: 0.391, SLG: 0.350		1-3: K		0-1: SH5-3; 1-2	1-2: 1-2; 2-H; 1B		0-0: F8		1-1: 20 DI; 20 2B; 1B	3	0	1	1	0	1	1
11 Jamey Carroll, R (9, PH) OBP: 0.351, SLG: 0.345										1	1	1	0	0	0	0
Asdrúbal Cabrera, S (1, 4) OBP: 0.282, SLG: 0.249		1-3: K		2-1: HBP	0-1: F7			2-0: F8	0-3: K	4	0	0	0	0	2	3

| | | | | | | | | | |

Batter	1	2	3	4	5	6	7	8	9	AB	R	H	RBI	BB	SO	LOB
9 Chone Figgins, S (1, 5) OBP: 0.368, SLG: 0.317	C FF 83 X SI 84 0-1 ① B1-3	C FF 88 B SI 85 B CH 80 X SI 84 2-1 ③ G3		C SL 79 X FF 87 0-1 ② F9	X FF 88 0-0 ① G3-1	B FF 89 F FF 88 X CH 81 1-1 ③ G1-3		C FF 92 C CH 86 B SL 85 X FF 91 1-2 ③ G1-3		6	0	0	0	0	0	5
Casey Kotchman, L (1, 3) OBP: 0.331, SLG: 0.433	C SI 84 X FF 87 0-1 2 G5-4-3 1B		B SI 84 C FF 85 B SI 86 X SL 76 2-1 2 G4-3 2B	D SL 78 C SL 77 B SI 86 C FF 86 X SL 78 2-2 2 1B 1-3 2-H 1B	B CU 78 B CH 83 C FF 88 F FF 87 X FF 90 2-2 1B		F FF 88 B FF 89 B SL 78 X FF 89 2-1 2 2B 47 1B 1B			5	1	5	1	0	0	0
2 Erick Aybar, S (1, 6) OBP: 0.315, SLG: 0.402	C CH 79 X SI 84 0-1 ② ③ G5-4-3 1-2f		X FF 87 0-0 ① G4-3 2-3	B SI 85 X FF 87 1-0 1-2 3-H 1B	B FF 87 F FF 88 C CU 77 C CU 78 1-3 ② K		C FC 89 X FF 90 0-1 47 1B 1-3 2B			5	1	2	1	0	1	3
27 Vladimir Guerrero, R (1, 10) OBP: 0.342, SLG: 0.484		C SI 83 X SL 79 0-1 47 2B G5-3 1B	X FF 88 0-0 ② F9	B CH 80 B CH 80 F SI 85 F FF 88 F SL 78 B FF 88 2 SAFE S CH 81 3-3 ③ K	D CU 80 D SL 83 X FF 90 2-0 ③ F9		B SL 80 S FF 90 F FF 92 B FF 92 S SL 83 2-3 ① K			5	1	1	0	0	2	6
Juan Rivera, R (1, 9) OBP: 0.313, SLG: 0.376 77 Reggie Willits, S (8, 9) OBP: 0.308, SLG: 0.231		B SI 84 B SI 86 X FF 87 2-0 ① G5-3 1-2	C FF 88 F FF 89 S SL 80 0-3 ③ K		B FF 85 F CH 83 F SL 75 B SL 74 B SI 84 F FF 87 X FF 87 3-2 47 2B 24 BB 1B	B FF 88 S FF 88 B CU 78 B FF 88 F FF 88 B FF 89 4-2 2B 5 2B BB	B FF 91 C FF 90 B FF 91 B CH 84 F FF 90 X FF 90 3-2 ② F9			4 0	2 0	1 0	0 0	1 0	1 0	4 0
47 Howie Kendrick, R (1, 4) OBP: 0.361, SLG: 0.514		C SL 77 B CH 80 X FF 88 1-1 G4-3 24 WP 2-H 2B		B SI 83 C FF 84 X SL 74 1-1 G3 24 1B 2B	B FF 87 X CH 80 1-0 24 BB 5 HR 1-3 2B	C SI 87 C CU 77 B FF 88 B FF 86 T CU 77 2-2 ① K	B FF 93 X FF 92 1-0 2-H 3-H 1B			5	3	4	3	0	1	1
Garret Anderson, L (1, 7) OBP: 0.305, SLG: 0.398		C SI 88 B FF 87 B SI 86 C SL 78 B SL 78 X SL 78 3-2 ② G4-3 2-3	X FF 86 0-0 ① G3 2-3	I IN 68 I IN 70 I IN 68 I IN 68 4-0 24 BB 5 HR IBB	B FF 86 D CH 82 1 SAFE X FF 86 2-0 5 2B 1-3 2B	C FF 90 C CH 84 F SL 79 B FF 92 B CH 83 X CH 78 2-2 ③ F8				4	2	1	0	1	0	3
24 Gary Matthews, S (1, 8) OBP: 0.311, SLG: 0.346		B SI 87 B SL 78 B CH 82 B SI 84 4-0 5 1B 3-H BB	X SI 88 0-0 5 1B 1B 3-H 1B	B CU 80 S FF 89 B SI 89 B FF 89 F FF 89 B SL 84 4-2 5 HR 1-2 2-3 3-H BB	B CH 78 B FF 89 F FF 87 F FC 90 S CH 82 2-3 ② K			B SI 91 B CH 82 B FF 92 C FF 92 C FF 91 C FF 92 3-3 ① K		3	2	1	2	2	2	2
5 Jeff Mathis, R (1, 2) OBP: 0.304, SLG: 0.389		C FF 85 X SI 84 0-1 1-2 1B	1 SAFE S CH 79 B SI 86 B SI 84 X SI 86 2-1 1B 2 1B 1-2 1B	X FF 88 0-0 1-H 2-H 3-H HR	B SL 80 X CH 81 1-0 2-H 3-H 2B			B SL 84 S FF 92 B SI 92 B SI 91 X FF 92 3-1 ② F8		5	2	4	6	0	0	0
Inning Stats	R: 0 E: 0 K: 0 S: 6 H: 1 LOB: 0 BB: 0 P: 6	R: 2 E: 0 K: 0 S: 12 H: 3 LOB: 2 BB: 1 P: 24	R: 0 E: 0 K: 1 S: 7 H: 1 LOB: 1 BB: 0 P: 9	R: 3 E: 0 K: 1 S: 16 H: 5 LOB: 2 BB: 0 P: 25	R: 5 E: 0 K: 1 S: 16 H: 4 LOB: 1 BB: 2 P: 33	R: 2 E: 0 K: 2 S: 12 H: 2 LOB: 1 BB: 1 P: 24	R: 2 E: 0 K: 1 S: 15 H: 3 LOB: 1 BB: 0 P: 25	R: 0 E: 0 K: 1 S: 8 H: 0 LOB: 0 BB: 0 P: 15		1B: 11 2B: 7 3B: 0 HR: 1 SF: 0 SAC: 0 DP: 1 HBP: 0						

PITCHER		IP	WLS	BF	H	R	ER	SO	BB	IBB	HBP	BLK	WP	HR	S	P	ERA	WHIP
32 Aaron Laffey, L ERA: 4.23	(1, 1)	4.0	L	25	12	8	8	2	1	1	0	0	1	0	46	77	18.00	3.250
40 Tom Mastny, R ERA: 14.9	(5, 1)	1.1		9	3	4	4	2	2	0	0	0	0	1	17	34	27.00	3.750
50 Jensen Lewis, R ERA: 4.71	(6, 1)	1.2		9	4	2	2	2	0	0	0	0	0	0	21	35	10.80	2.400
Juan Rincon, R ERA: 6.15	(8, 1)	1.0		3	0	0	0	1	0	0	0	0	0	0	8	15	0.00	0.000

PITCHER	IP	WLS	BF	H	R	ER	SO	BB	IBB	HBP	BLK	WP	HR	S	P	ERA	WHIP

BOTTOM

Cleveland Indians @ Los Angeles Angels

Angel Stadium of Anaheim, Anaheim, CA

Wed Jul 23 2008, 12:35 PM PDT

Att. 42,187 - Sunny - 79 F

livebaseballscorecards.com

AB	42
R	14
H	19
RBI	13
BB	4
SO	7
LOB	24

WP: 1 PA: 46
PB: 0
SB: 0
CS: 0

Batter	1	2	3	4	5	6	7	8	9	AB	R	H	RBI	BB	SO	LOB
9 Chone Figgins, S (1, 5) OBP: 0.372, SLG: 0.320	C SI 87 B SI 88 C SI 88 B SI 88 X SI 88 2-2 48 2B G4-3 1B	C CU 71 C SL 82 B SL 84 X SL 83 1-2 HR 1B		S FF 93 B CU 79 B FF 94 F FF 95 B FF 94 X FF 95 3-2 ② P4			B SI 90 C SI 90 B SL 79 B SI 90 F SI 90 F SL 78 X SL 78 3-2 ① F8 1-2		B SI 94 B CU 78 C SI 94 L SI 95 F CU 80 B SI 96 F SI 95 B SI 94 4-2 G4-6-3 BB	4	2	2	0	1	0	1
Casey Kotchman, L (1, 3) OBP: 0.329, SLG: 0.438	C SI 87 B SL 82 B SL 83 C FF 89 1 SAFE F SL 82 F SI 87 F FF 89 X SL 82 2-2 ① G4-3 1-2	1 SAFE B FF 86 X FF 88 1-0 1-H HR		X CU 80 0-0 ③ G3-1			B SI 86 B SL 76 C CH 86 B SI 86 F CH 86 X SL 76 3-2 ② P6		C SI 93 1 SAFE X SI 92 0-1 ②③ G4-6-3 1-2f	5	1	1	2	0	0	3
6 Maicer Izturis, S (1, 6) OBP: 0.328, SLG: 0.355	B FA 87 C SL 79 X FF 88 1-1 ② P4	C SI 87 S SL 75 B SL 82 B SL 78 X SL 82 2-2 ② F8			C FF 93 B CU 76 F FF 94 B FF 96 B CU 80 F FF 95 F FF 95 B FF 96 4-2 27 FC5-4 BB		F SL 79 X SI 91 0-1 ③ G6-3			3	0	0	0	1	0	2
27 Vladimir Guerrero, R (1, 9) OBP: 0.346, SLG: 0.486	B FF 88 B CU 72 B SI 87 S SI 88 B SI 88 4-1 48 2B BB	B SI 87 B SI 87 S SL 77 F FF 89 X CH 80 2-2 1B			F FF 94 1 SAFE X CU 79 0-1 ① FC5-4 CS 1-2f			F SI 81 X SI 81 0-1 48 G4-3 E 1B		3	2	2	0	1	0	1
48 Torii Hunter, R (1, 8) OBP: 0.333, SLG: 0.458	B FF 89 X CU 72 1-0 1B 1-H 2-H 2B	B FF 94 S FF 94 B FF 95 X FF 95 2-1 ③ F8			B FF 95 X FF 94 1-0 ② F9			X SI 81 0-0 ① G4-3 1-2		4	0	1	2	0	0	3
Garret Anderson, L (1, 7) OBP: 0.307, SLG: 0.399	B SL 82 X FF 88 1-0 2-3 1B		C FF 93 B FF 92 B CU 76 F FF 94 F FF 95 F CU 81 X CU 79 2-2 ① F7		B CU 79 B FF 95 C FF 96 2-1 ③ CS 1-2	B CH 86 B SI 90 F CH 86 F SI 87 S SL 76 2-3 ① K		B SI 81 C FF 74 B SI 81 X SI 81 2-1 E7 2-H 1B		4	0	2	1	0	1	0
47 Howie Kendrick, R (1, 4) OBP: 0.354, SLG: 0.505	C SI 88 F SI 88 B SL 82 S SL 82 1-3 ③ K		B FF 96 F FF 95 B CU 78 F FF 95 S FF 96 2-3 ② K			B SI 90 S SL 78 X SI 91 1-1 ② G6-3		B SI 80 F SI 80 B CU 67 X SI 80 2-1 ② G6-3		4	0	0	0	0	2	3
Juan Rivera, R (1, 10) OBP: 0.310, SLG: 0.400		C CH 85 B SI 86 F SI 86 F SL 81 X SI 88 1-2 HR	X FF 94 0-0 ③ F9			C SL 80 F SL 79 X SI 92 0-2 ③ G4-3		C SI 80 X SI 80 0-1 ③ G5-3		4	1	1	1	0	0	1
5 Jeff Mathis, R (1, 2) OBP: 0.303, SLG: 0.383		X SI 87 0-0 ① P4		C FF 93 B CU 81 B FF 94 S FF 94 S FF 95 2-3 ① K			B SL 75 B SL 79 B SI 90 B SI 89 4-0 9 WP BB		B SI 94 B SI 93 X SI 94 2-0 ① G6-3	3	0	0	0	1	1	0
Inning Stats	R: 2 E: 0 K: 1 S: 17 H: 3 LOB: 2 BB: 1 P: 29	R: 3 E: 0 K: 0 S: 17 H: 4 LOB: 1 BB: 0 P: 26	R: 0 E: 0 K: 1 S: 9 H: 0 LOB: 0 BB: 0 P: 13	R: 0 E: 0 K: 1 S: 7 H: 0 LOB: 0 BB: 0 P: 12	R: 0 E: 0 K: 0 S: 8 H: 0 LOB: 0 BB: 1 P: 15	R: 0 E: 0 K: 1 S: 8 H: 0 LOB: 0 BB: 0 P: 11	R: 0 E: 0 K: 0 S: 9 H: 0 LOB: 1 BB: 1 P: 19	R: 1 E: 1 K: 0 S: 9 H: 2 LOB: 1 BB: 0 P: 13	R: 0 E: 0 K: 0 S: 7 H: 0 LOB: 0 BB: 1 P: 13	1B: 6 2B: 1 3B: 0 HR: 2 SF: 0 SAC: 0 DP: 1 HBP: 0						

PITCHER		IP	WLS	BF	H	R	ER	SO	BB	IBB	HBP	BLK	WP	HR	S	P	ERA	WHIP
56 Brian Burres, L ERA: 5.37	(1, 1)	1.2	L	13	7	5	5	1	1	0	0	0	0	2	32	51	27.00	4.800
45 Dennis Sarfate, R ERA: 3.78	(2, 1)	3.1		10	0	0	0	2	1	0	0	0	0	0	26	44	0.00	0.300
Alberto Castillo, L ERA: 1.29	(6, 1)	2.0		7	0	0	0	1	1	0	0	0	1	0	17	30	0.00	0.500
Chad Bradford, R ERA: 2.63	(8, 1)	1.0		5	2	1	1	0	0	0	0	0	0	0	9	13	9.00	2.000
43 Jim Johnson, R ERA: 1.92	(9, 1)	1.0		3	0	0	0	0	1	0	0	0	0	0	7	13	0.00	1.000

PITCHER	IP	WLS	BF	H	R	ER	SO	BB	IBB	HBP	BLK	WP	HR	S	P	ERA	WHIP

TOP

Los Angeles Angels @ Baltimore Orioles

Oriole Park at Camden Yards, Baltimore, MD

Fri Jul 25 2008, 7:05 PM EDT

Att. 27,999 - Partly Cloudy - 88 F

livebaseballscorecards.com

AB	34
R	6
H	9
RBI	6
BB	4
SO	4
LOB	14

WP: 1	PA: 39		
PB: 0			
SB: 0			
CS: 1			

Los Angeles Angels @ Baltimore Orioles

Oriole Park at Camden Yards, Baltimore, MD

Fri Jul 25 2008, 7:05 PM EDT

Att. 27,999 - Partly Cloudy - 88 F

livebaseballscorecards.com

BOTTOM

Batter	1	2	3	4	5	6	7	8	9	AB	R	H	RBI	BB	SO	LOB
1 Brian Roberts, S (1, 4) OBP: 0.369, SLG: 0.476	B FF 90 F SI 90 F CH 82 B SI 92 X FF 92 2-2 ① L4		C SI 94 B FF 94 C SI 93 B CH 84 F CH 84 X FF 93 2-2 ③ P5			F SI 92 X SI 93 0-1 ② G3	C SI 93 S SI 92 C SI 94 0-3 ③ K			4	0	0	0	0	1	2
21 Nick Markakis, L (1, 9) OBP: 0.396, SLG: 0.481	B CU 78 B SI 92 B SI 92 C FF 90 F FF 92 X FF 92 3-2 E6 6 CS			C CU 78 B SL 85 X SI 92 1-1 G5-3 17 1B 1B		B SL 84 C CH 82 C SI 94 B CU 79 S SI 94 2-3 ③ K		B SI 93 B SI 93 X SI 92 2-0 ① F8		4	0	1	0	0	1	0
6 Melvin Mora, R (1, 5) OBP: 0.316, SLG: 0.430	B SI 92 C CH 83 B SI 92 1 SAFE B SI 92 S CH 83 X FF 94 3-2 ②③ F8 1-2			X CH 83 0-0 ① F8			B SI 91 X FF 92 1-0 ① G5-3	B SI 93 F SI 92 B SI 93 B SI 93 X SI 93 3-1 ② F7		4	0	0	0	0	0	2
17 Aubrey Huff, L (1, 10) OBP: 0.351, SLG: 0.526		C FF 89 B SI 89 F SI 89 X CU 77 1-2 ① G4-3		S SL 85 B SI 93 1 SAFE F SL 86 X CU 80 1-2 1B			C CU 80 S SI 92 B SL 81 X SI 93 1-2 ② G6-3	S SI 93 C CU 80 S CU 81 0-3 ③ K		4	0	1	0	0	1	0
Ramon Hernandez, R (1, 2) OBP: 0.290, SLG: 0.405		C CU 73 X SI 93 0-1 ② F8		B SI 94 D CH 84 C CH 85 F SI 94 F CH 84 X CH 84 2-2 ②③ G5-3 2-3f			B SI 93 X SI 93 1-0 10 1B 2B 1B		B FF 92 C FF 91 B FF 92 F FF 92 C FF 93 2-3 ① K	4	1	1	0	0	1	2
10 Adam Jones, R (1, 8) OBP: 0.324, SLG: 0.405		B SI 92 C CH 82 S CH 83 B FF 92 X CH 82 2-2 ③ F8			C CU 75 B CU 76 X CH 82 1-1 ① G5-3		S FF 94 B FF 93 X CH 85 1-1 BB 1-3 2B 1B		B FF 92 B FF 92 C FF 91 X FF 91 2-1 ② F8	4	1	1	0	0	0	0
Kevin Millar, R (1, 3) OBP: 0.340, SLG: 0.407			C FF 91 F FF 91 B CU 77 X FF 92 1-2 HR		C SI 92 B SI 93 B FF 94 X CH 82 2-2 ② G6-3		B CH 84 B SI 93 C CH 84 F SI 94 B CH 84 F CH 82 B FF 95 4-2 2B 30 PB 1-2 BB		X FF 92 0-0 HR	3	3	2	2	1	0	0
Jay Payton, R (1, 7) OBP: 0.282, SLG: 0.367 12 Brandon Fahey, L (8, 6) OBP: 0.263, SLG: 0.351			C SI 92 X CU 77 0-1 ① L8		S CH 81 S SI 93 C FF 94 0-3 ③ K		X CH 83 0-0 30 PB 1-3 2-H 3-H 2B		B FF 92 C FF 92 B CH 83 X FF 92 2-1 2B	3 1	0 0	1 1	2 0	0 0	1 0	0 0
Juan Castro, R (1, 6) OBP: 0.107, SLG: 0.074 30 Luke Scott, L (7, PH) OBP: 0.344, SLG: 0.500 (8, 7)			C SI 93 B SI 93 B CH 84 B SI 93 X SI 92 3-1 ② P3			X SI 91 0-0 ① L3	B CU 80 S SL 81 F SL 81 B SI 94 B SI 95 B SI 94 4-2 2-3 3-H BB		F CU 81 X CH 85 0-1 ③ G3	2 1	0 0	0 0	0 0	0 1	0 0	0 1
Inning Stats	R: 0 E: 1 K: 0 S: 9 H: 0 LOB: 0 BB: 0 P: 17	R: 0 E: 0 K: 0 S: 8 H: 0 LOB: 0 BB: 0 P: 11	R: 1 E: 0 K: 0 S: 11 H: 1 LOB: 0 BB: 0 P: 17	R: 0 E: 0 K: 0 S: 10 H: 2 LOB: 1 BB: 0 P: 14	R: 0 E: 0 K: 1 S: 8 H: 0 LOB: 0 BB: 0 P: 11	R: 0 E: 0 K: 1 S: 6 H: 0 LOB: 0 BB: 0 P: 8	R: 3 E: 0 K: 1 S: 16 H: 3 LOB: 2 BB: 2 P: 28	R: 0 E: 0 K: 1 S: 6 H: 0 LOB: 0 BB: 0 P: 11	R: 1 E: 0 K: 1 S: 10 H: 2 LOB: 1 BB: 0 P: 16	1B: 4 2B: 2 3B: 0 HR: 2 SF: 0 SAC: 0 DP: 1 HBP: 0						

	AB	34
	R	5
	H	8
	RBI	4
	BB	2
	SO	5
	LOB	7

WP: 0 PB: 1 SB: 0 CS: 1 PA: 36

PITCHER		IP	WLS	BF	H	R	ER	SO	BB	IBB	HBP	BLK	WP	HR	S	P	ERA	WHIP
51 Joe Saunders, L ERA: 3.1	(1, 1)	6.2	W	27	6	4	3	2	2	0	0	0	0	1	65	103	4.05	1.200
62 Scot Shields, R ERA: 2.85	(7, 1)	1.1	H	4	0	0	0	2	0	0	0	0	0	0	9	14	0.00	0.000
Francisco Rodríguez, R ERA: 2.33	(9, 1)	1.0	S	5	2	1	1	1	0	0	0	0	0	1	10	16	9.00	2.000

PITCHER	IP	WLS	BF	H	R	ER	SO	BB	IBB	HBP	BLK	WP	HR	S	P	ERA	WHIP

Los Angeles Angels @ Baltimore Orioles

Oriole Park at Camden Yards, Baltimore, MD

Sat Jul 26 2008, 7:05 PM EDT

Att. 21,819 - Cloudy - 84 F

livebaseballscorecards.com

Batter	1	2	3	4	5	6	7	8	9	AB	R	H	RBI	BB	SO	LOB
9 Chone Figgins, S (1, 5) OBP: 0.372, SLG: 0.319	C FF 90 B SL 85 F FF 98 F FF 97 F FF 98 F SL 85 B SL 84 X FF 96 2-2 ① P5		F FF 94 B FF 96 B FF 95 B FF 94 C FF 94 F FF 95 X FF 94 3-2 HR 1B		C FF 92 L SL 82 B SL 84 F CH 86 B SL 83 F SL 81 F FF 92 B CH 85 X FF 91 3-2 ① L9	C CU 78 B CU 76 C FC 89 F CU 78 S CU 79 1-3 ③ K		B SL 79 B FF 92 B FF 90 B FF 91 4-0 BB		4	1	1	0	1	1	3
Casey Kotchman, L (1, 3) OBP: 0.330, SLG: 0.445	C FF 94 X CH 88 0-1 ② G4-3		1 SAFE 1 SAFE B FF 92 B FF 91 F FF 92 B FF 92 X FF 92 3-1 1-H HR		B FF 94 B CH 85 S FF 94 F FF 94 X FF 95 2-2 ② P4		C CU 76 X FC 86 0-1 6 CS 1B	S SL 80 B FF 92 S SL 81 X SL 80 1-2 ③ L1		5	1	2	2	0	0	1
6 Maicer Izturis, S (1, 6) OBP: 0.325, SLG: 0.350	B FF 95 B FF 95 B FF 95 B FF 93 4-0 48 WP 27 S 48 1B BB		B FF 94 X FF 94 1-0 ① F9		C FF 94 B FF 90 B SL 80 X FF 94 2-1 ③ P5		C FC 88 1 SAFE B CU 78 B CU 77 C FC 90 F CU 78 F CU 78 B CU 76 S CU 79 1-2 3-3 ① ② K		F FF 90 B SL 81 B SL 81 B FF 89 C FF 89 X FF 90 3-2 ① F7	4	1	0	0	1	1	1
27 Vladimir Guerrero, R (1, 9) OBP: 0.347, SLG: 0.482	B FF 98 F FF 96 1 SAFE B FF 98 B SL 85 B SL 84 4-1 48 WP 48 1B 1-2 BB		X SL 85 0-0 ② L9			X FF 95 0-0 ① G4-3	B FC 88 F FC 88 B FC 88 C FC 88 F FC 89 X CU 77 2-2 ③ G5-3		C FF 93 F SL 81 F SL 82 B SL 82 F SL 81 B FF 94 B SL 82 F SL 81 D SL 82 4-2 48 HR BB	3	2	0	0	2	0	0
48 Torii Hunter, R (1, 8) OBP: 0.342, SLG: 0.479	C FF 96 B SL 83 B SL 84 X FF 96 2-1 1-H 2-H 1B		C FF 96 B SL 83 X FF 96 1-1 HR			B FF 95 B SL 80 C FF 95 S SL 82 B FF 96 D SL 82 4-2 1B 47 1B BB		B FC 88 S FC 84 F CU 76 B FC 88 B FC 86 B FC 91 B CU 75 4-2 BB HR BB	S SL 81 X SL 79 0-1 1-H HR	3	4	3	5	2	0	0
Garret Anderson, L (1, 10) OBP: 0.308, SLG: 0.398	X FF 95 0-0 ③ P5		C FF 95 X CH 88 0-1 ③ G4-3			P PO 72 X FF 93 1-0 5 BB 47 1B 1-3 1B		D SI 91 1 SAFE F CU 77 B FC 88 1 SAFE B CU 77 B FC 90 4-1 1-2 HR BB	B FF 90 C CH 85 X CH 85 1-1 ② G3	4	1	1	0	1	0	1
47 Howie Kendrick, R (1, 4) OBP: 0.355, SLG: 0.502		C FF 94 B SL 83 X FF 96 1-1 G6-4-3 1B		C FF 95 B SL 84 S SL 82 B SL 81 S CH 87 2-3 ① K		B SL 80 X SL 78 1-0 5 BB 1-2 3-H 1B		F SL 80 F FF 92 S SL 80 0-3 ① K	B FF 91 X FF 90 1-0 ③ F9	5	0	2	1	0	2	2
Juan Rivera, R (1, 7) OBP: 0.308, SLG: 0.422 77 Reggie Willits, S (8, 7) OBP: 0.308, SLG: 0.231		B FF 94 C FF 96 B FF 96 1 SAFE 1 SAFE X FF 94 2-1 ① ② G6-4-3 1-2f		B SL 80 X FF 96 1-0 ② G6-3		X SL 80 0-0 ② F7		X FF 92 0-0 1-H 2-H HR		4 0	1 0	1 0	3 0	0 0	0 0	3 0
5 Jeff Mathis, R (1, 2) OBP: 0.302, SLG: 0.376		B FF 96 C FF 96 B SL 80 F FF 96 X CH 89 2-2 ③ G1-3		B SL 80 C FF 96 S SL 82 X FF 89 1-2 ③ P4		C FF 94 D CH 86 B SL 80 F FF 93 B SL 80 B SL 79 4-2 1-2 2-3 BB		B FF 92 B SL 80 S SL 79 X FF 91 2-1 ② G4-3		3	0	0	0	1	0	0
Inning Stats	R: 2 E: 0 K: 0 S: 12 H: 1 LOB: 1 BB: 2 P: 24	R: 0 E: 0 K: 0 S: 7 H: 1 LOB: 0 BB: 0 P: 12	R: 3 E: 0 K: 0 S: 12 H: 3 LOB: 0 BB: 0 P: 20	R: 0 E: 0 K: 1 S: 7 H: 0 LOB: 0 BB: 0 P: 11	R: 0 E: 0 K: 0 S: 11 H: 0 LOB: 0 BB: 0 P: 18	R: 1 E: 0 K: 1 S: 13 H: 2 LOB: 3 BB: 2 P: 23	R: 0 E: 0 K: 1 S: 11 H: 1 LOB: 0 BB: 0 P: 16	R: 3 E: 0 K: 1 S: 13 H: 1 LOB: 1 BB: 3 P: 28	R: 2 E: 0 K: 0 S: 13 H: 1 LOB: 0 BB: 1 P: 22	1B: 6 2B: 1 3B: 0 HR: 4 SF: 0 SAC: 0 DP: 2 HBP: 0				WP: 1 PB: 0 SB: 1 CS: 1		PA: 43

	AB	35
	R	11
	H	10
	RBI	11
	BB	8
	SO	4
	LOB	11

PITCHER		IP	WLS	BF	H	R	ER	SO	BB	IBB	HBP	BLK	WP	HR	S	P	ERA	WHIP
62 Radhames Liz, R ERA: 7.47	(1, 1)	5.2	L	27	7	6	6	1	4	0	0	0	1	2	58	103	9.53	1.941
Lance Cormier, R ERA: 3.46	(6, 1)	1.1		6	1	2	2	2	2	0	0	0	0	0	19	33	13.50	2.250
Fernando Cabrera, R ERA: 3.14	(8, 1)	2.0		10	2	3	3	1	2	0	0	0	0	2	22	38	13.50	2.000

PITCHER		IP	WLS	BF	H	R	ER	SO	BB	IBB	HBP	BLK	WP	HR	S	P	ERA	WHIP

Los Angeles Angels @ Baltimore Orioles

Oriole Park at Camden Yards, Baltimore, MD

Sat Jul 26 2008, 7:05 PM EDT

Att. 21,819 - Cloudy - 84 F

livebaseballscorecards.com

BOTTOM

Batter	1	2	3	4	5	6	7	8	9	AB	R	H	RBI	BB	SO	LOB
1 Brian Roberts, S (1, 4) OBP: 0.365, SLG: 0.471	G5-3		G6-3		K		G4-3		SF8	4	0	0	1	0	1	1
10 Adam Jones, R (1, 8) OBP: 0.322, SLG: 0.402	17 HR 21 1B 1B		K		F9		F9		K	5	1	1	0	0	2	1
21 Nick Markakis, L (1, 9) OBP: 0.394, SLG: 0.478	17 HR 1-2 1B		G6-3		F8		G3-1			4	1	1	0	0	0	1
17 Aubrey Huff, L (1, 10) OBP: 0.353, SLG: 0.534	HR 1-H 2-H			G1-3		6 FC6-4 1B		G4-3		4	1	2	3	0	0	0
6 Melvin Mora, R (1, 5) OBP: 0.315, SLG: 0.426 12 Brandon Fahey, L (9, 6) OBP: 0.263, SLG: 0.351	G6-3			G4-3	FC6-4 30 HR 1-2f			HBP		3 0	1 0	0 0	0 0	0 0	0 0	1 0
30 Luke Scott, L (1, 7) OBP: 0.346, SLG: 0.508	G4-3			BB BB	HR 1-H			P5		3	1	1	2	1	0	1
Kevin Millar, R (1, 3) OBP: 0.339, SLG: 0.404		K		BB 1-2	K			F8		3	0	0	0	1	2	1
Ramon Hernandez, R (1, 2) OBP: 0.295, SLG: 0.411		G4-6-3 1B		L8		BB			F9 1 SF8 2B	3	1	2	0	1	0	2
Juan Castro, R (1, 6) OBP: 0.125, SLG: 0.097 (9, 5)		G4-6-3 1-2f			1B	L4			F9 2-3	4	0	1	0	0	0	3
Inning Stats	R: 3 H: 3 E: 0 LOB: 0 K: 0 BB: 0 S: 13 P: 20		R: 0 H: 1 E: 0 LOB: 0 K: 1 BB: 0 S: 11 P: 13	R: 0 H: 0 E: 0 LOB: 0 K: 1 BB: 0 S: 7 P: 11	R: 0 H: 0 E: 0 LOB: 2 K: 0 BB: 2 S: 11 P: 24	R: 0 H: 1 E: 0 LOB: 1 K: 1 BB: 1 S: 8 P: 12	R: 2 H: 2 E: 0 LOB: 1 K: 1 BB: 0 S: 14 P: 24	R: 0 H: 0 E: 0 LOB: 0 K: 0 BB: 0 S: 5 P: 10	R: 0 H: 0 E: 0 LOB: 1 K: 0 BB: 0 S: 6 P: 11	R: 1 H: 1 E: 0 LOB: 0 K: 1 BB: 0 S: 10 P: 19	1B: 5 SF: 1 2B: 1 SAC: 0 3B: 0 DP: 1 HR: 2 HBP: 1						

	AB	R	H	RBI	BB	SO	LOB
1 Brian Roberts, S	4	0	0	1	0	1	1
10 Adam Jones, R	5	1	1	0	0	2	1
21 Nick Markakis, L	4	1	1	0	0	0	1
17 Aubrey Huff, L	4	1	2	3	0	0	0
6 Melvin Mora, R	3	1	0	0	0	0	1
12 Brandon Fahey, L	0	0	0	0	0	0	0
30 Luke Scott, L	3	1	1	2	1	0	1
Kevin Millar, R	3	0	0	0	1	2	1
Ramon Hernandez, R	3	1	2	0	1	0	2
Juan Castro, R	4	0	1	0	0	0	3

AB	33
R	6
H	8
RBI	6
BB	3
SO	5
LOB	11

PITCHER	IP	WLS	BF	H	R	ER	SO	BB	IBB	HBP	BLK	WP	HR	S	P	ERA	WHIP
Jon Garland, R (1, 1) ERA: 4.3	5.1	W	24	7	5	5	3	2	0	0	0	0	2	57	90	8.44	1.688
66 Jose Arredondo, R (6, 1) ERA: 1.26	1.2	H	6	0	0	0	1	1	0	0	0	0	0	12	24	0.00	0.600
Darren Oliver, L (8, 1) ERA: 3.35	2.0		8	1	1	1	1	0	0	1	0	0	0	16	30	4.50	0.500

PITCHER	IP	WLS	BF	H	R	ER	SO	BB	IBB	HBP	BLK	WP	HR	S	P	ERA	WHIP

Batter	1	2	3	4	5	6	7	8	9	AB	R	H	RBI	BB	SO	LOB
9 Chone Figgins, S (1, 5) OBP: 0.368, SLG: 0.314	C SI 88 X SI 89 0-1 L7		B SI 89 F SI 89 B SI 90 C FF 89 B SI 88 X SI 90 3-2 G6-3		B SI 88 B SI 89 C SI 87 B SI 89 X SI 89 3-1 F7		F SI 80 B CH 73 X CH 74 1-1 G3-6-3 1-2f			4	0	0	0	0	0	2
2 Erick Aybar, S (1, 6) OBP: 0.314, SLG: 0.399	B SI 90 B SI 90 C SI 90 C SI 90 X SI 89 2-2 F7			B SI 88 X SI 87 1-0 47 1B 27 G5-3 1B	L SI 88 B SI 88 X SI 89 1-1 G3			B SI 93 C SI 94 X SI 94 1-1 G3-1		4	1	1	0	0	0	0
47 Howie Kendrick, R (1, 4) OBP: 0.358, SLG: 0.500	C SI 90 X SI 90 0-1 G6-3			B SI 87 S SL 79 B SI 88 F SI 88 1 SAFE F SI 89 F SL 80 B SL 79 X SI 90 3-2 G1-3 27 G5-3 1-3 1B		B SL 79 B SI 89 B SI 88 C SI 89 B FF 89 4-1 27 G6-4-3 BB		C SI 94 S SI 95 S SI 95 0-3 K		3	0	1	0	1	1	0
27 Vladimir Guerrero, R (1, 10) OBP: 0.348, SLG: 0.483		C SI 88 F CH 80 F SI 88 B SI 89 B SL 80 F CH 80 X SI 90 2-2 2B		B SL 80 T SI 89 B SI 89 X SL 81 2-1 G5-3 1-2 3-H		S SI 89 B SI 88 X SI 89 1-1 G6-4-3 1-2f		B SI 95 F SI 94 B FF 96 B CU 79 B SI 95 4-1 BB		3	0	1	1	1	0	2
48 Torii Hunter, R (1, 8) OBP: 0.341, SLG: 0.477		B FF 88 X SL 79 1-0 F8		X SI 89 0-0 G1-3 1B		B CH 82 B CH 81 B SI 90 C SI 90 X SI 90 3-1 F9		C SI 94 X SI 94 0-1 G1-3		4	0	1	0	0	0	2
Juan Rivera, R (1, 9) OBP: 0.306, SLG: 0.416		S SL 79 S SL 79 X SL 80 0-2 F7		B SI 89 B SL 81 X SI 89 2-0 G1-3 1-2 2-3			C SI 87 C CH 80 B SI 88 X SL 80 1-2 24 FC3-6 1B 1B		C FF 91 B FF 92 B FF 85 B FF 92 X FF 92 3-1 G5-3	4	1	1	0	0	0	3
24 Gary Matthews, S (1, 7) OBP: 0.313, SLG: 0.346		B SL 80 C SI 88 D CH 82 B SI 89 F SI 89 C SL 80 3-3 K		B SI 89 B SI 90 B SL 82 B SI 89 4-0 BB			F SI 88 C SL 79 D SL 80 X SI 89 1-2 FC3-6 1-2 1B		X FF 92 0-0 L7	3	0	1	0	1	1	1
39 Robb Quinlan, R (1, 3) OBP: 0.315, SLG: 0.303 Casey Kotchman, L (7, PH) OBP: 0.328, SLG: 0.443 (7, 3)			C SI 88 F CH 81 X SI 89 0-2 28 G5-4-3 1B	C SI 89 F SI 88 X SL 80 0-2 F8			X 0-0 FC3-6 1B 1-2f 2-3		F FF 92 X SL 80 0-1 F7	2 2	0 0	1 0	0 0	0 0	0 0	3 2
28 Ryan Budde, R (1, 2) Garret Anderson, L (7, PH) OBP: 0.310, SLG: 0.399 5 Jeff Mathis, R (7, 2) OBP: 0.302, SLG: 0.376			B SI 89 B SI 89 B SI 89 C SI 89 X SI 88 3-1 G5-4-3 1-2f		B SI 88 X SI 88 1-0 P2		F SI 80 B CH 73 B CH 74 X FF 75 2-1 9 G3-6-3 1-3 3-H 1B			2 1 0	0 0 0	0 1 0	0 1 0	0 0 0	0 0 0	1 0 0
Inning Stats	R: 0 E: 0 K: 0 S: 7 H: 0 LOB: 0 BB: 0 P: 9	R: 0 E: 0 K: 1 S: 12 H: 1 LOB: 1 BB: 0 P: 18	R: 0 E: 0 K: 0 S: 8 H: 1 LOB: 0 BB: 0 P: 14	R: 1 E: 0 K: 0 S: 13 H: 3 LOB: 3 BB: 1 P: 25	R: 0 E: 0 K: 0 S: 5 H: 0 LOB: 0 BB: 0 P: 10	R: 0 E: 0 K: 0 S: 5 H: 0 LOB: 0 BB: 1 P: 13	R: 1 E: 0 K: 0 S: 11 H: 3 LOB: 1 BB: 0 P: 16	R: 0 E: 0 K: 1 S: 8 H: 0 LOB: 1 BB: 1 P: 13	R: 0 E: 0 K: 0 S: 5 H: 0 LOB: 0 BB: 0 P: 8	1B: 7 2B: 1 3B: 0 HR: 0 SF: 0 SAC: 0 DP: 3 HBP: 0						

PITCHER		IP	WLS	BF	H	R	ER	SO	BB	IBB	HBP	BLK	WP	HR	S	P	ERA	WHIP
18 Garrett Olson, L ERA: 5.9	(1, 1)	6.0	W	25	7	2	2	1	2	0	0	0	0	0	56	97	3.00	1.500
Chad Bradford, R ERA: 2.56	(7, 1)	1.0	H	3	1	0	0	0	0	0	0	0	0	0	5	8	0.00	1.000
43 Jim Johnson, R ERA: 1.88	(8, 1)	1.0	H	4	0	0	0	1	1	0	0	0	0	0	8	13	0.00	1.000
52 George Sherrill, L ERA: 3.71	(9, 1)	1.0	S	3	0	0	0	0	0	0	0	0	0	0	5	8	0.00	0.000

PITCHER	IP	WLS	BF	H	R	ER	SO	BB	IBB	HBP	BLK	WP	HR	S	P	ERA	WHIP

TOP

Los Angeles Angels @ Baltimore Orioles

Oriole Park at Camden Yards, Baltimore, MD

Sun Jul 27 2008, 1:35 PM EDT

Att. 23,365 - Rain - 84 F

livebaseballscorecards.com

AB	32
R	2
H	8
RBI	2
BB	3
SO	2
LOB	16

Batter	1	2	3	4	5	6	7	8	9	AB	R	H	RBI	BB	SO	LOB
12 Brandon Fahey, L (1, 4) OBP: 0.271, SLG: 0.354	F FF 94 F SL 80 F FF 94 X SL 84 0-2 10 FC5-4 1B	X FF 94 0-0 ② F9		C FF 91 F FF 90 F FF 91 B SL 83 S SL 82 1-3 ① K		F FC 83 X SI 88 0-1 E6 10 WP 2-3 1B		C SL 79 C SI 86 S FF 88 0-3 ② K		5	0	2	0	0	2	2
10 Adam Jones, R (1, 8) OBP: 0.318, SLG: 0.397	C FF 98 F SL 86 D SL 86 X FF 95 1-2 ① FC5-4 21 2B 1-2f	C SL 83 B SL 85 S SL 85 B FF 98 B FF 96 X SL 86 3-2 ③ P3		C SL 83 F FF 95 S SL 84 0-3 ② K		F SL 81 B FF 88 F FC 83 B SL 80 B FC 83 F FC 84 X FC 85 3-2 ② G6-3 1-2		S SL 78 S SL 79 F SL 79 B SI 88 X SL 77 1-2 ③ FC5-4 1-2f		5	1	0	0	0	1	5
21 Nick Markakis, L (1, 9) OBP: 0.393, SLG: 0.479	X SL 83 0-0 17 1B 30 HBP 1-H 2B		C FF 92 B CH 86 X CH 86 1-1 ① G4-3	B CH 88 C FF 94 F CH 87 B FF 95 F FF 96 B SL 85 S SL 85 3-3 ③ K		C FC 83 B FF 89 X FC 84 1-1 ③ G3-1				4	1	1	1	0	1	2
17 Aubrey Huff, L (1, 5) OBP: 0.354, SLG: 0.533	C FF 95 C FF 95 X FF 97 0-2 30 HBP BB 2-3 1B		B FF 94 B FF 94 F FF 94 F SL 84 B FF 96 X SL 85 3-2 30 BB BB 1B 1B		B CH 85 B FF 93 X CH 87 2-0 ① G1-3		C SI 87 S FF 87 B SI 88 F SL 79 B SL 79 B FC 85 X FF 90 3-2 ① P6			4	1	2	0	0	0	0
Kevin Millar, R (1, 3) OBP: 0.340, SLG: 0.402	B FF 97 F FF 97 B SL 85 D SL 84 F SL 84 B SL 86 4-2 30 HBP 1-2 BB		F FF 96 B SL 85 B SL 85 B FF 96 B FF 96 4-1 30 BB 1B 1-2 BB		B FF 96 B FF 96 B FF 96 C FF 95 X FF 96 3-1 ② F8		B FC 84 C FC 84 S FC 84 X SL 80 1-2 ② G1-3			2	1	0	0	2	0	0
30 Luke Scott, L (1, 10) OBP: 0.348, SLG: 0.505	H FF 96 1-0 1-2 2-3 3-H HBP		F FF 96 B SL 85 B SL 85 B FF 95 B FF 95 4-1 1B 1-2 2-3 BB		C SL 85 C FF 95 B SL 83 B SL 88 F SL 87 X FF 96 2-2 ③ G3		C SL 80 X SL 80 0-1 ③ F8			2	0	0	1	1	0	0
Jay Payton, R (1, 7) OBP: 0.281, SLG: 0.375	X 0-0 ② P4		C FF 95 S SL 87 S FF 95 0-3 ② K			S FF 93 C FF 95 X FF 94 0-2 1B 3B		X SI 86 0-0 ① G6-3		4	1	1	0	0	1	6
Guillermo Quiroz, R (1, 2) OBP: 0.296, SLG: 0.315	S SL 87 B SL 86 F FF 96 S SL 87 1-3 ③ K		C FF 95 C FF 94 B FF 95 D SL 86 X FF 96 2-2 1-2 2-H 3-H 1B			B FF 96 C SL 87 B SL 85 S SL 86 X SL 84 2-2 12 E SH2-4 3-H 1B		C SI 88 X SL 79 0-1 1B 1B		4	0	3	3	0	1	3
Juan Castro, R (1, 6) OBP: 0.143, SLG: 0.118		F FF 93 B FF 94 F FF 95 X FF 96 1-2 ① F7	X FF 95 0-0 ③ G4-3			1 SAFE X FF 87 0-0 ① SH2-4 1-2		S SL 78 X SI 88 0-1 10 FC5-4 1-2 1B		3	0	1	0	0	0	2
Inning Stats	R: 2 E: 0 K: 1 S: 17 H: 3 LOB: 3 BB: 1 P: 24	R: 0 E: 0 K: 0 S: 7 H: 0 LOB: 0 BB: 0 P: 11	R: 2 E: 0 K: 1 S: 14 H: 2 LOB: 2 BB: 2 P: 28	R: 0 E: 0 K: 3 S: 11 H: 0 LOB: 0 BB: 0 P: 15	R: 0 E: 0 K: 0 S: 7 H: 0 LOB: 0 BB: 0 P: 14	R: 1 E: 1 K: 0 S: 15 H: 3 LOB: 2 BB: 0 P: 21	R: 0 E: 0 K: 0 S: 9 H: 0 LOB: 0 BB: 0 P: 13	R: 0 E: 0 K: 1 S: 12 H: 2 LOB: 2 BB: 0 P: 13		1B: 8 2B: 1 3B: 1 HR: 0 SF: 0 SAC: 1 DP: 0 HBP: 1						

PITCHER		IP	WLS	BF	H	R	ER	SO	BB	IBB	HBP	BLK	WP	HR	S	P	ERA	WHIP
54 Ervin Santana, R ERA: 3.57	(1, 1)	5.0	L	26	7	5	5	5	3	0	1	0	0	0	62	100	9.00	2.000
33 Justin Speier, R ERA: 4.85	(6, 1)	2.0		7	1	0	0	0	0	0	0	0	1	0	18	26	0.00	0.500
53 Darren O'Day, R ERA: 3.79	(8, 1)	1.0		5	2	0	0	1	0	0	0	0	0	0	12	13	0.00	2.000

PITCHER	IP	WLS	BF	H	R	ER	SO	BB	IBB	HBP	BLK	WP	HR	S	P	ERA	WHIP

BOTTOM

Los Angeles Angels @ Baltimore Orioles

Oriole Park at Camden Yards, Baltimore, MD

Sun Jul 27 2008, 1:35 PM EDT

Att. 23,365 - Rain - 84 F

livebaseballscorecards.com

AB	33
R	5
H	10
RBI	5
BB	3
SO	6
LOB	20

WP: 1 PA: 38
PB: 0
SB: 0
CS: 0

Batter	1	2	3	4	5	6	7	8	9	AB	R	H	RBI	BB	SO	LOB
9 Chone Figgins, S (1, 5) OBP: 0.368, SLG: 0.313	B FF 91 F FF 91 F FF 93 B FF 92 X FC 89 2-2 L1		L FF 91 F FF 93 F FF 93 F FF 94 X FS 83 0-2 P4-3 1B			C SL 80 C SL 81 B FF 94 B FF 92 B FF 93 S SL 81 4-2 S HR BB B FF 91 B SL 84 C SL 82 B FF 94 B FF 92 S SI 89 3-3 K			C CH 79 B SI 88 B SI 89 F SI 89 B CH 81 S CH 81 3-3 K	4	1	1	0	1	2	3
Casey Kotchman, L (1, 3) OBP: 0.327, SLG: 0.448	C FF 92 B FC 90 F FS 83 F SI 92 B FF 94 F FF 94 X FC 90 2-2 G3-1		B FC 90 1 SAFE B SL 81 B FF 92 C FF 91 X FC 90 3-1 P4-3 1-1f			C SI 91 X FF 91 0-1 1-H HR	B SI 89 F SL 81 X SI 91 1-1 G4-3		F SI 86 B CU 76 F SI 88 F CU 76 X SI 88 1-2 L5	5	1	1	2	0	0	3
6 Maicer Izturis, S (1, 6) OBP: 0.324, SLG: 0.352	C FF 92 F SL 81 B SL 80 B SI 93 X SL 81 2-2 G4-3		B SL 82 B SL 82 B FF 92 C FF 92 X FF 92 3-1 F7			C SL 82 X FS 84 0-1 27 1B 48 HR 2B	C FF 94 F SI 91 F SL 84 F FF 94 X SL 82 0-2 G4-3			4	1	1	0	0	0	0
27 Vladimir Guerrero, R (1, 9) OBP: 0.350, SLG: 0.484		F FF 92 X FF 93 0-1 47 BB 48 1B SF9 1B		B FF 93 F FF 95 F SL 82 B FF 94 S SL 84 2-3 K2-3		C FF 93 X FF 93 0-1 48 HR 2-3 1B	X SL 84 0-0 F9			4	2	2	0	0	1	0
48 Torii Hunter, R (1, 8) OBP: 0.342, SLG: 0.485		C FF 90 B FF 90 B FC 89 X FC 90 2-1 SF9 47 BB 1-2 1B		B SI 93 X SI 92 1-0 G6-3		B SL 80 S SL 80 B SI 92 X FS 82 2-1 1-H 3-H HR		C FF 96 S SL 88 X SL 88 0-2 F9		4	1	2	3	0	0	0
Garret Anderson, L (1, 7) OBP: 0.309, SLG: 0.398		B FF 92 C FC 88 B SI 90 F SL 82 X SI 91 2-2 F7		S FS 83 X FS 83 0-1 F8		C SI 90 F SL 81 X SL 84 0-2 47 FC4 1B		C FF 95 S CH 89 X SL 86 0-2 F9		4	0	1	0	0	0	2
47 Howie Kendrick, R (1, 4) OBP: 0.356, SLG: 0.493		B FF 92 B FF 93 B FC 90 F FF 92 B FF 91 4-1 1-2 2-3 BB			C FF 89 B FF 91 C FS 82 F FF 93 X SL 82 1-2 P3	S SI 89 C SL 83 X SI 92 0-2 FC4 1B 5 SH2-3 1-2f		B FF 96 C SL 86 X SL 86 1-1 G5-3		3	1	0	0	1	0	1
Juan Rivera, R (1, 10) OBP: 0.313, SLG: 0.417 77 Reggie Willits, S (9, PR) OBP: 0.308, SLG: 0.231 (9, 10)		S SL 83 X SI 92 0-1 SF9 2-3 3-H			C SL 82 B CU 74 F SI 92 B SL 82 F SL 82 S FF 94 2-3 K	1 SAFE F SI 88 S SI 91 B SL 84 X SI 92 1-2 5 SH2-3 1-3 1B			C SI 86 B CH 80 S CH 80 B CH 82 B CH 80 B CH 80 4-2 5 SH1-4 BB	2 0	0 0	1 0	1 0	1 0	1 0	0 0
5 Jeff Mathis, R (1, 2) OBP: 0.299, SLG: 0.372		C FC 89 X SL 81 0-1 F8			C SL 80 F SI 93 S FF 95 0-3 K	B SI 91 X SL 82 1-0 SH2-3 1-2 3-H			B CH 79 X SI 87 1-0 SH1-4 1-2	2	0	0	1	0	1	2
Inning Stats	R: 0 E: 0 K: 0 S: 11 H: 0 LOB: 0 BB: 0 P: 17	R: 1 E: 0 K: 0 S: 12 H: 2 LOB: 2 BB: 1 P: 20	R: 0 E: 0 K: 0 S: 9 H: 1 LOB: 0 BB: 0 P: 15	R: 0 E: 0 K: 1 S: 6 H: 0 LOB: 0 BB: 0 P: 9	R: 0 E: 0 K: 2 S: 11 H: 0 LOB: 0 BB: 0 P: 14	R: 6 E: 0 K: 1 S: 25 H: 6 LOB: 1 BB: 1 P: 36	R: 0 E: 0 K: 0 S: 8 H: 0 LOB: 0 BB: 0 P: 9	R: 0 E: 0 K: 0 S: 8 H: 0 LOB: 0 BB: 0 P: 9	R: 0 E: 0 K: 1 S: 10 H: 0 LOB: 2 BB: 1 P: 19	1B: 6 2B: 2 3B: 0 HR: 2 SF: 1 SAC: 2 DP: 1 HBP: 0						

TOP

Los Angeles Angels @ Boston Red Sox

Fenway Park, Boston, MA

Mon Jul 28 2008, 7:05 PM EDT

Att. 37,830 - Partly Cloudy - 80 F

livebaseballscorecards.com

AB	32
R	7
H	9
RBI	7
BB	3
SO	5
LOB	11

PITCHER		IP	WLS	BF	H	R	ER	SO	BB	IBB	HBP	BLK	WP	HR	S	P	ERA	WHIP
18 Daisuke Matsuzaka, R ERA: 3.04	(1, 1)	5.0	L	23	7	6	6	3	2	0	0	0	0	2	59	91	10.80	1.800
63 Justin Masterson, R ERA: 3.68	(6, 1)	2.0		8	2	1	1	1	0	0	0	0	0	0	23	29	4.50	1.000
56 Craig Hansen, R ERA: 5.7	(8, 1)	1.0		3	0	0	0	0	0	0	0	0	0	0	8	9	0.00	0.000
48 Javier López, L ERA: 2.66	(9, 1)	1.0		4	0	0	0	1	1	0	0	0	0	0	10	19	0.00	1.000

PITCHER	IP	WLS	BF	H	R	ER	SO	BB	IBB	HBP	BLK	WP	HR	S	P	ERA	WHIP

BOTTOM

Los Angeles Angels @ Boston Red Sox

Fenway Park, Boston, MA

Mon Jul 28 2008, 7:05 PM EDT

Att. 37,830 - Partly Cloudy - 80 F

livebaseballscorecards.com

Batter	1	2	3	4	5	6	7	8	9	AB	R	H	RBI	BB	SO	LOB
15 Dustin Pedroia, R (1, 4) OBP: 0.359, SLG: 0.452	F FF 91 X FF 94 0-1 ① L3		C FF 93 F FF 92 X CH 81 1-2 ③ G5-3		C SL 80 B SL 78 F FF 92 B FF 93 B SL 81 S CH 81 3-3 ② K		C FF 95 X FF 94 0-1 ① F8	B SI 94 C SI 94 F CU 81 B CU 78 X SI 94 2-2 ③ G3		5	0	0	0	0	1	3
20 Kevin Youkilis, R (1, 3) OBP: 0.380, SLG: 0.540	C FF 93 F FF 94 F FF 93 X SL 82 0-2 ② G6-3			B FF 92 C SL 79 B SL 82 B SL 81 B FF 92 4-1 34 2B 1B BB	C SL 80 B FF 92 F SL 80 B SL 81 S FF 93 2-3 ③ K		B FF 96 X FF 93 1-0 34 1B 1B		B FF 91 F FF 94 B FF 94 X FF 93 2-1 ① F9	4	1	1	0	1	1	1
34 David Ortiz, L (1, 10) OBP: 0.360, SLG: 0.500	B CU 71 B CH 83 C FF 92 B FF 92 F CH 81 X FF 95 3-2 ③ L7			1 SAFE F FF 91 X FF 91 0-1 1-3 1B 2B		B FF 90 B FF 89 B FF 89 C FF 91 B FF 91 4-1 7 1B 12 2B BB	C FS 84 B FS 86 D FS 86 X FF 95 2-1 1-2 G6-4-3 1B		C FF 94 S CH 83 B CH 86 B CH 87 S FF 94 2-3 ② K	4	2	2	0	1	1	0
Manny Ramirez, R (1, 7) OBP: 0.400, SLG: 0.538		F SL 78 S SL 81 B SL 80 B FF 95 C FF 95 2-3 ① K		B CH 80 F CH 80 X FF 93 1-1 12 L6 7 BB 2-H 3-H 1B		C FF 91 F FF 90 B FF 90 D CH 80 X FF 93 2-2 ① P4	C FF 95 B FF 95 X FF 96 1-1 ②③ G6-4-3 1-2f		X CU 81 0-0 HR	5	1	2	3	0	1	3
25 Mike Lowell, R (1, 5) OBP: 0.348, SLG: 0.470		C SL 80 F FF 91 B FF 93 B SI 95 B FF 93 X FF 93 3-2 1B		X FF 92 0-0 ① P6		C CH 80 X FF 92 0-1 ② L7		B SI 94 X SI 94 1-0 ① G5-3	C CU 81 X FF 94 0-1 ③ F7	5	0	1	0	0	0	2
7 J.D. Drew, L (1, 9) OBP: 0.406, SLG: 0.554		X FF 91 0-0 ② F8		B FF 91 F CH 83 B FF 92 B CH 81 B CH 80 4-1 1-2 BB		B CU 69 S CH 79 X FF 92 1-1 12 2B 1-2 1B		B SI 94 C SI 92 B SI 94 B SI 92 X SI 94 3-1 2 1B 2B		3	1	2	0	1	0	1
12 Jed Lowrie, S (1, 6) OBP: 0.341, SLG: 0.392		C CH 81 B FF 91 C FF 91 C CH 83 1-3 ③ K		B CH 81 D FF 92 F CH 81 F FF 92 X CH 82 2-2 ②③ L6 2-2		D FF 91 D FF 91 X FF 91 2-0 1-3 2-H 2B		B SI 94 B SI 92 S SI 93 C SI 93 F SI 94 B CU 80 F SI 94 X SI 94 3-2 ② F9		4	0	1	1	0	1	4
Jason Varitek, S (1, 2) OBP: 0.302, SLG: 0.358			C CU 72 B CU 70 F FF 91 F CH 81 X FF 92 1-2 ① L3		C CH 80 X FF 90 0-1 2 G3-1 2B	D FS 88 B FF 94 B FF 94 B FF 94 4-0 BB		C CU 80 B CU 82 B SI 94 S SI 94 B SI 95 B SI 95 4-2 2 1B BB		2	0	1	0	2	0	0
2 Jacoby Ellsbury, L (1, 8) OBP: 0.330, SLG: 0.361			C CU 70 X FF 93 0-1 ② P5		B CH 81 F CH 79 C FF 92 B SL 82 B FF 92 X CH 82 3-2 ① G3-1 2-3	B FS 85 C FF 96 B FF 94 C FF 95 S FS 88 2-3 ③ K		B SI 93 C SI 94 F SI 93 D CU 82 X CU 82 2-2 1-2 2-H 1B		4	0	1	1	0	1	4
Inning Stats	R: 0 E: 0 K: 0 S: 9 H: 0 LOB: 0 BB: 0 P: 12	R: 0 E: 0 K: 2 S: 10 H: 1 LOB: 1 BB: 0 P: 16	R: 0 E: 0 K: 0 S: 9 H: 0 LOB: 0 BB: 0 P: 11	R: 2 E: 0 K: 0 S: 10 H: 2 LOB: 1 BB: 2 P: 21	R: 0 E: 0 K: 2 S: 11 H: 1 LOB: 1 BB: 0 P: 19	R: 1 E: 0 K: 1 S: 12 H: 2 LOB: 3 BB: 2 P: 27	R: 0 E: 0 K: 0 S: 7 H: 2 LOB: 1 BB: 0 P: 11	R: 1 E: 0 K: 0 S: 16 H: 2 LOB: 2 BB: 1 P: 31	R: 1 E: 0 K: 1 S: 8 H: 1 LOB: 0 BB: 0 P: 12	1B: 6 2B: 5 3B: 0 HR: 1	SF: 0 SAC: 0 DP: 2 HBP: 0	WP: 0 PB: 0 SB: 0 CS: 0	PA: 41				

PITCHER		IP	WLS	BF	H	R	ER	SO	BB	IBB	HBP	BLK	WP	HR	S	P	ERA	WHIP
36 Jered Weaver, R ERA: 4.11	(1, 1)	5.2	W	25	6	3	3	4	3	0	0	0	0	0	58	97	4.76	1.588
66 Jose Arredondo, R ERA: 1.2	(6, 1)	1.1	H	6	2	0	0	1	1	0	0	0	0	0	10	20	0.00	2.250
62 Scot Shields, R ERA: 3.0	(8, 1)	1.0		6	2	1	1	0	1	0	0	0	0	0	16	31	9.00	3.000
Francisco Rodríguez, R ERA: 2.47	(9, 1)	1.0	S	4	1	1	1	1	0	0	0	0	0	1	8	12	9.00	1.000

PITCHER	IP	WLS	BF	H	R	ER	SO	BB	IBB	HBP	BLK	WP	HR	S	P	ERA	WHIP

Los Angeles Angels @ Boston Red Sox

Fenway Park, Boston, MA

Tue Jul 29 2008, 7:05 PM EDT

Att. 38,110 - Partly Cloudy - 82 F

livebaseballscorecards.com

TOP

Batter	1	2	3	4	5	6	7	8	9	AB	R	H	RBI	BB	SO	LOB
9 Chone Figgins, S (1, 5) OBP: 0.373, SLG: 0.315	G4-3		6 BB, 47 1B 1-2 3-H 1B		47 CS BB		6 S, 6 1B 1-2 BB			2	0	1	1	2	0	0
47 Howie Kendrick, R (1, 4) OBP: 0.354, SLG: 0.491	L7		6 BB 1-2 2-3 1B		K 1-2		SF9 2-3 3-H			3	0	1	1	0	1	1
6 Maicer Izturis, S (1, 6) OBP: 0.327, SLG: 0.352	K		27 G6-4-3 1-2 2-3 3-H BB		G6-3		1-H 3-H 1B			3	0	1	2	1	1	0
27 Vladimir Guerrero, R (1, 9) OBP: 0.346, SLG: 0.478		G6-3	G6-4-3 1-2f			G5-3		G5-3		4	0	0	0	0	0	3
48 Torii Hunter, R (1, 8) OBP: 0.341, SLG: 0.483		P6		HR 1B		L8		P4		4	1	1	0	0	0	0
Garret Anderson, L (1, 10) OBP: 0.309, SLG: 0.404		G4-3		1-H HR		P2		G6-3		4	1	1	2	0	0	0
Juan Rivera, R (1, 7) OBP: 0.303, SLG: 0.403			G6-3	G5-3			K		P4	4	0	0	0	0	1	0
39 Robb Quinlan, R (1, 3) OBP: 0.313, SLG: 0.320			E5 5 1B, 9 1B	K			47 SF9 3B		K	4	2	1	0	0	2	0
5 Jeff Mathis, R (1, 2) OBP: 0.303, SLG: 0.372			47 1B, 9 1B, 6 BB 1-3 1B	K			47 SF9, 9 BB, 6 1B BB		K	3	2	1	0	1	2	0
Inning Stats	R: 0 E: 0 K: 1 S: 5 H: 0 LOB: 0 BB: 0 P: 7	R: 0 E: 0 K: 0 S: 6 H: 0 LOB: 0 BB: 0 P: 8	R: 2 E: 1 K: 0 S: 16 H: 3 LOB: 2 BB: 1 P: 27	R: 2 E: 0 K: 2 S: 14 H: 2 LOB: 0 BB: 0 P: 18	R: 0 E: 0 K: 1 S: 5 H: 0 LOB: 0 BB: 1 P: 11	R: 0 E: 0 K: 0 S: 4 H: 0 LOB: 0 BB: 0 P: 6	R: 2 E: 0 K: 1 S: 15 H: 2 LOB: 2 BB: 2 P: 25	R: 0 E: 0 K: 0 S: 6 H: 0 LOB: 0 BB: 0 P: 9	R: 0 E: 0 K: 2 S: 11 H: 0 LOB: 0 BB: 0 P: 15	1B: 5 2B: 0 3B: 1 HR: 1 SF: 1 SAC: 0 DP: 1 HBP: 0						

	AB	31
	R	6
	H	7
	RBI	6
	BB	4
	SO	7
	LOB	4

PITCHER	IP	WLS	BF	H	R	ER	SO	BB	IBB	HBP	BLK	WP	HR	S	P	ERA	WHIP
61 Clay Buchholz, R (1, 1) ERA: 5.94	6.1	L	27	6	6	5	5	3	0	0	0	0	1	57	90	7.11	1.421
56 Craig Hansen, R (7, 1) ERA: 5.58	0.2		3	1	0	0	0	1	0	0	0	0	0	8	12	0.00	3.000
37 Hideki Okajima, L (8, 1) ERA: 2.57	1.0		3	0	0	0	0	0	0	0	0	0	0	6	9	0.00	0.000
58 Jonathan Papelbon, R (9, 1) ERA: 2.18	1.0		3	0	0	0	2	0	0	0	0	0	0	11	15	0.00	0.000

PITCHER	IP	WLS	BF	H	R	ER	SO	BB	IBB	HBP	BLK	WP	HR	S	P	ERA	WHIP

Los Angeles Angels @ Boston Red Sox

Fenway Park, Boston, MA

Tue Jul 29 2008, 7:05 PM EDT

Att. 38,110 - Partly Cloudy - 82 F

livebaseballscorecards.com

BOTTOM

Batter	1	2	3	4	5	6	7	8	9	AB	R	H	RBI	BB	SO	LOB
15 Dustin Pedroia, R (1, 4) OBP: 0.360, SLG: 0.451	B SI 93 C SI 93 X FF 94 1-1 ① F8		B SI 94 X SI 93 1-0 ③ F8			B SI 94 B SI 94 F SI 93 B SI 94 B SI 92 4-1 20 FC6-4 BB			C CU 79 X CU 80 0-1 20 HR 1B	3	1	1	0	1	0	0
20 Kevin Youkilis, R (1, 3) OBP: 0.379, SLG: 0.544	C FF 94 B FF 94 F SI 94 X FF 94 1-2 ② F8			C SI 93 B FC 85 F FC 82 F FF 94 B FC 82 F SI 94 S FF 95 2-3 ① K		B FC 84 F FC 83 F SI 93 F FC 82 F FC 84 F FF 94 F FF 93 F FC 83 B FF 93 2-2 ③ X FC 84 FC6-4 1-2f			C SI 92 X FC 83 0-1 1-H HR	4	1	1	2	0	1	1
34 David Ortiz, L (1, 10) OBP: 0.354, SLG: 0.491	F SI 95 X SI 95 0-1 ③ G4-3			C SI 94 B CH 84 B FF 94 B SI 93 S FF 94 X CU 79 3-2 ② F7			B CU 78 B SI 92 C FF 92 X SI 92 2-1 ① F9		F SI 93 B SI 94 B SI 94 F SI 94 X FF 94 2-2 ② P5	4	0	0	0	0	0	0
Manny Ramirez, R (1, 7) OBP: 0.399, SLG: 0.533		C FC 84 C SI 95 B FF 94 F SI 94 B FC 86 S FC 85 2-3 ① K		F FC 85 X FC 85 0-1 ③ G5-3			C FF 92 X SI 92 0-1 ② G5-3		B FC 84 S SI 93 B FC 85 F FF 92 B FF 94 F CU 80 B FC 87 4-2 25 FC5-4 BB	3	0	0	0	1	1	0
25 Mike Lowell, R (1, 5) OBP: 0.344, SLG: 0.464		X FF 94 0-0 ② F9			X SI 93 0-0 ① F8		B FC 85 X FC 82 1-0 ③ G5-3		C FF 93 S CU 81 X CU 81 0-2 ③ FC5-4 1-2f	4	0	0	0	0	0	1
7 J.D. Drew, L (1, 9) OBP: 0.405, SLG: 0.551		C SI 94 C SI 94 H FC 83 1-2 HBP			B FF 93 X SI 91 1-0 ② F9			B CU 78 C CU 76 B FF 92 X SI 92 2-1 ① G1-3		2	0	0	0	0	0	0
Jason Varitek, S (1, 2) OBP: 0.299, SLG: 0.354		B SI 94 B SI 94 X SI 93 2-0 ③ F9			C FF 93 F FF 93 X FF 95 0-2 ③ F9			S CU 78 F CU 79 B FF 93 F CU 81 S CU 80 1-3 ② K2-3		3	0	0	0	0	1	1
Alex Cora, L (1, 6) OBP: 0.372, SLG: 0.353			C SI 91 B FF 92 X SI 91 1-1 ① F7			C SI 92 C CU 80 B CU 81 X CU 81 1-2 ① F8		B CU 77 B SI 92 F SI 93 X SI 94 2-1 ③ G4-3		3	0	0	0	0	0	0
2 Jacoby Ellsbury, L (1, 8) OBP: 0.328, SLG: 0.358			C SI 93 B FF 92 S SI 93 F SI 95 F FC 83 X FC 82 1-2 ② F9			F FF 93 X FF 93 0-1 ② G1-3			C CU 76 F CU 77 B CU 80 B FF 92 S CU 79 2-3 ① K	3	0	0	0	0	1	0

	AB	R	H	RBI	BB	SO	LOB
AB	29						
R		2					
H			2				
RBI				2			
BB					2		
SO						4	
LOB							3

Inning Stats										
	R: 0	H: 0	R: 0	H: 0	R: 0	H: 0	R: 0	H: 0	R: 0	H: 0
	E: 0	LOB: 0	E: 0	LOB: 1	E: 0	LOB: 0	E: 0	LOB: 0	E: 0	LOB: 1
	K: 0	BB: 0	K: 1	BB: 0	K: 0	BB: 0	K: 1	BB: 0	K: 1	BB: 1
	S: 7	P: 9	S: 8	P: 13	S: 8	P: 11	S: 10	P: 15	S: 5	P: 6
	R: 0	H: 0	R: 0	H: 0	R: 0	H: 0	R: 0	H: 0	R: 2	H: 2
	E: 0	LOB: 1	E: 0	LOB: 0	E: 0	LOB: 0	E: 0	LOB: 0	E: 0	LOB: 1
	K: 0	BB: 1	K: 1	BB: 0	K: 0	BB: 0	K: 1	BB: 0	K: 1	BB: 1
	S: 14	P: 21	S: 5	P: 8	S: 8	P: 13	S: 16	P: 24		

	1B: 1	SF: 0	WP: 0	PA: 32
	2B: 0	SAC: 0	PB: 0	
	3B: 0	DP: 0	SB: 0	
	HR: 1	HBP: 1	CS: 0	

PITCHER	IP	WLS	BF	H	R	ER	SO	BB	IBB	HBP	BLK	WP	HR	S	P	ERA	WHIP
41 John Lackey, R (1, 1) ERA: 2.93	9.0	W	32	2	2	2	4	2	0	1	0	0	1	81	120	2.00	0.444

PITCHER	IP	WLS	BF	H	R	ER	SO	BB	IBB	HBP	BLK	WP	HR	S	P	ERA	WHIP

Los Angeles Angels @ Boston Red Sox

Fenway Park, Boston, MA

Wed Jul 30 2008, 7:05 PM EDT

Att. 38,042 - Partly Cloudy - 72 F

TOP

livebaseballscorecards.com

Batter	1	2	3	4	5	6	7	8	9	AB	R	H	RBI	BB	SO	LOB
9 Chone Figgins, S (1, 5) OBP: 0.377, SLG: 0.320	C SI 95 C CU 78 F FF 97 C FF 96 0-3 ① K		B FF 96 F SI 96 C SI 97 C SI 97 1-3 ③ K		C FF 95 B FF 92 X CU 78 1-1 6 1B 1B	F FF 94 B FF 96 F FF 95 B FF 95 X FF 94 2-2 6 S 6 SF7 2-3 1B		F SI 87 B SL 80 X SI 89 1-1 6 FC6-4 1-2 1B		5	1	3	0	0	2	0
6 Maicer Izturis, S (1, 6) OBP: 0.328, SLG: 0.357	C FF 96 F SI 97 B FF 96 F SI 96 B FF 96 F FF 96 C SI 96 2-3 ② K			B FF 95 B FF 94 F FF 95 B FF 96 F FF 95 X FF 96 3-2 27 1B 2B	1 SAFE C SI 94 X FF 92 0-1 27 FC4-6 1-3 1B	C FF 96 B FF 96 B FF 96 B FF 97 X FF 97 3-1 ② SF7 1-H 3-H		X SI 88 0-0 ① FC6-4 BB 1-2f 2-3		4	1	2	1	0	1	2
Mark Teixeira, S (1, 3) OBP: 0.388, SLG: 0.506	B CU 80 B CU 78 B SI 97 C FF 95 X SI 96 3-1 ③ F8			F FC 94 C CU 79 C FF 97 0-3 ① K	C CU 77 F CU 77 B CU 76 B CU 74 S CU 76 2-3 ② K	B FF 98 B CU 77 S CH 85 F FF 97 B FF 95 X CU 77 3-2 E3 27 2B		B SI 87 B SI 88 B CH 80 B SI 88 4-0 27 G5-4-3 1-2 BB		4	0	0	0	1	2	3
27 Vladimir Guerrero, R (1, 10) OBP: 0.347, SLG: 0.480		B FF 95 F FF 96 X FF 95 1-1 ① G4-3		F FF 96 X FF 94 0-1 48 2B E 2-H 1B	X SI 95 0-0 ③ FC4-6 1-2f	B FF 98 D CU 78 S FF 96 F FF 96 X FF 98 2-2 1-3 2B		B SL 81 F SI 89 B SI 91 X SL 79 2-1 ② ③ G5-4-3 1-2f		5	1	2	1	0	0	5
48 Torii Hunter, R (1, 8) OBP: 0.345, SLG: 0.493 Juan Rivera, R (9, 7) OBP: 0.303, SLG: 0.403		F SI 96 B SI 96 C CU 79 F CU 78 X SI 97 1-2 ② G4-3		B FF 94 X SI 94 1-0 E 1-3 2B		S CU 77 F FF 95 F FF 96 S FF 96 G FF 96 4-0 HR BB X FF 97 0-0 ③ G5-3			B SI 90 C SI 89 F SL 82 F SI 91 B SI 92 X SL 81 2-2 HR	4 0	3 0	2 0	1 0	1 0	0 0	2 0
Garret Anderson, L (1, 7) OBP: 0.315, SLG: 0.420 77 Reggie Willits, S (9, 9) OBP: 0.308, SLG: 0.231		X SI 96 0-0 1B		X SI 92 0-0 E9 2-H 3-H 1B		1 SAFE B FF 93 F CH 88 X FF 91 1-1 1-H HR B CH 85 X CH 84 1-0 ① G4-3			X SL 81 0-0 24 G4-3 2B	5 0	1 0	4 0	4 0	0 0	0 0	0 0
47 Howie Kendrick, R (1, 4) OBP: 0.351, SLG: 0.485		B SI 96 B SI 94 F SI 94 F FF 95 B FF 96 C CU 78 3-3 ③ K		C CU 79 S CU 80 F CU 79 S CU 75 0-3 ② K		F FF 96 S CU 78 B CU 79 X CU 78 1-2 5 E 24 G4-3 5 2B 1B B FF 96 B FF 97 C CU 74 S FF 98 F CU 75 X FF 95 2-2 ② G6-3			S SI 89 F SI 91 S SL 83 0-3 ① K	5	1	1	0	0	3	3
24 Gary Matthews, S (1, 9) OBP: 0.309, SLG: 0.340 (9, 8)		C CH 90 B CU 78 C CU 78 X CU 80 1-2 ① G1-3		B CU 77 F FF 92 B CH 90 X CH 88 2-1 ③ G1-3		B SI 94 B SI 94 C CH 90 X CH 89 2-1 ① G4-3 1-2 X CH 84 0-0 ③ F7			X SL 81 0-0 ② G4-3 2-3	5	0	0	0	0	0	3
5 Jeff Mathis, R (1, 2) OBP: 0.305, SLG: 0.378		S SI 95 B FF 94 F SI 96 F FF 96 S CU 79 1-3 ② K			X SI 94 0-0 ① G5-3	2 SAFE F CU 77 X FF 94 0-1 9 1B 6 E 2-H 2B		F SI 86 X 0-1 6 FC6-4 9 1B 1B	B SL 84 B SI 90 C SL 79 B SI 92 F SI 90 X SI 88 3-2 ③ G6-3	5	1	2	1	0	1	1
Inning Stats	R: 0 E: 0 K: 2 S: 11 H: 0 LOB: 0 BB: 0 P: 16	R: 0 E: 0 K: 1 S: 10 H: 1 LOB: 1 BB: 0 P: 15	R: 0 E: 0 K: 2 S: 10 H: 0 LOB: 0 BB: 0 P: 13	R: 3 E: 1 K: 2 S: 16 H: 4 LOB: 1 BB: 0 P: 22	R: 0 E: 0 K: 1 S: 9 H: 2 LOB: 2 BB: 0 P: 12	R: 5 E: 2 K: 0 S: 21 H: 5 LOB: 2 BB: 1 P: 39	R: 0 E: 0 K: 0 S: 6 H: 0 LOB: 0 BB: 0 P: 9	R: 0 E: 0 K: 0 S: 7 H: 2 LOB: 2 BB: 1 P: 14	R: 1 E: 0 K: 1 S: 12 H: 2 LOB: 1 BB: 0 P: 17	1B: 9 2B: 5 3B: 0 HR: 2 SF: 1 SAC: 0 DP: 1 HBP: 0						

	AB	42
	R	9
	H	16
	RBI	8
	BB	2
	SO	9
	LOB	19

WP: 0 PA: 45
PB: 0
SB: 2
CS: 0

PITCHER		IP	WLS	BF	H	R	ER	SO	BB	IBB	HBP	BLK	WP	HR	S	P	ERA	WHIP
19 Josh Beckett, R ERA: 4.15	(1, 1)	5.1	L	28	11	8	7	8	1	0	0	0	0	1	68	100	11.81	2.250
17 Manny Delcarmen, R ERA: 4.2	(6, 1)	1.2		7	1	0	0	0	0	0	0	0	0	0	15	26	0.00	0.600
48 Javier López, L ERA: 2.63	(8, 1)	0.1		4	2	0	0	0	1	0	0	0	0	0	5	10	0.00	9.000
63 Justin Masterson, R ERA: 3.73	(8, 1)	1.2		6	2	1	1	1	0	0	0	0	0	1	14	21	5.40	1.200

PITCHER		IP	WLS	BF	H	R	ER	SO	BB	IBB	HBP	BLK	WP	HR	S	P	ERA	WHIP

Batter	1	2	3	4	5	6	7	8	9	AB	R	H	RBI	BB	SO	LOB
15 Dustin Pedroia, R (1, 4) OBP: 0.359, SLG: 0.451	B FF 92 X SI 92 1-0 ① F8		B SI 93 X SI 93 1-0 2B		B FF 94 X SI 94 1-0 ① F8		C SI 92 F SL 82 B SL 84 X FC 87 1-2 ② F8		C SI 91 F FF 91 B SL 80 X FF 90 1-2 ②③ G6-4-3 1-2f	5	0	1	0	0	0	2
20 Kevin Youkilis, R (1, 3) OBP: 0.378, SLG: 0.544	C FF 92 B SI 93 F CH 84 F FF 93 B FF 94 X FF 94 2-2 ② G5-3		C CU 78 F FF 94 C FF 95 0-3 ③ K		C CU 78 X FF 94 0-1 34 G4-3 2B		F FC 87 S FC 86 X SI 92 0-2 ③ F8			4	0	1	0	0	1	1
34 David Ortiz, L (1, 10) OBP: 0.360, SLG: 0.498	B SL 87 B SI 94 B SI 94 C FF 93 B SI 94 4-1 FC5-4 BB			C SI 90 B CH 77 S SI 92 B SL 83 B SL 81 F FF 95 X SI 93 3-2 7 FC6 25 1B 1B	B CU 79 B CU 78 B CH 80 C FF 93 F SI 92 F FF 94 X SI 93 3-2 ② G4-3 2-3			B FC 86 B SI 92 C SI 93 C SI 93 X FC 87 2-2 7 WP 2B		3	0	2	0	1	0	1
Manny Ramirez, R (1, 7) OBP: 0.398, SLG: 0.529	B SI 93 X CH 84 1-0 ③ FC5-4 1-2f			X CH 83 0-0 ① L7	I IN 62 I IN 62 I IN 61 I IN 61 4-0 IBB			B SI 92 F SI 93 X FC 87 1-1 ① F8		3	0	0	0	1	0	3
25 Mike Lowell, R (1, 5) OBP: 0.343, SLG: 0.462		B SI 90 C SI 91 X FF 91 1-1 ① P3		B SI 94 C SI 94 S SI 94 D CU 80 X CH 84 2-2 7 FC6 1B 1-2	B FF 93 B FF 94 C FF 93 B SI 94 X SI 94 3-1 ③ F9			C FC 86 B SI 93 C SI 93 F SL 84 C SL 82 1-3 ② K		4	0	1	0	0	1	3
7 J.D. Drew, L (1, 9) OBP: 0.401, SLG: 0.544		C FF 89 B SL 84 B SI 92 C SI 91 F SI 92 X SL 83 2-2 ② L8		X SI 94 0-0 ② FC6 1-2f 2-3	C FF 88 B SI 89 B SI 88 X SI 89 2-1 ① G4-3			C FC 87 B FC 87 B SI 93 F FC 87 D SL 83 X FC 88 3-2 ③ F8 2-3		4	0	0	0	0	0	3
12 Jed Lowrie, S (1, 6) OBP: 0.326, SLG: 0.372		C SI 92 B CH 84 X SI 94 1-1 ③ G3		X CH 84 0-0 ③ F7	B SI 89 C SI 90 B FF 92 X 2-1 ② L8				C SI 91 X SL 77 0-1 ① G5-3	4	0	0	0	0	0	2
Jason Varitek, S (1, 2) OBP: 0.302, SLG: 0.354			C FF 91 F FF 91 B FF 92 B CU 77 B FF 93 S FF 94 3-3 ① K		C CH 81 B FF 92 F CH 81 B FF 92 B FF 94 F FF 94 B CH 82 4-2 HR BB		S SI 93 F FF 92 B FF 92 B FF 93 F FF 93 X CH 84 2-2 ③ F9		B SI 91 X SI 90 1-0 1B 1B	3	1	1	0	1	1	0
Coco Crisp, S (1, 8) OBP: 0.310, SLG: 0.399			C CH 83 C FF 93 B FF 93 B CU 79 F CH 82 B FF 94 X FF 95 3-2 ② G1-3		B CU 76 X CH 82 1-0 1-H HR		C SI 92 B FC 85 X FC 87 1-1 ① G3		C FF 90 B SI 91 B SI 91 X SI 91 2-1 15 G6-4-3 1B 1-2	4	1	2	2	0	0	0
Inning Stats	R: 0 H: 0 E: 0 LOB: 1 K: 0 BB: 1 S: 7 P: 15	R: 0 H: 0 E: 0 LOB: 0 K: 0 BB: 0 S: 8 P: 12	R: 0 H: 1 E: 0 LOB: 1 K: 2 BB: 0 S: 11 P: 18	R: 0 H: 2 E: 0 LOB: 2 K: 0 BB: 0 S: 10 P: 15	R: 2 H: 2 E: 0 LOB: 2 K: 0 BB: 2 S: 13 P: 29	R: 0 H: 0 E: 0 LOB: 0 K: 0 BB: 0 S: 8 P: 14	R: 0 H: 0 E: 0 LOB: 0 K: 0 BB: 0 S: 8 P: 10	R: 0 H: 1 E: 0 LOB: 1 K: 1 BB: 0 S: 12 P: 19	R: 0 H: 2 E: 0 LOB: 1 K: 0 BB: 0 S: 8 P: 12	1B: 4 SF: 0 2B: 3 SAC: 0 3B: 0 DP: 1 HR: 1 HBP: 0						

PITCHER		IP	WLS	BF	H	R	ER	SO	BB	IBB	HBP	BLK	WP	HR	S	P	ERA	WHIP
51 Joe Saunders, L ERA: 3.09	(1, 1)	6.0	W	26	5	2	2	2	2	1	0	0	0	1	57	103	3.00	1.167
33 Justin Speier, R ERA: 4.63	(7, 1)	2.0		7	1	0	0	1	0	0	0	0	1	0	20	29	0.00	0.500
Darren Oliver, L ERA: 3.28	(9, 1)	1.0		4	2	0	0	0	0	0	0	0	0	0	8	12	0.00	2.000

PITCHER	IP	WLS	BF	H	R	ER	SO	BB	IBB	HBP	BLK	WP	HR	S	P	ERA	WHIP

BOTTOM

Los Angeles Angels @ Boston Red Sox

Fenway Park, Boston, MA

Wed Jul 30 2008, 7:05 PM EDT

Att. 38,042 - Partly Cloudy - 72 F

livebaseballscorecards.com

AB	34
R	2
H	8
RBI	2
BB	3
SO	3
LOB	15

WP: 1 PA: 37
PB: 0
SB: 0
CS: 0

Batter	1	2	3	4	5	6	7	8	9	AB	R	H	RBI	BB	SO	LOB
9 Chone Figgins, S (1, 5) OBP: 0.383, SLG: 0.329	C SL 81 B SI 89 L SL 84 B F X 2-2 ① F9		C SI 89 X CH 80 0-1 27 F7 2 G5-3 48 HR 1B	C FC 89 F CU 74 B FC 89 X FC 90 1-2 1B		B FF 89 D SL 84 F FC 88 X SL 84 2-1 2 S 27 HR 2-H 1B		B FF 86 B FF 87 B FF 86 C FF 86 X FF 86 3-1 2 3B 1B		5	3	4	1	0	0	0
2 Erick Aybar, S (1, 6) OBP: 0.316, SLG: 0.405	B FC 90 C B S B C 3-3 ② K		B SI 90 C FF 90 1 SAFE X FC 87 1-1 ① G5-3 1-2	F FC 90 1 SAFE 1 SAFE 1 SAFE 1 SAFE X SI 88 0-1 ① F8		B FC 88 B SL 84 F SI 85 B SL 79 B SL 81 4-1 27 HR 1-2 BB		B FF 87 B FF 87 F FF 86 C SL 77 B SL 76 X FF 86 3-2 2 1B 1-H 3B		4	2	1	1	1	1	2
Mark Teixeira, S (1, 3) OBP: 0.390, SLG: 0.506	B FC 89 B FC 85 B FC 90 C FC 90 C FC 90 B FC 91 4-2 27 BB BB		S FC 86 B FC 86 B SI 92 F SI 91 X SL 82 2-2 48 S 48 HR 1B	F CU 75 1 SAFE B SI 89 B FC 84 B CU 74 X FF 90 3-1 ② F9		B FF 88 C FF 89 X FF 89 1-1 ② P6		B SL 78 X FF 87 1-0 27 G5-4-3 3-H 1B		4	1	2	1	1	0	3
27 Vladimir Guerrero, R (1, 9) OBP: 0.348, SLG: 0.485 77 Reggie Willits, S (8, 9) OBP: 0.308, SLG: 0.231	B SI 90 B FC 87 B FC 90 B FF 90 4-0 48 FC6-4 1-2 BB		B FC 86 X FC 86 1-0 ② F7 2-3	B CU 73 S CU 72 F FC 88 B SL 82 S SL 82 2-3 ③ K		F SL 80 X SI 89 0-1 1-H 2-H HR		F SL 78 X SL 78 0-1 ① ② G5-4-3 1-2f		4 0	1 0	1 0	3 0	1 0	1 0	4 0
48 Torii Hunter, R (1, 8) OBP: 0.343, SLG: 0.497 39 Robb Quinlan, R (9, 7) OBP: 0.313, SLG: 0.320	S SI 91 X FC 86 0-1 ③ FC6-4 1-2f		B SL 84 B SL 85 X SI 90 2-0 1-H 3-H HR		C CU 72 C FC 88 B FC 84 S SL 81 1-3 ① K	X SL 78 0-0 ③ F9		B SL 79 B FF 87 S FF 88 F SL 77 F FF 89 S SL 78 2-3 ③ K		5 0	1 0	1 0	3 0	0 0	2 0	2 0
Garret Anderson, L (1, 10) OBP: 0.321, SLG: 0.428 28 Ryan Budde, R (9, PR) (9, 10)		B SI 89 X SL 84 1-0 CS 47 1B 1B	B FC 90 C SL 83 X SL 83 1-1 47 1B HR 1B		B CU 72 X CU 72 1-0 ② P4		B FF 87 B FF 89 X FF 88 2-0 5 WP 1B		B SL 76 X FF 87 1-0 47 1B 2B	5 0	1 0	4 0	0 0	0 0	0 0	0 0
47 Howie Kendrick, R (1, 4) OBP: 0.356, SLG: 0.487		B SI 90 B FC 90 1 SAFE B SL 84 C FF 90 F SL 86 X FC 91 3-2 S 1-2 1B	B FC 89 X FC 89 1-0 HR 1-3 1B		B FF 88 B FC 88 C SL 82 X CU 73 2-1 ③ F9		B FF 87 F FF 88 F SL 77 F SL 78 X FF 90 1-2 ① F9		B FF 86 X FF 87 1-0 24 L4-3 2-3 1B	5	1	3	0	0	0	1
Juan Rivera, R (1, 7) OBP: 0.301, SLG: 0.423 24 Gary Matthews, S (9, PH) OBP: 0.308, SLG: 0.339 (9, 8)		B SI 90 F FC 88 B FC 88 F SI 90 2 SAFE 1 SAFE 1 SAFE 1 SAFE B FF 90 3-2 ① ② X FC 86 F8 1-2 2-3	1 SAFE 1 SAFE X FF 86 0-0 1-H 3-H HR		B FF 88 C CU 72 C FC 88 F SL 81 X FC 89 1-2 ① G2-3	B SL 77 B FF 88 B FF 88 C FF 87 X FF 88 3-1 ② F7		C FF 88 B SL 77 X FF 86 1-1 ① ② L4-3 1-1	4 1	1 0	1 0	3 0	0 0	0 0	3 3
5 Jeff Mathis, R (1, 2) OBP: 0.303, SLG: 0.378		C SI 90 S SI 90 B FC 90 B FF 90 X SI 91 2-2 ③ F8	F SI 88 C CU 75 T FF 89 0-2 ③ K		B SL 83 F SL 82 X CU 73 1-1 9 1B 2B	C FF 87 B SL 79 B SL 78 X FF 88 2-1 ③ P4 1-2		F FF 88 X SL 77 0-1 ③ F7		5	1	1	0	0	1	4
Inning Stats	R: 0 E: 0 K: 1 S: 11 H: 0 LOB: 2 BB: P: 24	R: 0 E: 0 K: 0 S: 10 H: 2 LOB: 1 BB: 0 P: 19	R: 6 E: 0 K: 1 S: 16 H: 6 LOB: 0 BB: 0 P: 24	R: 0 E: 0 K: 1 S: 10 H: 1 LOB: 1 BB: 0 P: 16	R: 0 E: 0 K: 1 S: 6 H: 0 LOB: 0 BB: 0 P: 10	R: 4 E: 0 K: 0 S: 14 H: 3 LOB: 0 BB: 1 P: 23	R: 0 E: 0 K: 0 S: 9 H: 1 LOB: 1 BB: 0 P: 17	R: 2 E: 0 K: 1 S: 12 H: 3 LOB: 0 BB: 0 P: 21	R: 0 E: 0 K: 0 S: 6 H: 2 LOB: 2 BB: 0 P: 9	1B: 12 2B: 3 3B: 1 HR: 3 SF: 0 SAC: 0 DP: 2 HBP: 0						

PITCHER	IP	WLS	BF	H	R	ER	SO	BB	IBB	HBP	BLK	WP	HR	S	P	ERA	WHIP
Andy Pettitte, L (1, 1) ERA: 4.18	5.1	L	29	11	9	9	4	3	0	0	0	0	2	62	110	15.19	2.625
63 Chris Britton, R (6, 1) ERA: 3.38	3.2		16	7	3	3	1	0	0	0	0	1	1	32	53	7.36	1.909

PITCHER	IP	WLS	BF	H	R	ER	SO	BB	IBB	HBP	BLK	WP	HR	S	P	ERA	WHIP

TOP

Los Angeles Angels @ New York Yankees

Yankee Stadium, Bronx, NY

Thu Jul 31 2008, 7:05 PM EDT

Att. 53,405 - Partly Cloudy - 86 F

livebaseballscorecards.com

AB	42
R	12
H	18
RBI	12
BB	3
SO	5
LOB	22

WP: 1 PB: 0 SB: 3 CS: 1 PA: 45

BOTTOM

Batter	1	2	3	4	5	6	7	8	9	AB	R	H	RBI	BB	SO	LOB
18 Johnny Damon, L (1, 10) OBP: 0.386, SLG: 0.460	C SI 92 B SI 92 F SI 92 F SI 94 X CH 83 1-2 ① G1-3		B CH 83 X SI 92 1-0 ③ F8		B CH 80 B CH 81 X SI 92 2-0 E9 3-H 1B		C SL 78 X FF 91 0-1 ①② FC1-6-2 1-2 3-H		C SL 79 F SI 86 B FF 87 F SI 86 F SL 78 B FF 88 F SL 78 B SI 85 B SI 84 4-2 2 FC5-4 1-2 2-3 3-H BB	4	0	1	2	1	0	3
2 Derek Jeter, R (1, 6) OBP: 0.343, SLG: 0.396	C FF 93 F FF 93 X SI 92 0-2 ② F8			X FF 90 0-0 ① F9	C SL 82 B SI 93 B SI 93 F SI 93 B SL 83 F SL 82 X SI 93 3-2 ③ G6-3		B SL 77 B FF 90 F FF 90 X FF 90 2-1 ③ G4-3		X FF 94 0-0 ① FC5-4 FC3-6 1-2f 2-3 3-H	5	0	0	1	0	0	4
Bobby Abreu, L (1, 9) OBP: 0.362, SLG: 0.475	B SI 93 B SI 93 C SI 93 F SI 93 X SI 83 2-2 ③ G4-3			B FF 92 C SI 91 F FF 92 F SI 92 F SI 92 B SL 83 X FF 92 2-2 HR		C SI 90 B SI 87 X SI 86 1-1 ① G4-3		B FF 90 C FF 90 B SL 78 B FF 89 X FF 90 3-1 ① G4-3	B FF 95 B FF 93 X FF 92 2-0 ② FC3-6 1-2f 3-H	5	1	1	2	0	0	1
13 Alex Rodriguez, R (1, 5) OBP: 0.407, SLG: 0.607		C SL 83 B SI 92 B SI 84 F SI 93 F FF 94 F SI 93 C SL 86 2-3 ① K		B FF 93 B SI 92 S CH 83 X FF 93 2-1 2B		B FF 91 X FF 90 1-0 ② F8		F FF 89 X FF 89 0-1 ② P3	B FS 84 X FF 95 1-0 ③ G2-3	5	0	1	0	0	1	1
Jason Giambi, L (1, 3) OBP: 0.393, SLG: 0.514 Richie Sexson, R (8, PH) (9, 3) OBP: 0.324, SLG: 0.378		F FF 92 S SI 83 S FF 92 0-3 ② K		D SI 83 B FF 91 F CH 82 X FF 92 2-1 ② F8		B CH 81 B FF 90 F SI 85 B FF 91 S SI 85 X SI 92 3-2 24 FC5-4 1B		C FF 89 X SL 78 0-1 1B		3 1	0 0	1 1	0 0	0 0	1 0	1 0
24 Robinson Canó, L (1, 4) OBP: 0.297, SLG: 0.392		C SI 92 B FF 92 B SI 92 F SI 93 X CH 82 2-2 ③ F7		F CH 82 C SI 92 D SL 85 B SL 86 F CH 82 F CH 81 F FF 94 F SL 83 B FF 92 3-2 ③ X CH 79 F7		B SI 90 X SI 91 1-0 ③ FC5-4 1-2f		C FF 90 F SL 77 C FF 90 0-3 ③ K		4	0	0	0	0	1	3
22 Xavier Nady, R (1, 7) OBP: 0.385, SLG: 0.545			B FF 92 C FF 91 F CH 82 B SI 91 X SL 84 2-2 ① G1-3		C SI 91 B SI 90 B CH 83 B SL 81 B FF 91 4-1 G6-4-3 BB		X FF 91 0-0 HR		C SL 78 X SI 85 0-1 28 1B 18 BB 1B 1B	3	2	2	1	1	0	0
Ivan Rodriguez, R (1, 2) OBP: 0.338, SLG: 0.416 Wilson Betemit, S (9, PH) OBP: 0.275, SLG: 0.400			C SL 83 S SL 83 B FF 93 S SL 82 1-3 ② K		B FF 92 S CH 82 1 SAFE X SL 83 1-1 ①② G6-4-3 1-2f		B SL 81 F FF 90 X SL 82 1-1 28 1B 18 FC1-6-2 1B		F SI 85 B SI 85 X SI 85 1-1 18 BB 28 1B 2 FC5-4 1-2 1B	3 1	0 1	1 1	0 0	0 0	1 0	1 0
28 Melky Cabrera, S (1, 8) OBP: 0.306, SLG: 0.352			C SI 93 B FF 93 X SI 84 1-1 E1		C SI 91 X SI 91 0-1 18 E 3B		B SI 90 X SI 89 1-0 18 FC1-6-2 1-3 1B		X SI 86 0-0 2 FC5-4 18 BB 1-2 2-3 FC3-6 1B	4	2	3	0	0	0	0
Inning Stats	R: 0 E: 0 K: 0 S: 10 H: 0 LOB: 0 BB: 0 P: 13	R: 0 E: 0 K: 2 S: 11 H: 0 LOB: 0 BB: 0 P: 15	R: 0 E: 1 K: 1 S: 9 H: 0 LOB: 1 BB: 0 P: 14	R: 1 E: 0 K: 0 S: 17 H: 2 LOB: 1 BB: 0 P: 26	R: 1 E: 1 K: 0 S: 10 H: 2 LOB: 1 BB: 1 P: 20	R: 0 E: 0 K: 0 S: 7 H: 1 LOB: 1 BB: 0 P: 13	R: 1 E: 0 K: 0 S: 8 H: 3 LOB: 1 BB: 0 P: 12	R: 0 E: 0 K: 1 S: 9 H: 1 LOB: 1 BB: 0 P: 12	R: 3 E: 0 K: 0 S: 13 H: 3 LOB: 1 BB: 1 P: 21	1B: 8 2B: 2 3B: 1 HR: 2 SF: 0 SAC: 0 DP: 2 HBP: 0						

PITCHER	IP	WLS	BF	H	R	ER	SO	BB	IBB	HBP	BLK	WP	HR	S	P	ERA	WHIP
Jon Garland, R (1, 1) ERA: 4.3	6.0	W	26	7	3	3	3	1	0	0	0	0	2	67	105	4.50	1.333
Darren Oliver, L (7, 1) ERA: 3.14	2.0		7	2	0	0	1	0	0	0	0	0	0	14	20	0.00	1.000
53 Darren O'Day, R (9, 1) ERA: 4.54	0.0		4	3	3	3	0	1	0	0	0	0	0	10	15	∞	∞
66 Jose Arredondo, R (9, 1) ERA: 1.16	1.0		3	0	0	0	0	0	0	0	0	0	0	3	6	0.00	0.000

PITCHER	IP	WLS	BF	H	R	ER	SO	BB	IBB	HBP	BLK	WP	HR	S	P	ERA	WHIP

Los Angeles Angels @ New York Yankees

Yankee Stadium, Bronx, NY

Thu Jul 31 2008, 7:05 PM EDT

Att. 53,405 - Partly Cloudy - 86 F

livebaseballscorecards.com

AB	38
R	6
H	12
RBI	6
BB	2
SO	4
LOB	14

Los Angeles Angels @ New York Yankees

Yankee Stadium, Bronx, NY

Fri Aug 01 2008, 7:05 PM EDT

Att. 53,997 - Partly Cloudy - 81 F

livebaseballscorecards.com

Batter	1	2	3	4	5	6	7	8	9	AB	R	H	RBI	BB	SO	LOB
9 Chone Figgins, S (1, 5) OBP: 0.378, SLG: 0.324	X SI 90 0-0 ① G6-3		B CH 84 C SI 92 1 SAFE L SI 91 C SI 91 1-3 ③ K		B SI 92 B SI 91 X SI 92 2-0 ② F6			C SI 94 B SI 94 C SL 84 B SI 94 C SL 84 2-3 ② K		4	0	0	0	0	2	4
6 Maicer Izturis, S (1, 6) OBP: 0.324, SLG: 0.352	C SI 90 B CH 84 B SI 91 C SI 92 F SI 92 B SI 92 X SI 91 3-2 ② L9			C SI 90 B CH 84 F SL 81 X SI 93 1-2 ① L3	C SI 92 B SI 93 X SI 92 1-1 ③ F7			C SI 94 S SL 84 B SI 92 B SL 84 F SL 84 X SI 94 2-2 ③ F9		4	0	0	0	0	0	3
Mark Teixeira, S (1, 3) OBP: 0.394, SLG: 0.506 77 Reggie Willits, S (9, PR) OBP: 0.308, SLG: 0.231 39 Robb Quinlan, R (9, 3) OBP: 0.313, SLG: 0.320	B SI 93 B SI 92 X SI 92 2-0 ③ F7			B CU 76 B SI 91 B SI 92 F SI 92 S SI 92 B SI 91 4-2 BB	B SI 91 X SI 91 1-0 27 G6-4-3 1B			B FC 92 B FC 94 B FC 93 C FC 93 B FC 94 4-1 27 1B 48 1B BB	2 0 0	0 1 0	1 0 0	0 0 0	2 0 0	0 0 0	0 0 0
27 Vladimir Guerrero, R (1, 9) OBP: 0.347, SLG: 0.483		C SL 82 X SL 82 0-1 ① G4-3		X SI 93 0-0 ② F9	B SL 84 S SL 82 X SI 93 1-1 ①② G6-4-3 1-2f				S FC 94 X FC 94 0-1 48 1B 1-3 1B	4	0	1	0	0	0	2
48 Torii Hunter, R (1, 8) OBP: 0.342, SLG: 0.495		B SI 91 B SI 92 F SI 92 F SL 82 X CU 78 2-2 ② L9		F SL 82 B SI 92 B SI 92 B SI 92 X SI 93 3-1 ③ F9		B SL 83 F SI 91 B SI 91 X SL 81 2-1 ③ L8			B FC 93 C FC 94 F FC 94 B FC 94 X FC 95 2-2 47 G6-3 1-2 3-H 1B	4	0	1	1	0	0	1
Garret Anderson, L (1, 10) OBP: 0.320, SLG: 0.426		B SI 93 X CH 84 1-0 ③ F9			C CU 76 B CH 84 B SI 92 X SI 91 2-1 5 BB BB 1B		B SI 91 B SI 91 X SI 90 2-0 ① F8		C FC 94 C FC 94 F FC 93 F FC 94 F FC 94 S FC 94 0-3 ① K	4	0	1	0	0	1	2
47 Howie Kendrick, R (1, 4) OBP: 0.354, SLG: 0.481			B SI 92 F SI 91 B SL 82 F SI 92 B SI 92 B SI 93 4-2 BB		M SI 92 F X SI 91 0-2 ① L9		B SL 82 S SL 81 X SI 92 1-1 ② G6-3		X FF 94 0-0 ②③ G6-3 1-2f	3	0	0	0	1	0	3
Juan Rivera, R (1, 7) OBP: 0.302, SLG: 0.416			L SI 90 B SL 80 F SI 92 1 SAFE P PO 84 1 SAFE X SL 81 2-2 ① P3		B SI 91 1 SAFE P PO 84 B SL 79 B SI 92 4-0 5 BB 1-2 BB		B CU 76 B SL 80 X SI 92 2-0 ③ L6			2	0	0	0	1	0	1
5 Jeff Mathis, R (1, 2) OBP: 0.303, SLG: 0.374			P PO 84 B SL 81 F SI 92 B SI 92 X SI 91 3-1 ② F8		B SL 81 F SI 91 B SI 92 B SI 93 B SI 93 4-1 1-2 2-3 BB			C SI 92 S SL 84 B SI 93 C SL 84 1-3 ① K		2	0	0	0	1	1	1
Inning Stats	R: 0 E: 0 K: 0 S: 6 H: 0 LOB: 0 BB: 0 P: 11	R: 0 E: 0 K: 0 S: 6 H: 0 LOB: 0 BB: 0 P: 9	R: 0 E: 0 K: 1 S: 12 H: 0 LOB: 1 BB: 1 P: 20	R: 0 E: 0 K: 0 S: 8 H: 0 LOB: 1 BB: 1 P: 16	R: 0 E: 0 K: 0 S: 10 H: 1 LOB: 3 BB: 2 P: 22	R: 0 E: 0 K: 0 S: 5 H: 1 LOB: 0 BB: 0 P: 9	R: 0 E: 0 K: 0 S: 4 H: 0 LOB: 0 BB: 0 P: 9	R: 0 E: 0 K: 2 S: 10 H: 0 LOB: 0 BB: 0 P: 15	R: 1 E: 0 K: 1 S: 13 H: 2 LOB: 2 BB: 1 P: 19	1B: 4 2B: 0 3B: 0 HR: 0 SF: 0 SAC: 0 DP: 2 HBP: 0						

TOP	
AB	29
R	1
H	4
RBI	1
BB	5
SO	4
LOB	17

WP: 0 PB: 0 SB: 0 CS: 0 PA: 34

PITCHER		IP	WLS	BF	H	R	ER	SO	BB	IBB	HBP	BLK	WP	HR	S	P	ERA	WHIP
Sidney Ponson, R ERA: 4.23	(1, 1)	7.0		26	2	0	0	1	4	0	0	0	0	0	51	96	0.00	0.857
43 Damaso Marte, L ERA: 3.6	(8, 1)	1.0		3	0	0	0	2	0	0	0	0	0	0	10	15	0.00	0.000
42 Mariano Rivera, R ERA: 1.49	(9, 1)	1.0	L	5	2	1	1	1	1	0	0	0	0	0	13	19	9.00	3.000

PITCHER		IP	WLS	BF	H	R	ER	SO	BB	IBB	HBP	BLK	WP	HR	S	P	ERA	WHIP

Batter	1	2	3	4	5	6	7	8	9	AB	R	H	RBI	BB	SO	LOB
18 Johnny Damon, L (1, 7) OBP: 0.387, SLG: 0.459	C FF 96 F SI 90 B FF 97 B SL 87 B FF 96 B FF 96 4-2 2 1B BB		C CH 87 F SL 85 X SL 86 0-2 ② G3			B FF 94 C CH 85 B CH 85 X FF 93 2-1 13 S 1B		B SL 81 B FF 93 C FF 94 F SL 84 B FF 94 S SL 84 3-3 ② K		3	0	1	0	1	1	0
2 Derek Jeter, R (1, 6) OBP: 0.344, SLG: 0.397	B FF 97 X FF 97 1-0 1-2 1B		B FF 96 F FF 95 B SL 86 B FF 96 F FF 95 F FF 97 C SL 87 3-3 ③ K			X SL 81 0-0 ① P4		F FF 95 B SL 84 F SL 84 F FF 96 X FF 98 1-2 1B		4	0	2	0	0	1	1
Bobby Abreu, L (1, 9) OBP: 0.361, SLG: 0.473	C FF 96 F SI 90 S SL 87 0-3 ① K			B SL 84 B FF 95 F FF 95 X FF 96 2-1 24 WP S 1B		B FF 94 C FF 94 S SL 82 1 SAFE F FF 93 B CH 84 X SL 84 2-2 ② F9		C FF 96 B FF 96 D CH 87 F SL 85 F SL 87 S SL 85 2-3 ③ K		4	0	1	0	0	2	4
13 Alex Rodriguez, R (1, 5) OBP: 0.406, SLG: 0.601	C SL 87 B FF 97 B FF 98 T SL 88 D SL 89 F SL 87 C SL 90 3-3 ② K			X FF 97 0-0 ① P3		B FF 96 B FF 96 B FF 97 I IN 73 4-0 1-2 IBB			S CU 81 B FF 93 B FF 94 B CU 81 S CU 81 C CH 82 3-3 ① K	3	0	0	0	1	2	3
Jason Giambi, L (1, 10) OBP: 0.389, SLG: 0.507	B FF 98 F FF 97 S SL 87 X SL 87 1-2 ③ P5			B FF 94 C CH 89 F SL 86 F FF 97 D SL 86 F SL 85 X FF 96 2-2 ② F7 1-2		C SL 83 S SL 85 D SL 86 S SL 88 1-3 ③ K			B CU 82 F CU 81 X CH 84 1-1 ② F8	4	0	0	0	0	1	5
24 Robinson Canó, L (1, 4) OBP: 0.295, SLG: 0.388		B FF 96 B FF 95 F FF 95 F FF 96 X FF 97 2-2 ① G5-3		B FF 90 X FF 96 1-0 ③ F7 2-3			B FF 94 B FF 94 X FF 94 2-0 ① L1-6-3		B CU 80 S CH 83 B FF 93 X CU 80 2-1 ③ F9	4	0	0	0	0	0	1
Wilson Betemit, S (1, 3) OBP: 0.276, SLG: 0.398		B FF 96 B FF 95 C FF 95 F FF 93 X FF 95 2-2 ② G6-3			X FF 93 0-0 G4-6-3 1B		B SL 84 C SL 83 B FF 94 X FF 94 2-1 ② F7			3	0	1	0	0	0	0
Ivan Rodriguez, R (1, 2) OBP: 0.335, SLG: 0.412		C SL 87 S SL 85 B FF 97 S FF 96 1-3 ③ K			1 SAFE B SL 82 X FF 93 1-0 ①② G4-6-3 1-2f		C SL 84 F SL 80 X SL 85 0-2 ③ G4-3			3	0	0	0	0	1	1
28 Melky Cabrera, S (1, 8) OBP: 0.303, SLG: 0.349			C FF 94 B CH 88 X CH 86 1-1 ① F7		B FF 94 B FF 94 S FF 94 F FF 95 S SL 86 2-3 ③ K			X CH 85 0-0 ① G4-3		3	0	0	0	0	1	0
Inning Stats	R: 0 E: 0 K: 2 S: 13 H: 1 LOB: 2 BB: 1 P: 22	R: 0 E: 0 K: 1 S: 9 H: 0 LOB: 0 BB: 0 P: 14	R: 0 E: 0 K: 1 S: 9 H: 0 LOB: 0 BB: 0 P: 13	R: 0 E: 0 K: 0 S: 9 H: 1 LOB: 1 BB: 0 P: 14	R: 0 E: 0 K: 1 S: 5 H: 1 LOB: 0 BB: 0 P: 8	R: 0 E: 0 K: 1 S: 10 H: 1 LOB: 2 BB: 1 P: 19	R: 0 E: 0 K: 0 S: 6 H: 0 LOB: 0 BB: 0 P: 10	R: 0 E: 0 K: 2 S: 12 H: 1 LOB: 1 BB: 0 P: 18	R: 0 E: 0 K: 1 S: 7 H: 0 LOB: 0 BB: 0 P: 13	1B: 5 2B: 0 3B: 0 HR: 0 SF: 0 SAC: 0 DP: 1 HBP: 0						

PITCHER		IP	WLS	BF	H	R	ER	SO	BB	IBB	HBP	BLK	WP	HR	S	P	ERA	WHIP
54 Ervin Santana, R ERA: 3.38	(1, 1)	8.0	W	30	5	0	0	8	1	1	0	0	1	0	73	118	0.00	0.750
Francisco Rodríguez, R ERA: 2.42	(9, 1)	1.0	S	3	0	0	0	1	0	0	0	0	0	0	7	13	0.00	0.000

PITCHER	IP	WLS	BF	H	R	ER	SO	BB	IBB	HBP	BLK	WP	HR	S	P	ERA	WHIP

BOTTOM

Los Angeles Angels @ New York Yankees

Yankee Stadium, Bronx, NY

Fri Aug 01 2008, 7:05 PM EDT
Att. 53,997 - Partly Cloudy - 81 F

livebaseballscorecards.com

AB	31
R	0
H	5
RBI	0
BB	2
SO	9
LOB	15

WP: 1	PA: 33		
PB: 0			
SB: 2			
CS: 0			

Batter	1	2	3	4	5	6	7	8	9	AB	R	H	RBI	BB	SO	LOB
9 Chone Figgins, S (1, 5) OBP: 0.377, SLG: 0.320	C KC 72 X SL 76 0-1 ① G1-3	1 SAFE C KC 69 B SI 86 B FC 80 F SL 75 F SI 86 B FC 81 S CH 72 3-3 ③ K			C SL 76 B FC 81 F KC 68 F SI 88 S FC 82 1-3 ③ K			B SI 97 B SI 96 B SI 95 C SI 95 F SI 96 B SI 96 4-2 BB		3	0	0	0	1	2	1
2 Erick Aybar, S (1, 6) OBP: 0.310, SLG: 0.398	B KC 68 C SI 86 C SL 75 C FC 82 1-3 ② K		X SI 85 0-0 ① B1-3			C SL 76 B SI 88 T SI 87 X FC 83 1-2 ① F8		C SI 96 C CU 79 B CU 79 C CU 79 1-3 ③ K		4	0	0	0	0	2	1
Mark Teixeira, S (1, 3) OBP: 0.392, SLG: 0.503	B FF 87 B KC 69 B SI 88 B SI 87 4-0 BB		C FC 80 X SI 88 0-1 ② G6-3			B SI 86 X SI 88 1-0 ② G4-3			C FF 93 B FF 95 F SL 87 B FF 95 B SL 86 F FF 95 X FF 96 3-2 ① F8	3	0	0	0	1	0	0
27 Vladimir Guerrero, R (1, 10) OBP: 0.346, SLG: 0.479	B SI 86 C SI 88 S FF 86 B SI 88 C FC 83 2-3 ③ K		C SI 88 B FC 85 B FC 82 X FC 83 2-1 ③ F8			S FC 82 C SI 89 B SI 89 B FC 85 F SI 89 F CH 67 F FF 86 F FC 81 X SL 79 2-2 ③ G4-3			B SL 84 F FF 95 B FF 96 B FF 95 B FF 93 4-1 47 1B BB	3	0	0	0	1	1	1
Garret Anderson, L (1, 7) OBP: 0.320, SLG: 0.424		C SI 85 B FC 79 B FF 85 X SL 76 2-1 47 2B 5 FC5-4 1B	B SL 74 F SI 86 F FF 85 B SI 88 X FC 81 2-2 ① G4-3			F KC 68 C FC 82 X SL 76 0-2 ① G4-3			X FF 94 0-0 ② L9	4	1	1	0	0	0	1
47 Howie Kendrick, R (1, 4) OBP: 0.357, SLG: 0.486		C KC 68 B SI 87 X SI 87 1-1 1-3 5 E 2B	B KC 68 C KC 73 X SL 76 1-1 ② G1-3			C FC 83 X FF 86 0-1 ② G6-3			S SL 89 X FF 93 0-1 1-3 1B	4	1	2	0	0	0	0
Juan Rivera, R (1, 9) OBP: 0.294, SLG: 0.403		B SI 86 X SL 74 1-0 ① G5-3	B SI 86 X SI 88 1-0 ③ F9			C SI 88 F FF 87 X SI 89 0-2 ③ L7			C FF 95 C FF 95 B SL 88 B SL 88 X FF 96 2-2 ③ F8	4	0	0	0	0	0	4
24 Gary Matthews, S (1, 8) OBP: 0.308, SLG: 0.337		B SL 75 F SL 76 B SI 88 3 SAFE B SL 76 C SI 88 B FC 84 4-2 5 FC5-4 BB			X KC 67 0-0 ① F8			C SI 95 B SI 95 F SI 96 C CU 80 1-3 ① K		2	0	0	0	1	1	0
5 Jeff Mathis, R (1, 2) OBP: 0.299, SLG: 0.369		X FC 82 0-0 ② FC5-4 1-2f 2-H 3-H			B FC 80 B SI 86 C SI 87 L SI 88 T FF 86 2-2 ② K			S SI 96 S SI 96 S CU 80 0-3 ② K		3	0	0	1	0	2	1
Inning Stats	R: 0 E: 0 K: 2 S: 8 H: 0 LOB: 1 BB: 1 P: 15	R: 2 E: 1 K: 1 S: 12 H: 2 LOB: 1 BB: 1 P: 23	R: 0 E: 0 K: 0 S: 5 H: 0 LOB: 0 BB: 0 P: 7	R: 0 E: 0 K: 0 S: 6 H: 0 LOB: 0 BB: 0 P: 10	R: 0 E: 0 K: 2 S: 8 H: 0 LOB: 0 BB: 0 P: 11	R: 0 E: 0 K: 0 S: 11 H: 0 LOB: 0 BB: 0 P: 15	R: 0 E: 0 K: 0 S: 8 H: 0 LOB: 0 BB: 0 P: 8	R: 0 E: 0 K: 3 S: 11 H: 0 LOB: 1 BB: 1 P: 17	R: 0 E: 0 K: 0 S: 11 H: 1 LOB: 2 BB: 1 P: 20	1B: 2 2B: 1 3B: 0 HR: 0 SF: 0 SAC: 0 DP: 0 HBP: 0						

PITCHER		IP	WLS	BF	H	R	ER	SO	BB	IBB	HBP	BLK	WP	HR	S	P	ERA	WHIP
35 Mike Mussina, R ERA: 3.44	(1, 1)	7.0	W	25	2	2	1	5	2	0	0	0	0	0	58	89	1.29	0.571
41 Jose Veras, R ERA: 2.7	(8, 1)	1.0		4	0	0	0	3	1	0	0	0	0	0	11	17	0.00	1.000
38 Brian Bruney, R ERA: 1.46	(9, 1)	1.0		5	1	0	0	0	1	0	0	0	0	0	11	20	0.00	2.000

PITCHER	IP	WLS	BF	H	R	ER	SO	BB	IBB	HBP	BLK	WP	HR	S	P	ERA	WHIP

TOP

Los Angeles Angels @ New York Yankees

Yankee Stadium, Bronx, NY

Sat Aug 02 2008, 3:55 PM EDT

Att. 54,170 - Cloudy - 76 F

livebaseballscorecards.com

AB	30
R	2
H	3
RBI	1
BB	4
SO	8
LOB	9

WP: 0	PB: 0	SB: 0	CS: 0	PA:	34

Batter	1	2	3	4	5	6	7	8	9	AB	R	H	RBI	BB	SO	LOB
18 Johnny Damon, L (1, 10) OBP: 0.388, SLG: 0.458	B FF 90 S FF 90 S FF 91 F FF 94 B CH 82 F FF 92 F CH 81 F FF 92 C SL 81 2-3 ① K		C FF 90 F CU 70 F CH 80 F FF 91 X SL 78 0-2 2 G6-4-3 1-3 1B		B CH 80 C FF 89 B CH 80 F FF 88 F FF 89 F SL 78 B CH 78 X FF 88 3-2 ① G4-3		F FC 85 B SI 90 B SI 90 F FC 86 F FC 86 B SI 92 F FC 85 B SI 92 4-2 2 1B 1-2 FC4-6 BB			3	1	1	0	1	1	0
2 Derek Jeter, R (1, 6) OBP: 0.344, SLG: 0.395	B FF 92 B FF 92 C FF 92 F FF 92 F SL 82 F FF 93 F FF 93 F SL 81 T SL 80 2-2 ② K		X SL 77 0-0 ① ② G6-4-3 1-2f 3-H		C FF 90 X CH 80 0-1 ② F8		B SI 91 C FC 86 X FC 86 1-1 FC4-6 1-3 2-H 1B			4	0	1	1	0	1	1
Bobby Abreu, L (1, 9) OBP: 0.360, SLG: 0.478	B FF 91 C CH 82 B CH 82 F FF 90 C CH 81 2-3 ③ K		B FF 90 B CH 81 B FF 87 C FF 90 C FF 90 F CH 82 F FF 90 X FF 91 3-2 HR		F FF 89 C CH 79 X SL 78 0-2 ③ F8		1 SAFE F FC 85 B SI 92 X SI 91 1-1 ① FC4-6 FC6-4 1-2f 3-H			4	1	1	2	0	1	1
13 Alex Rodriguez, R (1, 5) OBP: 0.407, SLG: 0.609		S SL 78 B SL 79 B FF 89 S CH 80 C FF 93 2-3 ① K	B FF 91 S CH 82 S FF 91 B FF 92 X SL 81 2-2 1B			X FF 89 0-0 HR	C SL 78 F SI 86 S SL 78 0-3 ② K			4	1	2	1	0	2	1
Jason Giambi, L (1, 3) OBP: 0.388, SLG: 0.503 Richie Sexson, R (6, PR) OBP: 0.323, SLG: 0.377 (7, 3)		B CU 69 B CU 70 C FF 91 X CH 81 2-1 ② P4	1 SAFE 1 SAFE C CH 80 B FF 91 X CH 80 1-1 ③ G6-3			C CU 69 B CH 80 C FF 90 B SL 78 B SL 79 B FF 90 4-2 22 G6-4-3 BB X SI 85	0-0 ③ FC6-4 1-2f			2 1	0 0	0 0	0 0	1 0	0 0	1 1
22 Xavier Nady, R (1, 7) OBP: 0.384, SLG: 0.543 17 Justin Christian, R (8, PH) OBP: 0.345, SLG: 0.346 (9, 7)	C FF 91 B FF 92 B SL 80 F FF 91 X FF 94 2-2 HR 1B		F FF 88 S SL 79 F FF 88 B SL 79 F SL 79 X SI 90 1-2 ① G6-3			S FC 85 S SL 78 F SI 92 X SL 81 1-2 ① ② G6-4-3 1-2f	C SI 87 B SI 86 X SL 77 1-1 ① P6			3 1	1 0	1 0	0 0	0 0	0 0	1 0
Wilson Betemit, S (1, 4) OBP: 0.283, SLG: 0.424	X FF 90 0-0 1-H HR		B FF 89 C FF 89 F FF 90 S SL 79 1-3 ② K			B SI 91 C FC 84 B FC 85 X SI 91 2-1 1B	C SL 78 B SI 86 F SL 78 S FF 88 1-3 ② K			4	1	2	2	0	2	0
28 Melky Cabrera, S (1, 8) OBP: 0.300, SLG: 0.346	B CH 82 F FF 91 X CH 82 1-1 ③ F8		S CH 79 X CU 71 0-1 ③ F8			T SI 92 D SL 83 C FC 87 S SL 82 1-3 ③ K2-3	C SI 87 C SL 79 B FF 87 F FF 87 B FF 84 F SL 78 F SL 78 X SL 78 2-2 ③ F8			4	0	0	0	0	1	1
26 José Molina, R (1, 2) OBP: 0.288, SLG: 0.328			B FF 90 S FF 90 X SL 78 1-1 18 1B 2 G6-4-3 1B		X CU 75 0-0 HR		C SI 90 X FC 85 0-1 18 BB 2 1B 1B			3	3	3	1	0	0	0
Inning Stats	R: 0 E: 0 K: 3 S: 17 H: 0 LOB: 0 BB: 0 P: 23	R: 2 E: 0 K: 1 S: 11 H: 2 LOB: 0 BB: 0 P: 18	R: 2 E: 0 K: 0 S: 18 H: 4 LOB: 1 BB: 0 P: 25	R: 0 E: 0 K: 1 S: 10 H: 0 LOB: 0 BB: 0 P: 12	R: 1 E: 0 K: 0 S: 11 H: 1 LOB: 0 BB: 0 P: 14	R: 1 E: 0 K: 1 S: 11 H: 2 LOB: 1 BB: 1 P: 19	R: 2 E: 0 K: 1 S: 14 H: 2 LOB: 1 BB: 1 P: 20	R: 0 E: 0 K: 1 S: 11 H: 0 LOB: 0 BB: 0 P: 15		1B: 7 2B: 0 3B: 0 HR: 4 SF: 0 SAC: 0 DP: 2 HBP: 0						

PITCHER	IP	WLS	BF	H	R	ER	SO	BB	IBB	HBP	BLK	WP	HR	S	P	ERA	WHIP
36 Jered Weaver, R (1, 1) ERA: 4.37	5.0	L	23	8	6	6	5	1	0	0	0	0	4	70	99	10.80	1.800
33 Justin Speier, R (6, 1) ERA: 4.89	1.1		7	3	2	2	1	1	0	0	0	0	0	18	28	13.50	3.000
53 Darren O'Day, R (7, 1) ERA: 4.34	1.2		5	0	0	0	2	0	0	0	0	0	0	15	19	0.00	0.000

PITCHER	IP	WLS	BF	H	R	ER	SO	BB	IBB	HBP	BLK	WP	HR	S	P	ERA	WHIP

BOTTOM

Los Angeles Angels @ New York Yankees

Sat Aug 02 2008, 3:55 PM EDT
Att. 54,170 - Cloudy - 76 F
Yankee Stadium, Bronx, NY

livebaseballscorecards.com

AB	33
R	8
H	11
RBI	7
BB	2
SO	8
LOB	7

WP: 0	PB: 0	SB: 0	CS: 0
PA: 35			

Batter	1	2	3	4	5	6	7	8	9	AB	R	H	RBI	BB	SO	LOB
9 Chone Figgins, S (1, 5) OBP: 0.383, SLG: 0.332	C FF 88 X FF 86 0-1 G3-1 2 BB 1B 1B	1 SAFE X FF 88 0-0 2 1B 1-3 2B		C FC 87 1 SAFE X FF 86 0-1 2 2B 1-2 1B		B SI 86 B SI 86 X SI 87 2-0 ③ L9		B CH 78 X SI 89 1-0 2 BB 1-2 HR 1B		5	3	4	0	0	0	1
2 Erick Aybar, S (1, 6) OBP: 0.320, SLG: 0.406	B FF 88 B SI 88 B SI 88 B SI 88 4-0 G3-1 1-2 1B BB	F FC 87 F FC 87 F SI 90 B CU 73 X FF 87 1-2 G4-6-3 2-3 3-H 1B		B CU 74 F FF 87 B CU 74 X FF 87 2-1 1-H 2-H 2B			L SI 86 C SL 75 X SL 77 0-2 ① P6	S CH 79 C FF 91 D CH 82 B FF 90 D CH 82 F CH 80 B CH 80 4-2 HR 1-2 2-3 BB		3	2	2	3	2	0	0
Mark Teixeira, S (1, 3) OBP: 0.390, SLG: 0.506	B FF 89 B FF 89 C FF 90 X FF 88 2-1 ① G3-1 1-2 2-3	C FF 87 S FC 86 1 SAFE X CU 72 0-2 ② ③ G4-6-3 1-2f		B CU 74 B CU 74 F FC 86 C FC 85 F CU 74 B SI 90 X FC 87 3-2 ③ L1			C FF 87 S SL 76 B SL 79 F SL 77 X SL 78 1-2 ② F9	B SI 90 X SI 90 1-0 1-H 2-H 3-H HR		5	1	1	4	0	0	5
Garret Anderson, L (1, 7) OBP: 0.320, SLG: 0.427	X FF 88 0-0 47 1B 2-H 3-H 1B		B CU 73 C FF 87 B CU 73 F FF 86 B CU 72 F FF 86 X FF 90 3-2 ① F7		S FF 86 S SL 76 S SL 77 0-3 ① K		B FF 87 B FF 87 B SL 74 S SI 87 S SI 86 X SL 75 3-2 2B	S FF 89 B FF 90 X CH 80 1-1 ③ G4-3		5	0	2	2	0	1	0
47 Howie Kendrick, R (1, 4) OBP: 0.357, SLG: 0.482	B SI 89 1 SAFE B FF 89 X SI 89 2-0 1-2 1B		C FF 90 C CU 74 B FF 91 F SI 90 B CU 75 X FF 90 2-2 ② L9		C FF 86 X FF 86 0-1 ② G6-3		I IN 66 I IN 67 I IN 66 I IN 65 4-0 IBB		B SI 93 C SI 94 F SI 95 X CU 77 1-2 ① F7	4	0	1	0	1	0	0
Juan Rivera, R (1, 10) OBP: 0.291, SLG: 0.403	C CU 73 B CU 73 C SI 89 B FC 88 X FF 86 2-2 ② P2		B FF 90 B FC 86 X FF 89 2-0 ③ F8		S SL 76 F SL 77 B SL 77 C FF 88 1-3 ③ K		F SL 76 B SL 78 X FF 88 1-1 ③ P4		C SI 96 X SI 95 0-1 2B	5	0	1	0	0	1	4
24 Gary Matthews, S (1, 8) OBP: 0.304, SLG: 0.332	C FF 89 C FC 86 D CU 74 X SI 90 1-2 ③ P6			X CH 83 0-0 ① G4-3		C FF 86 X FF 86 0-1 ① G3-1		B SI 91 C FF 90 B SI 92 S SI 91 S CH 79 2-3 ① K	F SI 96 C SI 97 F SI 96 B CU 81 B CU 82 B SI 95 C CU 79 3-3 ② K	5	0	0	0	0	2	3
5 Jeff Mathis, R (1, 2)		C SI 88 F CU 73 F FF 87 S FF 90 0-3 ① K		B FF 89 B SI 88 X SI 89 2-0 ② P5		F FF 86 B SL 75 C SL 72 S SL 76 1-3 ② K		T SI 92 S SL 84 S FF 92 0-3 ② K	C SI 96 B CU 80 X CU 78 1-1 ③ F8	5	0	0	0	0	3	1
77 Reggie Willits, S (1, 9) OBP: 0.341, SLG: 0.231		B FF 88 B FF 88 C FF 88 B FF 88 B FF 89 4-1 9 2B 2 1B BB		B SI 89 C FF 88 B CU 74 B FF 90 B SI 90 4-1 9 1B 2 2B BB		B SI 87 C FF 87 B SI 87 B FF 86 B SI 84 4-1 BB		C FF 91 B CH 81 B FF 92 F SI 90 B FF 90 F CH 81 B CH 82 4-2 2 BB 9 1B HR BB		0	3	0	0	4	0	0
Inning Stats	R: 2 E: 0 K: 0 S: 12 H: 3 LOB: 2 BB: 1 P: 23	R: 1 E: 0 K: 1 S: 13 H: 2 LOB: 1 BB: 1 P: 18	R: 0 E: 0 K: 0 S: 9 H: 0 LOB: 0 BB: 0 P: 16	R: 2 E: 0 K: 0 S: 11 H: 2 LOB: 1 BB: 1 P: 22	R: 0 E: 0 K: 2 S: 8 H: 0 LOB: 0 BB: 0 P: 9	R: 0 E: 0 K: 1 S: 7 H: 0 LOB: 1 BB: 1 P: 14	R: 0 E: 0 K: 0 S: 12 H: 1 LOB: 2 BB: 1 P: 21	R: 4 E: 0 K: 2 S: 16 H: 2 LOB: 0 BB: 2 P: 29	R: 0 E: 0 K: 1 S: 11 H: 1 LOB: 1 BB: 0 P: 16	1B: 6 2B: 4 3B: 0 HR: 1 SF: 0 SAC: 0 DP: 1 HBP: 0						

PITCHER		IP	WLS	BF	H	R	ER	SO	BB	IBB	HBP	BLK	WP	HR	S	P	ERA	WHIP
Darrell Rasner, R ERA: 5.23	(1, 1)	4.0		21	7	5	5	1	3	0	0	0	0	0	45	79	11.25	2.500
38 Dan Giese, R ERA: 2.51	(5, 1)	3.0		12	1	0	0	3	1	1	0	0	0	0	27	44	0.00	0.667
36 Edwar Ramirez, R ERA: 3.2	(8, 1)	1.0	W	7	2	4	4	2	2	0	0	0	0	1	16	29	36.00	4.000
41 Jose Veras, R ERA: 2.63	(9, 1)	1.0		4	1	0	0	1	0	0	0	0	0	0	11	16	0.00	1.000

PITCHER	IP	WLS	BF	H	R	ER	SO	BB	IBB	HBP	BLK	WP	HR	S	P	ERA	WHIP

TOP

Los Angeles Angels @ New York Yankees

Yankee Stadium, Bronx, NY

Sun Aug 03 2008, 1:05 PM EDT
Att. 54,204 - Partly Cloudy - 77 F

livebaseballscorecards.com

AB	37
R	9
H	11
RBI	9
BB	7
SO	7
LOB	14

WP: 0 PA: 44
PB: 0
SB: 0
CS: 0

Batter	1	2	3	4	5	6	7	8	9	AB	R	H	RBI	BB	SO	LOB
18 Johnny Damon, L (1, 10) OBP: 0.388, SLG: 0.456	C FF 92 X FF 91 0-1 2 SH1-3 1B		C SI 92 B CH 85 F SI 92 X FF 93 1-2 ③ G1-3		C SI 92 S FC 82 F FC 82 B FF 92 B SI 91 X FF 93 2-2 ③ G3		C FF 95 X FS 85 0-1 ① G4-3	B SI 92 B CU 79 B SI 92 C SI 93 B SI 92 4-1 13 E 2 G6-3 24 1B BB 1-3 2-H		4	1	1	0	1	0	0
2 Derek Jeter, R (1, 6) OBP: 0.345, SLG: 0.395	X FF 91 0-0 ① SH1-3 1-2			F SI 91 B SI 92 B FF 92 B FF 92 B FF 91 4-1 1B BB		C SI 91 X FF 91 0-2 1B 22 2B 1B	B FF 95 B FF 94 X FF 95 2-0 E8 1B	C SI 92 C SI 92 F SI 92 B SI 94 X SI 93 1-2 ① G6-3 1-2		3	2	1	0	1	0	2
Bobby Abreu, L (1, 9) OBP: 0.365, SLG: 0.481	C FF 92 S CU 81 S CU 81 0-3 ② K			X SI 91 0-0 22 F7-5 BB 1-3 1B		C CU 79 X FF 91 0-1 13 BB 22 2B 1B 1-3	B FS 83 C FF 95 B FS 85 X FS 85 2-1 13 1B 22 HR 1B 2-H	B CU 79 F SI 92 B SI 92 B SI 92 B SI 92 4-1 13 E 24 1B BB		4	3	3	1	1	1	1
13 Alex Rodriguez, R (1, 5) OBP: 0.407, SLG: 0.605	F FC 84 C FF 92 D FC 83 D FC 83 C FF 92 2-3 ③ K			F FC 82 F SI 93 S FF 92 0-3 ① K		F SI 92 F FF 91 D CU 81 F CU 80 D FC 82 B FF 92 D CU 80 4-2 22 2B G4-3 BB 1-2	1 SAFE D FF 97 X FF 94 1-0 22 HR 1B 1-2	X SI 93 0-0 E5 24 1B 22 1B 1-2 2-3 3-H		4	3	1	1	1	2	5
Jason Giambi, L (1, 3) OBP: 0.387, SLG: 0.498 24 Robinson Canó, L (8, 4) OBP: 0.296, SLG: 0.390		B FF 92 C FF 93 F FF 92 B FC 82 B FF 93 F FF 94 X SI 94 3-2 ① G3		B FF 92 B CU 80 B CU 80 B FF 92 4-0 1-2 BB		D CU 79 B FF 90 X SI 91 2-0 ① P5	B FS 86 B FS 83 X FF 95 2-0 ② F7	B SL 78 F SL 77 X SI 89 1-1 22 1B 17 1B 1B 1-2 2-H 3-H		3 1	0 1	0 1	0 2	1 0	0 0	5 0
22 Xavier Nady, R (1, 7) OBP: 0.390, SLG: 0.558		X FC 84 0-0 G1-6-3 1B		C SI 94 F SI 93 D FC 82 X CU 80 1-2 ② ③ F7-5 2-3		C SI 92 D CU 80 B SI 92 F SI 92 X FF 93 2-2 G4-3 2B 1-3 2-H 3-H	B FS 85 S FF 96 X FS 84 1-1 1-H 2-H HR	C SI 90 B FF 89 B SI 90 S SI 90 X FF 90 3-2 17 1B 1B 1-3 2-H		5	1	4	6	0	0	3
Wilson Betemit, S (1, 4) OBP: 0.275, SLG: 0.412 Richie Sexson, R (8, 3) OBP: 0.322, SLG: 0.375		X SI 92 0-0 ② ③ G1-6-3 1-2f			B SI 91 S FF 91 C SI 92 B FC 82 X CU 79 2-2 ① G3-1	B CU 78 C CU 78 X CU 78 1-1 ② G4-3 2-3 3-H	C FF 96 F FF 94 B FS 84 B FS 82 F FF 94 F FF 94 X FF 94 3-2 ③ F8	S FF 91 F FF 90 C FF 90 0-3 ② K		4 1	0 0	0 0	1 0	0 0	0 1	2 2
Ivan Rodriguez, R (1, 2) OBP: 0.340, SLG: 0.424 17 Justin Christian, R (8, PR) OBP: 0.367, SLG: 0.370 26 José Molina, R (9, 2) OBP: 0.288, SLG: 0.328			B SI 92 B FC 84 B SI 92 C FF 91 X SI 91 3-1 ① G4-3		B FC 84 C SI 91 X FC 81 1-1 HR	B FF 91 B CU 80 C FF 91 B FF 92 F CU 77 B CU 79 4-2 BB		18 S 28 E 18 E 1B X SL 78 0-0 1-2 3-H 1B		3 1 0	1 1 0	2 1 0	1 1 0	1 0 0	0 0 0	0 0 0
28 Melky Cabrera, S (1, 8) OBP: 0.297, SLG: 0.341			F SI 92 T CU 80 B CU 81 F CU 81 F FC 82 B FF 94 X CU 81 2-2 ② F7		F CU 78 X SI 93 0-1 ② G6-3	C SI 91 B CU 80 F CU 79 S CU 79 1-3 ③ K2-3		3-2 E6 18 S 13 E 1-2 C SL 76 1-2 ③ F9		5	1	0	0	0	1	5
Inning Stats	R: 0 E: 0 K: 2 S: 9 H: 1 LOB: 1 BB: 0 P: 11	R: 0 E: 0 K: 0 S: 6 H: 1 LOB: 0 BB: 0 P: 9	R: 0 E: 0 K: 0 S: 10 H: 0 LOB: 0 BB: 0 P: 16	R: 0 E: 0 K: 1 S: 8 H: 1 LOB: 2 BB: 2 P: 17	R: 1 E: 0 K: 0 S: 11 H: 1 LOB: 0 BB: 0 P: 16	R: 3 E: 0 K: 1 S: 19 H: 3 LOB: 2 BB: 2 P: 33	R: 4 E: 1 K: 0 S: 14 H: 3 LOB: 0 BB: 0 P: 25	R: 6 E: 2 K: 1 S: 25 H: 4 LOB: 2 BB: 2 P: 44		1B: 11 2B: 2 3B: 0 HR: 2 SF: 0 SAC: 1 DP: 2 HBP: 0				WP: 0 PB: 0 SB: 3 CS: 0 PA: 45		

PITCHER		IP	WLS	BF	H	R	ER	SO	BB	IBB	HBP	BLK	WP	HR	S	P	ERA	WHIP
41 John Lackey, R ERA: 3.1	(1, 1)	6.0		27	7	4	4	4	4	0	0	0	0	1	63	102	6.00	1.833
66 Jose Arredondo, R ERA: 1.13	(7, 1)	1.0	B	7	3	4	0	0	0	0	0	0	0	1	14	25	0.00	3.000
62 Scot Shields, R ERA: 2.98	(8, 1)	0.1	L	6	1	5	1	0	2	0	0	0	0	0	13	27	27.00	9.000
Darren Oliver, L ERA: 3.28	(8, 1)	0.2		5	3	1	0	1	0	0	0	0	0	0	12	17	0.00	4.500

PITCHER	IP	WLS	BF	H	R	ER	SO	BB	IBB	HBP	BLK	WP	HR	S	P	ERA	WHIP

BOTTOM

Los Angeles Angels @ New York Yankees

Yankee Stadium, Bronx, NY

Sun Aug 03 2008, 1:05 PM EDT
Att. 54,204 - Partly Cloudy - 77 F

livebaseballscorecards.com

AB	38
R	14
H	14
RBI	13
BB	6
SO	5
LOB	25

Baltimore Orioles @ Los Angeles Angels

Angel Stadium of Anaheim, Anaheim, CA

Mon Aug 04 2008, 7:05 PM PDT

Att. 41,902 - Partly Cloudy - 76 F

livebaseballscorecards.com

Batter	1	2	3	4	5	6	7	8	9	AB	R	H	RBI	BB	SO	LOB
1 Brian Roberts, S (1, 4) OBP: 0.370, SLG: 0.473	K		21 1B 1B		21 G1-3 BB		F8		E3	4	1	1	0	1	1	2
21 Nick Markakis, L (1, 9) OBP: 0.397, SLG: 0.477	K		G1-3		G1-3			K	6 WP 6 2B 1B	5	1	2	3	0	2	2
6 Melvin Mora, R (1, 5) OBP: 0.317, SLG: 0.425	1B		F9		L8			FC4-6 BB	2B	4	0	2	2	1	0	4
17 Aubrey Huff, L (1, 10) OBP: 0.360, SLG: 0.547	G3			G4-3		F8 1B 1B		F7	K	5	0	1	0	0	1	3
Ramon Hernandez, R (1, 2) OBP: 0.305, SLG: 0.423		G4-3		G6-3		30 G4-6-3 1B		FC4-6		4	0	1	0	0	0	1
Kevin Millar, R (1, 3) OBP: 0.348, SLG: 0.422		G5-3		F9		F8			1 E 21 1B 1B	4	1	1	0	0	0	2
30 Luke Scott, L (1, 7) OBP: 0.339, SLG: 0.479		G3-1			1 BB 21 G1-3 BB HBP	G4-6-3			P4	3	1	0	0	0	0	3
Jay Payton, R (1, 8) OBP: 0.281, SLG: 0.380			G5-4-3 1B		21 G1-3 1 BB BB		K		F8	3	0	1	0	1	1	1
Juan Castro, R (1, 6) OBP: 0.161, SLG: 0.185			G5-4-3		F9		F8		1 E 21 1B 1B	3	0	0	0	0	0	3
Alex Cintron, S (9, PH) OBP: 0.321, SLG: 0.400										1	1	1	0	0	0	0
(9, 6)																

TOP

	AB	36
	R	5
	H	10
	RBI	5
	BB	3
	SO	5
	LOB	21

Inning Stats																																
	R: 0	H: 1	E: 0	LOB: 1	K: 2	BB: 0	S: 11	P: 17	R: 0	H: 0	E: 0	LOB: 0	K: 0	BB: 0	S: 12	P: 17	R: 0	H: 3	E: 0	LOB: 2	K: 0	BB: 0	S: 9	P: 15	R: 0	H: 0	E: 0	LOB: 0	K: 0	BB: 0	S: 8	P: 13
	R: 1	H: 0	E: 0	LOB: 2	K: 0	BB: 2	S: 10	P: 22	R: 0	H: 2	E: 0	LOB: 1	K: 0	BB: 0	S: 8	P: 14	R: 0	H: 0	E: 0	LOB: 0	K: 1	BB: 0	S: 10	P: 14	R: 0	H: 0	E: 0	LOB: 1	K: 1	BB: 1	S: 6	P: 15
	R: 4	H: 4	E: 1	LOB: 1	K: 1	BB: 0	S: 17	P: 26	1B: 9	SF: 0	2B: 1	SAC: 0	3B: 0	DP: 2	HR: 0	HBP: 1	WP: 1	PA: 40	PB: 0	SB: 0	CS: 0											

PITCHER		IP	WLS	BF	H	R	ER	SO	BB	IBB	HBP	BLK	WP	HR	S	P	ERA	WHIP
51 Joe Saunders, L ERA: 3.03	(1, 1)	6.0		25	6	1	1	2	2	0	1	0	0	0	58	98	1.50	1.333
33 Justin Speier, R ERA: 4.79	(7, 1)	1.0		3	0	0	0	1	0	0	0	0	0	0	10	14	0.00	0.000
66 Jose Arredondo, R ERA: 1.09	(8, 1)	1.0		4	0	0	0	1	1	0	0	0	0	0	6	15	0.00	1.000
62 Scot Shields, R ERA: 2.93	(9, 1)	0.2		4	2	2	0	0	0	0	0	0	0	0	6	10	0.00	3.000
Francisco Rodríguez, R ERA: 2.4	(9, 1)	0.1	W	4	2	2	0	1	0	0	0	0	1	0	11	16	0.00	6.000

PITCHER	IP	WLS	BF	H	R	ER	SO	BB	IBB	HBP	BLK	WP	HR	S	P	ERA	WHIP

BOTTOM

Baltimore Orioles @ Los Angeles Angels

Angel Stadium of Anaheim, Anaheim, CA

Mon Aug 04 2008, 7:05 PM PDT

Att. 41,902 - Partly Cloudy - 76 F

livebaseballscorecards.com

Batter	1	2	3	4	5	6	7	8	9	AB	R	H	RBI	BB	SO	LOB
9 Chone Figgins, S (1, 5) OBP: 0.388, SLG: 0.332	C FF 91 B CU 80 B FF 92 F FF 93 F FF 93 F FF 94 F FF 95 X FF 96 2-2: 2 1B, 2 PB, 1B 1B	B FF 94 B FF 94 1 SAFE B FF 93 C FF 93 X FF 93 3-1 ③: P6		D CU 81 B FF 92 B FF 93 B FF 91 4-0: 27 FC1-2, 2 SH5-4, 48 HBP 1-2 BB	B CH 83 C CH 83 B SI 85 C SL 82 B CH 84 B CH 84 4-2 BB		B SL 82 C SL 80 C FF 92 X SL 81 1-2 ③: G3-1		C FF 89 B FF 90 B SL 80 C FF 89 B FF 91 B FF 90 4-2 1-2 2-3 3-H BB	3	2	1	1	3	0	2
2 Erick Aybar, S (1, 6) OBP: 0.319, SLG: 0.403	1 SAFE B FF 93 C FF 93 X FF 93 1-1: 27 G5-3, 1B 1-3 1B		B FF 94 C FF 92 B FF 93 B FF 94 C FF 92 X FF 94 3-2 ①: G6-3	X FF 86 0-0 ①: SH5-4 1-2 2-3	F FF 88 F CH 84 B FF 87 S CH 85 1-3 ③: K			F FF 89 S FF 89 B FF 90 B FF 90 X FF 90 2-2 ①: G6-3		4	0	1	0	0	1	1
Mark Teixeira, S (1, 3) OBP: 0.392, SLG: 0.506	B FF 96 B FF 95 1 SAFE B FF 95 X FF 95 3-0: 27 G5-3 1-2 3-H 1B		B FF 96 B FF 95 X FF 95 2-0: 27 HR 1B	I IN 70 I IN 68 I IN 69 I IN 68 4-0: 48 HBP, 27 FC1-2, 1B IBB		C CH 84 B CH 84 X CH 83 1-1 ①: F7		B FF 90 C FF 90 B SL 78 S SL 76 B FF 91 S SL 76 3-3 ②: K		4	2	2	1	1	1	0
27 Vladimir Guerrero, R (1, 9) OBP: 0.346, SLG: 0.486	F FF 96 X CU 80 0-1 ①②: G5-3 1-2 2-3f		B FF 96 X FF 94 1-0: HR 1-H	B FF 87 F FF 87 X CH 85 1-1 ②: FC1-2, 1B, 48 HBP 1-2 2-3 3-Hf		B SL 80 X CH 85 1-0: 1B		C FF 90 B FF 90 X FF 84 1-1 ③: F9		5	1	2	2	0	0	5
48 Torii Hunter, R (1, 8) OBP: 0.347, SLG: 0.499	B FF 96 B FF 94 B FF 95 B FF 95 4-0: BB		B FF 95 F CU 78 B FF 95 T FF 93 X FF 94 2-2: 47 FC4-6, BB, 1B	S SL 80 B FF 86 B FF 87 F CH 83 H FF 87 3-2: 1B 1-2 2-3 3-H HBP		F FF 86 B FF 87 B FF 86 X SL 80 2-1 ②: P3			C FF 88 B FF 82 X FF 84 1-1: G1-3, 9 BB, 2B	3	1	2	1	1	0	1
Garret Anderson, L (1, 10) OBP: 0.321, SLG: 0.425	B CU 81 B FF 95 F FF 95 C CU 81 B FF 95 X CU 80 3-2 ③: G3		B FF 94 1 SAFE B FF 95 B CU 80 B FF 94 4-0: 47 FC4-6 1-2 BB	C FF 88 D SI 85 X SI 84 1-1: 1B 1-2 2-3 3-H		C SI 86 S SL 77 B SL 78 X SL 78 1-2 ③: G1-3			C FF 88 B FF 90 S SL 79 X FF 91 1-2 ①: G1-3 2-3	4	0	1	1	1	0	4
47 Howie Kendrick, R (1, 4) OBP: 0.358, SLG: 0.478		F FF 94 F FF 95 B FF 93 S FF 95 1-3 ①: K	C CU 82 F FF 94 X CU 80 0-2 ②: FC4-6, FC5-4 1-2f 2-3	C SL 81 B SL 80 S CH 84 X SL 83 1-2 ③: L5			B SL 80 X SI 89 1-0: 5 S, S, 1B		I IN 62 I IN 66 I IN 64 I IN 66 4-0: 9 BB, 5 BB, IBB	4	0	1	0	1	1	5
Juan Rivera, R (1, 7) OBP: 0.281, SLG: 0.388		C FF 94 X CU 80 0-1 ②: G5-3	F CU 79 X CU 80 0-1 ③: FC5-4 1-2f		C FF 85 X SL 79 0-1 ①: P4		B CH 81 1 SAFE C SI 90 F SL 79 1 SAFE B SI 91 X SL 78 2-2 ①: G1-3 1-2		X SL 77 0-0 ②: P6	5	0	0	0	0	0	5
5 Jeff Mathis, R (1, 2) OBP: 0.299, SLG: 0.357		H FF 95 1-0: HBP		B FF 93 B CU 79 H FF 92 3-0: 2 SH5-4, 9 BB, 27 FC1-2, HBP	C FF 86 S SL 79 B SL 80 S CH 84 1-3 ②: K		D SL 82 S SL 79 B SL 81 L FF 92 X SL 82 2-2 ②: P6 2-3		C FF 91 B SL 77 B FC 89 D SL 78 B FF 90 4-1 1-2 BB	2	0	0	0	1	1	1
Inning Stats	R: 1 E: 0 K: 0 S: 14 H: 3 LOB: 2 BB: 1 P: 27	R: 0 E: 0 K: 1 S: 7 H: 0 LOB: 1 BB: 0 P: 12	R: 2 E: 0 K: 0 S: 13 H: 3 LOB: 2 BB: 1 P: 25	R: 2 E: 0 K: 0 S: 10 H: 1 LOB: 3 BB: 2 P: 27	R: 0 E: 0 K: 2 S: 10 H: 0 LOB: 1 BB: 1 P: 16	R: 0 E: 0 K: 0 S: 8 H: 1 LOB: 1 BB: 0 P: 13	R: 0 E: 0 K: 0 S: 10 H: 1 LOB: 1 BB: 0 P: 16	R: 0 E: 0 K: 1 S: 8 H: 0 LOB: 0 BB: 0 P: 14	R: 1 E: 0 K: 0 S: 9 H: 1 LOB: 3 BB: 3 P: 23	1B: 8 2B: 1 3B: 0 HR: 1		SF: 0 SAC: 1 DP: 1 HBP: 3		WP: 0 PB: 1 SB: 2 CS: 0		PA: 46

	AB	34
	R	6
	H	10
	RBI	6
	BB	8
	SO	4
	LOB	24

PITCHER		IP	WLS	BF	H	R	ER	SO	BB	IBB	HBP	BLK	WP	HR	S	P	ERA	WHIP
45 Dennis Sarfate, R ERA: 4.58	(1, 1)	3.0		19	6	5	5	1	3	0	2	0	0	1	34	71	15.00	3.000
Randor Bierd, R ERA: 1.29	(4, 1)	2.2		13	2	0	0	2	1	1	1	0	0	0	25	45	0.00	1.125
Alberto Castillo, L ERA: 1.86	(6, 1)	0.2		3	1	0	0	0	0	0	0	0	0	0	7	11	0.00	1.500
Fernando Cabrera, R ERA: 4.6	(7, 1)	0.2		2	0	0	0	0	0	0	0	0	0	0	6	9	0.00	0.000
52 George Sherrill, L ERA: 4.27	(8, 1)	1.2	L	9	1	1	1	1	2	1	0	0	0	0	17	37	5.40	1.800

PITCHER	IP	WLS	BF	H	R	ER	SO	BB	IBB	HBP	BLK	WP	HR	S	P	ERA	WHIP

Batter	1	2	3	4	5	6	7	8	9	AB	R	H	RBI	BB	SO	LOB
1 Brian Roberts, S (1, 4) OBP: 0.369, SLG: 0.471	B SI 90 X SI 90 1-0 21 2B 1B		S SI 90 B SI 85 B SI 90 X FF 91 2-1 ① P4			B CH 81 B CH 81 B FF 89 C SI 89 F FF 90 X FF 89 3-2 ① F9		C SI 92 B CH 86 B SI 92 C SI 92 B SI 93 X SI 92 3-2 ② G4-3		4	1	1	0	0	0	0
21 Nick Markakis, L (1, 9) OBP: 0.400, SLG: 0.480	1 SAFE F SI 90 F SI 90 B FF 91 1 SAFE F FF 91 1 SAFE X SL 83 1-2 6 1B 1-H 2B		C SI 90 C SI 91 B CU 78 B FF 92 X FF 92 2-2 ② G3			B CU 74 X CH 80 1-0 6 1B 1B		B SI 85 B SI 92 B SI 91 C SI 92 B SI 92 4-1 6 FC5-4 BB		3	1	2	1	1	0	0
6 Melvin Mora, R (1, 5) OBP: 0.318, SLG: 0.426	B SI 92 D CH 82 C SI 91 B SI 91 F CH 81 X SI 92 3-2 G6-4-3 17 1B 2-H 1B		B SL 83 C FF 91 S FF 91 F FF 92 F CU 79 B FF 92 X SL 83 2-2 ③ G1-3			C FF 91 F SL 84 B FF 89 F FF 92 X SL 83 1-2 17 G3-6-1 1-2 1B		1 SAFE B SI 92 C SI 90 X SL 85 1-1 ③ FC5-4 1-2f		4	0	2	1	0	0	1
17 Aubrey Huff, L (1, 10) OBP: 0.359, SLG: 0.544	C FF 91 B SI 91 B CH 81 1 SAFE X FF 92 2-2 G6-4-3 1-2 1B			B FF 89 C FF 89 X FF 89 1-1 ① G3		B CH 81 F CH 81 B SI 91 X FF 91 2-1 ②③ G3-6-1 1-2f			B SI 91 F SI 90 B CH 85 X SI 93 2-1 ① F7	4	0	1	0	0	0	2
Ramon Hernandez, R (1, 2) OBP: 0.302, SLG: 0.417	B SL 83 S SL 84 S SI 91 F SL 83 X SI 91 1-2 ①② G6-4-3 1-2f 2-3			C FF 90 S CH 81 F FF 90 B FF 92 F FF 92 F SL 82 X SI 90 1-2 ② G5-3			C SL 80 X CH 81 0-1 ① G1		B FF 87 F SI 93 X SL 87 1-1 ② G3	4	0	0	0	0	0	2
Kevin Millar, R (1, 3) OBP: 0.345, SLG: 0.417	X FF 92 0-0 ③ F8			C SI 92 B CH 81 F CH 81 C FF 92 1-3 ③ K			X FF 90 0-0 ② P6		C SI 92 T SL 86 F CU 78 F SL 86 X SI 92 0-2 ③ G5-3	4	0	0	0	0	1	1
30 Luke Scott, L (1, 7) OBP: 0.344, SLG: 0.492 12 Luis Montanez, R (9, 7) OBP: 0.500, SLG: 0.500		X FF 91 0-0 G6-4-3 1B			C FF 89 F SL 81 B SI 89 B FF 90 X CH 81 2-2 FC5-4 1B		B CH 81 C FF 90 B SL 83 B CH 80 X CH 81 3-1 HR			3 0	1 0	3 0	1 0	0 0	0 0	0 0
Jay Payton, R (1, 8) OBP: 0.278, SLG: 0.375		B FF 91 X FF 91 1-0 ①② G6-4-3 1-2f			C SI 91 F SI 90 X CU 78 0-2 ① FC5-4 CS 1-2f		C SL 81 F FF 91 B SI 91 B FF 92 F SI 92 F CH 81 F SI 91 B FF 92 X SL 83 3-2 ③ G4-3			3	0	0	0	0	0	2
Juan Castro, R (1, 6) OBP: 0.153, SLG: 0.175		C SI 92 B SI 90 F SL 84 X SL 83 1-2 ③ G1-3			1 SAFE C SL 82 S FF 91 B SL 83 X SL 83 1-2 ②③ P4 1-2			X SI 91 0-0 ① G6-3		3	0	0	0	0	0	1
Inning Stats	R: 2 E: 0 K: 0 S: 16 H: 4 LOB: 1 BB: 0 P: 24	R: 0 E: 0 K: 0 S: 5 H: 1 LOB: 0 BB: 0 P: 7	R: 0 E: 0 K: 0 S: 10 H: 0 LOB: 0 BB: 0 P: 16	R: 0 E: 0 K: 1 S: 11 H: 0 LOB: 0 BB: 0 P: 14	R: 0 E: 0 K: 0 S: 9 H: 1 LOB: 0 BB: 0 P: 12	R: 0 E: 0 K: 0 S: 10 H: 2 LOB: 1 BB: 0 P: 17	R: 1 E: 0 K: 0 S: 11 H: 1 LOB: 0 BB: 0 P: 17	R: 0 E: 0 K: 0 S: 7 H: 0 LOB: 1 BB: 1 P: 15	R: 0 E: 0 K: 0 S: 9 H: 0 LOB: 0 BB: 0 P: 12	1B: 7 2B: 1 3B: 0 HR: 1 SF: 0 SAC: 0 DP: 3 HBP: 0						

PITCHER		IP	WLS	BF	H	R	ER	SO	BB	IBB	HBP	BLK	WP	HR	S	P	ERA	WHIP
Jon Garland, R ERA: 4.28	(1, 1)	7.0	L	26	9	3	3	1	0	0	0	0	0	1	72	107	3.86	1.286
68 Shane Loux, R ERA:	(8, 1)	2.0		7	0	0	0	0	1	0	0	0	0	0	16	27	0.00	0.500

PITCHER	IP	WLS	BF	H	R	ER	SO	BB	IBB	HBP	BLK	WP	HR	S	P	ERA	WHIP

TOP

Baltimore Orioles @ Los Angeles Angels

Angel Stadium of Anaheim, Anaheim, CA

Tue Aug 05 2008, 7:05 PM PDT

Att. 44,027 - Clear - 76 F

livebaseballscorecards.com

AB	32
R	3
H	9
RBI	3
BB	1
SO	1
LOB	9

WP: 0	PA: 33																	
PB: 0																		
SB: 0																		
CS: 1																		

Batter	1	2	3	4	5	6	7	8	9	AB	R	H	RBI	BB	SO	LOB
9 Chone Figgins, S (1, 5) OBP: 0.384, SLG: 0.328	C SI 86 C SI 86 C SI 88 0-3 ① K		B C CU 73 B SI 88 F SL 80 X 2-2 ② G4-3 1-2 2-3			B SI 86 X SI 86 1-0 ① G3-1		C CH 82 B CU 76 B CH 80 X SI 86 2-1 ③ L3		4	0	0	0	0	1	2
2 Erick Aybar, S (1, 6) OBP: 0.318, SLG: 0.401	B SI 88 S SI 88 X SI 87 1-1 ② G5-3		B CU 75 F CH 81 C CU 73 X SL 80 1-2 ③ G6-3			B SI 86 F SI 85 X CH 81 1-1 ② B3-1			C FF 88 B SL 77 X FF 88 1-1 1B	4	0	1	0	0	0	2
Mark Teixeira, S (1, 3) OBP: 0.391, SLG: 0.502	C SI 88 X SI 88 0-1 ③ G6-3			X SI 87 0-0 ① G4-3		C CU 75 B CH 80 S CH 81 B SL 80 B CU 78 B CH 82 4-2 BB			B FF 89 C FF 90 B FF 91 X FF 90 2-1 ① F7	3	0	0	0	1	0	1
27 Vladimir Guerrero, R (1, 9) OBP: 0.348, SLG: 0.485		B SI 87 S SI 88 F CH 83 B SI 88 X CH 81 2-2 48 G6-4-3 1B		C CU 74 B CU 75 B SI 88 F SI 88 B FF 88 F SI 87 B SI 88 4-2 47 FC6-4 BB		X CH 80 0-0 ③ G1-3			F FF 90 S SL 77 B FF 90 B FF 91 D FC 80 X FF 90 3-2 ② F9	3	0	1	0	1	0	2
48 Torii Hunter, R (1, 8) OBP: 0.344, SLG: 0.494		C SI 88 B SI 88 X SI 87 1-1 ① ② G6-4-3 1-2f		B CH 80 C SI 88 B FF 88 1 SAFE C CH 81 B SL 79 X SL 79 3-2 ② F9			B CH 81 B SI 86 C SI 86 S CH 81 X SI 88 2-2 ① F8		C FF 90 X FF 90 0-1 ③ G4-3	4	0	0	0	0	0	3
47 Howie Kendrick, R (1, 4) OBP: 0.354, SLG: 0.472		C SI 89 B CU 76 X SI 88 1-1 ③ G6-3		B CH 80 B SI 88 S SI 87 X SI 87 2-1 ③ FC6-4 1-2f			B CH 79 C SI 88 X CH 82 1-1 ② G5-3			3	0	0	0	0	0	1
39 Robb Quinlan, R (1, 10) OBP: 0.304, SLG: 0.311			C SI 87 B SI 87 B SI 87 B FF 89 X SI 89 3-1 ① F8		C SI 86 C CU 74 F SL 78 S SI 86 0-3 ① K		B SI 87 X SI 88 1-0 ③ F8			3	0	0	0	0	1	0
24 Gary Matthews, S (1, 7) OBP: 0.304, SLG: 0.330			C SI 88 F SI 88 H SI 87 1-2 9 G4-3 5 BB HBP		B SI 88 B SI 87 X CH 80 2-0 ② G1-3			B CH 82 C SI 86 C CU 74 F SL 80 F SI 88 C CU 78 1-3 ① K		2	0	0	0	0	1	0
5 Jeff Mathis, R (1, 2) OBP: 0.300, SLG: 0.353			B SI 87 B SI 86 B FF 87 B SI 87 4-0 9 G4-3 1-2 BB		C SI 88 B SI 89 X CU 75 1-1 ③ F8			B SI 88 B SI 86 C SI 87 X SI 88 2-1 ② F9		2	0	0	0	1	0	0

Inning Stats																																			
	R: 0	H: 0		R: 0	H: 1		R: 0	H: 0		R: 0	H: 0		R: 0	H: 0		R: 0	H: 0		R: 0	H: 0		R: 0	H: 1		1B: 2	SF: 0		WP: 0	PA: 32						
	E: 0	LOB: 0		E: 0	LOB: 0		E: 0	LOB: 2		E: 0	LOB: 1		E: 0	LOB: 0		E: 0	LOB: 0		E: 0	LOB: 0		E: 0	LOB: 1		2B: 0	SAC: 0		PB: 0							
	K: 1	BB: 0		K: 0	LOB: 0		K: 0	BB: 1		K: 0	BB: 1		K: 1	BB: 0		K: 0	BB: 0		K: 1	BB: 0		K: 0	BB: 0		3B: 0	DP: 1		SB: 0							
	S: 7	P: 8		S: 7	P: 11		S: 10	P: 21		S: 9	P: 18		S: 7	P: 10		S: 6	P: 12		S: 6	P: 10		S: 9	P: 15		HR: 0	HBP: 1		CS: 0							

PITCHER		IP	WLS	BF	H	R	ER	SO	BB	IBB	HBP	BLK	WP	HR	S	P	ERA	WHIP
29 Chris Waters, L ERA:	(1, 1)	8.0	W	28	1	0	0	3	3	0	1	0	0	0	61	104	0.00	0.500
52 George Sherrill, L ERA: 4.18	(9, 1)	1.0	S	4	1	0	0	0	0	0	0	0	0	0	9	15	0.00	1.000

PITCHER		IP	WLS	BF	H	R	ER	SO	BB	IBB	HBP	BLK	WP	HR	S	P	ERA	WHIP

BOTTOM

Baltimore Orioles @ Los Angeles Angels

Angel Stadium of Anaheim, Anaheim, CA

Tue Aug 05 2008, 7:05 PM PDT

Att. 44,027 - Clear - 76 F

livebaseballscorecards.com

AB	28
R	0
H	2
RBI	0
BB	3
SO	3
LOB	11

Baltimore Orioles @ Los Angeles Angels

Angel Stadium of Anaheim, Anaheim, CA

Wed Aug 06 2008, 12:35 PM PDT

Att. 40,130 - Sunny - 83 F

TOP

livebaseballscorecards.com

Batter	1	2	3	4	5	6	7	8	9	AB	R	H	RBI	BB	SO	LOB
1 Brian Roberts, S (1, 4) OBP: 0.368, SLG: 0.469	C FF 94 B SL 85 S SL 82 B FF 96 F FF 95 F SL 86 X SL 85 2-2 ① F8		S SL 82 B SL 84 S FF 94 S SL 85 1-3 ② K		C FF 93 D FF 92 X FF 94 1-1 FC3-6 1-2 1B		X FF 93 0-0 ② G1			4	0	1	0	0	1	0
Alex Cintron, S (1, 6) OBP: 0.317, SLG: 0.392	F FF 92 B FF 93 F SL 85 F FF 97 X SL 87 1-2 1B		B FF 94 T FF 93 B FF 95 S FF 94 F FF 95 X FF 95 2-2 ③ F8		F FF 94 X CH 86 0-1 ② FC3-6 21 HR 1-2f 2-3		B SL 83 F FF 93 F CH 87 X FF 96 1-2 ③ P5			4	1	1	0	0	0	2
21 Nick Markakis, L (1, 9) OBP: 0.399, SLG: 0.485	F FF 94 F FF 94 1 SAFE X FF 94 0-2 ② P5			C FF 93 F CH 84 X FF 95 0-2 ① G3-1	F FF 95 X SL 85 0-1 1-H 3-H HR			B FF 92 B FF 93 C FF 91 F FF 93 F FS 84 X SL 85 2-2 ① G4-3		4	1	1	3	0	0	1
17 Aubrey Huff, L (1, 5) OBP: 0.358, SLG: 0.541	S SL 83 C FF 94 D SL 85 S SL 86 1-3 ③ K			F SL 85 B FF 95 B CH 86 X SL 82 2-1 30 1B	C SL 87 F FF 96 S SL 88 0-3 ③ K			F FF 96 B SL 89 F FS 84 X FS 84 1-2 ② G4-3		4	0	1	0	0	2	1
Kevin Millar, R (1, 3) OBP: 0.342, SLG: 0.413		X FF 95 0-0 ① G6-3		C SL 85 B FF 96 C SL 86 B FF 96 X FF 97 2-2 ② L6		C FF 95 X FF 95 0-1 ① F9		B SL 86 S FF 94 X FF 95 1-1 ③ F7		4	0	0	0	0	0	1
30 Luke Scott, L (1, 10) OBP: 0.343, SLG: 0.490		B SL 84 C FF 94 B FF 95 C FF 94 S SL 86 2-3 ② K		F SL 84 D SL 85 B FF 95 X SL 85 2-1 1-2 1B		B FF 93 F FF 93 X FF 94 1-1 ② L6			B FF 91 X FF 92 1-0 ① P6	4	0	1	0	0	1	0
Jay Payton, R (1, 8) OBP: 0.277, SLG: 0.377		C SL 84 X FF 95 0-1 ③ L3		F FF 95 S SL 88 D SL 88 S SL 86 1-3 ③ K		X FF 91 0-0 2B			X FF 94 0-0 ② P6	4	0	1	0	0	1	2
12 Luis Montanez, R (1, 7) OBP: 0.500, SLG: 1.000			B FF 94 X FF 92 1-0 HR		B FF 95 C SL 86 F SL 84 B FF 96 B SL 87 X FF 95 3-2 FC3-6 1 1B 21 HR 1B	C SL 85 B FF 96 X SL 85 1-1 ③ F9			C FF 96 X SL 87 0-1 ③ G6-3	4	2	2	1	0	0	1
Guillermo Quiroz, R (1, 2) OBP: 0.284, SLG: 0.303			S SL 86 C FF 94 S SL 84 0-3 ① K		B SL 86 B FF 95 F FF 95 S SL 85 D SL 86 F FF 96 X SL 88 3-2 ① F8		C SL 86 B FF 93 F FF 94 F SL 83 B SL 84 F SL 86 S SL 86 2-3 ① K			3	0	0	0	0	2	1

	AB	R	H	RBI	BB	SO	LOB
	35	**4**	**8**	**4**	**0**	**7**	**9**

Inning Stats	1	2	3	4	5	6	7	8	9
R:	0	0	1	0	3	0	0	0	0
E:	0	0	0	0	0	0	0	0	0
K:	1	1	2	1	1	0	1	0	0
S:	15	6	11	13	16	7	9	9	4
H:	1	0	1	2	3	1	0	0	0
LOB:	1	0	0	0	0	1	0	0	0
BB:	0	0	0	0	0	0	0	0	0
P:	19	8	15	20	23	9	12	13	5

	1B	SF	WP	PA
	5	0	0	35
	2B: 1	SAC: 0	PB: 0	
	3B: 0	DP: 0	SB: 0	
	HR: 2	HBP: 0	CS: 0	

PITCHER	IP	WLS	BF	H	R	ER	SO	BB	IBB	HBP	BLK	WP	HR	S	P	ERA	WHIP
54 Ervin Santana, R (1, 1) ERA: 3.45	7.0	W	29	8	4	4	7	0	0	0	0	0	2	77	106	5.14	1.143
66 Jose Arredondo, R (8, 1) ERA: 1.03	2.0		6	0	0	0	0	0	0	0	0	0	0	13	18	0.00	0.000

PITCHER	IP	WLS	BF	H	R	ER	SO	BB	IBB	HBP	BLK	WP	HR	S	P	ERA	WHIP

Batter	1	2	3	4	5	6	7	8	9	AB	R	H	RBI	BB	SO	LOB
9 Chone Figgins, S (1, 5) OBP: 0.381, SLG: 0.323	C SI 87 F FF 86 X SL 79 0-2 ① G4-3	F FF 88 B FF 89 B CH 80 F SI 87 S SL 80 2-3 ② K		B SI 88 C SI 89 B CU 76 B SI 89 B SI 90 4-1 2 1B 2 S 27 1B BB	C SI 89 B CH 81 B SI 90 C SL 79 S SL 79 2-3 ③ K			F SI 85 C SI 86 B CH 77 X CH 77 1-2 ③ F9		4	1	0	0	1	2	0
2 Erick Aybar, S (1, 6) OBP: 0.317, SLG: 0.398	B FF 87 X SI 88 1-0 ② P4	X SI 88 0-0 ③ G5-3		B SI 90 X SI 90 1-0 27 1B BB 1-3 1B		C SL 74 B SL 77 X SI 89 1-1 ① F8				4	1	1	0	0	0	0
Mark Teixeira, S (1, 3) OBP: 0.394, SLG: 0.506	C SI 86 B SI 88 F CH 80 F SL 79 B CH 80 X SI 88 2-2 27 HR 1B		C SL 79 X CH 80 0-1 E7 WP 2B	B FC 90 B SI 90 B SI 90 B SI 91 4-0 27 1B 48 SF8 1-2 BB		C SL 77 B SI 88 C SL 78 B SL 78 B SL 79 X SI 89 3-2 ② L4				3	3	2	0	1	0	0
27 Vladimir Guerrero, R (1, 10) OBP: 0.351, SLG: 0.494	F SI 87 1 SAFE B SI 88 X SI 86 1-1 1-H HR		B FF 88 F SI 87 S SL 81 F SL 81 B SL 80 B FF 88 B FF 88 4-2 WP 1B BB	B FC 90 F FC 90 F FC 90 X CU 76 1-2 ① 1-3 2-H 3-H 1B		X SI 90 0-0 ③ G5-3				3	2	2	4	1	0	0
48 Torii Hunter, R (1, 8) OBP: 0.346, SLG: 0.494	B SI 88 B CH 80 B FF 86 F SI 88 B FF 87 4-1 2B BB		B SL 79 B SI 88 B FF 88 F SI 88 C SI 88 S SI 88 3-3 ① K	X FC 90 0-0 ② SF8 3-H			C SI 79 X SI 79 0-1 G4-6-3 1B			2	1	1	1	1	1	2
Garret Anderson, L (1, 7) OBP: 0.325, SLG: 0.431	X SI 88 0-0 1-H 2B		B SL 80 X FF 88 1-0 1B 1-H 3-H 1B	C CU 76 B FC 87 C CU 76 X CU 76 1-2 1B			F SI 79 X CH 73 0-1 ① ② G4-6-3 1-2f			4	0	3	2	0	0	1
47 Howie Kendrick, R (1, 4) OBP: 0.349, SLG: 0.465	B SI 88 T SI 87 X SI 88 1-1 ③ F8		B SI 88 S SL 80 S SL 80 F SL 79 F SI 88 F FF 88 S SL 80 1-3 ② K	B SI 88 C SI 89 F SL 76 F SL 78 B SI 89 X SL 78 2-2 ③ G6-3			F SI 79 F SI 78 B SI 78 B CU 66 X SI 78 2-2 ③ G1-3			4	0	0	0	0	1	3
Juan Rivera, R (1, 9) OBP: 0.280, SLG: 0.385 77 Reggie Willits, S (9, 9) OBP: 0.341, SLG: 0.231		C FF 86 B CH 82 F CH 81 X SI 87 1-2 ① G4-3	C SL 79 B SI 88 F SL 80 F SL 80 X SI 88 1-2 1-2 1B		X SI 88 0-0 ① F8			B SI 83 C CH 75 C SI 85 F SL 71 F SL 72 X SI 86 1-2 ① F8		4 0	0 0	1 0	0 0	0 0	0 0	0 0
5 Jeff Mathis, R (1, 2) OBP: 0.299, SLG: 0.365		C FF 88 B FF 87 X FF 88 1-1 HR	C FC 87 B FC 91 B FC 90 B SI 91 X FC 91 3-1 ③ P4		C SI 89 S SL 78 X SL 77 0-2 ② F8			X SI 85 0-0 ② F8		4	1	1	1	0	0	2
Inning Stats	R: 3 E: 0 K: 0 S: 14 H: 3 LOB: 1 BB: 1 P: 23	R: 1 E: 0 K: 1 S: 9 H: 1 LOB: 0 BB: 0 P: 13	R: 2 E: 1 K: 2 S: 21 H: 3 LOB: 2 BB: 1 P: 34	R: 3 E: 0 K: 0 S: 13 H: 3 LOB: 1 BB: 2 P: 26	R: 0 E: 0 K: 1 S: 7 H: 0 LOB: 0 BB: 0 P: 9	R: 0 E: 0 K: 0 S: 6 H: 0 LOB: 0 BB: 0 P: 10	R: 0 E: 0 K: 0 S: 7 H: 1 LOB: 0 BB: 0 P: 9	R: 0 E: 0 K: 0 S: 9 H: 0 LOB: 0 BB: 0 P: 11		1B: 7 2B: 2 3B: 0 HR: 2 SF: 1 SAC: 0 DP: 1 HBP: 0				WP: 1 PB: 0 SB: 1 CS: 0 PA: 37		

BOTTOM

Baltimore Orioles @ Los Angeles Angels

Angel Stadium of Anaheim, Anaheim, CA

Wed Aug 06 2008, 12:35 PM PDT

Att. 40,130 - Sunny - 83 F

livebaseballscorecards.com

AB	32
R	9
H	11
RBI	8
BB	4
SO	4
LOB	8

PITCHER		IP	WLS	BF	H	R	ER	SO	BB	IBB	HBP	BLK	WP	HR	S	P	ERA	WHIP
18 Garrett Olson, L ERA: 6.06	(1, 1)	2.2	L	17	7	6	6	3	2	0	0	0	1	2	42	65	20.25	3.375
Lance Cormier, R ERA: 4.78	(3, 1)	1.0		7	3	3	3	0	2	0	0	0	0	0	11	25	27.00	5.000
Alberto Castillo, L ERA: 1.5	(4, 1)	2.1		7	0	0	0	1	0	0	0	0	0	0	17	25	0.00	0.000
Chad Bradford, R ERA: 2.45	(7, 1)	1.0		3	1	0	0	0	0	0	0	0	0	0	7	9	0.00	1.000
32 Jamie Walker, L ERA: 4.44	(8, 1)	1.0		3	0	0	0	0	0	0	0	0	0	0	9	11	0.00	0.000

PITCHER	IP	WLS	BF	H	R	ER	SO	BB	IBB	HBP	BLK	WP	HR	S	P	ERA	WHIP

New York Yankees @ Los Angeles Angels

Angel Stadium of Anaheim, Anaheim, CA

Fri Aug 08 2008, 7:05 PM PDT
Att. 44,158 - Clear - 78 F

livebaseballscorecards.com

TOP

Batter	1	2	3	4	5	6	7	8	9	AB	R	H	RBI	BB	SO	LOB
18 Johnny Damon, L (1, 7) OBP: 0.391, SLG: 0.460	B FF 90 C FF 90 S CH 81 B SL 80 X CH 82 2-2 F9		B FF 88 C FF 88 C FF 89 B SL 79 B FF 91 X FF 90 3-2 2B BB 1B	C FF 89 X CH 80 0-1 F7			C FF 94 B FF 95 X FF 93 1-1 G6-3		C SI 91 X SI 91 0-1 1-2 1B	5	1	2	0	0	0	0
2 Derek Jeter, R (1, 6) OBP: 0.348, SLG: 0.401	C FF 91 S SL 80 B SI 92 F FF 94 B CU 75 F SL 80 X FF 91 2-2 F8		1 SAFE P PO 84 X FF 89 1-0 F9		B FF 89 F FF 89 B FF 91 X FF 90 2-1 G4-3		B FF 96 X FF 93 1-0 G5-4-3 1B		C SI 91 B SI 92 X SI 91 1-1 G3-1	5	0	1	0	0	0	3
Bobby Abreu, L (1, 10) OBP: 0.363, SLG: 0.474	C FF 91 C FF 91 F SL 78 X FF 92 0-2 F7		X FF 90 0-0 BB 22 1B 1-3 2B		B FF 90 C FF 90 C CH 80 B FF 92 B CH 81 F FF 91 S CH 79 3-3 K		C FF 94 B FS 87 X FF 94 1-1 G5-4-3 1-2f			4	1	1	0	0	1	1
13 Alex Rodriguez, R (1, 5) OBP: 0.398, SLG: 0.587		B SL 79 B FF 89 B FF 89 C FF 90 C FF 89 X CH 80 3-2 HR	I IN 67 I IN 70 I IN 68 I IN 69	4-0 22 1B BB IBB	C FF 92 X FF 90 0-1 P3			B SL 85 C FF 93 F FF 95 C FS 86 1-3 K		3	1	1	1	1	1	0
Jason Giambi, L (1, 3) OBP: 0.393, SLG: 0.511		B FF 91 C CH 82 S CU 72 F FF 91 B SL 81 S CH 81 2-3 K	B FF 90 B CH 80 B FF 91 C FF 90 B FF 90 4-1 22 1B 1-2 2-3 3-H BB			F FF 89 B FF 89 F FF 88 B SL 79 S CH 80 2-3 K		B FF 94 B FF 92 B FF 92 C FF 93 C FF 93 X FF 94 3-2 G4-3		3	0	0	1	1	2	0
22 Xavier Nady, R (1, 9) OBP: 0.388, SLG: 0.566		C SL 78 B SL 80 S FF 91 X FF 90 1-2 F8	B SL 80 F FF 91 X CH 78 1-1 1-2 2-3 3-H 1B			S FF 90 C FF 91 B FF 89 F FF 92 X CH 78 1-2 HR		B FF 95 F FF 94 X FF 92 1-1 F9		4	1	2	2	0	0	0
24 Robinson Canó, L (1, 4) OBP: 0.305, SLG: 0.405		F FF 91 B SL 80 B FF 91 C FF 90 X FF 92 2-2 1B	X CH 80 0-0 G6-3			C FF 90 X CU 71 0-1 28 G3 3B			C SI 92 B SI 92 B SI 91 X SI 91 2-1 G4-3	4	1	2	0	0	0	3
28 Melky Cabrera, S (1, 8) OBP: 0.295, SLG: 0.337		C CH 80 B FF 91 C FF 91 P PO 87 1 SAFE X CH 80 2-2 P5		B FF 88 B FF 88 C FF 89 F FF 88 X FF 91 2-2 G5-3		S CH 79 C FF 89 X SL 80 0-2 G3 3-H			B SI 91 C SI 91 F SI 91 X CU 80 1-2 G4-3	4	0	0	1	0	0	1
26 José Molina, R (1, 2) OBP: 0.281, SLG: 0.318 Wilson Betemit, S (9, PH) OBP: 0.278, SLG: 0.414			B FF 88 X FF 89 1-0 P4	S FF 90 B FF 90 X FF 89 1-1 F8		F FF 91 C FF 90 B SI 91 F FF 92 B SL 79 F FF 92 X FF 91 2-2 G3			B SI 91 F SI 91 B SI 93 C SI 91 B SI 92 X SI 92 3-2 18 1B 1B	3 1	0 0	0 1	0 0	0 0	0 0	0 0
Inning Stats	R: 0 E: 0 K: 0 S: 12 H: 0 LOB: 0 BB: 0 P: 16	R: 1 E: 0 K: 1 S: 17 H: 2 LOB: 1 BB: 0 P: 26	R: 2 E: 0 K: 0 S: 11 H: 3 LOB: 3 BB: 2 P: 24	R: 0 E: 0 K: 0 S: 7 H: 0 LOB: 0 BB: 0 P: 10	R: 0 E: 0 K: 1 S: 8 H: 0 LOB: 0 BB: 0 P: 13	R: 2 E: 0 K: 1 S: 17 H: 2 LOB: 0 BB: 0 P: 22	R: 0 E: 0 K: 0 S: 5 H: 1 LOB: 0 BB: 0 P: 8	R: 0 E: 0 K: 1 S: 8 H: 0 LOB: 0 BB: 0 P: 13	R: 0 E: 0 K: 0 S: 12 H: 2 LOB: 2 BB: 0 P: 19	1B: 6 2B: 1 3B: 1 HR: 2	SF: 0 SAC: 0 DP: 1 HBP: 0						

	AB	36
	R	5
	H	10
	RBI	5
	BB	2
	SO	4
	LOB	8

	WP: 0	PA: 38
	PB: 0	
	SB: 0	
	CS: 0	

PITCHER		IP	WLS	BF	H	R	ER	SO	BB	IBB	HBP	BLK	WP	HR	S	P	ERA	WHIP
36 Jered Weaver, R ERA: 4.51	(1, 1)	6.0	W	27	7	5	5	3	1	1	0	0	0	2	72	111	7.50	1.333
66 Jose Arredondo, R ERA: 0.97	(7, 1)	2.0	H	6	1	0	0	1	0	0	0	0	0	0	13	21	0.00	0.500
62 Scot Shields, R ERA: 2.86	(9, 1)	1.0		5	2	0	0	0	0	0	0	0	0	0	12	19	0.00	2.000

PITCHER	IP	WLS	BF	H	R	ER	SO	BB	IBB	HBP	BLK	WP	HR	S	P	ERA	WHIP

Batter	1	2	3	4	5	6	7	8	9	AB	R	H	RBI	BB	SO	LOB
9 Chone Figgins, S (1, 5) OBP: 0.376, SLG: 0.318	C FF 87 X FF 89 0-1 ① G6-3	C CH 80 B CH 80 C FF 90 B FF 90 S FF 88 2-3 ② K	C FC 85 B FF 90 F FC 85 C FC 87 1-3 ③ K		B FF 88 1 SAFE C FC 86 X FF 88 1-1 ③ G5-3		C FF 93 B SL 87 B SL 86 C FF 94 B SL 86 C FF 94 3-3 ② K			5	0	0	0	0	3	8
2 Erick Aybar, S (1, 6) OBP: 0.319, SLG: 0.396	C FF 88 B KC 74 C FF 88 X KC 75 1-2 FC4-6 1B	F FF 90 B FF 87 1 SAFE S CH 81 B FF 87 X CH 81 2-2 ③ G4-3		L FF 86 X FC 85 0-1 ① G6-3		B FC 84 X FC 88 1-0 ① G4-3	B FF 93 B FF 94 F FF 94 B FF 94 F FF 93 B SL 85 4-2 1B 2-3 3-H BB			4	0	1	0	1	0	2
Mark Teixeira, S (1, 3) OBP: 0.394, SLG: 0.507	B FF 90 C CH 81 X CH 80 1-1 ② FC4-6 27 1B 48 2B 1-2f		B CH 79 C FF 88 B FF 88 B SL 83 C FF 88 F FF 89 F FF 89 X FF 88 3-2 27 1B 2B	C FF 87 C FC 84 B FC 86 S FC 87 1-3 ② K		F FC 85 C FC 86 X FF 88 0-2 ② P4	X FF 94 0-0 1-3 3-H 1B			5	2	2	1	0	1	1
27 Vladimir Guerrero, R (1, 9) OBP: 0.354, SLG: 0.498	B SL 82 B SL 80 B FF 91 C FF 89 X SL 82 3-1 48 2B 1-2 1B		X SL 81 0-0 48 1B 2-H 1B	X FC 87 0-0 48 1B 2B		S FC 85 B FF 90 F FC 89 B FF 89 S FC 87 2-3 ③ K	F SL 87 X FF 95 0-1 ③ G4-3			5	3	3	1	0	1	3
48 Torii Hunter, R (1, 8) OBP: 0.351, SLG: 0.507	X FF 89 0-0 1-H 2-H 2B		F FF 89 B FF 89 B FF 89 C CH 80 B FF 89 F FF 90 X CH 81 3-2 1B 47 1B 2-3 1B	B FF 88 F FF 89 B FF 90 X FC 87 2-1 2-H 1B			B FC 84 B FC 84 X FC 86 2-0 HR	B FF 93 F FF 93 B FF 94 C SL 86 T FF 93 2-2 ① K		5	2	4	4	0	1	0
Garret Anderson, L (1, 10) OBP: 0.324, SLG: 0.428	B FF 88 B FF 89 C CH 80 C FF 89 B CH 80 X CH 80 3-2 ③ P6		X CH 81 0-0 1-3 3-H 1B 47 1B	1 SAFE 1 SAFE C FC 85 B FC 86 1 SAFE C FC 85 B FF 89 C FC 86 2-3 ③ K			X FF 88 0-0 ① G3	C SL 85 X FF 93 0-1 ② G3		5	0	1	1	0	1	2
47 Howie Kendrick, R (1, 4) OBP: 0.357, SLG: 0.475		C FF 87 X KC 72 0-1 F8 2B	C FF 90 X FF 90 0-1 1-2 3-H 1B		S FC 86 F FC 86 X FF 88 0-2 1B		C FC 88 B FF 88 X FF 89 1-1 ③ 5 2B 1B	C FF 93 B CH 86 X CH 87 1-1 ③ G1-3		5	1	4	1	0	0	0
Juan Rivera, R (1, 7) OBP: 0.280, SLG: 0.381 77 Reggie Willits, S (7, PR) OBP: 0.341, SLG: 0.231 24 Gary Matthews, S (8, 7) OBP: 0.304, SLG: 0.330		C FF 88 B CH 78 X CH 79 1-1 ① F8 2-3	B CU 73 X FC 86 1-0 ① F9		X FC 88 0-0 ① F9		X FF 93 0-0 5 2B 2 WP 1-2 1B			4 0 0	0 1 0	1 0 0	0 0 0	0 0 0	0 0 0	4 0 0
5 Jeff Mathis, R (1, 2) OBP: 0.302, SLG: 0.369		C SL 82 B SL 82 B FF 89 B SL 83 S FF 89 B FF 90 4-2 BB	X FC 86 0-0 ② F7		1 SAFE F FC 86 X FF 88 0-1 ② P4		D FF 93 X FF 93 1-0 2 WP 1-3 2-H 1B 2B			3	1	1	1	1	0	3
Inning Stats	R: 2 E: 0 K: 0 S: 13 H: 3 LOB: 1 BB: 0 P: 21	R: 0 E: 0 K: 1 S: 12 H: 1 LOB: 2 BB: 1 P: 21	R: 3 E: 0 K: 1 S: 18 H: 5 LOB: 2 BB: 0 P: 26	R: 1 E: 0 K: 2 S: 11 H: 2 LOB: 1 BB: 0 P: 16	R: 0 E: 0 K: 0 S: 8 H: 1 LOB: 1 BB: 0 P: 9	R: 0 E: 0 K: 1 S: 7 H: 0 LOB: 0 BB: 0 P: 10	R: 4 E: 0 K: 1 S: 14 H: 5 LOB: 3 BB: 1 P: 25	R: 0 E: 0 K: 1 S: 7 H: 0 LOB: 0 BB: 0 P: 10		1B: 11 2B: 5 3B: 0 HR: 1	SF: 0 SAC: 0 DP: 0 HBP: 0			WP: 1 PB: 0 SB: 0 CS: 0	PA: 43	

PITCHER		IP	WLS	BF	H	R	ER	SO	BB	IBB	HBP	BLK	WP	HR	S	P	ERA	WHIP
31 Ian Kennedy, R ERA: 8.17	(1, 1)	2.0	L	16	9	5	5	1	1	0	0	0	0	0	38	61	22.50	5.000
Darrell Rasner, R ERA: 5.28	(3, 1)	4.1		18	5	3	3	4	0	0	0	0	0	1	35	49	6.23	1.154
38 Brian Bruney, R ERA: 2.81	(7, 1)	1.2		9	3	2	2	2	1	0	0	0	1	0	17	28	10.80	2.400

PITCHER	IP	WLS	BF	H	R	ER	SO	BB	IBB	HBP	BLK	WP	HR	S	P	ERA	WHIP

BOTTOM

New York Yankees @ Los Angeles Angels

Angel Stadium of Anaheim, Anaheim, CA

Fri Aug 08 2008, 7:05 PM PDT

Att. 44,158 - Clear - 78 F

livebaseballscorecards.com

AB	41
R	10
H	17
RBI	9
BB	2
SO	7
LOB	23

Batter	1	2	3	4	5	6	7	8	9	AB	R	H	RBI	BB	SO	LOB
18 Johnny Damon, L (1, 10) OBP: 0.391, SLG: 0.459	C SI 91 F SI 91 X FF 91 0-2 G3-1		C SI 91 T CU 80 X FF 92 0-2 G6-3		1 SAFE F CU 77 X SI 91 0-1 1-3 1B		B SI 90 F CU 77 F FF 91 X CU 80 1-2 FC4-2 2 SH3 1-2 3-H 1B		C SI 90 X FC 85 0-1 F8	5	0	2	1	0	0	2
2 Derek Jeter, R (1, 6) OBP: 0.347, SLG: 0.400	F FF 91 X SI 92 0-1 L4-3 1B			C SI 90 S FC 83 C SI 93 0-3 K	C FF 91 S SI 92 S CU 80 0-3 K		X FF 88 0-0 SH3 1-2 2-3		X SI 90 0-0 SF9 3-H	3	0	1	1	0	2	2
Bobby Abreu, L (1, 9) OBP: 0.359, SLG: 0.469	X SI 91 0-0 L4-3 1-1			B SI 91 B CU 77 C SI 92 F SI 91 X FF 92 2-2 G3		B FF 90 X SI 89 1-0 G3	D CU 80 C CU 78 D CU 78 X FF 90 2-1 FC4-2 2-3 3-H		B SI 90 C FC 84 C SL 80 B SI 91 F SL 80 X FC 86 2-2 G3	5	0	0	0	0	0	4
13 Alex Rodriguez, R (1, 5) OBP: 0.399, SLG: 0.593		X SI 92 0-0 G6-3		B SI 92 B FF 92 C FC 82 T SI 92 F FF 91 B FF 92 B FF 93 4-2 HBP BB		B SI 91 S FF 91 F FF 90 X FF 91 1-2 HR	C SI 91 S FF 90 D CU 80 F FF 90 S FF 91 1-3 K			3	1	1	1	1	1	2
Jason Giambi, L (1, 3) OBP: 0.394, SLG: 0.519		X SI 92 0-0 G4-3		H FF 90 1-0 1-2 HBP		B SI 91 B CU 78 X SI 91 2-0 HR		C SI 91 B SI 92 F CU 80 F CU 80 B SI 92 F SI 93 C CU 80 2-3		3	1	1	1	0	1	0
22 Xavier Nady, R (1, 7) OBP: 0.389, SLG: 0.564		B SI 92 C SI 92 X SI 92 1-1 1B		S FC 83 B FF 92 S CU 80 S FF 91 1-3 K		F SI 91 X FC 82 0-1 G5-3		H CU 78 1-0 24 S1-4-6-3 HBP		3	0	1	0	0	1	2
24 Robinson Canó, L (1, 4) OBP: 0.303, SLG: 0.401		C SI 92 B SI 91 F SI 91 F FF 92 B FF 92 X CU 81 2-2 G3			C SI 90 X SI 90 0-1 G6-3	X SI 91 0-0 L4		C SI 91 X SI 91 0-1 G1-4-6-3 1-2f		4	0	0	0	0	0	2
Ivan Rodriguez, R (1, 2) OBP: 0.337, SLG: 0.419			S FF 91 F SI 91 B FF 91 F FF 90 F CU 80 C SI 92 1-3 K		B SI 92 B FF 92 X SI 90 2-0 G6-3		C SI 90 F FC 82 B CU 79 F CU 80 B CU 81 X SI 90 2-2 28 1B 18 1B 1B		B SI 90 X SI 90 1-0 28 1B 2 SF9 1B	4	2	2	0	0	1	0
28 Melky Cabrera, S (1, 8) OBP: 0.299, SLG: 0.341			C SI 92 X CU 79 0-1 G6-3		F SI 89 X SI 91 0-1 18 1B 1B		B SI 89 B SI 90 X SI 88 2-0 2 SH3 18 1B 1-3 FC4-2 1B		C FC 85 C FC 85 X SL 81 0-2 1-3 1B	4	0	3	0	0	0	0
Inning Stats	R: 0 E: 0 K: 0 S: 6 H: 1 LOB: 0 BB: 0 P: 6	R: 0 E: 0 K: 0 S: 8 H: 1 LOB: 1 BB: 0 P: 11	R: 0 E: 0 K: 1 S: 10 H: 0 LOB: 0 BB: 0 P: 11	R: 0 E: 0 K: 2 S: 12 H: 0 LOB: 2 BB: 1 P: 20	R: 0 E: 0 K: 1 S: 10 H: 2 LOB: 2 BB: 0 P: 12	R: 2 E: 0 K: 0 S: 8 H: 2 LOB: 0 BB: 0 P: 12	R: 1 E: 0 K: 1 S: 15 H: 3 LOB: 2 BB: 0 P: 23	R: 0 E: 0 K: 1 S: 7 H: 0 LOB: 0 BB: 0 P: 10	R: 1 E: 0 K: 0 S: 11 H: 2 LOB: 1 BB: 0 P: 14	1B: 9 2B: 1 3B: 0 HR: 2 SF: 1 SAC: 1 DP: 2 HBP: 2						

TOP

New York Yankees @ Los Angeles Angels

Angel Stadium of Anaheim, Anaheim, CA

Sat Aug 09 2008, 12:55 PM PDT

Att. 43,919 - Sunny - 82 F

livebaseballscorecards.com

AB	34
R	4
H	11
RBI	4
BB	1
SO	6
LOB	14

PITCHER		IP	WLS	BF	H	R	ER	SO	BB	IBB	HBP	BLK	WP	HR	S	P	ERA	WHIP
41 John Lackey, R ERA: 3.15	(1, 1)	7.0		31	9	3	3	5	1	0	1	0	0	2	69	95	3.86	1.429
62 Scot Shields, R ERA: 2.8	(8, 1)	1.0	W	3	0	0	0	1	0	0	1	0	0	0	7	10	0.00	0.000
33 Justin Speier, R ERA: 4.88	(9, 1)	1.0		5	2	1	1	0	0	0	0	0	0	0	11	14	9.00	2.000

PITCHER		IP	WLS	BF	H	R	ER	SO	BB	IBB	HBP	BLK	WP	HR	S	P	ERA	WHIP

BOTTOM

New York Yankees @ Los Angeles Angels

Angel Stadium of Anaheim, Anaheim, CA

Sat Aug 09 2008, 12:55 PM PDT

Att. 43,919 - Sunny - 82 F

livebaseballscorecards.com

Batter	1	2	3	4	5	6	7	8	9	AB	R	H	RBI	BB	SO	LOB
9 Chone Figgins, S (1, 5) OBP: 0.376, SLG: 0.319	C FF 85 B SL 74 C FF 85 X FF 87 1-2 ① F9		X SL 76 0-0 ② F6		B FF 88 X FF 86 1-0 ③ G4-3		B SI 96 X SI 96 1-0 6 S 1B	X CH 84 0-0 6 WP 6 6 S 6 1B 1-3 3-H 1B		5	1	2	1	0	0	3
6 Maicer Izturis, S (1, 6) OBP: 0.325, SLG: 0.351	C FF 86 B SL 75 B FF 86 X FF 86 2-1 ② P6		C FF 88 B SL 76 S SL 78 X SL 78 1-2 ③ P6 2-3			C FF 85 B SL 76 F SL 76 F SL 75 F SL 76 B FF 86 X FF 85 3-2 ① F9	1 SAFE B SI 95 1 SAFE B SI 94 C SI 94 B SI 94 F SI 96 B CU 78 4-2 1-2 BB	B FC 91 C FC 91 S KC 80 B KC 78 F FC 92 F FC 92 F FC 92 X FC 93 2-2 1-H 3-H 27 G4-3 1B 1B		4	1	1	1	1	0	2
Mark Teixeira, S (1, 3) OBP: 0.394, SLG: 0.513	C SL 74 B SL 76 F FF 87 S SL 77 1-3 ③ K			B SL 75 X SL 76 1-0 1B		X FF 86 0-0 HR	C SI 95 B FS 88 S FS 88 C FS 87 1-3 ③ K	C FC 92 D CH 86 C KC 77 X KC 78 1-2 ① G4-3 1-2		5	1	2	1	0	2	4
27 Vladimir Guerrero, R (1, 10) OBP: 0.355, SLG: 0.504 18 Sean Rodríguez, R (8, PR) OBP: 0.274, SLG: 0.246 (9, 10)		C SL 74 F SL 76 B SL 76 F FF 87 B FF 87 S SL 75 2-3 ① K		C FF 87 F FF 87 F SL 77 S SL 78 0-3 ① K		F SL 76 B SL 76 S SL 76 S SL 76 1-3 ② K		B FF 90 B SI 89 K SL 81 2-0 HR X KC 78 0-0 2-H 1B		5 0	1 0	2 0	2 0	0 0	3 0	1 0
48 Torii Hunter, R (1, 8) OBP: 0.349, SLG: 0.506		C SL 74 F FF 86 S SL 76 0-3 ② K		F SL 77 X FF 87 0-1 ② F8		B SL 76 C SL 75 B SI 86 X FF 87 2-1 ③ F9		B FF 90 B SI 89 K SL 81 2-0 1B 2B C FC 92 C FC 91 S KC 80 0-3 ② K		5	1	1	0	0	2	3
Garret Anderson, L (1, 7) OBP: 0.325, SLG: 0.435		C FF 87 C FF 87 X SL 76 0-2 ③ F8		B FF 87 C FF 87 B FF 87 C SL 77 F SL 78 X FF 86 2-2 ③ F7			B SI 93 X SI 94 1-0 HR	X CH 79 0-0 47 E 2B 2-H 1B C FC 93 C CH 85 C FC 91 F KC 79 S FC 92 2-3 ② K		5	2	2	2	0	1	3
47 Howie Kendrick, R (1, 4) OBP: 0.352, SLG: 0.468			C FF 86 C FF 86 B SL 77 X SL 76 1-2 ① G6-3		X SL 76 0-0 ① G6-3		S SI 94 B CU 78 X CU 79 1-1 ① G6-3	1 SAFE X SL 83 0-0 E4 S 2B 1-3		4	1	0	0	0	0	1
Juan Rivera, R (1, 9) OBP: 0.285, SLG: 0.391 24 Gary Matthews, S (8, PR) OBP: 0.304, SLG: 0.330 (9, 9)			B FF 87 X SL 75 1-0 6 S 44 HBP 1B		C FF 87 X FF 86 0-1 ② F8		X SI 94 0-0 ② P4	B SI 89 F CH 78 B FF 90 F CH 79 D SL 83 X FF 89 3-2 44 1B 9 1B 1-H 3-H 2B		4 0	0 1	2 0	2 0	0 0	0 0	0 0
44 Mike Napoli, R (1, 2) OBP: 0.324, SLG: 0.500			C SL 76 B FF 87 C FF 87 1 SAFE H FF 87 2-2 1-2 HBP		C SL 77 B SL 77 C SL 76 F SL 76 B FF 86 F SL 76 B FF 86 B SL 75 4-2 BB		C CU 78 B CU 77 S SI 96 X CU 77 1-2 HR	B FC 90 B FC 90 C FC 89 S FC 90 F FC 90 X KC 78 2-2 9 1B 6 WP 2-3 1B		2	2	2	1	1	0	0

Inning Stats																								
	R: 0	H: 0	R: 0	H: 0	R: 0	H: 1	R: 0	H: 1	R: 0	H: 0	R: 1	H: 1	R: 2	H: 3	R: 8	H: 8	1B: 8	SF: 0	WP: 1	PA: 42
	E: 0	LOB: 0	E: 0	LOB: 0	E: 0	LOB: 2	E: 0	LOB: 1	E: 0	LOB: 0	E: 0	LOB: 0	E: 0	LOB: 2	E: 1	LOB: 2	2B: 2	SAC: 0	PB: 0	
	K: 1	BB: 0	K: 2	BB: 0	K: 0	BB: 0	K: 1	BB: 0	K: 0	BB: 0	K: 1	BB: 0	K: 1	BB: 1	K: 2	BB: 0	3B: 0	DP: 0	SB: 4	
	S: 8	P: 12	S: 10	P: 12	S: 10	P: 15	S: 11	P: 14	S: 8	P: 13	S: 11	P: 17	S: 13	P: 22	S: 29	P: 41	HR: 4	HBP: 1	CS: 0	

PITCHER		IP	WLS	BF	H	R	ER	SO	BB	IBB	HBP	BLK	WP	HR	S	P	ERA	WHIP
38 Dan Giese, R ERA: 2.35	(1, 1)	6.0		23	3	1	1	5	1	0	1	0	0	1	58	83	1.50	0.667
41 Jose Veras, R ERA: 2.93	(7, 1)	1.0	B	7	3	2	2	1	1	0	0	0	0	2	13	22	18.00	4.000
36 Edwar Ramirez, R ERA: 3.89	(8, 1)	0.0	L	5	4	5	4	0	0	0	0	0	0	1	7	12	∞	∞
30 David Robertson, R ERA: 6.75	(8, 1)	1.0		7	4	3	3	2	0	0	0	0	1	0	22	29	27.00	4.000

PITCHER	IP	WLS	BF	H	R	ER	SO	BB	IBB	HBP	BLK	WP	HR	S	P	ERA	WHIP

Batter	1	2	3	4	5	6	7	8	9	AB	R	H	RBI	BB	SO	LOB
18 Johnny Damon, L (1, 10) OBP: 0.392, SLG: 0.459	C SI 90 C SI 91 B FF 92 X SI 91 1-2 PB 2 BB 1B 1B		B SI 91 B SI 91 B SI 90 C FF 89 F FF 90 X FF 92 3-2 ① L4		B FF 90 B SI 90 F SI 91 C FF 92 X CU 75 2-2 2 F9 2 S 1B		C FF 93 B SI 93 T FF 94 F SI 93 S FF 94 1-3 ② K			4	1	2	0	0	1	1
2 Derek Jeter, R (1, 6) OBP: 0.346, SLG: 0.398	F SI 91 B SI 91 F SI 92 F CU 76 1 SAFE F SI 92 B FF 93 F FF 92 B FF 93 4-2 F CH 83 F FF 93 B CH 82 1B PB 13 2B 1-2 BB		C CU 75 X CH 81 0-1 ② G6-3		F SI 92 1 SAFE B CH 82 X CH 82 1-1 ① F9 1-3		F FF 94 F FF 94 B FF 93 B SI 94 B FF 95 X FF 94 3-2 ③ P4			3	1	0	0	1	0	2
Bobby Abreu, L (1, 9) OBP: 0.358, SLG: 0.467	B FF 92 B CU 76 X SI 92 2-0 13 2B 22 FC5-2 1-3 2-H 1B		C FF 93 S CU 78 F SL 85 F SI 93 F SI 94 X FF 94 0-2 ③ F7		B SI 93 X SI 93 1-0 ② G4-3			B FF 93 B FF 94 C FF 93 B FF 93 C FF 93 X FF 94 3-2 ① G3		4	0	1	1	0	0	1
13 Alex Rodriguez, R (1, 5) OBP: 0.402, SLG: 0.599	S SI 92 X FF 92 0-1 22 FC5-2 1-3 3-H 2B			S CH 81 B CH 81 B SI 93 F FF 92 B FF 93 B CH 82 4-2 22 1B 24 FC4-6 BB	S SI 94 X SI 94 0-1 ③ F9			X FF 94 0-0 22 CS 2B		3	1	2	1	1	0	1
22 Xavier Nady, R (1, 7) OBP: 0.390, SLG: 0.562	X CH 83 0-0 ① FC5-2 24 G4-6-3 2-3 3-H			B SI 92 B SI 93 X CH 84 2-0 24 FC4-6 1-3 1B		C CU 74 S CH 78 B FF 91 T FF 92 1-2 ① K		D FS 86 B FS 94 B FS 83 C FF 94 B FF 94 4-1 ② 2-3 BB		3	0	1	0	1	1	2
24 Robinson Canó, L (1, 4) OBP: 0.300, SLG: 0.397	C FF 92 B SI 92 X SI 92 1-1 ②③ G4-6-3 1-2f			X SI 92 0-0 ① FC4-6 BB 1-2f 3-H		C CU 77 F SI 92 B FF 92 B FF 93 S FF 93 2-3 ② K		X FF 94 0-0 ③ F7		4	0	0	1	0	1	4
Richie Sexson, R (1, 3) OBP: 0.323, SLG: 0.388 Wilson Betemit, S (9, PH) OBP: 0.276, SLG: 0.411 (9, 3)		X SI 92 0-0 ① G6-3		C SI 93 B CH 83 D SI 92 F CH 83 B FF 93 1 SAFE B FF 93 4-2 1-2 BB	C CH 81 T SI 93 B FF 92 B FF 94 F FF 94 F SI 94 B CU 80 C CH 82 3-3 ③ K				C FF 92 S CH 84 B CH 87 B CU 82 C CH 83 2-3 ① K	2 1	0 0	0 0	0 0	1 0	1 1	0 0
17 Justin Christian, R (1, 8) OBP: 0.333, SLG: 0.361		B SI 92 C SI 93 C CH 83 F FF 93 C FF 93 1-3 ② K		C SI 92 X SI 93 0-1 ② F9			B CU 74 B CH 81 X SI 92 2-0 26 SH1-4 2B		C FF 92 B CH 81 B FF 93 B FF 91 S FF 90 C FF 92 3-3 ② K	4	0	1	0	0	2	2
26 José Molina, R (1, 2) OBP: 0.278, SLG: 0.315 Jason Giambi, L (9, PH) OBP: 0.393, SLG: 0.517 Ivan Rodriguez, R (9, 2) OBP: 0.337, SLG: 0.419		C SI 93 F CH 85 B FF 92 S FF 94 1-3 ③ K		X CH 83 0-0 ③ F8			L SI 91 X CH 80 0-1 ① SH1-4 2-3		B CU 80 B CH 86 B CH 86 C CH 84 C CH 85 S CH 87 3-3 ③ K	2 1 0	0 0 0	0 0 0	0 0 0	0 0 0	1 1 0	2 0 0
Inning Stats	R: 2 E: 0 K: 0 S: 16 H: 3 LOB: 1 BB: 1 P: 24	R: 0 E: 0 K: 2 S: 8 H: 0 LOB: 0 BB: 0 P: 10	R: 0 E: 0 K: 0 S: 11 H: 0 LOB: 0 BB: 0 P: 14	R: 1 E: 0 K: 0 S: 9 H: 1 LOB: 2 BB: 2 P: 19	R: 0 E: 0 K: 0 S: 8 H: 1 LOB: 1 BB: 0 P: 12	R: 0 E: 0 K: 3 S: 11 H: 0 LOB: 0 BB: 0 P: 17	R: 0 E: 0 K: 1 S: 10 H: 1 LOB: 1 BB: 0 P: 16	R: 0 E: 0 K: 0 S: 6 H: 1 LOB: 1 BB: 1 P: 13	R: 0 E: 0 K: 3 S: 9 H: 0 LOB: 0 BB: 0 P: 17	1B: 4 2B: 3 3B: 0 HR: 0 SF: 0 SAC: 1 DP: 1 HBP: 0						

PITCHER		IP	WLS	BF	H	R	ER	SO	BB	IBB	HBP	BLK	WP	HR	S	P	ERA	WHIP
51 Joe Saunders, L ERA: 3.07	(1, 1)	7.0		29	6	3	3	6	3	0	0	0	0	0	73	112	3.86	1.286
66 Jose Arredondo, R ERA: 0.95	(8, 1)	1.0		4	1	0	0	0	1	0	0	0	0	0	6	13	0.00	2.000
Francisco Rodríguez, R ERA: 2.36	(9, 1)	1.0	W	3	0	0	0	3	0	0	0	0	0	0	9	17	0.00	0.000

PITCHER	IP	WLS	BF	H	R	ER	SO	BB	IBB	HBP	BLK	WP	HR	S	P	ERA	WHIP

TOP

New York Yankees @ Los Angeles Angels

Angel Stadium of Anaheim, Anaheim, CA

Sun Aug 10 2008, 12:35 PM PDT

Att. 44,138 - Sunny - 83 F

livebaseballscorecards.com

AB	31
R	3
H	7
RBI	3
BB	4
SO	9
LOB	15

WP: 0	PA: 36					
PB: 1						
SB: 1						
CS: 1						

New York Yankees @ Los Angeles Angels

Angel Stadium of Anaheim, Anaheim, CA

Sun Aug 10 2008, 12:35 PM PDT

Att. 44,138 - Sunny - 83 F

livebaseballscorecards.com

BOTTOM

Batter	1	2	3	4	5	6	7	8	9	AB	R	H	RBI	BB	SO	LOB
9 Chone Figgins, S (1, 5) OBP: 0.376, SLG: 0.321	C SI 85 X SL 82 0-1 ① F8		F FF 89 B FC 88 B FC 84 X CH 82 2-1 2 1B, 2 BLK, SF9, 1B 3-H		B CU 73 C SI 88 B SL 80 X SL 82 2-1 ① P4		C FC 88 F FC 87 B FF 89 B SL 81 X FF 89 2-2 ② G5-3		X FC 92 0-0 1-2 2-H 1B	5	1	2	2	0	0	0
2 Erick Aybar, S (1, 6) OBP: 0.321, SLG: 0.398	C SL 80 C CU 70 F FF 88 B SL 78 F FC 89 X FF 88 1-2 ② G3		X FF 89 0-0 1-3 2-H 1B		C CU 73 B CU 73 B SL 81 C SL 82 X CU 73 2-2 ② G6-3		X CU 72 0-0 ③ 1B			4	0	2	1	0	0	0
Mark Teixeira, S (1, 3) OBP: 0.395, SLG: 0.513	B SI 87 B SI 87 C SI 88 C FC 88 B FC 88 X FC 88 3-2 ③ G6-3		1 SAFE 1 SAFE B FC 88 X SI 89 1-0 ① SF9 3-H		B FC 88 X FC 88 1-0 48 FC5 27 1B 1B			B FC 87 B SL 82 B SI 88 F FF 89 B FC 89 4-1 BB		2	0	1	1	1	0	0
27 Vladimir Guerrero, R (1, 9) OBP: 0.356, SLG: 0.504		X FC 87 0-0 47 CS 1B 1B	S SI 90 F FC 89 S FF 89 0-3 ② K		1 SAFE C SI 88 F FC 88 B FC 89 X SL 81 1-2 48 FC5 1-2 1B			F SI 92 B SL 83 B SI 93 F SL 83 F SL 83 S SI 94 2-3 ① K		4	0	2	0	0	2	2
48 Torii Hunter, R (1, 10) OBP: 0.346, SLG: 0.501		C SL 83 B CH 80 D CH 79 1 SAFE S SL 85 S FC 89 2-3 ① K	B SL 84 1 SAFE 1 SAFE X CH 81 1-0 ③ F9		X SL 83 0-0 ③ FC5 1-2 2-3f			B SL 84 B SL 83 C SL 82 1 SAFE C SI 93 B SI 94 X SL 82 3-2 ② F8		4	0	0	0	0	1	5
Garret Anderson, L (1, 7) OBP: 0.324, SLG: 0.433		B SI 90 B SL 84 X SL 83 2-0 1-2 1B		C SL 80 B SI 88 X FC 88 1-1 ① G4-3		B CU 74 X SL 81 1-0 ① G1-3		C SI 93 S SL 84 B SL 84 X SI 94 1-2 ③ P4		4	0	1	0	0	0	1
47 Howie Kendrick, R (1, 4) OBP: 0.351, SLG: 0.465		C SL 85 B FC 90 B FC 90 B CH 82 T SI 90 S SL 84 3-3 ② ③ K 2-3		X CU 73 0-0 ② G6-3		C SI 88 X SL 79 0-1 ② F9			B SL 82 X SI 92 1-0 44 BB 9 1B 1B	4	1	1	0	0	1	2
24 Gary Matthews, S (1, 8) OBP: 0.306, SLG: 0.330			C SI 88 B FF 88 C SL 83 X FC 88 1-2 44 2B 9 1B 1B	B FF 88 B SL 82 B FF 89 C FF 88 C FC 88 F SL 82 B FF 89 4-2 44 S 44 1B BB		B CU 73 B CU 73 B SI 88 C FF 89 X FF 89 3-1 ③ P4			1 SAFE B SI 91 1 SAFE L SI 89 C SL 82 1 SAFE S SI 93 1-3 ① K	3	1	1	0	1	1	1
44 Mike Napoli, R (1, 2) OBP: 0.333, SLG: 0.510			C SL 85 B FF 90 X SL 85 1-1 2 BLK 1-3 2 1B 2B	B SI 90 X CU 74 1-0 ③ 1-H 1B			C FC 88 B FC 88 C FC 88 X FF 88 1-2 ① F9		B SL 83 1 SAFE B SI 93 S SL 83 B SI 94 C SI 92 1 SAFE B SL 81 4-2 9 1B 1-2 BB	3	1	2	0	1	0	0

Inning Stats	1	2	3	4	5	6	7	8	9
	R: 0 E: 0 K: 0 S: 10 H: 0 LOB: 0 BB: 0 P: 14	R: 0 E: 0 K: 2 S: 8 H: 2 LOB: 2 BB: 0 P: 15	R: 3 E: 0 K: 1 S: 13 H: 4 LOB: 1 BB: 0 P: 19	R: 0 E: 0 K: 0 S: 7 H: 1 LOB: 2 BB: 1 P: 13	R: 0 E: 0 K: 0 S: 10 H: 2 LOB: 2 BB: 0 P: 16	R: 0 E: 0 K: 0 S: 5 H: 0 LOB: 0 BB: 0 P: 9	R: 0 E: 0 K: 0 S: 7 H: 1 LOB: 1 BB: 0 P: 10	R: 0 E: 0 K: 1 S: 12 H: 0 LOB: 1 BB: 1 P: 22	R: 1 E: 0 K: 1 S: 7 H: 2 LOB: 2 BB: 1 P: 13

	AB	33
	R	4
	H	12
	RBI	4
	BB	3
	SO	5
	LOB	11

	1B: 11	SF: 1	WP: 0	PA: 37
	2B: 2	SAC: 0	PB: 0	
	3B: 0	DP: 1	SB: 1	
	HR: 0	HBP: 0	CS: 1	

PITCHER		IP	WLS	BF	H	R	ER	SO	BB	IBB	HBP	BLK	WP	HR	S	P	ERA	WHIP
Andy Pettitte, L ERA: 4.32	(1, 1)	7.0		30	10	3	3	3	2	0	0	1	0	0	61	101	3.86	1.714
43 Damaso Marte, L ERA: 4.19	(8, 1)	1.1	L	6	1	1	1	2	1	0	0	0	0	0	17	29	6.75	1.500
42 Mariano Rivera, R ERA: 1.43	(9, 1)	0.0		1	1	0	0	0	0	0	0	0	0	0	1	1	∞	∞

PITCHER	IP	WLS	BF	H	R	ER	SO	BB	IBB	HBP	BLK	WP	HR	S	P	ERA	WHIP

Batter	1	2	3	4	5	6	7	8	9	AB	R	H	RBI	BB	SO	LOB
51 Ichiro Suzuki, L (1, 9) OBP: 0.367, SLG: 0.392	C SI 89 B CH 81 X SI 89 1-1 ① G4-3		X SI 89 0-0 FC3-6 29 1B 1B 1-2 1B		B FF 87 X CH 79 1-0 1B 1B		C CU 74 B FF 91 B CU 76 X SI 89 2-1 ② F8		C FF 93 F FS 84 B FS 84 F FS 84 B FF 94 X FS 83 2-2 ② FC5-4 E DI 1-2f	5	1	2	0	0	0	1
Jeremy Reed, L (1, 10) OBP: 0.327, SLG: 0.377	C SI 89 B SI 89 X CH 80 1-1 ② G4-3		C SI 90 B SI 90 X SI 90 1-1 FC3-6 1-2 2-3 1B		C CH 79 B SI 89 1 SAFE X FF 89 1-1 ① P5		B FF 89 S CH 81 F FF 90 B CU 77 F FF 91 S SL 81 2-3 ③ K		C FF 94 S FS 83 X FF 94 0-2 E3 1-3	5	0	1	0	0	1	2
Raul Ibanez, L (1, 7) OBP: 0.351, SLG: 0.482	B SI 89 C SI 89 F SI 90 S CH 81 1-3 ③ K		C SI 90 B CH 82 X FF 91 1-1 ② FC3-6 29 4 1B 1B 1-2f 2-3 3-H		1 SAFE X CH 82 0-0 1B 1-3			B SI 90 B SI 91 X SI 90 2-0 4 E 1B	C FF 91 F CH 85 B FF 91 S CH 85 1-3 ③ K	5	1	2	1	0	2	4
29 Adrián Beltré, R (1, 5) OBP: 0.318, SLG: 0.422		B FF 88 B FF 89 C FF 89 B CH 81 F FF 89 F FF 90 X SI 90 3-2 ① G5-3	C SL 84 F SI 90 X FF 89 0-2 4 1B 1B 1-2 3-H		X SI 88 0-0 ② P3			B SI 90 X SI 92 1-0 ① P3		4	0	1	1	0	0	3
4 Jose Lopez, R (1, 4) OBP: 0.330, SLG: 0.442		C FF 89 B FF 90 C SI 91 F FF 92 B SL 82 S SI 91 2-3 ② K	B FF 91 F CH 82 B SI 90 F SI 91 B SI 91 F CH 80 X FF 90 3-2 1B 1-3 2-H		B SL 83 C SI 88 B SI 89 X SI 90 2-1 ③ G5-3			F SI 91 B SI 91 D CU 79 X SI 90 2-1 FC5 25 FC5-4 1-2		4	0	1	1	0	1	3
9 Jeff Clement, L (1, 2) OBP: 0.271, SLG: 0.351		B SI 91 C CH 81 X CH 81 1-1 25 1B 2B	X CH 81 0-0 ③ G3			B CU 73 B CH 82 C SI 86 C FF 88 B FF 89 T FF 89 3-2 ① K		B SI 92 F SI 91 D CU 79 F SI 90 C SI 92 2-3 ② K		4	0	1	0	0	2	4
25 Wladimir Balentien, R (1, 8) OBP: 0.274, SLG: 0.366		C SL 82 B SI 90 X SL 83 1-1 ③ 2-H 1B		B SI 88 S CH 79 C SI 89 B FF 88 F SL 79 B CU 77 B SI 90 4-2 7 G5-4-3 BB		B SI 90 C SL 80 B SL 81 S SL 80 X FF 91 2-2 ② G4-3		C SI 91 D CU 80 C SI 91 X SI 90 1-2 ③ FC5-4 1-2f		3	0	1	0	1	0	2
39 Bryan LaHair, L (1, 3) OBP: 0.333, SLG: 0.377			F SI 88 X SI 89 0-1 ① G5-3	1 SAFE F SI 85 1 SAFE X SI 90 0-1 ① F8		C CH 79 B FF 90 B CH 81 X SI 84 2-1 ③ G3			C FF 93 B FF 93 X FF 93 1-1 7 FC6-4 1B	4	0	1	0	0	0	1
7 Yuniesky Betancourt, R (1, 6) OBP: 0.273, SLG: 0.358			B FF 89 X FF 89 1-0 1B 51 1B FC3-6 1B	B SL 83 1 SAFE C SL 83 1 SAFE 1 SAFE 1 SAFE 1 SAFE X SI 89 1-1 ② ③ G5-4-3 1-2f			X SL 80 0-0 ① F7		B FF 93 D FF 93 X FF 92 2-0 ① FC6-4 51 FC5-4 1-2f	4	1	1	0	0	0	2
Inning Stats	R: 0 E: 0 K: 1 S: 7 H: 0 LOB: 0 BB: 0 P: 10	R: 0 E: 0 K: 1 S: 12 H: 2 LOB: 2 BB: 0 P: 19	R: 3 E: 0 K: 0 S: 16 H: 5 LOB: 2 BB: 0 P: 22	R: 0 E: 0 K: 0 S: 7 H: 0 LOB: 0 BB: 1 P: 12	R: 0 E: 0 K: 0 S: 7 H: 2 LOB: 2 BB: 0 P: 11	R: 0 E: 0 K: 1 S: 8 H: 0 LOB: 0 BB: 0 P: 15	R: 0 E: 0 K: 1 S: 7 H: 0 LOB: 0 BB: 0 P: 11	R: 0 E: 1 K: 1 S: 10 H: 1 LOB: 2 BB: 0 P: 18	R: 0 E: 1 K: 1 S: 13 H: 1 LOB: 2 BB: 0 P: 19	1B: 10 2B: 1 3B: 0 HR: 0	SF: 0 SAC: 0 DP: 1 HBP: 0					

PITCHER		IP	WLS	BF	H	R	ER	SO	BB	IBB	HBP	BLK	WP	HR	S	P	ERA	WHIP
Jon Garland, R ERA: 4.26	(1, 1)	7.0	W	29	9	3	3	4	1	0	0	0	0	0	64	100	3.86	1.429
62 Scot Shields, R ERA: 2.74	(8, 1)	1.0	H	5	1	0	0	1	0	0	0	0	0	0	10	18	0.00	1.000
66 Jose Arredondo, R ERA: 0.93	(9, 1)	0.2		4	1	0	0	0	0	0	0	0	0	0	10	15	0.00	1.500
Francisco Rodríguez, R ERA: 2.34	(9, 1)	0.1	S	1	0	0	0	1	0	0	0	0	0	0	3	4	0.00	0.000

PITCHER	IP	WLS	BF	H	R	ER	SO	BB	IBB	HBP	BLK	WP	HR	S	P	ERA	WHIP

TOP

Seattle Mariners @ Los Angeles Angels

Angel Stadium of Anaheim, Anaheim, CA

Tue Aug 12 2008, 7:05 PM PDT
Att. 42,086 - Partly Cloudy - 75 F

livebaseballscorecards.com

AB	38
R	3
H	11
RBI	3
BB	1
SO	6
LOB	22

WP: 0 PB: 0 SB: 0 CS: 0 PA: 39

Batter	1	2	3	4	5	6	7	8	9	AB	R	H	RBI	BB	SO	LOB
9 Chone Figgins, S (1, 5) OBP: 0.374, SLG: 0.319	C FF 87 B FF 87 C FF 87 F FF 87 B SI 88 F FF 88 X FF 88 2-2 ① F9		X SI 87 0-0 ② G6-3		F FF 88 B FC 83 X SI 85 1-1 G4-3 27 HR 2 SH1-4 1-2 1B		B FF 86 F FF 85 C CH 79 S CH 84 1-3 ① K	C FF 84 C FF 86 F FF 84 F FF 86 X CU 76 0-2 ③ G6-3		5	1	1	0	0	1	1
2 Erick Aybar, S (1, 6) OBP: 0.325, SLG: 0.398	C SI 86 H FF 88 1-1 HBP		C CH 79 B SL 83 F FF 86 X CH 84 1-2 1B		X FF 87 0-0 ① SH1-4 1-2 2-3		B CU 72 B SI 87 X FF 87 2-0 ② G5-3			2	0	1	0	0	0	0
Mark Teixeira, S (1, 3) OBP: 0.394, SLG: 0.511	C SI 87 X CH 81 0-1 ② F9		B CH 79 X CH 80 1-0 1-2 1B		D CH 80 F FF 86 B SI 89 S CH 80 B SI 88 X FF 90 3-2 ② G4-3 2-3 3-H		X FF 87 0-0 ③ G6-3			4	0	1	1	0	0	2
27 Vladimir Guerrero, R (1, 9) OBP: 0.355, SLG: 0.508	F CH 79 B CH 81 F SL 83 X CH 81 1-2 ③ F9		D CH 80 D CH 81 F FC 82 F FC 84 F FF 89 D CH 82 S CH 82 3-3 ③ K2-3		B SI 89 X CH 80 1-0 3-H HR			F FF 93 B SL 85 B FF 94 X CH 86 2-1 ① G5-3		4	1	1	2	0	1	3
48 Torii Hunter, R (1, 8) OBP: 0.347, SLG: 0.502		B FF 86 B SI 86 C FF 87 X SI 87 2-1 ① L6	C X 0-1 ① G4-3		B CU 72 X CH 80 1-0 S 2B			C FF 94 B FF 94 F FF 94 B FF 94 B FF 95 F FF 94 B FF 94 4-2 HR BB		3	1	1	0	1	0	0
Garret Anderson, L (1, 10) OBP: 0.324, SLG: 0.439		X SI 87 0-0 ② F7	B B X 2-0 ② F8		B SL 76 C SI 89 X SI 87 1-1 ③ F9 2-3			X FF 93 0-0 1-H HR		4	1	1	2	0	0	1
47 Howie Kendrick, R (1, 4) OBP: 0.353, SLG: 0.465		B SI 86 C FF 87 X SI 87 1-1 1B	F X 0-1 ③ G6-3			C FF 86 X FC 83 0-1 ① L3		B FF 94 X FF 95 1-0 2B 1B		4	1	2	0	0	0	0
Juan Rivera, R (1, 7) OBP: 0.290, SLG: 0.419		T FF 87 B CH 78 X FF 88 1-1 ③ P4			C CU 69 B SL 72 F FF 85 F FC 85 B SI 84 B CH 81 X FF 88 3-2 HR	B FF 85 X CH 80 1-0 ② P3		1 SAFE X FF 92 0-0 1-H 2B		4	1	2	2	0	0	1
5 Jeff Mathis, R (1, 2) OBP: 0.297, SLG: 0.363			C FF 85 B CH 82 B CH 79 C FF 87 X FF 89 2-2 ① P4		X CU 71 0-0 E6 2 SH1-4 9 1B G4-3	B FF 86 S FF 88 F FF 87 S FF 85 1-3 ③ K		S SL 85 S FF 92 B SL 84 B SL 84 B SL 83 F FF 93 T FF 94 3-2 ② K		4	1	0	0	0	2	1
Inning Stats	R: 0 E: 0 K: 0 S: 11 H: 0 LOB: 1 BB: 0 P: 15	R: 0 E: 0 K: 0 S: 7 H: 1 LOB: 1 BB: 0 P: 11	R: 0 E: 0 K: 1 S: 12 H: 2 LOB: 2 BB: 0 P: 19	R: 0 E: 0 K: 0 S: 5 H: 0 LOB: 0 BB: 0 P: 7	R: 4 E: 1 K: 0 S: 15 H: 4 LOB: 1 BB: 0 P: 25	R: 0 E: 0 K: 1 S: 6 H: 0 LOB: 0 BB: 0 P: 8	R: 0 E: 0 K: 1 S: 5 H: 0 LOB: 0 BB: 0 P: 8	R: 3 E: 0 K: 1 S: 17 H: 3 LOB: 1 BB: 1 P: 27		1B: 5 2B: 2 3B: 0 HR: 3	SF: 0 SAC: 1 DP: 0 HBP: 1	WP: 0 PB: 0 SB: 1 CS: 0	PA: 37			

PITCHER		IP	WLS	BF	H	R	ER	SO	BB	IBB	HBP	BLK	WP	HR	S	P	ERA	WHIP
56 Jarrod Washburn, L ERA: 4.58	(1, 1)	7.0	L	30	7	4	1	3	0	0	1	0	0	2	61	93	1.29	1.000
57 Mark Lowe, R ERA: 5.4	(8, 1)	0.2		6	3	3	3	1	1	0	0	0	0	1	12	22	40.50	6.000
Jake Woods, L ERA: 1.23	(8, 1)	0.1		1	0	0	0	0	0	0	0	0	0	0	5	5	0.00	0.000

PITCHER	IP	WLS	BF	H	R	ER	SO	BB	IBB	HBP	BLK	WP	HR	S	P	ERA	WHIP

BOTTOM

Seattle Mariners @ Los Angeles Angels

Angel Stadium of Anaheim, Anaheim, CA

Tue Aug 12 2008, 7:05 PM PDT
Att. 42,086 - Partly Cloudy - 75 F

livebaseballscorecards.com

AB	34
R	7
H	10
RBI	7
BB	1
SO	4
LOB	9

Batter	1	2	3	4	5	6	7	8	9	10	11	12	AB	R	H	RBI	BB	SO	LOB
51 Ichiro Suzuki, L (1, 9) OBP: 0.363, SLG: 0.387	C FF 95 F SL 85 F SL 85 B FF 96 F SL 87 F FF 95 X SL 86 1-2 G4-3		B FF 93 S SL 78 S SL 83 X FF 94 1-2 L8		X SL 78 0-0 G6-3		F FF 93 X FS 84 0-1 G4-3 1-2 3-H		B CU 80 L CU 78 L CH 82 X CU 81 1-2 L9		C SL 78 B SL 79 X SL 79 1-1 L4		6	0	0	1	0	0	4
Jeremy Reed, L (1, 8) OBP: 0.327, SLG: 0.386	B SL 83 X FF 96 1-0 29 1B 2B		B FF 94 1 SAFE X CH 85 1-0 G4-3 1-2		B FF 90 X FF 93 1-0 G5-3		B FF 93 C FF 95 F FS 84 B FS 84 F FS 84 C FS 83 2-3 K		F FF 92 B CU 81 B CH 84 X CH 82 2-1 1B 1-H 2-H 2B		C FF 89 F SL 77 B FF 88 X SL 77 1-2 G3		6	2	2	2	0	1	3
Raul Ibanez, L (1, 7) OBP: 0.356, SLG: 0.496	B FF 96 D SL 82 B SL 85 C FF 95 X SL 84 3-1 P2		C FF 93 B FF 95 S CH 87 F FF 96 D SL 85 D SL 85 F FF 95 D SL 86 4-2 BB		C FF 94 X FF 94 0-1 HR			B SI 92 C SI 92 B SI 93 X SI 91 2-1 4 G6-3 9 1B 2B	B CU 79 B FF 90 B CH 84 C CU 79 S CH 85 X FF 91 3-2 2-H 1B			F SI 89 B FC 84 B FC 84 X SI 89 2-1 29 G4-3 25 HR 2B	5	3	4	2	1	0	1
29 Adrián Beltré, R (1, 5) OBP: 0.316, SLG: 0.419	C SL 86 S SL 86 F FF 97 B FF 95 D SL 86 B SL 86 X SL 87 3-2 2-H 1B		C FF 94 B FF 95 B FF 96 X FF 95 2-1 P2		B FF 94 C SI 82 S FF 94 B FF 95 S SL 85 2-3 K			F SI 93 B CU 79 B SI 91 X SI 92 3-2 P2	F SI 88 B SL 76 X FF 89 1-1 P4			B SL 83 B FC 83 C FC 83 C FC 83 F SI 90 X SL 80 2-2 2-3 G4-3	6	0	1	1	0	1	5
4 Jose Lopez, R (1, 4) OBP: 0.328, SLG: 0.438	B FF 96 B FF 96 X FF 96 2-0 F9			C FF 92 B FF 93 X SL 82 1-1 F8		S SL 83 X FF 94 0-1 G4-3		C SI 92 X SI 93 0-1 G6-3 2-3	B SL 78 B SL 77 X FF 89 2-0 F8			I IN 68 I IN 74 I IN 76 I IN 76 4-0 25 HR IBB	5	1	0	0	1	0	3
9 Jeff Clement, L (1, 2) Jamie Burke, R (9, 2) OBP: 0.325, SLG: 0.351 Tug Hulett, L (12, PH) OBP: 0.429, SLG: 0.200 2 Kenji Johjima, R (12, 2) OBP: 0.257, SLG: 0.301		C FF 94 B FF 94 B FF 93 X FF 94 2-1 G4-3		B FF 93 F CH 88 B SL 87 F FF 95 B FF 95 X FF 94 3-2 1B		B SL 81 S SL 81 S SL 85 S SL 82 1-3 K		F SI 91 B SI 92 B SI 91 X SI 92 2-1 3-H 1B		B FF 89 C SI 90 F FF 90 C FF 89 1-3 K			B SI 90 X SI 90 1-0 F7	4 1 1 0	0 0 0 0	2 0 0 0	1 0 0 0	0 1 0 0	1 0 0 0	0 0 2 0
25 Wladimir Balentien, R (1, 10) OBP: 0.270, SLG: 0.379		C FF 95 F FF 96 F FF 97 B SL 86 S FF 96 1-3 K		C SL 82 F FF 95 S SL 86 0-3 K			C SL 83 C FF 94 B FF 93 F FF 93 B SL 85 C SL 84 2-3 K	C SI 91 F CU 80 B CU 76 X CU 80 1-2 G5-3		C SL 78 F SL 78 B SL 77 C FF 89 1-3 K		S FC 84 B FC 85 X SI 90 1-1 1-H 3-H HR	6	1	1	3	0	4	2
39 Bryan LaHair, L (1, 3) OBP: 0.333, SLG: 0.389 Miguel Cairo, R (7, PR) OBP: 0.331, SLG: 0.295 (7, 3)	C FF 95 C SL 84 B FF 95 S SL 85 1-3 K		B FF 94 C SL 82 F FF 93 S SL 84 1-3 K				F SL 82 B FF 94 B FF 95 B SL 82 F FF 94 F FF 94 F SL 86 X SL 83 3-2 7 1B 51 G4-3 2B		C FF 90 B FF 91 B FF 91 B FF 91 C FF 90 B FF 90 4-2 WP 7 1B 2B BB	X FF 90 0-0 G6-3		C SI 89 F FC 83 X SL 79 0-2 G6-3	3 2	0 2	1 0	0 0	0 1	2 0	1 0
7 Yuniesky Betancourt, R (1, 6) OBP: 0.277, SLG: 0.361			B FF 94 S SL 82 X FF 94 1-1 G4-3 1B		B FF 91 B FF 91 X FF 92 2-0 F7		B SL 85 X SL 85 1-0 51 G4-3 2-3 1B		C FF 92 X CU 80 0-1 WP 1-2 2B 1B		C FF 89 X FF 89 0-1 F9		5	1	3	0	0	0	0

Inning Stats	1	2	3	4	5	6	7	8	9	10	11	12
	R: 1 E: 0 K: 0 S: 14 H: 2 LOB: 1 BB: 0 P: 24	R: 0 E: 0 K: 2 S: 9 H: 0 LOB: 0 BB: 0 P: 13	R: 0 E: 0 K: 0 S: 12 H: 1 LOB: 2 BB: 1 P: 21	R: 0 E: 0 K: 2 S: 12 H: 1 LOB: 1 BB: 0 P: 17	R: 0 E: 0 K: 0 S: 3 H: 0 LOB: 0 BB: 0 P: 6	R: 1 E: 0 K: 2 S: 10 H: 1 LOB: 0 BB: 0 P: 13	R: 1 E: 0 K: 2 S: 16 H: 2 LOB: 2 BB: 0 P: 24	R: 1 E: 0 K: 0 S: 12 H: 2 LOB: 1 BB: 0 P: 20	R: 3 E: 0 K: 0 S: 15 H: 3 LOB: 1 BB: 1 P: 28	R: 0 E: 0 K: 2 S: 7 H: 0 LOB: 0 BB: 0 P: 9	R: 0 E: 0 K: 0 S: 7 H: 0 LOB: 0 BB: 0 P: 9	R: 3 E: 0 K: 0 S: 12 H: 2 LOB: 0 BB: 1 P: 22

PITCHER		IP	WLS	BF	H	R	ER	SO	BB	IBB	HBP	BLK	WP	HR	S	P	ERA	WHIP
54 Ervin Santana, R ERA: 3.49	(1, 1)	6.1		27	7	3	3	7	1	0	0	0	0	1	70	110	4.26	1.263
66 Jose Arredondo, R ERA: 0.92	(7, 1)	0.2	B	2	0	0	0	1	0	0	0	0	0	0	6	8	0.00	0.000
62 Scot Shields, R ERA: 2.87	(8, 1)	1.0	B	5	2	1	1	0	0	0	0	0	0	0	12	20	9.00	2.000
Francisco Rodríguez, R ERA: 2.86	(9, 1)	0.1	B	5	3	3	3	0	1	0	0	0	1	0	12	22	81.00	12.000
Darren Oliver, L ERA: 3.12	(9, 1)	2.2		8	0	0	0	2	0	0	0	0	0	0	17	24	0.00	0.000

PITCHER		IP	WLS	BF	H	R	ER	SO	BB	IBB	HBP	BLK	WP	HR	S	P	ERA	WHIP
33 Justin Speier, R ERA: 5.33	(12, 1)	1.0	L	6	2	3	3	0	0	1	0	0	0	1	12	22	27.00	2.000

TOP

Seattle Mariners @ Los Angeles Angels

Angel Stadium of Anaheim, Anaheim, CA

Wed Aug 13 2008, 7:05 PM PDT

Att. 42,754 - Partly Cloudy - 79 F

livebaseballscorecards.com

AB	50
R	10
H	14
RBI	10
BB	3
SO	10
LOB	21

1B: 7	SF: 0	WP: 1	PA: 53
2B: 5	SAC: 0	PB: 0	
3B: 0	DP: 0	SB: 0	
HR: 2	HBP: 0	CS: 0	

Seattle Mariners @ Los Angeles Angels

Angel Stadium of Anaheim, Anaheim, CA

Wed Aug 13 2008, 7:05 PM PDT

Att. 42,754 - Partly Cloudy - 79 F

livebaseballscorecards.com

Batter	1	2	3	4	5	6	7	8	9	10	11	12	AB	R	H	RBI	BB	SO	LOB
9 Chone Figgins, S (1, 5) OBP: 0.374, SLG: 0.318	C FF 92 F CH 90 F FF 94 X CU 81 0-2 G4-3 ①	B FF 95 X CH 88 1-0 G1-3 ③		B FF 94 X CH 88 1-0 L1 ③			1 SAFE B SI 92 X SI 92 1-0 SH5-4 ① 1-2	B SI 90 B SI 91 F SI 90 B SI 89 B SI 90 4-1 BB		B SI 92 X SI 91 1-0 1-2 1B			4	0	1	0	1	0	1
6 Maicer Izturis, S (1, 6) 2 Erick Aybar, S (9, 6) OBP: 0.329, SLG: 0.362 OBP: 0.324, SLG: 0.397	B CH 90 B FF 93 B SI 93 C SI 94 X SI 94 3-1 1B 27 E 1B		C CH 91 C CH 85 B SL 86 X SL 86 1-2 HR 2B		C SI 93 B FF 94 B FF 94 F CH 88 S CU 84 2-3 K FC6-5 27 S		X SI 94 0-0 G1 2-H 2B	C SI 90 X SI 90 0-1 G6-3 ③		X SI 92 0-0 G4-3 ③			5 1	2 0	3 0	1 0	0 0	1 0	1 2
Mark Teixeira, S (1, 3) OBP: 0.395, SLG: 0.524	C SI 92 S CH 88 D CH 87 X CH 88 1-2 27 E 1-3 1B		B SI 92 S CH 88 X FF 94 1-1 2-H HR		B CU 81 C CU 81 1 SAFE D CU 83 F CH 88 B FF 95 S CH 89 3-3 K ① 1-2		D CU 83 X CH 87 1-0 G1 ② 2-3		B FS 85 X SI 95 1-0 HR		B SI 90 B SI 90 C SI 91 X SI 91 2-1 G5-3 ①		6	2	3	3	0	1	2
27 Vladimir Guerrero, R (1, 9) OBP: 0.355, SLG: 0.505	F CU 81 B FF 96 F SL 87 F FF 96 X CU 84 1-2 E8 1-3 3-H 1B		F FF 94 X SI 93 0-1 P4 ①		X SL 86 0-0 FC6-5 ② 2-3		I IN 62 I IN 55 I IN 53 I 4-0 IBB		F SL 88 X FS 86 0-1 G5-3 ①		F SI 90 F FF 92 C SI 92 0-3 K ②		5	0	1	1	1	1	1
48 Torii Hunter, R (1, 8) OBP: 0.345, SLG: 0.496	B SI 95 B SI 94 B FF 95 B FF 95 4-0 G4-6-3 BB		B SI 94 C SI 93 F SL 86 B SI 94 S CH 87 2-3 K ②		S SL 86 1 SAFE S CU 83 C SI 95 0-3 K ③		B CH 87 F SL 88 X CH 88 1-1 G5-3 ③		X SL 88 0-0 L8 ②		S SI 92 X SL 82 0-1 F9 ③		5	0	0	0	1	2	3
Garret Anderson, L (1, 10) OBP: 0.324, SLG: 0.436	B CH 88 X SI 94 1-0 G4-6-3 ② ③ 1-2f		B SI 94 X CH 90 1-0 1B			C SI 93 C CU 81 B SL 87 B SI 94 C CU 82 2-3 K ①		B FF 90 B CH 80 B FF 90 F FF 90 C FF 90 B FF 90 4-2 47 2B SF7 BB	X FF 96 0-0 F7 ③			C SI 90 F CH 83 F SL 83 X SL 83 0-2 G3 ①	5	1	1	0	1	1	3
47 Howie Kendrick, R (1, 4) OBP: 0.349, SLG: 0.463		B CH 90 X 1-0 F9 ①	B FF 95 S SL 86 F SI 94 S CH 88 1-3 K ③			B SL 85 B SL 86 F SI 94 X SI 94 2-1 F9 ②		B CU 73 X SI 88 1-0 SF7 5 SF7 1-3 2B		C SI 89 S SL 80 B SI 92 X SI 91 1-2 G3 ①		C SI 92 X SI 92 0-1 G6-3 ②	6	1	1	0	0	1	1
Juan Rivera, R (1, 7) OBP: 0.286, SLG: 0.409		B SI 91 B CH 91 B SI 93 B SI 91 4-0 BB		B SL 85 S SL 84 X SI 93 1-1 G5-3 ①		X FF 95 0-0 G4-3 ③		B SI 89 X SI 89 1-0 SF7 ① 2-3 3-H		B SL 81 B SI 92 C SI 92 C SI 92 X SL 83 2-2 F9 ②		X SI 92 0-0 P5 ③	4	0	0	1	1	0	0
5 Jeff Mathis, R (1, 2) OBP: 0.299, SLG: 0.362		C SI 94 1 SAFE F FF 94 S CH 88 0-3 K ②		C SI 94 C SL 86 B SI 94 S FF 94 1-3 K ②			X SI 94 0-0 9 SH5-4 6 2B 1B	P PO 90 F SI 90 F SI 92 F SI 91 B CU 76 B CU 76 X SI 90 3-2 SF7 ② 3-H		B FF 92 B SI 91 F SI 91 C SI 92 B SL 83 B SI 92 4-2 9 1B BB			3	1	1	1	2	1
Inning Stats	R: 1 E: 1 K: 0 S: 14 H: 3 LOB: 2 BB: 1 P: 24	R: 0 E: 0 K: 1 S: 5 H: 0 LOB: 1 BB: 1 P: 11	R: 2 E: 0 K: 2 S: 14 H: 3 LOB: 3 BB: 0 P: 20	R: 0 E: 0 K: 1 S: 6 H: 0 LOB: 0 BB: 0 P: 9	R: 0 E: 0 K: 3 S: 10 H: 0 LOB: 1 BB: 0 P: 15	R: 0 E: 0 K: 1 S: 6 H: 0 LOB: 0 BB: 0 P: 10	R: 1 E: 0 K: 0 S: 6 H: 2 LOB: 2 BB: 1 P: 13	R: 2 E: 0 K: 0 S: 12 H: 1 LOB: 1 BB: 2 P: 24	R: 1 E: 0 K: 0 S: 5 H: 1 LOB: 0 BB: 0 P: 6	R: 0 E: 0 K: 0 S: 10 H: 1 LOB: 2 BB: 1 P: 18	R: 0 E: 0 K: 1 S: 7 H: 0 LOB: 0 BB: 0 P: 9	R: 0 E: 0 K: 0 S: 7 H: 0 LOB: 0 BB: 0 P: 7	1B: 6 2B: 3 3B: 0 HR: 2	SF: 2 SAC: 1 DP: 1 HBP: 0	WP: 1 PB: 0 SB: 1 CS: 0	PA: 53			

PITCHER	IP	WLS	BF	H	R	ER	SO	BB	IBB	HBP	BLK	WP	HR	S	P	ERA	WHIP
34 Félix Hernández, R (1, 1) ERA: 3.04	7.0		32	8	4	4	8	2	1	0	0	1	1	61	102	5.14	1.429
37 Cesar Jimenez, L (8, 1) ERA: 3.86	0.0		1	0	1	1	0	1	0	0	0	0	0	2	6	∞	∞
Sean Green, R (8, 1) ERA: 3.08	1.0		5	1	1	1	0	1	0	0	0	0	0	10	18	9.00	2.000
J.J. Putz, R (9, 1) ERA: 4.26	1.0	B	4	1	1	1	0	0	0	0	0	0	1	5	6	9.00	1.000
48 Roy Corcoran, R (10, 1) ERA: 3.75	3.0	W	11	1	0	0	1	1	0	0	0	0	0	24	34	0.00	0.667

PITCHER	IP	WLS	BF	H	R	ER	SO	BB	IBB	HBP	BLK	WP	HR	S	P	ERA	WHIP

AB	44
R	7
H	11
RBI	7
BB	6
SO	9
LOB	15

Batter	1	2	3	4	5	6	7	8	9	AB	R	H	RBI	BB	SO	LOB
9 Chone Figgins, S (1, 5) OBP: 0.376, SLG: 0.320	C SI 91 X FF 92 0-1 2 SH3 1B 1B		C SI 91 B FC 87 B FF 90 F FF 90 X FF 91 2-2 ① G6-3		L FF 90 B CU 75 X FF 90 1-1 ① ② B1-3 1-1f			C FF 91 B CU 73 X FC 85 1-1 2 FC4-6 1B		4	1	2	0	0	0	1
2 Erick Aybar, S (1, 6) OBP: 0.320, SLG: 0.392	C SI 91 X CH 85 0-1 ① SH3 1-2		S SI 91 T SI 92 S SI 93 0-3 ② K		X SI 92 0-0 ③ P6			F SI 91 F SI 91 X SI 93 0-2 ① FC4-6 G6-4-3 1-2f		3	0	0	0	0	1	1
Mark Teixeira, S (1, 3) OBP: 0.398, SLG: 0.526	C SI 92 B FC 88 X CH 84 1-1 27 BB 2-H 1B		C SI 92 X SI 92 0-1 1B			C SI 91 C FF 91 B FC 86 B CU 75 F FF 91 X FC 87 2-2 27 G6-4-3 1B		F CH 84 B FF 91 B SI 92 X SI 92 2-1 ② ③ G6-4-3 1-2f		4	0	3	1	0	0	1
27 Vladimir Guerrero, R (1, 9) OBP: 0.354, SLG: 0.501	F SI 91 B FF 91 F FC 87 B SI 92 D CU 77 B FF 92 4-2 1-2 BB		B SI 91 S FF 90 X FF 91 1-1 ③ F7			B FF 91 X FF 91 1-0 ① ② G6-4-3 1-2f			B FF 90 S FF 90 F FF 91 B CU 77 X FF 92 2-2 ① L4	3	0	0	0	1	0	2
48 Torii Hunter, R (1, 8) OBP: 0.342, SLG: 0.492	X FF 91 0-0 ② L7			C CH 82 C FC 86 B FF 90 S FF 91 1-3 ① K		S SI 92 X FC 89 0-1 ③ G4-3			F CH 84 B FF 92 B CH 85 B FF 91 F SI 92 X SI 92 3-2 ② F9	4	0	0	0	0	1	2
Garret Anderson, L (1, 10) OBP: 0.323, SLG: 0.434	C SI 92 C FC 88 S CU 77 0-3 ③ K			B FF 91 X SI 90 1-0 ② F9			B FC 85 C FF 89 X FC 86 1-1 1B 1B		B FF 92 X FC 87 1-0 ③ G4-3	4	0	1	0	0	1	2
47 Howie Kendrick, R (1, 4) OBP: 0.346, SLG: 0.458		B FF 90 F FF 90 F FC 86 B CU 75 F CH 84 F FF 91 B FC 86 F FF 91 S SI 92 3-3 ① K		B CH 85 X CH 84 1-0 ③ P4			C FF 90 D CU 74 B SI 90 S SI 90 S SI 91 2-3 ① K			3	0	0	0	0	2	1
Juan Rivera, R (1, 7) OBP: 0.292, SLG: 0.432		C FF 92 B FF 91 C FC 87 F CU 76 X FF 91 1-2 ② G5-3			X CH 84 0-0 HR		S FF 90 T FF 90 F CU 76 D CU 76 F FF 91 X SI 93 1-2 5 G4-6-3 1-3 1B			3	1	2	1	0	0	0
5 Jeff Mathis, R (1, 2) OBP: 0.300, SLG: 0.359		C SI 91 S FF 91 F FF 92 S CU 76 0-3 ③ K			C FF 90 B FF 91 B FC 87 B FF 90 B SI 91 4-1 9 B1-3 BB		C CH 84 C FF 91 B FF 91 X CU 76 1-2 ② ③ G4-6-3 1-2f			2	0	0	0	1	1	2
Inning Stats	R: 1 E: 0 K: 1 S: 12 H: 2 LOB: 2 BB: 1 P: 17	R: 0 E: 0 K: 2 S: 14 H: 0 LOB: 0 BB: 0 P: 18	R: 0 E: 0 K: 1 S: 10 H: 1 LOB: 1 BB: 0 P: 13	R: 0 E: 0 K: 1 S: 5 H: 0 LOB: 0 BB: 0 P: 8	R: 1 E: 0 K: 0 S: 5 H: 1 LOB: 0 BB: 1 P: 10	R: 0 E: 0 K: 0 S: 7 H: 1 LOB: 0 BB: 0 P: 10	R: 0 E: 0 K: 1 S: 13 H: 2 LOB: 1 BB: 0 P: 18	R: 0 E: 0 K: 0 S: 7 H: 1 LOB: 0 BB: 0 P: 10	R: 0 E: 0 K: 0 S: 7 H: 0 LOB: 0 BB: 0 P: 13	1B: 7 2B: 1 3B: 0 HR: 1	SF: 0 SAC: 1 DP: 4 HBP: 0					

PITCHER	IP	WLS	BF	H	R	ER	SO	BB	IBB	HBP	BLK	WP	HR	S	P	ERA	WHIP
31 Cliff Lee, L (1, 1) ERA: 2.43	9.0	W	33	8	2	2	6	2	0	0	0	0	1	80	117	2.00	1.111

PITCHER	IP	WLS	BF	H	R	ER	SO	BB	IBB	HBP	BLK	WP	HR	S	P	ERA	WHIP

TOP

Los Angeles Angels @ Cleveland Indians

Progressive Field, Cleveland, OH

Fri Aug 15 2008, 7:05 PM EDT
Att. 30,962 - Cloudy - 74 F

livebaseballscorecards.com

AB	30
R	2
H	8
RBI	2
BB	2
SO	6
LOB	12

WP: 0 PA: 33
PB: 0
SB: 0
CS: 0

Batter	1	2	3	4	5	6	7	8	9	AB	R	H	RBI	BB	SO	LOB
24 Grady Sizemore, L (1, 8) OBP: 0.381, SLG: 0.516	C FF 91 X FF 92 0-1 G3		C CU 72 X FF 90 0-1 P6		B CH 79 F CH 78 B FF 91 B FF 90 B CH 81 4-1 S BB	F FC 85 S FC 85 F SL 82 D SL 82 C SI 92 1-3 K		B SI 91 C SI 91 B FF 92 1 SAFE X SI 91 2-1 G4-3		4	0	0	0	1	1	4
Franklin Gutierrez, R (1, 9) OBP: 0.267, SLG: 0.363	B FF 90 B FF 91 B FF 92 C FF 91 C FF 92 S FF 92 3-3 K		C SL 79 F FF 91 F SI 92 B SL 81 F SL 80 F CH 80 F FF 93 S CU 73 1-3 K		P PO 84 C FF 90 1 SAFE B SL 78 B FF 90 B FF 91 4-1 1-2 BB	S FC 86 B FC 86 B FC 85 X FC 87 2-1 1-2 2-3f FC5				3	0	0	0	1	2	3
12 Ben Francisco, R (1, 10) OBP: 0.342, SLG: 0.467	C FF 92 B SL 82 B FF 92 F FF 92 S FF 94 2-3 K			M FF 90 S CH 79 X FF 92 0-2 2 2B 2B	B FF 90 C CH 78 F CH 78 B FF 90 D CH 78 F CH 79 X SL 78 3-2 F7		B SI 90 X FC 84 1-0 2 FC3-6 1B			4	1	2	0	0	1	2
2 Jhonny Peralta, R (1, 6) OBP: 0.322, SLG: 0.499		B FF 90 F FF 90 F FF 90 X FF 91 1-2 2B		B SL 78 X FF 91 1-0 2-H 2B		B SL 77 F CH 78 B FF 89 X FF 89 2-1 F9	1 SAFE B FC 85 X FC 86 1-0 1-2f FC3-6			4	0	2	1	0	0	1
17 Shin-Soo Choo, L (1, 7) OBP: 0.363, SLG: 0.451		C FF 92 S CU 73 H SL 81 1-2 HBP		C CU 70 B FF 90 F CH 80 B CH 79 X FF 91 2-2 1B		F CU 71 B FF 90 B SL 79 F FF 89 B FF 90 F CH 79 X CH 79 3-2 10 WP 25 1B 2B	B SI 90 X FC 86 1-0 F9			3	1	2	0	0	0	1
10 Kelly Shoppach, R (1, 2) OBP: 0.333, SLG: 0.488		B SL 81 C SL 78 B FF 91 C SL 78 X SL 80 2-2 F9		C FF 89 D SL 79 X SL 78 1-1 F7		S FS 85 S FF 95 B FS 86 B FF 96 D FS 85 B FS 86 4-2 20 BB 25 1B BB 2-3 BB	C SI 91 B FC 84 B FC 85 1 SAFE F FC 86 S SL 82 2-3 K			3	1	0	0	1	1	4
25 Ryan Garko, R (1, 3) OBP: 0.317, SLG: 0.355		C FF 90 B FF 91 S FF 91 F FF 93 F SI 92 B FF 90 D SL 80 F SL 78 T FF 91 3-2 K		B CH 79 1 SAFE C SL 79 B CH 75 1 SAFE F FF 88 B SL 80 1 SAFE S CH 78 3-3 K		C FF 94 F FF 96 X FS 85 0-2 BB 20 BB 1-2 3-H 1B		B SI 94 B FF 93 C FF 91 B FF 93 F FF 93 S SI 93 3-3 K		4	0	1	1	0	3	3
Andy Marte, R (1, 5) OBP: 0.233, SLG: 0.284 20 David Dellucci, L (6, PH) OBP: 0.313, SLG: 0.428 11 Jamey Carroll, R (7, 5) OBP: 0.342, SLG: 0.327		S FF 90 C FF 91 D SL 82 S FF 93 1-3 K			F FF 89 B SL 80 F SL 79 B SI 91 X CH 78 2-2 G5-3	B FF 94 B FF 93 C FF 92 B FF 94 B FF 93 4-1 FC5 BB 1-2 2-3 BB		C SI 94 C SL 86 B CU 79 X SL 85 1-2 G5-3		2 0 1	0 0 0	0 0 0	0 0 0	1 1 0	0 0 0	2 0 0
Asdrúbal Cabrera, S (1, 4) OBP: 0.320, SLG: 0.326			F FF 89 B FF 90 F CH 81 X FF 93 1-2 G6-3		X CU 69 0-0 F8	B FF 95 B FF 94 B FF 93 B FF 93 4-0 FC5 1-2 2-3 3-H BB		B SI 94 B SI 91 X SI 93 2-0 1B		3	0	1	1	1	0	0
Inning Stats	R: 0 E: 0 K: 2 S: 8 H: 0 LOB: 0 BB: 0 P: 13	R: 0 E: 0 K: 2 S: 17 H: 1 LOB: 2 BB: 0 P: 25	R: 0 E: 0 K: 1 S: 12 H: 0 LOB: 0 BB: 0 P: 14	R: 1 E: 0 K: 1 S: 12 H: 3 LOB: 1 BB: 0 P: 19	R: 0 E: 0 K: 0 S: 11 H: 0 LOB: 2 BB: 2 P: 23	R: 2 E: 0 K: 1 S: 18 H: 2 LOB: 3 BB: 3 P: 38	R: 0 E: 0 K: 1 S: 6 H: 1 LOB: 1 BB: 0 P: 11	R: 0 E: 0 K: 1 S: 9 H: 1 LOB: 1 BB: 0 P: 17		1B: 4 2B: 4 3B: 0 HR: 0	SF: 0 SAC: 0 DP: 0 HBP: 1		WP: 1 PB: 0 SB: 1 CS: 0	PA: 37		

PITCHER		IP	WLS	BF	H	R	ER	SO	BB	IBB	HBP	BLK	WP	HR	S	P	ERA	WHIP
36 Jered Weaver, R ERA: 4.47	(1, 1)	5.1		23	5	2	2	6	2	0	1	0	0	0	66	105	3.38	1.312
66 Jose Arredondo, R ERA: 1.14	(6, 1)	0.0	L	4	1	1	1	0	3	0	0	0	1	0	6	18	∞	∞
33 Justin Speier, R ERA: 5.15	(6, 1)	1.2		6	1	0	0	2	0	0	0	0	0	0	12	20	0.00	0.600
68 Shane Loux, R ERA:	(8, 1)	1.0		4	1	0	0	1	0	0	0	0	0	0	9	17	0.00	1.000

PITCHER	IP	WLS	BF	H	R	ER	SO	BB	IBB	HBP	BLK	WP	HR	S	P	ERA	WHIP

BOTTOM

Los Angeles Angels @ Cleveland Indians

Progressive Field, Cleveland, OH

Fri Aug 15 2008, 7:05 PM EDT

Att. 30,962 - Cloudy - 74 F

livebaseballscorecards.com

AB	31
R	3
H	8
RBI	3
BB	5
SO	9
LOB	20

Batter	1	2	3	4	5	6	7	8	9	AB	R	H	RBI	BB	SO	LOB
9 Chone Figgins, S (1, 5) OBP: 0.373, SLG: 0.318	C SI 93 S CH 87 B CH 88 B SI 95 X FF 94 2-2 27 WP E 27 G5-3 1B		C FF 94 X SI 94 0-1 ① G4-3	F SI 93 X CH 86 0-1 ③ P6			B SI 92 B FF 89 X 2-0 ① G4-3 2-3		B CH 86 B CH 84 B FF 91 C FF 91 X FF 92 3-1 ③ L8	5	1	1	0	0	0	1
2 Erick Aybar, S (1, 6) OBP: 0.319, SLG: 0.388	C FF 93 1 SAFE 1 SAFE S CH 87 X CH 86 0-2 ① F8		B SI 92 B SI 94 B SI 93 C SI 92 B SI 93 4-1 1B E BB		C FF 92 B CH 86 F CH 86 X SI 94 1-2 E1 27 G6-4-3 BB		F B SI 94 F CH 89 X 1-2 ② FC3-2 BB 3-H			3	1	0	0	1	0	2
Mark Teixeira, S (1, 3) OBP: 0.401, SLG: 0.526	C SI 94 1 SAFE X SI 95 0-1 E6 27 WP 1-2		B SI 92 B CH 85 X SI 93 2-0 E9 27 E 1-H 1B		B SI 93 B SI 93 C FF 92 F SI 93 B SI 93 4-2 27 G6-4-3 1-2 BB		B FF 93 F S D 1 SAFE B SI 94 F SI 93 B SI 95 4-2 27 FC6-4 1-2 BB			2	1	1	0	2	0	1
27 Vladimir Guerrero, R (1, 10) OBP: 0.351, SLG: 0.496	S FF 94 F SI 95 B SI 95 X SL 84 1-2 ② G5-3 1-2 2-H		F FF 95 X SI 94 0-1 E5 48 S 48 WP 3-H		S SL 83 X SI 94 0-1 ① ② G6-4-3 1-2f 2-3		F SI 94 B SL 84 X SI 94 1-1 ③ FC6-4 1-2f			4	1	0	2	0	0	5
48 Torii Hunter, R (1, 8) OBP: 0.339, SLG: 0.487	X 0-0 ③ F8		S SL 85 S SI 95 F SI 95 B SL 84 B SI 96 F SL 85 X SI 95 2-2 ② G6-3 2-H		F SI 94 X SI 93 0-1 ③ P4			C SL 84 B CH 83 X FF 95 1-1 ① F9		4	0	0	0	0	0	2
Garret Anderson, L (1, 7) OBP: 0.325, SLG: 0.435		C FF 94 F SI 94 B CH 87 F CH 87 X SI 95 1-2 ① G6-3	B FF 96 X SI 95 1-0 1B			F FF 93 S CH 86 F CH 85 X SI 95 0-2 47 G1-6-3 1B		C CH 86 B CH 87 S CH 82 S SL 83 1-3 ② K		4	0	2	0	0	1	0
47 Howie Kendrick, R (1, 4) OBP: 0.344, SLG: 0.453		C SI 95 S SL 84 F SL 84 H SI 95 1-2 1B HBP	X SI 93 0-0 ③ G6-3			C SL 83 D SI 93 X SI 91 1-1 ① ② G1-6-3 1-2f		X SL 82 0-0 ③ G1-3		3	0	0	0	0	0	2
Juan Rivera, R (1, 9) OBP: 0.291, SLG: 0.428		B SI 94 1 SAFE F SI 94 F SL 84 X SI 94 1-2 44 G6-4-3 1-2 1B	B SI 93 F SI 93 X SI 93 1-1 ① G5-3			X SI 93 0-0 ③ F8			B FF 92 F FF 93 X CH 84 1-1 ① F8	4	0	1	0	0	0	0
44 Mike Napoli, R (1, 2) OBP: 0.331, SLG: 0.510		B SI 94 B SI 93 X FF 94 2-0 ② ③ G6-4-3 1-2f	C SI 93 B SL 84 C SI 93 B SL 84 B SI 93 X SI 92 3-2 ② F8			X 0-0 9 G4-3 2 FC3-2 2B			F FF 92 C SL 81 X SL 82 0-2 ② P4	4	0	1	0	0	0	2
Inning Stats	R: 1 H: 1 E: 1 LOB: 1 K: 0 BB: 0 S: 12 P: 15	R: 0 H: 1 E: 0 LOB: 1 K: 0 BB: 0 S: 11 P: 16	R: 3 H: 2 E: 2 LOB: 1 K: 0 BB: 1 S: 13 P: 22	R: 0 H: 0 E: 0 LOB: 0 K: 0 BB: 0 S: 7 P: 11	R: 0 H: 0 E: 1 LOB: 1 K: 0 BB: 1 S: 9 P: 14	R: 0 H: 1 E: 0 LOB: 0 K: 0 BB: 0 S: 7 P: 8	R: 0 H: 1 E: 0 LOB: 2 K: 0 BB: 1 S: 10 P: 18	R: 0 H: 0 E: 0 LOB: 0 K: 1 BB: 0 S: 6 P: 8	R: 0 H: 0 E: 0 LOB: 0 K: 0 BB: 0 S: 7 P: 11	1B: 5 SF: 0 2B: 1 SAC: 0 3B: 0 DP: 3 HR: 0 HBP: 1						

PITCHER		IP	WLS	BF	H	R	ER	SO	BB	IBB	HBP	BLK	WP	HR	S	P	ERA	WHIP
55 Roberto Hernandez, R ERA: 4.71	(1, 1)	7.0	L	31	6	4	2	0	3	0	1	0	2	0	69	104	2.57	1.286
63 Rafael Betancourt, R ERA: 5.79	(8, 1)	2.0		6	0	0	0	1	0	0	0	0	0	0	13	19	0.00	0.000

PITCHER	IP	WLS	BF	H	R	ER	SO	BB	IBB	HBP	BLK	WP	HR	S	P	ERA	WHIP

TOP

Los Angeles Angels @ Cleveland Indians

Progressive Field, Cleveland, OH

Sat Aug 16 2008, 3:55 PM EDT

Att. 33,051 - Sunny - 77 F

livebaseballscorecards.com

AB	33
R	4
H	6
RBI	2
BB	3
SO	1
LOB	15

WP: 2	PA: 37		
PB: 0			
SB: 1			
CS: 0			

Batter	1	2	3	4	5	6	7	8	9	AB	R	H	RBI	BB	SO	LOB
24 Grady Sizemore, L (1, 8) OBP: 0.379, SLG: 0.513	C SI 91 B FF 91 X SI 92 1-1 G6-3 ①		C SI 91 B CU 81 S CU 78 F SI 93 X SI 93 1-2 P4 ②	S CU 78 1 SAFE B CU 78 B FF 90 X CU 79 2-1 F7 ③		X FF 92 0-0 F7 ②		B CU 80 X SI 92 1-0 12 S 1B		5	0	1	0	0	0	3
20 David Dellucci, L (1, 7) OBP: 0.314, SLG: 0.438	B SI 92 B SI 92 X SI 92 2-0 HR		B SI 92 B CU 78 X FF 92 2-0 12 1B 1B		B CU 76 F CU 75 S CU 78 B CU 82 X FF 92 2-2 G2-3 ①	S B X SI 92 1-1 FC6 ③ 1-2f		C SI 92 B SI 92 S SI 92 B SI 93 B SI 93 X SI 93 3-2 F9 ②		5	1	2	1	0	0	3
12 Ben Francisco, R (1, 9) OBP: 0.346, SLG: 0.467	B SI 92 C FC 84 S SI 91 X SI 92 1-2 G6-3 ②		C SI 92 F SI 91 F FF 92 D FC 82 D FC 82 X SI 93 2-2 1B 1-2		B FC 82 S FC 82 X SI 91 1-1 17 BB 1B		B SL 78 B FF 89 B FF 90 C FF 89 B FF 90 4-1 2 1B BB	1 SAFE D CU 79 C SI 92 X CU 80 1-1 G6-3 ③ 1-2		4	0	2	0	1	0	1
2 Jhonny Peralta, R (1, 6) OBP: 0.323, SLG: 0.498 Franklin Gutierrez, R (9, PR) OBP: 0.267, SLG: 0.363	C SI 90 F CU 78 F FF 92 F FF 92 S FF 93 0-3 K ③		B SI 92 B SI 92 C FC 84 S FC 83 X FF 92 2-2 F8 ③		X SI 91 0-0 P3 ②		B SL 79 B FF 90 X FF 91 2-0 17 BB 1-3 1B		B FF 94 X FF 93 1-0 10 G4-3 1B	5 0	0 0	2 0	0 0	0 0	1 0	3 0
17 Shin-Soo Choo, L (1, 10) OBP: 0.364, SLG: 0.444		B SI 89 S SI 90 S FF 91 X SI 92 1-2 P6 ①		C CU 75 B CU 76 B FF 90 X SI 90 2-1 F8 ①	1 SAFE 1 SAFE F CU 79 B CU 80 B CU 80 B CU 79 B FF 90 4-1 1-2 BB		B SL 80 B SL 78 B SL 76 C FF 90 C FF 90 B SL 78 4-2 1-2 BB		B CU 81 F CH 85 C CH 86 F CH 87 C FF 94 1-3 K ①	3	0	0	0	2	1	1
10 Kelly Shoppach, R (1, 2) OBP: 0.331, SLG: 0.480		B SI 91 B FC 83 C SI 92 C SI 92 C FF 92 2-3 K ②	C SI 91 B FC 83 C SI 91 B FC 84 H CU 78 3-2 25 HR HBP	F FC 83 B FC 83 F CU 78 B FF 91 B SI 92 C FF 92 3-3 K ③			S SI 91 F SL 79 F SI 91 B SI 90 B SL 78 S SI 90 2-3 K ①		B FF 94 X FF 93 1-0 G4-3 ② 1-2	4	1	0	0	0	3	6
25 Ryan Garko, R (1, 3) OBP: 0.321, SLG: 0.362		B SI 91 C SI 90 F SI 92 B FF 92 H FF 92 3-2 HBP	B SI 91 B SI 92 X SI 91 2-0 1-H HR			B FF 91 B SI 90 B FC 83 B FF 91 4-0 SH1-4 BB C SL 78 X SI 91 0-1 L6 ②			D CU 83 C CU 81 T FF 93 B CH 86 F CU 80 D CU 83 S CH 87 3-3 K ③	3	1	1	2	1	1	4
Andy Marte, R (1, 5) OBP: 0.230, SLG: 0.280 11 Jamey Carroll, R (7, PH) OBP: 0.340, SLG: 0.325 (8, 5)		B FC 83 X FC 83 1-0 G5-3 ③	X FF 91 0-0 G6-3 ②			X FC 82 0-0 SH1-4 ① 1-2 B SL 80 C SI 90 X SI 91 1-1 G1-3 ③				2 1	0 0	0 0	0 0	0 0	0 0	1 3
Asdrúbal Cabrera, S (1, 4) OBP: 0.323, SLG: 0.327			B SI 89 X SI 90 1-0 G4-3 ①	C SI 91 X CU 78 0-1 1B		D CU 79 C B F D B 4-2 20 FC6 BB		B SI 91 C SI 92 B SI 93 C SI 92 C SI 92 2-3 K ①		3	0	1	0	1	1	0
Inning Stats	R: 1 E: 0 K: 1 S: 11 H: 1 LOB: 0 BB: 0 P: 15	R: 0 E: 0 K: 1 S: 9 H: 0 LOB: 1 BB: 0 P: 16	R: 0 E: 0 K: 0 S: 13 H: 2 LOB: 2 BB: 0 P: 21	R: 2 E: 0 K: 0 S: 10 H: 2 LOB: 1 BB: 0 P: 19	R: 0 E: 0 K: 1 S: 10 H: 1 LOB: 2 BB: 1 P: 20	R: 0 E: 0 K: 0 S: 6 H: 1 LOB: 2 BB: 2 P: 15	R: 0 E: 0 K: 1 S: 12 H: 1 LOB: 3 BB: 2 P: 25	R: 0 E: 0 K: 1 S: 9 H: 1 LOB: 1 BB: 0 P: 16	R: 0 E: 0 K: 2 S: 10 H: 1 LOB: 1 BB: 0 P: 16	1B: 7 2B: 0 3B: 0 HR: 2 SF: 0 SAC: 1 DP: 0 HBP: 2						

PITCHER		IP	WLS	BF	H	R	ER	SO	BB	IBB	HBP	BLK	WP	HR	S	P	ERA	WHIP
41 John Lackey, R ERA: 3.22	(1, 1)	6.0	W	29	6	3	3	3	3	0	2	0	0	2	59	106	4.50	1.500
Darren Oliver, L ERA: 3.06	(7, 1)	1.0	H	6	1	0	0	1	2	0	0	0	0	0	12	25	0.00	3.000
62 Scot Shields, R ERA: 2.81	(8, 1)	1.0	H	4	1	0	0	1	0	0	0	0	0	0	9	16	0.00	1.000
Francisco Rodríguez, R ERA: 2.81	(9, 1)	1.0	S	4	1	0	0	2	0	0	0	0	0	0	10	16	0.00	1.000

PITCHER	IP	WLS	BF	H	R	ER	SO	BB	IBB	HBP	BLK	WP	HR	S	P	ERA	WHIP

BOTTOM

Los Angeles Angels @ Cleveland Indians

Progressive Field, Cleveland, OH

Sat Aug 16 2008, 3:55 PM EDT
Att. 33,051 - Sunny - 77 F

livebaseballscorecards.com

AB	35
R	3
H	9
RBI	3
BB	5
SO	7
LOB	25

Los Angeles Angels @ Cleveland Indians

Progressive Field, Cleveland, OH

Sun Aug 17 2008, 1:05 PM EDT

Att. 28,356 - Partly Cloudy - 81 F

livebaseballscorecards.com

Batter	1	2	3	4	5	6	7	8	9	AB	R	H	RBI	BB	SO	LOB
9 Chone Figgins, S (1, 5) OBP: 0.374, SLG: 0.320	C FF 88 X FF 89 0-1 2 1B 1B 1B	X CU 80 0-0 ② G5-3			C FF 90 B FF 89 B FF 91 C CU 81 F FF 92 X FF 91 2-2 27 FC5-4 48 PB 1B 1B		C CU 80 C CH 84 B CU 82 X FF 90 1-2 ② L8		F FF 92 C FF 92 B FF 92 B CH 84 X FF 92 2-2 ② P5	5	2	2	0	0	0	3
2 Erick Aybar, S (1, 6) OBP: 0.321, SLG: 0.392	S FF 90 1 SAFE X CH 84 0-1 E 27 1B FC6-5-4 1-2 1B	F CU 80 X FF 85 0-1 ③ F8			B FF 90 F FF 91 F FF 90 1 SAFE X CU 83 1-2 ① P6		F CH 84 X FF 85 0-1 2B		C FF 92 X FF 93 0-1 ③ F7	5	1	2	0	0	0	4
Mark Teixeira, S (1, 10) OBP: 0.402, SLG: 0.526	C CU 83 X FF 90 0-1 E8 27 FC6-5-4 1-3 2-H 1B		B FF 90 X FF 90 1-0 ① P4		1 SAFE C FF 86 B CH 85 X FF 91 1-1 27 FC5-4 1-2 1B		B SL 85 C SL 82 F FF 90 S SL 86 1-3 ③ K			4	0	2	1	0	1	1
27 Vladimir Guerrero, R (1, 9) OBP: 0.348, SLG: 0.492	X FF 90 0-0 ① FC6-5-4 47 FC5-4 48 BB 2-3 3-H		X CU 80 0-0 ② G3		F FF 91 F FF 92 X CU 82 0-2 ② FC5-4 48 S 48 PB 1-2f 2-3			C SL 85 F SL 84 F SL 86 S SL 84 0-3 ① K		4	0	0	1	0	1	3
48 Torii Hunter, R (1, 8) OBP: 0.340, SLG: 0.485	C FF 91 B FF 90 D SI 84 1 SAFE B FF 90 C FF 90 B FF 92 4-2 47 FC5-4 1-2 BB		B FF 92 F CU 80 B FF 90 B FF 85 F FF 91 B FF 92 4-2 47 CS BB		B CU 84 S FF 85 F CU 80 B FF 85 X FF 91 2-2 ③ P4 1-3 3-H			C FF 90 B SL 83 F SL 84 S SL 84 1-3 ② K		2	0	0	0	2	1	1
47 Howie Kendrick, R (1, 4) OBP: 0.340, SLG: 0.447	S FF 92 B FF 91 F FF 91 X CU 81 1-2 ② FC5-4 1-2f 2-3		1 SAFE B FF 92 B FF 90 2-0 ③ CS 1-2	C CU 79 B CH 84 X CU 81 1-2 ① G6-3		C FF 90 B FF 89 F CU 81 X CU 78 1-2 ① G6-3		S SL 83 X SL 84 0-1 ③ G4-3		4	0	0	0	0	0	2
Juan Rivera, R (1, 7) OBP: 0.290, SLG: 0.424 24 Gary Matthews, S (9, PR) OBP: 0.306, SLG: 0.330	X FF 91 0-0 ③ F9			B FF 93 X FF 90 1-0 ② G5-3		X FF 91 0-0 ② L9			X FF 90 0-0 19 1B 18 SH3 1B	4 0	0 0	1 0	0 0	0 0	0 0	2 0
39 Robb Quinlan, R (1, 3) OBP: 0.314, SLG: 0.321 18 Sean Rodríguez, R (9, PH) OBP: 0.274, SLG: 0.246		B FF 89 B FF 89 C FF 89 X FF 89 2-1 5 S 1B		B FF 91 C FF 91 B CU 82 B FF 90 F SI 91 X SI 91 3-2 1B		C FF 90 T FF 91 B CU 82 F FF 92 S FF 92 1-3 ③ K			C FF 90 M FF 90 B SL 81 X FF 91 1-2 ① SH3 1-2	3 0	0 0	2 0	0 0	0 0	1 0	0 0
5 Jeff Mathis, R (1, 2) OBP: 0.296, SLG: 0.355 19 Kendrys Morales, S (9, PH) OBP: 0.500, SLG: 0.500		C FF 90 B CU 82 1 SAFE 1 SAFE B FF 85 B FF 90 F FF 90 F FF 91 S FF 89 3-3 ① K 1-2		B CU 81 X FF 91 1-0 ③ G4-3			F FF 90 B FF 92 X FF 85 1-1 ① P3		C FF 90 X CH 79 0-1 2-3 1B	3 1	0 0	0 1	0 0	0 0	1 0	2 0
Inning Stats	R: 2 E: 1 K: 0 S: 13 H: 3 LOB: 2 BB: 1 P: 18	R: 0 E: 0 K: 1 S: 9 H: 1 LOB: 1 BB: 0 P: 14	R: 0 E: 0 K: 0 S: 4 H: 0 LOB: 0 BB: 1 P: 11	R: 0 E: 0 K: 0 S: 8 H: 1 LOB: 1 BB: 0 P: 14	R: 1 E: 0 K: 0 S: 16 H: 2 LOB: 1 BB: 0 P: 22	R: 0 E: 0 K: 1 S: 8 H: 0 LOB: 0 BB: 0 P: 10	R: 0 E: 0 K: 1 S: 10 H: 1 LOB: 1 BB: 0 P: 13	R: 0 E: 0 K: 2 S: 9 H: 0 LOB: 0 BB: 0 P: 10	R: 0 E: 0 K: 0 S: 11 H: 2 LOB: 2 BB: 0 P: 14	1B: 9 2B: 1 3B: 0 HR: 0 SF: 0 SAC: 1 DP: 0 HBP: 0						

	AB	35
	R	3
	H	10
	RBI	2
	BB	2
	SO	5
	LOB	18

WP: 0 PA: 39
PB: 1
SB: 2
CS: 1

PITCHER		IP	WLS	BF	H	R	ER	SO	BB	IBB	HBP	BLK	WP	HR	S	P	ERA	WHIP
45 Jeremy Sowers, L ERA: 5.46	(1, 1)	6.2	W	29	8	3	2	2	2	0	0	0	0	0	65	98	2.70	1.500
53 Rafael Perez, L ERA: 3.18	(7, 1)	1.1	H	4	0	0	0	3	0	0	0	0	0	0	12	14	0.00	0.000
50 Jensen Lewis, R ERA: 3.91	(9, 1)	1.0	S	5	2	0	0	0	0	0	0	0	0	0	11	14	0.00	2.000

PITCHER	IP	WLS	BF	H	R	ER	SO	BB	IBB	HBP	BLK	WP	HR	S	P	ERA	WHIP

BOTTOM

Los Angeles Angels @ Cleveland Indians
Progressive Field, Cleveland, OH
Sun Aug 17 2008, 1:05 PM EDT
Att. 28,356 - Partly Cloudy - 81 F

livebaseballscorecards.com

Batter	1	2	3	4	5	6	7	8	9	AB	R	H	RBI	BB	SO	LOB
24 Grady Sizemore, L (1, 8) OBP: 0.380, SLG: 0.514	F FF 89 B SL 84 B SI 90 X SI 90 2-1 ① P6	B SI 90 B SI 90 X SI 90 2-0 ③ F8		B SL 82 C SI 90 X SI 91 1-1 2B		F FC 86 B SL 83 B SI 92 X FC 88 2-1 12 S 1B 3-H		B FS 87 B FF 95 X FF 96 2-0 ③ F8		5	0	2	1	0	0	0
11 Jamey Carroll, R (1, 5) OBP: 0.343, SLG: 0.325	C FF 90 X FF 92 0-1 25 HBP 12 1B 1B 1B		C SI 87 B CH 80 B FF 90 C FF 90 B CH 81 B SI 91 4-2 2 G6-4-3 12 1B 25 1B BB	C CH 82 F FF 93 B CU 79 D CU 79 C FF 94 2-3 ③ K		1 SAFE S SI 91 C FC 85 B FC 87 X SL 81 1-2 ② F9				3	2	1	0	1	1	2
12 Ben Francisco, R (1, 7) OBP: 0.347, SLG: 0.468	B SI 92 C SI 92 F SI 92 X FF 93 1-2 25 HBP 1B 1-2 1B		B SI 90 F SI 90 X SI 91 1-1 2 G6-4-3 1-2 1B		C FF 87 X FF 89 0-1 ① F9	C FF 90 S FC 86 S SL 81 0-3 ③ K 1-2				4	1	2	0	0	1	1
2 Jhonny Peralta, R (1, 6) OBP: 0.320, SLG: 0.493	X FF 92 0-0 ② F9		S SI 92 X FF 93 0-1 ①② G6-4-3 1-2f 2-3		C CH 80 S SL 84 B CU 76 F FF 93 F SL 86 X FF 94 1-2 ② G6-3		B FC 85 F FC 86 X FC 86 1-1 ① F7			4	0	0	0	0	0	4
25 Ryan Garko, R (1, 10) OBP: 0.327, SLG: 0.368	B FF 92 B CH 83 C FF 93 F FF 94 H FF 94 3-2 1B 1-2 2-3 HBP		F FF 94 B CU 77 B CH 83 X CH 83 2-1 1B 3-H 1B		C CH 81 S SL 86 F FF 93 F SL 86 B FF 93 X CH 82 1-2 2B		C SI 91 B SI 91 B FC 86 C SI 91 B SL 82 F SI 92 B FC 86 4-2 26 G5-3 1B BB			2	0	2	1	1	0	0
Franklin Gutierrez, R (1, 9) OBP: 0.276, SLG: 0.369	C CH 83 D CH 82 F CH 81 D CU 79 F FF 95 F SL 83 F CH 80 X FF 94 2-2 1-2 2-H 3-H 1B		X FF 92 0-0 1-2 1B		C CU 74 B FF 93 B FF 93 B CH 82 B CH 82 4-1 BB		B SI 90 C SL 81 C B X 2-2 1-2 1B			3	0	3	2	1	0	0
26 Andy González, R (1, 3) OBP: 0.367, SLG: 0.333	C SI 93 S CH 84 B FF 93 D CU 80 B CH 83 F FF 95 S FF 94 3-3 ③ K		C CH 83 B SI 93 B SI 92 B SI 93 X SI 94 3-1 ③ L6		C SI 93 B FF 93 C SI 93 D CU 80 X CH 81 2-2 ③ P3		D FF 90 D FF 94 F FF 94 B FF 94 X FF 93 3-1 ②③ G5-3 2-3f			4	0	0	0	0	1	8
Sal Fasano, R (1, 2) OBP: 0.390, SLG: 0.429		B CH 86 B SI 87 C SI 88 C SI 89 F FF 92 B SI 91 X FF 91 3-2 ① F8		X CH 80 0-0 ① G5-3		B SI 91 B FC 86 S SI 91 X FC 85 2-1 SH5-3 24 1B 2B		C FF 96 F FS 90 B SL 90 S FS 86 1-3 ① K		4	1	1	0	0	1	0
Asdrúbal Cabrera, S (1, 4) OBP: 0.319, SLG: 0.323		X SI 88 0-0 ② F9		B SI 89 B CH 83 C SI 91 B SI 91 X FF 89 3-1 ② G5-3		X SI 92 0-0 ① SH5-3 2-3		B FF 95 C FF 95 F FF 95 B FS 88 X FS 87 2-2 ② F9		3	0	0	0	0	0	0
Inning Stats	R: 2 E: 0 K: 1 S: 20 H: 3 LOB: 2 BB: 0 P: 31	R: 0 E: 0 K: 0 S: 6 H: 0 LOB: 0 BB: 0 P: 11	R: 1 E: 0 K: 0 S: 11 H: 3 LOB: 2 BB: 1 P: 21	R: 0 E: 0 K: 1 S: 8 H: 1 LOB: 1 BB: 0 P: 14	R: 0 E: 0 K: 0 S: 16 H: 1 LOB: 2 BB: 1 P: 24	R: 1 E: 0 K: 1 S: 11 H: 2 LOB: 1 BB: 0 P: 16	R: 0 E: 0 K: 0 S: 10 H: 1 LOB: 1 BB: 1 P: 20	R: 0 E: 0 K: 1 S: 7 H: 0 LOB: 0 BB: 0 P: 12		1B: 8 2B: 3 3B: 0 HR: 0	SF: 0 SAC: 1 DP: 2 HBP: 1			WP: 0 PB: 0 SB: 1 CS: 0	PA: 37	

	AB	32
	R	4
	H	11
	RBI	4
	BB	3
	SO	4
	LOB	15

PITCHER		IP	WLS	BF	H	R	ER	SO	BB	IBB	HBP	BLK	WP	HR	S	P	ERA	WHIP
51 Joe Saunders, L ERA: 3.14	(1, 1)	5.0		25	8	3	3	2	2	0	1	0	0	0	61	101	5.40	2.000
33 Justin Speier, R ERA: 5.19	(6, 1)	1.1	L	8	3	1	1	1	1	0	0	0	0	0	19	31	6.75	3.000
66 Jose Arredondo, R ERA: 1.1	(7, 1)	1.2		4	0	0	0	1	0	0	0	0	0	0	9	17	0.00	0.000

PITCHER	IP	WLS	BF	H	R	ER	SO	BB	IBB	HBP	BLK	WP	HR	S	P	ERA	WHIP

Los Angeles Angels @ Tampa Bay Rays

Tropicana Field, St. Petersburg, FL

Mon Aug 18 2008, 7:10 PM EDT

Att. 15,896 - Dome - 72 F

TOP

livebaseballscorecards.com

Batter	1	2	3	4	5	6	7	8	9	AB	R	H	RBI	BB	SO	LOB
9 Chone Figgins, S (1, 5) OBP: 0.369, SLG: 0.315	C FC 87 X FF 89 0-1 ① G4-3		C FF 87 B CU 74 X CU 73 1-1 ② G4-3		B FC 82 C FC 86 C FF 88 F FF 89 B CU 78 S FF 89 2-3 ② K		B FF 92 F FF 91 C FF 93 S FF 94 1-3 ① K		C SI 90 C CU 78 B SI 89 F SI 90 S CU 77 1-3 ② K	5	0	0	0	0	3	0
2 Erick Aybar, S (1, 6) OBP: 0.322, SLG: 0.390	C FC 87 F FF 88 F CU 73 X FF 89 0-2 ② G4-3		B FF 88 S SL 81 C CU 73 X FF 89 1-2 ③ G6-3		F FC 88 B FC 87 B CU 76 B FC 87 F FC 87 B CU 78 4-2 HBP BB		B FF 93 C FF 94 F CU 83 F FF 94 F FF 96 X CU 82 1-2 27 WP 27 1B 1B		B FC 88 C SI 88 B SI 89 X SI 88 2-1 ③ F7	4	1	1	0	1	0	0
Mark Teixeira, S (1, 3) OBP: 0.402, SLG: 0.524	B FF 89 B FC 88 B FF 87 C FC 88 B CU 78 4-1 BB			C FC 87 B FF 88 B CU 73 F FC 88 F SL 79 B SL 80 X FC 88 3-2 ① P4	H FC 86 1-0 1-2 HBP		B FF 95 B FF 94 X FF 94 2-0 ② P5			2	0	0	0	1	0	1
27 Vladimir Guerrero, R (1, 9) OBP: 0.349, SLG: 0.492	S FC 87 B FF 88 B FF 86 B FC 87 C CU 78 F FC 88 X FC 88 3-2 ③ G4-3			B FF 90 F FC 88 C FC 88 X CU 71 1-2 47 1B 48 E 1B	T CU 78 F FC 88 B FC 87 F CU 77 X CU 77 1-2 ③ F9		B FF 95 B FF 94 C FF 94 X FF 95 2-1 1-H 1B			4	0	2	1	0	0	3
48 Torii Hunter, R (1, 8) OBP: 0.340, SLG: 0.483		C FC 87 B FF 86 B FC 88 F FC 88 S SL 80 2-3 ① K		F FC 87 B FC 86 X FC 79 1-1 FC4 47 1B 1-2		L FC 86 B FC 85 B FC 79 F CU 76 B CU 77 X CU 77 3-2 2B 1B	B SI 79 F SI 78 F SI 79 B SI 79 1 SAFE X SI 79 2-2 ③ G5-3			4	1	1	0	0	1	2
Garret Anderson, L (1, 10) OBP: 0.324, SLG: 0.435		C FF 88 C FF 88 X CU 75 0-2 ② P6		F CU 74 X SL 78 0-1 ② F7		C FF 85 F FC 86 B FC 88 X CU 76 1-2 47 F9 1-H SF8 2B		B FF 85 C SL 77 F FF 87 B SI 88 F SL 74 S SL 74 2-3 ① K		4	1	1	1	0	1	2
47 Howie Kendrick, R (1, 4) OBP: 0.342, SLG: 0.446		B FC 90 B SL 79 F FC 89 S FC 89 X SL 80 2-2 ③ G5-3		S FC 88 B FC 88 B FC 88 S SL 80 X FF 90 2-2 1-2 2-3 1B		C FC 86 X SL 78 0-1 ① F9 2-3		B FF 91 B FF 91 F FF 91 B FF 93 F FF 92 B FF 93 4-2 G6-4-3 BB		3	0	1	0	1	0	1
Juan Rivera, R (1, 7) OBP: 0.289, SLG: 0.439			B FC 87 B FC 86 X FC 87 2-0 HR	C SL 79 X SL 79 0-1 ③ G4-3		B FF 95 B FF 94 S FF 94 F FF 95 B FF 95 X FF 94 3-2 ② SF8 3-H		C FF 92 X SL 86 0-1 ②③ G6-4-3 1-2f		3	1	1	2	0	0	4
44 Mike Napoli, R (1, 2) OBP: 0.326, SLG: 0.500 19 Kendrys Morales, S (9, PH) OBP: 0.333, SLG: 0.333			B FC 89 C CU 77 B SL 79 B FC 89 X FC 86 3-1 ① P6		C FC 87 B FC 87 F CU 73 B SL 80 C CU 77 2-3 ① K	C CU 82 B FF 95 F FF 94 F FF 95 T FF 96 1-2 ③ K			B SI 89 F SI 88 B SI 89 X SI 88 2-1 ① F7	3 1	0 0	0 0	0 0	0 0	2 0	0 0
Inning Stats	R: 0 E: 0 K: 0 S: 11 H: 0 LOB: 1 BB: 1 P: 18	R: 0 E: 0 K: 1 S: 9 H: 0 LOB: 0 BB: 0 P: 13	R: 1 E: 0 K: 0 S: 8 H: 1 LOB: 0 BB: 0 P: 15	R: 0 E: 1 K: 0 S: 16 H: 2 LOB: 3 BB: 0 P: 23	R: 0 E: 0 K: 2 S: 13 H: 0 LOB: 2 BB: 1 P: 23	R: 2 E: 0 K: 1 S: 15 H: 2 LOB: 0 BB: 0 P: 23	R: 1 E: 0 K: 1 S: 15 H: 2 LOB: 1 BB: 0 P: 23	R: 0 E: 0 K: 1 S: 8 H: 0 LOB: 0 BB: 1 P: 14	R: 0 E: 0 K: 1 S: 8 H: 0 LOB: 0 BB: 0 P: 13	1B: 5 2B: 1 3B: 0 HR: 1 SF: 1 SAC: 0 DP: 1 HBP: 1						

	AB	33
	R	4
	H	7
	RBI	4
	BB	3
	SO	7
	LOB	13

WP: 1 PA: 38
PB: 0
SB: 0
CS: 0

PITCHER		IP	WLS	BF	H	R	ER	SO	BB	IBB	HBP	BLK	WP	HR	S	P	ERA	WHIP
21 Andy Sonnanstine, R ERA: 4.37	(1, 1)	5.1	W	25	5	3	3	3	2	0	1	0	0	1	65	104	5.06	1.312
50 Grant Balfour, R ERA: 1.38	(6, 1)	1.1	H	6	2	1	1	2	0	0	0	0	1	0	18	28	6.75	1.500
53 Chad Bradford, R ERA: 2.18	(7, 1)	0.1	H	1	0	0	0	0	0	0	0	0	0	0	4	6	0.00	0.000
Trever Miller, L ERA: 4.45	(8, 1)	0.1	H	1	0	0	0	1	0	0	0	0	0	0	4	6	0.00	0.000
49 Jason Hammel, R ERA: 4.11	(8, 1)	0.2	H	2	0	0	0	0	1	0	0	0	0	0	4	8	0.00	1.500

PITCHER		IP	WLS	BF	H	R	ER	SO	BB	IBB	HBP	BLK	WP	HR	S	P	ERA	WHIP
35 Dan Wheeler, R ERA: 2.55	(9, 1)	1.0	S	3	0	0	0	1	0	0	0	0	0	0	8	13	0.00	0.000

Batter	1	2	3	4	5	6	7	8	9	AB	R	H	RBI	BB	SO	LOB
1 Akinori Iwamura, L (1, 4) OBP: 0.348, SLG: 0.373	B SI 90 C SI 91 X CH 83 1-1 G3-1 ①		C CU 74 B SI 90 B SI 89 B SI 90 B SI 90 4-1 23 G5-3 2 G5-3 15 HR BB	X CH 80 0-0 FC4-6 ② 2 1B 1-2f		M SI 88 S CH 80 X CH 79 0-2 F8 ②		X SI 90 0-0 1-2 1B		4	1	1	0	1	0	2
2 B.J. Upton, R (1, 8) OBP: 0.380, SLG: 0.398	B FF 90 C FF 91 X FF 92 1-1 1B		B SL 81 X SL 82 1-0 G5-3 ① 1-2	B SL 81 B SI 90 1 SAFE X SL 82 2-0 ③ 1-3 1B		1 SAFE 1 SAFE B SI 90 C FF 90 F SI 90 F CH 78 F SL 83 X SI 91 1-2 FC5-4 ③ 1-2f		C SI 92 B SI 91 X SI 91 1-1 G5-3 ③		5	0	2	0	0	0	4
23 Carlos Pena, L (1, 3) OBP: 0.353, SLG: 0.488	C SI 90 B FF 92 C FF 91 B FF 92 S FF 92 2-3 K ②		B CH 82 C CH 81 S FF 91 B FF 92 X CH 81 2-2 G5-3 ② 2-3		B CH 80 F CH 80 X FF 87 1-1 L3 ①		C SI 91 F SI 91 B SI 90 B FF 91 F SI 91 B FF 86 X SI 91 3-2 G3 ①			4	0	0	0	0	1	2
15 Cliff Floyd, L (1, 10) OBP: 0.361, SLG: 0.468	C FF 92 X SL 82 0-1 G4-3 ③		C SI 91 X FF 92 0-1 3-H HR		C CH 81 X CH 80 0-1 16 1B 1B		C CU 78 F SI 91 F SL 85 B SL 85 F SI 92 H FF 91 2-2 16 G6-4-3 HBP			3	1	2	2	0	0	1
16 Willy Aybar, S (1, 5) OBP: 0.325, SLG: 0.415		C SI 92 B SI 85 F SI 91 X FF 92 1-2 32 HR 1B	B CH 82 B CH 83 F CH 82 F SI 91 X SL 82 2-2 32 1B 32 E 1B		X SI 88 0-0 30 FC6-4 1-2 1B		B SI 91 X SI 91 1-0 G6-4-3 ②③ 1-2f			4	2	3	0	0	0	1
32 Eric Hinske, L (1, 7) OBP: 0.343, SLG: 0.511 10 Justin Ruggiano, R (8, 7) OBP: 0.283, SLG: 0.364		B SI 84 B SI 90 S CH 80 F FF 92 X CH 80 2-2 1-H HR	C SI 92 X SI 91 0-1 E9 1-H 1B		T CH 79 C SI 91 B SI 90 B SI 91 F SI 91 S SL 82 2-3 K ②			C SI 89 B SL 85 F SI 89 F SI 90 X CU 78 1-2 30 SH1-3 26 1B 1B		3 1	1 1	2 1	2 1	0 0	1 0	2 0
30 Dioner Navarro, S (1, 2) OBP: 0.350, SLG: 0.407		C SI 91 F FF 92 X FF 92 0-2 G4-3 ①	F CU 76 X FF 91 0-1 G4-3 ③		S CH 80 F CH 80 B FF 90 F FF 92 X CH 79 1-2 FC6-4 ③ 1-2f			X SI 90 0-0 SH1-3 ① 1-2		3	0	0	0	0	0	3
26 Gabe Gross, L (1, 9) OBP: 0.327, SLG: 0.417		B SI 91 B CH 83 F SI 90 F SI 91 X SI 92 2-2 L7 ②		B SI 87 X CH 80 1-0 F8 ①		X CU 72 0-0 F8 ①		C SI 90 B SI 91 X SI 90 1-1 1 1B 2-H 1B		4	0	1	1	0	0	0
8 Jason Bartlett, R (1, 6) OBP: 0.305, SLG: 0.320		B SI 92 C SL 82 F SI 91 F SI 91 S SI 91 1-3 K ③		B CU 78 C FF 88 B SL 80 S SL 81 B CU 80 B FF 88 4-2 1 FC4-6 BB		B SI 88 B CU 80 F SI 89 B SI 88 X SI 89 3-1 2 FC5-4 1B		B SI 90 1 SAFE F SI 90 S SL 85 X SI 91 1-2 P6 ②		3	0	1	0	1	1	1
Inning Stats	R: 0 E: 0 K: 1 S: 9 H: 1 LOB: 1 BB: 0 P: 13	R: 2 E: 0 K: 1 S: 16 H: 2 LOB: 0 BB: 0 P: 22	R: 3 E: 1 K: 0 S: 14 H: 3 LOB: 1 BB: 1 P: 23	R: 0 E: 0 K: 0 S: 5 H: 1 LOB: 2 BB: 1 P: 12	R: 0 E: 0 K: 1 S: 13 H: 2 LOB: 2 BB: 0 P: 17	R: 0 E: 0 K: 0 S: 11 H: 1 LOB: 1 BB: 0 P: 15	R: 0 E: 0 K: 0 S: 9 H: 0 LOB: 0 BB: 0 P: 15	R: 1 E: 0 K: 0 S: 13 H: 3 LOB: 2 BB: 0 P: 17		1B: 11 2B: 0 3B: 0 HR: 2 SF: 0 SAC: 1 DP: 1 HBP: 1			WP: 0 PB: 0 SB: 0 CS: 0 PA: 38		

PITCHER	IP	WLS	BF	H	R	ER	SO	BB	IBB	HBP	BLK	WP	HR	S	P	ERA	WHIP
Jon Garland, R (1, 1) ERA: 4.33	6.0	L	29	10	5	4	3	2	0	0	0	0	2	68	102	6.00	2.000
68 Shane Loux, R (7, 1) ERA: 1.8	2.0		9	3	1	1	0	0	0	1	0	0	0	22	32	4.50	1.500

PITCHER	IP	WLS	BF	H	R	ER	SO	BB	IBB	HBP	BLK	WP	HR	S	P	ERA	WHIP

BOTTOM

Los Angeles Angels @ Tampa Bay Rays

Tropicana Field, St. Petersburg, FL

Mon Aug 18 2008, 7:10 PM EDT
Att. 15,896 - Dome - 72 F

livebaseballscorecards.com

AB	34
R	6
H	13
RBI	5
BB	2
SO	3
LOB	16

Batter	1	2	3	4	5	6	7	8	9	AB	R	H	RBI	BB	SO	LOB
9 Chone Figgins, S (1, 5) OBP: 0.368, SLG: 0.312	C FF 90 B FF 90 B FF 89 F FF 90 B FC 89 F FF 90 B FF 91 4-2 2 L6-3 BB		X FF 89 0-0 ① G4-3		C FF 89 F KC 74 B CH 81 F FC 87 F CH 81 F CH 81 B FF 90 F KC 77 C SI 89 2-3 ② K		X FF 90 0-0 ③ FC4-6 1-2f			3	0	0	0	1	1	1
2 Erick Aybar, S (1, 6) OBP: 0.321, SLG: 0.388	X FF 90 0-0 ① ② L6-3 1-1		B FF 90 X FF 90 1-0 ② F9		L FF 90 S KC 76 X FC 87 0-2 1B			C CH 80 B FC 87 F CH 81 X KC 78 1-2 ① F9		4	0	1	0	0	0	1
Mark Teixeira, S (1, 3) OBP: 0.401, SLG: 0.520	C B X 1-1 ③ F9		F FF 90 B FC 88 C KC 75 F FC 87 S CH 83 1-3 ③ K		X CH 81 0-0 ③ L9			C KC 76 H FC 86 1-1 48 1B HBP		3	0	0	0	0	1	1
27 Vladimir Guerrero, R (1, 10) OBP: 0.351, SLG: 0.501		B FF 91 B FC 88 C FF 90 X FF 92 2-1 HR	X FF 90 0-0 48 G6-3 2B		B KC 73 X CH 81 1-0 ① L5			F FC 86 X CH 82 0-1 ② P3		4	2	2	1	0	0	1
48 Torii Hunter, R (1, 8) OBP: 0.341, SLG: 0.483		F FF 91 C FF 91 B CH 82 X FC 88 1-2 47 1B 1B 1B	C X 0-1 ① G6-3 2-3		F KC 74 X KC 76 0-1 ② G1-3			X FC 86 0-0 1-2 1B		4	0	2	0	0	0	1
Garret Anderson, L (1, 7) OBP: 0.323, SLG: 0.436		S CH 81 1 SAFE F FC 89 S CH 80 0-3 ① K	B FC 88 B CH 81 X CH 82 2-0 3-H 2B		C FC 86 B KC 77 B KC 75 S CH 81 X CH 82 2-2 ③ P6			B KC 77 X FC 87 1-0 ③ G3		4	0	1	1	0	1	3
47 Howie Kendrick, R (1, 4) OBP: 0.341, SLG: 0.443		X FF 90 0-0 1B 1-2 1B	F FC 88 C KC 76 F FC 86 S CH 82 0-3 ② K				C CH 80 S FF 88 B SI 88 S CH 81 1-3 ① K2-3		C SI 88 F CU 77 B CU 79 S FC 88 1-3 ① K	4	0	1	0	0	3	1
Juan Rivera, R (1, 9) OBP: 0.289, SLG: 0.435		B FF 90 B FC 88 B FC 87 F FF 89 X FF 91 3-1 ② 1-2 2-H 1B	X KC 75 0-0 ③ G6-3				B CH 80 B CH 80 X FF 88 2-0 ② P3		C CU 76 B FC 88 B FC 87 C FC 87 C FC 87 2-3 ② K	4	0	1	0	0	1	1
5 Jeff Mathis, R (1, 2) OBP: 0.297, SLG: 0.354 19 Kendrys Morales, S (9, PH) OBP: 0.250, SLG: 0.250		B KC 75 C FF 90 B CH 81 B FF 91 F FF 89 S FF 91 3-3 ③ K			B F S CH 78 B KC 77 B CH 80 S FF 88 3-3 ① K		C FF 90 B KC 78 X CH 81 1-1 9 FC4-6 1B		X FC 88 0-0 ③ F9	3 1	0 0	1 0	0 0	0 0	2 0	2 0
Inning Stats	R: 0 E: 0 K: 0 S: 6 H: 0 LOB: 0 BB: 1 P: 11	R: 1 E: 0 K: 2 S: 14 H: 4 LOB: 2 BB: 0 P: 23	R: 0 E: 0 K: 1 S: 6 H: 0 LOB: 0 BB: 0 P: 8	R: 1 E: 0 K: 1 S: 9 H: 2 LOB: 1 BB: 0 P: 11	R: 0 E: 0 K: 2 S: 14 H: 1 LOB: 1 BB: 0 P: 19	R: 0 E: 0 K: 0 S: 6 H: 0 LOB: 0 BB: 0 P: 9	R: 0 E: 0 K: 1 S: 7 H: 1 LOB: 1 BB: 0 P: 11	R: 0 E: 0 K: 0 S: 8 H: 1 LOB: 2 BB: 0 P: 11	R: 0 E: 0 K: 2 S: 7 H: 0 LOB: 0 BB: 0 P: 10	1B: 6 2B: 3 3B: 0 HR: 1 SF: 0 SAC: 0 DP: 1 HBP: 1						

TOP

Los Angeles Angels @ Tampa Bay Rays

Tropicana Field, St. Petersburg, FL

Tue Aug 19 2008, 7:10 PM EDT
Att. 15,902 - Dome - 72 F

livebaseballscorecards.com

AB	34
R	2
H	9
RBI	2
BB	1
SO	9
LOB	12

PITCHER		IP	WLS	BF	H	R	ER	SO	BB	IBB	HBP	BLK	WP	HR	S	P	ERA	WHIP
33 James Shields, R ERA: 3.68	(1, 1)	8.0	W	33	9	2	2	7	1	0	1	0	0	1	70	103	2.25	1.250
35 Dan Wheeler, R ERA: 2.5	(9, 1)	1.0	S	3	0	0	0	2	0	0	0	0	0	0	7	10	0.00	0.000

PITCHER	IP	WLS	BF	H	R	ER	SO	BB	IBB	HBP	BLK	WP	HR	S	P	ERA	WHIP

BOTTOM

Los Angeles Angels @ Tampa Bay Rays

Tropicana Field, St. Petersburg, FL

Tue Aug 19 2008, 7:10 PM EDT
Att. 15,902 - Dome - 72 F

livebaseballscorecards.com

Batter	1	2	3	4	5	6	7	8	9	AB	R	H	RBI	BB	SO	LOB
1 Akinori Iwamura, L (1, 4) OBP: 0.349, SLG: 0.372	B FF 95 C FF 94 F FF 96 B SL 85 F FF 96 X SL 86 2-2 ① P2			C SL 80 B FF 93 B FF 94 B FF 94 F FF 94 X FF 95 3-2 ① G6-3		L FF 95 B CH 87 X FF 95 1-1 2 E 2 1B 2-3 1B		B SI 92 B SI 92 B SI 92 C SI 92 B SI 91 4-1 23 BB 16 1B BB		3	1	1	0	1	0	0
2 B.J. Upton, R (1, 8) OBP: 0.380, SLG: 0.396	C FF 96 S SL 86 C FF 96 0-3 ② K			B FF 95 F FF 96 B SL 85 C SL 84 B SL 85 F FF 97 S SL 88 3-3 ② K		X SL 85 0-0 ② E3 1-3 3-H 1B		F CU 79 B SI 92 D CU 79 B SI 91 F SI 91 C SI 91 3-3 ① K		4	0	1	1	0	3	3
23 Carlos Pena, L (1, 3) OBP: 0.356, SLG: 0.487	B SL 85 B FF 96 C SL 84 B FF 97 S FF 96 S SL 88 3-3 ③ K			C FF 96 B SL 86 B SL 85 S FF 96 F FF 97 B SL 85 F FF 96 B SL 88 4-2 BB		B FF 96 B SL 86 S SL 86 B FF 96 B SL 85 4-1 BB		B FF 90 F SL 78 B SI 91 D SL 79 S FF 90 F SI 90 B SL 76 4-2 16 1B 1-2 2-3 3-H BB		1	0	0	1	3	1	0
15 Cliff Floyd, L (1, 10) OBP: 0.354, SLG: 0.458		S SL 84 B SL 85 B FF 95 B FF 96 C FF 96 S SL 86 3-3 ① K		B FF 96 B FF 96 1 SAFE B FF 96 C FF 95 F FF 95 F SL 88 F FF 95 S SL 87 3-3 ③ K		C FF 96 D SL 86 F FF 96 B FF 96 S SL 87 2-3 ③ K		F SL 78 B SL 78 C SI 90 S SL 77 1-3 ② K		4	0	0	0	0	4	6
16 Willy Aybar, S (1, 5) OBP: 0.328, SLG: 0.417		C FF 96 C SL 85 B FF 95 F FF 96 B SL 87 C SL 86 2-3 ② K			B FF 94 X FF 93 1-0 ① G4-3		C CH 86 B FF 93 B FF 92 S FF 93 X FF 94 2-2 ① 1B	B SI 91 C FF 89 X FF 88 1-1 1-2 2-H 3-H 1B		4	0	2	2	0	1	0
32 Eric Hinske, L (1, 7) OBP: 0.339, SLG: 0.505 10 Justin Ruggiano, R (9, 7) OBP: 0.283, SLG: 0.364		S SL 83 C FF 96 S SL 85 0-3 ③ K			B SL 82 X FF 94 1-0 ② F9		C FF 95 C FF 94 B FF 94 S SL 85 1-3 ② K	S SL 77 S SL 77 S SL 78 0-3 ③ K		4 0	0 0	0 0	0 0	0 0	3 0	2 0
30 Dioner Navarro, S (1, 2) OBP: 0.347, SLG: 0.403			B FF 94 C FF 95 B FF 95 F FF 94 X FF 96 2-2 ① G4-3		C SL 81 X FF 94 0-1 ③ G3		F FF 94 F FF 95 X SL 83 0-2 ③ G4-3			3	0	0	0	0	0	0
26 Gabe Gross, L (1, 9) OBP: 0.327, SLG: 0.413			B SL 82 C FF 96 B FF 96 X FF 95 2-1 ② F7		B SL 82 S FF 94 X FF 94 1-1 ① F8			B SI 92 B SI 92 B SI 92 B FF 91 4-0 8 SH 23 BB BB		2	1	0	0	1	0	0
8 Jason Bartlett, R (1, 6) OBP: 0.306, SLG: 0.324			X FF 96 0-0 ③ G5-3		C SL 84 X FF 96 0-1 1 1B 2 1B 2B			X SI 90 0-0 SH 23 BB 16 1B 1-3		2	2	1	0	0	0	0
Inning Stats	R: 0 E: 0 K: 2 S: 10 H: 0 LOB: 0 BB: 0 P: 15	R: 0 E: 0 K: 3 S: 10 H: 0 LOB: 0 BB: 0 P: 15	R: 0 E: 0 K: 0 S: 6 H: 0 LOB: 0 BB: 0 P: 10	R: 0 E: 0 K: 2 S: 16 H: 0 LOB: 1 BB: 1 P: 29	R: 0 E: 0 K: 0 S: 4 H: 0 LOB: 0 BB: 0 P: 6	R: 1 E: 1 K: 1 S: 11 H: 3 LOB: 2 BB: 1 P: 19	R: 0 E: 0 K: 1 S: 9 H: 1 LOB: 0 BB: 0 P: 12	R: 3 E: 1 K: 3 S: 16 H: 1 LOB: 2 BB: 3 P: 33		1B: 4 2B: 1 3B: 0 HR: 0 SF: 0 SAC: 1 DP: 0 HBP: 0			WP: 0 PB: 0 SB: 0 CS: 0 PA: 33		

	AB	27
	R	4
	H	5
	RBI	4
	BB	5
	SO	12
	LOB	11

PITCHER		IP	WLS	BF	H	R	ER	SO	BB	IBB	HBP	BLK	WP	HR	S	P	ERA	WHIP
54 Ervin Santana, R ERA: 3.39	(1, 1)	7.0		25	4	1	1	9	2	0	0	0	0	0	66	106	1.29	0.857
62 Scot Shields, R ERA: 2.79	(8, 1)	0.1	L	4	0	3	0	1	2	0	0	0	0	0	5	16	0.00	6.000
Darren Oliver, L ERA: 3.02	(8, 1)	0.2	B	4	1	0	0	2	1	0	0	0	0	0	11	17	0.00	3.000

PITCHER	IP	WLS	BF	H	R	ER	SO	BB	IBB	HBP	BLK	WP	HR	S	P	ERA	WHIP

Batter	1	2	3	4	5	6	7	8	9	AB	R	H	RBI	BB	SO	LOB
9 Chone Figgins, S (1, 5) OBP: 0.371, SLG: 0.317	C FF 93 F FF 94 B SI 95 F FF 93 B FF 95 X SL 88 2-2 ① F8		F FF 90 L FF 91 F CU 76 X FF 95 0-2 2 3B 1-3 2-H 2B		B FF 92 F CH 82 X FF 92 1-1 ① G5-3		B FF 94 B CH 85 C FF 94 B FF 94 C FF 95 X FF 96 3-2 48 1B 2 SH5-3 1B		B FF 93 B FF 93 B FF 93 B FF 92 4-0 27 S 1B 48 FC5-2 BB	4	1	2	1	1	0	0
2 Erick Aybar, S (1, 6) OBP: 0.320, SLG: 0.393	L FF 94 F FF 95 S FF 95 0-3 ② K		X FF 93 0-0 G3 2-H 3-H 3B		B CH 85 B CH 82 B FF 93 C FF 91 C FF 93 C FF 95 3-3 ② K		X FF 94 0-0 ① SH5-3 1-2		L FF 92 X FF 92 0-1 ① B5	4	1	1	2	0	2	1
Mark Teixeira, S (1, 3) OBP: 0.401, SLG: 0.518	C FF 96 S FF 95 B FF 96 B FF 96 B CU 78 F FF 94 B FF 93 4-2 BB		X CH 84 0-0 ① G3 3-H		B CU 74 X FF 94 1-0 ③ L7		C CH 86 F FF 95 T SL 87 0-2 ② K		X FF 93 0-0 48 FC5-2 27 S 1-2 1B	4	1	1	1	1	1	1
27 Vladimir Guerrero, R (1, 9) OBP: 0.353, SLG: 0.499	F FF 93 F FF 94 F FF 95 S SL 88 0-3 ③ K		X FF 94 0-0 ② G6-3			H FF 93 1-0 18 BB 1B HBP	I IN 85 I IN 88 I IN 88 I IN 84 4-0 48 1B IBB		C SI 78 I IN 73 I IN 74 I IN 74 I IN 75 4-1 1B 48 FC5-2 1-2 2-3 IBB	2	0	0	0	2	1	1
48 Torii Hunter, R (1, 8) OBP: 0.342, SLG: 0.482		B FF 93 F FF 95 X FF 91 1-1 ① G5-3	C SL 87 X FF 95 X SL 88 0-2 1B			C FF 91 F FF 94 B FF 94 D SL 85 S FF 94 2-3 ① K	B FF 94 X FF 95 1-0 1-2 2-3 1B		B SI 78 X SI 78 1-0 ② FC5-2 1B 1-2 2-3 3-Hf	5	0	2	0	0	1	4
Garret Anderson, L (1, 10) OBP: 0.322, SLG: 0.433		F FF 91 X CH 85 0-1 ② P6	B FF 94 S FF 95 B FF 94 F CH 87 B SI 95 X FF 94 3-2 ③ F7			C FF 94 B CU 76 B CU 77 C FF 94 X FF 95 2-2 ② F9	B SI 85 C FF 87 C SL 75 C FF 87 1-3 ③ K		X SI 79 0-0 FC6-4 1-2 2-3 3-H 1B	5	0	1	1	0	1	5
Juan Rivera, R (1, 7) OBP: 0.286, SLG: 0.429		F FF 92 F FF 94 X FF 95 0-2 ③ G6-3		C SL 83 F FF 92 S CU 76 0-3 ① K		X FF 94 0-0 18 BB 1-2 1B		C FF 94 C FF 95 F FF 95 C FF 95 0-3 ① K	X SI 78 0-0 ③ FC6-4 1-2f	5	0	1	0	0	2	3
18 Sean Rodríguez, R (1, 4) OBP: 0.286, SLG: 0.239			B FF 91 B FF 91 C FF 94 B FF 93 F FF 92 B FF 95 4-2 5 1B 9 2B BB	C FF 94 F FF 94 S SL 86 1-3 ② K2-3		B FF 95 B FF 90 B FF 93 B FF 94 4-0 1-2 2-3 BB		B FF 95 C FF 95 F FF 94 S FF 95 1-3 ② K		2	1	0	0	2	2	0
5 Jeff Mathis, R (1, 2) OBP: 0.296, SLG: 0.353			C FF 90 F FF 92 B FF 94 D SL 87 X FF 95 2-2 9 2B 2 3B 1-2 1B	F FF 94 X FF 94 0-1 ③ G4-3		B FF 94 X FF 95 1-0 ③ F9		B SL 88 S FF 95 B FF 95 T FF 95 F FF 95 S FF 96 2-3 ③ K		4	1	1	0	0	1	3

Inning Stats	1	2	3	4	5	6	7	8	9
	R: 0 E: 0 K: 2 S: 14	R: 0 E: 0 K: 0 S: 7	R: 4 E: 0 K: 0 S: 18	R: 0 E: 0 K: 2 S: 8	R: 0 E: 0 K: 1 S: 6	R: 0 E: 0 K: 1 S: 8	R: 0 E: 0 K: 2 S: 11	R: 0 E: 0 K: 3 S: 11	R: 1 E: 0 K: 0 S: 7
	H: 0 LOB: 1 BB: 1 P: 20	H: 0 LOB: 0 BB: 0 P: 8	H: 4 LOB: 1 BB: 1 P: 27	H: 0 LOB: 0 BB: 0 P: 9	H: 0 LOB: 0 BB: 0 P: 11	H: 1 LOB: 3 BB: 1 P: 18	H: 2 LOB: 3 BB: 1 P: 20	H: 0 LOB: 0 BB: 0 P: 14	H: 2 LOB: 3 BB: 2 P: 16

1B: 7 SF: 0 WP: 0 PA: 43
2B: 1 SAC: 1 PB: 0
3B: 1 DP: 0 SB: 2
HR: 0 HBP: 1 CS: 0

PITCHER		IP	WLS	BF	H	R	ER	SO	BB	IBB	HBP	BLK	WP	HR	S	P	ERA	WHIP
22 Matt Garza, R ERA: 3.71	(1, 1)	6.2		32	7	4	4	7	3	1	1	0	0	0	69	109	5.40	1.500
Trever Miller, L ERA: 4.41	(7, 1)	0.1		1	0	0	0	1	0	0	0	0	0	0	3	4	0.00	0.000
50 Grant Balfour, R ERA: 1.56	(8, 1)	1.1	L	6	1	1	1	3	1	0	0	0	0	0	14	21	6.75	1.500
53 Chad Bradford, R ERA: 2.15	(9, 1)	0.2		4	1	0	0	0	0	1	0	0	0	0	4	9	0.00	1.500

PITCHER	IP	WLS	BF	H	R	ER	SO	BB	IBB	HBP	BLK	WP	HR	S	P	ERA	WHIP

TOP

Los Angeles Angels @ Tampa Bay Rays

Tropicana Field, St. Petersburg, FL

Wed Aug 20 2008, 7:10 PM EDT
Att. 19,157 - Dome - 72 F

livebaseballscorecards.com

AB	35
R	5
H	9
RBI	5
BB	6
SO	11
LOB	18

BOTTOM

Los Angeles Angels @ Tampa Bay Rays

Tropicana Field, St. Petersburg, FL

Wed Aug 20 2008, 7:10 PM EDT
Att. 19,157 - Dome - 72 F

livebaseballscorecards.com

Batter	1	2	3	4	5	6	7	8	9	AB	R	H	RBI	BB	SO	LOB
1 Akinori Iwamura, L (1, 4) OBP: 0.346, SLG: 0.369	B FF 89 B FF 89 C FF 89 F FF 89 S CH 81 2-3 ① K	B CH 81 C CH 81 B FF 91 C FF 90 F FF 90 X CH 81 2-2 ③ G1-3			B FF 88 F CH 80 B FF 89 B FF 90 F FF 89 F FF 89 C FF 90 3-3 ② K			C FF 94 X FS 86 0-1 ① L6		4	0	0	0	0	2	1
2 B.J. Upton, R (1, 8) OBP: 0.379, SLG: 0.397	B FF 90 C FF 91 C FF 90 B SL 81 S FF 89 2-3 ② K		B FF 88 L FF 89 S FF 90 1-3 ① K		B FF 91 S FF 89 X FF 90 1-1 ③ F9			C FF 96 B SL 89 X FS 85 1-1 23 2B 2B		4	1	1	0	0	2	0
23 Carlos Pena, L (1, 3) OBP: 0.355, SLG: 0.487	F FF 89 C FF 90 B FF 93 S FF 91 1-3 ③ K		B FF 89 F FF 90 F CH 79 B FF 91 F FF 91 B FF 90 C CH 81 3-3 ② K			F CU 70 B FF 89 B CH 78 B FF 88 C FF 88 X FF 88 3-2 ① L1		X FF 95 0-0 15 1B 2-H 2B		4	0	1	1	0	2	0
15 Cliff Floyd, L (1, 10) OBP: 0.352, SLG: 0.453		B SL 78 S CH 79 X FF 90 1-1 ① F8	B CU 71 B FF 89 B FF 90 C CH 79 F CH 80 S FF 91 3-3 ③ K			B SL 78 F FF 90 C FF 89 B SL 77 F CH 78 B CH 78 S SL 76 3-3 ② K		B FS 85 F FS 85 F FF 94 B SL 88 X SL 87 2-2 2-3 1B		4	0	1	0	0	2	0
16 Willy Aybar, S (1, 5) OBP: 0.322, SLG: 0.409		C FF 90 C FF 90 B FF 93 F FF 91 X CH 81 1-2 ② P4		B FF 88 B FF 87 C FF 89 S FF 89 F FF 91 B CH 79 S FF 90 3-3 ① K		B FF 89 B FF 89 B FF 89 C FF 87 X FF 88 3-1 ③ F9		C FS 86 X FS 85 0-1 ② P3		4	0	0	0	0	1	2
32 Eric Hinske, L (1, 7) OBP: 0.343, SLG: 0.508 18 Ben Zobrist, S (7, PH) OBP: 0.308, SLG: 0.410 (8, 7) 10 Justin Ruggiano, R (9, 7) OBP: 0.283, SLG: 0.364		C FF 90 X FF 90 0-1 26 S 26 1B 1B		C FF 90 X FF 89 0-1 9 CS 26 BB 1B			B SI 89 C FF 89 B FF 89 X FF 88 2-1 ① F9	B FF 95 B FF 94 F FF 94 B FF 94 F FF 94 S FS 85 3-3 ③ K		2 2 0	1 0 0	2 0 0	0 0 0	0 0 0	0 1 0	0 2 0
26 Gabe Gross, L (1, 9) OBP: 0.337, SLG: 0.418		1 SAFE C FF 89 F FF 90 D SL 80 1 SAFE B CH 81 B CH 81 F FF 92 F FF 91 3-2 F CH 80 X FF 90 1-H 9 1B 1B		B FF 89 S CH 81 C FF 89 B SL 80 B CH 80 1 SAFE B CH 81 4-2 1-2 9 CS BB			B SL 79 B SI 89 B FF 88 B FF 89 4-0 BB		C CU 78 B FF 91 S CH 85 B CU 79 X CH 85 2-2 30 G6-3 1B	2	1	2	1	2	0	0
9 Shawn Riggans, R (1, 2) OBP: 0.311, SLG: 0.419 30 Dioner Navarro, S (9, PH) OBP: 0.346, SLG: 0.402		C SL 79 X SL 78 0-1 8 3B 2-H 1B		B FF 90 C FF 90 B FF 90 B SL 79 S FF 88 F FF 89 F FF 90 F CH 80 F FF 90 3-2 X SL 78 1-2 2-3 G6-3 ② ③			B FF 95 S FF 94 X SL 86 1-1 ② P3		B FF 92 X FF 91 1-0 ① ② G6-3 1-2f	3 1	1 0	1 0	1 0	0 0	0 0	3 1
8 Jason Bartlett, R (1, 6) OBP: 0.306, SLG: 0.329		X FF 90 0-0 1-H 3B			C FF 89 X FF 90 0-1 ① F8		B FF 95 X FF 94 1-0 ③ P2		C CU 78 B CU 79 B CU 78 F FF 91 B CU 80 X FF 91 3-2 ③ G5-3	4	0	1	1	0	0	1

Inning Stats	1	2	3	4	5	6	7	8	9
	R: 0 E: 0 K: 3 S: 9	H: 0 LOB: 0 BB: 0 P: 14	R: 3 E: 0 K: 0 S: 21	H: 4 LOB: 1 BB: 0 P: 28	R: 0 E: 0 K: 3 S: 10	H: 0 LOB: 0 BB: 0 P: 17	R: 0 E: 0 K: 1 S: 15	H: 1 LOB: 1 BB: 1 P: 25	R: 0 E: 0 K: 1 S: 8	H: 0 LOB: 0 BB: 0 P: 12	R: 0 E: 0 K: 1 S: 9	H: 0 LOB: 0 BB: 0 P: 18	R: 0 E: 0 K: 0 S: 5	H: 0 LOB: 1 BB: 1 P: 13	R: 1 E: 0 K: 1 S: 13	H: 3 LOB: 2 BB: 0 P: 19	R: 0 E: 0 K: 0 S: 7	H: 1 LOB: 0 BB: 0 P: 13

1B: 6	SF: 0	WP: 0
2B: 2	SAC: 0	PB: 0
3B: 1	DP: 1	SB: 1
HR: 0	HBP: 0	CS: 2

PA: 36

AB	34
R	4
H	9
RBI	4
BB	2
SO	10
LOB	10

PITCHER		IP	WLS	BF	H	R	ER	SO	BB	IBB	HBP	BLK	WP	HR	S	P	ERA	WHIP
36 Jered Weaver, R ERA: 4.47	(1, 1)	6.0		23	5	3	3	9	1	0	0	0	0	0	72	114	4.50	1.000
Darren Oliver, L ERA: 3.0	(7, 1)	0.1	H	2	0	0	0	0	1	0	0	0	0	0	2	8	0.00	3.000
66 Jose Arredondo, R ERA: 1.27	(7, 1)	1.2	W	8	3	1	1	1	0	0	0	0	0	0	16	24	5.40	1.800
Francisco Rodríguez, R ERA: 2.75	(9, 1)	1.0	S	3	1	0	0	0	0	0	0	0	0	0	7	13	0.00	1.000

PITCHER	IP	WLS	BF	H	R	ER	SO	BB	IBB	HBP	BLK	WP	HR	S	P	ERA	WHIP

Batter	1	2	3	4	5	6	7	8	9	10	11	12	AB	R	H	RBI	BB	SO	LOB
2 Denard Span, L (1, 9) OBP: 0.403, SLG: 0.460	C SI 91 B FF 91 X FF 91 1-1 G6-3		X SI 90 0-0 G4-3		P PO 84 D CU 76 C FF 90 B FF 89 H CU 77 4-1 25 E 1-2 HBP			B SI 89 1 SAFE 1 SAFE L SI 90 1 SAFE 1 SAFE X SI 89 1-1 SH 1-3		C SI 92 B CU 79 B SI 92 X SI 93 2-1 2B		C FC 85 B SI 91 C FC 85 X SL 81 1-2 25 G4-3 25 S 3-H 1B	4	0	2	1	0	0	0
25 Alexi Casilla, S (1, 4) OBP: 0.347, SLG: 0.418	C FF 91 B FF 91 X FF 90 1-1 7 1B 1B		C FF 89 X FF 90 0-1 F8		B FF 91 2 SAFE C FF 91 C FF 90 X FF 90 1-2 G4-3 1-2 2-3			L CU 76 F CU 77 T FF 89 0-2 K		S SI 92 F SI 92 F SI 93 T CU 80 0-2 K		F SI 89 1 SAFE F FC 84 B SL 79 B SL 79 B SI 90 X FC 85 3-2 G4-3 1-3	6	0	1	0	0	2	6
7 Joe Mauer, L (1, 2) OBP: 0.418, SLG: 0.455	B FF 90 1 SAFE B SI 90 X SI 89 2-0 1-2 1B			B SI 89 C CU 76 B SI 91 X SI 91 2-1 L5		B FF 90 C FF 89 F CU 77 F FF 90 B FF 92 B FF 93 X FF 91 3-2 F7		I I I I 4-0 33 G4-6-3 IBB		I I I I 4-0 IBB		B FC 84 X FC 84 1-0 F7	4	0	1	0	2	0	1
33 Justin Morneau, L (1, 3) OBP: 0.391, SLG: 0.506	B SI 90 C CU 78 F FF 90 B FF 91 S CU 81 2-3 K			B CU 77 X FF 90 1-0 F8		B FF 91 B CU 77 C CU 75 B SI 91 B FF 90 4-1 16 G4-6-3 BB		C SI 90 X FF 88 0-1 G4-6-3 1-2f		C CU 79 F CU 80 C SI 92 0-3 K			4	0	0	0	1	2	7
16 Jason Kubel, L (1, 10) OBP: 0.333, SLG: 0.473	B CU 79 C FF 90 C FF 91 D CU 81 S CU 80 2-3 K			C SI 91 X CH 82 0-1 F7		B CU 78 X SI 90 1-0 G4-6-3 1-2f			B FF 91 S CU 77 X CH 84 1-1 L7		C FF 88 B SL 76 S SL 75 X SL 76 1-2 G3		5	0	0	0	0	1	3
21 Delmon Young, R (1, 7) OBP: 0.329, SLG: 0.395		C SI 90 B FC 83 X FF 89 1-1 F9			F FC 81 C SI 90 B CU 79 S CU 78 1-3 K		B SI 89 F FC 81 B FF 88 X SI 89 2-1 G5-3		C FF 90 C FF 89 T FF 91 0-2 K		S FF 88 F FF 88 X SL 76 0-2 G5-4-3 1B		5	0	1	0	0	2	0
23 Brendan Harris, R (1, 5) OBP: 0.321, SLG: 0.389 32 Brian Buscher, L (9, PH) OBP: 0.341, SLG: 0.433 (9, 5) Randy Ruiz, R (11, PH) OBP: 0.400, SLG: 0.406 12 Adam Everett, R (11, 6) OBP: 0.274, SLG: 0.330		C FF 89 F FF 90 T FC 82 0-2 K			C FC 81 B FC 81 B SI 91 F SI 91 C FF 90 2-3 K		X FF 89 0-0 G6-3		B CU 79 C FF 90 F CH 83 B FF 90 B FF 91 X CU 78 3-2 2B		B SL 76 C FF 88 1 SAFE F SL 75 F SI 88 X SL 76 1-2 G5-4-3 1-2f		3 1 1 0	0 0 0 0	0 1 0 0	0 0 0 0	0 0 0 0	2 0 0 0	0 0 1 0
Nick Punto, S (1, 6) OBP: 0.340, SLG: 0.417 (11, 5)		B FF 90 X FF 90 1-0 F8			C FC 81 B FC 81 B SI 91 F SI 91 C FF 90 2-3 K		C SI 89 B SI 89 B SI 89 C SI 90 X FF 91 2-2 G6-3		C CH 82 D CH 86 X CH 84 1-1 G3			B SI 89 S SI 89 B FC 84 X SI 90 2-1 2 1B 3B	5	2	2	0	0	1	
22 Carlos Gómez, R (1, 8) OBP: 0.287, SLG: 0.344			C SI 90 X FC 82 0-1 G6-3		B CU 80 B CU 79 C CU 75 B FC 83 X FC 81 3-1 25 E 2 S 2-H 1B			F FF 89 B FF 90 X FF 90 1-1 2 SH 1B		C SI 93 B CU 80 B SI 92 X SI 92 2-1 G5-3		B FC 85 S FC 85 M FC 85 S SL 81 1-3 K	5	0	2	1	0	1	1
Inning Stats	R: 0 E: 0 K: 2 S: 11 H: 2 LOB: 2 BB: 0 P: 19	R: 0 E: 0 K: 1 S: 6 H: 0 LOB: 0 BB: 0 P: 8	R: 0 E: 0 K: 0 S: 5 H: 0 LOB: 0 BB: 0 P: 5	R: 0 E: 0 K: 0 S: 5 H: 0 LOB: 0 BB: 0 P: 8	R: 1 E: 1 K: 2 S: 15 H: 2 LOB: 2 BB: 0 P: 26	R: 0 E: 0 K: 0 S: 6 H: 0 LOB: 0 BB: 1 P: 14	R: 0 E: 0 K: 0 S: 6 H: 0 LOB: 0 BB: 0 P: 10	R: 0 E: 1 K: 1 S: 9 H: 1 LOB: 2 BB: 1 P: 15	R: 0 E: 0 K: 1 S: 10 H: 1 LOB: 1 BB: 0 P: 15	R: 0 E: 0 K: 2 S: 11 H: 1 LOB: 2 BB: 1 P: 19	R: 0 E: 0 K: 0 S: 10 H: 1 LOB: 0 BB: 0 P: 12	R: 1 E: 0 K: 1 S: 12 H: 2 LOB: 1 BB: 0 P: 20	1B: 6 2B: 3 3B: 1 HR: 0	SF: 0 SAC: 1 DP: 3 HBP: 1	WP: 0 PB: 0 SB: 2 CS: 0	PA: 48			

PITCHER		IP	WLS	BF	H	R	ER	SO	BB	IBB	HBP	BLK	WP	HR	S	P	ERA	WHIP
41 John Lackey, R ERA: 3.09	(1, 1)	8.0		31	5	1	1	6	1	1	1	0	0	0	63	105	1.12	0.750
Francisco Rodríguez, R ERA: 2.7	(9, 1)	1.0		4	1	0	0	1	0	0	0	0	0	0	10	15	0.00	1.000
62 Scot Shields, R ERA: 2.74	(10, 1)	1.0		5	1	0	0	2	0	1	0	0	0	0	11	19	0.00	1.000
Darren Oliver, L ERA: 2.95	(11, 1)	1.0		3	1	0	0	0	0	0	0	0	0	0	10	12	0.00	1.000
33 Justin Speier, R ERA: 5.26	(12, 1)	1.0	L	5	2	1	1	1	0	0	0	0	0	0	12	20	9.00	2.000

PITCHER	IP	WLS	BF	H	R	ER	SO	BB	IBB	HBP	BLK	WP	HR	S	P	ERA	WHIP

TOP

Minnesota Twins @ Los Angeles Angels

Angel Stadium of Anaheim, Anaheim, CA

Thu Aug 21 2008, 7:05 PM PDT

Att. 41,367 - Clear - 74 F

livebaseballscorecards.com

AB	43
R	2
H	10
RBI	2
BB	3
SO	10
LOB	20

Minnesota Twins @ Los Angeles Angels

Angel Stadium of Anaheim, Anaheim, CA

Thu Aug 21 2008, 7:05 PM PDT

Att. 41,367 - Clear - 74 F

livebaseballscorecards.com

BOTTOM

Batter	1	2	3	4	5	6	7	8	9	10	11	12	AB	R	H	RBI	BB	SO	LOB
9 Chone Figgins, S (1, 5) OBP: 0.371, SLG: 0.316	B SI 88 F SI 90 B SL 76 F SI 91 S SI 91 2-3 K ①		F SI 91 B SI 91 B SL 78 F SI 91 X SI 92 2-2 2 CS 1B		B SL 77 B SI 91 X SI 90 2-0 F8 ③			C SI 89 F SI 90 F SL 80 C SL 78 0-3 K ②		I IN 60 I IN 60 I IN 62 I IN 61 4-0 IBB			4	0	1	0	1	2	0
2 Erick Aybar, S (1, 6) OBP: 0.318, SLG: 0.388	F SI 90 F SI 90 X SI 91 0-2 G5-3 ②		F SI 89 B FF 90 P PO 81 X SI 90 2-1 G4-3 ②③ 1-2			B SL 76 B SL 77 B SI 89 C SI 89 B SI 90 4-1 BB		C SL 76 S SL 78 X FF 91 0-2 F8 ③		S FC 85 X FF 91 0-1 F9 ③			4	0	0	0	1	0	3
Mark Teixeira, S (1, 3) OBP: 0.401, SLG: 0.523	C SL 76 X CH 82 0-1 HR			C SI 89 B SI 92 B SI 90 B SI 91 X SI 91 3-1 48 F7 27 BB 1B		B SI 80 B SI 90 F SI 89 1 SAFE F SI 89 1 SAFE 1 SAFE F FF 89 F SI 90 3-2 B SL 76 F FF 90 X FF 91 F8 ①			B CU 78 C FF 91 B FF 92 X FC 86 2-1 G4-3 ①		C FF 93 X SI 93 0-1 G4-3 ①		5	1	2	1	0	0	1
27 Vladimir Guerrero, R (1, 9) OBP: 0.354, SLG: 0.497	B SL 82 C SI 91 X SI 90 1-1 1B			B SI 90 B SI 90 B SL 78 C SI 90 C SI 91 F SI 92 B CH 84 4-2 1-2 BB		X FF 90 0-0 P2 ②			B FF 93 F FF 92 X FF 92 1-1 F7 ②		B FF 93 F FF 93 X CH 91 1-1 G6-3 ②		4	0	1	0	1	0	1
48 Torii Hunter, R (1, 8) OBP: 0.340, SLG: 0.478	C SI 89 C SI 91 C SI 91 0-3 K ③			X SI 90 0-0 F7 ① 2-3		B FF 89 B CH 81 X SI 89 2-0 F9 ③			B FF 93 F FF 93 B SI 92 F FC 86 F SI 92 B FF 92 F FC 86 B SI 92 4-2 BB		X SL 90 0-0 G6-3 ③		4	0	0	0	1	1	4
Garret Anderson, L (1, 7) OBP: 0.319, SLG: 0.428	C SL 77 B SI 90 F SI 90 C SL 79 1-3 K ①			B SI 91 C SI 90 X FF 90 1-1 P6 ②			B SI 88 X SI 90 1-0 F7 ①		F SI 91 C FF 91 B FF 92 1 SAFE T FF 92 1-2 K ③			F SL 88 F FF 92 B SI 93 S FF 93 1-3 K ①	5	0	0	0	3	3
47 Howie Kendrick, R (1, 4) OBP: 0.339, SLG: 0.439	B SI 90 F SI 91 B SI 89 X SI 92 2-1 F9 ②			S SL 80 F SL 78 S SL 80 0-3 K2-3 ③			C SL 77 X CH 82 0-1 P4 ②			B CU 78 S FF 90 B FF 92 S FF 91 X FF 92 2-2 G6-3 1B		B FF 93 B FF 93 X FF 92 2-0 F9 ②		5	0	1	0	0	1	2
19 Kendrys Morales, S (1, 10) OBP: 0.143, SLG: 0.143 18 Sean Rodriguez, R (10, PH) OBP: 0.278, SLG: 0.232 (11, 10)	C SI 90 F SI 90 F SI 80 F SI 92 X SL 79 0-2 F7 ③				B SI 89 X SI 90 1-0 F7 ①		B SI 89 X CH 82 1-0 P4 ③			B FF 89 L FF 90 1 SAFE X FF 90 1-1 B2 ①		C FF 93 B FF 93 C FF 93 F SL 90 B SL 86 S FF 93 2-3 K ③	3 2	0 0	0 0	0 0	0 1	0 1	0 1
44 Mike Napoli, R (1, 2) OBP: 0.321, SLG: 0.490 Juan Rivera, R (10, PH) OBP: 0.285, SLG: 0.426 5 Jeff Mathis, R (11, 2) OBP: 0.296, SLG: 0.353			C SI 90 C SI 90 B SL 80 X SL 80 1-2 G5-3 ①		S SL 78 C SI 91 B SI 91 C SI 91 1-3 K ②			S SL 78 X SL 78 0-1 G5-3 ①		C FC 86 X SI 90 0-1 G6-3 ② 1-2			3 1 0	0 0 0	0 0 0	0 0 0	1 0 0	0 1 0	0 1 0
Inning Stats	R: 1 E: 0 K: 2 S: 13 H: 2 LOB: 1 BB: 0 P: 16	R: 0 E: 0 K: 1 S: 10 H: 0 LOB: 0 BB: 0 P: 13	R: 0 E: 0 K: 0 S: 9 H: 1 LOB: 0 BB: 0 P: 13	R: 0 E: 0 K: 1 S: 11 H: 1 LOB: 2 BB: 1 P: 19	R: 0 E: 0 K: 1 S: 5 H: 0 LOB: 0 BB: 0 P: 9	R: 0 E: 0 K: 0 S: 9 H: 0 LOB: 1 BB: 1 P: 18	R: 0 E: 0 K: 0 S: 4 H: 0 LOB: 0 BB: 0 P: 6	R: 0 E: 0 K: 1 S: 9 H: 0 LOB: 0 BB: 0 P: 9	R: 0 E: 0 K: 1 S: 11 H: 0 LOB: 1 BB: 1 P: 19	R: 0 E: 0 K: 0 S: 9 H: 1 LOB: 2 BB: 1 P: 16	R: 0 E: 0 K: 0 S: 5 H: 0 LOB: 0 BB: 0 P: 6	R: 0 E: 0 K: 2 S: 8 H: 0 LOB: 0 BB: 0 P: 13	1B: 4 2B: 0 3B: 0 HR: 1	SF: 0 SAC: 0 DP: 0 HBP: 0	WP: 0 PB: 0 SB: 0 CS: 1	PA: 44		

PITCHER		IP	WLS	BF	H	R	ER	SO	BB	IBB	HBP	BLK	WP	HR	S	P	ERA	WHIP
30 Scott Baker, R ERA: 3.74	(1, 1)	8.0		29	4	1	1	6	2	0	0	0	0	1	70	103	1.12	0.750
54 Matt Guerrier, R ERA: 4.78	(9, 1)	2.0		9	1	0	0	1	1	0	0	0	0	0	20	35	0.00	1.000
28 Jesse Crain, R ERA: 3.46	(11, 1)	1.0	W	3	0	0	0	0	0	0	0	0	0	0	5	6	0.00	0.000
36 Joe Nathan, R ERA: 0.98	(12, 1)	1.0	S	3	0	0	0	2	0	0	0	0	0	0	8	13	0.00	0.000

PITCHER	IP	WLS	BF	H	R	ER	SO	BB	IBB	HBP	BLK	WP	HR	S	P	ERA	WHIP

AB	40
R	1
H	5
RBI	1
BB	4
SO	9
LOB	16

Minnesota Twins @ Los Angeles Angels

Angel Stadium of Anaheim, Anaheim, CA

Fri Aug 22 2008, 7:05 PM PDT

Att. 43,819 - Clear - 75 F

livebaseballscorecards.com

TOP

Batter	1	2	3	4	5	6	7	8	9	AB	R	H	RBI	BB	SO	LOB
2 Denard Span, L (1, 9) OBP: 0.407, SLG: 0.478	C FF 88 X SI 88 0-1 25 WP 1B		F SI 90 1 SAFE C CU 75 B CU 76 B CU 80 B FF 92 X FF 92 3-2 ①② G4-3 1-3		B FF 92 X SI 92 1-0 ① 2-3 3-H 1B	B SI 90 B SI 91 X SI 91 2-0 1-H 2-H HR		C SI 87 B CH 83 F SI 90 X SL 86 1-2 ② G6-3		5	1	3	4	0	0	1
25 Alexi Casilla, S (1, 4) OBP: 0.341, SLG: 0.409	B SI 90 B SI 90 B FF 90 C FF 88 F SI 89 X FF 91 3-2 ① L5 1-2		C SI 92 C CU 79 F FF 91 X FF 92 0-2 ③ G5-3		F FF 92 X CH 83 0-1 ② G6-3	C SI 90 X SI 91 0-1 ③ G4-3		B SI 90 X SI 89 1-0 ③ G4-3		5	0	0	0	0	0	2
7 Joe Mauer, L (1, 2) OBP: 0.417, SLG: 0.453	B FF 92 X SI 90 1-0 ② F7			H SI 89 1-0 FC6-4 HBP	C CU 77 B CU 79 X SI 91 1-1 ③ F9		C SI 88 X SL 83 0-1 E 33 G3-1 FC6-4 1B		C SI 89 B SL 86 X SI 90 1-1 ① G4-3	4	1	1	0	0	0	2
33 Justin Morneau, L (1, 3) OBP: 0.389, SLG: 0.503 32 Brian Buscher, L (9, PR) OBP: 0.341, SLG: 0.433 (9, 3)	C CU 75 B SL 85 X SI 92 1-1 ③ G3			C SI 89 F SI 90 F CU 79 B CU 78 X SL 83 1-2 ① P6		X SL 81 0-0 ① G6-3	C SI 91 F CH 83 X FF 91 0-2 ① G3-1 1-2		F SI 90 X FF 91 0-1 FC5-4 1B	5 0	0 0	1 0	0 0	0 0	0 0	3 0
Randy Ruiz, R (1, 10) OBP: 0.385, SLG: 0.389 Mike Lamb, L (9, PH) OBP: 0.278, SLG: 0.325 (9, 10)		B SI 88 S CH 80 X SI 90 1-1 E6		S CH 82 1 SAFE F CU 79 B FF 91 F CU 77 X CH 82 1-2 ② FC6-4 21 HR 1-2f	B CU 73 B SI 88 F SI 89 B CH 82 X CH 81 3-1 21 2B 1B	D SL 86 B SI 91 X SI 90 2-0 E6 FC6-4 21 HBP 2-3		C SI 90 B SI 90 F SI 90 X SI 90 1-2 ② FC5-4 1-2f	4 1	2 0	1 0	0 0	0 0	0 1	2
21 Delmon Young, R (1, 7) OBP: 0.331, SLG: 0.405		X SI 90 0-0 ① F9		B CH 80 B SI 91 X SI 90 2-0 1-H HR	S CH 80 F SI 91 B FF 89 F CH 82 F CU 79 B FF 92 X CH 81 2-2 1B 1-H 12 FC6 2B	H SI 91 1-0 FC6-4 1-2 HBP		B SI 89 B SI 91 F FF 89 S SI 90 D SL 87 X SI 89 3-2 ③ G6-3	4	2	2	3	0	0	2
Nick Punto, S (1, 5) OBP: 0.339, SLG: 0.414		C SI 90 B SI 91 X CH 83 1-1 ② P4		C SI 92 X SI 92 0-1 ③ G4-3		B SI 91 C CH 81 2 SAFE B FF 91 X SI 91 2-1 12 FC6 2 HR 2-3 1B	B SI 90 C SI 90 F SI 90 F SI 91 B FF 92 X SI 91 2-2 ② FC6-4 1-2f 2-3 3-H			4	1	1	1	0	0	3
12 Adam Everett, R (1, 6) OBP: 0.273, SLG: 0.327		C FF 91 F SI 90 B CU 77 X FF 92 1-2 ③ F8			C SI 88 C SI 90 B CH 81 X FF 90 1-2 22 2B 2 1B 1B	1 SAFE C SI 91 D SL 86 F SI 91 X SI 91 1-2 FC6 2 HR 1-2 3-H	X SI 91 0-0 G5-3			4	2	1	1	0	0	4
22 Carlos Gómez, R (1, 8) OBP: 0.289, SLG: 0.347			F SI 90 T CH 81 F SI 90 F CU 74 B CU 74 X CH 82 1-2 2 G4-3 2 S 1B		F CH 82 C SI 91 B FF 90 X CU 74 1-2 2 1B 1-3 2B	B SI 92 S SI 91 F SI 92 F SL 86 F SI 92 D SL 86 S SI 92 2-3 ② K		B SL 84 X SI 90 1-0 ① G5-3		4	0	2	0	0	1	2

Inning Stats																														
	R: 0	H: 1	R: 0	H: 0	R: 0	H: 1	R: 2	H: 1	R: 1	H: 3	R: 5	H: 4	R: 1	H: 1	R: 0	H: 0	R: 0	H: 1	1B: 8	SF: 0	WP: 1	PA: 42
	E: 0	LOB: 1	E: 1	LOB: 1	E: 0	LOB: 1	E: 0	LOB: 0	E: 0	LOB: 1	E: 0	LOB: 0	E: 1	LOB: 2	E: 0	LOB: 0	E: 0	LOB: 1	2B: 2	SAC: 0	PB: 0	
	K: 0	BB: 0	K: 0	BB: 0	K: 0	BB: 0	K: 0	BB: 0	K: 0	BB: 0	K: 1	BB: 0	K: 0	BB: 0	K: 0	BB: 0	K: 0	BB: 0	3B: 0	DP: 0	SB: 1	
	S: 8	P: 13	S: 8	P: 11	S: 12	P: 16	S: 11	P: 16	S: 11	P: 15	S: 21	P: 33	S: 11	P: 16	S: 5	P: 8	S: 10	P: 15	HR: 2	HBP: 2	CS: 0	

	AB	40
	R	9
	H	12
	RBI	9
	BB	0
	SO	1
	LOB	22

PITCHER		IP	WLS	BF	H	R	ER	SO	BB	IBB	HBP	BLK	WP	HR	S	P	ERA	WHIP
51 Joe Saunders, L ERA: 3.37	(1, 1)	5.1	L	25	9	6	6	0	0	0	1	0	1	1	60	88	10.12	1.688
68 Shane Loux, R ERA: 3.12	(6, 1)	3.2		17	3	3	2	1	0	0	1	0	0	1	37	55	4.91	0.818

PITCHER		IP	WLS	BF	H	R	ER	SO	BB	IBB	HBP	BLK	WP	HR	S	P	ERA	WHIP

BOTTOM

Minnesota Twins @ Los Angeles Angels

Angel Stadium of Anaheim, Anaheim, CA

Fri Aug 22 2008, 7:05 PM PDT

Att. 43,819 - Clear - 75 F

livebaseballscorecards.com

Batter	1	2	3	4	5	6	7	8	9	AB	R	H	RBI	BB	SO	LOB
9 Chone Figgins, S (1, 5) OBP: 0.372, SLG: 0.317	C SI 88 B SI 90 C CH 82 X SL 81 1-2 ① F9		B SI 90 B SI 89 C SI 90 B FF 90 F SI 90 B SI 90 4-2 2 F9-3 BB			C SI 87 X FF 88 0-1 1B		X FF 91 0-0 ② G3		3	0	1	0	1	0	0
2 Erick Aybar, S (1, 6) OBP: 0.318, SLG: 0.390 19 Kendrys Morales, S (8, 9) OBP: 0.250, SLG: 0.250	C SI 89 F CH 82 F SL 82 F SI 90 X CH 82 0-2 27 F9 2B		C CH 82 X SI 90 0-1 ②③ F9-3 1-1			B SI 88 X SI 88 1-0 ① F8		B SI 89 B CH 82 F FF 91 F SI 91 X CH 82 2-2 1B		3 1	0 0	1 1	0 0	0 0	0 0	2 0
Mark Teixeira, S (1, 3) OBP: 0.401, SLG: 0.521 39 Robb Quinlan, R (8, 3) OBP: 0.311, SLG: 0.318	C SI 90 C SI 91 F FF 91 F SI 91 D SL 82 B SL 83 F FF 90 B SI 91 B FF 91 4-2 BB			B SI 88 B SI 90 X SI 88 2-0 ① G4-3		F SI 89 F CH 82 X CH 81 0-2 ② F8		B SI 91 B SI 90 F SI 89 S FF 91 F FF 92 X SI 91 2-2 ③ L6		2 1	0 0	0 0	0 0	1 0	0 0	1 1
27 Vladimir Guerrero, R (1, 9) OBP: 0.351, SLG: 0.493 18 Sean Rodríguez, R (8, 6) OBP: 0.275, SLG: 0.229	X SI 90 0-0 ② F9 2-3			B CH 83 B CH 84 X FF 90 2-0 ② G3		S SI 88 F SI 89 X SL 82 0-2 ③ P4			C SI 89 X SI 89 0-1 ① G5-3	3 1	0 0	0 0	0 0	0 0	0 0	3 0
48 Torii Hunter, R (1, 10) OBP: 0.337, SLG: 0.473	C SI 90 X CH 82 0-1 ③ F9			F CH 82 B SL 84 F CH 84 C SI 92 1-3 ③ K			B CH 81 C CH 82 F FF 90 X SL 82 1-2 ① G4-3		C SI 90 B SI 92 T SI 90 B CH 83 B SI 85 S SI 85 3-3 ② K	4	0	0	0	0	2	2
Garret Anderson, L (1, 7) OBP: 0.319, SLG: 0.429 Juan Rivera, R (7, PH) OBP: 0.292, SLG: 0.432 (8, 7)		X SI 88 0-0 ① G4-3			C FF 88 B FF 90 X FF 90 1-1 24 G6-3 1B		X SI 89 0-0 47 WP 1B		S SI 85 B SI 91 C CH 82 X CH 82 1-2 1B	2 2	0 0	1 2	0 0	0 0	0 0	0 0
47 Howie Kendrick, R (1, 4) OBP: 0.334, SLG: 0.433		B SI 89 F SI 88 F SI 90 F CH 83 X SL 82 1-2 ② F9			B SI 88 X FF 90 1-0 ① F8		C SI 89 B FF 89 X CH 82 1-1 ② G5-3 1-2		C SI 90 X SI 91 0-1 ③ F9	4	0	0	0	0	0	3
24 Gary Matthews, S (1, 8) OBP: 0.304, SLG: 0.327		B SI 90 B SI 90 F SI 90 X SI 90 2-1 ③ F8			F SI 89 B SI 89 B SI 88 C SI 90 B FF 89 X SI 91 3-2 ② G6-3 1-2		C SL 81 X SI 90 0-1 ③ G6-3			3	0	0	0	0	0	2
5 Jeff Mathis, R (1, 2) OBP: 0.293, SLG: 0.348			B SI 89 S CH 82 S SI 90 S SI 90 1-3 ① K		C FF 88 B SI 89 B SI 89 S SI 88 C SI 90 2-3 ③ K			B SI 89 F CH 81 B FF 90 B SI 89 F SI 90 X SI 91 3-2 ① P4		3	0	0	0	0	2	1
Inning Stats	R: 0 E: 0 K: 0 S: 16 H: 1 LOB: 2 BB: 1 P: 21	R: 0 E: 0 K: 0 S: 7 H: 0 LOB: 0 BB: 0 P: 10	R: 0 E: 0 K: 1 S: 7 H: 0 LOB: 0 BB: 1 P: 12	R: 0 E: 0 K: 1 S: 5 H: 0 LOB: 0 BB: 0 P: 10	R: 0 E: 0 K: 1 S: 9 H: 1 LOB: 1 BB: 0 P: 16	R: 0 E: 0 K: 0 S: 9 H: 1 LOB: 1 BB: 0 P: 10	R: 0 E: 0 K: 0 S: 8 H: 1 LOB: 1 BB: 0 P: 10	R: 0 E: 0 K: 0 S: 11 H: 1 LOB: 1 BB: 0 P: 18	R: 0 E: 0 K: 1 S: 10 H: 1 LOB: 1 BB: 0 P: 14	1B: 5 2B: 2 3B: 0 HR: 0	SF: 0 SAC: 0 DP: 1 HBP: 0			WP: 1 PB: 0 SB: 0 CS: 0	PA: 34		

PITCHER		IP	WLS	BF	H	R	ER	SO	BB	IBB	HBP	BLK	WP	HR	S	P	ERA	WHIP
15 Glen Perkins, L ERA: 3.9	(1, 1)	8.0	W	30	5	0	0	3	2	0	0	0	1	0	72	107	0.00	0.875
Dennys Reyes, L ERA: 2.25	(9, 1)	1.0		4	1	0	0	1	0	0	0	0	0	0	10	14	0.00	1.000

PITCHER	IP	WLS	BF	H	R	ER	SO	BB	IBB	HBP	BLK	WP	HR	S	P	ERA	WHIP

AB	32
R	0
H	6
RBI	0
BB	2
SO	4
LOB	15

Minnesota Twins @ Los Angeles Angels

Angel Stadium of Anaheim, Anaheim, CA

Sat Aug 23 2008, 6:05 PM PDT

Att. 43,906 - Clear - 79 F

livebaseballscorecards.com

TOP

Batter	1	2	3	4	5	6	7	8	9	AB	R	H	RBI	BB	SO	LOB
2 Denard Span, L (1, 9) OBP: 0.398, SLG: 0.469	C SI 89 B FF 90 B SL 86 F FF 90 B FF 92 X SI 92 3-2 ① G4-3		F FF 90 B CH 80 P PO 86 1 SAFE F SI 90 1 SAFE X SI 90 2-2 ③ L5		B SI 90 X SI 91 1-0 ① SF8 2-3 3-H		B SL 78 X SI 90 1-0 ① F8		C CU 79 D CH 86 T CH 86 D CH 88 D CU 81 S CH 85 3-3 ③ K	4	0	0	1	0	1	3
25 Alexi Casilla, S (1, 4) OBP: 0.343, SLG: 0.420	C SI 90 B FF 92 X SI 91 1-1 ② G6-3			C SI 89 B CU 73 X SI 89 1-1 HR	B FF 91 B CH 81 B SI 91 B SI 90 4-0 7 1B 33 G3 1-2 BB		1 SAFE B FF 88 F FF 88 B FF 89 1 SAFE 1 SAFE B FF 88 X FF 89 3-1 ② P3			3	2	1	1	1	0	1
7 Joe Mauer, L (1, 2) OBP: 0.416, SLG: 0.451	C SI 91 B SI 92 B SI 92 X FF 92 2-1 ③ G4-3			B CH 81 B CH 81 C SI 90 S CH 82 B SI 91 X SI 92 3-2 ① F8	C CH 82 F SI 90 B SI 92 3 SAFE B SL 85 B SI 92 F CH 82 X SI 91 3-2 33 G3 1B 1-3 2-H 3-H		C SI 90 B SL 77 B SL 77 B SI 90 X SI 90 3-1 ③ P6			4	0	1	2	0	0	1
33 Justin Morneau, L (1, 3) OBP: 0.386, SLG: 0.499		C FF 89 B SI 88 B SI 91 F SI 91 B FF 91 X SL 84 3-2 ① F8		B SI 92 B CH 82 X SI 91 2-0 ② F7	B SI 89 B SL 80 C SL 77 F SL 77 X SI 89 2-2 ② G3 2-3 3-H			X SI 90 0-0 ① F8		4	0	0	1	0	0	1
16 Jason Kubel, L (1, 10) OBP: 0.332, SLG: 0.470		F SI 90 B FF 91 X SL 84 1-1 ② G3		B FF 91 C SI 92 B SL 84 B CH 83 X CH 85 3-1 1B	B FF 90 X SL 77 1-0 ③ G4-1			B SI 92 C SI 92 B CU 81 F SI 91 F SI 92 B SI 93 X SI 92 3-2 ② F8		4	0	1	0	0	0	1
21 Delmon Young, R (1, 7) OBP: 0.329, SLG: 0.401		B FF 90 X SI 90 1-0 ③ F9		B SL 81 F FF 90 D SL 86 B SL 83 S CH 80 X SI 91 3-2 ③ G6-3		B FF 90 F FF 88 X FF 88 1-1 ① P4		X SI 93 0-0 ③ G5-3		4	0	0	0	0	0	1
32 Brian Buscher, L (1, 5) OBP: 0.339, SLG: 0.429			C SI 89 B FF 90 B FF 90 F SI 90 F FF 91 S SL 83 2-3 ① K		B SI 89 F SI 89 S CH 80 B FF 91 X FF 90 2-2 22 HBP 2 SF8 1B	C FF 89 C FF 88 B FF 88 C SL 77 1-3 ② K			X FF 90 0-0 ① P6	4	1	1	0	0	2	0
Nick Punto, S (1, 6) OBP: 0.341, SLG: 0.415			B SI 90 C SI 90 C FF 91 B SL 83 B SL 84 F SL 83 F FF 89 X SI 91 3-2 ② F8		B SI 90 X SI 90 1-0 2 SF8 22 HBP 7 1B 1-2	C FF 90 C FF 88 X FF 88 0-2 ③ G4-3			C FF 91 B CH 86 B FF 92 B FF 91 F FF 90 X FF 91 3-2 DI 1B	4	1	2	0	0	0	0
22 Carlos Gómez, R (1, 8) OBP: 0.293, SLG: 0.350 Mike Lamb, L (9, PH) OBP: 0.277, SLG: 0.323			B SI 91 X SI 91 1-0 1B		H SI 90 1-0 25 BB 7 1B 1-2 2-3 HBP		X FF 89 0-0 1B		C FF 92 F CU 80 S CH 87 0-3 ② K 1-2	2	1	2	0	0	0	0
										1	0	0	0	0	1	1
Inning Stats	R: 0 E: 0 K: 0 S: 7 H: 0 LOB: 0 BB: 0 P: 13	R: 0 E: 0 K: 0 S: 6 H: 0 LOB: 0 BB: 0 P: 11	R: 0 E: 0 K: 1 S: 14 H: 1 LOB: 1 BB: 0 P: 21	R: 1 E: 0 K: 0 S: 11 H: 2 LOB: 1 BB: 0 P: 23	R: 4 E: 0 K: 0 S: 13 H: 3 LOB: 1 BB: 1 P: 28	R: 0 E: 0 K: 1 S: 8 H: 0 LOB: 0 BB: 0 P: 10	R: 0 E: 0 K: 0 S: 6 H: 1 LOB: 1 BB: 0 P: 13	R: 0 E: 0 K: 0 S: 6 H: 0 LOB: 0 BB: 0 P: 9	R: 0 E: 0 K: 2 S: 10 H: 1 LOB: 1 BB: 0 P: 16	1B: 7 2B: 0 3B: 0 HR: 1 SF: 1 SAC: 0 DP: 0 HBP: 1						

	AB	34
	R	5
	H	8
	RBI	5
	BB	1
	SO	4
	LOB	9

WP: 0 PA: 37
PB: 0
SB: 0
CS: 0

PITCHER		IP	WLS	BF	H	R	ER	SO	BB	IBB	HBP	BLK	WP	HR	S	P	ERA	WHIP
Jon Garland, R ERA: 4.49	(1, 1)	4.1		21	6	5	5	1	1	0	1	0	0	1	47	89	10.38	1.615
Darren Oliver, L ERA: 2.81	(5, 1)	2.2	W	9	1	0	0	1	0	0	0	0	0	0	18	30	0.00	0.375
62 Scot Shields, R ERA: 2.68	(8, 1)	1.0	H	3	0	0	0	0	0	0	0	0	0	0	6	9	0.00	0.000
Francisco Rodríguez, R ERA: 2.65	(9, 1)	1.0	S	4	1	0	0	2	0	0	0	0	0	0	10	16	0.00	1.000

PITCHER		IP	WLS	BF	H	R	ER	SO	BB	IBB	HBP	BLK	WP	HR	S	P	ERA	WHIP

Batter	1	2	3	4	5	6	7	8	9	AB	R	H	RBI	BB	SO	LOB
9 Chone Figgins, S (1, 5) OBP: 0.375, SLG: 0.320	B SI 90 F SI 92 B CU 77 X SI 93 2-1 1B 1B		F FF 91 C CH 80 B SI 92 X CU 76 1-2 2 SH5-4 27 2B 1-2 1B	C CU 76 X CH 80 0-1 2 1B 1-2 1B		C FF 93 F FF 94 S FF 94 0-3 ① K		C SL 82 B CH 73 B SL 85 B CH 73 C SI 88 C SL 84 3-3 ② ③ K 2-3		5	2	3	0	0	2	1
2 Erick Aybar, S (1, 6) OBP: 0.318, SLG: 0.390	F SI 90 B SI 92 F SI 90 F FC 88 1 SAFE 1 SAFE X SI 90 1-2 ① F8		X SI 92 0-0 ① SH5-4 1-2 2-3	C CH 82 B SI 89 F FC 87 B SI 92 F FC 88 X FF 92 2-2 1B 1-3 2-H 1B		S FF 94 B FF 94 X SI 94 1-1 ② G6-3				3	0	1	1	0	0	1
Mark Teixeira, S (1, 3) OBP: 0.405, SLG: 0.530	B SI 91 B SI 91 C FC 88 1 SAFE X SI 90 2-1 27 G5-4-3 1-3 1B		I IN 69 I IN 70 I IN 72 I IN 72 4-0 27 2B 48 E IBB	F SI 91 B FC 88 B FC 88 X SI 90 2-1 27 G6-4-3 1-3 3-H 1B		C FF 95 B FF 95 F FF 94 X FF 95 1-2 HR				3	2	3	2	1	0	0
27 Vladimir Guerrero, R (1, 9) OBP: 0.351, SLG: 0.493	S SI 90 X SI 92 0-1 ② ③ G5-4-3 1-2f		X FC 88 0-0 48 E SF8 1-3 2-H 3-H 2B	B SI 90 F CH 81 X SI 91 1-1 ② ③ G6-4-3 1-2f		B CU 80 B CU 81 F FF 91 X SI 93 2-1 ③ P4				4	1	1	2	0	0	4
48 Torii Hunter, R (1, 8) OBP: 0.337, SLG: 0.471		X FC 87 0-0 1B	C SI 92 F SI 91 X SI 92 0-2 E5 2-3 3-H	C FC 86 B SI 90 X FC 86 1-1 ① L7			F FF 91 X FF 95 0-1 ① G5-3			4	0	1	1	0	0	1
Garret Anderson, L (1, 10) OBP: 0.319, SLG: 0.427		F SI 90 F SI 92 F SI 93 X CU 78 0-2 ① P6	B CH 82 F CH 81 F FC 89 X FC 88 1-2 ② SF8 3-H	C CU 76 X CH 79 0-1 ② F9			B CU 82 B FF 93 B SI 92 B FF 93 4-0 G5-4-3 BB			2	0	0	1	1	0	1
Juan Rivera, R (1, 7) OBP: 0.291, SLG: 0.429		X FC 87 0-0 ② F9	1 SAFE C CU 77 X FC 88 0-1 ③ F8	C CU 77 F CU 78 X CU 79 0-2 47 1B 1B			1 SAFE X SL 87 0-0 ② ③ G5-4-3 1-2f			4	0	1	0	0	0	3
47 Howie Kendrick, R (1, 4) OBP: 0.336, SLG: 0.434		X FF 93 0-0 ③ F9		B SI 90 B CH 81 F SI 89 X FC 88 2-1 ① G1-3	D SI 91 C FC 86 X FC 86 1-1 1-2 1B			B FF 89 F FF 92 S CH 84 F CH 85 X CU 81 1-2 9 CS 44 SH1-4 1B		4	0	2	0	0	0	1
44 Mike Napoli, R (1, 2) OBP: 0.321, SLG: 0.484			B SI 91 X SI 90 1-0 E5 2 SH5-4 9 1B 27 2B	C CU 77 B SI 93 B SI 89 C FC 87 B CU 79 B SI 91 4-2 9 1B 2 1B BB	B CU 81 B FF 94 S FF 94 F FF 94 T FF 95 2-2 ③ K			1 SAFE B SI 88 X SI 90 1-0 ① SH1-4 1-2		2	2	0	0	1	1	2
Inning Stats	R: 0 E: 0 K: 0 S: 10 H: 2 LOB: 1 BB: 0 P: 15	R: 0 E: 0 K: 0 S: 7 H: 1 LOB: 1 BB: 0 P: 7	R: 4 E: 2 K: 0 S: 14 H: 2 LOB: 1 BB: 1 P: 21	R: 2 E: 0 K: 0 S: 14 H: 3 LOB: 1 BB: 1 P: 25	R: 0 E: 0 K: 1 S: 12 H: 2 LOB: 2 BB: 0 P: 16	R: 1 E: 0 K: 1 S: 10 H: 1 LOB: 0 BB: 0 P: 14	R: 0 E: 0 K: 0 S: 3 H: 0 LOB: 0 BB: 1 P: 7	R: 0 E: 0 K: 1 S: 8 H: 1 LOB: 0 BB: 0 P: 13		1B: 10 2B: 1 3B: 0 HR: 1 SF: 1 SAC: 2 DP: 3 HBP: 0			WP: 0 PB: 0 SB: 0 CS: 1 PA: 37		

BOTTOM

Minnesota Twins @ Los Angeles Angels

Angel Stadium of Anaheim, Anaheim, CA

Sat Aug 23 2008, 6:05 PM PDT

Att. 43,906 - Clear - 79 F

livebaseballscorecards.com

AB	31
R	7
H	12
RBI	7
BB	3
SO	3
LOB	14

PITCHER		IP	WLS	BF	H	R	ER	SO	BB	IBB	HBP	BLK	WP	HR	S	P	ERA	WHIP
53 Nick Blackburn, R ERA: 3.78	(1, 1)	4.2	L	26	10	6	3	0	1	1	0	0	0	0	54	79	5.79	2.357
26 Boof Bonser, R ERA: 6.22	(5, 1)	2.2		10	2	1	1	2	1	0	0	0	0	1	21	33	3.38	1.125
49 Craig Breslow, L ERA: 2.36	(8, 1)	0.2		1	0	0	0	1	0	0	0	0	0	0	3	6	0.00	0.000

PITCHER	IP	WLS	BF	H	R	ER	SO	BB	IBB	HBP	BLK	WP	HR	S	P	ERA	WHIP

Batter	1	2	3	4	5	6	7	8	9	AB	R	H	RBI	BB	SO	LOB
2 Denard Span, L (1, 9) OBP: 0.394, SLG: 0.462	B FF 94 X FF 95 1-0 25 1B 33 1B 1B		B FF 94 C FF 95 B CH 86 S FF 94 X SL 86 2-2 ① F9		C SL 78 B SL 83 L FF 93 B SL 85 C FF 94 2-3 ① K		X FF 90 0-0 ① G4-3		D CU 80 D CU 79 B FF 92 C FF 91 C FF 93 C FF 93 3-3 ③ K	5	1	1	0	0	2	1
25 Alexi Casilla, S (1, 4) OBP: 0.342, SLG: 0.418	B FF 94 B FF 93 1 SAFE C FF 94 1 SAFE X FF 93 2-1 ① 1-3 1B		X FF 94 0-0 ② F7		C SL 80 B SL 80 F FF 94 X FF 96 1-2 ② G3		B FF 92 C FF 92 F SL 84 S SL 85 1-3 ② K			4	0	1	0	0	1	0
7 Joe Mauer, L (1, 2) OBP: 0.415, SLG: 0.449	C FF 96 C SL 86 S SL 85 0-3 ② K		C FF 94 B CH 85 X FF 94 1-1 33 2B 1B		C SL 81 X FF 94 0-1 ③ F8		B FF 92 C SL 81 X FF 94 1-1 ③ G3			4	1	1	0	0	1	1
33 Justin Morneau, L (1, 3) OBP: 0.389, SLG: 0.509	F FF 96 S SL 86 X FF 97 0-2 3-H 1B		C FF 95 B FF 95 C FF 96 X SL 86 1-2 1-H 2B			B FF 90 B FF 94 C FF 93 X SL 82 2-1 HR		B FS 84 X FF 92 1-0 ① L9		4	1	3	3	0	0	0
16 Jason Kubel, L (1, 7) OBP: 0.329, SLG: 0.465 21 Delmon Young, R (8, 7) OBP: 0.329, SLG: 0.401	C FF 95 B FF 96 C SL 85 B SL 85 S SL 87 2-3 ③ K		B SL 85 F SL 87 B FF 97 C SL 84 S SL 86 2-3 ③ K			C SL 79 B FF 93 X FF 95 1-1 ① L4		B SL 86 B FF 93 F FS 85 S S 2-3 ② K		4 0	0 0	0 0	0 0	0 0	3 0	2 0
Randy Ruiz, R (1, 10) OBP: 0.372, SLG: 0.375		C SL 82 F SL 84 B SL 85 C FF 95 1-3 ① K		S SL 83 F FF 95 S FF 96 0-3 ① K		B FF 97 F FF 96 F FF 96 B SL 88 B FF 95 X SL 86 3-2 1B 1B		B SL 89 F SL 88 F FF 93 S FS 86 1-3 ③ K		4	0	1	0	0	3	0
Nick Punto, S (1, 5) OBP: 0.348, SLG: 0.421		F FF 94 S SL 83 X FF 96 0-2 ② G4-3	B FF 94 B FF 95 C FF 92 S FF 94 X FF 95 2-2 1B		X FF 93 0-0 1-2 1B			C FF 91 C FF 92 X CH 87 0-2 32 DI 1B	4	0	3	0	0	0	0
12 Adam Everett, R (1, 6) OBP: 0.267, SLG: 0.319 32 Brian Buscher, L (9, PH) OBP: 0.337, SLG: 0.426		C FF 94 X FF 94 0-1 E6	C SL 83 X FF 94 0-1 ② P4		B SL 84 C SL 82 S FF 94 D SL 83 S SL 86 2-3 ② K			C FF 92 C CU 80 F CU 80 C FF 92 0-3 ① 1-2 K	3 1	0 0	0 0	0 0	0 0	1 1	3 1
22 Carlos Gómez, R (1, 8) OBP: 0.291, SLG: 0.348 Mike Lamb, L (9, PH) OBP: 0.276, SLG: 0.322		B FF 96 1 SAFE B SL 86 S SL 83 S FF 96 D SL 85 S SL 87 3-3 ③ K	1 SAFE S SL 85 S FF 95 P PO 88 F FF 96 S SL 85 1-3 ③ K		S FF 96 X SL 86 0-1 ③ F7			C CU 80 B FF 92 F FF 92 X FF 93 1-2 ② G5-3	3 1	0 0	0 0	0 0	0 0	2 0	4 1
Inning Stats	R: 1 E: 0 K: 2 S: 12 H: 3 LOB: 1 BB: 0 P: 17	R: 0 E: 1 K: 2 S: 11 H: 0 LOB: 1 BB: 0 P: 15	R: 1 E: 0 K: 1 S: 12 H: 2 LOB: 1 BB: 0 P: 18	R: 0 E: 0 K: 2 S: 13 H: 1 LOB: 1 BB: 0 P: 15	R: 0 E: 0 K: 1 S: 8 H: 0 LOB: 0 BB: 0 P: 11	R: 1 E: 0 K: 1 S: 13 H: 3 LOB: 2 BB: 0 P: 21	R: 0 E: 0 K: 1 S: 6 H: 0 LOB: 0 BB: 0 P: 8	R: 0 E: 0 K: 2 S: 7 H: 0 LOB: 0 BB: 0 P: 11	R: 0 E: 0 K: 2 S: 13 H: 1 LOB: 1 BB: 0 P: 17	1B: 8 2B: 1 3B: 0 HR: 1	SF: 0 SAC: 0 DP: 0 HBP: 0			WP: 0 PB: 0 SB: 0 CS: 0	PA: 37	

PITCHER	IP	WLS	BF	H	R	ER	SO	BB	IBB	HBP	BLK	WP	HR	S	P	ERA	WHIP
54 Ervin Santana, R (1, 1) ERA: 3.41	7.0		30	9	3	3	10	0	0	0	0	0	1	75	105	3.86	1.286
66 Jose Arredondo, R (8, 1) ERA: 1.24	1.0	W	3	0	0	0	2	0	0	0	0	0	0	7	11	0.00	0.000
Francisco Rodríguez, R (9, 1) ERA: 2.6	1.0	S	4	1	0	0	2	0	0	0	0	0	0	13	17	0.00	1.000

PITCHER	IP	WLS	BF	H	R	ER	SO	BB	IBB	HBP	BLK	WP	HR	S	P	ERA	WHIP

TOP

Minnesota Twins @ Los Angeles Angels

Angel Stadium of Anaheim, Anaheim, CA

Sun Aug 24 2008, 12:35 PM PDT
Att. 40,011 - Sunny - 85 F

livebaseballscorecards.com

AB	37
R	3
H	10
RBI	3
BB	0
SO	14
LOB	13

Minnesota Twins @ Los Angeles Angels

Angel Stadium of Anaheim, Anaheim, CA

Sun Aug 24 2008, 12:35 PM PDT

Att. 40,011 - Sunny - 85 F

livebaseballscorecards.com

BOTTOM

Batter	1	2	3	4	5	6	7	8	9	AB	R	H	RBI	BB	SO	LOB
9 Chone Figgins, S (1, 5) OBP: 0.374, SLG: 0.320	C FF 88 B SI 89 X SI 90 1-1 ① B5-3		C CU 75 B CU 74 B SI 90 F SI 91 F SI 90 F FF 91 X SL 87 2-2 1B		B CH 83 C FF 91 B CH 83 F FF 90 S SI 92 2-3 ② K		B SI 89 X SI 89 1-0 ② G5-3 2-3 3-H			4	0	1	1	0	1	1
2 Erick Aybar, S (1, 6) OBP: 0.314, SLG: 0.385	X SI 89 0-0 ② G5-3		C SI 90 X FF 89 0-1 ② F9		C CU 75 B CU 75 B CU 76 X FF 91 2-1 ③ G4-3		B SL 82 S CH 85 F CH 85 X SI 91 1-2 ③ G5-3			4	0	0	0	0	0	2
Mark Teixeira, S (1, 3) OBP: 0.408, SLG: 0.541	B SI 90 B CU 75 X SI 90 2-0 27 2B 1B		B FF 89 F SI 90 B FF 90 X SI 90 2-1 ③ G3			C CU 73 B SI 90 F FF 90 B SL 86 X CU 74 2-2 HR		C SI 90 X SI 90 0-1 27 3B 2B		4	2	3	1	0	0	1
27 Vladimir Guerrero, R (1, 10) OBP: 0.352, SLG: 0.500	F SI 90 B SI 90 F SI 90 X SI 90 1-2 1-3 2B			F FF 89 C CU 76 C FF 91 0-3 ① K		X SI 91 0-0 ① G5-3		F FF 94 X FF 94 0-1 2-H 24 3B 3B		4	1	2	1	0	1	0
48 Torii Hunter, R (1, 8) OBP: 0.336, SLG: 0.469	F SI 90 S SI 90 B SI 90 B SL 85 S FF 91 2-3 ③ K			F SI 91 F SL 87 F SL 88 B SI 92 X SI 92 1-2 24 1B 1B		C SI 91 X SI 90 0-1 ② F9		B SI 95 F SI 95 B FF 92 F SL 92 S FF 94 2-3 ① K		4	0	1	0	0	2	3
Garret Anderson, L (1, 7) OBP: 0.319, SLG: 0.427 24 Gary Matthews, S (2, 9) OBP: 0.306, SLG: 0.335		C CU 74 B SI 90 X SI 90 1-1 ① F8		B SI 90 F SI 90 1 SAFE X SI 89 1-1 1-3 1B		B CU 74 S SI 90 F SI 88 B SI 89 F SI 90 X SI 91 2-2 ③ G4-3		S FF 95 B FF 96 B FF 95 C SI 95 X FF 95 2-2 3-H SF9 3B		0 4	0 1	0 2	0 1	0 0	0 0	0 0
Juan Rivera, R (1, 9) (2, 7) OBP: 0.286, SLG: 0.422		C CU 75 X CH 83 0-1 ② P3		X SI 89 0-0 ② P5			C SL 86 F SL 87 F SL 88 S SI 90 0-3 ① K	C CU 77 C CU 77 B SL 92 X SI 95 1-2 3-H SF9 ②		3	0	0	1	0	1	2
47 Howie Kendrick, R (1, 4) OBP: 0.335, SLG: 0.432		C CU 75 X CU 76 0-1 ③ G1-3		B SI 90 D CU 77 X SI 90 2-0 ③ F9			C SI 89 B CU 76 F SI 90 F SI 91 B FF 91 F SI 91 X SL 87 2-2 44 E 9 G5-3 1B	C FF 95 X SL 92 0-1 ③ F9		4	1	1	0	0	0	2
5 Jeff Mathis, R (1, 2) OBP: 0.291, SLG: 0.346 44 Mike Napoli, R (7, PH) OBP: 0.325, SLG: 0.488 (8, 2)			C SI 90 X SL 87 0-1 ① F8		C SL 85 C CU 75 S SL 87 0-3 ① K		X SL 86 0-0 E7 9 G5-3 1-3 1B			2 1	0 0	0 1	0 0	0 0	1 0	0 0
Inning Stats	R: 0 H: 2 E: 0 LOB: 2 K: 1 BB: 0 S: 10 P: 16	R: 0 H: 0 E: 0 LOB: 0 K: 0 BB: 0 S: 6 P: 7	R: 0 H: 1 E: 0 LOB: 1 K: 0 BB: 0 S: 11 P: 15	R: 0 H: 2 E: 0 LOB: 2 K: 1 BB: 0 S: 11 P: 15	R: 0 H: 0 E: 0 LOB: 0 K: 2 BB: 0 S: 8 P: 12	R: 1 H: 1 E: 0 LOB: 0 K: 0 BB: 0 S: 10 P: 14	R: 1 H: 2 E: 1 LOB: 1 K: 1 BB: 0 S: 14 P: 18	R: 3 H: 3 E: 0 LOB: 0 K: 1 BB: 0 S: 15 P: 20		1B: 6 2B: 2 3B: 2 HR: 1	SF: 1 SAC: 0 DP: 0 HBP: 0		WP: 0 PB: 0 SB: 0 CS: 0	PA: 35		

	AB	34
	R	5
	H	11
	RBI	5
	BB	0
	SO	6
	LOB	11

PITCHER		IP	WLS	BF	H	R	ER	SO	BB	IBB	HBP	BLK	WP	HR	S	P	ERA	WHIP
59 Kevin Slowey, R ERA: 3.74	(1, 1)	6.1		27	8	2	2	5	0	0	0	0	0	1	66	91	2.84	1.263
Dennys Reyes, L ERA: 2.45	(7, 1)	0.2	H	3	1	1	1	0	0	0	0	0	0	0	6	8	13.50	1.500
28 Jesse Crain, R ERA: 3.74	(8, 1)	1.0	L	5	2	2	2	1	0	0	0	0	0	0	13	18	18.00	2.000

PITCHER		IP	WLS	BF	H	R	ER	SO	BB	IBB	HBP	BLK	WP	HR	S	P	ERA	WHIP

Oakland Athletics @ Los Angeles Angels

Angel Stadium of Anaheim, Anaheim, CA

Mon Aug 25 2008, 7:05 PM PDT

Att. 39,584 - Clear - 75 F

livebaseballscorecards.com

TOP

Batter	1	2	3	4	5	6	7	8	9	AB	R	H	RBI	BB	SO	LOB
4 Eric Patterson, L (1, 4) OBP: 0.312, SLG: 0.278	B FF 90 C FF 89 F FF 90 B FF 91 F FF 92 S FF 92 2-3 ① **K**		C CU 71 F FF 91 B FF 91 B FF 93 S CH 81 2-3 ② **K**		C CU 71 B CH 80 F FF 89 X FF 92 1-2 ③ **P5**			S SI 89 T SI 90 B SI 90 F SL 80 B SL 79 X SI 90 2-2 **2B**		4	0	1	0	0	2	0
7 Bobby Crosby, R (1, 6) OBP: 0.304, SLG: 0.371	B FF 90 B FF 91 X FF 91 2-0 ② **P6**		B FF 93 B FF 92 C SL 78 B FF 92 F FF 90 F FF 91 X SL 77 3-2 ③ **F9**			B SL 76 C FF 89 X SL 76 1-1 ① **F9**		B FC 84 F FC 86 X SI 91 1-1 ③ **F9**		4	0	0	0	0	0	1
32 Jack Cust, L (1, 7) OBP: 0.375, SLG: 0.433 11 Rajai Davis, R (8, 8) OBP: 0.253, SLG: 0.309	C FF 91 B FF 90 B FF 91 C CU 74 X FF 93 2-2 ③ **G1-3**			S FF 88 B FF 89 S CU 71 S CH 79 1-3 ① **K**		S CH 80 C FF 91 B FF 91 B FF 90 X CH 80 2-2 ② **F7**			B FF 91 F FF 91 S SL 80 X SL 81 1-2 ① **G5-3**	3 1	0 0	0 0	0 0	0 0	1 0	0 0
35 Frank Thomas, R (1, 10) OBP: 0.339, SLG: 0.362		B FF 89 B FF 90 C FF 89 B FF 90 B FF 91 4-1 **8 1B BB**		B FF 90 B FF 89 C SL 77 B SL 79 B FF 89 4-1 **22 2B WP BB**		C FF 90 B FF 89 B FF 89 F FF 89 C SL 77 2-3 ③ **K**			B FF 93 B SL 81 F FF 93 C SL 80 X SL 82 2-2 ② **G6-3**	2	1	0	0	2	1	0
8 Kurt Suzuki, R (1, 2) OBP: 0.351, SLG: 0.385		C FF 91 X FF 92 0-1 **G6-4-3 1-2 1B**		C SL 76 F FF 90 S FF 89 0-3 ② **K**			C CU 75 S CH 78 B CH 76 X FF 91 1-2 ① **G5-3**		C SL 79 F SL 80 F FF 94 B SL 81 B FF 96 X SL 82 2-2 ③ **F8**	4	0	1	0	0	1	1
22 Jack Hannahan, L (1, 5) OBP: 0.309, SLG: 0.349		C CU 72 F FF 90 B FF 90 B FF 92 X CU 73 2-2 ① **F4**		C FF 90 B FF 90 X CU 74 1-1 **WP 1-3 2B**			C FF 89 X CH 78 0-1 ② **F9**			3	0	1	0	0	0	2
Emil Brown, R (1, 9) OBP: 0.297, SLG: 0.391 (8, 7)		C SL 78 F FF 91 B CU 75 X SL 78 1-2 ②③ **G6-4-3 1-2f**		B SL 78 S CH 81 B FF 91 S CH 80 B CH 81 S CH 81 3-3 ③ **K 2-3 3-H**			C SL 76 X SL 77 0-1 ③ **F8**			3	0	0	0	0	1	3
28 Carlos González, L (1, 8) OBP: 0.274, SLG: 0.368 (8, 9)			S CU 70 F CU 71 B FF 91 C FF 92 1-3 ① **K**		C CU 71 B CH 79 S CH 79 C FF 91 1-3 ① **K**			F FC 85 B FC 85 B SI 91 X FC 86 2-1 ① **G4-3**		3	0	0	0	0	2	0
10 Daric Barton, L (1, 3) OBP: 0.307, SLG: 0.321			B FF 90 F FF 90 F FF 91 B FF 90 B FF 91 X FF 91 3-2 **HR**		B FF 89 S CH 81 F CH 81 F FF 91 B FF 90 X CH 78 2-2 ② **G2-3**			B SI 91 B FC 86 C FC 86 C SI 91 B SL 81 X FC 85 3-2 ② **F7**		3	1	1	1	0	0	0
Inning Stats	R: 0 E: 0 K: 1 S: 8 H: 0 LOB: 0 BB: 0 P: 14	R: 0 E: 0 K: 0 S: 9 H: 1 LOB: 1 BB: 1 P: 16	R: 1 E: 0 K: 2 S: 13 H: 1 LOB: 0 BB: 0 P: 22	R: 1 E: 0 K: 3 S: 12 H: 1 LOB: 1 BB: 1 P: 21	R: 0 E: 0 K: 1 S: 10 H: 0 LOB: 0 BB: 0 P: 14	R: 0 E: 0 K: 1 S: 8 H: 0 LOB: 0 BB: 0 P: 13	R: 0 E: 0 K: 0 S: 7 H: 0 LOB: 0 BB: 0 P: 8	R: 0 E: 0 K: 0 S: 11 H: 1 LOB: 1 BB: 0 P: 19	R: 0 E: 0 K: 0 S: 10 H: 0 LOB: 0 BB: 0 P: 15	1B: 1 2B: 2 3B: 0 HR: 1	SF: 0 SAC: 0 DP: 1 HBP: 0	WP: 1 PB: 0 SB: 0 CS: 0	PA: 32			

PITCHER		IP	WLS	BF	H	R	ER	SO	BB	IBB	HBP	BLK	WP	HR	S	P	ERA	WHIP
36 Jered Weaver, R ERA: 4.38	(1, 1)	7.0	L	25	3	2	2	8	2	0	0	0	1	1	67	108	2.57	0.714
33 Justin Speier, R ERA: 5.17	(8, 1)	1.0		4	1	0	0	0	0	0	0	0	0	0	11	19	0.00	1.000
52 Jason Bulger, R ERA: 6.75	(9, 1)	1.0		3	0	0	0	0	0	0	0	0	0	0	10	15	0.00	0.000

PITCHER	IP	WLS	BF	H	R	ER	SO	BB	IBB	HBP	BLK	WP	HR	S	P	ERA	WHIP

AB	30
R	2
H	4
RBI	1
BB	2
SO	8
LOB	7

BOTTOM

Oakland Athletics @ Los Angeles Angels

Angel Stadium of Anaheim, Anaheim, CA

Mon Aug 25 2008, 7:05 PM PDT
Att. 39,584 - Clear - 75 F

livebaseballscorecards.com

Batter	1	2	3	4	5	6	7	8	9	AB	R	H	RBI	BB	SO	LOB
9 Chone Figgins, S (1, 5) OBP: 0.375, SLG: 0.322	C SI 88 X FF 88 0-1 2 1B 1B		C SI 86 C SI 86 F CU 80 B CH 74 X CH 74 1-2 CS 1B			C SI 86 B CH 75 X CU 76 1-1 ① G6-3			C SI 85 F SI 88 B CH 76 B CH 77 B SI 88 F SI 86 F SI 86 X SI 88 3-2 ① F7	4	0	2	0	0	0	0
2 Erick Aybar, S (1, 6) OBP: 0.314, SLG: 0.383	1 SAFE B FF 89 B SI 88 B SI 87 C SI 86 C SI 86 X SI 88 3-2 ① 48 1B 1-2 1B		F SI 87 F SI 87 1 SAFE X CH 74 0-2 ② P3			C CH 74 X SI 87 0-1 ② G5-3			C SI 86 S SI 86 F CH 77 B CH 76 B SI 87 B CH 76 F SI 87 X SI 88 3-2 ② G3	4	0	1	0	0	0	1
Mark Teixeira, S (1, 3) OBP: 0.405, SLG: 0.536 18 Sean Rodríguez, R (9, PR) OBP: 0.275, SLG: 0.229	C SI 89 B FF 88 X FF 88 1-1 ② P4		B SI 87 B SI 87 2-0 ③ CS 1-2	B CU 76 X SI 87 1-0 ① G6-3		B CH 74 X CH 75 1-0 ③ G5-3			C SI 87 F SI 85 B CH 78 B SI 88 X CH 78 2-2 E3 48 FC6-4	4 0	0 0	0 0	0 0	0 0	0 0	1 0
48 Torii Hunter, R (1, 8) OBP: 0.335, SLG: 0.468	F SI 88 1 SAFE B FF 89 C FF 87 F CH 73 B SI 86 1 SAFE X CH 73 2-2 ③ 1-3 1B			B SI 88 X CH 75 1-0 ② F8			C CU 77 X SI 86 0-1 ① G4-3		F SI 87 1 SAFE 1 SAFE X SI 86 0-1 ③ FC6-4 1-2f	4	0	1	0	0	0	1
Juan Rivera, R (1, 7) OBP: 0.282, SLG: 0.415		B CH 76 X SI 88 1-0 ① F9		C CH 74 B SI 89 B SI 88 X CH 74 2-1 ③ L6			C CU 78 B SI 87 X FF 86 1-1 ② G6-3			3	0	0	0	0	0	0
47 Howie Kendrick, R (1, 4) OBP: 0.335, SLG: 0.431		B SI 88 F SI 88 X FF 89 1-1 ② G3			B CU 76 C CH 72 X FF 88 1-1 24 G6-4-3 1B		B CH 75 S CH 74 X FF 86 1-1 ③ B1-3			3	0	1	0	0	0	0
24 Gary Matthews, S (1, 9) OBP: 0.306, SLG: 0.335		C SI 89 S CH 73 B CH 73 X SI 88 1-2 1B			C SI 86 F CU 78 B CH 72 B CU 77 B CH 75 1 SAFE X SI 88 3-2 ① ② G6-4-3 1-2f			B FF 92 B FF 92 C FF 93 C FF 92 C SL 80 2-3 ① K	3	0	1	0	0	1	1
39 Robb Quinlan, R (1, 10) OBP: 0.306, SLG: 0.313 Garret Anderson, L (8, PH) OBP: 0.318, SLG: 0.426 (9, 10)		X SI 88 0-0 ③ G4-3			C SI 89 B SI 89 B SI 88 B CH 74 F SI 86 F SI 88 X SI 87 3-2 ③ F9			C FF 93 B SI 92 B SL 80 X FF 93 2-1 ② G3-1	2 1	0 0	0 0	0 0	0 0	0 0	1 0
44 Mike Napoli, R (1, 2) OBP: 0.325, SLG: 0.503			B SI 89 C SI 87 B CH 75 C SI 87 X CH 73 2-2 ① G5-3			X SI 87 0-0 HR			C FF 92 B SL 80 B SL 81 F FF 94 B SL 80 F SL 80 C FF 94 3-3 ③ K	3	1	1	1	0	1	0

	AB	31
	R	1
	H	7
	RBI	1
	BB	0
	SO	2
	LOB	5

Inning Stats																																		
	R: 0 E: 0 K: 0 S: 11	H: 3 LOB: 2 BB: 0 P: 17		R: 0 E: 0 K: 0 S: 7	H: 1 LOB: 1 BB: 0 P: 10		R: 0 E: 0 K: 0 S: 10	H: 1 LOB: 0 BB: 0 P: 15		R: 0 E: 0 K: 0 S: 4	H: 0 LOB: 0 BB: 0 P: 8		R: 0 E: 0 K: 0 S: 9	H: 1 LOB: 0 BB: 0 P: 16		R: 1 E: 0 K: 0 S: 6	H: 1 LOB: 0 BB: 0 P: 8		R: 0 E: 0 K: 0 S: 6	H: 0 LOB: 0 BB: 0 P: 8		R: 0 E: 0 K: 2 S: 9	H: 0 LOB: 0 BB: 0 P: 16		R: 0 E: 1 K: 0 S: 15	H: 0 LOB: 1 BB: 0 P: 23		1B: 6 2B: 0 3B: 0 HR: 1	SF: 0 SAC: 0 DP: 1 HBP: 0		WP: 0 PB: 0 SB: 0 CS: 1	PA: 32

PITCHER		IP	WLS	BF	H	R	ER	SO	BB	IBB	HBP	BLK	WP	HR	S	P	ERA	WHIP
51 Dallas Braden, L ERA: 4.13	(1, 1)	7.0	W	24	7	1	1	0	0	0	0	0	0	1	53	82	1.29	1.000
33 Joey Devine, R ERA: 0.83	(8, 1)	1.0	H	3	0	0	0	2	0	0	0	0	0	0	9	16	0.00	0.000
31 Brad Ziegler, R ERA: 0.4	(9, 1)	1.0	S	4	0	0	0	0	0	0	0	0	0	0	15	23	0.00	0.000

PITCHER	IP	WLS	BF	H	R	ER	SO	BB	IBB	HBP	BLK	WP	HR	S	P	ERA	WHIP

Batter	1	2	3	4	5	6	7	8	9	AB	R	H	RBI	BB	SO	LOB
11 Rajai Davis, R (1, 8) OBP: 0.260, SLG: 0.315	C FF 90 B SI 90 X SI 90 1-1 7 G4-6-3 1B	C SI 90 F CU 81 X CU 80 0-2 ③ L8			B FF 90 B FF 88 X FF 89 2-0 1B	B SI 89 X SI 87 1-0 ③ G6-3			4	0	2	0	0	0	0
7 Bobby Crosby, R (1, 6) OBP: 0.302, SLG: 0.368	X FF 91 0-0 ① ② G4-6-3 1-2f	C SI 89 F FC 83 S FF 91 0-3 ① K			C FF 91 C FF 91 F SI 92 S FC 83 0-3 ① K		B FF 89 X FF 89 1-0 ① G6-3		4	0	0	0	0	2	2
32 Jack Cust, L (1, 10) OBP: 0.374, SLG: 0.439	S SI 91 B SI 91 C FF 90 F FF 92 B FF 93 X SI 90 2-2 ③ G6-3			F FF 91 F SI 92 B CU 81 F FF 91 X FF 93 1-2 ② G6-3	B CU 77 C CU 77 X SI 90 1-1 ② F8				C CU 76 F FF 89 X FF 91 0-2 HR	4	1	1	1	0	0	1
Emil Brown, R (1, 7) OBP: 0.297, SLG: 0.389		F SI 89 X SI 90 0-1 ① L8		C SI 92 X CU 79 0-1 1B	F FF 89 C FF 90 S FC 82 0-3 ③ K				B FC 82 F CU 80 B FF 89 X CU 79 2-1 ② G6-3	4	0	1	0	0	1	1
8 Kurt Suzuki, R (1, 2) OBP: 0.350, SLG: 0.384		B SI 90 B SI 90 F SI 91 X SI 92 2-1 1B		C SI 91 X SI 91 0-1 ③ G4-3		X CU 80 0-0 ① G6-3			B FC 80 F FF 90 X SI 88 1-1 ③ F9	4	0	1	0	0	0	1
22 Jack Hannahan, L (1, 5) OBP: 0.307, SLG: 0.347		S FF 90 B CU 80 B CU 79 X SI 91 2-1 ② F7			B SI 90 F FF 90 X CU 79 1-1 ① G3	C SI 90 B FF 89 F FF 88 B FF 91 F CU 79 F SI 91 S FF 90 2-3 ② K				3	0	0	0	0	1	1
10 Daric Barton, L (1, 3) OBP: 0.308, SLG: 0.321		C SI 90 C SI 90 X CU 79 0-2 ③ F7			X SI 90 0-0 28 G2-3 1B	F FF 90 F SI 91 B FF 90 B FF 92 F CU 79 B CU 80 F SI 91 X SI 90 3-2 ③ G3				3	0	1	0	0	0	1
28 Carlos González, L (1, 9) OBP: 0.271, SLG: 0.364			X CU 77 0-0 ① G6-3		X CU 78 0-0 ② G2-3 1-2			C CU 76 S CU 78 B CU 79 B FF 90 S CU 79 2-3 ① K		3	0	0	0	0	1	1
4 Eric Patterson, L (1, 4) OBP: 0.313, SLG: 0.280			B SI 90 X SI 89 1-0 ② F7		F SI 91 F CU 80 X CU 79 0-2 ③ G4-3			X SI 90 0-0 ② 1B		3	0	1	0	0	0	1
Inning Stats	R: 0 E: 0 K: 0 S: 7 H: 1 LOB: 0 BB: 0 P: 10	R: 0 E: 0 K: 0 S: 9 H: 1 LOB: 1 BB: 0 P: 13	R: 0 E: 0 K: 0 S: 5 H: 0 LOB: 0 BB: 0 P: 6	R: 0 E: 0 K: 1 S: 11 H: 1 LOB: 1 BB: 0 P: 12	R: 0 E: 0 K: 0 S: 7 H: 1 LOB: 1 BB: 0 P: 8	R: 0 E: 0 K: 2 S: 10 H: 1 LOB: 1 BB: 0 P: 13	R: 0 E: 0 K: 1 S: 11 H: 0 LOB: 0 BB: 0 P: 16	R: 0 E: 0 K: 1 S: 5 H: 1 LOB: 0 BB: 0 P: 8	R: 1 E: 0 K: 0 S: 8 H: 1 LOB: 0 BB: 0 P: 12	1B: 6 2B: 0 3B: 0 HR: 1 SF: 0 SAC: 0 DP: 1 HBP: 0						

PITCHER	IP	WLS	BF	H	R	ER	SO	BB	IBB	HBP	BLK	WP	HR	S	P	ERA	WHIP
41 John Lackey, R (1, 1) ERA: 2.95	9.0	W	32	7	1	1	5	0	0	0	0	0	1	73	98	1.00	0.778

PITCHER	IP	WLS	BF	H	R	ER	SO	BB	IBB	HBP	BLK	WP	HR	S	P	ERA	WHIP

TOP

Oakland Athletics @ Los Angeles Angels

Angel Stadium of Anaheim, Anaheim, CA

Tue Aug 26 2008, 7:05 PM PDT

Att. 37,431 - Clear - 74 F

livebaseballscorecards.com

AB	32
R	1
H	7
RBI	1
BB	0
SO	5
LOB	9

Oakland Athletics @ Los Angeles Angels

Angel Stadium of Anaheim, Anaheim, CA

Tue Aug 26 2008, 7:05 PM PDT

Att. 37,431 - Clear - 74 F

livebaseballscorecards.com

BOTTOM

Batter	1	2	3	4	5	6	7	8	9	AB	R	H	RBI	BB	SO	LOB
9 Chone Figgins, S (1, 5) OBP: 0.376, SLG: 0.324	C SI 85 F SI 86 B CH 78 X FF 89 1-2 ① G6-3		C SI 87 B SI 89 B SL 83 B FF 88 F SI 89 F FF 88 B FF 89 4-2 47 1B 1B BB	X SL 80 0-0 ② F9			B SI 91 X SI 93 1-0 47 WP FC5-2-5 2B			3	1	1	0	1	0	1
47 Howie Kendrick, R (1, 4) OBP: 0.337, SLG: 0.432	C FF 88 X SL 82 0-1 ② F9		B CH 76 X FF 87 1-0 1B 48 2B 1-2 1B	C SI 86 X SL 84 0-1 3-H 1B			F SI 93 B SL 88 X SI 95 1-1 ① G6-3 2-3			4	1	2	1	0	0	1
Mark Teixeira, S (1, 3) OBP: 0.404, SLG: 0.534	B SI 87 C FF 88 S CH 79 B SI 89 X FF 89 2-2 ③ F8		C CH 79 B SI 89 X SI 89 1-1 48 2B SF9 1-3 2-H 1B	B CU 70 C SI 87 F SL 81 1 SAFE B SI 88 F SL 84 1 SAFE 1 SAFE B SI 88 3-2 ③ F9 X FF 88			B SI 96 F CH 88 B SL 89 X FF 96 2-1 ② FC5-2-5 3-H			4	1	1	1	0	0	2
48 Torii Hunter, R (1, 8) OBP: 0.339, SLG: 0.472		X CH 78 0-0 24 BB 1B	X CH 80 0-0 SF9 24 1B 1-3 3-H 2B		C FF 84 X CU 72 0-1 G6-4-3 1B		B SL 87 C SI 95 S FF 96 F SL 87 S SL 89 1-3 ③ K			4	1	3	1	0	1	1
Juan Rivera, R (1, 7) OBP: 0.276, SLG: 0.409		1 SAFE B SI 85 X SI 85 1-0 ① F9	D CU 74 B SI 88 B SI 88 X SI 88 3-0 ② SF9 2-3 3-H		C FF 86 X SL 83 0-1 ①② G6-4-3 1-2f			B SI 92 C SI 92 B SI 92 X SI 91 2-1 ① F8		3	0	0	1	0	0	2
24 Gary Matthews, S (1, 9) OBP: 0.311, SLG: 0.338	C SI 85 B SI 86 1 SAFE B CH 79 1 SAFE F FF 88 B CH 78 B SI 90 4-2 1-2 BB		X CH 79 0-0 3-H 1B		C CU 72 B CH 79 X SI 87 1-1 39 CS 1B			B SI 92 S CH 84 X SI 92 1-1 ② G5-3		3	0	2	1	1	0	0
39 Robb Quinlan, R (1, 10) OBP: 0.312, SLG: 0.319	B CH 79 C FF 88 F CH 80 F SI 90 S SL 85 1-3 ② K		D SI 86 1 SAFE X SI 84 1-0 ③ G6-3		1 SAFE 0-0 ③ CS 1-2		B SI 84 F CH 76 F SI 86 F CH 77 X SL 81 1-2 ① 1B	B SI 92 B SI 91 F SI 91 F SI 91 F CU 74 B CU 74 X SI 91 3-2 44 BB 1B		4	0	2	0	0	1	3
44 Mike Napoli, R (1, 2) OBP: 0.328, SLG: 0.506	B CU 73 D CH 80 F FF 88 C SI 89 S CH 81 2-3 ③ K			C CU 73 X SI 84 0-1 18 SH1-4 47 1B 2B			C CH 76 B SI 86 B SL 81 X FF 86 2-1 ② P3	F SI 90 B SI 92 B CU 73 C SI 91 F CU 74 F SI 92 B SI 92 B SI 93 4-2 1-2 BB		3	1	1	0	1	1	2
18 Sean Rodríguez, R (1, 6) OBP: 0.265, SLG: 0.219			C SI 85 B SI 86 C CU 73 S CU 74 1-3 ① K2-3	X SL 80 0-0 ① SH1-4 2-3			B CH 77 F SI 85 F FF 86 B CU 75 B CH 78 X FF 88 3-2 ③ F7	F SI 90 C CU 73 S CU 72 0-3 ③ K		3	0	0	0	0	2	2
Inning Stats	R: 0 E: 0 K: 0 S: 8 H: 0 LOB: 0 BB: 0 P: 11	R: 0 E: 0 K: 2 S: 11 H: 1 LOB: 2 BB: 1 P: 19	R: 4 E: 0 K: 1 S: 13 H: 4 LOB: 1 BB: 1 P: 24	R: 1 E: 0 K: 0 S: 10 H: 2 LOB: 1 BB: 0 P: 13	R: 0 E: 0 K: 0 S: 6 H: 2 LOB: 0 BB: 0 P: 7	R: 0 E: 0 K: 0 S: 9 H: 1 LOB: 0 BB: 0 P: 15	R: 0 E: 0 K: 1 S: 9 H: 1 LOB: 1 BB: 0 P: 14	R: 0 E: 0 K: 1 S: 15 H: 1 LOB: 2 BB: 1 P: 25		1B: 9 2B: 3 3B: 0 HR: 0 SF: 1 SAC: 1 DP: 1 HBP: 0				WP: 1 PB: 0 SB: 0 CS: 1 PA: 37		

	AB	31
	R	5
	H	12
	RBI	5
	BB	3
	SO	5
	LOB	14

PITCHER		IP	WLS	BF	H	R	ER	SO	BB	IBB	HBP	BLK	WP	HR	S	P	ERA	WHIP
Greg Smith, L ERA: 3.9	(1, 1)	6.0	L	27	10	5	5	3	2	0	0	0	0	0	57	89	7.50	2.000
44 Santiago Casilla, R ERA: 3.43	(7, 1)	1.0		4	1	0	0	1	0	0	0	0	1	0	9	14	0.00	1.000
13 Jerry Blevins, L ERA: 3.24	(8, 1)	1.0		5	1	0	0	1	1	0	0	0	0	0	15	25	0.00	2.000

PITCHER	IP	WLS	BF	H	R	ER	SO	BB	IBB	HBP	BLK	WP	HR	S	P	ERA	WHIP

Oakland Athletics @ Los Angeles Angels

Angel Stadium of Anaheim, Anaheim, CA

Wed Aug 27 2008, 7:05 PM PDT

Att. 38,587 - Clear - 76 F

TOP

livebaseballscorecards.com

Batter	1	2	3	4	5	6	7	8	9	AB	R	H	RBI	BB	SO	LOB
11 Rajai Davis, R (1, 8) OBP: 0.277, SLG: 0.331	B FF 89 X SI 89 1-0 7 S 1B 1B	B CU 76 B FF 91 F FF 92 1 SAFE 1 SAFE X FF 91 2-1 7 2B 1-2 1B		B SI 91 X SI 89 1-0 G4-3 ①		1 SAFE B FF 87 C FF 87 1 SAFE 1 SAFE 1 SAFE B FF 88 S FF 89 F FF 88 2-2 F SL 76 X FF 89 7 BB 1-3 1B		X SL 87 0-0 7 S 1B		5	2	4	0	0	0	0
7 Bobby Crosby, R (1, 6) OBP: 0.303, SLG: 0.369	B SI 89 B SI 90 1 SAFE F SI 90 1 SAFE B SI 90 X CH 82 3-1 G6-3 ① 1-2	B FF 91 B CH 82 F CH 83 F FF 92 F CU 78 X CH 83 2-2 HR 1-H 2-H 2B		B FF 92 C SI 91 F SI 91 B SI 90 X SI 91 2-2 L4 ②		B FF 89 B FF 89 B SI 89 C FF 89 B FF 88 4-1 1-2 BB		B FF 94 X FF 94 1-0 F9 ③ 1-2		4	1	1	2	1	0	2
Emil Brown, R (1, 9) OBP: 0.298, SLG: 0.397 (7, 7)	C CU 75 X FF 91 0-1 ② 2-H 1B	B CU 73 F FF 92 F FF 92 X FF 92 1-2 2-H HR		F SL 84 B SI 92 C SI 91 B SL 84 S SI 92 2-3 K ③		C SL 78 X SI 89 0-1 P6 ③			C SI 89 B FC 83 B FC 84 X FC 84 2-1 P3 ①	5	1	2	3	0	1	3
35 Frank Thomas, R (1, 10) OBP: 0.349, SLG: 0.370 14 Mark Ellis, R (7, PR) OBP: 0.321, SLG: 0.374 (7, 10) 22 Jack Hannahan, L (9, PH) OBP: 0.306, SLG: 0.346 (9, 10)	C SI 92 B FF 91 B FF 92 C CU 75 F FF 92 F FF 91 X SI 91 2-2 8 BB 1B	B SI 90 B SI 91 X SI 89 2-0 8 G6-4-3 1B			C SI 90 X SI 89 0-1 8 FC5-4 1B		C FF 89 B FF 89 C FF 88 B FF 88 F FF 90 F FF 88 F FF 88 B SL 76 F FF 88 4-2 B FF 87 BB		C SI 89 B FC 83 F FC 83 S SL 80 1-3 ② K	3 0 1	0 0 0	3 0 0	0 0 0	1 0 1	0 0 0	0 0 0
8 Kurt Suzuki, R (1, 2) OBP: 0.348, SLG: 0.380	B SI 90 B SI 90 B CU 73 B FF 88 4-0 1-2 BB	B SI 90 X SI 91 1-0 G6-4-3 ② ③ 1-2f			B SI 90 C SI 90 X SI 89 1-1 FC5-4 32 G4-6-3 ① 1-2f		X FF 93 0-0 F7 ①		B SI 88 F FC 84 F FC 84 B SL 81 S FC 84 2-3 K ③	4	0	0	0	1	1	3
32 Jack Cust, L (1, 7) OBP: 0.373, SLG: 0.436 28 Carlos González, L (7, 9) OBP: 0.271, SLG: 0.364	C SI 91 S SI 91 C CU 77 0-3 K ③		B SI 91 C SI 90 B SL 86 F SI 91 B FF 91 B SI 91 4-2 56 FC3-6 10 1B BB		B SI 88 X SL 76 1-0 G4-6-3 ② ③ 1-2f		B FF 93 B FF 93 F FF 93 C FS 84 S FF 95 2-3 K ②			3 0	0 0	0 0	0 0	1 0	2 0	4 0
10 Daric Barton, L (1, 3) OBP: 0.309, SLG: 0.323		B SI 89 C SI 89 X SI 91 1-1 4 S 4 1B 1B	B SI 90 B SI 90 F SI 89 X SI 90 2-1 56 FC3-6 1-2 1B			X FF 88 0-0 ① P3	1 SAFE B FF 93 B FF 93 1 SAFE X FF 92 2-0 F8 ③			4	1	2	0	0	0	1
56 Cliff Pennington, S (1, 5) OBP: 0.214, SLG: 0.231		B SI 90 F CH 82 L SI 91 F FF 91 B CH 82 X FF 91 2-2 ① F8	B SI 90 2 SAFE C SI 90 B SI 91 F SI 90 B SI 90 X SI 90 3-2 ① FC3-6 4 L1-3 1-2f 2-3			B SI 88 C SI 88 X SI 88 1-1 ② G1-6-3		C FF 93 S FF 92 B FF 93 S FS 86 1-3 ① K		4	0	0	0	0	1	3
4 Eric Patterson, L (1, 4) OBP: 0.320, SLG: 0.291		B SI 90 B SI 90 X FF 90 2-0 11 1B 7 2B 1-H 1B	B FF 91 3 SAFE C SI 91 X SI 91 1-1 ② ③ L1-3 1-1			B SL 77 X FF 88 1-0 11 1B 11 S 1B		F FF 94 S FS 85 B FF 94 S FS 86 1-3 ② K		4	1	2	1	0	1	2
Inning Stats	R: 1 E: 0 K: 1 S: 13 H: 3 LOB: 2 BB: 1 P: 23	R: 5 E: 0 K: 0 S: 18 H: 6 LOB: 0 BB: 0 P: 31	R: 0 E: 0 K: 0 S: 9 H: 1 LOB: 1 BB: 1 P: 19	R: 0 E: 0 K: 1 S: 7 H: 0 LOB: 0 BB: 0 P: 12	R: 0 E: 0 K: 0 S: 5 H: 1 LOB: 0 BB: 0 P: 7	R: 0 E: 0 K: 0 S: 12 H: 2 LOB: 3 BB: 1 P: 20	R: 0 E: 0 K: 1 S: 11 H: 0 LOB: 1 BB: 1 P: 19	R: 0 E: 0 K: 2 S: 8 H: 1 LOB: 1 BB: 0 P: 11	R: 0 E: 0 K: 2 S: 8 H: 0 LOB: 0 BB: 0 P: 13	1B: 12 2B: 2 3B: 0 HR: 1 SF: 0 SAC: 0 DP: 3 HBP: 0	WP: 0 PB: 0 SB: 4 CS: 0 PA: 41					

PITCHER		IP	WLS	BF	H	R	ER	SO	BB	IBB	HBP	BLK	WP	HR	S	P	ERA	WHIP
51 Joe Saunders, L ERA: 3.67	(1, 1)	1.1	L	12	8	6	6	1	1	0	0	0	0	1	29	49	40.50	6.750
68 Shane Loux, R ERA: 2.31	(2, 1)	3.0		11	3	0	0	1	1	0	0	0	0	0	22	41	0.00	1.333
Darren Oliver, L ERA: 2.73	(5, 1)	1.2		8	2	0	0	0	2	0	0	0	0	0	19	32	0.00	2.400
66 Jose Arredondo, R ERA: 1.18	(7, 1)	2.0		7	1	0	0	3	0	0	0	0	0	0	13	20	0.00	0.500
33 Justin Speier, R ERA: 5.07	(9, 1)	1.0		3	0	0	0	2	0	0	0	0	0	0	8	13	0.00	0.000

PITCHER	IP	WLS	BF	H	R	ER	SO	BB	IBB	HBP	BLK	WP	HR	S	P	ERA	WHIP

AB	37
R	6
H	14
RBI	6
BB	4
SO	7
LOB	18

Batter	1	2	3	4	5	6	7	8	9	AB	R	H	RBI	BB	SO	LOB
24 Gary Matthews, S (1, 7) OBP: 0.309, SLG: 0.334	C FF 89 C FF 91 B CU 79 S CU 77 1-3 ① K	B CU 77 C FF 90 C SI 90 X CU 80 1-2 ③ FC6-4 1-2f		B FF 91 B FF 92 B FF 91 B FF 92 4-0 47 FC6-4 1-2 2-3 BB	D CH 87 B CH 87 B SI 94 X FF 95 3-0 ② G3-1 1-2 2-3		B SL 84 S SI 90 B CH 79 X SI 90 2-1 ③ F7			4	0	0	0	1	1	5
47 Howie Kendrick, R (1, 4) OBP: 0.334, SLG: 0.428 18 Sean Rodríguez, R (4, PR) OBP: 0.259, SLG: 0.213 (5, 4) (9, 6)	F FF 90 C CU 78 B FF 91 S CU 78 1-3 ② K		C CU 76 S FF 89 B CU 79 X CU 78 1-2 ① G4-3	B FF 92 C FF 92 X FF 92 1-1 ① FC6-4 48 S 1B 1-2f 2-3 3-H	S FF 94 D SL 88 B SI 96 S SL 88 S SL 89 2-3 ③ K2-3			B SI 90 F SI 90 S SL 84 F SL 85 B SL 83 X SL 84 2-2 ① P4		3 2	0 0	0 0	1 0	0 0	1 1	2 2
Mark Teixeira, S (1, 3) OBP: 0.407, SLG: 0.538	B CU 78 B SI 91 C FF 91 X FF 91 2-1 2B		B SI 91 B CH 83 C FF 90 B FF 91 B FF 91 4-1 BB	C FF 92 X FF 93 0-1 1-2 3-H 1B		C SI 92 B SI 92 C SI 92 B CU 74 X SI 92 2-2 27 1B 1B		C SI 85 X SI 86 0-1 ② G3		4	0	3	1	1	0	0
27 Vladimir Guerrero, R (1, 9) OBP: 0.352, SLG: 0.501	B CU 80 S CU 80 B FF 91 X FF 91 2-1 ③ F7		C CU 78 S FF 90 D CU 79 F CU 78 B FF 88 X FF 91 2-2 ② F7	C FF 93 X FF 93 0-1 ② F8		B CU 74 X CU 73 1-0 1-2 1B		X SI 86 0-0 2B		5	0	2	0	0	0	4
48 Torii Hunter, R (1, 8) OBP: 0.337, SLG: 0.468		B FF 90 B FF 88 C FF 89 B SI 91 C FF 90 B SI 91 4-2 39 BB 44 BB BB	C CU 77 F FF 90 B FF 92 F CU 79 C FF 91 1-3 ③ K	B FF 92 F FF 92 S FF 94 F FF 95 S FF 95 1-3 ③ K 2-3		T SI 93 C SI 93 F SI 92 S CU 74 0-3 ① K		X SI 86 0-0 ③ G5-3		4	0	0	0	1	3	6
Garret Anderson, L (1, 10) OBP: 0.317, SLG: 0.428		B FF 89 X SI 91 1-0 ① F8		C FF 90 B FF 90 F SI 90 B CU 77 B CU 77 X SI 90 3-2 2 1B 3B	X FF 91 0-0 ① P4	B SI 92 S SI 91 S SI 93 B CU 73 B CU 74 X SI 92 3-2 ② F8			C SI 84 B SI 86 F SI 86 B CH 76 B CH 76 F SI 87 X SI 88 3-2 77 E6 SH3-4	5	1	1	0	0	0	3
44 Mike Napoli, R (1, 2) OBP: 0.337, SLG: 0.503 77 Reggie Willits, S (9, PH) OBP: 0.341, SLG: 0.231		B SI 90 C SI 88 B CU 76 B FF 88 1 SAFE B FF 90 4-1 39 BB 1-2 BB		T CU 78 F FF 91 B CU 77 B CU 78 B FF 90 B FF 90 4-2 39 HBP 2 1B BB	B FF 92 B FF 92 B FF 92 B FF 92 4-0 39 1B 2 1B BB	C SL 84 S SL 83 F SL 83 S SL 83 0-3 ③ K		1 SAFE L SI 86 1 SAFE M SI 86 X SI 85 0-2 ① SH3-4 1-2		1 0	2 0	0 0	0 0	3 0	1 0	2 0
39 Robb Quinlan, R (1, 5) OBP: 0.331, SLG: 0.322		B CH 81 B FF 90 B FF 90 C SI 89 C FF 90 B FF 89 4-2 24 FC6-4 1-2 2-3 BB		C SI 89 H CU 77 1-1 24 BB 2 1B 47 FC6-4 1-2 HBP	X FF 93 0-0 24 G3-1 2 1B 1-2 1B		B SL 83 F SI 90 F SI 91 S SL 84 1-3 ① K		B SI 86 B SI 86 B SI 86 B SI 86 4-0 G4-6-3 BB	2	1	1	0	2	1	0
2 Erick Aybar, S (1, 6) OBP: 0.316, SLG: 0.384 Juan Rivera, R (9, 4) OBP: 0.275, SLG: 0.407		B FF 91 C SI 91 B CH 83 F SI 90 B CU 79 C FF 92 3-3 ② K		F CH 82 X FF 90 0-1 47 FC6-4 24 BB 1-2 2-H 3-H 1B	C SI 92 X FF 94 0-1 24 G3-1 1-2 2-H 1B		F SL 83 C SI 91 S CH 78 0-3 ② K		B SI 86 C SI 85 B SI 86 F SI 86 X SI 86 2-2 ② ③ G4-6-3 1-2f	4 1	1 0	2 0	3 0	0 0	2 0	3 2
Inning Stats	R: 0 E: 0 K: 2 S: 10 H: 1 LOB: 1 BB: 0 P: 16	R: 0 E: 0 K: 1 S: 12 H: 0 LOB: 3 BB: 3 P: 29	R: 0 E: 0 K: 1 S: 12 H: 0 LOB: 1 BB: 1 P: 20	R: 4 E: 0 K: 1 S: 18 H: 3 LOB: 3 BB: 2 P: 32	R: 1 E: 0 K: 1 S: 8 H: 2 LOB: 2 BB: 1 P: 17	R: 0 E: 0 K: 2 S: 15 H: 2 LOB: 2 BB: 0 P: 21	R: 0 E: 0 K: 2 S: 8 H: 0 LOB: 0 BB: 0 P: 11	R: 0 E: 0 K: 0 S: 8 H: 1 LOB: 1 BB: 0 P: 10	R: 0 E: 1 K: 0 S: 10 H: 0 LOB: 1 BB: 1 P: 19	1B: 6 2B: 2 3B: 1 HR: 0 SF: 0 SAC: 1 DP: 1 HBP: 1	WP: 0 PB: 0 SB: 1 CS: 0 PA: 45					

PITCHER		IP	WLS	BF	H	R	ER	SO	BB	IBB	HBP	BLK	WP	HR	S	P	ERA	WHIP
47 Gio González, L ERA: 7.25	(1, 1)	3.0		18	3	4	4	4	5	0	1	0	0	0	42	81	12.00	2.667
Alan Embree, L ERA: 4.83	(4, 1)	1.1		7	1	1	1	1	2	0	0	0	0	0	11	21	6.75	2.250
44 Santiago Casilla, R ERA: 3.38	(5, 1)	0.2		4	2	0	0	1	0	0	0	0	0	0	7	12	0.00	3.000
13 Jerry Blevins, L ERA: 3.16	(6, 1)	0.2	H	4	2	0	0	1	0	0	0	0	0	0	11	17	0.00	3.000
Huston Street, R ERA: 4.21	(6, 1)	1.2	W	5	0	0	0	3	0	0	0	0	0	0	16	21	0.00	0.000

PITCHER		IP	WLS	BF	H	R	ER	SO	BB	IBB	HBP	BLK	WP	HR	S	P	ERA	WHIP
31 Brad Ziegler, R ERA: 0.39	(8, 1)	1.2	S	7	1	0	0	0	1	0	0	0	0	0	14	23	0.00	1.200

BOTTOM

Oakland Athletics @ Los Angeles Angels

Angel Stadium of Anaheim, Anaheim, CA

Wed Aug 27 2008, 7:05 PM PDT

Att. 38,587 - Clear - 76 F

livebaseballscorecards.com

AB	35
R	5
H	9
RBI	5
BB	8
SO	10
LOB	29

Texas Rangers @ Los Angeles Angels

Angel Stadium of Anaheim, Anaheim, CA

Thu Aug 28 2008, 7:05 PM PDT

Att. 37,541 - Partly Cloudy - 75 F

livebaseballscorecards.com

TOP

Batter	1	2	3	4	5	6	7	8	9	AB	R	H	RBI	BB	SO	LOB
3 Joaquin Arias, R (1, 4) OBP: 0.333, SLG: 0.500 41 Brandon Boggs, S (9, PH) OBP: 0.344, SLG: 0.417	C FF 88 X SI 89 0-1 ① G5-3	X SL 80 0-0 ① G6-3		B SL 83 C SI 88 B FF 89 F CH 80 X FF 90 2-2 1B		B SI 88 C FF 88 X SL 81 1-1 ③ G5-3			H CU 79 1-0 10 G1-6-3 1-2 HBP	4 0	0 0	1 0	0 0	0 0	0 0	0 0
10 Michael Young, R (1, 6) OBP: 0.337, SLG: 0.412	C FF 88 B FF 88 X SI 89 1-1 32 1B HR 1B	B FF 87 F FF 87 C SL 81 B SL 81 S CH 80 2-3 ② K		B SL 82 S CH 79 C FF 88 B FF 90 1 SAFE X CH 80 2-2 ③ P4			F FF 86 C FF 87 B FF 87 X CH 78 1-2 ① G5-3		B FF 92 B FF 92 X FF 91 2-0 ②③ G1-6-3 1-2f	5	1	1	0	0	1	3
32 Josh Hamilton, L (1, 8) OBP: 0.361, SLG: 0.536	B SI 89 D SI 84 B CH 80 X SI 89 3-0 HR 1-2 1B	X CU 74 0-0 ③ F7			B CH 78 S CH 79 X CH 79 1-1 ① G5-3		X CH 82 0-0 ② F8			4	1	1	0	0	0	0
Milton Bradley, S (1, 10) OBP: 0.444, SLG: 0.588	S SI 90 C FF 90 B FF 90 B SI 91 X SI 91 2-2 HR 1-H 2-H		F CH 79 C CH 79 B FF 89 X FF 88 1-2 ① G3		F CU 74 X FF 88 0-1 ② P6		B FF 87 X CH 79 1-0 ③ G3			4	1	1	3	0	0	0
9 Hank Blalock, L (1, 3) OBP: 0.313, SLG: 0.396	B CU 76 C SI 90 X CU 77 1-1 ② P6		C SI 89 F SI 88 B FF 90 X CH 80 1-2 ② G5-3		B SI 87 S CH 80 F SI 88 B CH 79 B CH 78 X CH 78 3-2 2B			X CH 83 0-0 ① G1-3		4	0	1	0	0	0	0
22 Marlon Byrd, R (1, 7) OBP: 0.382, SLG: 0.469	B SI 90 X SI 90 1-0 17 BB 19 2B 1B		X FF 90 0-0 ③ G1-3		B SL 82 F SI 88 B FF 89 B SL 82 C SL 81 F SI 90 H CH 78 4-2 17 FC5-4 HBP			B FF 88 F FF 88 B SI 89 C FF 89 B SI 88 F SI 89 X SI 89 3-2 ② G5-3		3	1	1	0	0	0	0
17 Nelson Cruz, R (1, 9) OBP: 0.294, SLG: 0.467	B SL 83 D SI 90 B FF 90 B SI 90 4-0 19 2B 1-2 BB			X SI 88 0-0 ① F9	B SL 82 F SI 89 X SI 89 1-1 ③ FC5-4 1-2f			X SI 90 0-0 ③ G5-3		3	0	0	0	1	0	2
19 Chris Davis, L (1, 5) OBP: 0.323, SLG: 0.566	C CU 75 X CH 81 0-1 1-3 2-H 2B			C SI 88 F CH 79 X FF 88 0-2 HR		X SI 87 0-0 ① F7			C FF 91 S CU 80 S CH 85 0-3 ① K	4	1	2	2	0	1	0
21 Jarrod Saltalamacchia, S (1, 2) OBP: 0.351, SLG: 0.365	C CU 76 C FF 90 T FF 89 0-2 ③ K			F SI 87 B SI 88 F CH 81 B CH 80 B SI 90 S CH 81 3-3 ② K		B SI 86 C SI 87 B CU 74 X CH 79 2-1 ② L4			B FF 92 X FF 92 1-0 41 HBP 1B	4	0	1	0	0	2	2
Inning Stats	R: 4 E: 0 K: 1 S: 16 H: 5 LOB: 2 BB: 1 P: 28	R: 0 E: 0 K: 1 S: 5 H: 0 LOB: 0 BB: 0 P: 7	R: 0 E: 0 K: 0 S: 7 H: 0 LOB: 0 BB: 0 P: 9	R: 1 E: 0 K: 1 S: 13 H: 2 LOB: 1 BB: 0 P: 20	R: 0 E: 0 K: 0 S: 12 H: 1 LOB: 2 BB: 0 P: 21	R: 0 E: 0 K: 0 S: 5 H: 0 LOB: 0 BB: 0 P: 8	R: 0 E: 0 K: 0 S: 5 H: 0 LOB: 0 BB: 0 P: 7	R: 0 E: 0 K: 0 S: 6 H: 0 LOB: 0 BB: 0 P: 9	R: 0 E: 0 K: 1 S: 5 H: 1 LOB: 1 BB: 0 P: 9	1B: 5 2B: 2 3B: 0 HR: 2 SF: 0 SAC: 0 DP: 1 HBP: 2						

PITCHER		IP	WLS	BF	H	R	ER	SO	BB	IBB	HBP	BLK	WP	HR	S	P	ERA	WHIP
Jon Garland, R ERA: 4.54	(1, 1)	8.0	W	34	8	5	5	3	1	0	1	0	0	2	69	109	5.62	1.125
Francisco Rodríguez, R ERA: 2.56	(9, 1)	1.0	S	4	1	0	0	1	0	0	1	0	0	0	5	9	0.00	1.000

PITCHER	IP	WLS	BF	H	R	ER	SO	BB	IBB	HBP	BLK	WP	HR	S	P	ERA	WHIP

AB	35
R	5
H	9
RBI	5
BB	1
SO	4
LOB	7

WP: 0 PA: 38
PB: 0
SB: 0
CS: 0

Texas Rangers @ Los Angeles Angels

Angel Stadium of Anaheim, Anaheim, CA

Thu Aug 28 2008, 7:05 PM PDT

Att. 37,541 - Partly Cloudy - 75 F

livebaseballscorecards.com

BOTTOM

Batter	1	2	3	4	5	6	7	8	9	AB	R	H	RBI	BB	SO	LOB
9 Chone Figgins, S (1, 5) (9, 4) OBP: 0.376, SLG: 0.325	C FF 87 L FF 87 B FF 88 B CU 77 B CH 77 X FF 88 3-2 CS 1B		B FF 89 C SI 90 B FF 88 L SI 88 X SI 90 2-2 ① F7		C CU 75 S CH 78 X CU 75 0-2 ② F8		C SL 91 F CH 83 B FF 92 S FF 93 1-3 ② K	C FF 93 B FS 86 X FS 85 1-1 77 1B 77 S 2-3 1B		5	0	2	0	0	1	1
77 Reggie Willits, S (1, 9) OBP: 0.333, SLG: 0.229	C SI 88 B FF 88 B SI 89 X SI 88 2-1 ① F8		B SI 88 C SI 89 C SI 89 B SI 90 B FF 90 X SI 90 3-2 ② F9		C FF 88 S CH 79 X CH 80 0-2 ③ F8		B FF 92 X FF 92 1-0 ③ P2	C FF 92 B SL 83 B SL 84 B SL 84 X FF 94 3-1 BB 1-3 3-H 1B		5	0	1	1	0	0	2
Mark Teixeira, S (1, 3) OBP: 0.409, SLG: 0.543	C CH 77 B CH 78 H CU 76 2-1 ② 48 BB 27 1B 1-2 HBP		B SI 88 B SI 90 X FF 88 2-0 HR			B CU 74 C SI 88 B CH 79 S CH 78 X CH 78 2-2 ① F8		G3-1		3	1	1	1	1	0	0
27 Vladimir Guerrero, R (1, 10) OBP: 0.353, SLG: 0.500	B FC 89 S SI 89 X CH 79 1-1 48 BB 1-2 1B		X CU 77 0-0 ③ G4-3			B FF 89 B FF 88 F CH 78 C FF 91 X FF 92 2-2 ② F9		44 BB 48 1B 1B		5	1	2	0	0	0	3
48 Torii Hunter, R (1, 8) OBP: 0.342, SLG: 0.474	S CU 76 F CU 76 B FF 90 B FF 90 B SI 90 B FF 90 4-2 1-2 2-3 BB			C FF 88 X CU 75 0-1 44 S 2B		F FF 90 X FC 90 0-1 2B E 1B		B X 1-0 44 BB BB 1-2 2B 1B		3	2	3	0	1	0	0
Garret Anderson, L (1, 7) OBP: 0.318, SLG: 0.429	X SI 89 0-0 ③ F8			C CH 77 F SI 88 X CU 76 0-2 ① L9		F SI 88 X SI 88 0-1 E9 1-H 2B		D CU 79 D SI 88 B CU 77 B SI 92 4-0 44 BB 1-2 2-3 2B BB		3	1	1	0	1	0	4
44 Mike Napoli, R (1, 2) OBP: 0.335, SLG: 0.494		S FF 90 C FF 90 C FF 90 0-3 ① K		B CU 75 F FF 90 C FF 90 F FF 88 D CU 78 X FF 89 2-2 ② L7 2-3		B CU 76 C CU 75 F FC 90 D CU 76 F FC 89 B FF 90 X FF 90 3-2 ③ P5		C CU 78 D SI 93 B FC 90 B SI 92 F SI 91 B SI 92 4-2 2B 1-2 2-3 3-H BB		3	1	0	1	1	1	2
3 Brandon Wood, R (1, 6) OBP: 0.155, SLG: 0.176		B FF 89 X FF 90 1-0 ② F9		C FC 87 D CU 78 B CH 79 D CH 79 X FF 90 3-1 ③ L7			C SL 80 S SL 84 X CH 84 0-2 E5	B SL 84 S SL 83 S SL 85 X SL 86 1-2 ② F4		4	0	0	0	0	0	4
18 Sean Rodríguez, R (1, 4) OBP: 0.250, SLG: 0.205 Juan Rivera, R (8, PH) OBP: 0.279, SLG: 0.415 39 Robb Quinlan, R (8, PR) OBP: 0.331, SLG: 0.322 (9, 5)		C FF 89 B FF 89 C FF 90 F FF 88 S CU 76 1-3 ③ K			C FF 87 B FF 88 F FF 88 B CU 78 F FF 90 B FC 88 X FF 89 3-2 ① F7		D SL 82 C FF 91 F CH 83 S CH 82 1-3 ① K	B SL 85 X FF 94 1-0 9 1B 77 1B 1-H 2-H 3-H 2B		3 1 0	0 0 1	0 1 0	0 3 0	0 0 0	2 0 0	1 0 0
Inning Stats	R: 0 E: 0 K: 0 S: 11 H: 2 LOB: 3 BB: 1 P: 23		R: 0 E: 0 K: 2 S: 8 H: 0 LOB: 0 BB: 0 P: 10	R: 1 E: 0 K: 0 S: 8 H: 1 LOB: 0 BB: 0 P: 15	R: 0 E: 0 K: 0 S: 11 H: 1 LOB: 1 BB: 0 P: 16	R: 0 E: 0 K: 0 S: 10 H: 0 LOB: 0 BB: 0 P: 13	R: 1 E: 1 K: 0 S: 14 H: 2 LOB: 1 BB: 0 P: 21	R: 0 E: 1 K: 2 S: 10 H: 0 LOB: 1 BB: 0 P: 13	R: 5 E: 0 K: 0 S: 16 H: 5 LOB: 3 BB: 3 P: 35		1B: 7 2B: 3 3B: 0 HR: 1 SF: 0 SAC: 0 DP: 0 HBP: 1		WP: 0 PB: 0 SB: 2 CS: 1 PA: 40		

	AB	35
	R	7
	H	11
	RBI	6
	BB	4
	SO	4
	LOB	17

PITCHER		IP	WLS	BF	H	R	ER	SO	BB	IBB	HBP	BLK	WP	HR	S	P	ERA	WHIP
20 Brandon McCarthy, R ERA: 1.8	(1, 1)	6.0		25	6	2	1	2	1	0	1	0	0	1	62	98	1.50	1.167
53 Joaquín Benoit, R ERA: 5.06	(7, 1)	1.0	H	4	0	0	0	2	0	0	0	0	0	0	10	13	0.00	0.000
Jamey Wright, R ERA: 4.64	(8, 1)	0.1	L	5	2	4	4	0	2	0	0	0	0	0	6	15	108.00	12.000
60 Warner Madrigal, R ERA: 5.47	(8, 1)	0.1	B	4	3	1	1	0	0	0	0	0	0	0	8	14	27.00	9.000
56 Bill White, L ERA:	(8, 1)	0.1		2	0	0	0	0	1	0	0	0	0	0	2	6	0.00	3.000

PITCHER	IP	WLS	BF	H	R	ER	SO	BB	IBB	HBP	BLK	WP	HR	S	P	ERA	WHIP

Batter	1	2	3	4	5	6	7	8	9	AB	R	H	RBI	BB	SO	LOB
3 Joaquin Arias, R (1, 4) OBP: 0.325, SLG: 0.475	B FF 96 C FF 97 F SL 86 X SL 86 1-2 ① F8		C FF 95 X FF 94 0-1 ③ G4-3			C SL 80 B SL 82 S FF 93 F SL 82 X FF 95 1-2 32 F8 10 S 1B		C SL 83 B SL 81 X SL 83 1-1 ② F8		4	0	1	0	0	0	0
10 Michael Young, R (1, 6) OBP: 0.337, SLG: 0.413	C FF 94 B FF 95 C SL 86 B SL 84 B SL 85 S FF 96 3-3 ② K			C SL 82 B FF 95 X FF 95 1-1 32 F8 1B 2B		1 SAFE B FF 93 1 SAFE F FF 94 C SL 82 S SL 85 1-3 ① K 1-2		C SL 83 B SL 83 F FF 95 B FF 96 S SL 86 2-3 ③ K		4	1	1	0	0	3	1
32 Josh Hamilton, L (1, 8) OBP: 0.359, SLG: 0.531	F FF 97 B SL 86 X SL 85 1-1 ③ G3-1			X FF 96 0-0 ① F8 2-3		F FF 94 X FF 96 0-1 ② F8 2-3			B FF 93 C FF 93 F FF 92 S CH 87 1-3 ① K	4	0	0	0	0	1	2
Milton Bradley, S (1, 10) OBP: 0.442, SLG: 0.584		C FF 95 B FF 96 C FF 96 B FF 95 B FF 97 X FF 96 3-2 ① G6-3		B FF 96 X FF 96 1-0 9 G6-3 1B 3-H		X FF 96 0-0 ③ P6			B FF 93 C FF 91 B FF 92 S FF 92 B FF 92 S FF 93 3-3 ② K	4	0	1	1	0	1	1
9 Hank Blalock, L (1, 3) OBP: 0.311, SLG: 0.399		C SL 84 B FF 95 F SL 84 F FF 96 X SL 85 1-2 ② G1-3		B FF 95 B SL 85 C FF 96 F SL 85 D SL 84 X FF 96 3-2 ②③ G6-3 1-2f			C SL 83 B CH 87 X FF 94 1-1 22 F8 2B		B CH 85 S CH 86 S CU 81 X CU 80 1-2 ③ G4-3	4	0	1	0	0	0	1
22 Marlon Byrd, R (1, 7) OBP: 0.384, SLG: 0.470		C SL 84 B FF 96 C FF 95 B FF 96 F FF 96 B SL 84 F FF 97 B SL 85 4-2 BB			C SL 83 B FF 93 B FF 94 X FF 94 2-1 1B		B SL 85 C SL 83 X FF 94 1-1 ① F8 2-3			2	0	1	0	1	0	1
17 Nelson Cruz, R (1, 9) OBP: 0.250, SLG: 0.389		F FF 95 S SL 83 D SL 83 S FF 96 1-3 ③ K			C FF 96 F FF 95 F FF 95 D SL 85 D SL 84 1 SAFE X FF 95 2-2 ① P5		B SL 85 B FF 96 F SL 86 X SL 96 2-1 ② F9			3	0	0	0	0	1	3
Gerald Laird, R (1, 2) OBP: 0.333, SLG: 0.413			C SL 79 F SL 82 C FF 95 0-3 ① K		X FF 94 0-0 ② P4		C FF 96 B FF 96 D SL 88 X FF 97 2-1 ③ F7			3	0	0	0	0	1	2
19 Chris Davis, L (1, 5) OBP: 0.318, SLG: 0.558			B FF 95 X FF 94 1-0 ② P4		C SL 84 F FF 94 S SL 86 0-3 ③ K			C FF 95 F SL 83 F FF 96 B SL 85 S SL 85 1-3 ① K		3	0	0	0	0	2	1
Inning Stats	R: 0 E: 0 K: 1 S: 8 H: 0 LOB: 0 BB: 0 P: 13	R: 0 E: 0 K: 1 S: 14 H: 0 LOB: 1 BB: 1 P: 23	R: 0 E: 0 K: 1 S: 6 H: 0 LOB: 0 BB: 0 P: 7	R: 1 E: 0 K: 0 S: 7 H: 2 LOB: 0 BB: 0 P: 12	R: 0 E: 0 K: 1 S: 10 H: 1 LOB: 1 BB: 0 P: 14	R: 0 E: 0 K: 1 S: 10 H: 1 LOB: 1 BB: 0 P: 12	R: 0 E: 0 K: 0 S: 8 H: 1 LOB: 1 BB: 0 P: 14	R: 0 E: 0 K: 2 S: 9 H: 0 LOB: 0 BB: 0 P: 13	R: 0 E: 0 K: 2 S: 9 H: 0 LOB: 0 BB: 0 P: 14	1B: 3 2B: 2 3B: 0 HR: 0 SF: 0 SAC: 0 DP: 1 HBP: 0						

PITCHER		IP	WLS	BF	H	R	ER	SO	BB	IBB	HBP	BLK	WP	HR	S	P	ERA	WHIP
54 Ervin Santana, R ERA: 3.31	(1, 1)	8.0	W	29	5	1	1	7	1	0	0	0	0	0	72	108	1.12	0.750
Francisco Rodríguez, R ERA: 2.51	(9, 1)	1.0	S	3	0	0	0	2	0	0	0	0	0	0	9	14	0.00	0.000

PITCHER		IP	WLS	BF	H	R	ER	SO	BB	IBB	HBP	BLK	WP	HR	S	P	ERA	WHIP

TOP

Texas Rangers @ Los Angeles Angels

Angel Stadium of Anaheim, Anaheim, CA

Fri Aug 29 2008, 7:05 PM PDT
Att. 40,084 - Partly Cloudy - 76 F

livebaseballscorecards.com

AB	31
R	1
H	5
RBI	1
BB	1
SO	9
LOB	12

WP: 0 PB: 0 SB: 1 CS: 0 PA: 32

Texas Rangers @ Los Angeles Angels

Angel Stadium of Anaheim, Anaheim, CA

Fri Aug 29 2008, 7:05 PM PDT

Att. 40,084 - Partly Cloudy - 76 F

livebaseballscorecards.com

Batter	1	2	3	4	5	6	7	8	9	AB	R	H	RBI	BB	SO	LOB
9 Chone Figgins, S (1, 5) OBP: 0.378, SLG: 0.325	B FF 93 C FF 92 S CH 83 F FF 94 F FF 94 F CH 84 F FF 96 B FF 95 B FF 94 3-2 X FF 94 G4-3 ①		1 SAFE B CH 80 F FF 94 B CU 77 S CH 86 1 SAFE S SI 91 2-3 K ③			C CU 77 X FF 94 0-1 HR 1B	B SI 93 S SI 93 B SL 83 C SI 93 B CH 83 F CH 82 F SI 92 F SI 93 B CH 81 4-2 L3 BB			3	1	1	0	1	1	1
Garret Anderson, L (1, 10) OBP: 0.318, SLG: 0.434	C FF 95 B FF 95 F FF 94 F CH 86 X CH 85 1-2 G1-3 ②			B CU 77 C CU 77 S SI 94 X FF 94 1-2 L4 ①		B FF 94 C CH 84 1 SAFE X CH 80 1-1 1-H HR	X SI 93 0-0 1-1 L3 ②③			4	1	1	2	0	0	2
Mark Teixeira, S (1, 3) OBP: 0.409, SLG: 0.541	C FF 94 F FF 95 B FF 95 S FF 95 1-3 K ③			B CH 82 B FF 94 S CH 85 B SI 94 F CH 84 T CH 85 3-2 K ②		B FF 94 X SI 94 1-0 48 BB 27 BB SF9 1B		B SI 91 C SI 94 B CH 83 B CH 82 C SI 94 F SI 95 B SI 95 4-2 27 FC5-4 BB		3	1	1	0	1	2	0
27 Vladimir Guerrero, R (1, 9) OBP: 0.352, SLG: 0.497		S FF 93 B FF 95 F CH 82 B CU 79 B FF 94 X FF 94 3-2 G1-4-3 ①		F CU 76 B CH 81 X CH 84 1-1 F9 ③		B FF 94 D CU 76 B CH 81 B FF 95 4-0 SF9 48 BB 1-2 BB		F SI 94 S FF 95 X SL 86 0-2 FC5-4 FC6-4 1-2f ①		3	0	0	0	1	0	1
48 Torii Hunter, R (1, 8) OBP: 0.342, SLG: 0.471		C FF 94 B FF 93 S CH 86 X FF 94 1-2 L8 ②			X SI 92 0-0 G6-3 ①	B FF 91 B FF 92 S FF 94 F FF 92 B FF 91 F CH 81 F FF 94 D CH 81 4-2 1-2 2-3 BB		B SL 83 X FF 94 1-0 P4 ②		3	0	0	0	1	0	1
Juan Rivera, R (1, 7) OBP: 0.278, SLG: 0.414 77 Reggie Willits, S (9, 7) OBP: 0.333, SLG: 0.229		C FF 94 F FF 94 B FF 96 S CH 83 1-3 K ③			C SI 92 C FF 91 B FF 95 B FF 94 X FF 93 2-2 1B	C SL 83 B FF 92 B FF 93 B SL 83 X FF 94 3-1 SF9 ② 2-3 3-H		S SI 94 S SL 85 X FF 95 0-2 FC6-4 1-2f ③		3 0	0 0	1 0	1 0	0 0	1 0	1 0
5 Jeff Mathis, R (1, 2) OBP: 0.288, SLG: 0.341			C FF 92 B FF 94 S SI 92 S FF 94 1-3 K ①		B CH 83 1 SAFE 1 SAFE C FF 92 X CU 76 1-1 F9 ②	C SL 84 B SL 84 X FF 94 1-1 F8 ③				3	0	0	0	0	1	3
3 Brandon Wood, R (1, 6) OBP: 0.149, SLG: 0.169			B FF 94 S CH 84 F FF 93 F FF 94 X FF 95 1-2 P3 ②		C FF 94 B FF 94 S FF 93 S FF 94 1-3 K ③		B SI 95 S SI 92 F SI 94 B FF 92 B SL 82 S SI 93 3-3 K ①			3	0	0	0	0	2	1
18 Sean Rodríguez, R (1, 4) OBP: 0.264, SLG: 0.235			C FF 94 F FF 95 B FF 96 X CH 82 1-2 1B			B FF 92 S FF 92 F FF 92 T FF 95 1-2 K ①	B SI 94 X SI 94 1-0 2B			3	0	2	0	0	1	0

Inning Stats	R: 0 E: 0 K: 1 S: 14	H: 0 LOB: 0 BB: 0 P: 19	R: 0 E: 0 K: 1 S: 9	H: 0 LOB: 0 BB: 0 P: 14	R: 0 E: 0 K: 2 S: 13	H: 1 LOB: 1 BB: 0 P: 18	R: 0 E: 0 K: 1 S: 8	H: 0 LOB: 0 BB: 0 P: 13	R: 0 E: 0 K: 1 S: 9	H: 1 LOB: 1 BB: 0 P: 13
Inning Stats	R: 3 E: 0 K: 1 S: 16	H: 3 LOB: 2 BB: 2 P: 31	R: 0 E: 0 K: 1 S: 10	H: 1 LOB: 1 BB: 1 P: 18	R: 0 E: 0 K: 0 S: 10	H: 0 LOB: 1 BB: 1 P: 15				

	1B: 4	SF: 1	WP: 0	PA: 33
	2B: 2	SAC: 0	PB: 0	
	3B: 0	DP: 1	SB: 0	
	HR: 1	HBP: 0	CS: 0	

	AB	28
	R	3
	H	6
	RBI	3
	BB	4
	SO	8
	LOB	10

PITCHER		IP	WLS	BF	H	R	ER	SO	BB	IBB	HBP	BLK	WP	HR	S	P	ERA	WHIP
57 Dustin Nippert, R ERA: 7.53	(1, 1)	5.1	L	23	5	3	3	7	2	0	0	0	0	1	65	100	5.06	1.312
60 Warner Madrigal, R ERA: 5.33	(6, 1)	0.2		2	0	0	0	0	0	0	0	0	0	0	4	8	0.00	0.000
59 Josh Rupe, R ERA: 4.46	(7, 1)	2.0		8	1	0	0	1	2	0	0	0	0	0	20	33	0.00	1.500

PITCHER	IP	WLS	BF	H	R	ER	SO	BB	IBB	HBP	BLK	WP	HR	S	P	ERA	WHIP

Batter	1	2	3	4	5	6	7	8	9	AB	R	H	RBI	BB	SO	LOB
Ramón Vázquez, L (1, 4) OBP: 0.372, SLG: 0.442	B FF 89 C FF 89 C FF 89 B FF 90 S CH 79 2-3 ① **K**		C CU 71 S FF 90 B FF 89 X FF 91 1-2 ② **F7**		B CU 70 B SI 88 F FF 88 F CH 78 B FF 90 X FF 88 3-2 ① **G3**	S FF 95 B FS 84 S FS 83 F FF 95 X FS 84 1-2 ③ **FC6** **1-2f**		B SI 92 B SI 91 X SI 91 2-0 ③ **F7**		5	0	0	0	0	1	4
10 Michael Young, R (1, 6) OBP: 0.336, SLG: 0.411	B FF 90 B FF 90 X FF 91 2-0 ② **F8**		F FF 90 B FF 91 X SL 78 1-1 **1B**		C FF 90 B FF 90 B CH 79 F FF 89 X FF 90 2-2 ② **F9**		B FF 93 B FF 93 F FF 93 B FF 91 X FF 93 3-1 ① **G1-3**		C CU 80 X CU 80 0-1 ① **F8**	5	0	1	0	0	0	0
32 Josh Hamilton, L (1, 8) OBP: 0.359, SLG: 0.530 41 Brandon Boggs, S (5, PH) OBP: 0.341, SLG: 0.412 (5, 7)	B FF 89 B FF 90 B CU 71 C FF 89 B FF 88 4-1 **BB**		X CH 80 0-0 ③ **G4-3**		F FF 90 B FF 88 B CH 79 S CH 80 S CH 80 2-3 ③ **K**		C FS 86 S FS 85 C FF 94 0-3 ② **K**		C CU 80 B FF 92 S CU 81 C CH 84 1-3 ② **K**	1 3	0 0	0 0	0 0	1 0	0 3	1 0
Milton Bradley, S (1, 10) OBP: 0.446, SLG: 0.584 3 Joaquin Arias, R (9, PR) OBP: 0.325, SLG: 0.475	S FF 89 B FF 90 S FF 90 1 SAFE F FF 92 B FF 90 B SL 79 S FF 91 3-3 ③ **K**			B SL 78 B FF 90 B FF 90 C FF 90 B FF 90 4-1 17 1B 9 1B SF7 **BB**		B FF 89 X FF 89 1-0 9 2B 1B **1B**	X FF 93 0-0 **1B**		H CU 81 1-0 **HBP**	3 0	2 0	2 0	0 0	1 0	1 0	1 0
9 Hank Blalock, L (1, 3) OBP: 0.314, SLG: 0.405		C FF 87 F FF 89 B FF 89 F FF 91 B FF 90 X CH 79 2-2 ① **P6**		F FF 89 B CH 79 1 SAFE X CH 80 1-1 17 1B **1B** **1-2**		F FF 88 F FF 88 F FF 89 D CH 80 F CH 79 F FF 90 F SL 78 X CH 79 1-2 1B 19 FC3-6 **2B** **1-3**	X FF 93 0-0 ③ **F8**		F CH 85 1 SAFE S CH 85 S CH 86 0-3 ③ **K**	5	1	2	0	0	1	2
22 Marlon Byrd, R (1, 7) OBP: 0.383, SLG: 0.465 (5, 8)		C FF 91 S FF 91 B SI 92 B FF 93 F FF 91 X CH 78 2-2 **E5** 17 WP		B FF 90 C FF 91 F SL 79 F FF 89 X SL 75 1-2 ① **F6**		B FF 93 B FF 94 F FF 93 B FF 94 B FF 94 4-1 19 FC3-6 1B **BB**		X SI 92 0-0 ① **G6-3**		3	0	0	0	1	0	2
17 Nelson Cruz, R (1, 9) OBP: 0.292, SLG: 0.381		B SL 78 D SL 78 C SL 76 C FF 90 C FF 89 2-3 ② **K** **1-2**		C FF 90 X SL 77 0-1 **1B** **1-2** **2-3**		S FS 84 S FS 86 S FF 94 0-3 ① **K**		B SI 91 B SI 92 B SI 91 B SI 91 4-0 19 BB **BB**		3	0	1	0	1	2	4
Gerald Laird, R (1, 2) OBP: 0.332, SLG: 0.412		C FF 90 B SL 79 C SL 78 F FF 89 S SL 78 1-3 ③ **K2-3**		F SL 78 B FF 91 F FF 90 F CU 74 B FF 90 F FF 92 X CH 78 2-2 ② **SF7** **3-H**		B FS 85 X FF 94 1-0 19 FC3-6 **1B** **1-2** **2-3** **3-H**		B SI 91 B SI 89 C SI 91 C SI 91 C SI 92 2-3 ② **K**		3	0	1	2	0	2	2
19 Chris Davis, L (1, 5) OBP: 0.317, SLG: 0.550			B FF 87 C CU 69 X FF 89 1-1 ① **L8**		B CH 79 S CH 78 F CH 79 B FF 91 F CH 78 B FF 91 S CH 80 3-3 ③ **K**	C FS 85 S FS 86 D SL 88 B FF 94 X FS 86 2-2 ② **FC3-6** FC6 **1-2f** **2-3** **3-H**		C CU 78 B CU 79 B SI 92 D CU 79 F SI 92 B SI 92 4-2 **BB** **1-2**		3	0	0	1	1	1	4
Inning Stats	R: 0 E: 0 K: 2 S: 9 H: 0 LOB: 1 BB: 1 P: 20	R: 0 E: 1 K: 2 S: 15 H: 0 LOB: 1 BB: 0 P: 22	R: 0 E: 0 K: 0 S: 8 H: 1 LOB: 1 BB: 0 P: 11	R: 1 E: 0 K: 1 S: 18 H: 2 LOB: 2 BB: 1 P: 29	R: 0 E: 0 K: 1 S: 9 H: 0 LOB: 0 BB: 0 P: 16	R: 2 E: 0 K: 1 S: 20 H: 3 LOB: 2 BB: 1 P: 30	R: 0 E: 0 K: 1 S: 7 H: 1 LOB: 1 BB: 0 P: 10	R: 0 E: 0 K: 1 S: 7 H: 0 LOB: 2 BB: 2 P: 19	R: 0 E: 0 K: 2 S: 8 H: 0 LOB: 1 BB: 0 P: 10	1B: 6 2B: 1 3B: 0 HR: 0 SF: 1 SAC: 0 DP: 0 HBP: 1						

PITCHER		IP	WLS	BF	H	R	ER	SO	BB	IBB	HBP	BLK	WP	HR	S	P	ERA	WHIP
36 Jered Weaver, R ERA: 4.42	(1, 1)	5.0		23	5	3	3	6	2	0	0	0	1	0	67	108	5.40	1.400
66 Jose Arredondo, R ERA: 1.13	(6, 1)	2.0	W	9	2	0	0	2	1	0	0	0	0	0	19	30	0.00	1.500
62 Scot Shields, R ERA: 2.63	(8, 1)	1.0	H	5	0	0	0	1	2	0	0	0	0	0	7	19	0.00	2.000
Francisco Rodríguez, R ERA: 2.47	(9, 1)	1.0	S	4	0	0	0	2	0	0	1	0	0	0	8	10	0.00	0.000

PITCHER	IP	WLS	BF	H	R	ER	SO	BB	IBB	HBP	BLK	WP	HR	S	P	ERA	WHIP

TOP

Texas Rangers @ Los Angeles Angels

Angel Stadium of Anaheim, Anaheim, CA

Sat Aug 30 2008, 6:05 PM PDT
Att. 43,937 - Clear - 80 F

livebaseballscorecards.com

AB	34
R	3
H	7
RBI	3
BB	5
SO	11
LOB	20

PA: 41
WP: 1
PB: 0
SB: 0
CS: 0

Batter	1	2	3	4	5	6	7	8	9	AB	R	H	RBI	BB	SO	LOB
9 Chone Figgins, S (1, 5) OBP: 0.376, SLG: 0.325	C SI 90 B SI 90 B FF 91 B FF 90 C SI 89 F FF 92 F SI 91 F FF 92 F FF 92 3-3 C SI 91 K ①			B SI 91 B SI 91 C SI 91 X SI 90 2-1 F9 ①	B CU 77 C CU 76 1 SAFE C FF 90 B SI 91 X SI 92 2-2 1-3 1B		B SL 80 D FF 92 X SI 93 2-0 FC6-5-4 ② E S 2-3			4	0	1	0	0	1	1
Garret Anderson, L (1, 10) OBP: 0.317, SLG: 0.431	B SI 91 C SI 92 X SI 92 1-1 F7 ②			B CH 85 B SI 91 B FF 92 B SI 91 4-0 BB	B CU 76 X CH 84 1-0 P4 ③		P PO 87 C FF 92 B FF 92 X FF 94 2-1 G3 ③ 1-3			3	0	0	0	1	0	3
Mark Teixeira, S (1, 3) OBP: 0.408, SLG: 0.539	B SI 92 B SI 92 C SI 92 B CH 84 X SI 92 3-1 F7 ③			B CU 78 C CU 76 D CH 86 X FF 92 2-1 F9 ②		C SI 90 B SI 90 B CU 76 X CH 84 2-1 27 2B 48 G4-3 1B		C SI 92 B SI 90 F FF 94 B FF 94 F FF 96 B SL 82 F SI 93 S SI 94 3-3 K ①		4	1	1	0	0	1	1
27 Vladimir Guerrero, R (1, 9) OBP: 0.351, SLG: 0.497		B SI 92 F SI 92 B SI 92 B CU 80 X SI 93 3-1 G3-1 ①		B CH 84 B CU 81 F SI 92 S SI 93 F FF 92 X CU 74 2-2 G1-3 ③		X SI 90 0-0 48 G4-3 1-3 SF8 2B		X FF 94 0-0 G6-3 ②		4	1	1	0	0	0	1
48 Torii Hunter, R (1, 8) OBP: 0.343, SLG: 0.471		B SI 90 B SI 91 X SI 92 2-0 G1-6-4-3 1B			C CU 79 X SI 92 0-1 44 E 44 1B 1B	C SI 92 B SI 92 B SI 92 X CU 78 2-1 G4-3 ① 2-3 3-H		F SI 94 B FF 93 F FF 94 X SL 83 1-2 G1-3 ③		4	1	2	1	0	0	1
Juan Rivera, R (1, 7) OBP: 0.274, SLG: 0.410 77 Reggie Willits, S (9, 7) OBP: 0.333, SLG: 0.229		X SI 90 0-0 G1-6-4-3 ②③ 1-2f			X SI 91 0-0 F9 ①	B CU 81 C CU 79 X SI 92 1-1 SF8 ② 3-H				2 0	0 0	0 0	1 0	0 0	0 0	2 0
44 Mike Napoli, R (1, 2) OBP: 0.335, SLG: 0.491			B SI 91 S SI 91 B SI 92 C SI 92 B SI 93 S SI 93 3-3 K ①		F CU 79 B SI 92 1 SAFE 1 SAFE B SI 92 B SI 92 F SI 92 F SI 94 X SI 92 3-2 3 1B 1-H 1B	B CU 77 S FC 90 B SI 91 C SI 92 X FF 91 2-2 F7 ③				3	1	1	1	0	1	0
3 Brandon Wood, R (1, 6) OBP: 0.169, SLG: 0.189			C SI 93 C SI 93 X SI 93 0-2 18 G6-4-3 1B		B CU 81 B CU 78 F SI 90 X CU 78 2-1 9 1B 9 S 3-H 1B		B FF 93 F FF 93 B FF 92 X FF 95 2-1 P4 ①			3	0	2	1	0	0	0
18 Sean Rodríguez, R (1, 4) OBP: 0.266, SLG: 0.250			B CU 76 F SI 92 C CU 79 1 SAFE X SI 92 1-2 G6-4-3 ②③ 1-2f		1 SAFE X CU 78 0-0 F7 ②		B FF 94 X FF 94 1-0 9 FC6-5-4 2B			3	0	1	0	0	0	2
Inning Stats	R: 0 E: 0 K: 1 S: 11 H: 0 LOB: 0 BB: 0 P: 18	R: 0 E: 0 K: 0 S: 4 H: 1 LOB: 0 BB: 0 P: 9	R: 0 E: 0 K: 1 S: 9 H: 1 LOB: 0 BB: 0 P: 13	R: 0 E: 0 K: 0 S: 8 H: 0 LOB: 1 BB: 1 P: 18	R: 2 E: 1 K: 0 S: 14 H: 4 LOB: 2 BB: 0 P: 22	R: 2 E: 0 K: 0 S: 10 H: 2 LOB: 0 BB: 0 P: 17	R: 0 E: 0 K: 0 S: 7 H: 1 LOB: 1 BB: 0 P: 13	R: 0 E: 0 K: 1 S: 9 H: 0 LOB: 0 BB: 0 P: 13		1B: 7 2B: 2 3B: 0 HR: 0 SF: 1 SAC: 0 DP: 2 HBP: 0				WP: 0 PB: 0 SB: 2 CS: 0 PA: 32		

PITCHER	IP	WLS	BF	H	R	ER	SO	BB	IBB	HBP	BLK	WP	HR	S	P	ERA	WHIP
39 Scott Feldman, R (1, 1) ERA: 5.05	6.0	L	25	8	4	4	2	1	0	0	0	0	0	56	97	6.00	1.500
46 Luis Mendoza, R (7, 1) ERA: 7.83	2.0		7	1	0	0	1	0	0	0	0	0	0	16	26	0.00	0.500

PITCHER	IP	WLS	BF	H	R	ER	SO	BB	IBB	HBP	BLK	WP	HR	S	P	ERA	WHIP

BOTTOM

Texas Rangers @ Los Angeles Angels
Angel Stadium of Anaheim, Anaheim, CA

Sat Aug 30 2008, 6:05 PM PDT
Att. 43,937 - Clear - 80 F

livebaseballscorecards.com

AB	30
R	4
H	9
RBI	4
BB	1
SO	3
LOB	11

Texas Rangers @ Los Angeles Angels

Angel Stadium of Anaheim, Anaheim, CA

Sun Aug 31 2008, 12:35 PM PDT

Att. 39,153 - Sunny - 81 F

TOP

livebaseballscorecards.com

Batter	1	2	3	4	5	6	7	8	9	AB	R	H	RBI	BB	SO	LOB
3 Joaquin Arias, R (1, 4) OBP: 0.318, SLG: 0.455	C SI 89 F SI 91 B FF 90 B FF 91 F CU 81 F FC 82 X FC 82 2-2 F8 ①	X CU 78 0-0 G5-3 ③		C SI 91 S CU 80 B SI 92 X CU 81 1-2 1-2 2-3 3-H 1B		L SI 88 B SI 88 X SI 89 1-1 SH1-4 ① 1-2		C SL 82 S FC 83 B FC 83 X SL 80 1-2 F7 ③		4	0	1	1	0	0	2
10 Michael Young, R (1, 6) OBP: 0.334, SLG: 0.411	C FF 91 F SI 90 B FF 91 B FF 90 X SI 91 2-2 G3 ②		F CU 79 B SI 88 B FF 88 S FF 90 B FF 90 X FF 90 3-2 F9 ①	C SI 91 F SI 91 D FC 82 B SI 92 S CU 80 2-3 K ②		C SL 77 B SI 88 F SI 89 F SL 77 F FF 89 B FF 89 X SI 89 2-2 G4-3 ② 2-3			B SI 88 B SI 88 X SI 89 2-0 2B	5	0	1	0	0	1	4
32 Josh Hamilton, L (1, 8) OBP: 0.358, SLG: 0.533	F SI 90 B SI 91 X CH 84 1-1 HR		B SI 90 X CU 77 1-0 F7 ② S CU 79 B FF 90 X FF 90 1-1 G3 ③			F FF 90 B SL 78 F FF 89 D SL 78 F FF 89 C SL 78 2-3 K ③			F FC 83 B SI 89 C FC 83 S SL 79 1-3 K ①	5	1	1	1	0	2	5
Milton Bradley, S (1, 10) OBP: 0.448, SLG: 0.586 41 Brandon Boggs, S (9, PR) OBP: 0.341, SLG: 0.412 (9, 10)	B CU 75 B FF 89 B SI 90 C SI 89 X SI 91 3-1 L8 ③		X SI 90 0-0 1B	C SI 87 B SI 88 X FF 88 1-1 17 1B 2B			B FF 90 C FF 89 F FF 89 B FF 87 B FF 90 X FF 90 3-2 G5-3 ①		C FC 83 B SI 89 F FC 85 B SL 80 B SL 80 B FC 85 4-2 BB	4 0	0 0	2 0	0 0	1 0	0 0	0 0
9 Hank Blalock, L (1, 3) OBP: 0.311, SLG: 0.399		B SI 88 B SI 89 X SI 89 2-0 22 HR 1B	C SI 90 B SI 90 B FF 89 1 SAFE C CU 79 T FF 91 2-2 K ③		B SI 90 B CU 78 C CU 77 F FF 88 B CU 80 S SI 90 3-3 K ①		B SL 78 B SL 77 X FF 89 2-0 F8 ②		F FC 84 F SI 90 S SL 81 0-3 K ②	5	1	1	0	0	3	4
22 Marlon Byrd, R (1, 7) OBP: 0.383, SLG: 0.477		F SI 89 B FF 89 X FC 83 1-1 1-H HR		X SI 89 0-0 17 WP FC5-2-5 2B	C CU 78 F FF 89 F FF 91 D CU 79 X FF 90 1-2 F9 ②		C SI 90 S SI 88 F SI 89 S SL 77 0-3 K ③		C FC 84 X FC 84 0-1 G6-3 ③	5	1	2	2	0	1	3
17 Nelson Cruz, R (1, 9) OBP: 0.321, SLG: 0.400		X SI 90 0-0 19 S 1B		S FF 90 B CU 80 F SI 91 S FC 82 1-3 K 19 BB 3 1B FC5-2-5 2-3	B CU 80 C CU 78 B SI 90 X SI 91 2-1 S 2-3 1B			B SL 81 X SL 82 1-0 F9 ①		4	1	2	0	0	1	1
Gerald Laird, R (1, 2) OBP: 0.328, SLG: 0.406 21 Jarrod Saltalamacchia, S (8, 2) OBP: 0.351, SLG: 0.365		C FF 88 C SI 89 1 SAFE B FF 90 X FF 90 1-2 P3 ①		C CU 78 B SI 90 B SI 91 X CU 79 2-1 FC5-2-5 3 1B 19 BB ① 1-2 3-H	F FF 90 B SI 91 X SI 91 1-1 G6-3 ③ 1-2			T SI 88 F SL 82 B SL 79 C SL 79 1-3 K ②		4 0	0 0	0 0	0 0	0 0	1 0	5 0
19 Chris Davis, L (1, 5) OBP: 0.325, SLG: 0.547		S FF 89 C CU 79 D CU 79 F FF 90 F CU 80 B CU 78 1 SAFE B CU 80 C CU 77 3-3 K ② 1-2		B FF 91 B FF 90 C CU 78 S CU 79 F FF 91 B FF 91 B CU 78 4-2 3 1B BB 1-2 2-3		C SL 76 B SI 89 F SI 88 F FF 88 F SL 77 B SL 78 F FF 90 B SI 90 F FF 88 4-2 B FF 88 10 G4-3 3 SH1-4 BB		C SL 82 B SI 89 C SL 82 B SL 78 B SL 79 B SI 90 4-2 BB		1	0	0	0	3	1	1
Inning Stats	R: 1 E: 0 K: 0 S: 12 H: 1 LOB: 0 BB: 0 P: 20	R: 2 E: 0 K: 1 S: 13 H: 3 LOB: 1 BB: 0 P: 20	R: 0 E: 0 K: 1 S: 8 H: 1 LOB: 1 BB: 0 P: 14	R: 1 E: 0 K: 2 S: 17 H: 2 LOB: 3 BB: 1 P: 28	R: 0 E: 0 K: 1 S: 13 H: 2 LOB: 2 BB: 0 P: 21	R: 0 E: 0 K: 1 S: 17 H: 0 LOB: 1 BB: 1 P: 26	R: 0 E: 0 K: 1 S: 8 H: 0 LOB: 0 BB: 0 P: 13	R: 0 E: 0 K: 1 S: 9 H: 0 LOB: 1 BB: 1 P: 16	R: 0 E: 0 K: 2 S: 11 H: 1 LOB: 2 BB: 1 P: 18	1B: 5 2B: 3 3B: 0 HR: 2	SF: 0 SAC: 1 DP: 0 HBP: 0	WP: 1 PB: 0 SB: 2 CS: 0	PA: 42				

	AB	37
	R	4
	H	10
	RBI	4
	BB	4
	SO	10
	LOB	25

PITCHER		IP	WLS	BF	H	R	ER	SO	BB	IBB	HBP	BLK	WP	HR	S	P	ERA	WHIP
41 John Lackey, R ERA: 3.1	(1, 1)	5.0	L	26	9	4	4	5	1	0	0	0	1	2	63	103	7.20	2.000
Darren Oliver, L ERA: 2.64	(6, 1)	2.0		7	0	0	0	2	1	0	0	0	0	0	25	39	0.00	0.500
33 Justin Speier, R ERA: 4.89	(8, 1)	2.0		9	1	0	0	3	2	0	0	0	0	0	20	34	0.00	1.500

PITCHER		IP	WLS	BF	H	R	ER	SO	BB	IBB	HBP	BLK	WP	HR	S	P	ERA	WHIP

BOTTOM

Texas Rangers @ Los Angeles Angels

Angel Stadium of Anaheim, Anaheim, CA

Sun Aug 31 2008, 12:35 PM PDT

Att. 39,153 - Sunny - 81 F

Batter	1	2	3	4	5	6	7	8	9	AB	R	H	RBI	BB	SO	LOB
77 Reggie Willits, S (1, 9) OBP: 0.330, SLG: 0.219	B FC 88 C FF 87 B FF 88 X FF 88 2-1 F7 ①		C FF 89 B SL 85 C SI 89 C SI 89 1-3 K ②			C SI 88 F FC 85 B SI 89 F SI 89 X FF 91 1-2 F7 ①		B SI 90 B SI 90 C SI 90 B FC 87 B SI 90 4-1 1B 1B BB		3	1	0	0	1	1	0
9 Chone Figgins, S (1, 5) OBP: 0.373, SLG: 0.321	C FF 89 L FF 89 B SI 88 X SI 88 1-2 F9 ②		X SI 89 0-0 F8 ③			C SI 90 B FC 91 X FC 86 1-1 P5 ②		B SI 90 X SI 91 1-0 F8 ②		4	0	0	0	0	0	1
Garret Anderson, L (1, 7) OBP: 0.317, SLG: 0.430	C SI 90 F FF 89 B FC 90 S CU 72 1-3 K ③			B SI 88 C CH 82 F SL 84 F CU 73 X CU 70 1-2 G5-3 ①		B SI 86 F FC 85 X SL 85 1-1 G3 ③		C SI 92 1 SAFE C CU 79 F CU 81 1 SAFE F SI 88 X CH 87 0-2 1B 1-3 1B		4	0	1	0	0	1	0
Mark Teixeira, S (1, 3) OBP: 0.409, SLG: 0.539		B FF 88 C FF 87 X SI 87 1-1 HR 1B		X FF 90 0-0 F8 ②			B SI 86 B CH 85 C FF 91 F SL 86 X SI 92 2-2 G6-3 ①	C CH 88 X FC 91 0-1 FC6-4 1-2 1B 3-H		4	1	2	1	0	0	0
Juan Rivera, R (1, 10) OBP: 0.274, SLG: 0.421		C FC 89 X FF 88 0-1 1-H HR		S FF 90 B FC 87 F SL 85 F CU 73 X CU 71 1-2 F7 ③			B FF 91 S FF 90 C SI 92 T SI 92 1-2 K ②	B FS 79 B FS 83 C FF 91 S SL 84 X FF 95 2-2 FC6-4 ③ 1-2f		4	1	1	2	0	1	2
24 Gary Matthews, S (1, 8) OBP: 0.309, SLG: 0.333		B FF 88 X FF 88 1-0 G4-3 ①	F FF 90 B SL 86 B FF 91 F SI 92 B FC 86 C FF 90 3-3 K ①				B FF 93 S SL 87 B SL 87 X SI 92 2-1 3 1B 1B		B FF 94 C FF 94 B FF 94 S FF 94 C FF 95 2-3 K ①	4	0	1	0	0	2	0
3 Brandon Wood, R (1, 6) OBP: 0.198, SLG: 0.218		C FF 89 F FF 90 S FC 88 0-3 K ②	F FC 90 X FC 87 0-1 1B				C SL 84 F SL 85 F SI 91 F SI 93 B CU 74 B CU 72 X SL 86 2-2 1-2 1B		C FF 94 S FF 94 X FF 94 0-2 44 WP 1B	4	0	3	0	0	1	0
5 Jeff Mathis, R (1, 2) OBP: 0.285, SLG: 0.337 44 Mike Napoli, R (9, PH) OBP: 0.333, SLG: 0.489		S FF 89 S FF 90 B FF 90 B SI 91 F SI 91 B CU 71 X FF 89 3-2 G6-3 ③		B SL 85 F FF 91 C FF 92 F SI 91 X CU 72 1-2 F7 ②			B CH 82 B SL 83 S FF 90 B FF 89 X FF 90 3-1 P3 ③		C FF 95 F FF 95 B FS 86 S CU 77 1-3 K ② 1-2	3 1	0 0	0 0	0 0	0 0	0 1	3 1
18 Sean Rodríguez, R (1, 4) OBP: 0.255, SLG: 0.239			C FC 88 B FC 88 B FF 89 B FC 89 F FC 89 F FC 90 C FF 91 3-3 K ①		F SL 85 F SL 84 B CU 74 1 SAFE F SI 92 S FF 93 1-3 K ③			C SI 90 F FC 89 S CU 79 0-3 K ①	X FS 85 0-0 G3-1 ③	4	0	0	0	0	3	2
Inning Stats	R: 0 E: 0 K: 1 S: 8 H: 0 LOB: 0 BB: 0 P: 12	R: 2 E: 0 K: 1 S: 12 H: 2 LOB: 0 BB: 0 P: 17	R: 0 E: 0 K: 2 S: 8 H: 0 LOB: 0 BB: 0 P: 12	R: 0 E: 0 K: 0 S: 9 H: 0 LOB: 0 BB: 0 P: 11	R: 0 E: 0 K: 2 S: 13 H: 1 LOB: 1 BB: 0 P: 18	R: 0 E: 0 K: 0 S: 8 H: 0 LOB: 0 BB: 0 P: 11	R: 0 E: 0 K: 1 S: 15 H: 2 LOB: 2 BB: 0 P: 25	R: 1 E: 0 K: 1 S: 15 H: 2 LOB: 2 BB: 1 P: 22	R: 0 E: 0 K: 2 S: 10 H: 1 LOB: 1 BB: 0 P: 13	1B: 7 2B: 0 3B: 0 HR: 1 SF: 0 SAC: 0 DP: 0 HBP: 0						

livebaseballscorecards.com

AB	35
R	3
H	8
RBI	3
BB	1
SO	10
LOB	9

WP: 1 PA: 36
PB: 0
SB: 0
CS: 0

PITCHER		IP	WLS	BF	H	R	ER	SO	BB	IBB	HBP	BLK	WP	HR	S	P	ERA	WHIP
33 Kevin Millwood, R ERA: 4.84	(1, 1)	6.2	W	25	5	2	2	7	0	0	0	0	0	1	71	101	2.70	0.750
53 Joaquín Benoit, R ERA: 5.02	(7, 1)	0.1	H	1	0	0	0	0	0	0	0	0	0	0	2	5	0.00	0.000
Jamey Wright, R ERA: 4.72	(8, 1)	0.2	H	5	2	1	1	1	1	0	0	0	0	0	12	17	13.50	4.500
50 Frank Francisco, R ERA: 3.62	(8, 1)	1.1	S	5	1	0	0	2	0	0	0	0	1	0	13	18	0.00	0.750

PITCHER	IP	WLS	BF	H	R	ER	SO	BB	IBB	HBP	BLK	WP	HR	S	P	ERA	WHIP

Batter	1	2	3	4	5	6	7	8	9	AB	R	H	RBI	BB	SO	LOB
9 Chone Figgins, S (1, 5) OBP: 0.376, SLG: 0.321	B FF 88 F FF 88 S CH 80 B FF 91 X CH 80 2-2 27 1B 48 2B S 1B	C FF 89 B CU 79 B SI 90 C CH 79 B CU 78 F FF 90 X CH 80 3-2 ② G1-6-3		B CH 77 B FF 88 C FF 87 B CH 78 S FF 89 F FF 88 F CU 80 B CH 80 4-2 S 2-3 BB		C FF 93 B CH 86 X FF 93 1-1 ① F8			F FF 92 B SI 95 B SI 94 B SI 93 B SI 94 4-1 G4-3 S SF8 BB	3	2	1	0	2	0	0
Garret Anderson, L (1, 10) OBP: 0.314, SLG: 0.425	C FF 90 B FF 90 X CH 81 1-1 ① F8	X FF 90 0-0 ③ G6-3		B FF 89 B CH 80 F CH 80 F CU 78 F CU 80 1 SAFE F FF 91 S FF 90 2-3 ② K 1-2		X FF 93 0-0 ② G4-1			B SI 95 S CH 84 X FF 97 1-1 ① G4-3 1-3	5	0	0	0	0	1	4
Mark Teixeira, S (1, 3) OBP: 0.407, SLG: 0.535	B FF 91 D CH 81 B FF 91 C FF 91 B CH 82 4-1 27 1B 48 2B 1-2 BB		C FF 86 S CU 77 C FF 90 0-3 ① K	B FF 90 C CU 80 D CH 82 F CU 80 X FF 91 2-2 ③ G6-3		C FF 93 B FF 94 C CH 86 B SL 87 S SL 88 2-3 ③ K			S CH 85 S FF 96 X SI 97 0-2 ② SF8 3-H	3	1	0	1	1	2	2
27 Vladimir Guerrero, R (1, 9) OBP: 0.353, SLG: 0.502	S CU 78 B FF 92 X FF 91 1-1 48 2B 1-2 2-3 1B		C FF 90 B CH 81 X CU 79 1-1 48 1B 2B		C SL 86 B FF 95 F SL 86 B FF 95 X SL 88 2-2 ① F8		B FF 93 B FF 93 X FF 93 2-0 ① G6-3		S CH 85 F SI 95 X CH 85 0-2 2B	5	1	3	0	0	0	0
48 Torii Hunter, R (1, 8) OBP: 0.347, SLG: 0.477	S CU 77 B CH 82 X CU 79 1-1 1-3 2-H 3-H 2B		C FF 87 S CH 80 B FF 90 D CH 81 B CU 80 X CU 80 3-2 44 S 2-H 1B		B FF 95 B FF 93 B FF 94 X FF 94 3-0 44 E 3 E 2B		B FF 94 S SL 86 X FF 93 1-1 ② G6-3		I IN 69 I IN 70 I IN 73 I IN 72 4-0 IBB	4	1	3	3	1	0	0
Juan Rivera, R (1, 7) OBP: 0.269, SLG: 0.413 77 Reggie Willits, S (8, 7) OBP: 0.326, SLG: 0.216	C CH 83 B FF 92 S CH 82 S CH 83 1-3 ② K		C CU 79 X FF 89 0-1 ② P6		F SL 87 F SL 86 B SL 87 S SL 87 1-3 ② K		T FF 94 X SL 85 0-1 ③ F8		C CH 85 B FF 96 C CH 84 C FF 97 1-3 ③ K	4 1	0 0	0 0	0 0	0 0	2 1	4 2
44 Mike Napoli, R (1, 2) OBP: 0.332, SLG: 0.480	C FF 91 B CH 83 B FF 92 S CU 80 D CU 80 F CH 82 H FF 91 4-2 HBP		B FF 90 X FF 90 1-0 ③ G4-3 1-2		C FF 95 B FF 94 C SL 88 B SL 88 X SL 87 2-2 E5 3 E 2-3			C FF 92 F FF 93 B FF 93 F SL 86 X FF 94 1-2 ① F8		3	0	0	0	0	0	2
3 Brandon Wood, R (1, 6) OBP: 0.188, SLG: 0.207	S FF 89 B FF 92 X FF 90 1-1 ③ F7			B FF 86 C CH 76 X FF 88 1-1 ① G5-3	X FF 94 0-0 E1 1-3 3-H			F SL 86 S SL 85 B SL 86 B SL 85 B FF 93 S FF 92 3-3 ② K		4	0	0	0	0	1	4
18 Sean Rodríguez, R (1, 4) OBP: 0.255, SLG: 0.250		B FF 86 F FF 85 F CU 76 F FF 90 X CU 77 1-2 ① F8		C FF 89 B FF 90 S FF 89 F FF 90 X CH 79 1-2 9 PB 2B	B FF 94 D FF 94 F FF 93 B SL 86 C FF 94 F FF 92 F FF 94 X FF 94 3-2 ③ F8			B FF 93 B FF 92 C FF 92 F FF 92 F SL 85 X FF 93 2-2 ③ F8		4	0	1	0	0	0	2
Inning Stats	R: 2 E: 0 K: 1 S: 18 H: 3 LOB: 3 BB: 1 P: 33	R: 0 E: 0 K: 0 S: 9 H: 0 LOB: 0 BB: 0 P: 13	R: 1 E: 0 K: 1 S: 11 H: 2 LOB: 1 BB: 0 P: 16	R: 0 E: 0 K: 1 S: 18 H: 1 LOB: 2 BB: 1 P: 28	R: 1 E: 2 K: 1 S: 16 H: 1 LOB: 2 BB: 0 P: 27	R: 0 E: 0 K: 1 S: 6 H: 0 LOB: 0 BB: 0 P: 9	R: 0 E: 0 K: 0 S: 5 H: 0 LOB: 0 BB: 0 P: 8	R: 0 E: 0 K: 1 S: 11 H: 0 LOB: 0 BB: 0 P: 17	R: 1 E: 0 K: 1 S: 12 H: 1 LOB: 2 BB: 2 P: 22	1B: 3 2B: 5 3B: 0 HR: 0 SF: 1 SAC: 0 DP: 0 HBP: 1	WP: 0 PB: 1 SB: 4 CS: 0 PA: 42					

PITCHER	IP	WLS	BF	H	R	ER	SO	BB	IBB	HBP	BLK	WP	HR	S	P	ERA	WHIP
40 Chris Lambert, R (1, 1) ERA: 6.75	4.0		21	6	3	3	3	2	0	1	0	0	0	56	90	6.75	2.000
Gary Glover, R (5, 1) ERA: 5.2	4.0		15	1	1	0	3	0	0	0	0	0	0	38	61	0.00	0.250
56 Fernando Rodney, R (9, 1) ERA: 4.73	1.0	L	6	1	1	1	1	1	1	0	0	0	0	12	22	9.00	2.000

PITCHER	IP	WLS	BF	H	R	ER	SO	BB	IBB	HBP	BLK	WP	HR	S	P	ERA	WHIP

Los Angeles Angels @ Detroit Tigers

Comerica Park, Detroit, MI

Tue Sep 02 2008, 7:05 PM EDT

Att. 35,320 - Clear - 83 F

TOP

livebaseballscorecards.com

AB	36
R	5
H	8
RBI	4
BB	4
SO	7
LOB	20

BOTTOM

Los Angeles Angels @ Detroit Tigers

Comerica Park, Detroit, MI

Tue Sep 02 2008, 7:05 PM EDT

Att. 35,320 - Clear - 83 F

Batter	1	2	3	4	5	6	7	8	9	AB	R	H	RBI	BB	SO	LOB
28 Curtis Granderson, L (1, 8) OBP: 0.387, SLG: 0.509	C FF 88 B CU 73 X SI 88 1-1 14 S 24 1B 1B		C SI 88 B CU 75 C CU 77 B FF 89 X CU 77 2-2 ① G3-1		B CU 73 B FF 90 B SI 90 C FF 89 B FF 90 4-1 30 G6-4-3 BB		B FS 87 B FS 86 C FS 87 B FS 86 C FS 87 X FF 96 3-2 ③ G4-3		B FF 93 B FF 92 B CU 80 C FF 93 B CU 82 4-1 1-2 14 FC5 BB	3	1	1	0	2	0	1
14 Placido Polanco, R (1, 4) OBP: 0.352, SLG: 0.419	B SI 89 C SI 90 B SI 90 F SI 91 B SI 90 X FF 92 3-2 ① G5-3 1-2		C SI 91 B CU 78 H FF 92 2-1 30 2B HBP		C FF 91 1 SAFE F CU 76 1 SAFE B FF 92 B FF 91 X CH 81 2-2 ① F9			B SI 92 B SI 92 C SI 92 C SI 91 B SI 92 X SI 92 3-2 ① G4-3	S FF 94 S CH 89 B CH 87 B CU 81 X CH 85 2-2 ③ FC5 1-2 2-3f	4	1	0	0	0	0	4
30 Magglio Ordonez, R (1, 9) OBP: 0.371, SLG: 0.478	C SI 91 F CH 82 B FF 93 X FF 92 1-2 ② P5		B CU 73 X SI 92 1-0 1-H 24 2B 2B		X CH 79 0-0 ② ③ G6-4-3 1-2f			B CU 79 F SI 91 B SI 91 X SI 92 2-1 ② F9		4	1	1	1	0	0	2
24 Miguel Cabrera, R (1, 3) OBP: 0.349, SLG: 0.535	B FF 92 X FF 92 1-0 2-H 1B		F CH 82 B CU 77 F CH 81 X CH 79 1-2 2-H 2B			S CU 73 B FF 91 C CU 75 B FF 91 C FF 92 2-3 ① K		B CU 79 C CU 79 B SI 93 F SI 93 X SI 94 2-2 HR		4	1	3	3	0	1	0
Gary Sheffield, R (1, 10) OBP: 0.325, SLG: 0.386	B CU 73 B SI 92 X CH 82 2-0 ③ P3		B CU 73 C CH 80 X CH 80 1-1 ② G5-3			B CU 74 B CH 80 C CH 81 B CH 80 X SI 92 3-1 CS 1B		B SI 92 B CU 80 B SI 90 C SI 90 B SI 90 4-1 BB		3	0	1	0	1	0	2
33 Marcus Thames, R (1, 7) OBP: 0.288, SLG: 0.517		F FF 89 B FF 90 B FF 90 X SI 91 2-1 E6 G6-4-3	F CU 75 B FF 93 F FF 93 D CU 78 S CH 82 2-3 ③ K			B CH 82 S CH 81 C FF 92 B FF 92 X CH 82 2-2 ② F7		C SI 91 S SI 92 X SI 93 0-2 ③ G5-3		4	0	0	0	0	1	3
Edgar Renteria, R (1, 6) OBP: 0.320, SLG: 0.371		B SI 91 L SI 91 X SI 91 1-1 ① ② G6-4-3 1-2f		B CU 73 S SI 90 X FF 91 1-1 15 L9 1B		1 SAFE C CH 81 1 SAFE 0-1 ③ CS 1-2	C FF 91 F CH 82 B CH 80 F CH 80 F FF 92 X CH 81 1-2 15 SH1-4 1B		C CU 79 F FF 94 F CU 80 X FF 93 0-2 14 FC5 28 S 1B	4	0	3	0	0	0	1
15 Brandon Inge, R (1, 2) OBP: 0.320, SLG: 0.403		B FF 91 X SI 92 1-0 1B	C CH 82 X CH 81 0-1 ① ② L9 1-2				X SI 92 0-0 ① SH1-4 1-2		B FF 93 L FF 93 1 SAFE L FF 94 F CH 84 B CH 82 S CH 84 2-3 ① K	3	0	1	0	0	1	2
25 Ryan Raburn, R (1, 5) OBP: 0.302, SLG: 0.395 Matt Joyce, L (7, PH) OBP: 0.336, SLG: 0.553 Mike Hessman, R (8, 5) 19 Jeff Larish, L (9, PH) OBP: 0.286, SLG: 0.338		C CU 74 B CU 75 F FF 92 B FF 92 X CH 81 2-2 ③ P4	S CH 81 B CH 80 C FF 92 B CH 81 X FF 93 2-2 ③ F9				C SL 84 C FS 84 S FF 96 0-3 ② K		C CU 77 B CU 79 B CH 82 S CU 80 D CH 86 1 SAFE X CU 80 3-2 ② P4	2 1 0 1	0 0 0 0	0 0 0 0	0 0 0 0	0 1 0 0	0 1 0 0	1 1 0 1
Inning Stats	R: 1 E: 0 K: 0 S: 10 H: 2 LOB: 1 BB: 0 P: 18	R: 0 E: 1 K: 0 S: 8 H: 1 LOB: 1 BB: 0 P: 14	R: 2 E: 0 K: 1 S: 13 H: 2 LOB: 1 BB: 0 P: 22	R: 0 E: 0 K: 0 S: 7 H: 1 LOB: 0 BB: 0 P: 10	R: 0 E: 0 K: 0 S: 5 H: 0 LOB: 0 BB: 1 P: 11	R: 0 E: 0 K: 1 S: 9 H: 1 LOB: 0 BB: 0 P: 16	R: 0 E: 0 K: 1 S: 12 H: 1 LOB: 1 BB: 0 P: 16	R: 1 E: 0 K: 0 S: 12 H: 1 LOB: 1 BB: 1 P: 23	R: 0 E: 0 K: 1 S: 15 H: 1 LOB: 2 BB: 1 P: 26	1B: 7 2B: 2 3B: 0 HR: 1	SF: 0 SAC: 1 DP: 2 HBP: 1	WP: 0 PB: 0 SB: 2 CS: 1	PA: 39				

livebaseballscorecards.com

AB	33
R	4
H	10
RBI	4
BB	3
SO	4
LOB	18

PITCHER		IP	WLS	BF	H	R	ER	SO	BB	IBB	HBP	BLK	WP	HR	S	P	ERA	WHIP
51 Joe Saunders, L ERA: 3.69	(1, 1)	6.1		26	8	3	3	2	1	0	1	0	0	0	58	98	4.26	1.421
66 Jose Arredondo, R ERA: 1.12	(7, 1)	0.2	H	2	0	0	0	1	0	0	0	0	0	0	6	9	0.00	0.000
62 Scot Shields, R ERA: 2.75	(8, 1)	1.0	W	5	1	1	1	0	1	0	0	0	0	1	12	23	9.00	2.000
Francisco Rodríguez, R ERA: 2.43	(9, 1)	1.0	S	5	1	0	0	1	1	0	0	0	0	0	15	26	0.00	2.000

PITCHER	IP	WLS	BF	H	R	ER	SO	BB	IBB	HBP	BLK	WP	HR	S	P	ERA	WHIP

Los Angeles Angels @ Detroit Tigers

Comerica Park, Detroit, MI

Wed Sep 03 2008, 7:05 PM EDT

Att. 36,671 - Drizzle - 75 F

livebaseballscorecards.com

Batter	1	2	3	4	5	6	7	8	9	AB	R	H	RBI	BB	SO	LOB
9 Chone Figgins, S (1, 5) OBP: 0.374, SLG: 0.318	C SI 88 F SI 90 B SI 90 S SI 90 1-3 K		B CH 77 C SI 90 B SI 90 F SI 90 X CH 76 2-2 F7 1-2		B CU 70 S CH 79 T CH 79 B SI 91 F SI 91 B CH 79 X SI 92 3-2 G5-3 3-H		B SI 87 F SI 87 C SI 87 B FF 89 F SL 77 F SI 87 F FF 87 F FF 88 B CH 80 4-2 B SL 76 1B 1B BB	X FF 94 0-0 G6-4-3 1-2f		4	1	0	1	1	1	3
Garret Anderson, L (1, 7) OBP: 0.316, SLG: 0.429	C SI 90 B CH 79 X SI 90 1-1 G4-3			B CH 79 C SI 89 B CU 73 X SI 90 2-1 G5-3	X CH 80 0-0 1B 2B		B SI 79 1 SAFE X FF 86 1-0 27 1B 1B 1-2 1B		C SI 92 F CH 83 X FF 94 0-2 FC4-6 1B	5	1	3	0	0	0	0
Mark Teixeira, S (1, 10) OBP: 0.409, SLG: 0.542	B SI 91 C SI 90 B SI 90 B SI 91 S SI 90 F SI 91 X SI 91 3-2 G4-3			B FF 90 S CH 80 B CU 73 F SI 91 X SL 85 2-2 HR	C SI 91 X SI 91 0-1 27 FC6-4 2-H 1B		B SI 86 B SI 85 C SI 86 X SI 85 2-1 27 1B 1-2 2-H 1B		S SI 94 F CH 84 X CH 83 0-2 FC4-6 27 2B 1-2f	5	1	3	3	0	0	1
27 Vladimir Guerrero, R (1, 9) OBP: 0.356, SLG: 0.505		S FF 88 X FF 90 0-1 48 G5-4-3 1B		F SL 84 B SL 84 F SI 89 D CH 80 D CU 76 F SI 92 F SI 92 X SI 92 3-2 G5-3	X SI 92 0-0 FC6-4 1-2f		F FF 96 X SL 86 0-1 1-2 2-3 1B		B SL 89 X FF 94 1-0 1-3 2B	5	0	3	0	0	0	1
48 Torii Hunter, R (1, 8) OBP: 0.346, SLG: 0.473		C FF 90 X SI 90 0-1 G5-4-3 1-2f		B SI 91 X SI 91 1-0 G1-4-3		S SL 81 B SI 90 X CH 79 1-1 G5-3	S SL 86 S SL 86 F FF 98 S FF 96 0-3 K		F SI 95 S CH 86 B FF 95 B SL 90 F CH 85 F FF 95 B SL 88 B FF 94 4-2 BB	4	0	0	0	1	1	4
8 Kendrys Morales, S (1, 3) OBP: 0.308, SLG: 0.250		C SI 90 S CH 79 B CH 78 B SI 91 S CH 79 2-3 K			B SI 88 F FF 89 X SI 89 1-1 44 1B 3 2B 1B	B SI 90 F SI 89 F CH 78 H SL 84 2-2 HBP	X FF 95 0-0 F8		F CH 85 X FF 97 0-1 P5	4	1	1	0	0	1	6
44 Mike Napoli, R (1, 2) OBP: 0.329, SLG: 0.473			C FF 88 C SI 90 B SI 90 B SI 90 B SL 84 F SI 91 X SI 90 3-2 G5-3		S SL 82 L SI 90 B CH 78 D SI 90 F SI 92 X CU 74 2-2 3 2B 18 SF8 1-2 1B	X SI 90 0-0 F8		B FF 97 B FF 95 C FF 96 F FF 95 C SL 87 2-3 K	B FF 97 F CH 84 B CH 86 B SI 94 S FF 94 S SI 94 3-3 K	5	1	1	0	0	2	4
3 Brandon Wood, R (1, 6) OBP: 0.202, SLG: 0.233			B FF 91 B SI 91 F SI 90 X SI 90 2-1 F9		B SI 90 S SL 83 X SL 81 1-1 18 SF8 9 G5-3 1-3 2-H 2B	F SI 89 F SL 82 B CH 78 B SI 91 X SL 83 2-2 P2		B SL 87 C FF 96 X SL 89 1-1 18 1B 1B		4	1	2	1	0	0	1
18 Sean Rodríguez, R (1, 4) OBP: 0.264, SLG: 0.263			B FF 90 X SI 91 1-0 9 PB 1B		X SI 91 0-0 SF8 2-3 3-H		B SI 87 C SI 86 X FF 86 1-1 G6-3	B FF 93 1 SAFE S FF 94 F FF 94 X FF 95 1-2 9 G6-4-3 1-2 1B		3	0	2	1	0	0	0

Inning Stats	1	2	3	4	5	6	7	8	9
	R: 0 E: 0 K: 1 S: 9 H: 0 LOB: 0 BB: 0 P: 14	R: 0 E: 0 K: 1 S: 7 H: 1 LOB: 0 BB: 0 P: 9	R: 0 E: 0 K: 0 S: 10 H: 1 LOB: 1 BB: 0 P: 18	R: 1 E: 0 K: 0 S: 11 H: 1 LOB: 0 BB: 0 P: 19	R: 4 E: 0 K: 0 S: 17 H: 5 LOB: 1 BB: 0 P: 24	R: 0 E: 0 K: 0 S: 8 H: 0 LOB: 0 BB: 0 P: 13	R: 1 E: 0 K: 1 S: 18 H: 3 LOB: 3 BB: 1 P: 26	R: 0 E: 0 K: 1 S: 9 H: 2 LOB: 1 BB: 0 P: 13	R: 0 E: 0 K: 1 S: 16 H: 2 LOB: 3 BB: 1 P: 24

1B: 11	SF: 1
2B: 3	SAC: 0
3B: 0	DP: 2
HR: 1	HBP: 1

WP: 0	PA: 43
PB: 1	
SB: 0	
CS: 0	

AB	39
R	6
H	15
RBI	6
BB	2
SO	5
LOB	20

PITCHER		IP	WLS	BF	H	R	ER	SO	BB	IBB	HBP	BLK	WP	HR	S	P	ERA	WHIP
31 Zach Miner, R ERA: 3.72	(1, 1)	6.0		26	8	5	5	2	0	0	1	0	0	1	62	97	7.50	1.333
50 Clay Rapada, L ERA: 4.8	(7, 1)	0.1		4	2	1	1	0	1	0	0	0	0	0	11	19	27.00	9.000
48 Kyle Farnsworth, R ERA: 3.77	(7, 1)	1.2	W	7	3	0	0	2	0	0	0	0	0	0	16	20	0.00	1.800
56 Fernando Rodney, R ERA: 4.59	(9, 1)	1.0	S	6	2	0	0	1	1	0	0	0	0	0	16	24	0.00	3.000

PITCHER		IP	WLS	BF	H	R	ER	SO	BB	IBB	HBP	BLK	WP	HR	S	P	ERA	WHIP

BOTTOM

Los Angeles Angels @ Detroit Tigers

Comerica Park, Detroit, MI

Wed Sep 03 2008, 7:05 PM EDT
Att. 36,671 - Drizzle - 75 F

livebaseballscorecards.com

Batter	1	2	3	4	5	6	7	8	9	AB	R	H	RBI	BB	SO	LOB
28 Curtis Granderson, L (1, 8) OBP: 0.389, SLG: 0.514	C SI 91 B SI 91 X SI 91 1-1 14 1B 30 1B 1B		B CU 75 B CU 73 S CH 80 C SI 88 F CH 79 X FF 90 2-2 ② G4-3		C CH 80 B SI 89 1 SAFE X SI 90 1-1 1-2 14 2B 1B		C FF 93 B FS 86 B FF 94 C FF 94 B FS 86 X FF 94 3-2 1-H 14 1B 3B	B SI 89 X SI 89 1-0 ③ L9		5	3	3	1	0	0	0
14 Placido Polanco, R (1, 4) OBP: 0.355, SLG: 0.424	1 SAFE X SI 91 0-0 30 1B 1-3 24 SF8 1B		C SI 90 X SI 91 0-1 ③ G6-3		C SI 90 F SI 91 D SL 81 X SL 82 1-2 1-H 2-H 2B		B FS 86 X FF 95 1-0 3-H 1B			4	1	3	3	0	0	0
30 Magglio Ordonez, R (1, 9) OBP: 0.372, SLG: 0.480	B FF 91 F SI 91 X FF 92 1-1 G4-6-3 1-3 3-H 1B			F SI 89 F SI 88 B CH 79 B FF 90 F SI 90 X FF 91 2-2 G4-6-3 1B 2B	T SI 90 B SI 91 F CH 80 S CH 77 1-3 ② K		X FF 95 0-0 ① F8			4	1	2	1	0	1	2
24 Miguel Cabrera, R (1, 3) OBP: 0.350, SLG: 0.534	B SI 92 F SI 91 B SI 81 X SL 84 2-1 ① SF8 3-H			I IN 73 I IN 75 I IN 74 I IN 77 4-0 G4-6-3 IBB	I IN 77 I IN 76 I IN 78 I IN 77 4-0 IBB		B FS 85 S FS 84 C FS 85 C FS 84 1-3 ② K			1	0	0	1	2	1	1
Matt Joyce, L (1, 7) OBP: 0.330, SLG: 0.542	B SI 91 F CH 82 F CH 81 B FF 89 X CH 80 2-2 ②③ G4-6-3 1-2f			B CH 80 X CH 79 1-0 ①② G4-6-3 1-2f 2-3	B CU 75 C CU 74 F CH 79 B FF 89 B CH 79 F CH 79 C FF 91 3-3 ③ K		B FF 95 B FF 94 F CH 93 B FS 85 X FF 93 3-1 ③ F7			4	0	0	0	0	1	6
Gary Sheffield, R (1, 10) OBP: 0.327, SLG: 0.387		C FF 89 X SL 82 0-1 ① P3		B SL 82 B FF 91 S SL 83 S SL 82 B SL 83 X SL 83 3-2 FC6-4 3-H 1B		C SI 88 F SI 89 B CH 78 F FF 89 F CH 76 X SL 83 1-2 ① P6		B FC 84 C FC 84 T SI 90 F SL 82 X SL 80 1-2 WP 39 SH1-4 HR 1B		4	1	2	1	0	0	0
Edgar Renteria, R (1, 6) OBP: 0.318, SLG: 0.368 39 Ramon Santiago, S (7, 6) OBP: 0.440, SLG: 0.444		S SI 91 C FF 90 B SL 84 D SI 91 D SI 90 X SI 90 3-2 ② G5-3		C SI 91 1 SAFE X SI 90 0-1 ③ FC6-4 1-2f		C SL 82 B SL 81 C SL 83 S SI 89 1-3 ② K		L FC 84 1 SAFE X SI 89 0-1 ① SH1-4 1-2		3 0	0 0	0 0	0 0	0 0	1 0	1 0
Mike Hessman, R (1, 5) OBP: 0.250, SLG: 1.000		B SL 83 X SL 83 1-0 ③ G1-4-3			X FF 87 0-0 ① L8		F SL 81 B SI 90 B SI 90 F SI 90 S CH 79 2-3 ③ K	C FC 83 F SI 89 B SL 81 B SI 90 F SL 80 B SI 90 F FC 86 F SI 90 X FC 86 3-2 2-H HR		4	1	1	2	0	1	0
15 Brandon Inge, R (1, 2) OBP: 0.322, SLG: 0.402		C FF 88 B FF 88 B SL 82 F SI 88 X SL 82 2-2 ① L1			B FF 88 C FF 88 B SI 89 B SI 89 F FF 89 B SI 91 4-2 28 1B 14 2B BB		B SL 88 B FF 93 B FF 94 C FF 94 X FF 94 3-1 28 3B 1B	F SI 89 S FC 83 X FC 82 0-2 ② P3		3	2	1	0	1	0	0
Inning Stats	R: 2 E: 0 K: 0 S: 10 H: 3 LOB: 0 BB: 0 P: 16	R: 0 E: 0 K: 0 S: 6 H: 0 LOB: 0 BB: 0 P: 10	R: 0 E: 0 K: 0 S: 9 H: 0 LOB: 0 BB: 0 P: 13	R: 1 E: 0 K: 0 S: 10 H: 2 LOB: 1 BB: 1 P: 20	R: 2 E: 0 K: 2 S: 15 H: 2 LOB: 2 BB: 2 P: 29	R: 0 E: 0 K: 2 S: 11 H: 0 LOB: 0 BB: 0 P: 15	R: 2 E: 0 K: 1 S: 12 H: 3 LOB: 1 BB: 0 P: 23	R: 2 E: 0 K: 0 S: 16 H: 2 LOB: 0 BB: 0 P: 21		1B: 8 2B: 2 3B: 1 HR: 1 SF: 1 SAC: 1 DP: 2 HBP: 0	WP: 1 PB: 0 SB: 0 CS: 0 PA: 37					

	AB	32
	R	9
	H	12
	RBI	9
	BB	3
	SO	5
	LOB	10

PITCHER		IP	WLS	BF	H	R	ER	SO	BB	IBB	HBP	BLK	WP	HR	S	P	ERA	WHIP
Jon Garland, R ERA: 4.64	(1, 1)	6.0		26	7	5	5	4	1	2	0	0	0	0	61	103	7.50	1.333
66 Jose Arredondo, R ERA: 1.46	(7, 1)	1.0	L	6	3	2	2	1	0	0	0	0	0	0	12	23	18.00	3.000
33 Justin Speier, R ERA: 5.12	(8, 1)	1.0		5	2	2	2	0	0	0	0	0	1	1	16	21	18.00	2.000

PITCHER	IP	WLS	BF	H	R	ER	SO	BB	IBB	HBP	BLK	WP	HR	S	P	ERA	WHIP

Batter	1	2	3	4	5	6	7	8	9	AB	R	H	RBI	BB	SO	LOB
24 Gary Matthews, S (1, 9) OBP: 0.315, SLG: 0.345	C SI 80 F SI 81 B FF 85 B CH 78 X CH 78 2-2 2B 2B		X SI 82 0-0 39 1B 1-2 1B 1B	C FF 92 X SL 79 0-1 39 1B 2B			C SI 87 B CH 83 B SL 82 X SI 87 2-1 G6-4-3 1B		S CH 82 C SL 83 X SL 82 0-2 ③ G5-3	5	2	4	0	0	0	0
39 Robb Quinlan, R (1, 5) OBP: 0.336, SLG: 0.328	C SI 81 B SI 82 X FF 86 1-1 ① L6		C SI 82 F SI 81 F SL 79 F FF 87 X CH 76 0-2 1B 27 1B 1-2 2-H 1B	B FF 92 C SL 81 X SL 80 1-1 2-3 1B			C SI 88 B SI 90 X SI 89 1-1 ① P4			4	1	2	1	0	0	2
Mark Teixeira, S (1, 3) OBP: 0.409, SLG: 0.544	D SI 81 B SI 81 C SI 81 X CH 77 2-1 27 PB 27 L1-5 2-H 2B		C SI 82 C FF 88 X FF 88 0-2 27 1B 1-2 2-H 1B	C FF 92 X FF 92 0-1 ③ F8			X SI 89 0-0 ② ③ G6-4-3 1-2f			4	1	2	2	0	0	3
27 Vladimir Guerrero, R (1, 10) OBP: 0.355, SLG: 0.503	B SI 80 X CH 78 1-0 ② ③ L1-5 2-3		F FF 92 B FF 93 D SL 80 S SL 80 X SL 81 2-2 1B 1-2 2-H 1B		F FF 90 S SL 79 B FF 90 F SL 79 B SL 80 F SL 78 S SL 80 2-3 ① K2-3			B SI 88 X SI 90 1-0 ① F9		4	0	1	1	0	1	1
48 Torii Hunter, R (1, 8) OBP: 0.347, SLG: 0.480		S SI 81 X CH 77 0-1 2B 1B	B FF 92 C SL 81 F FF 92 B FF 91 S SL 80 2-3 ① K		F SL 80 X FF 92 0-1 ② G5-3			C SI 88 B SI 89 B CH 83 B SI 88 X SI 89 3-1 HR		4	2	2	1	0	1	2
Juan Rivera, R (1, 7) OBP: 0.273, SLG: 0.419 77 Reggie Willits, S (8, 7) OBP: 0.326, SLG: 0.216		C CH 75 1 SAFE 1 SAFE B SI 81 1 SAFE X SI 82 1-1 3 F9 5 B2-6 1-H 2B	X FF 92 0-0 3 CS 1-3 2-H 1B		B FF 92 B SL 81 C SL 81 X FF 91 2-1 ③ F9			B CH 82 X CH 84 1-0 ② G3		4 0	0 0	2 0	2 0	0 0	0 0	0 0
3 Brandon Wood, R (1, 6) OBP: 0.194, SLG: 0.222		C SI 81 B SI 82 S SI 81 B CH 77 X CH 77 2-2 ① F9 2-3	C SL 82 B SL 81 B FF 91 F SL 80 F FF 92 D FF 88 F SL 80 F FF 92 S FS 86 3-3 ② ③ K 1-2			X FF 90 0-0 ① F8		C SI 87 F SL 82 S SL 81 0-3 ③ K		4	0	0	0	0	2	3
5 Jeff Mathis, R (1, 2) OBP: 0.281, SLG: 0.332		C FF 86 X FF 86 0-1 ② ③ B2-6 3-3f	S FF 90 F FF 91 S SL 78 0-3 ① K			X FF 90 0-0 ② F9			X SI 88 0-0 ① G6-3	4	0	0	0	0	1	1
18 Sean Rodríguez, R (1, 4) OBP: 0.264, SLG: 0.263			C SI 81 B CU 72 B CH 77 X SI 81 2-1 24 1B 39 1B 1B	B SL 81 C SL 80 F FF 92 B CH 88 F SI 88 B SL 79 B SL 81 S 4-3 ② K		C FF 90 B FF 91 B FF 90 B SL 79 X FF 90 3-1 ③ F8			B SI 87 C SI 88 B SL 83 S SL 82 F SL 82 B SI 89 C SL 82 3-3 ② K	4	1	1	0	0	2	0
Inning Stats	R: 1 E: 0 K: 0 S: 8 H: 2 LOB: 0 BB: 0 P: 14	R: 1 E: 0 K: 0 S: 9 H: 2 LOB: 0 BB: 0 P: 12	R: 4 E: 0 K: 2 S: 24 H: 6 LOB: 2 BB: 0 P: 33	R: 0 E: 0 K: 2 S: 13 H: 2 LOB: 0 BB: 0 P: 18	R: 0 E: 0 K: 1 S: 9 H: 0 LOB: 0 BB: 0 P: 13	R: 0 E: 0 K: 0 S: 4 H: 0 LOB: 0 BB: 0 P: 7	R: 0 E: 0 K: 0 S: 5 H: 1 LOB: 0 BB: 0 P: 8	R: 1 E: 0 K: 1 S: 7 H: 1 LOB: 0 BB: 0 P: 12	R: 0 E: 0 K: 1 S: 8 H: 0 LOB: 0 BB: 0 P: 11	1B: 9 2B: 7 3B: 0 HR: 1 SF: 0 SAC: 0 DP: 4 HBP: 0						

PITCHER		IP	WLS	BF	H	R	ER	SO	BB	IBB	HBP	BLK	WP	HR	S	P	ERA	WHIP
Kenny Rogers, L ERA: 5.49	(1, 1)	2.0	L	12	8	6	6	0	0	0	0	0	0	0	28	39	27.00	4.000
Aquilino Lopez, R ERA: 3.69	(3, 1)	4.0		15	4	0	0	5	0	0	0	0	0	0	39	58	0.00	1.000
29 Nate Robertson, L ERA: 6.3	(7, 1)	3.0		10	2	1	1	2	0	0	0	0	0	1	20	31	3.00	0.667

PITCHER	IP	WLS	BF	H	R	ER	SO	BB	IBB	HBP	BLK	WP	HR	S	P	ERA	WHIP

Los Angeles Angels @ Detroit Tigers

Comerica Park, Detroit, MI

Thu Sep 04 2008, 1:05 PM EDT

Att. 37,890 - Overcast - 77 F

TOP

livebaseballscorecards.com

AB	37
R	7
H	14
RBI	7
BB	0
SO	7
LOB	12

BOTTOM

Los Angeles Angels @ Detroit Tigers

Comerica Park, Detroit, MI

Thu Sep 04 2008, 1:05 PM EDT
Att. 37,890 - Overcast - 77 F

livebaseballscorecards.com

Batter	1	2	3	4	5	6	7	8	9	AB	R	H	RBI	BB	SO	LOB
28 Curtis Granderson, L (1, 8) OBP: 0.388, SLG: 0.518	C FF 96 B SL 82 F FF 96 B SL 86 B FF 97 F FF 96 F FF 98 F FF 98 S SL 87 3-3 ① **K**		C FF 93 B CH 84 F FF 96 X FF 96 1-2 ③ **G3-1**		C SL 76 B FF 95 D SL 81 C FF 94 S SL 85 2-3 ③ **K** 1-2			B SL 80 B FF 94 X FF 94 2-0 **HR**		4	1	1	1	0	2	1
14 Placido Polanco, R (1, 4) OBP: 0.356, SLG: 0.424	X FF 97 0-0 ② **G6-3**			C FF 94 C SL 82 B FF 96 X FF 96 1-2 24 F9 30 1B 1B		C SL 78 F SL 80 X SL 81 0-2 30 G5-4-3 1B		B SI 91 C SI 92 C SI 92 X SI 92 1-2 ② **F8**		4	0	2	0	0	0	0
30 Magglio Ordonez, R (1, 10) OBP: 0.373, SLG: 0.479	B FF 96 C SL 85 F SL 84 B FF 97 F FF 98 B FF 97 S SL 87 3-3 ③ **K**			B FF 96 S SL 83 X FF 95 1-1 1-2 1B		T FF 96 D SL 84 C SL 83 X FF 96 1-2 ① ② **G5-4-3** 1-2f		B SI 91 C SI 92 B SI 93 B SI 91 B SI 91 4-1 **BB**		3	0	1	0	1	1	1
24 Miguel Cabrera, R (1, 3) OBP: 0.349, SLG: 0.532		C SL 84 B SL 83 X FF 97 1-1 ① **P3**		F FF 95 X FF 96 0-1 ① **F9** 2-3		C SL 84 B SL 80 X FF 97 1-1 1B		F SI 91 D CU 80 F SI 91 F SI 90 S CU 80 1-3 ③ **K**		4	0	1	0	0	1	3
Matt Joyce, L (1, 9) OBP: 0.329, SLG: 0.534		C SL 82 C SL 82 S SL 84 0-3 ② **K**		F FF 95 D SL 86 C SL 86 S FF 96 1-3 ② **K**		B FF 96 F FF 96 F SL 84 B FF 96 X FF 96 2-2 ③ **P2**			B SI 88 F SI 88 C FC 83 F SL 80 B SL 79 B FC 84 B SI 90 4-2 **BB**	3	0	0	0	1	2	3
Edgar Renteria, R (1, 6) OBP: 0.318, SLG: 0.369		C SL 84 F FF 95 B FF 97 F FF 98 X SL 85 1-2 **2B**		F FF 97 S SL 82 X FF 96 0-2 ③ **F8**			B SL 81 F FF 94 C SL 81 F FF 94 B SL 84 C SI 96 2-3 ① **K**		L FC 83 C SL 82 B FC 83 F SI 89 B SL 79 F FC 82 F SI 89 F SI 89 S FC 82 2-3 ① **K**	4	0	1	0	0	2	3
33 Marcus Thames, R (1, 7) OBP: 0.287, SLG: 0.511		B SL 86 X SL 85 1-0 ③ **G5-3**			F FF 94 B FF 96 F SL 85 B FF 95 F FF 96 B SL 83 B SL 84 4-2 15 FC3-6 BB		T FF 95 F SL 84 B FF 96 S FF 96 1-3 ② **K**		S SL 82 B SL 79 F SI 88 B FC 84 B FC 84 X FC 85 3-2 ② **P5**	3	0	0	0	1	1	2
Mike Hessman, R (1, 5) OBP: 0.250, SLG: 0.750			B FF 96 S FF 96 C FF 96 X FF 96 1-2 ① **G6-3**		C SL 81 D FF 94 X SL 84 1-1 ① **F7**		B FF 96 C SL 87 S SL 85 B FF 97 C FF 96 2-3 ③ **K**		B SI 90 X FC 84 1-0 1-3 **2B**	4	0	1	0	0	1	1
15 Brandon Inge, R (1, 2) OBP: 0.319, SLG: 0.398 55 Dusty Ryan, R (9, 2)			X FF 95 0-0 ② **F9**		C FF 95 B FF 95 X FF 94 1-1 ② **FC3-6** 28 S 1-2f			B SL 81 B FF 95 S FF 95 B FF 96 X FF 94 3-1 ① **F8**	S FC 85 F FC 86 B SI 90 C SL 81 1-3 ③ **K**	3 1	0 0	0 0	0 0	0 0	0 1	1 2

Inning Stats	1	2	3	4	5	6	7	8	9
	R: 0 E: 0 K: 2 S: 11	H: 0 LOB: 0 BB: 0 P: 17	R: 0 E: 0 K: 1 S: 10	H: 1 LOB: 1 BB: 0 P: 13	R: 0 E: 0 K: 0 S: 7	H: 0 LOB: 0 BB: 0 P: 9	R: 0 E: 0 K: 1 S: 13	H: 2 LOB: 2 BB: 0 P: 16	R: 0 E: 0 K: 1 S: 10	H: 0 LOB: 1 BB: 1 P: 18	R: 0 E: 0 K: 0 S: 11	H: 2 LOB: 1 BB: 0 P: 15	R: 0 E: 0 K: 3 S: 11	H: 0 LOB: 0 BB: 0 P: 16	R: 1 E: 0 K: 1 S: 11	H: 1 LOB: 1 BB: 1 P: 22	R: 0 E: 0 K: 2 S: 17	H: 1 LOB: 2 BB: 1 P: 28

1B: 4 2B: 2 3B: 0 HR: 1	SF: 0 SAC: 0 DP: 1 HBP: 0	WP: 0 PB: 0 SB: 1 CS: 0	PA: 36
---	---	---	---

PITCHER		IP	WLS	BF	H	R	ER	SO	BB	IBB	HBP	BLK	WP	HR	S	P	ERA	WHIP
54 Ervin Santana, R ERA: 3.23	(1, 1)	7.1	W	28	6	1	1	8	1	0	0	0	0	1	76	112	1.23	0.955
62 Scot Shields, R ERA: 2.72	(8, 1)	0.2		3	0	0	0	1	1	0	0	0	0	0	8	14	0.00	1.500
33 Justin Speier, R ERA: 5.03	(9, 1)	1.0		5	1	0	0	2	1	0	0	0	0	0	17	28	0.00	2.000

PITCHER	IP	WLS	BF	H	R	ER	SO	BB	IBB	HBP	BLK	WP	HR	S	P	ERA	WHIP

TOP

Los Angeles Angels @ Chicago White Sox

U.S. Cellular Field, Chicago, IL

Fri Sep 05 2008, 8:11 PM EDT

Att. 32,502 - Clear - 67 F

livebaseballscorecards.com

Batter	1	2	3	4	5	6	7	8	9	AB	R	H	RBI	BB	SO	LOB
9 Chone Figgins, S (1, 4) OBP: 0.373, SLG: 0.318	C FF 88 B FF 87 B CU 72 B SI 87 C FF 88 X FF 88 3-2 ① G1-3		B FF 86 C FF 86 F FC 84 S CU 71 1-3 ② K		B FF 88 B FF 87 X FF 86 2-0 ③ F8		X FF 90 0-0 E7 1B 1-3 2-H 1B			4	0	1	0	0	1	0
Garret Anderson, L (1, 10) OBP: 0.316, SLG: 0.428	B FF 89 C SI 88 B SI 88 B CU 74 C FF 88 X FC 84 3-2 ② G4-3		C CU 70 F FC 79 F CH 80 B CU 72 X CU 68 1-2 ③ G3			X SI 84 0-0 ① G1-3	B FF 92 X SI 93 1-0 1-2 3-H 1B			4	0	1	1	0	0	0
Mark Teixeira, S (1, 3) OBP: 0.407, SLG: 0.540 28 Ryan Budde, R (7, 2)	C FF 88 B SI 87 B SI 86 F FF 88 S FF 88 2-3 ③ K			C SI 84 X FF 88 0-1 ① G5-3		B FF 86 B FF 86 B FF 87 C FF 87 S FF 87 F FF 86 F FF 87 F FF 88 S CH 81 3-3 ② K	B CU 77 F FC 91 B CH 84 B FC 90 F SI 92 F FF 92 F FF 92 F FF 91 X FC 92 3-2 ③ F9			4	0	0	0	0	2	2
										0	0	0	0	0	0	0
27 Vladimir Guerrero, R (1, 9) OBP: 0.359, SLG: 0.504 77 Reggie Willits, S (7, 7) OBP: 0.333, SLG: 0.216		B SI 87 B SI 86 F CH 80 C FC 82 B FF 88 F CH 80 X FF 84 3-2 24 G3 39 1B 1B		B FF 87 F CU 71 B FF 89 F FF 89 B FF 90 B FF 88 4-2 48 2B BB		B FF 88 S FF 89 B FF 90 S FF 85 B FF 90 B FF 88 4-2 BB		B FF 92 B SI 91 B SI 91 B FF 91 4-0 39 G6-4-3 BB		1	0	1	0	2	0	0
										0	0	0	0	1	0	0
48 Torii Hunter, R (1, 8) OBP: 0.347, SLG: 0.481 3 Brandon Wood, R (7, 5) OBP: 0.191, SLG: 0.220		1 SAFE S SI 86 B FF 89 1 SAFE S FF 85 C FF 88 1-3 ① K		C FF 88 X FF 85 0-1 1-3 2B		B FF 85 D CH 81 F FF 87 S CH 81 X FF 89 2-2 ③ P3		B SI 91 C SI 92 B SI 91 F FF 91 B SI 94 X FF 93 3-2 ① F8		3	0	1	0	0	1	2
										1	0	0	0	0	0	1
39 Robb Quinlan, R (1, 5) OBP: 0.333, SLG: 0.325 (7, 3)		1 SAFE B FF 86 C FF 87 F FF 87 1 SAFE B FF 89 X FF 87 2-2 24 G3 1-2 1B		F FF 88 F FF 88 F FF 89 F FF 88 B FF 88 X FF 88 1-2 ② P6			B FF 91 F FC 90 B FF 91 F FF 90 B SL 81 X FF 91 3-2 ① F9	B SI 93 B FO 82 C SI 93 B FO 83 X SI 93 3-1 ②③ G6-4-3 1-2f		4	0	1	0	0	0	3
24 Gary Matthews, S (1, 7) OBP: 0.314, SLG: 0.344 (7, 8)		C FF 84 S CH 80 B FF 87 X FF 88 1-2 ② G3 1-2 2-3		B CH 80 C FC 84 F FF 89 S CU 73 1-3 ③ K			C SI 94 X FF 91 0-1 9 1B 18 BB 9 E 1B		X FF 93 0-0 ① L4	4	1	1	0	0	1	4
44 Mike Napoli, R (1, 2) OBP: 0.326, SLG: 0.467 8 Kendrys Morales, S (7, PH) OBP: 0.267, SLG: 0.214 (7, 9)		B FF 84 B FF 85 B FF 88 F FF 88 F FC 85 X FF 89 3-2 ③ G6-3			B CU 68 B CH 79 F SI 85 F FF 87 S FF 88 2-3 ① K		C FC 91 B FC 90 F SI 92 S CU 78 1-3 ② K		C FF 93 B SL 89 S SL 89 S CU 83 1-3 ② K	2	0	0	0	0	1	2
										2	0	0	0	0	2	1
18 Sean Rodríguez, R (1, 6) OBP: 0.263, SLG: 0.255			B SI 85 C SI 86 B CH 78 F FF 86 X FF 89 2-2 ① G3		C FF 87 C FF 88 S CH 80 0-3 ② K		B FF 91 B SI 92 B FF 90 C FF 91 B FF 90 4-1 9 E 1-2 1B BB		B FF 93 X SL 88 1-0 ③ G5-3	3	1	0	0	1	1	0

Inning Stats	R: 0 E: 0 K: 1 S: 9	H: 0 LOB: 0 BB: 0 P: 17	R: 0 E: 0 K: 1 S: 16	H: 2 LOB: 2 BB: 0 P: 26	R: 0 E: 0 K: 1 S: 10	H: 0 LOB: 0 BB: 0 P: 14	R: 0 E: 0 K: 1 S: 14	H: 1 LOB: 2 BB: 1 P: 20	R: 0 E: 0 K: 2 S: 7	H: 0 LOB: 0 BB: 0 P: 11	R: 0 E: 0 K: 1 S: 12	H: 0 LOB: 1 BB: 1 P: 21	R: 2 E: 1 K: 1 S: 17	H: 3 LOB: 2 BB: 1 P: 29	R: 0 E: 0 K: 0 S: 5	H: 0 LOB: 0 BB: 1 P: 15	R: 0 E: 0 K: 1 S: 5	H: 0 LOB: 0 BB: 0 P: 7	1B: 5 2B: 1 3B: 0 HR: 0	SF: 0 SAC: 0 DP: 1 HBP: 0	WP: 0 PB: 0 SB: 0 CS: 0	PA: 36

	AB	32
	R	2
	H	6
	RBI	1
	BB	4
	SO	9
	LOB	15

PITCHER		IP	WLS	BF	H	R	ER	SO	BB	IBB	HBP	BLK	WP	HR	S	P	ERA	WHIP
56 Mark Buehrle, L ERA: 3.98	(1, 1)	6.0	W	23	3	0	0	7	2	0	0	0	0	0	68	109	0.00	0.833
53 D.J. Carrasco, R ERA: 3.62	(7, 1)	1.0		7	3	2	2	1	1	0	0	0	0	0	17	29	18.00	4.000
71 Scott Linebrink, R ERA: 2.25	(8, 1)	1.0		3	0	0	0	0	1	0	0	0	0	0	5	15	0.00	1.000
49 Horacio Ramirez, L ERA: 3.58	(9, 1)	1.0		3	0	0	0	1	0	0	0	0	0	0	5	7	0.00	0.000

PITCHER	IP	WLS	BF	H	R	ER	SO	BB	IBB	HBP	BLK	WP	HR	S	P	ERA	WHIP

Batter	1	2	3	4	5	6	7	8	9	AB	R	H	RBI	BB	SO	LOB
Orlando Cabrera, R (1, 6) OBP: 0.330, SLG: 0.365	B SI 90 X FF 90 1-0 12 FC2-6 1B	B SI 92 B SI 91 B SI 92 C SI 91 F FF 92 X SI 91 3-2 ① G5-3	C FF 90 B FF 91 X CH 84 1-1 1B		B SI 93 X FC 88 1-0 1B		C SI 89 C SL 79 B FF 88 B SL 78 B SL 79 S SI 88 3-3 ② K			4	0	3	0	0	0	0
7 Josh Fields, R (7, PH) OBP: 0.276, SLG: 0.231 (8, 5)										1	0	0	0	0	1	0
12 A.J. Pierzynski, L (1, 2) OBP: 0.320, SLG: 0.430	X SI 89 0-0 ① FC2-6 14 1B 23 BB 1B 1-2f	B SI 90 X CH 84 1-0 23 1B 1B	C SL 78 C FF 90 S SL 79 0-3 ③ K		B FC 87 X FC 87 1-0 ③ G3-1		X SI 88 0-0 ③ L6			4	1	1	0	0	1	3
27 Paul Phillips, R (7, PH) (8, 2)										1	0	0	0	0	0	0
23 Jermaine Dye, R (1, 9) OBP: 0.351, SLG: 0.567	B SI 90 S CH 83 B SI 91 F CH 83 B SI 91 F CH 83 1 SAFE F CH 84 B SI 93 4-2 14 1B 1B 1-2 BB	C SI 91 X SI 91 0-1 25 G6-3 1-2 1B		C FF 90 B FF 90 B SL 79 C SL 77 X FF 90 2-2 14 2B 1B		C SI 88 B FF 90 B SL 79 X SI 87 1-1 25 FC4-6 1B		B SI 88 B SI 88 F SI 88 B SI 87 X SI 88 3-1 ① G4-3		3	1	3	0	1	0	0
Jerry Owens, L (8, PH) (9, 7)										1	0	0	0	0	0	0
25 Jim Thome, L (1, 10) OBP: 0.368, SLG: 0.514	S CU 79 X CH 84 0-1 L7 ②	C SL 79 B SI 90 B FF 91 X SL 79 2-1 ② ③ G6-3 1-2f		C FF 90 S SL 79 C FF 89 0-3 ① K		B SI 89 B SI 87 X SI 88 2-0 ① FC4-6 F2 14 BB 10 1B 1-2f		B FF 89 F FF 88 C SL 79 X SI 83 1-2 32 WP 31 HBP 32 FC6-5 1B		5	1	1	0	0	1	6
39 Chris Getz, L (8, PR) OBP: 0.286, SLG: 0.286 (9, 10)										0	1	0	0	0	0	0
14 Paul Konerko, R (1, 3) OBP: 0.355, SLG: 0.408	C CU 78 F SI 90 X CH 84 0-2 10 FC5 1B 1-2 2-3 1B		B SL 80 C FF 91 F FF 90 X FF 90 1-2 HR	X SI 91 0-0 1-3 2B		C SL 80 B SL 80 B SL 79 S SI 89 B SI 88 B SL 79 4-2 F2 10 1B 1-2 BB		B SI 89 F SI 87 S SI 89 F FF 89 B FF 89 H SI 84 3-2 32 FC6-5 32 WP 1-2 HBP		3	2	3	1	1	0	0
31 Dewayne Wise, L (7, 7) OBP: 0.324, SLG: 0.470 (9, 9)										0	0	0	0	0	0	0
Ken Griffey Jr., L (1, 8) OBP: 0.353, SLG: 0.416	B CH 84 X CH 84 1-0 10 FC5 1B 1-2 2-H 3-H 1B		C FF 92 B FF 91 B SL 79 F SL 78 S FF 91 2-3 ① K	S SL 80 S SL 79 S SL 79 0-3 ② K		C SL 79 F FF 89 B FF 89 B SL 80 X SL 79 2-2 ② F2 1-2 2-3		B SL 80 B SI 87 B SI 86 C SI 86 X SI 88 3-1 ② FC6-5 10 FC5-4 1-3 2-H		4	0	1	2	0	2	4
32 Brian Anderson, R (7, 8) OBP: 0.271, SLG: 0.437										1	0	0	1	0	0	1
10 Alexei Ramirez, R (1, 4) OBP: 0.322, SLG: 0.488	X SI 91 0-0 ③ FC5 1-2 2-3f		F FF 91 B FF 90 S SL 78 B FF 90 F SL 78 X SL 77 2-2 ② F8	B FC 85 B FC 85 C FC 85 B SI 91 X FC 85 3-1 ③ F8		B SI 90 B FF 89 S SL 79 X SL 80 2-1 2-H 3-H 1B		X SL 78 0-0 ③ FC5-4 1-2f		5	0	1	2	0	0	5
(8, 6)																
Nick Swisher, S (1, 7) OBP: 0.343, SLG: 0.426		B SI 89 B SI 89 B SI 90 C SI 90 F SI 90 B SI 92 4-2 HR BB	B SL 79 B FF 89 C FF 90 F FF 90 F FF 90 B FF 90 F FF 89 B FF 91 4-2 HR BB		C FC 86 X SL 81 0-1 ① G3	C SI 80 X SI 89 0-1 ③ G4-3				2	2	0	0	2	0	1
(7, 3)																
Juan Uribe, R (1, 5) OBP: 0.294, SLG: 0.402		F SI 91 B SI 91 1 SAFE X CU 79 1-1 1-H HR	X SL 78 0-0 1-H HR		B SI 92 F FC 86 B SI 92 F FC 87 B SL 82 F SI 92 F FC 88 F FC 88 X SI 92 3-2 ② F7		X SI 87 0-0 ① F8			4	2	2	4	0	0	0
(8, 4)																
Inning Stats	R: 2 E: 0 K: 0 S: 13 H: 3 LOB: 2 BB: 1 P: 19	R: 2 E: 0 K: 0 S: 12 H: 3 LOB: 1 BB: 1 P: 23	R: 3 E: 0 K: 2 S: 20 H: 3 LOB: 1 BB: 1 P: 30	R: 0 E: 0 K: 2 S: 12 H: 2 LOB: 2 BB: 0 P: 17	R: 0 E: 0 K: 0 S: 10 H: 1 LOB: 1 BB: 0 P: 15	R: 2 E: 0 K: 0 S: 12 H: 2 LOB: 1 BB: 1 P: 23	R: 0 E: 0 K: 1 S: 5 H: 0 LOB: 0 BB: 0 P: 8	R: 1 E: 0 K: 0 S: 11 H: 1 LOB: 1 BB: 0 P: 21		1B: 11 2B: 1 3B: 0 HR: 3 SF: 0 SAC: 0 DP: 1 HBP: 1	WP: 1 PB: 0 SB: 0 CS: 0 PA: 43				

PITCHER		IP	WLS	BF	H	R	ER	SO	BB	IBB	HBP	BLK	WP	HR	S	P	ERA	WHIP
58 Dustin Moseley, R ERA: 7.9	(1, 1)	1.1	L	12	6	4	4	0	2	0	0	0	0	1	23	38	27.00	6.000
Darren Oliver, L ERA: 2.97	(2, 1)	2.1		12	5	3	3	4	1	0	0	0	0	2	32	46	11.57	2.571
33 Justin Speier, R ERA: 4.92	(4, 1)	1.1		5	1	0	0	0	0	0	0	0	0	0	12	20	0.00	0.750
53 Darren O'Day, R ERA: 4.69	(6, 1)	3.0		14	3	3	3	1	1	0	1	0	1	0	28	52	9.00	1.333

PITCHER	IP	WLS	BF	H	R	ER	SO	BB	IBB	HBP	BLK	WP	HR	S	P	ERA	WHIP

BOTTOM

Los Angeles Angels @ Chicago White Sox

U.S. Cellular Field, Chicago, IL

Fri Sep 05 2008, 8:11 PM EDT

Att. 32,502 - Clear - 67 F

livebaseballscorecards.com

AB	38
R	10
H	15
RBI	10
BB	4
SO	5
LOB	20

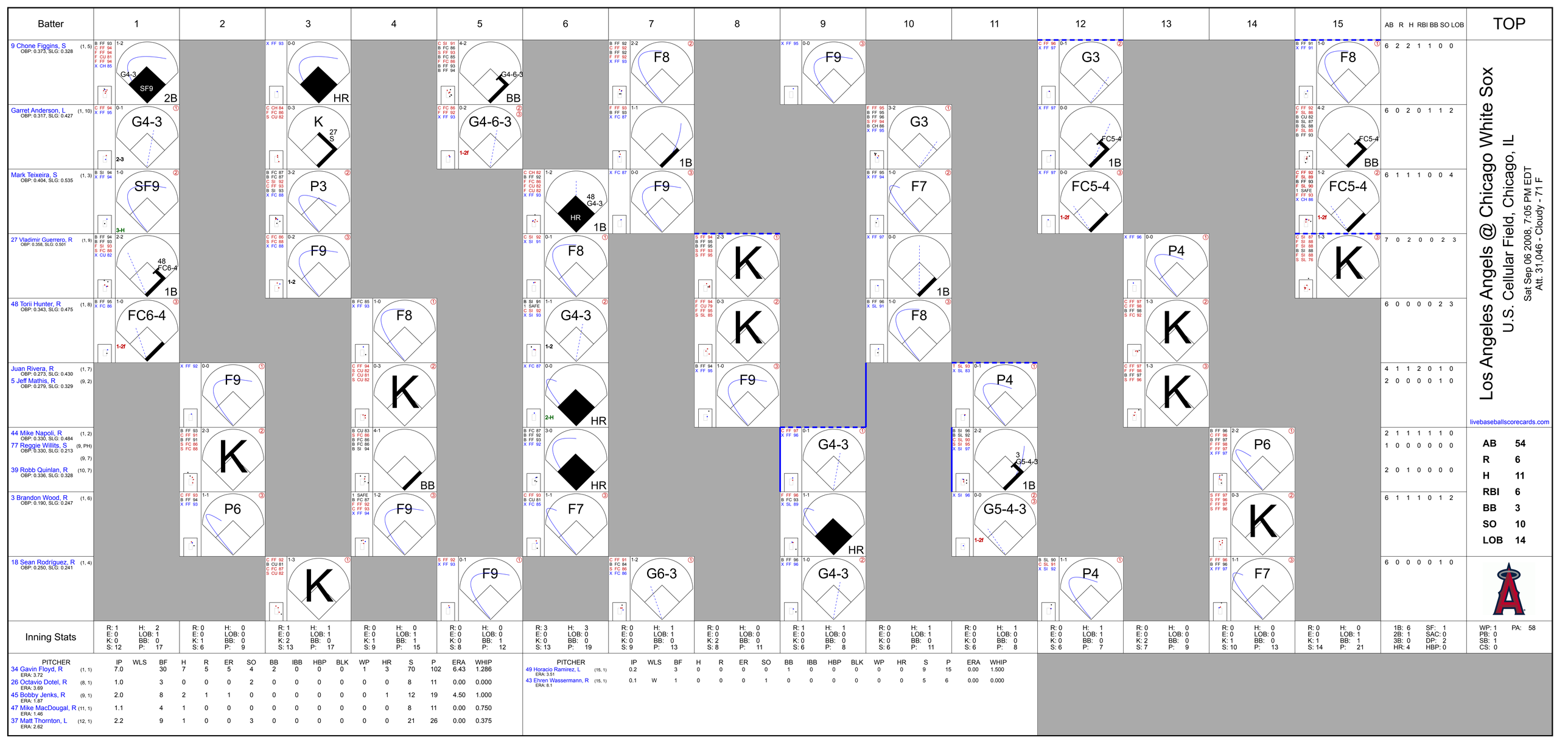
Batter
1
2
3
4
5
6
7
8
9
10
11
12
13
14
15
AB R H RBI BB SO LOB
TOP
9 Chone Figgins, S (1, 5) OBP: 0.373, SLG: 0.328
6 2 2 1 1 0 0
Garret Anderson, L (1, 10) OBP: 0.317, SLG: 0.427
6 0 2 0 1 1 2
Mark Teixeira, S (1, 3) OBP: 0.404, SLG: 0.535
6 1 1 1 0 0 4
27 Vladimir Guerrero, R (1, 9) OBP: 0.358, SLG: 0.501
7 0 2 0 0 2 3
48 Torii Hunter, R (1, 8) OBP: 0.343, SLG: 0.475
6 0 0 0 0 2 3
Juan Rivera, R (1, 7) OBP: 0.273, SLG: 0.430
4 1 1 2 0 1 0
5 Jeff Mathis, R (9, 2) OBP: 0.279, SLG: 0.329
2 0 0 0 0 1 0
44 Mike Napoli, R (1, 2) OBP: 0.330, SLG: 0.484
2 1 1 1 1 1 0
77 Reggie Willits, S (9, PH) OBP: 0.330, SLG: 0.213
1 0 0 0 0 0 0
(9, 7)
39 Robb Quinlan, R (10, 7) OBP: 0.336, SLG: 0.328
2 0 1 0 0 0 0
3 Brandon Wood, R (1, 6) OBP: 0.190, SLG: 0.247
6 1 1 1 0 1 2
18 Sean Rodriguez, R (1, 4) OBP: 0.250, SLG: 0.241
6 0 0 0 0 1 0
Los Angeles Angels @ Chicago White Sox
U.S. Cellular Field, Chicago, IL
Sat Sep 06 2008, 7:05 PM EDT
Att. 31,046 - Cloudy - 71 F
livebaseballscorecards.com
AB 54
R 6
H 11
RBI 6
BB 3
SO 10
LOB 14
Inning Stats
R: 1 E: 0 K: 0 S: 12 H: 2 LOB: 1 BB: 0 P: 17
R: 0 E: 0 K: 1 S: 6 H: 0 LOB: 0 BB: 0 P: 9
R: 1 E: 0 K: 2 S: 13 H: 1 LOB: 1 BB: 0 P: 17
R: 0 E: 0 K: 1 S: 9 H: 0 LOB: 1 BB: 1 P: 15
R: 0 E: 0 K: 0 S: 8 H: 0 LOB: 0 BB: 1 P: 12
R: 3 E: 0 K: 0 S: 13 H: 3 LOB: 0 BB: 0 P: 19
R: 0 E: 0 K: 0 S: 9 H: 1 LOB: 1 BB: 0 P: 13
R: 0 E: 0 K: 2 S: 8 H: 0 LOB: 0 BB: 0 P: 11
R: 1 E: 0 K: 0 S: 6 H: 1 LOB: 1 BB: 0 P: 11
R: 0 E: 0 K: 0 S: 6 H: 1 LOB: 1 BB: 0 P: 11
R: 0 E: 0 K: 0 S: 6 H: 1 LOB: 0 BB: 0 P: 8
R: 0 E: 0 K: 0 S: 6 H: 1 LOB: 1 BB: 0 P: 7
R: 0 E: 0 K: 2 S: 7 H: 0 LOB: 0 BB: 0 P: 9
R: 0 E: 0 K: 1 S: 10 H: 0 LOB: 0 BB: 0 P: 13
R: 0 E: 0 K: 1 S: 14 H: 0 LOB: 1 BB: 1 P: 21
1B: 6 2B: 1 3B: 0 HR: 4 SF: 1 SAC: 0 DP: 2 HBP: 0
WP: 1 PB: 0 SB: 1 CS: 0 PA: 58
PITCHER IP WLS BF H R ER SO BB IBB HBP BLK WP HR S P ERA WHIP
34 Gavin Floyd, R (1, 1) ERA: 3.72 7.0 30 7 5 5 4 2 0 0 0 1 3 70 102 6.43 1.286
26 Octavio Dotel, R (8, 1) ERA: 3.69 1.0 3 0 0 0 2 0 0 0 0 0 0 8 11 0.00 0.000
45 Bobby Jenks, R (9, 1) ERA: 1.87 2.0 8 2 1 1 0 0 0 0 0 0 1 12 19 4.50 1.000
47 Mike MacDougal, R (11, 1) ERA: 1.46 1.1 4 1 0 0 0 0 0 0 0 0 0 8 11 0.00 0.750
37 Matt Thornton, L (12, 1) ERA: 2.62 2.2 9 1 0 0 3 0 0 0 0 0 0 21 26 0.00 0.375
PITCHER IP WLS BF H R ER SO BB IBB HBP BLK WP HR S P ERA WHIP
49 Horacio Ramirez, L (15, 1) ERA: 3.51 0.2 3 0 0 0 0 1 0 0 0 0 0 0 9 15 0.00 1.500
43 Ehren Wassermann, R (15, 1) ERA: 8.1 0.1 W 1 0 0 0 1 0 0 0 0 0 0 5 6 0.00 0.000

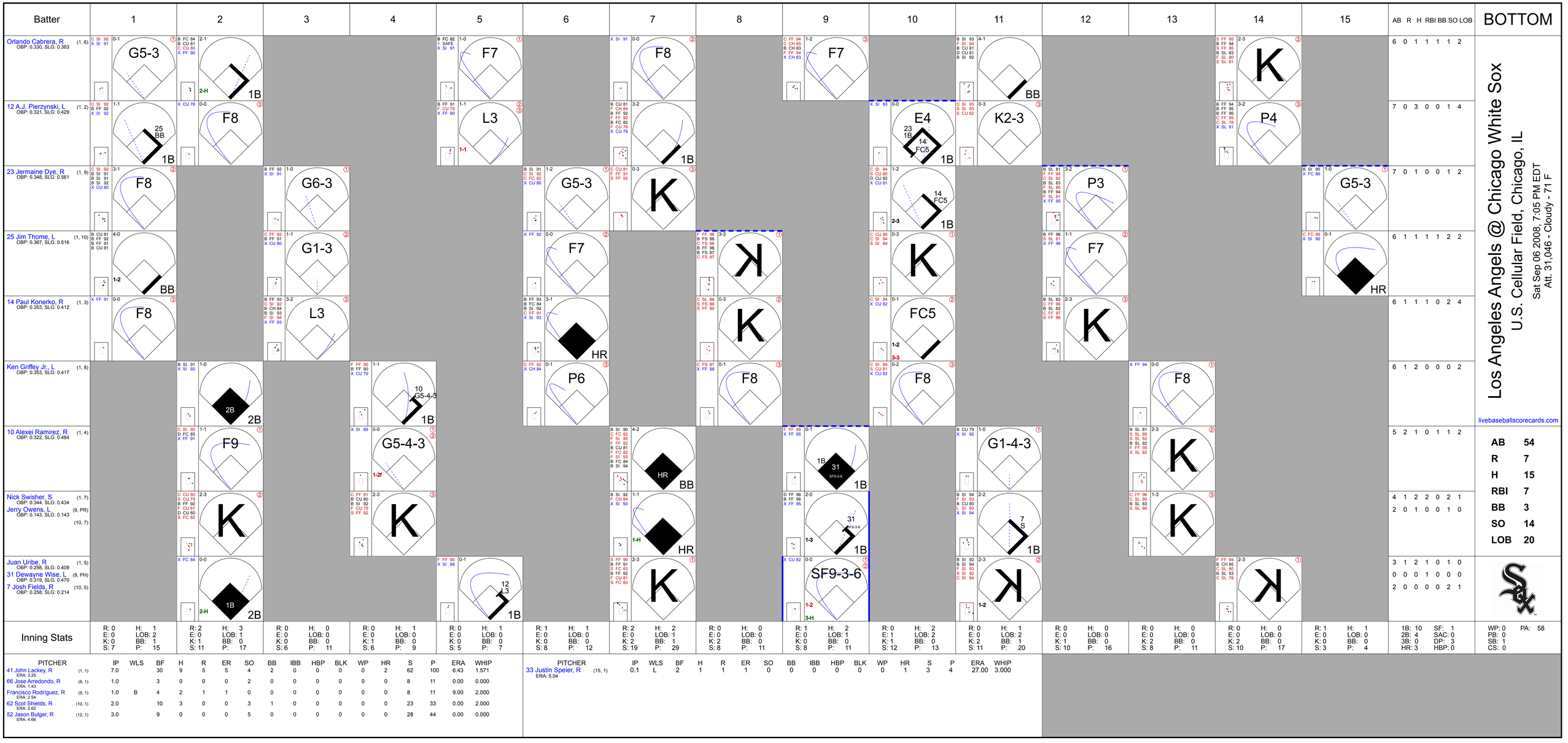

Los Angeles Angels @ Chicago White Sox

U.S. Cellular Field, Chicago, IL

Sat Sep 06 2008, 7:05 PM EDT
Att. 31,046 - Cloudy - 71 F

livebaseballscorecards.com

Batter	1	2	3	4	5	6	7	8	9	10	11	12	13	14	15	AB	R	H	RBI	BB	SO	LOB
Orlando Cabrera, R (1, 6) OBP: 0.330, SLG: 0.363	G5-3	1B			F7		F8		F7		BB			K		6	0	1	1	1	1	2
12 A.J. Pierzynski, L (1, 2) OBP: 0.321, SLG: 0.429	25 BB 1B	F8			L3		1B			E4 23 1B 14 FC5 1B	K2-3			P4		7	0	3	0	0	1	4
23 Jermaine Dye, R (1, 9) OBP: 0.348, SLG: 0.561	F8		G6-3			G5-3	K			14 FC5 1B		P3			G5-3	7	0	1	0	0	1	2
25 Jim Thome, L (1, 10) OBP: 0.367, SLG: 0.516	BB		G1-3			F7		K		K		F7			HR	6	1	1	1	1	2	2
14 Paul Konerko, R (1, 3) OBP: 0.353, SLG: 0.412	F8		L3			HR		K		FC5		K				6	1	1	1	0	2	4
Ken Griffey Jr., L (1, 8) OBP: 0.353, SLG: 0.417		2B 2B		10 G5-4-3 1B		P6		F8		F8			F8			6	1	2	0	0	0	2
10 Alexei Ramirez, R (1, 4) OBP: 0.322, SLG: 0.484		F9		G5-4-3			HR BB		1B 31 1B		G1-4-3		K			5	2	1	0	1	1	2
Nick Swisher, S (1, 7) OBP: 0.344, SLG: 0.434		K		K			HR		31 1B		7 S 1B		K			4	1	2	2	0	2	1
Jerry Owens, L (9, PR) OBP: 0.143, SLG: 0.143 (10, 7)																2	0	1	0	0	1	0
Juan Uribe, R (1, 5) OBP: 0.298, SLG: 0.409		1B 2B			12 L3 1B		K		SF9-3-6		K			K		3	1	2	1	0	1	0
31 Dewayne Wise, L (9, PH) OBP: 0.319, SLG: 0.470																0	0	0	1	0	0	0
7 Josh Fields, R (10, 5) OBP: 0.258, SLG: 0.214																2	0	0	0	0	2	1
Inning Stats	R: 0 H: 1 E: 0 LOB: 2 K: 0 BB: 1 S: 7 P: 15	R: 2 H: 3 E: 0 LOB: 1 K: 1 BB: 0 S: 11 P: 17	R: 0 H: 0 E: 0 LOB: 0 K: 0 BB: 0 S: 6 P: 11	R: 0 H: 1 E: 0 LOB: 0 K: 1 BB: 0 S: 6 P: 9	R: 0 H: 1 E: 0 LOB: 0 K: 0 BB: 0 S: 5 P: 7	R: 1 H: 1 E: 0 LOB: 0 K: 0 BB: 0 S: 8 P: 12	R: 2 H: 2 E: 0 LOB: 1 K: 2 BB: 1 S: 19 P: 29	R: 0 H: 0 E: 0 LOB: 0 K: 2 BB: 0 S: 8 P: 11	R: 1 H: 2 E: 0 LOB: 1 K: 0 BB: 0 S: 8 P: 11	R: 0 H: 2 E: 1 LOB: 2 K: 1 BB: 0 S: 12 P: 13	R: 0 H: 1 E: 0 LOB: 2 K: 2 BB: 1 S: 11 P: 20	R: 0 H: 0 E: 0 LOB: 0 K: 1 BB: 0 S: 10 P: 16	R: 0 H: 0 E: 0 LOB: 0 K: 2 BB: 0 S: 8 P: 11	R: 0 H: 0 E: 0 LOB: 0 K: 2 BB: 0 S: 10 P: 17	R: 1 H: 1 E: 0 LOB: 0 K: 0 BB: 0 S: 3 P: 4	1B: 10 SF: 1 2B: 4 SAC: 0 3B: 0 DP: 3 HR: 3 HBP: 0	WP: 0 PA: 58 PB: 0 SB: 1 CS: 0

PITCHER		IP	WLS	BF	H	R	ER	SO	BB	IBB	HBP	BLK	WP	HR	S	P	ERA	WHIP
41 John Lackey, R ERA: 3.25	(1, 1)	7.0		30	9	5	5	4	2	0	0	0	0	2	62	100	6.43	1.571
66 Jose Arredondo, R ERA: 1.43	(8, 1)	1.0		3	0	0	0	2	0	0	0	0	0	0	8	11	0.00	0.000
Francisco Rodríguez, R ERA: 2.54	(9, 1)	1.0	B	4	2	1	1	0	0	0	0	0	0	0	8	11	9.00	2.000
62 Scot Shields, R ERA: 2.62	(10, 1)	2.0		10	3	0	0	3	1	0	0	0	0	0	23	33	0.00	2.000
52 Jason Bulger, R ERA: 4.66	(12, 1)	3.0		9	0	0	0	5	0	0	0	0	0	0	28	44	0.00	0.000

PITCHER		IP	WLS	BF	H	R	ER	SO	BB	IBB	HBP	BLK	WP	HR	S	P	ERA	WHIP
33 Justin Speier, R ERA: 5.04	(15, 1)	0.1	L	2	1	1	1	0	0	0	0	0	0	1	3	4	27.00	3.000

AB	54
R	7
H	15
RBI	7
BB	3
SO	14
LOB	20

Batter	1	2	3	4	5	6	7	8	9	AB	R	H	RBI	BB	SO	LOB
9 Chone Figgins, S (1, 5) OBP: 0.369, SLG: 0.324	B FF 91 X FF 91 1-0 P4 ①		1 SAFE 1 SAFE C CH 82 B FF 93 1 SAFE B CH 83 1 SAFE C FF 94 S CH 82 2-3 K ① 1-2		C FC 88 B FF 93 C FC 88 B FF 93 F FF 93 F FC 89 S FF 93 2-3 K ③		C FF 91 C SL 88 X FF 92 0-2 G4-3 ③		F FF 92 1 SAFE C FF 93 B FF 93 X FO 82 1-2 G3 ① 1-2	5	0	0	0	0	2	3
24 Gary Matthews, S (1, 9) OBP: 0.313, SLG: 0.342	B FF 92 C FF 92 F CH 84 F FF 94 S FF 95 1-3 K ②		X CH 84 0-0 G6-3 ② 2-3			M FC 86 B FC 83 B CH 84 S FF 92 X CH 83 2-2 G5-3 ①		B FF 90 B FF 92 C FF 90 X FF 91 2-1 2B SF9 1B	C FF 94 B FF 94 B FO 84 S FF 93 F FO 84 S FF 92 2-3 K ②	5	1	1	0	0	2	3
Mark Teixeira, S (1, 3) OBP: 0.404, SLG: 0.538	C FF 93 B FF 93 B FC 88 S CH 86 B FF 95 X CH 86 3-2 G5-3 ③		F SI 94 B FF 94 B CU 79 F FF 94 B FF 94 X CH 86 3-2 L5 ③			S FC 87 X SI 92 0-1 27 1B 48 2B 2B		B SL 88 C SL 88 1 SAFE F SL 88 B SL 89 B CU 81 1 SAFE X SL 87 3-2 SF9 1-3 2B	C FO 83 B FO 84 B FF 93 D FO 84 X FO 83 3-1 F8 ③	5	1	2	0	0	0	3
27 Vladimir Guerrero, R (1, 10) OBP: 0.359, SLG: 0.503		X FC 87 0-0 G6-3 ①		B CH 84 B FF 93 S FF 94 S CH 85 F CH 85 X CH 84 2-2 S 2B		X FC 86 0-0 48 2B G5-3 2-3 1B		X SI 87 0-0 G5-3 ①		4	1	2	0	0	0	2
48 Torii Hunter, R (1, 8) OBP: 0.346, SLG: 0.478		B FF 92 X FC 88 1-0 5 S 3 S 1B		S FF 92 B CH 82 F FF 94 F FF 94 B FF 94 S FF 94 2-3 K ①		1 SAFE S FF 94 1 SAFE X CH 82 0-1 G5-3 1-3 3-H 2B		I IN 73 I IN 74 I IN 72 I IN 76 4-0 SF9 IBB		3	0	2	1	1	1	1
Juan Rivera, R (1, 7) OBP: 0.269, SLG: 0.424 Garret Anderson, L (8, PH) OBP: 0.317, SLG: 0.427 (8, 7)		F FF 91 F FF 92 S FF 93 0-3 K ②		B FF 94 B FF 95 F CH 86 X FF 94 2-1 L7 ② 2-3		F SI 91 B SL 76 B SI 91 X FF 89 2-1 G5-3 ② 2-3 3-H		C SI 87 B SI 88 C CH 78 B SI 88 X SL 76 2-2 SF9 ② 1-2 2-3 3-H		3 0	0 0	0 0	1 1	0 0	1 0	3 0
3 Brandon Wood, R (1, 6) OBP: 0.192, SLG: 0.240		1 SAFE B FF 92 B FF 93 1 SAFE S FF 93 B FF 93 B CH 86 4-1 5 S 1-2 BB		C CH 85 S FC 90 S CH 86 0-3 K ③		B SL 76 C FC 90 B SI 91 D SL 76 F FF 91 S FC 91 3-3 K ③		B SI 88 F SI 88 F SI 89 B SL 76 F SL 75 X SI 89 2-2 G5-3 ③		3	0	0	0	1	2	4
5 Jeff Mathis, R (1, 2) OBP: 0.277, SLG: 0.327 77 Reggie Willits, S (7, PH) OBP: 0.326, SLG: 0.211 44 Mike Napoli, R (7, 2) OBP: 0.333, SLG: 0.484		C CH 84 L FC 91 B FF 94 D CU 81 S CH 86 2-3 K ③ 1-2 2-3			B FF 91 B CH 82 B FF 90 C FF 91 C FF 92 X CH 85 3-2 F7 ①		C FC 89 X FC 90 0-1 G4-3 ①		B FF 92 B FF 92 F SI 92 S SI 94 B FO 83 B SI 94 4-2 18 1B BB	2 1 0	0 0 0	0 0 0	0 0 0	0 0 1	1 0 0	2 0 0
18 Sean Rodríguez, R (1, 4) OBP: 0.258, SLG: 0.243			C FF 91 C CU 78 H FF 94 1-2 24 G6-3 9 S HBP		X FF 92 0-0 F8 ②		B FC 89 X FC 90 1-0 L8 ②		X FF 92 0-0 9 G3 1-3 1B	3	0	1	0	0	0	0
Inning Stats	R: 0 E: 0 K: 1 S: 8 H: 0 LOB: 0 BB: 0 P: 13	R: 0 E: 0 K: 2 S: 9 H: 1 LOB: 2 BB: 1 P: 16	R: 0 E: 0 K: 1 S: 9 H: 0 LOB: 1 BB: 0 P: 15	R: 0 E: 0 K: 2 S: 13 H: 1 LOB: 1 BB: 0 P: 19	R: 0 E: 0 K: 1 S: 9 H: 0 LOB: 0 BB: 0 P: 14	R: 2 E: 0 K: 1 S: 13 H: 3 LOB: 1 BB: 0 P: 20	R: 0 E: 0 K: 0 S: 6 H: 0 LOB: 0 BB: 0 P: 7	R: 1 E: 0 K: 0 S: 13 H: 2 LOB: 2 BB: 1 P: 26	R: 0 E: 0 K: 1 S: 12 H: 1 LOB: 2 BB: 1 P: 22	1B: 4 2B: 4 3B: 0 HR: 0 SF: 1 SAC: 0 DP: 0 HBP: 1						

PITCHER		IP	WLS	BF	H	R	ER	SO	BB	IBB	HBP	BLK	WP	HR	S	P	ERA	WHIP
50 John Danks, L ERA: 3.44	(1, 1)	5.1		23	5	2	2	7	1	0	1	0	0	0	56	87	3.38	1.125
53 D.J. Carrasco, R ERA: 3.48	(6, 1)	1.1	B	4	0	0	0	1	0	0	0	0	0	0	8	14	0.00	0.000
49 Horacio Ramirez, L ERA: 3.74	(7, 1)	0.1	L	3	2	1	1	0	0	0	0	0	0	0	8	13	27.00	6.000
43 Ehren Wassermann, R ERA: 7.64	(8, 1)	1.0		4	0	0	0	0	0	1	0	0	0	0	8	16	0.00	0.000
71 Scott Linebrink, R ERA: 2.2	(9, 1)	1.0		5	1	0	0	1	1	0	0	0	0	0	12	22	0.00	2.000

PITCHER	IP	WLS	BF	H	R	ER	SO	BB	IBB	HBP	BLK	WP	HR	S	P	ERA	WHIP

TOP

Los Angeles Angels @ Chicago White Sox

U.S. Cellular Field, Chicago, IL

Sun Sep 07 2008, 2:05 PM EDT
Att. 26,029 - Partly Cloudy - 71 F

livebaseballscorecards.com

AB	34
R	3
H	8
RBI	3
BB	3
SO	9
LOB	21

WP: 0 PA: 39
PB: 0
SB: 5
CS: 0

Batter	1	2	3	4	5	6	7	8	9	AB	R	H	RBI	BB	SO	LOB
Orlando Cabrera, R (1, 6) OBP: 0.329, SLG: 0.362	C FF 91 X FF 93 0-1 ① P3		X SI 93 0-0 1B		B CH 84 X CH 84 1-0 E5			B FF 96 C FF 94 X FS 87 1-1 ② G6-3		4	0	1	0	0	0	0
32 Brian Anderson, R (1, 8) OBP: 0.266, SLG: 0.429 25 Jim Thome, L (8, PH) OBP: 0.366, SLG: 0.515 Jerry Owens, L (9, 8) OBP: 0.143, SLG: 0.143	B SI 92 X SI 92 1-0 ② G6-3		C CH 83 X CH 83 0-1 ③ G5-3		S FF 94 X SI 93 0-1 ③ F8			B FS 88 B FS 86 X FS 86 2-0 ③ F8		3 1 0	0 0 0	0 0 0	0 0 0	0 0 0	0 0 0	2 0 0
23 Jermaine Dye, R (1, 9) OBP: 0.348, SLG: 0.558	B FF 93 C CH 84 C SI 93 B CU 79 S CH 84 2-3 ③ K			B CU 74 X FF 92 1-0 ① G6-3		B SI 91 B SI 92 B CH 83 B FF 90 4-0 10 G6-4-3 BB			B CU 82 B CU 82 B CU 80 C FF 94 F FF 92 S CU 82 3-3 ① K	3	0	0	0	1	2	0
14 Paul Konerko, R (1, 3) OBP: 0.354, SLG: 0.421 31 Dewayne Wise, L (9, PR) OBP: 0.319, SLG: 0.470		S SI 91 F SI 91 X FF 92 0-2 ① F9		C CU 75 X SI 93 0-1 HR		C CH 84 1 SAFE B CH 82 B FF 93 B FF 93 F CH 84 1 SAFE F FF 93 S FF 93 3-3 ① K			C CU 82 S CH 84 X CH 86 0-2 10 G5-3 1B	4 0	1 0	2 0	1 0	0 0	1 0	1 0
10 Alexei Ramirez, R (1, 4) OBP: 0.319, SLG: 0.479		S CH 83 B CH 82 B FF 94 X CH 82 2-1 ② G3		B CH 83 C CH 83 B FF 93 X SI 94 2-1 ② F9		B CH 84 F SI 94 X CH 84 1-1 ② ③ G6-4-3 1-2f			C CU 83 X CU 82 0-1 ② G5-3 1-2	4	0	0	0	0	0	2
Nick Swisher, S (1, 7) OBP: 0.343, SLG: 0.432		B B C X 2-1 1B		B CH 84 B SI 94 C CH 84 C SI 94 F CH 85 B FF 95 X FF 94 3-2 ③ F9			C SI 92 B CH 83 B CH 83 X SI 93 2-1 ① F9		C CU 82 C CH 85 B CH 88 C CH 90 1-3 ③ K	4	0	1	0	0	1	2
Juan Uribe, R (1, 5) OBP: 0.295, SLG: 0.404		B X CH 84 1-0 ③ L6			B FF 92 B SI 92 C CH 83 F SI 93 F CU 78 X FF 93 2-2 ① G4-3		F FF 93 C FF 94 S CH 82 0-3 ② K			3	0	0	0	0	1	1
7 Josh Fields, R (1, 10) OBP: 0.235, SLG: 0.194			F SI 91 X CH 82 0-1 ① F8		B CH 84 F SI 94 B SI 93 X CH 85 2-1 ② G1-3		C CU 76 C CH 84 B FF 92 B FF 94 C CH 83 2-3 ③ K			3	0	0	0	0	1	0
Toby Hall, R (1, 2) OBP: 0.315, SLG: 0.345			C FF 92 F SI 93 B CH 83 X CH 83 1-2 ② P4		F SI 94 B CU 76 X SI 94 1-1 HR			F CH 81 X CH 81 0-1 ① P4		3	1	1	1	0	0	0
Inning Stats	R: 0 E: 0 K: 1 S: 6 H: 0 LOB: 0 BB: 0 P: 9	R: 0 E: 0 K: 0 S: 8 H: 1 LOB: 1 BB: 0 P: 13	R: 0 E: 0 K: 0 S: 8 H: 1 LOB: 1 BB: 0 P: 9	R: 1 E: 0 K: 0 S: 9 H: 1 LOB: 0 BB: 0 P: 15	R: 1 E: 1 K: 0 S: 11 H: 1 LOB: 1 BB: 0 P: 17	R: 0 E: 0 K: 1 S: 6 H: 0 LOB: 0 BB: 1 P: 14	R: 0 E: 0 K: 2 S: 8 H: 0 LOB: 0 BB: 0 P: 12	R: 0 E: 0 K: 0 S: 5 H: 0 LOB: 0 BB: 0 P: 8	R: 0 E: 0 K: 2 S: 11 H: 1 LOB: 2 BB: 0 P: 15	1B: 3 2B: 0 3B: 0 HR: 2	SF: 0 SAC: 0 DP: 1 HBP: 0			WP: 0 PB: 0 SB: 0 CS: 0	PA: 33		

PITCHER		IP	WLS	BF	H	R	ER	SO	BB	IBB	HBP	BLK	WP	HR	S	P	ERA	WHIP
51 Joe Saunders, L ERA: 3.64	(1, 1)	7.1	W	27	4	2	2	4	1	0	0	0	0	2	58	91	2.46	0.682
66 Jose Arredondo, R ERA: 1.41	(8, 1)	0.2	H	2	0	0	0	0	0	0	0	0	0	0	3	6	0.00	0.000
Francisco Rodríguez, R ERA: 2.49	(9, 1)	1.0	S	4	1	0	0	2	0	0	0	0	0	0	11	15	0.00	1.000

PITCHER	IP	WLS	BF	H	R	ER	SO	BB	IBB	HBP	BLK	WP	HR	S	P	ERA	WHIP

BOTTOM

Los Angeles Angels @ Chicago White Sox

U.S. Cellular Field, Chicago, IL

Sun Sep 07 2008, 2:05 PM EDT
Att. 26,029 - Partly Cloudy - 71 F

livebaseballscorecards.com

AB	32
R	2
H	5
RBI	2
BB	1
SO	6
LOB	8

New York Yankees @ Los Angeles Angels

Angel Stadium of Anaheim, Anaheim, CA

Mon Sep 08 2008, 7:05 PM PDT

Att. 41,025 - Partly Cloudy - 70 F

livebaseballscorecards.com

Batter	1	2	3	4	5	6	7	8	9	AB	R	H	RBI	BB	SO	LOB
18 Johnny Damon, L (1, 8) OBP: 0.379, SLG: 0.449	C SI 91 B SI 88 X SI 92 1-1 FC3-6 2 BB 13 1B 1B	C CU 77 B FF 91 F FF 91 B FF 91 1 SAFE D CH 82 S CH 82 3-3 K 1-2 ②			X SI 82 0-0 F9 ②		B FF 90 C SI 90 X CH 82 1-1 G4-3 ③			4	1	1	0	0	1	2
2 Derek Jeter, R (1, 6) OBP: 0.359, SLG: 0.404	B SI 91 P PO 88 1 SAFE B SI 92 B FF 92 4-0 FC3-6 1-2 BB	C SI 92 X SI 93 0-1 G4-3 ③			B FF 92 C FF 91 B SL 84 X SI 91 2-1 G5-3 ③			B FF 95 F FF 95 X CU 81 1-1 G1-3 ①		3	0	0	0	1	0	1
Bobby Abreu, L (1, 9) OBP: 0.371, SLG: 0.465	B SI 87 X SI 92 1-0 FC3-6 22 1B 13 1B 1-2f 2-3 ①		B FF 92 C FF 91 B FF 92 S SI 82 X FF 93 2-2 G3-1 ①			B CH 80 B CH 81 B FF 90 B FF 90 4-0 13 G6-4-3 BB		C FF 96 B CU 83 B CU 81 X FF 96 2-1 G6-3 ②		3	0	0	0	1	0	2
13 Alex Rodriguez, R (1, 5) OBP: 0.399, SLG: 0.586	X SI 92 0-0 22 1B 1-2 3-H 1B		B SI 93 C SI 92 C SI 93 B SI 83 S CH 82 2-3 K ②			B CH 78 X SI 91 1-0 G6-4-3 ① ② 1-2f		F FF 95 X FC 94 0-1 F9 ③		4	0	1	1	0	1	1
Jason Giambi, L (1, 3) OBP: 0.372, SLG: 0.511 Wilson Betemit, S (8, 3) OBP: 0.288, SLG: 0.407	F FF 92 B FF 92 B CH 84 B FF 93 F FF 92 C FF 93 3-3 K ②		S FF 93 B FF 93 B CH 84 X SI 83 2-1 G3 ③			B CH 81 X FF 90 1-0 2B			B SI 86 C SI 86 B SL 76 S SI 86 B SI 88 X SI 87 3-2 F8 ①	3 1	0 0	1 0	0 0	0 0	1 0	2 0
22 Xavier Nady, R (1, 7) OBP: 0.368, SLG: 0.531	X SI 93 0-0 1-2 2-3 1B			C SL 84 B SI 91 X SI 91 1-1 G5-3 ①		X FF 91 0-0 G5-3 ③			C SI 87 F SL 77 S SL 78 0-3 K ②	4	0	1	0	0	1	1
55 Hideki Matsui, L (1, 10) OBP: 0.383, SLG: 0.441	C SI 92 B FF 92 X FF 93 1-1 G4-3 ③			C CU 78 B FF 92 F FF 92 B FF 90 F SI 82 S CH 82 2-3 K ②			C CU 74 X FF 89 0-1 G3-1 ①		B SI 87 F SI 86 S FF 88 B FF 88 C SL 77 2-3 K ③	4	0	0	0	0	2	3
24 Robinson Canó, L (1, 4) OBP: 0.299, SLG: 0.403		B SI 92 X SI 91 1-0 FC5-4 1B		B SI 82 F CH 81 B FF 92 B FF 92 X CH 82 3-1 G3 ③			X CH 80 0-0 G4-3 ②			3	0	1	0	0	0	0
Ivan Rodriguez, R (1, 2) OBP: 0.322, SLG: 0.400 26 José Molina, R (6, 2) OBP: 0.266, SLG: 0.313		F SI 91 F SI 92 1 SAFE B SI 90 F SI 91 F SL 86 F SI 92 F FF 92 X SI 92 1-2 FC5-4 18 S 1-2f ①			C SL 83 S SL 81 B SL 81 F FF 92 X SI 92 1-2 G3-1 ①		C FF 90 B FF 90 X SI 90 1-1 1B			2 1	0 0	0 1	0 0	0 0	0 0	1 0
Inning Stats	R: 1 E: 0 K: 1 S: 11 H: 3 LOB: 3 BB: 1 P: 20	R: 0 E: 0 K: 1 S: 13 H: 1 LOB: 1 BB: 0 P: 18	R: 0 E: 0 K: 1 S: 8 H: 0 LOB: 0 BB: 0 P: 14	R: 0 E: 0 K: 1 S: 8 H: 0 LOB: 0 BB: 0 P: 14	R: 0 E: 0 K: 0 S: 7 H: 0 LOB: 0 BB: 0 P: 10	R: 0 E: 0 K: 0 S: 3 H: 1 LOB: 1 BB: 1 P: 9	R: 0 E: 0 K: 0 S: 7 H: 1 LOB: 1 BB: 0 P: 9	R: 0 E: 0 K: 0 S: 6 H: 0 LOB: 0 BB: 0 P: 9	R: 0 E: 0 K: 2 S: 9 H: 0 LOB: 0 BB: 0 P: 14	1B: 5 2B: 1 3B: 0 HR: 0 SF: 0 SAC: 0 DP: 1 HBP: 0						WP: 0 PB: 0 SB: 1 CS: 0 PA: 34

PITCHER		IP	WLS	BF	H	R	ER	SO	BB	IBB	HBP	BLK	WP	HR	S	P	ERA	WHIP
Jon Garland, R ERA: 4.52	(1, 1)	7.0	W	28	6	1	1	4	2	0	0	0	0	0	57	94	1.29	1.143
65 Kevin Jepsen, R ERA:	(8, 1)	1.0		3	0	0	0	0	0	0	0	0	0	0	6	9	0.00	0.000
53 Darren O'Day, R ERA: 4.57	(9, 1)	1.0		3	0	0	0	2	0	0	0	0	0	0	9	14	0.00	0.000

PITCHER	IP	WLS	BF	H	R	ER	SO	BB	IBB	HBP	BLK	WP	HR	S	P	ERA	WHIP

AB	32
R	1
H	6
RBI	1
BB	2
SO	6
LOB	13

Batter	1	2	3	4	5	6	7	8	9	AB	R	H	RBI	BB	SO	LOB
9 Chone Figgins, S (1, 5) OBP: 0.371, SLG: 0.324 8 Kendrys Morales, S (8, 9) OBP: 0.250, SLG: 0.200	C SI 87 B SL 78 C SL 78 X SI 86 1-2 G3 S SF7 1B	1 SAFE B SI 87 X SI 87 1-0 ① F9	C CH 79 L SL 78 F CH 80 H FF 87 1-2 1B G4-3 HBP	B SI 88 C FF 89 B CH 77 C CH 79 F FF 90 F CH 79 S CH 82 2-3 ① K	B FF 87 S SL 79 X SL 78 1-1 ①② L3 1-2	3 2 1 0 0 1 1 1 0 0 0 0 0 1										
Garret Anderson, L (1, 10) OBP: 0.318, SLG: 0.427 59 Freddy Sandoval, S (8, PH) (9, 10)	B CH 80 B SI 88 X SI 87 2-0 ① G3 1-3	B SI 88 1 SAFE 1 SAFE X CH 80 1-0 ②③ L4-3 1-2	1 SAFE 1 SAFE 1 SAFE B SI 88 S SI 87 1 SAFE X CH 79 1-1 27 HR G4-3 1-3 1B	B FF 90 B SL 81 C CH 78 C SI 89 X FF 90 2-2 27 2B BB 1B	B FF 87 X SL 81 1-0 ③ F9	4 2 2 0 0 0 2 1 0 0 0 0 0 0										
Mark Teixeira, S (1, 3) OBP: 0.404, SLG: 0.537 77 Reggie Willits, S (8, 7) OBP: 0.326, SLG: 0.211	B SL 79 B SI 88 B SI 89 X SI 88 3-0 ② SF7 3-H	B CH 80 C CH 78 B SI 87 B FF 89 B SI 90 4-1 27 G6-4-3 BB	B SL 77 B SL 78 X SI 89 2-0 ① G4-3 1-2 3-H	B FF 90 S CH 78 B CH 80 B SI 89 B FF 89 4-1 27 2B 24 2B 1-2 BB		1 1 0 2 2 0 1 0 0 0 0 0 0 0										
27 Vladimir Guerrero, R (1, 9) OBP: 0.360, SLG: 0.511 39 Robb Quinlan, R (8, 3) OBP: 0.336, SLG: 0.328	S SL 80 X SI 88 0-1 ③ F8	B SI 88 S CH 80 X SI 88 1-1 ①② G6-4-3 1-2f	B FF 85 B FF 85 D SL 74 F SL 74 F SL 75 X SL 76 3-2 2-H HR	X SL 82 0-0 24 2B 1-3 2-H 2B		4 2 2 3 0 0 1 0 0 0 0 0 0 0										
48 Torii Hunter, R (1, 8) OBP: 0.346, SLG: 0.477 24 Gary Matthews, S (7, 8) OBP: 0.314, SLG: 0.347	C SI 86 F SI 87 S CH 81 0-3 ① K	F SL 81 F CH 83 B FF 88 X SL 81 1-2 ③ G5-3	F FF 85 B FF 86 X FF 86 1-1 44 S S 44 FC5-2 1B	F CH 79 X FF 90 0-1 2-H 3-H 2B		3 0 1 0 0 1 0 1 0 1 2 0 0 0										
Juan Rivera, R (1, 7) OBP: 0.269, SLG: 0.419 43 Matthew Brown, R (8, 5) OBP: 0.077, SLG: 0.154	C CH 81 F SI 88 F FF 88 F SL 80 B FF 89 B SL 80 X SI 89 2-2 ② G5-3	C SL 81 B CH 80 B CH 81 X SI 89 2-1 ① G5-3	B SL 77 F SL 76 B FF 86 C FF 85 B SL 76 F FF 86 B FF 86 4-2 44 FC5-2 3 1B 1-2 BB	C FF 86 C SL 79 X FF 88 0-2 ② L8		3 1 0 0 1 0 1 0 0 0 0 0 0 0										
Carl Pavano, R (1, 1) ERA: 5.31 39 Dan Giese, R (6, 1) ERA: 2.95 36 Edwar Ramirez, R (6, 1) ERA: 4.08 39 Chris Britton, R (7, 1) ERA: 4.05	X SI 87 0-0 ③ F8	B SI 89 B SI 87 B SI 88 F SI 89 F SI 88 X SI 88 3-2 18 CS 3 BLK 1B	B FF 85 1 SAFE C FF 86 F FF 85 B SL 78 B SL 78 X SL 76 3-2 ② FC5-2 3 1B 3 E 1-3 2-H	F FF 86 S FF 88 X FF 89 0-2 ③ F8		4 1 1 0 0 0 3 0 0 0 0 0 0 0										
3 Brandon Wood, R (1, 6) OBP: 0.213, SLG: 0.317	C SI 86 X SI 88 0-1 HR	S CH 80 S CH 80 B FF 87 F CH 78 1 SAFE S CH 80 1-3 ② K 1-2	B SL 76 S SL 77 B SL 78 C FF 86 B SL 77 F SL 76 X FF 86 3-2 E9 1-H 3-H 1B	B SL 77 B FF 87 C FF 87 B FF 87 X 3-1 HR		4 2 3 3 0 1 1										
18 Sean Rodríguez, R (1, 4) OBP: 0.273, SLG: 0.281	B FF 88 B SI 88 F SI 88 S CH 81 X CH 80 2-2 L4-3 1B	S SI 88 2 SAFE 0-1 ③ CS 2-3	C CH 80 X SI 88 0-1 HR L6	B FF 86 B FF 87 B FF 88 C FF 87 B FF 87 4-1 8 L3 BB		3 1 2 1 1 0 1										
Inning Stats	R: 1 H: 1 E: 0 LOB: 0 K: 0 BB: 0 S: 7 P: 13	R: 0 H: 0 E: 0 LOB: 0 K: 1 BB: 0 S: 9 P: 11	R: 1 H: 2 E: 0 LOB: 0 K: 0 BB: 0 S: 7 P: 11	R: 0 H: 0 E: 0 LOB: 0 K: 0 BB: 1 S: 6 P: 12	R: 0 H: 1 E: 0 LOB: 0 K: 1 BB: 1 S: 10 P: 16	R: 6 H: 5 E: 1 LOB: 1 K: 0 BB: 1 S: 26 P: 45	R: 3 H: 3 E: 0 LOB: 1 K: 1 BB: 1 S: 18 P: 26	R: 1 H: 1 E: 0 LOB: 0 K: 0 BB: 1 S: 6 P: 15		1B: 7 SF: 1 2B: 4 SAC: 0 3B: 0 DP: 3 HR: 4 HBP: 1						

PITCHER		IP	WLS	BF	H	R	ER	SO	BB	IBB	HBP	BLK	WP	HR	S	P	ERA	WHIP
Carl Pavano, R	(1, 1)	5.1	L	21	6	5	5	2	1	0	1	1	0	2	47	75	8.44	1.312
ERA: 5.31																		
39 Dan Giese, R	(6, 1)	0.1		5	3	3	2	0	1	0	0	0	0	1	16	30	54.00	12.000
ERA: 2.95																		
36 Edwar Ramirez, R	(6, 1)	0.2		6	3	3	3	1	1	0	0	0	0	0	14	23	40.50	6.000
ERA: 4.08																		
39 Chris Britton, R	(7, 1)	1.2		6	1	1	1	0	1	0	0	0	0	1	12	21	5.40	1.200
ERA: 4.05																		

PITCHER	IP	WLS	BF	H	R	ER	SO	BB	IBB	HBP	BLK	WP	HR	S	P	ERA	WHIP

BOTTOM

New York Yankees @ Los Angeles Angels

Angel Stadium of Anaheim, Anaheim, CA

Mon Sep 08 2008, 7:05 PM PDT
Att. 41,025 - Partly Cloudy - 70 F

livebaseballscorecards.com

AB	32
R	12
H	13
RBI	11
BB	4
SO	3
LOB	12

WP: 0	PA: 39			
PB: 0				
SB: 3				
CS: 1				

TOP

New York Yankees @ Los Angeles Angels

Angel Stadium of Anaheim, Anaheim, CA

Tue Sep 09 2008, 7:05 PM PDT

Att. 43,042 - Partly Cloudy - 71 F

livebaseballscorecards.com

Batter	1	2	3	4	5	6	7	8	9	AB	R	H	RBI	BB	SO	LOB
18 Johnny Damon, L (1, 8) (9, 7) OBP: 0.379, SLG: 0.460	B FF 94 C FF 95 X SL 83 1-1 ① G3-1		C SL 79 T FF 92 B FF 94 X FF 94 1-2 ① G3		B FF 92 C FF 92 F CH 85 X FF 94 1-2 ③ G6-3		B FF 92 X FF 93 1-0 1-H HR		B FC 85 B FC 85 C SI 91 X FC 84 2-1 HR	5	2	2	3	0	0	0
2 Derek Jeter, R (1, 6) OBP: 0.359, SLG: 0.404	C FF 96 S SL 86 F SI 97 X SL 87 0-2 G6-4-3 1B		C FF 96 F FF 95 B SL 85 B SL 86 S FF 95 2-3 ② K			B FF 93 C SL 81 B SL 81 F FF 93 B FF 95 X FF 94 3-2 E8 13 HR	B FF 92 F FF 92 B SL 76 X SL 78 2-1 13 BB 1B		B FC 85 F FC 85 B SI 91 B FC 85 C SI 91 X FC 85 3-2 ② G4-3	5	1	2	0	0	1	0
Bobby Abreu, L (1, 9) OBP: 0.372, SLG: 0.464	C FF 96 X FF 96 0-1 ② ③ G6-4-3 1-2f		B FF 95 C SL 84 X SL 83 1-1 13 CS 1B			F FF 95 B FF 96 B SL 86 B SL 84 B SL 84 4-1 13 HR BB	B FF 91 C FF 93 D SL 81 S SL 78 B FF 94 1 SAFE X SL 80 3-2 ② F8		B SL 80 C SI 90 B SL 81 X FC 85 2-1 ③ G3	4	1	1	0	1	0	2
13 Alex Rodriguez, R (1, 5) OBP: 0.401, SLG: 0.593		S SL 85 F FF 97 F FF 98 B FF 96 F FF 96 F SL 88 F SL 88 F SL 86 B FF 97 3-2 HBP 22 2B 1B	1 SAFE C FF 96 C FF 95 0-2 ③ CS 1-2	B FF 96 X FF 95 1-0 ① G6-3		F FF 96 B FF 95 B SL 85 X FF 96 2-1 1-H 3-H HR	B SL 79 B SL 81 B FF 94 B FF 94 4-0 1-2 BB			3	2	2	3	1	0	0
Jason Giambi, L (1, 3) OBP: 0.371, SLG: 0.507 12 Cody Ransom, R (7, 3) OBP: 0.800, SLG: 1.750		H FF 96 1-0 22 2B 1-2 HBP		C SL 82 B FF 94 B SL 84 X FF 94 2-1 ② F7		C SL 81 C SL 83 B SL 81 S SL 84 1-3 ① K	C SL 80 X FF 94 0-1 ③ F8			3	0	0	0	0	1	2
										0	0	0	0	0	0	0
22 Xavier Nady, R (1, 7) OBP: 0.369, SLG: 0.533 11 Brett Gardner, L (9, 8) OBP: 0.247, SLG: 0.234		C SL 86 X SL 86 0-1 1-3 2-H 2B	T FF 96 F FF 95 X FF 95 0-2 1B			X SL 84 0-0 ② G4-3		C SI 88 F SL 80 B SL 80 B FC 86 S FC 85 2-3 ① K		4	0	2	1	0	1	0
										0	0	0	0	0	0	0
55 Hideki Matsui, L (1, 10) OBP: 0.379, SLG: 0.436		B FF 96 F FF 96 C FF 95 S SL 86 1-3 ① K	C B FF 94 C CH 86 B SL 87 B FF 97 C FF 96 3-3 ③ K			X SL 81 0-0 ③ P5		X FC 84 0-0 ② F9		4	0	0	0	0	2	3
24 Robinson Canó, L (1, 4) OBP: 0.297, SLG: 0.400		B FF 96 F FF 96 B FF 96 F FF 96 F SL 85 F FF 95 F SL 84 T FF 95 2-2 ② K			F FF 91 F FF 93 B FF 94 S FF 94 1-3 ① K		B FF 90 X FF 93 1-0 ① F8	B SI 89 B FC 85 X SI 88 2-0 ③ P6		4	0	0	0	0	2	2
Chad Moeller, R (1, 2) OBP: 0.307, SLG: 0.329		C SL 84 F FF 96 X SL 85 0-2 ③ L7			C FF 93 X SL 83 0-1 ② P6		F FF 94 S FF 95 B FF 93 X FF 94 1-2 18 HR 1B		X SI 89 0-0 ① G5-3	4	1	1	0	0	0	2

Inning Stats	1	2	3	4	5	6	7	8	9
	R: 0 E: 0 K: 0 S: 8	R: 1 E: 0 K: 2 S: 24	R: 0 E: 0 K: 1 S: 10	R: 0 E: 0 K: 1 S: 9	R: 0 E: 0 K: 1 S: 8	R: 3 E: 1 K: 1 S: 11	R: 2 E: 0 K: 0 S: 12	R: 0 E: 0 K: 1 S: 5	R: 1 E: 0 K: 0 S: 8
	H: 1 LOB: 0 BB: 0 P: 9	H: 2 LOB: 2 BB: 0 P: 31	H: 1 LOB: 0 BB: 0 P: 14	H: 1 LOB: 1 BB: 0 P: 15	H: 0 LOB: 0 BB: 0 P: 10	H: 1 LOB: 0 BB: 1 P: 21	H: 3 LOB: 2 BB: 1 P: 24	H: 0 LOB: 0 BB: 0 P: 9	H: 1 LOB: 0 BB: 0 P: 15

	AB	36
	R	7
	H	10
	RBI	7
	BB	2
	SO	7
	LOB	11

1B: 6 SF: 0
2B: 1 SAC: 0
3B: 0 DP: 1
HR: 3 HBP: 1

WP: 0 PA: 40
PB: 0
SB: 0
CS: 1

PITCHER		IP	WLS	BF	H	R	ER	SO	BB	IBB	HBP	BLK	WP	HR	S	P	ERA	WHIP
54 Ervin Santana, R ERA: 3.36	(1, 1)	6.1	L	28	8	6	5	6	1	0	1	0	0	2	75	108	7.11	1.421
52 Jason Bulger, R ERA: 4.35	(7, 1)	0.2		4	1	0	0	0	1	0	0	0	0	0	7	16	0.00	3.000
33 Justin Speier, R ERA: 5.03	(8, 1)	2.0		7	1	1	1	1	0	0	0	0	0	1	13	24	4.50	0.500

PITCHER	IP	WLS	BF	H	R	ER	SO	BB	IBB	HBP	BLK	WP	HR	S	P	ERA	WHIP

New York Yankees @ Los Angeles Angels

Angel Stadium of Anaheim, Anaheim, CA

Tue Sep 09 2008, 7:05 PM PDT

Att. 43,042 - Partly Cloudy - 71 F

livebaseballscorecards.com

BOTTOM

Batter	1	2	3	4	5	6	7	8	9	AB	R	H	RBI	BB	SO	LOB
77 Reggie Willits, S (1, 7) OBP: 0.313, SLG: 0.200	C FF 90 F FF 91 X SI 92 0-2 ① G4-3		C SI 91 B CU 76 S CH 85 X FC 89 1-2 ③ L5			C SI 90 C CH 84 B FC 89 F FF 92 X FF 91 1-2 ① G4-3		B FF 93 C FF 94 B SL 87 X FF 95 2-1 ② G4-3		4	0	0	0	0	0	0
Garret Anderson, L (1, 10) OBP: 0.321, SLG: 0.432	S CH 82 B SI 93 X FF 91 1-1 ② F7			C FF 91 B SI 92 B CH 84 X FF 90 2-1 27 E 1B		B FF 92 B FF 91 C CH 81 F FF 91 F FC 87 F FC 90 B CH 84 F CU 77 X FC 88 3-2 2B 27 G6-3 1B		C SL 88 X FF 90 0-1 2B		4	1	3	0	0	0	0
Mark Teixeira, S (1, 3) OBP: 0.405, SLG: 0.538	B FF 92 C FF 92 B SI 93 X FF 92 2-1 1B			1 SAFE F FF 92 S CH 83 X FC 90 0-2 ① F9		C SI 91 B SI 91 X FF 91 1-1 27 G6-3 **1-3** 2B		B SL 87 B SL 87 C FF 96 B SL 88 F FF 95 F SL 88 S FF 96 3-3 ③ K		4	0	2	0	0	1	2
27 Vladimir Guerrero, R (1, 9) OBP: 0.359, SLG: 0.509	T FC 89 B SI 92 B FF 91 X CH 82 2-1 ③ F8			F FF 92 F SI 91 X FC 90 0-2 FC4 48 G1-4-3 **1-2**		X SI 92 0-0 ② G6-3 **2-3** **3-H**			B SI 92 B SI 92 C SI 92 X SI 92 2-1 1B	4	0	1	1	0	0	3
48 Torii Hunter, R (1, 8) OBP: 0.345, SLG: 0.475 24 Gary Matthews, S (6, 8) OBP: 0.313, SLG: 0.345		X FF 92 0-0 ① F9		B FC 88 X FF 92 1-0 ② ③ G1-4-3 **1-2f**		F FC 89 B CU 78 D CH 84 T CH 81 X CH 81 2-2 ③ G4-3			B SI 90 C SL 80 X SI 92 1-1 ① F9	2 2	0 0	0 0	0 0	0 0	0 0	2 2
39 Robb Quinlan, R (1, 5) OBP: 0.333, SLG: 0.326		C FC 88 F SI 91 X CU 79 0-2 ② G5-3			B SI 90 B SI 91 F FF 91 X CH 85 2-1 5 S 1B		F FF 90 X FF 91 0-1 ① P3		D SI 92 B SL 79 X CH 88 2-0 ② F9	4	0	1	0	0	0	1
3 Brandon Wood, R (1, 6) OBP: 0.205, SLG: 0.306		C FC 87 B FC 89 B FF 93 C CH 86 B SI 92 S CH 85 3-3 ③ K			S FC 89 B FC 88 B SI 91 1 SAFE X SI 92 2-1 ① F9		C CH 83 X CH 82 0-1 ② G5-3		C SI 93 S SL 83 F SL 82 F SL 83 X SI 93 0-2 ③ P3	4	0	0	0	0	1	2
5 Jeff Mathis, R (1, 2) OBP: 0.275, SLG: 0.324 8 Kendrys Morales, S (7, PH) OBP: 0.235, SLG: 0.188 28 Ryan Budde, R (8, 2)			F FC 88 S CU 77 X CU 76 0-2 ① G5-3		T FC 89 S FF 91 C FF 92 0-3 ② K **1-2**		B FF 90 X CH 84 1-0 ③ G5-3			2 1 0	0 0 0	0 0 0	0 0 0	0 0 0	1 0 0	1 0 0
18 Sean Rodríguez, R (1, 4) OBP: 0.267, SLG: 0.274			C SI 92 X FC 87 0-1 ② P4		B FC 90 C CU 75 B FC 89 X CU 78 2-1 ③ G6-3			C FF 94 F FF 93 B SL 86 X SL 89 1-2 ① G6-3		3	0	0	0	0	0	1

	AB	34
	R	1
	H	7
	RBI	1
	BB	0
	SO	3
	LOB	14

Inning Stats	1	2	3	4	5	6	7	8	9	1B: 5	SF: 0	WP: 0	PA: 34
	R: 0 E: 0 K: 0 S: 9	H: 1 LOB: 1 BB: 0 P: 14	R: 0 E: 0 K: 1 S: 7	H: 0 LOB: 0 BB: 0 P: 10	R: 0 E: 0 K: 0 S: 8	H: 0 LOB: 0 BB: 0 P: 9	R: 0 E: 1 K: 0 S: 9	H: 1 LOB: 1 BB: 0 P: 12	R: 0 E: 0 K: 1 S: 9	H: 1 LOB: 1 BB: 0 P: 15	R: 1 E: 0 K: 0 S: 16	H: 2 LOB: 1 BB: 0 P: 23	R: 0 E: 0 K: 0 S: 5	H: 0 LOB: 0 BB: 0 P: 6	R: 0 E: 0 K: 1 S: 11	H: 1 LOB: 1 BB: 0 P: 17	R: 0 E: 0 K: 0 S: 10	H: 1 LOB: 1 BB: 0 P: 15	2B: 2 3B: 0 HR: 0	SAC: 0 DP: 1 HBP: 0	PB: 0 SB: 1 CS: 0	

PITCHER		IP	WLS	BF	H	R	ER	SO	BB	IBB	HBP	BLK	WP	HR	S	P	ERA	WHIP
91 Alfredo Aceves, R ERA: 1.29	(1, 1)	7.0	W	26	5	1	1	2	0	0	0	0	0	0	63	89	1.29	0.714
38 Brian Bruney, R ERA: 2.17	(8, 1)	1.0		4	1	0	0	1	0	0	0	0	0	0	11	17	0.00	1.000
43 Damaso Marte, L ERA: 4.13	(9, 1)	1.0		4	1	0	0	0	0	0	0	0	0	0	10	15	0.00	1.000

PITCHER	IP	WLS	BF	H	R	ER	SO	BB	IBB	HBP	BLK	WP	HR	S	P	ERA	WHIP

Batter	1	2	3	4	5	6	7	8	9	AB	R	H	RBI	BB	SO	LOB
18 Johnny Damon, L (1, 8) OBP: 0.378, SLG: 0.458	C CU 75 X CU 76 0-1 ① G3		B FC 89 C SI 89 B SI 89 B CU 77 B SI 89 4-1 2 CS BB		C CH 83 X CU 78 0-1 ③ F9			B CU 80 C SI 92 B SI 92 C SI 91 B SI 93 C SI 91 3-3 ② K		3	0	0	0	1	1	0
2 Derek Jeter, R (1, 6) OBP: 0.360, SLG: 0.404	B SI 89 B SI 90 B SI 90 B SI 90 4-0 S 1B BB		1 SAFE S SI 89 B SI 88 B CH 84 1 SAFE X SI 90 2-1 ① 1-2 1B			C FC 95 F FC 96 B CU 82 X FF 97 1-2 ① F9		L SI 91 C SI 92 F SI 91 X SI 94 0-2 ③ G4-3		3	1	1	0	1	0	0
Bobby Abreu, L (1, 9) OBP: 0.371, SLG: 0.461	B CU 77 B FF 90 B SI 90 B FF 89 4-0 1B 22 BLK 1-2 BB		C SI 88 S CU 77 B SI 90 1 SAFE 1 SAFE C SI 89 1-3 ② K			B FF 97 B FF 95 B FF 96 C FF 95 C FF 95 X FF 96 3-2 ② G3-1			C FF 94 C CH 86 B FF 94 F FF 94 F CU 82 X CH 87 1-2 ① G5-3	3	1	0	0	1	1	1
13 Alex Rodriguez, R (1, 5) OBP: 0.398, SLG: 0.588	C SI 89 F SI 90 B SI 89 B CH 82 F SI 90 S CU 78 2-3 ② K		F SI 90 B CU 79 X FF 89 1-1 ③ F7			B FF 96 F FF 96 B CU 82 F FF 94 B FF 96 S FF 95 3-3 ③ K			C CU 80 B CU 80 C CH 86 B FF 94 C FF 94 2-3 ② K	4	0	0	0	0	3	3
Jason Giambi, L (1, 3) OBP: 0.374, SLG: 0.507 12 Cody Ransom, R (9, PR) OBP: 0.800, SLG: 1.750	B FF 90 B CH 82 C SI 90 B SI 89 X SI 90 3-1 22 BLK 1-3 2-H 1B			C CU 76 C SI 89 B CU 77 B CH 83 F SI 90 C CH 83 2-3 ① K			F FF 92 B FS 86 S FS 86 F FS 86 B FF 94 B FS 85 B FS 85 4-2 BB		B CU 81 B FF 93 C FF 92 C FF 93 B CH 88 F FF 94 B FF 94 4-2 22 1B BB	2 0	0 0	1 0	1 0	2 0	1 0	0 0
22 Xavier Nady, R (1, 7) OBP: 0.370, SLG: 0.533 11 Brett Gardner, L (9, PR) OBP: 0.247, SLG: 0.234	B SI 89 F FF 90 B CU 77 F CU 76 S CU 78 2-3 ③ K 1-2 3-H			C CU 77 B CU 77 B FF 90 S CU 78 X CU 79 2-2 55 G3-6-3 1B			B FF 93 S FF 93 C FF 94 D FS 87 T FF 93 2-2 ① K		D CU 82 X CU 80 1-0 1-3 1B	4 0	0 0	2 0	0 0	0 0	2 0	2 0
55 Hideki Matsui, L (1, 10) OBP: 0.375, SLG: 0.430		C FF 88 B SI 89 S CU 77 B SI 90 X SI 89 2-2 ① F8		C SI 90 D CU 78 X SI 89 1-1 ② ③ G3-6-3 1-2f			C FF 94 C FS 86 B FS 84 F FF 94 F SL 84 B FF 94 F FS 85 F FS 84 F FF 92 3-2 ② K		B CU 79 F CU 81 S CH 86 C CH 88 1-3 ③ K	4	0	0	0	0	2	4
24 Robinson Canó, L (1, 4) OBP: 0.295, SLG: 0.397		C FF 90 C SI 89 B CU 79 B SI 91 X SI 90 2-2 ② G4-3			T CU 76 F SI 88 B FF 89 S CU 78 1-3 ① K		X FS 84 0-0 ③ G3			3	0	0	0	0	1	1
26 José Molina, R (1, 2) OBP: 0.264, SLG: 0.311 Wilson Betemit, S (8, PH) OBP: 0.287, SLG: 0.405 Chad Moeller, R (8, 2) OBP: 0.307, SLG: 0.329		C FF 90 S CU 78 S CU 79 0-3 ③ K			B FF 90 B CU 78 F CU 77 X FF 89 2-1 ② G6-3			C SI 92 F CU 78 B CU 80 B SI 93 B SI 93 S SI 93 3-3 ① K		2 1 0	0 0 0	0 0 0	0 0 0	0 0 0	1 1 0	0 0 0

Inning Stats										
	R: 2 E: 0 K: 2 S: 11	H: 1 LOB: 1 BB: 2 P: 26	R: 0 E: 0 K: 1 S: 9	H: 0 LOB: 0 BB: 0 P: 13	R: 0 E: 0 K: 1 S: 8	H: 1 LOB: 1 BB: 1 P: 16	R: 0 E: 0 K: 1 S: 9	H: 1 LOB: 0 BB: 0 P: 14	R: 0 E: 0 K: 1 S: 7	H: 0 LOB: 0 BB: 0 P: 10
	R: 0 E: 0 K: 1 S: 9	H: 0 LOB: 0 BB: 0 P: 16	R: 0 E: 0 K: 2 S: 17	H: 0 LOB: 1 BB: 1 P: 26	R: 0 E: 0 K: 2 S: 10	H: 0 LOB: 0 BB: 0 P: 16	R: 0 E: 0 K: 2 S: 15	H: 1 LOB: 2 BB: 1 P: 24	1B: 4 2B: 0 3B: 0 HR: 0	SF: 0 SAC: 0 DP: 1 HBP: 0

PITCHER		IP	WLS	BF	H	R	ER	SO	BB	IBB	HBP	BLK	WP	HR	S	P	ERA	WHIP
58 Dustin Moseley, R ERA: 7.36	(1, 1)	5.0	W	19	3	2	2	6	3	0	0	1	0	0	44	79	3.60	1.200
65 Kevin Jepsen, R ERA:	(6, 1)	1.0	H	3	0	0	0	1	0	0	0	0	0	0	9	16	0.00	0.000
66 Jose Arredondo, R ERA: 1.38	(7, 1)	1.0	H	4	0	0	0	2	1	0	0	0	0	0	17	26	0.00	1.000
62 Scot Shields, R ERA: 2.57	(8, 1)	1.0	H	3	0	0	0	2	0	0	0	0	0	0	10	16	0.00	0.000
Francisco Rodríguez, R ERA: 2.45	(9, 1)	1.0	S	5	1	0	0	2	1	0	0	0	0	0	15	24	0.00	2.000

PITCHER	IP	WLS	BF	H	R	ER	SO	BB	IBB	HBP	BLK	WP	HR	S	P	ERA	WHIP

TOP

New York Yankees @ Los Angeles Angels

Angel Stadium of Anaheim, Anaheim, CA

Wed Sep 10 2008, 12:35 PM PDT

Att. 39,783 - Sunny - 77 F

livebaseballscorecards.com

AB	29
R	2
H	4
RBI	1
BB	5
SO	13
LOB	11

WP: 0 PA: 34
PB: 0
SB: 1
CS: 1

Batter	1	2	3	4	5	6	7	8	9	AB	R	H	RBI	BB	SO	LOB
24 Gary Matthews, S (1, 8) OBP: 0.312, SLG: 0.344	C FF 86 B SL 83 X CH 77 1-1 P4 ①	B FC 88 B FC 89 C CU 74 S SL 84 X SL 84 2-2 F8 ③			B CU 73 C FC 86 X FC 88 1-1 27 1B 39 1B 1B	X SI 94 0-0 G4-3 ② 2-3				4	1	1	0	0	0	3
Garret Anderson, L (1, 7) OBP: 0.323, SLG: 0.434	B FC 87 X SI 87 1-0 27 WP FC6-4 2B		B FC 88 C CU 74 B FC 88 S FC 88 F FF 89 X CU 74 2-2 F9 ①		1 SAFE B FC 88 X FC 88 1-0 27 1B 39 1B 1-2 1B	C SL 83 F SI 92 B FF 93 S SL 83 1-3 K ③				4	2	2	0	0	1	1
27 Vladimir Guerrero, R (1, 10) OBP: 0.360, SLG: 0.509	F FC 88 F FC 89 B SI 90 C SL 81 1-3 K FC6-4 2-3		X CH 80 0-0 FC5-4 1B		2 SAFE X CU 76 0-0 39 1B 39 E 1-2 2-3 1B		B SL 83 F FF 94 F FF 95 B FF 93 S SL 84 2-3 K ①			4	1	2	0	0	2	1
Juan Rivera, R (1, 9) OBP: 0.265, SLG: 0.411	X FC 88 0-0 FC6-4 ② 1-2f 3-H		S FC 89 F FC 86 B FC 91 F SL 86 X CU 76 1-2 FC5-4 ② 1-2f		C SL 83 F CH 82 B SI 89 C FF 89 1-3 K ①		F FF 94 S FF 93 B FF 95 B SL 84 S SL 85 2-3 K ②			4	0	0	1	0	2	5
8 Kendrys Morales, S (1, 3) OBP: 0.238, SLG: 0.250	C FC 88 B FC 88 1 SAFE C SL 81 1 SAFE F FC 88 B SL 82 X CH 80 2-2 G6-3 ③		B CU 75 F CH 80 1 SAFE C FC 84 F FC 89 X FC 90 1-2 G5-3 ③		C SL 83 B FC 89 S SL 84 C FF 89 1-3 K ②		F FF 92 B FF 94 X FF 92 1-1 2B			4	0	1	0	0	1	5
39 Robb Quinlan, R (1, 5) OBP: 0.331, SLG: 0.324		C FC 86 B SL 83 B SL 80 C FC 89 X FC 89 2-2 L4 ①		C FC 86 B CH 78 B SL 82 X FF 88 2-1 G6-3 ①	F FF 89 B FC 89 F SL 84 F SL 81 B FC 90 1 SAFE D SL 82 X FC 89 3-2 44 PB 3 CS E7 1-H 2-H 3-H 1B		B SL 84 C FF 94 B FF 93 X FF 94 2-1 G4-3 ③			4	0	1	2	0	0	1
44 Mike Napoli, R (1, 2) OBP: 0.335, SLG: 0.477		B FC 89 C SL 83 C FC 88 F FF 88 B SL 84 S SL 81 2-3 K ②		C SL 83 B FC 88 X FC 88 1-1 3 S 1B	F SL 84 B FC 88 B CH 82 B FC 88 2 SAFE B CH 79 4-1 2-3 BB			S FF 93 B FF 94 T FF 94 B FF 95 B SL 83 C SL 84 3-3 K ①		3	0	1	0	1	2	0
3 Brandon Wood, R (1, 6) OBP: 0.216, SLG: 0.321	C B FF 88 B FC 89 X FF 89 2-1 18 2B 1B		C CU 75 1 SAFE F FC 90 B FC 90 D SL 82 1 SAFE 1 SAFE X CU 76 2-2 L7 ② 1-2		C CU 78 D CU 79 1 SAFE C CU 77 1-2 CS ③ 3-H	B CU 78 X SI 92 1-0 24 G4-3 2B		B C FF 92 F SL 85 X FF 95 1-2 F8 ②		4	0	2	0	0	0	1
18 Sean Rodríguez, R (1, 4) OBP: 0.267, SLG: 0.281		B FF 89 C FF 88 S FC 89 X SL 83 1-2 1-3 2B		C SL 85 S FF 89 B FC 88 D SL 85 C FC 89 2-3 K ③		C SI 94 L SI 94 B CU 80 C CU 78 1-3 K ①		X FF 94 0-0 F9 ③		4	0	1	0	0	2	2
Inning Stats	R: 1 H: 1 E: 0 LOB: 1 K: 1 BB: 0 S: 11 P: 16	R: 0 H: 2 E: 0 LOB: 2 K: 1 BB: 0 S: 15 P: 24	R: 0 H: 1 E: 0 LOB: 1 K: 0 BB: 0 S: 13 P: 17	R: 0 H: 1 E: 0 LOB: 1 K: 1 BB: 0 S: 10 P: 17	R: 3 H: 4 E: 1 LOB: 1 K: 2 BB: 1 S: 17 P: 29	R: 0 H: 1 E: 0 LOB: 1 K: 2 BB: 0 S: 8 P: 11	R: 0 H: 1 E: 0 LOB: 1 K: 2 BB: 0 S: 10 P: 17	R: 0 H: 0 E: 0 LOB: 0 K: 1 BB: 0 S: 7 P: 11		1B: 7 SF: 0 2B: 4 SAC: 0 3B: 0 DP: 0 HR: 0 HBP: 0						

BOTTOM

New York Yankees @ Los Angeles Angels

Angel Stadium of Anaheim, Anaheim, CA

Wed Sep 10 2008, 12:35 PM PDT

Att. 39,783 - Sunny - 77 F

livebaseballscorecards.com

AB	35
R	4
H	11
RBI	3
BB	1
SO	10
LOB	19

PITCHER		IP	WLS	BF	H	R	ER	SO	BB	IBB	HBP	BLK	WP	HR	S	P	ERA	WHIP
Andy Pettitte, L ERA: 4.52	(1, 1)	4.2	L	25	9	4	3	5	1	0	0	0	1	0	64	100	5.79	2.143
41 Jose Veras, R ERA: 3.59	(5, 1)	1.0		3	1	0	0	1	0	0	0	0	0	0	7	10	0.00	1.000
48 Phil Coke, L ERA:	(6, 1)	0.1		1	0	0	0	1	0	0	0	0	0	0	3	4	0.00	0.000
62 Joba Chamberlain, R ERA: 2.61	(7, 1)	2.0		7	1	0	0	3	0	0	0	0	0	0	17	28	0.00	0.500

PITCHER	IP	WLS	BF	H	R	ER	SO	BB	IBB	HBP	BLK	WP	HR	S	P	ERA	WHIP

Seattle Mariners @ Los Angeles Angels

Angel Stadium of Anaheim, Anaheim, CA

Thu Sep 11 2008, 7:05 PM PDT

Att. 38,205 - Partly Cloudy - 71 F

livebaseballscorecards.com

Batter	1	2	3	4	5	6	7	8	9	AB	R	H	RBI	BB	SO	LOB
51 Ichiro Suzuki, L (1, 9) OBP: 0.363, SLG: 0.387	X FF 90 0-0 ① F9		B CU 72 B SI 89 B SI 89 C FF 90 F FF 90 X SI 90 3-2 ② G4-3		C SI 88 F CU 71 F FF 90 X CH 78 0-2 ③ F8			C FC 83 B SI 88 X SL 82 1-1 HR	C FF 94 C CU 79 X CH 86 0-2 ①② G4-6-3 1-2f 2-3	5	1	1	1	0	0	3
Jeremy Reed, L (1, 8) OBP: 0.318, SLG: 0.375	C FF 90 F FF 91 X SL 77 0-2 ② L9		B CU 73 B SI 90 B SI 88 C FF 89 B FF 91 4-1 BB			B CU 72 F CH 78 X FF 88 1-1 BB 1B		C SI 88 F SL 79 B SL 79 C FC 83 1-3 ① K	B CU 80 B CU 79 C CU 78 S CU 79 F FF 92 F CH 88 X FF 94 2-2 29 1B 3-H 1B	4	0	2	1	1	1	0
29 Adrian Beltré, R (1, 5) OBP: 0.330, SLG: 0.461	H SI 89 1-0 BB HBP		C FF 92 1 SAFE D SI 94 D FF 93 F FF 90 1 SAFE P PO 84 S SL 78 3-3 ③ K			X FF 89 0-0 ① F7		C SI 88 S FC 83 F SL 80 B FC 85 F SI 89 B SL 80 S FC 84 2-3 ② K	X FF 92 0-0 1-2 1B	4	0	1	0	0	2	2
Raul Ibanez, L (1, 7) OBP: 0.376, SLG: 0.517	B SI 89 C FF 89 1 SAFE B SI 90 B SI 89 B CH 83 4-1 1-2 BB			C CU 70 X SI 87 0-1 ① F8		B SI 88 C SI 88 B SI 88 S CH 79 B SI 89 F CH 82 B SL 79 4-2 1-2 BB		X FC 84 0-0 4 2B 1B	C FF 94 X FF 94 0-1 ③ G3	3	1	1	0	2	0	2
4 Jose Lopez, R (1, 10) OBP: 0.318, SLG: 0.431	B FF 90 C FF 90 X FF 90 1-1 ③ F7			C SL 76 B SL 78 B FF 90 X FF 89 2-1 7 G6-3 1B		F FF 90 X FF 88 0-1 ② F5		C SI 89 B SL 79 F FC 84 B SI 90 X FC 86 2-2 7 1B 1-H 2B		4	1	2	1	0	0	4
7 Yuniesky Betancourt, R (1, 6) OBP: 0.291, SLG: 0.383		C FF 87 F SL 76 F FF 89 X SL 78 0-2 ① P4		F FF 88 1 SAFE F FF 89 B FF 88 F SL 78 1 SAFE B SL 77 X SL 76 2-2 ②③ G6-3 1-2f		C SL 76 B SL 78 C CU 75 B FF 89 F FF 91 F FF 92 B SL 77 F SL 76 F FF 90 3-2 ③ P4		X FC 84 0-0 2-H 1B		4	0	1	1	0	0	3
39 Bryan LaHair, L (1, 3) OBP: 0.300, SLG: 0.331		S SI 88 B CU 71 S SI 88 B FF 92 F CH 81 X FF 90 2-2 ② G6-3			F CH 78 S CU 70 B SI 89 S CH 79 1-3 ① K		B FF 92 S FF 92 X CH 85 1-1 ① G3	X SI 90 0-0 ③ F7		4	0	0	0	0	1	1
2 Kenji Johjima, R (1, 2) OBP: 0.256, SLG: 0.306 32 Rob Johnson, R (9, PR)		S FF 89 X FF 90 0-1 ③ P6			C SL 75 S FF 90 B CU 75 B SL 80 F SL 76 X SL 77 2-2 1B		C FF 94 C SL 80 F SL 82 X SL 80 0-2 ② G5-3		B SI 91 B SI 91 X SI 90 2-0 51 G4-6-3 1B 1B 1B	4 0	0 1	2 0	0 0	0 0	0 0	0 0
Luis Valbuena, L (1, 4) OBP: 0.091, SLG: 0.091			S SI 89 F SI 89 C CH 80 0-3 ① K		S CH 80 X SI 88 0-1 ② F8		C FF 94 B CH 86 B CH 85 F FF 96 B SL 79 S SL 79 3-3 ③ K		B SI 91 B SI 90 C SI 92 C SI 90 F SI 92 F SI 91 X SI 90 2-2 51 G4-6-3 1-2 1B	4	0	1	0	0	2	1
Inning Stats	R: 0 E: 0 K: 0 S: 7 H: 0 LOB: 2 BB: 1 P: 13	R: 0 E: 0 K: 0 S: 10 H: 0 LOB: 0 BB: 0 P: 12	R: 0 E: 0 K: 2 S: 11 H: 0 LOB: 1 BB: 1 P: 20	R: 0 E: 0 K: 0 S: 8 H: 1 LOB: 0 BB: 0 P: 12	R: 0 E: 0 K: 1 S: 13 H: 1 LOB: 1 BB: 0 P: 16	R: 0 E: 0 K: 0 S: 15 H: 1 LOB: 2 BB: 1 P: 23	R: 0 E: 0 K: 1 S: 9 H: 0 LOB: 0 BB: 0 P: 13	R: 3 E: 0 K: 2 S: 16 H: 4 LOB: 1 BB: 0 P: 22	R: 1 E: 0 K: 0 S: 17 H: 4 LOB: 2 BB: 0 P: 23	1B: 9 2B: 1 3B: 0 HR: 1 SF: 0 SAC: 0 DP: 2 HBP: 1						

TOP	
AB	36
R	4
H	11
RBI	4
BB	3
SO	6
LOB	16

WP: 0 PA: 40
PB: 0
SB: 0
CS: 0

PITCHER		IP	WLS	BF	H	R	ER	SO	BB	IBB	HBP	BLK	WP	HR	S	P	ERA	WHIP
36 Jered Weaver, R ERA: 4.25	(1, 1)	6.0	W	24	3	0	0	3	3	0	1	0	0	0	64	96	0.00	1.000
52 Jason Bulger, R ERA: 3.97	(7, 1)	1.0		3	0	0	0	1	0	0	0	0	0	0	9	13	0.00	0.000
33 Justin Speier, R ERA: 5.4	(8, 1)	0.2		6	4	3	3	2	0	0	0	0	0	1	15	21	40.50	6.000
62 Scot Shields, R ERA: 2.72	(8, 1)	0.1		3	2	1	1	0	0	0	0	0	0	0	7	11	27.00	6.000
Francisco Rodríguez, R ERA: 2.42	(9, 1)	1.0	S	4	2	0	0	0	0	0	0	0	0	0	11	13	0.00	2.000

PITCHER	IP	WLS	BF	H	R	ER	SO	BB	IBB	HBP	BLK	WP	HR	S	P	ERA	WHIP

Batter	1	2	3	4	5	6	7	8	9	AB	R	H	RBI	BB	SO	LOB
24 Gary Matthews, S (1, 8) OBP: 0.313, SLG: 0.341	C FF 95 F FF 95 B FF 96 F FF 97 F FF 96 X SL 90 1-2 F8 ①		B FS 82 C FS 83 C SL 83 B FF 96 B SL 84 F FF 94 F FF 95 B SL 84 4-2 E S 1B BB		B FF 93 B FF 92 X FF 93 2-0 F7 ①	B FF 89 B SL 81 B SL 79 B FF 88 4-0 1B 27 1B BB		B CH 87 S CH 87 X FF 94 1-1 G4-3 ③		3	2	0	0	2	0	1
Garret Anderson, L (1, 7) OBP: 0.324, SLG: 0.435	B FF 95 X FF 95 1-0 P5 ②		B FS 87 S FS 89 B FF 88 B SL 84 S FS 88 X SL 85 3-2 1-H 1B		C FS 83 1 SAFE B FF 94 B FF 93 F FS 87 X FS 86 2-2 G4-3 ② 1-2	B SL 82 S SL 80 F SL 80 B SL 82 B SL 78 X SL 82 3-2 1-2 2-H 3-H 27 1B 1B				4	0	2	3	0	0	1
27 Vladimir Guerrero, R (1, 10) OBP: 0.361, SLG: 0.508 59 Freddy Sandoval, S (6, PR) (7, 10)	F FF 94 F FF 95 B SL 83 F FF 97 S SL 85 1-3 K ③		B FF 95 X FF 95 1-0 P4 ③		I IN 69 I IN 71 I IN 69 I IN 67 4-0 IBB	B KN 67 F FF 83 B FF 83 S EP 65 F EP 64 F FF 85 X KN 68 2-2 1-2 2-H G6-4-3 1B				3 0	0 0	1 0	1 0	1 0	1 0	1 0
Juan Rivera, R (1, 9) OBP: 0.265, SLG: 0.409		C FF 95 X FF 94 0-1 F8 ①		X FF 94 0-0 39 8 G6-4-3 3 1B 1B	S SL 87 B FF 93 B FF 94 C SL 87 S SL 84 2-3 K ③	X FF 84 0-0 G6-4-3 ②③ 1-2f				4	1	1	0	0	1	4
8 Kendrys Morales, S (1, 3) OBP: 0.280, SLG: 0.292		C FF 95 X SL 87 0-1 L5 ②		B FF 94 1 SAFE 1 SAFE B FS 88 S FF 95 F FF 95 1 SAFE X FF 95 2-2 39 G6-4-3 1-2 1B		B SI 88 X SI 88 1-0 3 2B 5 1B 1B	B KN 67 F FF 84 X KN 70 1-1 G6-3 ①			4	1	2	0	0	0	0
39 Robb Quinlan, R (1, 5) OBP: 0.329, SLG: 0.317		B FF 95 B FF 96 B FF 94 C FF 94 F FF 93 B FF 96 4-2 BB		C FF 95 B FF 95 X FF 95 1-1 G6-4-3 ①② 1-2f 2-3		B SI 89 1 SAFE F SI 88 F SI 89 X CU 76 1-2 F7 ① C KN 66 F KN 74 X KN 75 0-2 F9 ②				3	0	0	0	1	0	3
3 Brandon Wood, R (1, 6) OBP: 0.225, SLG: 0.336	C FF 95 F FF 97 B SL 85 1 SAFE S SL 85 1-3 K ③		B FF 96 S SL 87 X SL 86 1-1 3-H 1B		S SI 88 B SI 90 S CU 76 F SI 90 X SI 90 1-2 1-3 5 1B 2B B KN 69 S FF 94 F KN 72 X KN 77 1-2 G6-3 ③				4	1	2	1	0	1	1
5 Jeff Mathis, R (1, 2) OBP: 0.278, SLG: 0.325			B S B F FF 94 B FF 96 B FF 93 4-2 18 CS BB	D SL 87 1 SAFE X FF 93 1-0 F8 ③		C SI 90 S CU 76 B SI 90 B SI 89 F CU 77 X CU 78 2-2 18 2B 2-H 3-H 1B		F FF 94 B FF 93 X FF 94 1-1 G6-3 ①		3	1	1	2	1	0	1
18 Sean Rodríguez, R (1, 4) OBP: 0.273, SLG: 0.296			B FF 94 L FF 94 L SL 86 B KC 79 B SL 86 S FF 95 3-3 1-2 K ①②		F FF 93 B FF 93 F FF 93 X FF 94 1-2 G4-3 1B	1 SAFE C SI 90 1 SAFE F SI 89 F CU 76 B FF 88 X SI 88 1-2 1-3 1B 2B		B FF 94 X FF 94 1-0 F9 ②		4	1	2	0	0	1	1
Inning Stats	R: 0 E: 0 K: 1 S: 10 H: 0 LOB: 0 BB: 0 P: 13	R: 0 E: 0 K: 1 S: 9 H: 0 LOB: 1 BB: 1 P: 14	R: 1 E: 0 K: 1 S: 13 H: 1 LOB: 1 BB: 2 P: 28	R: 1 E: 0 K: 0 S: 9 H: 3 LOB: 1 BB: 0 P: 14	R: 0 E: 0 K: 1 S: 10 H: 1 LOB: 2 BB: 1 P: 21	R: 5 E: 0 K: 0 S: 25 H: 6 LOB: 2 BB: 1 P: 40	R: 0 E: 0 K: 0 S: 8 H: 0 LOB: 0 BB: 0 P: 10	R: 0 E: 0 K: 0 S: 5 H: 0 LOB: 0 BB: 0 P: 8		1B: 9 2B: 3 3B: 0 HR: 0 SF: 0 SAC: 0 DP: 3 HBP: 0					WP: 0 PB: 0 SB: 1 CS: 1 PA: 37	

BOTTOM

Seattle Mariners @ Los Angeles Angels

Angel Stadium of Anaheim, Anaheim, CA

Thu Sep 11 2008, 7:05 PM PDT
Att. 38,205 - Partly Cloudy - 71 F

livebaseballscorecards.com

AB	32
R	7
H	11
RBI	7
BB	5
SO	4
LOB	13

PITCHER		IP	WLS	BF	H	R	ER	SO	BB	IBB	HBP	BLK	WP	HR	S	P	ERA	WHIP
35 Brandon Morrow, R ERA: 1.64	(1, 1)	5.0	L	22	5	2	2	4	3	1	0	0	0	0	51	90	3.60	1.600
Sean Green, R ERA: 4.58	(6, 1)	0.1		5	4	4	4	0	0	0	0	0	0	0	16	22	108.00	12.000
60 Justin Thomas, L ERA: 9.0	(6, 1)	0.0		2	1	0	0	0	1	0	0	0	0	0	3	10	∞	∞
R.A. Dickey, R ERA: 5.25	(6, 1)	1.2		5	1	1	1	0	0	0	0	0	0	0	14	18	5.40	0.600
57 Mark Lowe, R ERA: 5.68	(8, 1)	1.0		3	0	0	0	0	0	0	0	0	0	0	5	8	0.00	0.000

PITCHER	IP	WLS	BF	H	R	ER	SO	BB	IBB	HBP	BLK	WP	HR	S	P	ERA	WHIP

Seattle Mariners @ Los Angeles Angels

Angel Stadium of Anaheim, Anaheim, CA

Fri Sep 12 2008, 7:05 PM PDT

Att. 43,743 - Cloudy - 69 F

livebaseballscorecards.com

TOP

Batter	1	2	3	4	5	6	7	8	9	AB	R	H	RBI	BB	SO	LOB
51 Ichiro Suzuki, L (1, 9) OBP: 0.362, SLG: 0.385	C SI 89 X SI 89 0-1 2B 1B		B CU 74 X SI 90 1-0 ① FC4-6 1-2f		B CU 75 F CU 74 C SI 91 1 SAFE B SL 84 S SI 90 2-3 ② K 1-2		X CU 74 0-0 ① L3		B FS 84 L FF 91 B FS 84 S FS 84 X FS 86 2-2 ③ G5-3	5	0	1	0	0	1	2
7 Yuniesky Betancourt, R (1, 6) OBP: 0.291, SLG: 0.382	C SI 90 F SI 91 1 SAFE B SI 90 1 SAFE S FF 90 1-3 ① K		X FF 89 0-0 ② F9		B CH 83 B CH 81 X SI 91 2-0 29 1B 1B 2-3 1B		C SI 89 X CH 81 0-1 ② G6-3			4	1	1	0	0	1	2
Raul Ibanez, L (1, 7) OBP: 0.377, SLG: 0.518	X SI 90 0-0 ② 29 2B 1-H 2B		C CU 76 X SI 90 0-1 ③ F8		B SI 92 B CH 81 S CH 82 X SI 91 2-1 29 1B 1-2 3-H 1B		C FF 92 B SL 83 B CH 79 B SI 91 X SI 90 3-1 ③ F8			4	1	2	1	0	0	1
29 Adrián Beltré, R (1, 5) OBP: 0.331, SLG: 0.463	B CU 74 X FF 92 1-0 3-H 2B			B SI 89 S CH 81 X SI 90 1-1 ① G5-3	F CH 82 B SI 92 S SI 91 X FF 92 1-2 1-3 2-H 1B			B FF 94 B FC 94 T FF 95 F FF 95 X FF 95 2-2 ① G3-1		4	0	2	2	0	0	0
4 Jose Lopez, R (1, 4) OBP: 0.318, SLG: 0.430	B SI 91 X SI 92 1-0 ③ F9			C SI 90 C CU 76 B FF 90 B CU 74 F SI 92 F CH 81 X CH 82 2-2 ② G5-3	X FF 91 0-0 ③ L1			C CU 81 X FF 96 0-1 G1-3 1B		4	0	1	0	0	0	3
25 Wladimir Balentien, R (1, 8) OBP: 0.257, SLG: 0.352 Jeremy Reed, L (8, PH) OBP: 0.317, SLG: 0.373 (8, 8)		T SI 90 B CH 81 B CH 81 S FF 91 F CH 81 S CH 80 2-3 ① K		C CU 75 S CH 81 B FF 91 B FF 92 X CH 82 2-2 E5 1B	B CH 80 S CH 80 B FF 90 S CH 80 X CH 81 2-2 ① G6-3			X FF 94 0-0 ② G1-3 1-2		3 1	0 0	1 0	0 0	0 0	1 0	0 1
27 Matt Tuiasosopo, R (1, 10) OBP: 0.250, SLG: 0.267 Tug Hulett, L (8, PH) OBP: 0.286, SLG: 0.385 (8, 10)		F SI 90 B SI 92 B CU 75 F SI 92 B FF 92 T CH 82 3-2 ② K		F FF 92 B CH 82 B CH 83 S CH 82 B SI 92 S CU 75 3-3 ③ K	C CH 82 B SI 91 F CH 82 X CH 81 1-2 ② G1-3			B CU 79 S CU 80 B CU 78 F CU 82 B FF 93 C CU 80 3-3 ③ K		3 1	0 0	0 0	0 0	0 0	2 1	1 1
2 Kenji Johjima, R (1, 2) OBP: 0.259, SLG: 0.304		X FF 92 0-0 ③ G5-3		C SI 90 B CU 76 B CU 75 F CH 81 B CH 82 B FF 92 4-2 FC4-6 BB	C SI 90 C CH 82 H FF 91 1-2 HBP				X FF 94 0-0 ① G5-3	2	0	0	0	1	0	0
Miguel Cairo, R (1, 3) OBP: 0.315, SLG: 0.328			C SI 88 B FF 90 X SI 90 1-1 51 FC4-6 1B		C SI 92 X SI 92 0-1 ① FC4-6 7 1B 51 S 1B 1-2f	F CH 82 X FF 90 0-1 ③ F7			B FF 93 C FF 92 S FS 84 B FS 84 X FS 85 2-2 ② G6-3	4	1	1	0	0	0	2

Inning Stats																												
	R: 1	H: 3	R: 0	H: 0	R: 0	H: 1	R: 0	H: 1	R: 2	H: 3	R: 0	H: 0	R: 0	H: 0	R: 0	H: 1	R: 0	H: 0	1B: 7	SF: 0	WP: 0	PA: 37
	E: 0	LOB: 1	E: 0	LOB: 0	E: 0	LOB: 1	E: 1	LOB: 1	E: 0	LOB: 2	E: 0	LOB: 1	E: 0	LOB: 0	E: 0	LOB: 1	E: 0	LOB: 0	2B: 2	SAC: 0	PB: 0	
	K: 1	BB: 0	K: 2	BB: 0	K: 0	BB: 0	K: 1	BB: 0	K: 1	BB: 1	K: 0	BB: 0	K: 0	BB: 0	K: 1	BB: 0	K: 0	BB: 0	3B: 0	DP: 0	SB: 1	
	S: 8	P: 11	S: 8	P: 13	S: 6	P: 8	S: 13	P: 21	S: 14	P: 25	S: 10	P: 14	S: 5	P: 8	S: 9	P: 14	S: 7	P: 11	HR: 0	HBP: 1	CS: 0	

PITCHER		IP	WLS	BF	H	R	ER	SO	BB	IBB	HBP	BLK	WP	HR	S	P	ERA	WHIP
51 Joe Saunders, L	(1, 1)	7.0		30	8	3	3	5	1	0	1	0	0	0	64	100	3.86	1.286
ERA: 3.65																		
65 Kevin Jepsen, R	(8, 1)	1.0		4	1	0	0	1	0	0	0	0	0	0	9	14	0.00	1.000
ERA:																		
66 Jose Arredondo, R	(9, 1)	1.0	W	3	0	0	0	0	0	0	0	0	0	0	7	11	0.00	0.000
ERA: 1.36																		

PITCHER	IP	WLS	BF	H	R	ER	SO	BB	IBB	HBP	BLK	WP	HR	S	P	ERA	WHIP

AB	35
R	3
H	9
RBI	3
BB	1
SO	6
LOB	13

BOTTOM

Seattle Mariners @ Los Angeles Angels

Angel Stadium of Anaheim, Anaheim, CA

Fri Sep 12 2008, 7:05 PM PDT

Att. 43,743 - Cloudy - 69 F

Batter	1	2	3	4	5	6	7	8	9	AB	R	H	RBI	BB	SO	LOB
24 Gary Matthews, S (1, 8) OBP: 0.313, SLG: 0.343	B SI 87 B SI 88 C FF 85 X SI 86 2-1 G4-3 P6-2 2B		C SI 88 C CU 70 X SL 75 0-2 ① G5-3		1 SAFE C CH 78 X CU 70 0-1 ③ FC6-4 1-2f			X SI 89 0-0 ② G4-3		4	0	1	0	0	0	1
Garret Anderson, L (1, 10) OBP: 0.324, SLG: 0.432	X SI 89 0-0 ① G4-3 2-3		B SI 89 C SL 75 C CU 72 B SI 88 F CH 80 X CH 61 2-2 ② F8			B SI 86 B CH 79 C SL 76 F SI 88 X SL 77 2-2 ① G3		B FF 90 B SI 91 B SI 90 B SI 90 4-0 BB		3	0	0	0	1	0	1
Mark Teixeira, S (1, 3) OBP: 0.402, SLG: 0.534	B SI 88 C CU 69 B SI 90 B SI 89 X CH 80 3-1 ②③ P6-2 3-Hf		B CU 69 C CU 69 B CH 81 X CH 81 2-1 ③ L6			C CU 70 X SI 88 0-1 ② L1-5-3		C SI 90 B SL 81 B SI 91 C SL 81 F FF 91 F SL 81 F SL 81 X FF 90 2-2 ③ G3		4	0	0	0	0	0	2
27 Vladimir Guerrero, R (1, 9) OBP: 0.360, SLG: 0.506 8 Kendrys Morales, S (5, 9) OBP: 0.259, SLG: 0.269		X SI 86 0-0 ① L9		B CH 79 F CU 70 X CU 71 1-1 ① G6-3		B CU 69 C SI 87 S CU 68 X CU 71 1-2 ③ G4-3			X SI 92 0-0 ① G4-3	2 2	0 0	0 0	0 0	0 0	0 0	0 0
Juan Rivera, R (1, 7) OBP: 0.268, SLG: 0.412		C SI 86 F SI 87 B SI 89 B CH 80 B FF 89 F CH 80 B CH 80 4-2 39 3B BB		C CU 70 S CH 80 S SL 76 0-3 ② K			X CH 79 0-0 39 G4-3 44 SF8 2B		B SL 88 X SL 85 1-0 ② G6-3	3	2	1	0	1	1	0
39 Robb Quinlan, R (1, 5) OBP: 0.333, SLG: 0.331 9 Chone Figgins, S (9, PR) OBP: 0.371, SLG: 0.324		B SI 86 C SI 86 D CU 70 1 SAFE B SI 87 F SI 86 F SI 88 F SI 86 3-2 X SI 87 44 1B 1-H 3B		C SI 86 F CH 79 B CU 72 F SL 76 B CH 80 F CU 70 F SI 90 F CH 78 S CU 70 2-3 ③ K			B CU 71 S SI 90 X CU 72 1-1 ① G4-3 2-3		C SI 94 B SI 93 B SI 92 B SL 87 F SI 91 B FF 92 4-2 44 HR BB	3 0	1 1	1 0	1 0	1 0	1 0	1 0
44 Mike Napoli, R (1, 2) OBP: 0.342, SLG: 0.497		C CU 69 B SI 89 S CH 79 X SI 91 1-2 3-H 1B			B SI 86 B CH 76 S CH 79 B CH 82 B SI 89 4-1 18 FC6-4 BB		C SI 90 F SI 91 F SL 80 B FF 91 X SL 80 1-2 ② SF8 3-H		B SL 88 F SL 87 1 SAFE B SL 86 1 SAFE B SL 86 X SL 87 3-1 1-H HR	2	1	2	4	1	0	0
3 Brandon Wood, R (1, 6) OBP: 0.220, SLG: 0.328		C SI 88 F CH 82 B CH 80 B CU 68 1 SAFE X CH 82 2-2 ② F8			F CH 81 B CU 71 S SI 89 S CU 71 1-3 ① K		F SI 90 F SI 91 X SL 80 0-2 ③ G6-3			3	0	0	0	0	1	2
18 Sean Rodríguez, R (1, 4) OBP: 0.268, SLG: 0.289		C SI 89 S CH 80 B CH 80 X CH 80 1-2 ③ P4			C SI 88 X CU 69 0-1 ② FC6-4 24 FC6-4 1-2f			B SI 90 C SI 90 C SI 90 B SI 90 X SI 91 2-2 ① G5-3		3	0	0	0	0	0	2
Inning Stats	R: 0 E: 0 K: 0 S: 5 H: 1 LOB: 0 BB: 0 P: 10	R: 2 E: 0 K: 0 S: 18 H: 2 LOB: 1 BB: 1 P: 29	R: 0 E: 0 K: 0 S: 9 H: 0 LOB: 0 BB: 0 P: 13	R: 0 E: 0 K: 2 S: 12 H: 0 LOB: 0 BB: 0 P: 15	R: 0 E: 0 K: 1 S: 8 H: 0 LOB: 1 BB: 1 P: 13	R: 0 E: 0 K: 0 S: 8 H: 0 LOB: 0 BB: 0 P: 11	R: 1 E: 0 K: 0 S: 10 H: 1 LOB: 0 BB: 0 P: 12	R: 0 E: 0 K: 0 S: 10 H: 0 LOB: 1 BB: 1 P: 18	R: 2 E: 0 K: 0 S: 6 H: 1 LOB: 1 BB: 1 P: 14	1B: 1 2B: 3 3B: 1 HR: 1 SF: 1 SAC: 0 DP: 1 HBP: 0	WP: 0 PB: 0 SB: 0 CS: 0 PA: 34					

livebaseballscorecards.com

	AB	29
	R	5
	H	5
	RBI	5
	BB	4
	SO	3
	LOB	9

PITCHER		IP	WLS	BF	H	R	ER	SO	BB	IBB	HBP	BLK	WP	HR	S	P	ERA	WHIP
18 Ryan Rowland-Smith, L ERA: 3.65	(1, 1)	6.1		24	4	3	3	3	2	0	0	0	0	0	63	95	4.26	0.947
48 Roy Corcoran, R ERA: 3.25	(7, 1)	1.2	B	6	0	0	0	0	1	0	0	0	0	0	17	26	0.00	0.600
43 Miguel Batista, R ERA: 6.19	(9, 1)	0.2	L	4	1	2	2	0	1	0	0	0	0	1	6	14	27.00	3.000

PITCHER	IP	WLS	BF	H	R	ER	SO	BB	IBB	HBP	BLK	WP	HR	S	P	ERA	WHIP

Batter	1	2	3	4	5	6	7	8	9	AB	R	H	RBI	BB	SO	LOB
51 Ichiro Suzuki, L (1, 9) OBP: 0.362, SLG: 0.388	X SI 89 0-0 1B 29 SF9 G4-3 1B	B SI 83 F CH 80 X CH 79 1-1 ③ G4-3			C CH 79 B FF 90 B FF 90 F CH 80 X CH 79 2-2 FC3-2-5-1 3B		B SL 78 X SL 77 1-0 ① P4		C CU 80 F CU 81 B CH 89 F CH 86 F FF 93 X CH 87 1-2 ① FC4-6 25 S 1-2f 2-3	5	1	2	0	0	0	2
Jeremy Reed, L (1, 8) OBP: 0.317, SLG: 0.370 25 Wladimir Balentien, R (7, PH) OBP: 0.254, SLG: 0.349 (7, 8)	C SI 89 1 SAFE X SI 88 0-1 ① G4-3 1-2	F CH 79 B FF 89 X CH 80 1-1 ① G4-3			B SI 91 3 SAFE B FF 90 F SI 91 C FF 92 F FF 91 D CH 80 D CH 79 4-2 FC3-2-5-1 BB		C FF 89 B FF 89 S FF 89 B SL 78 B FF 88 X FF 89 3-2 ② P3		B CU 80 C CU 80 F CU 79 D CU 82 T CH 84 2-2 ② K 1-2	2 2	0 0	0 0	0 0	1 0	0 1	1 2
Raul Ibanez, L (1, 7) OBP: 0.377, SLG: 0.517	B SI 84 S CH 80 X SI 90 1-1 7 1B 4 BB 1B 2-3	B SI 89 F CH 79 X CH 79 1-1 ② G3			B SI 91 B SI 90 X CH 80 2-0 ② FC3-2-5-1 1-3 3-H		B FF 89 C SL 78 F FF 88 B FF 88 F SL 78 X SL 78 2-2 1B		S CH 86 B CH 88 D CU 82 F CH 87 B CH 89 S CH 88 3-3 ③ K	5	1	2	0	0	1	4
29 Adrian Beltré, R (1, 5) OBP: 0.329, SLG: 0.460	C SI 89 B SI 90 F SI 90 F SI 89 F FF 90 B SI 90 F SI 90 F SL 82 F SI 90 2-2 ② SF9 3-H	B SI 90 X CH 79 1-0 ③ F8			B SI 91 C SI 91 B SI 91 F SI 92 X SI 91 2-2 ③ G6-3		F FF 89 B FF 89 B SI 89 B SI 89 F SI 89 C SL 77 3-3 ③ K			3	0	0	1	0	1	3
4 Jose Lopez, R (1, 3) OBP: 0.319, SLG: 0.429	B FF 90 B SI 91 C SL 84 B SI 90 F SI 90 B SL 83 4-2 7 1B BB 1-2			B SI 90 F SI 89 F CH 79 F SI 89 X CH 78 1-2 ① G5-3		C CH 78 X SI 88 0-1 ① G5-3		B SI 90 X SI 90 1-0 G4-6-3 1B		3	0	1	0	1	0	0
7 Yuniesky Betancourt, R (1, 6) OBP: 0.291, SLG: 0.380	X SL 82 0-0 1B 1-2 2-H			F SI 91 F SI 90 B FF 91 B FF 90 C FF 91 2-3 ② K		B SI 90 X SI 90 1-0 ② P1		F SI 91 X SI 92 0-1 ① F8		4	0	1	1	0	1	1
Tug Hulett, L (1, 10) OBP: 0.313, SLG: 0.379	S CH 80 X CH 80 0-1 ③ G3			C CU 78 B CH 81 B CH 80 C CH 81 F FF 92 B FF 92 B CH 81 4-2 BB		B SI 89 C SI 90 F SI 90 X FF 90 1-2 32 1B 1B		B SI 92 X SI 92 1-0 ②③ G4-6-3 1-2f		3	0	1	0	1	0	3
32 Rob Johnson, R (1, 2) OBP: 0.091, SLG: 0.091 Miguel Cairo, R (9, PH) OBP: 0.318, SLG: 0.337		X SI 89 0-0 ① G1-3		C SI 90 B SL 83 1 SAFE F SI 91 S SL 82 D SL 82 B SI 91 X SL 82 3-2 ③ G4-3		S SL 84 1 SAFE F SI 91 D SL 82 X FF 90 1-2 1-2 1B			F FF 92 S CU 80 X CU 80 0-2 51 FC4-6 2B	3 1	0 0	1 1	0 0	0 0	0 0	1 0
Luis Valbuena, L (1, 4) OBP: 0.133, SLG: 0.071		C SI 89 F CU 75 F FF 90 B FF 88 X CH 78 1-2 ② F7			X CH 80 0-0 ① G1	C CH 79 X CH 79 0-1 ③ G4-3			D CU 80 D FF 92 B FF 92 B FF 92 4-0 51 FC4-6 BB	3	0	0	0	1	0	2
Inning Stats	R: 2 E: 0 K: 0 S: 19 H: 3 LOB: 2 BB: 1 P: 26	R: 0 E: 0 K: 0 S: 7 H: 0 LOB: 0 BB: 0 P: 9	R: 0 E: 0 K: 0 S: 5 H: 0 LOB: 0 BB: 0 P: 8	R: 0 E: 0 K: 1 S: 13 H: 0 LOB: 1 BB: 1 P: 23	R: 0 E: 0 K: 0 S: 11 H: 1 LOB: 2 BB: 1 P: 21	R: 0 E: 0 K: 0 S: 11 H: 2 LOB: 2 BB: 0 P: 14	R: 0 E: 0 K: 1 S: 11 H: 1 LOB: 1 BB: 0 P: 20	R: 0 E: 0 K: 0 S: 4 H: 1 LOB: 0 BB: 0 P: 6	R: 0 E: 0 K: 2 S: 14 H: 1 LOB: 2 BB: 1 P: 24	1B: 7 2B: 1 3B: 1 HR: 0 SF: 1 SAC: 0 DP: 1 HBP: 0						WP: 0 PB: 0 SB: 1 CS: 0 PA: 39

PITCHER		IP	WLS	BF	H	R	ER	SO	BB	IBB	HBP	BLK	WP	HR	S	P	ERA	WHIP
Jon Garland, R ERA: 4.47	(1, 1)	6.0	W	27	6	2	2	1	3	0	0	0	0	0	66	101	3.00	1.500
Darren Oliver, L ERA: 2.92	(7, 1)	1.0	H	4	1	0	0	1	0	0	0	0	0	0	11	20	0.00	1.000
62 Scot Shields, R ERA: 2.67	(8, 1)	1.0	H	3	1	0	0	0	0	0	0	0	0	0	4	6	0.00	1.000
Francisco Rodríguez, R ERA: 2.38	(9, 1)	1.0	S	5	1	0	0	2	1	0	0	0	0	0	14	24	0.00	2.000

PITCHER	IP	WLS	BF	H	R	ER	SO	BB	IBB	HBP	BLK	WP	HR	S	P	ERA	WHIP

Seattle Mariners @ Los Angeles Angels

Angel Stadium of Anaheim, Anaheim, CA

Sat Sep 13 2008, 6:05 PM PDT

Att. 43,757 - Clear - 72 F

TOP

livebaseballscorecards.com

AB	34
R	2
H	9
RBI	2
BB	4
SO	4
LOB	19

Batter	1	2	3	4	5	6	7	8	9	AB	R	H	RBI	BB	SO	LOB
9 Chone Figgins, S (1, 10) OBP: 0.367, SLG: 0.321	B FF 86 C FF 86 B B C X 3-2 ① P6		C CH 75 B SL 78 X SI 88 1-1 ② G3-1		1 SAFE B CH 77 X FF 85 1-0 ② F7	C FF 92 B SL 84 B FF 93 C FF 91 F SL 87 B FF 93 X SL 85 3-2 ③ G4-3 1-2				4	0	0	0	0	0	3
77 Reggie Willits, S (1, 7) OBP: 0.320, SLG: 0.214	C FF 88 F FF 88 X FF 88 0-2 ② L7		C SI 86 B SL 79 B CH 77 C FF 88 F CH 77 F SL 79 F FF 88 C FF 89 2-3 ③ K		B SI 87 C SI 86 1 SAFE C CH 77 1 SAFE F SL 79 1 SAFE F SL 78 B FF 87 2-2 X CH 77 48 FC5 BB 1-3 1B		C FF 89 F CU 77 X SL 84 0-2 CS 1B			4	0	2	0	0	1	0
Mark Teixeira, S (1, 3) OBP: 0.403, SLG: 0.532	B CU 71 B CH 76 C SI 86 B FF 88 B CH 76 4-1 48 PO BB			B CU 70 X SI 87 1-0 ① G5-3	B SL 80 1 SAFE B CU 72 B SI 87 B FF 88 4-0 48 FC5 BB 1-2		C FF 90 1 SAFE F FF 90 B FF 90 1 SAFE P PO 84 F FF 87 F CH 84 B CH 85 3-2 ① ② X SL 85 G3 1-2			2	0	0	0	2	0	1
48 Torii Hunter, R (1, 8) OBP: 0.346, SLG: 0.478	B SI 88 1 SAFE 1-0 ③ PO 1-2	X SI 88 0-0 HR 1B		B CH 76 B SL 78 B SI 86 F FF 87 X CH 76 3-1 2B 2B	X CU 74 0-0 ③ FC5 1-2 2-3f		C SL 85 X CU 77 0-1 ③ F8			4	2	2	0	0	0	3
Juan Rivera, R (1, 9) OBP: 0.279, SLG: 0.446 24 Gary Matthews, S (8, PR) OBP: 0.313, SLG: 0.343 (9, 9)		B FF 87 X FF 87 1-0 1-H HR		X SI 86 0-0 2-H 2B	B CU 70 S SL 77 F SL 77 X CH 77 1-2 3 1B 2B			X EP 66 0-0 39 F8 3 SF8 2B		4 0	2 1	4 0	3 0	0 0	0 0	0 0
39 Robb Quinlan, R (1, 5) OBP: 0.331, SLG: 0.324		C SI 88 F CH 77 S SL 79 0-3 ① K		B CH 76 X CH 76 1-0 ② F9	C FF 92 C FF 92 H FF 93 1-2 3 1B HBP			F FF 82 D KN 68 D EP 65 D KN 68 X FF 83 3-1 ① F8 2-3		3	0	0	0	0	1	2
44 Mike Napoli, R (1, 2) OBP: 0.340, SLG: 0.490		C CH 76 T SL 79 B FF 88 X SL 80 1-2 E3 18 CS		X CU 72 0-0 ③ G6-3		C SL 86 X CU 77 0-1 ① F7		B I I I 4-0 IBB		3	0	0	0	1	0	3
3 Brandon Wood, R (1, 6) OBP: 0.220, SLG: 0.328		T SI 88 S CH 77 1 SAFE X SL 79 0-2 ② F8			B CH 76 C FF 87 F SL 78 F CH 76 S SI 89 1-3 ① K	F SL 85 F FF 93 X FF 92 0-2 9 S 1-3 2-H 1B		B KN 68 1 SAFE C KN 70 X KN 72 1-1 ② SF8 3-H		3	0	1	2	0	1	1
18 Sean Rodríguez, R (1, 4) OBP: 0.267, SLG: 0.288		D CU 72 F CH 75 1 SAFE 1-1 ③ CS 1-2	S CH 74 F SL 78 B FF 86 B FF 87 S CH 77 2-3 ① K		B CU 72 F SI 86 B SI 88 X CH 78 2-1 77 1B 1B	L CU 74 1 SAFE X SL 84 0-1 ② F8		1 SAFE B FF 82 C FF 82 X KN 69 1-1 ③ F8		4	0	1	0	0	1	4
Inning Stats	R: 0 E: 0 K: 0 S: 7 H: 0 LOB: 0 BB: 1 P: 15	R: 2 E: 1 K: 1 S: 12 H: 2 LOB: 0 BB: 0 P: 15	R: 0 E: 0 K: 2 S: 11 H: 0 LOB: 0 BB: 0 P: 16	R: 1 E: 0 K: 0 S: 6 H: 2 LOB: 1 BB: 0 P: 11	R: 0 E: 0 K: 1 S: 13 H: 2 LOB: 3 BB: 1 P: 23	R: 1 E: 0 K: 0 S: 16 H: 2 LOB: 2 BB: 0 P: 21	R: 0 E: 0 K: 0 S: 11 H: 1 LOB: 0 BB: 0 P: 13	R: 1 E: 0 K: 0 S: 7 H: 1 LOB: 2 BB: 1 P: 16		1B: 5 2B: 4 3B: 0 HR: 1 SF: 1 SAC: 0 DP: 0 HBP: 1				WP: 0 PB: 0 SB: 1 CS: 2 PA: 38		

PITCHER		IP	WLS	BF	H	R	ER	SO	BB	IBB	HBP	BLK	WP	HR	S	P	ERA	WHIP
31 Ryan Feierabend, L ERA: 5.79	(1, 1)	5.0	L	23	7	4	4	4	2	0	0	0	0	1	52	84	7.20	1.800
Randy Messenger, R ERA: 3.24	(6, 1)	2.0		8	2	0	0	0	0	0	1	0	0	0	24	30	0.00	1.000
R.A. Dickey, R ERA: 5.28	(8, 1)	1.0		5	1	1	1	0	0	1	0	0	0	0	7	16	9.00	1.000

PITCHER	IP	WLS	BF	H	R	ER	SO	BB	IBB	HBP	BLK	WP	HR	S	P	ERA	WHIP

BOTTOM

Seattle Mariners @ Los Angeles Angels

Angel Stadium of Anaheim, Anaheim, CA

Sat Sep 13 2008, 6:05 PM PDT

Att. 43,757 - Clear - 72 F

livebaseballscorecards.com

AB	31
R	5
H	10
RBI	5
BB	3
SO	4
LOB	17

Seattle Mariners @ Los Angeles Angels

Angel Stadium of Anaheim, Anaheim, CA

Sun Sep 14 2008, 12:35 PM PDT

Att. 41,528 - Sunny - 79 F

TOP

livebaseballscorecards.com

Batter	1	2	3	4	5	6	7	8	9	AB	R	H	RBI	BB	SO	LOB
51 Ichiro Suzuki, L (1, 9) OBP: 0.361, SLG: 0.387	B FF 93 B SI 94 X FF 94 2-0 ① F8		X FF 93 0-0 ① P6		B SI 94 S SL 81 B FF 93 F SL 81 1 SAFE B SL 82 X SL 83 3-2 ③ G4-3		C SL 76 B FF 92 X SL 80 1-1 1B		B FS 84 B FF 94 X FF 92 2-0 ② L6	5	0	1	0	0	0	2
Jeremy Reed, L (1, 8) OBP: 0.318, SLG: 0.368	B FF 94 F FF 93 F CH 86 X FF 94 1-2 ② F7		C SL 80 X FF 94 0-1 ② B5-3 1-2			B SL 78 B FF 92 B FF 92 B FF 92 4-0 4 S 4 1B BB	B FF 92 B FF 92 1 SAFE 1 SAFE X FF 92 2-0 ③ G4-3		T FF 93 B FF 93 X FF 93 1-1 1B	4	1	1	0	1	0	2
Raul Ibanez, L (1, 7) OBP: 0.376, SLG: 0.515	C FF 95 F FF 95 S SL 85 0-3 ③ K		S FF 95 F CH 88 X FF 94 0-2 ③ G3			B FF 92 S FF 93 X FF 93 1-1 ① P4		B CU 78 B FF 90 C SI 90 S SI 90 X SI 91 2-2 7 S 1B 1B	C FF 92 D FS 86 X FS 84 1-1 ③ F8	5	1	1	0	0	1	3
29 Adrián Beltré, R (1, 5) OBP: 0.327, SLG: 0.457		C SL 80 X SL 82 0-1 ① L4		C FF 93 X FF 92 0-1 ① G6-3		F FF 94 1 SAFE X SL 82 0-1 ② F7		X SI 90 0-0 ① F8		4	0	0	0	0	0	2
4 Jose Lopez, R (1, 4) OBP: 0.320, SLG: 0.430		B FF 92 B FF 92 X FF 93 2-0 7 1B 7 S 39 G3 1B		B FF 93 S SL 83 B SL 83 S SL 86 B FF 95 X SL 84 3-2 ② G5-3		B FF 93 C FF 91 C FF 95 B SL 79 X FF 95 2-2 7 E 1-H 1B		F SI 91 B SI 92 F SI 91 B CU 78 X SI 91 2-2 ② F9		4	1	2	1	0	0	1
7 Yuniesky Betancourt, R (1, 6) OBP: 0.292, SLG: 0.380		S SL 80 S SL 79 D SL 79 X FF 94 1-2 39 G3 1-3 1B		X FF 94 0-0 ③ F9		C FF 96 X SL 87 0-1 E6 1-2		C SI 90 D CU 79 B SI 90 F SI 90 D CU 80 D CU 80 4-2 1B 1-2 BB		3	0	1	0	1	0	1
39 Bryan LaHair, L (1, 3) OBP: 0.293, SLG: 0.323 Miguel Cairo, R (8, PH) OBP: 0.321, SLG: 0.340 (8, 3)		F FF 96 D SL 83 B FF 96 1 SAFE X SL 83 2-1 ② G3 1-2 3-H			B SL 82 B SL 79 B FF 92 C FF 92 F FF 94 T SL 86 3-2 ① K	S SL 85 B FF 95 X FF 94 1-1 ③ L3		X SI 92 0-0 1-2 2-H 1B		3 1	0 0	0 1	1 1	0 0	1 0	3 0
2 Kenji Johjima, R (1, 2) OBP: 0.259, SLG: 0.303		F SL 85 F FF 94 D SL 84 T SL 84 1-2 ③ K			S SL 85 B FF 95 B FF 95 S SL 84 X FF 95 2-2 ② G5-3		X FF 93 0-0 G6-3 1B	D CU 79 C SI 91 D CU 79 X SI 92 2-1 ③ F9		4	0	1	0	0	1	3
Tug Hulett, L (1, 10) OBP: 0.333, SLG: 0.375			X FF 92 0-0 B5-3 1B		C SL 80 S CH 86 H SL 83 1-2 HBP		C SL 80 X 0-1 ① ② G6-3 1-2f		B FS 84 C FF 93 S FS 86 S FS 86 1-3 ① K	3	0	1	0	0	1	1
Inning Stats	R: 0 E: 0 K: 1 S: 7 H: 0 LOB: 0 BB: 0 P: 10	R: 1 E: 0 K: 1 S: 11 H: 2 LOB: 1 BB: 0 P: 17	R: 0 E: 0 K: 0 S: 7 H: 1 LOB: 1 BB: 0 P: 7	R: 0 E: 0 K: 0 S: 6 H: 0 LOB: 0 BB: 0 P: 9	R: 0 E: 0 K: 1 S: 11 H: 0 LOB: 1 BB: 0 P: 20	R: 1 E: 1 K: 0 S: 11 H: 1 LOB: 2 BB: 1 P: 19	R: 0 E: 0 K: 0 S: 6 H: 2 LOB: 1 BB: 0 P: 9	R: 1 E: 0 K: 0 S: 12 H: 2 LOB: 2 BB: 1 P: 22	R: 0 E: 0 K: 1 S: 8 H: 1 LOB: 1 BB: 0 P: 13	1B: 9 2B: 0 3B: 0 HR: 0 SF: 0 SAC: 0 DP: 1 HBP: 1						

	AB	36
	R	3
	H	9
	RBI	3
	BB	2
	SO	4
	LOB	18

WP: 0 PA: 39
PB: 0
SB: 3
CS: 0

PITCHER		IP	WLS	BF	H	R	ER	SO	BB	IBB	HBP	BLK	WP	HR	S	P	ERA	WHIP
54 Ervin Santana, R ERA: 3.33	(1, 1)	7.0		29	6	2	2	3	1	0	1	0	0	0	59	91	2.57	1.000
62 Scot Shields, R ERA: 2.78	(8, 1)	1.0	B	6	2	1	1	0	1	0	0	0	0	0	12	22	9.00	3.000
66 Jose Arredondo, R ERA: 1.33	(9, 1)	1.0	W	4	1	0	0	1	0	0	0	0	0	0	8	13	0.00	1.000

PITCHER	IP	WLS	BF	H	R	ER	SO	BB	IBB	HBP	BLK	WP	HR	S	P	ERA	WHIP

Seattle Mariners @ Los Angeles Angels

Angel Stadium of Anaheim, Anaheim, CA

Sun Sep 14 2008, 12:35 PM PDT

Att. 41,528 - Sunny - 79 F

livebaseballscorecards.com

BOTTOM

Batter	1	2	3	4	5	6	7	8	9	AB	R	H	RBI	BB	SO	LOB
9 Chone Figgins, S (1, 10) OBP: 0.370, SLG: 0.322	B SI 92 X SI 93 1-0 8 WP 8 1B BB 1B	C FF 94 B FF 94 X CH 88 1-1 ③ G4-3			C FF 94 C CU 81 X SI 96 0-2 ② F9		B SI 93 B SI 93 B SI 92 C SI 93 B SI 93 4-1 G3-1 S BB		X SI 91 0-0 3-H 1B	4	1	2	1	1	0	0
Garret Anderson, L (1, 7) OBP: 0.323, SLG: 0.431	B SI 93 B CH 86 B SI 93 X SI 93 3-0 ① F8		B CH 87 C SI 92 B SL 86 X SI 93 2-1 G4-6-3 1B		S SI 93 F CH 87 X CU 81 0-2 ③ F9		1 SAFE C CH 88 B SI 93 C SI 93 X CU 82 1-2 ② G3-1 1-3			4	0	1	0	0	0	2
Mark Teixeira, S (1, 3) OBP: 0.405, SLG: 0.538	1 SAFE B FF 93 1 SAFE B SI 93 B SI 94 B SI 93 4-0 8 WP 8 1B 1-2 BB		C SI 94 X CH 88 0-1 ①② G4-6-3 1-2f			C SI 93 F CU 80 B FF 95 F SI 95 X CH 85 1-2 HR	B SI 94 B SI 93 I I 4-0 IBB			2	2	1	1	2	0	1
8 Kendrys Morales, S (1, 9) OBP: 0.290, SLG: 0.300	C FF 94 B CH 89 F CH 88 X SL 85 1-2 24 2B 1-H 2-H 1B		B SI 94 B CH 88 X SI 94 2-0 24 CS 1B			B FF 94 F SI 93 X CU 81 1-1 ① F7	B SI 94 C CH 86 T CU 83 X SI 94 1-2 ③ G6-3			4	0	2	2	0	0	2
24 Gary Matthews, S (1, 8) OBP: 0.314, SLG: 0.349	B SI 93 F SI 92 X SI 94 1-1 1-3 2B		B SI 95 1-0 ③ CS 1-2	B SI 92 C CH 87 C SL 85 S CU 83 1-3 ① K		X CH 87 0-0 2B		C SI 90 X SI 90 0-1 ① G4-3		4	0	2	0	0	1	0
3 Brandon Wood, R (1, 6) OBP: 0.214, SLG: 0.317	S SI 93 F SI 92 S SI 94 0-3 ② K			F SI 94 F FF 94 B CH 87 B FF 94 X SL 87 2-2 ② L5		X SI 93 0-0 ② F7		C SI 91 B SI 91 F SL 81 X SI 92 1-2 ② G5-3		4	0	0	0	0	1	3
59 Freddy Sandoval, S (1, 5) OBP: 0.400, SLG: 0.250	C FF 94 B CH 89 X SI 94 1-1 ③ G4-3			X SI 94 0-0 1B		B FF 94 S SI 93 B SI 94 B CU 82 B SI 94 4-1 BB		C SI 90 S SI 91 X SI 92 0-2 ③ G4-3		3	0	1	0	1	0	2
5 Jeff Mathis, R (1, 2) OBP: 0.275, SLG: 0.321 77 Reggie Willits, S (9, PH) OBP: 0.317, SLG: 0.212		B SI 92 C SI 92 X SI 92 1-1 ① P6		C SI 94 F SI 94 1 SAFE B SI 94 1 SAFE X CH 88 1-2 ③ P6		X SI 94 0-0 ③ G6-3		C SI 89 F SI 90 B SL 81 F SL 81 X SL 82 1-2 ① G6-3		3 1	0 0	0 0	0 0	0 0	0 0	3 0
18 Sean Rodríguez, R (1, 4) OBP: 0.267, SLG: 0.301		C SI 93 F SI 93 X CU 81 0-2 ② G5-3			C SI 93 B SI 93 F SI 93 B SI 95 X SI 94 2-2 ① F8		C SL 85 C SL 86 B FF 94 S SI 94 1-3 ① K		X SI 90 0-0 9 1B 3B	4	1	1	0	0	1	0

Inning Stats	1	2	3	4	5	6	7	8	9
	R: 2 E: 0 K: 1 S: 12 H: 3 LOB: 2 BB: 1 P: 23	R: 0 E: 0 K: 0 S: 7 H: 0 LOB: 0 BB: 0 P: 9	R: 0 E: 0 K: 0 S: 5 H: 2 LOB: 0 BB: 0 P: 10	R: 0 E: 0 K: 1 S: 10 H: 1 LOB: 1 BB: 0 P: 14	R: 0 E: 0 K: 0 S: 9 H: 0 LOB: 0 BB: 0 P: 11	R: 1 E: 0 K: 0 S: 10 H: 2 LOB: 2 BB: 1 P: 16	R: 0 E: 0 K: 1 S: 10 H: 0 LOB: 2 BB: 2 P: 21	R: 0 E: 0 K: 0 S: 8 H: 0 LOB: 0 BB: 0 P: 9	R: 1 E: 0 K: 0 S: 6 H: 2 LOB: 1 BB: 0 P: 7

1B: 6	SF: 0	WP: 1
2B: 2	SAC: 0	PB: 0
3B: 1	DP: 1	SB: 1
HR: 1	HBP: 0	CS: 1

PA: 38

AB	33
R	4
H	10
RBI	4
BB	4
SO	3
LOB	13

PITCHER		IP	WLS	BF	H	R	ER	SO	BB	IBB	HBP	BLK	WP	HR	S	P	ERA	WHIP
34 Félix Hernández, R ERA: 3.42	(1, 1)	7.0		31	8	3	3	3	3	1	0	0	1	1	63	104	3.86	1.571
48 Roy Corcoran, R ERA: 3.32	(8, 1)	1.1	L	6	2	1	1	0	0	0	0	0	0	0	14	16	6.75	1.500

PITCHER	IP	WLS	BF	H	R	ER	SO	BB	IBB	HBP	BLK	WP	HR	S	P	ERA	WHIP

Batter	1	2	3	4	5	6	7	8	9	AB	R	H	RBI	BB	SO	LOB
2 Erick Aybar, S (1, 6) OBP: 0.314, SLG: 0.382	B FF 91 C FF 92 B FF 92 F FF 90 F CH 81 F CH 82 S SL 84 2-3 K2-3		1 SAFE B FF 89 F FF 91 B FF 90 1 SAFE X FF 90 2-1 F9			C FF 90 B CU 73 B FF 91 B FF 91 X FF 90 3-1 G4-6-3 1B			X SI 90 0-0 G6-3	2	0	0	0	0	1	1
3 Brandon Wood, R (4, 6) OBP: 0.218, SLG: 0.320										2	0	1	0	0	0	0
9 Chone Figgins, S (1, 5) OBP: 0.368, SLG: 0.320	B FF 91 F FF 90 B CH 81 F FF 92 F CH 82 F FF 92 B FF 92 X FF 91 3-2 F8		X FF 91 0-0 L8			1 SAFE 1 SAFE C FF 91 B FF 90 X FF 90 1-1 F8			B SI 91 F SI 90 F SI 91 C SI 92 1-3 K	3	0	0	0	0	0	2
43 Matthew Brown, R (8, 5) OBP: 0.071, SLG: 0.143										1	0	0	0	0	1	0
Garret Anderson, L (1, 10) OBP: 0.322, SLG: 0.429	C FF 91 B CU 74 F FF 93 B SL 86 X SL 84 2-2 1B			C CH 79 B FF 91 S CU 72 B SL 84 F FF 92 X CU 72 2-2 F9		B FF 88 B FF 91 C FF 91 1 SAFE X FF 90 2-1 G4-6-3 1-2f			B SI 92 X SI 91 1-0 F8	4	0	1	0	0	0	1
Mark Teixeira, S (1, 3) OBP: 0.403, SLG: 0.535	B FF 91 C FF 91 B FF 91 X FF 90 2-1 P5			X FF 91 0-0 F7			C FF 87 B SL 82 B CH 80 X FF 89 2-1 G3			3	0	0	0	0	0	1
46 Bobby Wilson, R (8, 2) OBP: 1.000, SLG: 1.000										0	0	0	0	0	0	0
48 Torii Hunter, R (1, 8) OBP: 0.344, SLG: 0.475		B SL 82 C FF 92 C FF 92 B CU 73 S CU 74 2-3 K		B SL 84 B FF 92 F FF 92 X FF 92 2-1 F9			B SL 80 X FF 91 1-0 L8			3	0	0	0	0	1	0
59 Freddy Sandoval, S (8, 3) OBP: 0.400, SLG: 0.250										0	0	0	0	0	0	0
8 Kendrys Morales, S (1, 9) OBP: 0.294, SLG: 0.394		B FF 92 X CH 82 1-0 F9			B CU 71 S CU 73 B FF 92 B FF 90 X FF 91 3-1 HR		B CH 80 B CH 80 X FF 90 2-0 P6			3	1	1	1	0	0	0
44 Mike Napoli, R (1, 2) OBP: 0.337, SLG: 0.485		C FF 92 C FF 92 C FF 93 0-3 K2-3			S FF 91 B FF 93 B SL 85 F FF 91 S SL 84 2-3 K			B FF 92 X FF 91 1-0 P4		2	0	0	0	0	2	0
39 Robb Quinlan, R (8, PH) OBP: 0.329, SLG: 0.322										1	0	0	0	0	0	0
(8, 7)																
18 Sean Rodríguez, R (1, 4) OBP: 0.261, SLG: 0.295			C FF 89 S SL 82 S SL 82 0-3 K		X CU 73 0-0 F7			C FF 91 B FF 91 X FF 90 1-1 F9		3	0	0	0	0	1	0
77 Reggie Willits, S (1, 7) OBP: 0.318, SLG: 0.216			C FF 91 X FF 90 0-1 1B		B CU 72 C FF 92 C FF 92 C FF 92 1-3 K			C FF 92 S FF 91 S SL 79 0-3 K2-3		3	0	1	0	0	2	0
(8, 8)																
Inning Stats	R: 0 E: 0 K: 1 S: 15 H: 1 LOB: 1 BB: 0 P: 24	R: 0 E: 0 K: 2 S: 7 H: 0 LOB: 0 BB: 0 P: 10	R: 0 E: 0 K: 1 S: 8 H: 1 LOB: 1 BB: 0 P: 10	R: 0 E: 0 K: 0 S: 7 H: 0 LOB: 0 BB: 0 P: 11	R: 1 E: 0 K: 2 S: 9 H: 1 LOB: 0 BB: 0 P: 15	R: 0 E: 0 K: 0 S: 6 H: 1 LOB: 0 BB: 0 P: 12	R: 0 E: 0 K: 0 S: 4 H: 0 LOB: 0 BB: 0 P: 9	R: 0 E: 0 K: 1 S: 6 H: 0 LOB: 0 BB: 0 P: 8	R: 0 E: 0 K: 1 S: 5 H: 0 LOB: 0 BB: 0 P: 7	1B: 3 2B: 0 3B: 0 HR: 1	SF: 0 SAC: 0 DP: 1 HBP: 0					

PITCHER		IP	WLS	BF	H	R	ER	SO	BB	IBB	HBP	BLK	WP	HR	S	P	ERA	WHIP
39 Sean Gallagher, R ERA: 4.76	(1, 1)	7.0	W	24	4	1	1	6	0	0	0	0	0	1	56	91	1.29	0.571
Alan Embree, L ERA: 4.55	(8, 1)	1.0		3	0	0	0	1	0	0	0	0	0	0	6	8	0.00	0.000
13 Jerry Blevins, L ERA: 2.97	(9, 1)	1.0		3	0	0	0	1	0	0	0	0	0	0	5	7	0.00	0.000

PITCHER	IP	WLS	BF	H	R	ER	SO	BB	IBB	HBP	BLK	WP	HR	S	P	ERA	WHIP

TOP

Los Angeles Angels @ Oakland Athletics

McAfee Coliseum, Oakland, CA

Tue Sep 16 2008, 10:05 PM EDT

Att. 14,325 - Clear - 59 F

livebaseballscorecards.com

AB	30
R	1
H	4
RBI	1
BB	0
SO	8
LOB	5

Batter	1	2	3	4	5	6	7	8	9	AB	R	H	RBI	BB	SO	LOB
56 Cliff Pennington, S (1, 4) OBP: 0.338, SLG: 0.295	B FF 90 C SI 90 B FF 89 F SI 90 S CU 80 2-3 ① K2-3		H FF 89 1-0 15 CS HBP		X SI 90 0-0 ② G6-3	B FC 93 B FC 92 X FC 92 2-0 ③ F7	C SL 77 B SL 77 S SI 86 F FF 86 F FF 87 B SL 78 F SI 86 X SL 76 2-2 ③ F8			4	0	0	0	0	1	4
57 Aaron Cunningham, R (1, 7) OBP: 0.382, SLG: 0.480	B SI 91 C FC 83 X SI 91 1-1 1B		C CU 80 1 SAFE 1 SAFE X FC 81 0-1 ① F8		C FF 90 B SI 90 B FC 82 X SI 91 2-1 15 1B 2B		B SI 90 B SL 77 B FF 91 B SI 91 4-0 32 BB 15 1B 8 BB BB	C SI 86 C SL 77 X SL 77 0-2 ① F8		4	2	2	0	1	0	1
15 Ryan Sweeney, L (1, 8) OBP: 0.359, SLG: 0.401	C FF 90 F CU 79 B FF 91 1 SAFE D CU 80 X CU 80 2-2 ② F7		C FF 90 X CU 79 0-1 ② 1-2 1B		B FF 90 B CU 78 X FF 89 2-0 2-H 1B		**B FF 91** **1 SAFE** C FF 91 B FF 92 F FF 92 1 SAFE F SL 79 X SL 79 2-2 8 BB 32 BB 6 HBP **1-2** 1B	B SI 86 C SI 86 B SI 86 X SI 86 2-1 8 HBP 6 1B 1B		5	2	4	1	0	0	1
32 Jack Cust, L (1, 10) OBP: 0.368, SLG: 0.460	C FF 90 B FF 90 B CU 79 B CU 77 F CU 76 S FF 92 3-3 ③ K		D CU 78 B FF 89 C CU 77 F FF 90 X FF 91 2-2 ③ P4		B CU 76 S CU 78 X FF 90 1-1 ③ G4-3		B SL 77 F FF 93 B SL 77 C SL 78 D FF 93 B SL 76 4-2 6 HBP 8 BB 22 BB **1-2** **2-3** BB	F SI 85 C SL 77 B FF 87 S SL 77 1-3 ② K		4	1	0	0	1	2	4
8 Kurt Suzuki, R (1, 2) OBP: 0.356, SLG: 0.380		B SI 90 B FC 83 X SI 90 2-0 ① F8		B FF 90 B FF 89 B FC 81 C FF 88 F SI 90 X FF 90 3-2 ① F8		B FF 89 B FF 89 F FF 90 X FF 90 2-1 6 G4-3 7 WP 2B	C SL 77 B FF 94 B SL 77 F FF 93 B SL 81 B SL 79 4-2 22 BB 6 HBP **1-2** **2-3** **3-H** BB	B SL 74 H SL 76 2-0 6 1B **1-2** HBP		3	1	1	1	1	0	0
6 Travis Buck, L (1, 9) OBP: 0.250, SLG: 0.327		C SI 90 B FF 90 X FF 90 1-1 10 S 1B		F SI 90 B CH 84 F CH 82 S FF 92 1-3 ② K		B FF 90 B FF 89 F FF 89 X CU 78 2-1 ① G4-3 **2-3**	B FF 93 B FF 93 B FF 94 C FF 93 C FF 93 H SL 81 4-2 22 BB **1-2** **2-3** **3-H** HBP	X SI 84 0-0 **1-3** **2-H** 1B		4	0	2	2	0	1	1
7 Bobby Crosby, R (1, 6) OBP: 0.300, SLG: 0.358		X FF 90 0-0 ② F9		B FF 89 B FF 90 B FC 81 C FF 90 X SI 90 3-1 ③ G6-3		B FC 82 C SI 90 B FC 82 S FC 81 F FF 90 F FF 90 B FC 82 X CU 78 3-2 10 2B **3-H** 1B	F SI 85 C SL 75 S SL 75 0-3 ① K	B SI 85 B SI 85 X SI 85 2-0 ③ F9		5	1	1	0	0	1	6
10 Daric Barton, L (1, 3) OBP: 0.315, SLG: 0.333		B FF 91 C FF 91 B FF 91 F CU 78 D CU 80 B FF 90 4-2 **1-2** BB			B FF 89 C CU 75 B SI 89 X SI 89 2-1 ① G6-3	X SI 89 0-0 **1-H** 2B	C SL 76 F SI 85 X FF 87 0-2 ② F9			3	0	1	1	1	0	3
22 Jack Hannahan, L (1, 5) OBP: 0.306, SLG: 0.345		C CU 78 C FF 91 B FF 91 F CU 82 D CU 80 B FF 91 F CU 77 F CU 77 S FF 91 3-3 ③ K			F FF 90 B FF 88 B CU 76 X CU 75 2-1 HR	C FC 91 B FC 92 C FC 92 S CU 81 1-3 ② K	B SI 86 B SI 86 B SI 85 B SI 86 4-0 **1-2** **2-3** **3-H** BB			3	1	1	2	1	2	3
Inning Stats	R: 0 E: 0 K: 2 S: 11 H: 1 LOB: 1 BB: 0 P: 19	R: 0 E: 0 K: 1 S: 12 H: 1 LOB: 2 BB: 1 P: 22	R: 0 E: 0 K: 0 S: 7 H: 1 LOB: 1 BB: 0 P: 10	R: 0 E: 0 K: 1 S: 8 H: 0 LOB: 0 BB: 0 P: 15	R: 2 E: 0 K: 0 S: 10 H: 3 LOB: 1 BB: 0 P: 19	R: 2 E: 0 K: 1 S: 14 H: 3 LOB: 1 BB: 0 P: 24	R: 3 E: 0 K: 1 S: 22 H: 1 LOB: 3 BB: 4 P: 46	R: 1 E: 0 K: 1 S: 10 H: 2 LOB: 2 BB: 0 P: 17		1B: 8 2B: 3 3B: 0 HR: 1 SF: 0 SAC: 0 DP: 0 HBP: 3						

PITCHER		IP	WLS	BF	H	R	ER	SO	BB	IBB	HBP	BLK	WP	HR	S	P	ERA	WHIP
41 John Lackey, R ERA: 3.38	(1, 1)	5.1	L	26	9	4	4	4	1	0	1	0	1	1	58	102	6.75	1.875
65 Kevin Jepsen, R ERA:	(6, 1)	0.2		2	0	0	0	1	0	0	0	0	0	0	4	7	0.00	0.000
52 Jason Bulger, R ERA: 6.35	(7, 1)	0.0		5	1	3	3	0	3	0	1	0	0	0	10	28	∞	∞
53 Darren O'Day, R ERA: 4.57	(7, 1)	2.0		10	2	1	1	2	1	0	1	0	0	0	22	35	4.50	1.500

PITCHER	IP	WLS	BF	H	R	ER	SO	BB	IBB	HBP	BLK	WP	HR	S	P	ERA	WHIP

BOTTOM

Los Angeles Angels @ Oakland Athletics

McAfee Coliseum, Oakland, CA

Tue Sep 16 2008, 10:05 PM EDT

Att. 14,325 - Clear - 59 F

livebaseballscorecards.com

AB	35
R	8
H	12
RBI	7
BB	5
SO	7
LOB	23

PA: 43

WP: 1
PB: 0
SB: 1
CS: 1

Batter	1	2	3	4	5	6	7	8	9	AB	R	H	RBI	BB	SO	LOB
2 Erick Aybar, S (1, 6) OBP: 0.314, SLG: 0.381	F SI 85 B CU 74 B SI 87 F CH 81 X FF 89 2-2 G6-3 1B		B CH 80 X SI 88 1-0 ② G6-3		B SI 89 X SI 88 1-0 ③ FC6-4 1-2f			F FF 94 F FF 92 F SL 80 B SL 80 S FF 93 1-3 ③ K		3	0	1	0	0	0	1
3 Brandon Wood, R (6, 6) OBP: 0.216, SLG: 0.318										1	0	0	0	0	1	0
Garret Anderson, L (1, 7) OBP: 0.322, SLG: 0.428	C FF 88 B FF 86 X SL 82 1-1 ①② G6-3 1-2f		S SL 82 B FF 86 X SI 89 1-1 ③ P6			C SI 86 F SI 88 B SI 88 S FF 84 1-3 ① K			C SI 86 B SI 85 B SI 86 X SI 86 2-1 HR 1B	4	1	1	0	0	1	1
Mark Teixeira, S (1, 3) OBP: 0.405, SLG: 0.546	C SI 87 C SI 89 X SL 84 0-2 2B			B SI 88 C SI 86 F CH 80 X CU 77 1-2 39 G4-3 2B		C SI 88 C FF 88 X SI 83 0-2 ② G6-3			C SI 84 B SI 84 B SI 84 X SI 84 2-1 1-H HR	4	1	3	2	0	0	0
8 Kendrys Morales, S (1, 10) OBP: 0.263, SLG: 0.351	D CU 77 F CH 82 X SI 89 1-1 ③ G1-3			B CH 80 B SI 89 X SI 89 2-0 ① G6-3		C CH 82 B SL 79 F CH 80 S SI 90 1-3 ③ K			C SI 87 B CH 76 F SI 84 F CH 76 X CH 76 1-2 ① F9	4	0	0	0	0	1	2
39 Robb Quinlan, R (1, 5) OBP: 0.327, SLG: 0.315		C FF 86 B CU 74 B SI 86 C SI 88 S CU 76 2-3 ① K		F SL 82 X CH 81 0-1 ② G4-3 2-3			X SI 90 0-0 ① F9		B SI 86 B SI 85 B SI 85 C SI 85 F SI 85 B SI 85 4-2 24 G6-4-3 BB	3	0	0	0	1	1	1
24 Gary Matthews, S (1, 8) OBP: 0.312, SLG: 0.346		C FF 88 B CU 77 C FF 88 B CU 78 B FF 90 X FF 89 3-2 ② F7		B CU 77 C SI 89 S FF 90 B FF 90 D SI 82 X SI 90 3-2 ③ P4			C SI 90 X SI 91 0-1 ② F7		B SI 85 1 SAFE X SI 84 1-0 ②③ G6-4-3 1-2f	4	0	0	0	0	0	2
5 Jeff Mathis, R (1, 2) OBP: 0.276, SLG: 0.321		B CU 77 F FF 89 F CU 76 F FF 90 X CU 77 1-2 1B			C CU 74 B SI 87 S FF 88 S CH 82 1-3 ① K		F SI 91 S SL 83 S SL 84 0-3 ③ K			3	0	1	0	0	2	0
18 Sean Rodríguez, R (1, 4) OBP: 0.256, SLG: 0.289		B SI 88 S CH 80 X SI 88 1-1 ③ F9			B CH 81 C FF 88 B CU 76 X CH 82 2-1 ② G6-3			C SL 78 S FF 93 C FF 93 0-3 ① K		3	0	0	0	0	1	1
77 Reggie Willits, S (1, 9) OBP: 0.318, SLG: 0.211			C FF 88 B FF 88 F FF 87 X SI 88 1-2 ① L8		C SI 88 B FF 88 B FF 89 C FF 89 B FF 90 F FF 90 B FF 89 4-2 2 FC6-4 BB			B FF 93 B FF 92 X FF 92 2-0 ② L8		2	0	0	0	1	0	0
Inning Stats	R: 0 E: 0 K: 0 S: 10 H: 2 LOB: 1 BB: 0 P: 14	R: 0 E: 0 K: 1 S: 12 H: 1 LOB: 1 BB: 0 P: 19	R: 0 E: 0 K: 0 S: 6 H: 0 LOB: 0 BB: 0 P: 9	R: 0 E: 0 K: 0 S: 9 H: 1 LOB: 1 BB: 0 P: 15	R: 0 E: 0 K: 1 S: 9 H: 0 LOB: 1 BB: 1 P: 17	R: 0 E: 0 K: 2 S: 9 H: 0 LOB: 0 BB: 0 P: 11	R: 0 E: 0 K: 1 S: 6 H: 0 LOB: 0 BB: 0 P: 6	R: 0 E: 0 K: 2 S: 8 H: 0 LOB: 0 BB: 0 P: 11	R: 2 E: 0 K: 0 S: 11 H: 2 LOB: 0 BB: 1 P: 21	1B: 3 2B: 2 3B: 0 HR: 1 SF: 0 SAC: 0 DP: 2 HBP: 0						

PITCHER		IP	WLS	BF	H	R	ER	SO	BB	IBB	HBP	BLK	WP	HR	S	P	ERA	WHIP
Greg Smith, L ERA: 4.09	(1, 1)	6.0		22	4	0	0	4	1	0	0	0	0	0	55	85	0.00	0.833
Huston Street, R ERA: 3.9	(7, 1)	1.0	H	3	0	0	0	1	0	0	0	0	0	0	6	6	0.00	0.000
33 Joey Devine, R ERA: 0.65	(8, 1)	1.0	H	3	0	0	0	2	0	0	0	0	0	0	8	11	0.00	0.000
31 Brad Ziegler, R ERA: 0.82	(9, 1)	1.0	W	5	2	2	2	0	1	0	0	0	0	1	11	21	18.00	3.000

PITCHER	IP	WLS	BF	H	R	ER	SO	BB	IBB	HBP	BLK	WP	HR	S	P	ERA	WHIP

TOP

Los Angeles Angels @ Oakland Athletics

McAfee Coliseum, Oakland, CA

Wed Sep 17 2008, 10:05 PM EDT

Att. 20,102 - Clear - 63 F

livebaseballscorecards.com

AB	31
R	2
H	6
RBI	2
BB	2
SO	7
LOB	8

1B: 3	SF: 0	WP: 0	PA: 33
2B: 2	SAC: 0	PB: 0	
3B: 0	DP: 2	SB: 0	
HR: 1	HBP: 0	CS: 0	

BOTTOM

Los Angeles Angels @ Oakland Athletics

McAfee Coliseum, Oakland, CA

Wed Sep 17 2008, 10:05 PM EDT

Att. 20,102 - Clear - 63 F

livebaseballscorecards.com

Batter	1	2	3	4	5	6	7	8	9	AB	R	H	RBI	BB	SO	LOB
6 Travis Buck, L (1, 9) (9, 7) OBP: 0.258, SLG: 0.333	B FF 88 B SI 88 C FF 89 C FF 89 F FF 92 X CH 81 2-2 57 G4-6-3 1B		X FF 90 0-0 ② F7		1 SAFE 1 SAFE C FF 89 1 SAFE F FF 90 X FF 90 0-2 57 2B 1-2 1B		B FF 89 F FF 89 B SL 77 X SL 77 2-1 ② L4			4	0	2	0	0	0	0
57 Aaron Cunningham, R (1, 7) OBP: 0.390, SLG: 0.519 11 Rajai Davis, R (9, 8) OBP: 0.273, SLG: 0.348	C FF 90 X SL 78 0-1 ① ② G4-6-3 1-2f		S FF 91 B FF 92 X FF 91 1-1 2B		B FF 90 S CH 80 B CH 80 C FF 90 D SL 80 X SL 77 3-2 1-3 2-H 2B		B FF 88 C FF 89 F SI 88 F FF 89 S FF 88 1-3 ③ K			4 0	0 0	2 0	1 0	0 0	1 0	1 0
15 Ryan Sweeney, L (1, 8) (9, 9) OBP: 0.363, SLG: 0.400	B FF 91 B SI 90 B FF 90 B FF 90 4-0 32 2B BB		B SI 90 B SI 91 S CH 82 D SI 91 S CH 82 B FF 90 4-2 BB		I IN 65 I IN 69 I IN 70 I 4-0 IBB			B SL 77 C FF 89 S SL 78 B FF 88 S SL 78 2-3 ① K		1	0	0	0	3	1	0
32 Jack Cust, L (1, 10) OBP: 0.367, SLG: 0.460	B SI 89 B CH 83 X FF 89 2-0 1-3 2B		C CU 73 S CH 82 F FF 91 B FF 90 S CH 82 1-3 ③ K		B CU 72 C CH 82 B SI 90 B SI 89 F CH 82 S SL 79 3-3 ② K			F FF 89 F FF 89 S FF 89 0-3 ② K		4	0	1	0	0	3	5
8 Kurt Suzuki, R (1, 2) OBP: 0.354, SLG: 0.377	B SL 78 X SL 77 1-0 ③ G6-3			F SL 79 B FF 90 X FF 91 1-1 ① G6-3	B FF 91 B FF 90 F FF 91 F CH 82 S FF 91 2-3 ③ K			F SL 77 F FF 88 B FF 89 B FF 88 B FF 88 X FF 88 3-2 ③ F9		4	0	0	0	0	1	5
10 Daric Barton, L (1, 3) OBP: 0.314, SLG: 0.333		L SI 88 X CU 72 0-1 ① P6		C CH 81 B CH 82 B SI 90 S CH 81 F SI 91 B FF 91 X CH 82 3-2 ② G3-1		X CH 80 0-0 ① G4-3			C CU 76 B FF 92 C FF 92 X FF 92 1-2 E8 56 1B 56 E 1B	4	1	1	0	0	0	0
22 Jack Hannahan, L (1, 5) OBP: 0.305, SLG: 0.343		B CU 72 C SI 89 S SI 90 S FF 93 1-3 ② K		B SI 91 B SI 90 C CH 82 C CH 82 F FF 93 S CH 82 2-3 ③ K		C CH 81 F CU 74 S FF 91 0-3 ② K			B CH 84 B FF 93 B FF 92 B FF 92 4-0 56 E 56 E BB	3	1	0	0	1	3	0
56 Cliff Pennington, S (1, 6) (6, 4) OBP: 0.347, SLG: 0.308		C SI 91 F SI 91 F FF 92 F CH 83 F FF 92 X SL 78 0-2 ③ F7			B SI 89 B SI 90 C FF 89 C SI 89 F CH 82 X FF 90 2-2 4 FC3-6 1B	B SI 89 S CH 80 B SI 90 C SI 89 S CH 82 2-3 ③ K			C FF 92 X FF 93 0-1 E1 1-H 2-H 1B	4	0	2	0	0	1	0
4 Eric Patterson, L (1, 4) OBP: 0.284, SLG: 0.246 7 Bobby Crosby, R (5, PR) (6, 6) OBP: 0.299, SLG: 0.358			S SI 89 C FF 91 B FF 92 B FF 91 S SI 91 2-3 ① K		X CH 81 0-0 ① FC3-6 6 1B 57 2B 1-2f		C SL 78 B FF 87 B FF 87 S FF 86 B FF 88 X FF 86 3-2 ① G6-3			2 1	0 1	0 1	0 0	0 0	1 0	1 0
Inning Stats	R: 0 E: 0 K: 0 S: 8 H: 2 LOB: 2 BB: 1 P: 17	R: 0 E: 0 K: 1 S: 11 H: 0 LOB: 0 BB: 0 P: 12	R: 0 E: 0 K: 2 S: 12 H: 1 LOB: 2 BB: 1 P: 20	R: 0 E: 0 K: 1 S: 10 H: 0 LOB: 0 BB: 0 P: 16	R: 1 E: 0 K: 2 S: 17 H: 3 LOB: 3 BB: 1 P: 31	R: 0 E: 0 K: 2 S: 7 H: 0 LOB: 0 BB: 0 P: 9	R: 0 E: 0 K: 1 S: 9 H: 0 LOB: 0 BB: 0 P: 15	R: 0 E: 0 K: 2 S: 9 H: 0 LOB: 0 BB: 0 P: 14	R: 2 E: 2 K: 0 S: 5 H: 2 LOB: 1 BB: 1 P: 10	1B: 5 2B: 3 3B: 0 HR: 0 SF: 0 SAC: 0 DP: 1 HBP: 0						

	AB	R	H	RBI	BB	SO	LOB
	31	3	8	1	4	11	12

WP: 0 PB: 0 SB: 0 CS: 0 PA: 35

PITCHER		IP	WLS	BF	H	R	ER	SO	BB	IBB	HBP	BLK	WP	HR	S	P	ERA	WHIP
36 Jered Weaver, R ERA: 4.16	(1, 1)	6.0		26	6	1	1	8	2	1	0	0	0	0	65	105	1.50	1.333
Darren Oliver, L ERA: 2.84	(7, 1)	2.0		6	0	0	0	3	0	0	0	0	0	0	18	29	0.00	0.000
Francisco Rodríguez, R ERA: 2.38	(9, 1)	0.0	L	3	2	2	0	0	1	0	0	0	0	0	5	10	∞	∞

PITCHER	IP	WLS	BF	H	R	ER	SO	BB	IBB	HBP	BLK	WP	HR	S	P	ERA	WHIP

Los Angeles Angels @ Oakland Athletics

McAfee Coliseum, Oakland, CA

Thu Sep 18 2008, 3:35 PM EDT

Att. 12,645 - Sunny - 63 F

TOP

livebaseballscorecards.com

Batter	1	2	3	4	5	6	7	8	9	AB	R	H	RBI	BB	SO	LOB
77 Reggie Willits, S (1, 7) OBP: 0.322, SLG: 0.204	C FF 91 C FF 94 B SL 80 B FF 94 B FF 93 F FF 94 B FF 95 4-2 24 1B 1B BB	X FF 91 0-0 G6-3		C FF 94 X FF 93 0-1 F8		B FF 92 B FF 90 B FF 90 C FF 90 B FF 90 4-1 24 G4-3 BB	B CH 75 X SI 85 1-0 G5-3			3	1	0	0	2	0	1
24 Gary Matthews, S (1, 9) OBP: 0.315, SLG: 0.352	C FF 93 B FF 93 1 SAFE B CH 80 X FF 93 2-1 48 G1-3 1B 1-3 1B		C FF 94 F CU 77 B SL 82 B FF 94 X FF 95 2-2 39 G4-3 48 1B 1B		C CH 81 B SL 82 X FF 93 1-1 G3	C FF 92 1 SAFE 1 SAFE 1 SAFE C FF 91 B CH 86 B FF 91 1 SAFE X FF 92 2-2 G4-3 1-2		C SI 95 B SI 95 B SI 95 B SI 95 X SI 94 3-1 2B		5	0	3	0	0	0	1
Mark Teixeira, S (1, 10) OBP: 0.407, SLG: 0.544	C FF 93 B FF 94 F CU 75 F FF 94 D SL 79 B CH 80 1 SAFE X FF 94 3-2 48 G1-3 1-2 3-H 1B		B FF 94 X FF 94 1-0 F9		B FF 94 B FF 93 B FF 93 B FF 92 4-0 48 1B 39 1B BB	I IN 76 I IN 78 I IN 78 I IN 79 4-0 IBB		B FF 94 B CH 88 X SI 94 2-0 F7		3	1	1	1	2	0	2
48 Torii Hunter, R (1, 8) OBP: 0.344, SLG: 0.474	B FF 93 F FF 94 X CH 83 1-1 G1-3 1-2 2-3		X SL 80 0-0 39 G4-3 1-2 1B		F FF 94 B FF 93 B FF 93 B CH 82 C FF 93 X FF 94 3-2 39 1B 44 S 1-2 1B	C FF 91 B FF 92 S FF 92 S FF 91 1-3 K		C CU 77 B SI 94 X CU 77 1-1 G5-3		5	1	2	0	0	1	5
39 Robb Quinlan, R (1, 5) OBP: 0.324, SLG: 0.312	S FF 94 B FF 94 3 SAFE D CH 84 X FF 94 2-1 F8		C FF 94 B FF 94 F CH 80 D SL 82 D SL 81 X FF 95 3-2 G4-3 1-2 2-3		S FF 94 B FF 95 C SI 93 F SL 89 X SL 89 1-2 3 WP 44 S 1-3 2-H 1B		C FF 86 X FF 87 0-1 F8	C FF 95 F CU 77 S CU 79 0-3 K		5	0	1	1	0	1	5
8 Kendrys Morales, S (1, 3) OBP: 0.279, SLG: 0.415	C CU 74 X FF 94 0-1 P3		B FF 94 B FF 94 D CH 84 B FF 94 4-0 44 FC5-4 BB		C SI 94 B FF 93 B FF 95 F FF 94 X FF 94 2-2 P5		B FF 85 F FF 86 B FF 86 X FF 86 2-1 HR		X FF 90 0-0 F9	4	1	1	1	1	0	4
44 Mike Napoli, R (1, 2) OBP: 0.343, SLG: 0.500		C FF 92 B FF 93 F FF 93 S FF 95 1-3 K	B SL 81 B FF 94 F FF 93 S FF 95 X FF 94 2-2 FC5-4 1-2f		F FF 96 3 SAFE B SL 88 C SI 97 F SL 89 D SI 96 F FF 96 B FF 97 B FF 96 4-2 1-2 3-H BB		C FF 86 X SL 80 0-1 HR		C FF 91 X CH 81 0-1 3 G6-4-3 1B	4	1	2	1	1	1	3
3 Brandon Wood, R (1, 6) OBP: 0.216, SLG: 0.336		C FF 89 B CU 76 F FF 95 S SL 82 1-3 K	C FF 92 F FF 92 S SL 84 0-3 K	B FF 94 X FF 96 1-0 P5 2-3		X FF 85 0-0 HR		F FF 90 B SL 85 F CH 80 X FF 88 1-2 G6-4-3 1-2f	5	1	1	1	0	2	3
18 Sean Rodríguez, R (1, 4) OBP: 0.256, SLG: 0.295		C FF 94 B FF 95 S CH 85 F FF 95 F SL 81 B FF 92 F CH 82 F SL 82 B FF 94 3-2 X FF 85 2B	C FF 93 B FF 93 B CH 84 B CH 83 S FF 94 S FF 95 3-3 K		B FF 89 X FF 89 1-0 F8	B SL 80 X SL 81 1-0 P3			4	0	1	0	0	1	0

Inning Stats	1	2	3	4	5	6	7	8	9	1B	SF	WP	PA
R	1	0	0	0	2	0	3	0	0	7	0	1	44
E	0	0	0	0	0	0	0	0	0	2B 2	SAC 0	PB 0	
K	0	2	0	2	0	1	0	1	0	3B 0	DP 1	SB 2	
S	15	14	11	8	17	8	9	8	6	HR 3	HBP 0	CS 0	
H	2	1	2	0	2	0	3	1	1				
LOB	2	1	3	0	2	2	0	1	0				
BB	1	0	1	0	2	2	0	0	0				
P	27	19	23	11	33	20	13	14	7				

PITCHER		IP	WLS	BF	H	R	ER	SO	BB	IBB	HBP	BLK	WP	HR	S	P	ERA	WHIP
55 Josh Outman, L ERA: 4.61	(1, 1)	4.1	L	22	6	3	3	4	3	0	0	0	0	0	53	93	6.23	2.077
44 Santiago Casilla, R ERA: 3.28	(5, 1)	0.2		4	1	0	0	0	1	0	0	0	1	0	12	20	0.00	3.000
Alan Embree, L ERA: 4.47	(6, 1)	1.0		5	0	0	0	1	1	1	0	0	0	0	8	20	0.00	1.000
Keith Foulke, R ERA: 4.06	(7, 1)	1.0		6	3	3	3	0	0	0	0	0	0	3	9	13	27.00	3.000
60 Jeff Gray, R ERA: 4.91	(8, 1)	1.0		4	1	0	0	1	0	0	0	0	0	0	8	14	0.00	1.000

PITCHER		IP	WLS	BF	H	R	ER	SO	BB	IBB	HBP	BLK	WP	HR	S	P	ERA	WHIP
Dan Meyer, L ERA: 7.71	(9, 1)	1.0		3	1	0	0	0	0	0	0	0	0	0	6	7	0.00	1.000

AB	38
R	6
H	12
RBI	5
BB	6
SO	6
LOB	24

BOTTOM

Los Angeles Angels @ Oakland Athletics

McAfee Coliseum, Oakland, CA

Thu Sep 18 2008, 3:35 PM EDT

Att. 12,645 - Sunny - 63 F

livebaseballscorecards.com

Batter	1	2	3	4	5	6	7	8	9	AB	R	H	RBI	BB	SO	LOB
11 Rajai Davis, R (1, 8) OBP: 0.272, SLG: 0.346 32 Jack Cust, L (9, PH) OBP: 0.369, SLG: 0.460	B FF 87 X CH 85 1-0 8 57 S FC1-4-5 1B		L SI 90 S CH 81 S CH 82 0-3 ① K	F SI 89 B FF 89 X CH 82 1-1 ① P4	X CH 81 0-0 ③ F7		B CU 78 C CU 79 B CU 80 B CU 78 B FF 91 4-1 57 FC5-4 1-2 2-3 3-H BB	4 0 1 0 0 1 4 0 0 0 1 1 0 0							
57 Aaron Cunningham, R (1, 7) OBP: 0.359, SLG: 0.475	B SI 88 F SI 89 1 SAFE F CH 80 T FF 91 1-2 ① K 1-2		C CU 76 X CH 82 0-1 ② F8	L FF 90 F FF 91 B FF 90 X FF 91 1-2 ② P4				C SI 89 X FC 84 0-1 ① P5	X FF 91 0-0 ② FC5-4 8 1B 1-2f 2-3 3-H	5 0 0 1 0 1 6						
8 Kurt Suzuki, R (1, 2) OBP: 0.352, SLG: 0.375	X SI 90 0-0 ② FC1-4-5 2-3		B CH 82 B FF 92 X CH 83 2-0 ③ G3	C CH 82 B FF 91 B CH 82 X SI 92 2-1 ③ G4-3				F SI 89 B SI 89 B FC 85 X FC 84 2-1 ② L7	B FF 92 B FF 94 C FF 92 B FF 93 S FF 92 X FF 92 3-2 1-3 3-H 1B	5 0 1 1 0 0 4						
Emil Brown, R (1, 10) OBP: 0.297, SLG: 0.386 15 Ryan Sweeney, L (9, PH) OBP: 0.362, SLG: 0.399	C CU 74 F CU 75 D CU 76 B FF 92 S FF 92 2-3 ③ K			B SI 90 B SI 90 B SI 90 C FF 88 B FF 90 4-1 7 19 BB 1B 56 FC5-2 BB		B CU 72 B FF 88 F SI 89 B FF 90 B FF 89 4-1 19 G1-6-3 BB		B FC 84 C FC 84 C SI 89 B CH 80 S FC 85 2-3 ③ K	B FF 92 F FF 92 B CH 82 X FF 92 2-1 ③ G4-3	2 0 0 0 2 2 1 1 0 0 0 0 0 2						
19 Chris Denorfia, R (1, 9) OBP: 0.350, SLG: 0.302		C SI 88 X FF 89 0-1 ① F8		B CU 75 B CH 83 C CH 82 F SI 91 X FF 91 2-2 56 FC5-2 7 BB 1-2 1B		X SI 90 0-0 ①② G1-6-3 1-2f			C FF 91 C SL 78 H FF 93 1-2 56 BB 7 BB 1B HBP	3 1 1 0 0 0 1						
7 Bobby Crosby, R (1, 6) OBP: 0.301, SLG: 0.356		C FF 88 B SI 89 B FF 90 X SI 89 2-1 ② L9		C SI 91 S CU 77 D CU 78 B CH 83 B CH 84 F FF 92 D CU 77 4-2 56 FC5-2 1-2 2-3 BB		X SI 90 0-0 ③ G6-3			B FF 92 B SI 91 B FF 91 B FF 90 4-0 1B 56 BB 32 BB 1-2 BB	2 1 0 0 2 0 0						
56 Cliff Pennington, S (1, 4) OBP: 0.354, SLG: 0.309		B FF 89 B FF 90 X SI 89 2-0 ③ L9		F SI 93 X FF 93 0-1 ①② FC5-2 1-2 2-3 3-H			C SI 88 B CU 72 X FF 90 1-1 22 G1-6-3 1B		C FF 94 S FF 95 B FF 95 D FS 86 D FS 86 B FF 94 4-2 32 BB 1B 57 FC5-4 1-2 2-3 BB	3 1 1 0 1 0 3						
22 Jack Hannahan, L (1, 5) OBP: 0.305, SLG: 0.343 Carlos González, L (9, PH) OBP: 0.274, SLG: 0.366			X FF 87 0-0 52 1B 1B	C CU 78 B SI 92 B SI 91 C CU 78 C FF 93 2-3 ③ K			B SI 90 X SI 90 1-0 ①② G1-6-3 1-2f		B FF 93 C FF 93 C FS 85 X FS 84 1-2 57 FC5-4 32 BB 8 1B 1-2 2-3 3-H 1B	3 0 1 0 0 1 3 1 1 1 1 0 0 0						
52 Jeff Baisley, R (1, 3) OBP: 0.235, SLG: 0.133 6 Travis Buck, L (9, PH) OBP: 0.256, SLG: 0.330			C CU 73 X SI 90 0-1 1-2 1B		X SI 87 0-0 E5		C SI 90 B CH 82 F CH 82 B FF 92 F CH 81 X FF 93 2-2 1B		B FF 94 B FF 94 C FF 93 F FF 94 S FF 95 2-3 ① K	3 0 2 0 0 0 0 1 0 0 0 0 1 3							
Inning Stats	R: 0 E: 0 K: 2 S: 8 H: 1 LOB: 1 BB: 0 P: 12	R: 0 E: 0 K: 0 S: 5 H: 0 LOB: 0 BB: 0 P: 9	R: 0 E: 0 K: 1 S: 9 H: 2 LOB: 2 BB: 0 P: 11	R: 0 E: 0 K: 1 S: 12 H: 1 LOB: 2 BB: 2 P: 24	R: 0 E: 1 K: 0 S: 8 H: 0 LOB: 1 BB: 0 P: 12	R: 0 E: 0 K: 0 S: 3 H: 0 LOB: 0 BB: 1 P: 7	R: 0 E: 0 K: 0 S: 8 H: 2 LOB: 1 BB: 0 P: 12	R: 0 E: 0 K: 1 S: 7 H: 0 LOB: 0 BB: 0 P: 11	R: 4 E: 0 K: 1 S: 17 H: 2 LOB: 2 BB: 3 P: 38	1B: 8 2B: 0 3B: 0 HR: 0 SF: 0 SAC: 0 DP: 3 HBP: 1							

PITCHER	IP	WLS	BF	H	R	ER	SO	BB	IBB	HBP	BLK	WP	HR	S	P	ERA	WHIP
51 Joe Saunders, L (1, 1) ERA: 3.52	7.0	W	28	6	0	0	4	3	0	0	0	0	0	53	87	0.00	1.286
33 Justin Speier, R (8, 1) ERA: 5.32	1.0		3	0	0	0	1	0	0	0	0	0	0	7	11	0.00	0.000
52 Jason Bulger, R (9, 1) ERA: 7.94	0.0		2	0	2	2	0	1	0	1	0	0	0	2	7	∞	∞
66 Jose Arredondo, R (9, 1) ERA: 1.66	0.1		3	1	0	0	1	1	0	0	0	0	0	8	15	0.00	6.000
Francisco Rodríguez, R (9, 1) ERA: 2.35	0.2	S	4	1	2	2	0	1	0	0	0	0	0	7	16	27.00	3.000

PITCHER	IP	WLS	BF	H	R	ER	SO	BB	IBB	HBP	BLK	WP	HR	S	P	ERA	WHIP

AB	33
R	4
H	8
RBI	4
BB	6
SO	6
LOB	27

WP: 0 PB: 0 SB: 1 CS: 0 PA: 40

Los Angeles Angels @ Texas Rangers

Rangers Ballpark in Arlington, Arlington, TX

Fri Sep 19 2008, 8:05 PM EDT

Att. 23,708 - Partly Cloudy - 81 F

livebaseballscorecards.com

Batter	1	2	3	4	5	6	7	8	9	AB	R	H	RBI	BB	SO	LOB
2 Erick Aybar, S (1, 6) OBP: 0.318, SLG: 0.387	C FF 88 X FF 91 0-1 F9	X CH 78 0-0 2-H 2B	X CH 83 0-0 F8		B CU 77 C SI 92 B FC 91 F SI 94 F SI 93 X CU 80 2-2 2B 48 G5-3 1-2 2-3 3-H 1B		X SI 88 0-0 E1 1B		X SI 85 0-0 P3	6	3	3	2	0	0	0
Garret Anderson, L (1, 10) OBP: 0.326, SLG: 0.433	X FF 90 0-0 BB 48 HR 1B	B SI 91 S SI 87 X CU 72 1-1 2-H 2B		C FC 89 B CH 87 B SI 91 X SI 88 2-1 48 1B 1B 24 G4-6-3 1B	C SL 74 X SL 77 0-1 F9		C SL 87 S SL 86 F SL 88 X FF 94 0-2 48 CS 3-H 1B		B SI 86 F SI 87 F CH 75 C SL 72 1-3 K	6	2	4	2	0	1	3
Mark Teixeira, S (1, 3) OBP: 0.409, SLG: 0.547	B SI 88 B FF 90 C FF 89 B SI 88 B FF 88 4-1 48 HR 1-2 BB	B FF 88 B SI 87 C SI 87 B FF 87 X CH 78 3-1 L5		B SI 92 C SI 93 X FC 90 1-1 24 G4-6-3 48 1B 1-2 1B	X SI 90 0-0 24 1B 1-3 2-H 3-H 2B		B FF 94 C FF 94 F FF 94 S SL 88 1-3 K		B CH 76 X SI 88 1-0 1B	5	2	3	2	1	1	2
48 Torii Hunter, R (1, 8) OBP: 0.346, SLG: 0.479	B SI 88 X CU 72 1-0 1-H 2-H HR	I IN 67 I IN 70 I IN 72 I IN 71 4-0 IBB		X SI 92 0-0 24 G4-6-3 1-2 2-3 1B	B SI 91 C SI 90 F SI 91 B SI 92 D SL 79 X SI 92 3-2 G5-3 3-H		C FF 96 B FF 95 B SL 87 B SL 86 F FF 94 S SL 87 3-3 K 1-2		C SI 89 F SI 90 S SL 80 0-3 K	5	1	2	4	1	2	3
24 Gary Matthews, S (1, 7) (8, 9) OBP: 0.316, SLG: 0.355	C FF 89 B FF 89 B FF 88 B SI 88 F FF 88 F FF 88 X CH 79 3-2 39 1B 2B	X SI 87 0-0 F9		B CU 79 X SI 88 1-0 G4-6-3 1-2f 2-3 3-H	X SL 77 0-0 2-H 1B			B SI 94 F FF 94 F FF 95 B FF 95 B SL 87 X FF 96 3-2 G3		5	0	2	1	0	0	4
39 Robb Quinlan, R (1, 5) OBP: 0.322, SLG: 0.310 3 Brandon Wood, R (7, 5) OBP: 0.221, SLG: 0.341	X SI 86 0-0 8 G6-4-3 2-3 1B		F FC 85 C FF 86 B FF 87 X SI 87 1-2 G4-3	B FC 90 B FC 89 F SI 94 B SI 93 X SI 92 3-1 G6-3	B SI 89 B SI 90 X FF 90 2-0 P4			C SL 85 B FF 95 B SL 88 B FF 94 F FF 95 F SL 85 X FF 94 3-2 8 G4-3 8 S 44 3B 1B		4 1	0 1	1 1	0 0	0 0	0 0	2 0
8 Kendrys Morales, S (1, 9) OBP: 0.292, SLG: 0.478 77 Reggie Willits, S (8, 7) OBP: 0.322, SLG: 0.204	B CU 74 X CH 76 1-0 G6-4-3 1-2f		B SI 88 C FF 88 B FF 88 B FF 88 X FF 87 3-1 HR		B SI 92 B SI 92 B FF 88 C SI 91 C SI 92 X SI 92 3-2 44 2B 2 1B 1B	B SI 88 X SI 87 1-0 G4-3		D FS 85 S SL 85 B FF 94 B FF 93 X SL 85 3-1 G4-3 1-3		5 0	2 0	2 0	1 0	0 0	0 0	3 0
44 Mike Napoli, R (1, 2) OBP: 0.348, SLG: 0.531		C FF 88 C FF 88 B FF 88 S CH 78 1-3 K	B CH 77 C SI 86 X FF 87 1-1 HR		B FC 89 X SI 94 1-0 2 1B 1-3 2B	B SI 91 F SI 88 X SL 79 1-1 P3		C FF 94 B FF 94 B FF 94 C SL 87 X SL 87 2-2 3-H 3B		5	2	3	2	0	1	0
18 Sean Rodríguez, R (1, 4) OBP: 0.261, SLG: 0.293		C FF 89 F FF 91 B FC 85 F FF 90 F FF 91 B CH 80 X CH 80 2-2 E5 2 2B 1B	B CH 83 F SI 85 B CU 79 F CH 84 F CH 84 F CH 74 X CH 84 2-2 G5-3		B SI 94 B SI 93 B FC 89 B SI 93 4-0 2 1B 2B BB	B SI 90 B SI 90 X FF 89 2-0 F9		F FF 93 S FF 93 X FF 94 0-2 P2		4	2	1	0	1	0	1
Inning Stats	R: 3 E: 0 K: 0 S: 11 H: 4 LOB: 1 BB: 1 P: 20	R: 2 E: 1 K: 1 S: 14 H: 3 LOB: 2 BB: 1 P: 25	R: 2 E: 0 K: 0 S: 13 H: 2 LOB: 0 BB: 0 P: 20	R: 1 E: 0 K: 0 S: 8 H: 3 LOB: 1 BB: 0 P: 15	R: 5 E: 0 K: 0 S: 16 H: 5 LOB: 1 BB: 1 P: 31	R: 0 E: 0 K: 0 S: 4 H: 0 LOB: 0 BB: 0 P: 8	R: 1 E: 1 K: 2 S: 11 H: 2 LOB: 1 BB: 0 P: 15	R: 1 E: 0 K: 0 S: 15 H: 2 LOB: 1 BB: 0 P: 26	R: 0 E: 0 K: 2 S: 8 H: 1 LOB: 1 BB: 0 P: 10	1B: 13 2B: 6 3B: 1 HR: 3 SF: 0 SAC: 0 DP: 3 HBP: 0						

PITCHER		IP	WLS	BF	H	R	ER	SO	BB	IBB	HBP	BLK	WP	HR	S	P	ERA	WHIP
54 Matt Harrison, L ERA: 5.68	(1, 1)	3.0		19	9	7	7	1	1	1	0	0	0	3	38	65	21.00	3.333
Jamey Wright, R ERA: 5.29	(4, 1)	1.0	L	9	6	5	5	0	1	0	0	0	0	0	16	33	45.00	7.000
Kameron Loe, R ERA: 3.23	(5, 1)	2.0		9	3	2	1	0	0	0	0	0	0	0	13	22	4.50	1.500
60 Warner Madrigal, R ERA: 5.08	(7, 1)	1.2		7	3	1	1	2	0	0	0	0	0	0	22	37	5.40	1.800
50 Frank Francisco, R ERA: 3.28	(8, 1)	0.1		1	0	0	0	0	0	0	0	0	0	0	3	3	0.00	0.000

PITCHER		IP	WLS	BF	H	R	ER	SO	BB	IBB	HBP	BLK	WP	HR	S	P	ERA	WHIP
58 Wes Littleton, R ERA: 7.71	(9, 1)	1.0		4	1	0	0	2	0	0	0	0	0	0	8	10	0.00	1.000

TOP	
AB	46
R	15
H	22
RBI	14
BB	3
SO	5
LOB	18

WP: 0 PA: 49
PB: 0
SB: 1
CS: 1

Los Angeles Angels @ Texas Rangers

Rangers Ballpark in Arlington, Arlington, TX

Fri Sep 19 2008, 8:05 PM EDT

Att. 23,708 - Partly Cloudy - 81 F

BOTTOM

Batter	1	2	3	4	5	6	7	8	9	AB	R	H	RBI	BB	SO	LOB
3 Joaquin Arias, R (1, 4) OBP: 0.347, SLG: 0.380	G1-3		10 1B 3B G5-3		6 3B 1B		G4-3		F8	6	2	2	0	0	0	1
10 Michael Young, R (1, 6) OBP: 0.333, SLG: 0.395 6 German Duran, R (3, PH) OBP: 0.277, SLG: 0.358 (4, 6)	32 1B 1B		32 1B E 1B 3-H 1B		32 WP 3B 1-H 2-H			G6-3	K	2 4	1 1	2 2	1 2	0 0	0 1	0 1
32 Josh Hamilton, L (1, 8) OBP: 0.373, SLG: 0.539	1-2 1B		22 1B E 9 2B 1-2 1B G4-3		3-H 2B			22 BB 1B		5	1	4	0	0	0	1
Milton Bradley, S (1, 10) OBP: 0.437, SLG: 0.570	K		E7 22 1B 9 2B 1-2 2-H	K	K			K		5	1	0	0	0	4	5
22 Marlon Byrd, R (1, 7) OBP: 0.382, SLG: 0.466	K		9 2B 17 1B 1-2 2-3 1B	K		9 G4-6-3 1B		BB		4	1	2	0	1	2	2
9 Hank Blalock, L (1, 3) OBP: 0.310, SLG: 0.418		F9	17 1B 1-3 2-H 3-H 2B	F9		G4-6-3 1-2f		F8		5	1	1	2	0	0	3
17 Nelson Cruz, R (1, 9) OBP: 0.454, SLG: 0.630		K	19 HR 1B 2-H 3-H 1B		FC5-4 1B	K			HR	5	2	3	3	0	2	0
Gerald Laird, R (1, 2) OBP: 0.328, SLG: 0.405		F9	19 HR 1-2 1B		FC5-4 3 1B 6 3B 1-2f		K		G5-6-3	5	2	1	0	0	1	1
19 Chris Davis, L (1, 5) OBP: 0.329, SLG: 0.550			K HR		F9		K		1B	5	1	2	3	0	2	1
Inning Stats	R: 0 E: 0 K: 2 S: 20 H: 2 LOB: 2 BB: 0 P: 31	R: 0 E: 0 K: 1 S: 11 H: 0 LOB: 0 BB: 0 P: 17	R: 9 E: 1 K: 1 S: 34 H: 9 LOB: 1 BB: 0 P: 48	R: 0 E: 0 K: 2 S: 13 H: 0 LOB: 0 BB: 0 P: 21	R: 3 E: 0 K: 1 S: 17 H: 4 LOB: 1 BB: 0 P: 23	R: 0 E: 0 K: 1 S: 10 H: 1 LOB: 0 BB: 0 P: 17	R: 0 E: 0 K: 2 S: 9 H: 0 LOB: 0 BB: 0 P: 12	R: 0 E: 0 K: 1 S: 16 H: 1 LOB: 2 BB: 1 P: 26	R: 1 E: 0 K: 1 S: 13 H: 2 LOB: 1 BB: 0 P: 19	1B: 13 2B: 2 3B: 2 HR: 2 SF: 0 SAC: 0 DP: 1 HBP: 0							

livebaseballscorecards.com

AB	46
R	13
H	19
RBI	11
BB	1
SO	12
LOB	15

WP: 1 PB: 0 SB: 0 CS: 0 PA: 47

PITCHER		IP	WLS	BF	H	R	ER	SO	BB	IBB	HBP	BLK	WP	HR	S	P	ERA	WHIP
Jon Garland, R ERA: 4.79	(1, 1)	2.1		18	10	9	8	4	0	0	0	0	0	1	57	85	30.86	4.286
Darren Oliver, L ERA: 3.0	(3, 1)	2.1	W	10	3	2	2	2	0	0	0	0	0	0	31	46	7.71	1.286
65 Kevin Jepsen, R ERA: 1.8	(5, 1)	1.1		6	3	1	1	2	0	0	0	0	1	0	17	26	6.75	2.250
66 Jose Arredondo, R ERA: 1.6	(7, 1)	2.0	H	8	1	0	0	3	1	0	0	0	0	0	25	38	0.00	1.000
62 Scot Shields, R ERA: 2.88	(9, 1)	1.0	S	5	2	1	1	1	0	0	0	0	0	1	13	19	9.00	2.000

PITCHER	IP	WLS	BF	H	R	ER	SO	BB	IBB	HBP	BLK	WP	HR	S	P	ERA	WHIP

Los Angeles Angels @ Texas Rangers

Rangers Ballpark in Arlington, Arlington, TX

Sat Sep 20 2008, 8:05 PM EDT

Att. 38,973 - Partly Cloudy - 81 F

livebaseballscorecards.com

Batter	1	2	3	4	5	6	7	8	9	AB	R	H	RBI	BB	SO	LOB
2 Erick Aybar, S (1, 6) OBP: 0.322, SLG: 0.391	G6-3		HBP		G3		WP, 1B		8, 2B	4	3	2	0	0	0	0
Garret Anderson, L (1, 10) OBP: 0.330, SLG: 0.441	G4-3		HR		1B		FC4-6, 1B		8, 2B, 24, BB, IBB	4	2	3	3	1	0	0
Mark Teixeira, S (1, 3) OBP: 0.408, SLG: 0.543	27, BB		K		G1-3		FC4-6, 8, FC6-4		P4	4	0	0	0	1	1	4
27 Vladimir Guerrero, R (1, 9) OBP: 0.361, SLG: 0.508 8 Kendrys Morales, S (6, PR) OBP: 0.300, SLG: 0.500 (6, 9) 77 Reggie Willits, S (9, 7) OBP: 0.322, SLG: 0.204	BB		K			3, E, 2B	FC6-4, 48, PB		24, BB, 2B	2 2 0	0 1 0	1 1 0	0 1 0	1 0 0	1 0 0	0 1 0
48 Torii Hunter, R (1, 8) OBP: 0.346, SLG: 0.476	K			G6-3		K	IBB		24, BB, IBB	3	0	0	0	2	2	3
24 Gary Matthews, S (1, 7) OBP: 0.314, SLG: 0.351 (9, 9)		F7		G3		G6-3	G4-3		BB	4	0	0	1	1	0	3
3 Brandon Wood, R (1, 5) OBP: 0.228, SLG: 0.343		G5-3		1B		E1, 1B		G1-3	F7	5	0	2	1	0	0	3
5 Jeff Mathis, R (1, 2) OBP: 0.272, SLG: 0.315		G5-3		F9		G5-3		K	F8	5	0	0	0	0	1	6
18 Sean Rodríguez, R (1, 4) OBP: 0.260, SLG: 0.288			K	F8			2, 1B, 2, WP, WP, BB	K		3	1	0	0	1	2	0

TOP	
AB	36
R	7
H	9
RBI	6
BB	7
SO	7
LOB	20

Inning Stats	1	2	3	4	5	6	7	8	9
	R: 0 E: 0 K: 1 S: 12	H: 0 LOB: 2 BB: 2 P: 23	R: 0 E: 0 K: 0 S: 8	H: 0 LOB: 0 BB: 0 P: 10	R: 2 E: 0 K: 3 S: 13	H: 1 LOB: 0 BB: 0 P: 17	R: 0 E: 0 K: 0 S: 10	H: 1 LOB: 1 BB: 0 P: 13	R: 0 E: 0 K: 0 S: 9	H: 1 LOB: 1 BB: 0 P: 13	R: 1 E: 1 K: 1 S: 10	H: 2 LOB: 2 BB: 0 P: 13	R: 2 E: 0 K: 0 S: 15	H: 2 LOB: 2 BB: 2 P: 30	R: 0 E: 0 K: 2 S: 9	H: 0 LOB: 0 BB: 0 P: 12	R: 2 E: 0 K: 0 S: 14	H: 2 LOB: 3 BB: 3 P: 32

| | | |

Batter	1	2	3	4	5	6	7	8	9	AB	R	H	RBI	BB	SO	LOB
3 Joaquin Arias, R (1, 4) OBP: 0.337, SLG: 0.368 Ramón Vázquez, L (6, PH) OBP: 0.369, SLG: 0.437 (7, 4) 15 Travis Metcalf, R (8, 6) OBP: 0.288, SLG: 0.563	C FF 89 B FF 89 B SI 89 F FF 90 X SI 91 2-2 G6-3 ①		C SI 90 S CH 83 2 SAFE X CU 77 0-2 G6-3 ② 2-H	C CU 76 X SI 89 0-1 FC5-4 ③ 1-2f		C SI 92 C CH 87 S SL 82 0-3 K ③		B SI 91 B SI 92 B SI 92 C SI 91 F SI 91 F SI 91 B CU 76 4-2 BB		3 1 0	0 0 0	0 0 0	1 0 0	0 0 0	0 1 0	2 2 0
6 German Duran, R (1, 6) (8, 4) OBP: 0.274, SLG: 0.352	C SI 90 B SI 90 X SI 90 1-1 G5-3 ②		C SI 90 X CH 84 0-1 32 1B 1B	B SI 88 X SI 88 1-0 P4 ①			S FC 85 C FC 87 C SL 81 0-3 K ①	C SI 91 D CU 79 X SI 92 1-1 P3 ③		5	0	1	0	0	1	1
32 Josh Hamilton, L (1, 8) OBP: 0.374, SLG: 0.538	F SI 90 B SI 89 F CH 82 B SI 91 F SI 90 S CU 77 2-3 K ③		B SI 89 S CH 82 X CH 83 1-1 1-3 1B	F SI 89 F SI 90 S CU 76 0-3 K ②			S B B FC 87 S SL 81 B FC 86 B 4-2 22 2B BB		B FF 94 B FF 93 B FF 94 C FF 93 F FF 93 B SL 77 4-2 9 1B BB	3	0	1	0	2	2	0
Milton Bradley, S (1, 10) OBP: 0.433, SLG: 0.562		X SI 88 0-0 G1-4-3 ①	C SI 89 B CH 83 D CH 84 X SI 90 2-1 G3 ③		X SI 90 0-0 G5-3 ③		S SI 92 B SI 92 C FC 87 S SL 82 1-3 K ②		C SL 77 X SL 79 0-1 F9 ①	5	0	0	0	0	1	4
22 Marlon Byrd, R (1, 7) OBP: 0.382, SLG: 0.471		B FF 89 X SI 89 1-0 G5-3 ②		C CU 75 X SI 88 0-1 G5-3 ①		X SI 89 0-0 9 1B 2B	S FC 88 B CH 88 X FC 87 1-1 1-3 2B		C SL 79 F FF 95 B SL 79 B SL 81 B SL 81 S SL 80 3-3 K ②	5	1	2	0	0	1	1
9 Hank Blalock, L (1, 3) OBP: 0.324, SLG: 0.437		B SI 89 T CH 84 B FF 90 X SI 88 2-1 2B		C CH 82 B SI 90 B SI 90 X SI 90 2-1 17 G6-3 19 1B 2B		X SI 89 0-0 SH5-4 17 BB 2-H 1B	B SI 91 B SI 89 B SI 91 I IN 70 4-0 IBB		X FF 94 0-0 1-3 1B	4	1	4	1	1	0	0
17 Nelson Cruz, R (1, 9) OBP: 0.441, SLG: 0.600	B CU 76 X SI 89 1-0 G6-3 ③			B CH 83 X SI 90 1-0 G6-3 ② 2-3		F SI 90 F CH 82 F CU 77 F FF 89 D CU 78 B CH 84 D SI 91 1 SAFE B CU 79 4-2 SH5-4 1-2 BB	B CU 82 X CU 82 1-0 F9 ③		C CU 79 B FF 94 B FF 94 X FF 93 2-1 F7 ③	4	0	0	0	1	0	7
Gerald Laird, R (1, 2) OBP: 0.331, SLG: 0.409			F FF 88 X CU 75 0-1 3 E 3 G6-3 2B	S CH 83 H SI 90 1-1 19 1B HBP		B FC 86 X FC 86 1-0 SH5-4 ① 1-2 2-3		B SI 91 B SI 90 C SI 90 F SI 91 F SI 92 X SI 92 2-2 G6-3 ①		2	1	1	0	0	0	0
19 Chris Davis, L (1, 5) OBP: 0.328, SLG: 0.545			C CU 75 B SI 88 F SI 90 D CU 77 B SI 91 S CH 83 3-3 K ①	X CH 82 0-0 3 FC5-4 1-3 3-H 1B		C FC 87 S SI 92 S SL 82 0-3 K ②		S SI 92 F CU 80 S CU 80 0-3 K ②		4	0	1	1	0	3	3
Inning Stats	R: 0 E: 0 K: 1 S: 9 H: 0 LOB: 0 BB: 0 P: 14	R: 0 E: 0 K: 0 S: 5 H: 1 LOB: 1 BB: 0 P: 9	R: 1 E: 1 K: 1 S: 14 H: 3 LOB: 2 BB: 0 P: 20	R: 1 E: 0 K: 0 S: 9 H: 2 LOB: 2 BB: 0 P: 13	R: 0 E: 0 K: 1 S: 5 H: 0 LOB: 0 BB: 0 P: 6	R: 1 E: 0 K: 2 S: 13 H: 2 LOB: 2 BB: 1 P: 18	R: 0 E: 0 K: 2 S: 11 H: 1 LOB: 3 BB: 2 P: 22	R: 0 E: 0 K: 1 S: 12 H: 0 LOB: 1 BB: 1 P: 19	R: 0 E: 0 K: 1 S: 10 H: 1 LOB: 2 BB: 1 P: 19	1B: 5 2B: 5 3B: 0 HR: 0 SF: 0 SAC: 1 DP: 0 HBP: 1						

PITCHER		IP	WLS	BF	H	R	ER	SO	BB	IBB	HBP	BLK	WP	HR	S	P	ERA	WHIP
58 Dustin Moseley, R ERA: 7.15	(1, 1)	5.0		25	8	3	3	3	1	0	1	0	0	0	48	72	5.40	1.800
33 Justin Speier, R ERA: 5.18	(6, 1)	1.2	W	8	1	0	0	4	1	1	0	0	0	0	17	28	0.00	1.200
65 Kevin Jepsen, R ERA: 1.69	(7, 1)	0.1	H	1	0	0	0	0	0	0	0	0	0	0	1	2	0.00	0.000
62 Scot Shields, R ERA: 2.83	(8, 1)	1.0	H	4	0	0	0	1	1	0	0	0	0	0	12	19	0.00	1.000
52 Jason Bulger, R ERA: 7.5	(9, 1)	0.2		4	1	0	0	1	1	0	0	0	0	0	8	15	0.00	3.000

PITCHER		IP	WLS	BF	H	R	ER	SO	BB	IBB	HBP	BLK	WP	HR	S	P	ERA	WHIP
Francisco Rodríguez, R ERA: 2.34	(9, 1)	0.1	S	1	0	0	0	0	0	0	0	0	0	0	2	4	0.00	0.000

BOTTOM

Los Angeles Angels @ Texas Rangers

Rangers Ballpark in Arlington, Arlington, TX

Sat Sep 20 2008, 8:05 PM EDT

Att. 38,973 - Partly Cloudy - 81 F

livebaseballscorecards.com

AB	36
R	3
H	10
RBI	3
BB	5
SO	9
LOB	20

WP: 0 PA: 43
PB: 0
SB: 0
CS: 0

Los Angeles Angels @ Texas Rangers

Rangers Ballpark in Arlington, Arlington, TX

Sun Sep 21 2008, 3:05 PM EDT

Att. 28,390 - Partly Cloudy - 85 F

TOP

livebaseballscorecards.com

Batter	1	2	3	4	5	6	7	8	9	AB	R	H	RBI	BB	SO	LOB
9 Chone Figgins, S (1, 5) OBP: 0.367, SLG: 0.319 46 Bobby Wilson, R (8, 2) OBP: 1.000, SLG: 1.000	C SI 90 B FC 91 B SI 91 B FF 91 C SI 91 X SI 92 3-2 ① F8		B FC 90 X FF 90 1-0 ① G3		B CU 75 M SI 90 2 SAFE B CH 84 B FF 92 X FC 91 3-1 ①② F8 1-2 2-3		B FF 88 C FF 88 C SL 80 F CU 67 X FF 89 1-2 27 2B 1B		C SI 87 B SL 74 F SI 89 B SL 79 B SI 90 B SI 88 4-2 8 G1-6-3 BB	4 0	1 0	1 0	0 0	0 1	0 0	2 0
Garret Anderson, L (1, 7) OBP: 0.332, SLG: 0.442 8 Kendrys Morales, S (6, 9) OBP: 0.288, SLG: 0.480	C SI 92 B SI 92 X SI 92 1-1 HR 1B		X SI 92 0-0 ② F7		B CU 78 B FF 92 C CU 75 F CH 84 X FF 93 2-2 2-H 1B		B FF 88 B FF 89 C SL 80 X SL 78 2-1 ① P5		B SI 87 F SI 86 X SI 87 1-1 ①② G1-6-3 1-2f	3 2	1 0	2 0	1 0	0 0	0 0	0 2
Mark Teixeira, S (1, 3) OBP: 0.408, SLG: 0.547 43 Matthew Brown, R (8, 5) OBP: 0.067, SLG: 0.133	B SI 92 B FC 91 B SI 91 X SI 92 3-0 1-H HR		H FF 92 1-0 HBP		B CH 84 C CH 84 X FC 91 1-1 ③ G3		X FF 89 0-0 ② F7		F SI 87 B SI 88 F SI 88 B SL 76 B SI 90 X SI 88 3-2 ③ G5-3	3 1	1 0	1 0	2 0	0 0	0 0	2 0
27 Vladimir Guerrero, R (1, 10) OBP: 0.360, SLG: 0.508 59 Freddy Sandoval, S (7, PR) OBP: 0.400, SLG: 0.250 (7, 10)	X SI 91 0-0 ② G6-3		B FF 90 B FC 90 F SI 92 B SI 92 C CU 75 S FF 92 3-3 ③ K			C FF 92 S SI 92 F CU 74 X CU 68 0-2 ① F8	F FF 89 F FF 88 X CU 70 0-2 1-H 2B			4 0	0 0	1 0	1 0	0 0	1 0	1 0
24 Gary Matthews, S (1, 8) OBP: 0.314, SLG: 0.350	B SI 91 C SI 92 B CH 83 X SI 92 2-1 ③ F7			X 0-0 ① G2-3		B CU 69 X SI 92 1-0 44 1B 18 HR 1B	B SL 78 B FF 89 B SL 80 C FF 88 X FF 89 3-1 ③ F8			4	1	1	0	0	0	1
44 Mike Napoli, R (1, 2) OBP: 0.352, SLG: 0.533 39 Robb Quinlan, R (8, PH) OBP: 0.320, SLG: 0.308 (8, 3)		X SI 91 0-0 18 G6-3 3 G5-3 1B		C FF 92 B FF 92 B CU 74 C SI 93 S SI 94 2-3 ② K		1 SAFE F FC 90 C CU 75 B FF 92 F SI 92 F SI 92 1 SAFE D CU 67 X SI 94 2-2 1-3 18 HR 1B		B FF 87 B FF 88 X FF 89 2-0 ① F8		3 1	1 0	2 0	0 0	1 0	0 0	0 0
3 Brandon Wood, R (1, 6) OBP: 0.221, SLG: 0.333		B F SI 92 X SI 93 1-1 ① G5-3 1-2		F FC 92 C CU 75 B SI 92 C SI 93 1-3 ③ K		X SI 93 0-0 ② F9		B FF 89 F FF 89 B SL 80 B SL 81 X FF 90 3-1 ② P5		4	0	0	0	0	1	3
18 Sean Rodríguez, R (1, 4) OBP: 0.272, SLG: 0.314		B FF 92 X SI 92 1-0 ② G6-3 2-3			C FF 92 S CU 77 B FF 92 B SI 94 H SI 92 3-2 9 CS 77 1B HBP	D CU 76 B CU 74 X SI 93 2-0 1-H 3-H HR		C FF 89 S SL 79 X CU 69 0-2 1B		3	1	2	3	0	0	1
77 Reggie Willits, S (1, 9) OBP: 0.319, SLG: 0.206 (6, 7)		C FF 91 B CU 77 X FC 91 1-1 ③ P4			1 SAFE X CU 74 0-0 9 CS 1-2 1B 1B	B FC 91 X SI 92 1-0 ③ F7		B FF 88 C FF 87 F SL 77 B FF 88 X CH 81 2-2 ③ G3		4	1	1	0	0	0	2
Inning Stats	R: 2 E: 0 K: 0 S: 9 H: 2 LOB: 0 BB: 0 P: 18	R: 0 E: 0 K: 0 S: 6 H: 1 LOB: 1 BB: 0 P: 9	R: 0 E: 0 K: 1 S: 5 H: 0 LOB: 1 BB: 0 P: 10	R: 0 E: 0 K: 2 S: 7 H: 0 LOB: 0 BB: 0 P: 10	R: 1 E: 0 K: 0 S: 10 H: 2 LOB: 1 BB: 0 P: 19	R: 3 E: 0 K: 0 S: 13 H: 3 LOB: 0 BB: 0 P: 19	R: 1 E: 0 K: 0 S: 12 H: 2 LOB: 1 BB: 0 P: 18	R: 0 E: 0 K: 0 S: 9 H: 1 LOB: 1 BB: 0 P: 16	R: 0 E: 0 K: 0 S: 7 H: 0 LOB: 0 BB: 1 P: 15	1B: 8 2B: 1 3B: 0 HR: 2 SF: 0 SAC: 0 DP: 1 HBP: 2						

	AB	36
	R	7
	H	11
	RBI	7
	BB	1
	SO	3
	LOB	14

	WP: 0	PA: 39
	PB: 0	
	SB: 0	
	CS: 2	

PITCHER		IP	WLS	BF	H	R	ER	SO	BB	IBB	HBP	BLK	WP	HR	S	P	ERA	WHIP
39 Scott Feldman, R ERA: 5.45	(1, 1)	6.0	L	27	8	6	6	3	0	0	2	0	0	2	50	85	9.00	1.333
Brian Gordon, R ERA: 3.0	(7, 1)	2.0		9	3	1	1	0	0	0	0	0	0	0	21	34	4.50	1.500
58 Wes Littleton, R ERA: 7.2	(9, 1)	1.0		3	0	0	0	0	1	0	0	0	0	0	7	15	0.00	1.000

PITCHER	IP	WLS	BF	H	R	ER	SO	BB	IBB	HBP	BLK	WP	HR	S	P	ERA	WHIP

Los Angeles Angels @ Texas Rangers

Rangers Ballpark in Arlington, Arlington, TX

Sun Sep 21 2008, 3:05 PM EDT

Att. 28,390 - Partly Cloudy - 85 F

livebaseballscorecards.com

BOTTOM

Batter	1	2	3	4	5	6	7	8	9	AB	R	H	RBI	BB	SO	LOB
Ramón Vázquez, L (1, 6) OBP: 0.368, SLG: 0.433	B SI 90 C SI 90 F SI 90 F CU 80 B FF 91 F CU 79 X SI 91 2-2 ① F7			B CU 77 X SI 90 1-0 ① L5		B FF 89 B SI 90 F SI 91 B SI 88 B SI 88 4-1 1-2 BB BB		B FF 93 C FF 94 B FS 87 X FF 94 2-1 ① F9		3	0	0	0	1	0	1
6 German Duran, R (1, 4) OBP: 0.266, SLG: 0.341	B FF 91 X SI 91 1-0 ② P6			C SI 91 B FC 82 F FC 82 B FF 92 S CU 81 2-3 ② K		C CU 77 F FF 89 S CU 80 0-3 ① K		X FF 94 0-0 ② G3 2-3		4	0	0	0	0	2	3
32 Josh Hamilton, L (1, 8) OBP: 0.374, SLG: 0.535 41 Brandon Boggs, S (9, 8) OBP: 0.334, SLG: 0.404	S FF 92 F FF 92 F FF 94 S CU 80 0-3 ③ K			B FF 91 F CU 79 B FF 92 B FF 92 S CU 78 B FF 93 4-2 BB		B FF 90 F CU 79 S CU 78 D CU 79 F FF 92 C FF 90 2-3 ② K		D FS 86 C FS 85 X FS 85 1-1 ③ G4-3		3 0	0 0	0 0	0 0	1 0	2 0	3 0
Milton Bradley, S (1, 10) OBP: 0.433, SLG: 0.561		S SI 90 C FF 91 B FF 92 S CU 80 1-3 ① K		C CU 78 B FF 90 F CU 78 1 SAFE B FF 91 C FF 92 2-3 ③ K		C CU 79 B FF 90 D CU 79 B CU 80 F FF 89 B CU 79 4-2 1-2 2-3 BB			B FF 91 B FF 94 X FF 93 2-0 22 2B 9 HR 1B	3	1	1	0	1	2	1
22 Marlon Byrd, R (1, 7) OBP: 0.381, SLG: 0.471		B SI 90 F SI 90 C SI 91 F FF 91 F FF 93 S FC 82 1-3 ② K			C CU 80 F FF 89 X FF 91 0-2 ① F9	C CU 80 D CU 80 X FF 90 1-1 ③ G6-3			B SL 77 B SL 81 C FF 94 X SL 79 2-1 1-3 9 HR 2B	4	1	1	0	0	1	3
9 Hank Blalock, L (1, 3) OBP: 0.327, SLG: 0.455		C SI 92 B FF 91 B SI 91 F FC 81 F FF 92 B CU 81 S CU 78 3-3 ③ K			X FF 90 0-0 19 WP 2B		C FF 94 B FS 85 X FS 84 1-1 ① G3		B F B X 2-1 2-H 3-H HR	4	1	2	3	0	1	0
17 Nelson Cruz, R (1, 9) OBP: 0.425, SLG: 0.573			C FF 91 B FC 82 C SI 91 F CU 80 F FF 91 B FF 92 S CU 80 2-3 ① K		F FC 81 F CU 80 S CU 81 0-3 ② K		C SL 84 S FS 86 C FF 97 0-3 ② K		C FF 94 B SL 83 S SL 80 S SL 81 1-3 ① K	4	0	0	0	0	4	1
19 Chris Davis, L (1, 5) OBP: 0.323, SLG: 0.538			B FF 93 B FF 92 C CU 78 F FF 93 F CU 80 B FF 93 C FF 93 3-3 ② K		B FF 89 B FF 90 B FF 91 C CU 79 F FF 90 X CU 80 3-2 ③ P5 2-3		S FF 94 S SL 87 B FF 93 X FF 94 1-2 ③ G4-3		F CH 86 C SL 80 S SL 84 0-3 ② K2-3	4	0	0	0	0	2	1
2 Taylor Teagarden, R (1, 2) OBP: 0.435, SLG: 0.927			C SI 91 C FC 82 B FF 91 B FF 92 S CU 80 2-3 ③ K			B CU 80 S FF 90 C FF 91 B CU 80 B CU 80 F SI 91 X SI 92 3-2 BB BB 1B		B FF 95 B FF 94 S FF 95 X FF 94 2-1 6 G3 2B	C SL 79 F FF 96 S SL 83 0-3 ③ K	4	0	2	0	0	2	0

	AB	R	H	RBI	BB	SO	LOB
	33	3	6	3	3	16	13

Inning Stats	1	2	3	4	5	6	7	8	9	1B	SF	WP	PA
	R: 0 E: 0 K: 1 S: 10 H: 0 LOB: 0 BB: 0 P: 13	R: 0 E: 0 K: 3 S: 12 H: 0 LOB: 0 BB: 0 P: 17	R: 0 E: 0 K: 3 S: 12 H: 0 LOB: 0 BB: 0 P: 19	R: 0 E: 0 K: 2 S: 9 H: 0 LOB: 1 BB: 1 P: 18	R: 0 E: 0 K: 1 S: 10 H: 1 LOB: 1 BB: 0 P: 13	R: 0 E: 0 K: 2 S: 16 H: 1 LOB: 3 BB: 2 P: 30	R: 0 E: 0 K: 1 S: 8 H: 0 LOB: 0 BB: 0 P: 10	R: 0 E: 0 K: 0 S: 7 H: 1 LOB: 1 BB: 0 P: 12	R: 3 E: 0 K: 3 S: 14 H: 3 LOB: 0 BB: 0 P: 21	1B: 2 2B: 3 3B: 0 HR: 1	SF: 0 SAC: 0 DP: 0 HBP: 0	WP: 1 PB: 0 SB: 0 CS: 0	PA: 36

PITCHER		IP	WLS	BF	H	R	ER	SO	BB	IBB	HBP	BLK	WP	HR	S	P	ERA	WHIP
41 John Lackey, R ERA: 3.25	(1, 1)	6.0	W	23	2	0	0	12	3	0	0	0	1	0	69	110	0.00	0.833
66 Jose Arredondo, R ERA: 1.54	(7, 1)	2.0		7	1	0	0	1	0	0	0	0	0	0	15	22	0.00	0.500
52 Jason Bulger, R ERA: 9.0	(9, 1)	1.0		6	3	3	3	3	0	0	0	0	0	1	14	21	27.00	3.000

PITCHER	IP	WLS	BF	H	R	ER	SO	BB	IBB	HBP	BLK	WP	HR	S	P	ERA	WHIP

Batter	1	2	3	4	5	6	7	8	9	AB	R	H	RBI	BB	SO	LOB
9 Chone Figgins, S (1, 5) OBP: 0.367, SLG: 0.319	B SI 87 C FF 88 B FF 89 C CH 79 F SI 88 X CU 70 2-2 ① F8		B SI 86 B CH 80 X SI 89 2-0 47 G6-4-3 1B		B SI 88 X CH 81 1-0 ③ G1-3 1-2		D CH 80 C CH 81 B CU 70 F FF 89 B FF 89 F CH 79 C 3-3 ② K		B FF 94 C FS 85 D FS 87 B FF 95 F SI 96 B SI 95 4-2 2-3 BB	4	0	1	0	1	1	2
47 Howie Kendrick, R (1, 4) OBP: 0.332, SLG: 0.425 18 Sean Rodríguez, R (4, 4) OBP: 0.267, SLG: 0.308	B CH 80 C SI 88 X CU 70 1-1 ② G6-3		C CH 80 1 SAFE S CU 71 B SI 89 B FF 88 X CH 79 2-2 ②③ G6-4-3 1-2f			C SI 86 F SL 76 B CU 72 F FF 90 F CU 71 S FF 90 1-3 ① K	B CU 70 F SI 90 C SI 90 S CU 73 1-3 ③ K2-3		C FF 95 1 SAFE F CU 76 S FF 95 0-3 ③ K	2	0	0	0	0	0	1
										3	0	0	0	0	3	3
Mark Teixeira, S (1, 3) OBP: 0.409, SLG: 0.549	C SI 88 B FF 86 B FF 88 F CH 79 C CU 72 2-3 ③ K			B CU 71 X FF 89 1-0 ① G6-3		B CU 71 C SI 87 B SI 88 X CU 70 2-1 27 1B 1B		B SI 91 B SI 91 X SI 92 2-0 27 G6-3 2B		4	0	2	0	0	1	0
27 Vladimir Guerrero, R (1, 9) OBP: 0.363, SLG: 0.515		T CU 69 B SI 88 B FF 89 X CU 71 2-1 2 FC4-6 48 BB 1B		X CH 80 0-0 HR		B SI 89 C SI 88 X SI 87 1-1 1-2 1B		C SI 92 S SL 84 F SL 84 X SL 83 0-2 ① G6-3 2-3		4	1	3	1	0	0	1
48 Torii Hunter, R (1, 8) OBP: 0.346, SLG: 0.474	C CH 79 S SL 76 B FF 90 D CU 72 F SI 90 F SI 88 1 SAFE B CH 78 F CH 81 4-2 B FF 90 2 FC4-6 1-2 BB			F SI 87 S SL 75 B FF 88 C FF 88 1-3 ② K		X SI 86 0-0 ② F9		F SI 90 F SI 91 B SI 92 S SI 91 1-3 ② K		3	0	0	0	1	2	3
Juan Rivera, R (1, 10) OBP: 0.276, SLG: 0.441 8 Kendrys Morales, S (8, PH) OBP: 0.283, SLG: 0.471 (8, 10)	C CU 70 X CH 81 0-1 ① F8			C CU 70 X CU 71 0-1 ③ F7		C CU 69 X FF 88 0-1 ③ G4-3		C SI 91 X SL 83 0-1 ③ L5		3	0	0	0	0	0	4
										1	0	0	0	0	0	1
2 Erick Aybar, S (1, 6) OBP: 0.318, SLG: 0.387	B SI 88 C SI 88 X SI 88 1-1 ② FC4-6 1-2f 2-3				X FF 88 0-0 ① F9		C SI 87 B CH 82 C CU 70 F CU 73 X SI 89 1-2 ① G4-3		C FS 86 S FF 94 B CU 76 S FF 94 1-3 ① K	4	0	0	0	0	1	2
5 Jeff Mathis, R (1, 2) OBP: 0.271, SLG: 0.314	C CH 80 B CU 70 S CU 70 T SI 90 1-2 ③ K				C SI 88 F SI 87 X 0-2 ② G2-3		B CU 70 F CH 81 B SI 88 X SI 84 2-1 77 1B 77 E 1B		B SL 88 B FF 95 S FF 94 X SI 96 2-1 ② G4-3	4	1	1	0	0	1	2
77 Reggie Willits, S (1, 7) OBP: 0.333, SLG: 0.238			C FF 88 B FF 86 B FF 85 F FF 89 X CU 71 2-2 ① G6-3		C CU 71 B FF 89 B SI 88 C CH 78 F SI 89 F FF 89 X CU 70 2-2 9 BLK 1B		B SI 88 F CH 80 1 SAFE 1 SAFE F CH 79 B SI 89 F FF 88 F SI 87 D CU 70 3-2 F SI 88 X FF 90 E7 1-H 1B		C SI 96 S CU 77 B CU 76 F SI 95 F FF 95 B SL 87 B FF 97 X FF 96 3-2 9 S 2B	4	0	3	0	0	0	0

Inning Stats																																		
	R: 0	H: 0		R: 0	H: 1		R: 0	H: 1		R: 1	H: 1		R: 0	H: 1		R: 0	H: 2		R: 1	H: 2		R: 0	H: 1		R: 0	H: 1		1B: 7	SF: 0		WP: 0	PA: 38	
	E: 0	LOB: 0		E: 0	LOB: 2		E: 0	LOB: 0		E: 0	LOB: 0		E: 0	LOB: 1		E: 0	LOB: 2		E: 1	LOB: 1		E: 0	LOB: 1		E: 0	LOB: 2		2B: 2	SAC: 0		PB: 0		
	K: 1	BB: 0		K: 1	BB: 1		K: 0	BB: 0		K: 1	BB: 0		K: 0	BB: 0		K: 1	BB: 0		K: 2	BB: 0		K: 1	BB: 0		K: 2	BB: 1		3B: 0	DP: 1		SB: 1		
	S: 9	P: 14		S: 14	P: 22		S: 7	P: 13		S: 7	P: 9		S: 10	P: 13		S: 12	P: 16		S: 19	P: 29		S: 10	P: 13		S: 15	P: 25		HR: 1	HBP: 0		CS: 0		

PITCHER		IP	WLS	BF	H	R	ER	SO	BB	IBB	HBP	BLK	WP	HR	S	P	ERA	WHIP
18 Ryan Rowland-Smith, L ERA: 3.39	(1, 1)	7.0	L	29	8	2	1	6	1	0	0	1	0	1	78	116	1.29	1.286
48 Roy Corcoran, R ERA: 3.36	(8, 1)	1.0		4	1	0	0	1	0	0	0	0	0	0	10	13	0.00	1.000
J.J. Putz, R ERA: 3.74	(9, 1)	1.0		5	1	0	0	2	1	0	0	0	0	0	15	25	0.00	2.000

PITCHER	IP	WLS	BF	H	R	ER	SO	BB	IBB	HBP	BLK	WP	HR	S	P	ERA	WHIP

TOP

Los Angeles Angels @ Seattle Mariners

Safeco Field, Seattle, WA

Mon Sep 22 2008, 7:10 PM PDT

Att. 20,545 - Partly Cloudy - 57 F

livebaseballscorecards.com

AB	36
R	2
H	10
RBI	1
BB	2
SO	9
LOB	19

BOTTOM

Los Angeles Angels @ Seattle Mariners

Safeco Field, Seattle, WA

Mon Sep 22 2008, 7:10 PM PDT

Att. 20,545 - Partly Cloudy - 57 F

livebaseballscorecards.com

Batter	1	2	3	4	5	6	7	8	9	AB	R	H	RBI	BB	SO	LOB
51 Ichiro Suzuki, L (1, 9) OBP: 0.365, SLG: 0.389	C FF 95 S SL 83 B FF 96 X SL 85 1-2 G4-3 ①		B FF 97 X SL 84 1-0 G3 1B 1-2 2-3		B SL 82 X FF 95 1-0 G6-3 ③			C SL 82 B FF 94 F SL 84 B SL 85 F SL 85 B FF 95 X SL 86 3-2 G4-3 ③		4	0	1	0	0	0	0
7 Yuniesky Betancourt, R (1, 6) OBP: 0.286, SLG: 0.370	B FF 97 X FF 96 1-0 F8 ②		B FF 98 S SL 87 B SL 86 F FF 97 F SL 88 S SL 85 2-3 K ①			C SL 82 B FF 95 X FF 95 1-1 L6 ①			C CU 80 S CU 81 B CU 81 B FF 94 F FF 95 B CU 81 X CU 80 3-2 G6-3 ①	4	0	0	0	0	1	3
Raul Ibanez, L (1, 7) OBP: 0.364, SLG: 0.493	C FF 98 T FF 89 F FF 98 B SL 87 S SI 89 1-3 K ③		X FF 98 0-0 G3 ② 1-2 2-3 3-H			C CH 88 F FF 94 B FF 96 X SL 85 1-2 G3 ②			X FF 94 0-0 G5-3 ②	4	0	0	1	0	1	2
4 Jose Lopez, R (1, 3) OBP: 0.321, SLG: 0.435		C FF 97 C SL 85 F SL 84 F SL 86 X FF 97 0-2 P1 ①	F FF 98 F FF 98 D SL 85 F FF 98 S SL 87 1-3 K ③			X FF 95 0-0 P3 ③			S CU 80 S CU 82 S CU 79 0-3 K ③	4	0	0	0	0	2	2
Jeremy Reed, L (1, 8) OBP: 0.311, SLG: 0.358		C FF 95 X FF 89 0-1 G4-3 ②		X CH 86 0-0 B1-3 ①			C FF 93 F CH 87 B FF 94 B FF 94 X SL 84 2-2 G4-3 ①			3	0	0	0	0	0	0
Tug Hulett, L (1, 10) OBP: 0.306, SLG: 0.318		B CH 88 F CH 88 B FF 97 B FF 96 X FF 95 3-1 1B		B FF 96 B SL 86 F SL 81 C CH 85 B FF 97 C SL 86 3-3 K ②			C CH 87 F SL 83 F FF 95 B SL 85 B SL 85 C CH 87 2-3 K ②			3	0	1	0	0	2	0
27 Matt Tuiasosopo, R (1, 5) OBP: 0.156, SLG: 0.161		C SL 84 1 SAFE S SL 87 1 SAFE C FF 98 0-3 K ③		C FF 97 X SL 85 0-1 PO 1B			C SL 87 S SL 85 B FF 96 C FF 96 1-3 K ③			3	0	1	0	0	2	1
Luis Valbuena, L (1, 4) OBP: 0.289, SLG: 0.324			B SL 80 B FF 96 F FF 96 X FF 97 2-1 51 1B 32 1B G3 1B	C FF 97 F SL 86 B FF 97 1 SAFE B FF 97 1 SAFE 2-2 PO ③ 1-2	B SL 81 X FF 94 1-0 G6-3 ①			B SL 80 C FF 94 F CH 86 S SL 84 1-3 K ①		3	1	1	0	0	1	0
32 Rob Johnson, R (1, 2) OBP: 0.095, SLG: 0.095			B SL 83 X FF 96 1-0 G3 51 1B 1-2 1B		B SL 84 C FF 95 C SL 84 S SL 84 1-3 K ②			X FF 95 0-0 P5 ②		3	0	1	0	0	1	0

Inning Stats	1	2	3	4	5	6	7	8	9	1B	SF	WP	PA
	R: 0 E: 0 K: 1 S: 8 H: 0 LOB: 0 BB: 0 P: 11	R: 0 E: 0 K: 1 S: 12 H: 1 LOB: 1 BB: 0 P: 15	R: 1 E: 0 K: 2 S: 13 H: 3 LOB: 2 BB: 0 P: 20	R: 0 E: 0 K: 1 S: 8 H: 1 LOB: 0 BB: 0 P: 13	R: 0 E: 0 K: 1 S: 5 H: 0 LOB: 0 BB: 0 P: 8	R: 0 E: 0 K: 0 S: 6 H: 0 LOB: 0 BB: 0 P: 8	R: 0 E: 0 K: 2 S: 10 H: 0 LOB: 0 BB: 0 P: 15	R: 0 E: 0 K: 1 S: 8 H: 0 LOB: 0 BB: 0 P: 12	R: 0 E: 0 K: 1 S: 8 H: 0 LOB: 0 BB: 0 P: 11	1B: 5 2B: 0 3B: 0 HR: 0	SF: 0 SAC: 0 DP: 0 HBP: 0	WP: 0 PB: 0 SB: 0 CS: 0	PA: 32

	AB	31
	R	1
	H	5
	RBI	1
	BB	0
	SO	10
	LOB	8

PITCHER	IP	WLS	BF	H	R	ER	SO	BB	IBB	HBP	BLK	WP	HR	S	P	ERA	WHIP
54 Ervin Santana, R (1, 1) ERA: 3.25	8.0	W	28	5	1	1	9	0	0	0	0	0	0	70	102	1.12	0.625
Francisco Rodríguez, R (9, 1) ERA: 2.31	1.0	S	3	0	0	0	1	0	0	0	0	0	0	8	11	0.00	0.000

PITCHER	IP	WLS	BF	H	R	ER	SO	BB	IBB	HBP	BLK	WP	HR	S	P	ERA	WHIP

Batter	1	2	3	4	5	6	7	8	9	AB	R	H	RBI	BB	SO	LOB
9 Chone Figgins, S (1, 5) OBP: 0.369, SLG: 0.320	C FF 88 L FF 88 F FF 89 B CH 78 F CH 78 X CU 75 1-2 ① F9		X FF 88 0-0 CS 1B	C FF 86 B CH 78 B CH 77 X FF 87 2-1 ② F9		B SI 88 F SI 89 X SI 91 1-1 F7 27 SF9 1B		B FF 91 C SI 91 B FF 91 B FF 90 B SI 92 4-1 G3 BB		4	1	2	0	1	0	0
Garret Anderson, L (1, 7) OBP: 0.332, SLG: 0.442	C FF 89 S SL 79 F FF 90 B SI 89 B SI 89 S CH 79 2-3 ② K		B FF 88 1 SAFE S FF 88 S SL 78 F SL 79 F FF 88 B SL 79 S SL 79 2-3 ①② K 1-2	C SL 78 X CH 78 0-1 27 E BB 1B		C SI 89 B SI 89 B CU 76 C SI 88 X CU 77 2-2 48 FC6-4 1-2 1B		C SI 91 F FF 92 X SL 84 0-2 ② G3 1-2		5	0	2	0	0	2	2
Mark Teixeira, S (1, 3) OBP: 0.409, SLG: 0.546	C FF 90 B FF 90 F CU 75 B FF 90 C FF 90 2-3 ③ K		B CH 78 B CU 75 F SI 88 B FF 89 B CH 79 4-1 27 WP BB	B SI 88 C SI 88 B CU 73 B SI 88 F SI 88 B SI 90 4-2 27 E 1-2 BB		T SI 90 X SI 91 0-1 ① F7 2-3		C SI 92 X SI 94 0-1 ③ F8		3	0	0	0	2	1	3
27 Vladimir Guerrero, R (1, 10) OBP: 0.362, SLG: 0.512		B SI 89 B SI 89 F SI 90 S CH 79 B CU 75 X CH 78 3-2 ① G5-3	B CU 74 F CU 74 D CU 74 B FF 88 D CU 75 4-1 1-2 BB	B CU 74 C CU 75 F SI 90 F CU 76 F SI 90 X SI 90 1-2 E5 1-2 2-3		S CU 78 X SI 91 0-1 ② SF9 3-H			F FF 95 B FF 96 F SI 94 C FF 96 1-3 ① K	3	0	0	1	1	1	2
48 Torii Hunter, R (1, 8) OBP: 0.343, SLG: 0.469		C CH 79 F FF 90 B SL 80 F FF 90 X FF 90 1-2 ② P6	S CH 78 X CH 79 0-1 ③ F7	B SI 89 F SI 89 D SI 86 S SI 90 F SI 90 B SI 90 X SI 90 3-2 ③ G4-3		B SI 90 B SI 89 S SI 89 X SI 90 2-1 ③ FC6-4 1-2f			B FF 95 B FF 96 X SI 95 2-0 ② L9	5	0	0	0	0	0	6
47 Howie Kendrick, R (1, 4) 18 Sean Rodríguez, R (6, 4) OBP: 0.266, SLG: 0.306 8 Kendrys Morales, S (9, PH) OBP: 0.278, SLG: 0.462	B FF 90 S CU 74 S FF 89 F FF 90 X FF 89 1-2 24 HR 1B			B CH 77 C FF 88 B CH 78 B CH 77 X FF 88 3-1 24 BB 44 HR 1B	B SI 88 X SI 90 1-0 ① G4-3		C SI 92 F SL 82 X SL 83 0-2 ① F8		F SI 97 B FF 95 B FS 87 X SI 96 2-1 ③ F7	3 1 1	2 0 0	2 0 0	0 0 0	0 0 0	0 0 0	0 0 0
24 Gary Matthews, S (1, 9) OBP: 0.315, SLG: 0.357	C SI 90 B CH 79 D CH 78 X SI 88 2-1 1-H HR			B FF 87 1 SAFE B CH 78 1 SAFE B CH 76 B FF 88 4-0 44 HR 1-2 BB	C SI 90 X SI 90 0-1 ② F7		B SI 92 F FF 92 C CH 85 B FF 93 B SI 92 X FF 92 3-2 ② G3-1			3	2	1	2	1	0	0
44 Mike Napoli, R (1, 2) OBP: 0.358, SLG: 0.551	S FF 89 B FF 88 T CH 79 X CH 78 1-2 1B			B CH 78 F CH 77 D CU 73 B FF 88 X FF 88 3-1 1-H 2-H HR	C SI 90 X SI 90 0-1 2 S 1B		B FF 92 B SI 92 B SI 92 F SI 92 X SI 92 3-1 ③ G6-3			4	1	3	3	0	0	0
2 Erick Aybar, S (1, 6) OBP: 0.314, SLG: 0.382		X FF 89 0-0 ③ F9		B FF 88 X FF 88 1-0 ① G4-3	D SI 88 X SI 90 1-0 ③ G3 1-2			B SI 90 C FF 91 X SI 91 1-1 ① G3		4	0	0	0	0	0	2

TOP

Los Angeles Angels @ Seattle Mariners

Safeco Field, Seattle, WA

Tue Sep 23 2008, 7:10 PM PDT

Att. 19,065 - Clear - 58 F

livebaseballscorecards.com

AB	36
R	6
H	10
RBI	6
BB	5
SO	4
LOB	15

Inning Stats	1	2	3	4	5	6	7	8	9
	R: 0 E: 0 K: 2 S: 12	R: 2 E: 0 K: 0 S: 17	R: 0 E: 0 K: 1 S: 10	R: 3 E: 1 K: 0 S: 20	R: 0 E: 0 K: 0 S: 6	R: 1 E: 0 K: 0 S: 11	R: 0 E: 0 K: 0 S: 8	R: 0 E: 0 K: 0 S: 8	R: 0 E: 0 K: 1 S: 6
	H: 0 LOB: 0 BB: 0 P: 17	H: 3 LOB: 1 BB: 0 P: 25	H: 1 LOB: 2 BB: 2 P: 20	H: 3 LOB: 3 BB: 2 P: 41	H: 1 LOB: 1 BB: 0 P: 8	H: 2 LOB: 1 BB: 0 P: 16	H: 0 LOB: 0 BB: 0 P: 14	H: 0 LOB: 1 BB: 1 P: 13	H: 0 LOB: 0 BB: 0 P: 11

1B: 8	SF: 1	WP: 1
2B: 0	SAC: 0	PB: 0
3B: 0	DP: 0	SB: 1
HR: 2	HBP: 0	CS: 1
		PA: 42

PITCHER		IP	WLS	BF	H	R	ER	SO	BB	IBB	HBP	BLK	WP	HR	S	P	ERA	WHIP
31 Ryan Feierabend, L ERA: 7.71	(1, 1)	3.2		20	7	5	5	3	3	0	0	0	1	2	48	84	12.27	2.727
Sean Green, R ERA: 4.8	(4, 1)	2.1		12	3	1	1	0	1	0	0	0	0	0	28	43	3.86	1.714
48 Roy Corcoran, R ERA: 3.26	(7, 1)	2.0	W	7	0	0	0	0	1	0	0	0	0	0	16	27	0.00	0.500
J.J. Putz, R ERA: 3.65	(9, 1)	1.0	S	3	0	0	0	1	0	0	0	0	0	0	6	11	0.00	0.000

PITCHER		IP	WLS	BF	H	R	ER	SO	BB	IBB	HBP	BLK	WP	HR	S	P	ERA	WHIP

BOTTOM

Los Angeles Angels @ Seattle Mariners

Safeco Field, Seattle, WA

Tue Sep 23 2008, 7:10 PM PDT

Att. 19,065 - Clear - 58 F

livebaseballscorecards.com

Batter	1	2	3	4	5	6	7	8	9	AB	R	H	RBI	BB	SO	LOB
51 Ichiro Suzuki, L (1, 9) OBP: 0.364, SLG: 0.389	B SI 89 X SI 90 1-0 F9 ①		B SI 89 S CH 82 B SI 90 B SI 90 X CH 83 3-1 1-3 7 1B 2B		X FF 90 0-0 B5-3 ③	B FF 93 B CU 80 X FC 92 2-0 FC5 ③ 1-2 2-3f		B SI 90 B SI 91 X SI 91 2-0 G4-3 ①		5	1	1	0	0	0	3
7 Yuniesky Betancourt, R (1, 6) OBP: 0.289, SLG: 0.372	B FF 91 F FF 90 F SL 79 F SI 93 S FF 92 1-3 K ②		F FF 91 X FF 92 0-1 2-H 3-H 1B			C FF 89 T CH 79 C CH 77 0-3 K ①	X FF 94 0-0 S 1B 1B	C SI 90 F SI 91 B SI 92 X SL 83 1-2 4 FC6-4 1B		5	1	3	2	0	2	0
Raul Ibanez, L (1, 10) OBP: 0.364, SLG: 0.492	F SI 90 B SI 90 B SI 90 B SI 90 X SI 90 3-1 G4-3 ③		1 SAFE 1 SAFE B SI 90 F CH 83 C SI 89 S FF 90 1-3 K ③			B SI 88 F SI 88 B CU 73 F SI 88 X SI 90 2-2 4 1B 1B 1B	C FC 93 1 SAFE B CU 82 B CU 81 B FC 93 S FC 93 F FC 94 B FC 94 4-2 1B 25 E 1-2 BB	C SI 92 F SI 91 C SI 91 0-3 K ②		4	2	1	0	1	2	2
4 Jose Lopez, R (1, 3) OBP: 0.320, SLG: 0.433		C FF 89 X FF 89 0-1 L8 ①		X FF 89 0-0 G4-3 ①		B SL 77 X FF 89 1-0 1B 25 2B 1-2 1B	B CU 82 X FC 94 1-0 F7 ①	X SI 92 0-0 FC6-4 ③ 1-2f		5	1	1	0	0	0	3
Jeremy Reed, L (1, 8) OBP: 0.313, SLG: 0.360		X SI 89 0-0 G6-3 ②		C SI 88 F SI 88 X CH 79 0-2 G4-3 ②		C SI 89 S CH 82 D CH 80 F FF 90 B SI 88 X CH 80 2-2 25 2B 2 2B 1-3 2-H 1B	B FC 93 B FC 93 C FC 92 F FC 93 F FC 93 X FC 93 2-2 27 WP 25 E 27 FC6-2 1-3 2-H 1B			4	1	2	2	0	0	0
25 Wladimir Balentien, R (1, 7) OBP: 0.251, SLG: 0.344		B FF 89 F FF 90 F SL 78 S SL 78 1-3 K ③		C FF 90 C FF 90 B FF 89 B CU 75 B SL 76 S FF 90 3-3 K ③		X SL 79 0-0 2 2B 1-3 3-H 2B	B FC 85 C FC 85 F FC 86 B SL 81 X SI 91 2-2 E6 27 FC6-2 27 WP 2 1B 1-2 3-H			4	2	1	2	0	2	1
27 Matt Tuiasosopo, R (1, 5) OBP: 0.167, SLG: 0.229 Miguel Cairo, R (9, 5) OBP: 0.310, SLG: 0.327			C FF 89 B FF 90 X SL 77 1-1 F8 ①		B FF 89 B FF 89 F FF 89 F FF 89 B CH 81 F FF 90 F FF 89 F SL 77 X CH 81 3-2 3B	B SL 80 F SL 78 B FF 89 F FF 90 B FF 90 C FF 91 3-3 K ②	S FC 86 C SI 91 B SL 82 X FC 87 1-2 FC6-2 ② 2 1B 1-3 2-H			4 0	0 0	1 0	0 0	0 0	1 0	4 0
2 Kenji Johjima, R (1, 2) OBP: 0.270, SLG: 0.322			B SI 88 F FF 91 B FF 88 F SL 79 F FF 94 F FF 89 F CU 74 F FF 91 X CH 81 2-2 51 2B 7 1B 1B		X SL 79 0-0 P5 ①	C FF 90 B FF 89 X CH 80 1-1 51 FC5 2-H 3-H 2B	B SI 91 X FC 86 1-0 1-2 3-H 1B			4	1	3	3	0	0	1
Luis Valbuena, L (1, 4) OBP: 0.286, SLG: 0.297			C SI 89 S CU 73 1 SAFE S FF 92 0-3 K ②		D CH 82 B CH 83 S CH 81 S CH 82 B FF 91 F CH 82 S CH 82 3-3 K ②	B CU 81 B FC 93 B FC 93 D FF 93 4-0 51 FC5 BB	B SI 92 B FC 86 B SI 91 C SI 90 X SI 90 3-1 F8 ③			3	0	0	0	1	2	4

Inning Stats	1	2	3	4	5	6	7	8	9
	R: 0 E: 0 K: 1 S: 7 H: 0 LOB: 0 BB: 0 P: 12	R: 0 E: 0 K: 1 S: 6 H: 0 LOB: 0 BB: 0 P: 7	R: 2 E: 0 K: 2 S: 19 H: 3 LOB: 1 BB: 0 P: 26	R: 0 E: 0 K: 1 S: 7 H: 0 LOB: 0 BB: 0 P: 10	R: 0 E: 0 K: 1 S: 12 H: 1 LOB: 1 BB: 0 P: 18	R: 4 E: 0 K: 2 S: 18 H: 5 LOB: 2 BB: 1 P: 33	R: 3 E: 1 K: 0 S: 18 H: 3 LOB: 2 BB: 1 P: 32	R: 0 E: 0 K: 1 S: 8 H: 1 LOB: 1 BB: 0 P: 11	

	AB	38
	R	9
	H	13
	RBI	9
	BB	2
	SO	9
	LOB	18

1B: 9 SF: 0
2B: 3 SAC: 0
3B: 1 DP: 0
HR: 0 HBP: 0

WP: 1 PA: 40
PB: 0
SB: 1
CS: 0

PITCHER		IP	WLS	BF	H	R	ER	SO	BB	IBB	HBP	BLK	WP	HR	S	P	ERA	WHIP
36 Jered Weaver, R ERA: 4.33	(1, 1)	5.2		26	9	6	6	8	0	0	0	0	0	0	68	99	9.53	1.588
65 Kevin Jepsen, R ERA: 4.5	(6, 1)	0.2	L	6	2	3	2	0	2	0	0	0	0	0	10	23	27.00	6.000
33 Justin Speier, R ERA: 5.13	(7, 1)	0.2		4	1	0	0	0	0	0	0	0	1	0	9	16	0.00	1.500
68 Shane Loux, R ERA: 2.13	(8, 1)	1.0		4	1	0	0	1	0	0	0	0	0	0	8	11	0.00	1.000

PITCHER	IP	WLS	BF	H	R	ER	SO	BB	IBB	HBP	BLK	WP	HR	S	P	ERA	WHIP

Batter	1	2	3	4	5	6	7	8	9	AB	R	H	RBI	BB	SO	LOB
9 Chone Figgins, S (1, 5) OBP: 0.368, SLG: 0.319	C SI 95 F FF 96 F SI 96 S SI 97 0-3 K	X CH 89 0-0 F8 ③		B SI 95 C SI 95 B CH 90 X SI 95 2-1 F7 ②		B SI 93 B SI 94 X SI 94 2-0 G4-6-3 2-3 1B		B FF 95 X FF 94 1-0 F8 ①		5	0	1	0	0	1	3
Garret Anderson, L (1, 7) OBP: 0.329, SLG: 0.438	F SI 96 X SI 97 0-1 G5-3 ②		B SI 92 X SI 94 1-0 G6-3 ①	C CU 83 X SI 96 0-1 F7 ③		X SI 95 0-0 G4-6-3 ①② 1-2f 3-H		B CH 87 S CH 87 X FF 95 1-1 G4-3 ②		5	0	0	0	0	0	3
Mark Teixeira, S (1, 3) OBP: 0.412, SLG: 0.555	B FF 97 C FF 96 F FF 97 F SL 90 B SI 96 B CU 84 X SI 96 3-2 1B		B FF 94 T SI 95 S CU 83 F SI 95 F SL 89 X SI 96 1-2 48 1B 1B		F SI 94 X FF 95 0-1 P5 ①	C SI 94 X SL 86 0-1 2B		B FF 95 B CH 86 X FF 95 2-0 HR		5	1	4	1	0	0	0
27 Vladimir Guerrero, R (1, 10) OBP: 0.364, SLG: 0.512	X SI 95 0-0 G3-1 ③		B SL 89 F SL 88 C SL 88 T FF 96 1-2 K ②		S SI 96 F SL 89 F CU 81 B SL 90 X SL 89 1-2 48 BB 1B	I IN 57 I IN 51 I IN 54 I 4-0 IBB		S SL 84 X SL 83 0-1 1B		4	0	2	0	1	1	2
48 Torii Hunter, R (1, 8) OBP: 0.345, SLG: 0.471		C SI 95 T SI 94 X CU 83 0-2 8 G4-3 2 1B 2B	F SI 96 X SI 95 0-1 1-2 1B		B SI 96 B SI 96 B SI 96 B SI 97 4-0 8 G4-6-3 1-2 BB	B SI 94 B T SI 95 B SI 95 X SI 95 3-1 F7 ③		C FF 94 B FF 93 C SL 83 D CH 87 S CH 87 2-3 K ③		4	1	2	0	1	1	3
8 Kendrys Morales, S (1, 9) OBP: 0.259, SLG: 0.429 77 Reggie Willits, S (8, 9) OBP: 0.331, SLG: 0.235		B SI 96 X SI 95 1-0 G4-3 ① 2-3	B CH 90 F CH 90 B CU 83 F SI 96 F SL 88 F FF 97 S SL 88 2-3 K ③		C SI 96 X SI 97 0-1 G4-6-3 ②③ 1-2f		C FF 94 F FF 94 B CH 84 S CH 86 1-3 K ①		C FF 93 F SL 85 F FF 92 B CH 85 F CH 84 C CU 78 1-3 K ①	4 1	0 0	0 0	0 0	0 0	2 1	5 0
2 Erick Aybar, S (1, 6) OBP: 0.315, SLG: 0.385		B SI 96 X FF 97 1-0 44 1B 18 PB 3-H 1B		B SI 94 C SI 94 B CH 89 F SI 95 X CU 83 2-2 G1-3 ①		C SI 92 X SI 95 0-1 18 2B 2B	F FF 94 B CH 86 X CH 87 1-1 G3 ②		S CH 84 T SL 85 B FF 94 X FF 92 1-2 G3 ②	5	2	2	1	0	0	0
44 Mike Napoli, R (1, 2) OBP: 0.366, SLG: 0.559		B SI 94 F SI 95 B SI 95 1 SAFE F SI 95 X SI 96 2-2 18 S 1-3 1B		C SI 96 C SL 89 F CH 89 X CH 89 0-2 18 1B 1B		B SI 95 B SI 94 B SI 94 C SI 94 F SI 95 B SL 88 4-2 18 2B BB	S SL 83 S FF 95 F FF 94 X SL 84 0-2 2B		B SL 86 S SL 84 C FF 94 B FF 92 F CU 78 S FF 94 2-3 K ③	4	1	3	0	1	1	0
18 Sean Rodríguez, R (1, 4) OBP: 0.271, SLG: 0.317		B SI 95 C SI 95 F SI 96 D SL 91 B FF 96 S SL 89 3-3 K ② 1-2 3-H		1 SAFE X SL 89 0-0 1-2 1B		F SI 95 F SI 95 X CU 82 0-2 9 1B 1-H 2-H G4-6-3 2B	S SL 83 S SL 82 B FF 96 S FF 96 1-3 K ③			4	1	2	2	0	2	2
Inning Stats	R: 0 E: 0 K: 1 S: 11 H: 1 LOB: 1 BB: 0 P: 14	R: 2 E: 0 K: 1 S: 12 H: 3 LOB: 1 BB: 0 P: 19	R: 0 E: 0 K: 2 S: 16 H: 2 LOB: 2 BB: 0 P: 21	R: 0 E: 0 K: 0 S: 12 H: 2 LOB: 2 BB: 0 P: 16	R: 0 E: 0 K: 0 S: 8 H: 1 LOB: 1 BB: 1 P: 13	R: 3 E: 0 K: 0 S: 13 H: 4 LOB: 2 BB: 2 P: 26	R: 0 E: 0 K: 2 S: 12 H: 1 LOB: 1 BB: 0 P: 15	R: 1 E: 0 K: 1 S: 9 H: 2 LOB: 1 BB: 0 P: 15	R: 0 E: 0 K: 2 S: 12 H: 0 LOB: 0 BB: 0 P: 16	1B: 10 2B: 5 3B: 0 HR: 1 SF: 0 SAC: 0 DP: 2 HBP: 0						

PITCHER		IP	WLS	BF	H	R	ER	SO	BB	IBB	HBP	BLK	WP	HR	S	P	ERA	WHIP
34 Félix Hernández, R ERA: 3.45	(1, 1)	6.0		32	13	5	4	4	2	1	0	0	0	0	72	109	6.00	2.500
57 Mark Lowe, R ERA: 5.49	(7, 1)	2.0	L	9	3	1	1	3	0	0	0	0	0	1	21	30	4.50	1.500
Randy Messenger, R ERA: 2.53	(9, 1)	1.0		3	0	0	0	2	0	0	0	0	0	0	12	16	0.00	0.000

PITCHER	IP	WLS	BF	H	R	ER	SO	BB	IBB	HBP	BLK	WP	HR	S	P	ERA	WHIP

TOP

Los Angeles Angels @ Seattle Mariners

Safeco Field, Seattle, WA

Wed Sep 24 2008, 7:10 PM PDT
Att. 19,017 - Roof Closed - 57 F

livebaseballscorecards.com

AB	41
R	6
H	16
RBI	4
BB	3
SO	9
LOB	18

Batter	1	2	3	4	5	6	7	8	9	AB	R	H	RBI	BB	SO	LOB
51 Ichiro Suzuki, L (1, 9) OBP: 0.361, SLG: 0.386	C SI 92 B SI 88 F SI 92 B FF 92 F FF 92 X SI 94 2-2 ① G6-3	B SI 88 S CH 82 X SI 92 1-1 ② FC5 7 1B 1-2 2-3f		X SI 86 0-0 ③ FC6 1-2f		X SL 77 0-0 ② G6-3		C SI 92 C SI 92 F CU 81 F CU 80 S CU 80 0-3 ② K		5	0	0	0	0	1	6
7 Yuniesky Betancourt, R (1, 6) OBP: 0.292, SLG: 0.376	B SI 93 F SI 94 F SI 93 B SL 86 X FF 93 2-2 ③ 4 2B 1B	C SI 93 X SI 93 0-1 ③ 1-2 2-H 1B			X SI 87 0-0 4 E 2B	B FF 90 C FF 89 B FF 89 X FF 89 2-1 ③ L8		X CU 79 0-0 ③ G5-3		5	2	3	0	0	0	3
Raul Ibanez, L (1, 10) OBP: 0.363, SLG: 0.489	B SI 93 B SI 89 D SI 92 C SI 93 F SI 93 1 SAFE F SI 92 F SI 92 1 SAFE 3-2 ② F8 X SI 93		C CH 82 X CH 80 0-1 ① G4-3		B SI 90 B SI 90 B SI 86 C SI 90 D CH 80 4-1 4 FC4-6 BB		F SL 77 F FF 89 C FF 89 0-3 ① K		B CU 79 C CU 81 B CH 85 S CH 86 S FF 95 2-3 ① K	4	0	0	0	1	2	1
4 Jose Lopez, R (1, 4) OBP: 0.320, SLG: 0.434 (9, 3)	B FF 92 X SI 93 1-0 1-H 2B	C SL 85 B FF 90 C FF 92 F SL 84 F FF 92 X CH 81 1-2 G1-3 1B			X FF 91 0-0 ① FC4-6 WP 1-2f 2-H 2B		C FF 89 F FF 90 X FF 89 0-2 ② G4-3		B FF 94 C FF 94 X FF 95 1-1 ② F8	5	1	2	1	0	0	1
Jeremy Reed, L (1, 8) OBP: 0.315, SLG: 0.364	C FF 93 F SI 93 B FF 93 B SI 93 X FF 94 2-2 ③ G4-3		B SI 91 1 SAFE F FF 90 1 SAFE X SI 90 1-1 ② G1-3 1-2		B SI 87 B CH 81 X CH 81 2-0 39 1B 1-H 2B		C FF 89 F FF 90 B FF 89 B S 2-3 ③ K		C CU 82 S CH 89 X FF 95 0-2 1B	5	1	2	1	0	1	2
25 Wladimir Balentien, R (1, 7) OBP: 0.247, SLG: 0.338 Tug Hulett, L (9, PH) OBP: 0.300, SLG: 0.311		C FF 91 X SL 86 0-1 ① G5-3	F SL 86 F SI 92 B FF 92 D SL 85 S SL 85 2-3 ③ K		X SI 91 0-0 ② P3			C SI 92 F CU 79 B CU 81 X CU 80 1-2 ① G6-3	1 SAFE B CU 79 C CU 79 X CH 85 1-1 ③ F7	4 1	0 0	0 0	0 0	0 0	1 0	2 1
39 Bryan LaHair, L (1, 3) OBP: 0.315, SLG: 0.346 Luis Valbuena, L (8, PR) OBP: 0.286, SLG: 0.297 (9, 4)		B FF 91 C CU 76 B SI 92 F SI 91 B FF 92 F FF 92 X CH 82 3-2 2 1B 1B		X CH 84 0-0 ① F8	B FF 91 F FF 91 B SL 84 X CH 82 2-1 2-H 1B			B CU 79 B CU 79 B SI 93 C SI 93 S SI 92 F SI 94 B SI 94 4-2 BB 2 HBP BB		3 0	1 0	2 0	1 0	1 0	0 0	0 0
2 Kenji Johjima, R (1, 2) OBP: 0.275, SLG: 0.325 32 Rob Johnson, R (8, PR) OBP: 0.095, SLG: 0.095 (9, 2)		1 SAFE F SI 92 F SI 91 F SI 92 F SI 92 X SL 86 0-2 51 FC5 1B 1-2 1B		C SI 91 B SI 91 F SI 91 X SI 90 1-2 51 FC6 1B	F SI 90 C SI 87 D SL 85 D CH 80 F CH 80 B SI 91 X SI 92 3-2 ③ L5			B SI 92 B SI 93 S SI 94 F SI 92 B SI 92 1 SAFE H SI 92 4-2 BB 1-2 HBP		3 0	0 0	2 0	0 0	0 0	0 0	1 0
Miguel Cairo, R (1, 5) OBP: 0.314, SLG: 0.327		B SL 85 B SI 93 B SI 93 C SI 93 X SI 93 3-1 51 FC5 7 1B 1-2 2-H 1B		F FF 90 B SI 92 1 SAFE S SL 85 C SI 91 1-3 ② K		F X FF 90 0-1 ① G5-3		B SI 92 F SI 92 B SI 92 F SI 92 B SI 93 F FF 93 B SI 93 4-2 1-2 2-3 BB		3	0	1	1	1	1	1
Inning Stats	R: 1 E: 0 K: 0 S: 16 H: 2 LOB: 1 BB: 0 P: 26	R: 1 E: 0 K: 0 S: 17 H: 4 LOB: 2 BB: 0 P: 24	R: 0 E: 0 K: 1 S: 12 H: 1 LOB: 0 BB: 0 P: 16	R: 0 E: 0 K: 1 S: 8 H: 1 LOB: 1 BB: 0 P: 10	R: 3 E: 1 K: 0 S: 11 H: 3 LOB: 1 BB: 1 P: 22	R: 0 E: 0 K: 0 S: 5 H: 0 LOB: 0 BB: 0 P: 7	R: 0 E: 0 K: 2 S: 9 H: 0 LOB: 0 BB: 0 P: 11	R: 0 E: 0 K: 1 S: 17 H: 0 LOB: 3 BB: 2 P: 30	R: 0 E: 0 K: 1 S: 10 H: 1 LOB: 1 BB: 0 P: 14	1B: 9 2B: 3 3B: 0 HR: 0 SF: 0 SAC: 0 DP: 0 HBP: 1						WP: 1 PB: 0 SB: 0 CS: 0 PA: 42	

PITCHER		IP	WLS	BF	H	R	ER	SO	BB	IBB	HBP	BLK	WP	HR	S	P	ERA	WHIP
Jon Garland, R ERA: 4.9	(1, 1)	5.0		26	11	5	5	2	1	0	0	0	1	0	64	98	9.00	2.400
Darren Oliver, L ERA: 2.92	(6, 1)	2.0	W	6	0	0	0	2	0	0	0	0	0	0	14	18	0.00	0.000
62 Scot Shields, R ERA: 2.79	(8, 1)	1.0	H	6	0	0	0	1	2	0	1	0	0	0	17	30	0.00	2.000
Francisco Rodríguez, R ERA: 2.27	(9, 1)	1.0	S	4	1	0	0	1	0	0	0	0	0	0	10	14	0.00	1.000

PITCHER	IP	WLS	BF	H	R	ER	SO	BB	IBB	HBP	BLK	WP	HR	S	P	ERA	WHIP

BOTTOM

Los Angeles Angels @ Seattle Mariners

Safeco Field, Seattle, WA

Wed Sep 24 2008, 7:10 PM PDT
Att. 19,017 - Roof Closed - 57 F

livebaseballscorecards.com

AB	38
R	5
H	12
RBI	4
BB	3
SO	6
LOB	18

Los Angeles Angels @ Seattle Mariners

Safeco Field, Seattle, WA

Thu Sep 25 2008, 7:10 PM PDT

Att. 16,955 - Roof Closed - 58 F

livebaseballscorecards.com

Batter	1	2	3	4	5	6	7	8	9	AB	R	H	RBI	BB	SO	LOB
9 Chone Figgins, S (1, 5) OBP: 0.366, SLG: 0.318	C FF 91 X CH 80 0-1 G6-3		C FF 90 B FF 90 B FF 90 X FF 89 2-1 CS 1B		C FF 90 F CU 73 X CH 83 0-2 P4	B SI 90 C CU 74 X SI 89 1-1 F7		D B SI 91 X SI 91 2-0 G6-3		5	0	1	0	0	0	4
Garret Anderson, L (1, 10) OBP: 0.326, SLG: 0.434	B X FF 92 1-0 G6-3		1 SAFE C FF 91 B CH 80 X CH 79 1-1 G3 1-2		C FF 90 B FF 90 F CU 77 F FF 93 D CU 76 B CU 76 F FF 92 X FF 93 3-2 F7 1-2		C SI 90 B SI 90 X CU 75 1-1 G4-3		C SI 96 C CU 75 B SI 96 F FF 94 S FS 86 1-3 K	5	0	0	0	0	1	2
Mark Teixeira, S (1, 3) OBP: 0.412, SLG: 0.554 77 Reggie Willits, S (9, PR) OBP: 0.331, SLG: 0.235 (9, 9)	B FF 92 C FF 92 F CH 80 B FF 90 X CH 79 2-2 G6-3		X SL 75 0-0 F9		B CU 75 C FF 92 X CU 76 1-1 F7		C SI 89 B SI 89 X SI 89 1-1 48 1B 27 G5-3 1B		B CU 74 C FS 85 X FS 86 1-1 27 HR 1B	5 0	1 1	2 0	0 0	0 0	0 0	1 0
27 Vladimir Guerrero, R (1, 9) OBP: 0.366, SLG: 0.523 8 Kendrys Morales, S (9, 3) OBP: 0.259, SLG: 0.429		B FF 90 B FF 90 B FF 90 B FF 91 4-0 47 SH3-1 48 BB 44 SF8 BB	C SL 76 X FF 90 0-1 P3		B SL 85 C FF 92 B FF 92 C FF 91 X FF 92 2-2 HR	X SI 90 0-0 G5-3 1-2		X SI 92 0-0 1-H HR	4 0	3 0	2 0	3 0	1 0	0 0	1 0
48 Torii Hunter, R (1, 8) OBP: 0.347, SLG: 0.472		B CH 77 B CH 78 C FF 89 S CH 79 B FF 90 B FF 90 4-2 47 SH3-1 1-2 BB	B FF 90 T FF 90 B SL 78 B CH 79 F CH 79 F FF 91 X FF 90 3-2 F8		B FF 91 X SL 83 1-0 47 F8 47 S 24 FC4 1B	X SI 90 0-0 47 WP 2-H 1B		X SI 94 0-0 G1-3	4	1	2	1	1	0	1
47 Howie Kendrick, R (1, 4) OBP: 0.337, SLG: 0.426		X FF 90 0-0 SH3-1 1-2 2-3	B SL 77 S CH 78 C CH 80 F FF 90 X CH 78 1-2 24 BB 1B		1 SAFE C FF 89 1 SAFE P PO 84 B CU 73 F FF 91 X CU 75 2-2 F8 1-3	B SI 89 F SI 90 X SI 90 1-1 L4 1-2		C FF 94 B CU 74 B FF 95 F SI 94 B FS 84 F SI 95 B SI 95 4-2 BB	3	0	1	0	1	0	2
24 Gary Matthews, S (1, 7) OBP: 0.316, SLG: 0.355		B FF 91 F CH 79 B FF 91 C FF 91 B CH 81 B CH 80 4-2 BB	B SL 83 B FF 92 B SL 82 C FF 91 1 SAFE B FF 91 4-1 1-2 BB		B SI 88 X SI 88 1-0 FC4 2 FC3-6 44 1B 3-H		X SI 89 0-0 L9	B CU 77 C SI 96 S SI 96 C SI 97 1-3	3	0	0	1	2	1	1
44 Mike Napoli, R (1, 2) OBP: 0.368, SLG: 0.561		X CH 80 0-0 SF8 3-H	B FF 91 S SL 86 C CU 74 S FF 94 1-3 K		C SI 86 B SI 88 F SI 88 D CU 77 X CU 75 2-2 2 FC3-6 1-2 1B		X SI 89 0-0 2 G3 1B		3	0	2	1	0	1	2
2 Erick Aybar, S (1, 6) OBP: 0.315, SLG: 0.383		2 SAFE B SL 77 X CH 78 1-0 G1-3			C FF 90 F FF 90 B CH 83 F CU 75 X CH 84 1-2 S 1B	B SI 88 B SI 89 C SI 89 X SI 89 2-1 FC3-6 1-2f 2-3		X FF 89 0-0 G3 1-2	4	0	1	0	0	0	5
Inning Stats	R: 0 E: 0 K: 0 S: 6 H: 0 LOB: 0 BB: 0 P: 9	R: 1 E: 0 K: 0 S: 7 H: 0 LOB: 2 BB: 3 P: 20	R: 0 E: 0 K: 0 S: 5 H: 1 LOB: 0 BB: 0 P: 8	R: 0 E: 0 K: 1 S: 14 H: 1 LOB: 2 BB: 1 P: 23	R: 0 E: 0 K: 0 S: 14 H: 1 LOB: 1 BB: 0 P: 19	R: 2 E: 0 K: 0 S: 16 H: 3 LOB: 2 BB: 0 P: 26	R: 1 E: 0 K: 0 S: 8 H: 2 LOB: 1 BB: 0 P: 11	R: 0 E: 0 K: 0 S: 4 H: 1 LOB: 1 BB: 0 P: 6	R: 2 E: 0 K: 2 S: 14 H: 2 LOB: 1 BB: 1 P: 21	1B: 9 2B: 0 3B: 0 HR: 2 SF: 1 SAC: 1 DP: 0 HBP: 0						

TOP	
AB	36
R	6
H	11
RBI	6
BB	5
SO	3
LOB	19

PITCHER		IP	WLS	BF	H	R	ER	SO	BB	IBB	HBP	BLK	WP	HR	S	P	ERA	WHIP	PITCHER	IP	WLS	BF	H	R	ER	SO	BB	IBB	HBP	BLK	WP	HR	S	P	ERA	WHIP
37 Cesar Jimenez, L ERA: 3.44	(1, 1)	3.2		15	2	1	1	0	3	0	0	0	0	0	28	51	2.46	1.364																	
Randy Messenger, R ERA: 3.65	(4, 1)	1.2		9	3	2	2	1	1	0	0	0	0	1	26	40	10.80	2.400																	
Sean Green, R ERA: 4.81	(6, 1)	1.2		9	3	1	1	0	0	0	0	0	1	0	16	25	5.40	1.800																	
48 Roy Corcoran, R ERA: 3.21	(8, 1)	1.0		4	1	0	0	0	0	0	0	0	0	0	4	6	0.00	1.000																	
J.J. Putz, R ERA: 3.97	(9, 1)	1.0	L	6	2	2	2	2	1	0	0	0	0	1	14	21	18.00	3.000																	

Batter	1	2	3	4	5	6	7	8	9	AB	R	H	RBI	BB	SO	LOB
51 Ichiro Suzuki, L (1, 10) OBP: 0.362, SLG: 0.386	C SI 90 F SI 90 B SI 91 B SI 91 X SI 91 2-2 7 BB 1B 1B	C SI 90 B SI 90 F CH 85 B SI 91 C SI 91 2-3 ① K	X SI 89 0-0 ③ F7	C FC 96 B CU 82 F FF 94 X FC 94 1-2 7 HR 1B	B SI 92 B SI 93 F SI 93 X SI 92 2-1 ① F7	5	2	2	0	0	1	3
7 Yuniesky Betancourt, R (1, 6) OBP: 0.292, SLG: 0.380	B SI 90 1 SAFE B SI 90 B SI 90 B FF 90 4-0 1B 25 2B 1-2 BB	C CU 76 B SI 91 B SI 91 P PO 82 X SI 90 3-1 ②③ G4-6-3 1-2f	X CU 75 0-0 ① G6-3	B FF 96 B FF 94 X FF 95 2-0 1-H HR	C SI 93 B CU 80 X 1-1 ② P6	4	2	1	2	1	0	2
Raul Ibanez, L (1, 7) OBP: 0.363, SLG: 0.487	B SI 90 F SI 91 X CU 78 1-1 25 2B 1-3 2-H 1B	C SI 90 B SI 90 B CU 77 X SI 89 2-1 ① G6-3	B FF 88 C CU 76 B CH 84 F SI 90 B FF 89 F SI 90 X CU 76 3-2 ② F8	B FS 84 F FS 87 B FS 85 B FF 96 B SL 84 4-1 4 G6-3 BB	C SI 92 B CU 80 X CU 80 1-1 ③ L7	4	0	1	1	1	0	0
4 Jose Lopez, R (1, 3) OBP: 0.320, SLG: 0.433	C CU 77 F SI 91 F CU 77 F CU 77 X SI 91 0-2 ① L5	C CU 75 X CH 82 0-1 1B	C CU 77 F FF 90 B FF 90 X CU 78 1-2 ③ L7	C SL 87 B SL 85 X FF 95 1-1 ② G6-3 1-2	4	0	1	0	0	0	3
Jeremy Reed, L (1, 8) OBP: 0.310, SLG: 0.359	C SI 91 C SI 90 1 SAFE X SI 90 0-2 ② P6	B SI 90 F SI 90 1 SAFE F SI 90 S CU 77 1-3 ② K	C CU 81 B CU 82 X FF 96 1-1 ① G5-3	F FF 96 B FS 86 F FF 95 S 1-3 ③ K	4	0	0	0	0	2	4
25 Wladimir Balentien, R (1, 9) OBP: 0.251, SLG: 0.342	B SI 91 B SI 91 X CH 84 2-0 1-3 3-H 2B	F SI 89 X CU 76 0-1 ③ G5-3	B CU 82 S FF 96 B FC 96 C CU 83 F FC 96 F CU 81 B CU 82 B CU 82 4-2 BB	F SL 86 C FF 97 B FS 86 X FS 87 1-2 ① G5-3	3	0	1	1	1	0	1
2 Kenji Johjima, R (1, 2) OBP: 0.272, SLG: 0.322	B SI 90 B SI 90 S SI 90 S CU 79 F CU 77 B SI 90 X CU 78 3-2 ③ F8	B SI 88 C CU 76 S SI 90 B CU 78 B CU 77 S FF 91 3-3 ① K	C FF 95 1 SAFE B FC 95 X FF 94 1-1 ② P3	B FF 95 X FF 96 1-0 ② F8	4	0	0	0	0	1	3
27 Matt Tuiasosopo, R (1, 5) OBP: 0.200, SLG: 0.263	C FF 89 B SI 89 X SI 90 1-1 1B 2B	C CU 77 F CU 78 B FF 90 F FC 90 X SI 89 1-2 E6	F FF 95 B FF 94 S CU 80 1 SAFE S FC 95 1-3 ③ K	B SL 86 S FS 85 B SL 86 B FF 96 S FF 95 B SL 86 4-2 BB	3	0	1	0	1	1	1
Luis Valbuena, L (1, 4) OBP: 0.283, SLG: 0.293	C CU 75 X SI 90 0-1 7 G4-6-3 2-3 1B	B CU 77 1 SAFE 1 SAFE S CU 77 B SI 89 1 SAFE 1 SAFE C CU 77 X SI 90 2-2 ② F8	B FC 94 B FC 93 C FF 94 X FF 93 2-1 ① L7	B FF 95 F FF 94 B FF 95 F FF 95 1 SAFE F FS 83 F FS 84 X FF 95 2-2 ③ F7	4	0	1	0	0	0	2
Inning Stats	R: 2 H: 3 E: 0 LOB: 2 K: 0 BB: 1 S: 18 P: 30	R: 0 H: 2 E: 0 LOB: 1 K: 1 BB: 0 S: 10 P: 15	R: 0 H: 1 E: 0 LOB: 1 K: 1 BB: 0 S: 9 P: 12	R: 0 H: 0 E: 1 LOB: 1 K: 1 BB: 0 S: 11 P: 17	R: 0 H: 0 E: 0 LOB: 0 K: 0 BB: 0 S: 8 P: 12	R: 0 H: 0 E: 0 LOB: 1 K: 1 BB: 1 S: 11 P: 18	R: 2 H: 2 E: 0 LOB: 1 K: 1 BB: 1 S: 12 P: 23	R: 0 H: 0 E: 0 LOB: 1 K: 0 BB: 0 S: 11 P: 19	R: 0 H: 0 E: 0 LOB: 0 K: 0 BB: 0 S: 6 P: 10	1B: 5 SF: 0 2B: 2 SAC: 0 3B: 0 DP: 1 HR: 1 HBP: 0						WP: 0 PA: 39 PB: 0 SB: 0 CS: 0

PITCHER		IP	WLS	BF	H	R	ER	SO	BB	IBB	HBP	BLK	WP	HR	S	P	ERA	WHIP
58 Dustin Moseley, R ERA: 6.79	(1, 1)	5.0		22	6	2	2	3	1	0	0	0	0	0	56	86	3.60	1.400
65 Kevin Jepsen, R ERA: 4.91	(6, 1)	1.1	H	6	1	1	1	1	1	0	0	0	0	0	16	26	6.75	1.500
66 Jose Arredondo, R ERA: 1.65	(7, 1)	1.2	W	8	1	1	1	1	2	0	0	0	0	1	18	34	5.40	1.800
62 Scot Shields, R ERA: 2.74	(9, 1)	1.0	S	3	0	0	0	0	0	0	0	0	0	0	6	10	0.00	0.000

PITCHER	IP	WLS	BF	H	R	ER	SO	BB	IBB	HBP	BLK	WP	HR	S	P	ERA	WHIP

BOTTOM

Los Angeles Angels @ Seattle Mariners

Safeco Field, Seattle, WA

Thu Sep 25 2008, 7:10 PM PDT
Att. 16,955 - Roof Closed - 58 F

livebaseballscorecards.com

AB	35
R	4
H	8
RBI	4
BB	4
SO	5
LOB	19

Texas Rangers @ Los Angeles Angels

Angel Stadium of Anaheim, Anaheim, CA

Fri Sep 26 2008, 7:05 PM PDT

Att. 43,758 - Clear - 76 F

TOP

livebaseballscorecards.com

Batter	1	2	3	4	5	6	7	8	9	AB	R	H	RBI	BB	SO	LOB
3 Joaquin Arias, R (1, 4) OBP: 0.330, SLG: 0.377	G6-3	10 2B 2B	10 G6-4-3 1B	G6-3			G4-3		K	6	1	2	2	0	1	4
10 Michael Young, R (1, 6) OBP: 0.341, SLG: 0.405 Ramón Vázquez, L (8, 6) OBP: 0.367, SLG: 0.431	32 1B 2B	G3 22 1B 2B	G6-4-3	G4-3			32 G4-6-3 BB		K	4 1	2 0	2 0	2 0	1 0	0 1	2 2
32 Josh Hamilton, L (1, 8) OBP: 0.374, SLG: 0.536 6 German Duran, R (8, 7) OBP: 0.275, SLG: 0.353	22 FC4-6-3-5 1B	G3 22 1B HBP	HR		G4-6-3 1B		G4-6-3			4 0	2 0	3 0	2 0	0 0	0 0	2 0
Milton Bradley, S (1, 10) OBP: 0.439, SLG: 0.567	22 FC4-6-3-5 BB	G3	3B		G4-6-3			K	K	4	0	1	0	1	1	3
22 Marlon Byrd, R (1, 7) OBP: 0.378, SLG: 0.462 41 Brandon Boggs, S (7, 7) OBP: 0.334, SLG: 0.401 (8, 8)	FC4-6-3-5	17 BB 1B	G6-3		F8			F9		4 1	0 0	1 0	2 0	0 0	0 0	3 0
9 Hank Blalock, L (1, 3) OBP: 0.344, SLG: 0.516 15 Travis Metcalf, R (9, 5) OBP: 0.279, SLG: 0.589	HR	K	17 1B 2B	F8				K		5 0	2 0	2 0	1 0	0 0	2 0	1 0
17 Nelson Cruz, R (1, 9) OBP: 0.432, SLG: 0.598	19 1B 1B	BB	19 2B 3 G6-3 1B	F8	F9				19 FC3-6 2B	4	2	3	1	1	0	0
Gerald Laird, R (1, 2) OBP: 0.331, SLG: 0.401	19 3 2B 1B	F8	F8						19 FC3-6 BB	4	1	1	0	1	0	3
19 Chris Davis, L (1, 5) OBP: 0.329, SLG: 0.540 (9, 3)	3 2B 10 2B 1B	3 1B 3 WP 10 G6-4-3 1B	1B			3 G4-3 1B			FC3-6	5	2	4	1	0	0	2

	AB	42
	R	12
	H	19
	RBI	11
	BB	4
	SO	5
	LOB	22

Inning Stats									
	R: 1 E: 0 K: 0 S: 13	H: 2 LOB: 1 BB: 1 P: 22	R: 7 E: 0 K: 1 S: 26	H: 7 LOB: 2 BB: 1 P: 41	R: 2 E: 0 K: 0 S: 13	H: 4 LOB: 1 BB: 0 P: 16	R: 2 E: 0 K: 0 S: 13	H: 3 LOB: 1 BB: 0 P: 25	R: 0 E: 0 K: 0 S: 6	H: 1 LOB: 0 BB: 0 P: 9
	R: 0 E: 0 K: 0 S: 6	H: 0 LOB: 0 BB: 0 P: 8	R: 0 E: 0 K: 0 S: 7	H: 1 LOB: 1 BB: 1 P: 14	R: 0 E: 0 K: 2 S: 7	H: 0 LOB: 0 BB: 0 P: 14	R: 0 E: 0 K: 2 S: 13	H: 1 LOB: 2 BB: 1 P: 20	1B: 10 2B: 7 3B: 1 HR: 2	SF: 0 SAC: 0 DP: 4 HBP: 1	WP: 1 PB: 0 SB: 0 CS: 0	PA: 47

PITCHER		IP	WLS	BF	H	R	ER	SO	BB	IBB	HBP	BLK	WP	HR	S	P	ERA	WHIP
41 John Lackey, R ERA: 3.75	(1, 1)	2.2	L	21	12	10	10	1	2	0	1	0	1	2	47	73	33.75	5.250
68 Shane Loux, R ERA: 2.81	(3, 1)	3.1		14	5	2	2	0	0	0	0	0	0	0	30	48	5.40	1.500
52 Jason Bulger, R ERA: 7.31	(7, 1)	3.0		12	2	0	0	4	2	0	0	0	0	0	27	48	0.00	1.333

PITCHER	IP	WLS	BF	H	R	ER	SO	BB	IBB	HBP	BLK	WP	HR	S	P	ERA	WHIP

Texas Rangers @ Los Angeles Angels

Angel Stadium of Anaheim, Anaheim, CA

Fri Sep 26 2008, 7:05 PM PDT

Att. 43,758 - Clear - 76 F

livebaseballscorecards.com

BOTTOM

Batter	1	2	3	4	5	6	7	8	9	AB	R	H	RBI	BB	SO	LOB
9 Chone Figgins, S (1, 5) OBP: 0.366, SLG: 0.317	BCBBB 4-1 1B 27 1B BB		CBBX 2-1 ① F9		BX 1-0 ① G5-3		BX 1-0 1B		BBBCB 4-1 1-2 2-3 BB	1	1	0	0	1	0	0
39 Robb Quinlan, R (4, 3) OBP: 0.326, SLG: 0.311										2	0	1	0	1	0	0
Garret Anderson, L (1, 7) OBP: 0.327, SLG: 0.434	FX 0-1 27 1B 1-3 1B		SBX 1-1 ② P2		BFBX 2-1 ② G4-3		BCX 1-1 ② F7		CSFX 0-2 ② F9	2	0	1	0	0	0	0
43 Matthew Brown, R (4, 5) OBP: 0.056, SLG: 0.111										3	0	0	0	0	0	4
Mark Teixeira, S (1, 3) OBP: 0.412, SLG: 0.553	BBCFS 2-3 ① K		CBFBBB 4-2 27 E BB		BFCS 1-3 ③ K		CSS 0-3 ③ K		CFX 0-2 ③ P4	1	0	0	0	1	1	2
46 Bobby Wilson, R (4, 2) OBP: 0.400, SLG: 0.250										3	0	0	0	0	2	4
27 Vladimir Guerrero, R (1, 10) OBP: 0.366, SLG: 0.523	FX 0-1 1-2 3-H 1B		BFX 1-1 E5 48 FC6-4 1-3			CX 0-1 ① P6		FSX 0-2 ① F7		2	0	1	1	0	0	1
59 Freddy Sandoval, S (3, PR) OBP: 0.286, SLG: 0.167 (4, 10)										2	0	0	0	0	0	0
48 Torii Hunter, R (1, 8) OBP: 0.346, SLG: 0.470	CSFT 0-2 ② K		SX 0-1 ③ FC6-4 1-2f			CFS 0-3 ② K		BFX 1-1 ② G4-3		2	0	0	0	0	1	4
18 Sean Rodríguez, R (4, 4) OBP: 0.268, SLG: 0.313										2	0	0	0	0	1	0
47 Howie Kendrick, R (1, 4) OBP: 0.336, SLG: 0.425	CSS 0-3 ③ K			CCBC 1-3 ① K		CX 0-1 1B		X 0-0 ③ G6-3		1	0	0	0	0	1	2
77 Reggie Willits, S (4, 8) OBP: 0.331, SLG: 0.238										3	0	1	0	0	1	0
Juan Rivera, R (1, 9) OBP: 0.276, SLG: 0.438		CSBS 1-3 ① K		BX 1-0 ② G6-3		BSX 1-1 1-3 1B			CX 0-1 ① P3	4	0	1	0	0	1	0
(4, 7)																
44 Mike Napoli, R (1, 2) OBP: 0.367, SLG: 0.558	BCBFS 2-3 ② K			BFFFFX 1-2 E1		CBBBX 2-1 ③ F8			BBFFBB 4-2 39 BB 3 BB BB	1	0	0	0	0	1	0
8 Kendrys Morales, S (4, 9) OBP: 0.262, SLG: 0.414										2	0	0	0	1	0	2
2 Erick Aybar, S (1, 6) OBP: 0.314, SLG: 0.382	BCBX 2-1 ③ F8			BCBX 2-1 ③ F8			BBBCFFFFF 3-3 FS ① K		BBBCB 4-1 39 BB 1-2 BB	1	0	0	0	0	0	0
3 Brandon Wood, R (4, 6) OBP: 0.224, SLG: 0.329										2	0	0	0	1	1	1
Inning Stats	R: 1 H: 2 E: 0 LOB: 2 K: 3 BB: 1 S: 15 P: 21	R: 0 H: 0 E: 0 LOB: 0 K: 2 BB: 0 S: 8 P: 13	R: 0 H: 0 E: 1 LOB: 2 K: 0 BB: 1 S: 10 P: 18	R: 0 H: 0 E: 1 LOB: 1 K: 1 BB: 0 S: 11 P: 16	R: 0 H: 0 E: 0 LOB: 0 K: 1 BB: 0 S: 6 P: 10	R: 0 H: 2 E: 0 LOB: 2 K: 1 BB: 0 S: 11 P: 14	R: 0 H: 1 E: 0 LOB: 1 K: 2 BB: 0 S: 14 P: 19	R: 0 H: 0 E: 0 LOB: 0 K: 0 BB: 0 S: 6 P: 7	R: 0 H: 0 E: 0 LOB: 3 K: 0 BB: 3 S: 13 P: 25	1B: 5 SF: 0 2B: 0 SAC: 0 3B: 0 DP: 0 HR: 0 HBP: 0						

	AB	34
	R	1
	H	5
	RBI	1
	BB	5
	SO	10
	LOB	20

WP: 0 PA: 39
PB: 0
SB: 0
CS: 0

PITCHER		IP	WLS	BF	H	R	ER	SO	BB	IBB	HBP	BLK	WP	HR	S	P	ERA	WHIP
44 Vicente Padilla, R ERA: 4.74	(1, 1)	6.0	W	26	4	1	1	8	2	0	0	0	0	0	61	92	1.50	1.000
58 Wes Littleton, R ERA: 6.0	(7, 1)	2.0		7	1	0	0	2	0	0	0	0	0	0	20	26	0.00	0.500
Bill White, L ERA: 20.25	(9, 1)	1.0		6	0	0	0	0	3	0	0	0	0	0	13	25	0.00	3.000

PITCHER	IP	WLS	BF	H	R	ER	SO	BB	IBB	HBP	BLK	WP	HR	S	P	ERA	WHIP

Batter	1	2	3	4	5	6	7	8	9	AB	R	H	RBI	BB	SO	LOB
Frank Catalanotto, L (1, 10) OBP: 0.342, SLG: 0.399	C C B F F S 1-3 ① K	C X 0-1 1-3 1B		B C X 1-1 ② G6-3		S F F F H 1-2 10 1B 32 1B HBP		B B F X 2-1 ① P5		4	1	1	0	0	1	1
10 Michael Young, R (1, 6) OBP: 0.340, SLG: 0.403	C S C C 0-3 ② K	F B B D X 3-1 ③ G4-3		C B F X 1-2 ③ G3-1		B F X 1-1 32 1B 1-2 3-H 32 1B 1B		X 0-0 ② F9		5	1	1	1	0	1	3
32 Josh Hamilton, L (1, 8) OBP: 0.372, SLG: 0.533	B X 1-0 ③ G4-3		T F F B B X 2-2 ① L6		C S B B X 2-2 ① F7	S B C D B X 3-2 22 BB 1-H 2-H 1B		F X 0-1 ③ L4		5	0	1	2	0	0	1
22 Marlon Byrd, R (1, 7) OBP: 0.381, SLG: 0.463		C B X 1-1 17 HR 1B	C X 0-1 9 2B 1B		F B B C X 2-2 ② L7	B B B C B 4-1 1-2 BB			X 0-0 ① F9	4	2	2	0	1	0	0
9 Hank Blalock, L (1, 3) OBP: 0.342, SLG: 0.514		F B B B X 2-1 ① F8	D B 1 SAFE F F X 2-2 1-H 2B		B C B X 2-1 ③ G4-3	X 0-0 ③ G4-3			B S B S X 2-2 ② F9	5	0	1	1	0	0	3
17 Nelson Cruz, R (1, 9) OBP: 0.423, SLG: 0.607		B X 1-0 1-H HR	F C O C 1-3 ② K			S F X 0-2 ① G4-3	F B F B B X 3-2 ① F9		B S F S 1-3 ③ K	5	1	1	2	0	2	1
19 Chris Davis, L (1, 5) OBP: 0.334, SLG: 0.555		X 0-0 HR	B B B B 4-0 BB			X 0-0 3 3B 2B	B B F B F F S 3-3 ② K			3	2	2	1	1	1	0
2 Taylor Teagarden, R (1, 2) OBP: 0.396, SLG: 0.809		C B X 1-1 ② G3	S F F C 0-3 ③ K			F B C S 1-3 ② K	X 0-0 ③ P5			4	0	0	0	0	2	3
3 Joaquin Arias, R (1, 4) OBP: 0.345, SLG: 0.409		C X 0-1 1B 1B		C B X 1-1 ① F9		C B B F F F F X 2-2 10 1B 2-H 3B		C B F X 1-2 1B		4	1	3	1	0	0	0
Inning Stats	R: 0 H: 0 E: 0 LOB: 0 K: 2 BB: 0 S: 9 P: 11	R: 3 H: 5 E: 0 LOB: 2 K: 0 BB: 0 S: 14 P: 22	R: 1 H: 2 E: 0 LOB: 2 K: 2 BB: 1 S: 16 P: 25	R: 0 H: 0 E: 0 LOB: 0 K: 0 BB: 0 S: 7 P: 10	R: 0 H: 0 E: 0 LOB: 0 K: 0 BB: 0 S: 8 P: 14	R: 4 H: 4 E: 0 LOB: 2 K: 1 BB: 1 S: 24 P: 36	R: 0 H: 0 E: 0 LOB: 0 K: 1 BB: 0 S: 8 P: 14	R: 0 H: 1 E: 0 LOB: 1 K: 0 BB: 0 S: 8 P: 11	R: 0 H: 0 E: 0 LOB: 0 K: 1 BB: 0 S: 7 P: 10	1B: 7 SF: 0 2B: 2 SAC: 0 3B: 1 DP: 0 HR: 2 HBP: 1						

TOP

Texas Rangers @ Los Angeles Angels

Angel Stadium of Anaheim, Anaheim, CA

Sat Sep 27 2008, 6:05 PM PDT

Att. 43,141 - Clear - 77 F

livebaseballscorecards.com

AB	39
R	8
H	12
RBI	8
BB	2
SO	7
LOB	12

| | | | | | |

Batter	1	2	3	4	5	6	7	8	9	AB	R	H	RBI	BB	SO	LOB
9 Chone Figgins, S (1, 5) OBP: 0.366, SLG: 0.317	C B F F X 1-2 E SF7 S 1B		C C X 0-2 ② P5		D B X 2-0 ③ F9		F B F B X 3-2 ② G5-3 1-2 2-3 3-H			3	1	1	0	0	0	2
43 Matthew Brown, R (6, 5) OBP: 0.053, SLG: 0.105										1	0	0	1	0	0	2
Garret Anderson, L (1, 7) OBP: 0.327, SLG: 0.435	1 SAFE 1 B C B F F F F X 2-2 ① F7 1-3		X 0-0 ③ F9			C F X 0-2 G3 8 G3 2B	B S F B F F S 2-3 ③ K			3	0	1	0	0	0	1
77 Reggie Willits, S (6, PR) OBP: 0.328, SLG: 0.236 (7, 7)										1	1	0	0	0	1	3
Mark Teixeira, S (1, 3) OBP: 0.410, SLG: 0.551	X 0-0 ② SF7 3-H			B C F X 1-2 ① F8		B B C F D X 3-2 ① G3 2-3		B B C C B X 3-2 ① L1		2	0	0	1	0	0	1
39 Robb Quinlan, R (7, 3) OBP: 0.324, SLG: 0.309										1	0	0	0	0	0	0
27 Vladimir Guerrero, R (1, 9) OBP: 0.365, SLG: 0.521	S T B F X 1-2 ③ G6-3			B F S B S X 2-2 ② L8		C B X 1-1 ② G3 3-H		C S X 0-2 ② G1-3		2	0	0	0	0	0	0
8 Kendrys Morales, S (5, 9) OBP: 0.254, SLG: 0.400										2	0	0	1	0	0	1
48 Torii Hunter, R (1, 8) OBP: 0.345, SLG: 0.468		C B X 1-1 ① F8		B F S B S 2-3 ③ K		C B X 1-1 ③ G3		B B F X 2-1 ③ F8		2	0	0	0	0	1	0
24 Gary Matthews, S (6, PH) OBP: 0.315, SLG: 0.353 (7, 8)										2	0	0	0	0	0	1
47 Howie Kendrick, R (1, 4) OBP: 0.333, SLG: 0.421		C F B X 1-2 ② G6-3			C S B X 1-2 ① G5-3		B B X 2-0 ① G5-3		C F B X 1-2 FC6-4 1B	3	0	0	0	0	0	0
18 Sean Rodríguez, R (8, 4) OBP: 0.272, SLG: 0.317										1	0	1	0	0	0	0
Juan Rivera, R (1, 10) OBP: 0.279, SLG: 0.439	B X 1-0 1B				X 0-0 ② F8		X 0-0 2 1B 5 1B 43 G5-3 1B		F X 0-1 ① FC6-4 46 PB 46 DI 46 G5-3 1-2f	4	2	2	0	0	0	1
5 Jeff Mathis, R (1, 2) OBP: 0.275, SLG: 0.318	C S C 0-3 ③ K				S B X 1-1 2 2B 1B		X 0-0 43 G5-3 2 1B 1-2 1B		C S F F B F F X 1-2 ② G5-3 1-H	3	0	2	0	0	1	1
46 Bobby Wilson, R (8, 2) OBP: 0.333, SLG: 0.200										1	0	0	1	0	0	0
2 Erick Aybar, S (1, 6) OBP: 0.317, SLG: 0.388			C X 0-1 ① G3		B F B X 2-1 1-3 2B		B C X 1-1 43 G5-3 1-2 2-3 1B		B C S B S 2-3 ③ K	3	0	2	0	0	0	0
3 Brandon Wood, R (7, PR) OBP: 0.222, SLG: 0.327 (8, 6)										1	0	0	0	0	1	0
Inning Stats	R: 1 E: 0 K: 0 S: 15 H: 1 LOB: 0 BB: 0 P: 19	R: 0 E: 0 K: 1 S: 10 H: 1 LOB: 1 BB: 0 P: 13	R: 0 E: 0 K: 0 S: 6 H: 0 LOB: 0 BB: 0 P: 6	R: 0 E: 0 K: 1 S: 9 H: 0 LOB: 0 BB: 0 P: 14	R: 0 E: 0 K: 0 S: 9 H: 2 LOB: 2 BB: 0 P: 15	R: 1 E: 0 K: 0 S: 10 H: 1 LOB: 1 BB: 0 P: 15	R: 1 E: 0 K: 1 S: 13 H: 3 LOB: 3 BB: 0 P: 21	R: 0 E: 0 K: 0 S: 8 H: 0 LOB: 0 BB: 0 P: 13	R: 1 E: 0 K: 1 S: 15 H: 1 LOB: 0 BB: 0 P: 19	1B: 7 2B: 2 3B: 0 HR: 0	SF: 1 SAC: 0 DP: 0 HBP: 0				WP: 0 PB: 1 SB: 1 CS: 0	PA: 36	

PITCHER		IP	WLS	BF	H	R	ER	SO	BB	IBB	HBP	BLK	WP	HR	S	P	ERA	WHIP
39 Scott Feldman, R ERA: 5.29	(1, 1)	6.0	W	23	5	2	1	2	0	0	0	0	0	0	59	82	1.50	0.833
46 Luis Mendoza, R ERA: 8.67	(7, 1)	1.0		6	3	1	1	1	0	0	0	0	0	0	13	21	9.00	3.000
Brian Gordon, R ERA: 2.25	(8, 1)	1.0		3	0	0	0	0	0	0	0	0	0	0	8	13	0.00	0.000
50 Frank Francisco, R ERA: 3.13	(9, 1)	1.0		4	1	1	0	1	0	0	0	0	0	0	15	19	0.00	1.000

PITCHER	IP	WLS	BF	H	R	ER	SO	BB	IBB	HBP	BLK	WP	HR	S	P	ERA	WHIP

BOTTOM

Texas Rangers @ Los Angeles Angels

Angel Stadium of Anaheim, Anaheim, CA

Sat Sep 27 2008, 6:05 PM PDT

Att. 43,141 - Clear - 77 F

livebaseballscorecards.com

AB	35
R	4
H	9
RBI	4
BB	0
SO	4
LOB	13

Texas Rangers @ Los Angeles Angels

Angel Stadium of Anaheim, Anaheim, CA

Sun Sep 28 2008, 12:35 PM PDT

Att. 43,761 - Sunny - 82 F

livebaseballscorecards.com

TOP

Batter	1	2	3	4	5	6	7	8	9	AB	R	H	RBI	BB	SO	LOB
6 German Duran, R (1, 4) (8, 7) OBP: 0.275, SLG: 0.350	F7		K			1B			K	4	0	1	0	0	2	1
10 Michael Young, R (1, 6) OBP: 0.339, SLG: 0.402 Ramón Vázquez, L (8, 6) OBP: 0.365, SLG: 0.430	G4-3			P4		K			K	3	0	0	0	0	1	1
										1	0	0	0	0	1	0
32 Josh Hamilton, L (1, 8) OBP: 0.371, SLG: 0.530 41 Brandon Boggs, S (7, 8) OBP: 0.333, SLG: 0.399	K			P5			0-3 K		3-3 K	3	0	0	0	0	2	0
										1	0	0	0	0	1	0
Milton Bradley, S (1, 10) OBP: 0.436, SLG: 0.563		F8					0-0 F7			3	0	0	0	0	1	0
22 Marlon Byrd, R (1, 7) OBP: 0.380, SLG: 0.462 3 Joaquin Arias, R (8, 4) OBP: 0.345, SLG: 0.409		0-0 F9			G6-3		1-0			3	0	1	0	0	0	0
										0	0	0	0	0	0	0
9 Hank Blalock, L (1, 3) OBP: 0.338, SLG: 0.508		K			G4-1		0-0 F8			3	0	0	0	0	1	1
17 Nelson Cruz, R (1, 9) OBP: 0.421, SLG: 0.609			2-2 2B		K			1-3 K		3	0	1	0	0	2	0
Gerald Laird, R (1, 2) OBP: 0.329, SLG: 0.398 51 Max Ramirez, R (7, 2) OBP: 0.345, SLG: 0.370			1-2 G1-3			3-3 K		0-1 F7		2	0	0	0	0	1	1
										1	0	0	0	0	0	0
19 Chris Davis, L (1, 5) OBP: 0.331, SLG: 0.549			1-3 K			1-3 K		G4-3		3	0	0	0	0	2	1
Inning Stats	R: 0 E: 0 K: 1 S: 8 H: 0 LOB: 0 BB: 0 P: 15	R: 0 E: 0 K: 1 S: 8 H: 0 LOB: 0 BB: 0 P: 12	R: 0 E: 0 K: 2 S: 12 H: 1 LOB: 1 BB: 0 P: 19	R: 0 E: 0 K: 1 S: 7 H: 0 LOB: 0 BB: 0 P: 12	R: 0 E: 0 K: 1 S: 5 H: 0 LOB: 0 BB: 0 P: 12	R: 0 E: 0 K: 3 S: 14 H: 1 LOB: 1 BB: 0 P: 23	R: 0 E: 0 K: 1 S: 6 H: 1 LOB: 1 BB: 0 P: 7	R: 0 E: 0 K: 1 S: 7 H: 0 LOB: 0 BB: 0 P: 9	R: 0 E: 0 K: 3 S: 9 H: 0 LOB: 0 BB: 0 P: 16	1B: 2 2B: 1 3B: 0 HR: 0	SF: 0 SAC: 0 DP: 0 HBP: 0		WP: 0 PB: 0 SB: 0 CS: 0	PA: 30			

	AB	30
	R	0
	H	3
	RBI	0
	BB	0
	SO	14
	LOB	5

PITCHER		IP	WLS	BF	H	R	ER	SO	BB	IBB	HBP	BLK	WP	HR	S	P	ERA	WHIP
51 Joe Saunders, L ERA: 3.41	(1, 1)	6.0	W	20	2	0	0	9	0	0	0	0	0	0	54	93	0.00	0.333
66 Jose Arredondo, R ERA: 1.62	(7, 1)	1.0		4	1	0	0	1	0	0	0	0	0	0	6	7	0.00	1.000
Darren Oliver, L ERA: 2.88	(8, 1)	1.0		3	0	0	0	1	0	0	0	0	0	0	7	9	0.00	0.000
62 Scot Shields, R ERA: 2.7	(9, 1)	1.0		3	0	0	0	3	0	0	0	0	0	0	9	16	0.00	0.000

PITCHER	IP	WLS	BF	H	R	ER	SO	BB	IBB	HBP	BLK	WP	HR	S	P	ERA	WHIP

Texas Rangers @ Los Angeles Angels

Angel Stadium of Anaheim, Anaheim, CA

Sun Sep 28 2008, 12:35 PM PDT

Att. 43,761 - Sunny - 82 F

BOTTOM

livebaseballscorecards.com

Batter	1	2	3	4	5	6	7	8	9	AB	R	H	RBI	BB	SO	LOB
9 Chone Figgins, S (1, 5) OBP: 0.367, SLG: 0.318	BBCX 2-1 G6-3' S 1B		CFFFBBC 2-3 ① K		CCBFFBBX 3-2 ② F7		BBX 2-0 ① G3-1	FSBBX 2-2 ② SF7 3-H		2	0	1	0	0	1	0
77 Reggie Willits, S (5, 8) OBP: 0.321, SLG: 0.231										2	0	0	1	0	0	0
Garret Anderson, L (1, 10) OBP: 0.325, SLG: 0.433	BSTS 1-3 ① K 1-2		CX 0-1 ② G4-3		BFFT 1-2 ③ K		CX 0-1 ② G6-3	CFFFBX 1-2 8 BB 1-2 2-3 1B		3	0	0	0	0	2	1
39 Robb Quinlan, R (7, PH) OBP: 0.326, SLG: 0.311 (8, 10)										2	0	1	0	0	0	0
Mark Teixeira, S (1, 3) OBP: 0.410, SLG: 0.552	CBX 1-1 ② G6-3 2-3		SSBFFBX 2-2 2B			SBFX 1-2 ① F9	BBBB 4-0 3 1B BB	BBBD 4-0 1-2 2-3 3-H BB		2	0	1	0	0	0	1
8 Kendrys Morales, S (5, 3) OBP: 0.273, SLG: 0.393										1	0	0	1	2	0	0
48 Torii Hunter, R (1, 8) OBP: 0.344, SLG: 0.466	BX 1-0 ③ G5-3		CBX 1-1 ③ L9			CSS 0-3 ② K	BBFBX 3-1 1-2 1B	X 0-0 ③ F8		2	0	0	0	0	0	2
3 Brandon Wood, R (5, 5) OBP: 0.224, SLG: 0.327 (7, 6)										3	0	1	0	0	1	3
Juan Rivera, R (1, 7) OBP: 0.282, SLG: 0.438		BSBSBFB 4-2 47 F9-3 BB		BX 1-0 ① G4-3		X 0-0 CSC 47 1B 24 E 1B	0-3 ③ K			3	1	1	0	1	1	2
47 Howie Kendrick, R (1, 4) OBP: 0.333, SLG: 0.421		DX 1-0 ①② F9-3 1-1		FX 0-1 ② G5-3		X 0-0 24 E 44 2B 1-2 1B		BBBB 4-0 43 BB 24 1B 77 SF7 BB		3	1	1	0	0	0	1
18 Sean Rodríguez, R (7, 4) OBP: 0.276, SLG: 0.317										0	1	0	0	1	0	0
24 Gary Matthews, S (1, 9) OBP: 0.319, SLG: 0.357		BX 1-0 44 2B 1B		CFBFC 1-3 ③ K		BX 1-0 E2 44 2B 1-3 2-H 1B		BCX 1-1 39 1B 43 BB 8 BB 1-2 1B		4	3	3	1	0	1	0
44 Mike Napoli, R (1, 2) OBP: 0.374, SLG: 0.586	1 SAFE BCX 1-1 1-H 2B				X 0-0 HR	CSFFFDX 1-2 2-H 3-H 2B		BSSSBS 2-3 ① K		3	1	3	4	0	0	0
46 Bobby Wilson, R (8, 2) OBP: 0.286, SLG: 0.167										1	0	0	0	0	1	2
2 Erick Aybar, S (1, 6) OBP: 0.314, SLG: 0.384	CFC 0-3 ③ K				BX 1-0 ① F8	BX 1-0 ③ P5		CBSBBD 4-2 8 BB 39 1B 1-2 2-3 BB		3	0	0	0	0	1	2
43 Matthew Brown, R (7, 5) OBP: 0.100, SLG: 0.105										0	0	0	0	1	0	0
Inning Stats	R: 0 E: 0 K: 1 S: 8 H: 1 LOB: 1 BB: 0 P: 13	R: 1 E: 0 K: 1 S: 10 H: 2 LOB: 1 BB: 1 P: 17	R: 0 E: 0 K: 1 S: 14 H: 1 LOB: 1 BB: 0 P: 19	R: 0 E: 0 K: 1 S: 7 H: 0 LOB: 0 BB: 0 P: 9	R: 1 E: 0 K: 1 S: 10 H: 1 LOB: 0 BB: 0 P: 15	R: 3 E: 1 K: 1 S: 16 H: 4 LOB: 1 BB: 0 P: 20	R: 0 E: 0 K: 1 S: 8 H: 1 LOB: 2 BB: 1 P: 17	R: 2 E: 0 K: 1 S: 16 H: 2 LOB: 3 BB: 3 P: 34		1B: 8 2B: 4 3B: 0 HR: 1	SF: 1 SAC: 0 DP: 1 HBP: 0		WP: 0 PB: 0 SB: 1 CS: 0	PA: 40		

	AB	34
	R	7
	H	12
	RBI	7
	BB	5
	SO	8
	LOB	14

PITCHER		IP	WLS	BF	H	R	ER	SO	BB	IBB	HBP	BLK	WP	HR	S	P	ERA	WHIP
33 Kevin Millwood, R ERA: 5.07	(1, 1)	6.0	L	27	9	5	4	6	1	0	0	0	0	1	65	93	6.00	1.667
Jamey Wright, R ERA: 5.12	(7, 1)	1.0		5	1	0	0	1	1	0	0	0	0	0	8	17	0.00	2.000
59 Josh Rupe, R ERA: 5.14	(8, 1)	0.2		7	2	2	2	1	3	0	0	0	0	0	15	33	27.00	7.500
60 Warner Madrigal, R ERA: 4.75	(8, 1)	0.1		1	0	0	0	0	0	0	0	0	0	0	1	1	0.00	0.000

PITCHER	IP	WLS	BF	H	R	ER	SO	BB	IBB	HBP	BLK	WP	HR	S	P	ERA	WHIP

Boston Red Sox @ Los Angeles Angels

Angel Stadium of Anaheim, Anaheim, CA

Wed Oct 01 2008, 7:00 PM PDT

Att. 44,996 - Partly Cloudy - 81 F

TOP

livebaseballscorecards.com

Batter	1	2	3	4	5	6	7	8	9	AB	R	H	RBI	BB	SO	LOB
2 Jacoby Ellsbury, L (1, 8) OBP: 0.600, SLG: 0.800	C FF 93 B SI 93 B CU 79 S SI 92 X FF 94 2-2 34 G4-3 2B		C CU 78 B CU 80 X SI 91 1-1 ② FC4-6 15 BB 1-2f		X SI 92 0-0 15 S 1B		F SI 91 X CU 78 0-1 E9		B SI 91 S SI 91 C SI 92 F SI 91 F SI 92 B SI 92 X SI 92 2-2 15 G1-3 15 S 34 1B 2-H 1B	5	1	3	1	0	0	1
15 Dustin Pedroia, R (1, 4)	C FF 93 X SI 92 0-1 ① G1-3		C SI 91 B FC 83 P PO 87 1 SAFE B CU 82 B SI 91 4-1 1-2 BB		B SI 91 C CU 78 X CU 80 1-1 ③ F9 1-2		B SI 90 C SI 90 B SI 90 B SI 91 B CU 78 4-1 BB		1 SAFE B SI 91 1 SAFE C SI 90 C CU 78 F SI 92 F CU 79 X SI 93 1-2 ② G1-3 1-3	3	0	0	0	2	0	3
34 David Ortiz, L (1, 10) OBP: 0.200, SLG: 0.200	F CU 80 X SI 93 0-1 ② G4-3 2-3		C CU 80 B CU 80 B CU 82 X CU 81 2-1 ③ P6			X FF 90 0-0 ① P6	F FF 90 F SL 77 B FF 88 D SL 79 B SL 78 S SL 77 3-3 ③ K		X SI 92 0-0 3-H 1B	5	0	1	1	0	1	5
20 Kevin Youkilis, R (1, 3) OBP: 0.400, SLG: 0.250	C SI 93 B SI 93 X FF 91 1-1 ③ G5-3			B SI 91 X SI 91 1-0 1B		B SI 91 C CU 80 B SI 89 B FC 82 B CU 80 4-1 44 HR BB		B FF 88 F FF 88 B SL 76 B SL 76 C FF 89 X SL 76 3-2 ① F8	B FS 85 C FF 96 B FS 86 X FS 85 2-1 ③ G5-3	4	1	1	0	1	0	2
7 J.D. Drew, L (1, 9)		F SI 92 C SI 93 B CU 81 B CU 82 X SI 92 2-2 ① G4-3		X SI 91 0-0 ① F7		F SI 91 B CU 78 F SI 91 B FF 91 T SI 91 2-2 ② K		X SL 78 0-0 ② G5-3		4	0	0	0	0	1	2
44 Jason Bay, R (1, 7) OBP: 0.500, SLG: 1.500		C FF 92 B SI 93 F FC 82 B FF 92 S CU 81 2-3 ② K		B SI 92 C SI 91 S FC 83 S CU 81 1-3 ② K		C CU 79 X FF 90 0-1 1-H HR		B CU 79 C CU 79 X CU 79 1-1 2B		4	1	2	2	0	2	1
25 Mike Lowell, R (1, 5)		C SI 92 C SI 93 X CU 80 0-2 ③ L7		D SI 92 C SI 92 F SI 92 F FF 92 D FC 84 S CU 81 2-3 ③ K		B CU 80 X SI 90 1-0 ③ G3		B SI 92 C CU 78 B SI 92 C SI 92 D CU 80 X CU 80 3-2 ③ G4-3		4	0	0	0	0	1	2
12 Jed Lowrie, S (1, 6) OBP: 0.500, SLG: 0.333			C SI 92 C CU 79 H FC 82 1-2 FC1-6 HBP		C CU 77 X SI 91 0-1 ① F9		F SI 90 F CU 78 B FF 90 S CU 79 1-3 ① K		C SI 91 X CU 78 0-1 SH3 2 1B 1B	3	1	1	0	0	1	0
Jason Varitek, S (1, 2)			L SI 91 X SI 92 0-1 ① FC1-6 2 FC4-6 1-2f		C CU 77 C CU 77 F FF 90 X CU 79 0-2 ② F9		X SI 91 0-0 ② G6-3		X SI 91 0-0 ① SH3 1-2	3	0	0	0	0	0	1
Inning Stats	R: 0 E: 0 K: 0 S: 9 H: 1 LOB: 1 BB: 0 P: 12	R: 0 E: 0 K: 1 S: 9 H: 0 LOB: 0 BB: 0 P: 13	R: 0 E: 0 K: 0 S: 10 H: 0 LOB: 2 BB: 1 P: 17	R: 0 E: 0 K: 2 S: 9 H: 1 LOB: 1 BB: 0 P: 13	R: 0 E: 0 K: 0 S: 9 H: 1 LOB: 1 BB: 0 P: 10	R: 2 E: 0 K: 1 S: 8 H: 1 LOB: 0 BB: 1 P: 15	R: 0 E: 1 K: 2 S: 10 H: 0 LOB: 2 BB: 1 P: 18	R: 0 E: 0 K: 0 S: 9 H: 1 LOB: 1 BB: 0 P: 16	R: 2 E: 0 K: 0 S: 16 H: 3 LOB: 1 BB: 0 P: 21	1B: 5 2B: 2 3B: 0 HR: 1 SF: 0 SAC: 1 DP: 0 HBP: 1						

	AB	35
	R	4
	H	8
	RBI	4
	BB	3
	SO	6
	LOB	17

PITCHER		IP	WLS	BF	H	R	ER	SO	BB	IBB	HBP	BLK	WP	HR	S	P	ERA	WHIP
41 John Lackey, R ERA: 2.7	(1, 1)	6.2	L	29	4	2	2	5	3	0	1	0	0	1	61	92	2.70	1.050
Darren Oliver, L ERA:	(7, 1)	1.0		3	0	0	0	1	0	0	0	0	0	0	7	13	0.00	0.000
62 Scot Shields, R ERA: 18.0	(8, 1)	1.0		7	4	2	2	0	0	0	0	0	0	0	19	26	18.00	4.000
66 Jose Arredondo, R ERA:	(9, 1)	0.1		1	0	0	0	0	0	0	0	0	0	0	2	4	0.00	0.000

PITCHER	IP	WLS	BF	H	R	ER	SO	BB	IBB	HBP	BLK	WP	HR	S	P	ERA	WHIP

BOTTOM

Boston Red Sox @ Los Angeles Angels

Angel Stadium of Anaheim, Anaheim, CA

Wed Oct 01 2008, 7:00 PM PDT

Att. 44,996 - Partly Cloudy - 81 F

livebaseballscorecards.com

Batter	1	2	3	4	5	6	7	8	9	AB	R	H	RBI	BB	SO	LOB
9 Chone Figgins, S (1, 5)	G4-3		K		L6		K		K	5	0	0	0	0	3	1
Garret Anderson, L (1, 7) OBP: 0.500, SLG: 0.500	1B		1B		G3-1		L4			4	1	2	0	0	0	0
Mark Teixeira, S (1, 3) OBP: 0.500, SLG: 0.500	1B		K		1B			F8		4	0	2	0	0	1	1
27 Vladimir Guerrero, R (1, 10) OBP: 0.500, SLG: 0.500	F9		FC6		1B			1B		4	0	2	0	0	0	3
48 Torii Hunter, R (1, 8) OBP: 0.750, SLG: 0.667	BB		1B		G1-3			FC6-4		3	0	2	1	1	0	2
47 Howie Kendrick, R (1, 4)	FC5		G5-3			K		FC6-4		4	0	0	0	0	1	6
44 Mike Napoli, R (1, 2)		K		G6-3		K			K	4	0	0	0	0	3	0
24 Gary Matthews, S (1, 9) 8 Kendrys Morales, S (9, PH) OBP: 1.000, SLG: 1.000		G2-3		G6-3		K			2 DI 1B	3 1	0 0	0 1	0 0	0 0	1 0	0 0
2 Erick Aybar, S (1, 6)		G5-3		G5-3			P4		K2-3	4	0	0	0	0	1	1

Inning Stats	1	2	3	4	5	6	7	8	9
R	0	0	1	0	0	0	0	0	0
E	0	0	1	0	0	0	0	0	0
K	0	1	2	0	0	3	1	0	3
S	9	8	18	8	10	12	11	14	11
H	2	0	2	0	2	0	0	2	1
LOB	3	0	2	0	2	0	0	1	1
P	18	11	27	11	13	20	17	21	13

1B	9	
2B	0	
3B	0	
HR	0	
SF	0	
SAC	0	
DP	0	
HBP	0	
WP	0	
PB	0	
SB	0	
CS	0	
PA	37	

AB	36
R	1
H	9
RBI	1
BB	1
SO	10
LOB	14

PITCHER		IP	WLS	BF	H	R	ER	SO	BB	IBB	HBP	BLK	WP	HR	S	P	ERA	WHIP
31 Jon Lester, L	(1, 1)	7.0	W	29	6	1	0	7	1	0	0	0	0	0	76	117	0.00	1.000
ERA:																		
63 Justin Masterson, R	(8, 1)	1.0	H	4	2	0	0	0	0	0	0	0	0	0	14	21	0.00	2.000
ERA:																		
58 Jonathan Papelbon, R	(9, 1)	1.0	S	4	1	0	0	3	0	0	0	0	0	0	11	13	0.00	1.000
ERA:																		

PITCHER	IP	WLS	BF	H	R	ER	SO	BB	IBB	HBP	BLK	WP	HR	S	P	ERA	WHIP

Boston Red Sox @ Los Angeles Angels

Angel Stadium of Anaheim, Anaheim, CA

Fri Oct 03 2008, 6:37 PM PDT

Att. 45,354 - Overcast - 67 F

TOP

livebaseballscorecards.com

Batter	1	2	3	4	5	6	7	8	9	AB	R	H	RBI	BB	SO	LOB
2 Jacoby Ellsbury, L (1, 8) OBP: 0.500, SLG: 0.667	P5	FC4-6 1-2f		2B 2-H		K		BB 15 S		4	0	1	1	1	1	4
15 Dustin Pedroia, R (1, 4)	K	L7		G5-3		G4-3		G6-3 1-2		5	0	0	0	0	1	6
34 David Ortiz, L (1, 10) OBP: 0.300, SLG: 0.400 Coco Crisp, S (9, PR) (9, 10)	1B 7 2B 20 1B	G3			K		P4		2B 7 HR	5 0	1 1	2 0	0 0	0 0	1 0	1 0
20 Kevin Youkilis, R (1, 5) OBP: 0.300, SLG: 0.222	1B 7 2B 44 HR 1-2		F9		F9		L6		G5-3	5	1	1	0	0	0	1
7 J.D. Drew, L (1, 9) OBP: 0.333, SLG: 0.778	2B 44 HR 1-3 2-H		K		F9		1B 44 1B		HR 2-H	5	2	3	3	0	1	0
44 Jason Bay, R (1, 7) OBP: 0.556, SLG: 1.333	HR 2-H 3-H		G5-3			F9	1B 1-2		1B	5	1	3	3	0	0	0
Mark Kotsay, L (1, 3) OBP: 0.400, SLG: 0.400	1B			F8		E8 BB 1B	F9		G4-6-3 1-2 1B	5	0	2	0	0	0	2
Jason Varitek, S (1, 2) OBP: 0.125, SLG: 0.125	P6			G3-1		BB 1-2 1B		G3	G4-6-3 1-2f	5	0	1	0	0	0	3
Alex Cora, L (1, 6) OBP: 0.500, SLG: 0.667		E6 2 FC4-6		2B 2		BB 1-2 2-3		K		3	1	1	0	1	1	0

Inning Stats																		
	R: 4	H: 5	R: 0	H: 0	R: 0	H: 0	R: 1	H: 2	R: 0	H: 0	R: 0	H: 1	R: 0	H: 2	R: 0	H: 0	R: 2	H: 4
	E: 0	LOB: 1	E: 1	LOB: 1	E: 0	LOB: 0	E: 0	LOB: 1	E: 0	LOB: 0	E: 1	LOB: 3	E: 0	LOB: 2	E: 0	LOB: 1	E: 0	LOB: 1
	K: 1	BB: 0	K: 0	BB: 0	K: 1	BB: 0	K: 0	BB: 0	K: 1	BB: 1	K: 1	BB: 1	K: 0	BB: 0	K: 1	BB: 1	K: 0	BB: 0
	S: 20	P: 30	S: 11	P: 15	S: 9	P: 17	S: 8	P: 10	S: 9	P: 14	S: 15	P: 25	S: 11	P: 18	S: 9	P: 14	S: 12	P: 19

	AB	42
	R	7
	H	14
	RBI	7
	BB	2
	SO	5
	LOB	17

	1B: 8	SF: 0	WP: 0	PA: 44
	2B: 4	SAC: 0	PB: 0	
	3B: 0	DP: 1	SB: 1	
	HR: 2	HBP: 0	CS: 0	

PITCHER		IP	WLS	BF	H	R	ER	SO	BB	IBB	HBP	BLK	WP	HR	S	P	ERA	WHIP
54 Ervin Santana, R ERA: 8.44	(1, 1)	5.1		26	8	5	5	3	0	0	0	0	0	1	65	98	8.44	1.500
66 Jose Arredondo, R ERA:	(6, 1)	1.2		8	2	0	0	1	1	0	0	0	0	0	18	31	0.00	1.800
62 Scot Shields, R ERA: 10.8	(8, 1)	0.2		3	0	0	0	1	1	0	0	0	0	0	6	10	0.00	1.500
Francisco Rodríguez, R ERA: 13.5	(8, 1)	1.1	L	7	4	2	2	0	0	0	0	0	0	1	15	23	13.50	3.000

PITCHER	IP	WLS	BF	H	R	ER	SO	BB	IBB	HBP	BLK	WP	HR	S	P	ERA	WHIP

BOTTOM

Batter	1	2	3	4	5	6	7	8	9	AB	R	H	RBI	BB	SO	LOB
9 Chone Figgins, S (1, 5) OBP: 0.200, SLG: 0.400	C FF 91 B FF 91 B FF 92 F FF 91 X FF 92 2-2 ① **P6**		C FF 91 B FF 92 X FF 92 1-1 ① **F9**	B FF 93 T FF 92 B FF 94 F FF 93 B FF 94 X FF 93 3-2 **2-3** **3-H** **1B**		C CU 73 B FS 83 B FS 83 F FF 87 X FS 82 2-2 ② **F8**		B FF 93 X FF 92 1-0 **SF8** **3B**		5	1	2	1	0	0	0
Garret Anderson, L (1, 7) OBP: 0.222, SLG: 0.222	C FF 90 F FS 82 X FC 91 0-2 ② **L9**		B FC 90 C FC 90 B FC 91 X FC 90 2-1 ② **G4-3**	C FC 89 S FS 83 B FC 88 B FC 91 F SI 92 S FS 82 2-3 ③ **K**		C FF 88 B CU 74 B CU 75 B FF 87 X FF 88 3-1 ③ **F9**		X FF 96 0-0 ① **P5**		5	0	0	0	0	1	3
Mark Teixeira, S (1, 3) OBP: 0.667, SLG: 0.714	C FF 92 X FF 93 0-1 **27 1B** **48 1B** **1B**		C FF 94 B SL 84 B SL 84 B SL 83 X FC 91 3-1 **27 1B** **1B**		C SL 83 B FF 92 F SI 93 B SL 84 B FC 89 F SL 84 B FF 94 4-2 **27 BB** **48 1B** **BB**		C FF 86 B FF 86 C FF 86 D CU 75 X FF 87 2-2 **48 F7** **27 1B** **44 BB** **1B**	B FF 96 X FF 96 1-0 ② **SF8** **3-H**		3	3	3	1	1	0	0
27 Vladimir Guerrero, R (1, 10) OBP: 0.667, SLG: 0.625	C FF 92 B FF 91 X FF 92 1-1 **48 1B** **1-3** **1B**		S FF 92 B FF 92 X SI 92 1-1 **1-2** **1B**		B FF 92 B FC 89 B SL 83 C FF 92 C FC 89 F SL 83 B FC 89 4-2 **47 F8** **48 1B** **1-2** **BB**		B FF 86 F FF 87 B FF 87 C CU 74 F FF 87 X FS 82 2-2 **44 BB** **BB** **1-2** **1B**	B FF 96 F FF 95 F FF 96 X FF 96 1-2 ③ **P4**		4	0	3	0	1	0	0
48 Torii Hunter, R (1, 8) OBP: 0.556, SLG: 0.500	C SL 82 X SL 82 0-1 **1-3** **3-H** **1B**		B FC 91 F SL 85 F FF 94 X FC 89 1-2 ③ **G6-3**		S FC 89 B FF 93 S FC 88 B SL 84 B FC 89 X FC 89 3-2 **1-2** **2-H** **1B**		X SL 80 0-0 ① **F7** **2-3**		X FF 95 0-0 ① **B5-3**	5	0	2	2	0	0	4
Juan Rivera, R (1, 9) 77 Reggie Willits, S (7, PR) (8, 9) 24 Gary Matthews, S (9, PH)	X SL 81 0-0 ③ **G6-3**			B FF 92 B SL 81 B FC 88 B FF 91 4-0 **2 G3** **5 1B** **9 1B** **BB**	C FC 88 B FC 88 B SI 92 B FC 89 F FC 89 F FF 92 F FC 90 S SL 82 3-3 ① **K**		B SL 81 F SL 80 S SI 92 B SI 92 B SI 91 B SL 81 4-2 **44 BB** **1-2** **BB**		F FF 95 B FS 90 B FS 91 F FF 94 F FF 95 B FS 90 X FF 96 3-2 ② **P5**	2 0 1	1 0 0	0 0 0	0 0 0	2 0 0	1 0 0	4 0 0
47 Howie Kendrick, R (1, 4)			C FF 91 B FF 91 S SL 83 F FF 92 S SL 83 1-3 ① **K**	C FC 89 S FF 92 S SL 83 0-3 ① **K**	C FC 88 X SL 82 0-1 ② **F8** **2-3**		S SL 83 F FF 93 S SL 85 0-3 ② **K**		C FF 94 S SL 87 F FF 96 B FF 95 F SL 88 S FF 95 1-3 ③ **K**	5	0	0	0	0	4	6
5 Jeff Mathis, R (1, 2) OBP: 0.500, SLG: 0.500 8 Kendrys Morales, S (5, PH) OBP: 0.500, SLG: 0.500 44 Mike Napoli, R (6, 2)			B FF 93 C SL 82 S FF 92 S FF 93 1-3 ② **K**	X SL 82 0-0 **9 1B** **2 G3** **1-2** **1B**	C SL 82 F FS 83 B FF 92 B FF 91 X SL 81 2-2 ③ **P5**		B FF 91 C SI 90 B FF 94 B SL 83 B SI 87 4-1 **1-2** **2-3** **3-H** **BB**			2 1 0	0 0 0	1 0 0	0 0 1	0 0 1	1 0 0	0 2 0
2 Erick Aybar, S (1, 6)			B FF 91 C SL 82 X FS 82 1-1 ③ **F9**	B FC 89 C FC 88 B SL 81 F FC 90 X FF 93 2-2 ② **G3** **1-2** **2-3**		B FF 87 B FF 88 B FF 86 C FF 87 C FF 88 F FF 89 X FF 88 3-2 ① **G6-3**	B SI 88 C SL 80 F FF 95 S SL 84 1-3 ③ **K**			4	0	0	0	0	1	5
Inning Stats	R: 1 E: 0 K: 0 S: 13 H: 3 LOB: 2 BB: 0 P: 16		R: 0 E: 0 K: 2 S: 9 H: 0 LOB: 0 BB: 0 P: 12	R: 0 E: 0 K: 0 S: 11 H: 2 LOB: 2 BB: 0 P: 19	R: 1 E: 0 K: 2 S: 14 H: 2 LOB: 2 BB: 1 P: 25	R: 1 E: 0 K: 1 S: 20 H: 1 LOB: 2 BB: 2 P: 36	R: 0 E: 0 K: 0 S: 9 H: 0 LOB: 0 BB: 0 P: 17	R: 1 E: 0 K: 2 S: 17 H: 2 LOB: 3 BB: 2 P: 30	R: 1 E: 0 K: 0 S: 6 H: 1 LOB: 0 BB: 0 P: 9	R: 0 E: 0 K: 1 S: 10 H: 0 LOB: 0 BB: 0 P: 14	1B: 10 2B: 0 3B: 1 HR: 0 SF: 1 SAC: 0 DP: 0 HBP: 0						

PITCHER		IP	WLS	BF	H	R	ER	SO	BB	IBB	HBP	BLK	WP	HR	S	P	ERA	WHIP
18 Daisuke Matsuzaka, R ERA: 5.4	(1, 1)	5.0		26	8	3	3	5	3	0	0	0	0	0	67	108	5.40	2.200
37 Hideki Okajima, L ERA: 9.0	(6, 1)	1.0	H	5	2	1	1	0	0	0	0	0	0	0	16	28	9.00	2.000
63 Justin Masterson, R ERA: 4.5	(7, 1)	1.0	H	6	1	1	1	2	2	0	0	0	0	0	11	21	9.00	3.000
58 Jonathan Papelbon, R ERA:	(8, 1)	2.0	W	6	0	0	0	1	0	0	0	0	0	0	15	21	0.00	0.000

PITCHER	IP	WLS	BF	H	R	ER	SO	BB	IBB	HBP	BLK	WP	HR	S	P	ERA	WHIP

Boston Red Sox @ Los Angeles Angels

Angel Stadium of Anaheim, Anaheim, CA

Fri Oct 03 2008, 6:37 PM PDT

Att. 45,354 - Overcast - 67 F

livebaseballscorecards.com

AB	37
R	5
H	11
RBI	5
BB	5
SO	8
LOB	24

WP: 0	PA: 43																	
PB: 0																		
SB: 0																		
CS: 0																		

Batter	1	2	3	4	5	6	7	8	9	10	11	12	AB	R	H	RBI	BB	SO	LOB
9 Chone Figgins, S (1, 5) OBP: 0.294, SLG: 0.471	X FF 94 0-0 48 1B BB 2B	B SI 93 B FF 94 B FF 92 C FF 93 C FF 93 X SI 94 3-2 S 1B		B FF 92 C FC 90 B FC 90 C FF 91 F CU 75 B FF 91 X FF 93 3-2 27 BB 1B 1B	C FF 92 B CU 74 B FF 91 F FF 91 S FF 93 2-3 K ③			B FS 82 B FF 87 C FF 86 S FS 81 B FF 88 X FF 88 3-2 L8 ①		T FF 96 B FF 97 B FF 96 S FF 97 C FF 97 2-3 K ③		C SI 87 F SI 87 F SI 88 C SI 90 0-3 K ②	7	1	3	0	0	3	2
Garret Anderson, L (1, 7) OBP: 0.250, SLG: 0.200	S CH 89 F CH 89 F SI 94 B CU 77 B CU 76 C CU 76 2-3 K ①	B SI 92 S SI 93 B CH 87 B CH 88 B FC 91 4-1 FC5-4 1-2 BB		1 SAFE 1 SAFE X SI 92 0-0 F8 ②		B FF 98 C CH 83 B CH 86 S CH 84 F CH 86 X CH 84 2-2 G3 ①		C FF 87 B FS 82 C CU 77 B FF 88 X FS 83 2-2 G3-1 ②			B FF 96 F FF 95 S FS 90 B FF 97 B FF 97 S FF 98 3-3 K ①	1 SAFE S CU 75 C SI 87 X SI 91 0-2 FC6-4 1-3 1B	6	0	1	0	1	2	2
Mark Teixeira, S (1, 3) OBP: 0.563, SLG: 0.538	B FF 92 C CU 77 B CU 77 C CU 77 B SI 95 S FC 91 3-3 K ②	C CU 77 X FF 94 0-1 FC5-4 1-2f ③		B CU 75 1 SAFE C CU 74 B FF 92 1 SAFE F FC 90 X CU 76 2-2 27 BB 1-2 1B		B FF 98 B CU 79 X CU 79 2-0 G3 ②		S CU 76 B FF 88 B FF 88 X CU 75 2-1 1B			B FF 97 S FS 91 B FF 97 F FF 98 B FS 92 D FS 92 4-2 27 1B BB	C CH 79 X SI 86 0-1 FC6-4 1-2f ③	6	0	2	0	1	1	5
27 Vladimir Guerrero, R (1, 10) OBP: 0.667, SLG: 0.667	B FF 95 B FF 95 T CU 77 B FF 94 B SI 94 4-1 BB 48 1B BB		X FF 93 0-0 44 S 44 HR 2B	B SI 93 B FF 94 B SI 94 B SI 92 4-0 48 FC4-6 1-2 2-3 BB		S FF 96 B FF 98 B FF 97 F FF 97 F FF 96 X FF 97 2-2 G4-3 ③		F FF 94 B FF 93 F SI 94 B FF 96 B SL 86 F SI 91 S FF 96 3-3 K ③			X FF 98 0-0 1-2 1B		4	1	2	0	2	1	1
48 Torii Hunter, R (1, 8) OBP: 0.467, SLG: 0.429	F SI 94 B FC 92 C SI 95 B FC 93 X FC 90 2-2 BB 1-2 2-3 1B		F SI 92 B SI 93 C FF 95 S CU 79 1-3 K ①	B FF 92 X FF 93 1-0 FC4-6 1-2f ③			C FF 96 B FF 98 C FF 96 T CH 85 1-2 K ①		B SI 89 X SI 90 1-0 1B ①		S FF 96 B FF 96 F FF 98 X FF 97 1-2 F9 ②		6	0	2	0	0	2	6
Juan Rivera, R (1, 9) 77 Reggie Willits, S (7, 9) 8 Kendrys Morales, S (9, PH) OBP: 0.333, SLG: 0.333 24 Gary Matthews, S (9, 9)	B SI 94 B SI 94 B SI 95 F FF 94 B FF 94 4-1 44 FC6-4 1-2 2-3 3-H BB	C FF 94 B CU 76 F FF 94 B CU 75 X CU 76 2-2 P3 ②		C FF 92 C FF 93 F CU 75 S FF 93 0-3 K ①			C FF 98 B CU 82 X FF 97 1-1 G6-3 ②		B SL 80 X SL 82 0-1 G3-1 ②		F FF 98 S FF 98 S FF 97 0-3 K ③		3 0 1 0	0 0 0 0	0 0 0 0	1 0 0 0	1 0 0 0	1 0 0 1	1 0 0 2
44 Mike Napoli, R (1, 2) OBP: 0.455, SLG: 1.000	B CU 76 X SI 94 1-0 FC6-4 1-2f ③	B CU 78 C CU 77 B SI 94 F FF 93 B SI 94 X CU 77 3-2 2-H HR		B CU 75 X SI 92 1-0 HR		H FF 95 1-0 2 FC5 47 1B HBP		B SI 94 B SI 93 C SI 92 B SI 90 X SI 92 3-1 G4-3 ③		F CU 73 F SI 88 B SI 93 F SI 88 B SI 91 X CH 81 2-2 47 SH1-3 2 1B 1B		5	3	3	3	0	0	3
47 Howie Kendrick, R (1, 4) OBP: 0.143, SLG: 0.143		C FF 93 F CU 76 D CU 77 B FF 94 B FF 94 X SI 93 3-2 G5-3 ①	C FF 94 F FF 92 S FF 93 0-3 K ③		F FF 92 X SI 92 0-1 1B		C FF 96 X FF 97 0-1 2 FC5 1-2 1B			X FF 95 0-0 B5-3 ①		X SI 87 0-0 SH1-3 1-2 ①	5	0	2	0	0	1	0
2 Erick Aybar, S (1, 6) OBP: 0.071, SLG: 0.071		B SI 94 X SI 94 1-0 G3 ②		L FF 92 X FF 92 0-1 L8 ①	1 SAFE B SI 92 X FF 91 1-0 F8 ②		C CU 76 X FS 83 0-1 FC5 1-2 2-3f ③			C FF 97 F FF 97 B FF 98 B FF 97 X FF 97 2-2 G1-3 ②		C SI 87 F SI 88 F SI 92 X CH 80 0-2 1B 2-H 1B	6	0	1	1	0	0	3
Inning Stats	R: 1 E: 0 K: 2 S: 14 H: 2 LOB: 3 BB: 2 P: 30	R: 0 E: 0 K: 0 S: 10 H: 1 LOB: 2 BB: 1 P: 21	R: 2 E: 0 K: 2 S: 13 H: 2 LOB: 0 BB: 0 P: 19	R: 0 E: 0 K: 0 S: 11 H: 2 LOB: 3 BB: 1 P: 21	R: 1 E: 0 K: 2 S: 11 H: 2 LOB: 1 BB: 0 P: 15	R: 0 E: 0 K: 0 S: 9 H: 0 LOB: 0 BB: 0 P: 15	R: 0 E: 0 K: 1 S: 9 H: 1 LOB: 2 BB: 0 P: 12	R: 0 E: 0 K: 1 S: 12 H: 1 LOB: 1 BB: 0 P: 22	R: 0 E: 0 K: 0 S: 5 H: 1 LOB: 0 BB: 0 P: 9	R: 0 E: 0 K: 1 S: 7 H: 0 LOB: 0 BB: 0 P: 11	R: 0 E: 0 K: 2 S: 12 H: 1 LOB: 2 BB: 1 P: 20	R: 1 E: 0 K: 1 S: 18 H: 3 LOB: 2 BB: 0 P: 20	1B: 12 2B: 2 3B: 0 HR: 2	SF: 0 SAC: 1 DP: 0 HBP: 1	WP: 0 PB: 0 SB: 2 CS: 0	PA: 57

PITCHER		IP	WLS	BF	H	R	ER	SO	BB	IBB	HBP	BLK	WP	HR	S	P	ERA	WHIP
19 Josh Beckett, R ERA: 7.2	(1, 1)	5.0		28	9	4	4	6	4	0	0	0	0	2	59	106	7.20	2.600
17 Manny Delcarmen, R ERA:	(6, 1)	1.2		7	1	0	0	1	0	0	1	0	0	0	16	25	0.00	0.600
37 Hideki Okajima, L ERA: 4.5	(7, 1)	1.0		4	1	0	0	0	0	0	0	0	0	0	10	17	0.00	1.000
63 Justin Masterson, R ERA: 2.7	(8, 1)	1.1		4	1	0	0	1	0	0	0	0	0	0	9	16	0.00	0.750
58 Jonathan Papelbon, R ERA:	(10, 1)	2.0		8	1	0	0	3	1	0	0	0	0	0	19	31	0.00	1.000

PITCHER		IP	WLS	BF	H	R	ER	SO	BB	IBB	HBP	BLK	WP	HR	S	P	ERA	WHIP
48 Javier López, L ERA: 9.0	(12, 1)	1.0	L	6	3	1	1	1	0	0	0	0	0	0	18	20	9.00	3.000

TOP

Los Angeles Angels @ Boston Red Sox

Fenway Park, Boston, MA

Sun Oct 05 2008, 7:27 PM EDT

Att. 39,067 - Cloudy - 53 F

livebaseballscorecards.com

AB	50
R	5
H	16
RBI	5
BB	5
SO	12
LOB	25

Batter	1	2	3	4	5	6	7	8	9	10	11	12	AB	R	H	RBI	BB	SO	LOB
2 Jacoby Ellsbury, L (1, 9) OBP: 0.500, SLG: 0.643	C FF 91 X CU 77 0-1 G3 ①	B FF 96 C FF 95 C FF 94 B FF 95 F FF 96 B SL 83 X FF 95 3-2 15 FC6-4 1B 1-H 2-H 3-H			B FF 93 B SI 92 C FF 92 X FF 93 2-1 20 2B 2B		B FS 85 B FF 95 B FF 95 B FF 94 4-0 34 CS BB		B CU 80 X SI 92 1-0 F9 ③		C FF 92 1 SAFE B SI 83 C FF 92 C FF 94 1-3 K ②		5	1	2	3	1	1	1
15 Dustin Pedroia, R (1, 4)	C FF 90 H FF 93 1-1 20 FC6-4 HBP	B FF 95 X CH 85 1-0 FC6-4 ③ 1-2f			B CH 83 B CH 83 B FF 94 C FF 92 F FF 94 X FF 95 3-2 P2 ①		1 SAFE 1 SAFE 1 SAFE C FF 96 X FF 96 0-1 F8 ①			C FF 94 B CU 82 F FF 95 S CH 88 1-3 K ①	1 SAFE 1 SAFE 1 SAFE P PO 87 C FF 93 C FF 93 X FF 95 1-2 G5-3 ③ 1-2		5	0	0	0	0	1	4
34 David Ortiz, L (1, 10) OBP: 0.375, SLG: 0.308	X FF 93 0-0 F8 ②		B CU 77 C FF 92 X FF 92 1-1 F8 ①		C SL 82 F SI 93 S FF 94 0-3 K ②		B FF 90 B SL 78 C SL 77 1 SAFE S SL 78 F FF 90 B SL 77 B SL 79 4-2 1-2 BB ②			F CH 88 F CH 87 B CH 89 F FF 96 B CU 81 D CH 90 F CH 88 D CU 82 4-2 25 BB 20 1B BB		C CH 78 B SI 90 B CH 82 S CH 80 B CH 81 B CU 71 4-2 BB	3	0	0	0	3	1	2
20 Kevin Youkilis, R (1, 3) OBP: 0.375, SLG: 0.357	B SI 92 C CU 76 S FF 94 1 SAFE X FF 94 1-2 FC6-4 1-2f ③		B FF 93 B FF 93 C SI 94 C CU 78 B CH 84 B CH 84 4-2 BB		C CU 77 F FF 94 B FF 95 B CH 83 X FF 95 2-2 2-H 2B		B SI 92 C SI 92 C SI 93 S SI 92 1-3 K ③			C FF 94 S CH 87 F CH 89 F FF 95 X CU 82 0-2 25 BB 1-2 1B		C SI 92 B SL 79 S FF 92 B SI 94 B SL 79 X FF 92 3-2 F8 ①	5	0	2	1	1	1	3
44 Jason Bay, R (1, 7) OBP: 0.400, SLG: 0.857		C SI 92 B FF 93 B CU 74 B FF 93 F FF 93 X FF 94 3-2 G5-3 ① B SI 94 B CH 84 S SI 93 X SI 93 2-1 F9 ②			F CH 83 F FF 95 B SL 84 D CH 82 D CH 83 F FF 95 D CH 84 4-2 BB		B SI 93 C SI 92 B CU 81 B SI 92 X SI 93 3-1 F7 ①			C CU 81 S CU 81 D CU 81 B CH 88 S CU 82 2-3 K ②		C FF 91 C SL 80 B SL 80 F SL 78 C FF 92 1-3 K ②	5	0	0	0	1	2	4
25 Mike Lowell, R (1, 5) Alex Cora, L (10, PR) OBP: 0.400, SLG: 0.500 (11, 6)		F SI 93 B SI 94 F FF 94 F FF 94 B FF 95 S 2-3 K ②	X SI 93 0-0 F9 ③		B FF 98 C FF 95 F FS 87 B FF 99 B FF 97 C FF 96 3-3 K		C CU 80 F CU 81 X SI 93 0-2 G4-3 ②			B FF 95 B FF 94 C CU 80 B CU 80 S CU 83 F CU 82 B FF 95 4-2 1-2 2-3 BB		C CH 83 X SI 92 0-1 G5-3 ③	4	0	0	0	1	2	3
12 Jed Lowrie, S (1, 6) OBP: 0.444, SLG: 0.286 (11, 5)		C CU 77 B CU 76 B SI 94 B SI 94 B FF 94 4-1 BB 1B 2 1B BB	X FF 91 0-0 G5-4-3 1B		C FF 95 B FF 97 T FF 96 B FF 88 B FF 88 S FF 96 3-3 K ①		C CU 80 S CU 81 S CU 80 0-3 K ③			B CU 80 B FF 94 C FF 93 X FF 94 2-1 L9 ③			4	1	1	0	1	2	3
Jason Varitek, S (1, 2) OBP: 0.182, SLG: 0.182 7 J.D. Drew, L (9, PH) OBP: 0.300, SLG: 0.700 Kevin Cash, R (10, 2) Mark Kotsay, L (11, PH) OBP: 0.333, SLG: 0.333 David Ross, R (12, 2)		B FF 94 B FF 95 F FF 94 F FF 94 F FF 96 B FF 96 F FF 96 X FF 95 3-2 BB 2 1B 1-2 1B	B SI 91 F FF 92 1 SAFE B CH 83 C CH 82 X CH 82 2-2 G5-4-3 ① ② 1-2f		C FF 97 B FF 89 F FF 97 C FS 87 1-3 K ②			B SI 93 C SI 93 S SI 94 B SI 94 T SI 95 2-2 K ①			B FF 92 C CH 81 B CH 80 B FF 91 C FF 92 S FF 93 3-3 K ①	3 1 0 0 1 0	1 0 0 0 0 0	1 0 0 0 1 0	0 1 0 0 0 0	1 0 0 1 0 0	1 0 0 0 0 0	0 0 0 0 0 0
Coco Crisp, S (1, 8) OBP: 0.400, SLG: 0.250		B CU 77 B CU 78 B CH 85 B FF 94 4-0 2 1B 2 1B 1-2 2-3 BB			S CH 84 C SI 93 B CH 83 X FF 93 1-2 G5-3 ③		B FF 87 C FS 86 S SL 87 F FF 96 F FS 86 X FF 97 1-2 G4-3 ③			B SI 94 S SI 93 B CU 80 F SI 93 B SI 93 X SI 94 3-2 F8 ②		X CH 80 0-0 15 S 1B	4	1	1	0	1	0	0
Inning Stats	R: 0 E: 0 K: 0 S: 7 H: 0 LOB: 1 BB: 0 P: 9	R: 3 E: 0 K: 1 S: 18 H: 2 LOB: 1 BB: 2 P: 38	R: 0 E: 0 K: 0 S: 7 H: 0 LOB: 1 BB: 1 P: 14	R: 0 E: 0 K: 0 S: 7 H: 1 LOB: 0 BB: 0 P: 10	R: 1 E: 0 K: 2 S: 17 H: 2 LOB: 2 BB: 1 P: 31	R: 0 E: 0 K: 2 S: 11 H: 0 LOB: 0 BB: 0 P: 16	R: 0 E: 0 K: 1 S: 8 H: 0 LOB: 1 BB: 2 P: 17	R: 0 E: 0 K: 1 S: 8 H: 0 LOB: 0 BB: 0 P: 11	R: 0 E: 0 K: 1 S: 7 H: 0 LOB: 0 BB: 0 P: 13	R: 0 E: 0 K: 2 S: 20 H: 1 LOB: 3 BB: 2 P: 33	R: 0 E: 0 K: 2 S: 11 H: 1 LOB: 1 BB: 0 P: 15	R: 0 E: 0 K: 1 S: 11 H: 0 LOB: 1 BB: 1 P: 19	1B: 5 2B: 2 3B: 0 HR: 0	SF: 0 SAC: 0 DP: 1 HBP: 1	WP: 0 PB: 0 SB: 1 CS: 1	PA: 51

PITCHER		IP	WLS	BF	H	R	ER	SO	BB	IBB	HBP	BLK	WP	HR	S	P	ERA	WHIP
51 Joe Saunders, L ERA: 7.71	(1, 1)	4.2		23	5	4	4	2	4	0	1	0	0	0	53	96	7.71	1.929
66 Jose Arredondo, R ERA:	(5, 1)	1.2		6	0	0	0	3	1	0	0	0	0	0	16	28	0.00	0.600
Darren Oliver, L ERA:	(7, 1)	0.1		1	0	0	0	0	1	0	0	0	0	0	3	7	0.00	3.000
62 Scot Shields, R ERA: 4.5	(7, 1)	2.1		7	0	0	0	3	0	0	0	0	0	0	18	28	0.00	0.000
Francisco Rodriguez, R ERA: 7.71	(10, 1)	1.0		6	1	0	0	2	2	0	0	0	0	0	20	33	0.00	3.000

PITCHER		IP	WLS	BF	H	R	ER	SO	BB	IBB	HBP	BLK	WP	HR	S	P	ERA	WHIP
36 Jered Weaver, R ERA:	(11, 1)	2.0	W	8	1	0	0	3	1	0	0	0	0	0	22	34	0.00	1.000

Los Angeles Angels @ Boston Red Sox

Fenway Park, Boston, MA

Sun Oct 05 2008, 7:27 PM EDT

Att. 39,067 - Cloudy - 53 F

BOTTOM

livebaseballscorecards.com

AB	41
R	4
H	7
RBI	4
BB	9
SO	13
LOB	22

Los Angeles Angels @ Boston Red Sox

Fenway Park, Boston, MA

Mon Oct 06 2008, 8:37 PM EDT

Att. 38,785 - Cloudy - 50 F

TOP

livebaseballscorecards.com

Batter	1	2	3	4	5	6	7	8	9	AB	R	H	RBI	BB	SO	LOB
9 Chone Figgins, S (1, 5) OBP: 0.333, SLG: 0.476	G4-3		G3 1B		FC4-6 1B			G4-3		4	0	2	0	0	0	0
Garret Anderson, L (1, 7) OBP: 0.200, SLG: 0.158	K		G3		FC4-6			G4-3		4	0	0	0	0	1	3
Mark Teixeira, S (1, 3) OBP: 0.550, SLG: 0.467	G4-3		BB		K			48 PB 48 1B 27 BB BB		2	1	0	0	2	1	2
27 Vladimir Guerrero, R (1, 10) OBP: 0.579, SLG: 0.533		F9	G4-3			P3		48 PB 48 1B BB		3	1	0	0	1	0	2
48 Torii Hunter, R (1, 8) OBP: 0.421, SLG: 0.389		F9		K		G5-3		1B		4	0	1	2	0	1	0
44 Mike Napoli, R (1, 2) OBP: 0.400, SLG: 0.750		1B BB		G6-3		F7		F9		3	0	0	0	1	0	1
Juan Rivera, R (1, 9) OBP: 0.364, SLG: 0.125 8 Kendrys Morales, S (9, PH) OBP: 0.500, SLG: 0.750 77 Reggie Willits, S (9, PR) (9, 9)	1B			G5-3			P4		47 SH5-3 2 CS 2B	3 1 0	0 0 0	1 1 0	0 0 0	0 0 0	0 0 0	0 0 0
47 Howie Kendrick, R (1, 4) OBP: 0.118, SLG: 0.118		K2-3		G5-3			P3		SH5-3	3	0	0	0	0	1	2
2 Erick Aybar, S (1, 6) OBP: 0.111, SLG: 0.111			G5-3		FC4-6 1B		F8		G3	4	0	1	0	0	0	2

	AB	31
	R	2
	H	6
	RBI	2
	BB	4
	SO	4
	LOB	12

Inning Stats	1	2	3	4	5	6	7	8	9
	R: 0 E: 0 K: 1 S: 6	H: 0 LOB: 0 BB: 0 P: 9	R: 0 E: 0 K: 1 S: 11	H: 1 LOB: 2 BB: 1 P: 19	R: 0 E: 0 K: 0 S: 15	H: 1 LOB: 2 BB: 1 P: 26	R: 0 E: 0 K: 1 S: 9	H: 0 LOB: 0 BB: 0 P: 14	R: 0 E: 0 K: 1 S: 11	H: 2 LOB: 2 BB: 0 P: 16	R: 0 E: 0 K: 0 S: 8	H: 0 LOB: 0 BB: 0 P: 13	R: 0 E: 0 K: 0 S: 9	H: 0 LOB: 0 BB: 0 P: 12	R: 2 E: 0 K: 0 S: 16	H: 1 LOB: 1 BB: 2 P: 30	R: 0 E: 0 K: 0 S: 7	H: 1 LOB: 1 BB: 0 P: 11

	1B: 5	SF: 0
	2B: 1	SAC: 1
	3B: 0	DP: 0
	HR: 0	HBP: 0

	WP: 0	PA: 36
	PB: 1	
	SB: 0	
	CS: 1	

PITCHER		IP	WLS	BF	H	R	ER	SO	BB	IBB	HBP	BLK	WP	HR	S	P	ERA	WHIP
31 Jon Lester, L ERA:	(1, 1)	7.0		27	4	0	0	4	2	0	0	0	0	0	69	109	0.00	0.857
37 Hideki Okajima, L ERA: 6.75	(8, 1)	0.2	H	3	0	1	1	0	1	0	0	0	0	0	6	13	13.50	1.500
63 Justin Masterson, R ERA: 2.25	(8, 1)	0.2	B	5	2	1	0	0	1	0	0	0	0	0	14	23	0.00	4.500
17 Manny Delcarmen, R ERA:	(9, 1)	0.2	W	1	0	0	0	0	0	0	0	0	0	0	3	5	0.00	0.000

PITCHER		IP	WLS	BF	H	R	ER	SO	BB	IBB	HBP	BLK	WP	HR	S	P	ERA	WHIP

Batter	1	2	3	4	5	6	7	8	9	AB	R	H	RBI	BB	SO	LOB
2 Jacoby Ellsbury, L (1, 8) OBP: 0.400, SLG: 0.500	C SI 92 B CU 81 B SI 92 X SI 92 2-1 G1-3 ①		C CU 77 X CU 78 0-1 G1-3 ③		B FF 91 C CU 78 F FF 90 X FF 92 1-2 G4-3 ② 1-2 3-H		C SI 92 F SI 91 B FF 93 1 SAFE X FF 93 1-2 G6-3 ②③ 1-2f			4	0	0	1	0	0	2
15 Dustin Pedroia, R (1, 4) OBP: 0.200, SLG: 0.118	B SI 92 X SI 92 1-0 P4 ②			B CU 80 B SI 91 B FF 92 C SI 90 X FF 90 3-1 G6-3 ① B FF 92 F SI 92 X CU 80 1-1 2-H 2B				B SI 92 X SI 92 1-0 L4 ①		4	0	1	1	0	0	0
34 David Ortiz, L (1, 10) OBP: 0.350, SLG: 0.294	B SI 94 B SI 93 C CU 79 X SI 94 2-1 G6-3 ③			X CU 81 0-0 7 F8 20 E 1B	X CU 80 0-0 G1-3 ③			C CU 79 C SI 93 F CU 80 B CU 80 B CU 80 F CU 80 F CU 81 S CU 82 2-3 K ②		4	0	1	0	0	1	1
20 Kevin Youkilis, R (1, 5) OBP: 0.300, SLG: 0.278		C FF 93 B FC 84 B SI 92 C SI 92 F CU 81 F FF 92 F FF 93 C FF 93 2-3 K ①		B FF 92 B SI 93 D FC 82 C FF 92 X SI 92 3-1 FC5 1-2		X FF 90 0-0 G5-3 ①		B CU 78 F SI 90 F SI 92 B SI 94 S CU 80 2-3 K ③		4	0	0	0	0	2	1
7 J.D. Drew, L (1, 9) OBP: 0.286, SLG: 0.571		C CU 79 B SI 93 X SI 92 1-1 44 BB 1B		S FF 93 B SI 93 B CU 81 F CU 78 B FF 90 F CU 79 X SI 91 3-2 F8 ② 2-3		B FF 91 X FF 91 1-0 G3-1 ②			C SI 92 B CU 81 B SI 92 S SI 92 C CU 80 2-3 K ①	4	0	1	0	0	1	2
44 Jason Bay, R (1, 7) OBP: 0.474, SLG: 0.882		B FF 93 D CU 81 B CU 79 C SI 91 B SI 92 4-1 G4-6-3 1-2 BB		C CU 80 S CU 80 D CU 81 X CU 79 1-2 F7 ③		B CU 80 C FF 90 B FF 91 X CU 78 2-1 1B			B CU 80 C SI 92 X SI 92 1-1 12 1B 2B	3	1	2	0	1	0	2
Mark Kotsay, L (1, 3) OBP: 0.300, SLG: 0.300		X CU 78 0-0 G4-6-3 1-2f ②③			B CU 76 X CU 76 1-0 1B 2 G4-3 1B	B CU 78 S SI 90 1 SAFE X SI 92 1-1 G3 ③			X CU 80 0-0 L3 ②	4	1	1	0	0	0	4
12 Jed Lowrie, S (1, 6) OBP: 0.462, SLG: 0.364			B CU 78 B SI 91 X SI 91 2-0 F8 ①		D CU 78 B SI 91 D SI 91 C SI 90 X SI 90 3-1 F8 ①		X SI 90 0-0 2 G6-3 1B		X CU 80 0-0 2-H 1B	4	0	2	1	0	0	1
Jason Varitek, S (1, 2) OBP: 0.214, SLG: 0.214			B SI 92 B CU 79 F SI 92 X SI 90 2-1 G4-3 ②		C SI 91 C CU 79 D CU 80 F CU 76 B SI 91 D SI 92 1 SAFE X CU 78 3-2 2 G4-3 15 2B 1-3 1B		X FF 90 0-0 F8 ①			3	1	1	0	0	0	1
Inning Stats	R: 0 E: 0 K: 0 S: 5 H: 0 LOB: 0 BB: 0 P: 10	R: 0 E: 0 K: 1 S: 10 H: 1 LOB: 1 BB: 1 P: 17	R: 0 E: 0 K: 0 S: 5 H: 0 LOB: 0 BB: 0 P: 9	R: 0 E: 1 K: 0 S: 12 H: 1 LOB: 2 BB: 0 P: 22	R: 2 E: 0 K: 0 S: 13 H: 3 LOB: 1 BB: 0 P: 22	R: 0 E: 0 K: 0 S: 6 H: 1 LOB: 1 BB: 0 P: 10	R: 0 E: 0 K: 0 S: 5 H: 1 LOB: 0 BB: 0 P: 6	R: 0 E: 0 K: 2 S: 10 H: 0 LOB: 0 BB: 0 P: 15	R: 1 E: 0 K: 1 S: 7 H: 2 LOB: 1 BB: 0 P: 10	1B: 7 2B: 2 3B: 0 HR: 0 SF: 0 SAC: 0 DP: 2 HBP: 0						WP: 0 PB: 0 SB: 0 CS: 0 PA: 35

PITCHER		IP	WLS	BF	H	R	ER	SO	BB	IBB	HBP	BLK	WP	HR	S	P	ERA	WHIP
41 John Lackey, R ERA: 2.63	(1, 1)	7.0		28	7	2	2	1	1	0	0	0	0	0	56	96	2.57	1.143
62 Scot Shields, R ERA: 4.76	(8, 1)	1.2	L	7	2	1	1	3	0	0	0	0	0	0	17	25	5.40	1.200

PITCHER	IP	WLS	BF	H	R	ER	SO	BB	IBB	HBP	BLK	WP	HR	S	P	ERA	WHIP

BOTTOM

Los Angeles Angels @ Boston Red Sox

Fenway Park, Boston, MA

Mon Oct 06 2008, 8:37 PM EDT

Att. 38,785 - Cloudy - 50 F

livebaseballscorecards.com

AB	34
R	3
H	9
RBI	3
BB	1
SO	4
LOB	14