

Los Angeles Angels - 2008

Batter	1	2	3	4	5	6	7	8	9	AB	R	H	RBI	BB	SO	LOB	TOP				
77 Reggie Willits, S (1, 8)	0-3 K		0-0 F7			0-0 G3	0-3 K		0-0 G1-3	3	0	0	0	0	1	1					
64 Terry Evans, R (6, 9)										2	0	0	0	0	1	2					
2 Erick Aybar, S OBP: 0.687, SLG: 1.000	0-0 2B		0-0 P5			4-0 39 G1-6-3 BB	0-3 K		0-0 F7	2	0	1	0	1	0	1					
95 Hainley Statia, S (6, 6)										2	0	0	0	0	1	2					
Juan Rivera, R (1, 9)	0-0 F7			0-3 K		4-0 39 G1-6-3 BB		4-0 25 1B WP	0-0 25 FC5-4 1B	2	0	0	0	1	1	1					
59 Freddy Sandoval, S OBP: 1.000, SLG: 1.000										1	1	1	0	1	0	0					
39 Robb Quinlan, R (1, 5)	0-0 G5-3			0-0 F9		0-0 G1-6-3		1-0 90 G4-3 3 90 S	0-0 FC5-4	3	0	0	0	0	0	3					
25 Peter Bourjos, R OBP: 0.900, SLG: 1.000										2	1	1	0	0	0	1					
19 Kendrys Morales, S OBP: 0.667, SLG: 0.333		4-0 65 G1-6-3 BB		0-3 K		1-0 HBP		1-0 G4-3		1	0	0	0	1	1	0					
90 Mark Trumbo, R (6, 3)										1	0	0	1	0	0	1					
3 Brandon Wood, R OBP: 0.143, SLG: 0.571	0-0 P6					0-0 F8	0-3 K			4	1	1	2	0	1	4					
65 Sean Rodriguez, R (1, 4)																					
32 Dee Brown, L OBP: 0.250, SLG: 0.250	0-0 G1-6-3					0-0 F7		0-3 K	0-0 60 FC3-6 1B	3	0	0	0	0	1	1					
Nathan Haynes, L OBP: 0.800, SLG: 0.667										1	0	1	0	1	0	0					
18 Chad Hermansen, Fr, PH										0	0	0	0	1	0	0					
60 Ryan Mount, L (7, 4)			0-0 28 BLK 1B			4-0 BB		4-0 43 S BB	0-0 FC3-6	1	0	0	0	0	0	1					
28 Ryan Budde, R (1, 2)										0	0	0	0	1	0	0					
43 Matthew Brown, R (7, PH)										1	0	0	0	0	0	0					
96 Anel De Los Santos, R (7, 2)			0-3 K2-3			0-3 K		4-0 1-2 BB	0-0 F8	1	0	0	0	0	0	1					
										2	0	0	0	0	2	2					
										0	0	0	0	1	0	0					
										1	0	0	0	0	0	1					
Inning Stats	R: 0 E: 0 K: 1 S: 6	H: 1 LOB: 1 BB: 0 P: 6	R: 0 E: 0 K: 0 S: 2	H: 0 LOB: 0 BB: 1 P: 6	R: 0 E: 0 K: 1 S: 6	H: 1 LOB: 1 BB: 0 P: 6	R: 0 E: 0 K: 2 S: 7	H: 0 LOB: 0 BB: 0 P: 7	R: 0 E: 0 K: 1 S: 5	H: 0 LOB: 3 BB: 2 P: 14	R: 0 E: 0 K: 3 S: 9	H: 0 LOB: 2 BB: 2 P: 17	R: 3 E: 0 K: 0 S: 6	H: 3 LOB: 1 BB: 1 P: 12	R: 0 E: 0 K: 0 S: 4	H: 1 LOB: 1 BB: 0 P: 4	1B: 4 2B: 1 3B: 0 HR: 1	SF: 0 SAC: 0 DP: 1 HBP: 1	WP: 1 PB: 0 SB: 2 CS: 0	PA: 40	
PITCHER	IP WLS BF H R ER SO BB IBB HBP BLK WP HR S P ERA WHIP	IP WLS BF H R ER SO BB IBB HBP BLK WP HR S P ERA WHIP	IP WLS BF H R ER SO BB IBB HBP BLK WP HR S P ERA WHIP	IP WLS BF H R ER SO BB IBB HBP BLK WP HR S P ERA WHIP	IP WLS BF H R ER SO BB IBB HBP BLK WP HR S P ERA WHIP	IP WLS BF H R ER SO BB IBB HBP BLK WP HR S P ERA WHIP	IP WLS BF H R ER SO BB IBB HBP BLK WP HR S P ERA WHIP	IP WLS BF H R ER SO BB IBB HBP BLK WP HR S P ERA WHIP	IP WLS BF H R ER SO BB IBB HBP BLK WP HR S P ERA WHIP	IP WLS BF H R ER SO BB IBB HBP BLK WP HR S P ERA WHIP	IP WLS BF H R ER SO BB IBB HBP BLK WP HR S P ERA WHIP	IP WLS BF H R ER SO BB IBB HBP BLK WP HR S P ERA WHIP	IP WLS BF H R ER SO BB IBB HBP BLK WP HR S P ERA WHIP	IP WLS BF H R ER SO BB IBB HBP BLK WP HR S P ERA WHIP	IP WLS BF H R ER SO BB IBB HBP BLK WP HR S P ERA WHIP	IP WLS BF H R ER SO BB IBB HBP BLK WP HR S P ERA WHIP	IP WLS BF H R ER SO BB IBB HBP BLK WP HR S P ERA WHIP	IP WLS BF H R ER SO BB IBB HBP BLK WP HR S P ERA WHIP	IP WLS BF H R ER SO BB IBB HBP BLK WP HR S P ERA WHIP	IP WLS BF H R ER SO BB IBB HBP BLK WP HR S P ERA WHIP	IP WLS BF H R ER SO BB IBB HBP BLK WP HR S P ERA WHIP

Los Angeles Angels @ Texas Rangers
 Surprise Stadium, Surprise, AZ
 Fri Feb 29 2008, 3:05 PM EST
 Att: 3,518 - Sunny - 77 F

AB	32
R	3
H	6
RBI	3
BB	7
SO	9
LOB	21



Batter	1	2	3	4	5	6	7	8	9	AB	R	H	RBI	BB	SO	LOB	BOTTOM				
5 Ian Kinsler, R OBP: 0.625, SLG: 0.857	0-0 37 CS 1B		0-0 10 CS 2B			0-0 G6-3		0-0 41 CS 1B		2	0	2	0	0	0	0					
68 Ryan Roberts, R OBP: 0.500, SLG: 0.500										2	0	1	0	0	0	0					
37 Jason Ellison, R OBP: 0.500, SLG: 0.500	1-0 G3		0-0 10 CS 1B			0-0 BB		0-3 K		3	0	2	0	0	0	1					
41 Brandon Boggs, S (6, 8)										1	0	0	0	0	1	1					
10 Michael Young, R OBP: 0.500, SLG: 0.500	0-0 G5-3		1-0 G6-3		4-0 1-2 2-3 BB				0-0 G6-3	2	0	0	0	0	0	2					
Ramón Vázquez, L (4, 6)										1	0	0	0	1	0	0					
9 Hank Blalock, L OBP: 0.500, SLG: 0.600		0-0 1B		0-0 17 G4-3 17 WP 1B		0-0 F7		0-0 G6-3		1	0	1	0	0	0	0					
19 Edgardo Alfonzo, R OBP: 0.200, SLG: 0.200										3	0	1	0	0	0	2					
22 Marlon Byrd, R OBP: 0.167, SLG: 0.333		0-3 K		1-0 G4-3		0-0 F9		0-0 G4-3		1	0	0	0	0	1	1					
17 Nelson Cruz, R (4, 9)										3	0	0	0	0	0	3					
Ben Broussard, L (1, 3)		0-0 F7		0-0 G5-3		0-3 K			0-3 K	1	0	0	0	0	0	1					
16 Chris Shelton, R (4, 3)										3	0	0	0	0	2	1					
Frank Catalanotto, L OBP: 0.333, SLG: 0.333		0-0 1B		0-0 F8		0-0 F9			0-0 G5-3	1	0	1	0	0	0	0					
74 Nate Gold, R (5, 10)										3	0	0	0	0	0	1					
7 David Murphy, L OBP: 0.600, SLG: 0.800		0-0 F8			4-0 15 HR BB		0-0 P6		0-0 G4-3	1	0	0	0	0	0	2					
28 Kevin Mench, R OBP: 0.500, SLG: 0.400										1	1	0	0	1	0	0					
29 Jason Botts, S OBP: 0.667, SLG: 1.000										1	0	0	0	0	0	0					
15 Gerald Laird, R OBP: 0.500, SLG: 1.500			0-0 F9							2	1	1	2	0	0	0					
75 Taylor Teagarden, R OBP: 0.500, SLG: 2.000										1	0	0	0	0	0	0					
										1	0	0	0	0	0	0					
Inning Stats	R: 0 E: 0 K: 0 S: 3	H: 1 LOB: 0 BB: 0 P: 4	R: 0 E: 0 K: 1 S: 7	H: 2 LOB: 2 BB: 0 P: 7	R: 0 E: 0 K: 0 S: 4	H: 2 LOB: 1 BB: 0 P: 5	R: 0 E: 0 K: 0 S: 4	H: 1 LOB: 1 BB: 0 P: 5	R: 2 E: 0 K: 0 S: 5	H: 2 LOB: 2 BB: 2 P: 13	R: 0 E: 0 K: 1 S: 5	H: 0 LOB: 0 BB: 0 P: 5	R: 0 E: 0 K: 0 S: 3	H: 0 LOB: 0 BB: 0 P: 3	R: 0 E: 0 K: 1 S: 5	H: 0 LOB: 0 BB: 0 P: 5	1B: 7 2B: 2 3B: 0 HR: 1	SF: 0 SAC: 0 DP: 1 HBP: 0	WP: 1 PB: 0 SB: 0 CS: 4	PA: 35	
PITCHER	IP WLS BF H R ER SO BB IBB HBP BLK WP HR S P ERA WHIP	IP WLS BF H R ER SO BB IBB HBP BLK WP HR S P ERA WHIP	IP WLS BF H R ER SO BB IBB HBP BLK WP HR S P ERA WHIP	IP WLS BF H R ER SO BB IBB HBP BLK WP HR S P ERA WHIP	IP WLS BF H R ER SO BB IBB HBP BLK WP HR S P ERA WHIP	IP WLS BF H R ER SO BB IBB HBP BLK WP HR S P ERA WHIP	IP WLS BF H R ER SO BB IBB HBP BLK WP HR S P ERA WHIP	IP WLS BF H R ER SO BB IBB HBP BLK WP HR S P ERA WHIP	IP WLS BF H R ER SO BB IBB HBP BLK WP HR S P ERA WHIP	IP WLS BF H R ER SO BB IBB HBP BLK WP HR S P ERA WHIP	IP WLS BF H R ER SO BB IBB HBP BLK WP HR S P ERA WHIP	IP WLS BF H R ER SO BB IBB HBP BLK WP HR S P ERA WHIP	IP WLS BF H R ER SO BB IBB HBP BLK WP HR S P ERA WHIP	IP WLS BF H R ER SO BB IBB HBP BLK WP HR S P ERA WHIP	IP WLS BF H R ER SO BB IBB HBP BLK WP HR S P ERA WHIP	IP WLS BF H R ER SO BB IBB HBP BLK WP HR S P ERA WHIP	IP WLS BF H R ER SO BB IBB HBP BLK WP HR S P ERA WHIP	IP WLS BF H R ER SO BB IBB HBP BLK WP HR S P ERA WHIP	IP WLS BF H R ER SO BB IBB HBP BLK WP HR S P ERA WHIP	IP WLS BF H R ER SO BB IBB HBP BLK WP HR S P ERA WHIP	IP WLS BF H R ER SO BB IBB HBP BLK WP HR S P ERA WHIP

Los Angeles Angels @ Texas Rangers
 Surprise Stadium, Surprise, AZ
 Fri Feb 29 2008, 3:05 PM EST
 Att: 3,518 - Sunny - 77 F

AB	33
R	2
H	9
RBI	2
BB	2
SO	4
LOB	15



Batter	1	2	3	4	5	6	7	8	9	AB	R	H	RBI	BB	SO	LOB	TOP										
20 Felix Pie, L OBP: 0.333, SLG: 0.750 15 Andres Torres, S (6, 8)	G1-3		L8			K	K		G3-1	3	0	0	0	0	1	0	Chicago Cubs @ Los Angeles Angels Tempe Diablo Stadium, Tempe, AZ Sat Mar 01 2008, 3:05 PM EST Att: 8,808 - Partly Cloudy - 74 F										
17 Mike Fontenot, L OBP: 0.600, SLG: 1.250 4 Eric Patterson, L OBP: 0.333, SLG: 0.200 (6, FR)	E4			F8		9 HR	FC5-4		G4-3	3	0	1	0	0	0	0											
9 Jake Fox, R OBP: 0.333, SLG: 0.833 (1, 10)	G6-4-3			19 1B		1B	FC5-4		K	5	1	2	2	0	1	3											
67 Micah Hoffpauir, L OBP: 0.222, SLG: 0.222 (1, 3)		F8		F7		G6-3		73 BB	65 1B	4	0	1	0	0	0	2											
19 Matt Murton, R OBP: 0.714, SLG: 0.667 68 Josh Kroeger, L (6, 7)						18 1B			F9	3	0	3	0	0	0	0											
18 Geovany Soto, R OBP: 0.333, SLG: 0.333 65 Luis Figueroa, S OBP: 1.000, SLG: 1.333 (6, 6)						1B				3	0	1	0	0	0	3											
6 Alex Cintron, S OBP: 0.250, SLG: 0.250 55 Koyie Hill, S OBP: 0.250, SLG: 0.500 (6, 2)										1	0	0	0	0	0	2											
Ronny Cedeno, R 73 Bobby Scales, S (6, 5)			F7							2	0	0	0	0	0	0											
27 Sam Fuld, L (1, 9)			G6-3							3	0	0	0	1	2	3											
Inning Stats	R: 0 E: 1 K: 0 S: 3	H: 0 LOB: 0 BB: 0 P: 3	R: 0 E: 0 K: 0 S: 4	H: 1 LOB: 1 BB: 0 P: 4	R: 0 E: 0 K: 0 S: 3	H: 0 LOB: 0 BB: 0 P: 3	R: 0 E: 0 K: 0 S: 5	H: 2 LOB: 2 BB: 0 P: 5	R: 0 E: 0 K: 1 S: 9	H: 0 LOB: 0 BB: 0 P: 5	R: 2 E: 0 K: 1 S: 9	H: 4 LOB: 2 BB: 0 P: 9	R: 0 E: 0 K: 1 S: 6	H: 1 LOB: 2 BB: 1 P: 10	R: 0 E: 0 K: 1 S: 7	H: 2 LOB: 3 BB: 1 P: 11		R: 0 E: 0 K: 1 S: 5	H: 0 LOB: 0 BB: 0 P: 5	1B: 9 2B: 0 3B: 0 HR: 1	SF: 0 SAC: 0 DP: 1 HBP: 0	WP: 0 PB: 0 SB: 0 CS: 0	PA: 39				
PITCHER	IP	WLS	BF	H	R	ER	SO	BB	IBB	HBP	BLK	WP	HR	S	P	ERA	WHIP										
36 Jered Weaver, R ERA: 79 Nick Green, R ERA: 68 Jeff Kennard, R ERA: 10.8 86 Stephen Marek, R ERA: 70 Sean O'Sullivan, R ERA:	2.0	2.0	7	1	0	0	0	0	0	0	0	0	0	7	7	0.00	0.500										
Jose Arredondo, R ERA:	1.0	1.0	3	0	0	0	1	0	0	0	0	0	0	5	5	0.00	0.000										

Batter	1	2	3	4	5	6	7	8	9	AB	R	H	RBI	BB	SO	LOB	BOTTOM										
9 Chone Figgins, S OBP: 0.800, SLG: 0.750 56 Tim Duff, R (6, 2)	24 CS		24 FC5-4	24 CS		G6-3				3	0	3	0	0	0	0	Chicago Cubs @ Los Angeles Angels Tempe Diablo Stadium, Tempe, AZ Sat Mar 01 2008, 3:05 PM EST Att: 8,808 - Partly Cloudy - 74 F										
24 Gary Matthews, S OBP: 0.200, SLG: 0.200 72 Nate Sutton, L (5, 4)	P6		FC5-4	K					G5-3	3	1	0	0	0	1	4											
27 Vladimir Guerrero, R OBP: 0.250, SLG: 0.250 Nathan Haynes, L OBP: 0.714, SLG: 0.600 (5, 8)	F8		48 HR						G6-3	2	1	1	0	0	0	0											
Garret Anderson, L (1, 10)										2	1	0	0	1	0	3											
39 Robb Quinlan, R (7, PH) (8, 10)		48 2B		P3					G5-3	1	0	0	0	0	0	0											
48 Torii Hunter, R OBP: 1.000, SLG: 2.250 19 Kendrys Morales, S OBP: 0.825, SLG: 0.400 (5, 3)										2	2	2	4	0	0	0											
Casey Kotchman, L OBP: 0.500, SLG: 0.750 3 Brandon Wood, R OBP: 0.111, SLG: 0.444 (5, 6)										2	0	1	0	0	0	1											
47 Howie Kendrick, R OBP: 0.500, SLG: 0.500 64 Terry Evans, R (5, 9)										2	0	1	1	0	0	1											
46 Bobby Wilson, R OBP: 0.250, SLG: 0.250 43 Matthew Brown, R (6, 5)										2	0	1	0	0	0	1											
6 Maicer Izturis, S OBP: 0.250, SLG: 0.500 32 Dee Brown, L OBP: 0.200, SLG: 0.200 (5, 7)										1	0	0	0	0	0	0											
Inning Stats	R: 0 E: 0 K: 0 S: 4	H: 1 LOB: 0 BB: 0 P: 4	R: 2 E: 0 K: 0 S: 6	H: 2 LOB: 1 BB: 1 P: 10	R: 3 E: 0 K: 0 S: 7	H: 4 LOB: 1 BB: 0 P: 7	R: 0 E: 0 K: 1 S: 8	H: 2 LOB: 1 BB: 0 P: 8	R: 1 E: 0 K: 0 S: 6	H: 2 LOB: 1 BB: 0 P: 6	R: 0 E: 0 K: 0 S: 3	H: 0 LOB: 0 BB: 0 P: 3	R: 0 E: 0 K: 0 S: 3	H: 0 LOB: 0 BB: 0 P: 3	R: 0 E: 0 K: 0 S: 3	H: 0 LOB: 0 BB: 0 P: 3	1B: 8 2B: 2 3B: 0 HR: 1	SF: 0 SAC: 0 DP: 0 HBP: 0	WP: 0 PB: 0 SB: 2 CS: 2	PA: 34							
PITCHER	IP	WLS	BF	H	R	ER	SO	BB	IBB	HBP	BLK	WP	HR	S	P	ERA	WHIP										
Jason Marquis, R ERA: 34 Kerry Wood, R ERA: 27.0 70 Geoffrey Jones, L ERA: Bob Howry, R ERA: 9.0 63 Carmen Pignatiello, L ERA:	2.0	1.0	7	4	3	3	0	0	0	0	0	0	0	7	7	27.00	4.000										
Tim Lahey, R ERA: 78 Edward Campusano, L ERA:	1.0	1.0	3	0	0	0	0	0	0	0	0	0	0	3	3	0.00	0.000										

AB	37
R	2
H	10
RBI	2
BB	2
SO	5
LOB	18



AB	33
R	6
H	11
RBI	6
BB	1
SO	1
LOB	14




Batter	1	2	3	4	5	6	7	8	9	AB	R	H	RBI	BB	SO	LOB	TOP																					
6 Travis Buck, L (1,9) OBP: 0.417, SLG: 0.333	G5-3		HBP					G5-3		1	0	0	0	0	0	0	Oakland Athletics @ Los Angeles Angels Tempe Diablo Stadium, Tempe, AZ Mon Mar 03 2008, 3:05 PM EST Att: 2,886 - Sunny - 65 F																					
15 Ryan Sweeney, L (3,9) OBP: 0.333, SLG: 0.333										2	0	0	0	0	0	1																						
14 Mark Ellis, R (1,4) OBP: 0.273, SLG: 0.364	G6-3		F9					G3		2	0	0	0	0	0	1																						
62 Brooks Conrad, S (3,4) OBP: 0.556, SLG: 1.333										2	0	0	0	0	0	1																						
32 Jack Cust, L (1,7) OBP: 0.389, SLG: 2.400	F8									1	0	0	0	0	0	0																						
23 Todd Linden, S (3,7) OBP: 0.667, SLG: 1.000			HBP							2	0	1	0	0	1	0																						
5 Mike Sweeney, R (1,10) OBP: 0.462, SLG: 0.455		G6-3	G4-3					F7		3	0	0	0	0	0	3																						
28 Carlos González, L (6, PR) OBP: 0.357, SLG: 0.550										1	0	0	0	0	0	0																						
29 Dan Johnson, L (1,3) OBP: 0.214, SLG: 0.429	G3				P6					3	0	0	0	0	0	1																						
69 Wes Bankston, R (6,3) OBP: 0.600, SLG: 0.800										1	0	0	0	0	1	0																						
8 Kurt Suzuki, R (1,2) OBP: 0.600, SLG: 0.800										3	0	1	0	0	1	0																						
60 Justin Knoedler, R (7,2)										0	0	0	0	0	0	0																						
22 Jack Hannahan, L (1,5) OBP: 0.385, SLG: 0.333										3	0	0	0	0	2	1																						
70 Jeff Baisley, R (7,5)										0	0	0	0	0	0	0																						
19 Chris Denorfia, R (1,8) OBP: 0.111, SLG: 0.333										3	1	1	0	0	2	0																						
67 Jeff Fiorentino, L (7,9) OBP: 0.400, SLG: 0.250										0	0	0	0	0	0	0																						
12 Donnie Murphy, R (1,6) OBP: 0.400, SLG: 0.615										2	0	1	1	0	1	0																						
2 Gregorio Petit, R (8,6) OBP: 0.556, SLG: 0.667										0	0	0	0	0	0	0																						
Inning Stats	R: 0 E: 0 K: 0 S: 3	H: 0 LOB: 0 BB: 0 P: 3	R: 0 E: 0 K: 1 S: 6	H: 1 LOB: 1 BB: 0 P: 7	R: 0 E: 0 K: 0 S: 4	H: 1 LOB: 2 BB: 0 P: 6	R: 0 E: 0 K: 1 S: 5	H: 0 LOB: 0 BB: 0 P: 5	R: 0 E: 0 K: 1 S: 6	H: 1 LOB: 1 BB: 0 P: 6	R: 0 E: 0 K: 0 S: 3	H: 1 LOB: 0 BB: 0 P: 3	R: 0 E: 0 K: 2 S: 7	H: 0 LOB: 0 BB: 0 P: 7	R: 0 E: 0 K: 1 S: 5	H: 0 LOB: 0 BB: 0 P: 5	R: 0 E: 0 K: 2 S: 7	H: 0 LOB: 0 BB: 0 P: 7	1B: 3 2B: 1 3B: 1 HR: 0	SF: 1 SAC: 0 DP: 1 HBP: 2	WP: 1 PB: 0 SB: 0 CS: 0	PA: 32																
PITCHER	IP	WLS	BF	H	R	ER	SO	BB	IBB	HBP	BLK	WP	HR	S	P	ERA	WHIP	PITCHER				IP	WLS	BF	H	R	ER	SO	BB	IBB	HBP	BLK	WP	HR	S	P	ERA	WHIP
51 Joe Saunders, L (1,1) ERA: 4.5	2.0	W	7	1	0	0	1	0	0	0	0	1	0	9	10	0.00	0.500	Jose Arredondo, R (9,1) ERA:				1.0		3	0	0	0	2	0	0	0	0	0	7	7	0.00	0.000	
Darren Oliver, L (3,1) ERA: 4.5	1.0	H	6	1	1	1	0	0	0	2	0	0	0	4	6	9.00	1.000																					
58 Dustin Moseley, R (4,1) ERA:	1.0	H	3	0	0	0	1	0	0	0	0	0	0	5	5	0.00	0.000																					
89 Kasey Olenberger, R (5,1) ERA:	2.0	H	7	2	0	0	1	0	0	0	0	0	0	9	9	0.00	1.000																					
83 Darren O'Day, R (7,1) ERA:	2.0		6	0	0	0	3	0	0	0	0	0	0	12	12	0.00	0.000																					

AB	29
R	1
H	4
RBI	1
BB	0
SO	8
LOB	8



Batter	1	2	3	4	5	6	7	8	9	AB	R	H	RBI	BB	SO	LOB	BOTTOM																					
9 Chone Figgins, S (1,5) OBP: 0.667, SLG: 0.571		G4-3								3	1	1	0	1	1	1	Oakland Athletics @ Los Angeles Angels Tempe Diablo Stadium, Tempe, AZ Mon Mar 03 2008, 3:05 PM EST Att: 2,886 - Sunny - 65 F																					
59 Freddy Sandoval, S (7,5) OBP: 1.000, SLG: 1.000										1	0	1	0	0	0	0																						
24 Gary Matthews, S (1,10) OBP: 0.222, SLG: 0.222										4	0	1	0	0	1	4																						
40 Hank Conger, L (8, PH) OBP: 0.000, SLG: 0.000										1	0	0	0	0	1	1																						
27 Vladimir Guerrero, R (1,9) OBP: 0.743, SLG: 0.743										3	0	0	0	0	0	1																						
Nathan Haynes, L (6,8) OBP: 0.500, SLG: 0.375										0	0	0	0	0	0	0																						
Garret Anderson, L (1,7) OBP: 0.375, SLG: 0.167										3	1	1	1	0	1	0																						
32 Dee Brown, L (6,7) OBP: 0.167, SLG: 0.167										1	0	0	0	0	1	1																						
48 Torii Hunter, R (1,8) OBP: 0.857, SLG: 2.000										3	1	2	1	0	0	0																						
64 Terry Evans, R (6,9) OBP: 0.111, SLG: 0.111										1	0	0	0	0	0	0																						
Casey Kotchman, L (1,3) OBP: 0.571, SLG: 0.857										3	2	2	0	0	0	1																						
90 Mark Trumbo, R (6,3)										1	0	0	0	0	0	0																						
47 Howie Kendrick, R (1,4) OBP: 0.400, SLG: 0.500										3	1	2	2	0	0	1																						
60 Ryan Mount, L (6,4)										0	0	0	0	0	0	0																						
74 Adam Pavkovich, R (6,4)										1	0	0	0	0	1	0																						
5 Jeff Mathis, R (1,2)										1	0	0	0	1	1	1																						
46 Bobby Wilson, R (5,2) OBP: 0.333, SLG: 0.333										2	0	1	0	0	0	0																						
6 Maicer Izturis, S (1,6) OBP: 0.286, SLG: 0.429										3	0	1	1	0	0	2																						
3 Brandon Wood, R (7,6) OBP: 0.100, SLG: 0.400										1	0	0	0	0	0	1																						
Inning Stats	R: 2 E: 0 K: 0 S: 6	H: 3 LOB: 1 BB: 0 P: 7	R: 0 E: 0 K: 1 S: 6	H: 1 LOB: 1 BB: 0 P: 6	R: 0 E: 0 K: 1 S: 5	H: 0 LOB: 0 BB: 0 P: 5	R: 1 E: 1 K: 1 S: 7	H: 2 LOB: 3 BB: 2 P: 15	R: 3 E: 1 K: 0 S: 7	H: 3 LOB: 1 BB: 0 P: 8	R: 0 E: 0 K: 2 S: 8	H: 1 LOB: 1 BB: 0 P: 8	R: 0 E: 0 K: 1 S: 5	H: 0 LOB: 0 BB: 0 P: 5	R: 0 E: 0 K: 1 S: 6	H: 2 LOB: 1 BB: 0 P: 6	R: 0 E: 0 K: 2 S: 6	H: 0 LOB: 0 BB: 0 P: 6	1B: 8 2B: 3 3B: 1 HR: 0	SF: 0 SAC: 1 DP: 1 HBP: 0	WP: 2 PB: 0 SB: 1 CS: 0	PA: 38																
PITCHER	IP	WLS	BF	H	R	ER	SO	BB	IBB	HBP	BLK	WP	HR	S	P	ERA	WHIP	PITCHER				IP	WLS	BF	H	R	ER	SO	BB	IBB	HBP	BLK	WP	HR	S	P	ERA	WHIP
40 Rich Harden, R (1,1) ERA: 9.0	3.0		13	4	2	2	2	0	0	0	0	0	0	17	18	6.00	1.333	49 Troy Cate, L (8,1) ERA:				1.0		4	2	0	0	1	0	0	0	0	6	6	0.00	2.000		
58 Justin Duchschere, R (4,1) ERA: 9.0	1.0		7	2	1	1	1	2	0	0	0	0	0	7	15	9.00	4.000																					
47 Brad Ziegler, R (5,1) ERA: 18.0	1.0		7	3	3	3	0	0	0	0	0	1	0	7	8	27.00	3.000																					
Huston Street, R (6,1) ERA:	1.0		4	1	0	0	2	0	0	0	0	0	0	8	8	0.00	1.000																					
31 Jeff Gray, R (7,1) ERA: 4.5	1.0		3	0	0	0	1	0	0	0	0	0	0	5	5	0.00	0.000																					

AB	35
R	6
H	12
RBI	5
BB	2
SO	7
LOB	14



Batter	1	2	3	4	5	6	7	8	9	AB	R	H	RBI	BB	SO	LOB	TOP						
9 Chone Figgins, S OBP: 0.636, SLG: 0.778 77 Reggie Willits, S OBP: 0.364, SLG: 0.400	0-0 24 SF8 3B		0-0 G5-3		0-0 SH1-3		0-0 2 CS 1B		4-0 59 DI 1B BB	2	1	1	0	0	0	0							
24 Gary Matthews, S OBP: 0.167, SLG: 0.182 2 Erick Aybar, S OBP: 0.364, SLG: 0.333	0-0 SF8		0-0 G5-3		0-3 K		4-0 59 BB 19 1B 1-2 BB		0-0 F8	2	0	0	1	0	1	1							
27 Vladimir Guerrero, R OBP: 0.100, SLG: 0.100 19 Kendrys Morales, S OBP: 0.500, SLG: 0.615	0-0 3-H F7		0-0 G4-3		0-0 L3		0-0 59 BB 1-2 1B		0-0 G3	3	0	0	0	0	0	1							
48 Torii Hunter, R OBP: 0.800, SLG: 1.900 59 Freddy Sandoval, S OBP: 1.000, SLG: 1.000 98 P.J. Phillips, R (9, PR)	0-3 K			0-0 47 1B 2B		0-0 47 1B 3B		4-0 1-2 2-3 BB	0-1 64 BB 1B	3	2	2	0	0	1	0							
Garret Anderson, L OBP: 0.273, SLG: 0.111 64 Terry Evans, R OBP: 0.167, SLG: 0.091		0-0 G4-3		0-0 L3		0-3 K		0-3 K	4-0 1-2 BB	3	0	0	0	0	1	2							
47 Howie Kendrick, R OBP: 0.438, SLG: 0.500 72 Nate Sutton, L (9, PH)		0-0 G5-3		0-0 2-H 1B		0-0 39 2B 5 G5-3 1B		0-3 K	0-3 1-2 BB	3	1	2	2	0	0	0							
39 Robb Quinlan, R OBP: 0.444, SLG: 0.556 25 Peter Bourjos, R OBP: 0.444, SLG: 0.556		0-0 5 BB 1B		0-0 G6-3		0-0 5 G5-3 1-3 2B		0-0 P5		3	0	2	0	0	0	1							
5 Jeff Mathis, R (1, 2) 46 Bobby Wilson, R OBP: 0.429, SLG: 0.429		4-0 6 FC5-4 BB		0-0 F8		0-0 G5-3		0-0 90 G6-4-3 1B		2	0	0	1	1	0	2							
6 Maicer Izturis, S OBP: 0.300, SLG: 0.400 90 Mark Trumbo, R (6, 3)		0-0 FC5-4			0-0 9 SH1-3 1B		0-0 F7		0-0 G6-4-3	3	0	1	0	0	0	3							
Inning Stats	R: 1 E: 0 K: 1 S: 6	H: 1 LOB: 0 BB: 0 P: 6	R: 0 E: 0 K: 0 S: 4	H: 1 LOB: 2 BB: 1 P: 8	R: 0 E: 0 K: 0 S: 3	H: 0 LOB: 0 BB: 0 P: 3	R: 1 E: 0 K: 0 S: 5	H: 2 LOB: 1 BB: 0 P: 5	R: 0 E: 0 K: 1 S: 6	H: 1 LOB: 1 BB: 0 P: 6	R: 2 E: 0 K: 1 S: 8	H: 3 LOB: 1 BB: 0 P: 8	R: 0 E: 0 K: 2 S: 8	H: 2 LOB: 3 BB: 2 P: 16	R: 0 E: 0 K: 0 S: 3	H: 1 LOB: 0 BB: 0 P: 3	R: 1 E: 0 K: 1 S: 7	H: 1 LOB: 2 BB: 2 P: 15	1B: 8 2B: 2 3B: 2 HR: 0	SF: 1 SAC: 1 DP: 1 HBP: 0	WP: 0 PB: 0 SB: 0 CS: 1	PA: 42	
PITCHER	IP ERA	WLS ERA	BF ERA	H R ER SO	R ER SO	BB IBB HBP BLK	WP HR S P	ERA WHIP	PITCHER	IP ERA	WLS ERA	BF ERA	H R ER SO	R ER SO	BB IBB HBP BLK	WP HR S P	ERA WHIP						
45 Erik Bedard, L ERA: 7.2	3.0	W	12	2	1	1	1	3.00	1.000	35 Brandon Morrow, R ERA: 3.0	1.0	S	6	1	1	1	1	9.00	3.000				
Cha Seung Baek, R ERA: 2.25	2.0	H	9	3	1	1	1	4.50	1.500														
20 J.J. Putz, R ERA: 9.0	1.0	G	3	2	2	1	0	18.00	3.000														
Sean Green, R ERA	1.0	H	6	2	0	0	2	0.00	4.000														
59 Eric O'Flaherty, L ERA	1.0	H	3	1	0	0	0	0.00	1.000														

Los Angeles Angels @ Seattle Mariners
Peoria Stadium, Peoria, AZ
Wed Mar 05 2008, 3:05 PM EST
Att.: 5,499 - Sunny - 67 F

AB	35
R	5
H	12
RBI	5
BB	5
SO	6
LOB	21

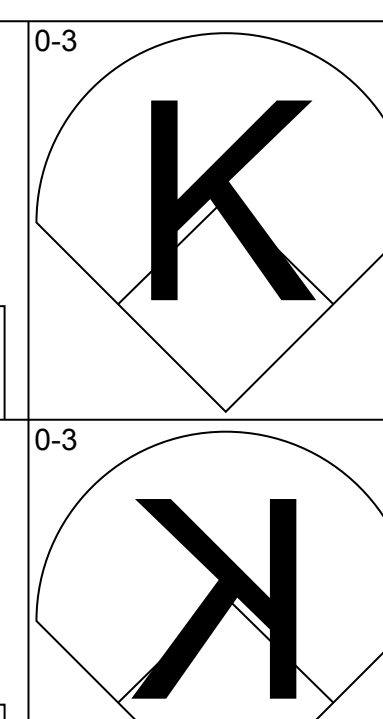
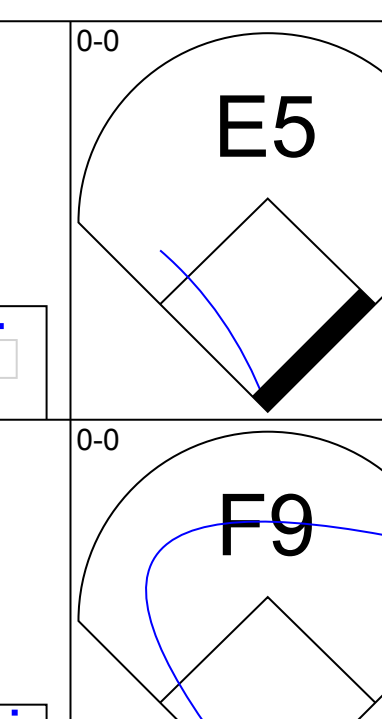
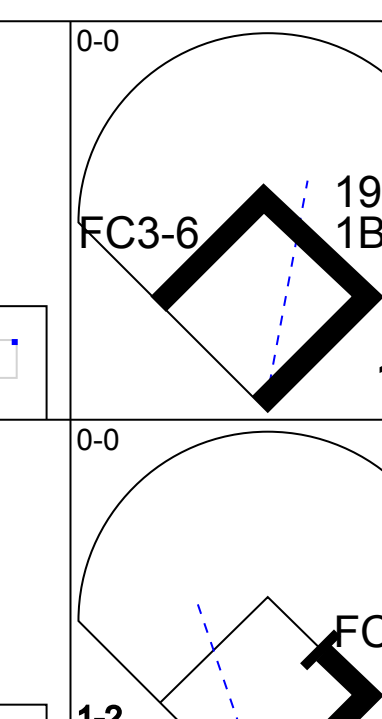
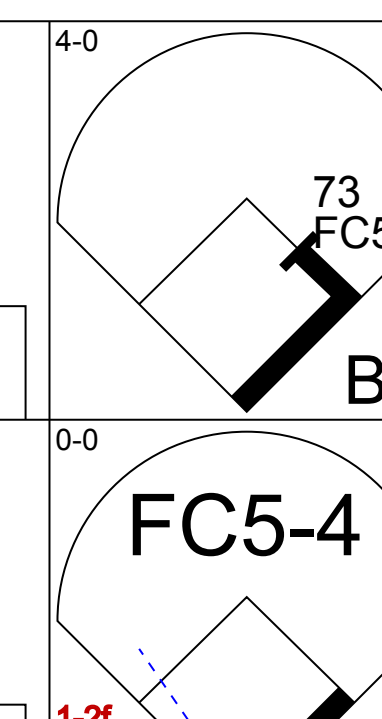
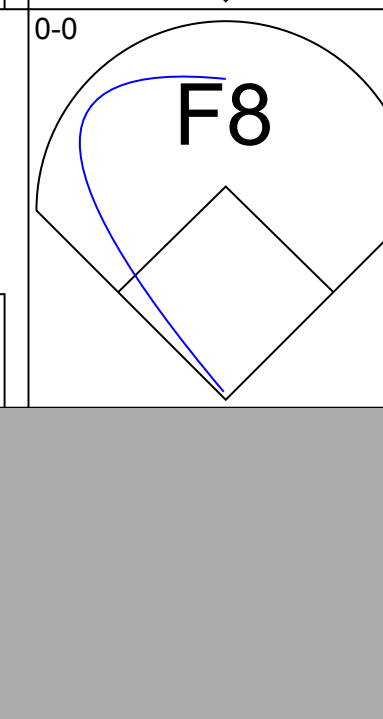

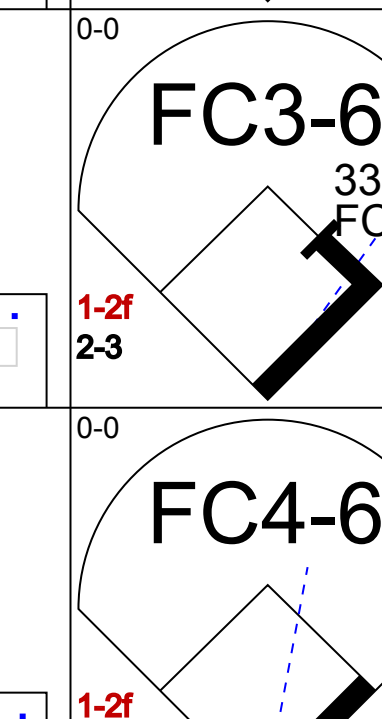


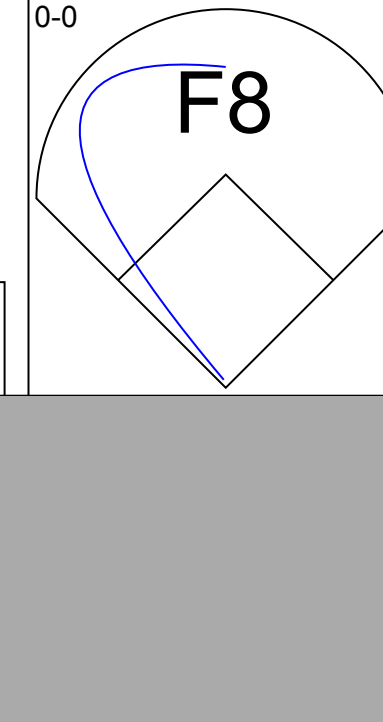

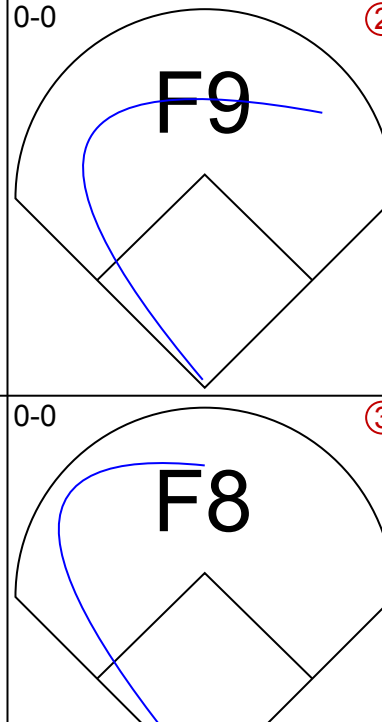
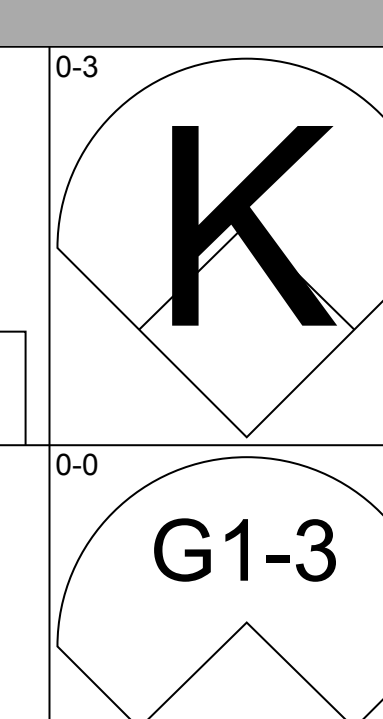
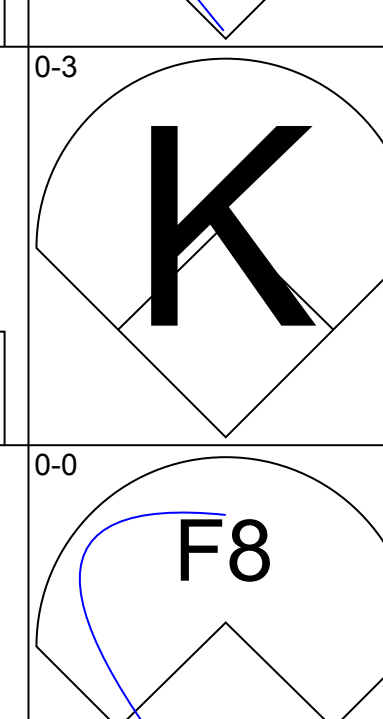
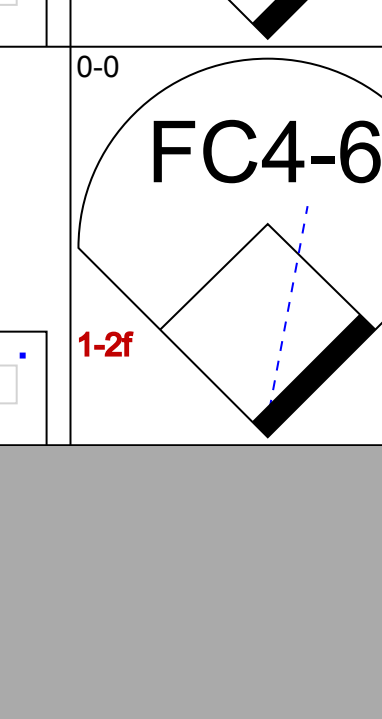
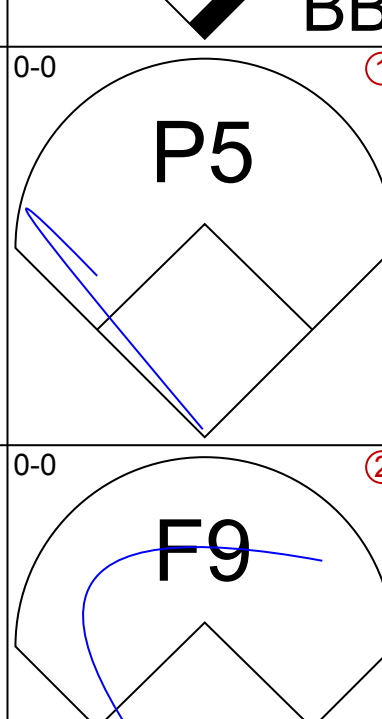
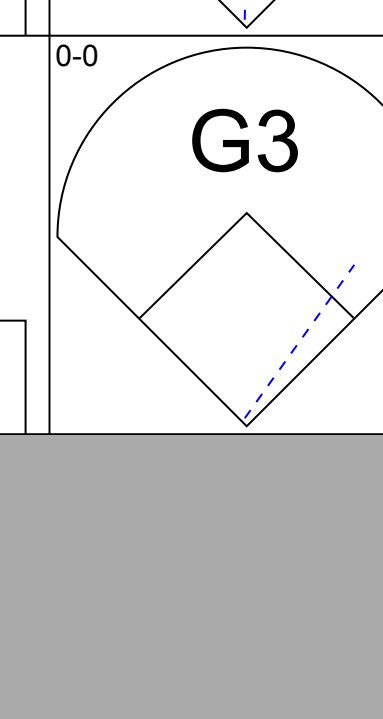

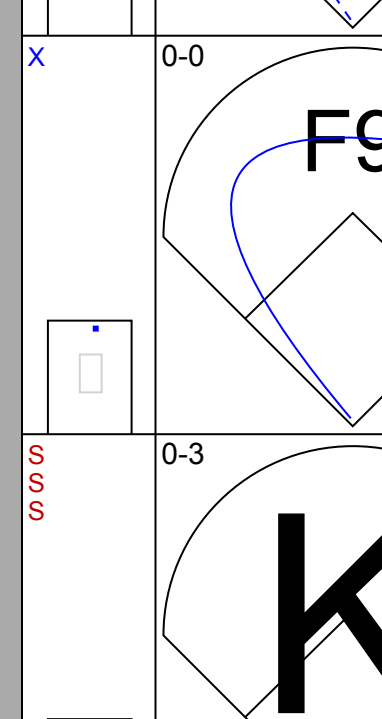
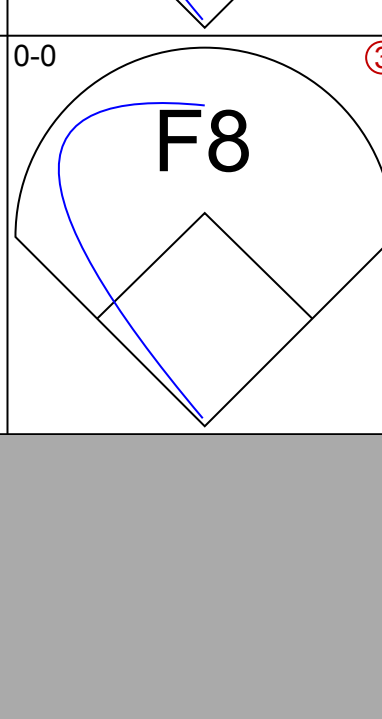

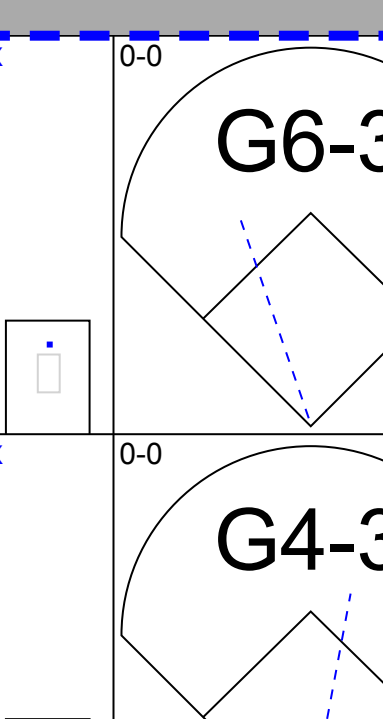


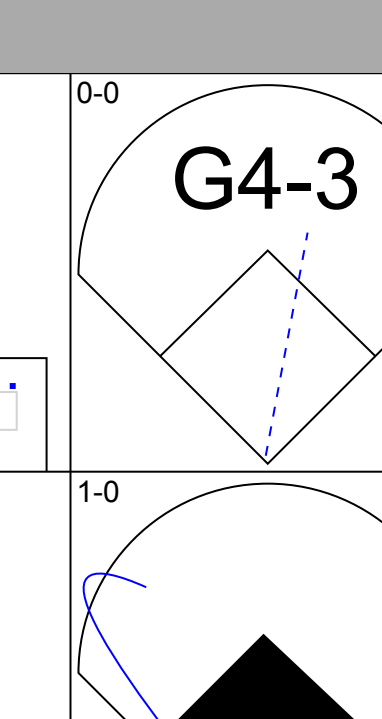
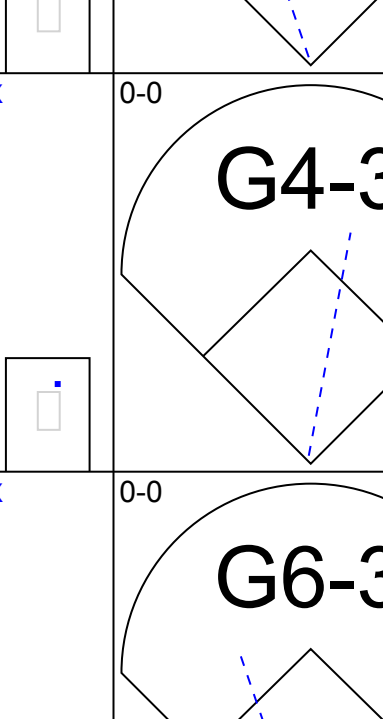
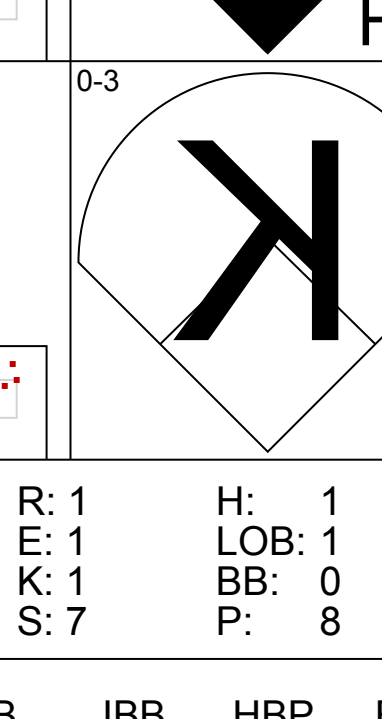
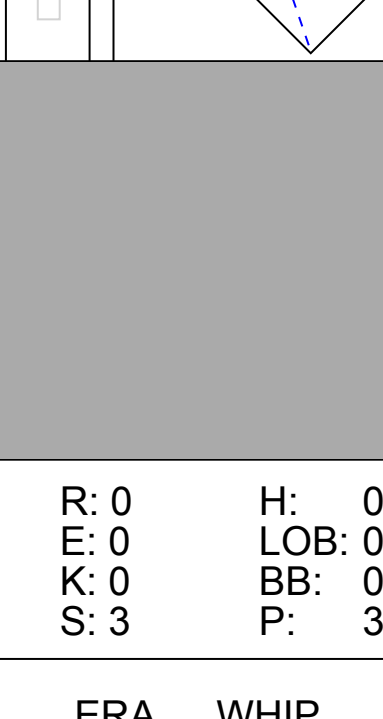
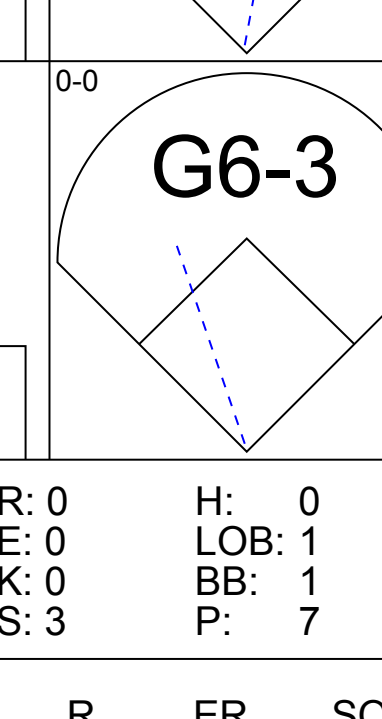
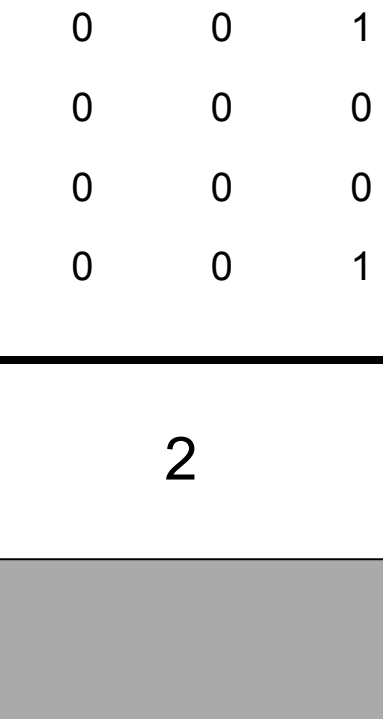
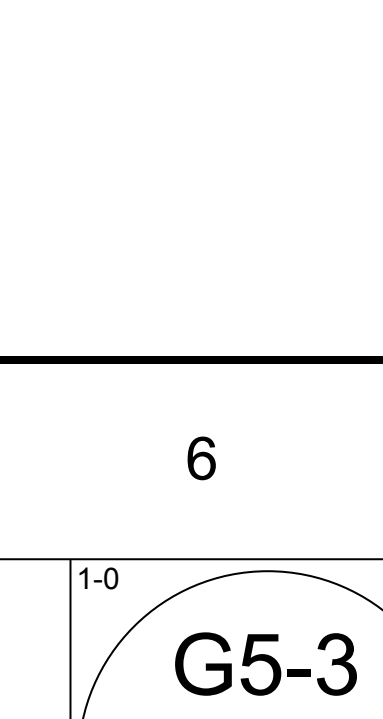
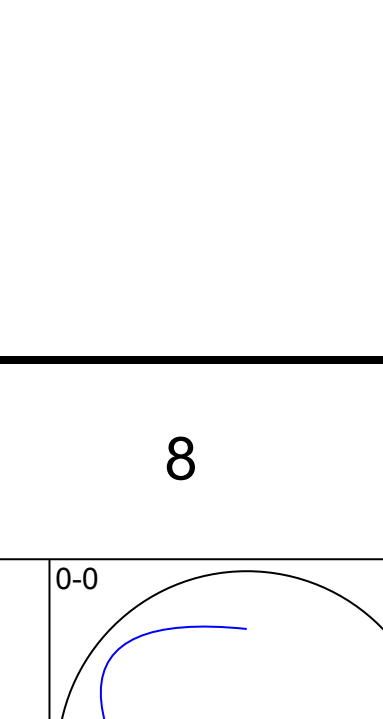


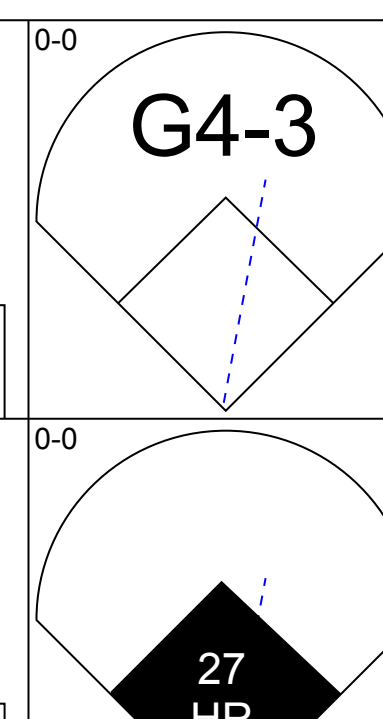
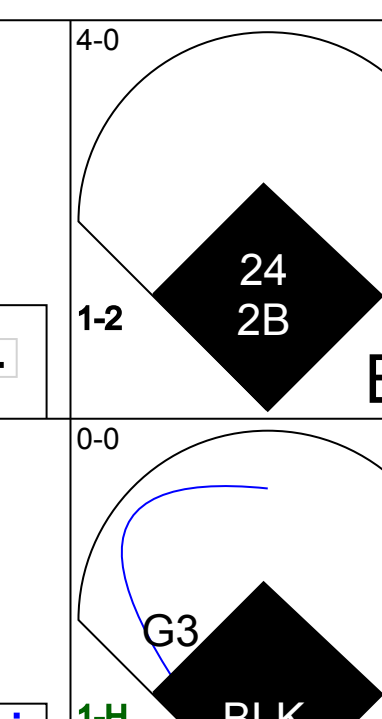
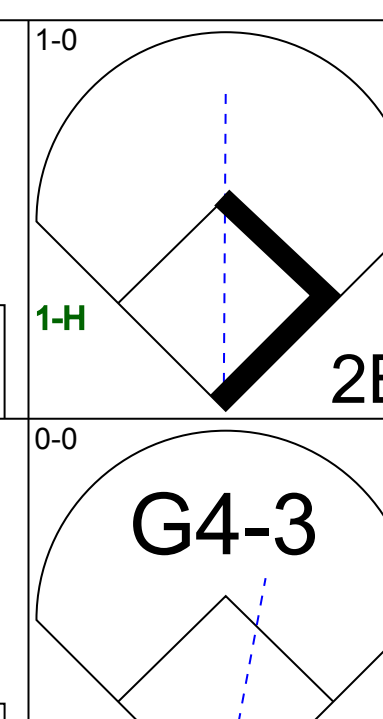
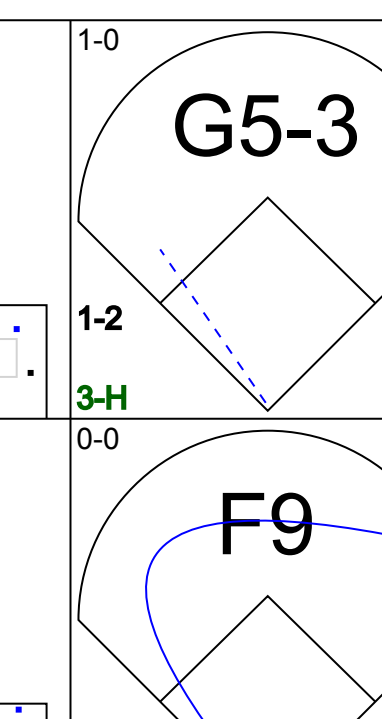
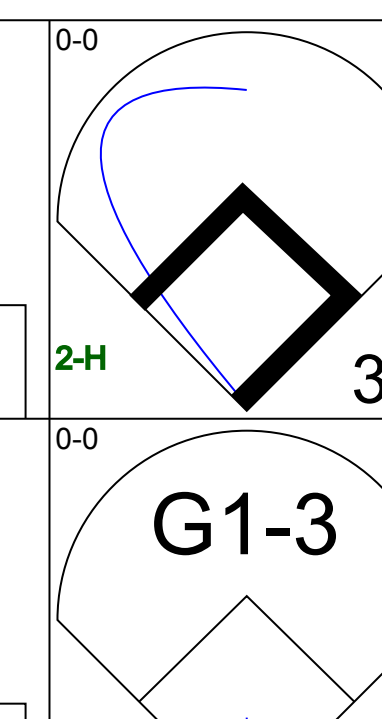
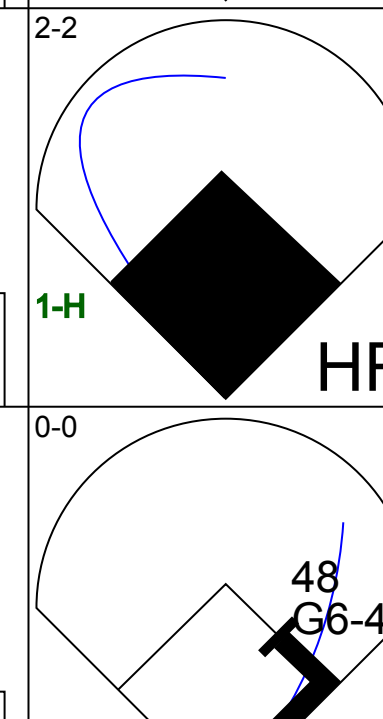
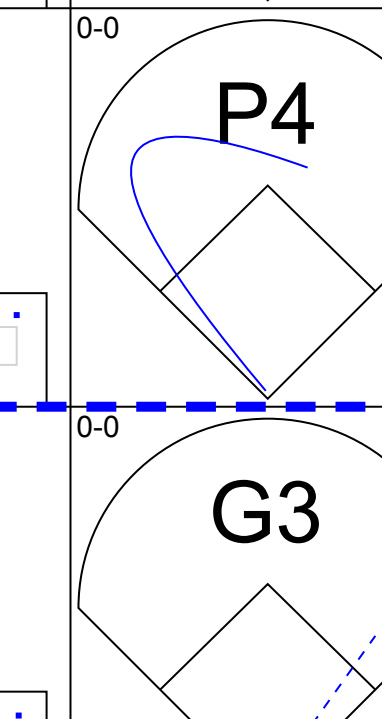



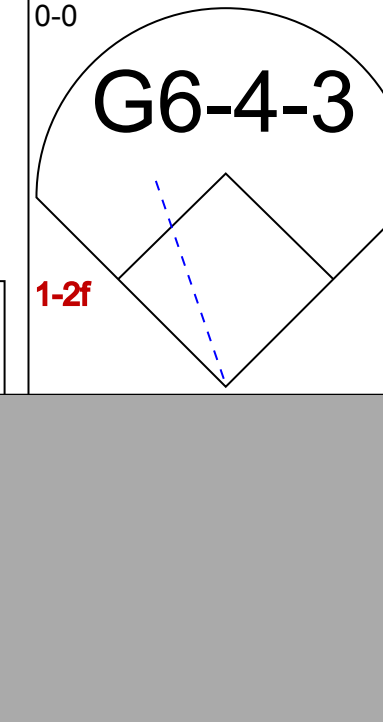
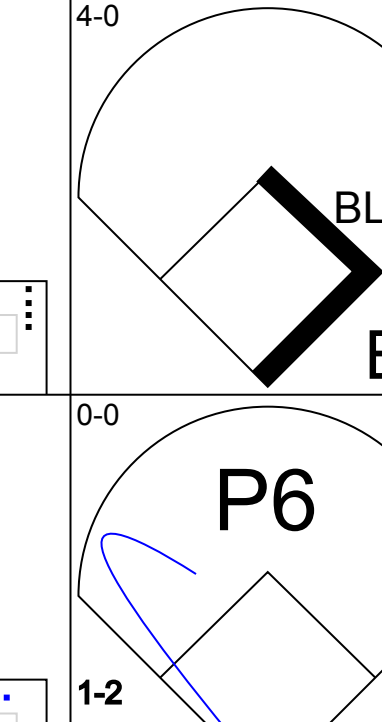
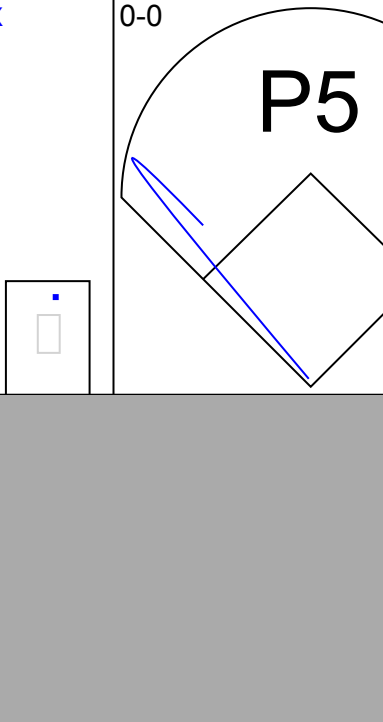
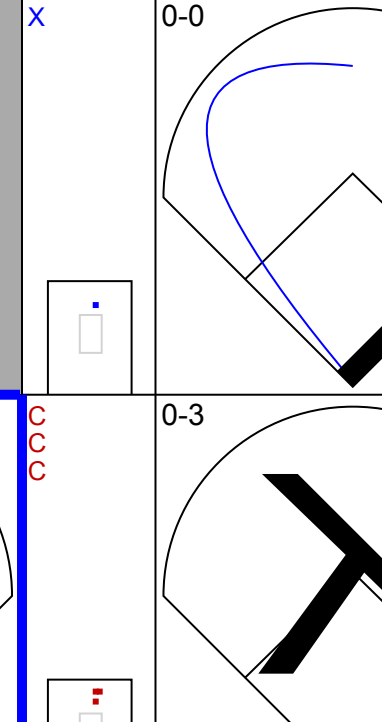





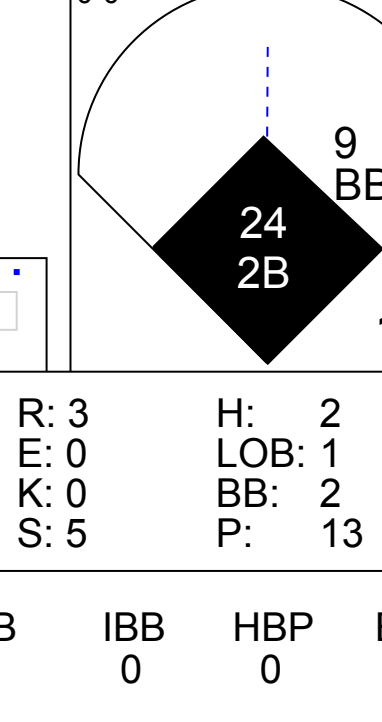
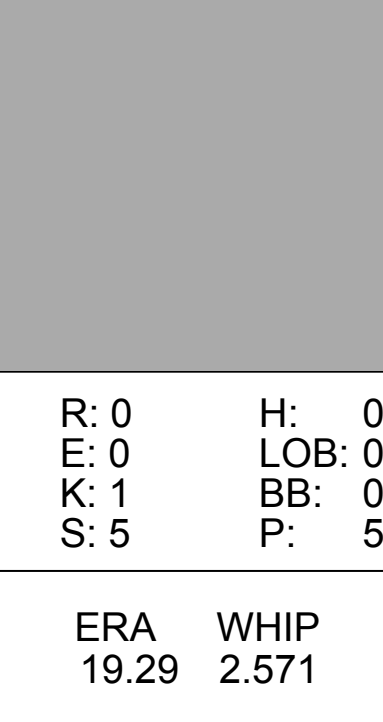
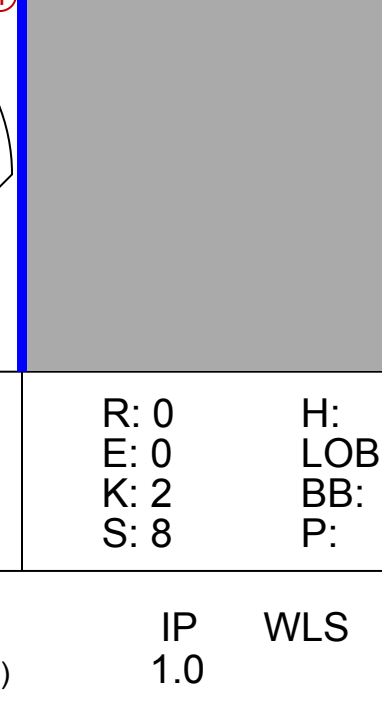
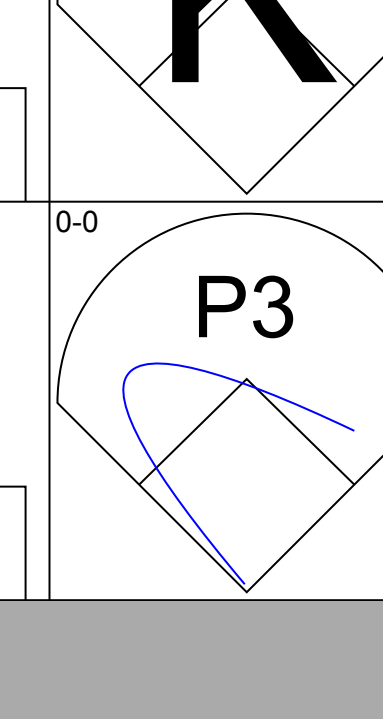

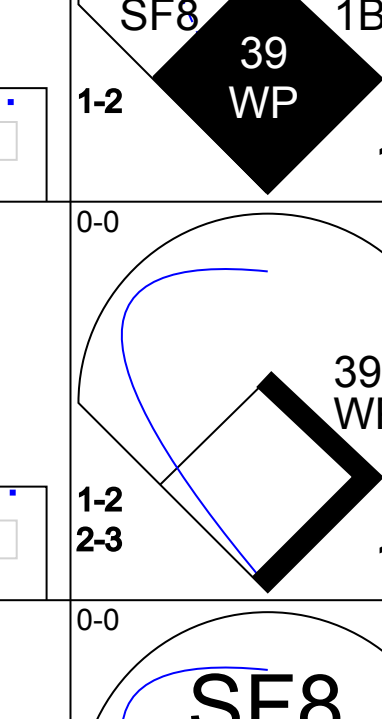
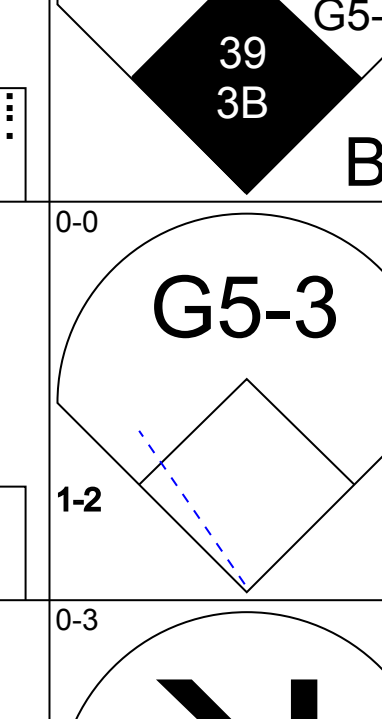
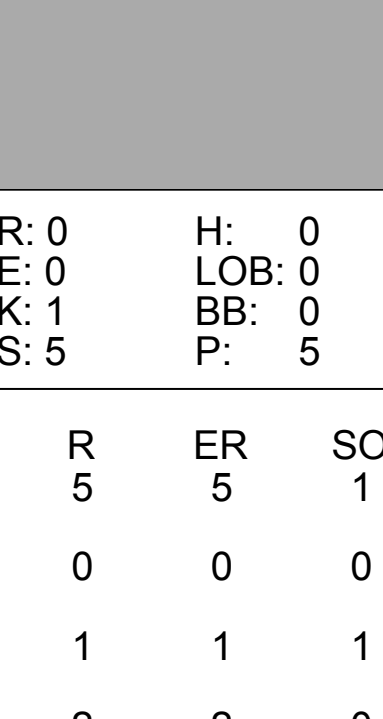
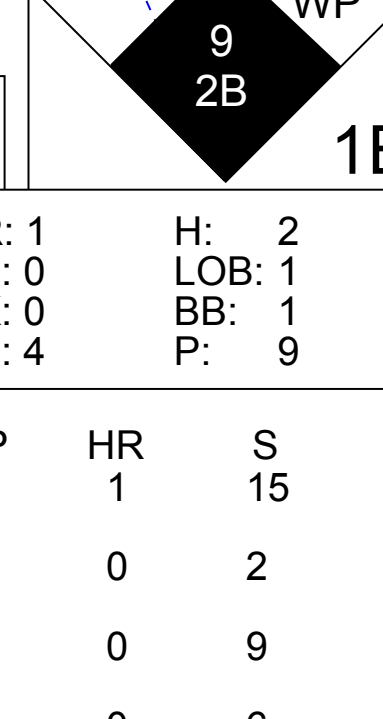
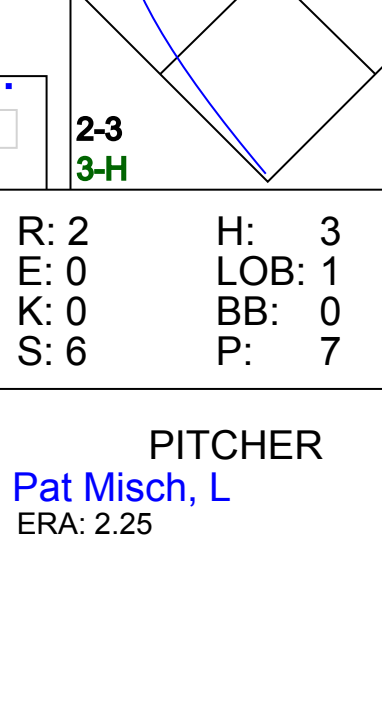
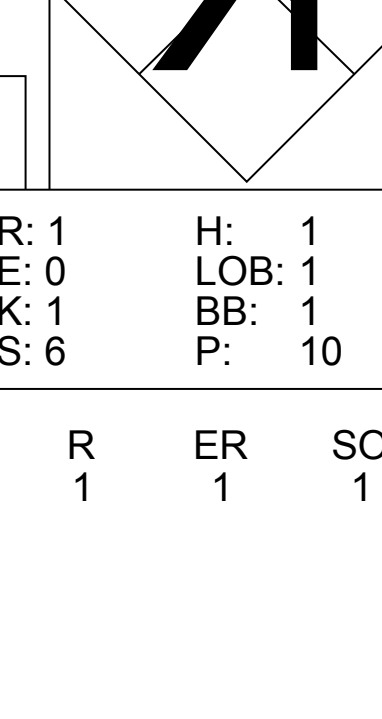




Batter	1	2	3	4	5	6	7	8	9	AB	R	H	RBI	BB	SO	LOB	BOTTOM						
51 Ichiro Suzuki, L (1, 8) 8 Jeremy Reed, L OBP: 0.625, SLG: 0.500	0-0 G4-3	0-0 SF7		0-0 G3	0-0 L9			0-0 1B		3	0	0	1	0	0	2							
7 Yuniesky Betancourt, R OBP: 0.456, SLG: 0.438 Miguel Cairo, R OBP: 0.375, SLG: 0.438	0-0 3B	0-0 1-2 1B		0-3 K		0-0 G6-4-3 1B		0-0 L3		4	1	3	0	0	1	0							
Raul Ibanez, L OBP: 0.417, SLG: 0.636 25 Charlton Jimerson, R OBP: 0.300, SLG: 0.333	0-0 1-H 2B	0-0 G3		0-0 G4-3	0-0 G6-4-3	1-2 1B				4	1	1	1	0	0	3							
Richie Sexson, R OBP: 0.385, SLG: 0.417 39 Bryan LaHair, L OBP: 0.500, SLG: 0.636	0-0 3-H 2B		0-0 L5	0-3 K	0-0 G1-3					4	0	1	1	0	1	1							
Brad Wilkerson, L OBP: 0.625, SLG: 0.400 50 Wladimir Balentien, R OBP: 0.417, SLG: 1.001	4-0 2 G5-4-3 BB		0-0 G3	0-0 10 BB 4 1B BB	4-0 2 1B BB		0-3 K			1	1	0	0	2	0	0							
2 Kenji Johjima, R OBP: 0.500, SLG: 0.556 32 Rob Johnson, R OBP: 0.500, SLG: 0.667	0-0 1-2 G5-4-3		0-0 4 FC5 10 1B 1B	0-0 4 1B BB	0-0 10 BB 4 1B 1B		0-0 F8			3	1	2	0	0	0	2							
10 Greg Norton, S OBP: 0.353, SLG: 0.231		0-0 16 1B 51 SF7 4 S 1B	0-0 1-2 1B	4-0 4 1B BB	4-0 4 1B BB		0-3 K			3	2	2	0	1	1	0							
4 Jose Lopez, R OBP: 0.286, SLG: 0.286 23 Tug Hulet, L OBP: 0.600, SLG: 0.667		0-1 P4	0-0 FC5	0-0 16 1B 1-2 2-H 3-H 1B	0-0 16 1B 1-2 2-H 3-H 1B		0-0 G6-3			3	0	1	2	0	0	3							
16 Willie Bloomquist, R OBP: 0.287, SLG: 0.231		0-0 7 1B 1B		0-0 F9	0-0 1-3 1B		0-3 K			4	0	2	1	0	1	0							
Inning Stats	R: 2 E: 0 K: 0 S: 5	H: 3 LOB: 1 BB: 1 P: 9	R: 1 E: 0 K: 0 S: 7	H: 3 LOB: 2 BB: 0 P: 7	R: 0 E: 0 K: 0 S: 5	H: 2 LOB: 0 BB: 0 P: 5	R: 0 E: 0 K: 1 S: 5	H: 0 LOB: 0 BB: 0 P: 5	R: 0 E: 0 K: 1 S: 8	H: 3 LOB: 2 BB: 2 P: 16	R: 0 E: 0 K: 0 S: 3	H: 1 LOB: 1 BB: 0 P: 3	R: 0 E: 0 K: 2 S: 7	H: 0 LOB: 0 BB: 0 P: 7	R: 0 E: 0 K: 1 S: 6	H: 1 LOB: 1 BB: 0 P: 6	1B: 11 2B: 1 3B: 1 HR: 0	SF: 1 SAC: 0 DP: 2 HBP: 0	WP: 0 PB: 0 SB: 1 CS: 0	PA: 38			
PITCHER	IP ERA	WLS ERA	BF ERA	H R ER SO	R ER SO	BB IBB HBP BLK	WP HR S P	ERA WHIP	PITCHER	IP ERA	WLS ERA	BF ERA	H R ER SO	R ER SO	BB IBB HBP BLK	WP HR S P	ERA WHIP						
90 Nick Adenhart, R ERA: 5.79	2.2	L	15	7	3	3	0	10.12	3.000														
52 Jason Bulger, R ERA: 11.25	1.1		5	1	0	0	1	0.00	0.750														
94 Henry Bonilla, R ERA: 11.25	1.0		8	3	3	3	1	27.00	5.000														
55 Matt Wilhite, R ERA: 1.5	2.0		6	1	0	0	2	0.00	0.500														
87 Alex Serrano, R ERA	1.0		4	1	0	0	1	0.00	1.000														

Los Angeles Angels @ Seattle Mariners
Peoria Stadium, Peoria, AZ
Wed Mar 05 2008, 3:05 PM EST
Att.: 5,499 - Sunny - 67 F

AB	34
R	6
H	13
RBI	6
BB	3
SO	5
LOB	12



Batter	1	2	3	4	5	6	7	8	9	AB	R	H	RBI	BB	SO	LOB	TOP			
10 Dave Roberts, L OBP: 0.353, SLG: 0.313 12 Nate Schierholz, L OBP: 0.369, SLG: 0.365										3	0	1	0	0	1	0	San Francisco Giants @ Los Angeles Angels Tempe Diablo Stadium, Tempe, AZ Thu Mar 06 2008, 3:05 PM EST Att.: 5,347 - Sunny - 63 F livebaseballscorecards.com			
19 Kevin Frandsen, R OBP: 0.391, SLG: 0.222 73 Travis Denker, R OBP: 0.400, SLG: 0.643										3	0	1	0	0	1	1				
Ray Durham, S OBP: 0.294, SLG: 0.286 21 Justin Leone, R OBP: 0.545, SLG: 0.375										3	0	0	0	0	2	0				
33 Aaron Rowand, R OBP: 0.412, SLG: 0.533 49 Clay Timpner, L										3	0	0	0	2	2	1				
Rich Aurilia, R OBP: 0.462, SLG: 0.833 47 Travis Ishikawa, L OBP: 0.200, SLG: 0.222										3	0	0	0	0	0	0				
14 Fred Lewis, L OBP: 0.440, SLG: 0.524										4	0	0	0	0	1	0				
70 John Bowker, L OBP: 0.267, SLG: 0.333										3	0	0	0	1	0	0				
50 Eliezer Alfonzo, R OBP: 0.048, SLG: 0.200 56 Pablo Sandoval, S										3	1	1	1	0	0	0				
29 Brian Bocoock, R OBP: 0.375, SLG: 0.333 22 Ivan Ochoa, R OBP: 0.333, SLG: 0.200										2	0	0	0	1	0	0				
Inning Stats	R: 0 E: 0 K: 2 S: 7	H: 0 LOB: 0 BB: 0 P: 7	R: 0 E: 0 K: 1 S: 5	H: 0 LOB: 0 BB: 0 P: 5	R: 1 E: 1 K: 1 S: 7	H: 1 LOB: 1 BB: 0 P: 8	R: 0 E: 0 K: 1 S: 5	H: 0 LOB: 0 BB: 0 P: 5	R: 0 E: 0 K: 0 S: 3	H: 2 LOB: 2 BB: 0 P: 5	R: 0 E: 0 K: 1 S: 5	H: 0 LOB: 0 BB: 0 P: 5	R: 0 E: 0 K: 0 S: 3	H: 0 LOB: 1 BB: 1 P: 7	R: 0 E: 0 K: 0 S: 3	H: 0 LOB: 1 BB: 1 P: 7		1B: 2 2B: 0 3B: 0 HR: 1	SF: 0 SAC: 0 DP: 0 HBP: 0	WP: 0 PB: 0 SB: 0 CS: 0
PITCHER	IP WLS BF H R ER SO BB IBB HBP BLK WP HR S P ERA WHIP	36 Jered Weaver, R (1, 1) 3.0 W 11 1 1 1 4 0 0 0 0 0 0 1 19 20 3.00 0.333 33 Justin Speier, R (4, 1) 1.0 3 0 0 0 1 0 0 0 0 0 0 5 5 0.00 0.000 86 Stephen Marek, R (5, 1) 1.0 3 0 0 0 0 0 0 0 0 0 0 3 3 0.00 0.000 53 Jordan Walden, R (6, 1) 1.0 5 2 0 0 0 0 0 0 0 0 0 5 5 0.00 2.000 83 Darren O'Day, R (7, 1) 2.0 7 0 0 0 1 1 0 0 0 0 0 8 12 0.00 0.500 PITCHER (9, 1) 1.0 WLS BF H R ER SO BB IBB HBP BLK WP HR S P ERA WHIP Jose Arredondo, R (9, 1) 1.0 4 0 0 0 0 1 0 0 0 0 0 3 7 0.00 1.000																		

Batter	1	2	3	4	5	6	7	8	9	AB	R	H	RBI	BB	SO	LOB	BOTTOM			
9 Chone Figgins, S OBP: 0.643, SLG: 0.818 39 Robb Quinlan, R OBP: 0.214, SLG: 0.429										2	1	1	1	1	0	0	San Francisco Giants @ Los Angeles Angels Tempe Diablo Stadium, Tempe, AZ Thu Mar 06 2008, 3:05 PM EST Att.: 5,347 - Sunny - 63 F livebaseballscorecards.com			
24 Gary Matthews, S OBP: 0.287, SLG: 0.357 18 Chad Hermansen, R OBP: 0.214, SLG: 0.429										3	2	2	2	0	1	2				
27 Vladimir Guerrero, R OBP: 0.194, SLG: 0.385 64 Terry Evans, R OBP: 0.154, SLG: 0.083										3	1	2	0	0	1	1				
Garret Anderson, L OBP: 0.286, SLG: 0.167 43 Matthew Brown, R										3	0	1	0	0	1	1				
48 Torii Hunter, R OBP: 0.692, SLG: 1.583 32 Dee Brown, L OBP: 0.250, SLG: 0.250										2	0	0	1	0	1	0				
Casey Kotchman, L OBP: 0.385, SLG: 0.538 Juan Rivera, R OBP: 0.444, SLG: 0.625										3	1	1	0	0	1	1				
44 Mike Napoli, R OBP: 0.333 98 P.J. Phillips, R										2	1	0	1	1	0	0				
65 Sean Rodriguez, R OBP: 0.182, SLG: 0.273 90 Mark Trumbo, R OBP: 0.250, SLG: 0.250										3	0	1	0	0	0	1				
2 Erick Aybar, S OBP: 0.429, SLG: 0.455 56 Tim Lincecum, R										2	2	2	1	0	0	0				
Inning Stats	R: 2 E: 0 K: 0 S: 7	H: 3 LOB: 0 BB: 0 P: 9	R: 0 E: 0 K: 1 S: 5	H: 0 LOB: 0 BB: 0 P: 5	R: 3 E: 0 K: 0 S: 5	H: 2 LOB: 1 BB: 2 P: 13	R: 1 E: 0 K: 0 S: 4	H: 2 LOB: 1 BB: 1 P: 9	R: 0 E: 0 K: 1 S: 5	H: 0 LOB: 0 BB: 0 P: 5	R: 2 E: 0 K: 0 S: 6	H: 3 LOB: 1 BB: 0 P: 7	R: 0 E: 0 K: 2 S: 8	H: 1 LOB: 1 BB: 0 P: 8	R: 1 E: 0 K: 1 S: 6	H: 1 LOB: 1 BB: 1 P: 10		1B: 8 2B: 2 3B: 1 HR: 1	SF: 1 SAC: 0 DP: 2 HBP: 0	WP: 2 PB: 0 SB: 0 CS: 0
PITCHER	IP WLS BF H R ER SO BB IBB HBP BLK WP HR S P ERA WHIP	18 Matt Cain, R (1, 1) 2.1 L 12 5 5 5 0 1 0 0 0 1 0 0 2 6 0.00 1.500 48 Erick Threets, L (3, 1) 0.2 3 0 0 0 0 1 0 0 0 0 0 0 2 6 0.00 1.500 22 Keiichi Yabu, R (4, 1) 2.0 8 2 1 1 1 1 0 0 0 0 1 0 9 14 4.50 1.500 Steve Kline, L (6, 1) 1.0 6 3 2 2 0 0 0 0 0 0 1 0 6 7 18.00 3.000 31 Winnie Chulk, R (7, 1) 1.0 4 1 0 0 2 0 0 0 0 0 0 0 8 8 0.00 1.000 PITCHER (8, 1) 1.0 WLS BF H R ER SO BB IBB HBP BLK WP HR S P ERA WHIP 20 Pat Misch, L (8, 1) 1.0 5 1 1 1 1 1 0 0 0 0 0 6 10 9.00 2.000																		

Batter	1	2	3	4	5	6	7	8	9	AB	R	H	RBI	BB	SO	LOB	TOP					
77 Reggie Willits, S OBP: 0.444, SLG: 0.563 73 Rafael Rodriguez, R (7, 1) 72 Nate Sutton, L (9, PH)	G1-3		F7		G6-3		BB		G1-3	3	0	0	0	1	0	0	Los Angeles Angels @ Colorado Rockies US West Sports Complex, Hi Corbett Field, Tucson, AZ Sat Mar 08 2008, 3:05 PM EST Att: 6,039 - Cloudy - 65 F					
6 Maicor Izturis, S OBP: 0.313, SLG: 0.500 59 Freddy Sandoval, S OBP: 0.778, SLG: 0.667	G5-3		G3-1			19 1B 2B	F7		F8	3	0	1	0	0	0	0						
Juan Rivera, R OBP: 0.467, SLG: 0.571 67 Jeremy Moore, L (6, 7)	1B			19 WP 1B		K	K			3	0	2	0	0	1	1						
19 Kendrys Morales, S OBP: 0.435, SLG: 0.474	L8			K			G3-1			4	0	1	0	0	1	4						
5 Jeff Mathis, R OBP: 0.545, SLG: 0.375 56 Tim Duff, R (7, 2)	1B			K					K	2	0	1	0	1	1	1						
3 Brandon Wood, R OBP: 0.150, SLG: 0.421 (6, 6)	F8			K		1-2	BB		K	1	0	0	0	0	1	0						
65 Sean Rodriguez, R OBP: 0.200, SLG: 0.467	F8			65 FC6-4 HBP			F7		K	3	0	0	0	0	1	4						
25 Peter Bourjos, R OBP: 0.375, SLG: 0.438	K			FC6-4					F8	4	1	1	1	0	0	4						
58 Dustin Moseley, R 12 Andrew Romine, S 79 Nick Green, R 56 Clay Fuller, R 87 Alex Serrano, R 97 Fernando Rodriguez Jr., R 34 Brad Coon, L	F8			K		E1 56 CS			K	4	1	1	0	0	2	2						
	F8					SAFE	F8		G4-3	0	0	0	0	0	0	0						
							59 F7 1-H		2B	2	0	1	1	0	0	0						
Inning Stats	R: 0 E: 0 K: 1 S: 4	H: 1 LOB: 1 BB: 0 P: 4	R: 0 E: 0 K: 1 S: 6	H: 1 LOB: 1 BB: 0 P: 6	R: 0 E: 0 K: 0 S: 3	H: 0 LOB: 0 BB: 0 P: 3	R: 0 E: 0 K: 2 S: 8	H: 1 LOB: 2 BB: 0 P: 10	R: 0 E: 1 K: 0 S: 3	H: 0 LOB: 0 BB: 0 P: 4	R: 0 E: 0 K: 1 S: 6	H: 2 LOB: 2 BB: 1 P: 10	R: 2 E: 0 K: 1 S: 10	H: 3 LOB: 2 BB: 1 P: 18	R: 0 E: 0 K: 3 S: 10	H: 0 LOB: 1 BB: 0 P: 10	R: 0 E: 0 K: 0 S: 3	H: 0 LOB: 0 BB: 0 P: 3	1B: 5 2B: 2 3B: 0 HR: 1	SF: 0 SAC: 0 DP: 0 HBP: 1	WP: 2 PB: 0 SB: 1 CS: 2	PA: 38
PITCHER	IP WLS BF H R ER SO BB IBB HBP BLK WP HR S P ERA WHIP																					
38 Ubaldo Jiménez, R ERA: 3.86	4.0 W 16 3 0 0 0 3 0 0 0 0 0 0 0 23 0.00 0.750																					
40 Brian Fuentes, L ERA:	1.0 H 3 0 0 0 0 0 0 0 0 0 0 0 3 4 0.00 0.000																					
32 Victor Zambrano, R ERA: 9.0	1.0 H 9 5 2 2 1 2 0 0 0 0 0 1 11 22 18.00 7.000																					
35 Taylor Buchholz, R ERA: 3.0	2.0 H 7 0 0 0 4 0 0 0 0 0 1 0 15 16 0.00 0.000																					
23 Ryan Speier, R ERA: 2.25	1.0 3 0 0 0 0 0 0 0 0 0 0 0 3 3 0.00 0.000																					

Batter	1	2	3	4	5	6	7	8	9	AB	R	H	RBI	BB	SO	LOB	BOTTOM			
29 Scott Podsednik, L OBP: 0.563, SLG: 0.500 63 Dexter Fowler, S OBP: 0.333, SLG: 0.273	K		G4-3		G4-3		F7			4	0	1	0	0	1	2	Los Angeles Angels @ Colorado Rockies US West Sports Complex, Hi Corbett Field, Tucson, AZ Sat Mar 08 2008, 3:05 PM EST Att: 6,039 - Cloudy - 65 F			
2 Troy Tulowitzki, R OBP: 0.394, SLG: 0.722 67 Chris Nelson, R OBP: 0.250, SLG: 0.250	G2-3		G6-3		G6-3		P4			4	0	0	0	0	0	3				
17 Todd Helton, L OBP: 0.500, SLG: 0.375 47 Joe Koshansky, L OBP: 0.105, SLG: 0.105	HR		G4-3		G6-3		F8			1	1	0	0	2	0	0				
5 Matt Holliday, R OBP: 0.476, SLG: 0.850 14 Sean Barker, R OBP: 0.200, SLG: 0.600	HR		G4-3		K		HR			3	1	1	2	0	1	2				
27 Garrett Atkins, R OBP: 0.333, SLG: 0.200 32 Victor Zambrano, S 35 Taylor Buchholz, R 23 Ryan Speier, R	K				K		K			2	0	0	0	1	2	0				
11 Brad Hawpe, L OBP: 0.478, SLG: 1.053 65 Joe Gattii, R OBP: 0.400, SLG: 0.250	G4-3		G4-3				HR		K	3	1	1	1	0	0	3				
8 Yorvit Torrealba, R OBP: 0.207, SLG: 0.571 71 Neil Wilson, R (7, 2)	F9				G1-6-3		HR		F9	3	1	1	1	0	0	0				
22 Marcus Giles, R OBP: 0.500, SLG: 0.815 24 Ian Stewart, L OBP: 0.201, SLG: 0.227	1B				19 2B 3B		BB		1B	2	1	2	0	1	0	0				
38 Ubaldo Jiménez, R 19 Ryan Spillborghs, R 40 Brian Fuentes, L 64 Christian Colón, R OBP: 0.333, SLG: 0.250	K				G4-3		P4		G5-3	1	0	0	0	0	1	1				
					29 G4-3 2B				1-2	2	0	0	0	0	0	2				
Inning Stats	R: 2 E: 0 K: 2 S: 9	H: 1 LOB: 1 BB: 1 P: 14	R: 0 E: 0 K: 1 S: 6	H: 1 LOB: 1 BB: 0 P: 6	R: 0 E: 0 K: 0 S: 4	H: 1 LOB: 3 BB: 2 P: 13	R: 1 E: 0 K: 0 S: 5	H: 2 LOB: 1 BB: 0 P: 5	R: 0 E: 0 K: 2 S: 7	H: 0 LOB: 0 BB: 0 P: 7	R: 2 E: 0 K: 0 S: 8	H: 2 LOB: 1 BB: 1 P: 17	R: 1 E: 0 K: 2 S: 10	H: 1 LOB: 0 BB: 0 P: 12	R: 0 E: 0 K: 0 S: 3	H: 1 LOB: 0 BB: 0 P: 4	1B: 3 2B: 1 3B: 1 HR: 4	SF: 0 SAC: 0 DP: 0 HBP: 0	WP: 0 PB: 0 SB: 2 CS: 1	PA: 36
PITCHER	IP WLS BF H R ER SO BB IBB HBP BLK WP HR S P ERA WHIP																			
58 Dustin Moseley, R ERA: 6.0	2.0 L 9 2 2 2 3 1 0 0 0 0 0 0 0 9 4.50 2.500																			
79 Nick Green, R ERA: 1.8	2.0 11 3 1 1 0 2 0 0 0 0 0 0 9 18 4.50 2.500																			
87 Alex Serrano, R ERA: 3.18	1.2 8 2 2 2 2 1 0 0 0 0 0 2 14 23 10.80 1.800																			
97 Fernando Rodriguez Jr., R ERA:	0.1 1 0 0 0 0 0 0 0 0 0 0 0 1 1 0.00 0.000																			
73 Rafael Rodriguez, R ERA: 5.79	2.0 7 2 1 1 2 0 0 0 0 0 0 1 13 16 4.50 1.000																			



Batter	1	2	3	4	5	6	7	8	9	AB	R	H	RBI	BB	SO	LOB	TOP														
5 Ian Kinsler, R (1, 4) OBP: 0.593, SLG: 0.667 68 Ryan Roberts, R (4, 4) OBP: 0.450, SLG: 0.688	1-0 HBP 28 G5-3		X 0-0 L8		X 0-0 G6-3			X 0-0 F9		1	0	0	0	0	0	0	<p>Texas Rangers @ Los Angeles Angels Tempe Diablo Stadium, Tempe, AZ Sun Mar 09 2008, 4:05 PM EDT Att: 7,130 - Partly Cloudy - 72 F</p>														
28 Kevin Mench, R (1, 7) OBP: 0.391, SLG: 0.632 41 Brandon Boggs, S (6, 7) OBP: 0.308, SLG: 0.273	1 SAFE X 0-0 G5-3		X 0-0 10 1B 2B		X 0-0 P4			X 0-0 G3-1		3	1	1	0	0	0	1															
10 Michael Young, R (1, 6) OBP: 0.346, SLG: 0.429 1 Elvis Andrus, R (4, 6) OBP: 0.375, SLG: 0.286	X 0-0 9 WP 1B		X 0-0 2H 1B		X 0-3 K			X 0-0 1B		2	1	2	1	0	0	0															
9 Hank Blalock, L (1, 10) OBP: 0.400, SLG: 0.444 74 Nate Gold, R (6, PH) OBP: 0.296, SLG: 0.091	X 1-H 1B		X 0-0 P6		X 0-0 P3			X 0-0 F8		2	0	1	1	0	0	1															
22 Marlon Byrd, R (1, 9) OBP: 0.217, SLG: 0.190 17 Nelson Cruz, R (6, 9) OBP: 0.227, SLG: 0.238	X 0-0 F9		X 0-0 G5-3		X 0-3 K			X 0-0 G4-3		3	0	0	0	0	1	1															
Ben Brissard, L (1, 3) OBP: 0.100, SLG: 0.167 16 Chris Shelton, R (6, 3) OBP: 0.250, SLG: 0.273		X 0-0 G3		X 0-0 25 HR 2B		X 0-3 K		X 0-0 G6-3		3	1	1	0	0	1	0															
7 David Murphy, L (1, 8) OBP: 0.267, SLG: 0.667 37 Jason Ellison, R (6, 8) OBP: 0.565, SLG: 0.444		X 0-0 G4-3		X 0-0 F8			X 0-0 G5-3		X 0-0 1B	2	0	0	0	0	0	1															
25 Jarrod Saltalamacchia, R (1, 2) OBP: 0.276, SLG: 0.571 15 Gerald Laird, R (6, 2) OBP: 0.250, SLG: 0.500	X 0-0 G3-1		X 0-1 HR		X 0-3 K			X 0-0 F8		2	1	1	2	0	0	0															
63 German Duran, R (1, 5) OBP: 0.250, SLG: 0.231 19 Edgardo Alfonzo, R (6, 5) OBP: 0.385, SLG: 0.333			X 0-3 K		X 0-0 F8			X 0-3 K		2	0	0	0	0	1	0															
Inning Stats	R: 1 E: 0 K: 0 S: 4	H: 2 LOB: 1 P: 6	R: 0 E: 0 K: 0 S: 3	H: 0 LOB: 0 BB: 0 P: 3	R: 1 E: 0 K: 1 S: 7	H: 2 LOB: 1 BB: 0 P: 7	R: 2 E: 0 K: 0 S: 6	H: 2 LOB: 0 BB: 0 P: 6	R: 0 E: 0 K: 1 S: 5	H: 0 LOB: 0 BB: 0 P: 5	R: 0 E: 0 K: 2 S: 7	H: 0 LOB: 0 BB: 0 P: 7	R: 0 E: 0 K: 1 S: 7	H: 1 LOB: 1 BB: 0 P: 4	R: 0 E: 0 K: 0 S: 4	H: 1 LOB: 1 BB: 0 P: 4		1B: 5 2B: 2 3B: 0 HR: 1	SF: 0 SAC: 0 DP: 0 HBP: 1	WP: 1 PB: 0 SB: 0 CS: 0	PA: 35										
PITCHER	IP WLS BF H R ER SO BB IBB HBP BLK WP HR S P ERA WHIP																														
54 Ervin Santana, R (1, 1) ERA: 8.31	4.0	18	6	4	4	1	0	0	0	1	1	20	22	9.00	1.500																
33 Justin Speier, R (5, 1) ERA:	1.0	3	0	0	0	1	0	0	0	0	0	5	5	0.00	0.000																
83 Darren O'Day, R (6, 1) ERA:	2.0	W	6	0	0	4	0	0	0	0	0	14	14	0.00	0.000																
94 Henry Bonilla, R (8, 1) ERA: 7.5	2.0	S	8	2	0	0	0	0	0	0	0	8	8	0.00	1.000																

Batter	1	2	3	4	5	6	7	8	9	AB	R	H	RBI	BB	SO	LOB	BOTTOM														
9 Chone Figgins, S (1, 5) OBP: 0.500, SLG: 0.588 25 Peter Bourjos, R (5, 8) OBP: 0.375, SLG: 0.438	X 0-0 F9	X 0-0 F9		X 0-0 F7			X 0-0 SH1-4			3	0	0	0	0	0	4	<p>Texas Rangers @ Los Angeles Angels Tempe Diablo Stadium, Tempe, AZ Sun Mar 09 2008, 4:05 PM EDT Att: 7,130 - Partly Cloudy - 72 F</p>														
77 Reggie Willits, S (1, 8) OBP: 0.450, SLG: 0.556 59 Freddy Sandoval, S (5, 5) OBP: 0.727, SLG: 0.571	X 0-0 27 2B 1B		X 0-0 P6		X 0-0 F8		X 4-0 1B 65 SF7-3 BB			2	1	1	0	0	0	0															
27 Vladimir Guerrero, R (1, 10) OBP: 0.276, SLG: 0.590 Juan Rivera, R (5, PH) OBP: 0.471, SLG: 0.563	X 0-0 1H 2B		X 0-0 47 G4-6-3 1B		X 0-0 G5-3		X 0-0 65 SF7-3 1B			2	0	2	1	0	0	0															
47 Howie Kendrick, R (1, 4) OBP: 0.375, SLG: 0.417 65 Sean Rodriguez, R (5, 4) OBP: 0.176, SLG: 0.439	X 0-0 G4-3		X 0-0 G4-6-3 1-2		X 0-3 K		X 0-0 SF7-3			2	0	0	0	0	0	1															
39 Robb Quinlan, R (1, 7) OBP: 0.250, SLG: 0.438 32 Dee Brown, L (6, 7) OBP: 0.357, SLG: 0.333		X 0-0 F9		X 0-0 64 BB 19 BB 1B		X 4-0 BB		X 0-0 F7		2	0	1	0	0	0	0															
19 Kendrys Morales, S (1, 3) OBP: 0.482, SLG: 0.619 43 Matthew Brown, R (7, 3) OBP: 0.333, SLG: 0.143		X 0-0 HR		X 4-0 64 BB 1-2 BB		X 0-3 K		X 0-0 F8		2	1	1	1	1	1	1															
2 Erick Aybar, S (1, 6) OBP: 0.350, SLG: 0.353 Chris Pettit, R (7, 9)		X 0-0 46 G4-3 64 2B 1B		X 0-0 L8		X 0-0 F9		X 0-0 L7		3	1	1	0	0	0	2															
46 Bobby Wilson, R (1, 2) OBP: 0.364, SLG: 0.364 18 Chad Hermansen, R (7, PH) 28 Ryan Budde, R (8, 2)		X 0-0 G4-3		X 0-0 F8			X 4-0 25 SH1-4 95 1B 1B BB			2	0	0	0	0	0	3															
64 Terry Evans, R (1, 9) OBP: 0.333, SLG: 0.214 95 Hainley Stasia, S (7, 6) OBP: 0.333, SLG: 0.500		X 0-0 2H 2B		X 4-0 1-2 2-3 BB		X 0-0 F9		X 0-0 25 SH1-4 1B 1B		1	0	1	1	1	0	0															
Inning Stats	R: 1 E: 0 K: 0 S: 4	H: 2 LOB: 0 BB: 0 P: 4	R: 2 E: 0 K: 0 S: 6	H: 3 LOB: 1 BB: 0 P: 6	R: 0 E: 0 K: 0 S: 3	H: 1 LOB: 3 BB: 2 P: 12	R: 0 E: 0 K: 1 S: 5	H: 0 LOB: 0 BB: 1 P: 5	R: 0 E: 0 K: 1 S: 4	H: 0 LOB: 0 BB: 1 P: 8	R: 3 E: 0 K: 0 S: 4	H: 2 LOB: 0 BB: 2 P: 12	R: 0 E: 0 K: 0 S: 3	H: 0 LOB: 0 BB: 0 P: 3	1B: 6 2B: 4 3B: 0 HR: 1	SF: 1 SAC: 1 DP: 3 HBP: 0		WP: 0 PB: 0 SB: 0 CS: 1	PA: 34												
PITCHER	IP WLS BF H R ER SO BB IBB HBP BLK WP HR S P ERA WHIP																														
13 Kason Gabbard, L (1, 1) ERA: 9.39	3.2	18	7	3	3	0	2	0	0	0	0	16	24	7.36	2.455																
91 Trey Hodges, R (4, 1) ERA:	0.1	H	1	0	0	0	0	0	0	0	0	1	1	0.00	0.000																
55 Robinson Tejeda, R (5, 1) ERA: 9.0	1.0	H	3	0	0	1	0	0	0	0	0	5	5	0.00	0.000																
64 Eric Hurley, R (6, 1) ERA: 4.7	3.0	L	12	2	3	3	3	0	0	0	0	11	23	9.00	1.667																

AB	34
R	4
H	8
RBI	4
BB	0
SO	6
LOB	6



Batter	1	2	3	4	5	6	7	8	9	AB	R	H	RBI	BB	SO	LOB	TOP										
19 Chris Denorfia, R OBP: 0.259, SLG: 0.217	4-0 32 1B 10 BB BB	4-0 10 HR BB		0-0 G5-3			0-0 G5-3			2	1	0	0	2	0	1											
10 Darrin Barton, L OBP: 0.187, SLG: 0.364	4-0 G5-3 32 1B BB	3-2 1-H 2-H HR			0-0 G4-3		0-3 K			3	1	1	3	1	1	0											
69 Wes Bankston, R OBP: 0.455, SLG: 0.700										0	0	0	0	0	0	0											
5 Mike Sweeney, R OBP: 0.500, SLG: 0.520	0-0 F6	0-0 F7			0-0 G6-3			0-0 P6		3	0	0	0	0	0	2											
15 Ryan Sweeney, L OBP: 0.269, SLG: 0.174										1	0	0	0	0	0	0											
32 Jack Cust, L OBP: 0.560, SLG: 0.824	0-0 1-2 2-3 1B			0-0 F9			0-0 P4			4	0	1	0	0	0	0											
67 Jeff Fiorentino, L OBP: 0.395, SLG: 0.273										0	0	0	0	0	0	0											
Emil Brown, R OBP: 0.320, SLG: 0.375	0-0 G5-3			0-0 P2			0-0 F7			3	0	0	0	0	0	3											
23 Todd Linden, S OBP: 0.737, SLG: 1.000										1	0	0	0	0	0	0											
22 Jack Hannahan, L OBP: 0.400, SLG: 0.481		0-3 K	0-3 K		0-0 G5-3			0-0 F7		4	0	0	0	0	2	0											
12 Donnie Murphy, R OBP: 0.424, SLG: 0.571		0-0 62 F 2B		0-0 F8			0-0 1B			4	1	2	0	0	0	0											
Rob Bowen, S OBP: 0.273, SLG: 0.350		0-0 F9		0-3 K		0-3 K		0-3 K		4	0	0	0	0	3	2											
62 Brooks Conrad, S OBP: 0.464, SLG: 0.846		4-0 E2 10 HR BB		0-0 F7						2	1	1	0	1	0	0											
Inning Stats	R: 0 E: 0 K: 0 S: 3	H: 1 LOB: 2 BB: 2 P: 11	R: 4 E: 1 K: 1 S: 9	H: 2 LOB: 0 BB: 2 P: 20	R: 0 E: 0 K: 1 S: 5	H: 0 LOB: 0 BB: 0 P: 5	R: 0 E: 0 K: 1 S: 6	H: 1 LOB: 1 BB: 0 P: 6	R: 0 E: 0 K: 0 S: 3	H: 0 LOB: 0 BB: 0 P: 3	R: 0 E: 0 K: 1 S: 6	H: 1 LOB: 1 BB: 0 P: 6	R: 0 E: 0 K: 1 S: 5	H: 0 LOB: 0 BB: 0 P: 5	R: 0 E: 0 K: 0 S: 3	H: 0 LOB: 0 BB: 0 P: 5	R: 0 E: 0 K: 1 S: 5	H: 0 LOB: 0 BB: 0 P: 5	1B: 2 2B: 2 3B: 0 HR: 1	SF: 0 SAC: 0 DP: 1 HBP: 0	WP: 0 PB: 0 SB: 0 CS: 0	PA: 35					
PITCHER	IP	WLS	BF	H	R	ER	SO	BB	IBB	HBP	BLK	WP	HR	S	P	ERA	WHIP										
41 John Lackey, R ERA: 5.4	1.2		8	2	1	1	1	2	0	0	0	0	0	8	16	5.40	2.400										
55 Matt White, R ERA: 4.91	0.1		4	1	3	3	0	2	0	0	0	0	1	4	15	81.00	9.000										
97 Fernando Rodriguez Jr., R ERA: 1.8	0.0		0	0	0	0	0	0	0	0	0	0	0	0	0	∞	∞										
Darren Oliver, L ERA: 1.8	2.0		7	1	0	0	1	0	0	0	0	0	0	9	9	0.00	0.500										
90 Nick Adenhart, R ERA: 3.12	4.0	W	13	1	0	0	3	0	0	0	0	0	0	19	19	0.00	0.250										

Oakland Athletics @ Los Angeles Angels
 Tempe Diablo Stadium, Tempe, AZ
 Mon Mar 10 2008, 4:05 PM EDT
 Att: 6,441 - Partly Cloudy - 75 F

AB	31
R	4
H	5
RBI	3
BB	4
SO	6
LOB	8





Batter	1	2	3	4	5	6	7	8	9	AB	R	H	RBI	BB	SO	LOB	BOTTOM										
9 Chone Figgins, S OBP: 0.435, SLG: 0.500	0-0 B5-3		0-3 K		0-0 G6-4-3	0-0 G1-3				3	0	0	0	0	1	2											
43 Matthew Brown, R OBP: 0.300, SLG: 0.125					1-2 G3					1	0	0	0	0	0	2											
24 Gary Matthews, S OBP: 0.250, SLG: 0.304	0-0 F7		1-0 G3		0-0 G3		0-0 G6-3			3	0	0	0	0	0	1											
Juan Rivera, R OBP: 0.444, SLG: 0.529			1-3 K							1	0	0	0	0	0	0											
27 Vladimir Guerrero, R OBP: 0.296, SLG: 0.476	0-0 P4		0-3 K			0-0 48 1B G4-3		0-0 G5-3		3	1	1	0	0	1	1											
95 Hanley Statia, S OBP: 0.500, SLG: 0.444										1	0	0	0	0	0	0											
48 Torii Hunter, R OBP: 0.632, SLG: 1.389		0-0 1B G4-3		0-0 F8		0-0 G4-3		0-0 64 FC6-4		3	2	2	0	0	0	0											
19 Kendrys Morales, S OBP: 0.481, SLG: 0.636						1-3 1B				1	0	1	0	0	0	0											
Garret Anderson, L OBP: 0.316, SLG: 0.313		0-0 G4-3		0-0 47 G3		0-0 G4-3		0-0 FC6-4		3	1	2	1	0	0	1											
64 Terry Evans, R OBP: 0.316, SLG: 0.200				0-0 47 2B		2-3 3-H		1-2 K		1	0	0	0	0	0	1											
47 Howie Kendrick, R OBP: 0.370, SLG: 0.444		0-0 G3		0-0 2B		0-3 K		0-0 G5-3		3	0	1	1	0	1	3											
Nathan Haynes, L OBP: 0.429, SLG: 0.273		1-2 K		0-0 2B						1	0	0	0	0	0	0											
Casey Kotchman, L OBP: 0.316, SLG: 0.421	0-0 G4-3		0-0 F7		0-0 K		0-0 5 1B		0-0 G6-3	3	1	1	2	0	0	2											
65 Sean Rodriguez, R OBP: 0.167, SLG: 0.412		2-3 3-H		0-0 F8		0-0 6 1B				1	0	0	0	0	0	0											
44 Mike Napoli, R OBP: 0.333, SLG: 0.364	0-0 F8		0-0 K		0-0 K		0-0 6 1B		0-0 P6	2	0	0	0	0	1	2											
5 Jeff Mathis, R OBP: 0.536, SLG: 0.400						1-2 1B				2	0	1	0	0	0	0											
6 Maicer Izturis, S OBP: 0.421, SLG: 0.529			4-0 24 G3		4-0 9 G6-4-3					1	0	1	1	2	0	0											
32 Dee Brown, L OBP: 0.357, SLG: 0.333						1-3 2-H				0	0	0	0	0	0	0											
Inning Stats	R: 0 E: 0 K: 0 S: 3	H: 0 LOB: 0 BB: 0 P: 3	R: 1 E: 0 K: 0 S: 5	H: 2 LOB: 1 BB: 0 P: 5	R: 0 E: 0 K: 2 S: 7	H: 0 LOB: 1 BB: 1 P: 12	R: 1 E: 0 K: 1 S: 7	H: 2 LOB: 1 BB: 0 P: 7	R: 0 E: 0 K: 0 S: 2	H: 0 LOB: 0 BB: 1 P: 6	R: 3 E: 0 K: 1 S: 10	H: 5 LOB: 2 BB: 0 P: 10	R: 0 E: 0 K: 0 S: 4	H: 1 LOB: 1 BB: 0 P: 4	R: 0 E: 0 K: 0 S: 3	H: 0 LOB: 0 BB: 0 P: 3	R: 0 E: 0 K: 1 S: 3	H: 0 LOB: 0 BB: 0 P: 3	1B: 8 2B: 2 3B: 0 HR: 0	SF: 0 SAC: 0 DP: 1 HBP: 0	WP: 1 PB: 0 SB: 0 CS: 0	PA: 35					
PITCHER	IP	WLS	BF	H	R	ER	SO	BB	IBB	HBP	BLK	WP	HR	S	P	ERA	WHIP										
51 Dallas Braden, L ERA: 3.98	2.0		8	2	1	1	0	0	0	0	0	0	0	8	8	4.50	1.000										
Fernando Hernandez, R ERA: 3.0	2.0	H	9	2	1	1	3	1	0	0	0	1	0	14	19	4.50	1.500										
33 Joey Devine, R ERA: 9.0	1.0	H	3	0	0	0	0	1	0	0	0	0	0	2	6	0.00	1.000										
Alan Embree, L ERA: 15.75	1.0	L	8	5	3	3	1	0	0	0	0	0	0	10	10	27.00	5.000										
25 Lenny DiNardo, L ERA: 1.28	2.0		7	1	0	0	0	0	0	0	0	0	0	7	7	0.00	0.500										

Oakland Athletics @ Los Angeles Angels
 Tempe Diablo Stadium, Tempe, AZ
 Mon Mar 10 2008, 4:05 PM EDT
 Att: 6,441 - Partly Cloudy - 75 F

AB	33
R	5
H	10
RBI	5
BB	2
SO	4
LOB	15



Batter	1	2	3	4	5	6	7	8	9	AB	R	H	RBI	BB	SO	LOB	TOP	
77 Reggie Williams, S OBP: 0.435, SLG: 0.500 43 Matthew Brown, R OBP: 0.333, SLG: 0.200	0-3 K	4-0 BB		0-3 K			0-0 FC6-4 1B		0-3 K	2	0	0	0	1	2	0	Los Angeles Angels @ San Diego Padres Peoria Stadium, Peoria, AZ Tue Mar 11 2008, 4:05 PM EDT Att: 5,784 - Sunny - 78 F AB 35 R 8 H 9 RBI 8 BB 5 SO 15 LOB 14 	
39 Robb Quinlan, R OBP: 0.300, SLG: 0.421 Chris Pettit, R	0-0 2 3B	4-0 BB			E6 2 CS		0-0 FC6-4 1-2		0-3 K	3	1	1	0	1	0	1		
2 Erick Aybar, S OBP: 0.333, SLG: 0.429 12 Andrew Romine, S	0-0 19 1B	0-3 K			0-3 K		0-0 G1-6-3		4-0 25 HR	4	1	1	1	0	2	4		
19 Kendrys Morales, S OBP: 0.500, SLG: 0.625 25 Peter Bourjos, R OBP: 0.444, SLG: 0.667	0-0 5 2B	0-0 F7			4-0 BB			0-0 28 SF7	0-1 25 HR	2	1	1	1	1	0	2		
3 Brandon Wood, R OBP: 0.120, SLG: 0.333	0-3 K		0-0 G1-3		0-3 K			1-0 G6-3	0-3 K	5	0	0	0	0	3	3		
5 Jeff Mathis, R OBP: 0.500, SLG: 0.462 28 Ryan Budde, R	0-0 1B		0-3 K			0-3 K		1-0 SF7		3	1	1	1	0	2	0		
Nathan Haynes, L OBP: 0.412, SLG: 0.286 63 Rich Thompson, R	0-0 1B		0-3 K			0-0 G4-3		4-0 BB		3	0	1	1	0	1	0		
18 Chad Hermansen, R OBP: 0.333, SLG: 0.429 89 Kasey Olenberger, R OBP: 0.333, SLG: 0.429 83 Darren O'Day, R	0-0 95 S		0-3 K			0-3 K		0-0 G3		4	0	0	0	0	2	2		
95 Hainley Statia, S OBP: 0.214, SLG: 0.308	1-3 K		0-0 G4-3			0-3 K				2	0	0	0	0	1	0		
36 Jared Weaver, R OBP: 0.333, SLG: 0.235		0-0 G4-3		0-3 K			0-0 F9		0-0 25 HR	2	0	0	0	0	1	0		
52 Jason Bulger, R OBP: 0.333, SLG: 0.235										0	0	0	0	0	0	0		
64 Terry Evans, R OBP: 0.333, SLG: 0.235										2	1	1	0	0	0	0		
Inning Stats	R: 4 H: 5 E: 0 K: 3 S: 14	H: 5 R: 0 ER: 0 LOB: 1 BB: 0 P: 15	R: 0 H: 0 E: 0 K: 1 S: 5	R: 0 H: 0 E: 0 K: 2 S: 7	R: 0 H: 0 E: 0 K: 2 S: 7	R: 0 H: 0 E: 1 K: 2 S: 7	R: 0 H: 0 E: 0 K: 2 S: 7	R: 0 H: 1 E: 0 K: 0 S: 4	R: 1 H: 1 E: 0 K: 3 S: 12	R: 3 H: 2 E: 0 K: 3 S: 12	1B: 6 2B: 2 HR: 1	SF: 1 SAC: 0 DP: 1 HBP: 0	WP: 0 PB: 0 SB: 5 CS: 1	PA: 41				
PITCHER	IP WLS BF H R ER SO BB IBB HBP BLK WP HR S P ERA WHIP	IP WLS BF H R ER SO BB IBB HBP BLK WP HR S P ERA WHIP	IP WLS BF H R ER SO BB IBB HBP BLK WP HR S P ERA WHIP	IP WLS BF H R ER SO BB IBB HBP BLK WP HR S P ERA WHIP	IP WLS BF H R ER SO BB IBB HBP BLK WP HR S P ERA WHIP	IP WLS BF H R ER SO BB IBB HBP BLK WP HR S P ERA WHIP	IP WLS BF H R ER SO BB IBB HBP BLK WP HR S P ERA WHIP	IP WLS BF H R ER SO BB IBB HBP BLK WP HR S P ERA WHIP	IP WLS BF H R ER SO BB IBB HBP BLK WP HR S P ERA WHIP	IP WLS BF H R ER SO BB IBB HBP BLK WP HR S P ERA WHIP	IP WLS BF H R ER SO BB IBB HBP BLK WP HR S P ERA WHIP	IP WLS BF H R ER SO BB IBB HBP BLK WP HR S P ERA WHIP	IP WLS BF H R ER SO BB IBB HBP BLK WP HR S P ERA WHIP	IP WLS BF H R ER SO BB IBB HBP BLK WP HR S P ERA WHIP	IP WLS BF H R ER SO BB IBB HBP BLK WP HR S P ERA WHIP	IP WLS BF H R ER SO BB IBB HBP BLK WP HR S P ERA WHIP		IP WLS BF H R ER SO BB IBB HBP BLK WP HR S P ERA WHIP
44 Jake Peavy, R ERA: 9.0	3.0 L 16 5 4 4 6 2 0 0 0 0 0 0 26 35 12.00 2.333	3.0 L 16 5 4 4 6 2 0 0 0 0 0 0 26 35 12.00 2.333	3.0 L 16 5 4 4 6 2 0 0 0 0 0 0 26 35 12.00 2.333	3.0 L 16 5 4 4 6 2 0 0 0 0 0 0 26 35 12.00 2.333	3.0 L 16 5 4 4 6 2 0 0 0 0 0 0 26 35 12.00 2.333	3.0 L 16 5 4 4 6 2 0 0 0 0 0 0 26 35 12.00 2.333	3.0 L 16 5 4 4 6 2 0 0 0 0 0 0 26 35 12.00 2.333	3.0 L 16 5 4 4 6 2 0 0 0 0 0 0 26 35 12.00 2.333	3.0 L 16 5 4 4 6 2 0 0 0 0 0 0 26 35 12.00 2.333	3.0 L 16 5 4 4 6 2 0 0 0 0 0 0 26 35 12.00 2.333	3.0 L 16 5 4 4 6 2 0 0 0 0 0 0 26 35 12.00 2.333	3.0 L 16 5 4 4 6 2 0 0 0 0 0 0 26 35 12.00 2.333	3.0 L 16 5 4 4 6 2 0 0 0 0 0 0 26 35 12.00 2.333	3.0 L 16 5 4 4 6 2 0 0 0 0 0 0 26 35 12.00 2.333	3.0 L 16 5 4 4 6 2 0 0 0 0 0 0 26 35 12.00 2.333	3.0 L 16 5 4 4 6 2 0 0 0 0 0 0 26 35 12.00 2.333		3.0 L 16 5 4 4 6 2 0 0 0 0 0 0 26 35 12.00 2.333
Michael Gardner, R ERA: 6.75	4.1 1.0 3 0 0 0 2 0 0 0 0 0 0 7 7 0.00 0.000	4.1 1.0 3 0 0 0 2 0 0 0 0 0 0 7 7 0.00 0.000	4.1 1.0 3 0 0 0 2 0 0 0 0 0 0 7 7 0.00 0.000	4.1 1.0 3 0 0 0 2 0 0 0 0 0 0 7 7 0.00 0.000	4.1 1.0 3 0 0 0 2 0 0 0 0 0 0 7 7 0.00 0.000	4.1 1.0 3 0 0 0 2 0 0 0 0 0 0 7 7 0.00 0.000	4.1 1.0 3 0 0 0 2 0 0 0 0 0 0 7 7 0.00 0.000	4.1 1.0 3 0 0 0 2 0 0 0 0 0 0 7 7 0.00 0.000	4.1 1.0 3 0 0 0 2 0 0 0 0 0 0 7 7 0.00 0.000	4.1 1.0 3 0 0 0 2 0 0 0 0 0 0 7 7 0.00 0.000	4.1 1.0 3 0 0 0 2 0 0 0 0 0 0 7 7 0.00 0.000	4.1 1.0 3 0 0 0 2 0 0 0 0 0 0 7 7 0.00 0.000	4.1 1.0 3 0 0 0 2 0 0 0 0 0 0 7 7 0.00 0.000	4.1 1.0 3 0 0 0 2 0 0 0 0 0 0 7 7 0.00 0.000	4.1 1.0 3 0 0 0 2 0 0 0 0 0 0 7 7 0.00 0.000	4.1 1.0 3 0 0 0 2 0 0 0 0 0 0 7 7 0.00 0.000		4.1 1.0 3 0 0 0 2 0 0 0 0 0 0 7 7 0.00 0.000
38 Glendon Rusch, L ERA: 1.35	5.1 3.0 11 1 0 0 4 1 0 0 0 0 0 18 22 0.00 0.667	5.1 3.0 11 1 0 0 4 1 0 0 0 0 0 18 22 0.00 0.667	5.1 3.0 11 1 0 0 4 1 0 0 0 0 0 18 22 0.00 0.667	5.1 3.0 11 1 0 0 4 1 0 0 0 0 0 18 22 0.00 0.667	5.1 3.0 11 1 0 0 4 1 0 0 0 0 0 18 22 0.00 0.667	5.1 3.0 11 1 0 0 4 1 0 0 0 0 0 18 22 0.00 0.667	5.1 3.0 11 1 0 0 4 1 0 0 0 0 0 18 22 0.00 0.667	5.1 3.0 11 1 0 0 4 1 0 0 0 0 0 18 22 0.00 0.667	5.1 3.0 11 1 0 0 4 1 0 0 0 0 0 18 22 0.00 0.667	5.1 3.0 11 1 0 0 4 1 0 0 0 0 0 18 22 0.00 0.667	5.1 3.0 11 1 0 0 4 1 0 0 0 0 0 18 22 0.00 0.667	5.1 3.0 11 1 0 0 4 1 0 0 0 0 0 18 22 0.00 0.667	5.1 3.0 11 1 0 0 4 1 0 0 0 0 0 18 22 0.00 0.667	5.1 3.0 11 1 0 0 4 1 0 0 0 0 0 18 22 0.00 0.667	5.1 3.0 11 1 0 0 4 1 0 0 0 0 0 18 22 0.00 0.667	5.1 3.0 11 1 0 0 4 1 0 0 0 0 0 18 22 0.00 0.667		5.1 3.0 11 1 0 0 4 1 0 0 0 0 0 18 22 0.00 0.667
58 Carlos Guevara, R ERA: 4.5	8.1 1.0 5 1 1 1 0 1 0 0 0 0 0 4 10 9.00 2.000	8.1 1.0 5 1 1 1 0 1 0 0 0 0 0 4 10 9.00 2.000	8.1 1.0 5 1 1 1 0 1 0 0 0 0 0 4 10 9.00 2.000	8.1 1.0 5 1 1 1 0 1 0 0 0 0 0 4 10 9.00 2.000	8.1 1.0 5 1 1 1 0 1 0 0 0 0 0 4 10 9.00 2.000	8.1 1.0 5 1 1 1 0 1 0 0 0 0 0 4 10 9.00 2.000	8.1 1.0 5 1 1 1 0 1 0 0 0 0 0 4 10 9.00 2.000	8.1 1.0 5 1 1 1 0 1 0 0 0 0 0 4 10 9.00 2.000	8.1 1.0 5 1 1 1 0 1 0 0 0 0 0 4 10 9.00 2.000	8.1 1.0 5 1 1 1 0 1 0 0 0 0 0 4 10 9.00 2.000	8.1 1.0 5 1 1 1 0 1 0 0 0 0 0 4 10 9.00 2.000	8.1 1.0 5 1 1 1 0 1 0 0 0 0 0 4 10 9.00 2.000	8.1 1.0 5 1 1 1 0 1 0 0 0 0 0 4 10 9.00 2.000	8.1 1.0 5 1 1 1 0 1 0 0 0 0 0 4 10 9.00 2.000	8.1 1.0 5 1 1 1 0 1 0 0 0 0 0 4 10 9.00 2.000	8.1 1.0 5 1 1 1 0 1 0 0 0 0 0 4 10 9.00 2.000		8.1 1.0 5 1 1 1 0 1 0 0 0 0 0 4 10 9.00 2.000
45 Justin Hampson, L ERA: 21.6	9.1 1.0 6 2 3 3 3 1 0 0 0 0 0 1 12 16 27.00 3.000	9.1 1.0 6 2 3 3 3 1 0 0 0 0 0 1 12 16 27.00 3.000	9.1 1.0 6 2 3 3 3 1 0 0 0 0 0 1 12 16 27.00 3.000	9.1 1.0 6 2 3 3 3 1 0 0 0 0 0 1 12 16 27.00 3.000	9.1 1.0 6 2 3 3 3 1 0 0 0 0 0 1 12 16 27.00 3.000	9.1 1.0 6 2 3 3 3 1 0 0 0 0 0 1 12 16 27.00 3.000	9.1 1.0 6 2 3 3 3 1 0 0 0 0 0 1 12 16 27.00 3.000	9.1 1.0 6 2 3 3 3 1 0 0 0 0 0 1 12 16 27.00 3.000	9.1 1.0 6 2 3 3 3 1 0 0 0 0 0 1 12 16 27.00 3.000	9.1 1.0 6 2 3 3 3 1 0 0 0 0 0 1 12 16 27.00 3.000	9.1 1.0 6 2 3 3 3 1 0 0 0 0 0 1 12 16 27.00 3.000	9.1 1.0 6 2 3 3 3 1 0 0 0 0 0 1 12 16 27.00 3.000	9.1 1.0 6 2 3 3 3 1 0 0 0 0 0 1 12 16 27.00 3.000	9.1 1.0 6 2 3 3 3 1 0 0 0 0 0 1 12 16 27.00 3.000	9.1 1.0 6 2 3 3 3 1 0 0 0 0 0 1 12 16 27.00 3.000	9.1 1.0 6 2 3 3 3 1 0 0 0 0 0 1 12 16 27.00 3.000		9.1 1.0 6 2 3 3 3 1 0 0 0 0 0 1 12 16 27.00 3.000

Batter	1	2	3	4	5	6	7	8	9	AB	R	H	RBI	BB	SO	LOB	BOTTOM
Callix Crabbe, S OBP: 0.367, SLG: 0.370 Jesus Lopez, R	0-0 F9		0-0 G4-3			0-0 F7		0-0 F4		3	0	0	0	0	0	1	Los Angeles Angels @ San Diego Padres Peoria Stadium, Peoria, AZ Tue Mar 11 2008, 4:05 PM EDT Att: 5,784 - Sunny - 78 F AB 33 R 4 H 7 RBI 4 BB 2 SO 7 LOB 12 
14 Jeff DaVanon, S OBP: 0.333, SLG: 0.313 26 Colt Morton, R OBP: 0.400, SLG: 0.667	0-0 G4-3		0-0 L9			0-0 33 CS		0-0 HR		3	0	1	0	0	0	1	
33 Jody Gerut, L OBP: 0.391, SLG: 0.682 Cedric Hunter, L OBP: 1.000, SLG: 1.000	2-0 HR			0-0 E5		1-0 F7		0-0 1B		3	1	1	1	0	0	1	
Tony Clark, S OBP: 0.357, SLG: 0.714 1 Robert Fick, L OBP: 0.333, SLG: 0.143	0-0 F8			1-0 SAFE P4		1-2 P4		0-0 L9		2	0	0	0	0	0	1	
28 Josh Bard, S OBP: 0.333, SLG: 0.308 64 Chip Ambres, R OBP: 0.391, SLG: 0.444 45 Justin Hampson, L		0-0 G4-3		0-3 K		0-3 K		4-0 P4		2	0	0	0	0	1	1	
18 Paul McNulty, L OBP: 0.444, SLG: 0.682 38 Glendon Rusch, L		0-0 G4-3		0-3 K		0-3 K			0-0 L7	2	0	0	0	0	1	1	
Chad Huffman, R OBP: 0.333, SLG: 0.429 58 Carlos Guevara, R OBP: 0.333, SLG: 0.429 Ramon Nivar, R										1	0	0	0	0	0	0	
66 Edgar Gonzalez, R OBP: 0.524, SLG: 0.853 Sean Kazmar Jr., R OBP: 1.000, SLG: 1.000		0-0 G6-3				0-0 G6-3		0-3 K		3	0	0	0	0	1	0	
70 Marshall McDougall, R OBP: 0.467, SLG: 0.500 Seth Johnston, R			4-0 G4-3 44 SH3-4			0-0 G6-3		0-0 16 1B	0-0 FC6-4	2	0	1	0	1	0	0	
44 Jake Peavy, R OBP: 1.000, SLG: 1.000 Michael Gardner, R			0-0 SH3-4			0-3 K2-3		0-0 26 HR	0-3 K	0	0	0	0	0	0	0	
16 Chase Headley, S OBP: 0.423, SLG: 0.864			1-2 1B					1-2 26 HR	0-3 K	3	1	1	0	0	2	1	
Inning Stats	R: 1 H: 1 E: 0 K: 0 S: 4	H: 1 R: 0 ER: 0 LOB: 0 BB: 0 P: 6	R: 0 H: 0 E: 0 K: 0 S: 3	R: 0 H: 0 E: 0 K: 2 S: 8	R: 0 H: 0 E: 2 K: 2 S: 8	R: 0 H: 0 E: 0 K: 1 S: 5	R: 0 H: 1 E: 0 K: 0 S: 3	R: 0 H: 0 E: 0 K: 2 S: 7	R: 3 H: 4 E: 0 K: 1 S: 9	R: 0 H: 1 E: 0 K: 1 S: 6	1B: 5 2B: 0 3B: 0 HR: 2	SF: 0 SAC: 1 DP: 0 HBP: 0	WP: 0 PB: 0 SB: 0 CS: 1	PA: 36			
PITCHER	IP WLS BF H R ER SO BB IBB HBP BLK WP HR S P ERA WHIP	IP WLS BF H R ER SO BB IBB HBP BLK WP HR S P ERA WHIP	IP WLS BF H R ER SO BB IBB HBP BLK WP HR S P ERA WHIP	IP WLS BF H R ER SO BB IBB HBP BLK WP HR S P ERA WHIP	IP WLS BF H R ER SO BB IBB HBP BLK WP HR S P ERA WHIP	IP WLS BF H R ER SO BB IBB HBP BLK WP HR S P ERA WHIP	IP WLS BF H R ER SO BB IBB HBP BLK WP HR S P ERA WHIP	IP WLS BF H R ER SO BB IBB HBP BLK WP HR S P ERA WHIP	IP WLS BF H R ER SO BB IBB HBP BLK WP HR S P ERA WHIP	IP WLS BF H R ER SO BB IBB HBP BLK WP HR S P ERA WHIP	IP WLS BF H R ER SO BB IBB HBP BLK WP HR S P ERA WHIP	IP WLS BF H R ER SO BB IBB HBP BLK WP HR S P ERA WHIP	IP WLS BF H R ER SO BB IBB HBP BLK WP HR S P ERA WHIP	IP WLS BF H R ER SO BB IBB HBP BLK WP HR S P ERA WHIP	IP WLS BF H R ER SO BB IBB HBP BLK WP HR S P ERA WHIP	IP WLS BF H R ER SO BB IBB HBP BLK WP HR S P ERA WHIP	
36 Jared Weaver, R ERA: 9.0	4.0 W 15 1 1 1 2 1 0 0 0 0 0 0 5 5 0.00 0.500	4.0 W 15 1 1 1 2 1 0 0 0 0 0 0 5 5 0.00 0.500	4.0 W 15 1 1 1 2 1 0 0 0 0 0 0 5 5 0.00 0.500	4.0 W 15 1 1 1 2 1 0 0 0 0 0 0 5 5 0.00 0.500	4.0 W 15 1 1 1 2 1 0 0 0 0 0 0 5 5 0.00 0.500	4.0 W 15 1 1 1 2 1 0 0 0 0 0 0 5 5 0.00 0.500	4.0 W 15 1 1 1 2 1 0 0 0 0 0 0 5 5 0.00 0.500	4.0 W 15 1 1 1 2 1 0 0 0 0 0 0 5 5 0.00 0.500	4.0 W 15 1 1 1 2 1 0 0 0 0 0 0 5 5 0.00 0.500	4.0 W 15 1 1 1 2 1 0 0 0 0 0 0 5 5 0.00 0.500	4.0 W 15 1 1 1 2 1 0 0 0 0 0 0 5 5 0.00 0.500	4.0 W 15 1 1 1 2 1 0 0 0 0 0 0 5 5 0.00 0.500	4.0 W 15 1 1 1 2 1 0 0 0 0 0 0 5 5 0.00 0.500	4.0 W 15 1 1 1 2 1 0 0 0 0 0 0 5 5 0.00 0.500	4.0 W 15 1 1 1 2 1 0 0 0 0 0 0 5 5 0.00 0.500	4.0 W 15 1 1 1 2 1 0 0 0 0 0 0 5 5 0.00 0.500	
63 Rich Thompson, R ERA: 6.4	2.0 H 6 1 0 0 2 0 0 0 0 0 0 0 10 11 0.00 0.500	2.0 H 6 1 0 0 2 0 0 0 0 0 0 0 10 11 0.00 0.500	2.0 H 6 1 0 0 2 0 0 0 0 0 0 0 10 11 0.00 0.500	2.0 H 6 1 0 0 2 0 0 0 0 0 0 0 10 11 0.00 0													

Batter	1	2	3	4	5	6	7	8	9	AB	R	H	RBI	BB	SO	LOB	TOP		
9 David DeJesus, L (1,8) 59 Damon Hollins, R (7,8) OBP: 0.533, SLG: 0.429 OBP: 0.310, SLG: 0.519	G5-3	G3-1		G3			F9	G5-3		4	0	0	0	0	0	2			
13 Alberto Callaspo, S (1,4) Esteban German, R (4,4) OBP: 0.324, SLG: 0.499 OBP: 0.276, SLG: 0.308	G4-3		F8	F8			26 E 3B	L7		3	0	0	0	0	0	1			
4 Alex Gordon, L (1,5) 26 Jason Smith, L (5,5) OBP: 0.385, SLG: 0.522	11 E 1B		HR	1B		G4-3	E3	2B		3	1	2	0	0	0	0			
11 Jose Guillen, R (1,9) 32 Shane Costa, L (5,9) OBP: 0.125, SLG: 0.125 OBP: 0.276, SLG: 0.200	E4		P5	P5		G6-3	F7	F9		3	0	0	0	0	0	2			
Ross Gload, L (1,10) OBP: 0.321, SLG: 0.536	G3-1		1-H HR			P5		F8	G6-3	5	1	1	2	0	0	3			
43 Ryan Shealy, R (1,3) 16 Billy Butler, R (6,3) OBP: 0.283, SLG: 0.737 OBP: 0.486, SLG: 0.677		G5-3		1B			K	21 HR 2B		3	0	1	0	0	1	0			
35 Mitch Maier, L (1,7) OBP: 0.192, SLG: 0.167		21 2B 1 G6-3 1B		P6			F8	F8		4	1	1	0	0	0	2			
21 Miguel Olivo, R (1,2) 54 Ken Huckaby, R (8,2) OBP: 0.414, SLG: 0.625 OBP: 0.333, SLG: 0.590		G6-3		G6-3			K	2-H HR		4	1	3	2	0	1	0			
1 Tony Pena Jr., R (1,6) 72 Mike Aviles, R (7,6) OBP: 0.241, SLG: 0.250 OBP: 0.474, SLG: 0.500		G6-3		G6-3			G1-3	1B		3	0	0	1	0	0	2			
		2-3 3-H		2-3						1	0	1	0	0	0	0			
Inning Stats	R: 0 E: 1 K: 0 S: 5	H: 1 LOB: 2 BB: 0 P: 5	R: 2 E: 0 K: 0 S: 6	H: 3 LOB: 1 BB: 0 P: 7	R: 0 E: 0 K: 0 S: 4	H: 1 LOB: 0 BB: 0 P: 4	R: 0 E: 0 K: 2 S: 7	H: 0 LOB: 0 BB: 0 P: 7	R: 1 E: 1 K: 0 S: 5	H: 1 LOB: 1 BB: 0 P: 5	R: 2 E: 0 K: 0 S: 8	H: 3 LOB: 1 BB: 0 P: 9	R: 0 E: 0 K: 0 S: 4	H: 1 LOB: 1 BB: 0 P: 4	1B: 5 2B: 4 3B: 1 HR: 2	SF: 0 SAC: 0 DP: 0 HBP: 0	WP: 0 PB: 0 SB: 0 CS: 0	PA: 41	
PITCHER	IP WLS BF H R ER SO BB IBB HBP BLK WP HR S P ERA WHIP																		
Jon Garland, R (1,1) ERA: 4.0	4.0	20	7	3	3	0	0	0	0	0	0	0	0	0	1	20	21	6.75	1.750
33 Justin Speier, R (5,1) ERA: 3.86	1.0	3	0	0	0	0	0	0	0	0	0	0	0	0	0	3	3	0.00	0.000
87 Alex Serrano, R (6,1) ERA: 2.35	2.0	L 8	1	1	0	2	0	0	0	0	0	0	0	0	12	12	0.00	0.500	
79 Nick Green, R (8,1) ERA: 3.86	2.0	10	4	2	2	0	0	0	0	0	0	0	0	1	12	13	9.00	2.000	

Kansas City Royals @ Los Angeles Angels
 Tempe Diablo Stadium, Tempe, AZ
 Wed Mar 12 2008, 4:05 PM EDT
 Att: 4,976 - Sunny - 75 F

AB	41
R	6
H	12
RBI	5
BB	0
SO	2
LOB	15



Batter	1	2	3	4	5	6	7	8	9	AB	R	H	RBI	BB	SO	LOB	BOTTOM	
9 Chone Figgins, S (1,5) 2 Erick Aybar, S (6,6) OBP: 0.423, SLG: 0.455 OBP: 0.346, SLG: 0.409	G6-3			L7			P6		1-2 BB	2	0	0	0	1	0	1		
24 Gary Matthews, S (1,7) 77 Reggie Willits, S (6,8) OBP: 0.259, SLG: 0.308 OBP: 0.440, SLG: 0.476		L8				F7		F7		3	1	1	0	0	0	2		
27 Vladimir Guerrero, R (1,9) 3 Brandon Wood, R (6,5) OBP: 0.333, SLG: 0.655 OBP: 0.111, SLG: 0.308			F9			48 1B 2B		F7		3	2	2	1	0	0	0		
Garret Anderson, L (1,10) Juan Rivera, R (3, PR) OBP: 0.381, SLG: 0.500 OBP: 0.400, SLG: 0.474		48 G6-3 2B		48 G5-3 2B		G6-3		F9		2	0	2	1	0	0	0		
48 Torii Hunter, R (1,8) 32 Dee Brown, L (6,7) OBP: 0.591, SLG: 1.238 OBP: 0.333, SLG: 0.308		G6-3		G5-3		47 FC6-4 1B		K2-3		3	0	1	1	0	0	2		
47 Howie Kendrick, R (1,4) 64 Terry Evans, R (6,9) OBP: 0.333, SLG: 0.400 OBP: 0.318, SLG: 0.222		P3		G6-3		FC6-4		K		3	0	0	0	0	0	4		
19 Kendrys Morales, S (1,3) OBP: 0.441, SLG: 0.536		G5-3		L8			F7	L4		4	0	0	0	0	0	0		
44 Mike Napoli, R (1,2) 46 Bobby Wilson, R (7,2) OBP: 0.267, SLG: 0.286 OBP: 0.333, SLG: 0.333		F8		K			F8	G5-3		3	0	0	0	0	1	0		
6 Maicer Izturis, S (1,6) OBP: 0.478, SLG: 0.650				9 WP 9 S 1B			K	2 BB BB		3	0	2	0	1	1	0		
Inning Stats	R: 2 E: 0 K: 0 S: 6	H: 3 LOB: 1 BB: 0 P: 6	R: 0 E: 0 K: 0 S: 4	H: 1 LOB: 2 BB: 0 P: 4	R: 0 E: 0 K: 1 S: 6	H: 1 LOB: 0 BB: 0 P: 8	R: 1 E: 0 K: 0 S: 5	H: 2 LOB: 1 BB: 0 P: 5	R: 0 E: 0 K: 1 S: 5	H: 0 LOB: 0 BB: 1 P: 9	R: 0 E: 0 K: 2 S: 7	H: 0 LOB: 2 BB: 0 P: 7	R: 0 E: 0 K: 0 S: 3	H: 0 LOB: 2 BB: 2 P: 11	1B: 3 2B: 3 3B: 2 HR: 0	SF: 0 SAC: 0 DP: 0 HBP: 0	WP: 1 PB: 0 SB: 1 CS: 0	PA: 39
PITCHER	IP WLS BF H R ER SO BB IBB HBP BLK WP HR S P ERA WHIP																	
44 Luke Hochevar, R (1,1) ERA: 2.25	4.0	19	6	2	2	1	1	0	0	0	0	0	0	0	15	19	3.00	1.000
28 Kyle Davies, R (5,1) ERA: 4.0	3.0	W 12	2	1	1	2	1	0	0	0	0	0	0	0	0	0	3.00	1.000
27 Yasuhiko Yabuta, R (8,1) ERA: 6.0	1.0	H 3	0	0	0	2	0	0	0	0	0	0	0	7	7	0.00	0.000	
47 Ryan Braun, R (9,1) ERA: 4.5	1.0	S 5	0	0	0	0	2	0	0	0	0	0	0	3	11	0.00	2.000	

Kansas City Royals @ Los Angeles Angels
 Tempe Diablo Stadium, Tempe, AZ
 Wed Mar 12 2008, 4:05 PM EDT
 Att: 4,976 - Sunny - 75 F

AB	35
R	3
H	8
RBI	3
BB	4
SO	5
LOB	16



Batter	1	2	3	4	5	6	7	8	9	AB	R	H	RBI	BB	SO	LOB	TOP											
9 Chone Figgins, S OBP: 0.414, SLG: 0.440 19 Kendrys Morales, S OBP: 0.357, SLG: 0.552										3	0	1	0	0	1	1	Los Angeles Angels @ Kansas City Royals Surprise Stadium, Surprise, AZ Thu Mar 13 2008, 4:05 PM EDT Att: 5,441 - Partly Cloudy - 77 F											
24 Gary Matthews, S OBP: 0.300, SLG: 0.357 32 Dee Brown, L OBP: 0.313, SLG: 0.286										2	1	1	1	1	1	0												
48 Toni Hunter, R OBP: 0.360, SLG: 0.125 64 Terry Evans, R OBP: 0.348, SLG: 0.421										3	0	1	1	0	0	2												
47 Howie Kendrick, R OBP: 0.333, SLG: 0.375 36 Gary Patchett, R OBP: 0.313, SLG: 0.286										2	0	0	0	1	0	2												
77 Reggie Willits, S OBP: 0.407, SLG: 0.435 Nathan Haynes, L OBP: 0.368, SLG: 0.250										2	0	0	0	0	1	0												
Juan Rivera, R OBP: 0.409, SLG: 0.524 Chris Pettit, R OBP: 0.313, SLG: 0.286										2	0	1	0	0	0	0												
39 Robb Quinlan, R OBP: 0.103, SLG: 0.286 3 Brandon Wood, R OBP: 0.103, SLG: 0.286										2	0	1	0	0	1	1												
2 Erick Aybar, S OBP: 0.393, SLG: 0.565 95 Hamley Statia, S OBP: 0.188, SLG: 0.267										1	2	1	1	0	0	0												
5 Jeff Mathis, R OBP: 0.474, SLG: 0.400 28 Ryan Budde, R OBP: 0.313, SLG: 0.286										2	1	0	0	1	1	1												
Inning Stats	R: 0 E: 0 K: 2 S: 7	H: 0 LOB: 0 BB: 0 P: 7	R: 0 E: 0 K: 1 S: 5	H: 1 LOB: 1 BB: 1 P: 9	R: 2 E: 0 K: 0 S: 4	H: 2 LOB: 1 BB: 2 P: 12	R: 0 E: 0 K: 0 S: 3	H: 1 LOB: 0 BB: 0 P: 3	R: 2 E: 0 K: 1 S: 7	H: 2 LOB: 1 BB: 0 P: 8	R: 0 E: 0 K: 3 S: 9	H: 0 LOB: 1 BB: 1 P: 14	R: 0 E: 0 K: 0 S: 3	H: 1 LOB: 0 BB: 0 P: 3	R: 1 E: 0 K: 0 S: 4	H: 1 LOB: 0 BB: 0 P: 5		R: 0 E: 0 K: 2 S: 7	H: 0 LOB: 0 BB: 0 P: 7	1B: 4 2B: 4 3B: 0 HR: 2	SF: 0 SAC: 0 DP: 3 HBP: 1	WP: 1 PB: 0 SB: 1 CS: 1	PA: 37					
PITCHER	IP	WLS	BF	H	R	ER	SO	BB	IBB	HBP	BLK	WP	HR	S	P	ERA		WHIP										
36 Jorge De La Rosa, L ERA: 7.58	4.0		16	4	2	2	3	3	0	0	0	0	1	19	31	4.50		1.750										
51 Brian Lawrence, R ERA: 6.43	3.0		13	3	2	2	4	1	0	1	0	0	1	0	25	6.00	1.333											
52 Mike Maroth, L ERA: 9.0	1.0	W	4	1	1	1	0	0	0	0	0	0	1	4	5	9.00	1.000											
57 Joel Peralta, R ERA: 8.44	1.0	S	3	0	0	0	2	0	0	0	0	0	0	7	7	0.00	0.000											

Batter	1	2	3	4	5	6	7	8	9	AB	R	H	RBI	BB	SO	LOB	BOTTOM											
2 Joey Gathright, L OBP: 0.321, SLG: 0.292										4	0	0	1	1	0	3	Los Angeles Angels @ Kansas City Royals Surprise Stadium, Surprise, AZ Thu Mar 13 2008, 4:05 PM EDT Att: 5,441 - Partly Cloudy - 77 F											
Esteban German, R OBP: 0.281, SLG: 0.310 40 Angel Berroa, R OBP: 0.400, SLG: 0.308										3	0	1	0	0	0	3												
4 Alex Gordon, L OBP: 0.405, SLG: 0.444 39 Mario Lison, R OBP: 0.471, SLG: 0.733										1	1	0	0	1	0	0												
16 Billy Butler, R OBP: 0.436, SLG: 0.600										4	0	0	0	0	0	6												
59 Damon Hollins, R OBP: 0.364, SLG: 0.633										3	2	2	2	1	0	0												
Ross Gload, L OBP: 0.313, SLG: 0.531										4	1	1	0	0	0	1												
24 Mark Teahen, L OBP: 0.405, SLG: 0.533 32 Shane Costa, L OBP: 0.300, SLG: 0.235										2	0	0	0	0	0	0												
14 John Buck, R OBP: 0.320, SLG: 0.458 12 Matt Tupman, L OBP: 0.256, SLG: 0.333										3	1	2	0	0	0	0												
13 Alberto Callaspo, S OBP: 0.351, SLG: 0.514 72 Mike Aviles, R OBP: 0.500, SLG: 0.526										3	0	2	0	0	0	1												
Inning Stats	R: 0 E: 0 K: 0 S: 3	H: 1 LOB: 1 BB: 0 P: 4	R: 0 E: 0 K: 0 S: 3	H: 0 LOB: 0 BB: 0 P: 3	R: 0 E: 0 K: 0 S: 3	H: 0 LOB: 1 BB: 1 P: 7	R: 1 E: 0 K: 0 S: 5	H: 2 LOB: 1 BB: 0 P: 5	R: 2 E: 0 K: 0 S: 6	H: 2 LOB: 0 BB: 1 P: 12	R: 1 E: 0 K: 0 S: 6	H: 3 LOB: 3 BB: 0 P: 6	R: 2 E: 1 K: 0 S: 6	H: 3 LOB: 1 BB: 0 P: 7	1B: 7 2B: 4 3B: 0 HR: 1	SF: 0 SAC: 1 DP: 2 HBP: 1		WP: 0 PB: 0 SB: 0 CS: 1	PA: 38									
PITCHER	IP	WLS	BF	H	R	ER	SO	BB	IBB	HBP	BLK	WP	HR	S	P	ERA		WHIP										
51 Joe Saunders, L ERA: 1.0	4.0		15	2	0	0	0	2	0	1	0	0	0	12	21	0.00		1.000										
97 Fernando Rodriguez Jr., R ERA: 1.0	0.0		0	0	0	0	0	0	0	0	0	0	0	0	0	-	-											
62 Scot Shields, R ERA: 18.0	1.0	H	5	2	2	2	0	1	0	0	0	0	1	6	12	18.00	3.000											
55 Matt White, R ERA: 5.4	1.0	B	6	3	1	1	0	0	0	0	0	0	0	6	6	9.00	3.000											
94 Henry Bonilla, R ERA: 9.0	1.0	L	6	3	2	2	0	0	0	0	0	0	0	6	7	18.00	3.000											

Batter	1	2	3	4	5	6	7	8	9	AB	R	H	RBI	BB	SO	LOB	TOP			
6 Maicer Izturis, S OBP: 0.464, SLG: 0.583	G4-3	47 3B BB		G5-3			K		1B	4	1	1	0	1	1	0	Los Angeles Angels @ Chicago Cubs Hohokam Park, Mesa, AZ Fri Mar 14 2008, 4:05 PM EDT Att: 12,837 - Sunny - 78 F			
47 Howie Kendrick, R OBP: 0.324, SLG: 0.417	F9			K			K		F7	4	0	1	2	0	2	0				
65 Sean Rodriguez, R OBP: 0.158, SLG: 0.389		1-H 2-H 3B								1	0	0	0	0	0	1				
27 Vladimir Guerrero, R OBP: 0.290, SLG: 0.556	G6-3			F8					P5	3	0	0	0	0	1	1				
25 Peter Bourjos, R OBP: 0.450, SLG: 0.650										2	0	1	0	0	0	1				
Casey Kotchman, L OBP: 0.318, SLG: 0.381		E1		F7						2	1	0	0	1	0	0				
Chris Pettit, R OBP: 0.158, SLG: 0.389										0	0	0	0	1	0	0				
44 Mike Napoli, R OBP: 0.263, SLG: 0.389				G6-3						4	1	1	1	0	2	4				
46 Bobby Wilson, R OBP: 0.333, SLG: 0.333										0	0	0	0	0	0	0				
32 Dee Brown, L OBP: 0.379, SLG: 0.389				G4-3						4	1	2	1	0	0	0				
34 Brad Coon, L OBP: 0.500, SLG: 1.000										0	0	0	0	0	0	0				
3 Brandon Wood, R OBP: 0.152, SLG: 0.438										4	1	2	2	0	1	1				
Nathan Haynes, L OBP: 0.364, SLG: 0.316										3	0	1	0	0	1	2				
83 Darren O'Day, R OBP: 0.379, SLG: 0.542										0	0	0	0	0	0	0				
2 Erick Aybar, S OBP: 0.379, SLG: 0.542										1	0	0	0	0	0	0				
63 Rich Thompson, R OBP: 0.379, SLG: 0.542										0	0	0	0	0	0	0				
54 Ervin Santana, R OBP: 0.432, SLG: 0.516										2	1	0	0	0	1	2				
19 Kendrys Morales, S OBP: 0.432, SLG: 0.516										2	0	0	0	0	1	1				
Inning Stats	R: 0 E: 0 K: 0 S: 3	H: 0 LOB: 0 BB: 0 P: 3	R: 6 E: 1 K: 2 S: 13	H: 5 LOB: 2 BB: 2 P: 21	R: 0 E: 0 K: 3 S: 10	H: 1 LOB: 1 BB: 0 P: 10	R: 0 E: 0 K: 1 S: 5	H: 0 LOB: 0 BB: 0 P: 5	R: 0 E: 0 K: 0 S: 3	H: 1 LOB: 0 BB: 0 P: 3	R: 0 E: 0 K: 3 S: 10	H: 1 LOB: 2 BB: 1 P: 14	R: 0 E: 0 K: 0 S: 3	H: 0 LOB: 0 BB: 0 P: 3	R: 0 E: 0 K: 1 S: 6	H: 1 LOB: 1 BB: 0 P: 6	1B: 3 2B: 4 3B: 2 HR: 1	SF: 0 SAC: 0 DP: 1 HBP: 0	WP: 1 PB: 0 SB: 0 CS: 0	PA: 39
PITCHER	IP WLS BF H R ER SO BB IBB HBP BLK WP HR S P ERA WHIP																			
46 Ryan Dempster, R ERA: 6.75	1.2 L 13 5 6 5 1 2 0 0 0 0 1 0 13 21 27.00 4.200																			
43 Michael Wuerz, R ERA: 4.5	1.1 5 1 0 0 4 0 0 0 0 0 0 0 5 13 0.00 0.750																			
34 Kerry Wood, R ERA: 4.5	1.0 3 0 0 0 1 0 0 0 0 0 0 0 13 23 0.00 0.750																			
32 Jon Lieber, R ERA: 1.8	4.0 14 2 0 0 3 1 0 0 0 0 0 0 19 23 0.00 1.000																			
58 Jose Ascanio, R ERA: 6.43	1.0 4 1 0 0 1 0 0 0 0 0 0 0 6 6 0.00 1.000																			

Batter	1	2	3	4	5	6	7	8	9	AB	R	H	RBI	BB	SO	LOB	BOTTOM			
4 Eric Patterson, L OBP: 0.379, SLG: 0.462	12 2B BB	E4 12 S		K					68 CS 1B	4	1	2	0	1	1	0	Los Angeles Angels @ Chicago Cubs Hohokam Park, Mesa, AZ Fri Mar 14 2008, 4:05 PM EDT Att: 12,837 - Sunny - 78 F			
12 Alfonso Soriano, R OBP: 0.370, SLG: 0.520										4	1	1	1	0	2	3				
68 Josh Kroeger, L OBP: 0.316, SLG: 0.474	25 2B 16 1B									1	0	0	0	1	1					
25 Derrek Lee, R OBP: 0.263, SLG: 0.281										4	2	2	0	0	1	0				
67 Micah Hoffpauir, L OBP: 0.457, SLG: 0.788	16 1B 1 FC4-6 2B									0	0	0	0	0	0	0				
16 Aramis Ramirez, R OBP: 0.421, SLG: 0.400										2	0	1	1	0	1	0				
64 Casey McGehee, R OBP: 0.526, SLG: 0.667										1	0	0	0	0	0	0				
1 Kosuke Fukudome, L OBP: 0.390, SLG: 0.355										4	0	0	1	0	0	2				
19 Matt Murton, R OBP: 0.410, SLG: 0.400										0	0	0	0	0	0	0				
Mark DeRosa, R OBP: 0.385, SLG: 0.500										3	0	1	0	0	1	1				
2 Ryan Theriot, R OBP: 0.395, SLG: 0.432										1	0	0	0	0	0	0				
6 Alex Cintron, S OBP: 0.316, SLG: 0.417										2	0	0	0	0	0	3				
17 Mike Fontenot, L OBP: 0.324, SLG: 0.424										2	0	0	0	0	0	0				
Henry Blanco, R OBP: 0.222, SLG: 0.353										4	1	1	1	0	1	0				
46 Ryan Dempster, R ERA: 7.5										0	0	0	0	0	0	0				
43 Michael Wuerz, R ERA: 4.5										1	0	0	0	0	0	0				
34 Kerry Wood, R ERA: 4.5										0	0	0	0	0	0	0				
27 Sam Fuld, L OBP: 0.390, SLG: 0.355										1	0	1	0	0	0	0				
32 Jon Lieber, L OBP: 0.395, SLG: 0.432										1	0	1	0	0	0	0				
58 Jose Ascanio, R OBP: 0.432, SLG: 0.516										0	0	0	0	0	0	0				
33 Danlye Ward, L OBP: 0.222, SLG: 0.353										1	0	0	0	0	1	0				
Inning Stats	R: 3 E: 0 K: 0 S: 6	H: 3 LOB: 1 BB: 1 P: 11	R: 0 E: 1 K: 2 S: 8	H: 0 LOB: 0 BB: 0 P: 8	R: 0 E: 0 K: 0 S: 4	H: 1 LOB: 2 BB: 0 P: 5	R: 0 E: 0 K: 2 S: 7	H: 0 LOB: 0 BB: 0 P: 7	R: 1 E: 0 K: 1 S: 6	H: 1 LOB: 0 BB: 0 P: 6	R: 1 E: 0 K: 2 S: 10	H: 3 LOB: 2 BB: 0 P: 10	R: 0 E: 0 K: 1 S: 3	H: 0 LOB: 0 BB: 0 P: 3	R: 0 E: 0 K: 2 S: 7	H: 1 LOB: 0 BB: 0 P: 7	1B: 4 2B: 3 3B: 1 HR: 1	SF: 0 SAC: 0 DP: 0 HBP: 1	WP: 0 PB: 0 SB: 1 CS: 1	PA: 38
PITCHER	IP WLS BF H R ER SO BB IBB HBP BLK WP HR S P ERA WHIP																			
54 Ervin Santana, R ERA: 7.5	5.0 W 23 5 4 4 4 1 0 0 0 0 1 15 15 4.50 1.500																			
83 Darren O'Day, R ERA: 9.79	2.0 H 9 3 1 1 3 0 0 0 0 0 0 1 15 15 4.50 1.500																			
63 Rich Thompson, R ERA: 3.86	2.0 S 6 1 0 0 2 0 0 0 0 0 0 0 10 10 0.00 0.500																			

Batter	1	2	3	4	5	6	7	8	9	10	AB	R	H	RBI	BB	SO	LOB	
22 Eric Byrnes, R OBP: 0.406, SLG: 0.621 4 Emilio Bonifacio, S OBP: 0.268, SLG: 0.368	K		G5-3			HR		FC1-6 11 S		G5-3	3	1	1	1	0	1	0	
6 Stephen Drew, L OBP: 0.233, SLG: 0.444 11 Angie Ojeda, S OBP: 0.576, SLG: 0.394	F8		K			K				P6	3	0	0	0	0	2	0	
1 Orlando Hudson, S OBP: 0.444, SLG: 0.464 30 Tim Lincecum, S OBP: 0.227, SLG: 0.150	G4-3		F8			F7		K			3	0	0	0	0	0	0	
27 Mark Reynolds, R OBP: 0.444, SLG: 0.441 14 Don Kelly, L OBP: 0.481, SLG: 0.500		F9		G5-3		F8		K			3	0	0	0	0	0	0	
21 Trot Nixon, L OBP: 0.263, SLG: 0.313		K		G3-1				F8		P6	4	0	0	0	0	1	0	
10 Justin Upton, R OBP: 0.395, SLG: 0.394 60 Wilkin Castillo, S OBP: 0.250, SLG: 0.263								K		P5	3	1	2	0	0	1	0	
Chris Burke, R OBP: 0.500, SLG: 0.806 73 Trent Oeltjen, L OBP: 0.250, SLG: 0.250											1	0	0	0	0	0	0	
12 Jeff Salazar, L OBP: 0.375, SLG: 0.543 71 Jesus Merchan, R OBP: 0.577, SLG: 0.708											3	1	2	0	0	0	0	
7 Robby Hammock, R OBP: 0.226, SLG: 0.250 28 Alex Romero, L OBP: 0.385, SLG: 0.371											2	0	0	0	0	1	0	
Inning Stats	R: 0 E: 0 K: 1 S: 5	H: 0 LOB: 0 BB: 0 P: 5	R: 3 E: 0 K: 1 S: 8	H: 3 LOB: 0 BB: 0 P: 8	R: 0 E: 0 K: 1 S: 5	H: 0 LOB: 0 BB: 0 P: 5	R: 0 E: 0 K: 1 S: 5	H: 1 LOB: 0 BB: 0 P: 4	R: 0 E: 0 K: 1 S: 6	H: 1 LOB: 1 BB: 0 P: 6	R: 0 E: 0 K: 2 S: 8	H: 1 LOB: 2 BB: 1 P: 12	R: 0 E: 0 K: 0 S: 3	H: 0 LOB: 0 BB: 0 P: 3	R: 0 E: 0 K: 0 S: 4	H: 1 LOB: 1 BB: 0 P: 4	1B: 6 2B: 0 3B: 0 HR: 2	SF: 0 SAC: 0 DP: 0 HBP: 0

PITCHER	IP	WLS	BF	H	R	ER	SO	BB	IBB	HBP	BLK	WP	HR	S	P	ERA	WHIP
90 Nick Adenhardt, R ERA: 4.26	4.0		15	4	3	3	3	0	0	0	0	0	1	22	22	6.75	1.000
33 Justin Speier, R ERA: 4.5	1.0		3	0	0	0	1	0	0	0	0	0	0	5	5	0.00	0.000
Miguel González, R ERA: 4.5	2.0		8	2	1	1	2	0	0	0	0	0	1	12	12	4.50	1.000
37 David Austen, R ERA: 1.96	1.0		5	1	0	0	2	1	0	0	0	0	0	8	12	0.00	2.000
87 Alex Serrano, R ERA: 1.96	2.0	W	7	1	0	0	0	0	0	0	0	0	0	7	7	0.00	0.500

TOP

Arizona Diamondbacks @ Los Angeles Angels
 Tempe Diablo Stadium, Tempe, AZ
 Sat Mar 15 2008, 4:05 PM EDT
 Att: 8,756 - Partly Cloudy - 68 F

AB	37
R	4
H	8
RBI	4
BB	1
SO	8
LOB	9

WP: 0 PA: 39
 PB: 0
 SB: 1
 CS: 1



Batter	1	2	3	4	5	6	7	8	9	10	AB	R	H	RBI	BB	SO	LOB			
9 Chone Figgins, S OBP: 0.375, SLG: 0.393 65 Sean Rodriguez, R OBP: 0.143, SLG: 0.350	F7		K		G3-1			G6-3		F9	3	0	0	0	1	1	2			
24 Gary Matthews, S OBP: 0.303, SLG: 0.492 43 Matthew Brown, R OBP: 0.429, SLG: 0.750											3	1	1	1	0	1	1			
27 Vladimir Guerrero, R OBP: 0.267, SLG: 0.500 Juan Rivera, R OBP: 0.417, SLG: 0.522											2	2	2	1	0	0	0			
48 Torii Hunter, R OBP: 0.556, SLG: 1.115 Nathan Haynes, L OBP: 0.375, SLG: 0.300											3	0	0	0	0	0	0			
Garret Anderson, L OBP: 0.391, SLG: 0.550 64 Terry Evans, R OBP: 0.320, SLG: 0.381											2	0	1	1	0	0	0			
47 Howie Kendrick, R OBP: 0.333, SLG: 0.421 32 Dee Brown, L OBP: 0.409, SLG: 0.421											2	1	1	0	0	0	0			
39 Robb Quinlan, R OBP: 0.280, SLG: 0.375 19 Kendrys Morales, S OBP: 0.421, SLG: 0.500											2	0	1	1	0	0	0			
5 Jeff Mathis, R OBP: 0.455, SLG: 0.389 28 Ryan Budde, R OBP: 0.143, SLG: 0.167											1	0	1	0	1	0	0			
2 Erick Aybar, S OBP: 0.375, SLG: 0.556 95 Hainley Statia, S OBP: 0.176, SLG: 0.250											2	1	1	0	0	0	0			
Inning Stats	R: 1 E: 0 K: 0 S: 5	H: 1 LOB: 0 BB: 0 P: 7	R: 0 E: 0 K: 0 S: 3	H: 0 LOB: 0 BB: 0 P: 3	R: 0 E: 0 K: 2 S: 7	H: 0 LOB: 0 BB: 0 P: 7	R: 2 E: 0 K: 0 S: 6	H: 3 LOB: 1 BB: 0 P: 6	R: 0 E: 0 K: 1 S: 6	H: 1 LOB: 1 BB: 0 P: 6	R: 0 E: 0 K: 2 S: 7	H: 2 LOB: 1 BB: 0 P: 6	R: 1 E: 0 K: 0 S: 6	H: 1 LOB: 1 BB: 1 P: 11	R: 0 E: 0 K: 2 S: 8	H: 1 LOB: 2 BB: 1 P: 12	R: 1 E: 0 K: 0 S: 2	H: 2 LOB: 1 BB: 0 P: 2	1B: 5 2B: 4 3B: 1 HR: 2	SF: 0 SAC: 0 DP: 1 HBP: 0

BOTTOM

Arizona Diamondbacks @ Los Angeles Angels
 Tempe Diablo Stadium, Tempe, AZ
 Sat Mar 15 2008, 4:05 PM EDT
 Att: 8,756 - Partly Cloudy - 68 F

AB	37
R	5
H	11
RBI	5
BB	2
SO	8
LOB	11

WP: 1 PA: 39
 PB: 0
 SB: 0
 CS: 0



PITCHER	IP	WLS	BF	H	R	ER	SO	BB	IBB	HBP	BLK	WP	HR	S	P	ERA	WHIP
51 Randy Johnson, L ERA: 6.31	3.0		10	1	1	1	2	0	0	0	0	0	0	15	17	3.00	0.333
48 Yusmeiro Petit, R ERA: 3.48	3.0	B	13	4	2	2	3	0	0	0	0	0	0	19	19	6.00	1.333
33 Billy Buckner, R ERA: 6.0	3.0	B	14	4	1	1	3	2	0	0	0	1	1	20	29	3.00	2.000
41 Connor Robertson, R ERA: 3.0	0.0	L	2	2	1	1	0	0	0	0	0	0	0	2	2	=	=

Batter	1	2	3	4	5	6	7	8	9	AB	R	H	RBI	BB	SO	LOB	TOP						
9 Chone Figgins, S OBP: 0.428, SLG: 0.433 95 Hainley Statia, S OBP: 0.211, SLG: 0.235	4-0 24 1B 27 2B BB	0-0 24 S 1B			0-0 24 1B 1B		4-0 59 CS BB		0-0 F7	2	1	2	0	1	0	0	2 1 2 0 1 0 0 1 0 0 0 1 0 1						
24 Gary Matthews, S OBP: 0.333, SLG: 0.471 28 Ryan Budde, R OBP: 0.111, SLG: 0.125	0-0 27 2B 1B	0-3 K 1B			0-0 1-2 1B		0-3 K 1B		0-3 K	3	1	2	0	0	1	1	3 1 2 0 0 1 1 2 0 0 0 0 2 2						
27 Vladimir Guerrero, R OBP: 0.273, SLG: 0.515 97 Fernando Rodriguez Jr., R OBP: 0.111, SLG: 0.125	0-0 1B 2B	0-0 P3			0-0 F3		0-1 F7		0-0 F7	3	1	1	1	0	0	3	3 1 1 1 0 0 3 0 0 0 0 0 0 0 1 0 0 0 0 0 1						
48 Torii Hunter, R OBP: 0.500, SLG: 1.000 43 Matthew Brown, R OBP: 0.400, SLG: 0.692	0-0 P2			0-0 G5-3		0-0 L7		0-3 K		3	0	0	0	0	0	4	3 0 0 0 0 0 4 1 0 0 0 0 1 0						
Casey Kotchman, L OBP: 0.320, SLG: 0.375 64 Terry Evans, R OBP: 0.308, SLG: 0.364	0-0 47 1B 1B			0-0 G6-3		0-0 G4-3		0-0 P3		3	1	1	2	0	0	2	3 1 1 2 0 0 2 1 0 0 0 0 0 0						
47 Howie Kendrick, R OBP: 0.333, SLG: 0.415 74 Adam Pavkovich, R OBP: 0.500, SLG: 0.250	0-0 44 CS 1B			0-0 F8		0-0 F8		4-0 BB		3	1	1	1	0	0	0	3 1 1 1 0 0 0 0 0 0 0 1 0 0						
6 Majcer Izturis, S OBP: 0.452, SLG: 0.556 59 Coby Smith, R OBP: 0.111, SLG: 0.125	0-0 E4 44 CS 1B			0-0 G6-3		0-0 1B		0-3 K		3	0	1	0	0	0	1	3 0 1 0 0 0 1 1 0 0 0 0 1 1 0 0 0 0 0 0 0						
44 Mike Napoli, R OBP: 0.227, SLG: 0.333 62 Scot Shields, R OBP: 0.111, SLG: 0.125	0-1 P2			0-0 F8		0-0 F8		0-0 G6-3		3	0	0	0	0	0	2	3 0 0 0 0 0 2 0 0 0 0 0 0 0 0 0 0 0 0 0 0 1 0 0 0 0 0 0 0 0 0 0 0 0 0						
71 Barret Browning, L OBP: 0.111, SLG: 0.125 65 Julio Perez, R OBP: 0.111, SLG: 0.125 86 Stephen Marek, L OBP: 0.111, SLG: 0.125	1-2 3-H			0-0 G6-3		0-0 G6-3		0-0 1B		2	0	0	0	0	1	0	2 0 0 0 0 1 0 2 0 1 0 0 0 1						
36 Jered Weaver, R OBP: 0.296, SLG: 0.385		0-3 K		0-0 G6-3		0-0 G6-3		0-0 1B		2	0	1	0	0	1								
Inning Stats	R: 5 E: 1 K: 0 S: 8	H: 4 LOB: 0 BB: 1 P: 12	R: 0 E: 0 K: 2 S: 8	H: 1 LOB: 1 BB: 0 P: 8	R: 0 E: 0 K: 0 S: 3	H: 0 LOB: 0 BB: 0 P: 3	R: 0 E: 0 K: 0 S: 3	H: 0 LOB: 0 BB: 0 P: 3	R: 0 E: 0 K: 0 S: 5	H: 2 LOB: 2 BB: 0 P: 5	R: 0 E: 0 K: 1 S: 5	H: 0 LOB: 0 BB: 1 P: 9	R: 0 E: 0 K: 2 S: 7	H: 0 LOB: 1 BB: 1 P: 11	R: 0 E: 0 K: 1 S: 6	H: 1 LOB: 1 BB: 0 P: 6	1B: 8 2B: 1 3B: 0 HR: 0	SF: 0 SAC: 0 DP: 0 HBP: 0	WP: 0 PB: 0 SB: 1 CS: 3	PA: 38			
PITCHER	IP WLS BF H R ER SO BB IBB HBP BLK WP HR S P ERA WHIP	IP WLS BF H R ER SO BB IBB HBP BLK WP HR S P ERA WHIP	IP WLS BF H R ER SO BB IBB HBP BLK WP HR S P ERA WHIP	IP WLS BF H R ER SO BB IBB HBP BLK WP HR S P ERA WHIP	IP WLS BF H R ER SO BB IBB HBP BLK WP HR S P ERA WHIP	IP WLS BF H R ER SO BB IBB HBP BLK WP HR S P ERA WHIP	IP WLS BF H R ER SO BB IBB HBP BLK WP HR S P ERA WHIP	IP WLS BF H R ER SO BB IBB HBP BLK WP HR S P ERA WHIP	IP WLS BF H R ER SO BB IBB HBP BLK WP HR S P ERA WHIP	IP WLS BF H R ER SO BB IBB HBP BLK WP HR S P ERA WHIP	IP WLS BF H R ER SO BB IBB HBP BLK WP HR S P ERA WHIP	IP WLS BF H R ER SO BB IBB HBP BLK WP HR S P ERA WHIP	IP WLS BF H R ER SO BB IBB HBP BLK WP HR S P ERA WHIP	IP WLS BF H R ER SO BB IBB HBP BLK WP HR S P ERA WHIP	IP WLS BF H R ER SO BB IBB HBP BLK WP HR S P ERA WHIP	IP WLS BF H R ER SO BB IBB HBP BLK WP HR S P ERA WHIP	IP WLS BF H R ER SO BB IBB HBP BLK WP HR S P ERA WHIP	IP WLS BF H R ER SO BB IBB HBP BLK WP HR S P ERA WHIP	IP WLS BF H R ER SO BB IBB HBP BLK WP HR S P ERA WHIP	IP WLS BF H R ER SO BB IBB HBP BLK WP HR S P ERA WHIP	IP WLS BF H R ER SO BB IBB HBP BLK WP HR S P ERA WHIP	IP WLS BF H R ER SO BB IBB HBP BLK WP HR S P ERA WHIP	
18 Matt Cain, R ERA: 6.48 43 Bartolome Fortunato, R ERA: 1.35 Tyler Walker, R ERA: 1.23 38 Brian Wilson, R ERA: 2.35	6.0 L 27 8 5 4 2 1 0 0 0 0 0 0 31 35 6.00 1.500	1.0 3 0 0 0 1 1 0 0 0 0 0 0 5 9 0.00 1.000	1.0 4 0 0 0 2 1 0 0 0 0 0 0 7 11 0.00 1.000	1.0 4 1 0 0 1 0 0 0 0 0 0 0 6 6 0.00 1.000																			
Batter	1	2	3	4	5	6	7	8	9	AB	R	H	RBI	BB	SO	LOB	BOTTOM						
Rajai Davis, R OBP: 0.388, SLG: 0.368	4-0 8 G1-3 BB		0-0 P2			0-0 F7		0-0 G6-3		3	0	0	0	1	0	1	3 0 0 0 1 0 1						
8 Eugenio Velez, S OBP: 0.327, SLG: 0.471	0-0 G1-3		0-0 P6			0-3 K		0-0 G6-3		4	0	0	0	0	1	1	4 0 0 0 0 1 1						
Ray Durham, S OBP: 0.452, SLG: 0.595 22 Ryan Rohlinger, R OBP: 0.556, SLG: 1.125	0-3 K		0-0 1B			4-0 WP 33 1B G6-3 BB		0-0 P4		2	0	1	0	0	1	0	2 0 1 0 0 1 0 1 1 0 0 1 0 0						
33 Aaron Rowand, R OBP: 0.364, SLG: 0.475 47 Travis Ishikawa, L OBP: 0.190, SLG: 0.250		0-0 P3		0-0 F9		0-0 1B		0-0 1B		3	1	1	0	0	0	1	3 1 1 0 0 0 1 1 0 1 0 0 0 0						
Rich Aurilia, R OBP: 0.410, SLG: 0.514 Tyler Walker, R OBP: 0.111, SLG: 0.125 38 Brian Wilson, R OBP: 0.111, SLG: 0.125 92 Bobby Felmy, L OBP: 0.111, SLG: 0.125		0-0 F7		0-0 G4-3		1-0 G6-3		0-0 F7		3	0	0	1	0	0	2	3 0 0 1 0 0 2 0 0 0 0 0 0 0 0 0 0 0 0 0 0 1 0 0 0 0 0 1						
12 Nate Schierholtz, L OBP: 0.275, SLG: 0.353		0-0 G1-3		0-0 F9		0-0 1B		0-0 G4-3		4	0	1	1	0	0	1	4 0 1 1 0 0 1						
50 Eleazer Alfonso, R OBP: 0.100, SLG: 0.158			0-0 L7		0-0 F9		0-0 FC6-4			3	0	0	0	0	0	1	3 0 0 0 0 0 1						
29 Brian Bocoek, R OBP: 0.227, SLG: 0.171			0-0 P2		0-3 K		0-0 G4-3			3	0	0	0	0	1	1	3 0 0 0 0 1 1						
18 Matt Cain, R OBP: 0.400, SLG: 0.400 43 Bartolome Fortunato, R OBP: 0.250, SLG: 0.250			0-0 1B		0-0 P4		0-0 G1-6-3			2	0	1	0	0	0	0	2 0 1 0 0 0 0 0 0 0 0 0 0 0 1 0 0 0 0 0 0						
Inning Stats	R: 0 E: 0 K: 1 S: 4	H: 0 LOB: 1 BB: 1 P: 8	R: 0 E: 0 K: 0 S: 3	H: 0 LOB: 0 BB: 0 P: 3	R: 0 E: 0 K: 0 S: 4	H: 1 LOB: 1 BB: 0 P: 4	R: 0 E: 0 K: 0 S: 4	H: 1 LOB: 1 BB: 0 P: 4	R: 0 E: 0 K: 1 S: 5	H: 0 LOB: 0 BB: 0 P: 5	R: 0 E: 0 K: 1 S: 5	H: 0 LOB: 0 BB: 1 P: 10	R: 0 E: 0 K: 0 S: 3	H: 0 LOB: 0 BB: 0 P: 3	R: 0 E: 0 K: 0 S: 4	H: 1 LOB: 1 BB: 0 P: 4	1B: 5 2B: 0 3B: 0 HR: 0	SF: 0 SAC: 0 DP: 0 HBP: 0	WP: 1 PB: 0 SB: 0 CS: 0	PA: 33			
PITCHER	IP WLS BF H R ER SO BB IBB HBP BLK WP HR S P ERA WHIP	IP WLS BF H R ER SO BB IBB HBP BLK WP HR S P ERA WHIP	IP WLS BF H R ER SO BB IBB HBP BLK WP HR S P ERA WHIP	IP WLS BF H R ER SO BB IBB HBP BLK WP HR S P ERA WHIP	IP WLS BF H R ER SO BB IBB HBP BLK WP HR S P ERA WHIP	IP WLS BF H R ER SO BB IBB HBP BLK WP HR S P ERA WHIP	IP WLS BF H R ER SO BB IBB HBP BLK WP HR S P ERA WHIP	IP WLS BF H R ER SO BB IBB HBP BLK WP HR S P ERA WHIP	IP WLS BF H R ER SO BB IBB HBP BLK WP HR S P ERA WHIP	IP WLS BF H R ER SO BB IBB HBP BLK WP HR S P ERA WHIP	IP WLS BF H R ER SO BB IBB HBP BLK WP HR S P ERA WHIP	IP WLS BF H R ER SO BB IBB HBP BLK WP HR S P ERA WHIP	IP WLS BF H R ER SO BB IBB HBP BLK WP HR S P ERA WHIP	IP WLS BF H R ER SO BB IBB HBP BLK WP HR S P ERA WHIP	IP WLS BF H R ER SO BB IBB HBP BLK WP HR S P ERA WHIP	IP WLS BF H R ER SO BB IBB HBP BLK WP HR S P ERA WHIP	IP WLS BF H R ER SO BB IBB HBP BLK WP HR S P ERA WHIP	IP WLS BF H R ER SO BB IBB HBP BLK WP HR S P ERA WHIP	IP WLS BF H R ER SO BB IBB HBP BLK WP HR S P ERA WHIP	IP WLS BF H R ER SO BB IBB HBP BLK WP HR S P ERA WHIP	IP WLS BF H R ER SO BB IBB HBP BLK WP HR S P ERA WHIP	IP WLS BF H R ER SO BB IBB HBP BLK WP HR S P ERA WHIP	
36 Jered Weaver, R ERA: 1.29 97 Fernando Rodriguez Jr., R ERA: 1.35 62 Scot Shields, R ERA: 18.0 71 Barret Browning, L ERA: 1.23 86 Stephen Marek, R ERA: 1.23	5.0 W 17 2 0 0 2 0 0 0 0 0 0 0 20 24 0.00 0.600	0.0 0 0 0 0 0 0 0 0 0 0 0 0 0 0 0 0 0	1.0 6 2 2 2 2 1 0 0 0 0 1 0 5 10 18.00 3.000	1.0 H 3 0 0 0 0 0 0 0 0 0 0 3 3 0.00 0.000	1.0 S 4 1 0 0 0 0 0 0 0 0 0 4 4 0.00 1.000																		

Los Angeles Angels @ San Francisco Giants
 Scottsdale Stadium, Scottsdale, AZ
 Sun Mar 16 2008, 4:05 PM EDT
 Att: 10,259 - Cloudy - 58 F

AB	35
R	5
H	9
RBI	4
BB	3
SO	6
LOB	19



Los Angeles Angels @ San Francisco Giants
 Scottsdale Stadium, Scottsdale, AZ
 Sun Mar 16 2008, 4:05 PM EDT
 Att: 10,259 - Cloudy - 58 F

AB	31
R	2
H	5
RBI	2
BB	2
SO	3
LOB	9



Batter	1	2	3	4	5	6	7	8	9	AB	R	H	RBI	BB	SO	LOB	TOP										
71 Alcides Escobar, R OBP: 0.357, SLG: 0.429 67 Guilder Rodriguez, S (8, 6)	F9	FC6-2 21 BB			E 21 E 27 SF7	P4			92 DI BB	4	1	1	0	0	0	2											
21 Abraham Nunez, S OBP: 0.237, SLG: 0.194 92 Matt Cline, R (7, PH) (7, 4)	27 1B 11 1B				E4 11 2B		K		K	2	2	1	0	1	0	1											
27 Joe Dillon, R OBP: 0.400, SLG: 0.622 92 Chris Erreca, R (6, 3)	11 1B 33 2B	G6-3			SF7				F9	2	1	1	1	0	0	2											
11 Mike Rivera, R OBP: 0.321, SLG: 0.346	33 2B 1-3 3-H				10 G5-3 1-H				G4-6-3	4	0	2	2	0	0	1											
10 Vinny Rottino, R OBP: 0.290, SLG: 0.483	F9				G5-3				G3	4	0	0	0	0	0	3											
33 Gabe Kapler, R OBP: 0.333, SLG: 0.405 11 Lorenzo Cain, R OBP: 0.333, SLG: 0.667	1-3 3-H				F7				K	3	0	1	1	0	0	1											
53 Ozzie Chavez, S OBP: 0.364, SLG: 0.316 28 Adam Heather, R OBP: 1.000, SLG: 2.000	L5				22 CS 1B				2B	3	0	1	0	0	0	2											
22 Tony Gwynn Jr., L OBP: 0.436, SLG: 0.559 Gabe Gross, L OBP: 0.314, SLG: 0.565		G4-3			F8 1-2				K	3	0	0	0	0	0	1											
20 Laynce Nix, L OBP: 0.378, SLG: 0.441 90 Brendan Katin, R OBP: 0.429, SLG: 1.143		71 WP 71 FC6-2			F8				K	3	0	1	0	0	0	0											
Inning Stats	R: 2 E: 1 K: 0 S: 7	H: 4 LOB: 2 BB: 0 P: 8	R: 0 E: 0 K: 0 S: 4	H: 1 LOB: 2 BB: 1 P: 9	R: 0 E: 0 K: 0 S: 3	H: 0 LOB: 0 BB: 0 P: 3	R: 0 E: 0 K: 0 S: 3	H: 1 LOB: 0 BB: 0 P: 4	R: 2 E: 1 K: 0 S: 6	H: 2 LOB: 1 BB: 0 P: 7	R: 0 E: 0 K: 0 S: 4	H: 0 LOB: 1 BB: 0 P: 4	R: 0 E: 0 K: 1 S: 5	H: 1 LOB: 0 BB: 0 P: 5	R: 0 E: 0 K: 2 S: 8	H: 1 LOB: 1 BB: 0 P: 8	R: 0 E: 0 K: 2 S: 7	H: 0 LOB: 1 BB: 1 P: 11	1B: 6 2B: 4 3B: 0 HR: 0	SF: 1 SAC: 0 DP: 1 HBP: 0	WP: 2 PB: 0 CS: 0	PA: 39					
PITCHER	IP	WLS	BF	H	R	ER	SO	BB	IBB	HBP	BLK	WP	HR	S	P	ERA	WHIP										
58 Dustin Moseley, R ERA: 5.14	4.0		18	6	2	2	0	1	0	0	0	1	0	17	24	4.50	1.750										
83 Darren O'Day, R ERA: 1.35	2.0	W	10	2	2	1	0	0	0	0	0	1	0	10	11	4.50	1.000										
Darren Oliver, L ERA: 1.29	2.0	H	7	2	0	0	3	0	0	0	0	0	0	13	13	0.00	1.000										
52 Jason Bulger, R ERA: 7.2	1.0		4	0	0	0	2	1	0	0	0	0	0	7	11	0.00	1.000										

Milwaukee Brewers @ Los Angeles Angels
 Tempe Diablo Stadium, Tempe, AZ
 Tue Mar 18 2008, 4:05 PM EDT
 Att: 8,275 - Sunny - 66 F

AB	36
R	4
H	10
RBI	4
BB	2
SO	5
LOB	16



Batter	1	2	3	4	5	6	7	8	9	AB	R	H	RBI	BB	SO	LOB	BOTTOM										
9 Chone Figgins, S OBP: 0.410, SLG: 0.406 3 Brandon Wood, R OBP: 0.162, SLG: 0.417	G3		SF8		24 F8 24 WP 27 SF8	G6-3			64 WP 1B	2	1	0	1	1	0	2											
24 Gary Matthews, S OBP: 0.375, SLG: 0.486 64 Terry Evans, R OBP: 0.333, SLG: 0.391	S 1B		27 HR BB		F8				2 G3 1B	3	1	2	0	1	0	1											
27 Vladimir Guerrero, R OBP: 0.276, SLG: 0.650 2 Erick Aybar, S OBP: 0.378, SLG: 0.625	F9		1-2 HR		SF8				G3	2	1	1	3	0	0	1											
Garret Anderson, L OBP: 0.385, SLG: 0.500 19 Kendrys Morales, S (7, PH) OBP: 0.442, SLG: 0.456	K		F9		F9				F8	2	1	0	0	1	1	1											
48 Torii Hunter, R OBP: 0.515, SLG: 1.063 32 Dee Brown, L OBP: 0.333, SLG: 0.333		G6-3			HR				F4	3	1	2	1	0	0	0											
Casey Kotchman, L OBP: 0.310, SLG: 0.464 95 Hainley Statia, S OBP: 0.211, SLG: 0.235		G5-3			K				G4-3	4	1	1	3	0	1	1											
47 Howie Kendrick, R OBP: 0.333, SLG: 0.409 Nathan Haynes, L OBP: 0.321, SLG: 0.250		G6-3			6 FC4-6 1B				G4-3	3	0	1	0	0	0	1											
5 Jeff Mathis, R OBP: 0.429, SLG: 0.318 28 Ryan Budde, R OBP: 0.111, SLG: 0.125					K				F8	3	0	0	0	1	1	1											
6 Maicer Izturis, S OBP: 0.471, SLG: 0.600 Juan Rivera, R OBP: 0.440, SLG: 0.522					E8 9 SF8				FC4-6	3	1	2	0	0	0	1											
Inning Stats	R: 0 E: 0 K: 1 S: 6	H: 1 LOB: 1 BB: 0 P: 7	R: 0 E: 0 K: 0 S: 3	H: 0 LOB: 0 BB: 0 P: 3	R: 3 E: 1 K: 1 S: 9	H: 2 LOB: 1 BB: 1 P: 14	R: 1 E: 0 K: 1 S: 8	H: 2 LOB: 1 BB: 0 P: 9	R: 2 E: 0 K: 0 S: 4	H: 1 LOB: 1 BB: 2 P: 14	R: 0 E: 0 K: 0 S: 3	H: 1 LOB: 1 BB: 1 P: 7	R: 3 E: 0 K: 1 S: 7	H: 2 LOB: 1 BB: 1 P: 11	R: 2 E: 0 K: 1 S: 8	H: 3 LOB: 2 BB: 1 P: 13	1B: 8 2B: 1 3B: 0 HR: 3	SF: 2 SAC: 0 DP: 1 HBP: 0	WP: 3 PB: 0 CS: 0	PA: 41							
PITCHER	IP	WLS	BF	H	R	ER	SO	BB	IBB	HBP	BLK	WP	HR	S	P	ERA	WHIP										
37 Jeff Suppan, R ERA: 11.37	4.2	L	23	6	6	6	3	3	0	0	0	1	0	1	2	0.00	0.000										
90 Thomas Ailee, R ERA:	0.1		1	0	0	0	0	0	0	0	0	1	0	1	2	0.00	0.000										
Salomon Torres, R ERA:	1.0		4	1	0	0	0	1	0	0	0	0	0	3	7	0.00	2.000										
59 Derrick Tumbow, R ERA: 9.0	1.0		6	2	3	3	1	1	0	0	0	0	1	7	11	27.00	3.000										
38 Eric Gagne, R ERA: 11.25	1.0		7	3	2	2	1	1	0	0	0	1	0	8	13	18.00	4.000										

Milwaukee Brewers @ Los Angeles Angels
 Tempe Diablo Stadium, Tempe, AZ
 Tue Mar 18 2008, 4:05 PM EDT
 Att: 8,275 - Sunny - 66 F

AB	33
R	11
H	12
RBI	9
BB	6
SO	5
LOB	16



Batter	1	2	3	4	5	6	7	8	9	AB	R	H	RBI	BB	SO	LOB	TOP								
9 Chone Figgins, S OBP: 0.395, SLG: 0.371 32 Dee Brown, L OBP: 0.321, SLG: 0.320	F7		G3		G3		24 1B 27 HR BB		F9	3	1	0	0	1	0	1									
24 Gary Matthews, S OBP: 0.432, SLG: 0.537 34 Brad Coon, L OBP: 0.667, SLG: 1.000	1B		F		1B		27 HR 1B		56 BB HBP	4	1	4	1	0	0	0									
27 Vladimir Guerrero, R OBP: 0.273, SLG: 0.641 56 Tim Lincecum, R	K		F9		F8		HR		BB	4	1	1	4	0	1	3									
Garret Anderson, L OBP: 0.367, SLG: 0.462 72 Nate Sutton, L	1B		K		F8		G3-1		F4	4	0	1	0	0	1	2									
48 Torii Hunter, R OBP: 0.459, SLG: 0.944 Flint Wipke, R	K				P2		P4		P6	4	0	0	0	0	1	2									
Casey Kotchman, L OBP: 0.303, SLG: 0.469 36 Gary Patchett, R			G4-3		F9		47 2B 46 SF7-5-6-4-5		G4-3	4	1	1	0	0	0	0									
47 Howie Kendrick, R OBP: 0.355, SLG: 0.370 77 Reggie Willits, S	F9						46 2B		P5	3	0	2	0	0	0	0									
46 Bobby Wilson, R OBP: 0.313, SLG: 0.333 39 Robb Quinlan, R					G5-3		SF7-5-6-4-5		G6-3	2	0	1	1	0	0	1									
2 Erick Aybar, S OBP: 0.366, SLG: 0.571 Jay Brossman, R	K						9 G3 24 1B 9 S 27 HR BB		F7	3	2	0	0	1	1	1									
Inning Stats	R: 0 H: 2 E: 0 K: 2 S: 9	H: 2 LOB: 2 BB: 0 P: 9	R: 0 H: 1 E: 0 K: 1 S: 6	LOB: 1 BB: 0 P: 6	R: 0 H: 1 E: 0 K: 1 S: 6	LOB: 1 BB: 0 P: 6	R: 0 H: 1 E: 0 K: 0 S: 4	LOB: 1 BB: 0 P: 4	R: 1 H: 1 E: 0 K: 0 S: 5	LOB: 1 BB: 1 P: 9	R: 1 H: 2 E: 0 K: 0 S: 4	LOB: 0 BB: 0 P: 4	R: 4 H: 2 E: 1 K: 0 S: 7	LOB: 0 BB: 1 P: 11	R: 0 H: 0 E: 0 K: 0 S: 3	LOB: 0 BB: 0 P: 3	R: 0 H: 0 E: 0 K: 1 S: 5	LOB: 2 BB: 1 P: 10	1B: 6 2B: 4 3B: 0 HR: 1	SF: 1 SAC: 0 DP: 1 HBP: 1	WP: 0 PB: 0 SB: 2 CS: 0	PA: 41			
PITCHER	IP	WLS	BF	H	R	ER	SO	BB	IBB	HBP	BLK	WP	HR	S	P	ERA	WHIP								
40 Rich Harden, R ERA: 4.76	6.0	L	26	8	2	2	4	1	0	0	0	0	0	34	38	3.00	1.500								
29 Keith Foulke, R ERA: 15.75	1.0		7	2	4	3	0	1	0	0	0	0	1	7	11	27.00	3.000								
Huston Street, R ERA: 3.38	1.0		3	0	0	0	0	0	0	0	0	0	0	3	3	0.00	0.000								
51 Dallas Braden, L ERA: 3.27	1.0		5	0	0	0	1	1	0	1	0	0	0	5	10	0.00	1.000								

Los Angeles Angels @ Oakland Athletics
Phoenix Municipal Stadium, Phoenix, AZ
Wed Mar 19 2008, 3:05 PM EDT
Att: 7,940 - Sunny - 72 F

AB 36
R 6
H 10
RBI 6
BB 3
SO 5
LOB 14



Batter	1	2	3	4	5	6	7	8	9	AB	R	H	RBI	BB	SO	LOB	BOTTOM								
67 Jeff Fiorentino, L OBP: 0.324, SLG: 0.179	F7						K		F8	3	0	0	0	1	1	1									
14 Mark Ellis, R OBP: 0.319, SLG: 0.435 Justin Sellers, R OBP: 1.000, SLG: 1.000	P3						F8		1B 1B	3	0	0	0	0	3										
5 Mike Sweeney, R OBP: 0.400, SLG: 0.462 Brian Stavitsky, L OBP: 1.000, SLG: 1.000	F7				G6-3		G6-3		1B 1B	3	0	0	0	0	1										
Emil Brown, R OBP: 0.341, SLG: 0.439 Nick Blasi, R OBP: 1.000, SLG: 1.000	K				P4		29 G6-4-3 1B		1B 1B	3	0	1	0	0	1	0									
7 Bobby Crosby, R OBP: 0.318, SLG: 0.537 Josh Horton, L	K				P4		L5		L6	3	0	0	0	0	1	1									
29 Dan Johnson, L OBP: 0.273, SLG: 0.375 Chris Carter, R	F9				F7		G6-4-3		F9	3	0	0	0	0	1	2									
Rob Bowen, S OBP: 0.378, SLG: 0.500							12 G6-4-3 BB		K	2	0	1	0	1	1	0									
12 Donnie Murphy, R OBP: 0.370, SLG: 0.490			K2-3		G6-4-3				G4-3	3	0	0	0	0	1	2									
19 Chris Denorfia, R OBP: 0.340, SLG: 0.341 Jermaine Mitchell, L	K								F8	1	0	0	0	1	1	1									
Inning Stats	R: 0 H: 0 E: 0 K: 2 S: 3	H: 0 LOB: 0 BB: 0 P: 3	R: 0 H: 0 E: 0 K: 2 S: 7	LOB: 0 BB: 0 P: 7	R: 0 H: 1 E: 0 K: 2 S: 8	LOB: 2 BB: 1 P: 12	R: 0 H: 0 E: 0 K: 0 S: 3	LOB: 0 BB: 0 P: 3	R: 0 H: 0 E: 0 K: 0 S: 2	LOB: 0 BB: 1 P: 6	R: 0 H: 0 E: 0 K: 1 S: 5	LOB: 1 BB: 1 P: 9	R: 0 H: 1 E: 0 K: 0 S: 3	LOB: 1 BB: 0 P: 3	R: 0 H: 0 E: 0 K: 1 S: 5	LOB: 0 BB: 0 P: 5	R: 1 H: 3 E: 0 K: 0 S: 6	LOB: 2 BB: 0 P: 6	1B: 4 2B: 0 3B: 1 HR: 0	SF: 0 SAC: 0 DP: 2 HBP: 0	WP: 0 PB: 0 SB: 0 CS: 0	PA: 33			
PITCHER	IP	WLS	BF	H	R	ER	SO	BB	IBB	HBP	BLK	WP	HR	S	P	ERA	WHIP								
54 Ervin Santana, R ERA: 5.49	2.0		9	3	1	1	1	0	0	0	0	0	0	11	11	4.50	1.500								
97 Fernando Rodriguez Jr., R ERA: 2.31	0.0		0	0	0	0	0	0	0	0	0	0	0	0	0	-	-								
87 Alex Serrano, R ERA: 2.31	0.0		0	0	0	0	0	0	0	0	0	0	0	0	0	-	-								

Los Angeles Angels @ Oakland Athletics
Phoenix Municipal Stadium, Phoenix, AZ
Wed Mar 19 2008, 3:05 PM EDT
Att: 7,940 - Sunny - 72 F

AB 30
R 1
H 5
RBI 1
BB 3
SO 6
LOB 14



Batter	1	2	3	4	5	6	7	8	9	AB	R	H	RBI	BB	SO	LOB	TOP					
10 Dave Roberts, L (1, 7) OBP: 0.378, SLG: 0.415 14 Fred Lewis, L (6, 7) OBP: 0.368, SLG: 0.388										3	0	0	0	0	2	0	San Francisco Giants @ Los Angeles Angels Tempe Diablo Stadium, Tempe, AZ Thu Mar 20 2008, 4:05 PM EDT Att: 8,748 - Sunny - 79 F livebaseballscorecards.com					
8 Eugenio Velez, S (1, 5) OBP: 0.344, SLG: 0.439 (5, 4)										2	0	0	0	2	1							
2 Randy Winn, S (1, 9) OBP: 0.413, SLG: 0.571 Rajai Davis, R (6, 8) OBP: 0.393, SLG: 0.400										3	0	0	0	0	2							
33 Aaron Rowand, R (1, 8) OBP: 0.333, SLG: 0.426 39 Guillermo Rodriguez, R (6, 2) OBP: 0.250, SLG: 0.118										3	0	1	0	0	1	2						
Rich Aurilia, R (1, 10) OBP: 0.395, SLG: 0.487										4	0	1	0	0	1	1						
40 Daniel Ortmeier, S (1, 3) OBP: 0.305, SLG: 0.308 Tyler Graham, R (7, 9) (7, 9)										3	0	1	0	0	0	2						
21 Justin Leone, R (1, 4) OBP: 0.439, SLG: 0.485 (5, 5) (6, 9) (7, 3)										4	0	0	0	0	1	3						
50 Eliezer Alfonzo, R (1, 2) OBP: 0.095, SLG: 0.150 22 Ryan Rohlinger, R (6, 5) OBP: 0.333, SLG: 0.643										2	0	0	0	0	0	1						
29 Brian Bocoock, R (1, 6) OBP: 0.241, SLG: 0.180										1	0	0	0	0	2							
29 Brian Bocoock, R (1, 6) OBP: 0.241, SLG: 0.180										3	0	1	1	0	1	1						
Inning Stats	R: 0 E: 0 K: 1 S: 5	H: 0 LOB: 0 BB: 0 P: 5	R: 0 E: 0 K: 0 S: 4	H: 2 LOB: 1 BB: 0 P: 4	R: 0 E: 0 K: 2 S: 7	H: 0 LOB: 0 BB: 0 P: 7	R: 0 E: 0 K: 1 S: 6	H: 0 LOB: 1 BB: 0 P: 10	R: 0 E: 0 K: 1 S: 6	H: 1 LOB: 1 BB: 0 P: 8	R: 0 E: 0 K: 1 S: 5	H: 0 LOB: 1 BB: 1 P: 9	R: 0 E: 0 K: 0 S: 6	H: 1 LOB: 2 BB: 0 P: 6	R: 0 E: 0 K: 1 S: 5	H: 0 LOB: 0 BB: 0 P: 3	R: 0 E: 0 K: 0 S: 3	H: 0 LOB: 0 BB: 0 P: 3	1B: 4 2B: 0 3B: 0 HR: 0	SF: 0 SAC: 0 DP: 1 HBP: 0	WP: 1 PB: 0 SB: 2 CS: 0	PA: 34
PITCHER	IP WLS BF H R ER SO BB IBB HBP BLK WP HR S P ERA WHIP																					
90 Nick Adenhardt, R (1, 1) ERA: 2.89	6.0 W 22 3 0 0 6 2 0 0 0 0 1 0 33 43 0.00 0.833																					
86 Stephen Marek, R (7, 1) ERA:	1.0 6 1 1 0 0 0 0 0 0 0 0 0 6 6 0.00 1.000																					
52 Jason Bulger, R (8, 1) ERA: 5.14	2.0 6 0 0 0 1 0 0 0 0 0 0 0 8 8 0.00 0.000																					

Batter	1	2	3	4	5	6	7	8	9	AB	R	H	RBI	BB	SO	LOB	BOTTOM			
9 Chone Figgins, S (1, 5) OBP: 0.413, SLG: 0.421 19 Kendrys Morales, S (6, FH) OBP: 0.444, SLG: 0.486 (7, 3)										3	0	2	1	0	1	0	San Francisco Giants @ Los Angeles Angels Tempe Diablo Stadium, Tempe, AZ Thu Mar 20 2008, 4:05 PM EDT Att: 8,748 - Sunny - 79 F livebaseballscorecards.com			
24 Gary Matthews, S (1, 10) OBP: 0.457, SLG: 0.558 Juan Rivera, R (4, FH) OBP: 0.429, SLG: 0.500 (5, 10)										2	1	2	0	0	0	0				
27 Vladimir Guerrero, R (1, 9) OBP: 0.290, SLG: 0.659 64 Terry Evans, R (4, 9) OBP: 0.333, SLG: 0.385										2	0	1	1	0	0	2				
48 Torii Hunter, R (1, 8) OBP: 0.425, SLG: 0.872 Nathan Haynes, L (7, 7) OBP: 0.300, SLG: 0.231										3	0	0	0	0	2	2				
Garret Anderson, L (1, 7) OBP: 0.364, SLG: 0.448 28 Ryan Budde, R (7, 2) OBP: 0.273, SLG: 0.222										3	0	1	0	0	0	1				
47 Howie Kendrick, R (1, 4) OBP: 0.373, SLG: 0.480 59 Freddy Sandoval, S (7, 5) OBP: 0.843, SLG: 0.500										3	0	2	0	0	0	0				
39 Robb Quinlan, R (1, 3) OBP: 0.290, SLG: 0.367 34 Brad Coon, L (7, 8) OBP: 0.500, SLG: 0.667										3	1	1	0	0	1	3				
44 Mike Napoli, R (1, 2) OBP: 0.280, SLG: 0.417 74 Adam Pavkovich, R (7, 4) OBP: 0.429, SLG: 0.200										1	0	0	0	0	0	1				
2 Erick Aybar, S (1, 6) OBP: 0.364, SLG: 0.632 36 Gary Patchett, R (7, 6)										3	2	1	2	0	0	1				
2 Erick Aybar, S (1, 6) OBP: 0.364, SLG: 0.632 36 Gary Patchett, R (7, 6)										1	0	0	0	0	1	0				
Inning Stats	R: 1 E: 0 K: 2 S: 9	H: 2 LOB: 1 BB: 0 P: 9	R: 0 E: 0 K: 2 S: 8	H: 1 LOB: 1 BB: 0 P: 8	R: 0 E: 0 K: 1 S: 6	H: 2 LOB: 1 BB: 0 P: 6	R: 3 E: 1 K: 0 S: 7	H: 3 LOB: 1 BB: 0 P: 8	R: 0 E: 0 K: 0 S: 5	H: 2 LOB: 2 BB: 0 P: 5	R: 2 E: 0 K: 0 S: 5	H: 2 LOB: 1 BB: 0 P: 5	R: 1 E: 0 K: 1 S: 7	H: 2 LOB: 1 BB: 0 P: 8	R: 1 E: 0 K: 3 S: 12	H: 3 LOB: 3 BB: 1 P: 16	1B: 13 2B: 3 3B: 0 HR: 1	SF: 0 SAC: 0 DP: 1 HBP: 0	WP: 0 PB: 2 SB: 1 CS: 0	PA: 42
PITCHER	IP WLS BF H R ER SO BB IBB HBP BLK WP HR S P ERA WHIP																			
53 Jonathan Sanchez, L (1, 1) ERA: 5.63 Tyler Walker, R (6, 1) ERA: 3.24 38 Brian Wilson, R (7, 1) ERA: 3.12 43 Bartolome Fortunato, R (8, 1) ERA: 2.35	5.0 L 25 10 4 2 2 5 0 0 0 0 0 0 1 5 5 18.00 2.000																			
38 Brian Wilson, R (7, 1) ERA: 3.12	1.0 5 2 1 1 1 0 0 0 0 0 0 0 7 8 9.00 2.000																			
43 Bartolome Fortunato, R (8, 1) ERA: 2.35	1.0 7 3 1 1 1 3 1 0 0 0 0 0 0 12 16 9.00 4.000																			

Batter	1	2	3	4	5	6	7	8	9	AB	R	H	RBI	BB	SO	LOB	TOP										
51 Ichiro Suzuki, L (1,8) OBP: 0.211, SLG: 0.278 25 Charlton Jimerson, R (7,8) OBP: 0.240, SLG: 0.250	F8		G4-3 1B		G5-3		F9			4	0	1	0	0	0	0	Seattle Mariners @ Los Angeles Angels Tempe Diablo Stadium, Tempe, AZ Sun Mar 23 2008, 4:05 PM EDT Att: 8,832 - Sunny - 82 F										
4 Jose Lopez, R (1,4) OBP: 0.302, SLG: 0.320 23 Tug Hulett, L (8,4) OBP: 0.333, SLG: 0.320	1B		G4-3 1B		P4		G5-3			4	0	1	0	0	0	1											
Raul Ibanez, L (1,7) OBP: 0.362, SLG: 0.500 8 Jeremy Reed, L (8,7) OBP: 0.407, SLG: 0.364	1B		L3		10 G4-3 HR		10 G4-3 1B			4	1	3	0	0	0	1											
10 Greg Norton, S (1,3) OBP: 0.407, SLG: 0.489	G4-6-3 1-2		F8		G4-3		G4-3			4	0	0	0	0	0	5											
Brad Wilkerson, L (1,9) OBP: 0.308, SLG: 0.354		F8		K		1-2 HR		K		4	1	1	2	0	2	1											
2 Kenji Johjima, R (1,2) OBP: 0.357, SLG: 0.450 63 Mike Kinkade, R (7,2)		G5-3		12 FC6-4 1B		3-H HR		F8		3	0	2	0	0	0	0											
Jose Vidro, S (1,10) OBP: 0.235, SLG: 0.244		12 1B		K		1-2		F7		4	0	1	0	0	1	2											
12 Michael Morse, R (1,5) OBP: 0.576, SLG: 0.788		1-2 1B		FC6-4		1-2		F9		4	0	1	0	0	0	1											
7 Yuniesky Betancourt, R (1,6) OBP: 0.345, SLG: 0.423 Miguel Cairo, R (7,6) OBP: 0.275, SLG: 0.431	F7		F8		G5-3		F9			3	0	0	0	0	0	2											
										0	0	0	0	0	0	0											
Inning Stats	R: 0 E: 0 K: 0 S: 4	H: 2 LOB: 1 BB: 0 P: 4	R: 0 E: 0 K: 0 S: 5	H: 2 LOB: 2 BB: 0 P: 5	R: 0 E: 0 K: 0 S: 4	H: 1 LOB: 1 BB: 0 P: 5	R: 0 E: 0 K: 2 S: 8	H: 1 LOB: 1 BB: 0 P: 8	R: 0 E: 0 K: 0 S: 3	H: 0 LOB: 0 BB: 0 P: 3	R: 2 E: 0 K: 0 S: 7	H: 3 LOB: 0 BB: 0 P: 8	R: 0 E: 0 K: 0 S: 3	H: 0 LOB: 0 BB: 0 P: 3	R: 0 E: 0 K: 1 S: 6	H: 1 LOB: 1 BB: 0 P: 6	R: 0 E: 0 K: 0 S: 3	H: 0 LOB: 0 BB: 0 P: 3	1B: 8 2B: 1 3B: 0 HR: 1	SF: 0 SAC: 0 DP: 2 HBP: 0	WP: 0 PB: 0 SB: 1 CS: 0	PA: 35					
PITCHER	IP	WLS	BF	H	R	ER	SO	BB	IBB	HBP	BLK	WP	HR	S	P	ERA	WHIP										
58 Dustin Moseley, R (1,1) ERA: 3.0	5.0	W	20	6	0	0	2	0	0	0	0	0	0	24	25	0.00	1.200										
Miguel González, R (6,1) ERA: 4.5	4.0	S	15	4	2	2	1	0	0	0	0	0	1	19	20	4.50	1.000										

Batter	1	2	3	4	5	6	7	8	9	AB	R	H	RBI	BB	SO	LOB	BOTTOM										
9 Chone Figgins, S (1,5) OBP: 0.438, SLG: 0.435 77 Reggie Willits, S (6,PH) OBP: 0.333, SLG: 0.333	24 CS 1B		24 1B FC3 BB		G6-3		F9			2	1	1	0	1	0	0	Seattle Mariners @ Los Angeles Angels Tempe Diablo Stadium, Tempe, AZ Sun Mar 23 2008, 4:05 PM EDT Att: 8,832 - Sunny - 82 F										
24 Gary Matthews, S (1,9) OBP: 0.482, SLG: 0.604 2 Erick Aybar, S (6,PH) OBP: 0.327, SLG: 0.543	SAFE 1-1 1B		1-2 HR		F8		L4			3	1	2	3	0	0	0											
Garret Anderson, L (1,7) OBP: 0.333, SLG: 0.405 19 Kendrys Morales, S (7,3) OBP: 0.479, SLG: 0.575	1-2 HR		1-3 2-H 3-H 1B		F8		L4			3	0	1	1	0	1	0											
48 Torii Hunter, R (1,8) OBP: 0.388, SLG: 0.750 3 Brandon Wood, R (7,5) OBP: 0.154, SLG: 0.395	1-2 HR		FC3 2B		K		46 G6-3 2B			3	1	1	0	0	1	0											
Casey Kotchman, L (1,3) OBP: 0.310, SLG: 0.463 46 Bobby Wilson, R (7,2) OBP: 0.273, SLG: 0.429	1-1 1B		3-H K		K		6 G6-3 1B			3	1	2	0	0	0	0											
Juan Rivera, R (1,10) OBP: 0.424, SLG: 0.613	1-1 HR		1-3 2B		F8-3		1B			1	0	0	0	0	1	1											
47 Howie Kendrick, R (1,4) OBP: 0.362, SLG: 0.474 Nathan Haynes, L (7,8) OBP: 0.344, SLG: 0.286	1-1 1B		L6		G6-3		G6-3			3	1	2	0	0	0	0											
5 Jeff Mathis, R (1,2) OBP: 0.484, SLG: 0.440 64 Terry Evans, R (7,7) OBP: 0.313, SLG: 0.357	1-1 1B		P4		G5-3		G3			4	1	1	3	0	0	3											
6 Maicer Izturis, S (1,6) OBP: 0.488, SLG: 0.583 95 Hainley Stasia, S (7,6) OBP: 0.286, SLG: 0.421	1-1 1B		G5-3		K2-3		F9			3	0	0	0	0	1	0											
										1	1	1	0	0	0	0											
Inning Stats	R: 1 E: 0 K: 0 S: 5	H: 3 LOB: 0 BB: 0 P: 6	R: 0 E: 0 K: 0 S: 3	H: 0 LOB: 0 BB: 0 P: 3	R: 3 E: 0 K: 1 S: 9	H: 4 LOB: 2 BB: 1 P: 13	R: 0 E: 0 K: 1 S: 5	H: 1 LOB: 0 BB: 0 P: 5	R: 0 E: 0 K: 1 S: 5	H: 0 LOB: 0 BB: 0 P: 5	R: 3 E: 0 K: 0 S: 8	H: 5 LOB: 2 BB: 0 P: 8	R: 0 E: 0 K: 1 S: 6	H: 1 LOB: 1 BB: 0 P: 6	R: 1 E: 0 K: 1 S: 7	H: 2 LOB: 1 BB: 0 P: 8	1B: 11 2B: 4 3B: 0 HR: 2	SF: 0 SAC: 0 DP: 2 HBP: 0	WP: 1 PB: 0 SB: 0 CS: 1	PA: 38							
PITCHER	IP	WLS	BF	H	R	ER	SO	BB	IBB	HBP	BLK	WP	HR	S	P	ERA	WHIP										
Cha Seung Baek, R (1,1) ERA: 3.21	3.0	L	15	7	4	4	1	1	0	0	0	0	1	17	22	12.00	2.667										
41 R.A. Dickey, R (4,1) ERA: 3.0	3.0		14	6	3	3	2	0	0	0	0	0	1	18	18	9.00	2.000										
57 Mark Lowe, R (7,1) ERA: 1.8	1.0		4	1	0	0	1	0	0	0	0	0	0	6	6	0.00	1.000										
Sean Green, R (8,1) ERA: 8.0	1.0		5	2	1	1	1	0	0	0	0	1	0	7	8	9.00	2.000										

AB	35
R	2
H	10
RBI	2
BB	0
SO	3
LOB	13



AB	37
R	8
H	16
RBI	8
BB	1
SO	5
LOB	15



Batter	1	2	3	4	5	6	7	8	9	10	AB	R	H	RBI	BB	SO	LOB	TOP	
24 Brian Giles, L OBP: 0.308, SLG: 0.250 18 Paul McNulty, L OBP: 0.400, SLG: 0.652 (5, PR) (5, 9) (7, 7)	F9		G3-1		FC5-4 1B		L7			2B	3	0	1	0	0	0	0	San Diego Padres @ Los Angeles Angels Tempe Diablo Stadium, Tempe, AZ Mon Mar 24 2008, 4:05 PM EDT Att: 8,550 - Sunny - 82 F livebaseballscorecards.com	
10 Tadahito Iguchi, R OBP: 0.399, SLG: 0.483 2 Luis Antonio Rodriguez, S OBP: 0.486, SLG: 0.448	23 1B		1B		FC5-4 23 3B-6-1		F7			1B	3	1	2	0	0	0	1		
23 Adrián González, L OBP: 0.390, SLG: 0.584	G4-6-3 1B		K		G3-6-1 1-2f		K			G4-6-3	5	0	1	0	0	2	4		
Tony Clark, S OBP: 0.459, SLG: 0.629 9 Brian Myrow, L OBP: 0.586, SLG: 0.650 (6, PR) (6, 3)	G4-6-3 1-2f		1B		33 3 SF9		HR				3	0	2	1	0	0	2		
33 Jody Gerut, L OBP: 0.327, SLG: 0.609 13 Oscar Robles, L OBP: 0.320, SLG: 0.261			P6		G3		G3			G3	3	1	1	0	0	0	2		
3 Khalil Greene, R OBP: 0.171, SLG: 0.243 11 Craig Stansberry, R OBP: 0.483, SLG: 0.619			3B		SF9						2	0	2	2	0	0	0		
12 Scott Hairston, R OBP: 0.314, SLG: 0.606 64 Chip Ambres, R OBP: 0.343, SLG: 0.500	28 2B		G5-3		K		K			FC6-4 28 CS	1	0	0	0	0	0	1		
28 Josh Bard, S OBP: 0.278, SLG: 0.242 1 Luke Carlin, S (10, 2)	G3		G3		G6-3		K			K	4	0	0	0	0	0	2		
Callix Crabbe, S OBP: 0.361, SLG: 0.439 (7, 8)	G4-3		L6		L6		G3			K	0	0	0	0	0	1	2		
Inning Stats	R: 0 E: 0 K: 2 S: 9	H: 2 LOB: 1 BB: 0 P: 4	R: 1 E: 0 K: 0 S: 5	H: 2 LOB: 1 BB: 0 P: 5	R: 1 E: 0 K: 1 S: 7	H: 1 LOB: 1 BB: 0 P: 7	R: 0 E: 0 K: 1 S: 6	H: 1 LOB: 1 BB: 0 P: 6	R: 0 E: 0 K: 1 S: 5	H: 0 LOB: 0 BB: 0 P: 5	R: 1 E: 0 K: 1 S: 8	H: 1 LOB: 0 BB: 0 P: 10	R: 0 E: 0 K: 1 S: 6	H: 1 LOB: 0 BB: 0 P: 6	R: 0 E: 0 K: 1 S: 6	H: 2 LOB: 1 BB: 0 P: 6	1B: 8 2B: 3 3B: 1 HR: 1		SF: 1 SAC: 0 DP: 3 HBP: 0
PITCHER	IP WLS BF H R ER SO BB IBB HBP BLK WP HR S P ERA WHIP	54 Ervin Santana, R ERA: 5.06 83 Darren O'Day, R ERA: 1.72 52 Jason Bulger, R ERA: 4.0	7.0 1.0 2.0	28 4 7	9 1 3	3 1 0	3 1 0	4 1 2	0 0 0	0 0 0	0 0 0	0 0 0	0 0 0	0 0 0	0 0 0	0 0 0	0 0 0	3.86 9.00 0.00	1.286 1.000 1.500

Batter	1	2	3	4	5	6	7	8	9	10	AB	R	H	RBI	BB	SO	LOB	BOTTOM		
9 Chone Figgins, S OBP: 0.431, SLG: 0.429 64 Terry Evans, R OBP: 0.324, SLG: 0.367 3 Ivan Contreras, S (10, 4)	K		F9		1B		FC5-4 19 1B			1B	3	0	1	0	0	1	0	San Diego Padres @ Los Angeles Angels Tempe Diablo Stadium, Tempe, AZ Mon Mar 24 2008, 4:05 PM EDT Att: 8,550 - Sunny - 82 F livebaseballscorecards.com		
24 Gary Matthews, S OBP: 0.472, SLG: 0.612 77 Reggie Willits, S OBP: 0.326, SLG: 0.333	48 1B		G5-3		F7		19 1B			SF8	3	0	1	2	0	0	2			
27 Vladimir Guerrero, R OBP: 0.295, SLG: 0.651 19 Kendrys Morales, S OBP: 0.490, SLG: 0.695	F8		G4-3 1B		G4-3 1B		G4-3			E9	2	0	1	0	0	0	1			
48 Torii Hunter, R OBP: 0.365, SLG: 0.720 Nathan Haynes, L OBP: 0.324, SLG: 0.267	4-1 BB		F8		F8		L7			L4	2	0	0	0	1	0	1			
Garret Anderson, L OBP: 0.333, SLG: 0.400 44 Mike Napoli, R OBP: 0.267, SLG: 0.483 (9, 10)	K		G4-3		G4-3 1B		FC6-4 1B			K	3	0	1	0	0	1	3			
6 Maicer Izturis, S OBP: 0.444, SLG: 0.525 36 Gary Patchett, R (10, 6) Darwin Perez, S (10, PH)	F8		G5-3		G5-3		FC6-4 1-2f			F7	4	0	0	0	0	0	0			
Casey Kotchman, L OBP: 0.318, SLG: 0.465 3 Brandon Wood, R OBP: 0.167, SLG: 0.439	G3		G3		9 1B		K			K	2	0	1	0	0	0	0			
5 Jeff Mathis, R OBP: 0.444, SLG: 0.400	F8		P4		P4		64 FC5-4 77 1B			F8	5	1	1	0	0	1	2			
2 Erick Aybar, S OBP: 0.338, SLG: 0.540 32 Dee Brown, L OBP: 0.323, SLG: 0.296	G3		G3		P6		64 FC5-4 1B			64 1B 77 SF8	4	1	2	0	0	0	1			
Inning Stats	R: 0 E: 0 K: 2 S: 9	H: 1 LOB: 2 BB: 1 P: 13	R: 0 E: 0 K: 0 S: 3	H: 0 LOB: 0 BB: 0 P: 3	R: 0 E: 0 K: 0 S: 3	H: 0 LOB: 0 BB: 0 P: 3	R: 0 E: 0 K: 0 S: 4	H: 1 LOB: 1 BB: 0 P: 4	R: 0 E: 0 K: 0 S: 5	H: 2 LOB: 2 BB: 0 P: 5	R: 0 E: 0 K: 2 S: 9	H: 4 LOB: 2 BB: 0 P: 9	R: 0 E: 0 K: 2 S: 7	H: 0 LOB: 0 BB: 0 P: 7	R: 2 E: 1 K: 0 S: 6	H: 3 LOB: 2 BB: 0 P: 6	R: 0 E: 0 K: 2 S: 8		H: 1 LOB: 1 BB: 0 P: 8	1B: 11 2B: 1 3B: 1 HR: 0
PITCHER	IP WLS BF H R ER SO BB IBB HBP BLK WP HR S P ERA WHIP	Randy Wolf, L ERA: 6.28 40 Adam Bass, R ERA: 3.6 38 Glendon Rusch, L ERA: 0.79 41 Kevin Cameron, R ERA: 10.38 43 Cia Meredith, R ERA: 1.13	6.0 1.0 1.0 1.0 1.0	24 7 3 6 4	5 4 0 3 1	0 2 0 2 0	0 0 0 0 0	0 0 0 0 0	0 0 0 0 0	0 0 0 0 0	0 0 0 0 0	0 0 0 0 0	0 0 0 0 0	0 0 0 0 0	0 0 0 0 0	0 0 0 0 0	0 0 0 0 0	0.00 18.00 0.00 18.00 0.00	1.000 4.000 0.000 3.000 1.000	

Batter	1	2	3	4	5	6	7	8	9	AB	R	H	RBI	BB	SO	LOB	TOP										
77 Reggie Williams, S OBP: 0.356, SLG: 0.368 64 Terry Evans, R OBP: 0.333, SLG: 0.469	0-0 1B	0-0 SH1-3			0-0 HR	0-1 HR		1-3 K		2	0	2	1	0	0	0	Los Angeles Angels @ Arizona Diamondbacks Tucson Electric Park, Tucson, AZ Tue Mar 25 2008, 4:05 PM EDT Att: 6,512 - Sunny - 81 F										
6 Majer Izturis, S OBP: 0.438, SLG: 0.512 19 Kendrys Morales, S OBP: 0.491, SLG: 0.600	0-0 1B	0-0 G4-3			0-0 F7	0-0 HR		0-0 G4-3		3	1	1	0	0	0	1											
Casey Kotchman, L OBP: 0.319, SLG: 0.522 32 Dee Brown, L OBP: 0.364, SLG: 0.296	1-0 FC4			0-0 G3-1	0-0 HR	4-0 BB		4-0 BB		3	1	1	3	0	0	0											
47 Howie Kendrick, R OBP: 0.393, SLG: 0.517 95 Hamley Statia, S OBP: 0.261, SLG: 0.381	0-1 1B			0-0 1B	0-0 WP	0-0 L5		0-0 FC4-6		3	1	3	0	0	0	0											
Juan Rivera, R OBP: 0.417, SLG: 0.676 63 Rich Thompson, R OBP: 0.289, SLG: 0.182 87 Alex Serrano, R OBP: 0.261, SLG: 0.381 86 Stephen Marek, L OBP: 0.261, SLG: 0.381 82 Brian Walker, L	0-0 G5-3		0-1 P4		4-0 BB	0-3 K		0-0 G4-3		2	0	0	0	1	0	2											
44 Mike Napoli, R OBP: 0.353, SLG: 0.531 28 Ryan Budde, R OBP: 0.289, SLG: 0.182 73 Rafael Rodriguez, R		0-0 2B		0-0 1B	1-6 F7		0-0 F9		4-0 BB	3	1	2	0	0	0	1											
3 Brandon Wood, R OBP: 0.149, SLG: 0.391		0-0 E5		0-3 K	0-0 G1-3		0-0 G6-3		0-0 G6-4-3	5	1	0	0	0	1	5											
Nathan Haynes, L OBP: 0.342, SLG: 0.353		0-0 3B		0-3 K		0-0 G6-3		0-0 G6-3		4	2	2	2	0	1	1											
90 Nick Adenhardt, R 2 Erick Aybar, S		0-3 K		0-0 G2-3		0-0 SH5-3		0-0 1B		2	0	0	0	0	1	2											
Inning Stats	R: 1 E: 0 K: 0 S: 6	H: 3 LOB: 1 BB: 0 P: 7	R: 3 E: 1 K: 1 S: 8	H: 2 LOB: 0 BB: 0 P: 8	R: 0 E: 0 K: 0 S: 4	H: 1 LOB: 0 BB: 0 P: 4	R: 0 E: 0 K: 2 S: 8	H: 1 LOB: 1 BB: 0 P: 8	R: 3 E: 0 K: 0 S: 6	H: 3 LOB: 2 BB: 1 P: 11	R: 0 E: 0 K: 0 S: 3	H: 0 LOB: 0 BB: 0 P: 3	R: 0 E: 0 K: 1 S: 6	H: 1 LOB: 0 BB: 1 P: 11	R: 0 E: 0 K: 0 S: 2	H: 0 LOB: 0 BB: 1 P: 6		1B: 9 2B: 2 3B: 1 HR: 2	SF: 0 SAC: 2 DP: 1 HBP: 0	WP: 4 PB: 0 SB: 0 CS: 0	PA: 43						
PITCHER	IP	WLS	BF	H	R	ER	SO	BB	IBB	HBP	BLK	WP	HR	S	P	ERA	WHIP										
17 Brandon Webb, R ERA: 8.5	4.1		23	10	7	5	3	1	0	0	0	2	1	30	35	10.38	2.538										
41 Connor Robertson, R ERA: 4.09	1.2	L	9	3	2	2	1	1	0	0	0	1	1	11	16	10.80	2.400										
50 Chad Qualls, R ERA: 2.25	1.0		3	0	0	0	0	0	0	0	0	0	0	3	3	0.00	0.000										
56 Ramon Pena, R ERA: 3.52	1.0		5	1	0	0	1	1	0	0	0	1	0	6	11	0.00	2.000										
Vince Bongiovanni, R ERA:	1.0		3	0	0	0	0	1	0	0	0	0	0	2	6	0.00	1.000										

Batter	1	2	3	4	5	6	7	8	9	AB	R	H	RBI	BB	SO	LOB	BOTTOM										
24 Chris Young, R OBP: 0.420, SLG: 0.617 71 Jesus Merchan, R OBP: 0.524, SLG: 0.632	0-3 K		0-0 G5-3	0-0 2B		0-0 B1		0-0 1B		4	1	1	0	0	1	0	Los Angeles Angels @ Arizona Diamondbacks Tucson Electric Park, Tucson, AZ Tue Mar 25 2008, 4:05 PM EDT Att: 6,512 - Sunny - 81 F										
6 Stephen Drew, L OBP: 0.340, SLG: 0.574 Vince Bongiovanni, R	0-0 F7		0-0 1B	0-0 2B		0-0 1B		0-0 F7		5	3	3	1	0	0	1											
1 Orlando Hudson, S OBP: 0.421, SLG: 0.469 12 Jeff Salazar, L OBP: 0.368, SLG: 0.469	0-0 2B		0-0 1B	0-0 2B		0-0 3B		1-0 P5		4	2	3	1	0	0	1											
34 Conor Jackson, R OBP: 0.408, SLG: 0.571 50 Chad Qualls, R 56 Ramon Pena, R 59 Frank Currier, L	4-0 BB		0-0 1B	0-0 1B		0-0 1B		1-0 BB		3	1	2	3	1	0	1											
21 Trot Nixon, L OBP: 0.276, SLG: 0.404 41 Connor Robertson, R 14 Don Kelly, L OBP: 0.475, SLG: 0.567	0-0 1B		0-0 G4-3	0-0 F7		0-0 P5		0-0 FC4-6		3	0	1	1	0	0	2											
27 Mark Reynolds, R OBP: 0.355, SLG: 0.509	0-0 F9		3-0 HR		0-0 2B		0-0 2B		0-3 K	5	1	3	2	0	1	3											
10 Justin Upton, R OBP: 0.435, SLG: 0.491		4-0 BB		4-0 BB		0-0 F9		0-0 F9		3	0	0	0	2	0	3											
7 Robby Hammock, R OBP: 0.229, SLG: 0.233 Bryan Byrne, L	0-0 F9		0-0 L4		0-3 K		0-0 G6-4-3			4	0	0	0	0	1	4											
17 Brandon Webb, R 28 Alex Romero, L	0-1 G4-3			0-3 K		0-0 G1-3		0-0 G4-3		2	0	0	0	0	0	1											
Inning Stats	R: 1 E: 0 K: 1 S: 7	H: 2 LOB: 2 BB: 1 P: 11	R: 0 E: 0 K: 0 S: 3	H: 0 LOB: 1 BB: 1 P: 7	R: 4 E: 0 K: 0 S: 7	H: 4 LOB: 1 BB: 1 P: 14	R: 2 E: 0 K: 1 S: 8	H: 3 LOB: 1 BB: 0 P: 8	R: 0 E: 0 K: 1 S: 6	H: 1 LOB: 1 BB: 0 P: 6	R: 1 E: 0 K: 0 S: 5	H: 2 LOB: 1 BB: 0 P: 5	R: 0 E: 0 K: 0 S: 3	H: 1 LOB: 0 BB: 0 P: 3	R: 0 E: 0 K: 0 S: 4	H: 1 LOB: 1 BB: 0 P: 5		R: 0 E: 0 K: 1 S: 5	H: 0 LOB: 1 BB: 1 P: 9	1B: 6 2B: 6 3B: 1 HR: 1	SF: 0 SAC: 0 DP: 1 HBP: 0	WP: 1 PB: 0 SB: 0 CS: 1	PA: 43				
PITCHER	IP	WLS	BF	H	R	ER	SO	BB	IBB	HBP	BLK	WP	HR	S	P	ERA	WHIP										
90 Nick Adenhardt, R ERA: 5.18	4.0		23	9	7	7	2	3	0	0	0	0	1	25	40	15.75	3.000										
63 Rich Thompson, R ERA: 3.48	2.0	W	9	3	1	1	1	0	0	0	0	0	0	11	11	4.50	1.500										
87 Alex Serrano, R ERA: 2.45	1.0	H	3	1	0	0	0	0	0	0	0	0	0	3	3	0.00	1.000										
86 Stephen Marek, R ERA:	1.0	H	4	1	0	0	0	0	0	0	0	1	0	4	5	0.00	1.000										
73 Rafael Rodriguez, R ERA: 4.76	1.0	S	4	0	0	0	1	1	0	0	0	0	0	5	9	0.00	1.000										

Batter	1	2	3	4	5	6	7	8	9	AB	R	H	RBI	BB	SO	LOB	TOP										
2 Ryan Theriot, R OBP: 0.368, SLG: 0.424 65 Luis Figueroa, S OBP: 0.400, SLG: 0.600	G6-3		G4-3			F7	20 1B 12 1B			4	1	1	1	0	0	0	Chicago Cubs @ Los Angeles Angels Tempe Diablo Stadium, Tempe, AZ Wed Mar 26 2008, 4:05 PM EDT Att: 8,936 - Sunny - 82 F										
20 Felix Pie, L OBP: 0.397, SLG: 0.559				K				G4-3	5	2	3	1	0	1	1												
12 Alfonso Soriano, R OBP: 0.410, SLG: 0.442 71 Kyle Reynolds, L OBP: 1.000, SLG: 1.000	P3			F7					4	1	1	1	0	0	1												
33 Daryle Ward, L OBP: 0.410, SLG: 0.632 Henry Blanco, R OBP: 0.354, SLG: 0.548	G4-3			L3					4	0	1	1	0	1	3												
1 Kosuke Fukudome, L OBP: 0.405, SLG: 0.327		P6			G6-3				3	0	1	1	1	0	0												
Ronny Cedeno, R OBP: 0.354, SLG: 0.511		K2-3				P3			5	0	2	2	0	1	2												
17 Mike Fontenot, L OBP: 0.356, SLG: 0.528			K						4	1	2	0	0	1	2												
18 Geovany Soto, R OBP: 0.300, SLG: 0.333 9 Reed Johnson, R OBP: 0.333, SLG: 0.386			K		FC5-4			G6-3	3	0	0	0	0	2	3												
38 Carlos Zambrano, S ERA: 2.37 Bob Howry, L ERA: 6.75 49 Carlos Marmol, R ERA: 2.61 19 Matt Murton, R ERA: 3.09 34 Kerry Wood, R ERA: 3.09 19 Matt Murton, R ERA: 3.09 63 Carmen Pignatiello, R ERA: 9.9			L7			F7		G4-3	2	0	0	0	0	0	2												
Inning Stats	R: 0 E: 0 K: 0 S: 5	H: 1 LOB: 1 BB: 0 P: 5	R: 0 E: 0 K: 2 S: 7	H: 0 LOB: 0 BB: 0 P: 7	R: 0 E: 0 K: 1 S: 5	H: 0 LOB: 0 BB: 0 P: 5	R: 0 E: 0 K: 1 S: 5	H: 2 LOB: 2 BB: 0 P: 5	R: 1 E: 0 K: 1 S: 8	H: 3 LOB: 2 BB: 0 P: 8	R: 5 E: 0 K: 2 S: 12	H: 5 LOB: 2 BB: 2 P: 20	R: 0 E: 0 K: 0 S: 4	H: 1 LOB: 1 BB: 0 P: 4	R: 1 E: 0 K: 1 S: 6	H: 1 LOB: 0 BB: 0 P: 6		1B: 11 2B: 2 3B: 0 HR: 0	SF: 1 SAC: 0 DP: 0 HBP: 0	WP: 0 PB: 0 SB: 2 CS: 0	PA: 42						
PITCHER	IP	WLS	BF	H	R	ER	SO	BB	IBB	HBP	BLK	WP	HR	S	P	ERA	WHIP										
36 Jered Weaver, R ERA: 1.37	6.0		24	6	1	1	5	0	0	0	0	0	0	35	35	1.50	1.000										
97 Fernando Rodriguez Jr., R ERA: 1.37	0.0		0	0	0	0	0	0	0	0	0	0	0	0	0	=	=										
Von Stierzbach, R ERA: 1.37	0.1	B	3	1	0	0	0	1	0	0	0	0	0	2	6	0.00	6.000										
33 Justin Speier, R ERA: 1.37	1.0		4	1	0	0	0	0	0	0	0	0	0	4	4	0.00	1.000										
55 Matt Wilhite, R ERA: 5.23	1.0		4	1	1	0	1	0	0	0	0	0	0	6	6	0.00	1.000										



Batter	1	2	3	4	5	6	7	8	9	AB	R	H	RBI	BB	SO	LOB	BOTTOM										
77 Reggie Willits, S OBP: 0.333, SLG: 0.341 64 Terry Evans, R OBP: 0.324, SLG: 0.455	K		G4-3							3	0	0	0	0	1	0	Chicago Cubs @ Los Angeles Angels Tempe Diablo Stadium, Tempe, AZ Wed Mar 26 2008, 4:05 PM EDT Att: 8,936 - Sunny - 82 F										
2 Erick Aybar, S OBP: 0.344, SLG: 0.527 98 P.J. Phillips, R OBP: 0.500, SLG: 0.667		P5								4	0	1	0	0	0	1											
Juan Rivera, R OBP: 0.410, SLG: 0.543 25 Peter Bourjos, R OBP: 0.409, SLG: 0.591		G4-3							2	0	0	0	1	1	0												
19 Kendrys Morales, S OBP: 0.509, SLG: 0.596 90 Mark Trumbo, R OBP: 0.296, SLG: 0.429									2	2	1	0	0	0	0												
39 Robb Quinlan, R OBP: 0.324, SLG: 0.394 46 Bobby Wilson, R OBP: 0.292, SLG: 0.435									2	0	2	0	0	0	0												
5 Jeff Mathis, R OBP: 0.425, SLG: 0.364 96 Anel De Los Santos, R OBP: 0.292, SLG: 0.429									2	0	1	1	0	1	0												
3 Brandon Wood, R OBP: 0.137, SLG: 0.360									4	0	0	0	0	1	6												
32 Dee Brown, L OBP: 0.361, SLG: 0.400 Carlos Colmenares, S OBP: 0.292, SLG: 0.429									3	1	1	3	0	1	3												
95 Hainley Statia, S OBP: 0.259, SLG: 0.333									3	0	0	0	1	1	0												
Inning Stats	R: 0 E: 0 K: 1 S: 5	H: 0 LOB: 0 BB: 0 P: 5	R: 3 E: 0 K: 2 S: 9	H: 2 LOB: 1 BB: 1 P: 16	R: 0 E: 0 K: 1 S: 5	H: 0 LOB: 0 BB: 0 P: 5	R: 1 E: 1 K: 1 S: 7	H: 2 LOB: 1 BB: 0 P: 7	R: 0 E: 0 K: 0 S: 4	H: 1 LOB: 0 BB: 0 P: 4	R: 1 E: 0 K: 0 S: 4	H: 1 LOB: 2 BB: 1 P: 9	R: 0 E: 0 K: 1 S: 5	H: 0 LOB: 1 BB: 1 P: 10	R: 0 E: 0 K: 2 S: 7	H: 0 LOB: 0 BB: 0 P: 7		R: 0 E: 0 K: 1 S: 5	H: 0 LOB: 0 BB: 0 P: 5	1B: 5 2B: 0 3B: 0 HR: 1	SF: 0 SAC: 0 DP: 0 HBP: 2	WP: 1 PB: 0 SB: 1 CS: 1	PA: 37				
PITCHER	IP	WLS	BF	H	R	ER	SO	BB	IBB	HBP	BLK	WP	HR	S	P	ERA	WHIP										
38 Carlos Zambrano, R ERA: 2.37	4.0		17	4	4	4	5	1	0	1	0	0	0	4	4	0.00	1.000										
49 Carlos Marmol, R ERA: 2.61	1.1	W	8	1	1	1	1	2	0	1	0	0	0	7	16	6.75	2.250										
34 Kerry Wood, R ERA: 3.09	1.2		5	0	0	0	2	0	0	0	0	1	0	9	10	0.00	0.000										
63 Carmen Pignatiello, L ERA: 9.9	1.0	S	3	0	0	0	1	0	0	0	0	0	0	5	5	0.00	0.000										



Batter	1	2	3	4	5	6	7	8	9	AB	R	H	RBI	BB	SO	LOB	TOP											
Willy Taveras, R (1, 8) 19 Ryan Spilborghs, R (6, 8) OBP: 0.317, SLG: 0.241 OBP: 0.333, SLG: 0.444										3	0	0	0	0	0	2												
2 Troy Tulowitzki, R (1, 6) 12 Clint Barnes, R (6, 6) OBP: 0.419, SLG: 0.750 OBP: 0.381, SLG: 0.405										3	1	1	1	0	0	1												
17 Todd Helton, L (1, 10) 65 Joe Gaetti, R (9, PH) (9, 10) OBP: 0.439, SLG: 0.620 OBP: 0.417, SLG: 0.222										3	0	0	0	1	0	0												
5 Matt Holliday, R (1, 7) 29 Scott Podsednik, L (6, 7) OBP: 0.403, SLG: 0.589 OBP: 0.491, SLG: 0.390										3	1	1	0	0	0	0												
27 Garrett Atkins, R (1, 5) 84 Jeff Dragicovich, R (6, 5) OBP: 0.357, SLG: 0.435										3	1	1	2	0	1	0												
11 Brad Hawpe, L (1, 9) 18 Cory Sullivan, L (7, PR) (7, 9) OBP: 0.486, SLG: 0.903 OBP: 0.268, SLG: 0.282										3	0	1	0	0	0	0												
8 Yorvit Torrealba, R (1, 2) 20 Chris Iannetta, R (6, 2) OBP: 0.483, SLG: 0.649 OBP: 0.452, SLG: 0.857										2	0	1	0	0	0	0												
10 Jeff Baker, R (1, 3) (7, 4) OBP: 0.321, SLG: 0.380										4	0	2	1	0	0	1												
Jayson Nix, R (1, 4) Fernando Segundo, S (7, 3) OBP: 0.429, SLG: 0.541 OBP: 0.597, SLG: 0.697										2	0	0	0	1	2	4												
Inning Stats	R: 0 E: 0 K: 0 S: 3	H: 0 LOB: 0 BB: 0 P: 3	R: 0 E: 0 K: 0 S: 3	H: 0 LOB: 0 BB: 0 P: 3	R: 0 E: 0 K: 1 S: 6	H: 1 LOB: 1 BB: 0 P: 6	R: 3 E: 0 K: 0 S: 9	H: 3 LOB: 0 BB: 0 P: 13	R: 0 E: 0 K: 0 S: 3	H: 0 LOB: 1 BB: 1 P: 8	R: 0 E: 0 K: 1 S: 5	H: 0 LOB: 0 BB: 0 P: 5	R: 2 E: 0 K: 3 S: 11	H: 2 LOB: 3 BB: 3 P: 23	R: 1 E: 0 K: 0 S: 7	H: 3 LOB: 1 BB: 0 P: 9	R: 0 E: 0 K: 0 S: 4	H: 2 LOB: 2 BB: 1 P: 9	1B: 6 2B: 2 3B: 0 HR: 3	SF: 0 SAC: 0 DP: 0 HBP: 0	WP: 1 PB: 0 SB: 2 CS: 1	PA: 41						
PITCHER	IP	WLS	BF	H	R	ER	SO	BB	IBB	HBP	BLK	WP	HR	S	P	ERA	WHIP											
Nick Green, R (1, 1) ERA: 5.4	5.0	L	20	4	3	3	1	1	0	0	0	0	0	2	24	33	5.40	1.000										
52 Jason Bulger, R (6, 1) ERA: 5.23	1.1		7	2	2	2	2	1	0	0	0	0	0	0	10	14	13.50	2.250										
77 Kevin Jepsen, R (7, 1) ERA: 5.23	0.2		4	0	0	0	2	2	0	0	0	0	1	0	6	14	0.00	3.000										
86 Stephen Marek, R (8, 1) ERA: 1.17	1.0		5	3	1	1	0	0	0	0	0	0	0	1	7	9	9.00	3.000										
Bill Edwards, R (9, 1) ERA: 1.17	1.0		5	2	0	0	0	1	0	0	0	0	0	0	4	9	0.00	3.000										

Colorado Rockies @ Los Angeles Angels
Tempe Diablo Stadium, Tempe, AZ
Thu Mar 27 2008, 3:05 PM EDT
Att: 8,743 - Sunny - 80 F

AB 36
R 6
H 11
RBI 5
BB 5
SO 5
LOB 20



Batter	1	2	3	4	5	6	7	8	9	AB	R	H	RBI	BB	SO	LOB	BOTTOM											
77 Reggie Willits, S (1, 8) 25 Peter Bourjos, R (6, 8) OBP: 0.333, SLG: 0.341 OBP: 0.391, SLG: 0.565										3	0	1	0	0	1	1												
2 Erick Aybar, S (1, 6) 36 Gary Patchett, R (6, 6) (7, 4)										3	0	0	0	0	1	2												
19 Kendrys Morales, S (1, 3) Efen Navarro, L (7, 3)										3	0	0	0	0	1	1												
39 Robb Quinlan, R (1, 5) 74 Adam Pavkovich, R (5, 5) OBP: 0.306, SLG: 0.371 OBP: 0.444, SLG: 0.295										2	0	0	0	0	0	0												
5 Jeff Mathis, R (1, 2) 56 Tim Duff, R (6, 2)										2	1	2	0	0	0	0												
59 Freddy Sandoval, S (1, 10) Wilberto Ortiz, R (9, PH)										2	1	1	1	1	1	1												
Chris Pettit, R (1, 7) 59 Coby Smith, R (7, 7)										2	0	0	0	0	0	2												
72 Nate Sutton, L (1, 4) 12 Andrew Romine, S (7, 6)										2	0	1	0	0	0	1												
Angel Castillo, R (1, 9) 34 Brad Coon, L (7, PH) (8, 9) OBP: 0.400, SLG: 0.500										2	0	0	0	0	0	1												
Inning Stats	R: 0 E: 0 K: 1 S: 5	H: 2 LOB: 1 BB: 0 P: 5	R: 1 E: 0 K: 0 S: 5	H: 2 LOB: 1 BB: 0 P: 5	R: 0 E: 0 K: 1 S: 6	H: 1 LOB: 1 BB: 0 P: 6	R: 0 E: 0 K: 1 S: 5	H: 1 LOB: 1 BB: 0 P: 8	R: 0 E: 0 K: 0 S: 3	H: 1 LOB: 0 BB: 0 P: 3	R: 1 E: 0 K: 1 S: 6	H: 0 LOB: 1 BB: 1 P: 10	R: 0 E: 0 K: 1 S: 4	H: 0 LOB: 0 BB: 1 P: 8	R: 0 E: 0 K: 0 S: 3	H: 0 LOB: 1 BB: 1 P: 7	1B: 4 2B: 1 3B: 1 HR: 0	SF: 0 SAC: 0 DP: 2 HBP: 0	WP: 0 PB: 0 SB: 1 CS: 0	PA: 35								
PITCHER	IP	WLS	BF	H	R	ER	SO	BB	IBB	HBP	BLK	WP	HR	S	P	ERA	WHIP											
16 Kip Wells, R (1, 1) ERA: 4.71	3.0	W	12	3	1	1	2	0	0	0	0	0	0	0	16	16	3.00	1.000										
35 Taylor Buchholz, R (4, 1) ERA: 1.35	2.0	H	8	2	0	0	2	0	0	0	0	0	0	11	14	0.00	1.000											
23 Ryan Speier, R (6, 1) ERA: 3.27	1.0	H	3	1	0	0	0	0	0	0	0	0	0	3	3	0.00	1.000											
70 Ryan Mattheus, R (7, 1) ERA: 1.35	1.0		5	0	1	0	1	1	0	0	0	0	0	6	10	0.00	1.000											
Edward Valdez, R (8, 1) ERA: 1.35	1.0		3	0	0	0	1	1	0	0	0	0	0	4	8	0.00	1.000											

Colorado Rockies @ Los Angeles Angels
Tempe Diablo Stadium, Tempe, AZ
Thu Mar 27 2008, 3:05 PM EDT
Att: 8,743 - Sunny - 80 F

AB 32
R 2
H 6
RBI 2
BB 3
SO 6
LOB 18



Batter	1	2	3	4	5	6	7	8	9	10	AB	R	H	RBI	BB	SO	LOB	TOP																																																																																																																
9 Juan Pierre, L OBP: 0.238, SLG: 0.231 80 Angel Chavez, R OBP: 0.313, SLG: 0.467	G5-3	F7			G6-3			G3	F7		5	0	0	0	0	0	7																																																																																																																	
15 Rafael Furcal, S OBP: 0.420, SLG: 0.689	G4-3				CS			BB	F8		3	0	2	0	2	0	0																																																																																																																	
7 James Loney, L OBP: 0.310, SLG: 0.363	G4-3				G1-3			BB	K		5	0	1	1	0	2	3																																																																																																																	
27 Matt Kemp, R OBP: 0.296, SLG: 0.522	G6-3				K			G4-3	K		5	0	0	0	0	3	5																																																																																																																	
25 Andruw Jones, R OBP: 0.355, SLG: 0.442 17 Jason Repko, R OBP: 0.457, SLG: 0.568		F8			G6-3			CS	G6-3		4	0	1	0	0	0	0																																																																																																																	
55 Russell Martin, R OBP: 0.352, SLG: 0.382 26 Gary Bennett, R OBP: 0.300, SLG: 0.321		1B			G3			P4	F7		4	1	1	0	0	0	1																																																																																																																	
16 Andre Ethier, L OBP: 0.476, SLG: 0.652 65 Brian Falkenberg, R		1B			G5-3			G4-3	F7		4	0	1	0	0	0	1																																																																																																																	
14 Chin-Lung Hu, R OBP: 0.276, SLG: 0.481 21 Mike Sweeney, R OBP: 0.274, SLG: 0.389 33 Ramon Martinez, R OBP: 0.333, SLG: 0.228 3 Delwyn Young, S OBP: 0.303, SLG: 0.345		1B						G3-6-1	BB		2	0	2	1	0	0	0																																																																																																																	
Blake DeWitt, L OBP: 0.339, SLG: 0.469	P5				G3-6-1			G3	BB		3	0	0	0	1	0	4																																																																																																																	
Inning Stats	R: 0 E: 0 K: 0 S: 9	H: 1 LOB: 1 BB: 0 P: 12	R: 1 E: 0 K: 0 S: 16	H: 3 LOB: 2 BB: 0 P: 25	R: 0 E: 0 K: 1 S: 10	H: 0 LOB: 0 BB: 1 P: 17	R: 0 E: 0 K: 0 S: 5	H: 0 LOB: 0 BB: 0 P: 7	R: 0 E: 0 K: 2 S: 11	H: 1 LOB: 0 BB: 0 P: 16	R: 0 E: 0 K: 0 S: 6	H: 0 LOB: 0 BB: 0 P: 8	R: 1 E: 0 K: 0 S: 8	H: 1 LOB: 3 BB: 2 P: 22	R: 0 E: 0 K: 0 S: 12	H: 1 LOB: 3 BB: 2 P: 27	R: 0 E: 0 K: 2 S: 10	H: 0 LOB: 0 BB: 0 P: 14	1B: 7 2B: 1 3B: 0 HR: 0	SF: 0 SAC: 0 DP: 1 HBP: 0	WP: 1 PB: 1 SB: 0 CS: 2	PA: 41																																																																																																												
PITCHER	IP WLS BF H R ER SO BB IBB HBP BLK WP HR S P ERA WHIP	<table border="1"> <thead> <tr> <th>PITCHER</th> <th>IP</th> <th>WLS</th> <th>BF</th> <th>H</th> <th>R</th> <th>ER</th> <th>SO</th> <th>BB</th> <th>IBB</th> <th>HBP</th> <th>BLK</th> <th>WP</th> <th>HR</th> <th>S</th> <th>P</th> <th>ERA</th> <th>WHIP</th> </tr> </thead> <tbody> <tr> <td>Jon Garland, R</td> <td>5.0</td> <td></td> <td>19</td> <td>5</td> <td>1</td> <td>0</td> <td>1</td> <td>0</td> <td>0</td> <td>0</td> <td>0</td> <td>0</td> <td>0</td> <td>0</td> <td>45</td> <td>68</td> <td>0.00</td> <td>1.200</td> </tr> <tr> <td>Darren Oliver, L</td> <td>6.1</td> <td></td> <td>3</td> <td>1</td> <td>0</td> <td>0</td> <td>2</td> <td>0</td> <td>0</td> <td>0</td> <td>0</td> <td>0</td> <td>0</td> <td>0</td> <td>11</td> <td>16</td> <td>0.00</td> <td>1.000</td> </tr> <tr> <td>87 Alex Serrano, R</td> <td>7.1</td> <td></td> <td>3</td> <td>0</td> <td>0</td> <td>0</td> <td>0</td> <td>0</td> <td>0</td> <td>0</td> <td>0</td> <td>0</td> <td>0</td> <td>6</td> <td>8</td> <td>0.00</td> <td>0.000</td> </tr> <tr> <td>83 Darren O'Day, R</td> <td>8.1</td> <td></td> <td>6</td> <td>1</td> <td>1</td> <td>1</td> <td>0</td> <td>2</td> <td>0</td> <td>0</td> <td>1</td> <td>0</td> <td>0</td> <td>8</td> <td>22</td> <td>9.00</td> <td>3.000</td> </tr> <tr> <td>63 Rich Thompson, R</td> <td>9.1</td> <td></td> <td>9</td> <td>1</td> <td>0</td> <td>0</td> <td>2</td> <td>2</td> <td>0</td> <td>0</td> <td>0</td> <td>1</td> <td>0</td> <td>22</td> <td>41</td> <td>0.00</td> <td>1.500</td> </tr> </tbody> </table>																			PITCHER	IP	WLS	BF	H	R	ER	SO	BB	IBB	HBP	BLK	WP	HR	S	P	ERA	WHIP	Jon Garland, R	5.0		19	5	1	0	1	0	0	0	0	0	0	0	45	68	0.00	1.200	Darren Oliver, L	6.1		3	1	0	0	2	0	0	0	0	0	0	0	11	16	0.00	1.000	87 Alex Serrano, R	7.1		3	0	0	0	0	0	0	0	0	0	0	6	8	0.00	0.000	83 Darren O'Day, R	8.1		6	1	1	1	0	2	0	0	1	0	0	8	22	9.00	3.000	63 Rich Thompson, R	9.1		9	1	0	0	2	2	0	0	0	1	0	22	41	0.00	1.500
PITCHER	IP	WLS	BF	H	R	ER	SO	BB	IBB	HBP	BLK	WP	HR	S	P	ERA	WHIP																																																																																																																	
Jon Garland, R	5.0		19	5	1	0	1	0	0	0	0	0	0	0	45	68	0.00	1.200																																																																																																																
Darren Oliver, L	6.1		3	1	0	0	2	0	0	0	0	0	0	0	11	16	0.00	1.000																																																																																																																
87 Alex Serrano, R	7.1		3	0	0	0	0	0	0	0	0	0	0	6	8	0.00	0.000																																																																																																																	
83 Darren O'Day, R	8.1		6	1	1	1	0	2	0	0	1	0	0	8	22	9.00	3.000																																																																																																																	
63 Rich Thompson, R	9.1		9	1	0	0	2	2	0	0	0	1	0	22	41	0.00	1.500																																																																																																																	

Los Angeles Dodgers @ Los Angeles Angels
Angel Stadium of Anaheim, Anaheim, CA

Thu Mar 27 2008, 7:05 PM PDT
Att: 38,863 - Partly Cloudy - 68 F

AB	35
R	2
H	8
RBI	2
BB	5
SO	5
LOB	21

Batter	1	2	3	4	5	6	7	8	9	10	AB	R	H	RBI	BB	SO	LOB	BOTTOM																																																																																													
9 Chone Figgins, S OBP: 0.410, SLG: 0.404 3 Brandon Wood, R OBP: 0.151, SLG: 0.385	G6-3	G4-3			K			BB	F8		3	0	0	0	0	1	1																																																																																														
6 Maicer Izturis, S OBP: 0.434, SLG: 0.500	HR				F8			BB	G4-3		5	1	2	0	0	0	0																																																																																														
27 Vladimir Guerrero, R OBP: 0.375, SLG: 0.717 64 Terry Evans, R OBP: 0.316, SLG: 0.441	HR				G5-3			BB	F9-2		3	1	2	2	0	0	0																																																																																														
Garret Anderson, L OBP: 0.327, SLG: 0.386 Nathan Haynes, L OBP: 0.342, SLG: 0.353	G4-3				F9			BB	F8		4	0	1	0	0	0	0																																																																																														
48 Torii Hunter, R OBP: 0.375, SLG: 0.685 32 Dee Brown, L OBP: 0.361, SLG: 0.400	1B				L7			BB	K		4	0	1	0	0	1	1																																																																																														
Casey Kotchman, L OBP: 0.294, SLG: 0.480	G3-1				F7			G4-3	F8		4	0	0	0	0	0	2																																																																																														
47 Howie Kendrick, R OBP: 0.400, SLG: 0.547		G6-3			3B			K2-3	BB		4	0	2	0	0	1	0																																																																																														
Juan Rivera, R OBP: 0.372, SLG: 0.487		K			G6-3			F9	G4-3		4	0	0	0	0	1	3																																																																																														
44 Mike Napoli, R OBP: 0.297, SLG: 0.486		BB			K			G5-3	G6-3		3	0	0	0	1	1	0																																																																																														
Inning Stats	R: 2 E: 1 K: 0 S: 14	H: 3 LOB: 1 BB: 0 P: 21	R: 0 E: 0 K: 1 S: 11	H: 0 LOB: 1 BB: 1 P: 18	R: 0 E: 0 K: 0 S: 13	H: 0 LOB: 0 BB: 0 P: 19	R: 0 E: 0 K: 0 S: 9	H: 1 LOB: 1 BB: 0 P: 15	R: 0 E: 0 K: 2 S: 8	H: 1 LOB: 0 BB: 0 P: 9	R: 0 E: 0 K: 1 S: 8	H: 0 LOB: 0 BB: 0 P: 11	R: 0 E: 0 K: 0 S: 6	H: 2 LOB: 1 BB: 0 P: 10	R: 0 E: 0 K: 0 S: 13	H: 2 LOB: 2 BB: 0 P: 15	R: 0 E: 0 K: 0 S: 9	H: 0 LOB: 0 BB: 0 P: 16	1B: 6 2B: 2 3B: 1 HR: 1	SF: 0 SAC: 0 DP: 1 HBP: 0	WP: 0 PB: 0 SB: 0 CS: 0	PA: 38																																																																																									
PITCHER	IP WLS BF H R ER SO BB IBB HBP BLK WP HR S P ERA WHIP	<table border="1"> <thead> <tr> <th>PITCHER</th> <th>IP</th> <th>WLS</th> <th>BF</th> <th>H</th> <th>R</th> <th>ER</th> <th>SO</th> <th>BB</th> <th>IBB</th> <th>HBP</th> <th>BLK</th> <th>WP</th> <th>HR</th> <th>S</th> <th>P</th> <th>ERA</th> <th>WHIP</th> </tr> </thead> <tbody> <tr> <td>44 Scott Proctor, R</td> <td>9.1</td> <td></td> <td>13</td> <td>3</td> <td>2</td> <td>2</td> <td>1</td> <td>1</td> <td>0</td> <td>0</td> <td>0</td> <td>0</td> <td>0</td> <td>0</td> <td>9</td> <td>15</td> <td>0.00</td> <td>1.000</td> </tr> <tr> <td>56 Hung-Chih Kuo, L</td> <td>5.1</td> <td></td> <td>6</td> <td>1</td> <td>0</td> <td>0</td> <td>3</td> <td>0</td> <td>0</td> <td>0</td> <td>0</td> <td>0</td> <td>0</td> <td>16</td> <td>21</td> <td>0.00</td> <td>0.500</td> </tr> <tr> <td>51 Jonathan Broxton, R</td> <td>7.1</td> <td></td> <td>3</td> <td>0</td> <td>0</td> <td>0</td> <td>1</td> <td>0</td> <td>0</td> <td>0</td> <td>0</td> <td>0</td> <td>0</td> <td>8</td> <td>11</td> <td>0.00</td> <td>0.000</td> </tr> <tr> <td>Joe Beimel, L</td> <td>8.1</td> <td></td> <td>4</td> <td>2</td> <td>0</td> <td>0</td> <td>0</td> <td>0</td> <td>0</td> <td>0</td> <td>0</td> <td>0</td> <td>0</td> <td>6</td> <td>10</td> <td>0.00</td> <td>2.000</td> </tr> </tbody> </table>																			PITCHER	IP	WLS	BF	H	R	ER	SO	BB	IBB	HBP	BLK	WP	HR	S	P	ERA	WHIP	44 Scott Proctor, R	9.1		13	3	2	2	1	1	0	0	0	0	0	0	9	15	0.00	1.000	56 Hung-Chih Kuo, L	5.1		6	1	0	0	3	0	0	0	0	0	0	16	21	0.00	0.500	51 Jonathan Broxton, R	7.1		3	0	0	0	1	0	0	0	0	0	0	8	11	0.00	0.000	Joe Beimel, L	8.1		4	2	0	0	0	0	0	0	0	0	0	6	10	0.00	2.000
PITCHER	IP	WLS	BF	H	R	ER	SO	BB	IBB	HBP	BLK	WP	HR	S	P	ERA	WHIP																																																																																														
44 Scott Proctor, R	9.1		13	3	2	2	1	1	0	0	0	0	0	0	9	15	0.00	1.000																																																																																													
56 Hung-Chih Kuo, L	5.1		6	1	0	0	3	0	0	0	0	0	0	16	21	0.00	0.500																																																																																														
51 Jonathan Broxton, R	7.1		3	0	0	0	1	0	0	0	0	0	0	8	11	0.00	0.000																																																																																														
Joe Beimel, L	8.1		4	2	0	0	0	0	0	0	0	0	0	6	10	0.00	2.000																																																																																														

Los Angeles Dodgers @ Los Angeles Angels
Angel Stadium of Anaheim, Anaheim, CA

Thu Mar 27 2008, 7:05 PM PDT
Att: 38,863 - Partly Cloudy - 68 F



AB	37
R	2
H	9
RBI	2
BB	1
SO	5
LOB	9

Batter	1	2	3	4	5	6	7	8	9	AB	R	H	RBI	BB	SO	LOB	TOP					
24 Brian Giles, L OBP: 0.458, SLG: 0.696 33 Jody Gerut, L OBP: 0.345, SLG: 0.596										2	0	2	0	0	0	0	San Diego Padres @ Los Angeles Angels Angel Stadium of Anaheim, Anaheim, CA Sat Mar 29 2008, 6:05 PM PDT Att: 40,468 - Partly Cloudy - 63 F livebaseballscorecards.com					
10 Tadahito Iguchi, R OBP: 0.333, SLG: 0.365 80 Eric Sogard, L										2	0	0	0	0	0	2						
23 Adrián González, L OBP: 0.389, SLG: 0.577 83 Sam Carter, R										3	0	1	0	0	0	2						
5 Kevin Kouzmanoff, R OBP: 0.353, SLG: 0.574 92 Keoni Ruffin, R OBP: 1.000, SLG: 1.000										1	0	0	0	2	0	1						
Tony Clark, S OBP: 0.383, SLG: 0.511 26 Justin Huber, R OBP: 0.368, SLG: 0.606										3	0	0	0	0	1	5						
3 Khalil Greene, R OBP: 0.231, SLG: 0.447 Jesus Lopez, R OBP: 0.375, SLG: 0.286										3	1	1	1	0	1	1						
18 Paul McNulty, L OBP: 0.362, SLG: 0.583										4	0	1	0	0	0	0						
12 Scott Hairston, R OBP: 0.327, SLG: 0.652 Callix Crabbe, S OBP: 0.351, SLG: 0.397										2	0	0	0	0	0	0						
8 Michael Barrett, R OBP: 0.351, SLG: 0.541 87 Matt Stocco, R										3	0	0	0	0	1	1						
Inning Stats	R: 0 E: 0 K: 0 S: 12	H: 1 LOB: 2 BB: 1 P: 19	R: 0 E: 0 K: 1 S: 9	H: 0 LOB: 0 BB: 0 P: 13	R: 0 E: 0 K: 1 S: 13	H: 1 LOB: 0 BB: 0 P: 23	R: 0 E: 0 K: 1 S: 10	H: 1 LOB: 1 BB: 0 P: 10	R: 0 E: 0 K: 1 S: 9	H: 0 LOB: 0 BB: 0 P: 15	R: 0 E: 0 K: 0 S: 14	H: 1 LOB: 2 BB: 0 P: 22	R: 1 E: 0 K: 0 S: 18	H: 3 LOB: 2 BB: 0 P: 27	R: 2 E: 0 K: 1 S: 13	H: 2 LOB: 0 BB: 1 P: 17		R: 0 E: 0 K: 2 S: 14	H: 1 LOB: 2 BB: 1 P: 24	1B: 7 2B: 1 3B: 0 HR: 2	SF: 0 SAC: 1 DP: 0 HBP: 0	WP: 0 PB: 0 SB: 0 CS: 1
PITCHER	IP WLS BF H R ER SO BB IBB HBP BLK WP HR S P ERA WHIP																					
54 Ervin Santana, R ERA: 4.26 Darren Oliver, L ERA: 1.0 63 Rich Thompson, R ERA: 3.98 33 Justin Speier, R ERA: 2.57 97 Fernando Rodriguez Jr., R ERA:	5.0 1.0 1.0 1.0 0.0	W 5 6 5 0	L 3 3 2 0	B 18 5 6 5 0	F 3 1 2 0	H 0 0 3 0	R 0 0 1 0	ER 0 1 2 0	SO 3 0 1 0	BB 1 0 0 0	IBB 0 0 0 0	HBP 0 0 0 0	BLK 0 0 0 0	WP 0 0 0 0	HR 0 1 1 0	S 53 14 13 0	P 83 22 17 0	ERA 0.00 3.000 9.000 18.000 -	WHIP 0.800 2.000 3.000 2.000 -			

Batter	1	2	3	4	5	6	7	8	9	AB	R	H	RBI	BB	SO	LOB	BOTTOM	
77 Reggie Willits, S OBP: 0.357, SLG: 0.354										4	2	2	1	1	0	1	San Diego Padres @ Los Angeles Angels Angel Stadium of Anaheim, Anaheim, CA Sat Mar 29 2008, 6:05 PM PDT Att: 40,468 - Partly Cloudy - 63 F livebaseballscorecards.com	
6 Maicer Izturis, S OBP: 0.431, SLG: 0.500										4	1	1	0	1	0	2		
27 Vladimir Guerrero, R OBP: 0.314, SLG: 0.700 3 Brandon Wood, R OBP: 0.140, SLG: 0.364										2	2	1	0	0	0	1		
48 Torii Hunter, R OBP: 0.367, SLG: 0.707 32 Dee Brown, L OBP: 0.375, SLG: 0.394										2	1	1	2	0	1	2		
47 Howie Kendrick, R OBP: 0.400, SLG: 0.544 95 Hainley Statia, S OBP: 0.267, SLG: 0.333										2	0	1	1	1	1	0		
Juan Rivera, R OBP: 0.397, SLG: 0.467										4	1	2	0	0	0	2		
39 Robb Quinlan, R OBP: 0.333, SLG: 0.439										4	1	3	1	0	0	1		
Casey Kotchman, L OBP: 0.286, SLG: 0.444 90 Mark Trumbo, R OBP: 0.250, SLG: 0.375										3	0	0	1	0	0	4		
44 Mike Napoli, R OBP: 0.310, SLG: 0.538 46 Bobby Wilson, R OBP: 0.292, SLG: 0.435										3	2	1	1	1	0	3		
Inning Stats	R: 2 E: 0 K: 1 S: 11	H: 2 LOB: 0 BB: 0 P: 16	R: 0 E: 0 K: 0 S: 7	H: 1 LOB: 0 BB: 0 P: 10	R: 3 E: 1 K: 1 S: 18	H: 2 LOB: 1 BB: 1 P: 30	R: 1 E: 0 K: 0 S: 11	H: 2 LOB: 2 BB: 2 P: 24	R: 2 E: 1 K: 0 S: 12	H: 2 LOB: 1 BB: 0 P: 16	R: 1 E: 0 K: 0 S: 10	H: 1 LOB: 0 BB: 0 P: 16	R: 0 E: 0 K: 0 S: 6	H: 1 LOB: 1 BB: 0 P: 9	1B: 6 2B: 5 3B: 0 HR: 2	SF: 1 SAC: 0 DP: 2 HBP: 0		WP: 1 PB: 0 SB: 1 CS: 0
PITCHER	IP WLS BF H R ER SO BB IBB HBP BLK WP HR S P ERA WHIP																	
Randy Wolf, L ERA: 6.75 55 Shawn Estes, L ERA: 11.4 40 Adam Bass, R ERA: 4.85	3.0 4.0 1.0	L 22 4	W 7 1	R 5 0	ER 3 0	SO 3 0	BB 1 0	IBB 0 0	HBP 0 0	BLK 0 0	WP 0 0	HR 2 0	S 43 6	P 75 9	ERA 9.000 9.000 0.000	WHIP 2.000 2.500 1.000		



Batter	1	2	3	4	5	6	7	8	9	AB	R	H	RBI	BB	SO	LOB	TOP										
9 Chone Figgins, S OBP: 0.500, SLG: 0.750	G4-3		2B					K		4	0	2	1	0	1	0	Los Angeles Angels @ Minnesota Twins Hubert H. Humphrey Metrodome, Minneapolis, MN Mon Mar 31 2008, 7:10 PM EDT Att: 49,596 - Dome - 72 F										
24 Gary Matthews, S OBP: 0.250, SLG: 0.500	G3		G1-3					2B		4	0	1	0	0	0	2											
27 Vladimir Guerrero, R OBP: 0.250, SLG: 0.250	G6-3							K		4	0	1	0	0	1	1											
Garret Anderson, L (1, 7)	G4-3	F8						F8		4	0	0	0	0	0	1											
48 Torii Hunter, R (1, 8)	F9		L4-3					K		4	0	0	0	0	1	1											
Casey Kotchman, L OBP: 0.750, SLG: 0.750 77 Reggie Willits, S (9, PR)	FC6-4							K		4	1	3	0	0	0	0											
47 Howie Kendrick, R OBP: 0.250, SLG: 0.250	FC6-4							1B		4	1	1	0	0	0	2											
44 Mike Napoli, R OBP: 0.333, SLG: 0.333			K							3	0	1	0	0	1	0											
6 Maicer Izturis, S (1, 6)	F7							K		3	0	0	0	0	1	2											
Inning Stats	R: 0 E: 0 K: 0 S: 6	H: 0 LOB: 0 BB: 0 P: 9	R: 0 E: 0 K: 0 S: 6	H: 1 LOB: 1 BB: 0 P: 11	R: 0 E: 0 K: 1 S: 12	H: 1 LOB: 1 BB: 0 P: 19	R: 0 E: 0 K: 0 S: 4	H: 1 LOB: 0 BB: 0 P: 5	R: 2 E: 0 K: 0 S: 10	H: 4 LOB: 1 BB: 0 P: 21	R: 0 E: 0 K: 0 S: 9	H: 0 LOB: 0 BB: 0 P: 12	R: 0 E: 0 K: 3 S: 14	H: 1 LOB: 1 BB: 0 P: 21	R: 0 E: 0 K: 1 S: 13	H: 1 LOB: 1 BB: 0 P: 16		1B: 7 2B: 3 3B: 0 HR: 0	SF: 0 SAC: 0 DP: 2 HBP: 0	WP: 0 PB: 0 SB: 0 CS: 0	PA: 34						
PITCHER	IP	WLS	BF	H	R	ER	SO	BB	IBB	HBP	BLK	WP	HR	S	P	ERA	WHIP										
Livan Hernandez, R ERA: 2.57	7.0	W	26	7	2	2	1	0	0	0	0	0	0	51	84	2.57	1.000										
17 Pat Neshek, R ERA:	1.0	H	4	1	0	0	3	0	0	0	0	0	0	14	21	0.00	1.000										
36 Joe Nathan, R ERA:	1.0	S	4	1	0	0	1	0	0	0	0	0	0	13	16	0.00	1.000										
Batter	1	2	3	4	5	6	7	8	9	AB	R	H	RBI	BB	SO	LOB	BOTTOM										
22 Carlos Gómez, R OBP: 0.750, SLG: 1.000	7 1B		G4-3					K		3	2	2	0	1	1	0	Los Angeles Angels @ Minnesota Twins Hubert H. Humphrey Metrodome, Minneapolis, MN Mon Mar 31 2008, 7:10 PM EDT Att: 49,596 - Dome - 72 F										
7 Joe Mauer, L OBP: 0.250, SLG: 0.250	33 BB		G4-3					G6-3		4	0	1	1	0	0	2											
5 Michael Cuddyer, R OBP: 0.250, SLG: 0.250	F8		K					G6-3		4	0	1	1	0	1	2											
33 Justin Morneau, L (1, 3)	BB		G4-3					K		3	0	0	0	1	1	2											
21 Delmon Young, R OBP: 0.500, SLG: 0.500	F9							16 2B		4	1	2	0	0	0	3											
Craig Monroe, R (1, 10)	F8							2B		3	0	0	0	0	1	3											
16 Jason Kubel, L OBP: 1.000, SLG: 2.000 (8, PH) (9, 10)								K		1	0	1	0	0	0	0											
Mike Lamb, L OBP: 0.500, SLG: 0.333 8 Nick Punto, S (8, PR) (9, 5)	G4-3							IBB		3	0	1	1	1	0	0											
23 Brendan Harris, R OBP: 0.500, SLG: 0.750	K							K		4	0	2	0	0	2	3											
12 Adam Everett, R (1, 6)	G5-3							F7		4	0	0	0	0	0	6											
Inning Stats	R: 1 E: 0 K: 0 S: 12	H: 2 LOB: 2 BB: 1 P: 19	R: 0 E: 0 K: 1 S: 6	H: 0 LOB: 0 BB: 0 P: 11	R: 0 E: 0 K: 1 S: 10	H: 1 LOB: 1 BB: 0 P: 13	R: 1 E: 0 K: 1 S: 14	H: 3 LOB: 1 BB: 0 P: 19	R: 1 E: 0 K: 1 S: 12	H: 1 LOB: 1 BB: 1 P: 23	R: 0 E: 0 K: 0 S: 9	H: 1 LOB: 0 BB: 0 P: 15	R: 0 E: 0 K: 1 S: 6	H: 0 LOB: 0 BB: 0 P: 10	R: 0 E: 0 K: 1 S: 14	H: 2 LOB: 3 BB: 1 P: 21	1B: 7 2B: 4 3B: 0 HR: 0	SF: 0 SAC: 0 DP: 1 HBP: 0	WP: 0 PB: 0 SB: 4 CS: 0	PA: 36							
PITCHER	IP	WLS	BF	H	R	ER	SO	BB	IBB	HBP	BLK	WP	HR	S	P	ERA	WHIP										
36 Jered Weaver, R ERA: 4.26	6.1	L	28	8	3	3	0	2	0	0	0	0	0	66	106	4.26	1.579										
Darren Oliver, L ERA:	0.2		2	0	0	0	0	0	0	0	0	0	0	3	4	0.00	0.000										
53 Darren O'Day, R ERA:	1.0		6	2	0	0	1	0	1	0	0	0	0	14	21	0.00	2.000										

Batter	1	2	3	4	5	6	7	8	9	AB R H RBI BB SO LOB	TOP											
9 Chone Figgins, S OBP: 0.400, SLG: 0.556	L5	K			E6 27 WP 27 S 1B		1B 2B	F7		5 2 1 0 1 1 3	Los Angeles Angels @ Minnesota Twins Hubert H. Humphrey Metrodome, Minneapolis, MN Tue Apr 01 2008, 8:10 PM EDT Att: 24,586 - Dome - 70 F livebaseballscorecards.com AB 43 R 9 H 15 RBI 9 BB 3 SO 5 LOB 26 											
24 Gary Matthews, S OBP: 0.222, SLG: 0.333 Juan Rivera, R (9, PH)	1B		G6-3		K		K	FC1-2 27 1B	FC5	5 1 1 0 0 2 5 1 0 0 0 0 0 2												
27 Vladimir Guerrero, R OBP: 0.590, SLG: 0.625 77 Reggie Willits, S	2B		F7		1B		1B	1B		4 1 3 3 1 0 0 0 0 0 0 0 0 0												
Garret Anderson, L OBP: 0.333, SLG: 0.444	2B		G4-3		1B		1B	F9		5 0 3 2 0 0 3												
48 Torii Hunter, R	F7		K		FC5-4		L7		47 1B 6 1B HBP	4 1 0 0 0 1 5												
Casey Kotchman, L OBP: 0.556, SLG: 0.889	G3-1		G6-3		G6-4-3 47 1B		HR	G5-3		5 1 2 1 0 0 2												
47 Howie Kendrick, R OBP: 0.444, SLG: 0.556		2B	G6-3		G6-4-3		FC4-6 6 24 FC1-2 44 E	1B	44 BB 6 1B	5 1 3 0 0 0 1												
44 Mike Napoli, R OBP: 0.375, SLG: 0.714	F9				HR		FC4	FC5	6 1B	4 1 1 1 1 0 2												
6 Maicer Izturis, S OBP: 0.125, SLG: 0.125	K		G6-3		G6-3		G6-3	FC4-6 FC1-2 27 1B	FC5	5 1 1 2 0 1 3												
Inning Stats	R: 2 E: 0 K: 0 S: 13	H: 3 LOB: 1 BB: 0 P: 19	R: 0 E: 0 K: 2 S: 9	H: 1 LOB: 1 BB: 0 P: 12	R: 0 E: 0 K: 0 S: 8	H: 0 LOB: 0 BB: 0 P: 14	R: 0 E: 0 K: 1 S: 11	H: 0 LOB: 0 BB: 0 P: 17	R: 2 E: 1 K: 1 S: 12	H: 3 LOB: 2 BB: 0 P: 17		R: 0 E: 0 K: 0 S: 6	H: 1 LOB: 0 BB: 0 P: 10	R: 1 E: 0 K: 1 S: 12	H: 2 LOB: 2 BB: 1 P: 22	R: 2 E: 0 K: 0 S: 13	H: 3 LOB: 3 BB: 1 P: 22	R: 2 E: 0 K: 0 S: 18	H: 2 LOB: 2 BB: 1 P: 27	1B: 9 2B: 4 3B: 0 HR: 2	SF: 0 SAC: 0 DP: 1 HBP: 1	WP: 2 PB: 0 SB: 1 CS: 0
PITCHER	IP WLS BF H R ER SO BB IBB HBP BLK WP HR S P ERA WHIP											PITCHER	IP WLS BF H R ER SO BB IBB HBP BLK WP HR S P ERA WHIP									
26 Boof Bonser, R ERA: 4.5	(1, 1) 6.0 L 26 8 4 3 4 0 0 0 0 0 1 1 59 89 4.50 1.333																					
26 Jesse Crain, R ERA: 13.5	(7, 1) 0.2 4 1 1 1 1 0 1 0 0 0 0 0 7 14 13.50 1.500																					
Dennys Reyes, L ERA:	(7, 1) 0.0 1 1 0 0 0 0 0 0 0 0 0 0 2 2 ∞ ∞																					
Brian Bass, R ERA: 6.75	(7, 1) 1.1 9 3 2 1 0 1 0 0 0 0 0 1 16 28 6.75 3.000																					
Juan Rincon, R ERA: 18.0	(9, 1) 1.0 7 2 2 2 0 1 0 1 0 0 0 0 18 27 18.00 3.000																					
Batter	1	2	3	4	5	6	7	8	9	AB R H RBI BB SO LOB	BOTTOM											
22 Carlos Gómez, R OBP: 0.500, SLG: 0.571	G6-3		G6-3		L7			G4-6-3 7 1B		4 0 1 0 0 0 2	Los Angeles Angels @ Minnesota Twins Hubert H. Humphrey Metrodome, Minneapolis, MN Tue Apr 01 2008, 8:10 PM EDT Att: 24,586 - Dome - 70 F livebaseballscorecards.com AB 33 R 1 H 8 RBI 1 BB 1 SO 1 LOB 15 											
7 Joe Mauer, L OBP: 0.250, SLG: 0.250	F8			G3		G5-4-3 5 1B		G4-6-3		4 0 1 0 0 0 1												
5 Michael Cuddyer, R OBP: 0.250, SLG: 0.250	G5-3			P3		G5-4-3		1B	16 G1-3 21 1B	4 0 1 0 0 0 1												
33 Justin Morneau, L		G4-3		G5-3		G4-3		K		4 0 0 0 0 1 1												
21 Delmon Young, R OBP: 0.625, SLG: 0.750	G6-3				12 1B 1B		G4-3		16 G1-3 1B	4 1 3 0 0 0 0												
16 Jason Kubel, L OBP: 0.400, SLG: 0.600				F7		F8		G1-3		4 0 1 0 0 0 4												
Mike Lamb, L OBP: 0.250, SLG: 0.143	F7			L7		G4-3		G4-3		4 0 0 0 0 0 5												
23 Brendan Harris, R OBP: 0.429, SLG: 0.500			G5-3		12 1B 1B		G6-3			2 0 0 0 1 0 1												
12 Adam Everett, R OBP: 0.167, SLG: 0.167 20 Matt Tolbert, S			G4-3					G5-3		2 0 1 1 0 0 0 1 0 0 0 0 0 0												
Inning Stats	R: 0 E: 0 K: 0 S: 7	H: 0 LOB: 0 BB: 0 P: 8	R: 0 E: 0 K: 0 S: 6	H: 1 LOB: 0 BB: 0 P: 11	R: 0 E: 0 K: 0 S: 10	H: 0 LOB: 0 BB: 0 P: 15	R: 0 E: 0 K: 0 S: 6	H: 0 LOB: 0 BB: 0 P: 9	R: 1 E: 0 K: 0 S: 12	H: 2 LOB: 2 BB: 1 P: 18		R: 0 E: 0 K: 0 S: 3	H: 1 LOB: 0 BB: 0 P: 7	R: 0 E: 0 K: 0 S: 12	H: 1 LOB: 1 BB: 0 P: 17	R: 0 E: 0 K: 0 S: 8	H: 1 LOB: 0 BB: 0 P: 11	R: 0 E: 0 K: 1 S: 12	H: 2 LOB: 2 BB: 0 P: 16	1B: 7 2B: 1 3B: 0 HR: 0	SF: 0 SAC: 0 DP: 2 HBP: 0	WP: 0 PB: 0 SB: 0 CS: 0
PITCHER	IP WLS BF H R ER SO BB IBB HBP BLK WP HR S P ERA WHIP											PITCHER	IP WLS BF H R ER SO BB IBB HBP BLK WP HR S P ERA WHIP									
Jon Garland, R ERA: 1.13	(1, 1) 8.0 W 29 8 1 1 1 0 1 0 0 0 0 0 0 12 16 0.00 2.000																					
53 Darren O'Day, R ERA:	(9, 1) 1.0 5 2 0 0 1 0 0 0 0 0 0 0 12 16 0.00 2.000																					

Batter	1	2	3	4	5	6	7	8	9	AB	R	H	RBI	BB	SO	LOB	TOP										
9 Chone Figgins, S OBP: 0.428, SLG: 0.500										3	0	1	0	1	0	0	Los Angeles Angels @ Minnesota Twins Hubert H. Humphrey Metrodome, Minneapolis, MN Wed Apr 02 2008, 8:10 PM EDT Att: 21,932 - Dome - 70 F										
24 Gary Matthews, S OBP: 0.385, SLG: 0.385										4	0	2	0	0	1												
27 Vladimir Guerrero, R OBP: 0.385, SLG: 0.417										4	0	0	0	0	3	4											
Garret Anderson, L OBP: 0.308, SLG: 0.333										3	0	0	0	1	1	3											
48 Tori Hunter, R OBP: 0.231, SLG: 0.167										4	0	2	0	0	0	2											
Casey Kotchman, L OBP: 0.385, SLG: 0.615										4	0	0	0	0	0	4											
47 Howie Kendrick, R OBP: 0.462, SLG: 0.500										3	1	1	0	0	0	0											
5 Jeff Mathis, R OBP: 0.333, SLG: 0.333										3	0	1	0	0	1	0											
2 Erick Aybar, S OBP: 0.385, SLG: 0.385										4	0	0	0	0	1	3											
Inning Stats	R: 0 E: 0 K: 2 S: 13	H: 1 LOB: 1 BB: 0 P: 15	R: 0 E: 0 K: 0 S: 9	H: 1 LOB: 2 BB: 0 P: 11	R: 0 E: 0 K: 1 S: 9	H: 1 LOB: 2 BB: 1 P: 17	R: 0 E: 0 K: 1 S: 6	H: 0 LOB: 0 BB: 0 P: 7	R: 0 E: 0 K: 1 S: 14	H: 1 LOB: 1 BB: 0 P: 17	R: 1 E: 0 K: 0 S: 7	H: 1 LOB: 0 BB: 0 P: 12	R: 0 E: 0 K: 1 S: 9	H: 2 LOB: 2 BB: 1 P: 16	R: 0 E: 0 K: 0 S: 6	H: 0 LOB: 0 BB: 0 P: 8	1B: 7 2B: 0 3B: 0 HR: 0	SF: 0 SAC: 1 DP: 1 HBP: 1	WP: 1 PB: 0 SB: 1 CS: 0	PA: 36							
PITCHER	IP	WLS	BF	H	R	ER	SO	BB	IBB	HBP	BLK	WP	HR	S	P	ERA	WHIP										
53 Nick Blackburn, R ERA: 1.29	7.0	L	28	5	1	1	6	1	0	1	0	1	0	63	86	1.29	0.857										
54 Matt Guerrier, R ERA:	0.1		4	2	0	0	1	0	1	0	0	0	0	8	15	0.00	6.000										
Dennys Reyes, L ERA:	0.2		1	0	0	0	0	0	0	0	0	0	0	1	1	0.00	0.000										
17 Pat Neshek, R ERA:	1.0		3	0	0	0	0	0	0	0	0	0	0	6	8	0.00	0.000										

Batter	1	2	3	4	5	6	7	8	9	AB	R	H	RBI	BB	SO	LOB	BOTTOM										
22 Carlos Gómez, R OBP: 0.417, SLG: 0.455										4	0	1	0	0	2	2	Los Angeles Angels @ Minnesota Twins Hubert H. Humphrey Metrodome, Minneapolis, MN Wed Apr 02 2008, 8:10 PM EDT Att: 21,932 - Dome - 70 F										
23 Brendan Harris, R OBP: 0.300, SLG: 0.333										3	0	0	0	0	0	2											
7 Joe Mauer, L OBP: 0.222, SLG: 0.222										1	0	0	0	0	0	1											
5 Michael Cuddyer, R OBP: 0.273, SLG: 0.273										3	0	1	0	0	1	0											
33 Justin Morneau, L OBP: 0.273, SLG: 0.273										3	0	0	0	0	0	2											
21 Delmon Young, R OBP: 0.455, SLG: 0.545										3	0	0	0	0	1	0											
Craig Monroe, R OBP: 0.273, SLG: 0.273										2	0	0	0	1	1	0											
55 Mike Redmond, R OBP: 0.273, SLG: 0.273										3	0	0	0	0	0	1											
8 Nick Punto, S OBP: 0.333, SLG: 0.333										3	0	1	0	0	0	0											
20 Matt Tolbert, S OBP: 0.500, SLG: 0.333										2	0	1	0	1	0	1											
Inning Stats	R: 0 E: 0 K: 2 S: 9	H: 0 LOB: 0 BB: 0 P: 10	R: 0 E: 0 K: 0 S: 8	H: 0 LOB: 0 BB: 0 P: 14	R: 0 E: 0 K: 0 S: 5	H: 1 LOB: 1 BB: 0 P: 6	R: 0 E: 0 K: 1 S: 4	H: 0 LOB: 0 BB: 0 P: 8	R: 0 E: 0 K: 0 S: 8	H: 1 LOB: 1 BB: 0 P: 12	R: 0 E: 0 K: 1 S: 5	H: 1 LOB: 0 BB: 0 P: 9	R: 0 E: 0 K: 0 S: 6	H: 0 LOB: 1 BB: 1 P: 13	R: 0 E: 0 K: 1 S: 5	H: 0 LOB: 0 BB: 1 P: 10	1B: 4 2B: 0 3B: 0 HR: 0	SF: 0 SAC: 0 DP: 4 HBP: 0	WP: 0 PB: 0 SB: 1 CS: 1	PA: 30							
PITCHER	IP	WLS	BF	H	R	ER	SO	BB	IBB	HBP	BLK	WP	HR	S	P	ERA	WHIP										
51 Joe Saunders, L ERA:	8.0	W	26	4	0	0	4	1	0	0	0	0	0	52	80	0.00	0.625										
Francisco Rodriguez, R ERA:	1.0	S	3	0	0	0	1	1	0	0	0	0	0	5	10	0.00	1.000										

Batter	1	2	3	4	5	6	7	8	9	AB	R	H	RBI	BB	SO	LOB	TOP					
9 Chone Figgins, S OBP: 0.444, SLG: 0.500										4	0	2	0	0	1	1	Los Angeles Angels @ Minnesota Twins Hubert H. Humphrey Metrodome, Minneapolis, MN Thu Apr 03 2008, 1:10 PM EDT Att: 17,084 - Dome - 68 F livebaseballscorecards.com					
24 Gary Matthews, S OBP: 0.294, SLG: 0.629										4	1	1	2	0	0	1						
27 Vladimir Guerrero, R OBP: 0.294, SLG: 0.313										4	0	0	0	0	1	1						
Garret Anderson, L OBP: 0.294, SLG: 0.375										4	0	1	0	0	1	1						
48 Tori Hunter, R OBP: 0.293, SLG: 0.375										4	1	1	1	0	2	1						
Casey Kotchman, L OBP: 0.233, SLG: 0.588										4	0	1	0	0	0	1						
47 Howie Kendrick, R OBP: 0.471, SLG: 0.533										3	1	1	0	1	1	1						
44 Mike Napoli, R OBP: 0.333, SLG: 0.818										4	1	1	1	0	0	3						
6 Maicer Izturis, S OBP: 0.167, SLG: 0.167										4	1	1	1	0	0	2						
Inning Stats	R: 0 E: 0 K: 1 S: 8	H: 0 LOB: 0 BB: 0 P: 14	R: 0 E: 0 K: 1 S: 8	H: 0 LOB: 0 BB: 0 P: 12	R: 3 E: 0 K: 0 S: 12	H: 3 LOB: 0 BB: 0 P: 20	R: 0 E: 0 K: 1 S: 13	H: 1 LOB: 1 BB: 0 P: 18	R: 0 E: 0 K: 0 S: 10	H: 0 LOB: 0 BB: 0 P: 15	R: 0 E: 0 K: 0 S: 4	H: 0 LOB: 0 BB: 0 P: 6	R: 2 E: 0 K: 0 S: 11	H: 2 LOB: 0 BB: 0 P: 16	R: 0 E: 0 K: 2 S: 11	H: 1 LOB: 1 BB: 0 P: 15	R: 0 E: 0 K: 1 S: 14	H: 1 LOB: 2 BB: 1 P: 24	1B: 3 2B: 3 3B: 0 HR: 3	SF: 0 SAC: 0 DP: 0 HBP: 0	WP: 0 PA: 37 PB: 0 SB: 1 CS: 1	
PITCHER	IP WLS BF H R ER SO BB IBB HBP BLK WP HR S P ERA WHIP	IP WLS BF H R ER SO BB IBB HBP BLK WP HR S P ERA WHIP	IP WLS BF H R ER SO BB IBB HBP BLK WP HR S P ERA WHIP	IP WLS BF H R ER SO BB IBB HBP BLK WP HR S P ERA WHIP	IP WLS BF H R ER SO BB IBB HBP BLK WP HR S P ERA WHIP	IP WLS BF H R ER SO BB IBB HBP BLK WP HR S P ERA WHIP	IP WLS BF H R ER SO BB IBB HBP BLK WP HR S P ERA WHIP	IP WLS BF H R ER SO BB IBB HBP BLK WP HR S P ERA WHIP	IP WLS BF H R ER SO BB IBB HBP BLK WP HR S P ERA WHIP	IP WLS BF H R ER SO BB IBB HBP BLK WP HR S P ERA WHIP	IP WLS BF H R ER SO BB IBB HBP BLK WP HR S P ERA WHIP	IP WLS BF H R ER SO BB IBB HBP BLK WP HR S P ERA WHIP	IP WLS BF H R ER SO BB IBB HBP BLK WP HR S P ERA WHIP	IP WLS BF H R ER SO BB IBB HBP BLK WP HR S P ERA WHIP	IP WLS BF H R ER SO BB IBB HBP BLK WP HR S P ERA WHIP	IP WLS BF H R ER SO BB IBB HBP BLK WP HR S P ERA WHIP	IP WLS BF H R ER SO BB IBB HBP BLK WP HR S P ERA WHIP	IP WLS BF H R ER SO BB IBB HBP BLK WP HR S P ERA WHIP	IP WLS BF H R ER SO BB IBB HBP BLK WP HR S P ERA WHIP	IP WLS BF H R ER SO BB IBB HBP BLK WP HR S P ERA WHIP	IP WLS BF H R ER SO BB IBB HBP BLK WP HR S P ERA WHIP	IP WLS BF H R ER SO BB IBB HBP BLK WP HR S P ERA WHIP
59 Kevin Slowey, R ERA: 8.1	3.1	L	14	4	3	3	2	0	0	0	0	0	0	0	0	0	0	2	29	44	5.40	0.900
Brian Bass, R ERA: 5.79	3.1		12	3	2	2	1	0	0	0	0	0	0	0	0	0	0	2	29	44	5.40	0.900
Juan Rincon, R ERA: 9.0	1.0		4	1	0	0	1	0	0	0	0	0	0	0	0	0	0	0	8	11	0.00	1.000
Dennys Reyes, L ERA:	0.2		3	1	0	0	2	0	0	0	0	0	0	0	0	0	0	0	11	12	0.00	1.500
54 Matt Guerrier, R ERA:	0.2		3	0	0	0	0	1	0	0	0	0	0	0	0	0	0	0	8	18	0.00	1.500

Batter	1	2	3	4	5	6	7	8	9	AB	R	H	RBI	BB	SO	LOB	BOTTOM					
22 Carlos Gómez, R OBP: 0.412, SLG: 0.438										5	1	2	0	0	2	2	Los Angeles Angels @ Minnesota Twins Hubert H. Humphrey Metrodome, Minneapolis, MN Thu Apr 03 2008, 1:10 PM EDT Att: 17,084 - Dome - 68 F livebaseballscorecards.com					
7 Joe Mauer, L OBP: 0.357, SLG: 0.500										3	1	2	2	1	0	0						
5 Michael Cuddyer, R OBP: 0.188, SLG: 0.188										5	0	0	0	0	1	6						
33 Justin Morneau, L OBP: 0.333, SLG: 0.778										2	0	0	1	1	0	0						
21 Delmon Young, R OBP: 0.400, SLG: 0.467										4	0	1	0	0	1	2						
16 Jason Kubel, L OBP: 0.333, SLG: 0.778										4	1	1	1	0	0	3						
Mike Lamb, L OBP: 0.167, SLG: 0.091										4	0	0	0	0	1	0						
23 Brendan Harris, R OBP: 0.286, SLG: 0.308										4	1	1	0	0	0	0						
12 Adam Everett, R OBP: 0.333, SLG: 0.250										2	0	1	0	1	0	0						
20 Matt Tolbert, S OBP: 0.600, SLG: 0.333										0	0	0	0	1	0	0						
Inning Stats	R: 0 E: 0 K: 0 S: 6	H: 0 LOB: 0 BB: 0 P: 9	R: 0 E: 0 K: 1 S: 7	H: 0 LOB: 0 BB: 0 P: 10	R: 0 E: 0 K: 2 S: 12	H: 0 LOB: 1 BB: 1 P: 21	R: 0 E: 0 K: 0 S: 9	H: 1 LOB: 2 BB: 1 P: 18	R: 0 E: 0 K: 0 S: 9	H: 0 LOB: 0 BB: 0 P: 13	R: 2 E: 1 K: 0 S: 19	H: 3 LOB: 1 BB: 0 P: 31	R: 1 E: 0 K: 0 S: 18	H: 3 LOB: 2 BB: 0 P: 25	R: 1 E: 0 K: 0 S: 8	H: 1 LOB: 0 BB: 0 P: 11	R: 0 E: 0 K: 2 S: 13	H: 0 LOB: 2 BB: 2 P: 25	1B: 5 2B: 2 3B: 0 HR: 1	SF: 2 SAC: 0 DP: 0 HBP: 0	WP: 1 PA: 39 PB: 0 SB: 0 CS: 0	
PITCHER	IP WLS BF H R ER SO BB IBB HBP BLK WP HR S P ERA WHIP	IP WLS BF H R ER SO BB IBB HBP BLK WP HR S P ERA WHIP	IP WLS BF H R ER SO BB IBB HBP BLK WP HR S P ERA WHIP	IP WLS BF H R ER SO BB IBB HBP BLK WP HR S P ERA WHIP	IP WLS BF H R ER SO BB IBB HBP BLK WP HR S P ERA WHIP	IP WLS BF H R ER SO BB IBB HBP BLK WP HR S P ERA WHIP	IP WLS BF H R ER SO BB IBB HBP BLK WP HR S P ERA WHIP	IP WLS BF H R ER SO BB IBB HBP BLK WP HR S P ERA WHIP	IP WLS BF H R ER SO BB IBB HBP BLK WP HR S P ERA WHIP	IP WLS BF H R ER SO BB IBB HBP BLK WP HR S P ERA WHIP	IP WLS BF H R ER SO BB IBB HBP BLK WP HR S P ERA WHIP	IP WLS BF H R ER SO BB IBB HBP BLK WP HR S P ERA WHIP	IP WLS BF H R ER SO BB IBB HBP BLK WP HR S P ERA WHIP	IP WLS BF H R ER SO BB IBB HBP BLK WP HR S P ERA WHIP	IP WLS BF H R ER SO BB IBB HBP BLK WP HR S P ERA WHIP	IP WLS BF H R ER SO BB IBB HBP BLK WP HR S P ERA WHIP	IP WLS BF H R ER SO BB IBB HBP BLK WP HR S P ERA WHIP	IP WLS BF H R ER SO BB IBB HBP BLK WP HR S P ERA WHIP	IP WLS BF H R ER SO BB IBB HBP BLK WP HR S P ERA WHIP	IP WLS BF H R ER SO BB IBB HBP BLK WP HR S P ERA WHIP	IP WLS BF H R ER SO BB IBB HBP BLK WP HR S P ERA WHIP	IP WLS BF H R ER SO BB IBB HBP BLK WP HR S P ERA WHIP
54 Ervin Santana, R ERA: 3.0	6.0	W	24	4	2	2	3	2	0	0	0	0	0	0	0	0	0	0	15	22	13.50	4.500
Darren Oliver, L ERA: 6.75	0.2	H	5	3	1	1	0	0	0	0	0	0	0	0	0	0	0	0	1	11	6.75	0.750
33 Justin Speier, R ERA: 0.75	1.1	H	5	1	1	1	0	0	0	0	0	0	0	0	0	0	0	1	11	14	6.75	0.750
Francisco Rodríguez, R ERA:	1.0	S	5	0	0	0	2	1	1	0	0	0	0	0	0	0	0	1	13	25	0.00	1.000



Batter	1	2	3	4	5	6	7	8	9	AB	R	H	RBI	BB	SO	LOB	TOP			
5 Ian Kinsler, R OBP: 0.368, SLG: 0.500										5	2	3	2	0	1	2				
10 Michael Young, R OBP: 0.316, SLG: 0.412										4	1	1	1	1	1	2				
32 Josh Hamilton, L OBP: 0.421, SLG: 0.688										5	0	2	3	0	1	1				
Milton Bradley, S OBP: 0.333, SLG: 0.308										5	1	1	0	0	1	3				
7 David Murphy, L OBP: 0.500, SLG: 0.571										4	2	2	0	1	1	1				
22 Marlon Byrd, R (1, 9)										4	1	0	0	0	0	2				
Ben Broussard, L OBP: 0.286, SLG: 0.600 Jason Botts, S (9, PH)										4	2	1	4	0	0	1				
15 Gerald Laird, R OBP: 0.286, SLG: 0.091 2 Adam Melhuse, S (9, 2)										3	1	0	0	1	0	0				
Ramón Vázquez, L OBP: 0.600, SLG: 0.500										3	1	2	0	1	0	0				
Inning Stats	R: 0 E: 0 K: 2 S: 8	H: 1 LOB: 0 BB: 0 P: 12	R: 1 E: 0 K: 0 S: 9	H: 1 LOB: 0 BB: 0 P: 15	R: 0 E: 0 K: 0 S: 8	H: 1 LOB: 1 BB: 0 P: 10	R: 4 E: 0 K: 1 S: 19	H: 3 LOB: 1 BB: 1 P: 38	R: 0 E: 0 K: 1 S: 6	H: 0 LOB: 0 BB: 0 P: 11	R: 1 E: 0 K: 1 S: 15	H: 2 LOB: 1 BB: 0 P: 22	R: 5 E: 0 K: 0 S: 23	H: 4 LOB: 1 BB: 2 P: 41	R: 0 E: 0 K: 0 S: 5	H: 0 LOB: 0 BB: 0 P: 9	1B: 5 2B: 5 3B: 1 HR: 1	SF: 0 SAC: 0 DP: 0 HBP: 1	WP: 3 PB: 0 SB: 1 CS: 0	PA: 43
PITCHER	IP WLS BF H R ER SO BB IBB HBP BLK WP HR S P ERA WHIP																			
58 Dustin Moseley, R ERA: 9.0	5.0 L 23 6 5 5 4 2 0 1 0 2 1 52 91 9.00 1.600																			
52 Jason Bulger, R ERA: 4.5	2.0 8 2 1 1 1 0 0 0 0 0 0 21 33 4.50 1.000																			
63 Rich Thompson, R ERA: 45.0	1.0 9 4 5 5 0 2 0 0 0 1 0 23 41 45.00 6.000																			
53 Darren O'Day, R ERA:	1.0 3 0 0 0 0 0 0 0 0 0 0 5 9 0.00 0.000																			

Texas Rangers @ Los Angeles Angels
Angel Stadium of Anaheim, Anaheim, CA

AB 38
R 11
H 12
RBI 10
BB 4
SO 5
LOB 12



WP: 3 PA: 43
PB: 0
SB: 1
CS: 0

Fri Apr 04 2008, 7:05 PM PDT
Att: 43,838 - Clear - 66 F

livebaseballscorecards.com

Batter	1	2	3	4	5	6	7	8	9	AB	R	H	RBI	BB	SO	LOB	BOTTOM			
9 Chone Figgins, S OBP: 0.565, SLG: 0.579										3	1	3	0	2	0	0				
24 Gary Matthews, S OBP: 0.273, SLG: 0.500										5	1	1	1	0	2	5				
27 Vladimir Guerrero, R OBP: 0.286, SLG: 0.900 77 Reggie Willits, S OBP: 1.000, SLG: 2.000										4	0	1	0	0	0	2				
48 Torii Hunter, R OBP: 0.364, SLG: 0.450										4	1	3	0	1	0	0				
Garret Anderson, L OBP: 0.273, SLG: 0.381										5	1	1	0	0	2	5				
47 Howie Kendrick, R OBP: 0.476, SLG: 0.632										4	1	2	2	0	0	1				
39 Robb Quinlan, R OBP: 0.333, SLG: 0.333 2 Erick Aybar, S (8, 6)										3	0	1	0	0	0	3				
44 Mike Napoli, R OBP: 0.375, SLG: 0.714										3	1	1	0	1	0	1				
6 Maicer Izturis, S OBP: 0.143, SLG: 0.143 Juan Rivera, R (7, PH)										2	0	0	0	0	0	1				
Inning Stats	R: 0 E: 0 K: 1 S: 5	H: 1 LOB: 0 BB: 0 P: 8	R: 0 E: 0 K: 1 S: 8	H: 1 LOB: 0 BB: 0 P: 10	R: 0 E: 0 K: 0 S: 15	H: 2 LOB: 2 BB: 0 P: 24	R: 0 E: 0 K: 1 S: 8	H: 2 LOB: 1 BB: 1 P: 16	R: 0 E: 0 K: 1 S: 6	H: 0 LOB: 0 BB: 0 P: 18	R: 0 E: 0 K: 0 S: 7	H: 1 LOB: 1 BB: 0 P: 8	R: 0 E: 0 K: 0 S: 4	H: 0 LOB: 0 BB: 1 P: 9	R: 6 E: 0 K: 0 S: 22	H: 7 LOB: 2 BB: 1 P: 45	1B: 10 2B: 3 3B: 1 HR: 0	SF: 0 SAC: 0 DP: 4 HBP: 0	WP: 0 PB: 0 SB: 0 CS: 0	PA: 41
PITCHER	IP WLS BF H R ER SO BB IBB HBP BLK WP HR S P ERA WHIP																			
13 Kason Gabbard, L ERA:	7.0 W 27 7 0 0 0 0 2 0 0 0 0 0 57 92 0.00 1.286																			
14 Kazuo Fukumori, R ERA: 20.25	1.0 3 0 0 0 0 1 0 0 0 0 0 4 9 0.00 1.000																			
57 Dustin Nippert, R ERA: 81.0	0.2 8 5 6 6 0 1 0 0 0 0 0 0 16 34 81.00 9.000																			
Franklyn German, R ERA:	0.0 1 1 0 0 0 0 0 0 0 0 0 0 3 6 ∞ ∞																			
18 Eddie Guardado, L ERA:	0.1 2 1 0 0 0 0 0 0 0 0 0 0 3 5 0.00 3.000																			

Texas Rangers @ Los Angeles Angels
Angel Stadium of Anaheim, Anaheim, CA

AB 37
R 6
H 14
RBI 6
BB 4
SO 4
LOB 20



WP: 0 PA: 41
PB: 0
SB: 0
CS: 0

Fri Apr 04 2008, 7:05 PM PDT
Att: 43,838 - Clear - 66 F

livebaseballscorecards.com

Batter	1	2	3	4	5	6	7	8	9	AB	R	H	RBI	BB	SO	LOB	TOP				
5 Ian Kinsler, R OBP: 0.348, SLG: 0.429	F7		G5-3			P3		BB		3	0	0	0	1	0	0					
10 Michael Young, R OBP: 0.281, SLG: 0.333	G4-3			G5-3		F7		G4-3		4	0	0	0	0	0	1					
32 Josh Hamilton, L OBP: 0.435, SLG: 0.684					1B HBP	F7			G6-3	3	0	1	0	0	0	0					
Milton Bradley, S OBP: 0.318, SLG: 0.294	K				1B				G6-3	4	0	1	0	0	1	1					
9 Hank Blalock, L OBP: 0.438, SLG: 0.538					1B				G6-3	4	0	2	0	0	1	2					
22 Marion Byrd, R Frank Catalanotto, L OBP: 0.125, SLG: 0.125	K								G3	3	0	0	0	0	2	3					
7 David Murphy, L OBP: 0.474, SLG: 0.706	F9								G3	1	0	0	0	0	0	1					
2 Adam Melhuse, S			K			K				3	0	0	0	0	3	0					
Ben Broussard, L OBP: 0.167, SLG: 0.500			P2			P4			G6-3	3	0	0	0	0	0	0					
Inning Stats	R: 0 H: 1 E: 0 K: 1 S: 11	H: 1 LOB: 1 BB: 0 P: 20	R: 0 H: 0 E: 0 K: 1 S: 6	H: 1 LOB: 0 BB: 0 P: 10	R: 0 H: 0 E: 0 K: 1 S: 10	H: 0 LOB: 0 BB: 0 P: 15	R: 0 H: 1 E: 0 K: 2 S: 12	H: 1 LOB: 2 BB: 0 P: 17	R: 0 H: 0 E: 0 K: 0 S: 5	H: 0 LOB: 0 BB: 0 P: 8	R: 0 H: 0 E: 0 K: 0 S: 7	H: 0 LOB: 0 BB: 0 P: 10	R: 1 H: 1 E: 0 K: 1 S: 16	H: 1 LOB: 1 BB: 0 P: 26	R: 0 H: 1 E: 0 K: 0 S: 10	H: 1 LOB: 1 BB: 0 P: 19	1B: 2 2B: 2 3B: 0 HR: 1	SF: 0 SAC: 0 DP: 0 HBP: 1	WP: 0 PB: 0 SB: 0 CS: 0	PA: 33	
PITCHER	IP	WLS	BF	H	R	ER	SO	BB	IBB	HBP	BLK	WP	HR	S	P	ERA	WHIP				
36 Jared Weaver, R ERA: 2.03	(1, 1)	7.0	W 24	3	0	0	6	0	0	1	0	0	0	60	93	0.00	0.429				
Darren Oliver, L ERA: 9.0	(8, 1)	0.2	H 3	1	1	1	1	0	0	0	0	0	1	9	15	13.50	1.500				
33 Justin Speier, R ERA: 5.4	(8, 1)	0.1	H 2	0	0	0	0	1	0	0	0	0	0	7	11	0.00	3.000				
Francisco Rodríguez, R ERA:	(9, 1)	1.0	S 4	1	0	0	0	0	0	0	0	0	0	10	19	0.00	1.000				

Texas Rangers @ Los Angeles Angels
Angel Stadium of Anaheim, Anaheim, CA
Sat Apr 05 2008, 6:05 PM PDT
Att: 41,170 - Partly Cloudy - 65 F

AB 31
R 1
H 5
RBI 1
BB 1
SO 7
LOB 9



Batter	1	2	3	4	5	6	7	8	9	AB	R	H	RBI	BB	SO	LOB	BOTTOM				
9 Chone Figgins, S OBP: 0.481, SLG: 0.478	K		K	FC6-4		G4-3				4	0	0	0	0	2	4					
24 Gary Matthews, S OBP: 0.346, SLG: 0.538	K									4	1	3	0	0	1	0					
27 Vladimir Guerrero, R OBP: 0.320, SLG: 0.333				1B						4	0	2	0	0	0	1					
Garret Anderson, L OBP: 0.308, SLG: 0.400	K									4	1	2	0	0	1	3					
48 Torii Hunter, R OBP: 0.346, SLG: 0.458		G5-3		P4						4	0	1	1	0	0	2					
Casey Kotchman, L OBP: 0.381, SLG: 0.550	F7									3	0	1	0	0	0	0					
47 Howie Kendrick, R OBP: 0.480, SLG: 0.609										4	0	2	1	0	0	3					
5 Jeff Mathis, R OBP: 0.286, SLG: 0.286	F7									4	0	1	0	0	1	3					
2 Erick Aybar, S										2	0	0	0	1	0	1					
Inning Stats	R: 0 H: 1 E: 0 K: 3 S: 10	H: 1 LOB: 1 BB: 0 P: 13	R: 0 H: 1 E: 0 K: 0 S: 7	H: 1 LOB: 1 BB: 0 P: 10	R: 0 H: 1 E: 0 K: 1 S: 9	H: 1 LOB: 1 BB: 0 P: 16	R: 1 H: 3 E: 0 K: 0 S: 17	H: 3 LOB: 3 BB: 1 P: 25	R: 1 H: 3 E: 0 K: 0 S: 11	H: 3 LOB: 2 BB: 0 P: 16	R: 0 H: 2 E: 0 K: 0 S: 8	H: 2 LOB: 2 BB: 0 P: 8	R: 0 H: 1 E: 0 K: 0 S: 5	H: 1 LOB: 0 BB: 0 P: 7	R: 0 H: 0 E: 0 K: 1 S: 7	H: 0 LOB: 0 BB: 0 P: 11	1B: 11 2B: 1 3B: 0 HR: 0	SF: 0 SAC: 0 DP: 2 HBP: 1	WP: 0 PB: 0 SB: 1 CS: 0	PA: 35	
PITCHER	IP	WLS	BF	H	R	ER	SO	BB	IBB	HBP	BLK	WP	HR	S	P	ERA	WHIP				
33 Kevin Millwood, R ERA: 1.29	(1, 1)	8.0	L 35	12	2	2	5	1	0	1	0	0	0	74	106	2.25	1.625				

Texas Rangers @ Los Angeles Angels
Angel Stadium of Anaheim, Anaheim, CA
Sat Apr 05 2008, 6:05 PM PDT
Att: 41,170 - Partly Cloudy - 65 F

AB 33
R 2
H 12
RBI 2
BB 1
SO 5
LOB 17



Batter	1	2	3	4	5	6	7	8	9	AB	R	H	RBI	BB	SO	LOB	TOP										
24 Grady Sizemore, L OBP: 0.405, SLG: 0.452	G5-3																										
13 Asdrúbal Cabrera, S OBP: 0.267, SLG: 0.266	K																										
48 Travis Hafner, L OBP: 0.371, SLG: 0.533	1B																										
41 Victor Martinez, S OBP: 0.417, SLG: 0.500	1B																										
25 Ryan Garko, R OBP: 0.455, SLG: 0.500 Jason Michaels, R OBP: 0.150, SLG: 0.111	P3																										
Franklin Gutierrez, R OBP: 0.241, SLG: 0.269	G6-3																										
20 David Dellucci, L OBP: 0.333, SLG: 0.333 Andy Marte, R	F7																										
Casey Blake, R OBP: 0.269, SLG: 0.217																											
11 Jamey Carroll, R OBP: 0.250, SLG: 0.143																											
Inning Stats	R: 0 E: 0 K: 1 S: 9	H: 2 LOB: 2 BB: 0 P: 10	R: 0 E: 0 K: 0 S: 6	H: 0 LOB: 0 BB: 0 P: 10	R: 0 E: 0 K: 1 S: 12	H: 0 LOB: 2 BB: 1 P: 25	R: 0 E: 0 K: 2 S: 11	H: 0 LOB: 0 BB: 0 P: 15	R: 2 E: 0 K: 0 S: 12	H: 2 LOB: 1 BB: 1 P: 22	R: 0 E: 0 K: 1 S: 13	H: 2 LOB: 3 BB: 1 P: 25	R: 0 E: 0 K: 0 S: 6	H: 0 LOB: 0 BB: 0 P: 9	R: 0 E: 0 K: 1 S: 12	H: 0 LOB: 2 BB: 1 P: 22	R: 2 E: 0 K: 0 S: 9	H: 1 LOB: 0 BB: 1 P: 16	1B: 5 2B: 1 3B: 0 HR: 1	SF: 0 SAC: 1 DP: 1 HBP: 3	WP: 1 PB: 0 SB: 2 CS: 0	PA: 40					
PITCHER	IP	WLS	BF	H	R	ER	SO	BB	IBB	HBP	BLK	WP	HR	S	P	ERA	WHIP										
54 Ervin Santana, R ERA: 3.0	(1, 1)	6.0	27	6	2	2	5	3	0	1	0	1	0	63	107	3.00	1.500										
Darren Oliver, L ERA: 4.91	(7, 1)	1.2	7	0	0	0	0	1	0	2	0	0	0	15	26	0.00	0.600										
33 Justin Speier, R ERA: 9.0	(8, 1)	1.1	6	1	2	2	1	1	0	0	0	0	1	12	21	13.50	1.500										

Cleveland Indians @ Los Angeles Angels
Angel Stadium of Anaheim, Anaheim, CA

AB 31
R 4
H 7
RBI 4
BB 5
SO 6
LOB 17



Tue Apr 08 2008, 7:05 PM PDT
Att: 37,587 - Cloudy - 61 F

Batter	1	2	3	4	5	6	7	8	9	AB	R	H	RBI	BB	SO	LOB	BOTTOM										
9 Chone Figgins, S OBP: 0.500, SLG: 0.455			L3																								
24 Gary Matthews, S OBP: 0.385, SLG: 0.486	F7																										
27 Vladimir Guerrero, R OBP: 0.342, SLG: 0.417	L6-5																										
Garret Anderson, L OBP: 0.282, SLG: 0.405																											
48 Torii Hunter, R OBP: 0.342, SLG: 0.667	G6-3																										
Casey Kotchman, L OBP: 0.281, SLG: 0.387	G4-3																										
6 Maicer Izturis, S OBP: 0.125, SLG: 0.125																											
5 Jeff Mathis, R OBP: 0.200, SLG: 0.200																											
2 Erick Aybar, S OBP: 0.286, SLG: 0.231																											
Inning Stats	R: 0 E: 1 K: 0 S: 6	H: 1 LOB: 0 BB: 0 P: 9	R: 0 E: 0 K: 0 S: 6	H: 0 LOB: 0 BB: 0 P: 10	R: 0 E: 0 K: 0 S: 6	H: 1 LOB: 1 BB: 0 P: 9	R: 0 E: 0 K: 1 S: 7	H: 1 LOB: 0 BB: 0 P: 10	R: 0 E: 0 K: 0 S: 5	H: 0 LOB: 0 BB: 0 P: 7	R: 3 E: 0 K: 0 S: 15	H: 3 LOB: 0 BB: 0 P: 22	R: 0 E: 0 K: 2 S: 7	H: 0 LOB: 0 BB: 0 P: 10	R: 0 E: 0 K: 1 S: 6	H: 0 LOB: 0 BB: 0 P: 12	R: 0 E: 0 K: 0 S: 6	H: 1 LOB: 0 BB: 0 P: 6	1B: 6 2B: 1 3B: 0 HR: 1	SF: 1 SAC: 0 DP: 3 HBP: 0	WP: 0 PB: 0 SB: 0 CS: 0	PA: 31					
PITCHER	IP	WLS	BF	H	R	ER	SO	BB	IBB	HBP	BLK	WP	HR	S	P	ERA	WHIP										
37 Jake Westbrook, R ERA: 2.76	(1, 1)	9.0	31	7	3	3	4	0	0	0	0	0	1	64	95	3.00	0.778										

Cleveland Indians @ Los Angeles Angels
Angel Stadium of Anaheim, Anaheim, CA

AB 30
R 3
H 7
RBI 3
BB 0
SO 4
LOB 5




Tue Apr 08 2008, 7:05 PM PDT
Att: 37,587 - Cloudy - 61 F

Batter	1	2	3	4	5	6	7	8	9	AB	R	H	RBI	BB	SO	LOB	TOP										
24 Grady Sizemore, L OBP: 0.405, SLG: 0.444										5	0	2	0	0	2	0	Cleveland Indians @ Los Angeles Angels Angel Stadium of Anaheim, Anaheim, CA Wed Apr 09 2008, 12:35 PM PDT Att: 36,168 - Partly Cloudy - 63 F										
13 Asdrúbal Cabrera, S OBP: 0.297, SLG: 0.273										5	0	1	0	0	0	3											
48 Travis Hafner, L OBP: 0.350, SLG: 0.471										4	0	0	0	0	2	4											
25 Ryan Garko, R OBP: 0.447, SLG: 0.467										4	0	1	0	1	1	0											
2 Jhonny Peralta, R OBP: 0.294, SLG: 0.559										5	2	3	1	0	1	4											
20 David Dellucci, L OBP: 0.474, SLG: 0.385										4	1	2	0	0	0	1											
Jason Michaels, R OBP: 0.125, SLG: 0.095										3	0	0	1	0	0	2											
Casey Blake, R OBP: 0.267, SLG: 0.259										4	1	1	1	0	1	1											
10 Kelly Shoppach, R OBP: 0.318, SLG: 0.476										4	1	2	2	0	1	1											
Inning Stats	R: 0 E: 0 K: 2 S: 13	H: 1 LOB: 2 BB: 1 P: 22	R: 0 E: 0 K: 0 S: 6	H: 0 LOB: 1 BB: 0 P: 8	R: 0 E: 0 K: 1 S: 12	H: 1 LOB: 1 BB: 0 P: 15	R: 0 E: 0 K: 1 S: 10	H: 2 LOB: 2 BB: 0 P: 14	R: 4 E: 0 K: 1 S: 16	H: 4 LOB: 0 BB: 0 P: 21	R: 0 E: 0 K: 0 S: 5	H: 0 LOB: 0 BB: 0 P: 7	R: 1 E: 0 K: 2 S: 17	H: 2 LOB: 1 BB: 0 P: 26	R: 0 E: 0 K: 1 S: 8	H: 1 LOB: 2 BB: 0 P: 15		1B: 7 2B: 3 3B: 0 HR: 2	SF: 1 SAC: 0 DP: 0 HBP: 1	WP: 1 PB: 0 SB: 1 CS: 0	PA: 41						
PITCHER	IP	WLS	BF	H	R	ER	SO	BB	IBB	HBP	BLK	WP	HR	S	P	ERA	WHIP										
58 Dustin Moseley, R ERA: 7.36	6.0	W	28	9	4	4	5	1	0	0	0	1	2	65	95	6.00	1.667										
Darren Oliver, L ERA: 3.95	1.0	H	3	0	0	0	0	0	0	0	0	0	5	7	0.00	0.000											
62 Scot Shields, R ERA: 3.38	1.0		5	2	1	1	2	0	0	0	0	0	17	26	9.00	2.000											
33 Justin Speier, R ERA: 6.75	1.0		5	1	0	0	1	0	0	1	0	0	8	15	0.00	1.000											

Batter	1	2	3	4	5	6	7	8	9	AB	R	H	RBI	BB	SO	LOB	BOTTOM										
9 Chone Figgins, S OBP: 0.500, SLG: 0.444										3	1	1	0	1	0	0	Cleveland Indians @ Los Angeles Angels Angel Stadium of Anaheim, Anaheim, CA Wed Apr 09 2008, 12:35 PM PDT Att: 36,168 - Partly Cloudy - 63 F										
24 Gary Matthews, S OBP: 0.349, SLG: 0.436										4	1	0	0	0	1	2											
27 Vladimir Guerrero, R OBP: 0.333, SLG: 0.475										4	1	2	1	0	1	0											
Garret Anderson, L OBP: 0.302, SLG: 0.512										4	1	2	1	0	1	0											
48 Torii Hunter, R OBP: 0.357, SLG: 0.641										3	1	1	0	1	0	0											
Casey Kotchman, L OBP: 0.306, SLG: 0.471										3	2	1	1	1	0	2											
6 Maicer Izturis, S OBP: 0.143, SLG: 0.143										4	1	1	0	0	0	0											
44 Mike Napoli, R OBP: 0.286, SLG: 0.615										4	1	1	4	0	2	0											
2 Erick Aybar, S OBP: 0.222, SLG: 0.176										4	0	0	0	0	1	0											
Inning Stats	R: 0 E: 0 K: 0 S: 6	H: 3 LOB: 1 BB: 2 P: 24	R: 2 E: 0 K: 0 S: 8	H: 2 LOB: 0 BB: 0 P: 11	R: 0 E: 0 K: 0 S: 7	H: 0 LOB: 0 BB: 0 P: 12	R: 0 E: 0 K: 1 S: 11	H: 1 LOB: 2 BB: 1 P: 19	R: 0 E: 0 K: 1 S: 6	H: 0 LOB: 0 BB: 0 P: 8	R: 3 E: 1 K: 0 S: 15	H: 2 LOB: 0 BB: 0 P: 25	R: 0 E: 0 K: 1 S: 6	H: 0 LOB: 0 BB: 0 P: 9	R: 0 E: 0 K: 1 S: 6	H: 0 LOB: 0 BB: 0 P: 9		1B: 3 2B: 1 3B: 0 HR: 4	SF: 0 SAC: 0 DP: 0 HBP: 0	WP: 0 PB: 0 SB: 0 CS: 0	PA: 36						
PITCHER	IP	WLS	BF	H	R	ER	SO	BB	IBB	HBP	BLK	WP	HR	S	P	ERA	WHIP										
Paul Byrd, R ERA: 11.05	3.0	L	16	5	6	6	2	2	0	0	0	0	3	27	43	18.00	2.333										
Jorge Julio, R ERA: 3.38	2.0		8	1	0	0	1	1	0	0	0	0	18	31	0.00	1.000											
30 Masa Kobayashi, R ERA: 3.86	1.0		5	1	2	2	1	0	0	0	0	0	11	18	18.00	1.000											
50 Jensen Lewis, R ERA: 5.4	2.0		7	1	1	0	1	0	0	0	0	0	1	16	24	0.00	0.500										

AB	38
R	5
H	12
RBI	5
BB	1
SO	8
LOB	16



Batter	1	2	3	4	5	6	7	8	9	AB	R	H	RBI	BB	SO	LOB	TOP								
9 Chone Figgins, S OBP: 0.531, SLG: 0.447										2	0	1	0	3	1	0	Los Angeles Angels @ Seattle Mariners Safeco Field, Seattle, WA Fri Apr 11 2008, 7:10 PM PDT Att: 28,919 - Clear - 57 F								
24 Gary Matthews, S OBP: 0.333, SLG: 0.477										5	1	1	1	0	2	7									
27 Vladimir Guerrero, R OBP: 0.340, SLG: 0.499										5	0	2	1	0	3	2									
Garret Anderson, L OBP: 0.313, SLG: 0.511										4	1	1	0	1	0	3									
48 Tori Hunter, R OBP: 0.362, SLG: 0.614										5	1	2	0	0	0	3									
Casey Kotchman, L OBP: 0.325, SLG: 0.474										4	0	2	1	0	1	2									
77 Reggie Willits, S OBP: 1.000, SLG: 2.000										0	0	0	0	0	0	0									
39 Robb Quinlan, R OBP: 0.250, SLG: 0.250										4	0	0	1	0	0	5									
6 Maicer Izturis, S OBP: 0.125, SLG: 0.125										3	1	1	1	0	0	0									
5 Jeff Mathis, R OBP: 0.231, SLG: 0.462										4	1	1	0	0	0	3									
2 Erick Aybar, S OBP: 0.227, SLG: 0.238										4	1	1	0	0	0	3									
Inning Stats	R: 0 E: 0 K: 2 S: 7	H: 0 LOB: 0 BB: 1 P: 14	R: 0 E: 0 K: 1 S: 8	H: 1 LOB: 1 BB: 0 P: 15	R: 1 E: 0 K: 1 S: 13	H: 2 LOB: 1 BB: 0 P: 16	R: 0 E: 0 K: 0 S: 8	H: 1 LOB: 1 BB: 1 P: 14	R: 0 E: 0 K: 1 S: 8	H: 0 LOB: 0 BB: 0 P: 13	R: 2 E: 0 K: 1 S: 14	H: 3 LOB: 1 BB: 2 P: 22	R: 1 E: 0 K: 1 S: 13	H: 2 LOB: 2 BB: 1 P: 25	R: 1 E: 2 K: 0 S: 13	H: 1 LOB: 3 BB: 1 P: 22	R: 0 E: 0 K: 0 S: 11	H: 1 LOB: 1 BB: 0 P: 13	1B: 6 2B: 3 3B: 0 HR: 2	SF: 0 SAC: 1 DP: 1 HBP: 0	WP: 0 PB: 0 SB: 1 CS: 1	PA: 42			
PITCHER	IP	WLS	BF	H	R	ER	SO	BB	IBB	HBP	BLK	WP	HR	S	P	ERA	WHIP								
34 Félix Hernández, R ERA: 1.66	6.2	W	30	9	4	4	7	3	0	0	0	0	2	69	117	5.40	1.800								
Sean Green, R ERA: 1.35	1.1	H	8	1	1	0	0	1	0	0	0	0	0	15	24	0.00	1.500								
57 Mark Lowe, R ERA: 3.38	1.0	S	4	1	0	0	0	0	0	0	0	0	0	11	13	0.00	1.000								

Batter	1	2	3	4	5	6	7	8	9	AB	R	H	RBI	BB	SO	LOB	BOTTOM								
51 Ichiro Suzuki, L OBP: 0.320, SLG: 0.383										5	1	1	0	0	2	2	Los Angeles Angels @ Seattle Mariners Safeco Field, Seattle, WA Fri Apr 11 2008, 7:10 PM PDT Att: 28,919 - Clear - 57 F								
4 Jose Lopez, R OBP: 0.341, SLG: 0.513										3	1	1	0	1	0	0									
Raul Ibanez, L OBP: 0.404, SLG: 0.675										4	3	3	3	1	0	3									
29 Adrian Beltré, R OBP: 0.362, SLG: 0.452										4	0	0	0	0	1	3									
Jose Vidro, S OBP: 0.227, SLG: 0.282										3	1	0	0	1	0	1									
Richie Sexson, R OBP: 0.383, SLG: 0.378										3	0	1	1	1	1	0									
Miguel Cairo, R										0	1	0	0	0	0	0									
Brad Wilkerson, L OBP: 0.324, SLG: 0.185										3	0	1	2	0	0	0									
2 Kenji Johjima, R OBP: 0.206, SLG: 0.133										2	1	1	1	2	0	0									
7 Yuniesky Betancourt, R OBP: 0.333, SLG: 0.447										4	0	1	1	0	0	4									
Inning Stats	R: 1 E: 0 K: 1 S: 10	H: 1 LOB: 0 BB: 0 P: 13	R: 0 E: 0 K: 1 S: 14	H: 0 LOB: 0 BB: 0 P: 20	R: 0 E: 0 K: 0 S: 7	H: 0 LOB: 0 BB: 0 P: 12	R: 1 E: 0 K: 1 S: 9	H: 1 LOB: 0 BB: 0 P: 11	R: 0 E: 0 K: 0 S: 7	H: 0 LOB: 1 BB: 1 P: 15	R: 3 E: 0 K: 0 S: 15	H: 2 LOB: 3 BB: 4 P: 37	R: 1 E: 0 K: 0 S: 6	H: 2 LOB: 1 BB: 0 P: 7	R: 2 E: 0 K: 1 S: 17	H: 3 LOB: 3 BB: 1 P: 32	R: 0 E: 0 K: 0 S: 11	H: 1 LOB: 1 BB: 0 P: 13	1B: 2 2B: 4 3B: 1 HR: 2	SF: 0 SAC: 2 DP: 0 HBP: 0	WP: 1 PB: 0 SB: 0 CS: 0	PA: 39			
PITCHER	IP	WLS	BF	H	R	ER	SO	BB	IBB	HBP	BLK	WP	HR	S	P	ERA	WHIP								
36 Jared Weaver, R ERA: 3.79	5.2	L	25	4	5	5	3	3	1	0	0	0	2	60	102	7.94	1.235								
53 Darren O'Day, R ERA: 3.18	0.2		4	1	1	1	0	1	0	0	0	0	0	5	10	13.50	3.000								
Darren Oliver, L ERA: 6.35	1.0		6	3	2	2	0	0	0	0	0	1	0	13	19	18.00	3.000								
52 Jason Bulger, R ERA: 7.36	0.2		4	1	0	0	1	1	0	0	0	0	0	7	16	0.00	3.000								

AB 37
R 5
H 11
RBI 5
BB 4
SO 7
LOB 26




AB 31
R 8
H 9
RBI 8
BB 6
SO 4
LOB 13



Batter	1	2	3	4	5	6	7	8	9	AB	R	H	RBI	BB	SO	LOB	TOP				
9 Chone Figgins, S OBP: 0.537, SLG: 0.452	F7		FC3-6 24 G4-6-3																		
24 Gary Matthews, S OBP: 0.392, SLG: 0.429	G3		G4-6-3																		
27 Vladimir Guerrero, R OBP: 0.333, SLG: 0.458	G5-3																				
Garret Anderson, L OBP: 0.288, SLG: 0.469		P4																			
48 Tori Hunter, R OBP: 0.353, SLG: 0.574	F7																				
Casey Kotchman, L OBP: 0.394, SLG: 0.595																					
47 Howie Kendrick, R OBP: 0.500, SLG: 0.625																					
44 Mike Napoli, R OBP: 0.281, SLG: 0.567																					
2 Erick Aybar, S OBP: 0.308, SLG: 0.320																					
Inning Stats	R: 0 E: 0 K: 0 S: 5	H: 0 LOB: 0 BB: 0 P: 7	R: 0 E: 0 K: 0 S: 9	H: 2 LOB: 2 BB: 0 P: 11	R: 0 E: 0 K: 0 S: 11	H: 2 LOB: 1 BB: 0 P: 16	R: 2 E: 0 K: 0 S: 8	H: 2 LOB: 1 BB: 0 P: 15	R: 1 E: 0 K: 0 S: 13	H: 2 LOB: 1 BB: 0 P: 19	R: 0 E: 0 K: 0 S: 9	H: 2 LOB: 2 BB: 0 P: 11	R: 0 E: 0 K: 0 S: 4	H: 0 LOB: 0 BB: 0 P: 8	R: 0 E: 0 K: 1 S: 21	H: 1 LOB: 2 BB: 1 P: 31	1B: 9 2B: 2 3B: 0 HR: 1	SF: 0 SAC: 0 DP: 3 HBP: 1	WP: 0 PB: 0 SB: 1 CS: 0	PA: 38	
PITCHER	IP WLS BF H R ER SO BB IBB HBP BLK WP HR S P ERA WHIP	IP WLS BF H R ER SO BB IBB HBP BLK WP HR S P ERA WHIP	IP WLS BF H R ER SO BB IBB HBP BLK WP HR S P ERA WHIP	IP WLS BF H R ER SO BB IBB HBP BLK WP HR S P ERA WHIP	IP WLS BF H R ER SO BB IBB HBP BLK WP HR S P ERA WHIP	IP WLS BF H R ER SO BB IBB HBP BLK WP HR S P ERA WHIP	IP WLS BF H R ER SO BB IBB HBP BLK WP HR S P ERA WHIP	IP WLS BF H R ER SO BB IBB HBP BLK WP HR S P ERA WHIP	IP WLS BF H R ER SO BB IBB HBP BLK WP HR S P ERA WHIP	IP WLS BF H R ER SO BB IBB HBP BLK WP HR S P ERA WHIP	IP WLS BF H R ER SO BB IBB HBP BLK WP HR S P ERA WHIP	IP WLS BF H R ER SO BB IBB HBP BLK WP HR S P ERA WHIP	IP WLS BF H R ER SO BB IBB HBP BLK WP HR S P ERA WHIP	IP WLS BF H R ER SO BB IBB HBP BLK WP HR S P ERA WHIP	IP WLS BF H R ER SO BB IBB HBP BLK WP HR S P ERA WHIP	IP WLS BF H R ER SO BB IBB HBP BLK WP HR S P ERA WHIP	IP WLS BF H R ER SO BB IBB HBP BLK WP HR S P ERA WHIP	IP WLS BF H R ER SO BB IBB HBP BLK WP HR S P ERA WHIP	IP WLS BF H R ER SO BB IBB HBP BLK WP HR S P ERA WHIP	IP WLS BF H R ER SO BB IBB HBP BLK WP HR S P ERA WHIP	IP WLS BF H R ER SO BB IBB HBP BLK WP HR S P ERA WHIP

Los Angeles Angels @ Seattle Mariners
Safeco Field, Seattle, WA
Sat Apr 12 2008, 6:10 PM PDT
Att: 34,963 - Clear - 80 F


AB 35
R 3
H 12
RBI 2
BB 2
SO 1
LOB 14



Batter	1	2	3	4	5	6	7	8	9	AB	R	H	RBI	BB	SO	LOB	BOTTOM				
51 Ichiro Suzuki, L OBP: 0.309, SLG: 0.365	G6-3																				
4 Jose Lopez, R OBP: 0.354, SLG: 0.512	E4 3B																				
Raul Ibanez, L OBP: 0.423, SLG: 0.773																					
29 Adrian Beltré, R OBP: 0.365, SLG: 0.489	P6																				
Jose Vidro, S OBP: 0.265, SLG: 0.302	1B																				
Richie Sexson, R OBP: 0.392, SLG: 0.463																					
Brad Wilkerson, L OBP: 0.316, SLG: 0.194	G3																				
2 Kenji Johjima, R OBP: 0.211, SLG: 0.147																					
7 Yuniesky Betancourt, R OBP: 0.349, SLG: 0.452																					
Inning Stats	R: 2 E: 1 K: 0 S: 16	H: 3 LOB: 2 BB: 0 P: 26	R: 0 E: 0 K: 0 S: 6	H: 0 LOB: 0 BB: 0 P: 9	R: 0 E: 0 K: 0 S: 10	H: 2 LOB: 3 BB: 1 P: 22	R: 0 E: 0 K: 0 S: 4	H: 1 LOB: 0 BB: 0 P: 5	R: 3 E: 1 K: 1 S: 20	H: 4 LOB: 1 BB: 0 P: 31	R: 1 E: 1 K: 1 S: 11	H: 2 LOB: 2 BB: 1 P: 17	R: 0 E: 0 K: 1 S: 10	H: 1 LOB: 1 BB: 0 P: 13	R: 2 E: 0 K: 2 S: 11	H: 2 LOB: 0 BB: 0 P: 16	1B: 10 2B: 2 3B: 1 HR: 2	SF: 0 SAC: 1 DP: 1 HBP: 0	WP: 0 PB: 0 SB: 0 CS: 0	PA: 41	
PITCHER	IP WLS BF H R ER SO BB IBB HBP BLK WP HR S P ERA WHIP	IP WLS BF H R ER SO BB IBB HBP BLK WP HR S P ERA WHIP	IP WLS BF H R ER SO BB IBB HBP BLK WP HR S P ERA WHIP	IP WLS BF H R ER SO BB IBB HBP BLK WP HR S P ERA WHIP	IP WLS BF H R ER SO BB IBB HBP BLK WP HR S P ERA WHIP	IP WLS BF H R ER SO BB IBB HBP BLK WP HR S P ERA WHIP	IP WLS BF H R ER SO BB IBB HBP BLK WP HR S P ERA WHIP	IP WLS BF H R ER SO BB IBB HBP BLK WP HR S P ERA WHIP	IP WLS BF H R ER SO BB IBB HBP BLK WP HR S P ERA WHIP	IP WLS BF H R ER SO BB IBB HBP BLK WP HR S P ERA WHIP	IP WLS BF H R ER SO BB IBB HBP BLK WP HR S P ERA WHIP	IP WLS BF H R ER SO BB IBB HBP BLK WP HR S P ERA WHIP	IP WLS BF H R ER SO BB IBB HBP BLK WP HR S P ERA WHIP	IP WLS BF H R ER SO BB IBB HBP BLK WP HR S P ERA WHIP	IP WLS BF H R ER SO BB IBB HBP BLK WP HR S P ERA WHIP	IP WLS BF H R ER SO BB IBB HBP BLK WP HR S P ERA WHIP	IP WLS BF H R ER SO BB IBB HBP BLK WP HR S P ERA WHIP	IP WLS BF H R ER SO BB IBB HBP BLK WP HR S P ERA WHIP	IP WLS BF H R ER SO BB IBB HBP BLK WP HR S P ERA WHIP	IP WLS BF H R ER SO BB IBB HBP BLK WP HR S P ERA WHIP	IP WLS BF H R ER SO BB IBB HBP BLK WP HR S P ERA WHIP

Los Angeles Angels @ Seattle Mariners
Safeco Field, Seattle, WA
Sat Apr 12 2008, 6:10 PM PDT
Att: 34,963 - Clear - 80 F

AB 38
R 8
H 15
RBI 7
BB 2
SO 4
LOB 17



Batter	1	2	3	4	5	6	7	8	9	AB	R	H	RBI	BB	SO	LOB	TOP										
9 Chone Figgins, S OBP: 0.525, SLG: 0.447										5	1	2	1	0	2	3	Los Angeles Angels @ Seattle Mariners Safeco Field, Seattle, WA Sun Apr 13 2008, 1:10 PM PDT Att: 30,661 - Cloudy - 50 F										
24 Gary Matthews, S OBP: 0.293, SLG: 0.407										5	0	1	2	0	1	3											
27 Vladimir Guerrero, R OBP: 0.339, SLG: 0.462										4	1	1	2	1	1	1											
Garret Anderson, L OBP: 0.263, SLG: 0.426										5	1	0	0	0	0	4											
47 Howie Kendrick, R OBP: 0.526, SLG: 0.694										4	0	3	1	0	0	0											
6 Maicer Izturis, S OBP: 0.121, SLG: 0.121										1	1	0	0	0	0	0											
Casey Kotchman, L OBP: 0.408, SLG: 0.630										4	0	3	1	1	0	1											
Juan Rivera, R OBP: 0.125, SLG: 0.125										5	1	1	1	0	0	3											
5 Jeff Mathis, R OBP: 0.353, SLG: 0.765										4	3	3	2	0	0	2											
2 Erick Aybar, S OBP: 0.333, SLG: 0.345										4	2	2	0	0	0	3											
Inning Stats	R: 0 E: 0 K: 1 S: 7	H: 0 LOB: 0 BB: 0 P: 8	R: 0 E: 0 K: 0 S: 11	H: 1 LOB: 1 BB: 0 P: 16	R: 2 E: 0 K: 0 S: 15	H: 3 LOB: 1 BB: 0 P: 25	R: 0 E: 0 K: 0 S: 14	H: 2 LOB: 2 BB: 1 P: 21	R: 2 E: 0 K: 1 S: 15	H: 3 LOB: 1 BB: 1 P: 28	R: 3 E: 0 K: 1 S: 16	H: 4 LOB: 1 BB: 0 P: 24	R: 3 E: 0 K: 1 S: 18	H: 2 LOB: 1 BB: 0 P: 24	R: 0 E: 0 K: 0 S: 4	H: 0 LOB: 0 BB: 0 P: 7	R: 0 E: 0 K: 0 S: 4	H: 1 LOB: 0 BB: 0 P: 6	1B: 10 2B: 5 3B: 0 HR: 1	SF: 0 SAC: 0 DP: 1 HBP: 0	WP: 0 PB: 0 SB: 3 CS: 2	PA: 44					
PITCHER	IP	WLS	BF	H	R	ER	SO	BB	IBB	HBP	BLK	WP	HR	S	P	ERA	WHIP										
Cha Seung Baek, R ERA: 11.81	4.1	L	21	7	4	4	2	1	1	0	0	0	0	53	85	8.31	1.846										
59 Eric O'Flaherty, L ERA: 20.25	2.2		16	8	6	6	2	0	0	0	0	0	1	43	61	20.25	3.000										
48 Roy Corcoran, R ERA:	2.0		6	1	0	0	0	0	0	0	0	0	0	8	13	0.00	0.500										

Batter	1	2	3	4	5	6	7	8	9	AB	R	H	RBI	BB	SO	LOB	BOTTOM										
51 Ichiro Suzuki, L OBP: 0.317, SLG: 0.345										3	1	0	0	2	0	0	Los Angeles Angels @ Seattle Mariners Safeco Field, Seattle, WA Sun Apr 13 2008, 1:10 PM PDT Att: 30,661 - Cloudy - 50 F										
4 Jose Lopez, R OBP: 0.358, SLG: 0.500										5	2	2	0	0	1	3											
Raul Ibanez, L OBP: 0.421, SLG: 0.755										5	0	2	3	0	0	2											
Richie Sexson, R OBP: 0.393, SLG: 0.444										4	1	1	0	1	0	2											
Jose Vidro, S OBP: 0.283, SLG: 0.319										4	0	2	0	0	0	2											
12 Michael Morse, R OBP: 0.384, SLG: 0.333										2	0	1	0	0	1	2											
Greg Norton, S OBP: 1.000, SLG: 1.000										2	0	2	1	0	0	0											
Miguel Cairo, R										3	0	0	1	1	0	4											
Jamie Burke, R OBP: 0.308, SLG: 0.500										4	0	0	0	0	0	5											
7 Yuniesky Betancourt, R OBP: 0.319, SLG: 0.413										4	1	0	0	0	0	0											
Inning Stats	R: 0 E: 0 K: 0 S: 5	H: 0 LOB: 0 BB: 0 P: 8	R: 0 E: 0 K: 1 S: 8	H: 2 LOB: 1 BB: 1 P: 16	R: 0 E: 0 K: 0 S: 11	H: 0 LOB: 1 BB: 1 P: 23	R: 0 E: 0 K: 0 S: 9	H: 1 LOB: 0 BB: 0 P: 16	R: 0 E: 0 K: 0 S: 6	H: 0 LOB: 0 BB: 0 P: 12	R: 2 E: 0 K: 0 S: 15	H: 3 LOB: 2 BB: 1 P: 28	R: 2 E: 1 K: 1 S: 12	H: 1 LOB: 1 BB: 1 P: 26	R: 0 E: 0 K: 0 S: 6	H: 1 LOB: 0 BB: 0 P: 9	R: 1 E: 0 K: 0 S: 13	H: 2 LOB: 1 BB: 0 P: 22	1B: 9 2B: 1 3B: 0 HR: 0	SF: 0 SAC: 0 DP: 3 HBP: 0	WP: 2 PB: 0 SB: 1 CS: 0	PA: 40					
PITCHER	IP	WLS	BF	H	R	ER	SO	BB	IBB	HBP	BLK	WP	HR	S	P	ERA	WHIP										
51 Joe Saunders, L ERA: 1.27	1.0	W	24	6	2	2	1	3	0	0	0	0	0	47	91	3.38	1.688										
33 Justin Speier, R ERA: 7.2	1.0		5	0	2	1	1	1	0	0	0	1	0	12	23	9.00	1.000										
Darren Oliver, L ERA: 5.68	0.2		3	1	0	0	0	0	0	0	0	1	0	7	15	0.00	1.500										
62 Scot Shields, R ERA: 2.45	1.0		3	1	0	0	0	0	0	0	0	0	0	6	9	0.00	1.000										
Francisco Rodriguez, R ERA: 9.31	1.0		5	2	1	1	0	0	0	0	0	0	0	13	22	9.00	2.000										



Batter	1	2	3	4	5	6	7	8	9	AB	R	H	RBI	BB	SO	LOB	TOP			
9 David DeJesus, L (1.8) OBP: 0.417, SLG: 0.400										2	0	1	1	0	1	0	Kansas City Royals @ Los Angeles Angels Angel Stadium of Anaheim, Anaheim, CA Thu Apr 17 2008, 7:05 PM PDT Att: 40,021 - Clear - 75 F			
2 Joey Gathright, L (4.8) OBP: 0.298, SLG: 0.292										2	0	1	0	0	0	0				
21 Miguel Olivo, R (9.7PH) OBP: 0.318, SLG: 0.571										1	0	0	0	0	0	2				
15 Mark Grudzielanek, R (1.4) OBP: 0.373, SLG: 0.333										5	0	0	0	0	1	6				
24 Mark Teahen, L (1.7) OBP: 0.391, SLG: 0.450										4	0	1	0	0	1	0				
16 Billy Butler, R (1.10) OBP: 0.403, SLG: 0.458										3	1	1	0	1	0	0				
11 Jose Guillen, R (1.9) OBP: 0.194, SLG: 0.262										4	0	1	1	0	1	2				
4 Alex Gordon, L (1.5) OBP: 0.364, SLG: 0.540										3	1	2	0	1	0	0				
Ross Gload, L (1.3) OBP: 0.370, SLG: 0.327										4	0	1	0	0	1	4				
14 John Buck, R (1.2) OBP: 0.340, SLG: 0.349										3	1	2	0	1	0	0				
1 Tony Pena Jr., R (1.6) OBP: 0.130, SLG: 0.136										2	0	0	0	0	0	1				
13 Alberto Callaspo, S (7.7PH) OBP: 0.350, SLG: 0.500										2	0	1	1	0	0	2				
Inning Stats	R: 0 E: 0 K: 1 S: 7	H: 0 LOB: 0 BB: 0 P: 11	R: 0 E: 0 K: 0 S: 10	H: 1 LOB: 1 BB: 0 P: 14	R: 1 E: 0 K: 0 S: 5	H: 1 LOB: 0 BB: 1 P: 12	R: 1 E: 0 K: 0 S: 15	H: 1 LOB: 1 BB: 2 P: 27	R: 0 E: 0 K: 0 S: 12	H: 2 LOB: 1 BB: 0 P: 17	R: 0 E: 0 K: 0 S: 10	H: 3 LOB: 3 BB: 0 P: 14	R: 0 E: 0 K: 2 S: 12	H: 0 LOB: 0 BB: 0 P: 15	R: 1 E: 0 K: 2 S: 18	H: 3 LOB: 2 BB: 0 P: 27	1B: 10 2B: 1 3B: 0 HR: 0	SF: 0 SAC: 0 DP: 2 HBP: 0	WP: 1 PB: 0 SB: 0 CS: 1	PA: 39
PITCHER	IP WLS BF H R ER SO	IP WLS BF H R ER SO	IP WLS BF H R ER SO	IP WLS BF H R ER SO	IP WLS BF H R ER SO	IP WLS BF H R ER SO	IP WLS BF H R ER SO	IP WLS BF H R ER SO	IP WLS BF H R ER SO	IP WLS BF H R ER SO	IP WLS BF H R ER SO	IP WLS BF H R ER SO	IP WLS BF H R ER SO	IP WLS BF H R ER SO	IP WLS BF H R ER SO	IP WLS BF H R ER SO	ERA WHIP	ERA WHIP	ERA WHIP	
Jon Garland, R (1.1) ERA: 4.81	6.1 W 26 7 2 2 1	2.0 H 3 1 0 0 0	1.0 H 3 0 0 0 2	3.0 H 3 1 1 1 2	2.0 H 3 0 0 0 0	2.0 H 3 0 0 0 0	2.0 H 3 0 0 0 0	2.0 H 3 0 0 0 0	2.0 H 3 0 0 0 0	2.0 H 3 0 0 0 0	2.0 H 3 0 0 0 0	2.0 H 3 0 0 0 0	2.0 H 3 0 0 0 0	2.0 H 3 0 0 0 0	2.0 H 3 0 0 0 0	2.0 H 3 0 0 0 0	2.84 1.579	2.84 1.579	2.84 1.579	
33 Justin Speier, R (7.1) ERA: 5.68	0.2 W 3 1 0 0 0	1.0 H 3 0 0 0 2	1.0 H 3 0 0 0 2	1.0 H 3 0 0 0 2	1.0 H 3 0 0 0 2	1.0 H 3 0 0 0 2	1.0 H 3 0 0 0 2	1.0 H 3 0 0 0 2	1.0 H 3 0 0 0 2	1.0 H 3 0 0 0 2	1.0 H 3 0 0 0 2	1.0 H 3 0 0 0 2	1.0 H 3 0 0 0 2	1.0 H 3 0 0 0 2	1.0 H 3 0 0 0 2	1.0 H 3 0 0 0 2	0.00 0.000	0.00 0.000	0.00 0.000	
62 Scot Shields, R (8.1) ERA: 1.42	1.0 H 3 0 0 0 2	1.0 H 3 0 0 0 2	1.0 H 3 0 0 0 2	1.0 H 3 0 0 0 2	1.0 H 3 0 0 0 2	1.0 H 3 0 0 0 2	1.0 H 3 0 0 0 2	1.0 H 3 0 0 0 2	1.0 H 3 0 0 0 2	1.0 H 3 0 0 0 2	1.0 H 3 0 0 0 2	1.0 H 3 0 0 0 2	1.0 H 3 0 0 0 2	1.0 H 3 0 0 0 2	1.0 H 3 0 0 0 2	1.0 H 3 0 0 0 2	0.00 0.000	0.00 0.000	0.00 0.000	
Francisco Rodriguez, R (9.1) ERA: 6.14	1.0 S 6 3 1 1 2	1.0 S 6 3 1 1 2	1.0 S 6 3 1 1 2	1.0 S 6 3 1 1 2	1.0 S 6 3 1 1 2	1.0 S 6 3 1 1 2	1.0 S 6 3 1 1 2	1.0 S 6 3 1 1 2	1.0 S 6 3 1 1 2	1.0 S 6 3 1 1 2	1.0 S 6 3 1 1 2	1.0 S 6 3 1 1 2	1.0 S 6 3 1 1 2	1.0 S 6 3 1 1 2	1.0 S 6 3 1 1 2	1.0 S 6 3 1 1 2	9.00 3.000	9.00 3.000	9.00 3.000	

Batter	1	2	3	4	5	6	7	8	9	AB	R	H	RBI	BB	SO	LOB	BOTTOM			
9 Chone Figgins, S (1.5) OBP: 0.487, SLG: 0.431										4	1	1	0	0	1	2	Kansas City Royals @ Los Angeles Angels Angel Stadium of Anaheim, Anaheim, CA Thu Apr 17 2008, 7:05 PM PDT Att: 40,021 - Clear - 75 F			
24 Gary Matthews, S (1.9) OBP: 0.316, SLG: 0.382										3	1	0	1	1	1	1				
Garret Anderson, L (1.7) OBP: 0.280, SLG: 0.431										4	0	2	3	0	0	1				
48 Torii Hunter, R (1.8) OBP: 0.368, SLG: 0.525										4	0	0	0	0	1	3				
Casey Kotchman, L (1.3) OBP: 0.379, SLG: 0.597										4	0	1	0	0	0	0				
6 Maicer Izturis, S (1.4) OBP: 0.163, SLG: 0.109										4	0	0	0	0	1	1				
Juan Rivera, R (1.10) OBP: 0.182, SLG: 0.182										3	0	1	0	0	0	0				
5 Jeff Mathis, R (1.2) OBP: 0.348, SLG: 0.696										3	1	1	0	0	0	1				
2 Erick Aybar, S (1.6) OBP: 0.333, SLG: 0.364										3	2	2	1	0	0	1				
Inning Stats	R: 0 E: 0 K: 0 S: 4	H: 0 LOB: 0 BB: 0 P: 5	R: 0 E: 0 K: 0 S: 10	H: 0 LOB: 0 BB: 0 P: 14	R: 3 E: 0 K: 1 S: 14	H: 3 LOB: 1 BB: 1 P: 27	R: 0 E: 0 K: 0 S: 8	H: 0 LOB: 0 BB: 0 P: 8	R: 2 E: 0 K: 0 S: 9	H: 2 LOB: 1 BB: 0 P: 14	R: 0 E: 0 K: 0 S: 10	H: 0 LOB: 0 BB: 0 P: 15	R: 0 E: 0 K: 1 S: 9	H: 2 LOB: 1 BB: 0 P: 15	R: 0 E: 0 K: 1 S: 9	H: 2 LOB: 1 BB: 0 P: 15		1B: 4 2B: 4 3B: 0 HR: 0	SF: 0 SAC: 0 DP: 1 HBP: 0	WP: 1 PB: 0 SB: 0 CS: 0
PITCHER	IP WLS BF H R ER SO	IP WLS BF H R ER SO	IP WLS BF H R ER SO	IP WLS BF H R ER SO	IP WLS BF H R ER SO	IP WLS BF H R ER SO	IP WLS BF H R ER SO	IP WLS BF H R ER SO	IP WLS BF H R ER SO	IP WLS BF H R ER SO	IP WLS BF H R ER SO	IP WLS BF H R ER SO	IP WLS BF H R ER SO	IP WLS BF H R ER SO	IP WLS BF H R ER SO	IP WLS BF H R ER SO	ERA WHIP	ERA WHIP	ERA WHIP	
Brett Tomko, R (1.1) ERA: 3.6	7.0 L 29 6 5 5 3	1.0 L 4 2 0 0 1	1.0 L 4 2 0 0 1	1.0 L 4 2 0 0 1	1.0 L 4 2 0 0 1	1.0 L 4 2 0 0 1	1.0 L 4 2 0 0 1	1.0 L 4 2 0 0 1	1.0 L 4 2 0 0 1	1.0 L 4 2 0 0 1	1.0 L 4 2 0 0 1	1.0 L 4 2 0 0 1	1.0 L 4 2 0 0 1	1.0 L 4 2 0 0 1	1.0 L 4 2 0 0 1	1.0 L 4 2 0 0 1	6.43 1.000	6.43 1.000	6.43 1.000	
32 Ron Mahay, L (8.1) ERA: 2.16	1.0 L 4 2 0 0 1	1.0 L 4 2 0 0 1	1.0 L 4 2 0 0 1	1.0 L 4 2 0 0 1	1.0 L 4 2 0 0 1	1.0 L 4 2 0 0 1	1.0 L 4 2 0 0 1	1.0 L 4 2 0 0 1	1.0 L 4 2 0 0 1	1.0 L 4 2 0 0 1	1.0 L 4 2 0 0 1	1.0 L 4 2 0 0 1	1.0 L 4 2 0 0 1	1.0 L 4 2 0 0 1	1.0 L 4 2 0 0 1	1.0 L 4 2 0 0 1	0.00 2.000	0.00 2.000	0.00 2.000	

Batter	1	2	3	4	5	6	7	8	9	AB	R	H	RBI	BB	SO	LOB	TOP					
51 Ichiro Suzuki, L (1, 8) OBP: 0.310, SLG: 0.325	G5-3		K2-3			L4			F8	4	0	0	0	0	1	0						
4 Jose Lopez, R (1, 4) OBP: 0.300, SLG: 0.403	G5-3			F8			G1-3		G6-4-3 1B	4	0	1	0	0	0	0						
Raul Ibanez, L (1, 7) OBP: 0.386, SLG: 0.600	K			K2-3			F7		G6-4-3 1-2	4	0	0	0	0	2	1						
29 Adrián Beltré, R (1, 5) OBP: 0.368, SLG: 0.543		K			F7		HR			3	1	1	1	0	1	0						
Greg Norton, S (1, 10) OBP: 0.444, SLG: 0.500		G4-3 2B			K					3	0	1	0	0	1	0						
Richie Sexson, R (1, 3) OBP: 0.360, SLG: 0.468		G4-3			F9				F9	3	0	0	0	0	0	1						
Brad Wilkerson, L (1, 9) OBP: 0.292, SLG: 0.175		K			F7				1B	3	0	1	0	0	1	1						
Jamie Burke, R (1, 2) OBP: 0.267, SLG: 0.429				F8						2	0	0	0	0	0	0						
Jose Vidro, S (8, PH) OBP: 0.293, SLG: 0.338						P3			K	1	0	0	0	0	1	1						
2 Kenji Johjima, R (8, 2) OBP: 0.281, SLG: 0.269										0	0	0	0	0	0	0						
7 Yuniesky Betancourt, R (1, 6) OBP: 0.265, SLG: 0.354				F7					K	3	0	0	0	0	1	1						
Inning Stats	R: 0 E: 0 K: 1 S: 6	H: 0 LOB: 0 BB: 0 P: 10	R: 0 E: 0 K: 2 S: 12	H: 1 LOB: 1 BB: 0 P: 20	R: 0 E: 0 K: 1 S: 7	H: 0 LOB: 0 BB: 0 P: 9	R: 0 E: 0 K: 1 S: 11	H: 0 LOB: 0 BB: 0 P: 18	R: 0 E: 0 K: 1 S: 10	H: 0 LOB: 0 BB: 0 P: 15	R: 0 E: 0 K: 0 S: 5	H: 0 LOB: 0 BB: 0 P: 8	R: 1 E: 0 K: 0 S: 11	H: 1 LOB: 0 BB: 0 P: 16	R: 0 E: 0 K: 2 S: 10	H: 1 LOB: 1 BB: 0 P: 13	R: 0 E: 0 K: 0 S: 6	H: 1 LOB: 0 BB: 0 P: 11	1B: 2 2B: 1 3B: 0 HR: 1	SF: 0 SAC: 0 DP: 1 HBP: 0	WP: 0 PB: 0 SB: 0 CS: 0	PA: 30
PITCHER	IP WLS BF H R ER SO BB IBB HBP BLK WP HR S P ERA WHIP	8.0 W 27 3 1 1 8 0 0 0 0 0 1 72 109 1.12 0.375	1.0 S 3 1 0 0 0 0 0 0 0 0 0 6 11 0.00 1.000	PITCHER	IP WLS BF H R ER SO BB IBB HBP BLK WP HR S P ERA WHIP	8.0 L 27 10 4 4 4 0 0 0 0 0 0 65 101 6.00 1.667	2.0 8 0 0 0 0 1 2 0 0 0 0 0 16 29 0.00 1.000	PITCHER	IP WLS BF H R ER SO BB IBB HBP BLK WP HR S P ERA WHIP	6.0 L 27 10 4 4 4 0 0 0 0 0 0 65 101 6.00 1.667	2.0 8 0 0 0 0 1 2 0 0 0 0 0 16 29 0.00 1.000											

Seattle Mariners @ Los Angeles Angels
Angel Stadium of Anaheim, Anaheim, CA
Sat Apr 19 2008, 6:05 PM PDT
Att: 43,959 - Partly Cloudy - 61 F

AB	30
R	1
H	4
RBI	1
BB	0
SO	8
LOB	5



Batter	1	2	3	4	5	6	7	8	9	AB	R	H	RBI	BB	SO	LOB	BOTTOM			
9 Chone Figgins, S (1, 5) OBP: 0.477, SLG: 0.417	F9		F8	1B			G1-3			4	0	1	1	0	0	1				
24 Gary Matthews, S (1, 8) OBP: 0.288, SLG: 0.355	G6-3		L9	P4			K			4	0	0	0	0	1	2				
27 Vladimir Guerrero, R (1, 9) OBP: 0.346, SLG: 0.437	L4						G5-3			4	0	2	0	0	0	0				
48 Torii Hunter, R (1, 10) OBP: 0.382, SLG: 0.580		1B 5 SF7 2B	K			F8			F7	4	1	1	0	0	1	3				
Juan Rivera, R (1, 7) OBP: 0.200, SLG: 0.200		18 FC6-4 1B		F8		G6-4-3			F8	4	0	1	0	0	0	1				
39 Robb Quinlan, R (1, 3) OBP: 0.375, SLG: 0.286		P3		18 G5-3 2 1B 1B		F7			5 BB BB	3	1	1	0	1	0	2				
5 Jeff Mathis, R (1, 2) OBP: 0.370, SLG: 0.680		SF7		18 G5-3 2 1B 1B		G4-3			1-2 BB	2	1	1	1	1	0	0				
18 Sean Rodríguez, R (1, 4) OBP: 0.250, SLG: 0.250		FC6-4		G5-3					G5-3	4	0	1	0	0	0	5				
2 Erick Aybar, S (1, 6) OBP: 0.346, SLG: 0.373				27 1B 1B					F9	3	1	2	2	0	0	1				
Inning Stats	R: 0 E: 0 K: 0 S: 7	H: 0 LOB: 0 BB: 0 P: 12	R: 1 E: 0 K: 0 S: 12	H: 2 LOB: 1 BB: 0 P: 16	R: 0 E: 0 K: 1 S: 14	H: 2 LOB: 2 BB: 0 P: 19	R: 3 E: 0 K: 0 S: 21	H: 4 LOB: 1 BB: 0 P: 37	R: 0 E: 0 K: 0 S: 5	H: 1 LOB: 0 BB: 0 P: 7	R: 0 E: 0 K: 0 S: 6	H: 1 LOB: 1 BB: 0 P: 10	R: 0 E: 0 K: 1 S: 7	H: 0 LOB: 0 BB: 0 P: 11	R: 0 E: 0 K: 0 S: 9	H: 0 LOB: 2 BB: 2 P: 18	1B: 9 2B: 1 3B: 0 HR: 0	SF: 1 SAC: 0 DP: 1 HBP: 0	WP: 0 PB: 0 SB: 0 CS: 0	PA: 35
PITCHER	IP WLS BF H R ER SO BB IBB HBP BLK WP HR S P ERA WHIP	6.0 L 27 10 4 4 4 0 0 0 0 0 0 65 101 6.00 1.667	2.0 8 0 0 0 0 1 2 0 0 0 0 0 16 29 0.00 1.000	PITCHER	IP WLS BF H R ER SO BB IBB HBP BLK WP HR S P ERA WHIP	6.0 L 27 10 4 4 4 0 0 0 0 0 0 65 101 6.00 1.667	2.0 8 0 0 0 0 1 2 0 0 0 0 0 16 29 0.00 1.000													

Seattle Mariners @ Los Angeles Angels
Angel Stadium of Anaheim, Anaheim, CA
Sat Apr 19 2008, 6:05 PM PDT
Att: 43,959 - Partly Cloudy - 61 F

AB	32
R	4
H	10
RBI	4
BB	2
SO	2
LOB	15



Batter	1	2	3	4	5	6	7	8	9	AB	R	H	RBI	BB	SO	LOB	TOP			
9 Chone Figgins, S OBP: 0.468, SLG: 0.413	G5-3							G6-3		4	0	1	0	1	1	2	Los Angeles Angels @ Boston Red Sox Fenway Park, Boston, MA Tue Apr 22 2008, 7:05 PM EDT Att: 37,982 - Cloudy - 64 F			
24 Gary Matthews, S OBP: 0.298, SLG: 0.241			F6	L4						5	0	1	0	0	2	4				
27 Vladimir Guerrero, R OBP: 0.341, SLG: 0.413	G5-3		F4							5	0	0	0	0	2	5				
Garret Anderson, L OBP: 0.270, SLG: 0.395		G3								5	0	2	2	0	0	2				
48 Tori Hunter, R OBP: 0.363, SLG: 0.548	G5-3		F7							4	0	0	0	0	1	5				
Casey Kotchman, L OBP: 0.356, SLG: 0.575										4	1	1	1	0	0	0				
6 Maicer Izturis, S OBP: 0.262, SLG: 0.200										2	2	1	0	2	0	0				
5 Jeff Mathis, R OBP: 0.387, SLG: 0.759										4	2	2	3	0	0	1				
2 Erick Aybar, S OBP: 0.367, SLG: 0.441										4	1	3	0	0	0	1				
Inning Stats	R: 0 E: 0 K: 1 S: 9	H: 0 LOB: 0 BB: 0 P: 15	R: 0 E: 0 K: 0 S: 5	H: 0 LOB: 0 BB: 0 P: 9	R: 3 E: 0 K: 0 S: 20	H: 4 LOB: 2 BB: 1 P: 31	R: 2 E: 0 K: 1 S: 15	H: 2 LOB: 1 BB: 1 P: 24	R: 0 E: 0 K: 0 S: 8	H: 0 LOB: 1 BB: 0 P: 13	R: 0 E: 1 K: 1 S: 17	H: 2 LOB: 2 BB: 0 P: 24	R: 1 E: 0 K: 0 S: 7	H: 2 LOB: 1 BB: 0 P: 10	R: 0 E: 0 K: 2 S: 9	H: 0 LOB: 0 BB: 0 P: 11		1B: 5 2B: 4 3B: 0 HR: 2	SF: 0 SAC: 0 DP: 1 HBP: 0	WP: 0 PB: 0 SB: 1 CS: 0
PITCHER	IP WLS BF H R ER SO BB IBB HBP BLK WP HR S P ERA WHIP																			
62 David Pauley, R ERA: 10.38	4.1	22	7	5	5	3	2	0	0	0	0	0	1	56	89	10.38	2.077			
Julian Tavarez, R ERA: 5.79	1.2	7	2	0	0	0	1	0	0	0	0	0	0	16	24	0.00	1.800			
37 Hideki Okajima, L ERA: 1.08	1.2	B	7	2	1	1	0	0	0	0	0	1	16	21	5.40	1.200				
50 Mike Timlin, R ERA: 14.54	0.1	W	1	0	0	0	0	0	0	0	0	0	2	4	0.00	0.000				
58 Jonathan Papelbon, R ERA: 2.45	1.0	S	3	0	0	0	2	0	0	0	0	0	9	11	0.00	0.000				

Batter	1	2	3	4	5	6	7	8	9	AB	R	H	RBI	BB	SO	LOB	BOTTOM			
2 Jacoby Ellsbury, L OBP: 0.456, SLG: 0.538		F8		FC5						5	3	3	2	0	0	3	Los Angeles Angels @ Boston Red Sox Fenway Park, Boston, MA Tue Apr 22 2008, 7:05 PM EDT Att: 37,982 - Cloudy - 64 F			
15 Dustin Pedroia, R OBP: 0.418, SLG: 0.523										5	1	4	1	0	1	0				
34 David Ortiz, L OBP: 0.292, SLG: 0.277										4	1	1	1	1	1	2				
Manny Ramirez, R OBP: 0.409, SLG: 0.684										5	0	2	0	0	1	3				
20 Kevin Youkilis, R OBP: 0.421, SLG: 0.561										5	1	1	2	0	0	5				
7 J.D. Drew, L OBP: 0.406, SLG: 0.476										4	1	1	0	0	1	3				
22 Sean Casey, L OBP: 0.415, SLG: 0.447										4	0	1	0	0	0	1				
12 Jed Lowrie, S OBP: 0.389, SLG: 0.563										0	0	0	0	0	0	0				
Kevin Cash, R OBP: 0.292, SLG: 0.273										4	0	1	0	0	3	2				
23 Julio Lugo, R OBP: 0.359, SLG: 0.365										4	0	2	1	0	0	0				
Inning Stats	R: 1 E: 0 K: 0 S: 17	H: 3 LOB: 2 BB: 0 P: 30	R: 0 E: 0 K: 1 S: 11	H: 1 LOB: 1 BB: 0 P: 17	R: 0 E: 0 K: 3 S: 12	H: 0 LOB: 0 BB: 0 P: 18	R: 1 E: 0 K: 0 S: 16	H: 3 LOB: 2 BB: 0 P: 20	R: 3 E: 0 K: 0 S: 16	H: 3 LOB: 0 BB: 0 P: 20	R: 1 E: 0 K: 1 S: 11	H: 2 LOB: 1 BB: 0 P: 18	R: 0 E: 0 K: 2 S: 14	H: 2 LOB: 2 BB: 0 P: 19	R: 1 E: 0 K: 0 S: 13	H: 2 LOB: 2 BB: 1 P: 21	1B: 9 2B: 4 3B: 0 HR: 3	SF: 0 SAC: 0 DP: 0 HBP: 0	WP: 0 PB: 0 SB: 1 CS: 0	PA: 41
PITCHER	IP WLS BF H R ER SO BB IBB HBP BLK WP HR S P ERA WHIP																			
36 Jered Weaver, R ERA: 4.5	5.0	25	10	5	5	4	0	0	0	0	0	0	0	0	0	0	9.00	2.000		
53 Darren O'Day, R ERA: 2.03	1.1	7	3	1	1	1	0	0	0	0	1	16	26	6.75	2.250					
Darren Oliver, L ERA: 4.5	1.0	L	5	2	1	1	0	0	0	0	0	15	19	9.00	2.000					
62 Scot Shields, R ERA: 1.13	0.2		1	0	0	0	1	0	0	0	0	7	13	0.00	3.000					

Batter	1	2	3	4	5	6	7	8	9	AB	R	H	RBI	BB	SO	LOB	TOP				
9 Chone Figgins, S OBP: 0.448, SLG: 0.388	G4-3	G5-3	G6-3				K		G4-3	5	0	0	0	0	1	2					
24 Gary Matthews, S OBP: 0.313, SLG: 0.416	HR		BB		HR		K		G3	4	2	2	2	1	1	0					
27 Vladimir Guerrero, R OBP: 0.344, SLG: 0.412	F8		FC6-4		1B		E4		1B	5	2	2	0	0	0	1					
48 Torii Hunter, R OBP: 0.388, SLG: 0.577	2B		1B		G6-4-3		BB		1B	5	0	4	1	0	0	1					
Garret Anderson, L OBP: 0.269, SLG: 0.382	G6-3		K		G4-3		1B		1B	3	0	0	0	1	1	3					
2 Erick Aybar, S OBP: 0.359, SLG: 0.429		G5-3	1B		G6-3		G1-3			4	0	1	1	0	0	3					
5 Jeff Mathis, R OBP: 0.371, SLG: 0.727		G4-3			K		K			4	1	1	0	0	2	2					
Casey Kotchman, L OBP: 0.378, SLG: 0.618		BB			HR		G4-3			3	1	2	1	1	0	0					
6 Maicer Izturis, S OBP: 0.262, SLG: 0.220	2B		FC5-4		F7		F8			4	0	1	1	0	0	1					
Inning Stats	R: 1 E: 0 K: 0 S: 12	H: 2 LOB: 1 BB: 0 P: 17	R: 1 E: 0 K: 0 S: 8	H: 2 LOB: 1 BB: 1 P: 16	R: 1 E: 0 K: 1 S: 12	H: 2 LOB: 2 BB: 1 P: 21	R: 0 E: 0 K: 0 S: 5	H: 1 LOB: 0 BB: 0 P: 9	R: 1 E: 0 K: 0 S: 11	H: 1 LOB: 0 BB: 0 P: 15	R: 0 E: 0 K: 2 S: 14	H: 1 LOB: 3 BB: 1 P: 27	R: 0 E: 0 K: 1 S: 8	H: 0 LOB: 0 BB: 0 P: 11	R: 1 E: 0 K: 0 S: 11	H: 2 LOB: 1 BB: 0 P: 17	1B: 7 2B: 3 3B: 0 HR: 3	SF: 0 SAC: 0 DP: 2 HBP: 0	WP: 0 PB: 0 SB: 2 CS: 0	PA: 40	
PITCHER	IP	WLS	BF	H	R	ER	SO	BB	IBB	HBP	BLK	WP	HR	S	P	ERA	WHIP				
31 Jon Lester, L ERA: 5.4	5.0		23	9	4	4	1	2	0	0	0	0	2	48	80	7.20	2.200				
56 Craig Hansen, R ERA: 5.4	1.2	L	8	2	1	1	3	0	0	0	0	0	1	20	34	5.40	1.200				
48 Javier López, L ERA: 2.89	1.1		5	0	0	0	1	1	0	0	0	0	0	11	19	0.00	0.750				
50 Mike Timlin, R ERA: 13.5	1.0		4	2	1	1	0	0	0	0	0	0	0	11	17	9.00	2.000				

Los Angeles Angels @ Boston Red Sox
Fenway Park, Boston, MA
Wed Apr 23 2008, 7:05 PM EDT
Att: 38,172 - Partly Cloudy - 82 F

AB	37
R	6
H	13
RBI	6
BB	3
SO	5
LOB	13



Batter	1	2	3	4	5	6	7	8	9	AB	R	H	RBI	BB	SO	LOB	BOTTOM				
2 Jacoby Ellsbury, L OBP: 0.438, SLG: 0.509	G6-3		1B		G4-3		F8		K	5	0	1	0	0	1	0					
15 Dustin Pedroia, R OBP: 0.408, SLG: 0.511	G6-3		SF9		HR		L4		G5-3	4	1	1	1	0	0	0					
34 David Ortiz, L OBP: 0.310, SLG: 0.318	F8		BB		HR		FC5-4		BB	2	1	1	2	2	0	0					
Manny Ramirez, R OBP: 0.413, SLG: 0.671		1B	K		G4-6-3		FC5-4			3	0	1	0	1	1	3					
7 J.D. Drew, L OBP: 0.388, SLG: 0.448	FC3-6		F7		G4-6-3		G3-1			4	1	0	0	0	0	4					
22 Sean Casey, L OBP: 0.421, SLG: 0.471	G1-3		2B		L6		1B		1B	4	0	2	0	0	0	1					
23 Julio Lugo, R OBP: 0.370, SLG: 0.377	1B		SH5-4		F9		1B		1B	3	0	2	1	0	0	0					
12 Jed Lowrie, S OBP: 0.364, SLG: 0.500	G6-3		G4-3		1B		G4-6-3			4	0	1	0	0	0	4					
Kevin Cash, R OBP: 0.286, SLG: 0.308		2B	G5-3		F8		F7			4	1	1	0	0	0	2					
Inning Stats	R: 0 E: 0 K: 0 S: 6	H: 0 LOB: 0 BB: 0 P: 9	R: 1 E: 0 K: 0 S: 9	H: 2 LOB: 1 BB: 0 P: 17	R: 1 E: 0 K: 1 S: 10	H: 2 LOB: 2 BB: 1 P: 21	R: 0 E: 0 K: 0 S: 5	H: 1 LOB: 1 BB: 0 P: 5	R: 2 E: 0 K: 0 S: 7	H: 2 LOB: 0 BB: 1 P: 13	R: 0 E: 0 K: 0 S: 10	H: 1 LOB: 1 BB: 0 P: 17	R: 0 E: 0 K: 0 S: 8	H: 2 LOB: 1 BB: 1 P: 9	R: 0 E: 0 K: 1 S: 7	H: 0 LOB: 0 BB: 0 P: 10	1B: 7 2B: 2 3B: 0 HR: 1	SF: 1 SAC: 1 DP: 2 HBP: 0	WP: 0 PB: 0 SB: 0 CS: 0	PA: 38	
PITCHER	IP	WLS	BF	H	R	ER	SO	BB	IBB	HBP	BLK	WP	HR	S	P	ERA	WHIP				
Jon Garland, R ERA: 5.04	6.0	W	27	8	4	4	1	2	0	0	0	0	1	47	82	6.00	1.667				
33 Justin Speier, R ERA: 4.91	1.0	H	4	0	0	0	0	1	0	0	0	0	0	8	16	0.00	1.000				
62 Scot Shields, R ERA: 1.0	1.0	H	4	2	0	0	0	0	0	0	0	0	0	5	9	0.00	2.000				
Francisco Rodríguez, R ERA: 4.82	1.0	S	3	0	0	0	1	0	0	0	0	0	0	7	10	0.00	0.000				

Los Angeles Angels @ Boston Red Sox
Fenway Park, Boston, MA
Wed Apr 23 2008, 7:05 PM EDT
Att: 38,172 - Partly Cloudy - 82 F

AB	33
R	4
H	10
RBI	4
BB	3
SO	2
LOB	14



Batter	1	2	3	4	5	6	7	8	9	AB	R	H	RBI	BB	SO	LOB	TOP										
9 Chone Figgins, S OBP: 0.443, SLG: 0.382	G4-3		B1-3		K		E	24 BB		4	0	1	1	1	1	0	Los Angeles Angels @ Boston Red Sox Fenway Park, Boston, MA Thu Apr 24 2008, 1:35 PM EDT Att: 37,848 - Sunny - 75 F										
24 Gary Matthews, S OBP: 0.327, SLG: 0.436	K				G4-3		E8	2B		5	0	3	3	0	1	0											
27 Vladimir Guerrero, R OBP: 0.397, SLG: 0.492									F8	2	0	0	0	3	0	3											
Garret Anderson, L OBP: 0.265, SLG: 0.372	G4-3				G5-3		K			5	1	1	0	0	1	5											
48 Tori Hunter, R OBP: 0.367, SLG: 0.542		F8			G5-3		K			5	0	0	0	0	2	4											
Casey Kotchman, L OBP: 0.391, SLG: 0.603	G4-3									2	1	0	0	3	0	3											
6 Maicer Izturis, S OBP: 0.271, SLG: 0.226					G1-3					3	1	1	1	1	0	1											
44 Mike Napoli, R OBP: 0.302, SLG: 0.563			K							4	2	1	1	1	2	2											
2 Erick Aybar, S OBP: 0.368, SLG: 0.433					G4-3					4	2	2	1	0	0	0											
Inning Stats	R: 0 E: 0 K: 1 S: 8	H: 0 LOB: 1 BB: 1 P: 16	R: 0 E: 0 K: 1 S: 13	H: 0 LOB: 1 BB: 21 P: 21	R: 0 E: 0 K: 0 S: 11	H: 1 LOB: 1 BB: 0 P: 15	R: 0 E: 0 K: 0 S: 8	H: 0 LOB: 1 BB: 1 P: 15	R: 1 E: 0 K: 1 S: 8	H: 1 LOB: 0 BB: 0 P: 13	R: 0 E: 0 K: 1 S: 10	H: 0 LOB: 0 BB: 1 P: 15	R: 4 E: 1 K: 2 S: 26	H: 4 LOB: 3 BB: 3 P: 52	R: 1 E: 0 K: 1 S: 17	H: 2 LOB: 2 BB: 1 P: 26	R: 1 E: 0 K: 0 S: 9	H: 1 LOB: 1 BB: 1 P: 16	1B: 7 2B: 1 3B: 0 HR: 1	SF: 1 SAC: 0 DP: 1 HBP: 0	WP: 0 PB: 1 SB: 3 CS: 0	PA: 44					
PITCHER	IP	WLS	BF	H	R	ER	SO	BB	IBB	HBP	BLK	WP	HR	S	P	ERA	WHIP										
63 Justin Masterson, R ERA: 1.8	6.0		23	2	1	1	4	4	0	0	0	0	1	58	95	1.50	1.000										
48 Javier Lopez, L ERA: 4.82	0.0	L	2	1	2	2	0	1	0	0	0	0	0	5	12	∞	∞										
17 Manny Delcarmen, R ERA: 5.06	0.0		2	1	0	0	0	1	0	0	0	0	0	2	8	∞	∞										
37 Hideki Okajima, L ERA: 0.96	1.0	B	6	2	2	2	2	0	1	0	0	0	0	19	32	18.00	2.000										
53 David Aardsma, R ERA: 3.56	1.0		6	2	1	1	1	1	0	0	0	0	0	17	26	9.00	3.000										

Batter	1	2	3	4	5	6	7	8	9	AB	R	H	RBI	BB	SO	LOB	BOTTOM											
2 Jacoby Ellsbury, L OBP: 0.423, SLG: 0.484	G6-3		G4-3		L7		P2			5	1	1	0	0	0	3	Los Angeles Angels @ Boston Red Sox Fenway Park, Boston, MA Thu Apr 24 2008, 1:35 PM EDT Att: 37,848 - Sunny - 75 F											
15 Dustin Pedroia, R OBP: 0.398, SLG: 0.495	K									5	0	1	0	0	2	1												
34 David Ortiz, L OBP: 0.305, SLG: 0.344	G6-3		FC6		F8		P6			5	1	1	2	0	0	1												
Manny Ramirez, R OBP: 0.423, SLG: 0.678			FC6-4							5	1	3	0	0	0	1												
20 Kevin Youkilis, R OBP: 0.424, SLG: 0.548		G4-3			FC6-4		G6-3			2	1	0	0	2	0	2												
12 Jed Lowrie, S OBP: 0.360, SLG: 0.478										3	0	1	0	0	0	0												
23 Julio Lugo, R OBP: 0.353, SLG: 0.358			K		G5-3		F8			4	0	0	0	0	1	4												
Coco Crisp, S OBP: 0.362, SLG: 0.432		G4-3								4	1	2	2	0	0	2												
Kevin Cash, R OBP: 0.323, SLG: 0.357										2	0	1	1	1	1	2												
22 Sean Casey, L OBP: 0.414, SLG: 0.462										1	0	0	0	0	1	0												
Inning Stats	R: 0 E: 0 K: 1 S: 9	H: 0 LOB: 0 BB: 0 P: 12	R: 1 E: 0 K: 2 S: 14	H: 2 LOB: 2 BB: 1 P: 26	R: 0 E: 0 K: 0 S: 10	H: 1 LOB: 1 BB: 0 P: 15	R: 2 E: 0 K: 0 S: 6	H: 2 LOB: 1 BB: 1 P: 15	R: 0 E: 0 K: 0 S: 8	H: 1 LOB: 2 BB: 0 P: 16	R: 0 E: 0 K: 0 S: 10	H: 1 LOB: 1 BB: 1 P: 17	R: 0 E: 0 K: 1 S: 11	H: 1 LOB: 0 BB: 0 P: 19	R: 0 E: 0 K: 0 S: 8	H: 0 LOB: 0 BB: 0 P: 12	R: 2 E: 0 K: 1 S: 16	H: 2 LOB: 0 BB: 0 P: 21	1B: 5 2B: 4 3B: 0 HR: 1	SF: 0 SAC: 1 DP: 0 HBP: 0	WP: 0 PB: 0 SB: 2 CS: 0	PA: 40						
PITCHER	IP	WLS	BF	H	R	ER	SO	BB	IBB	HBP	BLK	WP	HR	S	P	ERA	WHIP											
51 Joe Saunders, L ERA: 2.55	6.0		28	7	3	3	3	3	0	0	0	0	0	11	19	0.00	1.000											
33 Justin Speier, R ERA: 4.32	1.0	H	4	1	0	0	1	0	0	0	0	0	0	1	21	28	10.80	1.200										
62 Scot Shields, R ERA: 2.53	1.2	H	7	2	2	2	1	0	0	0	0	0	1	21	28	10.80	1.200											
Francisco Rodriguez, R ERA: 4.66	0.1	S	1	0	0	0	0	0	0	0	0	0	0	3	5	0.00	0.000											

Batter	1	2	3	4	5	6	7	8	9	AB	R	H	RBI	BB	SO	LOB	TOP			
9 Chone Figgins, S OBP: 0.438, SLG: 0.387	G5-3			27 HR	G5-3			K		4	1	1	0	0	1	0	Los Angeles Angels @ Detroit Tigers Comerica Park, Detroit, MI Fri Apr 25 2008, 7:05 PM EDT Att: 40,380 - Partly Cloudy - 76 F			
24 Gary Matthews, S OBP: 0.324, SLG: 0.423	K			G5-3	G1-3			27 1B		3	0	0	0	1	1					
27 Vladimir Guerrero, R OBP: 0.363, SLG: 0.440	G4-3			2-H	HR			1-2		4	1	2	2	0	1	0				
48 Tori Hunter, R OBP: 0.362, SLG: 0.540		G5-3		2 1B	2B			F6		4	1	1	0	0	0	2				
Juan Rivera, R OBP: 0.174, SLG: 0.136	F8			P4				P5		4	0	0	0	0	0	3				
2 Ency Aybar, S OBP: 0.381, SLG: 0.423	K			SAFE	5 BB			G6-3		4	1	1	0	0	1	0				
5 Jeff Mathis, R OBP: 0.359, SLG: 0.667				F8	1B			G6-3		3	0	0	0	1	0	0				
Casey Kotchman, L OBP: 0.396, SLG: 0.598				G6-4-3	1B			G6-3		4	0	2	2	0	0	0				
6 Maicer Izturis, S OBP: 0.260, SLG: 0.215	G6-4-3			F8				L7		3	0	0	0	0	0	3				
Inning Stats	R: 0 E: 0 K: 1 S: 8	H: 0 LOB: 0 BB: 0 P: 12	R: 0 E: 0 K: 1 S: 6	H: 0 LOB: 0 BB: 0 P: 8	R: 0 E: 0 K: 0 S: 8	H: 1 LOB: 0 BB: 0 P: 11	R: 4 E: 0 K: 0 S: 19	H: 5 LOB: 1 BB: 1 P: 33	R: 0 E: 0 K: 0 S: 7	H: 0 LOB: 0 BB: 0 P: 11	R: 0 E: 0 K: 0 S: 4	H: 0 LOB: 0 BB: 0 P: 6	R: 0 E: 0 K: 1 S: 10	H: 1 LOB: 2 BB: 1 P: 20	R: 0 E: 0 K: 0 S: 5	H: 0 LOB: 0 BB: 0 P: 7	1B: 4 2B: 2 3B: 0 HR: 1	SF: 0 SAC: 0 DP: 1 HBP: 0	WP: 0 PB: 0 SB: 0 CS: 0	PA: 35
PITCHER	IP WLS BF H R ER SO BB IBB HBP BLK WP HR S P ERA WHIP																			
29 Nate Robertson, L ERA: 6.91	7.0 L 27 6 4 4 3 1 0 0 0 0 0 1 58 89 5.14 1.000																			
52 Denny Bautista, R ERA: 0.57	1.0 5 1 0 0 1 1 0 0 0 0 0 0 10 20 0.00 2.000																			
59 Todd Jones, R ERA: 2.0	1.0 3 0 0 0 0 0 0 0 0 0 0 0 5 7 0.00 0.000																			

Batter	1	2	3	4	5	6	7	8	9	AB	R	H	RBI	BB	SO	LOB	BOTTOM					
28 Curtis Granderson, L OBP: 0.500, SLG: 0.833	P4			HR				K		4	2	1	1	1	1	2	Los Angeles Angels @ Detroit Tigers Comerica Park, Detroit, MI Fri Apr 25 2008, 7:05 PM EDT Att: 40,380 - Partly Cloudy - 76 F					
14 Placido Polanco, R OBP: 0.311, SLG: 0.197	G4-3			G4-3	G6-3			G6-3		4	1	2	0	1	0	0						
3 Gary Sheffield, R OBP: 0.357, SLG: 0.291	P3			G4-3				F8		3	0	0	0	1	0	4						
30 Magglio Ordonez, R OBP: 0.363, SLG: 0.506		P4		G6-3				K		4	0	0	1	0	1	3						
24 Miquel Cabrera, R OBP: 0.347, SLG: 0.494				3-H				K		3	0	1	1	0	1	2						
25 Ryan Raburn, R OBP: 0.375, SLG: 0.500		K						BB		0	0	0	0	0	0	0						
33 Marcus Thames, R OBP: 0.270, SLG: 0.273				1B				HBP		0	0	0	0	0	0	0						
Jacque Jones, L OBP: 0.292, SLG: 0.316	F8			G6-3				BB		3	0	0	0	1	0	3						
Edgar Renteria, R OBP: 0.366, SLG: 0.479				K				F8		4	0	1	0	0	1	2						
Ivan Rodriguez, R OBP: 0.311, SLG: 0.390		G6-3		G5-3				L3		4	0	0	0	0	0	3						
15 Brandon Inge, R OBP: 0.386, SLG: 0.478	K			K				L3		4	0	1	0	0	2	0						
Inning Stats	R: 0 E: 0 K: 0 S: 5	H: 0 LOB: 0 BB: 0 P: 8	R: 0 E: 0 K: 1 S: 14	H: 0 LOB: 0 BB: 0 P: 20	R: 0 E: 0 K: 2 S: 8	H: 0 LOB: 0 BB: 0 P: 10	R: 2 E: 0 K: 0 S: 15	H: 3 LOB: 1 BB: 0 P: 26	R: 0 E: 0 K: 1 S: 13	H: 0 LOB: 0 BB: 0 P: 19	R: 1 E: 0 K: 0 S: 12	H: 1 LOB: 2 BB: 1 P: 24	R: 0 E: 0 K: 0 S: 12	H: 2 LOB: 3 BB: 1 P: 21	R: 0 E: 0 K: 1 S: 14	H: 0 LOB: 1 BB: 1 P: 22	R: 0 E: 0 K: 1 S: 13	H: 0 LOB: 0 BB: 0 P: 17	1B: 4 2B: 1 3B: 0 HR: 1	SF: 0 SAC: 0 DP: 0 HBP: 1	WP: 0 PB: 0 SB: 0 CS: 0	PA: 38
PITCHER	IP WLS BF H R ER SO BB IBB HBP BLK WP HR S P ERA WHIP																					
54 Ervin Santana, R ERA: 2.97	6.1 W 27 6 3 3 4 2 0 0 0 0 0 0 71 111 4.26 1.263																					
Darren Oliver, L ERA: 4.35	0.1 H 1 0 0 0 0 0 0 0 0 0 0 0 4 7 0.00 0.000																					
33 Justin Speier, R ERA: 3.72	1.1 H 7 0 0 0 1 2 0 1 0 0 0 0 18 32 0.00 1.500																					
Francisco Rodriguez, R ERA: 4.22	1.0 S 3 0 0 0 1 0 0 0 0 0 0 0 13 17 0.00 0.000																					

Batter	1	2	3	4	5	6	7	8	9	AB	R	H	RBI	BB	SO	LOB	TOP																	
9 Chone Figgins, S OBP: 0.428, SLG: 0.378	G3-1		K			G6-3	1B		G6-3	5	0	1	1	0	1	1	Los Angeles Angels @ Detroit Tigers Comerica Park, Detroit, MI Sat Apr 26 2008, 3:55 PM EDT Att: 42,068 - Sunny - 64 F																	
24 Gary Matthews, S OBP: 0.321, SLG: 0.410	BB		G6-3			G3-1	G4-3			3	0	0	0	1	0	1																		
27 Vladimir Guerrero, R OBP: 0.369, SLG: 0.474	FC6-4		G5-3						1B	4	1	2	0	0	0	1																		
Casey Kotchman, L OBP: 0.400, SLG: 0.588	BB				G3-1	G4-3			1B	3	0	1	0	1	0	1																		
48 Tori Hunter, R OBP: 0.347, SLG: 0.516	FC6				G5-3				G5-4-3	4	1	0	0	0	0	3																		
Garret Anderson, L OBP: 0.285, SLG: 0.367	K				L7				F7	4	1	1	0	0	1	3																		
6 Maicer Izturis, S OBP: 0.260, SLG: 0.232		G3				G4-3				4	1	1	2	0	0	0	AB 35 R 4 H 7 RBI 3 BB 2 SO 4 LOB 13																	
5 Jeff Mathis, R OBP: 0.349, SLG: 0.625		K				F8	K		1B	4	0	1	0	0	2	1																		
2 Erick Aybar, S OBP: 0.342, SLG: 0.400		G3				G6-3	G1		FC4-6	4	0	0	0	0	0	2																		
Inning Stats	R: 0 E: 1 K: 1 S: 8	H: 0 LOB: 3 BB: 2 P: 19	R: 0 E: 0 K: 1 S: 8	H: 0 LOB: 0 BB: 0 P: 12	R: 0 E: 0 K: 1 S: 11	H: 0 LOB: 0 BB: 0 P: 15	R: 0 E: 0 K: 0 S: 6	H: 0 LOB: 0 BB: 0 P: 8	R: 0 E: 0 K: 0 S: 10	H: 1 LOB: 1 BB: 0 P: 14	R: 3 E: 1 K: 1 S: 14	H: 3 LOB: 1 BB: 0 P: 20	R: 1 E: 0 K: 0 S: 5	H: 2 LOB: 0 BB: 0 P: 7	R: 0 E: 0 K: 0 S: 11	H: 1 LOB: 1 BB: 0 P: 15	1B: 4 2B: 2 3B: 1 HR: 0	SF: 0 SAC: 0 DP: 1 HBP: 0	WP: 0 PB: 0 SB: 0 CS: 0	PA: 37														
PITCHER	IP WLS BF H R ER SO BB IBB HBP BLK WP HR S P ERA WHIP																																	
58 Armando Galarraga, R ERA: 1.5	6.0	25	3	3	1	3	2	0	0	0	0	0	0	0	53	82	1.50	0.833																
45 Aquilino Lopez, R ERA: 0.49	1.0	4	1	0	0	1	0	0	0	0	0	0	0	0	10	15	0.00	1.000																
52 Denny Bautista, R ERA: 1.59	1.0	4	2	1	1	0	0	0	0	0	0	0	0	5	7	9.00	2.000																	
59 Todd Jones, R ERA: 1.8	1.0	4	1	0	0	0	0	0	0	0	0	0	0	11	15	0.00	1.000																	

Batter	1	2	3	4	5	6	7	8	9	AB	R	H	RBI	BB	SO	LOB	BOTTOM																
28 Curtis Granderson, L OBP: 0.476, SLG: 0.882	P6		K							5	2	2	0	0	1	1	Los Angeles Angels @ Detroit Tigers Comerica Park, Detroit, MI Sat Apr 26 2008, 3:55 PM EDT Att: 42,068 - Sunny - 64 F																
14 Placido Polanco, R OBP: 0.329, SLG: 0.215	1B		G5-3						G6-3	4	2	2	2	1	0	1																	
3 Gary Sheffield, R OBP: 0.338, SLG: 0.271	K				G5-3	P5			E4	4	1	0	1	0	1	3																	
30 Magglio Ordonez, R OBP: 0.368, SLG: 0.527	2B				P6	K				4	0	2	2	0	1	1																	
24 Miguel Cabrera, R OBP: 0.362, SLG: 0.494	L5								1B	2	0	1	0	2	0	1																	
Jacque Jones, L OBP: 0.290, SLG: 0.305			G4-3							2	0	0	1	1	1	1																	
25 Ryan Raburn, R OBP: 0.375, SLG: 0.500						K			SF7	0	0	0	0	0	0	0																	
Edgar Renteria, R OBP: 0.362, SLG: 0.470			K2-3			L8				4	0	1	0	0	2	3																	
Ivan Rodriguez, R OBP: 0.309, SLG: 0.384			K						1B	4	1	1	0	0	1	4																	
15 Brandon Inge, R OBP: 0.379, SLG: 0.465						F7			P3	4	0	1	0	0	1	1																	
Inning Stats	R: 1 E: 0 K: 1 S: 11	H: 2 LOB: 1 BB: 0 P: 16	R: 0 E: 0 K: 2 S: 8	H: 0 LOB: 0 BB: 0 P: 11	R: 0 E: 0 K: 1 S: 9	H: 1 LOB: 0 BB: 0 P: 13	R: 0 E: 0 K: 0 S: 13	H: 0 LOB: 2 BB: 2 P: 29	R: 2 E: 0 K: 1 S: 14	H: 3 LOB: 1 BB: 0 P: 23	R: 0 E: 0 K: 2 S: 12	H: 1 LOB: 1 BB: 0 P: 13	R: 3 E: 1 K: 0 S: 11	H: 3 LOB: 3 BB: 2 P: 21	R: 0 E: 0 K: 1 S: 9	H: 0 LOB: 0 BB: 0 P: 14	1B: 6 2B: 3 3B: 1 HR: 0	SF: 1 SAC: 0 DP: 0 HBP: 0	WP: 0 PB: 0 SB: 1 CS: 1	PA: 38													
PITCHER	IP WLS BF H R ER SO BB IBB HBP BLK WP HR S P ERA WHIP																																
58 Dustin Moseley, R ERA: 7.3	5.0	22	6	3	3	0	2	0	0	0	0	0	0	55	92	5.40	1.600																
53 Darren O'Day, R ERA: 2.35	2.0	13	4	3	1	2	0	2	0	0	0	0	0	23	34	4.50	2.000																
63 Rich Thompson, R ERA: 22.5	1.0	3	0	0	0	1	0	0	0	0	0	0	0	9	14	0.00	0.000																

Batter	1	2	3	4	5	6	7	8	9	AB	R	H	RBI	BB	SO	LOB	TOP										
8 Kurt Suzuki, R OBP: 0.371, SLG: 0.333										4	0	1	0	0	0	1											
14 Mark Ellis, R OBP: 0.333, SLG: 0.395										3	0	1	0	1	1	1											
5 Mike Sweeney, R OBP: 0.382, SLG: 0.463										3	0	1	0	0	0	2											
10 Daric Barton, L OBP: 0.381, SLG: 0.388										1	0	0	0	0	0	1											
35 Frank Thomas, R OBP: 0.340, SLG: 0.354										3	0	0	0	1	1	1											
15 Ryan Sweeney, L OBP: 0.294, SLG: 0.317										0	0	0	0	0	0	0											
Emil Brown, R OBP: 0.311, SLG: 0.438										4	0	0	0	0	1	2											
7 Bobby Crosby, R OBP: 0.325, SLG: 0.385										4	0	0	0	0	1	2											
12 Donnie Murphy, R OBP: 0.364, SLG: 0.464										2	0	1	0	1	0	0											
19 Chris Denorfia, R OBP: 0.352, SLG: 0.313										2	0	0	0	0	1	1											
11 Rajai Davis, R OBP: 0.200, SLG: 0.241										3	0	0	0	0	0	1											
Inning Stats	R: 0 E: 0 K: 0 S: 9	H: 1 LOB: 0 BB: 0 P: 15	R: 0 E: 0 K: 0 S: 8	H: 0 LOB: 0 BB: 0 P: 14	R: 0 E: 0 K: 0 S: 4	H: 0 LOB: 0 BB: 0 P: 7	R: 0 E: 0 K: 2 S: 8	H: 1 LOB: 1 BB: 0 P: 13	R: 0 E: 0 K: 1 S: 9	H: 0 LOB: 1 BB: 0 P: 12	R: 0 E: 0 K: 1 S: 8	H: 0 LOB: 0 BB: 0 P: 10	R: 0 E: 0 K: 0 S: 9	H: 1 LOB: 1 BB: 0 P: 16	R: 0 E: 0 K: 0 S: 13	H: 0 LOB: 2 BB: 2 P: 26	1B: 4 2B: 0 3B: 0 HR: 0	SF: 0 SAC: 1 DP: 0 HBP: 0	WP: 0 PB: 0 SB: 0 CS: 1	PA: 33							
PITCHER	IP	WLS	BF	H	R	ER	SO	BB	IBB	HBP	BLK	WP	HR	S	P	ERA	WHIP										
51 Joe Saunders, L ERA: 2.08	8.0	W	28	4	0	0	5	1	0	0	0	0	0	64	102	0.00	0.625										
Francisco Rodríguez, R ERA: 3.86	1.0	S	5	0	0	0	0	2	0	0	0	0	0	13	26	0.00	2.000										

Oakland Athletics @ Los Angeles Angels
Angel Stadium of Anaheim, Anaheim, CA
Tue Apr 29 2008, 7:05 PM PDT
Att: 35,764 - Clear - 68 F

AB 29
R 0
H 4
RBI 0
BB 3
SO 5
LOB 12



Batter	1	2	3	4	5	6	7	8	9	AB	R	H	RBI	BB	SO	LOB	BOTTOM										
9 Chone Figgins, S OBP: 0.414, SLG: 0.367										4	1	1	0	0	1	1											
24 Gary Matthews, S OBP: 0.312, SLG: 0.376										4	0	1	1	0	0	0											
27 Vladimir Guerrero, R OBP: 0.353, SLG: 0.442										3	0	0	0	0	0	1											
48 Torii Hunter, R OBP: 0.349, SLG: 0.525										3	0	0	0	0	2	1											
2 Erick Aybar, S OBP: 0.333, SLG: 0.381										2	0	0	0	1	0	0											
39 Robb Quinlan, R OBP: 0.313, SLG: 0.214										2	0	0	0	1	0	1											
Garret Anderson, L OBP: 0.257, SLG: 0.343										3	0	0	0	0	1	1											
5 Jeff Mathis, R OBP: 0.326, SLG: 0.581										3	0	0	0	0	0	1											
3 Brandon Wood, R OBP: 0.500, SLG: 0.333										2	1	1	0	1	1	0											
Inning Stats	R: 0 E: 0 K: 0 S: 8	H: 1 LOB: 1 BB: 0 P: 16	R: 0 E: 0 K: 0 S: 6	H: 0 LOB: 0 BB: 0 P: 10	R: 2 E: 0 K: 0 S: 5	H: 1 LOB: 0 BB: 1 P: 11	R: 0 E: 0 K: 1 S: 9	H: 0 LOB: 1 BB: 1 P: 18	R: 0 E: 0 K: 1 S: 11	H: 1 LOB: 1 BB: 0 P: 16	R: 0 E: 0 K: 1 S: 6	H: 0 LOB: 0 BB: 0 P: 9	R: 0 E: 0 K: 1 S: 7	H: 0 LOB: 1 BB: 1 P: 13	R: 0 E: 0 K: 1 S: 6	H: 0 LOB: 0 BB: 0 P: 10	1B: 2 2B: 1 3B: 0 HR: 0	SF: 0 SAC: 0 DP: 0 HBP: 0	WP: 1 PB: 0 SB: 0 CS: 1	PA: 30							
PITCHER	IP	WLS	BF	H	R	ER	SO	BB	IBB	HBP	BLK	WP	HR	S	P	ERA	WHIP										
Greg Smith, L ERA: 2.73	8.0	L	29	3	2	2	5	3	0	0	0	1	0	58	103	2.25	0.750										

Oakland Athletics @ Los Angeles Angels
Angel Stadium of Anaheim, Anaheim, CA
Tue Apr 29 2008, 7:05 PM PDT
Att: 35,764 - Clear - 68 F

AB 26
R 2
H 3
RBI 1
BB 3
SO 5
LOB 6



Batter	1	2	3	4	5	6	7	8	9	AB	R	H	RBI	BB	SO	LOB	TOP				
8 Kurt Suzuki, R OBP: 0.367, SLG: 0.330	G4-3		K		K			14 1B		4	0	1	0	0	2	2	Oakland Athletics @ Los Angeles Angels Angel Stadium of Anaheim, Anaheim, CA Wed Apr 30 2008, 7:05 PM PDT Att: 35,301 - Partly Cloudy - 64 F				
14 Mark Ellis, R OBP: 0.331, SLG: 0.390	F9			F9	G4-3			10 G4-6-3 1B		4	0	1	0	0	0	0					
10 Daric Barton, L OBP: 0.377, SLG: 0.382	E5			G3				35 G6-4-3 1B		4	0	1	0	0	0	2					
35 Frank Thomas, R OBP: 0.327, SLG: 0.337	L3			F7	G6-4-3					4	0	0	0	0	1	2					
Emil Brown, R OBP: 0.299, SLG: 0.420	F9			K						4	0	0	0	0	1	0					
32 Jack Cust, L OBP: 0.327, SLG: 0.265	L4			15 1B BB						3	1	1	0	1	1	0					
7 Bobby Crosby, R OBP: 0.317, SLG: 0.375	L1			F7						3	0	0	0	0	0	2					
22 Jack Hannahan, L OBP: 0.354, SLG: 0.333				E5						2	0	1	0	0	0	1					
5 Mike Sweeney, R OBP: 0.377, SLG: 0.456				15 1B						1	0	0	0	0	0	1					
12 Donnie Murphy, R OBP: 0.364, SLG: 0.464				G4-6-3						0	0	0	0	0	0	0					
15 Ryan Sweeney, L OBP: 0.286, SLG: 0.318				G4-6-3						3	0	1	1	0	1	1					
Inning Stats	R: 0 H: 0 E: 1 K: 0 S: 12	H: 0 LOB: 1 BB: 0 P: 18	R: 0 H: 0 E: 0 K: 0 S: 7	H: 0 LOB: 0 BB: 0 P: 13	R: 0 H: 1 E: 0 K: 1 S: 7	H: 1 LOB: 0 BB: 0 P: 9	R: 0 H: 0 E: 0 K: 0 S: 8	H: 0 LOB: 0 BB: 0 P: 13	R: 1 H: 1 E: 1 K: 2 S: 16	H: 1 LOB: 2 BB: 1 P: 31	R: 0 H: 1 E: 0 K: 0 S: 9	H: 1 LOB: 1 BB: 0 P: 15	R: 0 H: 1 E: 0 K: 1 S: 10	H: 2 LOB: 1 BB: 0 P: 16	R: 0 H: 0 E: 0 K: 2 S: 10	H: 0 LOB: 0 BB: 0 P: 12	1B: 5 2B: 1 3B: 0 HR: 0	SF: 0 SAC: 0 DP: 3 HBP: 0	WP: 0 PB: 0 SB: 0 CS: 0	PA: 33	
PITCHER	IP WLS BF H R ER SO BB IBB HBP BLK WP HR S P ERA WHIP	IP WLS BF H R ER SO BB IBB HBP BLK WP HR S P ERA WHIP	IP WLS BF H R ER SO BB IBB HBP BLK WP HR S P ERA WHIP	IP WLS BF H R ER SO BB IBB HBP BLK WP HR S P ERA WHIP	IP WLS BF H R ER SO BB IBB HBP BLK WP HR S P ERA WHIP	IP WLS BF H R ER SO BB IBB HBP BLK WP HR S P ERA WHIP	IP WLS BF H R ER SO BB IBB HBP BLK WP HR S P ERA WHIP	IP WLS BF H R ER SO BB IBB HBP BLK WP HR S P ERA WHIP	IP WLS BF H R ER SO BB IBB HBP BLK WP HR S P ERA WHIP	IP WLS BF H R ER SO BB IBB HBP BLK WP HR S P ERA WHIP	IP WLS BF H R ER SO BB IBB HBP BLK WP HR S P ERA WHIP	IP WLS BF H R ER SO BB IBB HBP BLK WP HR S P ERA WHIP	IP WLS BF H R ER SO BB IBB HBP BLK WP HR S P ERA WHIP	IP WLS BF H R ER SO BB IBB HBP BLK WP HR S P ERA WHIP	IP WLS BF H R ER SO BB IBB HBP BLK WP HR S P ERA WHIP	IP WLS BF H R ER SO BB IBB HBP BLK WP HR S P ERA WHIP	IP WLS BF H R ER SO BB IBB HBP BLK WP HR S P ERA WHIP	IP WLS BF H R ER SO BB IBB HBP BLK WP HR S P ERA WHIP	IP WLS BF H R ER SO BB IBB HBP BLK WP HR S P ERA WHIP	IP WLS BF H R ER SO BB IBB HBP BLK WP HR S P ERA WHIP	IP WLS BF H R ER SO BB IBB HBP BLK WP HR S P ERA WHIP
54 Ervin Santana, R ERA: 2.48	6.2	W	25	4	1	0	3	1	0	0	0	0	0	0	0	0	0.00	0.750			
Darren Oliver, L ERA: 3.85	7.1		5	2	0	0	1	0	0	0	0	0	0	0	0	0	0.00	1.500			
33 Justin Speier, R ERA: 3.18	9.1		3	0	0	0	2	0	0	0	0	0	0	0	0	0	0.00	0.000			



Batter	1	2	3	4	5	6	7	8	9	AB	R	H	RBI	BB	SO	LOB	BOTTOM				
9 Chone Figgins, S OBP: 0.417, SLG: 0.366	L3		24 G6-3 48 1B BB		K			12 1B		3	1	1	1	1	1	0	Oakland Athletics @ Los Angeles Angels Angel Stadium of Anaheim, Anaheim, CA Wed Apr 30 2008, 7:05 PM PDT Att: 35,301 - Partly Cloudy - 64 F				
24 Gary Matthews, S OBP: 0.324, SLG: 0.365	G5-3		G6-3		G4-3			K		4	0	0	0	0	1	3					
27 Vladimir Guerrero, R OBP: 0.350, SLG: 0.430	K		2 FC6-4 48 1B IBB		G4-3			G4-3		3	0	0	0	1	1	0					
48 Torii Hunter, R OBP: 0.354, SLG: 0.524		2 FC6-4 1B	2 FC6-4 1B		G3-1			P3		4	0	2	1	0	0	0					
2 Erick Aybar, S OBP: 0.330, SLG: 0.375	FC6-4 2B		FC6-4		1B 2B			G3-1		4	2	1	0	0	0	3					
Juan Rivera, R OBP: 0.214, SLG: 0.222		1 SAFE B CH 84 B SI 89 X FF 92	1 SAFE B CH 84 B SI 89 X FF 92		K			2B 5 1B 1B		4	2	2	0	0	1	2					
Casey Kotchman, L OBP: 0.406, SLG: 0.594		2 2B			G3			5 1B 9 1B 2B		4	1	3	3	0	0	0					
5 Jeff Mathis, R OBP: 0.320, SLG: 0.553	K		G4-3		G4-3			K		4	0	1	1	0	2	2					
43 Matthew Brown, R OBP: 0.320, SLG: 0.553	G5-3		K		K			K		4	0	0	0	0	3	4					
Inning Stats	R: 0 H: 0 E: 0 K: 1 S: 7	H: 3 LOB: 1 BB: 0 P: 12	R: 2 H: 3 E: 0 K: 1 S: 16	H: 3 LOB: 1 BB: 0 P: 27	R: 1 H: 1 E: 0 K: 1 S: 11	H: 1 LOB: 2 BB: 2 P: 22	R: 0 H: 0 E: 0 K: 1 S: 11	H: 0 LOB: 0 BB: 0 P: 12	R: 0 H: 0 E: 0 K: 1 S: 5	H: 0 LOB: 0 BB: 0 P: 7	R: 3 H: 5 E: 0 K: 2 S: 21	H: 5 LOB: 2 BB: 0 P: 32	R: 0 H: 0 E: 0 K: 0 S: 6	H: 0 LOB: 0 BB: 0 P: 8	R: 0 H: 1 E: 0 K: 2 S: 11	H: 1 LOB: 1 BB: 0 P: 16		1B: 7 2B: 3 3B: 0 HR: 0	SF: 0 SAC: 0 DP: 0 HBP: 0	WP: 0 PB: 0 SB: 1 CS: 0	PA: 36
PITCHER	IP WLS BF H R ER SO BB IBB HBP BLK WP HR S P ERA WHIP	IP WLS BF H R ER SO BB IBB HBP BLK WP HR S P ERA WHIP	IP WLS BF H R ER SO BB IBB HBP BLK WP HR S P ERA WHIP	IP WLS BF H R ER SO BB IBB HBP BLK WP HR S P ERA WHIP	IP WLS BF H R ER SO BB IBB HBP BLK WP HR S P ERA WHIP	IP WLS BF H R ER SO BB IBB HBP BLK WP HR S P ERA WHIP	IP WLS BF H R ER SO BB IBB HBP BLK WP HR S P ERA WHIP	IP WLS BF H R ER SO BB IBB HBP BLK WP HR S P ERA WHIP	IP WLS BF H R ER SO BB IBB HBP BLK WP HR S P ERA WHIP	IP WLS BF H R ER SO BB IBB HBP BLK WP HR S P ERA WHIP	IP WLS BF H R ER SO BB IBB HBP BLK WP HR S P ERA WHIP	IP WLS BF H R ER SO BB IBB HBP BLK WP HR S P ERA WHIP	IP WLS BF H R ER SO BB IBB HBP BLK WP HR S P ERA WHIP	IP WLS BF H R ER SO BB IBB HBP BLK WP HR S P ERA WHIP	IP WLS BF H R ER SO BB IBB HBP BLK WP HR S P ERA WHIP	IP WLS BF H R ER SO BB IBB HBP BLK WP HR S P ERA WHIP	IP WLS BF H R ER SO BB IBB HBP BLK WP HR S P ERA WHIP	IP WLS BF H R ER SO BB IBB HBP BLK WP HR S P ERA WHIP	IP WLS BF H R ER SO BB IBB HBP BLK WP HR S P ERA WHIP	IP WLS BF H R ER SO BB IBB HBP BLK WP HR S P ERA WHIP	IP WLS BF H R ER SO BB IBB HBP BLK WP HR S P ERA WHIP
30 Dana Eveland, L ERA: 3.67	5.1	L	25	7	0	6	5	1	0	0	0	0	0	0	0	0	10.12	1.500			
33 Joey Devine, R ERA: 0.9	6.1		4	2	0	0	2	0	0	0	0	0	0	0	0	0	0.00	3.000			
Alan Embree, L ERA: 3.75	7.1		3	0	0	0	0	0	0	0	0	0	0	0	0	0	0.00	0.000			
51 Dallas Braden, L ERA: 3.6	8.1		4	1	0	0	2	0	0	0	0	0	0	0	0	0	0.00	1.000			



Batter	1	2	3	4	5	6	7	8	9	AB	R	H	RBI	BB	SO	LOB	TOP										
1 Brian Roberts, S OBP: 0.366, SLG: 0.448										5	0	0	0	0	2	4	Baltimore Orioles @ Los Angeles Angels Angel Stadium of Anaheim, Anaheim, CA Fri May 02 2008, 7:05 PM PDT Att: 41,515 - Clear - 75 F										
21 Nick Markakis, L OBP: 0.421, SLG: 0.476										4	2	2	2	0	0	2											
6 Melvin Mora, R OBP: 0.291, SLG: 0.368										3	0	2	2	1	0	0											
17 Aubrey Huff, L OBP: 0.339, SLG: 0.476										4	0	1	0	0	1	2											
Ramon Hernandez, R OBP: 0.226, SLG: 0.376										4	0	0	0	0	1	1											
Kevin Millar, R OBP: 0.339, SLG: 0.348										3	0	0	0	1	0	1											
10 Adam Jones, R OBP: 0.300, SLG: 0.402										4	0	0	0	0	2	1											
Jay Payton, R OBP: 0.268, SLG: 0.382										3	1	2	0	1	0	1											
Luis Hernandez, S OBP: 0.313, SLG: 0.268										4	1	1	0	0	1	2											
Inning Stats	R: 1 H: 1 E: 0 K: 2 S: 13	H: 1 LOB: 0 BB: 0 P: 20	R: 0 H: 0 E: 0 K: 2 S: 8	H: 0 LOB: 0 BB: 0 P: 11	R: 2 H: 2 E: 0 K: 0 S: 11	H: 2 LOB: 1 BB: 1 P: 21	R: 0 H: 0 E: 0 K: 0 S: 11	H: 0 LOB: 1 BB: 1 P: 16	R: 1 H: 2 E: 0 K: 1 S: 14	H: 2 LOB: 1 BB: 0 P: 17	R: 0 H: 0 E: 0 K: 1 S: 8	H: 0 LOB: 0 BB: 0 P: 9	R: 0 H: 1 E: 0 K: 0 S: 10	H: 1 LOB: 1 BB: 0 P: 16	R: 0 H: 1 E: 0 K: 0 S: 9	H: 1 LOB: 1 BB: 1 P: 19		R: 0 H: 1 E: 0 K: 1 S: 8	H: 1 LOB: 1 BB: 0 P: 10	1B: 4 2B: 3 3B: 0 HR: 1	SF: 0 SAC: 0 DP: 0 HBP: 0	WP: 0 PB: 0 SB: 2 CS: 1	PA: 37				
PITCHER	IP	WLS	BF	H	R	ER	SO	BB	IBB	HBP	BLK	WP	HR	S	P	ERA	WHIP										
36 Jered Weaver, R ERA: 4.36	7.0	L	29	6	4	4	6	2	0	0	0	0	1	75	110	5.14	1.143										
33 Justin Speier, R ERA: 2.92	1.0		4	1	0	0	0	1	0	0	0	0	0	9	19	0.00	2.000										
Darren Oliver, L ERA: 3.29	1.0		4	1	0	0	1	0	0	0	0	0	0	8	10	0.00	1.000										

Batter	1	2	3	4	5	6	7	8	9	AB	R	H	RBI	BB	SO	LOB	BOTTOM										
9 Chone Figgins, S OBP: 0.411, SLG: 0.353										3	1	0	0	2	0	0	Baltimore Orioles @ Los Angeles Angels Angel Stadium of Anaheim, Anaheim, CA Fri May 02 2008, 7:05 PM PDT Att: 41,515 - Clear - 75 F										
77 Reggie Willits, S OBP: 0.500, SLG: 0.600										4	1	1	0	1	0	4											
27 Vladimir Guerrero, R OBP: 0.339, SLG: 0.497										4	0	0	0	0	1	3											
Casey Kotchman, L OBP: 0.395, SLG: 0.567										4	0	1	1	0	1	2											
48 Tori Hunter, R OBP: 0.364, SLG: 0.518										3	1	3	1	0	0	0											
Garret Anderson, L OBP: 0.296, SLG: 0.336										4	0	1	0	0	0	4											
2 Erick Aybar, S OBP: 0.323, SLG: 0.396										4	0	0	1	0	1	2											
3 Brandon Wood, R OBP: 0.250, SLG: 0.143										3	0	0	0	0	1	0											
5 Jeff Mathis, R OBP: 0.302, SLG: 0.520										3	0	0	0	0	2	0											
Juan Rivera, R OBP: 0.194, SLG: 0.200										1	0	0	0	0	0	2											
Inning Stats	R: 1 H: 2 E: 0 K: 0 S: 14	H: 2 LOB: 2 BB: 1 P: 23	R: 0 H: 0 E: 0 K: 1 S: 9	H: 0 LOB: 0 BB: 0 P: 14	R: 0 H: 0 E: 0 K: 1 S: 7	H: 0 LOB: 0 BB: 0 P: 14	R: 0 H: 0 E: 0 K: 1 S: 6	H: 0 LOB: 1 BB: 0 P: 10	R: 0 H: 1 E: 0 K: 2 S: 10	H: 1 LOB: 0 BB: 0 P: 17	R: 0 H: 0 E: 0 K: 0 S: 10	H: 0 LOB: 0 BB: 0 P: 13	R: 0 H: 1 E: 0 K: 0 S: 10	H: 1 LOB: 1 BB: 0 P: 14	R: 0 H: 1 E: 0 K: 0 S: 10	H: 2 LOB: 3 BB: 1 P: 18	R: 1 H: 2 E: 0 K: 0 S: 10	H: 2 LOB: 3 BB: 1 P: 18	1B: 6 2B: 0 3B: 0 HR: 0	SF: 0 SAC: 1 DP: 0 HBP: 1	WP: 0 PB: 0 SB: 2 CS: 0	PA: 38					
PITCHER	IP	WLS	BF	H	R	ER	SO	BB	IBB	HBP	BLK	WP	HR	S	P	ERA	WHIP										
46 Jeremy Guthrie, R ERA: 4.06	7.0	W	27	3	2	2	6	2	0	1	0	0	0	70	109	2.57	0.714										
Chad Bradford, R ERA: 1.54	0.2	H	3	1	0	0	0	0	0	0	0	0	0	7	8	0.00	1.500										
32 Jamie Walker, L ERA: 4.5	0.1	H	1	0	0	0	0	0	0	0	0	0	0	3	6	0.00	0.000										
52 George Sherrill, L ERA: 4.97	1.0	S	7	2	1	1	0	0	1	0	0	0	0	10	18	9.00	2.000										

AB 34
R 4
H 8
RBI 4
BB 3
SO 7
LOB 14

AB 33
R 3
H 6
RBI 3
BB 3
SO 6
LOB 17



Batter	1	2	3	4	5	6	7	8	9	AB	R	H	RBI	BB	SO	LOB	TOP					
1 Brian Roberts, S OBP: 0.355, SLG: 0.433										4	0	0	0	0	1	0	Baltimore Orioles @ Los Angeles Angels Angel Stadium of Anaheim, Anaheim, CA Sat May 03 2008, 12:40 PM PDT Att: 37,601 - Sunny - 75 F					
21 Nick Markakis, L OBP: 0.415, SLG: 0.462										3	0	0	0	1	0	0						
6 Melvin Mora, R OBP: 0.292, SLG: 0.375										3	0	1	0	0	0	1						
17 Aubrey Huff, L OBP: 0.339, SLG: 0.472										3	1	1	0	0	0	1						
Kevin Millar, R OBP: 0.281, SLG: 0.339										3	0	0	0	0	0	2						
Ramon Hernandez, R OBP: 0.219, SLG: 0.364										3	0	0	0	0	0	1						
30 Luke Scott, L OBP: 0.371, SLG: 0.413										3	0	1	1	0	0	0						
10 Adam Jones, R OBP: 0.292, SLG: 0.390										3	0	0	0	0	0	0						
2 Luis Hernandez, S OBP: 0.303, SLG: 0.259										2	0	0	0	0	0	0						
Jay Payton, R OBP: 0.263, SLG: 0.375										1	0	0	0	0	1	0						
Inning Stats	R: 0 E: 0 K: 1 S: 11	H: 0 LOB: 0 BB: 1 P: 19	R: 1 E: 0 K: 0 S: 10	H: 2 LOB: 1 BB: 0 P: 18	R: 0 E: 0 K: 0 S: 6	H: 0 LOB: 0 BB: 0 P: 8	R: 0 E: 0 K: 0 S: 6	H: 0 LOB: 0 BB: 0 P: 9	R: 0 E: 0 K: 0 S: 8	H: 0 LOB: 0 BB: 0 P: 11	R: 0 E: 0 K: 0 S: 5	H: 0 LOB: 0 BB: 0 P: 7	R: 0 E: 0 K: 0 S: 11	H: 1 LOB: 1 BB: 0 P: 16	R: 0 E: 0 K: 0 S: 4	H: 0 LOB: 0 BB: 0 P: 8	R: 0 E: 0 K: 1 S: 8	H: 0 LOB: 0 BB: 0 P: 10	1B: 2 2B: 1 3B: 0 HR: 0	SF: 0 SAC: 0 DP: 1 HBP: 0	WP: 0 PB: 0 SB: 0 CS: 0	PA: 29
PITCHER	IP WLS BF H R ER SO BB IBB HBP BLK WP HR S P ERA WHIP																					
Jon Garland, R ERA: 5.08	(1, 1) 8.0 W 26 3 1 1 1 1 0 0 0 0 0 0 0 61 96 1.12 0.500																					
Francisco Rodriguez, R ERA: 3.55	(9, 1) 1.0 S 3 0 0 0 0 1 0 0 0 0 0 0 0 8 10 0.00 0.000																					

Batter	1	2	3	4	5	6	7	8	9	AB	R	H	RBI	BB	SO	LOB	BOTTOM			
9 Chone Figgins, S OBP: 0.421, SLG: 0.355										2	2	1	0	2	1	0	Baltimore Orioles @ Los Angeles Angels Angel Stadium of Anaheim, Anaheim, CA Sat May 03 2008, 12:40 PM PDT Att: 37,601 - Sunny - 75 F			
39 Robb Quinlan, R OBP: 0.300, SLG: 0.222										0	0	0	0	0	0	0				
77 Reggie Willits, S OBP: 0.556, SLG: 0.625										3	0	2	1	0	0	1				
24 Gary Matthews, S OBP: 0.294, SLG: 0.355										3	0	0	2	0	1	2				
Casey Kotchman, L OBP: 0.381, SLG: 0.546										4	0	0	0	0	0	4				
48 Torii Hunter, R OBP: 0.363, SLG: 0.513										3	0	1	0	0	1	0				
Garet Anderson, L OBP: 0.250, SLG: 0.328										3	0	0	0	0	1	1				
Juan Rivera, R OBP: 0.194, SLG: 0.200										0	0	0	0	0	0	0				
2 Erick Aybar, S OBP: 0.324, SLG: 0.394										3	0	1	0	0	1	1				
44 Mike Napoli, R OBP: 0.299, SLG: 0.597										3	0	1	0	0	0	0				
3 Brandon Wood, R OBP: 0.273, SLG: 0.111										2	1	0	0	0	1	2				
Inning Stats	R: 0 E: 0 K: 1 S: 12	H: 0 LOB: 1 BB: 1 P: 22	R: 0 E: 0 K: 1 S: 6	H: 0 LOB: 0 BB: 0 P: 9	R: 0 E: 0 K: 1 S: 7	H: 0 LOB: 0 BB: 0 P: 11	R: 0 E: 0 K: 0 S: 8	H: 1 LOB: 0 BB: 0 P: 9	R: 0 E: 0 K: 1 S: 6	H: 1 LOB: 1 BB: 0 P: 9	R: 2 E: 0 K: 0 S: 7	H: 1 LOB: 1 BB: 1 P: 18	R: 0 E: 0 K: 2 S: 11	H: 2 LOB: 2 BB: 0 P: 15	R: 1 E: 0 K: 0 S: 8	H: 1 LOB: 0 BB: 0 P: 12	1B: 6 2B: 1 3B: 0 HR: 0	SF: 1 SAC: 1 DP: 3 HBP: 1	WP: 1 PB: 0 SB: 3 CS: 1	PA: 31
PITCHER	IP WLS BF H R ER SO BB IBB HBP BLK WP HR S P ERA WHIP																			
40 Daniel Cabrera, R ERA: 4.06	(1, 1) 7.1 L 30 6 3 3 3 0 2 0 0 0 0 1 0 64 102 3.68 1.091																			
43 Jim Johnson, R ERA:	(8, 1) 0.2 1 0 0 0 0 0 0 0 0 0 0 0 1 3 0.00 0.000																			

Batter	1	2	3	4	5	6	7	8	9	AB	R	H	RBI	BB	SO	LOB	TOP						
24 Gary Matthews, S OBP: 0.307, SLG: 0.366			FC1-6 2 1B					K		4	0	1	0	1	2	2	Los Angeles Angels @ Kansas City Royals Kauffman Stadium, Kansas City, MO Tue May 06 2008, 7:10 PM CDT Att: 11,354 - Cloudy - 67°F						
2 Erick Aybar, S OBP: 0.318, SLG: 0.407	G6-4-3				G4-3	G3				5	0	2	0	0	0	2							
27 Vladimir Guerrero, R OBP: 0.343, SLG: 0.424			P4							4	2	2	0	1	0	3							
Casey Kotchman, L OBP: 0.389, SLG: 0.542	G4-3																						
48 Tori Hunter, R OBP: 0.365, SLG: 0.524																							
Garret Anderson, L OBP: 0.270, SLG: 0.382																							
3 Brandon Wood, R OBP: 0.294, SLG: 0.400																							
18 Sean Rodriguez, R OBP: 0.375, SLG: 0.286																							
5 Jeff Mathis, R OBP: 0.266, SLG: 0.443																							
Inning Stats	R: 0 H: 2 E: 0 K: 0 S: 10	H: 2 LOB: 1 BB: 0 P: 15	R: 0 H: 0 E: 0 K: 1 S: 7	H: 0 LOB: 0 BB: 0 P: 12	R: 0 H: 2 E: 0 K: 0 S: 10	H: 2 LOB: 2 BB: 0 P: 14	R: 3 H: 4 E: 0 K: 1 S: 13	H: 4 LOB: 1 BB: 0 P: 19	R: 1 H: 2 E: 1 K: 0 S: 11	H: 2 LOB: 2 BB: 1 P: 21	R: 0 H: 0 E: 0 K: 1 S: 7	H: 0 LOB: 1 BB: 1 P: 16	R: 1 H: 3 E: 0 K: 0 S: 9	H: 3 LOB: 2 BB: 0 P: 11	R: 0 H: 1 E: 0 K: 1 S: 8	H: 1 LOB: 1 BB: 0 P: 12		R: 0 H: 1 E: 0 K: 2 S: 12	H: 1 LOB: 0 BB: 0 P: 16	1B: 10 2B: 3 3B: 1 HR: 1	SF: 0 SAC: 0 DP: 1 HBP: 0	WP: 1 PB: 0 SB: 0 CS: 0	PA: 43
PITCHER	IP WLS BF H R ER SO BB IBB HBP BLK WP HR S P ERA WHIP	IP WLS BF H R ER SO BB IBB HBP BLK WP HR S P ERA WHIP											IP WLS BF H R ER SO BB IBB HBP BLK WP HR S P ERA WHIP										
19 Brian Bannister, R ERA: 4.46	6.2	L	34	13	5	5	3	2	0	0	0	0	0	0	0	0	1	1	64	103	6.75	2.250	
32 Ron Mahay, L ERA: 1.72	1.1		5	1	0	0	1	0	0	0	0	0	0	0	0	0	0	0	11	17	0.00	0.750	
41 Jimmy Gobble, L ERA: 5.4	1.0		4	1	0	0	2	0	0	0	0	0	0	0	0	0	0	0	12	16	0.00	1.000	

Batter	1	2	3	4	5	6	7	8	9	AB	R	H	RBI	BB	SO	LOB	BOTTOM						
2 Joey Gathright, L OBP: 0.267, SLG: 0.280										5	0	1	0	0	1	2	Los Angeles Angels @ Kansas City Royals Kauffman Stadium, Kansas City, MO Tue May 06 2008, 7:10 PM CDT Att: 11,354 - Cloudy - 67°F						
15 Mark Grudzielanek, R OBP: 0.330, SLG: 0.333										5	0	0	0	0	0	2							
9 David DeJesus, L OBP: 0.378, SLG: 0.424										5	0	1	0	0	2	0							
16 Billy Butler, R OBP: 0.349, SLG: 0.362										3	1	1	0	2	0	0							
4 Alex Gordon, L OBP: 0.346, SLG: 0.413										3	0	2	1	1	0	0							
24 Mark Teahen, L OBP: 0.353, SLG: 0.381										3	1	0	0	1	2	6							
21 Miguel Olivo, R OBP: 0.298, SLG: 0.582										4	1	2	1	0	1	5							
Ross Gload, L OBP: 0.326, SLG: 0.313										4	0	1	1	0	0	1							
13 Alberto Callaspo, S OBP: 0.435, SLG: 0.425										2	0	0	0	2	0	0							
1 Tony Pena Jr., R OBP: 0.174, SLG: 0.202										0	0	0	0	0	0	0							
Inning Stats	R: 0 H: 0 E: 0 K: 2 S: 11	H: 0 LOB: 0 BB: 0 P: 16	R: 2 H: 2 E: 0 K: 0 S: 11	H: 2 LOB: 2 BB: 2 P: 21	R: 1 H: 2 E: 0 K: 1 S: 11	H: 2 LOB: 1 BB: 0 P: 14	R: 0 H: 2 E: 0 K: 0 S: 10	H: 2 LOB: 2 BB: 1 P: 21	R: 0 H: 0 E: 0 K: 2 S: 9	H: 0 LOB: 0 BB: 2 P: 19	R: 0 H: 0 E: 0 K: 0 S: 5	H: 0 LOB: 0 BB: 0 P: 7	R: 0 H: 2 E: 0 K: 1 S: 15	H: 2 LOB: 3 BB: 1 P: 23	R: 0 H: 0 E: 0 K: 0 S: 4	H: 0 LOB: 0 BB: 0 P: 6	R: 0 H: 0 E: 0 K: 0 S: 8	H: 0 LOB: 0 BB: 0 P: 13	1B: 4 2B: 4 3B: 0 HR: 0	SF: 0 SAC: 0 DP: 0 HBP: 0	WP: 0 PB: 1 SB: 0 CS: 0	PA: 40	
PITCHER	IP WLS BF H R ER SO BB IBB HBP BLK WP HR S P ERA WHIP	IP WLS BF H R ER SO BB IBB HBP BLK WP HR S P ERA WHIP											IP WLS BF H R ER SO BB IBB HBP BLK WP HR S P ERA WHIP										
34 Nick Adenhart, R ERA: 11.37	4.1		23	6	3	3	3	5	0	0	0	0	0	0	0	0	0	0	45	83	6.23	2.538	
Darren Oliver, L ERA: 2.81	1.2	W	5	0	0	0	2	0	0	0	0	0	0	0	0	0	0	0	12	15	0.00	0.000	
33 Justin Speier, R ERA: 0.14	1.0	H	6	2	0	0	1	1	0	0	0	0	0	0	0	0	0	0	15	23	0.00	3.000	
62 Scot Shields, R ERA: 1.84	1.0	H	3	0	0	0	0	0	0	0	0	0	0	0	0	0	0	0	4	6	0.00	0.000	
Francisco Rodriguez, R ERA: 3.07	1.0	S	3	0	0	0	0	0	0	0	0	0	0	0	0	0	0	0	8	13	0.00	0.000	

AB 41
R 5
H 15
RBI 5
BB 2
SO 6
LOB 20




AB 34
R 3
H 8
RBI 3
BB 6
SO 6
LOB 16



Batter	1	2	3	4	5	6	7	8	9	AB	R	H	RBI	BB	SO	LOB	TOP					
24 Gary Matthews, S (1, 10) OBP: 0.305, SLG: 0.358										3	1	0	0	1	1	0	Los Angeles Angels @ Kansas City Royals Kauffman Stadium, Kansas City, MO Wed May 07 2008, 7:10 PM CDT Att: 11,084 - Overcast - 66 F					
2 Erick Aybar, S (1, 6) OBP: 0.308, SLG: 0.393										4	0	0	0	0	0	1						
27 Vladimir Guerrero, R (1, 9) OBP: 0.343, SLG: 0.422 Juan Rivera, R (6, 9) OBP: 0.188, SLG: 0.194										3	0	1	1	0	1	0						
Garret Anderson, L (1, 7) OBP: 0.284, SLG: 0.425										3	1	2	1	1	0	0						
48 Tori Hunter, R (1, 8) OBP: 0.360, SLG: 0.516 77 Reggie Willits, S (6, 8) OBP: 0.500, SLG: 0.545										2	0	0	0	0	0	3						
44 Mike Napoli, R (1, 2) OBP: 0.324, SLG: 0.652										4	1	3	2	0	1	1						
39 Robb Quinlan, R (1, 3) OBP: 0.287, SLG: 0.321										4	0	1	0	0	1	2						
3 Brandon Wood, R (1, 5) OBP: 0.238, SLG: 0.316										4	0	0	0	0	2	3						
18 Sean Rodriguez, R (1, 4) OBP: 0.300, SLG: 0.222										4	0	0	0	0	3	3						
Inning Stats	R: 1 E: 0 K: 0 S: 13	H: 1 LOB: 1 BB: 2 P: 27	R: 0 E: 0 K: 2 S: 11	H: 1 LOB: 2 BB: 0 P: 17	R: 0 E: 0 K: 1 S: 9	H: 0 LOB: 0 BB: 0 P: 15	R: 0 E: 0 K: 2 S: 10	H: 1 LOB: 1 BB: 0 P: 15	R: 0 E: 0 K: 1 S: 9	H: 0 LOB: 0 BB: 0 P: 10	R: 0 E: 0 K: 0 S: 5	H: 0 LOB: 0 BB: 0 P: 6	R: 2 E: 0 K: 2 S: 12	H: 2 LOB: 0 BB: 0 P: 17	R: 0 E: 0 K: 0 S: 4	H: 0 LOB: 0 BB: 0 P: 6		R: 1 E: 0 K: 2 S: 17	H: 3 LOB: 2 BB: 0 P: 26	1B: 5 2B: 0 3B: 1 HR: 2	SF: 0 SAC: 0 DP: 0 HBP: 0	WP: 0 PB: 0 SB: 0 CS: 1
PITCHER	IP WLS BF H R ER SO BB IBB HBP BLK WP HR S P ERA WHIP																					
23 Zack Greinke, R (1, 1) ERA: 1.8	7.0 W 27 5 3 3 8 2 0 0 0 0 0 1 69 107 3.86 1.000																					
57 Joel Peralta, R (8, 1) ERA: 7.45	1.0 3 0 0 0 0 0 0 0 0 0 0 0 4 6 0.00 0.000																					
27 Yasuhiko Yabuta, R (9, 1) ERA: 8.36	1.0 6 3 1 1 2 0 0 0 0 0 0 1 17 26 9.00 3.000																					

Batter	1	2	3	4	5	6	7	8	9	AB	R	H	RBI	BB	SO	LOB	BOTTOM			
9 David DeJesus, L (1, 8) OBP: 0.380, SLG: 0.457										4	1	1	3	1	0	1	Los Angeles Angels @ Kansas City Royals Kauffman Stadium, Kansas City, MO Wed May 07 2008, 7:10 PM CDT Att: 11,084 - Overcast - 66 F			
15 Mark Grudzielanek, R (1, 4) OBP: 0.350, SLG: 0.365 Esteban German, R (5, PH) OBP: 0.143, SLG: 0.053										3	2	3	0	0	0	0				
4 Alex Gordon, L (1, 5) OBP: 0.348, SLG: 0.432										4	1	1	2	1	1	3				
16 Billy Butler, R (1, 10) OBP: 0.343, SLG: 0.364										5	0	1	1	0	1	3				
24 Mark Teahen, L (1, 9) OBP: 0.350, SLG: 0.377										4	1	1	0	0	0	3				
11 Jose Guillen, R (1, 7) OBP: 0.217, SLG: 0.339 13 Alberto Callaspo, S (6, PH) ERA: 10.57 OBP: 0.420, SLG: 0.415										3	2	3	0	0	0	0				
Ross Gload, L (1, 3) OBP: 0.323, SLG: 0.310										4	0	1	1	0	1	2				
14 John Buck, R (1, 2) OBP: 0.340, SLG: 0.373										3	1	2	1	0	0	2				
1 Tony Pena Jr., R (1, 6) OBP: 0.177, SLG: 0.204										4	1	1	1	0	0	1				
Inning Stats	R: 1 E: 0 K: 0 S: 16	H: 2 LOB: 1 BB: 0 P: 24	R: 4 E: 0 K: 1 S: 22	H: 5 LOB: 2 BB: 1 P: 36	R: 1 E: 0 K: 0 S: 8	H: 1 LOB: 0 BB: 0 P: 14	R: 3 E: 0 K: 0 S: 18	H: 5 LOB: 2 BB: 0 P: 28	R: 0 E: 0 K: 2 S: 9	H: 0 LOB: 1 BB: 1 P: 13	R: 0 E: 0 K: 0 S: 9	H: 0 LOB: 0 BB: 0 P: 11	R: 0 E: 0 K: 1 S: 9	H: 1 LOB: 0 BB: 0 P: 12	R: 0 E: 0 K: 0 S: 2	H: 0 LOB: 0 BB: 1 P: 8		1B: 8 2B: 4 3B: 0 HR: 2	SF: 1 SAC: 0 DP: 1 HBP: 0	WP: 0 PB: 0 SB: 0 CS: 0
PITCHER	IP WLS BF H R ER SO BB IBB HBP BLK WP HR S P ERA WHIP																			
36 Jered Weaver, R (1, 1) ERA: 5.59	3.1 L 21 10 8 8 1 1 0 0 0 0 0 2 51 82 21.60 3.300																			
49 Chris Bootcheck, R (4, 1) ERA: 10.57	2.2 12 3 1 1 2 1 0 0 0 0 0 0 31 44 3.38 1.500																			
53 Darren O'Day, R (7, 1) ERA: 3.86	2.0 7 1 0 0 1 1 0 0 0 0 0 0 11 20 0.00 1.000																			

AB 34
R 4
H 8
RBI 4
BB 2
SO 10
LOB 13



AB 36
R 9
H 14
RBI 9
BB 3
SO 4
LOB 16



Batter	1	2	3	4	5	6	7	8	9	AB	R	H	RBI	BB	SO	LOB	TOP					
24 Gary Matthews, S OBP: 0.297, SLG: 0.348	F8		P5			K		G5-3		4	0	0	0	0	1	1						
2 Erick Aybar, S OBP: 0.311, SLG: 0.390	F8									1	0	0	0	0	0	0						
39 Robb Quinlan, R OBP: 0.258, SLG: 0.310	F8									1	0	0	0	0	0	0						
27 Vladimir Guerrero, R OBP: 0.336, SLG: 0.472	F7									3	0	0	0	0	0	1						
Garret Anderson, L OBP: 0.278, SLG: 0.416		G3-1								3	0	0	0	0	1	1						
48 Torii Hunter, R OBP: 0.352, SLG: 0.504		K								3	0	0	0	0	2	0						
Casey Kotchman, L OBP: 0.381, SLG: 0.528		F7								3	0	0	0	0	1	0						
44 Mike Napoli, R OBP: 0.311, SLG: 0.623			L7							3	0	0	0	0	1	0						
3 Brandon Wood, R OBP: 0.250, SLG: 0.318										3	0	1	0	0	1	0						
18 Sean Rodriguez, R OBP: 0.261, SLG: 0.190										3	0	0	0	0	1	1						
Inning Stats	R: 0 E: 0 K: 0 S: 8	H: 0 LOB: 0 BB: 0 P: 11	R: 0 E: 0 K: 1 S: 6	H: 0 LOB: 0 BB: 0 P: 8	R: 0 E: 0 K: 1 S: 5	H: 1 LOB: 1 BB: 0 P: 10	R: 0 E: 0 K: 0 S: 5	H: 0 LOB: 1 BB: 0 P: 7	R: 0 E: 0 K: 1 S: 6	H: 0 LOB: 0 BB: 0 P: 9	R: 0 E: 0 K: 2 S: 8	H: 0 LOB: 0 BB: 0 P: 11	R: 0 E: 0 K: 1 S: 7	H: 0 LOB: 0 BB: 0 P: 14	R: 0 E: 0 K: 2 S: 8	H: 0 LOB: 0 BB: 0 P: 11	R: 0 E: 0 K: 1 S: 8	H: 0 LOB: 0 BB: 0 P: 11	1B: 1 2B: 0 3B: 0 HR: 0	SF: 0 SAC: 0 DP: 1 HBP: 1	WP: 0 PB: 0 SB: 0 CS: 0	PA: 28
PITCHER 33 James Shields, R ERA: 3.14	IP: 9.0 WLS: W BF: 28 H: 1 R: 0 ER: 0 SO: 8 BB: 0 IBB: 0 HBP: 1 BLK: 0 WP: 0 HR: 0 S: 61 P: 92 ERA: 0.00 WHIP: 0.111															PITCHER IP: 9.0 WLS: W BF: 28 H: 1 R: 0 ER: 0 SO: 8 BB: 0 IBB: 0 HBP: 1 BLK: 0 WP: 0 HR: 0 S: 61 P: 92 ERA: 0.00 WHIP: 0.111						

Los Angeles Angels @ Tampa Bay Rays
Tropicana Field, St. Petersburg, FL
Fri May 09 2008, 7:10 PM EDT
Att: 12,039 - Dome - 72 F

AB	27
R	0
H	1
RBI	0
BB	0
SO	8
LOB	4



Batter	1	2	3	4	5	6	7	8	9	AB	R	H	RBI	BB	SO	LOB	BOTTOM					
1 Akinori Iwamura, L OBP: 0.297, SLG: 0.305	G1-3					G3-1		G5-3		4	0	1	0	0	0	2						
13 Carl Crawford, L OBP: 0.298, SLG: 0.375	G4-3					F7		G3		4	0	0	0	0	0	3						
2 B.J. Upton, R OBP: 0.387, SLG: 0.425										3	1	1	0	1	1	0						
23 Carlos Pena, L OBP: 0.310, SLG: 0.411	F8									4	0	2	0	0	0	2						
3 Evan Longoria, R OBP: 0.337, SLG: 0.434	F7									3	1	1	2	1	0	1						
32 Eric Hinske, L OBP: 0.385, SLG: 0.566	L7									3	0	0	0	0	0	3						
30 Dioner Navarro, S OBP: 0.381, SLG: 0.450	L4									3	0	0	0	0	0	1						
26 Gabe Gross, L OBP: 0.340, SLG: 0.333										2	0	1	0	1	0	0						
Nathan Haynes, L OBP: 0.277, SLG: 0.227										0	0	0	0	0	0	0						
8 Jason Bartlett, R OBP: 0.268, SLG: 0.263										3	0	0	0	0	1	2						
Inning Stats	R: 0 E: 0 K: 0 S: 8	H: 0 LOB: 1 BB: 1 P: 15	R: 0 E: 0 K: 0 S: 7	H: 0 LOB: 0 BB: 0 P: 13	R: 0 E: 0 K: 0 S: 12	H: 1 LOB: 1 BB: 1 P: 21	R: 0 E: 0 K: 1 S: 9	H: 1 LOB: 1 BB: 1 P: 18	R: 0 E: 0 K: 1 S: 9	H: 0 LOB: 0 BB: 0 P: 13	R: 0 E: 0 K: 0 S: 8	H: 0 LOB: 0 BB: 0 P: 12	R: 0 E: 0 K: 0 S: 9	H: 1 LOB: 1 BB: 0 P: 12	R: 0 E: 0 K: 0 S: 10	H: 1 LOB: 2 BB: 0 P: 15	R: 2 E: 0 K: 0 S: 7	H: 2 LOB: 0 BB: 0 P: 11	1B: 4 2B: 1 3B: 0 HR: 1	SF: 0 SAC: 0 DP: 2 HBP: 0	WP: 0 PB: 0 SB: 0 CS: 0	PA: 32
PITCHER Jon Garland, R ERA: 4.3	IP: 8.0 WLS: L BF: 29 H: 4 R: 0 ER: 0 SO: 2 BB: 3 IBB: 0 HBP: 0 BLK: 0 WP: 0 HR: 0 S: 19 P: 119 ERA: 0.00 WHIP: 0.875															PITCHER 33 Justin Speier, R ERA: 4.3						

Los Angeles Angels @ Tampa Bay Rays
Tropicana Field, St. Petersburg, FL
Fri May 09 2008, 7:10 PM EDT
Att: 12,039 - Dome - 72 F

AB	29
R	2
H	6
RBI	2
BB	3
SO	2
LOB	14



Batter	1	2	3	4	5	6	7	8	9	AB	R	H	RBI	BB	SO	LOB	TOP					
24 Gary Matthews, S OBP: 0.309, SLG: 0.357										2	0	1	0	2	1	0	Los Angeles Angels @ Tampa Bay Rays Tropicana Field, St. Petersburg, FL Sat May 10 2008, 7:10 PM EDT Att: 25,512 - Dome - 72 F					
2 Erick Aybar, S OBP: 0.310, SLG: 0.393										4	0	1	0	0	0	5						
27 Vladimir Guerrero, R OBP: 0.340, SLG: 0.410										3	0	1	0	1	1	2						
48 Torii Hunter, R OBP: 0.342, SLG: 0.489										4	0	0	0	0	1	5						
Juan Rivera, R OBP: 0.171, SLG: 0.176 Garret Anderson, L OBP: 0.276, SLG: 0.413 39 Robb Quinlan, R OBP: 0.258, SLG: 0.310										3	0	0	0	0	1	0						
44 Mike Napoli, R OBP: 0.308, SLG: 0.597										1	0	0	0	0	0	3						
Casey Kotchman, L OBP: 0.370, SLG: 0.512										0	0	0	0	0	0	0						
3 Brandon Wood, R OBP: 0.214, SLG: 0.269										0	0	0	0	0	0	0						
18 Sean Rodriguez, R OBP: 0.280, SLG: 0.182 77 Reggie Willis, S OBP: 0.538, SLG: 0.545										0	0	0	0	1	0	0						
Inning Stats	R: 0 E: 0 K: 0 S: 12	H: 0 LOB: 1 BB: 1 P: 22	R: 0 E: 0 K: 3 S: 16	H: 0 LOB: 1 BB: 1 P: 24	R: 0 E: 0 K: 2 S: 12	H: 1 LOB: 0 BB: 0 P: 17	R: 0 E: 0 K: 1 S: 6	H: 0 LOB: 0 BB: 0 P: 9	R: 0 E: 0 K: 0 S: 11	H: 1 LOB: 2 BB: 1 P: 17	R: 0 E: 0 K: 0 S: 13	H: 0 LOB: 0 BB: 0 P: 19	R: 0 E: 0 K: 0 S: 8	H: 0 LOB: 0 BB: 0 P: 10	R: 0 E: 0 K: 0 S: 9	H: 0 LOB: 3 BB: 3 P: 22		R: 0 E: 0 K: 1 S: 8	H: 0 LOB: 0 BB: 0 P: 11	1B: 1 2B: 2 3B: 0 HR: 0	SF: 0 SAC: 0 DP: 1 HBP: 0	WP: 1 PB: 0 SB: 0 CS: 0
PITCHER	IP WLS BF H R ER SO BB IBB HBP BLK WP HR S P ERA WHIP																					
19 Scott Kazmir, L ERA: 2.7	6.0 W 23 3 0 0 6 3 0 0 0 1 0 70 108 0.00 1.000																					
Trever Miller, L ERA: 5.23	1.0 H 3 0 0 0 0 0 0 0 0 0 0 8 10 0.00 0.000																					
35 Dan Wheeler, R ERA: 1.35	1.0 H 6 0 0 0 0 2 1 0 0 0 0 9 22 0.00 2.000																					
40 Troy Percival, R ERA: 2.08	1.0 S 3 0 0 0 1 0 0 0 0 0 0 8 11 0.00 0.000																					

Batter	1	2	3	4	5	6	7	8	9	AB	R	H	RBI	BB	SO	LOB	BOTTOM			
1 Akinori Iwamura, L OBP: 0.309, SLG: 0.317										4	1	3	0	0	1	1	Los Angeles Angels @ Tampa Bay Rays Tropicana Field, St. Petersburg, FL Sat May 10 2008, 7:10 PM EDT Att: 25,512 - Dome - 72 F			
13 Carl Crawford, L OBP: 0.309, SLG: 0.377										2	1	1	0	2	0	1				
2 B.J. Upton, R OBP: 0.379, SLG: 0.415										3	0	0	0	0	1	4				
23 Carlos Pena, L OBP: 0.315, SLG: 0.408										1	0	0	1	2	0	0				
3 Evan Longoria, R OBP: 0.324, SLG: 0.414										4	0	0	1	0	2	3				
30 Dioner Navarro, S OBP: 0.384, SLG: 0.429										3	0	0	0	0	0	2				
31 Jonny Gomes, R OBP: 0.316, SLG: 0.418										3	0	0	0	0	0	0				
32 Eric Hinske, L OBP: 0.364, SLG: 0.559 26 Gabe Gross, L OBP: 0.340, SLG: 0.333										3	0	1	0	0	1	0				
8 Jason Bartlett, R OBP: 0.278, SLG: 0.281										3	0	2	0	0	0	1				
Inning Stats	R: 1 E: 0 K: 0 S: 14	H: 1 LOB: 2 BB: 2 P: 27	R: 0 E: 0 K: 1 S: 13	H: 1 LOB: 1 BB: 0 P: 16	R: 0 E: 0 K: 2 S: 11	H: 0 LOB: 2 BB: 2 P: 21	R: 0 E: 0 K: 0 S: 9	H: 1 LOB: 1 BB: 0 P: 14	R: 0 E: 0 K: 0 S: 5	H: 1 LOB: 0 BB: 0 P: 8	R: 0 E: 0 K: 0 S: 8	H: 0 LOB: 0 BB: 0 P: 15	R: 0 E: 0 K: 1 S: 9	H: 2 LOB: 2 BB: 0 P: 13	R: 1 E: 0 K: 1 S: 8	H: 1 LOB: 0 BB: 0 P: 12		1B: 6 2B: 1 3B: 0 HR: 0	SF: 1 SAC: 1 DP: 1 HBP: 0	WP: 0 PB: 0 SB: 1 CS: 1
PITCHER	IP WLS BF H R ER SO BB IBB HBP BLK WP HR S P ERA WHIP																			
51 Joe Saunders, L ERA: 2.48	6.0 L 24 4 0 0 1 4 0 0 0 0 0 60 101 1.50 1.333																			
Darren Oliver, L ERA: 3.06	1.2 7 3 1 1 1 0 0 0 0 0 0 14 20 5.40 1.800																			
53 Darren O'Day, R ERA: 3.79	0.1 1 0 0 0 0 0 0 0 0 0 0 3 5 0.00 0.000																			

Batter	1	2	3	4	5	6	7	8	9	AB R H RBI BB SO LOB	TOP									
Orlando Cabrera, R (1,6) OBP: 0.287, SLG: 0.268										4 0 0 0 0 1 1	Chicago White Sox @ Los Angeles Angels Angel Stadium of Anaheim, Anaheim, CA Tue May 13 2008, 7:05 PM PDT Att: 35,333 - Clear - 70 F livebaseballscorecards.com									
20 Carlos Quentin, R (1,7) OBP: 0.400, SLG: 0.565										4 0 1 0 0 2 0										
25 Jim Thome, L (1,10) OBP: 0.348, SLG: 0.415										3 0 0 0 1 1 1										
23 Jermaine Dye, R (1,9) OBP: 0.338, SLG: 0.508										4 0 0 0 0 2 2										
14 Paul Konerko, R (1,3) OBP: 0.342, SLG: 0.378										3 0 0 0 0 0 1										
12 A.J. Pierzynski, L (1,2) OBP: 0.353, SLG: 0.472										3 0 1 0 0 0 0										
Nick Swisher, S (1,8) OBP: 0.329, SLG: 0.314										3 0 0 0 0 1 1										
24 Joe Crede, R (1,5) OBP: 0.340, SLG: 0.492										2 0 1 0 1 1 1										
5 Juan Uribe, R (1,4) OBP: 0.267, SLG: 0.336										3 0 0 0 0 1 3										
Inning Stats	R: 0 E: 0 K: 2 S: 8	H: 0 LOB: 0 BB: 0 P: 14	R: 0 E: 0 K: 1 S: 9	H: 0 LOB: 0 BB: 0 P: 15	R: 0 E: 0 K: 1 S: 14	H: 0 LOB: 1 BB: 1 P: 23	R: 0 E: 0 K: 1 S: 11	H: 1 LOB: 1 BB: 0 P: 20	R: 0 E: 0 K: 0 S: 12	H: 0 LOB: 0 BB: 0 P: 16		R: 0 E: 0 K: 0 S: 4	H: 0 LOB: 0 BB: 0 P: 8	R: 0 E: 0 K: 1 S: 12	H: 1 LOB: 0 BB: 0 P: 14	R: 0 E: 0 K: 2 S: 9	H: 1 LOB: 1 BB: 0 P: 10	1B: 2 2B: 1 3B: 0 HR: 0	SF: 0 SAC: 0 DP: 1 HBP: 0	WP: 0 PB: 0 SB: 0 CS: 0
PITCHER	IP WLS BF H R ER SO BB IBB HBP BLK WP HR S P ERA WHIP											IP WLS BF H R ER SO BB IBB HBP BLK WP HR S P ERA WHIP								
36 Jered Weaver, R (1,1) ERA: 4.86	7.0 24 1 0 0 6 2 0 0 0 0 0 0 67 109 0.00 0.429																			
62 Scot Shields, R (8,1) ERA: 2.16	1.0 W 3 1 0 0 1 0 0 0 0 0 0 0 12 14 0.00 1.000																			
Francisco Rodriguez, R (9,1) ERA: 2.76	1.0 S 4 1 0 0 2 0 0 0 0 0 0 0 9 10 0.00 1.000																			

Batter	1	2	3	4	5	6	7	8	9	AB R H RBI BB SO LOB	BOTTOM									
24 Gary Matthews, S (1,7) OBP: 0.320, SLG: 0.358										2 0 1 0 2 0 0	Chicago White Sox @ Los Angeles Angels Angel Stadium of Anaheim, Anaheim, CA Tue May 13 2008, 7:05 PM PDT Att: 35,333 - Clear - 70 F livebaseballscorecards.com									
2 Erick Aybar, S (1,6) OBP: 0.309, SLG: 0.400										4 0 1 0 0 2 6										
27 Vladimir Guerrero, R (1,9) OBP: 0.337, SLG: 0.429										4 0 0 0 0 1 6										
48 Torii Hunter, R (1,8) OBP: 0.346, SLG: 0.493										4 1 1 0 0 0 1										
Garret Anderson, L (1,10) OBP: 0.299, SLG: 0.440										4 1 2 0 0 1 0										
44 Mike Napoli, R (1,2) OBP: 0.291, SLG: 0.564										3 0 1 1 0 2 1										
Casey Kotchman, L (1,3) OBP: 0.361, SLG: 0.493										4 0 1 0 0 0 2										
39 Robb Quinlan, R (1,5) OBP: 0.286, SLG: 0.308										4 0 2 1 0 1 1										
18 Sean Rodriguez, R (1,4) OBP: 0.324, SLG: 0.233										1 0 0 0 0 0 0										
Juan Rivera, R (7,PH) OBP: 0.194, SLG: 0.200										1 0 1 0 0 0 0										
6 Maicer Izturis, S (7,PR) OBP: 0.272, SLG: 0.236										1 0 0 0 0 0 1										
Inning Stats	R: 0 E: 0 K: 0 S: 9	H: 1 LOB: 1 BB: 0 P: 14	R: 0 E: 0 K: 2 S: 10	H: 1 LOB: 1 BB: 0 P: 12	R: 0 E: 0 K: 1 S: 10	H: 0 LOB: 1 BB: 1 P: 18	R: 0 E: 0 K: 0 S: 6	H: 1 LOB: 1 BB: 0 P: 10	R: 0 E: 0 K: 1 S: 12	H: 1 LOB: 1 BB: 0 P: 15	R: 0 E: 0 K: 1 S: 9	H: 2 LOB: 3 BB: 1 P: 32	R: 2 E: 0 K: 0 S: 16	H: 3 LOB: 1 BB: 0 P: 23	R: 0 E: 0 K: 2 S: 16	H: 0 LOB: 1 BB: 0 P: 23	1B: 9 2B: 1 3B: 0 HR: 0	SF: 1 SAC: 0 DP: 1 HBP: 1	WP: 0 PB: 0 SB: 3 CS: 0	PA: 36
PITCHER	IP WLS BF H R ER SO BB IBB HBP BLK WP HR S P ERA WHIP											IP WLS BF H R ER SO BB IBB HBP BLK WP HR S P ERA WHIP								
50 John Danks, L (1,1) ERA: 2.74	6.1 28 7 1 1 1 2 0 0 0 0 0 0 69 99 0.00 1.421																			
26 Octavio Dotel, R (7,1) ERA: 3.39	0.2 L 3 1 1 1 2 0 0 0 0 0 0 0 12 16 13.50 1.500																			
37 Matt Thornton, L (8,1) ERA: 3.6	0.2 3 1 0 0 0 0 0 0 0 0 0 0 9 13 0.00 1.500																			
71 Scott Linebrink, R (8,1) ERA: 1.76	0.1 2 1 1 1 0 0 0 0 0 0 0 0 5 7 27.00 3.000																			

Batter	1	2	3	4	5	6	7	8	9	AB	R	H	RBI	BB	SO	LOB	TOP			
Orlando Cabrera, R OBP: 0.291, SLG: 0.272 (1, 6)										5	2	2	0	0	0	0	Chicago White Sox @ Los Angeles Angels Angel Stadium of Anaheim, Anaheim, CA Wed May 14 2008, 7:05 PM PDT Att: 37,059 - Partly Cloudy - 74 F livebaseballscorecards.com			
12 A.J. Pierzynski, L OBP: 0.362, SLG: 0.468 (1, 2)										3	1	1	0	2	0	0				
20 Carlos Quentin, R OBP: 0.403, SLG: 0.585 (1, 7)										4	1	2	5	0	0	1				
23 Jermaine Dye, R OBP: 0.343, SLG: 0.504 (1, 9)										3	0	1	0	0	0	2				
25 Jim Thome, L OBP: 0.340, SLG: 0.403 (1, 10)										4	0	0	0	0	2	3				
14 Paul Konerko, R OBP: 0.346, SLG: 0.377 (1, 3)										3	0	1	0	1	1	1				
24 Joe Crede, R OBP: 0.338, SLG: 0.492 (1, 5)										4	0	1	0	0	0	2				
Nick Swisher, S OBP: 0.327, SLG: 0.333 (1, 8)										4	1	1	1	0	0	3				
32 Brian Anderson, R OBP: 0.306, SLG: 0.356 (9, 8)										0	0	0	0	0	0	0				
5 Juan Uribe, R OBP: 0.266, SLG: 0.333 (1, 4)										4	1	1	0	0	2	1				
Inning Stats	R: 1 H: 3 E: 0 K: 1 S: 15	H: 3 LOB: 1 BB: 0 P: 23	R: 0 H: 1 E: 0 K: 1 S: 11	H: 1 LOB: 1 BB: 0 P: 21	R: 0 H: 0 E: 0 K: 0 S: 5	H: 0 LOB: 0 BB: 1 P: 9	R: 0 H: 0 E: 0 K: 1 S: 6	H: 0 LOB: 0 BB: 0 P: 8	R: 0 H: 0 E: 0 K: 0 S: 9	H: 0 LOB: 0 BB: 0 P: 11	R: 0 H: 2 E: 0 K: 1 S: 15	H: 2 LOB: 2 BB: 0 P: 18	R: 4 H: 3 E: 1 K: 0 S: 13	H: 3 LOB: 1 BB: 2 P: 29	R: 1 H: 1 E: 0 K: 1 S: 7	H: 1 LOB: 0 BB: 0 P: 11	1B: 7 2B: 1 3B: 0 HR: 2	SF: 0 SAC: 0 DP: 3 HBP: 1	WP: 0 PB: 0 SB: 1 CS: 0	PA: 38
PITCHER	IP	WLS	BF	H	R	ER	SO	BB	IBB	HBP	BLK	WP	HR	S	P	ERA	WHIP			
41 John Lackey, R ERA: 1.29 (1, 1)	7.0		26	6	1	1	4	1	0	0	0	0	0	67	99	1.29	1.000			
62 Scott Shields, R ERA: 4.32 (8, 1)	0.0	L	4	3	4	4	0	0	1	0	0	0	1	7	15	∞	∞			
33 Justin Speier, R ERA: 5.63 (8, 1)	1.0		4	0	0	0	0	1	0	1	0	0	0	6	14	0.00	1.000			
66 Jose Arredondo, R ERA: 9.0 (9, 1)	1.0		4	1	1	1	1	0	0	0	0	0	1	7	11	9.00	1.000			

Batter	1	2	3	4	5	6	7	8	9	AB	R	H	RBI	BB	SO	LOB	BOTTOM			
24 Gary Matthews, S OBP: 0.313, SLG: 0.349 (1, 10)										4	0	0	0	0	1	3	Chicago White Sox @ Los Angeles Angels Angel Stadium of Anaheim, Anaheim, CA Wed May 14 2008, 7:05 PM PDT Att: 37,059 - Partly Cloudy - 74 F livebaseballscorecards.com			
2 Erick Aybar, S OBP: 0.308, SLG: 0.391 (1, 6)										3	0	0	0	0	1	1				
27 Vladimir Guerrero, R OBP: 0.335, SLG: 0.424 (1, 9)										4	0	1	0	0	1	3				
Garret Anderson, L OBP: 0.298, SLG: 0.435 (1, 7)										4	0	1	0	0	0	0				
48 Torii Hunter, R OBP: 0.350, SLG: 0.490 (1, 8)										3	0	1	0	1	1	2				
Casey Kotchman, L OBP: 0.351, SLG: 0.479 (1, 3)										4	0	0	0	0	0	2				
6 Maicer Izturis, S OBP: 0.271, SLG: 0.227 (1, 4)										3	1	0	0	1	0	1				
39 Robb Quinlan, R OBP: 0.289, SLG: 0.310 (1, 5)										3	0	1	0	0	0	0				
77 Reggie Williams, S ERA: 1.65 (9, PH)										1	0	0	0	0	0	1				
44 Mike Napoli, R OBP: 0.303, SLG: 0.570 (1, 2)										1	0	1	1	1	0	0				
Inning Stats	R: 0 H: 2 E: 0 K: 0 S: 11	H: 0 LOB: 0 BB: 0 P: 18	R: 0 H: 1 E: 0 K: 0 S: 8	H: 1 LOB: 1 BB: 0 P: 11	R: 0 H: 0 E: 0 K: 1 S: 6	H: 0 LOB: 0 BB: 0 P: 8	R: 1 H: 1 E: 0 K: 2 S: 12	H: 1 LOB: 2 BB: 1 P: 20	R: 0 H: 0 E: 0 K: 0 S: 16	H: 0 LOB: 1 BB: 1 P: 23	R: 0 H: 0 E: 0 K: 1 S: 5	H: 0 LOB: 0 BB: 0 P: 8	R: 0 H: 1 E: 0 K: 0 S: 8	H: 1 LOB: 1 BB: 0 P: 9	R: 0 H: 1 E: 0 K: 0 S: 8	H: 1 LOB: 0 BB: 0 P: 9	1B: 5 2B: 0 3B: 0 HR: 0	SF: 1 SAC: 0 DP: 0 HBP: 1	WP: 0 PB: 1 SB: 2 CS: 1	PA: 35
PITCHER	IP	WLS	BF	H	R	ER	SO	BB	IBB	HBP	BLK	WP	HR	S	P	ERA	WHIP			
52 Jose Contreras, R ERA: 3.35 (1, 1)	7.0	W	28	4	1	1	3	3	0	1	0	0	0	68	104	1.29	1.000			
71 Scott Linebrink, R ERA: 1.65 (8, 1)	1.0		3	0	0	0	1	0	0	0	0	0	0	5	8	0.00	0.000			
45 Bobby Jenks, R ERA: 2.35 (9, 1)	1.0		4	1	0	0	0	0	0	0	0	0	0	8	9	0.00	1.000			

Batter	1	2	3	4	5	6	7	8	9	AB	R	H	RBI	BB	SO	LOB	TOP
Orlando Cabrera, R OBP: 0.282, SLG: 0.265	B2	SF9		L7		K		K		4	0	0	1	0	2	1	Chicago White Sox @ Los Angeles Angels Angel Stadium of Anaheim, Anaheim, CA Thu May 15 2008, 7:05 PM PDT Att: 41,444 - Clear - 77 F livebaseballscorecards.com
12 A.J. Pierzynski, L OBP: 0.371, SLG: 0.469	20 BB	23 1B		P5		F7		20 F8 25 1B	2B	5	1	3	1	0	0	0	
20 Carlos Quentin, R OBP: 0.409, SLG: 0.580									F8	3	0	1	0	2	0	1	
23 Jermaine Dye, R OBP: 0.345, SLG: 0.500	F6			FC5-4					P3	5	0	2	0	0	0	4	
25 Jim Thome, L OBP: 0.341, SLG: 0.399	G4-3	G4-3				F8				4	0	1	1	1	0	5	
14 Paul Konerko, R OBP: 0.342, SLG: 0.370				L4		G5-3			F7	5	1	1	0	0	0	3	
24 Joe Crede, R OBP: 0.342, SLG: 0.489				G6-3					F9	3	1	1	0	1	0	0	
Nick Swisher, S OBP: 0.337, SLG: 0.336						G4-3				2	0	1	0	2	0	1	
32 Brian Anderson, R OBP: 0.306, SLG: 0.356										0	0	0	0	0	0	0	
5 Juan Uribe, R OBP: 0.260, SLG: 0.325										3	1	0	1	0	0	3	
10 Alexei Ramirez, R OBP: 0.163, SLG: 0.190										1	0	0	0	0	0	1	
Inning Stats	R: 0 H: 1 E: 0 K: 0 S: 9	H: 1 LOB: 2 BB: 1 P: 17	R: 3 H: 4 E: 0 K: 0 S: 24	R: 0 H: 0 E: 0 K: 0 S: 7	R: 0 H: 1 E: 0 K: 0 S: 7	R: 0 H: 1 E: 0 K: 0 S: 10	R: 0 H: 0 E: 0 K: 1 S: 7	R: 0 H: 1 E: 0 K: 0 S: 4	R: 0 H: 0 E: 0 K: 1 S: 12	R: 1 H: 2 E: 0 K: 0 S: 8	1B: 8 2B: 2 3B: 0 HR: 0	SF: 1 SAC: 0 DP: 1 HBP: 0	WP: 0 PB: 0 SB: 0 CS: 0	PA: 42			
PITCHER	IP WLS BF H R ER SO BB IBB HBP BLK WP HR S P ERA WHIP																
Jon Garland, R ERA: 4.32	(1, 1) 6.0 29 7 3 3 1 4 0 0 0 0 0 64 109 4.50 1.833																
Darren Oliver, L ERA: 2.79	(7, 1) 1.2 7 1 0 0 0 2 0 0 0 0 0 13 28 0.00 1.800																
66 Jose Arredondo, R ERA: 6.75	(8, 1) 0.1 1 0 0 0 1 0 0 0 0 0 0 3 4 0.00 0.000																
Francisco Rodriguez, R ERA: 3.12	(9, 1) 1.0 L 5 2 1 1 0 0 0 0 0 0 0 8 19 9.00 2.000																

Batter	1	2	3	4	5	6	7	8	9	AB	R	H	RBI	BB	SO	LOB	BOTTOM
77 Reggie Willits, S OBP: 0.375, SLG: 0.381	K			G3					K	5	0	1	0	0	2	0	Chicago White Sox @ Los Angeles Angels Angel Stadium of Anaheim, Anaheim, CA Thu May 15 2008, 7:05 PM PDT Att: 41,444 - Clear - 77 F livebaseballscorecards.com
6 Maicer Izturis, S OBP: 0.278, SLG: 0.238	27 1B	G3							G1-3	5	2	2	0	0	0	1	
27 Vladimir Guerrero, R OBP: 0.397, SLG: 0.429	1B			G4-3						5	1	2	0	0	0	0	
Garret Anderson, L OBP: 0.303, SLG: 0.437	2B									4	0	2	1	0	0	1	
48 Torii Hunter, R OBP: 0.347, SLG: 0.481	P6									3	0	0	0	1	1	3	
Casey Kotchman, L OBP: 0.361, SLG: 0.490										3	0	2	1	0	0	3	
2 Erick Aybar, S OBP: 0.301, SLG: 0.383	F7									3	0	0	0	0	1	4	
43 Matthew Brown, R OBP: 0.077, SLG: 0.154										4	0	0	0	0	2	1	
5 Jeff Mathis, R OBP: 0.261, SLG: 0.415										2	0	0	0	0	1	0	
44 Mike Napoli, R OBP: 0.297, SLG: 0.556										2	0	0	0	0	1	0	
Inning Stats	R: 2 H: 4 E: 0 K: 1 S: 17	H: 4 LOB: 2 BB: 0 P: 22	R: 0 H: 1 E: 0 K: 1 S: 11	R: 0 H: 1 E: 0 K: 0 S: 11	R: 0 H: 0 E: 0 K: 1 S: 8	R: 0 H: 0 E: 0 K: 0 S: 7	R: 0 H: 1 E: 0 K: 2 S: 13	R: 1 H: 2 E: 1 K: 1 S: 13	R: 0 H: 0 E: 0 K: 1 S: 8	R: 0 H: 0 E: 0 K: 1 S: 12	1B: 6 2B: 3 3B: 0 HR: 0	SF: 0 SAC: 1 DP: 0 HBP: 1	WP: 1 PB: 0 SB: 0 CS: 0	PA: 39			
PITCHER	IP WLS BF H R ER SO BB IBB HBP BLK WP HR S P ERA WHIP																
Javier Vazquez, R ERA: 3.53	(1, 1) 6.2 30 9 3 2 6 0 0 0 0 0 76 111 2.70 1.350																
37 Matt Thornton, L ERA: 3.6	(7, 1) 0.0 B 1 0 0 0 0 0 0 0 0 0 1 1 -- --																
26 Octavio Dotel, R ERA: 3.12	(7, 1) 1.1 W 5 0 0 0 1 1 0 0 0 0 0 11 20 0.00 0.750																
45 Bobby Jenks, R ERA: 2.2	(9, 1) 1.0 S 3 0 0 0 1 0 0 0 0 0 0 12 16 0.00 0.000																

Batter	1	2	3	4	5	6	7	8	9	AB	R	H	RBI	BB	SO	LOB	TOP									
9 Juan Pierre, L OBP: 0.353, SLG: 0.333	G4-3		B5-3			G4-3		G1-3		4	0	0	0	0	0	1	Los Angeles Dodgers @ Los Angeles Angels Angel Stadium of Anaheim, Anaheim, CA Fri May 16 2008, 7:05 PM PDT Att: 44,047 - Clear - 87 F livebaseballscorecards.com									
25 Andruw Jones, R OBP: 0.283, SLG: 0.288	F8			E6		L4		K		4	0	0	0	0	1											
27 Matt Kemp, R OBP: 0.340, SLG: 0.460	FC5-4 BB			G4-3		F8		F8		3	0	0	0	1	0											
12 Jeff Kent, R OBP: 0.279, SLG: 0.394	FC5-4			K						4	0	0	0	0	2	1										
55 Russell Martin, R OBP: 0.432, SLG: 0.416		G4-6-3 1B			G3		F9		F8	4	0	1	0	0	0											
7 James Loney, L OBP: 0.343, SLG: 0.465	G4-6-3			1B		1B				4	1	2	0	0	1	1										
16 Andre Ethier, L OBP: 0.371, SLG: 0.463	G4-3			F8		16 HR				3	1	1	2	0	0	1										
Luis Maza, R OBP: 0.429, SLG: 0.333			G4-3		1 SAFE E:0 C FF 91 X SI 91	G5-3				3	0	1	0	0	0	0										
26 Gary Bennett, R OBP: 0.261, SLG: 0.381	F8		F8		1-2 1B	F9		G1-3 BB		2	0	0	0	1	0	2										
Inning Stats	R: 0 E: 0 K: 0 S: 7	H: 0 LOB: 1 BB: 1 P: 12	R: 0 E: 0 K: 0 S: 4	H: 1 LOB: 0 BB: 0 P: 6	R: 0 E: 0 K: 0 S: 5	H: 0 LOB: 0 BB: 0 P: 9	R: 0 E: 1 K: 1 S: 8	H: 0 LOB: 0 BB: 0 P: 15	R: 0 E: 0 K: 0 S: 5	H: 2 LOB: 0 BB: 0 P: 20	R: 0 E: 0 K: 0 S: 5	H: 0 LOB: 0 BB: 0 P: 7	R: 2 E: 0 K: 0 S: 8	H: 2 LOB: 0 BB: 0 P: 12	R: 0 E: 0 K: 1 S: 9	H: 0 LOB: 1 BB: 1 P: 17		R: 0 E: 0 K: 2 S: 8	H: 0 LOB: 0 BB: 0 P: 10	1B: 4 2B: 0 3B: 0 HR: 1	SF: 0 SAC: 0 DP: 1 HBP: 0	WP: 0 PB: 0 SB: 0 CS: 0	PA: 33			
PITCHER	IP	WLS	BF	H	R	ER	SO	BB	IBB	HBP	BLK	WP	HR	S	P	ERA	WHIP									
51 Joe Saunders, L ERA: 2.48	(1, 1)	7.1	W	28	5	2	2	1	2	0	0	0	0	1	55	90	2.46	0.955								
62 Scot Shields, R ERA: 4.15	(8, 1)	0.2	H	2	0	0	0	1	0	0	0	0	0	0	5	8	0.00	0.000								
Francisco Rodriguez, R ERA: 2.95	(9, 1)	1.0	S	3	0	0	0	2	0	0	0	0	0	0	8	10	0.00	0.000								

Batter	1	2	3	4	5	6	7	8	9	AB	R	H	RBI	BB	SO	LOB	BOTTOM									
6 Maicer Izturis, S OBP: 0.295, SLG: 0.250	FC4-6 1B		F7		24 27 SF9 1B		24 27 FC5 BB	FC4-6		4	2	2	0	1	0	2	Los Angeles Dodgers @ Los Angeles Angels Angel Stadium of Anaheim, Anaheim, CA Fri May 16 2008, 7:05 PM PDT Att: 44,047 - Clear - 87 F livebaseballscorecards.com									
24 Gary Matthews, S OBP: 0.317, SLG: 0.353	FC4-6		27 FC6-4 1B		27 SF9 1B		G3-4		4	1	2	0	0	0	2											
27 Vladimir Guerrero, R OBP: 0.330, SLG: 0.421	F7		FC6-4		SF9		FC5 WP 1B		3	0	0	2	0	0	3											
Garret Anderson, L OBP: 0.308, SLG: 0.438	G4-3		K		2-3 3-H 1B		FC5 WP 1B		4	0	2	1	0	1	1											
48 Torii Hunter, R OBP: 0.339, SLG: 0.468	K		G5-3		F9		P3		4	0	0	0	0	1	3											
Casey Kotchman, L OBP: 0.356, SLG: 0.490	F7		K		2 K 2B		G4-3		4	1	1	0	0	0	2											
2 Erick Aybar, S OBP: 0.293, SLG: 0.372	G4-3		K		K		G3		4	0	0	0	0	2	0											
39 Robb Quinlan, R OBP: 0.306, SLG: 0.311	F8		G5-3		E5		FC4-6 BB		3	0	1	0	1	0	1											
44 Mike Napoli, R OBP: 0.295, SLG: 0.536	24 1B BB		K2-3		F7		P3		3	0	0	0	1	1	2											
Inning Stats	R: 0 E: 0 K: 0 S: 7	H: 1 LOB: 0 BB: 0 P: 10	R: 0 E: 0 K: 1 S: 6	H: 0 LOB: 0 BB: 0 P: 9	R: 0 E: 0 K: 0 S: 9	H: 1 LOB: 2 BB: 1 P: 15	R: 1 E: 0 K: 2 S: 13	H: 1 LOB: 1 BB: 0 P: 22	R: 2 E: 0 K: 1 S: 11	H: 3 LOB: 0 BB: 0 P: 15	R: 0 E: 1 K: 1 S: 11	H: 1 LOB: 0 BB: 0 P: 17	R: 1 E: 0 K: 0 S: 14	H: 1 LOB: 2 BB: 1 P: 23	R: 0 E: 0 K: 0 S: 4	H: 0 LOB: 1 BB: 1 P: 8		R: 0 E: 0 K: 0 S: 4	H: 0 LOB: 1 BB: 1 P: 8	1B: 7 2B: 1 3B: 0 HR: 0	SF: 1 SAC: 0 DP: 0 HBP: 0	WP: 3 PB: 0 SB: 0 CS: 0	PA: 37			
PITCHER	IP	WLS	BF	H	R	ER	SO	BB	IBB	HBP	BLK	WP	HR	S	P	ERA	WHIP									
18 Hiroki Kuroda, R ERA: 3.67	(1, 1)	6.1	L	30	7	4	3	0	0	0	0	0	0	0	63	100	4.26	1.421								
Joe Beimel, L ERA: 0.66	(7, 1)	0.0		1	1	0	0	0	0	0	0	0	0	3	4	∞	∞									
45 Scott Proctor, R ERA: 5.31	(7, 1)	1.2		6	0	0	0	0	1	0	0	0	1	0	9	15	0.00	0.600								

Batter	1	2	3	4	5	6	7	8	9	AB	R	H	RBI	BB	SO	LOB	TOP				
9 Juan Pierre, L (1, 7) OBP: 0.347, SLG: 0.321	B1-4		16 1B 55 1B HBP		G6-3		E4 16 F8 7 CS		F8	4	2	0	0	0	0	0					
16 Andre Ethier, L (1, 9) OBP: 0.372, SLG: 0.456	G4-3		55 1B 1B		7 F8 55 1B BB		F8		G3	4	0	1	1	1	0	1					
55 Russell Martin, R (1, 2) OBP: 0.443, SLG: 0.426	K		1B		1B		7 CS IBB		1B	4	0	3	1	1	1	0					
7 James Loney, L (1, 3) OBP: 0.333, SLG: 0.450		F9	K		F8		P6		P2	5	0	0	0	0	1	6					
21 Mark Sweeney, L (1, 10) OBP: 0.243, SLG: 0.156		K2-3	F8		P4				G3	4	0	0	0	0	1	4					
25 Andrew Jones, R (1, 8) OBP: 0.282, SLG: 0.281		33 HR BB	K				L8		F9	3	1	0	0	1	1	2					
33 Blake DeWitt, L (1, 5) OBP: 0.400, SLG: 0.533					F7		G4-3		1B 2B	4	2	2	2	0	0	0					
Luis Maza, R (1, 4) OBP: 0.455, SLG: 0.400		F9			F8		1B		2H 1B	4	0	2	1	0	0	0					
14 Chin-Lung Hu, R (1, 6) OBP: 0.277, SLG: 0.207			9 HBP 16 1B BB		G6-3		K		F8	3	1	0	0	1	1	2					
Inning Stats	R: 0 E: 0 K: 1 S: 9	H: 0 LOB: 0 BB: 0 P: 13	R: 2 E: 0 K: 1 S: 15	H: 1 LOB: 0 BB: 1 P: 22	R: 2 E: 0 K: 2 S: 23	H: 2 LOB: 2 BB: 1 P: 36	R: 0 E: 0 K: 0 S: 5	H: 0 LOB: 0 BB: 0 P: 9	R: 0 E: 0 K: 1 S: 8	H: 1 LOB: 1 BB: 1 P: 14	R: 1 E: 0 K: 0 S: 15	H: 0 LOB: 0 BB: 1 P: 24	R: 1 E: 0 K: 0 S: 9	H: 2 LOB: 1 BB: 0 P: 17	R: 0 E: 0 K: 0 S: 13	H: 1 LOB: 1 BB: 0 P: 17	1B: 6 2B: 1 3B: 0 HR: 1	SF: 0 SAC: 0 DP: 0 HBP: 1	WP: 0 PB: 0 SB: 1 CS: 2	PA: 40	
PITCHER	IP	WLS	BF	H	R	ER	SO	BB	IBB	HBP	BLK	WP	HR	S	P	ERA	WHIP				
54 Ervin Santana, R (1, 1) ERA: 2.97	6.0	L	27	5	4	4	5	3	0	1	0	0	1	71	109	6.00	1.333				
Darren Oliver, L (7, 1) ERA: 2.55	1.0		4	0	1	0	0	0	1	0	0	0	0	15	24	0.00	0.000				
49 Chris Bootcheck, R (8, 1) ERA: 9.53	2.0		9	3	1	1	0	0	0	0	0	0	0	22	34	4.50	1.500				

Los Angeles Dodgers @ Los Angeles Angels
Angel Stadium of Anaheim, Anaheim, CA
Sat May 17 2008, 12:55 PM PDT
Att: 43,906 - Sunny - 98 F

AB	35
R	6
H	8
RBI	5
BB	4
SO	5
LOB	15



Batter	1	2	3	4	5	6	7	8	9	AB	R	H	RBI	BB	SO	LOB	BOTTOM				
77 Reggie Willits, S (1, 9) OBP: 0.379, SLG: 0.360	27 G5-4-3 BB		G4-3		1B 1B		F9		F7	4	0	1	0	1	0	1					
24 Gary Matthews, S (1, 8) OBP: 0.308, SLG: 0.342	P4			G4-3	K		G4-3		G6-3	5	0	0	0	0	1	3					
27 Vladimir Guerrero, R (1, 10) OBP: 0.333, SLG: 0.420	G5-4-3			1B FC3 HBP	F7				1B	3	1	1	0	0	0	2					
Garret Anderson, L (1, 7) OBP: 0.318, SLG: 0.452		2B		E 6 FC3-6 1B	1B				F8	4	1	3	0	0	0	1					
Casey Kotchman, L (1, 3) OBP: 0.350, SLG: 0.477		K		FC3 6 FC3-6	G6-3				K	4	0	0	1	0	2	5					
6 Maicer Izturis, S (1, 4) OBP: 0.283, SLG: 0.239	F8			FC3-6 39 1B	B5				P3	4	0	0	1	0	0	3					
39 Robb Quinlan, R (1, 5) OBP: 0.308, SLG: 0.313										3	0	1	0	0	2	1					
Juan Rivera, R (9, PH) OBP: 0.216, SLG: 0.250	K									1	1	1	0	0	0	0					
5 Jeff Mathis, R (1, 2) OBP: 0.264, SLG: 0.403					P4					2	0	0	0	1	1	0					
44 Mike Napoli, R (9, PH) OBP: 0.292, SLG: 0.529					FC4-6 2 BB				F9	1	0	0	0	0	0	1					
2 Erick Aybar, S (1, 6) OBP: 0.292, SLG: 0.369					K					4	0	1	1	0	1	3					
Inning Stats	R: 0 E: 0 K: 0 S: 5	H: 0 LOB: 1 BB: 0 P: 11	R: 0 E: 0 K: 2 S: 14	H: 1 LOB: 0 BB: 0 P: 21	R: 0 E: 0 K: 1 S: 10	H: 0 LOB: 0 BB: 0 P: 13	R: 2 E: 1 K: 0 S: 23	H: 2 LOB: 3 BB: 1 P: 37	R: 0 E: 0 K: 2 S: 13	H: 0 LOB: 0 BB: 0 P: 21	R: 0 E: 0 K: 2 S: 7	H: 0 LOB: 0 BB: 0 P: 9	R: 0 E: 0 K: 1 S: 7	H: 1 LOB: 1 BB: 0 P: 11	R: 1 E: 0 K: 0 S: 11	H: 2 LOB: 1 BB: 0 P: 16	1B: 6 2B: 2 3B: 0 HR: 0	SF: 0 SAC: 0 DP: 1 HBP: 1	WP: 0 PB: 0 SB: 0 CS: 0	PA: 38	
PITCHER	IP	WLS	BF	H	R	ER	SO	BB	IBB	HBP	BLK	WP	HR	S	P	ERA	WHIP				
Chan Ho Park, R (1, 1) ERA: 2.17	4.0		18	3	2	1	3	2	0	1	0	0	0	52	82	2.25	1.250				
56 Hung-Chih Kuo, L (5, 1) ERA: 2.4	4.0	W	15	3	0	0	4	0	0	0	0	0	0	35	53	0.00	0.750				
44 Takashi Saito, R (9, 1) ERA: 2.08	1.0		5	2	1	1	0	0	0	0	0	0	0	11	16	9.00	2.000				

Los Angeles Dodgers @ Los Angeles Angels
Angel Stadium of Anaheim, Anaheim, CA
Sat May 17 2008, 12:55 PM PDT
Att: 43,906 - Sunny - 98 F

AB	35
R	3
H	8
RBI	3
BB	2
SO	7
LOB	20



Batter	1	2	3	4	5	6	7	8	9	AB	R	H	RBI	BB	SO	LOB	TOP										
6 Maicer Izturis, S OBP: 0.287, SLG: 0.258	E6 27 1B 24 BB G4-6-3	FC3-2		G4-3			G3		K	5	1	0	0	0	1	3											
24 Gary Matthews, S OBP: 0.313, SLG: 0.359	G4-6-3 27 1B BB	F8		K					G5-3	4	1	1	0	1	1	3											
27 Vladimir Guerrero, R OBP: 0.324, SLG: 0.498			K				SF9			3	0	1	1	0	1	0											
Garret Anderson, L OBP: 0.309, SLG: 0.443	G4-6-3			F7			P2		G3-1	4	0	0	0	0	0	2											
48 Tori Hunter, R OBP: 0.352, SLG: 0.482	G5-3						G6-3			3	1	1	0	1	0	1											
Casey Kotchman, L OBP: 0.386, SLG: 0.494										4	0	2	1	0	0	1											
44 Mike Napoli, R OBP: 0.337, SLG: 0.607										0	0	0	0	3	0	0											
18 Sean Rodriguez, R OBP: 0.262, SLG: 0.184										4	0	0	0	0	2	7											
2 Erick Aybar, S OBP: 0.287, SLG: 0.362										0	0	0	0	0	0	0											
39 Robb Quinlan, R OBP: 0.304, SLG: 0.294										3	0	0	0	1	0	1											
Inning Stats	R: 1 E: 0 K: 0 S: 9	H: 1 LOB: 1 BB: 1 P: 17	R: 0 E: 0 K: 1 S: 12	H: 1 LOB: 3 BB: 2 P: 26	R: 1 E: 0 K: 1 S: 10	H: 2 LOB: 2 BB: 1 P: 19	R: 0 E: 0 K: 1 S: 7	H: 0 LOB: 0 BB: 0 P: 10	R: 0 E: 0 K: 1 S: 8	H: 0 LOB: 1 BB: 0 P: 14	R: 1 E: 0 K: 0 S: 8	H: 1 LOB: 0 BB: 0 P: 10	R: 0 E: 0 K: 0 S: 5	H: 0 LOB: 1 BB: 2 P: 14	R: 0 E: 0 K: 1 S: 7	H: 0 LOB: 0 BB: 0 P: 10	1B: 2 2B: 2 3B: 1 HR: 0	SF: 1 SAC: 0 DP: 2 HBP: 1	WP: 0 PB: 0 SB: 0 CS: 0	PA: 38							
PITCHER	IP	WLS	BF	H	R	ER	SO	BB	IBB	HBP	BLK	WP	HR	S	P	ERA	WHIP										
29 Dustin McGowan, R ERA: 4.21	6.1	L	29	5	3	2	4	3	1	1	0	0	0	57	101	2.84	1.263										
54 Jason Frasor, R ERA: 3.94	0.2		3	0	0	0	0	1	0	0	0	0	0	4	8	0.00	1.500										
39 Jesse Carlson, L ERA: 1.86	1.0		3	0	0	0	0	0	1	0	0	0	0	3	8	0.00	0.000										
37 Scott Downs, L ERA: 2.29	1.0		3	0	0	0	1	0	0	0	0	0	0	7	10	0.00	0.000										

Los Angeles Angels @ Toronto Blue Jays
Rogers Centre, Toronto, ON
Tue May 20 2008, 7:07 PM EDT
Att: 31,487 - Roof Closed - 68 F

AB 30
R 3
H 5
RBI 2
BB 6
SO 5
LOB 18



Batter	1	2	3	4	5	6	7	8	9	AB	R	H	RBI	BB	SO	LOB	BOTTOM										
35 Brad Wilkerson, L OBP: 0.315, SLG: 0.287							G4-6-3			3	1	1	1	2	1	3											
2 Aaron Hill, R OBP: 0.332, SLG: 0.385	K									5	0	2	0	0	1	6											
15 Alex Rios, R OBP: 0.317, SLG: 0.374										4	0	1	0	1	2	4											
33 Scott Rolen, R OBP: 0.365, SLG: 0.494										4	0	1	0	0	1	2											
Matt Stairs, L OBP: 0.341, SLG: 0.460	L1									4	0	0	0	0	2	4											
23 Shannon Stewart, R OBP: 0.326, SLG: 0.319										4	0	1	0	0	0	3											
35 Lyle Overbay, L OBP: 0.371, SLG: 0.367										3	0	0	0	1	0	0											
9 Gregg Zaun, S OBP: 0.344, SLG: 0.324										3	0	1	0	1	1	2											
19 Marco Scutaro, R OBP: 0.385, SLG: 0.321										2	0	2	0	2	0	0											
Inning Stats	R: 1 E: 0 K: 2 S: 11	H: 2 LOB: 1 BB: 0 P: 20	R: 0 E: 0 K: 0 S: 13	H: 2 LOB: 3 BB: 1 P: 21	R: 0 E: 0 K: 2 S: 10	H: 0 LOB: 0 BB: 0 P: 10	R: 0 E: 0 K: 1 S: 11	H: 1 LOB: 2 BB: 2 P: 21	R: 0 E: 0 K: 0 S: 6	H: 1 LOB: 0 BB: 0 P: 9	R: 0 E: 0 K: 0 S: 8	H: 0 LOB: 0 BB: 0 P: 12	R: 0 E: 0 K: 1 S: 8	H: 1 LOB: 0 BB: 0 P: 13	R: 0 E: 0 K: 1 S: 8	H: 2 LOB: 2 BB: 1 P: 14	R: 0 E: 0 K: 1 S: 14	H: 0 LOB: 3 BB: 3 P: 33	1B: 8 2B: 0 3B: 0 HR: 1	SF: 0 SAC: 0 DP: 3 HBP: 0	WP: 0 PB: 0 SB: 1 CS: 1	PA: 39					
PITCHER	IP	WLS	BF	H	R	ER	SO	BB	IBB	HBP	BLK	WP	HR	S	P	ERA	WHIP										
41 John Lackey, R ERA: 1.25	7.0	W	28	7	1	1	6	3	0	0	0	0	0	1	67	1.429	1.429										
62 Scot Shields, R ERA: 3.93	1.0	H	5	2	0	0	1	1	0	0	0	0	0	8	14	0.00	3.000										
Francisco Rodriguez, R ERA: 2.79	1.0	S	6	0	0	0	1	3	0	0	0	0	0	14	33	0.00	3.000										

Los Angeles Angels @ Toronto Blue Jays
Rogers Centre, Toronto, ON
Tue May 20 2008, 7:07 PM EDT
Att: 31,487 - Roof Closed - 68 F


AB 32
R 1
H 9
RBI 1
BB 7
SO 8
LOB 24



Batter	1	2	3	4	5	6	7	8	9	AB	R	H	RBI	BB	SO	LOB	TOP									
6 Maicer Izturis, S OBP: 0.276, SLG: 0.257	G4-3		G5-3				K			4	0	1	1	0	1	0	Los Angeles Angels @ Toronto Blue Jays Rogers Centre, Toronto, ON Thu May 22 2008, 7:07 PM EDT Att: 22,007 - Roof Closed - 68 F									
24 Gary Matthews, S OBP: 0.310, SLG: 0.347	G6-3					G1-3	K			3	0	0	0	1	1											
27 Vladimir Guerrero, R OBP: 0.321, SLG: 0.435	G6-3		G3			K		F7		4	0	0	0	0	1											
Garret Anderson, L OBP: 0.312, SLG: 0.440										4	0	2	0	0	1											
48 Tori Hunter, R OBP: 0.342, SLG: 0.462										3	1	0	0	1	2											
Casey Kotchman, L OBP: 0.363, SLG: 0.482										4	1	2	0	0	1											
5 Jeff Mathis, R OBP: 0.276, SLG: 0.400										3	0	1	1	0	0											
3 Brandon Wood, R OBP: 0.194, SLG: 0.241										3	0	0	0	0	0											
44 Mike Napoli, R OBP: 0.321, SLG: 0.574										1	0	0	0	0	1											
18 Sean Rodriguez, R OBP: 0.286, SLG: 0.209										3	1	1	1	0	2											
Inning Stats	R: 0 E: 0 K: 0 S: 9	H: 0 LOB: 0 BB: 0 P: 11	R: 0 E: 0 K: 2 S: 11	H: 1 LOB: 1 BB: 0 P: 14	R: 0 E: 0 K: 1 S: 10	H: 0 LOB: 0 BB: 0 P: 12	R: 0 E: 0 K: 1 S: 8	H: 0 LOB: 1 BB: 1 P: 16	R: 2 E: 0 K: 0 S: 13	H: 3 LOB: 1 BB: 0 P: 20	R: 1 E: 0 K: 2 S: 15	H: 2 LOB: 2 BB: 1 P: 25	R: 0 E: 0 K: 3 S: 12	H: 0 LOB: 0 BB: 0 P: 17	R: 0 E: 0 K: 0 S: 6	H: 1 LOB: 0 BB: 0 P: 8	R: 0 E: 0 K: 1 S: 7	H: 0 LOB: 0 BB: 0 P: 13	1B: 5 2B: 2 HR: 0	SF: 0 SAC: 0 DP: 2 HBP: 1	WP: 1 PB: 0 SB: 1 CS: 0	PA: 35				
PITCHER	IP WLS BF H R ER SO BB IBB HBP BLK WP HR S P ERA WHIP	IP WLS BF H R ER SO BB IBB HBP BLK WP HR S P ERA WHIP	IP WLS BF H R ER SO BB IBB HBP BLK WP HR S P ERA WHIP	IP WLS BF H R ER SO BB IBB HBP BLK WP HR S P ERA WHIP	IP WLS BF H R ER SO BB IBB HBP BLK WP HR S P ERA WHIP	IP WLS BF H R ER SO BB IBB HBP BLK WP HR S P ERA WHIP	IP WLS BF H R ER SO BB IBB HBP BLK WP HR S P ERA WHIP	IP WLS BF H R ER SO BB IBB HBP BLK WP HR S P ERA WHIP	IP WLS BF H R ER SO BB IBB HBP BLK WP HR S P ERA WHIP	IP WLS BF H R ER SO BB IBB HBP BLK WP HR S P ERA WHIP	IP WLS BF H R ER SO BB IBB HBP BLK WP HR S P ERA WHIP	IP WLS BF H R ER SO BB IBB HBP BLK WP HR S P ERA WHIP	IP WLS BF H R ER SO BB IBB HBP BLK WP HR S P ERA WHIP	IP WLS BF H R ER SO BB IBB HBP BLK WP HR S P ERA WHIP	IP WLS BF H R ER SO BB IBB HBP BLK WP HR S P ERA WHIP	IP WLS BF H R ER SO BB IBB HBP BLK WP HR S P ERA WHIP	IP WLS BF H R ER SO BB IBB HBP BLK WP HR S P ERA WHIP	IP WLS BF H R ER SO BB IBB HBP BLK WP HR S P ERA WHIP	IP WLS BF H R ER SO BB IBB HBP BLK WP HR S P ERA WHIP	IP WLS BF H R ER SO BB IBB HBP BLK WP HR S P ERA WHIP	IP WLS BF H R ER SO BB IBB HBP BLK WP HR S P ERA WHIP	IP WLS BF H R ER SO BB IBB HBP BLK WP HR S P ERA WHIP	IP WLS BF H R ER SO BB IBB HBP BLK WP HR S P ERA WHIP	IP WLS BF H R ER SO BB IBB HBP BLK WP HR S P ERA WHIP	IP WLS BF H R ER SO BB IBB HBP BLK WP HR S P ERA WHIP	IP WLS BF H R ER SO BB IBB HBP BLK WP HR S P ERA WHIP

Batter	1	2	3	4	5	6	7	8	9	AB	R	H	RBI	BB	SO	LOB	BOTTOM									
35 Brad Wilkerson, L OBP: 0.308, SLG: 0.275	K						K			4	0	1	1	0	3	1	Los Angeles Angels @ Toronto Blue Jays Rogers Centre, Toronto, ON Thu May 22 2008, 7:07 PM EDT Att: 22,007 - Roof Closed - 68 F									
2 Aaron Hill, R OBP: 0.332, SLG: 0.379	F7		G1-3				F9			4	0	0	0	0	1											
15 Alex Rios, R OBP: 0.322, SLG: 0.374	K									4	1	1	0	0	1											
33 Scott Rolen, R OBP: 0.352, SLG: 0.468										4	0	1	0	0	3											
35 Lyle Overbay, L OBP: 0.376, SLG: 0.401										3	1	2	1	1	0											
23 Shannon Stewart, R OBP: 0.328, SLG: 0.322										4	0	2	0	0	1											
20 Rod Barajas, R OBP: 0.333, SLG: 0.464										3	0	1	1	0	2											
19 Marco Scutaro, R OBP: 0.387, SLG: 0.331										2	1	1	0	1	0											
1 Joe Inglett, L OBP: 0.380, SLG: 0.432										2	1	1	1	0	0											
36 Kevin Mench, R OBP: 0.211, SLG: 0.167										1	0	0	0	0	0											
Inning Stats	R: 0 E: 0 K: 2 S: 9	H: 0 LOB: 0 BB: 0 P: 13	R: 0 E: 0 K: 0 S: 13	H: 1 LOB: 0 BB: 0 P: 20	R: 2 E: 0 K: 1 S: 14	H: 3 LOB: 0 BB: 0 P: 20	R: 1 E: 0 K: 1 S: 17	H: 3 LOB: 3 BB: 1 P: 27	R: 0 E: 0 K: 1 S: 7	H: 0 LOB: 0 BB: 0 P: 10	R: 1 E: 0 K: 2 S: 12	H: 2 LOB: 0 BB: 0 P: 15	R: 0 E: 0 K: 2 S: 12	H: 0 LOB: 1 BB: 1 P: 23	R: 0 E: 0 K: 2 S: 10	H: 1 LOB: 1 BB: 0 P: 16	R: 0 E: 0 K: 2 S: 10	H: 1 LOB: 1 BB: 0 P: 16	1B: 6 2B: 2 HR: 1	SF: 0 SAC: 0 DP: 0 HBP: 0	WP: 0 PB: 0 SB: 1 CS: 1	PA: 33				
PITCHER	IP WLS BF H R ER SO BB IBB HBP BLK WP HR S P ERA WHIP	IP WLS BF H R ER SO BB IBB HBP BLK WP HR S P ERA WHIP	IP WLS BF H R ER SO BB IBB HBP BLK WP HR S P ERA WHIP	IP WLS BF H R ER SO BB IBB HBP BLK WP HR S P ERA WHIP	IP WLS BF H R ER SO BB IBB HBP BLK WP HR S P ERA WHIP	IP WLS BF H R ER SO BB IBB HBP BLK WP HR S P ERA WHIP	IP WLS BF H R ER SO BB IBB HBP BLK WP HR S P ERA WHIP	IP WLS BF H R ER SO BB IBB HBP BLK WP HR S P ERA WHIP	IP WLS BF H R ER SO BB IBB HBP BLK WP HR S P ERA WHIP	IP WLS BF H R ER SO BB IBB HBP BLK WP HR S P ERA WHIP	IP WLS BF H R ER SO BB IBB HBP BLK WP HR S P ERA WHIP	IP WLS BF H R ER SO BB IBB HBP BLK WP HR S P ERA WHIP	IP WLS BF H R ER SO BB IBB HBP BLK WP HR S P ERA WHIP	IP WLS BF H R ER SO BB IBB HBP BLK WP HR S P ERA WHIP	IP WLS BF H R ER SO BB IBB HBP BLK WP HR S P ERA WHIP	IP WLS BF H R ER SO BB IBB HBP BLK WP HR S P ERA WHIP	IP WLS BF H R ER SO BB IBB HBP BLK WP HR S P ERA WHIP	IP WLS BF H R ER SO BB IBB HBP BLK WP HR S P ERA WHIP	IP WLS BF H R ER SO BB IBB HBP BLK WP HR S P ERA WHIP	IP WLS BF H R ER SO BB IBB HBP BLK WP HR S P ERA WHIP	IP WLS BF H R ER SO BB IBB HBP BLK WP HR S P ERA WHIP	IP WLS BF H R ER SO BB IBB HBP BLK WP HR S P ERA WHIP	IP WLS BF H R ER SO BB IBB HBP BLK WP HR S P ERA WHIP	IP WLS BF H R ER SO BB IBB HBP BLK WP HR S P ERA WHIP	IP WLS BF H R ER SO BB IBB HBP BLK WP HR S P ERA WHIP	IP WLS BF H R ER SO BB IBB HBP BLK WP HR S P ERA WHIP

AB	32
R	3
H	7
RBI	3
BB	2
SO	10
LOB	12




AB	31
R	4
H	10
RBI	4
BB	2
SO	11
LOB	12



Batter	1	2	3	4	5	6	7	8	9	AB	R	H	RBI	BB	SO	LOB	TOP					
6 Maicer Izturis, S OBP: 0.275, SLG: 0.250	G4-3			K	HBP		P4			3	0	0	1	0	1	0						
24 Gary Matthews, S OBP: 0.309, SLG: 0.341	G3-1			K	HBP			G3-1		3	0	0	1	0	1	0						
27 Vladimir Guerrero, R OBP: 0.315, SLG: 0.425	P3			L3	FC5-4			G6-3		4	0	0	0	0	0	3						
Garret Anderson, L OBP: 0.306, SLG: 0.430		G4-3			K			G4-3		4	0	0	0	0	1	0						
48 Torii Hunter, R OBP: 0.340, SLG: 0.474		G6-3			HR			G5-3		4	1	1	1	0	0	0						
Casey Kotchman, L OBP: 0.366, SLG: 0.479		P6			P3				44 G5-3 1B	3	0	1	0	1	0	0						
44 Mike Napoli, R OBP: 0.319, SLG: 0.557			P6		18 BB 39 1B 6 HBP			L8		3	1	0	0	1	0	2						
39 Robb Quinlan, R OBP: 0.317, SLG: 0.296			G4-6-3 BB		6 HBP 18 BB 24 HBP			G6-3		3	1	1	0	1	0	1						
18 Sean Rodriguez, R OBP: 0.288, SLG: 0.200			G4-6-3		24 HBP 6 HBP			G5-3		2	0	0	0	1	0	1						
Inning Stats	R: 0 H: 0 E: 0 K: 0 S: 8	H: 0 LOB: 0 BB: 0 P: 14	R: 0 H: 0 E: 0 K: 0 S: 8	H: 0 LOB: 0 BB: 0 P: 13	R: 0 H: 0 E: 0 K: 0 S: 6	H: 0 LOB: 0 BB: 1 P: 13	R: 0 H: 0 E: 0 K: 2 S: 9	H: 0 LOB: 0 BB: 0 P: 12	R: 3 H: 2 E: 0 K: 1 S: 9	H: 2 LOB: 3 BB: 2 P: 23	R: 0 H: 0 E: 0 K: 0 S: 5	H: 0 LOB: 1 BB: 0 P: 11	R: 0 H: 0 E: 0 K: 0 S: 6	H: 0 LOB: 0 BB: 0 P: 9	R: 0 H: 0 E: 0 K: 0 S: 5	H: 0 LOB: 0 BB: 0 P: 6	R: 0 H: 1 E: 0 K: 0 S: 9	H: 1 LOB: 0 BB: 0 P: 14	1B: 2 2B: 0 3B: 0 HR: 1	SF: 0 SAC: 0 DP: 1 HBP: 2	WP: 0 PB: 0 SB: 0 CS: 0	PA: 35
PITCHER 34 Gavin Floyd, R ERA: 2.93	IP: 9.0 WLS: L BF: 35 H: 3 R: 3 ER: 3 SO: 3 BB: 4 IBB: 0 HBP: 2 BLK: 0 WP: 0 HR: 1 S: 65 P: 115 ERA: 3.00 WHIP: 0.778																					

Los Angeles Angels @ Chicago White Sox
U.S. Cellular Field, Chicago, IL
Fri May 23 2008, 8:11 PM EDT
Att: 28,156 - Cloudy - 51 F

AB 29
R 3
H 3
RBI 3
BB 4
SO 3
LOB 7



Batter	1	2	3	4	5	6	7	8	9	AB	R	H	RBI	BB	SO	LOB	BOTTOM					
Orlando Cabrera, R OBP: 0.282, SLG: 0.298	BB		G4-3			G4-3			20 S 12 1B 23 1B	3	1	2	0	1	0	0						
12 A.J. Pierzynski, L OBP: 0.332, SLG: 0.461	1B		K			G4-3			G5-3	4	0	1	0	0	1	2						
20 Carlos Quentin, R OBP: 0.412, SLG: 0.578	F8				23 G5-4-3 BB			F8	23 1B BB	2	0	0	0	2	0	3						
23 Jermaine Dye, R OBP: 0.354, SLG: 0.519	K				G5-4-3			F8	24 S 1B	4	0	1	1	0	1	3						
Dewayne Wise, L										0	0	0	0	0	0	0						
25 Jim Thome, L OBP: 0.335, SLG: 0.416	G4-3				G6-3			G6-3	K	4	0	0	0	0	1	4						
24 Joe Crede, R OBP: 0.333, SLG: 0.484		G5-3				F9			P4	4	0	0	0	0	1	2						
Nick Swisher, S OBP: 0.337, SLG: 0.321		F9							K	2	0	0	0	1	1	0						
32 Brian Anderson, R OBP: 0.310, SLG: 0.358		K				G5-4-3			G6-3	3	0	0	0	0	1	1						
10 Alexei Ramirez, R OBP: 0.225, SLG: 0.299			F8						G5-3	3	0	0	0	0	0	0						
Inning Stats	R: 0 H: 1 E: 0 K: 1 S: 10	H: 0 LOB: 2 BB: 1 P: 19	R: 0 H: 0 E: 0 K: 1 S: 8	H: 0 LOB: 0 BB: 0 P: 12	R: 0 H: 0 E: 0 K: 1 S: 11	H: 0 LOB: 0 BB: 0 P: 17	R: 0 H: 0 E: 0 K: 0 S: 2	H: 0 LOB: 0 BB: 1 P: 8	R: 0 H: 1 E: 0 K: 0 S: 7	H: 1 LOB: 1 BB: 0 P: 12	R: 0 H: 0 E: 0 K: 0 S: 6	H: 0 LOB: 0 BB: 0 P: 8	R: 0 H: 0 E: 0 K: 1 S: 6	H: 0 LOB: 0 BB: 0 P: 8	R: 0 H: 0 E: 0 K: 0 S: 6	H: 0 LOB: 0 BB: 0 P: 8	R: 1 H: 2 E: 0 K: 2 S: 14	H: 2 LOB: 3 BB: 1 P: 22	1B: 3 2B: 1 3B: 0 HR: 0	SF: 0 SAC: 0 DP: 2 HBP: 0	WP: 0 PB: 0 SB: 4 CS: 0	PA: 33
PITCHER 51 Joe Saunders, L ERA: 2.31 Francisco Rodriguez, R ERA: 2.57	IP: 8.1 WLS: W BF: 29 H: 3 R: 1 ER: 1 SO: 4 BB: 3 IBB: 0 HBP: 0 BLK: 0 WP: 0 HR: 0 S: 59 P: 99 ERA: 1.08 WHIP: 0.720																					

Los Angeles Angels @ Chicago White Sox
U.S. Cellular Field, Chicago, IL
Fri May 23 2008, 8:11 PM EDT
Att: 28,156 - Cloudy - 51 F

AB 29
R 1
H 4
RBI 1
BB 4
SO 6
LOB 15



Batter	1	2	3	4	5	6	7	8	9	AB	R	H	RBI	BB	SO	LOB	TOP					
6 Maicer Izturis, S OBP: 0.278, SLG: 0.254	F9			24 HR		K			F9	4	1	1	0	0	1	0						
24 Gary Matthews, S OBP: 0.315, SLG: 0.364	F8			HR		K			K	4	1	1	2	0	2	0						
Garret Anderson, L OBP: 0.305, SLG: 0.432	F9			K					P3	4	0	1	0	0	1	0						
48 Torii Hunter, R OBP: 0.337, SLG: 0.470		G5-3		K					L4	3	0	0	0	0	1	1						
Casey Kotchman, L OBP: 0.368, SLG: 0.480		G3		K					P2	3	0	0	0	0	1	1						
44 Mike Napoli, R OBP: 0.310, SLG: 0.540									K	3	0	0	0	0	3	1						
Juan Rivera, R OBP: 0.222, SLG: 0.214										3	0	0	0	0	0	0						
3 Brandon Wood, R OBP: 0.184, SLG: 0.222										3	0	0	0	0	1	0						
18 Sean Rodríguez, R OBP: 0.254, SLG: 0.173										3	0	0	0	0	1	0						
Inning Stats	R: 0 E: 0 K: 0 S: 5	H: 0 LOB: 0 BB: 0 P: 6	R: 0 E: 0 K: 1 S: 7	H: 0 LOB: 0 BB: 0 P: 12	R: 0 E: 0 K: 0 S: 7	H: 0 LOB: 0 BB: 0 P: 11	R: 2 E: 0 K: 3 S: 15	H: 2 LOB: 0 BB: 0 P: 21	R: 0 E: 0 K: 1 S: 6	H: 0 LOB: 0 BB: 0 P: 10	R: 0 E: 0 K: 2 S: 11	H: 0 LOB: 0 BB: 0 P: 18	R: 0 E: 0 K: 1 S: 10	H: 1 LOB: 1 BB: 0 P: 14	R: 0 E: 0 K: 2 S: 10	H: 0 LOB: 0 BB: 0 P: 15	R: 0 E: 0 K: 1 S: 10	H: 0 LOB: 0 BB: 0 P: 15	1B: 1 2B: 1 3B: 0 HR: 1	SF: 0 SAC: 0 DP: 0 HBP: 0	WP: 1 PB: 0 CS: 0	PA: 30
PITCHER	IP	WLS	BF	H	R	ER	SO	BB	IBB	HBP	BLK	WP	HR	S	P	ERA	WHIP					
52 Jose Contreras, R ERA: 3.06	8.0		27	3	2	2	10	0	0	0	0	1	1	71	107	2.25	0.375					
71 Scott Linebrink, R ERA: 1.23	1.0	W	3	0	0	0	1	0	0	0	0	0	0	10	15	0.00	0.000					

Los Angeles Angels @ Chicago White Sox
U.S. Cellular Field, Chicago, IL
Sun May 25 2008, 8:05 PM EDT
Att: 36,195 - Clear - 76 F

AB 30
R 2
H 3
RBI 2
BB 0
SO 11
LOB 3



Batter	1	2	3	4	5	6	7	8	9	AB	R	H	RBI	BB	SO	LOB	BOTTOM					
Orlando Cabrera, R OBP: 0.286, SLG: 0.303	G1-3		F7							4	0	2	0	0	0	1						
12 A.J. Pierzynski, L OBP: 0.335, SLG: 0.438			P5							4	0	0	0	0	1	2						
20 Carlos Quentin, R OBP: 0.416, SLG: 0.607										3	2	3	3	0	0	0						
23 Jermaine Dye, R OBP: 0.346, SLG: 0.500			E5							2	0	0	0	1	0	1						
25 Jim Thome, L OBP: 0.330, SLG: 0.406			G4-3							3	0	0	0	0	1	3						
24 Joe Crede, R OBP: 0.322, SLG: 0.466		F8								3	0	0	0	0	0	0						
Nick Swisher, S OBP: 0.337, SLG: 0.317			K							3	0	0	0	0	1	0						
32 Brian Anderson, R OBP: 0.297, SLG: 0.356			G5-3							3	0	0	0	0	0	0						
10 Alexei Ramirez, R OBP: 0.230, SLG: 0.300										3	1	1	0	0	0	0						
Inning Stats	R: 0 E: 0 K: 1 S: 11	H: 0 LOB: 2 BB: 1 P: 18	R: 0 E: 0 K: 1 S: 8	H: 0 LOB: 0 BB: 0 P: 13	R: 2 E: 1 K: 0 S: 12	H: 2 LOB: 1 BB: 0 P: 14	R: 0 E: 0 K: 0 S: 6	H: 0 LOB: 0 BB: 0 P: 8	R: 0 E: 0 K: 0 S: 3	H: 1 LOB: 0 BB: 0 P: 6	R: 0 E: 0 K: 1 S: 8	H: 1 LOB: 0 BB: 0 P: 10	R: 0 E: 0 K: 0 S: 4	H: 0 LOB: 0 BB: 0 P: 4	R: 0 E: 0 K: 0 S: 4	H: 1 LOB: 0 BB: 0 P: 6	R: 1 E: 0 K: 0 S: 2	H: 1 LOB: 0 BB: 0 P: 3	1B: 3 2B: 1 3B: 0 HR: 2	SF: 0 SAC: 0 DP: 2 HBP: 1	WP: 0 PB: 0 CS: 0	PA: 30
PITCHER	IP	WLS	BF	H	R	ER	SO	BB	IBB	HBP	BLK	WP	HR	S	P	ERA	WHIP					
41 John Lackey, R ERA: 2.05	8.0	L	30	6	3	3	3	1	0	1	0	0	2	58	82	3.38	0.875					

Los Angeles Angels @ Chicago White Sox
U.S. Cellular Field, Chicago, IL
Sun May 25 2008, 8:05 PM EDT
Att: 36,195 - Clear - 76 F

AB 28
R 3
H 6
RBI 3
BB 1
SO 3
LOB 7



Batter	1	2	3	4	5	6	7	8	9	AB	R	H	RBI	BB	SO	LOB	TOP								
28 Curtis Granderson, L (1, 8) OBP: 0.305, SLG: 0.457	F7		G3			FC6-4 20 CS			F8	4	0	0	0	0	0	1	Detroit Tigers @ Los Angeles Angels Angel Stadium of Anaheim, Anaheim, CA Tue May 27 2008, 7:05 PM PDT Att: 36,569 - Clear - 67 F								
20 Matt Joyce, L (1, 7) OBP: 0.276, SLG: 0.519	K		K			K			K	4	0	0	0	0	4	1									
14 Placido Polanco, R (1, 4) OBP: 0.356, SLG: 0.393	G4-3			K				G6-3		3	0	0	0	0	1	0									
30 Magglio Ordonez, R (1, 9) OBP: 0.387, SLG: 0.538		G6-3 24 HR		G6-3				G6-3		3	1	1	0	0	0	0									
24 Miguel Cabrera, R (1, 3) OBP: 0.355, SLG: 0.471		HR		P4				P4		3	1	1	2	0	0	0									
9 Carlos Guillen, S (1, 10) OBP: 0.371, SLG: 0.465						K		G4-3		3	0	0	0	0	1	0									
Edgar Renteria, R (1, 6) OBP: 0.311, SLG: 0.378						K		F8		3	0	0	0	0	1	0									
Ivan Rodriguez, R (1, 2) OBP: 0.301, SLG: 0.382						F7		G5-3		3	0	0	0	0	0	0									
15 Brandon Inge, R (1, 5) OBP: 0.315, SLG: 0.402						G6-3				3	0	1	0	0	0	0									
Inning Stats	R: 0 E: 0 K: 1 S: 8	H: 0 LOB: 0 BB: 0 P: 11	R: 2 E: 0 K: 0 S: 13	H: 2 LOB: 0 BB: 0 P: 18	R: 0 E: 0 K: 1 S: 8	H: 0 LOB: 0 BB: 0 P: 11	R: 0 E: 0 K: 2 S: 8	H: 0 LOB: 0 BB: 0 P: 10	R: 0 E: 0 K: 1 S: 12	H: 1 LOB: 0 BB: 0 P: 14	R: 0 E: 0 K: 0 S: 7	H: 0 LOB: 0 BB: 0 P: 11	R: 0 E: 0 K: 0 S: 8	H: 0 LOB: 0 BB: 0 P: 11	R: 0 E: 0 K: 1 S: 9	H: 0 LOB: 0 BB: 0 P: 16	1B: 2 2B: 0 3B: 0 HR: 1	SF: 0 SAC: 0 DP: 0 HBP: 0	WP: 0 PB: 0 SB: 0 CS: 1	PA: 29					
PITCHER 54 Ervin Santana, R (1, 1) ERA: 3.09	IP: 9.0 WLS: W BF: 29	H: 3 R: 2 ER: 2 SO: 7	BB: 0 IBB: 0 HBP: 0 BLK: 0	WP: 0 HR: 1 S: 81 P: 113	ERA: 2.00 WHIP: 0.333																				

Batter	1	2	3	4	5	6	7	8	9	AB	R	H	RBI	BB	SO	LOB	BOTTOM								
6 Maicer Izturis, S (1, 6) OBP: 0.279, SLG: 0.246	P5		G4-3					SH1-4	24 1B	2	0	0	0	2	0	0	Detroit Tigers @ Los Angeles Angels Angel Stadium of Anaheim, Anaheim, CA Tue May 27 2008, 7:05 PM PDT Att: 36,569 - Clear - 67 F								
24 Gary Matthews, S (1, 10) OBP: 0.308, SLG: 0.354	K		P6			F7		K		5	0	1	1	0	2	4									
27 Vladimir Guerrero, R (1, 9) OBP: 0.321, SLG: 0.443	K2-3		F8			K		1B		3	0	0	0	1	2	2									
Garret Anderson, L (1, 7) OBP: 0.314, SLG: 0.429		P5				5 CS 1B				4	0	3	1	0	0	0									
48 Torii Hunter, R (1, 8) OBP: 0.349, SLG: 0.466		K				F9		F8		3	0	0	0	1	1	2									
Casey Kotchman, L (1, 3) OBP: 0.362, SLG: 0.473		G6-3				5 CS 1B		F8		4	0	1	0	0	0	4									
5 Jeff Mathis, R (1, 2) OBP: 0.262, SLG: 0.364			K			L5		K		4	0	0	0	0	2	3									
3 Brandon Wood, R (1, 5) OBP: 0.156, SLG: 0.186			G5-3							2	0	0	0	0	1	0									
77 Reggie Williams, S (8, PH) OBP: 0.387, SLG: 0.370										1	1	1	0	0	0	0									
39 Robb Quinlan, R (9, 5) OBP: 0.297, SLG: 0.276										1	0	0	0	0	0	0									
18 Sean Rodriguez, R (1, 4) OBP: 0.265, SLG: 0.183										3	2	2	0	1	0	0									
Inning Stats	R: 0 E: 0 K: 2 S: 8	H: 0 LOB: 0 BB: 0 P: 13	R: 0 E: 0 K: 1 S: 5	H: 0 LOB: 0 BB: 0 P: 6	R: 0 E: 0 K: 1 S: 10	H: 0 LOB: 0 BB: 0 P: 12	R: 0 E: 0 K: 0 S: 5	H: 0 LOB: 0 BB: 0 P: 7	R: 0 E: 0 K: 2 S: 8	H: 1 LOB: 2 BB: 1 P: 16	R: 0 E: 0 K: 1 S: 7	H: 1 LOB: 1 BB: 0 P: 10	R: 2 E: 0 K: 1 S: 13	H: 3 LOB: 3 BB: 2 P: 27	R: 1 E: 0 K: 0 S: 8	H: 1 LOB: 2 BB: 2 P: 18	1B: 8 2B: 0 3B: 0 HR: 0	SF: 0 SAC: 1 DP: 0 HBP: 0	WP: 1 PB: 0 SB: 0 CS: 2	PA: 38					
PITCHER 38 Jeremy Bonderman, R (1, 1) ERA: 4.34 Francisco Croceta, R (8, 1) ERA: 4.76 45 Aquilino Lopez, R (9, 1) ERA: 2.56	IP: 7.1 WLS: B BF: 5	H: 6 R: 2 ER: 2 SO: 7	BB: 1 IBB: 0 HBP: 0 BLK: 0	WP: 0 HR: 0 S: 53 P: 83	ERA: 2.46 WHIP: 0.955																				

Batter	1	2	3	4	5	6	7	8	9	AB	R	H	RBI	BB	SO	LOB	TOP							
28 Curtis Granderson, L (1.8) OBP: 0.308, SLG: 0.455										5	2	2	0	0	0	1								
14 Placido Polanco, R (1.4) OBP: 0.357, SLG: 0.359										5	1	2	0	0	2	1								
33 Marcus Thames, R (1.7) OBP: 0.320, SLG: 0.507										4	2	2	4	0	0	2								
20 Matt Joyce, L (7.7) OBP: 0.271, SLG: 0.509										1	0	0	0	0	0	0								
30 Magglio Ordonez, R (1.10) OBP: 0.392, SLG: 0.538										4	1	2	0	1	0	0								
24 Miguel Cabrera, R (1.3) OBP: 0.351, SLG: 0.464										3	0	0	1	1	1	2								
Ivan Rodriguez, R (1.2) OBP: 0.300, SLG: 0.379										4	0	1	0	0	0	3								
Edgar Renteria, R (1.6) OBP: 0.315, SLG: 0.380										4	0	2	1	0	0	0								
15 Brandon Inge, R (1.5) OBP: 0.306, SLG: 0.388										4	0	0	0	0	1	4								
25 Ryan Raburn, R (1.9) OBP: 0.275, SLG: 0.348										4	0	0	0	0	2	2								
Inning Stats	R: 3 H: 5 E: 0 K: 3 S: 24	H: 5 R: 2 ER: 2 LOB: 0 P: 32	R: 0 H: 0 E: 0 K: 1 S: 8	H: 0 R: 1 ER: 0 LOB: 0 P: 13	R: 0 H: 0 E: 0 K: 0 S: 5	H: 0 R: 1 ER: 1 LOB: 1 P: 10	R: 0 H: 0 E: 0 K: 1 S: 8	H: 0 R: 2 ER: 0 LOB: 1 P: 13	R: 2 H: 2 E: 0 K: 0 S: 15	H: 2 R: 0 ER: 0 LOB: 1 P: 25	R: 0 H: 0 E: 0 K: 0 S: 4	H: 0 R: 0 ER: 0 LOB: 0 P: 8	R: 1 H: 2 E: 0 K: 0 S: 13	H: 2 R: 0 ER: 0 LOB: 2 P: 21	R: 0 H: 1 E: 0 K: 1 S: 11	H: 1 R: 0 ER: 0 LOB: 1 P: 19	R: 0 H: 1 E: 0 K: 0 S: 9	H: 1 R: 0 ER: 0 LOB: 0 P: 14	1B: 8 2B: 1 3B: 0 HR: 2	SF: 1 SAC: 0 DP: 0 HBP: 0	WP: 1 PB: 0 SB: 0 CS: 0	PA: 41		
PITCHER	IP WLS BF H R ER SO BB IBB HBP BLK WP HR S P ERA WHIP	5.0 L 24 7 5 5 5 1 0 0 0 0 2 60 93 9.00 1.600	2.0 9 2 1 1 0 0 1 0 0 0 0 17 29 4.50 1.000	1.0 4 1 0 0 1 0 0 0 0 0 0 11 19 0.00 1.000	1.0 4 1 0 0 0 0 0 0 0 0 0 9 14 0.00 1.000																			

Detroit Tigers @ Los Angeles Angels
Angel Stadium of Anaheim, Anaheim, CA
Wed May 28 2008, 7:05 PM PDT
Att. 42,191 - Clear - 67 F


AB 38
R 6
H 11
RBI 6
BB 2
SO 6
LOB 15



Batter	1	2	3	4	5	6	7	8	9	AB	R	H	RBI	BB	SO	LOB	BOTTOM							
77 Reggie Willits, S (1.7) OBP: 0.400, SLG: 0.345										2	1	0	0	2	0	2								
6 Maicer Izturis, S (1.6) OBP: 0.279, SLG: 0.270										4	1	1	2	0	0	2								
Garret Anderson, L (1.10) OBP: 0.308, SLG: 0.421										4	0	0	0	0	1	0								
48 Torii Hunter, R (1.8) OBP: 0.343, SLG: 0.456										4	0	0	0	0	2	0								
24 Gary Matthews, S (1.9) OBP: 0.309, SLG: 0.353										3	0	1	0	0	0	0								
Casey Kotchman, L (1.3) OBP: 0.361, SLG: 0.471										3	0	1	0	0	0	1								
44 Mike Napoli, R (1.2) OBP: 0.315, SLG: 0.519										3	0	0	0	0	1	2								
3 Brandon Wood, R (1.5) OBP: 0.167, SLG: 0.178										2	0	0	0	1	0	0								
18 Sean Rodriguez, R (1.4) OBP: 0.268, SLG: 0.190										3	0	1	0	0	0	1								
Inning Stats	R: 0 H: 0 E: 0 K: 0 S: 8	H: 0 R: 1 ER: 0 LOB: 0 P: 16	R: 0 H: 1 E: 0 K: 1 S: 9	H: 1 R: 2 ER: 0 LOB: 1 P: 11	R: 0 H: 1 E: 0 K: 0 S: 6	H: 1 R: 0 ER: 0 LOB: 0 P: 9	R: 0 H: 0 E: 0 K: 2 S: 8	H: 0 R: 1 ER: 0 LOB: 0 P: 9	R: 0 H: 0 E: 0 K: 0 S: 5	H: 0 R: 2 ER: 0 LOB: 1 P: 5	R: 0 H: 0 E: 0 K: 0 S: 8	H: 0 R: 0 ER: 0 LOB: 0 P: 16	R: 0 H: 0 E: 0 K: 1 S: 6	H: 0 R: 0 ER: 0 LOB: 0 P: 11	R: 0 H: 1 E: 0 K: 0 S: 11	H: 1 R: 0 ER: 0 LOB: 0 P: 14	R: 2 H: 1 E: 0 K: 0 S: 10	H: 1 R: 0 ER: 0 LOB: 1 P: 20	1B: 3 2B: 1 3B: 0 HR: 1	SF: 0 SAC: 0 DP: 3 HBP: 0	WP: 0 PB: 0 SB: 0 CS: 0	PA: 31		
PITCHER	IP WLS BF H R ER SO BB IBB HBP BLK WP HR S P ERA WHIP	8.1 W 29 4 2 2 4 3 0 0 0 0 0 0 4 7 0.00 0.000	0.2 2 0 0 0 0 0 0 0 0 0 0 0 0 0.00 0.000																					

Detroit Tigers @ Los Angeles Angels
Angel Stadium of Anaheim, Anaheim, CA
Wed May 28 2008, 7:05 PM PDT
Att. 42,191 - Clear - 67 F

AB 28
R 2
H 4
RBI 2
BB 3
SO 4
LOB 8



Batter	1	2	3	4	5	6	7	8	9	AB	R	H	RBI	BB	SO	LOB	TOP	
David Eckstein, R (1,6) OBP: 0.349, SLG: 0.348										3	0	1	0	1	0	1	Toronto Blue Jays @ Los Angeles Angels Angel Stadium of Anaheim, Anaheim, CA Sun Jun 01 2008, 12:35 PM PDT Att: 40,026 - Sunny - 73 F	
19 Marco Scutaro, R (1,4) OBP: 0.366, SLG: 0.354										4	0	1	1	0	2	1		
15 Alex Rios, R (1,8) OBP: 0.320, SLG: 0.369										5	1	1	0	0	1	3		
33 Scott Rolen, R (1,5) OBP: 0.388, SLG: 0.481										4	0	3	0	0	1	1		
35 Lyle Overbay, L (1,3) OBP: 0.386, SLG: 0.422										3	0	1	0	1	1	2		
20 Rod Barajas, R (1,2) OBP: 0.359, SLG: 0.532										3	1	1	1	1	0	3		
35 Brad Wilkerson, L (1,9) OBP: 0.302, SLG: 0.326										4	0	1	0	0	2	3		
36 Kevin Mench, R (1,10) OBP: 0.289, SLG: 0.265										3	1	0	0	1	0	1		
1 Joe Inglett, L (1,7) OBP: 0.318, SLG: 0.383										2	0	1	0	0	0	0		
23 Shannon Stewart, R (6,PH) OBP: 0.337, SLG: 0.327										2	0	0	0	0	1	1		
Inning Stats	R: 1 H: 2 E: 0 K: 1 S: 29	H: 2 R: 3 ER: 0 LOB: 2 BB: 44	R: 1 H: 1 E: 0 K: 0 S: 8	H: 1 R: 1 ER: 0 LOB: 1 BB: 15	R: 1 H: 1 E: 0 K: 1 S: 10	H: 1 R: 0 ER: 0 LOB: 1 BB: 0	R: 0 H: 0 E: 0 K: 0 S: 10	H: 0 R: 0 ER: 0 LOB: 1 BB: 1	R: 0 H: 1 E: 0 K: 1 S: 12	H: 1 R: 0 ER: 0 LOB: 2 BB: 0	R: 0 H: 2 E: 0 K: 2 S: 16	H: 0 R: 0 ER: 0 LOB: 0 BB: 12	R: 0 H: 2 E: 0 K: 1 S: 11	H: 2 R: 1 ER: 0 LOB: 1 BB: 0	1B: 7 2B: 2 3B: 0 HR: 1	SF: 1 SAC: 1 DP: 2 HBP: 1	WP: 2 PA: 40 PB: 0 SB: 0 CS: 0	
PITCHER	IP: 5.0 WLS: 24 BF: 5 ERA: 3.99	WLS: 8 BF: 3 ERA: 2.42	H: 3 R: 0 ER: 0 LOB: 0 BB: 0	H: 3 R: 0 ER: 0 LOB: 0 BB: 0	H: 3 R: 0 ER: 0 LOB: 0 BB: 0	H: 3 R: 0 ER: 0 LOB: 0 BB: 0	H: 3 R: 0 ER: 0 LOB: 0 BB: 0	H: 3 R: 0 ER: 0 LOB: 0 BB: 0	H: 3 R: 0 ER: 0 LOB: 0 BB: 0	H: 3 R: 0 ER: 0 LOB: 0 BB: 0	H: 3 R: 0 ER: 0 LOB: 0 BB: 0	H: 3 R: 0 ER: 0 LOB: 0 BB: 0	H: 3 R: 0 ER: 0 LOB: 0 BB: 0	H: 3 R: 0 ER: 0 LOB: 0 BB: 0	H: 3 R: 0 ER: 0 LOB: 0 BB: 0	H: 3 R: 0 ER: 0 LOB: 0 BB: 0	ERA: 0.00 WHIP: 1.800	ERA: 0.857 WHIP: 0.857

Batter	1	2	3	4	5	6	7	8	9	AB	R	H	RBI	BB	SO	LOB	BOTTOM	
6 Maicer Izturis, S (1,6) OBP: 0.305, SLG: 0.290										4	0	2	1	1	1	0	Toronto Blue Jays @ Los Angeles Angels Angel Stadium of Anaheim, Anaheim, CA Sun Jun 01 2008, 12:35 PM PDT Att: 40,026 - Sunny - 73 F	
24 Gary Matthews, S (1,9) OBP: 0.303, SLG: 0.344										4	0	0	0	0	1	2		
Garret Anderson, L (1,7) OBP: 0.308, SLG: 0.411										4	0	0	0	0	0	2		
27 Vladimir Guerrero, R (1,10) OBP: 0.316, SLG: 0.424										2	0	1	0	2	1	0		
48 Tori Hunter, R (1,8) OBP: 0.345, SLG: 0.471										4	1	1	0	0	1	3		
Casey Kotchman, L (1,3) OBP: 0.363, SLG: 0.465										4	1	0	0	0	0	3		
44 Mike Napoli, R (1,2) OBP: 0.305, SLG: 0.491										3	0	0	0	1	1	0		
3 Brandon Wood, R (1,5) OBP: 0.170, SLG: 0.180										3	1	1	0	0	1	0		
Juan Rivera, R (9,PH) OBP: 0.234, SLG: 0.227										1	0	0	0	0	1	3		
18 Sean Rodríguez, R (1,4) OBP: 0.274, SLG: 0.246										2	1	1	2	0	1	0		
77 Reggie Willis, S (8,PH) OBP: 0.381, SLG: 0.343										1	0	0	0	0	1	0		
47 Howie Kendrick, R (9,4) OBP: 0.458, SLG: 0.614										0	0	0	1	0	0	0		
Inning Stats	R: 0 H: 0 E: 0 K: 0 S: 5	H: 0 R: 2 ER: 0 LOB: 0 BB: 0	R: 0 H: 0 E: 0 K: 1 S: 6	H: 0 R: 2 ER: 0 LOB: 0 BB: 0	R: 2 H: 2 E: 0 K: 1 S: 11	H: 2 R: 0 ER: 0 LOB: 0 BB: 0	R: 0 H: 0 E: 0 K: 0 S: 6	H: 0 R: 0 ER: 0 LOB: 1 BB: 1	R: 0 H: 0 E: 0 K: 2 S: 6	H: 0 R: 0 ER: 0 LOB: 2 BB: 2	R: 0 H: 0 E: 0 K: 1 S: 7	H: 0 R: 0 ER: 0 LOB: 0 BB: 0	R: 0 H: 1 E: 0 K: 1 S: 9	H: 1 R: 2 ER: 0 LOB: 3 BB: 1	1B: 5 2B: 0 3B: 0 HR: 1	SF: 0 SAC: 0 DP: 0 HBP: 1	WP: 0 PA: 37 PB: 0 SB: 1 CS: 0	
PITCHER	IP: 8.0 WLS: 30 BF: 3 ERA: 4.32	WLS: 7 BF: 3 ERA: 1.53	H: 2 R: 2 ER: 2 LOB: 1 BB: 1	H: 2 R: 2 ER: 2 LOB: 1 BB: 1	H: 2 R: 2 ER: 2 LOB: 1 BB: 1	H: 2 R: 2 ER: 2 LOB: 1 BB: 1	H: 2 R: 2 ER: 2 LOB: 1 BB: 1	H: 2 R: 2 ER: 2 LOB: 1 BB: 1	H: 2 R: 2 ER: 2 LOB: 1 BB: 1	H: 2 R: 2 ER: 2 LOB: 1 BB: 1	H: 2 R: 2 ER: 2 LOB: 1 BB: 1	H: 2 R: 2 ER: 2 LOB: 1 BB: 1	H: 2 R: 2 ER: 2 LOB: 1 BB: 1	H: 2 R: 2 ER: 2 LOB: 1 BB: 1	H: 2 R: 2 ER: 2 LOB: 1 BB: 1	H: 2 R: 2 ER: 2 LOB: 1 BB: 1	ERA: 2.25 WHIP: 0.750	ERA: 27.00 WHIP: 4.500

Batter	1	2	3	4	5	6	7	8	9	AB	R	H	RBI	BB	SO	LOB	TOP										
6 Maicer Izturis, S OBP: 0.314, SLG: 0.303										4	0	2	1	1	0	2	Los Angeles Angels @ Seattle Mariners Safeco Field, Seattle, WA Mon Jun 02 2008, 7:10 PM PDT Att: 22,114 - Cloudy - 60 F										
47 Howie Kendrick, R OBP: 0.415, SLG: 0.551										5	0	0	0	0	2	8											
Garret Anderson, L OBP: 0.306, SLG: 0.406										5	0	1	0	0	1	3											
48 Torii Hunter, R OBP: 0.338, SLG: 0.460										5	0	0	0	0	2	2											
Juan Rivera, R OBP: 0.231, SLG: 0.208										4	0	0	0	1	2	0											
24 Gary Matthews, S OBP: 0.302, SLG: 0.343										4	1	1	0	0	1												
Casey Kotchman, L OBP: 0.370, SLG: 0.471										4	2	3	0	0	0	0		AB 37 R 4 H 10 RBI 4 BB 4 SO 8 LOB 20									
39 Robb Quinlan, R OBP: 0.342, SLG: 0.318										3	0	2	1	1	0	1											
3 Brandon Wood, R OBP: 0.170, SLG: 0.180										0	0	0	0	0	0	0											
5 Jeff Mathis, R OBP: 0.269, SLG: 0.381										3	1	1	2	1	1	3											
Inning Stats	R: 0 E: 0 K: 1 S: 7	H: 0 LOB: 0 BB: 0 P: 10	R: 0 E: 0 K: 1 S: 6	H: 0 LOB: 0 BB: 0 P: 10	R: 2 E: 1 K: 1 S: 17	H: 4 LOB: 2 BB: 0 P: 24	R: 2 E: 0 K: 0 S: 15	H: 3 LOB: 2 BB: 1 P: 26	R: 0 E: 0 K: 0 S: 7	H: 0 LOB: 1 BB: 1 P: 12	R: 0 E: 0 K: 2 S: 11	H: 2 LOB: 3 BB: 1 P: 18	R: 0 E: 0 K: 1 S: 8	H: 0 LOB: 0 BB: 0 P: 10	R: 0 E: 0 K: 1 S: 8	H: 1 LOB: 2 BB: 1 P: 14	R: 0 E: 0 K: 1 S: 10		H: 0 LOB: 0 BB: 0 P: 15	1B: 8 2B: 1 3B: 0 HR: 1	SF: 0 SAC: 0 DP: 0 HBP: 0	WP: 0 PB: 0 SB: 0 CS: 0	PA: 41				
PITCHER	IP WLS BF H R ER SO BB IBB HBP BLK WP HR S P ERA WHIP	5.1 L 28 9 4 4 4 3 0 0 0 0 1 57 91 6.75 2.250	6.1 9 1 0 0 2 1 0 0 0 0 0 19 29 0.00 0.857	8.1 4 0 0 0 2 0 0 0 0 0 0 13 19 0.00 0.000	PITCHER										IP WLS BF H R ER SO BB IBB HBP BLK WP HR S P ERA WHIP												
56 Jarrod Washburn, L ERA: 6.56											5.1	L	28	9	4	4	4	3	0	0	0	0	1	57	91	6.75	2.250
57 Mark Lowe, R ERA: 3.09											6.1		9	1	0	0	2	1	0	0	0	0	0	19	29	0.00	0.857
Sean Green, R ERA: 3.56											8.1		4	0	0	0	2	0	0	0	0	0	13	19	0.00	0.000	

Batter	1	2	3	4	5	6	7	8	9	AB	R	H	RBI	BB	SO	LOB	BOTTOM									
51 Ichiro Suzuki, L OBP: 0.350, SLG: 0.388										4	1	1	0	0	0	1	Los Angeles Angels @ Seattle Mariners Safeco Field, Seattle, WA Mon Jun 02 2008, 7:10 PM PDT Att: 22,114 - Cloudy - 60 F									
4 Jose Lopez, R OBP: 0.310, SLG: 0.417										4	1	2	2	0	0	0										
Jose Vidro, S OBP: 0.280, SLG: 0.335										4	0	0	0	0	1	1										
Raul Ibanez, L OBP: 0.322, SLG: 0.441										4	0	0	0	0	0	0										
29 Adrian Beltré, R OBP: 0.320, SLG: 0.465										4	0	1	0	0	1	0										
Jeremy Reed, L OBP: 0.276, SLG: 0.357										4	0	1	0	0	0	0										
Richie Sexson, R OBP: 0.284, SLG: 0.414										2	0	1	0	1	0	2		AB 32 R 2 H 6 RBI 2 BB 1 SO 3 LOB 7								
2 Kenji Johjima, R OBP: 0.263, SLG: 0.304										3	0	0	0	0	1	2										
7 Yuniesky Betancourt, R OBP: 0.302, SLG: 0.417										3	0	0	0	0	0	1										
Inning Stats	R: 0 E: 0 K: 0 S: 6	H: 0 LOB: 0 BB: 0 P: 9	R: 0 E: 0 K: 0 S: 9	H: 2 LOB: 1 BB: 0 P: 14	R: 1 E: 0 K: 0 S: 10	H: 2 LOB: 1 BB: 0 P: 14	R: 0 E: 0 K: 1 S: 7	H: 0 LOB: 0 BB: 0 P: 10	R: 0 E: 0 K: 1 S: 9	H: 1 LOB: 1 BB: 0 P: 14	R: 0 E: 0 K: 1 S: 9	H: 0 LOB: 0 BB: 0 P: 14	R: 0 E: 0 K: 0 S: 16	H: 0 LOB: 1 BB: 1 P: 23	R: 1 E: 0 K: 0 S: 15	H: 1 LOB: 0 BB: 0 P: 21		R: 0 E: 0 K: 0 S: 7	H: 0 LOB: 0 BB: 0 P: 10	1B: 3 2B: 1 3B: 1 HR: 1	SF: 0 SAC: 0 DP: 1 HBP: 0	WP: 0 PB: 0 SB: 0 CS: 0	PA: 33			
PITCHER	IP WLS BF H R ER SO BB IBB HBP BLK WP HR S P ERA WHIP	7.2 W 29 6 2 2 3 1 0 0 0 0 0 7 10 0.00 0.913	8.1 H 1 0 0 0 0 0 0 0 0 0 0 7 10 0.00 0.000	9.1 S 3 0 0 0 0 0 0 0 0 0 0 7 10 0.00 0.000	PITCHER										IP WLS BF H R ER SO BB IBB HBP BLK WP HR S P ERA WHIP											
54 Ervin Santana, R ERA: 3.02											7.2	W	29	6	2	2	3	1	0	0	0	0	7	10	0.00	0.913
66 Jose Arredondo, R ERA: 1.04											8.1	H	1	0	0	0	0	0	0	0	0	0	7	10	0.00	0.000
Francisco Rodriguez, R ERA: 2.16											9.1	S	3	0	0	0	0	0	0	0	0	7	10	0.00	0.000	

Batter	1	2	3	4	5	6	7	8	9	AB	R	H	RBI	BB	SO	LOB	TOP					
77 Reggie Willits, S OBP: 0.348, SLG: 0.308	E5 47 F8 6 G3 48 2B	F4	SH1-4	K	K2-3					4	1	0	0	0	2	4	Los Angeles Angels @ Seattle Mariners Safeco Field, Seattle, WA Tue Jun 03 2008, 7:10 PM PDT Att: 23,564 - Roof Closed - 54 F livebaseballscorecards.com					
6 Maicer Izturis, S OBP: 0.317, SLG: 0.306	G3			WP 47 1B	F8			K 47 CS		5	0	2	3	0	1							
47 Howie Kendrick, R OBP: 0.397, SLG: 0.519	F8	G3-1		WP 1B	G5-3			CS	F9	5	0	1	1	0	0	3						
48 Tori Hunter, R OBP: 0.339, SLG: 0.463			F9	K	F8				CS 1B	5	0	2	1	0	1	2						
Garret Anderson, L OBP: 0.299, SLG: 0.397	K		P5	K	G4-3			G1-3		5	0	0	0	0	2	4						
24 Gary Matthews, S OBP: 0.305, SLG: 0.346		F8		L7	G3-1 WP 1B					4	0	2	0	0	0	3						
Casey Kotchman, L OBP: 0.368, SLG: 0.464			F8		G1-3			G3-1		3	1	0	0	1	0	2						
39 Robb Quinlan, R OBP: 0.364, SLG: 0.357										4	2	3	0	0	0	1						
3 Brandon Wood, R OBP: 0.170, SLG: 0.180										0	0	0	0	0	0	0						
5 Jeff Mathis, R OBP: 0.289, SLG: 0.376										1	1	0	0	3	1	0						
Inning Stats	R: 1 E: 1 K: 1 S: 11	H: 1 LOB: 1 BB: 0 P: 15	R: 2 E: 0 K: 0 S: 17	H: 2 LOB: 2 BB: 2 P: 27	R: 0 E: 0 K: 0 S: 7	H: 1 LOB: 1 BB: 0 P: 11	R: 2 E: 0 K: 2 S: 22	H: 3 LOB: 3 BB: 1 P: 32	R: 0 E: 0 K: 1 S: 8	H: 1 LOB: 1 BB: 1 P: 15	R: 0 E: 0 K: 0 S: 4	H: 0 LOB: 0 BB: 0 P: 6	R: 0 E: 0 K: 0 S: 9	H: 1 LOB: 1 BB: 0 P: 12	R: 0 E: 0 K: 3 S: 11	H: 0 LOB: 0 BB: 0 P: 19	R: 0 E: 0 K: 0 S: 6	H: 1 LOB: 0 BB: 0 P: 10	1B: 8 2B: 2 3B: 0 HR: 0	SF: 0 SAC: 1 DP: 0 HBP: 0	WP: 3 PB: 1 SB: 0 CS: 3	PA: 42
PITCHER	IP WLS BF H R ER SO BB IBB HBP BLK WP HR S P ERA WHIP																					
45 Erik Bedard, L ERA: 4.47	(1, 1) 3.1 L 21 7 5 4 1 3 0 0 0 0 1 0 49 75 10.80 3.000																					
R.A. Dickey, R ERA: 2.82	(4, 1) 5.2 20 3 0 0 6 1 0 0 0 2 0 46 72 0.00 0.706																					

Batter	1	2	3	4	5	6	7	8	9	AB	R	H	RBI	BB	SO	LOB	BOTTOM					
51 Ichiro Suzuki, L OBP: 0.348, SLG: 0.385	K		G6-3					G2-3		4	1	1	0	0	1	1	Los Angeles Angels @ Seattle Mariners Safeco Field, Seattle, WA Tue Jun 03 2008, 7:10 PM PDT Att: 23,564 - Roof Closed - 54 F livebaseballscorecards.com					
4 Jose Lopez, R OBP: 0.309, SLG: 0.427	F9			HR	E4 1B E			G5-3		4	2	1	1	0	0	1						
Jose Vidro, S OBP: 0.279, SLG: 0.333	F8			P4	E 1B			G4-3		4	0	1	1	0	0	0						
Raul Ibanez, L OBP: 0.321, SLG: 0.435		G4-3			E5			P5		3	0	0	0	1	0	1						
29 Adrián Beltré, R OBP: 0.314, SLG: 0.457		G5-3		K	K			F9		4	0	0	0	0	2	3						
Richie Sexson, R OBP: 0.278, SLG: 0.404		G6-3		F8				K		4	0	0	0	0	2	1						
50 Wladimir Balentien, R OBP: 0.277, SLG: 0.380			F8							3	0	0	0	0	1	0						
Jeremy Reed, L OBP: 0.267, SLG: 0.345					K			F9		1	0	0	0	0	1	0						
Jamie Burke, R OBP: 0.286, SLG: 0.316										3	0	1	0	0	0	0						
Miguel Cairo, R OBP: 0.297, SLG: 0.241					P3			K		1	0	0	0	0	1	0						
7 Yuniesky Betancourt, R OBP: 0.306, SLG: 0.429								G4-3		4	1	2	0	0	1	1						
Inning Stats	R: 0 E: 0 K: 1 S: 7	H: 0 LOB: 0 BB: 0 P: 10	R: 0 E: 0 K: 0 S: 4	H: 0 LOB: 0 BB: 0 P: 6	R: 0 E: 0 K: 0 S: 10	H: 1 LOB: 1 BB: 0 P: 16	R: 1 E: 0 K: 1 S: 11	H: 1 LOB: 1 BB: 1 P: 20	R: 3 E: 2 K: 2 S: 21	H: 3 LOB: 2 BB: 0 P: 31	R: 0 E: 0 K: 1 S: 12	H: 1 LOB: 1 BB: 0 P: 17	R: 0 E: 0 K: 0 S: 9	H: 0 LOB: 0 BB: 0 P: 10	R: 0 E: 0 K: 1 S: 9	H: 0 LOB: 0 BB: 0 P: 15	R: 0 E: 0 K: 3 S: 10	H: 0 LOB: 0 BB: 0 P: 13	1B: 3 2B: 2 3B: 0 HR: 1	SF: 0 SAC: 0 DP: 0 HBP: 0	WP: 0 PB: 0 SB: 0 CS: 0	PA: 36
PITCHER	IP WLS BF H R ER SO BB IBB HBP BLK WP HR S P ERA WHIP																					
51 Joe Saunders, L ERA: 2.63	(1, 1) 7.0 W 30 6 0 0 1 1 0 0 0 0 0 0 9 15 0.00 0.000																					
66 Jose Arredondo, R ERA: 0.93	(8, 1) 1.0 H 3 0 0 0 1 0 0 0 0 0 0 0 9 15 0.00 0.000																					
Francisco Rodriguez, R ERA: 2.08	(9, 1) 1.0 S 3 0 0 0 3 0 0 0 0 0 0 0 10 13 0.00 0.000																					

Batter	1	2	3	4	5	6	7	8	9	AB	R	H	RBI	BB	SO	LOB	TOP			
6 Maicer Izturis, S OBP: 0.320, SLG: 0.329	1-1 C FF 87 B FF 88 X SL 88		0-1 C CH 82 X CH 82		0-2 C SI 87 C CU 79 C FF 80 F CU 76 F FF 80 X SL 81 X CH 82		2-2 1 SAFE P FF 89 B FF 90 P PO 82 F CH 81 X SL 81				4	1	1	1	0	0	1			
47 Howie Kendrick, R OBP: 0.375, SLG: 0.500	0-3 F FF 88 C SI 81 F FF 80 F SL 82 F FF 80 S CU 76		0-0 X FF 89		0-1 C SL 80 X SL 78			1-3 F FF 90 B SL 79 S FF 92			4	1	0	0	0	2	1			
Garret Anderson, L OBP: 0.293, SLG: 0.385	2-0 B SI 89 B CH 83 X CH 83		4-2 1 SAFE B SI 80 B CH 86 B CH 83 1 SAFE C CH 83 F FF 81 F CH 83		1-2 C CU 72 F FF 90 F CU 74 X SL 81			0-1 S CH 87 X CH 87			3	0	0	0	1	0	0			
27 Vladimir Guerrero, R OBP: 0.319, SLG: 0.426	1-2 B FF 90 F FF 90 X SL 80		1-0 B FF 90 X SL 82		1-2 F FF 90 B SL 79 X FF 92			3-2 C FF 92 B SL 79 B FF 90 F FF 90 F FF 90 F FF 90 X SL 81			4	0	2	1	0	0	0			
48 Tori Hunter, R OBP: 0.336, SLG: 0.453	3-1 B FF 89 S SL 82 B SI 89 F FF 89 X SL 88		0-2 C SL 80 F FF 90 F FF 90 F FF 90 X SL 80		2-2 C CH 90 D SL 82 B FF 89 S FF 89 X CU 77			1-0 B FF 89 X SL 81			4	0	0	0	0	0	3			
Casey Kotchman, L OBP: 0.359, SLG: 0.456	0-1 F CH 83 X FF 90		1-1 F SI 88 B CH 83 X FF 89		1-2 B CU 72 C FF 71 F FF 90 F SL 81 1 SAFE X SL 81			2-0 B SI 89 B CH 84 X FF 88			4	0	1	0	0	0	1			
24 Gary Matthews, S OBP: 0.307, SLG: 0.351	2-1 B FF 89 S CH 83 D CH 84 X CH 84		0-0 X FF 89		0-0 X CU 70			0-1 C CH 90 X CH 91			4	1	1	0	0	0	1			
39 Robb Quinlan, R OBP: 0.363, SLG: 0.356	1-1 C SL 81 D CU 76 X SL 90		1-1 C FF 88 B SL 80 X SL 80		2-1 C SI 88 B CH 88 X SL 79						3	0	1	0	0	0	2			
3 Brandon Wood, R OBP: 0.175, SLG: 0.185											0	0	0	0	0	0	0			
5 Jeff Mathis, R OBP: 0.290, SLG: 0.375			2-3 B FF 87 B CU 79 C SI 89 S CU 75		3-3 C FF 88 B CU 77 B CU 75 C SL 82 S FF 89			0-0 X SL 81			3	0	1	1	0	2	1			
Inning Stats	R: 1 E: 0 K: 1 S: 12	H: 1 LOB: 0 BB: 0 P: 16	R: 0 E: 0 K: 0 S: 8	H: 1 LOB: 1 BB: 0 P: 14	R: 1 E: 1 K: 1 S: 17	H: 1 LOB: 2 BB: 1 P: 24	R: 0 E: 0 K: 1 S: 9	H: 1 LOB: 0 BB: 0 P: 14	R: 0 E: 0 K: 0 S: 11	H: 1 LOB: 0 BB: 0 P: 12	R: 1 E: 0 K: 0 S: 8	H: 2 LOB: 0 BB: 0 P: 11	R: 0 E: 0 K: 1 S: 11	H: 0 LOB: 0 BB: 0 P: 15	R: 0 E: 0 K: 0 S: 4	H: 0 LOB: 0 BB: 0 P: 7	1B: 4 2B: 2 3B: 0 HR: 1	SF: 0 SAC: 0 DP: 2 HBP: 0	WP: 0 PB: 0 SB: 0 CS: 0	PA: 34
PITCHER	IP WLS BF H R ER SO BB IBB HBP BLK WP HR S P ERA WHIP																			
Joe Blanton, R ERA: 4.15	(1, 1) 7.0 L 28 7 3 2 3 1 0 0 0 0 0 1 75 105 2.57 1.143																			
Chad Gaudin, R ERA: 3.38	(8, 1) 2.0 6 0 0 0 1 0 0 0 0 0 0 0 15 22 0.00 0.000																			

Los Angeles Angels @ Oakland Athletics
McAfee Coliseum, Oakland, CA
Fri Jun 06 2008, 10:05 PM EDT
Att: 25,120 - Partly Cloudy - 62 F

AB 33
R 3
H 7
RBI 3
BB 1
SO 4
LOB 10



Batter	1	2	3	4	5	6	7	8	9	AB	R	H	RBI	BB	SO	LOB	BOTTOM			
22 Jack Hannahan, L OBP: 0.363, SLG: 0.370	2-1 B FF 90 B CU 78 B SI 90 X SL 90		3-2 B FF 90 F FF 89 C CU 76 B CU 78 B FF 91 X FF 90		0-0 X FF 90		3-2 D CU 77 B CU 76 C FF 89 F FF 89 B FF 90 B FF 90 X FF 90		1-1 C FF 84 B FF 84 X FF 84		4	0	1	0	0	0	1			
7 Bobby Crosby, R OBP: 0.325, SLG: 0.384	1-2 C FF 91 C FC 85 X SL 92						1-3 C FC 82 F FF 90 D CU 80 S FC 82		1-1 C FF 94 B FS 85 X FF 93		4	0	1	0	0	1	2			
32 Jack Cust, L OBP: 0.404, SLG: 0.458	3-3 B FF 89 C CU 78 B FF 90 B FF 91 S CU 78		3-2 C FF 90 B FF 91 B FF 90 C FF 90 X FF 91		3-2 C FF 90 B FF 90 B FF 90 X FF 91		0-0 X FF 88				4	1	1	1	0	2	1			
3 Eric Chavez, L OBP: 0.269, SLG: 0.400	0-1 C FF 80 X CH 82						0-1 S FF 89 X CU 78				4	0	0	0	0	0	1			
14 Mark Ellis, R OBP: 0.328, SLG: 0.382	1-3 B FF 88 C SI 90 S FF 91						0-2 C FC 82 X FF 92				4	0	0	0	0	1	0			
10 Daric Barton, L OBP: 0.347, SLG: 0.347	2-2 C FF 80 B FF 82 B CU 78 F FF 92 X FF 91						3-2 B CU 76 C FF 90 B FF 90 F FF 90 B CU 79 X FF 91				3	0	1	0	0	0	0			
6 Travis Buck, L OBP: 0.218, SLG: 0.323	2-2 F FF 91 B FF 92 C CU 78 X FF 92						1-0 B FF 91 X FF 90				3	0	0	0	0	1	1			
28 Carlos González, L OBP: 0.192, SLG: 0.385			3-2 C SI 89 B FF 89 S CU 80 B CU 80 F FF 92 B FF 91 X FF 91				0-3 C CU 75 S CU 80				3	0	0	0	0	1	0			
8 Kurt Suzuki, R OBP: 0.323, SLG: 0.314			0-1 C FF 90 X FC 82				1-2 C FF 90 B CU 80 X CU 80				3	0	1	0	0	0	0			
Inning Stats	R: 0 E: 0 K: 1 S: 10	H: 1 LOB: 0 BB: 0 P: 16	R: 0 E: 0 K: 1 S: 10	H: 0 LOB: 0 BB: 0 P: 15	R: 0 E: 0 K: 0 S: 10	H: 0 LOB: 0 BB: 0 P: 16	R: 0 E: 0 K: 0 S: 7	H: 0 LOB: 0 BB: 0 P: 13	R: 0 E: 0 K: 0 S: 7	H: 0 LOB: 0 BB: 0 P: 11	R: 1 E: 0 K: 1 S: 9	H: 2 LOB: 1 BB: 0 P: 11	R: 0 E: 0 K: 0 S: 9	H: 1 LOB: 1 BB: 0 P: 14	R: 0 E: 0 K: 1 S: 8	H: 0 LOB: 0 BB: 0 P: 14	1B: 2 2B: 2 3B: 0 HR: 1	SF: 0 SAC: 0 DP: 0 HBP: 0	WP: 0 PB: 0 SB: 0 CS: 0	PA: 32
PITCHER	IP WLS BF H R ER SO BB IBB HBP BLK WP HR S P ERA WHIP																			
41 John Lackey, R ERA: 1.7	(1, 1) 7.0 W 25 4 1 1 5 0 0 0 0 0 0 0 9 14 0.00 1.000																			
66 Jose Arredondo, R ERA: 0.84	(8, 1) 1.0 H 4 1 0 0 0 0 0 0 0 0 0 0 9 14 0.00 1.000																			
Francisco Rodriguez, R ERA: 1.93	(9, 1) 1.0 S 3 0 0 0 1 0 0 0 0 0 0 0 8 14 0.00 0.000																			

Los Angeles Angels @ Oakland Athletics
McAfee Coliseum, Oakland, CA
Fri Jun 06 2008, 10:05 PM EDT
Att: 25,120 - Partly Cloudy - 62 F

AB 32
R 1
H 5
RBI 1
BB 0
SO 6
LOB 6



Batter	1	2	3	4	5	6	7	8	9	AB	R	H	RBI	BB	SO	LOB	TOP										
6 Maicer Izturis, S OBP: 0.322, SLG: 0.350										5	3	2	2	0	0	0											
47 Howie Kendrick, R OBP: 0.366, SLG: 0.478										5	0	1	0	0	0	1											
27 Vladimir Guerrero, R OBP: 0.319, SLG: 0.422										2	0	0	1	1	0	1											
48 Tori Hunter, R OBP: 0.335, SLG: 0.447										3	1	0	0	1	0	2											
24 Gary Matthews, S OBP: 0.310, SLG: 0.354										4	0	2	0	0	1	2											
39 Robb Quinlan, R Casey Kotchman, L OBP: 0.357, SLG: 0.355 OBP: 0.359, SLG: 0.456										3	0	1	1	0	1	1											
Juan Rivera, R OBP: 0.232, SLG: 0.231										4	0	1	0	0	1	2											
3 Brandon Wood, R OBP: 0.180, SLG: 0.207										4	1	1	0	0	1	3											
5 Jeff Mathis, R OBP: 0.291, SLG: 0.367										2	0	0	0	1	1	1											
Inning Stats	R: 1 E: 0 K: 1 S: 11	H: 1 LOB: 1 BB: 1 P: 19	R: 0 E: 0 K: 0 S: 10	H: 1 LOB: 1 BB: 1 P: 20	R: 1 E: 0 K: 0 S: 8	H: 1 LOB: 1 BB: 1 P: 16	R: 0 E: 0 K: 1 S: 8	H: 1 LOB: 0 BB: 0 P: 12	R: 0 E: 0 K: 0 S: 6	H: 0 LOB: 0 BB: 0 P: 9	R: 1 E: 1 K: 1 S: 7	H: 1 LOB: 0 BB: 0 P: 9	R: 2 E: 0 K: 0 S: 11	H: 2 LOB: 1 BB: 0 P: 15	R: 0 E: 0 K: 2 S: 11	H: 1 LOB: 0 BB: 0 P: 13	R: 0 E: 0 K: 0 S: 7	H: 0 LOB: 0 BB: 0 P: 8	1B: 5 2B: 2 HR: 1	SF: 2 SAC: 1 DP: 0 HBP: 0	WP: 1 PB: 0 SB: 3 CS: 0	PA: 39					
PITCHER	IP	WLS	BF	H	R	ER	SO	BB	IBB	HBP	BLK	WP	HR	S	P	ERA	WHIP										
Greg Smith, L ERA: 3.74	6.1	L	29	7	5	4	3	3	0	0	0	1	1	58	97	5.68	1.579										
31 Brad Ziegler, R ERA:	1.2		6	1	0	0	2	0	0	0	0	0	0	14	16	0.00	0.600										
29 Keith Foulke, R ERA: 2.95	1.0		3	0	0	0	0	0	0	0	0	0	0	7	8	0.00	0.000										

Los Angeles Angels @ Oakland Athletics
McAfee Coliseum, Oakland, CA

AB 32
R 5
H 8
RBI 4
BB 3
SO 5
LOB 13



WP: 1
PB: 0
SB: 3
CS: 0

Los Angeles Angels @ Oakland Athletics
McAfee Coliseum, Oakland, CA

AB 32
R 3
H 7
RBI 3
BB 2
SO 10
LOB 12



WP: 0
PB: 0
SB: 0
CS: 0

Batter	1	2	3	4	5	6	7	8	9	AB	R	H	RBI	BB	SO	LOB	BOTTOM										
22 Jack Hannahan, L OBP: 0.356, SLG: 0.361										4	0	0	0	0	0	3											
7 Bobby Crosby, R OBP: 0.323, SLG: 0.382										4	0	1	0	0	0	1											
32 Jack Cust, L OBP: 0.401, SLG: 0.470										4	1	1	1	0	3	1											
3 Eric Chavez, L OBP: 0.300, SLG: 0.429										3	0	1	0	1	1	0											
14 Mark Ellis, R OBP: 0.322, SLG: 0.374										4	0	0	0	0	1	3											
10 Darc Barton, L OBP: 0.345, SLG: 0.345										4	1	1	0	0	3	1											
6 Travis Buck, L ERA: 3.87										3	1	1	2	1	0	0											
11 Rajai Davis, R OBP: 0.203, SLG: 0.227										0	0	0	0	0	0	0											
28 Carlos González, L OBP: 0.233, SLG: 0.467										4	0	2	0	0	2	2											
8 Kurt Suzuki, R OBP: 0.323, SLG: 0.311										2	0	0	0	0	0	1											
Inning Stats	R: 0 E: 0 K: 1 S: 9	H: 0 LOB: 0 BB: 0 P: 14	R: 0 E: 0 K: 2 S: 8	H: 0 LOB: 0 BB: 0 P: 10	R: 0 E: 0 K: 0 S: 8	H: 1 LOB: 1 BB: 0 P: 13	R: 0 E: 0 K: 2 S: 8	H: 0 LOB: 0 BB: 0 P: 14	R: 0 E: 0 K: 1 S: 6	H: 0 LOB: 0 BB: 0 P: 9	R: 0 E: 0 K: 1 S: 10	H: 0 LOB: 0 BB: 0 P: 12	R: 0 E: 0 K: 1 S: 8	H: 1 LOB: 1 BB: 1 P: 14	R: 2 E: 0 K: 0 S: 10	H: 3 LOB: 1 BB: 0 P: 17	R: 1 E: 0 K: 2 S: 15	H: 2 LOB: 2 BB: 1 P: 28	1B: 2 2B: 4 HR: 2	SF: 0 SAC: 0 DP: 2 HBP: 1	WP: 0 PB: 0 SB: 0 CS: 0	PA: 35					
PITCHER	IP	WLS	BF	H	R	ER	SO	BB	IBB	HBP	BLK	WP	HR	S	P	ERA	WHIP										
Jon Garland, R ERA: 3.87	7.0	W	26	5	2	2	8	1	0	1	0	0	1	61	93	2.57	0.857										
66 Jose Arredondo, R ERA: 0.77	1.0	H	3	0	0	0	0	0	0	0	0	0	0	6	10	0.00	0.000										
Francisco Rodriguez, R ERA: 2.17	1.0	S	6	2	1	1	2	1	0	0	0	0	1	15	28	9.00	3.000										

Los Angeles Angels @ Oakland Athletics
McAfee Coliseum, Oakland, CA

AB 32
R 3
H 7
RBI 3
BB 2
SO 10
LOB 12



WP: 0
PB: 0
SB: 0
CS: 0

Sat Jun 07 2008, 9:05 PM EDT
Att: 29,294 - Clear - 67 F

livebaseballscores.com

Batter	1	2	3	4	5	6	7	8	9	10	11	12	AB	R	H	RBI	BB	SO	LOB	TOP	
6 Maier Izturis, S OBP: 0.322, SLG: 0.345														5	0	1	0	1	2	0	
47 Howie Kendrick, R OBP: 0.377, SLG: 0.465														4	0	1	0	2	2	0	
Garret Anderson, L OBP: 0.298, SLG: 0.386														5	1	2	0	1	1	4	
27 Vladimir Guerrero, R OBP: 0.318, SLG: 0.431														5	1	1	2	1	2	5	
48 Torii Hunter, R OBP: 0.335, SLG: 0.442														5	1	1	0	1	1	3	
Casey Kotchman, L OBP: 0.354, SLG: 0.448														6	0	1	0	0	0	2	
24 Gary Matthews, S OBP: 0.316, SLG: 0.356														4	0	2	1	1	1	2	
44 Mike Napoli, R OBP: 0.307, SLG: 0.475														3	0	0	0	2	1	3	
3 Brandon Wood, R OBP: 0.172, SLG: 0.197														3	0	0	0	0	1	1	
77 Reggie Willits, S OBP: 0.327, SLG: 0.273														1	0	0	0	0	0	2	
39 Robb Quinlan, R OBP: 0.353, SLG: 0.351														1	0	0	0	0	0	0	
Inning Stats	R: 0 E: 0 K: 3 S: 9	H: 0 LOB: 0 BB: 0 P: 9	R: 0 E: 1 K: 1 S: 14	H: 2 LOB: 2 BB: 0 P: 19	R: 0 E: 0 K: 2 S: 7	H: 0 LOB: 0 BB: 3 P: 8	R: 3 E: 0 K: 0 S: 12	H: 2 LOB: 1 BB: 3 P: 25	R: 0 E: 0 K: 1 S: 14	H: 1 LOB: 1 BB: 0 P: 21	R: 0 E: 0 K: 1 S: 13	H: 2 LOB: 2 BB: 2 P: 18	R: 0 E: 0 K: 0 S: 7	H: 0 LOB: 0 BB: 0 P: 15	R: 0 E: 0 K: 0 S: 9	H: 3 LOB: 0 BB: 1 P: 24	1B: 8 2B: 1 3B: 0 HR: 1	SF: 0 SAC: 0 DP: 2 HBP: 0	WP: 1 PB: 0 SB: 4 CS: 1	PA: 51	
PITCHER	IP WLS BF H R ER SO BB IBB HBP BLK WP HR S P ERA WHIP	6.0 1.0 5 1 0 0 1 1 0 0 0 1 0 13 26 4.50 2.000	7.1 1.0 5 0 0 0 0 1 1 0 0 0 0 0 7 18 0.00 1.000	8.1 1.0 5 2 0 0 1 0 0 0 0 0 0 12 19 0.00 2.000	9.1 1.0 5 2 0 0 0 2 0 0 0 0 0 11 26 0.00 1.500	11.1 1.2 4 0 0 0 0 1 0 0 0 0 0 67 99 4.50 1.500	11.1 1.2 4 0 0 0 0 1 0 0 0 0 0 13 26 0.00 2.000	11.1 1.2 4 0 0 0 0 1 0 0 0 0 0 13 26 0.00 1.500	11.1 1.2 4 0 0 0 0 1 0 0 0 0 0 13 26 0.00 1.500	11.1 1.2 4 0 0 0 0 1 0 0 0 0 0 13 26 0.00 1.500	11.1 1.2 4 0 0 0 0 1 0 0 0 0 0 13 26 0.00 1.500	11.1 1.2 4 0 0 0 0 1 0 0 0 0 0 13 26 0.00 1.500	11.1 1.2 4 0 0 0 0 1 0 0 0 0 0 13 26 0.00 1.500	11.1 1.2 4 0 0 0 0 1 0 0 0 0 0 13 26 0.00 1.500	11.1 1.2 4 0 0 0 0 1 0 0 0 0 0 13 26 0.00 1.500	11.1 1.2 4 0 0 0 0 1 0 0 0 0 0 13 26 0.00 1.500	11.1 1.2 4 0 0 0 0 1 0 0 0 0 0 13 26 0.00 1.500	11.1 1.2 4 0 0 0 0 1 0 0 0 0 0 13 26 0.00 1.500	11.1 1.2 4 0 0 0 0 1 0 0 0 0 0 13 26 0.00 1.500	11.1 1.2 4 0 0 0 0 1 0 0 0 0 0 13 26 0.00 1.500	

Los Angeles Angels @ Oakland Athletics
 McAfee Coliseum, Oakland, CA
 Sun Jun 08 2008, 4:05 PM EDT
 Att. 26,332 - Sunny - 73 F

AB 42
 R 3
 H 9
 RBI 3
 BB 9
 SO 11
 LOB 22

Batter	1	2	3	4	5	6	7	8	9	10	11	12	AB	R	H	RBI	BB	SO	LOB	BOTTOM		
22 Jack Hannahan, L OBP: 0.351, SLG: 0.360														6	1	1	0	0	3	1		
7 Bobby Crosby, R OBP: 0.322, SLG: 0.380														4	0	1	0	0	0	2		
32 Jack Cust, L OBP: 0.407, SLG: 0.467														1	0	0	0	3	1	1		
11 Rajai Davis, R OBP: 0.211, SLG: 0.235														2	2	1	0	0	1	0		
3 Eric Chavez, L OBP: 0.353, SLG: 0.500														4	0	3	2	0	1	2		
Emil Brown, R OBP: 0.289, SLG: 0.375														2	0	0	0	0	1	2		
6 Travis Buck, L OBP: 0.234, SLG: 0.340														4	1	0	0	2	1	5		
14 Mark Ellis, R OBP: 0.322, SLG: 0.388														6	1	2	4	0	1	7		
10 Daric Barton, L OBP: 0.342, SLG: 0.347														5	1	1	0	0	2	3		
28 Carlos González, L OBP: 0.229, SLG: 0.429														5	0	1	1	0	1	1		
8 Kurt Suzuki, R OBP: 0.316, SLG: 0.303														5	0	0	0	0	2	2		
Inning Stats	R: 1 E: 0 K: 2 S: 15	H: 2 LOB: 1 BB: 0 P: 22	R: 0 E: 0 K: 1 S: 8	H: 1 LOB: 1 BB: 0 P: 13	R: 0 E: 0 K: 2 S: 16	H: 1 LOB: 3 BB: 2 P: 31	R: 0 E: 0 K: 2 S: 11	H: 0 LOB: 0 BB: 1 P: 15	R: 0 E: 0 K: 3 S: 11	H: 0 LOB: 0 BB: 0 P: 12	R: 1 E: 0 K: 0 S: 11	H: 1 LOB: 1 BB: 0 P: 22	R: 0 E: 0 K: 2 S: 9	H: 0 LOB: 0 BB: 0 P: 9	R: 0 E: 0 K: 0 S: 7	H: 0 LOB: 0 BB: 0 P: 17	R: 4 E: 0 K: 1 S: 13	H: 3 LOB: 0 BB: 1 P: 24	1B: 7 2B: 3 3B: 0 HR: 1	SF: 0 SAC: 0 DP: 0 HBP: 0	WP: 0 PB: 1 SB: 0 CS: 0	PA: 51
PITCHER	IP WLS BF H R ER SO BB IBB HBP BLK WP HR S P ERA WHIP	6.1 1.1 3 1 1 1 0 1 0 0 0 0 0 5 12 2.700 6.000	7.1 0.1 4 0 0 0 2 0 0 0 0 0 0 12 18 0.000 0.000	8.1 3.0 9 0 0 0 2 0 0 0 0 0 0 24 37 0.000 0.000	9.1 0.2 6 3 4 4 1 1 0 0 0 0 1 13 24 54.000 6.000	11.1 1.2 4 0 0 0 0 1 0 0 0 0 0 13 26 0.000 1.500	11.1 1.2 4 0 0 0 0 1 0 0 0 0 0 13 26 0.000 1.500	11.1 1.2 4 0 0 0 0 1 0 0 0 0 0 13 26 0.000 1.500	11.1 1.2 4 0 0 0 0 1 0 0 0 0 0 13 26 0.000 1.500	11.1 1.2 4 0 0 0 0 1 0 0 0 0 0 13 26 0.000 1.500	11.1 1.2 4 0 0 0 0 1 0 0 0 0 0 13 26 0.000 1.500	11.1 1.2 4 0 0 0 0 1 0 0 0 0 0 13 26 0.000 1.500	11.1 1.2 4 0 0 0 0 1 0 0 0 0 0 13 26 0.000 1.500	11.1 1.2 4 0 0 0 0 1 0 0 0 0 0 13 26 0.000 1.500	11.1 1.2 4 0 0 0 0 1 0 0 0 0 0 13 26 0.000 1.500	11.1 1.2 4 0 0 0 0 1 0 0 0 0 0 13 26 0.000 1.500	11.1 1.2 4 0 0 0 0 1 0 0 0 0 0 13 26 0.000 1.500	11.1 1.2 4 0 0 0 0 1 0 0 0 0 0 13 26 0.000 1.500	11.1 1.2 4 0 0 0 0 1 0 0 0 0 0 13 26 0.000 1.500	11.1 1.2 4 0 0 0 0 1 0 0 0 0 0 13 26 0.000 1.500	11.1 1.2 4 0 0 0 0 1 0 0 0 0 0 13 26 0.000 1.500	11.1 1.2 4 0 0 0 0 1 0 0 0 0 0 13 26 0.000 1.500

Los Angeles Angels @ Oakland Athletics
 McAfee Coliseum, Oakland, CA
 Sun Jun 08 2008, 4:05 PM EDT
 Att. 26,332 - Sunny - 73 F

AB 46
 R 7
 H 11
 RBI 7
 BB 5
 SO 14
 LOB 26

Batter	1	2	3	4	5	6	7	8	9	AB	R	H	RBI	BB	SO	LOB	TOP					
19 Yonel Escobar, R OBP: 0.374, SLG: 0.405										3	2	2	2	2	1	0						
2 Kelly Johnson, L OBP: 0.351, SLG: 0.470										4	2	1	1	1	2	5						
10 Chipper Jones, S OBP: 0.498, SLG: 0.657										3	0	0	1	2	0	3						
Mark Teixeira, S OBP: 0.368, SLG: 0.451										4	0	1	3	0	1	1						
16 Brian McCann, L OBP: 0.381, SLG: 0.561										5	0	1	1	0	1	2						
7 Jeff Francoeur, R OBP: 0.307, SLG: 0.425										5	0	0	0	0	1	3						
Greg Norton, S OBP: 0.330, SLG: 0.345										5	1	1	0	0	1	3						
28 Brandon Jones, L OBP: 0.545, SLG: 0.900										5	2	3	1	0	0	0						
1 Grégor Blanco, L OBP: 0.376, SLG: 0.329										3	2	2	0	0	0	0						
Inning Stats	R: 0 E: 0 K: 1 S: 10	H: 1 LOB: 1 BB: 0 P: 16	R: 0 E: 0 K: 1 S: 5	H: 0 LOB: 0 BB: 0 P: 7	R: 0 E: 0 K: 1 S: 10	H: 1 LOB: 2 BB: 1 P: 18	R: 0 E: 0 K: 0 S: 3	H: 0 LOB: 0 BB: 0 P: 5	R: 4 E: 0 K: 2 S: 20	H: 5 LOB: 3 BB: 1 P: 31	R: 2 E: 0 K: 1 S: 15	H: 2 LOB: 0 BB: 0 P: 23	R: 0 E: 0 K: 0 S: 9	H: 0 LOB: 0 BB: 0 P: 13	R: 3 E: 0 K: 1 S: 22	H: 2 LOB: 2 BB: 3 P: 41	R: 0 E: 0 K: 0 S: 5	H: 0 LOB: 0 BB: 0 P: 8	1B: 8 2B: 1 3B: 0 HR: 2	SF: 0 SAC: 1 DP: 0 HBP: 1	WP: 0 PB: 0 SB: 0 CS: 0	PA: 44
PITCHER	IP WLS BF H R ER SO BB IBB HBP BLK WP HR S P ERA WHIP	5.2 L 29 9 6 6 6 2 0 1 0 0 2 60 97 9.53 1.941	6.1 1.1 4 0 0 0 0 0 0 0 0 0 0 12 16 0.00 0.000	8.1 0.2 6 1 3 3 1 3 0 0 0 0 0 18 34 40.50 6.000	8.1 1.1 5 1 0 0 0 0 0 0 0 0 0 9 15 0.00 0.750	PITCHER										IP WLS BF H R ER SO BB IBB HBP BLK WP HR S P ERA WHIP						

Atlanta Braves @ Los Angeles Angels
Angel Stadium of Anaheim, Anaheim, CA
Sat Jun 14 2008, 6:05 PM PDT
Att: 43,894 - Clear - 75 F

AB 37
R 9
H 11
RBI 9
BB 5
SO 7
LOB 17



Batter	1	2	3	4	5	6	7	8	9	AB	R	H	RBI	BB	SO	LOB	BOTTOM					
9 Chone Figgins, S OBP: 0.430, SLG: 0.354										4	1	1	0	1	1	1						
6 Maicer Izturis, S OBP: 0.324, SLG: 0.349										5	0	1	2	0	2	2						
Garret Anderson, L OBP: 0.293, SLG: 0.388										4	0	1	0	0	0	0						
27 Vladimir Guerrero, R OBP: 0.332, SLG: 0.464										4	1	1	0	0	0	2						
48 Torii Hunter, R OBP: 0.332, SLG: 0.462										4	0	2	1	0	0	0						
Casey Kotchman, L OBP: 0.352, SLG: 0.437										3	0	0	0	0	0	1						
47 Howie Kendrick, R OBP: 0.344, SLG: 0.433										4	1	0	0	0	1	2						
24 Gary Matthews, S OBP: 0.320, SLG: 0.383										4	0	1	0	0	1	1						
44 Mike Napoli, R OBP: 0.295, SLG: 0.452										2	1	0	0	0	0	1						
77 Reggie Willis, S OBP: 0.311, SLG: 0.235										1	0	0	0	0	0	0						
5 Jeff Mathis, R OBP: 0.298, SLG: 0.360										1	0	1	1	0	0	0						
Inning Stats	R: 0 E: 0 K: 2 S: 10	H: 0 LOB: 0 BB: 0 P: 19	R: 0 E: 0 K: 0 S: 7	H: 0 LOB: 0 BB: 0 P: 7	R: 2 E: 0 K: 0 S: 16	H: 3 LOB: 2 BB: 1 P: 29	R: 0 E: 0 K: 0 S: 5	H: 0 LOB: 0 BB: 0 P: 7	R: 0 E: 0 K: 0 S: 11	H: 0 LOB: 0 BB: 0 P: 20	R: 1 E: 0 K: 2 S: 15	H: 2 LOB: 1 BB: 0 P: 22	R: 0 E: 0 K: 0 S: 10	H: 1 LOB: 1 BB: 0 P: 20	R: 0 E: 0 K: 0 S: 15	H: 1 LOB: 1 BB: 0 P: 22	R: 1 E: 1 K: 1 S: 12	H: 1 LOB: 1 BB: 0 P: 20	1B: 4 2B: 3 3B: 1 HR: 0	SF: 0 SAC: 0 DP: 0 HBP: 1	WP: 0 PB: 0 SB: 1 CS: 0	PA: 38
PITCHER	IP WLS BF H R ER SO BB IBB HBP BLK WP HR S P ERA WHIP	6.0 W 25 5 3 3 3 1 0 1 0 0 0 10 20 0.00 1.000	7.1 1.0 H 4 1 0 0 0 0 0 0 0 0 2 4 0.00 0.000	8.1 0.1 1 0 0 0 0 0 0 0 0 0 0 12 17 0.00 3.000	8.1 1.1 6 1 1 0 1 0 0 0 0 0 0 13 21 0.00 0.750	PITCHER										IP WLS BF H R ER SO BB IBB HBP BLK WP HR S P ERA WHIP						

Atlanta Braves @ Los Angeles Angels
Angel Stadium of Anaheim, Anaheim, CA
Sat Jun 14 2008, 6:05 PM PDT
Att: 43,894 - Clear - 75 F

AB 36
R 4
H 8
RBI 4
BB 1
SO 5
LOB 10



Batter	1	2	3	4	5	6	7	8	9	AB	R	H	RBI	BB	SO	LOB	TOP					
19 Yonel Escobar, R OBP: 0.379, SLG: 0.408										3	0	2	0	1	0	0	Atlanta Braves @ Los Angeles Angels Angel Stadium of Anaheim, Anaheim, CA Sun Jun 15 2008, 5:05 PM PDT Att: 43,723 - Clear - 79 F					
2 Kelly Johnson, L OBP: 0.350, SLG: 0.466										4	0	1	0	0	0	2						
10 Chipper Jones, S OBP: 0.491, SLG: 0.645										4	0	0	0	0	1	4						
Mark Teixeira, S OBP: 0.367, SLG: 0.448										4	0	1	0	0	1	2						
7 Jeff Francoeur, R OBP: 0.303, SLG: 0.419										4	0	0	0	0	0	2						
4 Omar Infante, R OBP: 0.341, SLG: 0.387											3	0	0	0	0	0						
Greg Norton, S OBP: 0.327, SLG: 0.341										1	0	0	0	1	0							
28 Brandon Jones, L OBP: 0.500, SLG: 0.769										3	0	1	0	0	0	0						
Corky Miller, R OBP: 0.200, SLG: 0.194										3	0	1	0	0	1	1						
1 Grégor Blanco, L OBP: 0.370, SLG: 0.323										3	0	0	0	0	1	1						
Inning Stats	R: 0 E: 0 K: 1 S: 10	H: 2 LOB: 1 BB: 0 P: 14	R: 0 E: 0 K: 0 S: 7	H: 1 LOB: 1 BB: 0 P: 10	R: 0 E: 0 K: 0 S: 7	H: 0 LOB: 0 BB: 0 P: 11	R: 0 E: 0 K: 0 S: 5	H: 0 LOB: 0 BB: 0 P: 5	R: 0 E: 0 K: 1 S: 9	H: 1 LOB: 1 BB: 0 P: 15	R: 0 E: 0 K: 0 S: 16	H: 2 LOB: 2 BB: 0 P: 28	R: 0 E: 0 K: 1 S: 9	H: 0 LOB: 0 BB: 0 P: 14	R: 0 E: 0 K: 0 S: 10	H: 0 LOB: 1 BB: 1 P: 18	R: 0 E: 0 K: 2 S: 8	H: 0 LOB: 0 BB: 0 P: 10	1B: 6 2B: 0 3B: 0 HR: 0	SF: 0 SAC: 0 DP: 1 HBP: 0	WP: 1 PB: 0 SB: 0 CS: 0	PA: 33
PITCHER	IP WLS BF H R ER SO BB IBB HBP BLK WP HR S P ERA WHIP																					
51 Joe Saunders, L ERA: 3.08	(1, 1) 7.1 W 27 6 0 0 3 0 0 0 0 0 1 0 65 99 0.00 0.818																					
62 Scot Shields, R ERA: 2.81	(8, 1) 0.2 H 3 0 0 0 0 1 0 0 0 0 0 0 8 16 0.00 1.500																					
Francisco Rodriguez, R ERA: 2.03	(9, 1) 1.0 S 3 0 0 0 2 0 0 0 0 0 0 0 8 10 0.00 0.000																					

AB	32
R	0
H	6
RBI	0
BB	1
SO	5
LOB	12



Batter	1	2	3	4	5	6	7	8	9	AB	R	H	RBI	BB	SO	LOB	BOTTOM					
9 Chone Figgins, S OBP: 0.428, SLG: 0.351										4	0	1	0	0	1	3	Atlanta Braves @ Los Angeles Angels Angel Stadium of Anaheim, Anaheim, CA Sun Jun 15 2008, 5:05 PM PDT Att: 43,723 - Clear - 79 F					
6 Maicer Izturis, S OBP: 0.319, SLG: 0.344										3	0	0	0	0	1	1						
Garret Anderson, L OBP: 0.289, SLG: 0.383										3	0	0	0	0	2	0						
27 Vladimir Guerrero, R OBP: 0.336, SLG: 0.471										3	1	2	0	0	0	0						
48 Torii Hunter, R OBP: 0.329, SLG: 0.457										3	0	0	0	0	1	2						
Casey Kotchman, L OBP: 0.351, SLG: 0.448										3	1	1	2	0	1	0						
47 Howie Kendrick, R OBP: 0.343, SLG: 0.430										3	0	1	0	0	1	0						
24 Gary Matthews, S OBP: 0.317, SLG: 0.378										3	0	0	0	0	0	1						
5 Jeff Mathis, R OBP: 0.308, SLG: 0.369										3	0	2	0	0	0	0						
Inning Stats	R: 0 E: 0 K: 1 S: 8	H: 1 LOB: 0 BB: 0 P: 9	R: 0 E: 0 K: 0 S: 6	H: 0 LOB: 0 BB: 0 P: 8	R: 0 E: 0 K: 1 S: 8	H: 0 LOB: 0 BB: 0 P: 11	R: 0 E: 0 K: 1 S: 6	H: 0 LOB: 0 BB: 0 P: 8	R: 2 E: 0 K: 1 S: 12	H: 2 LOB: 0 BB: 0 P: 19	R: 0 E: 0 K: 0 S: 9	H: 1 LOB: 0 BB: 0 P: 13	R: 0 E: 0 K: 1 S: 8	H: 1 LOB: 0 BB: 0 P: 12	R: 0 E: 0 K: 2 S: 14	H: 2 LOB: 2 BB: 0 P: 20		R: 0 E: 0 K: 2 S: 14	H: 0 LOB: 0 BB: 0 P: 10	1B: 5 2B: 1 3B: 0 HR: 1	SF: 0 SAC: 0 DP: 2 HBP: 0	WP: 0 PB: 0 SB: 0 CS: 1
PITCHER	IP WLS BF H R ER SO BB IBB HBP BLK WP HR S P ERA WHIP																					
57 Jorge Campillo, R ERA: 2.17	(1, 1) 8.0 L 28 7 2 2 7 0 0 0 0 0 0 1 71 100 2.25 0.875																					

AB	28
R	2
H	7
RBI	2
BB	0
SO	7
LOB	7



Batter	1	2	3	4	5	6	7	8	9	AB	R	H	RBI	BB	SO	LOB	TOP					
7 José Reyes, S OBP: 0.353, SLG: 0.477										4	3	2	0	1	1	1						
1 Luis Castillo, S OBP: 0.364, SLG: 0.344										4	1	2	2	0	0	1						
5 David Wright, R OBP: 0.371, SLG: 0.485										4	1	1	2	0	2	1						
15 Carlos Beltrán, S OBP: 0.377, SLG: 0.485										5	2	3	3	0	0	1						
21 Carlos Delgado, L OBP: 0.321, SLG: 0.407										4	0	0	0	0	2	1						
9 Marlon Anderson, L OBP: 0.317, SLG: 0.290										4	1	2	0	0	0	1						
6 Trot Nixon, L OBP: 0.444, SLG: 0.429										4	0	0	0	0	1	2						
23 Brian Schneider, L OBP: 0.335, SLG: 0.314										4	0	1	1	0	1	1						
Endy Chavez, L OBP: 0.271, SLG: 0.276										4	1	1	0	0	0	2						
Inning Stats	R: 2 H: 1 E: 0 K: 2 S: 14	H: 1 BB: 1 P: 25	R: 1 H: 2 E: 0 K: 1 S: 14	H: 2 LOB: 1 BB: 0 P: 16	R: 1 H: 1 E: 0 K: 0 S: 8	H: 1 LOB: 0 BB: 0 P: 10	R: 0 H: 1 E: 0 K: 1 S: 7	H: 1 LOB: 1 BB: 0 P: 9	R: 0 H: 0 E: 0 K: 1 S: 6	H: 0 LOB: 0 BB: 0 P: 10	R: 4 H: 5 E: 0 K: 1 S: 22	H: 5 LOB: 1 BB: 0 P: 34	R: 0 H: 0 E: 0 K: 1 S: 9	H: 0 LOB: 0 BB: 0 P: 11	R: 1 H: 1 E: 0 K: 0 S: 6	H: 1 LOB: 0 BB: 0 P: 10	1B: 5 2B: 5 3B: 0 HR: 2	SF: 1 SAC: 1 DP: 0 HBP: 0	WP: 0 PB: 0 SB: 2 CS: 0	PA: 40		
PITCHER	IP: 6.1 WLS: L BF: 28 ERA: 4.73	WLS: L BF: 28 ERA: 4.73	H: 8 R: 6 ER: 6 SO: 5 BB: 1 IBB: 0 HBP: 0 BLK: 0 WP: 0 HR: 2 S: 67 P: 98 ERA: 8.53 WHIP: 1.421	H: 6 R: 2 ER: 2 SO: 1 BB: 0 IBB: 0 HBP: 0 BLK: 0 WP: 0 HR: 15 S: 23 P: 27.00 ERA: 4.500	H: 3 R: 2 ER: 1 SO: 1 BB: 0 IBB: 0 HBP: 0 BLK: 0 WP: 0 HR: 12 S: 17 P: 6.75 ERA: 0.750	H: 2 R: 1 ER: 0 SO: 0 BB: 0 IBB: 0 HBP: 0 BLK: 0 WP: 0 HR: 3 S: 4 P: 0.00 ERA: 0.000	H: 1 R: 0 ER: 0 SO: 0 BB: 0 IBB: 0 HBP: 0 BLK: 0 WP: 0 HR: 0 S: 0 P: 0.00 ERA: 0.000	H: 1 R: 0 ER: 0 SO: 0 BB: 0 IBB: 0 HBP: 0 BLK: 0 WP: 0 HR: 0 S: 0 P: 0.00 ERA: 0.000	H: 0 R: 0 ER: 0 SO: 0 BB: 0 IBB: 0 HBP: 0 BLK: 0 WP: 0 HR: 0 S: 0 P: 0.00 ERA: 0.000	H: 0 R: 0 ER: 0 SO: 0 BB: 0 IBB: 0 HBP: 0 BLK: 0 WP: 0 HR: 0 S: 0 P: 0.00 ERA: 0.000	H: 5 R: 2 ER: 2 SO: 2 BB: 0 IBB: 0 HBP: 0 BLK: 0 WP: 0 HR: 0 S: 0 P: 0.00 ERA: 0.000	H: 5 R: 1 ER: 1 SO: 0 BB: 0 IBB: 0 HBP: 0 BLK: 0 WP: 0 HR: 0 S: 0 P: 0.00 ERA: 0.000	H: 0 R: 0 ER: 0 SO: 0 BB: 0 IBB: 0 HBP: 0 BLK: 0 WP: 0 HR: 0 S: 0 P: 0.00 ERA: 0.000	H: 0 R: 0 ER: 0 SO: 0 BB: 0 IBB: 0 HBP: 0 BLK: 0 WP: 0 HR: 0 S: 0 P: 0.00 ERA: 0.000	H: 1 R: 0 ER: 0 SO: 0 BB: 0 IBB: 0 HBP: 0 BLK: 0 WP: 0 HR: 0 S: 0 P: 0.00 ERA: 0.000	H: 1 R: 0 ER: 0 SO: 0 BB: 0 IBB: 0 HBP: 0 BLK: 0 WP: 0 HR: 0 S: 0 P: 0.00 ERA: 0.000	1B: 5 2B: 5 3B: 0 HR: 2	SF: 1 SAC: 1 DP: 0 HBP: 0	WP: 0 PB: 0 SB: 2 CS: 0	PA: 40		
9 Chone Figgins, S OBP: 0.431, SLG: 0.362										4	1	2	1	1	0	0						
6 Maicer Izturis, S OBP: 0.330, SLG: 0.352										4	1	3	0	1	0	2						
Garret Anderson, L OBP: 0.288, SLG: 0.381										4	0	1	2	0	0	4						
27 Vladimir Guerrero, R OBP: 0.335, SLG: 0.467										4	0	1	0	0	1	3						
48 Torii Hunter, R OBP: 0.331, SLG: 0.455										3	1	1	1	0	1	2						
Casey Kotchman, L OBP: 0.346, SLG: 0.441										4	0	0	0	0	0	4						
47 Howie Kendrick, R OBP: 0.350, SLG: 0.433										4	1	2	1	0	0	0						
24 Gary Matthews, S OBP: 0.316, SLG: 0.374										3	1	0	0	1	0	0						
5 Jeff Mathis, R OBP: 0.306, SLG: 0.364										4	1	1	1	0	0	0						
Inning Stats	R: 1 H: 2 E: 0 K: 0 S: 9	H: 2 LOB: 0 BB: 0 P: 13	R: 0 H: 0 E: 0 K: 0 S: 9	H: 0 LOB: 0 BB: 0 P: 14	R: 0 H: 0 E: 0 K: 0 S: 9	H: 0 LOB: 0 BB: 0 P: 15	R: 2 H: 4 E: 0 K: 0 S: 14	H: 4 LOB: 2 BB: 0 P: 21	R: 0 H: 0 E: 0 K: 0 S: 6	H: 0 LOB: 0 BB: 1 P: 10	R: 0 H: 0 E: 0 K: 0 S: 8	H: 0 LOB: 2 BB: 1 P: 16	R: 3 H: 4 E: 0 K: 2 S: 28	H: 4 LOB: 2 BB: 1 P: 43	R: 0 H: 0 E: 0 K: 0 S: 5	H: 0 LOB: 0 BB: 0 P: 6	R: 0 H: 1 E: 0 K: 0 S: 11	H: 1 LOB: 1 BB: 1 P: 20	1B: 10 2B: 3 3B: 0 HR: 0	SF: 1 SAC: 0 DP: 2 HBP: 1	WP: 0 PB: 0 SB: 0 CS: 0	PA: 39
PITCHER	IP: 6.0 WLS: W BF: 27 ERA: 4.62	WLS: W BF: 27 ERA: 4.62	H: 8 R: 6 ER: 6 SO: 0 BB: 2 IBB: 0 HBP: 1 BLK: 0 WP: 0 HR: 8 S: 10 P: 0.00 ERA: 6.000	H: 6 R: 0 ER: 0 SO: 0 BB: 0 IBB: 0 HBP: 0 BLK: 0 WP: 0 HR: 6 S: 9 P: 0.00 ERA: 0.000	H: 2 R: 0 ER: 0 SO: 0 BB: 0 IBB: 0 HBP: 0 BLK: 0 WP: 0 HR: 5 S: 6 P: 0.00 ERA: 0.000	H: 4 R: 0 ER: 0 SO: 0 BB: 0 IBB: 0 HBP: 0 BLK: 0 WP: 0 HR: 6 S: 11 P: 0.00 ERA: 2.000	H: 0 R: 0 ER: 0 SO: 0 BB: 0 IBB: 0 HBP: 0 BLK: 0 WP: 0 HR: 0 S: 0 P: 0.00 ERA: 0.000	H: 0 R: 0 ER: 0 SO: 0 BB: 0 IBB: 0 HBP: 0 BLK: 0 WP: 0 HR: 0 S: 0 P: 0.00 ERA: 0.000	H: 0 R: 0 ER: 0 SO: 0 BB: 0 IBB: 0 HBP: 0 BLK: 0 WP: 0 HR: 0 S: 0 P: 0.00 ERA: 0.000	H: 0 R: 0 ER: 0 SO: 0 BB: 0 IBB: 0 HBP: 0 BLK: 0 WP: 0 HR: 0 S: 0 P: 0.00 ERA: 0.000	H: 4 R: 2 ER: 2 SO: 2 BB: 0 IBB: 0 HBP: 0 BLK: 0 WP: 0 HR: 0 S: 0 P: 0.00 ERA: 0.000	H: 4 R: 1 ER: 1 SO: 0 BB: 0 IBB: 0 HBP: 0 BLK: 0 WP: 0 HR: 0 S: 0 P: 0.00 ERA: 0.000	H: 0 R: 0 ER: 0 SO: 0 BB: 0 IBB: 0 HBP: 0 BLK: 0 WP: 0 HR: 0 S: 0 P: 0.00 ERA: 0.000	H: 0 R: 0 ER: 0 SO: 0 BB: 0 IBB: 0 HBP: 0 BLK: 0 WP: 0 HR: 0 S: 0 P: 0.00 ERA: 0.000	H: 1 R: 0 ER: 0 SO: 0 BB: 1 P: 20	H: 1 R: 0 ER: 0 SO: 0 BB: 1 P: 20	1B: 10 2B: 3 3B: 0 HR: 0	SF: 1 SAC: 0 DP: 2 HBP: 1	WP: 0 PB: 0 SB: 0 CS: 0	PA: 39		
34 Mike Pelfrey, R ERA: 4.62	IP: 6.0 WLS: H BF: 3 ERA: 4.62	IP: 6.0 WLS: H BF: 3 ERA: 4.62	H: 8 R: 6 ER: 6 SO: 0 BB: 2 IBB: 0 HBP: 1 BLK: 0 WP: 0 HR: 8 S: 10 P: 0.00 ERA: 6.000	H: 6 R: 0 ER: 0 SO: 0 BB: 0 IBB: 0 HBP: 0 BLK: 0 WP: 0 HR: 6 S: 9 P: 0.00 ERA: 0.000	H: 2 R: 0 ER: 0 SO: 0 BB: 0 IBB: 0 HBP: 0 BLK: 0 WP: 0 HR: 5 S: 6 P: 0.00 ERA: 0.000	H: 4 R: 0 ER: 0 SO: 0 BB: 0 IBB: 0 HBP: 0 BLK: 0 WP: 0 HR: 6 S: 11 P: 0.00 ERA: 2.000	H: 0 R: 0 ER: 0 SO: 0 BB: 0 IBB: 0 HBP: 0 BLK: 0 WP: 0 HR: 0 S: 0 P: 0.00 ERA: 0.000	H: 0 R: 0 ER: 0 SO: 0 BB: 0 IBB: 0 HBP: 0 BLK: 0 WP: 0 HR: 0 S: 0 P: 0.00 ERA: 0.000	H: 0 R: 0 ER: 0 SO: 0 BB: 0 IBB: 0 HBP: 0 BLK: 0 WP: 0 HR: 0 S: 0 P: 0.00 ERA: 0.000	H: 0 R: 0 ER: 0 SO: 0 BB: 0 IBB: 0 HBP: 0 BLK: 0 WP: 0 HR: 0 S: 0 P: 0.00 ERA: 0.000	H: 4 R: 2 ER: 2 SO: 2 BB: 0 IBB: 0 HBP: 0 BLK: 0 WP: 0 HR: 0 S: 0 P: 0.00 ERA: 0.000	H: 4 R: 1 ER: 1 SO: 0 BB: 0 IBB: 0 HBP: 0 BLK: 0 WP: 0 HR: 0 S: 0 P: 0.00 ERA: 0.000	H: 0 R: 0 ER: 0 SO: 0 BB: 0 IBB: 0 HBP: 0 BLK: 0 WP: 0 HR: 0 S: 0 P: 0.00 ERA: 0.000	H: 0 R: 0 ER: 0 SO: 0 BB: 0 IBB: 0 HBP: 0 BLK: 0 WP: 0 HR: 0 S: 0 P: 0.00 ERA: 0.000	H: 1 R: 0 ER: 0 SO: 0 BB: 1 P: 20	H: 1 R: 0 ER: 0 SO: 0 BB: 1 P: 20	1B: 10 2B: 3 3B: 0 HR: 0	SF: 1 SAC: 0 DP: 2 HBP: 1	WP: 0 PB: 0 SB: 0 CS: 0	PA: 39		
25 Pedro Feliciano, L ERA: 2.53	IP: 0.1 WLS: H BF: 3 ERA: 2.53	IP: 0.1 WLS: H BF: 3 ERA: 2.53	H: 8 R: 6 ER: 6 SO: 0 BB: 2 IBB: 0 HBP: 1 BLK: 0 WP: 0 HR: 8 S: 10 P: 0.00 ERA: 6.000	H: 6 R: 0 ER: 0 SO: 0 BB: 0 IBB: 0 HBP: 0 BLK: 0 WP: 0 HR: 6 S: 9 P: 0.00 ERA: 0.000	H: 2 R: 0 ER: 0 SO: 0 BB: 0 IBB: 0 HBP: 0 BLK: 0 WP: 0 HR: 5 S: 6 P: 0.00 ERA: 0.000	H: 4 R: 0 ER: 0 SO: 0 BB: 0 IBB: 0 HBP: 0 BLK: 0 WP: 0 HR: 6 S: 11 P: 0.00 ERA: 2.000	H: 0 R: 0 ER: 0 SO: 0 BB: 0 IBB: 0 HBP: 0 BLK: 0 WP: 0 HR: 0 S: 0 P: 0.00 ERA: 0.000	H: 0 R: 0 ER: 0 SO: 0 BB: 0 IBB: 0 HBP: 0 BLK: 0 WP: 0 HR: 0 S: 0 P: 0.00 ERA: 0.000	H: 0 R: 0 ER: 0 SO: 0 BB: 0 IBB: 0 HBP: 0 BLK: 0 WP: 0 HR: 0 S: 0 P: 0.00 ERA: 0.000	H: 0 R: 0 ER: 0 SO: 0 BB: 0 IBB: 0 HBP: 0 BLK: 0 WP: 0 HR: 0 S: 0 P: 0.00 ERA: 0.000	H: 4 R: 2 ER: 2 SO: 2 BB: 0 IBB: 0 HBP: 0 BLK: 0 WP: 0 HR: 0 S: 0 P: 0.00 ERA: 0.000	H: 4 R: 1 ER: 1 SO: 0 BB: 0 IBB: 0 HBP: 0 BLK: 0 WP: 0 HR: 0 S: 0 P: 0.00 ERA: 0.000	H: 0 R: 0 ER: 0 SO: 0 BB: 0 IBB: 0 HBP: 0 BLK: 0 WP: 0 HR: 0 S: 0 P: 0.00 ERA: 0.000	H: 0 R: 0 ER: 0 SO: 0 BB: 0 IBB: 0 HBP: 0 BLK: 0 WP: 0 HR: 0 S: 0 P: 0.00 ERA: 0.000	H: 1 R: 0 ER: 0 SO: 0 BB: 1 P: 20	H: 1 R: 0 ER: 0 SO: 0 BB: 1 P: 20	1B: 10 2B: 3 3B: 0 HR: 0	SF: 1 SAC: 0 DP: 2 HBP: 1	WP: 0 PB: 0 SB: 0 CS: 0	PA: 39		
Aaron Heilman, R ERA: 5.6	IP: 0.2 WLS: H BF: 2 ERA: 5.6	IP: 0.2 WLS: H BF: 2 ERA: 5.6	H: 8 R: 6 ER: 6 SO: 0 BB: 2 IBB: 0 HBP: 1 BLK: 0 WP: 0 HR: 8 S: 10 P: 0.00 ERA: 6.000	H: 6 R: 0 ER: 0 SO: 0 BB: 0 IBB: 0 HBP: 0 BLK: 0 WP: 0 HR: 6 S: 9 P: 0.00 ERA: 0.000	H: 2 R: 0 ER: 0 SO: 0 BB: 0 IBB: 0 HBP: 0 BLK: 0 WP: 0 HR: 5 S: 6 P: 0.00 ERA: 0.000	H: 4 R: 0 ER: 0 SO: 0 BB: 0 IBB: 0 HBP: 0 BLK: 0 WP: 0 HR: 6 S: 11 P: 0.00 ERA: 2.000	H: 0 R: 0 ER: 0 SO: 0 BB: 0 IBB: 0 HBP: 0 BLK: 0 WP: 0 HR: 0 S: 0 P: 0.00 ERA: 0.000	H: 0 R: 0 ER: 0 SO: 0 BB: 0 IBB: 0 HBP: 0 BLK: 0 WP: 0 HR: 0 S: 0 P: 0.00 ERA: 0.000	H: 0 R: 0 ER: 0 SO: 0 BB: 0 IBB: 0 HBP: 0 BLK: 0 WP: 0 HR: 0 S: 0 P: 0.00 ERA: 0.000	H: 0 R: 0 ER: 0 SO: 0 BB: 0 IBB: 0 HBP: 0 BLK: 0 WP: 0 HR: 0 S: 0 P: 0.00 ERA: 0.000	H: 4 R: 2 ER: 2 SO: 2 BB: 0 IBB: 0 HBP: 0 BLK: 0 WP: 0 HR: 0 S: 0 P: 0.00 ERA: 0.000	H: 4 R: 1 ER: 1 SO: 0 BB: 0 IBB: 0 HBP: 0 BLK: 0 WP: 0 HR: 0 S: 0 P: 0.00 ERA: 0.000	H: 0 R: 0 ER: 0 SO: 0 BB: 0 IBB: 0 HBP: 0 BLK: 0 WP: 0 HR: 0 S: 0 P: 0.00 ERA: 0.000	H: 0 R: 0 ER: 0 SO: 0 BB: 0 IBB: 0 HBP: 0 BLK: 0 WP: 0 HR: 0 S: 0 P: 0.00 ERA: 0.000	H: 1 R: 0 ER: 0 SO: 0 BB: 1 P: 20	H: 1 R: 0 ER: 0 SO: 0 BB: 1 P: 20	1B: 10 2B: 3 3B: 0 HR: 0	SF: 1 SAC: 0 DP: 2 HBP: 1	WP: 0 PB: 0 SB: 0 CS: 0	PA: 39		
Duaner Sanchez, R ERA: 4.71	IP: 1.0 WLS: H BF: 3 ERA: 4.71	IP: 1.0 WLS: H BF: 3 ERA: 4.71	H: 8 R: 6 ER: 6 SO: 0 BB: 2 IBB: 0 HBP: 1 BLK: 0 WP: 0 HR: 8 S: 10 P: 0.00 ERA: 6.000	H: 6 R: 0 ER: 0 SO: 0 BB: 0 IBB: 0 HBP: 0 BLK: 0 WP: 0 HR: 6 S: 9 P: 0.00 ERA: 0.000	H: 2 R: 0 ER: 0 SO: 0 BB: 0 IBB: 0 HBP: 0 BLK: 0 WP: 0 HR: 5 S: 6 P: 0.00 ERA: 0.000	H: 4 R: 0 ER: 0 SO: 0 BB: 0 IBB: 0 HBP: 0 BLK: 0 WP: 0 HR: 6 S: 11 P: 0.00 ERA: 2.000	H: 0 R: 0 ER: 0 SO: 0 BB: 0 IBB: 0 HBP: 0 BLK: 0 WP: 0 HR: 0 S: 0 P: 0.00 ERA: 0.000	H: 0 R: 0 ER: 0 SO: 0 BB: 0 IBB: 0 HBP: 0 BLK: 0 WP: 0 HR: 0 S: 0 P: 0.00 ERA: 0.000	H: 0 R: 0 ER: 0 SO: 0 BB: 0 IBB: 0 HBP: 0 BLK: 0 WP: 0 HR: 0 S: 0 P: 0.00 ERA: 0.000	H: 0 R: 0 ER: 0 SO: 0 BB: 0 IBB: 0 HBP: 0 BLK: 0 WP: 0 HR: 0 S: 0 												

Batter	1	2	3	4	5	6	7	8	9	AB	R	H	RBI	BB	SO	LOB	TOP
7 José Reyes, S OBP: 0.355, SLG: 0.479 Damion Easley, R OBP: 0.290, SLG: 0.325										1	0	1	0	0	0	0	New York Mets @ Los Angeles Angels Angel Stadium of Anaheim, Anaheim, CA Tue Jun 17 2008, 7:05 PM PDT Att: 40,122 - Clear - 79 F livebaseballscorecards.com
1 Luis Castillo, S OBP: 0.355, SLG: 0.479										4	0	1	0	0	1	3	
5 David Wright, R OBP: 0.369, SLG: 0.482										4	0	1	0	0	1	2	
15 Carlos Beltrán, S OBP: 0.375, SLG: 0.479										3	0	0	0	1	0	2	
21 Carlos Delgado, L OBP: 0.317, SLG: 0.401										4	0	0	0	0	2	2	
9 Marlon Anderson, L OBP: 0.213, SLG: 0.288										4	0	1	0	0	1	1	
17 Fernando Tatis, R OBP: 0.279, SLG: 0.317										3	0	0	0	0	2	1	
23 Brian Schneider, L OBP: 0.330, SLG: 0.308										3	0	0	0	0	0	1	
Endy Chavez, L OBP: 0.279, SLG: 0.286										3	0	2	0	0	0	0	
Inning Stats	R: 1 E: 0 K: 0 S: 7	H: 2 LOB: 1 BB: 0 P: 11	R: 0 E: 0 K: 1 S: 10	H: 0 LOB: 0 BB: 0 P: 11	R: 0 E: 0 K: 1 S: 12	H: 1 LOB: 1 BB: 0 P: 17	R: 0 E: 0 K: 3 S: 13	H: 1 LOB: 0 BB: 0 P: 19	R: 0 E: 0 K: 1 S: 18	H: 2 LOB: 1 BB: 1 P: 28	R: 0 E: 0 K: 1 S: 12	H: 0 LOB: 1 BB: 1 P: 16	1B: 6 2B: 0 3B: 0 HR: 0	SF: 0 SAC: 0 DP: 2 HBP: 0	WP: 0 PB: 0 SB: 3 CS: 0	PA: 33	
PITCHER	IP: 7.2 WLS: W BF: 28	H: 6 R: 1 ER: 1 SO: 7	BB: 1 IBB: 0 HBP: 0 BLK: 0	WP: 0 HR: 0 S: 76 P: 106	ERA: 1.17 WHIP: 0.913	PITCHER										ERA: 0.00 WHIP: 0.750	
41 John Lackey, R ERA: 1.73																	
62 Scot Shields, R ERA: 2.87																	

Batter	1	2	3	4	5	6	7	8	9	AB	R	H	RBI	BB	SO	LOB	BOTTOM			
9 Chone Figgins, S OBP: 0.424, SLG: 0.352										4	0	0	0	1	1	2	New York Mets @ Los Angeles Angels Angel Stadium of Anaheim, Anaheim, CA Tue Jun 17 2008, 7:05 PM PDT Att: 40,122 - Clear - 79 F livebaseballscorecards.com			
6 Maicer Izturis, S OBP: 0.327, SLG: 0.348										5	0	1	0	0	1	4				
Garret Anderson, L OBP: 0.284, SLG: 0.375										4	1	0	0	0	1	3				
27 Vladimir Guerrero, R OBP: 0.337, SLG: 0.472										4	2	2	0	0	0	0				
48 Torii Hunter, R OBP: 0.337, SLG: 0.465										3	1	2	2	1	0	0				
Casey Kotchman, L OBP: 0.348, SLG: 0.442										4	1	2	1	0	0	1				
47 Howie Kendrick, R OBP: 0.346, SLG: 0.426										4	0	1	0	0	2	4				
24 Gary Matthews, S OBP: 0.318, SLG: 0.376										4	0	2	0	0	0	0				
5 Jeff Mathis, R OBP: 0.306, SLG: 0.391										3	1	1	1	0	1	2				
Inning Stats	R: 3 E: 1 K: 1 S: 12	H: 3 LOB: 1 BB: 0 P: 17	R: 0 E: 0 K: 1 S: 8	H: 0 LOB: 0 BB: 0 P: 9	R: 1 E: 1 K: 3 S: 21	H: 2 LOB: 2 BB: 1 P: 34	R: 0 E: 0 K: 0 S: 6	H: 1 LOB: 2 BB: 1 P: 13	R: 0 E: 0 K: 0 S: 6	H: 1 LOB: 1 BB: 0 P: 10	R: 1 E: 0 K: 0 S: 9	H: 1 LOB: 0 BB: 0 P: 12	R: 0 E: 0 K: 0 S: 9	H: 0 LOB: 0 BB: 0 P: 12	R: 1 E: 1 K: 1 S: 13	H: 3 LOB: 2 BB: 0 P: 21	1B: 7 2B: 3 3B: 0 HR: 1	SF: 0 SAC: 1 DP: 0 HBP: 0	WP: 0 PB: 0 SB: 1 CS: 0	PA: 38
PITCHER	IP: 6.0 WLS: L BF: 29	H: 8 R: 5 ER: 4 SO: 5	BB: 2 IBB: 0 HBP: 0 BLK: 0	WP: 0 HR: 1 S: 62 P: 95	ERA: 6.00 WHIP: 1.667	PITCHER										ERA: 0.00 WHIP: 0.000				
57 Johan Santana, L ERA: 3.04																				
Aaron Heilman, R ERA: 5.45																				
Claudio Vargas, R ERA: 3.86																				

Batter	1	2	3	4	5	6	7	8	9	10	AB	R	H	RBI	BB	SO	LOB	TOP					
7 José Reyes, S OBP: 0.359, SLG: 0.488	(1,6) C SI 92 0-2 S CH 83 X SI 92		(1,1) F SI 87 1-1 B CU 77 X CH 81	(2,2) B CU 78 2-2 B FF 99 X FF 92	(3) FC5		(1) B SL 77 2-1 C FF 99 X CH 88		(1,2) C CU 79 1-2 S CH 88 B CH 86		5	3	3	0	0	0	2						
9 Marlon Anderson, L OBP: 0.218, SLG: 0.293	(1,3) C SAFE 0-2 S CH 82 X CH 80		(1) X CH 81 0-0				(2) B FS 96 2-2 B FF 96 X FF 85		(2) D CU 78 2-3 C CU 78 B FF 90 1 SAFE F FF 91 F CU 77 S FF 93		2	0	1	1	0	0	1						
17 Fernando Talis, R OBP: 0.271, SLG: 0.308	(7,3) (7,3)										2	0	0	0	0	1							
5 David Wright, R OBP: 0.370, SLG: 0.480	(1,5) B SI 92 1-0 X SI 93		(2) F FF 91 0-1 X SL 82				(1,0) B FS 96 1-0 X FF 86		(2-1) 1 SAFE C FF 93 B CU 77 B CU 79 X CU 80		5	0	2	2	0	1	1						
15 Carlos Beltrán, S OBP: 0.376, SLG: 0.474	(1,8) B CU 77 4-1 B SI 89 B CH 83 B SI 92		(3) F SI 93 1-1 B FF 92 X SI 91				(4,2) B SI 88 4-2 B SI 88 C CH 83 C CH 82 B SI 92		(1,1) C CH 84 1-1 1 SAFE B CH 86 X CU 79		3	0	0	0	2	1	2						
21 Carlos Delgado, L OBP: 0.315, SLG: 0.409	(1,10) C SI 91 0-1 X CH 81										5	1	1	1	0	0	2						
6 Trot Nixon, L OBP: 0.286, SLG: 0.250	(1,7) C SI 91 0-2 X CU 78		(1) X SI 91 0-0				(1) B CU 74 3-3 B SI 90 B SI 91 C FF 90 B CH 82 S CH 81		(2) F SI 91 1-2 C SI 92 C SI 91 B CU 82 X SI 93		5	0	0	0	0	2	0						
Damion Easley, R OBP: 0.302, SLG: 0.364	(1,4) C SI 92 0-1 X CU 77		(2) F SI 92 4-2 F SI 92 B CU 77 B SI 93				(2) X SL 83 0-0		(1,0) C SI 93 0-1 X SI 94		4	1	2	1	1	0	0						
Endy Chavez, L OBP: 0.286, SLG: 0.300	(1,9) C SI 91 1-1 B CU 78 X CH 82		(2) S CH 81 0-1 X CU 76				(3,2) C SI 91 3-2 F CU 77 3-2 F SI 92 F SI 92 C CH 82 B SI 93 X CH 80		(1,0) F SI 93 0-1 X CU 81		4	0	2	0	0	0	1						
11 Ramon Castro, R OBP: 0.367, SLG: 0.405	(1,2) B SL 83 1-1 1 SAFE C SI 87 X SL 83		(2) B SI 92 4-2 B SI 92 C CU 78 F SI 92				(3) F SI 92 0-3 F SI 92 X FF 91		(1) S FF 92 0-2 X FF 92		3	0	0	0	1	1	2						
Inning Stats	R: 1 E: 0 K: 0 S: 10	H: 1 LOB: 1 BB: 1 P: 15	R: 0 E: 0 K: 0 S: 9	H: 1 LOB: 0 BB: 0 P: 11	R: 1 E: 0 K: 0 S: 7	H: 1 LOB: 0 BB: 0 P: 9	R: 1 E: 0 K: 0 S: 14	H: 1 LOB: 2 BB: 2 P: 27	R: 0 E: 0 K: 1 S: 18	H: 1 LOB: 1 BB: 0 P: 24	R: 0 E: 0 K: 1 S: 9	H: 1 LOB: 1 BB: 0 P: 15	R: 0 E: 0 K: 1 S: 10	H: 1 LOB: 1 BB: 0 P: 11	R: 1 E: 0 K: 1 S: 15	H: 2 LOB: 1 BB: 0 P: 21	R: 1 E: 0 K: 1 S: 10	H: 1 LOB: 0 BB: 0 P: 17	1B: 6 2B: 3 3B: 1 HR: 2	SF: 1 SAC: 1 DP: 1 HBP: 0	WP: 1 PB: 0 SB: 1 CS: 1	PA: 44	
PITCHER	IP WLS BF H R ER SO	IP WLS BF H R ER SO	IP WLS BF H R ER SO	IP WLS BF H R ER SO	IP WLS BF H R ER SO	IP WLS BF H R ER SO	IP WLS BF H R ER SO	IP WLS BF H R ER SO	IP WLS BF H R ER SO	IP WLS BF H R ER SO	IP WLS BF H R ER SO	IP WLS BF H R ER SO	IP WLS BF H R ER SO	IP WLS BF H R ER SO	IP WLS BF H R ER SO	IP WLS BF H R ER SO	IP WLS BF H R ER SO	IP WLS BF H R ER SO	ERA WHIP	ERA WHIP			
Jon Garland, R ERA: 4.06	(1,1) 6.0	(7,1) 0.1	(7,1) 0.2	(8,1) 1.0	(8,1) 1.0																		
Darren Oliver, L ERA: 2.94	(7,1) 0.1	(7,1) 0.2	(8,1) 1.0	(8,1) 1.0																			
66 Jose Arredondo, R ERA: 1.88	(7,1) 0.2	(8,1) 1.0	(8,1) 1.0																				
62 Scott Shields, R ERA: 2.57	(8,1) 1.0																						
Francisco Rodriguez, R ERA: 2.25	(8,1) 1.0																						

New York Mets @ Los Angeles Angels
Angel Stadium of Anaheim, Anaheim, CA
Wed Jun 18 2008, 7:05 PM PDT
Att: 43,138 - Clear - 80 F

AB 38
R 5
H 11
RBI 5
BB 4
SO 6
LOB 12



Batter	1	2	3	4	5	6	7	8	9	10	AB	R	H	RBI	BB	SO	LOB	BOTTOM						
9 Chone Figgins, S OBP: 0.424, SLG: 0.354	(1,5) B FF 90 1-0 X FF 90		(3,2) C FF 92 3-2 B SL 81 F FF 92 F FF 92 F FF 94 B SL 79 X FF 93				(2) X FF 89 0-0		(2) B FC 94 3-3 C FC 86 B CH 82 S CH 82 B CH 81 S CH 81		5	1	2	0	0	1	1							
77 Reggie Willits, S OBP: 0.318, SLG: 0.222	(1,7) B FF 90 4-1 C FF 90 B SL 77 B FF 91		(2) C FF 91 3-2 F FF 91 B SL 79 B FF 91				(1) B SI 88 1-3 C SI 88 C SI 89 X SI 82		(3) C FC 97 1-2 B CU 77 S CH 82 X CH 77		3	1	0	0	2	1	1							
47 Howie Kendrick, R OBP: 0.339, SLG: 0.415	(1,4) 1 SAFE B FF 89 C FF 91 F FF 89 X SL 79		(3) F FF 91 0-2 X FF 92				(2) F FF 90 1-2 F FF 92 B SL 78 X FF 91		(1) C SL 76 1-3 B SI 88 C SI 88 F SI 88 X SL 80		5	1	1	0	0	1	2							
27 Vladimir Guerrero, R OBP: 0.336, SLG: 0.470	(1,10) X FF 92 0-1						(1) X CU 87 0-0		(2) B SL 77 3-2 F SI 88 C SI 88 F SI 88 X SL 80		5	0	2	2	0	0	1							
48 Torii Hunter, R OBP: 0.339, SLG: 0.464	(1,8) C SI 78 1-2 B SL 80 X FF 93						(1) B FF 90 2-1 B FF 90 X FF 92		(3) C SI 85 2-3 B FF 96 B FF 97 F FF 96 S SL 83		5	1	2	1	0	1	1							
24 Gary Matthews, S OBP: 0.317, SLG: 0.374	(1,9) X SL 79 0-0						(1) B FF 90 1-1 F FF 91 X FF 91				4	0	1	0	0	0	2							
39 Robb Quinlan, R OBP: 0.340, SLG: 0.329	(1,3) B FF 91 4-1 B FF 91 C FF 91 B FF 91						(2) X FF 91 0-0		(2) 1 SAFE C FF 90 F FF 91 X SL 77		2	0	0	0	1	0	4							
Casey Kotchman, L OBP: 0.347, SLG: 0.440	(8,3) B FF 91 2-3 F FF 91 X SL 77						(1) B FF 87 1-1 F FF 91 X FF 91				1	0	0	0	0	0	0							
5 Jeff Mathis, R OBP: 0.305, SLG: 0.386	(1,2) F FF 92 0-3 S FF 92 X FF 92						(1) X SL 79 0-0		(3) B SI 89 3-2 B SI 89 F SI 89 B SI 89 C FF 92 X SL 81		4	0	1	1	0	2	1							
2 Erick Aybar, S OBP: 0.286, SLG: 0.359	(1,6) C FF 90 1-2 B FF 91 X FF 91		(1) C FF 90 1-2 F FF 91 X FF 91				(1) B FF 92 1-1 F FF 92 X FF 92		(1) B FF 90 1-0 X FF 87		4	0	1	0	0	0	2							
Inning Stats	R: 0 E: 0 K: 0 S: 8	H: 0 LOB: 1 BB: 1 P: 16	R: 0 E: 0 K: 1 S: 9	H: 0 LOB: 1 BB: 1 P: 14	R: 0 E: 0 K: 0 S: 15	H: 1 LOB: 1 BB: 0 P: 22	R: 0 E: 0 K: 0 S: 9	H: 3 LOB: 2 BB: 0 P: 13	R: 3 E: 0 K: 0 S: 20	H: 4 LOB: 1 BB: 0 P: 29	R: 0 E: 0 K: 1 S: 8	H: 1 LOB: 1 BB: 0 P: 10	R: 0 E: 0 K: 2 S: 18	H: 1 LOB: 1 BB: 0 P: 24	R: 0 E: 0 K: 0 S: 6	H: 0 LOB: 0 BB: 0 P: 10	R: 0 E: 0 K: 1 S: 7	H: 0 LOB: 0 BB: 0 P: 12	R: 0 E: 0 K: 1 S: 6	H: 0 LOB: 0 BB: 0 P: 9	1B: 10 2B: 1 3B: 0 HR: 0	SF: 0 SAC: 0 DP: 2 HBP: 0	WP: 0 PB: 0 SB: 0 CS: 0	PA: 41
PITCHER	IP WLS BF H R ER SO	IP WLS BF H R ER SO	IP WLS BF H R ER SO	IP WLS BF H R ER SO	IP WLS BF H R ER SO	IP WLS BF H R ER SO	IP WLS BF H R ER SO	IP WLS BF H R ER SO	IP WLS BF H R ER SO	IP WLS BF H R ER SO	IP WLS BF H R ER SO	IP WLS BF H R ER SO	IP WLS BF H R ER SO	IP WLS BF H R ER SO	IP WLS BF H R ER SO	IP WLS BF H R ER SO	IP WLS BF H R ER SO	IP WLS BF H R ER SO	ERA WHIP	ERA WHIP				
Oliver Pérez, L ERA: 5.06	(1,1) 6.0	(7,1) 1.0	(8,1) 1.0	(8,1) 1.0																				
Joe Smith, R ERA: 3.67	(7,1) 1.0	(8,1) 1.0	(8,1) 1.0																					
Scott Schoeneweis, L ERA: 2.43	(8,1) 1.0																							
Duaner Sanchez, R ERA: 4.55	(8,1) 1.0																							
13 Billy Wagner, L ERA: 2.1	(10,1) 1.0																							

New York Mets @ Los Angeles Angels
Angel Stadium of Anaheim, Anaheim, CA
Wed Jun 18 2008, 7:05 PM PDT
Att: 43,138 - Clear - 80 F

AB 38
R 4
H 10
RBI 4
BB 3
SO 6
LOB 15



Batter	1	2	3	4	5	6	7	8	9	AB	R	H	RBI	BB	SO	LOB	TOP										
9 Chone Figgins, S OBP: 0.422, SLG: 0.358										4	0	2	0	0	0	0	Los Angeles Angels @ Philadelphia Phillies Citizens Bank Park, Philadelphia, PA Sun Jun 22 2008, 1:35 PM EDT Att: 44,571 - Cloudy - 80 F										
2 Erick Aybar, S OBP: 0.294, SLG: 0.372										4	0	1	0	0	0	3											
47 Howie Kendrick, R OBP: 0.336, SLG: 0.420										4	0	0	0	0	0	4											
27 Vladimir Guerrero, R OBP: 0.349, SLG: 0.506										4	1	1	0	0	1	1											
48 Tori Hunter, R OBP: 0.337, SLG: 0.465										4	0	2	0	0	1	1											
24 Gary Matthews, S OBP: 0.319, SLG: 0.369										3	1	1	1	0	0	1											
62 Scot Shields, R										0	0	0	0	0	0	0											
Garret Anderson, L										1	0	0	0	0	0	1											
Francisco Rodriguez, R										0	0	0	0	0	0	0											
Casey Kotchman, L OBP: 0.349, SLG: 0.448										3	1	1	2	1	0	0											
44 Mike Napoli, R OBP: 0.293, SLG: 0.441										3	0	0	0	1	2	0											
36 Jared Weaver, R										2	0	0	0	0	0	0											
Darren Oliver, R										0	0	0	0	0	0	0											
77 Reggie Willits, S OBP: 0.319, SLG: 0.228										2	0	1	0	0	1	3											
Inning Stats	R: 0 E: 0 K: 0 S: 9	H: 0 LOB: 0 BB: 0 P: 13	R: 3 E: 0 K: 1 S: 16	H: 3 LOB: 0 BB: 0 P: 22	R: 0 E: 0 K: 0 S: 5	H: 1 LOB: 0 BB: 0 P: 9	R: 0 E: 0 K: 0 S: 6	H: 1 LOB: 0 BB: 0 P: 9	R: 0 E: 0 K: 1 S: 9	H: 0 LOB: 0 BB: 0 P: 13	R: 0 E: 0 K: 1 S: 10	H: 1 LOB: 1 BB: 0 P: 10	R: 0 E: 0 K: 1 S: 12	H: 0 LOB: 0 BB: 0 P: 15	R: 0 E: 0 K: 0 S: 9	H: 2 LOB: 2 BB: 0 P: 14	R: 0 E: 0 K: 1 S: 12	H: 1 LOB: 3 BB: 2 P: 24	1B: 7 2B: 1 3B: 0 HR: 1	SF: 0 SAC: 0 DP: 1 HBP: 0	WP: 0 PB: 0 SB: 0 CS: 0	PA: 37					
PITCHER	IP	WLS	BF	H	R	ER	SO	BB	IBB	HBP	BLK	WP	HR	S	P	ERA	WHIP										
35 Cole Hamels, L ERA: 3.27	7.0	L	25	6	3	3	4	0	0	0	0	0	1	67	94	3.86	0.857										
46 Ryan Madson, R ERA: 3.03	1.0		5	2	0	0	0	0	0	0	0	0	0	9	14	0.00	2.000										
54 Brad Lidge, R ERA: 0.87	1.0		6	1	0	0	1	1	1	0	0	0	0	12	24	0.00	2.000										

Batter	1	2	3	4	5	6	7	8	9	AB	R	H	RBI	BB	SO	LOB	BOTTOM										
11 Jimmy Rollins, S OBP: 0.346, SLG: 0.455										4	0	2	1	1	0	0	Los Angeles Angels @ Philadelphia Phillies Citizens Bank Park, Philadelphia, PA Sun Jun 22 2008, 1:35 PM EDT Att: 44,571 - Cloudy - 80 F										
19 Greg Dobbs, L OBP: 0.387, SLG: 0.480										2	0	0	0	1	1	0											
27 Chris Coste, R OBP: 0.371, SLG: 0.528										1	0	0	0	0	0	0											
46 Ryan Madson, L										0	0	0	0	0	0	0											
54 Brad Lidge, R										1	0	0	0	0	0	2											
So Taguchi, R OBP: 0.286, SLG: 0.270										4	1	1	0	0	2	3											
26 Chase Utley, L OBP: 0.379, SLG: 0.599										4	1	1	0	0	2	3											
6 Ryan Howard, L OBP: 0.316, SLG: 0.474										4	0	2	1	0	1	2											
Pat Burrell, R OBP: 0.411, SLG: 0.571										4	0	0	0	0	2	4											
8 Shane Victorino, S OBP: 0.343, SLG: 0.377										3	0	0	0	1	1	1											
10 Geoff Jenkins, L OBP: 0.300, SLG: 0.393										1	0	0	0	1	0	1											
28 Jayson Werth, R OBP: 0.350, SLG: 0.500										2	0	0	0	0	0	1											
51 Carlos Ruiz, R OBP: 0.310, SLG: 0.305										3	1	0	0	1	0	2											
35 Cole Hamels, L OBP: 0.300, SLG: 0.325										2	0	0	0	0	1	2											
7 Pedro Feliz, R OBP: 0.313, SLG: 0.415										2	0	1	0	0	0	1											
4 Eric Bruntlett, R OBP: 0.321, SLG: 0.339										0	0	0	0	0	0	0											
Inning Stats	R: 0 E: 0 K: 2 S: 20	H: 1 LOB: 2 BB: 1 P: 28	R: 0 E: 0 K: 0 S: 8	H: 0 LOB: 1 BB: 1 P: 15	R: 1 E: 0 K: 1 S: 13	H: 2 LOB: 1 BB: 0 P: 18	R: 0 E: 0 K: 1 S: 8	H: 0 LOB: 1 BB: 1 P: 16	R: 0 E: 0 K: 1 S: 7	H: 0 LOB: 0 BB: 0 P: 9	R: 0 E: 0 K: 1 S: 11	H: 1 LOB: 1 BB: 0 P: 15	R: 1 E: 0 K: 2 S: 14	H: 1 LOB: 1 BB: 1 P: 19	R: 0 E: 0 K: 1 S: 9	H: 0 LOB: 0 BB: 0 P: 12	R: 0 E: 0 K: 0 S: 6	H: 1 LOB: 2 BB: 1 P: 14	1B: 4 2B: 2 3B: 0 HR: 0	SF: 0 SAC: 0 DP: 0 HBP: 0	WP: 0 PB: 0 SB: 4 CS: 0	PA: 38					
PITCHER	IP	WLS	BF	H	R	ER	SO	BB	IBB	HBP	BLK	WP	HR	S	P	ERA	WHIP										
36 Jared Weaver, R ERA: 4.56	5.1	W	23	4	1	1	0	3	0	0	0	0	0	61	92	1.69	1.312										
Darren Oliver, L ERA: 3.12	1.0	H	5	1	1	1	0	1	0	0	0	0	0	13	20	9.00	2.000										
62 Scot Shields, R ERA: 2.25	1.2	H	5	0	0	0	3	0	0	0	0	0	0	16	20	0.00	0.000										
Francisco Rodriguez, R ERA: 2.12	1.0	S	5	1	0	0	0	0	0	0	0	0	0	6	14	0.00	1.000										

AB 34
R 3
H 9
RBI 3
BB 2
SO 5
LOB 14


Batter	1	2	3	4	5	6	7	8	9	AB	R	H	RBI	BB	SO	LOB	TOP								
9 Chone Figgins, S OBP: 0.418, SLG: 0.355										4	1	1	0	0	0	1	Los Angeles Angels @ Washington Nationals Nationals Park, Washington, DC Mon Jun 23 2008, 7:10 PM EDT Att: 24,805 - Overcast - 74 F								
2 Erick Aybar, S OBP: 0.298, SLG: 0.375										4	1	2	0	0	0	0									
Garret Anderson, L OBP: 0.292, SLG: 0.382										4	0	1	1	0	2	2									
27 Vladimir Guerrero, R OBP: 0.348, SLG: 0.502										4	0	1	0	0	1	2									
48 Tori Hunter, R OBP: 0.332, SLG: 0.459										4	0	0	0	0	1	2									
Casey Kotchman, L OBP: 0.351, SLG: 0.449										4	1	2	0	0	0	1									
47 Howie Kendrick, R OBP: 0.341, SLG: 0.426										3	0	1	0	0	1	1									
5 Jeff Mathis, R OBP: 0.305, SLG: 0.379										3	0	0	1	0	2	2									
41 John Lackey, R 24 Gary Matthews, S Francisco Rodriguez, R										3	0	0	0	0	1	2									
										1	0	0	0	0	0	0									
Inning Stats	R: 0 H: 1 E: 0 K: 1 S: 9	H: 1 LOB: 1 BB: 0 P: 14	R: 0 H: 0 E: 0 K: 1 S: 8	H: 0 LOB: 1 BB: 0 P: 12	R: 0 H: 0 E: 0 K: 0 S: 6	H: 0 LOB: 0 BB: 0 P: 10	R: 0 H: 0 E: 0 K: 1 S: 5	H: 0 LOB: 0 BB: 0 P: 6	R: 1 H: 2 E: 0 K: 1 S: 15	H: 2 LOB: 1 BB: 0 P: 20	R: 0 H: 2 E: 0 K: 0 S: 5	H: 2 LOB: 1 BB: 0 P: 8	R: 0 H: 1 E: 0 K: 2 S: 10	H: 1 LOB: 1 BB: 0 P: 12	R: 2 H: 2 E: 1 K: 1 S: 12	H: 2 LOB: 1 BB: 0 P: 21	R: 0 H: 0 E: 0 K: 1 S: 10	H: 0 LOB: 0 BB: 0 P: 15	1B: 7 2B: 1 HR: 0	SF: 1 SAC: 0 DP: 1 HBP: 1	WP: 0 PB: 0 SB: 2 CS: 0	PA: 36			
PITCHER	IP	WLS	BF	H	R	ER	SO	BB	IBB	HBP	BLK	WP	HR	S	P	ERA	WHIP								
57 Jason Bergmann, R ERA: 4.6	7.0		27	6	1	1	6	0	0	1	0	0	0	58	82	1.29	0.857								
52 Saul Rivera, R ERA: 3.91	1.0	L	6	2	2	1	1	0	0	0	0	0	0	12	21	9.00	2.000								
Jon Rauch, R ERA: 2.39	1.0		3	0	0	0	1	0	0	0	0	0	0	10	15	0.00	0.000								

Batter	1	2	3	4	5	6	7	8	9	AB	R	H	RBI	BB	SO	LOB	BOTTOM								
15 Cristian Guzman, S OBP: 0.335, SLG: 0.435										4	0	2	0	0	1	0	Los Angeles Angels @ Washington Nationals Nationals Park, Washington, DC Mon Jun 23 2008, 7:10 PM EDT Att: 24,805 - Overcast - 74 F								
34 Elijah Dukes, R OBP: 0.365, SLG: 0.376										3	0	1	0	1	0	0									
44 Lastings Milledge, R OBP: 0.307, SLG: 0.356										4	0	0	0	0	0	4									
21 Dmitri Young, S 4 Pete Orr, L										3	0	0	0	0	0	4									
										1	0	0	0	0	1	0									
3 Jesus Flores, R OBP: 0.373, SLG: 0.512										3	0	1	0	1	2	0									
10 Ronnie Belliard, R OBP: 0.333, SLG: 0.435										3	0	0	0	1	0	4									
Felipe Lopez, S OBP: 0.323, SLG: 0.332										4	0	0	0	0	3	1									
22 Willie Harris, L OBP: 0.299, SLG: 0.385										4	2	2	1	0	1	1									
57 Jason Bergmann, R Paul Lo Duca, R 52 Saul Rivera, S Jon Rauch, R										2	0	0	0	0	1	0									
										1	0	0	0	0	0	0									
										0	0	0	0	0	0	0									
Inning Stats	R: 0 H: 1 E: 0 K: 0 S: 5	H: 0 LOB: 0 BB: 0 P: 11	R: 0 H: 0 E: 0 K: 2 S: 7	H: 0 LOB: 0 BB: 0 P: 10	R: 1 H: 1 E: 0 K: 0 S: 7	H: 1 LOB: 0 BB: 0 P: 9	R: 0 H: 1 E: 0 K: 0 S: 10	H: 1 LOB: 0 BB: 0 P: 13	R: 0 H: 0 E: 0 K: 1 S: 6	H: 0 LOB: 0 BB: 0 P: 10	R: 0 H: 2 E: 0 K: 0 S: 11	H: 2 LOB: 3 BB: 1 P: 17	R: 1 H: 1 E: 1 K: 2 S: 11	H: 1 LOB: 0 BB: 0 P: 17	R: 0 H: 0 E: 0 K: 1 S: 8	H: 0 LOB: 0 BB: 0 P: 10	R: 0 H: 0 E: 0 K: 3 S: 11	H: 0 LOB: 1 BB: 1 P: 23	1B: 4 2B: 0 HR: 1	SF: 0 SAC: 0 DP: 1 HBP: 0	WP: 0 PB: 0 SB: 1 CS: 0	PA: 35			
PITCHER	IP	WLS	BF	H	R	ER	SO	BB	IBB	HBP	BLK	WP	HR	S	P	ERA	WHIP								
41 John Lackey, R ERA: 1.65	8.0		31	6	2	1	6	2	0	0	0	0	0	65	97	1.12	1.000								
Francisco Rodriguez, R ERA: 2.06	1.0	S	4	0	0	0	3	1	0	0	0	0	0	11	23	0.00	1.000								



Batter	1	2	3	4	5	6	7	8	9	AB	R	H	RBI	BB	SO	LOB	TOP	
9 Chone Figgins, S OBP: 0.418, SLG: 0.353										4	1	1	0	1	0	2	Los Angeles Angels @ Washington Nationals Nationals Park, Washington, DC Tue Jun 24 2008, 7:10 PM EDT Att: 28,531 - Clear - 83 F	
2 Erick Aybar, S OBP: 0.297, SLG: 0.370										5	1	1	0	0	2	3		
Garret Anderson, L OBP: 0.287, SLG: 0.376										4	0	0	1	0	1	2		
27 Vladimir Guerrero, R OBP: 0.349, SLG: 0.502										2	1	1	1	0	1	1		
24 Gary Matthews, S OBP: 0.319, SLG: 0.389										2	0	1	0	0	0	0		
48 Tori Hunter, R OBP: 0.338, SLG: 0.463										4	1	3	0	0	0	1		
Casey Kotchman, L OBP: 0.346, SLG: 0.442										4	1	0	0	0	0	3		
47 Howie Kendrick, R OBP: 0.346, SLG: 0.429										4	2	2	1	0	1	1		
44 Mike Napoli, R OBP: 0.299, SLG: 0.473										4	1	2	3	0	1	0		
Jon Garland, R OBP: 0.220, SLG: 0.218										2	0	0	1	1	0	1		
Juan Rivera, R OBP: 0.220, SLG: 0.218										1	0	0	0	0	1	0		
66 Jose Arredondo, R										0	0	0	0	0	0	0		
Inning Stats	R: 6 H: 5 E: 2 K: 0 S: 19	H: 5 LOB: 1 BB: 1 P: 36	R: 0 H: 0 E: 1 K: 2 S: 10	H: 0 LOB: 1 BB: 0 P: 15	R: 2 H: 3 E: 0 K: 0 S: 13	H: 3 LOB: 0 BB: 0 P: 23	R: 0 H: 1 E: 0 K: 0 S: 8	H: 1 LOB: 0 BB: 0 P: 11	R: 0 H: 0 E: 1 K: 1 S: 7	H: 0 LOB: 2 BB: 1 P: 17	R: 0 H: 0 E: 0 K: 1 S: 10	H: 0 LOB: 0 BB: 0 P: 16	R: 0 H: 0 E: 0 K: 2 S: 9	H: 0 LOB: 0 BB: 0 P: 13	1B: 9 2B: 3 3B: 0 HR: 1	SF: 1 SAC: 0 DP: 4 HBP: 0	WP: 0 PB: 0 SB: 1 CS: 1	PA: 39
PITCHER	IP WLS BF H R ER SO BB IBB HBP BLK WP HR S P ERA WHIP																	
41 Shawn Hill, R ERA: 5.83	3.0 L 18 8 8 6 2 1 0 0 0 0 0 1 42 74 18.00 3.000																	
59 Steven Shell, R ERA:	2.0 7 2 0 0 1 0 0 0 0 0 0 16 20 0.00 1.000																	
Jesus Colome, R ERA: 5.68	2.0 8 1 0 0 1 1 0 0 0 0 0 10 16 0.00 1.000																	
38 Joel Hanrahan, R ERA: 4.47	1.0 3 0 0 0 1 0 0 0 0 0 0 9 13 0.00 0.000																	
Charlie Manning, L ERA: 3.77	1.0 3 0 0 0 2 0 0 0 0 0 0 9 13 0.00 0.000																	

Batter	1	2	3	4	5	6	7	8	9	AB	R	H	RBI	BB	SO	LOB	BOTTOM					
15 Cristian Guzman, S OBP: 0.334, SLG: 0.433										4	0	1	0	0	1	0	Los Angeles Angels @ Washington Nationals Nationals Park, Washington, DC Tue Jun 24 2008, 7:10 PM EDT Att: 28,531 - Clear - 83 F					
34 Elijah Dukes, R OBP: 0.362, SLG: 0.394										4	1	1	1	0	2	2						
44 Lastings Milledge, R OBP: 0.303, SLG: 0.352										4	0	0	0	0	0	0						
21 Dmitri Young, S OBP: 0.367, SLG: 0.391										4	0	1	0	0	1	0						
3 Jesus Flores, R OBP: 0.363, SLG: 0.496										4	0	0	0	0	1	1						
10 Ronnie Belliard, R OBP: 0.333, SLG: 0.427										2	1	0	0	1	1	0						
Paul Lo Duca, R OBP: 0.262, SLG: 0.254										0	0	0	0	0	0	0						
26 Wily Mo Peña, R OBP: 0.250, SLG: 0.283										3	1	1	1	0	0	1						
22 Willie Harris, L OBP: 0.300, SLG: 0.383										3	0	1	0	0	1	1						
38 Joel Hanrahan, R OBP: 0.250, SLG: 0.283										0	0	0	0	0	0	0						
Charlie Manning, L ERA: 3.77										0	0	0	0	0	0	0						
41 Shawn Hill, R ERA: 5.83										0	0	0	0	0	0	0						
Felipe Lopez, S OBP: 0.250, SLG: 0.300										1	0	0	0	0	0	1						
59 Steven Shell, R ERA:										0	0	0	0	0	0	0						
5 Kory Casto, L OBP: 0.262, SLG: 0.300										1	0	1	1	0	0	0						
Jesus Colome, R ERA: 5.68										0	0	0	0	0	0	0						
4 Pete Orr, L ERA: 3.77										1	0	0	0	0	1	0						
Inning Stats	R: 0 H: 0 E: 0 K: 0 S: 9	H: 0 LOB: 0 BB: 0 P: 12	R: 0 H: 0 E: 0 K: 2 S: 9	H: 0 LOB: 0 BB: 0 P: 12	R: 1 H: 2 E: 0 K: 0 S: 11	H: 2 LOB: 0 BB: 0 P: 16	R: 1 H: 2 E: 0 K: 0 S: 13	H: 2 LOB: 0 BB: 0 P: 16	R: 1 H: 2 E: 0 K: 1 S: 13	H: 2 LOB: 2 BB: 1 P: 23	R: 0 H: 0 E: 0 K: 0 S: 9	H: 0 LOB: 0 BB: 0 P: 14	R: 0 H: 0 E: 0 K: 3 S: 10	H: 0 LOB: 0 BB: 0 P: 13	R: 0 H: 0 E: 0 K: 3 S: 12	H: 0 LOB: 0 BB: 0 P: 14	R: 0 H: 0 E: 0 K: 1 S: 11	H: 0 LOB: 0 BB: 0 P: 16	1B: 4 2B: 0 3B: 0 HR: 2	SF: 0 SAC: 0 DP: 2 HBP: 0	WP: 0 PB: 0 SB: 0 CS: 0	PA: 32
PITCHER	IP WLS BF H R ER SO BB IBB HBP BLK WP HR S P ERA WHIP																					
Jon Garland, R ERA: 4.05	7.0 W 26 6 3 3 4 1 0 0 0 0 0 2 74 106 3.86 1.000																					
66 Jose Arredondo, R ERA: 1.96	2.0 6 0 0 0 4 0 0 0 0 0 0 0 23 30 0.00 0.000																					




Batter	1	2	3	4	5	6	7	8	9	AB	R	H	RBI	BB	SO	LOB	TOP										
9 Chone Figgins, S OBP: 0.408, SLG: 0.343	F7		L8		F7		G3		G4-3	5	0	0	0	0	0	0											
2 Erick Aybar, S OBP: 0.291, SLG: 0.373	G3		1B		L4			2B	1B	4	2	2	0	0	0	0											
Garret Anderson, L OBP: 0.287, SLG: 0.375	G4-3		1B		G4-3			E4	2B	4	1	1	0	0	0	1											
48 Torii Hunter, R OBP: 0.340, SLG: 0.463		2B	1B					P4		4	1	2	0	0	1	2											
Casey Kotchman, L OBP: 0.348, SLG: 0.447	F8		1B		F8			SF8	2B	4	0	2	2	0	0	1											
47 Howie Kendrick, R OBP: 0.314, SLG: 0.426	G5-3		F9-2					SF8		3	0	1	1	0	0	4											
24 Gary Matthews, S 62 Scot Shields, R					G5-3			K		4	0	1	1	0	1	2											
5 Jeff Mathis, R OBP: 0.303, SLG: 0.370					F8			K		3	0	0	0	1	2	0											
54 Ervin Santana, R 77 Reggie Willis, S 33 Justin Speier, R 39 Robb Quinlan, R					G4-3			F8		2	0	0	0	0	1	2											
Inning Stats	R: 0 H: 0 E: 0 K: 0 S: 7	H: 0 LOB: 0 BB: 0 P: 10	R: 1 H: 2 E: 0 K: 1 S: 14	H: 2 LOB: 2 BB: 1 P: 24	R: 1 H: 4 E: 0 K: 0 S: 12	H: 4 LOB: 2 BB: 0 P: 20	R: 0 H: 0 E: 0 K: 0 S: 6	H: 0 LOB: 0 BB: 0 P: 8	R: 0 H: 0 E: 0 K: 1 S: 7	H: 1 LOB: 1 BB: 0 P: 10	R: 0 H: 0 E: 0 K: 1 S: 7	H: 0 LOB: 0 BB: 0 P: 10	R: 2 H: 2 E: 1 K: 1 S: 22	H: 2 LOB: 1 BB: 0 P: 32	R: 0 H: 0 E: 0 K: 1 S: 10	H: 0 LOB: 0 BB: 0 P: 16	1B: 7 2B: 3 3B: 0 HR: 0	SF: 1 SAC: 0 DP: 1 HBP: 0	WP: 0 PB: 0 SB: 0 CS: 0	PA: 37							
PITCHER	IP	WLS	BF	H	R	ER	SO	BB	IBB	HBP	BLK	WP	HR	S	P	ERA	WHIP										
Tim Redding, R ERA: 4.05	6.0		25	7	2	2	2	0	1	0	0	0	0	54	84	3.00	1.167										
52 Saul Rivera, R ERA: 3.53	1.0	H	3	0	0	0	1	0	0	0	0	0	0	7	10	0.00	0.000										
Luis Ayala, R ERA: 5.72	0.1	H	4	2	2	1	0	0	0	0	0	0	0	13	19	27.00	6.000										
Jon Rauch, R ERA: 2.29	1.2	W	5	0	0	0	2	0	0	0	0	0	0	19	29	0.00	0.000										

Los Angeles Angels @ Washington Nationals
 Nationals Park, Washington, DC
 Wed Jun 25 2008, 7:10 PM EDT
 Att: 29,180 - Partly Cloudy - 85 F

livebaseballscorecards.com

AB 35
R 4
H 9
RBI 4
BB 1
SO 5
LOB 12



Batter	1	2	3	4	5	6	7	8	9	AB	R	H	RBI	BB	SO	LOB	BOTTOM										
15 Cristian Guzman, S OBP: 0.335, SLG: 0.431	44 HR		G4-3		G3		44 BB		G3	4	1	1	0	1	0	2											
34 Elijah Dukes, R OBP: 0.375, SLG: 0.400	K					44 BB	10 BB		44 BB	3	2	2	0	2	1	1											
44 Lastings Milledge, R OBP: 0.397, SLG: 0.364	HR					10 BB	26 BB			4	2	2	2	1	1	2											
3 Jesus Flores, R OBP: 0.358, SLG: 0.485	K				K		G6-3		K	5	0	1	1	0	3	5											
21 Dmitri Young, S OBP: 0.364, SLG: 0.381 Luis Ayala, R Jon Rauch, R	K				G4-3		26 BB		P5	3	0	0	0	1	1	3											
10 Ronnie Belliard, R OBP: 0.331, SLG: 0.416					G3		26 BB		G3-1	3	0	0	1	1	0	3											
26 Willy Mo Peña, R 4 Pete Orr, L					G6-3		SH3-4		F8	3	0	2	1	0	0	0											
22 Willie Harris, L OBP: 0.289, SLG: 0.367					G3		K		F5	4	0	0	0	0	2	4											
Tim Redding, R OBP: 0.148, SLG: 0.154 5 Kory Casto, L 52 Saul Rivera, S 8 Aaron Boone, R					K		SH3-4		K	1	0	0	0	0	1	0											
Inning Stats	R: 2 H: 1 E: 0 K: 3 S: 13	H: 1 LOB: 0 BB: 1 P: 17	R: 0 H: 0 E: 0 K: 0 S: 5	H: 0 LOB: 0 BB: 0 P: 8	R: 0 H: 0 E: 0 K: 2 S: 12	H: 0 LOB: 1 BB: 1 P: 19	R: 0 H: 0 E: 0 K: 1 S: 10	H: 0 LOB: 0 BB: 0 P: 12	R: 0 H: 1 E: 0 K: 1 S: 10	H: 1 LOB: 1 BB: 0 P: 12	R: 2 H: 2 E: 0 K: 1 S: 18	H: 2 LOB: 3 BB: 3 P: 32	R: 0 H: 2 E: 0 K: 1 S: 15	H: 2 LOB: 3 BB: 1 P: 25	R: 0 H: 1 E: 0 K: 1 S: 13	H: 1 LOB: 0 BB: 0 P: 19	1B: 8 2B: 0 3B: 0 HR: 1	SF: 0 SAC: 1 DP: 0 HBP: 0	WP: 0 PB: 0 SB: 0 CS: 0	PA: 40							
PITCHER	IP	WLS	BF	H	R	ER	SO	BB	IBB	HBP	BLK	WP	HR	S	P	ERA	WHIP										
54 Ervin Santana, R ERA: 3.32	6.0		27	4	4	4	8	4	1	0	0	0	0	68	100	6.00	1.333										
33 Justin Speier, R ERA: 4.75	1.0		6	2	0	0	1	1	0	0	0	0	0	15	25	0.00	3.000										
62 Scot Shields, R ERA: 2.53	1.1	L	7	3	1	1	1	0	0	0	0	0	0	19	28	6.75	2.250										

Los Angeles Angels @ Washington Nationals
 Nationals Park, Washington, DC
 Wed Jun 25 2008, 7:10 PM EDT
 Att: 29,180 - Partly Cloudy - 85 F

livebaseballscorecards.com

AB 33
R 5
H 9
RBI 5
BB 6
SO 10
LOB 23



Batter	1	2	3	4	5	6	7	8	9	AB	R	H	RBI	BB	SO	LOB	TOP					
2 Erick Aybar, S OBP: 0.296, SLG: 0.381	1-1 1B		1-3 K2-3			2-2 E4 2B			0-3 K	4	0	2	0	0	2	0	Los Angeles Angels @ Los Angeles Dodgers Dodger Stadium, Los Angeles, CA Fri Jun 27 2008, 7:40 PM PDT Att: 50,419 - Clear - 69 F					
47 Howie Kendrick, R OBP: 0.335, SLG: 0.414	2-3 K			1-1 G6-3		1-3 K			1-3 K	4	0	0	0	0	3	2						
Garret Anderson, L OBP: 0.286, SLG: 0.373	3-2 27 G6-4-3 1B			1-3 K		1-2 F8			1-3 K	4	0	1	0	0	2	1						
27 Vladimir Guerrero, R OBP: 0.349, SLG: 0.500	0-0 G6-4-3			1-2 1B					0-1 G4-3	3	0	1	0	0	0	2						
48 Tori Hunter, R OBP: 0.337, SLG: 0.459	1-2 F7			2-2 F8					0-3 K	3	0	0	0	0	1	1						
Casey Kotchman, L OBP: 0.345, SLG: 0.442	0-2 G4-3								0-0 G3	3	0	0	0	0	0	0						
39 Robb Quinlan, R OBP: 0.327, SLG: 0.315	1-3 K								0-3 K	3	0	0	0	0	3	0						
5 Jeff Mathis, R OBP: 0.297, SLG: 0.362			1-1 G6-3			1-1 P3			3-3 K	3	0	0	0	0	1	0						
51 Joe Saunders, L 77 Reggie Willis, S 33 Justin Speier, R 24 Gary Matthews, S 53 Darren O'Day, R			0-3 K			3-2 F8			2-3 K	1	0	0	0	0	1	0						
Inning Stats	R: 0 E: 0 K: 1 S: 12	H: 2 LOB: 1 BB: 0 P: 17	R: 0 E: 0 K: 1 S: 11	H: 0 LOB: 0 BB: 0 P: 13	R: 0 E: 0 K: 2 S: 8	H: 0 LOB: 0 BB: 0 P: 10	R: 0 E: 0 K: 1 S: 11	H: 1 LOB: 1 BB: 0 P: 16	R: 0 E: 0 K: 1 S: 9	H: 0 LOB: 0 BB: 0 P: 13	R: 0 E: 1 K: 1 S: 14	H: 1 LOB: 1 BB: 0 P: 21	R: 0 E: 0 K: 1 S: 6	H: 0 LOB: 0 BB: 0 P: 6	R: 0 E: 0 K: 3 S: 16	H: 0 LOB: 0 BB: 0 P: 21		R: 0 E: 0 K: 3 S: 10	H: 0 LOB: 0 BB: 0 P: 12	1B: 3 2B: 1 3B: 0 HR: 0	SF: 0 SAC: 0 DP: 1 HBP: 0	WP: 0 PB: 0 SB: 0 CS: 0
PITCHER	IP Chan Ho Park, R ERA: 2.52	WLS BF H R ER SO BB IBB HBP BLK WP HR S P ERA WHIP	IP Brian Falkenberg, R ERA: 3.58	WLS BF H R ER SO BB IBB HBP BLK WP HR S P ERA WHIP	IP 51 Jonathan Broxton, R ERA: 3.58	WLS BF H R ER SO BB IBB HBP BLK WP HR S P ERA WHIP	IP 44 Takashi Saito, R ERA: 2.48	WLS BF H R ER SO BB IBB HBP BLK WP HR S P ERA WHIP	IP PITCHER	WLS BF H R ER SO BB IBB HBP BLK WP HR S P ERA WHIP	IP Chan Ho Park, R ERA: 2.52	WLS BF H R ER SO BB IBB HBP BLK WP HR S P ERA WHIP	IP Brian Falkenberg, R ERA: 3.58	WLS BF H R ER SO BB IBB HBP BLK WP HR S P ERA WHIP	IP 51 Jonathan Broxton, R ERA: 3.58	WLS BF H R ER SO BB IBB HBP BLK WP HR S P ERA WHIP	IP 44 Takashi Saito, R ERA: 2.48	WLS BF H R ER SO BB IBB HBP BLK WP HR S P ERA WHIP	IP PITCHER	WLS BF H R ER SO BB IBB HBP BLK WP HR S P ERA WHIP		

Batter	1	2	3	4	5	6	7	8	9	AB	R	H	RBI	BB	SO	LOB	BOTTOM			
9 Juan Pierre, L OBP: 0.331, SLG: 0.322	2-1 G4-3		1-1 12 S 55 S 1B	0-2 L6		0-3 K 27 FC5-4			1-0 27 G1-4-3 1B	5	0	2	0	0	1	2	Los Angeles Angels @ Los Angeles Dodgers Dodger Stadium, Los Angeles, CA Fri Jun 27 2008, 7:40 PM PDT Att: 50,419 - Clear - 69 F			
27 Matt Kemp, R OBP: 0.338, SLG: 0.446	2-3 K		0-0 F7		1-0 55 E 12 SF9 55 FC6 1B	2-3 FC5-4			2-1 G1-4-3	5	1	1	0	0	1	4				
55 Russell Martin, R OBP: 0.407, SLG: 0.452	2-1 HR		4-2 12 S BB		3-2 12 SF9 7 1B FC6	1-2 16 HR 1B			0-1 16 HR 1B	3	3	2	1	1	0	1				
12 Jeff Kent, R Luis Maza, R	4-2 BB		3-3 K		0-0 SF9	0-1 16 HR 1B			1-2 16 HR 1B	2	0	1	1	1	1	2				
7 James Loney, L	1-1 G6-3		4-1 BB		1-0 28 G6-4-3 1B	0-3 K			0-3 K	3	0	1	1	1	1	3				
28 Andy LaRoche, R OBP: 0.310, SLG: 0.385	2-2 G4-3		1-0 B2		0-0 G6-4-3	3-2 F8			3-2 F8	4	0	0	0	0	0	6				
3 Delwyn Young, S 16 Andre Ethier, L	4-2 BB				1-0 SH2-4 1B	0-3 K			1-1 HR	2	0	1	0	1	1	0				
Angel Berroa, R OBP: 0.254, SLG: 0.222	1-3 K				1-0 F7	0-1 9 WP 2B			0-0 F8	4	0	1	0	0	1	3				
Chan Ho Park, R 21 Mark Sweeney, L Brian Falkenberg, R 51 Jonathan Broxton, R 50 Eric Stults, L 44 Takashi Saito, L	0-3 K				0-0 SH2-4	1-3 K			2-3 K	1	0	0	0	0	1	1				
Inning Stats	R: 1 E: 0 K: 1 S: 11	H: 1 LOB: 1 BB: 1 P: 22	R: 0 E: 0 K: 2 S: 17	H: 0 LOB: 1 BB: 1 P: 24	R: 0 E: 0 K: 1 S: 11	H: 1 LOB: 3 BB: 2 P: 24	R: 0 E: 0 K: 0 S: 6	H: 1 LOB: 1 BB: 0 P: 8	R: 2 E: 1 K: 0 S: 9	H: 2 LOB: 0 BB: 0 P: 14	R: 0 E: 0 K: 3 S: 13	H: 1 LOB: 2 BB: 0 P: 14	R: 3 E: 0 K: 1 S: 14	H: 3 LOB: 1 BB: 0 P: 20	R: 0 E: 0 K: 1 S: 6	H: 1 LOB: 0 BB: 0 P: 11		1B: 7 2B: 1 3B: 0 HR: 2	SF: 1 SAC: 1 DP: 2 HBP: 0	WP: 1 PB: 0 SB: 3 CS: 0
PITCHER	IP 51 Joe Saunders, L ERA: 3.06	WLS BF H R ER SO BB IBB HBP BLK WP HR S P ERA WHIP	IP 33 Justin Speier, R ERA: 5.29	WLS BF H R ER SO BB IBB HBP BLK WP HR S P ERA WHIP	IP 53 Darren O'Day, R ERA: 3.91	WLS BF H R ER SO BB IBB HBP BLK WP HR S P ERA WHIP	IP PITCHER	WLS BF H R ER SO BB IBB HBP BLK WP HR S P ERA WHIP	IP Chan Ho Park, R ERA: 2.52	WLS BF H R ER SO BB IBB HBP BLK WP HR S P ERA WHIP	IP Brian Falkenberg, R ERA: 3.58	WLS BF H R ER SO BB IBB HBP BLK WP HR S P ERA WHIP	IP 51 Jonathan Broxton, R ERA: 3.58	WLS BF H R ER SO BB IBB HBP BLK WP HR S P ERA WHIP	IP 44 Takashi Saito, R ERA: 2.48	WLS BF H R ER SO BB IBB HBP BLK WP HR S P ERA WHIP	IP PITCHER	WLS BF H R ER SO BB IBB HBP BLK WP HR S P ERA WHIP		

Batter	1	2	3	4	5	6	7	8	9	AB	R	H	RBI	BB	SO	LOB	TOP			
6 Maicer Izturis, S OBP: 0.325, SLG: 0.338	F9		P6			G4-3		K		4	0	0	0	0	1	2	Los Angeles Angels @ Los Angeles Dodgers Dodger Stadium, Los Angeles, CA Sat Jun 28 2008, 7:10 PM PDT Att: 55,784 - Clear - 72 F livebaseballscorecards.com			
2 Erick Aybar, S OBP: 0.235, SLG: 0.378	G4-3		G4-3			1B		G4-3		4	0	1	0	0	0	2				
Garret Anderson, L OBP: 0.289, SLG: 0.372	G3-1			K2-3		BB		BB		3	0	1	0	1	1	0				
27 Vladimir Guerrero, R OBP: 0.348, SLG: 0.495		G5-3		BB		E4		FC5-4		3	0	0	0	1	0	2				
48 Tori Hunter, R OBP: 0.332, SLG: 0.452	K			FC1-6		K		K		4	0	0	0	0	3	3				
Casey Kotchman, L OBP: 0.343, SLG: 0.439	K			G3				G4-3		4	0	1	0	0	1	1				
47 Howie Kendrick, R OBP: 0.338, SLG: 0.423										4	0	2	0	0	0	1				
5 Jeff Mathis, R OBP: 0.300, SLG: 0.359										1	0	0	0	1	1	0				
24 Gary Matthews, S OBP: 0.316, SLG: 0.358										1	0	0	0	0	0	1				
44 Mike Napoli, R OBP: 0.303, SLG: 0.473										0	0	0	0	1	0	0				
36 Jared Weaver, R OBP: 0.306, SLG: 0.217										2	0	0	0	0	2	2				
9 Chone Figgins, S OBP: 0.408, SLG: 0.341										1	0	0	0	0	0	1				
66 Jose Arredondo, R OBP: 0.349, SLG: 0.460										0	0	0	0	0	0	0				
77 Reggie Willits, S OBP: 0.306, SLG: 0.217										1	0	0	0	0	1	2				
Inning Stats	R: 0 E: 0 K: 0 S: 8	H: 0 LOB: 0 BB: 0 P: 12	R: 0 E: 0 K: 2 S: 7	H: 0 LOB: 0 BB: 0 P: 9	R: 0 E: 0 K: 1 S: 12	H: 1 LOB: 2 BB: 1 P: 21	R: 0 E: 0 K: 1 S: 9	H: 0 LOB: 0 BB: 0 P: 14	R: 0 E: 0 K: 2 S: 12	H: 0 LOB: 0 BB: 0 P: 17	R: 0 E: 0 K: 1 S: 11	H: 1 LOB: 1 BB: 1 P: 19	R: 0 E: 1 K: 0 S: 11	H: 1 LOB: 1 BB: 0 P: 19	R: 0 E: 0 K: 1 S: 7	H: 1 LOB: 2 BB: 1 P: 23	1B: 4 2B: 1 3B: 0 HR: 0	SF: 0 SAC: 0 DP: 0 HBP: 0	WP: 0 PB: 0 SB: 0 CS: 0	PA: 36
PITCHER	IP WLS BF H R ER SO BB IBB HBP BLK WP HR S P ERA WHIP																			
58 Chad Billingsley, R ERA: 3.38	7.0 W 27 3 0 0 7 3 0 0 0 0 0 0 70 111 0.00 0.857																			
51 Jonathan Broxton, R ERA: 3.48	1.0 H 4 1 0 0 1 0 0 0 0 0 0 0 7 9 0.00 1.000																			
44 Takashi Saito, R ERA: 2.41	1.0 S 5 1 0 0 2 1 0 0 0 0 0 0 15 23 0.00 2.000																			

Batter	1	2	3	4	5	6	7	8	9	AB	R	H	RBI	BB	SO	LOB	BOTTOM			
9 Juan Pierre, L OBP: 0.326, SLG: 0.317	F8		F8			G4-3		K		4	0	0	0	0	1	1	Los Angeles Angels @ Los Angeles Dodgers Dodger Stadium, Los Angeles, CA Sat Jun 28 2008, 7:10 PM PDT Att: 55,784 - Clear - 72 F livebaseballscorecards.com			
16 Andre Ethier, L OBP: 0.338, SLG: 0.429					G6-3			F9		3	0	0	0	1	0	0				
55 Russell Martin, R OBP: 0.406, SLG: 0.449								F7		2	0	0	0	1	0	1				
12 Jeff Kent, R OBP: 0.292, SLG: 0.403										2	0	0	0	0	1	2				
Luis Maza, R OBP: 0.276, SLG: 0.291	K									0	0	0	0	0	0	0				
7 James Loney, L OBP: 0.360, SLG: 0.452										3	0	0	0	0	2	2				
27 Matt Kemp, R OBP: 0.334, SLG: 0.441										3	1	0	0	0	1	0				
33 Blake DeWitt, L OBP: 0.332, SLG: 0.389										2	0	0	1	0	1	0				
Angel Berroa, R OBP: 0.242, SLG: 0.211										3	0	0	0	0	2	0				
58 Chad Billingsley, R OBP: 0.133, SLG: 0.071										1	0	0	0	1	1	0				
51 Jonathan Broxton, R OBP: 0.349, SLG: 0.460										0	0	0	0	0	0	0				
3 Delwyn Young, S OBP: 0.349, SLG: 0.460										1	0	0	0	0	0	0				
44 Takashi Saito, L										0	0	0	0	0	0	0				
Inning Stats	R: 0 E: 0 K: 1 S: 9	H: 0 LOB: 1 BB: 1 P: 20	R: 0 E: 0 K: 2 S: 11	H: 0 LOB: 0 BB: 0 P: 15	R: 0 E: 0 K: 2 S: 12	H: 0 LOB: 0 BB: 0 P: 17	R: 0 E: 0 K: 0 S: 11	H: 0 LOB: 1 BB: 1 P: 19	R: 1 E: 1 K: 0 S: 7	H: 0 LOB: 1 BB: 1 P: 13	R: 0 E: 0 K: 1 S: 9	H: 0 LOB: 1 BB: 0 P: 13	R: 0 E: 0 K: 2 S: 8	H: 0 LOB: 0 BB: 0 P: 15	R: 0 E: 0 K: 1 S: 8	H: 0 LOB: 0 BB: 0 P: 12	1B: 0 2B: 0 3B: 0 HR: 0	SF: 1 SAC: 0 DP: 0 HBP: 1	WP: 0 PB: 0 SB: 1 CS: 0	PA: 29
PITCHER	IP WLS BF H R ER SO BB IBB HBP BLK WP HR S P ERA WHIP																			
36 Jared Weaver, R ERA: 4.3	6.0 L 23 3 0 0 3 0 0 0 0 0 0 59 97 0.00 0.500																			
66 Jose Arredondo, R ERA: 1.4	2.0 6 0 0 0 3 0 0 0 0 0 0 16 27 0.00 0.000																			

Batter	1	2	3	4	5	6	7	8	9	AB	R	H	RBI	BB	SO	LOB	TOP				
15 Ryan Sweeney, L (1,9) OBP: 0.350, SLG: 0.397	1-1 FC4-6 7 1B	0-1 1-H 1B		1-2 F7			3-2 F7		1-1 F8	5	1	2	1	0	0	0					
8 Kurt Suzuki, R (1,2) OBP: 0.345, SLG: 0.372	0-0 FC4-6 3 1B	2-0 F9			0-0 P4		0-3 K		1-2 F8	5	0	1	0	0	1	1					
32 Jack Cust, L (1,7) OBP: 0.387, SLG: 0.425										3	0	1	0	1	2	2					
11 Rajai Davis, R (8,8) OBP: 0.235, SLG: 0.287	K			K						0	0	0	0	0	0	0					
3 Eric Chavez, L (1,10) OBP: 0.295, SLG: 0.393	FC4-6 7 1B			2B						3	0	0	0	1	1	4					
7 Bobby Crosby, R (1,6) OBP: 0.315, SLG: 0.373	1-1 1B			F8						4	0	1	1	0	1	2					
28 Carlos González, L (1,8) OBP: 0.286, SLG: 0.444	K			2B						4	0	1	0	0	2	2					
14 Mark Ellis, R (1,4) OBP: 0.348, SLG: 0.422				G1-3						4	2	2	1	0	0	2					
22 Jack Hannahan, L (1,5) OBP: 0.320, SLG: 0.329				F8						4	0	1	0	0	1	1					
10 Daric Barton, L (1,3) OBP: 0.327, SLG: 0.320				F7						4	0	0	0	0	1	2					
Inning Stats	R: 1 E: 0 K: 2 S: 13	H: 3 LOB: 2 BB: 0 P: 17	R: 1 E: 0 K: 0 S: 12	H: 2 LOB: 1 BB: 0 P: 18	R: 0 E: 0 K: 1 S: 14	H: 1 LOB: 2 BB: 1 P: 22	R: 0 E: 0 K: 0 S: 9	H: 0 LOB: 0 BB: 0 P: 14	R: 0 E: 0 K: 2 S: 10	H: 1 LOB: 1 BB: 0 P: 17	R: 0 E: 0 K: 1 S: 11	H: 1 LOB: 1 BB: 0 P: 16	R: 1 E: 0 K: 1 S: 9	H: 1 LOB: 0 BB: 0 P: 13	R: 0 E: 0 K: 1 S: 8	H: 0 LOB: 0 BB: 0 P: 10	1B: 7 2B: 1 3B: 0 HR: 1	SF: 0 SAC: 0 DP: 0 HBP: 0	WP: 0 PB: 0 SB: 2 CS: 0	PA: 38	
PITCHER	IP WLS BF H R ER SO	IP WLS BF H R ER SO	IP WLS BF H R ER SO	IP WLS BF H R ER SO	IP WLS BF H R ER SO	IP WLS BF H R ER SO	IP WLS BF H R ER SO	IP WLS BF H R ER SO	IP WLS BF H R ER SO	IP WLS BF H R ER SO	IP WLS BF H R ER SO	IP WLS BF H R ER SO	IP WLS BF H R ER SO	IP WLS BF H R ER SO	IP WLS BF H R ER SO	IP WLS BF H R ER SO	BB IBB HBP BLK	WP HR S P	ERA WHIP	ERA WHIP	
54 Ervin Santana, R (1,1) ERA: 3.28	7.0 W 31 8 2 2 7	1.0 S 4 1 1 1 1	1.0 S 3 0 0 0 1	2.2 S 4 1 1 1 1	2.2 S 4 1 1 1 1	2.2 S 4 1 1 1 1	2.2 S 4 1 1 1 1	2.2 S 4 1 1 1 1	2.2 S 4 1 1 1 1	2.2 S 4 1 1 1 1	2.2 S 4 1 1 1 1	2.2 S 4 1 1 1 1	2.2 S 4 1 1 1 1	2.2 S 4 1 1 1 1	2.2 S 4 1 1 1 1	2.2 S 4 1 1 1 1	2 0 0 0 0 0	0 0 1 9 13 10	2.57 1.429	9.00 1.000	0.00 0.000
62 Scot Shields, R (8,1) ERA: 2.73	1.0 W 4 1 1 1 1	1.0 S 3 0 0 0 1	1.0 S 3 0 0 0 1	2.2 S 4 1 1 1 1	2.2 S 4 1 1 1 1	2.2 S 4 1 1 1 1	2.2 S 4 1 1 1 1	2.2 S 4 1 1 1 1	2.2 S 4 1 1 1 1	2.2 S 4 1 1 1 1	2.2 S 4 1 1 1 1	2.2 S 4 1 1 1 1	2.2 S 4 1 1 1 1	2.2 S 4 1 1 1 1	2.2 S 4 1 1 1 1	2.2 S 4 1 1 1 1	2 0 0 0 0 0	0 0 1 9 13 10	9.00 1.000	0.00 0.000	0.00 0.000
Francisco Rodríguez, R (9,1) ERA: 1.98	1.0 S 3 0 0 0 1	1.0 S 3 0 0 0 1	1.0 S 3 0 0 0 1	2.2 S 4 1 1 1 1	2.2 S 4 1 1 1 1	2.2 S 4 1 1 1 1	2.2 S 4 1 1 1 1	2.2 S 4 1 1 1 1	2.2 S 4 1 1 1 1	2.2 S 4 1 1 1 1	2.2 S 4 1 1 1 1	2.2 S 4 1 1 1 1	2.2 S 4 1 1 1 1	2.2 S 4 1 1 1 1	2.2 S 4 1 1 1 1	2.2 S 4 1 1 1 1	2 0 0 0 0 0	0 0 1 9 13 10	0.00 0.000	0.00 0.000	0.00 0.000
Batter	1	2	3	4	5	6	7	8	9	AB	R	H	RBI	BB	SO	LOB	BOTTOM				
9 Chone Figgins, S (1,5) OBP: 0.393, SLG: 0.326	2-2 L1-3									3	0	0	0	1	0	0					
Casey Kotchman, L (1,3) OBP: 0.338, SLG: 0.433	2-3 K									4	0	2	1	0	1	1					
77 Reggie Willits, S (8,FR) OBP: 0.306, SLG: 0.217										0	1	0	0	0	0	0					
39 Robb Quinlan, R (9,3) OBP: 0.327, SLG: 0.515										0	0	0	0	0	0	0					
6 Maicer Izturis, S (1,6) OBP: 0.328, SLG: 0.346	2-2 G4-3									3	0	1	0	0	0	1					
27 Vladimir Guerrero, R (1,9) OBP: 0.341, SLG: 0.481										4	1	1	1	0	1	2					
48 Torii Hunter, R (1,8) OBP: 0.327, SLG: 0.444										4	0	1	0	0	1	2					
Garret Anderson, L (1,10) OBP: 0.292, SLG: 0.384										4	1	2	2	0	1	0					
24 Gary Matthews, S (1,7) OBP: 0.318, SLG: 0.361										3	1	0	0	0	1	3					
47 Howie Kendrick, R (1,4) OBP: 0.329, SLG: 0.417										3	1	1	0	0	2	2					
5 Jeff Mathis, R (1,2) OBP: 0.294, SLG: 0.353										2	0	0	1	0	2	0					
Inning Stats	R: 0 E: 0 K: 1 S: 10	H: 0 LOB: 0 BB: 0 P: 16	R: 0 E: 0 K: 0 S: 6	H: 0 LOB: 0 BB: 0 P: 10	R: 2 E: 0 K: 0 S: 12	H: 1 LOB: 1 BB: 1 P: 22	R: 0 E: 0 K: 2 S: 17	H: 2 LOB: 2 BB: 0 P: 25	R: 0 E: 0 K: 2 S: 14	H: 2 LOB: 2 BB: 0 P: 18	R: 0 E: 0 K: 1 S: 6	H: 0 LOB: 0 BB: 0 P: 9	R: 0 E: 0 K: 2 S: 13	H: 0 LOB: 0 BB: 0 P: 15	R: 3 E: 0 K: 1 S: 18	H: 3 LOB: 1 BB: 0 P: 27	1B: 5 2B: 2 3B: 0 HR: 1	SF: 1 SAC: 1 DP: 0 HBP: 1	WP: 0 PB: 0 SB: 1 CS: 0	PA: 34	
PITCHER	IP WLS BF H R ER SO	IP WLS BF H R ER SO	IP WLS BF H R ER SO	IP WLS BF H R ER SO	IP WLS BF H R ER SO	IP WLS BF H R ER SO	IP WLS BF H R ER SO	IP WLS BF H R ER SO	IP WLS BF H R ER SO	IP WLS BF H R ER SO	IP WLS BF H R ER SO	IP WLS BF H R ER SO	IP WLS BF H R ER SO	IP WLS BF H R ER SO	IP WLS BF H R ER SO	IP WLS BF H R ER SO	BB IBB HBP BLK	WP HR S P	ERA WHIP	ERA WHIP	
Rich Harden, R (1,1) ERA: 2.25	5.0 L 22 5 2 2 5	2.0 L 6 0 0 0 3	2.0 L 5 3 3 3 1	2.0 L 5 3 3 3 1	2.0 L 5 3 3 3 1	2.0 L 5 3 3 3 1	2.0 L 5 3 3 3 1	2.0 L 5 3 3 3 1	2.0 L 5 3 3 3 1	2.0 L 5 3 3 3 1	2.0 L 5 3 3 3 1	2.0 L 5 3 3 3 1	2.0 L 5 3 3 3 1	2.0 L 5 3 3 3 1	2.0 L 5 3 3 3 1	2.0 L 5 3 3 3 1	1 0 0 0 0 0	0 0 19 24 0.00 0.000	0.00 0.000	40.50 4.500	0.00 0.000
31 Brad Ziegler, R (6,1) ERA: 4.59	2.0 L 6 0 0 0 3	2.0 L 6 0 0 0 3	2.0 L 5 3 3 3 1	2.0 L 5 3 3 3 1	2.0 L 5 3 3 3 1	2.0 L 5 3 3 3 1	2.0 L 5 3 3 3 1	2.0 L 5 3 3 3 1	2.0 L 5 3 3 3 1	2.0 L 5 3 3 3 1	2.0 L 5 3 3 3 1	2.0 L 5 3 3 3 1	2.0 L 5 3 3 3 1	2.0 L 5 3 3 3 1	2.0 L 5 3 3 3 1	2.0 L 5 3 3 3 1	0 0 0 0 0 0	0 0 19 24 0.00 0.000	0.00 0.000	40.50 4.500	0.00 0.000
Alan Embree, L (8,1) ERA: 4.59	0.2 L 5 3 3 3 1	0.2 L 5 3 3 3 1	0.2 L 5 3 3 3 1	0.2 L 5 3 3 3 1	0.2 L 5 3 3 3 1	0.2 L 5 3 3 3 1	0.2 L 5 3 3 3 1	0.2 L 5 3 3 3 1	0.2 L 5 3 3 3 1	0.2 L 5 3 3 3 1	0.2 L 5 3 3 3 1	0.2 L 5 3 3 3 1	0.2 L 5 3 3 3 1	0.2 L 5 3 3 3 1	0.2 L 5 3 3 3 1	0.2 L 5 3 3 3 1	0 0 0 0 0 0	0 0 1 1 0.00 0.000	0.00 0.000	0.00 0.000	0.00 0.000
Chad Gaudin, R (8,1) ERA: 3.56	0.1 L 5 3 3 3 1	0.1 L 5 3 3 3 1	0.1 L 5 3 3 3 1	0.1 L 5 3 3 3 1	0.1 L 5 3 3 3 1	0.1 L 5 3 3 3 1	0.1 L 5 3 3 3 1	0.1 L 5 3 3 3 1	0.1 L 5 3 3 3 1	0.1 L 5 3 3 3 1	0.1 L 5 3 3 3 1	0.1 L 5 3 3 3 1	0.1 L 5 3 3 3 1	0.1 L 5 3 3 3 1	0.1 L 5 3 3 3 1	0.1 L 5 3 3 3 1	0 0 0 0 0 0	0 0 1 1 0.00 0.000	0.00 0.000	0.00 0.000	0.00 0.000

Oakland Athletics @ Los Angeles Angels
Angel Stadium of Anaheim, Anaheim, CA

AB 36
R 3
H 9
RBI 3
BB 2
SO 9
LOB 16



WP: 0
PB: 0
SB: 2
CS: 0

PA: 38

Oakland Athletics @ Los Angeles Angels
Angel Stadium of Anaheim, Anaheim, CA

AB 30
R 5
H 8
RBI 5
BB 1
SO 9
LOB 11



WP: 0
PB: 0
SB: 1
CS: 0

PA: 34

Tue Jul 01 2008, 7:05 PM PDT
Att: 42,047 - Clear - 82 F

livebaseballscorecards.com

livebaseballscorecards.com


Batter	1	2	3	4	5	6	7	8	9	AB	R	H	RBI	BB	SO	LOB	TOP										
11 Rajai Davis, R OBP: 0.235, SLG: 0.296	F7		P3			14 1B	FC5-2-5		G6-3	4	1	1	0	0	0	2	Oakland Athletics @ Los Angeles Angels Angel Stadium of Anaheim, Anaheim, CA Wed Jul 02 2008, 12:35 PM PDT Att: 41,091 - Sunny - 81 F										
8 Kurt Suzuki, R OBP: 0.344, SLG: 0.371										1	0	0	0	0	1												
14 Mark Ellis, R OBP: 0.350, SLG: 0.423	1B			P5						4	0	2	2	0	0	2											
7 Bobby Crosby, R OBP: 0.317, SLG: 0.375	FC1-6-5									4	1	2	0	0	0	2											
22 Jack Hannahan, L OBP: 0.320, SLG: 0.329										0	0	0	0	0	0	0											
Emil Brown, R OBP: 0.282, SLG: 0.365	G6-3			E9						4	0	1	0	0	1	3											
32 Jack Cust, L OBP: 0.382, SLG: 0.418		L3								4	0	0	0	0	3	2											
45 Wes Bankston, R OBP: 0.270, SLG: 0.319										4	0	0	0	0	1	2											
28 Carlos González, L OBP: 0.293, SLG: 0.446										4	1	2	0	0	0	0											
Rob Bowen, S OBP: 0.273, SLG: 0.293										3	0	0	0	1	1												
Donnie Murphy, R OBP: 0.270, SLG: 0.288										1	1	0	0	2	0	1											
10 Daric Barton, L OBP: 0.326, SLG: 0.319										1	0	0	0	0	1												
Inning Stats	R: 0 H: 1 E: 0 K: 0 S: 14	H: 1 LOB: 1 BB: 0 P: 21	R: 0 H: 0 E: 0 K: 1 S: 7	H: 0 LOB: 0 BB: 0 P: 13	R: 0 H: 0 E: 0 K: 0 S: 6	H: 0 LOB: 0 BB: 1 P: 11	R: 1 H: 2 E: 1 K: 1 S: 9	H: 2 LOB: 0 BB: 0 P: 15	R: 0 H: 0 E: 0 K: 1 S: 9	H: 0 LOB: 0 BB: 0 P: 17	R: 2 H: 2 E: 0 K: 2 S: 19	H: 2 LOB: 1 BB: 1 P: 28	R: 1 H: 1 E: 1 K: 0 S: 15	H: 1 LOB: 2 BB: 1 P: 23	R: 0 H: 1 E: 0 K: 1 S: 11	H: 1 LOB: 2 BB: 0 P: 16	R: 0 H: 1 E: 0 K: 1 S: 11	H: 1 LOB: 1 BB: 0 P: 17	1B: 6 2B: 2 3B: 0 HR: 0	SF: 0 SAC: 0 DP: 1 HBP: 0	WP: 0 PB: 1 SB: 2 CS: 0	PA: 37					
PITCHER	IP	WLS	BF	H	R	ER	SO	BB	IBB	HBP	BLK	WP	HR	S	P	ERA	WHIP										
51 Joe Saunders, L ERA: 3.04	6.1	W	25	6	4	2	5	2	0	0	0	0	0	68	111	2.84	1.263										
66 Jose Arredondo, R ERA: 1.35	0.2	H	4	0	0	0	0	1	0	0	0	0	0	11	17	0.00	1.500										
62 Scot Shields, R ERA: 2.65	1.0	H	4	1	0	0	1	0	0	0	0	0	0	11	16	0.00	1.000										
Francisco Rodríguez, R ERA: 1.93	1.0	S	4	1	0	0	1	0	0	0	0	0	0	11	17	0.00	1.000										

AB	34
R	4
H	8
RBI	2
BB	3
SO	7
LOB	17



Batter	1	2	3	4	5	6	7	8	9	AB	R	H	RBI	BB	SO	LOB	BOTTOM										
9 Chone Figgins, S OBP: 0.388, SLG: 0.319	F8	G4-3								4	0	0	0	0	1	3	Oakland Athletics @ Los Angeles Angels Angel Stadium of Anaheim, Anaheim, CA Wed Jul 02 2008, 12:35 PM PDT Att: 41,091 - Sunny - 81 F										
24 Gary Matthews, S OBP: 0.317, SLG: 0.360			G6-3							4	0	1	0	0	1	1											
2 Erick Aybar, S OBP: 0.297, SLG: 0.385										4	2	1	1	0	1	2											
27 Vladimir Guerrero, R OBP: 0.340, SLG: 0.478										4	0	1	0	0	0	0											
48 Torii Hunter, R OBP: 0.326, SLG: 0.444										4	1	1	0	0	0	1											
47 Howie Kendrick, R OBP: 0.333, SLG: 0.426										4	2	2	0	0	1	1											
Casey Kotchman, L OBP: 0.340, SLG: 0.435										3	1	1	1	0	0	2											
Juan Rivera, R OBP: 0.232, SLG: 0.277										3	1	1	3	0	0	1											
77 Reggie Williams, S OBP: 0.301, SLG: 0.217										0	0	0	1	0	0	0											
44 Mike Napoli, R OBP: 0.309, SLG: 0.482										2	0	0	0	2	1	1											
Inning Stats	R: 1 H: 2 E: 0 K: 0 S: 11	H: 1 LOB: 1 BB: 0 P: 18	R: 1 H: 1 E: 0 K: 0 S: 10	H: 1 LOB: 1 BB: 0 P: 16	R: 0 H: 0 E: 0 K: 0 S: 10	H: 0 LOB: 0 BB: 0 P: 17	R: 0 H: 0 E: 0 K: 1 S: 7	H: 0 LOB: 1 BB: 0 P: 15	R: 0 H: 0 E: 0 K: 3 S: 12	H: 0 LOB: 1 BB: 1 P: 20	R: 3 H: 3 E: 0 K: 0 S: 13	H: 3 LOB: 1 BB: 1 P: 29	R: 1 H: 1 E: 0 K: 0 S: 10	H: 1 LOB: 0 BB: 0 P: 15	R: 1 H: 1 E: 0 K: 1 S: 11	H: 1 LOB: 0 BB: 0 P: 15	1B: 3 2B: 3 3B: 0 HR: 2	SF: 1 SAC: 0 DP: 0 HBP: 1	WP: 1 PB: 1 SB: 0 CS: 0	PA: 36							
PITCHER	IP	WLS	BF	H	R	ER	SO	BB	IBB	HBP	BLK	WP	HR	S	P	ERA	WHIP										
30 Dana Eveland, L ERA: 3.42	5.2	L	24	4	3	3	4	1	0	1	0	0	56	99	4.76	0.882											
29 Keith Foulke, R ERA: 3.81	0.1	L	4	2	2	2	0	1	0	0	0	0	1	7	16	54.00	9.000										
44 Santiago Casilla, R ERA: 2.35	1.0		4	1	1	1	0	0	0	0	0	0	1	10	15	9.00	1.000										
Chad Gaudin, R ERA: 3.5	1.0		4	1	1	0	1	0	0	0	0	0	0	11	15	0.00	1.000										

AB	32
R	7
H	8
RBI	6
BB	2
SO	5
LOB	12



Batter	1	2	3	4	5	6	7	8	9	AB	R	H	RBI	BB	SO	LOB	TOP							
1 Joe Inglett, L OBP: 0.381, SLG: 0.475 (1,4)										5	1	1	0	0	2	1								
19 Marco Scutaro, R OBP: 0.348, SLG: 0.325 (1,6)										4	2	1	0	1	0	1								
15 Alex Rios, R OBP: 0.337, SLG: 0.397 (1,9)										5	1	3	2	0	0	1								
10 Vernon Wells, R OBP: 0.322, SLG: 0.446 (1,8)										5	1	1	2	0	1	3								
35 Brad Wilkerson, L OBP: 0.330, SLG: 0.330 (1,7)										4	0	1	0	1	1	2								
33 Scott Rolen, R OBP: 0.344, SLG: 0.448 (1,5)										4	0	0	0	0	3	4								
35 Lyle Overbay, L OBP: 0.371, SLG: 0.397 (1,3)										3	1	1	0	1	1	0								
Gregg Zaun, S OBP: 0.355, SLG: 0.394 (1,2)										4	0	0	0	0	1	3								
26 Adam Lind, L OBP: 0.259, SLG: 0.407 (1,10)										4	1	1	1	0	1	0								
Inning Stats	R: 0 H: 1 E: 1 K: 1 S: 10	H: 1 LOB: 1 BB: 0 P: 16	R: 0 H: 0 E: 0 K: 3 S: 11	H: 0 LOB: 0 BB: 0 P: 17	R: 3 H: 3 E: 1 K: 1 S: 20	H: 3 LOB: 2 BB: 1 P: 27	R: 0 H: 0 E: 0 K: 0 S: 6	H: 0 LOB: 0 BB: 0 P: 8	R: 2 H: 3 E: 0 K: 2 S: 18	H: 3 LOB: 1 BB: 0 P: 24	R: 1 H: 1 E: 0 K: 0 S: 9	H: 1 LOB: 1 BB: 0 P: 12	R: 1 H: 1 E: 1 K: 1 S: 13	H: 1 LOB: 2 BB: 0 P: 23	R: 0 H: 0 E: 0 K: 1 S: 8	H: 0 LOB: 0 BB: 0 P: 12	R: 0 H: 0 E: 0 K: 1 S: 6	H: 0 LOB: 0 BB: 0 P: 9	1B: 6 2B: 2 3B: 0 HR: 1	SF: 0 SAC: 0 DP: 0 HBP: 0	WP: 0 PB: 1 SB: 4 CS: 0	PA: 41		
PITCHER	IP	WLS	BF	H	R	ER	SO	BB	IBB	HBP	BLK	WP	HR	S	P	ERA	WHIP							
41 John Lackey, R ERA: 1.93 (1,1)	6.0	L	29	8	6	5	7	1	0	0	0	0	1	74	104	7.50	1.500							
33 Justin Speier, R ERA: 5.09 (7,1)	1.0		6	1	1	1	1	1	1	0	0	0	0	13	23	9.00	2.000							
53 Darren O'Day, R ERA: 3.62 (8,1)	2.0		6	0	0	0	2	0	0	0	0	0	0	14	21	0.00	0.000							

Toronto Blue Jays @ Los Angeles Angels
Angel Stadium of Anaheim, Anaheim, CA
Sat Jul 05 2008, 6:05 PM PDT
Att: 43,767 - Clear - 78 F

AB 38
R 7
H 9
RBI 5
BB 3
SO 10
LOB 15



Batter	1	2	3	4	5	6	7	8	9	AB	R	H	RBI	BB	SO	LOB	BOTTOM							
9 Chone Figgins, S OBP: 0.388, SLG: 0.330 (1,5)										5	1	3	0	0	2									
Casey Kotchman, L OBP: 0.338, SLG: 0.434 (1,3)										5	1	2	0	0	2									
6 Maicer Izturis, S OBP: 0.321, SLG: 0.338 (1,6)										4	0	0	0	0	1	4								
27 Vladimir Guerrero, R OBP: 0.343, SLG: 0.495 (1,9)										4	1	2	3	0	0	0								
48 Torii Hunter, R OBP: 0.322, SLG: 0.446 (1,8)										4	0	0	0	0	2	1								
Garret Anderson, L OBP: 0.300, SLG: 0.399 (1,10)										3	1	1	0	1	1	0								
24 Gary Matthews, S OBP: 0.315, SLG: 0.360 (1,7)										4	1	1	0	0	2	1								
47 Howie Kendrick, R OBP: 0.341, SLG: 0.436 (1,4)										4	0	2	1	0	0	0								
44 Mike Napoli, R OBP: 0.308, SLG: 0.472 (1,2)										3	0	0	0	1	1	1								
Inning Stats	R: 0 H: 0 E: 0 K: 0 S: 9	H: 0 LOB: 0 BB: 0 P: 13	R: 0 H: 0 E: 0 K: 2 S: 8	H: 0 LOB: 0 BB: 0 P: 14	R: 0 H: 1 E: 0 K: 1 S: 8	H: 1 LOB: 1 BB: 1 P: 14	R: 2 H: 3 E: 0 K: 1 S: 10	H: 3 LOB: 1 BB: 0 P: 17	R: 0 H: 2 E: 0 K: 0 S: 16	H: 2 LOB: 2 BB: 0 P: 24	R: 0 H: 0 E: 0 K: 1 S: 7	H: 0 LOB: 0 BB: 0 P: 8	R: 0 H: 0 E: 0 K: 2 S: 9	H: 0 LOB: 0 BB: 0 P: 17	R: 1 H: 2 E: 0 K: 0 S: 12	H: 2 LOB: 1 BB: 0 P: 18	R: 2 H: 3 E: 0 K: 0 S: 17	H: 3 LOB: 1 BB: 1 P: 25	1B: 8 2B: 2 3B: 0 HR: 1	SF: 0 SAC: 0 DP: 2 HBP: 0	WP: 1 PB: 0 SB: 1 CS: 0	PA: 38		
PITCHER	IP	WLS	BF	H	R	ER	SO	BB	IBB	HBP	BLK	WP	HR	S	P	ERA	WHIP							
32 Roy Halladay, R ERA: 2.88 (1,1)	7.0	W	27	6	2	2	7	1	0	0	0	0	1	67	107	2.57	1.000							
37 Scott Downs, L ERA: 1.8 (8,1)	1.0		5	2	1	1	0	0	0	0	0	1	0	12	18	9.00	2.000							
52 B.J. Ryan, L ERA: 2.79 (9,1)	1.0		6	3	2	2	0	1	0	0	0	0	0	17	25	18.00	4.000							

Toronto Blue Jays @ Los Angeles Angels
Angel Stadium of Anaheim, Anaheim, CA
Sat Jul 05 2008, 6:05 PM PDT
Att: 43,767 - Clear - 78 F

AB 36
R 5
H 11
RBI 4
BB 2
SO 7
LOB 11



Batter	1	2	3	4	5	6	7	8	9	AB	R	H	RBI	BB	SO	LOB	TOP					
1 Joe Inglett, L (1,4) OBP: 0.370, SLG: 0.460	G4-3		F8			G4-3		G4-3		4	0	0	0	0	0	0	Toronto Blue Jays @ Los Angeles Angels Angel Stadium of Anaheim, Anaheim, CA Sun Jul 06 2008, 12:35 PM PDT Att: 41,026 - Sunny - 81 F					
19 Marco Scutaro, R (1,6) OBP: 0.347, SLG: 0.328	F9			G6-3				F8		4	0	1	0	0	0	0						
15 Alex Rios, R (1,9) OBP: 0.336, SLG: 0.398	G6-3			F8			P3			4	0	1	0	0	0	1						
10 Vernon Wells, R (1,8) OBP: 0.321, SLG: 0.447		35 WP 2B		E6 35 2B			G6-3			4	0	1	0	0	0	2						
35 Lyle Overbay, L (1,3) OBP: 0.369, SLG: 0.399		K								4	0	1	0	0	1	1						
33 Scott Rolen, R (1,5) OBP: 0.363, SLG: 0.446		K								3	0	1	0	0	1	1						
Gregg Zaun, S (1,10) OBP: 0.349, SLG: 0.387		G3-1								3	0	0	0	0	1	2						
20 Rod Barajas, R (1,2) OBP: 0.326, SLG: 0.471			P4					F9		3	1	1	1	0	0	1						
26 Adam Lind, L (1,7) OBP: 0.246, SLG: 0.386			G1-3			G3-1				3	0	0	0	0	0	0						
Inning Stats	R: 0 E: 0 K: 0 S: 4	H: 0 LOB: 0 BB: 0 P: 9	R: 0 E: 0 K: 2 S: 10	H: 1 LOB: 1 BB: 0 P: 18	R: 0 E: 0 K: 0 S: 7	H: 0 LOB: 0 BB: 0 P: 9	R: 0 E: 1 K: 0 S: 7	H: 1 LOB: 2 BB: 0 P: 9	R: 1 E: 0 K: 0 S: 9	H: 1 LOB: 0 BB: 0 P: 11	R: 0 E: 0 K: 0 S: 7	H: 1 LOB: 1 BB: 0 P: 9	R: 0 E: 0 K: 1 S: 12	H: 0 LOB: 0 BB: 0 P: 17	R: 0 E: 0 K: 0 S: 6	H: 0 LOB: 0 BB: 0 P: 9	R: 0 E: 0 K: 0 S: 5	H: 1 LOB: 0 BB: 0 P: 7	1B: 1 2B: 5 3B: 0 HR: 1	SF: 0 SAC: 0 DP: 1 HBP: 0	WP: 1 PB: 0 SB: 0 CS: 0	PA: 32
PITCHER Jon Garland, R (1,1) ERA: 3.76	IP: 9.0 WLS: W BF: 32 H: 6 R: 1 ER: 1 SO: 3 BB: 0 IBB: 0 HBP: 0 BLK: 0 WP: 1 HR: 1 S: 67 P: 98 ERA: 1.00 WHIP: 0.667																					

Batter	1	2	3	4	5	6	7	8	9	AB	R	H	RBI	BB	SO	LOB	BOTTOM	
9 Chone Figgins, S (1,5) OBP: 0.388, SLG: 0.328	FC1-5 HBP 1B	F7		F9				F9		4	0	1	0	1	0	1	Toronto Blue Jays @ Los Angeles Angels Angel Stadium of Anaheim, Anaheim, CA Sun Jul 06 2008, 12:35 PM PDT Att: 41,026 - Sunny - 81 F	
Casey Kotchman, L (1,3) OBP: 0.398, SLG: 0.432	27 FC1-5 HBP 2B			BB 1B		G4-3	F9	G4-3		4	1	1	0	0	0	3		
27 Vladimir Guerrero, R (1,10) OBP: 0.330, SLG: 0.497	FC1-5 2B		F8			G6-3	G4-3			5	1	0	0	0	1	5		
48 Torii Hunter, R (1,8) OBP: 0.321, SLG: 0.443	F7		K		G1-3					4	1	1	0	0	1	3		
Garret Anderson, L (1,7) OBP: 0.306, SLG: 0.405	2 SAFE CU79 SL87 SL90 CH81 SL87 SL87	3-2 2B				47 2B 5 1B	F8			3	1	2	2	1	0	1		
47 Howie Kendrick, R (1,4) OBP: 0.336, SLG: 0.438	1-H 2-H 2B		G3-1			5 1B 2B	K			4	1	1	0	0	1	4		
Juan Rivera, R (1,9) OBP: 0.247, SLG: 0.324										3	1	1	1	1	0	2		
77 Reggie Willits, S (8,9) OBP: 0.301, SLG: 0.217										0	0	0	0	0	0	0		
5 Jeff Mathis, R (1,2) OBP: 0.298, SLG: 0.355		K								4	1	2	3	0	1	0		
2 Erick Aybar, S (1,6) OBP: 0.301, SLG: 0.387		B1-3								4	0	2	0	0	0	2		
Inning Stats	R: 2 E: 0 K: 0 S: 10	H: 2 LOB: 1 BB: 0 P: 21	R: 1 E: 0 K: 1 S: 8	H: 1 LOB: 0 BB: 0 P: 14	R: 0 E: 0 K: 1 S: 11	H: 1 LOB: 2 BB: 1 P: 20	R: 0 E: 0 K: 0 S: 9	H: 1 LOB: 0 BB: 0 P: 15	R: 3 E: 0 K: 0 S: 27	H: 4 LOB: 2 BB: 1 P: 40	R: 1 E: 0 K: 1 S: 11	H: 2 LOB: 2 BB: 1 P: 17	R: 0 E: 0 K: 1 S: 10	H: 0 LOB: 0 BB: 0 P: 16	1B: 8 2B: 2 3B: 0 HR: 1	SF: 0 SAC: 0 DP: 0 HBP: 1	WP: 1 PB: 0 SB: 0 CS: 0	PA: 39
PITCHER 51 Jesse Litsch, R (1,1) ERA: 4.01 39 Jesse Carlson, L (6,1) ERA: 2.22 22 Brandon League, R (6,1) ERA: 4.5 56 Brian Tallet, L (8,1) ERA: 3.0	IP: 5.1 WLS: L BF: 26 H: 8 R: 6 ER: 6 SO: 2 BB: 1 IBB: 0 HBP: 1 BLK: 0 WP: 0 HR: 1 S: 55 P: 94 ERA: 10.12 WHIP: 1.688																	

AB	32
R	1
H	6
RBI	1
BB	0
SO	3
LOB	8

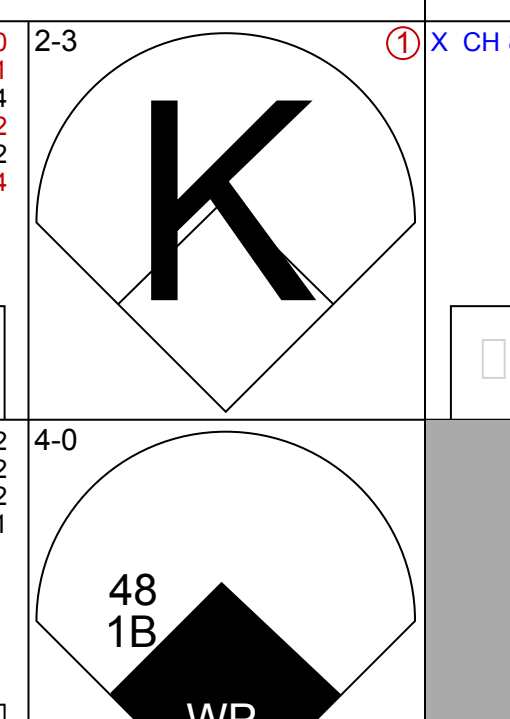
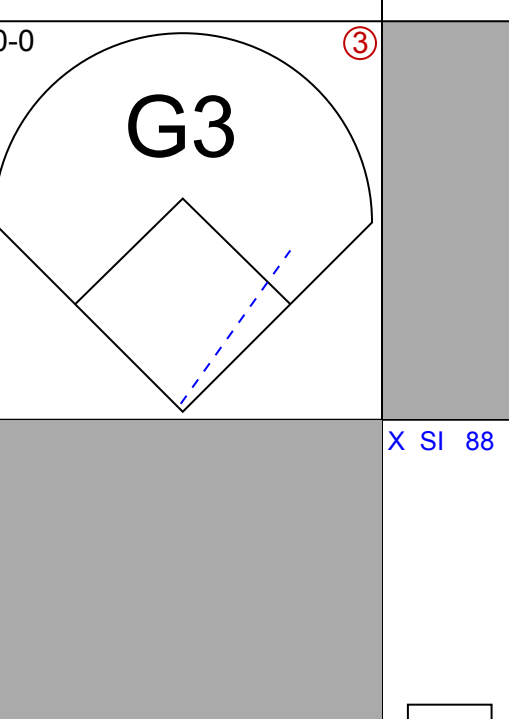
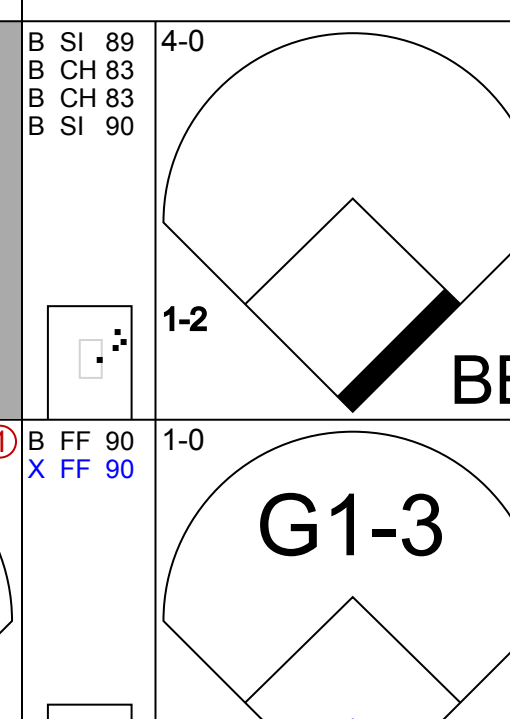

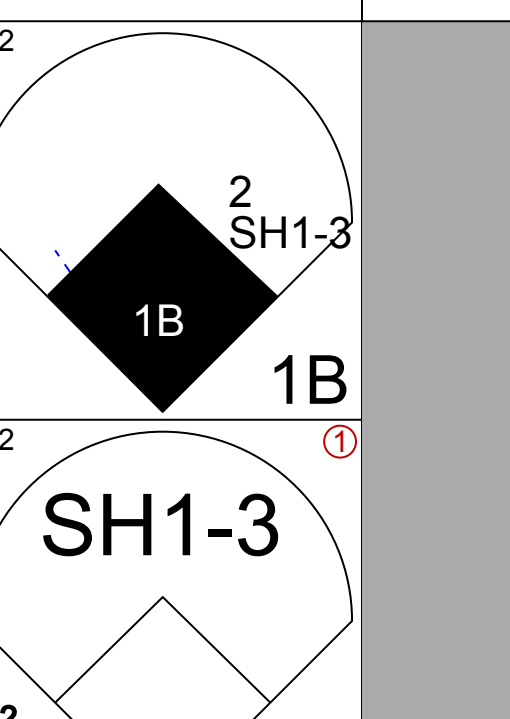
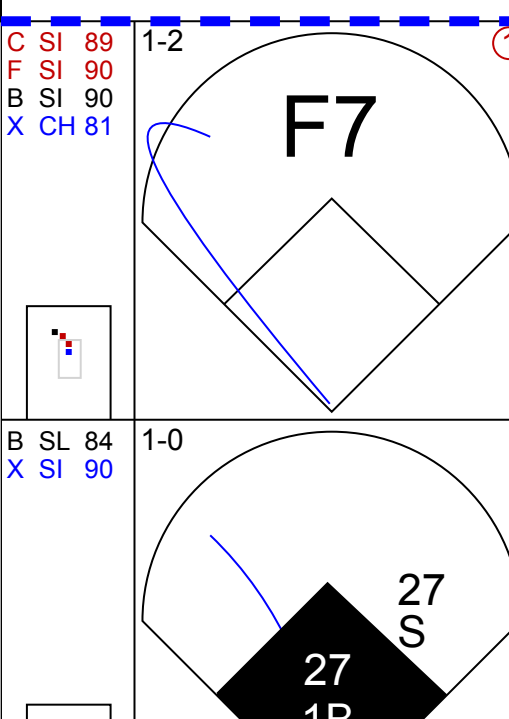
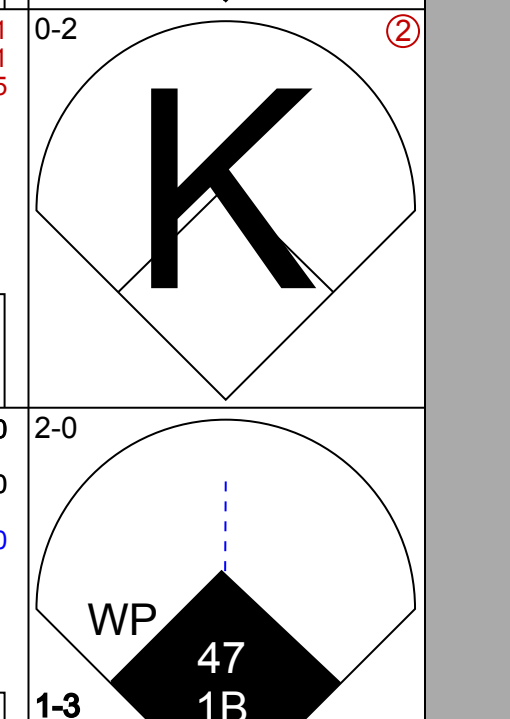
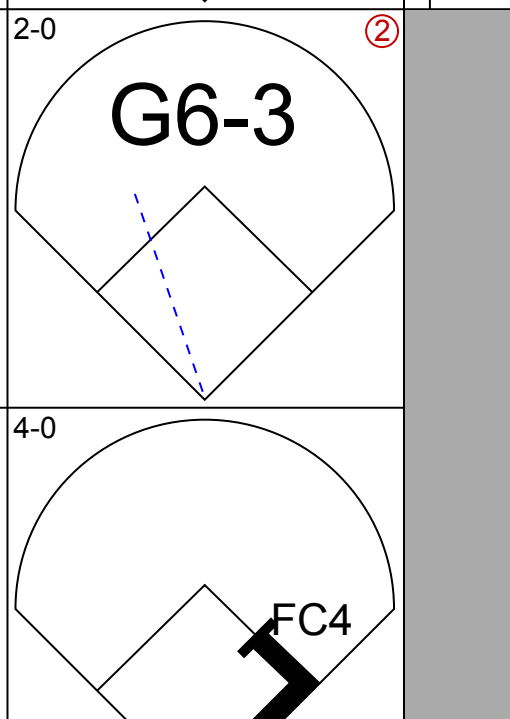
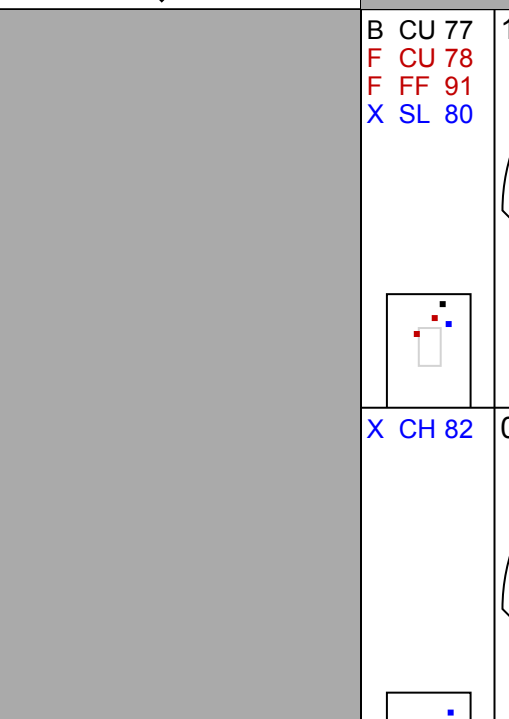
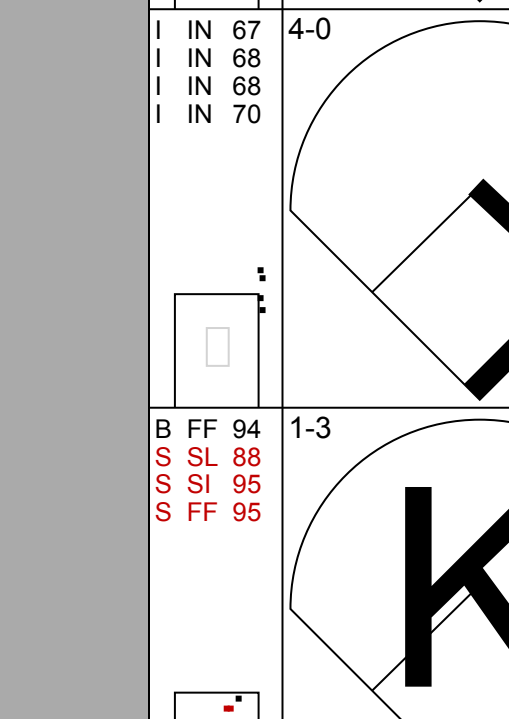
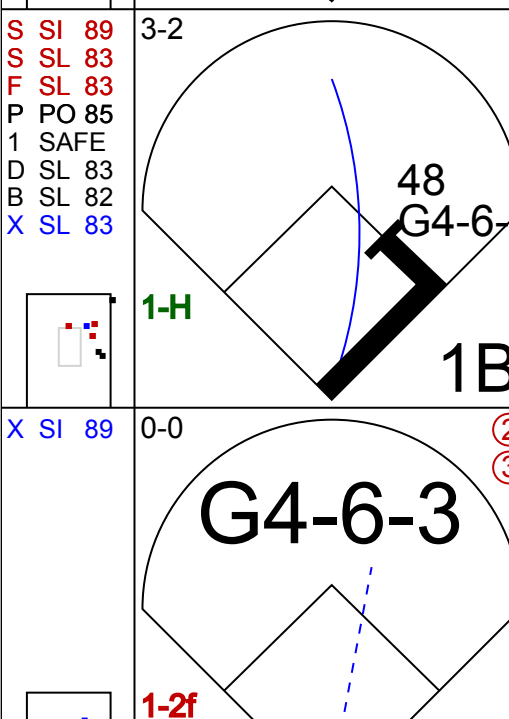
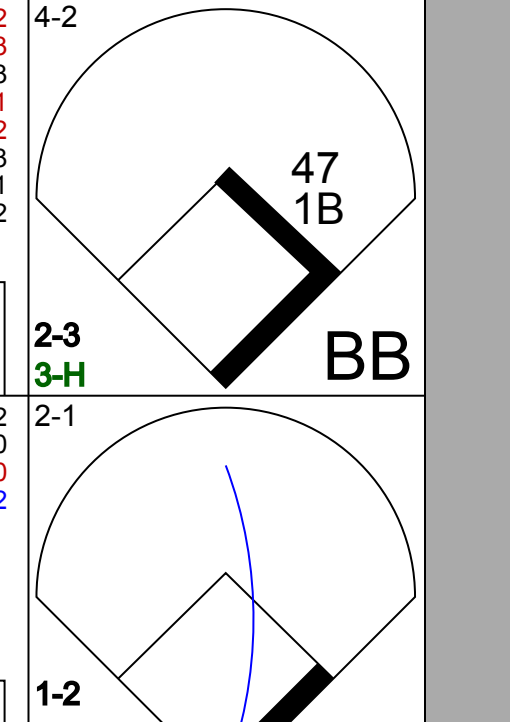
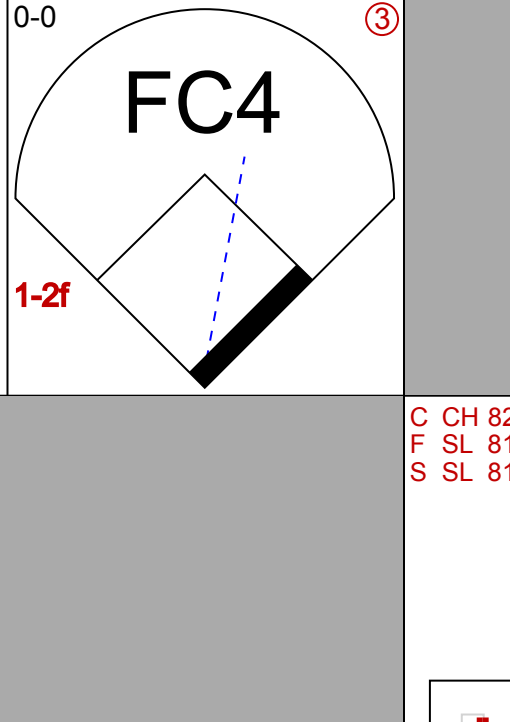
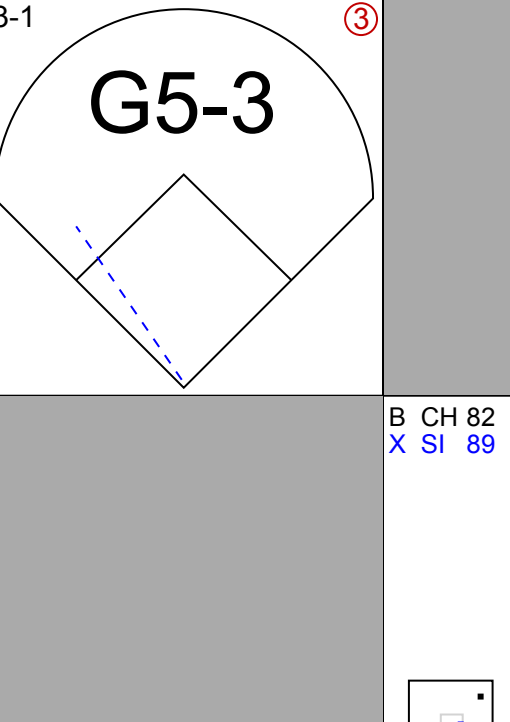
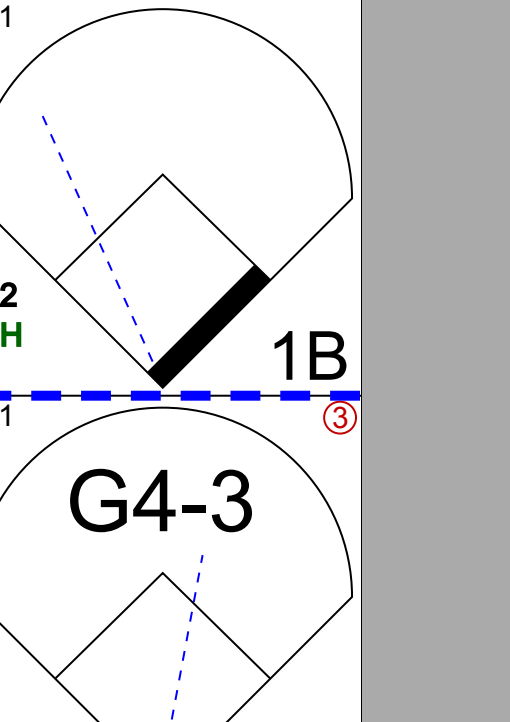

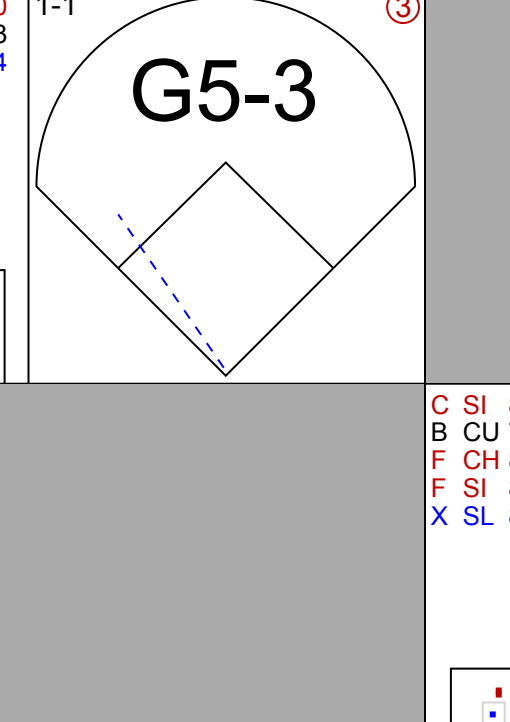
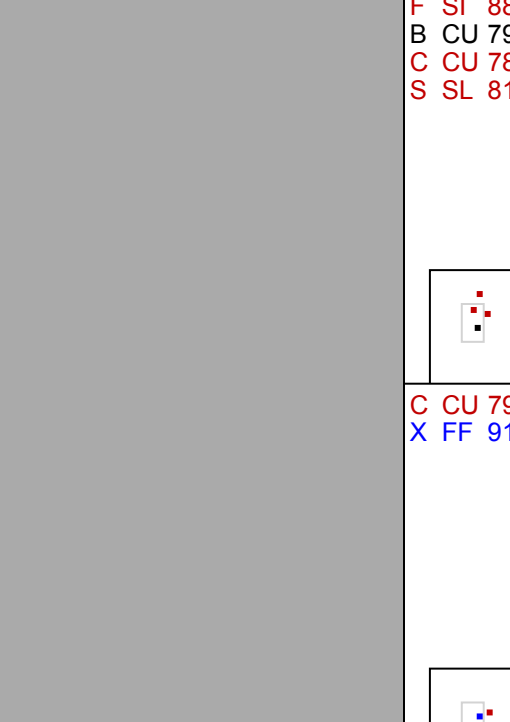
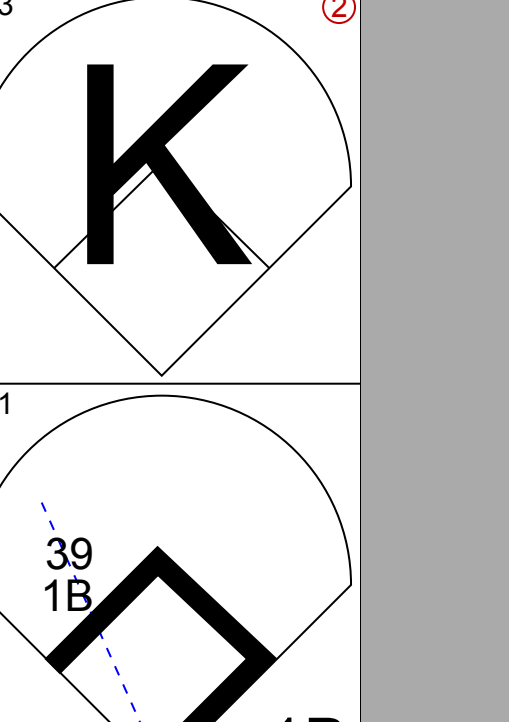
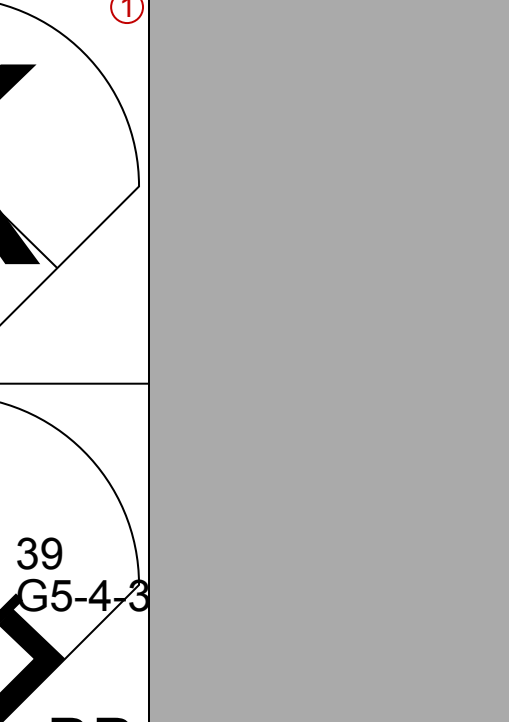
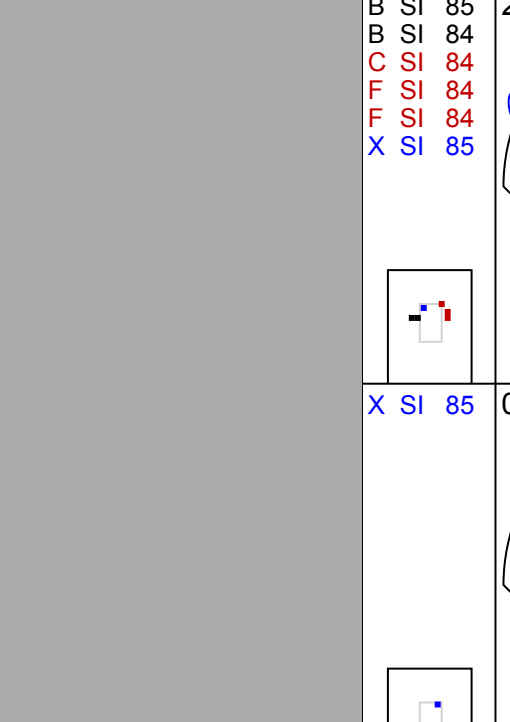

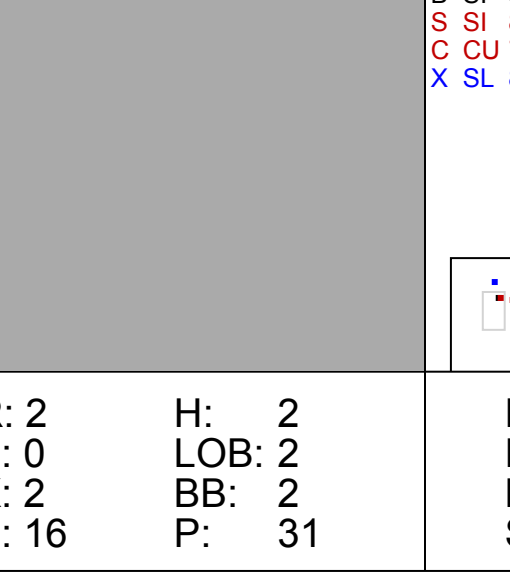
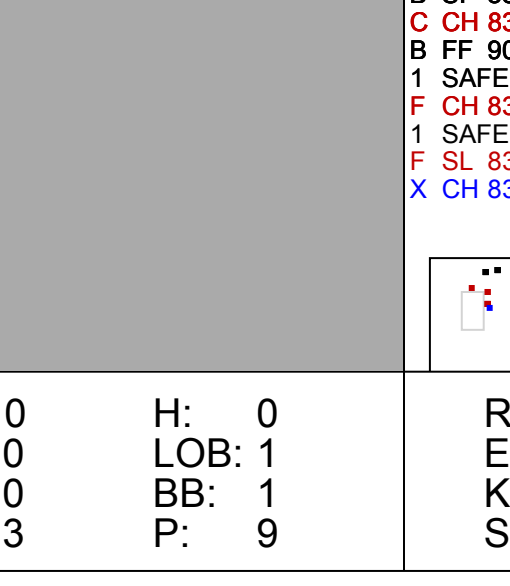
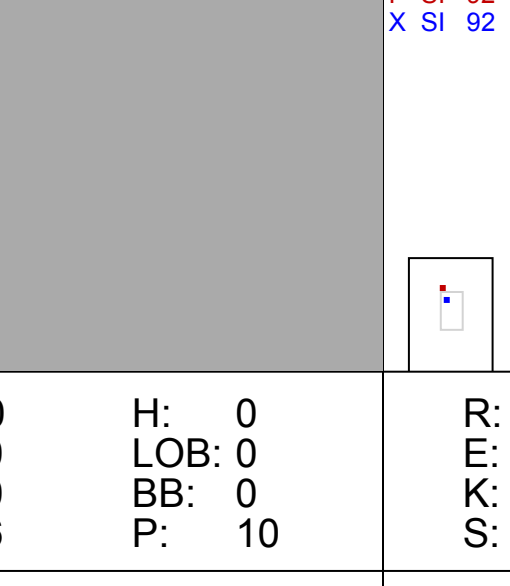
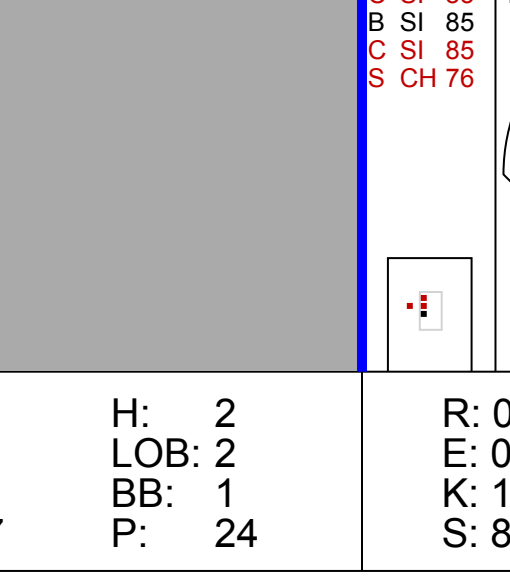
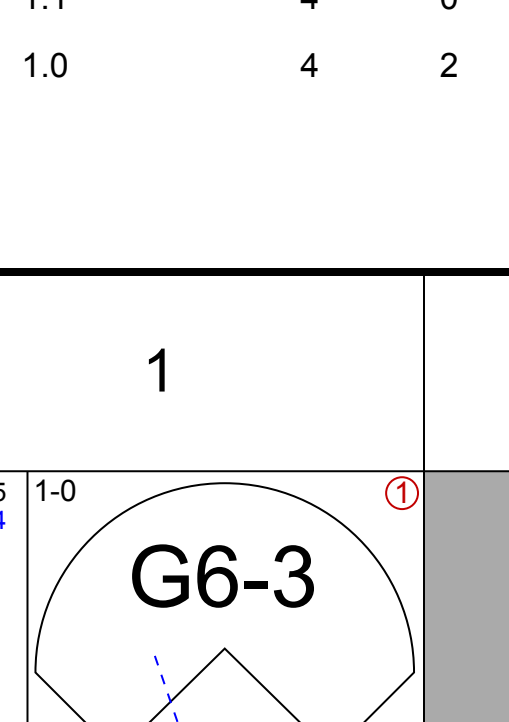
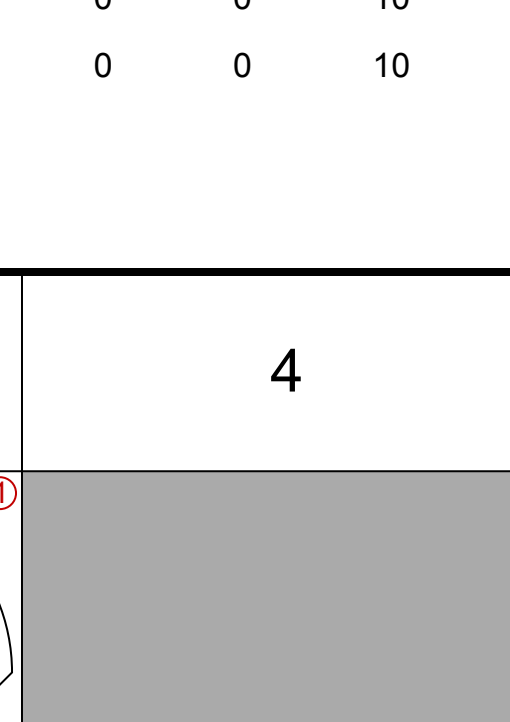
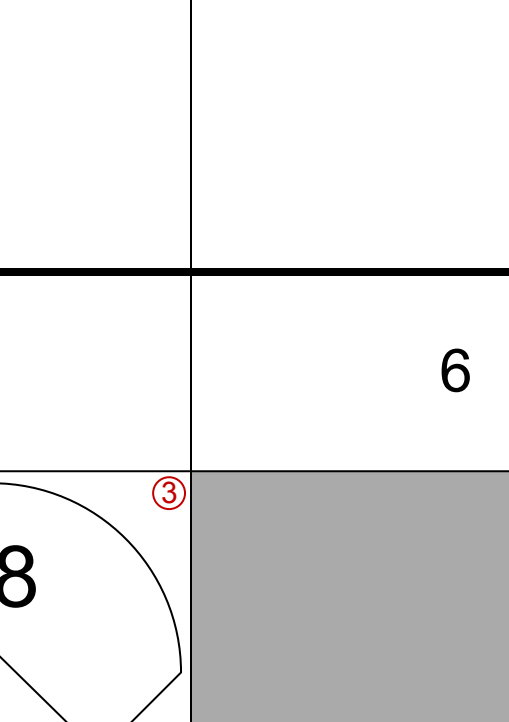
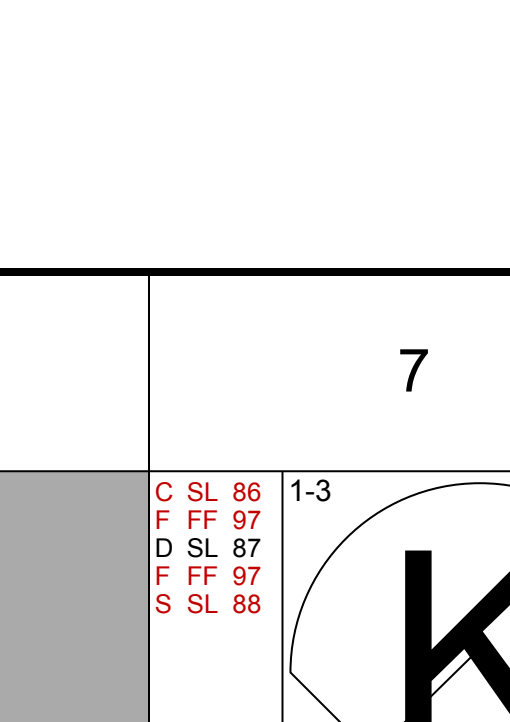
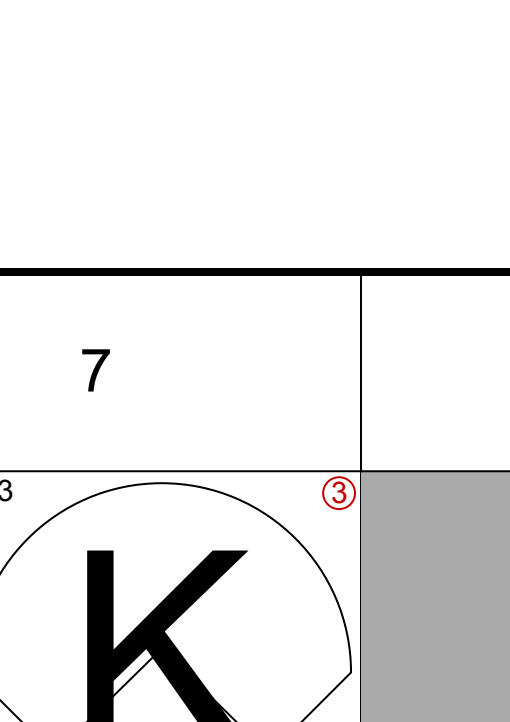
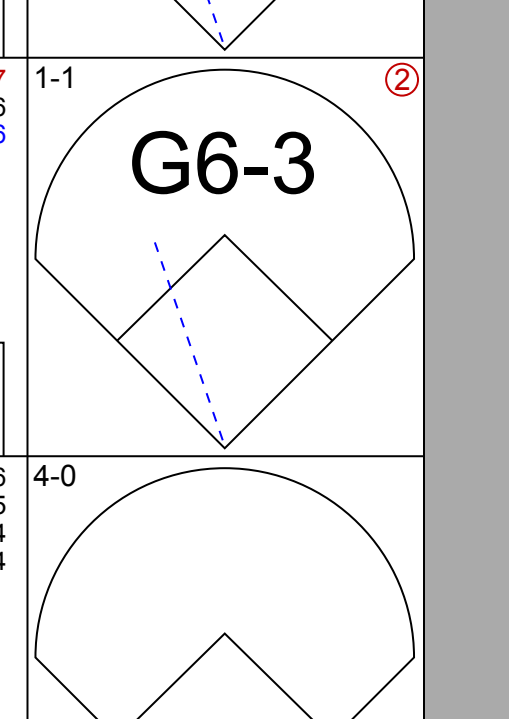

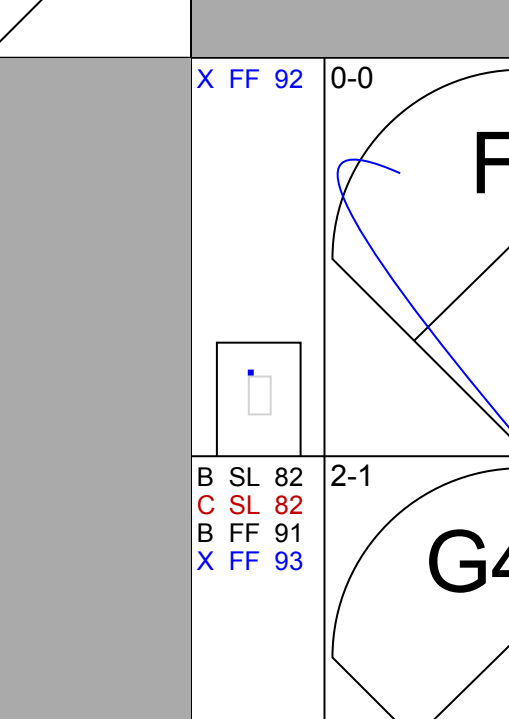
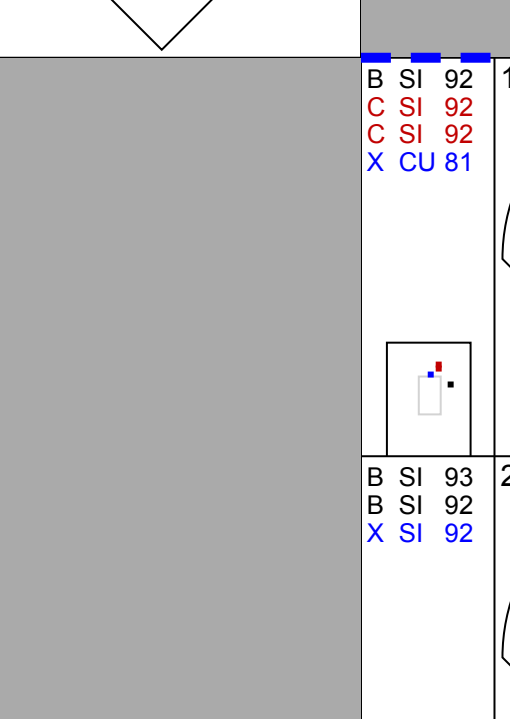


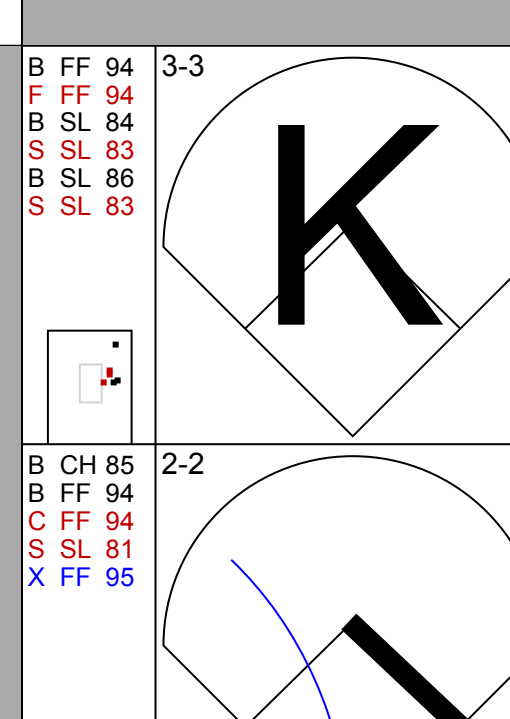
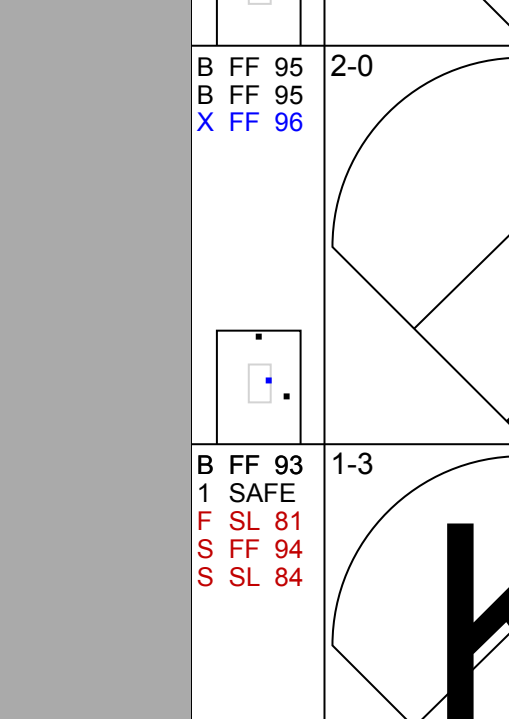
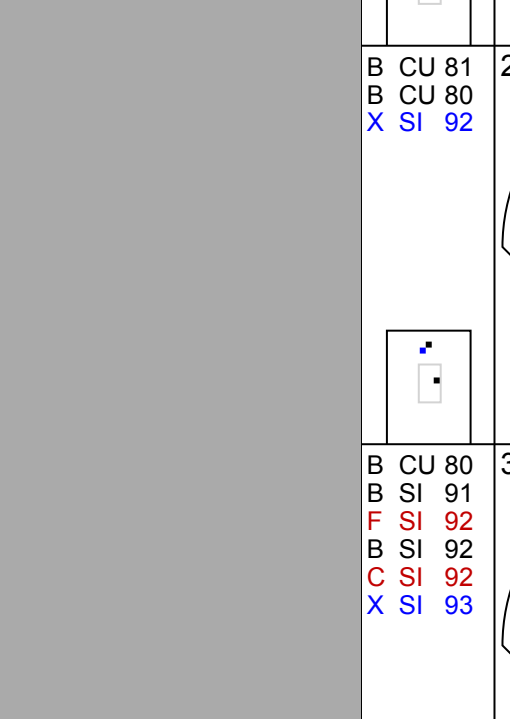
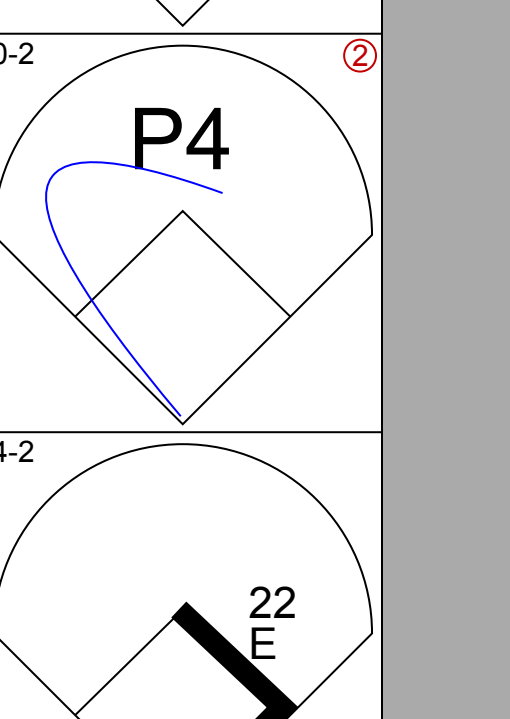
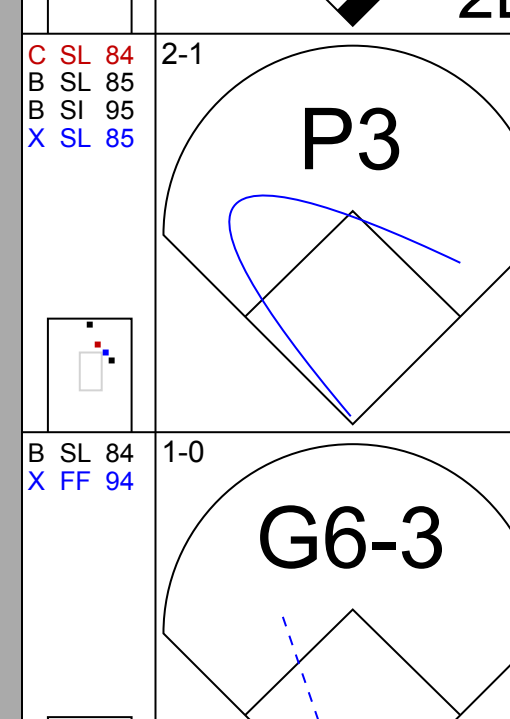

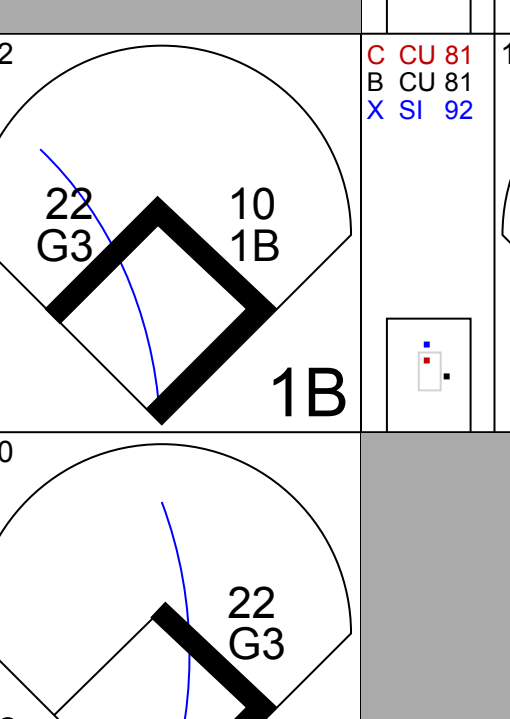


AB	35
R	7
H	11
RBI	6
BB	3
SO	4
LOB	21



Batter	1	2	3	4	5	6	7	8	9	AB	R	H	RBI	BB	SO	LOB	TOP				
9 Chone Figgins, S OBP: 0.378, SLG: 0.316										4	0	0	0	0	0	2	Los Angeles Angels @ Texas Rangers Rangers Ballpark in Arlington, Arlington, TX Tue Jul 08 2008, 8:05 PM EDT Att: 18,788 - Cloudy - 76 F				
24 Gary Matthews, S OBP: 0.313, SLG: 0.354										4	0	0	0	0	1						
2 Erick Aybar, S OBP: 0.295, SLG: 0.379										4	0	0	0	0	0						
27 Vladimir Guerrero, R OBP: 0.347, SLG: 0.500										4	0	2	0	0	0						
48 Tori Hunter, R OBP: 0.327, SLG: 0.462										2	1	0	0	2	0	1					
47 Howie Kendrick, R OBP: 0.335, SLG: 0.438										4	1	2	0	0	0	2					
Garret Anderson, L OBP: 0.306, SLG: 0.399										3	0	1	2	1	0	1					
39 Robb Quinlan, R OBP: 0.317, SLG: 0.304										3	0	0	0	0	0	2					
Juan Rivera, R OBP: 0.343, SLG: 0.319										1	0	0	0	0	0	3					
5 Jeff Mathis, R OBP: 0.310, SLG: 0.381										3	0	1	0	0	0						
Inning Stats	R: 0 H: 0 E: 1 K: 1 S: 8	H: 0 LOB: 0 BB: 0 P: 16	R: 0 H: 1 E: 0 K: 0 S: 5	H: 0 LOB: 0 BB: 0 P: 6	R: 0 H: 0 E: 0 K: 0 S: 9	H: 0 LOB: 0 BB: 0 P: 13	R: 0 H: 0 E: 0 K: 0 S: 6	H: 0 LOB: 0 BB: 0 P: 9	R: 2 H: 3 E: 0 K: 0 S: 13	H: 3 LOB: 2 BB: 1 P: 26	R: 0 H: 0 E: 0 K: 0 S: 7	H: 0 LOB: 0 BB: 0 P: 12	R: 0 H: 1 E: 0 K: 0 S: 9	H: 1 LOB: 1 BB: 0 P: 15	R: 0 H: 0 E: 0 K: 0 S: 7	H: 0 LOB: 0 BB: 0 P: 14	R: 0 H: 1 E: 0 K: 0 S: 12	H: 1 LOB: 3 BB: 2 P: 25	1B: 5 2B: 2 3B: 0 HR: 0	SF: 0 SAC: 0 DP: 2 HBP: 0	WP: 0 PA: 35 PB: 0 SB: 0 CS: 1
PITCHER	IP WLS BF H R ER SO BB IBB HBP BLK WP HR S P ERA WHIP	7.0 W 26 5 2 2 1 1 0 0 0 0 0 57 97 2.57 0.857	1.0 H 3 0 0 0 0 0 0 0 0 0 7 14 0.00 0.000	1.0 S 6 1 0 0 0 1 1 0 0 0 12 25 0.00 2.000																	

Batter	1	2	3	4	5	6	7	8	9	AB	R	H	RBI	BB	SO	LOB	BOTTOM				
5 Ian Kinsler, R OBP: 0.395, SLG: 0.553										4	1	1	0	0	0		Los Angeles Angels @ Texas Rangers Rangers Ballpark in Arlington, Arlington, TX Tue Jul 08 2008, 8:05 PM EDT Att: 18,788 - Cloudy - 76 F				
10 Michael Young, R OBP: 0.342, SLG: 0.425										4	1	2	0	0	1	1					
32 Josh Hamilton, L OBP: 0.366, SLG: 0.544										2	0	1	2	0	0	1					
Milton Bradley, S OBP: 0.441, SLG: 0.596										3	0	0	0	0	1	2					
22 Marlon Byrd, R OBP: 0.318, SLG: 0.361										3	0	0	0	0	2						
41 Brandon Boggs, S OBP: 0.332, SLG: 0.415										3	0	1	0	0	2	0					
21 Jarrod Saltalamacchia, R OBP: 0.325, SLG: 0.319										3	0	0	0	0	0	1					
19 Chris Davis, L OBP: 0.293, SLG: 0.649										3	1	1	1	0	1	0					
6 German Duran, R OBP: 0.279, SLG: 0.358										3	0	0	0	0	0						
Inning Stats	R: 1 H: 1 E: 0 K: 0 S: 6	H: 1 LOB: 0 BB: 0 P: 10	R: 0 H: 0 E: 0 K: 1 S: 8	H: 0 LOB: 0 BB: 0 P: 11	R: 0 H: 0 E: 0 K: 1 S: 8	H: 0 LOB: 0 BB: 0 P: 12	R: 0 H: 1 E: 0 K: 0 S: 14	H: 1 LOB: 1 BB: 0 P: 21	R: 1 H: 1 E: 0 K: 1 S: 11	H: 1 LOB: 0 BB: 0 P: 18	R: 1 H: 2 E: 0 K: 2 S: 10	H: 2 LOB: 1 BB: 0 P: 15	R: 0 H: 1 E: 0 K: 0 S: 4	H: 1 LOB: 0 BB: 0 P: 6	R: 0 H: 0 E: 0 K: 0 S: 10	H: 0 LOB: 0 BB: 0 P: 16		R: 0 H: 0 E: 0 K: 0 S: 10	H: 0 LOB: 0 BB: 0 P: 16	1B: 3 2B: 1 3B: 1 HR: 1	SF: 1 SAC: 0 DP: 1 HBP: 0
PITCHER	IP WLS BF H R ER SO BB IBB HBP BLK WP HR S P ERA WHIP	8.0 L 29 6 3 3 5 0 0 0 0 0 1 71 109 3.38 0.750																			

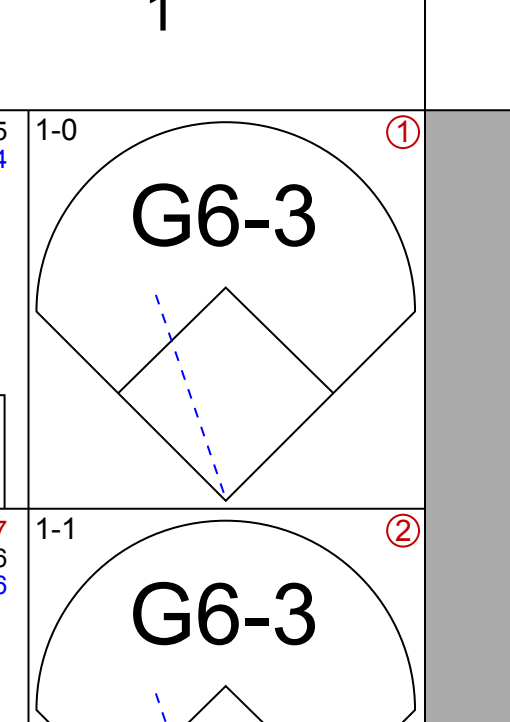
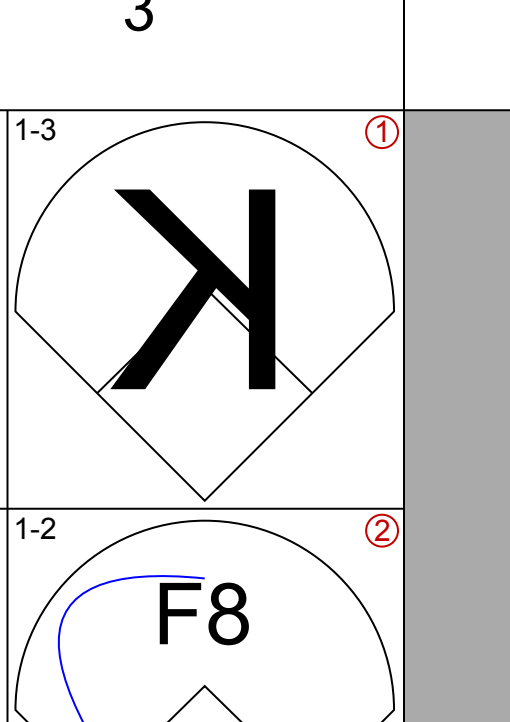
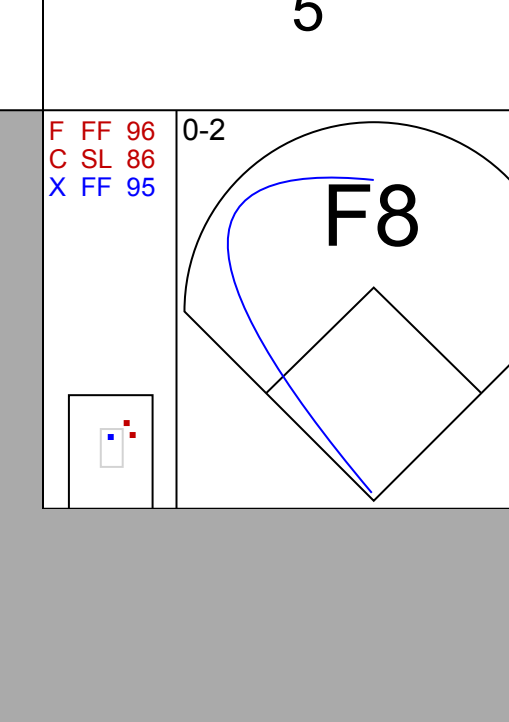
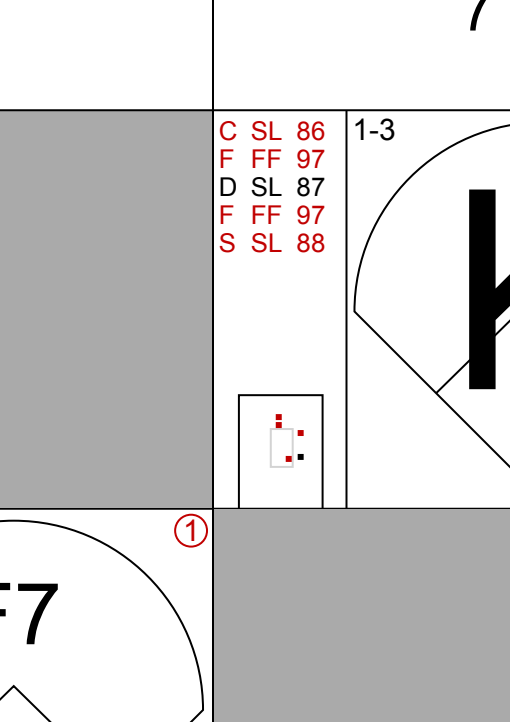
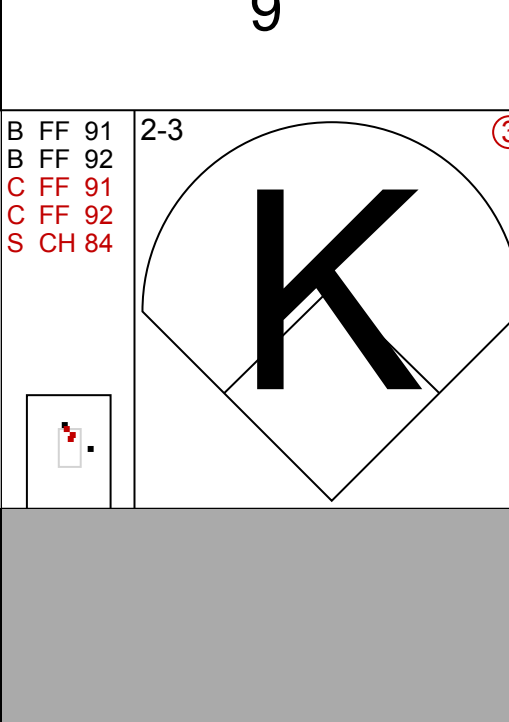
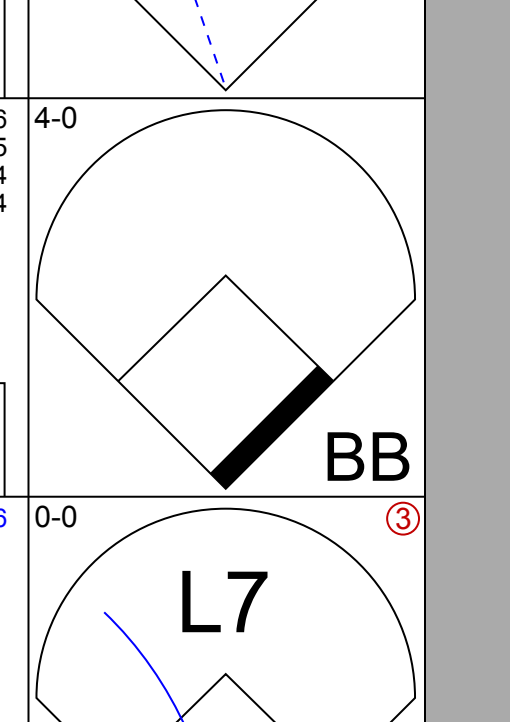
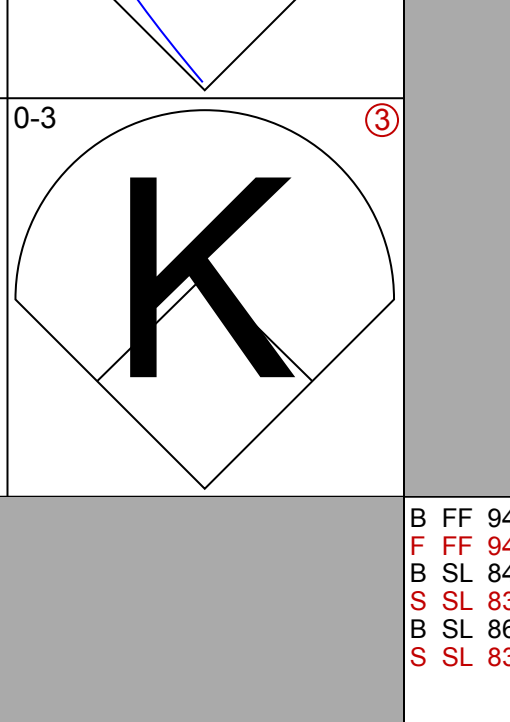
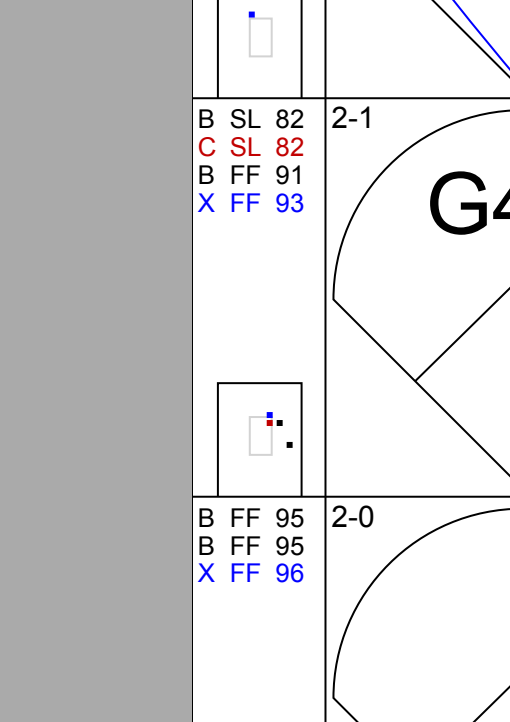
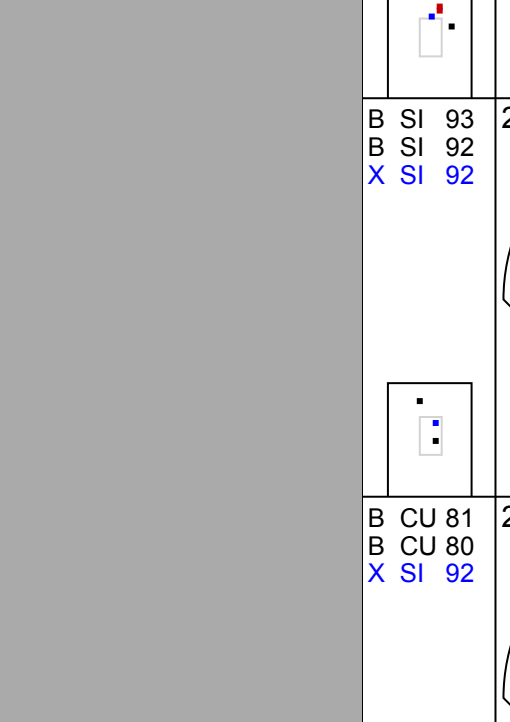
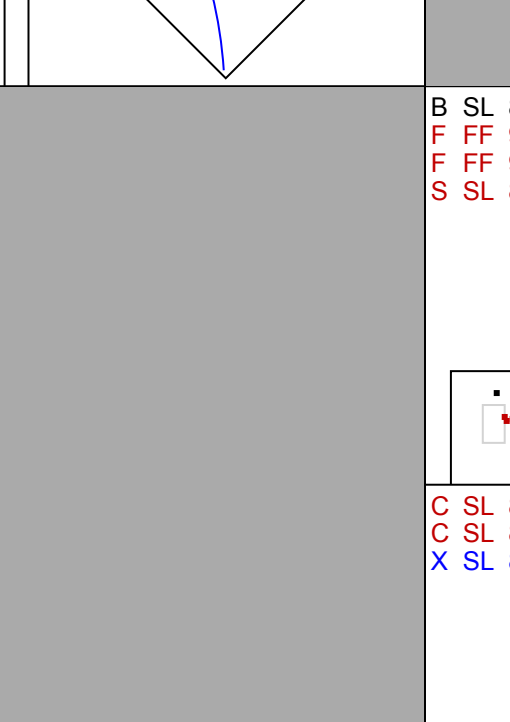
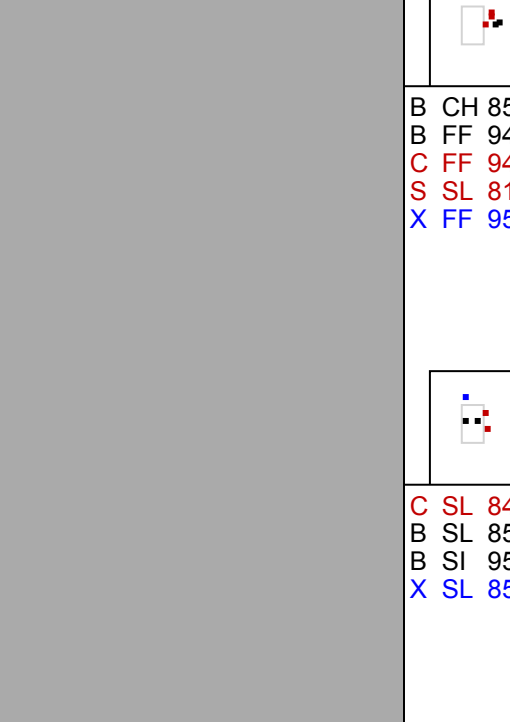
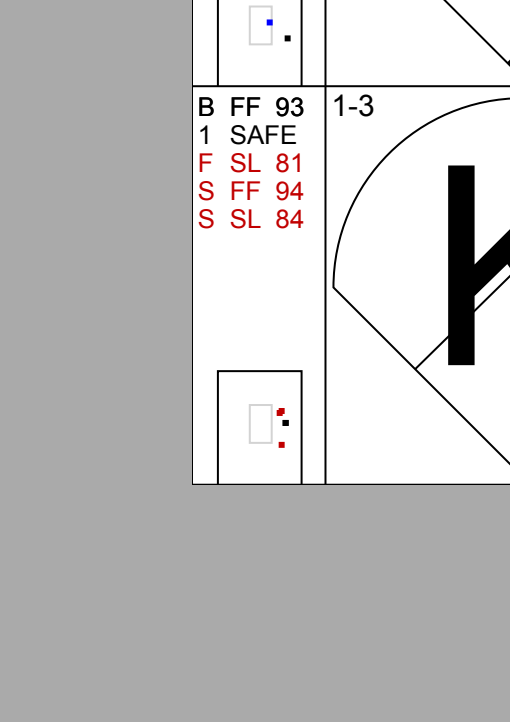
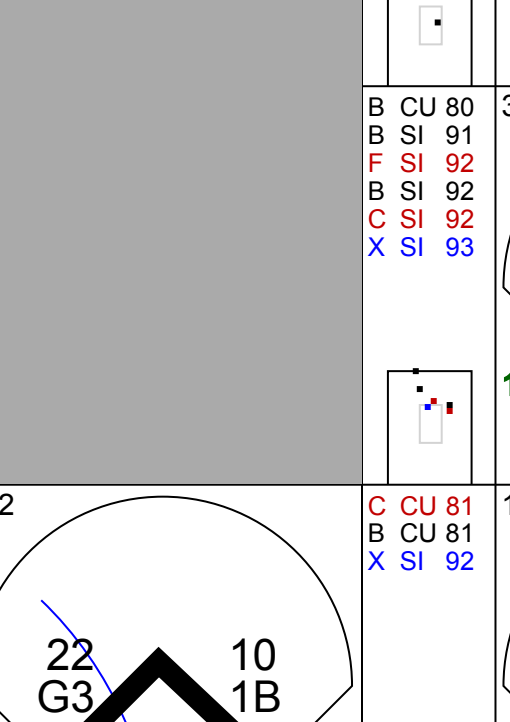
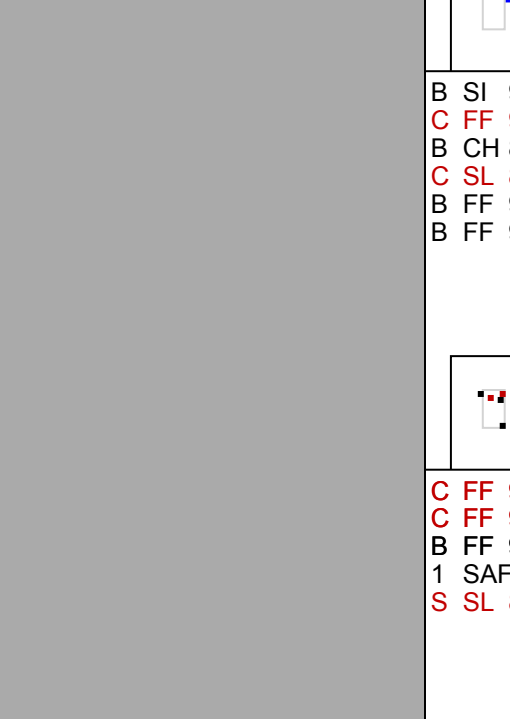
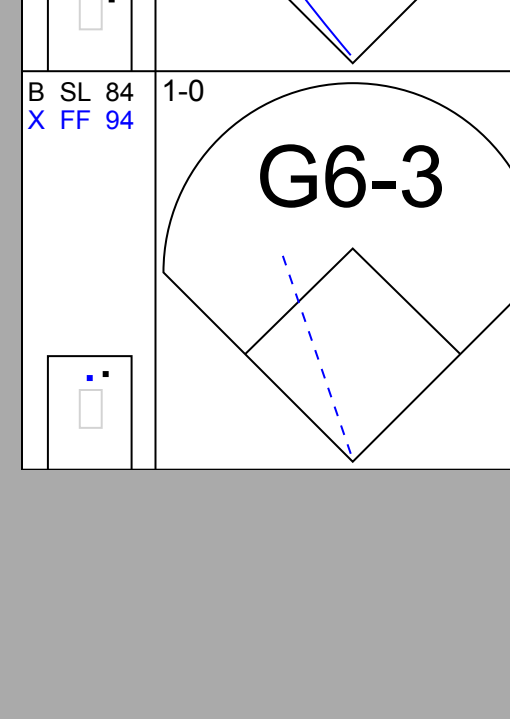

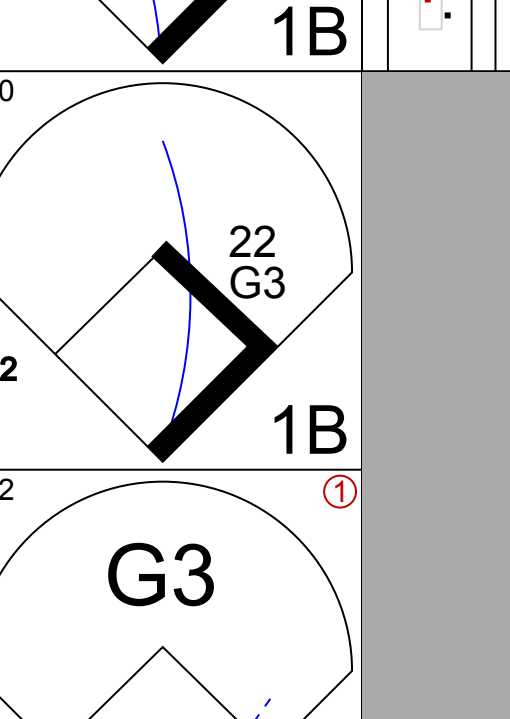
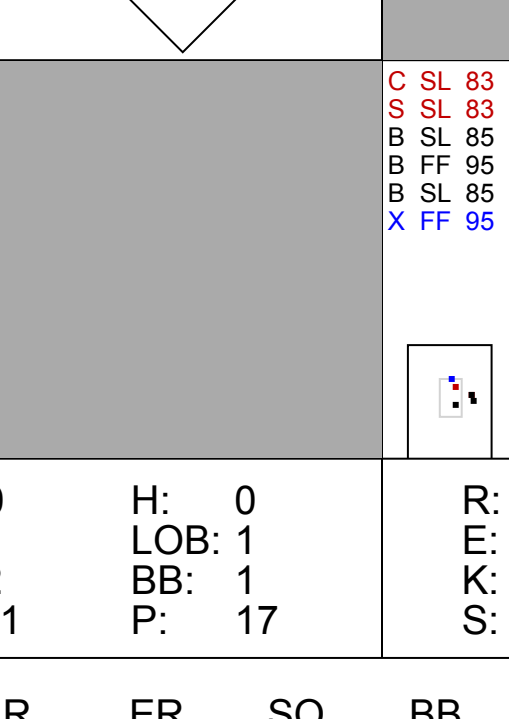
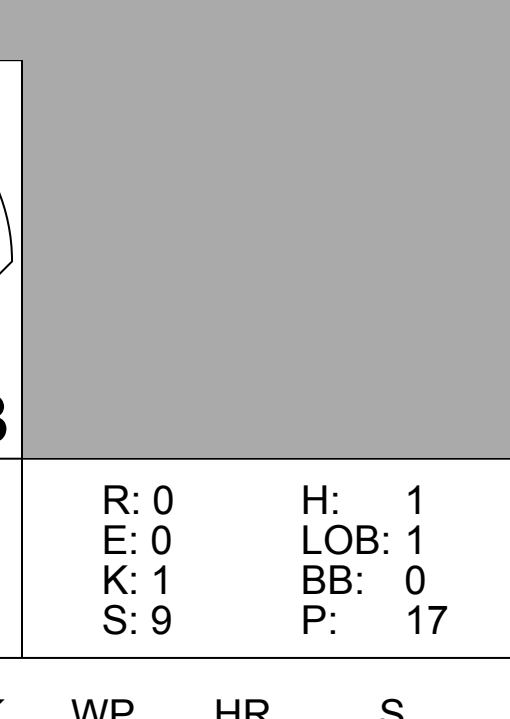
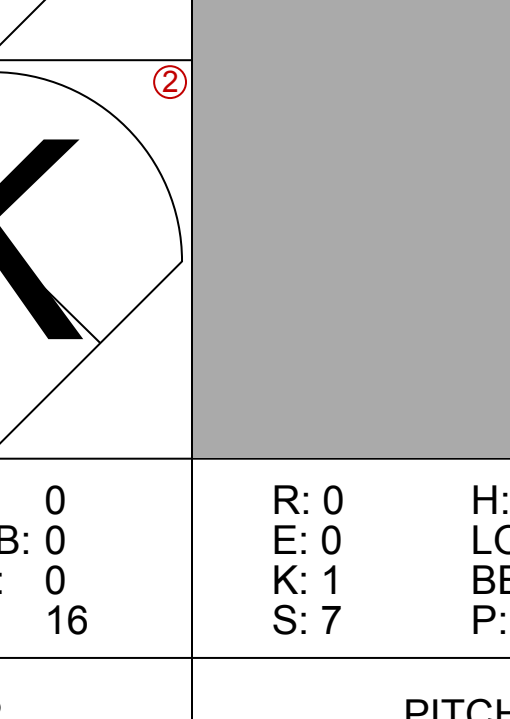
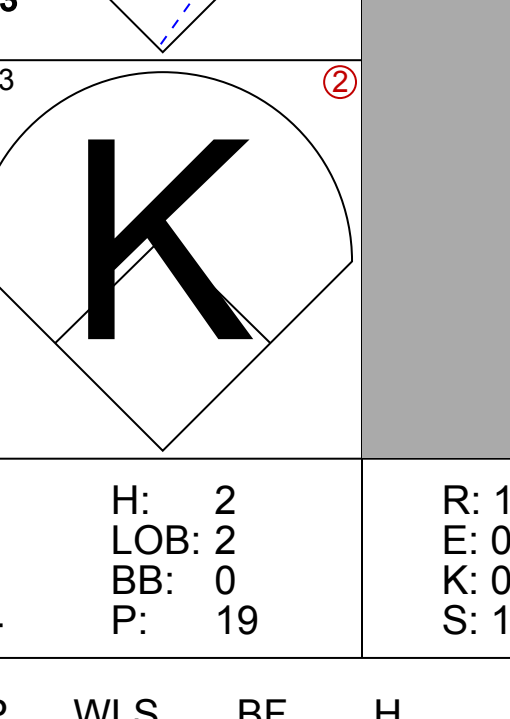





Batter	1	2	3	4	5	6	7	8	9	AB	R	H	RBI	BB	SO	LOB	TOP			
6 Maicer Izturis, S OBP: 0.333, SLG: 0.349										4	1	1	0	1	1	0				
2 Erick Aybar, S OBP: 0.314, SLG: 0.392										3	2	1	0	1	0	3				
27 Vladimir Guerrero, R OBP: 0.349, SLG: 0.486										4	0	1	1	1	1	1				
48 Torii Hunter, R OBP: 0.347, SLG: 0.451										4	1	1	0	1	1	3				
Juan Rivera, R OBP: 0.275, SLG: 0.361										3	0	1	1	1	0	1				
47 Howie Kendrick, R OBP: 0.347, SLG: 0.484										4	0	2	1	0	1	2				
24 Gary Matthews, S OBP: 0.311, SLG: 0.352										4	0	0	0	0	2	3				
5 Jeff Mathis, R OBP: 0.301, SLG: 0.356										3	0	1	0	1	0	0				
39 Robb Quinlan, R OBP: 0.314, SLG: 0.302										3	0	1	0	0	0	2				
Casey Kotchman, L OBP: 0.326, SLG: 0.420										1	0	0	0	0	1	0				
Inning Stats	R: 2 H: 2 K: 2 S: 16	H: 2 LOB: 2 BB: 2 P: 31	R: 0 H: 0 K: 0 S: 8	H: 0 LOB: 0 BB: 0 P: 10	R: 0 H: 0 K: 0 S: 3	H: 0 LOB: 1 BB: 1 P: 9	R: 0 H: 2 K: 2 S: 13	H: 2 LOB: 3 BB: 1 P: 21	R: 0 H: 1 K: 1 S: 7	H: 1 LOB: 1 BB: 1 P: 14	R: 1 H: 2 K: 1 S: 17	H: 2 LOB: 2 BB: 1 P: 24	R: 0 H: 0 K: 1 S: 8	H: 0 LOB: 0 BB: 0 P: 11	R: 1 H: 2 K: 0 S: 10	H: 2 LOB: 0 BB: 0 P: 14	1B: 9 2B: 0 3B: 0 HR: 0	SF: 0 SAC: 1 DP: 2 HBP: 0	WP: 1 PB: 0 SB: 1 CS: 0	PA: 40
PITCHER	IP WLS BF H R ER SO BB IBB HBP BLK WP HR S P ERA WHIP	IP WLS BF H R ER SO BB IBB HBP BLK WP HR S P ERA WHIP	IP WLS BF H R ER SO BB IBB HBP BLK WP HR S P ERA WHIP	IP WLS BF H R ER SO BB IBB HBP BLK WP HR S P ERA WHIP	IP WLS BF H R ER SO BB IBB HBP BLK WP HR S P ERA WHIP	IP WLS BF H R ER SO BB IBB HBP BLK WP HR S P ERA WHIP	IP WLS BF H R ER SO BB IBB HBP BLK WP HR S P ERA WHIP	IP WLS BF H R ER SO BB IBB HBP BLK WP HR S P ERA WHIP	IP WLS BF H R ER SO BB IBB HBP BLK WP HR S P ERA WHIP	IP WLS BF H R ER SO BB IBB HBP BLK WP HR S P ERA WHIP	IP WLS BF H R ER SO BB IBB HBP BLK WP HR S P ERA WHIP	IP WLS BF H R ER SO BB IBB HBP BLK WP HR S P ERA WHIP	IP WLS BF H R ER SO BB IBB HBP BLK WP HR S P ERA WHIP	IP WLS BF H R ER SO BB IBB HBP BLK WP HR S P ERA WHIP	IP WLS BF H R ER SO BB IBB HBP BLK WP HR S P ERA WHIP	IP WLS BF H R ER SO BB IBB HBP BLK WP HR S P ERA WHIP	IP WLS BF H R ER SO BB IBB HBP BLK WP HR S P ERA WHIP	IP WLS BF H R ER SO BB IBB HBP BLK WP HR S P ERA WHIP	IP WLS BF H R ER SO BB IBB HBP BLK WP HR S P ERA WHIP	IP WLS BF H R ER SO BB IBB HBP BLK WP HR S P ERA WHIP

Los Angeles Angels @ Oakland Athletics
McAfee Coliseum, Oakland, CA

Sat Jul 12 2008, 9:05 PM EDT
Att: 27,161 - Clear - 69 F

AB 33
R 4
H 9
RBI 3
BB 6
SO 7
LOB 15



Batter	1	2	3	4	5	6	7	8	9	AB	R	H	RBI	BB	SO	LOB	BOTTOM					
8 Kurt Suzuki, R OBP: 0.338, SLG: 0.375										5	0	0	0	0	3	4						
26 Matt Murton, R OBP: 0.255, SLG: 0.265										4	0	0	0	0	0	1						
32 Jack Cust, L OBP: 0.367, SLG: 0.428										3	0	0	0	1	1							
Emil Brown, R OBP: 0.293, SLG: 0.385										4	1	2	0	0	1	1						
28 Carlos González, L OBP: 0.288, SLG: 0.430										4	0	2	1	0	2	1						
14 Mark Ellis, R OBP: 0.332, SLG: 0.388										4	0	1	0	0	0	2						
10 Daric Barton, L OBP: 0.331, SLG: 0.314										3	0	1	0	1	0	1						
22 Jack Hannahan, L OBP: 0.322, SLG: 0.342										4	0	1	0	0	2	3						
Donnie Murphy, R OBP: 0.279, SLG: 0.319										4	0	1	0	0	2	3						
Inning Stats	R: 0 H: 0 K: 0 S: 4	H: 0 LOB: 1 BB: 1 P: 10	R: 0 H: 0 K: 2 S: 11	H: 0 LOB: 1 BB: 1 P: 17	R: 0 H: 1 K: 2 S: 15	H: 1 LOB: 0 BB: 0 P: 20	R: 0 H: 1 K: 1 S: 9	H: 1 LOB: 1 BB: 0 P: 17	R: 0 H: 0 K: 2 S: 11	H: 0 LOB: 0 BB: 0 P: 16	R: 0 H: 1 K: 1 S: 7	H: 1 LOB: 1 BB: 0 P: 12	R: 0 H: 2 K: 2 S: 14	H: 2 LOB: 2 BB: 0 P: 19	R: 1 H: 2 K: 0 S: 10	H: 2 LOB: 1 BB: 0 P: 19	R: 0 H: 1 K: 1 S: 12	H: 1 LOB: 1 BB: 0 P: 20	1B: 5 2B: 3 3B: 0 HR: 0	SF: 0 SAC: 0 DP: 0 HBP: 0	WP: 0 PB: 0 SB: 0 CS: 0	PA: 37
PITCHER	IP WLS BF H R ER SO BB IBB HBP BLK WP HR S P ERA WHIP	IP WLS BF H R ER SO BB IBB HBP BLK WP HR S P ERA WHIP	IP WLS BF H R ER SO BB IBB HBP BLK WP HR S P ERA WHIP	IP WLS BF H R ER SO BB IBB HBP BLK WP HR S P ERA WHIP	IP WLS BF H R ER SO BB IBB HBP BLK WP HR S P ERA WHIP	IP WLS BF H R ER SO BB IBB HBP BLK WP HR S P ERA WHIP	IP WLS BF H R ER SO BB IBB HBP BLK WP HR S P ERA WHIP	IP WLS BF H R ER SO BB IBB HBP BLK WP HR S P ERA WHIP	IP WLS BF H R ER SO BB IBB HBP BLK WP HR S P ERA WHIP	IP WLS BF H R ER SO BB IBB HBP BLK WP HR S P ERA WHIP	IP WLS BF H R ER SO BB IBB HBP BLK WP HR S P ERA WHIP	IP WLS BF H R ER SO BB IBB HBP BLK WP HR S P ERA WHIP	IP WLS BF H R ER SO BB IBB HBP BLK WP HR S P ERA WHIP	IP WLS BF H R ER SO BB IBB HBP BLK WP HR S P ERA WHIP	IP WLS BF H R ER SO BB IBB HBP BLK WP HR S P ERA WHIP	IP WLS BF H R ER SO BB IBB HBP BLK WP HR S P ERA WHIP	IP WLS BF H R ER SO BB IBB HBP BLK WP HR S P ERA WHIP	IP WLS BF H R ER SO BB IBB HBP BLK WP HR S P ERA WHIP	IP WLS BF H R ER SO BB IBB HBP BLK WP HR S P ERA WHIP	IP WLS BF H R ER SO BB IBB HBP BLK WP HR S P ERA WHIP		

Los Angeles Angels @ Oakland Athletics
McAfee Coliseum, Oakland, CA

Sat Jul 12 2008, 9:05 PM EDT
Att: 27,161 - Clear - 69 F

AB 35
R 1
H 8
RBI 1
BB 2
SO 11
LOB 17



Batter	1	2	3	4	5	6	7	8	9	AB	R	H	RBI	BB	SO	LOB	TOP										
24 Grady Sizemore, L OBP: 0.378, SLG: 0.536										5	1	1	0	0	2	0											
Casey Blake, R OBP: 0.365, SLG: 0.464										4	1	2	2	0	1	0											
12 Ben Francisco, R OBP: 0.348, SLG: 0.466										4	0	1	0	0	1	0											
2 Jhonny Peralta, R OBP: 0.308, SLG: 0.487										4	2	1	1	0	0	2											
20 David Dellucci, L OBP: 0.299, SLG: 0.387										3	0	1	1	0	2	0											
10 Kelly Shoppach, R OBP: 0.311, SLG: 0.455										4	0	1	0	0	1	1											
Andy Marte, R OBP: 0.229, SLG: 0.286										4	1	2	1	0	1	2											
Franklin Gutierrez, R OBP: 0.261, SLG: 0.322										4	0	0	0	0	2	2											
Asdrúbal Cabrera, S OBP: 0.290, SLG: 0.249										4	0	0	0	0	1	0											
Inning Stats	R: 0 E: 0 K: 1 S: 8	H: 0 LOB: 0 BB: 0 P: 10	R: 1 E: 1 K: 1 S: 15	H: 1 LOB: 1 BB: 0 P: 26	R: 0 E: 0 K: 1 S: 16	H: 2 LOB: 2 BB: 0 P: 24	R: 1 E: 0 K: 2 S: 10	H: 1 LOB: 0 BB: 0 P: 16	R: 2 E: 0 K: 0 S: 9	H: 2 LOB: 1 BB: 0 P: 13	R: 0 E: 0 K: 1 S: 6	H: 1 LOB: 1 BB: 0 P: 9	R: 0 E: 0 K: 2 S: 9	H: 0 LOB: 0 BB: 0 P: 14	R: 1 E: 0 K: 2 S: 14	H: 2 LOB: 1 BB: 0 P: 19	R: 0 E: 0 K: 1 S: 5	H: 0 LOB: 0 BB: 0 P: 7	1B: 5 2B: 1 3B: 0 HR: 3	SF: 1 SAC: 0 DP: 0 HBP: 0	WP: 1 PB: 0 SB: 0 CS: 0	PA: 37					
PITCHER	IP	WLS	BF	H	R	ER	SO	BB	IBB	HBP	BLK	WP	HR	S	P	ERA	WHIP										
54 Ervin Santana, R ERA: 3.37	7.0	L	29	7	4	3	8	0	0	0	0	1	2	73	112	3.86	1.000										
33 Justin Speier, R ERA: 5.22	1.0		5	2	1	1	2	0	0	0	0	0	1	14	19	9.00	2.000										
53 Darren O'Day, R ERA: 2.97	1.0		3	0	0	0	1	0	0	0	0	0	0	5	7	0.00	0.000										

Cleveland Indians @ Los Angeles Angels
Angel Stadium of Anaheim, Anaheim, CA

AB 36
R 5
H 9
RBI 5
BB 0
SO 11
LOB 7



Mon Jul 21 2008, 7:05 PM PDT
Att: 43,037 - Clear - 75 F

Batter	1	2	3	4	5	6	7	8	9	AB	R	H	RBI	BB	SO	LOB	BOTTOM											
9 Chone Figgins, S OBP: 0.381, SLG: 0.331										5	0	2	0	0	2	3												
Casey Kotchman, L OBP: 0.325, SLG: 0.427										4	0	1	0	1	1	0												
6 Maicer Izturis, S OBP: 0.326, SLG: 0.357										4	0	0	0	0	0	5												
27 Vladimir Guerrero, R OBP: 0.346, SLG: 0.493										4	0	1	0	0	0	2												
48 Torii Hunter, R OBP: 0.334, SLG: 0.458										4	0	1	0	0	1	2												
Garret Anderson, L OBP: 0.306, SLG: 0.401										4	1	1	0	0	0	2												
47 Howie Kendrick, R OBP: 0.346, SLG: 0.490										4	1	3	1	0	0	1												
24 Gary Matthews, S OBP: 0.307, SLG: 0.346										4	0	0	0	0	2	3												
5 Jeff Mathis, R OBP: 0.291, SLG: 0.337										2	0	1	1	1	1	1												
2 Erick Aybar, S OBP: 0.313, SLG: 0.397										1	0	0	0	0	1	0												
Inning Stats	R: 0 E: 1 K: 1 S: 12	H: 1 LOB: 2 BB: 1 P: 21	R: 1 E: 0 K: 1 S: 14	H: 4 LOB: 3 BB: 0 P: 23	R: 0 E: 0 K: 0 S: 6	H: 0 LOB: 0 BB: 0 P: 7	R: 0 E: 0 K: 2 S: 10	H: 1 LOB: 1 BB: 0 P: 13	R: 0 E: 0 K: 0 S: 13	H: 2 LOB: 2 BB: 0 P: 20	R: 0 E: 0 K: 1 S: 8	H: 1 LOB: 1 BB: 1 P: 15	R: 0 E: 0 K: 0 S: 8	H: 0 LOB: 0 BB: 0 P: 11	R: 1 E: 0 K: 0 S: 10	H: 1 LOB: 0 BB: 0 P: 12	R: 0 E: 0 K: 3 S: 11	H: 0 LOB: 0 BB: 0 P: 16	1B: 8 2B: 1 3B: 0 HR: 1	SF: 0 SAC: 0 DP: 1 HBP: 0	WP: 0 PB: 0 SB: 1 CS: 0	PA: 38						
PITCHER	IP	WLS	BF	H	R	ER	SO	BB	IBB	HBP	BLK	WP	HR	S	P	ERA	WHIP											
Paul Byrd, R ERA: 5.28	5.1	W	27	9	1	1	5	0	0	0	0	0	1	21	28	3.38	0.375											
53 Rafael Perez, L ERA: 3.18	2.2	H	8	1	1	1	0	0	0	0	0	0	0	1	21	28	3.38	0.375										
30 Masa Kobayashi, R ERA: 3.3	1.0	S	3	0	0	0	3	0	0	0	0	0	0	11	16	0.00	0.000											

Cleveland Indians @ Los Angeles Angels
Angel Stadium of Anaheim, Anaheim, CA

AB 36
R 2
H 10
RBI 2
BB 2
SO 8
LOB 19



Mon Jul 21 2008, 7:05 PM PDT
Att: 43,037 - Clear - 75 F

Batter	1	2	3	4	5	6	7	8	9	AB	R	H	RBI	BB	SO	LOB	TOP															
24 Grady Sizemore, L OBP: 0.378, SLG: 0.541										4	1	1	1	1	1	2	Cleveland Indians @ Los Angeles Angels Angel Stadium of Anaheim, Anaheim, CA Tue Jul 22 2008, 7:05 PM PDT Att: 43,505 - Partly Cloudy - 73 F livebaseballscorecards.com															
11 Jamey Carroll, R OBP: 0.348, SLG: 0.342										4	0	1	0	0	0	0																
25 Ryan Garko, R OBP: 0.312, SLG: 0.345										1	0	0	0	0	1	1																
12 Ben Francisco, R OBP: 0.346, SLG: 0.460										3	0	0	0	1	1	3																
Casey Blake, R OBP: 0.365, SLG: 0.466										3	0	1	0	1	1	0																
17 Shin-Soo Choo, L OBP: 0.340, SLG: 0.439										4	0	0	0	0	0	3																
10 Kelly Shoppach, R OBP: 0.320, SLG: 0.455										2	1	1	0	1	1	2																
Andy Marte, R OBP: 0.277, SLG: 0.277										3	0	0	0	0	1	2																
2 Jhonny Peralta, R OBP: 0.307, SLG: 0.486										1	0	0	0	0	1	1																
Franklin Gutierrez, R OBP: 0.262, SLG: 0.330										3	0	1	1	0	1	0																
20 David Dellucci, L OBP: 0.292, SLG: 0.385										1	0	0	0	0	1	0																
Asdrubal Cabrera, S OBP: 0.284, SLG: 0.254										4	0	2	0	0	1	1																
Inning Stats	R: 1 H: 2 E: 1 K: 1 S: 16	H: 2 BB: 0 P: 27	R: 1 H: 1 E: 0 K: 2 S: 17	H: 1 LOB: 1 BB: 0 P: 24	R: 0 H: 0 E: 0 K: 1 S: 10	H: 0 LOB: 0 BB: 2 P: 26	R: 0 H: 1 E: 0 K: 1 S: 9	H: 1 LOB: 0 BB: 0 P: 14	R: 0 H: 0 E: 0 K: 0 S: 6	H: 1 LOB: 1 BB: 0 P: 17	R: 0 H: 2 E: 0 K: 0 S: 10	H: 2 LOB: 2 BB: 0 P: 18	R: 0 H: 0 E: 0 K: 2 S: 10	H: 0 LOB: 1 BB: 1 P: 18	R: 0 H: 0 E: 0 K: 2 S: 12	H: 0 LOB: 1 BB: 1 P: 22	1B: 4 2B: 1 3B: 1 HR: 1	SF: 0 SAC: 0 DP: 0 HBP: 1	WP: 0 PB: 0 SB: 1 CS: 2	PA: 39												
PITCHER	IP WLS BF H R ER SO BB IBB HBP BLK WP HR S P ERA WHIP																															
36 Jered Weaver, R ERA: 4.08	3.0	15	3	2	2	4	2	0	1	0	0	0	1	43	77	6.00	1.667															
Darren Oliver, L ERA: 3.3	2.2	8	1	0	0	1	0	0	0	0	0	0	21	34	0.00	0.375																
66 Jose Arredondo, R ERA: 1.05	1.1	7	3	0	0	1	0	0	0	0	0	0	16	26	0.00	2.250																
62 Scot Shields, R ERA: 2.95	1.0	4	0	0	0	2	1	0	0	0	0	0	10	18	0.00	1.000																
Francisco Rodriguez, R ERA: 2.2	1.0	4	0	0	0	2	1	0	0	0	0	0	12	22	0.00	1.000																

Batter	1	2	3	4	5	6	7	8	9	AB	R	H	RBI	BB	SO	LOB	BOTTOM															
9 Chone Figgins, S OBP: 0.376, SLG: 0.325										4	0	0	0	0	0	2	Cleveland Indians @ Los Angeles Angels Angel Stadium of Anaheim, Anaheim, CA Tue Jul 22 2008, 7:05 PM PDT Att: 43,505 - Partly Cloudy - 73 F livebaseballscorecards.com															
Casey Kotchman, L OBP: 0.322, SLG: 0.422										4	0	0	0	0	1																	
6 Maicer Izturis, S OBP: 0.329, SLG: 0.359										4	0	2	0	0	0																	
27 Vladimir Guerrero, R OBP: 0.344, SLG: 0.489										3	0	0	0	0	2																	
Garret Anderson, L OBP: 0.304, SLG: 0.397										3	0	0	0	0	0																	
47 Howie Kendrick, R OBP: 0.350, SLG: 0.493										3	1	2	0	0	1	0																
Juan Rivera, R ERA: 2.45										3	0	1	0	0	0	1																
24 Gary Matthews, S OBP: 0.307, SLG: 0.346										0	0	0	0	0	0	0																
5 Jeff Mathis, R OBP: 0.291, SLG: 0.354										3	2	1	2	0	1	2																
77 Reggie Willis, S OBP: 0.308, SLG: 0.231										3	0	2	1	0	0	1																
Inning Stats	R: 0 H: 1 E: 0 K: 0 S: 9	H: 1 LOB: 1 BB: 0 P: 13	R: 2 H: 3 E: 0 K: 0 S: 13	H: 3 LOB: 1 BB: 0 P: 21	R: 0 H: 1 E: 0 K: 0 S: 10	H: 1 LOB: 0 BB: 0 P: 13	R: 0 H: 0 E: 0 K: 1 S: 8	H: 0 LOB: 0 BB: 0 P: 13	R: 1 H: 2 E: 0 K: 0 S: 10	H: 2 LOB: 0 BB: 0 P: 15	R: 0 H: 0 E: 0 K: 0 S: 7	H: 0 LOB: 0 BB: 0 P: 10	R: 0 H: 1 E: 0 K: 1 S: 19	H: 1 LOB: 0 BB: 0 P: 23	R: 0 H: 0 E: 0 K: 0 S: 10	H: 0 LOB: 0 BB: 0 P: 14	1B: 7 2B: 0 3B: 0 HR: 1	SF: 0 SAC: 0 DP: 2 HBP: 0	WP: 0 PB: 0 SB: 2 CS: 0	PA: 30												
PITCHER	IP WLS BF H R ER SO BB IBB HBP BLK WP HR S P ERA WHIP																															
56 Matt Ginter, R ERA: 5.86	6.0	23	7	3	3	1	0	0	0	0	0	0	1	57	85	4.50	1.167															
63 Rafael Betancourt, R ERA: 5.86	1.0	4	1	0	0	1	0	0	0	0	0	0	19	23	0.00	1.000																
Juan Rincon, R ERA: 6.34	1.0	3	0	0	0	0	0	0	0	0	0	0	10	14	0.00	0.000																

AB 33
R 2
H 7
RBI 2
BB 4
SO 10
LOB 15



AB 30
R 3
H 8
RBI 3
BB 0
SO 2
LOB 9



Batter	1	2	3	4	5	6	7	8	9	AB	R	H	RBI	BB	SO	LOB	TOP										
24 Grady Sizemore, L OBP: 0.377, SLG: 0.544										5	2	1	1	1	2	3											
20 David Dellucci, L OBP: 0.293, SLG: 0.386										5	1	1	1	0	1	3											
12 Ben Francisco, R OBP: 0.346, SLG: 0.459										5	1	1	0	0	0	1											
2 Jhonny Peralta, R OBP: 0.311, SLG: 0.488										5	3	3	1	0	1	2											
17 Shin-Soo Choo, L OBP: 0.349, SLG: 0.449										4	1	2	2	1	0	2											
25 Ryan Garko, R OBP: 0.317, SLG: 0.359										5	2	3	4	0	1	3											
Andy Marte, R Casey Blake, R OBP: 0.364, SLG: 0.464										3	0	1	1	1	1	3	AB 41										
Sal Fasano, R 11 Jamey Carroll, R OBP: 0.351, SLG: 0.345										1	1	1	0	0	0	0	R 11										
Asdrubal Cabrera, S OBP: 0.282, SLG: 0.249										4	0	0	0	0	2	3	H 14										
	R: 2 E: 0 K: 1 S: 22	H: 2 LOB: 2 BB: 1 P: 32	R: 0 E: 0 K: 2 S: 10	H: 0 LOB: 0 BB: 0 P: 14	R: 0 E: 0 K: 1 S: 7	H: 0 LOB: 0 BB: 0 P: 8	R: 2 E: 0 K: 1 S: 13	H: 2 LOB: 2 BB: 1 P: 24	R: 2 E: 0 K: 0 S: 15	H: 4 LOB: 2 BB: 0 P: 21	R: 0 E: 0 K: 1 S: 8	H: 0 LOB: 0 BB: 0 P: 12	R: 1 E: 1 K: 1 S: 13	H: 2 LOB: 1 BB: 0 P: 19	R: 3 E: 0 K: 0 S: 10	H: 2 LOB: 2 BB: 1 P: 22	R: 1 E: 0 K: 2 S: 14	H: 2 LOB: 1 BB: 0 P: 17	1B: 9 2B: 3 3B: 0 HR: 2	SF: 0 SAC: 1 DP: 0 HBP: 3	WP: 0 PB: 0 SB: 0 CS: 0	PA: 48					
PITCHER	IP	WLS	BF	H	R	ER	SO	BB	IBB	HBP	BLK	WP	HR	S	P	ERA	WHIP										
41 John Lackey, R ERA: 3.02	5.0	W	27	8	6	6	5	2	0	1	0	0	1	67	99	10.80	2.000										
33 Justin Speier, R ERA: 5.09	1.0		3	0	0	0	1	0	0	0	0	0	0	8	12	0.00	0.000										
53 Darren O'Day, R ERA: 3.89	1.1		9	3	4	4	1	0	0	2	0	0	1	18	30	27.00	2.250										
66 Jose Arredondo, R ERA: 1.33	1.1		8	3	1	1	2	1	0	0	0	0	0	18	27	6.75	3.000										
Francisco Rodriguez, R ERA: 2.18	0.1	S	1	0	0	0	0	0	0	0	0	0	0	1	1	0.00	0.000										

Cleveland Indians @ Los Angeles Angels
Angel Stadium of Anaheim, Anaheim, CA

Wed Jul 23 2008, 12:35 PM PDT
Att: 42,187 - Sunny - 79 F



Batter	1	2	3	4	5	6	7	8	9	AB	R	H	RBI	BB	SO	LOB	BOTTOM										
9 Chone Figgins, S OBP: 0.368, SLG: 0.317										6	0	0	0	0	0	5											
Casey Kotchman, L OBP: 0.331, SLG: 0.433										5	1	5	1	0	0	0											
2 Erick Aybar, S OBP: 0.315, SLG: 0.402										5	1	2	1	0	1	3											
27 Vladimir Guerrero, R OBP: 0.342, SLG: 0.484										5	1	1	0	0	2	6											
Juan Rivera, R 77 Reggie Willits, S OBP: 0.313, SLG: 0.376										4	2	1	0	1	1	4											
47 Howie Kendrick, R OBP: 0.361, SLG: 0.514										5	3	4	3	0	1	1											
Garret Anderson, L OBP: 0.305, SLG: 0.398										4	2	1	0	1	0	3											
24 Gary Matthews, S OBP: 0.311, SLG: 0.346										3	2	1	2	2	2	2											
5 Jeff Mathis, R OBP: 0.304, SLG: 0.389										5	2	4	6	0	0	0											
	R: 0 E: 0 K: 0 S: 6	H: 1 LOB: 0 BB: 0 P: 6	R: 2 E: 0 K: 0 S: 12	H: 3 LOB: 2 BB: 1 P: 24	R: 0 E: 0 K: 1 S: 7	H: 1 LOB: 1 BB: 0 P: 9	R: 3 E: 0 K: 1 S: 16	H: 5 LOB: 2 BB: 0 P: 25	R: 5 E: 0 K: 1 S: 16	H: 4 LOB: 1 BB: 2 P: 33	R: 2 E: 0 K: 2 S: 12	H: 3 LOB: 1 BB: 1 P: 24	R: 2 E: 0 K: 1 S: 15	H: 3 LOB: 0 BB: 0 P: 25	R: 0 E: 0 K: 1 S: 8	H: 0 LOB: 0 BB: 0 P: 15	1B: 11 2B: 7 3B: 0 HR: 1	SF: 0 SAC: 0 DP: 1 HBP: 0	WP: 1 PB: 0 SB: 0 CS: 0	PA: 46							
PITCHER	IP	WLS	BF	H	R	ER	SO	BB	IBB	HBP	BLK	WP	HR	S	P	ERA	WHIP										
32 Aaron Laffey, L ERA: 4.23	4.0	L	25	12	8	8	2	1	1	0	0	0	1	46	77	18.00	3.250										
40 Tom Mastny, R ERA: 14.9	1.1		9	3	4	4	2	2	0	0	0	0	1	17	34	27.00	3.750										
50 Jensen Lewis, R ERA: 4.71	1.2		9	4	2	2	2	0	0	0	0	0	0	21	35	10.80	2.400										
Juan Rincon, R ERA: 6.15	1.0		3	0	0	0	1	0	0	0	0	0	0	8	15	0.00	0.000										

Cleveland Indians @ Los Angeles Angels
Angel Stadium of Anaheim, Anaheim, CA

Wed Jul 23 2008, 12:35 PM PDT
Att: 42,187 - Sunny - 79 F



Batter	1	2	3	4	5	6	7	8	9	AB	R	H	RBI	BB	SO	LOB	TOP					
9 Chone Figgins, S OBP: 0.372, SLG: 0.320										4	2	2	0	1	0	1	Los Angeles Angels @ Baltimore Orioles Oriole Park at Camden Yards, Baltimore, MD Fri Jul 25 2008, 7:05 PM EDT Att: 27,999 - Partly Cloudy - 88 F					
Casey Kotchman, L OBP: 0.329, SLG: 0.438										5	1	1	2	0	0	3						
6 Maicer Izturis, S OBP: 0.328, SLG: 0.355										3	0	0	0	1	0	2						
27 Vladimir Guerrero, R OBP: 0.346, SLG: 0.486										3	2	2	0	1	0	1						
48 Tori Hunter, R OBP: 0.333, SLG: 0.458										4	0	1	2	0	0	3						
Garret Anderson, L OBP: 0.307, SLG: 0.399										4	0	2	1	0	1	0						
47 Howie Kendrick, R OBP: 0.354, SLG: 0.505										4	0	0	0	0	2	3						
Juan Rivera, R OBP: 0.310, SLG: 0.400										4	1	1	1	0	0	1						
5 Jeff Mathis, R OBP: 0.303, SLG: 0.383										3	0	0	0	1	1	0						
Inning Stats	R: 2 H: 3 E: 0 K: 1 S: 17	H: 3 R: 1 LOB: 2 P: 29	R: 3 H: 4 E: 0 K: 0 S: 17	H: 4 R: 1 LOB: 1 P: 26	R: 0 H: 0 E: 0 K: 1 S: 9	H: 0 R: 0 LOB: 0 P: 13	R: 0 H: 0 E: 0 K: 1 S: 7	H: 0 R: 0 LOB: 0 P: 12	R: 0 H: 0 E: 0 K: 1 S: 8	H: 0 R: 0 LOB: 0 P: 15	R: 0 H: 0 E: 0 K: 1 S: 8	H: 0 R: 0 LOB: 1 P: 11	R: 0 H: 0 E: 0 K: 0 S: 9	H: 0 R: 0 LOB: 1 P: 19	R: 1 H: 2 E: 1 K: 0 S: 9	H: 2 R: 0 LOB: 1 P: 13		R: 0 H: 0 E: 0 K: 0 S: 7	H: 0 R: 0 LOB: 0 P: 13	1B: 6 2B: 1 3B: 0 HR: 2	SF: 0 SAC: 0 DP: 1 HBP: 0	WP: 1 PB: 0 CS: 1
PITCHER	IP WLS BF H R ER SO BB IBB HBP BLK WP HR S P ERA WHIP																					
56 Brian Bures, L ERA: 5.37	(1, 1) 1.2 L 13 7 5 5 1 1 0 0 0 0 0 2 32 51 27.00 4.800																					
45 Dennis Sarfate, R ERA: 3.78	(2, 1) 3.1 10 0 0 0 2 1 0 0 0 0 0 0 26 44 0.00 0.300																					
Alberto Castillo, L ERA: 1.29	(6, 1) 2.0 7 0 0 0 1 1 0 0 0 0 1 0 17 30 0.00 0.500																					
Chad Bradford, R ERA: 2.63	(8, 1) 1.0 5 2 1 1 0 0 0 0 0 0 0 0 9 13 9.00 2.000																					
43 Jim Johnson, R ERA: 1.92	(9, 1) 1.0 3 0 0 0 0 1 0 0 0 0 0 0 7 13 0.00 1.000																					

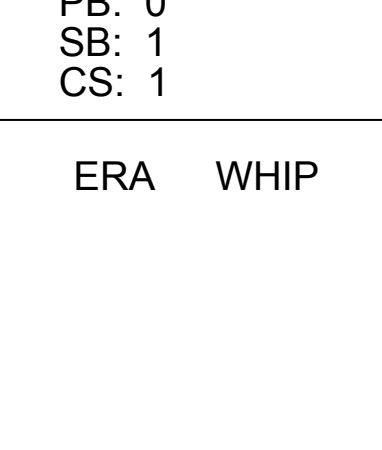
Batter	1	2	3	4	5	6	7	8	9	AB	R	H	RBI	BB	SO	LOB	BOTTOM					
1 Brian Roberts, S OBP: 0.369, SLG: 0.476										4	0	0	0	0	1	2	Los Angeles Angels @ Baltimore Orioles Oriole Park at Camden Yards, Baltimore, MD Fri Jul 25 2008, 7:05 PM EDT Att: 27,999 - Partly Cloudy - 88 F					
21 Nick Markakis, L OBP: 0.395, SLG: 0.481										4	0	1	0	0	1	0						
6 Melvin Mora, R OBP: 0.316, SLG: 0.430										4	0	0	0	0	0	2						
17 Aubrey Huff, L OBP: 0.351, SLG: 0.526										4	0	1	0	0	1	0						
Ramon Hernandez, R OBP: 0.290, SLG: 0.405										4	1	1	0	0	1	2						
10 Adam Jones, R OBP: 0.324, SLG: 0.405										4	1	1	0	0	0	0						
Kevin Millar, R OBP: 0.340, SLG: 0.407										3	3	2	2	1	0	0						
Jay Payton, R OBP: 0.282, SLG: 0.367										3	0	1	2	0	1	0						
12 Brandon Fahey, L OBP: 0.253, SLG: 0.351										1	0	1	0	0	0	0						
Juan Castro, R OBP: 0.107, SLG: 0.074										2	0	0	0	0	0	0						
30 Luke Scott, L OBP: 0.344, SLG: 0.500										1	0	0	0	1	0	1						
Inning Stats	R: 0 H: 0 E: 1 K: 0 S: 9	H: 0 R: 0 LOB: 0 P: 17	R: 0 H: 0 E: 0 K: 0 S: 8	H: 0 R: 0 LOB: 0 P: 11	R: 1 H: 1 E: 0 K: 0 S: 11	H: 1 R: 0 LOB: 0 P: 17	R: 0 H: 2 E: 0 K: 0 S: 10	H: 2 R: 0 LOB: 1 P: 14	R: 0 H: 0 E: 0 K: 1 S: 8	H: 0 R: 0 LOB: 0 P: 11	R: 0 H: 0 E: 0 K: 1 S: 6	H: 0 R: 0 LOB: 0 P: 8	R: 3 H: 3 E: 0 K: 1 S: 16	H: 3 R: 0 LOB: 2 P: 28	R: 0 H: 0 E: 0 K: 1 S: 6	H: 0 R: 0 LOB: 0 P: 11	R: 1 H: 2 E: 0 K: 1 S: 10	H: 2 R: 0 LOB: 1 P: 16	1B: 4 2B: 2 3B: 0 HR: 2	SF: 0 SAC: 0 DP: 1 HBP: 0	WP: 0 PB: 1 CS: 1	PA: 36
PITCHER	IP WLS BF H R ER SO BB IBB HBP BLK WP HR S P ERA WHIP																					
51 Joe Saunders, L ERA: 3.1	(1, 1) 6.2 W 27 4 3 2 2 0 0 0 0 0 0 0 9 14 0.00 0.000																					
62 Scot Shields, R ERA: 2.85	(7, 1) 1.1 H 4 0 0 0 2 0 0 0 0 0 0 0 9 14 0.00 0.000																					
Francisco Rodriguez, R ERA: 2.35	(9, 1) 1.0 S 5 2 1 1 1 0 0 0 0 0 0 1 10 16 9.00 2.000																					

Batter	1	2	3	4	5	6	7	8	9	AB	R	H	RBI	BB	SO	LOB	TOP							
9 Chone Figgins, S OBP: 0.372, SLG: 0.319										4	1	1	0	1	1	3								
Casey Kotchman, L OBP: 0.330, SLG: 0.445										5	1	2	2	0	0	1								
6 Maicer Izturis, S OBP: 0.325, SLG: 0.350										4	1	0	0	1	1	1								
27 Vladimir Guerrero, R OBP: 0.347, SLG: 0.482										3	2	0	0	2	0	0								
48 Tori Hunter, R OBP: 0.342, SLG: 0.479										3	4	3	5	2	0	0								
Garet Anderson, L OBP: 0.308, SLG: 0.398										4	1	1	0	1	0	1								
47 Howie Kendrick, R OBP: 0.355, SLG: 0.502										5	0	2	1	0	2	2								
Juan Rivera, R OBP: 0.308, SLG: 0.422										4	1	1	3	0	0	3								
77 Reggie Willits, S OBP: 0.308, SLG: 0.231										0	0	0	0	0	0	0								
5 Jeff Mathis, R OBP: 0.302, SLG: 0.376										3	0	0	0	1	0	0								
Inning Stats	R: 2 H: 1 E: 0 K: 0 S: 12	H: 1 LOB: 1 BB: 2 P: 24	R: 0 H: 1 E: 0 K: 0 S: 7	H: 1 LOB: 0 BB: 12	R: 3 H: 3 E: 0 K: 0 S: 12	H: 3 LOB: 0 BB: 20	R: 0 H: 0 E: 0 K: 1 S: 7	H: 0 LOB: 0 BB: 11	R: 0 H: 0 E: 0 K: 0 S: 11	H: 0 LOB: 0 BB: 0 P: 18	R: 1 H: 2 E: 0 K: 1 S: 13	H: 2 LOB: 3 BB: 2 P: 23	R: 0 H: 1 E: 0 K: 1 S: 11	H: 1 LOB: 1 BB: 0 P: 16	R: 3 H: 1 E: 0 K: 1 S: 13	H: 1 LOB: 1 BB: 3 P: 28	R: 2 H: 1 E: 0 K: 0 S: 13	H: 1 LOB: 1 BB: 1 P: 22	1B: 6 2B: 1 3B: 0 HR: 4	SF: 0 SAC: 0 DP: 2 HBP: 0	WP: 1 PB: 0 SB: 1 CS: 1	PA: 43		
PITCHER	IP WLS BF H R ER SO BB IBB HBP BLK WP HR S P ERA WHIP	IP WLS BF H R ER SO BB IBB HBP BLK WP HR S P ERA WHIP	IP WLS BF H R ER SO BB IBB HBP BLK WP HR S P ERA WHIP	IP WLS BF H R ER SO BB IBB HBP BLK WP HR S P ERA WHIP	IP WLS BF H R ER SO BB IBB HBP BLK WP HR S P ERA WHIP	IP WLS BF H R ER SO BB IBB HBP BLK WP HR S P ERA WHIP	IP WLS BF H R ER SO BB IBB HBP BLK WP HR S P ERA WHIP	IP WLS BF H R ER SO BB IBB HBP BLK WP HR S P ERA WHIP	IP WLS BF H R ER SO BB IBB HBP BLK WP HR S P ERA WHIP	IP WLS BF H R ER SO BB IBB HBP BLK WP HR S P ERA WHIP	IP WLS BF H R ER SO BB IBB HBP BLK WP HR S P ERA WHIP	IP WLS BF H R ER SO BB IBB HBP BLK WP HR S P ERA WHIP	IP WLS BF H R ER SO BB IBB HBP BLK WP HR S P ERA WHIP	IP WLS BF H R ER SO BB IBB HBP BLK WP HR S P ERA WHIP	IP WLS BF H R ER SO BB IBB HBP BLK WP HR S P ERA WHIP	IP WLS BF H R ER SO BB IBB HBP BLK WP HR S P ERA WHIP	IP WLS BF H R ER SO BB IBB HBP BLK WP HR S P ERA WHIP	IP WLS BF H R ER SO BB IBB HBP BLK WP HR S P ERA WHIP	IP WLS BF H R ER SO BB IBB HBP BLK WP HR S P ERA WHIP	IP WLS BF H R ER SO BB IBB HBP BLK WP HR S P ERA WHIP	IP WLS BF H R ER SO BB IBB HBP BLK WP HR S P ERA WHIP	IP WLS BF H R ER SO BB IBB HBP BLK WP HR S P ERA WHIP	IP WLS BF H R ER SO BB IBB HBP BLK WP HR S P ERA WHIP	IP WLS BF H R ER SO BB IBB HBP BLK WP HR S P ERA WHIP

Los Angeles Angels @ Baltimore Orioles
 Oriole Park at Camden Yards, Baltimore, MD

Sat Jul 26 2008, 7:05 PM EDT
 Att: 21,819 - Cloudy - 84 F

AB 35
 R 11
 H 10
 RBI 11
 BB 8
 SO 4
 LOB 11

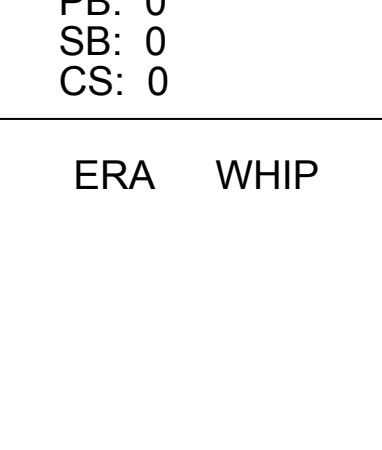


Batter	1	2	3	4	5	6	7	8	9	AB	R	H	RBI	BB	SO	LOB	BOTTOM								
1 Brian Roberts, S OBP: 0.365, SLG: 0.471										4	0	0	1	0	1	1									
10 Adam Jones, R OBP: 0.322, SLG: 0.402										5	1	1	0	0	2	1									
21 Nick Markakis, L OBP: 0.394, SLG: 0.478										4	1	1	0	0	0	1									
17 Aubrey Huff, L OBP: 0.353, SLG: 0.534										4	1	2	3	0	0	0									
6 Melvin Mora, R OBP: 0.315, SLG: 0.426										3	1	0	0	0	0	1									
12 Brandon Fahey, L OBP: 0.263, SLG: 0.351										3	1	1	2	1	0	1									
30 Luke Scott, L OBP: 0.346, SLG: 0.508										3	0	0	0	1	2	1									
Kevin Millar, R OBP: 0.339, SLG: 0.404										3	1	2	0	1	0	2									
Ramon Hernandez, R OBP: 0.295, SLG: 0.411										4	0	1	0	0	0	3									
Juan Castro, R OBP: 0.125, SLG: 0.097										4	0	1	0	0	0	3									
Inning Stats	R: 3 H: 3 E: 0 K: 0 S: 13	H: 3 LOB: 0 BB: 0 P: 20	R: 0 H: 1 E: 0 K: 1 S: 11	H: 1 LOB: 0 BB: 0 P: 13	R: 0 H: 0 E: 0 K: 1 S: 7	H: 0 LOB: 0 BB: 0 P: 11	R: 0 H: 0 E: 0 K: 1 S: 11	H: 0 LOB: 2 BB: 2 P: 24	R: 0 H: 0 E: 0 K: 1 S: 7	H: 0 LOB: 2 BB: 2 P: 11	R: 0 H: 1 E: 0 K: 1 S: 8	H: 1 LOB: 1 BB: 0 P: 12	R: 2 H: 2 E: 0 K: 1 S: 14	H: 2 LOB: 1 BB: 1 P: 24	R: 0 H: 0 E: 0 K: 0 S: 5	H: 0 LOB: 0 BB: 0 P: 10	R: 0 H: 0 E: 0 K: 0 S: 6	H: 0 LOB: 1 BB: 0 P: 11	R: 1 H: 1 E: 0 K: 1 S: 10	H: 1 LOB: 0 BB: 0 P: 19	1B: 5 2B: 1 3B: 0 HR: 2	SF: 1 SAC: 0 DP: 1 HBP: 1	WP: 0 PB: 0 SB: 0 CS: 0	PA: 38	
PITCHER	IP WLS BF H R ER SO BB IBB HBP BLK WP HR S P ERA WHIP	IP WLS BF H R ER SO BB IBB HBP BLK WP HR S P ERA WHIP	IP WLS BF H R ER SO BB IBB HBP BLK WP HR S P ERA WHIP	IP WLS BF H R ER SO BB IBB HBP BLK WP HR S P ERA WHIP	IP WLS BF H R ER SO BB IBB HBP BLK WP HR S P ERA WHIP	IP WLS BF H R ER SO BB IBB HBP BLK WP HR S P ERA WHIP	IP WLS BF H R ER SO BB IBB HBP BLK WP HR S P ERA WHIP	IP WLS BF H R ER SO BB IBB HBP BLK WP HR S P ERA WHIP	IP WLS BF H R ER SO BB IBB HBP BLK WP HR S P ERA WHIP	IP WLS BF H R ER SO BB IBB HBP BLK WP HR S P ERA WHIP	IP WLS BF H R ER SO BB IBB HBP BLK WP HR S P ERA WHIP	IP WLS BF H R ER SO BB IBB HBP BLK WP HR S P ERA WHIP	IP WLS BF H R ER SO BB IBB HBP BLK WP HR S P ERA WHIP	IP WLS BF H R ER SO BB IBB HBP BLK WP HR S P ERA WHIP	IP WLS BF H R ER SO BB IBB HBP BLK WP HR S P ERA WHIP	IP WLS BF H R ER SO BB IBB HBP BLK WP HR S P ERA WHIP	IP WLS BF H R ER SO BB IBB HBP BLK WP HR S P ERA WHIP	IP WLS BF H R ER SO BB IBB HBP BLK WP HR S P ERA WHIP	IP WLS BF H R ER SO BB IBB HBP BLK WP HR S P ERA WHIP	IP WLS BF H R ER SO BB IBB HBP BLK WP HR S P ERA WHIP	IP WLS BF H R ER SO BB IBB HBP BLK WP HR S P ERA WHIP	IP WLS BF H R ER SO BB IBB HBP BLK WP HR S P ERA WHIP	IP WLS BF H R ER SO BB IBB HBP BLK WP HR S P ERA WHIP	IP WLS BF H R ER SO BB IBB HBP BLK WP HR S P ERA WHIP	IP WLS BF H R ER SO BB IBB HBP BLK WP HR S P ERA WHIP

Los Angeles Angels @ Baltimore Orioles
 Oriole Park at Camden Yards, Baltimore, MD

Sat Jul 26 2008, 7:05 PM EDT
 Att: 21,819 - Cloudy - 84 F

AB 33
 R 6
 H 8
 RBI 6
 BB 3
 SO 5
 LOB 11



Batter	1	2	3	4	5	6	7	8	9	AB	R	H	RBI	BB	SO	LOB	TOP
9 Chone Figgins, S OBP: 0.368, SLG: 0.313	L1		P4-3 1B			K		K	K	4	1	1	0	1	2	3	Los Angeles Angels @ Boston Red Sox Fenway Park, Boston, MA Mon Jul 28 2008, 7:05 PM EDT Att: 37,830 - Partly Cloudy - 80 F
Casey Kotchman, L OBP: 0.327, SLG: 0.448	G3-1		P4-3 1-1f			HR	G4-3		L5	5	1	1	2	0	0	3	
6 Maicer Izturis, S OBP: 0.324, SLG: 0.352	G4-3		F7			27 1B 48 HR	G4-3			4	1	1	0	0	0	0	
27 Vladimir Guerrero, R OBP: 0.350, SLG: 0.484		SF9 47 BB 48 1B		K2-3		48 HR	1B		F9	4	2	2	0	0	1	0	
48 Tori Hunter, R OBP: 0.342, SLG: 0.485	SF9 47 BB			G6-3		HR		F9		4	1	2	3	0	0	0	
Garet Anderson, L OBP: 0.308, SLG: 0.398	F7			F8		47 FC4 1B		F9		4	0	1	0	0	0	2	
47 Howie Kendrick, R OBP: 0.356, SLG: 0.493				P3		1B 5 SH2-3		G5-3		3	1	0	0	1	0	1	
Juan Rivera, R OBP: 0.313, SLG: 0.417	SF9			K		5 SH2-3 1B				2	0	1	1	1	1	0	
77 Reggie Williams, S OBP: 0.308, SLG: 0.231				K						0	0	0	0	0	0	0	
5 Jeff Mathis, R OBP: 0.299, SLG: 0.372	F8			K		SH2-3		SH1-4		2	0	0	1	0	1	2	

Inning Stats	R: 0 E: 0 K: 0 S: 11	H: 0 LOB: 0 BB: 0 P: 17	R: 1 E: 0 K: 0 S: 12	H: 2 LOB: 2 BB: 1 P: 20	R: 0 E: 0 K: 0 S: 9	H: 1 LOB: 0 BB: 0 P: 15	R: 0 E: 0 K: 1 S: 6	H: 0 LOB: 0 BB: 0 P: 9	R: 0 E: 0 K: 2 S: 11	H: 0 LOB: 0 BB: 0 P: 14	R: 6 E: 0 K: 1 S: 25	H: 6 LOB: 1 BB: 1 P: 36	R: 0 E: 0 K: 0 S: 8	H: 0 LOB: 0 BB: 0 P: 9	R: 0 E: 0 K: 0 S: 8	H: 0 LOB: 0 BB: 0 P: 9	R: 0 E: 0 K: 1 S: 10	H: 0 LOB: 2 BB: 1 P: 19	1B: 6 2B: 2 3B: 0 HR: 2	SF: 1 SAC: 2 DP: 1 HBP: 0	WP: 0 PB: 0 SB: 1 CS: 0	PA: 38
---------------------	-------------------------------	----------------------------------	-------------------------------	----------------------------------	------------------------------	----------------------------------	------------------------------	---------------------------------	-------------------------------	----------------------------------	-------------------------------	----------------------------------	------------------------------	---------------------------------	------------------------------	---------------------------------	-------------------------------	----------------------------------	----------------------------------	------------------------------------	----------------------------------	--------

PITCHER	IP	WLS	BF	H	R	ER	SO	BB	IBB	HBP	BLK	WP	HR	S	P	ERA	WHIP
18 Daisuke Matsuzaka, R ERA: 3.04	5.0	L	23	7	6	6	3	2	0	0	0	0	2	59	91	10.80	1.800
63 Justin Masterson, R ERA: 3.68	2.0		8	2	1	1	1	0	0	0	0	0	0	23	29	4.50	1.000
56 Craig Hansen, R ERA: 5.7	1.0		3	0	0	0	0	0	0	0	0	0	8	9	0.00	0.000	
48 Javier López, L ERA: 2.66	1.0		4	0	0	0	1	1	0	0	0	0	0	10	19	0.00	1.000

Batter	1	2	3	4	5	6	7	8	9	AB	R	H	RBI	BB	SO	LOB	BOTTOM
15 Dustin Pedroia, R OBP: 0.359, SLG: 0.452	L3		G5-3			K		F8	G3	5	0	0	0	0	1	3	Los Angeles Angels @ Boston Red Sox Fenway Park, Boston, MA Mon Jul 28 2008, 7:05 PM EDT Att: 37,830 - Partly Cloudy - 80 F
20 Kevin Youkilis, R OBP: 0.380, SLG: 0.540	G6-3			34 2B 1B		K		34 1B		4	1	1	0	1	1	1	
34 David Ortiz, L OBP: 0.360, SLG: 0.500	L7			1B		7 1B 12 2B		G6-4-3 1B		4	2	2	0	1	1	0	
Manny Ramirez, R OBP: 0.400, SLG: 0.538				12 LG 7 BB		P4		G6-4-3		5	1	2	3	0	1	3	
25 Mike Lowell, R OBP: 0.348, SLG: 0.470				2H 3H		L7			HR	5	0	1	0	0	0	2	
7 J.D. Drew, L OBP: 0.406, SLG: 0.554	F8			1B		12 2B				3	1	2	0	1	0	1	
12 Jed Lowrie, S OBP: 0.341, SLG: 0.392				1B		1B				4	0	1	1	0	1	4	
Jason Varitek, S OBP: 0.302, SLG: 0.358				L6		2B				2	0	1	0	2	0	0	
2 Jacoby Ellsbury, L OBP: 0.330, SLG: 0.361				L3		G3-1 2B				4	0	1	1	0	1	4	
				P5		G3-1				4	0	1	1	0	1	4	

Inning Stats	R: 0 E: 0 K: 0 S: 9	H: 0 LOB: 0 BB: 0 P: 12	R: 0 E: 0 K: 2 S: 10	H: 1 LOB: 1 BB: 0 P: 16	R: 0 E: 0 K: 0 S: 9	H: 0 LOB: 0 BB: 0 P: 11	R: 2 E: 0 K: 0 S: 10	H: 2 LOB: 1 BB: 2 P: 21	R: 0 E: 0 K: 2 S: 11	H: 1 LOB: 1 BB: 0 P: 19	R: 1 E: 0 K: 1 S: 12	H: 2 LOB: 3 BB: 2 P: 27	R: 0 E: 0 K: 0 S: 7	H: 2 LOB: 1 BB: 0 P: 11	R: 1 E: 0 K: 0 S: 16	H: 2 LOB: 2 BB: 1 P: 31	R: 1 E: 0 K: 1 S: 8	H: 1 LOB: 0 BB: 0 P: 12	1B: 6 2B: 5 3B: 0 HR: 1	SF: 0 SAC: 0 DP: 2 HBP: 0	WP: 0 PB: 0 SB: 0 CS: 0	PA: 41
---------------------	------------------------------	----------------------------------	-------------------------------	----------------------------------	------------------------------	----------------------------------	-------------------------------	----------------------------------	-------------------------------	----------------------------------	-------------------------------	----------------------------------	------------------------------	----------------------------------	-------------------------------	----------------------------------	------------------------------	----------------------------------	----------------------------------	------------------------------------	----------------------------------	--------

PITCHER	IP	WLS	BF	H	R	ER	SO	BB	IBB	HBP	BLK	WP	HR	S	P	ERA	WHIP
36 Jared Weaver, R ERA: 4.11	5.2	W	25	6	3	3	4	3	0	0	0	0	0	58	97	4.76	1.588
66 Jose Arredondo, R ERA: 1.2	1.1	H	6	2	0	0	1	1	0	0	0	0	0	10	20	0.00	2.250
62 Scot Shields, R ERA: 3.0	1.0		6	2	1	1	0	1	0	0	0	0	0	16	31	9.00	3.000
Francisco Rodríguez, R ERA: 2.47	1.0	S	4	1	1	1	1	0	0	0	0	0	1	8	12	9.00	1.000

Batter	1	2	3	4	5	6	7	8	9	AB	R	H	RBI	BB	SO	LOB	TOP					
9 Chone Figgins, S OBP: 0.383, SLG: 0.329										5	3	4	1	0	0	0	Los Angeles Angels @ New York Yankees Yankee Stadium, Bronx, NY Thu Jul 31 2008, 7:05 PM EDT Att: 53,405 - Partly Cloudy - 86 F					
2 Erick Aybar, S OBP: 0.316, SLG: 0.405										4	2	1	1	1	1	2						
Mark Teixeira, S OBP: 0.309, SLG: 0.506										4	1	2	1	1	0	3						
27 Vladimir Guerrero, R OBP: 0.348, SLG: 0.485										4	1	1	3	1	1	4						
77 Reggie Willits, S OBP: 0.308, SLG: 0.231										0	0	0	0	0	0	0						
48 Torii Hunter, R OBP: 0.343, SLG: 0.497										5	1	1	3	0	2	2						
39 Robb Quinlan, R OBP: 0.313, SLG: 0.320										0	0	0	0	0	0	0						
Garret Anderson, L OBP: 0.321, SLG: 0.428										5	1	4	0	0	0	0						
28 Ryan Budde, R OBP: 0.356, SLG: 0.487										0	0	0	0	0	0	0						
47 Howie Kendrick, R OBP: 0.356, SLG: 0.487										5	1	3	0	0	0	1						
Juan Rivera, R OBP: 0.301, SLG: 0.423										4	1	1	3	0	0	3						
24 Gary Mathews, S OBP: 0.308, SLG: 0.539										1	0	0	0	0	0	3						
5 Jeff Mathis, R OBP: 0.303, SLG: 0.378										5	1	1	0	0	1	4						
Inning Stats	R: 0 E: 0 K: 1 S: 11	H: 0 LOB: 2 BB: 2 P: 24	R: 0 E: 0 K: 0 S: 10	H: 2 LOB: 1 BB: 0 P: 19	R: 6 E: 0 K: 1 S: 16	H: 6 LOB: 0 BB: 0 P: 24	R: 0 E: 0 K: 1 S: 10	H: 1 LOB: 1 BB: 0 P: 16	R: 0 E: 0 K: 0 S: 6	H: 0 LOB: 0 BB: 0 P: 10	R: 4 E: 0 K: 0 S: 14	H: 3 LOB: 0 BB: 1 P: 23	R: 0 E: 0 K: 0 S: 9	H: 1 LOB: 1 BB: 0 P: 17	R: 2 E: 0 K: 1 S: 12	H: 3 LOB: 0 BB: 0 P: 21	R: 0 E: 0 K: 0 S: 6	H: 2 LOB: 2 BB: 0 P: 9	1B: 12 2B: 3 HR: 3	SF: 0 SAC: 0 DP: 2 HBP: 0	WP: 1 PB: 0 CS: 3	PA: 45
PITCHER	IP WLS BF H R ER SO BB IBB HBP BLK WP HR S P ERA WHIP	IP WLS BF H R ER SO BB IBB HBP BLK WP HR S P ERA WHIP																				
Andy Pettitte, L ERA: 4.18	5.1 L 29 11 9 9 4 3 0 0 0 0 2 62 110 15.19 2.625																					
63 Chris Britton, R ERA: 3.99	3.2 16 7 3 3 1 0 0 0 0 1 1 32 53 7.36 1.909																					

Batter	1	2	3	4	5	6	7	8	9	AB	R	H	RBI	BB	SO	LOB	BOTTOM					
18 Johnny Damon, L OBP: 0.386, SLG: 0.460										4	0	1	2	1	0	3	Los Angeles Angels @ New York Yankees Yankee Stadium, Bronx, NY Thu Jul 31 2008, 7:05 PM EDT Att: 53,405 - Partly Cloudy - 86 F					
2 Derek Jeter, R OBP: 0.343, SLG: 0.396										5	0	0	1	0	0	4						
Bobby Abreu, L OBP: 0.362, SLG: 0.475										5	1	1	2	0	0	1						
13 Alex Rodriguez, R OBP: 0.407, SLG: 0.607										5	0	1	0	0	1	1						
Jason Giambi, L OBP: 0.393, SLG: 0.514										3	0	1	0	0	1	1						
Richie Sexson, R OBP: 0.324, SLG: 0.378										1	0	1	0	0	0	0						
24 Robinson Cano, L OBP: 0.297, SLG: 0.392										4	0	0	0	0	1	3						
22 Xavier Nady, R OBP: 0.386, SLG: 0.545										3	2	2	1	1	0	0						
Ivan Rodriguez, R OBP: 0.338, SLG: 0.416										3	0	1	0	0	1	1						
Wilson Betemit, S OBP: 0.275, SLG: 0.400										1	1	1	0	0	0	0						
28 Melky Cabrera, S OBP: 0.306, SLG: 0.352										4	2	3	0	0	0	0						
Inning Stats	R: 0 E: 0 K: 0 S: 10	H: 0 LOB: 0 BB: 0 P: 13	R: 0 E: 0 K: 2 S: 11	H: 0 LOB: 0 BB: 0 P: 15	R: 0 E: 1 K: 1 S: 9	H: 0 LOB: 1 BB: 0 P: 14	R: 1 E: 0 K: 0 S: 17	H: 2 LOB: 1 BB: 0 P: 26	R: 1 E: 1 K: 0 S: 10	H: 2 LOB: 1 BB: 1 P: 20	R: 0 E: 0 K: 0 S: 7	H: 1 LOB: 1 BB: 0 P: 13	R: 1 E: 0 K: 0 S: 8	H: 3 LOB: 1 BB: 0 P: 12	R: 0 E: 0 K: 1 S: 9	H: 1 LOB: 1 BB: 0 P: 12	R: 3 E: 0 K: 0 S: 13	H: 3 LOB: 1 BB: 1 P: 21	1B: 8 2B: 2 HR: 2	SF: 0 SAC: 0 DP: 2 HBP: 0	WP: 0 PB: 0 CS: 0	PA: 40
PITCHER	IP WLS BF H R ER SO BB IBB HBP BLK WP HR S P ERA WHIP	IP WLS BF H R ER SO BB IBB HBP BLK WP HR S P ERA WHIP																				
Jon Garland, R ERA: 4.3	6.0 W 26 7 3 3 3 1 0 0 0 0 0 0 14 20 0.00 1.333																					
Darren Oliver, L ERA: 3.14	2.0 7 2 0 0 1 0 0 0 0 0 0 0 0 10 15 ∞ ∞																					
53 Darren O'Day, R ERA: 4.54	0.0 4 3 3 3 0 1 0 0 0 0 0 0 3 6 0.00 0.000																					
66 Jose Arredondo, R ERA: 1.16	1.0 3 0 0 0 0 0 0 0 0 0 0 0 3 6 0.00 0.000																					

Batter	1	2	3	4	5	6	7	8	9	AB	R	H	RBI	BB	SO	LOB	TOP										
9 Chone Figgins, S OBP: 0.378, SLG: 0.324	G6-3		K		F6			K		4	0	0	0	0	2	4	Los Angeles Angels @ New York Yankees Yankee Stadium, Bronx, NY Fri Aug 01 2008, 7:05 PM EDT Att: 53,997 - Partly Cloudy - 81 F										
6 Maicer Izturis, S OBP: 0.324, SLG: 0.352	L9			L3	F7			F9		4	0	0	0	0	0	3											
Mark Teixeira, S OBP: 0.394, SLG: 0.596	F7									2	0	1	0	2	0	0											
77 Reggie Willits, S OBP: 0.308, SLG: 0.231										0	1	0	0	0	0	0											
39 Robb Quinlan, R OBP: 0.313, SLG: 0.320										0	0	0	0	0	0	0											
27 Vladimir Guerrero, R OBP: 0.347, SLG: 0.483		G4-3			BB					4	0	1	0	0	0	2											
48 Tori Hunter, R OBP: 0.342, SLG: 0.495		L9			F9					4	0	1	1	0	0	1											
Garret Anderson, L OBP: 0.320, SLG: 0.426		F9								4	0	1	0	0	1	2											
47 Howie Kendrick, R OBP: 0.354, SLG: 0.481										3	0	0	0	1	0	3											
Juan Rivera, R OBP: 0.302, SLG: 0.416										2	0	0	0	1	0	1											
5 Jeff Mathis, R OBP: 0.303, SLG: 0.374										2	0	0	0	1	1	1											
Inning Stats	R: 0 E: 0 K: 0 S: 6	H: 0 LOB: 0 BB: 0 P: 11	R: 0 E: 0 K: 0 S: 6	H: 0 LOB: 0 BB: 0 P: 9	R: 0 E: 0 K: 1 S: 12	H: 0 LOB: 1 BB: 1 P: 20	R: 0 E: 0 K: 0 S: 8	H: 0 LOB: 1 BB: 1 P: 16	R: 0 E: 0 K: 0 S: 10	H: 1 LOB: 3 BB: 2 P: 22	R: 0 E: 0 K: 0 S: 5	H: 1 LOB: 0 BB: 0 P: 9	R: 0 E: 0 K: 0 S: 4	H: 0 LOB: 0 BB: 0 P: 9	R: 0 E: 0 K: 2 S: 10	H: 0 LOB: 0 BB: 0 P: 15	R: 1 E: 0 K: 1 S: 13	H: 2 LOB: 2 BB: 1 P: 19	1B: 4 2B: 0 3B: 0 HR: 0	SF: 0 SAC: 0 DP: 2 HBP: 0	WP: 0 PB: 0 CS: 0	PA: 34					
PITCHER	IP	WLS	BF	H	R	ER	SO	BB	IBB	HBP	BLK	WP	HR	S	P	ERA	WHIP										
Sidney Ponson, R ERA: 4.23	(1, 1)	7.0	26	2	0	0	1	4	0	0	0	0	0	51	96	0.00	0.857										
43 Damaso Marte, L ERA: 3.5	(8, 1)	1.0	3	0	0	0	2	0	0	0	0	0	0	10	15	0.00	0.000										
42 Mariano Rivera, R ERA: 1.49	(9, 1)	1.0	L	5	2	1	1	1	0	0	0	0	0	13	19	9.00	3.000										

Batter	1	2	3	4	5	6	7	8	9	AB	R	H	RBI	BB	SO	LOB	BOTTOM										
18 Johnny Damon, L OBP: 0.397, SLG: 0.459			G3					K		3	0	1	0	1	1	0	Los Angeles Angels @ New York Yankees Yankee Stadium, Bronx, NY Fri Aug 01 2008, 7:05 PM EDT Att: 53,997 - Partly Cloudy - 81 F										
2 Derek Jeter, R OBP: 0.344, SLG: 0.397										4	0	2	0	0	1	1											
Bobby Abreu, L OBP: 0.361, SLG: 0.473										4	0	1	0	0	2	4											
13 Alex Rodriguez, R OBP: 0.406, SLG: 0.601										3	0	0	0	1	2	3											
Jason Giambi, L OBP: 0.389, SLG: 0.507										4	0	0	0	0	1	5											
24 Robinson Canó, L OBP: 0.295, SLG: 0.388										4	0	0	0	0	0	1											
Wilson Betemit, S OBP: 0.276, SLG: 0.398										3	0	1	0	0	0	0											
Ivan Rodriguez, R OBP: 0.335, SLG: 0.412										3	0	0	0	0	1	1											
28 Melky Cabrera, S OBP: 0.303, SLG: 0.349										3	0	0	0	0	1	0											
Inning Stats	R: 0 E: 0 K: 2 S: 13	H: 1 LOB: 2 BB: 1 P: 22	R: 0 E: 0 K: 1 S: 9	H: 0 LOB: 0 BB: 0 P: 14	R: 0 E: 0 K: 1 S: 9	H: 0 LOB: 0 BB: 0 P: 13	R: 0 E: 0 K: 0 S: 9	H: 1 LOB: 1 BB: 0 P: 14	R: 0 E: 0 K: 1 S: 5	H: 1 LOB: 0 BB: 0 P: 8	R: 0 E: 0 K: 1 S: 10	H: 1 LOB: 2 BB: 1 P: 19	R: 0 E: 0 K: 0 S: 6	H: 0 LOB: 0 BB: 0 P: 10	R: 0 E: 0 K: 2 S: 12	H: 1 LOB: 1 BB: 0 P: 18		R: 0 E: 0 K: 1 S: 7	H: 0 LOB: 0 BB: 0 P: 13	1B: 5 2B: 0 3B: 0 HR: 0	SF: 0 SAC: 0 DP: 1 HBP: 0	WP: 1 PB: 0 CS: 0	PA: 33				
PITCHER	IP	WLS	BF	H	R	ER	SO	BB	IBB	HBP	BLK	WP	HR	S	P	ERA	WHIP										
54 Ervin Santana, R ERA: 3.38	(1, 1)	8.0	W	30	5	0	0	8	1	0	0	0	0	73	118	0.00	0.750										
Francisco Rodriguez, R ERA: 2.42	(9, 1)	1.0	S	3	0	0	0	1	0	0	0	0	0	7	13	0.00	0.000										

Batter	1	2	3	4	5	6	7	8	9	AB	R	H	RBI	BB	SO	LOB	TOP										
9 Chone Figgins, S OBP: 0.377, SLG: 0.320	G1-3	K			K			BB		3	0	0	0	1	2	1	Los Angeles Angels @ New York Yankees Yankee Stadium, Bronx, NY Sat Aug 02 2008, 3:55 PM EDT Att: 54,170 - Cloudy - 76 F										
2 Erick Aybar, S OBP: 0.310, SLG: 0.398	K		B1-3			F8		K		4	0	0	0	0	2	1											
Mark Teixeira, S OBP: 0.392, SLG: 0.503			G6-3			G4-3			F8	3	0	0	0	1	0	0											
27 Vladimir Guerrero, R OBP: 0.346, SLG: 0.479	K		F8			G4-3		47 1B	BB	3	0	0	0	1	1	1											
Garret Anderson, L OBP: 0.230, SLG: 0.424		47 2B	FC5-4	1B	G4-3		G4-3		L9	4	1	1	0	0	0	1											
47 Howie Kendrick, R OBP: 0.357, SLG: 0.486		5 FC5-4	2B	G1-3		G6-3				4	1	2	0	0	0	0											
Juan Rivera, R OBP: 0.294, SLG: 0.403			G5-3		F9		L7		F8	4	0	0	0	0	0	4											
24 Gary Matthews, S OBP: 0.308, SLG: 0.337		5 FC5-4	BB		F8			K		2	0	0	0	1	1	0											
5 Jeff Mathis, R OBP: 0.299, SLG: 0.369		1-2 2-H	FC5-4		K			K		3	0	0	1	0	2	1											
Inning Stats	R: 0 E: 0 K: 2 S: 8	H: 0 LOB: 1 BB: 1 P: 15	R: 2 E: 1 K: 1 S: 12	H: 2 LOB: 1 BB: 1 P: 23	R: 0 E: 0 K: 0 S: 5	H: 0 LOB: 0 BB: 0 P: 7	R: 0 E: 0 K: 0 S: 6	H: 0 LOB: 0 BB: 0 P: 10	R: 0 E: 0 K: 2 S: 8	H: 0 LOB: 0 BB: 0 P: 11	R: 0 E: 0 K: 0 S: 11	H: 0 LOB: 0 BB: 0 P: 15	R: 0 E: 0 K: 3 S: 11	H: 0 LOB: 1 BB: 1 P: 17	R: 0 E: 0 K: 0 S: 11	H: 1 LOB: 2 BB: 1 P: 20		1B: 2 2B: 1 3B: 0 HR: 0	SF: 0 SAC: 0 DP: 0 HBP: 0	WP: 0 PB: 0 SB: 0 CS: 0	PA: 34						
PITCHER	IP	WLS	BF	H	R	ER	SO	BB	IBB	HBP	BLK	WP	HR	S	P	ERA	WHIP										
35 Mike Mussina, R ERA: 3.44	7.0	W	25	2	2	1	5	2	0	0	0	0	0	58	89	1.29	0.571										
41 Jose Veras, R ERA: 2.7	1.0		4	0	0	0	3	1	0	0	0	0	0	11	17	0.00	1.000										
38 Brian Bruney, R ERA: 1.46	1.0		5	1	0	0	0	1	0	0	0	0	0	11	20	0.00	2.000										

Batter	1	2	3	4	5	6	7	8	9	AB	R	H	RBI	BB	SO	LOB	BOTTOM										
18 Johnny Damon, L OBP: 0.388, SLG: 0.458	K		G6-4-3	1B	G4-3		2 1B	FC4-6	BB	3	1	1	0	1	1	0	Los Angeles Angels @ New York Yankees Yankee Stadium, Bronx, NY Sat Aug 02 2008, 3:55 PM EDT Att: 54,170 - Cloudy - 76 F										
2 Derek Jeter, R OBP: 0.344, SLG: 0.395	K		G6-4-3		F8		FC4-6	1B		4	0	1	1	0	1	1											
Bobby Abreu, L OBP: 0.360, SLG: 0.478	K		HR		F8		FC4-6	FC6-4		4	1	1	2	0	1	1											
13 Alex Rodriguez, R OBP: 0.407, SLG: 0.609	K		1B		HR		K			4	1	2	1	0	2	1											
Jason Giambi, L OBP: 0.388, SLG: 0.503	P4		G6-3		G6-4-3		22 G6-4-3	FC6-4		2	0	0	0	1	0	1											
Richie Sexson, R OBP: 0.323, SLG: 0.377										1	0	0	0	0	0	1											
22 Xavier Nady, R OBP: 0.384, SLG: 0.543	HR		1B		G6-3		G6-4-3		P6	3	1	1	0	0	0	1											
17 Justin Christian, R OBP: 0.345, SLG: 0.346										1	0	0	0	0	0	0											
Wilson Betemit, S OBP: 0.283, SLG: 0.424	HR		1B		K		1B		K	4	1	2	2	0	2	0											
28 Melky Cabrera, S OBP: 0.300, SLG: 0.346	F8		F8		F8		K2-3		F8	4	0	0	0	0	1	1											
26 José Molina, R OBP: 0.288, SLG: 0.328			18 1B	2 G6-4-3	1B		HR		18 1B	3	3	3	1	0	0	0											
Inning Stats	R: 0 E: 0 K: 3 S: 17	H: 0 LOB: 0 BB: 0 P: 23	R: 2 E: 0 K: 1 S: 11	H: 2 LOB: 0 BB: 0 P: 18	R: 2 E: 0 K: 0 S: 18	H: 4 LOB: 1 BB: 0 P: 25	R: 0 E: 0 K: 1 S: 10	H: 0 LOB: 0 BB: 0 P: 12	R: 1 E: 0 K: 0 S: 11	H: 1 LOB: 0 BB: 0 P: 14	R: 1 E: 0 K: 1 S: 11	H: 2 LOB: 1 BB: 1 P: 19	R: 2 E: 0 K: 1 S: 14	H: 2 LOB: 1 BB: 1 P: 20	R: 0 E: 0 K: 1 S: 11	H: 0 LOB: 0 BB: 0 P: 15	1B: 7 2B: 0 3B: 0 HR: 4	SF: 0 SAC: 0 DP: 2 HBP: 0	WP: 0 PB: 0 SB: 0 CS: 0	PA: 35							
PITCHER	IP	WLS	BF	H	R	ER	SO	BB	IBB	HBP	BLK	WP	HR	S	P	ERA	WHIP										
36 Jered Weaver, R ERA: 4.37	5.0	L	23	5	6	5	6	1	0	0	0	0	4	70	99	10.80	1.800										
33 Justin Speier, R ERA: 4.89	1.1		7	3	2	2	1	1	0	0	0	0	0	18	28	13.50	3.000										
53 Darren O'Day, R ERA: 4.34	1.2		5	0	0	0	2	0	0	0	0	0	0	15	19	0.00	0.000										



Batter	1	2	3	4	5	6	7	8	9	AB	R	H	RBI	BB	SO	LOB	TOP																
9 Chone Figgins, S OBP: 0.383, SLG: 0.332										5	3	4	0	0	0	1	Los Angeles Angels @ New York Yankees Yankee Stadium, Bronx, NY Sun Aug 03 2008, 1:05 PM EDT Att: 54,204 - Partly Cloudy - 77 F																
2 Erick Aybar, S OBP: 0.320, SLG: 0.406										3	2	2	3	2	0	0																	
Mark Teixeira, S OBP: 0.390, SLG: 0.506										5	1	1	4	0	0	5																	
Garret Anderson, L OBP: 0.320, SLG: 0.427										5	0	2	2	0	1	0																	
47 Howie Kendrick, R OBP: 0.357, SLG: 0.482										4	0	1	0	1	0	0																	
Juan Rivera, R OBP: 0.291, SLG: 0.403										5	0	1	0	0	1	4																	
24 Gary Matthews, S OBP: 0.304, SLG: 0.332										5	0	0	0	0	2	3																	
5 Jeff Mathis, R OBP: 0.293, SLG: 0.360										5	0	0	0	0	3	1																	
77 Reggie Willits, S OBP: 0.341, SLG: 0.231										0	3	0	0	4	0	0																	
Inning Stats	R: 2 E: 0 K: 0 S: 12	H: 3 LOB: 2 BB: 1 P: 23	R: 1 E: 0 K: 1 S: 13	H: 2 LOB: 1 BB: 1 P: 18	R: 0 E: 0 K: 0 S: 9	H: 0 LOB: 0 BB: 0 P: 16	R: 2 E: 0 K: 0 S: 11	H: 2 LOB: 1 BB: 1 P: 22	R: 0 E: 0 K: 2 S: 8	H: 0 LOB: 0 BB: 0 P: 9	R: 0 E: 0 K: 1 S: 7	H: 0 LOB: 1 BB: 1 P: 14	R: 0 E: 0 K: 0 S: 12	H: 1 LOB: 2 BB: 1 P: 21	R: 4 E: 0 K: 2 S: 16	H: 2 LOB: 2 BB: 2 P: 29	R: 0 E: 0 K: 1 S: 11	H: 1 LOB: 1 BB: 0 P: 16	1B: 6 2B: 4 HR: 1	SF: 0 SAC: 0 DP: 1 HBP: 0	WP: 0 PB: 0 CS: 0	PA: 44											
PITCHER	IP WLS BF H R ER SO BB IBB HBP BLK WP HR S P ERA WHIP	IP WLS BF H R ER SO BB IBB HBP BLK WP HR S P ERA WHIP																															
Darrell Rasner, R ERA: 5.23	4.0	21	7	5	5	1	3	0	0	0	0	0	0	45	79	11.25	2.500																
38 Dan Giese, R ERA: 2.51	3.0	12	1	0	0	3	1	1	0	0	0	0	0	27	44	0.00	0.667																
36 Edwar Ramirez, R ERA: 3.2	1.0	W	7	2	4	4	2	2	0	0	0	0	1	16	29	36.00	4.000																
41 Jose Veras, R ERA: 2.63	1.0	4	1	0	0	1	0	0	0	0	0	0	0	11	16	0.00	1.000																

Batter	1	2	3	4	5	6	7	8	9	AB	R	H	RBI	BB	SO	LOB	BOTTOM																	
18 Johnny Damon, L OBP: 0.388, SLG: 0.456										4	1	1	0	1	0	0	Los Angeles Angels @ New York Yankees Yankee Stadium, Bronx, NY Sun Aug 03 2008, 1:05 PM EDT Att: 54,204 - Partly Cloudy - 77 F																	
2 Derek Jeter, R OBP: 0.345, SLG: 0.395										3	2	1	0	1	0	2																		
Bobby Abreu, L OBP: 0.365, SLG: 0.481										4	3	3	1	1	1	1																		
13 Alex Rodriguez, R OBP: 0.407, SLG: 0.605										4	3	1	1	1	2	5																		
Jason Giambi, L OBP: 0.387, SLG: 0.498										3	0	0	0	1	0	5																		
24 Robinson Cano, L OBP: 0.296, SLG: 0.390										1	1	1	2	0	0	0																		
22 Xavier Nady, R OBP: 0.390, SLG: 0.558										5	1	4	6	0	0	3																		
Wilson Betemit, S ERA: 1.13										4	0	0	1	0	0	2																		
Richie Sexson, R OBP: 0.322, SLG: 0.375										1	0	0	0	0	1	2																		
Ivan Rodriguez, R OBP: 0.340, SLG: 0.424										3	1	2	1	1	0	0																		
17 Justin Christian, R OBP: 0.367, SLG: 0.370										1	1	1	1	0	0	0																		
26 José Molina, R OBP: 0.286, SLG: 0.328										0	0	0	0	0	0	0																		
28 Melky Cabrera, S OBP: 0.297, SLG: 0.341										5	1	0	0	0	1	5																		
Inning Stats	R: 0 E: 0 K: 2 S: 9	H: 1 LOB: 1 BB: 0 P: 11	R: 0 E: 0 K: 0 S: 6	H: 1 LOB: 0 BB: 0 P: 9	R: 0 E: 0 K: 0 S: 10	H: 0 LOB: 0 BB: 0 P: 16	R: 0 E: 0 K: 1 S: 8	H: 1 LOB: 2 BB: 2 P: 17	R: 1 E: 0 K: 0 S: 11	H: 1 LOB: 0 BB: 0 P: 16	R: 3 E: 0 K: 1 S: 19	H: 3 LOB: 2 BB: 2 P: 33	R: 4 E: 1 K: 0 S: 14	H: 3 LOB: 0 BB: 0 P: 25	R: 6 E: 2 K: 1 S: 25	H: 4 LOB: 2 BB: 2 P: 44	1B: 11 2B: 2 3B: 0 HR: 2	SF: 0 SAC: 1 DP: 2 HBP: 0	WP: 0 PB: 0 CS: 0	PA: 45														
PITCHER	IP WLS BF H R ER SO BB IBB HBP BLK WP HR S P ERA WHIP	IP WLS BF H R ER SO BB IBB HBP BLK WP HR S P ERA WHIP																																
41 John Lackey, R ERA: 3.1	6.0	27	7	4	4	4	4	0	0	0	0	0	0	1	14	25	0.00	3.000																
66 Jose Arredondo, R ERA: 1.13	1.0	B	7	3	4	0	0	0	0	0	0	0	0	13	27	27.00	9.000																	
62 Scot Shields, R ERA: 2.98	0.2	L	6	1	5	1	0	2	0	0	0	0	0	12	17	0.00	4.500																	
Darren Oliver, L ERA: 3.28	0.2	5	3	1	0	1	0	0	0	0	0	0	0	12	17	0.00	4.500																	

Batter	1	2	3	4	5	6	7	8	9	AB	R	H	RBI	BB	SO	LOB	TOP										
1 Brian Roberts, S OBP: 0.370, SLG: 0.473										4	1	1	0	1	1	2											
21 Nick Markakis, L OBP: 0.397, SLG: 0.477										5	1	2	3	0	2	2											
6 Melvin Mora, R OBP: 0.317, SLG: 0.425										4	0	2	2	1	0	4											
17 Aubrey Huff, L OBP: 0.360, SLG: 0.547										5	0	1	0	0	1	3											
Ramon Hernandez, R OBP: 0.305, SLG: 0.423										4	0	1	0	0	0	1											
Kevin Millar, R OBP: 0.346, SLG: 0.422										4	1	1	0	0	0	2											
30 Luke Scott, L OBP: 0.339, SLG: 0.479										3	1	0	0	0	0	3											
Jay Payton, R OBP: 0.281, SLG: 0.380										3	0	1	0	1	1	1											
Juan Castro, R OBP: 0.161, SLG: 0.185										3	0	0	0	0	0	3											
Alex Cintron, S OBP: 0.321, SLG: 0.400										1	1	1	0	0	0	0											
Inning Stats	R: 0 H: 1 E: 0 K: 2 S: 11	H: 1 LOB: 1 BB: 0 P: 17	R: 0 H: 0 E: 0 K: 0 S: 12	H: 0 LOB: 0 BB: 0 P: 17	R: 0 H: 3 E: 0 K: 0 S: 9	H: 3 LOB: 2 BB: 0 P: 15	R: 0 H: 0 E: 0 K: 0 S: 8	H: 0 LOB: 0 BB: 0 P: 13	R: 1 H: 0 E: 0 K: 0 S: 10	H: 0 LOB: 2 BB: 2 P: 22	R: 0 H: 2 E: 0 K: 0 S: 8	H: 1 LOB: 1 BB: 0 P: 14	R: 0 H: 0 E: 0 K: 1 S: 10	H: 0 LOB: 0 BB: 0 P: 14	R: 0 H: 0 E: 0 K: 1 S: 6	H: 0 LOB: 1 BB: 1 P: 15	R: 4 H: 4 E: 1 K: 1 S: 17	H: 4 LOB: 1 BB: 0 P: 26	1B: 9 2B: 1 3B: 0 HR: 0	SF: 0 SAC: 0 DP: 2 HBP: 1	WP: 1 PB: 0 SB: 0 CS: 0	PA: 40					
PITCHER	IP	WLS	BF	H	R	ER	SO	BB	IBB	HBP	BLK	WP	HR	S	P	ERA	WHIP										
51 Joe Saunders, L ERA: 3.03	(1, 1)	6.0	25	6	1	1	2	2	0	1	0	0	0	58	98	1.50	1.333										
33 Justin Speier, R ERA: 4.79	(7, 1)	1.0	3	0	0	0	1	0	0	0	0	0	0	10	14	0.00	0.000										
66 Jose Arredondo, R ERA: 1.09	(8, 1)	1.0	4	0	0	0	1	1	0	0	0	0	0	6	15	0.00	1.000										
62 Scott Shields, R ERA: 2.93	(9, 1)	0.2	4	2	2	0	0	0	0	0	0	0	0	6	10	0.00	3.000										
Francisco Rodriguez, R ERA: 2.4	(9, 1)	0.1	W	4	2	2	0	1	0	0	0	0	0	11	16	0.00	6.000										

Baltimore Orioles @ Los Angeles Angels
Angel Stadium of Anaheim, Anaheim, CA
Mon Aug 04 2008, 7:05 PM PDT
Att: 41,902 - Partly Cloudy - 76 F

AB 36
R 5
H 10
RBI 5
BB 3
SO 5
LOB 21



Batter	1	2	3	4	5	6	7	8	9	AB	R	H	RBI	BB	SO	LOB	BOTTOM										
9 Chone Figgins, S OBP: 0.388, SLG: 0.332										3	2	1	1	3	0	2											
2 Erick Aybar, S OBP: 0.319, SLG: 0.403										4	0	1	0	0	1	1											
Mark Teixeira, S OBP: 0.392, SLG: 0.506										4	2	2	1	1	1	0											
27 Vladimir Guerrero, R OBP: 0.346, SLG: 0.486										5	1	2	2	0	0	5											
48 Torii Hunter, R OBP: 0.347, SLG: 0.499										3	1	2	1	1	0	1											
Garret Anderson, L OBP: 0.321, SLG: 0.425										4	0	1	1	1	0	4											
47 Howie Kendrick, R OBP: 0.358, SLG: 0.478										4	0	1	0	1	1	5											
Juan Rivera, R OBP: 0.281, SLG: 0.388										5	0	0	0	0	0	5											
5 Jeff Mathis, R OBP: 0.299, SLG: 0.357										2	0	0	0	1	1	1											
Inning Stats	R: 1 H: 3 E: 0 K: 0 S: 14	H: 3 LOB: 2 BB: 1 P: 27	R: 0 H: 0 E: 0 K: 1 S: 7	H: 0 LOB: 0 BB: 0 P: 12	R: 2 H: 3 E: 0 K: 0 S: 13	H: 3 LOB: 2 BB: 1 P: 25	R: 2 H: 1 E: 0 K: 0 S: 10	H: 0 LOB: 3 BB: 2 P: 27	R: 0 H: 1 E: 0 K: 2 S: 10	H: 1 LOB: 1 BB: 0 P: 16	R: 0 H: 1 E: 0 K: 0 S: 10	H: 1 LOB: 1 BB: 0 P: 16	R: 0 H: 0 E: 0 K: 1 S: 8	H: 0 LOB: 0 BB: 0 P: 14	R: 0 H: 0 E: 0 K: 1 S: 9	H: 1 LOB: 3 BB: 3 P: 23	1B: 8 2B: 1 3B: 0 HR: 1	SF: 0 SAC: 1 DP: 1 HBP: 3	WP: 0 PB: 1 SB: 2 CS: 0	PA: 46							
PITCHER	IP	WLS	BF	H	R	ER	SO	BB	IBB	HBP	BLK	WP	HR	S	P	ERA	WHIP										
45 Dennis Sarfate, R ERA: 4.58	(1, 1)	3.0	19	6	5	5	1	3	0	2	0	0	0	34	71	15.00	3.000										
Randor Bierd, R ERA: 1.29	(4, 1)	2.2	13	2	0	0	2	1	1	1	0	0	0	25	45	0.00	1.125										
Alberto Castillo, L ERA: 1.86	(6, 1)	0.2	3	1	0	0	0	0	0	0	0	0	0	7	11	0.00	1.500										
Fernando Cabrera, R ERA: 4.6	(7, 1)	0.2	2	0	0	0	0	0	0	0	0	0	0	6	9	0.00	0.000										
52 George Sherrill, L ERA: 4.27	(8, 1)	1.2	L	9	1	1	1	2	1	0	0	0	0	17	37	5.40	1.800										

Baltimore Orioles @ Los Angeles Angels
Angel Stadium of Anaheim, Anaheim, CA
Mon Aug 04 2008, 7:05 PM PDT
Att: 41,902 - Partly Cloudy - 76 F

AB 34
R 6
H 10
RBI 6
BB 8
SO 4
LOB 24



Batter	1	2	3	4	5	6	7	8	9	AB	R	H	RBI	BB	SO	LOB	TOP										
1 Brian Roberts, S OBP: 0.368, SLG: 0.469										4	0	1	0	0	1	0	Baltimore Orioles @ Los Angeles Angels Angel Stadium of Anaheim, Anaheim, CA Wed Aug 06 2008, 12:35 PM PDT Att: 40,130 - Sunny - 83 F										
Alex Cintron, S OBP: 0.317, SLG: 0.392										4	1	1	0	0	0	2											
21 Nick Markakis, L OBP: 0.399, SLG: 0.485										4	1	1	3	0	0	1											
17 Aubrey Huff, L OBP: 0.358, SLG: 0.541										4	0	1	0	0	2	1											
Kevin Millar, R OBP: 0.342, SLG: 0.413										4	0	0	0	0	0	1											
30 Luke Scott, L OBP: 0.343, SLG: 0.490										4	0	1	0	0	1	0											
Jay Payton, R OBP: 0.277, SLG: 0.377										4	0	1	0	0	1	2											
12 Luis Montanez, R OBP: 0.500, SLG: 1.000										4	2	2	1	0	0	1											
Guillermo Quiroz, R OBP: 0.284, SLG: 0.303										3	0	0	0	0	2	1											
Inning Stats	R: 0 H: 1 E: 0 K: 1 S: 15	H: 1 LOB: 1 BB: 0 P: 19	R: 0 H: 0 E: 0 K: 1 S: 6	H: 0 LOB: 0 BB: 8 P: 8	R: 1 H: 1 E: 0 K: 2 S: 11	H: 1 LOB: 0 BB: 0 P: 15	R: 0 H: 2 E: 0 K: 1 S: 13	H: 2 LOB: 2 BB: 0 P: 20	R: 3 H: 3 E: 0 K: 1 S: 16	H: 3 LOB: 0 BB: 0 P: 23	R: 0 H: 1 E: 0 K: 0 S: 7	H: 1 LOB: 1 BB: 0 P: 9	R: 0 H: 0 E: 0 K: 1 S: 9	H: 0 LOB: 0 BB: 0 P: 12	R: 0 H: 0 E: 0 K: 0 S: 9	H: 0 LOB: 0 BB: 0 P: 13	R: 0 H: 0 E: 0 K: 0 S: 4	H: 0 LOB: 0 BB: 0 P: 5	1B: 5 2B: 1 3B: 0 HR: 2	SF: 0 SAC: 0 DP: 0 HBP: 0	WP: 0 PB: 0 SB: 0 CS: 0	PA: 35					
PITCHER	IP	WLS	BF	H	R	ER	SO	BB	IBB	HBP	BLK	WP	HR	S	P	ERA	WHIP										
54 Ervin Santana, R ERA: 3.45	7.0	W	29	8	4	4	7	0	0	0	0	0	2	77	106	5.14	1.143										
66 Jose Arredondo, R ERA: 1.03	2.0		6	0	0	0	0	0	0	0	0	0	0	13	18	0.00	0.000										

AB	35
R	4
H	8
RBI	4
BB	0
SO	7
LOB	9



Batter	1	2	3	4	5	6	7	8	9	AB	R	H	RBI	BB	SO	LOB	BOTTOM											
9 Chone Figgins, S OBP: 0.381, SLG: 0.323										4	1	0	0	1	2	0	Baltimore Orioles @ Los Angeles Angels Angel Stadium of Anaheim, Anaheim, CA Wed Aug 06 2008, 12:35 PM PDT Att: 40,130 - Sunny - 83 F											
2 Erick Aybar, S OBP: 0.317, SLG: 0.398										4	1	1	0	0	0	0												
Mark Teixeira, S OBP: 0.394, SLG: 0.506										3	3	2	0	1	0	0												
27 Vladimir Guerrero, R OBP: 0.351, SLG: 0.494										3	2	2	4	1	0	0												
48 Torii Hunter, R OBP: 0.346, SLG: 0.494										2	1	1	1	1	1	2												
Garret Anderson, L OBP: 0.325, SLG: 0.431										4	0	3	2	0	0	1												
47 Howie Kendrick, R OBP: 0.349, SLG: 0.465										4	0	0	0	0	1	3												
Juan Rivera, R OBP: 0.280, SLG: 0.385										4	0	1	0	0	0	0												
77 Reggie Williams, S OBP: 0.341, SLG: 0.231										0	0	0	0	0	0	0												
5 Jeff Mathis, R OBP: 0.299, SLG: 0.365										4	1	1	1	0	0	2												
Inning Stats	R: 3 H: 3 E: 0 K: 0 S: 14	H: 3 LOB: 1 BB: 1 P: 23	R: 1 H: 1 E: 0 K: 1 S: 9	H: 1 LOB: 0 BB: 0 P: 13	R: 2 H: 3 E: 1 K: 2 S: 21	H: 3 LOB: 2 BB: 1 P: 34	R: 3 H: 3 E: 0 K: 0 S: 13	H: 3 LOB: 1 BB: 2 P: 26	R: 0 H: 0 E: 0 K: 1 S: 7	H: 0 LOB: 0 BB: 0 P: 9	R: 0 H: 0 E: 0 K: 0 S: 6	H: 0 LOB: 0 BB: 0 P: 10	R: 0 H: 1 E: 0 K: 0 S: 7	H: 1 LOB: 0 BB: 0 P: 9	R: 0 H: 0 E: 0 K: 0 S: 9	H: 0 LOB: 0 BB: 0 P: 11	1B: 7 2B: 2 3B: 0 HR: 2	SF: 1 SAC: 0 DP: 1 HBP: 0	WP: 1 PB: 0 SB: 1 CS: 0	PA: 37								
PITCHER	IP	WLS	BF	H	R	ER	SO	BB	IBB	HBP	BLK	WP	HR	S	P	ERA	WHIP											
18 Garrett Olson, L ERA: 0.08	2.2	L	17	7	6	6	3	2	0	0	0	0	1	2	42	65	20.25	3.375										
Lance Cormier, R ERA: 4.78	1.0		7	3	3	3	0	2	0	0	0	0	0	11	25	27.00	5.000											
Alberto Castillo, L ERA: 1.5	2.1		7	0	0	0	1	0	0	0	0	0	0	7	25	0.00	0.000											
Chad Bradford, R ERA: 2.45	1.0		3	1	0	0	0	0	0	0	0	0	0	7	9	0.00	1.000											
32 Jamie Walker, L ERA: 4.44	1.0		3	0	0	0	0	0	0	0	0	0	0	9	11	0.00	0.000											



Batter	1	2	3	4	5	6	7	8	9	AB	R	H	RBI	BB	SO	LOB	TOP					
18 Johnny Damon, L (1, 7) OBP: 0.391, SLG: 0.460	F9		2B	F7		G6-3				5	1	2	0	0	0	0						
2 Derek Jeter, R (1, 6) OBP: 0.348, SLG: 0.401	F8		F9		G4-3					5	0	1	0	0	0	3						
Bobby Abreu, L (1, 10) OBP: 0.363, SLG: 0.474	F7		BB		K					4	1	1	0	0	1	1						
13 Alex Rodriguez, R (1, 5) OBP: 0.398, SLG: 0.587		HR	22 1B		P3					3	1	1	1	1	1	0						
Jason Giambi, L (1, 3) OBP: 0.393, SLG: 0.511		K	22 1B			K				3	0	0	1	1	2	0						
22 Xavier Nady, R (1, 9) OBP: 0.388, SLG: 0.566	F8		1B			HR				4	1	2	2	0	0	0						
24 Robinson Canó, L (1, 4) OBP: 0.305, SLG: 0.405			G6-3			28 G3				4	1	2	0	0	0	3						
28 Melky Cabrera, S (1, 8) OBP: 0.295, SLG: 0.337	P5				G5-3					4	0	0	1	0	0	1						
26 José Molina, R (1, 2) Wilson Betemit, S (9, PH) OBP: 0.278, SLG: 0.414			P4		F8					3	0	0	0	0	0	0						
						G3				1	0	1	0	0	0	0						
Inning Stats	R: 0 E: 0 K: 0 S: 12	H: 0 LOB: 0 BB: 0 P: 16	R: 1 E: 0 K: 1 S: 17	H: 2 LOB: 1 BB: 1 P: 26	R: 2 E: 0 K: 0 S: 11	H: 3 LOB: 3 BB: 2 P: 24	R: 0 E: 0 K: 1 S: 7	H: 0 LOB: 0 BB: 0 P: 10	R: 0 E: 0 K: 1 S: 8	H: 0 LOB: 0 BB: 0 P: 13	R: 2 E: 0 K: 1 S: 17	H: 2 LOB: 0 BB: 0 P: 22	R: 0 E: 0 K: 1 S: 5	H: 1 LOB: 0 BB: 0 P: 8	R: 0 E: 0 K: 1 S: 8	H: 0 LOB: 0 BB: 0 P: 13	R: 0 E: 0 K: 0 S: 12	H: 2 LOB: 2 BB: 0 P: 19	1B: 6 2B: 1 3B: 1 HR: 2	SF: 0 SAC: 0 DP: 1 HBP: 0	WP: 0 PB: 0 SB: 0 CS: 0	PA: 38
PITCHER	IP WLS BF ERA WHIP	WLS BF ERA WHIP	H R ER SO	H R ER SO	BB IBB HBP BLK	WP HR S P	ERA WHIP	PITCHER	IP WLS BF ERA WHIP	WLS BF ERA WHIP	H R ER SO	H R ER SO	BB IBB HBP BLK	WP HR S P	ERA WHIP							
36 Jered Weaver, R (1, 1) ERA: 4.51	6.0 W 27	7 5 5 3	1 1 0 0	0 0 0 0	0 0 0 0	0 0 0 0	7.50 1.333	66 Jose Arredondo, R (7, 1) ERA: 0.97	2.0 H 6	1 0 0 1	0 0 0 0	0 0 0 0	0 0 0 0	0 0 13 21	0.00 0.500							
62 Scot Shields, R (9, 1) ERA: 2.86	1.0 5 2 0	0 0 0 0	0 0 0 0	0 0 0 0	0 0 0 0	0 0 12 19	0.00 2.000															

New York Yankees @ Los Angeles Angels
Angel Stadium of Anaheim, Anaheim, CA

AB 36
R 5
H 10
RBI 5
BB 2
SO 4
LOB 8



WP: 0 PA: 38
PB: 0
SB: 0
CS: 0

Fri Aug 08 2008, 7:05 PM PDT
Att. 44,158 - Clear - 78 F

Batter	1	2	3	4	5	6	7	8	9	AB	R	H	RBI	BB	SO	LOB	BOTTOM					
9 Chone Figgins, S (1, 5) OBP: 0.376, SLG: 0.318	G6-3		K		G5-3					5	0	0	0	0	3	8						
2 Erick Aybar, S (1, 6) OBP: 0.318, SLG: 0.396	FC4-6		G4-3		G6-3					4	0	1	0	1	0	2						
Mark Teixeira, S (1, 3) OBP: 0.394, SLG: 0.507	FC4-6		27 1B		K					5	2	2	1	0	1	1						
27 Vladimir Guerrero, R (1, 9) OBP: 0.354, SLG: 0.498	48 2B		48 1B		48 1B					5	3	3	1	0	1	3						
48 Torii Hunter, R (1, 8) OBP: 0.351, SLG: 0.507	1B		2B		2B					5	2	4	4	0	1	0						
Garet Anderson, L (1, 10) OBP: 0.324, SLG: 0.428	P6		47 1B		K					5	0	1	1	0	1	2						
47 Howie Kendrick, R (1, 4) OBP: 0.357, SLG: 0.475			1B		1B					5	1	4	1	0	0	0						
Juan Rivera, R (1, 7) OBP: 0.280, SLG: 0.381			2B		1B					4	0	1	0	0	0	4						
77 Reggie Williams, S (7, PR) OBP: 0.341, SLG: 0.231	F8		F9		F9					0	1	0	0	0	0	0						
24 Gary Matthews, S (8, 7) OBP: 0.304, SLG: 0.330			2B		2B					0	0	0	0	0	0	0						
5 Jeff Mathis, R (1, 2) OBP: 0.302, SLG: 0.369			BB		F7					3	1	1	1	1	0	3						
										1B: 11 2B: 5 3B: 0 HR: 1	SF: 0 SAC: 0 DP: 0 HBP: 0	WP: 1 PB: 0 SB: 0 CS: 0	PA: 43									
Inning Stats	R: 2 E: 0 K: 0 S: 13	H: 3 LOB: 1 BB: 0 P: 21	R: 0 E: 0 K: 1 S: 12	H: 1 LOB: 2 BB: 1 P: 21	R: 3 E: 0 K: 1 S: 18	H: 5 LOB: 2 BB: 0 P: 26	R: 1 E: 0 K: 2 S: 11	H: 2 LOB: 1 BB: 0 P: 16	R: 0 E: 0 K: 0 S: 8	H: 1 LOB: 1 BB: 0 P: 9	R: 0 E: 0 K: 1 S: 7	H: 0 LOB: 0 BB: 0 P: 10	R: 4 E: 0 K: 1 S: 14	H: 5 LOB: 3 BB: 1 P: 25	R: 0 E: 0 K: 1 S: 7	H: 0 LOB: 0 BB: 0 P: 10	R: 0 E: 0 K: 0 S: 12	H: 0 LOB: 0 BB: 0 P: 19	1B: 11 2B: 5 3B: 0 HR: 1	SF: 0 SAC: 0 DP: 0 HBP: 0	WP: 1 PB: 0 SB: 0 CS: 0	PA: 43
PITCHER	IP WLS BF ERA WHIP	WLS BF ERA WHIP	H R ER SO	H R ER SO	BB IBB HBP BLK	WP HR S P	ERA WHIP	PITCHER	IP WLS BF ERA WHIP	WLS BF ERA WHIP	H R ER SO	H R ER SO	BB IBB HBP BLK	WP HR S P	ERA WHIP							
31 Ian Kennedy, R (1, 1) ERA: 8.17	2.0 L 16	5 3 3 4	0 0 0 0	0 0 0 0	0 0 0 0	0 0 1 35	22.50 5.000	Darrell Rasner, R (3, 1) ERA: 5.29	4.1 18	5 3 3 4	0 0 0 0	0 0 0 0	0 0 1 35	6.23 1.154								
38 Brian Bruney, R (7, 1) ERA: 2.81	1.2 9 3 2	2 2 2 2	1 0 0 0	0 0 0 0	1 0 17 28	10.80 2.400																


New York Yankees @ Los Angeles Angels
Angel Stadium of Anaheim, Anaheim, CA


AB 41
R 10
H 17
RBI 9
BB 2
SO 7
LOB 23



WP: 1 PA: 43
PB: 0
SB: 0
CS: 0

Fri Aug 08 2008, 7:05 PM PDT
Att. 44,158 - Clear - 78 F

Batter	1	2	3	4	5	6	7	8	9	AB	R	H	RBI	BB	SO	LOB	TOP			
51 Ichiro Suzuki, L (1.9) OBP: 0.397, SLG: 0.392	G4-3		FC3-6 1B 1-2		1B		F8		FC5-4 E DI 1-2	5	1	2	0	0	0	1	Seattle Mariners @ Los Angeles Angels Angel Stadium of Anaheim, Anaheim, CA Tue Aug 12 2008, 7:05 PM PDT Att: 42,086 - Partly Cloudy - 75 F livebaseballscorecards.com AB 38 R 3 H 11 RBI 3 BB 1 SO 6 LOB 22 			
Jeremy Reed, L (1.10) OBP: 0.327, SLG: 0.377	G4-3		FC3-6 1B 1-2 2-3		P5		K		E3 1-3	5	0	1	0	0	1	2				
Raul Ibanez, L (1.7) OBP: 0.351, SLG: 0.482	K		FC3-6 29 1B 1-2 2-3		1B				K 1-3	5	1	2	1	0	2	4				
29 Adrián Beltré, R (1.5) OBP: 0.318, SLG: 0.422		G5-3	4 1B 1-2 3-H		P3				P3 1-0	4	0	1	1	0	0	3				
4 Jose Lopez, R (1.4) OBP: 0.330, SLG: 0.442	K		1-3 2-H		G5-3				FC5 25 FC5-4 1-2	4	0	1	1	0	1	3				
9 Jeff Clement, L (1.2) OBP: 0.271, SLG: 0.351	25 1B 2B		G3				K		K 1-2	4	0	1	0	0	2	4				
25 Wladimir Balentien, R (1.8) OBP: 0.274, SLG: 0.366							G4-3		FC5-4 1-2	3	0	1	0	1	0	2				
39 Bryan LaHair, L (1.3) OBP: 0.333, SLG: 0.377									FC6-4 7 FC5-4 1B 1-2	4	0	1	0	0	0	1				
7 Yuniesky Betancourt, R (1.6) OBP: 0.273, SLG: 0.358							F7		FC6-4 51 FC5-4 1-2	4	1	1	0	0	0	2				
Inning Stats	R: 0 E: 0 K: 1 S: 7	H: 0 LOB: 0 BB: 0 P: 10	R: 0 E: 0 K: 1 S: 12	H: 2 LOB: 2 BB: 0 P: 19	R: 3 E: 0 K: 0 S: 16	H: 5 LOB: 2 BB: 0 P: 22	R: 0 E: 0 K: 0 S: 7	H: 0 LOB: 0 BB: 1 P: 12	R: 0 E: 0 K: 1 S: 8	H: 2 LOB: 0 BB: 0 P: 11	R: 0 E: 0 K: 1 S: 7	H: 0 LOB: 0 BB: 0 P: 11	R: 0 E: 1 K: 1 S: 10	H: 1 LOB: 2 BB: 0 P: 18	R: 0 E: 1 K: 1 S: 13	H: 1 LOB: 2 BB: 0 P: 19	1B: 10 2B: 1 3B: 0 HR: 0	SF: 0 SAC: 0 DP: 1 HBP: 0	WP: 0 PB: 0 SB: 1 CS: 0	PA: 39
PITCHER	IP WLS BF H R ER SO	IP WLS BF H R ER SO	IP WLS BF H R ER SO	IP WLS BF H R ER SO	IP WLS BF H R ER SO	IP WLS BF H R ER SO	IP WLS BF H R ER SO	IP WLS BF H R ER SO	IP WLS BF H R ER SO	IP WLS BF H R ER SO	IP WLS BF H R ER SO	IP WLS BF H R ER SO	IP WLS BF H R ER SO	IP WLS BF H R ER SO	IP WLS BF H R ER SO	IP WLS BF H R ER SO	ERA WHIP	ERA WHIP	ERA WHIP	
Jon Garland, R (1.1) ERA: 4.26	7.0	W	29	9	3	3	4	1	0	0	0	0	0	0	0	0	0	3.86	1.429	
62 Scot Shields, R (8.1) ERA: 2.74	1.0	H	5	1	0	0	1	0	0	0	0	0	0	0	0	0	10	0.00	1.000	
66 Jose Arredondo, R (9.1) ERA: 0.93	0.2		4	1	0	0	0	0	0	0	0	0	0	0	0	0	10	15.00	1.500	
Francisco Rodríguez, R (9.1) ERA: 2.34	0.1	S	1	0	0	0	1	0	0	0	0	0	0	0	0	3	4	0.00	0.000	

Batter	1	2	3	4	5	6	7	8	9	AB	R	H	RBI	BB	SO	LOB	BOTTOM			
9 Chone Figgins, S (1.5) OBP: 0.374, SLG: 0.319	F9		G6-3		G4-3 27 SH1-4 1B 1-2		K		G6-3	5	1	1	0	0	1	1	Seattle Mariners @ Los Angeles Angels Angel Stadium of Anaheim, Anaheim, CA Tue Aug 12 2008, 7:05 PM PDT Att: 42,086 - Partly Cloudy - 75 F livebaseballscorecards.com AB 34 R 7 H 10 RBI 7 BB 1 SO 4 LOB 9 			
2 Erick Aybar, S (1.6) OBP: 0.325, SLG: 0.398			1B		SH1-4		G5-3			2	0	1	0	0	0	0				
Mark Teixeira, S (1.3) OBP: 0.394, SLG: 0.511	F9		1B		G4-3		G6-3			4	0	1	1	0	0	2				
27 Vladimir Guerrero, R (1.9) OBP: 0.355, SLG: 0.508	F9		K2-3		2-3 3-H				G5-3	4	1	1	2	0	1	3				
48 Torii Hunter, R (1.8) OBP: 0.347, SLG: 0.502	L6				G4-3				HR BB	3	1	1	0	1	0	0				
Garret Anderson, L (1.10) OBP: 0.324, SLG: 0.439	F7				F8		F9		HR	4	1	1	2	0	0	1				
47 Howie Kendrick, R (1.4) OBP: 0.353, SLG: 0.465					G6-3				2B 1B	4	1	2	0	0	0	0				
Juan Rivera, R (1.7) OBP: 0.290, SLG: 0.419	P4						P3		1-H 2B	4	1	2	2	0	0	1				
5 Jeff Mathis, R (1.2) OBP: 0.297, SLG: 0.363			P4		E6 SH1-4 9 1B G4-3		K		K	4	1	0	0	0	2	1				
Inning Stats	R: 0 E: 0 K: 0 S: 11	H: 1 LOB: 1 BB: 0 P: 15	R: 0 E: 0 K: 0 S: 7	H: 1 LOB: 1 BB: 0 P: 11	R: 0 E: 0 K: 1 S: 12	H: 2 LOB: 0 BB: 0 P: 19	R: 0 E: 0 K: 0 S: 5	H: 0 LOB: 0 BB: 0 P: 7	R: 4 E: 1 K: 0 S: 15	H: 4 LOB: 1 BB: 0 P: 25	R: 0 E: 0 K: 1 S: 6	H: 0 LOB: 0 BB: 0 P: 8	R: 0 E: 0 K: 1 S: 5	H: 0 LOB: 0 BB: 0 P: 8	R: 3 E: 0 K: 1 S: 17	H: 3 LOB: 1 BB: 1 P: 27	1B: 5 2B: 2 3B: 0 HR: 3	SF: 0 SAC: 1 DP: 0 HBP: 1	WP: 0 PB: 0 SB: 1 CS: 0	PA: 37
PITCHER	IP WLS BF H R ER SO	IP WLS BF H R ER SO	IP WLS BF H R ER SO	IP WLS BF H R ER SO	IP WLS BF H R ER SO	IP WLS BF H R ER SO	IP WLS BF H R ER SO	IP WLS BF H R ER SO	IP WLS BF H R ER SO	IP WLS BF H R ER SO	IP WLS BF H R ER SO	IP WLS BF H R ER SO	IP WLS BF H R ER SO	IP WLS BF H R ER SO	IP WLS BF H R ER SO	IP WLS BF H R ER SO	ERA WHIP	ERA WHIP	ERA WHIP	
56 Jarrod Washburn, L (1.1) ERA: 4.58	7.0	L	30	7	4	1	3	0	0	1	0	0	0	0	0	0	2	61	1.29	1.000
57 Mark Lowe, R (8.1) ERA: 5.4	0.2		6	3	3	3	1	1	0	0	0	0	0	0	0	1	12	22	40.50	6.000
Jake Woods, L (8.1) ERA: 1.23	0.1		1	0	0	0	0	0	0	0	0	0	0	0	0	5	5	0.00	0.000	

Batter	1	2	3	4	5	6	7	8	9	10	11	12	AB	R	H	RBI	BB	SO	LOB	TOP											
51 Ichiro Suzuki, L OBP: 0.363, SLG: 0.387	G4-3		L8		G6-3		G4-3		L9		L4			6	0	0	1	0	0	4											
Jeremy Reed, L OBP: 0.327, SLG: 0.386	2B		G4-3		G5-3		K		1B		G3			6	2	2	2	0	1	3											
Raul Ibanez, L OBP: 0.356, SLG: 0.496	P2					HR		G6-3						5	3	4	2	1	0	1											
29 Adrián Beltré, R OBP: 0.316, SLG: 0.419			P2					P2		P4				6	0	1	1	0	1	5											
4 Jose Lopez, R OBP: 0.328, SLG: 0.438	F9				F8		G4-3		G6-3		F8			5	1	0	0	1	0	3											
9 Jeff Clement, L OBP: 0.276, SLG: 0.354	G4-3													4	0	2	1	0	1	0											
Jamie Burke, R OBP: 0.325, SLG: 0.351														1	0	0	0	0	1	0											
Tug Hulett, L OBP: 0.429, SLG: 0.200														1	0	0	0	0	2	0											
2 Kenji Johjima, R OBP: 0.297, SLG: 0.301														0	0	0	0	0	0	0											
25 Wladimir Balentien, R OBP: 0.270, SLG: 0.379			K		K									6	1	1	3	0	4	2											
39 Bryan LaHair, L OBP: 0.333, SLG: 0.389														3	0	1	0	0	2	1											
Miguel Cairo, R OBP: 0.331, SLG: 0.295														2	2	0	0	1	0	0											
7 Yunesky Betancourt, R OBP: 0.277, SLG: 0.361														5	1	3	0	0	0	0											
Inning Stats	R: 1 E: 0 K: 0 S: 14	H: 2 LOB: 1 BB: 0 P: 24	R: 0 E: 0 K: 2 S: 9	H: 0 LOB: 0 BB: 0 P: 13	R: 0 E: 0 K: 0 S: 12	H: 1 LOB: 2 BB: 1 P: 21	R: 0 E: 0 K: 2 S: 12	H: 1 LOB: 0 BB: 0 P: 17	R: 0 E: 0 K: 0 S: 3	H: 0 LOB: 0 BB: 0 P: 6	R: 1 E: 0 K: 2 S: 10	H: 1 LOB: 0 BB: 0 P: 13	R: 1 E: 0 K: 0 S: 16	H: 2 LOB: 2 BB: 0 P: 24	R: 1 E: 0 K: 0 S: 12	H: 1 LOB: 1 BB: 0 P: 20	R: 3 E: 0 K: 0 S: 15	H: 3 LOB: 1 BB: 1 P: 28	R: 0 E: 0 K: 2 S: 7	H: 0 LOB: 0 BB: 0 P: 9	R: 0 E: 0 K: 0 S: 7	H: 0 LOB: 0 BB: 0 P: 9	R: 3 E: 0 K: 0 S: 12	H: 2 LOB: 0 BB: 1 P: 22	1B: 7 2B: 5 3B: 0 HR: 2	SF: 0 SAC: 0 DP: 0 HBP: 0	WP: 1 PB: 0 SB: 0 CS: 0	PA: 53			
PITCHER	IP WLS BF H R ER SO BB IBB HBP BLK WP HR S P ERA WHIP	6.1 0.2 1.0 0.8 0.1 0.1 2.2	3.0 2 0 0 1 0 0	7.3 0 0 0 0 0 0	3.7 0 0 0 0 0 0	11.0 0 0 0 0 0 0	4.26 0.00 0.00 0.00 0.00 0.00	1.263 0.00 0.00 0.00 0.00 0.00	33 Justin Speier, R ERA: 5.33	12.1 1.0 6 2 3 3 3 0 1 0 0 0	27.00 2.000	2.000																			

Seattle Mariners @ Los Angeles Angels
Angel Stadium of Anaheim, Anaheim, CA
Wed Aug 13 2008, 7:05 PM PDT
Att. 42,754 - Partly Cloudy - 79 F

livebaseballscorecards.com

AB 50
R 10
H 14
RBI 10
BB 3
SO 10
LOB 21



Batter	1	2	3	4	5	6	7	8	9	10	11	12	AB	R	H	RBI	BB	SO	LOB	BOTTOM										
9 Chone Figgins, S OBP: 0.374, SLG: 0.518	G4-3	G1-3		L1			SH5-4							4	0	1	0	1	0	1										
6 Maicer Izturis, S OBP: 0.329, SLG: 0.362	1B			HR			K							5	2	3	1	0	1	1										
2 Erick Aybar, S OBP: 0.324, SLG: 0.397	2B						G1							1	0	0	0	0	2	0										
Mark Teixeira, S OBP: 0.395, SLG: 0.524	1B			HR			G6-3							6	2	3	3	0	1	2										
27 Vladimir Guerrero, R OBP: 0.355, SLG: 0.555	1B			HR			G1							5	0	1	1	1	1	1										
48 Torii Hunter, R OBP: 0.345, SLG: 0.496	1B						FC6-5							5	0	0	0	1	2	3										
Garet Anderson, L OBP: 0.324, SLG: 0.436	2B													5	1	1	0	1	1	3										
47 Howie Kendrick, R OBP: 0.349, SLG: 0.463														6	1	1	0	0	1	1										
Juan Rivera, R OBP: 0.286, SLG: 0.409														4	0	0	1	1	0	0										
5 Jeff Mathis, R OBP: 0.299, SLG: 0.362														3	1	1	1	1	2	1										
Inning Stats	R: 1 E: 0 K: 0 S: 14	H: 3 LOB: 2 BB: 1 P: 24	R: 0 E: 0 K: 1 S: 5	H: 0 LOB: 1 BB: 1 P: 11	R: 2 E: 0 K: 2 S: 14	H: 3 LOB: 1 BB: 0 P: 20	R: 0 E: 0 K: 1 S: 6	H: 0 LOB: 0 BB: 0 P: 9	R: 0 E: 0 K: 3 S: 10	H: 0 LOB: 1 BB: 0 P: 15	R: 0 E: 0 K: 1 S: 6	H: 0 LOB: 0 BB: 0 P: 10	R: 1 E: 0 K: 0 S: 12	H: 2 LOB: 2 BB: 1 P: 13	R: 2 E: 0 K: 0 S: 12	H: 1 LOB: 1 BB: 2 P: 24	R: 1 E: 0 K: 0 S: 5	H: 1 LOB: 0 BB: 0 P: 6	R: 0 E: 0 K: 0 S: 10	H: 1 LOB: 2 BB: 1 P: 18	R: 0 E: 0 K: 1 S: 7	H: 0 LOB: 0 BB: 0 P: 9	R: 0 E: 0 K: 0 S: 7	H: 0 LOB: 0 BB: 0 P: 7	1B: 6 2B: 3 3B: 0 HR: 2	SF: 2 SAC: 1 DP: 1 HBP: 0	WP: 1 PB: 0 SB: 1 CS: 0	PA: 53		
PITCHER	IP WLS BF H R ER SO BB IBB HBP BLK WP HR S P ERA WHIP	7.0 0.0 1.0 1.0 3.0	8.4 1 0 1 0	4.4 1 0 0 0	8.8 0 0 0 0	1.0 0 0 0 0	61 0 2 6 9.00	1.429 0 18 2.000 1.000	37 Cesar Jimenez, L ERA: 3.86	10.1 0.8 0.1 0.1 3.0	5.14 0.00 0.00 0.00 0.00	5.14 0.00 0.00 0.00 0.00	1.429 0.00 0.667																	

Seattle Mariners @ Los Angeles Angels
Angel Stadium of Anaheim, Anaheim, CA
Wed Aug 13 2008, 7:05 PM PDT
Att. 42,754 - Partly Cloudy - 79 F

livebaseballscorecards.com

AB 44
R 7
H 11
RBI 7
BB 6
SO 9
LOB 15



Batter	1	2	3	4	5	6	7	8	9	AB	R	H	RBI	BB	SO	LOB	TOP			
9 Chone Figgins, S OBP: 0.376, SLG: 0.320										4	1	2	0	0	0	1	Los Angeles Angels @ Cleveland Indians Progressive Field, Cleveland, OH Fri Aug 15 2008, 7:05 PM EDT Att: 30,962 - Cloudy - 74 F			
2 Erick Aybar, S OBP: 0.320, SLG: 0.392										3	0	0	0	0	1	1				
Mark Teixeira, S OBP: 0.398, SLG: 0.526										4	0	3	1	0	0	1				
27 Vladimir Guerrero, R OBP: 0.354, SLG: 0.501										3	0	0	0	1	0	2				
48 Tori Hunter, R OBP: 0.342, SLG: 0.492										4	0	0	0	0	1	2				
Garret Anderson, L OBP: 0.323, SLG: 0.434										4	0	1	0	0	1	2				
47 Howie Kendrick, R OBP: 0.346, SLG: 0.458										3	0	0	0	0	2	1	AB 30 R 2 H 8 RBI 2 BB 2 SO 6 LOB 12			
Juan Rivera, R OBP: 0.292, SLG: 0.432										3	1	2	1	0	0	0				
5 Jeff Mathis, R OBP: 0.300, SLG: 0.359										2	0	0	0	1	1	2				
Inning Stats	R: 1 H: 2 E: 0 K: 1 S: 12	H: 2 LOB: 2 BB: 1 P: 17	R: 0 H: 0 E: 0 K: 2 S: 14	H: 0 LOB: 0 BB: 0 P: 18	R: 0 H: 1 E: 0 K: 1 S: 10	H: 1 LOB: 1 BB: 0 P: 13	R: 0 H: 0 E: 0 K: 1 S: 5	H: 0 LOB: 0 BB: 0 P: 8	R: 1 H: 1 E: 0 K: 0 S: 5	H: 1 LOB: 1 BB: 1 P: 10	R: 0 H: 1 E: 0 K: 0 S: 7	H: 2 LOB: 1 BB: 0 P: 18	R: 0 H: 1 E: 0 K: 0 S: 7	H: 1 LOB: 0 BB: 0 P: 10	R: 0 H: 0 E: 0 K: 0 S: 7	H: 0 LOB: 0 BB: 0 P: 13	1B: 7 2B: 1 3B: 0 HR: 1	SF: 0 SAC: 1 DP: 4 HBP: 0	WP: 0 PB: 0 SB: 0 CS: 0	PA: 33
PITCHER 31 Cliff Lee, L ERA: 2.43	IP: 9.0 WLS: W BF: 33 H: 8 R: 2 ER: 2 SO: 6 BB: 2 IBB: 0 HBP: 0 BLK: 0 WP: 0 HR: 1 S: 80 P: 117 ERA: 2.00 WHIP: 1.11																			

Batter	1	2	3	4	5	6	7	8	9	AB	R	H	RBI	BB	SO	LOB	BOTTOM			
24 Grady Sizemore, L OBP: 0.381, SLG: 0.516										4	0	0	0	1	1	4	Los Angeles Angels @ Cleveland Indians Progressive Field, Cleveland, OH Fri Aug 15 2008, 7:05 PM EDT Att: 30,962 - Cloudy - 74 F			
Franklin Gutierrez, R OBP: 0.297, SLG: 0.363										3	0	0	0	1	2	3				
12 Ben Francisco, R OBP: 0.342, SLG: 0.467										4	1	2	0	0	1	2				
2 Jhonny Peralta, R OBP: 0.322, SLG: 0.499										4	0	2	1	0	0	1				
17 Shin-Soo Choo, L OBP: 0.363, SLG: 0.451										3	1	2	0	0	0	1				
10 Kelly Shoppach, R OBP: 0.333, SLG: 0.468										3	1	0	0	1	1	4				
25 Ryan Garko, R OBP: 0.317, SLG: 0.355										4	0	1	1	0	3	3	AB 31 R 3 H 8 RBI 3 BB 5 SO 9 LOB 20			
Andy Marte, R OBP: 0.233, SLG: 0.284										2	0	0	0	0	1	2				
20 David DeLucci, L ERA: 1.14										0	0	0	0	1	0	0				
11 Jamey Carroll, R OBP: 0.342, SLG: 0.327										1	0	0	0	0	0	0				
Asdrubal Cabrera, S OBP: 0.320, SLG: 0.326										3	0	1	1	1	0	0				
Inning Stats	R: 0 H: 0 E: 0 K: 2 S: 8	H: 0 LOB: 0 BB: 0 P: 13	R: 0 H: 1 E: 0 K: 2 S: 17	H: 1 LOB: 2 BB: 0 P: 25	R: 0 H: 0 E: 0 K: 1 S: 12	H: 0 LOB: 0 BB: 0 P: 14	R: 1 H: 3 E: 0 K: 1 S: 12	H: 3 LOB: 1 BB: 0 P: 19	R: 0 H: 0 E: 0 K: 0 S: 11	H: 0 LOB: 2 BB: 2 P: 23	R: 2 H: 2 E: 0 K: 1 S: 18	H: 2 LOB: 3 BB: 3 P: 38	R: 0 H: 1 E: 0 K: 1 S: 6	H: 1 LOB: 1 BB: 0 P: 11	R: 0 H: 1 E: 0 K: 1 S: 9	H: 1 LOB: 1 BB: 0 P: 17	1B: 4 2B: 4 3B: 0 HR: 0	SF: 0 SAC: 0 DP: 0 HBP: 1	WP: 1 PB: 0 SB: 1 CS: 0	PA: 37
PITCHER 36 Jered Weaver, R ERA: 4.47 66 Jose Arredondo, R ERA: 1.14 33 Justin Speier, R ERA: 5.15 68 Shane Loux, R ERA:	IP: 5.1 WLS: L BF: 23 H: 4 R: 1 ER: 1 SO: 0 BB: 3 IBB: 0 HBP: 0 BLK: 0 WP: 1 HR: 0 S: 66 P: 105 ERA: 3.38 WHIP: 1.312																			

Batter	1	2	3	4	5	6	7	8	9	AB	R	H	RBI	BB	SO	LOB	TOP										
9 Chone Figgins, S OBP: 0.373, SLG: 0.318										5	1	1	0	0	0	1											
2 Erick Aybar, S OBP: 0.318, SLG: 0.388										3	1	0	0	1	0	2											
Mark Teixeira, S OBP: 0.401, SLG: 0.526										2	1	1	0	2	0	1											
27 Vladimir Guerrero, R OBP: 0.351, SLG: 0.496										4	1	0	2	0	0	5											
48 Tori Hunter, R OBP: 0.339, SLG: 0.487										4	0	0	0	0	0	2											
Garret Anderson, L OBP: 0.325, SLG: 0.435										4	0	2	0	0	1	0											
47 Howie Kendrick, R OBP: 0.344, SLG: 0.453										3	0	0	0	0	0	2											
Juan Rivera, R OBP: 0.291, SLG: 0.428										4	0	1	0	0	0	0											
44 Mike Napoli, R OBP: 0.331, SLG: 0.510										4	0	1	0	0	0	2											
Inning Stats	R: 1 H: 1 E: 0 K: 0 S: 12	H: 1 LOB: 1 BB: 0 P: 15	R: 0 H: 1 E: 0 K: 0 S: 11	H: 1 LOB: 1 BB: 0 P: 16	R: 3 H: 2 E: 0 K: 0 S: 13	H: 2 LOB: 1 BB: 1 P: 22	R: 0 H: 0 E: 0 K: 0 S: 7	H: 0 LOB: 0 BB: 0 P: 11	R: 0 H: 1 E: 0 K: 0 S: 9	H: 1 LOB: 2 BB: 1 P: 14	R: 0 H: 0 E: 0 K: 0 S: 7	H: 1 LOB: 0 BB: 0 P: 8	R: 0 H: 1 E: 0 K: 1 S: 6	H: 0 LOB: 0 BB: 0 P: 8	R: 0 H: 0 E: 0 K: 0 S: 7	H: 0 LOB: 0 BB: 0 P: 11	1B: 5 2B: 1 3B: 0 HR: 0	SF: 0 SAC: 0 DP: 3 HBP: 1	WP: 2 PB: 0 SB: 1 CS: 0	PA: 37							
PITCHER	IP	WLS	BF	H	R	ER	SO	BB	IBB	HBP	BLK	WP	HR	S	P	ERA	WHIP										
55 Roberto Hernandez, R ERA: 4.71	7.0	L	31	6	4	2	0	3	0	1	0	2	0	69	104	2.57	1.286										
63 Rafael Betancourt, R ERA: 5.79	2.0		6	0	0	0	1	0	0	0	0	0	0	13	19	0.00	0.000										

Los Angeles Angels @ Cleveland Indians
Progressive Field, Cleveland, OH
Sat Aug 16 2008, 3:55 PM EDT
Att: 33,051 - Sunny - 77 F


AB 33
R 4
H 6
RBI 2
BB 3
SO 1
LOB 15



Batter	1	2	3	4	5	6	7	8	9	AB	R	H	RBI	BB	SO	LOB	BOTTOM											
24 Grady Sizemore, L OBP: 0.379, SLG: 0.513										5	0	1	0	0	0	3												
20 David DeLucci, L OBP: 0.314, SLG: 0.438										5	1	2	1	0	0	3												
12 Ben Francisco, R OBP: 0.346, SLG: 0.467										4	0	2	0	1	0	1												
2 Johnny Peralta, R OBP: 0.323, SLG: 0.498										5	0	2	0	0	1	3												
Franklin Gutierrez, R OBP: 0.287, SLG: 0.363										0	0	0	0	0	0	0												
17 Shin-Soo Choo, L OBP: 0.364, SLG: 0.444										3	0	0	0	2	1	1												
10 Kelly Shoppach, R OBP: 0.331, SLG: 0.460										4	1	0	0	0	3	6												
25 Ryan Garko, R OBP: 0.321, SLG: 0.362										3	1	1	2	1	1	4												
Andy Marte, R OBP: 0.230, SLG: 0.280										2	0	0	0	0	0	1												
11 Jamey Carroll, R OBP: 0.340, SLG: 0.325										1	0	0	0	0	0	3												
Asdrubal Cabrera, S OBP: 0.323, SLG: 0.327										3	0	1	0	1	1	0												
Inning Stats	R: 1 H: 1 E: 0 K: 1 S: 11	H: 0 LOB: 0 BB: 0 P: 15	R: 0 H: 0 E: 0 K: 1 S: 9	H: 0 LOB: 0 BB: 0 P: 16	R: 0 H: 2 E: 0 K: 0 S: 13	H: 2 LOB: 0 BB: 0 P: 21	R: 2 H: 2 E: 0 K: 0 S: 10	H: 2 LOB: 1 BB: 0 P: 19	R: 0 H: 1 E: 0 K: 1 S: 10	H: 1 LOB: 2 BB: 1 P: 20	R: 0 H: 0 E: 0 K: 0 S: 6	H: 0 LOB: 2 BB: 2 P: 15	R: 0 H: 1 E: 0 K: 1 S: 12	H: 1 LOB: 3 BB: 2 P: 25	R: 0 H: 1 E: 0 K: 1 S: 9	H: 1 LOB: 0 BB: 0 P: 16	R: 0 H: 1 E: 0 K: 2 S: 10	H: 1 LOB: 1 BB: 0 P: 16	1B: 7 2B: 0 3B: 0 HR: 2	SF: 0 SAC: 1 DP: 0 HBP: 2	WP: 0 PB: 0 SB: 1 CS: 0	PA: 43						
PITCHER	IP	WLS	BF	H	R	ER	SO	BB	IBB	HBP	BLK	WP	HR	S	P	ERA	WHIP											
41 John Lackey, R ERA: 3.22	6.0	W	29	6	3	3	3	3	0	2	0	0	0	2	59	106	4.50	1.500										
Darren Oliver, L ERA: 3.06	1.0	H	6	1	0	0	1	2	0	0	0	0	0	12	25	0.00	3.000											
62 Scot Shields, R ERA: 2.81	1.0	H	4	1	0	0	1	0	0	0	0	0	0	9	16	0.00	1.000											
Francisco Rodriguez, R ERA: 2.81	1.0	S	4	1	0	0	2	0	0	0	0	0	0	10	16	0.00	1.000											

Los Angeles Angels @ Cleveland Indians
Progressive Field, Cleveland, OH
Sat Aug 16 2008, 3:55 PM EDT
Att: 33,051 - Sunny - 77 F

AB 35
R 3
H 9
RBI 3
BB 5
SO 7
LOB 25



Batter	1	2	3	4	5	6	7	8	9	AB	R	H	RBI	BB	SO	LOB	TOP					
9 Chone Figgins, S OBP: 0.374, SLG: 0.320										5	2	2	0	0	0	3	Los Angeles Angels @ Cleveland Indians Progressive Field, Cleveland, OH Sun Aug 17 2008, 1:05 PM EDT Att: 28,356 - Partly Cloudy - 81 F					
2 Erick Aybar, S OBP: 0.321, SLG: 0.392										5	1	2	0	0	0	4						
Mark Teixeira, S OBP: 0.402, SLG: 0.526										4	0	2	1	0	1	1						
27 Vladimir Guerrero, R OBP: 0.348, SLG: 0.492										4	0	0	1	0	1	3						
48 Tori Hunter, R OBP: 0.340, SLG: 0.485										2	0	0	0	2	1	1						
47 Howie Kendrick, R OBP: 0.340, SLG: 0.447										4	0	0	0	0	0	2						
Juan Rivera, R OBP: 0.290, SLG: 0.424										4	0	1	0	0	0	2						
24 Gary Matthews, S OBP: 0.306, SLG: 0.330										0	0	0	0	0	0	0						
39 Robb Quinlan, R OBP: 0.314, SLG: 0.321										3	0	2	0	0	1	0						
18 Sean Rodriguez, R OBP: 0.274, SLG: 0.245										0	0	0	0	0	0	0						
5 Jeff Mathis, R OBP: 0.296, SLG: 0.355										3	0	0	0	0	1	2						
19 Kendrys Morales, S OBP: 0.500, SLG: 0.500										1	0	1	0	0	0	0						
Inning Stats	R: 2 E: 1 K: 0 S: 13	H: 3 LOB: 2 BB: 1 P: 18	R: 0 E: 0 K: 1 S: 9	H: 1 LOB: 1 BB: 0 P: 14	R: 0 E: 0 K: 0 S: 4	H: 0 LOB: 0 BB: 1 P: 11	R: 0 E: 0 K: 0 S: 8	H: 1 LOB: 1 BB: 0 P: 14	R: 1 E: 0 K: 0 S: 16	H: 2 LOB: 1 BB: 0 P: 22	R: 0 E: 0 K: 1 S: 8	H: 0 LOB: 0 BB: 0 P: 10	R: 0 E: 0 K: 1 S: 10	H: 1 LOB: 1 BB: 0 P: 13	R: 0 E: 0 K: 2 S: 9	H: 0 LOB: 0 BB: 0 P: 10	R: 0 E: 0 K: 0 S: 11	H: 2 LOB: 2 BB: 0 P: 14	1B: 9 2B: 1 3B: 0 HR: 0	SF: 0 SAC: 1 DP: 0 HBP: 0	WP: 0 PB: 1 SB: 2 CS: 1	PA: 39
PITCHER	IP WLS BF H R ER SO BB IBB HBP BLK WP HR S P ERA WHIP																					
45 Jeremy Sowers, L ERA: 5.46	(1, 1) 6.2 W 29 8 3 2 2 2 2 0 0 0 0 0 0 65 98 2.70 1.500																					
53 Rafael Perez, L ERA: 3.18	(7, 1) 1.1 H 4 0 0 0 3 0 0 0 0 0 0 0 12 14 0.00 0.000																					
50 Jensen Lewis, R ERA: 3.91	(9, 1) 1.0 S 5 2 0 0 0 0 0 0 0 0 0 0 11 14 0.00 2.000																					

Batter	1	2	3	4	5	6	7	8	9	AB	R	H	RBI	BB	SO	LOB	BOTTOM			
24 Grady Sizemore, L OBP: 0.380, SLG: 0.514										5	0	2	1	0	0	0	Los Angeles Angels @ Cleveland Indians Progressive Field, Cleveland, OH Sun Aug 17 2008, 1:05 PM EDT Att: 28,356 - Partly Cloudy - 81 F			
11 Jamey Carroll, R OBP: 0.343, SLG: 0.325										3	2	1	0	1	1	2				
12 Ben Francisco, R OBP: 0.347, SLG: 0.468										4	1	2	0	0	1	1				
2 Jhonny Peralta, R OBP: 0.320, SLG: 0.493										4	0	0	0	0	0	4				
25 Ryan Garko, R OBP: 0.327, SLG: 0.368										2	0	2	1	1	0	0				
Franklin Gutierrez, R OBP: 0.276, SLG: 0.369										3	0	3	2	1	0	0				
26 Andy González, R OBP: 0.367, SLG: 0.333										4	0	0	0	0	1	8				
Sal Fasano, R OBP: 0.390, SLG: 0.429										4	1	1	0	0	1	0				
Asdrubal Cabrera, S OBP: 0.319, SLG: 0.323										3	0	0	0	0	0	0				
Inning Stats	R: 2 E: 0 K: 1 S: 20	H: 3 LOB: 0 BB: 0 P: 31	R: 0 E: 0 K: 0 S: 6	H: 0 LOB: 0 BB: 0 P: 11	R: 1 E: 0 K: 0 S: 11	H: 3 LOB: 2 BB: 1 P: 21	R: 0 E: 0 K: 1 S: 8	H: 1 LOB: 1 BB: 0 P: 14	R: 0 E: 0 K: 0 S: 16	H: 1 LOB: 1 BB: 1 P: 24	R: 1 E: 0 K: 1 S: 11	H: 2 LOB: 1 BB: 0 P: 16	R: 0 E: 0 K: 0 S: 10	H: 1 LOB: 1 BB: 1 P: 20	R: 0 E: 0 K: 1 S: 7	H: 0 LOB: 0 BB: 0 P: 12		1B: 8 2B: 3 3B: 0 HR: 0	SF: 0 SAC: 1 DP: 2 HBP: 1	WP: 0 PB: 0 SB: 1 CS: 0
PITCHER	IP WLS BF H R ER SO BB IBB HBP BLK WP HR S P ERA WHIP																			
51 Joe Saunders, L ERA: 3.14	(1, 1) 5.0 L 25 8 3 1 1 1 1 0 0 0 0 0 19 31 6.75 3.000																			
33 Justin Speier, R ERA: 5.19	(6, 1) 1.1 L 8 3 1 1 1 1 0 0 0 0 0 0 9 17 0.00 0.000																			
66 Jose Arredondo, R ERA: 1.1	(7, 1) 1.2 4 0 0 0 1 0 0 0 0 0 0 9 17 0.00 0.000																			

Batter	1	2	3	4	5	6	7	8	9	AB	R	H	RBI	BB	SO	LOB	TOP						
9 Chone Figgins, S OBP: 0.368, SLG: 0.312			G4-3				FC4-6			3	0	0	0	1	1	1	Los Angeles Angels @ Tampa Bay Rays Tropicana Field, St. Petersburg, FL Tue Aug 19 2008, 7:10 PM EDT Att: 15,902 - Dome - 72 F						
2 Erick Aybar, S OBP: 0.321, SLG: 0.388	L6-3		F9					F9		4	0	1	0	0	0	1							
Mark Teixeira, S OBP: 0.401, SLG: 0.520	F9		K							3	0	0	0	0	1	1							
27 Vladimir Guerrero, R OBP: 0.351, SLG: 0.501		HR								4	2	2	1	0	0	1							
48 Torii Hunter, R OBP: 0.341, SLG: 0.483		1B								4	0	2	0	0	0	1							
Garet Anderson, L OBP: 0.323, SLG: 0.436		K								4	0	1	1	0	1	3							
47 Howie Kendrick, R OBP: 0.341, SLG: 0.443		1B								4	0	1	0	0	3	1							
Juan Rivera, R OBP: 0.289, SLG: 0.435		1B								4	0	1	0	0	1	1							
5 Jeff Mathis, R OBP: 0.297, SLG: 0.354		1B								3	0	1	0	0	2	2							
19 Kendrys Morales, S(9, PH) OBP: 0.250, SLG: 0.250								F9		1	0	0	0	0	0	0							
Inning Stats	R: 0 E: 0 K: 0 S: 6	H: 0 LOB: 0 BB: 1 P: 11	R: 1 E: 0 K: 2 S: 14	H: 4 LOB: 2 BB: 0 P: 23	R: 0 E: 0 K: 1 S: 6	H: 0 LOB: 0 BB: 0 P: 8	R: 1 E: 0 K: 1 S: 9	H: 2 LOB: 1 BB: 0 P: 11	R: 0 E: 0 K: 0 S: 14	H: 0 LOB: 0 BB: 0 P: 9	R: 0 E: 0 K: 1 S: 7	H: 1 LOB: 1 BB: 0 P: 11	R: 0 E: 0 K: 0 S: 8	H: 1 LOB: 2 BB: 0 P: 11	R: 0 E: 0 K: 2 S: 7	H: 0 LOB: 0 BB: 0 P: 10	1B: 6 2B: 3 3B: 0 HR: 1	SF: 0 SAC: 0 DP: 1 HBP: 1	WP: 0 PB: 0 SB: 0 CS: 0	PA: 36			
PITCHER	IP WLS BF H R ER SO BB IBB HBP BLK WP HR S P ERA WHIP	IP WLS BF H R ER SO BB IBB HBP BLK WP HR S P ERA WHIP																					
33 James Shields, R ERA: 3.68	8.0	W	33	9	2	2	7	1	0	1	0	0	0	0	0	0	0	0	0	7	103	2.25	1.250
35 Dan Wheeler, R ERA: 2.5	1.0	S	3	0	0	0	2	0	0	0	0	0	0	0	0	0	0	0	0	7	10	0.00	0.000

Batter	1	2	3	4	5	6	7	8	9	AB	R	H	RBI	BB	SO	LOB	BOTTOM					
1 Akinori Iwamura, L OBP: 0.349, SLG: 0.372	P2			G6-3						3	1	1	0	1	0	0	Los Angeles Angels @ Tampa Bay Rays Tropicana Field, St. Petersburg, FL Tue Aug 19 2008, 7:10 PM EDT Att: 15,902 - Dome - 72 F					
2 B.J. Upton, R OBP: 0.380, SLG: 0.396				K						4	0	1	1	0	3	3						
23 Carlos Pena, L OBP: 0.356, SLG: 0.487				K						1	0	0	1	3	1	0						
15 Cliff Floyd, L OBP: 0.354, SLG: 0.458				K						4	0	0	0	0	4	6						
16 Willy Aybar, S OBP: 0.328, SLG: 0.417				K						4	0	2	2	0	1	0						
32 Eric Hinske, L OBP: 0.338, SLG: 0.505				K						4	0	0	0	0	3	2						
10 Justin Ruggiano, R OBP: 0.283, SLG: 0.364				K						0	0	0	0	0	0	0						
30 Dioner Navarro, S OBP: 0.347, SLG: 0.403				G4-3						3	0	0	0	0	0	0						
26 Gabe Gross, L OBP: 0.327, SLG: 0.413				F7						2	1	0	0	1	0	0						
8 Jason Bartlett, R OBP: 0.306, SLG: 0.324				G5-3						2	2	1	0	0	0	0						
Inning Stats	R: 0 E: 0 K: 2 S: 10	H: 0 LOB: 0 BB: 0 P: 15	R: 0 E: 0 K: 3 S: 10	H: 0 LOB: 0 BB: 0 P: 15	R: 0 E: 0 K: 0 S: 6	H: 0 LOB: 0 BB: 0 P: 10	R: 0 E: 0 K: 2 S: 16	H: 0 LOB: 1 BB: 1 P: 29	R: 0 E: 0 K: 0 S: 4	H: 0 LOB: 0 BB: 0 P: 6	R: 1 E: 1 K: 1 S: 11	H: 3 LOB: 2 BB: 1 P: 19	R: 0 E: 0 K: 1 S: 9	H: 1 LOB: 0 BB: 0 P: 12	R: 3 E: 1 K: 3 S: 16	H: 1 LOB: 2 BB: 3 P: 33	1B: 4 2B: 1 3B: 0 HR: 0	SF: 0 SAC: 1 DP: 0 HBP: 0	WP: 0 PB: 0 SB: 0 CS: 0	PA: 33		
PITCHER	IP WLS BF H R ER SO BB IBB HBP BLK WP HR S P ERA WHIP	IP WLS BF H R ER SO BB IBB HBP BLK WP HR S P ERA WHIP																				
54 Ervin Santana, R ERA: 3.39	7.0	L	25	4	1	1	9	2	0	0	0	0	0	0	0	0	0	0	5	16	0.00	6.000
62 Scott Shields, R ERA: 2.79	0.1	B	4	0	3	0	1	2	0	0	0	0	0	0	0	0	0	0	11	17	0.00	3.000
Darren Oliver, L ERA: 3.02	0.2	B	4	1	0	0	2	1	0	0	0	0	0	0	0	0	0	0	0	0	0.00	3.000

Batter	1	2	3	4	5	6	7	8	9	AB	R	H	RBI	BB	SO	LOB	TOP								
2 Denard Span, L OBP: 0.407, SLG: 0.478										5	1	3	4	0	0	1									
25 Alexi Casilla, S OBP: 0.341, SLG: 0.409										5	0	0	0	0	0	2									
7 Joe Mauer, L OBP: 0.417, SLG: 0.453										4	1	1	0	0	0	2									
33 Justin Morneau, L OBP: 0.385, SLG: 0.503										5	0	1	0	0	0	3									
32 Brian Buscher, L OBP: 0.331, SLG: 0.433										0	0	0	0	0	0	0									
Randy Ruiz, R OBP: 0.385, SLG: 0.389										4	2	1	0	0	0	2									
Mike Lamb, L OBP: 0.278, SLG: 0.325										1	0	0	0	0	0	1									
21 Delmon Young, R OBP: 0.311, SLG: 0.405										4	2	2	3	0	0	2									
Nick Punto, S OBP: 0.339, SLG: 0.414										4	1	1	1	0	0	3									
12 Adam Everett, R OBP: 0.273, SLG: 0.327										4	2	1	1	0	0	4									
22 Carlos Gómez, R OBP: 0.289, SLG: 0.347										4	0	2	0	0	1	2									
Inning Stats	R: 0 H: 1 E: 0 K: 0 S: 8	H: 1 LOB: 1 BB: 0 P: 13	R: 0 H: 0 E: 1 K: 0 S: 8	H: 0 LOB: 1 BB: 0 P: 11	R: 0 H: 1 E: 0 K: 0 S: 12	H: 1 LOB: 0 BB: 0 P: 16	R: 2 H: 1 E: 0 K: 0 S: 11	H: 1 LOB: 0 BB: 0 P: 16	R: 1 H: 3 E: 0 K: 0 S: 11	H: 3 LOB: 1 BB: 0 P: 15	R: 5 H: 4 E: 0 K: 1 S: 21	H: 4 LOB: 0 BB: 0 P: 33	R: 1 H: 1 E: 1 K: 0 S: 11	H: 1 LOB: 2 BB: 0 P: 16	R: 0 H: 0 E: 0 K: 0 S: 5	H: 0 LOB: 0 BB: 0 P: 8	R: 0 H: 1 E: 0 K: 0 S: 10	H: 1 LOB: 1 BB: 0 P: 15	1B: 8 2B: 2 3B: 0 HR: 2	SF: 0 SAC: 0 DP: 0 HBP: 2	WP: 1 PB: 0 SB: 1 CS: 0	PA: 42			
PITCHER	IP	WLS	BF	H	R	ER	SO	BB	IBB	HBP	BLK	WP	HR	S	P	ERA	WHIP								
51 Joe Saunders, L ERA: 3.37	5.1	L	25	9	6	6	0	0	0	1	0	1	1	60	88	10.12	1.688								
68 Shane Loux, R ERA: 3.12	6.1		17	3	3	2	1	0	0	1	0	0	1	37	55	4.91	0.818								

Minnesota Twins @ Los Angeles Angels
Angel Stadium of Anaheim, Anaheim, CA
Fri Aug 22 2008, 7:05 PM PDT
Att: 43,819 - Clear - 75 F

AB	40
R	9
H	12
RBI	9
BB	0
SO	1
LOB	22




Batter	1	2	3	4	5	6	7	8	9	AB	R	H	RBI	BB	SO	LOB	BOTTOM								
9 Chone Figgins, S OBP: 0.372, SLG: 0.317										3	0	1	0	1	0	0									
2 Erick Aybar, S OBP: 0.318, SLG: 0.390										3	0	1	0	0	0	2									
19 Kendrys Morales, S OBP: 0.250, SLG: 0.250										1	0	1	0	0	0	0									
Mark Teixeira, S OBP: 0.401, SLG: 0.521										2	0	0	0	1	0	1									
39 Robb Quinlan, R OBP: 0.311, SLG: 0.318										1	0	0	0	0	0	1									
27 Vladimir Guerrero, R OBP: 0.351, SLG: 0.493										3	0	0	0	0	0	3									
18 Sean Rodriguez, R OBP: 0.275, SLG: 0.229										1	0	0	0	0	0	0									
48 Torii Hunter, R OBP: 0.337, SLG: 0.473										4	0	0	0	0	2	2									
Garet Anderson, L OBP: 0.319, SLG: 0.429										2	0	1	0	0	0	0									
Juan Rivera, R OBP: 0.292, SLG: 0.432										2	0	2	0	0	0	0									
47 Howie Kendrick, R OBP: 0.334, SLG: 0.433										4	0	0	0	0	0	3									
24 Gary Matthews, S OBP: 0.304, SLG: 0.327										3	0	0	0	0	0	2									
5 Jeff Mathis, R OBP: 0.293, SLG: 0.348										3	0	0	0	0	2	1									
Inning Stats	R: 0 H: 1 E: 0 K: 0 S: 16	H: 0 LOB: 2 BB: 1 P: 21	R: 0 H: 0 E: 0 K: 0 S: 7	H: 0 LOB: 0 BB: 0 P: 10	R: 0 H: 0 E: 0 K: 1 S: 7	H: 0 LOB: 0 BB: 1 P: 12	R: 0 H: 0 E: 0 K: 1 S: 5	H: 0 LOB: 0 BB: 0 P: 10	R: 0 H: 1 E: 0 K: 0 S: 9	H: 1 LOB: 1 BB: 0 P: 16	R: 0 H: 1 E: 0 K: 0 S: 9	H: 1 LOB: 1 BB: 0 P: 10	R: 0 H: 1 E: 0 K: 0 S: 8	H: 1 LOB: 1 BB: 0 P: 10	R: 0 H: 1 E: 0 K: 0 S: 11	H: 1 LOB: 1 BB: 0 P: 18	R: 0 H: 1 E: 0 K: 1 S: 10	H: 1 LOB: 1 BB: 0 P: 14	1B: 5 2B: 2 3B: 0 HR: 0	SF: 0 SAC: 0 DP: 1 HBP: 0	WP: 1 PB: 0 SB: 0 CS: 0	PA: 34			
PITCHER	IP	WLS	BF	H	R	ER	SO	BB	IBB	HBP	BLK	WP	HR	S	P	ERA	WHIP								
15 Glen Perkins, L ERA: 3.9	8.0	W	30	5	0	0	3	2	0	0	0	1	0	72	107	0.00	0.875								
Dennys Reyes, L ERA: 2.25	9.1		4	1	0	0	1	0	0	0	0	0	0	10	14	0.00	1.000								

Minnesota Twins @ Los Angeles Angels
Angel Stadium of Anaheim, Anaheim, CA
Fri Aug 22 2008, 7:05 PM PDT
Att: 43,819 - Clear - 75 F

AB	32
R	0
H	6
RBI	0
BB	2
SO	4
LOB	15



Batter	1	2	3	4	5	6	7	8	9	AB	R	H	RBI	BB	SO	LOB	TOP										
2 Denard Span, L OBP: 0.398, SLG: 0.469	G4-3		L5		SF8		F8		K	4	0	0	1	0	1	3	Minnesota Twins @ Los Angeles Angels Angel Stadium of Anaheim, Anaheim, CA Sat Aug 23 2008, 6:05 PM PDT Att: 43,906 - Clear - 79 F										
25 Alexi Casilla, S OBP: 0.343, SLG: 0.420	G6-3			HR	BB		P3			3	2	1	1	1	0	1											
7 Joe Mauer, L OBP: 0.416, SLG: 0.451	G4-3		F8		BB		P6			4	0	1	2	0	0	1											
33 Justin Morneau, L OBP: 0.386, SLG: 0.499		F8		F7		G3		F8		4	0	0	1	0	0	1											
16 Jason Kubel, L OBP: 0.332, SLG: 0.470	G3			G4-1				F8		4	0	1	0	0	0	1											
21 Delmon Young, R OBP: 0.329, SLG: 0.401	F9		G6-3		P4			G5-3		4	0	0	0	0	0	1											
32 Brian Buscher, L OBP: 0.339, SLG: 0.429			K		BB				P6	4	1	1	0	0	2	0											
Nick Punto, S OBP: 0.341, SLG: 0.415	F8		F8		G4-3					4	1	2	0	0	0	0											
22 Carlos Gómez, R OBP: 0.293, SLG: 0.350										2	1	2	0	0	0	0											
Mike Lamb, L OBP: 0.277, SLG: 0.323										1	0	0	0	0	1	1											
Inning Stats	R: 0 H: 0 E: 0 K: 0 S: 7	H: 0 LOB: 0 BB: 0 P: 13	R: 0 H: 0 E: 0 K: 0 S: 6	H: 0 LOB: 0 BB: 0 P: 11	R: 0 H: 1 E: 0 K: 1 S: 14	H: 1 LOB: 1 BB: 0 P: 21	R: 1 H: 2 E: 0 K: 0 S: 11	H: 2 LOB: 1 BB: 0 P: 23	R: 4 H: 3 E: 0 K: 1 S: 13	H: 3 LOB: 1 BB: 1 P: 28	R: 0 H: 0 E: 0 K: 1 S: 8	H: 0 LOB: 0 BB: 0 P: 10	R: 0 H: 1 E: 0 K: 0 S: 6	H: 0 LOB: 0 BB: 0 P: 13	R: 0 H: 0 E: 0 K: 2 S: 10	H: 1 LOB: 1 BB: 0 P: 16	1B: 7 2B: 0 3B: 0 HR: 1	SF: 1 SAC: 0 DP: 0 HBP: 1	WP: 0 PA: 37 PB: 0 SB: 0 CS: 0								
PITCHER	IP	WLS	BF	H	R	ER	SO	BB	IBB	HBP	BLK	WP	HR	S	P	ERA	WHIP										
Jon Garland, R ERA: 4.49	(1, 1)	4.1		21	6	5	5	1	0	1	0	0	1	47	89	10.38	1.615										
Darren Oliver, L ERA: 2.81	(5, 1)	2.2	W	9	1	0	0	0	0	0	0	0	0	18	30	0.00	0.375										
62 Scot Shields, R ERA: 2.68	(8, 1)	1.0	H	3	0	0	0	0	0	0	0	0	0	6	9	0.00	0.000										
Francisco Rodríguez, R ERA: 2.65	(9, 1)	1.0	S	4	1	0	0	2	0	0	0	0	0	10	16	0.00	1.000										

Batter	1	2	3	4	5	6	7	8	9	AB	R	H	RBI	BB	SO	LOB	BOTTOM										
9 Chone Figgins, S OBP: 0.375, SLG: 0.320	1B		SH5-4	1B		K		K		5	2	3	0	0	2	1	Minnesota Twins @ Los Angeles Angels Angel Stadium of Anaheim, Anaheim, CA Sat Aug 23 2008, 6:05 PM PDT Att: 43,906 - Clear - 79 F										
2 Erick Aybar, S OBP: 0.318, SLG: 0.390	F8		SH5-4	1B		G6-3				3	0	1	1	0	0	1											
Mark Teixeira, S OBP: 0.405, SLG: 0.530	G5-4-3		IBB	1B						3	2	3	2	1	0	0											
27 Vladimir Guerrero, R OBP: 0.351, SLG: 0.493	G5-4-3		SF8	2B		P4				4	1	1	2	0	0	4											
48 Torii Hunter, R OBP: 0.337, SLG: 0.471		1B	E5		L7		G5-3			4	0	1	1	0	0	1											
Garret Anderson, L OBP: 0.319, SLG: 0.427	P6		SF8		F9		G5-4-3			2	0	0	1	1	0	1											
Juan Rivera, R OBP: 0.291, SLG: 0.429	F9		F8				G5-4-3			4	0	1	0	0	0	3											
47 Howie Kendrick, R OBP: 0.336, SLG: 0.434	F9				G1-3					4	0	2	0	0	0	1											
44 Mike Napoli, R OBP: 0.321, SLG: 0.484			E5					SH1-4		2	2	0	0	1	1	2											
Inning Stats	R: 0 H: 2 E: 0 K: 0 S: 10	H: 2 LOB: 1 BB: 0 P: 15	R: 0 H: 1 E: 0 K: 0 S: 7	H: 1 LOB: 1 BB: 0 P: 7	R: 4 H: 2 E: 2 K: 0 S: 14	H: 2 LOB: 1 BB: 1 P: 21	R: 2 H: 3 E: 0 K: 0 S: 14	H: 3 LOB: 1 BB: 1 P: 25	R: 0 H: 2 E: 0 K: 1 S: 12	H: 2 LOB: 2 BB: 0 P: 16	R: 1 H: 1 E: 0 K: 1 S: 10	H: 1 LOB: 0 BB: 0 P: 14	R: 0 H: 0 E: 0 K: 0 S: 3	H: 0 LOB: 0 BB: 1 P: 7	R: 0 H: 1 E: 0 K: 1 S: 8	H: 1 LOB: 0 BB: 0 P: 13	1B: 10 2B: 1 3B: 0 HR: 1	SF: 1 SAC: 2 DP: 3 HBP: 0	WP: 0 PA: 37 PB: 0 SB: 0 CS: 1								
PITCHER	IP	WLS	BF	H	R	ER	SO	BB	IBB	HBP	BLK	WP	HR	S	P	ERA	WHIP										
53 Nick Blackburn, R ERA: 3.78	(1, 1)	4.2	L	26	10	6	3	0	0	0	0	0	0	54	79	5.79	2.357										
26 Boof Bonser, R ERA: 6.22	(5, 1)	2.2		10	2	1	1	2	1	0	0	0	1	21	33	3.38	1.125										
49 Craig Breslow, L ERA: 2.36	(8, 1)	0.2		1	0	0	0	1	0	0	0	0	0	3	6	0.00	0.000										


Batter	1	2	3	4	5	6	7	8	9	AB	R	H	RBI	BB	SO	LOB	TOP								
4 Eric Patterson, L (1,4) OBP: 0.312, SLG: 0.278										4	0	1	0	0	2	0	Oakland Athletics @ Los Angeles Angels Angel Stadium of Anaheim, Anaheim, CA Mon Aug 25 2008, 7:05 PM PDT Att: 39,584 - Clear - 75 F								
7 Bobby Crosby, R (1,6) OBP: 0.304, SLG: 0.371										4	0	0	0	0	0	1									
32 Jack Cust, L (1,7) OBP: 0.375, SLG: 0.433										3	0	0	0	0	1	0									
11 Rajai Davis, R (8,8) OBP: 0.253, SLG: 0.309										1	0	0	0	0	0	0									
35 Frank Thomas, R (1,10) OBP: 0.339, SLG: 0.362										2	1	0	0	2	1	0									
8 Kurt Suzuki, R (1,2) OBP: 0.351, SLG: 0.385										4	0	1	0	0	1	1									
22 Jack Hannahan, L (1,5) OBP: 0.395, SLG: 0.349										3	0	1	0	0	0	2									
Emil Brown, R (1,9) (8,7) OBP: 0.297, SLG: 0.391										3	0	0	0	0	1	3									
28 Carlos González, L (1,8) (8,9) OBP: 0.274, SLG: 0.368										3	0	0	0	0	2	0									
10 Daric Barton, L (1,3) OBP: 0.307, SLG: 0.321										3	1	1	1	0	0	0									
Inning Stats	R: 0 E: 0 K: 1 S: 8	H: 0 LOB: 0 BB: 0 P: 14	R: 0 E: 0 K: 0 S: 9	H: 1 LOB: 1 BB: 1 P: 16	R: 1 E: 0 K: 2 S: 13	H: 1 LOB: 0 BB: 0 P: 22	R: 1 E: 0 K: 3 S: 12	H: 1 LOB: 1 BB: 1 P: 21	R: 0 E: 0 K: 1 S: 10	H: 0 LOB: 0 BB: 0 P: 14	R: 0 E: 0 K: 1 S: 8	H: 0 LOB: 0 BB: 0 P: 13	R: 0 E: 0 K: 0 S: 7	H: 0 LOB: 0 BB: 0 P: 8	R: 0 E: 0 K: 0 S: 11	H: 1 LOB: 1 BB: 0 P: 19	R: 0 E: 0 K: 0 S: 10	H: 0 LOB: 0 BB: 0 P: 15	1B: 1 2B: 2 3B: 0 HR: 1	SF: 0 SAC: 0 DP: 1 HBP: 0	WP: 1 PB: 0 SB: 0 CS: 0	PA: 32			
PITCHER	IP	WLS	BF	H	R	ER	SO	BB	IBB	HBP	BLK	WP	HR	S	P	ERA	WHIP								
36 Jered Weaver, R (1,1) ERA: 4.38	7.0	L	25	3	2	2	8	2	0	0	0	1	1	67	108	2.57	0.714								
33 Justin Speier, R (8,1) ERA: 5.17	1.0		4	1	0	0	0	0	0	0	0	0	0	11	19	0.00	1.000								
52 Jason Bulger, R (9,1) ERA: 6.75	1.0		3	0	0	0	0	0	0	0	0	0	0	10	15	0.00	0.000								

AB	30
R	2
H	4
RBI	1
BB	2
SO	8
LOB	7



Batter	1	2	3	4	5	6	7	8	9	AB	R	H	RBI	BB	SO	LOB	BOTTOM								
9 Chone Figgins, S (1,5) OBP: 0.375, SLG: 0.322										4	0	2	0	0	0	0	Oakland Athletics @ Los Angeles Angels Angel Stadium of Anaheim, Anaheim, CA Mon Aug 25 2008, 7:05 PM PDT Att: 39,584 - Clear - 75 F								
2 Erick Aybar, S (1,6) OBP: 0.314, SLG: 0.383										4	0	1	0	0	0	1									
Mark Teixeira, S (1,3) OBP: 0.405, SLG: 0.536										4	0	0	0	0	0	1									
18 Sean Rodríguez, R (9, PR) OBP: 0.275, SLG: 0.229										0	0	0	0	0	0	0									
48 Torii Hunter, R (1,8) OBP: 0.335, SLG: 0.468										4	0	1	0	0	0	1									
Juan Rivera, R (1,7) OBP: 0.282, SLG: 0.415										3	0	0	0	0	0	0									
47 Howie Kendrick, R (1,4) OBP: 0.335, SLG: 0.431										3	0	1	0	0	0	0									
24 Gary Matthews, S (1,9) OBP: 0.306, SLG: 0.335										3	0	1	0	0	1	1									
39 Robb Quinlan, R (1,10) OBP: 0.306, SLG: 0.313										2	0	0	0	0	0	1									
Garret Anderson, L (8, PH) (9, 10) OBP: 0.318, SLG: 0.426										1	0	0	0	0	0	0									
44 Mike Napoli, R (1,2) OBP: 0.325, SLG: 0.503										3	1	1	1	0	1	0									
Inning Stats	R: 0 E: 0 K: 0 S: 11	H: 3 LOB: 2 BB: 0 P: 17	R: 0 E: 0 K: 0 S: 7	H: 1 LOB: 1 BB: 0 P: 10	R: 0 E: 0 K: 0 S: 10	H: 1 LOB: 0 BB: 0 P: 15	R: 0 E: 0 K: 0 S: 4	H: 0 LOB: 0 BB: 0 P: 8	R: 0 E: 0 K: 0 S: 9	H: 1 LOB: 0 BB: 0 P: 16	R: 1 E: 0 K: 0 S: 6	H: 1 LOB: 0 BB: 0 P: 8	R: 0 E: 0 K: 0 S: 6	H: 0 LOB: 0 BB: 0 P: 8	R: 0 E: 0 K: 2 S: 9	H: 0 LOB: 0 BB: 0 P: 16	R: 0 E: 1 K: 0 S: 15	H: 0 LOB: 1 BB: 0 P: 23	1B: 6 2B: 0 3B: 0 HR: 1	SF: 0 SAC: 0 DP: 1 HBP: 0	WP: 0 PB: 0 SB: 0 CS: 1	PA: 32			
PITCHER	IP	WLS	BF	H	R	ER	SO	BB	IBB	HBP	BLK	WP	HR	S	P	ERA	WHIP								
51 Dallas Braden, L (1,1) ERA: 4.13	7.0	W	24	7	1	1	0	0	0	0	0	0	0	53	82	1.29	1.000								
33 Joey Devine, R (8,1) ERA: 0.53	1.0	H	3	0	0	0	2	0	0	0	0	0	0	9	16	0.00	0.000								
31 Brad Ziegler, R (9,1) ERA: 0.4	1.0	S	4	0	0	0	0	0	0	0	0	0	0	15	23	0.00	0.000								

AB	31
R	1
H	7
RBI	1
BB	0
SO	2
LOB	5



Batter	1	2	3	4	5	6	7	8	9	AB	R	H	RBI	BB	SO	LOB	TOP																	
3 Joaquin Arias, R OBP: 0.333, SLG: 0.500 41 Brandon Boggs, S OBP: 0.344, SLG: 0.417	G5-3	G6-3				G5-3			G1-6-3	4	0	1	0	0	0	0	Texas Rangers @ Los Angeles Angels Angel Stadium of Anaheim, Anaheim, CA Thu Aug 28 2008, 7:05 PM PDT Att: 37,541 - Partly Cloudy - 75 F livebaseballscorecards.com																	
10 Michael Young, R OBP: 0.337, SLG: 0.412	HR	K		P4			G5-3		G1-6-3	5	1	1	0	0	1	3																		
32 Josh Hamilton, L OBP: 0.361, SLG: 0.536	HR	F7			G5-3			F8		4	1	1	0	0	0	0																		
Milton Bradley, S OBP: 0.444, SLG: 0.588	HR		G3		P6			G3		4	1	1	3	0	0	0																		
9 Hank Bialock, L OBP: 0.313, SLG: 0.396	P6		G5-3		2B			G1-3		4	0	1	0	0	0	0																		
22 Marlon Byrd, R OBP: 0.382, SLG: 0.469	BB		G1-3		FC5-4			G5-3		3	1	1	0	0	0	0																		
17 Nelson Cruz, R OBP: 0.294, SLG: 0.467	BB			F9	FC5-4			G5-3		3	0	0	0	1	0	2																		
19 Chris Davis, L OBP: 0.323, SLG: 0.566	2B			HR		F7		K		4	1	2	2	0	1	0																		
21 Jarrod Saltalamacchia, S OBP: 0.351, SLG: 0.385	K			K		L4		1B		4	0	1	0	0	2	2																		
Inning Stats	R: 4 H: 5 E: 0 K: 1 S: 16	H: 5 LOB: 2 BB: 1 P: 28	R: 0 H: 0 E: 0 K: 1 S: 5	H: 0 LOB: 0 BB: 0 P: 7	R: 0 H: 0 E: 0 K: 0 S: 7	H: 0 LOB: 0 BB: 0 P: 9	R: 1 H: 2 E: 0 K: 1 S: 13	H: 2 LOB: 1 BB: 0 P: 20	R: 0 H: 1 E: 0 K: 0 S: 12	H: 0 LOB: 0 BB: 0 P: 21	R: 0 H: 0 E: 0 K: 0 S: 5	H: 0 LOB: 0 BB: 0 P: 7	R: 0 H: 0 E: 0 K: 0 S: 6	H: 0 LOB: 0 BB: 0 P: 9	R: 0 H: 1 E: 0 K: 1 S: 5	H: 1 LOB: 1 BB: 0 P: 9	1B: 5 2B: 2 3B: 0 HR: 2	SF: 0 SAC: 0 DP: 1 HBP: 2	WP: 0 PB: 0 SB: 0 CS: 0	PA: 38														
PITCHER	IP WLS BF H R ER SO BB IBB HBP BLK WP HR S P ERA WHIP																																	
Jon Garland, R ERA: 4.54	(1, 1)	8.0	W	34	8	5	5	3	1	0	1	0	0	2	69	109	5.62	1.125																
Francisco Rodríguez, R ERA: 2.56	(9, 1)	1.0	S	4	1	0	0	1	0	0	0	1	0	0	5	9	0.00	1.000																

Batter	1	2	3	4	5	6	7	8	9	AB	R	H	RBI	BB	SO	LOB	BOTTOM																	
9 Chone Figgins, S OBP: 0.376, SLG: 0.325	CS		F7		F8		K	BB		5	0	2	0	0	1	1	Texas Rangers @ Los Angeles Angels Angel Stadium of Anaheim, Anaheim, CA Thu Aug 28 2008, 7:05 PM PDT Att: 37,541 - Partly Cloudy - 75 F livebaseballscorecards.com																	
77 Rengie Williams, S OBP: 0.279, SLG: 0.229	F8		F9		F8		P2	BB		5	0	1	1	0	0	2																		
Mark Teixeira, S OBP: 0.409, SLG: 0.543	BB		HR		F8		G3-1	BB		3	1	1	1	1	0	0																		
27 Vladimir Guerrero, R OBP: 0.353, SLG: 0.500	BB		G4-3		F9		BB	G4-3		5	1	2	0	0	0	3																		
48 Torii Hunter, R OBP: 0.342, SLG: 0.474	BB			S		2B		BB		3	2	3	0	1	0	0																		
Garret Anderson, L OBP: 0.318, SLG: 0.429	F8		L9		L7		E9	BB		3	1	1	0	1	0	4																		
44 Mike Napoli, R OBP: 0.335, SLG: 0.494	K		L7		P5		BB	BB		3	1	0	1	1	1	2																		
3 Brandon Wood, R OBP: 0.155, SLG: 0.176	F9		L7				E5	F4		4	0	0	0	0	0	4																		
18 Sean Rodríguez, R OBP: 0.250, SLG: 0.205 Juan Rivera, R OBP: 0.279, SLG: 0.415 39 Robb Quinlan, R OBP: 0.331, SLG: 0.322	K		F7				K	BB		3	0	0	0	0	2	1																		
Inning Stats	R: 0 H: 2 E: 0 K: 0 S: 11	H: 2 LOB: 3 BB: 1 P: 23	R: 0 H: 0 E: 0 K: 2 S: 8	H: 0 LOB: 0 BB: 0 P: 10	R: 1 H: 1 E: 0 K: 0 S: 8	H: 1 LOB: 0 BB: 0 P: 15	R: 0 H: 1 E: 0 K: 0 S: 11	H: 1 LOB: 1 BB: 0 P: 16	R: 0 H: 0 E: 0 K: 0 S: 10	H: 0 LOB: 0 BB: 0 P: 13	R: 1 H: 2 E: 1 K: 0 S: 14	H: 2 LOB: 1 BB: 0 P: 21	R: 0 H: 0 E: 1 K: 2 S: 10	H: 0 LOB: 1 BB: 0 P: 13	R: 5 H: 5 E: 0 K: 0 S: 16	H: 5 LOB: 3 BB: 3 P: 35	1B: 7 2B: 3 3B: 0 HR: 1	SF: 0 SAC: 0 DP: 0 HBP: 1	WP: 0 PB: 0 SB: 2 CS: 1	PA: 40														
PITCHER	IP WLS BF H R ER SO BB IBB HBP BLK WP HR S P ERA WHIP																																	
20 Brandon McCarthy, R ERA: 1.8	(1, 1)	6.0		25	6	2	1	2	1	0	1	0	0	0	10	13	1.50	1.167																
53 Joaquin Benoit, R ERA: 5.06	(7, 1)	1.0	H	4	0	0	0	2	0	0	0	0	0	0	6	15	108.00	12.000																
James Wright, R ERA: 4.64	(8, 1)	0.1	L	5	2	4	4	0	2	0	0	0	0	0	8	14	27.00	9.000																
60 Warner Madrigal, R ERA: 5.47	(8, 1)	0.1	B	4	3	1	1	0	0	0	0	0	0	0	2	6	0.00	3.000																
56 Bill White, L ERA:	(8, 1)	0.1		2	0	0	0	0	1	0	0	0	0	0	2	6	0.00	3.000																

Batter	1	2	3	4	5	6	7	8	9	AB	R	H	RBI	BB	SO	LOB	TOP											
3 Joaquin Arias, R OBP: 0.325, SLG: 0.475										4	0	1	0	0	0	0	Texas Rangers @ Los Angeles Angels Angel Stadium of Anaheim, Anaheim, CA Fri Aug 29 2008, 7:05 PM PDT Att: 40,084 - Partly Cloudy - 76 F livebaseballscorecards.com AB 31 R 1 H 5 RBI 1 BB 1 SO 9 LOB 12 											
10 Michael Young, R OBP: 0.337, SLG: 0.413										4	1	1	0	0	3	1												
32 Josh Hamilton, L OBP: 0.359, SLG: 0.531										4	0	0	0	0	1	2												
Milton Bradley, S OBP: 0.442, SLG: 0.584										4	0	1	1	0	1	1												
9 Hank Blalock, L OBP: 0.311, SLG: 0.399										4	0	1	0	0	0	1												
22 Marlon Byrd, R OBP: 0.384, SLG: 0.470										2	0	1	0	1	0	1												
17 Nelson Cruz, R OBP: 0.250, SLG: 0.389										3	0	0	0	0	1	3												
Gerald Laird, R OBP: 0.333, SLG: 0.413										3	0	0	0	0	1	2												
19 Chris Davis, L OBP: 0.318, SLG: 0.558										3	0	0	0	0	2	1												
Inning Stats	R: 0 E: 0 K: 1 S: 8	H: 0 LOB: 0 BB: 0 P: 13	R: 0 E: 0 K: 1 S: 14	H: 0 LOB: 1 BB: 1 P: 23	R: 0 E: 0 K: 1 S: 6	H: 0 LOB: 0 BB: 0 P: 7	R: 1 E: 0 K: 0 S: 7	H: 2 LOB: 0 BB: 0 P: 12	R: 0 E: 0 K: 1 S: 10	H: 1 LOB: 1 BB: 0 P: 14	R: 0 E: 0 K: 1 S: 10	H: 1 LOB: 1 BB: 0 P: 12	R: 0 E: 0 K: 0 S: 8	H: 1 LOB: 1 BB: 0 P: 14	R: 0 E: 0 K: 2 S: 9	H: 0 LOB: 0 BB: 0 P: 13		R: 0 E: 0 K: 2 S: 9	H: 0 LOB: 0 BB: 0 P: 14	1B: 3 2B: 2 3B: 0 HR: 0	SF: 0 SAC: 0 DP: 1 HBP: 0	WP: 0 PB: 0 SB: 1 CS: 0	PA: 32					
PITCHER	IP	WLS	BF	H	R	ER	SO	BB	IBB	HBP	BLK	WP	HR	S	P	ERA	WHIP											
54 Ervin Santana, R ERA: 3.31	(1, 1)	8.0	W	29	5	1	1	7	1	0	0	0	0	0	72	108	1.12	0.750										
Francisco Rodriguez, R ERA: 2.51	(9, 1)	1.0	S	3	0	0	0	2	0	0	0	0	0	9	14	0.00	0.000											

Batter	1	2	3	4	5	6	7	8	9	AB	R	H	RBI	BB	SO	LOB	BOTTOM											
9 Chone Figgins, S OBP: 0.378, SLG: 0.325										3	1	1	0	1	1	1	Texas Rangers @ Los Angeles Angels Angel Stadium of Anaheim, Anaheim, CA Fri Aug 29 2008, 7:05 PM PDT Att: 40,084 - Partly Cloudy - 76 F livebaseballscorecards.com AB 28 R 3 H 6 RBI 3 BB 4 SO 8 LOB 10 											
Garret Anderson, L OBP: 0.318, SLG: 0.434										4	1	1	2	0	0	2												
Mark Teixeira, S OBP: 0.409, SLG: 0.541										3	1	1	0	1	2	0												
27 Vladimir Guerrero, R OBP: 0.352, SLG: 0.497										3	0	0	0	1	0	1												
48 Torii Hunter, R OBP: 0.342, SLG: 0.471										3	0	0	0	1	0	1												
Juan Rivera, R OBP: 0.276, SLG: 0.414										3	0	1	1	0	1	1												
77 Reggie Willits, S OBP: 0.333, SLG: 0.229										0	0	0	0	0	0	0												
5 Jeff Mathis, R OBP: 0.288, SLG: 0.341										3	0	0	0	0	1	3												
3 Brandon Wood, R OBP: 0.149, SLG: 0.169										3	0	0	0	0	2	1												
18 Sean Rodriguez, R OBP: 0.264, SLG: 0.235										3	0	2	0	0	1	0												
Inning Stats	R: 0 E: 0 K: 1 S: 14	H: 0 LOB: 0 BB: 0 P: 19	R: 0 E: 0 K: 1 S: 9	H: 0 LOB: 0 BB: 0 P: 14	R: 0 E: 0 K: 2 S: 13	H: 1 LOB: 1 BB: 0 P: 18	R: 0 E: 0 K: 1 S: 8	H: 0 LOB: 0 BB: 0 P: 13	R: 0 E: 0 K: 1 S: 9	H: 1 LOB: 1 BB: 0 P: 13	R: 3 E: 0 K: 1 S: 16	H: 3 LOB: 2 BB: 2 P: 31	R: 0 E: 0 K: 1 S: 10	H: 1 LOB: 1 BB: 1 P: 18	R: 0 E: 0 K: 0 S: 10	H: 0 LOB: 1 BB: 1 P: 15	R: 0 E: 0 K: 0 S: 10	H: 0 LOB: 1 BB: 1 P: 15	1B: 4 2B: 2 3B: 0 HR: 1	SF: 1 SAC: 0 DP: 1 HBP: 0	WP: 0 PB: 0 SB: 0 CS: 0	PA: 33						
PITCHER	IP	WLS	BF	H	R	ER	SO	BB	IBB	HBP	BLK	WP	HR	S	P	ERA	WHIP											
57 Dustin Nippert, R ERA: 7.53	(1, 1)	5.1	L	23	5	3	3	7	2	0	0	0	0	0	65	100	5.06	1.312										
60 Warner Madrigal, R ERA: 5.33	(6, 1)	0.2		2	0	0	0	0	0	0	0	0	0	4	8	0.00	0.000											
59 Josh Rupe, R ERA: 4.46	(7, 1)	2.0		8	1	0	0	1	2	0	0	0	0	20	33	0.00	1.500											

Batter	1	2	3	4	5	6	7	8	9	AB	R	H	RBI	BB	SO	LOB	TOP					
3 Joaquin Arias, R OBP: 0.318, SLG: 0.455										4	0	1	1	0	0	2						
10 Michael Young, R OBP: 0.334, SLG: 0.411										5	0	1	0	0	1	4						
32 Josh Hamilton, L OBP: 0.359, SLG: 0.533										5	1	1	1	0	2	5						
Milton Bradley, S OBP: 0.448, SLG: 0.586										4	0	2	0	1	0	0						
41 Brandon Boggs, S OBP: 0.341, SLG: 0.412										0	0	0	0	0	0	0						
9 Hank Blalock, L OBP: 0.311, SLG: 0.399										5	1	1	0	0	3	4						
22 Marlon Byrd, R OBP: 0.383, SLG: 0.477										5	1	2	2	0	1	3						
17 Nelson Cruz, R OBP: 0.321, SLG: 0.400										4	1	2	0	0	1	1						
Gerald Laird, R OBP: 0.328, SLG: 0.406										4	0	0	0	0	1	5						
21 Jarrod Saltalamacchia, S OBP: 0.351, SLG: 0.385										0	0	0	0	0	0	0						
19 Chris Davis, L OBP: 0.325, SLG: 0.547										1	0	0	0	3	1	1						
Inning Stats	R: 1 E: 0 K: 0 S: 12	H: 1 LOB: 0 BB: 0 P: 20	R: 2 E: 0 K: 1 S: 13	H: 3 LOB: 1 BB: 0 P: 20	R: 0 E: 0 K: 1 S: 8	H: 1 LOB: 1 BB: 0 P: 14	R: 1 E: 0 K: 2 S: 17	H: 2 LOB: 3 BB: 1 P: 28	R: 0 E: 0 K: 1 S: 13	H: 0 LOB: 2 BB: 0 P: 21	R: 0 E: 0 K: 1 S: 17	H: 0 LOB: 0 BB: 1 P: 26	R: 0 E: 0 K: 1 S: 9	H: 0 LOB: 1 BB: 1 P: 16	R: 0 E: 0 K: 2 S: 11	H: 1 LOB: 2 BB: 1 P: 18	1B: 5 2B: 3 3B: 0 HR: 2	SF: 0 SAC: 1 DP: 0 HBP: 0	WP: 1 PB: 0 SB: 2 CS: 0	PA: 42		
PITCHER	IP WLS BF H R ER SO BB IBB HBP BLK WP HR S P ERA WHIP	IP WLS BF H R ER SO BB IBB HBP BLK WP HR S P ERA WHIP	IP WLS BF H R ER SO BB IBB HBP BLK WP HR S P ERA WHIP	IP WLS BF H R ER SO BB IBB HBP BLK WP HR S P ERA WHIP	IP WLS BF H R ER SO BB IBB HBP BLK WP HR S P ERA WHIP	IP WLS BF H R ER SO BB IBB HBP BLK WP HR S P ERA WHIP	IP WLS BF H R ER SO BB IBB HBP BLK WP HR S P ERA WHIP	IP WLS BF H R ER SO BB IBB HBP BLK WP HR S P ERA WHIP	IP WLS BF H R ER SO BB IBB HBP BLK WP HR S P ERA WHIP	IP WLS BF H R ER SO BB IBB HBP BLK WP HR S P ERA WHIP	IP WLS BF H R ER SO BB IBB HBP BLK WP HR S P ERA WHIP	IP WLS BF H R ER SO BB IBB HBP BLK WP HR S P ERA WHIP	IP WLS BF H R ER SO BB IBB HBP BLK WP HR S P ERA WHIP	IP WLS BF H R ER SO BB IBB HBP BLK WP HR S P ERA WHIP	IP WLS BF H R ER SO BB IBB HBP BLK WP HR S P ERA WHIP	IP WLS BF H R ER SO BB IBB HBP BLK WP HR S P ERA WHIP	IP WLS BF H R ER SO BB IBB HBP BLK WP HR S P ERA WHIP	IP WLS BF H R ER SO BB IBB HBP BLK WP HR S P ERA WHIP	IP WLS BF H R ER SO BB IBB HBP BLK WP HR S P ERA WHIP	IP WLS BF H R ER SO BB IBB HBP BLK WP HR S P ERA WHIP	IP WLS BF H R ER SO BB IBB HBP BLK WP HR S P ERA WHIP	
41 John Lackey, R ERA: 3.1	5.0	L	26	9	4	4	5	1	0	0	0	0	0	0	0	0	1	2	63	103	7.20	2.000
Darren Oliver, L ERA: 2.54	2.0	7	0	0	0	2	1	0	0	0	0	0	0	0	0	0	0	0	25	39	0.00	0.500
33 Justin Speier, R ERA: 4.89	2.0	9	1	0	0	3	2	0	0	0	0	0	0	0	0	0	0	0	20	34	0.00	1.500

Texas Rangers @ Los Angeles Angels
Angel Stadium of Anaheim, Anaheim, CA
Sun Aug 31 2008, 12:35 PM PDT
Att: 39,153 - Sunny - 81 F

AB 37
R 4
H 10
RBI 4
BB 4
SO 10
LOB 25



Batter	1	2	3	4	5	6	7	8	9	AB	R	H	RBI	BB	SO	LOB	BOTTOM					
77 Reggie Willits, S OBP: 0.330, SLG: 0.219										3	1	0	0	1	1	0						
9 Chone Figgins, S OBP: 0.373, SLG: 0.321										4	0	0	0	0	0	1						
Garret Anderson, L OBP: 0.317, SLG: 0.430										4	0	1	0	0	1	0						
Mark Teixeira, S OBP: 0.409, SLG: 0.539										4	1	2	1	0	0	0						
Juan Rivera, R OBP: 0.274, SLG: 0.421										4	1	1	2	0	1	2						
24 Gary Matthews, S OBP: 0.309, SLG: 0.333										4	0	1	0	0	2	0						
3 Brandon Wood, R OBP: 0.198, SLG: 0.218										4	0	3	0	0	1	0						
5 Jeff Mathis, R OBP: 0.285, SLG: 0.337										3	0	0	0	0	0	3						
44 Mike Napoli, R OBP: 0.333, SLG: 0.489										1	0	0	0	0	1	1						
18 Sean Rodriguez, R OBP: 0.255, SLG: 0.239										4	0	0	0	0	3	2						
Inning Stats	R: 0 E: 0 K: 1 S: 8	H: 0 LOB: 0 BB: 0 P: 12	R: 2 E: 0 K: 1 S: 12	H: 2 LOB: 0 BB: 0 P: 17	R: 0 E: 0 K: 2 S: 8	H: 0 LOB: 0 BB: 0 P: 12	R: 0 E: 0 K: 0 S: 9	H: 0 LOB: 0 BB: 0 P: 11	R: 0 E: 0 K: 1 S: 15	H: 2 LOB: 2 BB: 0 P: 25	R: 1 E: 0 K: 1 S: 15	H: 2 LOB: 1 BB: 1 P: 22	R: 0 E: 0 K: 2 S: 10	H: 1 LOB: 1 BB: 0 P: 13	1B: 7 2B: 0 3B: 0 HR: 1	SF: 0 SAC: 0 DP: 0 HBP: 0	WP: 1 PB: 0 SB: 0 CS: 0	PA: 36				
PITCHER	IP WLS BF H R ER SO BB IBB HBP BLK WP HR S P ERA WHIP	IP WLS BF H R ER SO BB IBB HBP BLK WP HR S P ERA WHIP	IP WLS BF H R ER SO BB IBB HBP BLK WP HR S P ERA WHIP	IP WLS BF H R ER SO BB IBB HBP BLK WP HR S P ERA WHIP	IP WLS BF H R ER SO BB IBB HBP BLK WP HR S P ERA WHIP	IP WLS BF H R ER SO BB IBB HBP BLK WP HR S P ERA WHIP	IP WLS BF H R ER SO BB IBB HBP BLK WP HR S P ERA WHIP	IP WLS BF H R ER SO BB IBB HBP BLK WP HR S P ERA WHIP	IP WLS BF H R ER SO BB IBB HBP BLK WP HR S P ERA WHIP	IP WLS BF H R ER SO BB IBB HBP BLK WP HR S P ERA WHIP	IP WLS BF H R ER SO BB IBB HBP BLK WP HR S P ERA WHIP	IP WLS BF H R ER SO BB IBB HBP BLK WP HR S P ERA WHIP	IP WLS BF H R ER SO BB IBB HBP BLK WP HR S P ERA WHIP	IP WLS BF H R ER SO BB IBB HBP BLK WP HR S P ERA WHIP	IP WLS BF H R ER SO BB IBB HBP BLK WP HR S P ERA WHIP	IP WLS BF H R ER SO BB IBB HBP BLK WP HR S P ERA WHIP	IP WLS BF H R ER SO BB IBB HBP BLK WP HR S P ERA WHIP	IP WLS BF H R ER SO BB IBB HBP BLK WP HR S P ERA WHIP	IP WLS BF H R ER SO BB IBB HBP BLK WP HR S P ERA WHIP	IP WLS BF H R ER SO BB IBB HBP BLK WP HR S P ERA WHIP	IP WLS BF H R ER SO BB IBB HBP BLK WP HR S P ERA WHIP	
33 Kevin Millwood, R ERA: 4.84	6.2	W	25	5	2	2	7	0	0	0	0	0	0	0	0	0	1	71	101	2.70	0.750	
53 Joaquin Benoit, R ERA: 5.02	0.1	H	1	0	0	0	0	0	0	0	0	0	0	0	0	0	0	2	5	0.00	0.000	
Jamey Wright, R ERA: 4.72	0.2	H	5	2	1	1	1	1	0	0	0	0	0	0	0	0	0	12	17	13.50	4.500	
50 Frank Francisco, R ERA: 3.62	1.1	S	5	1	0	0	2	0	0	0	0	0	0	0	0	0	1	0	13	18	0.00	0.750

Texas Rangers @ Los Angeles Angels
Angel Stadium of Anaheim, Anaheim, CA
Sun Aug 31 2008, 12:35 PM PDT
Att: 39,153 - Sunny - 81 F


AB 35
R 3
H 8
RBI 3
BB 1
SO 10
LOB 9



Batter	1	2	3	4	5	6	7	8	9	AB	R	H	RBI	BB	SO	LOB	TOP								
9 Chone Figgins, S OBP: 0.376, SLG: 0.321										3	2	1	0	2	0	0	Los Angeles Angels @ Detroit Tigers Comerica Park, Detroit, MI Tue Sep 02 2008, 7:05 PM EDT Att: 35,320 - Clear - 83 F								
Garret Anderson, L OBP: 0.314, SLG: 0.425										5	0	0	0	0	1	4									
Mark Teixeira, S OBP: 0.407, SLG: 0.535										3	1	0	1	1	2	2									
27 Vladimir Guerrero, R OBP: 0.353, SLG: 0.502										5	1	3	0	0	0	0									
48 Tori Hunter, R OBP: 0.347, SLG: 0.477										4	1	3	3	1	0	0									
Juan Rivera, R OBP: 0.269, SLG: 0.413										4	0	0	0	0	2	4									
77 Reggie Willits, S OBP: 0.326, SLG: 0.216										1	0	0	0	0	1	2									
44 Mike Napoli, R OBP: 0.332, SLG: 0.480										3	0	0	0	0	0	2									
3 Brandon Wood, R OBP: 0.188, SLG: 0.207										4	0	0	0	0	1	4									
18 Sean Rodriguez, R OBP: 0.255, SLG: 0.250										4	0	1	0	0	0	2									
Inning Stats	R: 2 H: 3 E: 0 K: 1 S: 18	H: 3 LOB: 3 BB: 1 P: 33	R: 0 H: 0 E: 0 K: 0 S: 9	H: 0 LOB: 0 BB: 0 P: 13	R: 1 H: 2 E: 0 K: 1 S: 11	H: 2 LOB: 1 BB: 0 P: 16	R: 0 H: 1 E: 0 K: 1 S: 18	H: 1 LOB: 2 BB: 1 P: 28	R: 1 H: 1 E: 0 K: 1 S: 16	H: 1 LOB: 2 BB: 0 P: 27	R: 0 H: 0 E: 0 K: 1 S: 6	H: 0 LOB: 0 BB: 0 P: 9	R: 0 H: 0 E: 0 K: 0 S: 5	H: 0 LOB: 0 BB: 0 P: 8	R: 0 H: 0 E: 0 K: 1 S: 11	H: 0 LOB: 0 BB: 0 P: 17	R: 1 H: 1 E: 0 K: 1 S: 12	H: 1 LOB: 2 BB: 2 P: 22	1B: 3 2B: 5 3B: 0 HR: 0	SF: 1 SAC: 0 DP: 0 HBP: 1	WP: 0 PB: 1 SB: 4 CS: 0	PA: 42			
PITCHER	IP	WLS	BF	H	R	ER	SO	BB	IBB	HBP	BLK	WP	HR	S	P	ERA	WHIP								
40 Chris Lambert, R ERA: 6.75	4.0		21	6	3	3	3	2	0	1	0	0	0	56	90	6.75	2.000								
Gary Glover, R ERA: 5.2	4.0	L	15	1	1	0	3	0	0	0	0	0	0	38	61	0.00	0.250								
56 Fernando Rodney, R ERA: 4.73	1.0	L	6	1	1	1	1	1	1	0	0	0	0	12	22	9.00	2.000								

Batter	1	2	3	4	5	6	7	8	9	AB	R	H	RBI	BB	SO	LOB	BOTTOM								
28 Curtis Granderson, L OBP: 0.387, SLG: 0.509										3	1	1	0	2	0	1	Los Angeles Angels @ Detroit Tigers Comerica Park, Detroit, MI Tue Sep 02 2008, 7:05 PM EDT Att: 35,320 - Clear - 83 F								
14 Placido Polanco, R OBP: 0.336, SLG: 0.419										4	1	0	0	0	4										
30 Magglio Ordonez, R OBP: 0.371, SLG: 0.478										4	1	1	1	0	2										
24 Miguel Cabrera, R OBP: 0.349, SLG: 0.535										4	1	3	3	0	1	0									
Gary Sheffield, R OBP: 0.325, SLG: 0.386										3	0	1	0	1	0	2									
33 Marcus Thames, R OBP: 0.288, SLG: 0.517										4	0	0	0	0	1	3									
Edgar Renteria, R OBP: 0.320, SLG: 0.371										4	0	3	0	0	0	1									
15 Brandon Inge, R OBP: 0.320, SLG: 0.403										3	0	1	0	0	1	2									
25 Ryan Raburn, R OBP: 0.302, SLG: 0.395										2	0	0	0	0	0	1									
Matt Joyce, L OBP: 0.336, SLG: 0.553										1	0	0	0	0	1	1									
19 Jeff Larish, L OBP: 0.288, SLG: 0.338										1	0	0	0	0	0	1									
Inning Stats	R: 1 H: 2 E: 0 K: 0 S: 10	H: 2 LOB: 1 BB: 0 P: 18	R: 0 H: 1 E: 1 K: 0 S: 8	H: 1 LOB: 0 BB: 0 P: 14	R: 2 H: 2 E: 0 K: 1 S: 13	H: 2 LOB: 1 BB: 0 P: 22	R: 0 H: 1 E: 0 K: 0 S: 7	H: 1 LOB: 0 BB: 0 P: 10	R: 0 H: 0 E: 0 K: 0 S: 5	H: 0 LOB: 0 BB: 0 P: 11	R: 0 H: 1 E: 0 K: 1 S: 9	H: 1 LOB: 0 BB: 0 P: 16	R: 0 H: 1 E: 0 K: 1 S: 12	H: 1 LOB: 1 BB: 0 P: 16	R: 1 H: 1 E: 0 K: 0 S: 12	H: 1 LOB: 1 BB: 1 P: 23	R: 0 H: 1 E: 0 K: 1 S: 15	H: 1 LOB: 2 BB: 1 P: 26	1B: 7 2B: 2 3B: 0 HR: 1	SF: 0 SAC: 1 DP: 2 HBP: 1	WP: 0 PB: 0 SB: 2 CS: 1	PA: 39			
PITCHER	IP	WLS	BF	H	R	ER	SO	BB	IBB	HBP	BLK	WP	HR	S	P	ERA	WHIP								
51 Joe Saunders, L ERA: 3.69	6.1		26	8	3	3	2	1	0	1	0	0	0	58	98	4.26	1.421								
66 Jose Arredondo, R ERA: 1.12	0.2	H	2	0	0	0	1	0	0	0	0	0	0	6	9	0.00	0.000								
62 Scot Shields, R ERA: 2.75	1.0	W	5	1	1	1	0	1	0	0	0	0	1	12	23	9.00	2.000								
Francisco Rodriguez, R ERA: 2.43	1.0	S	5	1	0	0	1	1	0	0	0	0	0	15	26	0.00	2.000								

AB	36
R	5
H	8
RBI	4
BB	4
SO	7
LOB	20



Batter	1	2	3	4	5	6	7	8	9	AB	R	H	RBI	BB	SO	LOB	TOP					
9 Chone Figgins, S OBP: 0.374, SLG: 0.318										4	1	0	1	1	1	3						
Garret Anderson, L OBP: 0.316, SLG: 0.429										5	1	3	0	0	0	0						
Mark Teixeira, S OBP: 0.409, SLG: 0.542										5	1	3	3	0	0	1						
27 Vladimir Guerrero, R OBP: 0.356, SLG: 0.505										5	0	3	0	0	0	1						
48 Tori Hunter, R OBP: 0.346, SLG: 0.473										4	0	0	0	1	1	4						
8 Kendrys Morales, S OBP: 0.308, SLG: 0.250											4	1	1	0	0	1	6					
44 Mike Napoli, R OBP: 0.329, SLG: 0.473											5	1	1	0	0	2	4					
3 Brandon Wood, R OBP: 0.202, SLG: 0.233											4	1	2	1	0	0	1					
18 Sean Rodriguez, R OBP: 0.264, SLG: 0.263											3	0	2	1	0	0	0					
Inning Stats	R: 0 E: 0 K: 1 S: 9	H: 0 LOB: 0 BB: 0 P: 14	R: 0 E: 0 K: 1 S: 7	H: 1 LOB: 0 BB: 0 P: 9	R: 0 E: 0 K: 0 S: 10	H: 1 LOB: 1 BB: 0 P: 18	R: 1 E: 0 K: 0 S: 11	H: 1 LOB: 0 BB: 0 P: 19	R: 4 E: 0 K: 0 S: 17	H: 5 LOB: 1 BB: 0 P: 24	R: 0 E: 0 K: 0 S: 8	H: 0 LOB: 1 BB: 0 P: 13	R: 1 E: 0 K: 1 S: 18	H: 3 LOB: 3 BB: 1 P: 26	R: 0 E: 0 K: 1 S: 9	H: 2 LOB: 1 BB: 0 P: 13	R: 0 E: 0 K: 1 S: 16	H: 2 LOB: 3 BB: 1 P: 24	1B: 11 2B: 3 HR: 1	SF: 1 SAC: 0 DP: 2 HBP: 1	WP: 0 PB: 1 SB: 0 CS: 0	PA: 43
PITCHER	IP WLS BF H R ER SO BB IBB HBP BLK WP HR S P ERA WHIP																					
31 Zach Miner, R ERA: 3.72	6.0	26	8	5	5	2	0	0	1	0	0	0	0	0	1	62	97	7.50	1.333			
50 Clay Rapada, L ERA: 4.8	0.1	4	2	1	1	0	1	0	0	0	0	0	0	0	11	19	27.00	9.000				
48 Kyle Farnsworth, R ERA: 3.77	1.2	W	7	3	0	2	0	0	0	0	0	0	0	16	20	0.00	1.800					
56 Fernando Rodney, R ERA: 4.99	1.0	S	6	2	0	1	1	0	0	0	0	0	0	16	24	0.00	3.000					

Los Angeles Angels @ Detroit Tigers
Comerica Park, Detroit, MI
Wed Sep 03 2008, 7:05 PM EDT
Att: 36,671 - Drizzlie - 75 F

livebaseballscores.com

AB 39
R 6
H 15
RBI 6
BB 2
SO 5
LOB 20

Batter	1	2	3	4	5	6	7	8	9	AB	R	H	RBI	BB	SO	LOB	BOTTOM					
28 Curtis Granderson, L OBP: 0.389, SLG: 0.514										5	3	3	1	0	0	0						
14 Placido Polanco, R OBP: 0.355, SLG: 0.424										4	1	3	3	0	0	0						
30 Magglio Ordonez, R OBP: 0.372, SLG: 0.480										4	1	2	1	0	1	2						
24 Miguel Cabrera, R OBP: 0.350, SLG: 0.534										1	0	0	1	2	1	1						
Matt Joyce, L OBP: 0.330, SLG: 0.542										4	0	0	0	0	1	6						
Gary Sheffield, R OBP: 0.327, SLG: 0.387										4	1	2	1	0	0	0						
Edgar Renteria, R OBP: 0.318, SLG: 0.368										3	0	0	0	0	1	1						
39 Ramon Santiago, S OBP: 0.440, SLG: 0.444										0	0	0	0	0	0	0						
Mike Hessman, R OBP: 0.250, SLG: 1.000										4	1	1	2	0	1	0						
15 Brandon Inge, R OBP: 0.322, SLG: 0.402										3	2	1	0	1	0	0						
Inning Stats	R: 2 E: 0 K: 0 S: 10	H: 3 LOB: 0 BB: 0 P: 16	R: 0 E: 0 K: 0 S: 6	H: 0 LOB: 0 BB: 0 P: 10	R: 0 E: 0 K: 0 S: 9	H: 0 LOB: 0 BB: 0 P: 13	R: 1 E: 0 K: 0 S: 10	H: 2 LOB: 1 BB: 0 P: 20	R: 2 E: 0 K: 2 S: 15	H: 2 LOB: 2 BB: 2 P: 29	R: 0 E: 0 K: 2 S: 11	H: 0 LOB: 0 BB: 0 P: 15	R: 2 E: 0 K: 1 S: 12	H: 3 LOB: 1 BB: 0 P: 23	R: 2 E: 0 K: 0 S: 16	H: 2 LOB: 0 BB: 0 P: 21	R: 2 E: 0 K: 0 S: 16	H: 2 LOB: 0 BB: 0 P: 21	1B: 8 2B: 2 3B: 1 HR: 1	SF: 1 SAC: 1 DP: 2 HBP: 0	WP: 1 PB: 0 SB: 0 CS: 0	PA: 37
PITCHER	IP WLS BF H R ER SO BB IBB HBP BLK WP HR S P ERA WHIP																					
Jon Garland, R ERA: 4.64	6.0	L	6	3	2	2	1	0	0	0	0	0	12	23	18.00	3.000						
66 Jose Arredondo, R ERA: 1.66	1.0		5	2	2	2	0	0	0	0	0	0	16	21	18.00	2.000						
33 Justin Speier, R ERA: 5.12	1.0																					

Los Angeles Angels @ Detroit Tigers
Comerica Park, Detroit, MI
Wed Sep 03 2008, 7:05 PM EDT
Att: 36,671 - Drizzlie - 75 F

livebaseballscores.com

AB 32
R 9
H 12
RBI 9
BB 3
SO 5
LOB 10

Batter	1	2	3	4	5	6	7	8	9	10	11	12	13	14	15	AB	R	H	RBI	BB	SO	LOB	TOP								
9 Chone Figgins, S OBP: 0.373, SLG: 0.328 (1.5)																6	2	2	1	1	0	0									
Garret Anderson, L OBP: 0.317, SLG: 0.427 (1.10)																6	0	2	0	1	1	2									
Mark Teixeira, S OBP: 0.404, SLG: 0.535 (1.3)																6	1	1	1	0	0	4									
27 Vladimir Guerrero, R OBP: 0.336, SLG: 0.561 (1.9)																7	0	2	0	0	2	3									
48 Torii Hunter, R OBP: 0.343, SLG: 0.475 (1.8)																6	0	0	0	0	2	3									
Juan Rivera, R OBP: 0.279, SLG: 0.430 (1.7)																4	1	1	2	0	1	0									
5 Jeff Mathis, R OBP: 0.279, SLG: 0.329 (9.2)																2	0	0	0	0	1	0									
44 Mike Napoli, R OBP: 0.320, SLG: 0.484 (9. PH)																2	1	1	1	1	1	0									
77 Reggie Willits, S OBP: 0.330, SLG: 0.213 (9.7)																1	0	0	0	0	0	0									
39 Robb Quinlan, R OBP: 0.338, SLG: 0.328 (10.7)																2	0	1	0	0	0	0									
3 Brandon Wood, R OBP: 0.190, SLG: 0.247 (1.6)																6	1	1	1	0	1	2									
18 Sean Rodriguez, R OBP: 0.250, SLG: 0.241 (1.4)																6	0	0	0	0	1	0									
Inning Stats	R: 1 E: 0 K: 0 S: 12	H: 2 LOB: 1 BB: 0 P: 17	R: 0 E: 0 K: 1 S: 8	H: 0 LOB: 0 BB: 0 P: 9	R: 1 E: 0 K: 2 S: 13	H: 1 LOB: 1 BB: 0 P: 17	R: 0 E: 0 K: 1 S: 9	H: 0 LOB: 1 BB: 1 P: 15	R: 0 E: 0 K: 0 S: 8	H: 0 LOB: 0 BB: 1 P: 12	R: 3 E: 0 K: 0 S: 13	H: 3 LOB: 0 BB: 0 P: 19	R: 0 E: 0 K: 2 S: 8	H: 0 LOB: 0 BB: 0 P: 11	R: 0 E: 0 K: 0 S: 6	H: 1 LOB: 1 BB: 0 P: 11	R: 0 E: 0 K: 0 S: 6	H: 0 LOB: 0 BB: 0 P: 8	R: 0 E: 0 K: 0 S: 6	H: 1 LOB: 0 BB: 0 P: 8	R: 0 E: 0 K: 2 S: 7	H: 0 LOB: 0 BB: 0 P: 9	R: 0 E: 0 K: 1 S: 10	H: 0 LOB: 0 BB: 0 P: 13	R: 0 E: 0 K: 1 S: 14	H: 0 LOB: 1 BB: 1 P: 21	1B: 6 2B: 1 3B: 0 HR: 4	SF: 1 SAC: 0 DP: 2 HBP: 0	WP: 1 PB: 0 SB: 1 CS: 0	PA: 58	
PITCHER	IP: 7.0 WLS: 3 BF: 30 ERA: 3.72	WLS: 0 BF: 0 ERA: 0.00	R: 5 ER: 5 SO: 4	BB: 2 IBB: 0 HBP: 0 BLK: 0	WP: 1 HR: 3 S: 70 P: 102	ERA: 6.43 WHIP: 1.286	PITCHER	IP: 0.2 WLS: 1 BF: 1 ERA: 3.51	WLS: 0 BF: 0 ERA: 0.00	R: 0 ER: 0 SO: 1	BB: 0 IBB: 0 HBP: 0 BLK: 0	WP: 0 HR: 0 S: 5 P: 15	ERA: 0.00 WHIP: 1.500	PITCHER	IP: 15.1 WLS: 1 BF: 61 ERA: 4.11	WLS: 0 BF: 0 ERA: 0.00	R: 0 ER: 0 SO: 5	BB: 6 IBB: 0 HBP: 0 BLK: 0	WP: 0 HR: 0 S: 6 P: 8	ERA: 0.00 WHIP: 0.000	PITCHER	IP: 15.1 WLS: 1 BF: 61 ERA: 4.11	WLS: 0 BF: 0 ERA: 0.00	R: 0 ER: 0 SO: 5	BB: 6 IBB: 0 HBP: 0 BLK: 0	WP: 0 HR: 0 S: 6 P: 8	ERA: 0.00 WHIP: 0.000				

Los Angeles Angels @ Chicago White Sox
U.S. Cellular Field, Chicago, IL
Sat Sep 06 2008, 7:05 PM EDT
Att: 31,046 - Cloudy - 71 F

AB 54
R 6
H 11
RBI 6
BB 3
SO 10
LOB 14



Batter	1	2	3	4	5	6	7	8	9	10	11	12	13	14	15	AB	R	H	RBI	BB	SO	LOB	BOTTOM								
Orlando Cabrera, R OBP: 0.330, SLG: 0.363 (1.8)																6	0	1	1	1	1	2									
12 A.J. Pierzynski, L OBP: 0.321, SLG: 0.429 (1.2)																7	0	3	0	0	1	4									
23 Jermaine Dye, R OBP: 0.348, SLG: 0.561 (1.9)																7	0	1	0	0	1	2									
25 Jim Thome, L OBP: 0.367, SLG: 0.516 (1.10)																6	1	1	1	1	2	2									
14 Paul Konerko, R OBP: 0.353, SLG: 0.412 (1.3)																6	1	1	1	0	2	4									
Ken Griffey Jr., L OBP: 0.353, SLG: 0.417 (1.8)																6	1	2	0	0	0	2									
10 Alexei Ramirez, R OBP: 0.322, SLG: 0.484 (1.4)																5	2	1	0	1	1	2									
Nick Swisher, S OBP: 0.344, SLG: 0.434 (1.7)																4	1	2	2	0	2	1									
Jerry Owens, L OBP: 0.143, SLG: 0.143 (10.7)																2	0	1	0	0	1	0									
Juan Uribe, R OBP: 0.288, SLG: 0.409 (9. PH)																3	1	2	1	0	1	0									
31 Dewayne Wise, R OBP: 0.319, SLG: 0.470 (9. PH)																0	0	0	1	0	0	0									
7 Josh Fields, R OBP: 0.258, SLG: 0.214 (10.5)																2	0	0	0	0	2	1									
Inning Stats	R: 0 E: 0 K: 0 S: 7	H: 1 LOB: 2 BB: 1 P: 15	R: 2 E: 0 K: 1 S: 11	H: 3 LOB: 1 BB: 0 P: 17	R: 0 E: 0 K: 0 S: 6	H: 0 LOB: 0 BB: 0 P: 11	R: 0 E: 0 K: 1 S: 9	H: 1 LOB: 0 BB: 0 P: 9	R: 0 E: 0 K: 0 S: 8	H: 0 LOB: 0 BB: 0 P: 7	R: 1 E: 0 K: 0 S: 5	H: 1 LOB: 0 BB: 0 P: 7	R: 0 E: 0 K: 2 S: 8	H: 0 LOB: 0 BB: 0 P: 11	R: 0 E: 0 K: 1 S: 10	H: 0 LOB: 0 BB: 0 P: 11	R: 0 E: 0 K: 1 S: 10	H: 0 LOB: 0 BB: 0 P: 11	R: 0 E: 0 K: 2 S: 8	H: 0 LOB: 0 BB: 0 P: 11	R: 1 E: 0 K: 0 S: 3	H: 1 LOB: 0 BB: 0 P: 4	1B: 10 2B: 4 3B: 0 HR: 3	SF: 1 SAC: 0 DP: 3 HBP: 0	WP: 0 PB: 0 SB: 1 CS: 0	PA: 58					
PITCHER	IP: 7.0 WLS: 3 BF: 30 ERA: 3.25	WLS: 0 BF: 0 ERA: 0.00	R: 5 ER: 5 SO: 4	BB: 2 IBB: 0 HBP: 0 BLK: 0	WP: 1 HR: 2 S: 62 P: 100	ERA: 6.43 WHIP: 1.571	PITCHER	IP: 0.1 WLS: 1 BF: 2 ERA: 5.04	WLS: 0 BF: 0 ERA: 0.00	R: 1 ER: 1 SO: 1	BB: 0 IBB: 0 HBP: 0 BLK: 0	WP: 0 HR: 1 S: 3 P: 4	ERA: 27.00 WHIP: 3.000	PITCHER	IP: 15.1 WLS: 1 BF: 61 ERA: 4.11	WLS: 0 BF: 0 ERA: 0.00	R: 0 ER: 0 SO: 5	BB: 6 IBB: 0 HBP: 0 BLK: 0	WP: 0 HR: 0 S: 6 P: 8	ERA: 0.00 WHIP: 0.000	PITCHER	IP: 15.1 WLS: 1 BF: 61 ERA: 4.11	WLS: 0 BF: 0 ERA: 0.00	R: 0 ER: 0 SO: 5	BB: 6 IBB: 0 HBP: 0 BLK: 0	WP: 0 HR: 0 S: 6 P: 8	ERA: 0.00 WHIP: 0.000				

Los Angeles Angels @ Chicago White Sox
U.S. Cellular Field, Chicago, IL
Sat Sep 06 2008, 7:05 PM EDT
Att: 31,046 - Cloudy - 71 F

AB 54
R 7
H 15
RBI 7
BB 3
SO 14
LOB 20




Batter	1	2	3	4	5	6	7	8	9	AB	R	H	RBI	BB	SO	LOB	TOP			
9 Chone Figgins, S OBP: 0.368, SLG: 0.324	P4		K		K		G4-3		G3	5	0	0	0	0	2	3	Los Angeles Angels @ Chicago White Sox U.S. Cellular Field, Chicago, IL Sun Sep 07 2008, 2:05 PM EDT Att: 26,029 - Partly Cloudy - 71 F livebaseballscorecards.com			
24 Gary Matthews, S OBP: 0.313, SLG: 0.342	K		G6-3			G5-3		2B SF9 1B	K	5	1	1	0	0	2	3				
Mark Teixeira, S OBP: 0.404, SLG: 0.538	G5-3		L5			27 1B 48 2B		SF9 2B	F8	5	1	2	0	0	0	3				
27 Vladimir Guerrero, R OBP: 0.359, SLG: 0.503		G6-3				48 2B G5-3 1B		G5-3		4	1	2	0	0	0	2				
48 Torii Hunter, R OBP: 0.346, SLG: 0.478					K			SF9 IBB		3	0	2	1	1	1	1				
Juan Rivera, R OBP: 0.269, SLG: 0.424					L7			SF9		3	0	0	1	0	1	3				
Garret Anderson, L OBP: 0.317, SLG: 0.427										0	0	0	1	0	0	0				
3 Brandon Wood, R OBP: 0.192, SLG: 0.240					K					3	0	0	0	1	2	4				
5 Jeff Mathis, R OBP: 0.277, SLG: 0.327										2	0	0	0	0	1	2				
77 Reggie Willis, S OBP: 0.326, SLG: 0.211					F7					1	0	0	0	0	0	0				
44 Mike Napoli, R OBP: 0.333, SLG: 0.484										0	0	0	0	1	0	0				
18 Sean Rodriguez, R OBP: 0.258, SLG: 0.243					F8					3	0	1	0	0	0	0				
																	WP: 0 PA: 39 PB: 0 SB: 5 CS: 0			
Inning Stats	R: 0 E: 0 K: 1 S: 8	H: 0 LOB: 0 BB: 0 P: 13	R: 0 E: 0 K: 2 S: 9	H: 1 LOB: 2 BB: 1 P: 16	R: 0 E: 0 K: 1 S: 9	H: 0 LOB: 1 BB: 0 P: 15	R: 0 E: 0 K: 2 S: 13	H: 1 LOB: 1 BB: 0 P: 19	R: 0 E: 0 K: 1 S: 9	H: 0 LOB: 0 BB: 0 P: 14	R: 2 E: 0 K: 1 S: 13	H: 3 LOB: 1 BB: 0 P: 20	R: 0 E: 0 K: 0 S: 6	H: 0 LOB: 0 BB: 0 P: 7	R: 1 E: 0 K: 0 S: 13	H: 2 LOB: 2 BB: 1 P: 26	R: 0 E: 0 K: 1 S: 12	H: 1 LOB: 2 BB: 1 P: 22	1B: 4 2B: 4 3B: 0 HR: 0	SF: 1 SAC: 0 DP: 0 HBP: 1
PITCHER	IP WLS BF H R ER SO BB IBB HBP BLK WP HR S P ERA WHIP																			
50 John Danks, L ERA: 3.44	5.1 23 5 2 2 7 1 0 1 0 0 0 0 56 87 3.38 1.125																			
53 D.J. Carrasco, R ERA: 3.48	1.1 B 4 0 0 0 1 0 0 0 0 0 0 0 8 14 0.00 0.000																			
49 Horacio Ramirez, L ERA: 3.74	0.1 L 3 2 1 1 0 0 0 0 0 0 0 0 8 13 27.00 6.000																			
43 Ehren Wassermann, R ERA: 7.64	1.0 4 0 0 0 0 0 1 0 0 0 0 0 8 16 0.00 0.000																			
71 Scott Linebrink, R ERA: 2.2	1.0 5 1 0 0 1 1 0 0 0 0 0 0 12 22 0.00 2.000																			

Batter	1	2	3	4	5	6	7	8	9	AB	R	H	RBI	BB	SO	LOB	BOTTOM			
Orlando Cabrera, R OBP: 0.329, SLG: 0.362	P3							G6-3		4	0	1	0	0	0	0	Los Angeles Angels @ Chicago White Sox U.S. Cellular Field, Chicago, IL Sun Sep 07 2008, 2:05 PM EDT Att: 26,029 - Partly Cloudy - 71 F livebaseballscorecards.com			
32 Brian Anderson, R OBP: 0.286, SLG: 0.429	G6-3							F8		3	0	0	0	0	0	2				
25 Jim Thome, L OBP: 0.366, SLG: 0.515										1	0	0	0	0	0	0				
Jerry Owens, L OBP: 0.143, SLG: 0.143										0	0	0	0	0	0	0				
23 Jermaine Dye, R OBP: 0.348, SLG: 0.558	K									3	0	0	0	1	2	0				
14 Paul Konerko, R OBP: 0.354, SLG: 0.421										4	1	2	1	0	1	1				
31 Deweyane Wise, L OBP: 0.319, SLG: 0.470										0	0	0	0	0	0	0				
10 Alexei Ramirez, R OBP: 0.319, SLG: 0.479										4	0	0	0	0	0	2				
Nick Swisher, S OBP: 0.343, SLG: 0.432										4	0	1	0	0	1	2				
Juan Uribe, R OBP: 0.295, SLG: 0.404										3	0	0	0	0	1	1				
7 Josh Fields, R OBP: 0.235, SLG: 0.194										3	0	0	0	0	1	0				
Toby Hall, R OBP: 0.315, SLG: 0.345										3	1	1	1	0	0	0				
																	WP: 0 PA: 33 PB: 0 SB: 0 CS: 0			
Inning Stats	R: 0 E: 0 K: 1 S: 6	H: 0 LOB: 0 BB: 0 P: 9	R: 0 E: 0 K: 0 S: 8	H: 1 LOB: 1 BB: 0 P: 13	R: 0 E: 0 K: 0 S: 8	H: 1 LOB: 0 BB: 0 P: 9	R: 1 E: 0 K: 0 S: 9	H: 1 LOB: 0 BB: 0 P: 15	R: 1 E: 1 K: 0 S: 11	H: 1 LOB: 1 BB: 0 P: 17	R: 0 E: 0 K: 1 S: 6	H: 0 LOB: 0 BB: 1 P: 14	R: 0 E: 0 K: 2 S: 8	H: 0 LOB: 0 BB: 0 P: 12	R: 0 E: 0 K: 0 S: 5	H: 0 LOB: 0 BB: 0 P: 8	R: 0 E: 0 K: 2 S: 11	H: 1 LOB: 2 BB: 0 P: 15	1B: 3 2B: 0 3B: 0 HR: 2	SF: 0 SAC: 0 DP: 1 HBP: 0
PITCHER	IP WLS BF H R ER SO BB IBB HBP BLK WP HR S P ERA WHIP																			
51 Joe Saunders, L ERA: 3.64	7.1 W 27 4 2 2 4 1 0 0 0 0 0 0 3 6 0.00 0.682																			
66 Jose Arredondo, R ERA: 1.41	0.2 H 2 0 0 0 0 0 0 0 0 0 0 0 3 6 0.00 0.000																			
Francisco Rodriguez, R ERA: 2.49	1.0 S 4 1 0 0 2 0 0 0 0 0 0 0 11 15 0.00 1.000																			

Batter	1	2	3	4	5	6	7	8	9	AB	R	H	RBI	BB	SO	LOB	TOP				
18 Johnny Damon, L OBP: 0.379, SLG: 0.449	1-1 FC3-6 13 BB 1B	3-3 K	0-0 F9	0-0 F9	1-1 G4-3	1-1 G4-3	1-1 G4-3	1-1 G1-3	1-1 G1-3	4	1	1	0	0	1	2					
2 Derek Jeter, R OBP: 0.359, SLG: 0.404	4-0 FC3-6 1-2 BB	0-1 G4-3	2-1 G5-3	2-1 G5-3	2-1 G5-3	2-1 G5-3	2-1 G5-3	1-1 G1-3	1-1 G1-3	3	0	0	0	1	0	1					
Bobby Abreu, L OBP: 0.371, SLG: 0.465	1-0 FC3-6 22 BB 13 BB 1-2 2-3	2-2 G3-1	2-2 G3-1	2-2 G3-1	2-2 G3-1	2-2 G3-1	2-2 G3-1	2-1 G6-3	2-1 G6-3	3	0	0	0	1	0	2					
13 Alex Rodriguez, R OBP: 0.399, SLG: 0.586	0-0 FC3-6 22 BB 1-2 1B	2-3 K	2-3 K	2-3 K	2-3 K	2-3 K	2-3 K	0-1 F9	0-1 F9	4	0	1	1	0	1	1					
Jason Giambi, L OBP: 0.372, SLG: 0.511 Wilson Betemit, S OBP: 0.288, SLG: 0.407	3-3 K	3-3 K	3-3 K	3-3 K	3-3 K	3-3 K	3-3 K	3-2 F8	3-2 F8	3	0	1	0	0	1	2					
22 Xavier Nady, R OBP: 0.368, SLG: 0.531	0-0 FC3-6 1-2 2-3 1B	1-1 G5-3	1-1 G5-3	1-1 G5-3	1-1 G5-3	1-1 G5-3	1-1 G5-3	0-3 K	0-3 K	4	0	1	0	0	1	1					
55 Hideki Matsui, L OBP: 0.393, SLG: 0.441	1-1 G4-3	2-3 K	2-3 K	2-3 K	2-3 K	2-3 K	2-3 K	2-3 K	2-3 K	4	0	0	0	0	2	3					
24 Robinson Canó, L OBP: 0.299, SLG: 0.403	1-0 FC5-4 1B	3-1 G3	3-1 G3	3-1 G3	3-1 G3	3-1 G3	3-1 G3	0-0 G4-3	0-0 G4-3	3	0	1	0	0	0	0					
Ivan Rodriguez, R OBP: 0.322, SLG: 0.400 26 José Molina, R OBP: 0.266, SLG: 0.313	1-2 FC5-4 18 S	1-2 G3-1	1-2 G3-1	1-2 G3-1	1-2 G3-1	1-2 G3-1	1-2 G3-1	1-1 G3-1	1-1 G3-1	2	0	0	0	0	0	1					
Inning Stats	R: 1 E: 0 K: 1 S: 11	H: 3 LOB: 3 BB: 1 P: 20	R: 0 E: 0 K: 1 S: 13	H: 1 LOB: 1 BB: 0 P: 18	R: 0 E: 0 K: 1 S: 8	H: 0 LOB: 0 BB: 0 P: 14	R: 0 E: 0 K: 1 S: 8	H: 0 LOB: 0 BB: 0 P: 14	R: 0 E: 0 K: 0 S: 7	H: 1 LOB: 1 BB: 0 P: 9	R: 0 E: 0 K: 0 S: 6	H: 0 LOB: 0 BB: 0 P: 9	R: 0 E: 0 K: 2 S: 9	H: 0 LOB: 0 BB: 0 P: 14	R: 0 E: 0 K: 2 S: 9	H: 0 LOB: 0 BB: 0 P: 14	1B: 5 2B: 1 3B: 0 HR: 0	SF: 0 SAC: 0 DP: 1 HBP: 0	WP: 0 PB: 0 SB: 1 CS: 1	PA: 34	
PITCHER	IP WLS BF H R ER SO BB IBB HBP BLK WP HR S P ERA WHIP	7.0 W 28 6 1 1 4 2 0 0 0 0 0 57 94 1.29 1.143	1.0 3 0 0 0 0 0 0 0 0 0 0 6 9 0.00 0.000	1.0 3 0 0 0 2 0 0 0 0 0 0 9 14 0.00 0.000																	

New York Yankees @ Los Angeles Angels
Angel Stadium of Anaheim, Anaheim, CA
Mon Sep 08 2008, 7:05 PM PDT
Att: 41,025 - Partly Cloudy - 70 F

AB 32
R 1
H 6
RBI 1
BB 2
SO 6
LOB 13



Batter	1	2	3	4	5	6	7	8	9	AB	R	H	RBI	BB	SO	LOB	BOTTOM				
9 Chone Figgins, S OBP: 0.371, SLG: 0.324 8 Kendrys Morales, S OBP: 0.250, SLG: 0.200	1-2 G3 SF7 1B	1-0 F9	1-0 F9	1-0 F9	1-0 F9	1-2 G4-3 HBP	2-3 K	1-1 L3	1-1 L3	3	2	1	0	0	1	1					
Garret Anderson, L OBP: 0.318, SLG: 0.427 59 Freddy Sandoval, S (8, FH)	2-0 G3	1-0 L4-3	1-0 L4-3	1-0 L4-3	1-0 L4-3	1-1 G4-3 27 HR	2-2 BB	1-0 F9	1-0 F9	4	2	2	0	0	0	2					
Mark Teixeira, S OBP: 0.404, SLG: 0.537 77 Reggie Willits, S OBP: 0.326, SLG: 0.211	3-0 SF7	4-1 G6-4-3 BB	4-1 G6-4-3 BB	4-1 G6-4-3 BB	4-1 G6-4-3 BB	2-0 G4-3	4-1 27 BB 24 BB	1-1 L3	1-1 L3	1	1	0	2	2	0	1					
27 Vladimir Guerrero, R OBP: 0.350, SLG: 0.511 39 Robb Quinlan, R OBP: 0.336, SLG: 0.328	0-1 F8	1-1 G6-4-3	1-1 G6-4-3	1-1 G6-4-3	1-1 G6-4-3	3-2 HR	0-0 24 BB 2B	3-2 2B	3-2 2B	4	2	2	3	0	0	1					
48 Torii Hunter, R OBP: 0.346, SLG: 0.477 24 Gary Matthews, S OBP: 0.314, SLG: 0.347	0-3 K	0-3 K	1-2 G5-3	1-2 G5-3	1-2 G5-3	1-1 G5-3	0-1 FC5-2 1B	0-1 2B	0-1 2B	3	0	1	0	0	1	0					
Juan Rivera, R OBP: 0.269, SLG: 0.419 43 Matthew Brown, R OBP: 0.077, SLG: 0.154	2-2 G5-3	2-2 G5-3	2-1 G5-3	2-1 G5-3	2-1 G5-3	4-2 FC5-2 3 BB	0-2 L8	0-2 L8	0-2 L8	3	1	0	0	1	0	1					
44 Mike Napoli, R OBP: 0.332, SLG: 0.479 46 Bobby Wilson, R OBP: 1.000, SLG: 1.000	0-0 F8	0-0 F8	0-0 F8	0-0 F8	0-0 F8	3-2 FC5-2 3 BB	0-2 F8	0-2 F8	0-2 F8	4	1	1	0	0	0	3					
3 Brandon Wood, R OBP: 0.213, SLG: 0.317	1-3 K	0-1 HR	1-3 K	1-3 K	1-3 K	3-2 E9	3-1 HR	3-1 HR	3-1 HR	4	2	3	3	0	1	1					
18 Sean Rodríguez, R OBP: 0.273, SLG: 0.281	2-2 L4-3 1B	2-2 CS	2-2 CS	2-2 CS	2-2 CS	1-2 HR	4-1 L3 BB	4-1 L3 BB	4-1 L3 BB	3	1	2	1	1	0	1					
Inning Stats	R: 1 E: 0 K: 0 S: 7	H: 1 LOB: 0 BB: 0 P: 13	R: 0 E: 0 K: 1 S: 9	H: 0 LOB: 0 BB: 0 P: 11	R: 1 E: 0 K: 0 S: 7	H: 2 LOB: 0 BB: 0 P: 11	R: 0 E: 0 K: 0 S: 6	H: 0 LOB: 0 BB: 1 P: 12	R: 0 E: 0 K: 1 S: 10	H: 1 LOB: 0 BB: 0 P: 16	R: 6 E: 1 K: 0 S: 26	H: 5 LOB: 1 BB: 1 P: 45	R: 3 E: 0 K: 1 S: 18	H: 3 LOB: 1 BB: 1 P: 26	R: 1 E: 0 K: 0 S: 6	H: 1 LOB: 0 BB: 1 P: 15	1B: 7 2B: 4 3B: 0 HR: 4	SF: 1 SAC: 0 DP: 3 HBP: 1	WP: 0 PB: 0 SB: 3 CS: 1	PA: 39	
PITCHER	IP WLS BF H R ER SO BB IBB HBP BLK WP HR S P ERA WHIP	5.1 L 21 6 5 2 0 1 0 0 0 0 1 16 30 54.00 12.000	0.1 5 3 3 2 0 1 0 0 0 0 0 1 14 23 40.50 6.000	0.2 6 3 3 3 1 1 0 0 0 0 0 1 12 21 5.40 1.200																	

New York Yankees @ Los Angeles Angels
Angel Stadium of Anaheim, Anaheim, CA
Mon Sep 08 2008, 7:05 PM PDT
Att: 41,025 - Partly Cloudy - 70 F

AB 32
R 12
H 13
RBI 11
BB 4
SO 3
LOB 12



Batter	1	2	3	4	5	6	7	8	9	AB	R	H	RBI	BB	SO	LOB	TOP										
18 Johnny Damon, L OBP: 0.378, SLG: 0.458	G3		BB		F9			K		3	0	0	0	1	1	0	New York Yankees @ Los Angeles Angels Angel Stadium of Anaheim, Anaheim, CA Wed Sep 10 2008, 12:35 PM PDT Att: 39,783 - Sunny - 77 F										
2 Derek Jeter, R OBP: 0.360, SLG: 0.404	1B		1B		F9			G4-3		3	1	1	0	1	0	0											
Bobby Abreu, L OBP: 0.371, SLG: 0.461	1B	22 BLK			G3-1			G5-3		3	1	0	0	1	1	1											
13 Alex Rodriguez, R OBP: 0.398, SLG: 0.588	K				F7			K		4	0	0	0	0	3	3											
Jason Giambi, L OBP: 0.374, SLG: 0.507	22 BLK				K					2	0	1	1	2	1	0											
12 Cody Ransom, R OBP: 0.800, SLG: 1.750	1B				K					0	0	0	0	0	0	0											
22 Xavier Nady, R OBP: 0.370, SLG: 0.533	K				55 G3-6-3					4	0	2	0	0	2	2											
11 Brett Gardner, L OBP: 0.247, SLG: 0.234	K				1B					0	0	0	0	0	0	0											
55 Hideki Matsui, L OBP: 0.375, SLG: 0.430	F8				G3-6-3			K		4	0	0	0	0	2	4											
24 Robinson Cano, L OBP: 0.295, SLG: 0.397	G4-3				K			G3		3	0	0	0	0	1	1											
26 José Molina, R OBP: 0.264, SLG: 0.311	K				G6-3			K		2	0	0	0	0	1	0											
Wilson Betemit, S OBP: 0.287, SLG: 0.405										1	0	0	0	0	1	0											
Chad Moeller, R OBP: 0.307, SLG: 0.329										0	0	0	0	0	0	0											
Inning Stats	R: 2 E: 0 K: 2 S: 11	H: 1 LOB: 1 BB: 2 P: 26	R: 0 E: 0 K: 1 S: 9	H: 0 LOB: 0 BB: 1 P: 13	R: 0 E: 0 K: 1 S: 8	H: 1 LOB: 1 BB: 1 P: 16	R: 0 E: 0 K: 1 S: 9	H: 0 LOB: 0 BB: 0 P: 14	R: 0 E: 0 K: 1 S: 7	H: 0 LOB: 0 BB: 0 P: 10	R: 0 E: 0 K: 1 S: 9	H: 0 LOB: 1 BB: 1 P: 16	R: 0 E: 0 K: 2 S: 17	H: 0 LOB: 1 BB: 1 P: 26	R: 0 E: 0 K: 2 S: 10	H: 0 LOB: 0 BB: 0 P: 16	R: 0 E: 0 K: 2 S: 15	H: 1 LOB: 2 BB: 1 P: 24	1B: 4 2B: 0 3B: 0 HR: 0	SF: 0 SAC: 0 DP: 1 HBP: 0	WP: 0 PB: 0 SB: 1 CS: 1	PA: 34					
PITCHER	IP	WLS	BF	H	R	ER	SO	BB	IBB	HBP	BLK	WP	HR	S	P	ERA	WHIP										
58 Dustin Moseley, R ERA: 7.36	5.0	W	19	3	2	2	6	3	0	0	1	0	0	44	79	3.60	1.200										
65 Kevin Jepsen, R ERA: 1.38	1.0	H	3	0	0	0	1	0	0	0	0	0	0	9	16	0.00	0.000										
66 Jose Arredondo, R ERA: 1.38	1.0	H	4	0	0	0	2	1	0	0	0	0	0	17	26	0.00	1.000										
62 Scot Shields, R ERA: 2.57	1.0	H	3	0	0	0	2	0	0	0	0	0	0	10	16	0.00	0.000										
Francisco Rodriguez, R ERA: 2.48	1.0	S	5	1	0	0	2	1	0	0	0	0	0	15	24	0.00	2.000										

Batter	1	2	3	4	5	6	7	8	9	AB	R	H	RBI	BB	SO	LOB	BOTTOM										
24 Gary Matthews, S OBP: 0.312, SLG: 0.344	P4	F8			27 1B	G4-3				4	1	1	0	0	0	3	New York Yankees @ Los Angeles Angels Angel Stadium of Anaheim, Anaheim, CA Wed Sep 10 2008, 12:35 PM PDT Att: 39,783 - Sunny - 77 F										
Garret Anderson, L OBP: 0.323, SLG: 0.434	27 WP		F9		27 1B	K				4	2	2	0	0	1	1											
27 Vladimir Guerrero, R OBP: 0.360, SLG: 0.599	K				39 1B					4	1	2	0	0	2	1											
Juan Rivera, R OBP: 0.265, SLG: 0.411	FC6-4		FC5-4		39 1B	K				4	0	0	1	0	2	5											
8 Kendrys Morales, S OBP: 0.238, SLG: 0.250	G6-3		G5-3		K					4	0	1	0	0	1	5											
39 Robb Quinlan, R OBP: 0.331, SLG: 0.324	L4		G6-3		E7	G4-3				4	0	1	2	0	0	1											
44 Mike Napoli, R OBP: 0.335, SLG: 0.477	K				24 1B					3	0	1	0	1	2	0											
3 Brandon Wood, R OBP: 0.216, SLG: 0.321	18 2B		L7		CS					4	0	2	0	0	0	1											
18 Sean Rodriguez, R OBP: 0.267, SLG: 0.281			K							4	0	1	0	0	2	2											
Inning Stats	R: 1 E: 0 K: 1 S: 11	H: 1 LOB: 1 BB: 0 P: 16	R: 0 E: 0 K: 1 S: 15	H: 2 LOB: 2 BB: 0 P: 24	R: 0 E: 0 K: 0 S: 13	H: 1 LOB: 1 BB: 0 P: 17	R: 0 E: 0 K: 1 S: 10	H: 1 LOB: 1 BB: 0 P: 17	R: 3 E: 1 K: 2 S: 17	H: 4 LOB: 1 BB: 1 P: 29	R: 0 E: 0 K: 2 S: 8	H: 1 LOB: 1 BB: 0 P: 11	R: 0 E: 0 K: 2 S: 10	H: 1 LOB: 1 BB: 0 P: 17	R: 0 E: 0 K: 1 S: 7	H: 0 LOB: 0 BB: 0 P: 11		1B: 7 2B: 4 3B: 0 HR: 0	SF: 0 SAC: 0 DP: 0 HBP: 0	WP: 1 PB: 1 SB: 1 CS: 1	PA: 37						
PITCHER	IP	WLS	BF	H	R	ER	SO	BB	IBB	HBP	BLK	WP	HR	S	P	ERA	WHIP										
Andy Pettite, L ERA: 4.53	4.2	L	25	9	4	3	5	1	0	0	0	0	0	64	100	5.79	2.143										
41 Jose Veras, R ERA: 3.59	1.0		3	1	0	0	1	0	0	0	0	0	0	7	10	0.00	1.000										
48 Phil Coke, L ERA: 1.38	0.1		1	0	0	0	1	0	0	0	0	0	0	3	4	0.00	0.000										
62 Joba Chamberlain, R ERA: 2.61	2.0		7	1	0	0	3	0	0	0	0	0	0	17	28	0.00	0.500										

AB	29
R	2
H	4
RBI	1
BB	5
SO	13
LOB	11



AB	35
R	4
H	11
RBI	3
BB	1
SO	10
LOB	19



Batter	1	2	3	4	5	6	7	8	9	AB	R	H	RBI	BB	SO	LOB	TOP								
51 Ichiro Suzuki, L (1, 9)	F9		G4-3		F8			HR	G4-6-3	5	1	1	1	0	0	3	Seattle Mariners @ Los Angeles Angels Angel Stadium of Anaheim, Anaheim, CA Thu Sep 11 2008, 7:05 PM PDT Att: 38,205 - Partly Cloudy - 71 F livebaseballscorecards.com								
Jeremy Reed, L (1, 8)	L9		BB			BB	1B		1B	4	0	2	1	1	1	0									
29 Adrian Beltré, R (1, 5)	BB		K			F7		K	1B	4	0	1	0	0	2	2									
Raul Ibanez, L (1, 7)	BB				F8		BB		G3	3	1	1	0	2	0	2									
4 Jose Lopez, R (1, 10)	F7				F7		F5		1B	4	1	2	1	0	0	4									
7 Yuniesky Betancourt, R (1, 6)	P4		G6-3		G6-3		P4		1B	4	0	1	1	0	0	3									
39 Bryan LaHair, L (1, 3)	G6-3				K		G3		F7	4	0	0	0	0	1	1									
2 Kenji Johjima, R (1, 2)	P6						G5-3		1B	4	0	2	0	0	0	0									
32 Rob Johnson, R (9, PR)									1B	0	1	0	0	0	0	0									
Luis Valbuena, L (1, 4)					F8		K		1B	4	0	1	0	0	2	1									
Inning Stats	R: 0 E: 0 K: 0 S: 7	H: 0 LOB: 2 BB: 1 P: 13	R: 0 E: 0 K: 0 S: 10	H: 0 LOB: 0 BB: 0 P: 12	R: 0 E: 0 K: 2 S: 11	H: 0 LOB: 1 BB: 1 P: 20	R: 0 E: 0 K: 0 S: 8	H: 1 LOB: 0 BB: 0 P: 12	R: 0 E: 0 K: 1 S: 13	H: 1 LOB: 2 BB: 0 P: 16	R: 0 E: 0 K: 0 S: 15	H: 1 LOB: 0 BB: 0 P: 23	R: 0 E: 0 K: 1 S: 9	H: 0 LOB: 0 BB: 0 P: 13	R: 3 E: 0 K: 2 S: 16	H: 4 LOB: 1 BB: 0 P: 22	R: 1 E: 0 K: 0 S: 17	H: 4 LOB: 2 BB: 0 P: 23	1B: 9 2B: 1 3B: 0 HR: 1	SF: 0 SAC: 0 DP: 2 HBP: 1	WP: 0 PB: 0 SB: 0 CS: 0	PA: 40			
PITCHER	IP	WLS	BF	H	R	ER	SO	BB	IBB	HBP	BLK	WP	HR	S	P	ERA	WHIP								
36 Jared Weaver, R (1, 1)	6.0	W	24	3	0	0	3	3	0	1	0	0	0	64	96	0.00	1.000								
52 Jason Bulger, R (7, 1)	1.0		3	0	0	0	1	0	0	0	0	0	0	9	13	0.00	0.000								
33 Justin Speier, R (8, 1)	0.2		6	4	3	3	2	0	0	0	0	0	1	15	21	40.50	6.000								
62 Scot Shields, R (8, 1)	0.1		3	2	1	1	0	0	0	0	0	0	0	7	11	27.00	6.000								
Francisco Rodriguez, R (9, 1)	1.0	S	4	2	0	0	0	0	0	0	0	0	0	11	13	0.00	2.000								

Batter	1	2	3	4	5	6	7	8	9	AB	R	H	RBI	BB	SO	LOB	BOTTOM								
24 Gary Matthews, S (1, 8)	F8		E		F7			G4-3		3	2	0	0	2	0	1	Seattle Mariners @ Los Angeles Angels Angel Stadium of Anaheim, Anaheim, CA Thu Sep 11 2008, 7:05 PM PDT Att: 38,205 - Partly Cloudy - 71 F livebaseballscorecards.com								
Garret Anderson, L (1, 7)	P5		BB		G4-3		1B		1B	4	0	2	3	0	0	1									
27 Vladimir Guerrero, R (1, 10)	K		P4				1B		1B	3	0	1	1	1	1	1									
59 Freddy Sandoval, S (7, 10)					IBB		1B		1B	0	0	0	0	0	0	0									
Juan Rivera, R (1, 9)	F8				K		G6-4-3		1B	4	1	1	0	0	1	4									
8 Kendrys Morales, S (1, 3)	L5				1B		1B		G6-3	4	1	2	0	0	0	0									
39 Robb Quinlan, R (1, 5)	G6-4-3		BB		G6-4-3		F7		F9	3	0	0	0	1	0	3									
3 Brandon Wood, R (1, 6)	K				1B		G6-3		G6-3	4	1	2	1	0	1	1									
5 Jeff Mathis, R (1, 2)					F8		1B		G6-3	3	1	1	2	1	0	1									
18 Sean Rodríguez, R (1, 4)	K				G4-3		1B		F9	4	1	2	0	0	1	1									
Inning Stats	R: 0 E: 0 K: 1 S: 10	H: 0 LOB: 0 BB: 0 P: 13	R: 0 E: 0 K: 1 S: 9	H: 0 LOB: 1 BB: 1 P: 14	R: 1 E: 0 K: 1 S: 13	H: 1 LOB: 2 BB: 2 P: 28	R: 1 E: 0 K: 0 S: 9	H: 3 LOB: 1 BB: 0 P: 14	R: 0 E: 0 K: 1 S: 10	H: 1 LOB: 2 BB: 1 P: 21	R: 5 E: 0 K: 0 S: 25	H: 6 LOB: 2 BB: 1 P: 40	R: 0 E: 0 K: 0 S: 8	H: 0 LOB: 0 BB: 0 P: 10	R: 0 E: 0 K: 0 S: 5	H: 0 LOB: 0 BB: 0 P: 8	1B: 9 2B: 3 3B: 0 HR: 0	SF: 0 SAC: 0 DP: 3 HBP: 0	WP: 0 PB: 0 SB: 1 CS: 1	PA: 37					
PITCHER	IP	WLS	BF	H	R	ER	SO	BB	IBB	HBP	BLK	WP	HR	S	P	ERA	WHIP								
35 Brandon Morrow, R (1, 1)	5.0	L	22	5	2	2	4	3	1	0	0	0	0	16	22	108.00	12.000								
Sean Green, R (6, 1)	0.1		5	4	4	4	0	0	0	0	0	0	0	3	10	∞	∞								
60 Justin Thomas, L (6, 1)	0.0		2	1	0	0	0	1	0	0	0	0	0	3	10	∞	∞								
R.A. Dickey, R (6, 1)	1.2		5	1	1	1	0	0	0	0	0	0	0	14	18	5.40	0.600								
57 Mark Lowe, R (8, 1)	1.0		3	0	0	0	0	0	0	0	0	0	0	5	8	0.00	0.000								



Batter	1	2	3	4	5	6	7	8	9	AB	R	H	RBI	BB	SO	LOB	TOP								
51 Ichiro Suzuki, L (1,9) OBP: 0.362, SLG: 0.385										5	0	1	0	0	1	2	Seattle Mariners @ Los Angeles Angels Angel Stadium of Anaheim, Anaheim, CA Fri Sep 12 2008, 7:05 PM PDT Att: 43,743 - Cloudy - 69 F								
7 Yuniesky Betancourt, R (1,6) OBP: 0.291, SLG: 0.362										4	1	1	0	0	1	2									
Raul Ibanez, L (1,7) OBP: 0.377, SLG: 0.518										4	1	2	1	0	0	1									
29 Adrián Beltré, R (1,5) OBP: 0.331, SLG: 0.463										4	0	2	2	0	0	0									
4 Jose Lopez, R (1,4) OBP: 0.318, SLG: 0.430										4	0	1	0	0	0	3									
25 Wladimir Balentien, R (1,8) OBP: 0.250, SLG: 0.352										3	0	1	0	0	1	0									
Jeremy Reed, L (8,PH) OBP: 0.317, SLG: 0.373										1	0	0	0	0	0	1									
27 Matt Tuiasosopo, R (1,10) OBP: 0.286, SLG: 0.385										3	0	0	0	0	2	1									
Tug Hulett, L (8,PH) OBP: 0.286, SLG: 0.385										1	0	0	0	0	1	1									
2 Kenji Johjima, R (1,2) OBP: 0.259, SLG: 0.304										2	0	0	0	1	0	0									
Miguel Cairo, R (1,3) OBP: 0.315, SLG: 0.328										4	1	1	0	0	0	2									
Inning Stats	R: 1 E: 0 K: 1 S: 8	H: 3 LOB: 1 BB: 0 P: 11	R: 0 E: 0 K: 2 S: 8	H: 0 LOB: 0 BB: 0 P: 13	R: 0 E: 0 K: 0 S: 6	H: 1 LOB: 1 BB: 0 P: 8	R: 0 E: 1 K: 1 S: 13	H: 1 LOB: 1 BB: 0 P: 21	R: 2 E: 0 K: 1 S: 14	H: 3 LOB: 2 BB: 1 P: 25	R: 0 E: 0 K: 0 S: 10	H: 0 LOB: 0 BB: 0 P: 14	R: 0 E: 0 K: 0 S: 5	H: 0 LOB: 0 BB: 0 P: 8	R: 0 E: 0 K: 1 S: 9	H: 1 LOB: 1 BB: 0 P: 14	R: 0 E: 0 K: 0 S: 7	H: 0 LOB: 0 BB: 0 P: 11	1B: 7 2B: 2 3B: 0 HR: 0	SF: 0 SAC: 0 DP: 0 HBP: 1	WP: 0 PB: 0 SB: 1 CS: 0	PA: 37			
PITCHER	IP	WLS	BF	H	R	ER	SO	BB	IBB	HBP	BLK	WP	HR	S	P	ERA	WHIP								
51 Joe Saunders, L (1,1) ERA: 3.65	7.0		30	8	3	3	5	1	0	1	0	0	0	64	100	3.86	1.286								
65 Kevin Jepsen, R (8,1) ERA:	1.0		4	1	0	0	1	0	0	0	0	0	0	9	14	0.00	1.000								
66 Jose Arredondo, R (9,1) ERA: 1.36	1.0	W	3	0	0	0	0	0	0	0	0	0	0	7	11	0.00	0.000								

AB	35
R	3
H	9
RBI	3
BB	1
SO	6
LOB	13



Batter	1	2	3	4	5	6	7	8	9	AB	R	H	RBI	BB	SO	LOB	BOTTOM								
24 Gary Matthews, S (1,8) OBP: 0.313, SLG: 0.343										4	0	1	0	0	0	1	Seattle Mariners @ Los Angeles Angels Angel Stadium of Anaheim, Anaheim, CA Fri Sep 12 2008, 7:05 PM PDT Att: 43,743 - Cloudy - 69 F								
Garret Anderson, L (1,10) OBP: 0.333, SLG: 0.432										3	0	0	0	1	0	1									
Mark Teixeira, S (1,3) OBP: 0.402, SLG: 0.534										4	0	0	0	0	0	2									
27 Vladimir Guerrero, R (1,9) OBP: 0.360, SLG: 0.556										2	0	0	0	0	0	0									
8 Kendrys Morales, S (5,9) OBP: 0.299, SLG: 0.299										2	0	0	0	0	0	0									
Juan Rivera, R (1,7) OBP: 0.268, SLG: 0.412										3	2	1	0	1	1	0									
39 Robb Quinlan, R (1,5) OBP: 0.333, SLG: 0.331										3	1	1	1	1	1	1									
9 Chone Figgins, S (8,FR) OBP: 0.371, SLG: 0.324										0	1	0	0	0	0	0									
44 Mike Napoli, R (1,2) OBP: 0.342, SLG: 0.497										2	1	2	4	1	0	0									
3 Brandon Wood, R (1,6) OBP: 0.220, SLG: 0.328										3	0	0	0	0	1	2									
18 Sean Rodríguez, R (1,4) OBP: 0.268, SLG: 0.289										3	0	0	0	0	0	2									
Inning Stats	R: 0 E: 0 K: 0 S: 5	H: 1 LOB: 0 BB: 0 P: 10	R: 2 E: 0 K: 0 S: 18	H: 2 LOB: 1 BB: 1 P: 29	R: 0 E: 0 K: 0 S: 9	H: 0 LOB: 0 BB: 0 P: 13	R: 0 E: 0 K: 2 S: 12	H: 0 LOB: 0 BB: 0 P: 15	R: 0 E: 0 K: 1 S: 8	H: 0 LOB: 1 BB: 1 P: 13	R: 0 E: 0 K: 0 S: 8	H: 0 LOB: 0 BB: 0 P: 11	R: 1 E: 0 K: 0 S: 10	H: 1 LOB: 0 BB: 0 P: 12	R: 0 E: 0 K: 0 S: 10	H: 0 LOB: 1 BB: 1 P: 18	R: 2 E: 0 K: 0 S: 6	H: 1 LOB: 1 BB: 1 P: 14	1B: 1 2B: 3 3B: 1 HR: 1	SF: 1 SAC: 0 DP: 1 HBP: 0	WP: 0 PB: 0 SB: 0 CS: 0	PA: 34			
PITCHER	IP	WLS	BF	H	R	ER	SO	BB	IBB	HBP	BLK	WP	HR	S	P	ERA	WHIP								
18 Ryan Rowland-Smith, L (1,1) ERA: 3.65	6.1		24	4	3	3	3	2	0	0	0	0	0	63	95	4.26	0.947								
48 Roy Corcoran, R (7,1) ERA: 3.25	1.2	B	6	0	0	0	0	1	0	0	0	0	0	17	26	0.00	0.600								
43 Miguel Batista, R (9,1) ERA: 6.19	0.2	L	4	1	2	2	0	1	0	0	0	0	1	6	14	27.00	3.000								

AB	29
R	5
H	5
RBI	5
BB	4
SO	3
LOB	9



Batter	1	2	3	4	5	6	7	8	9	AB	R	H	RBI	BB	SO	LOB	TOP						
51 Ichiro Suzuki, L OBP: 0.362, SLG: 0.388										5	1	2	0	0	0	2							
Jeremy Reed, L 25 Wladimir Balentien, R OBP: 0.254, SLG: 0.349										2	0	0	0	1	0	1							
Raul Ibanez, L OBP: 0.377, SLG: 0.517										5	1	2	0	0	1	4							
29 Adrian Beltré, R OBP: 0.329, SLG: 0.460										3	0	0	1	0	1	3							
4 Jose Lopez, R OBP: 0.319, SLG: 0.429										3	0	1	0	1	0	0							
7 Yuniesky Betancourt, R OBP: 0.251, SLG: 0.390										4	0	1	1	0	1	1							
Tug Hulett, L OBP: 0.313, SLG: 0.379										3	0	1	0	1	0	3							
32 Rob Johnson, R Miguel Cairo, R OBP: 0.091, SLG: 0.091 OBP: 0.316, SLG: 0.337											3	0	1	0	0	0	1						
Luis Valbuena, L OBP: 0.133, SLG: 0.071										3	0	0	0	1	0	2							
Inning Stats	R: 2 E: 0 K: 0 S: 19	H: 3 LOB: 2 BB: 1 P: 26	R: 0 E: 0 K: 0 S: 7	H: 0 LOB: 0 BB: 0 P: 9	R: 0 E: 0 K: 0 S: 5	H: 0 LOB: 0 BB: 0 P: 8	R: 0 E: 0 K: 1 S: 13	H: 0 LOB: 1 BB: 0 P: 23	R: 0 E: 0 K: 0 S: 11	H: 1 LOB: 2 BB: 1 P: 21	R: 0 E: 0 K: 0 S: 11	H: 2 LOB: 2 BB: 0 P: 14	R: 0 E: 0 K: 1 S: 11	H: 1 LOB: 0 BB: 0 P: 20	R: 0 E: 0 K: 0 S: 4	H: 1 LOB: 0 BB: 0 P: 6	R: 0 E: 0 K: 2 S: 14	H: 1 LOB: 2 BB: 1 P: 24	1B: 7 2B: 1 3B: 1 HR: 0	SF: 1 SAC: 0 DP: 1 HBP: 0	WP: 0 PB: 0 SB: 1 CS: 0	PA: 39	
PITCHER	IP WLS BF H R ER SO BB IBB HBP BLK WP HR S P ERA WHIP	IP WLS BF H R ER SO BB IBB HBP BLK WP HR S P ERA WHIP	IP WLS BF H R ER SO BB IBB HBP BLK WP HR S P ERA WHIP	IP WLS BF H R ER SO BB IBB HBP BLK WP HR S P ERA WHIP	IP WLS BF H R ER SO BB IBB HBP BLK WP HR S P ERA WHIP	IP WLS BF H R ER SO BB IBB HBP BLK WP HR S P ERA WHIP	IP WLS BF H R ER SO BB IBB HBP BLK WP HR S P ERA WHIP	IP WLS BF H R ER SO BB IBB HBP BLK WP HR S P ERA WHIP	IP WLS BF H R ER SO BB IBB HBP BLK WP HR S P ERA WHIP	IP WLS BF H R ER SO BB IBB HBP BLK WP HR S P ERA WHIP	IP WLS BF H R ER SO BB IBB HBP BLK WP HR S P ERA WHIP	IP WLS BF H R ER SO BB IBB HBP BLK WP HR S P ERA WHIP	IP WLS BF H R ER SO BB IBB HBP BLK WP HR S P ERA WHIP	IP WLS BF H R ER SO BB IBB HBP BLK WP HR S P ERA WHIP	IP WLS BF H R ER SO BB IBB HBP BLK WP HR S P ERA WHIP	IP WLS BF H R ER SO BB IBB HBP BLK WP HR S P ERA WHIP	IP WLS BF H R ER SO BB IBB HBP BLK WP HR S P ERA WHIP	IP WLS BF H R ER SO BB IBB HBP BLK WP HR S P ERA WHIP	IP WLS BF H R ER SO BB IBB HBP BLK WP HR S P ERA WHIP	IP WLS BF H R ER SO BB IBB HBP BLK WP HR S P ERA WHIP	IP WLS BF H R ER SO BB IBB HBP BLK WP HR S P ERA WHIP	IP WLS BF H R ER SO BB IBB HBP BLK WP HR S P ERA WHIP	IP WLS BF H R ER SO BB IBB HBP BLK WP HR S P ERA WHIP
Jon Garland, R ERA: 4.47	6.0	W	27	6	2	2	1	3	0	0	0	0	0	0	66	101	3.00	1.500					
Darren Oliver, L ERA: 2.92	7.1	L	4	1	0	0	1	0	0	0	0	0	0	0	11	20	0.00	1.000					
62 Scot Shields, R ERA: 2.67	8.1	H	3	1	0	0	0	0	0	0	0	0	0	4	6	0.00	1.000						
Francisco Rodríguez, R ERA: 2.38	9.1	S	5	1	0	0	2	1	0	0	0	0	0	14	24	0.00	2.000						

Seattle Mariners @ Los Angeles Angels
Angel Stadium of Anaheim, Anaheim, CA

Sat Sep 13 2008, 6:05 PM PDT
Att: 43,757 - Clear - 72 F



AB 34
R 2
H 9
RBI 2
BB 4
SO 4
LOB 19

Batter	1	2	3	4	5	6	7	8	9	AB	R	H	RBI	BB	SO	LOB	BOTTOM						
9 Chone Figgins, S OBP: 0.367, SLG: 0.321										4	0	0	0	0	0	3							
77 Rengie Williams, S OBP: 0.230, SLG: 0.214										4	0	2	0	0	1	0							
Mark Teixeira, S OBP: 0.403, SLG: 0.532										2	0	0	0	2	0	1							
48 Torii Hunter, R OBP: 0.346, SLG: 0.478										4	2	2	0	0	0	3							
Juan Rivera, R 24 Gary Matthews, S OBP: 0.279, SLG: 0.446 OBP: 0.313, SLG: 0.343										4	2	4	3	0	0	0							
39 Robb Quinlan, R OBP: 0.331, SLG: 0.324										3	0	0	0	0	1	2							
44 Mike Napoli, R OBP: 0.340, SLG: 0.490										3	0	0	0	1	0	3							
3 Brandon Wood, R OBP: 0.220, SLG: 0.328										3	0	1	2	0	1	1							
18 Sean Rodríguez, R OBP: 0.267, SLG: 0.288										4	0	1	0	0	1	4							
Inning Stats	R: 0 E: 0 K: 0 S: 7	H: 0 LOB: 0 BB: 1 P: 15	R: 2 E: 1 K: 1 S: 12	H: 2 LOB: 0 BB: 0 P: 15	R: 0 E: 0 K: 2 S: 11	H: 0 LOB: 0 BB: 0 P: 16	R: 1 E: 0 K: 0 S: 6	H: 2 LOB: 1 BB: 0 P: 11	R: 0 E: 0 K: 1 S: 13	H: 2 LOB: 3 BB: 1 P: 23	R: 1 E: 0 K: 0 S: 16	H: 2 LOB: 2 BB: 0 P: 21	R: 0 E: 0 K: 0 S: 11	H: 1 LOB: 0 BB: 0 P: 13	R: 1 E: 0 K: 0 S: 7	H: 1 LOB: 2 BB: 1 P: 16	R: 1 E: 0 K: 0 S: 7	H: 1 LOB: 2 BB: 1 P: 16	1B: 5 2B: 4 3B: 0 HR: 1	SF: 1 SAC: 0 DP: 0 HBP: 1	WP: 0 PB: 0 SB: 1 CS: 2	PA: 38	
PITCHER	IP WLS BF H R ER SO BB IBB HBP BLK WP HR S P ERA WHIP	IP WLS BF H R ER SO BB IBB HBP BLK WP HR S P ERA WHIP	IP WLS BF H R ER SO BB IBB HBP BLK WP HR S P ERA WHIP	IP WLS BF H R ER SO BB IBB HBP BLK WP HR S P ERA WHIP	IP WLS BF H R ER SO BB IBB HBP BLK WP HR S P ERA WHIP	IP WLS BF H R ER SO BB IBB HBP BLK WP HR S P ERA WHIP	IP WLS BF H R ER SO BB IBB HBP BLK WP HR S P ERA WHIP	IP WLS BF H R ER SO BB IBB HBP BLK WP HR S P ERA WHIP	IP WLS BF H R ER SO BB IBB HBP BLK WP HR S P ERA WHIP	IP WLS BF H R ER SO BB IBB HBP BLK WP HR S P ERA WHIP	IP WLS BF H R ER SO BB IBB HBP BLK WP HR S P ERA WHIP	IP WLS BF H R ER SO BB IBB HBP BLK WP HR S P ERA WHIP	IP WLS BF H R ER SO BB IBB HBP BLK WP HR S P ERA WHIP	IP WLS BF H R ER SO BB IBB HBP BLK WP HR S P ERA WHIP	IP WLS BF H R ER SO BB IBB HBP BLK WP HR S P ERA WHIP	IP WLS BF H R ER SO BB IBB HBP BLK WP HR S P ERA WHIP	IP WLS BF H R ER SO BB IBB HBP BLK WP HR S P ERA WHIP	IP WLS BF H R ER SO BB IBB HBP BLK WP HR S P ERA WHIP	IP WLS BF H R ER SO BB IBB HBP BLK WP HR S P ERA WHIP	IP WLS BF H R ER SO BB IBB HBP BLK WP HR S P ERA WHIP	IP WLS BF H R ER SO BB IBB HBP BLK WP HR S P ERA WHIP	IP WLS BF H R ER SO BB IBB HBP BLK WP HR S P ERA WHIP	IP WLS BF H R ER SO BB IBB HBP BLK WP HR S P ERA WHIP
31 Ryan Feierabend, L ERA: 5.79	5.0	L	23	7	4	4	0	2	0	0	0	0	0	0	52	84	7.20	1.800					
Randy Messenger, R ERA: 3.24	2.0		8	2	0	0	0	0	0	0	0	0	0	24	30	0.00	1.000						
R.A. Dickey, R ERA: 5.28	1.0		5	1	1	1	0	0	0	0	0	0	0	7	16	9.00	1.000						

Seattle Mariners @ Los Angeles Angels
Angel Stadium of Anaheim, Anaheim, CA

Sat Sep 13 2008, 6:05 PM PDT
Att: 43,757 - Clear - 72 F



AB 31
R 5
H 10
RBI 5
BB 3
SO 4
LOB 17

Batter	1	2	3	4	5	6	7	8	9	AB	R	H	RBI	BB	SO	LOB	TOP										
51 Ichiro Suzuki, L (1.9) OBP: 0.361, SLG: 0.387	F8		P6		G4-3				L6	5	0	1	0	0	0	2	Seattle Mariners @ Los Angeles Angels Angel Stadium of Anaheim, Anaheim, CA Sun Sep 14 2008, 12:35 PM PDT Att: 41,528 - Sunny - 79 F livebaseballscorecards.com										
Jeremy Reed, L (1.8) OBP: 0.318, SLG: 0.368	F7		B5-3			4S 1B	G4-3		1B	4	1	1	0	1	0	2											
Raul Ibanez, L (1.7) OBP: 0.376, SLG: 0.515	K		G3					7S 1B	F8	5	1	1	0	0	1	3											
29 Adrián Beltré, R (1.5) OBP: 0.327, SLG: 0.457		L4		G6-3					F8	4	0	0	0	0	0	2											
4 Jose Lopez, R (1.4) OBP: 0.320, SLG: 0.430		7 1B 39 G3		G5-3					F9	4	1	2	1	0	0	1											
7 Yuniesky Betancourt, R (1.6) OBP: 0.262, SLG: 0.360		39 G3 1B		F9					E6	3	0	1	0	1	0	1											
39 Bryan LaHair, L (1.3) OBP: 0.293, SLG: 0.323		G3			K				1B	3	0	0	1	0	1	3											
Miguel Cairo, R (8. PH) OBP: 0.321, SLG: 0.340		3-H 1B			L3				1B	1	0	1	1	0	0	0											
2 Kenji Johjima, R (1.2) OBP: 0.259, SLG: 0.303		K		G5-3					F9	4	0	1	0	0	1	3											
Tug Hulett, L (1.10) OBP: 0.333, SLG: 0.375			B5-3 1B						K	3	0	1	0	0	1	1											
Inning Stats	R: 0 E: 0 K: 1 S: 7	H: 0 LOB: 0 BB: 0 P: 10	R: 1 E: 0 K: 1 S: 11	H: 2 LOB: 1 BB: 0 P: 17	R: 0 E: 0 K: 0 S: 7	H: 1 LOB: 1 BB: 0 P: 7	R: 0 E: 0 K: 0 S: 6	H: 0 LOB: 0 BB: 0 P: 9	R: 0 E: 0 K: 1 S: 11	H: 0 LOB: 0 BB: 0 P: 20	R: 1 E: 1 K: 0 S: 11	H: 1 LOB: 2 BB: 1 P: 19	R: 0 E: 0 K: 0 S: 6	H: 2 LOB: 1 BB: 0 P: 9	R: 1 E: 0 K: 0 S: 12	H: 2 LOB: 2 BB: 1 P: 22	R: 0 E: 0 K: 1 S: 8	H: 1 LOB: 1 BB: 0 P: 13	1B: 9 2B: 0 3B: 0 HR: 0	SF: 0 SAC: 0 DP: 1 HBP: 1	WP: 0 PB: 0 SB: 3 CS: 0	PA: 39					
PITCHER	IP	WLS	BF	H	R	ER	SO	BB	IBB	HBP	BLK	WP	HR	S	P	ERA	WHIP										
54 Ervin Santana, R (1.1) ERA: 3.33	7.0		29	6	2	2	3	1	0	1	0	0	0	59	91	2.57	1.000										
62 Scott Shields, R (8.1) ERA: 2.79	1.0	B	6	2	1	1	0	1	0	0	0	0	0	12	22	9.00	3.000										
66 Jose Arredondo, R (9.1) ERA: 1.33	1.0	W	4	1	0	0	1	0	0	0	0	0	0	8	13	0.00	1.000										

Batter	1	2	3	4	5	6	7	8	9	AB	R	H	RBI	BB	SO	LOB	BOTTOM										
9 Chone Figgins, S (1.10) OBP: 0.370, SLG: 0.322	WP 8 1B	G4-3			F9					4	1	2	1	1	0	0	Seattle Mariners @ Los Angeles Angels Angel Stadium of Anaheim, Anaheim, CA Sun Sep 14 2008, 12:35 PM PDT Att: 41,528 - Sunny - 79 F livebaseballscorecards.com										
Garret Anderson, L (1.7) OBP: 0.323, SLG: 0.431	F8		G4-6-3 1B		F9		G3-1 BB		3-H 1B	4	0	1	0	0	0	2											
Mark Teixeira, S (1.3) OBP: 0.405, SLG: 0.538	1 SAFE FF 93 B CH 89 B SI 93 X SI 93	8 WP 8 1B BB		G4-6-3 1-2				HR	IBB	2	2	1	1	2	0	1											
8 Kendrys Morales, S (1.9) OBP: 0.290, SLG: 0.300	24 2B 1-H 2-H 1B		24 CS 1B		F7		G6-3			4	0	2	2	0	0	2											
24 Gary Matthews, S (1.8) OBP: 0.314, SLG: 0.349	1-3 2B		CS		K					4	0	2	0	0	1	0											
3 Brandon Wood, R (1.6) OBP: 0.214, SLG: 0.317	K				L5		F7		G5-3	4	0	0	0	0	1	3											
59 Freddy Sandoval, S (1.5) OBP: 0.300, SLG: 0.250	G4-3								G4-3	3	0	1	0	1	0	2											
5 Jeff Mathis, R (1.2) OBP: 0.275, SLG: 0.321		P6			P6		G6-3			3	0	0	0	0	0	3											
77 Reggie Williams, S (9. PH) OBP: 0.317, SLG: 0.212									G6-3	1	0	0	0	0	0	0											
18 Sean Rodríguez, R (1.4) OBP: 0.267, SLG: 0.301	G5-3				F8				K	4	1	1	0	0	1	0											
Inning Stats	R: 2 E: 0 K: 1 S: 12	H: 3 LOB: 2 BB: 1 P: 23	R: 0 E: 0 K: 0 S: 7	H: 0 LOB: 0 BB: 0 P: 9	R: 0 E: 0 K: 0 S: 5	H: 2 LOB: 0 BB: 0 P: 10	R: 0 E: 0 K: 1 S: 10	H: 1 LOB: 1 BB: 0 P: 14	R: 0 E: 0 K: 0 S: 9	H: 0 LOB: 0 BB: 0 P: 11	R: 1 E: 0 K: 0 S: 10	H: 2 LOB: 2 BB: 1 P: 16	R: 0 E: 0 K: 1 S: 10	H: 0 LOB: 2 BB: 2 P: 21	R: 0 E: 0 K: 0 S: 8	H: 0 LOB: 0 BB: 0 P: 9	R: 0 E: 0 K: 0 S: 6	H: 2 LOB: 1 BB: 0 P: 7	1B: 6 2B: 2 3B: 1 HR: 1	SF: 0 SAC: 0 DP: 1 HBP: 0	WP: 1 PB: 0 SB: 1 CS: 1	PA: 38					
PITCHER	IP	WLS	BF	H	R	ER	SO	BB	IBB	HBP	BLK	WP	HR	S	P	ERA	WHIP										
34 Félix Hernández, R (1.1) ERA: 3.42	7.0		31	8	3	3	3	3	1	0	0	0	0	63	104	3.86	1.571										
48 Roy Corcoran, R (8.1) ERA: 3.32	1.1	L	6	2	1	1	0	0	0	0	0	0	0	14	16	6.75	1.500										

AB 36
R 3
H 9
RBI 3
BB 2
SO 4
LOB 18



AB 33
R 4
H 10
RBI 4
BB 4
SO 3
LOB 13



Batter	1	2	3	4	5	6	7	8	9	AB	R	H	RBI	BB	SO	LOB	TOP					
2 Erick Aybar, S OBP: 0.314, SLG: 0.382	K2-3		F9			G4-6-3			G6-3	2	0	0	0	0	1	1	Los Angeles Angels @ Oakland Athletics McAfee Coliseum, Oakland, CA Tue Sep 16 2008, 10:05 PM EDT Att: 14,325 - Clear - 59 F livebaseballscorecards.com					
3 Brandon Wood, R OBP: 0.218, SLG: 0.320			L8							2	0	1	0	0	0	0						
9 Chone Figgins, S OBP: 0.368, SLG: 0.420	F8					F8				3	0	0	0	0	0	2						
43 Matthew Brown, R OBP: 0.071, SLG: 0.143						F8				1	0	0	0	0	1	0						
Garret Anderson, L OBP: 0.322, SLG: 0.429						G4-6-3				4	0	1	0	0	0	1						
Mark Teixeira, S OBP: 0.403, SLG: 0.535	P5									3	0	0	0	0	0	1						
46 Bobby Wilson, R OBP: 1.000, SLG: 1.000										0	0	0	0	0	0	0						
48 Tori Hunter, R OBP: 0.344, SLG: 0.475										3	0	0	0	0	1	0						
59 Freddy Sandoval, S OBP: 0.400, SLG: 0.250	K									0	0	0	0	0	0	0						
8 Kendrys Morales, S OBP: 0.294, SLG: 0.394	F9									3	1	1	1	0	0	0						
44 Mike Napoli, R OBP: 0.344, SLG: 0.485										2	0	0	0	0	2	0						
39 Robb Quinlan, R OBP: 0.329, SLG: 0.322	K2-3									1	0	0	0	0	0	0						
18 Sean Rodriguez, R OBP: 0.261, SLG: 0.295										3	0	0	0	0	1	0						
77 Reggie Willits, S OBP: 0.318, SLG: 0.216										3	0	1	0	0	2	0						
Inning Stats	R: 0 E: 0 K: 1 S: 15	H: 1 LOB: 1 BB: 0 P: 24	R: 0 E: 0 K: 2 S: 7	H: 0 LOB: 0 BB: 0 P: 10	R: 0 E: 0 K: 1 S: 8	H: 1 LOB: 1 BB: 0 P: 10	R: 0 E: 0 K: 0 S: 7	H: 0 LOB: 0 BB: 0 P: 11	R: 1 E: 0 K: 2 S: 9	H: 1 LOB: 0 BB: 0 P: 15	R: 0 E: 0 K: 0 S: 6	H: 1 LOB: 0 BB: 0 P: 12	R: 0 E: 0 K: 0 S: 4	H: 0 LOB: 0 BB: 0 P: 9	R: 0 E: 0 K: 1 S: 6	H: 0 LOB: 0 BB: 0 P: 8	R: 0 E: 0 K: 1 S: 5	H: 0 LOB: 0 BB: 0 P: 7	1B: 3 2B: 0 3B: 0 HR: 1	SF: 0 SAC: 0 DP: 1 HBP: 0	WP: 0 PB: 0 SB: 0 CS: 0	PA: 30
PITCHER	IP WLS BF H R ER SO BB IBB HBP BLK WP HR S P ERA WHIP																					
39 Sean Gallagher, R ERA: 4.76	7.0 W 24 4 1 1 6 0 0 0 0 0 0 1 56 91 1.29 0.571																					
Alan Embree, L ERA: 4.55	1.0 3 0 0 0 1 0 0 0 0 0 0 0 6 8 0.00 0.000																					
13 Jerry Blevins, L ERA: 2.97	1.0 3 0 0 0 1 0 0 0 0 0 0 0 5 7 0.00 0.000																					

Batter	1	2	3	4	5	6	7	8	9	AB	R	H	RBI	BB	SO	LOB	BOTTOM					
56 Cliff Pennington, S OBP: 0.338, SLG: 0.295	K2-3					G6-3				4	0	0	0	0	1	4	Los Angeles Angels @ Oakland Athletics McAfee Coliseum, Oakland, CA Tue Sep 16 2008, 10:05 PM EDT Att: 14,325 - Clear - 59 F livebaseballscorecards.com					
57 Aaron Cunningham, R OBP: 0.362, SLG: 0.460										4	2	2	0	1	0	1						
15 Ryan Sweeney, L OBP: 0.359, SLG: 0.401										5	2	4	1	0	0	1						
32 Jack Cust, L OBP: 0.368, SLG: 0.460										4	1	0	0	1	2	4						
8 Kurt Suzuki, R OBP: 0.356, SLG: 0.380										3	1	1	1	1	0	0						
6 Travis Buck, L OBP: 0.250, SLG: 0.327										4	0	2	2	0	1	1						
7 Bobby Crosby, R OBP: 0.300, SLG: 0.358										5	1	1	0	0	1	6						
10 Daric Barton, L OBP: 0.315, SLG: 0.333										3	0	1	1	1	0	3						
22 Jack Hannahan, L OBP: 0.306, SLG: 0.345										3	1	1	2	1	2	3						
Inning Stats	R: 0 E: 0 K: 2 S: 11	H: 1 LOB: 1 BB: 0 P: 19	R: 0 E: 0 K: 1 S: 12	H: 1 LOB: 2 BB: 1 P: 22	R: 0 E: 0 K: 0 S: 7	H: 1 LOB: 1 BB: 0 P: 10	R: 0 E: 0 K: 1 S: 8	H: 0 LOB: 0 BB: 0 P: 15	R: 2 E: 0 K: 0 S: 10	H: 3 LOB: 1 BB: 0 P: 19	R: 2 E: 0 K: 1 S: 14	H: 3 LOB: 1 BB: 0 P: 24	R: 3 E: 0 K: 1 S: 22	H: 1 LOB: 3 BB: 4 P: 46	R: 1 E: 0 K: 1 S: 10	H: 2 LOB: 2 BB: 0 P: 17		R: 1 E: 0 K: 1 HR: 1	H: 2 LOB: 2 SAC: 0 DP: 0 HBP: 3	1B: 8 2B: 3 3B: 0	SF: 0 SAC: 0 DP: 0 HBP: 3	WP: 1 PB: 0 SB: 1 CS: 1
PITCHER	IP WLS BF H R ER SO BB IBB HBP BLK WP HR S P ERA WHIP																					
41 John Lackey, R ERA: 3.38	5.1 L 26 9 4 4 4 1 0 0 0 0 0 0 4 7 6.75 1.875																					
65 Kevin Jepsen, R ERA: 6.35	0.2 2 0 0 0 1 0 0 0 0 0 0 0 4 7 0.00 0.000																					
52 Jason Bulger, R ERA: 6.35	0.0 5 1 3 3 0 3 0 1 0 0 0 0 10 28 ∞ ∞																					
53 Darren O'Day, R ERA: 4.57	2.0 10 2 1 1 2 1 0 0 1 0 0 0 22 35 4.50 1.500																					

Batter	1	2	3	4	5	6	7	8	9	AB	R	H	RBI	BB	SO	LOB	TOP										
2 Erick Aybar, S OBP: 0.314, SLG: 0.381	 1B		 1B		 1-2			 1-3		3	0	1	0	0	0	1											
3 Brandon Wood, R OBP: 0.216, SLG: 0.318										1	0	0	0	0	1	0											
Garret Anderson, L OBP: 0.322, SLG: 0.428	 1-2		 1-1					 1-3		4	1	1	0	0	1	1											
Mark Teixeira, S OBP: 0.405, SLG: 0.546	 1-3				 1-2			 0-2		4	1	3	2	0	0	0											
8 Kendrys Morales, S OBP: 0.263, SLG: 0.351	 1-1				 2-0			 1-3		4	0	0	0	0	1	2											
39 Robb Quinlan, R OBP: 0.327, SLG: 0.315			 2-3		 0-1			 0-0		3	0	0	0	1	1	1											
24 Gary Matthews, S OBP: 0.312, SLG: 0.346	 3-2				 3-2			 0-1		4	0	0	0	0	0	2											
5 Jeff Mathis, R OBP: 0.276, SLG: 0.321	 1-2							 1-3		3	0	1	0	0	2	0											
18 Sean Rodriguez, R OBP: 0.256, SLG: 0.289	 1-1				 2-1			 0-3		3	0	0	0	0	1	1											
77 Reggie Willits, S OBP: 0.318, SLG: 0.211			 1-2					 2-0		2	0	0	0	1	0	0											
Inning Stats	R: 0 H: 2 E: 0 K: 0 S: 10	H: 2 LOB: 1 BB: 0 P: 14	R: 0 H: 1 E: 0 K: 1 S: 12	H: 1 LOB: 1 BB: 0 P: 19	R: 0 H: 0 E: 0 K: 0 S: 6	H: 0 LOB: 0 BB: 0 P: 9	R: 0 H: 1 E: 0 K: 0 S: 9	H: 1 LOB: 1 BB: 0 P: 15	R: 0 H: 0 E: 0 K: 2 S: 9	H: 0 LOB: 0 BB: 0 P: 11	R: 0 H: 0 E: 0 K: 1 S: 6	H: 0 LOB: 0 BB: 0 P: 6	R: 0 H: 0 E: 0 K: 2 S: 8	H: 0 LOB: 0 BB: 0 P: 11	R: 2 H: 2 E: 0 K: 0 S: 11	H: 2 LOB: 0 BB: 1 P: 21	1B: 3 2B: 2 3B: 0 HR: 1	SF: 0 SAC: 0 DP: 2 HBP: 0	WP: 0 PB: 0 SB: 0 CS: 0	PA: 33							
PITCHER	IP	WLS	BF	H	R	ER	SO	BB	IBB	HBP	BLK	WP	HR	S	P	ERA	WHIP										
Greg Smith, L ERA: 4.09	6.0		22	4	0	0	4	1	0	0	0	0	0	55	85	0.00	0.833										
Huston Street, R ERA: 3.9	1.0	H	3	0	0	0	1	0	0	0	0	0	0	6	6	0.00	0.000										
33 Joey Devine, R ERA: 0.65	1.0	H	3	0	0	0	2	0	0	0	0	0	0	8	11	0.00	0.000										
31 Brad Ziegler, R ERA: 0.82	1.0	W	5	2	2	2	0	1	0	0	0	0	1	11	21	18.00	3.000										

Los Angeles Angels @ Oakland Athletics
McAfee Coliseum, Oakland, CA
Wed Sep 17 2008, 10:05 PM EDT
Att: 20,102 - Clear - 63 F

AB 31
R 2
H 6
RBI 2
BB 2
SO 7
LOB 8



Batter	1	2	3	4	5	6	7	8	9	AB	R	H	RBI	BB	SO	LOB	BOTTOM										
6 Travis Buck, L OBP: 0.258, SLG: 0.333	 1B		 0-0		 1-2		 2-1			4	0	2	0	0	0	0											
57 Aaron Cunningham, R OBP: 0.390, SLG: 0.519	 1-2				 3-2			 1-3		4	0	2	1	0	1	1											
11 Rajai Davis, R OBP: 0.273, SLG: 0.348			 4-2		 1-3			 2-3		1	0	0	0	3	1	0											
15 Ryan Sweeney, L OBP: 0.363, SLG: 0.400	 4-0				 3-3			 0-3		4	0	1	0	0	3	5											
32 Jack Cust, L OBP: 0.367, SLG: 0.460	 1-3				 1-1			 3-2		4	0	0	0	0	1	5											
8 Kurt Suzuki, R OBP: 0.354, SLG: 0.377	 1-0				 1-1			 3-2		4	0	0	0	0	1	5											
10 Daric Barton, L OBP: 0.314, SLG: 0.333	 0-1				 3-2			 0-0		4	1	1	0	0	0	0											
22 Jack Hannahan, L OBP: 0.305, SLG: 0.343	 1-3				 2-3			 0-3		3	1	0	0	1	3	0											
56 Cliff Pennington, S OBP: 0.347, SLG: 0.308	 0-2				 2-2			 2-3		4	0	2	0	0	1	0											
4 Eric Patterson, L OBP: 0.284, SLG: 0.246			 2-3		 0-0			 3-2		2	0	0	0	0	1	1											
7 Bobby Crosby, R OBP: 0.299, SLG: 0.358					 1-2			 1-2		1	1	0	0	0	0	0											
Inning Stats	R: 0 H: 2 E: 0 K: 0 S: 8	H: 0 LOB: 0 BB: 1 P: 17	R: 0 H: 0 E: 0 K: 1 S: 11	H: 0 LOB: 0 BB: 0 P: 12	R: 0 H: 1 E: 0 K: 2 S: 12	H: 1 LOB: 2 BB: 1 P: 20	R: 0 H: 0 E: 0 K: 1 S: 10	H: 0 LOB: 0 BB: 0 P: 16	R: 1 H: 3 E: 0 K: 2 S: 17	H: 3 LOB: 3 BB: 1 P: 31	R: 0 H: 0 E: 0 K: 2 S: 7	H: 0 LOB: 0 BB: 0 P: 9	R: 0 H: 0 E: 0 K: 1 S: 9	H: 0 LOB: 0 BB: 0 P: 15	R: 0 H: 0 E: 0 K: 2 S: 9	H: 0 LOB: 0 BB: 0 P: 14	R: 2 H: 2 E: 2 K: 0 S: 5	H: 2 LOB: 1 BB: 1 P: 10	1B: 5 2B: 3 3B: 0 HR: 0	SF: 0 SAC: 0 DP: 1 HBP: 0	WP: 0 PB: 0 SB: 0 CS: 0	PA: 35					
PITCHER	IP	WLS	BF	H	R	ER	SO	BB	IBB	HBP	BLK	WP	HR	S	P	ERA	WHIP										
36 Jered Weaver, R ERA: 4.18	6.0		26	6	1	1	8	2	1	0	0	0	0	65	105	1.50	1.333										
Darren Oliver, L ERA: 2.84	2.0		6	0	0	0	3	0	0	0	0	0	0	18	29	0.00	0.000										
Francisco Rodriguez, R ERA: 2.38	0.0	L	3	2	2	0	0	1	0	0	0	0	0	5	10	∞	∞										

Los Angeles Angels @ Oakland Athletics
McAfee Coliseum, Oakland, CA
Wed Sep 17 2008, 10:05 PM EDT
Att: 20,102 - Clear - 63 F

AB 31
R 3
H 8
RBI 1
BB 4
SO 11
LOB 12



Batter	1	2	3	4	5	6	7	8	9	AB	R	H	RBI	BB	SO	LOB	TOP							
77 Reggie Williams, S OBP: 0.322, SLG: 0.204		G6-3		F8			G5-3			3	1	0	0	2	0	1								
24 Gary Matthews, S OBP: 0.315, SLG: 0.352					G3	G4-3				5	0	3	0	0	0	1								
Mark Teixeira, S OBP: 0.407, SLG: 0.544				F9				F7		3	1	1	1	2	0	2								
48 Torii Hunter, R OBP: 0.344, SLG: 0.474		G1-3						G5-3		5	1	2	0	0	1	5								
39 Robb Quinlan, R OBP: 0.234, SLG: 0.312				G4-3				K		5	0	1	1	0	1	5								
8 Kendrys Morales, S OBP: 0.279, SLG: 0.415										4	1	1	1	1	0	4								
44 Mike Napoli, R OBP: 0.343, SLG: 0.500			K	FC5-4						4	1	2	1	1	1	3								
3 Brandon Wood, R OBP: 0.216, SLG: 0.336										5	1	1	1	0	2	3								
18 Sean Rodriguez, R OBP: 0.256, SLG: 0.295										4	0	1	0	0	1	0								
Inning Stats	R: 1 E: 0 K: 0 S: 15	H: 2 LOB: 2 BB: 1 P: 27	R: 0 E: 0 K: 2 S: 14	H: 1 LOB: 1 BB: 0 P: 19	R: 0 E: 0 K: 1 S: 11	H: 2 LOB: 3 BB: 1 P: 23	R: 0 E: 0 K: 2 S: 8	H: 0 LOB: 0 BB: 0 P: 11	R: 2 E: 0 K: 0 S: 17	H: 2 LOB: 2 BB: 2 P: 33	R: 0 E: 0 K: 1 S: 8	H: 0 LOB: 2 BB: 2 P: 20	R: 3 E: 0 K: 0 S: 9	H: 3 LOB: 0 BB: 0 P: 13	R: 0 E: 0 K: 1 S: 8	H: 1 LOB: 1 BB: 0 P: 14	R: 0 E: 0 K: 0 S: 6	H: 1 LOB: 0 BB: 7 P: 7	1B: 7 2B: 2 3B: 0 HR: 3	SF: 0 SAC: 0 DP: 1 HBP: 0	WP: 1 PB: 0 SB: 2 CS: 0	PA: 44		
PITCHER	IP WLS BF H R ER SO BB IBB HBP BLK WP HR S P ERA WHIP	55 Josh Outman, L ERA: 4.61	44 Santiago Casilla, R ERA: 3.26	Alan Embree, L ERA: 4.47	Keith Foulke, R ERA: 4.06	60 Jeff Gray, R ERA: 4.91		PITCHER	IP WLS BF H R ER SO BB IBB HBP BLK WP HR S P ERA WHIP	Dan Meyer, L ERA: 7.71														

Los Angeles Angels @ Oakland Athletics
McAfee Coliseum, Oakland, CA
Thu Sep 18 2008, 3:35 PM EDT
Att. 12,645 - Sunny - 63 F

AB 38
R 6
H 12
RBI 5
BB 6
SO 6
LOB 24



Batter	1	2	3	4	5	6	7	8	9	AB	R	H	RBI	BB	SO	LOB	BOTTOM								
11 Rajai Davis, R OBP: 0.272, SLG: 0.346										4	0	1	0	0	1	4									
32 Jack Cust, L OBP: 0.369, SLG: 0.460										0	0	0	1	1	0	0									
57 Aaron Cunningham, R OBP: 0.359, SLG: 0.475										5	0	0	1	0	1	6									
8 Kurt Suzuki, R OBP: 0.352, SLG: 0.375										5	0	1	1	0	0	4									
Emil Brown, R OBP: 0.297, SLG: 0.386										2	0	0	0	2	2	1									
15 Ryan Sweeney, L OBP: 0.362, SLG: 0.399										1	0	0	0	0	0	2									
19 Chris Denorfia, R OBP: 0.350, SLG: 0.302										3	1	1	0	0	0	1									
7 Bobby Crosby, R OBP: 0.301, SLG: 0.356										2	1	0	0	2	0	0									
56 Cliff Pennington, S OBP: 0.354, SLG: 0.309										3	1	1	0	1	0	3									
22 Jack Hannahan, L OBP: 0.305, SLG: 0.343										3	0	1	0	0	1	3									
Carlos González, L OBP: 0.274, SLG: 0.366										1	1	1	1	0	0	0									
52 Jeff Bailes, R OBP: 0.235, SLG: 0.133										3	0	2	0	0	0	0									
6 Travis Buck, L OBP: 0.256, SLG: 0.330										1	0	0	0	0	1	3									
Inning Stats	R: 0 E: 0 K: 2 S: 8	H: 1 LOB: 1 BB: 0 P: 12	R: 0 E: 0 K: 0 S: 5	H: 0 LOB: 0 BB: 0 P: 9	R: 0 E: 0 K: 1 S: 9	H: 2 LOB: 2 BB: 0 P: 11	R: 0 E: 0 K: 1 S: 12	H: 1 LOB: 2 BB: 2 P: 24	R: 0 E: 0 K: 0 S: 8	H: 0 LOB: 1 BB: 0 P: 12	R: 0 E: 0 K: 0 S: 3	H: 0 LOB: 0 BB: 1 P: 7	R: 0 E: 0 K: 0 S: 8	H: 2 LOB: 1 BB: 0 P: 12	R: 0 E: 0 K: 1 S: 7	H: 0 LOB: 0 BB: 0 P: 11	R: 4 E: 0 K: 1 S: 17	H: 2 LOB: 2 BB: 3 P: 38	1B: 8 2B: 0 3B: 0 HR: 0	SF: 0 SAC: 0 DP: 3 HBP: 1	WP: 0 PB: 0 SB: 1 CS: 0	PA: 40			
PITCHER	IP WLS BF H R ER SO BB IBB HBP BLK WP HR S P ERA WHIP	51 Joe Saunders, L ERA: 3.52	33 Justin Speier, R ERA: 5.32	52 Jason Bulger, R ERA: 7.94	66 Jose Arredondo, R ERA: 1.66	Francisco Rodriguez, R ERA: 2.35		PITCHER	IP WLS BF H R ER SO BB IBB HBP BLK WP HR S P ERA WHIP																

Los Angeles Angels @ Oakland Athletics
McAfee Coliseum, Oakland, CA
Thu Sep 18 2008, 3:35 PM EDT
Att. 12,645 - Sunny - 63 F


AB 33
R 4
H 8
RBI 4
BB 6
SO 6
LOB 27



Batter	1	2	3	4	5	6	7	8	9	AB	R	H	RBI	BB	SO	LOB	TOP										
2 Erick Aybar, S OBP: 0.322, SLG: 0.391	G6-3		HR		G3		WP 1B		8 2B	4	3	2	0	0	0	0											
Garret Anderson, L OBP: 0.330, SLG: 0.441	G4-3		HR		1B		FC4-6 1B		8 2B 24 BB	4	2	3	3	1	0	0											
Mark Teixeira, S OBP: 0.408, SLG: 0.543	27 BB		K		G1-3		FC4-6 FC6-4		P4	4	0	0	0	1	1	4											
27 Vladimir Guerrero, R OBP: 0.361, SLG: 0.508			K				FC6-4 48 PB		24 BB	2	0	1	0	1	1	0											
8 Kendrys Morales, S OBP: 0.300, SLG: 0.500									24 BB	2	1	1	1	0	0	1											
77 Reggie Willits, S OBP: 0.322, SLG: 0.204									24 BB	0	0	0	0	0	0	0											
48 Tori Hunter, R OBP: 0.346, SLG: 0.476	K				G6-3				24 BB	3	0	0	0	2	2	3											
24 Gary Matthews, S OBP: 0.314, SLG: 0.351	F7				G3				24 BB	4	0	0	1	1	0	3											
3 Brandon Wood, R OBP: 0.228, SLG: 0.343	G5-3				1B		E1 1B		G1-3	5	0	2	1	0	0	3											
5 Jeff Mathis, R OBP: 0.272, SLG: 0.315	G5-3				F9		G5-3		F7	5	0	0	0	0	1	6											
18 Sean Rodriguez, R OBP: 0.260, SLG: 0.288			K				F8		K	3	1	0	0	1	2	0											
Inning Stats	R: 0 H: 0 E: 0 K: 1 S: 12	H: 0 LOB: 2 BB: 2 P: 23	R: 0 H: 0 E: 0 K: 0 S: 8	H: 0 LOB: 0 BB: 0 P: 10	R: 2 H: 1 E: 0 K: 3 S: 13	H: 1 LOB: 0 BB: 0 P: 17	R: 0 H: 1 E: 0 K: 0 S: 10	H: 1 LOB: 1 BB: 0 P: 13	R: 0 H: 1 E: 0 K: 1 S: 9	H: 1 LOB: 1 BB: 0 P: 13	R: 1 H: 2 E: 1 K: 1 S: 10	H: 2 LOB: 2 BB: 0 P: 13	R: 2 H: 2 E: 0 K: 0 S: 15	H: 2 LOB: 2 BB: 2 P: 30	R: 0 H: 0 E: 0 K: 2 S: 9	H: 0 LOB: 0 BB: 0 P: 12	R: 2 H: 2 E: 0 K: 0 S: 14	H: 2 LOB: 3 BB: 3 P: 32	1B: 5 2B: 3 3B: 0 HR: 1	SF: 0 SAC: 0 DP: 0 HBP: 1	WP: 2 PB: 1 CS: 0	PA: 44					
PITCHER	IP	WLS	BF	H	R	ER	SO	BB	IBB	HBP	BLK	WP	HR	S	P	ERA	WHIP										
44 Vicente Padilla, R ERA: 4.85	6.0	L	29	7	5	5	5	3	0	1	0	2	1	71	106	7.50	1.667										
59 Josh Rupe, R ERA: 4.99	2.0		9	1	2	2	2	0	2	0	0	0	0	17	33	9.00	0.500										
Bill White, L ERA: 27.0	0.1		4	1	0	0	0	1	1	0	0	0	0	7	18	0.00	6.000										
46 Luis Mendoza, R ERA: 8.66	0.2		2	0	0	0	0	0	0	0	0	0	0	5	6	0.00	0.000										

Los Angeles Angels @ Texas Rangers
Rangers Ballpark in Arlington, Arlington, TX
Sat Sep 20 2008, 8:05 PM EDT
Att: 38,973 - Partly Cloudy - 81 F

AB 36
R 7
H 9
RBI 6
BB 7
SO 7
LOB 20



Batter	1	2	3	4	5	6	7	8	9	AB	R	H	RBI	BB	SO	LOB	BOTTOM										
3 Joaquin Arias, R OBP: 0.337, SLG: 0.368	G6-3		G6-3		FC5-4		K			3	0	0	1	0	0	2											
Ramón Vázquez, L OBP: 0.369, SLG: 0.437										1	0	0	0	0	1	2											
15 Travis Metcalf, R OBP: 0.288, SLG: 0.563			2H		1-2H					0	0	0	0	1	0	0											
6 German Duran, R OBP: 0.274, SLG: 0.352	G5-3		32 1B		P4				P3	5	0	1	0	0	1	1											
32 Josh Hamilton, L OBP: 0.374, SLG: 0.538	K				K					3	0	1	0	2	2	0											
Milton Bradley, S OBP: 0.433, SLG: 0.562					G5-3				F9	5	0	0	0	1	4												
22 Marlon Byrd, R OBP: 0.382, SLG: 0.471	G5-3				G5-3					5	1	2	0	0	1	1											
9 Hank Blalock, L OBP: 0.324, SLG: 0.437										4	1	4	1	1	0	0											
17 Nelson Cruz, R OBP: 0.441, SLG: 0.600	G6-3				G6-3				F9	4	0	0	0	1	0	7											
Gerald Laird, R OBP: 0.331, SLG: 0.409									G6-3	2	1	1	0	0	0	0											
19 Chris Davis, L OBP: 0.328, SLG: 0.545									K	4	0	1	1	0	3	3											
Inning Stats	R: 0 H: 0 E: 0 K: 1 S: 9	H: 1 LOB: 1 BB: 0 P: 14	R: 0 H: 1 E: 0 K: 0 S: 5	H: 1 LOB: 0 BB: 0 P: 9	R: 1 H: 3 E: 1 K: 1 S: 14	H: 3 LOB: 2 BB: 0 P: 20	R: 0 H: 2 E: 0 K: 0 S: 9	H: 2 LOB: 2 BB: 0 P: 13	R: 0 H: 0 E: 0 K: 1 S: 5	H: 0 LOB: 0 BB: 0 P: 6	R: 1 H: 2 E: 0 K: 2 S: 13	H: 2 LOB: 2 BB: 1 P: 18	R: 0 H: 1 E: 0 K: 2 S: 11	H: 1 LOB: 3 BB: 2 P: 22	R: 0 H: 0 E: 0 K: 1 S: 12	H: 0 LOB: 1 BB: 1 P: 19	R: 0 H: 1 E: 0 K: 1 S: 10	H: 1 LOB: 2 BB: 1 P: 19	1B: 5 2B: 5 3B: 0 HR: 0	SF: 0 SAC: 1 DP: 0 HBP: 1	WP: 0 PB: 0 SB: 0 CS: 0	PA: 43					
PITCHER	IP	WLS	BF	H	R	ER	SO	BB	IBB	HBP	BLK	WP	HR	S	P	ERA	WHIP										
58 Dustin Moseley, R ERA: 7.15	5.0		25	8	3	3	3	1	0	1	0	0	0	17	28	0.00	1.200										
33 Justin Speier, R ERA: 5.19	1.2	W	8	1	0	0	4	1	1	0	0	0	0	1	2	0.00	0.000										
65 Kevin Jepsen, R ERA: 1.69	0.1	H	1	0	0	0	0	0	0	0	0	0	0	1	2	0.00	0.000										
62 Scot Shields, R ERA: 2.83	1.0	H	4	0	0	0	1	1	0	0	0	0	0	12	19	0.00	1.000										
52 Jason Bulger, R ERA: 7.5	0.2		4	1	0	0	1	1	0	0	0	0	0	8	15	0.00	3.000										

Los Angeles Angels @ Texas Rangers
Rangers Ballpark in Arlington, Arlington, TX
Sat Sep 20 2008, 8:05 PM EDT
Att: 38,973 - Partly Cloudy - 81 F

AB 36
R 3
H 10
RBI 3
BB 5
SO 9
LOB 20



Batter	1	2	3	4	5	6	7	8	9	AB	R	H	RBI	BB	SO	LOB	TOP			
9 Chone Figgins, S OBP: 0.367, SLG: 0.319	(1, 5) F8		(2, 0) G6-4-3 1B		(1, 0) G1-3 1-2		(3, 3) K		(4, 2) BB	4	0	1	0	1	1	2	Los Angeles Angels @ Seattle Mariners Safeco Field, Seattle, WA Mon Sep 22 2008, 7:10 PM PDT Att: 20,545 - Partly Cloudy - 57 F			
47 Howie Kendrick, R OBP: 0.332, SLG: 0.425	(1, 4) G6-3		(2, 2) G6-4-3 1-2		(1, 3) K	(1, 3) K2-3		(3, 3) K	2	0	0	0	0	0	1	3				
18 Sean Rodriguez, R OBP: 0.267, SLG: 0.308	(4, 4) G6-3									3	0	0	0	0	3	3				
Mark Teixeira, S OBP: 0.409, SLG: 0.549	(1, 3) K			(1, 0) G6-3		(2, 1) G6-3 27 1B		(2, 0) G6-3 27	4	0	2	0	0	1	0					
27 Vladimir Guerrero, R OBP: 0.363, SLG: 0.515		(2, 1) FC4-6 48 BB 1B		(0, 0) HR		(1, 1) G6-3 1B		(0, 2) G6-3	4	1	3	1	0	0	1					
48 Tori Hunter, R OBP: 0.346, SLG: 0.474		(4, 2) FC4-6 2 BB 1B		(1, 3) K		(0, 0) F9 1B		(1, 3) K	3	0	0	0	1	2	3					
Juan Rivera, R OBP: 0.276, SLG: 0.441	(1, 10) F8		(0, 1) F7			(0, 1) G4-3		(0, 1) L5	3	0	0	0	0	0	4					
8 Kendrys Morales, S OBP: 0.283, SLG: 0.471	(8, PH)								1	0	0	0	0	0	1					
2 Erick Aybar, S OBP: 0.318, SLG: 0.387	(1, 6) FC4-6		(1, 1) F9		(0, 0) F9		(1, 2) G4-3		(1, 3) K	4	0	0	0	0	1	2		AB 36		
5 Jeff Mathis, R OBP: 0.271, SLG: 0.314	(1, 2) K		(1, 2) K		(0, 2) G2-3		(2, 1) G4-3 77 1B 77 E		(2, 1) G4-3	4	1	1	0	0	1	2		R 2		
77 Reggie Willits, S OBP: 0.333, SLG: 0.238	(1, 7) G6-3		(2, 2) G6-3		(2, 2) G6-3 9 BLK 1B		(3, 2) E7 1-H 1B		(3, 2) G6-3 9 2B	4	0	3	0	0	0	0	H 10			
Inning Stats	R: 0 E: 0 K: 1 S: 9	H: 0 LOB: 0 BB: 0 P: 14	R: 0 E: 0 K: 1 S: 14	H: 1 LOB: 2 BB: 1 P: 22	R: 0 E: 0 K: 0 S: 7	H: 1 LOB: 0 BB: 0 P: 13	R: 1 E: 0 K: 1 S: 7	H: 1 LOB: 0 BB: 0 P: 9	R: 0 E: 0 K: 0 S: 10	H: 2 LOB: 1 BB: 0 P: 16	R: 1 E: 1 K: 2 S: 19	H: 2 LOB: 1 BB: 0 P: 29	R: 0 E: 0 K: 1 S: 10	H: 1 LOB: 1 BB: 0 P: 13	R: 0 E: 0 K: 2 S: 15	H: 1 LOB: 2 BB: 1 P: 25	1B: 7 2B: 2 3B: 0 HR: 1	SF: 0 SAC: 0 DP: 1 HBP: 0	WP: 0 PB: 0 SB: 1 CS: 0	PA: 38
PITCHER	IP WLS BF H R ER SO BB IBB HBP BLK WP HR S P ERA WHIP																			
18 Ryan Rowland-Smith, L ERA: 3.39	(1, 1) 7.0 L 29 8 2 1 6 1 0 0 0 1 0 1 78 116 1.29 1.286																			
48 Roy Corcoran, R ERA: 3.36	(8, 1) 1.0 4 1 0 0 1 0 0 0 0 0 0 0 10 13 0.00 1.000																			
J.J. Putz, R ERA: 3.74	(9, 1) 1.0 5 1 0 0 2 1 0 0 0 0 0 0 0 15 25 0.00 2.000																			

AB	36
R	2
H	10
RBI	1
BB	2
SO	9
LOB	19



Batter	1	2	3	4	5	6	7	8	9	AB	R	H	RBI	BB	SO	LOB	BOTTOM					
51 Ichiro Suzuki, L OBP: 0.365, SLG: 0.389	(1, 9) G4-3		(1, 0) G3 1B		(1, 0) G6-3			(3, 2) G4-3		4	0	1	0	0	0	0	Los Angeles Angels @ Seattle Mariners Safeco Field, Seattle, WA Mon Sep 22 2008, 7:10 PM PDT Att: 20,545 - Partly Cloudy - 57 F					
7 Yuniesky Betancourt, R OBP: 0.266, SLG: 0.370	(1, 6) F8		(1, 1) K			(1, 1) L6		(3, 2) G6-3	4	0	0	0	0	1	3							
Raul Ibanez, L OBP: 0.364, SLG: 0.493	(1, 7) K		(0, 0) G3			(1, 2) G3		(0, 0) G5-3	4	0	0	1	0	1	2							
4 Jose Lopez, R OBP: 0.321, SLG: 0.435		(0, 2) P1	(1, 3) K			(0, 0) P3		(0, 3) K	4	0	0	0	0	2	2							
Jeremy Reed, L OBP: 0.311, SLG: 0.358	(1, 8) G4-3			(0, 0) B1-3			(2, 2) G4-3			3	0	0	0	0	0							
Tug Hulett, L OBP: 0.206, SLG: 0.318	(1, 10) 1B			(3, 3) K			(2, 3) K			3	0	1	0	0	2	0						
27 Matt Tuiasosopo, R OBP: 0.156, SLG: 0.161	(1, 5) K			(0, 1) PO 1B			(1, 3) K			3	0	1	0	0	2	1						
Luis Valbuena, L OBP: 0.289, SLG: 0.324			(2, 1) G3 51 1B 32 1B		(2, 2) PO		(1, 0) G6-3		(1, 3) K	3	1	1	0	0	1	0						
32 Rob Johnson, R OBP: 0.095, SLG: 0.095			(1, 0) G3 51 1B		(1, 3) K				(0, 0) P5	3	0	1	0	0	1	0						
Inning Stats	R: 0 E: 0 K: 1 S: 8	H: 0 LOB: 0 BB: 0 P: 11	R: 0 E: 0 K: 1 S: 12	H: 1 LOB: 1 BB: 0 P: 15	R: 1 E: 0 K: 2 S: 13	H: 3 LOB: 2 BB: 0 P: 20	R: 0 E: 0 K: 1 S: 8	H: 1 LOB: 0 BB: 0 P: 13	R: 0 E: 0 K: 1 S: 5	H: 0 LOB: 0 BB: 0 P: 8	R: 0 E: 0 K: 0 S: 6	H: 0 LOB: 0 BB: 0 P: 8	R: 0 E: 0 K: 2 S: 10	H: 0 LOB: 0 BB: 0 P: 15	R: 0 E: 0 K: 1 S: 8	H: 0 LOB: 0 BB: 0 P: 12		R: 0 E: 0 K: 1 S: 8	H: 0 LOB: 0 BB: 0 P: 11	1B: 5 2B: 0 3B: 0 HR: 0	SF: 0 SAC: 0 DP: 0 HBP: 0	WP: 0 PB: 0 SB: 0 CS: 0
PITCHER	IP WLS BF H R ER SO BB IBB HBP BLK WP HR S P ERA WHIP																					
54 Ervin Santana, R ERA: 3.25	(1, 1) 8.0 W 28 5 1 1 9 0 0 0 0 0 0 0 0 8 11 1.12 0.625																					
Francisco Rodriguez, R ERA: 2.31	(9, 1) 1.0 S 3 0 0 0 1 0 0 0 0 0 0 0 0 8 11 0.00 0.000																					

AB	31
R	1
H	5
RBI	1
BB	0
SO	10
LOB	8



Batter	1	2	3	4	5	6	7	8	9	AB	R	H	RBI	BB	SO	LOB	TOP							
9 Chone Figgins, S OBP: 0.368, SLG: 0.318	G6-3		CS		P4	F7		G6-3		5	0	1	0	0	0	4	Los Angeles Angels @ Seattle Mariners Safeco Field, Seattle, WA Thu Sep 25 2008, 7:10 PM PDT Att: 16,955 - Roof Closed - 58 F							
Garret Anderson, L OBP: 0.226, SLG: 0.434	G6-3		G3		F7		G4-3		K	5	0	0	0	0	1	2								
Mark Teixeira, S OBP: 0.412, SLG: 0.554	G6-3		F9		F7					5	1	2	0	0	0	1								
77 Reggie Willits, S OBP: 0.311, SLG: 0.235	G6-3									0	1	0	0	0	0	0								
27 Vladimir Guerrero, R OBP: 0.366, SLG: 0.523			47 SH3-1 48 BB SF8		P3					4	3	2	3	1	0	1								
8 Kendrys Morales, S OBP: 0.299, SLG: 0.429										0	0	0	0	0	0	0								
48 Torii Hunter, R OBP: 0.347, SLG: 0.472										4	1	2	1	1	0	1								
47 Howie Kendrick, R OBP: 0.337, SLG: 0.426										3	0	1	0	1	0	2								
24 Gary Matthews, S OBP: 0.316, SLG: 0.355										3	0	0	1	2	1	1								
44 Mike Napoli, R OBP: 0.368, SLG: 0.561										3	0	2	1	0	1	2								
2 Erick Aybar, S OBP: 0.315, SLG: 0.383	G1-3									4	0	1	0	0	0	5								
Inning Stats	R: 0 E: 0 K: 0 S: 6	H: 0 LOB: 0 BB: 9 P: 9	R: 1 E: 0 K: 0 S: 7	H: 0 LOB: 3 BB: 20 P: 20	R: 0 E: 0 K: 0 S: 5	H: 1 LOB: 2 BB: 0 P: 8	R: 0 E: 0 K: 1 S: 14	H: 1 LOB: 2 BB: 1 P: 23	R: 0 E: 0 K: 0 S: 14	H: 1 LOB: 0 BB: 0 P: 19	R: 2 E: 0 K: 0 S: 16	H: 3 LOB: 2 BB: 0 P: 26	R: 1 E: 0 K: 0 S: 8	H: 2 LOB: 0 BB: 0 P: 11	R: 0 E: 0 K: 0 S: 4	H: 1 LOB: 1 BB: 0 P: 6	R: 2 E: 0 K: 2 S: 14	H: 2 LOB: 1 BB: 1 P: 21	1B: 9 2B: 0 3B: 0 HR: 2	SF: 1 SAC: 1 DP: 0 HBP: 0	WP: 1 PB: 0 SB: 2 CS: 1	PA: 43		
PITCHER	IP WLS BF H R ER SO BB IBB HBP BLK WP HR S P ERA WHIP	IP WLS BF H R ER SO BB IBB HBP BLK WP HR S P ERA WHIP	IP WLS BF H R ER SO BB IBB HBP BLK WP HR S P ERA WHIP	IP WLS BF H R ER SO BB IBB HBP BLK WP HR S P ERA WHIP	IP WLS BF H R ER SO BB IBB HBP BLK WP HR S P ERA WHIP	IP WLS BF H R ER SO BB IBB HBP BLK WP HR S P ERA WHIP	IP WLS BF H R ER SO BB IBB HBP BLK WP HR S P ERA WHIP	IP WLS BF H R ER SO BB IBB HBP BLK WP HR S P ERA WHIP	IP WLS BF H R ER SO BB IBB HBP BLK WP HR S P ERA WHIP	IP WLS BF H R ER SO BB IBB HBP BLK WP HR S P ERA WHIP	IP WLS BF H R ER SO BB IBB HBP BLK WP HR S P ERA WHIP	IP WLS BF H R ER SO BB IBB HBP BLK WP HR S P ERA WHIP	IP WLS BF H R ER SO BB IBB HBP BLK WP HR S P ERA WHIP	IP WLS BF H R ER SO BB IBB HBP BLK WP HR S P ERA WHIP	IP WLS BF H R ER SO BB IBB HBP BLK WP HR S P ERA WHIP	IP WLS BF H R ER SO BB IBB HBP BLK WP HR S P ERA WHIP	IP WLS BF H R ER SO BB IBB HBP BLK WP HR S P ERA WHIP	IP WLS BF H R ER SO BB IBB HBP BLK WP HR S P ERA WHIP	IP WLS BF H R ER SO BB IBB HBP BLK WP HR S P ERA WHIP	IP WLS BF H R ER SO BB IBB HBP BLK WP HR S P ERA WHIP	IP WLS BF H R ER SO BB IBB HBP BLK WP HR S P ERA WHIP	IP WLS BF H R ER SO BB IBB HBP BLK WP HR S P ERA WHIP	IP WLS BF H R ER SO BB IBB HBP BLK WP HR S P ERA WHIP	IP WLS BF H R ER SO BB IBB HBP BLK WP HR S P ERA WHIP
37 Cesar Jimenez, L ERA: 3.44	3.2	15	2	1	1	0	3	0	0	0	0	0	0	0	0	0	2.46	1.364						
Randy Messenger, R ERA: 3.65	1.2	9	3	2	2	1	1	0	0	0	0	0	0	0	1	26	40	10.80	2.400					
Sean Green, R ERA: 4.81	1.2	9	3	1	1	0	0	0	0	0	0	0	0	0	1	16	25	5.40	1.800					
48 Roy Corcoran, R ERA: 3.21	1.0	4	1	0	0	0	0	0	0	0	0	0	0	0	4	6	0.00	1.000						
J.J. Putz, R ERA: 3.97	1.0	6	2	2	2	2	1	0	0	0	0	0	0	1	14	21	18.00	3.000						
Batter	1	2	3	4	5	6	7	8	9	AB <td>R <td>H <td>RBI <td>BB <td>SO <td>LOB <td>BOTTOM</td> </td></td></td></td></td></td>	R <td>H <td>RBI <td>BB <td>SO <td>LOB <td>BOTTOM</td> </td></td></td></td></td>	H <td>RBI <td>BB <td>SO <td>LOB <td>BOTTOM</td> </td></td></td></td>	RBI <td>BB <td>SO <td>LOB <td>BOTTOM</td> </td></td></td>	BB <td>SO <td>LOB <td>BOTTOM</td> </td></td>	SO <td>LOB <td>BOTTOM</td> </td>	LOB <td>BOTTOM</td>	BOTTOM							
51 Ichiro Suzuki, L OBP: 0.362, SLG: 0.386	F7									5	2	2	0	0	1	3	Los Angeles Angels @ Seattle Mariners Safeco Field, Seattle, WA Thu Sep 25 2008, 7:10 PM PDT Att: 16,955 - Roof Closed - 58 F							
7 Yuniesky Betancourt, R OBP: 0.292, SLG: 0.390										4	2	1	2	1	0	2								
Raul Ibanez, L OBP: 0.363, SLG: 0.487										4	0	1	1	1	0	0								
4 Jose Lopez, R OBP: 0.320, SLG: 0.433										4	0	1	0	0	0	3								
Jeremy Reed, L OBP: 0.310, SLG: 0.359										4	0	0	0	0	2	4								
25 Vladimir Valentin, R OBP: 0.251, SLG: 0.342										3	0	1	1	1	0	1								
2 Kenji Johjima, R OBP: 0.272, SLG: 0.322										4	0	0	0	0	1	3								
27 Matt Tuasosopo, R OBP: 0.200, SLG: 0.263										3	0	1	0	1	1	1								
Luis Valbuena, L OBP: 0.283, SLG: 0.293										4	0	1	0	0	0	2								
Inning Stats	R: 2 E: 0 K: 0 S: 18	H: 3 LOB: 2 BB: 1 P: 30	R: 0 E: 0 K: 1 S: 10	H: 2 LOB: 1 BB: 0 P: 15	R: 0 E: 0 K: 1 S: 9	H: 1 LOB: 1 BB: 0 P: 12	R: 0 E: 0 K: 1 S: 11	H: 0 LOB: 1 BB: 0 P: 17	R: 0 E: 0 K: 0 S: 8	H: 0 LOB: 0 BB: 0 P: 12	R: 0 E: 0 K: 1 S: 11	H: 0 LOB: 1 BB: 1 P: 18	R: 2 E: 0 K: 1 S: 12	H: 2 LOB: 1 BB: 1 P: 23	R: 0 E: 0 K: 0 S: 11	H: 0 LOB: 1 BB: 1 P: 19		R: 0 E: 0 K: 0 S: 6	H: 0 LOB: 0 BB: 0 P: 10	1B: 5 2B: 2 3B: 0 HR: 1	SF: 0 SAC: 0 DP: 1 HBP: 0	WP: 0 PB: 0 SB: 0 CS: 0	PA: 39	
PITCHER	IP WLS BF H R ER SO BB IBB HBP BLK WP HR S P ERA WHIP	IP WLS BF H R ER SO BB IBB HBP BLK WP HR S P ERA WHIP	IP WLS BF H R ER SO BB IBB HBP BLK WP HR S P ERA WHIP	IP WLS BF H R ER SO BB IBB HBP BLK WP HR S P ERA WHIP	IP WLS BF H R ER SO BB IBB HBP BLK WP HR S P ERA WHIP	IP WLS BF H R ER SO BB IBB HBP BLK WP HR S P ERA WHIP	IP WLS BF H R ER SO BB IBB HBP BLK WP HR S P ERA WHIP	IP WLS BF H R ER SO BB IBB HBP BLK WP HR S P ERA WHIP	IP WLS BF H R ER SO BB IBB HBP BLK WP HR S P ERA WHIP	IP WLS BF H R ER SO BB IBB HBP BLK WP HR S P ERA WHIP	IP WLS BF H R ER SO BB IBB HBP BLK WP HR S P ERA WHIP	IP WLS BF H R ER SO BB IBB HBP BLK WP HR S P ERA WHIP	IP WLS BF H R ER SO BB IBB HBP BLK WP HR S P ERA WHIP	IP WLS BF H R ER SO BB IBB HBP BLK WP HR S P ERA WHIP	IP WLS BF H R ER SO BB IBB HBP BLK WP HR S P ERA WHIP	IP WLS BF H R ER SO BB IBB HBP BLK WP HR S P ERA WHIP	IP WLS BF H R ER SO BB IBB HBP BLK WP HR S P ERA WHIP	IP WLS BF H R ER SO BB IBB HBP BLK WP HR S P ERA WHIP	IP WLS BF H R ER SO BB IBB HBP BLK WP HR S P ERA WHIP	IP WLS BF H R ER SO BB IBB HBP BLK WP HR S P ERA WHIP	IP WLS BF H R ER SO BB IBB HBP BLK WP HR S P ERA WHIP	IP WLS BF H R ER SO BB IBB HBP BLK WP HR S P ERA WHIP	IP WLS BF H R ER SO BB IBB HBP BLK WP HR S P ERA WHIP	IP WLS BF H R ER SO BB IBB HBP BLK WP HR S P ERA WHIP
58 Dustin Moseley, R ERA: 6.79	5.0	22	6	2	2	3	1	0	0	0	0	0	0	0	0	16	26	6.75	1.500					
65 Kevin Jepsen, R ERA: 4.91	1.1	6	1	1	1	1	1	0	0	0	0	0	0	0	1	18	34	5.40	1.800					
66 Jose Arredondo, R ERA: 1.65	1.2	8	1	1	1	1	2	0	0	0	0	0	0	0	6	10	0.00	0.000						
62 Scot Shields, R ERA: 2.74	1.0	3	0	0	0	0	0	0	0	0	0	0	0	0	6	10	0.00	0.000						

Batter	1	2	3	4	5	6	7	8	9	AB	R	H	RBI	BB	SO	LOB	TOP										
3 Joaquin Arias, R OBP: 0.330, SLG: 0.377	G6-3	10 2B	10 G6-4-3	G6-3			G4-3		K	6	1	2	2	0	1	4											
10 Michael Young, R OBP: 0.341, SLG: 0.405									K	4	2	2	2	1	0	2											
Ramón Vázquez, L OBP: 0.367, SLG: 0.431	32 1B	22 1B	G6-4-3	G4-3			32 G4-6-3		K	1	0	0	0	0	1	2											
32 Josh Hamilton, L OBP: 0.374, SLG: 0.536										4	2	3	2	0	0	2											
6 German Duran, R OBP: 0.275, SLG: 0.353	22 1B	22 1B					G4-6-3			0	0	0	0	0	0	0											
Milton Bradley, S OBP: 0.439, SLG: 0.567	22 1B	G3					G4-6-3		K	4	0	1	0	1	1	3											
22 Marlon Byrd, R OBP: 0.378, SLG: 0.462										4	0	1	2	0	0	3											
41 Brandon Boggs, S OBP: 0.334, SLG: 0.401	FC4-6-3-5	17 1B	G6-3				F8		F9	1	0	0	0	0	0	0											
9 Hank Blalock, L OBP: 0.344, SLG: 0.516										5	2	2	1	0	2	1											
15 Travis Metcalf, R OBP: 0.279, SLG: 0.589									K	0	0	0	0	0	0	0											
17 Nelson Cruz, R OBP: 0.432, SLG: 0.598										4	2	3	1	1	0	0											
Gerald Laird, R OBP: 0.331, SLG: 0.401										4	1	1	0	1	0	3											
19 Chris Davis, L OBP: 0.329, SLG: 0.540										5	2	4	1	0	0	2											
Inning Stats	R: 1 E: 0 K: 0 S: 13	H: 2 LOB: 1 BB: 1 P: 22	R: 7 E: 0 K: 1 S: 26	H: 7 LOB: 2 BB: 1 P: 41	R: 2 E: 0 K: 0 S: 13	H: 4 LOB: 1 BB: 0 P: 16	R: 2 E: 0 K: 0 S: 13	H: 3 LOB: 1 BB: 0 P: 25	R: 0 E: 0 K: 0 S: 6	H: 1 LOB: 0 BB: 0 P: 9	R: 0 E: 0 K: 0 S: 6	H: 0 LOB: 0 BB: 0 P: 8	R: 0 E: 0 K: 0 S: 7	H: 1 LOB: 1 BB: 1 P: 14	R: 0 E: 0 K: 2 S: 7	H: 0 LOB: 0 BB: 0 P: 14	R: 0 E: 0 K: 2 S: 13	H: 1 LOB: 2 BB: 1 P: 20	1B: 10 2B: 7 3B: 1 HR: 2	SF: 0 SAC: 0 DP: 4 HBP: 1	WP: 1 PB: 0 SB: 0 CS: 0	PA: 47					
PITCHER	IP	WLS	BF	H	R	ER	SO	BB	IBB	HBP	BLK	WP	HR	S	P	ERA	WHIP										
41 John Lackey, R ERA: 3.75	2.2	L	21	12	10	10	1	2	0	1	0	1	2	47	73	33.75	5.250										
68 Shane Loux, R ERA: 2.51	3.1		14	5	2	2	0	0	0	0	0	0	0	30	48	5.40	1.500										
52 Jason Bulger, R ERA: 7.31	3.0		12	2	0	0	4	2	0	0	0	0	0	27	48	0.00	1.333										

Texas Rangers @ Los Angeles Angels
Angel Stadium of Anaheim, Anaheim, CA
Fri Sep 26 2008, 7:05 PM PDT
Att. 43,758 - Clear - 76 F

AB 42
R 12
H 19
RBI 11
BB 4
SO 5
LOB 22





Batter	1	2	3	4	5	6	7	8	9	AB	R	H	RBI	BB	SO	LOB	BOTTOM										
9 Chone Figgins, S OBP: 0.368, SLG: 0.317	1B									1	1	0	0	1	0	0											
39 Robb Quinlan, R OBP: 0.326, SLG: 0.311	27 1B									2	0	1	0	1	0	0											
Garret Anderson, L OBP: 0.327, SLG: 0.434										2	0	1	0	0	0	0											
43 Matthew Brown, R OBP: 0.056, SLG: 0.111	27 1B									3	0	0	0	0	0	4											
Mark Teixeira, S OBP: 0.412, SLG: 0.553										1	0	0	0	1	1	2											
46 Bobby Wilson, R OBP: 0.400, SLG: 0.250	K									3	0	0	0	0	2	4											
27 Vladimir Guerrero, R OBP: 0.366, SLG: 0.523										2	0	1	1	0	0	1											
59 Fredy Sandoval, S OBP: 0.286, SLG: 0.167										2	0	0	0	0	0	0											
48 Tori Hunter, R OBP: 0.346, SLG: 0.470										2	0	0	0	0	1	4											
18 Sean Rodriguez, R OBP: 0.268, SLG: 0.313	K									2	0	0	0	0	1	0											
47 Howie Kendrick, R OBP: 0.336, SLG: 0.425										1	0	0	0	0	1	2											
77 Reggie Willits, S OBP: 0.331, SLG: 0.238	K									3	0	1	0	0	1	0											
Juan Rivera, R OBP: 0.276, SLG: 0.438										4	0	1	0	0	1	0											
44 Mike Napoli, R OBP: 0.367, SLG: 0.558										1	0	0	0	0	1	0											
8 Kendrys Morales, S OBP: 0.262, SLG: 0.414										2	0	0	0	1	0	2											
2 Erick Aybar, S OBP: 0.314, SLG: 0.382										1	0	0	0	0	0	0											
3 Brandon Wood, R OBP: 0.224, SLG: 0.329										2	0	0	0	1	1	1											
Inning Stats	R: 1 E: 0 K: 3 S: 15	H: 2 LOB: 2 BB: 1 P: 21	R: 0 E: 0 K: 2 S: 8	H: 0 LOB: 0 BB: 0 P: 13	R: 0 E: 1 K: 0 S: 10	H: 0 LOB: 2 BB: 1 P: 18	R: 0 E: 1 K: 1 S: 11	H: 0 LOB: 1 BB: 0 P: 16	R: 0 E: 0 K: 1 S: 6	H: 2 LOB: 2 BB: 0 P: 10	R: 0 E: 0 K: 1 S: 11	H: 2 LOB: 2 BB: 0 P: 14	R: 0 E: 0 K: 2 S: 14	H: 1 LOB: 1 BB: 0 P: 19	R: 0 E: 0 K: 0 S: 6	H: 0 LOB: 0 BB: 0 P: 7	R: 0 E: 0 K: 0 S: 13	H: 0 LOB: 3 BB: 3 P: 25	1B: 5 2B: 0 3B: 0 HR: 0	SF: 0 SAC: 0 DP: 0 HBP: 0	WP: 0 PB: 0 SB: 0 CS: 0	PA: 39					
PITCHER	IP	WLS	BF	H	R	ER	SO	BB	IBB	HBP	BLK	WP	HR	S	P	ERA	WHIP										
44 Vicente Padilla, R ERA: 4.74	6.0	W	26	4	1	1	8	2	0	0	0	0	0	61	92	1.50	1.000										
58 Wes Littleton, R ERA: 6.0	2.0		7	1	0	0	2	0	0	0	0	0	0	20	26	0.00	0.500										
Bill White, L ERA: 20.25	1.0		6	0	0	0	0	3	0	0	0	0	0	13	25	0.00	3.000										

Texas Rangers @ Los Angeles Angels
Angel Stadium of Anaheim, Anaheim, CA
Fri Sep 26 2008, 7:05 PM PDT
Att. 43,758 - Clear - 76 F

AB 34
R 1
H 5
RBI 1
BB 5
SO 10
LOB 20



Batter	1	2	3	4	5	6	7	8	9	AB	R	H	RBI	BB	SO	LOB	TOP										
6 German Duran, R OBP: 0.275, SLG: 0.350	3-1 F7		3-3 K			2-2 1B			2-3 K	4	0	1	0	0	2	1	<p>Texas Rangers @ Los Angeles Angels Angel Stadium of Anaheim, Anaheim, CA</p> <p>Sun Sep 28 2008, 12:35 PM PDT Att: 43,761 - Sunny - 82 F</p> <p>livebaseballscores.com</p> <p>AB 30 R 0 H 3 RBI 0 BB 0 SO 14 LOB 5</p> 										
10 Michael Young, R OBP: 0.339, SLG: 0.402 Ramón Vázquez, L OBP: 0.365, SLG: 0.430	2-2 G4-3			0-0 P4		3-3 K			2-3 K	3	0	0	0	0	1	1											
32 Josh Hamilton, L OBP: 0.371, SLG: 0.530 41 Brandon Boggs, S OBP: 0.333, SLG: 0.399	2-3 K			2-2 P5			0-3 K		3-3 K	3	0	0	0	0	2	0											
Milton Bradley, S OBP: 0.436, SLG: 0.563		2-2 F8		3-3 K			0-0 F7			3	0	0	0	0	1	0											
22 Marlon Byrd, R OBP: 0.380, SLG: 0.462 3 Joaquin Arias, R OBP: 0.345, SLG: 0.409		0-0 F9			2-0 G6-3		1-0 1B			3	0	1	0	0	0	0											
9 Hank Blalock, L OBP: 0.335, SLG: 0.508		2-3 K			2-0 G4-1		0-0 F8			3	0	0	0	0	1	1											
17 Nelson Cruz, R OBP: 0.421, SLG: 0.609			2-2 2B		3-3 K			1-3 K		3	0	1	0	0	2	0											
Gerald Laird, R OBP: 0.329, SLG: 0.398 51 Max Ramirez, R OBP: 0.345, SLG: 0.370			1-2 G1-3			3-3 K		0-1 F7		2	0	0	0	0	1	1											
19 Chris Davis, L OBP: 0.331, SLG: 0.549			1-3 K			1-3 K		1-1 G4-3		3	0	0	0	0	2	1											
Inning Stats	R: 0 E: 0 K: 1 S: 8	H: 0 LOB: 0 BB: 0 P: 15	R: 0 E: 0 K: 1 S: 8	H: 0 LOB: 0 BB: 0 P: 12	R: 0 E: 0 K: 2 S: 12	H: 1 LOB: 1 BB: 0 P: 19	R: 0 E: 0 K: 1 S: 7	H: 0 LOB: 0 BB: 0 P: 12	R: 0 E: 0 K: 1 S: 5	H: 0 LOB: 0 BB: 0 P: 12	R: 0 E: 0 K: 3 S: 14	H: 1 LOB: 1 BB: 0 P: 23	R: 0 E: 0 K: 1 S: 6	H: 1 LOB: 1 BB: 0 P: 7	R: 0 E: 0 K: 1 S: 7	H: 0 LOB: 0 BB: 0 P: 9		R: 0 E: 0 K: 3 S: 9	H: 0 LOB: 0 BB: 0 P: 16	1B: 2 2B: 1 3B: 0 HR: 0	SF: 0 SAC: 0 DP: 0 HBP: 0	WP: 0 PB: 0 SB: 0 CS: 0	PA: 30				
PITCHER	IP	WLS	BF	H	R	ER	SO	BB	IBB	HBP	BLK	WP	HR	S	P	ERA	WHIP										
51 Joe Saunders, L ERA: 3.41	6.0	W	20	2	0	0	9	0	0	0	0	0	0	54	93	0.00	0.333										
66 Jose Arredondo, R ERA: 1.92	1.0		4	1	0	0	1	0	0	0	0	0	0	6	7	0.00	1.000										
Darren Oliver, L ERA: 2.88	1.0		3	0	0	0	1	0	0	0	0	0	0	7	9	0.00	0.000										
62 Scot Shields, R ERA: 2.7	1.0		3	0	0	0	3	0	0	0	0	0	0	9	16	0.00	0.000										

Batter	1	2	3	4	5	6	7	8	9	AB	R	H	RBI	BB	SO	LOB	BOTTOM										
9 Chone Figgins, S OBP: 0.367, SLG: 0.318 77 Reggie Willits, S OBP: 0.321, SLG: 0.231	2-1 G6-3 1B		2-3 K		3-2 F7		2-0 G3-1	2-2 SF7		2	0	1	0	0	1	0	<p>Texas Rangers @ Los Angeles Angels Angel Stadium of Anaheim, Anaheim, CA</p> <p>Sun Sep 28 2008, 12:35 PM PDT Att: 43,761 - Sunny - 82 F</p> <p>livebaseballscores.com</p> <p>AB 34 R 7 H 12 RBI 7 BB 5 SO 8 LOB 14</p> 										
Garret Anderson, L OBP: 0.325, SLG: 0.433 39 Robb Quinlan, R OBP: 0.326, SLG: 0.311	1-3 K		0-1 G4-3		1-2 K		0-1 G6-3	1-2 8 BB 1B		3	0	0	0	0	2	1											
Mark Teixeira, S OBP: 0.410, SLG: 0.552 8 Kendrys Morales, S OBP: 0.273, SLG: 0.393	1-1 G6-3		2-2 2B			1-2 F9	4-0 3 BB 1B	4-0 1-2 2-3 3-H BB		2	0	1	0	0	0	1											
48 Torii Hunter, R OBP: 0.344, SLG: 0.466 3 Brandon Wood, R OBP: 0.224, SLG: 0.327	1-0 G5-3		1-1 L9			0-3 K	3-1 1B	0-0 F8		2	0	0	0	0	0	2											
Juan Rivera, R OBP: 0.282, SLG: 0.438		4-2 47 F9-3 BB		1-0 G4-3		0-0 47 BB 24 E 1B	0-3 K			3	1	1	0	1	1	2											
47 Howie Kendrick, R OBP: 0.333, SLG: 0.421 18 Sean Rodriguez, R OBP: 0.276, SLG: 0.317		1-0 F9-3		0-1 G5-3		0-0 24 E 44 BB 2B 1B		4-0 43 BB 77 SF7 24 BB 1B		3	1	1	0	0	0	1											
24 Gary Matthews, S OBP: 0.319, SLG: 0.357		1-0 44 BB 2B 1B		1-3 K		1-0 E2 44 BB 2B 1B		1-1 39 BB 43 BB 8 BB 1B		4	3	3	1	0	1	0											
44 Mike Napoli, R OBP: 0.374, SLG: 0.586 46 Bobby Wilson, R OBP: 0.286, SLG: 0.167		1-1 1 SAFE 2B			0-0 HR	1-2 2-H 3-H 2B		2-3 K		3	1	3	4	0	0	0											
2 Erick Aybar, S OBP: 0.314, SLG: 0.384 43 Matthew Brown, R OBP: 0.100, SLG: 0.105		0-3 K			1-0 F8	1-0 P5		4-2 8 BB 39 BB 1B BB		3	0	0	0	0	1	2											
Inning Stats	R: 0 E: 0 K: 1 S: 8	H: 1 LOB: 1 BB: 0 P: 13	R: 1 E: 0 K: 1 S: 10	H: 2 LOB: 1 BB: 1 P: 17	R: 0 E: 0 K: 1 S: 14	H: 1 LOB: 1 BB: 0 P: 19	R: 0 E: 0 K: 1 S: 7	H: 0 LOB: 0 BB: 0 P: 9	R: 1 E: 0 K: 1 S: 10	H: 1 LOB: 0 BB: 0 P: 15	R: 3 E: 1 K: 1 S: 16	H: 4 LOB: 1 BB: 0 P: 20	R: 0 E: 0 K: 1 S: 8	H: 1 LOB: 2 BB: 1 P: 17	R: 2 E: 0 K: 1 S: 16	H: 2 LOB: 3 BB: 3 P: 34		1B: 8 2B: 4 3B: 0 HR: 1	SF: 1 SAC: 0 DP: 1 HBP: 0	WP: 0 PB: 0 SB: 1 CS: 0	PA: 40						
PITCHER	IP	WLS	BF	H	R	ER	SO	BB	IBB	HBP	BLK	WP	HR	S	P	ERA	WHIP										
33 Kevin Millwood, R ERA: 5.07	6.0	L	27	9	5	4	6	1	0	0	0	0	0	8	17	6.00	2.000										
Jamey Wright, R ERA: 5.12	1.0		5	1	0	0	1	1	0	0	0	0	0	8	17	0.00	2.000										
59 Josh Rupe, R ERA: 5.14	0.2		7	2	2	2	1	3	0	0	0	0	0	15	33	27.00	7.500										
60 Warner Madrigal, R ERA: 4.75	0.1		1	0	0	0	0	0	0	0	0	0	0	1	1	0.00	0.000										

Batter	1	2	3	4	5	6	7	8	9	AB R H RBI BB SO LOB	TOP											
2 Jacoby Ellsbury, L OBP: 0.600, SLG: 0.800										5 1 3 1 0 0 1	Boston Red Sox @ Los Angeles Angels Angel Stadium of Anaheim, Anaheim, CA Wed Oct 01 2008, 7:00 PM PDT Att: 44,996 - Partly Cloudy - 81 F livebaseballscorecards.com											
15 Dustin Pedroia, R (1.4)										3 0 0 0 2 0 3												
34 David Ortiz, L OBP: 0.200, SLG: 0.200										5 0 1 1 0 1 5												
20 Kevin Youkilis, R OBP: 0.400, SLG: 0.250										4 1 1 0 1 0 2												
7 J.D. Drew, L (1.9)										4 0 0 0 0 1 2												
44 Jason Bay, R OBP: 0.500, SLG: 1.500										4 1 2 2 0 2 1												
25 Mike Lowell, R (1.5)										4 0 0 0 0 1 2												
12 Jed Lowrie, S OBP: 0.500, SLG: 0.333										3 1 1 0 0 1 0												
Jason Varitek, S (1.2)										3 0 0 0 0 0 1												
Inning Stats	R: 0 E: 0 K: 0 S: 9	H: 1 LOB: 1 BB: 0 P: 12	R: 0 E: 0 K: 1 S: 9	H: 0 LOB: 0 BB: 0 P: 13	R: 0 E: 0 K: 1 S: 10	H: 0 LOB: 2 BB: 1 P: 17	R: 0 E: 0 K: 2 S: 9	H: 1 LOB: 1 BB: 0 P: 13	R: 0 E: 0 K: 0 S: 9	H: 1 LOB: 1 BB: 0 P: 10		R: 2 E: 0 K: 1 S: 8	H: 1 LOB: 0 BB: 1 P: 15	R: 0 E: 1 K: 2 S: 10	H: 0 LOB: 2 BB: 1 P: 18	R: 0 E: 0 K: 0 S: 9	H: 1 LOB: 1 BB: 0 P: 16	R: 2 E: 0 K: 0 S: 16	H: 3 LOB: 1 BB: 0 P: 21	1B: 5 2B: 2 3B: 0 HR: 1	SF: 0 SAC: 1 DP: 0 HBP: 1	WP: 0 PB: 0 SB: 2 CS: 0
PITCHER	IP WLS BF H R ER SO BB IBB HBP BLK WP HR S P ERA WHIP											IP WLS BF H R ER SO BB IBB HBP BLK WP HR S P ERA WHIP										
41 John Lackey, R ERA: 2.7	(1.1) 6.2 L 29 4 2 2 5 3 0 1 0 0 0 1 61 92 2.70 1.050											(1.1) 6.2 L 29 4 2 2 5 3 0 1 0 0 0 1 61 92 2.70 1.050										
Darren Oliver, L ERA:	(7.1) 1.0 3 0 0 0 1 0 0 0 0 0 0 7 13 0.00 0.000											(7.1) 1.0 3 0 0 0 1 0 0 0 0 0 0 7 13 0.00 0.000										
62 Scot Shields, R ERA: 18.0	(8.1) 1.0 7 4 2 2 0 0 0 0 0 0 0 19 26 18.00 4.000											(8.1) 1.0 7 4 2 2 0 0 0 0 0 0 0 19 26 18.00 4.000										
66 Jose Arredondo, R ERA:	(9.1) 0.1 1 0 0 0 0 0 0 0 0 0 0 2 4 0.00 0.000											(9.1) 0.1 1 0 0 0 0 0 0 0 0 0 0 2 4 0.00 0.000										

Batter	1	2	3	4	5	6	7	8	9	AB R H RBI BB SO LOB	BOTTOM											
9 Chone Figgins, S (1.5)										5 0 0 0 0 3 1	Boston Red Sox @ Los Angeles Angels Angel Stadium of Anaheim, Anaheim, CA Wed Oct 01 2008, 7:00 PM PDT Att: 44,996 - Partly Cloudy - 81 F livebaseballscorecards.com											
Garret Anderson, L OBP: 0.500, SLG: 0.500										4 1 2 0 0 0 0												
Mark Teixeira, S OBP: 0.500, SLG: 0.500										4 0 2 0 0 1 1												
27 Vladimir Guerrero, R OBP: 0.500, SLG: 0.500										4 0 2 0 0 0 3												
48 Torii Hunter, R OBP: 0.750, SLG: 0.667										3 0 2 1 1 0 2												
47 Howie Kendrick, R (1.4)										4 0 0 0 0 1 6												
44 Mike Napoli, R (1.2)										4 0 0 0 0 3 0												
24 Gary Matthews, S (1.9)										3 0 0 0 0 1 0												
8 Kendrys Morales, S OBP: 1.000, SLG: 1.000										1 0 1 0 0 0 0												
2 Erick Aybar, S (1.6)										4 0 0 0 0 1 1												
Inning Stats	R: 0 E: 0 K: 0 S: 9	H: 2 LOB: 3 BB: 1 P: 18	R: 0 E: 0 K: 1 S: 8	H: 0 LOB: 0 BB: 0 P: 11	R: 1 E: 0 K: 2 S: 18	H: 2 LOB: 2 BB: 0 P: 27	R: 0 E: 0 K: 0 S: 8	H: 0 LOB: 0 BB: 0 P: 11	R: 0 E: 0 K: 0 S: 10	H: 2 LOB: 1 BB: 0 P: 13	R: 0 E: 0 K: 3 S: 12	H: 0 LOB: 0 BB: 0 P: 20	R: 0 E: 0 K: 1 S: 11	H: 0 LOB: 0 BB: 0 P: 17	R: 0 E: 0 K: 0 S: 14	H: 2 LOB: 1 BB: 0 P: 21	R: 0 E: 0 K: 3 S: 11	H: 1 LOB: 1 BB: 0 P: 13	1B: 9 2B: 0 3B: 0 HR: 0	SF: 0 SAC: 0 DP: 0 HBP: 0	WP: 0 PB: 0 SB: 0 CS: 0	PA: 37
PITCHER	IP WLS BF H R ER SO BB IBB HBP BLK WP HR S P ERA WHIP											IP WLS BF H R ER SO BB IBB HBP BLK WP HR S P ERA WHIP										
31 Jon Lester, L ERA:	(1.1) 7.0 W 29 7 1 0 7 1 0 0 0 0 0 76 117 0.00 1.000											(1.1) 7.0 W 29 7 1 0 7 1 0 0 0 0 0 76 117 0.00 1.000										
63 Justin Masterson, R ERA:	(8.1) 1.0 H 4 2 0 0 0 0 0 0 0 0 14 21 0.00 2.000											(8.1) 1.0 H 4 2 0 0 0 0 0 0 0 0 14 21 0.00 2.000										
58 Jonathan Papelbon, R ERA:	(9.1) 1.0 S 4 1 0 0 3 0 0 0 0 0 0 11 13 0.00 1.000											(9.1) 1.0 S 4 1 0 0 3 0 0 0 0 0 0 11 13 0.00 1.000										

Batter	1	2	3	4	5	6	7	8	9	AB	R	H	RBI	BB	SO	LOB	TOP			
2 Jacoby Ellsbury, L OBP: 0.500, SLG: 0.667										4	0	1	1	1	1	4	Boston Red Sox @ Los Angeles Angels Angel Stadium of Anaheim, Anaheim, CA Fri Oct 03 2008, 6:37 PM PDT Att. 45,354 - Overcast - 67 F			
15 Dustin Pedroia, R OBP: 0.500, SLG: 0.667										5	0	0	0	0	1	6				
34 David Ortiz, L Coco Crisp, S OBP: 0.300, SLG: 0.400										5	1	2	0	0	1	1				
20 Kevin Youkilis, R OBP: 0.300, SLG: 0.222										5	1	1	0	0	0	1				
7 J.D. Drew, L OBP: 0.333, SLG: 0.778										5	2	3	3	0	1	0				
44 Jason Bay, R OBP: 0.556, SLG: 1.333										5	1	3	3	0	0	0				
Mark Kotsay, L OBP: 0.400, SLG: 0.400										5	0	2	0	0	0	2				
Jason Varitek, S OBP: 0.125, SLG: 0.125										5	0	1	0	0	0	3				
Alex Cora, L OBP: 0.500, SLG: 0.667										3	1	1	0	1	1	0				
Inning Stats	R: 4 H: 5 E: 0 K: 1 S: 20	H: 5 LOB: 1 BB: 0 P: 30	R: 0 H: 0 E: 1 K: 0 S: 11	H: 0 LOB: 1 BB: 1 P: 15	R: 0 H: 0 E: 0 K: 1 S: 9	H: 0 LOB: 0 BB: 0 P: 17	R: 1 H: 2 E: 0 K: 0 S: 8	H: 2 LOB: 1 BB: 0 P: 10	R: 0 H: 1 E: 0 K: 1 S: 15	H: 1 LOB: 3 BB: 1 P: 25	R: 0 H: 2 E: 0 K: 0 S: 11	H: 2 LOB: 2 BB: 0 P: 18	R: 0 H: 0 E: 0 K: 1 S: 9	H: 0 LOB: 1 BB: 0 P: 14	R: 2 H: 4 E: 0 K: 0 S: 12	H: 4 LOB: 1 BB: 0 P: 19		1B: 8 2B: 4 3B: 0 HR: 2	SF: 0 SAC: 0 DP: 1 HBP: 0	WP: 0 PB: 0 SB: 1 CS: 0
PITCHER	IP WLS BF H R ER SO BB IBB HBP BLK WP HR S P ERA WHIP																			
54 Ervin Santana, R ERA: 8.44	(1, 1) 5.1 26 8 5 5 3 0 0 0 0 0 0 1 65 98 8.44 1.500																			
66 Jose Arredondo, R ERA: 10.8	(6, 1) 1.2 8 2 0 0 1 1 0 0 0 0 0 0 18 31 0.00 1.800																			
62 Scot Shields, R ERA: 13.5	(8, 1) 0.2 3 0 0 0 1 1 0 0 0 0 0 0 6 10 0.00 1.500																			
Francisco Rodriguez, R ERA: 13.5	(8, 1) 1.1 L 7 4 2 2 0 0 0 0 0 0 0 0 1 15 23 13.50 3.000																			

AB 42
R 7
H 14
RBI 7
BB 2
SO 5
LOB 17



Batter	1	2	3	4	5	6	7	8	9	AB	R	H	RBI	BB	SO	LOB	BOTTOM					
9 Chone Figgins, S OBP: 0.200, SLG: 0.400										5	1	2	1	0	0	0	Boston Red Sox @ Los Angeles Angels Angel Stadium of Anaheim, Anaheim, CA Fri Oct 03 2008, 6:37 PM PDT Att. 45,354 - Overcast - 67 F					
Garret Anderson, L OBP: 0.222, SLG: 0.222										5	0	0	0	0	1	3						
Mark Teixeira, S OBP: 0.667, SLG: 0.714										3	3	3	1	1	0	0						
27 Vladimir Guerrero, R OBP: 0.667, SLG: 0.625										4	0	3	0	1	0	0						
48 Torii Hunter, R OBP: 0.556, SLG: 0.500										5	0	2	2	0	0	4						
Juan Rivera, R OBP: 0.500, SLG: 0.500										2	1	0	0	2	1	4						
77 Reggie Williams, S OBP: 0.500, SLG: 0.500										0	0	0	0	0	0	0						
24 Gary Matthews, S OBP: 0.500, SLG: 0.500										1	0	0	0	0	0	0						
47 Howie Kendrick, R OBP: 0.500, SLG: 0.500										5	0	0	0	0	4	6						
5 Jeff Mathis, R OBP: 0.500, SLG: 0.500										2	0	1	0	0	1	0						
8 Kendrys Morales, S OBP: 0.500, SLG: 0.500										1	0	0	0	0	0	2						
44 Mike Napoli, R OBP: 0.500, SLG: 0.500										0	0	0	1	1	0	0						
2 Erick Aybar, S OBP: 0.500, SLG: 0.500										4	0	0	0	0	1	5						
Inning Stats	R: 1 H: 3 E: 0 K: 0 S: 13	H: 3 LOB: 2 BB: 0 P: 16	R: 0 H: 0 E: 0 K: 2 S: 9	H: 0 LOB: 0 BB: 0 P: 12	R: 0 H: 2 E: 0 K: 0 S: 11	H: 2 LOB: 2 BB: 0 P: 19	R: 1 H: 2 E: 0 K: 2 S: 14	H: 2 LOB: 1 BB: 1 P: 25	R: 1 H: 1 E: 0 K: 0 S: 20	H: 1 LOB: 2 BB: 2 P: 36	R: 0 H: 0 E: 0 K: 0 S: 9	H: 0 LOB: 0 BB: 0 P: 17	R: 1 H: 2 E: 0 K: 2 S: 17	H: 2 LOB: 3 BB: 2 P: 30	R: 1 H: 1 E: 0 K: 0 S: 6	H: 1 LOB: 0 BB: 0 P: 9	R: 0 H: 0 E: 0 K: 1 S: 10	H: 0 LOB: 0 BB: 0 P: 14	1B: 10 2B: 0 3B: 1 HR: 0	SF: 1 SAC: 0 DP: 0 HBP: 0	WP: 0 PB: 0 SB: 0 CS: 0	PA: 43
PITCHER	IP WLS BF H R ER SO BB IBB HBP BLK WP HR S P ERA WHIP																					
18 Daisuke Matsuzaka, R ERA: 5.4	(1, 1) 5.0 26 8 3 3 3 0 0 0 0 0 0 0 67 108 5.40 2.200																					
37 Hideki Okajima, L ERA: 9.0	(6, 1) 1.0 H 5 2 1 1 0 0 0 0 0 0 0 16 28 9.00 2.000																					
63 Justin Masterson, R ERA: 4.5	(7, 1) 1.0 H 6 1 1 1 2 2 0 0 0 0 0 0 11 21 9.00 3.000																					
58 Jonathan Papelbon, R ERA: 4.5	(8, 1) 2.0 W 6 0 0 0 1 0 0 0 0 0 0 0 15 21 0.00 0.000																					

AB 37
R 5
H 11
RBI 5
BB 5
SO 8
LOB 24



Batter	1	2	3	4	5	6	7	8	9	10	11	12	AB	R	H	RBI	BB	SO	LOB	TOP		
9 Chone Figgins, S OBP: 0.294, SLG: 0.471														7	1	3	0	0	3	2		
Garret Anderson, L OBP: 0.250, SLG: 0.200															6	0	1	0	1	2	2	
Mark Teixeira, S OBP: 0.563, SLG: 0.538															6	0	2	0	1	1	5	
27 Vladimir Guerrero, R OBP: 0.667, SLG: 0.667															4	1	2	0	2	1	1	
48 Torii Hunter, R OBP: 0.467, SLG: 0.429															6	0	2	0	0	2	6	
Juan Rivera, R OBP: 0.143, SLG: 0.143															3	0	0	1	1	1		
77 Reggie Willits, S OBP: 0.333, SLG: 0.333															0	0	0	0	0	0		
8 Kendrys Morales, S OBP: 0.333, SLG: 0.333															1	0	0	0	0	0		
24 Gary Matthews, S OBP: 0.455, SLG: 1.000															5	3	3	3	0	0	3	
44 Mike Napoli, R OBP: 0.455, SLG: 1.000															5	3	3	3	0	0	3	
47 Howie Kendrick, R OBP: 0.143, SLG: 0.143															5	0	2	0	0	1	0	
2 Erick Aybar, S OBP: 0.071, SLG: 0.071															6	0	1	1	0	0	3	
Inning Stats	R: 1 E: 0 K: 2 S: 14	H: 2 LOB: 3 BB: 2 P: 30	R: 0 E: 0 K: 0 S: 10	H: 1 LOB: 2 BB: 1 P: 21	R: 2 E: 0 K: 2 S: 13	H: 2 LOB: 0 BB: 0 P: 19	R: 0 E: 0 K: 0 S: 11	H: 2 LOB: 1 BB: 0 P: 15	R: 0 E: 0 K: 1 S: 9	H: 1 LOB: 1 BB: 0 P: 12	R: 0 E: 0 K: 1 S: 5	H: 1 LOB: 0 BB: 0 P: 9	R: 0 E: 0 K: 2 S: 12	H: 1 LOB: 2 BB: 1 P: 20	R: 1 E: 0 K: 1 S: 18	H: 3 LOB: 2 BB: 0 P: 20	1B: 12 2B: 2 3B: 0 HR: 2	SF: 0 SAC: 1 DP: 0 HBP: 1	WP: 0 PB: 0 SB: 2 CS: 0	PA: 57		
PITCHER	IP WLS BF H R ER SO BB IBB HBP BLK WP HR S P ERA WHIP	19 Josh Beckett, R ERA: 7.2	17 Manny Delcarmen, R ERA: 4.5	37 Hideaki Okajima, L ERA: 4.5	63 Justin Masterson, R ERA: 2.7	58 Jonathan Papelbon, R ERA: 2.0	48 Javier López, L ERA: 9.0	IP WLS BF H R ER SO BB IBB HBP BLK WP HR S P ERA WHIP	12.1 1.0 6 3 1 1 1 1 0 0 0 0 0 0 2 59 106 7.20 2.600	IP WLS BF H R ER SO BB IBB HBP BLK WP HR S P ERA WHIP	12.1 1.0 6 3 1 1 1 1 0 0 0 0 0 0 2 59 106 7.20 2.600	IP WLS BF H R ER SO BB IBB HBP BLK WP HR S P ERA WHIP	12.1 1.0 6 3 1 1 1 1 0 0 0 0 0 0 2 59 106 7.20 2.600	IP WLS BF H R ER SO BB IBB HBP BLK WP HR S P ERA WHIP	12.1 1.0 6 3 1 1 1 1 0 0 0 0 0 0 2 59 106 7.20 2.600	IP WLS BF H R ER SO BB IBB HBP BLK WP HR S P ERA WHIP	12.1 1.0 6 3 1 1 1 1 0 0 0 0 0 0 2 59 106 7.20 2.600	IP WLS BF H R ER SO BB IBB HBP BLK WP HR S P ERA WHIP	12.1 1.0 6 3 1 1 1 1 0 0 0 0 0 0 2 59 106 7.20 2.600	IP WLS BF H R ER SO BB IBB HBP BLK WP HR S P ERA WHIP	12.1 1.0 6 3 1 1 1 1 0 0 0 0 0 0 2 59 106 7.20 2.600	

Los Angeles Angels @ Boston Red Sox
Fenway Park, Boston, MA
Sun Oct 05 2008, 7:27 PM EDT
Alt. 39.067 - Cloudy - 53 F

AB	50
R	5
H	16
RBI	5
BB	5
SO	12
LOB	25



Batter	1	2	3	4	5	6	7	8	9	10	11	12	AB	R	H	RBI	BB	SO	LOB	BOTTOM				
2 Jacoby Ellsbury, L OBP: 0.500, SLG: 0.643														5	1	2	3	1	1	1				
15 Dustin Pedroia, R OBP: 0.400, SLG: 0.308														5	0	0	0	0	1	4				
34 David Ortiz, L OBP: 0.375, SLG: 0.308														3	0	0	0	3	1	2				
20 Kevin Youkilis, R OBP: 0.375, SLG: 0.357														5	0	2	1	1	1	3				
44 Jason Bay, R OBP: 0.400, SLG: 0.857														5	0	0	0	1	2	4				
25 Mike Lowell, R OBP: 0.400, SLG: 0.500														4	0	0	0	1	2	3				
Alex Cora, L OBP: 0.400, SLG: 0.500														1	0	0	0	0	0	1				
12 Jed Lowrie, S OBP: 0.444, SLG: 0.286														4	1	1	0	1	2	3				
Jason Vartek, S OBP: 0.182, SLG: 0.182														3	1	1	0	0	1	1				
7 J.D. Drew, L OBP: 0.300, SLG: 0.700														1	0	0	0	0	0	0				
Kevin Cash, R OBP: 0.333, SLG: 0.333														1	0	0	0	0	1	0				
Mark Kotsay, L OBP: 0.333, SLG: 0.333														0	0	0	0	0	0	0				
David Ross, R OBP: 0.400, SLG: 0.250														4	1	1	0	1	2	3				
Coco Crisp, S OBP: 0.400, SLG: 0.250														4	1	1	0	1	2	3				
Inning Stats	R: 0 E: 0 K: 1 S: 7	H: 0 LOB: 1 BB: 0 P: 9	R: 3 E: 0 K: 1 S: 18	H: 2 LOB: 1 BB: 2 P: 38	R: 0 E: 0 K: 0 S: 14	H: 0 LOB: 1 BB: 1 P: 14	R: 0 E: 0 K: 0 S: 7	H: 1 LOB: 0 BB: 0 P: 10	R: 0 E: 0 K: 2 S: 17	H: 0 LOB: 1 BB: 1 P: 31	R: 0 E: 0 K: 1 S: 8	H: 0 LOB: 0 BB: 0 P: 16	R: 0 E: 0 K: 1 S: 11	H: 0 LOB: 0 BB: 0 P: 17	R: 0 E: 0 K: 1 S: 8	H: 0 LOB: 0 BB: 0 P: 15	R: 0 E: 0 K: 2 S: 20	H: 1 LOB: 3 BB: 2 P: 33	R: 0 E: 0 K: 1 S: 11	H: 1 LOB: 1 BB: 0 P: 15	R: 0 E: 0 K: 1 S: 11	H: 0 LOB: 1 BB: 1 P: 19	1B: 5 2B: 2 3B: 0 HR: 0	SF: 0 SAC: 0 DP: 1

Batter	1	2	3	4	5	6	7	8	9	AB	R	H	RBI	BB	SO	LOB	TOP					
9 Chone Figgins, S OBP: 0.333, SLG: 0.476	G4-3		G3 1B		FC4-6 1B			G4-3		4	0	2	0	0	0	0	Los Angeles Angels @ Boston Red Sox Fenway Park, Boston, MA Mon Oct 06 2008, 8:37 PM EDT Att: 38,785 - Cloudy - 50 F					
Garret Anderson, L OBP: 0.200, SLG: 0.158	K		G3		FC4-6			G4-3		4	0	0	0	0	1	3						
Mark Teixeira, S OBP: 0.550, SLG: 0.467	G4-3				K			BB 48 PB 27 BB 1B		2	1	0	0	2	1	2						
27 Vladimir Guerrero, R OBP: 0.579, SLG: 0.533		F9 G4-3			P3			BB 48 PB 1B		3	1	0	0	1	0	2						
48 Tori Hunter, R OBP: 0.421, SLG: 0.389	F9				G5-3			BB 1B		4	0	1	2	0	1	0						
44 Mike Napoli, R OBP: 0.400, SLG: 0.750	BB 1B				F7			F9		3	0	0	0	1	0	1						
Juan Rivera, R OBP: 0.364, SLG: 0.125										3	0	1	0	0	0	0						
8 Kendrys Morales, S OBP: 0.500, SLG: 0.750								SH5-3 2 CS 47		1	0	1	0	0	0	0						
77 Reggie Willits, S										0	0	0	0	0	0	0						
47 Howie Kendrick, R OBP: 0.118, SLG: 0.118	K2-3				G5-3			SH5-3		3	0	0	0	0	1	2						
2 Erick Aybar, S OBP: 0.111, SLG: 0.111					G5-3			G3		4	0	1	0	0	0	2						
Inning Stats	R: 0 E: 0 K: 1 S: 6	H: 0 LOB: 0 BB: 0 P: 9	R: 0 E: 0 K: 1 S: 11	H: 1 LOB: 2 BB: 1 P: 19	R: 0 E: 0 K: 0 S: 15	H: 1 LOB: 2 BB: 1 P: 26	R: 0 E: 0 K: 1 S: 9	H: 0 LOB: 0 BB: 0 P: 14	R: 0 E: 0 K: 0 S: 11	H: 2 LOB: 0 BB: 0 P: 16	R: 0 E: 0 K: 0 S: 8	H: 0 LOB: 0 BB: 0 P: 13	R: 0 E: 0 K: 0 S: 9	H: 0 LOB: 0 BB: 0 P: 12	R: 2 E: 0 K: 0 S: 16	H: 1 LOB: 1 BB: 2 P: 30	R: 0 E: 0 K: 0 S: 7	H: 1 LOB: 1 BB: 0 P: 11	1B: 5 2B: 1 3B: 0 HR: 0	SF: 0 SAC: 1 DP: 0 HBP: 0	WP: 0 PB: 1 SB: 0 CS: 1	PA: 36
PITCHER	IP WLS BF H R ER SO BB IBB HBP BLK WP HR S P ERA WHIP	IP WLS BF H R ER SO BB IBB HBP BLK WP HR S P ERA WHIP	IP WLS BF H R ER SO BB IBB HBP BLK WP HR S P ERA WHIP	IP WLS BF H R ER SO BB IBB HBP BLK WP HR S P ERA WHIP	IP WLS BF H R ER SO BB IBB HBP BLK WP HR S P ERA WHIP	IP WLS BF H R ER SO BB IBB HBP BLK WP HR S P ERA WHIP	IP WLS BF H R ER SO BB IBB HBP BLK WP HR S P ERA WHIP	IP WLS BF H R ER SO BB IBB HBP BLK WP HR S P ERA WHIP	IP WLS BF H R ER SO BB IBB HBP BLK WP HR S P ERA WHIP	IP WLS BF H R ER SO BB IBB HBP BLK WP HR S P ERA WHIP	IP WLS BF H R ER SO BB IBB HBP BLK WP HR S P ERA WHIP	IP WLS BF H R ER SO BB IBB HBP BLK WP HR S P ERA WHIP	IP WLS BF H R ER SO BB IBB HBP BLK WP HR S P ERA WHIP	IP WLS BF H R ER SO BB IBB HBP BLK WP HR S P ERA WHIP	IP WLS BF H R ER SO BB IBB HBP BLK WP HR S P ERA WHIP	IP WLS BF H R ER SO BB IBB HBP BLK WP HR S P ERA WHIP						
31 Jon Lester, L ERA: 6.75	7.0	27	4	0	0	4	2	0	0	0	0	0	0	0	0	0	0.00	0.857				
37 Hideki Okajima, L ERA: 6.75	0.2	H	3	0	1	0	0	0	0	0	0	0	0	0	0	0	13.50	1.500				
63 Justin Masterson, R ERA: 2.25	0.2	B	5	2	1	0	0	1	0	0	0	0	0	0	0	0	4.500	4.500				
17 Manny Delcarmen, R ERA:	0.2	W	1	0	0	0	0	0	0	0	0	0	0	0	0	0	0.000	0.000				

Batter	1	2	3	4	5	6	7	8	9	AB	R	H	RBI	BB	SO	LOB	BOTTOM			
2 Jacoby Ellsbury, L OBP: 0.400, SLG: 0.500	G1-3		G1-3		G4-3			G6-3		4	0	0	1	0	0	2	Los Angeles Angels @ Boston Red Sox Fenway Park, Boston, MA Mon Oct 06 2008, 8:37 PM EDT Att: 38,785 - Cloudy - 50 F			
15 Dustin Pedroia, R OBP: 0.200, SLG: 0.118	P4				G6-3			L4		4	0	1	1	0	0	0				
34 David Ortiz, L OBP: 0.350, SLG: 0.294	G6-3				G1-3			K		4	0	1	0	0	1	1				
20 Kevin Youkilis, R OBP: 0.300, SLG: 0.278	K				FC5			K		4	0	0	0	0	2	1				
7 J.D. Drew, L OBP: 0.286, SLG: 0.571	BB 44 1B				F8			G3-1		4	0	1	0	0	1	2				
44 Jason Bay, R OBP: 0.474, SLG: 0.882	G4-6-3 BB				F7			BB 12 1B		3	1	2	0	1	0	2				
Mark Kotsay, L OBP: 0.300, SLG: 0.300	G4-6-3				G3			L3		4	1	1	0	0	0	4				
12 Jed Lowrie, S OBP: 0.462, SLG: 0.364	F8				F8			BB 2 G6-3 1B		4	0	2	1	0	0	1				
Jason Varitek, S OBP: 0.214, SLG: 0.214	G4-3				G4-3			BB 15 2B		3	1	1	0	0	0	1				
Inning Stats	R: 0 E: 0 K: 0 S: 5	H: 0 LOB: 0 BB: 0 P: 10	R: 0 E: 0 K: 1 S: 10	H: 1 LOB: 1 BB: 1 P: 17	R: 0 E: 0 K: 0 S: 5	H: 0 LOB: 0 BB: 0 P: 9	R: 0 E: 1 K: 0 S: 12	H: 1 LOB: 2 BB: 0 P: 22	R: 2 E: 0 K: 0 S: 13	H: 3 LOB: 1 BB: 0 P: 22	R: 0 E: 0 K: 0 S: 6	H: 1 LOB: 1 BB: 0 P: 10	R: 0 E: 0 K: 2 S: 10	H: 0 LOB: 0 BB: 0 P: 15	R: 1 E: 0 K: 1 S: 7	H: 2 LOB: 1 BB: 0 P: 10		1B: 7 2B: 2 3B: 0 HR: 0	SF: 0 SAC: 0 DP: 2 HBP: 0	WP: 0 PB: 0 SB: 0 CS: 0
PITCHER	IP WLS BF H R ER SO BB IBB HBP BLK WP HR S P ERA WHIP	IP WLS BF H R ER SO BB IBB HBP BLK WP HR S P ERA WHIP	IP WLS BF H R ER SO BB IBB HBP BLK WP HR S P ERA WHIP	IP WLS BF H R ER SO BB IBB HBP BLK WP HR S P ERA WHIP	IP WLS BF H R ER SO BB IBB HBP BLK WP HR S P ERA WHIP	IP WLS BF H R ER SO BB IBB HBP BLK WP HR S P ERA WHIP	IP WLS BF H R ER SO BB IBB HBP BLK WP HR S P ERA WHIP	IP WLS BF H R ER SO BB IBB HBP BLK WP HR S P ERA WHIP	IP WLS BF H R ER SO BB IBB HBP BLK WP HR S P ERA WHIP	IP WLS BF H R ER SO BB IBB HBP BLK WP HR S P ERA WHIP	IP WLS BF H R ER SO BB IBB HBP BLK WP HR S P ERA WHIP	IP WLS BF H R ER SO BB IBB HBP BLK WP HR S P ERA WHIP	IP WLS BF H R ER SO BB IBB HBP BLK WP HR S P ERA WHIP	IP WLS BF H R ER SO BB IBB HBP BLK WP HR S P ERA WHIP	IP WLS BF H R ER SO BB IBB HBP BLK WP HR S P ERA WHIP	IP WLS BF H R ER SO BB IBB HBP BLK WP HR S P ERA WHIP				
41 John Lackey, R ERA: 2.63	7.0	28	7	2	2	1	0	0	0	0	0	0	0	0	0	0	2.57	1.143		
62 Scott Shields, R ERA: 4.76	1.2	L	7	2	1	1	3	0	0	0	0	0	0	0	0	0	5.40	1.200		