Los Angeles Angels - 2010

Batter	1	2	3	4	5	6	7	8	9	AB	R	H	RBI	BB	SO	LOB
1 Juan Pierre, L (1, 7) OBP: 0.333, SLG: 0.333	E4 12 G6-4-3	G4-3			15 S 15 E 1B		G4-3		4-1 75 E 1-2 BB	3	1	1	0	0	0	3
30 Alejandro De Aza, L (6, 7)										1	0	0	0	1	0	0
15 Gordon Beckham, R (1, 4)	K		L7		E6 12 HR 1-H		P4		K 1-3	3	1	0	0	0	1	1
75 C.J. Retherford, R (6, 4)										2	0	0	0	0	1	1
12 A.J. Pierzynski, L (1, 2) OBP: 0.333, SLG: 1.333	G6-4-3 1-2f		F7		HR 1-H		BB			3	1	1	2	0	0	1
26 Tyler Flowers, R (6, 2)										0	0	0	0	1	0	0
25 Andruw Jones, R (1, 8)		K	BB		P4		F8			2	0	0	0	1	1	0
63 Stefan Gartrell, R (6, 9)										1	0	0	0	0	0	1
23 Mark Teahen, L (1, 5) OBP: 0.333, SLG: 0.333		7 L8 10 1B 24 1B 1B	G4-3 1-2		K			F8		3	1	1	0	0	1	1
77 Brent Morel, R (6, 5)										1	0	0	0	0	0	0
10 Alexei Ramirez, R (1, 6) OBP: 0.333, SLG: 0.333		76 BB 24 1B 1-2 1B		L8	F8			K		3	0	1	0	0	0	0
5 Jayson Nix, R (6, 6)										1	0	0	0	0	1	0
7 Mark Kotsay, L (1, 10)				76 S BB		G1-3		G4-3		2	0	0	0	1	0	2
74 Josh Kroeger, L (8, PH)		L8 2-3								1	0	0	0	0	0	0
(8, 10)																
24 Dayan Viciedo, R (1, 3) OBP: 0.250, SLG: 0.250		76 BB 1-2 3-H 1B		K		G4-3			P3	4	0	1	1	0	1	1
76 Jordan Danks, L (1, 9)				G6-3 1-2		G4-3			30 CS BB	2	0	0	0	2	0	1
(6, 8)		1-2 2-3 BB														
Inning Stats	R: 0 E: 1 K: 1 S: 5 H: 0 LOB: 0 BB: 0 P: 5	R: 1 E: 0 K: 1 S: 8 H: 3 LOB: 3 BB: 1 P: 12	R: 0 E: 0 K: 0 S: 4 H: 0 LOB: 1 BB: 1 P: 8	R: 0 E: 0 K: 1 S: 6 H: 0 LOB: 1 BB: 1 P: 10	R: 3 E: 1 K: 1 S: 9 H: 2 LOB: 0 BB: 0 P: 10	R: 0 E: 0 K: 0 S: 3 H: 0 LOB: 0 BB: 0 P: 3	R: 0 E: 0 K: 0 S: 3 H: 0 LOB: 1 BB: 1 P: 7	R: 0 E: 0 K: 1 S: 5 H: 0 LOB: 0 BB: 0 P: 5	R: 0 E: 0 K: 1 S: 5 H: 0 LOB: 1 BB: 2 P: 13	1B: 4 2B: 0 3B: 0 HR: 1 SF: 0 SAC: 0 DP: 1 HBP: 0						

TOP

Chicago White Sox @ Los Angeles Angels

Tempe Diablo Stadium, Tempe, AZ

Thu Mar 04 2010, 5:09 PM - 7:50 PM EST

Att. 4,639 - Partly Cloudy - 73 F

livebaseballscorecards.com

AB	32
R	4
H	5
RBI	3
BB	6
SO	6
LOB	12

PITCHER		IP	WLS	BF	H	R	ER	SO	BB	IBB	HBP	BLK	WP	HR	S	P	ERA	WHIP
35 Joel Pineiro, R ERA: 4.5	(1, 1)	2.0		10	3	1	1	2	1	0	0	0	0	0	13	17	4.50	2.000
43 Brian Stokes, R ERA:	(3, 1)	2.0		8	0	0	0	1	2	0	0	0	0	0	10	18	0.00	1.000
49 Anthony Ortega, R ERA: 9.0	(5, 1)	2.0	B	9	2	3	2	1	0	0	0	0	0	1	12	13	9.00	1.000
45 Francisco Rodriguez, R ERA:	(7, 1)	1.0		4	0	0	0	0	1	0	0	0	0	0	3	7	0.00	1.000
57 Fernando Rodriguez Jr., R ERA:	(8, 1)	1.0		3	0	0	0	1	0	0	0	0	0	0	5	5	0.00	0.000

PITCHER		IP	WLS	BF	H	R	ER	SO	BB	IBB	HBP	BLK	WP	HR	S	P	ERA	WHIP
63 Rich Thompson, R ERA:	(9, 1)	1.0		4	0	0	0	1	2	0	0	0	0	0	5	13	0.00	2.000

WP: 0	PA: 38																	
PB: 0																		
SB: 3																		
CS: 1																		

Batter	1	2	3	4	5	6	7	8	9	AB	R	H	RBI	BB	SO	LOB
2 Erick Aybar, S (1, 6) 27 Andrew Romine, S (6, 6)	G6-3		48 BB; 20 1B; BB		P6		BB		42 CS; BB	2 0	1 0	0 0	0 0	1 2	0 0	0 0
53 Bobby Abreu, L (1, 9) OBP: 0.500, SLG: 0.500 77 Reggie Willits, S (5, 8)	48 L4-3; 1B		F8		G5-3		F9		K	2 3	0 0	1 0	0 0	0 0	0 1	1 2
48 Torii Hunter, R (1, 8) 42 Terry Evans, R (5, 9)	L4-3 1-1		20 1B 1-2 BB		G5-3			25 FC6-4; BB	CS 1-2	1 1	0 0	0 0	0 0	1 1	0 0	1 0
20 Juan Rivera, R (1, 7) OBP: 0.500, SLG: 0.500 25 Peter Bourjos, R (5, 7)		F8	1-3 2-H 1B			K		FC6-4 64 WP; 22 S; 64 SF7 1-2f		2 2	0 1	1 0	1 0	0 0	0 1	0 1
13 Maicer Izturis, S (1, 10) 22 Cory Aldridge, L (8, PH) (9, 10)		G5-3	F7			K		64 SF7; 64 WP; 12 1B 1-2 BB		3 0	0 1	0 0	0 0	0 1	1 0	2 0
47 Howie Kendrick, R (1, 4) OBP: 0.500, SLG: 1.000 64 Hank Conger, L (6, 2) OBP: 0.500, SLG: 1.000	3 S; 2B			F8		1B		SF7 1-3 2-H		2 1	0 0	1 1	0 1	0 0	0 0	0 0
44 Mike Napoli, R (1, 2) OBP: 1.000, SLG: 4.000 12 Freddy Sandoval, S (6, 5) OBP: 0.500, SLG: 0.500	3 S BB			HR		K		24 WP 3-H 1B		1 2	1 0	1 1	1 1	1 0	0 1	0 1
3 Brandon Wood, R (1, 5) 24 Mark Trumbo, R (6, 3)	G6-3 1-2 2-3			F9		F9		P3 1-2		2 2	0 0	0 0	0 0	0 0	0 0	2 1
39 Robb Quinlan, R (1, 3) 18 Ryan Mount, L (6, 4)			G3-1	G4-3			K2-3		G1-3	2 2	0 0	0 0	0 0	0 0	0 1	0 0
Inning Stats	R: 0 H: 1 E: 0 LOB: 0 K: 0 BB: 0 S: 3 P: 3	R: 0 H: 1 E: 0 LOB: 2 K: 0 BB: 1 S: 5 P: 10	R: 1 H: 1 E: 0 LOB: 2 K: 0 BB: 2 S: 4 P: 12	R: 1 H: 1 E: 0 LOB: 0 K: 0 BB: 0 S: 6 P: 9	R: 0 H: 0 E: 0 LOB: 0 K: 0 BB: 0 S: 3 P: 3	R: 0 H: 1 E: 0 LOB: 1 K: 3 BB: 0 S: 10 P: 10	R: 0 H: 0 E: 0 LOB: 1 K: 1 BB: 1 S: 5 P: 9	R: 2 H: 1 E: 0 LOB: 1 K: 0 BB: 2 S: 4 P: 14	R: 0 H: 0 E: 0 LOB: 0 K: 1 BB: 1 S: 5 P: 9	1B: 4 SF: 1 2B: 2 SAC: 0 3B: 0 DP: 1 HR: 1 HBP: 0						

PITCHER		IP	WLS	BF	H	R	ER	SO	BB	IBB	HBP	BLK	WP	HR	S	P	ERA	WHIP
50 John Danks, L ERA:	(1, 1)	2.0		8	2	0	0	0	1	0	0	0	0	0	8	13	0.00	1.500
58 Lucas Harrell, R ERA: 9.0	(3, 1)	2.0	B	10	2	2	2	0	2	0	0	0	0	1	10	21	9.00	2.000
67 Randy Williams, L ERA:	(5, 1)	1.0	H	3	0	0	0	0	0	0	0	0	0	0	3	3	0.00	0.000
46 Sergio Santos, R ERA:	(6, 1)	1.0	H	4	1	0	0	3	0	0	0	0	0	0	10	10	0.00	1.000
68 Erick Threets, L ERA:	(7, 1)	1.0	H	4	0	0	0	1	1	0	0	0	0	0	5	9	0.00	1.000

PITCHER		IP	WLS	BF	H	R	ER	SO	BB	IBB	HBP	BLK	WP	HR	S	P	ERA	WHIP
62 Brian Omogrosso, R ERA: 18.0	(8, 1)	1.0	B	6	1	2	2	0	2	0	0	0	2	0	4	14	18.00	3.000
60 Clevelan Santeliz, R ERA:	(9, 1)	1.0		3	0	0	0	1	1	0	0	0	0	0	5	9	0.00	1.000

BOTTOM

Chicago White Sox @ Los Angeles Angels

Tempe Diablo Stadium, Tempe, AZ

Thu Mar 04 2010, 5:09 PM - 7:50 PM EST

Att. 4,639 - Partly Cloudy - 73 F

livebaseballscorecards.com

AB	30
R	4
H	6
RBI	4
BB	7
SO	5
LOB	11

1B: 4 SF: 1
2B: 2 SAC: 0
3B: 0 DP: 1
HR: 1 HBP: 0

WP: 2 PA: 39
PB: 0
SB: 3
CS: 1

Batter	1	2	3	4	5	6	7	8	9	AB	R	H	RBI	BB	SO	LOB
15 Jay Payton, R (1, 8) OBP: 0.143, SLG: 0.286	P3	K		E4 12 CS		P4		L8		5	0	0	0	0	1	2
12 Clint Barmes, R (1, 4) OBP: 0.333, SLG: 1.333	HR	F9		G6-3 1-2		1B 3-H			F8	3	1	1	1	0	0	1
10 Chris Nelson, R (6, PH) OBP: 0.500, SLG: 0.500 (6, 6)										2	0	1	1	0	0	0
19 Ryan Spilborghs, R (1, 7) OBP: 0.429, SLG: 0.500	2B		K2-3		G5-3	G5-3			BB	4	1	1	0	0	1	1
99 Ryan Harvey, R (7, 9)										0	0	0	0	1	0	0
2 Troy Tulowitzki, R (1, 6) OBP: 1.000, SLG: 1.000	BB		BB		1B		1B		BB	1	2	1	0	2	0	0
1 Omar Quintanilla, L (5, PR) OBP: 0.833, SLG: 0.800 (5, 6) (6, 4)									1-2	1	0	1	0	1	0	0
9 Ian Stewart, L (1, 5) OBP: 0.667, SLG: 1.167	3B 1-H 2-H		1B 1-3		2B 1-3		G4-6-3 1-2f		F8 1-2	4	1	3	2	0	0	1
86 Travis Metcalf, R (7, 5)										1	0	0	0	0	0	2
21 Miguel Olivo, R (1, 2) OBP: 0.400, SLG: 1.000	SF8 3-H		2B 1-3 3-H		K		L3			2	0	1	2	0	1	3
65 Wilin Rosario, R (6, 2)										1	0	0	0	0	0	0
13 Matt Miller, R (1, 10) OBP: 0.250, SLG: 0.250	K	K	K		K			P5		3	0	0	0	0	3	5
8 Michael McKenry, R (8, PH) (8, 10)										1	0	0	0	0	0	0
73 Jeff Kindel, L (1, 3) OBP: 0.250, SLG: 0.500		F7	K			K		2B		4	0	1	0	0	2	2
64 Cole Garner, R (1, 9) OBP: 0.333, SLG: 1.167 (7, 7)		HR		F8		3B		L7		4	2	2	1	0	0	1
Inning Stats	R: 4 E: 0 K: 1 S: 9 H: 3 LOB: 0 BB: 1 P: 13	R: 1 E: 0 K: 1 S: 8 H: 1 LOB: 0 BB: 0 P: 11	R: 1 E: 0 K: 3 S: 11 H: 2 LOB: 2 BB: 1 P: 15	R: 0 E: 1 K: 0 S: 4 H: 0 LOB: 0 BB: 0 P: 4	R: 0 E: 0 K: 2 S: 9 H: 2 LOB: 3 BB: 0 P: 9	R: 1 E: 0 K: 1 S: 7 H: 2 LOB: 1 BB: 0 P: 7	R: 0 E: 0 K: 0 S: 3 H: 1 LOB: 0 BB: 0 P: 3	R: 0 E: 0 K: 0 S: 4 H: 1 LOB: 1 BB: 0 P: 4	R: 0 E: 0 K: 0 S: 2 H: 0 LOB: 1 BB: 2 P: 11	1B: 4 2B: 4 3B: 2 HR: 2	SF: 1 SAC: 0 DP: 1 HBP: 0						

TOP

Colorado Rockies @ Los Angeles Angels

Tempe Diablo Stadium, Tempe, AZ

Fri Mar 05 2010, 3:21 PM - 6:30 PM EST

Att. 5,745 - Sunny - 73 F

livebaseballscorecards.com

AB	36
R	7
H	12
RBI	7
BB	4
SO	8
LOB	18

WP: 0 PB: 0 SB: 0 CS: 1 PA: 41

PITCHER		IP	WLS	BF	H	R	ER	SO	BB	IBB	HBP	BLK	WP	HR	S	P	ERA	WHIP
37 Sean O'Sullivan, R ERA: 33.75	(1, 1)	1.1	L	9	4	5	5	1	1	0	0	0	0	2	13	20	33.75	3.750
60 Bobby Mosebach, R ERA:	(2, 1)	0.2		2	0	0	0	1	0	0	0	0	0	0	4	4	0.00	0.000
40 Brian Fuentes, L ERA: 13.5	(3, 1)	0.2		5	2	1	1	2	1	0	0	0	0	0	8	12	13.50	4.500
70 Trevor Bell, R ERA:	(3, 1)	1.1		4	0	0	0	1	0	0	0	0	0	0	7	7	0.00	0.000
38 Trevor Reckling, L ERA: 4.5	(5, 1)	2.0		10	4	1	1	3	0	0	0	0	0	0	16	16	4.50	2.000
89 Tyler Chatwood, R ERA:	(7, 1)	2.0		7	2	0	0	0	0	0	0	0	0	0	7	7	0.00	1.000
68 Andrew Taylor, L ERA:	(9, 1)	1.0		4	0	0	0	0	2	0	0	0	0	0	2	11	0.00	2.000

Batter	1	2	3	4	5	6	7	8	9	AB	R	H	RBI	BB	SO	LOB
13 Maicer Izturis, S (1, 6) OBP: 0.500, SLG: 0.250	BBBB 4-0 48 G1-4-3 53 BB BB		X 0-0 48 2B 1B		BBB 4-0 42 1B 83 1B 1-2 2-3 BB	X 0-0 E3 42 S			SSS 0-3 ① K	1	0	1	0	2	0	0
9 Alexi Amarista, L (5, PR) (6, 4)										2	1	0	0	0	1	1
53 Bobby Abreu, L (1, 9) OBP: 0.500, SLG: 0.333	BBBB 4-0 48 G1-4-3 1-2 BB		X 0-0 ② L9		X 0-0 83 E 83 1B 47 G5-3 1-2 2-3 3-H 1B	BX 1-0 ③ P5 1-2			X 0-0 83 BB 2-3 1B	1	0	0	0	1	0	1
42 Terry Evans, R (5, 9) OBP: 0.600, SLG: 0.500										3	1	2	1	0	0	1
48 Torii Hunter, R (1, 10) OBP: 0.500, SLG: 0.667	X 0-0 ① ② G1-4-3 1-2f 2-3		X 0-0 2B 1-3		X 0-0 E7 1-3 2-H 3-H 1B		X 0-0 F8 ①		BBBB 4-0 97 G6-4-3 1-2 BB	2	0	1	0	0	0	2
83 Michael Ryan, L (5, PH) OBP: 0.667, SLG: 0.500										2	0	1	2	1	0	0
20 Juan Rivera, R (1, 7) OBP: 0.250, SLG: 0.250	SSS 0-3 ③ K		SSC 0-3 ③ K		SSS 0-3 ① K2-3		X 0-0 ② G5-3		X 0-0 ② ③ G6-4-3 1-2f	2	0	0	0	0	2	3
46 Bobby Wilson, R (5, 2)										2	0	0	0	0	1	3
97 Alberto Rosario, R (9, 2)										1	0	0	0	0	0	3
47 Howie Kendrick, R (1, 4) OBP: 0.200, SLG: 0.400		X 0-0 ① G5-3		X 0-0 ① G6-3	X 0-0 ② G5-3 3-H		SST 0-2 ③ K			3	0	0	1	0	0	2
6 Hainley Statia, S (6, 6)										1	0	0	0	0	1	0
5 Jeff Mathis, R (1, 2)		SSS 0-3 ② K		X 0-0 ② G5-3	SSS 0-3 ③ K			X 0-0 ① F8		2	0	0	0	0	1	0
79 Brad Coon, L (5, 7)										2	0	0	0	0	1	2
3 Brandon Wood, R (1, 5)	BBBB 4-0 39 FC5-4 BB		SSS 0-3 ③ K			BBB 4-0 12 WP 12 S 24 G6-4-3 BB		X 0-0 ② G5-3		1	0	0	0	1	1	0
25 Peter Bourjos, R (6, 8)										1	1	0	0	1	0	0
39 Robb Quinlan, R (1, 3) OBP: 0.250, SLG: 0.250	X 0-0 ③ FC5-4 1-2f				X 0-0 13 BB 77 BB 42 1B 1B	BBBB 4-0 24 G6-4-3 1-3 BB		X 0-0 ③ G6-3		2	1	1	0	0	0	1
12 Freddy Sandoval, S (6, 5) OBP: 0.500, SLG: 0.333										1	0	0	0	1	0	0
77 Reggie Willits, S (1, 8)			X 0-0 ① F8		BBB 4-0 42 1B 13 BB 83 1B 1-2 BB	X 0-0 ① ② G6-4-3 1-2f 3-H			X 0-0 42 1B 2B	1	1	0	0	1	0	0
24 Mark Trumbo, R (6, 3) OBP: 0.250, SLG: 0.500										2	0	1	0	0	0	1
Inning Stats	R: 0 E: 0 K: 1 S: 4 H: 0 LOB: 1 BB: 2 P: 12	R: 0 E: 0 K: 1 S: 5 H: 0 LOB: 1 BB: 1 P: 9	R: 0 E: 0 K: 1 S: 7 H: 2 LOB: 2 BB: 0 P: 7	R: 0 E: 0 K: 1 S: 5 H: 0 LOB: 0 BB: 0 P: 5	R: 4 E: 1 K: 2 S: 10 H: 3 LOB: 2 BB: 2 P: 18	R: 1 E: 1 K: 0 S: 3 H: 0 LOB: 1 BB: 2 P: 12	R: 0 E: 0 K: 1 S: 5 H: 0 LOB: 0 BB: 0 P: 5	R: 0 E: 0 K: 0 S: 3 H: 0 LOB: 0 BB: 0 P: 3	R: 0 E: 0 K: 1 S: 6 H: 2 LOB: 2 BB: 1 P: 10	1B: 5 2B: 2 3B: 0 HR: 0	SF: 0 SAC: 0 DP: 3 HBP: 0						

PITCHER	IP	WLS	BF	H	R	ER	SO	BB	IBB	HBP	BLK	WP	HR	S	P	ERA	WHIP
27 Greg Smith, L (1, 1) ERA:	2.0	W	8	0	0	0	2	3	0	0	0	0	0	9	21	0.00	1.500
31 Matt Daley, R (3, 1) ERA:	1.0		5	2	0	0	1	0	0	0	0	0	0	7	7	0.00	2.000
38 Ubaldo Jiménez, R (4, 1) ERA: 13.5	2.0		11	3	4	3	3	2	0	0	0	0	0	15	23	13.50	2.500
76 Andy Graham, R (6, 1) ERA: 9.0	1.0	H	5	0	1	1	0	2	0	0	0	1	0	3	12	9.00	2.000
51 Matt Reynolds, L (7, 1) ERA:	1.0	H	3	0	0	0	1	0	0	0	0	0	0	5	5	0.00	0.000

PITCHER	IP	WLS	BF	H	R	ER	SO	BB	IBB	HBP	BLK	WP	HR	S	P	ERA	WHIP
34 Matt Belisle, R (8, 1) ERA:	2.0	S	8	2	0	0	1	1	0	0	0	0	0	9	13	0.00	1.500

BOTTOM

Colorado Rockies @ Los Angeles Angels

Tempe Diablo Stadium, Tempe, AZ

Fri Mar 05 2010, 3:21 PM - 6:30 PM EST

Att. 5,745 - Sunny - 73 F

livebaseballscorecards.com

AB	32
R	5
H	7
RBI	4
BB	8
SO	8
LOB	20

1B: 5	SF: 0	WP: 1	PA: 40
2B: 2	SAC: 0	PB: 0	
3B: 0	DP: 3	SB: 2	
HR: 0	HBP: 0	CS: 0	

Batter	1	2	3	4	5	6	7	8	9	AB	R	H	RBI	BB	SO	LOB
2 Erick Aybar, S (1, 6) OBP: 0.333, SLG: 0.200 22 Cory Aldridge, L (6, 7) (7, 9)	0-0 44 FC5-4 1B		0-0 G5-3		B 1 SAFE X 1-0 G4-3 1-2 3-H		0-0 F8			3 0 1 1 0 0 1 1 0 0 0 0 0 2						
47 Howie Kendrick, R (1, 4) OBP: 0.125, SLG: 0.250 16 Abel Nieves, R (6, 5)	0-0 L4		0-0 F8		S S T 0-2 K			0-0 L9		3 0 0 0 0 1 1 1 0 0 0 0 0 0						
20 Juan Rivera, R (1, 10) OBP: 0.143, SLG: 0.143 28 Ryan Budde, R (8, PH) (8, 10)	0-0 L7		S S S 0-3 K			0-0 P4		0-0 F8		3 0 0 0 0 1 1 1 0 0 0 0 0 0						
44 Mike Napoli, R (1, 2) OBP: 0.400, SLG: 1.000 86 Efren Navarro, L (6, 3)	0-0 FC5-4 1-2f			S S S 0-3 K		0-0 L5		0-0 F7		3 0 0 0 0 1 1 1 0 0 0 0 0 0						
3 Brandon Wood, R (1, 5) 94 Gary Patchett, R (6, 6) OBP: 1.000, SLG: 1.000		B B B B 4-0 24 1B 83 SF9 BB		0-0 G5-3		0-0 F8			0-0 74 G4-6-3 1B	2 1 0 0 1 0 0 1 0 1 0 0 0 0						
42 Terry Evans, R (1, 9) OBP: 0.500, SLG: 0.571 74 Jeremy Moore, L (7, 7)		0-0 P2		0-0 2B			0-0 F7		0-0 G4-6-3 1-2f	3 0 1 0 0 0 1 1 0 0 0 0 0 1						
24 Mark Trumbo, R (1, 3) OBP: 0.333, SLG: 0.500 64 Hank Conger, L (6, 2) OBP: 0.750, SLG: 1.500		0-0 1-3 1B		0-0 G3-1			B B B B 4-0 18 BB BB		0-0 2B	2 0 1 0 0 0 1 1 0 1 0 1 0 0						
83 Michael Ryan, L (1, 7) OBP: 0.600, SLG: 0.667 18 Ryan Mount, L (6, 4)		0-0 SF9 3-H			0-0 25 1B 2 G4-3 1B		B B B B 4-0 1-2 BB		0-0 P4	1 1 1 1 0 0 0 1 0 0 0 1 0 1						
25 Peter Bourjos, R (1, 8) OBP: 0.286, SLG: 0.167		S S S 0-3 K			0-0 2 CS 1-3 1B		S S S 0-3 K			3 0 1 0 0 2 3						
Inning Stats	R: 0 E: 0 K: 0 S: 4 H: 1 LOB: 1 BB: 0 P: 4	R: 1 E: 0 K: 1 S: 6 H: 1 LOB: 1 BB: 1 P: 10	R: 0 E: 0 K: 1 S: 5 H: 0 LOB: 0 BB: 0 P: 5	R: 0 E: 0 K: 1 S: 6 H: 1 LOB: 1 BB: 0 P: 6	R: 1 E: 0 K: 1 S: 6 H: 2 LOB: 0 BB: 0 P: 7	R: 0 E: 0 K: 0 S: 3 H: 0 LOB: 0 BB: 0 P: 3	R: 0 E: 0 K: 1 S: 5 H: 0 LOB: 2 BB: 2 P: 13	R: 0 E: 0 K: 0 S: 3 H: 0 LOB: 0 BB: 0 P: 3	R: 0 E: 0 K: 0 S: 4 H: 2 LOB: 1 BB: 0 P: 4	1B: 5 2B: 2 3B: 0 HR: 0 SF: 1 SAC: 0 DP: 1 HBP: 0						

PITCHER		IP	WLS	BF	H	R	ER	SO	BB	IBB	HBP	BLK	WP	HR	S	P	ERA	WHIP
51 Dallas Braden, L ERA: 4.5	(1, 1)	2.0		9	2	1	1	1	1	0	0	0	0	0	10	14	4.50	1.500
66 Tyson Ross, R ERA:	(3, 1)	2.0	H	7	1	0	0	2	0	0	0	0	0	0	11	11	0.00	0.500
63 Henry Alberto Rodriguez, R ERA: 9.0	(5, 1)	1.0	B	4	2	1	1	1	0	0	0	0	0	0	6	7	9.00	2.000
45 Marcus McBeth, R ERA:	(6, 1)	1.0	W	3	0	0	0	0	0	0	0	0	0	0	3	3	0.00	0.000
65 Pedro Figueroa, L ERA:	(7, 1)	1.0	H	5	0	0	0	1	2	0	0	0	0	0	5	13	0.00	2.000

PITCHER		IP	WLS	BF	H	R	ER	SO	BB	IBB	HBP	BLK	WP	HR	S	P	ERA	WHIP
13 Jerry Blevins, L ERA: 4.5	(8, 1)	1.0	H	3	0	0	0	0	0	0	0	0	0	0	3	3	0.00	0.000
70 Sam Demel, R ERA:	(9, 1)	1.0	S	4	2	0	0	0	0	0	0	0	0	0	4	4	0.00	2.000

Los Angeles Angels @ Oakland Athletics

Phoenix Municipal Stadium, Phoenix, AZ

Sat Mar 06 2010, 3:15 PM - 5:52 PM EST

Att. 6,469 - Sunny - 70 F

TOP

livebaseballscorecards.com

AB	31
R	2
H	7
RBI	2
BB	3
SO	5
LOB	13

WP: 0 PB: 0 SB: 0 CS: 1 PA: 35

BOTTOM

Batter	1	2	3	4	5	6	7	8	9	AB	R	H	RBI	BB	SO	LOB
4 Coco Crisp, S (1, 10) OBP: 0.667, SLG: 1.000										3	1	2	0	0	0	1
61 Adrian Cardenas, L (6, PH) (7, 10)										2	0	0	0	0	1	3
10 Daric Barton, L (1, 3) OBP: 0.167, SLG: 0.167										3	1	1	0	0	0	2
22 Chris Carter, R (6, 3) OBP: 0.400, SLG: 1.200										1	0	0	0	0	0	1
18 Gabe Gross, L (1, 8) OBP: 0.286, SLG: 0.200										1	0	0	1	1	0	0
74 Corey Brown, L (6, 8) OBP: 0.333, SLG: 0.667										1	0	1	0	0	0	0
Ryan Sweeney, L (1, 9) OBP: 0.200, SLG: 0.200										3	0	1	0	0	0	2
6 Travis Buck, L (6, 9) OBP: 0.333, SLG: 0.800										1	0	0	0	0	0	1
23 Michael Taylor, R (1, 7) OBP: 0.286, SLG: 0.167										3	0	0	0	0	1	4
25 Matt Carson, R (8, 7)										0	0	0	0	0	0	0
35 Landon Powell, S (1, 2) OBP: 0.200, SLG: 0.250										2	0	1	1	0	0	1
73 Jemile Weeks, S (6, PR) OBP: 0.500, SLG: 1.000										0	1	0	0	0	0	0
50 Jake Fox, R (7, 2)										1	0	0	0	0	1	0
18 Dallas McPherson, L (1, 5)										2	0	0	0	1	1	2
75 Matthew Whitney, R (6, PR) OBP: 1.000, SLG: 1.000 (7, 5)										1	1	1	0	0	0	0
2 Cliff Pennington, S (1, 6) OBP: 0.800, SLG: 0.500										2	0	1	0	1	0	0
16 Eric Sogard, L (7, 4)										0	0	0	0	1	0	0
1 Eric Patterson, L (1, 4) OBP: 0.167, SLG: 0.167										2	0	0	0	0	0	1
30 Steve Tolleson, R (5, 4) (7, 6)										2	0	0	1	0	0	3
Inning Stats	R: 2 E: 1 K: 1 S: 8 H: 3 LOB: 2 BB: 0 P: 9	R: 0 E: 0 K: 0 S: 3 H: 0 LOB: 1 BB: 1 P: 8	R: 0 E: 1 K: 0 S: 4 H: 0 LOB: 1 BB: 0 P: 4	R: 0 E: 0 K: 0 S: 3 H: 0 LOB: 0 BB: 0 P: 3	R: 0 E: 0 K: 1 S: 6 H: 1 LOB: 2 BB: 1 P: 10	R: 2 E: 1 K: 1 S: 7 H: 2 LOB: 1 BB: 1 P: 11	R: 0 E: 0 K: 0 S: 3 H: 1 LOB: 0 BB: 0 P: 3	R: 0 E: 0 K: 1 S: 6 H: 1 LOB: 2 BB: 1 P: 10		1B: 6 2B: 3 3B: 0 HR: 0	SF: 2 SAC: 0 DP: 1 HBP: 1					

PITCHER		IP	WLS	BF	H	R	ER	SO	BB	IBB	HBP	BLK	WP	HR	S	P	ERA	WHIP
36 Jered Weaver, R ERA: 10.8	(1, 1)	1.2		10	3	2	2	1	1	0	1	0	0	0	10	16	10.80	2.400
59 Rafael Rodriguez, R ERA:	(2, 1)	1.1		5	0	0	0	0	0	0	0	0	0	0	5	5	0.00	0.000
58 Michael Kohn, R ERA:	(4, 1)	1.0		3	0	0	0	0	0	0	0	0	0	0	3	3	0.00	0.000
91 Ryan Brasier, R ERA:	(5, 1)	1.0		5	1	0	0	1	1	0	0	0	0	0	6	10	0.00	2.000
69 Travis Chick, R ERA: 4.5	(6, 1)	2.0	L	9	3	2	1	1	1	0	0	0	0	0	10	14	4.50	2.000

PITCHER		IP	WLS	BF	H	R	ER	SO	BB	IBB	HBP	BLK	WP	HR	S	P	ERA	WHIP
41 Tommy Mendoza, R ERA:	(8, 1)	1.0		5	1	0	0	1	1	0	0	0	0	0	6	10	0.00	2.000

Los Angeles Angels @ Oakland Athletics

Phoenix Municipal Stadium, Phoenix, AZ

Sat Mar 06 2010, 3:15 PM - 5:52 PM EST

Att. 6,469 - Sunny - 70 F

livebaseballscorecards.com

AB	30
R	4
H	8
RBI	3
BB	4
SO	4
LOB	21

WP: 0 PB: 0 SB: 2 CS: 0 PA: 37

Batter	1	2	3	4	5	6	7	8	9	AB	R	H	RBI	BB	SO	LOB
Inning Stats										1B: 0 2B: 0 3B: 0 HR: 0		SF: 0 SAC: 0 DP: 0 HBP: 0			WP: 0 PB: 0 SB: 0 CS: 0		PA: 0

Oakland Athletics @ Los Angeles Angels

Tempe Diablo Stadium, Tempe, AZ

Sun Mar 07 2010, 3:05 PM EST

livebaseballscorecards.com

TOP

AB	0
R	0
H	0
RBI	0
BB	0
SO	0
LOB	0

PITCHER	IP	WLS	BF	H	R	ER	SO	BB	IBB	HBP	BLK	WP	HR	S	P	ERA	WHIP

PITCHER	IP	WLS	BF	H	R	ER	SO	BB	IBB	HBP	BLK	WP	HR	S	P	ERA	WHIP

Batter	1	2	3	4	5	6	7	8	9	AB	R	H	RBI	BB	SO	LOB
Inning Stats																

BOTTOM

Oakland Athletics @ Los Angeles Angels

Tempe Diablo Stadium, Tempe, AZ

Sun Mar 07 2010, 3:05 PM EST

livebaseballscorecards.com

AB	**0**
R	**0**
H	**0**
RBI	**0**
BB	**0**
SO	**0**
LOB	**0**

1B: 0
2B: 0
3B: 0
HR: 0

SF: 0
SAC: 0
DP: 0
HBP: 0

WP: 0
PB: 0
SB: 0
CS: 0

PA: 0

PITCHER	IP	WLS	BF	H	R	ER	SO	BB	IBB	HBP	BLK	WP	HR	S	P	ERA	WHIP

PITCHER	IP	WLS	BF	H	R	ER	SO	BB	IBB	HBP	BLK	WP	HR	S	P	ERA	WHIP

Los Angeles Angels @ Texas Rangers

Surprise Stadium, Surprise, AZ

Mon Mar 08 2010, 3:07 PM - 6:19 PM EST

Att. 4,068 - Overcast - 55 F

TOP

livebaseballscorecards.com

Batter	1	2	3	4	5	6	7	8	9	AB	R	H	RBI	BB	SO	LOB
2 Erick Aybar, S (1, 6) OBP: 0.444, SLG: 0.286	B FC 87 C SI 89 B FC 87 B SI 90 B FC 88 4-1 13 1B 20 1B BB	B CU 75 F FC 86 S FF 87 B FC 87 F SI 87 C SI 88 2-3 K			C FF 89 X FF 89 0-1 13 1B 20 2B 1B	C CH 86 B FF 91 C FF 87 B SL 81 B FF 89 S SL 81 3-3 K2-3		C SI 93 1 SAFE 1 SAFE F CU 73 1 SAFE B SI 92 F SI 92 X SI 91 1-2 12 E 12 FC6 24 SF8 1-3 1B	C FF 87 X FF 88 0-1 G5-3	2	2	1	0	1	1	1
83 Michael Ryan, L (6, PH) OBP: 0.571, SLG: 0.600 (6, 9)										2	1	1	0	0	1	0
96 Anel De Los Santos, R (9, PH) (9, 2)										1	0	0	0	0	0	0
13 Maicer Izturis, S (1, 4) OBP: 0.556, SLG: 0.429	B FC 87 C SI 89 1 SAFE F FC 88 X CU 76 1-2 20 1B 8 1B 1-3 1B	C SI 87 D FC 87 D CH 78 B FC 86 X SI 88 3-1 F7			C FF 89 F FF 89 B SL 76 F FF 88 D SI 84 1 SAFE X FF 89 2-2 20 2B 8 1B 1-3 1B	F FF 90 X CH 82 0-1 1B		C SI 91 B S F B F F F B 3-2 X FC6 5 16 FC6-4 1B 9 3B 1-3 3-H	C CH 88 B SI 80 B FF 87 B FF 87 X FF 87 3-1 1B	3	2	2	0	0	0	1
12 Freddy Sandoval, S (6, PH) OBP: 0.500, SLG: 0.400 (6, 5)										2	1	1	1	0	0	1
46 Bobby Wilson, R (9, PH) OBP: 0.333, SLG: 0.333										1	0	1	0	0	0	0
73 Nate Sutton, L (9, 7)										0	0	0	0	0	0	0
20 Juan Rivera, R (1, 7) OBP: 0.300, SLG: 0.400	C FC 88 X CU 76 0-1 8 1B 1-2 3-H 1B		B FF 89 B FF 90 F FF 91 X FF 91 2-1 G4-3		F FF 88 F FF 89 X FF 89 0-2 8 1B 44 G6-4-3 1-3 3-H 2B	B FF 90 B FF 90 1 SAFE X FF 90 2-0 F7		S SL 80 B CH 84 B SI 91 D CH 84 X SI 91 3-1 SF8 3-H	B FF 88 B CH 77 B FF 88 C FF 87 X FF 87 3-1 F7	3	1	2	2	0	0	0
24 Mark Trumbo, R (6, PH) OBP: 0.250, SLG: 0.429 (6, 3)										1	0	0	1	0	0	1
86 Efren Navarro, L (8, 3)										1	0	0	0	0	0	1
8 Kendrys Morales, S (1, 3) OBP: 0.667, SLG: 0.667	C FC 88 D CH 79 F FC 87 X CH 79 1-2 1-2 2-H 1B		B FC 90 X FC 90 1-0 G4-3		D SL 77 B FF 88 B SI 88 C SI 87 X FF 88 3-1 44 G6-4-3 2-3 3-H 1B		C SI 87 B SI 88 S CH 81 B SL 81 X SI 86 2-2 5 S 5 2B 1B	B SI 90 C SI 91 F SI 91 F SL 81 1 SAFE B CH 83 F SI 92 B SL 79 X SI 91 3-2 5 FC6-4 1-2		3	0	2	2	0	0	0
27 Andrew Romine, S (6, 6) OBP: 1.000, SLG: 1.000										1	0	1	0	0	0	0
16 Abel Nieves, R (8, PH) OBP: 0.500, SLG: 0.500										1	0	1	0	0	0	0
94 Gary Patchett, R (8, 6) OBP: 1.000, SLG: 1.000 (9, 5)										0	0	0	0	0	0	0
44 Mike Napoli, R (1, 2) OBP: 0.375, SLG: 1.143	B FC 88 X FC 89 1-0 F9		C FF 90 X CU 78 0-1 HR		B CH 83 S FF 88 X FF 88 1-1 G6-4-3 1-2f 3-H		B SI 88 X SI 88 1-0 74 1B 1-H 2B	C SL 78 F SI 90 X SI 90 0-2 FC6-4 9 3B 1-2f 2-3		3	1	1	1	0	0	3
5 Jeff Mathis, R (5, 2) OBP: 0.250, SLG: 0.500										2	2	1	0	0	0	2
6 Hainley Statia, S (9, 6)										0	0	0	0	0	0	0
3 Brandon Wood, R (1, 5) OBP: 0.300, SLG: 0.500	C FC 88 F CU 78 D CU 78 F SI 89 B SI 89 C FC 88 2-3 K		C FF 91 C FF 91 F FC 90 X SL 82 0-2 F8		B SI 88 B SI 87 X FF 87 2-0 HR		B SL 74 B SI 89 F FF 89 F FF 90 F FF 92 S SL 79 2-3 K	X FF 90 0-0 1-H 3-H 3B		3	1	1	1	0	1	2
9 Alexi Amarista, L (6, 4) OBP: 0.250, SLG: 0.750										2	0	1	2	0	1	1
42 Terry Evans, R (1, 9) OBP: 0.364, SLG: 0.400	B FC 88 F FC 86 B SI 89 X FC 87 2-1 F7			C FF 91 B FF 91 C SL 81 F FF 92 X SL 82 1-2 F8	S SL 73 C SL 75 B SI 89 B FF 87 B SL 75 X SI 88 3-2 E6		C SL 76 F FF 90 B CH 82 B FF 90 X SL 81 2-2 22 FC6 2-H 1B	F SL 79 B FF 89 S CH 85 S FF 90 1-3 K		3	0	0	0	0	0	2
74 Jeremy Moore, L (6, 7) OBP: 0.333, SLG: 0.333 (7, 8)										2	0	1	1	0	1	1
39 Robb Quinlan, R (1, 10) OBP: 0.286, SLG: 0.286		C FC 87 F SI 87 B CU 77 F SI 88 X FC 86 1-2 77 G6-3 1B		F FF 90 F CH 86 B FF 90 C SL 82 1-3 K	B FF 87 B CH 81 C FF 86 C FF 87 S SL 76 2-3 K		B CH 87 X CH 80 1-0 FC6 1-2f		C FF 87 S FF 88 F SL 74 X CU 75 0-2 HR	3	0	1	0	0	2	1
22 Cory Aldridge, L (7, PH) OBP: 0.500, SLG: 1.333 (7, 10)										2	1	1	1	0	0	1
77 Reggie Willits, S (1, 8)		C FC 86 B FC 85 1 SAFE X FC 86 1-1 G6-3 1-2		C SI 88 B CH 86 T FF 90 F FF 91 C CU 78 1-3 K		C FF 88 X SI 87 0-1 G6-3		B SI 92 B SI 93 B SI 92 C SI 92 B SI 92 4-1 83 1B 12 FC6 BB	B CU 75 B FF 88 C FF 86 F FF 87 T SL 76 2-2 K	3	0	0	0	0	1	1
79 Brad Coon, L (7, 7)										1	1	0	0	1	1	0
(9, 9)																

	AB	R	H	RBI	BB	SO
AB	45					
R		13				
H			19			
RBI				12		
BB					2	
SO						9
LOB						19

Inning Stats																						
	R: 2	H: 3	R: 0	H: 1	R: 1	H: 1	R: 0	H: 0	R: 4	H: 5	R: 0	H: 1	R: 1	H: 3	R: 4	H: 3	R: 1	H: 2	1B: 13	SF: 1	WP: 0	PA: 48
	E: 0	LOB: 2	E: 0	LOB: 1	E: 0	LOB: 0	E: 0	LOB: 0	E: 1	LOB: 1	E: 0	LOB: 1	E: 0	LOB: 1	E: 1	LOB: 1	E: 0	LOB: 1	2B: 2	SAC: 0	PB: 0	
	K: 1	BB: 1	K: 1	BB: 0	K: 0	BB: 0	K: 2	BB: 0	K: 1	BB: 0	K: 1	BB: 0	K: 1	BB: 0	K: 1	BB: 1	K: 1	BB: 0	3B: 1	DP: 1	SB: 1	
	S: 16	P: 27	S: 12	P: 19	S: 9	P: 12	S: 11	P: 14	S: 20	P: 33	S: 8	P: 13	S: 12	P: 20	S: 26	P: 41	S: 13	P: 21	HR: 3	HBP: 0	CS: 0	

PITCHER		IP	WLS	BF	H	R	ER	SO	BB	IBB	HBP	BLK	WP	HR	S	P	ERA	WHIP
20 Brandon McCarthy, R (1, 1) ERA: 9.0	(1, 1)	2.0	L	11	4	2	2	2	1	0	0	0	0	0	28	46	9.00	2.500
48 Colby Lewis, R (3, 1) ERA: 3.0	(3, 1)	2.0		7	1	1	1	2	0	0	0	0	0	1	20	26	4.50	0.500
67 Zach Phillips, L (5, 1) ERA: 36.0	(5, 1)	1.0		8	5	4	4	1	0	0	0	0	0	1	20	33	36.00	5.000
46 Luis Mendoza, R (6, 1) ERA: 4.5	(6, 1)	2.0		9	4	1	1	2	0	0	0	0	0	0	20	33	4.50	2.000
45 Derek Holland, L (8, 1) ERA: 27.0	(8, 1)	0.1		5	2	4	1	0	1	0	0	0	0	0	19	33	27.00	9.000

PITCHER		IP	WLS	BF	H	R	ER	SO	BB	IBB	HBP	BLK	WP	HR	S	P	ERA	WHIP
44 Geoff Geary, R ERA:	(8, 1)	0.2		3	1	0	0	1	0	0	0	0	0	0	7	8	0.00	1.500
63 Ben Snyder, L ERA: 4.5	(9, 1)	1.0		5	2	1	1	1	0	0	0	0	0	1	13	21	9.00	2.000

Los Angeles Angels @ Texas Rangers

Surprise Stadium, Surprise, AZ

Mon Mar 08 2010, 3:07 PM - 6:19 PM EST

Att. 4,068 - Overcast - 55 F

livebaseballscorecards.com

BOTTOM

Batter	1	2	3	4	5	6	7	8	9	AB	R	H	RBI	BB	SO	LOB
20 Julio Borbon, L (1, 8) OBP: 0.333, SLG: 0.375 68 Craig Gentry, R (7, 8) OBP: 0.333, SLG: 0.250	C FF 92 C FF 92 X FF 92 0-2 G5-3		B SI 90 B SI 89 B SI 90 C FC 88 C FF 89 H CU 76 4-2 HBP		C FF 89 X CH 81 0-1 P6		B FF 90 B FF 89 B FF 90 C FF 89 B SI 89 4-1 74 1B 6 BB 11 2B 1-2 BB	B FF 90 C FF 90 F FF 86 C FF 92 1-3 K		2 0 0 0 0 0 0 1 1 0 0 1 1 1						
10 Michael Young, R (1, 5) OBP: 0.375, SLG: 0.375 6 Esteban German, R (5, PR) OBP: 0.714, SLG: 0.667 (6, 5)	C FF 93 B CH 87 B SI 93 X FF 93 2-1 G6-3		B FC 88 1 SAFE B FC 88 1 SAFE X FC 87 2-0 L9		X FF 90 0-0 1B		B CU 76 B FF 91 B FF 89 C FF 91 C FF 89 B FF 89 4-2 74 1B 11 2B 1-2 2-3 BB	B FF 91 X FF 91 1-0 G1-6-3 1-2f		3 0 1 0 0 0 1 1 1 0 0 1 0 1						
32 Josh Hamilton, L (1, 7) OBP: 0.667, SLG: 0.667 74 Chad Tracy, R (6, 7) OBP: 0.800, SLG: 1.250	C FF 92 C FF 93 B SL 84 B FF 93 F CH 86 B FF 93 F FF 93 X SL 81 3-2 1B			X SI 88 0-0 27 1B 5 2B 1B	F FF 90 F SL 79 B SL 78 B FF 91 X CH 85 2-2 G4-3		B FF 90 B CU 78 F FF 89 B FF 88 X FF 89 3-1 11 2B 51 FC5-2 1-2 2-3 3-H 1B		B FA 90 B SI 90 F FA 90 F FA 91 X SL 84 2-2 11 E 65 2B 1B	3 1 2 0 0 0 1 2 1 2 1 0 0 0						
27 Vladimir Guerrero, R (1, 10) OBP: 0.250, SLG: 0.375 11 Toby Hall, R (6, PH) OBP: 0.333, SLG: 0.500 (7, 10)	X FF 93 0-0 L9			B SI 89 B SI 89 X SI 90 2-0 5 2B 1-2 1B		B FF 94 X FF 94 1-0 G6-3	B FF 89 X FF 90 1-0 51 FC5-2 1-3 2-H 3-H 2B		C FA 91 B SI 90 B SL 83 X SI 91 2-1 E5 65 2B 18 G4-3 1-2	2 1 1 0 0 0 1 3 1 1 2 0 0 1						
5 Ian Kinsler, R (1, 4) OBP: 0.571, SLG: 0.600 65 Marcus Lemon, L (6, 4) OBP: 0.400, SLG: 0.600		B FF 91 F FF 91 C SL 82 B SL 83 X FF 92 2-2 P4		X SI 90 0-0 19 G6-3 1-H 2-H 2B		B FF 94 X FF 94 1-0 7 3B 1B	S FF 90 S FF 88 F CU 76 S CU 75 0-3 K2-3		B FA 91 X FA 90 1-0 18 G4-3 51 1B 1-3 2-H 2B	2 0 1 2 0 0 0 3 2 2 1 0 1 2						
7 David Murphy, L (1, 9) OBP: 0.333, SLG: 0.667 18 Mitch Moreland, L (7, 9) OBP: 0.400, SLG: 0.444		B FF 90 B FF 90 X FF 91 2-0 P5		B CU 77 B SI 89 F FF 89 X CU 76 2-1 L3		B FF 94 C FF 93 X FF 92 1-1 1-H 3B	B CU 74 B CU 74 B FF 91 C FF 91 B FF 89 4-1 51 FC5-2 BB		F FA 93 B SI 90 B CH 82 X SI 91 2-1 G4-3 2-3 3-H	3 0 1 1 0 0 1 1 0 0 1 1 0 1						
19 Chris Davis, L (1, 3) OBP: 0.364, SLG: 0.400 51 Max Ramirez, R (7, 3) OBP: 0.400, SLG: 0.600		C FF 92 B FF 91 B SL 82 X CH 85 2-1 G3-1		C FC 87 S CU 76 X CU 76 0-2 G6-3 2-3		S FF 94 F FF 94 F CU 76 B FF 93 S FF 94 1-3 K	X FF 89 0-0 FC5-2 1-2 2-3 3-Hf		B SL 84 B FA 92 C SL 83 X FA 91 2-1 61 G5-4-3 3-H 1B	3 0 0 0 0 1 2 2 0 1 1 0 0 3						
2 Taylor Teagarden, R (1, 2) 61 Kevin Richardson, R (6, 2)			C FC 88 F SI 90 S CU 77 0-3 K	B FF 89 B FC 86 B FC 86 C FC 86 X FC 86 3-1 G5-3		B CU 77 B FF 93 S FF 95 X FF 95 2-1 F8	B FF 88 X CH 86 1-0 F8		B FA 92 B FA 92 C SI 90 X SL 82 2-1 G5-4-3 1-2f	2 0 0 0 0 1 1 3 0 0 0 0 0 5						
1 Elvis Andrus, R (1, 6) OBP: 0.100, SLG: 0.100 14 Joaquin Arias, R (7, 6) OBP: 0.429, SLG: 0.333			B FF 90 X FF 89 1-0 F8		C CH 88 X FF 91 0-1 G5-3		B CH 86 B FA 89 B CH 87 B SI 90 4-0 6 BB 68 BB 74 1B BB	B FF 90 S FF 89 F FF 87 B CU 75 X FF 87 2-2 6 G1-6-3 1B		2 0 0 0 0 0 0 1 1 1 0 1 0 0						
Inning Stats	R: 0 E: 0 K: 0 S: 11 H: 1 LOB: 1 BB: 0 P: 16	R: 0 E: 0 K: 0 S: 6 H: 0 LOB: 0 BB: 0 P: 12	R: 0 E: 0 K: 1 S: 7 H: 0 LOB: 1 BB: 0 P: 14	R: 2 E: 0 K: 0 S: 10 H: 3 LOB: 1 BB: 0 P: 17	R: 0 E: 0 K: 0 S: 8 H: 1 LOB: 1 BB: 0 P: 10	R: 1 E: 0 K: 1 S: 10 H: 2 LOB: 1 BB: 0 P: 16	R: 3 E: 0 K: 1 S: 13 H: 2 LOB: 3 BB: 4 P: 34	R: 0 E: 0 K: 1 S: 7 H: 1 LOB: 0 BB: 0 P: 11	R: 3 E: 1 K: 0 S: 12 H: 3 LOB: 0 BB: 0 P: 23	1B: 9 2B: 3 3B: 1 HR: 0 SF: 0 SAC: 0 DP: 2 HBP: 1	WP: 0 PB: 0 SB: 0 CS: 0 PA: 44					

PITCHER	IP	WLS	BF	H	R	ER	SO	BB	IBB	HBP	BLK	WP	HR	S	P	ERA	WHIP
54 Ervin Santana, R (1, 1) ERA:	2.0	W	7	1	0	0	0	0	0	0	0	0	0	17	28	0.00	0.500
32 Matt Palmer, R (3, 1) ERA: 9.0	2.0	H	10	3	2	2	1	0	0	1	0	0	0	17	31	9.00	1.500
52 Jason Bulger, R (5, 1) ERA:	1.0		4	1	0	0	0	0	0	0	0	0	0	8	10	0.00	1.000
43 Brian Stokes, R (6, 1) ERA: 3.0	1.0		5	2	1	1	1	0	0	0	0	0	0	10	16	9.00	2.000
66 Kevin Nabors, R (7, 1) ERA:	0.0		5	2	3	3	0	3	0	0	0	0	0	6	22	∞	∞

PITCHER	IP	WLS	BF	H	R	ER	SO	BB	IBB	HBP	BLK	WP	HR	S	P	ERA	WHIP
57 Fernando Rodriguez Jr., R (7, 1) ERA:	2.0	H	7	1	0	0	2	1	0	0	0	0	0	14	23	0.00	1.000
60 Bobby Mosebach, R (9, 1) ERA: 10.8	1.0		6	3	3	2	0	0	0	0	0	0	0	12	23	18.00	3.000

AB	39
R	9
H	13
RBI	9
BB	4
SO	4
LOB	21

Batter	1	2	3	4	5	6	7	8	9	AB	R	H	RBI	BB	SO	LOB
1 Everth Cabrera, S (1, 6) 75 Lance Zawadzki, L (7, 6)	x 0-0 ① G1-4-3		BBBB 4-0 15 S BB		x 0-0 ② B5-3		x 0-0 ③ G5-3			3 0 0 0 1 0 1 0 0 0 0 0 0 0						
15 Jerry Hairston, R (1, 4) OBP: 0.625, SLG: 0.857 10 Matt Antonelli, R (5, 4) OBP: 0.444, SLG: 0.667	x 0-0 ② G3		BBBB 4-0 1-2 BB		x 0-0 ③ P2			x 0-0 24 F9 28 BB 67 2B 1B		2 0 0 0 1 0 0 1 1 1 0 0 0 0						
12 Scott Hairston, R (1, 8) 28 Aaron Cunningham, R (6, 9) OBP: 0.444, SLG: 0.333	x 0-0 ③ G3		x 0-0 ③ P6			x 0-0 ① G5-3		BBBB 4-0 67 CS 1-2 BB		3 0 0 0 0 0 2 0 0 0 0 1 0 0						
23 Adrián González, L (1, 3) OBP: 0.100, SLG: 0.100 24 Chad Huffman, R (6, 3) OBP: 0.111, SLG: 0.222		x 0-0 ① G6-3		x 0-0 ① G4-3		x 0-0 ② F7		x 0-0 ① F9 2-3		3 0 0 0 0 0 0 1 0 0 0 0 0 2						
7 Chase Headley, S (1, 5) OBP: 0.154, SLG: 0.385 67 Logan Forsythe, R (6, 5) OBP: 0.667, SLG: 0.800		x 0-0 ② F8		x 0-0 ② F9		x 0-0 ③ G4-3		S X 0-1 ② 1-2 3-H 2B		3 0 0 0 0 0 0 1 0 1 1 0 0 0						
88 Kyle Blanks, R (1, 7) OBP: 0.455, SLG: 0.818 3 Luis Durango, S (7, PR) OBP: 0.375, SLG: 0.333 (7, 7)		x 0-0 ③ F8		x 0-0 ③ 3B			x 0-0 77 E 18 E 2B	x 0-0 ③ G4-3		3 0 2 0 0 0 0 1 1 0 0 0 0 1						
16 Matt Stairs, L (1, 10) OBP: 0.125, SLG: 0.500 77 Chris Denorfia, R (7, PH) OBP: 0.400, SLG: 0.444 (7, 10)			x 0-0 ① F7	x 0-0 ③ G4-3			x 0-0 E4 18 E 8 SF8 2-3		x 0-0 ① G6-3	2 0 0 0 0 0 1 2 1 0 0 0 0 1						
25 Will Venable, L (1, 9) OBP: 0.364, SLG: 0.600 18 Tony Gwynn Jr., L (5, 9) OBP: 0.200, SLG: 0.200 (6, 8)			x 0-0 8 WP 8 E 2B		x 0-0 8 SF9 3B		1 SAFE S X 0-1 ① G3 1-3 3-H		x 0-0 ② G3-1	2 2 2 0 0 0 0 2 0 0 0 0 0 2						
8 Yorvit Torrealba, R (1, 2) OBP: 0.286, SLG: 0.500 68 Mitch Canham, L (7, 2)			B B 3 SAFE X 2-0 ② F9 2-H		x 0-0 ① SF9 3-H		x 0-0 ② SF8 3-H		x 0-0 ③ G6-3	1 0 0 2 0 0 0 1 0 0 0 0 0 0						
Inning Stats	R: 0 H: 0 E: 0 LOB: 0 K: 0 BB: 0 S: 3 P: 3	R: 0 H: 0 E: 0 LOB: 0 K: 0 BB: 0 S: 3 P: 3	R: 1 H: 1 E: 1 LOB: 2 K: 0 BB: 2 S: 4 P: 14	R: 0 H: 1 E: 0 LOB: 1 K: 0 BB: 0 S: 4 P: 4	R: 1 H: 1 E: 0 LOB: 0 K: 0 BB: 0 S: 4 P: 4	R: 0 H: 0 E: 0 LOB: 0 K: 0 BB: 0 S: 3 P: 3	R: 2 H: 1 E: 2 LOB: 1 K: 0 BB: 0 S: 6 P: 6	R: 1 H: 2 E: 0 LOB: 1 K: 0 BB: 1 S: 5 P: 9	R: 0 H: 0 E: 0 LOB: 0 K: 0 BB: 0 S: 3 P: 3	1B: 1 SF: 2 2B: 3 SAC: 0 3B: 2 DP: 0 HR: 0 HBP: 0						

TOP

San Diego Padres @ Los Angeles Angels

Tempe Diablo Stadium, Tempe, AZ

Tue Mar 09 2010, 3:36 PM - 6:31 PM EST

Att. 3,536 - Overcast - 51 F

livebaseballscorecards.com

AB	31
R	5
H	6
RBI	3
BB	3
SO	0
LOB	10

WP: 1 PA: 36
PB: 0
SB: 1
CS: 1

PITCHER		IP	WLS	BF	H	R	ER	SO	BB	IBB	HBP	BLK	WP	HR	S	P	ERA	WHIP
49 Anthony Ortega, R ERA: 5.4	(1, 1)	3.0		12	1	1	1	0	2	0	0	0	1	0	10	20	3.00	1.000
40 Brian Fuentes, L ERA: 5.4	(4, 1)	1.0		4	1	0	0	0	0	0	0	0	0	0	4	4	0.00	1.000
63 Rich Thompson, R ERA: 4.5	(5, 1)	1.0		4	1	1	1	0	0	0	0	0	0	0	4	4	9.00	1.000
70 Trevor Bell, R ERA:	(6, 1)	2.0	W	8	1	2	0	0	0	0	0	0	0	0	9	9	0.00	0.500
87 Will Smith, L ERA: 9.0	(8, 1)	1.0	H	5	2	1	1	0	1	0	0	0	0	0	5	9	9.00	3.000

PITCHER		IP	WLS	BF	H	R	ER	SO	BB	IBB	HBP	BLK	WP	HR	S	P	ERA	WHIP
45 Francisco Rodriguez, R ERA:	(9, 1)	1.0	S	3	0	0	0	0	0	0	0	0	0	0	3	3	0.00	0.000

San Diego Padres @ Los Angeles Angels

Tempe Diablo Stadium, Tempe, AZ

Tue Mar 09 2010, 3:36 PM - 6:31 PM EST

Att. 3,536 - Overcast - 51 F

livebaseballscorecards.com

BOTTOM

Batter	1	2	3	4	5	6	7	8	9	AB	R	H	RBI	BB	SO	LOB
2 Erick Aybar, S (1, 6) OBP: 0.364, SLG: 0.222	G3		P6 1-2		L4	G3		BB 1-2		2	0	0	0	0	0	1
12 Freddy Sandoval, S (5, 5) OBP: 0.375, SLG: 0.286										2	0	0	0	0	0	4
98 Brian Walker, L (8, PH)										0	0	0	0	1	0	0
16 Abel Nieves, R (8, PR) OBP: 0.500, SLG: 0.500 (9, 5)										0	0	0	0	0	0	0
13 Maicer Izturis, S (1, 4) OBP: 0.545, SLG: 0.444	1B			F7		HR	86 FC6-4 27 1B 46 3B BB	F8		2	0	1	0	0	0	0
18 Ryan Mount, L (5, 4) OBP: 0.429, SLG: 0.800										2	2	1	1	1	0	2
8 Kendrys Morales, S (1, 3) OBP: 0.400, SLG: 0.400	K			G3-1		L3	86 FC6-4 1B 1-2	F8		2	0	0	0	0	1	1
27 Andrew Romine, S (5, 6) OBP: 0.667, SLG: 0.500										3	0	1	0	0	0	2
55 Hideki Matsui, L (1, 10) OBP: 0.500, SLG: 0.500	K			1B		86 1B 77 1B 2B	L5			2	0	1	0	0	1	1
22 Cory Aldridge, L (4, PR) OBP: 0.500, SLG: 1.200 (5, 10)										2	1	1	0	0	0	2
3 Brandon Wood, R (1, 5) OBP: 0.250, SLG: 0.400		P3	P6			46 BB 77 1B 2-3 1B	FC6-4 46 3B 1-2f 2-3			2	0	0	0	0	0	1
86 Efren Navarro, L (5, 3) OBP: 0.250, SLG: 0.250										2	2	1	0	0	0	2
5 Jeff Mathis, R (1, 2) OBP: 0.167, SLG: 0.333		F8			G6-3	77 1B 83 1B 1-2 BB	3B 1-H 3-H			2	0	0	0	0	0	0
46 Bobby Wilson, R (6, 2) OBP: 0.600, SLG: 1.000										1	1	1	2	1	0	0
77 Reggie Willits, S (1, 7) OBP: 0.182, SLG: 0.100		F8			K	83 1B 1B 1-3 2-H 3-H	F7			3	0	1	2	0	1	0
73 Nate Sutton, L (6, PR) (7, 7)										1	0	0	0	0	0	1
83 Michael Ryan, L (1, 9) OBP: 0.700, SLG: 0.857			2 CS BB		2B	1B 1-3 3-H		25 FC1-6 25 E BB		2	0	2	1	1	0	0
64 Hank Conger, L (8, PH) OBP: 0.800, SLG: 1.500										0	0	0	0	1	0	0
74 Jeremy Moore, L (8, PR) OBP: 0.333, SLG: 0.333 (9, 9)										0	0	0	0	0	0	0
25 Peter Bourjos, R (1, 8) OBP: 0.273, SLG: 0.111			P2		BB	K		FC1-6 98 S 1-2		3	0	0	0	1	1	4
79 Brad Coon, L (9, 8)										0	0	0	0	0	0	0

Inning Stats	1	2	3	4	5	6	7	8	9
	R: 0 H: 1 E: 0 LOB: 1 K: 2 BB: 0 S: 8 P: 8	R: 0 H: 0 E: 0 LOB: 0 K: 0 BB: 0 S: 3 P: 3	R: 0 H: 0 E: 0 LOB: 0 K: 0 BB: 1 S: 3 P: 7	R: 0 H: 1 E: 0 LOB: 1 K: 0 BB: 0 S: 4 P: 4	R: 0 H: 1 E: 0 LOB: 2 K: 1 BB: 1 S: 6 P: 10	R: 4 H: 5 E: 0 LOB: 2 K: 1 BB: 1 S: 11 P: 17	R: 2 H: 2 E: 0 LOB: 1 K: 0 BB: 1 S: 5 P: 9	R: 0 H: 0 E: 1 LOB: 2 K: 0 BB: 2 S: 3 P: 11	

1B: 6	SF: 0	WP: 0 PA: 39
2B: 2	SAC: 0	PB: 0
3B: 1	DP: 0	SB: 1
HR: 1	HBP: 0	CS: 1

AB	33
R	6
H	10
RBI	6
BB	6
SO	4
LOB	21

PITCHER		IP	WLS	BF	H	R	ER	SO	BB	IBB	HBP	BLK	WP	HR	S	P	ERA	WHIP
32 Chris Young, R ERA: 2.25	(1, 1)	3.0		10	1	0	0	2	1	0	0	0	0	0	14	18	0.00	0.667
65 Radhames Liz, R ERA: 18.0	(4, 1)	2.0	H	9	2	0	0	1	1	0	0	0	0	0	10	14	0.00	1.500
59 Luis Perdomo, R ERA: 27.0	(6, 1)	0.1	B	6	4	4	4	0	1	0	0	0	0	1	6	12	108.00	15.000
58 Ryan Webb, R ERA: 6.75	(6, 1)	1.2	L	9	3	2	2	1	1	0	0	0	0	0	10	14	10.80	2.400
52 Craig Italiano, R ERA:	(8, 1)	1.0		5	0	0	0	0	2	0	0	0	0	0	3	11	0.00	2.000

PITCHER	IP	WLS	BF	H	R	ER	SO	BB	IBB	HBP	BLK	WP	HR	S	P	ERA	WHIP

Cincinnati Reds @ Los Angeles Angels

Tempe Diablo Stadium, Tempe, AZ

Wed Mar 10 2010, 3:16 PM - 5:39 PM EST

Att. 5,118 - Partly Cloudy - 64 F

livebaseballscorecards.com

Batter	1	2	3	4	5	6	7	8	9	AB	R	H	RBI	BB	SO	LOB
6 Drew Stubbs, R (1, 8) OBP: 0.231, SLG: 0.364	P4	FC6-4-5-4-1 1-2 2-3 3-H			G6-3		G4-3	G4-6-3 1-2f		3	0	0	0	0	0	2
58 Josh Anderson, L (7, PH) (7, 8)										2	0	0	0	0	0	4
28 Chris Heisey, R (1, 7) OBP: 0.100, SLG: 0.200	G6-3		G3			F9		26 1B 3B	F8	2	0	0	0	0	0	0
25 Wladimir Balentien, R (6, PH) OBP: 0.286, SLG: 0.571 (6, 7)										3	1	1	0	0	0	0
4 Brandon Phillips, R (1, 4)	BBBB 55 E 64 WP BB		F9			G5-3		15 1B 37 2B 3-H 1B	G3	2	0	0	0	1	0	0
26 Wilkin Castillo, S (6, 4) OBP: 0.333, SLG: 0.333										2	1	1	1	0	0	0
64 Juan Francisco, L (1, 5) OBP: 0.286, SLG: 0.333	BBBB 55 E 1-2 BB		L6			2B		37 2B 17 1B 1-2 1B	G4-3	2	0	1	0	1	0	0
15 Drew Sutton, S (7, 5) OBP: 0.500, SLG: 0.333										2	1	1	0	0	0	0
55 Ramon Hernandez, R (1, 2) OBP: 0.600, SLG: 0.750	2 SAFE G3 1-2 2-3			G4-3		P2		17 1B 70 1B 1-3 2-H 2B		2	0	0	0	0	0	2
37 Corky Miller, R (6, PH) OBP: 0.500, SLG: 0.750 (6, 2)										2	1	1	1	0	0	1
32 Jay Bruce, L (1, 9) OBP: 0.417, SLG: 0.750		SSC K		G3-1			F8	43 BB 70 1B 2-3 3-H 1B		2	0	0	0	0	1	0
17 Laynce Nix, L (6, 9) OBP: 0.400, SLG: 0.600										2	1	1	1	0	0	0
77 Yonder Alonso, L (1, 3) OBP: 0.167, SLG: 0.333		70 WP 6 FC6-4-5-4-1 2B		G4-3			BBBB 60 F8 70 1B BB	BBBB 70 1B 1-2 BB		2	1	1	0	0	0	0
43 Miguel Cairo, R (7, PH) OBP: 0.714, SLG: 1.500 (7, 3)										0	0	0	0	2	0	0
70 Todd Frazier, R (1, 10) OBP: 0.375, SLG: 0.286	BH 6 7 BB FC6-4-5-4-1 2-3 HBP		F8				1-2 1B	58 G4-6-3 1-2 2-H 3-H 1B		3	0	2	2	0	0	0
7 Paul Janish, R (1, 6) OBP: 0.333, SLG: 0.250	BBBB 6 FC6-4-5-4-1 1-2 BB		F9				2-3	F4		1	0	0	0	1	0	0
60 Chris Valaika, R (7, PH) OBP: 0.333, SLG: 0.333 (7, 6)										2	0	0	0	0	0	4

TOP	
AB	34
R	6
H	9
RBI	5
BB	5
SO	1
LOB	13

Inning Stats	1	2	3	4	5	6	7	8	9
R	0	1	0	0	0	0	0	5	0
E	1	0	0	0	0	0	0	0	0
K	0	1	0	0	0	0	0	0	0
S	3	5	3	3	3	4	4	8	3
H	0	1	0	0	0	1	1	6	0
LOB	2	1	0	0	0	1	2	1	0
BB	2	1	0	0	0	0	1	1	0
P	11	11	3	3	3	4	8	12	3

1B	5
2B	3
3B	1
HR	0
SF	0
SAC	0
DP	2
HBP	1

WP	2
PB	0
SB	0
CS	0
PA	40

PITCHER	IP	WLS	BF	H	R	ER	SO	BB	IBB	HBP	BLK	WP	HR	S	P	ERA	WHIP
38 Trevor Reckling, L (1, 1) ERA: 4.5	2.0	L	10	1	1	1	1	3	0	1	0	2	0	8	22	4.50	2.000
58 Michael Kohn, R (3, 1) ERA:	1.0		3	0	0	0	0	0	0	0	0	0	0	3	3	0.00	0.000
37 Sean O'Sullivan, R (4, 1) ERA: 10.38	3.0		10	1	0	0	0	0	0	0	0	0	0	10	10	0.00	0.333
41 Tommy Mendoza, R (7, 1) ERA:	1.0		5	1	0	0	0	1	0	0	0	0	0	4	8	0.00	2.000
91 Ryan Brasier, R (8, 1) ERA: 45.0	0.0		7	6	5	5	0	1	0	0	0	0	0	6	10	∞	∞

PITCHER	IP	WLS	BF	H	R	ER	SO	BB	IBB	HBP	BLK	WP	HR	S	P	ERA	WHIP
59 Rafael Rodriguez, R (8, 1) ERA:	2.0		5	0	0	0	0	0	0	0	0	0	0	5	5	0.00	0.000

Batter	1	2	3	4	5	6	7	8	9	AB	R	H	RBI	BB	SO	LOB
2 Erick Aybar, S (1, 6) OBP: 0.308, SLG: 0.182 39 Robb Quinlan, R (6, 3) OBP: 0.333, SLG: 0.250	S S S 0-3 K ①			S S S 0-3 K ①		X 0-0 G4-6-3 ②③ 1-2f		B B B 4-0 1-2 2-3 BB		2 0 0 0 0 2 0 1 0 0 0 1 0 1						
53 Bobby Abreu, L (1, 9) OBP: 0.500, SLG: 0.250 12 Freddy Sandoval, S (6, 5) OBP: 0.300, SLG: 0.222	S S C 0-3 K ②			B B B 4-0 8 G4-6-3 BB			X 0-0 F8 ①	B 1-0 2-1 ③ 3-H	S S S 0-3 K ①	1 0 0 0 1 1 0 2 0 0 0 0 1 0						
8 Kendrys Morales, S (1, 3) OBP: 0.286, SLG: 0.286 27 Andrew Romine, S (6, 6) OBP: 0.500, SLG: 0.333	X 0-0 F8 ③			X 0-0 G4-6-3 ②③ 1-2f			X 0-0 F8 ②		S S C 0-3 K ②	2 0 0 0 0 0 1 2 0 0 0 0 1 0						
55 Hideki Matsui, L (1, 10) OBP: 0.250, SLG: 0.250 24 Mark Trumbo, R (7, PH) OBP: 0.300, SLG: 0.444 (8, 10)		X 0-0 G6-3 ①			X 0-0 F8 ①		X 0-0 1B		X 0-0 G5-3 ③	2 0 0 0 0 0 0 2 0 1 0 0 0 0						
20 Juan Rivera, R (1, 7) OBP: 0.250, SLG: 0.333 73 Nate Sutton, L (6, 9) OBP:		X 0-0 G5-3 ②			X 0-0 L5 ②		S S S 0-3 K ③			2 0 0 0 0 0 0 1 0 0 0 0 1 1						
44 Mike Napoli, R (1, 2) OBP: 0.400, SLG: 1.000 28 Ryan Budde, R (7, 2) OBP:		X 0-0 F7 ③			X 0-0 1B			X 0-0 G5-3 ①		2 0 1 0 0 0 0 1 0 0 0 0 0 0						
3 Brandon Wood, R (1, 5) OBP: 0.286, SLG: 0.417 79 Brad Coon, L (6, 7) OBP:			X 0-0 42 G6-4-3 1B		X 0-0 F7 ③			X 0-0 F8 ②		2 0 1 0 0 0 1 1 0 0 0 0 0 0						
42 Terry Evans, R (1, 8) OBP: 0.308, SLG: 0.333 16 Abel Nieves, R (7, 4) OBP: 0.667, SLG: 0.500			X 0-0 G6-4-3 ①② 1-2f			X 0-0 L6 ①		B B B 4-0 39 BB 74 WP 12 2-1 BB		2 0 0 0 0 0 1 0 0 0 0 1 0 0						
9 Alexi Amarista, L (1, 4) OBP: 0.333, SLG: 0.600 74 Jeremy Moore, L (7, 8) OBP: 0.500, SLG: 0.333			X 0-0 P5 ③			B B B 4-0 39 G4-6-3 BB		B B B 4-0 1-2 39 BB BB		1 0 0 0 1 0 0 0 0 0 0 1 0 0						
Inning Stats	R: 0 H: 0 E: 0 LOB: 0 K: 2 BB: 0 S: 7 P: 7	R: 0 H: 0 E: 0 LOB: 0 K: 0 BB: 0 S: 3 P: 3	R: 0 H: 1 E: 0 LOB: 0 K: 0 BB: 0 S: 3 P: 3	R: 0 H: 0 E: 0 LOB: 0 K: 1 BB: 1 S: 4 P: 8	R: 0 H: 1 E: 0 LOB: 1 K: 0 BB: 0 S: 4 P: 4	R: 0 H: 0 E: 0 LOB: 0 K: 0 BB: 1 S: 2 P: 6	R: 0 H: 1 E: 0 LOB: 1 K: 1 BB: 0 S: 6 P: 6	R: 0 H: 0 E: 0 LOB: 3 K: 0 BB: 3 S: 2 P: 15	R: 0 H: 0 E: 0 LOB: 0 K: 2 BB: 0 S: 7 P: 7	1B: 3 SF: 0 2B: 0 SAC: 0 3B: 0 DP: 3 HR: 0 HBP: 0						

PITCHER		IP	WLS	BF	H	R	ER	SO	BB	IBB	HBP	BLK	WP	HR	S	P	ERA	WHIP
57 Mike Lincoln, R ERA: 10.8	(1, 1)	2.0	W	6	0	0	0	2	0	0	0	0	0	0	10	10	0.00	0.000
53 Arthur Rhodes, L ERA:	(3, 1)	1.0	H	3	1	0	0	0	0	0	0	0	0	0	3	3	0.00	1.000
76 Mike Leake, R ERA:	(4, 1)	2.0	H	7	1	0	0	1	1	0	0	0	0	0	8	12	0.00	1.000
71 Travis Wood, L ERA:	(6, 1)	2.0	H	7	1	0	0	1	1	0	0	0	0	0	8	12	0.00	1.000
30 Kip Wells, R ERA:	(8, 1)	2.0		9	0	0	0	2	3	0	0	0	1	0	9	22	0.00	1.500

PITCHER	IP	WLS	BF	H	R	ER	SO	BB	IBB	HBP	BLK	WP	HR	S	P	ERA	WHIP

BOTTOM

Cincinnati Reds @ Los Angeles Angels

Tempe Diablo Stadium, Tempe, AZ

Wed Mar 10 2010, 3:16 PM - 5:39 PM EST

Att. 5,118 - Partly Cloudy - 64 F

livebaseballscorecards.com

AB	26
R	0
H	3
RBI	0
BB	5
SO	6
LOB	5

WP: 1 PA: 31
PB: 0
SB: 0
CS: 0

Los Angeles Angels @ Arizona Diamondbacks

Tucson Electric Park, Tucson, AZ

Thu Mar 11 2010, 3:08 PM - 5:47 PM EST

Att. 4,401 - Sunny - 51 F

TOP

livebaseballscorecards.com

Batter	1	2	3	4	5	6	7	8	9	AB	R	H	RBI	BB	SO	LOB
77 Reggie Willits, S (1, 8) OBP: 0.214, SLG: 0.154	P4		F9			39 FC6-4 1B 1-2		1B		3	0	1	0	0	0	0
96 Anel De Los Santos, R (7, 2) OBP: 0.500, SLG: 0.500										1	0	1	0	0	0	0
39 Robb Quinlan, R (1, 7) OBP: 0.231, SLG: 0.167	G6-3			G4-3		FC6-4 1-2f 2-3		F9		4	0	0	0	0	0	3
79 Brad Coon, L (8, 7)										0	0	0	0	0	0	0
3 Brandon Wood, R (1, 5) OBP: 0.278, SLG: 0.375	K			G6-3		K			1B	4	0	1	0	0	2	2
44 Mike Napoli, R (1, 10) OBP: 0.429, SLG: 1.154		24 G1-3 2B		HR 2-2		K			K	4	1	2	1	0	2	3
5 Jeff Mathis, R (1, 2) OBP: 0.222, SLG: 0.250		F8		G5-3			24 G5-4-3 HBP 1-0		K	2	0	0	0	0	0	1
9 Alexi Amarista, L (7, PR) OBP: 0.286, SLG: 0.500 (7, 4)										1	0	0	0	0	1	1
24 Mark Trumbo, R (1, 3) OBP: 0.231, SLG: 0.333		G1-3 2-3			K		G5-4-3 1-2f		K	3	0	0	0	0	1	2
22 Cory Aldridge, L (9, PH) OBP: 0.429, SLG: 1.000										1	0	0	0	0	1	1
42 Terry Evans, R (1, 9) OBP: 0.250, SLG: 0.267		F8			K		K			3	0	0	0	0	2	2
27 Andrew Romine, S (1, 4) OBP: 0.400, SLG: 0.250			G3		G3			F9		2	0	0	0	0	0	0
25 Peter Bourjos, R (7, 8) OBP: 0.250, SLG: 0.100										1	0	0	0	0	0	0
6 Hainley Statia, S (1, 6) OBP: 0.333, SLG: 0.333			G5-3			39 FC6-4 77 1B 1B		G5-3		2	0	1	0	0	0	0
94 Gary Patchett, R (7, 6) OBP: 0.500, SLG: 0.500										1	0	0	0	0	0	0
Inning Stats	R: 0 E: 0 K: 1 S: 5 H: 0 LOB: 0 BB: 0 P: 5	R: 0 E: 0 K: 0 S: 4 H: 1 LOB: 1 BB: 0 P: 4	R: 0 E: 0 K: 0 S: 3 H: 0 LOB: 0 BB: 0 P: 3	R: 1 E: 0 K: 0 S: 6 H: 1 LOB: 0 BB: 0 P: 8	R: 0 E: 0 K: 2 S: 7 H: 0 LOB: 0 BB: 0 P: 7	R: 0 E: 0 K: 2 S: 9 H: 2 LOB: 2 BB: 0 P: 9	R: 0 E: 0 K: 1 S: 4 H: 0 LOB: 1 BB: 0 P: 5	R: 0 E: 0 K: 0 S: 4 H: 1 LOB: 1 BB: 0 P: 4	R: 0 E: 0 K: 3 S: 10 H: 1 LOB: 1 BB: 0 P: 10	1B: 4 2B: 1 3B: 0 HR: 1 SF: 0 SAC: 0 DP: 1 HBP: 1							

	AB	32
	R	1
	H	6
	RBI	1
	BB	0
	SO	9
	LOB	15

WP: 0 PB: 0 SB: 0 CS: 0 PA: 33

PITCHER		IP	WLS	BF	H	R	ER	SO	BB	IBB	HBP	BLK	WP	HR	S	P	ERA	WHIP
36 Edwin Jackson, R ERA:	(1, 1)	3.0		10	1	0	0	1	0	0	0	0	0	0	12	12	0.00	0.333
47 Leo Rosales, R ERA: 3.0	(4, 1)	1.0	W	4	1	1	1	0	0	0	0	0	0	1	6	8	9.00	1.000
22 Aaron Heilman, R ERA: 12.0	(5, 1)	1.0	H	3	0	0	0	2	0	0	0	0	0	0	7	7	0.00	0.000
44 Bryan Augenstein, R ERA: 20.25	(6, 1)	1.0	H	5	2	0	0	2	0	0	0	0	0	0	9	9	0.00	2.000
39 Jordan Norberto, L ERA:	(7, 1)	1.0	H	3	0	0	0	1	0	0	1	0	0	0	4	5	0.00	0.000

PITCHER		IP	WLS	BF	H	R	ER	SO	BB	IBB	HBP	BLK	WP	HR	S	P	ERA	WHIP
41 T.J. Beam, R ERA:	(8, 1)	1.0	H	4	1	0	0	0	0	0	0	0	0	0	4	4	0.00	1.000
32 Esmerling Vasquez, R ERA: 7.71	(9, 1)	1.0	S	4	1	0	0	3	0	0	0	0	0	0	10	10	0.00	1.000

Batter	1	2	3	4	5	6	7	8	9	AB	R	H	RBI	BB	SO	LOB
6 Stephen Drew, L (1, 6) OBP: 0.563, SLG: 0.750	P5		F9 1-3		10 BB 2 BB 25 G4 BB	G6-3				2	0	0	0	1	0	1
59 Ed Rogers, R (5, PR) OBP: 0.333, SLG: 0.200 (6, 6) (7, 5)										1	1	0	0	0	0	1
2 Kelly Johnson, L (1, 4) OBP: 0.533, SLG: 0.500	K		10 G5-3 3-H		25 G4 10 BB 26 FC3-2 1-2 2-3 BB		31 FC6-4 1B			2	0	1	1	1	1	0
60 Mark Hallberg, R (7, 4) OBP: 0.286, SLG: 0.167										1	0	1	0	0	0	0
10 Justin Upton, R (1, 9) OBP: 0.412, SLG: 0.692	G6-3		G5-3 1-2		26 FC3-2 25 G4 1-2 2-3 3-H BB		FC6-4 79 CS 1-2f			2	0	0	1	1	0	1
31 AJ Pollock, R (6, 8) OBP: 0.500, SLG: 1.000										1	0	0	0	0	0	1
71 Evan Frey, L (8, 8)										0	0	0	0	0	0	0
25 Adam LaRoche, L (1, 3) OBP: 0.250, SLG: 0.250		26 E 1B	F8		G4 1-2 2-3 3-H		K			3	0	1	1	0	0	3
21 Jeff Bailey, R (7, 3) OBP: 0.429, SLG: 0.333										1	0	0	0	0	1	1
26 Miguel Montero, L (1, 10) OBP: 0.313, SLG: 0.154		E3 1-3		G4-3	FC3-2 19 FC6-4 2-3 3-H		CS 1-2	18 2B		3	0	0	0	0	0	4
79 Konrad Schmidt, R (7, PH) OBP: 0.500, SLG: 1.000 (8, 10)										1	0	1	0	0	0	0
19 Chris Snyder, R (1, 2) OBP: 0.267, SLG: 0.429	G6-3			HR	FC6-4 1-2f			G6-3		3	1	1	1	0	0	4
78 Collin Cowgill, R (6, 9)										1	0	0	0	0	0	1
18 Gerardo Parra, L (1, 7) OBP: 0.238, SLG: 0.111	K			F7		3 L8 3 S 1B		FC6-5-4 28 1B 2-3		4	0	1	0	0	1	3
67 Cole Gillespie, R (1, 8) OBP: 0.267, SLG: 0.533	F7			G6-3		K		15 FC6-4 1-2 1B		2	0	0	0	0	0	2
28 John Hester, R (6, 2) OBP: 0.333, SLG: 0.444										2	0	1	0	0	1	1
3 Tony Abreu, S (1, 5) OBP: 0.500, SLG: 0.850			6 F9 6 S 2 1B 1B		2 BB 10 BB 2B		L8 1-3	FC6-4 1-2f		3	2	2	0	0	0	1
15 Jake Wald, R (7, 6)										1	0	0	0	0	0	2
Inning Stats	R: 0 E: 0 K: 1 S: 5 H: 0 LOB: 0 BB: 0 P: 5	R: 0 E: 1 K: 1 S: 7 H: 1 LOB: 2 BB: 0 P: 7	R: 1 E: 0 K: 0 S: 6 H: 2 LOB: 1 BB: 0 P: 6	R: 1 E: 0 K: 0 S: 4 H: 1 LOB: 0 BB: 0 P: 7	R: 2 E: 0 K: 0 S: 4 H: 1 LOB: 2 BB: 3 P: 16	R: 0 E: 0 K: 1 S: 6 H: 1 LOB: 1 BB: 0 P: 7	R: 0 E: 0 K: 1 S: 6 H: 1 LOB: 0 BB: 0 P: 6	R: 0 E: 0 K: 0 S: 5 H: 2 LOB: 2 BB: 0 P: 5		1B: 6 2B: 2 3B: 0 HR: 1	SF: 0 SAC: 0 DP: 0 HBP: 0						

PITCHER	IP	WLS	BF	H	R	ER	SO	BB	IBB	HBP	BLK	WP	HR	S	P	ERA	WHIP
36 Jered Weaver, R (1, 1) ERA: 5.79	3.0		13	3	1	1	2	0	0	0	0	0	0	18	18	3.00	1.000
63 Rich Thompson, R (4, 1) ERA: 6.0	1.0	L	4	1	1	1	0	0	0	0	0	0	1	4	7	9.00	1.000
68 Andrew Taylor, L (5, 1) ERA: 18.0	0.0		4	1	2	2	0	3	0	0	0	0	0	1	13	∞	∞
89 Tyler Chatwood, R (5, 1) ERA:	2.0		7	1	0	0	1	0	0	0	0	0	0	9	10	0.00	0.500
66 Kevin Nabors, R (7, 1) ERA: 13.5	2.0		8	3	0	0	1	0	0	0	0	0	0	11	11	0.00	1.500

PITCHER	IP	WLS	BF	H	R	ER	SO	BB	IBB	HBP	BLK	WP	HR	S	P	ERA	WHIP

BOTTOM

Los Angeles Angels @ Arizona Diamondbacks

Tucson Electric Park, Tucson, AZ

Thu Mar 11 2010, 3:08 PM - 5:47 PM EST

Att. 4,401 - Sunny - 51 F

livebaseballscorecards.com

AB	33
R	4
H	9
RBI	4
BB	3
SO	4
LOB	26

Batter	1	2	3	4	5	6	7	8	9	AB	R	H	RBI	BB	SO	LOB
76 Jordan Danks, L (1, 7) (6, 8) OBP: 0.400, SLG: 0.200	15 2B 10 WP 1B	G3 2-3		K		F7		L7		5	1	1	0	0	1	3
15 Gordon Beckham, R (1, 4) 43 Freddy Garcia, R (8, 4) OBP: 0.462, SLG: 0.727	10 WP 1-3 2B	3-H HR		K			12 G5-3 20 1B 1B		BBBB 38 F9 20 1B 2B BB	4 0	1 1	3 0	2 0	0 0	1 1	0 0
20 Carlos Quentin, R (1, 10) OBP: 0.300, SLG: 0.684	G4-3	K		P3			12 G5-3 1-2 1B		2B 86 1B 1-2 1B	5	1	2	0	0	1	2
12 A.J. Pierzynski, L (1, 2) 38 Cole Armstrong, L (7, 2) OBP: 0.400, SLG: 1.000	K	E6 10 G6-3 51 HR			51 WP 10 G5-3 1B		G5-3 1-2 2-3f		F9 2-3	4 1	1 0	1 0	0 0	0 0	1 0	4 2
10 Alexei Ramirez, R (1, 6) Juan Silverio, R (8, 6) OBP: 0.250, SLG: 0.500	G5-3 2-3 3-H	G6-3 2-3			G5-3 1-2		G6-3		86 1B 24 1B 1-3 3-H 2B	4 1	0 1	0 1	0 1	0 0	0 0	4 0
51 Alex Rios, R (1, 8) 80 Jared Mitchell, L (6, 7) 86 Justin Greene, R (6, 7) OBP: 0.333, SLG: 0.333	74 3B 2B	HR 3-H			K 2-3			P4	24 1B 2-3 3-H 1B	3 0 2	2 0 0	2 0 1	2 0 1	0 0 0	1 0 0	1 0 0
74 Josh Kroeger, L (1, 3) 24 Dayan Viciedo, R (6, 3) OBP: 0.294, SLG: 0.412	63 2B 2-H 3B	G4-3			F8			P6	77 G6-4-3 1-3 3-H 1B	3 2	1 0	1 1	1 1	0 0	0 0	1 0
77 Brent Morel, R (1, 5) OBP: 0.250, SLG: 0.450	G6-3	3B				G6-3		2B	G6-4-3 1-2f	5	0	2	0	0	0	3
63 Stefan Gartrell, R (1, 9) OBP: 0.308, SLG: 0.417	76 G3 15 HR 3-H 2B	F7				K		BB		3	1	1	1	1	1	1
Inning Stats	R: 1 E: 0 K: 1 S: 7 H: 2 LOB: 1 BB: 0 P: 8	R: 4 E: 0 K: 1 S: 9 H: 4 LOB: 0 BB: 0 P: 9	R: 2 E: 1 K: 0 S: 6 H: 2 LOB: 1 BB: 0 P: 7	R: 0 E: 0 K: 2 S: 7 H: 0 LOB: 0 BB: 0 P: 7	R: 0 E: 0 K: 1 S: 6 H: 1 LOB: 1 BB: 0 P: 7	R: 0 E: 0 K: 1 S: 5 H: 0 LOB: 0 BB: 0 P: 5	R: 0 E: 0 K: 0 S: 4 H: 2 LOB: 1 BB: 0 P: 4	R: 0 E: 0 K: 0 S: 4 H: 1 LOB: 2 BB: 1 P: 8	R: 3 E: 0 K: 0 S: 6 H: 4 LOB: 1 BB: 1 P: 10	1B: 7 2B: 5 3B: 2 HR: 2 SF: 0 SAC: 0 DP: 2 HBP: 0						

TOP

Chicago White Sox @ Los Angeles Angels

Tempe Diablo Stadium, Tempe, AZ

Fri Mar 12 2010, 3:20 PM - 6:17 PM EST

Att. 8,549 - Sunny - 70 F

livebaseballscorecards.com

AB	42
R	10
H	16
RBI	9
BB	2
SO	6
LOB	21

WP: 2 PB: 0 SB: 0 CS: 0 PA: 44

PITCHER		IP	WLS	BF	H	R	ER	SO	BB	IBB	HBP	BLK	WP	HR	S	P	ERA	WHIP
51 Joe Saunders, L ERA: 21.6	(1, 1)	1.2	L	10	5	4	4	1	0	0	0	0	1	0	12	13	21.60	3.000
69 Travis Chick, R ERA: 8.1	(2, 1)	1.1		8	3	3	2	1	0	0	0	0	0	2	10	11	13.50	2.250
40 Brian Fuentes, L ERA: 3.38	(4, 1)	1.0		3	0	0	0	2	0	0	0	0	0	0	7	7	0.00	0.000
62 Scot Shields, R ERA:	(5, 1)	1.0		4	1	0	0	1	0	0	0	0	1	0	6	7	0.00	1.000
43 Brian Stokes, R ERA: 1.8	(6, 1)	2.0		7	2	0	0	1	0	0	0	0	0	0	9	9	0.00	1.000

PITCHER		IP	WLS	BF	H	R	ER	SO	BB	IBB	HBP	BLK	WP	HR	S	P	ERA	WHIP
52 Jason Bulger, R ERA:	(8, 1)	1.0		5	1	0	0	0	1	0	0	0	0	0	4	8	0.00	2.000
Mike Kenney, R ERA: 81.0	(9, 1)	0.1		6	4	3	3	0	1	0	0	0	0	0	5	9	81.00	15.000
24 Nick Pugliese, R ERA:	(9, 1)	0.2		1	0	0	0	0	0	0	0	0	0	0	1	1	0.00	0.000

BOTTOM

Batter	1	2	3	4	5	6	7	8	9	AB	R	H	RBI	BB	SO	LOB
13 Maicer Izturis, S (1, 5) OBP: 0.500, SLG: 0.417	F7		K	1B			G4-3		3B	3	0	1	2	0	1	1
39 Robb Quinlan, R (6, 5) OBP: 0.267, SLG: 0.357										2	1	1	0	0	0	0
53 Bobby Abreu, L (1, 9) OBP: 0.333, SLG: 0.143	K		F8	F8			HR		G3-1	3	0	0	0	0	1	2
22 Cory Aldridge, L (5, 9) OBP: 0.444, SLG: 1.250										2	1	1	2	0	0	0
48 Torii Hunter, R (1, 8) OBP: 0.429, SLG: 0.500	1B			F8	G6-3		1B		K	3	0	1	0	0	0	0
74 Jeremy Moore, L (6, 8) OBP: 0.500, SLG: 0.400										2	0	1	0	0	1	0
(7, 7)																
55 Hideki Matsui, L (1, 10) OBP: 0.286, SLG: 0.167	G4-3			BB	G4-3		BB			2	1	0	0	1	0	1
2 Erick Aybar, S (7, PH) OBP: 0.357, SLG: 0.182										0	0	0	0	1	0	0
(8, 10)																
8 Kendrys Morales, S (1, 3) OBP: 0.300, SLG: 0.500		F7		3B	G3		G6-3			3	1	1	1	0	0	0
86 Efren Navarro, L (6, 3) OBP: 0.200, SLG: 0.200										1	0	0	0	0	0	2
20 Juan Rivera, R (1, 7) OBP: 0.267, SLG: 0.286		L4		HBP		F7		L3		2	1	0	0	0	0	0
9 Alexi Amarista, L (7, 4) OBP: 0.250, SLG: 0.429										1	0	0	0	0	0	0
47 Howie Kendrick, R (1, 4) OBP: 0.182, SLG: 0.273		G5-3		1B		F9		G4-3		3	1	1	1	0	0	0
P.J. Phillips, R (7, 8)										1	0	0	0	0	0	0
46 Bobby Wilson, R (1, 2) OBP: 0.429, SLG: 0.667			K	F9		G6-3		P4		2	0	0	0	0	1	2
64 Hank Conger, L (6, 2) OBP: 0.571, SLG: 0.750										2	0	0	0	0	0	0
94 Gary Patchett, R (1, 6) OBP: 0.600, SLG: 0.800			1B	2B			G6-3		K	3	1	2	1	0	0	0
98 Brian Walker, L (9, PH)										1	0	0	0	0	1	0
Inning Stats	R: 0 E: 0 K: 1 S: 6 H: 1 LOB: 1 BB: 0 P: 6	R: 0 E: 0 K: 0 S: 3 H: 0 LOB: 0 BB: 0 P: 3	R: 0 E: 0 K: 2 S: 8 H: 1 LOB: 1 BB: 0 P: 8	R: 5 E: 0 K: 0 S: 7 H: 4 LOB: 1 BB: 1 P: 12	R: 0 E: 0 K: 0 S: 3 H: 0 LOB: 0 BB: 0 P: 3	R: 0 E: 0 K: 0 S: 3 H: 0 LOB: 0 BB: 0 P: 3	R: 1 E: 0 K: 0 S: 5 H: 2 LOB: 2 BB: 1 P: 10	R: 0 E: 0 K: 0 S: 3 H: 0 LOB: 0 BB: 0 P: 3	R: 1 E: 0 K: 2 S: 8 H: 1 LOB: 0 BB: 0 P: 8	1B: 5 2B: 1 3B: 2 HR: 1 SF: 0 SAC: 0 DP: 0 HBP: 1	WP: 0 PB: 0 SB: 0 CS: 0 PA: 39					

PITCHER		IP	WLS	BF	H	R	ER	SO	BB	IBB	HBP	BLK	WP	HR	S	P	ERA	WHIP
44 Jake Peavy, R ERA:	(1, 1)	3.0	W	11	2	0	0	3	0	0	0	0	0	0	17	17	0.00	0.667
45 Bobby Jenks, R ERA: 37.8	(4, 1)	0.2		8	4	5	5	0	1	0	1	0	0	0	6	11	67.50	7.500
Ricky Brooks, R ERA:	(4, 1)	0.1	H	1	0	0	0	0	0	0	0	0	0	0	1	1	0.00	0.000
57 Ramon Pena, R ERA:	(5, 1)	1.2	H	5	0	0	0	0	0	0	0	0	0	0	5	5	0.00	0.000
78 Charlie Leesman, L ERA: 2.08	(6, 1)	1.1	H	7	2	1	1	0	1	0	0	0	0	1	6	11	6.75	2.250

PITCHER		IP	WLS	BF	H	R	ER	SO	BB	IBB	HBP	BLK	WP	HR	S	P	ERA	WHIP
84 Jacob Rasner, R ERA:	(8, 1)	1.0	H	3	0	0	0	0	0	0	0	0	0	0	3	3	0.00	0.000
87 Matt Long, R ERA: 3.38	(9, 1)	1.0		4	1	1	1	2	0	0	0	0	0	0	8	8	9.00	1.000

Chicago White Sox @ Los Angeles Angels

Tempe Diablo Stadium, Tempe, AZ

Fri Mar 12 2010, 3:20 PM - 6:17 PM EST

Att. 8,549 - Sunny - 70 F

livebaseballscorecards.com

AB	36
R	7
H	9
RBI	7
BB	2
SO	5
LOB	8

Los Angeles Angels @ Cleveland Indians

Goodyear Ballpark, Goodyear, AZ

Fri Mar 12 2010, 3:13 PM - 6:01 PM EST

Sunny - 73 F

TOP

livebaseballscorecards.com

Batter	1	2	3	4	5	6	7	8	9	AB	R	H	RBI	BB	SO	LOB
77 Reggie Willits, S (1, 9) OBP: 0.278, SLG: 0.250	0-0 5 1B 44 HR 2B		4-0 5 S 44 2B BB		0-0 F8			0-0 P5		3	2	1	0	1	0	0
5 Jeff Mathis, R (1, 10) OBP: 0.231, SLG: 0.250	0-0 44 HR 2-3 1B		0-3 K 1-2		0-0 L7			0-3 K		4	1	1	0	0	2	1
44 Mike Napoli, R (1, 2) OBP: 0.444, SLG: 1.235	2-1 1-H 3-H HR		0-0 2-H 2B			0-0 L6			0-3 K	4	1	2	4	0	1	0
3 Brandon Wood, R (1, 5) OBP: 0.318, SLG: 0.368	0-3 K		0-3 K			0-0 12 L7-1-6 1B			1-0 12 FC6-4 HBP	3	0	1	0	0	2	1
12 Freddy Sandoval, S (1, 3) OBP: 0.214, SLG: 0.154	0-0 G6-3		0-0 G5-3			0-0 L7-1-6 1-2			0-0 FC6-4 83 HR 1-2f	4	1	0	0	0	0	3
83 Michael Ryan, L (1, 7) OBP: 0.571, SLG: 0.909	0-0 G3			0-0 G1-3			0-0 G4-3		0-0 1-H HR	4	1	1	2	0	0	0
25 Peter Bourjos, R (1, 8) OBP: 0.250, SLG: 0.143		0-3 K		0-0 F8			0-3 K		0-0 18 S 18 1B 1B	4	1	1	0	0	2	0
18 Ryan Mount, L (1, 4) OBP: 0.364, SLG: 0.556		0-0 G4-3		0-3 K			0-3 K		1-0 1-H 1B	4	0	1	1	0	2	0
27 Andrew Romine, S (1, 6) OBP: 0.333, SLG: 0.200		0-0 P6			0-0 F8			0-0 F9		2	0	0	0	0	0	0
6 Hainley Statia, S (7, 6) OBP: 0.250, SLG: 0.250										1	0	0	0	0	0	0

Inning Stats	1	2	3	4	5	6	7	8	9
	R: 3 E: 0 K: 1 S: 9 H: 3 LOB: 0 BB: 0 P: 11	R: 0 E: 0 K: 1 S: 5 H: 0 LOB: 0 BB: 0 P: 5	R: 1 E: 0 K: 2 S: 8 H: 1 LOB: 1 BB: 1 P: 12	R: 0 E: 0 K: 1 S: 5 H: 0 LOB: 0 BB: 0 P: 5	R: 0 E: 0 K: 0 S: 3 H: 0 LOB: 0 BB: 0 P: 3	R: 0 E: 0 K: 0 S: 3 H: 1 LOB: 0 BB: 0 P: 3	R: 0 E: 0 K: 2 S: 7 H: 0 LOB: 0 BB: 0 P: 7	R: 0 E: 0 K: 1 S: 5 H: 0 LOB: 0 BB: 0 P: 5	R: 3 E: 0 K: 1 S: 7 H: 3 LOB: 1 BB: 0 P: 9

AB	33
R	7
H	8
RBI	7
BB	1
SO	9
LOB	5

1B: 4 SF: 0
2B: 3 SAC: 0
3B: 0 DP: 1
HR: 2 HBP: 1

WP: 0 PA: 35
PB: 0
SB: 2
CS: 0

PITCHER		IP	WLS	BF	H	R	ER	SO	BB	IBB	HBP	BLK	WP	HR	S	P	ERA	WHIP
37 Jake Westbrook, R ERA: 11.25	(1, 1)	2.1		11	3	4	4	3	1	0	0	0	0	1	17	23	15.43	1.714
81 Zach Putnam, R ERA:	(3, 1)	0.2		3	1	0	0	1	0	0	0	0	0	0	5	5	0.00	1.500
55 Roberto Hernandez, R ERA:	(4, 1)	3.0		9	1	0	0	1	0	0	0	0	0	0	11	11	0.00	0.333
53 Rafael Perez, L ERA:	(7, 1)	1.0	H	3	0	0	0	2	0	0	0	0	0	0	7	7	0.00	0.000
80 Josh Judy, R ERA:	(8, 1)	1.0	H	3	0	0	0	1	0	0	0	0	0	0	5	5	0.00	0.000

PITCHER		IP	WLS	BF	H	R	ER	SO	BB	IBB	HBP	BLK	WP	HR	S	P	ERA	WHIP
38 Joe Smith, R ERA: 15.0	(9, 1)	1.0	B	6	3	3	3	1	0	0	1	0	0	1	7	9	27.00	3.000

BOTTOM

Los Angeles Angels @ Cleveland Indians

Goodyear Ballpark, Goodyear, AZ

Fri Mar 12 2010, 3:13 PM - 6:01 PM EST

Sunny - 73 F

livebaseballscorecards.com

Batter	1	2	3	4	5	6	7	8	9	AB	R	H	RBI	BB	SO	LOB
13 Asdrúbal Cabrera, S (1, 6) OBP: 0.583, SLG: 1.000 66 Jason Donald, R (5, PR) OBP: 0.200, SLG: 0.200 (6, 6)	K	24 BB 1-2 2-3 BB			17 SF9 3B	SH1-3 2-3		G4-3		2 1	0 1	1 0	0 0	1 0	1 0	0 0
24 Grady Sizemore, L (1, 8) OBP: 0.667, SLG: 1.167 39 Brian Bixler, R (5, PR) OBP: 0.308, SLG: 0.250 (6, 8)	G4-3	1-2 2-3 3-H BB			2 BB 48 1B 25 SF8 BB	17 BB 3-H 1B		71 BB 1B		1 2	0 1	0 2	1 1	2 0	0 0	0 0
17 Shin-Soo Choo, L (1, 9) OBP: 0.438, SLG: 0.615 71 Nick Weglarz, L (6, PR) OBP: 0.643, SLG: 0.714 (7, 7)	F8	G4-3			SF9 3-H	48 G6-4-3 1-2 BB		1-2 BB		2 0	0 0	0 0	1 0	1 1	0 0	3 0
48 Travis Hafner, L (1, 10) OBP: 0.429, SLG: 0.200		2 2B 7 1B BB	G3-1		25 SF8 2 BB 1-2 1B	G6-4-3 1-2f				4	1	1	0	1	0	4
2 Jhonny Peralta, R (1, 5) OBP: 0.308, SLG: 0.333 76 Lonnie Chisenhall, L (7, 5) OBP: 0.400, SLG: 0.625		7 1B 1-3 2B	F9		12 FC6-4 1-2 2-3 BB		G1-3		25 BLK BB	2 1	1 0	1 0	0 0	1 1	0 0	0 0
7 Matt LaPorta, R (1, 3) OBP: 0.333, SLG: 0.333 25 Andy Marte, R (4, 3) OBP: 0.286, SLG: 0.455	13 BB 52 1B 24 BB 2-H 3-H 1B	F8			SF8 2-3 3-H		K		K 1-2	2 2	1 0	1 0	2 1	0 0	0 2	0 1
12 Mark Grudzielanek, R (1, 4) OBP: 0.429, SLG: 0.500 6 Luis Antonio Rodriguez, S (7, 4) OBP: 0.308, SLG: 0.100	P4		G1-3		FC6-4 1-2f			F8		3 1	0 0	0 0	0 0	0 1	0 0	3 1
52 Mike Redmond, R (1, 2) OBP: 0.429, SLG: 0.571 65 Damaso Espino, R (7, 2)	24 BB 13 BB 1-2 1B		F9			4 E 2B	G5-3		G6-3	3 2	1 0	2 0	0 0	0 0	0 0	0 2
4 Trevor Crowe, S (1, 7) OBP: 0.333, SLG: 0.333 (7, 9) 93 Brian Horwitz, R (8, PH) OBP: 0.250, SLG: 0.375 (9, 9)	K		L4			E4 66 SH1-3 39 1B 2-H 1B		G1		3 1	1 0	1 0	0 0	0 0	1 0	2 0
Inning Stats	R: 0 E: 0 K: 1 S: 5 H: 0 LOB: 0 BB: 0 P: 5	R: 3 E: 0 K: 1 S: 8 H: 3 LOB: 3 BB: 3 P: 20	R: 0 E: 0 K: 0 S: 3 H: 0 LOB: 0 BB: 0 P: 3	R: 0 E: 0 K: 0 S: 3 H: 0 LOB: 0 BB: 0 P: 3	R: 2 E: 0 K: 0 S: 5 H: 2 LOB: 2 BB: 2 P: 13	R: 2 E: 1 K: 0 S: 5 H: 3 LOB: 2 BB: 1 P: 9	R: 0 E: 0 K: 1 S: 5 H: 0 LOB: 1 BB: 1 P: 9	R: 0 E: 0 K: 0 S: 4 H: 1 LOB: 2 BB: 1 P: 8	R: 0 E: 0 K: 1 S: 5 H: 0 LOB: 1 BB: 1 P: 9	1B: 6 2B: 2 3B: 1 HR: 0 SF: 2 SAC: 1 DP: 1 HBP: 0						

	AB	32
	R	7
	H	9
	RBI	6
	BB	9
	SO	4
	LOB	16

WP: 0 PA: 44
PB: 0
SB: 0
CS: 0

PITCHER	IP	WLS	BF	H	R	ER	SO	BB	IBB	HBP	BLK	WP	HR	S	P	ERA	WHIP
32 Matt Palmer, R (1, 1) ERA: 12.27	1.2		11	3	3	3	2	3	0	0	0	0	0	12	24	16.20	3.600
58 Michael Kohn, R (2, 1) ERA:	1.1		4	0	0	0	0	0	0	0	0	0	0	4	4	0.00	0.000
70 Trevor Bell, R (4, 1) ERA: 3.38	2.0	B	10	2	2	2	0	2	0	0	0	0	0	8	16	9.00	2.000
57 Fernando Rodriguez Jr., R (6, 1) ERA: 4.5	1.0		6	3	2	2	0	1	0	0	0	0	0	5	9	18.00	4.000
45 Francisco Rodriguez, R (7, 1) ERA:	1.0		4	0	0	0	1	1	0	0	0	0	0	5	9	0.00	1.000

PITCHER	IP	WLS	BF	H	R	ER	SO	BB	IBB	HBP	BLK	WP	HR	S	P	ERA	WHIP
60 Bobby Mosebach, R (8, 1) ERA: 4.91	2.0		9	1	0	0	1	2	0	0	1	0	0	9	17	0.00	1.500

Los Angeles Angels @ Kansas City Royals

Surprise Stadium, Surprise, AZ

Sat Mar 13 2010, 3:07 PM - 5:17 PM EST

Att. 7,317 - Sunny - 66 F

livebaseballscorecards.com

Batter	1	2	3	4	5	6	7	8	9	AB	R	H	RBI	BB	SO	LOB
47 Howie Kendrick, R (1, 4) OBP: 0.143, SLG: 0.214 98 Brian Walker, L (6, 2)	C FF 88 B FC 86 B FC 87 C CH 84 B FC 87 S CH 85 3-3 K		D CU 75 S CH 84 S CH 84 B CH 84 X FF 89 2-2 G6-3 2-3 3-H			C SI 91 B CH 86 X SI 90 1-1 G6-3		X FF 87 0-0 G3		3 1	0 0	0 0	1 0	0 0	1 0	1 0
53 Bobby Abreu, L (1, 9) OBP: 0.250, SLG: 0.111 9 Alexi Amarista, L (6, 4) OBP: 0.222, SLG: 0.375	B FF 89 B FC 88 C FC 88 X FC 87 2-1 G3		C CH 84 B FC 87 B FC 86 S CH 84 X FC 86 2-2 SF8 3-H			B SI 90 C SI 92 B CH 85 X CH 85 2-1 G4-3			C FF 91 B SL 82 B FF 92 F FF 91 C SL 82 2-3 K	2 1	0 0	0 0	1 0	0 0	0 1	0 0
55 Hideki Matsui, L (1, 10) OBP: 0.200, SLG: 0.111 64 Hank Conger, L (9, PH) OBP: 0.500, SLG: 0.600	X FF 89 0-0 G6-3		C FF 88 X CH 85 0-1 G4-3			C SI 93 C FC 88 B FF 92 X CH 86 1-2 G3-1			B FF 93 X SI 92 1-0 F8	3 1	0 0	0 0	0 0	0 0	0 0	0 0
8 Kendrys Morales, S (1, 3) OBP: 0.385, SLG: 0.615 6 Hainley Statia, S (7, 6) OBP: 0.200, SLG: 0.200		C FF 89 B FC 86 F FC 87 F SL 75 B CH 84 X FC 87 2-2 3 G4-3 5 G6-3 2B		B FF 93 C FF 94 X SL 85 1-1 G3-4-1			B SL 84 B FF 87 S CH 80 B FF 88 X CH 79 3-1 39 FC6-4 1B		C FF 92 X CH 86 0-1 G4-3	3 1	1 0	2 0	0 0	0 0	0 0	0 0
3 Brandon Wood, R (1, 5) OBP: 0.280, SLG: 0.318 12 Freddy Sandoval, S (7, 5) OBP: 0.214, SLG: 0.154		S CH 84 F CH 84 X FF 88 0-2 G4-3 2-3		C FF 94 F FF 93 X FF 93 0-2 G6-3			B SI 85 C CH 80 F FF 88 B FF 89 X CH 79 2-2 L4			3 0	0 0	0 0	0 0	0 0	0 0	2 0
5 Jeff Mathis, R (1, 2) OBP: 0.200, SLG: 0.214 39 Robb Quinlan, R (6, 7) OBP: 0.250, SLG: 0.333		C FC 87 F FC 86 X SL 74 0-2 G6-3 3-H		F FF 95 X SL 82 0-1 G6-3			C FF 86 B CH 78 B FF 88 X CH 77 2-1 FC6-4 1-2f			2 1	0 0	0 0	1 0	0 0	0 1	0 1
22 Cory Aldridge, L (1, 7) OBP: 0.417, SLG: 1.000 (6, 9) 24 Mark Trumbo, R (7, 9) OBP: 0.231, SLG: 0.333		C CU 72 B FC 86 S CH 85 S CH 85 1-3 K2-3			C FF 89 B CH 84 B CH 84 F SI 88 X SL 83 2-2 25 G1-6-3 1B		C SI 86 S EP 63 X FF 90 0-2 F8			3 0	0 0	1 0	0 0	0 0	1 0	1 0
25 Peter Bourjos, R (1, 8) OBP: 0.278, SLG: 0.188 97 Alberto Rosario, R (8, PH) 74 Jeremy Moore, L (8, 8) OBP: 0.500, SLG: 0.400			T FC 85 X CH 84 0-1 94 2B 47 G6-3 1B		C FF 92 1 SAFE X CH 89 0-1 G1-6-3 1-2f			B FF 85 B CH 78 C FF 87 B FF 87 X CH 80 3-1 F9		2 1 0	1 0 0	1 0 0	0 0 0	0 0 0	0 0 0	1 0 0
94 Gary Patchett, R (1, 6) OBP: 0.571, SLG: 0.857 83 Michael Ryan, L (7, 3) OBP: 0.533, SLG: 0.833			1 SAFE 1 SAFE 1 SAFE D FC 86 C FC 87 X FC 86 1-1 47 G6-3 1-3 53 SF8 2B		C FF 95 X FF 92 0-1 F7			C SI 86 B CU 76 B CU 71 X FF 88 2-1 F8		2 1	1 0	1 0	0 0	0 0	0 0	0 0

Inning Stats	1	2	3	4	5	6	7	8	9
	R: 0 E: 0 K: 1 S: 6	R: 1 E: 0 K: 1 S: 13	R: 2 E: 0 K: 0 S: 12	R: 0 E: 0 K: 0 S: 7	R: 0 E: 0 K: 0 S: 7	R: 0 E: 0 K: 0 S: 7	R: 0 E: 0 K: 0 S: 10	R: 0 E: 0 K: 0 S: 5	R: 0 E: 0 K: 1 S: 6
	H: 0 LOB: 0 BB: 0 P: 11	H: 1 LOB: 0 BB: 0 P: 16	H: 2 LOB: 0 BB: 0 P: 17	H: 0 LOB: 0 BB: 0 P: 8	H: 1 LOB: 0 BB: 0 P: 9	H: 0 LOB: 0 BB: 0 P: 11	H: 1 LOB: 1 BB: 0 P: 17	H: 0 LOB: 0 BB: 0 P: 10	H: 0 LOB: 0 BB: 0 P: 9

1B: 3 SF: 1
2B: 2 SAC: 0
3B: 0 DP: 1
HR: 0 HBP: 0

WP: 0 PA: 31
PB: 0
SB: 0
CS: 0

TOP

AB	30
R	3
H	5
RBI	3
BB	0
SO	3
LOB	6

PITCHER		IP	WLS	BF	H	R	ER	SO	BB	IBB	HBP	BLK	WP	HR	S	P	ERA	WHIP
19 Brian Bannister, R ERA: 5.4	(1, 1)	3.0		12	3	3	3	2	0	0	0	0	0	0	31	44	9.00	1.000
40 Kyle Farnsworth, R ERA: 9.64	(4, 1)	3.0	W	9	1	0	0	0	0	0	0	0	0	0	21	28	0.00	0.333
31 Dusty Hughes, L ERA: 10.8	(7, 1)	2.0		7	1	0	0	0	0	0	0	0	0	0	15	27	0.00	0.500
62 Bryan Bullington, R ERA: 6.0	(9, 1)	1.0		3	0	0	0	1	0	0	0	0	0	0	6	9	0.00	0.000

PITCHER	IP	WLS	BF	H	R	ER	SO	BB	IBB	HBP	BLK	WP	HR	S	P	ERA	WHIP

Batter	1	2	3	4	5	6	7	8	9	AB	R	H	RBI	BB	SO	LOB
8 Willie Bloomquist, R (1, 7) OBP: 0.750, SLG: 1.000	C FF 92 X FF 92 0-1 13 FC4-6 1B			B SI 91 C SI 90 X SI 90 1-1 13 G3-6-3 1B	C FF 91 F SL 84 F SL 84 F SL 84 F SL 85 B SI 91 X SL 83 1-2 ③ G6-3		B FF 94 S FF 93 B FF 94 F FF 94 B FF 95 B FF 94 4-2 64 G3-6-3 BB	B CU 75 F FF 93 F FF 91 C CU 77 1-3 ③ K	2	0	2	0	0	0	0
21 Jordan Parraz, R (5, 7) OBP: 0.250, SLG: 0.143										1	0	0	0	1	0	0
89 Kurt Mertins, R (8, 4)										1	0	0	0	0	1	1
13 Alberto Callaspo, S (1, 5) OBP: 0.409, SLG: 0.474	B SI 93 B SI 91 X FF 92 2-0 ① FC4-6 16 CS 1-2f			B FF 91 1 SAFE 1 SAFE X SI 90 1-0 ①② G3-6-3 1-2f		C SL 86 C CH 85 X SL 85 0-2 16 1B 2B	X FF 92 0-0 ②③ G3-6-3 1-2f		3	1	1	0	0	0	2
64 Scott Thorman, L (7, 5) OBP: 0.200, SLG: 0.222										1	0	0	0	0	0	1
16 Billy Butler, R (1, 3) OBP: 0.350, SLG: 0.368	C FF 94 B SL 84 C FF 94 B FF 92 C FF 95 2-3 ②③ K 1-2			X FF 92 0-0 ③ G6-3		D SL 75 F SL 88 B SL 86 B SL 77 X SL 85 3-1 11 G5-3 46 SF8 32 1B 2-H 1B		C FF 94 C CH 87 X FF 94 0-2 32 L8 11 2B 2B	3	1	1	1	0	1	1
25 Kila Ka'aihue, L (7, 3) OBP: 0.429, SLG: 0.923										1	1	1	0	0	0	0
6 Jose Guillen, R (1, 9) OBP: 0.267, SLG: 0.333		S SL 85 F FF 93 T FF 93 0-2 ① K			C SI 91 B SI 91 S SL 84 F SI 91 B SL 83 X SL 84 2-2 12 HR 1B	X SL 84 0-0 46 SF8 11 G5-3 1 2B 1-2 1B		B FF 94 C CU 76 F FF 93 B CU 76 X FF 94 2-2 ① L8 2-3		2	1	1	0	0	1	0
32 Brian Anderson, R (6, 9) OBP: 0.267, SLG: 0.286										2	1	1	0	0	0	1
11 Josh Fields, R (1, 10) OBP: 0.133, SLG: 0.400		B SL 83 C SL 82 B FF 93 F SL 82 S FF 94 2-3 ② K			T FF 92 F SI 91 S SL 84 0-3 ① K	C SL 85 C SL 76 B SL 74 X SL 75 1-2 ① G5-3 1-2 2-3		X FF 92 0-0 41 E 1 FC4-6 3-H 2B		4	1	1	1	0	2	3
46 Wilson Betemit, S (1, 6) OBP: 0.357, SLG: 0.300		X FF 93 0-0 ③ G3			X CH 87 0-0 ② F8	B CH 86 3 SAFE F SL 78 X CH 87 1-1 ② SF8 2-3 3-H		C CU 76 B CU 75 F FF 92 F CH 85 X CH 85 1-2 E3 1 FC4-6 2-3		2	0	0	1	0	0	1
41 Buck Coats, L (8, 7)										1	0	0	0	0	0	1
12 Mitch Maier, L (1, 8) OBP: 0.357, SLG: 0.857			L SI 90 S SL 82 B SL 82 B FF 92 F CH 87 B FF 93 F SL 82 C FF 93 3-3 ① K		C CH 87 F SI 91 X SL 85 0-2 1-H HR	B CH 86 B SL 83 X CH 86 2-0 3 1B 3-H 2B		F FF 91 X FF 91 0-1 ② FC4-6 72 WP 74 1B 72 1B 1-2f 3-H		2	1	1	2	0	1	0
1 Jarrod Dyson, L (6, 8) OBP: 0.444, SLG: 0.500										2	2	1	2	0	0	1
18 Jason Kendall, R (1, 2) OBP: 0.231, SLG: 0.091			C FF 92 C SL 84 S SL 81 0-3 ② K		F CH 88 F SL 85 X SI 91 0-2 17 HR 1B	C SL 77 2 SAFE X SL 76 0-1 ③ 2-H 1B		F FF 92 X CU 75 0-1 72 WP 72 1B 1-2 1B		1	0	0	0	0	1	0
3 Brayan Peña, S (5, 2) OBP: 0.353, SLG: 0.313										2	1	2	1	0	0	0
74 Cody Clark, R (8, PH) OBP: 1.000, SLG: 1.000										1	1	1	0	0	0	0
(9, 2)																
17 Chris Getz, L (1, 4) OBP: 0.077, SLG: 0.308			C CH 85 X CH 86 0-1 ③ G3		D SI 89 C FF 92 F CH 87 1 SAFE X FF 91 1-2 1-H HR		X FF 95 0-0 ① L3	B CH 85 B FF 92 F FF 92 X FF 91 2-1 1-H 2-H 1B		2	1	1	2	0	0	0
72 Irving Falu, S (7, 4) OBP: 0.313, SLG: 0.467										2	0	1	2	0	0	0
(8, 6)																
Inning Stats	R: 0 E: 0 K: 1 S: 6 H: 1 LOB: 0 BB: 0 P: 10	R: 0 E: 0 K: 2 S: 7 H: 0 LOB: 0 BB: 0 P: 9	R: 0 E: 0 K: 2 S: 10 H: 0 LOB: 0 BB: 0 P: 13	R: 0 E: 0 K: 0 S: 4 H: 1 LOB: 0 BB: 0 P: 6	R: 4 E: 0 K: 1 S: 23 H: 4 LOB: 0 BB: 0 P: 27	R: 4 E: 0 K: 0 S: 14 H: 5 LOB: 1 BB: 0 P: 21	R: 0 E: 0 K: 0 S: 4 H: 0 LOB: 0 BB: 1 P: 8	R: 4 E: 1 K: 1 S: 20 H: 4 LOB: 1 BB: 0 P: 26		1B: 9 2B: 4 3B: 0 HR: 2 SF: 1 SAC: 0 DP: 2 HBP: 0		WP: 1 PB: 0 SB: 0 CS: 1 PA: 37		

PITCHER		IP	WLS	BF	H	R	ER	SO	BB	IBB	HBP	BLK	WP	HR	S	P	ERA	WHIP
54 Ervin Santana, R ERA:	(1, 1)	3.0		9	1	0	0	5	0	0	0	0	0	0	23	32	0.00	0.333
59 Rafael Rodriguez, R ERA: 11.37	(4, 1)	3.0	L	17	10	8	8	1	0	0	0	0	0	2	41	54	24.00	3.333
91 Ryan Brasier, R ERA: 18.0	(7, 1)	2.0		11	4	4	1	1	1	0	0	0	1	0	24	34	4.50	2.500

PITCHER	IP	WLS	BF	H	R	ER	SO	BB	IBB	HBP	BLK	WP	HR	S	P	ERA	WHIP

BOTTOM

Los Angeles Angels @ Kansas City Royals

Surprise Stadium, Surprise, AZ

Sat Mar 13 2010, 3:07 PM - 5:17 PM EST

Att. 7,317 - Sunny - 66 F

livebaseballscorecards.com

AB	35
R	12
H	15
RBI	12
BB	1
SO	7
LOB	12

Batter	1	2	3	4	5	6	7	8	9	AB	R	H	RBI	BB	SO	LOB
1 Kosuke Fukudome, L (1, 9) OBP: 0.429, SLG: 0.412	F9	G4-3			G4-3		67 2B 1B	67 PB 67 1B BB		3	0	0	0	0	0	1
63 James Adduci, L (5, 9) OBP: 0.455, SLG: 0.550										1	2	1	0	1	0	0
17 Mike Fontenot, L (1, 4) OBP: 0.500, SLG: 0.684	15 2B 1B		G3		2-2 HR		22 F8 6 2B 2B	1-H 1B		3	2	2	1	0	0	0
67 Starlin Castro, R (5, 6) OBP: 0.478, SLG: 0.773							1-H			2	1	2	2	0	0	0
22 Xavier Nady, R (1, 10) OBP: 0.300, SLG: 0.333	F8		15 HR 2B		F8		F8	K		4	1	1	0	0	0	2
56 Brad Snyder, L (8, PH) OBP: 0.533, SLG: 0.750 (8, 10)							2-3			1	0	0	0	0	1	1
15 Kevin Millar, R (1, 3) OBP: 0.600, SLG: 0.692	24 1B 1-H 2B		2-H HR		24 HBP BB		21 E 3-H 2B		G4-3	2	2	2	3	1	0	0
6 Micah Hoffpauir, L (5, 3) OBP: 0.263, SLG: 0.294										2	0	1	1	0	0	0
24 Marlon Byrd, R (1, 8) OBP: 0.304, SLG: 0.455	12 1B 2-H 1B	F8			1-2 HBP		E4 27 CS 2-3		K	2	0	1	1	0	0	0
21 Tyler Colvin, L (5, 7) OBP: 0.520, SLG: 0.840										2	0	0	0	0	1	1
12 Alfonso Soriano, R (1, 7) OBP: 0.200, SLG: 0.316	2-H 1B	G5-3			L7		1-2 BB		P3	3	0	1	0	0	0	2
27 Sam Fuld, L (5, 8) OBP: 0.167, SLG: 0.353										1	0	0	0	1	0	0
9 Chad Tracy, L (1, 5) OBP: 0.353, SLG: 0.267		K		F9		F7	F8			3	0	0	0	0	1	0
15 Bobby Scales, S (6, 5) OBP: 0.250, SLG: 0.154										1	0	0	0	0	0	2
18 Geovany Soto, R (1, 2) OBP: 0.556, SLG: 0.500		P3		G5-3		G5-3		G5-3		3	0	0	0	0	0	0
75 Chris Robinson, R (6, 2) OBP: 0.444, SLG: 0.500										1	0	0	0	0	0	0
65 Darwin Barney, R (1, 6) OBP: 0.500, SLG: 0.500 (5, 4)	2B			G6-3		G6-3		F9		4	0	1	0	0	0	0
Inning Stats	R: 2 E: 0 K: 0 S: 7 H: 4 LOB: 2 BB: 0 P: 7	R: 0 E: 0 K: 1 S: 6 H: 1 LOB: 1 BB: 0 P: 6	R: 2 E: 0 K: 0 S: 6 H: 2 LOB: 0 BB: 0 P: 9	R: 0 E: 0 K: 0 S: 3 H: 0 LOB: 0 BB: 0 P: 3	R: 1 E: 0 K: 0 S: 6 H: 1 LOB: 2 BB: 1 P: 13	R: 0 E: 0 K: 0 S: 3 H: 0 LOB: 0 BB: 0 P: 3	R: 2 E: 1 K: 0 S: 6 H: 3 LOB: 2 BB: 1 P: 10	R: 1 E: 0 K: 1 S: 7 H: 1 LOB: 1 BB: 1 P: 11	R: 0 E: 0 K: 1 S: 5 H: 0 LOB: 0 BB: 0 P: 5	1B: 5 2B: 5 3B: 0 HR: 2		SF: 0 SAC: 0 DP: 0 HBP: 1				

PITCHER		IP	WLS	BF	H	R	ER	SO	BB	IBB	HBP	BLK	WP	HR	S	P	ERA	WHIP
35 Joel Pineiro, R ERA: 9.0	(1, 1)	3.0		15	7	4	4	1	0	0	0	0	0	1	19	22	12.00	2.333
49 Anthony Ortega, R ERA: 4.5	(4, 1)	3.0	H	12	1	1	1	0	1	0	1	0	0	1	12	19	3.00	0.667
63 Rich Thompson, R ERA: 9.0	(7, 1)	1.0	L	7	3	2	2	0	1	0	0	0	0	0	6	10	18.00	4.000
68 Andrew Taylor, L ERA: 9.0	(8, 1)	1.0		5	1	1	0	1	1	0	0	0	0	0	7	11	0.00	2.000
45 Francisco Rodriguez, R ERA:	(9, 1)	1.0		3	0	0	0	1	0	0	0	0	0	0	5	5	0.00	0.000

PITCHER	IP	WLS	BF	H	R	ER	SO	BB	IBB	HBP	BLK	WP	HR	S	P	ERA	WHIP

TOP

Chicago Cubs @ Los Angeles Angels

Tempe Diablo Stadium, Tempe, AZ

Sun Mar 14 2010, 4:13 PM - 7:21 PM EDT

Att. 8,838 - Sunny - 73 F

livebaseballscorecards.com

AB	38
R	8
H	12
RBI	8
BB	3
SO	3
LOB	9

BOTTOM

Batter	1	2	3	4	5	6	7	8	9	AB	R	H	RBI	BB	SO	LOB
13 Maicer Izturis, S (1, 6) OBP: 0.471, SLG: 0.400	G3	47 3B 1-2 3-H 1B	K2-3			47 G6-3 BB		K	9 FC6-4 1-2 BB	3	1	1	1	0	1	1
12 Freddy Sandoval, S (6, 5) OBP: 0.294, SLG: 0.143										1	0	0	0	2	1	0
47 Howie Kendrick, R (1, 4) OBP: 0.222, SLG: 0.353	F9	55 1B 1-H 2-H 3B		55 G4-3 48 S BB		G6-3 1-2		K	FC6-4 1-2f 2-3	3	1	1	2	1	0	1
18 Ryan Mount, L (7, 4) OBP: 0.364, SLG: 0.556										0	0	0	0	0	0	0
16 Abel Nieves, R (8, 4) OBP: 0.667, SLG: 0.500										0	0	0	0	0	0	0
39 Robb Quinlan, R (8, PH) OBP: 0.235, SLG: 0.313										1	0	0	0	0	1	0
9 Alexi Amarista, L (9, 4) OBP: 0.200, SLG: 0.333										1	0	0	0	0	0	2
48 Torii Hunter, R (1, 8) OBP: 0.400, SLG: 0.375	E6	55 1B BB		K 1-2		K		28 BB 64 BB 74 BB BB	F9	2	0	0	0	1	1	1
83 Michael Ryan, L (5, 9) OBP: 0.500, SLG: 0.714										2	1	0	0	1	1	3
55 Hideki Matsui, L (1, 10) OBP: 0.231, SLG: 0.167	G3	20 FC5-4 1-3 3-H 1B		G4-3 2-3		K		74 BB 28 BB 1-2 BB		3	0	1	1	0	0	2
64 Hank Conger, L (6, PH) OBP: 0.500, SLG: 0.500										1	0	0	0	1	1	1
(7, 10)																
73 Nate Sutton, L (8, PR)										0	0	0	0	0	0	0
(9, 10)																
8 Kendrys Morales, S (1, 3) OBP: 0.375, SLG: 0.750		HR		G4-3			74 FC3-6 1B	74 BB 1-2 2-3 BB		3	1	1	1	0	1	3
46 Bobby Wilson, R (6, 2) OBP: 0.500, SLG: 0.714										1	0	1	0	0	0	0
79 Brad Coon, L (7, PR)										0	0	0	0	0	0	0
28 Ryan Budde, R (8, 2)		K								0	0	0	0	1	0	0
20 Juan Rivera, R (1, 7) OBP: 0.278, SLG: 0.353		F8			44 CS 2B		FC3-6 86 1B 1-2f			3	0	1	0	0	0	2
74 Jeremy Moore, L (5, PR) OBP: 0.500, SLG: 0.333										1	0	0	1	1	0	1
(6, 7)		FC5-4 1-2f														
44 Mike Napoli, R (1, 2) OBP: 0.524, SLG: 1.235		3 1B 77 1B BB		25 G4-3 BB			1 SAFE			0	1	0	0	3	0	0
86 Efren Navarro, L (6, 3) OBP: 0.286, SLG: 0.286						2-3 BB	27 BB 1-2 1B	K		2	0	1	0	0	1	3
3 Brandon Wood, R (1, 5) OBP: 0.286, SLG: 0.320		77 1B 13 1B 1-3 1B	F8		F9			BB	G4-3	3	1	1	0	0	0	3
27 Andrew Romine, S (6, 6) OBP: 0.385, SLG: 0.200										0	0	0	0	1	0	0
22 Cory Aldridge, L (9, PH) OBP: 0.385, SLG: 0.917										1	0	0	0	0	0	0
77 Reggie Willits, S (1, 9) OBP: 0.316, SLG: 0.294		13 1B 47 3B 1-3 3-H 1B	G4-3 1-2		F8		SSS K		9 FC6-4 12 S 1B	1	1	1	1	0	0	0
25 Peter Bourjos, R (3, 9) OBP: 0.273, SLG: 0.200										4	0	1	0	0	1	5
(5, 8)																

| Inning Stats | | | | | | | | | | | | | | | |

Batter	1	2	3	4	5	6	7	8	9	AB	R	H	RBI	BB	SO	LOB
15 Rafael Furcal, S (1, 6) OBP: 0.385, SLG: 0.238	C B F B B F B B 4-2 33 FC4-6 BB	B B C X 2-1 33 G6-4-3 1-2 1B		B C B X 2-1 F8 ③		B S S S 1-3 K ② 1-2			C B F F B B B 4-2 87 SH1-3 97 1B BB	2	0	1	0	1	0	1
21 Nick Green, R (5, 6) OBP: 0.455, SLG: 0.250										1	1	0	0	1	1	1
33 Blake DeWitt, L (1, 4) OBP: 0.500, SLG: 0.652	X 0-0 ① FC4-6 27 0 1B 1-2f	S F X 0-2 ②③ G6-4-3 1-2f			B B C B X 3-1 27 G6-4-3 16 1B 1B	B C B F B C 3-3 K ③ 2-3			B X 1-0 SH1-3 1-2	4	1	1	0	0	1	4
87 Iván De Jesús Jr., R (6, 4) OBP: 0.556, SLG: 0.333										0	0	0	0	0	0	0
16 Andre Ethier, L (1, 9) OBP: 0.360, SLG: 0.652	X 0-0 ② F7		B X 1-0 1B		B X 1-0 27 G6-4-3 1-2 1B		B C B B X 3-1 ① F8		B F X 1-1 93 G6-3 2-H 1B	3	0	2	0	0	0	1
97 Scott Van Slyke, R (5, PR) OBP: 0.250, SLG: 0.250										2	0	1	1	0	0	0
(5, 9)																
27 Matt Kemp, R (1, 8) OBP: 0.320, SLG: 0.652	B B B B 4-0 0 1B 23 1B 1-2 BB		B F F B S 2-3 ① K		B C C X 1-2 ①② G6-4-3 1-2f 2-3		C F B X 1-2 HR		X 0-0 ②③ G6-3 1-2f	2	1	0	0	1	1	3
93 Angelo Songco, L (5, 7) OBP: 0.667, SLG: 2.000										2	1	1	1	0	0	1
0 Garret Anderson, L (1, 7) OBP: 0.400, SLG: 0.400	X 0-0 23 1B 1-2 2-H 1B		B B C F S 2-3 ② K		C B S F B B F F B 4-2 23 BB BB		C B B S S 2-3 ② K			2	0	1	1	0	1	1
17 Jason Repko, R (3, 7)										1	0	0	0	1	1	0
(5, 8)																
23 Casey Blake, R (1, 5) OBP: 0.471, SLG: 0.667	X 0-0 1-2 2-H 1B		F F X 0-2 ③ G5-3		B C B B F F B 4-2 1-2 BB		B F B X 2-1 ③ F7			2	0	1	1	1	0	1
94 Anthony Hatch, L (5, PR)										1	0	0	0	0	0	0
(5, 5)																
5 Reed Johnson, R (1, 10) OBP: 0.333, SLG: 0.286	B C B B C F F X 3-2 ③ F9			B X 1-0 ① F8	B C B F B F F X 3-2 ③ G6-3			X 0-0 ① F9		4	0	0	0	0	0	5
13 Doug Mientkiewicz, L (1, 3) OBP: 0.421, SLG: 0.500		B S X 1-1 15 1B 1B		X 0-0 9 1B 2B		X 0-0 ① L9		S S S 0-3 ② K		3	0	2	0	0	0	0
98 Jay Gibbons, L (6, 3)										1	0	0	0	0	1	0
9 A.J. Ellis, R (1, 2) OBP: 0.450, SLG: 0.267		C X 0-1 ① F9		B S B C X 2-2 ② 2-H 1B		B B B B 4-0 33 WP 21 WP BB		X 0-0 ③ F7		2	0	1	0	1	0	1
93 Matt Wallach, L (7, 2)										1	0	0	0	0	0	0
Inning Stats	R: 2 E: 0 K: 0 S: 12 H: 2 LOB: 2 BB: 2 P: 23	R: 0 E: 0 K: 0 S: 9 H: 2 LOB: 1 BB: 0 P: 12	R: 0 E: 0 K: 2 S: 10 H: 1 LOB: 1 BB: 0 P: 15	R: 0 E: 0 K: 0 S: 7 H: 2 LOB: 1 BB: 0 P: 12	R: 0 E: 0 K: 0 S: 19 H: 2 LOB: 3 BB: 2 P: 35	R: 0 E: 0 K: 2 S: 7 H: 0 LOB: 1 BB: 1 P: 15	R: 1 E: 0 K: 1 S: 10 H: 1 LOB: 0 BB: 0 P: 18	R: 0 E: 0 K: 1 S: 5 H: 0 LOB: 0 BB: 0 P: 5	R: 1 E: 0 K: 0 S: 8 H: 1 LOB: 0 BB: 1 P: 14	1B: 9 2B: 1 3B: 0 HR: 1 SF: 0 SAC: 1 DP: 3 HBP: 0						

TOP

Los Angeles Dodgers @ Los Angeles Angels

Tempe Diablo Stadium, Tempe, AZ

Mon Mar 15 2010, 4:07 PM - 7:08 PM EDT

Att. 8,854 - Sunny - 67 F

livebaseballscorecards.com

AB	33
R	4
H	11
RBI	4
BB	6
SO	6
LOB	19

PITCHER		IP	WLS	BF	H	R	ER	SO	BB	IBB	HBP	BLK	WP	HR	S	P	ERA	WHIP
19 Scott Kazmir, L ERA: 7.71	(1, 1)	2.1	L	13	5	2	2	1	2	0	0	0	0	0	25	42	7.71	3.000
58 Michael Kohn, R ERA:	(3, 1)	1.2		6	2	0	0	1	0	0	0	0	0	0	13	20	0.00	1.200
56 Fernando Rodney, R ERA:	(5, 1)	0.2		5	2	0	0	0	2	0	0	0	0	0	14	27	0.00	6.000
79 Jon Bachanov, R ERA:	(5, 1)	0.1		1	0	0	0	0	0	0	0	0	0	0	5	8	0.00	0.000
40 Kevin Jepsen, R ERA:	(6, 1)	1.0		4	0	0	0	2	1	0	0	0	2	0	7	15	0.00	1.000

PITCHER		IP	WLS	BF	H	R	ER	SO	BB	IBB	HBP	BLK	WP	HR	S	P	ERA	WHIP
37 Sean O'Sullivan, R ERA: 8.59	(7, 1)	3.0		11	2	2	2	2	1	0	0	0	0	1	23	37	6.00	1.000

WP: 2 PB: 0 SB: 0 CS: 0 PA: 40

Batter	1	2	3	4	5	6	7	8	9	AB	R	H	RBI	BB	SO	LOB
13 Maicer Izturis, S (1, 6) OBP: 0.400, SLG: 0.333	C C F B X 1-2 G6-3 ①		1 SAFE B B C S S 2-3 K ③ 1-2			X 0-0 F7 ①		C X 0-1 G5-3 ①		3	0	0	0	0	1	1
25 Peter Bourjos, R (7, 8) OBP: 0.261, SLG: 0.190										1	0	0	0	0	0	0
47 Howie Kendrick, R (1, 4) OBP: 0.286, SLG: 0.450	B C S B B X 3-2 G4-3 ②			X 0-0 48 S 1B		X 0-0 2B		X 0-0 F9 ②		3	0	2	0	0	0	0
27 Andrew Romine, S (7, 4) OBP: 0.357, SLG: 0.182										1	0	0	0	0	0	0
48 Torii Hunter, R (1, 8) OBP: 0.308, SLG: 0.273	F B B S S 2-3 K ③			B C S C 1-3 K ① 1-2		B C F B F B S 3-3 K ②		B C S B B F B 4-2 24 BLK BB		3	0	0	0	0	3	2
94 Gary Patchett, R (7, 6) OBP: 0.625, SLG: 0.857										0	0	0	0	1	0	0
55 Hideki Matsui, L (1, 10) OBP: 0.188, SLG: 0.133		C X 0-1 F7 ①		B X 1-0 F7 ②		C C S 0-3 K ③		B F S S B S 2-3 K ③ 1-2		3	0	0	0	0	1	2
24 Mark Trumbo, R (8, PH) OBP: 0.214, SLG: 0.308										1	0	0	0	0	1	1
(9, 10)																
8 Kendrys Morales, S (1, 3) OBP: 0.316, SLG: 0.632		B B C F S 2-3 K ②		B B B C X 3-1 G2-3 ③			S S S 0-3 K ①		C F B B X 2-2 G4-3 ①	3	0	0	0	0	2	1
39 Robb Quinlan, R (8, 3) OBP: 0.222, SLG: 0.294										1	0	0	0	0	0	0
20 Juan Rivera, R (1, 9) OBP: 0.286, SLG: 0.316		B B C F S 2-3 K ③			C B B F B B 4-2 5 CS 3 1B BB		B C X 1-1 G5-3 ②		C B B X 2-1 64 G4-3 64 S 1B	2	0	0	0	1	1	0
12 Freddy Sandoval, S (8, 5) OBP: 0.333, SLG: 0.200										1	0	1	0	0	0	0
3 Brandon Wood, R (1, 5) OBP: 0.323, SLG: 0.357			X 0-0 G4-3 ①		C C B F X 1-2 5 CS 1-2 1B		B B F F B F X 3-2 46 1B 1B		C B X 1-1 G4-3 ② 1-3	3	0	2	0	0	0	0
65 Julio Perez, R (7, PR)										0	0	0	0	0	0	0
(8, 9)																
64 Hank Conger, L (9, PH) OBP: 0.455, SLG: 0.429										1	0	0	0	0	0	1
5 Jeff Mathis, R (1, 2) OBP: 0.176, SLG: 0.188			F F B X 1-2 G6-3 ②		C B B S B X 2-2 F7 ① ② 1-2 2-3	X 0-0 1-3 1B			B C S S C 1-3 K ③	2	0	0	0	0	0	2
46 Bobby Wilson, R (7, 2) OBP: 0.500, SLG: 0.667										2	0	1	0	0	1	1
22 Cory Aldridge, L (1, 7) OBP: 0.375, SLG: 0.800			C X 0-1 13 WP 1B		B F F S 1-3 K ③	X 0-0 F8 ③				3	0	1	0	0	1	3
Inning Stats	R: 0 E: 0 K: 1 S: 10 H: 0 LOB: 0 BB: 0 P: 16	R: 0 E: 0 K: 2 S: 8 H: 0 LOB: 0 BB: 0 P: 12	R: 0 E: 0 K: 1 S: 9 H: 1 LOB: 1 BB: 0 P: 12	R: 0 E: 0 K: 1 S: 7 H: 1 LOB: 1 BB: 0 P: 12	R: 0 E: 0 K: 1 S: 12 H: 1 LOB: 1 BB: 1 P: 20	R: 0 E: 0 K: 2 S: 9 H: 1 LOB: 1 BB: 0 P: 12	R: 0 E: 0 K: 1 S: 11 H: 2 LOB: 2 BB: 0 P: 15	R: 0 E: 0 K: 1 S: 9 H: 0 LOB: 1 BB: 1 P: 15	R: 0 E: 0 K: 1 S: 10 H: 1 LOB: 1 BB: 0 P: 16	1B: 6 2B: 1 3B: 0 HR: 0	SF: 0 SAC: 0 DP: 0 HBP: 0						

BOTTOM

Los Angeles Dodgers @ Los Angeles Angels

Tempe Diablo Stadium, Tempe, AZ

Mon Mar 15 2010, 4:07 PM - 7:08 PM EDT

Att. 8,854 - Sunny - 67 F

livebaseballscorecards.com

AB	33
R	0
H	7
RBI	0
BB	2
SO	11
LOB	14

PITCHER		IP	WLS	BF	H	R	ER	SO	BB	IBB	HBP	BLK	WP	HR	S	P	ERA	WHIP
35 Ramon Ortiz, R ERA:	(1, 1)	4.0	W	14	2	0	0	5	0	0	0	0	1	0	34	52	0.00	0.500
26 Luis Ayala, R ERA: 4.5	(5, 1)	1.0	H	4	1	0	0	1	1	0	0	0	0	0	12	20	0.00	2.000
49 Charlie Haeger, R ERA: 4.5	(6, 1)	1.0	H	4	1	0	0	2	0	0	0	0	0	0	9	12	0.00	1.000
90 Ethan Martin, R ERA:	(7, 1)	1.0	H	5	2	0	0	1	0	0	0	0	0	0	11	15	0.00	2.000
45 Brent Leach, L ERA:	(8, 1)	1.0	H	4	0	0	0	1	1	0	0	1	0	0	9	15	0.00	1.000

PITCHER		IP	WLS	BF	H	R	ER	SO	BB	IBB	HBP	BLK	WP	HR	S	P	ERA	WHIP
49 Travis Schlichting, R ERA:	(9, 1)	1.0		4	1	0	0	1	0	0	0	0	0	0	10	16	0.00	1.000

Batter	1	2	3	4	5	6	7	8	9	AB	R	H	RBI	BB	SO	LOB
47 Howie Kendrick, R (1, 4) OBP: 0.333, SLG: 0.522	C SI 89 B SI 90 B FF 86 X FF 86 2-1 ① G6-3		C CU 74 B SI 89 B SI 89 S FF 85 X SI 88 2-2 2B		C FF 90 S SL 85 B CU 76 B FF 90 X SL 86 2-2 39 1B / 8 1B 1B		B SI 91 S SI 91 C SI 92 F SL 88 B SI 92 F SL 87 F SI 92 B CU 78 F SI 92 3-3 S SI 91 ① K		1 SAFE C SL 80 B SI 92 1 SAFE 1 SAFE B SI 92 B SL 83 B SI 92 4-1 1-2 BB	3	1	2	0	0	0	0
22 Cory Aldridge, L (5, 7) OBP: 0.389, SLG: 0.750										1	0	0	0	1	1	0
39 Robb Quinlan, R (1, 7) OBP: 0.217, SLG: 0.273	C SI 89 B CU 76 B FF 88 F FF 86 X SI 90 2-2 ② F8		C SI 88 C FF 85 S FF 89 0-3 ③ K		1 SAFE C CH 83 B SI 87 X CH 82 1-1 44 F9 / 8 1B 1-3 1B		C SI 92 B SI 92 F SI 91 F SL 86 F SI 92 X SL 86 1-2 ② P4		C SL 83 F SI 92 F SL 82 S SL 82 0-3 ③ K	5	0	1	0	0	2	3
(5, 3)																
8 Kendrys Morales, S (1, 3) OBP: 0.364, SLG: 0.619	C SI 89 B CH 81 B FF 88 F FF 87 B SI 90 F CH 80 X SI 90 3-2 ③ G6-3			B CH 80 B CH 78 B SI 87 B SI 88 4-0 3 1B / 44 G5-3 / 83 2B BB	C SI 88 X CH 84 0-1 3 CS 1-2 3-H 1B		B SI 92 C CH 82 F CH 82 F SI 92 X SI 92 1-2 ③ F9			2	1	1	1	1	0	0
40 Brian Fuentes, L (5, 1)										0	0	0	0	0	0	0
62 Scot Shields, R (6, 1)										0	0	0	0	0	0	0
12 Freddy Sandoval, S (7, PH) OBP: 0.316, SLG: 0.188										1	0	0	0	0	0	0
(7, 5)																
44 Mike Napoli, R (1, 2) OBP: 0.440, SLG: 1.000		X SI 87 0-0 ① F9		B SI 88 1 SAFE B CH 84 1 SAFE F SI 87 B SI 87 X SI 85 3-1 ① G5-3 1-2	F SI 89 B SI 88 X CH 83 1-1 ② F9 2-3			B FF 85 C FC 86 S FC 85 F SL 75 F SL 75 X FF 85 1-2 ① P4		4	0	0	0	0	0	3
52 Jason Bulger, R (8, 1)										0	0	0	0	0	0	0
9 Juan Mateo, R (9, 1)										0	0	0	0	0	0	0
3 Brandon Wood, R (1, 5) OBP: 0.382, SLG: 0.400		B SI 86 C FF 85 C SI 88 B CU 77 B SI 90 F SL 85 B SI 90 4-2 BB		B SI 88 C SI 88 S FF 86 2 SAFE X FF 87 1-2 83 2B / 25 SF9 2-3 1B	B CH 83 F SI 87 F SL 84 1 SAFE 1 SAFE 1-2 ③ CS 1-2	B SI 87 X SI 87 1-0 25 1B / 94 SF7 1B		B FC 85 C FF 84 C SL 75 C FF 86 1-3 ② K	2	2	2	0	1	0	0
43 Brian Stokes, R (7, 1)										0	0	0	0	0	0	0
28 Ryan Budde, R (8, PH)										1	0	0	0	0	1	0
(8, 2)																
83 Michael Ryan, L (1, 9) OBP: 0.455, SLG: 0.667		C SI 88 1 SAFE F SI 88 X CU 75 0-2 ② F9		X SI 88 0-0 1-3 3-H 2B	B SI 87 1 SAFE 1 SAFE X SI 86 1-0 ① L8			C FC 85 B SL 74 X SL 73 1-1 ③ F9		4	0	1	1	0	0	2
64 Angel Castillo, R (8, 9)										0	0	0	0	0	0	0
25 Peter Bourjos, R (1, 8) OBP: 0.259, SLG: 0.208		C SL 84 B SL 85 F SI 88 B SL 84 1 SAFE X SL 85 2-2 ③ F7		X FF 86 0-0 ② SF9 3-H	X CH 84 0-0 6 S 1-3 1B				C SI 91 B SI 91 C SI 92 B SL 85 B SI 94 F SI 93 X SL 83 3-2 ① F9	3	0	1	1	0	0	1
94 Gary Patchett, R (1, 6) OBP: 0.417, SLG: 0.600			C SI 86 B SI 88 F CH 84 B FF 86 F FF 89 X SI 88 2-2 ① G6-3	B SI 89 C SL 84 F SI 88 B SI 89 S FF 85 2-3 ③ K	B SI 86 B SI 85 L CH 83 X SI 86 2-1 ② SF7 3-H				B SI 92 C SL 81 X SI 93 1-1 ② G5-3	3	0	0	1	0	1	1
36 Jered Weaver, R (1, 1)			B SI 86 C FF 86 C SI 87 C SI 87 1-3 ② K		B SI 88 S FF 89 S SL 85 F CH 84 B CU 76 F FF 91 B CH 82 F SL 84 F SI 89 3-2 X SI 80 ① L8	P PO 80 P PO 83 F SL 84 B CH 82 S CH 83 2 SAFE X FF 87 3-2 ③ G3 1-2			B SI 93 B SI 92 B SI 93 B SI 92 4-0 22 BB / BB	1	0	0	0	0	1	0
60 Bobby Mosebach, R (4, 1)										0	0	0	0	0	0	0
6 Hainley Statia, S (5, PH) OBP: 0.250, SLG: 0.143										2	0	0	0	1	0	1
(5, 4)																

TOP

Los Angeles Angels @ San Diego Padres

Peoria Stadium, Peoria, AZ

Tue Mar 16 2010, 4:05 PM - 7:00 PM EDT

Att. 7,002 - Sunny - 77 F

livebaseballscorecards.com

AB	32
R	4
H	8
RBI	4
BB	4
SO	6
LOB	11

Inning Stats	1	2	3	4	5	6	7	8	9
	R: 0 E: 0 K: 0 S: 9	H: 0 LOB: 0 BB: 0 P: 16	R: 0 E: 0 K: 0 S: 10	H: 0 LOB: 1 BB: 1 P: 16	R: 0 E: 0 K: 2 S: 13	H: 1 LOB: 1 BB: 0 P: 18	R: 2 E: 0 K: 1 S: 10	H: 2 LOB: 1 BB: 1 P: 20	R: 1 E: 0 K: 0 S: 18	H: 3 LOB: 1 BB: 0 P: 26	R: 1 E: 0 K: 0 S: 10	H: 2 LOB: 1 BB: 0 P: 15	R: 0 E: 0 K: 1 S: 16	H: 0 LOB: 0 BB: 0 P: 21	R: 0 E: 0 K: 1 S: 10	H: 0 LOB: 0 BB: 0 P: 13	R: 0 E: 0 K: 1 S: 11	H: 0 LOB: 2 BB: 2 P: 23

| | | | | | | | | | | | | | | | |

Batter	1	2	3	4	5	6	7	8	9	AB	R	H	RBI	BB	SO	LOB
3 Luis Durango, S (1, 8) OBP: 0.500, SLG: 0.421	B SI 88 B FF 88 B SI 87 C SI 87 B FF 89 4-1 16 1B 22 S BB	B SI 88 B CU 72 C SI 88 B FF 89 B FF 88 4-1 22 1B 16 1B BB		L SI 87 C SI 87 C SI 88 0-3 ① K		B SI 91 B SI 92 B SI 91 C SI 90 C SI 91 F SI 91 B SI 91 4-2 94 S BB		C SI 90 B CH 83 B SI 92 1 SAFE S SL 79 S SL 78 2-3 ③ K 1-3		2	1	0	0	3	2	1
22 David Eckstein, R (1, 4) OBP: 0.190, SLG: 0.190 46 Tim Stauffer, R (5, 1) 94 Eric Munson, L (6, PH) 37 Mike Adams, R (7, 1) 54 Joe Thatcher, L (8, 1) 82 Mike Baxter, L (9, 7)	1 SAFE 1 SAFE C FF 89 B SI 89 B SI 88 X SI 88 2-1 ① G6-3 1-2	X SI 88 0-0 8 BB 16 1B 1-3 2-H 3-H 1B		B SI 91 C SI 89 C SL 83 X FA 92 1-2 ② G6-3		B SI 89 C SI 91 B SI 91 C SI 90 B CU 78 F SI 90 S CU 78 3-3 ② K 1-2			B FF 90 X FF 90 1-0 ① G4-3	3 0 1 0 0 0 1	0 0 0 0 0 0 0	1 0 0 0 0 0 0	2 0 0 0 0 0 0	0 0 1 0 0 0 0	0 0 1 0 0 0 0	1 0 1 0 0 0 0
16 Matt Stairs, L (1, 3) OBP: 0.333, SLG: 0.474 10 Matt Antonelli, R (4, PR) OBP: 0.375, SLG: 0.500 (5, 4)	C SI 90 B CU 72 B CH 82 2 SAFE X CH 80 2-1 8 S 2-3 1B	B CU 74 X SI 89 1-0 8 BB 1-2 3-H 1B		B FA 92 F CH 86 B FA 92 B CH 85 B FA 92 4-1 8 1B BB		F SI 91 F CU 78 F CU 78 C SI 89 0-3 ③ K			X FF 92 0-0 ② G5-3	2 2	0 0	2 0	1 0	1 0	0 1	0 1
8 Yorvit Torrealba, R (1, 2) OBP: 0.417, SLG: 0.625 11 Dusty Ryan, R (7, 2) OBP: 0.154, SLG: 0.250	B SI 86 F SI 88 C CH 79 S SL 80 1-3 ② K 1-2	B CH 78 C SL 79 B FF 89 F FF 89 B CH 80 B SI 89 4-2 1-2 2-3 BB		F SI 91 1 SAFE B SL 82 X FA 92 1-1 1-2 1B			X FF 94 0-0 ① G5-3		C FF 92 B SL 81 S SL 80 C SL 81 1-3 ③ K	2 2	0 0	1 0	0 0	1 0	1 1	2 0
77 Chris Denorfia, R (1, 9) OBP: 0.370, SLG: 0.385 24 Chad Huffman, R (7, 7) OBP: 0.045, SLG: 0.091 (9, 3)	B SL 80 B FF 88 B FF 89 C SL 80 X FF 89 3-1 G6-3	F SI 87 S SI 86 B SL 78 C SL 80 1-3 ③ K		F SL 82 X FA 91 0-1 ③ G4-3			C SI 95 B CU 84 B SI 94 X FF 94 2-1 ② G5-3			3 1	0 0	0 0	0 0	0 0	1 0	7 0
28 Aaron Cunningham, R (1, 7) OBP: 0.360, SLG: 0.350 (7, 9)		C SI 86 S SI 87 H SI 88 1-2 27 SH1-4 67 S 22 1B HBP	C SL 77 C CH 77 B SL 78 B CH 81 B SI 88 B SI 89 4-2 67 S 67 1B BB		B SI 88 F SI 89 S CH 73 S SI 89 1-3 ① K		B CU 85 B CU 84 S FF 93 B FF 95 X FF 93 3-1 ③ F8			2	1	0	0	1	1	0
67 Logan Forsythe, R (1, 5) OBP: 0.647, SLG: 0.636 74 James Darnell, R (8, 5) OBP: 0.235, SLG: 0.200		1 SAFE B SI 89 P PO 83 C SI 89 D SI 87 B SI 89 4-1 27 SH1-4 22 1B 1-2 BB	C SI 88 C FF 88 X CH 78 0-2 ① 1-H 1B		C SL 75 F SI 90 X SL 76 0-2 ② G6-3			C SI 89 C SL 77 F SL 79 B FF 90 C SL 79 1-3 ① K	2 1	1 0	1 0	0 0	1 0	0 1	0 0
75 Lance Zawadzki, L (1, 6) OBP: 0.462, SLG: 0.417		X SI 88 0-0 ① F7	B SI 88 X SI 87 1-0 ② G6-3		B SI 89 C SI 89 X CH 73 1-1 ③ G3			X FF 91 0-0 3 E 1B		4	0	1	0	0	0	3
27 Jon Garland, R (1, 1) 14 Oscar Salazar, R (5, 3) OBP: 0.400, SLG: 0.273 55 Adam Russell, R (9, 1)		X SI 85 0-0 ② SH1-4 1-2 2-3	C SI 88 F SI 86 C SI 87 0-3 ③ K			B SI 90 B SI 90 F SI 91 X SI 91 2-1 ① F8		C CH 90 B SL 78 S SL 78 X SL 78 1-2 ② P3		1 2 0	0 0 0	0 0 0	0 0 0	0 0 0	1 0 0	1 1 0
Inning Stats	R: 0 E: 0 K: 1 S: 10 H: 1 LOB: 2 BB: 1 P: 22	R: 3 E: 0 K: 1 S: 14 H: 2 LOB: 3 BB: 3 P: 28	R: 0 E: 0 K: 1 S: 9 H: 1 LOB: 1 BB: 1 P: 14	R: 0 E: 0 K: 1 S: 11 H: 1 LOB: 2 BB: 1 P: 17	R: 0 E: 0 K: 1 S: 8 H: 0 LOB: 0 BB: 0 P: 10	R: 0 E: 0 K: 2 S: 13 H: 0 LOB: 1 BB: 1 P: 22	R: 0 E: 0 K: 0 S: 5 H: 0 LOB: 0 BB: 0 P: 10	R: 0 E: 0 K: 1 S: 11 H: 1 LOB: 1 BB: 0 P: 15	R: 0 E: 0 K: 1 S: 5 H: 0 LOB: 0 BB: 0 P: 7	1B: 6 2B: 0 3B: 0 HR: 0 SF: 0 SAC: 1 DP: 0 HBP: 1						WP: 0 PB: 0 SB: 5 CS: 0 PA: 40	

PITCHER		IP	WLS	BF	H	R	ER	SO	BB	IBB	HBP	BLK	WP	HR	S	P	ERA	WHIP
36 Jered Weaver, R ERA: 6.75	(1, 1)	3.1		19	4	3	3	4	5	0	1	0	0	0	36	67	8.10	2.700
60 Bobby Mosebach, R ERA: 4.15	(4, 1)	0.2		4	1	0	0	0	1	0	0	0	0	0	8	14	0.00	3.000
40 Brian Fuentes, L ERA: 2.45	(5, 1)	1.0	W	3	0	0	0	1	0	0	0	0	0	0	8	10	0.00	0.000
62 Scot Shields, R ERA:	(6, 1)	1.0	H	4	0	0	0	2	1	0	0	0	0	0	13	22	0.00	1.000
43 Brian Stokes, R ERA: 1.5	(7, 1)	1.0	H	3	0	0	0	0	0	0	0	0	0	0	5	10	0.00	0.000
52 Jason Bulger, R ERA:	(8, 1)	1.0	H	4	1	0	0	2	0	0	0	0	0	0	11	15	0.00	1.000
9 Juan Mateo, R ERA:	(9, 1)	1.0	S	3	0	0	0	1	0	0	0	0	0	0	5	7	0.00	0.000

BOTTOM

Los Angeles Angels @ San Diego Padres

Peoria Stadium, Peoria, AZ

Tue Mar 16 2010, 4:05 PM - 7:00 PM EDT

Att. 7,002 - Sunny - 77 F

livebaseballscorecards.com

AB	31
R	3
H	6
RBI	3
BB	7
SO	10
LOB	18

Batter	1	2	3	4	5	6	7	8	9	AB	R	H	RBI	BB	SO	LOB
6 Stephen Drew, L (1, 6) OBP: 0.500, SLG: 0.640	F7	G6-3 1-2f			10 CS 1B		67 3B 2B	G5-3		3	0	1	0	0	0	2
3 Tony Abreu, S (6, 6) OBP: 0.438, SLG: 0.774										2	1	1	0	0	0	0
34 Conor Jackson, R (1, 7) OBP: 0.516, SLG: 0.769	10 1B 25 1B BB		F9		K		12 1B 2-H 3B	12 2B 2B		2	1	0	0	1	1	1
67 Cole Gillespie, R (7, PH) OBP: 0.379, SLG: 0.750										2	2	2	1	0	0	0
(7, 9)																
10 Justin Upton, R (1, 9) OBP: 0.500, SLG: 0.760	25 1B 1-2 1B		27 WP 1B		K 1-2		11 1B 29 1B 3-H 1B	2-H 2B		3	0	2	0	0	1	1
12 Drew Macias, L (7, PH) OBP: 0.321, SLG: 0.400										2	1	2	2	0	0	0
(7, 8)																
25 Adam LaRoche, L (1, 3) OBP: 0.458, SLG: 0.750	1-2 2-H 1B		F7			G6-3	F7	L7		3	0	1	1	0	0	1
4 Rusty Ryal, R (6, 5) OBP: 0.276, SLG: 0.690										2	0	0	0	0	0	2
27 Mark Reynolds, R (1, 5) OBP: 0.367, SLG: 0.440	F9		G5-3 1-2			HR	29 1B 1-2 1B		29 G3-1 28 SF8 2B	3	1	1	1	0	0	3
11 Augie Ojeda, S (6, 4) OBP: 0.409, SLG: 0.450										2	1	2	0	0	0	0
26 Miguel Montero, L (1, 2) OBP: 0.370, SLG: 0.286	G4-3			G6-3		2 FC3-6 BB	28 WP 1-3 2-H 1B		G3-1 2-3	2	0	0	0	1	0	2
29 Brandon Allen, L (6, PR) OBP: 0.500, SLG: 0.778										2	0	1	1	0	0	1
(6, 3)																
2 Kelly Johnson, L (1, 4) OBP: 0.429, SLG: 0.435		L3		G6-3 1B		FC3-6 1-2f	4-0 BB 1-2		SF8 3-H	3	0	1	0	0	0	1
28 John Hester, R (6, 2) OBP: 0.471, SLG: 0.533										0	0	0	1	1	0	0
24 Chris Young, R (1, 8) OBP: 0.367, SLG: 0.690		19 BB 1B		F7		P3	K		1B	3	0	1	0	0	0	2
71 Evan Frey, L (7, PH) OBP: 0.167, SLG: 0.222										1	0	0	0	0	1	3
(7, 7)																
18 Gerardo Parra, L (9, PH) OBP: 0.303, SLG: 0.276										1	0	1	0	0	0	0
(9, 7)																
19 Chris Snyder, R (1, 10) OBP: 0.323, SLG: 0.414		6 G6-3 1-2 BB		G6-3			K	G6-3	F8	3	0	0	0	1	1	1
77 Sean Coughlin, L (9, PH) OBP: 0.615, SLG: 0.667										1	0	0	0	0	0	1
(9, 10)																
Inning Stats	R: 1 E: 0 K: 0 S: 5 H: 2 LOB: 2 BB: 1 P: 9	R: 0 E: 0 K: 0 S: 3 H: 1 LOB: 1 BB: 1 P: 7	R: 0 E: 0 K: 0 S: 4 H: 1 LOB: 1 BB: 0 P: 5	R: 0 E: 0 K: 0 S: 4 H: 1 LOB: 1 BB: 0 P: 4	R: 0 E: 0 K: 2 S: 7 H: 1 LOB: 0 BB: 0 P: 7	R: 1 E: 0 K: 0 S: 6 H: 1 LOB: 1 BB: 1 P: 12	R: 3 E: 0 K: 2 S: 12 H: 5 LOB: 3 BB: 1 P: 16	R: 1 E: 0 K: 0 S: 6 H: 2 LOB: 1 BB: 0 P: 6	R: 1 E: 0 K: 0 S: 5 H: 2 LOB: 1 BB: 0 P: 5	1B: 10 2B: 4 3B: 1 HR: 1 SF: 1 SAC: 0 DP: 1 HBP: 0	WP: 2 PB: 0 SB: 0 CS: 1 PA: 45					

TOP

Arizona Diamondbacks @ Los Angeles Angels

Tempe Diablo Stadium, Tempe, AZ

Wed Mar 17 2010, 4:16 PM - 7:14 PM EDT

Att. 8,911 - Sunny - 79 F

livebaseballscorecards.com

AB	40
R	7
H	16
RBI	7
BB	4
SO	4
LOB	21

PITCHER		IP	WLS	BF	H	R	ER	SO	BB	IBB	HBP	BLK	WP	HR	S	P	ERA	WHIP
51 Joe Saunders, L ERA: 7.94	(1, 1)	4.0		18	5	1	1	0	2	0	0	0	1	0	16	25	2.25	1.750
32 Matt Palmer, R ERA: 12.79	(5, 1)	2.2	H	16	7	4	4	3	2	0	0	0	1	1	22	32	13.50	3.375
45 Francisco Rodriguez, R ERA:	(7, 1)	1.1	B	6	2	1	0	1	0	0	0	0	0	0	9	9	0.00	1.500
59 Rafael Rodriguez, R ERA: 11.05	(9, 1)	1.0	L	5	2	1	1	0	0	0	0	0	0	0	5	5	9.00	2.000

PITCHER	IP	WLS	BF	H	R	ER	SO	BB	IBB	HBP	BLK	WP	HR	S	P	ERA	WHIP

BOTTOM

Arizona Diamondbacks @ Los Angeles Angels

Tempe Diablo Stadium, Tempe, AZ

Wed Mar 17 2010, 4:16 PM - 7:14 PM EDT

Att. 8,911 - Sunny - 79 F

livebaseballscorecards.com

Batter	1	2	3	4	5	6	7	8	9	AB	R	H	RBI	BB	SO	LOB
13 Maicer Izturis, S (1, 6) OBP: 0.478, SLG: 0.500	47 2B 3B	47 1B 1-2 BB		47 G5-4-3 1-3 2-H 1B		BB			F7 ①	2	1	2	1	1	0	0
46 Bobby Wilson, R (6, 2) OBP: 0.500, SLG: 0.600										1	0	0	0	1	0	0
47 Howie Kendrick, R (1, 4) OBP: 0.370, SLG: 0.577	55 G4-3 8 1B 3-H 2B	1-3 2-H 1B		G5-4-3 ②③ 1-2f		L7 ③			G6-3 ②	3	1	2	2	0	0	2
24 Mark Trumbo, R (6, 3) OBP: 0.188, SLG: 0.267										2	0	0	0	0	0	1
48 Torii Hunter, R (1, 8) OBP: 0.250, SLG: 0.214	G6-3 ①	P6 ③			E4 55 G4-6-3		G4-3 ①		BB	3	0	0	0	0	0	3
25 Peter Bourjos, R (5, PR) OBP: 0.276, SLG: 0.200 (6, 8)										1	0	0	0	1	0	0
55 Hideki Matsui, L (1, 10) OBP: 0.158, SLG: 0.111	G4-3 ② 2-3		G6-3 ①		G4-6-3 ①② 1-2f		G3 ②		F7 ③	3	0	0	0	0	0	2
2 Erick Aybar, S (7, PH) OBP: 0.313, SLG: 0.154 (8, 10)										2	0	0	0	0	0	1
8 Kendrys Morales, S (1, 3) OBP: 0.400, SLG: 0.625	20 WP 3-H 1B		L1 ②		20 HR 1B		2B			3	0	2	1	0	0	0
42 Terry Evans, R (5, PR) OBP: 0.294, SLG: 0.375 (6, 9)										1	1	1	0	0	0	0
20 Juan Rivera, R (1, 9) OBP: 0.292, SLG: 0.455	F8 ③ 1-2	F8 ③			3-1 1-H HR		F7 ③			3	1	1	2	0	0	1
6 Hainley Statia, S (6, 4) OBP: 0.222, SLG: 0.125										1	0	0	0	0	0	1
3 Brandon Wood, R (1, 5) OBP: 0.378, SLG: 0.394	G6-3 ①			22 BB 13 1B 1B	K ③			K ①		3	1	1	0	0	1	1
27 Andrew Romine, S (6, 6) OBP: 0.333, SLG: 0.167										1	0	0	0	0	1	0
5 Jeff Mathis, R (1, 2) OBP: 0.158, SLG: 0.167	F8 ②			F8 ①		G4-3 ①		F7 ②		2	0	0	0	0	0	1
12 Freddy Sandoval, S (6, 5) OBP: 0.286, SLG: 0.167										2	0	0	0	0	0	0
22 Cory Aldridge, L (1, 7) OBP: 0.409, SLG: 0.684	13 BB 47 1B 1B			13 1B 1-2 BB		K ②		G3 ③		3	1	1	0	1	1	0
Inning Stats	R: 2 E: 0 K: 0 S: 6 H: 3 LOB: 1 BB: 0 P: 7	R: 1 E: 0 K: 0 S: 5 H: 2 LOB: 2 BB: 1 P: 9	R: 0 E: 0 K: 0 S: 3 H: 0 LOB: 0 BB: 0 P: 3	R: 1 E: 0 K: 0 S: 4 H: 2 LOB: 1 BB: 1 P: 8	R: 2 E: 1 K: 1 S: 8 H: 2 LOB: 1 BB: 0 P: 11	R: 0 E: 0 K: 1 S: 5 H: 0 LOB: 1 BB: 1 P: 9	R: 0 E: 0 K: 0 S: 4 H: 1 LOB: 1 BB: 0 P: 4	R: 0 E: 0 K: 1 S: 5 H: 0 LOB: 0 BB: 0 P: 5	R: 0 E: 0 K: 0 S: 3 H: 0 LOB: 1 BB: 1 P: 7	1B: 6 2B: 2 3B: 1 HR: 1	SF: 0 SAC: 0 DP: 2 HBP: 0						

	AB	36
	R	6
	H	10
	RBI	6
	BB	4
	SO	3
	LOB	13

PITCHER		IP	WLS	BF	H	R	ER	SO	BB	IBB	HBP	BLK	WP	HR	S	P	ERA	WHIP
31 Ian Kennedy, R ERA: 4.32	(1, 1)	3.1		19	7	4	4	0	2	0	0	0	1	0	17	26	10.80	2.700
47 Leo Rosales, R ERA: 6.35	(4, 1)	1.2		6	2	2	2	1	0	0	0	0	0	1	9	12	10.80	1.200
39 Jordan Norberto, L ERA:	(6, 1)	1.0		4	0	0	0	1	1	0	0	0	0	0	5	9	0.00	1.000
70 Barry Enright, R ERA:	(7, 1)	1.0		4	1	0	0	0	0	0	0	0	0	0	4	4	0.00	1.000
32 Esmerling Vasquez, R ERA: 3.38	(8, 1)	2.0	W	7	0	0	0	1	1	0	0	0	0	0	8	12	0.00	0.500

PITCHER	IP	WLS	BF	H	R	ER	SO	BB	IBB	HBP	BLK	WP	HR	S	P	ERA	WHIP

Los Angeles Angels @ Milwaukee Brewers

Maryvale Baseball Park, Phoenix, AZ

Fri Mar 19 2010, 4:24 PM - 7:22 PM EDT

Att. 9,994 - Sunny - 73 F

TOP

livebaseballscorecards.com

Batter	1	2	3	4	5	6	7	8	9	AB	R	H	RBI	BB	SO	LOB
13 Maicer Izturis, S (1, 6) OBP: 0.481, SLG: 0.455	B B B B 4-0 53 HR BB	X 0-0 P5 ①		X 0-0 F7 ①		B B B B 4-0 42 CS BB	X 0-0 F7 ③		X 0-0 G6-3 ② 3-H	2	1	0	0	2	0	0
6 Hainley Statia, S (6, PR) OBP: 0.182, SLG: 0.100 (6, 4)										2	0	0	1	0	0	3
53 Bobby Abreu, L (1, 9) OBP: 0.267, SLG: 0.417	B B S S X 2-2 1-H HR	S S S 0-3 K ②		X 0-0 F9 ②		B X 1-0 1-2 25 HR 2B		X 0-0 F8 ①	X 0-0 L7 ③	3	1	1	2	0	1	0
42 Terry Evans, R (5, 8) OBP: 0.300, SLG: 0.421										3	1	1	0	0	0	1
48 Torii Hunter, R (1, 8) OBP: 0.316, SLG: 0.294	X 0-0 8 1B 20 2B 1B	X 0-0 8 BB 1B		S S S 0-3 K ③		B B S S X 2-1 2-H HR		X 0-0 G4-3 ②		3	1	2	0	0	1	0
25 Peter Bourjos, R (5, 9) OBP: 0.300, SLG: 0.346										1	1	1	2	0	0	0
43 Brian Stokes, R (6, 1)										0	0	0	0	0	0	0
46 Bobby Wilson, R (8, PH) OBP: 0.462, SLG: 0.545										1	0	0	0	0	0	0
35 Gabe DeHoyos, R (8, 1)										0	0	0	0	0	0	0
Bobby Cassevah, R (9, 1)										0	0	0	0	0	0	0
8 Kendrys Morales, S (1, 3) OBP: 0.464, SLG: 0.769	X 0-0 20 2B 1-3 1B	B B B 4-0 1-2 BB			S S X 0-2 HR	X 0-0 L9 ③		X 0-0 E5 12 2B		2	2	2	1	1	0	0
39 Robb Quinlan, R (6, PH) OBP: 0.200, SLG: 0.250 (6, 3)										2	0	0	0	0	0	1
20 Juan Rivera, R (1, 7) OBP: 0.296, SLG: 0.480	X 0-0 47 G6-3 44 1B 1-H 3-H 2B	X 0-0 P6 ③			S S C 0-3 K ①		X 0-0 G3 ① 94 1B 2B	X 0-0 1-3 2B		3	1	1	2	0	1	2
40 Brian Fuentes, L (5, 1)										0	0	0	0	0	0	0
12 Freddy Sandoval, S (6, 5) OBP: 0.304, SLG: 0.250										2	0	1	0	0	0	0
47 Howie Kendrick, R (1, 4) OBP: 0.367, SLG: 0.552	X 0-0 G6-3 ① 2-3	X 0-0 G5-3 ①			X 0-0 3 WP 44 G5-3 1B		X 0-0 94 1B 2B	S S S 0-3 K ③		3	0	1	0	0	0	1
22 Cory Aldridge, L (6, 9) OBP: 0.417, SLG: 0.714										2	1	1	0	0	1	2
44 Mike Napoli, R (1, 2) OBP: 0.414, SLG: 0.880	X 0-0 3-H 1B	S S C 0-3 K ②			X 0-0 G5-3 ② 1-2		X 0-0 F8 ②		S S S 0-3 K ①	4	0	1	1	0	1	2
28 Ryan Budde, R (9, PH) (9, 2)										1	0	0	0	0	1	0
3 Brandon Wood, R (1, 5) OBP: 0.375, SLG: 0.371	X 0-0 F9 ②	B B B B 4-0 BB			B X 1-0 G6-3 ③ 2-3		X 0-0 2-H 1B		X 0-0 83 2B 6 G6-3 1B	2	0	0	0	1	0	2
94 Gary Patchett, R (6, 6) OBP: 0.500, SLG: 0.667										2	1	2	1	0	0	0
35 Joel Pineiro, R (1, 1)	S S C 0-3 K ③	S S C 0-3 K ③				X 0-0 G4-3 ①	B B B B 4-0 BB		X 0-0 1-3 2B	2	0	0	0	0	2	2
83 Michael Ryan, L (5, 7) OBP: 0.480, SLG: 0.700										2	0	1	0	1	0	0
Inning Stats	R: 5 H: 5 E: 0 LOB: 1 K: 1 BB: 1 S: 12 P: 18	R: 0 H: 1 E: 0 LOB: 2 K: 1 BB: 1 S: 6 P: 10	R: 0 H: 0 E: 0 LOB: 1 K: 2 BB: 1 S: 7 P: 11	R: 0 H: 0 E: 0 LOB: 0 K: 1 BB: 0 S: 5 P: 5	R: 1 H: 2 E: 0 LOB: 1 K: 1 BB: 0 S: 9 P: 10	R: 2 H: 2 E: 0 LOB: 2 K: 0 BB: 1 S: 5 P: 12	R: 1 H: 2 E: 0 LOB: 2 K: 0 BB: 1 S: 5 P: 9	R: 0 H: 1 E: 1 LOB: 2 K: 1 BB: 0 S: 7 P: 7	R: 1 H: 2 E: 0 LOB: 1 K: 1 BB: 0 S: 7 P: 7	1B: 7 SF: 0 2B: 5 SAC: 0 3B: 0 DP: 0 HR: 3 HBP: 0						

	AB	42
	R	10
	H	15
	RBI	10
	BB	5
	SO	8
	LOB	16

WP: 1 PA: 47
PB: 0
SB: 0
CS: 1

PITCHER		IP	WLS	BF	H	R	ER	SO	BB	IBB	HBP	BLK	WP	HR	S	P	ERA	WHIP
37 Jeff Suppan, R ERA: 9.0	(1, 1)	3.0	L	18	6	5	5	4	3	0	0	0	0	1	25	39	15.00	3.000
52 Chris Smith, R ERA: 2.84	(4, 1)	2.0		8	2	1	1	2	0	0	0	0	1	1	14	15	4.50	1.000
46 Claudio Vargas, R ERA: 3.0	(6, 1)	1.0		5	2	2	2	0	1	0	0	0	0	1	5	12	18.00	3.000
51 Trevor Hoffman, R ERA: 9.0	(7, 1)	1.0		6	2	1	1	0	1	0	0	0	0	0	5	9	9.00	3.000
60 Todd Coffey, R ERA: 1.13	(8, 1)	2.0		10	3	1	1	2	0	0	0	0	0	0	14	14	4.50	1.500

PITCHER	IP	WLS	BF	H	R	ER	SO	BB	IBB	HBP	BLK	WP	HR	S	P	ERA	WHIP

BOTTOM

Los Angeles Angels @ Milwaukee Brewers

Maryvale Baseball Park, Phoenix, AZ

Fri Mar 19 2010, 4:24 PM - 7:22 PM EDT

Att. 9,994 - Sunny - 73 F

livebaseballscorecards.com

Batter	1	2	3	4	5	6	7	8	9	AB	R	H	RBI	BB	SO	LOB
23 Rickie Weeks Jr., R (1, 4) OBP: 0.444, SLG: 0.429	K2-3		F7		K 1-2		G3 3-H		G4-3	3	0	0	0	0	2	1
30 Craig Counsell, L (6, 4) OBP: 0.400, SLG: 0.444										2	0	0	1	0	0	0
15 Jim Edmonds, L (1, 8) OBP: 0.400, SLG: 0.458	G1			K	BB		F8		G3	4	0	0	0	1	1	0
(6, 3)																
8 Ryan Braun, R (1, 7) OBP: 0.323, SLG: 0.536	L8			14 1B, 28 1B, 16 1B BB	K		K			2	1	0	0	1	1	2
65 Trent Oeltjen, L (6, 7) OBP: 0.286, SLG: 0.250										1	0	0	0	0	1	0
60 Todd Coffey, R (8, 1)										0	0	0	0	0	0	0
28 Prince Fielder, L (1, 3) OBP: 0.355, SLG: 0.448		K		16 1B, 14 1B 1-2 1B	K			P6		3	0	1	0	0	2	2
46 Claudio Vargas, R (6, 1)										0	0	0	0	0	0	0
51 Trevor Hoffman, R (7, 1)										0	0	0	0	0	0	0
2 Joe Inglett, L (8, 7) OBP: 0.364, SLG: 0.375										1	0	0	0	0	0	0
14 Casey McGehee, R (1, 5) OBP: 0.273, SLG: 0.290		G6-3		16 1B 1-2 2-3 1B		L7		K		3	0	1	0	0	0	0
61 Adam Heether, R (7, 5) OBP: 0.393, SLG: 0.391										1	0	0	0	0	1	0
1 Corey Hart, R (1, 9) OBP: 0.226, SLG: 0.500		G6-3		F6		4-0 BB		16 HR 1B		2	0	0	0	1	0	3
63 Adam Stern, L (7, 9) OBP: 0.448, SLG: 0.680										1	1	1	0	0	0	0
16 George Kottaras, L (1, 2) OBP: 0.387, SLG: 0.704			K	1-2 2-3 3-H 1B		F9		1-H HR		4	1	2	3	0	1	1
75 Luis Alfonso Cruz, R (1, 6) OBP: 0.185, SLG: 0.160			9 1B 2B	G5-3		L7		G6-3		4	1	1	0	0	0	4
37 Jeff Suppan, R (1, 1)			2-H 1B		23 S 1B		30 G3 3B		G4-3	0	0	0	0	0	0	0
9 Gregg Zaun, S (3, PH) OBP: 0.536, SLG: 0.760										1	0	1	1	0	0	0
52 Chris Smith, R (4, 1)										0	0	0	0	0	0	0
27 Carlos Gómez, R (5, PH) OBP: 0.333, SLG: 0.439										3	1	2	0	0	0	0
(6, 8)																

	AB	35
	R	5
	H	9
	RBI	5
	BB	3
	SO	9
	LOB	13

Inning Stats	1	2	3	4	5	6	7	8	9
	R: 0 H: 0 E: 0 LOB: 0 K: 1 BB: 0 S: 5 P: 5	R: 0 H: 0 E: 0 LOB: 0 K: 1 BB: 0 S: 5 P: 5	R: 1 H: 2 E: 0 LOB: 0 K: 1 BB: 0 S: 6 P: 6	R: 1 H: 3 E: 0 LOB: 3 K: 1 BB: 1 S: 8 P: 12	R: 0 H: 1 E: 0 LOB: 2 K: 3 BB: 1 S: 10 P: 14	R: 0 H: 0 E: 0 LOB: 1 K: 0 BB: 1 S: 3 P: 7	R: 1 H: 1 E: 0 LOB: 0 K: 1 BB: 0 S: 6 P: 6	R: 2 H: 2 E: 0 LOB: 0 K: 1 BB: 0 S: 9 P: 12	R: 0 H: 0 E: 0 LOB: 0 K: 0 BB: 0 S: 3 P: 3

	1B: 6	SF: 0	WP: 0	PA: 38
	2B: 1	SAC: 0	PB: 0	
	3B: 1	DP: 0	SB: 1	
	HR: 1	HBP: 0	CS: 0	

PITCHER		IP	WLS	BF	H	R	ER	SO	BB	IBB	HBP	BLK	WP	HR	S	P	ERA	WHIP
35 Joel Pineiro, R ERA: 7.0	(1, 1)	4.0	W	17	5	2	2	4	1	0	0	0	0	0	24	28	4.50	1.500
40 Brian Fuentes, L ERA: 1.93	(5, 1)	1.0		5	1	0	0	3	1	0	0	0	0	0	10	14	0.00	2.000
43 Brian Stokes, R ERA: 2.25	(6, 1)	2.0		8	1	1	1	1	1	0	0	0	0	0	9	13	4.50	1.000
35 Gabe DeHoyos, R ERA: 18.0	(8, 1)	1.0		5	2	2	2	1	0	0	0	0	0	1	9	12	18.00	2.000
Bobby Cassevah, R ERA: 3.0	(9, 1)	1.0		3	0	0	0	0	0	0	0	0	0	0	3	3	0.00	0.000

PITCHER	IP	WLS	BF	H	R	ER	SO	BB	IBB	HBP	BLK	WP	HR	S	P	ERA	WHIP

Los Angeles Angels @ Colorado Rockies

US West Sports Complex, Hi Corbett Field, Tucson, AZ

Sat Mar 20 2010, 4:26 PM - 7:08 PM EDT

Att. 6,829 - Sunny - 73 F

TOP

livebaseballscorecards.com

Batter	1	2	3	4	5	6	7	8	9	AB	R	H	RBI	BB	SO	LOB
13 Maicer Izturis, S (1, 4) OBP: 0.452, SLG: 0.462	G3	5 2B 1-3	FC6-4 1-2f			E6		6 G4-3 1-H 2-H		4	1	1	0	0	0	1
59 Rafael Rodriguez, R (6, 1)		2B						3B		0	0	0	0	0	0	0
Mike Trout, R (8, PH) OBP: 1.000, SLG: 3.000										1	1	1	2	0	0	0
(8, 8)																
5 Jeff Mathis, R (1, 2) OBP: 0.273, SLG: 0.263	20 2B 42 FC6	20 2B 2-H 3-H		20 G6-4-3		F9		G4-3 3-H		1	2	1	2	1	0	0
52 Jason Bulger, R (5, 1)	BB	2B		HBP						0	0	0	0	0	0	0
6 Hainley Statia, S (6, PH) OBP: 0.154, SLG: 0.083										2	0	0	1	0	0	1
(6, 4)																
Wilberto Ortiz, R (9, 4)										0	0	0	0	0	0	0
20 Juan Rivera, R (1, 9) OBP: 0.355, SLG: 0.690	42 FC6 42 E 1-3	39 2B 2-H		G6-4-3 1-2f			HR	F8		4	3	3	2	0	0	1
25 Peter Bourjos, R (7, 9) OBP: 0.290, SLG: 0.333	2B	2B								1	0	0	0	0	0	0
3 Brandon Wood, R (1, 5) OBP: 0.364, SLG: 0.342	42 E	F9	F8			F9			K	3	0	0	0	1	0	1
83 Michael Ryan, L (7, 7) OBP: 0.462, SLG: 0.667	BB									1	0	0	0	0	1	0
39 Robb Quinlan, R (1, 7) OBP: 0.200, SLG: 0.276	K	2B 2-H			G6-3		K		F8	5	0	1	1	0	2	3
(7, 3)																
42 Terry Evans, R (1, 8) OBP: 0.250, SLG: 0.348	FC6 12 S 1-3 2-H 3-H	K			P1		K		12 1B	4	0	0	0	0	2	2
45 Francisco Rodriguez, R (8, 1)										0	0	0	0	0	0	0
22 Cory Aldridge, L (9, PH) OBP: 0.440, SLG: 0.727										1	0	1	0	0	0	0
9 Juan Mateo, R (9, 1)										0	0	0	0	0	0	0
24 Nick Pugliese, R (9, 1)									1B	0	0	0	0	0	0	0
12 Freddy Sandoval, S (1, 3) OBP: 0.286, SLG: 0.240	G6-3 1-2		E6 13 FC6-4		P4			G4-3	1B	5	0	1	0	0	0	2
(7, 5)																
94 Gary Patchett, R (1, 6) OBP: 0.526, SLG: 0.600		13 2B 5 2B	K			46 F9-3		46 WP 3B	K	3	2	1	0	2	2	3
		1B				BB		BB								
19 Scott Kazmir, L (1, 1)		K	K			F9-3 1-1		3B		2	0	0	0	0	2	2
46 Bobby Wilson, R (5, 2) OBP: 0.467, SLG: 0.500								BB		1	1	0	0	1	0	1
Inning Stats	R: 2 E: 1 K: 1 S: 8 H: 1 LOB: 2 BB: 2 P: 16	R: 4 E: 0 K: 2 S: 12 H: 5 LOB: 1 BB: 0 P: 12	R: 0 E: 1 K: 2 S: 8 H: 0 LOB: 1 BB: 0 P: 8	R: 0 E: 0 K: 0 S: 2 H: 0 LOB: 0 BB: 0 P: 3	R: 0 E: 0 K: 0 S: 3 H: 0 LOB: 0 BB: 0 P: 3	R: 0 E: 1 K: 0 S: 3 H: 0 LOB: 1 BB: 1 P: 7	R: 1 E: 0 K: 2 S: 8 H: 1 LOB: 0 BB: 0 P: 10	R: 3 E: 0 K: 0 S: 4 H: 1 LOB: 0 BB: 2 P: 12	R: 0 E: 0 K: 2 S: 9 H: 2 LOB: 2 BB: 0 P: 9	1B: 3 2B: 6 3B: 1 HR: 1 SF: 0 SAC: 0 DP: 2 HBP: 1	WP: 1 PB: 0 SB: 1 CS: 0 PA: 44					

	AB	38
	R	10
	H	10
	RBI	8
	BB	5
	SO	9
	LOB	17

PITCHER	IP	WLS	BF	H	R	ER	SO	BB	IBB	HBP	BLK	WP	HR	S	P	ERA	WHIP
26 Jeff Francis, L (1, 1) ERA: 6.92	4.0		22	6	6	4	5	2	0	1	0	0	0	30	39	9.00	2.000
34 Matt Belisle, R (5, 1) ERA:	1.0		3	0	0	0	0	0	0	0	0	0	0	3	3	0.00	0.000
51 Matt Reynolds, L (6, 1) ERA: 3.0	2.0		8	1	1	1	2	1	0	0	0	0	1	11	17	4.50	1.000
85 Damian Moss, L (8, 1) ERA: 20.25	1.0		6	1	3	3	0	2	0	0	0	1	0	4	12	27.00	3.000
32 Justin Speier, R (9, 1) ERA: 3.86	1.0	W	5	2	0	0	2	0	0	0	0	0	0	9	9	0.00	2.000

PITCHER	IP	WLS	BF	H	R	ER	SO	BB	IBB	HBP	BLK	WP	HR	S	P	ERA	WHIP

Batter	1	2	3	4	5	6	7	8	9	AB	R	H	RBI	BB	SO	LOB
18 Jonathan Herrera, S (1, 4) OBP: 0.450, SLG: 0.471 (7, 6) 94 Radames Nazario, R (9, PH) OBP: 0.500, SLG: 0.500	L8		19 3B BB		L4	F9			72 BB 64 1B 83 1B 1-2 1B	3 1	1 1	0 1	0 1	1 0	0 0	1 0
19 Ryan Spilborghs, R (1, 8) OBP: 0.429, SLG: 0.548 85 Damian Moss, R (8, 1) 32 Justin Speier, R (9, 1) 83 Kenny Perez, S (9, PH) OBP: 0.500, SLG: 0.500	23 G3 2B		23 2B 1-H 3-H 3B		21 2B		G5-3		64 1B 72 BB 3 3B 1-2 2-3 1B	4 0 0 1	2 0 0 1	3 0 0 1	2 0 0 1	0 0 0 0	0 0 0 0	0 0 0 0
23 Jason Giambi, L (1, 3) OBP: 0.333, SLG: 0.400 72 Mike Paulk, L (6, 3) OBP: 0.412, SLG: 0.594	G3 2-3		21 F9 3-H 2B		F8		P5		64 1B 3 3B 1-2 2-3 3-H BB	3 1	0 1	1 0	1 1	0 1	0 1	2 0
21 Miguel Olivo, R (1, 2) OBP: 0.375, SLG: 0.696 64 Cole Garner, R (6, 9) OBP: 0.364, SLG: 0.581	G1-3		F9 2-3		2-H 2B		G5-3		3 3B 1-2 2-3 3-H 1B	3 2	0 1	1 1	1 1	0 0	0 0	2 0
11 Brad Hawpe, L (1, 9) OBP: 0.333, SLG: 0.438 51 Matt Reynolds, L (6, 1) 13 Matt Miller, R (8, 7) OBP: 0.458, SLG: 0.550		G6-3	K		K			G6-3	F6	3 0 2	0 0 0	0 0 0	0 0 0	0 0 0	2 0 0	2 0 3
6 Melvin Mora, R (1, 5) OBP: 0.344, SLG: 0.419 3 Eric Young Jr., S (6, PR) OBP: 0.261, SLG: 0.415 (7, 4)		F9		1B	7 G4-6-3 1B			10 G6-3 2B	1-H 2-H 3-H 3B	3 2	0 0	2 2	0 3	0 0	0 0	0 0
7 Seth Smith, L (1, 7) OBP: 0.314, SLG: 0.455 10 Chris Nelson, R (7, 5) OBP: 0.368, SLG: 0.353		K	F8		G4-6-3 1-2f			G6-3 2-3		3 1	0 0	0 0	0 0	0 0	1 0	2 1
12 Clint Barmes, R (1, 6) OBP: 0.375, SLG: 0.552 15 Jay Payton, R (7, 7) OBP: 0.226, SLG: 0.267 (8, 8)			26 SH3-4 19 3B 2B	K	65 HR 1B			F8		3 1	2 0	2 0	0 0	0 0	1 0	1 1
26 Jeff Francis, L (1, 1) 20 Chris Iannetta, R (4, PH) OBP: 0.464, SLG: 0.478 34 Matt Belisle, R (5, 1) 65 Wilin Rosario, R (6, 2) OBP: 0.429, SLG: 1.000			SH3-4 2-3	F8	1-H HR				83 1B 94 1B 72 BB 1B	0 1 0 2	0 0 0 2	0 0 0 2	0 0 0 2	0 0 0 0	0 0 0 0	0 1 0 0
Inning Stats	R: 0 E: 0 K: 0 S: 4 H: 1 LOB: 1 BB: 0 P: 4	R: 0 E: 0 K: 1 S: 5 H: 0 LOB: 0 BB: 0 P: 5	R: 3 E: 0 K: 1 S: 8 H: 3 LOB: 1 BB: 1 P: 12	R: 0 E: 0 K: 1 S: 6 H: 1 LOB: 1 BB: 0 P: 6	R: 1 E: 0 K: 1 S: 7 H: 2 LOB: 1 BB: 0 P: 7	R: 2 E: 0 K: 0 S: 5 H: 3 LOB: 1 BB: 0 P: 5	R: 0 E: 0 K: 0 S: 3 H: 0 LOB: 0 BB: 0 P: 3	R: 0 E: 0 K: 0 S: 4 H: 1 LOB: 1 BB: 0 P: 4	R: 5 E: 0 K: 0 S: 6 H: 5 LOB: 1 BB: 1 P: 10	1B: 7 2B: 6 3B: 2 HR: 1	SF: 0 SAC: 1 DP: 1 HBP: 0						

PITCHER	IP	WLS	BF	H	R	ER	SO	BB	IBB	HBP	BLK	WP	HR	S	P	ERA	WHIP
19 Scott Kazmir, L (1, 1) ERA: 7.11	4.0		18	5	3	3	3	1	0	0	0	0	0	23	27	6.75	1.500
52 Jason Bulger, R (5, 1) ERA: 2.25	1.0	H	5	2	1	1	1	0	0	0	0	0	0	7	7	9.00	2.000
59 Rafael Rodriguez, R (6, 1) ERA: 10.61	2.0	B	8	3	2	2	0	0	0	0	0	0	1	8	8	9.00	1.500
45 Francisco Rodriguez, R (8, 1) ERA:	1.0		4	1	0	0	0	0	0	0	0	0	0	4	4	0.00	1.000
9 Juan Mateo, R (9, 1) ERA: 36.0	0.0		4	3	4	4	0	1	0	0	0	0	0	3	7	∞	∞

PITCHER	IP	WLS	BF	H	R	ER	SO	BB	IBB	HBP	BLK	WP	HR	S	P	ERA	WHIP
24 Nick Pugliese, R (9, 1) ERA: 9.0	0.1	L	3	2	1	1	0	0	0	0	0	0	0	3	3	27.00	6.000

BOTTOM

Los Angeles Angels @ Colorado Rockies

US West Sports Complex, Hi Corbett Field, Tucson, AZ

Sat Mar 20 2010, 4:26 PM - 7:08 PM EDT

Att. 6,829 - Sunny - 73 F

livebaseballscorecards.com

AB	39
R	11
H	16
RBI	11
BB	2
SO	4
LOB	16

1B: 7 2B: 6 3B: 2 HR: 1 SF: 0 SAC: 1 DP: 1 HBP: 0

WP: 0 PB: 0 SB: 0 CS: 0 PA: 42

Batter	1	2	3	4	5	6	7	8	9	AB	R	H	RBI	BB	SO	LOB
51 Ichiro Suzuki, L (1, 9) OBP: 0.341, SLG: 0.417 27 Matt Tuiasosopo, R (8, PH) OBP: 0.444, SLG: 0.636 (8, 9) (9, 3)	9 3B 1B		K	F7		13 1B 9 1B BB	1-H 2-H 15 1B 3B	K		4 1	2 0	2 0	2 0	1 0	1 1	1 0
9 Chone Figgins, S (1, 4) OBP: 0.432, SLG: 0.370 6 Chris Woodward, R (8, 4) OBP: 0.192, SLG: 0.217	1-H 13 1B 3B		13 S 13 1B 1B	G3		1-2 13 1B 1B	13 BB 15 1B BB		G5-3	4 1	3 0	3 0	1 0	1 0	0 0	1 0
13 Casey Kotchman, L (1, 3) OBP: 0.389, SLG: 0.412 83 Johan Limonta, L (9, 9)	3-H 1B		1-H 1B		F9	1-2 2-3 1B	5 HBP 15 1B 4 SF7 1-2 BB		G3-1	5 0	1 0	3 0	2 0	1 0	0 0	0 0
15 Milton Bradley, S (1, 7) OBP: 0.385, SLG: 0.409 17 Corey Patterson, L (7, PR) OBP: 0.360, SLG: 0.667 (7, 7)	K		F7	E6 1 BB 4 1B		K	5 HBP 1-2 2-H 3-H 1B		2B	5 1	0 0	1 1	2 0	0 0	2 0	4 0
5 Mike Sweeney, R (1, 10) OBP: 0.625, SLG: 1.000 20 Mike Carp, L (7, PR) OBP: 0.278, SLG: 0.250 (7, 10)	F7		4 E 1 HR 1B	P4		F9	1-2 2-3 HBP		K	4 1	1 0	1 0	0 0	0 0	0 1	5 1
4 Jose Lopez, R (1, 5) OBP: 0.278, SLG: 0.353 83 Jeff Dominguez, S (9, 5)	G5-3		E6 1 HR 1-2	1 BB 1-2 1B			10 1B PB BB SF7 3-H			3 0	2 0	1 0	1 0	1 0	0 0	2 0
1 Eric Byrnes, R (1, 8) OBP: 0.306, SLG: 0.529		K	3-2 1-H 2-H HR	4-0 1-2 2-3 BB			P6 1-2 L4			4	1	1	3	1	1	3
10 Adam Moore, R (1, 2) OBP: 0.484, SLG: 0.519		G6-3		2B	L9		2 51 3B 2-H 1B	16 G6-4-3 BB		4	1	2	1	1	0	3
2 Jack Wilson, R (1, 6) OBP: 0.261, SLG: 0.318 16 Josh Wilson, R (7, PR) OBP: 0.400, SLG: 0.385 (7, 6)		F8		P3		G3	51 3B HBP 1-2	G6-4-3 1-2f		3 1	0 1	0 1	0 0	0 0	0 0	1 1
Inning Stats	R: 2 E: 0 K: 1 S: 8 H: 3 LOB: 1 BB: 0 P: 8	R: 0 E: 0 K: 1 S: 5 H: 0 LOB: 0 BB: 0 P: 5	R: 1 E: 0 K: 1 S: 6 H: 2 LOB: 0 BB: 0 P: 7	R: 3 E: 1 K: 0 S: 9 H: 3 LOB: 1 BB: 0 P: 12	R: 0 E: 1 K: 0 S: 5 H: 1 LOB: 3 BB: 1 P: 9	R: 0 E: 0 K: 1 S: 7 H: 2 LOB: 3 BB: 1 P: 11	R: 6 E: 0 K: 0 S: 6 H: 3 LOB: 2 BB: 3 P: 22	R: 0 E: 0 K: 1 S: 4 H: 0 LOB: 0 BB: 1 P: 8	R: 0 E: 0 K: 1 S: 6 H: 1 LOB: 1 BB: 0 P: 6	1B: 10 2B: 2 3B: 2 HR: 1	SF: 1 SAC: 0 DP: 1 HBP: 2			WP: 0 PB: 1 SB: 2 CS: 0	PA: 50		

PITCHER		IP	WLS	BF	H	R	ER	SO	BB	IBB	HBP	BLK	WP	HR	S	P	ERA	WHIP
36 Jered Weaver, R ERA: 8.03	(1, 1)	4.1	L	22	8	6	5	3	0	0	0	0	0	1	30	34	10.38	1.846
Chad Orvella, R ERA:	(5, 1)	0.2		4	1	0	0	0	1	0	0	0	0	0	3	7	0.00	3.000
56 Fernando Rodney, R ERA:	(6, 1)	1.0		6	2	0	0	1	1	0	0	0	0	0	7	11	0.00	3.000
Robert Fish, L ERA: 162.0	(7, 1)	0.1		7	2	6	6	0	3	0	1	0	0	0	3	18	162.00	15.000
58 Michael Kohn, R ERA:	(7, 1)	0.2		4	1	0	0	0	0	0	1	0	0	0	3	4	0.00	1.500

PITCHER		IP	WLS	BF	H	R	ER	SO	BB	IBB	HBP	BLK	WP	HR	S	P	ERA	WHIP
40 Kevin Jepsen, R ERA:	(8, 1)	1.0		3	0	0	0	1	1	0	0	0	0	0	4	8	0.00	1.000
Bobby Cassevah, R ERA: 2.25	(9, 1)	1.0		4	1	0	0	1	0	0	0	0	0	0	6	6	0.00	1.000

TOP

Seattle Mariners @ Los Angeles Angels

Tempe Diablo Stadium, Tempe, AZ

Sun Mar 21 2010, 4:17 PM - 7:31 PM EDT

Att. 8,827 - Sunny - 75 F

livebaseballscorecards.com

AB	41
R	12
H	15
RBI	12
BB	6
SO	6
LOB	22

Batter	1	2	3	4	5	6	7	8	9	AB	R	H	RBI	BB	SO	LOB
13 Maicer Izturis, S (1, 5) OBP: 0.471, SLG: 0.517	G3			53 G3-1 48 1B 2B		53 E 48 1B 1B	K			3	1	2	0	0	0	0
12 Freddy Sandoval, S (6, PR) (7, 5) OBP: 0.276, SLG: 0.231										1	1	0	0	0	1	1
53 Bobby Abreu, L (1, 9) OBP: 0.222, SLG: 0.333	G3-1			G3-1 2-3		FC5 48 1B 55 G1-3 1-2		K		3	0	0	0	0	0	2
42 Terry Evans, R (6, PR) (7, 8) OBP: 0.240, SLG: 0.333										1	1	0	0	0	1	0
48 Torii Hunter, R (1, 8) OBP: 0.364, SLG: 0.350	G6-3			55 1B 8 1B 1B 3-H		55 G1-3 8 G6-3 1B 1-3 2-H		F7		3	1	2	2	0	0	0
22 Cory Aldridge, L (6, PR) (7, 9) OBP: 0.423, SLG: 0.696										1	1	0	0	0	0	0
55 Hideki Matsui, L (1, 10) OBP: 0.227, SLG: 0.150		BBBB 20 G5-4-3 BB		8 1B 1B 1-2		G1-3 2-3 3-H		G4-3		2	0	1	1	1	0	2
2 Erick Aybar, S (8, PH) (9, 10) OBP: 0.294, SLG: 0.143										1	0	0	0	0	0	0
8 Kendrys Morales, S (1, 3) OBP: 0.452, SLG: 0.724		P4		20 G4-6-3 1B 1-2 2-H		G6-3 3-H			K	3	0	1	2	0	0	3
39 Robb Quinlan, R (7, 3) OBP: 0.194, SLG: 0.267										1	0	0	0	0	1	0
20 Juan Rivera, R (1, 7) OBP: 0.324, SLG: 0.625		G5-4-3 1-2f		G4-6-3 1-2f		G6-3			6 1B 2B	3	0	0	0	0	0	5
83 Michael Ryan, L (7, 7) OBP: 0.481, SLG: 0.727										1	1	1	0	0	0	0
47 Howie Kendrick, R (1, 4) OBP: 0.333, SLG: 0.500			G3		G6-3		K		2-H 1B	3	0	0	0	0	1	0
6 Hainley Statia, S (8, 4) OBP: 0.214, SLG: 0.154										1	0	1	1	0	0	0
5 Jeff Mathis, R (1, 2) OBP: 0.292, SLG: 0.286			94 G5-4-3 1B		K		94 G6-3 1B		L7	2	0	1	0	0	1	0
46 Bobby Wilson, R (7, 2) OBP: 0.471, SLG: 0.500										2	0	1	0	0	0	1
94 Gary Patchett, R (1, 6) OBP: 0.455, SLG: 0.500			G5-4-3 1-2f		K		G6-3 1-2		K	3	0	0	0	0	1	2
Carlos Ramirez, R (9, PH)										1	0	0	0	0	1	1
Inning Stats	R: 0 E: 0 K: 0 S: 3 H: 0 LOB: 0 BB: 0 P: 3	R: 0 E: 0 K: 0 S: 2 H: 0 LOB: 0 BB: 1 P: 6	R: 0 E: 0 K: 0 S: 3 H: 1 LOB: 0 BB: 0 P: 3	R: 2 E: 0 K: 0 S: 6 H: 4 LOB: 1 BB: 0 P: 6	R: 0 E: 0 K: 2 S: 7 H: 0 LOB: 0 BB: 0 P: 7	R: 3 E: 1 K: 0 S: 6 H: 2 LOB: 2 BB: 0 P: 6	R: 0 E: 0 K: 2 S: 8 H: 1 LOB: 1 BB: 0 P: 8	R: 0 E: 0 K: 1 S: 5 H: 0 LOB: 0 BB: 0 P: 5	R: 1 E: 0 K: 2 S: 9 H: 2 LOB: 1 BB: 0 P: 9	1B: 8 2B: 2 3B: 0 HR: 0	SF: 0 SAC: 0 DP: 3 HBP: 0						

PITCHER	IP	WLS	BF	H	R	ER	SO	BB	IBB	HBP	BLK	WP	HR	S	P	ERA	WHIP
25 Luke French, L (1, 1) ERA: 4.5	4.0	W	15	5	2	2	0	1	0	0	0	0	0	14	18	4.50	1.500
57 Mark Lowe, R (5, 1) ERA: 6.35	1.0		3	0	0	0	2	0	0	0	0	0	0	7	7	0.00	0.000
46 Sean White, R (6, 1) ERA: 1.8	1.0		6	2	3	1	0	0	0	0	0	0	0	6	6	9.00	2.000
43 Brandon League, R (7, 1) ERA: 7.36	2.0		7	1	0	0	3	0	0	0	0	0	0	13	13	0.00	0.500
37 Jesus Colome, R (9, 1) ERA: 1.29	1.0		5	2	1	1	2	0	0	0	0	0	0	9	9	9.00	2.000

PITCHER	IP	WLS	BF	H	R	ER	SO	BB	IBB	HBP	BLK	WP	HR	S	P	ERA	WHIP

BOTTOM

Seattle Mariners @ Los Angeles Angels

Tempe Diablo Stadium, Tempe, AZ

Sun Mar 21 2010, 4:17 PM - 7:31 PM EDT

Att. 8,827 - Sunny - 75 F

livebaseballscorecards.com

AB	35
R	6
H	10
RBI	6
BB	1
SO	7
LOB	17

WP: 0 PB: 0 SB: 0 CS: 0 PA: 36

Los Angeles Angels @ Los Angeles Dodgers

Camelback Ranch, Glendale, AZ

Mon Mar 22 2010, 4:20 PM - 6:47 PM EDT

Att. 7,297 - Sunny - 75 F

livebaseballscorecards.com

TOP

Batter	1	2	3	4	5	6	7	8	9	AB	R	H	RBI	BB	SO	LOB
2 Erick Aybar, S (1, 6) OBP: 0.238, SLG: 0.111	S S S 0-3 ① K	S S S 0-3 ② K		x 0-0 ③ F7		x 0-0 ③ G4-3			x 0-0 ③ G6-3	4	0	0	0	0	2	1
94 Gary Patchett, R (6, 6) OBP: 0.435, SLG: 0.474										1	0	0	0	0	0	0
53 Bobby Abreu, L (1, 9) OBP: 0.238, SLG: 0.294	x 0-0 ② L7	x 0-0 ③ F8			B B B B 4-0 8 E 55 BB BB		S S S 0-3 ① K			2	0	0	0	1	0	0
42 Terry Evans, R (6, 8) OBP: 0.231, SLG: 0.320										1	0	0	0	0	1	0
48 Torii Hunter, R (1, 8) OBP: 0.400, SLG: 0.478	x 0-0 55 1B 2B		x 0-0 55 S 8 FC6-2 2B		x 0-0 ① F7		x 0-0 ② G4-3			3	1	2	0	0	0	1
22 Cory Aldridge, L (6, 9) OBP: 0.407, SLG: 0.667										1	0	0	0	0	0	0
55 Hideki Matsui, L (1, 7) OBP: 0.280, SLG: 0.182	x 0-0 8 BB 2-H 1B		B x 1-0 ① G3 2-3		B B B 4-0 8 E 1-2 BB		x 0-0 ③ G6-3			2	0	1	1	1	0	1
83 Michael Ryan, L (5, PR) OBP: 0.464, SLG: 0.696 (5, 7)										1	0	0	0	0	0	0
65 Julio Perez, R (7, 7)										0	0	0	0	0	0	0
8 Kendrys Morales, S (1, 3) OBP: 0.441, SLG: 0.677	B B B 4-0 47 FC6-4 1-2 BB		x 0-0 ② FC6-2 47 WP 3-H		x 0-0 FC6 47 G6-3 1-2 2-3			x 0-0 ① F7		2	0	0	0	1	0	3
6 Hainley Statia, S (6, 4) OBP: 0.200, SLG: 0.143										1	0	0	0	0	0	0
47 Howie Kendrick, R (1, 4) OBP: 0.306, SLG: 0.457	x 0-0 ③ FC6-4 1-2f		D x 1-0 ③ F7 1-2		x 0-0 ② ③ G6-3 1-2f			x 0-0 ② F7		3	0	0	0	0	0	6
86 Efren Navarro, L (6, 3) OBP: 0.250, SLG: 0.250										1	0	0	0	0	0	0
44 Mike Napoli, R (1, 2) OBP: 0.394, SLG: 0.828		x 0-0 ① F8		x 0-0 ① L8		x 0-0 3 G6-3 5 SF8 2B		x 0-0 ③ F8		4	1	1	0	0	0	0
28 Ryan Budde, R (8, 2)										0	0	0	0	0	0	0
3 Brandon Wood, R (1, 5) OBP: 0.396, SLG: 0.375		x 0-0 5 HR 2B		B B B 4-0 5 G5-3 BB		x 0-0 ① G6-3 2-3			H 1-0 5 L5-3 HBP	2	1	1	0	1	0	1
57 Jay Brossman, R (9, 5)										0	0	0	0	0	0	0
5 Jeff Mathis, R (1, 10) OBP: 0.286, SLG: 0.417		x 0-0 2-H HR		x 0-0 ② G5-3 1-2		x 0-0 ② SF8 3-H			x 0-0 ① ② L5-3 1-1	3	1	1	3	0	0	2

Inning Stats	R: 1	H: 2		R: 2	H: 2		R: 0	H: 1		R: 0	H: 0		R: 0	H: 0		R: 1	H: 1		R: 0	H: 0		R: 0	H: 0		R: 0	H: 0		1B: 1	SF: 1		WP: 1	PA: 37
	E: 0	LOB: 2		E: 0	LOB: 0		E: 0	LOB: 1		E: 0	LOB: 1		E: 1	LOB: 3		E: 0	LOB: 0		E: 0	LOB: 0		E: 0	LOB: 0		E: 0	LOB: 0		2B: 5	SAC: 0		PB: 0	
	K: 1	BB: 1		K: 1	BB: 0		K: 0	BB: 0		K: 0	BB: 1		K: 0	BB: 2		K: 0	BB: 0		K: 1	BB: 0		K: 0	BB: 0		K: 0	BB: 0		3B: 0	DP: 2		SB: 1	
	S: 7	P: 11		S: 7	P: 7		S: 4	P: 6		S: 3	P: 7		S: 3	P: 11		S: 4	P: 4		S: 5	P: 5		S: 3	P: 3		S: 2	P: 3		HR: 1	HBP: 1		CS: 0	

PITCHER		IP	WLS	BF	H	R	ER	SO	BB	IBB	HBP	BLK	WP	HR	S	P	ERA	WHIP
37 Carlos Monasterios, R ERA: 2.25	(1, 1)	4.0	L	19	5	3	3	2	2	0	0	0	1	1	21	31	6.75	1.750
52 George Sherrill, L ERA: 4.91	(5, 1)	0.1		4	0	0	0	0	2	0	0	0	0	0	2	10	0.00	6.000
45 Justin Miller, R ERA: 4.05	(5, 1)	1.2		5	1	1	1	0	0	0	0	0	0	0	5	5	5.40	0.600
51 Jonathan Broxton, R ERA: 3.86	(7, 1)	1.0		3	0	0	0	1	0	0	0	0	0	0	5	5	0.00	0.000
36 Jeff Weaver, R ERA: 6.0	(8, 1)	2.0		6	0	0	0	0	0	0	1	0	0	0	5	6	0.00	0.000

PITCHER	IP	WLS	BF	H	R	ER	SO	BB	IBB	HBP	BLK	WP	HR	S	P	ERA	WHIP

Batter	1	2	3	4	5	6	7	8	9	AB	R	H	RBI	BB	SO	LOB
33 Blake DeWitt, L (1, 4) OBP: 0.467, SLG: 0.632	H 1-0 16 G1-6-3 HBP		x 0-0 P2 ②		x 0-0 1-3 2B		x 0-0 P6 ②		x 0-0 F7 ③	3	0	1	0	0	0	3
65 Ramon Nivar, R (8, 4)										1	0	0	0	0	0	1
23 Casey Blake, R (1, 5) OBP: 0.387, SLG: 0.440	x 0-0 F9 ①		x 0-0 FC5-4 ③ 1-2f		x 0-0 SF7 ② 3-H		C C C 0-3 K ③			2	0	0	1	0	0	3
96 Corey Smith, R (7, 5)										1	0	0	0	0	1	1
16 Andre Ethier, L (1, 9) OBP: 0.349, SLG: 0.550	x 0-0 G1-6-3 ② ③ 1-2f			B B B 4-0 99 1B 0 2B BB	x 0-0 G4-3 ③			x 0-0 P4 ①		2	1	0	0	1	0	2
98 Jay Gibbons, L (7, 9)										1	0	0	0	0	0	0
99 Manny Ramirez, R (1, 7) OBP: 0.440, SLG: 0.524		S S S 0-3 K ①	x 0-0 1-2 0 2B 1B			x 0-0 F9 ①		x 0-0 P4 ②		3	0	1	0	0	1	0
61 Prentice Redman, R (7, 7)										1	0	0	0	0	0	0
7 James Loney, L (1, 3) OBP: 0.345, SLG: 0.423		x 0-0 G3-1 ②	x 0-0 F5 ①			x 0-0 1B		x 0-0 0 WP 1B		4	0	2	0	0	0	2
76 John Lindsey, R (8, PR)										0	0	0	0	0	0	0
(9, 3)																
0 Garret Anderson, L (1, 10) OBP: 0.400, SLG: 0.600		x 0-0 G3-1 ③	x 0-0 ② 1-H 2-H 2B			x 0-0 F8 ②		S S S 0-3 K ③ 1-2		4	0	1	1	0	1	2
60 Chin-Lung Hu, R (1, 6) OBP: 0.250, SLG: 0.211		B B B 4-0 17 FC5-4 BB	C C C 0-3 K ③			x 0-0 F9 ③			x 0-0 G1-3 ①	3	0	0	0	1	1	2
17 Jason Repko, R (1, 8) OBP: 0.286, SLG: 0.273		x 0-0 FC5-4 ① 82 E 1-2f		x 0-0 G4-3 ①			x 0-0 2B		x 0-0 G1-3 ②	4	0	1	0	0	0	1
82 Justin Knoedler, R (1, 2) OBP: 0.375, SLG: 0.286		x 0-0 E6 23 FC5-4 1-2		x 0-0 33 2B 23 SF7 1B			S S S 0-3 K ①		x 0-0 E5	4	1	1	0	0	1	2
Inning Stats	R: 0 E: 0 K: 0 S: 2 H: 0 LOB: 0 BB: 0 P: 3	R: 0 E: 0 K: 1 S: 5 H: 0 LOB: 0 BB: 0 P: 5	R: 0 E: 1 K: 0 S: 4 H: 0 LOB: 2 BB: 1 P: 8	R: 1 E: 0 K: 1 S: 6 H: 2 LOB: 1 BB: 1 P: 10	R: 1 E: 0 K: 0 S: 5 H: 2 LOB: 1 BB: 0 P: 5	R: 0 E: 0 K: 0 S: 4 H: 1 LOB: 1 BB: 0 P: 4	R: 0 E: 0 K: 2 S: 8 H: 1 LOB: 1 BB: 0 P: 8	R: 0 E: 0 K: 1 S: 6 H: 1 LOB: 2 BB: 0 P: 6	R: 0 E: 1 K: 0 S: 4 H: 0 LOB: 1 BB: 0 P: 4	1B: 4 2B: 3 3B: 0 HR: 0	SF: 1 SAC: 0 DP: 1 HBP: 1						

PITCHER	IP	WLS	BF	H	R	ER	SO	BB	IBB	HBP	BLK	WP	HR	S	P	ERA	WHIP
51 Joe Saunders, L (1, 1) ERA: 5.91	5.0	W	21	4	2	2	2	2	0	1	0	0	0	22	31	3.60	1.200
40 Brian Fuentes, L (6, 1) ERA: 1.59	1.0	H	4	1	0	0	0	0	0	0	0	0	0	4	4	0.00	1.000
43 Brian Stokes, R (7, 1) ERA: 1.8	2.0	H	8	2	0	0	3	0	0	0	0	1	0	14	14	0.00	1.000
45 Francisco Rodriguez, R (9, 1) ERA:	1.0	S	4	0	0	0	0	0	0	0	0	0	0	4	4	0.00	0.000

PITCHER	IP	WLS	BF	H	R	ER	SO	BB	IBB	HBP	BLK	WP	HR	S	P	ERA	WHIP

BOTTOM

Los Angeles Angels @ Los Angeles Dodgers

Camelback Ranch, Glendale, AZ

Mon Mar 22 2010, 4:20 PM - 6:47 PM EDT

Att. 7,297 - Sunny - 75 F

livebaseballscorecards.com

AB	33
R	2
H	7
RBI	2
BB	2
SO	5
LOB	19

1B: 4 SF: 1
2B: 3 SAC: 0
3B: 0 DP: 1
HR: 0 HBP: 1

WP: 1 PA: 37
PB: 0
SB: 0
CS: 0

Batter	1	2	3	4	5	6	7	8	9	AB	R	H	RBI	BB	SO	LOB
2 Erick Aybar, S (1, 10) OBP: 0.200, SLG: 0.095	L FF 87 C FF 90 X FF 89 0-2 G5-3		B FF 87 B FF 87 F FF 88 F FF 88 F SL 84 X FF 89 2-2 P6	B CH 78 X CH 80 1-0 SF8-3-5 2-3 3-H			B FF 89 X FF 89 1-0 FC4-6 1-2f			3	0	0	1	0	0	1
13 Maicer Izturis, S (1, 6) OBP: 0.447, SLG: 0.515 94 Gary Patchett, R (7, 6) OBP: 0.435, SLG: 0.474	C FF 88 B CH 80 B FF 89 X FF 88 2-1 G5-3		B SL 83 X FF 88 1-0 8 1B 2B		C FF 85 B CH 77 B FF 87 C FF 87 F CH 79 B CU 69 X FF 89 3-2 F9		B FF 90 1 SAFE 1 SAFE P PO 90 C FF 89 C SL 82 1 SAFE F SL 81 X FF 91 2-2 G5-3			4 0	1 0	1 0	0 0	0 0	0 0	1 0
8 Kendrys Morales, S (1, 3) OBP: 0.447, SLG: 0.657 25 Peter Bourjos, R (8, PR) OBP: 0.290, SLG: 0.333 (8, 7)	C CH 80 B CU 71 B CU 72 F FF 89 X FF 88 2-2 F8		X CH 79 0-0 20 1B 2-H 1B		C CH 79 C CU 70 F FF 89 X CU 70 0-2 L7			B SI 93 B SI 92 B FF 92 C FF 92 X SI 93 3-1 47 G4-3 20 S 1B		4 0	0 0	2 0	1 0	0 0	0 0	0 0
20 Juan Rivera, R (1, 9) OBP: 0.342, SLG: 0.600 (7, 8) Mike Trout, R (8, PR) OBP: 1.000, SLG: 3.000 (8, 8)		C FF 86 B CH 80 F SL 81 X CU 71 1-2 F8	X FF 89 0-0 3 FC4 1-2 1B		B CU 68 F FF 89 F SL 84 X CU 70 1-2 F8			B SI 93 C FF 92 B CH 87 C CH 86 D CH 86 B CH 88 4-2 47 G4-3 1-2 BB		3 0	0 0	1 0	0 0	1 0	0 0	0 0
47 Howie Kendrick, R (1, 4) OBP: 0.325, SLG: 0.513 6 Hainley Statia, S (8, 4) OBP: 0.200, SLG: 0.143		C FF 87 B FF 87 B CH 79 B FF 88 X FF 88 3-1 3 3B 2B	C CH 79 B SL 79 F FF 89 F CU 71 S SL 83 1-3 K			C SI 90 B FF 90 X SI 91 1-1 5 F9-4 2B		C FF 94 X SI 95 0-1 G4-3 1-2f 2-3		4 0	1 0	2 0	0 0	0 0	1 0	4 0
3 Brandon Wood, R (1, 5) OBP: 0.385, SLG: 0.409 28 Ryan Budde, R (8, 2)		2 SAFE X SI 88 0-0 5 SF9 2-H 3B	C FF 89 S CU 70 X FF 90 0-2 FC4 1-2f			C SI 90 X FF 90 0-1 G6-3		C SI 94 S SL 87 F SI 95 F SI 95 S SL 86 0-3 K		4 0	1 0	1 0	1 0	0 0	1 0	5 0
5 Jeff Mathis, R (1, 2) OBP: 0.258, SLG: 0.385 12 Freddy Sandoval, S (8, 5) OBP: 0.267, SLG: 0.222		B CH 78 X FF 89 1-0 SF9 3-H	F FF 86 C FF 88 X SI 88 0-2 G5-3			C SI 91 X SI 91 0-1 F9-4 2-2			B FF 93 F FF 92 X SL 85 1-1 G3	2 1	0 0	0 0	1 0	0 0	0 0	1 0
39 Robb Quinlan, R (1, 7) OBP: 0.229, SLG: 0.324 (8, 3)		C FF 88 B FF 88 B CH 80 F FF 89 F FF 90 F FF 91 X CU 71 2-2 2B	B CH 80 F CH 80 B SL 82 F FF 88 F CU 72 F FF 89 F CH 79 X FF 90 2-2 42 2B 2 SF8-3-5 1B			X FF 89 0-0 L9		B FF 94 X FF 94 1-0 G6-3	4	1	2	0	0	0	0
42 Terry Evans, R (1, 8) OBP: 0.250, SLG: 0.370 22 Cory Aldridge, L (7, PH) OBP: 0.414, SLG: 0.654 (7, 9)		C FF 90 B CH 79 X CH 80 1-1 G6-3	D CH 79 S FF 89 B CH 79 1 SAFE C CH 80 F SL 84 F SL 78 1 SAFE X SL 77 2-2 2 SF8-3-5 1-3 2B			C FF 90 X FF 81 0-1 2 FC4-6 1B		C FF 94 F CH 84 F CH 87 S SL 88 0-3 K	2 2	0 0	1 1	0 0	0 0	0 1	1 0
Inning Stats	R: 0 E: 0 K: 0 S: 8 H: 0 LOB: 0 BB: 0 P: 12	R: 2 E: 0 K: 0 S: 14 H: 3 LOB: 1 BB: 0 P: 22	R: 1 E: 0 K: 1 S: 14 H: 3 LOB: 2 BB: 0 P: 18	R: 1 E: 0 K: 0 S: 15 H: 2 LOB: 0 BB: 0 P: 20	R: 0 E: 0 K: 0 S: 11 H: 0 LOB: 0 BB: 0 P: 15	R: 0 E: 0 K: 0 S: 6 H: 1 LOB: 0 BB: 0 P: 7	R: 0 E: 0 K: 0 S: 9 H: 1 LOB: 1 BB: 0 P: 11	R: 0 E: 0 K: 1 S: 11 H: 1 LOB: 2 BB: 1 P: 18	R: 0 E: 0 K: 1 S: 7 H: 0 LOB: 0 BB: 0 P: 9	1B: 5 2B: 7 3B: 1 HR: 0 SF: 2 SAC: 0 DP: 3 HBP: 0						

TOP

Los Angeles Angels @ Seattle Mariners

Peoria Stadium, Peoria, AZ

Tue Mar 23 2010, 4:05 PM - 6:52 PM EDT

Att. 8,526 - Overcast - 63 F

livebaseballscorecards.com

AB	33
R	4
H	11
RBI	4
BB	1
SO	3
LOB	13

WP: 0 PB: 0 SB: 1 CS: 0 PA: 36

PITCHER		IP	WLS	BF	H	R	ER	SO	BB	IBB	HBP	BLK	WP	HR	S	P	ERA	WHIP
18 Ryan Rowland-Smith, L ERA: 7.71	(1, 1)	5.0		22	8	4	4	1	0	0	0	0	0	0	62	87	7.20	1.600
54 Kanekoa Texeira, R ERA: 1.04	(6, 1)	1.0		3	1	0	0	0	0	0	0	0	0	0	6	7	0.00	1.000
23 Shawn Kelley, R ERA: 5.79	(7, 1)	1.0	W	4	1	0	0	0	0	0	0	0	0	0	9	11	0.00	1.000
37 Jesus Colome, R ERA: 1.0	(8, 1)	2.0	S	7	1	0	0	2	1	0	0	0	0	0	18	27	0.00	1.000

PITCHER	IP	WLS	BF	H	R	ER	SO	BB	IBB	HBP	BLK	WP	HR	S	P	ERA	WHIP

Batter	1	2	3	4	5	6	7	8	9	AB	R	H	RBI	BB	SO	LOB
51 Ichiro Suzuki, L (1, 9) OBP: 0.360, SLG: 0.395	F FF 93 B FF 95 C SL 87 X SL 85 1-2 9 G3 9 S 13 PB 1B	B FF 90 B FF 88 B FF 88 B FF 89 4-0 BB		B SL 76 B CH 82 B SI 91 F CH 89 X CH 82 3-1 ② G3		C CU 75 F FF 88 B CU 73 F CU 74 F CU 74 F FF 88 X CU 74 1-2 ③ G3		C FF 92 X FF 91 0-1 ② G3		4	1	1	0	1	0	2
9 Chone Figgins, S (1, 4) OBP: 0.409, SLG: 0.333 6 Chris Woodward, R (8, 4) OBP: 0.179, SLG: 0.200	C SI 91 ① B FF 92 B FF 92 B CH 84 F FF 92 2 SAFE F FF 94 X SI 93 3-2 G3 1-3	X FF 89 0-0 ③ G3		B CH 89 C SL 77 B SI 92 B SI 91 B SI 90 4-1 13 CS BB			B CH 84 B CH 85 C CH 86 F FF 87 B CH 84 X FF 86 3-2 ① F9	F FF 92 B SL 81 B SL 80 X SI 91 2-1 ③ F7		3 1	0 0	0 0	0 0	1 0	0 0	2 0
13 Casey Kotchman, L (1, 3) OBP: 0.425, SLG: 0.417 20 Mike Carp, L (7, PR) OBP: 0.278, SLG: 0.250 (8, 3)	B CH 84 3 SAFE B CH 85 C FF 94 B FF 94 B FF 93 4-1 1 BB 4 BB 3-H BB	B SI 90 C SI 91 B CU 80 B SI 90 B SI 92 4-1 4 HR BB	B SI 91 S FF 90 C SL 78 1 SAFE 1 SAFE 1-2 ③ CS 1-2	B FF 86 C CH 85 X CH 76 1-1 ① G6-3		B FF 86 C CU 75 X FF 87 1-1 24 2B 1B				2 0	1 1	1 0	0 0	2 0	0 0	0 0
24 Ken Griffey Jr., L (1, 10) OBP: 0.241, SLG: 0.250 94 James Jones, L (7, PR) OBP: 1.000, SLG: 2.000 (8, 10)	B FF 93 B SI 92 C SI 92 1 SAFE B SI 92 F FF 93 S FF 93 3-3 ② K	X SI 91 0-0 ① F7			C FF 86 B CU 76 F CH 78 B FF 88 B FF 87 F FF 87 X SI 87 3-2 ② F9		C FF 86 B CH 76 F FF 88 F CH 77 X CH 76 1-2 21 WP 21 2B 1-H 2B			4 0	0 1	1 0	1 0	0 0	1 0	2 0
4 Jose Lopez, R (1, 5) OBP: 0.302, SLG: 0.450 16 Josh Wilson, R (8, 5) OBP: 0.419, SLG: 0.407	B FF 93 B FC 91 1 SAFE B FF 92 B SI 93 4-0 1 BB 1-2 BB	X SI 91 0-0 1-H HR			C FF 87 X FF 88 0-1 ③ P4		D FF 87 2 SAFE F FF 86 X FF 86 1-1 ② F8			3 0	1 0	1 0	2 0	1 0	0 0	2 0
1 Eric Byrnes, R (1, 7) OBP: 0.350, SLG: 0.556 12 Ryan Langerhans, L (8, 7) OBP: 0.333, SLG: 0.304	B SL 86 B FF 92 S SI 92 C SL 85 B FC 92 F FF 92 F SL 87 B FF 91 4-2 21 FC5-4 1-2 2-3 BB	F SI 91 C SI 92 B SI 84 S CU 80 1-3 ② K				B CU 73 C CH 86 C CU 74 X FF 87 1-2 21 SH1 2B	B CU 75 B FF 87 B CH 76 B FF 87 4-0 21 WP 21 2B BB			2 0	1 0	1 0	0 0	2 0	1 0	0 0
21 Franklin Gutierrez, R (1, 8) OBP: 0.250, SLG: 0.394 17 Corey Patterson, L (8, 8) OBP: 0.346, SLG: 0.640	C FF 89 F FF 89 B CU 76 X FF 90 1-2 ③ FC5-4 1-2f	B SI 90 X SI 91 1-0 10 S 1B				X CU 74 0-0 ① SH1 2-3	C SI 88 F SI 88 B FS 82 B SL 81 X SL 80 2-2 1-H 2-H 2B			3 0	0 0	2 0	2 0	0 0	0 0	3 0
10 Adam Moore, R (1, 2) OBP: 0.457, SLG: 0.467 41 Eliezer Alfonzo, R (8, 2) OBP: 0.143, SLG: 0.143		B FF 90 S FF 89 X FF 89 1-1 ① G6-3	F SI 90 T SI 91 P PO 90 D CU 80 F SI 90 X SI 92 2-2 ③ F9 1-2			B FF 87 B FF 85 3 SAFE B SI 88 B FF 86 4-0 BB	B SI 89 S SI 89 B SI 89 X SL 81 2-1 ③ G6-3			3 0	0 0	0 0	0 0	1 0	0 0	3 0
27 Matt Tuiasosopo, R (1, 6) OBP: 0.400, SLG: 0.568		B FF 91 X FF 90 1-0 ② F9		B SI 89 B FF 89 F SI 90 C SL 75 B SL 78 X SI 90 3-2 ① G6-3		B CU 74 C FF 88 F FF 87 X CH 76 1-2 ② L6		B SI 91 F FF 91 B SL 80 X FF 91 2-1 ① F9		4	0	0	0	0	0	2
Inning Stats	R: 1 E: 0 K: 1 S: 18 H: 1 LOB: 3 BB: 3 P: 38	R: 0 E: 0 K: 0 S: 4 H: 0 LOB: 1 BB: 1 P: 10	R: 2 E: 0 K: 1 S: 12 H: 2 LOB: 1 BB: 1 P: 19	R: 0 E: 0 K: 0 S: 8 H: 0 LOB: 0 BB: 1 P: 19	R: 0 E: 0 K: 0 S: 8 H: 0 LOB: 0 BB: 0 P: 12	R: 0 E: 0 K: 0 S: 13 H: 1 LOB: 2 BB: 1 P: 20	R: 3 E: 0 K: 0 S: 16 H: 3 LOB: 2 BB: 1 P: 30	R: 0 E: 0 K: 0 S: 6 H: 0 LOB: 0 BB: 0 P: 10		1B: 3 2B: 3 3B: 0 HR: 1	SF: 0 SAC: 1 DP: 0 HBP: 0			WP: 1 PB: 1 SB: 2 CS: 1	PA: 39	

PITCHER		IP	WLS	BF	H	R	ER	SO	BB	IBB	HBP	BLK	WP	HR	S	P	ERA	WHIP
44 Garrett Richards, R ERA: 13.5	(1, 1)	0.2		6	1	1	1	1	3	0	0	0	0	0	15	34	13.50	6.000
88 Eddie McKiernan, R ERA:	(1, 1)	1.1		5	0	0	0	0	1	0	0	0	0	0	7	14	0.00	0.750
62 Scot Shields, R ERA: 6.0	(3, 1)	1.0	B	6	2	2	2	1	1	0	0	0	0	1	12	19	18.00	3.000
52 Jason Bulger, R ERA: 1.8	(4, 1)	1.0	H	3	0	0	0	0	1	0	0	0	0	0	8	19	0.00	1.000
41 Tommy Mendoza, R ERA: 5.79	(5, 1)	2.2	L	13	3	3	3	0	2	0	0	0	0	0	32	53	10.12	1.875

PITCHER		IP	WLS	BF	H	R	ER	SO	BB	IBB	HBP	BLK	WP	HR	S	P	ERA	WHIP
Bobby Cassevah, R ERA: 2.08	(7, 1)	0.1		2	1	0	0	0	0	0	0	0	1	0	5	9	0.00	3.000
58 Michael Kohn, R ERA:	(8, 1)	1.0		3	0	0	0	0	0	0	0	0	0	0	6	10	0.00	0.000

BOTTOM

Los Angeles Angels @ Seattle Mariners

Peoria Stadium, Peoria, AZ

Tue Mar 23 2010, 4:05 PM - 6:52 PM EDT

Att. 8,526 - Overcast - 63 F

livebaseballscorecards.com

AB	29
R	6
H	7
RBI	5
BB	8
SO	2
LOB	16

Kansas City Royals @ Los Angeles Angels

Tempe Diablo Stadium, Tempe, AZ

Wed Mar 24 2010, 4:17 PM - 6:54 PM EDT

Att. 7,284 - Sunny - 68 F

livebaseballscorecards.com

Batter	1	2	3	4	5	6	7	8	9	AB	R	H	RBI	BB	SO	LOB
22 Scott Podsednik, L (1, 7) OBP: 0.421, SLG: 0.559	G4-3		G4-3		2B		74 2B; 78 E; 1-2 BB	74 G4-3; 2-H 2B		3	0	1	0	1	0	0
93 Tim Smith, L (7, PR) OBP: 0.333, SLG: 0.667 (7, 7)										1	1	1	1	0	0	0
18 Jason Kendall, R (1, 2) OBP: 0.250, SLG: 0.241	F7		HBP		G6-3		78 E; 1-3 2-H 2B	G4-3; 2-3		2	0	0	0	0	0	1
74 Cody Clark, R (6, 2) OBP: 0.625, SLG: 0.714										2	1	1	1	0	0	1
16 Billy Butler, R (1, 3) OBP: 0.413, SLG: 0.463	12 BB; 1B		G6-3			12 1B; 13 1B; 1B	E7; 12 1B; 2-H 3-H 1B	G4-3		3	1	2	0	0	0	1
78 Paulo Orlando, R (7, PH) OBP: 0.667, SLG: 0.667 (7, 9)										2	1	1	2	0	0	1
12 Mitch Maier, L (1, 8) OBP: 0.455, SLG: 0.675	BBBB; 1-2 BB			G5-3		30 FC6-4; 13 1B; 1-3 1B	13 2B; 2-H 1B		F7	4	0	2	1	1	0	0
(7, 3)																
13 Alberto Callaspo, S (1, 5) OBP: 0.490, SLG: 0.667	G4-3			F7		30 FC6-4; 1-2 3-H 1B	1-3 2B		CCS; K	5	0	2	1	0	1	2
30 Mike Aviles, R (1, 6) OBP: 0.588, SLG: 0.690		P4		1B		FC6-4; 79 G4-6-3; 1-2f 2-3	BBBB; 79 G4-6-3 BB		1B	3	0	1	0	1	0	2
91 Chris McConnell, R (7, 6) OBP: 1.000, SLG: 1.000										1	0	1	0	0	0	0
79 Clint Robinson, L (1, 10) OBP: 0.200, SLG: 0.200		G4-3; 1B		G4-3		G4-6-3; 1-2f	G4-6-3; 1-2f		P5	5	0	1	0	0	0	7
Jose Duarte, R (1, 9) OBP: 0.571, SLG: 0.400 (7, 8)	G4-3; 1-2f				17 G3-6; 1B		G5-3	89 WP; 93 2B BB		3	1	1	0	1	0	1
17 Chris Getz, L (1, 4) OBP: 0.256, SLG: 0.306			G4-3		G3-6; 1-2f		22 BB; 74 2B 1B	SSS; K; 1-2		3	1	1	0	0	0	1
89 Kurt Mertins, R (7, 4)										1	0	0	0	0	1	1
Inning Stats	R: 0 E: 0 K: 0 S: 4 H: 1 LOB: 2 BB: 1 P: 8	R: 0 E: 0 K: 0 S: 3 H: 1 LOB: 0 BB: 0 P: 3	R: 0 E: 0 K: 0 S: 3 H: 0 LOB: 1 BB: 0 P: 4	R: 0 E: 0 K: 0 S: 4 H: 1 LOB: 1 BB: 0 P: 4	R: 0 E: 0 K: 0 S: 4 H: 2 LOB: 1 BB: 0 P: 4	R: 1 E: 0 K: 0 S: 5 H: 3 LOB: 1 BB: 0 P: 5	R: 4 E: 1 K: 0 S: 7 H: 5 LOB: 3 BB: 2 P: 15	R: 1 E: 0 K: 1 S: 6 H: 1 LOB: 1 BB: 1 P: 11	R: 0 E: 0 K: 1 S: 6 H: 1 LOB: 1 BB: 0 P: 6	1B: 11 2B: 4 3B: 0 HR: 0 SF: 0 SAC: 0 DP: 4 HBP: 1						

TOP

AB	38
R	6
H	15
RBI	6
BB	4
SO	2
LOB	18

WP: 1 PB: 0 SB: 0 CS: 0 PA: 43

PITCHER		IP	WLS	BF	H	R	ER	SO	BB	IBB	HBP	BLK	WP	HR	S	P	ERA	WHIP
35 Joel Pineiro, R	(1, 1)	5.0	W	20	5	0	0	0	1	0	1	0	0	0	18	23	0.00	1.200
ERA: 4.5																		
56 Fernando Rodney, R	(6, 1)	1.1		7	4	2	2	0	0	0	0	0	0	0	7	7	13.50	3.000
ERA: 6.0																		
21 Barret Browning, L	(7, 1)	0.0		5	4	3	3	0	1	0	0	0	0	0	4	8	∞	∞
ERA:																		
79 Jon Bachanov, R	(7, 1)	0.2	H	2	0	0	0	0	1	0	0	0	0	0	1	5	0.00	1.500
ERA:																		
40 Kevin Jepsen, R	(8, 1)	1.0	H	5	1	1	1	1	1	0	0	0	1	0	6	11	9.00	2.000
ERA: 3.0																		

PITCHER		IP	WLS	BF	H	R	ER	SO	BB	IBB	HBP	BLK	WP	HR	S	P	ERA	WHIP
6 Jeremy Hill, R	(9, 1)	1.0	S	4	1	0	0	1	0	0	0	0	0	0	6	6	0.00	1.000
ERA:																		

Kansas City Royals @ Los Angeles Angels

Tempe Diablo Stadium, Tempe, AZ

Wed Mar 24 2010, 4:17 PM - 6:54 PM EDT

Att. 7,284 - Sunny - 68 F

livebaseballscorecards.com

BOTTOM

Batter	1	2	3	4	5	6	7	8	9	AB	R	H	RBI	BB	SO	LOB
2 Erick Aybar, S (1, 6) OBP: 0.207, SLG: 0.083	B5-3	FC4-6 1-2f		G4-3		39 WP 39 S BB		2-H 3B		3	0	0	0	1	0	1
79 Brad Coon, L (7, 8) OBP: 0.333, SLG: 0.600										1	0	1	1	0	0	0
53 Bobby Abreu, L (1, 9) OBP: 0.292, SLG: 0.400	K		48 HR 2B		48 BB 55 HR 1B	P5		G4-3		3	2	2	0	0	1	0
12 Freddy Sandoval, S (6, PH) OBP: 0.250, SLG: 0.207 (7, 5)										2	0	0	0	0	0	2
48 Torii Hunter, R (1, 8) OBP: 0.464, SLG: 0.760	HR		2-H HR		1-2 55 HR BB	1-3 K				2	3	2	3	1	0	0
39 Robb Quinlan, R (6, PH) OBP: 0.222, SLG: 0.314 (7, 3)										1	0	0	0	0	1	1
55 Hideki Matsui, L (1, 10) OBP: 0.357, SLG: 0.375	8 1B 1B		8 FC4-6 BB		1-H 2-H HR		K			2	1	2	3	1	0	0
46 Bobby Wilson, R (7, PH) OBP: 0.444, SLG: 0.467 (8, 10)										1	0	0	0	0	1	0
8 Kendrys Morales, S (1, 3) OBP: 0.439, SLG: 0.632	1-2 1B		FC4-6 20 G6-4-3 1-2f		K		K			3	0	1	0	0	1	1
9 Alexi Amarista, L (7, 4) OBP: 0.182, SLG: 0.300										1	0	0	0	0	1	0
20 Juan Rivera, R (1, 7) OBP: 0.317, SLG: 0.553	P3		G6-4-3 1-2		K		K			3	0	0	0	0	1	3
94 Gary Patchett, R (7, 6) OBP: 0.417, SLG: 0.450										1	0	0	0	0	1	0
47 Howie Kendrick, R (1, 4) OBP: 0.302, SLG: 0.476		F9	L9		F8			79 3B 2B		3	0	0	0	0	0	1
73 Nate Sutton, L (7, 7) OBP: 0.333, SLG: 0.667										1	1	1	0	0	0	0
44 Mike Napoli, R (1, 2) OBP: 0.405, SLG: 0.875		2 FC4-6 BB		F8		HR		P4		3	1	1	1	1	0	1
3 Brandon Wood, R (1, 5) OBP: 0.364, SLG: 0.383		F9		K		K		K		3	0	0	0	0	2	1
Nick Gorneault, R (7, 9)										1	0	0	0	0	1	1
Inning Stats	R: 1 E: 0 K: 1 S: 9 H: 3 LOB: 2 BB: 0 P: 11	R: 0 E: 0 K: 0 S: 3 H: 0 LOB: 1 BB: 1 P: 7	R: 2 E: 0 K: 0 S: 5 H: 2 LOB: 1 BB: 1 P: 10	R: 0 E: 0 K: 1 S: 5 H: 0 LOB: 0 BB: 0 P: 5	R: 3 E: 0 K: 2 S: 10 H: 2 LOB: 0 BB: 1 P: 15	R: 1 E: 0 K: 2 S: 9 H: 1 LOB: 1 BB: 1 P: 14	R: 0 E: 0 K: 3 S: 9 H: 0 LOB: 0 BB: 0 P: 9	R: 1 E: 0 K: 1 S: 7 H: 2 LOB: 1 BB: 0 P: 7		1B: 3 2B: 2 3B: 1 HR: 4 SF: 0 SAC: 0 DP: 0 HBP: 0						

	AB	34
	R	8
	H	10
	RBI	8
	BB	4
	SO	10
	LOB	12

WP: 1 PA: 38
PB: 0
SB: 1
CS: 0

PITCHER		IP	WLS	BF	H	R	ER	SO	BB	IBB	HBP	BLK	WP	HR	S	P	ERA	WHIP
19 Brian Bannister, R ERA: 5.54	(1, 1)	4.0	L	21	6	5	5	2	3	0	0	0	0	2	23	38	11.25	2.250
51 Robinson Tejeda, R ERA: 7.84	(5, 1)	3.0		12	2	2	2	7	1	0	0	0	1	2	27	33	6.00	1.000
56 Roman Colon, R ERA: 2.25	(8, 1)	1.0		5	2	1	1	1	0	0	0	0	0	0	7	7	9.00	2.000

PITCHER	IP	WLS	BF	H	R	ER	SO	BB	IBB	HBP	BLK	WP	HR	S	P	ERA	WHIP

Batter	1	2	3	4	5	6	7	8	9	AB	R	H	RBI	BB	SO	LOB
20 Julio Borbon, L (1, 8) OBP: 0.333, SLG: 0.355 68 Craig Gentry, R (8, PH) OBP: 0.321, SLG: 0.208 (8, 8)	C X 0-1 ① F8		X 0-0 10 1B 3B	X 0-0 10 1B 2-H 1B		S X 0-1 ②③ G4-3 1-2		S S S 0-3 ① K		4 1	1 0	2 0	1 0	0 0	0 1	1 1
10 Michael Young, R (1, 5) OBP: 0.467, SLG: 0.475 71 Matthew Brown, R (8, PH) OBP: 0.500, SLG: 0.760 (8, 5)	B B B B 4-0 27 2B BB		X 0-0 32 1B 3-H 1B	X 0-0 32 BB 1-3 1B			X 0-0 ① L3	S S S 0-3 ② K 1-2		3 1	0 0	2 0	1 0	1 0	0 1	0 1
32 Josh Hamilton, L (1, 7) OBP: 0.436, SLG: 0.750 6 Esteban German, R (8, PH) OBP: 0.417, SLG: 0.321 (8, 4)	X 0-0 ② F7		X 0-0 1-3 1B	B B B B 4-0 1-2 BB			X 0-0 27 1B 17 FC1-6 1B	S S S 0-3 ③ K		3 1	1 0	2 0	0 0	1 0	0 1	1 1
27 Vladimir Guerrero, R (1, 10) OBP: 0.340, SLG: 0.442 11 Toby Hall, R (9, PH) OBP: 0.154, SLG: 0.231	X 0-0 1-3 2B		S S S 0-3 ② K	X 0-0 ③ L5			X 0-0 17 FC1-6 1-3 1B		C C C 0-3 ① K	4 1	0 0	2 0	0 0	0 0	1 1	5 0
17 Nelson Cruz, R (1, 9) OBP: 0.431, SLG: 0.698 51 Max Ramirez, R (8, 3) OBP: 0.292, SLG: 0.348	X 0-0 ③ G6-3		X 0-0 ③ G4-3		X 0-0 ① F9		X 0-0 ② FC1-6 1-2f 3-H		X 0-0 ② F8	4 1	0 0	0 0	1 0	0 0	0 0	5 0
19 Chris Davis, L (1, 3) OBP: 0.379, SLG: 0.509 91 James Tomlin, R (8, 9)		X 0-0 ① G3	X 0-0 E9 2 2B	C C C 0-3 ② K			S S S 0-3 ③ K		X 0-0 E5	4 1	1 0	1 0	0 0	0 0	2 0	1 0
14 Joaquin Arias, R (1, 4) OBP: 0.340, SLG: 0.317 7 David Murphy, L (8, PH) OBP: 0.260, SLG: 0.469 (8, 7)		X 0-0 ② G5-3	X 0-0 ① F9	X 0-0 2 CS 2B				X 0-0 15 HR 2B	S S S 0-3 ③ K	3 2	0 1	1 1	0 1	0 0	0 1	1 1
2 Taylor Teagarden, R (1, 2) OBP: 0.310, SLG: 0.444 15 Matt Treanor, R (6, 2) OBP: 0.280, SLG: 0.391		S S S 0-3 ③ K	X 0-0 20 1B 3-H 2B	S 0-1 ③ CS 2-3		S S S 0-3 ① K2-3		S B B B X 3-2 2-H HR		3 1	1 1	1 1	1 2	0 0	2 0	0 0
1 Elvis Andrus, R (1, 6) OBP: 0.291, SLG: 0.353 23 Gregorio Petit, R (8, 6) OBP: 0.667, SLG: 0.818			X 0-0 ① G6-3	X 0-0 ② G6-3		B B B 4-0 20 CS BB		H 1-0 71 S HBP		2 0	0 0	0 0	0 0	1 0	0 0	1 0
Inning Stats	R: 0 E: 0 K: 0 S: 5 H: 1 LOB: 2 BB: 1 P: 9	R: 0 E: 0 K: 1 S: 5 H: 0 LOB: 0 BB: 0 P: 5	R: 1 E: 0 K: 1 S: 8 H: 3 LOB: 2 BB: 0 P: 8	R: 2 E: 1 K: 0 S: 7 H: 4 LOB: 3 BB: 1 P: 11	R: 0 E: 0 K: 1 S: 6 H: 1 LOB: 0 BB: 0 P: 6	R: 0 E: 0 K: 1 S: 5 H: 0 LOB: 0 BB: 1 P: 9	R: 1 E: 0 K: 1 S: 7 H: 2 LOB: 1 BB: 0 P: 7	R: 2 E: 0 K: 3 S: 13 H: 2 LOB: 1 BB: 0 P: 17	R: 0 E: 1 K: 2 S: 8 H: 0 LOB: 1 BB: 0 P: 8	1B: 6 2B: 5 3B: 1 HR: 1	SF: 0 SAC: 0 DP: 0 HBP: 1					WP: 0 PB: 0 SB: 1 CS: 2	PA: 44

PITCHER		IP	WLS	BF	H	R	ER	SO	BB	IBB	HBP	BLK	WP	HR	S	P	ERA	WHIP
37 Sean O'Sullivan, R ERA: 7.94	(1, 1)	4.0		22	8	3	3	2	2	0	0	0	0	0	25	33	6.75	2.500
40 Brian Fuentes, L ERA: 1.35	(5, 1)	1.0		3	1	0	0	1	0	0	0	0	0	0	6	6	0.00	1.000
43 Brian Stokes, R ERA: 2.25	(6, 1)	2.0	W	8	2	1	1	2	1	0	0	0	0	0	12	16	4.50	1.500
88 Eddie McKiernan, R ERA: 7.71	(8, 1)	1.0		6	2	2	2	3	0	0	1	0	0	1	13	17	18.00	2.000
Ryan Aldridge, R ERA:	(9, 1)	1.0	S	4	0	0	0	2	0	0	0	0	0	0	8	8	0.00	0.000

PITCHER	IP	WLS	BF	H	R	ER	SO	BB	IBB	HBP	BLK	WP	HR	S	P	ERA	WHIP

TOP

Texas Rangers @ Los Angeles Angels

Tempe Diablo Stadium, Tempe, AZ

Thu Mar 25 2010, 4:19 PM - 7:28 PM EDT

Att. 7,609 - Sunny - 70 F

livebaseballscorecards.com

AB	39
R	6
H	13
RBI	6
BB	3
SO	10
LOB	19

Texas Rangers @ Los Angeles Angels

Tempe Diablo Stadium, Tempe, AZ

Thu Mar 25 2010, 4:19 PM - 7:28 PM EDT

Att. 7,609 - Sunny - 70 F

livebaseballscorecards.com

BOTTOM

Batter	1	2	3	4	5	6	7	8	9	AB	R	H	RBI	BB	SO	LOB
2 Erick Aybar, S (1, 6) OBP: 0.242, SLG: 0.143 86 Efren Navarro, L (7, PH) OBP: 0.333, SLG: 0.333 (8, 3)	C C C 0-3 K 1		x 0-0 1B		x 0-0 G4-3 2	B B B x 3-0 42 BB 1-2 1B	x 0-0 1-3 3-H 1B			4 0 2 0 0 1 0 1 0 1 1 0 0 0						
53 Bobby Abreu, L (1, 9) OBP: 0.269, SLG: 0.364 42 Terry Evans, R (5, PH) OBP: 0.258, SLG: 0.345 (6, 9)	x 0-0 F7 2		x 0-0 G5-3 3		x 0-0 F9 3	B B B B 4-0 3 FC6-4 1-2 2-3 BB	x 0-0 P4 3			2 0 0 0 0 0 1 2 0 0 0 1 0 2						
48 Torii Hunter, R (1, 8) OBP: 0.452, SLG: 0.714 3 Brandon Wood, R (6, PH) OBP: 0.357, SLG: 0.375 25 Peter Bourjos, R (7, 8) OBP: 0.281, SLG: 0.321	x 0-0 G6-3 3			x 0-0 55 1B 8 1B 1B		L7 FC6-4 1-2f		x 0-0 F9 1		3 1 1 0 0 0 0 1 0 0 0 0 0 3 1 0 0 0 0 0 0						
55 Hideki Matsui, L (1, 10) OBP: 0.387, SLG: 0.444 22 Cory Aldridge, L (7, PH) OBP: 0.452, SLG: 0.750 (8, 10)		x 0-0 G5-3 1		x 0-0 20 G5-4-3 8 1B 47 1B 1-3 1B		x 0-0 8 2B 2B	S x 0-1 83 BB 13 2B 1B	x 0-0 3B		3 2 2 0 0 0 0 2 1 2 0 0 0 0						
8 Kendrys Morales, S (1, 3) OBP: 0.455, SLG: 0.659 46 Bobby Wilson, R (7, PH) OBP: 0.400, SLG: 0.412 (8, 2)	S S S 0-3 K 2			x 0-0 20 G5-4-3 1-2 3-H 1B		x 0-0 47 2B 2-H 2B	x 0-0 F9 1	x 0-0 P4 2		3 1 2 2 0 1 0 2 0 0 0 0 0 2						
20 Juan Rivera, R (1, 7) OBP: 0.318, SLG: 0.537 83 Michael Ryan, L (7, 7) OBP: 0.467, SLG: 0.667	x 0-0 1B			x 0-0 1 2 G5-4-3 1-2f 2-3		x 0-0 2 P6	B B B B 4-0 13 2B 1-2 BB	x 0-0 G4-3 3		3 0 1 0 0 0 3 1 1 0 0 1 0 1						
47 Howie Kendrick, R (1, 4) OBP: 0.326, SLG: 0.511 6 Hainley Statia, S (7, PH) OBP: 0.188, SLG: 0.133 (8, 4)	x 0-0 F9 3			x 0-0 13 BLK 3-H 1B		x 0-0 5 S 5 1B 2-H 2B	S S S 0-3 K 2			3 1 2 2 0 0 1 1 0 0 0 0 1 2						
13 Maicer Izturis, S (1, 5) OBP: 0.452, SLG: 0.528 Adam Younger, R (9, 5)			x 0-0 G5-3 1	x 0-0 G1-3 3 1-2		B B B B 4-0 5 S 5 1B BB	x 0-0 86 1B 1-H 2-H 2B			3 2 1 2 1 0 1 0 0 0 0 0 0 0						
5 Jeff Mathis, R (1, 2) OBP: 0.265, SLG: 0.379 27 Andrew Romine, S (7, PH) OBP: 0.375, SLG: 0.167 (8, 6)			x 0-0 G6-3 2		x 0-0 G5-3 1	S x 0-1 42 BB 2 1B 1-H 2-H 1B	B B B B 4-0 86 1B BB			3 0 1 2 0 0 0 0 0 0 0 1 0 0						
Inning Stats	R: 0 H: 0 E: 0 LOB: 0 K: 1 BB: 0 S: 5 P: 5	R: 0 H: 1 E: 0 LOB: 1 K: 1 BB: 0 S: 6 P: 6	R: 0 H: 1 E: 0 LOB: 1 K: 0 BB: 0 S: 4 P: 4	R: 2 H: 4 E: 0 LOB: 1 K: 0 BB: 0 S: 6 P: 6	R: 0 H: 0 E: 0 LOB: 0 K: 0 BB: 0 S: 3 P: 3	R: 4 H: 5 E: 0 LOB: 3 K: 0 BB: 2 S: 9 P: 20	R: 3 H: 3 E: 0 LOB: 2 K: 1 BB: 2 S: 9 P: 17	R: 0 H: 1 E: 0 LOB: 1 K: 0 BB: 0 S: 4 P: 4		1B: 10 SF: 0 2B: 4 SAC: 0 3B: 1 DP: 1 HR: 0 HBP: 0						

AB	38
R	9
H	15
RBI	9
BB	4
SO	3
LOB	16

WP: 0 PA: 42
PB: 0
SB: 2
CS: 0

PITCHER		IP	WLS	BF	H	R	ER	SO	BB	IBB	HBP	BLK	WP	HR	S	P	ERA	WHIP
45 Derek Holland, L ERA: 5.68	(1, 1)	5.1	L	23	8	4	4	2	0	0	0	1	0	0	27	27	6.75	1.500
76 Alexi Ogando, R ERA: 4.15	(6, 1)	0.1		6	3	2	2	0	2	0	0	0	0	0	5	16	54.00	15.000
Ben Snyder, L ERA: 9.0	(6, 1)	1.0		8	3	3	3	1	2	0	0	0	0	0	9	17	27.00	5.000
Elizardo Ramirez, R ERA:	(7, 1)	1.1		5	1	0	0	0	0	0	0	0	0	0	5	5	0.00	0.750

PITCHER	IP	WLS	BF	H	R	ER	SO	BB	IBB	HBP	BLK	WP	HR	S	P	ERA	WHIP

Los Angeles Angels @ San Francisco Giants

Scottsdale Stadium, Scottsdale, AZ

Fri Mar 26 2010, 4:15 PM - 7:05 PM EDT

Att. 12,087 - Partly Cloudy - 68 F

TOP

livebaseballscorecards.com

Batter	1	2	3	4	5	6	7	8	9	AB	R	H	RBI	BB	SO	LOB
2 Erick Aybar, S (1, 6) OBP: 0.297, SLG: 0.281	0-0 47 CS 1B		0-0 47 G4-3 1B	S S S 0-3 K			0-0 47 1B 3B 2-H		S S S 0-3 K	4	1	3	1	0	1	1
94 Gary Patchett, R (7, 6) OBP: 0.400, SLG: 0.429										1	0	0	0	0	1	1
47 Howie Kendrick, R (1, 4) OBP: 0.320, SLG: 0.490	C S S 0-3 K 1-2		0-0 G4-3 1-2		0-0 G6-3		0-0 39 FC5-4 1B 3-H		0-0 P4	4	0	1	1	0	1	2
9 Alexi Amarista, L (7, 4) OBP: 0.167, SLG: 0.273										1	0	0	0	0	0	1
48 Torii Hunter, R (1, 8) OBP: 0.471, SLG: 0.700	0-0 1B		B B B B 4-0 BB		0-0 G6-3		0-0 FC5-4 83 E 1-2f		0-0 F9	2	0	1	0	1	0	0
52 Jason Bulger, R (6, 1)										0	0	0	0	0	0	0
39 Robb Quinlan, R (7, PH) OBP: 0.211, SLG: 0.297 (7, 3)										2	0	0	0	0	0	2
55 Hideki Matsui, L (1, 7) OBP: 0.353, SLG: 0.400	S S S 0-3 K		C C C 0-3 K		0-0 G4-3		0-0 E4 1-2			3	0	0	0	0	2	3
83 Michael Ryan, L (5, 7) OBP: 0.452, SLG: 0.640										1	0	0	0	0	0	1
8 Kendrys Morales, S (1, 3) OBP: 0.438, SLG: 0.622		0-0 20 G1-3 1B	0-0 F8			0-0 F7	0-0 G4-3			4	0	1	0	0	0	4
58 Michael Kohn, R (7, 1)										0	0	0	0	0	0	0
45 Francisco Rodriguez, R (8, 1)										0	0	0	0	0	0	0
20 Juan Rivera, R (1, 9) OBP: 0.298, SLG: 0.500		0-0 G1-3 1-2		0-0 G6-3		0-0 F7		S S S 0-3 K2-3		3	0	0	0	0	0	1
74 Jeremy Moore, L (6, 8) OBP: 0.444, SLG: 0.286										1	0	0	0	0	1	0
3 Brandon Wood, R (1, 5) OBP: 0.350, SLG: 0.404	S S S 0-3 K2-3			0-0 46 1B 3B		S S S 0-3 K		0-0 F8		4	1	1	0	0	2	1
12 Freddy Sandoval, S (8, 5) OBP: 0.250, SLG: 0.207										0	0	0	0	0	0	0
46 Bobby Wilson, R (1, 2) OBP: 0.435, SLG: 0.421	B B B B 4-0 BB			0-0 3-H 1B			0-0 F8	0-0 G3		2	0	1	1	1	0	0
28 Ryan Budde, R (7, 2)										1	0	0	0	0	0	0
38 Trevor Reckling, L (1, 1)	C C C 0-3 K		C C C 0-3 K				0-0 2 2B		0-0 1B	2	0	0	0	0	2	3
6 Jeremy Hill, R (5, 1)										0	0	0	0	0	0	0
22 Cory Aldridge, L (6, 9) OBP: 0.485, SLG: 0.800										2	1	2	0	0	0	0
Inning Stats	R: 0 H: 2 E: 0 LOB: 1 K: 2 BB: 0 S: 8 P: 8	R: 0 H: 1 E: 0 LOB: 2 K: 2 BB: 1 S: 8 P: 12	R: 0 H: 1 E: 0 LOB: 2 K: 1 BB: 1 S: 6 P: 10	R: 1 H: 2 E: 0 LOB: 1 K: 2 BB: 0 S: 9 P: 9	R: 0 H: 0 E: 0 LOB: 0 K: 0 BB: 0 S: 3 P: 3	R: 0 H: 0 E: 0 LOB: 0 K: 1 BB: 0 S: 5 P: 5	R: 2 H: 3 E: 1 LOB: 2 K: 0 BB: 0 S: 7 P: 7	R: 0 H: 0 E: 0 LOB: 0 K: 1 BB: 0 S: 5 P: 5	R: 0 H: 1 E: 0 LOB: 1 K: 1 BB: 0 S: 6 P: 6	1B: 7 SF: 0 2B: 1 SAC: 0 3B: 2 DP: 0 HR: 0 HBP: 0						

	AB	37
	R	3
	H	10
	RBI	3
	BB	2
	SO	10
	LOB	20

WP: 0 PA: 39
PB: 0
SB: 0
CS: 1

PITCHER		IP	WLS	BF	H	R	ER	SO	BB	IBB	HBP	BLK	WP	HR	S	P	ERA	WHIP
55 Tim Lincecum, R ERA: 6.94	(1, 1)	4.0		19	6	1	1	7	2	0	0	0	0	0	31	39	2.25	2.000
60 Waldis Joaquin, R ERA: 2.53	(5, 1)	2.0		6	0	0	0	1	0	0	0	0	0	0	8	8	0.00	0.000
49 Brandon Medders, R ERA: 9.82	(7, 1)	1.0	B	7	3	2	2	0	0	0	0	0	0	0	7	7	18.00	3.000
41 Jeremy Affeldt, L ERA: 2.16	(8, 1)	1.0	W	3	0	0	0	1	0	0	0	0	0	0	5	5	0.00	0.000
59 Guillermo Mota, R ERA: 3.38	(9, 1)	1.0	S	4	1	0	0	1	0	0	0	0	0	0	6	6	0.00	1.000

PITCHER	IP	WLS	BF	H	R	ER	SO	BB	IBB	HBP	BLK	WP	HR	S	P	ERA	WHIP

Batter	1	2	3	4	5	6	7	8	9	AB	R	H	RBI	BB	SO	LOB
33 Aaron Rowand, R (1, 8) OBP: 0.543, SLG: 0.711	0-0 16 F9 2B		S S S 0-3 K ②		0-0 16 1B 3B 1-H		0-0 F9 ②	0-0 F7 ③		3	1	2	1	0	1	0
20 John Bowker, L (6, 9) OBP: 0.369, SLG: 0.596										2	0	0	0	0	0	3
59 Guillermo Mota, R (9, 1)										0	0	0	0	0	0	0
16 Edgar Renteria, R (1, 6) OBP: 0.300, SLG: 0.426	0-0 F9 ① 2-3		0-0 F7 ③		0-0 56 1B 1B 3-H		S S S 0-3 K ③			3	0	1	1	0	0	1
79 Brandon Crawford, L (5, PR)										1	0	0	0	0	1	1
OBP: 0.313, SLG: 0.333 (6, 6)																
56 Andres Torres, S (1, 9) OBP: 0.418, SLG: 0.578	0-0 G5-3 ②			B B B 4-0 17 S BB	0-0 1-3 1B			0-0 E1 28 E 28 2B		3	1	1	0	1	0	1
(6, 8)																
17 Aubrey Huff, L (1, 3) OBP: 0.438, SLG: 0.667	0-0 G3-1 ③			B X 1-0 F9 ① 1-2	0-0 G3 ③			B X 1-0 8 1B 32 1B 1-H 2B		3	0	0	0	0	0	4
28 Buster Posey, R (6, 3) OBP: 0.442, SLG: 0.585										1	0	1	1	0	0	0
90 Tyler Graham, R (8, PR)										0	1	0	0	0	0	0
(9, 7)																
14 Fred Lewis, L (1, 7) OBP: 0.317, SLG: 0.528		X 0-0 G6-3 ①		B B B B 4-0 8 G6-3 BB		S S S 0-3 K ①		B B B B 4-0 8 1B 32 1B BB		2	0	0	0	1	1	0
49 Brandon Medders, R (7, 1)										0	0	0	0	0	0	0
41 Jeremy Affeldt, L (8, 1)										0	0	0	0	0	0	0
34 Matt Downs, R (8, PH) OBP: 0.444, SLG: 0.516										0	1	0	0	1	0	0
(9, 4)																
8 Eugenio Velez, S (1, 4) OBP: 0.353, SLG: 0.340		X 0-0 1B		X 0-0 ② ③ G6-3 1-2f		X 0-0 ② G5-3		X 0-0 29 SH5-3 32 1B 1-2 2-3 1B		4	0	2	0	0	0	2
(9, 9)																
22 Eli Whiteside, R (1, 2) OBP: 0.241, SLG: 0.296		C C C 0-3 K ②			X 0-0 F8 ①	X 0-0 F8 ③		X 0-0 29 SH5-3 1-2 2-H 3-H 1B		3	0	0	0	0	1	1
32 Steve Holm, R (7, 2) OBP: 0.667, SLG: 0.600										1	0	1	2	0	0	0
29 Ryan Rohlinger, R (1, 5) OBP: 0.240, SLG: 0.159		X 0-0 G5-3 ③			X 0-0 F8 ②		S S S 0-3 K ①	X 0-0 SH5-3 ① 1-2 2-3		3	0	0	0	0	1	1
55 Tim Lincecum, L (1, 1)			X 0-0 G6-3 ①		B B B B 4-0 33 3B BB		X 0-0 1B	X 0-0 P5 ②		1	0	0	0	0	0	0
60 Waldis Joaquin, R (5, 1)										0	1	0	0	1	0	0
35 Travis Ishikawa, L (7, 7) OBP: 0.263, SLG: 0.222										2	0	1	0	0	0	2
(9, 3)																
Inning Stats	R: 0 E: 0 K: 0 S: 4 H: 1 LOB: 1 BB: 0 P: 4	R: 0 E: 0 K: 1 S: 6 H: 1 LOB: 1 BB: 0 P: 6	R: 0 E: 0 K: 1 S: 5 H: 0 LOB: 0 BB: 0 P: 5	R: 0 E: 0 K: 0 S: 2 H: 0 LOB: 1 BB: 2 P: 11	R: 2 E: 0 K: 0 S: 6 H: 3 LOB: 2 BB: 1 P: 10	R: 0 E: 0 K: 0 S: 5 H: 0 LOB: 0 BB: 0 P: 5	R: 0 E: 0 K: 2 S: 8 H: 1 LOB: 1 BB: 0 P: 8	R: 3 E: 1 K: 0 S: 7 H: 3 LOB: 2 BB: 1 P: 12		1B: 6 2B: 2 3B: 1 HR: 0	SF: 0 SAC: 1 DP: 1 HBP: 0					

BOTTOM

Los Angeles Angels @ San Francisco Giants

Scottsdale Stadium, Scottsdale, AZ

Fri Mar 26 2010, 4:15 PM - 7:05 PM EDT

Att. 12,087 - Partly Cloudy - 68 F

livebaseballscorecards.com

AB	32
R	5
H	9
RBI	5
BB	4
SO	5
LOB	16

PITCHER		IP	WLS	BF	H	R	ER	SO	BB	IBB	HBP	BLK	WP	HR	S	P	ERA	WHIP
38 Trevor Reckling, L ERA: 4.15	(1, 1)	4.2		20	4	2	2	2	3	0	0	0	0	0	21	34	3.86	1.500
6 Jeremy Hill, R ERA:	(5, 1)	0.1		2	1	0	0	0	0	0	0	0	0	0	2	2	0.00	3.000
52 Jason Bulger, R ERA: 1.5	(6, 1)	1.0		3	0	0	0	1	0	0	0	0	0	0	5	5	0.00	0.000
58 Michael Kohn, R ERA:	(7, 1)	1.0	H	4	1	0	0	2	0	0	0	0	0	0	8	8	0.00	1.000
45 Francisco Rodriguez, R ERA: 2.16	(8, 1)	1.0	L	8	3	3	2	0	1	0	0	0	0	0	7	12	18.00	4.000

PITCHER	IP	WLS	BF	H	R	ER	SO	BB	IBB	HBP	BLK	WP	HR	S	P	ERA	WHIP

San Francisco Giants @ Los Angeles Angels

Tempe Diablo Stadium, Tempe, AZ

Sat Mar 27 2010, 4:11 PM - 7:00 PM EDT

Att. 8,805 - Sunny - 70 F

TOP

livebaseballscorecards.com

Batter	1	2	3	4	5	6	7	8	9	AB	R	H	RBI	BB	SO	LOB
56 Andres Torres, S (1, 8) OBP: 0.417, SLG: 0.571	B5-3		2B		BB		P5		K	4	1	1	0	1	1	0
7 Mark DeRosa, R (1, 7) OBP: 0.325, SLG: 0.297 8 Eugenio Velez, S (7, 7) OBP: 0.353, SLG: 0.340	L7		F7		1B		K			4 0	1 0	1 0	0 0	0 0	1 0	1 0
48 Pablo Sandoval, S (1, 5) OBP: 0.313, SLG: 0.457 29 Ryan Rohlinger, R (7, 5) OBP: 0.240, SLG: 0.159	L9			1B	BB		F7			3 0	1 0	1 0	0 0	1 0	0 0	0 0
1 Bengie Molina, R (1, 2) OBP: 0.438, SLG: 0.578 22 Eli Whiteside, R (8, 2) OBP: 0.241, SLG: 0.296		K		1B	2B			F9		4 0	0 0	2 0	3 0	0 0	1 0	0 0
5 Juan Uribe, R (1, 6) OBP: 0.319, SLG: 0.452 79 Brandon Crawford, L (8, 6) OBP: 0.313, SLG: 0.333		BB		1B	1B			F7		3 0	0 0	2 0	0 0	1 0	0 0	0 0
28 Buster Posey, R (1, 10) OBP: 0.404, SLG: 0.533 Mike McBryde, R (8, PR) (8, 10)	G5-3			K	G6-4-3			E6		4 0	0 0	0 0	0 0	0 0	1 0	6 0
12 Nate Schierholtz, L (1, 9) OBP: 0.264, SLG: 0.440 20 John Bowker, L (6, 9) OBP: 0.364, SLG: 0.586	K		K			G3-1		F8		3 1	0 0	0 0	0 0	0 0	2 0	4 1
35 Travis Ishikawa, L (1, 3) OBP: 0.217, SLG: 0.182		K	K			F8			G3	4	0	0	0	0	2	3
34 Matt Downs, R (1, 4) OBP: 0.400, SLG: 0.457		P3			G6-3	F8			K	4	0	0	0	0	1	0

	AB	34
	R	3
	H	7
	RBI	3
	BB	3
	SO	9
	LOB	15

Inning Stats	1	2	3	4	5	6	7	8	9
	R: 0 E: 0 K: 0 S: 3	H: 0 LOB: 0 BB: 0 P: 3	R: 0 E: 0 K: 2 S: 7	H: 0 LOB: 1 BB: 1 P: 11	R: 0 E: 0 K: 1 S: 6	H: 1 LOB: 1 BB: 0 P: 6	R: 0 E: 0 K: 3 S: 12	H: 3 LOB: 3 BB: 0 P: 12	R: 3 E: 0 K: 0 S: 5	H: 3 LOB: 1 BB: 2 P: 13	R: 0 E: 0 K: 0 S: 3	H: 0 LOB: 0 BB: 0 P: 3	R: 0 E: 0 K: 1 S: 5	H: 0 LOB: 0 BB: 0 P: 5	R: 0 E: 1 K: 0 S: 4	H: 0 LOB: 1 BB: 0 P: 4	R: 0 E: 0 K: 2 S: 7	H: 0 LOB: 0 BB: 0 P: 7

1B: 5	SF: 0	WP: 0	PA: 37
2B: 2	SAC: 0	PB: 0	
3B: 0	DP: 1	SB: 0	
HR: 0	HBP: 0	CS: 0	

PITCHER	IP	WLS	BF	H	R	ER	SO	BB	IBB	HBP	BLK	WP	HR	S	P	ERA	WHIP
51 Joe Saunders, L (1, 1) ERA: 6.0	4.1		23	7	3	3	6	3	0	0	0	0	0	32	44	6.23	2.308
Bobby Cassevah, R (5, 1) ERA: 1.5	1.2	W	4	0	0	0	0	0	0	0	0	0	0	4	4	0.00	0.000
40 Kevin Jepsen, R (7, 1) ERA: 2.25	1.0	H	3	0	0	0	1	0	0	0	0	0	0	5	5	0.00	0.000
62 Scot Shields, R (8, 1) ERA: 4.5	1.0	H	4	0	0	0	0	0	0	0	0	0	0	4	4	0.00	0.000
56 Fernando Rodney, R (9, 1) ERA: 4.5	1.0	S	3	0	0	0	2	0	0	0	0	0	0	7	7	0.00	0.000

PITCHER	IP	WLS	BF	H	R	ER	SO	BB	IBB	HBP	BLK	WP	HR	S	P	ERA	WHIP

BOTTOM

San Francisco Giants @ Los Angeles Angels

Tempe Diablo Stadium, Tempe, AZ

Sat Mar 27 2010, 4:11 PM - 7:00 PM EDT

Att. 8,805 - Sunny - 70 F

livebaseballscorecards.com

Batter	1	2	3	4	5	6	7	8	9	AB	R	H	RBI	BB	SO	LOB
2 Erick Aybar, S (1, 6) OBP: 0.341, SLG: 0.294 27 Andrew Romine, S (8, 6) OBP: 0.375, SLG: 0.167	F9		53 HR 1B			53 G6-3 48 2B BB	25 CS BB			2 0	2 0	1 0	0 0	2 0	0 0	0 0
53 Bobby Abreu, L (1, 9) OBP: 0.276, SLG: 0.480 42 Terry Evans, R (7, 9) OBP: 0.250, SLG: 0.333	K		1-H HR			G6-3 1-2	F8			3 1	1 0	1 0	2 0	0 0	1 0	1 1
48 Torii Hunter, R (1, 8) OBP: 0.486, SLG: 0.727 25 Peter Bourjos, R (6, PR) OBP: 0.273, SLG: 0.310 (7, 8)	1B		P2			55 1B 2B 2-H	S 1 SAFE CS 1-2	G1-3		3 1	0 1	2 0	1 0	0 0	0 0	0 0
55 Hideki Matsui, L (1, 10) OBP: 0.351, SLG: 0.394 44 Mike Napoli, R (8, PH) OBP: 0.421, SLG: 0.875 (9, 10)	G3			P4		6 BB 20 1B 1B 2-H		83 BB BB		3 0	0 0	1 0	1 0	0 1	0 0	1 0
8 Kendrys Morales, S (1, 3) OBP: 0.431, SLG: 0.604 83 Michael Ryan, L (8, 3) OBP: 0.469, SLG: 0.640		13 G6-4-3 1B		K		F7		1-2 BB		3 0	0 0	1 0	0 0	0 1	1 0	2 0
20 Juan Rivera, R (1, 7) OBP: 0.300, SLG: 0.489 22 Cory Aldridge, L (7, 7) OBP: 0.471, SLG: 0.774	P3			P2		6 BB 1B 1-2		K		3 1	0 0	1 0	0 0	0 0	0 1	1 2
13 Maicer Izturis, S (1, 4) OBP: 0.442, SLG: 0.514 6 Hainley Statia, S (4, 4) OBP: 0.211, SLG: 0.118	G6-4-3 1-2f				G1-3	1-2 2-3 BB		G5-3		1 2	0 0	0 0	0 0	0 1	0 0	1 2
5 Jeff Mathis, R (1, 2) OBP: 0.243, SLG: 0.344			G5-3		L5	G3				3	0	0	0	0	0	3
3 Brandon Wood, R (1, 5) OBP: 0.333, SLG: 0.382 39 Robb Quinlan, R (8, 5) OBP: 0.211, SLG: 0.297			K		F8		G4-3			3 0	0 0	0 0	0 0	0 0	1 0	0 0
Inning Stats	R: 0 H: 1 E: 0 LOB: 1 K: 1 BB: 0 S: 6 P: 6	R: 0 H: 1 E: 0 LOB: 0 K: 0 BB: 0 S: 3 P: 3	R: 2 H: 2 E: 0 LOB: 0 K: 1 BB: 0 S: 8 P: 9	R: 0 H: 0 E: 0 LOB: 0 K: 1 BB: 0 S: 5 P: 5	R: 0 H: 0 E: 0 LOB: 0 K: 0 BB: 0 S: 3 P: 3	R: 2 H: 3 E: 0 LOB: 3 K: 0 BB: 2 S: 6 P: 14	R: 0 H: 0 E: 0 LOB: 0 K: 0 BB: 1 S: 3 P: 7	R: 0 H: 0 E: 0 LOB: 2 K: 1 BB: 2 S: 5 P: 13		1B: 5 SF: 0 2B: 1 SAC: 0 3B: 0 DP: 1 HR: 1 HBP: 0						

	AB	29
	R	4
	H	7
	RBI	4
	BB	5
	SO	4
	LOB	14

WP: 0 PA: 35
PB: 0
SB: 0
CS: 1

PITCHER	IP	WLS	BF	H	R	ER	SO	BB	IBB	HBP	BLK	WP	HR	S	P	ERA	WHIP
75 Barry Zito, L (1, 1) ERA: 5.03	5.1	L	22	6	4	4	3	1	0	0	0	0	1	28	33	6.75	1.312
67 Henry Sosa, R (6, 1) ERA:	0.2		4	1	0	0	0	1	0	0	0	0	0	3	7	0.00	3.000
54 Sergio Romo, R (7, 1) ERA:	0.2		3	0	0	0	0	1	0	0	0	0	0	2	6	0.00	1.500
45 Dan Runzler, L (7, 1) ERA:	0.1		0	0	0	0	0	0	0	0	0	0	0	1	1	0.00	0.000
38 Brian Wilson, R (8, 1) ERA: 1.64	1.0		5	0	0	0	1	2	0	0	0	0	0	5	13	0.00	2.000

PITCHER	IP	WLS	BF	H	R	ER	SO	BB	IBB	HBP	BLK	WP	HR	S	P	ERA	WHIP

Cleveland Indians @ Los Angeles Angels

Tempe Diablo Stadium, Tempe, AZ

Sun Mar 28 2010, 4:07 PM - 7:26 PM EDT

Att. 8,680 - Sunny - 75 F

TOP

livebaseballscorecards.com

Batter	1	2	3	4	5	6	7	8	9	AB	R	H	RBI	BB	SO	LOB
23 Michael Brantley, L (1, 8) OBP: 0.468, SLG: 0.462 86 John Drennen, L (8, 8)	C, X 0-1 F9 ①		X 0-0 F8 ③		X 0-0 26 WP, 25 1B 26 2B 1-2 1B	B B B B 4-0 17 1B, 25 BB 26 BB 1-2 BB	X 0-0 17 2B 1-2 1B		B B B B 4-0 25 2B 17 1B BB	4 0	2 1	2 0	0 0	1 1	0 0	1 0
25 Andy Marte, R (1, 5) OBP: 0.391, SLG: 0.541 (7, 3)	X 0-0 F7 ②			B B B B 4-0 17 2B 7 SF7 BB	X 0-0 26 WP 26 2B 1-2 2-3 1B	B B B B 4-0 26 BB, 17 1B 7 2B 1-2 2-3 3-H BB	X 0-0 F8 ②		X 0-0 17 1B 1-3 2B	4 0	3 0	2 0	1 0	2 0	0 0	2 0
17 Shin-Soo Choo, L (1, 9) OBP: 0.442, SLG: 0.682	X 0-0 G3 ③			X 0-0 1-3 2B	S S T 0-2 K ②	X 0-0 26 BB 7 2B 1-2 2-3 3-H 1B	X 0-0 1-3 2-H 2B		X 0-0 2-3 3-H 1B	6 0	1 0	4 0	3 0	0 0	1 0	3 0
26 Austin Kearns, R (1, 7) OBP: 0.404, SLG: 0.564 8 Chris Gimenez, R (7, PH) OBP: 0.188, SLG: 0.148 (7, 7)		X 0-0 G6-3 ①		S S S 0-3 K ①	B X 1-0 7 HR 1-H 2-H 3-H 2B	B B B B 4-0 7 2B 9 SF9 1-2 2-3 3-H BB	X 0-0 F7 ③		S C C 0-3 K ③	3 2	2 0	1 0	3 0	1 0	1 1	2 4
7 Matt LaPorta, R (1, 3) OBP: 0.323, SLG: 0.552 74 Niuman Romero, S (7, 5) OBP: 0.333, SLG: 0.200		X 0-0 F9 ②		X 0-0 SF7 ② 3-H	X 0-0 2-H HR	X 0-0 1-3 2-H 3-H 2B		X 0-0 F8 ①		3 1	1 0	2 0	5 0	0 0	0 0	0 0
9 Brian Buscher, L (1, 10) OBP: 0.211, SLG: 0.412		X 0-0 G4-3 ③		X 0-0 G1-3 ③	X 0-0 F7 ③	X 0-0 SF9 ② 3-H		X 0-0 F7 ②		4 0	0 0	0 0	1 0	0 0	0 0	1 0
6 Luis Antonio Rodriguez, S (1, 4) OBP: 0.342, SLG: 0.290			X 0-0 35 FC3-6 1B		X 0-0 30 2B 1B	K P5		X 0-0 F8 ③		5 0	1 0	2 0	0 0	0 0	1 0	1 0
30 Lou Marson, R (1, 2) OBP: 0.269, SLG: 0.280			X 0-0 P4 ①		X 0-0 1-H 2B	B B B B 4-0 35 E, 35 1B 25 BB BB	X 0-0 G6-3 ①		X 0-0 93 G6-4-3 1B	4 0	1 0	2 0	1 0	1 0	0 0	1 0
35 Anderson Hernandez, S (1, 6) OBP: 0.467, SLG: 0.360 93 Cristo Arnal, R (9, PH) (9, 6)			X 0-0 FC3-6 ② 1-2f		B B B B 4-0 25 1B, 23 1B 26 WP BB	X 0-0 E4 25 BB, 23 BB 17 1B 1-3 1B	X 0-0 23 1B 17 2B 1B		X 0-0 ① ② G6-4-3 1-2f	3 1	3 0	2 0	0 0	1 0	0 0	1 1
Inning Stats	R: 0 E: 0 K: 0 S: 4 H: 0 LOB: 0 BB: 0 P: 4	R: 0 E: 0 K: 0 S: 3 H: 0 LOB: 0 BB: 0 P: 3	R: 0 E: 0 K: 0 S: 4 H: 1 LOB: 1 BB: 0 P: 4	R: 1 E: 0 K: 1 S: 6 H: 1 LOB: 1 BB: 1 P: 10	R: 6 E: 0 K: 1 S: 10 H: 6 LOB: 0 BB: 1 P: 15	R: 6 E: 1 K: 1 S: 8 H: 3 LOB: 1 BB: 4 P: 24	R: 1 E: 0 K: 0 S: 6 H: 3 LOB: 2 BB: 0 P: 6	R: 0 E: 0 K: 0 S: 3 H: 0 LOB: 0 BB: 0 P: 3	R: 1 E: 0 K: 1 S: 7 H: 3 LOB: 2 BB: 1 P: 11	1B: 10 2B: 6 3B: 0 HR: 1 SF: 2 SAC: 0 DP: 1 HBP: 0						

AB	40
R	15
H	17
RBI	14
BB	7
SO	4
LOB	17

WP: 1 PB: 0 SB: 0 CS: 0 — PA: 49

PITCHER		IP	WLS	BF	H	R	ER	SO	BB	IBB	HBP	BLK	WP	HR	S	P	ERA	WHIP
54 Ervin Santana, R ERA: 4.66	(1, 1)	4.2		21	6	5	5	2	2	0	0	0	0	0	24	32	9.64	1.714
79 Jon Bachanov, R ERA: 13.5	(5, 1)	0.1	L	3	2	2	2	0	0	0	0	0	1	1	3	4	54.00	6.000
56 Fernando Rodney, R ERA: 12.46	(6, 1)	0.1		5	1	4	4	1	3	0	0	0	0	0	4	16	108.00	12.000
88 Eddie McKiernan, R ERA: 12.0	(6, 1)	0.2		5	2	2	2	0	1	0	0	0	0	0	4	8	27.00	4.500
43 Brian Stokes, R ERA: 2.77	(7, 1)	1.0		6	3	1	1	0	0	0	0	0	0	0	6	6	9.00	3.000

PITCHER		IP	WLS	BF	H	R	ER	SO	BB	IBB	HBP	BLK	WP	HR	S	P	ERA	WHIP
Ryan Aldridge, R ERA:	(8, 1)	1.0		3	0	0	0	0	0	0	0	0	0	0	3	3	0.00	0.000
6 Jeremy Hill, R ERA: 3.86	(9, 1)	1.0		6	3	1	1	1	1	0	0	0	0	0	7	11	9.00	4.000

Cleveland Indians @ Los Angeles Angels

Tempe Diablo Stadium, Tempe, AZ

Sun Mar 28 2010, 4:07 PM - 7:26 PM EDT

Att. 8,680 - Sunny - 75 F

BOTTOM

livebaseballscorecards.com

Batter	1	2	3	4	5	6	7	8	9	AB	R	H	RBI	BB	SO	LOB
2 Erick Aybar, S (1, 6) OBP: 0.364, SLG: 0.306	0-0 53 CS 1B		BBB 4-0 53 1B 53 1B BB	CCC 0-3 K ②		X 0-0 F9 ③			BBB 4-0 83 G4-3-6 BB	2	1	1	0	1	1	2
39 Robb Quinlan, R (6, PH) OBP: 0.225, SLG: 0.289 (7, 3)										1	0	0	0	1	0	1
53 Bobby Abreu, L (1, 9) OBP: 0.313, SLG: 0.481	1 SAFE CCC 0-3 K ①② 1-2		X 0-0 48 S 1-H 1B	BBB 4-0 48 1B 1-2 2-3 BB			X 0-0 F8 ①		X 0-0 G4-3-6 ②③ 1-2f	2	0	1	1	1	1	1
83 Michael Ryan, L (7, 7) OBP: 0.441, SLG: 0.593										2	0	0	0	0	0	1
48 Torii Hunter, R (1, 8) OBP: 0.500, SLG: 0.714	BBB 4-0 55 FC6 BB		BSSS 1-3 K ③ 1-2	X 0-0 ③ 1-2 2-H 3-H 1B			SSS 0-3 K ②			2	0	1	1	1	1	1
42 Terry Evans, R (7, 9) OBP: 0.242, SLG: 0.323										1	0	0	0	0	1	0
55 Hideki Matsui, L (1, 10) OBP: 0.375, SLG: 0.382	X 0-0 FC6 ③ 1-2f			BBB 4-0 8 BB 47 2B BB	BBB 4-0 8 G6-4-3 BB		X 0-0 G4-3 ③			1	1	0	0	2	0	1
22 Cory Aldridge, L (7, PH) OBP: 0.457, SLG: 0.750 (8, 10)										1	0	0	0	0	0	0
8 Kendrys Morales, S (1, 3) OBP: 0.426, SLG: 0.580		SST 0-2 K ①		BBB 4-0 47 2B 1-2 BB	X 0-0 G6-4-3 ①② 1-2f			X 0-0 F8 ①		2	1	0	0	1	1	1
12 Freddy Sandoval, S (7, 5) OBP: 0.242, SLG: 0.200										1	0	0	0	0	0	0
20 Juan Rivera, R (1, 7) OBP: 0.283, SLG: 0.460		SSC 0-3 K ②		SSS 0-3 K ①	X 0-0 P4 ③			SSS 0-3 K ②		3	0	0	0	0	2	2
25 Peter Bourjos, R (7, 8) OBP: 0.265, SLG: 0.300										1	0	0	0	0	1	0
47 Howie Kendrick, R (1, 4) OBP: 0.321, SLG: 0.500		X 0-0 G6-3 ③		X 0-0 44 S 3 1B 1-H 2-H 2B		X 0-0 F9 ①		BBB 4-0 BB		3	1	1	2	0	0	0
6 Hainley Statia, S (7, 4) OBP: 0.250, SLG: 0.118										0	0	0	0	1	0	0
44 Mike Napoli, R (1, 2) OBP: 0.415, SLG: 0.824			X 0-0 F7 ①	BBB 4-0 53 BB 3 1B 48 1B 2-3 BB		X 0-0 G4-3 ②		SSS 0-3 K ③		2	1	0	0	1	0	0
46 Bobby Wilson, R (8, 2) OBP: 0.417, SLG: 0.400										1	0	0	0	0	1	1
3 Brandon Wood, R (1, 5) OBP: 0.348, SLG: 0.397			CSS 0-3 K ②	X 0-0 53 BB 48 1B 1-2 3-H 1B		X 0-0 1B			X 0-0 G5-3 ①	3	0	2	1	0	1	0
94 Gary Patchett, R (7, 6) OBP: 0.385, SLG: 0.409										1	0	0	0	0	0	0
Inning Stats	R: 0 E: 0 K: 1 S: 5 H: 1 LOB: 1 BB: 1 P: 9	R: 0 E: 0 K: 2 S: 7 H: 0 LOB: 0 BB: 0 P: 7	R: 1 E: 0 K: 2 S: 8 H: 1 LOB: 1 BB: 1 P: 13	R: 4 E: 0 K: 2 S: 9 H: 3 LOB: 2 BB: 4 P: 25	R: 0 E: 0 K: 0 S: 2 H: 0 LOB: 0 BB: 1 P: 6	R: 0 E: 0 K: 0 S: 4 H: 1 LOB: 1 BB: 0 P: 4	R: 0 E: 0 K: 1 S: 5 H: 0 LOB: 0 BB: 0 P: 5	R: 0 E: 0 K: 2 S: 7 H: 0 LOB: 1 BB: 1 P: 11	R: 0 E: 0 K: 0 S: 2 H: 0 LOB: 0 BB: 1 P: 6	1B: 5 2B: 1 3B: 0 HR: 0	SF: 0 SAC: 0 DP: 2 HBP: 0			WP: 0 PB: 0 SB: 2 CS: 1	PA: 38		

PITCHER		IP	WLS	BF	H	R	ER	SO	BB	IBB	HBP	BLK	WP	HR	S	P	ERA	WHIP
59 Carlos Carrasco, R ERA: 4.6	(1, 1)	3.2		20	4	5	5	7	6	0	0	0	0	0	28	53	12.27	2.727
Carlton Smith, R ERA:	(4, 1)	2.0	W	7	2	0	0	0	1	0	0	0	0	0	6	10	0.00	1.500
C.C. Lee, R ERA:	(6, 1)	1.1		4	0	0	0	1	0	0	0	0	0	0	6	6	0.00	0.000
38 Joe Smith, R ERA: 5.19	(8, 1)	1.0		4	0	0	0	2	1	0	0	0	0	0	7	11	0.00	1.000
54 Chris Perez, R ERA: 1.0	(9, 1)	1.0		3	0	0	0	0	1	0	0	0	0	0	2	6	0.00	1.000

PITCHER	IP	WLS	BF	H	R	ER	SO	BB	IBB	HBP	BLK	WP	HR	S	P	ERA	WHIP

AB	29
R	5
H	6
RBI	5
BB	9
SO	10
LOB	11

Kansas City Royals @ Los Angeles Angels

Tempe Diablo Stadium, Tempe, AZ

Mon Mar 29 2010, 4:17 PM - 7:02 PM EDT

Att. 4,597 - Cloudy - 79 F

TOP

livebaseballscorecards.com

Batter	1	2	3	4	5	6	7	8	9	AB	R	H	RBI	BB	SO	LOB
9 David DeJesus, L (1, 7) OBP: 0.352, SLG: 0.510	G3		K		G1-3			F7		3	0	0	0	0	1	2
32 Brian Anderson, R (5, 7) (6, 8) OBP: 0.386, SLG: 0.561										1	0	0	0	0	0	0
22 Scott Podsednik, L (1, 8) OBP: 0.375, SLG: 0.500	E8 16 G4-3			G3		16 G4-3 24 2B 2B		F9		3	1	1	0	0	0	0
30 Mike Aviles, R (6, 5) OBP: 0.543, SLG: 0.667										1	0	0	0	0	0	0
16 Billy Butler, R (1, 3) OBP: 0.417, SLG: 0.455	G4-3 2-3			G6-3		G4-3 2-3		P6		3	0	0	0	0	0	2
25 Kila Ka'aihue, L (6, 3) OBP: 0.472, SLG: 0.733										1	0	0	0	0	0	0
24 Rick Ankiel, L (1, 10) OBP: 0.368, SLG: 0.625	G4-3			BB		6 F9 3-H 2B			BB 64 F8 41 1B 3 1B	2	0	1	1	2	0	1
76 Anthony Seratelli, S (9, PR)										0	1	0	0	0	0	0
6 Jose Guillen, R (1, 9) OBP: 0.333, SLG: 0.439		G5-3		G5-3		F9 2-3			3 1B 64 F8 1-2 1B	3	0	0	0	0	0	2
41 Buck Coats, L (6, 9) OBP: 0.304, SLG: 0.286										1	0	1	0	0	0	0
64 Scott Thorman, L (1, 5) OBP: 0.360, SLG: 0.413		F8			G3-1	K			F8 1-2 2-3	4	0	0	0	0	1	3
(6, 7)																
3 Yuniesky Betancourt, R (1, 6) OBP: 0.261, SLG: 0.349		L5			G5-3		F8		K	3	0	0	0	0	0	0
46 Wilson Betemit, S (7, 6) OBP: 0.388, SLG: 0.595									2-3	1	0	0	0	0	1	3
18 Jason Kendall, R (1, 2) OBP: 0.244, SLG: 0.194			F8		72 BB HBP		G4-3		1B 2-3 3-H	1	0	0	0	0	0	0
3 Brayan Peña, S (5, 2) OBP: 0.350, SLG: 0.500										2	0	1	1	0	0	0
72 Irving Falu, S (1, 4) OBP: 0.324, SLG: 0.375			G4-3		BB 1-2		G3-4-1		K	3	0	0	0	1	1	2

	AB	32
	R	2
	H	4
	RBI	2
	BB	3
	SO	4
	LOB	15

Inning Stats																																
	R: 0	H: 0	R: 0	H: 0	R: 0	H: 0	R: 0	H: 0	R: 0	H: 0	R: 1	H: 2	R: 0	H: 0	R: 0	H: 0	R: 1	H: 2	1B: 2	SF: 0	WP: 0	PA: 36
	E: 1	LOB: 1	E: 0	LOB: 0	E: 0	LOB: 0	E: 0	LOB: 1	E: 0	LOB: 2	E: 0	LOB: 1	E: 0	LOB: 0	E: 0	LOB: 0	E: 0	LOB: 2	2B: 2	SAC: 0	PB: 0	
	K: 0	BB: 0	K: 0	BB: 0	K: 1	BB: 0	K: 0	BB: 1	K: 0	BB: 1	K: 1	BB: 0	K: 0	BB: 0	K: 0	BB: 0	K: 2	BB: 1	3B: 0	DP: 0	SB: 0	
	S: 4	P: 4	S: 3	P: 3	S: 5	P: 5	S: 3	P: 7	S: 3	P: 8	S: 7	P: 7	S: 3	P: 3	S: 3	P: 3	S: 9	P: 13	HR: 0	HBP: 1	CS: 0	

PITCHER		IP	WLS	BF	H	R	ER	SO	BB	IBB	HBP	BLK	WP	HR	S	P	ERA	WHIP
35 Joel Pineiro, R ERA: 3.48	(1, 1)	6.2	W	26	2	1	1	2	2	0	1	0	0	0	27	36	1.35	0.600
24 Nick Pugliese, R ERA: 6.75	(7, 1)	0.1		1	0	0	0	0	0	0	0	0	0	0	1	1	0.00	0.000
40 Brian Fuentes, L ERA: 1.17	(8, 1)	1.0		3	0	0	0	0	0	0	0	0	0	0	3	3	0.00	0.000
45 Francisco Rodriguez, R ERA: 2.89	(9, 1)	1.0		6	2	1	1	2	1	0	0	0	0	0	9	13	9.00	3.000

PITCHER	IP	WLS	BF	H	R	ER	SO	BB	IBB	HBP	BLK	WP	HR	S	P	ERA	WHIP

Batter	1	2	3	4	5	6	7	8	9	AB	R	H	RBI	BB	SO	LOB
2 Erick Aybar, S (1, 6) OBP: 0.417, SLG: 0.375	0-0 53 S 1B		0-0 53 1B 55 SF8 1B	1-0 1-H 1B		0-0 22 FC4-6 3-H 1B		0-0 2B 1B		4	1	4	2	0	0	0
9 Alexi Amarista, L (8, 4) OBP: 0.231, SLG: 0.333										1	1	1	0	0	0	0
53 Bobby Abreu, L (1, 9) OBP: 0.314, SLG: 0.467	1-0 ① F8 1-2		0-0 55 SF8 48 BB 8 SF7 1-3 3-H 1B	0-0 ③ F8		0-0 ① FC4-6 1-2f		0-0 ① L6		3	1	1	1	0	0	2
22 Cory Aldridge, L (6, PH) OBP: 0.432, SLG: 0.706 (7, 9)										2	0	0	0	0	0	2
48 Torii Hunter, R (1, 8) OBP: 0.488, SLG: 0.676	0-0 ② G5-3		4-0 55 SF8 1-2 BB		0-0 ① F7	0-3 ② K		0-0 1-H 2B		2	0	0	0	1	0	1
Mike Trout, R (6, PH) OBP: 0.667, SLG: 1.667 (7, 8)										2	0	1	1	0	1	1
55 Hideki Matsui, L (1, 10) OBP: 0.349, SLG: 0.361	0-0 ③ G4-3		0-0 ① SF8 1-2 2-3 3-H		0-3 ② K	0-0 ③ F8		0-3 ② K2-3		2	0	0	1	0	1	1
96 Anel De Los Santos, R (6, PH) OBP: 0.250, SLG: 0.250 (7, 10) (9, 2)										2	0	0	0	0	1	2
8 Kendrys Morales, S (1, 3) OBP: 0.421, SLG: 0.577		0-0 ① F8	0-0 ② SF7 3-H		0-0 20 2B 1B		0-0 ① G3-1	0-0 ③ G3		2	1	1	1	0	0	0
27 Andrew Romine, S (7, PH) OBP: 0.333, SLG: 0.143 (8, 6)										2	0	0	0	0	0	1
20 Juan Rivera, R (1, 7) OBP: 0.286, SLG: 0.472		C C C 0-3 ② K	0-0 ③ P2		0-0 1-H 2B		0-0 57 G5-3 5 1B 1B			3	0	1	1	0	1	1
Clay Fuller, R (7, 7) OBP: 1.000, SLG: 1.000										1	1	1	0	0	0	0
47 Howie Kendrick, R (1, 4) OBP: 0.321, SLG: 0.491		0-0 ③ G6-3		0-0 5 CS 1B	0-0 ③ F9		0-0 ② G5-3 1-2			3	0	1	0	0	0	1
57 Jay Brossman, R (7, PH) (8, 5)										1	0	0	0	0	0	1
5 Jeff Mathis, R (1, 2) OBP: 0.293, SLG: 0.400			0-0 3 E 2B	S S S 0-3 ① ② K 1-2		B B B B 4-0 3 3B BB	0-0 2-H 1B			3	2	2	1	1	1	1
45 Francisco Rodriguez, R (9, 1)										0	0	0	0	0	0	0
3 Brandon Wood, R (1, 5) OBP: 0.377, SLG: 0.467			0-0 E4 53 1B 2-H 2B	B B B B 4-0 2 S 2 1B BB		0-0 2 1B 1-H 3B	0-0 ③ G4-3			2	3	2	2	1	0	0
86 Efren Navarro, L (7, PH) OBP: 0.300, SLG: 0.300 (8, 3)										1	0	0	0	0	0	1
Inning Stats	R: 0 E: 0 K: 0 S: 4 H: 1 LOB: 1 BB: 0 P: 5	R: 0 E: 0 K: 1 S: 5 H: 0 LOB: 0 BB: 0 P: 5	R: 4 E: 1 K: 0 S: 7 H: 4 LOB: 1 BB: 1 P: 11	R: 1 E: 0 K: 1 S: 6 H: 2 LOB: 1 BB: 1 P: 11	R: 1 E: 0 K: 1 S: 7 H: 2 LOB: 1 BB: 1 P: 7	R: 2 E: 0 K: 1 S: 7 H: 2 LOB: 1 BB: 1 P: 11	R: 1 E: 0 K: 0 S: 5 H: 2 LOB: 1 BB: 0 P: 5	R: 1 E: 0 K: 1 S: 7 H: 2 LOB: 1 BB: 0 P: 7		1B: 10 2B: 4 3B: 1 HR: 0	SF: 2 SAC: 0 DP: 0 HBP: 0						

PITCHER		IP	WLS	BF	H	R	ER	SO	BB	IBB	HBP	BLK	WP	HR	S	P	ERA	WHIP
40 Kyle Farnsworth, R ERA: 7.98	(1, 1)	2.0		7	1	0	0	1	0	0	0	0	0	0	9	10	0.00	0.500
48 Joakim Soria, R ERA: 7.2	(3, 1)	0.0	L	5	4	4	4	0	1	0	0	0	0	0	4	8	∞	∞
77 Matt Herges, R ERA: 11.88	(3, 1)	1.0		3	0	0	0	0	0	0	0	0	0	0	3	3	0.00	0.000
37 Juan Cruz, R ERA: 3.38	(4, 1)	0.2		4	2	1	1	1	1	0	0	0	0	0	5	10	13.50	4.500
54 Anthony Lerew, R ERA: 7.84	(4, 1)	1.1		9	4	3	3	1	1	0	0	0	0	0	10	14	20.25	3.750

PITCHER		IP	WLS	BF	H	R	ER	SO	BB	IBB	HBP	BLK	WP	HR	S	P	ERA	WHIP
31 Dusty Hughes, L ERA: 6.1	(6, 1)	1.2		6	1	1	1	1	0	0	0	0	0	0	8	8	5.40	0.600
Rowdy Hardy, L ERA: 6.75	(7, 1)	1.1		7	3	1	1	1	0	0	0	0	0	0	9	9	6.75	2.250

BOTTOM

Kansas City Royals @ Los Angeles Angels

Tempe Diablo Stadium, Tempe, AZ

Mon Mar 29 2010, 4:17 PM - 7:02 PM EDT

Att. 4,597 - Cloudy - 79 F

livebaseballscorecards.com

AB	36
R	10
H	15
RBI	10
BB	3
SO	5
LOB	15

WP: 0 PB: 0 SB: 2 CS: 1 PA: 41

Batter	1	2	3	4	5	6	7	8	9	AB	R	H	RBI	BB	SO	LOB
13 Maicer Izturis, S (1, 6) OBP: 0.457, SLG: 0.525 25 Peter Bourjos, R (6, PR) OBP: 0.306, SLG: 0.300 (6, 8)	44 CS 1B			F7		39 G5-3 / 77 1B / 46 1B 1B	94 S / 94 2B BB	94 PO BB		3 0 0 2	2 0 0 2	0 0 0 0	0 0 2 0	0 0 0 0	0 0 0 0	0 0 0 0
77 Reggie Willits, S (1, 8) OBP: 0.318, SLG: 0.300 94 Gary Patchett, R (6, PR) OBP: 0.429, SLG: 0.478 (6, 6)	K			G4-3		39 G5-3 / 46 1B 1B	44 E 2B	SAFE PO	BB	3 0 1 2	1 0 1 1	0 0 1 0	1 1 1 0	0 0 0 0	1 1 0 0	0 0 0 0
44 Mike Napoli, R (1, 10) OBP: 0.391, SLG: 0.769	SAFE P5			2B	K	E5 39 S / 39 1B			BB K	5 1	1 1	0 0	0 0	0 0	2 1	5 0
39 Robb Quinlan, R (1, 7) OBP: 0.222, SLG: 0.279 (9, 3)		K		G4-3		G5-3	46 E / 46 FC5-2 1B		K	5 0	1 0	1 0	2 0	0 0	2 1	4 0
46 Bobby Wilson, R (1, 2) OBP: 0.393, SLG: 0.375 Carlos Ramirez, R (8, 2)		K			K	83 E / 42 BB 1B	FC5-2 42 1B / 83 BLK		K	4 1 1 0	1 1 0 0	1 2 0 0	2 0 0 0	0 2 0 1	2 1 1 1	1 0 1 0
42 Terry Evans, R (1, 9) OBP: 0.270, SLG: 0.324		G5-3			K	83 E BB	83 BLK 1B			3 0	1 0	1 0	1 1	0 1	1 0	0 0
83 Michael Ryan, L (1, 3) OBP: 0.395, SLG: 0.516 Nick Gorneault, R (9, 7)			K		E3 12 FC4-6	E3	F7			4 0 0 0	0 0 0 0	0 0 0 0	0 0 0 0	1 0 0 0	3 0 0 0	0 0 0 0
12 Freddy Sandoval, S (1, 5) OBP: 0.243, SLG: 0.206			6 G5-4-3 1B		FC4-6	K		G4-3		4 0	1 0	0 0	1 0	0 0	4 1	4 0
6 Hainley Statia, S (1, 4) OBP: 0.273, SLG: 0.158 Jean Segura, R (7, PH) (7, 4)			G5-4-3			77 1B / 13 1B / 39 G5-3 1B	G4-3	F9		2 1 2 0	1 0 0 0	0 0 0 0	0 0 0 0	0 0 0 0	1 0 0 0	0 0 0 0
Inning Stats	R: 0 E: 0 K: 1 S: 5 / H: 1 LOB: 0 BB: 0 P: 6	R: 0 E: 0 K: 2 S: 7 / H: 0 LOB: 0 BB: 0 P: 7	R: 0 E: 0 K: 1 S: 5 / H: 1 LOB: 0 BB: 0 P: 5	R: 0 E: 0 K: 0 S: 4 / H: 1 LOB: 1 BB: 0 P: 4	R: 0 E: 1 K: 2 S: 8 / H: 0 LOB: 1 BB: 0 P: 8	R: 3 E: 1 K: 2 S: 12 / H: 4 LOB: 3 BB: 1 P: 16	R: 4 E: 1 K: 0 S: 7 / H: 3 LOB: 1 BB: 1 P: 15	R: 0 E: 0 K: 0 S: 2 / H: 0 LOB: 0 BB: 1 P: 7	R: 0 E: 0 K: 3 S: 9 / H: 0 LOB: 1 BB: 1 P: 13	1B: 8 2B: 2 3B: 0 HR: 0	SF: 0 SAC: 0 DP: 1 HBP: 0	WP: 0 PB: 0 SB: 2 CS: 1	PA: 42				

TOP

Los Angeles Angels @ Chicago White Sox

Camelback Ranch, Glendale, AZ

Mon Mar 29 2010, 10:15 PM - 1:25 AM EDT

Att. 7,088 - Overcast - 75 F

livebaseballscorecards.com

AB	37
R	7
H	10
RBI	5
BB	4
SO	11
LOB	20

PITCHER		IP	WLS	BF	H	R	ER	SO	BB	IBB	HBP	BLK	WP	HR	S	P	ERA	WHIP
50 John Danks, L ERA: 4.62	(1, 1)	5.2		23	7	3	3	7	0	0	0	0	0	0	37	38	4.76	1.235
40 J.J. Putz, R ERA: 3.68	(6, 1)	0.1		3	0	0	0	1	1	0	0	0	0	0	4	8	0.00	3.000
71 Scott Linebrink, R ERA: 6.48	(7, 1)	0.2		6	2	4	2	0	1	0	0	0	0	0	5	12	27.00	4.500
57 Ramon Pena, R ERA: 3.6	(7, 1)	1.1	B	5	1	0	0	0	1	0	0	1	0	0	4	10	0.00	1.500
37 Matt Thornton, L ERA: 1.42	(9, 1)	1.0		4	0	0	0	3	1	0	0	0	0	0	9	13	0.00	1.000

PITCHER	IP	WLS	BF	H	R	ER	SO	BB	IBB	HBP	BLK	WP	HR	S	P	ERA	WHIP

Batter	1	2	3	4	5	6	7	8	9	AB	R	H	RBI	BB	SO	LOB
1 Juan Pierre, L (1, 7) OBP: 0.375, SLG: 0.357	BBBB 4-0 15 CS BB	SST 0-2 ① K	BH 2-0 20 BB 15 BB 14 BB 1-2 HBP		X 0-0 ② G5-3		X 0-0 ③ FC4-6 1-2f			3	1	0	0	1	1	4
15 Gordon Beckham, R (1, 4) OBP: 0.407, SLG: 0.489 18 Brent Lillibridge, R (7, 4) OBP: 0.300, SLG: 0.405	BBBBB 4-0 ① 14 1B 7 1B 1-2 BB	X 0-0 ② F7	BBBB 4-0 14 BB 20 BB 1-2 2-3 BB		CCC 0-3 ③ K			X 0-0 76 S S 1B		2 1	1 0	0 1	0 0	2 0	1 0	2 0
20 Carlos Quentin, R (1, 9) OBP: 0.333, SLG: 0.475 76 Jordan Danks, L (7, 9) OBP: 0.370, SLG: 0.222	X 0-0 ② F7	X 0-0 ③ FC5-4 1-2f	BBBB 4-0 14 BB 1-2 2-3 3-H BB			SSS 0-3 ① K		SSS 0-3 ① K 1-2		3 1	0 0	0 0	1 0	1 0	1 1	3 1
14 Paul Konerko, R (1, 3) OBP: 0.409, SLG: 0.466 Javier Castillo, R (7, 3)	X 0-0 7 1B 25 1B 1-3 1B		7 HR 2B 7 FC6-4 1-2 2-3 3-H BB			SSS 0-3 ② K		SSS 0-3 ② K 2-3		3 1	2 0	2 0	1 0	1 0	1 1	0 1
7 Mark Kotsay, L (1, 10) OBP: 0.500, SLG: 0.617 30 Alejandro De Aza, L (8, PH) OBP: 0.305, SLG: 0.382 (9, 10)	X 0-0 25 1B 1-3 3-H 1B		2-H HR FC6-4 1-2f			X 0-0 ③ G3		X 0-0 ③ G4-3		4 1	1 0	2 0	3 0	0 0	0 0	3 1
25 Andruw Jones, R (1, 8) OBP: 0.426, SLG: 0.543	X 0-0 12 FC6 1-2 3-H 1B	BBBB 4-0 12 S 12 1B BB	SSS 0-3 ① K				CCC 0-3 ① K		X 0-0 ① G6-3	4	1	1	1	1	2	0
12 A.J. Pierzynski, L (1, 2) OBP: 0.275, SLG: 0.353 55 Donny Lucy, R (7, PR) OBP: 0.409, SLG: 0.333 (8, 2) 90 Justin Fuller, L (9, PR)	X 0-0 ③ FC6 1-2f	B X 1-0 ① 1-H 1B	X 0-0 ② G6-3				X 0-0 E1 10 1B 5 G6-3		BBBB 4-0 BB	4 0 0	0 0 0	1 0 0	1 0 0	0 1 0	0 0 0	2 0 0
23 Mark Teahen, L (1, 5) OBP: 0.294, SLG: 0.367 5 Jayson Nix, R (7, 5) OBP: 0.386, SLG: 0.463		BBBB 4-0 10 1B BB	X 0-0 ② F8 X 0-0 ③ F8				X 0-0 ② G6-3 1-2		SSS 0-3 ② K	2 2	0 0	0 0	0 0	1 0	0 1	0 2
10 Alexei Ramirez, R (1, 6) OBP: 0.297, SLG: 0.279		X 0-0 20 FC5-4 1-2 1B	X 0-0 15 BB 1 S 20 BB 1B		X 0-0 ① G1-3		X 0-0 1 FC4-6 2-3 1B		X 0-0 ③ F9	5	1	3	0	0	0	1
Inning Stats	R: 2 E: 0 K: 0 S: 5 H: 3 LOB: 2 BB: 2 P: 13	R: 0 E: 0 K: 1 S: 6 H: 1 LOB: 2 BB: 1 P: 10	R: 5 E: 0 K: 0 S: 6 H: 4 LOB: 3 BB: 4 P: 26	R: 0 E: 0 K: 1 S: 5 H: 0 LOB: 0 BB: 0 P: 5	R: 0 E: 0 K: 1 S: 5 H: 0 LOB: 0 BB: 0 P: 5	R: 0 E: 0 K: 2 S: 7 H: 0 LOB: 0 BB: 0 P: 7	R: 0 E: 1 K: 1 S: 7 H: 1 LOB: 2 BB: 0 P: 7	R: 0 E: 0 K: 2 S: 8 H: 1 LOB: 1 BB: 0 P: 8	R: 0 E: 0 K: 1 S: 5 H: 0 LOB: 1 BB: 1 P: 9	1B: 8 2B: 1 3B: 0 HR: 1	SF: 0 SAC: 0 DP: 0 HBP: 1						

BOTTOM

Los Angeles Angels @ Chicago White Sox

Camelback Ranch, Glendale, AZ

Mon Mar 29 2010, 10:15 PM - 1:25 AM EDT

Att. 7,088 - Overcast - 75 F

livebaseballscorecards.com

AB	36
R	7
H	10
RBI	7
BB	8
SO	9
LOB	20

WP: 0 PB: 0 SB: 4 CS: 1 PA: 45

PITCHER		IP	WLS	BF	H	R	ER	SO	BB	IBB	HBP	BLK	WP	HR	S	P	ERA	WHIP
49 Anthony Ortega, R ERA: 9.28	(1, 1)	2.2		21	8	7	7	1	6	0	1	0	0	1	16	44	23.62	5.250
Taylor Wilding, R ERA:	(3, 1)	0.1		2	0	0	0	0	1	0	0	0	0	0	1	5	0.00	3.000
43 Brian Stokes, R ERA: 2.57	(4, 1)	1.0		3	0	0	0	1	0	0	0	0	0	0	5	5	0.00	0.000
40 Kevin Jepsen, R ERA: 1.8	(5, 1)	1.0		3	0	0	0	1	0	0	0	0	0	0	5	5	0.00	0.000
58 Michael Kohn, R ERA:	(6, 1)	1.0		3	0	0	0	2	0	0	0	0	0	0	7	7	0.00	0.000

PITCHER		IP	WLS	BF	H	R	ER	SO	BB	IBB	HBP	BLK	WP	HR	S	P	ERA	WHIP
Bobby Cassevah, R ERA: 1.29	(7, 1)	1.0		5	1	0	0	1	0	0	0	0	0	0	7	7	0.00	1.000
35 Gabe DeHoyos, R ERA: 6.0	(8, 1)	2.0		8	1	0	0	3	1	0	0	0	0	0	13	17	0.00	1.000

Batter	1	2	3	4	5	6	7	8	9	10	AB	R	H	RBI	BB	SO	LOB
27 Carlos Gómez, R (1, 8) OBP: 0.333, SLG: 0.391	23 S 23 2B 1B		F8 ②			21 FC6-4 1B		F9 ①		30 G3-6-3 1B	3	1	2	0	0	0	1
2 Joe Inglett, L (6, 7) OBP: 0.319, SLG: 0.333											2	0	1	0	0	0	0
21 Alcides Escobar, R (1, 6) OBP: 0.351, SLG: 0.434	B3 ①		G5-3 ③ 1-2			FC6-4 ① 28 CS 23 S 1-2f		G3 ②		G3-6-3 ①② 1-2f	3	0	0	0	0	0	3
30 Craig Counsell, L (6, 6) OBP: 0.350, SLG: 0.389											2	0	0	0	0	0	1
23 Rickie Weeks Jr., R (1, 10) OBP: 0.435, SLG: 0.529	28 L6 1-H 2B			G6-3 ①		BBBB 1-2 BB		BBBB 66 BB BB		G6-3 ③	2	0	1	1	1	0	0
93 Erik Miller, R (8, PH) OBP: 0.667, SLG: 0.500 (8, 10)											1	0	0	0	1	0	0
28 Prince Fielder, L (1, 3) OBP: 0.333, SLG: 0.407	L6 ②③ 2-3			G6-3 ②		SSS 0-3 ②③ K 2-3		BBBB 1-2 BB			3	0	0	0	0	1	3
66 Taylor Green, L (6, 3) OBP: 0.333, SLG: 0.200											0	0	0	0	1	0	0
14 Casey McGehee, R (1, 5) OBP: 0.250, SLG: 0.236		G6-3 ①		F8 ③			63 BB 1B	SSS 0-3 ③ K			3	0	1	0	0	0	0
97 Chadwin Stang, R (7, PR) OBP: 0.500, SLG: 1.000 (7, 9)											1	0	0	0	0	1	2
1 Corey Hart, R (1, 9) OBP: 0.167, SLG: 0.308		SSS 0-3 ② K			E5 96 2B		F7 ①		F8 ①		3	0	0	0	0	1	1
Zelous Wheeler, R (7, 5) OBP: 0.444, SLG: 0.375											1	0	0	0	0	0	0
63 Adam Stern, L (1, 7) OBP: 0.452, SLG: 0.583		SSS 0-3 ③ K			L8 ①		BBBB 4-0 1-2 BB		93 CS 1B		3	0	1	0	1	1	1
(6, 8)																	
96 Brett Lawrie, R (1, 4) OBP: 0.250, SLG: 0.625			F8 ①		1-0 ② 1-2 2B		SSS 0-3 ② K		SX 0-1 ② 1-2 1B		3	0	1	0	0	1	2
93 Ray Olmedo, S (8, 4) OBP: 0.333, SLG: 0.333											1	0	1	0	0	0	0
16 George Kottaras, L (1, 2) OBP: 0.388, SLG: 0.690			21 S 1B		F7 ③		P5 ③		SSS 0-3 ③ K		3	0	1	0	0	0	3
79 Martin Maldonado, R (8, 2) OBP: 0.400, SLG: 0.250											1	0	0	0	0	1	1
Inning Stats	R: 1 H: 2 E: 0 LOB: 0 K: 0 BB: 0 S: 4 P: 5	R: 0 H: 0 E: 0 LOB: 0 K: 2 BB: 0 S: 7 P: 7	R: 0 H: 1 E: 0 LOB: 1 K: 0 BB: 0 S: 5 P: 5	R: 0 H: 0 E: 0 LOB: 0 K: 0 BB: 0 S: 3 P: 3	R: 0 H: 1 E: 1 LOB: 1 K: 0 BB: 0 S: 4 P: 5	R: 0 H: 1 E: 0 LOB: 1 K: 1 BB: 1 S: 5 P: 9	R: 0 H: 1 E: 0 LOB: 2 K: 1 BB: 1 S: 6 P: 10	R: 0 H: 0 E: 0 LOB: 2 K: 1 BB: 2 S: 5 P: 13	R: 0 H: 2 E: 0 LOB: 1 K: 1 BB: 0 S: 7 P: 7	R: 0 H: 1 E: 0 LOB: 0 K: 0 BB: 0 S: 3 P: 3	1B: 7 SF: 0 2B: 3 SAC: 0 3B: 0 DP: 2 HR: 0 HBP: 0						

PITCHER		IP	WLS	BF	H	R	ER	SO	BB	IBB	HBP	BLK	WP	HR	S	P	ERA	WHIP
19 Scott Kazmir, L ERA: 4.76	(1, 1)	5.0		18	4	1	1	2	0	0	0	0	0	0	23	25	1.80	0.800
52 Jason Bulger, R ERA: 1.29	(6, 1)	1.0		4	1	0	0	1	1	0	0	0	0	0	5	9	0.00	2.000
69 Travis Chick, R ERA: 5.06	(7, 1)	2.0		10	1	0	0	2	3	0	0	0	0	0	11	23	0.00	2.000
Ryan Aldridge, R ERA:	(9, 1)	1.0		4	2	0	0	1	0	0	0	0	0	0	7	7	0.00	2.000
6 Jeremy Hill, R ERA: 2.7	(10, 1)	1.0		3	1	0	0	0	0	0	0	0	0	0	3	3	0.00	1.000

PITCHER	IP	WLS	BF	H	R	ER	SO	BB	IBB	HBP	BLK	WP	HR	S	P	ERA	WHIP

TOP

Milwaukee Brewers @ Los Angeles Angels

Tempe Diablo Stadium, Tempe, AZ

Tue Mar 30 2010, 4:19 PM - 7:06 PM EDT

Att. 6,561 - Sunny - 88 F

livebaseballscorecards.com

AB	35
R	1
H	9
RBI	1
BB	4
SO	6
LOB	18

WP: 0 PA: 39
PB: 0
SB: 3
CS: 2

Batter	1	2	3	4	5	6	7	8	9	10	AB	R	H	RBI	BB	SO	LOB
2 Erick Aybar, S (1, 6) OBP: 0.431, SLG: 0.381	BBBB 4-0 48 S 53 S BB		x 0-0 48 FC5-2 1-2 2-3 1B		x 0-0 ① L6		BBBB 4-0 BB		x 0-0 ③ L7		2	0	1	0	1	0	1
22 Cory Aldridge, L (7, PH) OBP: 0.436, SLG: 0.686 (8, 7)											1	0	0	0	1	0	0
53 Bobby Abreu, L (1, 10) OBP: 0.289, SLG: 0.424	SSS 0-3 ① K 1-2		SSS 0-3 ① K		x 0-0 ② L7		x 0-0 ② SF9 2-3 3-H			x 0-0 ① L8	3	0	0	0	0	2	5
83 Michael Ryan, L (7, PH) OBP: 0.375, SLG: 0.500 (8, 10)											1	0	0	1	0	0	0
48 Torii Hunter, R (1, 8) OBP: 0.457, SLG: 0.625	SX 0-1 ② P6 2-3		x 0-0 ② FC5-2 1-2 2-3 3-Hf		SSC 0-3 ③ K		x 0-0 ③ F8			x 0-0 ② F7	3	0	0	0	0	1	5
42 Terry Evans, R (7, 8) OBP: 0.256, SLG: 0.306											2	0	0	0	0	0	2
55 Hideki Matsui, L (1, 7) OBP: 0.348, SLG: 0.359	x 0-0 ③ G3-1		SSS 0-3 ③ K			x 0-0 8 G6-3 1B		BBBB 4-0 94 FC5-6 46 1B BB		x 0-0 ③ L8	3	0	1	0	0	1	4
39 Robb Quinlan, R (8, 3) OBP: 0.234, SLG: 0.273											1	0	0	0	1	0	0
8 Kendrys Morales, S (1, 3) OBP: 0.400, SLG: 0.545		x 0-0 ① G6-3		x 0-0 ① G6-3		x 0-0 ①② G6-3 1-2f		x 0-0 6 G5-3 94 FC5-6 1-2 1B			3	0	0	0	0	0	1
46 Bobby Wilson, R (8, 2) OBP: 0.414, SLG: 0.400											1	0	1	0	0	0	0
20 Juan Rivera, R (1, 9) OBP: 0.288, SLG: 0.482		SSS 0-3 ② K		x 0-0 47 G6-3 2B		x 0-0 ③ G6-3		x 0-0 ① FC5-6 1-2 2-3f			3	0	1	0	0	1	0
94 Gary Patchett, R (8, 6) OBP: 0.414, SLG: 0.458											1	0	0	0	0	0	2
47 Howie Kendrick, R (1, 4) OBP: 0.322, SLG: 0.483		SSS 0-3 ③ K		x 0-0 ② G6-3 2-3			x 0-0 3 SH3-4 5 HBP 83 SF9 1B	x 0-0 ②③ G5-3 2-3f			3	0	1	0	0	1	1
6 Hainley Statia, S (7, PR) OBP: 0.261, SLG: 0.150 (8, 4)											1	1	0	0	0	0	2
5 Jeff Mathis, R (1, 2) OBP: 0.318, SLG: 0.405			x 0-0 2 1B 3 1B 48 FC5-2 1B	x 0-0 ③ G4-3			H 1-0 83 SF9 3 SH3-4 1-2 HBP		SSS 0-3 ① K		2	0	1	0	0	0	1
12 Freddy Sandoval, S (7, PR) OBP: 0.237, SLG: 0.200 (8, 5)											1	0	0	0	0	1	0
3 Brandon Wood, R (1, 5) OBP: 0.394, SLG: 0.475			x 0-0 48 FC5-2 2 1B 1-2 1B		BBBB 4-0 BB		x 0-0 ① SH3-4 1-2 2-3		x 0-0 ② G5-3		1	0	1	0	1	0	0
66 Rian Kiniry, L (8, 9)											1	0	0	0	0	0	0
Inning Stats	R: 0 E: 0 K: 1 S: 6 H: 0 LOB: 1 BB: 1 P: 10	R: 0 E: 0 K: 2 S: 7 H: 0 LOB: 0 BB: 0 P: 7	R: 0 E: 0 K: 2 S: 10 H: 3 LOB: 3 BB: 0 P: 10	R: 0 E: 0 K: 0 S: 4 H: 1 LOB: 1 BB: 0 P: 4	R: 0 E: 0 K: 1 S: 5 H: 0 LOB: 1 BB: 1 P: 9	R: 0 E: 0 K: 0 S: 3 H: 1 LOB: 0 BB: 0 P: 3	R: 1 E: 0 K: 0 S: 4 H: 1 LOB: 2 BB: 1 P: 9	R: 0 E: 0 K: 0 S: 3 H: 1 LOB: 1 BB: 1 P: 7	R: 0 E: 0 K: 1 S: 5 H: 0 LOB: 0 BB: 0 P: 5	R: 0 E: 0 K: 0 S: 3 H: 0 LOB: 0 BB: 0 P: 3	1B: 6 2B: 1 3B: 0 HR: 0	SF: 1 SAC: 1 DP: 2 HBP: 1					

PITCHER		IP	WLS	BF	H	R	ER	SO	BB	IBB	HBP	BLK	WP	HR	S	P	ERA	WHIP
38 Chris Narveson, L ERA:	(1, 1)	3.0		13	3	0	0	5	1	0	0	0	0	0	23	27	0.00	1.333
26 Manny Parra, L ERA: 5.6	(4, 1)	2.0	H	8	1	0	0	1	1	0	0	0	0	0	9	13	0.00	1.000
32 LaTroy Hawkins, R ERA: 6.0	(6, 1)	1.0	H	3	1	0	0	0	0	0	0	0	0	0	3	3	0.00	1.000
46 Claudio Vargas, R ERA: 3.38	(7, 1)	1.0	B	6	1	1	1	0	1	0	1	0	0	0	4	9	9.00	2.000
57 Mitch Stetter, L ERA: 11.25	(8, 1)	1.0		4	1	0	0	0	1	0	0	0	0	0	3	7	0.00	2.000

PITCHER		IP	WLS	BF	H	R	ER	SO	BB	IBB	HBP	BLK	WP	HR	S	P	ERA	WHIP
52 Chris Smith, R ERA: 2.03	(9, 1)	2.0		6	0	0	0	1	0	0	0	0	0	0	8	8	0.00	0.000

BOTTOM

Milwaukee Brewers @ Los Angeles Angels

Tempe Diablo Stadium, Tempe, AZ

Tue Mar 30 2010, 4:19 PM - 7:06 PM EDT

Att. 6,561 - Sunny - 88 F

livebaseballscorecards.com

AB	33
R	1
H	7
RBI	1
BB	4
SO	7
LOB	24

Batter	1	2	3	4	5	6	7	8	9	AB	R	H	RBI	BB	SO	LOB
13 Maicer Izturis, S (1, 4) OBP: 0.449, SLG: 0.512	83 L6-3 1B		P6		G6-3		3 1B 46 1B 39 G6-3 1B	G4-3 1-2		3	0	1	0	0	0	0
6 Hainley Statia, S (6, 4) OBP: 0.280, SLG: 0.182										2	1	1	0	0	0	1
83 Michael Ryan, L (1, 7) OBP: 0.349, SLG: 0.457	L6-3 1-1		P5		F9		39 G6-3 3 1B 1B 1-2	2-H 2B		3	0	0	0	0	0	1
62 Scot Shields, R (6, 1)										0	0	0	0	0	0	0
46 Bobby Wilson, R (7, PH) OBP: 0.452, SLG: 0.481 (7, 3)										2	0	2	1	0	0	0
3 Brandon Wood, R (1, 5) OBP: 0.400, SLG: 0.477	44 HR 1B		G6-3		G5-3		39 G6-3 1B 1-2 2-3	G6-3		4	1	2	0	0	0	0
12 Freddy Sandoval, S (7, 5) OBP: 0.231, SLG: 0.194										1	0	0	0	0	0	1
44 Mike Napoli, R (1, 2) OBP: 0.380, SLG: 0.791	1-H HR			K	K	K	K		K	4	1	1	2	0	3	3
Darwin Perez, S (8, 6)										1	0	0	0	0	1	0
39 Robb Quinlan, R (1, 3) OBP: 0.255, SLG: 0.277	F9			25 3B BB	25 HR 1B	G6-3 1-2 2-3 3-H			L7	3	2	1	1	1	0	2
56 Fernando Rodney, R (7, 1)										0	0	0	0	0	0	0
Ysmael Carmona, R (8, 1)										0	0	0	0	0	0	0
73 Nate Sutton, L (9, PH) OBP: 0.250, SLG: 0.500										1	0	0	0	0	0	0
65 Julio Perez, R (9, 9)										0	0	0	0	0	0	0
25 Peter Bourjos, R (1, 8) OBP: 0.317, SLG: 0.457		G6-3		42 1B 1-H 3B		HR	F9		E4 42 HR	5	3	2	3	0	0	2
Tyson Auer, R (9, 8)										0	0	0	0	0	0	0
42 Terry Evans, R (1, 9) OBP: 0.341, SLG: 0.488		94 FC5-4 1B		94 BB 3-H 1B	94 S 1B			96 G5-3 22 1B 2B	1-H HR	5	2	5	3	0	0	0
88 Eddie McKiernan, R (9, 1)										0	0	0	0	0	0	0
94 Gary Patchett, R (1, 6) OBP: 0.406, SLG: 0.423		FC5-4 1-2f		SAFE 1-2 BB	F8 1-2			G5-3 2-3	K	2	0	0	0	1	0	2
96 Anel De Los Santos, R (8, PH) OBP: 0.167, SLG: 0.167 (8, 2)										2	0	0	0	0	1	1
36 Jered Weaver, R (1, 1)		K	K	K	P6			6 G4-3 46 2B 3-H 1B		2	0	0	0	0	2	2
22 Cory Aldridge, L (6, PH) OBP: 0.439, SLG: 0.676 (6, 7)										2	1	1	1	0	0	1
Inning Stats	R: 2 E: 0 K: 0 S: 7 H: 3 LOB: 0 BB: 0 P: 9	R: 0 E: 0 K: 1 S: 6 H: 1 LOB: 1 BB: 0 P: 6	R: 0 E: 0 K: 0 S: 3 H: 0 LOB: 0 BB: 0 P: 3	R: 2 E: 0 K: 2 S: 9 H: 2 LOB: 1 BB: 2 P: 17	R: 0 E: 0 K: 0 S: 3 H: 0 LOB: 0 BB: 0 P: 3	R: 2 E: 0 K: 1 S: 10 H: 3 LOB: 1 BB: 0 P: 10	R: 1 E: 0 K: 1 S: 8 H: 3 LOB: 2 BB: 0 P: 8	R: 2 E: 0 K: 0 S: 6 H: 3 LOB: 1 BB: 0 P: 6	R: 2 E: 1 K: 2 S: 10 H: 1 LOB: 0 BB: 0 P: 12	1B: 10 2B: 3 3B: 1 HR: 3 SF: 0 SAC: 0 DP: 1 HBP: 0						

TOP

Los Angeles Angels @ Chicago Cubs

Hohokam Park, Mesa, AZ

Wed Mar 31 2010, 4:17 PM - 6:31 PM EDT

Att. 7,707 - Partly Cloudy - 82 F

livebaseballscorecards.com

AB	42
R	11
H	16
RBI	11
BB	2
SO	7
LOB	16

WP: 0 PB: 0 SB: 1 CS: 0 PA: 44

PITCHER	IP	WLS	BF	H	R	ER	SO	BB	IBB	HBP	BLK	WP	HR	S	P	ERA	WHIP
38 Carlos Zambrano, R (1, 1) ERA: 4.13	4.0	L	18	6	4	4	3	2	0	0	0	0	1	25	35	9.00	2.000
45 Sean Marshall, L (5, 1) ERA: 1.29	1.0		3	0	0	0	0	0	0	0	0	0	0	3	3	0.00	0.000
29 Jeff Samardzija, R (6, 1) ERA: 6.55	1.0		6	3	2	2	1	0	0	0	0	0	1	10	10	18.00	3.000
76 James Russell, L (7, 1) ERA: 0.75	1.0		6	3	1	1	1	0	0	0	0	0	0	8	8	9.00	3.000
64 Justin Berg, R (8, 1) ERA: 3.0	1.0		6	3	2	2	0	0	0	0	0	0	0	6	6	18.00	3.000

PITCHER	IP	WLS	BF	H	R	ER	SO	BB	IBB	HBP	BLK	WP	HR	S	P	ERA	WHIP
33 Esmailin Caridad, R (9, 1) ERA:	1.0		5	1	2	0	2	0	0	0	0	0	1	10	12	0.00	1.000

BOTTOM

Batter	1	2	3	4	5	6	7	8	9	AB	R	H	RBI	BB	SO	LOB
2 Ryan Theriot, R (1, 6) OBP: 0.444, SLG: 0.439	F8		G5-3			G1-3		K		3	0	0	0	0	0	0
76 James Russell, L (7, 1)										0	0	0	0	0	0	0
73 Ryan Flaherty, L (8, 6) OBP: 0.400, SLG: 0.600										1	0	0	0	0	1	3
24 Marlon Byrd, R (1, 8) OBP: 0.345, SLG: 0.582	K			K			G4-3		G6-3	3	0	0	0	0	2	0
Sam Fuld, L (8, 8) OBP: 0.211, SLG: 0.257										1	0	0	0	0	0	0
25 Derrek Lee, R (1, 3) OBP: 0.295, SLG: 0.471	K			F9			K		77 G6-4-3 1B	2	0	0	0	0	1	0
80 Russ Canzler, R (7, 3) OBP: 0.333, SLG: 0.333										2	0	1	0	0	1	0
16 Aramis Ramirez, R (1, 5) OBP: 0.250, SLG: 0.314		P6		K			L9		G6-4-3 1-2f	3	0	0	0	0	1	0
77 DJ LeMahieu, R (8, 5) OBP: 0.375, SLG: 0.286										1	0	0	0	0	0	1
22 Xavier Nady, R (1, 9) OBP: 0.258, SLG: 0.414		1B			L9			12 G5-4-3 BB		2	0	1	0	1	0	0
71 Robinson Chirinos, R (9, 7) OBP: 0.375, SLG: 0.571										0	0	0	0	0	0	0
12 Alfonso Soriano, R (1, 7) OBP: 0.245, SLG: 0.353		K			K			G5-4-3 1-2f		3	0	0	0	0	2	2
33 Esmailin Caridad, R (9, 1)										0	0	0	0	0	0	0
17 Mike Fontenot, L (1, 4) OBP: 0.397, SLG: 0.509		F7			K			88 BB 18 BB BB		2	0	0	0	0	1	1
65 Darwin Barney, R (8, 4) OBP: 0.355, SLG: 0.357										0	0	0	0	1	0	0
18 Geovany Soto, R (1, 2) OBP: 0.400, SLG: 0.257			K			F8		88 BB 1-2 BB		2	0	0	0	1	1	0
38 Carlos Zambrano, S (1, 1) OBP: 0.143, SLG: 0.286			K			F8		1-2 2-3 BB		1	0	0	0	0	1	0
45 Sean Marshall, L (5, 1)										0	0	0	0	0	0	0
29 Jeff Samardzija, R (6, 1)										0	0	0	0	0	0	0
Kyler Burke, L (6, PH) OBP: 0.200, SLG: 0.250										1	0	0	0	0	0	0
(7, 6)																
64 Justin Berg, R (8, 1)										0	0	0	0	0	0	0
88 Brandon Guyer, R (8, PH) (9, 9)										0	0	0	0	1	0	0
Inning Stats	R: 0 E: 0 K: 2 S: 7 H: 0 LOB: 0 BB: 0 P: 7	R: 0 E: 0 K: 1 S: 6 H: 1 LOB: 1 BB: 0 P: 6	R: 0 E: 0 K: 2 S: 7 H: 0 LOB: 0 BB: 0 P: 7	R: 0 E: 0 K: 2 S: 7 H: 0 LOB: 0 BB: 0 P: 7	R: 0 E: 0 K: 2 S: 7 H: 0 LOB: 0 BB: 0 P: 7	R: 0 E: 0 K: 0 S: 3 H: 0 LOB: 0 BB: 0 P: 3	R: 0 E: 0 K: 1 S: 5 H: 0 LOB: 0 BB: 0 P: 5	R: 0 E: 0 K: 1 S: 4 H: 0 LOB: 3 BB: 4 P: 20	R: 0 E: 0 K: 0 S: 3 H: 1 LOB: 0 BB: 0 P: 3	1B: 2 2B: 0 3B: 0 HR: 0	SF: 0 SAC: 0 DP: 2 HBP: 0						

PITCHER		IP	WLS	BF	H	R	ER	SO	BB	IBB	HBP	BLK	WP	HR	S	P	ERA	WHIP
36 Jered Weaver, R ERA: 5.71	(1, 1)	5.0	W	16	1	0	0	9	0	0	0	0	0	0	34	34	0.00	0.200
62 Scot Shields, R ERA: 3.6	(6, 1)	1.0		3	0	0	0	0	0	0	0	0	0	0	3	3	0.00	0.000
56 Fernando Rodney, R ERA: 10.13	(7, 1)	1.0		3	0	0	0	1	0	0	0	0	0	0	5	5	0.00	0.000
Ysmael Carmona, R ERA:	(8, 1)	1.0		6	0	0	0	1	4	0	0	0	0	0	4	20	0.00	4.000
88 Eddie McKiernan, R ERA: 9.0	(9, 1)	1.0		3	1	0	0	0	0	0	0	0	0	0	3	3	0.00	1.000

PITCHER	IP	WLS	BF	H	R	ER	SO	BB	IBB	HBP	BLK	WP	HR	S	P	ERA	WHIP

Los Angeles Angels @ Chicago Cubs

Hohokam Park, Mesa, AZ

Wed Mar 31 2010, 4:17 PM - 6:31 PM EDT

Att. 7,707 - Partly Cloudy - 82 F

livebaseballscorecards.com

AB	27
R	0
H	2
RBI	0
BB	4
SO	11
LOB	7

WP: 0 PA: 31
PB: 0
SB: 0
CS: 0

Batter	1	2	3	4	5	6	7	8	9	AB	R	H	RBI	BB	SO	LOB
35 Anderson Hernandez, S (1, 6) OBP: 0.415, SLG: 0.314 Joshua Rodriguez, R (7, 4)	G6-3		G1-3	G5-3			F9		L7	4 1	0 0	0 0	0 0	0 0	0 0	1 0
76 Lonnie Chisenhall, L (1, 5) OBP: 0.364, SLG: 0.412 87 Jerad Head, R (9, PH) (9, 3)	K		G3		G3		F8		F8	4 1	0 0	0 0	0 0	0 0	1 0	0 0
17 Shin-Soo Choo, L (1, 9) OBP: 0.452, SLG: 0.698 93 Brian Horwitz, R (7, 9) OBP: 0.417, SLG: 0.500	HR		48 BB 47 2B 1B		G4-3			47 E 1B 1B	91 BB 1B	3 2	2 1	2 2	1 0	0 0	0 0	0 0
48 Travis Hafner, L (1, 10) OBP: 0.435, SLG: 0.571 91 Matt McBride, R (8, PH) OBP: 0.500, SLG: 0.333 (8, 10)	K		47 2B 1-2 BB		47 FC5-4 1B			F7	1-2 BB	2 1	1 0	1 0	0 0	1 1	1 0	0 1
47 Shelley Duncan, R (1, 7) OBP: 0.269, SLG: 0.462		F7	1-H 2-H 2B		FC5-4 1-2f			FC5 1B 1-2	F8	5	0	1	2	0	0	4
9 Brian Buscher, L (1, 3) OBP: 0.192, SLG: 0.304 (9, 5)		30 FC4-6 BB	F8			K		K		3	0	0	0	1	2	3
30 Lou Marson, R (1, 2) OBP: 0.258, SLG: 0.241 Wyatt Toregas, R (7, 2) OBP: 0.290, SLG: 0.286		FC4-6 6 2B 1-2f		F8		P3		1-2 2-H 1B		3 1	1 0	0 1	0 1	0 0	0 0	1 0
6 Luis Antonio Rodriguez, S (1, 4) OBP: 0.356, SLG: 0.333 (7, 6)		1-H 2B		BB		F9		K		3	0	1	1	1	1	2
Jose Constanza, L (1, 8) OBP: 0.286, SLG: 0.429 86 John Drennen, L (7, PH) OBP: 0.333, SLG: 0.800 (7, 8)		G4-3		K			G3-1		HR	2 2	0 1	0 1	0 1	0 0	1 0	2 0
Inning Stats	R: 1 E: 0 K: 2 S: 8 H: 1 LOB: 0 BB: 0 P: 8	R: 1 E: 0 K: 0 S: 4 H: 1 LOB: 1 BB: 1 P: 8	R: 2 E: 0 K: 0 S: 5 H: 2 LOB: 1 BB: 1 P: 9	R: 0 E: 0 K: 1 S: 5 H: 0 LOB: 1 BB: 1 P: 9	R: 0 E: 0 K: 0 S: 4 H: 1 LOB: 1 BB: 0 P: 4	R: 0 E: 0 K: 1 S: 5 H: 0 LOB: 0 BB: 0 P: 5	R: 0 E: 0 K: 0 S: 3 H: 0 LOB: 0 BB: 0 P: 3	R: 1 E: 1 K: 2 S: 10 H: 2 LOB: 2 BB: 0 P: 10	R: 1 E: 0 K: 0 S: 5 H: 2 LOB: 2 BB: 1 P: 9	1B: 5 2B: 2 3B: 0 HR: 2 SF: 0 SAC: 0 DP: 0 HBP: 0						

PITCHER	IP	WLS	BF	H	R	ER	SO	BB	IBB	HBP	BLK	WP	HR	S	P	ERA	WHIP
32 Matt Palmer, R (1, 1) ERA: 12.1	3.1		16	4	4	4	2	2	0	0	0	0	1	18	26	10.80	1.800
21 Barret Browning, L (4, 1) ERA: 40.5	0.2		3	0	0	0	1	1	0	0	0	0	0	4	8	0.00	1.500
38 Trevor Reckling, L (5, 1) ERA: 3.29	5.0	W	22	5	2	1	3	1	0	0	0	0	1	27	31	1.80	1.200

PITCHER	IP	WLS	BF	H	R	ER	SO	BB	IBB	HBP	BLK	WP	HR	S	P	ERA	WHIP

Cleveland Indians @ Los Angeles Angels

Tempe Diablo Stadium, Tempe, AZ

Thu Apr 01 2010, 3:13 PM - 5:40 PM EDT

Att. 4,485 - Partly Cloudy - 66 F

TOP

livebaseballscorecards.com

AB	37
R	6
H	9
RBI	6
BB	4
SO	6
LOB	14

WP: 0 PB: 0 SB: 0 CS: 0 PA: 41

Cleveland Indians @ Los Angeles Angels

Tempe Diablo Stadium, Tempe, AZ

Thu Apr 01 2010, 3:13 PM - 5:40 PM EDT

Att. 4,485 - Partly Cloudy - 66 F

livebaseballscorecards.com

BOTTOM

Batter	1	2	3	4	5	6	7	8	9	AB	R	H	RBI	BB	SO	LOB
79 Brad Coon, L (1, 7) OBP: 0.444, SLG: 0.750	G1-3		6 1B 44 G6-4-3 1B		2-H 2B		1-H 2B		B F8 1-3	3	1	2	1	0	0	0
18 Coby Smith, R (5, PR) (6, 7) OBP: 0.500, SLG: 1.000										2	0	1	1	0	0	1
6 Hainley Statia, S (1, 4) OBP: 0.321, SLG: 0.208	G5-3		44 G6-4-3 1-3 1B		2 B B B SAFE 28 G5-4-3 BB		G4-3		E1 3-H	2	0	1	0	1	0	0
Jean Segura, R (6, 4)										2	0	0	0	0	0	1
44 Mike Napoli, R (1, 2) OBP: 0.385, SLG: 0.800	42 2B 2B		G6-4-3 1-2f 3-H		G5-4-3 1-2f			B B B 1B 86 SF7 SH1-3 BB		2	1	1	0	0	0	1
28 Ryan Budde, R (5, PH) (6, 2)										1	1	0	0	1	0	2
42 Terry Evans, R (1, 9) OBP: 0.348, SLG: 0.512	2-H 2B		F7			F8		SH1-3 1-2		2	0	1	1	0	0	0
Matt Long, L (6, 9)										1	0	0	0	0	0	0
Nick Gorneault, R (1, 10) OBP: 0.200, SLG: 0.200	G5-3			L5		S S S K		2-3 1B		4	0	1	0	0	1	1
86 Efren Navarro, L (1, 3) OBP: 0.286, SLG: 0.308		G6-3		57 G5-4-3 1B		S S S K		SF7 3-H		3	0	1	1	0	1	0
57 Jay Brossman, R (1, 5)		G5-3		G5-4-3 1-2f			S S S K	P3		2	0	0	0	0	0	1
Dillon Baird, L (7, PH) (8, 5)										2	0	0	0	0	1	1
27 Andrew Romine, S (1, 6) OBP: 0.364, SLG: 0.222		F9			G4-3		18 2B 1B		FC2-6 1B	4	1	2	0	0	0	0
Mike Trout, R (1, 8) OBP: 0.571, SLG: 1.571			B B B S X HR		79 2B 2B		F9		FC2-6 18 F8 18 S 1-2f E	4	3	2	1	0	0	2
Inning Stats	R: 1 E: 0 K: 0 S: 5 H: 2 LOB: 1 BB: 0 P: 5	R: 0 E: 0 K: 0 S: 3 H: 0 LOB: 0 BB: 0 P: 3	R: 2 E: 0 K: 0 S: 6 H: 3 LOB: 0 BB: 0 P: 9	R: 0 E: 0 K: 0 S: 3 H: 1 LOB: 0 BB: 0 P: 3	R: 1 E: 0 K: 0 S: 4 H: 2 LOB: 1 BB: 1 P: 8	R: 0 E: 0 K: 2 S: 7 H: 0 LOB: 0 BB: 0 P: 7	R: 1 E: 0 K: 1 S: 7 H: 2 LOB: 1 BB: 0 P: 7	R: 1 E: 0 K: 0 S: 4 H: 1 LOB: 1 BB: 1 P: 8	R: 1 E: 1 K: 0 S: 4 H: 1 LOB: 1 BB: 0 P: 5	1B: 6 2B: 5 3B: 0 HR: 1	SF: 1 SAC: 1 DP: 3 HBP: 0					

	AB	34
	R	7
	H	12
	RBI	5
	BB	2
	SO	3
	LOB	10

WP: 0 PB: 0 SB: 1 CS: 0 PA: 38

PITCHER		IP	WLS	BF	H	R	ER	SO	BB	IBB	HBP	BLK	WP	HR	S	P	ERA	WHIP
32 Aaron Laffey, L ERA: 4.08	(1, 1)	3.0		13	5	3	3	0	0	0	0	0	0	1	14	17	9.00	1.667
56 Saul Rivera, R ERA: 1.69	(4, 1)	2.0	B	8	3	1	1	0	1	0	0	0	0	0	7	11	4.50	2.000
49 Tony Sipp, L ERA: 6.75	(6, 1)	1.0		3	0	0	0	2	0	0	0	0	0	0	7	7	0.00	0.000
C.C. Lee, R ERA: 3.86	(7, 1)	1.0		5	2	1	1	1	0	0	0	0	0	0	7	7	9.00	2.000
50 Jensen Lewis, R ERA: 4.5	(8, 1)	1.0		5	1	1	1	0	1	0	0	0	0	0	4	8	9.00	2.000

PITCHER		IP	WLS	BF	H	R	ER	SO	BB	IBB	HBP	BLK	WP	HR	S	P	ERA	WHIP
94 Erik Stiller, R ERA:	(9, 1)	0.2	L	4	1	1	0	0	0	0	0	0	0	0	4	5	0.00	1.500

Batter	1	2	3	4	5	6	7	8	9	AB	R	H	RBI	BB	SO	LOB
15 Jerry Hairston, R (1, 9) OBP: 0.453, SLG: 0.587	F F B B X 2-2 ① G5-3		B CU 74 C CU 76 B CH 81 B CH 81 X SI 89 3-1 ② G1-3		B SL 87 B SI 88 C SI 88 X SI 88 2-1 ②③ G5-4-3 1-2f		B CU 83 C FF 93 B CU 85 S FF 93 X SI 93 2-2 ② G5-3		C SI 88 S SL 74 B SL 73 F SI 88 X SI 88 1-2 ③ F9	4	0	0	0	0	0	1
77 Chris Denorfia, R (7, 7) OBP: 0.311, SLG: 0.424										1	0	0	0	0	0	1
22 David Eckstein, R (1, 4) OBP: 0.340, SLG: 0.300	C B B C X 2-2 ② G5-3		C FF 89 F FF 89 B CU 79 X SI 90 1-2 ③ F7			B SI 91 B FF 90 C FF 90 B FF 90 B FF 90 4-1 23 1B 88 HR BB	C FF 93 B SI 93 X CU 82 1-1 1B			3	1	1	0	1	0	0
23 Adrián González, L (1, 3) OBP: 0.279, SLG: 0.222	B C F F B C 2-3 ③ K			X FF 86 0-0 ① G4-3		B FF 90 C SL 78 X FF 90 1-1 88 HR 1-3 1B	B FF 92 T SI 92 B CU 82 F FF 92 1 SAFE B SI 93 X FF 92 3-2 ③ F7			4	1	1	0	0	1	1
88 Kyle Blanks, R (1, 7) OBP: 0.478, SLG: 0.729		C H 1-1 12 S 12 2B HBP		B FF 86 X CH 80 1-0 7 1B 12 FC5-4 1B		S FF 90 S FF 90 F FF 90 B SL 83 B SL 79 F FF 91 F SL 80 X FF 89 2-2 1-H 3-H HR		B B X 2-0 ① G6-3		2	3	2	3	0	0	0
18 Tony Gwynn Jr., L (6, 8) OBP: 0.356, SLG: 0.397										1	0	0	0	0	0	0
7 Chase Headley, S (1, 5) OBP: 0.390, SLG: 0.536		B B F S 1 SAFE S 2-3 ① K		C FF 87 B FF 88 1 SAFE 1 SAFE B FF 88 X SI 88 2-1 12 FC5-4 1-3 1B		C SL 78 B SL 79 S SL 79 S SL 79 1-3 ① K2-3		B CU 82 S FC 91 F FC 90 C FF 96 1-3 ② K		4	0	1	0	0	3	1
12 Scott Hairston, R (1, 8) OBP: 0.243, SLG: 0.429		B C B B X 3-1 1-H 2B		D CH 80 B CH 81 X FF 89 2-0 ② FC5-4 1-2f 3-H		B FF 90 C SL 77 S SL 79 C FF 90 1-3 ② K		B FF 96 F FC 90 S FC 90 F FC 90 C FF 96 1-3 ③ K		3	0	1	2	0	1	1
(6, 7)																
25 Will Venable, L (7, 9) OBP: 0.406, SLG: 0.724										1	0	0	0	0	1	0
8 Yorvit Torrealba, R (1, 2) OBP: 0.385, SLG: 0.455		C B S S 1-3 ② K		B FF 89 S CH 80 1 SAFE S CH 80 B FF 90 1 SAFE F FF 90 C CU 76 2-3 ③ K		X FF 89 0-0 1B			F SI 87 X CH 71 0-1 ① F8	4	0	1	0	0	2	2
4 Nick Hundley, R (1, 10) OBP: 0.291, SLG: 0.434		C X 0-1 ③ G6-3			B CU 71 S CH 79 B FF 86 X CH 79 2-1 ① P6	B FS 86 B FS 87 F SI 87 S FS 87 1 SAFE S SL 79 2-3 ③ K			C SI 88 B SI 88 X CH 70 1-1 ② L4	3	0	0	0	0	1	2
14 Oscar Salazar, R (9, PH) OBP: 0.415, SLG: 0.556										1	0	0	0	0	0	0
(9, 10)																
1 Everth Cabrera, S (1, 6) OBP: 0.316, SLG: 0.361			C FF 85 B SI 87 X FF 88 1-1 ① G6-3		C FF 88 B FF 88 B CH 82 F SI 88 X FF 88 2-2 15 G5-4-3 1B		B FF 92 C SI 92 X FF 93 1-1 ① G4-3		X SI 87 0-0 3B	4	0	2	0	0	0	0

Inning Stats																				
	R: 0	H: 0	R: 1	H: 1	R: 0	H: 0	R: 1	H: 2	R: 0	H: 1	R: 3	H: 3	R: 0	H: 1	R: 0	H: 0	R: 0	H: 1	1B: 6	SF: 0	WP: 0	PA: 37
	E: 0	LOB: 0	E: 0	LOB: 1	E: 0	LOB: 0	E: 0	LOB: 1	E: 0	LOB: 0	E: 0	LOB: 1	E: 0	LOB: 1	E: 0	LOB: 0	E: 0	LOB: 1	2B: 1	SAC: 0	PB: 0	
	K: 1	BB: 0	K: 2	BB: 0	K: 0	BB: 0	K: 1	BB: 0	K: 0	BB: 0	K: 3	BB: 1	K: 0	BB: 0	K: 2	BB: 0	K: 0	BB: 0	3B: 1	DP: 1	SB: 1	
	S: 10	P: 16	S: 11	P: 18	S: 7	P: 12	S: 9	P: 16	S: 7	P: 13	S: 19	P: 30	S: 10	P: 17	S: 8	P: 12	S: 9	P: 11	HR: 1	HBP: 1	CS: 0	

PITCHER		IP	WLS	BF	H	R	ER	SO	BB	IBB	HBP	BLK	WP	HR	S	P	ERA	WHIP
51 Joe Saunders, L ERA: 5.4	(1, 1)	5.0	L	19	4	2	2	4	0	0	1	0	0	0	44	75	3.60	0.800
58 Michael Kohn, R ERA: 2.89	(6, 1)	0.2		6	3	3	3	2	1	0	0	0	0	1	16	25	40.50	6.000
Bobby Cassevah, R ERA: 1.23	(6, 1)	0.1		1	0	0	0	1	0	0	0	0	0	0	3	5	0.00	0.000
43 Brian Stokes, R ERA: 2.4	(7, 1)	1.0		4	1	0	0	0	0	0	0	0	0	0	10	17	0.00	1.000
40 Kevin Jepsen, R ERA: 1.5	(8, 1)	1.0		3	0	0	0	2	0	0	0	0	0	0	8	12	0.00	0.000

PITCHER		IP	WLS	BF	H	R	ER	SO	BB	IBB	HBP	BLK	WP	HR	S	P	ERA	WHIP
40 Brian Fuentes, L ERA: 1.04	(9, 1)	1.0		4	1	0	0	0	0	0	0	0	0	0	9	11	0.00	1.000

TOP

San Diego Padres @ Los Angeles Angels

Angel Stadium of Anaheim, Anaheim, CA

Thu Apr 01 2010, 7:09 PM - 10:15 PM PDT

Att. 24,875 - Clear - 58 F

livebaseballscorecards.com

AB	35
R	5
H	9
RBI	5
BB	1
SO	9
LOB	9

BOTTOM

Batter	1	2	3	4	5	6	7	8	9	AB	R	H	RBI	BB	SO	LOB
2 Erick Aybar, S (1, 6) OBP: 0.429, SLG: 0.426	C B B F F X 2-2 F9 ①		C FF 86 X SL 77 0-1 3B		C FF 84 X SL 75 0-1 55 S 1B		C SI 88 X CH 81 0-1 G3 ①		B FF 91 B CH 79 C FF 91 X FF 92 2-1 F7 ①	5	0	2	0	0	0	0
53 Bobby Abreu, L (1, 9) OBP: 0.286, SLG: 0.405 83 Michael Ryan, L (9, 7) OBP: 0.364, SLG: 0.472	C B X 1-1 48 S 55 1B 1B		C FF 86 B FF 88 C SL 77 B FF 87 F FF 86 B CH 77 S SL 77 3-3 K ①		1 SAFE 1 SAFE B FF 90 X FF 90 1-0 F8 ①		C SI 88 X SL 80 0-1 F8 ②		C FF 92 X FF 93 0-1 22 HBP 8 1B 1B	4 1	1 1	1 1	0 0	0 0	1 0	2 0
48 Torii Hunter, R (1, 8) OBP: 0.460, SLG: 0.595 22 Cory Aldridge, L (9, 9) OBP: 0.452, SLG: 0.676	C F B S 1-3 K ② 1-2		C SL 77 B FF 86 B FF 86 B SL 76 B SL 77 4-1 8 S BB		C SI 91 1 SAFE S CH 82 T FF 91 0-2 K ②		B FF 90 B CU 81 S FF 90 B CU 79 B FF 90 4-1 55 CI BB		H SL 89 1-0 8 1B HBP 1-2	2 0	0 0	0 0	0 0	2 0	2 0	2 0
55 Hideki Matsui, L (1, 10) OBP: 0.347, SLG: 0.357 94 Gary Patchett, R (7, PR) OBP: 0.406, SLG: 0.423 (8, 10) 39 Robb Quinlan, R (9, PH) OBP: 0.250, SLG: 0.271	X 0-0 8 BB 1B 2-H		1 SAFE C FF 86 1 SAFE C SL 76 B FF 86 B FF 86 S SL 76 2-3 K ②		1 SAFE 1 SAFE C FF 91 D SL 84 C FF 90 D CH 82 S CH 83 2-3 K ③ 1-2		C FF 89 F SI 90 0-2 CI 1-2		S FF 90 B FF 92 X 1-1 F9 ②	3 0 1	0 0 0	1 0 0	1 0 0	0 0 0	2 0 2	3 0 0
8 Kendrys Morales, S (1, 3) OBP: 0.415, SLG: 0.542	B B C B D 4-1 1-2 BB		C FF 86 1 SAFE B FF 85 F FF 87 S SL 76 1-3 K ③ 1-2			C SI 87 S CH 76 B SL 82 X SL 82 1-2 47 1B 3 SF8 1B	B CH 89 B FF 90 X FF 88 2-0 F8 ③		S CH 81 C CH 80 B SI 89 B SI 91 X CH 78 2-2 1-3 2-H 1B	4	1	2	1	1	1	4
20 Juan Rivera, R (1, 7) OBP: 0.302, SLG: 0.475 25 Peter Bourjos, R (8, PR) OBP: 0.310, SLG: 0.444 (9, 8)	C B B C X 2-2 P3 ③			B FF 83 F FF 85 B CU 68 B FF 85 B FF 85 4-1 3 FC5-4 BB	X FF 90 0-0 F7 ①			B X 1-0 47 G4-3 47 S 1B	C FF 91 C SL 78 X SL 78 0-2 F7 ③	3 1	0 0	1 0	0 0	1 0	0 0	3 2
47 Howie Kendrick, R (1, 4) OBP: 0.317, SLG: 0.468		B C F C 1-3 K ①		C FF 84 B SL 73 1 SAFE B FF 84 X SL 74 2-1 F9 ①	B SI 90 C CH 80 B SI 90 C SL 81 F SL 82 X SL 81 2-2 3 SF8 1-3 1B			B S S X 1-2 G4-3 ① 1-3		4	0	1	0	0	1	2
3 Brandon Wood, R (1, 5) OBP: 0.380, SLG: 0.456		C S X 0-2 P3 ②		1 SAFE X FF 83 0-0 FC5-4 46 S 1-2f ②	C SL 82 X FF 90 0-1 SF8 2-3 3-H ②			B B B F F X 3-2 L5 ②		3	0	0	1	0	0	3
46 Bobby Wilson, R (1, 2) OBP: 0.400, SLG: 0.419		C C S 0-3 K ③		1 SAFE C SL 73 1 SAFE F FF 83 B SL 76 D SL 75 X FF 83 2-2 F7 ③ 1-2	B SI 89 S SL 83 S SL 82 X SL 83 1-2 G5-3 ③			F C B B F F X 2-2 P6 ③		4	0	0	0	0	1	4
Inning Stats	R: 1 E: 0 K: 1 S: 14 H: 2 LOB: 2 BB: 1 P: 24	R: 0 E: 0 K: 2 S: 9 H: 0 LOB: 0 BB: 0 P: 10	R: 0 E: 0 K: 3 S: 13 H: 1 LOB: 2 BB: 1 P: 23	R: 0 E: 0 K: 0 S: 7 H: 0 LOB: 1 BB: 1 P: 15	R: 0 E: 0 K: 2 S: 9 H: 1 LOB: 1 BB: 0 P: 12	R: 1 E: 0 K: 0 S: 13 H: 2 LOB: 1 BB: 0 P: 17	R: 0 E: 1 K: 0 S: 8 H: 0 LOB: 2 BB: 1 P: 14	R: 0 E: 0 K: 0 S: 12 H: 1 LOB: 2 BB: 0 P: 19	R: 1 E: 0 K: 0 S: 12 H: 2 LOB: 2 BB: 0 P: 18	1B: 8 2B: 0 3B: 1 HR: 0	SF: 1 SAC: 0 DP: 0 HBP: 1						

PITCHER		IP	WLS	BF	H	R	ER	SO	BB	IBB	HBP	BLK	WP	HR	S	P	ERA	WHIP
32 Chris Young, R ERA: 3.32	(1, 1)	4.0	W	19	4	1	1	6	3	0	0	0	0	0	45	74	2.25	1.750
Cesár Ramos, L ERA: 4.05	(5, 1)	1.0	H	3	0	0	0	2	0	0	0	0	0	0	7	10	0.00	0.000
57 Luke Gregerson, R ERA: 2.7	(6, 1)	1.0		5	2	1	1	0	0	0	0	0	0	0	13	17	9.00	2.000
40 Greg Burke, R ERA: 9.64	(7, 1)	0.2	H	2	0	0	0	0	0	0	0	0	0	0	4	4	0.00	0.000
21 Heath Bell, R ERA: 2.7	(7, 1)	1.0	H	6	1	0	0	0	1	0	0	0	0	0	11	22	0.00	2.000

PITCHER		IP	WLS	BF	H	R	ER	SO	BB	IBB	HBP	BLK	WP	HR	S	P	ERA	WHIP
97 Alexis Lara, R ERA: 3.0	(8, 1)	1.1	S	7	2	1	1	0	0	0	1	0	0	0	17	25	6.75	1.500

San Diego Padres @ Los Angeles Angels

Angel Stadium of Anaheim, Anaheim, CA

Thu Apr 01 2010, 7:09 PM - 10:15 PM PDT

Att. 24,875 - Clear - 58 F

livebaseballscorecards.com

AB	35
R	3
H	9
RBI	3
BB	4
SO	8
LOB	27

WP: 0 PA: 42
PB: 0
SB: 5
CS: 0

Los Angeles Dodgers @ Los Angeles Angels

Angel Stadium of Anaheim, Anaheim, CA

Fri Apr 02 2010, 7:08 PM - 10:00 PM PDT

Att. 40,368 - Cloudy - 60 F

TOP

livebaseballscorecards.com

Batter	1	2	3	4	5	6	7	8	9	AB	R	H	RBI	BB	SO	LOB
15 Rafael Furcal, S (1, 6) OBP: 0.292, SLG: 0.254 60 Chin-Lung Hu, R (6, 6) OBP: 0.333, SLG: 0.290	C FF 93 B SI 93 B SI 93 X FF 93 2-1 55 1B 0 WP 2B	B SI 91 1 SAFE 1 SAFE S SI 92 C SL 82 S SL 82 1-3 K ③		B SL 79 C SI 90 X CH 83 1-1 1-3 1B		X FF 86 0-0 SF8 ② 3-H		X FF 90 0-0 G5-3 ③		3 1 2 1 0 1 1 1 0 0 0 0 0 1						
55 Russell Martin, R (1, 2) OBP: 0.462, SLG: 0.222 9 A.J. Ellis, R (9, PR) OBP: 0.460, SLG: 0.306 (9, 2)	B FF 94 C SI 93 S SL 84 X SL 84 1-2 0 WP 2-3 1B		B FF 92 C SI 92 C FF 92 B SL 82 H FF 92 3-2 0 BB HBP	F FF 92 C SL 81 S SL 82 0-3 K2-3 ③		B FF 91 B SI 90 B FF 92 C FF 91 B FF 91 4-1 1-2 BB			B FF 93 X FF 93 1-0 1B	3 0 2 0 1 1 2 0 0 0 0 0 0 0						
0 Garret Anderson, L (1, 7) OBP: 0.324, SLG: 0.429 75 Xavier Paul, L (5, PR) OBP: 0.222, SLG: 0.314 (5, 7)	B SL 83 F FF 94 S SL 83 S SL 82 1-3 K ① 1-2 3-H		B FF 93 D FF 91 B FF 93 C FF 92 1 SAFE F SI 92 B SL 82 4-2 1-2 BB		C SI 90 F CH 84 F SL 83 B SL 82 X FF 92 1-2 2B	B FF 88 B FF 90 F SI 94 S FF 89 S SL 80 2-3 K ③			B FF 94 F CU 82 S FC 89 D FF 94 C 2-3 K ①	2 0 1 0 1 1 1 2 0 0 0 0 2 3						
99 Manny Ramirez, R (1, 10) OBP: 0.320, SLG: 0.400 77 JD Closser, S (7, PH) OBP: 0.286, SLG: 0.308 (7, 10)	F SI 94 B FF 95 S FF 94 X SI 94 1-2 P3 ②		C SL 83 C SL 84 B SL 82 B FF 93 B FF 94 C SL 82 3-3 K ①		B FF 93 S SL 83 D SL 82 C FF 93 B FF 93 X SI 94 3-2 F8 ①		C FF 87 B FC 87 B SI 93 X SI 92 2-1 F8 ①		D CU 82 B FF 94 X FF 92 2-0 F8 ②	3 0 0 0 0 1 4 2 0 0 0 0 0 1						
27 Matt Kemp, R (1, 8) OBP: 0.319, SLG: 0.455 21 Nick Green, R (5, 8) OBP: 0.237, SLG: 0.176	C SL 84 B SL 83 C SL 84 S FF 94 1-3 K ③		S FF 94 C FF 93 S SL 84 0-3 K ②		C SL 81 B FF 92 B SL 84 F SI 93 S SL 82 2-3 K2-3 ②		C FF 87 X SL 77 0-1 F8 ②		F FF 94 B SL 88 S FF 94 B FF 94 X FF 88 2-2 F7 ③	3 0 0 0 0 3 4 2 0 0 0 0 0 1						
7 James Loney, L (1, 3) OBP: 0.345, SLG: 0.444 3 Ronnie Belliard, R (5, 3) OBP: 0.205, SLG: 0.263		B FF 92 B SI 93 X FF 93 2-0 G3 ①	B SL 82 C SL 82 B SI 93 C SL 83 S SL 82 2-3 K ③		C FF 91 B CH 85 F FF 91 F CH 84 B CH 84 D SI 91 F FF 86 X FF 92 3-2 G6-3 ③		F FC 88 B SL 78 X SL 79 1-1 G2-3 ③			3 0 0 0 0 1 3 1 0 0 0 0 0 0						
23 Casey Blake, R (1, 5) OBP: 0.400, SLG: 0.481 14 Jamey Carroll, R (6, 5) OBP: 0.400, SLG: 0.400		L FF 93 C SL 84 X SI 94 0-2 G1-3 ②		C FF 91 S FF 92 F SI 93 B SL 82 X FF 91 1-2 F8 ①		C FF 90 B SL 84 C FF 91 C FF 90 1-3 K ①		B FF 89 B CH 90 C FF 90 C SL 76 C SL 77 2-3 K ①		3 0 0 0 0 1 0 1 0 0 0 0 1 0						
5 Reed Johnson, R (1, 9) OBP: 0.345, SLG: 0.431		C SI 94 X CH 86 0-1 HR		C SI 91 B FF 92 S SL 83 S SL 83 1-3 K ②		B FF 90 B SI 90 X FF 91 2-0 33 1B 15 SF8 1B		B SL 76 F CH 90 F CH 82 X SL 79 1-2 G5-3 ②		4 2 2 1 0 1 0						
33 Blake DeWitt, L (1, 4) OBP: 0.466, SLG: 0.550		B SL 81 B FF 92 S FF 93 B FF 93 B FF 93 4-1 BB		B FF 92 B FF 92 B SI 91 C SI 90 B SI 89 4-1 15 1B BB		C FF 90 B FF 91 X FF 92 1-1 1-3 55 BB 1B		B SL 76 B FF 90 B SI 89 B CH 85 4-0 BB		1 0 1 0 3 0 0						
Inning Stats	R: 1 H: 2 E: 0 LOB: 1 K: 2 BB: 0 S: 14 P: 20	R: 1 H: 1 E: 0 LOB: 1 K: 1 BB: 1 S: 10 P: 17	R: 0 H: 0 E: 0 LOB: 2 K: 3 BB: 1 S: 13 P: 25	R: 0 H: 1 E: 0 LOB: 2 K: 2 BB: 1 S: 13 P: 20	R: 0 H: 1 E: 0 LOB: 1 K: 1 BB: 0 S: 15 P: 24	R: 1 H: 2 E: 0 LOB: 2 K: 2 BB: 1 S: 11 P: 21	R: 0 H: 0 E: 0 LOB: 0 K: 0 BB: 0 S: 6 P: 9	R: 0 H: 0 E: 0 LOB: 1 K: 1 BB: 1 S: 7 P: 14	R: 0 H: 1 E: 0 LOB: 1 K: 1 BB: 0 S: 8 P: 15	1B: 5 SF: 1 2B: 2 SAC: 0 3B: 0 DP: 0 HR: 1 HBP: 1						

	AB	34
	R	3
	H	8
	RBI	2
	BB	5
	SO	13
	LOB	21

PITCHER		IP	WLS	BF	H	R	ER	SO	BB	IBB	HBP	BLK	WP	HR	S	P	ERA	WHIP
54 Ervin Santana, R ERA: 4.4	(1, 1)	4.2		23	5	2	2	9	3	0	1	0	1	1	60	98	3.86	1.714
6 Jeremy Hill, R ERA: 4.15	(5, 1)	1.0		6	2	1	1	1	1	0	0	0	0	0	13	24	9.00	3.000
45 Francisco Rodriguez, R ERA: 2.53	(6, 1)	1.1		4	0	0	0	1	0	0	0	0	0	0	9	14	0.00	0.000
52 Jason Bulger, R ERA: 1.13	(8, 1)	1.0		4	0	0	0	1	1	0	0	0	0	0	7	14	0.00	1.000
40 Kevin Jepsen, R ERA: 1.29	(9, 1)	1.0	W	4	1	0	0	1	0	0	0	0	0	0	8	15	0.00	1.000

PITCHER		IP	WLS	BF	H	R	ER	SO	BB	IBB	HBP	BLK	WP	HR	S	P	ERA	WHIP

WP: 1 PA: 41
PB: 0
SB: 0
CS: 0

Batter	1	2	3	4	5	6	7	8	9	AB	R	H	RBI	BB	SO	LOB
2 Erick Aybar, S (1, 6) OBP: 0.407, SLG: 0.400	C FF 90 F FF 92 C CU 73 0-3 ① K		B FF 92 F FF 92 C FF 93 F CH 85 X CU 73 1-2 ③ F7		B FF 91 C FF 89 C SI 91 F SI 92 S CH 78 1-3 ③ K			C FF 90 X FF 92 0-1 ②③ L5-3 1-1		3	0	0	0	0	2	0
83 Michael Ryan, L (7, 7) OBP: 0.356, SLG: 0.459										1	0	0	0	0	0	1
53 Bobby Abreu, L (1, 10) OBP: 0.267, SLG: 0.375	B FF 92 C FF 91 B FF 93 C SL 83 S FF 93 2-3 ② K			C FF 92 S FF 92 X FF 93 0-2 ① F7		C CH 84 S CH 79 B CH 80 X CH 80 1-2 ① F8			B CU 78 C FF 86 C CU 78 B FF 87 F CU 77 F X 2-2 25 2B 3B	3	0	0	0	0	1	0
22 Cory Aldridge, L (9, PH) OBP: 0.465, SLG: 0.737										1	1	1	0	0	0	0
48 Torii Hunter, R (1, 8) OBP: 0.481, SLG: 0.674	B CU 72 B FF 92 S FF 92 B FF 92 B FF 91 4-1 BB			B FF 92 C FF 92 B CH 86 B CH 84 X FF 93 3-1 HR		C SI 86 S SL 79 B SL 78 S SL 79 1-3 ② K			X CU 76 0-0 12 1B 6 E 2B 3-H	1	1	1	1	1	0	0
25 Peter Bourjos, R (6, PH) OBP: 0.318, SLG: 0.474										2	1	1	1	0	1	0
(7, 8)																
55 Hideki Matsui, L (1, 7) OBP: 0.346, SLG: 0.356	B FF 92 F FF 92 1 SAFE C FF 92 D CU 75 1 SAFE 1 SAFE F FF 93 F FF 94 2-3 ③ K F CU 73 S SL 83			B SL 85 B FF 92 X FF 93 2-0 8 2B 20 SF9 1B		C CH 80 C SI 86 B CH 82 X FF 88 1-2 ③ G3-1			B FF 85 X FF 84 1-0 6 DI 1B 2-3	3	1	1	0	0	1	1
12 Freddy Sandoval, S (7, 5) OBP: 0.250, SLG: 0.216										1	0	1	0	0	0	0
8 Kendrys Morales, S (1, 3) OBP: 0.426, SLG: 0.557		B FF 90 B CH 84 F FF 92 B FF 92 B FF 91 4-1 20 L5-3 BB		C FF 92 B FF 93 B CU 74 X FF 93 2-1 20 SF9 1-3 2B			B SI 85 C SI 86 X 1-1 ① G3-1		B SI 86 C SI 86 F SI 86 S FF 86 1-3 ① K	2	0	1	0	1	0	0
39 Robb Quinlan, R (8, 3) OBP: 0.245, SLG: 0.265										1	0	0	0	0	1	2
20 Juan Rivera, R (1, 9) OBP: 0.292, SLG: 0.467		C FF 92 X SL 83 0-1 ①② L5-3 1-1		D CU 73 D CH 84 C CH 84 X CU 72 2-1 ② SF9 2-3 3-H			C SI 87 S SL 79 B SL 78 B SI 88 X SL 80 2-2 ② F8		F FF 86 C FF 86 B FF 85 F FF 87 X CU 77 1-2 ② F9	1	0	0	1	0	0	1
42 Terry Evans, R (7, 9) OBP: 0.333, SLG: 0.489										2	0	0	0	0	0	2
47 Howie Kendrick, R (1, 4) OBP: 0.303, SLG: 0.446		C X 0-1 ③ F8		C CU 73 C CU 73 F FF 94 S CU 74 0-3 ③ K			B SL 79 F SL 79 T SI 87 X SL 79 1-2 ③ G1-3		F FF 85 B FF 87 X FF 86 1-1 E6 1-2 3-H	3	0	0	0	0	1	1
6 Hainley Statia, S (8, 4) OBP: 0.310, SLG: 0.200										1	0	0	0	0	0	1
44 Mike Napoli, R (1, 2) OBP: 0.364, SLG: 0.750			B FF 92 C FF 92 S CH 84 S CH 83 1-3 ① K		C SI 91 B CU 75 F CH 78 X CU 74 1-2 ① G5-3			B FF 92 S FF 92 F FF 94 S FF 95 1-3 ① K		3	0	0	0	0	2	0
13 Maicer Izturis, S (1, 5) OBP: 0.442, SLG: 0.500			B FF 92 C FF 92 X FF 92 1-1 ② G6-3		C FF 90 B CH 77 X CH 77 1-1 ② G1-3			C FF 93 B FF 93 X FF 94 1-1 83 L5-3 1B		3	0	1	0	0	0	0
(7, 6)																
94 Gary Patchett, R (8, PR) OBP: 0.406, SLG: 0.423										0	0	0	0	0	0	0
(9, 6)																
Inning Stats	R: 0 E: 0 K: 3 S: 13 H: 0 LOB: 1 BB: 1 P: 21	R: 0 E: 0 K: 0 S: 5 H: 0 LOB: 0 BB: 1 P: 9	R: 0 E: 0 K: 1 S: 9 H: 0 LOB: 0 BB: 0 P: 12	R: 2 E: 0 K: 1 S: 14 H: 3 LOB: 1 BB: 0 P: 23	R: 0 E: 0 K: 1 S: 9 H: 0 LOB: 0 BB: 0 P: 12	R: 0 E: 0 K: 1 S: 9 H: 0 LOB: 0 BB: 0 P: 12	R: 0 E: 0 K: 0 S: 8 H: 0 LOB: 0 BB: 0 P: 12	R: 0 E: 0 K: 1 S: 7 H: 1 LOB: 1 BB: 0 P: 9	R: 2 E: 1 K: 1 S: 16 H: 3 LOB: 2 BB: 0 P: 22	1B: 3 2B: 4 3B: 1 HR: 1 SF: 1 SAC: 0 DP: 2 HBP: 0							
										WP: 0 PB: 0 SB: 0 CS: 0 PA: 34							

PITCHER		IP	WLS	BF	H	R	ER	SO	BB	IBB	HBP	BLK	WP	HR	S	P	ERA	WHIP
22 Clayton Kershaw, L ERA: 2.25	(1, 1)	4.0		16	3	2	2	5	2	0	0	0	0	1	41	65	4.50	1.250
37 Carlos Monasterios, R ERA: 1.69	(5, 1)	1.0		3	0	0	0	1	0	0	0	0	0	0	9	12	0.00	0.000
36 Jeff Weaver, R ERA: 3.27	(6, 1)	2.0	H	6	0	0	0	1	0	0	0	0	0	0	17	24	0.00	0.000
51 Jonathan Broxton, R ERA: 2.79	(8, 1)	1.0	H	3	1	0	0	1	0	0	0	0	0	0	7	9	0.00	1.000
45 Justin Miller, R ERA: 3.72	(9, 1)	0.2	L	6	3	2	1	1	0	0	0	0	0	0	16	22	13.50	4.500

PITCHER	IP	WLS	BF	H	R	ER	SO	BB	IBB	HBP	BLK	WP	HR	S	P	ERA	WHIP

BOTTOM

Los Angeles Dodgers @ Los Angeles Angels

Angel Stadium of Anaheim, Anaheim, CA

Fri Apr 02 2010, 7:08 PM - 10:00 PM PDT

Att. 40,368 - Cloudy - 60 F

livebaseballscorecards.com

AB	31
R	4
H	7
RBI	3
BB	2
SO	9
LOB	9

Los Angeles Angels @ Los Angeles Dodgers

Dodger Stadium, Los Angeles, CA

Sat Apr 03 2010, 1:13 PM - 4:19 PM PDT

Att. 35,310 - Partly Cloudy - 65 F

livebaseballscorecards.com

TOP

Batter	1	2	3	4	5	6	7	8	9	AB	R	H	RBI	BB	SO	LOB
2 Erick Aybar, S (1, 6) OBP: 0.435, SLG: 0.423	C FF 91 B SL 78 B SI 91 S FF 90 B FF 92 X FF 91 3-2 53 1B 48 G6-4-3 1B		B FF 91 B SI 90 B FF 91 C FF 91 C FF 90 B FF 91 4-2 53 WP 48 1B BB	C SI 91 X CH 86 0-1 42 G6-4-3 1B		C SI 90 B FS 87 X SI 92 1-1 ③ G6-3			C FF 91 B SI 91 B SL 82 F SI 90 B SI 91 B SI 91 4-2 BB	2 2 2 0 1 0 0						
6 Hainley Statia, S (4, PR) OBP: 0.323, SLG: 0.192 (4, 4)										1 0 0 0 1 0 0						
53 Bobby Abreu, L (1, 9) OBP: 0.298, SLG: 0.390	C FF 90 X FC 88 0-1 48 G6-4-3 1-3 1B		C FF 90 S FC 80 1 SAFE B SL 80 D SI 91 F SL 80 B FC 87 B SI 91 4-2 55 BB 48 1B 8 HR 1-2 BB	1 SAFE C SI 91 X SI 91 0-1 ①② G6-4-3 1-2f			B FS 87 C FS 89 F SI 89 S SL 84 1-3 ① K		F FF 90 1 SAFE 1 SAFE X FF 90 0-1 ③ F9	1 1 1 0 1 0 0						
42 Terry Evans, R (4, PH) OBP: 0.314, SLG: 0.458 (4, 9)										3 0 0 0 0 1 2						
48 Torii Hunter, R (1, 8) OBP: 0.481, SLG: 0.667	B FF 87 C FC 88 B FF 91 X SI 89 2-1 ①② G6-4-3 1-2f 3-H		X SI 91 0-0 55 BB 8 HR 1-2 2-H 1B	B SL 82 B SL 79 C SI 92 C SL 84 X SI 92 2-2 ③ G1-3			B SL 82 S SI 90 F SI 91 B FS 87 F SL 84 X SI 90 2-2 ② G6-3			2 1 1 1 0 0 1						
39 Robb Quinlan, R (4, PH) OBP: 0.236, SLG: 0.255 (4, 3)										2 0 0 0 0 0 1						
46 Bobby Wilson, R (9, 3) OBP: 0.400, SLG: 0.419										0 0 0 0 0 0 0						
55 Hideki Matsui, L (1, 10) OBP: 0.352, SLG: 0.348	B SI 89 B CH 86 C FF 91 C FC 90 S FC 88 2-3 ③ K		B SI 90 B FF 91 S SI 92 B CH 86 B FF 92 4-1 8 HR 1-2 2-3 BB		X SI 91 0-0 G6-3 2B		C CU 79 S FS 87 X SL 83 0-2 ③ P4			1 1 0 0 1 1 0						
44 Mike Napoli, R (5, PH) OBP: 0.368, SLG: 0.760 (6, 10)										2 0 1 0 0 0 0						
8 Kendrys Morales, S (1, 3) OBP: 0.429, SLG: 0.603		C FF 89 C FF 90 B SL 78 F FF 91 F FF 91 S SL 79 1-3 ① K	B FF 93 F FF 93 F FF 92 X FC 81 1-2 1-H 2-H 3-H HR		C SI 92 B SI 91 X FS 90 1-1 ① G5-3			X SI 90 0-0 ① G1-3		2 1 1 4 0 1 0						
83 Michael Ryan, L (4, 7) OBP: 0.340, SLG: 0.436										2 0 0 0 0 0 1						
20 Juan Rivera, R (1, 7) OBP: 0.284, SLG: 0.452		B FF 92 X FF 92 1-0 ② P6	B FF 92 F FF 92 S FC 86 S SL 80 1-3 ② K		B SL 82 X SL 83 1-0 ② G6-3 2-3			C FF 90 F CU 80 F SL 82 B FF 91 B SI 91 F SI 92 B SL 84 F SI 90 F FF 91 3-3 ② K		2 0 0 0 0 1 0						
Peter Bourjos, R (4, 8) OBP: 0.304, SLG: 0.450										2 0 0 0 0 1 1						
47 Howie Kendrick, R (1, 4) OBP: 0.324, SLG: 0.478		C FF 92 B FC 87 F FC 87 X FC 82 1-2 2B	C SL 73 F FF 91 B FF 93 F FC 86 F FF 92 F SL 79 B FC 92 X FF 90 2-2 3 E 1B		B FF 92 B SI 92 C SI 92 S SL 85 D FS 89 C SI 92 3-3 ③ K			C SI 91 F FS 86 T SI 92 0-2 ③ K		2 0 2 0 0 0 0						
94 Gary Patchett, R (4, 6) OBP: 0.382, SLG: 0.393										2 0 0 0 0 2 1						
3 Brandon Wood, R (1, 5) OBP: 0.361, SLG: 0.431	B SL 75 C FC 86 F SL 78 B FF 91 B SL 79 F FC 86 S FF 91 3-3 ③ K		1 SAFE B FF 92 C SI 89 1 SAFE 1 SAFE F FF 89 F FF 91 X SL 80 1-2 E5 1-2			B CU 78 S SI 90 F FS 86 X FS 88 1-2 ① G6-3			C CU 74 X SI 89 0-1 ① G6-3	4 0 0 0 0 1 2						
Freddy Sandoval, S (9, 5) OBP: 0.250, SLG: 0.216										0 0 0 0 0 0 0						
5 Jeff Mathis, R (1, 2) OBP: 0.292, SLG: 0.366			B FF 90 C FF 90 F FC 88 S SL 90 1-3 ① K			C SI 92 S SL 85 S SL 85 0-3 ② K			B FF 90 F SI 90 X CU 76 1-1 ② P2	4 0 0 0 0 3 2						
Ryan Budde, R (9, 2)			B SL 79 C FC 79 F SL 81 S SI 90 0-3 ③ K							0 0 0 0 0 0 0						
Inning Stats	R: 1 E: 0 K: 1 S: 10 H: 2 LOB: 0 BB: 0 P: 17	R: 0 E: 0 K: 2 S: 13 H: 1 LOB: 1 BB: 0 P: 19	R: 5 E: 1 K: 3 S: 30 H: 3 LOB: 2 BB: 3 P: 48	R: 0 E: 0 K: 0 S: 7 H: 1 LOB: 1 BB: 0 P: 9	R: 0 E: 0 K: 1 S: 7 H: 1 LOB: 1 BB: 0 P: 12	R: 0 E: 0 K: 1 S: 8 H: 0 LOB: 0 BB: 0 P: 10	R: 0 E: 0 K: 1 S: 10 H: 0 LOB: 0 BB: 0 P: 13	R: 0 E: 0 K: 2 S: 13 H: 0 LOB: 0 BB: 0 P: 16	R: 0 E: 0 K: 0 S: 8 H: 0 LOB: 1 BB: 1 P: 13	1B: 5 2B: 2 3B: 0 HR: 1 SF: 0 SAC: 0 DP: 2 HBP: 0						

	AB	34
	R	6
	H	8
	RBI	5
	BB	4
	SO	11
	LOB	11

PITCHER		IP	WLS	BF	H	R	ER	SO	BB	IBB	HBP	BLK	WP	HR	S	P	ERA	WHIP
58 Chad Billingsley, R ERA: 4.67	(1, 1)	2.2	L	16	6	6	6	5	3	0	0	0	1	1	45	75	20.25	3.375
92 Tim Corcoran, R ERA:	(3, 1)	0.1		2	0	0	0	1	0	0	0	0	0	0	8	9	0.00	0.000
35 Ramon Ortiz, R ERA: 0.96	(4, 1)	1.0		3	1	0	0	0	0	0	0	0	0	0	7	9	0.00	1.000
18 Hiroki Kuroda, R ERA: 1.96	(5, 1)	4.0		13	1	0	0	5	0	0	0	0	0	0	38	51	0.00	0.250
38 Ramon Troncoso, R ERA: 4.22	(9, 1)	1.0		4	0	0	0	0	1	0	0	0	0	0	8	13	0.00	1.000

PITCHER	IP	WLS	BF	H	R	ER	SO	BB	IBB	HBP	BLK	WP	HR	S	P	ERA	WHIP

WP: 1	PB: 0	SB: 0	CS: 0	PA: 38	

Batter	1	2	3	4	5	6	7	8	9	AB	R	H	RBI	BB	SO	LOB
55 Russell Martin, R (1, 10) OBP: 0.444, SLG: 0.286	C FF 89 X SI 89 0-1 ① G3	B SL 85 L SI 89 C SI 86 B CU 77 X SI 86 2-2 2-H 1B		B CU 72 C SI 87 X CH 82 1-1 ① G6-3		F SI 91 C SI 91 X FF 90 0-2 21 WP 1-2 1B			C SL 79 S SI 89 S SL 83 0-3 ① K	5	0	2	1	0	1	0
27 Matt Kemp, R (1, 8) OBP: 0.320, SLG: 0.441 21 Nick Green, R (5, 8) OBP: 0.225, SLG: 0.167	B SI 88 B SI 88 S SI 87 F FF 86 F SL 85 B SL 82 B SI 87 4-2 3 FC5-4 7 BB BB	B SI 86 B SI 87 F FF 87 S SL 85 F SL 84 S SI 86 2-3 ② K		X SI 87 0-0 ② L7		C SI 91 F SI 92 D CU 80 B SI 89 F SI 92 F CU 79 F SI 92 X SI 92 2-2 ③ G5-3 1-2 2-3			X FS 89 0-0 ② G1-6-3	2 2	0 0	0 0	0 0	1 0	1 0	1 2
7 James Loney, L (1, 3) OBP: 0.344, SLG: 0.429 77 JD Closser, S (5, 3) OBP: 0.313, SLG: 0.333	C FF 87 C FF 88 D SL 84 D SL 83 F FF 88 B CU 77 B FF 88 4-2 3 FC5-4 1-2 BB	C SI 88 X CH 82 0-1 ③ G3		B SI 88 C SL 84 S CH 83 B SI 89 S CU 76 2-3 ③ K			C SI 89 B CH 77 B SI 91 B SI 91 X SI 90 3-1 ① G6-3		B FF 89 C FS 88 B SI 90 X FF 90 2-1 3 DI 1B	2 2	0 0	0 1	0 0	1 0	1 0	1 0
3 Ronnie Belliard, R (1, 5) OBP: 0.182, SLG: 0.233	B FF 88 X SL 84 1-0 ② FC5-4 1-2f 2-3	B SI 87 C SI 87 C SI 88 F SL 84 F FF 90 X SI 90 1-2 ① G5-3		B FC 92 C FC 90 S SL 79 B SL 80 S FC 92 2-3 ① K			F SI 92 F FF 93 B SI 94 X SI 93 1-2 ② G4-3		B SL 81 X SL 81 1-0 ③ P4 1-2	5	0	0	0	0	1	3
12 Brad Ausmus, R (1, 2) OBP: 0.321, SLG: 0.333	C SI 89 X SI 89 0-1 ③ G4-3	F SI 89 F FF 89 B CU 77 X SI 90 1-2 5 1B 1B		B FC 92 F FF 92 B FC 91 B FF 92 B FC 91 4-1 5 CS BB			B SI 92 C CH 79 B FF 94 C SI 93 X SI 93 2-2 ③ G4-3			3	0	1	0	1	0	2
5 Reed Johnson, R (1, 7) OBP: 0.339, SLG: 0.418		C SI 87 B CU 74 B SI 88 F SI 88 S SL 84 2-3 ① K	X SI 88 0-0 1-2 1B	C FC 91 B SL 80 B FC 91 S FC 92 B FF 94 F FF 91 S FF 92 3-3 ②③ K 1-2				S SI 88 C CH 72 S SI 89 0-3 ① K		4	0	1	0	0	3	1
14 Jamey Carroll, R (1, 6) OBP: 0.436, SLG: 0.471		C SI 88 B SI 86 X SL 84 1-1 33 2B 75 WP 1B	C SI 88 X SI 87 0-1 ② L5			C SI 89 X SI 91 0-1 21 WP 55 1B 1B		C SI 89 B SI 88 B SL 74 S SI 89 F SI 90 F SL 75 B SI 89 X SI 88 3-2 2B		4	1	3	0	0	0	2
33 Blake DeWitt, L (1, 4) OBP: 0.461, SLG: 0.556 60 Chin-Lung Hu, R (7, 4) OBP: 0.324, SLG: 0.281		C CU 74 D SI 88 P PO 85 1 SAFE F SI 87 F CU 76 F FF 88 X CH 82 2-2 75 WP 75 2B 1-3 2B	D CU 77 X SI 87 1-0 ③ G4-3			C SI 90 F CU 77 C SI 91 0-3 ① K		B SI 89 C SI 87 B SI 88 C SI 89 F CH 72 X CH 72 2-2 ② F9		3 1	1 0	1 0	0 0	0 0	1 0	3 1
75 Xavier Paul, L (1, 9) OBP: 0.250, SLG: 0.436		S CH 82 3 SAFE B CU 78 B SI 89 X SI 88 2-1 55 1B 2-H 3-H 2B		B FF 87 B CH 82 X SI 88 2-0 HR		C SI 89 C SI 84 F CU 79 D SI 83 F SI 91 F SI 91 X 1-2 ② P5		C SL 75 C SI 89 S CH 73 0-3 ③ K		4	2	2	2	0	1	2
Inning Stats	R: 0 E: 0 K: 0 S: 11 H: 0 LOB: 2 BB: 2 P: 20	R: 3 E: 0 K: 2 S: 22 H: 4 LOB: 1 BB: 0 P: 32	R: 0 E: 0 K: 0 S: 12 H: 2 LOB: 2 BB: 0 P: 15	R: 1 E: 0 K: 1 S: 7 H: 1 LOB: 0 BB: 0 P: 12	R: 0 E: 0 K: 2 S: 8 H: 0 LOB: 1 BB: 1 P: 17	R: 0 E: 0 K: 1 S: 20 H: 2 LOB: 2 BB: 0 P: 23	R: 0 E: 0 K: 0 S: 8 H: 0 LOB: 0 BB: 0 P: 14	R: 0 E: 0 K: 2 S: 15 H: 1 LOB: 1 BB: 0 P: 20	R: 0 E: 0 K: 1 S: 7 H: 1 LOB: 1 BB: 0 P: 10	1B: 7 2B: 4 3B: 0 HR: 1 SF: 0 SAC: 0 DP: 1 HBP: 0						

PITCHER	IP	WLS	BF	H	R	ER	SO	BB	IBB	HBP	BLK	WP	HR	S	P	ERA	WHIP
35 Joel Pineiro, R (1, 1) ERA: 4.38	4.0	W	21	7	4	4	3	2	0	0	0	1	1	52	79	9.00	2.250
22 Cory Aldridge, R (5, 1) ERA:	1.0	H	3	0	0	0	2	1	0	0	0	0	0	8	17	0.00	1.000
62 Scot Shields, R (6, 1) ERA: 3.0	1.0	H	5	2	0	0	1	0	0	0	0	1	0	20	23	0.00	2.000
56 Fernando Rodney, R (7, 1) ERA: 8.53	1.0	H	3	0	0	0	0	0	0	0	0	0	0	8	14	0.00	0.000
40 Brian Fuentes, L (8, 1) ERA: 0.93	1.0	H	4	1	0	0	2	0	0	0	0	0	0	15	20	0.00	1.000

PITCHER	IP	WLS	BF	H	R	ER	SO	BB	IBB	HBP	BLK	WP	HR	S	P	ERA	WHIP
Bobby Cassevah, R (9, 1) ERA: 1.08	1.0	S	4	1	0	0	1	0	0	0	0	0	0	7	10	0.00	1.000

BOTTOM

Los Angeles Angels @ Los Angeles Dodgers

Dodger Stadium, Los Angeles, CA

Sat Apr 03 2010, 1:13 PM - 4:19 PM PDT

Att. 35,310 - Partly Cloudy - 65 F

livebaseballscorecards.com

AB	37
R	4
H	11
RBI	3
BB	3
SO	9
LOB	18

Minnesota Twins @ Los Angeles Angels

Angel Stadium of Anaheim, Anaheim, CA

Mon Apr 05 2010, 7:11 PM - 10:09 PM PDT

Att. 43,504 - Partly Cloudy - 58 F

livebaseballscorecards.com

Batter	1	2	3	4	5	6	7	8	9	AB	R	H	RBI	BB	SO	LOB
2 Denard Span, L (1, 8)	C FF 90 S CU 72 B SL 80 A SI 93 F SL 80 B FF 95 F SI 94 C SI 92 2-3 K ①		B FF 90 B FF 91 C FF 90 F FF 91 F CH 80 S CH 77 2-3 K ②		X FF 91 0-0 G6-3 ③		C FC 95 S CU 83 D CU 81 B SL 90 S SL 90 2-3 K ②		C SI 89 X SL 74 0-1 F9 ③	5	0	0	0	0	3	1
1 Orlando Hudson, S (1, 4) OBP: 0.500, SLG: 0.667	F FF 93 X SI 92 0-1 G4-3 ②		B SI 91 X SI 90 1-0 2B			B FF 88 B CH 74 X FF 88 2-0 F8 ①	D CU 83 C FF 94 S SL 88 H SL 91 2-2 7 1B HBP			3	0	1	0	0	0	0
7 Joe Mauer, L (1, 2) OBP: 0.250, SLG: 0.250	C FF 91 B CU 73 X CU 73 1-1 G4-3 ③		C SI 90 C SI 89 D SL 79 C CH 79 1-3 K ③			X CU 70 0-0 G4-3 ②	C FF 95 F SL 88 X FF 96 0-2 1-2 2-3 1B			4	0	1	0	0	1	1
33 Justin Morneau, L (1, 3) OBP: 0.500, SLG: 0.333		C CU 70 B SI 91 B FF 90 S SI 90 B FF 93 X CU 70 3-2 21 HR 1B		F FF 90 B FF 92 B CH 78 S CU 69 C SI 91 2-3 K ①		B CU 68 B FF 90 B CH 76 B FF 88 4-0 16 BB 5 1B BB	S SL 89 F FC 95 F SL 90 B FF 94 F CU 81 B FF 95 B FF 94 F FF 95 F FF 94 3-2 X FF 93 L3 ③			3	1	1	0	1	1	3
5 Michael Cuddyer, R (1, 9) OBP: 0.500, SLG: 0.333		B FF 90 F SL 79 F FF 92 S SL 79 1-3 K ①		B SL 77 C FF 90 F SI 88 X SL 81 1-2 G5-3 ②		F SI 89 X SL 77 0-1 16 BB 1-2 1B		B CH 89 B CH 89 B SI 89 B SI 89 4-0 21 G6-4-3 BB		3	0	1	0	1	1	1
16 Jason Kubel, L (1, 10)		B CU 72 B SI 91 F FF 90 D CU 72 F SI 89 F SI 90 X FF 92 3-2 F8 ②		B CU 70 S CH 78 C FF 92 B SL 79 B CH 78 S CH 76 3-3 K ③		S CH 75 B FF 89 B SI 89 B SL 74 B CH 76 4-1 1-2 2-3 BB		B CH 77 B SI 90 C SI 89 1 SAFE B CH 79 X SI 90 3-1 P4 ①		3	0	0	0	1	1	2
21 Delmon Young, R (1, 7) OBP: 0.500, SLG: 1.250		C FF 91 B SI 90 X SI 90 1-1 1-H HR			S FF 90 B SL 79 X SL 79 1-1 27 G4-3 27 S 8 SF8 1B	D SL 80 X CH 75 1-0 F7 ③		X SI 91 0-0 G6-4-3 ②③ 1-2f		4	2	2	2	0	0	4
27 J.J. Hardy, R (1, 6) OBP: 0.250, SLG: 0.250		C FF 91 S SL 82 X FF 91 0-2 G1-3 ③			B FF 91 1 SAFE F SL 77 B FF 89 1 SAFE B FF 91 1 SAFE S SL 76 X FF 91 3-2 G4-3 ① 1-3		C FF 94 B SL 92 F FF 96 B CU 84 X FF 95 2-2 7 1B 25 G1-3 1B		B SI 87 C SI 88 F SI 88 S SL 74 1-3 K ①	4	0	1	0	0	1	1
8 Nick Punto, S (1, 5) 25 Jim Thome, L (7, PH) 23 Brendan Harris, R (7, 5)			B FF 89 X FF 90 1-0 F7 ①		F CU 70 X FF 90 0-1 SF8 ② 3-H		B FF 96 X FF 96 1-0 G1-3 ① 1-2		C SI 88 B CH 72 F SI 89 X SL 74 1-2 F9 ②	1 1 1	0 0 0	0 0 0	1 0 0	0 0 0	0 0 0	0 1 0
Inning Stats	R: 0 E: 0 K: 1 S: 10 H: 0 LOB: 0 BB: 0 P: 13	R: 2 E: 0 K: 1 S: 15 H: 2 LOB: 0 BB: 0 P: 23	R: 0 E: 0 K: 2 S: 9 H: 1 LOB: 1 BB: 0 P: 14	R: 0 E: 0 K: 2 S: 9 H: 0 LOB: 0 BB: 0 P: 15	R: 1 E: 0 K: 0 S: 8 H: 1 LOB: 0 BB: 0 P: 12	R: 0 E: 0 K: 0 S: 6 H: 1 LOB: 3 BB: 2 P: 17	R: 0 E: 0 K: 1 S: 19 H: 2 LOB: 3 BB: 0 P: 29	R: 0 E: 0 K: 0 S: 3 H: 0 LOB: 0 BB: 1 P: 10	R: 0 E: 0 K: 1 S: 8 H: 0 LOB: 0 BB: 0 P: 10	1B: 5 2B: 1 3B: 0 HR: 1 SF: 1 SAC: 0 DP: 1 HBP: 1						WP: 0 PB: 0 SB: 1 CS: 0 PA: 37	

	AB	32
	R	3
	H	7
	RBI	3
	BB	3
	SO	8
	LOB	14

PITCHER		IP	WLS	BF	H	R	ER	SO	BB	IBB	HBP	BLK	WP	HR	S	P	ERA	WHIP
36 Jered Weaver, R ERA: 4.5	(1, 1)	6.0	W	25	5	3	3	6	2	0	0	0	0	1	57	94	4.50	1.167
40 Kevin Jepsen, R ERA:	(7, 1)	1.0	H	6	2	0	0	1	0	0	1	0	0	0	19	29	0.00	2.000
56 Fernando Rodney, R ERA:	(8, 1)	1.0	H	3	0	0	0	0	1	0	0	0	0	0	3	10	0.00	1.000
40 Brian Fuentes, L ERA:	(9, 1)	1.0	S	3	0	0	0	1	0	0	0	0	0	0	8	10	0.00	0.000

PITCHER	IP	WLS	BF	H	R	ER	SO	BB	IBB	HBP	BLK	WP	HR	S	P	ERA	WHIP

Batter	1	2	3	4	5	6	7	8	9	AB	R	H	RBI	BB	SO	LOB
2 Erick Aybar, S (1, 6) OBP: 0.750, SLG: 0.667	B SI 89 B SI 90 C SI 90 C SI 92 F SL 83 B SI 93 F SI 93 F SI 92 F SI 92 4-2 B SI 82 48 WP 8 1B BB	C SL 79 B CH 83 B SI 92 S SI 91 X SL 81 2-2 ② G5-3			C SI 90 B SL 84 F SI 91 F SI 92 F SI 92 X CH 83 1-2 48 BB 55 1B 1B		C SL 80 B FF 92 X CH 84 1-1 1B			3	2	2	0	1	0	0
53 Bobby Abreu, L (1, 9)	C SI 91 X SI 90 0-1 ① F8	C SL 80 B SL 85 F SI 92 F SI 93 X SL 84 1-2 ③ P4			B SI 90 1 SAFE 1 SAFE B SI 89 X SI 89 2-0 ② P5		C FF 92 B FF 90 1 SAFE 1 SAFE X FF 88 1-1 ② F8			4	0	0	0	0	0	3
48 Torii Hunter, R (1, 8)	B CH 86 B SI 91 2 SAFE B SI 91 B SI 90 4-0 8 1B 20 1B 1-2 BB		C SL 83 B SI 92 F SL 79 S SI 94 1-3 ① K		D SI 90 B SI 90 F SI 92 1 SAFE S SI 90 B SI 91 F SI 91 B SI 92 4-2 55 1B 1-2 BB		B CH 85 C FF 90 1 SAFE X FF 91 1-1 ③ F9			2	1	0	0	2	1	1
55 Hideki Matsui, L (1, 10) OBP: 0.500, SLG: 1.250	C SL 82 F SI 89 X SI 91 0-2 ② F6		B SL 84 X SI 92 1-0 ② L6		C SL 83 F SI 92 X SI 93 0-2 1-3 2-H 1B			B FF 90 C FF 88 F SL 81 F FF 93 X SL 81 1-2 HR		4	1	2	2	0	0	2
8 Kendrys Morales, S (1, 3) OBP: 0.500, SLG: 1.250	B SI 90 C SL 80 X SI 92 1-1 20 1B 1-2 2-H 1B		C SI 91 B CH 84 B CH 84 X SL 82 2-1 ③ F8		C SI 92 B FF 93 F FF 93 B FF 94 X SL 84 2-2 ③ G1-3			C CH 84 X SL 81 0-1 HR		4	1	2	2	0	0	2
20 Juan Rivera, R (1, 7) OBP: 0.250, SLG: 0.250	B SL 83 B SL 82 X SI 91 2-0 1-2 2-H 1B			B SI 90 F SL 80 X SL 83 1-1 ① F7		C FF 93 B CU 74 X SL 83 1-1 ① G5-3		B SL 80 C SI 87 X SI 88 1-1 ① F8		4	0	1	1	0	0	0
47 Howie Kendrick, R (1, 4) OBP: 0.250, SLG: 0.250	C SI 91 B SI 91 F SI 92 B SL 81 B SI 91 X SI 92 3-2 ③ L8			B SL 79 F SI 92 C SL 79 B SI 94 F SI 94 X SI 92 2-2 ② G4-3		B CU 74 B CU 74 F SI 93 F SI 92 B SL 84 F SL 84 X FF 93 3-2 ② P4		X SI 88 0-0 5 S 1B		4	0	1	0	0	0	2
3 Brandon Wood, R (1, 5)		C SI 90 B SL 80 C SL 79 S SI 92 1-3 ① K		B SL 85 B SI 91 C SI 92 B SI 92 S SI 93 F SI 92 S SI 92 3-3 ③ K		C CU 74 F SL 84 S FF 94 0-3 ③ K		F SI 86 X SL 81 0-1 ② P5		4	0	0	0	0	3	1
5 Jeff Mathis, R (1, 2) OBP: 0.250, SLG: 1.000		X SI 90 0-0 HR			X SL 84 0-0 ① F7		C CH 83 B CU 76 X SL 83 1-1 ① P4	1 SAFE 1 SAFE C SL 81 S SL 83 F SL 82 S SL 82 0-3 ③ K 1-2		4	1	1	1	0	1	1
Inning Stats	R: 2 E: 0 K: 0 S: 17 H: 2 LOB: 2 BB: 2 P: 31	R: 1 E: 0 K: 1 S: 11 H: 1 LOB: 0 BB: 0 P: 15	R: 0 E: 0 K: 1 S: 6 H: 0 LOB: 0 BB: 0 P: 10	R: 0 E: 0 K: 1 S: 10 H: 0 LOB: 0 BB: 0 P: 16	R: 1 E: 0 K: 0 S: 16 H: 2 LOB: 2 BB: 1 P: 25	R: 0 E: 0 K: 1 S: 9 H: 0 LOB: 0 BB: 0 P: 13	R: 0 E: 0 K: 0 S: 8 H: 1 LOB: 1 BB: 0 P: 12	R: 2 E: 0 K: 1 S: 15 H: 3 LOB: 1 BB: 0 P: 17		1B: 6 2B: 0 3B: 0 HR: 3 SF: 0 SAC: 0 DP: 0 HBP: 0						

BOTTOM

Minnesota Twins @ Los Angeles Angels

Angel Stadium of Anaheim, Anaheim, CA

Mon Apr 05 2010, 7:11 PM - 10:09 PM PDT

Att. 43,504 - Partly Cloudy - 58 F

livebaseballscorecards.com

AB	33
R	6
H	9
RBI	6
BB	3
SO	5
LOB	12

WP: 1 PA: 36
PB: 0
SB: 1
CS: 0

PITCHER		IP	WLS	BF	H	R	ER	SO	BB	IBB	HBP	BLK	WP	HR	S	P	ERA	WHIP
30 Scott Baker, R ERA: 7.71	(1, 1)	4.2	L	22	5	4	4	3	3	0	0	0	1	1	57	92	7.71	1.714
28 Jesse Crain, R ERA:	(5, 1)	1.2		5	0	0	0	1	0	0	0	0	0	0	14	21	0.00	0.000
50 Jose Mijares, L ERA: 27.0	(7, 1)	0.2		5	3	2	2	0	0	0	0	0	0	2	12	16	27.00	4.500
17 Pat Neshek, R ERA:	(8, 1)	1.0		4	1	0	0	1	0	0	0	0	0	0	9	10	0.00	1.000

PITCHER	IP	WLS	BF	H	R	ER	SO	BB	IBB	HBP	BLK	WP	HR	S	P	ERA	WHIP

Minnesota Twins @ Los Angeles Angels

Angel Stadium of Anaheim, Anaheim, CA

Tue Apr 06 2010, 7:09 PM - 9:50 PM PDT

Att. 43,510 - Clear - 65 F

livebaseballscorecards.com

Batter	1	2	3	4	5	6	7	8	9	AB	R	H	RBI	BB	SO	LOB
2 Denard Span, L (1, 8) OBP: 0.200, SLG: 0.111	1 FC3-6 BB	1B		G1-3		E6 1-2			B1-3	4	0	1	0	1	0	1
1 Orlando Hudson, S (1, 4) OBP: 0.222, SLG: 0.250	FC3-6 7 HR 1-2f	K		P4		G4-3			G4-3	5	1	0	0	0	1	4
7 Joe Mauer, L (1, 2) OBP: 0.250, SLG: 0.625	1-H HR	G4-3			G4-3		P5			4	1	1	2	0	0	1
33 Justin Morneau, L (1, 3) OBP: 0.625, SLG: 1.000	5 1B 21 SF9 1B		HR		K		5 G6-3 BB			3	2	2	1	1	1	0
5 Michael Cuddyer, R (1, 9) OBP: 0.625, SLG: 0.714	21 SF9 16 BB 1-3 1B		21 L1-3 16 WP 1B		2B		G6-3 1-2f			4	0	3	0	0	0	1
16 Jason Kubel, L (1, 10)	BB 1-2		K 1-2		F8			27 G1-6-3 BB		2	0	0	0	2	1	2
21 Delmon Young, R (1, 7) OBP: 0.375, SLG: 0.857	SF9 2-3 3-H		L1-3 2-3			27 G4-6-3 1B		K		3	0	1	1	0	1	2
27 J.J. Hardy, R (1, 6) OBP: 0.250, SLG: 0.625	K2-3			HR		G4-6-3 1-2f		G1-6-3 1-2f		4	1	1	1	0	1	4
8 Nick Punto, S (1, 5)		G1-3		L8		2 E BB			K	3	0	0	0	1	1	0
Inning Stats	R: 3 H: 3 E: 0 LOB: 2 K: 1 BB: 2 S: 18 P: 31	R: 0 H: 1 E: 0 LOB: 1 K: 1 BB: 0 S: 10 P: 16	R: 1 H: 2 E: 0 LOB: 0 K: 1 BB: 0 S: 9 P: 12	R: 1 H: 1 E: 0 LOB: 0 K: 0 BB: 0 S: 12 P: 20	R: 0 H: 1 E: 0 LOB: 1 K: 1 BB: 0 S: 9 P: 12	R: 0 H: 1 E: 1 LOB: 2 K: 0 BB: 1 S: 9 P: 14	R: 0 H: 0 E: 0 LOB: 0 K: 0 BB: 1 S: 5 P: 10	R: 0 H: 0 E: 0 LOB: 0 K: 1 BB: 1 S: 7 P: 13	R: 0 H: 0 E: 0 LOB: 0 K: 1 BB: 0 S: 8 P: 12	1B: 5 SF: 1 2B: 1 SAC: 0 3B: 0 DP: 3 HR: 3 HBP: 0						

PITCHER		IP	WLS	BF	H	R	ER	SO	BB	IBB	HBP	BLK	WP	HR	S	P	ERA	WHIP
51 Joe Saunders, L ERA: 9.0	(1, 1)	5.0	L	24	8	5	5	4	2	0	0	0	1	3	58	91	9.00	2.000
32 Matt Palmer, R ERA:	(6, 1)	2.0		8	1	0	0	0	2	0	0	0	0	0	14	24	0.00	1.500
43 Brian Stokes, R ERA:	(8, 1)	2.0		6	0	0	0	2	1	0	0	0	0	0	15	25	0.00	0.500

PITCHER	IP	WLS	BF	H	R	ER	SO	BB	IBB	HBP	BLK	WP	HR	S	P	ERA	WHIP

TOP	
AB	32
R	5
H	9
RBI	5
BB	5
SO	6
LOB	15

WP: 1 PA: 38
PB: 0
SB: 0
CS: 0

Minnesota Twins @ Los Angeles Angels

Angel Stadium of Anaheim, Anaheim, CA

Tue Apr 06 2010, 7:09 PM - 9:50 PM PDT

Att. 43,510 - Clear - 65 F

livebaseballscorecards.com

BOTTOM

Batter	1	2	3	4	5	6	7	8	9	AB	R	H	RBI	BB	SO	LOB
2 Erick Aybar, S (1, 6) OBP: 0.556, SLG: 0.333	B SI 91 B SI 91 C SI 91 C SI 92 F FC 90 B FF 90 B FF 89 4-2 48 53 G1-4-3 BB BB		C SI 89 B FF 90 B SI 90 X SI 91 2-1 ① FC5-4 53 1B 48 1B 1-2f		B CU 77 B SI 90 C SI 90 B SI 91 B SI 90 4-1 48 HR BB		B C F F SI 91 F SI 89 X SI 91 1-2 ① G3-1		C FF 86 B CU 74 C FF 90 F FF 91 B CU 76 C FF 91 2-3 ③ K	3	2	0	0	2	1	1
53 Bobby Abreu, L (1, 9) OBP: 0.250, SLG: 0.143	B CU 76 B SI 90 C SI 90 B SI 91 C FF 87 F SI 91 B SI 92 4-2 48 G1-4-3 BB 1-2 BB		C SI 89 B SI 90 X SI 90 1-1 55 48 L5-4 1B 1-3 1B		C SI 88 X SI 90 0-1 ① P6		B SI 91 C SI 89 C CH 83 B FF 88 B SI 91 F SI 90 F SI 91 S SI 91 3-3 ② K			3	0	1	0	1	1	1
48 Torii Hunter, R (1, 8) OBP: 0.625, SLG: 1.167	S FC 88 X SI 92 0-1 ① ② G1-4-3 1-2f 2-3		B FC 88 F SI 92 F SI 92 B FC 89 X SI 92 2-2 1-2 3-H 1B		C CU 78 1 SAFE X SI 91 0-1 1-H HR		L FF 87 B SI 90 X CH 83 1-1 2B			4	1	3	3	0	0	2
55 Hideki Matsui, L (1, 10) OBP: 0.375, SLG: 0.714	C FC 88 B SI 91 F SI 92 S FF 88 1-3 ③ K		X SI 91 0-0 ② ③ L5-4 2-2		B SI 88 B CH 83 C SI 90 B SI 92 C SI 91 B SI 91 4-2 8 G4-1 BB		B SI 90 F SI 90 X SI 90 1-1 ③ G4-3			3	0	0	0	1	1	4
8 Kendrys Morales, S (1, 3) OBP: 0.250, SLG: 0.625		C CU 76 F SI 91 F SI 91 S FF 89 0-3 ① K		B CU 75 C SI 90 B SI 90 X CH 82 2-1 ① G4-3	C SI 89 X FF 88 0-1 ② G4-1 1-2			C SI 89 X FF 90 0-1 ① P4		4	0	0	0	0	1	1
20 Juan Rivera, R (1, 7) OBP: 0.125, SLG: 0.125		C SI 91 B CU 78 X FC 89 1-1 ② G4-3		X SI 90 0-0 ② G5-3	B SI 90 X CU 78 1-0 ③ G6-3			B FF 90 B FF 89 F SI 90 X FF 89 2-1 ② F7		4	0	0	0	0	0	1
47 Howie Kendrick, R (1, 4) OBP: 0.375, SLG: 0.375		C CU 78 X FC 86 0-1 1B		C SI 92 B CH 82 X CH 84 1-1 5 3 FC5 1B 1B		C SI 89 X CH 86 0-1 ① F9		C FC 83 C FC 83 B CU 78 B CU 79 X FC 87 2-2 ③ F9		4	0	2	0	0	0	0
3 Brandon Wood, R (1, 5) OBP: 0.125, SLG: 0.125		B SI 90 F SI 91 X CH 87 1-1 ③ F8		C SI 90 F SI 90 X FC 88 0-2 5 FC5 1-2 1B		C CH 86 F CH 81 X FC 88 0-2 ② G6-3			C FF 90 F SL 84 S SL 84 0-3 ① K	4	0	1	0	0	1	1
5 Jeff Mathis, R (1, 2) OBP: 0.286, SLG: 0.714 13 Maicer Izturis, S (9, PH)			X FC 88 0-0 2 FC5-4 1B	B SI 90 X SI 90 1-0 ③ FC5 1-2 2-3f		C SI 91 S CH 82 S SI 91 0-3 ③ K			B FF 90 C FF 90 F FF 89 F CU 74 B SL 85 B FF 89 X FF 89 3-2 ② P5	3 1	0 0	1 0	0 0	0 0	1 0	2 0
Inning Stats	R: 0 H: 0 E: 0 LOB: 1 K: 1 BB: 2 S: 11 P: 20	R: 0 H: 1 E: 0 LOB: 1 K: 1 BB: 0 S: 10 P: 12	R: 1 H: 3 E: 0 LOB: 1 K: 0 BB: 0 S: 9 P: 14	R: 0 H: 2 E: 0 LOB: 2 K: 0 BB: 0 S: 9 P: 13	R: 2 H: 1 E: 0 LOB: 1 K: 0 BB: 2 S: 10 P: 19	R: 0 H: 0 E: 0 LOB: 0 K: 1 BB: 0 S: 8 P: 8	R: 0 H: 1 E: 0 LOB: 1 K: 1 BB: 0 S: 14 P: 20	R: 0 H: 0 E: 0 LOB: 0 K: 0 BB: 0 S: 7 P: 11	R: 0 H: 0 E: 0 LOB: 0 K: 2 BB: 0 S: 11 P: 16	1B: 6 SF: 0 2B: 2 SAC: 0 3B: 0 DP: 2 HR: 1 HBP: 0					WP: 0 PA: 37 PB: 0 SB: 0 CS: 0	

	AB	33
	R	3
	H	8
	RBI	3
	BB	4
	SO	6
	LOB	13

PITCHER		IP	WLS	BF	H	R	ER	SO	BB	IBB	HBP	BLK	WP	HR	S	P	ERA	WHIP
53 Nick Blackburn, R ERA: 4.05	(1, 1)	6.2	W	30	8	3	3	4	4	0	0	0	0	1	69	103	4.05	1.800
52 Brian Duensing, L ERA:	(7, 1)	0.1	H	1	0	0	0	0	0	0	0	0	0	0	2	3	0.00	0.000
54 Matt Guerrier, R ERA:	(8, 1)	1.0	H	3	0	0	0	0	0	0	0	0	0	0	7	11	0.00	0.000
60 Jon Rauch, R ERA:	(9, 1)	1.0	S	3	0	0	0	2	0	0	0	0	0	0	11	16	0.00	0.000

PITCHER	IP	WLS	BF	H	R	ER	SO	BB	IBB	HBP	BLK	WP	HR	S	P	ERA	WHIP

Batter	1	2	3	4	5	6	7	8	9	AB	R	H	RBI	BB	SO	LOB
2 Denard Span, L (1, 8) OBP: 0.143, SLG: 0.083	C SI 93 C SI 94 B FF 95 F SI 96 B SI 96 B SL 85 X FF 95 3-2 G3-1 ①		X CH 85 0-0 G5-3 ③		B SL 81 X SI 94 1-0 SF8 ① 3-H		1 SAFE C SL 77 B FF 93 B SL 77 X CH 84 2-1 G6-3 ② 1-3			3	0	0	1	0	0	1
1 Orlando Hudson, S (1, 4) OBP: 0.154, SLG: 0.167	F C SL 84 B SL 83 B FF 95 B SL 83 F SI 94 X SI 95 3-2 G6-3 ②			C SL 77 B FF 92 B CH 85 B SL 79 X FF 93 3-1 G6-3 ①	B FF 92 B SL 81 B SI 92 C FF 91 C FF 92 X FF 92 3-2 L8 ②		C SL 77 B SL 79 D SL 79 B CH 84 X SI 93 3-1 G3-1 ③			4	0	0	0	0	0	1
7 Joe Mauer, L (1, 2) OBP: 0.333, SLG: 0.545	B SL 82 C FF 95 X FF 94 1-1 G4-3 ③			B FF 94 C CH 86 B CH 86 B SL 82 B SL 80 4-1 33 HR BB	B FF 92 X SI 91 1-0 1B			C FF 90 C FF 93 F FF 92 S SL 79 0-3 K2-3 ①		3	1	1	0	1	1	0
33 Justin Morneau, L (1, 3) OBP: 0.500, SLG: 1.000		C SL 82 F SL 84 B FF 95 B SL 84 B FF 95 F SI 96 F SL 83 S SL 86 3-3 K		C SI 94 B FF 94 X SL 83 1-1 1-H HR	X SI 93 0-0 F7 ③			B CH 84 B CH 84 X SI 94 2-0 L7 ②		4	1	1	2	0	1	1
5 Michael Cuddyer, R (1, 9) OBP: 0.500, SLG: 0.545		C FF 93 S SL 81 D SL 83 X FF 95 1-2 F9 ①		X FF 94 0-0 25 S 1B		B SL 81 C SL 80 S SL 81 B SL 83 X FF 92 2-2 G4-3 ①		B SL 77 C SL 78 C FF 92 X SL 79 1-2 F7 ③		4	0	1	0	0	0	1
25 Jim Thome, L (1, 10)		C SI 94 B FF 94 B SI 95 C SI 95 S SL 84 2-3 K ②		1 SAFE C SL 83 B SI 92 1 SAFE C SI 94 B SI 92 B SI 93 1 SAFE S SL 82 3-3 K ② 1-2		B FF 92 X FF 93 1-0 F7 ②			C SI 91 B CU 78 B SI 90 C SI 91 C SI 91 2-3 K ①	4	0	0	0	0	3	2
21 Delmon Young, R (1, 7) OBP: 0.250, SLG: 0.545		S SL 82 F SI 96 F SL 84 D SL 83 F FF 95 B SL 83 X SL 84 2-2 F8 ③		X SI 94 0-0 G4-3 ③		C SL 81 X FF 92 0-1 F9 ③			C SI 92 C SI 91 X SI 90 0-2 F9 ②	4	0	0	0	0	0	2
27 J.J. Hardy, R (1, 6) OBP: 0.333, SLG: 0.833			C FF 93 B SI 93 X SL 81 1-1 G5-3 ①		B SL 82 S SL 80 B FF 93 B FF 92 C SI 94 F FF 94 F FF 94 X SL 84 3-2 HR		C CH 89 B SL 76 S SL 77 X FF 92 1-2 G4-1 ①		C CU 79 B SI 91 B SI 91 B SI 90 C SI 90 X SI 91 3-2 1B	4	1	2	1	0	0	0
8 Nick Punto, S (1, 5) OBP: 0.300, SLG: 0.500			C FF 92 B FF 93 B FF 93 F FF 93 F FF 93 B FF 93 T FF 93 3-2 K ②		B FF 91 B FF 94 C SI 91 X FF 92 2-1 2 SF8 3B		F SI 90 X CH 84 0-1 2 G6-3 2 S 1B		C SI 90 C CU 78 B SI 90 B SI 91 C SI 91 2-3 K ③	4	1	2	0	0	2	1
Inning Stats	R: 0 E: 0 K: 0 S: 10 H: 0 LOB: 0 BB: 0 P: 17	R: 0 E: 0 K: 2 S: 16 H: 0 LOB: 1 BB: 0 P: 24	R: 0 E: 0 K: 1 S: 7 H: 0 LOB: 0 BB: 0 P: 11	R: 2 E: 0 K: 1 S: 10 H: 2 LOB: 1 BB: 1 P: 21	R: 2 E: 0 K: 0 S: 13 H: 3 LOB: 1 BB: 0 P: 23	R: 0 E: 0 K: 0 S: 6 H: 0 LOB: 0 BB: 0 P: 9	R: 0 E: 0 K: 0 S: 9 H: 1 LOB: 1 BB: 0 P: 15	R: 0 E: 0 K: 1 S: 8 H: 0 LOB: 0 BB: 0 P: 11	R: 0 E: 0 K: 2 S: 12 H: 1 LOB: 1 BB: 0 P: 19	1B: 4 2B: 0 3B: 1 HR: 2 SF: 1 SAC: 0 DP: 0 HBP: 0	WP: 1 PB: 0 SB: 2 CS: 0 PA: 36					

PITCHER		IP	WLS	BF	H	R	ER	SO	BB	IBB	HBP	BLK	WP	HR	S	P	ERA	WHIP
54 Ervin Santana, R ERA: 6.0	(1, 1)	6.0	L	25	5	4	4	4	1	0	0	0	1	2	62	105	6.00	1.000
52 Jason Bulger, R ERA:	(7, 1)	2.0		7	1	0	0	1	0	0	0	0	0	0	17	26	0.00	0.500
62 Scot Shields, R ERA:	(9, 1)	1.0		4	1	0	0	2	0	0	0	0	0	0	12	19	0.00	1.000

PITCHER	IP	WLS	BF	H	R	ER	SO	BB	IBB	HBP	BLK	WP	HR	S	P	ERA	WHIP

TOP

Minnesota Twins @ Los Angeles Angels

Angel Stadium of Anaheim, Anaheim, CA

Wed Apr 07 2010, 7:10 PM - 9:46 PM PDT

Att. 41,533 - Clear - 75 F

livebaseballscorecards.com

AB	34
R	4
H	7
RBI	4
BB	1
SO	7
LOB	9

Batter	1	2	3	4	5	6	7	8	9	AB	R	H	RBI	BB	SO	LOB
2 Erick Aybar, S (1, 6) OBP: 0.385, SLG: 0.200	C SI 89 C SI 88 B CH 80 F CH 82 X FS 85 1-2 G4-3 ①		B SI 89 B CH 79 C SI 90 X SI 89 2-1 F8 ①		C SI 89 S SI 90 B SI 90 B FS 82 X SI 91 2-2 F7 ②		C SI 88 C CH 82 X SI 90 0-2 F8 ③			4	0	0	0	0	0	0
53 Bobby Abreu, L (1, 9) OBP: 0.250, SLG: 0.182	C SI 89 B SL 82 S CH 82 X SI 92 1-2 G3-1 ②		C CH 80 B FS 83 X SI 90 1-1 P6 ②		C SL 81 C CH 79 B SL 82 S FS 84 1-3 K ③			C SI 89 B FF 90 B SI 89 S FF 89 X FF 90 2-2 48 FC5-4 1B		4	0	1	0	0	1	0
48 Torii Hunter, R (1, 8) OBP: 0.500, SLG: 0.800	C SI 91 X SI 91 0-1 G5-3 ③		C CH 81 B FS 86 X SI 91 1-1 55 1B 1B			C SI 90 S CH 81 S CH 81 0-3 K ①		B SI 90 C FF 90 D CH 82 B FF 90 X SI 89 3-1 FC5-4 8 CS ① 1-2f		4	0	1	0	0	1	1
55 Hideki Matsui, L (1, 10) OBP: 0.500, SLG: 0.818		X SI 89 0-0 47 HBP 8 1B 1B	C SI 90 1 SAFE S CH 80 1 SAFE B SI 89 F FS 82 X FS 82 1-2 1-3 1B			B CH 82 C CH 80 X CH 80 1-1 8 G4-3 20 1B 2B		C SI 88 B FC 85 X FF 90 1-1 P5 ②		4	1	3	0	0	0	1
8 Kendrys Morales, S (1, 3) OBP: 0.250, SLG: 0.500		C SI 90 X SI 89 0-1 47 HBP 1-2 1B	B SI 88 C SI 89 S CH 81 C SI 89 1-3 K ③			B SI 90 F SI 90 X CH 80 1-1 G4-3 2-3 ②		S FC 85 S SI 89 0-2 CS ③ 1-2	B FF 90 C FF 91 F FF 91 X SL 86 1-2 G3 ①	4	0	1	0	0	1	3
20 Juan Rivera, R (1, 7) OBP: 0.167, SLG: 0.167		B SI 89 C CH 82 F SI 89 X SI 90 1-2 F8 ①		C SI 88 B SI 89 X SI 90 1-1 G1-3 ①		B SI 91 S SI 91 X SI 91 1-1 3-H 1B			C FF 91 B SL 84 X SL 84 1-1 G6-3 ②	4	0	1	1	0	0	2
47 Howie Kendrick, R (1, 4) OBP: 0.417, SLG: 0.455		C CH 82 S CH 80 B FF 89 F SI 90 B SI 90 B FS 83 H SI 90 4-2 1-2 2-3 HBP	B CH 80 B CH 80 B SI 90 C SI 88 X SI 91 3-1 G4-3 ②			B SI 91 S CH 80 F SI 90 F CH 80 S FS 84 1-3 K ③			C FF 91 B FF 91 X FF 91 1-1 44 1B 2B	3	1	1	0	0	1	1
44 Mike Napoli, R (1, 2) OBP: 0.250, SLG: 0.250		C CH 82 B CH 81 C CH 83 X SI 91 1-2 F9 ②		X SI 90 0-0 G5-3 ③			C SI 89 F FS 83 F CH 82 B CH 79 F SI 89 B FS 83 S FS 83 2-3 K ①		C FF 91 B SL 85 F FF 90 X CU 75 1-2 3 FC6-4 2-H 1B	4	0	1	1	0	1	3
3 Brandon Wood, R (1, 5) OBP: 0.083, SLG: 0.083		C SI 88 D FS 83 F SI 90 T CH 81 1-2 K ③			B SI 89 C SI 88 S SI 89 X SL 84 1-2 G6-3 ①		X SI 88 0-0 F9 ②		C CU 74 X SL 85 0-1 FC6-4 1-2f ③	4	0	0	0	0	1	4
Inning Stats	R: 0 E: 0 K: 0 S: 9 H: 0 LOB: 0 BB: 0 P: 11	R: 0 E: 0 K: 1 S: 15 H: 2 LOB: 3 BB: 0 P: 22	R: 0 E: 0 K: 1 S: 13 H: 2 LOB: 2 BB: 0 P: 19	R: 0 E: 0 K: 0 S: 5 H: 0 LOB: 0 BB: 0 P: 9	R: 0 E: 0 K: 1 S: 9 H: 0 LOB: 0 BB: 0 P: 13	R: 1 E: 0 K: 2 S: 13 H: 2 LOB: 1 BB: 0 P: 17	R: 0 E: 0 K: 1 S: 9 H: 0 LOB: 0 BB: 0 P: 11	R: 0 E: 0 K: 0 S: 9 H: 1 LOB: 0 BB: 0 P: 15	R: 1 E: 0 K: 0 S: 12 H: 2 LOB: 1 BB: 0 P: 16	1B: 7 2B: 2 3B: 0 HR: 0 SF: 0 SAC: 0 DP: 0 HBP: 1						

BOTTOM

Minnesota Twins @ Los Angeles Angels

Angel Stadium of Anaheim, Anaheim, CA

Wed Apr 07 2010, 7:10 PM - 9:46 PM PDT

Att. 41,533 - Clear - 75 F

livebaseballscorecards.com

AB	35
R	2
H	9
RBI	2
BB	0
SO	6
LOB	15

PITCHER		IP	WLS	BF	H	R	ER	SO	BB	IBB	HBP	BLK	WP	HR	S	P	ERA	WHIP
48 Carl Pavano, R ERA: 1.29	(1, 1)	7.0	W	28	6	1	1	6	0	0	1	0	0	0	73	102	1.29	0.857
54 Matt Guerrier, R ERA:	(8, 1)	1.0	H	3	1	0	0	0	0	0	0	0	0	0	9	15	0.00	1.000
60 Jon Rauch, R ERA: 4.5	(9, 1)	1.0	S	5	2	1	1	0	0	0	0	0	0	0	12	16	9.00	2.000

PITCHER	IP	WLS	BF	H	R	ER	SO	BB	IBB	HBP	BLK	WP	HR	S	P	ERA	WHIP

Batter	1	2	3	4	5	6	7	8	9	AB	R	H	RBI	BB	SO	LOB
2 Denard Span, L (1, 8) OBP: 0.111, SLG: 0.063	C FF 88 F SI 89 B SI 89 B CU 77 F SI 88 X SI 89 2-2 ① G4-3		C SI 88 B SL 83 C SI 88 B SL 84 X SI 90 2-2 ② G1-3		X CU 72 0-0 ② G4-3		L FF 95 X FF 94 0-1 ① SH1-4 1-2 2-3	B SI 94 C CH 79 X FF 93 1-1 ③ G4-3		4	0	0	0	0	0	1
1 Orlando Hudson, S (1, 4) OBP: 0.222, SLG: 0.294 12 Alexi Casilla, S (9, PR) (9, 4)	C SI 89 B CU 75 B SI 88 X SI 88 2-1 7 2B 1B		B SI 87 X SI 88 1-0 ③ G4-3		C SI 86 C SI 85 F CU 76 X SL 80 0-2 E4 7 BB		C FF 95 3 SAFE X SL 90 0-1 ② G4-3		C FF 91 X CH 79 0-1 7 1B 2B	5 0	0 1	2 0	0 0	0 0	0 0	2 0
7 Joe Mauer, L (1, 2) OBP: 0.412, SLG: 0.600	B SI 88 C SI 88 C CH 82 F SI 89 X FF 90 1-2 1-3 2B			C SI 85 B SI 87 B SL 84 S SI 87 F CU 76 X SI 88 2-2 ① G3	B SI 86 B SI 87 S SI 87 B CH 81 B SI 87 4-1 1-2 BB		B FC 96 B FF 96 C FF 96 X CU 81 2-1 ③ G5-3		X SI 92 0-0 25 G3 33 BB 21 HR 1B 2-H	4	1	2	1	1	0	2
33 Justin Morneau, L (1, 3) OBP: 0.471, SLG: 0.769	C SI 90 F CH 84 F CU 78 D CU 78 T CH 84 1-2 ② K			X CU 74 0-0 ② G3	C SI 88 B SI 88 C SI 87 D CH 83 X CH 83 2-2 ③ G4-3			C SI 94 B SI 94 B CU 83 B FF 94 C SI 94 F FF 93 F FF 95 B SI 95 4-2 5 1B 25 HR BB	B CH 81 D CH 79 B SI 93 C SI 93 B SI 93 4-1 1-2 25 G3 21 HR BB	3	2	0	0	2	1	4
5 Michael Cuddyer, R (1, 9) OBP: 0.412, SLG: 0.438	C SL 84 S SI 88 D SL 83 S SL 86 1-3 ③ K			C SI 86 X SI 87 0-1 ③ G5-3		S CU 81 X CH 83 0-1 ① G1-3		B CU 84 X FF 94 1-0 1-2 25 HR 1B	B SI 93 S SI 92 S CH 80 B SI 94 F SI 93 S SI 94 2-3 ① K	5	1	1	0	0	2	4
25 Jim Thome, L (1, 10) OBP: 0.300, SLG: 0.667		C CU 72 S SI 86 B CU 74 B SI 88 F SI 88 B CH 83 B SI 90 4-2 27 G5-4-3 BB			S SI 86 F SI 87 B SL 84 F SI 89 X SL 84 1-2 16 1B 2B	F SI 84 B SL 80 S SI 85 B SI 86 X SI 86 2-2 ② G6-3		X SI 93 0-0 1-H 2-H HR	B FF 95 B SI 94 C SI 95 X CH 81 2-1 ② G3 1-2 2-3	4	2	2	3	1	0	2
16 Jason Kubel, L (1, 7) OBP: 0.333, SLG: 0.111 21 Delmon Young, R (8, 7) OBP: 0.308, SLG: 0.833		C SI 88 X SI 88 0-1 ① L6			C SI 88 B SI 90 X SI 89 1-1 27 FC6-4 2-H 1B	C CU 73 X CH 81 0-1 ③ G5-3		F FF 94 C CH 80 S CU 84 0-3 ① K	X CH 81 0-0 2-H 3-H HR	4 1	0 1	1 1	1 3	0 0	1 0	1 0
27 J.J. Hardy, R (1, 6) OBP: 0.353, SLG: 0.688		B SI 87 B SI 87 B SI 88 C SI 88 X SI 88 3-1 ② ③ G5-4-3 1-2f			L SL 83 F SI 87 F SL 82 B SI 87 B SI 87 F SL 82 X SI 89 2-2 ① FC6-4 23 HR 1-2f		C SL 80 B SI 84 B SI 85 B SI 86 B SI 86 4-1 2 SH1-4 23 BB BB	B CU 86 S CU 84 B FF 92 X FF 93 2-1 1B	B SI 95 B SI 93 X SI 93 2-0 ③ F8	4	1	1	0	1	0	3
23 Brendan Harris, R (1, 5) OBP: 0.400, SLG: 1.000			B SI 87 C SI 86 X SL 82 1-1 ① G5-3		B SI 86 1 SAFE X FF 85 1-0 1-H HR		B FF 93 C FF 93 B FC 95 B FC 94 B FC 94 4-1 2 SH1-4 1-2 BB	B SI 93 D SI 92 F FF 93 F FF 94 F SI 94 S CU 83 2-3 ② K		3	1	1	2	1	1	1
Inning Stats	R: 0 E: 0 K: 2 S: 17 H: 2 LOB: 2 BB: 0 P: 24	R: 0 E: 0 K: 0 S: 7 H: 0 LOB: 0 BB: 1 P: 14	R: 0 E: 0 K: 0 S: 6 H: 0 LOB: 0 BB: 0 P: 10	R: 0 E: 0 K: 0 S: 7 H: 0 LOB: 0 BB: 0 P: 9	R: 3 E: 1 K: 0 S: 21 H: 3 LOB: 2 BB: 1 P: 32	R: 0 E: 0 K: 0 S: 7 H: 0 LOB: 0 BB: 0 P: 9	R: 0 E: 0 K: 0 S: 8 H: 0 LOB: 2 BB: 2 P: 18	R: 3 E: 0 K: 2 S: 17 H: 3 LOB: 1 BB: 1 P: 27	R: 4 E: 0 K: 1 S: 12 H: 3 LOB: 1 BB: 1 P: 22	1B: 5 2B: 3 3B: 0 HR: 3 SF: 0 SAC: 1 DP: 1 HBP: 0						

TOP

Minnesota Twins @ Los Angeles Angels

Angel Stadium of Anaheim, Anaheim, CA

Thu Apr 08 2010, 7:09 PM - 10:09 PM PDT

Att. 39,709 - Clear - 74 F

livebaseballscorecards.com

AB	37
R	10
H	11
RBI	10
BB	6
SO	5
LOB	20

WP: 0 PB: 0 SB: 0 CS: 0 PA: 44

PITCHER		IP	WLS	BF	H	R	ER	SO	BB	IBB	HBP	BLK	WP	HR	S	P	ERA	WHIP
35 Joel Pineiro, R ERA: 4.5	(1, 1)	6.0	L	26	5	3	3	2	3	0	0	0	0	1	66	103	4.50	1.333
40 Kevin Jepsen, R ERA:	(7, 1)	1.0		4	0	0	0	0	1	0	0	0	0	0	7	13	0.00	1.000
43 Brian Stokes, R ERA: 9.0	(8, 1)	1.0		7	3	3	3	2	1	0	0	0	0	1	17	27	27.00	4.000
56 Fernando Rodney, R ERA: 18.0	(9, 1)	1.0		7	3	4	4	1	1	0	0	0	0	1	12	22	36.00	4.000

PITCHER	IP	WLS	BF	H	R	ER	SO	BB	IBB	HBP	BLK	WP	HR	S	P	ERA	WHIP

BOTTOM

Minnesota Twins @ Los Angeles Angels

Angel Stadium of Anaheim, Anaheim, CA

Thu Apr 08 2010, 7:09 PM - 10:09 PM PDT

Att. 39,709 - Clear - 74 F

livebaseballscorecards.com

Batter	1	2	3	4	5	6	7	8	9	AB	R	H	RBI	BB	SO	LOB
2 Erick Aybar, S (1, 6) OBP: 0.353, SLG: 0.154	C FF 88 F FF 89 B FF 90 S CH 85 1-3 ① K	B CH 82 D CH 83 X FF 90 2-0 ③ P6			B CU 70 B SI 88 B FF 88 B FF 86 4-0 1-2 BB		L FF 89 F FF 91 F SL 81 F CH 86 B CH 85 T FF 91 1-2 ① K		S FF 92 B SL 84 F SI 85 B FF 92 S CU 76 2-3 ③ K	3	0	0	0	1	2	1
39 Robb Quinlan, R (9, PH)										1	0	0	0	0	1	0
53 Bobby Abreu, L (1, 10) OBP: 0.250, SLG: 0.200	B FF 89 B CH 84 C FF 89 X SI 90 2-1 55 F9 48 1B 1B		C FF 90 C CH 85 B FF 90 B FF 86 F CH 84 B FF 92 F FF 92 X SL 87 3-2 ① G4-3		B CH 81 C SI 87 F FF 89 X FF 88 1-2 ① F9 2-3		C SL 80 F FF 92 B FF 91 F SL 80 B SL 80 F SL 79 X SL 79 2-2 ② F8			4	0	1	0	0	0	2
48 Torii Hunter, R (1, 8) OBP: 0.500, SLG: 0.692	B SI 89 C FF 89 1 SAFE B SL 84 F SI 89 F FF 90 F CH 82 X FF 90 2-2 1-2 1B		B CH 85 B CU 75 C CH 85 B FF 90 C FF 91 B FF 87 4-2 BB		C FF 90 X SI 89 0-1 ② P3		C CH 85 F FF 91 F SL 81 S FF 92 0-3 ③ K			3	0	1	0	1	1	2
55 Hideki Matsui, L (1, 7) OBP: 0.438, SLG: 0.667	B SL 84 F SI 88 X CU 75 1-1 ② F9 2-3		C SI 89 F SI 88 F FF 89 1 SAFE B SL 85 F SL 82 1 SAFE C SI 90 1-3 ② K		B SL 83 X CU 73 1-0 ③ G3-1			B FF 94 B FF 94 X SI 94 2-0 1B		4	0	1	0	0	1	5
8 Kendrys Morales, S (1, 3) OBP: 0.250, SLG: 0.438	X FF 89 0-0 ③ P6		C SI 91 S CH 83 X SI 89 0-2 ③ F7			B CH 83 C FF 89 X FF 88 1-1 13 F9 47 1B 1B		B SI 93 C SL 81 F FF 93 S SL 84 1-3 ① K		4	0	1	0	0	1	4
20 Juan Rivera, R (1, 9) OBP: 0.188, SLG: 0.188		B CU 74 X FF 90 1-0 47 2B 13 SF8 1B		C CU 72 X CH 85 0-1 ① G6-3		B FF 88 F SL 82 D SI 89 X SI 89 2-1 ① L8		F SI 92 C CH 83 S SL 84 0-3 ② K		4	1	1	0	0	1	2
47 Howie Kendrick, R (1, 4) OBP: 0.438, SLG: 0.533		C FF 89 C FF 90 X FF 90 0-2 13 SF8 1-3 2B	B CH 83 B CU 74 B FF 89 C FF 89 F FF 89 X SL 85 3-2 ② G5-3			C CU 74 B CH 82 X CU 75 1-1 1-2 1B		B CU 74 F FF 94 B SI 94 C SL 84 F FF 94 B SL 86 S SL 84 3-3 ③ K		4	0	2	0	0	1	1
13 Maicer Izturis, S (1, 5)		B FF 90 X SI 89 1-0 ① SF8 2-3 3-H	C CU 73 B CU 72 F SI 89 F CH 86 F FF 92 S SI 91 1-3 ③ K			B SI 87 X SL 83 1-0 ② F9 2-3			B FF 90 C FF 91 X SI 92 1-1 ① F7	3	0	0	1	0	1	2
5 Jeff Mathis, R (1, 2) OBP: 0.300, SLG: 0.600		X FF 88 0-0 ② P6			C FF 87 F CH 83 X CH 81 0-2 53 F9 2 BB 1B	B SL 82 X SL 81 1-0 ③ G1-4-3			B FF 91 S FF 92 C CU 77 F FF 91 X SL 83 1-2 ② F9	3	0	1	0	0	0	3
44 Mike Napoli, R (9, PH) OBP: 0.200, SLG: 0.200										1	0	0	0	0	0	0
Inning Stats	R: 0 E: 0 K: 1 S: 13 H: 2 LOB: 2 BB: 0 P: 19	R: 1 E: 0 K: 0 S: 7 H: 2 LOB: 1 BB: 0 P: 11	R: 0 E: 0 K: 1 S: 15 H: 0 LOB: 1 BB: 1 P: 23	R: 0 E: 0 K: 1 S: 10 H: 0 LOB: 0 BB: 0 P: 14	R: 0 E: 0 K: 0 S: 9 H: 1 LOB: 2 BB: 1 P: 15	R: 0 E: 0 K: 0 S: 8 H: 2 LOB: 2 BB: 0 P: 14	R: 0 E: 0 K: 2 S: 14 H: 0 LOB: 0 BB: 0 P: 17	R: 0 E: 0 K: 3 S: 11 H: 1 LOB: 1 BB: 0 P: 17	R: 0 E: 0 K: 1 S: 9 H: 0 LOB: 0 BB: 0 P: 13	1B: 7 2B: 1 3B: 0 HR: 0 SF: 1 SAC: 0 DP: 0 HBP: 0						

AB	34
R	1
H	8
RBI	1
BB	2
SO	9
LOB	22

PITCHER		IP	WLS	BF	H	R	ER	SO	BB	IBB	HBP	BLK	WP	HR	S	P	ERA	WHIP
59 Kevin Slowey, R ERA: 1.69	(1, 1)	5.1	W	25	7	1	1	3	2	0	0	0	0	0	60	92	1.69	1.688
17 Pat Neshek, R ERA:	(6, 1)	0.2	H	2	0	0	0	0	0	0	0	0	0	0	2	4	0.00	0.000
50 Jose Mijares, L ERA: 10.8	(7, 1)	1.0	H	3	0	0	0	2	0	0	0	0	0	0	14	17	0.00	0.000
28 Jesse Crain, R ERA:	(8, 1)	1.0		4	1	0	0	3	0	0	0	0	0	0	11	17	0.00	1.000
31 Alex Burnett, R ERA:	(9, 1)	1.0		3	0	0	0	1	0	0	0	0	0	0	9	13	0.00	0.000

PITCHER	IP	WLS	BF	H	R	ER	SO	BB	IBB	HBP	BLK	WP	HR	S	P	ERA	WHIP

Batter	1	2	3	4	5	6	7	8	9	AB	R	H	RBI	BB	SO	LOB
11 Rajai Davis, R (1, 8) OBP: 0.375, SLG: 0.542	C SI 89 B SI 90 X FF 89 1-1 10 2B 1B	C FF 88 X SI 90 0-1 10 2B 2B			C SI 89 X CU 74 0-1 ① G5-3	B SL 77 B FF 91 F FF 92 B SL 76 X FF 91 3-1 FC3-2 10 1B 1B 1-2 2-H 3-H	B SI 89 X FS 88 1-0 ③ L8			5	2	3	2	0	0	0
10 Daric Barton, L (1, 3) OBP: 0.565, SLG: 0.563	C SI 90 1 SAFE 1 SAFE B SI 90 F FC 89 X SI 91 1-2 1-H 8 1B 2B	B CU 77 2 SAFE B FF 88 C FF 90 F FF 88 B CU 76 X SI 89 3-2 2-H 2B			C SI 87 B FF 88 B CU 74 B SI 89 B SI 88 4-1 1B 5 FC6-4 BB	S CH 83 B SL 79 C FF 92 D SL 80 F CH 85 X CH 84 2-2 FC3-2 1-2 2-3 1B		B FS 87 X SI 87 1-0 ① F8		4	2	3	2	1	0	0
Ryan Sweeney, L (1, 9) OBP: 0.292, SLG: 0.318	B SI 90 F SI 90 X FC 89 1-1 ① G5-3	B CU 76 C SI 89 X SI 90 1-1 ③ G6-3			B CU 75 B CU 75 X SI 88 2-0 5 FC6-4 1B 1-3	C SL 76 F FF 92 X SL 78 0-2 ② FC3-2 1-2 2-3 3-Hf		C SI 88 B FS 82 B SI 89 X SI 88 2-1 ② G4-3		5	0	1	0	0	0	5
5 Kevin Kouzmanoff, R (1, 5) OBP: 0.333, SLG: 0.286	C FC 90 H SI 90 1-1 8 E 8 1B 3 G4-3 HBP		F SI 88 X SI 89 0-1 3 G4-6-3 1B		C SI 89 F SI 90 D CU 77 D CU 77 D CU 78 X FC 88 3-2 ② FC6-4 1-2f 3-H	B SL 77 C SL 77 F FF 93 S SL 80 1-3 ③ K		X SI 88 0-0 ③ G6-3		4	1	1	1	0	1	4
8 Kurt Suzuki, R (1, 2) OBP: 0.348, SLG: 0.500	C FC 89 F SI 90 D CU 76 X CU 76 1-2 E7 3 G4-3 1-3 2-H 1B		C SI 90 C CU 76 D CU 76 S SI 90 1-3 ① K		B SI 90 X FF 88 1-0 ③ F8		C CH 84 X FF 92 0-1 ① G6-3		B SI 89 X SI 89 1-0 ① G5-3	5	0	1	1	0	1	2
3 Eric Chavez, L (1, 10) OBP: 0.211, SLG: 0.222	B CU 77 F SI 90 D SI 86 C CU 76 X SI 91 2-2 ② G4-3 2-3 3-H		D SI 89 D CU 77 X SI 90 2-0 ②③ G4-6-3 1-2f		F SI 88 F CH 84 B CU 75 B FF 87 B SI 88 X SI 88 3-2 14 E 11 1B 2B	C SL 78 X SI 91 0-1 ② G4-3			B SI 89 S SI 90 F SI 91 X FS 84 1-2 ② G1-3	5	1	1	1	0	0	2
14 Mark Ellis, R (1, 4) OBP: 0.478, SLG: 0.450 7 Adam Rosales, R (9, 4)	B SI 91 S SI 91 D CU 78 X FF 89 2-1 ③ F8			C CU 73 B CU 76 F FC 86 X CH 83 1-2 ① G6-3		L SI 90 C FC 88 X CU 77 0-2 E1 6 BB 11 1B 2-3	B FF 92 B CH 85 F FF 92 F SL 78 B SI 93 B SL 78 4-2 6 1B 2 HR BB		X SI 88 0-0 18 E 1B	4 0	2 0	1 0	0 0	1 0	0 0	2 0
6 Travis Buck, L (1, 7) OBP: 0.350, SLG: 0.353 18 Gabe Gross, L (9, PH) (9, 7)		C SI 88 F FF 88 F CU 78 C SI 90 0-3 ① K		X SI 89 0-0 ② G3-1		B FF 88 B FC 87 B SI 89 C SI 90 B SI 90 4-1 10 1B 11 1B 1-2 FC3-2 BB	C SL 78 X FF 91 0-1 2 HR 1B 1-3		B SI 88 B SI 89 X SI 90 2-0 E4 1-2	3 1	1 0	1 0	0 0	1 0	1 0	0 1
2 Cliff Pennington, S (1, 6) OBP: 0.450, SLG: 0.647		B FC 89 T SI 89 B SI 90 B CU 76 F FF 89 S FC 88 3-3 ② K		F SI 89 X CH 84 0-1 ③ F8		C SL 75 X SL 77 0-1 ① L4	B SL 78 S SL 79 D SL 78 C SL 78 D SL 79 X SL 79 3-2 2-H 3-H HR		S SI 89 B SL 82 B FS 89 F SI 88 D FS 83 S SI 89 3-3 ③ K	5	1	1	3	0	2	5
Inning Stats	R: 3 E: 1 K: 0 S: 16 H: 3 LOB: 1 BB: 0 P: 25	R: 1 E: 0 K: 2 S: 14 H: 2 LOB: 1 BB: 0 P: 21	R: 0 E: 0 K: 1 S: 6 H: 1 LOB: 0 BB: 0 P: 9	R: 0 E: 0 K: 0 S: 6 H: 0 LOB: 0 BB: 0 P: 7	R: 1 E: 0 K: 0 S: 8 H: 1 LOB: 1 BB: 1 P: 18	R: 2 E: 1 K: 1 S: 21 H: 3 LOB: 3 BB: 1 P: 34	R: 3 E: 0 K: 0 S: 12 H: 2 LOB: 0 BB: 1 P: 20	R: 0 E: 0 K: 0 S: 4 H: 0 LOB: 0 BB: 0 P: 7	R: 0 E: 1 K: 1 S: 9 H: 1 LOB: 2 BB: 0 P: 16	1B: 8 2B: 4 3B: 0 HR: 1 SF: 0 SAC: 0 DP: 1 HBP: 1					WP: 0 PB: 0 SB: 0 CS: 0	PA: 45	

TOP

Oakland Athletics @ Los Angeles Angels

Angel Stadium of Anaheim, Anaheim, CA

Fri Apr 09 2010, 7:09 PM - 10:07 PM PDT

Att. 40,034 - Clear - 61 F

livebaseballscorecards.com

AB	41
R	10
H	13
RBI	10
BB	3
SO	5
LOB	21

PITCHER		IP	WLS	BF	H	R	ER	SO	BB	IBB	HBP	BLK	WP	HR	S	P	ERA	WHIP
32 Matt Palmer, R ERA: 6.43	(1, 1)	5.0	L	26	8	7	5	3	2	0	1	0	0	0	57	94	9.00	2.000
52 Jason Bulger, R ERA: 7.36	(6, 1)	1.2		10	4	3	3	1	1	0	0	0	0	1	25	38	16.20	3.000
38 Bobby Cassevah, R ERA:	(7, 1)	2.1		9	1	0	0	1	0	0	0	0	0	0	14	25	0.00	0.429

PITCHER	IP	WLS	BF	H	R	ER	SO	BB	IBB	HBP	BLK	WP	HR	S	P	ERA	WHIP

BOTTOM

Oakland Athletics @ Los Angeles Angels

Angel Stadium of Anaheim, Anaheim, CA

Fri Apr 09 2010, 7:09 PM - 10:07 PM PDT

Att. 40,034 - Clear - 61 F

livebaseballscorecards.com

Batter	1	2	3	4	5	6	7	8	9	AB	R	H	RBI	BB	SO	LOB
13 Maicer Izturis, S (1, 6) OBP: 0.200, SLG: 0.222	C SI 91 X FF 92 0-1 B1-3 ①		C CH 82 X FF 93 0-1 1B		B CU 75 X SI 93 1-0 1-2 2-H 1B		C CH 76 X FF 87 0-1 P5 ③		C SL 85 B SL 82 D FF 88 C SL 86 F SL 84 S SL 83 2-3 K ②	5	0	2	1	0	1	3
53 Bobby Abreu, L (1, 9) OBP: 0.238, SLG: 0.200	C FF 92 F FF 94 C CU 78 0-3 K ②		C CU 76 X SI 92 0-1 G1-3 ③		C CU 75 D CU 78 F SI 92 F CU 79 S CU 80 1-3 K ③			C SI 86 B SI 86 X CH 76 1-1 1B	C FF 88 B FF 89 F SL 84 B SL 84 S SL 84 2-3 K ③	5	0	1	0	0	3	4
48 Torii Hunter, R (1, 8) OBP: 0.421, SLG: 0.563 42 Terry Evans, R (8, 8)	C SI 94 C FF 93 S FF 91 0-3 K ③			C CU 76 C FF 91 B CU 79 X 1-2 G6-3 ①		C CH 80 B FF 91 C FF 92 F CU 79 B FF 90 X CU 79 2-2 P3 ①		F FF 86 F SL 76 S CH 77 0-3 K ①		3 1	0 0	0 0	0 0	0 0	1 1	0 1
55 Hideki Matsui, L (1, 10) OBP: 0.400, SLG: 0.737		X FF 92 0-0 HR		C CU 77 F CU 77 B CU 82 B CU 80 X SI 93 2-2 P6 ②		B CU 77 C FF 94 F CU 79 X SI 92 1-2 L1 ②		F CH 76 F FF 86 D CH 77 X CH 77 1-2 L9 ②		4	1	1	1	0	0	1
8 Kendrys Morales, S (1, 3) OBP: 0.211, SLG: 0.368 46 Bobby Wilson, R (8, 3)		C FF 93 B CH 82 B SI 92 B CH 84 S FF 94 F FF 94 F FF 94 F FF 95 F FF 94 3-2 X CH 83 L5 ①		B CU 77 C CH 84 B FF 93 F CH 83 F CU 80 S CU 80 2-3 K ③		C CH 83 B CU 80 F SI 93 X FF 91 1-2 F9 ③		B SL 74 X FF 87 1-0 F9 ③		3 1	0 0	0 0	0 0	0 0	1 0	0 1
20 Juan Rivera, R (1, 7) OBP: 0.300, SLG: 0.500		B CH 81 B FF 94 X SI 93 2-0 47 G6-3 1B			B FF 92 F CH 80 F CU 76 B CU 78 B X FF 91 3-2 L7 ①		C SI 91 B CU 78 B SI 92 F FF 93 F CU 79 B CU 79 F FF 91 F FF 93 X FF 92 3-2 2B		B SL 71 F FF 86 B FF 87 S CH 76 X SL 75 2-2 HR	4	1	3	1	0	0	0
47 Howie Kendrick, R (1, 4) OBP: 0.450, SLG: 0.471		F FF 92 X FF 92 0-1 G6-3 ② ③ 1-2f			B CH 83 B CH 83 B SI 92 C FF 93 B FF 93 4-1 5 1B 13 1B BB		B FF 86 B FF 86 C SI 86 S CH 75 F CH 77 B CH 76 F CH 75 B SI 86 4-2 BB		B SI 87 X FF 86 1-0 E1 3 WP 5 SF	2	2	0	0	2	0	1
3 Brandon Wood, R (1, 5) OBP: 0.063, SLG: 0.063			X SI 90 0-0 G6-3 ①		C SI 92 S CU 76 S CU 78 0-3 K ②		C CH 75 F CH 76 X SL 74 0-2 F9 ①		B FF 87 B CH 77 X CH 77 2-0 G5-3 ① 2-3	4	0	0	0	0	1	4
5 Jeff Mathis, R (1, 2) OBP: 0.286, SLG: 0.538			B SI 92 B FF 93 C FF 93 F CH 83 T FF 93 2-2 K ②		1 SAFE B CU 73 X CH 80 1-0 13 1B 1-2 1B		C SL 76 S FF 87 S CH 76 0-3 K ②		S CH 77 F FF 87 X FF 86 0-2 SF 3-H	3	0	1	1	0	2	2

Inning Stats	1	2	3	4	5	6	7	8	9
	R: 0 E: 0 K: 2 S: 8 H: 0 LOB: 0 BB: 0 P: 8	R: 1 E: 0 K: 0 S: 11 H: 2 LOB: 0 BB: 0 P: 16	R: 0 E: 0 K: 1 S: 8 H: 1 LOB: 1 BB: 0 P: 10	R: 0 E: 0 K: 1 S: 10 H: 0 LOB: 0 BB: 0 P: 15	R: 1 E: 0 K: 2 S: 13 H: 2 LOB: 2 BB: 1 P: 23	R: 0 E: 0 K: 0 S: 10 H: 0 LOB: 0 BB: 0 P: 14	R: 0 E: 0 K: 1 S: 18 H: 1 LOB: 2 BB: 1 P: 25	R: 0 E: 0 K: 1 S: 9 H: 1 LOB: 1 BB: 0 P: 12	R: 2 E: 2 K: 2 S: 15 H: 1 LOB: 1 BB: 0 P: 24

1B: 5	SF: 1
2B: 1	SAC: 0
3B: 0	DP: 1
HR: 2	HBP: 0

WP: 1	PA: 38
PB: 0	
SB: 0	
CS: 0	

AB	35
R	4
H	8
RBI	4
BB	2
SO	10
LOB	17

PITCHER		IP	WLS	BF	H	R	ER	SO	BB	IBB	HBP	BLK	WP	HR	S	P	ERA	WHIP
47 Gio González, L ERA: 3.0	(1, 1)	6.0	W	24	6	2	2	6	1	0	0	0	0	1	66	95	3.00	1.167
59 Edwar Ramirez, R ERA: 2.7	(7, 1)	2.1		12	2	2	1	2	1	0	0	0	1	1	29	41	3.86	1.286
56 Craig Breslow, L ERA:	(9, 1)	0.2		2	0	0	0	2	0	0	0	0	0	0	7	11	0.00	0.000

PITCHER	IP	WLS	BF	H	R	ER	SO	BB	IBB	HBP	BLK	WP	HR	S	P	ERA	WHIP

Batter	1	2	3	4	5	6	7	8	9	AB	R	H	RBI	BB	SO	LOB
11 Rajai Davis, R (1, 8) OBP: 0.321, SLG: 0.464	B FF 90 B FF 90 C FF 90 F FF 90 B SL 82 F FF 92 C FF 92 3-3 ① K		1 SAFE B FF 90 X SI 89 1-0 ③ P6			B FF 90 F FF 89 B SI 89 X SI 89 2-1 ① P6		X SI 90 0-0 ① G4-3		4	0	0	0	0	1	1
10 Daric Barton, L (1, 3) OBP: 0.556, SLG: 0.526	B SI 91 B SI 91 B SI 90 C SI 89 X FF 91 3-1 ② F8			C CU 70 F FF 91 B SL 79 F FF 92 X CH 78 1-2 ① L3		C CU 69 X CH 80 0-1 5 1B 1B		B SI 91 S SI 91 B SI 83 B SI 91 B SI 91 4-1 2B 5 FC6-5 BB		3	1	1	0	1	0	0
Ryan Sweeney, L (1, 9) OBP: 0.286, SLG: 0.346	B FF 89 C CU 72 B CU 74 F FF 90 F SI 90 F SL 81 B FF 93 F FF 91 F FF 92 3-2 F FF 92 X SI 92 ③ G6-3			B CU 71 B SI 90 C SI 89 X CU 72 2-1 ② P2		B SI 88 C SI 89 F CH 76 D SL 78 S FF 90 2-3 ② K		B SI 90 F SI 91 X SI 91 1-1 5 FC6-5 1-3 2B		4	0	1	0	0	1	1
5 Kevin Kouzmanoff, R (1, 5) OBP: 0.357, SLG: 0.440		B FF 90 B SL 78 B SI 90 C FF 89 F SI 91 X SL 80 3-2 ① F9		B SL 77 B FF 90 C SI 90 X SL 78 2-1 HR		C FF 89 F SI 91 1 SAFE F SI 91 X SL 78 0-2 1-2 1B		C SI 91 F SI 92 F SI 93 X SI 89 0-2 ② FC6-5 8 FC5-4 2-3 3-H		4	1	2	2	0	0	1
8 Kurt Suzuki, R (1, 2) OBP: 0.296, SLG: 0.417		C FF 90 C SI 89 B FF 90 B SL 81 S FF 92 2-3 ② K		F FF 91 S FF 91 F FF 92 B SL 79 S SI 90 1-3 ③ K		B FF 89 B FF 90 B FF 90 C SI 89 F FF 91 X FF 91 3-2 ③ P3		F SI 92 X SI 92 0-1 ③ FC5-4 1-2f		4	0	0	0	0	2	3
3 Eric Chavez, L (1, 10) OBP: 0.261, SLG: 0.318		C CU 71 B CU 74 S FF 91 X FF 91 1-2 ③ F8			C CU 70 C CU 71 B SI 89 X FF 90 1-2 1B		X FF 94 0-0 6 WP 6 G6-3 2B		X CH 80 0-0 ① G1-3	4	1	2	0	0	0	0
14 Mark Ellis, R (1, 4) OBP: 0.407, SLG: 0.375			C FF 88 C SL 80 B FF 90 B SL 81 B SL 80 F FF 91 S FF 92 3-3 ① K		F FF 89 F FF 90 D SL 78 B SL 78 F SI 89 S FF 91 2-3 ① K		X SL 91 0-0 ① G4-3		B CH 80 B SI 92 C CH 81 X SI 93 2-1 ② G6-3	4	0	0	0	0	2	2
6 Travis Buck, L (1, 7) OBP: 0.292, SLG: 0.286			F SI 90 X FF 91 0-1 ② F9		B CU 70 C CU 71 F FF 89 B CH 79 S CH 78 2-3 ② K		B CU 83 C FF 94 S SL 90 X FF 96 1-2 ② G6-3 2-H		C CH 82 B SI 95 S CH 82 C SI 93 1-3 ③ K	4	0	0	1	0	2	1
2 Cliff Pennington, S (1, 6) OBP: 0.435, SLG: 0.579			C FF 91 B CU 72 B CU 73 B FF 91 F FF 90 B FF 91 4-2 BB		F FF 89 X CU 72 0-1 ③ F8		F FF 96 C FF 96 B CU 82 B SL 90 F FF 97 S SL 91 2-3 ③ K			2	0	0	0	1	1	1
Inning Stats	R: 0 E: 0 K: 1 S: 14 H: 0 LOB: 0 BB: 0 P: 23	R: 0 E: 0 K: 1 S: 9 H: 0 LOB: 0 BB: 0 P: 15	R: 0 E: 0 K: 1 S: 9 H: 0 LOB: 1 BB: 1 P: 17	R: 1 E: 0 K: 1 S: 12 H: 1 LOB: 0 BB: 0 P: 18	R: 0 E: 0 K: 2 S: 12 H: 1 LOB: 1 BB: 0 P: 17	R: 0 E: 0 K: 1 S: 14 H: 2 LOB: 2 BB: 0 P: 21	R: 1 E: 0 K: 1 S: 9 H: 1 LOB: 0 BB: 0 P: 12	R: 1 E: 0 K: 0 S: 10 H: 1 LOB: 1 BB: 1 P: 15	R: 0 E: 0 K: 1 S: 6 H: 0 LOB: 0 BB: 0 P: 9	1B: 3 2B: 2 3B: 0 HR: 1 SF: 0 SAC: 0 DP: 0 HBP: 0						

PITCHER	IP	WLS	BF	H	R	ER	SO	BB	IBB	HBP	BLK	WP	HR	S	P	ERA	WHIP
36 Jered Weaver, R (1, 1) ERA: 3.0	6.0		23	4	1	1	7	1	0	0	0	0	1	70	111	1.50	0.833
40 Kevin Jepsen, R (7, 1) ERA: 3.0	1.0	H	4	1	1	1	1	0	0	0	0	1	0	9	12	9.00	1.000
62 Scot Shields, R (8, 1) ERA: 4.5	1.0	B	5	1	1	1	0	1	0	0	0	0	0	10	15	9.00	2.000
56 Fernando Rodney, R (9, 1) ERA: 12.0	1.0	W	3	0	0	0	1	0	0	0	0	0	0	6	9	0.00	0.000

PITCHER	IP	WLS	BF	H	R	ER	SO	BB	IBB	HBP	BLK	WP	HR	S	P	ERA	WHIP

TOP

Oakland Athletics @ Los Angeles Angels

Angel Stadium of Anaheim, Anaheim, CA

Sat Apr 10 2010, 6:08 PM - 8:42 PM PDT

Att. 40,249 - Clear - 62 F

livebaseballscorecards.com

AB	33
R	3
H	6
RBI	3
BB	2
SO	9
LOB	10

PA: 35

WP: 1
PB: 0
SB: 0
CS: 0

Batter	1	2	3	4	5	6	7	8	9	AB	R	H	RBI	BB	SO	LOB
2 Erick Aybar, S (1, 6) OBP: 0.364, SLG: 0.222	B FF 88 C FF 89 X FF 89 1-1 L4 ①		B FF 91 C FF 91 B C FF 92 F CU 78 S CU 78 2-3 K ②	B CU 78 F SI 92 X SI 91 1-1 48 FC5 53 G4-3 1-2 3-H 1B		X SI 88 0-0 53 CS ① 1-2 1B			B FF 87 B SL 86 C SL 85 B FF 87 C SL 86 X FF 87 3-2 F9 ①	5	0	2	1	0	1	0
53 Bobby Abreu, L (1, 9) OBP: 0.269, SLG: 0.320	C SI 89 B SI 90 B SI 90 S FF 90 B SI 92 F FF 91 X SI 90 3-2 F9 ②		C FF 91 B FF 92 B SI 93 X FF 92 2-1 48 1B 55 2B 2B	B CH 84 C SI 84 X SI 91 1-1 G4-3 ② 1-2 2-3		1 SAFE B SI 88 1 SAFE B CH 84 C FF 90 X CH 83 2-1 G3 ②③ 1-2			X SL 84 0-0 55 1B 2B	5	2	2	0	0	0	3
48 Torii Hunter, R (1, 8) OBP: 0.417, SLG: 0.500	C FF 91 S FF 92 B FF 92 F CU 78 F SI 92 X SI 92 1-2 P4 ③		X CU 77 0-0 55 2B 2-3 1B	B FF 92 X SI 92 1-0 FC5 ③ 2-3			B SI 90 B CH 83 F SI 89 B SI 90 X SI 90 3-1 G6-3 ①		I IN 58 I IN 59 I IN 56 I IN 57 4-0 55 1B IBB	4	0	1	0	1	0	2
55 Hideki Matsui, L (1, 10) OBP: 0.440, SLG: 0.750		X FF 90 0-0 F9 ① C FF 92 1 SAFE X FF 92 0-1 1-3 3-H 2B	C CU 75 C CH 83 B CU 77 F CU 76 F FF 90 B CU 78 X CU 77 2-2 8 2B 1B				C SL 85 B SL 84 S SI 90 F CU 71 F CU 70 S SI 90 1-3 K ②		B SL 83 B SI 87 X FF 87 2-0 1-3 2-H 1B	5	0	3	2	0	1	0
8 Kendrys Morales, S (1, 3) OBP: 0.217, SLG: 0.391		C FF 91 B FF 91 C SI 92 X FF 92 1-2 F7 ② C CU 78 X CU 78 0-1 G4-3 ③	C SI 90 S CU 78 F CU 77 X CU 76 0-2 1-3 2B				X SI 90 0-0 G5-3 ③			4	0	1	0	0	0	2
20 Juan Rivera, R (1, 7) OBP: 0.292, SLG: 0.500		C FF 92 X FF 90 0-1 E6 13 BB	F CU 75 X FF 89 0-1 13 G4-3 47 2B 2B	B FF 92 X CU 79 1-0 P6 ①				C SI 82 B SI 82 B CU 71 F SI 83 F SI 83 F CU 71 C CU 70 2-3 K ①		4	1	1	0	0	1	2
13 Maicer Izturis, S (1, 5) OBP: 0.286, SLG: 0.182		B FF 90 B SI 92 1 SAFE B FF 91 C FF 91 B FF 90 4-1 47 FC5-4 1-2 BB	F FF 92 B CU 77 B FF 92 X FF 92 3-1 G4-3 ① 2-3	B CU 78 B CH 84 B CU 77 C FF 91 C CU 79 D CU 78 4-2 47 G6-4-3 BB				C SI 82 L CH 74 C SI 84 0-3 K ②		2	0	0	0	2	1	1
47 Howie Kendrick, R (1, 4) OBP: 0.458, SLG: 0.524		C CU 76 X FF 91 0-1 FC5-4 ③ 1-2f	B CU 79 X FF 93 1-0 5 1B 2 1B 2B 3-H	B CU 77 X SI 90 1-0 G6-4-3 ②③ 1-2f				B CU 71 C SI 82 B CU 70 B SI 82 S SI 83 F SI 83 X CU 71 3-2 1B		4	1	2	1	0	0	5
5 Jeff Mathis, R (1, 2) OBP: 0.333, SLG: 0.500			B FF 89 B CU 77 X FF 90 2-0 P2 ①	X FF 92 0-0 53 G4-3 2 1B 2-3 1B		B CU 75 B FF 88 B FF 88 C FF 89 B FF 89 4-1 2 1B BB		C SI 82 1 SAFE 1 SAFE 1 SAFE S CU 72 1 SAFE S CU 72 0-3 K ③		3	0	1	0	1	1	1
Inning Stats	R: 0 E: 0 K: 0 S: 11 H: 0 LOB: 0 BB: 0 P: 16	R: 0 E: 1 K: 0 S: 9 H: 0 LOB: 2 BB: 1 P: 14	R: 1 E: 0 K: 1 S: 12 H: 3 LOB: 2 BB: 0 P: 18	R: 2 E: 0 K: 0 S: 11 H: 4 LOB: 2 BB: 0 P: 18	R: 0 E: 0 K: 0 S: 13 H: 2 LOB: 2 BB: 1 P: 21	R: 0 E: 0 K: 0 S: 4 H: 1 LOB: 0 BB: 1 P: 10	R: 0 E: 0 K: 1 S: 8 H: 0 LOB: 0 BB: 0 P: 12	R: 0 E: 0 K: 3 S: 15 H: 1 LOB: 1 BB: 0 P: 20	R: 1 E: 0 K: 0 S: 5 H: 2 LOB: 2 BB: 1 P: 14	1B: 7 2B: 6 3B: 0 HR: 0	SF: 0 SAC: 0 DP: 1 HBP: 0	WP: 0 PB: 0 SB: 0 CS: 1	PA: 40				

PITCHER	IP	WLS	BF	H	R	ER	SO	BB	IBB	HBP	BLK	WP	HR	S	P	ERA	WHIP
15 Ben Sheets, R (1, 1) ERA: 4.09	6.0		29	10	3	3	1	3	0	0	0	0	0	60	97	4.50	2.167
13 Jerry Blevins, L (7, 1) ERA: 4.5	1.0		3	0	0	0	1	0	0	0	0	0	0	8	12	0.00	0.000
31 Brad Ziegler, R (8, 1) ERA:	1.0		4	1	0	0	3	0	0	0	0	0	0	15	20	0.00	1.000
56 Craig Breslow, L (9, 1) ERA: 4.5	0.1	L	4	2	1	1	0	0	1	0	0	0	0	5	14	27.00	6.000

PITCHER	IP	WLS	BF	H	R	ER	SO	BB	IBB	HBP	BLK	WP	HR	S	P	ERA	WHIP

BOTTOM

Oakland Athletics @ Los Angeles Angels

Angel Stadium of Anaheim, Anaheim, CA

Sat Apr 10 2010, 6:08 PM - 8:42 PM PDT

Att. 40,249 - Clear - 62 F

livebaseballscorecards.com

AB	36
R	4
H	13
RBI	4
BB	4
SO	5
LOB	16

Batter	1	2	3	4	5	6	7	8	9	AB	R	H	RBI	BB	SO	LOB
11 Rajai Davis, R (1, 8) OBP: 0.333, SLG: 0.438	B FF 90 F FF 90 S CH 81 B CH 80 B SI 92 B FF 91 4-2 10 SH1-3 10 S BB		C CU 73 F CU 77 B CH 81 B FF 91 B CH 82 X FF 91 3-2 ② P4			L SI 88 B FF 90 X SI 90 1-1 ② G1-3		B SI 90 C SI 89 B CU 78 X SI 90 2-1 10 SH2-3 10 S 14 E 1B	C SI 88 B SI 89 S SL 79 X FS 83 1-2 ① L8	4	1	1	0	1	0	0
10 Daric Barton, L (1, 3) OBP: 0.533, SLG: 0.476	B FF 89 1 SAFE C SI 90 X FF 90 1-1 ① SH1-3 1-3		B FF 90 C SI 90 B SI 89 B CU 79 X SI 89 3-1 ③ G4-3			C FF 90 B SI 90 B CU 80 X SI 90 2-1 ③ G4-3		P PO 86 B SI 90 F SI 90 2 SAFE X SI 89 2-1 ① SH2-3 1-3	B SI 89 B SI 89 C SI 88 B SI 89 F SI 89 F SI 89 B SI 90 4-2 2B BB	2	1	0	0	1	0	0
Ryan Sweeney, L (1, 9) OBP: 0.333, SLG: 0.400	C FF 91 3 SAFE B CU 80 D CU 80 C CU 77 D CU 78 X CU 76 3-2 ② G3			C FF 89 S SI 90 B SI 89 B SI 90 F SI 89 F SI 90 S CU 81 2-3 ① K			F FF 89 C CU 78 B SL 82 X SI 90 1-2 5 1B 14 2B 1B	B CU 78 B CU 78 B SI 90 B SI 90 4-0 5 CS BB	B SI 89 X SI 90 1-0 1-H 14 1B 2B	4	2	2	1	1	1	1
5 Kevin Kouzmanoff, R (1, 5) OBP: 0.364, SLG: 0.414	B CH 81 B FF 91 X CH 82 2-0 ③ F7			B SI 91 B CH 83 C CH 83 F CU 78 B FF 92 X FF 92 3-2 ② G5-3			X FF 90 0-0 14 2B 7 1B 1-3 1B	C SI 90 F SI 90 B SI 91 F SI 92 F SI 90 D CU 80 F SI 92 B FF 89 F CU 78 4-2 ② F SI 91 D CU 79 50 BB 14 E 7 BB 1-2 BB	X SI 89 0-0 ② G6-3	4	2	1	0	1	0	2
14 Mark Ellis, R (1, 10) OBP: 0.406, SLG: 0.414 6 Travis Buck, L (9, PR) OBP: 0.292, SLG: 0.286 (9, 10)		C FF 88 C CU 73 B CU 72 B CH 80 X FF 90 2-2 ① F9		C SI 92 F SI 91 F CH 82 B CH 83 F CU 78 B FF 91 X CH 82 3-2 ③ F9			X SI 90 0-0 7 1B 1-3 3-H 2B	B CU 77 F SI 90 F SI 90 D CU 78 F SI 91 X SI 91 2-2 7 BB 50 BB 18 1B 1-2 3-H	B SL 80 F SI 88 X SI 90 1-1 2-H 1B	5 0	2 0	2 0	2 0	0 0	0 0	1 0
50 Jake Fox, R (1, 2)		C FF 90 B FF 90 X SI 90 1-1 ② G1-3			S CH 80 B CH 80 F SI 90 B FF 92 B CH 82 X FF 91 3-2 ① F9		B SL 88 F FF 95 S FF 95 B SL 90 S FF 96 2-3 ① K	S CU 85 D CU 85 B FF 94 B FF 94 F FF 93 D CU 85 4-2 18 1B 7 BB 1-2 2-3 BB	C SI 90 S SL 80 S SL 81 0-3 ③ K	4	0	0	0	1	2	3
7 Adam Rosales, R (1, 4) OBP: 0.750, SLG: 1.667		B CU 74 X FF 90 1-0 HR			C CU 77 B CH 82 X CH 82 1-1 ② G1-3		X FF 96 0-0 1 G3 2-H 3-H 1B	C CU 83 B CU 83 B CU 84 B FF 93 B FF 92 4-1 18 1B 1-2 2-3 3-H BB		3	1	2	4	1	0	0
1 Eric Patterson, L (1, 7) 18 Gabe Gross, L (7, 7) OBP: 0.500, SLG: 0.500		B FF 90 C FF 89 C CU 77 T SL 84 1-2 ③ K			C FF 91 B CU 77 B CU 76 X SI 89 2-1 ③ G3		C FF 96 1 SAFE F FF 95 D SL 89 F FF 95 D SL 89 B SL 90 1 SAFE X FF 95 3-2 ② G3 1-2	X FF 93 0-0 1-2 2-3 3-H 1B		3 1	0 0	0 1	0 1	0 0	1 0	1 0
2 Cliff Pennington, S (1, 6) OBP: 0.370, SLG: 0.478			L FF 89 B CU 77 X FF 90 1-1 ① F7			B CH 80 B SI 89 X SI 90 2-0 ① G6-3	D SL 89 X FF 94 1-0 ③ F7	C FF 93 F SI 94 S CU 85 0-3 ③ K		4	0	0	0	0	1	4
Inning Stats	R: 0 E: 0 K: 0 S: 8 H: 0 LOB: 1 BB: 1 P: 18	R: 1 E: 0 K: 1 S: 9 H: 1 LOB: 0 BB: 0 P: 14	R: 0 E: 0 K: 0 S: 7 H: 0 LOB: 0 BB: 0 P: 14	R: 0 E: 0 K: 1 S: 13 H: 0 LOB: 0 BB: 0 P: 21	R: 0 E: 0 K: 0 S: 7 H: 0 LOB: 0 BB: 0 P: 13	R: 0 E: 0 K: 0 S: 5 H: 0 LOB: 0 BB: 0 P: 10	R: 3 E: 0 K: 1 S: 14 H: 4 LOB: 1 BB: 0 P: 21	R: 3 E: 1 K: 1 S: 23 H: 2 LOB: 3 BB: 4 P: 44	R: 2 E: 0 K: 1 S: 13 H: 2 LOB: 1 BB: 1 P: 20	1B: 6 2B: 2 3B: 0 HR: 1 SF: 0 SAC: 2 DP: 0 HBP: 0	WP: 0 PB: 0 SB: 2 CS: 1 PA: 42					

PITCHER		IP	WLS	BF	H	R	ER	SO	BB	IBB	HBP	BLK	WP	HR	S	P	ERA	WHIP
51 Joe Saunders, L ERA: 7.36	(1, 1)	6.0	L	23	4	4	4	2	1	0	0	0	0	1	54	96	6.00	0.833
40 Kevin Jepsen, R ERA: 2.25	(7, 1)	1.0	B	4	1	0	0	1	0	0	0	0	0	0	9	15	0.00	1.000
62 Scot Shields, R ERA: 3.38	(8, 1)	0.2		5	1	3	0	0	2	0	0	0	0	0	16	29	0.00	4.500
43 Brian Stokes, R ERA: 8.1	(8, 1)	0.1		4	1	0	0	1	2	0	0	0	0	0	7	15	0.00	9.000
38 Bobby Cassevah, R ERA: 5.4	(9, 1)	1.0		6	2	2	2	1	1	0	0	0	0	0	13	20	18.00	3.000

PITCHER	IP	WLS	BF	H	R	ER	SO	BB	IBB	HBP	BLK	WP	HR	S	P	ERA	WHIP

TOP

Oakland Athletics @ Los Angeles Angels

Angel Stadium of Anaheim, Anaheim, CA

Sun Apr 11 2010, 12:39 PM - 3:26 PM PDT

Att. 40,601 - Cloudy - 62 F

livebaseballscorecards.com

AB	34
R	9
H	9
RBI	8
BB	6
SO	5
LOB	12

Batter	1	2	3	4	5	6	7	8	9	AB	R	H	RBI	BB	SO	LOB
2 Erick Aybar, S (1, 6) OBP: 0.385, SLG: 0.238	C SI 84 F SI 85 B CH 70 X CH 72 1-2 ① G6-3		B CU 72 C CU 70 X SI 86 1-1 ① G6-3			B CU 71 B CU 69 C CU 81 B CH 72 X SI 84 3-1 53 1B 48 SF7 1B		B FF 89 B CH 88 B CH 88 B CH 88 4-0 53 G3-6-3 BB		3	1	1	0	1	0	0
53 Bobby Abreu, L (1, 9) OBP: 0.300, SLG: 0.448	L FC 87 B FF 86 B SI 86 B CU 72 X FC 88 3-1 HR		C FF 88 F CU 72 B CH 74 F FF 86 B FC 89 X CH 72 2-2 ② F8			C FC 87 1 SAFE 1 SAFE 1 SAFE C CH 72 B SI 88 X CU 72 1-2 55 BB 1-3 1B		B FF 90 C FF 90 X SI 88 1-1 ①② G3-6-3 1-2f		4	1	2	1	0	0	1
48 Torii Hunter, R (1, 8) OBP: 0.429, SLG: 0.565	B FF 86 C SI 86 X FC 84 1-1 55 F8 8 1B 2B		B FF 86 B FF 88 B CH 72 X SI 83 3-0 ③ F8			X CU 75 0-0 ① SF7 3-H		C FF 93 B SI 92 X SI 90 1-1 1B		3	1	2	1	0	0	0
55 Hideki Matsui, L (1, 10) OBP: 0.414, SLG: 0.667	C CU 71 C FF 88 X CU 71 0-2 ② F8 2-3			F CU 70 F FF 86 B CH 74 X CH 73 1-2 ① G3		B FF 87 B CU 74 D CU 73 B FC 88 4-0 1-2 BB		B SI 92 B SI 92 C SI 94 C FF 92 B SI 91 X FF 94 3-2 ③ G1-3		3	0	0	0	1	0	2
8 Kendrys Morales, S (1, 3) OBP: 0.222, SLG: 0.370	X CH 72 0-0 3-H 1B			C FF 87 S CU 81 F CU 81 F FF 87 S CH 69 0-3 ② K		C SI 88 S CH 73 B FC 83 F CH 71 F FC 83 X CH 72 1-2 ② P3			C SI 88 B CH 86 X FF 92 1-1 ① G3-1	4	0	1	1	0	1	2
20 Juan Rivera, R (1, 7) OBP: 0.286, SLG: 0.571	B CH 73 X CH 74 1-0 ③ P3			C CH 73 F FC 84 X CU 81 0-2 ③ G5-3		S CH 74 F FC 85 X CH 71 0-2 ③ F9			C FF 92 X SI 89 0-1 HR	4	1	1	1	0	0	3
47 Howie Kendrick, R (1, 4) OBP: 0.393, SLG: 0.440		C FF 85 B FC 81 X CH 71 1-1 ① G6-3			C FC 86 C CU 70 F CU 78 B CH 70 S CH 72 1-3 ① K2-3		X FF 91 0-0 ① B1-3		B FF 92 B SI 89 C FF 92 B FF 92 F FF 91 F FF 93 F FF 92 X FF 92 3-2 ② L4	4	0	0	0	0	1	0
44 Mike Napoli, R (1, 2) OBP: 0.111, SLG: 0.111		B FF 86 C CH 74 B FC 83 C FF 88 B FF 88 X CH 73 3-2 ② G4-3			B CU 71 C CU 68 F FC 82 B FF 88 F CU 81 X CH 72 2-2 ② L6		B SI 90 B FF 93 S FF 93 S FF 95 B FF 94 S FF 93 3-3 ② K		C SL 84 X SI 94 0-1 ③ G5-3	4	0	0	0	0	1	0
3 Brandon Wood, R (1, 5) OBP: 0.053, SLG: 0.053		C SI 86 F CH 73 X FF 90 0-2 ③ L3			C CU 81 B CH 71 S CH 72 B CH 70 X CH 72 2-2 ③ G5-3		F FF 94 S SI 92 F SI 93 B FF 94 F SL 83 F FF 94 B SI 93 C SL 84 2-3 ③ K			3	0	0	0	0	1	0
Inning Stats	R: 2 E: 0 K: 0 S: 12 H: 3 LOB: 1 BB: 0 P: 18	R: 0 E: 0 K: 0 S: 8 H: 0 LOB: 0 BB: 0 P: 12	R: 0 E: 0 K: 0 S: 7 H: 0 LOB: 0 BB: 0 P: 13	R: 0 E: 0 K: 1 S: 11 H: 0 LOB: 0 BB: 0 P: 12	R: 0 E: 0 K: 1 S: 11 H: 0 LOB: 0 BB: 0 P: 16	R: 1 E: 0 K: 0 S: 14 H: 2 LOB: 2 BB: 1 P: 23	R: 0 E: 0 K: 2 S: 10 H: 0 LOB: 0 BB: 0 P: 15	R: 0 E: 0 K: 0 S: 7 H: 1 LOB: 1 BB: 1 P: 16	R: 1 E: 0 K: 0 S: 11 H: 1 LOB: 0 BB: 0 P: 15	1B: 4 2B: 1 3B: 0 HR: 2	SF: 1 SAC: 0 DP: 1 HBP: 0			WP: 0 PB: 0 SB: 0 CS: 0	PA: 35		

PITCHER		IP	WLS	BF	H	R	ER	SO	BB	IBB	HBP	BLK	WP	HR	S	P	ERA	WHIP
51 Dallas Braden, L ERA: 2.77	(1, 1)	6.0	W	24	5	3	3	2	1	0	0	0	0	1	63	94	4.50	1.000
66 Tyson Ross, R ERA: 1.69	(7, 1)	3.0	S	11	2	1	1	2	1	0	0	0	0	1	28	46	3.00	1.000

PITCHER	IP	WLS	BF	H	R	ER	SO	BB	IBB	HBP	BLK	WP	HR	S	P	ERA	WHIP

BOTTOM

Oakland Athletics @ Los Angeles Angels

Angel Stadium of Anaheim, Anaheim, CA

Sun Apr 11 2010, 12:39 PM - 3:26 PM PDT

Att. 40,601 - Cloudy - 62 F

livebaseballscorecards.com

AB	32
R	4
H	7
RBI	4
BB	2
SO	4
LOB	8

Batter	1	2	3	4	5	6	7	8	9	AB	R	H	RBI	BB	SO	LOB
2 Erick Aybar, S (1, 6) OBP: 0.387, SLG: 0.269	C FC 88 B SI 88 C CU 75 X SL 81 1-2 1B		B FF 87 C SI 86 C FF 87 B SL 81 B SL 83 C FF 89 3-3 ① K		C CU 74 B FC 88 F SL 83 X SL 84 1-2 ① G5-3 1-2 2-3		C FF 91 X CH 83 0-1 1B		C FC 92 F FC 93 C KC 78 0-3 ① K	5	0	2	0	0	2	5
53 Bobby Abreu, L (1, 9) OBP: 0.286, SLG: 0.500	C FF 90 1 SAFE 1 SAFE F SI 90 B FC 89 S SL 83 1-3 ① K		C FF 88 S SL 82 B SL 81 S SL 81 1-3 ② K		C SL 83 F SI 89 X SL 83 0-2 ② P5		B FF 91 C SI 91 B CH 83 F SL 87 B SI 91 F SL 88 X FF 92 3-2 ③ G1-3		F FC 92 X FC 92 0-1 1-H 2-H 3-H HR	5	1	1	4	0	2	4
48 Torii Hunter, R (1, 8) OBP: 0.394, SLG: 0.481	F FF 90 1 SAFE C SI 90 B SL 82 F FC 89 B FF 90 1 SAFE X FF 90 2-2 ② F8		B SI 90 B SI 88 S SL 82 B SI 88 F FC 89 B SL 82 4-2 55 FC6 BB		X CH 81 0-0 ③ G6-3			B SL 85 C SI 90 S CU 75 B SL 84 F CU 79 T SL 85 2-2 ① K	B FC 89 S FC 90 B FC 90 C FC 88 S FC 89 3-3 ② K	4	0	0	0	1	2	3
55 Hideki Matsui, L (1, 10) OBP: 0.353, SLG: 0.563	C FF 90 F FF 90 B FC 90 S SL 85 1-3 ③ K		1 SAFE X SL 82 0-0 ③ FC6 1-2f			C SI 87 B SI 87 B CU 74 F FF 88 B SL 81 X FF 88 3-2 ① G4-3		C FF 92 C CH 83 B SI 92 F SL 82 B SI 93 F FF 92 X SL 84 2-2 ② G4-3	X FC 90 0-0 ③ P4	5	0	0	0	0	1	2
8 Kendrys Morales, S (1, 3) OBP: 0.290, SLG: 0.516		C CU 73 B FC 87 X FC 88 1-1 20 G6-3 1B	C SI 88 B CH 80 S CH 81 S CH 80 1-3 ① K			C FF 88 X CU 74 0-1 20 1B 1B		B CH 83 C CH 82 X SL 88 1-1 HR		4	1	3	1	0	1	0
20 Juan Rivera, R (1, 7) OBP: 0.281, SLG: 0.531		C FF 90 B SI 89 F SL 82 X FC 90 1-2 ① G6-3 1-2	C FF 89 B SI 90 X FF 89 1-1 ② F8			B SL 82 F SL 82 F SI 88 F CU 79 F FC 88 D CH 79 D FC 84 1 SAFE X SI 88 3-2 47 G6-4-3 1-3 1B		C FF 93 F SL 84 F CU 80 F CU 79 B FF 93 X FF 92 1-2 ③ P3		4	0	1	0	0	0	1
47 Howie Kendrick, R (1, 4) OBP: 0.406, SLG: 0.429		B CU 74 B FC 89 B FC 89 2 SAFE B SI 88 4-0 BB	C FF 88 B CH 81 B CU 76 S CU 75 B SL 85 C FF 89 3-3 ③ K			C SL 84 D CH 82 B CH 81 B SI 89 X SI 90 3-1 ② ③ G6-4-3 1-2f			C FC 92 F FC 92 X KC 78 0-2 3 1B 5 1B 53 HR 1B	3	1	1	0	1	1	2
5 Jeff Mathis, R (1, 2) OBP: 0.364, SLG: 0.500		X CU 76 0-0 ② F9			B SI 86 X FF 88 1-0 2 G5-3 3 BB 1B		C SI 88 X CU 75 0-1 ① G5-3		C FC 92 X FC 92 0-1 3 1B 53 HR 1-2 1B	4	1	2	0	0	0	2
3 Brandon Wood, R (1, 5) OBP: 0.130, SLG: 0.091		B SI 90 F SL 82 D CU 75 X CU 75 2-1 ③ F9			C CU 75 D SL 84 B SI 89 B CU 73 B FF 89 4-1 2 G5-3 1-2 BB		B CU 76 C SI 90 X SL 83 1-1 ② L9		B FF 92 C FC 91 F KC 80 X KC 80 1-2 53 HR 1-2 2-3 1B	3	1	1	0	1	0	2
Inning Stats	R: 0 H: 1 E: 0 LOB: 1 K: 2 BB: 0 S: 13 P: 18	R: 0 H: 1 E: 0 LOB: 2 K: 0 BB: 1 S: 8 P: 16	R: 0 H: 0 E: 0 LOB: 1 K: 2 BB: 1 S: 9 P: 17	R: 0 H: 0 E: 0 LOB: 0 K: 2 BB: 0 S: 8 P: 13	R: 0 H: 1 E: 0 LOB: 2 K: 0 BB: 1 S: 9 P: 15	R: 0 H: 2 E: 0 LOB: 1 K: 0 BB: 0 S: 12 P: 21	R: 0 H: 1 E: 0 LOB: 1 K: 0 BB: 0 S: 10 P: 14	R: 1 H: 1 E: 0 LOB: 0 K: 1 BB: 0 S: 16 P: 22	R: 4 H: 4 E: 0 LOB: 0 K: 2 BB: 0 S: 17 P: 21	1B: 9 SF: 0 2B: 0 SAC: 0 3B: 0 DP: 1 HR: 2 HBP: 0						

PITCHER		IP	WLS	BF	H	R	ER	SO	BB	IBB	HBP	BLK	WP	HR	S	P	ERA	WHIP
46 Andy Pettitte, L ERA: 0.75	(1, 1)	6.0	W	25	5	0	0	6	3	0	0	0	0	0	59	100	0.00	1.333
61 Chan Ho Park, R ERA: 4.76	(7, 1)	2.0		8	2	1	1	1	0	0	0	0	0	1	26	36	4.50	1.000
30 David Robertson, R ERA: 15.43	(9, 1)	0.1		5	4	4	4	1	0	0	0	0	0	1	13	14	108.00	12.000
42 Mariano Rivera, R ERA:	(9, 1)	0.2	S	2	0	0	0	1	0	0	0	0	0	0	4	7	0.00	0.000

PITCHER	IP	WLS	BF	H	R	ER	SO	BB	IBB	HBP	BLK	WP	HR	S	P	ERA	WHIP

TOP

Los Angeles Angels @ New York Yankees

Yankee Stadium, Bronx, NY

Tue Apr 13 2010, 1:12 PM - 4:25 PM EDT

Att. 49,283 - Cloudy - 55 F

livebaseballscorecards.com

AB	37
R	5
H	11
RBI	5
BB	3
SO	9
LOB	21

Batter	1	2	3	4	5	6	7	8	9	AB	R	H	RBI	BB	SO	LOB
2 Derek Jeter, R (1, 6) OBP: 0.343, SLG: 0.424	X FF 92 0-0 ① G5-3		B FF 90 B SL 80 X FF 91 2-0 HR	X FF 93 0-0 1-2 2-3 3-H 1B		F SI 92 S SL 83 S SL 82 0-3 ② K	D SI 94 S SI 94 X SI 93 1-1 ②③ G6-4-3 1-2f			5	1	2	2	0	1	4
36 Nick Johnson, L (1, 10) OBP: 0.429, SLG: 0.400	C FF 93 B SI 92 X FF 93 1-1 HR		C FF 92 C SL 82 B FF 92 B SL 82 B FF 93 B SL 83 4-2 25 G3-6 BB	C SL 83 B FF 92 F FF 93 B FF 94 F SL 83 S SL 82 2-3 ③ K		C SL 82 B FF 92 B SL 82 1 SAFE B SL 81 C SL 80 B FF 93 4-2 25 WP 13 1B 1-2 BB		B SI 90 X SI 89 1-0 24 FC3-6 20 2B 2B		3	3	2	1	2	1	3
25 Mark Teixeira, S (1, 3) OBP: 0.294, SLG: 0.148	C SI 93 B SI 92 B SI 93 C FF 93 B SL 83 F SI 93 C SL 81 3-3 ② K		B FF 93 X FF 91 1-0 ①② G3-6 1-2f		C SL 76 X CH 81 0-1 ① G3	C SL 74 S SL 78 D SL 77 D SL 78 F B B 4-2 13 1B 1-2 2-3 BB		B SI 91 C SI 90 F FS 83 D FS 83 B SL 82 F FF 91 B SI 90 4-2 24 FC3-6 BB		3	0	0	0	2	1	1
13 Alex Rodriguez, R (1, 5) OBP: 0.324, SLG: 0.469	B SL 82 C SL 82 B FF 94 B SL 82 X SL 81 3-1 ③ F8		B FF 93 X FF 94 1-0 ③ F8		C SL 80 S SL 82 B FF 93 X FF 93 1-2 20 1B 1B	B SL 76 B FF 92 X FF 94 2-0 1-2 2-H 3-H 1B		F SI 90 F SL 81 F SL 82 D SL 81 S FS 84 1-3 ① K		5	0	2	2	0	1	2
24 Robinson Canó, L (1, 4) OBP: 0.375, SLG: 0.667		B FF 91 B FF 92 B SI 91 C SI 92 X FF 91 3-1 20 WP 2B		B FF 92 X FF 92 1-0 14 1B 20 G3 11 FC6-2 1B	B FF 91 X FF 92 1-0 ② F9	C SI 92 B SL 79 X SL 77 1-1 ③ P6		F FS 90 F FF 90 F FS 84 X FS 83 0-2 ② FC3-6 20 2B 14 1B 1-2f 2-3		5	1	2	0	0	0	5
20 Jorge Posada, S (1, 2) OBP: 0.556, SLG: 0.905		B SL 80 B FF 93 B SL 80 B FF 93 4-0 2-3 BB	B FF 91 1 SAFE B SL 81 1 SAFE X FF 92 2-0 ① G3 1-2	1 SAFE C FF 90 X CH 85 0-1 1-2 1B			X FF 93 0-0 11 BB 2B	X SI 89 0-0 14 1B 1-3 3-H 2B		4	0	3	1	1	0	1
14 Curtis Granderson, L (1, 8) OBP: 0.419, SLG: 0.607	C SL 80 B SI 92 F FF 91 D SL 82 B SL 81 F SL 81 S FF 92 3-3 ① K		B SL 80 B CH 86 B SL 79 C FF 91 2 SAFE C SL 79 X SI 92 3-2 11 FC6-2 2 1B 33 S 2-3 1B	C FF 91 D SL 81 F FF 92 B SL 81 X FF 93 2-2 ③ L8		B FF 94 X FF 94 1-0 ① F8	B SL 83 B SI 90 S SI 90 X SI 90 2-1 ③ 2-H 3-H 1B		5	1	2	1	0	1	5
33 Nick Swisher, S (1, 9) OBP: 0.483, SLG: 0.545 22 Randy Winn, S (8, 9)	S SL 82 C SI 92 S SL 82 0-3 ② K		F SL 82 B FF 92 F FF 93 D SL 82 B FF 93 D SL 82 4-2 2 1B 11 FC6-2 1-2 BB			F FF 90 B SI 92 B CH 85 B CH 84 B FF 92 4-2 25 WP 36 BB 13 1B BB	B FF 94 B CH 80 B SI 94 B FF 92 4-0 11 BB BB			1 0	1 0	0 0	0 0	3 0	1 0	2 0
11 Brett Gardner, L (1, 7) OBP: 0.348, SLG: 0.250	C SL 83 C FF 94 D SL 84 D SL 81 B FF 92 S SL 83 3-3 ③ K		X FF 92 0-0 ② FC6-2 2 1B 1-2 2-3 3-Hf			B FF 90 1 SAFE C FF 90 F FF 90 S SL 79 1-3 ① K	C FF 92 B FF 94 B FF 94 C FF 94 B CU 85 F SI 93 B SI 94 4-2 2 G6-4-3 1-2 2-3 BB			3	0	0	0	1	2	6
Inning Stats	R: 1 E: 0 K: 1 S: 9 H: 1 LOB: 0 BB: 0 P: 16	R: 0 E: 0 K: 3 S: 12 H: 1 LOB: 2 BB: 1 P: 25	R: 1 E: 0 K: 0 S: 5 H: 1 LOB: 0 BB: 1 P: 13	R: 1 E: 0 K: 1 S: 13 H: 3 LOB: 3 BB: 1 P: 25	R: 0 E: 0 K: 0 S: 11 H: 2 LOB: 2 BB: 0 P: 15	R: 2 E: 0 K: 2 S: 16 H: 1 LOB: 2 BB: 3 P: 32	R: 0 E: 0 K: 0 S: 7 H: 1 LOB: 2 BB: 2 P: 17	R: 2 E: 0 K: 1 S: 15 H: 3 LOB: 2 BB: 1 P: 23			1B: 7 2B: 4 3B: 0 HR: 2 SF: 0 SAC: 0 DP: 2 HBP: 0						

PITCHER	IP	WLS	BF	H	R	ER	SO	BB	IBB	HBP	BLK	WP	HR	S	P	ERA	WHIP
54 Ervin Santana, R (1, 1) ERA: 6.94	5.2	L	29	8	5	5	7	5	0	0	0	1	2	60	113	7.94	2.294
52 Jason Bulger, R (6, 1) ERA: 6.75	0.1		3	1	0	0	0	1	0	0	0	1	0	6	13	0.00	6.000
43 Brian Stokes, R (7, 1) ERA: 6.23	1.0		5	1	0	0	0	2	0	0	0	0	0	7	17	0.00	3.000
38 Bobby Cassevah, R (8, 1) ERA: 8.31	1.0		6	3	2	2	1	1	0	0	0	0	0	15	23	18.00	4.000

PITCHER	IP	WLS	BF	H	R	ER	SO	BB	IBB	HBP	BLK	WP	HR	S	P	ERA	WHIP

BOTTOM

Los Angeles Angels @ New York Yankees

Yankee Stadium, Bronx, NY

Tue Apr 13 2010, 1:12 PM - 4:25 PM EDT

Att. 49,283 - Cloudy - 55 F

livebaseballscorecards.com

AB	34
R	7
H	13
RBI	7
BB	9
SO	8
LOB	29

1B: 7 SF: 0 WP: 2 PA: 43
2B: 4 SAC: 0 PB: 0
3B: 0 DP: 2 SB: 1
HR: 2 HBP: 0 CS: 0

Los Angeles Angels @ New York Yankees

Yankee Stadium, Bronx, NY

Wed Apr 14 2010, 1:09 PM - 4:20 PM EDT

Att. 42,382 - Sunny - 62 F

TOP

livebaseballscorecards.com

Batter	1	2	3	4	5	6	7	8	9	AB	R	H	RBI	BB	SO	LOB
2 Erick Aybar, S (1, 6) OBP: 0.389, SLG: 0.290	C SI 87 X SI 89 0-1 F7		B FF 89 F FF 88 S SI 90 X CU 78 1-2 53 2B 1-H 1B		B FF 88 L FF 87 C CU 74 F SI 88 B CH 74 C CH 78 2-3 K		X FF 88 0-0 48 1B 53 G1-3 1B	B FF 91 X FF 91 1-0 F7		5	2	2	1	0	1	1
53 Bobby Abreu, L (1, 9) OBP: 0.300, SLG: 0.513	C SI 88 F FF 85 B FF 89 B CU 72 F FF 90 F CH 79 B CH 81 X SL 80 3-2 48 BB 1B		C SI 88 1 SAFE 1 SAFE X CH 82 0-1 8 CS 1-H 2B		B FF 88 C FF 88 S SL 85 B FF 90 X FF 90 2-2 L6		C SI 89 B CH 80 X CH 81 1-1 G1-3 1-2		C SI 92 B SL 80 X SL 81 1-1 F8	5	0	2	1	0	0	1
48 Torii Hunter, R (1, 8) OBP: 0.421, SLG: 0.516	B SI 90 1 SAFE B SI 90 B SL 84 B FF 89 4-0 1-2 BB		F SL 84 X SI 88 0-1 F7			C FF 88 F FF 88 B SL 81 B SL 82 B SI 89 X FF 89 3-2 55 WP 8 2B 2B	B CU 78 C FC 87 X CH 82 1-1 8 HBP 55 BB 2-H 1B		C SL 82 B SI 93 B SL 80 X SI 90 2-1 F8	4	1	2	1	1	0	1
55 Hideki Matsui, L (1, 10) OBP: 0.333, SLG: 0.500	X SI 89 0-0 F7		C SL 84 B SI 90 F CH 81 T CH 77 1-2 K			F FF 89 S CH 81 B CH 79 F CH 80 F CH 75 T FF 89 1-2 K 2-3	C FF 86 C SI 89 B CU 78 B FF 88 B CH 81 F FF 89 F CU 77 B FF 89 4-2 8 HBP 1-2 BB		C SI 93 C SI 92 B SL 82 S SL 81 1-3 K	4	0	0	0	1	3	4
8 Kendrys Morales, S (1, 3) OBP: 0.314, SLG: 0.529	C SI 90 B CH 82 B CH 82 B FF 91 X SI 91 3-1 G6-3		C CH 82 B SI 90 1-1 CS 2-3	B FF 90 C SI 88 B CH 82 B CH 82 F SI 90 X SL 82 3-2 P5		S CH 82 B SL 81 S SI 82 D CH 75 D CH 80 X CH 80 3-2 13 1B 2B 3-H	H FC 86 1-0 1-2 2-3 HBP			3	1	1	1	0	0	2
20 Juan Rivera, R (1, 7) OBP: 0.250, SLG: 0.472		C FF 87 B CU 74 F SI 87 X FF 90 1-2 F9	B SI 87 X SI 90 1-0 G6-3			F CU 76 B FC 86 C FC 85 B FC 86 X FF 88 2-2 G5-3	B FC 86 B FC 85 X SI 88 2-0 P3			4	0	0	0	0	0	4
13 Maicer Izturis, S (1, 4) OBP: 0.333, SLG: 0.214		C SI 87 B SI 89 T SI 88 B SI 90 F CH 80 F FF 90 X SL 81 2-2 P6	B SI 89 B SI 90 B SI 89 B SI 89 4-0 BB			B FF 89 C FF 89 B FF 89 F CH 81 X FC 88 2-2 5 S 2-H 1B		B FF 92 X FF 92 1-0 L8		3	0	1	1	1	0	0
5 Jeff Mathis, R (1, 2) OBP: 0.346, SLG: 0.458		B SL 76 C CU 72 B SL 81 S SL 82 S CU 73 2-3 K	1 SAFE C SL 83 1 SAFE X CU 73 0-1 F7			1 SAFE C FC 87 D CU 76 X FC 87 1-1 G5-3 1-2		X FF 94 0-0 3 PB 1B		4	0	1	0	0	1	2
3 Brandon Wood, R (1, 5) OBP: 0.148, SLG: 0.115			C SL 82 B SI 88 C FF 88 B SI 90 X CU 74 2-2 2 S 2 1B 1B		B FF 89 X SL 80 1-0 G5-3		B SI 89 X SI 89 1-0 F9	B FF 92 S FF 94 F SL 86 C FF 95 1-3 K 1-2		4	1	1	0	0	1	1
Inning Stats	R: 0 E: 0 K: 0 S: 10 H: 1 LOB: 2 BB: 1 P: 20	R: 0 E: 0 K: 1 S: 11 H: 0 LOB: 0 BB: 0 P: 16	R: 2 E: 0 K: 1 S: 14 H: 3 LOB: 0 BB: 0 P: 19	R: 0 E: 0 K: 0 S: 6 H: 0 LOB: 1 BB: 1 P: 14	R: 0 E: 0 K: 1 S: 8 H: 0 LOB: 0 BB: 0 P: 13	R: 2 E: 0 K: 1 S: 19 H: 3 LOB: 3 BB: 0 P: 31	R: 1 E: 0 K: 0 S: 11 H: 2 LOB: 3 BB: 1 P: 21	R: 0 E: 0 K: 1 S: 6 H: 1 LOB: 1 BB: 0 P: 9	R: 0 E: 0 K: 1 S: 7 H: 0 LOB: 0 BB: 0 P: 11	1B: 7 2B: 3 3B: 0 HR: 0 SF: 0 SAC: 0 DP: 0 HBP: 1						

	AB	36
	R	5
	H	10
	RBI	5
	BB	3
	SO	6
	LOB	16

WP: 1 PB: 1 SB: 2 CS: 1 PA: 41

PITCHER		IP	WLS	BF	H	R	ER	SO	BB	IBB	HBP	BLK	WP	HR	S	P	ERA	WHIP
31 Javier Vazquez, R ERA: 9.82	(1, 1)	5.1	L	23	6	4	4	4	2	0	0	0	1	0	60	100	6.75	1.500
91 Alfredo Aceves, R ERA: 2.45	(6, 1)	1.2		10	3	1	1	0	1	0	1	0	0	0	19	34	5.40	2.400
62 Joba Chamberlain, R ERA: 4.5	(8, 1)	1.0		4	1	0	0	1	0	0	0	0	0	0	6	9	0.00	1.000
43 Damaso Marte, L ERA:	(9, 1)	1.0		3	0	0	0	1	0	0	0	0	0	0	7	11	0.00	0.000

PITCHER		IP	WLS	BF	H	R	ER	SO	BB	IBB	HBP	BLK	WP	HR	S	P	ERA	WHIP

Batter	1	2	3	4	5	6	7	8	9	AB	R	H	RBI	BB	SO	LOB
2 Derek Jeter, R (1, 6) OBP: 0.359, SLG: 0.432	C SI 90 S SI 88 B SI 89 B SL 85 X SI 89 2-2 ① G4-3		X SL 84 0-0 ③ G4-3			F SI 84 B SL 84 B SL 86 F SI 87 B SI 89 X SI 88 3-2 1B		C SI 90 C SI 92 X SI 92 0-2 25 WP 36 1B 25 G5-3 1-2 1B		4	1	2	0	0	0	0
36 Nick Johnson, L (1, 10) OBP: 0.410, SLG: 0.379	B SI 89 X SI 88 1-0 ② G4-3			C SI 88 B CU 76 B CH 82 C SI 88 B SI 89 S SI 88 3-3 ① K		B SI 87 C SI 86 B CH 82 F SI 87 S SI 88 2-3 ① K		C SI 91 B SI 90 B SI 91 F CU 77 F SI 91 F SI 92 F SI 92 X CU 79 2-2 24 FC5-4 25 WP 1-2 2-H 1B		4	0	1	1	0	2	1
25 Mark Teixeira, S (1, 3) OBP: 0.263, SLG: 0.129	B SI 89 C SI 89 F SI 88 B SI 89 B SI 89 C SI 88 3-3 ③ K			B SI 90 S SI 88 F SI 89 X CU 78 1-2 ② F8		S SI 88 T SI 88 F SI 87 X CH 82 0-2 ② P5		C FF 96 D CU 82 B FF 97 B FF 95 X FC 96 3-1 ① G5-3 1-2 2-H		4	0	0	1	0	1	2
13 Alex Rodriguez, R (1, 5) OBP: 0.316, SLG: 0.429		C SI 89 B SI 88 F SI 88 B SL 86 S SI 87 2-3 ① K		T SL 84 C SI 90 B SI 91 B SL 86 B SI 89 S SI 90 3-3 ③ K		C SI 88 B CH 82 F SI 87 D SL 87 F SI 90 F CH 82 S SI 89 2-3 ③ K		D SL 92 C FF 97 D SL 89 F FF 96 D SL 91 B FF 97 4-2 24 FC5-4 BB		3	0	0	0	1	3	1
24 Robinson Canó, L (1, 4) OBP: 0.389, SLG: 0.676		F SI 89 B SI 90 X SI 89 1-1 20 G4-3 2B			B SI 89 C SI 88 S SL 85 B SI 90 X SL 84 2-2 14 G3 20 G5-3 33 3B 1B		X SI 87 0-0 ① G3-1	C FF 96 B FF 97 B FF 96 X FF 96 2-1 ② FC5-4 1-2f 2-3		4	1	2	0	0	0	2
20 Jorge Posada, S (1, 2) OBP: 0.516, SLG: 0.800		C SI 89 D CU 78 B CH 83 F SI 89 X SI 90 2-2 ② G4-3 2-3			B SI 89 D SI 89 X SI 88 2-0 ① G5-3 1-2		X SI 87 0-0 14 FC4-6 1B	C CU 82 C FF 94 D CU 81 S SL 89 1-3 ③ K		4	0	1	0	0	1	4
14 Curtis Granderson, L (1, 8) OBP: 0.371, SLG: 0.531		D CU 77 D SI 89 C SI 89 X CH 83 2-1 ③ G1-3			C CU 76 F CH 83 D CU 79 F SI 89 F SI 89 X CU 79 1-2 ② G3 2-3		B SI 87 X SI 86 1-0 ② FC4-6 1-2f		B CH 80 T SI 92 B CH 80 X SI 92 2-1 ① P5	4	0	0	0	0	0	3
33 Nick Swisher, S (1, 9) OBP: 0.455, SLG: 0.577			S SI 89 B SI 89 X SI 88 1-1 ① F7		D CU 77 C SI 88 B SI 90 C SI 90 F SI 90 F CU 80 F CH 82 X SI 90 2-2 3-H 3B		B SI 88 F SI 86 F SI 88 D CH 83 C CH 83 2-3 ③ K		X SI 94 0-0 ② P5	4	0	1	1	0	1	1
11 Brett Gardner, L (1, 7) OBP: 0.333, SLG: 0.217			B SI 90 C SI 89 X SI 89 1-1 ② G4-3		X SI 90 0-0 ③ G1-3			L SI 90 B SI 91 B SI 91 B SI 91 B SI 92 4-1 2 1B 36 1B BB	C SI 94 B CH 81 F SI 94 X CH 82 1-2 ③ F8	3	1	0	0	1	0	1
Inning Stats	R: 0 E: 0 K: 1 S: 7 H: 0 LOB: 0 BB: 0 P: 13	R: 0 E: 0 K: 1 S: 10 H: 1 LOB: 1 BB: 0 P: 17	R: 0 E: 0 K: 0 S: 5 H: 0 LOB: 0 BB: 0 P: 7	R: 0 E: 0 K: 2 S: 9 H: 0 LOB: 0 BB: 0 P: 16	R: 1 E: 0 K: 0 S: 16 H: 2 LOB: 1 BB: 0 P: 23	R: 0 E: 0 K: 2 S: 15 H: 1 LOB: 1 BB: 0 P: 22	R: 0 E: 0 K: 1 S: 6 H: 1 LOB: 1 BB: 0 P: 9	R: 2 E: 0 K: 1 S: 20 H: 2 LOB: 2 BB: 2 P: 36	R: 0 E: 0 K: 0 S: 6 H: 0 LOB: 0 BB: 0 P: 9	1B: 5 2B: 1 3B: 1 HR: 0	SF: 0 SAC: 0 DP: 0 HBP: 0	WP: 1 PB: 0 SB: 0 CS: 0	PA: 36			

PITCHER	IP	WLS	BF	H	R	ER	SO	BB	IBB	HBP	BLK	WP	HR	S	P	ERA	WHIP
35 Joel Pineiro, R (1, 1) ERA: 2.77	7.0	W	26	5	1	1	7	0	0	0	0	0	0	68	107	1.29	0.714
62 Scot Shields, R (8, 1) ERA: 10.13	0.0		3	2	2	2	0	1	0	0	0	0	0	11	17	∞	∞
40 Kevin Jepsen, R (8, 1) ERA: 1.8	1.0	H	4	0	0	0	1	1	0	0	0	1	0	9	19	0.00	1.000
56 Fernando Rodney, R (9, 1) ERA: 9.0	1.0	S	3	0	0	0	0	0	0	0	0	0	0	6	9	0.00	0.000

PITCHER	IP	WLS	BF	H	R	ER	SO	BB	IBB	HBP	BLK	WP	HR	S	P	ERA	WHIP

BOTTOM

Los Angeles Angels @ New York Yankees

Yankee Stadium, Bronx, NY

Wed Apr 14 2010, 1:09 PM - 4:20 PM EDT

Att. 42,382 - Sunny - 62 F

livebaseballscorecards.com

AB	34
R	3
H	7
RBI	3
BB	2
SO	8
LOB	15

Los Angeles Angels @ New York Yankees

Yankee Stadium, Bronx, NY

Thu Apr 15 2010, 7:09 PM - 10:42 PM EDT

Att. 44,722 - Partly Cloudy - 71 F

livebaseballscorecards.com

TOP

Batter	1	2	3	4	5	6	7	8	9	AB	R	H	RBI	BB	SO	LOB
2 Erick Aybar, S (1, 6) OBP: 0.390, SLG: 0.286	C FF 92 C KC 77 B FF 94 S FF 94 1-3 K		C FF 92 1 SAFE F FF 89 1 SAFE 1 SAFE X FF 93 0-2 FC6-4 53 S 1-2f		C KC 75 B FF 91 F FF 92 B FF 92 F FF 88 F FF 92 B FF 88 B KC 77 4-2 BB		B FF 91 X FC 91 1-0 G3 1-2		B FF 93 B FF 91 C FF 91 C FF 91 X FF 94 2-2 1B 1-2	4	0	1	0	1	1	2
53 Bobby Abreu, L (1, 9) OBP: 0.289, SLG: 0.465	B FF 94 B FF 93 S FF 93 X FF 93 2-1 P5		1 SAFE B FF 93 C FC 88 1 SAFE B KC 76 B CH 83 F FC 88 B FC 88 4-2 BB 1-2		B FF 92 F FF 91 B CH 87 B FF 87 F FF 92 X FF 88 3-2 L8		C SI 90 C SL 78 B SL 80 B SL 79 B SI 91 C SI 90 3-3 K		B FC 90 B FC 90 C FC 91 X FC 91 2-1 G4-3	4	0	0	0	1	1	4
48 Torii Hunter, R (1, 8) OBP: 0.429, SLG: 0.514	B FF 90 S FF 94 F SI 93 B FF 94 S SI 93 2-3 K		C FF 93 F FF 89 B FF 93 F KC 77 B KC 77 F FF 93 F FC 88 B KC 77 X FC 86 3-2 G5-3			B FF 90 C FC 85 F FF 90 F FF 87 X FF 91 1-2 8 WP 55 BB 47 G3 1B		B SL 75 C SL 77 B SL 78 F FF 91 X SL 77 2-2 8 FC4-6 55 1B 1B		4	1	2	0	0	1	2
55 Hideki Matsui, L (1, 10) OBP: 0.395, SLG: 0.605		B FF 92 X FF 92 1-0 HR		B KC 74 C FC 86 B CH 83 C FC 86 B CH 84 F CH 83 B FF 87 4-2 47 BLK 44 1B BB		S FC 85 B FC 86 D CH 83 F CH 86 B FF 91 B FC 86 4-2 47 G3 8 WP 1-2 BB		C SI 89 F SL 79 B SL 81 B SI 92 B SL 82 F SI 91 X SI 89 3-2 8 FC4-6 1-2 1B		2	1	2	1	2	0	0
8 Kendrys Morales, S (1, 3) OBP: 0.282, SLG: 0.474		C FF 93 S FF 92 X FF 92 0-2 G4-3		C FF 87 B FF 92 C FF 92 S FC 87 1-3 K		C KC 79 B CH 87 C FF 92 S KC 79 1-3 K 1-2 2-3		C SL 78 X CH 88 0-1 FC4-6 47 G1-6-3 1-2f 2-3		4	0	0	0	0	2	5
47 Howie Kendrick, R (1, 4) OBP: 0.361, SLG: 0.375		F FF 93 F FF 88 B KC 78 C KC 76 1-3 K		C FF 88 X FC 88 0-1 L8 1-2		C KC 80 F FF 91 B FC 94 B FC 92 D CH 82 X FF 91 3-2 G3 2-3 3-H		S SL 85 C SL 86 X SL 88 0-2 G1-6-3 1-2f		4	0	0	1	0	1	4
44 Mike Napoli, R (1, 2) OBP: 0.231, SLG: 0.167		B KC 75 S FF 93 F FF 93 F SI 93 B FC 88 S KC 77 2-3 K		F FF 92 X KC 76 0-1 2-H 1B		B FC 91 S FF 92 B CH 92 F CH 91 C FC 91 2-3 K			B FF 93 B FF 93 B FF 93 C FF 90 C FF 93 B SL 86 4-2 2 1B BB	3	0	1	0	1	2	1
3 Brandon Wood, R (1, 5) OBP: 0.129, SLG: 0.100			C KC 75 C FF 92 F FF 93 B SI 93 F SI 94 X FC 88 1-2 P6		B FF 91 C FC 86 S FF 91 F FF 92 F FF 92 B FF 92 X FC 86 2-2 F9		C B FC 90 B FC 90 F FC 91 C FF 92 2-3 K		C FF 94 S SL 84 F SL 87 S SL 87 0-3 K	4	0	0	0	0	2	1
77 Reggie Willits, S (1, 7)			B SI 92 B FF 92 B FF 91 B FF 92 4-0 2 FC6-4 BB		C FF 91 B KC 75 F FF 92 B FF 92 S FC 87 2-3 K		B CH 91 C FC 90 C FC 91 F FF 91 F FC 90 B FC 92 B FF 92 B FC 89 4-2 2 G3 BB		B FF 92 B FF 90 C FF 91 X FF 92 2-1 F8	2	0	0	0	2	1	1
Inning Stats	R: 0 E: 0 K: 2 S: 8 H: 0 LOB: 0 BB: 0 P: 13	R: 1 E: 0 K: 2 S: 11 H: 1 LOB: 0 BB: 0 P: 15	R: 0 E: 0 K: 0 S: 16 H: 0 LOB: 2 BB: 2 P: 28	R: 0 E: 0 K: 1 S: 10 H: 1 LOB: 2 BB: 1 P: 15	R: 0 E: 0 K: 1 S: 15 H: 0 LOB: 1 BB: 1 P: 26	R: 1 E: 0 K: 2 S: 15 H: 1 LOB: 1 BB: 1 P: 26	R: 0 E: 0 K: 2 S: 11 H: 0 LOB: 1 BB: 1 P: 21	R: 0 E: 0 K: 0 S: 12 H: 2 LOB: 1 BB: 0 P: 17	R: 0 E: 0 K: 1 S: 13 H: 1 LOB: 2 BB: 1 P: 23	1B: 5 2B: 0 3B: 0 HR: 1 SF: 0 SAC: 0 DP: 1 HBP: 0						

AB	31
R	2
H	6
RBI	2
BB	7
SO	11
LOB	20

WP: 1	PA: 38
PB: 0	
SB: 1	
CS: 0	

PITCHER		IP	WLS	BF	H	R	ER	SO	BB	IBB	HBP	BLK	WP	HR	S	P	ERA	WHIP
65 Phil Hughes, R ERA: 3.6	(1, 1)	5.0	W	22	3	2	2	6	5	0	0	1	0	1	66	108	3.60	1.600
30 David Robertson, R ERA: 9.0	(6, 1)	1.2		6	0	0	0	3	1	0	0	0	1	0	17	30	0.00	0.600
43 Damaso Marte, L ERA:	(7, 1)	0.2		4	2	0	0	1	0	0	0	0	0	0	12	20	0.00	3.000
62 Joba Chamberlain, R ERA: 3.38	(8, 1)	1.1	H	5	1	0	0	1	1	0	0	0	0	0	14	22	0.00	1.500
42 Mariano Rivera, R ERA:	(9, 1)	0.1	S	1	0	0	0	0	0	0	0	0	0	0	2	4	0.00	0.000

PITCHER		IP	WLS	BF	H	R	ER	SO	BB	IBB	HBP	BLK	WP	HR	S	P	ERA	WHIP

BOTTOM

Los Angeles Angels @ New York Yankees

Yankee Stadium, Bronx, NY

Thu Apr 15 2010, 7:09 PM - 10:42 PM EDT

Att. 44,722 - Partly Cloudy - 71 F

livebaseballscorecards.com

Batter	1	2	3	4	5	6	7	8	9	AB	R	H	RBI	BB	SO	LOB
2 Derek Jeter, R (1, 6) OBP: 0.364, SLG: 0.524	S CH 78 S CH 80 F SI 93 S SI 92 0-3 ① K		C SI 88 B SI 90 X SI 90 1-1 HR	F SI 90 F SI 90 X SL 80 0-2 3-H 2B		C FF 90 B SI 90 F CU 77 B CU 78 F FF 89 B FF 87 T FF 90 3-2 ① K		C FF 88 X FF 88 0-1 ① G5-3		5	1	2	2	0	2	0
33 Nick Swisher, S (1, 9) OBP: 0.421, SLG: 0.500	B SI 93 B FF 92 B FF 89 C SI 92 X SI 91 3-1 ② G5-3		X SI 90 0-0 ① F8	B CH 80 S CH 80 B CH 78 F SI 91 X CH 80 2-2 ② G6-3		B CU 76 B SI 90 F SI 91 B CU 78 B FC 89 4-2 25 BB		B SI 94 F SI 94 C FF 88 B SL 81 B FF 90 X FF 89 3-2 ② F8		4	0	0	0	1	0	1
25 Mark Teixeira, S (1, 3) OBP: 0.302, SLG: 0.121	B SI 92 B SI 92 B SI 91 B SI 91 4-0 BB		B SI 90 B CH 79 F CH 80 B SI 91 T CH 78 B SI 90 4-2 24 FC4-6 13 BB	F SI 91 F FF 90 B SI 90 D CH 80 S SI 91 2-3 ③ K		S SI 91 D SI 86 B SI 90 D FF 89 B SI 90 4-1 1-2 BB		B SI 95 F SI 94 B SL 79 C FF 88 B SI 94 F SI 94 S FF 89 3-3 ③ K		2	0	0	0	3	2	1
13 Alex Rodriguez, R (1, 5) OBP: 0.333, SLG: 0.447	B SI 91 B CH 78 C SI 91 X FF 90 2-1 ③ F8		B SL 79 C SI 90 F FF 90 D SL 81 B CH 79 D CH 77 4-2 24 FC4-6 1-2 BB		X SI 87 0-0 24 HR 2B	X SI 91 0-0 ② F8				3	1	1	0	1	0	3
24 Robinson Canó, L (1, 4) OBP: 0.400, SLG: 0.816		B SI 90 X FF 90 1-0 HR	X SI 90 0-0 ② FC4-6 20 FC6-4 1-2f 2-3		C SI 87 B SL 78 D SL 76 B FC 88 X SI 89 3-1 2-H HR	B CU 78 B CU 77 C SI 90 S FC 89 F CU 77 C CH 86 2-3 ③ K				4	2	2	3	0	1	4
20 Jorge Posada, S (1, 2) OBP: 0.457, SLG: 0.690		C SI 91 B CH 78 F SI 91 B SL 79 B CH 78 F SI 91 X SI 91 3-2 ① F9	X CH 79 0-0 ③ FC6-4 1-2f		F SI 94 B SI 95 B SI 95 B SI 94 X 3-1 ① G3		C FF 89 S SI 89 C SI 89 0-3 ① K			4	0	0	0	0	1	2
38 Marcus Thames, R (1, 10) OBP: 0.500, SLG: 0.571 36 Nick Johnson, L (7, PH) OBP: 0.425, SLG: 0.379 (8, 10)		B CH 80 S SI 92 B SI 91 S SI 92 B FC 91 X SI 91 3-2 2B		S SI 88 B CH 77 X CH 78 1-1 14 3B 1B	C CU 83 X CH 86 0-1 ② F7		C SI 89 B SI 87 F CH 84 B FF 89 B CU 77 F CU 76 B SI 90 4-2 14 G1 BB			3 0	1 0	2 0	0 0	0 1	0 0	0 0
14 Curtis Granderson, L (1, 8) OBP: 0.385, SLG: 0.639		B SI 91 X SI 91 1-0 ② G6-3		B SI 88 X SI 88 1-0 1-H 2 2B 3B	C B CH 80 C CH 81 B CU 84 B F SI 93 X CH 78 3-2 3B		C SI 89 B CU 76 X CU 76 1-1 ② G1 1-2			4	1	2	1	0	0	2
22 Randy Winn, S (1, 7)		C SI 90 D CH 79 B CH 78 F SI 90 B SL 79 F SI 90 X CH 78 3-2 ③ G5-3		C SI 89 F SI 89 B SL 76 X CH 77 1-2 ① G4-3	B S T X 1-2 ③ G4-3		B CU 76 C FF 89 B CU 75 C SI 90 D CU 78 S SI 89 3-3 ③ K			4	0	0	0	0	1	4
Inning Stats	R: 0 E: 0 K: 1 S: 8 H: 0 LOB: 1 BB: 1 P: 17	R: 1 E: 0 K: 0 S: 13 H: 2 LOB: 1 BB: 0 P: 24	R: 1 E: 0 K: 0 S: 9 H: 1 LOB: 2 BB: 2 P: 18	R: 2 E: 0 K: 1 S: 15 H: 3 LOB: 1 BB: 0 P: 22	R: 2 E: 0 K: 0 S: 14 H: 3 LOB: 1 BB: 0 P: 24	R: 0 E: 0 K: 2 S: 12 H: 0 LOB: 2 BB: 2 P: 25	R: 0 E: 0 K: 2 S: 11 H: 0 LOB: 1 BB: 1 P: 19	R: 0 E: 0 K: 1 S: 9 H: 0 LOB: 0 BB: 0 P: 15								

AB	33
R	6
H	9
RBI	6
BB	6
SO	7
LOB	17

1B: 1 SF: 0 WP: 0 PA: 39
2B: 3 SAC: 0 PB: 0
3B: 2 DP: 0 SB: 0
HR: 3 HBP: 0 CS: 0

PITCHER		IP	WLS	BF	H	R	ER	SO	BB	IBB	HBP	BLK	WP	HR	S	P	ERA	WHIP
19 Scott Kazmir, L ERA: 13.5	(1, 1)	4.0	L	23	8	6	6	2	3	0	0	0	0	3	48	87	13.50	2.750
43 Brian Stokes, R ERA: 5.06	(5, 1)	1.0		4	1	0	0	0	0	0	0	0	0	0	11	18	0.00	1.000
32 Matt Palmer, R ERA: 5.0	(6, 1)	2.0		9	0	0	0	4	3	0	0	0	0	0	23	44	0.00	1.500
45 Francisco Rodriguez, R ERA:	(8, 1)	1.0		3	0	0	0	1	0	0	0	0	0	0	9	15	0.00	0.000

PITCHER	IP	WLS	BF	H	R	ER	SO	BB	IBB	HBP	BLK	WP	HR	S	P	ERA	WHIP

Batter	1	2	3	4	5	6	7	8	9	AB	R	H	RBI	BB	SO	LOB
2 Erick Aybar, S (1, 6) OBP: 0.391, SLG: 0.300	B B SI 88 C SI 85 B FF 87 C FF 85 S FF 88 3-3 ① K		B SI 87 S SI 86 X FC 84 1-1 1-H 1B		B CU 73 X SI 86 1-0 ② G4-3 2-3		B CU 73 B CH 80 C SI 85 F SI 86 F CU 75 F CH 80 X SI 86 2-2 ③ G6-3		X SI 89 0-0 53 G6-3 1B	5	0	2	1	0	1	1
53 Bobby Abreu, L (1, 9) OBP: 0.280, SLG: 0.438	C SI 87 C FF 86 B CH 82 X SI 88 1-2 ② G1-3		C SI 86 S CH 81 B CH 81 B FC 85 C CH 80 2-3 K		C CH 80 B SI 87 B FC 85 B CH 81 X SI 86 3-1 48 S 48 2B 3-H 1B			C FF 92 F SI 92 B CH 83 C CH 83 1-3 ① K	1 SAFE X SI 88 0-0 ②③ G6-3 1-2f	5	1	1	1	0	2	2
48 Torii Hunter, R (1, 8) OBP: 0.435, SLG: 0.538	C FF 88 C FC 85 X CU 76 0-2 ③ G1-3		X SI 88 0-0 ③ P4		B FF 87 C CH 84 B CH 81 C FF 87 D CH 82 X SL 84 3-2 1-H 2B			B FF 92 C FF 90 B CH 82 X SL 86 2-1 8 S 55 WP 20 1B 1B		4	1	2	1	0	0	1
55 Hideki Matsui, L (1, 10) OBP: 0.404, SLG: 0.585 77 Reggie Willits, S (8, PR) (8, 10)		C SI 86 B SI 87 B CH 82 B SI 87 C FF 87 X SI 88 3-2 8 FC3-6 1B		B CU 71 C FF 85 F CH 80 B SL 82 B FF 86 S CH 81 3-3 ① K	B CH 80 B FF 86 F CH 81 X SI 86 2-1 ③ F7			B FF 93 C SI 92 B CH 84 C FF 93 F CH 84 B FF 93 F SI 94 F SI 93 F SI 93 4-2 B FF 93 20 1B 13 2B 1-2 BB		3 0	0 1	1 0	0 0	1 0	1 0	1 0
8 Kendrys Morales, S (1, 3) OBP: 0.279, SLG: 0.524		B SI 88 S CH 82 X CH 82 1-1 ① FC3-6 1-2f		C CU 74 B FF 85 X SI 86 1-1 HR		C SI 85 B CH 80 S CH 81 S CH 80 1-3 ① K		B CH 83 F FF 92 F FF 92 X CH 82 1-2 ② L6 2-3		4	1	1	1	0	1	3
20 Juan Rivera, R (1, 7) OBP: 0.250, SLG: 0.450		B FF 88 C FC 85 B SI 88 S CH 81 S SI 84 2-3 ② K		C SI 87 X CU 76 0-1 ② G5-3		X CU 74 0-0 ② G5-3		X FF 92 0-0 13 2B 1-2 3-H 1B		4	1	1	1	0	1	1
13 Maicer Izturis, S (1, 5) OBP: 0.318, SLG: 0.278		X FF 88 0-0 ③ P6		B FF 86 C SI 86 B CU 75 X SI 87 2-1 ③ G1-3		C FF 86 B CU 74 X SI 86 1-1 ③ G3-1		F FF 92 X SI 92 0-1 1-H 2-H 2B		4	0	1	2	0	0	1
47 Howie Kendrick, R (1, 4) OBP: 0.350, SLG: 0.361			C FF 84 B SI 86 F CH 84 X SL 82 1-2 ① G4-3		C CU 74 B FF 85 X SL 82 1-1 ① L3		C CU 73 X FF 85 0-1 5 CS 1B	B FC 90 F FC 90 S CH 82 X CH 82 1-2 ③ G5-3		4	0	1	0	0	0	1
5 Jeff Mathis, R (1, 2) OBP: 0.367, SLG: 0.481			B FF 86 B FC 84 F FF 86 F FC 84 B SI 88 F SL 82 B CH 81 4-2 2 E 2 S 2 1B BB		C SI 86 X SI 84 0-1 2 G4-3 53 1B 2B		1 SAFE L FF 85 S SL 80 S CH 79 0-3 ①② K 1-2		B SI 88 F SI 88 F CU 76 F CU 75 B CU 76 B SI 90 X SI 89 3-2 ① G5-3	3	2	1	0	1	1	1
Inning Stats	R: 0 E: 0 K: 1 S: 9 H: 0 LOB: 0 BB: 0 P: 13	R: 0 E: 0 K: 1 S: 9 H: 1 LOB: 1 BB: 0 P: 15	R: 1 E: 0 K: 1 S: 12 H: 1 LOB: 1 BB: 1 P: 20	R: 1 E: 0 K: 1 S: 9 H: 1 LOB: 0 BB: 0 P: 15	R: 2 E: 0 K: 0 S: 12 H: 3 LOB: 1 BB: 0 P: 22	R: 0 E: 0 K: 1 S: 6 H: 0 LOB: 0 BB: 0 P: 8	R: 0 E: 0 K: 1 S: 10 H: 1 LOB: 0 BB: 0 P: 12	R: 3 E: 0 K: 1 S: 20 H: 3 LOB: 1 BB: 1 P: 29	R: 0 E: 0 K: 0 S: 6 H: 1 LOB: 0 BB: 0 P: 9	1B: 7 2B: 3 3B: 0 HR: 1 SF: 0 SAC: 0 DP: 1 HBP: 0						

PITCHER		IP	WLS	BF	H	R	ER	SO	BB	IBB	HBP	BLK	WP	HR	S	P	ERA	WHIP
28 Shaun Marcum, R ERA: 4.05	(1, 1)	7.0	L	28	7	4	4	6	1	0	0	0	0	1	67	105	5.14	1.143
49 Jeremy Accardo, R ERA: 9.0	(8, 1)	1.0		7	3	3	3	1	1	0	0	0	1	0	20	29	27.00	4.000
37 Scott Downs, L ERA:	(9, 1)	1.0		3	1	0	0	0	0	0	0	0	0	0	6	9	0.00	1.000

PITCHER	IP	WLS	BF	H	R	ER	SO	BB	IBB	HBP	BLK	WP	HR	S	P	ERA	WHIP

TOP

Los Angeles Angels @ Toronto Blue Jays

Rogers Centre, Toronto, ON

Fri Apr 16 2010, 7:10 PM - 9:56 PM EDT

Att. 14,779 - Roof Closed - 68 F

livebaseballscorecards.com

AB	36
R	7
H	11
RBI	7
BB	2
SO	7
LOB	12

WP: 1	PA: 38
PB: 0	
SB: 3	
CS: 1	

BOTTOM

Batter	1	2	3	4	5	6	7	8	9	AB	R	H	RBI	BB	SO	LOB
19 José Bautista, R (1, 5) OBP: 0.358, SLG: 0.300	C FF 91 B SL 80 F FF 91 B SI 91 C SI 90 2-3 K ①		B FF 92 C FC 92 C FF 93 B SL 82 C SI 91 2-3 K ③			C SI 90 T CH 80 B SL 82 X CH 79 1-2 FC6-4 1-2f ②		B SI 92 B SL 78 S FF 93 C SL 78 X SL 79 2-2 P6 1-2 ②		4	0	0	0	0	2	2
11 Alex Gonzalez, R (1, 6) OBP: 0.367, SLG: 0.723	C SI 92 X SI 91 0-1 G5-3 ②			C SL 80 B SL 80 F FF 92 F FF 90 F SI 90 B SL 83 X CH 81 2-2 G3 ①		X SL 80 0-0 F8 ③		F SL 79 B FF 94 S SL 81 D SL 82 X FF 93 2-2 26 HR 2-H 1B		4	1	1	1	0	0	1
26 Adam Lind, L (1, 7) OBP: 0.400, SLG: 0.545	B FF 92 B SI 91 B FF 92 C SI 91 F SI 90 F FF 94 S CH 81 3-3 K ③			X CU 72 0-0 G4-3 ②			C CH 82 B CU 73 B SI 89 F FF 90 X CH 81 2-2 35 F9 10 1B 1B	X SL 79 0-0 1-H HR		4	1	2	2	0	1	0
10 Vernon Wells, R (1, 8) OBP: 0.489, SLG: 0.897		X FF 92 0-0 HR		B FF 91 F CH 78 B SI 91 S SL 82 B SL 82 X CH 80 3-2 P3 ③			C SI 91 B SI 90 B SI 90 C SI 91 X SL 80 2-2 35 F9 1-2 1B	X SL 92 0-0 1B		4	1	3	1	0	0	0
35 Lyle Overbay, L (1, 3) OBP: 0.146, SLG: 0.116		C SI 90 F CU 74 S SL 81 0-3 K ①			B CH 79 B SI 90 X FF 90 2-0 G4-3 ①		S CU 73 D CU 74 F SI 90 D SL 78 X CH 80 2-2 F9 ①② 1-3 2-3	C F FF 97 D B SL 91 1 SAFE D CU 82 F FF 97 S SL 92 3-3 K ③		4	0	0	0	0	2	3
14 John Buck, R (1, 2) OBP: 0.237, SLG: 0.400		B FF 91 B FF 92 F FF 91 C SL 80 S SI 91 2-3 K ②			S SL 82 F SI 91 S CH 78 0-3 K ②		F SI 90 S SL 82 D SL 80 B FF 89 X CH 80 2-2 G5-3 ③		C SI 94 B SI 94 X CH 80 1-1 F8 ①	4	0	0	0	0	2	1
21 Randy Ruiz, R (1, 10) OBP: 0.250, SLG: 0.625		T FF 92 S SL 82 B SL 80 X SL 81 1-2 F8 ③			F SI 90 B SI 91 C FF 91 X CH 78 1-2 G5-3 ③			S FF 88 X SI 88 0-1 HR	B SI 94 C SI 95 B SI 94 X FF 94 2-1 G1-3 ②	4	1	1	1	0	0	0
45 Travis Snider, L (1, 9) OBP: 0.286, SLG: 0.265			B CU 73 B FF 92 B SI 92 C FF 91 X SI 91 3-1 F7 ①			C CU 73 B CH 82 B SI 89 C SI 90 C SI 91 2-3 K ①		B FF 90 B FF 90 B FF 91 B FF 91 4-0 19 S 11 1B BB	B CH 83 X SI 95 1-0 G6-3 ③	3	1	0	0	1	1	0
6 John McDonald, R (1, 4) OBP: 0.235, SLG: 0.294			B FF 91 B FC 91 F FF 93 F SI 91 S SL 84 2-3 K2-3 ②			C FF 91 S SL 82 B SI 91 X SI 90 1-2 19 FC6-4 1B		C FF 91 B SL 78 C SL 79 X SL 80 1-2 F8 ①		3	0	1	0	0	1	1
Inning Stats	R: 0 E: 0 K: 2 S: 9 H: 0 LOB: 0 BB: 0 P: 14	R: 1 E: 0 K: 2 S: 10 H: 1 LOB: 0 BB: 0 P: 13	R: 0 E: 0 K: 2 S: 9 H: 0 LOB: 0 BB: 0 P: 16	R: 0 E: 0 K: 0 S: 9 H: 0 LOB: 0 BB: 0 P: 14	R: 0 E: 0 K: 1 S: 7 H: 0 LOB: 0 BB: 0 P: 10	R: 0 E: 0 K: 1 S: 10 H: 1 LOB: 1 BB: 0 P: 14	R: 0 E: 0 K: 0 S: 12 H: 2 LOB: 1 BB: 0 P: 20	R: 4 E: 0 K: 1 S: 17 H: 4 LOB: 1 BB: 1 P: 29	R: 0 E: 0 K: 0 S: 5 H: 0 LOB: 0 BB: 0 P: 9	1B: 5 2B: 0 3B: 0 HR: 3	SF: 0 SAC: 0 DP: 0 HBP: 0						

PITCHER	IP	WLS	BF	H	R	ER	SO	BB	IBB	HBP	BLK	WP	HR	S	P	ERA	WHIP
36 Jered Weaver, R (1, 1) ERA: 2.84	7.0	W	25	5	2	2	8	0	0	0	0	0	2	68	103	2.57	0.714
52 Jason Bulger, R (8, 1) ERA: 11.57	0.2		5	2	3	3	0	1	0	0	0	0	1	10	19	40.50	4.500
40 Kevin Jepsen, R (8, 1) ERA: 1.69	0.1	H	2	1	0	0	1	0	0	0	0	0	0	5	8	0.00	3.000
56 Fernando Rodney, R (9, 1) ERA: 7.2	1.0	S	3	0	0	0	0	0	0	0	0	0	0	5	9	0.00	0.000

PITCHER	IP	WLS	BF	H	R	ER	SO	BB	IBB	HBP	BLK	WP	HR	S	P	ERA	WHIP

Los Angeles Angels @ Toronto Blue Jays

Rogers Centre, Toronto, ON

Fri Apr 16 2010, 7:10 PM - 9:56 PM EDT

Att. 14,779 - Roof Closed - 68 F

livebaseballscorecards.com

AB	34
R	5
H	8
RBI	5
BB	1
SO	9
LOB	8

WP: 0	PA: 35		
PB: 0			
SB: 1			
CS: 0			

Batter	1	2	3	4	5	6	7	8	9	AB	R	H	RBI	BB	SO	LOB
2 Erick Aybar, S (1, 6) OBP: 0.392, SLG: 0.318	B CH 86 B FF 87 C FF 88 B FF 88 B SI 88 4-1 47 HR BB		C CH 85 F CH 85 B CU 78 S CU 78 1-3 ① K		B SI 85 X SI 86 1-0 47 F8 2B		1 SAFE B 1 SAFE 1 SAFE C CH 82 F CH 80 S SL 80 1-3 ③ K		B FF 92 L FF 92 L FF 93 X FC 89 1-2 ① G4-3 2-3	4	1	1	0	1	2	2
47 Howie Kendrick, R (1, 4) OBP: 0.378, SLG: 0.463	C SI 88 B FF 89 1 SAFE X CH 83 1-1 1-H HR		C SI 87 B SI 87 B SI 87 S CU 78 C SI 88 2-3 ② K		X CH 85 0-0 ② F8 2-3			C FF 91 C FF 90 F FF 92 B FF 92 X CH 84 1-2 55 S 20 1B 1B	X FF 93 0-0 48 G4-6-3 3-H 1B	5	2	3	3	0	1	1
48 Torii Hunter, R (1, 8) OBP: 0.412, SLG: 0.523	B CH 83 B FF 89 C SL 88 F SI 88 B SL 86 F SL 87 X SL 89 3-2 ① F7		B CU 79 C CH 81 B SI 88 C SI 87 B CU 79 X CU 78 3-2 55 2B 2B		F FF 86 B SI 86 X SI 88 1-1 ③ F8			1 SAFE C SL 83 C SL 84 C FF 93 0-3 ① K	P PO 91 S FC 87 S FC 88 X FF 93 1-2 ②③ G4-6-3 1-2f	5	1	1	0	0	1	3
55 Hideki Matsui, L (1, 10) OBP: 0.392, SLG: 0.578	C FF 89 X FF 89 0-1 ② P5		B SI 87 B SI 87 S SL 85 C SI 86 B FF 87 X SL 85 3-2 2-H 2B			B SI 87 C SI 86 F SI 87 X SL 79 1-2 ① G3-1		C FF 93 C CH 87 D CH 85 B FF 92 C FF 92 2-3 ② K 1-2		4	0	1	1	0	1	1
8 Kendrys Morales, S (1, 3) OBP: 0.277, SLG: 0.489	C SL 85 F SL 88 X CH 83 1-1 ③ G4-3		C CH 81 F FF 87 X SI 87 0-2 ③ G4-3			S CH 83 X SI 87 0-1 ② G3		B FF 92 B CH 86 B CH 85 I 4-0 20 1B IBB		3	0	0	0	1	0	1
20 Juan Rivera, R (1, 7) OBP: 0.273, SLG: 0.523		C CH 86 B SL 84 X SL 83 1-1 HR	C CH 84 C CH 85 B SI 86 X SI 86 1-2 ① P3			C SL 79 X CH 82 0-1 ③ G5-3		B FF 93 C SL 83 B CH 84 X FF 92 2-1 44 BB 1-3 2-H 1B		4	1	2	2	0	0	0
44 Mike Napoli, R (1, 2) OBP: 0.235, SLG: 0.133		C CH 81 B FF 88 F CU 76 B FF 88 X CH 83 2-2 ① G4-3	B CH 79 T SI 85 B SI 86 S CH 82 B SI 86 F SI 86 F CH 81 F FF 87 F SI 87 3-2 X CH 81 G6-3				C SL 78 B SL 76 C SI 88 B CH 81 X SL 78 2-2 ① G5-3	S SL 82 B SL 81 B FF 92 F SL 82 B FF 92 B SI 92 4-2 1-2 BB		3	0	0	0	1	0	0
3 Brandon Wood, R (1, 5) OBP: 0.114, SLG: 0.088		C CH 82 T CH 82 B FF 88 B SL 85 S CH 83 2-3 ② K	X CH 79 0-0 ③ F7				C SI 88 F SL 79 X SL 80 0-2 ② G4-3	X 0-0 ③ F8		4	0	0	0	0	1	3
77 Reggie Willits, S (1, 9) OBP: 0.500, SLG: 0.500		C FF 87 B CH 86 B SL 84 F FF 87 X CH 81 2-2 ③ P3			B CH 82 B CH 84 C CH 84 F CH 85 X CH 85 2-2 ① G5-3		B SI 85 X SI 87 1-0 1B		C FF 92 B FC 88 F FF 92 X FC 86 1-2 2 G4-3 47 1B 2B	4	1	2	0	0	0	0
Inning Stats	R: 2 E: 0 K: 0 S: 11 H: 1 LOB: 0 BB: 1 P: 20	R: 1 E: 0 K: 1 S: 11 H: 1 LOB: 0 BB: 0 P: 18	R: 1 E: 0 K: 2 S: 15 H: 2 LOB: 1 BB: 0 P: 24	R: 0 E: 0 K: 0 S: 11 H: 0 LOB: 0 BB: 0 P: 15	R: 0 E: 0 K: 0 S: 7 H: 1 LOB: 1 BB: 0 P: 11	R: 0 E: 0 K: 0 S: 7 H: 0 LOB: 0 BB: 0 P: 8	R: 0 E: 0 K: 1 S: 10 H: 1 LOB: 1 BB: 0 P: 14	R: 1 E: 0 K: 2 S: 15 H: 2 LOB: 3 BB: 2 P: 28	R: 1 E: 0 K: 0 S: 11 H: 2 LOB: 0 BB: 0 P: 13	1B: 4 2B: 4 3B: 0 HR: 2 SF: 0 SAC: 0 DP: 1 HBP: 0						

Los Angeles Angels @ Toronto Blue Jays

Rogers Centre, Toronto, ON

Sat Apr 17 2010, 1:08 PM - 3:47 PM EDT

Att. 17,187 - Roof Closed - 68 F

TOP

livebaseballscorecards.com

AB	36
R	6
H	10
RBI	6
BB	3
SO	6
LOB	11

WP: 0 PB: 0 SB: 1 CS: 0 PA: 39

PITCHER		IP	WLS	BF	H	R	ER	SO	BB	IBB	HBP	BLK	WP	HR	S	P	ERA	WHIP
56 Brian Tallet, L ERA: 6.11	(1, 1)	5.0	L	21	5	4	4	3	1	0	0	0	0	2	55	88	7.20	1.200
57 Shawn Camp, R ERA: 1.23	(6, 1)	2.0		7	1	0	0	1	0	0	0	0	0	0	17	22	0.00	0.500
54 Jason Frasor, R ERA: 5.68	(8, 1)	1.0		7	2	1	1	2	1	1	0	0	0	0	15	28	9.00	3.000
63 Kevin Gregg, R ERA: 1.69	(9, 1)	1.0		4	2	1	1	0	0	0	0	0	0	0	11	13	9.00	2.000

PITCHER	IP	WLS	BF	H	R	ER	SO	BB	IBB	HBP	BLK	WP	HR	S	P	ERA	WHIP

Batter	1	2	3	4	5	6	7	8	9	AB	R	H	RBI	BB	SO	LOB
18 Mike McCoy, R (1, 4) OBP: 0.273, SLG: 0.333	B SI 89 X FF 89 1-0 ① F8		B CH 81 C SI 91 D CH 82 C SI 92 X FF 92 2-2 E5 11 E 2-H			C CU 75 C CH 82 B FF 90 B SI 92 X CH 82 2-2 26 BB 11 S 1B		C SI 90 X SI 90 0-1 ② G1-3		4	1	1	0	0	0	0
11 Alex Gonzalez, R (1, 6) OBP: 0.358, SLG: 0.706	C FF 91 B FF 90 B CU 78 X SI 91 2-1 ② G6-3		B CH 82 S CH 82 X SI 91 1-1 E5 2-H			C SI 90 B SI 92 S CH 83 D CH 83 X SI 92 2-2 ① P3 1-2		F SI 90 C FF 90 B SI 90 B CH 82 B CH 81 X SI 91 3-2 26 1B 2B		4	0	1	0	0	0	1
26 Adam Lind, L (1, 7) OBP: 0.407, SLG: 0.532	B FF 90 C FF 91 X SI 92 1-1 ③ G4-3		C CU 76 B SI 90 B SI 90 B CU 80 X FF 91 3-1 P6			B SI 92 B SI 91 B CU 79 C SI 90 2 SAFE B FF 93 4-1 ② 10 FC6-4 2-3 BB		C FF 92 C SI 92 X CU 79 0-2 ③ 2-H 1B		3	0	1	0	1	0	1
10 Vernon Wells, R (1, 8) OBP: 0.471, SLG: 0.860		X CU 72 0-0 ① F8		F CH 81 B CH 85 F SI 91 X SI 91 1-2 ① G5-3		X SI 92 0-0 ③ FC6-4 1-2f			B FC 97 B FF 96 X FF 97 2-0 35 2B	4	1	1	0	0	0	1
35 Lyle Overbay, L (1, 3) OBP: 0.154, SLG: 0.149		C SI 89 C CU 78 B CU 74 S SI 90 1-3 ② K		C CU 76 S CU 80 B CU 80 B FF 92 F SI 92 F CU 80 F SI 92 X SI 91 2-2 ② F7			B FF 89 C FF 91 S CU 80 F SI 92 X SL 85 1-2 ① G3		C FF 95 D CU 83 C FF 96 B SL 91 X FC 96 2-2 2-H 2B	4	0	1	1	0	1	0
19 José Bautista, R (1, 9) OBP: 0.351, SLG: 0.318		C SI 90 B CH 82 X CH 82 1-1 ③ G6-3		X SI 92 0-0 ③ G6-3			C CU 75 F CH 82 F FF 92 X CU 78 0-2 21 L9 2B		X SI 94 0-0 ① G6-3	4	0	1	0	0	0	1
21 Randy Ruiz, R (1, 10) OBP: 0.167, SLG: 0.417			C SI 89 F SI 90 F SI 90 X CH 80 0-2 ① G1-3		C CU 74 S CH 81 S CH 80 0-3 ① K		B CH 82 X SI 92 1-0 ② L9 2-3		D CH 82 F SI 95 F SI 98 B FF 97 F SI 95 S FF 96 2-3 ② K	4	0	0	0	0	2	2
8 José Molina, R (1, 2) OBP: 0.300, SLG: 0.333 15 Fred Lewis, L (9, PH)			B FF 90 F SI 90 F CH 82 B FF 91 F FF 91 B CU 79 X FF 91 3-2 ② F9		B CU 74 F SI 92 B FF 91 F SI 91 F FF 92 X CH 83 2-2 ② G4-3		X CH 82 0-0 ③ F8		C CH 82 C CH 81 S SI 97 0-3 ③ K	3 1	0 0	0 0	0 0	0 0	1 1	1 1
6 John McDonald, R (1, 5) OBP: 0.250, SLG: 0.350			C SI 91 B CU 78 X CU 78 1-1 18 E 2B		X SI 91 0-0 ③ G4-3			X SI 89 0-0 ① F9		3	1	1	0	0	0	0
Inning Stats	R: 0 H: 0 E: 0 LOB: 0 K: 0 BB: 0 S: 5 P: 9	R: 0 H: 0 E: 0 LOB: 0 K: 1 BB: 0 S: 6 P: 8	R: 2 H: 1 E: 2 LOB: 1 K: 0 BB: 0 S: 17 P: 27	R: 0 H: 0 E: 0 LOB: 0 K: 0 BB: 0 S: 10 P: 13	R: 0 H: 0 E: 0 LOB: 0 K: 1 BB: 0 S: 8 P: 10	R: 0 H: 1 E: 0 LOB: 1 K: 0 BB: 0 S: 8 P: 16	R: 0 H: 1 E: 0 LOB: 1 K: 0 BB: 1 S: 10 P: 12	R: 0 H: 2 E: 0 LOB: 2 K: 0 BB: 0 S: 9 P: 12	R: 1 H: 2 E: 0 LOB: 1 K: 2 BB: 0 S: 12 P: 18	1B: 2 SF: 0 2B: 5 SAC: 0 3B: 0 DP: 0 HR: 0 HBP: 0						WP: 0 PA: 35 PB: 0 SB: 1 CS: 0

BOTTOM

Los Angeles Angels @ Toronto Blue Jays

Rogers Centre, Toronto, ON

Sat Apr 17 2010, 1:08 PM - 3:47 PM EDT

Att. 17,187 - Roof Closed - 68 F

livebaseballscorecards.com

AB	34
R	3
H	7
RBI	1
BB	1
SO	4
LOB	8

PITCHER		IP	WLS	BF	H	R	ER	SO	BB	IBB	HBP	BLK	WP	HR	S	P	ERA	WHIP
51 Joe Saunders, L ERA: 4.26	(1, 1)	8.0	W	30	5	2	0	2	1	0	0	0	0	0	73	107	0.00	0.750
40 Kevin Jepsen, R ERA: 3.38	(9, 1)	0.0		2	2	1	1	0	0	0	0	0	0	0	4	8	∞	∞
56 Fernando Rodney, R ERA: 6.0	(9, 1)	1.0	S	3	0	0	0	2	0	0	0	0	0	0	8	10	0.00	0.000

PITCHER	IP	WLS	BF	H	R	ER	SO	BB	IBB	HBP	BLK	WP	HR	S	P	ERA	WHIP

Batter	1	2	3	4	5	6	7	8	9	AB	R	H	RBI	BB	SO	LOB
2 Erick Aybar, S (1, 6) OBP: 0.389, SLG: 0.340	B FF 89 B FF 89 C SI 91 X SI 90 2-1 F8		1 SAFE C SI 88 L CH 85 1 SAFE B CU 76 F CH 84 S 1-3 K 1-2			B CU 73 F SI 87 B CH 83 X FF 90 2-1 55 2B 2B		1 SAFE B CH 83 X FF 89 1-0 SH1-3 1-2		3	1	1	0	0	1	1
47 Howie Kendrick, R (1, 4) OBP: 0.367, SLG: 0.444	C FF 91 X SI 91 0-1 G5-3			B CU 74 B SI 89 C CH 85 F CH 84 F SI 92 B CH 85 F FF 90 X CH 86 3-2 53 G3 53 WP 1B		B CU 74 X CU 76 1-0 B3		S CH 83 C CU 76 D CH 83 F CU 75 D CH 84 S CH 84 2-3 K		4	0	1	0	0	1	2
53 Bobby Abreu, L (1, 9) OBP: 0.259, SLG: 0.404	C SI 90 S CU 79 B CU 79 B CH 84 B SI 92 S SI 90 3-3 K			M FF 92 S CU 80 X CH 81 0-2 G3 1-3		F FF 90 B CH 83 S CU 81 D CU 80 D CH 83 X CH 85 3-2 G1-3		X CH 85 0-0 G4-3		4	0	0	0	0	1	3
55 Hideki Matsui, L (1, 10) OBP: 0.400, SLG: 0.612 44 Mike Napoli, R (9, PR) OBP: 0.235, SLG: 0.133 (9, 10)		C FF 90 S FF 90 B CU 79 B CH 84 B FF 90 X FF 91 3-2 F8		B FF 92 X CH 85 1-0 L4		D CU 80 X FF 92 1-0 2-H 2B			C SI 90 B SI 89 C SI 90 B SI 90 F SI 90 B SI 90 X SI 90 3-2 8 E 2B	4 0	0 1	2 0	1 0	0 0	0 0	1 0
8 Kendrys Morales, S (1, 3) OBP: 0.255, SLG: 0.449		X SI 91 0-0 G1-3		B CH 85 C SI 91 D CH 85 F CH 85 C CU 75 2-3 K		F CH 86 X FF 90 0-1 G6-3			B CU 76 X SI 89 1-0 E3 5 2B 2-H	4	1	0	0	0	1	2
20 Juan Rivera, R (1, 7) OBP: 0.271, SLG: 0.500		C SI 90 X CH 86 0-1 F9			B SI 88 B FF 89 F SI 89 X FF 90 2-1 5 G6-4-3 1B		F FC 91 F FF 91 B CU 75 B CH 85 S CU 75 2-3 K		C CU 77 B SI 89 F CU 76 F CU 76 C SI 90 1-3 K	4	0	1	0	0	2	1
5 Jeff Mathis, R (1, 2) OBP: 0.353, SLG: 0.484			X SI 90 0-0 G5-3		X FF 89 0-0 G6-4-3 1-2f		C FF 91 B SI 89 B CH 83 F SI 89 X CH 85 2-2 G6-3		C SI 89 S CU 76 B SI 90 D CU 76 X SI 91 2-2 3 S 3 FC6-2 2-H 2B	4	0	1	1	0	0	1
3 Brandon Wood, R (1, 5) OBP: 0.128, SLG: 0.105			C SI 90 B C SI 90 F CH 85 F CU 80 S CH 84 1-3 K		B SI 92 B CH 84 F FF 91 X FF 90 2-1 1B		X CH 84 0-0 F8		B SI 89 F SI 90 S CU 77 X CU 77 1-2 FC6-2 2-H	4	0	1	0	0	1	1
77 Reggie Willits, S (1, 8) OBP: 0.500, SLG: 0.375			B FF 90 B FF 88 B FF 90 B FF 92 4-0 2 WP BB		F SI 91 B CH 83 B CH 85 B SI 91 1 SAFE C FF 90 X FF 91 3-2 G4-3			C FF 88 B CU 73 B CH 87 B FF 89 B FF 89 4-1 2 SH1-3 BB	1 SAFE B SI 88 X SI 89 1-0 G3	2	0	0	0	2	0	3
Inning Stats	R: 0 E: 0 K: 1 S: 7 H: 0 LOB: 0 BB: 0 P: 12	R: 0 E: 0 K: 0 S: 6 H: 0 LOB: 0 BB: 0 P: 9	R: 0 E: 0 K: 2 S: 10 H: 0 LOB: 1 BB: 1 P: 16	R: 0 E: 0 K: 1 S: 12 H: 1 LOB: 1 BB: 0 P: 18	R: 0 E: 0 K: 0 S: 8 H: 2 LOB: 1 BB: 0 P: 15	R: 1 E: 0 K: 0 S: 9 H: 2 LOB: 1 BB: 0 P: 16	R: 0 E: 0 K: 1 S: 7 H: 0 LOB: 0 BB: 0 P: 11	R: 0 E: 0 K: 1 S: 7 H: 0 LOB: 1 BB: 1 P: 14	R: 2 E: 1 K: 1 S: 16 H: 2 LOB: 2 BB: 0 P: 25	1B: 3 2B: 4 3B: 0 HR: 0 SF: 0 SAC: 1 DP: 1 HBP: 0						WP: 2 PB: 0 SB: 1 CS: 0 PA: 36	

PITCHER		IP	WLS	BF	H	R	ER	SO	BB	IBB	HBP	BLK	WP	HR	S	P	ERA	WHIP
24 Ricky Romero, L ERA: 1.57	(1, 1)	8.0	L	30	5	1	1	6	2	0	0	0	2	0	66	111	1.12	0.875
37 Scott Downs, L ERA: 1.69	(9, 1)	1.0		6	2	2	1	1	0	0	0	0	0	0	16	25	9.00	2.000

PITCHER	IP	WLS	BF	H	R	ER	SO	BB	IBB	HBP	BLK	WP	HR	S	P	ERA	WHIP

TOP

Los Angeles Angels @ Toronto Blue Jays

Rogers Centre, Toronto, ON

Sun Apr 18 2010, 1:09 PM - 3:29 PM EDT

Att. 14,246 - Roof Closed - 68 F

livebaseballscorecards.com

AB	33
R	3
H	7
RBI	2
BB	2
SO	7
LOB	15

Batter	1	2	3	4	5	6	7	8	9	AB	R	H	RBI	BB	SO	LOB
15 Fred Lewis, L (1, 7) OBP: 0.200, SLG: 0.400	C SI 92 X SL 82 0-1 ① G4-3		B FF 91 C SL 82 X SL 82 1-1 ① 11 S 2B			F FF 90 B FF 91 X CH 83 1-1 ① F9			C FF 89 B FF 91 B CH 83 C SL 80 B FF 92 S SL 80 3-3 ① K	4	0	1	0	0	1	0
11 Alex Gonzalez, R (1, 6) OBP: 0.333, SLG: 0.655	F SL 78 S FF 92 S SL 81 0-3 ② K		C SL 83 D SL 82 S SL 83 F SL 83 D SL 81 B FF 93 S FF 92 3-3 ③ K 2-3			F SL 80 X FF 92 0-1 ② F9			C FF 91 C SL 81 X SI 92 0-2 ② P4	4	0	0	0	0	2	1
26 Adam Lind, L (1, 10) OBP: 0.414, SLG: 0.588	B FF 92 C SI 92 X SL 83 1-1 ③ G6-3			C FF 91 B FF 91 C FF 92 B FF 93 X FF 93 2-2 10 FC2-4 1B		X FF 90 0-0 ③ F8			B SI 92 C SI 91 F CH 85 B SL 80 F CH 85 F FF 92 B FF 93 F SL 80 X SL 82 3-2 HR	4	1	2	1	0	0	0
10 Vernon Wells, R (1, 8) OBP: 0.436, SLG: 0.787		X FF 92 0-0 ① G6-3		B FF 92 1 SAFE B FF 93 C SL 84 X FF 93 2-1 ① FC2-4 1-2f			X FF 90 0-0 ① G5-3		B SL 82 F FF 92 B FF 93 X FF 93 2-1 ③ L8	4	0	0	0	0	0	1
35 Lyle Overbay, L (1, 3) OBP: 0.145, SLG: 0.140		C SI 92 B SL 81 C FF 91 B SL 81 C FF 92 2-3 ② K		1 SAFE X FF 91 0-0 ② F7			C FF 90 B SL 80 X FF 92 1-1 ② G3-1			3	0	0	0	0	1	1
19 José Bautista, R (1, 5) OBP: 0.350, SLG: 0.340		B FF 92 B FF 92 C SL 82 X FF 93 2-1 2B		B FF 91 B FF 91 C FF 93 1 SAFE S SL 81 1 SAFE B SL 82 C SL 83 3-3 ③ K			B SL 82 C FF 91 C FF 92 B FF 92 F FF 92 B SL 84 C FF 93 3-3 ③ K			3	0	1	0	0	2	1
14 John Buck, R (1, 2) OBP: 0.220, SLG: 0.368		S SL 80 X SL 83 0-1 ③ G5-3			X FF 91 0-0 ① G6-3			B FF 90 B FF 91 X SI 91 2-0 ① G5-3		3	0	0	0	0	0	1
45 Travis Snider, L (1, 9) OBP: 0.267, SLG: 0.243			C SL 81 C FF 90 X SL 83 0-2 ① G3		B SL 80 F FF 89 B FF 92 X SL 81 2-1 ② L3			B FF 92 B FF 90 X FF 91 2-0 ② F8		3	0	0	0	0	0	0
6 John McDonald, R (1, 4) OBP: 0.227, SLG: 0.318 21 Randy Ruiz, R (8, PH) OBP: 0.154, SLG: 0.385 18 Mike McCoy, R (9, 4) OBP: 0.273, SLG: 0.333			C FF 92 X FF 92 0-1 ② G5-3		X FF 91 0-0 ③ F7			C SL 83 S SL 82 B SL 81 X SL 82 1-2 ③ F8		2 1 0	0 0 0	0 0 0	0 0 0	0 0 0	0 0 0	0 0 0
Inning Stats	R: 0 E: 0 K: 1 S: 7 H: 0 LOB: 0 BB: 0 P: 8	R: 0 E: 0 K: 1 S: 8 H: 1 LOB: 1 BB: 0 P: 12	R: 0 E: 0 K: 1 S: 11 H: 1 LOB: 1 BB: 0 P: 15	R: 0 E: 0 K: 1 S: 9 H: 1 LOB: 1 BB: 0 P: 16	R: 0 E: 0 K: 0 S: 4 H: 0 LOB: 0 BB: 0 P: 6	R: 0 E: 0 K: 0 S: 5 H: 0 LOB: 0 BB: 0 P: 6	R: 0 E: 0 K: 1 S: 7 H: 0 LOB: 0 BB: 0 P: 11	R: 0 E: 0 K: 0 S: 5 H: 0 LOB: 0 BB: 0 P: 10	R: 1 E: 0 K: 1 S: 14 H: 1 LOB: 0 BB: 0 P: 22	1B: 1 2B: 2 3B: 0 HR: 1	SF: 0 SAC: 0 DP: 0 HBP: 0					WP: 0 PB: 0 SB: 1 CS: 0	PA: 31

PITCHER	IP	WLS	BF	H	R	ER	SO	BB	IBB	HBP	BLK	WP	HR	S	P	ERA	WHIP
54 Ervin Santana, R (1, 1) ERA: 4.35	9.0	W	31	4	1	1	6	0	0	0	0	0	1	70	106	1.00	0.444

PITCHER	IP	WLS	BF	H	R	ER	SO	BB	IBB	HBP	BLK	WP	HR	S	P	ERA	WHIP

BOTTOM

Los Angeles Angels @ Toronto Blue Jays

Rogers Centre, Toronto, ON

Sun Apr 18 2010, 1:09 PM - 3:29 PM EDT

Att. 14,246 - Roof Closed - 68 F

livebaseballscorecards.com

AB	31
R	1
H	4
RBI	1
BB	0
SO	6
LOB	5

Detroit Tigers @ Los Angeles Angels

Angel Stadium of Anaheim, Anaheim, CA

Mon Apr 19 2010, 7:09 PM - 9:27 PM PDT

Att. 36,006 - Clear - 66 F

TOP

livebaseballscorecards.com

Batter	1	2	3	4	5	6	7	8	9	AB	R	H	RBI	BB	SO	LOB
14 Austin Jackson, R (1, 8) OBP: 0.379, SLG: 0.481	C FF 89 F SI 89 C SI 89 0-3 ① K		C SL 84 F SI 87 X SL 83 0-2 18 1B 1B		B SI 88 F SI 88 B SL 85 C SI 89 C SI 89 2-3 ③ K			C SL 82 B SI 86 X SL 83 1-1 ① L7		4	0	1	0	0	2	0
18 Johnny Damon, L (1, 7) OBP: 0.404, SLG: 0.326	C SI 88 X SI 88 0-1 ② F7		1 SAFE X SI 89 0-0 30 FC5-4 1-3 1B			B SI 87 X SI 86 1-0 ① G3		C CU 72 B CH 82 X CH 81 1-1 24 G3-1 30 1B 1B		4	0	2	0	0	0	0
30 Magglio Ordonez, R (1, 9) OBP: 0.400, SLG: 0.585	X FF 89 0-0 ③ G6-3		B SI 90 F SL 86 C SI 90 F SI 88 F SL 88 X SI 89 1-2 ③ FC5-4 1-2f			C SI 87 B SI 85 X SI 88 1-1 24 G1-4-3 1B		B SI 85 F FF 85 X SI 86 1-1 24 G3-1 1-2 1B		4	0	2	0	0	0	2
24 Miguel Cabrera, R (1, 3) OBP: 0.458, SLG: 0.620		C SI 88 B SL 84 X SL 85 1-1 ① F9		B SI 85 C SI 88 B SI 89 X SI 85 2-1 15 F9 2B		C SI 87 C SI 89 X SL 84 0-2 ② ③ G1-4-3 1-2f		T SL 91 X SL 90 0-1 ② G3-1 1-2 2-3		4	0	1	0	0	0	3
9 Carlos Guillen, S (1, 10) OBP: 0.351, SLG: 0.412		B SI 89 B SI 88 F SI 88 F SI 88 F SI 90 X CH 83 2-2 15 1B 1B		F SI 87 D CU 78 C CU 76 F FF 91 F CU 78 X SI 90 1-2 ① G1-3			C CU 73 S SI 87 B SI 88 B SI 89 X FF 89 2-2 ① F9	B B FF 95 C FF 96 C CU 83 D CU 84 X FF 95 3-2 ③ G1-3		4	0	1	0	0	0	3
15 Brandon Inge, R (1, 5) OBP: 0.407, SLG: 0.422		C SI 88 X SI 88 0-1 13 L1-3 1-2 1B		B SI 90 B SL 87 B SL 84 C SI 88 F SI 89 X SL 84 3-2 ② F9 2-3			B SI 88 F SL 84 B SI 86 C SI 86 B SI 86 H SI 88 4-2 20 1B 13 G4-3 HBP		B SI 93 C SI 91 B SI 94 X SI 93 2-1 ① G6-3	3	0	1	0	0	0	1
13 Alex Avila, L (1, 2) OBP: 0.273, SLG: 0.167		F SI 88 X SI 89 0-1 ② ③ L1-3 1-1		C CU 74 S CH 83 B CU 77 F CH 84 F SI 91 S CU 78 1-3 ③ K			B SI 87 X SI 86 1-0 ② G4-3 1-2		C CH 81 C CH 80 F FF 94 X CH 82 0-2 ② F7	4	0	0	0	0	1	4
20 Scott Sizemore, R (1, 4) OBP: 0.372, SLG: 0.361			B FF 88 C SI 89 B SI 87 F SI 89 X SI 90 2-2 ① G6-3		B SI 87 F SI 87 F SL 84 S SI 86 1-3 ① K		B SL 84 C SI 89 X SI 88 1-1 2-3 1B		B SI 95 C SI 92 B SI 95 C CH 82 F SI 94 S FF 94 2-3 ③ K	4	0	1	0	0	2	0
4 Adam Everett, R (1, 6) OBP: 0.259, SLG: 0.308			B SI 89 X SI 88 1-0 ② F7		C SI 87 X SL 83 0-1 ② F8		X SL 85 0-0 ③ F9			3	0	0	0	0	0	2
Inning Stats	R: 0 H: 0 E: 0 LOB: 0 K: 1 BB: 0 S: 6 P: 6	R: 0 H: 2 E: 0 LOB: 1 K: 0 BB: 0 S: 11 P: 14	R: 0 H: 2 E: 0 LOB: 2 K: 0 BB: 0 S: 13 P: 17	R: 0 H: 1 E: 0 LOB: 1 K: 1 BB: 0 S: 15 P: 22	R: 0 H: 0 E: 0 LOB: 0 K: 2 BB: 0 S: 8 P: 11	R: 0 H: 1 E: 0 LOB: 0 K: 0 BB: 0 S: 6 P: 8	R: 0 H: 1 E: 0 LOB: 2 K: 0 BB: 0 S: 9 P: 17	R: 0 H: 2 E: 0 LOB: 2 K: 0 BB: 0 S: 11 P: 17	R: 0 H: 0 E: 0 LOB: 0 K: 1 BB: 0 S: 10 P: 14	1B: 8 SF: 0 2B: 2 SAC: 0 3B: 0 DP: 2 HR: 0 HBP: 1						

PITCHER		IP	WLS	BF	H	R	ER	SO	BB	IBB	HBP	BLK	WP	HR	S	P	ERA	WHIP	PITCHER		IP	WLS	BF	H	R	ER	SO	BB	IBB	HBP	BLK	WP	HR	S	P	ERA	WHIP
35 Joel Pineiro, R (1, 1) ERA: 1.77		7.1	W	30	9	0	0	4	0	0	1	0	0	0	74	104	0.00	1.227																		
40 Kevin Jepsen, R (8, 1) ERA: 3.0		0.2	H	2	0	0	0	0	0	0	0	0	0	0	5	8	0.00	0.000																		
56 Fernando Rodney, R (9, 1) ERA: 5.14		1.0	S	3	0	0	0	1	0	0	0	0	0	0	10	14	0.00	0.000																		

AB	34
R	0
H	9
RBI	0
BB	0
SO	5
LOB	15

WP: 0	PA: 35		
PB: 0			
SB: 0			
CS: 0			

Batter	1	2	3	4	5	6	7	8	9	AB	R	H	RBI	BB	SO	LOB
2 Erick Aybar, S (1, 6) OBP: 0.362, SLG: 0.314	B SI 87 C FF 85 C SI 86 B FF 88 X FF 87 2-2 G6-3		D FF 87 C CH 84 S SI 86 X FF 90 1-2 G5-3 1-2 2-3		C CU 77 F SI 87 X CU 78 0-2 F7			X SI 86 0-0 B5-3		4	0	0	0	0	0	2
53 Bobby Abreu, L (1, 9) OBP: 0.241, SLG: 0.375	C FF 87 F SI 88 B CU 80 X SL 82 1-2 G1-3		T SL 82 X FF 92 0-1 FC6-5 48 2B 2-3 3-H		X SI 88 0-0 G3-1			B SI 89 B SI 88 C SI 89 B CH 81 X CH 81 3-1 G3		4	0	0	1	0	0	1
48 Torii Hunter, R (1, 8) OBP: 0.400, SLG: 0.521	C SI 86 F SI 90 B SL 81 S SL 82 1-3 K		B SI 89 C SI 87 C SI 90 1 SAFE D FF 90 F SL 80 X SL 81 2-2 1-3 2B		C CU 81 B SI 88 F SI 89 B CH 78 X CH 80 2-2 L8			B CU 75 X CU 75 1-0 G5-3		4	0	1	0	0	1	0
55 Hideki Matsui, L (1, 10) OBP: 0.397, SLG: 0.588		C FF 87 C SI 87 B FF 88 C SL 81 1-3 K	C CU 79 S FF 90 B SI 92 F SI 90 B SL 82 B SL 84 X SL 82 3-2 F7			B CH 84 F CH 83 B SI 87 B SI 85 C FF 86 F FF 89 B FF 88 4-2 8 G6-4-3 BB				2	0	0	0	1	1	2
8 Kendrys Morales, S (1, 3) OBP: 0.259, SLG: 0.431		C SI 88 S CU 77 B CU 78 X SL 80 1-2 G5-3		B SI 89 B FA 87 H FF 88 3-0 47 1B HBP		X FF 88 0-0 G6-4-3 1-2f				2	0	0	0	0	0	1
20 Juan Rivera, R (1, 7) OBP: 0.255, SLG: 0.471		B SI 86 X CH 85 1-0 L5		B CH 84 B CH 82 S CH 84 X CH 84 2-1 P5		B CU 74 F FF 88 B SI 87 F CH 85 F CU 78 B FF 90 X FF 85 3-2 G6-3				3	0	0	0	0	0	1
47 Howie Kendrick, R (1, 4) OBP: 0.404, SLG: 0.468			B CH 83 C FF 87 X SI 88 1-1 5 2B 5 E 1B	C CH 84 F SI 86 B FF 87 F SI 86 F CU 79 X SI 87 1-2 1-2 1B			C SI 88 B SI 88 B CU 75 B SI 89 4-1 5 F7-4 BB			2	1	2	0	1	0	0
5 Jeff Mathis, R (1, 2) OBP: 0.351, SLG: 0.500			B FF 85 X CH 84 1-0 E9 2 G5-3 53 FC6-5 1-H 2B	X CU 80 0-0 F9			1 SAFE C CU 76 1 SAFE X CU 75 0-1 F7-4 1-2			3	1	1	0	0	0	3
3 Brandon Wood, R (1, 5) OBP: 0.143, SLG: 0.100			B SI 89 B SI 85 S SI 87 B SI 88 B SI 88 4-1 53 FC6-5 2 G5-3 BB	X SI 87 0-0 F9			C CU 76 X SI 88 0-1 P3			2	0	0	0	1	0	2
Inning Stats	R: 0 E: 0 K: 1 S: 9 H: 0 LOB: 0 BB: 0 P: 13	R: 0 E: 0 K: 1 S: 7 H: 0 LOB: 0 BB: 0 P: 10	R: 2 E: 1 K: 0 S: 17 H: 3 LOB: 2 BB: 1 P: 29	R: 0 E: 0 K: 0 S: 9 H: 1 LOB: 2 BB: 0 P: 15	R: 0 E: 0 K: 0 S: 7 H: 0 LOB: 0 BB: 0 P: 9	R: 0 E: 0 K: 0 S: 8 H: 0 LOB: 0 BB: 1 P: 15	R: 0 E: 0 K: 0 S: 5 H: 0 LOB: 0 BB: 1 P: 9	R: 0 E: 0 K: 0 S: 4 H: 0 LOB: 0 BB: 0 P: 8		1B: 2 2B: 3 3B: 0 HR: 0 SF: 0 SAC: 0 DP: 2 HBP: 1					WP: 0 PB: 0 SB: 0 CS: 0	PA: 30

BOTTOM

Detroit Tigers @ Los Angeles Angels

Angel Stadium of Anaheim, Anaheim, CA

Mon Apr 19 2010, 7:09 PM - 9:27 PM PDT

Att. 36,006 - Clear - 66 F

livebaseballscorecards.com

AB	26
R	2
H	4
RBI	1
BB	3
SO	2
LOB	12

PITCHER		IP	WLS	BF	H	R	ER	SO	BB	IBB	HBP	BLK	WP	HR	S	P	ERA	WHIP
21 Dontrelle Willis, L ERA: 4.24	(1, 1)	6.0	L	24	4	2	2	2	2	0	1	0	0	0	57	91	3.00	1.000
49 Eddie Bonine, R ERA: 2.35	(7, 1)	2.0		6	0	0	0	0	1	0	0	0	0	0	9	17	0.00	0.500

PITCHER	IP	WLS	BF	H	R	ER	SO	BB	IBB	HBP	BLK	WP	HR	S	P	ERA	WHIP

Detroit Tigers @ Los Angeles Angels

Angel Stadium of Anaheim, Anaheim, CA

Tue Apr 20 2010, 7:11 PM - 10:18 PM PDT

Att. 35,266 - Cloudy - 58 F

TOP

livebaseballscorecards.com

Batter	1	2	3	4	5	6	7	8	9	AB	R	H	RBI	BB	SO	LOB
14 Austin Jackson, R (1, 8) OBP: 0.381, SLG: 0.466	B SI 89 S FF 90 B SI 90 S SI 91 B SI 91 S SI 91 3-3 K ①		C SI 88 S SI 89 B SI 90 S SI 91 1-3 K ①		B FC 89 F SI 88 F CH 76 B SI 88 C FF 90 2-3 K ③		B SI 90 B SI 89 B SI 89 B SI 88 4-0 30 BB 24 2B 1-2 BB	B FF 95 S FF 93 B FF 93 B FF 94 F FF 95 F FF 95 F FC 94 F FC 93 F FF 94 3-2 X SL 89 18 S 1-3 1B		4	1	1	0	1	3	0
18 Johnny Damon, L (1, 7) OBP: 0.404, SLG: 0.333	C SI 91 B SI 91 B FF 92 F SI 91 X SI 91 2-2 24 1B 1B		B SL 78 B SI 90 C FC 90 S FF 90 X SI 90 2-2 1B			C SI 88 B SI 88 C FF 88 B SL 77 X SI 88 2-2 G4-3 ①	C CU 77 X CU 77 0-1 F9 ②	C FF 92 B CU 81 C FF 94 F CU 81 C FF 95 1-3 K ③ 1-2		5	0	2	0	0	1	4
30 Magglio Ordonez, R (1, 9) OBP: 0.400, SLG: 0.561	C FC 89 B FC 90 C CH 79 S SI 91 1-3 K ②		B SI 89 S SI 90 B SI 90 F SI 89 B SI 90 S FF 89 3-3 K ②			F SI 88 F FF 89 B SI 90 X SI 89 1-2 9 15 1B 2B 1B	B SI 89 C CU 76 C CU 78 B CU 78 B SI 90 B SI 91 4-2 24 2B 1-2 2-3 BB		B CH 81 F SI 93 B SI 93 B CH 80 X SI 91 3-1 G5-3 ①	4	2	1	0	1	2	2
24 Miguel Cabrera, R (1, 3) OBP: 0.453, SLG: 0.618	X CH 78 0-0 1-3 1B		X CH 79 0-0 G3 ③			C SI 88 F SI 90 B SI 90 B SI 90 S SI 90 2-3 K ②	B CU 75 X FF 88 1-0 1-H 2-H 3-H 2B		B SI 94 X CH 81 1-0 F8 ②	5	0	2	3	0	1	2
9 Carlos Guillen, S (1, 10) OBP: 0.371, SLG: 0.418	B SI 91 B FC 90 C CH 78 S SI 90 X CH 79 2-2 F9 ③			C SI 88 S SI 90 X FF 89 0-2 G6-3 ①		C CH 76 S SI 89 B SI 90 B SI 90 F SI 90 B FF 89 X SI 90 3-2 15 2B 1-2 1B	B SI 91 C CU 74 B CU 76 F FF 89 F CU 77 B SI 90 F FF 90 D CU 77 4-2 BB		F SI 93 S SI 94 B SI 93 F CH 82 F SI 94 B SI 94 X SI 92 2-2 1B	4	1	2	0	1	0	2
15 Brandon Inge, R (1, 5) OBP: 0.390, SLG: 0.420		B SI 89 C SI 89 S SI 91 B CH 78 F CH 80 S SI 92 2-3 K ①		B CH 79 S CH 79 B CH 80 X SI 89 2-1 F8 ②		C SL 76 C SL 80 B SL 80 B SL 79 B SI 92 X SL 78 3-2 1-H 2-H 2B	B FC 90 B SI 90 X FC 88 2-0 P6 ③		C CH 81 F SI 93 F SI 94 S SI 93 0-3 K ③	5	0	1	2	0	2	3
25 Ryan Raburn, R (1, 4) OBP: 0.360, SLG: 0.350		C CH 80 B CH 80 B SI 91 X SI 90 2-1 3B		B SI 89 B SI 90 F SI 90 B CH 77 X FF 91 3-1 P3 ③		T FF 91 B SL 79 F FF 93 F SL 81 S SL 80 1-3 K ③		S FF 95 S SL 89 F FF 95 F SL 89 B SL 90 F SL 90 S SL 91 1-3 K ①		4	0	1	0	0	2	1
12 Gerald Laird, R (1, 2) OBP: 0.222, SLG: 0.188		C SI 91 3 SAFE B SI 90 D CH 79 B CH 78 X CH 78 3-1 G5-3 ②			L SI 88 X CH 76 0-1 L5 ①		B SI 90 C SI 91 B SI 91 F SI 91 B SI 89 F SI 91 S SI 91 3-3 K ①	C SL 90 F FF 96 B SL 91 B SL 91 S FC 96 2-3 K ②		4	0	0	0	0	2	1
4 Adam Everett, R (1, 6) OBP: 0.241, SLG: 0.286 39 Ramon Santiago, S (7, PH) OBP: 0.385, SLG: 0.238 (7, 6)		B CH 81 D FF 90 C SI 91 X CH 79 2-1 F8 ③			C SI 88 B SI 89 X SI 88 1-1 P4 ②		B SI 90 B SI 90 B SI 91 C SI 90 C SI 91 F SI 92 B SI 90 4-2 30 BB 14 BB 24 2B BB	B FF 94 B FF 94 C FF 95 X FF 96 2-1 14 1B 1B		2 1	0 1	0 1	0 0	0 1	0 0	1 0

| Inning Stats | | |

Batter	1	2	3	4	5	6	7	8	9	AB	R	H	RBI	BB	SO	LOB
2 Erick Aybar, S (1, 6) OBP: 0.355, SLG: 0.327	C SI 89 L SI 91 S FF 94 0-3 ① **K**	D CH 81 X CH 79 1-0 ③ **L3**			X SI 86 0-0 48 WP, 55 2B, 2B	F SI 86 B SL 74 B SI 87 C SL 74 S SL 75 2-3 ② **K**				4	1	1	0	0	2	3
53 Bobby Abreu, L (1, 9) OBP: 0.258, SLG: 0.373	B SI 90 C SI 90 B SI 92 S SI 90 X FF 93 2-2 48 G4-6-3, 1B	C SI 85 B SI 87 F SI 89 X SI 90 1-2 ① **G4-3**			C SI 88 D CH 80 D CH 80 2 SAFE B SL 80 B SI 88 4-1 48 S, 55 2B, BB	C SL 75 S SI 87 B SI 88 X SL 76 1-2 ③ **F8**				3	1	1	0	1	0	2
48 Torii Hunter, R (1, 8) OBP: 0.373, SLG: 0.481	C 1 SAFE X SI 91 0-1 ② ③ **G4-6-3** 1-2f	B FF 91 B SL 81 B SI 90 C SI 89 X 3-1 ② **G5-3**			C SI 90 F SI 90 D SL 82 B FF 92 S FF 92 2-3 ① **K** 1-2 2-3		B FF 98 C SI 98 B SI 99 B CU 81 S FF 99 S FF 99 3-3 ① **K**			4	0	0	0	0	2	3
55 Hideki Matsui, L (1, 10) OBP: 0.387, SLG: 0.582		C SI 87 C SI 88 B FF 92 S CH 80 1-3 ① **K**	F SI 87 B SI 88 C CH 82 S SI 91 1-3 ③ **K**		B SI 90 X SI 86 1-0 2B 2-H 3-H		C FF 99 C FF 99 F FF 101 B SI 100 F B CU 84 F FF 101 X SI 98 2-2 ② **P6**			4	0	1	2	0	2	0
8 Kendrys Morales, S (1, 3) OBP: 0.293, SLG: 0.455		C SI 88 X SI 89 0-1 20 1B, 13 1B, 1B	C CH 79 B SL 81 X SI 89 1-1 13 BB, 20 WP, 47 FC6-4, 1B		B SI 86 S CH 78 F SL 78 D CH 80 X SI 86 2-2 ② **P4**		B SI 98 B S SI 98 S FF 100 F FF 99 X SI 100 2-2 **1B**			4	2	3	0	0	0	1
20 Juan Rivera, R (1, 7) OBP: 0.273, SLG: 0.463		C SI 91 F SI 91 B SI 94 B SI 92 X FF 93 2-2 13 1B, 47 2B, 1B 1-2	F SI 87 S SI 90 B SI 91 B SL 82 H SI 90 3-2 47 FC6-4, 13 BB, HBP 1-2		D CH 79 B SI 85 F SI 86 X SI 87 2-1 ③ **P3**		X FF 99 0-0 ③ **F8**			3	1	1	0	0	0	2
13 Maicer Izturis, S (1, 5) OBP: 0.346, SLG: 0.286		B CH 81 X SI 91 1-0 47 2B, 1B 1-2 2-H	B SI 87 B SI 89 B SI 90 C SI 87 B SI 90 4-1 47 FC6-4, BB 1-2 2-3			B SI 86 X SI 85 1-0 ① **F8**		B FF 98 B FF 98 C FF 98 B FF 98 C SI 97 F FF 99 X 3-2 ① **F7**		3	1	1	1	1	0	0
47 Howie Kendrick, R (1, 4) OBP: 0.411, SLG: 0.480		C SL 82 B SL 82 S SL 83 X SL 82 1-2 1-H 2-H 2B	C SI 90 X SI 91 0-1 ① FC6-4, 44 G5-4-3 1-2f 2-3 3-H			C SI 86 B CH 79 B CH 78 B SI 86 F SI 85 B CH 79 4-2 44 E, 44 1B, BB			C CU 83 C CU 82 S SI 98 0-3 ② **K**	3	0	1	3	1	1	2
44 Mike Napoli, R (1, 2) OBP: 0.238, SLG: 0.158		C SI 89 F SI 88 C SI 92 0-3 ② **K**	B SL 82 D SI 90 X SI 91 2-0 ② ③ **G5-4-3** 1-2f			1 SAFE C SI 85 B SI 87 S CH 77 1 SAFE 1 SAFE X SI 86 1-2 **E8** 1-3			F FF 99 F FF 100 X FF 99 0-2 ③ **F8**	4	0	1	0	0	1	3
Inning Stats	R: 0 E: 0 K: 1 S: 8 H: 1 LOB: 0 BB: 0 P: 10	R: 3 E: 0 K: 2 S: 16 H: 4 LOB: 1 BB: 0 P: 22	R: 0 E: 0 K: 1 S: 8 H: 0 LOB: 0 BB: 0 P: 13	R: 1 E: 0 K: 0 S: 8 H: 1 LOB: 1 BB: 1 P: 18	R: 2 E: 0 K: 1 S: 11 H: 2 LOB: 1 BB: 1 P: 22	R: 0 E: 1 K: 1 S: 12 H: 1 LOB: 2 BB: 1 P: 21	R: 0 E: 0 K: 1 S: 14 H: 1 LOB: 1 BB: 0 P: 21	R: 0 E: 0 K: 1 S: 10 H: 0 LOB: 0 BB: 0 P: 13		1B: 7 2B: 3 3B: 0 HR: 0 SF: 0 SAC: 0 DP: 2 HBP: 1					WP: 2 PB: 0 SB: 1 CS: 0 PA: 36	

PITCHER	IP	WLS	BF	H	R	ER	SO	BB	IBB	HBP	BLK	WP	HR	S	P	ERA	WHIP
48 Rick Porcello, R (1, 1) ERA: 6.46	4.1	L	22	8	6	6	5	2	0	1	0	2	0	46	76	12.46	2.308
59 Fu-Te Ni, L (5, 1) ERA: 1.8	1.2		7	1	0	0	1	1	0	0	0	0	0	17	30	0.00	1.200
54 Joel Zumaya, R (7, 1) ERA:	2.0		7	1	0	0	2	0	0	0	0	0	0	24	34	0.00	0.500

PITCHER	IP	WLS	BF	H	R	ER	SO	BB	IBB	HBP	BLK	WP	HR	S	P	ERA	WHIP

BOTTOM

Detroit Tigers @ Los Angeles Angels

Angel Stadium of Anaheim, Anaheim, CA

Tue Apr 20 2010, 7:11 PM - 10:18 PM PDT

Att. 35,266 - Cloudy - 58 F

livebaseballscorecards.com

AB	32
R	6
H	10
RBI	6
BB	3
SO	8
LOB	16

Detroit Tigers @ Los Angeles Angels

Angel Stadium of Anaheim, Anaheim, CA

Wed Apr 21 2010, 7:08 PM - 10:02 PM PDT

Att. 35,279 - Cloudy - 54 F

TOP

livebaseballscorecards.com

Batter	1	2	3	4	5	6	7	8	9	AB	R	H	RBI	BB	SO	LOB
14 Austin Jackson, R (1, 8) OBP: 0.373, SLG: 0.443	B FF 90 C FF 90 B FF 90 S FF 91 S SI 93 2-3 K ①		1 SAFE C FF 90 B SI 89 S SL 78 B FF 90 1 SAFE B FF 90 F FC 92 3-3 S SL 79 K ③ 1-2		C FF 90 C CH 77 B FF 91 B SI 88 B CH 76 F FF 92 F SI 89 D SL 79 4-2 BB 1-2 2-3			B SI 91 C SI 91 C SL 79 B FF 92 S SL 82 2-3 K ①		3	0	0	0	1	3	1
18 Johnny Damon, L (1, 7) OBP: 0.400, SLG: 0.333 25 Ryan Raburn, R (5, 7) OBP: 0.346, SLG: 0.333	B FF 89 F SI 90 B SI 91 B CU 73 X FF 90 3-1 30 G4-6-3 1B			C SI 87 C FF 88 B SI 91 B FF 92 X CU 72 2-2 G3 ①	C CU 71 B CH 77 F CH 78 C SI 89 1-3 K ③			B SL 78 X FF 92 1-0 F7 ②		3 1	0 0	1 0	0 0	0 0	1 0	3 0
30 Magglio Ordonez, R (1, 9) OBP: 0.377, SLG: 0.525	C FF 89 1 SAFE F SI 88 X SI 91 0-2 G4-6-3 ②③ 1-2f			C SL 78 S FF 90 B SL 79 F SI 90 X FF 89 1-2 P6 ②		B FF 88 X SI 90 1-0 F8 ①		X FF 93 0-0 F8 ③		4	0	0	0	0	0	1
24 Miguel Cabrera, R (1, 3) OBP: 0.456, SLG: 0.678		B FF 88 B SI 90 C FF 90 C FF 91 B SI 90 X SI 92 3-2 G5-3 ①		C FF 90 F SI 89 X FF 91 0-2 L4 ③		C CH 78 F FF 89 F CH 77 X CH 77 0-2 9 1B 2B			B SL 73 B SI 88 S SI 89 F SI 88 F SI 89 F SI 88 F SI 88 B SL 73 X SI 89 3-2 HR	4	2	2	1	0	0	0
9 Carlos Guillen, S (1, 10) OBP: 0.379, SLG: 0.414		F SI 89 B SI 90 X CU 72 1-1 L3 ②			C CU 70 C FF 90 X SL 80 0-2 P5 ①	B SI 89 S SI 88 B FF 89 F CH 79 B SI 90 F FF 90 F CU 71 X CH 78 3-2 32 L3 1B 2-H			F SI 89 B CH 72 B CH 71 B SI 89 B SI 88 4-1 39 CS 12 S BB	3	0	1	1	1	0	0
32 Don Kelly, L (1, 5) OBP: 0.250, SLG: 0.500 15 Brandon Inge, R (9, PH) OBP: 0.383, SLG: 0.412 (9, 5)		C CU 70 F CU 71 B SI 89 F FF 92 X SI 90 1-2 F9 ③			B FF 89 B CH 79 F SI 88 X SI 88 2-1 HR	C CU 70 B CH 79 1 SAFE 1 SAFE X CU 72 1-1 L3 ②③ 1-1			S SI 89 F SI 89 C SL 74 0-3 K ①	3 1	1 0	1 0	1 0	0 0	0 1	1 1
13 Alex Avila, L (1, 2) OBP: 0.240, SLG: 0.143 12 Gerald Laird, R (9, PH) OBP: 0.243, SLG: 0.188 (9, 2)			C SI 88 B FF 90 S FF 88 X SI 89 1-2 F8 ①		B CU 70 B FF 90 F SI 86 S CH 80 C FF 93 2-3 K ②		S CH 77 S CH 79 B FF 88 S CH 78 1-3 K ①		B SL 74 B SI 86 B CH 71 B SI 87 4-0 39 CS 39 1B 1-2 BB	3 0	0 1	0 0	0 0	0 1	2 0	0 0
39 Ramon Santiago, S (1, 6) OBP: 0.433, SLG: 0.292			C CU 70 B CU 73 B FF 90 F SI 88 B SL 80 B SI 90 4-2 14 S BB		X FF 88 0-0 14 BB 20 1B 1B		C CU 70 B CH 80 F FF 88 X CH 77 1-2 G4-3 ②		F SI 88 2 SAFE S SL 74 X SL 73 0-2 1-H 2-3 1B ②	3	0	2	1	1	0	0
20 Scott Sizemore, R (1, 4) OBP: 0.362, SLG: 0.350			C FF 89 X SL 78 0-1 F7 ②		B FF 89 C FF 90 F FF 88 X SI 88 1-2 14 BB 1B 1-2		S FF 88 C SL 79 B FF 90 S CH 78 1-3 K ③		1 SAFE C B FF 93 C CU 86 F SI 93 S CU 84 1-3 K ③	4	0	1	0	0	2	2
Inning Stats	R: 0 E: 0 K: 1 S: 8 H: 1 LOB: 0 BB: 0 P: 13	R: 0 E: 0 K: 0 S: 9 H: 0 LOB: 0 BB: 0 P: 14	R: 0 E: 0 K: 1 S: 11 H: 0 LOB: 1 BB: 1 P: 19	R: 0 E: 0 K: 0 S: 10 H: 0 LOB: 0 BB: 0 P: 13	R: 1 E: 0 K: 2 S: 19 H: 3 LOB: 3 BB: 1 P: 29	R: 1 E: 0 K: 0 S: 12 H: 2 LOB: 0 BB: 0 P: 17	R: 0 E: 0 K: 2 S: 9 H: 0 LOB: 0 BB: 0 P: 12	R: 0 E: 0 K: 1 S: 5 H: 0 LOB: 0 BB: 0 P: 8	R: 2 E: 0 K: 2 S: 17 H: 2 LOB: 1 BB: 2 P: 29	1B: 5 2B: 2 3B: 0 HR: 2 SF: 0 SAC: 0 DP: 2 HBP: 0						

	AB	32
	R	4
	H	8
	RBI	4
	BB	4
	SO	9
	LOB	9

WP: 0 PA: 36
PB: 0
SB: 2
CS: 2

PITCHER		IP	WLS	BF	H	R	ER	SO	BB	IBB	HBP	BLK	WP	HR	S	P	ERA	WHIP
36 Jered Weaver, R ERA: 2.77	(1, 1)	7.0		27	6	2	2	6	2	0	0	0	0	1	78	117	2.57	1.143
52 Jason Bulger, R ERA: 9.0	(8, 1)	1.0	H	3	0	0	0	1	0	0	0	0	0	0	5	8	0.00	0.000
40 Brian Fuentes, L ERA: 10.8	(9, 1)	0.2	L	5	2	2	2	1	2	0	0	0	0	1	13	24	27.00	6.000
43 Brian Stokes, R ERA: 4.76	(9, 1)	0.1		1	0	0	0	1	0	0	0	0	0	0	4	5	0.00	0.000

PITCHER	IP	WLS	BF	H	R	ER	SO	BB	IBB	HBP	BLK	WP	HR	S	P	ERA	WHIP

Detroit Tigers @ Los Angeles Angels

Angel Stadium of Anaheim, Anaheim, CA

Wed Apr 21 2010, 7:08 PM - 10:02 PM PDT

Att. 35,279 - Cloudy - 54 F

livebaseballscorecards.com

Batter	1	2	3	4	5	6	7	8	9	AB	R	H	RBI	BB	SO	LOB
2 Erick Aybar, S (1, 6) OBP: 0.364, SLG: 0.328	B CH 87 B FA 87 B SI 88 C SI 89 B SI 89 4-1 53 S 53 1B BB		B CH 85 B SI 86 F CH 86 X SL 78 2-1 53 G4-3 1B		B FF 88 F SI 89 B CH 84 F SI 89 2 SAFE B SI 89 F FF 90 S SI 88 3-3 ② K			X SI 91 0-0 B1-3 ①		3	1	1	0	1	1	1
53 Bobby Abreu, L (1, 9) OBP: 0.258, SLG: 0.365	B SI 88 C SI 89 C SL 80 X SL 82 1-2 48 G5-4-3 1-H 1B		1 SAFE C SI 85 B CH 81 B SL 76 X SI 87 2-1 ① G4-3 1-2		B CH 82 B SI 89 B SI 88 C SI 87 C SI 89 X SI 89 3-2 ③ G4-3			C SI 91 C SI 92 F FF 92 C SL 82 0-3 ② K		4	0	1	1	0	1	2
48 Torii Hunter, R (1, 8) OBP: 0.365, SLG: 0.482	C FF 90 1 SAFE X 0-1 ① ② G5-4-3 1-2f		B CH 86 B FA 87 C SI 87 B SL 79 F FA 87 F FF 88 X SL 82 3-2 ② F8			X CH 86 0-0 E1 20 S		B SI 92 F SI 90 F FF 93 B SL 78 X SI 92 2-2 2B		4	0	1	0	0	0	2
55 Hideki Matsui, L (1, 10) OBP: 0.379, SLG: 0.552	C SI 90 B CH 85 B CH 82 C SI 90 F SL 83 B SI 90 B FF 91 4-2 8 HR BB		B SI 87 X CH 83 1-0 ③ F8			F CH 86 B CH 80 B CH 79 F SI 88 1 SAFE 1 SAFE F CH 87 X SL 81 2-2 ① P2		B SL 79 C SL 78 B FF 91 X FF 91 2-1 ③ F8		3	1	0	0	1	0	3
8 Kendrys Morales, S (1, 3) OBP: 0.290, SLG: 0.492	B FF 89 B SI 88 C FF 88 C SL 81 X SI 90 2-2 1-H HR			B SI 88 B SI 90 X SI 87 2-0 ① F7		1 SAFE 1 SAFE B CH 79 B SI 87 B SI 88 C SI 88 X SI 88 3-1 ② F8			B FS 84 C FS 86 F FS 85 S FS 87 1-3 ① K2-3	4	1	1	2	0	1	1
20 Juan Rivera, R (1, 7) OBP: 0.254, SLG: 0.431	C FF 88 B SL 81 S SL 80 S CH 87 1-3 ③ K			F SI 88 B SI 90 X FF 89 1-1 ② G5-3		1 SAFE B SL 81 C SL 80 F SI 89 B SL 82 B FF 91 F SI 89 S SL 82 3-3 ③ K 1-2			B FS 85 B FF 94 X FS 84 2-0 ② G6-3	4	0	0	0	0	2	1
47 Howie Kendrick, R (1, 4) OBP: 0.383, SLG: 0.444		C CH 86 B SL 79 B FF 88 B FF 88 X SI 88 3-1 ① G5-3		B SL 81 F FF 89 B CH 84 X SL 79 2-1 ③ F9			C CU 76 X SI 89 0-1 ① L8		C S FS 86 X 0-2 ③ G6-3	4	0	0	0	0	0	0
44 Mike Napoli, R (1, 2) OBP: 0.208, SLG: 0.136		S SL 80 C SI 87 B FF 90 F SI 88 C SL 79 1-3 ② K			F SI 86 X SI 86 0-1 E5 3 F8		B CU 77 C CU 76 C SI 88 B SI 88 X CH 80 2-2 ② L8			3	0	0	0	0	1	0
3 Brandon Wood, R (1, 5) OBP: 0.133, SLG: 0.093		B CH 86 F SI 86 F FF 88 S SL 81 1-3 ③ K			F SI 87 S SL 80 X SI 87 0-2 ① F8 1-2		B CU 76 X SI 88 1-0 ③ G6-3			3	0	0	0	0	1	1

	AB	32
	R	3
	H	4
	RBI	3
	BB	2
	SO	7
	LOB	11

Inning Stats	1	2	3	4	5	6	7	8	9	1B: 2	SF: 0	PA: 34
	R: 3 H: 2 E: 0 LOB: 0 K: 1 BB: 2 S: 15 P: 27	R: 0 H: 0 E: 0 LOB: 0 K: 2 BB: 0 S: 9 P: 14	R: 0 H: 1 E: 0 LOB: 1 K: 0 BB: 0 S: 9 P: 17	R: 0 H: 0 E: 0 LOB: 0 K: 0 BB: 0 S: 5 P: 10	R: 0 H: 0 E: 1 LOB: 1 K: 1 BB: 0 S: 12 P: 18	R: 0 H: 0 E: 1 LOB: 1 K: 1 BB: 0 S: 11 P: 19	R: 0 H: 0 E: 0 LOB: 0 K: 0 BB: 0 S: 6 P: 9	R: 0 H: 1 E: 0 LOB: 1 K: 1 BB: 0 S: 10 P: 14	R: 0 H: 0 E: 0 LOB: 0 K: 1 BB: 0 S: 7 P: 10	2B: 1 SAC: 0 3B: 0 DP: 1 HR: 1 HBP: 0	WP: 0 PB: 0 SB: 2 CS: 0	

PITCHER		IP	WLS	BF	H	R	ER	SO	BB	IBB	HBP	BLK	WP	HR	S	P	ERA	WHIP
38 Jeremy Bonderman, R ERA: 7.2	(1, 1)	6.0		24	3	3	3	5	2	0	0	0	0	1	61	105	4.50	0.833
49 Eddie Bonine, R ERA: 2.08	(7, 1)	1.0		3	0	0	0	0	0	0	0	0	0	0	6	9	0.00	0.000
40 Phil Coke, L ERA: 2.25	(8, 1)	1.0	W	4	1	0	0	1	0	0	0	0	0	0	10	14	0.00	1.000
46 Jose Valverde, R ERA: 1.5	(9, 1)	1.0	S	3	0	0	0	1	0	0	0	0	0	0	7	10	0.00	0.000

PITCHER	IP	WLS	BF	H	R	ER	SO	BB	IBB	HBP	BLK	WP	HR	S	P	ERA	WHIP

Detroit Tigers @ Los Angeles Angels

Angel Stadium of Anaheim, Anaheim, CA

Thu Apr 22 2010, 7:10 PM - 10:40 PM PDT

Att. 37,338 - Partly Cloudy - 56 F

livebaseballscorecards.com

Batter	1	2	3	4	5	6	7	8	9	AB	R	H	RBI	BB	SO	LOB
14 Austin Jackson, R (1, 8) OBP: 0.375, SLG: 0.431	F FF 89 F SI 89 F FF 90 F FF 91 B FF 91 B FF 90 B FF 91 X FF 91 3-2 ① F8	C CH 81 B FF 91 X CH 81 1-1 ③ G4-3		X FF 90 0-0 E2 18 CS 1B		C CU 75 F FC 88 B CU 76 F CU 75 B SI 90 B SI 89 B FF 88 4-2 18 G6-3 BB		F CH 88 F FF 94 B FF 94 S FF 94 1-3 ③ K		4	0	1	0	1	1	0
18 Johnny Damon, L (1, 10) OBP: 0.431, SLG: 0.400	C FF 90 G CU 80 F CU 78 B FF 90 B FF 91 X FF 91 3-2 30 2B 1B		C CU 74 B FF 89 X FF 90 1-1 24 2B 2B	B SI 91 S SI 90 B FF 89 B SI 91 B SI 90 4-1 ② 2-3 BB		1 SAFE B SI 89 T FC 88 1 SAFE 1 SAFE S SI 89 B SI 89 1 SAFE F CH 83 2-2 ② X FF 88 G6-3 1-2			B FF 91 X FF 90 1-0 32 BB 2B	4	2	3	0	1	0	1
30 Magglio Ordonez, R (1, 9) OBP: 0.378, SLG: 0.523	B SI 90 X FF 90 1-0 9 1B 1-H 2B		B CH 81 B FF 91 B FF 90 C FF 89 B FF 91 4-1 24 2B 9 G4-3 BB	1 SAFE B FC 88 X SI 91 1-0 ③ F8		F SI 89 B SI 89 C FF 88 X SI 89 1-2 ③ G5-3			F FF 92 F FF 93 B CU 85 F SI 94 S CU 87 1-3 ① K	4	2	1	1	1	1	3
24 Miguel Cabrera, R (1, 3) OBP: 0.452, SLG: 0.667	X CU 74 0-0 ② F9		X FF 91 0-0 9 G4-3 1-3 2-H 2B		B SI 90 X CH 85 1-0 ① G5-3		B CU 75 C CU 75 B FF 88 S CU 77 B SI 89 X CU 76 3-2 ① P4		I IN 79 I IN 82 I IN 80 I IN 80 4-0 32 BB IBB	4	0	1	1	1	0	1
9 Carlos Guillen, S (1, 7) OBP: 0.391, SLG: 0.443 32 Don Kelly, L (5, 7) OBP: 0.286, SLG: 0.462	B CH 80 X FF 88 1-0 2-H 1B		B FF 90 D CH 82 X CH 82 2-0 ① G4-3 2-3 3-H		C CU 74 B FF 89 B SI 89 X SI 89 2-1 20 1B 2B		B SI 90 X CH 83 1-0 ② G4-3		B CH 88 B SL 76 F SI 89 S SL 78 F SL 80 B SL 78 F SL 76 F SL 78 B FF 91 4-2 1-2 2-3 BB	3 1	0 0	2 0	2 0	0 1	0 0	1 0
15 Brandon Inge, R (1, 5) OBP: 0.369, SLG: 0.411	B CU 72 B CU 77 T SI 90 D CH 82 X SI 91 3-1 ③ F8		B CU 74 B FF 90 3 SAFE S FF 91 S FF 92 B FF 92 X FF 92 3-2 ② P4	X SI 90 0-0 ② F7			B CU 78 C CU 74 F FC 87 F CU 76 B CH 84 B CU 76 X FC 88 3-2 2B		C FF 91 F FF 92 C SL 79 0-3 ② K	5	0	1	0	0	1	6
12 Gerald Laird, R (1, 2) OBP: 0.286, SLG: 0.229		B CU 72 C SI 88 B SI 87 C FF 88 X FF 90 2-2 20 SH1-4 4 SF7 2B	B CH 82 B FF 92 B CH 83 C FF 90 B FF 91 4-1 20 FC6-4 BB	B CU 77 B FF 89 B CU 76 B FC 89 4-0 20 1B BB			B SI 89 B SI 90 B CU 75 C FC 88 F SI 90 S SI 89 3-3 ③ K		C SL 78 B FF 92 S SL 79 B SL 80 B SL 79 C SL 79 3-3 ③ K	3	1	1	0	2	2	4
20 Scott Sizemore, R (1, 4) OBP: 0.360, SLG: 0.349		X CH 82 0-0 ① SH1-4 2-3	X SI 90 0-0 ③ FC6-4 1-2f		C CU 76 B FC 88 C FF 89 B SI 90 X CU 76 2-2 ③ 1-3 2-H 1B			C SI 92 B SI 93 B CU 86 B FF 94 C SI 92 X SI 93 3-2 ① F8		3	0	1	0	0	0	2
4 Adam Everett, R (1, 6) OBP: 0.212, SLG: 0.258		B CH 80 D SI 90 X CH 80 2-0 ② SF7 3-H		C FF 89 F SI 90 B CU 77 F CU 76 X FC 90 1-2 ① G6-3		C FF 88 X FC 86 0-1 ① P4		X FF 94 0-0 ② G5-3		3	0	0	1	0	0	0
Inning Stats	R: 2 E: 0 K: 0 S: 13 H: 3 LOB: 1 BB: 0 P: 24	R: 1 E: 0 K: 0 S: 7 H: 1 LOB: 0 BB: 0 P: 12	R: 2 E: 0 K: 0 S: 10 H: 2 LOB: 2 BB: 2 P: 24	R: 0 E: 1 K: 0 S: 7 H: 1 LOB: 1 BB: 1 P: 13	R: 0 E: 0 K: 0 S: 7 H: 2 LOB: 2 BB: 1 P: 16	R: 0 E: 0 K: 0 S: 12 H: 0 LOB: 1 BB: 1 P: 19	R: 0 E: 0 K: 1 S: 11 H: 1 LOB: 1 BB: 0 P: 21	R: 0 E: 0 K: 1 S: 7 H: 0 LOB: 0 BB: 0 P: 11	R: 0 E: 0 K: 3 S: 16 H: 1 LOB: 3 BB: 2 P: 29	1B: 4 2B: 7 3B: 0 HR: 0 SF: 1 SAC: 1 DP: 0 HBP: 0						

TOP

AB	34
R	5
H	11
RBI	5
BB	7
SO	5
LOB	18

WP: 0 PA: 43
PB: 0
SB: 0
CS: 1

PITCHER		IP	WLS	BF	H	R	ER	SO	BB	IBB	HBP	BLK	WP	HR	S	P	ERA	WHIP
51 Joe Saunders, L ERA: 5.82	(1, 1)	2.2	L	16	6	5	5	0	2	0	0	0	0	0	29	59	16.88	3.000
32 Matt Palmer, R ERA: 3.29	(3, 1)	4.1		18	4	0	0	1	3	0	0	0	0	0	38	70	0.00	1.615
43 Brian Stokes, R ERA: 3.86	(8, 1)	1.1		6	1	0	0	2	0	1	0	0	0	0	12	22	0.00	0.750
52 Jason Bulger, R ERA: 8.1	(9, 1)	0.2		3	0	0	0	2	1	0	0	0	0	0	11	18	0.00	1.500

PITCHER	IP	WLS	BF	H	R	ER	SO	BB	IBB	HBP	BLK	WP	HR	S	P	ERA	WHIP

Detroit Tigers @ Los Angeles Angels

Angel Stadium of Anaheim, Anaheim, CA

Thu Apr 22 2010, 7:10 PM - 10:40 PM PDT

Att. 37,338 - Partly Cloudy - 56 F

livebaseballscorecards.com

BOTTOM

Batter	1	2	3	4	5	6	7	8	9	AB	R	H	RBI	BB	SO	LOB
2 Erick Aybar, S (1, 6) OBP: 0.352, SLG: 0.306	C FF 93 F CH 84 X CH 86 0-2 ① P6	B FF 95 B FF 94 B FF 94 C FF 95 B FF 95 4-1 53 1B BB		C FF 93 B FF 95 B FF 93 F FF 94 F FF 95 S FF 94 2-3 ② K			B CU 80 B SI 99 X SI 99 2-0 ① G6-3	B SL 88 C FF 94 S SL 86 D SL 89 C FF 96 2-3 ③ K		4	0	0	0	1	2	3
53 Bobby Abreu, L (1, 9) OBP: 0.296, SLG: 0.418	B FF 94 C FF 94 F B CU 81 X FF 96 2-2 55 1B 8 1B 2B	1 SAFE 1 SAFE B CH 84 1 SAFE C CH 85 C CU 80 1 SAFE F CU 80 1 SAFE 1-2 X FF 86 48 L9-3 1-3 1B		C FF 94 B FF 94 S CH 85 F CU 82 X CU 80 1-2 ③ G4-3			C SI 99 F SI 98 B FF 100 F FF 100 B FF 86 X FF 98 2-2 48 G6-3 2B		B FS 85 B FF 93 B FS 85 B FF 94 4-0 48 G5-4-3 BB	4	1	3	0	1	0	0
48 Torii Hunter, R (1, 10) OBP: 0.353, SLG: 0.450	B SL 86 B SL 87 B FF 95 F FF 94 B FF 95 4-1 55 1B 8 1B BB	F FF 97 F SL 88 F CH 87 F CH 88 1 SAFE X FF 96 0-2 ② ③ L9-3 1-1			C SL 84 S CU 79 F SL 86 F CU 80 B FF 95 F FF 96 B FF 96 F FF 96 F CH 86 2-2 ① G1-3		B FF 96 F SI 98 B FF 98 X SI 97 2-1 ② G6-3 2-3		B FF 94 X FS 86 1-0 ① ② G5-4-3 1-2f	4	1	0	0	1	0	4
55 Hideki Matsui, L (1, 7) OBP: 0.380, SLG: 0.587	F FF 95 B FF 96 B CH 85 B CH 86 X SI 97 3-1 44 BB 8 1B 1-2 2-3 1B		C FF 92 C CH 84 S CU 79 0-3 ① K		C CH 84 B CH 83 C FF 95 B FF 96 F FF 96 F CU 80 F CH 85 F SL 87 F FF 96 2-2 X FF 86 HR		B FF 92 S FF 92 B SL 83 F FF 91 X SL 81 2-2 ③ G4-3		B FS 86 B FS 85 C FS 85 X FS 84 2-1 ③ G3	5	1	2	1	0	1	1
8 Kendrys Morales, S (1, 3) OBP: 0.303, SLG: 0.492	B CH 84 X FF 97 1-0 44 BB 1-2 2-H 3-H 1B		B FF 93 C FF 94 F FF 94 X FF 95 1-2 ② F8		S CH 85 S CU 79 B CU 82 X CH 86 1-2 ② G2-3			B SL 80 C FF 92 S CH 81 X CH 79 1-2 20 PB 47 1B 1B		4	0	2	2	0	0	0
13 Maicer Izturis, S (1, 4) (9, 5) OBP: 0.333, SLG: 0.250	B CH 85 C CH 84 X CU 79 1-1 ② F4		B FF 92 F FF 92 B FF 93 B CH 83 F FF 91 B FF 94 4-2 44 S 44 1B BB		S FF 95 C FF 96 B FF 96 F FF 96 B CU 80 X FF 96 2-2 ③ F7			C FF 94 B FF 96 F FF 95 S CH 85 1-3 ① K		3	1	0	0	1	1	3
44 Mike Napoli, R (1, 2) OBP: 0.250, SLG: 0.160	C CU 81 B CU 81 S FF 96 F FF 97 B SL 82 B CU 81 B SL 89 4-2 1-2 2-3 BB		1 SAFE 1 SAFE C FF 97 F CH 85 F FF 96 B CU 82 X FF 96 1-2 1-H 1B			C CU 81 F FF 100 S SI 99 0-3 ① K		C SL 85 S SL 86 B FF 96 B FF 96 F SL 87 F FF 94 F FF 95 C FF 96 2-3 ② K		3	0	1	1	1	2	1
3 Brandon Wood, R (1, 5) OBP: 0.125, SLG: 0.087 47 Howie Kendrick, R (8, PH) OBP: 0.393, SLG: 0.455 (9, 4)	C FF 97 B FF 98 S F FF 98 F SL 84 S FF 97 1-3 ③ K		F FF 94 F CU 80 S CU 82 0-3 ③ K			S FF 100 S FF 100 X FF 100 0-2 ② G5-3		B SL 88 S SL 87 B SL 87 S SL 88 X SL 89 2-2 1-2 20 PB 1B		3 1	0 0	0 1	0 0	0 0	2 0	4 0
77 Reggie Willits, S (1, 8) OBP: 0.400, SLG: 0.273 20 Juan Rivera, R (8, PH) OBP: 0.267, SLG: 0.431 (9, 8)		B FF 94 C FF 94 S FF 94 B FF 94 F FF 94 B FF 96 F FF 94 X FF 94 3-2 ① P4		C FF 92 X FF 93 0-1 ① F7			C FF 100 F FF 99 B SI 100 F FF 100 C CU 82 1-3 ③ K		C FF 94 B FF 92 F SL 87 B SI 96 H FF 96 3-2 1-2 2-3 HBP		3 0	0 0	0 0	0 0	0 0	1 0	0 0
Inning Stats	R: 2 E: 0 K: 1 S: 20 H: 3 LOB: 3 BB: 2 P: 36	R: 0 E: 0 K: 0 S: 15 H: 1 LOB: 1 BB: 1 P: 23	R: 1 E: 0 K: 2 S: 16 H: 1 LOB: 1 BB: 1 P: 22	R: 0 E: 0 K: 1 S: 10 H: 0 LOB: 0 BB: 0 P: 13	R: 1 E: 0 K: 0 S: 24 H: 1 LOB: 0 BB: 0 P: 31	R: 0 E: 0 K: 2 S: 10 H: 0 LOB: 0 BB: 0 P: 11	R: 0 E: 0 K: 0 S: 10 H: 1 LOB: 1 BB: 0 P: 18	R: 0 E: 0 K: 3 S: 20 H: 2 LOB: 3 BB: 0 P: 31	R: 0 E: 0 K: 0 S: 3 H: 0 LOB: 0 BB: 0 P: 10	1B: 6 2B: 3 3B: 0 HR: 1	SF: 0 SAC: 0 DP: 2 HBP: 1	WP: 0 PB: 1 SB: 1 CS: 0	PA: 40				

	AB	34
	R	4
	H	9
	RBI	4
	BB	5
	SO	9
	LOB	16

PITCHER		IP	WLS	BF	H	R	ER	SO	BB	IBB	HBP	BLK	WP	HR	S	P	ERA	WHIP
35 Justin Verlander, R ERA: 6.95	(1, 1)	5.0	W	24	6	4	4	4	4	0	0	0	0	1	85	125	7.20	2.000
54 Joel Zumaya, R ERA:	(6, 1)	1.2	H	6	1	0	0	2	0	0	0	0	0	0	17	24	0.00	0.600
40 Phil Coke, L ERA: 2.16	(7, 1)	0.1	H	2	1	0	0	0	0	0	0	0	0	0	6	9	0.00	3.000
45 Ryan Perry, R ERA: 3.38	(8, 1)	1.0	H	5	1	0	0	3	0	0	1	0	0	0	17	27	0.00	1.000
46 Jose Valverde, R ERA: 1.29	(9, 1)	1.0	S	3	0	0	0	0	1	0	0	0	0	0	3	10	0.00	1.000

PITCHER	IP	WLS	BF	H	R	ER	SO	BB	IBB	HBP	BLK	WP	HR	S	P	ERA	WHIP

Batter	1	2	3	4	5	6	7	8	9	AB	R	H	RBI	BB	SO	LOB
2 Derek Jeter, R (1, 6) OBP: 0.366, SLG: 0.507	B FF 94 X FF 94 1-0 G6-3		B CH 81 B FF 92 F CH 83 X FF 92 2-1 13 1B 2-H 2B	F FF 93 X SL 83 0-1 36 1B 1B		B FF 92 F FF 92 F FF 93 X SL 84 1-2 FC1-4-6 36 S 1-2f 2-3		1 SAFE C CH 82 B SI 93 B CH 83 F CH 82 F SI 96 F SI 95 F SI 96 X SI 95 2-2 G1-3 1-2		5	1	2	1	0	0	3
36 Nick Johnson, L (1, 10) OBP: 0.375, SLG: 0.231 38 Marcus Thames, R (9, PH) OBP: 0.500, SLG: 0.769	C FF 94 B FF 93 X FF 93 1-1 G3		B SL 82 C FF 92 C SL 82 C SI 91 1-3 K	X FF 92 0-0 1-3 1B		C SL 81 F FF 93 F SL 83 B FF 93 B CH 84 B CH 85 F SL 83 X CH 86 3-2 G4-3 1-2			B SI 88 B SI 88 S SI 88 S SI 89 S SI 90 2-3 K	4 1	0 0	1 0	0 0	0 0	1 1	3 0
25 Mark Teixeira, S (1, 3) OBP: 0.274, SLG: 0.250	C FF 93 F FF 93 B FF 94 B SL 83 X SL 82 2-2 P5		C SL 81 B SI 92 H FF 92 2-1 13 1B 24 E HBP	C SL 80 B SL 80 S SL 83 C FF 92 1-3			C CU 82 C FF 95 B FF 95 F FF 96 B CU 83 F SL 90 S FF 97 2-3 K		B SL 75 F SI 88 X SI 89 1-1 F9	4	1	0	0	0	2	2
13 Alex Rodriguez, R (1, 5) OBP: 0.437, SLG: 0.576		X FF 94 0-0 1B	B FF 94 B FF 94 C SL 85 B FF 94 X SL 84 3-1 24 E 1-2 2-H 1B		B FF 92 C SL 83 F SL 82 X FF 94 1-2 P4		B SL 91 F FF 96 C SL 89 X SL 90 1-2 G5-3		C SI 90 B SL 75 B SI 90 B SI 89 F SI 89 F SI 88 X SI 90 3-2 F7	5	0	2	1	0	0	0
24 Robinson Canó, L (1, 4) OBP: 0.382, SLG: 0.633		X FF 93 0-0 L4	B FF 94 X FF 93 1-0 E9 1-3 2-H 1B		C CH 84 F CH 84 X FF 93 0-2 P6		B FF 95 C CU 82 F CU 81 F FF 96 B CU 81 B F CU 81 B FF 95 4-2 BB			3	0	1	1	1	0	1
20 Jorge Posada, S (1, 2) OBP: 0.393, SLG: 0.580		C FF 91 B CH 86 X FF 92 1-1 F7	B SL 81 X FF 90 1-0 P6		B FF 92 B CH 84 S CH 84 F FF 92 B CH 85 X FF 92 3-2 G3-1		B FF 96 1 SAFE F FF 95 X CU 82 1-1 G4-3			4	0	0	0	0	0	4
14 Curtis Granderson, L (1, 8) OBP: 0.349, SLG: 0.482		C FF 91 1 SAFE B FF 92 B SL 79 C SL 80 1 SAFE F SI 92 X SL 80 2-2 F7		C SI 90 C SL 79 F FF 91 B SL 81 S FF 92 1-3 K		B SL 77 F FF 89 B CH 84 B CH 82 F FF 90 B FF 91 4-2 2 FC1-4-6 33 HBP BB		C CH 80 B CH 81 X SI 93 1-1 F8		3	0	0	0	1	1	1
33 Nick Swisher, S (1, 9) OBP: 0.344, SLG: 0.431			B SL 79 B SL 77 X FF 92 2-0 P6	B SL 79 X FF 92 1-0 HR		1 SAFE P PO 83 B SL 77 F FF 92 F SL 81 H SI 91 3-2 2 FC1-4-6 1-2 HBP		C CH 81 B SI 93 F CH 81 S FF 95 1-3 K		3	1	1	1	0	1	0
11 Brett Gardner, L (1, 7) OBP: 0.420, SLG: 0.333			C FF 90 B SL 80 B SI 92 B FF 90 X FF 91 3-1 2 2B 2B	C SL 78 B SL 80 C FF 91 X SL 81 1-2 G4-3		X FF 90 0-0 B1		B SI 94 B CH 80 C SI 93 C SI 93 B SI 95 B SI 92 4-2 2 S BB		3	1	1	0	1	0	2
Inning Stats	R: 0 E: 0 K: 0 S: 6 H: 0 LOB: 0 BB: 0 P: 10	R: 0 E: 0 K: 0 S: 8 H: 1 LOB: 1 BB: 0 P: 11	R: 3 E: 1 K: 1 S: 13 H: 4 LOB: 2 BB: 0 P: 28	R: 1 E: 0 K: 2 S: 14 H: 3 LOB: 2 BB: 0 P: 18	R: 0 E: 0 K: 0 S: 9 H: 0 LOB: 0 BB: 0 P: 13	R: 0 E: 0 K: 0 S: 14 H: 0 LOB: 2 BB: 1 P: 24	R: 0 E: 0 K: 1 S: 14 H: 0 LOB: 1 BB: 1 P: 22	R: 0 E: 0 K: 1 S: 13 H: 0 LOB: 1 BB: 1 P: 21	R: 0 E: 0 K: 1 S: 9 H: 0 LOB: 0 BB: 0 P: 15	1B: 5 2B: 2 3B: 0 HR: 1 SF: 0 SAC: 0 DP: 0 HBP: 2						

PITCHER		IP	WLS	BF	H	R	ER	SO	BB	IBB	HBP	BLK	WP	HR	S	P	ERA	WHIP
54 Ervin Santana, R ERA: 4.73	(1, 1)	6.0		29	8	4	4	3	1	0	2	0	0	1	64	104	6.00	1.500
40 Kevin Jepsen, R ERA: 2.25	(7, 1)	1.0		4	0	0	0	1	1	0	0	0	0	0	14	22	0.00	1.000
56 Fernando Rodney, R ERA: 4.0	(8, 1)	1.0	W	4	0	0	0	1	1	0	0	0	0	0	13	21	0.00	1.000
40 Brian Fuentes, L ERA: 6.75	(9, 1)	1.0	S	3	0	0	0	1	0	0	0	0	0	0	9	15	0.00	0.000

PITCHER	IP	WLS	BF	H	R	ER	SO	BB	IBB	HBP	BLK	WP	HR	S	P	ERA	WHIP

TOP

New York Yankees @ Los Angeles Angels

Angel Stadium of Anaheim, Anaheim, CA

Fri Apr 23 2010, 7:08 PM - 10:21 PM PDT

Att. 44,002 - Clear - 62 F

livebaseballscorecards.com

AB	35
R	4
H	8
RBI	4
BB	3
SO	6
LOB	16

Batter	1	2	3	4	5	6	7	8	9	AB	R	H	RBI	BB	SO	LOB
2 Erick Aybar, S (1, 6) OBP: 0.347, SLG: 0.292	B SI 95 C SI 93 B SI 90 B SI 94 B FF 94 4-1 53 CS BB	B FF 95 X SI 95 1-0 ③ G6-3		X SI 94 0-0 ① G3 1-2			B SI 91 B FF 91 C FF 90 F FF 91 B KC 79 C SI 92 3-3 ① K			3	0	0	0	1	1	2
53 Bobby Abreu, L (1, 9) OBP: 0.320, SLG: 0.457	B SI 94 C FF 93 1 SAFE X FF 94 1-1 ① 48 1B 8 1B 1-2 2B	C FF 91 B SI 92 B SI 93 X FF 93 2-1 48 E 55 G4-6-3 2B	B FF 92 C KC 80 F FF 93 B SI 93 F KC 82 C KC 82 2-3 ② K				C FF 92 B FF 90 B FF 92 B FF 91 F FF 91 F SI 91 B SI 92 4-2 48 CS BB			3	2	2	0	1	1	1
48 Torii Hunter, R (1, 8) OBP: 0.361, SLG: 0.453	X KC 82 0-0 8 1B 2-3 1B	C FF 93 X KC 80 0-1 E5 55 G4-6-3 2-3 1B	B KC 81 B SI 93 B FF 94 X SI 94 3-0 G1-3				D KC 79 1 SAFE B FC 93 C FC 94 B FF 93 C FF 92 S FC 92 3-3 ②③ K 1-2			4	0	2	0	0	1	2
55 Hideki Matsui, L (1, 10) OBP: 0.373, SLG: 0.567 77 Reggie Willits, S (8, PR) OBP: 0.400, SLG: 0.273 (9, 10)	D KC 80 F SI 94 B KC 82 F FF 94 X SI 95 2-2 ② L6	X CH 87 0-0 ①② G4-6-3 1-2f 3-H	B SI 95 F SI 93 C FF 93 B SI 92 B KC 82 F SI 94 X SI 93 3-2 ① G4-3					C FF 93 B CU 81 B FF 93 X FF 92 2-1 8 HR 1B		4 0	0 1	1 0	0 0	0 0	0 0	3 0
8 Kendrys Morales, S (1, 3) OBP: 0.343, SLG: 0.561	B KC 80 C SI 95 X KC 82 1-1 1-2 3-H 1B	B KC 81 C SI 93 B CH 89 F H KC 83 3-2 20 2B HBP	F SI 94 X FF 93 0-1 20 G4-6-3 1B					B FF 92 C FF 92 1 SAFE X SL 86 1-1 1-H HR		3	2	3	3	0	0	0
20 Juan Rivera, R (1, 7) OBP: 0.281, SLG: 0.452	F SI 95 B SI 95 B KC 84 X FF 94 2-1 ③ F9	X FF 93 0-0 13 2B 1-H 2B	X SI 93 0-0 ②③ G4-6-3 1-2f					B FF 93 B FF 93 C SL 85 B FF 94 X FF 94 3-1 1B		4	1	2	1	0	0	3
13 Maicer Izturis, S (1, 5) OBP: 0.353, SLG: 0.321		C FF 92 F FF 93 B SI 92 X KC 81 1-2 46 S 1B	B KC 81 B SI 91 X FF 93 2-0 2-H 2B				C SI 91 B KC 79 X SI 91 1-1 ① G4-3	1 SAFE X FF 91 0-0 ① F8		4	0	2	1	0	0	1
47 Howie Kendrick, R (1, 4) OBP: 0.369, SLG: 0.424		C SI 94 S SI 94 B FF 94 X FF 94 1-2 F8 ①	S SI 94 B SI 94 B KC 83 D KC 81 X SI 94 3-1 ③ G6-3				C FF 91 X KC 78 0-1 ② G5-3	B FF 93 1 SAFE 1 SAFE 1 SAFE B SL 84 X FF 93 2-0 ② F9		4	0	0	0	0	0	3
46 Bobby Wilson, R (1, 2) 44 Mike Napoli, R (3, 2) OBP: 0.258, SLG: 0.148		B KC 82 C SI 94 1 SAFE B SI 94 F FF 94 1 SAFE C KC 82 2-3 ② K 1-2	C SI 92 S SI 93 H SI 92 1-2 2 G3 HBP				B SI 91 B KC 78 S FF 92 X FF 92 2-1 ③ G6-3	B FF 94 B FF 94 1 SAFE B FF 94 X FF 92 3-0 ③ F7		1 2	0 0	0 0	0 0	0 0	1 0	1 1
Inning Stats	R: 1 E: 0 K: 0 S: 11 H: 3 LOB: 2 BB: 1 P: 21	R: 0 E: 0 K: 1 S: 10 H: 1 LOB: 1 BB: 0 P: 15	R: 3 E: 1 K: 0 S: 11 H: 4 LOB: 1 BB: 0 P: 21	R: 0 E: 0 K: 1 S: 8 H: 0 LOB: 1 BB: 0 P: 14	R: 0 E: 0 K: 0 S: 7 H: 1 LOB: 0 BB: 0 P: 10		R: 0 E: 0 K: 0 S: 6 H: 0 LOB: 0 BB: 0 P: 9	R: 0 E: 0 K: 2 S: 9 H: 0 LOB: 0 BB: 1 P: 19	R: 2 E: 0 K: 0 S: 9 H: 3 LOB: 1 BB: 0 P: 20		1B: 7 2B: 4 3B: 0 HR: 1	SF: 0 SAC: 0 DP: 2 HBP: 2		WP: 0 PB: 0 SB: 1 CS: 2	PA: 36		

PITCHER		IP	WLS	BF	H	R	ER	SO	BB	IBB	HBP	BLK	WP	HR	S	P	ERA	WHIP
34 A.J. Burnett, R ERA: 3.2	(1, 1)	6.1		29	9	4	4	3	2	0	2	0	0	0	59	103	5.68	1.737
30 David Robertson, R ERA: 7.71	(7, 1)	0.2		1	0	0	0	1	0	0	0	0	0	0	3	6	0.00	0.000
62 Joba Chamberlain, R ERA: 3.86	(8, 1)	1.0	L	6	3	2	2	0	0	0	0	0	0	1	9	20	18.00	3.000

PITCHER	IP	WLS	BF	H	R	ER	SO	BB	IBB	HBP	BLK	WP	HR	S	P	ERA	WHIP

BOTTOM

New York Yankees @ Los Angeles Angels

Angel Stadium of Anaheim, Anaheim, CA

Fri Apr 23 2010, 7:08 PM - 10:21 PM PDT

Att. 44,002 - Clear - 62 F

livebaseballscorecards.com

AB	32
R	6
H	12
RBI	5
BB	2
SO	4
LOB	17

Batter	1	2	3	4	5	6	7	8	9	AB	R	H	RBI	BB	SO	LOB
2 Derek Jeter, R (1, 6) OBP: 0.368, SLG: 0.500	C SI 88 X SI 88 0-1 ① G5-3		F SI 88 F SL 84 B SI 88 X SI 88 1-2 1B	C SL 85 B SI 89 B SI 89 X SL 85 2-1 ③ 1-3 2-H 1B		C SI 88 B CU 77 B SI 88 B SI 89 F SI 87 X SI 87 3-2 ③ F9		C FF 94 B CU 87 X SI 94 1-1 ② FC6-5 1-2 2-3f		5	0	2	1	0	0	2
11 Brett Gardner, L (1, 7) OBP: 0.436, SLG: 0.404	C SI 88 B CU 76 X SI 88 1-1 25 G3-6-3 1B		C SI 88 C SI 88 X FF 88 0-2 ② P6	B CU 72 B SI 86 X SI 86 2-0 24 1B 3B			C SI 91 C SI 90 X CU 79 0-2 25 S 25 2B 1B	C SI 95 C CH 80 B FF 95 D CU 86 F FF 95 S CH 81 2-3 ③ K		5	2	3	0	0	1	3
25 Mark Teixeira, S (1, 3) OBP: 0.269, SLG: 0.262	1 SAFE B SI 86 X SI 87 1-0 ②③ G3-6-3 1-2f		B CU 73 B CH 82 S CH 82 X SI 88 2-1 ③ G4-3		X SI 89 0-0 ① G4-3		B SI 90 1 SAFE C SI 90 X SI 91 1-1 1-H 2B		C FF 94 X CH 80 0-1 ① F7	5	0	1	1	0	0	3
13 Alex Rodriguez, R (1, 10) OBP: 0.421, SLG: 0.547		X SI 88 0-0 ① G1-3		B SI 88 C FF 87 S SL 86 X SI 90 1-2 33 SH1-3 24 1B 17 1B 1B	B SI 87 F SI 88 S SI 87 D SI 88 F CH 82 F SI 88 B SI 88 C SI 89 3-3 ② K		C SI 91 B CU 80 F SI 91 C SI 91 1-3 ① K		B CU 87 B FF 93 B FF 94 C FF 93 X SI 90 3-1 ② G1-3	5	1	1	0	0	2	2
24 Robinson Canó, L (1, 4) OBP: 0.411, SLG: 0.646		C SI 88 F CH 83 B SI 89 B SI 90 X SI 89 2-2 33 2B 1B		F SI 88 B SI 86 X CH 81 1-1 33 SH1-3 17 1B 1-2 1B	X CU 77 0-0 33 PB 33 WP 33 1B 3-H 1B		C SI 91 C SI 90 X SI 91 0-2 ② G1-3		B CH 82 X CH 79 1-0 1B	5	3	4	1	0	0	1
33 Nick Swisher, S (1, 9) OBP: 0.354, SLG: 0.455		B SI 88 F SI 87 B CU 76 1 SAFE F SI 87 F SI 88 F CU 76 B CH 82 1 SAFE 3-2 X SI 87 1-H 2B		X CH 82 0-0 ① SH1-3 1-2 2-3	B SI 88 F CH 82 B FF 89 F CH 82 F FF 88 F CU 75 X SI 90 3-2 14 FC4-6 1-H 1B		C SI 91 X CU 78 0-1 ③ G4-3		S CH 80 X FF 93 0-1 ③ F8	4	0	2	2	0	0	2
14 Curtis Granderson, L (1, 8) OBP: 0.358, SLG: 0.466		C CU 74 X CU 76 0-1 ② F7		I IN 78 I IN 80 I IN 80 I IN 80 4-0 17 1B 2 1B IBB	B SI 86 C CU 75 F CU 75 X CH 82 1-2 ③ FC4-6 1-2f			B FF 93 B FF 93 B FF 93 B FF 93 4-0 19 FC4-6 BB		2	1	0	0	2	0	2
19 Ramiro Pena, S (1, 5) OBP: 0.111, SLG: 0.111		X SI 89 0-0 ③ P5		C CU 77 S SI 88 S CU 77 0-3 ② K		B SI 87 C SI 86 X SI 87 1-1 ① G4-3		C FF 94 X FF 93 0-1 ① FC4-6 2 FC6-5 17 BB 1-2f		4	0	0	0	0	1	5
17 Francisco Cervelli, R (1, 2) OBP: 0.571, SLG: 0.583			C SL 82 C SI 88 B SL 82 B SI 88 X SI 87 2-2 ① G5-3	C SI 90 B SI 88 X SL 86 1-1 2 1B 1-2 2-H 3-H 1B		F SI 87 C SI 88 B CU 74 F SI 89 B SI 90 X SI 87 2-2 ② G5-3		B SI 93 S FF 94 F FF 95 B SI 94 F FF 94 D CU 86 1 SAFE F FF 95 B FF 94 4-2 2 FC6-5 1-2 BB		3	0	1	2	1	0	0
Inning Stats	R: 0 E: 0 K: 0 S: 5 H: 1 LOB: 0 BB: 0 P: 7	R: 1 E: 0 K: 0 S: 12 H: 2 LOB: 1 BB: 0 P: 17	R: 0 E: 0 K: 0 S: 11 H: 1 LOB: 1 BB: 0 P: 16	R: 3 E: 0 K: 1 S: 13 H: 4 LOB: 2 BB: 1 P: 22	R: 2 E: 0 K: 1 S: 15 H: 3 LOB: 1 BB: 0 P: 24	R: 0 E: 0 K: 0 S: 9 H: 0 LOB: 0 BB: 0 P: 15	R: 1 E: 0 K: 1 S: 13 H: 2 LOB: 1 BB: 0 P: 15	R: 0 E: 0 K: 1 S: 12 H: 0 LOB: 2 BB: 2 P: 23	R: 0 E: 0 K: 0 S: 7 H: 1 LOB: 1 BB: 0 P: 11	1B: 11 2B: 2 3B: 1 HR: 0	SF: 0 SAC: 1 DP: 1 HBP: 0		WP: 1 PB: 1 SB: 1 CS: 0	PA: 42		

PITCHER		IP	WLS	BF	H	R	ER	SO	BB	IBB	HBP	BLK	WP	HR	S	P	ERA	WHIP
35 Joel Pineiro, R ERA: 3.42	(1, 1)	6.0	L	28	11	6	6	2	0	1	0	0	1	0	65	101	9.00	1.833
62 Scot Shields, R ERA: 14.54	(7, 1)	1.0		5	2	1	1	1	0	0	0	0	0	0	13	15	9.00	2.000
43 Brian Stokes, R ERA: 3.0	(8, 1)	2.0		9	1	0	0	1	2	0	0	0	0	0	19	34	0.00	1.500

PITCHER	IP	WLS	BF	H	R	ER	SO	BB	IBB	HBP	BLK	WP	HR	S	P	ERA	WHIP

TOP

New York Yankees @ Los Angeles Angels

Angel Stadium of Anaheim, Anaheim, CA

Sat Apr 24 2010, 1:11 PM - 3:58 PM PDT

Att. 43,390 - Sunny - 68 F

livebaseballscorecards.com

AB	38
R	7
H	14
RBI	7
BB	3
SO	4
LOB	20

Batter	1	2	3	4	5	6	7	8	9	AB	R	H	RBI	BB	SO	LOB
2 Erick Aybar, S (1, 6) OBP: 0.342, SLG: 0.304	C FC 88 X FC 89 0-1 ① G6-3		B FC 90 1 SAFE 1 SAFE B SI 90 F FC 88 X SI 88 2-1 ② L4			B FC 87 C FC 87 C CU 73 B SL 82 X FF 88 2-2 53 F9 48 SF9 2B		C SI 86 C CU 73 F SL 81 B FC 86 B FC 87 B CU 78 X SI 86 3-2 ③ F9		4	1	1	0	0	0	1
53 Bobby Abreu, L (1, 9) OBP: 0.316, SLG: 0.446	B FC 89 C FC 89 C FC 90 S FF 90 1-3 ② K		C CU 76 X FC 90 0-1 ① 1-2 1B			C FF 89 X SI 88 0-1 ① F9 2-3			C FF 89 X SI 89 0-1 ① F9	4	0	1	0	0	1	1
48 Torii Hunter, R (1, 8) OBP: 0.342, SLG: 0.433	C FC 90 X FC 90 0-1 ③ G6-3		B CH 82 C CU 74 B SL 84 F SL 83 C FC 89 2-3 ③ K			B FC 88 X FF 88 1-0 ② SF9 3-H			C CH 87 X SL 78 0-1 ② P4	3	0	0	1	0	1	2
55 Hideki Matsui, L (1, 10) OBP: 0.380, SLG: 0.563 39 Robb Quinlan, R (9, PR)		B SI 90 B CU 75 F SI 90 X SI 89 2-1 8 FC6-4 1B		C CU 73 B FC 88 X SL 81 1-1 ① G3-1		S SL 81 B FF 89 F SL 82 B SL 81 B SL 79 S SL 80 3-3 ③ K			C SI 90 B SI 90 C SI 91 X SL 80 1-2 8 FC6-4 1B	4 0	0 0	2 0	0 0	0 0	1 0	0 0
8 Kendrys Morales, S (1, 3) OBP: 0.338, SLG: 0.543		C FC 89 S CH 81 X CH 80 0-2 ① FC6-4 47 FC6 1-2f		B CU 71 C CU 72 S SL 82 X FC 89 1-2 20 G5-4-3 1B			B FC 86 C CU 71 X SI 87 1-1 ① G6-3		C SI 89 S SL 79 X SL 81 0-2 ③ FC6-4 1-2f	4	0	1	0	0	0	2
20 Juan Rivera, R (1, 7) OBP: 0.269, SLG: 0.431		B SI 91 C SI 90 1 SAFE X CH 81 1-1 ② L5		X FC 88 0-0 ② ③ G5-4-3 1-2f			C SI 87 S SL 80 B SL 80 B CU 79 B CU 77 C CU 73 3-3 ② K			3	0	0	0	0	1	2
47 Howie Kendrick, R (1, 4) OBP: 0.353, SLG: 0.403		1 SAFE B FC 88 C FF 89 F CU 76 X FC 90 1-2 ③ FC6 1-2f			C CU 72 B SL 79 C FC 87 S SL 82 1-3 ① K2-3		C CH 79 B FC 86 X FC 88 1-1 ③ G6-3			3	0	0	0	0	1	1
44 Mike Napoli, R (1, 2) OBP: 0.265, SLG: 0.167			B FC 87 C SI 89 B SI 89 F SI 89 F FC 89 B CH 78 X FC 90 3-2 3 1B 1B		C FC 89 S SL 81 B FC 87 S CU 78 1-3 ② K			B FF 85 C SI 86 F FC 87 B FC 86 C CU 77 2-3 ① K		3	0	1	0	0	2	0
3 Brandon Wood, R (1, 5) OBP: 0.137, SLG: 0.102			D SI 90 C SI 89 D SL 84 1 SAFE F FC 89 X CU 76 2-2 ① 53 1B 1-3 1B		C CU 72 S FF 87 B FC 86 F SL 79 F FC 88 B SL 79 S SL 80 2-3 ③ K			B FF 87 B FF 87 C FF 86 F SL 79 F FC 87 B CU 78 X SL 80 3-2 ② G5-3		3	0	1	0	0	1	0
Inning Stats	R: 0 H: 0 E: 0 LOB: 0 K: 1 BB: 0 S: 7 P: 8	R: 0 H: 1 E: 0 LOB: 1 K: 0 BB: 0 S: 10 P: 14	R: 0 H: 3 E: 0 LOB: 2 K: 1 BB: 0 S: 14 P: 23	R: 0 H: 1 E: 0 LOB: 0 K: 0 BB: 0 S: 6 P: 8	R: 0 H: 0 E: 0 LOB: 0 K: 3 BB: 0 S: 11 P: 15	R: 1 H: 1 E: 0 LOB: 0 K: 1 BB: 0 S: 9 P: 15	R: 0 H: 0 E: 0 LOB: 0 K: 1 BB: 0 S: 7 P: 12	R: 0 H: 0 E: 0 LOB: 0 K: 1 BB: 0 S: 11 P: 19	R: 0 H: 1 E: 0 LOB: 1 K: 0 BB: 0 S: 10 P: 11	1B: 6 SF: 1 2B: 1 SAC: 0 3B: 0 DP: 1 HR: 0 HBP: 0						

PITCHER		IP	WLS	BF	H	R	ER	SO	BB	IBB	HBP	BLK	WP	HR	S	P	ERA	WHIP
46 Andy Pettitte, L ERA: 1.29	(1, 1)	8.0	W	28	6	1	1	8	0	0	0	0	0	0	75	114	1.12	0.750
43 Damaso Marte, L ERA:	(9, 1)	1.0		4	1	0	0	0	0	0	0	0	0	0	10	11	0.00	1.000

PITCHER	IP	WLS	BF	H	R	ER	SO	BB	IBB	HBP	BLK	WP	HR	S	P	ERA	WHIP

BOTTOM

New York Yankees @ Los Angeles Angels

Angel Stadium of Anaheim, Anaheim, CA

Sat Apr 24 2010, 1:11 PM - 3:58 PM PDT

Att. 43,390 - Sunny - 68 F

livebaseballscorecards.com

AB	31
R	1
H	7
RBI	1
BB	0
SO	8
LOB	9

Batter	1	2	3	4	5	6	7	8	9	AB	R	H	RBI	BB	SO	LOB
2 Derek Jeter, R (1, 6) OBP: 0.350, SLG: 0.474	C SI 88 B SI 89 F SI 90 X CH 77 1-2 G1-3	C SI 89 F SI 88 X CH 78 0-2 FC5-4 1-2f 3-H			B CH 78 X CH 78 1-0 L4		B FF 97 B FF 96 F FF 97 F SL 89 F FF 98 S SL 91 2-3 K			4	0	0	1	0	1	1
33 Nick Swisher, S (1, 9) OBP: 0.348, SLG: 0.431	C FF 90 B SL 78 B SI 91 F SI 90 X CH 79 2-2 L6	B SI 88 C CH 77 X SI 90 1-1 F8			B SI 90 B SL 79 C CH 78 B SI 89 C CH 78 F CH 76 F FC 90 D CH 78 4-2 BB		B CU 83 C CU 82 S SL 90 B FF 96 X SL 88 2-2 F8			3	0	0	0	1	0	1
25 Mark Teixeira, S (1, 3) OBP: 0.280, SLG: 0.254	C SI 90 B FC 90 C SI 90 B SI 91 F SI 91 B SI 91 F CH 78 F SI 90 F FF 90 4-2 B SI 90 13 FC6-4 BB		B CH 78 B SI 87 X SI 88 2-0 F7		F SI 89 F SI 91 B SL 82 B CH 80 B CH 79 X SL 78 3-2 F7			B SI 95 C CH 80 B FF 94 C CH 82 B SI 96 B SI 93 4-2 24 G4-6-3 BB		2	0	0	0	2	0	1
13 Alex Rodriguez, R (1, 5) OBP: 0.400, SLG: 0.515	C SI 89 B SI 90 B SL 80 X CH 76 2-1 FC6-4 1-2f		F SL 77 B SL 80 S CH 78 B CH 77 S CH 79 2-3 K		B SI 90 S SI 91 X SI 91 1-1 L8			B SI 94 X SI 93 1-0 L8		4	0	0	0	0	1	3
24 Robinson Canó, L (1, 4) OBP: 0.416, SLG: 0.676		B SI 89 H SI 88 2-0 20 HR HBP	B SL 76 C SI 90 S SL 79 B SL 79 F SL 77 S SL 79 2-3 K			C SL 77 C CH 80 X SL 80 1-1 HR		C CH 82 B SI 94 B SI 94 B CH 82 F CH 81 F CH 83 X SI 94 3-2 G4-6-3 1-2f		3	2	1	1	0	1	1
20 Jorge Posada, S (1, 10) OBP: 0.383, SLG: 0.611		X SI 89 0-0 1-H HR		B SI 88 B CH 77 X SI 88 2-0 F9		B CH 79 C SI 90 X CH 79 1-1 G5-3			B SI 91 S SI 90 C CU 79 B SI 91 S SI 92 2-3 K	4	1	1	2	0	1	0
38 Marcus Thames, R (1, 7) OBP: 0.563, SLG: 0.857 11 Brett Gardner, L (6, PH) OBP: 0.421, SLG: 0.388 (6, 7)		C CH 77 B SI 90 X CH 78 1-1 14 SH1-3 2 FC5-4 2B		B SL 79 B SI 88 B SI 89 B SI 89 4-0 BB		C SI 90 B CH 84 B SL 78 F FF 93 X SL 79 2-2 F7			B SI 92 C SI 92 C SI 90 F SI 93 F SI 91 B CU 79 B SI 91 X SI 91 3-2 F8	1 2	1 0	1 0	0 0	1 0	0 0	0 0
14 Curtis Granderson, L (1, 8) OBP: 0.343, SLG: 0.443		X SI 89 0-0 SH1-3 2-3		B SI 88 C SI 90 S SL 80 S SI 89 1-3 K		C SL 78 B SL 78 X FF 94 1-1 F7			B SI 91 F SI 91 S CU 79 B CU 80 X CU 79 2-2 G4-3	3	0	0	0	0	1	1
17 Francisco Cervelli, R (1, 2) OBP: 0.529, SLG: 0.500		B SI 89 B SI 90 F SI 89 B FC 89 B SI 88 4-1 2 FC5-4 BB		X SI 88 0-0 P4			X FF 96 0-0 B1-3			2	0	0	0	1	0	1

Inning Stats																		
	R: 0 E: 0 K: 0 S: 14	H: 0 LOB: 1 BB: 1 P: 23	R: 3 E: 0 K: 0 S: 10	H: 2 LOB: 1 BB: 1 P: 18	R: 0 E: 0 K: 2 S: 8	H: 0 LOB: 0 BB: 0 P: 14	R: 0 E: 0 K: 1 S: 5	H: 0 LOB: 1 BB: 1 P: 12	R: 0 E: 0 K: 0 S: 10	H: 0 LOB: 1 BB: 1 P: 19	R: 1 E: 0 K: 0 S: 9	H: 1 LOB: 0 BB: 0 P: 14	R: 0 E: 0 K: 1 S: 8	H: 0 LOB: 0 BB: 0 P: 12	R: 0 E: 0 K: 0 S: 7	H: 0 LOB: 0 BB: 1 P: 15	R: 0 E: 0 K: 1 S: 11	H: 0 LOB: 0 BB: 0 P: 18

PITCHER		IP	WLS	BF	H	R	ER	SO	BB	IBB	HBP	BLK	WP	HR	S	P	ERA	WHIP
19 Scott Kazmir, L ERA: 7.2	(1, 1)	5.1	W	24	3	4	4	3	4	0	1	0	0	2	51	92	6.75	1.312
52 Jason Bulger, R ERA: 7.36	(6, 1)	0.2	H	2	0	0	0	0	0	0	0	0	0	0	5	8	0.00	0.000
40 Kevin Jepsen, R ERA: 2.0	(7, 1)	1.0	H	3	0	0	0	1	0	0	0	0	0	0	8	12	0.00	0.000
56 Fernando Rodney, R ERA: 3.6	(8, 1)	1.0		3	0	0	0	0	1	0	0	0	0	0	7	15	0.00	1.000
62 Scot Shields, R ERA: 11.81	(9, 1)	1.0		3	0	0	0	1	0	0	0	0	0	0	11	18	0.00	0.000

PITCHER	IP	WLS	BF	H	R	ER	SO	BB	IBB	HBP	BLK	WP	HR	S	P	ERA	WHIP

TOP

New York Yankees @ Los Angeles Angels

Angel Stadium of Anaheim, Anaheim, CA

Sun Apr 25 2010, 12:38 PM - 3:37 PM PDT

Att. 42,284 - Sunny - 70 F

livebaseballscorecards.com

AB	28
R	4
H	3
RBI	4
BB	5
SO	5
LOB	9

1B: 0	SF: 0	WP: 0	PA: 35
2B: 1	SAC: 1	PB: 0	
3B: 0	DP: 1	SB: 0	
HR: 2	HBP: 1	CS: 0	

Batter	1	2	3	4	5	6	7	8	9	AB	R	H	RBI	BB	SO	LOB
13 Maicer Izturis, S (1, 6) OBP: 0.333, SLG: 0.281	B CH 84 B FF 85 C FF 87 X SI 86 2-1 ① G1-3		B FF 90 F FF 90 C SL 74 B FF 90 F SL 82 F CU 71 F SL 83 F FF 91 F CU 74 3-3 ② F SL 79 B FF 91 F SL 82 S CU 76 K	X SI 90 0-0 ② G4-3 2-3 3-H			C CH 83 F CH 80 X CH 81 0-2 ① L4	B SI 88 B SI 87 B SI 89 B SI 89 4-0 1-2 BB		4	0	0	1	1	1	1
53 Bobby Abreu, L (1, 9) OBP: 0.333, SLG: 0.487	C FF 88 X FF 89 0-1 48 G5-4-3 1B		C FF 89 B SI 90 B SL 85 F CU 75 X SL 79 2-2 HR	X FF 93 0-0 ③ L6			B SI 91 B SI 92 C SI 91 B SI 92 B SI 92 4-1 55 FC5 48 HBP BB	B SI 90 C SI 89 D CH 82 F CH 82 B CH 82 C SI 88 3-3 ③ K		4	1	2	1	1	1	3
48 Torii Hunter, R (1, 8) OBP: 0.338, SLG: 0.414	C SI 88 B SL 85 X SL 82 1-1 ② G5-4-3 ③ 1-2f		S SL 80 F FF 91 S CU 70 0-3 ③ K		B SI 90 C SI 93 B CH 85 S SI 92 S SL 81 2-3 ① K		C SI 89 H SI 92 1-1 8 S 55 FC5 8 HR 1-2 HBP			3	1	0	0	0	2	1
55 Hideki Matsui, L (1, 10) OBP: 0.361, SLG: 0.533		X FF 88 0-0 ① F9		B FF 87 C CU 73 B CH 80 B SL 80 C SL 81 X CU 76 3-2 ① F8	C FF 93 B SI 92 S FF 94 B FF 94 F SL 81 X SI 94 2-2 ② F7		B SL 80 X SI 90 1-0 ② FC5 8 HR 1-2 2-3f			4	1	0	0	0	0	2
8 Kendrys Morales, S (1, 3) OBP: 0.372, SLG: 0.603		C FF 88 B SL 83 B CH 82 B SI 90 B SI 89 4-1 20 BB BB	C SI 90 X SI 89 0-1 20 HBP 47 1B 1B	S CH 87 B FF 93 B FF 95 X CH 87 2-1 20 FC5-4 1B		I IN 55 B SI 90 B SI 91 X SI 89 3-0 1-H 2-H HR			3	2	3	3	1	0	0
20 Juan Rivera, R (1, 7) OBP: 0.282, SLG: 0.418		D SL 85 B SL 81 B FF 87 B FF 86 4-0 1-2 BB	F SL 83 H FF 86 1-1 44 BB 47 1B 3 2B 1-2 HBP	C SI 91 C FF 90 X FC 89 0-2 ③ FC5-4 1-2f		B SL 77 F CH 88 S SL 78 F SL 81 B SL 80 B SL 80 X SL 79 3-2 ③ F7			2	1	0	0	1	0	1
47 Howie Kendrick, R (1, 4) OBP: 0.347, SLG: 0.394		C SL 75 B SI 90 B SL 82 F SI 89 X SL 76 2-2 ② F9	B SL 85 C SL 83 B SL 83 X SI 89 2-1 44 BB 3 2B 1-2 2-H 1B	C SI 90 X FC 87 1-1 ① G6-3			C FF 91 C SI 91 B SI 92 X SI 91 1-2 ① F9		4	1	1	1	0	0	2
44 Mike Napoli, R (1, 2) OBP: 0.289, SLG: 0.156		F SI 90 C SL 86 2 SAFE D SL 85 X CU 75 1-2 ③ G1-3	B SL 81 B CU 75 S SL 82 B FF 89 S SL 83 B SL 82 4-2 3 2B 13 G4-3 1-2 2-3 BB			C FC 89 C FF 91 X SI 91 0-2 ② G3	F FF 90 F SI 91 B CU 78 B SI 90 B CH 81 B CH 82 4-2 13 S BB		2	1	0	0	2	0	2
3 Brandon Wood, R (1, 5) OBP: 0.145, SLG: 0.132			C FF 88 C SI 91 B SL 76 F SL 77 B CU 68 F FF 91 S CH 77 2-3 ① K	X SL 76 0-0 13 G4-3 1-3 2-H 3-H 2B		B FF 90 C SI 91 X FS 88 1-1 ③ F8		X SI 91 0-0 ② F7		4	0	1	2	0	1	1
Inning Stats	R: 0 E: 0 K: 0 S: 6 H: 1 LOB: 0 BB: 0 P: 9	R: 0 E: 0 K: 0 S: 8 H: 0 LOB: 2 BB: 2 P: 19	R: 1 E: 0 K: 3 S: 21 H: 1 LOB: 0 BB: 0 P: 28	R: 4 E: 0 K: 0 S: 13 H: 3 LOB: 1 BB: 1 P: 23	R: 0 E: 0 K: 1 S: 12 H: 1 LOB: 1 BB: 0 P: 18	R: 0 E: 0 K: 0 S: 7 H: 0 LOB: 0 BB: 0 P: 9	R: 3 E: 0 K: 0 S: 11 H: 1 LOB: 0 BB: 1 P: 23	R: 0 E: 0 K: 1 S: 9 H: 0 LOB: 2 BB: 2 P: 21		1B: 4 2B: 1 3B: 0 HR: 2 SF: 0 SAC: 0 DP: 1 HBP: 2		WP: 0 PB: 0 SB: 2 CS: 0 PA: 38		

PITCHER		IP	WLS	BF	H	R	ER	SO	BB	IBB	HBP	BLK	WP	HR	S	P	ERA	WHIP
31 Javier Vazquez, R ERA: 9.0	(1, 1)	3.2	L	19	5	5	5	3	3	0	1	0	0	1	47	78	12.27	2.182
48 Boone Logan, L ERA:	(4, 1)	1.0		4	1	0	0	1	0	0	0	0	0	0	10	16	0.00	1.000
91 Alfredo Aceves, R ERA: 6.35	(5, 1)	1.2		5	0	0	0	0	0	0	0	0	0	0	13	15	0.00	0.000
43 Damaso Marte, L ERA: 6.23	(7, 1)	0.2		5	1	3	3	0	1	0	1	0	0	1	8	20	40.50	3.000
45 Sergio Mitre, R ERA: 2.7	(8, 1)	1.0		5	0	0	0	1	2	0	0	0	0	0	9	21	0.00	2.000

PITCHER	IP	WLS	BF	H	R	ER	SO	BB	IBB	HBP	BLK	WP	HR	S	P	ERA	WHIP

BOTTOM

New York Yankees @ Los Angeles Angels

Angel Stadium of Anaheim, Anaheim, CA

Sun Apr 25 2010, 12:38 PM - 3:37 PM PDT

Att. 42,284 - Sunny - 70 F

livebaseballscorecards.com

AB	30
R	8
H	7
RBI	8
BB	6
SO	5
LOB	13

Cleveland Indians @ Los Angeles Angels

Angel Stadium of Anaheim, Anaheim, CA

Mon Apr 26 2010, 7:09 PM - 10:28 PM PDT

Att. 34,837 - Clear - 63 F

livebaseballscorecards.com

Batter	1	2	3	4	5	6	7	8	9	AB	R	H	RBI	BB	SO	LOB
13 Asdrúbal Cabrera, S (1, 6) OBP: 0.305, SLG: 0.359	B FF 89 B SI 90 C SI 88 B CU 72 C SI 90 X FF 92 3-2 ① F7		S SI 88 B SI 89 C CU 72 F SI 90 F CH 80 F SI 90 F CU 73 B FF 91 F CH 79 3-3 ① B SL 79 F FF 90 S CU 72 K		B CH 77 X CH 78 1-0 ① G4-3		C SL 77 B FF 91 B SL 78 B SI 93 F FF 92 B SL 80 4-2 24 FC4-6 1-2 BB	B CH 80 B CH 81 B CH 82 B SI 91 4-0 1-2 BB		3	0	0	0	2	1	0
24 Grady Sizemore, L (1, 8) OBP: 0.282, SLG: 0.328	C CU 70 C SI 90 F FF 91 X FF 92 0-2 ② L7		B SI 88 B SI 88 C SI 89 S CH 81 F SI 90 X CH 80 2-2 ② P3		B SL 78 B CH 79 B SI 89 C FF 88 X SI 88 3-1 ② F8		B FF 92 C FF 93 B FF 93 F FF 91 X SL 80 2-2 ① FC4-6 17 BB 1-2f 2-3	C CH 81 B SI 94 X CH 82 1-1 ③ F9		5	0	0	0	0	0	4
17 Shin-Soo Choo, L (1, 9) OBP: 0.446, SLG: 0.544	B SI 89 B CU 71 C CU 70 T CU 70 X FF 92 2-2 ③ G4-3		L SI 88 C FF 90 B SI 88 B FF 91 X CH 81 2-2 1B		X CH 79 0-0 1B		B FF 92 D CH 85 B FF 93 C FF 92 B SL 79 4-1 1-2 BB		C SI 87 B SL 74 B SL 73 C SI 89 C SI 90 2-3 ① K	4	0	2	0	1	1	0
48 Travis Hafner, L (1, 10) OBP: 0.301, SLG: 0.328		C SI 87 B FF 90 S FF 89 B FF 92 S SI 90 2-3 ① K	1 SAFE S SI 88 1 SAFE S CU 70 D SL 77 1 SAFE S CH 78 1-3 ③ K		C CU 70 B CU 68 C CH 77 1 SAFE X CH 76 1-2 ③ F8		C CU 81 C FF 95 S SL 90 0-3 ② K		C SI 88 C SI 89 F SI 89 B CH 71 X SI 88 1-2 E5 26 BB	5	0	0	0	0	3	5
33 Russell Branyan, L (1, 3) OBP: 0.333, SLG: 0.471		B CU 69 X FF 90 1-0 2 1B 2B		B CU 67 X CU 68 1-0 ① F9		L CH 76 S CH 78 X CH 76 0-2 ① G4-1	C CU 84 D CU 82 B FF 96 X FC 96 2-1 ③ G6-3		C SI 89 F SL 73 B SI 90 B SL 74 C SI 90 2-3 ② K	5	1	1	0	0	1	4
26 Austin Kearns, R (1, 7) OBP: 0.415, SLG: 0.553		B FF 89 F FF 90 S SL 78 D SL 79 S SI 90 2-3 ② K	C SL 77 B SI 89 C SI 89 X SI 88 1-2 2 1B 1B		C SI 88 X FF 89 0-1 2 S 1B			C FF 92 S CU 87 B CU 87 F SI 93 X CU 86 1-2 HR	C SI 89 S CH 72 B SI 90 B SI 89 F SI 89 B SL 73 B SI 90 4-2 1-2 BB	4	1	3	1	1	1	1
2 Jhonny Peralta, R (1, 5) OBP: 0.314, SLG: 0.281		C SL 77 B SI 90 S SL 78 X SI 89 1-2 2-H 1B	F SI 89 X SL 77 0-1 1-2 1B		B FF 88 F CH 77 F SI 88 B FF 86 B CH 76 1 SAFE S CH 78 3-3 ② K 1-2			F FF 93 B FF 94 F CU 87 B FF 93 T SI 92 2-2 ① K	C CH 72 F CH 72 B SI 88 S SI 89 1-3 ③ K	5	0	2	1	0	3	3
1 Luis Valbuena, L (1, 4) OBP: 0.316, SLG: 0.340		B CU 69 B SI 90 B CH 80 C SI 90 B CU 69 4-1 BB	L SI 89 X CU 70 0-1 ② F7		C CU 69 B SI 89 X CU 71 1-1 ③ G6-3			B FF 94 B FF 92 C FF 92 B FF 92 B FF 90 4-1 13 BB BB		2	0	0	0	2	0	3
52 Mike Redmond, R (1, 2) OBP: 0.286, SLG: 0.308 12 Mark Grudzielanek, R (8, PH) OBP: 0.200, SLG: 0.200 30 Lou Marson, R (8, 2) OBP: 0.162, SLG: 0.088		C SI 90 F SL 77 S SL 77 0-3 ③ K	C SL 77 F SL 77 F SL 77 S SL 77 0-3 ③ K2-3				B SI 90 B FF 92 B FF 91 B CH 89 4-0 24 FC4-6 13 BB BB	B SI 92 B CH 79 C SI 92 F SI 93 F FF 94 F SI 93 F CH 81 F SI 94 3-3 B SI 93 S SI 93 ② K		2 1 0	0 0 0	0 0 0	1 0 0	2 1 0	4 1 0
Inning Stats	R: 0 E: 0 K: 0 S: 10 H: 0 LOB: 0 BB: 0 P: 15	R: 1 E: 0 K: 3 S: 14 H: 2 LOB: 2 BB: 1 P: 24	R: 0 E: 0 K: 2 S: 19 H: 1 LOB: 1 BB: 0 P: 27	R: 0 E: 0 K: 1 S: 12 H: 2 LOB: 2 BB: 0 P: 14	R: 0 E: 0 K: 0 S: 7 H: 1 LOB: 1 BB: 0 P: 12	R: 0 E: 0 K: 1 S: 10 H: 1 LOB: 1 BB: 0 P: 14	R: 0 E: 0 K: 1 S: 11 H: 0 LOB: 3 BB: 3 P: 27	R: 1 E: 0 K: 2 S: 18 H: 1 LOB: 2 BB: 2 P: 33	R: 0 E: 1 K: 3 S: 16 H: 0 LOB: 2 BB: 1 P: 26	1B: 6 2B: 1 3B: 0 HR: 1 SF: 0 SAC: 0 DP: 0 HBP: 0						

TOP

AB	36
R	2
H	8
RBI	2
BB	7
SO	13
LOB	25

WP: 0 PB: 0 SB: 1 CS: 0 PA: 43

PITCHER		IP	WLS	BF	H	R	ER	SO	BB	IBB	HBP	BLK	WP	HR	S	P	ERA	WHIP
36 Jered Weaver, R ERA: 2.53	(1, 1)	6.0	W	26	7	1	1	7	1	0	0	0	0	0	72	106	1.50	1.333
52 Jason Bulger, R ERA: 7.04	(7, 1)	0.1		4	0	0	0	0	3	0	0	0	0	0	6	20	0.00	9.000
40 Kevin Jepsen, R ERA: 1.86	(7, 1)	0.2	H	2	0	0	0	1	0	0	0	0	0	0	5	7	0.00	0.000
43 Brian Stokes, R ERA: 3.86	(8, 1)	0.1		3	1	1	1	1	1	0	0	0	0	1	8	15	27.00	6.000
56 Fernando Rodney, R ERA: 3.38	(8, 1)	0.2	H	3	0	0	0	1	1	0	0	0	0	0	10	18	0.00	1.500

PITCHER		IP	WLS	BF	H	R	ER	SO	BB	IBB	HBP	BLK	WP	HR	S	P	ERA	WHIP
40 Brian Fuentes, L ERA: 4.91	(9, 1)	1.0	S	5	0	0	0	3	1	0	0	0	0	0	16	26	0.00	1.000

Batter	1	2	3	4	5	6	7	8	9	AB	R	H	RBI	BB	SO	LOB
2 Erick Aybar, S (1, 6) OBP: 0.349, SLG: 0.356	B FF 87 X FF 88 1-0 HR	X FF 87 0-0 ① SH5-4 1-2 2-3		C CH 79 X CH 77 0-1 48 FC6-4 1-2 1B		1 SAFE B FF 87 X FF 86 1-0 ① F9	1 SAFE B FF 89 S CH 81 X FF 90 1-1 ②③ G5-4-3 1-2f			4	1	2	1	0	0	3
53 Bobby Abreu, L (1, 9) OBP: 0.348, SLG: 0.524	C FF 88 B FF 89 B SL 81 B FF 88 F FF 89 X FF 89 3-2 48 2B 55 SF7 1B	F FF 89 C FF 89 S SL 82 0-3 ② K		C FF 88 C FF 88 F FF 89 C SL 80 0-3 ② K		B FF 88 B FF 88 X FF 88 2-0 1-H HR		B FF 88 B FF 89 B FF 89 C FF 88 B FF 90 4-1 48 S BB		4	2	2	2	1	2	4
48 Torii Hunter, R (1, 8) OBP: 0.353, SLG: 0.446	C CH 80 B CH 79 F FF 88 B CH 82 X FF 89 2-2 20 1B 1-3 2B	B FF 88 C FF 89 X CH 81 1-1 ③ F7		B FC 88 S FF 87 X FF 88 1-1 ③ FC6-4 1-2f		B SL 84 B SL 88 X FF 88 2-0 55 F8 2B		B FF 90 C FF 89 B SL 80 C FF 90 B SL 81 B FF 91 4-2 8 G6-4-3 1-2 BB		4	1	2	0	1	0	4
55 Hideki Matsui, L (1, 10) OBP: 0.352, SLG: 0.519	C CU 80 B SL 82 B CH 81 X FF 89 2-1 ① SF7 3-H		C CU 79 B CH 79 X FF 89 1-1 ① F7		C CU 78 B CU 81 C SL 80 B FF 90 X CH 81 2-2 8 FC5-4 1B	B SL 86 B FF 88 X FF 88 2-0 ② F8 2-3		B SL 82 C FF 90 S FF 92 B FF 90 F SL 82 S FF 91 2-3 ① K		4	0	1	1	0	1	3
8 Kendrys Morales, S (1, 3) OBP: 0.361, SLG: 0.571	B CH 78 C CH 78 F FF 88 B SL 81 X CH 80 2-2 ② G6-3		B CH 80 F CH 79 C FF 89 B SL 81 B FF 90 F CH 81 F FF 89 X SL 81 3-2 ② G6-3		C FF 88 B FF 88 X CH 80 1-1 ① FC5-4 47 1B 1-2f	B FF 85 C FF 89 D FF 86 B SL 91 B FF 89 4-1 BB		F SI 91 X FF 91 0-1 ②③ G6-4-3 1-2f		4	0	0	0	1	0	4
20 Juan Rivera, R (1, 7) OBP: 0.293, SLG: 0.437	B FF 88 C FF 88 X FF 88 1-1 2-H 1B		C FF 89 X FF 89 0-1 2B		B CH 78 B CH 76 X FF 87 2-0 ② F8	F FF 88 D FF 85 F FF 90 S SL 86 1-3 ③ K				4	0	2	1	0	1	3
47 Howie Kendrick, R (1, 4) OBP: 0.355, SLG: 0.414	C FF 88 B FF 87 X CH 80 1-1 ③ F8		B CH 80 X FF 88 1-0 ③ G3		F FF 86 D CH 78 X FF 88 1-1 1-2 1B		B SL 85 B SL 89 X FF 89 2-0 3 1B 2B			4	0	2	0	0	0	2
44 Mike Napoli, R (1, 2) OBP: 0.310, SLG: 0.171		B FF 88 B CH 79 B CH 79 C FF 87 B CH 79 4-1 2 SH5-4 3 1B BB		B CH 79 S CH 80 B SL 81 C FF 89 B SL 81 X CH 81 3-2 2 1B 1B	B CH 78 B FF 87 F CH 79 C FF 87 S FF 90 2-3 ③ K		S FF 85 C SL 84 F SL 85 F SL 87 F SL 86 C SL 90 0-3 ① K		3	0	1	0	1	2	3
3 Brandon Wood, R (1, 5) OBP: 0.186, SLG: 0.175		C FF 88 C FF 88 X FF 89 0-2 2 SH5-4 1-2 1B		S FF 87 F FF 89 S CH 80 0-3 ① K		C FF 87 S CH 80 B FF 89 X SL 82 1-2 53 HR 1B	2 SAFE B SL 88 S FF 89 S SL 85 X SL 86 1-2 2 G5-4-3 2-3 1B			4	1	3	0	0	1	1
Inning Stats	R: 3 E: 0 K: 0 S: 16 H: 4 LOB: 1 BB: 0 P: 28	R: 0 E: 0 K: 1 S: 10 H: 1 LOB: 2 BB: 1 P: 15	R: 0 E: 0 K: 0 S: 10 H: 1 LOB: 1 BB: 0 P: 15	R: 0 E: 0 K: 2 S: 14 H: 2 LOB: 2 BB: 0 P: 18	R: 0 E: 0 K: 1 S: 11 H: 2 LOB: 2 BB: 0 P: 19	R: 2 E: 0 K: 1 S: 11 H: 3 LOB: 2 BB: 1 P: 24	R: 0 E: 0 K: 1 S: 12 H: 2 LOB: 1 BB: 0 P: 16	R: 0 E: 0 K: 1 S: 9 H: 0 LOB: 1 BB: 2 P: 19		1B: 9 2B: 4 3B: 0 HR: 2 SF: 1 SAC: 1 DP: 2 HBP: 0					

BOTTOM

Cleveland Indians @ Los Angeles Angels

Angel Stadium of Anaheim, Anaheim, CA

Mon Apr 26 2010, 7:09 PM - 10:28 PM PDT

Att. 34,837 - Clear - 63 F

livebaseballscorecards.com

AB	35
R	5
H	15
RBI	5
BB	4
SO	7
LOB	27

WP: 0 PA: 41
PB: 0
SB: 1
CS: 0

PITCHER		IP	WLS	BF	H	R	ER	SO	BB	IBB	HBP	BLK	WP	HR	S	P	ERA	WHIP
28 David Huff, L ERA: 4.1	(1, 1)	5.1	L	29	12	5	5	4	1	0	0	0	0	2	66	104	8.44	2.438
53 Rafael Perez, L ERA: 3.0	(6, 1)	1.0		7	3	0	0	2	1	0	0	0	0	0	16	28	0.00	4.000
49 Tony Sipp, L ERA: 3.68	(7, 1)	1.2		5	0	0	0	1	2	0	0	0	0	0	11	22	0.00	1.200

PITCHER	IP	WLS	BF	H	R	ER	SO	BB	IBB	HBP	BLK	WP	HR	S	P	ERA	WHIP

Cleveland Indians @ Los Angeles Angels

Angel Stadium of Anaheim, Anaheim, CA

Tue Apr 27 2010, 7:08 PM - 10:27 PM PDT

Att. 39,619 - Partly Cloudy - 61 F

livebaseballscorecards.com

Batter	1	2	3	4	5	6	7	8	9	AB	R	H	RBI	BB	SO	LOB
13 Asdrúbal Cabrera, S (1, 6) OBP: 0.341, SLG: 0.398	S FF 89 B CU 76 X SI 90 1-1 ① G4-3		C CU 72 F SI 90 B CH 82 B CH 82 X SI 91 3-2 17 1B 2B	C FF 92 3 SAFE B CH 82 B CH 82 C FF 91 F CH 82 B CU 78 D CU 77 4-2 BB		B SI 91 C FF 89 S CU 76 X CU 76 1-2 24 FC4-6 1-2 1B		X SI 88 0-0 24 WP 26 2B 1-2 1B	X FF 90 0-0 17 G3-1 2-3 1B	5	2	4	0	1	0	0
24 Grady Sizemore, L (1, 8) OBP: 0.273, SLG: 0.309	C SI 91 B SI 91 C SI 92 F FF 92 B CU 80 B SI 91 B SI 90 4-2 BB		C FF 91 F SI 92 B CU 80 B SI 91 X CU 80 2-2 ① F7	X SI 91 0-0 ②③ L4-6 2-2		C CU 76 F SI 90 B SI 91 D CU 77 X FF 90 2-2 ② FC4-6 26 FC5 17 1B 1-2f 2-3		F SI 89 D CU 76 F SI 90 B CU 76 X SI 88 2-2 ① G3 1-2 2-3	C CH 80 X FF 92 0-1 ① SF8 3-H	4	0	0	1	1	0	8
17 Shin-Soo Choo, L (1, 9) OBP: 0.449, SLG: 0.534	F FF 91 1 SAFE 1 SAFE C SI 90 1 SAFE B SL 85 S SI 91 1-3 ② K		S SI 90 C CU 79 X CU 78 0-2 26 2B 2-H 1B		B CU 75 B SI 89 C SI 89 X SI 91 2-1 ① G3-1	B FC 89 B FF 90 C CU 76 X FF 88 2-1 26 FC5 1-2 3-H 1B		I IN 60 I IN 63 I IN 64 I IN 64 4-0 26 2B IBB	B CH 78 S CH 78 B SI 92 X CU 85 2-1 ② G3-1 1-2	5	2	2	2	1	1	2
26 Austin Kearns, R (1, 7) OBP: 0.426, SLG: 0.659	C FF 92 F SI 92 D CH 82 1 SAFE F CH 81 B FF 92 B FF 93 X CU 76 3-2 ③ G5-3		C CH 82 B SI 92 X SI 92 1-1 2 1B 2-H 2B		X CH 81 0-0 HR	S SI 90 B SI 91 X CU 77 1-1 ③ FC5 1-2 2-3f		B SI 89 X SI 90 1-0 12 1B 1-H 2-H 3-H 2B	C SI 91 B FF 93 B CU 83 F CU 83 X FF 93 2-2 ③ G5-3	6	2	3	5	0	0	4
2 Jhonny Peralta, R (1, 5) OBP: 0.347, SLG: 0.317		C SI 90 F FF 90 B FF 91 B FF 92 X SI 91 2-2 7 1B 30 G1-2-3 2B	B CU 76 X SI 91 1-0 12 G5-4-3 2-3 1B		B CU 76 F CU 76 B FF 92 B FF 92 B CH 82 4-1 BB		B SI 89 X SI 89 1-0 ① F8	S CU 78 D CU 78 B SI 91 B SI 90 B SI 90 4-1 25 WP 12 1B BB		3	0	2	0	2	0	0
12 Mark Grudzielanek, R (1, 4) OBP: 0.233, SLG: 0.233		C SI 90 S CH 80 B CH 82 C FF 91 1-3 ① K	X SI 91 0-0 ②③ G5-4-3 1-2f		F FF 91 F SI 92 B FF 92 F FF 92 B CH 82 X SI 92 2-2 ② F8		B CU 75 B SI 89 C FF 88 F SI 90 X SI 90 2-2 1B	C SI 90 X SI 91 0-1 25 WP 1-2 3-H 1B		5	0	2	1	0	1	4
25 Andy Marte, R (1, 3) OBP: 0.360, SLG: 0.350		D CU 75 B CH 82 D CH 83 B FF 91 4-0 7 1B BB		B SI 90 B SI 89 X SI 90 2-0 30 SH1-4 7 1B 1B	B SI 92 1 SAFE C CH 83 1 SAFE F CH 82 D CU 80 D CH 81 X CH 82 3-2 ③ G5-3		F SI 90 B SI 89 B CU 76 1 SAFE B SI 89 1 SAFE F FF 89 X SI 89 3-2 ② F7	C SI 89 B CU 78 X SI 90 1-1 ② F8 1-2 2-3		4	0	1	0	1	0	4
7 Matt LaPorta, R (1, 10) OBP: 0.274, SLG: 0.246		F X SI 92 0-1 1-2 2-3 1B		B CH 82 B SI 90 S CH 83 S CH 83 F CH 81 1 SAFE F CH 82 X SI 92 2-2 24 L4-6 30 SH1-4 1-2 1B		B FF 90 X FF 89 1-0 ① F7	B CU 77 1 SAFE 1 SAFE X FC 90 1-0 P6	C SI 90 F SI 91 X SI 89 0-2 ③ G4-3		5	0	2	0	0	0	3
30 Lou Marson, R (1, 2) OBP: 0.220, SLG: 0.162		D CU 74 S CU 78 C SI 91 D CU 78 F SI 92 X FF 92 2-2 ②③ G1-2-3 3-Hf		B FF 90 X FF 87 1-0 ① SH1-4 1-2 2-3		C FF 90 B CU 76 B SI 91 B FC 90 D FC 90 4-1 24 FC4-6 13 1B 17 1B BB		X SI 88 0-0 24 WP 13 1B 26 2B 1B	C FF 90 B CU 85 B CU 84 X FF 89 2-1 13 1B 24 SF8 2B	3	3	2	0	1	0	3

Inning Stats																															
	R: 0	E: 0	K: 1	S: 12	H: 0	LOB: 1	BB: 1	P: 21	R: 0	E: 0	K: 1	S: 12	H: 2	LOB: 2	BB: 1	P: 21	R: 2	E: 0	K: 0	S: 13	H: 4	LOB: 1	BB: 0	P: 20	R: 0	E: 0	K: 0	S: 11	H: 2	LOB: 2	BB: 1	P: 20
	R: 1	E: 0	K: 0	S: 11	H: 1	LOB: 1	BB: 1	P: 22	R: 1	E: 0	K: 0	S: 12	H: 2	LOB: 2	BB: 1	P: 23	R: 0	E: 0	K: 0	S: 8	H: 1	LOB: 1	BB: 0	P: 15	R: 4	E: 0	K: 0	S: 14	H: 4	LOB: 2	BB: 2	P: 26
	R: 1	E: 0	K: 0	S: 10	H: 2	LOB: 1	BB: 0	P: 16	1B: 12	2B: 6	3B: 0	HR: 1	SF: 1	SAC: 1	DP: 3	HBP: 0	WP: 2	PB: 0	SB: 0	CS: 0	PA: 49										

PITCHER		IP	WLS	BF	H	R	ER	SO	BB	IBB	HBP	BLK	WP	HR	S	P	ERA	WHIP
51 Joe Saunders, L ERA: 5.74	(1, 1)	5.0	L	25	9	3	3	2	4	0	0	0	0	1	59	104	5.40	2.600
32 Matt Palmer, R ERA: 5.63	(6, 1)	2.1		15	6	5	5	0	1	1	0	0	1	0	26	51	19.29	3.000
62 Scot Shields, R ERA: 10.5	(8, 1)	0.2		4	1	0	0	0	1	0	0	0	1	0	8	13	0.00	3.000
43 Brian Stokes, R ERA: 4.35	(9, 1)	1.0		5	2	1	1	0	0	0	0	0	0	0	10	16	9.00	2.000

PITCHER	IP	WLS	BF	H	R	ER	SO	BB	IBB	HBP	BLK	WP	HR	S	P	ERA	WHIP

TOP

AB	40
R	9
H	18
RBI	9
BB	7
SO	2
LOB	28

Batter	1	2	3	4	5	6	7	8	9	AB	R	H	RBI	BB	SO	LOB
2 Erick Aybar, S (1, 6) OBP: 0.341, SLG: 0.346	C SI 87 X SI 88 0-1 G3		B CH 78 X SI 89 1-0 53 1B 1-3 1B		B CH 77 B SI 86 C SI 89 X SI 88 2-1 F9		C SI 84 F SI 86 X SI 87 0-2 FC5-4 1-2f		C SI 88 X SI 88 0-1 G4-3	5	0	1	0	0	0	1
53 Bobby Abreu, L (1, 9) OBP: 0.344, SLG: 0.512 77 Reggie Willits, S (9, 8) OBP: 0.375, SLG: 0.250	C SI 87 C SI 88 X CH 77 0-2 F7		C SI 90 X FF 90 0-1 1-3 3-H 1B			B SI 86 C SI 90 B CH 77 F SI 90 B SI 86 X SI 90 3-2 F7	C FF 88 C FF 89 C FF 90 0-3 K		C SI 88 B CH 77 X SI 89 1-1 L7	4 1	0 0	1 0	1 0	0 0	1 0	1 0
48 Torii Hunter, R (1, 8) OBP: 0.360, SLG: 0.442 39 Robb Quinlan, R (9, 9)	X SI 90 0-0 G1-2-3		C SI 88 D SL 82 1 SAFE B SI 90 F FF 87 B SI 90 F SI 88 X SI 92 3-2 P4			X SI 88 0-0 8 BB 55 BB 1B		B FF 88 C FF 89 C CH 82 F FF 89 B CH 89 F CH 82 B CH 84 B FF 89 4-2 47 1B 20 1B BB	B SL 81 X SI 89 1-0 G6-3	3 1	0 0	1 0	0 0	1 0	0 0	2 0
55 Hideki Matsui, L (1, 10) OBP: 0.359, SLG: 0.506		B SI 86 B SI 88 X SI 86 2-0 G3		B CH 74 B SI 87 B SI 87 B SI 87 4-0 8 G3-1 47 1B BB		B SI 88 C SI 89 F SI 88 B CH 78 1 SAFE F SI 89 B SI 90 B SI 89 4-2 8 BB 1-2 BB		B CH 86 B FF 89 F CH 87 C CH 88 B CH 80 F FF 89 X FF 88 3-2 F7		2	0	0	0	2	0	1
8 Kendrys Morales, S (1, 3) OBP: 0.356, SLG: 0.550		B SI 89 X SI 87 1-0 G4-3		B SI 87 B FF 88 C SI 89 X FF 87 2-1 G3-1 1-2		B SI 90 B FF 87 C SI 90 F SI 87 B CH 77 B SI 91 4-2 1-2 2-3 BB		B CH 87 B FF 88 B FF 89 C FF 88 F FF 88 F FF 89 C CH 80 3-3 K		3	0	0	0	1	1	2
20 Juan Rivera, R (1, 7) OBP: 0.291, SLG: 0.427		C FF 89 B FF 89 X SI 92 1-1 L3		C FC 85 C SL 82 B SL 82 C FF 87 1-3 K		C SI 89 X SI 92 0-1 L7		C FF 90 B CH 83 F CH 81 B FF 90 F FF 90 F FF 90 B FF 89 X FF 86 3-2 47 1B 1-2 1B		4	0	1	0	0	1	4
47 Howie Kendrick, R (1, 4) OBP: 0.363, SLG: 0.419			C SI 90 B SI 92 B FF 88 X SI 90 2-1 G6-3	F SI 91 S CH 79 X SL 83 0-2 2-H 1B		C SI 92 X FF 89 0-1 L8		C FF 88 C CH 80 F FF 90 F FF 89 D CH 84 X FF 89 1-2 1-2 2-3 1B		4	0	2	0	0	0	3
44 Mike Napoli, R (1, 2) OBP: 0.283, SLG: 0.154 28 Ryan Budde, R (9, 2)			C SI 91 B FF 88 X FF 88 1-1 L7		B CH 77 X SI 88 1-0 G5-3		B FF 87 C SI 91 B CH 77 X FF 86 2-1 G5-3	S SI 89 F SL 81 B SI 91 B SL 81 S SI 90 2-3 K		4 0	0 0	0 0	0 0	0 0	1 0	3 0
3 Brandon Wood, R (1, 5) OBP: 0.222, SLG: 0.262			C SI 88 B SL 84 C SL 81 B SI 91 X SI 90 2-2 2 1B 53 1B 1B		C FF 86 B SI 91 C CH 77 B SL 82 F FF 88 B FF 87 F FF 88 X SI 92 3-2 F9		B SI 90 C FF 86 B SI 92 C SI 91 B SL 83 X FF 87 3-2 2 FC5-4 1B		X SI 88 0-0 HR	4	2	3	1	0	0	0
Inning Stats	R: 0 E: 0 K: 0 S: 6 H: 0 LOB: 0 BB: 0 P: 6	R: 0 E: 0 K: 0 S: 4 H: 0 LOB: 0 BB: 0 P: 8	R: 1 E: 0 K: 0 S: 14 H: 3 LOB: 2 BB: 0 P: 23	R: 0 E: 0 K: 1 S: 8 H: 1 LOB: 2 BB: 1 P: 15	R: 0 E: 0 K: 0 S: 8 H: 0 LOB: 0 BB: 0 P: 14	R: 0 E: 0 K: 0 S: 13 H: 1 LOB: 3 BB: 2 P: 24	R: 0 E: 0 K: 1 S: 11 H: 1 LOB: 1 BB: 0 P: 16	R: 0 E: 0 K: 2 S: 25 H: 2 LOB: 3 BB: 1 P: 41	R: 1 E: 0 K: 0 S: 6 H: 1 LOB: 0 BB: 0 P: 8	1B: 8 2B: 0 3B: 0 HR: 1	SF: 0 SAC: 0 DP: 0 HBP: 0	WP: 0 PB: 0 SB: 0 CS: 0	PA: 39				

PITCHER	IP	WLS	BF	H	R	ER	SO	BB	IBB	HBP	BLK	WP	HR	S	P	ERA	WHIP
51 Mitch Talbot, R (1, 1) ERA: 2.05	6.1	W	27	6	1	1	1	3	0	0	0	0	0	58	100	1.42	1.421
32 Aaron Laffey, L (7, 1) ERA: 3.97	0.2	H	2	0	0	0	1	0	0	0	0	0	0	6	6	0.00	0.000
50 Jensen Lewis, R (8, 1) ERA: 1.08	0.2		5	2	0	0	1	1	0	0	0	0	0	22	36	0.00	4.500
38 Joe Smith, R (8, 1) ERA: 6.43	1.1		5	1	1	1	1	0	0	0	0	0	1	9	13	6.75	0.750

PITCHER	IP	WLS	BF	H	R	ER	SO	BB	IBB	HBP	BLK	WP	HR	S	P	ERA	WHIP

BOTTOM

Cleveland Indians @ Los Angeles Angels

Angel Stadium of Anaheim, Anaheim, CA

Tue Apr 27 2010, 7:08 PM - 10:27 PM PDT

Att. 39,619 - Partly Cloudy - 61 F

livebaseballscorecards.com

AB	35
R	2
H	9
RBI	2
BB	4
SO	4
LOB	17

Batter	1	2	3	4	5	6	7	8	9	AB	R	H	RBI	BB	SO	LOB
13 Asdrúbal Cabrera, S (1, 6) OBP: 0.337, SLG: 0.384	B FF 91 X FF 91 1-0 ① G4-3		B FF 92 X FF 90 1-0 ② F8			X SL 77 0-0 ① SH3-4 2-3	C CH 82 B CH 83 C SL 80 B SL 80 F CH 84 B SL 82 B FF 92 4-2 BB		C SI 88 B CH 72 F SI 89 X SI 89 1-2 ② F7 2-3	3	0	0	0	1	0	2
24 Grady Sizemore, L (1, 8) OBP: 0.268, SLG: 0.301	C FF 91 B SL 81 X FF 91 1-1 ② G3		C SI 91 B SL 81 C CH 86 X SI 92 1-2 ③ F7			S SL 82 3 SAFE D SL 83 X FF 93 1-1 17 1B 48 HBP 17 S 1B 3-H	C FF 96 B SL 90 1 SAFE C FF 95 S SL 91 1-3 ③ K		C SI 89 S SL 74 X SL 74 0-2 ③ G3	5	1	1	1	0	1	3
17 Shin-Soo Choo, L (1, 9) OBP: 0.452, SLG: 0.532	C SI 90 B FF 93 B SL 82 X CH 85 2-1 ③ G5-3			B FF 90 C FF 91 B FF 90 X FF 92 2-1 48 CS 48 S 1B		P PO 84 B SL 83 C SL 81 X FF 92 2-1 48 HBP 26 BB 1B 1-3		B CH 82 X CH 80 1-0 ① G1-3		4	0	2	0	0	0	0
26 Austin Kearns, R (1, 7) OBP: 0.431, SLG: 0.660		B SI 92 B FF 92 B SI 92 C SI 91 X FF 92 3-1 48 G4-3 2 SF9 2B	C SL 83 F SL 81 F FF 91 S SL 83 0-3 ① K			S SL 84 B SL 82 D SL 83 1 SAFE B SL 83 B SL 83 4-1 48 HBP 1-2 BB		X SI 94 0-0 ② G3		3	1	1	0	1	1	1
48 Travis Hafner, L (1, 10) OBP: 0.312, SLG: 0.317		C FF 91 B FF 92 D SL 84 S SL 82 D SL 83 X SL 83 3-2 ① G4-3 2-3	1 SAFE C FF 91 S SL 82 S SL 82 0-3 ② ③ K 1-3			C FF 92 C FF 92 H SL 83 1-2 HBP 1-2 2-3 3-H		B CH 82 B SI 94 C SI 93 B SI 93 B CH 82 4-1 BB		2	0	0	1	1	1	2
33 Russell Branyan, L (1, 3) OBP: 0.318, SLG: 0.400		B SL 82 F CH 85 C FF 93 B FF 91 B SL 86 B SL 80 4-2 BB			F SI 91 B FF 92 S CH 85 F SL 83 C 1-3 ① K	S SI 92 F FF 92 C FF 92 0-3 ② K		C CH 82 B SI 95 C SI 93 S SI 94 1-3 ③ K		3	0	0	0	1	3	4
2 Jhonny Peralta, R (1, 5) OBP: 0.329, SLG: 0.302		X FF 92 0-0 ② SF9 3-H			B SL 82 C SL 81 B CH 84 F SL 80 S CH 85 2-3 ② K	C SL 86 X FF 92 0-1 ③ F8			B SI 88 C SI 88 S CH 73 X SI 89 1-2 ① F8	3	0	0	1	0	1	3
1 Luis Valbuena, L (1, 4) OBP: 0.328, SLG: 0.353		B SI 91 B CH 85 C CH 86 1 SAFE F FF 91 B SI 92 S FF 91 3-3 ③ K			C FF 90 F FF 91 B B SL 82 S SL 83 2-3 ③ K		C FF 90 C CH 82 B SI 91 B FF 91 F SL 81 X SI 90 2-2 30 G4-6-3 1B		B SI 89 S SI 89 X SI 89 1-1 13 F7 30 1B 1B	4	0	2	0	0	2	1
30 Lou Marson, R (1, 2) OBP: 0.244, SLG: 0.220			C FF 90 C SL 79 B SL 83 C SL 82 1-3 ① K			B FF 90 B FF 91 F FF 90 X FF 89 2-1 13 SH3-4 24 1B 2B	F FF 90 C SL 82 B SL 81 1 SAFE X SL 81 1-2 ① ② G4-6-3 1-2f		C SI 88 C SI 89 1 SAFE 1 SAFE X CH 74 0-2 1-2 1B	4	1	2	0	0	1	1
Inning Stats	R: 0 E: 0 K: 0 S: 5 H: 0 LOB: 0 BB: 0 P: 9	R: 1 E: 0 K: 1 S: 11 H: 1 LOB: 1 BB: 1 P: 24	R: 0 E: 0 K: 1 S: 7 H: 0 LOB: 0 BB: 0 P: 10	R: 0 E: 0 K: 2 S: 9 H: 1 LOB: 1 BB: 0 P: 11	R: 0 E: 0 K: 3 S: 10 H: 0 LOB: 0 BB: 0 P: 15	R: 2 E: 0 K: 1 S: 16 H: 3 LOB: 3 BB: 1 P: 25	R: 0 E: 0 K: 1 S: 13 H: 1 LOB: 1 BB: 1 P: 21	R: 0 E: 0 K: 1 S: 6 H: 0 LOB: 1 BB: 1 P: 12	R: 0 E: 0 K: 0 S: 14 H: 2 LOB: 2 BB: 0 P: 17	1B: 6 2B: 3 3B: 0 HR: 0 SF: 1 SAC: 1 DP: 2 HBP: 1						

TOP

Cleveland Indians @ Los Angeles Angels

Angel Stadium of Anaheim, Anaheim, CA

Wed Apr 28 2010, 4:06 PM - 6:56 PM PDT

Att. 34,190 - Sunny - 64 F

livebaseballscorecards.com

AB	31
R	3
H	8
RBI	3
BB	4
SO	10
LOB	17

PITCHER		IP	WLS	BF	H	R	ER	SO	BB	IBB	HBP	BLK	WP	HR	S	P	ERA	WHIP
54 Ervin Santana, R ERA: 4.59	(1, 1)	6.2		28	6	3	3	8	3	0	1	0	0	0	68	111	4.05	1.350
40 Kevin Jepsen, R ERA: 1.8	(7, 1)	0.1		1	0	0	0	1	0	0	0	0	0	0	3	4	0.00	0.000
56 Fernando Rodney, R ERA: 3.09	(8, 1)	1.0		4	0	0	0	1	1	0	0	0	0	0	6	12	0.00	1.000
40 Brian Fuentes, L ERA: 3.86	(9, 1)	1.0	W	5	2	0	0	0	0	0	0	0	0	0	14	17	0.00	2.000

PITCHER	IP	WLS	BF	H	R	ER	SO	BB	IBB	HBP	BLK	WP	HR	S	P	ERA	WHIP

Cleveland Indians @ Los Angeles Angels

Angel Stadium of Anaheim, Anaheim, CA

Wed Apr 28 2010, 4:06 PM - 6:56 PM PDT

Att. 34,190 - Sunny - 64 F

livebaseballscorecards.com

BOTTOM

Batter	1	2	3	4	5	6	7	8	9	AB	R	H	RBI	BB	SO	LOB
2 Erick Aybar, S (1, 6) OBP: 0.337, SLG: 0.341	B SI 89 C SI 89 F SI 88 B CH 78 X SI 91 2-2 ① G6-3			M SI 89 X SI 89 0-1 ① G4-3		B CH 78 C SI 90 C SL 84 F CH 79 F SI 90 F SI 90 B SI 91 F SL 85 B SL 84 3-2 X SI 90 53 BB 48 HR 1B		C FF 90 S SL 81 F SL 82 X FF 91 0-2 ② G4-3		4	1	1	0	0	0	0
53 Bobby Abreu, L (1, 9) OBP: 0.340, SLG: 0.494	B SI 90 B SI 90 C SI 89 B SI 90 X SI 89 3-1 ② F8			B SI 89 C SL 83 B CH 79 C SI 90 F SL 83 X SI 89 2-2 ② G5-3		B SL 83 B SI 89 B SI 89 C SI 89 B SI 89 4-1 48 HR 1-2 BB		B FF 91 T FF 92 B SL 82 B FF 91 X FF 91 3-1 ③ P6		3	1	0	0	1	0	0
48 Torii Hunter, R (1, 8) OBP: 0.376, SLG: 0.506	C SI 90 B CU 79 C SI 90 X CH 78 1-2 ③ G1-4-3			X SI 90 0-0 1B		C SI 90 B SI 90 B SI 90 X SI 89 2-1 1-H 2-H HR			C SI 90 X SI 90 0-1 8 G6-4-3 47 1B 2B	4	2	3	3	0	0	0
55 Hideki Matsui, L (1, 10) OBP: 0.354, SLG: 0.488		C SI 87 S CH 78 S CH 77 0-3 ① K		F SI 90 B SI 89 1 SAFE C SI 89 S CH 78 1-3 ③ K		C SI 90 B CH 80 C SI 90 C SL 85 1-3 ② K			I IN 73 I IN 71 I IN 70 I IN 72 4-0 8 G6-4-3 IBB	3	0	0	0	1	3	1
8 Kendrys Morales, S (1, 3) OBP: 0.352, SLG: 0.536		B SI 88 B SL 85 X SI 90 2-0 ② G1-3			B SL 85 C SI 89 B CH 78 F SI 89 X CH 78 2-2 20 FC5-4 1B	S CH 79 B SL 84 B SI 90 S CH 80 B SL 85 X CH 79 3-2 ③ G4-3			D SL 86 B SL 86 F FF 90 B FF 90 T FF 90 X FF 91 3-2 ①② 1-2f 2-3 G6-4-3	4	0	1	0	0	0	2
20 Juan Rivera, R (1, 7) OBP: 0.289, SLG: 0.410		C SI 89 B CU 79 F SI 89 B SI 90 S CH 78 2-3 ③ K			B CU 78 F SI 89 X SI 89 1-1 ① FC5-4 47 E 47 FC6 1-2f		B SL 82 B SI 90 T SI 90 X SI 90 2-1 ① F7		D SL 86 B SL 90 B FF 90 I IN 68 4-0 47 1B IBB	3	0	0	0	1	1	1
47 Howie Kendrick, R (1, 4) OBP: 0.357, SLG: 0.410			C SI 89 B CU 78 B SI 88 B SI 89 X SI 90 3-1 ① G5-3		B SI 90 F SI 90 B SI 89 X SI 90 2-1 FC6 3 G4-6-3 1-3	C CU 78 C CU 78 B SL 84 X SI 92 1-2 ② G4-3			X FF 93 0-0 1-2 3-H 1B	4	0	1	1	0	0	1
3 Brandon Wood, R (1, 5) OBP: 0.212, SLG: 0.250			C SI 90 C SI 91 S CH 78 0-3 ② K		C CU 79 B SI 90 B SI 91 X SI 90 2-1 ②③ G4-6-3 1-2f	B CU 80 F SI 90 C SI 92 B SL 84 X CU 78 2-2 ③ F7				3	0	0	0	0	1	2
28 Ryan Budde, R (1, 2) 13 Maicer Izturis, S (8, PH) OBP: 0.325, SLG: 0.273 44 Mike Napoli, R (9, 2) OBP: 0.283, SLG: 0.154			B SI 92 C SI 91 S CU 80 B SI 91 S CU 81 2-3 ③ K			C SI 88 S CU 80 B CU 79 C SI 88 1-3 ① K		B FF 90 C FF 90 X FF 90 1-1 ① G6-3		2 1 0	0 0 0	0 0 0	0 0 0	0 0 0	2 0 0	0 0 0

Inning Stats	1	2	3	4	5	6	7	8	9
	R: 0 E: 0 K: 0 S: 8 H: 0 LOB: 0 BB: 0 P: 14	R: 0 E: 0 K: 2 S: 7 H: 0 LOB: 0 BB: 0 P: 11	R: 0 E: 0 K: 2 S: 8 H: 0 LOB: 0 BB: 0 P: 13	R: 0 E: 0 K: 1 S: 10 H: 1 LOB: 1 BB: 0 P: 13	R: 0 E: 1 K: 0 S: 9 H: 1 LOB: 1 BB: 0 P: 16	R: 3 E: 0 K: 2 S: 19 H: 2 LOB: 0 BB: 1 P: 33	R: 0 E: 0 K: 0 S: 8 H: 0 LOB: 0 BB: 0 P: 13	R: 0 E: 0 K: 0 S: 8 H: 0 LOB: 0 BB: 0 P: 12	R: 1 E: 0 K: 0 S: 6 H: 2 LOB: 2 BB: 2 P: 17

AB	31
R	4
H	6
RBI	4
BB	3
SO	7
LOB	7

1B: 4 SF: 0 WP: 0 PA: 34
2B: 1 SAC: 0 PB: 0
3B: 0 DP: 2 SB: 0
HR: 1 HBP: 0 CS: 0

PITCHER		IP	WLS	BF	H	R	ER	SO	BB	IBB	HBP	BLK	WP	HR	S	P	ERA	WHIP
37 Jake Westbrook, R ERA: 5.53	(1, 1)	6.0		23	4	3	3	7	1	0	0	0	0	1	61	100	4.50	0.833
31 Jamey Wright, R ERA: 4.32	(7, 1)	1.0		3	0	0	0	0	0	0	0	0	0	0	8	13	0.00	0.000
49 Tony Sipp, L ERA: 3.24	(8, 1)	1.0		3	0	0	0	0	0	0	0	0	0	0	8	12	0.00	0.000
38 Joe Smith, R ERA: 7.71	(9, 1)	0.0	L	2	1	1	1	0	0	1	0	0	0	0	2	6	∞	∞
53 Rafael Perez, L ERA: 2.7	(9, 1)	0.2		2	0	0	0	0	0	1	0	0	0	0	3	10	0.00	0.000

PITCHER		IP	WLS	BF	H	R	ER	SO	BB	IBB	HBP	BLK	WP	HR	S	P	ERA	WHIP
54 Chris Perez, R ERA: 4.05	(9, 1)	0.0		1	1	0	0	0	0	0	0	0	0	0	1	1	∞	∞

Batter	1	2	3	4	5	6	7	8	9	AB	R	H	RBI	BB	SO	LOB
2 Erick Aybar, S (1, 6) OBP: 0.330, SLG: 0.333	B SI 93 C SI 92 F FF 94 B FF 96 F SI 94 X SI 93 2-2 ① L9		B CH 80 B SI 90 C SI 90 C SI 91 F SL 84 X FF 94 2-2 53 2B 48 HR 1B		C SI 88 X SI 89 0-1 ① G4-3		C FF 98 X CH 87 0-1 ② G5-3		C FF 94 X FS 87 0-1 ① G3	5	1	1	0	0	0	0
53 Bobby Abreu, L (1, 9) OBP: 0.353, SLG: 0.521	C SI 94 B FF 94 B FF 95 C SI 93 F SI 92 B SI 93 F SI 91 X SI 92 3-2 48 1B 55 G4-3 1B		C SL 83 C CH 82 1 SAFE 1 SAFE D CH 83 X SI 92 1-2 48 HR 1-3 2B		C SI 87 B SI 90 C SI 89 B SI 92 X SI 91 2-2 ② G4-3		C FF 98 B FF 99 X FF 97 1-1 2B		C FS 87 B FS 88 C FF 96 B FF 99 F FS 88 F FS 89 B FS 89 C FS 89 3-3 ② K	5	2	3	0	0	1	0
48 Torii Hunter, R (1, 8) OBP: 0.378, SLG: 0.535	B FF 94 B FF 95 F SI 93 1 SAFE X SI 94 2-1 55 G4-3 1-3 1B		X SL 84 0-0 2-H 3-H HR		B FF 91 C SI 90 F SI 90 C SI 92 1-3 ③ K		C FF 96 X FF 98 0-1 ③ G4-3		X FF 97 0-0 ③ G5-3	5	1	2	3	0	1	1
55 Hideki Matsui, L (1, 10) OBP: 0.350, SLG: 0.477	X SI 94 0-0 ② G4-3 2-3 3-H		B SI 89 B CH 82 C SI 90 B SI 89 C SI 90 X SI 90 3-2 ① G3			B SI 87 X SI 86 1-0 20 2B 1B		B SI 93 X SI 93 1-0 ① G4-3		4	1	1	1	0	0	1
8 Kendrys Morales, S (1, 3) OBP: 0.347, SLG: 0.523	D CH 84 X CH 82 1-0 ③ G4-3		B SI 89 C SI 91 X SI 91 1-1 ② G4-3			C CH 79 B FF 92 B SI 89 C SI 90 X SI 91 2-2 ① L8		B SL 81 C SI 94 X FF 94 1-1 47 WP 20 BB 47 G4-3 1B		4	1	1	0	0	0	2
20 Juan Rivera, R (1, 7) OBP: 0.299, SLG: 0.420		B FF 92 S SL 84 X SL 82 1-1 ① G5-3	B FF 92 X SI 90 1-0 ③ G5-3			B SI 91 B SI 91 B SI 87 C SI 89 F SI 89 F SI 90 X SI 90 3-2 1-H 2B		B CH 81 B CH 82 B FF 94 C SI 92 B SI 93 4-1 47 G4-3 47 WP 1-2 BB		3	0	1	1	1	0	0
47 Howie Kendrick, R (1, 4) OBP: 0.341, SLG: 0.390		C FF 93 B SL 83 C FF 94 B SI 94 S SL 84 2-3 ② K		B SI 88 F SI 89 X SL 81 1-1 ① L5		D SL 86 C FF 94 C SL 86 B FF 96 C FF 96 2-3 ② K		C FF 94 B SL 81 B SL 81 S CH 82 X SI 94 2-2 ② G4-3 1-3 2-H		4	0	0	1	0	2	2
44 Mike Napoli, R (1, 2) OBP: 0.300, SLG: 0.214		C FF 94 B FF 96 X SL 85 1-1 3B	C SI 89 B SI 90 C SI 91 X SI 91 1-2 ② G6-3			S FF 97 F FF 98 F SL 86 B FF 91 B FF 98 S SL 88 2-3 ③ K		S CH 82 D CH 80 S SI 94 D SL 82 F CH 82 F SI 94 B FF 94 B FF 94 4-2 BB		3	0	1	0	1	1	1
3 Brandon Wood, R (1, 5) OBP: 0.200, SLG: 0.235		C SL 83 B FF 96 F SI 92 F FF 96 D SL 86 S FF 96 2-3 ③ K	C SI 90 B SI 89 B FF 93 S SI 91 F SI 91 F CH 82 F SI 90 F FF 93 B SL 84 3-2 X SI 91 F8				B FF 96 F FF 95 B SL 87 F FF 96 S FF 97 2-3 ① K	X FF 92 0-0 ③ F9		4	0	0	0	0	2	3
Inning Stats	R: 1 E: 0 K: 0 S: 13 H: 2 LOB: 1 BB: 0 P: 21	R: 0 E: 0 K: 2 S: 11 H: 1 LOB: 1 BB: 0 P: 17	R: 3 E: 0 K: 0 S: 14 H: 3 LOB: 0 BB: 0 P: 22	R: 0 E: 0 K: 0 S: 12 H: 0 LOB: 0 BB: 0 P: 17	R: 0 E: 0 K: 1 S: 8 H: 0 LOB: 0 BB: 0 P: 11	R: 1 E: 0 K: 2 S: 15 H: 2 LOB: 1 BB: 0 P: 25	R: 0 E: 0 K: 1 S: 9 H: 1 LOB: 1 BB: 0 P: 12	R: 1 E: 0 K: 0 S: 12 H: 1 LOB: 2 BB: 2 P: 24	R: 0 E: 0 K: 1 S: 8 H: 0 LOB: 0 BB: 0 P: 11	1B: 5 2B: 3 3B: 1 HR: 1	SF: 0 SAC: 0 DP: 0 HBP: 0			WP: 1 PB: 0 SB: 0 CS: 0	PA: 39		

PITCHER	IP	WLS	BF	H	R	ER	SO	BB	IBB	HBP	BLK	WP	HR	S	P	ERA	WHIP
48 Rick Porcello, R (1, 1) ERA: 8.03	5.1	W	24	8	5	5	3	0	0	0	0	0	1	66	102	8.44	1.500
45 Ryan Perry, R (6, 1) ERA: 2.61	1.2		6	1	0	0	3	0	0	0	0	0	0	16	23	0.00	0.600
40 Phil Coke, L (8, 1) ERA: 1.93	1.0		6	1	1	1	0	2	0	0	0	1	0	12	24	9.00	3.000
46 Jose Valverde, R (9, 1) ERA: 0.75	1.0		3	0	0	0	1	0	0	0	0	0	0	8	11	0.00	0.000

PITCHER	IP	WLS	BF	H	R	ER	SO	BB	IBB	HBP	BLK	WP	HR	S	P	ERA	WHIP

TOP

Los Angeles Angels @ Detroit Tigers

Comerica Park, Detroit, MI

Fri Apr 30 2010, 7:08 PM - 9:50 PM EDT

Att. 31,725 - Clear - 81 F

livebaseballscorecards.com

AB	37
R	6
H	10
RBI	6
BB	2
SO	7
LOB	10

Batter	1	2	3	4	5	6	7	8	9	AB	R	H	RBI	BB	SO	LOB
14 Austin Jackson, R (1, 8) OBP: 0.422, SLG: 0.495	B FF 89 C FF 89 B SI 89 X SI 88 3-1 E5 18 3B 1B	C SL 86 B SL 85 X SI 89 1-1 1B		B SI 88 C FF 88 B SL 84 B SL 84 X SI 87 3-1 18 2B 1B	C FC 89 X SI 91 0-1 18 WP 1B		B CU 76 F FC 90 C FC 89 X CU 75 1-2 18 1B 18 S 1B			5	2	5	0	0	0	0
18 Johnny Damon, L (1, 10) OBP: 0.431, SLG: 0.459	L SI 89 X CU 77 0-1 30 SF9 2-H 3B	1 SAFE C SI 88 X SI 88 0-1 ③ G5-3		B CH 82 X SI 88 1-0 24 1B 26 HR 1-H 2B	C CU 76 B SI 87 D CU 78 B SI 91 C SI 90 F FF 90 B SI 92 4-2 1-2 BB		F SI 92 B FC 89 1 SAFE B CU 77 X FC 89 2-1 1-3 1B			4	2	3	2	1	0	1
30 Magglio Ordonez, R (1, 9) OBP: 0.400, SLG: 0.506 32 Don Kelly, L (5, 7) OBP: 0.250, SLG: 0.348	B SI 90 X SI 88 1-0 ① SF9 3-H	C SI 88 B SI 88 B SL 85 X FF 88 2-1 ① G5-3	B SI 86 X SI 87 1-0 E6 24 1B 26 HR	C CU 76 D CU 78 B SI 91 F FC 90 B CU 77 X FC 91 3-2 ③ P6		F FC 89 D CU 79 B FC 89 X SI 92 2-1 ③ F8			2 2	1 0	0 0	1 0	0 0	0 0	1 4
24 Miguel Cabrera, R (1, 3) OBP: 0.427, SLG: 0.615	X SI 88 0-0 26 E 2B	B SI 88 X SI 90 1-0 ② G4-3	B SI 88 X SL 84 1-0 26 HR 1-2 2-3 1B		B SI 91 B SI 90 C FC 88 B CU 76 S FC 90 X FC 89 3-2 ① G6-3			B FF 88 B FF 95 X FF 94 2-0 15 1B 1B		5	1	3	0	0	0	0
26 Brennan Boesch, L (1, 7) OBP: 0.292, SLG: 0.522 (5, 9)	X CU 75 0-0 E3 12 FC6-4 2-3		X SI 89 0-0 ③ G5-3	F CU 77 X SI 90 0-1 1-H 2-H 3-H HR		B SI 90 B CU 75 F FF 91 B FC 91 X FC 89 3-1 ② F8		C CH 80 S CH 81 F FF 96 B CH 80 X FF 97 1-2 ① P5		5	1	1	4	0	0	2
15 Brandon Inge, R (1, 5) OBP: 0.337, SLG: 0.473	F SL 86 C SI 88 B SI 89 T SL 84 1-2 ② K			B SI 89 C SI 88 B SI 89 B SI 89 B SI 89 X SI 87 4-2 12 HR BB C CU 75 S CU 76 K		X CU 76 0-0 1B		B CU 86 S CH 79 X CH 82 1-1 1-2 1B		4	1	2	0	1	2	2
12 Gerald Laird, R (1, 2) OBP: 0.274, SLG: 0.296	C SL 86 X SI 88 0-1 ③ FC6-4 1-2f			B SI 87 1 SAFE X SI 87 1-0 1-H HR F CU 77 X FC 91 0-1 ③ G4-3		X FC 90 0-0 ③ F7		B FF 89 C SI 95 F SI 95 S CH 80 1-3 ② K		5	1	1	2	0	1	5
20 Scott Sizemore, R (1, 4) OBP: 0.324, SLG: 0.365		C SI 88 B SL 86 B FF 88 C FF 88 B FF 89 F SI 88 F SI 89 X SI 89 3-2 ① G6-3		C SI 87 X SI 89 0-1 HR	C FC 89 X FC 88 0-1 ① F8		X CU 74 0-0 ① G5-3	F CH 82 C CU 86 S FF 96 0-3 ③ K		5	1	1	1	0	1	2
4 Adam Everett, R (1, 6) OBP: 0.195, SLG: 0.231		X SI 89 0-0 ② F9		C SI 87 X SL 84 0-1 ① F9	C FF 89 C CU 76 F CU 76 B FC 89 X SI 92 1-2 ② G6-3		B FC 88 B FC 88 C FC 88 B SI 91 F FC 88 X FF 89 3-2 ② G5-3			4	0	0	0	0	0	0
Inning Stats	R: 2 E: 2 K: 1 S: 12 H: 3 LOB: 2 BB: 0 P: 17	R: 0 E: 0 K: 0 S: 10 H: 1 LOB: 1 BB: 0 P: 14	R: 0 E: 0 K: 0 S: 4 H: 0 LOB: 0 BB: 0 P: 7	R: 8 E: 1 K: 1 S: 19 H: 6 LOB: 0 BB: 1 P: 30	R: 0 E: 0 K: 0 S: 15 H: 1 LOB: 2 BB: 1 P: 23	R: 0 E: 0 K: 0 S: 7 H: 1 LOB: 1 BB: 0 P: 13	R: 0 E: 0 K: 0 S: 11 H: 2 LOB: 2 BB: 0 P: 19	R: 0 E: 0 K: 2 S: 13 H: 2 LOB: 2 BB: 0 P: 18		1B: 10 2B: 2 3B: 1 HR: 3 SF: 1 SAC: 0 DP: 0 HBP: 0					

PITCHER		IP	WLS	BF	H	R	ER	SO	BB	IBB	HBP	BLK	WP	HR	S	P	ERA	WHIP
35 Joel Pineiro, R ERA: 5.76	(1, 1)	3.1	L	23	10	10	9	1	1	0	0	0	0	3	40	63	24.30	3.300
32 Matt Palmer, R ERA: 4.58	(4, 1)	3.2		16	4	0	0	1	1	0	0	0	1	0	38	60	0.00	1.364
43 Brian Stokes, R ERA: 3.97	(8, 1)	1.0		5	2	0	0	2	0	0	0	0	0	0	13	18	0.00	2.000

PITCHER		IP	WLS	BF	H	R	ER	SO	BB	IBB	HBP	BLK	WP	HR	S	P	ERA	WHIP

BOTTOM

Los Angeles Angels @ Detroit Tigers

Comerica Park, Detroit, MI

Fri Apr 30 2010, 7:08 PM - 9:50 PM EDT

Att. 31,725 - Clear - 81 F

livebaseballscorecards.com

AB	41
R	10
H	16
RBI	10
BB	2
SO	4
LOB	17

WP: 1 PA: 44
PB: 0
SB: 1
CS: 0

Los Angeles Angels @ Detroit Tigers

Comerica Park, Detroit, MI

Sat May 01 2010, 1:07 PM - 4:04 PM EDT

Att. 31,042 - Cloudy - 67 F

TOP

livebaseballscorecards.com

Batter	1	2	3	4	5	6	7	8	9	AB	R	H	RBI	BB	SO	LOB
2 Erick Aybar, S (1, 6) OBP: 0.327, SLG: 0.330	B C X 1-1 47 CS 1B			C FF 90 S SL 82 F FF 92 B SL 85 X SI 92 1-2 ① G3-1	F CH 86 C SI 91 S SL 84 0-3 ③ K2-3		1 SAFE D CH 81 X SI 92 1-0 ③ FC6 1-2f			4	0	1	0	0	1	3
47 Howie Kendrick, R (1, 4) OBP: 0.337, SLG: 0.384	C D 1 SAFE S S 1-3 ① ② K 1-2			X SI 91 0-0 ① 53 E 53 E 1B		C SI 89 X SI 90 0-1 ① G5-3		C CU 76 X FF 89 0-1 ① G5-3		4	1	1	0	0	1	1
53 Bobby Abreu, L (1, 9) OBP: 0.340, SLG: 0.500	C B X 1-1 ③ L8			1 SAFE C CH 84 B CH 84 C SI 91 B CH 85 B CH 85 X CH 85 3-2 E9 8 CS 1-H		B SL 81 C SI 91 S SL 82 B SI 92 B SL 82 C SI 93 3-3 ② K		B SI 89 X SI 88 1-0 ② G4-3		4	0	0	0	0	1	0
55 Hideki Matsui, L (1, 10) OBP: 0.346, SLG: 0.467		X SI 88 0-0 ① G3		F SI 90 B FF 92 B CH 84 F CH 83 S SL 84 2-3 ② K		C SI 92 B SI 92 X CH 86 1-1 8 1B 20 1B 1B		C SL 77 B SL 79 C SI 89 B SI 90 F SL 79 S SI 90 2-3 ③ K		4	0	1	0	0	2	1
8 Kendrys Morales, S (1, 3) OBP: 0.364, SLG: 0.533		B SI 87 B SI 87 X SI 90 2-0 20 G6-3 1B		B CH 85 B SI 91 F SI 90 B CH 84 3-1 ③ CS 1-2	C SI 90 S SL 83 B SL 82 B SL 83 F SI 93 B SL 84 X SI 93 3-2 44 2B 3 1B 1B	C CH 85 B SI 87 S SI 85 X SL 85 1-2 20 1B 1-2 1B			C CH 79 X SI 88 0-1 ① G6-3	4	1	3	0	0	0	0
20 Juan Rivera, R (1, 7) OBP: 0.297, SLG: 0.412		B SI 89 X SL 78 1-0 ② ③ G6-3 1-2f			B FF 93 C SI 90 S SL 83 F SI 90 F SI 91 F FF 91 B SL 82 F SL 85 F FF 93 F SI 92 2-2 ① F SI 91 X FF 93 F8	X FF 93 0-0 ③ 1-2 2-H 1B			B FF 96 B FF 96 X FF 96 2-0 ② F9	4	0	1	0	0	0	2
44 Mike Napoli, R (1, 2) OBP: 0.315, SLG: 0.283			B SI 89 C SI 90 C SL 81 X SI 92 1-2 3 L1-4 2B		C FF 92 B FF 92 B SL 84 C SL 83 F FF 94 X SL 84 2-2 3 1B 1-3 2B		B SI 91 C FF 90 S SL 85 B SL 83 S SL 84 2-3 ① K		B FC 89 B FF 98 B FF 97 X FF 96 3-0 ③ F8	4	0	2	0	0	1	0
3 Brandon Wood, R (1, 5) OBP: 0.219, SLG: 0.254			C SI 90 B SI 90 S SL 82 X SI 91 1-2 ① ② L1-4 2-2		F SI 92 B FF 91 F SL 82 X SL 85 1-2 2-3 3-H 1B		C SI 90 B FF 90 B CU 80 B SI 90 F SI 91 X SI 91 3-2 2 FC6 1B			3	0	2	1	0	0	1
77 Reggie Willits, S (1, 8) OBP: 0.316, SLG: 0.200			B SI 93 B FF 91 C FF 90 F SI 91 X SI 92 2-2 ③ F9		X SI 92 0-0 ② L4		C SI 91 F CH 84 S SL 82 0-3 ② K			3	0	0	0	0	1	3

Inning Stats																				
	R: 0	H: 1	R: 0	H: 1	R: 0	H: 1	R: 1	H: 1	R: 1	H: 3	R: 0	H: 3	R: 0	H: 1	R: 0	H: 0	R: 0	H: 0	1B: 9	SF: 0	WP: 0	PA: 35
	E: 0	LOB: 0	E: 0	LOB: 0	E: 0	LOB: 0	E: 2	LOB: 0	E: 0	LOB: 2	E: 0	LOB: 0	E: 0	LOB: 1	E: 0	LOB: 0	E: 0	LOB: 0	2B: 3	SAC: 0	PB: 0	
	K: 1	BB: 0	K: 0	BB: 0	K: 0	BB: 0	K: 1	BB: 0	K: 1	BB: 0	K: 1	BB: 0	K: 2	BB: 0	K: 1	BB: 0	K: 0	BB: 0	3B: 0	DP: 2	SB: 0	
	S: 7	P: 10	S: 3	P: 6	S: 9	P: 13	S: 12	P: 21	S: 24	P: 32	S: 11	P: 16	S: 10	P: 16	S: 7	P: 10	S: 4	P: 9	HR: 0	HBP: 0	CS: 2	

PITCHER		IP	WLS	BF	H	R	ER	SO	BB	IBB	HBP	BLK	WP	HR	S	P	ERA	WHIP
38 Jeremy Bonderman, R ERA: 5.74	(1, 1)	6.0		24	10	2	1	4	0	0	0	0	0	0	66	98	1.50	1.667
49 Eddie Bonine, R ERA: 1.35	(7, 1)	1.1		5	1	0	0	2	0	0	0	0	0	0	12	18	0.00	0.750
59 Fu-Te Ni, L ERA: 1.54	(8, 1)	1.0		3	0	0	0	1	0	0	0	0	0	0	7	10	0.00	0.000
45 Ryan Perry, R ERA: 2.45	(9, 1)	0.2	W	2	0	0	0	0	0	0	0	0	0	0	2	7	0.00	0.000

PITCHER		IP	WLS	BF	H	R	ER	SO	BB	IBB	HBP	BLK	WP	HR	S	P	ERA	WHIP

AB	34
R	2
H	11
RBI	1
BB	0
SO	7
LOB	11

Batter	1	2	3	4	5	6	7	8	9	AB	R	H	RBI	BB	SO	LOB
14 Austin Jackson, R (1, 8) OBP: 0.412, SLG: 0.481	C SI 91 B SI 92 B SI 92 F SI 92 X SI 92 2-2 24 BB 18 1B 15 SF8 1B	B SI 92 1 SAFE B CH 79 C SI 91 B CH 80 F SI 92 S CH 79 3-3 ③ K 1-2		C FC 92 X SI 91 0-1 ③ G6-3		B CH 79 F SI 90 F SI 91 F SI 93 X CH 78 1-2 ③ L7			B SI 92 C SI 93 C SI 93 B SI 93 X SI 92 2-2 ① L4	5	1	1	0	0	1	3
18 Johnny Damon, L (1, 7) OBP: 0.439, SLG: 0.511	X SI 90 0-0 15 SF8 24 BB 1-2 1B		B SL 80 C SI 90 B SL 80 S SI 91 X SI 92 2-2 ① L5		C SL 78 F SL 79 B SI 90 B SI 91 X SI 90 2-2 30 E 24 1B 2B		C CU 82 F CU 82 F FF 96 F SL 90 B SL 92 F FF 98 F FF 97 B CU 84 X FF 99 2-2 ① G5-3		B SI 93 B SI 92 X SI 91 2-0 HR	5	2	3	1	0	0	0
30 Magglio Ordonez, R (1, 10) OBP: 0.394, SLG: 0.489	F SI 92 F SI 92 X SI 92 0-2 ① P4		F SI 92 F SI 93 B SI 94 B SI 94 B CH 79 B CH 77 4-2 24 FC4 BB		X CH 78 0-0 FC6 24 1B 2-3		F SL 92 X SL 92 0-1 ② G1-3			3	0	0	0	1	0	3
24 Miguel Cabrera, R (1, 3) OBP: 0.430, SLG: 0.606	C SI 92 F SI 92 D CH 78 B CH 78 B CH 79 B CH 80 4-2 1-2 2-3 BB		B SI 92 F CH 80 B SI 93 C SI 92 X SI 92 2-2 ② FC4 15 S 1-2f		S CH 79 X SI 91 0-1 1-2 3-H 1B		F SL 92 X SL 92 0-1 ③ G4-3			3	0	1	1	1	0	1
15 Brandon Inge, R (1, 5) OBP: 0.324, SLG: 0.457	B CH 78 F SI 92 B SI 91 F SI 92 F CH 79 F SI 93 X SI 92 2-2 ② SF8 2-3 3-H		C SI 91 C SL 80 B SI 92 B CH 79 X SI 92 2-2 ③ P6 1-2		C SI 91 X SI 90 0-1 ① F7			C SI 94 X CH 81 0-1 ① P6		3	0	0	1	0	0	3
25 Ryan Raburn, R (1, 9) OBP: 0.362, SLG: 0.425	C CH 81 S SI 93 F SI 94 S SI 93 0-3 ③ K			C CH 77 X CH 77 0-1 4 G1-4-3 2B	F SI 92 B SI 93 S CH 81 F SI 92 S SI 92 1-3 ② K			B SI 96 B SI 94 B SI 94 X SI 94 3-0 12 FC3-6 1B		4	0	2	0	0	2	4
12 Gerald Laird, R (1, 2) OBP: 0.258, SLG: 0.276		B SI 91 C CH 79 B SI 92 C SI 90 S SI 93 2-3 ① K		S SI 90 S SI 92 B SI 91 C SI 91 1-3 ① K	F CH 78 F SI 92 C SI 92 0-3 ③ K			S SI 95 X SI 96 0-1 ② FC3-6 20 E 20 S 1-2f		4	0	0	0	0	3	4
20 Scott Sizemore, R (1, 4) OBP: 0.333, SLG: 0.354		B SI 92 B SI 93 C CH 79 S CH 80 S SI 93 2-3 ② K		C SI 92 C SL 79 C SI 92 B SI 92 F CH 78 F SI 93 B SI 91 B CH 79 4-2 4 G1-4-3 BB		B CH 75 C SI 89 B CH 78 X CH 79 2-1 ① F7		B SI 96 1 SAFE B SI 96 F SI 97 B SI 98 S SI 98 F SI 97 F SI 97 B SI 98 4-2 1-3 BB		2	0	0	0	2	1	0
4 Adam Everett, R (1, 6) OBP: 0.205, SLG: 0.220 39 Ramon Santiago, S (8, PH) OBP: 0.396, SLG: 0.340 (9, 6)		B SL 80 B SI 92 B SI 92 B SI 92 4-0 14 S BB		B SI 92 X SI 92 1-0 ② G1-4-3 1-2 2-3		B FC 90 B FC 92 B FC 90 C SI 90 X SI 91 3-1 ② F7		B CH 82 S CH 85 B FF 98 B CH 85 X SI 98 3-1 ③ G6-3		2 1	0 0	0 0	0 0	1 0	0 0	2 2
Inning Stats	R: 1 H: 2 E: 0 LOB: 2 K: 1 BB: 1 S: 18 P: 26	R: 0 H: 0 E: 0 LOB: 1 K: 3 BB: 1 S: 9 P: 20	R: 0 H: 0 E: 0 LOB: 1 K: 0 BB: 1 S: 11 P: 21	R: 0 H: 1 E: 0 LOB: 2 K: 1 BB: 1 S: 12 P: 18	R: 1 H: 2 E: 1 LOB: 2 K: 2 BB: 0 S: 15 P: 18	R: 0 H: 0 E: 0 LOB: 0 K: 0 BB: 0 S: 8 P: 14	R: 0 H: 0 E: 0 LOB: 0 K: 0 BB: 0 S: 11 P: 13	R: 0 H: 1 E: 0 LOB: 2 K: 0 BB: 1 S: 11 P: 21	R: 1 H: 1 E: 0 LOB: 0 K: 0 BB: 0 S: 4 P: 8	1B: 4 SF: 1 2B: 2 SAC: 0 3B: 0 DP: 0 HR: 1 HBP: 0						WP: 0 PA: 38 PB: 0 SB: 3 CS: 0	

PITCHER		IP	WLS	BF	H	R	ER	SO	BB	IBB	HBP	BLK	WP	HR	S	P	ERA	WHIP
19 Scott Kazmir, L ERA: 5.57	(1, 1)	6.0		28	5	2	1	7	4	0	0	0	0	0	73	117	1.50	1.500
40 Kevin Jepsen, R ERA: 1.64	(7, 1)	1.0		3	0	0	0	0	0	0	0	0	0	0	11	13	0.00	0.000
56 Fernando Rodney, R ERA: 2.84	(8, 1)	1.0		5	1	0	0	0	1	0	0	0	0	0	11	21	0.00	2.000
62 Scot Shields, R ERA: 11.37	(9, 1)	0.1	L	2	1	1	1	0	0	0	0	0	0	1	4	8	27.00	3.000

PITCHER	IP	WLS	BF	H	R	ER	SO	BB	IBB	HBP	BLK	WP	HR	S	P	ERA	WHIP

BOTTOM

Los Angeles Angels @ Detroit Tigers

Comerica Park, Detroit, MI

Sat May 01 2010, 1:07 PM - 4:04 PM EDT

Att. 31,042 - Cloudy - 67 F

livebaseballscorecards.com

AB	32
R	3
H	7
RBI	3
BB	5
SO	7
LOB	22

Batter	1	2	3	4	5	6	7	8	9	AB	R	H	RBI	BB	SO	LOB
2 Erick Aybar, S (1, 6) OBP: 0.324, SLG: 0.326	B FF 93 C FF 93 F FF 94 F FF 97 F FF 96 X FF 98 1-2 ① L8		C FF 93 B CH 85 C CH 84 B CU 81 F FF 97 B CU 82 X FF 97 3-2 ③ G3-1			C FF 94 C CU 79 F SL 88 S CU 82 0-3 ③ K			F FF 95 C CU 79 F FF 98 F CU 83 F SL 87 X CU 82 0-2 53 1B 53 DI 1-H 1B	4	0	1	1	0	1	0
53 Bobby Abreu, L (1, 9) OBP: 0.336, SLG: 0.490	C FF 94 B FF 95 X FF 97 1-1 ② F8			C FF 93 B FF 95 X CU 79 1-1 ① G1-3			C CH 83 B CU 78 C FF 95 B FF 96 X FF 97 2-2 ① F8		B FF 94 B FS 84 B FF 94 C FF 96 X FF 95 3-1 55 DI 1-3 1B	4	0	1	0	0	0	0
48 Torii Hunter, R (1, 8) OBP: 0.373, SLG: 0.522	B FF 96 F FF 94 X FF 96 1-1 1B			C FF 94 F FF 95 X FF 97 0-2 ② L3			C FF 94 X SL 89 0-1 ② G5-3		B FS 86 X FF 94 1-0 ② F9	4	0	1	0	0	0	2
55 Hideki Matsui, L (1, 10) OBP: 0.333, SLG: 0.448	1 SAFE C FF 95 S CH 84 X CH 87 0-2 ③ G6-3			X FF 94 0-0 ③ G6-3			C FF 94 C CU 79 B FF 98 B CU 82 X CH 86 2-2 ③ F7		C FS 87 B FS 87 C FF 97 D FS 89 X FS 89 2-2 ③ G4-3 1-2	4	0	0	0	0	0	3
8 Kendrys Morales, S (1, 3) OBP: 0.353, SLG: 0.516		C CH 83 B FF 95 C FF 94 B CU 80 X CU 79 2-2 ① F7			C FF 94 B CU 79 C FF 97 B CH 86 B CU 81 X CH 84 3-2 ① F9			C FF 94 F SL 87 S CH 84 0-3 ① K		3	0	0	0	0	1	0
47 Howie Kendrick, R (1, 4) OBP: 0.326, SLG: 0.371		C FF 94 B FF 95 B CU 79 F FF 96 B SL 88 F FF 97 S CH 86 3-3 ② K			X FF 95 0-0 ② G4-3			C FF 94 F FF 95 B FF 96 F FF 97 F CU 81 X CU 83 1-2 ② G5-3		3	0	0	0	0	1	0
44 Mike Napoli, R (1, 2) OBP: 0.298, SLG: 0.265		F FF 93 B FF 97 F CU 82 S CU 84 1-3 ③ K			C FF 97 C CU 82 B CH 85 B CU 82 F CU 82 S FF 98 2-3 ③ K			C CU 79 B SL 87 B CU 80 S CH 87 B FF 99 S FF 99 3-3 ③ K		3	0	0	0	0	3	0
3 Brandon Wood, R (1, 5) OBP: 0.211, SLG: 0.243			B FF 94 B FF 94 F FF 92 F FF 94 X SL 88 2-2 ① L9			C FF 92 C CU 77 B SL 87 B CU 82 F FF 97 X FF 96 2-2 ① L9			C FF 93 F FF 95 C CU 82 0-3 ① K	3	0	0	0	0	1	0
77 Reggie Willits, S (1, 7) OBP: 0.286, SLG: 0.176 13 Maicer Izturis, S (9, PH) OBP: 0.341, SLG: 0.294			X FF 93 0-0 ② B5-3			B FF 94 B FF 95 C FF 93 F FF 94 F FF 97 X CU 80 2-2 ② F7			B FF 96 C FF 95 B FF 96 X FF 97 2-1 2 DI 2 1B 1B	2 1	0 1	0 1	0 0	0 0	0 0	0 0
Inning Stats	R: 0 H: 1 E: 0 LOB: 1 K: 0 BB: 0 S: 12 P: 15	R: 0 H: 0 E: 0 LOB: 0 K: 2 BB: 0 S: 10 P: 16	R: 0 H: 0 E: 0 LOB: 0 K: 0 BB: 0 S: 8 P: 13	R: 0 H: 0 E: 0 LOB: 0 K: 0 BB: 0 S: 6 P: 7	R: 0 H: 0 E: 0 LOB: 0 K: 1 BB: 0 S: 8 P: 13	R: 0 H: 0 E: 0 LOB: 0 K: 1 BB: 0 S: 12 P: 16	R: 0 H: 0 E: 0 LOB: 0 K: 0 BB: 0 S: 8 P: 12	R: 0 H: 0 E: 0 LOB: 0 K: 2 BB: 0 S: 11 P: 15	R: 1 H: 3 E: 0 LOB: 2 K: 1 BB: 0 S: 17 P: 25	1B: 4 SF: 0 2B: 0 SAC: 0 3B: 0 DP: 0 HR: 0 HBP: 0						

PITCHER		IP	WLS	BF	H	R	ER	SO	BB	IBB	HBP	BLK	WP	HR	S	P	ERA	WHIP
35 Justin Verlander, R ERA: 4.5	(1, 1)	8.1	W	28	3	1	1	7	0	0	0	0	0	0	86	120	1.08	0.360
46 Jose Valverde, R ERA: 0.71	(9, 1)	0.2		3	1	0	0	0	0	0	0	0	0	0	6	12	0.00	1.500

PITCHER	IP	WLS	BF	H	R	ER	SO	BB	IBB	HBP	BLK	WP	HR	S	P	ERA	WHIP

TOP

Los Angeles Angels @ Detroit Tigers

Comerica Park, Detroit, MI

Sun May 02 2010, 1:08 PM - 3:49 PM EDT

Att. 25,603 - Cloudy - 69 F

livebaseballscorecards.com

AB	31
R	1
H	4
RBI	1
BB	0
SO	7
LOB	5

BOTTOM

Batter	1	2	3	4	5	6	7	8	9	AB	R	H	RBI	BB	SO	LOB
14 Austin Jackson, R (1, 8) OBP: 0.420, SLG: 0.495	C FF 91 F SI 91 B FF 94 B SL 81 F FF 93 B FF 91 F FF 92 X FF 94 3-2 18 WP 2B		B SL 80 C SL 80 B SI 91 B SL 79 X FF 89 3-1 1B		C SI 90 F SI 90 F SL 79 B SI 91 B FF 91 F SL 80 X CH 80 2-2 ① G1-3 1-3 3-H	C SL 82 C SL 83 F FF 94 X SL 81 0-2 3-H 1B		C SI 92 B SI 92 F SI 92 T SI 92 1-2 ② K	5	0	3	1	0	1	4
18 Johnny Damon, L (1, 10) OBP: 0.420, SLG: 0.484	B FF 92 B CU 72 B CU 73 C FF 91 F SI 90 C SI 92 3-3 ① K 2-3		C SI 90 P PO 82 1 SAFE S CU 72 F FF 91 1 SAFE B CU 72 1 SAFE C SI 90 2-3 ② K		F SI 89 B SI 90 X CH 81 1-1 ② G3	S FF 93 B FF 95 F FF 87 X FF 94 1-2 ③ L7		F CU 79 F CU 80 B SI 92 F SI 92 B CU 80 X CU 80 2-2 ③ G4-3		5	0	0	0	0	2	7
30 Magglio Ordonez, R (1, 9) OBP: 0.389, SLG: 0.474	B SI 91 S SL 80 S FF 90 B CH 82 F FF 89 S FF 94 2-3 ② K		P PO 82 X FF 90 1-0 ③ G6-3		S CH 80 B CH 82 B SL 81 D CH 82 B SI 89 4-1 24 1B 26 2B BB		F FF 93 F SI 92 F SI 95 C CU 88 0-3 ① K			3	1	0	0	1	2	2
24 Miguel Cabrera, R (1, 3) OBP: 0.424, SLG: 0.592	F SI 91 S FF 94 F FF 94 B SL 82 S FF 94 1-3 ③ K			C CH 80 B FF 90 B FF 89 B CH 82 X SI 90 3-1 ① P3	F CH 81 B FF 91 X CH 80 1-1 26 2B 1-2 3-H 1B		F FF 94 X CH 77 0-1 ② F7			4	0	1	1	0	1	1
26 Brennan Boesch, L (1, 7) OBP: 0.296, SLG: 0.538 32 Don Kelly, L (7, 7) OBP: 0.240, SLG: 0.333		B SI 87 C CU 70 S FF 90 F SI 91 F SL 78 B FF 90 X CU 72 2-2 ① G1-3		B CH 79 F CH 79 B CH 79 X FF 92 2-1 ② P6	X SL 78 0-0 1-3 2-H 2B		X CH 79 0-0 ③ P2			3 1	0 0	1 0	1 0	0 0	0 0	0 0
15 Brandon Inge, R (1, 5) OBP: 0.321, SLG: 0.449		B SL 80 B FF 91 F FF 91 F FF 91 B FF 91 F FF 92 X SL 80 3-2 1B		B FF 90 C SL 80 C SI 90 B SI 90 S SI 90 2-3 ③ K	B FF 92 C SL 79 B FF 93 S SL 80 B SL 82 S SL 82 3-3 ③ K			C SI 92 C SI 93 B SI 92 F CU 79 X SI 93 1-2 ① L8		4	0	1	0	0	2	2
13 Alex Avila, L (1, 2) OBP: 0.293, SLG: 0.206		1 SAFE F SI 89 1 SAFE B CU 74 B CU 71 1 SAFE X SI 89 2-1 ② F8			B CU 69 C CU 70 S CH 82 X CH 80 1-2 20 1B 39 1B 1B	C FF 92 B CH 85 B FF 93 X SL 79 2-1 20 SH1-3 14 1B 2B		F SI 93 B SI 92 B CU 78 F SI 91 F SI 93 B SI 93 F SI 91 B SI 92 4-2 39 E 20 1B BB		3	2	2	0	1	0	1
20 Scott Sizemore, R (1, 4) OBP: 0.346, SLG: 0.368		C SL 80 B SL 81 F FF 90 C FF 92 1-3 ③ K			L FF 90 F FF 92 X SL 79 0-2 39 1B 14 WP 1-3 1B	B FF 92 B FF 93 X FF 93 2-0 ① SH1-3 2-3		B SI 93 X SI 92 1-0 39 E 1-2 1B		3	1	2	0	0	1	1
39 Ramon Santiago, S (1, 6) OBP: 0.386, SLG: 0.333			B FF 89 F SI 88 F CU 72 F SI 90 B FF 92 X CU 74 2-2 ① G3		B FF 90 X FF 89 1-0 14 G1-3 14 WP 24 1B 1-3 3-H 1B	C SL 81 F FF 94 X SL 83 0-2 ② P5		F SI 92 X CU 78 0-1 E1 1-2 2-3		4	1	1	1	0	0	3
Inning Stats	R: 0 E: 0 K: 3 S: 16 H: 1 LOB: 1 BB: 0 P: 25	R: 0 E: 0 K: 1 S: 14 H: 1 LOB: 1 BB: 0 P: 22	R: 0 E: 0 K: 1 S: 13 H: 1 LOB: 1 BB: 0 P: 19	R: 0 E: 0 K: 1 S: 7 H: 0 LOB: 0 BB: 0 P: 14	R: 4 E: 0 K: 1 S: 21 H: 5 LOB: 2 BB: 1 P: 34	R: 1 E: 0 K: 0 S: 13 H: 2 LOB: 1 BB: 0 P: 18	R: 0 E: 0 K: 1 S: 7 H: 0 LOB: 0 BB: 0 P: 7	R: 0 E: 1 K: 1 S: 18 H: 1 LOB: 3 BB: 1 P: 27		1B: 8 2B: 3 3B: 0 HR: 0 SF: 0 SAC: 1 DP: 0 HBP: 0			WP: 2 PB: 0 SB: 0 CS: 0 PA: 38			

PITCHER	IP	WLS	BF	H	R	ER	SO	BB	IBB	HBP	BLK	WP	HR	S	P	ERA	WHIP
36 Jered Weaver, R (1, 1) ERA: 3.19	4.2	L	22	7	4	4	6	1	0	0	0	2	0	67	107	7.71	1.714
52 Jason Bulger, R (5, 1) ERA: 7.0	1.1		7	3	1	1	1	0	0	0	0	0	0	17	25	6.75	2.250
43 Brian Stokes, R (7, 1) ERA: 3.65	1.0		3	0	0	0	1	0	0	0	0	0	0	7	7	0.00	0.000
62 Scot Shields, R (8, 1) ERA: 9.82	1.0		6	1	0	0	1	1	0	0	0	0	0	18	27	0.00	2.000

PITCHER	IP	WLS	BF	H	R	ER	SO	BB	IBB	HBP	BLK	WP	HR	S	P	ERA	WHIP

Los Angeles Angels @ Detroit Tigers

Comerica Park, Detroit, MI

Sun May 02 2010, 1:08 PM - 3:49 PM EDT

Att. 25,603 - Cloudy - 69 F

livebaseballscorecards.com

AB	35
R	5
H	11
RBI	4
BB	2
SO	9
LOB	21

Los Angeles Angels @ Boston Red Sox

Fenway Park, Boston, MA

Mon May 03 2010, 7:13 PM - 10:50 PM EDT

Att. 37,404 - Partly Cloudy - 75 F

TOP

livebaseballscorecards.com

Batter	1	2	3	4	5	6	7	8	9	AB	R	H	RBI	BB	SO	LOB
2 Erick Aybar, S (1, 6) OBP: 0.318, SLG: 0.330	B FF 93 X FF 92 1-0 ① G4-3		C SI 94 C CU 77 B SI 96 X FC 88 1-2 ② G3		X SI 93 0-0 ① G4-3	C FF 95 S CU 77 C FF 95 0-3 ③ K			X FF 87 0-0 77 1B 8 SF9 1-3 2B	5	1	1	0	0	1	1
53 Bobby Abreu, L (1, 10) OBP: 0.330, SLG: 0.472	C FF 94 B SI 92 C FF 95 F FF 91 X FF 96 1-2 ② G4-3		C FF 96 B CU 78 X SI 95 1-1 ③ G4-3		C SI 93 C FF 95 B CU 80 X FF 96 1-2 ② G6-3		C FF 93 B CH 85 C CH 85 X CU 77 1-2 ① F7		B SI 88 B SL 76 B SI 87 B FF 86 4-0 8 SF9 77 1B 28 2B BB	4	1	0	0	1	0	0
48 Torii Hunter, R (1, 8) OBP: 0.377, SLG: 0.511 77 Reggie Willits, S (7, 8) OBP: 0.318, SLG: 0.222	B FF 95 C SI 96 F FC 90 X CH 84 1-2 ③ L6			B SI 94 F FC 89 B CU 78 F FF 95 B FF 96 F FC 88 F SI 96 B SI 96 4-2 8 CS BB	B FC 87 B CH 82 B SI 95 C FF 94 B SI 95 4-1 8 1B BB		C FF 93 S CU 79 X FF 94 0-2 ② G6-3		F FF 87 X SI 87 0-1 8 SF9 28 2B 1-2 2-3 3-H 1B	2 1	0 1	0 1	0 1	2 0	0 0	0 0
8 Kendrys Morales, S (1, 3) OBP: 0.364, SLG: 0.525		B FF 95 B CH 80 X SI 93 2-0 13 G1-3 20 E 1B		B SI 94 1 SAFE 1 SAFE 1 SAFE S CH 83 B FC 89 F CH 82 X FC 92 2-2 ① 20 BB 55 1B 13 2B 1-2 1B	B FC 88 1 SAFE C SI 93 F CH 81 X CH 82 1-2 1-3 1B		B CH 85 B CH 86 S FF 94 C FF 95 X CU 77 2-2 ③ G4-1		B SI 88 X SI 88 1-0 ② SF9 1-2 2-3 3-H	4	1	3	1	0	0	0
55 Hideki Matsui, L (1, 7) OBP: 0.330, SLG: 0.440 28 Ryan Budde, R (8, 2) OBP: 0.333, SLG: 0.667		C SI 93 C SI 94 B CU 76 B FF 89 1 SAFE C FF 95 2-3 ① K		X FF 92 0-0 20 BB 13 2B 1-2 1B	F FC 86 B SI 95 F CU 76 B SI 97 X CU 78 2-2 ③ L8			C FF 92 X CH 87 0-1 ① G3-1	B SI 87 X SI 86 1-0 2-H 3-H 2B	4 1	1 0	1 1	0 2	0 0	1 0	3 0
20 Juan Rivera, R (1, 9) OBP: 0.313, SLG: 0.409		B CH 82 S CH 81 X SI 95 1-1 E5 13 G1-3 1-2		B FC 88 F SI 95 B FF 96 S CH 82 F SI 96 B FF 95 B FF 96 4-2 13 2B 47 G5-3 1-2 2-3 BB		B FF 92 C SI 94 X FF 94 1-1 13 1B 47 SF9 1B		B SL 87 B SL 86 C FF 92 S SL 88 X FF 93 2-2 ② F8	B SI 88 C SI 87 D SL 80 B SI 87 B SI 87 4-1 BB	3	2	1	0	2	0	1
13 Maicer Izturis, S (1, 5) OBP: 0.364, SLG: 0.351 3 Brandon Wood, R (8, PH) OBP: 0.205, SLG: 0.237 (8, 5)		B CH 82 F FF 94 C FF 94 B SI 95 B FC 87 X SI 95 3-2 ② G1-3 1-2 2-3		X SI 93 0-0 1-3 2-H 3-H 2B		C SI 92 X FF 88 0-1 44 CS 1-3 1B		S SL 88 X SL 88 0-1 ③ F7	F SL 79 B SI 87 C SL 78 F SL 78 C FF 87 1-3 ③ K	3 2	0 0	2 0	2 0	0 0	0 1	2 2
47 Howie Kendrick, R (1, 4) OBP: 0.323, SLG: 0.370		B FF 95 B FF 94 C CH 82 B FC 87 C CH 82 X SI 96 3-2 ③ G6-3		X SI 96 0-0 ② G5-3 3-H		D CH 80 1 SAFE B FF 94 C FF 88 B FF 95 F SI 92 X FC 86 3-2 ① SF9 3-H			C FF 86 F FF 88 B SL 80 X SI 87 1-2 2 2B 77 1B 1B	3	1	1	2	0	0	3
44 Mike Napoli, R (1, 2) OBP: 0.300, SLG: 0.269 39 Robb Quinlan, R (8, 7)			C FF 95 B SI 94 S FF 95 X FF 95 1-2 ① G5-3	B CH 81 B FF 95 S FF 94 S CH 81 S FF 97 2-3 ③ K		1 SAFE B FF 96 B SI 93 F FF 93 B SI 91 C FC 87 X SI 96 3-2 ② 1-2 1B			X SI 88 0-0 ① F7	3 1	0 0	1 0	0 0	0 0	1 0	1 1
Inning Stats	R: 0 E: 0 K: 0 S: 8 H: 0 LOB: 0 BB: 0 P: 11	R: 0 E: 1 K: 1 S: 12 H: 1 LOB: 2 BB: 0 P: 23	R: 0 E: 0 K: 0 S: 8 H: 0 LOB: 0 BB: 0 P: 11	R: 3 E: 0 K: 1 S: 16 H: 3 LOB: 1 BB: 2 P: 28	R: 0 E: 0 K: 0 S: 11 H: 1 LOB: 2 BB: 1 P: 19	R: 1 E: 0 K: 1 S: 13 H: 3 LOB: 1 BB: 0 P: 20	R: 0 E: 0 K: 0 S: 9 H: 0 LOB: 0 BB: 0 P: 12	R: 0 E: 0 K: 0 S: 7 H: 0 LOB: 0 BB: 0 P: 9	R: 4 E: 0 K: 1 S: 14 H: 4 LOB: 2 BB: 2 P: 26	1B: 9 2B: 3 3B: 0 HR: 0 SF: 2 SAC: 0 DP: 0 HBP: 0						

	AB	36
	R	8
	H	12
	RBI	8
	BB	5
	SO	4
	LOB	14

PITCHER		IP	WLS	BF	H	R	ER	SO	BB	IBB	HBP	BLK	WP	HR	S	P	ERA	WHIP
11 Clay Buchholz, R ERA: 2.97	(1, 1)	5.2	W	27	8	4	4	2	3	0	0	0	0	0	65	109	6.35	1.941
17 Manny Delcarmen, R ERA: 1.42	(6, 1)	1.1	H	4	0	0	0	1	0	0	0	0	0	0	12	15	0.00	0.000
56 Ramon E Ramirez, R ERA: 6.17	(8, 1)	1.0		3	0	0	0	0	0	0	0	0	0	0	7	9	0.00	0.000
60 Scott Schoeneweis, L ERA: 6.75	(9, 1)	1.0		9	4	4	4	1	2	0	0	0	0	0	14	26	36.00	6.000

PITCHER	IP	WLS	BF	H	R	ER	SO	BB	IBB	HBP	BLK	WP	HR	S	P	ERA	WHIP

WP: 0 PB: 0 SB: 0 CS: 2 PA: 43

BOTTOM

Batter	1	2	3	4	5	6	7	8	9	AB	R	H	RBI	BB	SO	LOB
10 Marco Scutaro, R (1, 6) OBP: 0.362, SLG: 0.363	C FF 91 B CU 77 X SI 94 1-1 ① G5-3	B FF 94 C CH 85 B FF 94 B SI 93 F SI 92 F SI 93 B CH 85 4-2 1-2 BB		X SI 91 0-0 ① FC6-4 (41) 2B 7 1B 1-2f	B FC 90 C SI 93 F CU 77 B FC 90 C SI 92 2-3 ② K	S FC 90 C FC 90 X CU 79 0-2 1-2 15 HR 1B	X SI 94 0-0 ②③ G5-4-3 1-2f			5	2	1	0	1	1	4
15 Dustin Pedroia, R (1, 4) OBP: 0.325, SLG: 0.550	B FF 92 C SI 93 F SI 94 B FF 93 C FF 94 3-3 ② K	X CH 84 0-0 ③ P5		B SI 92 B SI 92 B FF 92 C FF 91 F SI 91 X SI 91 3-2 ② F8	C CU 78 C FC 90 X CU 77 0-2 ③ FC6-4 1-2f	C CH 80 X FF 94 0-1 1-H 2-H HR		C SI 92 C SL 79 X SL 79 0-2 ① F9		6	1	1	3	0	1	4
41 Victor Martinez, S (1, 2) OBP: 0.300, SLG: 0.326	C CU 77 B FF 96 B SI 94 B SI 94 X FF 95 3-1 ③ G1-3		B SI 93 X SI 92 1-0 ① G1-3	C CH 83 B CH 82 F FF 93 X FF 94 1-2 1-3 7 1B 2B		S SI 92 C FC 90 C SI 91 C CU 81 C CU 79 X FC 92 2-2 ① G6-3 X SI 94 0-0 20 WP 1B		X FF 92 0-0 ② F8		6	1	2	0	0	0	0
20 Kevin Youkilis, R (1, 3) OBP: 0.386, SLG: 0.546		B FF 92 B SI 92 X FF 93 2-0 HR	B SI 94 C SI 94 H FF 93 2-1 7 1B 25 2B HBP	I IN 68 I IN 67 I IN 66 I IN 64 4-0 7 1B IBB		B FC 91 S FC 92 C SI 93 C FF 92 2-1 7 1B 2B C CH 81 C CH 82 B SI 93 B CH 82 X CH 82 2-2 ③ G5-3 1-2		B SL 80 B FF 94 C SL 79 B SL 80 B FF 94 4-1 BB		3	3	2	1	2	0	1
7 J.D. Drew, L (1, 9) OBP: 0.330, SLG: 0.472 44 Jonathan Van Every, L (7, PR) OBP: 0.222, SLG: 0.556 (8, 9)		C FF 92 C CU 81 B SI 93 B SL 86 X CU 81 2-2 ① L8	B SI 93 B SI 93 S SI 92 B SL 83 X SI 92 3-1 1-2 25 2B 1B	F CU 79 C CU 81 F CU 79 B FF 93 B CU 82 X FF 94 2-2 1-3 2-H 3-H 25 BB 1B		F CU 78 X CU 79 0-1 2-H 25 E 1B	B FF 92 C CH 80 X CH 81 1-1 25 2B 2B	F FF 94 C SL 81 S SL 80 0-3 ③ K		5 1	2 1	4 0	3 0	0 0	0 1	0 1
25 Mike Lowell, R (1, 10) OBP: 0.378, SLG: 0.475		C CU 76 B CU 80 X SI 95 1-1 29 FC5-4 1B	D SI 94 C CH 86 X SI 94 1-1 1-H 2-H 2B	F CH 82 B CH 81 B CU 74 B FF 94 B CH 84 4-1 1-2 29 FC5-4 BB		F SI 93 X CU 78 0-1 1-H E2 29 HR 2B	C FF 94 X FF 88 0-1 2-H 29 2B 2B			4	2	4	4	1	0	0
29 Adrian Beltré, R (1, 5) OBP: 0.364, SLG: 0.441	C FF 94 C FF 94 B FF 94 D CH 86 B FF 94 X SI 95 3-2 ② FC5-4 1-2f 22 HR	C CH 85 F CH 83 B FF 94 F FF 94 S SI 94 1-3 ② K	X SI 92 0-0 ③ FC5-4 1-2f			B CU 79 X SI 92 1-0 3-H HR	B CU 83 F CH 80 F FF 95 X FF 95 1-2 22 1B 54 FC5-4 2B			5	3	2	3	0	1	5
22 Bill Hall, R (1, 7) OBP: 0.415, SLG: 0.375	B FF 94 1 SAFE D CH 85 F CH 85 F FF 93 F CU 80 F FF 94 F FF 94 1 SAFE 2-2 1-H HR	X CH 84 C CU 76 S CU 79 B FF 94 C FF 93 1-3 ③ K			B FF 90 B SI 90 B SI 90 B FF 90 4-0 15 FC6-4 BB	B FC 91 S FC 92 X FF 90 1-1 ② L9	C SI 93 X SI 93 0-1 2-3 54 FC5-4 1B			4	1	2	2	1	1	1
54 Darnell McDonald, R (1, 8) OBP: 0.409, SLG: 0.514	B FF 93 C SI 93 B SI 94 X SI 94 2-1 10 BB 1B			C FF 91 B FF 92 X SI 92 1-1 10 FC6-4 1B	B SI 92 1 SAFE B SI 92 C FC 91 1 SAFE 1 SAFE F FC 91 F CU 77 F SI 92 2-3 ① K	B CU 78 B FC 89 F FC 89 C FC 90 B FC 89 B FC 89 4-2 10 1B 15 HR BB	B SI 94 C CH 78 X SI 95 1-1 ① FC5-4 1-2f 3-H 10 G5-4-3			4	1	2	1	1	1	3
Inning Stats	R: 0 H: 0 E: 0 LOB: 0 K: 1 BB: 0 S: 7 P: 14	R: 3 H: 4 E: 0 LOB: 2 K: 0 BB: 1 S: 21 P: 37	R: 2 H: 2 E: 0 LOB: 1 K: 2 BB: 0 S: 13 P: 22	R: 2 H: 3 E: 0 LOB: 3 K: 0 BB: 2 S: 15 P: 30	R: 0 H: 0 E: 0 LOB: 1 K: 2 BB: 1 S: 12 P: 20	R: 7 H: 7 E: 1 LOB: 1 K: 0 BB: 1 S: 26 P: 38	R: 3 H: 4 E: 0 LOB: 1 K: 0 BB: 0 S: 12 P: 15	R: 0 H: 0 E: 0 LOB: 1 K: 1 BB: 1 S: 8 P: 12		1B: 9 2B: 7 3B: 0 HR: 4	SF: 0 SAC: 0 DP: 1 HBP: 1					

PITCHER		IP	WLS	BF	H	R	ER	SO	BB	IBB	HBP	BLK	WP	HR	S	P	ERA	WHIP
51 Joe Saunders, L ERA: 7.04	(1, 1)	4.0	L	26	9	7	7	3	3	1	1	0	0	2	56	107	15.75	3.000
32 Matt Palmer, R ERA: 6.75	(5, 1)	1.2		11	5	6	6	2	1	0	0	0	0	1	31	45	32.40	3.600
43 Brian Stokes, R ERA: 5.93	(6, 1)	1.1		9	6	4	4	0	0	0	0	0	1	1	19	24	27.00	4.500
52 Jason Bulger, R ERA: 6.3	(8, 1)	1.0		4	0	0	0	1	1	0	0	0	0	0	8	12	0.00	1.000

PITCHER	IP	WLS	BF	H	R	ER	SO	BB	IBB	HBP	BLK	WP	HR	S	P	ERA	WHIP

Los Angeles Angels @ Boston Red Sox

Fenway Park, Boston, MA

Mon May 03 2010, 7:13 PM - 10:50 PM EDT

Att. 37,404 - Partly Cloudy - 75 F

livebaseballscorecards.com

AB	43
R	17
H	20
RBI	17
BB	6
SO	6
LOB	19

WP: 1 PA: 50
PB: 0
SB: 0
CS: 0

Batter	1	2	3	4	5	6	7	8	9	AB	R	H	RBI	BB	SO	LOB
2 Erick Aybar, S (1, 6) OBP: 0.325, SLG: 0.324	B FF 95 X FF 94 1-0 P3			B FF 93 B FC 89 C FF 94 B CH 87 B FF 93 4-1 48 2B 8 G6-3 BB		F FF 92 S FC 88 X CU 79 0-2 F7		F FF 92 B FF 90 3 SAFE S FC 88 B FC 89 F FF 92 F CU 78 B FF 94 D CU 77 4-2 53 G4-3 BB		2	1	0	0	2	0	0
53 Bobby Abreu, L (1, 9) OBP: 0.319, SLG: 0.455	B FF 95 C FF 95 C FF 96 X FC 90 1-2 G1-3			B FF 93 1 SAFE C FC 88 B FF 94 1 SAFE F FF 94 C FC 87 2-3 K		C FF 92 B SI 92 F FF 92 S FC 89 1-3 K		S FC 88 X FF 94 0-1 G4-3 1-2f		4	0	0	0	0	2	4
48 Torii Hunter, R (1, 8) OBP: 0.373, SLG: 0.510	B FF 96 C FF 95 F CH 87 X FF 96 1-2 L5			B CH 88 1 SAFE F CH 86 F FF 94 B CU 78 1 SAFE X FC 89 2-2 8 G6-3 1-3 2B		S CU 77 B CU 79 B CH 88 S FC 89 C FF 95 2-3 K			C FF 94 B FS 90 F FS 89 S FS 90 1-3 K	4	0	1	0	0	2	0
8 Kendrys Morales, S (1, 3) OBP: 0.351, SLG: 0.505		B FF 92 F SI 92 B FC 90 X CH 85 2-1 G1-3		C FF 94 X CH 88 0-1 G6-3 2-3 3-H			B SI 92 C FC 88 B SI 92 X CU 74 2-1 G5-3		C SL 83 B FF 94 C FF 95 X FS 90 1-2 G5-3	4	0	0	1	0	0	1
55 Hideki Matsui, L (1, 10) OBP: 0.319, SLG: 0.423		B CU 76 C FF 94 B SI 93 F CH 85 S FC 86 2-3 K		X CU 78 0-0 G1-3			C FC 89 B SI 92 B FC 90 S FC 88 F FF 94 F FC 90 X CU 79 2-2 G4-3		C FF 94 B FS 90 B SL 82 S FF 95 C FS 90 2-3 K	4	0	0	0	0	2	1
20 Juan Rivera, R (1, 7) OBP: 0.303, SLG: 0.396		C FF 94 B CH 86 X CH 88 1-1 G6-3			C CH 86 B CU 76 B FF 93 B FF 94 C FC 88 X FC 89 3-2 G6-3		F SI 93 F FC 90 B FF 93 B SI 93 B FF 95 X FC 88 3-2 G6-3			3	0	0	0	0	0	0
47 Howie Kendrick, R (1, 4) OBP: 0.324, SLG: 0.368			C FF 93 X CH 84 0-1 G6-3		C CH 86 X CH 88 0-1 F7			C FF 92 F FC 87 B FF 93 B CU 75 F FC 90 X FC 88 2-2 3 SH2-4 44 1B 1B		3	0	1	0	0	0	0
44 Mike Napoli, R (1, 2) OBP: 0.333, SLG: 0.327			B FF 94 B FF 94 F FC 90 X FC 89 2-1 3 G6-4-3 1B		B FF 94 B FF 94 B SI 92 C FF 93 S FF 94 X FF 95 3-2 3 S 2B			1 SAFE B FF 92 1 SAFE 1 SAFE S CH 85 F FC 88 1 SAFE B FF 93 1 SAFE 2-2 F CU 77 X CU 78 3 SH2-4 1B 1-2		3	0	3	0	0	0	0
3 Brandon Wood, R (1, 5) OBP: 0.200, SLG: 0.231			B FF 93 C CH 85 F FC 90 X CH 87 1-2 G6-4-3 1-2f		B CH 86 F SI 94 C FF 94 C CU 80 1-3 K 2-3			X CH 83 0-0 SH2-4 1-2 2-3		2	0	0	0	0	1	2

Inning Stats	1	2	3	4	5	6	7	8	9
	R: 0 E: 0 K: 0 S: 7 H: 0 LOB: 0 BB: 0 P: 10	R: 0 E: 0 K: 1 S: 7 H: 0 LOB: 0 BB: 0 P: 12	R: 0 E: 0 K: 0 S: 7 H: 1 LOB: 0 BB: 0 P: 10	R: 1 E: 0 K: 1 S: 10 H: 1 LOB: 1 BB: 1 P: 18	R: 0 E: 0 K: 1 S: 11 H: 1 LOB: 1 BB: 0 P: 18	R: 0 E: 0 K: 2 S: 9 H: 0 LOB: 0 BB: 0 P: 12	R: 0 E: 0 K: 0 S: 10 H: 0 LOB: 0 BB: 0 P: 17	R: 0 E: 0 K: 0 S: 15 H: 2 LOB: 2 BB: 1 P: 23	R: 0 E: 0 K: 2 S: 9 H: 0 LOB: 0 BB: 0 P: 13

| | | |

Batter	1	2	3	4	5	6	7	8	9	AB	R	H	RBI	BB	SO	LOB
10 Marco Scutaro, R (1, 6) OBP: 0.372, SLG: 0.393	C FF 94 B FF 95 X SI 94 1-1 15 F9 41 G3 2B	C SL 83 C SL 83 D SL 84 X FF 94 1-2 1-3 2B			C FF 92 C SL 83 B SL 82 X CH 86 1-2 ① F9		B SL 83 C SL 84 C FF 92 B SL 80 S CH 86 2-3 ② K	X SI 92 0-0 15 BB 2-3 1B		5	1	3	0	0	1	0
15 Dustin Pedroia, R (1, 4) OBP: 0.328, SLG: 0.548	B FF 93 C FF 92 B SL 86 C SL 84 X FF 95 2-2 ① F9 2-3	B FF 95 C SL 86 F SL 84 D SL 86 X SL 86 2-2 ③ G6-3			B SL 83 X FF 92 1-0 41 G4-3 2B		F FF 92 B SL 84 B SL 81 T SL 83 X SL 83 2-2 ③ G6-3	D CU 80 B SI 91 B SI 90 B SI 92 4-0 1-2 BB		4	0	1	0	1	0	3
41 Victor Martinez, S (1, 2) OBP: 0.308, SLG: 0.326 44 Jonathan Van Every, L (8, PR) OBP: 0.200, SLG: 0.500 (9, 8)	C SL 84 X FF 93 0-1 ② G3 3-H		C CH 85 B FF 92 X FF 93 1-1 7 E 1B		B FF 93 X CH 87 1-0 ② G4-3 2-3			7 1B 20 BB 34 G4-2-3 BB 1-3 ③ K		3 1	0 0	1 0	1 0	1 0	0 1	1 3
20 Kevin Youkilis, R (1, 3) OBP: 0.398, SLG: 0.545	B FF 95 F FF 95 S SL 87 B FF 95 B FF 96 X SL 86 3-2 7 2B 1B		C SL 94 B FF 95 X FF 94 1-1 ① F8		C SL 85 D SL 85 B FF 94 B SL 86 C SL 86 F FF 95 D SL 86 4-2 BB			C FC 96 F SL 90 B SL 92 B SL 91 F FC 97 B SL 91 F FF 98 D SL 91 4-2 34 G4-2-3 7 1B 32 2B 1-2 BB		2	1	1	0	2	0	1
7 J.D. Drew, L (1, 9) OBP: 0.336, SLG: 0.484	B FF 95 S FF 95 C SL 84 D SL 85 X FF 95 2-2 1-3 2B		X FF 94 0-0 E3 34 G6-3 1-2		C SI 88 B SL 84 F CH 88 S SL 84 1-3 ③ K			B FF 95 C FC 96 B CU 80 B FF 96 C FC 95 F FC 95 F FC 96 X FC 96 3-2 34 G4-2-3 32 2B 1-2 2-3 1B		4	1	2	0	0	1	3
34 David Ortiz, L (1, 10) OBP: 0.240, SLG: 0.358	B SL 87 C SL 85 F FF 95 B FF 95 B SL 86 S SL 87 3-3 ③ K		C FF 94 B FF 95 S SL 86 X FF 95 1-2 ②③ G6-3 1-2f			C SL 82 S SL 81 S SL 82 0-3 ① K		B FF 96 B FC 95 X FF 96 2-0 ①② G4-2-3 1-2 2-3 3-Hf		4	0	0	0	0	2	7
29 Adrian Beltré, R (1, 5) OBP: 0.359, SLG: 0.427		B FF 94 C FF 94 B FF 94 F SL 85 F FF 95 B FF 95 T FF 94 3-2 ① K		B SL 82 C SL 83 X FF 92 1-1 ① P3		X FF 94 0-0 ② L5		D SL 90 B FC 96 B SL 91 B FC 95 4-0 32 2B BB		3	1	0	0	1	1	0
32 Jeremy Hermida, L (1, 7) OBP: 0.317, SLG: 0.491		C SL 84 B CH 87 B FF 94 B CH 87 X FF 93 3-1 10 2B 1B		C FF 91 X SL 82 0-1 ② L9		C CH 87 B CH 83 B FF 92 X SL 83 2-1 ③ F9		B FF 95 B FF 94 C FC 95 F FF 94 X FC 94 2-2 25 2B 1-H 2-H 3-H 2B		4	1	2	3	0	0	0
54 Darnell McDonald, R (1, 8) OBP: 0.383, SLG: 0.475 25 Mike Lowell, R (8, PH) OBP: 0.391, SLG: 0.512 33 Jason Varitek, S (9, 2) OBP: 0.378, SLG: 0.824		1 SAFE B FF 93 C FF 94 F FF 94 S SL 86 1-3 ② K		F SL 82 S SL 86 B SI 94 B FF 94 B SL 85 X SL 85 3-2 ③ G6-3			C FF 92 F FF 91 B FF 92 S SL 85 1-3 ① K2-3	B SI 91 C SI 91 C CU 78 X SI 91 1-2 10 1B 2-H 2B		3 1 0	0 0 0	0 1 0	0 1 0	0 0 0	2 0 0	1 0 0
Inning Stats	R: 1 E: 0 K: 1 S: 16 H: 3 LOB: 2 BB: 0 P: 27	R: 0 E: 0 K: 2 S: 15 H: 2 LOB: 2 BB: 0 P: 25	R: 0 E: 1 K: 0 S: 8 H: 1 LOB: 1 BB: 0 P: 11	R: 0 E: 0 K: 0 S: 7 H: 0 LOB: 0 BB: 0 P: 11	R: 0 E: 0 K: 1 S: 11 H: 1 LOB: 2 BB: 1 P: 19	R: 0 E: 0 K: 1 S: 6 H: 0 LOB: 0 BB: 0 P: 8	R: 0 E: 0 K: 2 S: 9 H: 0 LOB: 0 BB: 0 P: 14	R: 4 E: 0 K: 1 S: 20 H: 4 LOB: 3 BB: 4 P: 45		1B: 5 2B: 6 3B: 0 HR: 0 SF: 0 SAC: 0 DP: 2 HBP: 0				WP: 0 PB: 0 SB: 0 CS: 0 PA: 39		

PITCHER		IP	WLS	BF	H	R	ER	SO	BB	IBB	HBP	BLK	WP	HR	S	P	ERA	WHIP
54 Ervin Santana, R ERA: 4.02	(1, 1)	7.0		29	7	1	1	7	1	0	0	0	0	0	72	115	1.29	1.143
40 Kevin Jepsen, R ERA: 4.63	(8, 1)	0.2	L	6	2	4	4	0	3	0	0	0	0	0	13	32	54.00	7.500
62 Scot Shields, R ERA: 9.39	(8, 1)	0.1		4	2	0	0	1	1	0	0	0	0	0	7	13	0.00	9.000

PITCHER	IP	WLS	BF	H	R	ER	SO	BB	IBB	HBP	BLK	WP	HR	S	P	ERA	WHIP

BOTTOM

Los Angeles Angels @ Boston Red Sox

Fenway Park, Boston, MA

Tue May 04 2010, 7:11 PM - 10:07 PM EDT

Att. 37,411 - Cloudy - 60 F

livebaseballscorecards.com

AB	34
R	5
H	11
RBI	5
BB	5
SO	8
LOB	19

Batter	1	2	3	4	5	6	7	8	9	AB	R	H	RBI	BB	SO	LOB
2 Erick Aybar, S (1, 6) OBP: 0.314, SLG: 0.311	C FF 93 B FC 83 B FF 94 S FF 94 C FF 95 2-3 ① K		B FF 91 X FF 91 1-0 ① F7		C FF 92 X CU 80 0-1 ③ G6-3			C FF 98 L CH 92 B FF 99 X FF 99 1-2 ③ G1-3		4	0	0	0	0	1	0
53 Bobby Abreu, L (1, 9) OBP: 0.317, SLG: 0.442	B FF 95 C FF 94 F FF 93 X FF 96 1-2 ② F7		B FF 91 B FF 92 B FF 91 C FF 90 C FF 91 B FF 93 4-2 48 G5-4-3 BB			C FF 91 B FF 92 F FF 91 B FF 92 B CU 78 X FF 92 3-2 ① G4-3			C FF 94 C SL 82 X FF 95 0-2 ① L7	3	0	0	0	1	0	0
48 Torii Hunter, R (1, 8) OBP: 0.360, SLG: 0.490	C FF 95 B FF 88 S FF 94 B FF 94 C FF 93 2-3 ③ K		X SI 92 0-0 ② ③ G5-4-3 1-2f			C FF 91 B FF 90 B FC 85 B FC 84 X FF 91 3-1 ② G6-3			C FF 94 X SL 82 0-1 ② G5-3	4	0	0	0	0	1	1
8 Kendrys Morales, S (1, 3) OBP: 0.348, SLG: 0.495		B FF 94 B FF 93 S CU 82 F FF 94 B FF 94 X FF 93 3-2 47 F8 55 G4-3 1B		C CU 80 B FF 92 B CH 86 B FF 87 C FF 92 X CU 79 3-2 ① G3-1		C FF 91 B FF 92 B FF 92 C FF 92 X FF 93 2-2 ③ G6-3			C FF 94 B SL 82 S FF 94 F FS 90 X FF 95 1-2 ③ F9	4	0	1	0	0	0	0
55 Hideki Matsui, L (1, 7) OBP: 0.311, SLG: 0.411		B FF 93 B FF 92 C FF 92 X CU 81 2-1 ① G4-3 1-2		B CH 87 C FF 92 C FC 85 D FC 83 X CU 81 2-2 ② G4-3			C FF 90 C FF 91 F FF 91 X CU 82 0-2 ① G3			3	0	0	0	0	0	1
13 Maicer Izturis, S (1, 10) OBP: 0.362, SLG: 0.333		B FF 93 D FC 83 B FF 88 C FF 92 B FF 93 4-1 44 HBP BB		C FF 92 X CU 81 0-1 ③ G4-3			B CU 79 C FF 91 X FF 92 1-1 ② F9			2	0	0	0	1	0	0
47 Howie Kendrick, R (1, 4) OBP: 0.314, SLG: 0.357		B SI 93 C FC 85 X SI 92 1-1 ② F8 2-3			B FF 91 C FF 91 X FC 84 1-1 ① G5-3		B FC 84 C FF 91 X FF 92 1-1 ③ G6-3			3	0	0	0	0	0	2
44 Mike Napoli, R (1, 2) OBP: 0.333, SLG: 0.316		B FF 93 C FF 92 S FF 94 H FF 94 2-2 1-2 HBP			C FF 93 B FF 93 C FF 92 S CU 82 1-3 ② K			B FF 98 S FF 97 B FF 98 S FF 99 S SL 85 2-3 ① K		2	0	0	0	0	2	0
3 Brandon Wood, R (1, 5) OBP: 0.205, SLG: 0.272		F FC 85 B FF 93 S FF 93 B FC 84 S FF 93 2-3 ③ K			C FF 92 B FF 92 C FF 92 X FF 93 1-2 HR			C FF 99 S FF 99 S SL 87 0-3 ② K		3	1	1	1	0	2	3
Inning Stats	R: 0 H: 0 E: 0 LOB: 0 K: 2 BB: 0 S: 9 P: 14	R: 0 H: 1 E: 0 LOB: 3 K: 1 BB: 1 S: 13 P: 27	R: 0 H: 0 E: 0 LOB: 0 K: 0 BB: 1 S: 4 P: 9	R: 0 H: 0 E: 0 LOB: 0 K: 0 BB: 0 S: 8 P: 13	R: 1 H: 1 E: 0 LOB: 0 K: 1 BB: 0 S: 10 P: 13	R: 0 H: 0 E: 0 LOB: 0 K: 0 BB: 0 S: 8 P: 16	R: 0 H: 0 E: 0 LOB: 0 K: 0 BB: 0 S: 8 P: 10	R: 0 H: 0 E: 0 LOB: 0 K: 2 BB: 0 S: 9 P: 12	R: 0 H: 0 E: 0 LOB: 0 K: 0 BB: 0 S: 9 P: 10	1B: 1 SF: 0 2B: 0 SAC: 0 3B: 0 DP: 1 HR: 1 HBP: 1						

TOP

Los Angeles Angels @ Boston Red Sox

Fenway Park, Boston, MA

Wed May 05 2010, 7:14 PM - 9:46 PM EDT

Att. 37,601 - Clear - 69 F

livebaseballscorecards.com

AB	28
R	1
H	2
RBI	1
BB	2
SO	6
LOB	7

PITCHER		IP	WLS	BF	H	R	ER	SO	BB	IBB	HBP	BLK	WP	HR	S	P	ERA	WHIP
41 John Lackey, R ERA: 3.89	(1, 1)	7.0	W	25	2	1	1	4	2	0	1	0	0	1	60	102	1.29	0.571
51 Daniel Bard, R ERA: 2.7	(8, 1)	1.0	H	3	0	0	0	2	0	0	0	0	0	0	9	12	0.00	0.000
58 Jonathan Papelbon, R ERA: 1.8	(9, 1)	1.0	S	3	0	0	0	0	0	0	0	0	0	0	9	10	0.00	0.000

PITCHER	IP	WLS	BF	H	R	ER	SO	BB	IBB	HBP	BLK	WP	HR	S	P	ERA	WHIP

Los Angeles Angels @ Boston Red Sox

Fenway Park, Boston, MA

Wed May 05 2010, 7:14 PM - 9:46 PM EDT

Att. 37,601 - Clear - 69 F

livebaseballscorecards.com

BOTTOM

Batter	1	2	3	4	5	6	7	8	9	AB	R	H	RBI	BB	SO	LOB
10 Marco Scutaro, R (1, 6) OBP: 0.368, SLG: 0.396	C FF 91 C SI 91 B SI 91 F SI 91 F SI 91 B SI 91 F SI 92 X SL 85 2-2 ① G6-3	B SI 91 C SI 90 C CU 79 X SI 91 1-2 ③ G4-3			C CU 74 B SL 83 X SL 83 1-1 ① G6-3		C SL 78 X FF 94 0-1 20 1B 2B			4	0	1	0	0	0	2
15 Dustin Pedroia, R (1, 4) OBP: 0.341, SLG: 0.551	B SI 91 B SI 90 S SI 90 F SI 90 X SI 90 2-2 ② F8		B FF 90 B SI 89 C SI 89 F SI 89 X CU 78 2-2 41 L4-3 1B		C SI 90 F SI 90 B SL 85 D SL 85 X SI 90 2-2 1B		B FF 94 B SL 80 B SI 94 B FF 94 4-0 20 1B BB			3	0	2	0	1	0	0
41 Victor Martinez, S (1, 2) OBP: 0.306, SLG: 0.323	B SI 90 C SI 89 B CU 78 X SI 90 2-1 1B		B CU 79 B SI 89 C FF 89 C SI 88 B CH 83 F SI 88 F SI 90 F CU 78 1 SAFE 3-2 ① ② L4-3 1-1		C SI 88 S SI 88 D CU 78 B CH 83 F SI 88 1 SAFE F CU 77 S CU 78 2-3 ② K		C SL 80 S SL 81 S SL 81 0-3 ① K			4	0	1	0	0	2	4
20 Kevin Youkilis, R (1, 3) OBP: 0.393, SLG: 0.534	C SI 90 F SI 89 C SI 90 0-3 ③ K		C SL 85 C SI 90 B SL 84 B SI 89 F SL 84 S SI 89 2-3 ③ K		B FF 88 S SL 83 C SI 89 D FA 86 S SL 85 2-3 ③ K		C SL 81 X FF 95 0-1 ② 1-3 2-H 1B			4	0	1	0	0	3	2
7 J.D. Drew, L (1, 9) OBP: 0.333, SLG: 0.469		B CU 75 B CU 75 C SI 89 B SI 90 B SI 88 4-1 34 1B 29 1B BB		B CU 75 C SI 89 B SI 84 X SI 88 2-1 ① G1-3		C SI 88 B CU 76 X SI 89 1-1 ① G3-1	C SL 83 S SL 83 D SL 80 S SL 82 1-3 ③ K			3	1	0	0	1	1	2
34 David Ortiz, L (1, 10) OBP: 0.266, SLG: 0.414		C SI 89 B CU 79 X SI 89 1-1 32 L1-6 29 1B 1-2 1B		F CU 75 B CH 83 X CH 83 1-1 HR	F SI 89 B SI 90 S SI 88 B SL 86 B SI 90 B SI 88 4-2 29 1B BB			C SI 91 X SL 75 0-1 ① G4-3		3	1	2	1	1	0	0
29 Adrián Beltré, R (1, 5) OBP: 0.374, SLG: 0.470		B SI 90 S SI 89 X SI 90 1-1 22 1B 1-2 2-H 1B		B SL 85 B SI 88 X SI 89 2-0 ② F8	X SI 88 0-0 22 FC6-4 1-2 1B			B SI 91 B SL 74 B SI 92 C SI 90 X SI 92 3-1 HR		4	1	3	2	0	0	0
32 Jeremy Hermida, L (1, 7) OBP: 0.317, SLG: 0.474 44 Jonathan Van Every, L (7, 8) OBP: 0.182, SLG: 0.455		B SI 89 X CU 77 1-0 ① ② L1-6 2-2		C SI 89 B SI 89 F SI 89 B FF 89 F CU 77 D SI 85 F CU 76 B SI 89 4-2 BB	B SI 88 C SI 88 C SI 90 S CU 79 1-3 ② K			B SL 76 C SI 91 B SL 74 B SI 91 C SI 92 F SI 91 F SI 91 S SI 91 3-3 ② K		2 1	0 0	0 0	0 0	1 0	1 1	4 0
22 Bill Hall, R (1, 8) OBP: 0.400, SLG: 0.361 (7, 7)		C SI 89 X SI 91 0-1 1-2 1B		C SI 89 X SL 84 0-1 ③ F8	C SI 90 B SI 87 X SI 90 1-1 ③ FC6-4 1-2f			B SI 89 S SI 91 B SI 90 S SI 90 F SI 90 X CH 74 2-2 ③ G1-3		4	0	1	0	0	0	3

	AB	R	H	RBI	BB	SO	LOB
	32	3	11	3	4	8	17

Inning Stats	1	2	3	4	5	6	7	8	9
	R: 0 E: 0 K: 1 S: 14 H: 1 LOB: 1 BB: 0 P: 20	R: 1 E: 0 K: 0 S: 11 H: 3 LOB: 2 BB: 1 P: 19	R: 0 E: 0 K: 1 S: 14 H: 1 LOB: 0 BB: 0 P: 21	R: 1 E: 0 K: 0 S: 11 H: 1 LOB: 1 BB: 1 P: 20	R: 0 E: 0 K: 2 S: 13 H: 1 LOB: 1 BB: 0 P: 20	R: 0 E: 0 K: 1 S: 10 H: 1 LOB: 2 BB: 1 P: 17	R: 0 E: 0 K: 2 S: 10 H: 2 LOB: 2 BB: 1 P: 15	R: 1 E: 0 K: 1 S: 13 H: 1 LOB: 0 BB: 0 P: 21	

	1B	SF	WP	PA
	8	0	0	36
	2B: 3	SAC: 0	PB: 0	
	3B: 0	DP: 2	SB: 0	
	HR: 2	HBP: 0	CS: 0	

PITCHER		IP	WLS	BF	H	R	ER	SO	BB	IBB	HBP	BLK	WP	HR	S	P	ERA	WHIP
35 Joel Pineiro, R ERA: 5.3	(1, 1)	6.0	L	27	8	2	2	5	3	0	0	0	0	1	73	117	3.00	1.833
52 Jason Bulger, R ERA: 5.73	(7, 1)	1.0		5	2	0	0	2	1	0	0	0	0	0	10	15	0.00	3.000
40 Brian Fuentes, L ERA: 4.76	(8, 1)	1.0		4	1	1	1	1	0	0	0	0	0	1	13	21	9.00	1.000

PITCHER	IP	WLS	BF	H	R	ER	SO	BB	IBB	HBP	BLK	WP	HR	S	P	ERA	WHIP

Batter	1	2	3	4	5	6	7	8	9	AB	R	H	RBI	BB	SO	LOB
2 Erick Aybar, S (1, 6) OBP: 0.325, SLG: 0.327	C FF 91 C FS 82 B SL 82 B SL 83 B FS 82 B FF 94 4-2 53 S 48 1B BB	C SI 93 S FF 92 X FF 90 0-2 ② G4-3			X FF 91 0-0 ① L3		B FF 93 C FF 93 C CU 77 X CH 84 1-2 8 G1-3 53 BB 1B		B FF 93 C CH 87 B FF 92 X FF 93 2-1 2B	4	1	2	0	1	0	0
53 Bobby Abreu, L (1, 9) OBP: 0.344, SLG: 0.461	C FF 90 B FS 81 D FF 93 B FF 92 C FF 89 B FF 91 4-2 55 S 48 1B 20 FC6-4 1-2 BB	X SI 93 0-0 48 FC4-6 1B			C SI 91 X FC 89 0-1 48 G4-3 2B		B FF 93 C FF 92 B FF 93 F FF 94 B CH 84 F FF 94 B FF 95 4-2 8 G1-3 1-2 BB		B FF 94 B CH 87 C CH 87 S CH 89 B CH 89 B CH 88 4-2 BB	2	1	2	0	3	0	0
48 Torii Hunter, R (1, 8) OBP: 0.353, SLG: 0.476	B SL 82 C SI 92 X SL 82 1-1 20 FC6-4 55 S 47 2B 1-2 2-H 1B	X CU 75 0-0 ③ FC4-6 1-2f			B SI 90 X SI 91 1-0 ② G4-3 2-3		B FF 93 B FF 93 B FF 95 C FF 94 X FF 95 3-1 ① F7		C SL 87 F SL 88 B SL 88 B SL 85 F SL 88 B SL 89 F SL 88 S SL 89 3-3 ② K	5	1	1	1	0	1	6
8 Kendrys Morales, S (1, 3) OBP: 0.333, SLG: 0.473	B FS 83 C FC 92 B FS 83 S FF 90 X FF 91 2-2 ① F7	B FF 90 C FF 89 B FS 82 F FC 91 X SL 85 2-2 ① L4			C FS 81 F SI 93 F FF 92 F FS 83 B FC 91 X FS 81 1-2 ③ G4-3		B FF 88 C FF 88 F CU 77 X FS 83 1-2 ② G1-3 1-2 2-3		B CH 89 X CH 89 1-0 ③ G3	5	0	0	0	0	0	7
55 Hideki Matsui, L (1, 10) OBP: 0.309, SLG: 0.400	B FC 91 F SI 94 B SL 82 B FF 91 S FF 92 B FC 90 4-2 20 FC6-4 1-2 2-3 BB	B FF 90 C FF 90 C FF 92 B SL 85 X FC 90 2-2 ② F7				B FF 91 X FF 89 1-0 ① F8	C FF 88 F CU 78 F CU 78 F FS 84 B FF 89 X CU 78 1-2 ③ G3-1			3	0	0	0	1	0	2
20 Juan Rivera, R (1, 7) OBP: 0.301, SLG: 0.400	C SL 81 F FC 90 B FF 94 F FC 90 B FF 90 B SL 82 F FF 94 X FF 92 3-2 ② FC6-4 47 2B 1-2f 2-3 3-H	B FF 92 F SI 91 F SI 91 B FF 94 X FF 93 2-2 ③ G6-3				C FF 92 X SI 90 0-1 47 G6-3 44 HR 2B		C FF 93 S CH 87 B SL 90 S SL 89 1-3 ① K		4	2	1	1	0	1	2
47 Howie Kendrick, R (1, 4) OBP: 0.321, SLG: 0.373	B FF 92 X SI 92 1-0 1-H 3-H 2B			B FF 90 B SI 90 C FF 91 F FF 90 B FF 89 X FF 90 3-2 ① G6-3		B FF 95 C FF 94 D CU 78 S CH 82 B FF 94 F FF 94 X FF 95 3-2 ② G6-3 2-3		B FF 92 X FF 93 1-0 44 G5-4-3 1B		4	0	2	2	0	0	1
44 Mike Napoli, R (1, 2) OBP: 0.329, SLG: 0.361	S FF 94 S FC 89 2 SAFE C FF 92 0-3 ③ K			B FF 93 F FC 90 F SI 91 S FF 94 1-3 ② K		D CH 85 F FF 94 B FF 94 B FF 94 X FF 95 3-1 3-H HR		B FF 93 B SL 88 X SL 87 2-0 ②③ G5-4-3 1-2f		4	1	1	2	0	2	2
3 Brandon Wood, R (1, 5) OBP: 0.195, SLG: 0.259		C FF 91 S SL 81 C SL 82 0-3 ① K		B FF 93 B SI 90 C FC 90 S FF 91 X SL 84 2-2 ③ F7		C FF 95 B CH 83 B CU 79 S CH 84 S CH 84 2-3 ③ K			C FF 92 B CH 87 F SL 88 F FF 92 B SL 87 S SL 86 2-3 ① K	4	0	0	0	0	3	0
Inning Stats	R: 4 E: 0 K: 1 S: 20 H: 2 LOB: 1 BB: 3 P: 39	R: 0 E: 0 K: 1 S: 8 H: 1 LOB: 1 BB: 0 P: 8	R: 0 E: 0 K: 0 S: 9 H: 0 LOB: 0 BB: 0 P: 15	R: 0 E: 0 K: 1 S: 9 H: 0 LOB: 0 BB: 0 P: 15	R: 0 E: 0 K: 0 S: 9 H: 1 LOB: 1 BB: 0 P: 11	R: 2 E: 0 K: 1 S: 12 H: 2 LOB: 0 BB: 0 P: 21	R: 0 E: 0 K: 0 S: 16 H: 1 LOB: 2 BB: 1 P: 26	R: 0 E: 0 K: 1 S: 5 H: 1 LOB: 0 BB: 0 P: 9	R: 0 E: 0 K: 2 S: 14 H: 1 LOB: 2 BB: 1 P: 26	1B: 4 2B: 4 3B: 0 HR: 1	SF: 0 SAC: 0 DP: 1 HBP: 0			WP: 0 PB: 0 SB: 3 CS: 0	PA: 40		

PITCHER		IP	WLS	BF	H	R	ER	SO	BB	IBB	HBP	BLK	WP	HR	S	P	ERA	WHIP
18 Daisuke Matsuzaka, R ERA: 9.9	(1, 1)	5.1	W	24	5	5	5	3	3	0	0	0	0	0	58	92	8.44	1.500
17 Manny Delcarmen, R ERA: 1.98	(6, 1)	1.0	H	6	2	1	1	1	1	0	0	0	0	1	17	33	9.00	3.000
37 Hideki Okajima, L ERA: 6.23	(7, 1)	0.2		2	0	0	0	0	0	0	0	0	0	0	8	10	0.00	0.000
56 Ramon E Ramirez, R ERA: 5.27	(8, 1)	2.0		8	2	0	0	3	1	0	0	0	0	0	19	35	0.00	1.500

PITCHER	IP	WLS	BF	H	R	ER	SO	BB	IBB	HBP	BLK	WP	HR	S	P	ERA	WHIP

TOP

Los Angeles Angels @ Boston Red Sox

Fenway Park, Boston, MA

Thu May 06 2010, 7:14 PM - 10:55 PM EDT

Att. 37,639 - Partly Cloudy - 70 F

livebaseballscorecards.com

AB	35
R	6
H	9
RBI	6
BB	5
SO	7
LOB	20

Batter	1	2	3	4	5	6	7	8	9	AB	R	H	RBI	BB	SO	LOB
10 Marco Scutaro, R (1, 6) OBP: 0.362, SLG: 0.388	C SI 90 B SI 91 X SI 91 1-1 ① L9	C CH 81 X CH 81 0-1 ③ F9			C CH 79 B SI 89 C SI 91 X CH 79 1-2 15 2B 41 2B 1B C CH 80 D CH 80 B CH 80 X CH 81 2-1 ③ G4-3	B FC 88 B FC 90 C FF 88 F FC 90 X FC 86 2-2 ③ F9				5	1	1	0	0	0	6
15 Dustin Pedroia, R (1, 4) OBP: 0.350, SLG: 0.557	B FC 90 B SI 91 B SI 90 C SI 90 X SI 90 3-1 ② F9		C SI 88 F SL 82 F CH 79 B FC 89 B CH 81 B CH 81 F SI 92 B SI 92 4-2 41 HR BB		C SI 88 B SI 87 B SI 90 X SI 89 2-1 41 2B 1-3 2B	X FF 95 0-0 41 G3 7 BB 41 CS 1B	B CU 75 C FF 89 B SI 89 X FC 89 2-1 ① G6-3			4	3	2	0	1	0	0
41 Victor Martinez, S (1, 2) OBP: 0.319, SLG: 0.369	B SI 92 B SI 92 B SI 91 B SI 91 4-0 20 BB BB		C SI 90 B SI 92 B SI 92 F SI 90 B CH 80 F SI 91 X SI 91 3-2 1-H HR		C CH 81 B SI 90 C SI 92 X SI 93 1-2 7 BB 32 1B 2-H 3-H 2B	C CH 80 1 SAFE X CH 80 0-1 ① G3 1-3	B SI 92 B CU 77 F FC 90 B FF 90 F SI 90 X FC 90 3-2 ② G3			4	2	2	4	1	0	1
20 Kevin Youkilis, R (1, 3) OBP: 0.409, SLG: 0.552	B SI 91 C SI 92 D CH 80 B CH 80 B SI 91 4-1 1-2 BB		C CH 80 B CH 81 S SI 91 B SI 91 S CH 81 2-3 ① K		C SI 92 B SI 91 B SI 93 B CH 80 B CH 81 4-1 7 BB 32 1B BB	H SI 94 1-0 7 BB 25 BB 29 1B HBP	B FC 89 B FC 87 B FC 90 C FC 89 C FC 89 X FC 90 3-2 3B			2	2	1	0	2	1	0
25 Mike Lowell, R (1, 10) OBP: 0.392, SLG: 0.477	C FF 92 B CH 81 F SI 94 F CH 82 B SI 94 F SI 93 F SI 92 F CH 80 X CH 82 2-2 ③ F9		C SL 81 X SI 91 0-1 ② G4-3		B SI 92 F SI 91 B SI 91 X CH 80 2-1 ① L6	B FF 88 F SI 95 B CH 81 B CH 82 B SI 95 4-1 29 1B 7 BB 32 E 1-2 BB	B FF 89 C CU 78 F CU 77 D CU 78 B FC 88 D CU 78 4-2 BB			3	1	0	0	2	0	4
7 J.D. Drew, L (1, 9) OBP: 0.345, SLG: 0.465		X SI 91 0-0 29 1B 1B	B SL 81 B SL 81 B SI 91 C SI 91 C SI 92 X SI 92 3-2 ③ G4-3		B SL 81 B SI 90 B SL 79 B SI 90 4-0 32 1B 54 2B 1-2 2-3 BB	B CH 79 C CH 79 B FF 96 B CH 79 B FF 95 4-1 32 E 29 1B 54 FC6-4 1-2 2-3 3-H BB	C CU 77 B FC 89 F CU 78 D CU 78 B CH 86 F CU 78 X FC 88 3-2 ③ F7			3	2	1	1	2	0	2
29 Adrian Beltré, R (1, 5) OBP: 0.375, SLG: 0.467		B SI 91 C SI 91 F CH 81 F SI 92 X SI 92 1-2 1-2 1B		F SL 80 C SI 90 S CH 80 0-3 ① K	C SI 94 F SI 95 F SI 97 S SI 96 0-3 ② K	B CU 76 F FC 89 S FC 88 F CU 79 X SI 92 1-2 54 FC6-4 32 E 1-2 2-3 3-H 1B		F SI 94 B SI 96 B SI 95 B SI 95 F SI 95 F SI 96 S SI 96 3-3 ① K		5	0	2	1	0	3	3
22 Bill Hall, R (1, 7) OBP: 0.383, SLG: 0.342 32 Jeremy Hermida, L (5, PH) OBP: 0.318, SLG: 0.467 (6, 7)		B SI 92 C SI 92 B SI 92 B SI 92 F FF 91 S SI 92 3-3 ① K		S SI 90 B FC 90 F SI 91 X SI 91 1-2 ② F9	X FF 96 0-0 54 2B 1-2 2-H 3-H 1B	D CU 78 B SI 91 B FC 90 C FC 90 S FF 90 X FF 91 3-2 E4 54 FC6-4 1-2 2-3 3-H		C CH 84 F SI 96 F SI 97 X CH 85 0-2 ② G1-6-3		2 3	0 0	0 1	0 3	0 0	1 0	2 2
54 Darnell McDonald, R (1, 8) OBP: 0.365, SLG: 0.467		F SI 92 B SI 92 B CH 80 B SI 93 X SI 92 3-1 ② F7		C CH 81 X SI 91 0-1 ③ L4	X SI 95 0-0 1-3 2-H 2B	C CU 78 B SI 92 F SI 92 D CU 78 D CU 79 X FC 89 3-2 ② FC6-4 1-2f 2-3 3-H		S CH 84 B CH 83 C SI 97 X SI 97 1-2 ③ G4-3		5	0	1	2	0	0	4
Inning Stats	R: 0 E: 0 K: 0 S: 12 H: 0 LOB: 2 BB: 2 P: 26	R: 0 E: 0 K: 1 S: 12 H: 2 LOB: 2 BB: 0 P: 19	R: 2 E: 0 K: 1 S: 16 H: 1 LOB: 0 BB: 1 P: 28	R: 0 E: 0 K: 1 S: 8 H: 0 LOB: 0 BB: 0 P: 9	R: 5 E: 0 K: 1 S: 19 H: 5 LOB: 2 BB: 2 P: 35	R: 4 E: 1 K: 0 S: 18 H: 2 LOB: 2 BB: 2 P: 36	R: 0 E: 0 K: 0 S: 14 H: 1 LOB: 2 BB: 1 P: 29	R: 0 E: 0 K: 1 S: 11 H: 0 LOB: 0 BB: 0 P: 15		1B: 6 2B: 3 3B: 1 HR: 1 SF: 0 SAC: 0 DP: 0 HBP: 1					

PITCHER		IP	WLS	BF	H	R	ER	SO	BB	IBB	HBP	BLK	WP	HR	S	P	ERA	WHIP
19 Scott Kazmir, L ERA: 7.11	(1, 1)	4.1	L	24	6	7	7	3	5	0	0	0	0	1	59	107	14.54	2.538
43 Brian Stokes, R ERA: 6.14	(5, 1)	1.0		9	3	4	1	1	2	0	1	0	0	0	13	24	9.00	5.000
32 Matt Palmer, R ERA: 6.26	(6, 1)	1.2		9	2	0	0	0	1	0	0	0	0	0	27	51	0.00	1.800
56 Fernando Rodney, R ERA: 2.63	(8, 1)	1.0		3	0	0	0	1	0	0	0	0	0	0	11	15	0.00	0.000

PITCHER	IP	WLS	BF	H	R	ER	SO	BB	IBB	HBP	BLK	WP	HR	S	P	ERA	WHIP

BOTTOM

Los Angeles Angels @ Boston Red Sox

Fenway Park, Boston, MA

Thu May 06 2010, 7:14 PM - 10:55 PM EDT

Att. 37,639 - Partly Cloudy - 70 F

livebaseballscorecards.com

AB	36
R	11
H	11
RBI	11
BB	8
SO	5
LOB	24

Los Angeles Angels @ Seattle Mariners

Safeco Field, Seattle, WA

Fri May 07 2010, 7:11 PM - 10:00 PM PDT

Att. 37,602 - Clear - 60 F

TOP

livebaseballscorecards.com

Batter	1	2	3	4	5	6	7	8	9	AB	R	H	RBI	BB	SO	LOB
2 Erick Aybar, S (1, 6) OBP: 0.336, SLG: 0.321	B FF 92 S SI 93 B SI 93 B SI 94 B SI 93 4-1 48 BB 53 1B 8 E BB	B SI 94 F SI 92 B CU 81 C FC 95 B CH 90 X FC 95 3-2 ③ G6-3		B FC 94 S CH 89 C FF 93 B SL 85 B CH 90 B FF 95 4-2 48 BB BB		B FF 97 B FF 96 F FF 94 B FF 96 F FF 94 F FF 94 B FF 96 4-2 BB			X CH 89 0-0 ① G4-3	2	1	0	0	3	0	0
53 Bobby Abreu, L (1, 9) OBP: 0.338, SLG: 0.450 77 Reggie Willits, S (9, 8) OBP: 0.318, SLG: 0.222	B SI 93 1 SAFE C SI 92 X SI 94 1-1 48 BB 8 E 1-2 1B		C FF 92 C CU 79 B FF 94 B CH 90 B SI 95 F FF 95 X FF 96 3-2 ① F8	B FF 94 X FF 91 1-0 ② F8		B FF 96 B CH 87 C FF 95 B FF 95 C FF 96 F FF 96 X FF 95 3-2 ③ F8			B SI 90 B FF 91 C SI 91 C FF 91 X SI 92 2-2 ② G6-3	5 0	1 0	1 0	0 0	0 0	0 0	2 0
48 Torii Hunter, R (1, 8) OBP: 0.358, SLG: 0.467 27 Michael Ryan, L (9, PH) (9, 7)	F SI 94 B SI 94 C SL 85 B CH 90 B SI 95 F SI 96 B SI 95 4-2 8 E 1-2 2-3 BB		F SI 95 X SL 87 0-1 ② G4-3	B FF 95 B FF 95 C FF 94 F FF 94 B SL 84 B FF 93 4-2 1-2 BB			B SI 95 X SI 96 1-0 ① G1-3		C FF 90 B FF 92 S CH 84 B CH 85 X SI 92 2-2 ③ G3	2 1	1 0	0 0	0 0	2 0	0 0	0 0
8 Kendrys Morales, S (1, 3) OBP: 0.339, SLG: 0.478	S FF 95 F SI 95 D FA 92 B CH 89 B FF 96 X FC 95 3-2 E6 20 SF9 1-H 2-H 3-H 2B		C SI 96 B SI 95 C CU 81 F FF 95 S CH 91 1-3 ③ K	X FF 94 0-0 ③ F8			B SI 96 B B SI 96 B SI 96 4-0 BB			3	1	1	3	1	1	2
55 Hideki Matsui, L (1, 10) OBP: 0.307, SLG: 0.389	C SI 95 S CU 82 B FF 96 B SI 92 F CH 91 X CU 82 2-2 ① G3			C FF 94 C FC 95 B FC 94 B CH 91 F CH 91 B FF 96 B FF 97 4-2 20 HR BB	C FF 94 C SI 96 B FF 95 B SL 87 S FF 94 2-3 ① K		S SI 94 F SI 96 S FS 86 0-3 ② K			3	1	0	0	1	2	2
20 Juan Rivera, R (1, 7) OBP: 0.299, SLG: 0.429 (9, 9)	X SI 95 0-0 ② SF9 3-H			S SL 86 X CU 81 0-1 1-H HR	B FF 96 F FF 95 X FF 96 1-1 ② G4-3		C SI 96 S FS 86 D FS 86 B FS 86 X SI 96 2-2 ③ G5-3			3	1	1	3	0	0	1
47 Howie Kendrick, R (1, 4) OBP: 0.319, SLG: 0.396	B SI 94 C FF 94 C SL 83 F CH 89 B SI 94 X SL 84 2-2 ③ F9			B SI 93 X SI 93 1-0 HR	C FF 96 F FF 96 B SL 88 B SL 85 F FF 96 S SI 98 2-3 ③			X FF 91 0-0 ① G6-3		4	1	1	1	0	1	0
3 Brandon Wood, R (1, 5) OBP: 0.187, SLG: 0.247		F SI 91 B SI 92 B SL 84 X SI 94 2-1 ① F8		C SI 94 F SI 95 S CH 91 0-3 ① K		B FF 94 C FF 94 B FF 95 X FF 95 2-1 ① F7		C FF 92 X FF 91 0-1 ② F8		4	0	0	0	0	1	0
28 Ryan Budde, R (1, 2) OBP: 0.286, SLG: 0.857		B FF 92 F SI 93 C SI 93 S FF 93 1-3 ② K		B FF 93 X FF 93 1-0 HR		C FF 96 C SL 85 B SI 97 S SL 85 1-3 ② K		B FF 91 C FF 92 B FF 91 T FF 92 B SI 93 S SI 92 3-3 ③ K		4	1	1	1	0	3	0
Inning Stats	R: 4 E: 1 K: 0 S: 18 H: 2 LOB: 0 BB: 2 P: 34	R: 0 E: 0 K: 1 S: 8 H: 0 LOB: 0 BB: 0 P: 14	R: 0 E: 0 K: 1 S: 10 H: 0 LOB: 0 BB: 0 P: 14	R: 4 E: 0 K: 1 S: 16 H: 3 LOB: 2 BB: 3 P: 31	R: 0 E: 0 K: 2 S: 9 H: 0 LOB: 0 BB: 0 P: 14	R: 0 E: 0 K: 1 S: 12 H: 0 LOB: 1 BB: 1 P: 22	R: 0 E: 0 K: 1 S: 7 H: 0 LOB: 1 BB: 1 P: 14	R: 0 E: 0 K: 1 S: 6 H: 0 LOB: 0 BB: 0 P: 9	R: 0 E: 0 K: 0 S: 7 H: 0 LOB: 0 BB: 0 P: 11	1B: 1 2B: 1 3B: 0 HR: 3 SF: 1 SAC: 0 DP: 0 HBP: 0						

	AB	31
	R	8
	H	5
	RBI	8
	BB	7
	SO	8
	LOB	7

WP: 0 PA: 39
PB: 0
SB: 0
CS: 0

PITCHER		IP	WLS	BF	H	R	ER	SO	BB	IBB	HBP	BLK	WP	HR	S	P	ERA	WHIP
34 Félix Hernández, R ERA: 4.3	(1, 1)	3.1	L	19	5	8	7	3	4	0	0	0	0	3	48	84	18.90	2.700
37 Jesus Colome, R ERA: 4.5	(4, 1)	2.2		10	0	0	0	3	2	0	0	0	0	0	25	45	0.00	0.750
43 Brandon League, R ERA: 2.25	(7, 1)	1.0		4	0	0	0	1	1	0	0	0	0	0	7	14	0.00	1.000
54 Kanekoa Texeira, R ERA: 3.65	(8, 1)	2.0		6	0	0	0	1	0	0	0	0	0	0	13	20	0.00	0.000

PITCHER	IP	WLS	BF	H	R	ER	SO	BB	IBB	HBP	BLK	WP	HR	S	P	ERA	WHIP

Los Angeles Angels @ Seattle Mariners

Safeco Field, Seattle, WA

Fri May 07 2010, 7:11 PM - 10:00 PM PDT

Att. 37,602 - Clear - 60 F

livebaseballscorecards.com

BOTTOM

Batter	1	2	3	4	5	6	7	8	9	AB	R	H	RBI	BB	SO	LOB
51 Ichiro Suzuki, L (1, 9) OBP: 0.352, SLG: 0.358	C FF 90 X CU 72 0-1 G1-3 ①		C FF 91 B SI 91 X CU 74 1-1 F7 ③			C CH 78 B FF 90 F CH 78 S SL 79 1-3 K ②		C SI 92 C SI 92 S CU 81 0-3 K ②		4	0	0	0	0	2	3
9 Chone Figgins, S (1, 4) OBP: 0.333, SLG: 0.257	B FF 90 C SI 89 F FF 90 B SL 80 B FF 94 F FF 90 B SI 92 4-2 21 S BB			C FF 90 X FF 90 0-1 F8 ①		C SI 90 B CU 73 X FF 90 1-1 G3 ③		C SI 92 F SI 92 B FF 92 X CU 81 1-2 P6 ③		3	0	0	0	1	0	3
13 Casey Kotchman, L (1, 3) OBP: 0.279, SLG: 0.394	1 SAFE C FF 89 F SI 89 1 SAFE S FF 91 0-3 K ②			C CU 69 B CH 80 C FF 91 B SL 78 B SL 80 X FF 94 3-2 G6-3 ②			B CU 68 F CH 78 X CH 78 1-1 G3 ①		X SI 92 0-0 G4-3 ①	4	0	0	0	0	1	1
21 Franklin Gutierrez, R (1, 8) OBP: 0.379, SLG: 0.473	B FF 91 S FF 91 1 SAFE B FF 91 1 SAFE F FF 90 B SL 79 F SL 80 F FF 93 3-2 2 SAFE F FF 92 X FF 93 F9 ③ 1-2			C SL 79 X SL 78 0-1 G4-3 ③			B SI 88 C CH 81 B CH 80 F SL 79 C SI 90 2-3 K ②		B SI 92 B SI 92 B SI 91 C SI 92 B FF 91 4-1 24 G4-6-3 BB	3	0	0	0	1	1	1
24 Ken Griffey Jr., L (1, 10) OBP: 0.266, SLG: 0.243		B FF 90 F FF 89 C CU 71 B FF 90 F FF 92 X CH 80 2-2 P6 ①			B SI 89 F SI 89 B SI 89 B CH 80 F SI 90 F SI 90 X FF 92 3-2 G4-3 ①		C FF 88 X SI 89 0-1 4 FC6-4 1B		B SI 92 X SI 92 1-0 G4-6-3 ②③ 1-2f	4	0	1	0	0	0	1
4 Jose Lopez, R (1, 5) OBP: 0.238, SLG: 0.274		B SL 79 C SL 80 B FF 90 F FF 90 F SL 81 X CH 81 2-2 F9 ②			F SI 90 B SI 88 X SL 78 1-1 G5-3 ②		X SL 79 0-0 FC6-4 ③ 1-2f			3	0	0	0	0	0	1
16 Josh Wilson, R (1, 6)		F FF 91 F FF 92 F SI 91 B FF 94 S SL 81 1-3 K ③			C SL 80 B SI 89 F SI 89 S FF 92 1-3 K ③			C FF 88 B FF 89 S CH 78 B SI 91 B SL 79 B FF 92 4-2 32 FC5-4 BB		2	0	0	0	1	2	0
32 Rob Johnson, R (1, 2) OBP: 0.310, SLG: 0.244			C SL 78 B FF 90 X FF 91 1-1 P2 ①			C SL 79 B FC 90 B SL 78 C SL 78 C SI 89 2-3 K ①		F FF 89 F FF 90 D SL 79 B CH 79 X SL 79 2-2 FC5-4 55 2B ① 1-2f		3	0	0	0	0	1	1
55 Michael Saunders, L (1, 7) OBP: 0.667, SLG: 1.000			C SI 89 F FF 91 S SL 79 0-3 K ②			F FF 89 S SL 78 B FF 90 B SI 90 B SL 80 B SI 93 4-2 BB		C CU 69 S CU 71 B FF 86 F FF 89 F CH 78 D SL 80 X CU 70 2-2 1-3 2B		2	0	1	0	1	1	0
Inning Stats	R: 0 E: 0 K: 1 S: 14 H: 0 LOB: 1 BB: 1 P: 21	R: 0 E: 0 K: 1 S: 12 H: 0 LOB: 0 BB: 0 P: 17	R: 0 E: 0 K: 1 S: 7 H: 0 LOB: 0 BB: 0 P: 9	R: 0 E: 0 K: 0 S: 7 H: 0 LOB: 0 BB: 0 P: 10	R: 0 E: 0 K: 1 S: 9 H: 0 LOB: 0 BB: 0 P: 14	R: 0 E: 0 K: 2 S: 10 H: 0 LOB: 1 BB: 1 P: 18	R: 0 E: 0 K: 1 S: 8 H: 1 LOB: 1 BB: 0 P: 11	R: 0 E: 0 K: 1 S: 16 H: 1 LOB: 2 BB: 1 P: 25	R: 0 E: 0 K: 0 S: 3 H: 0 LOB: 0 BB: 1 P: 8	1B: 1 2B: 1 3B: 0 HR: 0	SF: 0 SAC: 0 DP: 1 HBP: 0	WP: 0 PB: 0 SB: 1 CS: 0	PA: 32			

	AB	R	H	RBI	BB	SO	LOB
	28	0	2	0	4	8	11

PITCHER		IP	WLS	BF	H	R	ER	SO	BB	IBB	HBP	BLK	WP	HR	S	P	ERA	WHIP
36 Jered Weaver, R ERA: 2.66	(1, 1)	7.1	W	27	2	0	0	7	3	0	0	0	0	0	77	118	0.00	0.682
62 Scot Shields, R ERA: 7.71	(8, 1)	1.2		5	0	0	0	1	1	0	0	0	0	0	9	15	0.00	0.600

PITCHER		IP	WLS	BF	H	R	ER	SO	BB	IBB	HBP	BLK	WP	HR	S	P	ERA	WHIP

Batter	1	2	3	4	5	6	7	8	9	10	AB	R	H	RBI	BB	SO	LOB
2 Erick Aybar, S (1, 6) OBP: 0.338, SLG: 0.333	B FF 88 C FF 88 F SI 89 C FF 88 1-3 K ①		C FF 87 1 SAFE X SI 88 0-1 1-3 2B		B SI 87 X SI 89 1-0 53 BB 48 1B 1-3 1B		1 SAFE 1 SAFE B CU 74 B CH 82 B FF 89 C SI 88 1 SAFE X FF 88 3-1 F7 ②		C FF 93 D FS 86 X FS 87 1-1 G4-3 ③		5	1	2	0	0	1	3
53 Bobby Abreu, L (1, 9) OBP: 0.341, SLG: 0.452	B FF 89 C FF 88 C FF 87 B FF 89 B SI 90 X FF 89 3-2 G4-3 ②		C FF 88 B FF 86 F FF 90 X FF 91 1-2 L8 ③		B FC 86 1 SAFE 1 SAFE B SI 88 B CH 81 C SI 89 C SI 89 B SI 90 4-2 48 1B 1-2 BB		X FF 90 0-0 F7 ③			B FF 91 B FF 92 C FF 92 F FF 92 B FF 94 X FF 93 3-2 55 1B 2B	4	1	1	0	1	0	3
48 Torii Hunter, R (1, 8) OBP: 0.352, SLG: 0.455	B SI 89 X SI 90 1-0 G5-3 ③			C SI 88 F SI 88 B SI 88 F SI 88 X FF 88 1-2 G1-3 ①	B FC 85 B SI 89 F SI 88 F FF 89 F SI 90 F FF 91 X SI 90 2-2 1-3 2-H 3-H 1B			C SI 95 B FS 86 B FS 86 X SI 95 2-1 G3-1 ①		B CU 82 S SL 84 S FS 84 X FS 86 1-2 G5-3 ①	5	0	1	2	0	0	1
8 Kendrys Morales, S (1, 3) OBP: 0.341, SLG: 0.496		B FF 87 B FF 89 B FF 87 C FF 88 X SI 87 3-1 F8 ①		B SI 88 X FF 88 1-0 HR	B CH 83 C SI 89 1 SAFE B FC 86 B FF 89 1 SAFE 1 SAFE C SI 88 X CH 82 3-2 G4-3 ③			F SI 96 B FS 86 F SI 96 S FS 86 1-3 K ②		I IN 79 I IN 81 I IN 82 I IN 81 4-0 55 1B IBB	4	1	1	1	1	1	2
55 Hideki Matsui, L (1, 10) OBP: 0.311, SLG: 0.390		B FF 88 C CH 81 X CH 81 1-1 F8 ②		F SI 90 B FF 89 B SI 88 B FF 89 X FF 90 3-1 20 G6-4-3 1B	B CH 82 X SI 88 1-0 F7 ①			B SI 97 X SI 97 1-0 F8 ③		B FF 92 S SL 84 B FS 85 B FF 93 C FF 94 X FF 95 3-2 1-2 2-H 1B	5	0	2	1	0	0	0
20 Juan Rivera, R (1, 7) OBP: 0.297, SLG: 0.422 77 Reggie Willits, S (9, PR) OBP: 0.304, SLG: 0.211 (9, 7)		C SI 89 C SI 90 B SI 89 C FF 90 1-3 K ③		C SI 88 B CH 84 1 SAFE B SI 88 C SI 88 X FF 89 2-2 G6-4-3 ②③ 1-2f		B FC 84 F CU 74 X FF 90 1-1 F9 ②			F FF 93 X FF 94 0-1 27 1B 47 SH3 18 FC5-2 1B	C FF 90 S SL 83 B FF 92 D SL 84 X FF 92 2-2 P2 ②	4 1	0 0	1 0	0 0	0 0	1 0	1 2
47 Howie Kendrick, R (1, 4) OBP: 0.308, SLG: 0.382			C SI 88 C FF 89 B FF 88 X SI 89 1-2 G5-3 ①		C SI 88 F SI 90 X SI 90 0-2 G6-3 ① C FC 83 C FC 84 X FC 84 0-2 G4-3 ③				1 SAFE X FF 94 0-0 SH3 ① 1-2	C FF 92 C FF 92 X SL 84 0-2 L9 ③	4	0	0	0	0	0	2
44 Mike Napoli, R (1, 2) OBP: 0.315, SLG: 0.344 27 Michael Ryan, L (9, PH) OBP: 0.500, SLG: 0.500 28 Ryan Budde, R (9, 2) OBP: 0.286, SLG: 0.857			C SI 89 F FF 90 B FC 85 X FF 90 1-2 F8 ②		F FC 84 B FF 89 B SI 90 X SI 89 2-1 L7 ②		X CU 73 0-0 B2 ①		C FF 94 X FS 85 0-1 18 FC5-2 2-3 1B		3 1 0	0 0 0	0 1 0	0 0 0	0 0 0	0 0 0	0 0 0
18 Kevin Frandsen, R (1, 5) OBP: 0.750, SLG: 0.750 3 Brandon Wood, R (10, 5) OBP: 0.187, SLG: 0.247			B FF 90 X SI 89 1-0 2 2B 1B		C FF 90 B SI 89 B SI 89 X SI 88 2-1 2 1B 48 1B 1B		B FF 89 X FC 84 1-0 1B		1 SAFE 1 SAFE X SL 83 0-0 FC5-2 ② 1-2 3-H		4 0	1 0	3 0	0 0	0 0	0 0	2 0
Inning Stats	R: 0 E: 0 K: 1 S: 7 H: 0 LOB: 0 BB: 0 P: 12	R: 0 E: 0 K: 1 S: 7 H: 0 LOB: 0 BB: 0 P: 12	R: 0 E: 0 K: 0 S: 12 H: 2 LOB: 2 BB: 0 P: 16	R: 1 E: 0 K: 0 S: 10 H: 2 LOB: 0 BB: 0 P: 17	R: 2 E: 0 K: 0 S: 18 H: 3 LOB: 2 BB: 1 P: 32	R: 0 E: 0 K: 0 S: 6 H: 0 LOB: 0 BB: 0 P: 8	R: 0 E: 0 K: 0 S: 5 H: 1 LOB: 1 BB: 0 P: 9	R: 0 E: 0 K: 1 S: 6 H: 0 LOB: 0 BB: 0 P: 10	R: 0 E: 0 K: 0 S: 8 H: 2 LOB: 2 BB: 0 P: 9	R: 1 E: 0 K: 0 S: 15 H: 2 LOB: 2 BB: 1 P: 28	1B: 9 2B: 2 3B: 0 HR: 1	SF: 0 SAC: 1 DP: 1 HBP: 0						

PITCHER		IP	WLS	BF	H	R	ER	SO	BB	IBB	HBP	BLK	WP	HR	S	P	ERA	WHIP
58 Doug Fister, R ERA: 1.71	(1, 1)	7.0		29	8	3	3	2	1	0	0	0	0	1	65	106	3.86	1.286
43 Brandon League, R ERA: 2.12	(8, 1)	1.0		3	0	0	0	1	0	0	0	0	0	0	6	10	0.00	0.000
53 David Aardsma, R ERA: 3.75	(9, 1)	1.1	L	9	4	1	1	0	0	1	0	0	0	0	17	29	6.75	3.000
23 Shawn Kelley, R ERA: 2.0	(10, 1)	0.2		2	0	0	0	0	0	0	0	0	0	0	6	8	0.00	0.000

PITCHER IP WLS BF H R ER SO BB IBB HBP BLK WP HR S P ERA WHIP

TOP

Los Angeles Angels @ Seattle Mariners

Safeco Field, Seattle, WA

Sat May 08 2010, 6:11 PM - 9:38 PM PDT

Att. 30,450 - Clear - 63 F

livebaseballscorecards.com

AB	40
R	4
H	12
RBI	4
BB	2
SO	3
LOB	16

WP: 0 PB: 0 SB: 0 CS: 0 PA: 43

Los Angeles Angels @ Seattle Mariners

Safeco Field, Seattle, WA

Sat May 08 2010, 6:11 PM - 9:38 PM PDT

Att. 30,450 - Clear - 63 F

livebaseballscorecards.com

Batter	1	2	3	4	5	6	7	8	9	10	AB	R	H	RBI	BB	SO	LOB
51 Ichiro Suzuki, L (1, 9) OBP: 0.361, SLG: 0.379	B FF 92 X SI 91 1-0 G6-3 ①		C SI 92 B SL 85 F SI 92 B CU 77 X CU 76 2-2 9 G6-4-3 1B		B SI 93 C SI 92 X SI 92 1-1 1-H 3-H 3B		B SL 77 X FF 93 1-0 G6-3 ① 1-2		C CH 81 B SI 92 B SI 92 B CH 82 B CH 83 4-1 13 G4-3 9 SH1-4 BB		4	0	2	2	1	0	1
9 Chone Figgins, S (1, 4) OBP: 0.331, SLG: 0.250	B FF 91 B SI 92 B SI 92 C FF 91 B SI 91 4-1 13 CS BB		C SI 93 X SI 92 0-1 ②③ G6-4-3 1-2f		C FF 94 D CU 80 B FF 93 X CH 84 2-1 ③ G5-3		C SL 78 B SL 80 B CH 85 B SL 79 C SL 79 X SL 80 3-2 ② G3-1 2-3		L SI 93 1 SAFE D SI 93 1 SAFE X SI 93 1-1 ① SH1-4 1-2		3	0	0	0	1	0	3
13 Casey Kotchman, L (1, 3) OBP: 0.276, SLG: 0.379	C SI 92 ② C SI 92 F FF 91 1 SAFE B CU 81 F SI 91 1 SAFE B SI 93 F FF 94 2-3 ③ S SI 93 K 1-2			B CU 76 B SI 91 B SI 91 C FF 88 F FF 93 X FF 92 3-2 ① P6		B CU 77 B CU 76 B SI 92 B CH 83 B FF 94 3-1 ① G4-3	B FF 94 C SL 79 B SL 80 B SL 81 C CH 86 H SL 82 4-2 HBP		X CH 83 0-0 ② G4-3 2-3		4	0	0	0	0	1	2
21 Franklin Gutierrez, R (1, 8) OBP: 0.388, SLG: 0.470		C FF 91 C SI 91 B FF 92 F FF 92 B CH 84 S SI 92 2-3 ① K		C CU 74 B CU 74 B CH 82 X SI 92 2-1 4 G4-6-3 1B		C FF 94 F CH 85 B CU 79 B CH 81 B CH 83 B FF 94 4-2 5 S 5 2B BB	B FF 95 B SL 80 B FF 94 C SI 94 F SL 81 S SL 81 3-3 ③ K		C SI 95 B SI 94 B SI 96 B SI 95 B SI 95 4-1 4 DI BB		3	1	1	0	2	2	2
4 Jose Lopez, R (1, 5) OBP: 0.244, SLG: 0.281		C CU 75 X SI 92 0-1 2B		B SI 92 B SI 92 F SI 92 X SI 92 2-1 ②③ G4-6-3 1-2f		B CH 83 X SI 92 1-0 ② L7		C SL 91 B SL 90 C FC 97 B SL 92 F SL 91 X SL 91 2-2 ① G6-3	B SI 96 B SI 94 S CH 85 B SI 96 B CH 83 4-1 1-2 BB		4	0	1	0	1	0	2
5 Mike Sweeney, R (1, 10) OBP: 0.263, SLG: 0.206		B CU 73 X SI 92 1-0 ② G1-3			F FF 91 B SI 91 B SI 91 F SI 92 F FF 93 X CU 78 2-2 ① G5-3	1 SAFE B CU 76 B CU 74 X CH 83 2-0 1-H 2B		F FF 98 F SL 91 F SL 91 S FF 98 0-3 ② K	B CH 85 F SI 94 F CH 86 F SI 98 F SI 96 B SI 98 B SI 96 X SI 98 3-2 ③ G4-3		5	0	1	1	0	1	4
12 Ryan Langerhans, L (1, 7) OBP: 0.500, SLG: 0.125		D CU 78 B CU 80 B SI 92 C FF 91 B FF 92 4-1 BB			C FF 92 C SI 92 B CU 81 B SI 92 X FF 94 2-2 E5 32 FC6-4 16 BB 51 3B	C CU 77 S SL 82 B SL 83 B SI 93 B SI 93 B SI 92 4-2 BB		B CU 83 B FF 98 B FC 96 B FF 95 4-0 16 1B BB		B SI 91 B SI 91 C SI 92 X SI 92 2-1 ① G4-3	2	1	0	0	3	0	0
16 Josh Wilson, R (1, 6) OBP: 0.286, SLG: 0.091		C FF 93 X CH 84 0-1 ③ L8			B SI 93 B SI 93 B SI 94 B FF 92 4-0 32 FC6-4 1-2 BB	C SL 78 S SL 80 S SL 80 0-3 ③ K		C FC 96 X SL 88 0-1 32 S 1-3 1B	B SI 91 F SI 90 F SI 90 S CH 74 1-3 ② K		4	0	1	0	1	2	4
32 Rob Johnson, R (1, 2) OBP: 0.302, SLG: 0.240			B FF 91 B SI 91 C FF 92 B SI 92 X FF 91 3-1 ① L5		B CU 74 C SI 93 T SI 93 X SI 93 1-2 ② FC6-4 51 3B 1-2f 2-3		X FF 93 0-0 9 G3-1 51 G6-3 1B	B FF 97 C FF 96 S SL 90 D SL 92 T SL 90 2-2 ③ K 1-2	B CH 74 C SI 91 F SI 91 B CH 75 F SI 91 S SI 91 2-3 ③ K		5	1	1	0	0	2	4
Inning Stats	R: 0 E: 0 K: 1 S: 8 H: 0 LOB: 0 BB: 1 P: 15	R: 0 E: 0 K: 1 S: 10 H: 1 LOB: 2 BB: 1 P: 17	R: 0 E: 0 K: 0 S: 7 H: 1 LOB: 0 BB: 0 P: 12	R: 0 E: 0 K: 0 S: 7 H: 1 LOB: 0 BB: 0 P: 14	R: 2 E: 1 K: 0 S: 14 H: 1 LOB: 1 BB: 1 P: 26	R: 1 E: 0 K: 1 S: 11 H: 1 LOB: 2 BB: 2 P: 25	R: 0 E: 0 K: 1 S: 10 H: 1 LOB: 2 BB: 0 P: 21	R: 0 E: 0 K: 2 S: 13 H: 1 LOB: 2 BB: 1 P: 21	R: 0 E: 0 K: 0 S: 11 H: 0 LOB: 3 BB: 3 P: 27	R: 0 E: 0 K: 2 S: 9 H: 0 LOB: 0 BB: 0 P: 14	1B: 4 2B: 2 3B: 1 HR: 0	SF: 0 SAC: 1 DP: 2 HBP: 1	WP: 0 PB: 0 SB: 2 CS: 1	PA: 45				

PITCHER	IP	WLS	BF	H	R	ER	SO	BB	IBB	HBP	BLK	WP	HR	S	P	ERA	WHIP
51 Joe Saunders, L (1, 1) ERA: 6.19	5.2		25	5	3	1	2	5	0	0	0	0	0	54	106	1.59	1.765
52 Jason Bulger, R (6, 1) ERA: 5.11	1.1		6	1	0	0	2	0	0	1	0	0	0	13	24	0.00	0.750
40 Kevin Jepsen, R (8, 1) ERA: 4.26	1.0		5	1	0	0	2	1	0	0	0	0	0	13	21	0.00	2.000
56 Fernando Rodney, R (9, 1) ERA: 2.45	1.0	W	6	0	0	0	0	3	0	0	0	0	0	11	27	0.00	3.000
40 Brian Fuentes, L (10, 1) ERA: 4.05	1.0	S	3	0	0	0	2	0	0	0	0	0	0	9	14	0.00	0.000

PITCHER	IP	WLS	BF	H	R	ER	SO	BB	IBB	HBP	BLK	WP	HR	S	P	ERA	WHIP

BOTTOM	
AB	34
R	3
H	7
RBI	3
BB	9
SO	8
LOB	22

Batter	1	2	3	4	5	6	7	8	9	AB	R	H	RBI	BB	SO	LOB
2 Erick Aybar, S (1, 6) OBP: 0.336, SLG: 0.331	C SI 86 X SI 87 0-1 F8		C KC 74 X CH 79 0-1 F9			X FF 88 0-0 1B		C SI 96 F SI 97 S FS 87 0-3 K		4	0	1	0	0	1	2
53 Bobby Abreu, L (1, 9) OBP: 0.338, SLG: 0.445	C FF 87 B FF 88 S FC 84 B FF 88 B FF 89 X FF 88 3-2 8 G6-4-3 1B			C FF 87 B FF 87 C CH 80 B FC 84 B CH 81 X FF 88 3-2 L6		B FC 84 C FF 87 B FF 87 B CH 80 C SI 86 C FF 88 3-3 K		B SI 97 X SI 98 1-0 FC6 8 WP 1-2		4	0	1	0	0	1	2
8 Kendrys Morales, S (1, 3) OBP: 0.338, SLG: 0.484	C SI 87 B CH 80 X CH 81 1-1 G6-4-3 1-2f			B FF 88 B SI 89 B FF 89 F FF 88 X FC 86 3-1 F9			C FF 87 B FF 87 B CH 80 B SI 88 4-1 20 1B BB	F SI 97 D FS 86 B SI 98 S SI 97 S FS 86 2-3 K 1-2 2-H		3	0	0	0	1	1	2
20 Juan Rivera, R (1, 7) OBP: 0.296, SLG: 0.415		B SI 89 C FF 88 B CH 81 F SI 87 F FC 85 X CH 81 2-2 F7		C KC 73 S CH 82 B CH 81 B FC 84 X CH 81 2-2 F8			C SI 86 X SI 87 0-1 1-3 1B	B SI 97 F SI 97 S SI 98 S FS 87 1-3 K		4	0	1	0	0	1	2
47 Howie Kendrick, R (1, 4) OBP: 0.298, SLG: 0.368		C SI 87 B KC 73 F CH 81 F FF 89 S CH 80 1-3 K			B FF 87 C CH 75 B KC 75 B FF 87 X FF 87 3-1 F8		C FF 87 X CH 80 0-1 P4		S FF 91 F FF 94 T FF 94 0-2 K	4	0	0	0	0	2	2
44 Mike Napoli, R (1, 2) OBP: 0.312, SLG: 0.353		B SI 88 B SI 86 X SI 87 2-0 F8			B FF 88 B FF 87 X SI 88 2-0 F7		B CH 80 C FF 86 B FF 88 F KC 76 S CH 81 2-3 K		B FF 92 C FF 93 X SL 84 1-1 2B	4	0	1	0	0	1	2
3 Brandon Wood, R (1, 5) OBP: 0.189, SLG: 0.247			C FF 86 B FF 87 B SI 87 X FF 88 2-1 77 SH5-3 1B		C KC 73 B KC 73 S CH 80 F FF 88 X CH 80 1-2 F9		X FF 88 0-0 F9		X FF 94 0-0 F7	4	0	1	0	0	0	3
39 Robb Quinlan, R (1, 10) 27 Michael Ryan, L (9, PH) OBP: 0.333, SLG: 0.333			C SI 86 X CH 80 0-1 F9			B FF 85 C FF 86 F FF 86 C FF 88 1-3 K		X SI 85 0-0 F9	B FF 93 B FF 92 B FF 92 C FF 94 X FF 93 3-1 F7	3 1	0 0	0 0	0 0	0 0	1 0	1 1
77 Reggie Willits, S (1, 8) OBP: 0.320, SLG: 0.200			X FF 88 0-0 SH5-3 1-2			C SI 87 C SI 88 X FF 87 0-2 F8		B SI 86 B SI 85 B SI 85 B FF 86 4-0 53 E 8 WP BB		1	1	0	0	1	0	0
Inning Stats	R: 0 E: 0 K: 0 S: 7 H: 1 LOB: 0 BB: 0 P: 11	R: 0 E: 0 K: 1 S: 9 H: 0 LOB: 0 BB: 0 P: 14	R: 0 E: 0 K: 0 S: 7 H: 1 LOB: 0 BB: 0 P: 9	R: 0 E: 0 K: 0 S: 8 H: 0 LOB: 0 BB: 0 P: 16	R: 0 E: 0 K: 0 S: 7 H: 0 LOB: 0 BB: 0 P: 13	R: 0 E: 0 K: 2 S: 10 H: 1 LOB: 1 BB: 0 P: 14	R: 0 E: 0 K: 1 S: 9 H: 1 LOB: 2 BB: 1 P: 15	R: 1 E: 1 K: 3 S: 11 H: 0 LOB: 2 BB: 1 P: 19	R: 0 E: 0 K: 1 S: 8 H: 1 LOB: 1 BB: 0 P: 12	1B: 4 2B: 1 3B: 0 HR: 0	SF: 0 SAC: 1 DP: 1 HBP: 0					

PITCHER	IP	WLS	BF	H	R	ER	SO	BB	IBB	HBP	BLK	WP	HR	S	P	ERA	WHIP
38 Jason Vargas, L (1, 1) ERA: 3.0	7.1	W	27	4	1	0	4	2	0	0	0	0	0	58	97	0.00	0.818
43 Brandon League, R (8, 1) ERA: 2.04	0.2		4	0	0	0	3	0	0	0	0	1	0	10	14	0.00	0.000
23 Shawn Kelley, R (9, 1) ERA: 1.8	1.0		4	1	0	0	1	0	0	0	0	0	0	8	12	0.00	1.000

PITCHER	IP	WLS	BF	H	R	ER	SO	BB	IBB	HBP	BLK	WP	HR	S	P	ERA	WHIP

TOP

Los Angeles Angels @ Seattle Mariners

Safeco Field, Seattle, WA

Sun May 09 2010, 1:11 PM - 3:46 PM PDT

Att. 28,672 - Sunny - 58 F

livebaseballscorecards.com

AB	32
R	1
H	5
RBI	0
BB	2
SO	8
LOB	17

WP: 1	PA: 35																
PB: 0																	
SB: 0																	
CS: 0																	

BOTTOM

Los Angeles Angels @ Seattle Mariners

Safeco Field, Seattle, WA

Sun May 09 2010, 1:11 PM - 3:46 PM PDT

Att. 28,672 - Sunny - 58 F

livebaseballscorecards.com

Batter	1	2	3	4	5	6	7	8	9	AB	R	H	RBI	BB	SO	LOB
51 Ichiro Suzuki, L (1, 9) OBP: 0.370, SLG: 0.388	B FF 93 X FF 92 1-0 ① F9		B SL 82 C FF 93 F SL 84 X SL 84 1-2 9 S 1B		B FF 91 X FF 92 1-0 9 S 21 2B 1B		C SL 81 B FF 92 F SL 83 F FF 92 F SL 81 F FF 92 B SL 82 F SL 82 F FF 92 2-2 21 S 1B	F CU 86 X FF 95 0-1 ② G4-3		5	1	3	0	0	0	2
9 Chone Figgins, S (1, 4) OBP: 0.326, SLG: 0.241	C FF 93 C SI 93 C FF 93 0-3 ② K		D FF 92 C FF 91 1 SAFE C SL 82 D SL 86 B CH 87 X SL 83 3-2 ③ L8 1-2		C FF 91 X SI 92 0-1 ① F7 1-2		1 SAFE 1 SAFE B FF 90 F FF 91 1 SAFE F SI 92 1 SAFE X SI 92 1-2 ② P6	B FF 94 F FF 95 B CH 84 B FF 94 F SI 92 B SI 93 4-2 21 BB BB		4	0	0	0	1	1	3
21 Franklin Gutierrez, R (1, 8) OBP: 0.396, SLG: 0.475	B SI 94 F FF 94 F FF 94 B SL 86 B SL 85 C SL 86 3-3 ③ K			C SL 84 B FF 94 S FF 94 B FF 94 F SI 94 X SL 84 2-2 ① L4	C FF 93 X FF 94 0-1 4 1B 2-H 2B		B FF 94 F FF 93 S SL 84 F SL 84 1 SAFE F FF 94 D SL 86 B SI 95 B 4-2 1-2 BB	B SI 94 C CH 79 B CH 77 F FF 94 B CU 87 B FF 93 4-2 1-2 2-3 3-H BB		3	0	1	2	2	1	0
4 Jose Lopez, R (1, 5) OBP: 0.250, SLG: 0.294		C SI 94 B FF 94 X SL 83 1-1 16 1B 2B		C SL 84 X FF 94 0-1 ② P5	X FF 94 0-0 ② 2-H 1B		F FF 96 B FF 95 F CH 79 B FF 96 T SI 96 2-2 ③ K	F FF 94 X FF 95 0-1 ③ F8		5	0	2	0	0	1	5
24 Ken Griffey Jr., L (1, 10) OBP: 0.265, SLG: 0.234		B SI 94 X FF 93 1-0 ① F7		B SL 84 B CH 88 B FF 93 B FF 93 4-0 12 BB 16 HR BB	C SL 83 B FF 95 X CH 87 1-1 ③ P4			C CH 78 B SI 93 B SI 93 C CH 80 F FF 94 F FF 94 X FF 95 2-2 ① P4		3	1	0	0	1	0	2
12 Ryan Langerhans, L (1, 3) OBP: 0.500, SLG: 0.100		B SL 83 B SI 93 C SL 82 X FF 94 2-1 ② F8		F FF 95 B SL 84 B FF 93 D CH 88 F FF 94 F SL 86 F FF 95 B FF 95 4-2 16 HR 1-2 BB		B FF 91 X FF 92 1-0 ① G3		B FF 92 B CH 80 B FF 92 B FF 92 4-0 16 WP 16 S 55 1B BB		2	2	0	0	2	0	1
16 Josh Wilson, R (1, 6) OBP: 0.444, SLG: 0.643		B SL 81 X FF 94 1-0 ③ 2-H 1B		F FF 95 F SL 85 F SL 87 B FF 95 D SL 85 X SL 84 2-2 1-H 2-H HR		B FF 93 C FF 93 X FF 93 1-1 55 F7 3B		F SI 93 1 SAFE B SI 93 F FF 94 D CH 87 F SI 96 B CH 80 D CH 77 4-2 55 1B 1-3 10 E BB		3	2	3	3	1	0	0
55 Michael Saunders, L (1, 7) OBP: 0.571, SLG: 1.167			X FF 92 0-0 ① P5	B FF 93 B FF 94 X FF 94 2-0 HR		B SL 81 C FF 93 3 SAFE F SL 84 X FF 93 1-2 ② ③ F7 3-H		D CH 80 B SI 96 X SI 94 2-0 10 E 1-3 21 BB 3-H 1B		4	2	2	2	0	0	1
10 Adam Moore, R (1, 2) OBP: 0.204, SLG: 0.213			C SI 93 C SL 83 S SL 85 0-3 ② K	C FF 93 S SL 84 F FF 95 S FF 94 0-3 ③ K			S FF 91 S FF 92 F FF 91 B FF 92 S FF 92 1-3 ① K	B SI 94 X FF 93 1-0 E9 21 BB 1-3 3-H 1B		4	0	1	1	0	3	0

Inning Stats	1	2	3	4	5	6	7	8	9
	R: 0 E: 0 K: 2 S: 7 H: 0 LOB: 0 BB: 0 P: 11	R: 0 E: 0 K: 0 S: 6 H: 2 LOB: 2 BB: 0 P: 11	R: 0 E: 0 K: 1 S: 10 H: 1 LOB: 1 BB: 0 P: 14	R: 4 E: 0 K: 1 S: 19 H: 2 LOB: 0 BB: 2 P: 33	R: 1 E: 0 K: 0 S: 8 H: 3 LOB: 1 BB: 0 P: 10	R: 0 E: 0 K: 0 S: 6 H: 1 LOB: 0 BB: 0 P: 9	R: 0 E: 0 K: 2 S: 22 H: 1 LOB: 2 BB: 1 P: 32	R: 3 E: 1 K: 0 S: 18 H: 2 LOB: 3 BB: 4 P: 39	

AB	33
R	8
H	12
RBI	8
BB	7
SO	6
LOB	14

		1B: 7	SF: 0	WP: 1	PA: 40
		2B: 2	SAC: 0	PB: 0	
		3B: 1	DP: 0	SB: 4	
		HR: 2	HBP: 0	CS: 0	

PITCHER		IP	WLS	BF	H	R	ER	SO	BB	IBB	HBP	BLK	WP	HR	S	P	ERA	WHIP
54 Ervin Santana, R ERA: 4.4	(1, 1)	6.2	L	30	10	5	5	5	3	0	0	0	0	2	75	115	6.75	1.950
43 Brian Stokes, R ERA: 7.31	(7, 1)	1.1		10	2	3	3	1	4	0	0	0	1	0	21	44	20.25	4.500

PITCHER	IP	WLS	BF	H	R	ER	SO	BB	IBB	HBP	BLK	WP	HR	S	P	ERA	WHIP

Tampa Bay Rays @ Los Angeles Angels

Angel Stadium of Anaheim, Anaheim, CA

Mon May 10 2010, 7:10 PM - 11:13 PM PDT

Att. 36,798 - Clear - 64 F

livebaseballscorecards.com

TOP

Batter	1	2	3	4	5	6	7	8	9	10	11	AB	R	H	RBI	BB	SO	LOB
8 Jason Bartlett, R (1, 6) OBP: 0.317, SLG: 0.341	C FF 89 F SI 89 B FF 88 F SI 88 C SI 89 1-3 K ①		B CU 76 C SI 88 B SI 89 B SI 86 B FF 87 4-1 18 1B BB		B SL 84 C SI 88 C SL 83 B SI 86 B SL 84 F SI 87 S SI 88 3-3 K ②		C SL 91 B FF 94 S SL 90 B SL 90 B SL 90 F FC 94 C FF 94 3-3 K ③		C SI 88 C SL 74 B SL 75 X CH 72 1-2 3 2B 18 BB 1B	P PO 88 1-0 CS ③ 1-2	F SI 90 B CH 84 B CH 90 B SL 77 X SI 89 3-1 L8 ①	5	1	1	0	1	3	2
13 Carl Crawford, L (1, 7) OBP: 0.362, SLG: 0.496	C SI 88 B CU 77 B SI 88 X SI 88 2-1 G3 ②		C CU 78 F CU 76 C SI 89 0-3 K ②		B SI 88 X SI 88 1-0 F7 ③			C CH 80 B SI 93 S CH 81 F SI 96 F FF 94 X SI 94 1-2 18 G6-3 1B	X SL 75 0-0 F9 ②		C SL 78 S CH 86 T SL 79 0-2 K ②	6	0	1	0	0	2	2
18 Ben Zobrist, S (1, 9) (7, 8) OBP: 0.346, SLG: 0.358	B SI 88 X SI 87 1-0 1B		B CU 76 B SI 86 B SI 87 C SI 88 1 SAFE C SI 88 X SI 88 3-2 3 FC5-4 1-3 1B			B SI 87 C SI 86 S CU 75 B CU 76 F SI 88 F SI 89 C SL 86 2-3 K ①		S SI 94 B CH 82 F SI 96 F FF 94 X CH 83 1-2 G6-3 ② 1-2f	B CH 74 B CH 74 C SI 90 F SI 90 B CH 73 F SI 89 B SI 90 4-2 3 2B BB 1-2		B SL 78 C SL 78 B FF 92 C SL 78 F SL 81 B SL 80 F SL 79 B FF 92 4-2 BB	4	1	2	0	2	1	1
3 Evan Longoria, R (1, 5) OBP: 0.393, SLG: 0.585	1 SAFE C SI 88 C SI 87 B SI 87 S SI 86 1-3 K ③		F SI 87 B CU 78 S SI 88 X SI 88 1-2 FC5-4 1-2f			X SI 88 0-0 G6-3 ②		B SI 95 F SI 95 X CH 82 1-1 23 WP 28 1B 2B	X CH 75 0-0 28 WP 1-H 2-H 2B		1 SAFE 1 SAFE B FF 93 1 SAFE C FF 92 S FF 92 B SL 85 1 SAFE S FF 93 2-3 K ③	6	1	2	2	0	2	4
23 Carlos Pena, L (1, 3) OBP: 0.306, SLG: 0.348		B CU 77 S SI 87 B SI 88 S SI 87 S SI 89 2-3 K ①		C CU 76 B CU 75 C SI 88 B SI 88 B CU 78 C SI 88 3-3 K ①		C SI 87 F SI 88 F SL 85 B SL 86 X SI 89 1-2 G4-3 ③		B CH 84 C SI 96 B SI 95 S CH 83 F FF 96 F CH 83 B FF 96 B SI 94 4-2 28 1B BB 2-3	H SL 76 1-0 28 WP HBP			3	0	0	0	1	2	0
28 John Jaso, L (1, 2) OBP: 0.491, SLG: 0.500		B SI 88 C SI 87 F SI 87 F CU 78 B CU 76 X SI 88 2-2 1B		S SI 88 C CH 82 B FF 87 X FF 88 1-2 5 WP 1B			C SI 88 S CH 83 B FF 87 B SI 88 F SL 84 X CH 83 2-2 G5-3 ①	C SI 96 F SI 96 B FF 95 X SI 95 1-2 1B 3-H	C SI 88 B SL 74 D SI 91 C SI 90 F SI 89 B SI 90 X SI 90 3-2 L4 ③ 1-2 2-3			5	0	3	1	0	0	2
5 Pat Burrell, R (1, 10) OBP: 0.315, SLG: 0.364		F SI 88 S SI 88 X SI 88 0-2 F9 ②		S SL 82 B SI 87 F CU 77 D CU 77 X SI 86 2-2 L1 ② 1-2			X SI 88 0-0 15 WP 1B	B CH 84 F SI 96 X SI 96 1-1 G6-3 ③		C SL 77 B FF 92 C SL 79 B SL 79 F SL 79 B FF 92 S SL 79 3-3 K ①		5	0	1	0	0	1	4
15 Reid Brignac, L (1, 4) (7, 9) OBP: 0.323, SLG: 0.443 19 Gabe Kapler, R (8, 9) OBP: 0.313, SLG: 0.326		B SI 85 C SI 85 F CU 78 X CH 82 1-2 F8 ③		F CU 76 X SI 89 0-1 L5 ③			B SI 88 B SI 87 B SI 86 C FF 87 X SI 86 3-1 E7 1-2		C SI 87 C CH 72 S SI 89 0-3 K ①	F FF 92 B SL 78 F FF 92 B SL 80 B SL 79 X SL 78 3-2 8 CS 1B		3	0	0	0	0	0	3
1 Sean Rodríguez, R (1, 8) OBP: 0.255, SLG: 0.300 16 Willy Aybar, S (7, PH) OBP: 0.292, SLG: 0.511 (7, 4)			B SI 87 B SI 88 C SI 88 X SI 88 2-1 L5 ①		C SI 86 S CU 75 B CU 74 B SL 82 F SI 88 X SI 89 2-2 G5-3 ①		B FF 94 B FF 94 X FF 94 2-0 P5 ②		C SI 89 B CH 73 B CH 72 S SI 89 F SI 90 X SI 90 2-2 HR	1 SAFE B SL 79 X FF 92 1-0 F7 ②		2	0	0	0	0	0	0
												3	1	1	1	0	0	3
Inning Stats	R: 0 E: 0 K: 2 S: 10 H: 1 LOB: 1 BB: 0 P: 15	R: 0 E: 0 K: 1 S: 13 H: 1 LOB: 1 BB: 0 P: 18	R: 0 E: 0 K: 1 S: 12 H: 1 LOB: 1 BB: 1 P: 22	R: 0 E: 0 K: 1 S: 11 H: 1 LOB: 1 BB: 0 P: 17	R: 0 E: 0 K: 1 S: 9 H: 0 LOB: 0 BB: 0 P: 15	R: 0 E: 0 K: 1 S: 10 H: 0 LOB: 0 BB: 0 P: 13	R: 0 E: 1 K: 1 S: 12 H: 1 LOB: 2 BB: 0 P: 22	R: 1 E: 0 K: 0 S: 20 H: 3 LOB: 2 BB: 1 P: 29	R: 3 E: 0 K: 1 S: 19 H: 3 LOB: 2 BB: 1 P: 30	R: 0 E: 0 K: 1 S: 9 H: 1 LOB: 0 BB: 0 P: 16	R: 0 E: 0 K: 2 S: 12 H: 0 LOB: 1 BB: 1 P: 21	1B: 9 2B: 2 3B: 0 HR: 1	SF: 0 SAC: 0 DP: 1 HBP: 1					

	AB	44
	R	4
	H	12
	RBI	4
	BB	4
	SO	12
	LOB	21

PITCHER	IP	WLS	BF	H	R	ER	SO	BB	IBB	HBP	BLK	WP	HR	S	P	ERA	WHIP
35 Joel Pineiro, R (1, 1) ERA: 4.5	6.1		26	5	0	0	7	1	0	0	0	2	0	72	112	0.00	0.947
40 Kevin Jepsen, R (7, 1) ERA: 4.05	0.2	H	2	0	0	0	1	0	0	0	0	0	0	5	10	0.00	0.000
56 Fernando Rodney, R (8, 1) ERA: 2.87	1.0		6	3	1	1	0	1	0	0	0	1	0	20	29	9.00	4.000
40 Brian Fuentes, L (9, 1) ERA: 7.04	1.0	B	8	3	3	3	1	1	0	1	0	1	1	19	30	27.00	4.000
52 Jason Bulger, R (10, 1) ERA: 4.5	1.2		6	1	0	0	2	1	0	0	0	0	0	18	32	0.00	1.200

PITCHER	IP	WLS	BF	H	R	ER	SO	BB	IBB	HBP	BLK	WP	HR	S	P	ERA	WHIP
70 Trevor Bell, R (11, 1) ERA:	0.1	W	1	0	0	0	1	0	0	0	0	0	0	3	5	0.00	0.000

WP: 4	PA: 50	1B: 9	SF: 0	
PB: 0		2B: 2	SAC: 0	
SB: 0		3B: 0	DP: 1	
CS: 1		HR: 1	HBP: 1	

Batter	1	2	3	4	5	6	7	8	9	10	11	AB	R	H	RBI	BB	SO	LOB
2 Erick Aybar, S (1, 6) OBP: 0.331, SLG: 0.325	C SI 93 F SI 93 X FF 95 0-2 53 1B 48 SF7 1B	C FF 95 F FF 95 B CU 78 B SI 94 D SL 87 X FF 95 3-2 ③ G3-1		F FF 92 B FF 92 B CH 84 X FF 93 2-1 E4 53 CS			C FF 92 X FF 90 0-1 ② F7			B SI 87 C SI 87 B SI 87 B SI 87 C SI 88 C SI 86 3-3 ① K		5	1	1	0	0	1	2
53 Bobby Abreu, L (1, 9) OBP: 0.333, SLG: 0.436	C FF 92 X SI 91 0-1 1-3 1B		B FF 94 C FF 94 X FF 94 1-1 ① F7	C FF 90 C CH 86 B FF 92 D CH 86 B CU 76 F FF 95 S SL 85 3-3 ② ③ K 1-2			B CU 75 C SI 90 X FF 92 1-1 ③ G4-3			C SI 87 X SL 76 0-1 ② P6		5	0	1	0	0	1	1
48 Torii Hunter, R (1, 8) OBP: 0.346, SLG: 0.474	B FF 95 S SL 85 B SI 95 X SL 88 2-1 ① SF7 3-H		B FF 96 B SI 94 S CH 87 F FF 94 F SL 88 X SL 86 2-2 HR		C FF 91 C SI 94 B FF 94 S SL 86 1-3 ① K			B FF 92 B FF 93 C FF 93 B SI 90 X FF 93 3-1 ① F9		B SI 93 F FF 94 C FF 93 B FF 94 B FF 93 F FF 92 X SI 94 3-2 ③ G6-3		4	1	1	2	0	1	0
8 Kendrys Morales, S (1, 3) OBP: 0.341, SLG: 0.480	B FF 95 C CH 87 S SI 95 T SL 88 1-2 ② K		B CH 87 X CH 83 1-0 20 CS 55 CI 1B		B CH 87 C FF 93 F SI 92 B SI 93 X SL 85 2-2 ② P5			B FF 92 X SI 91 1-0 ② L4			C SI 91 X CH 87 0-1 20 WP 77 SH1-4 20 SF9 1B	5	1	2	0	0	1	1
55 Hideki Matsui, L (1, 10) OBP: 0.311, SLG: 0.383 77 Reggie Willits, S (8, PR) OBP: 0.320, SLG: 0.200 (9, 10)	C CU 77 C CH 86 B SI 95 D SL 88 X SI 96 2-2 ③ G1-3		F SI 92 0-1 CI 1-2		B CU 77 B CU 77 C FF 93 X SI 93 2-1 ③ G6-3			B FF 92 C FF 90 B CH 85 C CU 76 F SL 84 B FF 93 F SL 84 F SL 83 B CH 83 4-2 BB			1 SAFE 1 SAFE B FF 91 B SI 91 C FF 89 X FF 90 2-1 ① SH1-4 1-2	2 0	0 0	0 0	0 0	1 0	0 0	1 0
20 Juan Rivera, R (1, 7) OBP: 0.283, SLG: 0.400		C FF 95 X SI 95 0-1 ① G4-3	B SL 86 B FF 94 F FF 94 S SL 86 B SL 87 S SL 86 3-3 ② ③ K 2-3			X FF 93 0-0 ① F9		1 SAFE C FS 83 S CU 82 D CU 78 C SI 88 1-3 ③ K			F SI 92 B SL 88 S SL 85 X SL 86 1-2 ② SF9 2-H	4	0	0	1	0	2	3
47 Howie Kendrick, R (1, 4) OBP: 0.304, SLG: 0.381		X FF 95 0-0 2B		B CU 76 X FF 94 1-0 44 HR 1B		B SI 92 S CH 84 F SL 84 S SL 84 1-3 ② K			C SL 82 S CU 76 F CU 77 B CU 76 F SL 83 X SL 83 1-2 ① G3-1			4	1	2	0	0	1	0
44 Mike Napoli, R (1, 2) OBP: 0.321, SLG: 0.394		H SI 94 1-0 HBP		C FF 95 B FF 95 1 SAFE 1 SAFE B SL 86 S FF 94 X SL 85 2-2 1-H HR		C FF 94 B FF 94 B SI 94 B FF 93 F FF 95 S SL 84 3-3 ③ K			F SI 87 C SI 88 B CU 77 F CU 81 S SI 89 1-3 ② K			3	1	1	2	0	2	0
3 Brandon Wood, R (1, 5) OBP: 0.182, SLG: 0.237		S FF 95 S FF 95 S SL 87 0-3 ② K		B FF 95 F SI 93 L FF 94 X FF 94 1-2 ① F7			X FF 94 0-0 ① F9			B SI 88 F SI 87 B SL 83 F SL 83 B SI 89 X CU 82 3-2 ③ G5-3		4	0	0	0	0	1	2
Inning Stats	R: 1 E: 0 K: 1 S: 13 H: 2 LOB: 1 BB: 0 P: 18	R: 0 E: 0 K: 1 S: 9 H: 1 LOB: 2 BB: 0 P: 13	R: 1 E: 1 K: 1 S: 11 H: 2 LOB: 2 BB: 0 P: 18	R: 2 E: 1 K: 1 S: 13 H: 2 LOB: 1 BB: 0 P: 22	R: 0 E: 0 K: 1 S: 8 H: 0 LOB: 0 BB: 0 P: 13	R: 0 E: 0 K: 2 S: 7 H: 0 LOB: 0 BB: 0 P: 11	R: 0 E: 0 K: 0 S: 5 H: 0 LOB: 0 BB: 0 P: 6	R: 0 E: 0 K: 1 S: 11 H: 0 LOB: 1 BB: 1 P: 20	R: 0 E: 0 K: 1 S: 12 H: 0 LOB: 0 BB: 0 P: 17	R: 0 E: 0 K: 1 S: 9 H: 0 LOB: 0 BB: 0 P: 15	R: 1 E: 0 K: 0 S: 7 H: 1 LOB: 0 BB: 0 P: 10	1B: 5 2B: 3 3B: 0 HR: 2 SF: 2 SAC: 1 DP: 2 HBP: 1	WP: 1 PB: 0 SB: 0 CS: 2 PA: 42						

PITCHER		IP	WLS	BF	H	R	ER	SO	BB	IBB	HBP	BLK	WP	HR	S	P	ERA	WHIP
22 Matt Garza, R ERA: 2.49	(1, 1)	7.2		32	7	4	4	7	1	0	1	0	0	2	74	117	4.70	1.043
35 Dan Wheeler, R ERA: 1.64	(8, 1)	1.1		4	0	0	0	2	0	0	0	0	0	0	15	21	0.00	0.000
36 Randy Choate, L ERA: 7.27	(10, 1)	0.2		2	0	0	0	1	0	0	0	0	0	0	5	8	0.00	0.000
50 Grant Balfour, R ERA: 2.45	(10, 1)	1.0	L	4	1	1	1	0	0	0	0	0	1	0	11	17	9.00	1.000

PITCHER	IP	WLS	BF	H	R	ER	SO	BB	IBB	HBP	BLK	WP	HR	S	P	ERA	WHIP

BOTTOM

Tampa Bay Rays @ Los Angeles Angels

Angel Stadium of Anaheim, Anaheim, CA

Mon May 10 2010, 7:10 PM - 11:13 PM PDT

Att. 36,798 - Clear - 64 F

livebaseballscorecards.com

AB	36
R	5
H	8
RBI	5
BB	1
SO	10
LOB	10

Batter	1	2	3	4	5	6	7	8	9	AB	R	H	RBI	BB	SO	LOB
8 Jason Bartlett, R (1, 6) OBP: 0.326, SLG: 0.341	B SI 88 B SI 88 B SI 90 C SI 89 C SI 88 B CH 77 4-2 13 FC1-6 BB		B SI 90 C SI 87 B SL 81 B CH 76 C SI 88 B SI 89 4-2 13 1B 18 SH1-3 1-2 BB		B CH 77 B SI 88 C SI 86 F SI 88 X SI 88 2-2 18 G6-4-3 13 1B 3 1B 1B	C CH 85 X SL 85 0-1 ③ G6-3		C SI 88 C SI 89 S SL 83 0-3 ② K		3	2	1	0	2	1	2
13 Carl Crawford, L (1, 7) OBP: 0.371, SLG: 0.500	C SI 90 D CH 82 C SI 88 X SL 79 1-2 ① FC1-6 3 S 1-2f		B SI 90 C SI 90 F SI 90 B SL 80 X CH 77 2-2 18 SH1-3 1-3 2-H 1B		F SL 80 1 SAFE B SI 89 X SI 87 1-1 18 G6-4-3 1-2 1B		B SL 82 F FF 90 F SL 82 X SI 89 1-2 18 S 3 HR 1B	C SI 88 S SL 84 B SL 84 B FS 84 X SL 84 2-2 ③ P5		5	1	3	1	0	0	1
18 Ben Zobrist, S (1, 3) (7, 9) OBP: 0.350, SLG: 0.366	B SI 88 C SI 88 S SI 88 B SI 88 X CH 78 2-2 ② F8		L SI 89 X SI 89 0-1 ② SH1-3 1-2 3-H		C SI 90 S SI 90 F CH 79 X SI 90 0-2 ①② G6-4-3 1-2f 2-3		B FF 91 C FF 91 1 SAFE P PO 84 1 SAFE B SI 90 D CH 84 4-1 3 HR 1-2 BB		B SI 87 X FS 88 1-0 3 F8 16 SF8 2B	3	2	1	1	1	0	3
3 Evan Longoria, R (1, 5) OBP: 0.393, SLG: 0.602	B SI 90 C CH 78 S SI 88 B SI 91 B SI 90 C SI 90 3-3 ③ K 1-2		S FC 90 B SI 90 X CH 78 1-1 ③ F7		F SI 90 F SI 89 X CH 77 0-2 1B 3-H		C SI 90 X SI 91 0-1 1-H 2-H HR		C SI 90 X SL 83 0-1 ① F8 2-3	5	1	2	4	0	1	3
16 Willy Aybar, S (1, 10) OBP: 0.283, SLG: 0.480		C SI 89 S SL 80 F SI 89 B SI 90 F SL 80 F SL 82 X SI 92 1-2 ① F8		C SI 89 C SI 89 B SL 80 B SL 80 X SI 90 2-2 ① G5-3	B SL 82 C SI 91 B SI 91 F SL 79 1 SAFE X SL 79 2-2 ③ F8		B SI 91 B CU 79 B SI 90 B SI 90 4-0 19 WP BB		X SI 89 0-0 ② SF8 3-H	3	0	0	1	1	0	1
2 B.J. Upton, R (1, 8) OBP: 0.302, SLG: 0.383		B SI 92 S SI 90 B SI 90 B SI 90 B SI 90 4-1 19 CS BB		S SI 90 B SI 90 F SI 90 B SI 90 X CH 78 2-2 ② F8		C FF 92 S FF 88 S FC 91 0-3 ① K	C SI 90 S SI 90 S SL 86 0-3 ① K		B SL 83 C SI 88 B SI 90 C SI 89 F SI 91 S SL 83 2-3 ③ K	4	0	0	0	1	3	1
19 Gabe Kapler, R (1, 9) OBP: 0.308, SLG: 0.319 23 Carlos Pena, L (7, 3) OBP: 0.306, SLG: 0.348		C SI 89 1 SAFE B SI 90 B SL 80 S FC 89 F SI 91 C CH 75 2-3 ②③ K 1-2		C SL 79 B SL 80 X SI 90 1-1 30 1B 1B		L FF 92 X SL 83 0-1 ② G6-3	B SI 90 C SI 90 B CU 78 F SI 90 X SI 92 2-2 ② G1-3 1-2			4 0	0 0	1 0	0 0	0 0	1 0	2 0
30 Dioner Navarro, S (1, 2) OBP: 0.264, SLG: 0.219			C SI 87 B SI 89 F SL 87 F SL 79 B SI 92 X CH 77 2-2 ① G5-3	1 SAFE B SI 88 B SI 88 C FF 89 X SI 89 2-1 1-2 1B		C FF 93 X FF 93 0-1 1 2B 1B	C SI 90 S SI 90 B SI 91 F SI 91 F SL 85 F SI 92 D CU 80 C SI 90 2-3 ③ K			4	0	2	0	0	1	1
1 Sean Rodríguez, R (1, 4) OBP: 0.271, SLG: 0.333			C SL 80 B SI 90 X CH 78 1-1 8 BB 13 1B 1B	B SI 90 B SI 90 S CH 80 C CH 79 F SI 90 X CH 79 2-2 ③ G3		B SL 83 X FF 92 1-0 1-3 2B		C SL 82 S SL 84 C SL 84 0-3 ① K		4	1	2	0	0	1	2
Inning Stats	R: 0 E: 0 K: 1 S: 11 H: 0 LOB: 1 BB: 1 P: 21	R: 0 E: 0 K: 1 S: 11 H: 0 LOB: 0 BB: 1 P: 18	R: 2 E: 0 K: 0 S: 15 H: 2 LOB: 1 BB: 1 P: 25	R: 0 E: 0 K: 0 S: 14 H: 2 LOB: 2 BB: 0 P: 23	R: 1 E: 0 K: 0 S: 16 H: 3 LOB: 1 BB: 0 P: 21	R: 0 E: 0 K: 1 S: 10 H: 2 LOB: 2 BB: 0 P: 11	R: 3 E: 0 K: 2 S: 19 H: 2 LOB: 1 BB: 2 P: 31	R: 0 E: 0 K: 2 S: 9 H: 0 LOB: 0 BB: 0 P: 11	R: 1 E: 0 K: 1 S: 8 H: 1 LOB: 0 BB: 0 P: 11	1B: 9 2B: 2 3B: 0 HR: 1 SF: 1 SAC: 1 DP: 1 HBP: 0						

PITCHER	IP	WLS	BF	H	R	ER	SO	BB	IBB	HBP	BLK	WP	HR	S	P	ERA	WHIP
19 Scott Kazmir, L (1, 1) ERA: 6.82	5.0	L	23	7	3	3	2	3	0	0	0	0	0	67	108	5.40	2.000
70 Trevor Bell, R (6, 1) ERA: 13.5	1.0		7	3	2	2	1	1	0	0	0	0	0	15	20	18.00	4.000
62 Scot Shields, R (7, 1) ERA: 7.84	1.0		5	1	1	1	2	1	0	0	0	1	1	14	22	9.00	2.000
38 Bobby Cassevah, R (8, 1) ERA: 7.11	2.0		7	1	1	1	3	0	0	0	0	0	0	17	22	4.50	0.500

PITCHER | IP | WLS | BF | H | R | ER | SO | BB | IBB | HBP | BLK | WP | HR | S | P | ERA | WHIP

TOP

Tampa Bay Rays @ Los Angeles Angels

Angel Stadium of Anaheim, Anaheim, CA

Tue May 11 2010, 7:09 PM - 10:11 PM PDT

Att. 39,007 - Clear - 64 F

livebaseballscorecards.com

AB	35
R	7
H	12
RBI	7
BB	5
SO	8
LOB	16

WP: 1 PB: 0 SB: 2 CS: 1 PA: 42

Batter	1	2	3	4	5	6	7	8	9	AB	R	H	RBI	BB	SO	LOB
2 Erick Aybar, S (1, 6) OBP: 0.333, SLG: 0.328	C SI 91 F SI 92 B FF 92 F CU 78 X CH 85 1-2 53 G1-3 1B		B FF 91 B SI 91 C SI 92 X SI 91 2-1 48 1B 53 S 1B		C SI 91 C CU 77 C SI 92 0-3 ③ K			C SI 89 X SI 91 0-1 ① G4-3 1-2	B FF 94 B FF 92 C FF 93 B FF 93 X FF 92 3-1 ③ F7	5	0	2	0	0	1	1
53 Bobby Abreu, L (1, 9) OBP: 0.331, SLG: 0.426	C FF 90 B SI 90 X SI 90 1-1 ① G1-3 1-2		C SI 92 1 SAFE C CH 85 1 SAFE B CH 84 S FF 88 1-3 ② K 1-2			B FF 88 C FF 90 B CU 76 B SI 90 F FF 90 S CU 78 3-3 ① K		C CU 77 F CH 85 B CH 84 B SI 89 B CU 78 B SL 84 4-2 8 1B 48 1B 55 BB BB		3	1	0	0	1	2	2
48 Torii Hunter, R (1, 8) OBP: 0.350, SLG: 0.475	C SL 86 X SI 92 0-1 ② G5-3		S CU 78 X CU 79 0-1 ③ 2-3 1B			B SI 91 F SI 91 F SI 92 B SI 91 X CU 78 2-2 ② G2-3		B FC 86 C FC 87 X CU 76 1-1 55 BB 8 1B 1-2 2-H 1B		4	0	2	1	0	0	1
8 Kendrys Morales, S (1, 3) OBP: 0.338, SLG: 0.473	C FF 91 X CU 78 0-1 ③ G5-3			C SI 90 X CU 77 0-1 ① G6-3		C SI 87 B SI 92 F SL 85 B SI 93 F CU 78 B SL 88 F FF 92 S SI 91 3-3 ③ K		B SI 89 X FC 88 1-0 55 BB 1-2 2-3 1B		4	0	1	0	0	1	1
55 Hideki Matsui, L (1, 10) OBP: 0.309, SLG: 0.374		C SI 92 X SI 91 0-1 ① F7		B SI 91 X SI 91 1-0 ② G4-3			B FF 87 X FF 89 1-0 ① G3-1	B SL 76 B SI 86 B SI 86 B SI 86 4-0 27 FC6 1-2 2-3 3-H BB		3	0	0	1	1	0	0
47 Howie Kendrick, R (1, 4) OBP: 0.310, SLG: 0.380		C SI 92 B SL 86 C FC 87 F SI 93 F CU 79 X SI 93 1-2 ② G4-3		C CU 76 B SL 86 C SL 86 B CU 78 B FF 92 B FF 90 4-2 BB			B FF 89 B SI 90 F FF 88 X FF 89 2-1 1B	C SI 92 B SL 88 B SI 92 C SI 93 F FF 92 S SL 86 2-3 ② K		3	0	1	0	1	1	3
27 Michael Ryan, L (1, 7) OBP: 0.286, SLG: 0.429		B SI 91 X SI 92 1-0 2B		B SI 91 F FF 90 C CU 77 B CH 85 1 SAFE X CU 78 2-2 ③ G5-3			C CU 75 S CH 85 B CU 77 X SI 90 1-2 ② F7	X CU 81 0-0 ③ FC6 1-2f		4	0	1	0	0	0	5
44 Mike Napoli, R (1, 2) OBP: 0.306, SLG: 0.373		F SI 92 B SI 92 X SI 93 1-1 ③ F8			C SL 83 B SI 91 S SI 91 X CU 78 1-2 ① G5-3		C SL 83 B SL 85 X SI 92 1-1 ③ P4		C FF 93 C FF 94 B SI 93 B CH 84 S CH 81 2-3 ① K	4	0	0	0	0	1	2
3 Brandon Wood, R (1, 5) OBP: 0.184, SLG: 0.238			C FF 90 B CU 76 C SI 91 X SL 86 1-2 ① F9		B SL 84 X SI 91 1-0 ② F9			C FF 88 S CU 75 F SL 81 B SI 91 B CU 77 F FF 89 F FF 90 X CU 77 2-2 2 G4-3 48 1B 1B	X FF 94 0-0 ② G6-3	4	1	1	0	0	0	0
Inning Stats	R: 0 E: 0 K: 0 S: 10 H: 1 LOB: 1 BB: 0 P: 12	R: 0 E: 0 K: 0 S: 10 H: 1 LOB: 1 BB: 0 P: 13	R: 0 E: 0 K: 1 S: 10 H: 2 LOB: 2 BB: 0 P: 14	R: 0 E: 0 K: 0 S: 8 H: 0 LOB: 1 BB: 1 P: 15	R: 0 E: 0 K: 1 S: 7 H: 0 LOB: 0 BB: 0 P: 9	R: 0 E: 0 K: 2 S: 11 H: 0 LOB: 0 BB: 0 P: 19	R: 0 E: 0 K: 0 S: 8 H: 1 LOB: 1 BB: 0 P: 13	R: 2 E: 0 K: 1 S: 18 H: 3 LOB: 3 BB: 2 P: 32	R: 0 E: 0 K: 1 S: 6 H: 0 LOB: 0 BB: 0 P: 11	1B: 7 2B: 1 3B: 0 HR: 0 SF: 0 SAC: 0 DP: 0 HBP: 0						

PITCHER		IP	WLS	BF	H	R	ER	SO	BB	IBB	HBP	BLK	WP	HR	S	P	ERA	WHIP
34 Jeff Niemann, R ERA: 2.27	(1, 1)	7.1	W	29	6	2	2	4	2	0	0	0	0	0	74	111	2.46	1.091
31 Lance Cormier, R ERA: 4.38	(8, 1)	0.0		2	2	0	0	0	0	0	0	0	0	0	3	5	∞	∞
36 Randy Choate, L ERA: 7.27	(8, 1)	0.0		1	0	0	0	0	1	0	0	0	0	0	0	4	∞	∞
50 Grant Balfour, R ERA: 2.35	(8, 1)	0.2	H	2	0	0	0	1	0	0	0	0	0	0	5	7	0.00	0.000
53 Joaquín Benoit, R ERA:	(9, 1)	1.0		3	0	0	0	1	0	0	0	0	0	0	6	11	0.00	0.000

PITCHER	IP	WLS	BF	H	R	ER	SO	BB	IBB	HBP	BLK	WP	HR	S	P	ERA	WHIP

BOTTOM

Tampa Bay Rays @ Los Angeles Angels

Angel Stadium of Anaheim, Anaheim, CA

Tue May 11 2010, 7:09 PM - 10:11 PM PDT

Att. 39,007 - Clear - 64 F

livebaseballscorecards.com

AB	34
R	2
H	8
RBI	2
BB	3
SO	6
LOB	15

Tampa Bay Rays @ Los Angeles Angels

Angel Stadium of Anaheim, Anaheim, CA

Wed May 12 2010, 4:08 PM - 7:18 PM PDT

Att. 35,700 - Sunny - 70 F

livebaseballscorecards.com

Batter	1	2	3	4	5	6	7	8	9	AB	R	H	RBI	BB	SO	LOB
8 Jason Bartlett, R (1, 6) OBP: 0.329, SLG: 0.346	C FF 88 C SI 89 X SL 79 0-2 E5 13 1B 13 S 18 2B	X FF 89 0-0 ③ F7			B FF 90 B FF 89 B FF 90 C SI 87 B SL 79 4-1 13 1B 18 PB BB		C FF 88 X FF 90 0-1 13 G4-3 2B		B SI 95 B SI 95 F SI 95 X SI 94 2-1 ② G4-3 2-3	4	2	1	0	1	0	1
13 Carl Crawford, L (1, 7) OBP: 0.372, SLG: 0.496	B SI 88 S CU 71 B SI 90 X CU 71 2-1 18 2B 5 PB 1-3 1B		F CU 69 X CU 72 0-1 ① G4-3		1 SAFE C CH 79 C SI 89 X CH 78 0-2 18 PB 1-3 1B		X CU 69 0-0 ② G4-3 2-3		T CH 83 F SI 95 F FF 95 X CH 82 0-2 ③ G1-3	5	1	2	0	0	0	2
18 Ben Zobrist, S (1, 9) OBP: 0.347, SLG: 0.370	B SI 89 1 SAFE C SI 89 B FF 90 1 SAFE S CU 71 X SI 90 2-2 5 PB 1-3 3-H 2B		S CH 78 B SI 89 X FF 90 1-1 ② G4-3		B CH 81 C CH 79 C SI 90 S SL 76 1-3 ③ K 1-2 3-H		F CH 79 F FF 90 B FF 90 S SL 79 1-3 ③ K2-3			4	0	1	1	0	2	2
3 Evan Longoria, R (1, 5) OBP: 0.389, SLG: 0.598	F SI 89 B FF 91 B SL 81 C FF 91 B SL 80 S SL 81 3-3 ① K		C FF 90 F SI 89 F FF 90 B SL 80 B SL 82 B SI 91 C SI 90 3-3 ③ K			C SL 78 B CH 78 S CH 79 X SI 90 1-2 2 1B 2B		F FF 95 B SL 90 B SL 89 X FC 96 2-1 ① F8		4	1	1	0	0	2	2
23 Carlos Pena, L (1, 3) OBP: 0.312, SLG: 0.357	B CU 69 F SI 89 B FF 90 S CH 80 B SI 90 B CH 81 4-2 5 PB BB			S SI 88 C CH 80 S SL 78 0-3 ① K		B SI 89 B CH 79 C CU 69 S CH 79 S CH 80 2-3 ① K		B FC 96 B FF 96 S FC 96 S FF 94 F FC 96 B FF 96 X FF 96 3-2 2B		3	0	1	0	1	2	1
2 B.J. Upton, R (1, 8) OBP: 0.301, SLG: 0.378	B SL 79 S SL 78 F FF 90 B FF 89 C SI 90 2-3 ② K			F SL 78 S SL 80 C SI 90 0-3 ② K		F SL 78 X SL 77 0-1 28 S 2-H 1B		F FF 95 B SL 90 C FF 95 D SL 90 D SL 90 F FF 96 S FF 95 3-3 ② K		4	0	1	1	0	3	4
5 Pat Burrell, R (1, 10) OBP: 0.304, SLG: 0.350 16 Willy Aybar, S (8, PH) OBP: 0.278, SLG: 0.471 (8, 10)	C SL 77 B FF 90 S FF 92 B SL 78 S SL 79 2-3 ③ K 1-2 2-3 3-H			B FF 90 C SL 80 B SI 90 S SL 79 S CH 78 2-3 ③ K		1 SAFE C FF 89 S SI 89 B FF 90 B SL 78 S SL 77 2-3 ② K		B SL 87 B FF 95 S SL 89 S SL 89 X FF 95 2-2 ③ G5-3		3 1	0 0	0 0	0 0	0 0	3 0	3 1
28 John Jaso, L (1, 2) OBP: 0.474, SLG: 0.477 30 Dioner Navarro, S (9, 2) OBP: 0.264, SLG: 0.219		C FF 88 C CU 69 X FF 91 0-2 ① F7			B CU 69 S CH 78 B CU 72 C CH 77 S CH 77 2-3 ① K	B FF 87 S CH 79 X SI 88 1-1 ③ F8 1-2			B CH 81 C SI 93 X FF 94 1-1 8 G4-3 15 WP 1B	4 0	0 0	1 0	0 0	0 0	1 0	1 0
15 Reid Brignac, L (1, 4) OBP: 0.304, SLG: 0.415		B SI 89 C SI 89 C CU 70 F SL 79 B FF 90 X SI 90 2-2 ② P6			B CU 71 S SI 90 F SI 89 B FF 92 F CH 77 X CH 79 2-2 ② F8		S SI 87 F FF 88 B SL 78 X CH 78 1-2 ① G3		C SI 93 F SI 94 F SI 94 B CH 82 S CH 81 1-3 ① K 1-2	4	0	0	0	0	1	1

Inning Stats	1	2	3	4	5	6	7	8	9
	R: 2 E: 1 K: 3 S: 19 H: 2 LOB: 2 BB: 1 P: 34	R: 0 E: 0 K: 0 S: 8 H: 0 LOB: 0 BB: 0 P: 10	R: 0 E: 0 K: 1 S: 8 H: 0 LOB: 0 BB: 0 P: 12	R: 0 E: 0 K: 3 S: 9 H: 0 LOB: 0 BB: 0 P: 11	R: 1 E: 0 K: 2 S: 14 H: 1 LOB: 1 BB: 1 P: 23	R: 1 E: 0 K: 2 S: 13 H: 2 LOB: 1 BB: 0 P: 19	R: 0 E: 0 K: 1 S: 9 H: 1 LOB: 1 BB: 0 P: 11	R: 0 E: 0 K: 1 S: 13 H: 1 LOB: 1 BB: 0 P: 23	R: 0 E: 0 K: 1 S: 12 H: 1 LOB: 1 BB: 0 P: 16

1B: 4	SF: 0
2B: 4	SAC: 0
3B: 0	DP: 0
HR: 0	HBP: 0

WP: 1	PA: 38
PB: 2	
SB: 2	
CS: 0	

AB	36
R	4
H	8
RBI	2
BB	2
SO	14
LOB	18

PITCHER	IP	WLS	BF	H	R	ER	SO	BB	IBB	HBP	BLK	WP	HR	S	P	ERA	WHIP
36 Jered Weaver, R (1, 1) ERA: 2.47	7.0	L	30	6	4	1	12	2	0	0	0	0	0	80	120	1.29	1.143
40 Kevin Jepsen, R (8, 1) ERA: 3.77	1.0		4	1	0	0	1	0	0	0	0	0	0	13	23	0.00	1.000
56 Fernando Rodney, R (9, 1) ERA: 2.7	1.0		4	1	0	0	1	0	0	0	0	1	0	12	16	0.00	1.000

PITCHER	IP	WLS	BF	H	R	ER	SO	BB	IBB	HBP	BLK	WP	HR	S	P	ERA	WHIP

Tampa Bay Rays @ Los Angeles Angels

Angel Stadium of Anaheim, Anaheim, CA

Wed May 12 2010, 4:08 PM - 7:18 PM PDT

Att. 35,700 - Sunny - 70 F

livebaseballscorecards.com

BOTTOM

Batter	1	2	3	4	5	6	7	8	9	AB	R	H	RBI	BB	SO	LOB
2 Erick Aybar, S (1, 6) OBP: 0.329, SLG: 0.331	C FF 91 C FF 93 F SI 90 X FF 94 0-2 G6-3 ①		C KC 77 F FF 95 F FF 96 B FF 94 X KC 78 1-2 FC5-4 53 FC3-6 ① 1-2f		X FC 89 0-0 FC5-4 53 S ② 1-2f 2-3		C CH 88 B FF 92 F CH 87 X KC 77 1-2 1-3 2B		B FF 95 F FF 91 B SI 96 B FF 94 C FF 94 X FF 94 3-2 F7 ③	5	0	1	0	0	0	3
53 Bobby Abreu, L (1, 9) OBP: 0.329, SLG: 0.420	C FF 93 C FF 95 F FF 95 B FC 88 F FC 86 F FF 95 B FF 96 F KC 78 B FC 88 4-2 B SI 96 48 S BB		1 SAFE X SI 95 0-0 FC3-6 48 S ② 1-2f 48 1B		C FF 94 C KC 76 B FF 95 F FF 95 1 SAFE X KC 77 1-2 G4-3 ③ 1-2		S SL 75 X SL 74 0-1 SF8 ② 3-H			2	1	0	1	1	0	3
48 Torii Hunter, R (1, 8) OBP: 0.348, SLG: 0.468	B SI 90 C SI 90 S FF 95 C FF 96 1-3 K ② 1-2		B FF 95 B KC 79 C KC 78 X FF 95 2-1 1B ③ 1-H			B FC 84 S CH 88 B FF 88 B FC 85 F CH 88 X SI 89 3-2 G5-3 ①	B FF 92 X FF 92 1-0 P3 ③			4	0	1	1	0	1	2
8 Kendrys Morales, S (1, 3) OBP: 0.329, SLG: 0.459	C FF 95 S KC 79 C FF 96 0-3 K ③			B FF 93 B SI 89 C SI 88 F SI 89 X FF 95 2-2 G4-3 ①		C CH 88 F SI 90 X FF 94 0-2 E5 47 2B		B FF 90 C SI 92 F SI 92 B SI 93 X SI 92 2-2 F7 ①		4	1	0	0	0	1	1
20 Juan Rivera, R (1, 7) OBP: 0.282, SLG: 0.395		C KC 75 X KC 78 0-1 47 1B 1B		B KC 77 C SI 90 S FF 96 X FF 96 1-2 G4-3 ②		C KC 77 B FC 86 S KC 77 B FF 95 B SI 89 S SI 89 3-3 K ②		C SI 89 X SI 90 0-1 F8 ②		4	0	1	0	0	1	1
47 Howie Kendrick, R (1, 4) OBP: 0.323, SLG: 0.400		X SI 94 0-0 18 G4-3 1-2 1B		C KC 76 C FF 94 B KC 80 X SI 91 1-2 G1-3 ③		X SI 88 0-0 1-H 2B		C SI 90 B CU 77 B FS 84 X FC 84 2-1 1B		4	0	3	1	0	0	0
44 Mike Napoli, R (1, 10) OBP: 0.295, SLG: 0.359 55 Hideki Matsui, L (8, PH) OBP: 0.307, SLG: 0.371 (9, 10)		B SI 91 C KC 76 B KC 78 F KC 77 S FF 96 2-3 K ①			S FF 93 F FF 94 S SI 89 0-3 K ①	B KC 75 S KC 75 F FF 94 S SI 90 1-3 K ③		B FC 88 B SI 89 1 SAFE 1 SAFE B SI 89 C SI 90 X FC 89 3-1 G3 ③		3 1	0 0	0 0	0 0	0 0	3 0	3 1
18 Kevin Frandsen, R (1, 5) OBP: 0.571, SLG: 0.500 27 Michael Ryan, L (9, PH) OBP: 0.250, SLG: 0.375		B FF 95 B FF 95 X SI 95 2-0 G4-3 ② ③ 1-2f			C FF 93 B CH 80 B KC 77 B KC 74 B CH 88 4-1 2 FC5-4 28 BB BB		X FF 91 0-0 G4-3 ①		B SI 94 X FF 93 1-0 F8 ①	2 1	0 0	0 0	0 0	1 0	0 0	2 0
28 Ryan Budde, R (1, 2) OBP: 0.455, SLG: 0.800			L FF 93 B FF 94 C FF 94 X SI 95 1-2 2 FC5-4 1B		C FF 93 B SI 90 C KC 76 B FF 94 1 SAFE B FF 94 F KC 75 D KC 77 4-2 2 FC5-4 1-2 BB		B CH 85 C CH 86 C KC 76 B SI 88 B KC 76 X CH 87 3-2 2 2B 53 SF8 1B		C FF 92 B FF 93 C FF 94 F FF 94 X SL 84 1-2 F8 ②	3	1	2	0	1	0	0
Inning Stats	R: 0 E: 0 K: 2 S: 16 H: 0 LOB: 1 BB: 1 P: 21	R: 0 E: 0 K: 1 S: 7 H: 2 LOB: 1 BB: 0 P: 11	R: 1 E: 0 K: 0 S: 10 H: 2 LOB: 1 BB: 0 P: 14	R: 0 E: 0 K: 0 S: 9 H: 0 LOB: 0 BB: 0 P: 13	R: 0 E: 0 K: 1 S: 12 H: 0 LOB: 2 BB: 2 P: 21	R: 1 E: 1 K: 2 S: 13 H: 1 LOB: 1 BB: 0 P: 20	R: 1 E: 0 K: 0 S: 10 H: 2 LOB: 1 BB: 0 P: 15	R: 0 E: 0 K: 0 S: 9 H: 1 LOB: 1 BB: 0 P: 16	R: 0 E: 0 K: 0 S: 8 H: 0 LOB: 0 BB: 0 P: 13	1B: 6 2B: 2 3B: 0 HR: 0	SF: 1 SAC: 0 DP: 1 HBP: 0			WP: 0 PB: 0 SB: 3 CS: 0	PA: 37		

	AB	33
	R	3
	H	8
	RBI	3
	BB	3
	SO	6
	LOB	16

PITCHER		IP	WLS	BF	H	R	ER	SO	BB	IBB	HBP	BLK	WP	HR	S	P	ERA	WHIP
14 David Price, L ERA: 2.03	(1, 1)	6.1	W	28	7	3	2	6	3	0	0	0	0	0	74	111	2.84	1.579
36 Randy Choate, L ERA: 7.0	(7, 1)	0.1	H	1	0	0	0	0	0	0	0	0	0	0	2	2	0.00	0.000
50 Grant Balfour, R ERA: 2.25	(7, 1)	0.2	H	2	0	0	0	0	0	0	0	0	0	0	4	7	0.00	0.000
35 Dan Wheeler, R ERA: 1.59	(8, 1)	0.1	H	2	1	0	0	0	0	0	0	0	0	0	4	6	0.00	3.000
31 Lance Cormier, R ERA: 4.26	(8, 1)	0.1	H	1	0	0	0	0	0	0	0	0	0	0	2	5	0.00	0.000

PITCHER		IP	WLS	BF	H	R	ER	SO	BB	IBB	HBP	BLK	WP	HR	S	P	ERA	WHIP
29 Rafael Soriano, R ERA: 1.93	(9, 1)	1.0	S	3	0	0	0	0	0	0	0	0	0	0	8	13	0.00	0.000

Batter	1	2	3	4	5	6	7	8	9	AB	R	H	RBI	BB	SO	LOB
2 Cliff Pennington, S (1, 6) OBP: 0.329, SLG: 0.370	B FF 90 F FF 90 X SI 91 1-1 10 CS 7 G1-3 1B		C CH 82 X FF 90 0-1 ③ P6			C SI 90 F SI 90 F FF 90 B CU 75 B CH 80 X CH 81 2-2 ② G6-3		C CU 76 D CU 78 X SI 91 1-1 ③ F8 1-2		4	0	1	0	0	0	2
7 Adam Rosales, R (1, 4) OBP: 0.328, SLG: 0.350	C SI 91 B FF 90 X CH 82 1-1 ① G1-3 1-2			B CH 82 X CH 82 1-0 ① G1-3		B CU 75 C SI 90 B SI 91 B SI 90 B CH 83 4-1 BB			C FF 91 B CU 77 S CH 82 B CH 81 B FF 91 B SI 91 4-2 5 G1-3 BB	2	0	0	0	2	0	1
10 Daric Barton, L (1, 3) OBP: 0.390, SLG: 0.402	F FF 91 C CU 79 B SI 90 C SI 90 1-3 ②③ K 2-3			C FF 90 F SI 90 B FF 88 X SI 91 1-2 ② F7		B CU 76 B CU 76 C SI 90 1 SAFE 1 SAFE X SI 90 2-1 ③ G1-3			X FF 90 0-0 ① F9	4	0	0	0	0	1	3
5 Kevin Kouzmanoff, R (1, 5) OBP: 0.295, SLG: 0.350		B FF 90 X SI 89 1-0 ① F9		B FF 91 B CH 82 X CH 83 2-0 ③ G2-3			C FF 89 B FF 89 X CH 81 1-1 ① G5-3		X CH 80 0-0 ② G1-3 1-2	4	0	0	0	0	0	1
50 Jake Fox, R (1, 7) OBP: 0.268, SLG: 0.323		C CU 73 S SI 91 B FF 90 F CH 82 X SI 90 1-2 ② F9			B SI 89 X SI 90 1-0 ① G1-3		X SI 90 0-0 ② G6-3		B CH 81 F SI 91 F SI 92 B CH 81 S CH 82 2-3 ③ K	4	0	0	0	0	1	1
35 Landon Powell, S (1, 2) OBP: 0.326, SLG: 0.229		C FF 92 F FF 91 B FF 92 B CU 76 B SI 92 X FF 92 3-2 ③ L6			X SI 90 0-0 ② G1-4-3		C FF 90 B SI 91 B CU 77 B SI 90 C FF 91 C FF 91 3-3 ③ K			3	0	0	0	0	1	0
29 Josh Donaldson, R (1, 10) OBP: 0.185, SLG: 0.308			C FF 90 B CH 81 X CH 83 1-1 2B		C CU 74 B CU 76 X SI 91 1-1 1B			C SI 90 B FF 91 F FF 90 B FF 91 X CH 82 2-2 ① F9		3	0	2	0	0	0	0
18 Gabe Gross, L (1, 9) OBP: 0.262, SLG: 0.276			C CU 76 B CU 79 C SI 90 B FF 90 S CU 79 2-3 ① K		S FF 90 B SI 91 F SI 90 C CU 81 1-3 ③ K			C CU 75 B CU 75 C SI 90 S SI 89 1-3 ② K		3	0	0	0	0	3	2
11 Rajai Davis, R (1, 8) OBP: 0.265, SLG: 0.272			X CU 74 0-0 ② P3			B CU 73 X CH 78 1-0 ① F7		B SI 90 C SI 91 B FF 91 X SI 91 2-1 2 WP 1B		3	0	1	0	0	0	1
Inning Stats	R: 0 E: 0 K: 1 S: 7 H: 1 LOB: 1 BB: 0 P: 10	R: 0 E: 0 K: 0 S: 8 H: 0 LOB: 0 BB: 0 P: 13	R: 0 E: 0 K: 1 S: 8 H: 1 LOB: 0 BB: 0 P: 11	R: 0 E: 0 K: 0 S: 5 H: 0 LOB: 0 BB: 0 P: 9	R: 0 E: 0 K: 1 S: 7 H: 1 LOB: 1 BB: 0 P: 10	R: 0 E: 0 K: 0 S: 8 H: 0 LOB: 1 BB: 1 P: 17	R: 0 E: 0 K: 1 S: 6 H: 0 LOB: 0 BB: 0 P: 10	R: 0 E: 0 K: 1 S: 10 H: 1 LOB: 1 BB: 0 P: 16	R: 0 E: 0 K: 1 S: 7 H: 0 LOB: 1 BB: 1 P: 13	1B: 3 2B: 2 3B: 0 HR: 0 SF: 0 SAC: 0 DP: 1 HBP: 0						

PITCHER	IP	WLS	BF	H	R	ER	SO	BB	IBB	HBP	BLK	WP	HR	S	P	ERA	WHIP
51 Joe Saunders, L (1, 1) ERA: 4.96	9.0	W	32	4	0	0	6	2	0	0	0	1	0	66	109	0.00	0.667

PITCHER	IP	WLS	BF	H	R	ER	SO	BB	IBB	HBP	BLK	WP	HR	S	P	ERA	WHIP

TOP

Oakland Athletics @ Los Angeles Angels

Angel Stadium of Anaheim, Anaheim, CA

Fri May 14 2010, 7:09 PM - 9:13 PM PDT

Att. 41,290 - Partly Cloudy - 64 F

livebaseballscorecards.com

AB	30
R	0
H	4
RBI	0
BB	2
SO	6
LOB	11

WP: 1 PB: 0 SB: 0 CS: 1 PA: 32

Batter	1	2	3	4	5	6	7	8	9	AB	R	H	RBI	BB	SO	LOB
2 Erick Aybar, S (1, 6) OBP: 0.327, SLG: 0.329	F FF 86 X FF 86 0-1 ① G6-3		B CU 76 F SI 86 C SI 88 S CH 72 1-3 ③ K			C CU 72 X FC 87 0-1 47 SH3-4 8 1B 1B	X CU 76 0-0 ② FC6-2 3-H			4	1	1	0	0	1	1
47 Howie Kendrick, R (1, 4) OBP: 0.316, SLG: 0.391	B SI 85 C FC 84 F FF 87 B CH 71 X CH 70 2-2 ② G4-3			C CU 75 B FF 87 X FF 87 1-1 ① P3		1 SAFE L FF 84 B FC 85 1 SAFE X FF 85 1-1 ① SH3-4 1-2	X FF 87 0-0 ③ F9			3	0	0	0	0	0	1
53 Bobby Abreu, L (1, 9) OBP: 0.333, SLG: 0.426	B FF 89 C FF 89 B CH 75 X SI 88 2-1 2B			C CU 75 X FC 81 0-1 ② G1-3		C CU 76 B CU 75 B SI 89 D FC 83 B CU 77 4-1 8 1B 55 HR BB		C SI 86 S CH 73 B SI 86 B SI 88 C CH 75 2-3 ① K		3	1	1	0	1	1	0
48 Torii Hunter, R (1, 8) OBP: 0.338, SLG: 0.453	X CU 75 0-0 ③ F9			C CU 73 S FF 87 F FF 88 B CH 71 F CH 71 X CH 71 1-2 ③ F9		C FF 87 F CU 76 F FF 88 B FF 90 F FF 89 F CH 75 F CH 73 S FF 88 1-3 ② K		B FF 88 X CH 73 1-0 ② G5-3		4	0	0	0	0	1	3
8 Kendrys Morales, S (1, 3) OBP: 0.327, SLG: 0.453		C CU 75 B FF 88 X FC 88 1-1 ① P3			C FF 86 B CU 74 X CU 75 1-1 ① F8	X CU 77 0-0 1-2 2-H 55 HR 1B		B FC 86 C SI 85 C FC 88 X CH 71 1-2 ③ G6-3		4	1	1	1	0	0	0
55 Hideki Matsui, L (1, 10) OBP: 0.315, SLG: 0.402		C FF 90 C SI 86 X CU 74 0-2 ② F8			B CU 77 C FF 87 X FC 81 1-1 20 1B 1B	B CH 74 X CU 76 1-0 1-H 2-H HR				3	1	2	3	0	0	0
20 Juan Rivera, R (1, 7) OBP: 0.283, SLG: 0.393		C SI 87 B FF 87 B CH 74 X CH 73 2-1 ③ F7			C CU 74 F FF 87 X FF 89 0-2 1-2 1B	C FF 87 X FF 88 0-1 ③ G1-3				3	0	1	0	0	0	0
44 Mike Napoli, R (1, 2) OBP: 0.297, SLG: 0.370			B CU 73 S FF 86 S FC 87 S FF 89 1-3 ① K		B FF 87 C CU 74 F FF 88 S CH 73 1-3 ② K		B FC 83 X FC 83 1-0 3 SH5-3 2 FC6-2 2B			3	0	1	0	0	2	2
3 Brandon Wood, R (1, 5) OBP: 0.181, SLG: 0.233			B SI 85 S FF 88 S CH 73 X FC 88 1-2 ② F9		X CU 75 0-0 ③ P3		X FF 87 0-0 ① SH5-3 2-3			2	0	0	0	0	0	2
Inning Stats	R: 0 H: 1 E: 0 LOB: 1 K: 0 BB: 0 S: 8 P: 12	R: 0 H: 0 E: 0 LOB: 0 K: 0 BB: 0 S: 7 P: 10	R: 0 H: 0 E: 0 LOB: 0 K: 2 BB: 0 S: 9 P: 12	R: 0 H: 0 E: 0 LOB: 0 K: 0 BB: 0 S: 9 P: 11	R: 0 H: 2 E: 0 LOB: 2 K: 1 BB: 1 S: 11 P: 14	R: 4 H: 3 E: 0 LOB: 0 K: 1 BB: 1 S: 16 P: 23	R: 0 H: 1 E: 0 LOB: 1 K: 0 BB: 0 S: 4 P: 5	R: 0 H: 0 E: 0 LOB: 0 K: 1 BB: 0 S: 7 P: 11		1B: 4 SF: 0 2B: 2 SAC: 2 3B: 0 DP: 0 HR: 1 HBP: 0				WP: 0 PA: 32 PB: 0 SB: 0 CS: 0		

PITCHER	IP	WLS	BF	H	R	ER	SO	BB	IBB	HBP	BLK	WP	HR	S	P	ERA	WHIP
51 Dallas Braden, L (1, 1) ERA: 3.5	8.0	L	32	7	4	4	5	1	0	0	0	0	1	71	98	4.50	1.000

PITCHER	IP	WLS	BF	H	R	ER	SO	BB	IBB	HBP	BLK	WP	HR	S	P	ERA	WHIP

BOTTOM

Oakland Athletics @ Los Angeles Angels

Angel Stadium of Anaheim, Anaheim, CA

Fri May 14 2010, 7:09 PM - 9:13 PM PDT

Att. 41,290 - Partly Cloudy - 64 F

livebaseballscorecards.com

AB	29
R	4
H	7
RBI	4
BB	1
SO	5
LOB	9

Oakland Athletics @ Los Angeles Angels

Angel Stadium of Anaheim, Anaheim, CA

Sat May 15 2010, 6:09 PM - 9:05 PM PDT

Att. 41,744 - Clear - 67 F

TOP

livebaseballscorecards.com

Batter	1	2	3	4	5	6	7	8	9	AB	R	H	RBI	BB	SO	LOB
2 Cliff Pennington, S (1, 6) OBP: 0.329, SLG: 0.377 11 Rajai Davis, R (8, 8) OBP: 0.271, SLG: 0.278	C FF 91 B FF 92 X FF 92 1-1 10 SH1-3 E 2B		B SL 82 F FF 93 S SL 83 S SL 85 1-3 ① K		B FF 89 S SL 81 X SL 83 1-1 ① SH1-3 1-3	C FF 92 B SL 81 S SL 83 D SL 82 X FF 92 2-2 ③ F7			B SI 89 X SI 89 1-0 18 1B 1B	3 1	1 0	1 1	0 0	0 0	1 0	3 0
10 Daric Barton, L (1, 3) OBP: 0.392, SLG: 0.395	B FF 92 X FF 92 1-0 ① SH1-3 2-3		C FF 92 D SL 82 F FF 91 B FF 93 B SL 84 B SL 81 4-2 1B 1-2 BB		D SL 82 B FF 92 D SL 83 D SL 81 4-0 BB		B FF 93 X FC 94 1-0 ① G3-1		C SI 90 B SI 90 X SI 89 1-1 ① F7	2	0	0	0	2	0	1
Ryan Sweeney, L (1, 9) OBP: 0.340, SLG: 0.380 18 Gabe Gross, L (8, 9) OBP: 0.274, SLG: 0.288	B SI 92 3 SAFE C SL 84 B FF 92 S SL 84 X FF 93 2-2 FC4 5 G4-6-3 3-H		B SL 83 C FF 92 B FF 92 F FF 92 X SL 83 2-2 1-2 2-3 1B		C SI 92 C FF 92 F SL 84 B FF 92 D SL 83 B FF 93 C FF 93 3-3 ② K		C FF 93 B SL 85 F FF 94 F FF 93 X FF 94 1-2 ② F8		C SI 90 B SL 85 B SI 91 X SI 90 2-1 50 G6-4-3 1-2 1B	4 1	0 0	1 1	0 0	0 0	1 0	2 0
5 Kevin Kouzmanoff, R (1, 5) OBP: 0.294, SLG: 0.347 50 Jake Fox, R (8, 5) OBP: 0.264, SLG: 0.318	S FF 93 B FF 93 1 SAFE F FF 93 X SL 84 1-2 ②③ G4-6-3 1-2f		F FF 94 X FF 94 0-1 ② P3		C FF 94 B FF 92 F FF 92 B FF 93 B FF 92 X FF 93 3-2 ③ P3		B FF 95 C SL 83 F FF 93 B SL 84 F FF 93 B SL 85 X FF 93 3-2 3 1B 1B		S SI 89 B SI 91 B SI 90 S SI 89 B SL 84 F FS 90 X SI 91 3-2 ②③ G6-4-3 1-2f	4 1	0 0	1 0	0 0	0 0	0 0	6 2
3 Eric Chavez, L (1, 10) OBP: 0.306, SLG: 0.371		F FF 91 C FF 92 B SL 84 S SL 83 1-3 ① K	S SL 84 S SL 84 X SL 84 0-2 ③ F8			X FF 89 0-0 35 1B 2B	C SL 83 B FF 92 C SI 92 X SL 83 1-2 1-2 1B			4	1	2	0	0	1	3
32 Jack Cust, L (1, 7)		X FF 92 0-0 ② F9		X FF 91 0-0 ① L3		B SL 80 D SL 80 D FF 92 B FF 91 4-0 35 1B BB	B SL 84 B FF 92 B FF 93 C FF 93 X FF 93 3-1 ③ F7			3	0	0	0	1	0	2
7 Adam Rosales, R (1, 4) OBP: 0.317, SLG: 0.336 (8, 6)		C FF 91 X SL 83 0-1 ③ F7		C FF 93 C SI 92 B FF 92 F FF 93 F SL 83 S FF 93 1-3 ② K		X FF 92 0-0 ① F8		C S F S SL 84 0-3 ① K		4	0	0	0	0	2	2
1 Eric Patterson, L (1, 8) OBP: 0.264, SLG: 0.522 (8, 4)			B FF 90 B FF 90 X FF 90 2-0 HR	C FF 90 F SL 82 B FF 92 S SL 84 1-3 ③ K2-3		F FF 90 T SL 82 S SL 84 0-3 ② K		F SI 89 C SI 91 B FS 86 B SL 85 F SL 85 B SI 91 X SI 90 3-2 ② G3		4	1	1	1	0	2	2
35 Landon Powell, S (1, 2) OBP: 0.362, SLG: 0.282 29 Josh Donaldson, R (8, 2) OBP: 0.185, SLG: 0.308			X FF 92 0-0 1B 10 BB 1B		C FF 91 B SL 82 S SL 83 X FF 92 1-2 2 SH1-3 2 WP 1B	X SL 82 0-0 1-3 2-H 1B		B SI 89 X SI 88 1-0 ③ L6		4 0	0 0	3 0	1 0	0 0	0 0	0 0
Inning Stats	R: 1 E: 1 K: 0 S: 9 H: 1 LOB: 0 BB: 0 P: 14	R: 0 E: 0 K: 1 S: 6 H: 0 LOB: 0 BB: 0 P: 7	R: 1 E: 0 K: 1 S: 15 H: 3 LOB: 3 BB: 1 P: 24	R: 0 E: 0 K: 2 S: 9 H: 0 LOB: 0 BB: 0 P: 11	R: 0 E: 0 K: 1 S: 12 H: 1 LOB: 2 BB: 1 P: 24	R: 1 E: 0 K: 1 S: 9 H: 2 LOB: 2 BB: 1 P: 15	R: 0 E: 0 K: 0 S: 14 H: 2 LOB: 2 BB: 0 P: 23	R: 0 E: 0 K: 1 S: 9 H: 0 LOB: 0 BB: 0 P: 13	R: 0 E: 0 K: 0 S: 9 H: 2 LOB: 1 BB: 0 P: 16	1B: 8 2B: 2 3B: 0 HR: 1 SF: 0 SAC: 2 DP: 2 HBP: 0						

	AB	35
	R	3
	H	11
	RBI	2
	BB	3
	SO	7
	LOB	23

WP: 1 PA: 40
PB: 0
SB: 0
CS: 0

PITCHER		IP	WLS	BF	H	R	ER	SO	BB	IBB	HBP	BLK	WP	HR	S	P	ERA	WHIP
54 Ervin Santana, R ERA: 4.25	(1, 1)	6.0	W	28	7	3	2	6	3	0	0	0	1	1	60	95	3.00	1.667
70 Trevor Bell, R ERA: 7.71	(7, 1)	1.0		5	2	0	0	0	0	0	0	0	0	0	14	23	0.00	2.000
38 Bobby Cassevah, R ERA: 5.4	(8, 1)	2.0		7	2	0	0	1	0	0	0	0	0	0	18	29	0.00	1.000

PITCHER	IP	WLS	BF	H	R	ER	SO	BB	IBB	HBP	BLK	WP	HR	S	P	ERA	WHIP

Batter	1	2	3	4	5	6	7	8	9	AB	R	H	RBI	BB	SO	LOB
2 Erick Aybar, S (1, 6) OBP: 0.319, SLG: 0.319	B FF 92 B FF 90 C FF 91 C FF 92 B FF 93 F FF 93 F FF 95 X FF 93 3-2 ① G4-3			B FF 93 C FF 92 X CH 86 1-1 ① G4-3	X SI 90 0-0 ① SH1-4 1-2 2-3	S FF 92 D CH 87 X CH 88 1-1 ② FC3-2 2-3 3-H	S FF 90 B SL 78 F CH 88 B SL 79 B FF 90 X FF 91 3-2 ③ F9			4	0	0	0	0	0	3
47 Howie Kendrick, R (1, 4) OBP: 0.312, SLG: 0.383	C FF 94 S SL 84 B SL 86 S SL 85 1-3 ② K			X FF 92 0-0 ② G5-3	C SL 81 F SL 81 D SL 80 B SL 80 B CH 89 X FF 92 3-2 48 S 53 1B 48 E 1B 2-3 3-H	B FF 90 C FF 91 S CH 87 B SL 78 S SL 83 2-3 ③ K		F FF 87 X FF 88 0-1 ① P4		5	1	1	1	0	2	2
53 Bobby Abreu, L (1, 9) OBP: 0.344, SLG: 0.434 77 Reggie Willits, S (8, 8) OBP: 0.346, SLG: 0.238	C FF 95 B FF 90 F FC 90 X FF 93 1-2 ③ G1-4-3			C FF 94 C CH 86 B SL 86 B SL 86 F FF 94 B FF 94 X SI 93 3-2 48 1B 8 HR 1B	B CH 88 B FF 91 X FF 91 2-0 48 S 1-2 3-H 1B		C FF 88 C CH 87 B SL 79 B SL 82 X SL 81 2-2 48 2B 1B	B FF 87 X SL 86 1-0 1B		4 1	2 0	3 1	1 0	0 0	0 0	0 0
48 Torii Hunter, R (1, 8) OBP: 0.342, SLG: 0.462 27 Michael Ryan, L (8, 7) OBP: 0.222, SLG: 0.333		B SL 85 F FF 92 X FF 93 1-1 ① F8		B SI 91 B SI 92 T FF 92 B SI 92 X FF 93 3-1 8 HR 1B 1-3	S SL 83 F SL 82 C FF 93 0-3 ② K 1-2 2-H		C FF 90 B SI 90 B SL 78 B CH 86 X FF 90 3-1 8 HR 2B 1-H	S FF 87 D SL 84 F FF 89 X SL 82 1-2 ② F7		4 1	2 0	2 0	1 0	0 0	1 0	1 1
8 Kendrys Morales, S (1, 3) OBP: 0.329, SLG: 0.493		C FF 95 S SL 85 F FF 95 B SL 85 B SL 87 X FF 94 2-2 ② G6-3		F SI 90 X SI 92 0-1 1-H 3-H HR	C FF 93 F SL 81 S CH 90 0-3 ③ K		X CH 90 0-0 2-H HR	F CH 75 S FF 90 S FF 90 0-3 ③ K		5	2	2	5	0	2	2
55 Hideki Matsui, L (1, 10) OBP: 0.320, SLG: 0.408 18 Kevin Frandsen, R (7, PR) OBP: 0.571, SLG: 0.500		B FF 94 F FF 94 C FF 94 S SI 93 1-3 ③ K		C SI 90 C SL 84 B SI 91 B SL 86 F SL 82 S CU 72 2-3 ③ K		C FF 92 S CH 88 H SL 80 1-2 20 1B 44 2B HBP	B CH 85 C FF 90 B CH 86 X SI 89 2-1 20 G4-3 3 FC 2B			3 0	1 1	1 0	0 0	0 0	2 0	0 0
20 Juan Rivera, R (1, 7) OBP: 0.290, SLG: 0.405 (8, 9)			C FF 92 B SL 85 B SL 83 B FF 93 S FF 92 F FF 93 X FF 94 3-2 ① F9		C SI 90 B CH 84 X CH 82 1-1 44 1B 3 1B 2B	C SL 80 B FF 92 X SI 91 1-1 44 2B 2 FC3-2 1-2 1B	C SL 81 F SL 80 B FF 91 X FF 90 1-2 ① G4-3 2-3			4	1	2	0	0	0	1
44 Mike Napoli, R (1, 2) OBP: 0.316, SLG: 0.393			C FF 93 S FF 94 X SL 85 0-2 ② F8		F SI 90 B SI 91 B SI 91 X CH 81 2-1 2 SH1-4 3 1B 47 1B 2-3 1B	F SL 82 C SI 91 B FF 92 X SL 81 1-2 2 FC3-2 1-3 2-H 2B	H SI 92 1-0 3 FC HBP			3	1	2	1	0	0	0
3 Brandon Wood, R (1, 5) OBP: 0.183, SLG: 0.236			B FF 95 B FF 92 S FF 93 F FF 92 S SL 86 2-3 ③ K		B SI 90 X SI 90 1-0 47 1B 2 SH1-4 53 1B 1-2 3-H 1B		S CH 85 B SL 81 X SL 79 2-3 ① K 1-1 ② FC 1-3 3-H			4	1	1	2	0	2	4
Inning Stats	R: 0 E: 0 K: 1 S: 11 H: 0 LOB: 0 BB: 0 P: 16	R: 0 E: 0 K: 1 S: 9 H: 0 LOB: 0 BB: 0 P: 13	R: 0 E: 0 K: 1 S: 10 H: 0 LOB: 0 BB: 0 P: 15	R: 3 E: 0 K: 1 S: 15 H: 3 LOB: 0 BB: 0 P: 24	R: 4 E: 1 K: 2 S: 16 H: 5 LOB: 1 BB: 0 P: 25	R: 1 E: 0 K: 2 S: 15 H: 2 LOB: 2 BB: 0 P: 23	R: 4 E: 1 K: 0 S: 16 H: 4 LOB: 1 BB: 0 P: 29	R: 0 E: 0 K: 1 S: 9 H: 1 LOB: 1 BB: 0 P: 11		1B: 9 2B: 4 3B: 0 HR: 2 SF: 1 SAC: 1 DP: 0 HBP: 2			WP: 0 PB: 0 SB: 2 CS: 0 PA: 41		

BOTTOM

Oakland Athletics @ Los Angeles Angels

Angel Stadium of Anaheim, Anaheim, CA

Sat May 15 2010, 6:09 PM - 9:05 PM PDT

Att. 41,744 - Clear - 67 F

livebaseballscorecards.com

AB	38
R	12
H	15
RBI	11
BB	0
SO	9
LOB	14

PITCHER		IP	WLS	BF	H	R	ER	SO	BB	IBB	HBP	BLK	WP	HR	S	P	ERA	WHIP
66 Tyson Ross, R ERA: 3.97	(1, 1)	3.2	L	14	3	3	3	3	0	0	0	0	0	1	41	62	7.36	0.818
13 Jerry Blevins, L ERA: 4.91	(4, 1)	0.2		5	3	3	3	1	0	0	0	0	0	0	10	16	40.50	4.500
57 Chad Gaudin, R ERA: 8.83	(5, 1)	2.2		18	8	6	5	4	0	0	2	0	0	1	41	67	16.88	3.000
56 Craig Breslow, L ERA: 3.07	(8, 1)	1.0		4	1	0	0	1	0	0	0	0	0	0	9	11	0.00	1.000

PITCHER	IP	WLS	BF	H	R	ER	SO	BB	IBB	HBP	BLK	WP	HR	S	P	ERA	WHIP

Batter	1	2	3	4	5	6	7	8	9	AB	R	H	RBI	BB	SO	LOB
2 Cliff Pennington, S (1, 6) OBP: 0.320, SLG: 0.366	C SI 87 B SI 88 X SI 88 1-1 G6-3			C CU 73 F CU 75 B FF 87 C SI 88 1-3 K		C SI 89 S CU 78 F CU 76 C SI 90 0-3 K			C SI 86 X SI 87 0-1 FC6-4 1B 1-2f	4	0	0	0	0	2	2
10 Daric Barton, L (1, 3) OBP: 0.383, SLG: 0.383	B SI 87 C SI 88 B SI 88 F SI 87 B SI 88 S SI 88 3-3 K			B SI 86 B SI 86 B SI 87 C FF 86 X SI 87 3-1 G4-3			X SI 88 0-0 G3		C SI 87 X SI 87 0-1 F7	4	0	0	0	0	1	1
Ryan Sweeney, L (1, 9) OBP: 0.338, SLG: 0.376	C SI 88 B SI 89 X SI 87 1-1 F7			X CU 74 0-0 G5-3			C SI 88 C SI 87 B FF 88 B CU 77 X CU 76 2-2 F7		C SI 88 X SI 88 0-1 8 FC6-4 1B 1-2	4	0	1	0	0	0	0
8 Kurt Suzuki, R (1, 2) OBP: 0.324, SLG: 0.476		B SI 87 F SI 87 X SI 87 1-1 G6-3			C SL 81 X SL 80 0-1 F8		B SI 88 C SI 88 B SI 89 X SI 88 2-1 F8		C SI 88 X SI 88 0-1 FC6-4 1-2f	4	0	0	0	0	0	2
5 Kevin Kouzmanoff, R (1, 5) OBP: 0.288, SLG: 0.340		C SI 88 B SI 86 B SI 87 F SI 87 X SI 88 2-2 G6-3			B SI 88 X SI 88 1-0 F7			C SI 88 B SI 85 B SI 86 X SI 87 2-1 G6-3		3	0	0	0	0	0	0
3 Eric Chavez, L (1, 10) OBP: 0.297, SLG: 0.360		B SI 87 F SI 87 F SI 87 C SI 88 1-3 K			B SI 88 B SI 88 X SI 87 2-0 G4-3			F SI 88 B CH 82 X CH 81 1-1 F7		3	0	0	0	0	1	0
32 Jack Cust, L (1, 7) OBP: 0.429, SLG: 0.333			B CU 73 X SI 87 1-0 7 G6-4-3 1B			C SI 88 B CH 83 F CH 82 B SI 88 B SI 88 S CU 74 3-3 K		F SI 87 B SI 88 X CU 76 1-1 7 FC6-4 1B		3	0	2	0	0	1	0
7 Adam Rosales, R (1, 4) OBP: 0.317, SLG: 0.345			F SI 86 F SI 86 B SI 85 X SI 88 1-2 G6-4-3 1-2f			X SI 88 0-0 1 G4-3 2B		B SI 86 B SL 82 X SI 87 2-0 FC6-4 1-2f		3	0	1	0	0	0	2
1 Eric Patterson, L (1, 8) OBP: 0.267, SLG: 0.507			C SI 88 B CU 76 X SI 88 1-1 G4-3			C CU 75 X CU 76 0-1 G4-3 2-3			B SI 87 B SI 87 B SI 86 B FF 85 4-0 2 FC6-4 BB	2	0	0	0	1	0	1
Inning Stats	R: 0 H: 0 E: 0 LOB: 0 K: 1 BB: 0 S: 7 P: 12	R: 0 H: 0 E: 0 LOB: 0 K: 1 BB: 0 S: 8 P: 12	R: 0 H: 1 E: 0 LOB: 0 K: 0 BB: 0 S: 6 P: 9	R: 0 H: 0 E: 0 LOB: 0 K: 1 BB: 0 S: 6 P: 10	R: 0 H: 0 E: 0 LOB: 0 K: 0 BB: 0 S: 4 P: 7	R: 0 H: 1 E: 0 LOB: 1 K: 2 BB: 0 S: 10 P: 13	R: 0 H: 0 E: 0 LOB: 0 K: 0 BB: 0 S: 6 P: 10	R: 0 H: 1 E: 0 LOB: 1 K: 0 BB: 0 S: 7 P: 13	R: 0 H: 1 E: 0 LOB: 2 K: 0 BB: 1 S: 8 P: 12	1B: 3 SF: 0 2B: 1 SAC: 0 3B: 0 DP: 1 HR: 0 HBP: 0						

PITCHER	IP	WLS	BF	H	R	ER	SO	BB	IBB	HBP	BLK	WP	HR	S	P	ERA	WHIP
35 Joel Pineiro, R (1, 1) ERA: 3.71	9.0	W	31	4	0	0	5	1	0	0	0	0	0	62	98	0.00	0.556

PITCHER	IP	WLS	BF	H	R	ER	SO	BB	IBB	HBP	BLK	WP	HR	S	P	ERA	WHIP

TOP

Oakland Athletics @ Los Angeles Angels

Angel Stadium of Anaheim, Anaheim, CA

Sun May 16 2010, 12:37 PM - 2:43 PM PDT

Att. 41,569 - Cloudy - 64 F

livebaseballscorecards.com

AB	30
R	0
H	4
RBI	0
BB	1
SO	5
LOB	8

Batter	1	2	3	4	5	6	7	8	9	AB	R	H	RBI	BB	SO	LOB
2 Erick Aybar, S (1, 6) OBP: 0.311, SLG: 0.311	C FF 91 B SI 90 B SI 89 X SI 91 2-1 G3 ①		C KC 75 X SI 90 0-1 G4-3 ②			C KC 76 C SI 90 B CH 81 B SI 87 F CH 80 X KC 76 2-2 F8 ②		B FF 99 B FF 100 T FF 98 X FF 100 2-1 F9 ②		4	0	0	0	0	0	1
47 Howie Kendrick, R (1, 4) OBP: 0.324, SLG: 0.394	C SI 92 B SI 92 B CH 80 X SI 90 2-1 53 FC4-6 1B		C SL 81 C FF 92 X FF 92 0-2 G1-3 ③			C KC 75 B FF 90 B CH 80 S SI 89 F SI 89 X CH 78 2-2 53 HR 1B		B SL 83 B SI 100 F FF 98 F FF 100 X SL 85 2-2 48 BB 53 BB 3-H 1B		4	1	3	1	0	0	0
53 Bobby Abreu, L (1, 9) OBP: 0.347, SLG: 0.453	B SI 90 C SI 92 C FF 92 1 SAFE X SI 91 1-2 FC4-6 48 PO 1-2f			B FF 89 B SI 91 C SI 86 S CH 79 B CH 80 C FF 90 3-3 K ①		P PO 80 1 SAFE X SI 89 1-0 1-H HR		B FF 99 C FF 99 F FF 99 B SL 83 F FF 98 1 SAFE B FF 99 F FF 99 B FF 99 4-2 48 BB 1-2 BB		3	1	1	2	1	1	1
48 Torii Hunter, R (1, 8) OBP: 0.346, SLG: 0.467	C SI 93 S SI 91 1 SAFE 0-2 PO ③ 1-2	B KC 77 B SI 90 B SI 92 C FF 92 X FF 90 3-1 8 G3-1 55 1B 2B		B SL 82 B FF 91 X SI 85 2-0 G6-3 ②		F KC 74 X FF 91 0-1 G5-3 ③		B FF 97 B FF 98 B FF 95 B FF 94 4-0 1-2 2-3 BB		3	1	1	0	1	0	0
8 Kendrys Morales, S (1, 3) OBP: 0.321, SLG: 0.480		B KC 77 B KC 78 C SI 90 S CH 82 B FF 93 X SI 91 3-2 G3-1 ① 2-3		B CH 78 B SI 87 X SI 90 2-0 G5-3 ③			B SI 87 B CH 82 X SI 88 2-0 F7 ①	C FF 96 S SL 84 B FF 98 X FF 97 1-2 G4-3 ③		4	0	0	0	0	0	4
55 Hideki Matsui, L (1, 10) OBP: 0.320, SLG: 0.406		B KC 77 D CH 82 X CH 81 2-0 27 E 3-H 1B			B KC 76 B SI 88 C FF 90 X SI 88 2-1 G4-3 ①		B KC 75 B SI 88 X SI 88 2-0 G3 ②			3	0	1	1	0	0	0
27 Michael Ryan, L (1, 7) OBP: 0.167, SLG: 0.250 77 Reggie Willits, S (8, 7) OBP: 0.346, SLG: 0.238	B SI 91 B SI 86 B SI 91 C SI 89 T SI 90 F SI 92 F SI 91 X FF 92 3-2 FC6 44 G1-4-3 1-2				B KC 76 F CH 79 S CH 80 B KC 77 B SI 88 X FF 90 3-2 F7 ②		F KC 76 B KC 76 S SI 87 B SI 87 X CH 77 2-2 G4-3 ③			3 0	0 0	0 0	0 0	0 0	0 0	1 0
44 Mike Napoli, R (1, 2) OBP: 0.316, SLG: 0.402	X SI 90 0-0 G1-4-3 ②③ 1-2f				B FF 91 S SI 86 B KC 76 C SI 88 S CH 80 2-3 K ③			B FF 98 B SI 98 S SI 98 X FF 98 2-1 3 SH3 47 1B 2B		3	1	1	0	0	1	2
3 Brandon Wood, R (1, 5) OBP: 0.180, SLG: 0.231			C FF 90 C KC 81 B FF 89 B SI 89 F SI 89 F CH 79 X SI 89 2-2 G6-3 ①			C KC 80 B KC 77 X SI 88 1-1 G5-3 ①		B SL 81 B FF 98 L FF 98 B FF 98 X SI 96 3-1 SH3 ① 2-3		2	0	0	0	0	0	0
Inning Stats	R: 0 E: 0 K: 0 S: 9 H: 1 LOB: 0 BB: 0 P: 14	R: 1 E: 1 K: 0 S: 12 H: 2 LOB: 1 BB: 0 P: 23	R: 0 E: 0 K: 0 S: 10 H: 0 LOB: 0 BB: 0 P: 12	R: 0 E: 0 K: 1 S: 5 H: 0 LOB: 0 BB: 0 P: 12	R: 0 E: 0 K: 1 S: 8 H: 0 LOB: 0 BB: 0 P: 15	R: 2 E: 0 K: 0 S: 14 H: 2 LOB: 0 BB: 0 P: 19	R: 0 E: 0 K: 0 S: 5 H: 0 LOB: 0 BB: 0 P: 11	R: 1 E: 0 K: 0 S: 16 H: 2 LOB: 3 BB: 2 P: 34		1B: 4 2B: 2 3B: 0 HR: 1	SF: 0 SAC: 1 DP: 1 HBP: 0			WP: 0 PB: 0 SB: 0 CS: 0	PA: 33	

PITCHER	IP	WLS	BF	H	R	ER	SO	BB	IBB	HBP	BLK	WP	HR	S	P	ERA	WHIP
53 Trevor Cahill, R (1, 1) ERA: 4.37	7.0	L	25	5	3	3	2	0	0	0	0	0	1	63	106	3.86	0.714
63 Henry Alberto Rodriguez, R (8, 1) ERA: 11.57	1.0		7	2	1	1	0	2	0	0	0	0	0	16	34	9.00	4.000

PITCHER	IP	WLS	BF	H	R	ER	SO	BB	IBB	HBP	BLK	WP	HR	S	P	ERA	WHIP

BOTTOM

Oakland Athletics @ Los Angeles Angels

Angel Stadium of Anaheim, Anaheim, CA

Sun May 16 2010, 12:37 PM - 2:43 PM PDT

Att. 41,569 - Cloudy - 64 F

livebaseballscorecards.com

AB	29
R	4
H	7
RBI	4
BB	2
SO	2
LOB	9

Los Angeles Angels @ Texas Rangers

Rangers Ballpark in Arlington, Arlington, TX

Mon May 17 2010, 8:24 PM - 10:56 PM EDT

Att. 20,210 - Overcast - 65 F

livebaseballscorecards.com

Batter	1	2	3	4	5	6	7	8	9	AB	R	H	RBI	BB	SO	LOB
2 Erick Aybar, S (1, 6) OBP: 0.304, SLG: 0.303	B SI 88 S SI 89 S CH 81 B SI 92 C CH 82 2-3 ① K		X CH 80 0-0 ③ P4		B KC 78 X KC 73 1-0 ② F4		C FF 89 X FF 89 0-1 ② G4-3			4	0	0	0	0	1	3
47 Howie Kendrick, R (1, 4) OBP: 0.315, SLG: 0.383	B SI 90 B SI 90 X SI 90 2-0 ② G1-3			C SI 90 F SI 91 B SI 92 F SL 80 B SI 94 S SI 92 2-3 ① K	F SI 89 S KC 73 D SL 81 X SI 91 1-2 ③ P3		C FF 88 X SI 90 0-1 ③ L4			4	0	0	0	0	1	2
48 Torii Hunter, R (1, 8) OBP: 0.344, SLG: 0.482	C SI 91 X CH 81 0-1 ③ L5			C SI 91 B SL 81 S SL 81 F SI 93 X CH 83 1-2 E6 8 G6-3		C KC 73 X SI 89 0-1 HR		F SL 77 X SI 88 0-1 ① G6-3		4	1	1	1	0	0	0
8 Kendrys Morales, S (1, 3) OBP: 0.319, SLG: 0.470		B SI 90 C CH 79 B SI 90 X CH 81 2-1 ① G3		C SI 93 1 SAFE F CH 91 B SI 93 B SL 80 1 SAFE B SI 93 F SL 82 X SI 92 3-2 ② ③ G6-3 1-2		B SL 81 F KC 75 F SL 81 B SI 92 F SL 81 B SL 82 F SI 92 F SL 81 B CH 83 4-2 20 BB BB		B SI 89 X CH 82 1-0 ② F9		3	0	0	0	1	0	1
55 Hideki Matsui, L (1, 10) OBP: 0.312, SLG: 0.394		B KC 70 X KC 79 1-0 ② G3			C SI 89 C SI 90 B SL 82 X SL 80 1-2 ① F8	B KC 74 B SL 79 C SI 91 C SL 80 B SL 81 X SL 82 3-2 ① P4		B SI 88 C SL 78 F FF 88 C SI 89 1-3 ③ K		4	0	0	0	0	1	1
20 Juan Rivera, R (1, 7) OBP: 0.296, SLG: 0.403		C CH 79 X KC 79 0-1 ③ F8			C SL 82 S SL 81 X SI 93 0-2 44 HR 1B	B CU 75 B FF 93 B FF 93 B FF 92 4-0 1-2 BB			F FF 96 C SI 97 X FF 97 0-2 ① P4	3	1	1	0	1	0	0
44 Mike Napoli, R (1, 2) OBP: 0.324, SLG: 0.433			C SI 89 B SL 80 B CH 80 B SI 91 F SI 90 B SI 92 4-2 BB		B CH 82 F SI 92 X CH 82 1-1 1-H HR	B SI 92 C FF 94 C FF 94 B FF 95 B FF 94 C FF 93 3-3 ② K			X SI 96 0-0 ② F8	3	1	1	2	1	1	2
3 Brandon Wood, R (1, 5) OBP: 0.184, SLG: 0.234 53 Bobby Abreu, L (9, PH) OBP: 0.345, SLG: 0.450			C CH 82 B CH 82 X SL 79 1-1 ① P4		L SL 82 B SI 92 B SI 90 F SL 79 B SI 92 F SI 90 X SL 80 3-2 77 1B 1B	C FF 94 F FF 95 X FF 95 0-2 ③ G6-3			B SI 95 B SI 96 B SI 96 C FF 96 F FF 96 S FF 97 3-3 ③ K	3 1	0 0	1 0	0 0	0 0	0 1	3 0
77 Reggie Willits, S (1, 9) OBP: 0.345, SLG: 0.250			C SI 90 B SI 92 C CH 83 F SI 92 B SI 91 S SL 81 2-3 ② K		1 SAFE B KC 73 F SI 91 B SI 90 C SL 80 X SI 91 2-2 1-2 1B		L FF 88 B FF 88 X SL 78 1-1 ① G1-3			3	0	1	0	0	1	1

TOP	
AB	32
R	3
H	5
RBI	3
BB	3
SO	6
LOB	13

Inning Stats	1	2	3	4	5	6	7	8	9					
	R: 0 E: 0 K: 1 S: 6	H: 0 LOB: 0 BB: 0 P: 10	R: 0 E: 0 K: 0 S: 5	H: 0 LOB: 0 BB: 0 P: 8	R: 0 E: 0 K: 1 S: 9	H: 0 LOB: 1 BB: 1 P: 16	R: 0 E: 1 K: 1 S: 12	H: 0 LOB: 0 BB: 0 P: 18	R: 2 E: 0 K: 0 S: 19	H: 4 LOB: 2 BB: 0 P: 28	R: 1 E: 0 K: 1 S: 16	H: 1 LOB: 2 BB: 2 P: 30	R: 0 E: 0 K: 0 S: 6	H: 0 LOB: 0 BB: 0 P: 7	R: 0 E: 0 K: 1 S: 6	H: 0 LOB: 0 BB: 0 P: 8	R: 0 E: 0 K: 1 S: 7	H: 0 LOB: 0 BB: 0 P: 10	1B: 3 2B: 0 3B: 0 HR: 2	SF: 0 SAC: 0 DP: 0 HBP: 0	WP: 0 PB: 0 SB: 0 CS: 0	PA: 35

PITCHER		IP	WLS	BF	H	R	ER	SO	BB	IBB	HBP	BLK	WP	HR	S	P	ERA	WHIP
45 Derek Holland, L ERA: 2.38	(1, 1)	5.1	W	23	5	3	3	3	2	0	0	0	0	2	61	97	5.06	1.312
57 Dustin Nippert, R ERA: 5.32	(6, 1)	0.2	H	3	0	0	0	1	1	0	0	0	0	0	6	13	0.00	1.500
28 Darren Oliver, L ERA: 1.74	(7, 1)	2.0	H	6	0	0	0	1	0	0	0	0	0	0	12	15	0.00	0.000
30 Neftalí Feliz, R ERA: 3.6	(9, 1)	1.0	S	3	0	0	0	1	0	0	0	0	0	0	7	10	0.00	0.000

PITCHER	IP	WLS	BF	H	R	ER	SO	BB	IBB	HBP	BLK	WP	HR	S	P	ERA	WHIP

Los Angeles Angels @ Texas Rangers

Rangers Ballpark in Arlington, Arlington, TX

Mon May 17 2010, 8:24 PM - 10:56 PM EDT

Att. 20,210 - Overcast - 65 F

livebaseballscorecards.com

BOTTOM

Batter	1	2	3	4	5	6	7	8	9	AB	R	H	RBI	BB	SO	LOB
1 Elvis Andrus, R (1, 6) OBP: 0.426, SLG: 0.366	B SI 88 B SI 89 C SI 90 B SI 89 C SI 89 B SI 90 4-2 10 1B BB		L SI 90 B FC 89 X CH 79 1-1 10 SF9 5 2B 2-3 1B	B SI 89 C SI 89 L SI 89 F FC 89 B SL 78 F SI 89 B SL 80 F SI 90 F SI 90 3-2 X CH 77 ① FC6-4 10 G5-4-3 1-2f 2-3			C SL 76 B SL 79 F SI 88 B SI 89 X FC 90 2-2 10 WP 1B			3	1	2	0	1	0	2
10 Michael Young, R (1, 5) OBP: 0.350, SLG: 0.376	C SI 89 X SI 88 0-1 1-2 1B		X CH 78 0-0 ① SF9 2-3 3-H	X CH 78 0-0 ② ③ G5-4-3 1-2f			S SI 87 S SI 87 B SI 89 D SL 78 S SL 80 2-3 ② K 1-2			3	0	1	1	0	1	3
5 Ian Kinsler, R (1, 4) OBP: 0.446, SLG: 0.417	C SI 88 2 SAFE X CH 77 0-1 ① F7		B SI 91 D SL 82 X CH 79 2-0 27 2B 17 2B 3-H 2B		B SI 88 X SI 88 1-0 ① G1-3		B SI 89 X SI 88 1-0 ③ F8			4	1	1	1	0	0	3
27 Vladimir Guerrero, R (1, 10) OBP: 0.373, SLG: 0.528	F SI 89 B SI 90 S SI 90 S SI 90 1-3 ② K		B FC 89 S SI 90 B SI 90 B SI 88 X SI 90 3-1 17 2B 2-3 2B		X SI 89 0-0 17 G4-6-3 1B			C SI 91 X SL 83 0-1 ① G4-3		4	1	2	0	0	1	2
17 Nelson Cruz, R (1, 9) OBP: 0.385, SLG: 0.675	B SI 89 F CH 78 S FC 89 X SI 89 1-2 ③ L8		X SI 90 0-0 2-H 3-H 2B		X CH 78 0-0 ② ③ G4-6-3 1-2f			S CU 83 B SL 84 F CU 82 F FF 90 B SI 90 B SI 91 B SI 90 4-2 12 E 12 S BB		3	0	1	2	1	0	3
12 Justin Smoak, S (1, 3) OBP: 0.305, SLG: 0.375		F SI 89 F CH 79 B SL 79 C SI 90 1-3 ① K	X CH 78 0-0 ② G5-3			C CH 74 B SI 88 B SI 88 F SI 87 X SI 90 2-2 ① L3		C SI 89 B SI 90 S SI 90 B SI 91 B SI 90 X SI 90 3-2 ② P4 1-3		4	0	0	0	0	1	2
7 David Murphy, L (1, 7) OBP: 0.248, SLG: 0.364		C SI 91 B SI 92 C SI 91 B SL 79 B SL 80 X SI 89 3-2 ② G3-1	D SL 80 B SL 79 S SL 78 X SL 77 2-1 ③ F9			F SL 78 B SI 90 C SI 88 B SI 89 X SI 88 2-2 ② F7		C SI 90 C B CU 82 X SI 90 1-2 ③ G4-3		4	0	0	0	0	0	2
51 Max Ramirez, R (1, 2) OBP: 0.429, SLG: 0.636 15 Matt Treanor, R (9, 2) OBP: 0.293, SLG: 0.264		B SL 80 S SI 90 S SI 91 S SI 91 1-3 ③ K		C SI 90 B SL 78 H SL 78 2-1 1 FC6-4 20 1B HBP		C SI 89 S SI 90 B FC 89 F SI 89 X SI 90 1-2 ③ F8				2 0	0 0	0 0	0 0	0 0	1 0	0 0
20 Julio Borbon, L (1, 8) OBP: 0.250, SLG: 0.274			C SI 89 X CH 79 0-1 E4 1 1B 10 SF9 1B	C SI 89 F SI 90 B SL 79 X SL 79 1-2 1 FC6-4 1-2 1B			X SI 89 0-0 ① G1-3			3	1	2	0	0	0	0

Inning Stats	1	2	3	4	5	6	7	8	9
	R: 0 E: 0 K: 1 S: 12 H: 1 LOB: 2 BB: 1 P: 18	R: 0 E: 0 K: 2 S: 9 H: 0 LOB: 0 BB: 0 P: 14	R: 4 E: 1 K: 0 S: 12 H: 5 LOB: 1 BB: 0 P: 20	R: 0 E: 0 K: 0 S: 12 H: 1 LOB: 1 BB: 0 P: 18	R: 0 E: 0 K: 0 S: 3 H: 1 LOB: 0 BB: 0 P: 4	R: 0 E: 0 K: 0 S: 10 H: 0 LOB: 0 BB: 0 P: 15	R: 0 E: 0 K: 1 S: 8 H: 1 LOB: 1 BB: 0 P: 13	R: 0 E: 0 K: 0 S: 11 H: 0 LOB: 1 BB: 1 P: 19	

	AB	30
	R	4
	H	9
	RBI	4
	BB	2
	SO	4
	LOB	17

	1B: 6	SF: 1	WP: 1	PA: 34
	2B: 3	SAC: 0	PB: 0	
	3B: 0	DP: 2	SB: 1	
	HR: 0	HBP: 1	CS: 0	

PITCHER		IP	WLS	BF	H	R	ER	SO	BB	IBB	HBP	BLK	WP	HR	S	P	ERA	WHIP
19 Scott Kazmir, L ERA: 6.51	(1, 1)	7.0	L	30	9	4	4	4	1	0	1	0	1	0	66	102	5.14	1.429
62 Scot Shields, R ERA: 7.15	(8, 1)	1.0		4	0	0	0	0	1	0	0	0	0	0	11	19	0.00	1.000

PITCHER	IP	WLS	BF	H	R	ER	SO	BB	IBB	HBP	BLK	WP	HR	S	P	ERA	WHIP

Batter	1	2	3	4	5	6	7	8	9	AB	R	H	RBI	BB	SO	LOB
2 Erick Aybar, S (1, 6) OBP: 0.306, SLG: 0.306	X SI 90 0-0 ① B3			C CU 75 B FF 88 B FC 87 F SI 89 F FF 91 F SI 91 X CU 80 2-2 ① F8	C SI 88 B CU 75 F FF 89 B SI 90 X SI 89 2-2 53 2B 1B	B FF 86 F SI 85 C SL 77 F FF 87 F SL 78 X FF 87 1-2 1B			C FF 97 F FF 96 B FF 99 F FF 98 F FF 96 S SL 82 1-3 ② K	5	1	2	0	0	1	0
47 Howie Kendrick, R (1, 4) OBP: 0.312, SLG: 0.377	B SI 90 B FF 89 C FF 91 B SI 90 F SL 87 X FC 89 3-2 ② G3			C SI 89 B FC 87 X CU 75 1-1 53 E 53 S 53 1B 1B	1 SAFE B SI 88 F SI 88 F CH 81 F SI 89 1 SAFE B CU 79 S FF 90 2-3 ① K	X SL 78 0-0 ③ F9			C FF 98 F FF 100 F FF 100 B SL 83 X FF 99 1-2 ③ G6-3	5	1	1	0	0	1	2
53 Bobby Abreu, L (1, 9) OBP: 0.349, SLG: 0.458	C SI 92 F SI 91 B SI 92 C FF 93 1-3 ③ K			1 SAFE B SI 88 B FF 89 C SI 88 B SL 81 1 SAFE 1 SAFE S FF 91 X FF 92 3-2 48 HR 1-H 1B	B CU 79 C SI 89 C SI 90 X SI 90 1-2 48 G4-3 8 1B 1-H 2B		C FF 93 B CU 77 B FF 93 C SL 93 F FF 93 X CU 79 2-2 ① G1-3			4	2	2	2	0	1	0
48 Torii Hunter, R (1, 8) OBP: 0.348, SLG: 0.500		B CH 81 B CH 82 C SI 91 B SL 87 S CH 82 B SI 92 4-2 55 CS BB		X SL 80 0-0 1-H HR	B FF 94 C FF 93 X CH 85 1-1 ② G4-3 2-3		F FF 94 F SI 95 B SL 93 B SL 84 C SL 84 2-3 ② K			3	1	1	2	1	1	1
8 Kendrys Morales, S (1, 3) OBP: 0.323, SLG: 0.471		B SI 88 X SI 89 1-0 ① F8		B SI 91 F FF 91 X SI 90 1-1 20 HR 1B	C FF 95 B CU 74 B CH 84 X CH 85 2-1 55 BB 3-H 1B		C SI 93 F CU 79 S CU 78 0-3 ③ K			4	1	2	1	0	1	1
55 Hideki Matsui, L (1, 10) OBP: 0.310, SLG: 0.386		1 SAFE C SI 90 S SL 80 1 SAFE B SI 92 B SI 88 F CU 80 B CU 72 F SI 90 3-3 ②③ F FF 89 S SI 89 K 1-2		C SI 90 B SI 90 S CU 80 F SI 91 S SI 91 1-3 ② K	C FF 94 B FF 94 B FF 94 D CH 84 B FF 93 4-1 1-2 BB			C FS 85 C FS 84 B FF 92 F FF 95 X CU 79 1-2 ① F8		3	0	0	0	1	2	2
20 Juan Rivera, R (1, 7) OBP: 0.295, SLG: 0.422			C FF 89 S FC 88 F SI 91 F CU 80 X FF 90 0-2 ① P3	C FC 88 F FF 88 B FF 90 F CU 76 X SL 82 1-2 1-H HR	S FF 93 C FF 94 S FF 94 0-3 ③ K			B FF 93 C FS 86 F CU 77 B CU 79 F FF 94 X FF 94 2-2 ② P3		4	1	1	2	0	1	2
44 Mike Napoli, R (1, 2) OBP: 0.321, SLG: 0.419			C FF 88 C SI 91 B FF 91 S SI 91 1-3 ② K	C SI 90 H SL 82 1-1 3 FC6-4 HBP		C SI 84 C SL 77 S FF 86 0-3 ① K		S FF 93 C FF 94 S FF 93 0-3 ③ K		3	0	0	0	0	3	0
3 Brandon Wood, R (1, 5) OBP: 0.179, SLG: 0.228 27 Michael Ryan, L (9, PH) OBP: 0.154, SLG: 0.231			B SI 91 S FC 88 B FF 88 S CH 83 X FF 91 2-2 ③ F8	C SI 88 X SI 89 0-1 ③ FC6-4 1-2f		B SL 77 S SI 84 F SI 84 S SL 77 1-3 ② K			C FF 96 S FF 99 F FF 99 F FF 98 B SL 83 S FF 97 1-3 ① K	3 1	0 0	0 0	0 0	0 0	1 1	1 0
Inning Stats	R: 0 E: 0 K: 1 S: 7 H: 0 LOB: 0 BB: 0 P: 11	R: 0 E: 0 K: 1 S: 9 H: 0 LOB: 1 BB: 1 P: 17	R: 0 E: 0 K: 1 S: 11 H: 0 LOB: 0 BB: 0 P: 14	R: 5 E: 0 K: 1 S: 24 H: 5 LOB: 1 BB: 0 P: 34	R: 2 E: 0 K: 2 S: 18 H: 3 LOB: 2 BB: 1 P: 30	R: 0 E: 0 K: 2 S: 12 H: 1 LOB: 1 BB: 0 P: 14	R: 0 E: 0 K: 2 S: 10 H: 0 LOB: 0 BB: 0 P: 14	R: 0 E: 0 K: 1 S: 11 H: 0 LOB: 0 BB: 0 P: 14	R: 0 E: 0 K: 2 S: 14 H: 0 LOB: 0 BB: 0 P: 17	1B: 6 2B: 2 3B: 0 HR: 2 SF: 0 SAC: 0 DP: 1 HBP: 1						

PITCHER		IP	WLS	BF	H	R	ER	SO	BB	IBB	HBP	BLK	WP	HR	S	P	ERA	WHIP
36 C.J. Wilson, L ERA: 2.55	(1, 1)	4.1		21	7	7	7	5	1	0	1	0	0	2	61	91	14.54	1.846
57 Dustin Nippert, R ERA: 5.16	(5, 1)	0.2		4	1	0	0	1	1	0	0	0	0	0	8	15	0.00	3.000
56 Darren O'Day, R ERA: 0.6	(6, 1)	1.0	W	4	1	0	0	2	0	0	0	0	0	0	12	14	0.00	1.000
49 Chris Ray, R ERA: 2.55	(7, 1)	1.0	H	3	0	0	0	2	0	0	0	0	0	0	10	14	0.00	0.000
50 Frank Francisco, R ERA: 5.4	(8, 1)	1.0	H	3	0	0	0	1	0	0	0	0	0	0	11	14	0.00	0.000

PITCHER		IP	WLS	BF	H	R	ER	SO	BB	IBB	HBP	BLK	WP	HR	S	P	ERA	WHIP
30 Neftalí Feliz, R ERA: 3.43	(9, 1)	1.0	S	3	0	0	0	2	0	0	0	0	0	0	14	17	0.00	0.000

TOP

Los Angeles Angels @ Texas Rangers

Rangers Ballpark in Arlington, Arlington, TX

Tue May 18 2010, 8:07 PM - 11:20 PM EDT

Att. 22,358 - Clear - 81 F

livebaseballscorecards.com

AB	35
R	7
H	9
RBI	7
BB	2
SO	13
LOB	9

WP: 0	PB: 0	SB: 1	CS: 1	PA:	38

BOTTOM

Los Angeles Angels @ Texas Rangers

Rangers Ballpark in Arlington, Arlington, TX

Tue May 18 2010, 8:07 PM - 11:20 PM EDT

Att. 22,358 - Clear - 81 F

livebaseballscorecards.com

Batter	1	2	3	4	5	6	7	8	9	AB	R	H	RBI	BB	SO	LOB
1 Elvis Andrus, R (1, 6) OBP: 0.431, SLG: 0.382	G6-3		10 HR 1B		5 HR 1B	10 1B 2B		L8		5	3	3	0	0	0	1
10 Michael Young, R (1, 5) OBP: 0.359, SLG: 0.410	2B		1-H HR		F7	5 G6-3 1B				4	1	3	3	0	0	1
5 Ian Kinsler, R (1, 4) OBP: 0.449, SLG: 0.460	F8		27 CS BB		1-H HR	G6-3				3	1	1	2	1	0	2
27 Vladimir Guerrero, R (1, 10) OBP: 0.377, SLG: 0.547	F7		CS	HR	32 1B 17 2B 1B		G6-3			4	2	2	1	0	0	1
32 Josh Hamilton, L (1, 7) OBP: 0.335, SLG: 0.490		G4-3		12 G6-3 2B	17 WP 17 2B 1B		L8			4	1	2	0	0	0	0
17 Nelson Cruz, R (1, 9) OBP: 0.400, SLG: 0.684		15 CS BB		12 G6-3 BB	1-H 3-H 2B		K			2	0	1	2	2	1	0
12 Justin Smoak, S (1, 3) OBP: 0.303, SLG: 0.361		P4		G6-3	IBB			E9 15 FC2-5		3	0	0	0	1	0	3
15 Matt Treanor, R (1, 2) OBP: 0.279, SLG: 0.250		CS	F8	G6-3	G4-3			FC2-5 20 FC6		4	0	0	0	0	0	4
20 Julio Borbon, L (1, 8) OBP: 0.242, SLG: 0.265			G4-3		K	G4-3		FC6 1 S		4	0	0	0	0	1	1
Inning Stats	R: 0 H: 1 E: 0 LOB: 1 K: 0 BB: 0 S: 12 P: 18	R: 0 H: 0 E: 0 LOB: 0 K: 0 BB: 1 S: 10 P: 20	R: 2 H: 2 E: 0 LOB: 0 K: 0 BB: 1 S: 18 P: 29	R: 1 H: 2 E: 0 LOB: 1 K: 0 BB: 1 S: 10 P: 19	R: 4 H: 5 E: 0 LOB: 2 K: 1 BB: 1 S: 23 P: 39	R: 1 H: 2 E: 0 LOB: 0 K: 0 BB: 0 S: 11 P: 15	R: 0 H: 0 E: 0 LOB: 0 K: 1 BB: 0 S: 6 P: 13	R: 0 H: 0 E: 1 LOB: 1 K: 0 BB: 0 S: 8 P: 10		1B: 5 SF: 0 2B: 4 SAC: 0 3B: 0 DP: 2 HR: 3 HBP: 0						

	AB	33
	R	8
	H	12
	RBI	8
	BB	4
	SO	2
	LOB	13

WP: 1 PA: 39
PB: 0
SB: 1
CS: 2

PITCHER		IP	WLS	BF	H	R	ER	SO	BB	IBB	HBP	BLK	WP	HR	S	P	ERA	WHIP
36 Jered Weaver, R ERA: 3.4	(1, 1)	4.2		23	9	7	7	1	3	0	0	0	0	3	67	111	13.50	2.571
70 Trevor Bell, R ERA: 7.36	(5, 1)	1.1	L	7	3	1	1	0	0	1	0	0	1	0	17	29	6.75	2.250
52 Jason Bulger, R ERA: 4.2	(7, 1)	1.0		3	0	0	0	1	0	0	0	0	0	0	6	13	0.00	0.000
40 Brian Fuentes, L ERA: 6.23	(8, 1)	1.0		4	0	0	0	0	0	0	0	0	0	0	8	10	0.00	0.000

PITCHER	IP	WLS	BF	H	R	ER	SO	BB	IBB	HBP	BLK	WP	HR	S	P	ERA	WHIP

Batter	1	2	3	4	5	6	7	8	9	AB	R	H	RBI	BB	SO	LOB
2 Erick Aybar, S (1, 6) OBP: 0.299, SLG: 0.298	C FF 89 F FF 91 B FF 90 F FC 88 S FC 88 1-3 K2-3 ①			X FC 87 0-0 B1-3 ①		B FF 89 B FF 90 X FF 91 2-0 F8 ②		B FC 88 X FC 88 1-0 E5 1-3 2-H		4	0	0	0	0	1	1
47 Howie Kendrick, R (1, 4) OBP: 0.304, SLG: 0.367	B FF 90 B FF 90 C FF 90 X FF 91 2-1 F9 ②			C FF 89 B FF 91 X FF 91 1-1 F9 ②		X FF 90 0-0 G4-3 ③		B SL 84 C SL 84 B SI 95 X SL 87 2-1 G5-3 ③		4	0	0	0	0	0	2
53 Bobby Abreu, L (1, 9) OBP: 0.352, SLG: 0.452	C FF 90 C FF 92 B FF 91 B FF 92 B FC 87 F FC 88 C FF 92 3-3 K ③			C FF 91 B FF 91 B SI 92 F FF 91 B FC 86 B FF 92 4-2 48 HR BB			B FF 88 B FF 90 C FF 91 B FF 91 B FF 91 4-1 48 CS BB		B SI 94 B FF 92 X SI 94 2-0 F7 ①	2	1	0	0	2	1	0
48 Torii Hunter, R (1, 8) OBP: 0.352, SLG: 0.517		B SI 89 F FF 90 X FF 91 1-1 E8 55 CS		**B FC 88** **1 SAFE** **B FC 87** 1 SAFE 1 SAFE X FF 91 2-0 1-H HR			**B FF 91** 1 SAFE C FC 84 1 SAFE F FC 87 B FF 90 S CH 82 2-3 1-2 K ①②		B FC 90 C SI 94 B SI 95 B FC 88 B FF 94 4-1 8 G3-6-3 BB	3	1	1	2	1	1	1
8 Kendrys Morales, S (1, 3) OBP: 0.316, SLG: 0.459		B FF 90 F FC 88 B FC 88 F FF 90 X CH 80 2-2 G6-3 ①		F CU 75 B CH 82 X CH 83 1-1 F8 ③			C FF 90 S CH 84 B SI 93 B CH 82 X CH 83 2-2 L7 ③		1 SAFE 1 SAFE **B SI 94** F FO 83 1 SAFE B FF 95 X FO 85 2-1 G3-6-3 ②③ 1-2f	4	0	0	0	0	0	2
55 Hideki Matsui, L (1, 10) OBP: 0.304, SLG: 0.378		S FF 92 B FF 92 B FF 91 B FC 90 C FF 92 T FF 93 3-2 K ②③ 2-3			C FC 84 C FC 83 B SI 90 X CH 82 1-2 F8 ①			B FF 89 B FF 91 X FF 90 2-0 G4-3 ①		3	0	0	0	0	1	1
20 Juan Rivera, R (1, 7) OBP: 0.296, SLG: 0.420			B CU 71 B FC 86 F FF 90 F FC 86 C FC 83 2-3 K ①		B FF 91 F FC 87 X CH 83 1-1 F7 ②			X FF 92 0-0 2 E 44 1B 2 E 1B		3	1	1	0	0	1	0
44 Mike Napoli, R (1, 2) OBP: 0.321, SLG: 0.417			C FF 90 S CU 75 S FF 90 0-3 K ②		C CU 74 S FC 87 B FC 85 S FC 87 1-3 K ③			1 SAFE X FC 88 0-0 2 E 1-2 1B		3	0	1	0	0	2	0
3 Brandon Wood, R (1, 5) OBP: 0.175, SLG: 0.222			C CU 75 B FF 92 X FC 88 1-1 F8 ③			B CH 81 F FC 86 X CH 81 1-1 G5-3 ①		B FC 85 B CH 81 B FF 90 C FF 90 F FF 92 F CH 82 S CH 83 3-3 K ②		3	0	0	0	0	1	2
Inning Stats	R: 0 E: 0 K: 2 S: 10 H: 0 LOB: 0 BB: 0 P: 16	R: 0 E: 1 K: 1 S: 8 H: 0 LOB: 0 BB: 0 P: 14	R: 0 E: 0 K: 2 S: 8 H: 0 LOB: 0 BB: 0 P: 11	R: 2 E: 0 K: 0 S: 8 H: 1 LOB: 0 BB: 1 P: 16	R: 0 E: 0 K: 1 S: 8 H: 0 LOB: 0 BB: 0 P: 11	R: 0 E: 0 K: 0 S: 4 H: 0 LOB: 0 BB: 0 P: 7	R: 0 E: 0 K: 1 S: 7 H: 0 LOB: 0 BB: 1 P: 15	R: 1 E: 1 K: 1 S: 10 H: 2 LOB: 2 BB: 0 P: 18	R: 0 E: 0 K: 0 S: 4 H: 0 LOB: 0 BB: 1 P: 12	1B: 2 2B: 0 3B: 0 HR: 1 SF: 0 SAC: 0 DP: 1 HBP: 0						

PITCHER		IP	WLS	BF	H	R	ER	SO	BB	IBB	HBP	BLK	WP	HR	S	P	ERA	WHIP
50 John Danks, L ERA: 2.26	(1, 1)	7.2	L	28	3	3	2	8	2	0	0	0	0	1	61	104	2.35	0.652
57 Ramon Pena, R ERA: 5.6	(8, 1)	0.1		1	0	0	0	0	0	0	0	0	0	0	2	4	0.00	0.000
71 Scott Linebrink, R ERA: 3.95	(9, 1)	1.0		3	0	0	0	0	1	0	0	0	0	0	4	12	0.00	1.000

PITCHER	IP	WLS	BF	H	R	ER	SO	BB	IBB	HBP	BLK	WP	HR	S	P	ERA	WHIP

TOP

Los Angeles Angels @ Chicago White Sox

U.S. Cellular Field, Chicago, IL

Wed May 19 2010, 8:11 PM - 10:36 PM EDT

Att. 23,271 - Clear - 68 F

livebaseballscorecards.com

AB	29
R	3
H	3
RBI	2
BB	3
SO	8
LOB	9

BOTTOM

Batter	1	2	3	4	5	6	7	8	9	AB	R	H	RBI	BB	SO	LOB
1 Juan Pierre, L (1, 7) OBP: 0.311, SLG: 0.273	B FF 91 F FF 89 X SI 91 1-1 G4-3 ①		C FF 92 B CU 81 C CU 80 D CU 79 F CU 80 S SI 91 2-3 K ②			L SI 91 B SI 92 B FF 91 X FF 90 2-1 1-2 5 SH1-4 1B		B SL 77 B SI 90 B FF 89 C FF 88 C FF 90 X FF 92 3-2 2B		4	0	2	0	0	1	0
5 Jayson Nix, R (1, 5) OBP: 0.296, SLG: 0.174	C FF 92 B FF 93 B SI 93 X SI 92 2-1 G6-3 ②		B CU 75 C CU 75 F CH 83 X CH 83 1-2 F8 ③			L SI 90 X SI 90 0-1 SH1-4 ① 1-2 2-3		F CH 83 C FF 93 2 SAFE D CU 78 F FF 90 B SI 92 X CH 83 2-2 P4 ②		3	0	0	0	0	0	1
25 Andruw Jones, R (1, 9) OBP: 0.352, SLG: 0.550	B CU 75 X SI 92 1-0 G6-3 ③			B FF 92 C FF 92 B CH 84 S CH 82 C FF 93 2-3 K ①		X FF 93 0-0 P4 ②		F SI 94 F CH 83 B SI 97 B FF 97 S FF 96 2-3 K ③		4	0	0	0	0	2	3
14 Paul Konerko, R (1, 3) OBP: 0.384, SLG: 0.656		B FF 88 B SI 90 C SI 91 X SI 91 2-1 12 2B 20 SF7 1B		C CU 77 F CH 83 B CH 82 S CH 83 1-3 K ②		B SL 78 B FF 93 B CH 83 B FF 92 4-0 BB			C SI 89 B CH 73 F CH 73 B SI 91 B CH 74 X SI 90 3-2 HR	3	2	2	1	1	1	0
51 Alex Rios, R (1, 8) OBP: 0.340, SLG: 0.547		C FF 92 C SI 92 D CH 84 B CH 83 X SI 92 2-2 F9 ①		B FF 94 X CH 83 1-0 P4 ③		S CH 84 S CH 83 D CH 82 X FF 93 1-2 F7 ③			B SI 90 X SI 91 1-0 F7 ①	4	0	0	0	0	0	4
12 A.J. Pierzynski, L (1, 2) OBP: 0.262, SLG: 0.314 11 Omar Vizquel, S (9, PR) OBP: 0.244, SLG: 0.200		B SI 91 X SI 92 1-0 1-3 2B	C CU 77 F SI 91 S SL 78 0-3 K ①			X CU 76 0-0 F9 ①			C SL 75 X SL 75 0-1 10 PB 1B	4 0	0 0	2 0	0 0	0 0	1 0	0 0
20 Carlos Quentin, R (1, 10) OBP: 0.312, SLG: 0.373		B FF 92 X CH 83 1-0 SF7 ② 3-H	C FF 93 B FF 94 X FF 94 1-1 F9 ②			B FF 92 B SI 91 X FF 93 2-0 F7 ②			B CH 75 X SI 90 1-0 F8 ②	3	0	0	1	0	0	1
10 Alexei Ramirez, R (1, 6) OBP: 0.250, SLG: 0.318		B CU 75 F CU 76 B SI 92 F SI 92 X FF 92 2-2 F8 ③	B FF 94 C SI 93 B FF 93 X CH 84 2-1 G5-3 ③			F CH 82 B FF 92 B SI 92 B CH 84 X FF 93 3-1 G6-3 ③			C CH 73 B CH 74 S CH 74 F SI 90 F CH 73 F SI 90 S SI 90 1-3 1-2 K ③	4	0	0	0	0	1	2
15 Gordon Beckham, R (1, 4) OBP: 0.291, SLG: 0.238			F FF 87 F SI 91 B FF 92 B CH 84 B SI 92 X FF 92 3-2 F9 ①			B FF 92 B CH 84 B SI 92 B FF 90 4-0 5 SH1-4 1 1B BB		C FF 90 X CH 83 0-1 G1-3 ①		2	0	0	0	1	0	0
Inning Stats	R: 0 E: 0 K: 0 S: 5 H: 0 LOB: 0 BB: 0 P: 9	R: 1 E: 0 K: 0 S: 10 H: 2 LOB: 1 BB: 0 P: 18	R: 0 E: 0 K: 1 S: 10 H: 0 LOB: 0 BB: 0 P: 16	R: 0 E: 0 K: 2 S: 7 H: 0 LOB: 0 BB: 0 P: 11	R: 0 E: 0 K: 1 S: 7 H: 0 LOB: 0 BB: 0 P: 10	R: 0 E: 0 K: 0 S: 8 H: 1 LOB: 3 BB: 2 P: 19	R: 0 E: 0 K: 0 S: 4 H: 0 LOB: 0 BB: 0 P: 9	R: 0 E: 0 K: 1 S: 12 H: 1 LOB: 1 BB: 0 P: 19	R: 1 E: 0 K: 1 S: 13 H: 2 LOB: 2 BB: 0 P: 19	1B: 3 2B: 2 3B: 0 HR: 1 SF: 1 SAC: 1 DP: 0 HBP: 0							

PITCHER	IP	WLS	BF	H	R	ER	SO	BB	IBB	HBP	BLK	WP	HR	S	P	ERA	WHIP
51 Joe Saunders, L (1, 1) ERA: 4.42	7.2	W	29	4	1	1	4	2	0	0	0	0	0	60	106	1.17	0.783
56 Fernando Rodney, R (8, 1) ERA: 2.65	0.1	H	1	0	0	0	1	0	0	0	0	0	0	3	5	0.00	0.000
40 Brian Fuentes, L (9, 1) ERA: 6.52	1.0	S	5	2	1	1	1	0	0	0	0	0	1	13	19	9.00	2.000

PITCHER	IP	WLS	BF	H	R	ER	SO	BB	IBB	HBP	BLK	WP	HR	S	P	ERA	WHIP

Los Angeles Angels @ Chicago White Sox

U.S. Cellular Field, Chicago, IL

Wed May 19 2010, 8:11 PM - 10:36 PM EDT

Att. 23,271 - Clear - 68 F

livebaseballscorecards.com

AB	31
R	2
H	6
RBI	2
BB	2
SO	6
LOB	11

WP: 0 PB: 1 SB: 0 CS: 0 PA: 35

Los Angeles Angels @ Chicago White Sox

U.S. Cellular Field, Chicago, IL

Thu May 20 2010, 8:40 PM - 11:39 PM EDT

Att. 23,515 - Overcast - 64 F

livebaseballscorecards.com

Batter	1	2	3	4	5	6	7	8	9	AB	R	H	RBI	BB	SO	LOB
2 Erick Aybar, S (1, 6) OBP: 0.308, SLG: 0.307	C FF 87 X SI 90 0-1 47 1B 53 G4-6-3 1B	1 SAFE X SI 89 0-0 ③ FC4-6 1-2f		C FF 88 F FC 85 X SL 82 0-2 ③ P4			C SL 88 X CH 80 0-1 53 CS 53 S 1B		B CH 84 C SL 84 C SL 85 F SI 95 F CH 86 B SI 95 X SI 94 2-2 1B	5	1	3	0	0	0	1
47 Howie Kendrick, R (1, 4) OBP: 0.301, SLG: 0.361	C SI 91 1 SAFE B SI 92 1 SAFE X FC 86 1-1 53 G4-6-3 1-3 1B		C SI 89 F SI 90 B SI 92 B SL 83 B SL 83 X SL 82 3-2 ① G6-3		B FC 85 B SL 81 F SI 90 F SI 91 S FF 92 2-3 ① K		C FF 94 X SL 88 0-1 ① F8		S SI 95 S CH 88 B SI 94 1 SAFE B SI 95 X SL 86 2-2 ② F9	5	0	1	0	0	1	2
53 Bobby Abreu, L (1, 9) OBP: 0.348, SLG: 0.450	1 SAFE B FF 90 1 SAFE B FF 92 C FF 90 B FC 86 X SI 91 3-1 ① ② G4-6-3 1-2f 3-H		C SI 89 X CU 76 0-1 8 1B 2B		C FF 89 X SI 90 0-1 ② F9		C FF 94 B SL 89 B FF 92 B SL 88 X SI 92 3-1 ② ③ G6-3 1-3		C SL 82 1 SAFE B SI 94 B FF 87 X SL 84 2-1 ③ G4-3	5	1	1	0	0	0	3
48 Torii Hunter, R (1, 8) OBP: 0.355, SLG: 0.520	F SI 92 B SI 92 X SI 93 1-1 8 1B 2B		B SI 93 B SL 83 B SL 82 C SI 90 D SI 90 4-1 8 1B 55 SF7 BB		X SI 92 0-0 ③ G4-3			B SL 87 X SL 88 1-0 ① L7		3	2	1	0	1	0	0
8 Kendrys Morales, S (1, 3) OBP: 0.326, SLG: 0.466	B FC 89 C SL 82 B FF 93 F SI 88 F FF 95 X FF 95 2-2 2-H 1B		B SI 91 C FC 87 X FF 87 1-1 55 SF7 1-3 2-H 1B			C FC 86 C CU 80 F FF 90 F CU 78 F CH 86 S SL 82 0-3 ① K		B CU 74 C CH 81 S CH 81 X CU 76 1-2 20 WP 1B		4	0	3	2	0	1	0
55 Hideki Matsui, L (1, 10) OBP: 0.303, SLG: 0.377	S SI 90 B FC 89 F SI 89 1 SAFE B FF 94 X SI 89 2-2 ③ F7		B CH 84 D CH 83 1 SAFE B SI 90 F FF 89 X FF 93 3-1 ② SF7 1-2 3-H			B SI 88 C FF 88 C SI 91 B SL 82 X SI 89 2-2 20 HR 1B		B SL 86 C FF 92 B SL 86 S SL 88 B SI 94 F SL 87 X FF 92 3-2 ② F7		3	1	1	1	0	0	2
20 Juan Rivera, R (1, 7) OBP: 0.308, SLG: 0.444		B SL 81 S SL 82 B SL 82 C SL 82 B SL 82 B FF 92 4-2 2 FC4-6 BB	B SI 92 B SI 91 S SL 83 S SL 84 S SL 84 2-3 ③ K			B SL 83 X SI 90 1-0 1-H HR		C SI 92 S SL 84 1 SAFE B SL 85 B SL 88 D CH 84 B SL 87 4-2 1-2 BB		2	1	1	2	2	1	1
46 Bobby Wilson, R (1, 2)		C SI 92 F SI 93 S SL 84 0-3 ① K		C SL 81 F SL 81 F FC 85 B CU 79 S SL 81 1-3 ① K		C SI 91 F SL 82 C SL 80 0-3 ② K		C FF 94 X CH 85 0-1 ③ F8		4	0	0	0	0	3	3
18 Kevin Frandsen, R (1, 5) OBP: 0.400, SLG: 0.333 77 Reggie Willits, S (9, PH) OBP: 0.333, SLG: 0.240 3 Brandon Wood, R (9, 5) OBP: 0.175, SLG: 0.222		1 SAFE 1 SAFE B SL 83 1 SAFE 1 SAFE B SL 82 F SI 92 C SI 92 S SL 83 2-3 ② K		X SL 83 0-0 ② B2		B SL 85 F SI 90 F SI 90 F FF 92 S SL 83 1-3 ③ K			B FF 93 B CH 85 C FF 92 C SI 93 B SI 94 F FF 94 C FF 94 3-3 ① K	3 1 0	0 0 0	0 0 0	0 0 0	0 0 0	2 1 0	1 0 0
Inning Stats	R: 2 E: 0 K: 0 S: 15 H: 4 LOB: 1 BB: 0 P: 24	R: 0 E: 0 K: 2 S: 9 H: 0 LOB: 1 BB: 1 P: 15	R: 2 E: 0 K: 1 S: 13 H: 2 LOB: 1 BB: 1 P: 26	R: 0 E: 0 K: 1 S: 8 H: 0 LOB: 0 BB: 0 P: 9	R: 0 E: 0 K: 1 S: 6 H: 0 LOB: 0 BB: 0 P: 8	R: 2 E: 0 K: 3 S: 17 H: 2 LOB: 0 BB: 0 P: 21	R: 0 E: 0 K: 0 S: 6 H: 1 LOB: 0 BB: 0 P: 9	R: 0 E: 0 K: 0 S: 12 H: 1 LOB: 2 BB: 1 P: 21	R: 0 E: 0 K: 1 S: 14 H: 1 LOB: 1 BB: 0 P: 23	1B: 8 2B: 2 3B: 0 HR: 1 SF: 1 SAC: 0 DP: 1 HBP: 0						

	AB	35
	R	6
	H	11
	RBI	5
	BB	3
	SO	9
	LOB	13

WP: 1 PA: 39
PB: 0
SB: 1
CS: 1

PITCHER		IP	WLS	BF	H	R	ER	SO	BB	IBB	HBP	BLK	WP	HR	S	P	ERA	WHIP
44 Jake Peavy, R ERA: 5.74	(1, 1)	6.0	L	27	8	6	6	8	2	0	0	0	0	1	68	103	9.00	1.667
67 Randy Williams, L ERA: 3.86	(7, 1)	1.2		6	2	0	0	0	0	0	0	0	0	0	14	22	0.00	1.200
57 Ramon Pena, R ERA: 5.21	(8, 1)	1.1		6	1	0	0	1	1	0	0	0	1	0	18	31	0.00	1.500

PITCHER	IP	WLS	BF	H	R	ER	SO	BB	IBB	HBP	BLK	WP	HR	S	P	ERA	WHIP

BOTTOM

Los Angeles Angels @ Chicago White Sox

U.S. Cellular Field, Chicago, IL

Thu May 20 2010, 8:40 PM - 11:39 PM EDT

Att. 23,515 - Overcast - 64 F

livebaseballscorecards.com

Batter	1	2	3	4	5	6	7	8	9	AB	R	H	RBI	BB	SO	LOB
1 Juan Pierre, L (1, 7) OBP: 0.320, SLG: 0.283	C FF 94 F FF 95 S SL 86 0-3 K		C FF 93 B SL 82 X FF 93 1-1 G3		C FF 93 B SI 93 B CH 87 X FF 92 2-1 1B		B FF 91 X FF 90 1-0 1B	B CH 81 C SI 95 B CH 83 B SI 96 X SI 95 3-1 12 2B 1-2 2-3 1B		5	0	3	0	0	1	0
12 A.J. Pierzynski, L (1, 2) OBP: 0.267, SLG: 0.325 5 Jayson Nix, R (8, PR) OBP: 0.296, SLG: 0.174 27 Ramon Castro, R (9, 2) OBP: 0.300, SLG: 0.125	X FF 94 0-0 1B		B SL 82 B SL 82 S SL 81 C CH 86 B SI 94 X CH 85 3-2 F8		X FF 92 0-0 F9		C SL 82 S FF 91 B FF 92 S SL 83 1-3 K	X CH 85 0-0 1-3 2-H 3-H 2B		5 0 0	0 0 0	2 0 0	2 0 0	0 0 0	1 0 0	2 0 0
25 Andruw Jones, R (1, 8) OBP: 0.346, SLG: 0.531	C FF 95 C SL 86 B FF 96 B SI 94 B SL 87 F SL 88 B SI 96 4-2 BB			C SL 83 S SL 80 F SL 83 X FF 95 0-2 P5	S SL 87 F FF 94 S SL 86 0-3 K		B FF 92 X SL 84 1-0 G6-3	B SI 97 B SI 97 B SI 94 C SI 96 S SI 96 F SI 98 X FF 98 3-2 F8		4	0	0	0	1	1	4
14 Paul Konerko, R (1, 3) OBP: 0.372, SLG: 0.631	S SL 85 1 SAFE B SL 86 X FF 96 1-1 F9			B SL 86 S SL 84 B FF 95 F SL 86 C FF 96 2-3 K		C SL 85 S SL 82 B SL 86 S SL 85 1-3 K		B FF 98 B SL 90 C FF 96 S SL 90 S SL 91 2-3 K	B CH 74 B SI 91 B SI 90 C SI 90 C SI 90 F SI 91 F SI 91 X SI 91 3-2 F9	5	0	0	0	0	3	1
7 Mark Kotsay, L (1, 10) OBP: 0.293, SLG: 0.310 51 Alex Rios, R (9, PH) OBP: 0.338, SLG: 0.543		B SL 83 B FF 94 B SI 93 C FF 91 C FF 92 F SI 92 F FF 94 B SL 82 4-2 20 G6-4-3 BB	C CH 86 B SL 82 B CH 88 C SL 83 X CH 87 2-2 20 1B 1B		B FF 92 B FF 93 C FF 94 B SL 83 B FF 94 4-1 20 HBP BB		B FF 96 C FF 96 X SL 88 1-1 F8	B CH 75 F SI 91 B SI 91 X SI 91 2-1 F9	2 1	0 0	1 0	0 0	2 0	0 0	0 0
20 Carlos Quentin, R (1, 9) OBP: 0.322, SLG: 0.377		C SL 83 F FF 95 X SL 85 0-2 G6-4-3 1-2f	B FF 95 B FF 94 C SL 84 X SL 86 2-1 1-3 1B		C FF 94 B SL 86 S SL 86 H FF 94 2-2 1-2 HBP		B FF 96 C FF 96 F SL 90 B CU 84 X FC 95 2-2 10 1B 23 BB 15 1B 1B	F CH 74 B SI 91 X SI 91 1-1 F8	4	1	2	0	0	0	1
23 Mark Teahen, L (1, 5) OBP: 0.331, SLG: 0.336		B FF 93 F FF 93 B CH 87 B CH 87 X FF 94 3-1 1B	B SL 82 C SL 84 X FF 94 1-1 F8		X FF 92 0-0 F8		B FF 93 C SL 89 S FF 94 B SL 88 B FC 95 F FF 94 B SL 88 4-2 10 1B 15 1B 1-2 BB		3	1	1	0	1	0	4
10 Alexei Ramirez, R (1, 6) OBP: 0.257, SLG: 0.324		1 SAFE C FF 94 B SL 85 C SL 82 X SL 87 1-2 P4		L SL 82 X FF 93 0-1 E5 15 G6-3 1B	S SL 85 X SL 82 0-1 P4		C SL 88 X SL 86 0-1 1 1B 15 1B 12 2B 1-2 2-3 1B		4	2	2	0	0	0	3
15 Gordon Beckham, R (1, 4) OBP: 0.290, SLG: 0.239			C FF 94 X FF 93 0-1 F7		X SL 85 0-0 G6-3 3-H		S SL 84 B SL 83 C FF 91 F SL 84 S FF 92 1-3 K	F FC 95 F SL 89 F SL 91 B SL 90 X SL 92 1-2 1 1B 12 2B 1-2 2-H 3-H 1B		4	1	1	3	0	1	0
Inning Stats	R: 0 E: 0 K: 1 S: 9 H: 1 LOB: 1 BB: 1 P: 14	R: 0 E: 0 K: 0 S: 12 H: 1 LOB: 1 BB: 1 P: 20	R: 0 E: 0 K: 0 S: 7 H: 0 LOB: 0 BB: 0 P: 11	R: 0 E: 0 K: 1 S: 14 H: 2 LOB: 2 BB: 0 P: 21	R: 1 E: 1 K: 1 S: 9 H: 2 LOB: 1 BB: 0 P: 11	R: 0 E: 0 K: 1 S: 9 H: 0 LOB: 2 BB: 1 P: 16	R: 0 E: 0 K: 2 S: 9 H: 1 LOB: 1 BB: 0 P: 13	R: 4 E: 0 K: 1 S: 24 H: 5 LOB: 2 BB: 1 P: 40	R: 0 E: 0 K: 0 S: 9 H: 0 LOB: 0 BB: 0 P: 15	1B: 11 2B: 1 3B: 0 HR: 0 SF: 0 SAC: 0 DP: 1 HBP: 1						

	AB	37
	R	5
	H	12
	RBI	5
	BB	4
	SO	7
	LOB	15

PITCHER		IP	WLS	BF	H	R	ER	SO	BB	IBB	HBP	BLK	WP	HR	S	P	ERA	WHIP
54 Ervin Santana, R ERA: 3.75	(1, 1)	7.0	W	30	7	1	0	6	3	0	1	0	0	0	69	106	0.00	1.429
40 Kevin Jepsen, R ERA: 6.0	(8, 1)	0.2		6	3	4	4	1	1	0	0	0	0	0	17	27	54.00	6.000
56 Fernando Rodney, R ERA: 2.6	(8, 1)	0.1	H	3	2	0	0	0	0	0	0	0	0	0	7	13	0.00	6.000
40 Brian Fuentes, L ERA: 5.91	(9, 1)	1.0	S	3	0	0	0	0	0	0	0	0	0	0	9	15	0.00	0.000

PITCHER	IP	WLS	BF	H	R	ER	SO	BB	IBB	HBP	BLK	WP	HR	S	P	ERA	WHIP

Batter	1	2	3	4	5	6	7	8	9	AB	R	H	RBI	BB	SO	LOB
2 Erick Aybar, S (1, 6) OBP: 0.306, SLG: 0.302	C FS 91 F FS 90 F FF 95 B CU 78 X CH 90 1-2 ① G1-3	F FF 95 B FS 89 X FS 88 1-1 ③ G1-3		C SI 94 B SL 86 B SL 86 B SI 95 B SI 96 4-1 47 1B BB			C FF 97 F FF 96 B FF 96 X FF 96 1-2 ① G6-3		D SI 91 C SI 91 X SI 91 1-1 ① SH1-3 1-2	3	0	0	0	1	0	0
47 Howie Kendrick, R (1, 4) OBP: 0.298, SLG: 0.356	B FF 94 B FF 95 C FF 95 S FF 95 X FF 96 2-2 ② L9		B CU 79 X CH 89 1-0 ① G5-3	B SL 86 1 SAFE B SI 93 C SI 93 B SI 93 X SI 95 3-1 1-2 1B			B FF 97 X FF 96 1-0 ② G5-3		D CH 85 D SI 85 C SI 91 B SI 90 X SI 90 3-1 ② L9 2-3	5	0	1	0	0	0	1
53 Bobby Abreu, L (1, 9) OBP: 0.344, SLG: 0.442	C FF 94 B CU 80 X FF 95 1-1 ③ G4-3		C FF 94 B FS 89 B FS 88 S FS 88 X FS 88 2-2 48 FC5-4 1B	B SI 94 C SI 95 B SI 95 F B SL 86 X SI 96 3-2 ③ G6-3			C FF 97 C FF 94 B FF 97 B SL 86 X SI 90 2-2 ③ G3-1		C SI 91 X SL 84 0-1 ③ G5-3	5	0	1	0	0	0	3
48 Torii Hunter, R (1, 8) OBP: 0.358, SLG: 0.520		X FF 93 0-0 8 1B 8 E 1B	X CU 80 0-0 ② FC5-4 20 WP 8 HBP 1-2f		B SL 87 C SI 95 X SL 87 1-1 ① P4			C CU 74 B CU 76 F SL 86 F CU 74 B SI 91 F SI 91 X CU 77 2-2 20 S 1B		4	1	2	0	0	0	1
8 Kendrys Morales, S (1, 3) OBP: 0.330, SLG: 0.464		D FF 92 B FS 89 S SI 94 B CH 90 1 SAFE F SI 95 F FF 97 1 SAFE X FS 90 3-2 E8 20 1B 1-H 1B	H FF 93 1-0 20 WP 1-2 HBP		B SI 96 C X SI 97 1-1 ② F7			B SI 91 1 SAFE X SI 90 1-0 ① F7	3	1	1	0	0	0	1
20 Juan Rivera, R (1, 7) OBP: 0.307, SLG: 0.438		C CU 80 X FF 97 0-1 44 HR 2-H 1B	S CU 79 C FS 88 B CU 78 B FF 94 C FF 95 2-3 ③ K 1-2 2-3		C SI 96 F SL 87 B SI 96 X SI 95 1-2 ③ G5-3			C SI 91 C SI 91 1 SAFE B CU 78 S SL 87 1-3 ② K 1-2		4	1	1	1	0	2	3
44 Mike Napoli, R (1, 2) OBP: 0.336, SLG: 0.465		B FF 94 C FS 90 X CU 80 1-1 1-H HR		B SI 93 C SI 93 X SI 95 1-1 3 G4-3 27 SF7 2B		C FF 97 C FF 96 B FC 89 C FF 96 1-3 ① K		B SI 91 F SI 91 B SL 84 F SL 86 H SI 92 3-2 HBP		3	2	2	2	0	1	0
3 Brandon Wood, R (1, 5) OBP: 0.169, SLG: 0.215		C SI 95 F FF 95 X CU 80 0-2 ① F8		X SI 94 0-0 ① G4-3 2-3		B FF 97 B FF 97 X SI 92 2-0 ② G4-3		B CU 74 S SL 86 C SI 92 S CU 76 1-3 ③ K		4	0	0	0	0	1	3
35 Joel Pineiro, R (1, 1) 27 Michael Ryan, L (4, PH) OBP: 0.143, SLG: 0.231 70 Trevor Bell, L (4, 1) 62 Scot Shields, R (7, 1) 52 Jason Bulger, R (8, 1) 77 Reggie Willits, S (9, PH) OBP: 0.355, SLG: 0.240		C FF 95 X FF 95 0-1 ② G3		S SI 94 X SL 86 0-1 ② SF7 3-H		B FF 97 C FF 94 S FF 97 S FC 89 1-3 ③ K			B SI 90 C SI 91 C SI 91 B CH 86 B FF 92 D SI 91 4-2 47 L9 2 SH1-3 BB	1 0 1 0 0 0	0 0 0 0 0 0	0 0 0 0 0 0	0 0 0 0 0 0	0 0 1 0 0 1	0 0 0 0 0 0	0 0 0 0 0 0
Inning Stats	R: 0 H: 0 E: 0 LOB: 0 K: 0 BB: 0 S: 9 P: 13	R: 4 H: 4 E: 1 LOB: 0 K: 0 BB: 0 S: 16 P: 21	R: 0 H: 1 E: 0 LOB: 2 K: 1 BB: 0 S: 8 P: 14	R: 1 H: 2 E: 0 LOB: 2 K: 0 BB: 1 S: 11 P: 22	R: 0 H: 0 E: 0 LOB: 0 K: 0 BB: 0 S: 7 P: 10	R: 0 H: 0 E: 0 LOB: 0 K: 2 BB: 0 S: 7 P: 11	R: 0 H: 0 E: 0 LOB: 0 K: 0 BB: 0 S: 7 P: 11	R: 0 H: 1 E: 0 LOB: 2 K: 2 BB: 0 S: 14 P: 22	R: 0 H: 0 E: 0 LOB: 1 K: 0 BB: 1 S: 8 P: 16	1B: 6 2B: 1 3B: 0 HR: 1		SF: 1 SAC: 1 DP: 0 HBP: 2				

PITCHER		IP	WLS	BF	H	R	ER	SO	BB	IBB	HBP	BLK	WP	HR	S	P	ERA	WHIP
33 Brad Penny, R ERA: 3.23	(1, 1)	3.0		15	5	4	4	1	0	0	1	0	1	1	33	48	12.00	1.667
41 Mitchell Boggs, R ERA: 3.72	(4, 1)	2.0		9	2	1	1	0	1	0	0	0	0	0	18	32	4.50	1.500
30 Jason Motte, R ERA: 3.38	(6, 1)	2.0	W	6	0	0	0	2	0	0	0	0	0	0	14	22	0.00	0.000
46 Kyle McClellan, R ERA: 1.86	(8, 1)	1.0		5	1	0	0	2	0	0	1	0	0	0	14	22	0.00	1.000
36 Dennys Reyes, L ERA: 0.73	(9, 1)	1.0		4	0	0	0	0	1	0	0	0	0	0	8	16	0.00	1.000

PITCHER	IP	WLS	BF	H	R	ER	SO	BB	IBB	HBP	BLK	WP	HR	S	P	ERA	WHIP

TOP

Los Angeles Angels @ St. Louis Cardinals

Busch Stadium, St. Louis, MO

Fri May 21 2010, 7:21 PM - 10:05 PM CDT

Att. 44,111 - Cloudy - 69 F

livebaseballscorecards.com

AB	33
R	5
H	8
RBI	4
BB	2
SO	5
LOB	12

WP: 1 PA: 39
PB: 0
SB: 1
CS: 0

Los Angeles Angels @ St. Louis Cardinals

Busch Stadium, St. Louis, MO

Fri May 21 2010, 7:21 PM - 10:05 PM CDT

Att. 44,111 - Cloudy - 69 F

livebaseballscorecards.com

BOTTOM

Batter	1	2	3	4	5	6	7	8	9	AB	R	H	RBI	BB	SO	LOB
3 Felipe Lopez, S (1, 6) OBP: 0.343, SLG: 0.500	C SI 88 F SI 89 B CU 78 B SI 89 F SI 89 F SI 89 F CU 77 F SI 89 F SI 89 3-2 B SI 91 X SI 90 G3 ①	B SI 89 X SI 88 1-0 47 1B 2-H 3B	B CU 74 X CU 75 1-0 HR		C SI 91 B CH 87 B CH 86 C SI 92 F CH 86 C FF 93 2-3 K ③			F SI 91 B CH 84 C SL 80 B SL 81 S SL 81 2-3 K ①		5	2	2	2	0	2	0
47 Ryan Ludwick, R (1, 9) OBP: 0.383, SLG: 0.500	B SI 91 F SI 89 F SI 88 X SL 84 1-2 7 FC5-6-4 1B	X SI 88 0-0 7 FC6-4 3-H 1B	B SI 89 B SI 88 B SI 88 C FF 88 C SI 88 F SI 88 B SI 89 4-2 7 FC6-4 BB			C SL 83 C CH 83 B FF 89 B FF 91 B FF 93 S FF 92 3-3 K ①		B SL 79 B SI 94 B SI 94 H FF 93 4-0 5 CS HBP		3	0	2	1	1	1	0
7 Matt Holliday, R (1, 7) OBP: 0.353, SLG: 0.445	X SI 87 0-0 FC5-6-4 5 PB 28 3B 1-2f ②	C CH 84 F SI 88 D SL 84 X SL 82 1-2 FC6-4 1-2f ③	X SI 88 0-0 FC6-4 1-2f ③			F FF 93 S SL 85 B SL 83 X SL 85 1-2 G6-3 ②		C SL 80 S SL 81 X SL 81 0-2 F7 ②		5	1	0	0	0	0	4
5 Albert Pujols, R (1, 3) OBP: 0.422, SLG: 0.551	B SI 87 I IN 76 I I IN 79 4-0 28 3B 1-2 IBB		C SI 89 F SI 87 B SI 87 X SL 84 1-2 G6-3 ① C FF 93 B FF 94 X FF 92 1-1 F7 ①			B CH 84 B CH 85 C SL 84 B FF 92 X FF 93 3-1 P4 ③		C SI 94 0-1 CS ③ 1-2		3	1	0	0	1	0	0
28 Colby Rasmus, L (1, 8) OBP: 0.383, SLG: 0.548	B CU 76 F CU 76 B SI 90 F CU 77 F SI 88 X SI 90 2-2 1-H 2-H 3B		C SI 90 S CU 78 B CU 77 C CH 84 1-3 K ② B FF 93 B FF 94 C FF 93 S FF 93 F SL 84 B FF 94 T FF 93 3-2 K ②				S SI 91 S CU 79 F CU 79 B SI 92 C SI 92 1-3 K ①			4	0	1	2	0	3	0
23 David Freese, R (1, 5) OBP: 0.381, SLG: 0.458	B SI 90 C SI 90 X SI 90 1-1 G6-3 ③		B SL 83 S SL 82 B CH 83 X SI 88 2-1 4 2B 33 HR 1B B FF 94 F CH 85 B CH 83 B FF 94 X FF 93 3-1 2B				B SI 93 B SI 92 C SI 91 B SI 91 B SI 91 4-1 55 1B BB			3	1	2	0	1	0	1
4 Yadier Molina, R (1, 2) OBP: 0.333, SLG: 0.358		X SI 88 0-0 G6-3 ① C SI 90 B SI 88 X SI 86 1-1 33 HR 1-3 2B B FF 93 B SL 85 X SL 83 2-0 F9 ③					B SI 92 F SI 90 1 SAFE B SI 88 X SI 91 2-1 L8 ②		4	1	1	0	0	0	2
55 Skip Schumaker, L (1, 4) OBP: 0.320, SLG: 0.300		B SI 89 B SI 91 X SI 88 2-0 3 3B 2B I IN 77 I IN 77 I IN 78 I IN 77 4-0 33 HR IBB			C FF 93 F CH 84 B FF 93 B SL 82 S CH 86 2-3 K ①		B SI 90 X SI 90 1-0 1-2 1B		3	2	2	0	1	1	0
33 Brad Penny, R (1, 1) OBP: 0.158, SLG: 0.316 41 Mitchell Boggs, R (4, 1) 22 Joe Mather, R (5, PH) OBP: 0.205, SLG: 0.256 30 Jason Motte, R (6, 1) 15 Jon Jay, L (7, PH) OBP: 0.292, SLG: 0.375 46 Kyle McClellan, R (8, 1) OBP: 1.000, SLG: 1.000 36 Dennys Reyes, R (9, 1)		X SI 88 0-0 G5-3 ② X SL 83 0-0 1-H 2-H 3-H HR			C SL 82 B SL 84 C FF 93 X FF 92 1-2 F8 ②		C SI 92 X CU 80 0-1 G4-3 ③			2 0 1 0 1 0 0	1 0 0 0 0 0 0	1 0 0 0 0 0 0	4 0 0 0 0 0 0	0 0 0 0 0 0 0	0 0 0 0 0 0 0	1 0 0 0 2 0 0
Inning Stats	R: 2 E: 0 K: 0 S: 18 H: 2 LOB: 1 BB: 1 P: 29	R: 2 E: 0 K: 0 S: 8 H: 3 LOB: 1 BB: 0 P: 12	R: 5 E: 0 K: 1 S: 16 H: 4 LOB: 1 BB: 2 P: 30	R: 0 E: 0 K: 1 S: 9 H: 1 LOB: 1 BB: 0 P: 18	R: 0 E: 0 K: 2 S: 10 H: 0 LOB: 0 BB: 0 P: 15	R: 0 E: 0 K: 1 S: 8 H: 0 LOB: 0 BB: 0 P: 15	R: 0 E: 0 K: 1 S: 10 H: 1 LOB: 2 BB: 1 P: 18	R: 0 E: 0 K: 1 S: 7 H: 0 LOB: 0 BB: 0 P: 13		1B: 4 2B: 3 3B: 2 HR: 2	SF: 0 SAC: 0 DP: 0 HBP: 1		WP: 0 PB: 1 SB: 0 CS: 1	PA: 40		

	AB	34
	R	9
	H	11
	RBI	9
	BB	4
	SO	7
	LOB	10

PITCHER		IP	WLS	BF	H	R	ER	SO	BB	IBB	HBP	BLK	WP	HR	S	P	ERA	WHIP
35 Joel Pineiro, R ERA: 5.0	(1, 1)	3.0	L	21	9	9	9	1	1	2	0	0	0	2	42	71	27.00	3.333
70 Trevor Bell, R ERA: 4.05	(4, 1)	3.0		10	1	0	0	4	0	0	0	0	0	0	27	48	0.00	0.333
62 Scot Shields, R ERA: 6.57	(7, 1)	1.0		5	1	0	0	1	1	0	0	0	0	0	10	18	0.00	2.000
52 Jason Bulger, R ERA: 3.94	(8, 1)	1.0		3	0	0	0	1	0	0	1	0	0	0	7	13	0.00	0.000

PITCHER	IP	WLS	BF	H	R	ER	SO	BB	IBB	HBP	BLK	WP	HR	S	P	ERA	WHIP

Batter	1	2	3	4	5	6	7	8	9	AB	R	H	RBI	BB	SO	LOB
2 Erick Aybar, S (1, 6) OBP: 0.309, SLG: 0.305	C SI 89 B SI 91 F SI 91 B SI 92 X SI 91 2-2 ① F9		B SI 91 X SI 89 1-0 E1 48 1B 1B	B SI 90 F SI 91 S CU 76 X CU 74 1-2 2-3 1B		C SI 86 F FF 85 S CH 77 0-3 ① K		B SI 87 S SI 86 S CH 75 S CH 75 1-3 ② K		5	1	2	0	0	2	1
47 Howie Kendrick, R (1, 4) OBP: 0.301, SLG: 0.360	B SI 92 F SI 91 X SL 86 1-1 ② F9		B SI 90 D SL 84 F F SL 85 D SL 86 B SI 92 4-2 53 BB 48 1B BB	B FF 88 1 SAFE X FF 89 1-0 ② P3		B SI 88 X SI 86 1-0 ② G4-3		B SL 69 B SL 70 X SI 87 2-0 53 1B 2-H 2B		4	2	1	1	1	0	2
53 Bobby Abreu, L (1, 9) OBP: 0.351, SLG: 0.440 38 Bobby Cassevah, R (8, 1) 56 Fernando Rodney, R (9, 1)	C SI 91 B SI 91 B CH 83 X SI 91 2-1 ③ G3-1		D CU 75 B SI 90 B CH 81 B SI 89 4-0 48 1B 8 2B 1-2 BB	C FF 90 1 SAFE 1 SAFE C SL 79 C SI 88 0-3 ③ K		B SI 88 B FC 82 B SI 88 B SI 86 4-0 48 FC6-4 BB		B SI 88 C CH 75 X CH 75 1-1 2-H 1B		3 0 0	1 0 0	1 0 0	1 0 0	2 0 0	1 0 0	2 0 0
48 Torii Hunter, R (1, 8) OBP: 0.360, SLG: 0.513		B SL 84 S SL 83 B SI 90 S SL 84 B SI 91 F SL 84 B SI 92 4-2 8 2B BB	B SI 91 B SI 90 X SI 91 2-0 8 2B 55 1B 1-2 2-H 3-H 1B	C SL 79 B FF 90 F FF 82 B FF 89 X SL 79 2-2 ① F7		C SL 75 B SI 88 S SL 75 X CH 76 1-2 ③ FC6-4 1-2f		B SI 86 C SI 88 C SL 70 X SL 71 1-2 ③ G6-3		4	2	1	2	1	0	2
8 Kendrys Morales, S (1, 3) OBP: 0.342, SLG: 0.482		B SI 91 B CH 82 B SI 90 X SI 90 3-0 1-H 2B	B SI 91 C CH 83 F CH 82 F SI 92 X SL 85 1-2 55 1B 1-3 2-H 2B	B FF 89 F FF 88 C FF 89 X FF 88 1-2 44 HR 1B			C FF 85 B SL 70 C SI 87 X CH 77 1-2 ① F7		B CH 84 F SI 85 B CH 75 F SI 86 F FC 84 B CH 76 F SI 87 F SI 86 B CH 77 4-2 44 G6-4-3 BB	4	2	3	2	1	0	0
55 Hideki Matsui, L (1, 7) OBP: 0.302, SLG: 0.373 77 Reggie Willits, S (7, 7) OBP: 0.344, SLG: 0.231 (8, 9)		B CU 75 C CU 74 B SI 90 F CH 81 B CH 82 X CU 75 3-2 ① F9	X SI 92 0-0 44 G6-4-3 2-H 3-H 1B	C SL 79 B SL 78 1 SAFE B SI 88 C FF 89 T FF 90 2-2 ② K			C SI 86 B SI 86 B CH 75 F SI 87 X SI 87 3-2 ② P6		B SI 85 B SI 86 C SI 85 X SI 86 2-1 ① P3	4 1	0 0	1 0	2 0	0 0	1 0	2 1
44 Mike Napoli, R (1, 2) OBP: 0.331, SLG: 0.481		B SI 91 X SL 84 1-0 ② P5	F SI 93 T SI 91 B SL 85 F SI 91 F SL 83 X CH 82 1-2 ② ③ G6-4-3 1-2f	X SL 79 0-0 1-H HR			C SI 87 X FF 86 0-1 ③ P3		X SI 87 0-0 ② ③ G6-4-3 1-2f	5	1	1	2	0	0	3
18 Kevin Frandsen, R (1, 5) OBP: 0.500, SLG: 0.615		B SL 84 C SL 83 B SL 83 F CH 82 X SI 91 2-2 ③ F7		X FF 90 0-0 2 1B 2B	B FF 84 B FF 83 C FF 89 F SL 81 X FF 89 2-2 2B			B CH 85 C SI 86 X SL 74 1-1 27 G3 47 2B 1B		4	1	3	0	0	0	1
19 Scott Kazmir, L (1, 1) 27 Michael Ryan, L (8, PH) OBP: 0.133, SLG: 0.214 (8, 7)			X SI 90 0-0 ① G5-3	L S SI 90 B CU 76 F CH 81 B SI 91 F SI 91 B CH 82 S SI 90 3-3 ① K	B FF 88 X FF 88 1-0 ③ G1			C SL 70 C SL 70 B SL 69 B FF 87 X SI 86 2-2 ① G3 1-2		3 1	0 0	0 0	0 0	0 0	1 0	2 1
Inning Stats	R: 0 E: 0 K: 0 S: 7 H: 0 LOB: 0 BB: 0 P: 12	R: 1 E: 0 K: 0 S: 11 H: 1 LOB: 1 BB: 1 P: 24	R: 5 E: 1 K: 0 S: 15 H: 4 LOB: 0 BB: 2 P: 28	R: 0 E: 0 K: 2 S: 13 H: 2 LOB: 2 BB: 0 P: 18	R: 2 E: 0 K: 1 S: 14 H: 3 LOB: 1 BB: 0 P: 22	R: 0 E: 0 K: 1 S: 7 H: 0 LOB: 1 BB: 1 P: 13	R: 0 E: 0 K: 0 S: 8 H: 0 LOB: 0 BB: 0 P: 12	R: 2 E: 0 K: 1 S: 14 H: 3 LOB: 1 BB: 0 P: 22	R: 0 E: 0 K: 0 S: 8 H: 0 LOB: 0 BB: 1 P: 14	1B: 7 2B: 5 3B: 0 HR: 1 SF: 0 SAC: 0 DP: 2 HBP: 0						

TOP

Los Angeles Angels @ St. Louis Cardinals

Busch Stadium, St. Louis, MO

Sat May 22 2010, 1:17 PM - 4:19 PM CDT

Att. 44,091 - Sunny - 79 F

livebaseballscorecards.com

AB	38
R	10
H	13
RBI	10
BB	5
SO	5
LOB	17

WP: 0 PA: 43
PB: 0
SB: 0
CS: 0

PITCHER		IP	WLS	BF	H	R	ER	SO	BB	IBB	HBP	BLK	WP	HR	S	P	ERA	WHIP
26 Kyle Lohse, R ERA: 5.89	(1, 1)	3.1	L	19	7	6	6	1	3	0	0	0	0	0	42	77	16.20	3.000
43 Trever Miller, L ERA: 3.72	(4, 1)	1.2		8	3	2	2	2	0	0	0	0	0	1	18	27	10.80	1.800
40 P.J. Walters, R ERA: 4.5	(6, 1)	4.0		16	3	2	2	2	2	0	0	0	0	0	37	61	4.50	1.250

PITCHER	IP	WLS	BF	H	R	ER	SO	BB	IBB	HBP	BLK	WP	HR	S	P	ERA	WHIP

Batter	1	2	3	4	5	6	7	8	9	AB	R	H	RBI	BB	SO	LOB
3 Felipe Lopez, S (1, 4) OBP: 0.333, SLG: 0.478	C SI 89 B SI 90 B SI 90 X SI 89 3-1 ① F9		B SI 89 X SI 88 1-0 ① G4-3			C FF 90 S FF 91 C FF 91 0-3 ① K		C SI 89 X SI 91 0-1 ① G4-3	B SI 93 C SI 93 X SI 94 1-1 E9 1B 1-H 3-H	5	0	1	1	0	1	0
47 Ryan Ludwick, R (1, 9) OBP: 0.377, SLG: 0.491 22 Joe Mather, R (7, 9) OBP: 0.217, SLG: 0.289 (8, 8)	B SL 81 S FF 90 X SI 91 1-1 ② L9		S SL 80 F FF 91 B SL 81 F SL 78 B CH 80 X SI 92 2-2 ② F9			B CH 79 C SI 90 F SI 92 F SL 76 F SI 93 B SL 80 S CH 80 2-3 ② K		C SI 90 F B SL 87 B SI 94 X SL 86 2-2 7 2B 2B	B SI 94 B SI 95 B SI 95 C SI 95 F SI 96 X SI 97 3-2 ② P3	3 2	0 1	0 1	0 0	0 0	1 0	0 1
5 Albert Pujols, R (1, 3) OBP: 0.414, SLG: 0.537 15 Jon Jay, L (9, 7) OBP: 0.280, SLG: 0.360	B SI 92 C FF 92 B SI 91 F SI 92 X SI 92 2-2 ③ G4-3		B SI 91 S SI 92 B SL 81 X SI 92 2-1 ③ F9			B SI 92 X SI 92 1-0 ③ F8		X SI 91 0-0 ② F7	C SI 98 C CH 84 S SI 98 0-3 ③ K	4 1	0 0	0 0	0 0	0 0	0 1	1 1
7 Matt Holliday, R (1, 7) OBP: 0.356, SLG: 0.472 4 Yadier Molina, R (9, 3) OBP: 0.333, SLG: 0.358		C SI 90 S FC 90 B SI 91 X CH 78 1-2 HR		B SI 90 C SI 91 B SI 91 B FF 91 X FF 92 3-1 ① F9			B FF 92 S FF 91 B FF 92 F FF 92 X SI 92 2-2 ① G3-1	X SI 92 0-0 2-H 2B		4 0	1 0	2 0	2 0	0 0	0 0	0 0
23 David Freese, R (1, 5) OBP: 0.378, SLG: 0.448		S SI 94 B SI 93 T SI 92 B SI 92 B SI 91 B SI 90 4-2 21 F9 28 BB 13 FC6 BB		X CH 79 0-0 ② G6-3			C FF 91 F FF 92 B SI 92 F SI 92 X CH 79 1-2 ② F7	C SL 86 B SI 92 B SL 86 B SI 91 X SI 91 3-1 ③ G6-3		3	1	0	0	1	0	1
28 Colby Rasmus, L (1, 8) OBP: 0.384, SLG: 0.543 34 Nick Stavinoha, R (7, PH) OBP: 0.351, SLG: 0.514 (8, 9)		C SI 90 B SL 80 B SI 90 1 SAFE F SI 91 B SL 79 B SI 91 4-2 13 FC6 1-2 BB		B SL 80 C FF 92 X SL 82 1-1 ③ G6-3			B SI 92 B FF 92 F SI 92 B SI 92 B SI 92 4-1 21 1B 21 E BB		B SI 92 X SI 92 1-0 E6 13 2B 55 1B	1 1	0 2	0 0	0 0	1 1	0 0	0 0
21 Jason LaRue, R (1, 2) OBP: 0.273, SLG: 0.400		S FF 91 X SI 91 0-1 ① F9 2-3			F SI 89 X SI 91 0-1 ① P6		B SI 91 C CH 80 S SI 91 X SI 91 1-2 E9 13 1B 1B 1-H		B SI 90 S SI 92 X SI 91 1-1 ① P3	4	0	1	0	0	0	3
13 Brendan Ryan, R (1, 6) OBP: 0.264, SLG: 0.241		B SL 80 1 SAFE C SI 91 B FF 92 X SI 91 2-1 ② FC6 1-2f 3-H			C SI 91 F SI 92 B SI 92 B SI 92 S FF 91 2-3 ② K		C SI 91 X SI 93 0-1 40 S 1-3 1B		B FS 90 X SI 90 1-0 55 1B 3 1B 1-3 2B	4	1	2	1	0	1	1
26 Kyle Lohse, R (1, 1) OBP: 0.235, SLG: 0.294 43 Trever Miller, R (4, 1) 50 Adam Wainwright, R (5, PH) OBP: 0.179, SLG: 0.160 40 P.J. Walters, R (6, 1) 55 Skip Schumaker, L (9, PH) OBP: 0.324, SLG: 0.305		C FF 91 S SI 91 B SI 91 F SL 79 S SI 91 1-3 ③ K			B FF 91 S SI 91 F FF 92 X SL 78 1-2 ③ G6-3		F SL 80 F SI 91 B FC 92 B SI 92 B CH 80 S SI 93 3-3 ③ K 1-2		B SI 90 X SI 90 1-0 3 1B 3 E 2-3 3-H 1B	1 0 1 1 1	0 0 0 0 1	0 0 0 0 1	0 0 0 0 1	0 0 0 0 0	1 0 0 0 0	1 0 0 2 0
Inning Stats	R: 0 E: 0 K: 0 S: 8 H: 0 LOB: 0 BB: 0 P: 14	R: 2 E: 0 K: 1 S: 15 H: 1 LOB: 1 BB: 2 P: 27	R: 0 E: 0 K: 0 S: 7 H: 0 LOB: 0 BB: 0 P: 12	R: 0 E: 0 K: 0 S: 5 H: 0 LOB: 0 BB: 0 P: 9	R: 0 E: 0 K: 1 S: 8 H: 0 LOB: 0 BB: 0 P: 11	R: 0 E: 0 K: 2 S: 9 H: 0 LOB: 0 BB: 0 P: 12	R: 1 E: 1 K: 1 S: 16 H: 2 LOB: 2 BB: 1 P: 27	R: 1 E: 0 K: 0 S: 9 H: 2 LOB: 1 BB: 0 P: 14	R: 3 E: 2 K: 1 S: 13 H: 3 LOB: 1 BB: 0 P: 21	1B: 4 2B: 3 3B: 0 HR: 1 SF: 0 SAC: 0 DP: 0 HBP: 0						WP: 0 PB: 0 SB: 1 CS: 0 PA: 39	

PITCHER	IP	WLS	BF	H	R	ER	SO	BB	IBB	HBP	BLK	WP	HR	S	P	ERA	WHIP
19 Scott Kazmir, L (1, 1) ERA: 6.09	7.0	W	27	3	3	3	5	3	0	0	0	0	1	68	112	3.86	0.857
38 Bobby Cassevah, R (8, 1) ERA: 6.52	1.1		9	4	4	2	0	0	0	0	0	0	0	14	23	13.50	3.000
56 Fernando Rodney, R (9, 1) ERA: 2.5	0.2		3	1	0	0	1	0	0	0	0	0	0	8	12	0.00	1.500

PITCHER	IP	WLS	BF	H	R	ER	SO	BB	IBB	HBP	BLK	WP	HR	S	P	ERA	WHIP

BOTTOM

Los Angeles Angels @ St. Louis Cardinals

Busch Stadium, St. Louis, MO

Sat May 22 2010, 1:17 PM - 4:19 PM CDT

Att. 44,091 - Sunny - 79 F

livebaseballscorecards.com

AB	36
R	7
H	8
RBI	5
BB	3
SO	6
LOB	11

Los Angeles Angels @ St. Louis Cardinals

Busch Stadium, St. Louis, MO

Sun May 23 2010, 1:21 PM - 4:44 PM CDT

Att. 42,417 - Partly Cloudy - 87 F

livebaseballscorecards.com

Batter	1	2	3	4	5	6	7	8	9	10	AB	R	H	RBI	BB	SO	LOB
2 Erick Aybar, S (1, 6) OBP: 0.311, SLG: 0.307	L SI 89 C CU 72 F CU 73 B CU 75 F SI 92 B SI 92 B CU 75 F SI 93 F SI 90 3-2 X SI 84 53 G3 47 G6-3 1B		C SI 90 X CH 82 0-1 F9 ②		B SI 91 B SI 91 X SI 91 2-0 E3 47 E 53 1B	F FC 90 C CU 75 D CU 76 B CU 75 S CU 75 2-3 K ②			B SI 91 F CH 85 X CH 84 1-1 1B		5	1	2	0	0	1	2
47 Howie Kendrick, R (1, 4) OBP: 0.292, SLG: 0.349	1 SAFE 1 SAFE X SI 93 0-0 G6-3 ① 1-2		C SI 94 F SI 94 F SI 94 F CU 77 B CU 76 S CU 76 1-3 K2-3 ③		B FC 88 B SI 92 C SI 94 1 SAFE X SI 93 2-1 FC3 48 G6-3 53 1B 1-2	C CU 74 F SI 94 B CU 76 F CU 75 X CU 76 1-2 G5-3 ③			1 SAFE X SI 92 0-0 L8 ②		5	0	0	0	0	1	5
53 Bobby Abreu, L (1, 9) OBP: 0.352, SLG: 0.439	C FC 89 B CU 75 X CU 75 1-1 G3 ② 2-3			B CU 74 C SI 93 X CH 84 1-1 48 1B 44 HR 1B	B CU 74 C FC 89 X FC 89 1-1 48 G6-3 1-2 2-H 1B		F SL 84 C SL 83 S SL 84 0-3 K ①		C FF 90 F FF 89 1 SAFE 1 SAFE F FF 90 C FS 83 0-3 K ③		5	1	2	1	0	2	2
48 Torii Hunter, R (1, 8) OBP: 0.355, SLG: 0.503	B SI 93 C SI 94 B SI 93 F FC 88 F SI 93 F CU 76 B FC 88 F FC 88 X FC 86 3-2 G5-3 ③			B FC 88 C SI 94 T FC 87 X FC 88 1-2 44 HR 1-2 1B	B SI 95 B SI 93 C SI 91 F SI 92 B SI 94 F SI 93 X SI 95 3-2 G6-3 ② 1-2 2-3		B SL 85 X CH 84 1-0 G6-3 ②			B FF 89 F CU 79 X SI 91 1-1 F9 ①	5	1	1	0	0	0	3
8 Kendrys Morales, S (1, 3) OBP: 0.344, SLG: 0.494		C SI 91 C CU 73 F SI 92 F FC 87 X SI 91 0-2 HR		B CU 75 F SI 93 X CU 75 1-1 F7 ①	I IN 71 I IN 74 I IN 76 I IN 79 4-0 20 FC3-6 IBB		C SI 91 X SL 84 0-1 L9 ③			C FS 84 F SI 92 B CH 86 B CH 83 F CU 79 C SI 92 2-3 K ②	4	1	1	1	1	1	2
20 Juan Rivera, R (1, 7) OBP: 0.297, SLG: 0.423 70 Trevor Bell, L (10, 1)		C SI 93 F FC 86 X CU 76 0-2 F7 ①		C CU 76 S CU 75 S CU 76 0-3 K ②	F FC 88 B CU 76 X SI 94 1-1 FC3-6 ③ 1-2f			B FF 97 X FF 97 1-0 F8 ①		S FF 91 F FF 90 B CU 80 B CU 81 S SI 92 2-3 K ③	5 0	0 0	0 0	0 0	0 0	2 0	5 0
44 Mike Napoli, R (1, 2) OBP: 0.344, SLG: 0.519		C SI 93 F SI 95 F SI 92 X FC 86 0-2 18 G6-4-3 1B		B FC 88 B SI 95 B SI 93 X SI 93 3-0 1-H 2-H HR	C SI 90 X SI 92 0-1 36 G5-3 18 BB 1B			B FF 99 B SI 93 S FF 97 B FF 98 F FF 96 F FF 98 S FF 98 3-3 K ②			4	1	3	3	0	1	0
18 Kevin Frandsen, R (1, 5) OBP: 0.471, SLG: 0.533 3 Brandon Wood, R (6, 5) OBP: 0.168, SLG: 0.213		B FC 88 C SI 93 X FC 87 1-1 G6-4-3 ② ③ 1-2f		L SI 94 F SI 95 S CU 77 0-3 K ③		B FC 84 B SI 92 B SI 92 C SI 90 B SI 90 4-1 36 G5-3 1-2 BB		B SI 97 B FF 98 C FF 97 X FF 97 2-1 F9 ③			2 1	0 0	0 0	0 0	1 0	1 0	1 0
36 Jered Weaver, R (1, 1) 40 Kevin Jepsen, R (7, 1) 56 Fernando Rodney, R (8, 1) 52 Jason Bulger, R (8, 1) 77 Reggie Willits, S (9, PH) OBP: 0.333, SLG: 0.222 62 Scot Shields, R (9, 1) 27 Michael Ryan, L (10, 7) OBP: 0.133, SLG: 0.214			X SI 91 0-0 G1-3 ①		C SI 89 X SI 88 0-1 G1-3 ①	M SI 90 X 0-1 G5-3 ① 1-2 2-3			C SI 89 X FS 84 0-1 P2 ①		3 0 0 0 1 0 0 0	0 0 0 0 0 0 0 0	0 0 0 0 0 0 0 0	0 0 0 0 0 0 0 0	0 0 0 0 0 0 0 0	0 0 0 0 0 0 0 0	2 0 0 0 0 0 0 0
Inning Stats	R: 0 H: 1 E: 0 LOB: 1 K: 0 BB: 0 S: 16 P: 23	R: 1 H: 2 E: 0 LOB: 0 K: 0 BB: 0 S: 14 P: 15	R: 0 H: 0 E: 0 LOB: 0 K: 1 BB: 0 S: 8 P: 9	R: 3 H: 3 E: 0 LOB: 0 K: 2 BB: 0 S: 14 P: 20	R: 1 H: 1 E: 2 LOB: 3 K: 0 BB: 1 S: 13 P: 26	R: 0 H: 1 E: 0 LOB: 2 K: 1 BB: 1 S: 12 P: 19	R: 0 H: 0 E: 0 LOB: 0 K: 1 BB: 0 S: 6 P: 7	R: 0 H: 0 E: 0 LOB: 0 K: 1 BB: 0 S: 7 P: 13	R: 0 H: 1 E: 0 LOB: 1 K: 1 BB: 0 S: 9 P: 10	R: 0 H: 0 E: 0 LOB: 0 K: 2 BB: 0 S: 9 P: 14	1B: 7 2B: 0 3B: 0 HR: 2	SF: 0 SAC: 0 DP: 1 HBP: 0					

TOP

AB	40
R	5
H	9
RBI	5
BB	2
SO	9
LOB	22

WP: 0 PA: 42
PB: 0
SB: 0
CS: 0

PITCHER		IP	WLS	BF	H	R	ER	SO	BB	IBB	HBP	BLK	WP	HR	S	P	ERA	WHIP
29 Chris Carpenter, R ERA: 3.09	(1, 1)	6.0		29	8	5	4	4	1	1	0	0	0	2	77	112	6.00	1.500
36 Dennys Reyes, L ERA: 0.68	(7, 1)	1.0		3	0	0	0	1	0	0	0	0	0	0	6	7	0.00	0.000
30 Jason Motte, R ERA: 3.18	(8, 1)	1.0		3	0	0	0	1	0	0	0	0	0	0	7	13	0.00	0.000
31 Ryan Franklin, R ERA: 2.21	(9, 1)	2.0	W	7	1	0	0	3	0	0	0	0	0	0	18	24	0.00	0.500

PITCHER		IP	WLS	BF	H	R	ER	SO	BB	IBB	HBP	BLK	WP	HR	S	P	ERA	WHIP

Los Angeles Angels @ St. Louis Cardinals

Busch Stadium, St. Louis, MO

Sun May 23 2010, 1:21 PM - 4:44 PM CDT

Att. 42,417 - Partly Cloudy - 87 F

livebaseballscorecards.com

BOTTOM

Batter	1	2	3	4	5	6	7	8	9	10	AB	R	H	RBI	BB	SO	LOB
55 Skip Schumaker, L (1, 4) OBP: 0.320, SLG: 0.308	B SI 89 X SI 89 1-0 2B		B CU 71 C CU 71 X FF 91 1-1 ② F7		C CU 70 B CH 78 S CU 71 B CU 71 F CH 80 B SI 90 X FF 91 3-2 ① G3		F CU 83 C CU 82 X FF 95 0-2 ③ G6-3		C SI 92 X CU 80 0-1 ① G1-3		5	0	1	0	0	0	0
47 Ryan Ludwick, R (1, 9) OBP: 0.367, SLG: 0.476	L FF 91 F FF 92 S SI 90 0-3 ① K		B SL 80 C SL 78 B SI 92 B SL 79 F FF 90 S FF 91 3-3 ③ K		B SI 90 C FF 90 S FF 91 S SI 90 1-3 ② K			F CH 82 X SI 96 0-1 ① G5-3	C SI 93 B SL 86 S SL 85 C SI 93 1-3 ② K		5	0	0	0	0	4	1
5 Albert Pujols, R (1, 3) OBP: 0.413, SLG: 0.527	B FF 92 B FF 92 F SI 92 F FF 93 F SI 91 D SL 82 B SI 93 4-2 BB			X FF 89 0-0 ① F8	B SL 79 C FF 91 C SL 80 B SL 80 X CH 81 2-2 ③ F8			B SI 96 B SI 96 B SI 95 B SI 95 4-0 23 S 7 S 23 1B BB	B SI 92 C SI 93 X SI 92 1-1 ③ G1-3		3	1	0	0	2	0	0
7 Matt Holliday, R (1, 7) OBP: 0.358, SLG: 0.466	C SI 92 B SI 90 X SI 91 1-1 ② F6			B FF 91 S FF 91 F SL 79 B FF 90 F SI 91 X SI 91 2-2 23 1B 28 BB 4 1B 1B		C SL 77 S SL 77 S SI 89 0-3 ① K		F SI 96 F SI 97 B FF 96 B SI 97 F SI 96 F SI 98 B CH 86 F SI 98 F SI 97 3-3 ② F SI 96 F SI 95 S CH 86 K 1-2		B SI 92 B SI 91 B SI 91 B SI 91 4-0 4 BB 23 HBP 3 1B BB	4	2	1	0	1	2	3
28 Colby Rasmus, L (1, 8) OBP: 0.385, SLG: 0.531	B CU 70 C CU 71 S CU 72 D SL 75 F CH 79 B CU 72 S CU 72 3-3 ③ K			B SI 90 S CU 70 F CU 70 F FF 90 B CH 77 F CU 79 B FF 93 1 SAFE B SI 92 4-2 23 1B 4 1B 1-2 BB		X CH 79 0-0 ② F7		B CH 85 F CH 84 B CH 85 C SI 97 B SI 99 F CH 84 B SI 98 4-2 23 S 23 1B BB		C SI 91 1 SAFE B SI 91 B SI 91 C SI 91 S SI 92 2-3 ① K	3	2	0	0	2	2	3
23 David Freese, R (1, 5) OBP: 0.391, SLG: 0.456		B SL 75 C SI 91 S SL 79 B SL 79 C SI 91 2-3 ① K		C FF 92 X SI 89 0-1 4 1B 13 E 1-2 2-3 1B		C FF 89 X SL 78 0-1 1B		C SI 97 B SI 98 B CH 87 C CH 85 F SI 99 F CH 87 F SI 98 X SI 98 2-2 3 BB 1-H 2-H 1B		H SI 91 1-0 3 1B 4 BB 1-2 HBP	4	1	3	2	0	1	0
4 Yadier Molina, R (1, 2) OBP: 0.342, SLG: 0.357		B FF 90 F FF 91 C SL 81 F SI 92 B SI 90 X SL 80 2-2 ② L9		B FF 92 S FF 91 C FF 92 F FF 90 B SI 91 D SL 78 F FF 91 X SI 92 3-2 13 E6 13 E 1-2 2-H 3-H 1B		X FF 88 0-0 ③ F8		B CH 86 B SI 94 B SI 96 B FF 95 4-0 3 BB BB		D SL 84 B SI 91 B SI 91 D SI 92 4-0 3 1B 1-2 2-3 BB	3	0	1	2	2	0	1
13 Brendan Ryan, R (1, 6) OBP: 0.260, SLG: 0.237 3 Felipe Lopez, S (7, PH) OBP: 0.346, SLG: 0.478 (8, 6)		X FF 90 0-0 ③ P6		X SL 78 0-0 ② E6 1-3 2-H			C FF 95 B FF 96 B FF 96 C FC 94 S SL 91 2-3 ① K	B SL 76 B FF 92 B SL 78 B SI 89 4-0 1-2 2-3 BB		F SL 82 B FF 93 X FF 93 1-1 1-2 2-3 3-H 1B	2	0	0	0	0	0	1
											2	0	1	1	1	1	0
29 Chris Carpenter, R (1, 1) OBP: 0.100, SLG: 0.050 36 Dennys Reyes, R (7, 1) 15 Jon Jay, L (7, PH) OBP: 0.269, SLG: 0.346 30 Jason Motte, R (8, 1) 34 Nick Stavinoha, R (8, PH) OBP: 0.342, SLG: 0.500 31 Ryan Franklin, R (9, 1)			C SI 90 S FF 91 S SL 79 0-3 ① K	S FF 89 C SL 78 S FF 91 0-3 ③ K			C FF 95 C CU 82 F FF 96 X SL 90 0-2 ② G3	S SL 81 S SL 80 S SL 81 0-3 ③ K			2	0	0	0	0	2	1
											0	0	0	0	0	0	0
											1	0	0	0	0	0	0
											0	0	0	0	0	0	0
											1	0	0	0	0	1	3
											0	0	0	0	0	0	0
Inning Stats	R: 0 E: 0 K: 2 S: 13 H: 1 LOB: 2 BB: 1 P: 22	R: 0 E: 0 K: 1 S: 8 H: 0 LOB: 0 BB: 0 P: 12	R: 0 E: 0 K: 2 S: 8 H: 0 LOB: 0 BB: 0 P: 12	R: 3 E: 1 K: 1 S: 20 H: 3 LOB: 1 BB: 1 P: 29	R: 0 E: 0 K: 1 S: 10 H: 0 LOB: 0 BB: 0 P: 16	R: 0 E: 0 K: 1 S: 7 H: 1 LOB: 1 BB: 0 P: 7	R: 0 E: 0 K: 1 S: 10 H: 0 LOB: 0 BB: 0 P: 12	R: 2 E: 0 K: 2 S: 23 H: 1 LOB: 3 BB: 4 P: 44	R: 0 E: 0 K: 1 S: 7 H: 0 LOB: 0 BB: 0 P: 9	R: 1 E: 0 K: 1 S: 5 H: 1 LOB: 3 BB: 2 P: 17	1B: 6 2B: 1 3B: 0 HR: 0 SF: 0 SAC: 0 DP: 0 HBP: 1	WP: 0 PB: 0 SB: 3 CS: 0 PA: 44					

PITCHER		IP	WLS	BF	H	R	ER	SO	BB	IBB	HBP	BLK	WP	HR	S	P	ERA	WHIP
36 Jered Weaver, R ERA: 3.36	(1, 1)	6.0		25	5	3	2	8	2	0	0	0	0	0	66	98	3.00	1.167
40 Kevin Jepsen, R ERA: 5.63	(7, 1)	1.0	H	3	0	0	0	1	0	0	0	0	0	0	10	12	0.00	0.000
56 Fernando Rodney, R ERA: 3.38	(8, 1)	0.2	B	6	1	2	2	1	3	0	0	0	0	0	20	37	27.00	6.000
52 Jason Bulger, R ERA: 3.86	(8, 1)	0.1		2	0	0	0	1	1	0	0	0	0	0	3	7	0.00	3.000
62 Scot Shields, R ERA: 6.59	(9, 1)	1.1	L	7	0	1	1	2	2	0	1	0	0	0	10	23	6.75	1.500

PITCHER		IP	WLS	BF	H	R	ER	SO	BB	IBB	HBP	BLK	WP	HR	S	P	ERA	WHIP
70 Trevor Bell, R ERA: 4.05	(10, 1)	0.0		1	1	0	0	0	0	0	0	0	0	0	2	3	∞	∞

AB	35
R	6
H	7
RBI	5
BB	8
SO	13
LOB	13

Toronto Blue Jays @ Los Angeles Angels

Angel Stadium of Anaheim, Anaheim, CA

Mon May 24 2010, 7:09 PM - 10:01 PM PDT

Att. 35,826 - Clear - 64 F

TOP

livebaseballscorecards.com

Batter	1	2	3	4	5	6	7	8	9	AB	R	H	RBI	BB	SO	LOB
15 Fred Lewis, L (1, 7) OBP: 0.316, SLG: 0.469	C FF 90 X SI 89 0-1 26 SF9 3B		C CU 76 C CU 79 B FF 89 B CU 78 1 SAFE X CU 78 2-2 ① FC4-6 26 1B 1-2f	C CU 79 C SI 91 B FF 89 S CU 80 1-3 ③ K			X CU 79 0-0 ① F9	B SL 83 C FS 89 B SI 89 X SI 88 2-1 ① G5-3		5	1	1	0	0	1	4
2 Aaron Hill, R (1, 4) OBP: 0.275, SLG: 0.313	C FF 89 D CU 74 X FF 90 1-1 ① P5		B SI 91 C SI 91 1 SAFE 1 SAFE X CH 81 1-1 ② F8		S CU 73 S CH 82 B CH 82 S CH 81 1-3 ① K		B SL 76 B FF 90 B FF 91 C FF 90 1 SAFE C SL 77 1 SAFE B SL 78 4-2 26 2B 10 1B 1-2 BB	C SI 89 B SL 85 B SL 85 X FS 89 2-1 ② F8		4	1	0	0	1	1	2
26 Adam Lind, L (1, 10) OBP: 0.299, SLG: 0.407	X CU 75 0-0 ② SF9 3-H		1 SAFE B FF 90 B SI 90 F SI 90 C CU 80 X SI 90 2-2 1-2 1B		B FF 91 X FF 90 1-0 ② F9		C FF 91 F SL 79 F SL 79 B FF 92 B FF 92 D SL 79 X SI 91 3-2 10 1B 35 G1-3 1-3 2-H 2B	F SI 88 B FS 85 X SI 90 1-1 ③ G6-3		4	1	2	2	0	0	0
10 Vernon Wells, R (1, 8) OBP: 0.359, SLG: 0.585	B SI 90 B SI 89 B SI 90 C FF 89 B SI 91 4-1 BB		X CH 82 0-0 ③ F8		B FF 90 S CU 76 B FF 92 F CH 83 F CH 82 B FF 92 S FF 92 3-3 ③ K		B SL 78 X FF 90 1-0 19 BB 35 G1-3 14 E 2-3 3-H 1B		X SL 83 0-0 ① F8	4	1	1	1	1	1	2
35 Lyle Overbay, L (1, 3) OBP: 0.287, SLG: 0.351	C FF 91 B SI 90 B CU 78 B SI 91 S SI 90 S FF 92 3-3 ③ K			B CU 76 B SI 89 B SI 89 C FF 87 X SI 90 3-1 ① G4-3		F FF 89 C CU 78 T SI 89 0-2 ① K	C FS 87 B SI 88 X FS 87 1-1 ② G1-3 1-2 3-H		C FF 91 B CU 79 C CU 78 B CU 80 C SI 91 2-3 ② K	5	0	0	1	0	3	2
11 Alex Gonzalez, R (1, 6) OBP: 0.309, SLG: 0.538		B FF 89 B CH 82 X SI 90 2-0 ① F7		B CH 82 X SI 91 1-0 19 BB 14 1B 1B		F CH 81 B CH 81 C CU 75 X FF 90 1-2 ② P2	C FS 87 D SL 82 B SI 89 B SI 88 B SI 90 4-1 14 E 19 BB BB		B SI 91 C SI 90 X SL 83 1-1 ③ G6-3	4	1	1	0	1	0	0
19 José Bautista, R (1, 9) OBP: 0.354, SLG: 0.566		C FF 90 S CU 75 B FF 91 B CU 77 F FF 92 X CH 82 2-2 ② F8		B FF 90 F SI 90 1 SAFE B CU 75 B CH 82 S FF 91 1 SAFE F FF 91 B FF 90 4-2 12 FC5 14 1B 1-2 BB		B CU 75 C CH 82 C FF 91 B CU 77 B FF 92 B FF 92 4-2 14 E BB	C SL 84 B SI 89 D SI 89 C SL 83 F SL 84 B SI 91 B SL 84 4-2 14 E 1-2 2-3 BB			1	0	0	0	3	0	0
14 John Buck, R (1, 2) OBP: 0.321, SLG: 0.553		F CU 73 B CU 73 S SI 90 B FF 91 B FF 91 F FF 92 S FF 93 3-3 ③ K		F SI 91 B FF 91 X CH 82 1-1 12 FC5 1-2 2-H 1B		1 SAFE 1 SAFE 2 SAFE F SI 91 F FF 90 B FF 92 X FF 91 1-2 ③ P3 1-2	X SL 84 0-0 E6 12 FC6-4 1-2 2-3 3-H			4	0	1	1	0	1	3
12 Edwin Encarnación, R (1, 5) OBP: 0.333, SLG: 0.717			C FF 89 F SI 90 B CH 81 B CH 81 B FF 90 B FF 91 4-2 15 FC4-6 BB	S CH 81 C SI 91 B CH 81 F FF 90 X FF 92 1-2 ② FC5 1-2 2-3f			B CU 74 C CH 82 B CH 82 B SI 91 B FF 92 4-1 2 BB 26 2B BB C SI 90 M SI 90 0-1 ③ FC6-4 1-2f			2	1	0	0	2	0	5
Inning Stats	R: 1 E: 0 K: 1 S: 9 H: 1 LOB: 1 BB: 1 P: 17	R: 0 E: 0 K: 1 S: 9 H: 0 LOB: 0 BB: 0 P: 16	R: 0 E: 0 K: 0 S: 11 H: 1 LOB: 2 BB: 1 P: 20	R: 1 E: 0 K: 1 S: 15 H: 2 LOB: 2 BB: 1 P: 26	R: 0 E: 0 K: 2 S: 8 H: 0 LOB: 0 BB: 0 P: 13	R: 0 E: 1 K: 1 S: 11 H: 0 LOB: 1 BB: 1 P: 17	R: 4 E: 1 K: 0 S: 18 H: 2 LOB: 3 BB: 4 P: 39	R: 0 E: 0 K: 0 S: 6 H: 0 LOB: 0 BB: 0 P: 11	R: 0 E: 0 K: 1 S: 6 H: 0 LOB: 0 BB: 0 P: 9	1B: 4 2B: 1 3B: 1 HR: 0 SF: 1 SAC: 0 DP: 0 HBP: 0						

	AB	33
	R	6
	H	6
	RBI	5
	BB	8
	SO	7
	LOB	18

WP: 0 PB: 0 SB: 0 CS: 0 PA: 42

PITCHER	IP	WLS	BF	H	R	ER	SO	BB	IBB	HBP	BLK	WP	HR	S	P	ERA	WHIP
51 Joe Saunders, L (1, 1) ERA: 4.4	6.1	L	28	4	3	3	6	5	0	0	0	0	0	65	115	4.26	1.421
52 Jason Bulger, R (7, 1) ERA: 4.96	0.0		3	2	1	1	0	1	0	0	0	0	0	7	15	∞	∞
38 Bobby Cassevah, R (7, 1) ERA: 5.56	1.2		8	0	2	1	0	2	0	0	0	0	0	15	29	5.40	1.200
62 Scot Shields, R (9, 1) ERA: 6.14	1.0		3	0	0	0	1	0	0	0	0	0	0	6	9	0.00	0.000

PITCHER	IP	WLS	BF	H	R	ER	SO	BB	IBB	HBP	BLK	WP	HR	S	P	ERA	WHIP

BOTTOM

Toronto Blue Jays @ Los Angeles Angels

Angel Stadium of Anaheim, Anaheim, CA

Mon May 24 2010, 7:09 PM - 10:01 PM PDT

Att. 35,826 - Clear - 64 F

livebaseballscorecards.com

Batter	1	2	3	4	5	6	7	8	9	AB	R	H	RBI	BB	SO	LOB
2 Erick Aybar, S (1, 6) OBP: 0.305, SLG: 0.301	L SI 87 B CU 76 X SI 88 1-1 P2 ①		1 SAFE L SI 89 C SI 89 1 SAFE 1 SAFE F SL 83 B CH 80 X FF 88 1-2 G5-3 ③			C CU 76 B CH 81 B SI 88 X SI 89 2-1 P6 ②		C FF 92 C FF 92 X FF 91 0-2 P6 ③		4	0	0	0	0	0	3
47 Howie Kendrick, R (1, 4) OBP: 0.286, SLG: 0.341	X SI 88 0-0 G6-3 ②			C CH 84 B CH 79 X FF 88 1-1 F9 ①		C CH 81 F FF 90 X SL 82 0-2 F9 ③			C CU 74 S CU 75 F CU 75 C SL 83 0-3 K ①	4	0	0	0	0	1	0
53 Bobby Abreu, L (1, 9) OBP: 0.345, SLG: 0.429	C SI 88 C SI 88 B CH 86 B CH 83 S SL 83 2-3 K ③			C SL 84 B CH 80 B CH 86 C SL 85 X FF 90 2-2 P5 ②			B CH 84 C SL 84 T SI 86 F SL 82 F CH 80 B SL 84 C SL 81 2-3 K ①		B SI 89 B SI 89 C SI 90 C SL 83 B SI 90 S SI 90 3-3 K ②	4	0	0	0	0	3	0
48 Torii Hunter, R (1, 8) OBP: 0.353, SLG: 0.497		B CH 85 S CH 80 B SL 85 F FF 89 B SL 83 S CH 82 3-3 K ①		C CU 76 X CH 80 0-1 G6-3 ③			C SI 88 B SI 89 F CH 87 B SL 86 X FF 91 2-2 P4 ②		B SI 88 F SI 89 X SL 86 1-1 1B	4	0	1	0	0	1	0
8 Kendrys Morales, S (1, 3) OBP: 0.342, SLG: 0.486		B SI 88 F CH 82 X CU 77 1-1 L9 ②			B CH 78 B CH 80 B SI 88 B FF 88 4-0 20 G5-3 BB		C CU 77 B CH 81 F CH 81 X FF 87 1-2 F8 ③		B SI 89 X SI 89 1-0 G5-3 ③	3	0	0	0	1	0	1
20 Juan Rivera, R (1, 7) OBP: 0.291, SLG: 0.414		B CH 81 C SI 90 B FF 91 X SI 90 2-1 G6-3 ③			C SI 88 S CH 80 B FF 89 X SI 90 1-2 G5-3 ① 1-2			B SI 88 C CH 80 B SI 89 B SI 89 X SI 90 3-1 G4-3 ①		3	0	0	0	0	0	1
55 Hideki Matsui, L (1, 10) OBP: 0.302, SLG: 0.373			C SI 88 B SI 88 X CH 86 1-1 P6 ①		B SL 82 F SL 85 B SL 82 C CH 80 F SL 84 X SL 83 2-2 F7 ②			F FF 87 C SL 82 F SL 84 F CH 82 F FF 93 X CU 79 0-2 18 G3-1 44 BB 1B		3	0	1	0	0	0	1
44 Mike Napoli, R (1, 2) OBP: 0.344, SLG: 0.509			B SI 87 S FF 89 B CH 83 F SI 90 X SL 83 2-2 F7 ②		B FF 89 B CH 81 B SI 89 X FF 89 3-0 F9 ③			D SI 91 S CH 82 D CH 83 B SI 88 F FF 88 F FF 92 F FF 87 B SI 92 4-2 18 G3-1 BB 1-2		2	0	0	0	1	0	1
18 Kevin Frandsen, R (1, 5) OBP: 0.450, SLG: 0.500			X SI 89 0-0 1B			C FF 87 C CU 73 B CH 80 X SL 83 1-2 G5-3 ①		B SL 79 C FF 92 F FF 91 F CH 83 F SL 81 B FF 92 X FF 92 2-2 G3-1 ② 1-2 2-3		3	0	1	0	0	0	2
Inning Stats	R: 0 E: 0 K: 1 S: 6 H: 0 LOB: 0 BB: 0 P: 9	R: 0 E: 0 K: 1 S: 7 H: 0 LOB: 0 BB: 0 P: 13	R: 0 E: 0 K: 0 S: 10 H: 1 LOB: 1 BB: 0 P: 14	R: 0 E: 0 K: 0 S: 7 H: 0 LOB: 0 BB: 0 P: 10	R: 0 E: 0 K: 0 S: 8 H: 0 LOB: 1 BB: 1 P: 18	R: 0 E: 0 K: 0 S: 8 H: 0 LOB: 0 BB: 0 P: 11	R: 0 E: 0 K: 1 S: 11 H: 0 LOB: 0 BB: 0 P: 16	R: 0 E: 0 K: 0 S: 20 H: 1 LOB: 2 BB: 1 P: 29	R: 0 E: 0 K: 2 S: 10 H: 1 LOB: 1 BB: 0 P: 15	1B: 3 2B: 0 3B: 0 HR: 0 SF: 0 SAC: 0 DP: 0 HBP: 0						

	AB	30
	R	0
	H	3
	RBI	0
	BB	2
	SO	5
	LOB	9

PITCHER		IP	WLS	BF	H	R	ER	SO	BB	IBB	HBP	BLK	WP	HR	S	P	ERA	WHIP
27 Brett Cecil, L ERA: 4.1	(1, 1)	7.1	W	26	2	0	0	3	2	0	0	0	0	0	69	110	0.00	0.545
54 Jason Frasor, R ERA: 4.58	(8, 1)	0.2		2	0	0	0	0	0	0	0	0	0	0	8	10	0.00	0.000
37 Scott Downs, L ERA: 2.45	(9, 1)	1.0		4	1	0	0	2	0	0	0	0	0	0	10	15	0.00	1.000

PITCHER	IP	WLS	BF	H	R	ER	SO	BB	IBB	HBP	BLK	WP	HR	S	P	ERA	WHIP

Batter	1	2	3	4	5	6	7	8	9	AB	R	H	RBI	BB	SO	LOB
7 Jeremy Reed, L (1, 7) OBP: 0.273, SLG: 0.500	X FF 91 0-0 ① F9		C FF 91 B FF 92 F CH 85 F SL 84 F SL 84 B SI 92 C FF 92 2-3 ② K			C FF 90 B SL 80 F FF 91 X FF 92 1-2 ① F7		X FF 91 0-0 HR		4	1	1	1	0	1	0
2 Aaron Hill, R (1, 4) OBP: 0.275, SLG: 0.333	C FF 92 X FF 92 0-1 ② P5		B SL 82 S SL 84 X SI 92 1-1 ③ F7			X SL 82 0-0 HR		F FF 91 B FF 92 X SL 84 1-1 ③ G6-3		4	1	1	1	0	0	0
26 Adam Lind, L (1, 10) OBP: 0.294, SLG: 0.398	C FF 91 B SI 92 B CH 86 F CH 86 B SI 93 X FF 93 3-2 ③ P6			C SI 92 X CH 85 0-1 ① L3		S CH 87 F SI 92 X FF 91 0-2 ② F8			C SL 81 T CH 83 F CH 83 F SL 82 B FF 92 S SL 82 1-3 ① K2-3	4	0	0	0	0	1	0
10 Vernon Wells, R (1, 8) OBP: 0.357, SLG: 0.583		B SI 93 B FF 93 S SL 84 X FF 94 2-1 ① G5-3		C FF 93 F FF 93 S SL 84 0-3 ② K		X FF 92 0-0 ③ P3			X FF 91 0-0 2B	4	0	1	0	0	1	0
35 Lyle Overbay, L (1, 3) OBP: 0.281, SLG: 0.343		X FF 93 0-0 ② F7		C SI 92 B FF 92 B SL 85 F FF 92 B SI 92 F SL 84 F SI 93 S SL 85 3-3 ③ K			C SI 90 F FF 90 B FF 91 B SL 84 B SI 91 X FF 91 3-2 ① G3		C FF 90 S SL 82 S SL 82 0-3 ② K	4	0	0	0	0	2	1
11 Alex Gonzalez, R (1, 6) OBP: 0.303, SLG: 0.527		B FF 93 C SL 83 S FF 93 B FF 93 F FF 94 F SL 84 X FF 92 2-2 E5 19 BB			F SI 92 X FF 92 0-1 ① F8		C SL 82 S SL 82 B SL 84 F FF 92 F FF 92 B SL 83 S SL 83 2-3 ② K		S SL 82 C FF 92 X FF 91 0-2 ③ G5-3	4	0	0	0	0	1	1
19 José Bautista, R (1, 9) OBP: 0.358, SLG: 0.583		B FF 93 B FF 92 B SL 84 B FF 93 4-0 1-2 BB			X FF 92 0-0 HR		B FF 92 C SL 83 S SL 81 B FF 92 B FF 91 X SL 85 3-2 ③ G6-3			2	1	1	1	1	0	0
14 John Buck, R (1, 2) OBP: 0.314, SLG: 0.540		X FF 93 0-0 ③ L4			X FF 92 0-0 ② P3			C SL 80 B SI 92 S SL 80 B SL 82 B FF 92 S SL 82 3-3 ① K		3	0	0	0	0	1	2
12 Edwin Encarnación, R (1, 5) OBP: 0.318, SLG: 0.679 18 Mike McCoy, R (8, 5) OBP: 0.261, SLG: 0.262			C FF 91 B FF 92 C SL 83 S SL 83 1-3 ① K		C SL 82 C SL 82 S SL 82 0-3 ③ K			S FF 92 B SL 81 S SL 82 B FF 92 S SL 82 2-3 ② K		3 0	0 0	0 0	0 0	0 0	3 0	0 0
Inning Stats	R: 0 E: 0 K: 0 S: 6 H: 0 LOB: 0 BB: 0 P: 9	R: 0 E: 1 K: 0 S: 9 H: 0 LOB: 2 BB: 1 P: 17	R: 0 E: 0 K: 2 S: 10 H: 0 LOB: 0 BB: 0 P: 14	R: 0 E: 0 K: 2 S: 10 H: 0 LOB: 0 BB: 0 P: 13	R: 1 E: 0 K: 1 S: 7 H: 1 LOB: 0 BB: 0 P: 7	R: 1 E: 0 K: 0 S: 8 H: 1 LOB: 0 BB: 0 P: 9	R: 0 E: 0 K: 1 S: 11 H: 0 LOB: 0 BB: 0 P: 19	R: 1 E: 0 K: 2 S: 9 H: 1 LOB: 0 BB: 0 P: 15	R: 0 E: 0 K: 2 S: 12 H: 1 LOB: 1 BB: 0 P: 13	1B: 0 2B: 1 3B: 0 HR: 3 SF: 0 SAC: 0 DP: 0 HBP: 0						

PITCHER		IP	WLS	BF	H	R	ER	SO	BB	IBB	HBP	BLK	WP	HR	S	P	ERA	WHIP
54 Ervin Santana, R ERA: 3.65	(1, 1)	9.0	W	33	4	3	3	10	1	0	0	0	0	3	82	116	3.00	0.556

PITCHER		IP	WLS	BF	H	R	ER	SO	BB	IBB	HBP	BLK	WP	HR	S	P	ERA	WHIP

TOP

Toronto Blue Jays @ Los Angeles Angels

Angel Stadium of Anaheim, Anaheim, CA

Tue May 25 2010, 7:08 PM - 9:40 PM PDT

Att. 43,174 - Partly Cloudy - 65 F

livebaseballscorecards.com

AB	32
R	3
H	4
RBI	3
BB	1
SO	10
LOB	4

PA: 33

WP: 0
PB: 0
SB: 0
CS: 0

Batter	1	2	3	4	5	6	7	8	9	AB	R	H	RBI	BB	SO	LOB
2 Erick Aybar, S (1, 6) OBP: 0.309, SLG: 0.310	X FF 90 0-0 53 2B 1B	X FF 92 0-0 ② SH1 1-2 3-H		B CU 72 F FF 89 F CU 74 S CH 83 1-3 ① K		X CU 74 0-0 2-H 2B	F SI 92 B CH 84 F SI 92 F SL 85 B FF 93 F SI 93 T SI 93 2-2 ③ K			4	1	2	2	0	2	2
47 Howie Kendrick, R (1, 4) OBP: 0.289, SLG: 0.348	1 SAFE C SI 89 B FF 91 F FF 90 S CH 83 1-3 ① K	C CH 83 X FF 92 0-1 53 1B 2-H 2B		S CH 83 X FF 91 0-1 53 G1-6-3 1B		B SI 92 S SI 92 F SI 93 B SL 85 X SI 94 2-2 ② G6-3		X SI 90 0-0 ① F7		5	1	2	1	0	1	2
53 Bobby Abreu, L (1, 9) OBP: 0.351, SLG: 0.436	1 SAFE 1 SAFE X FF 91 0-0 1-H 2B	B CU 74 C FF 90 C CH 81 X CU 77 1-2 8 1B 2-H 1B		B FF 91 X FF 92 1-0 ②③ G1-6-3 1-2f		D SI 93 B SI 93 B CH 87 C SI 92 B SI 92 4-1 BB		B FF 92 C FF 92 B SL 85 X FF 92 2-1 ② G5-3		4	0	2	2	1	0	1
8 Kendrys Morales, S (1, 3) OBP: 0.338, SLG: 0.478	F CU 73 B CH 85 C SI 92 S CH 84 1-3 ② K	B FF 91 D CH 82 1 SAFE X FF 94 2-0 1-3 1B			C CU 76 B FF 89 C CH 81 B CU 74 F CH 84 S CH 83 2-3 ① K	B CH 85 C SI 92 B SI 93 X SI 93 2-1 ③ G6-3		B FF 91 X FF 92 1-0 ③ F9		5	0	1	0	0	2	3
20 Juan Rivera, R (1, 7) OBP: 0.284, SLG: 0.403	X SI 91 0-0 ③ F9	C CU 73 C CU 75 D CH 83 F FF 91 F CH 82 S CU 78 1-3 ③ K			B CU 72 B CH 84 B FF 92 C FF 90 C FF 91 F FF 89 F CH 83 C CH 82 3-3 ② K		C SL 86 B SL 85 X SI 93 1-1 E5 55 1B 13 WP			4	1	0	0	0	2	3
55 Hideki Matsui, L (1, 10) OBP: 0.307, SLG: 0.372		C FF 90 B FF 90 S FF 92 S FF 92 1-3 ① K	B CH 81 B FF 87 B FF 88 B FF 90 4-0 13 FC5 44 BB BB		S FF 91 B CH 84 B FF 90 F CH 83 S FF 91 2-3 ③ K		B SI 92 B SI 92 X SI 93 2-0 13 WP 1-3 1B			3	0	1	0	1	2	0
44 Mike Napoli, R (1, 2) OBP: 0.357, SLG: 0.540		S CH 85 C CH 83 F CH 84 X FF 92 0-2 13 1B 77 1B 1B	B CU 73 C CH 82 D FF 90 B SI 89 S SI 88 B CH 83 4-2 13 E 1-2 BB			B CH 87 C CU 73 T CH 82 B CH 82 X CH 83 2-2 HR	F SI 93 B SI 92 S FF 92 S SL 86 1-3 ① K			3	2	2	1	1	1	2
13 Maicer Izturis, S (1, 5) OBP: 0.373, SLG: 0.333		B SI 90 B FF 90 C SI 89 B CH 82 X FF 91 3-1 77 E 77 1B 2 SH1 1-3 1B	C FF 90 X CU 75 0-1 ① FC5 77 G5-4-3 1-3 2-3f			B FF 89 B FF 88 B FF 89 B CH 86 4-0 77 SH1-3 2 2B BB	F SI 92 C CH 85 B FF 93 B FF 94 B SL 85 T SI 92 3-2 ② K 1-2 3-H			3	2	1	0	1	1	3
77 Reggie Willits, S (1, 8) OBP: 0.361, SLG: 0.241		1 SAFE P PO 82 X FF 91 1-0 E4 2 SH1 47 2B 1-3 3-H 1B	C SI 90 1 SAFE X CU 73 0-1 ②③ G5-4-3 1-2f			X FF 90 0-0 ① SH1-3 1-2	B FF 92 B SI 92 B FF 92 C FF 92 F FF 92 B SI 94 4-2 K BB			2	1	1	1	1	0	2
Inning Stats	R: 1 E: 0 K: 2 S: 9 H: 2 LOB: 1 BB: 0 P: 11	R: 4 E: 1 K: 2 S: 23 H: 6 LOB: 2 BB: 0 P: 31	R: 0 E: 1 K: 0 S: 6 H: 0 LOB: 1 BB: 2 P: 14	R: 0 E: 0 K: 1 S: 6 H: 1 LOB: 0 BB: 0 P: 8	R: 0 E: 0 K: 3 S: 12 H: 0 LOB: 0 BB: 0 P: 19	R: 2 E: 0 K: 0 S: 11 H: 2 LOB: 2 BB: 2 P: 25	R: 1 E: 1 K: 3 S: 16 H: 1 LOB: 2 BB: 1 P: 29	R: 0 E: 0 K: 0 S: 4 H: 0 LOB: 0 BB: 0 P: 7		1B: 8 2B: 3 3B: 0 HR: 1 SF: 0 SAC: 2 DP: 2 HBP: 0						

BOTTOM

Toronto Blue Jays @ Los Angeles Angels

Angel Stadium of Anaheim, Anaheim, CA

Tue May 25 2010, 7:08 PM - 9:40 PM PDT

Att. 43,174 - Partly Cloudy - 65 F

livebaseballscorecards.com

AB	33
R	8
H	12
RBI	7
BB	5
SO	11
LOB	18

PITCHER		IP	WLS	BF	H	R	ER	SO	BB	IBB	HBP	BLK	WP	HR	S	P	ERA	WHIP
24 Ricky Romero, L ERA: 3.42	(1, 1)	5.1	L	28	11	7	7	8	3	0	0	0	0	1	61	94	11.81	2.625
17 Josh Roenicke, R ERA: 4.97	(6, 1)	1.2		9	1	1	0	3	2	0	0	0	1	0	22	43	0.00	1.800
25 David Purcey, L ERA:	(8, 1)	1.0		3	0	0	0	0	0	0	0	0	0	0	4	7	0.00	0.000

PITCHER	IP	WLS	BF	H	R	ER	SO	BB	IBB	HBP	BLK	WP	HR	S	P	ERA	WHIP

Toronto Blue Jays @ Los Angeles Angels

Angel Stadium of Anaheim, Anaheim, CA

Wed May 26 2010, 4:08 PM - 7:10 PM PDT

Att. 34,504 - Partly Cloudy - 68 F

livebaseballscorecards.com

TOP

Batter	1	2	3	4	5	6	7	8	9	AB	R	H	RBI	BB	SO	LOB
7 Jeremy Reed, L (1, 7) OBP: 0.250, SLG: 0.400	B SI 89 X SI 88 1-0 ① G3-1	F CU 78 F SI 89 B SI 89 X CU 78 1-2 2 FC6-4 1B 1-3 2-H 3-H			F SI 89 F SI 89 F SL 85 S CU 77 0-3 ② K2-3		C FC 94 C FC 94 B FF 95 X SL 89 1-2 ③ G3		S S SL 75 F SL 74 B SI 90 F SL 73 B SI 91 C SI 90 2-3 ③ K	5	0	1	2	0	2	3
2 Aaron Hill, R (1, 4) OBP: 0.268, SLG: 0.324	C SI 89 C SI 88 B SI 87 F SI 88 F SI 88 F CU 76 F SI 87 B CH 83 B SI 90 3-3 ② K	X SI 88 0-0 ③ FC6-4 1-2f			C SI 90 X SL 84 0-1 ③ G5-3			B SI 91 X SI 92 1-0 ① F7		4	0	0	0	0	1	2
26 Adam Lind, L (1, 10) OBP: 0.293, SLG: 0.391	B SI 88 C SI 88 F SI 88 F SI 89 B CU 77 X CU 77 2-2 ③ F7		C SI 86 F SI 86 F SI 88 X CH 83 0-2 ① G1-3			B SI 88 B SI 87 B SI 87 C SI 88 B SI 89 4-1 10 G5-4-3 BB		B CH 79 X SI 93 1-0 ② F7		3	0	0	0	1	0	0
10 Vernon Wells, R (1, 8) OBP: 0.355, SLG: 0.582		X SI 88 0-0 ① G6-3	C SL 83 B SL 83 B SI 87 X SI 86 2-1 ② G5-3			F SI 86 X SI 87 0-1 ①② G5-4-3 1-2f		S CH 82 B SI 95 T CH 81 X SI 95 1-2 2B		4	0	1	0	0	0	1
35 Lyle Overbay, L (1, 3) OBP: 0.281, SLG: 0.337		C SI 87 C SI 87 B CU 76 B SI 88 B SI 89 B SI 88 4-2 14 1B 19 BB 12 BB BB	B SI 88 C SI 88 S CU 78 B SI 90 C SI 89 2-3 ③ K			S SI 88 B SI 89 B SI 88 C SI 88 X SI 89 2-2 ③ G3		B SI 94 C CH 82 S CH 82 S CH 82 1-3 ③ K		3	1	0	0	1	2	1
11 Alex Gonzalez, R (1, 6) OBP: 0.296, SLG: 0.516		C SI 87 F SL 83 S SI 87 0-3 ② K		C SI 87 F SI 85 B CU 74 F FF 86 B CU 77 C SI 89 2-3 ① K			F FF 95 B FF 96 F SL 87 C FF 97 1-3 ① K		B CH 72 C SI 89 B SI 88 S SI 90 X SI 90 2-2 E9 14 2B	4	1	0	0	0	3	1
19 José Bautista, R (1, 9) OBP: 0.361, SLG: 0.579		B SL 83 B SI 86 C SI 88 B SI 90 B FF 88 4-1 12 BB 14 1B 7 1B 1-2 BB		C SL 82 B SL 82 C SI 87 B SL 83 B SI 88 F SI 88 X SI 89 3-2 ② G6-3			B SL 88 B FF 96 C FC 94 C FC 95 X SL 89 2-2 12 2B 1B		C CH 74 S CH 73 C SI 90 0-3 ① K	3	2	1	0	1	1	1
14 John Buck, R (1, 2) 18 Mike McCoy, R (9, PR) OBP: 0.261, SLG: 0.262 8 José Molina, R (9, 2) OBP: 0.367, SLG: 0.318		X SI 88 0-0 12 BB 7 1B 1-2 2-3 1B		C SL 84 F SL 83 B CU 75 F SI 90 F SL 82 F SI 90 C CU 76 1-3 ③ K			F FF 95 F FC 95 B FF 95 S SL 88 1-3 ② K		B SL 74 S CH 74 B CH 73 C CH 74 X SI 89 2-2 12 F8 2B 2-H	4 0 0	1 0 0	2 0 0	1 0 0	0 0 0	2 0 0	1 0 0
12 Edwin Encarnación, R (1, 5) OBP: 0.329, SLG: 0.678		B SI 90 S SI 89 B SL 86 B SI 89 S SI 89 F SI 89 B SI 88 4-2 7 1B 1-2 2-3 3-H BB			B CU 80 C SI 88 C SI 89 B SL 83 X SI 89 2-2 ① G5-3		C SI 88 X SL 89 0-1 1-H 2B		C SL 75 X CH 73 0-1 ② F8 2-3	3	0	1	2	1	0	1
AB 33 **R** 5 **H** 6 **RBI** 5 **BB** 4 **SO** 11 **LOB** 11																
Inning Stats	R: 0 E: 0 K: 1 S: 12 H: 0 LOB: 0 BB: 0 P: 18	R: 3 E: 0 K: 1 S: 15 H: 2 LOB: 2 BB: 3 P: 28	R: 0 E: 0 K: 1 S: 9 H: 0 LOB: 0 BB: 0 P: 13	R: 0 E: 0 K: 2 S: 14 H: 0 LOB: 0 BB: 0 P: 20	R: 0 E: 0 K: 1 S: 9 H: 0 LOB: 0 BB: 0 P: 11	R: 0 E: 0 K: 0 S: 6 H: 0 LOB: 0 BB: 1 P: 12	R: 1 E: 0 K: 2 S: 14 H: 2 LOB: 1 BB: 0 P: 19	R: 0 E: 0 K: 1 S: 8 H: 1 LOB: 1 BB: 0 P: 12	R: 1 E: 1 K: 2 S: 16 H: 1 LOB: 2 BB: 0 P: 22	1B: 3 2B: 3 3B: 0 HR: 0 SF: 0 SAC: 0 DP: 1 HBP: 0						WP: 0 PB: 0 SB: 0 CS: 0 PA: 37	

PITCHER		IP	WLS	BF	H	R	ER	SO	BB	IBB	HBP	BLK	WP	HR	S	P	ERA	WHIP
35 Joel Pineiro, R ERA: 4.95	(1, 1)	6.0		23	2	3	3	6	4	0	0	0	0	0	65	102	4.50	1.000
40 Kevin Jepsen, R ERA: 5.82	(7, 1)	1.0	H	5	2	1	1	2	0	0	0	0	0	0	14	19	9.00	2.000
56 Fernando Rodney, R ERA: 3.2	(8, 1)	1.0	H	4	1	0	0	1	0	0	0	0	0	0	8	12	0.00	1.000
40 Brian Fuentes, L ERA: 5.4	(9, 1)	1.0	W	5	1	1	0	2	0	0	0	0	0	0	16	22	0.00	1.000

PITCHER	IP	WLS	BF	H	R	ER	SO	BB	IBB	HBP	BLK	WP	HR	S	P	ERA	WHIP

Batter	1	2	3	4	5	6	7	8	9	AB	R	H	RBI	BB	SO	LOB
2 Erick Aybar, S (1, 6) OBP: 0.311, SLG: 0.305	X FF 93 0-0 ① P6		B FF 93 B FF 91 C FF 93 B SI 94 F FF 95 F FF 96 B FF 95 4-2 ① 47 2B, 53 SF8 1-2 BB	C SI 91 B KC 81 X SI 91 1-1 ③ F8			X FF 91 0-0 ① B1-3		I IN 74 I IN 74 I IN 75 I IN 74 4-0 53 1B, 47 FC6-2 1-2 IBB	3	1	0	0	2	0	1
47 Howie Kendrick, R (1, 4) OBP: 0.286, SLG: 0.350	B FF 94 B FF 95 F SI 94 F SL 88 F FF 95 C SL 84 2-3 ② K		C SL 87 B FF 94 X SL 86 1-1 ① 53 SF8, 48 FC5-2 1-3 2-H 2B		B KC 81 X FS 87 1-0 ① G5-3		C FF 92 B SL 82 X FF 92 1-1 ② L9		B SI 88 B SI 88 X SI 88 2-0 ② FC6-2, 53 1B 1-2 2-3 3-Hf	5	0	1	1	0	1	3
53 Bobby Abreu, L (1, 9) OBP: 0.352, SLG: 0.435	B SI 95 C SI 89 B SL 84 B SI 95 F FF 95 B SI 96 4-2 BB		B FF 94 B FF 94 X FF 94 2-0 ① SF8 2-3 3-H		C FF 88 B KC 77 C FS 87 X SI 93 1-2 ② G4-3		B FF 92 C FF 92 B SL 82 C FF 93 C FF 92 2-3 ③ K		B SI 88 C SL 84 F SI 89 B SI 89 X SL 83 2-2 1-2 2-3 3-H 1B	3	0	1	2	1	1	0
48 Torii Hunter, R (1, 8) OBP: 0.346, SLG: 0.485	1 SAFE S SL 87 B SI 95 S FF 95 1 SAFE D SL 88 S FF 96 2-3 ③ K		C SI 94 C SI 94 D SL 88 F SI 94 X KC 82 1-2 ② FC5-2 3-H		C FS 88 F KC 79 B SI 93 S SL 86 1-3 ③ K			B SI 87 B SI 89 B SI 88 C SI 88 F SI 89 X SI 88 3-2 ① F8		4	0	0	0	0	2	2
8 Kendrys Morales, S (1, 3) OBP: 0.342, SLG: 0.476		C FF 92 F KC 82 F SL 86 H FF 96 1-2 HBP	1 SAFE B FS 86 C SI 90 B SI 91 F FF 94 1 SAFE S FF 95 2-3 ③ K			B SI 89 X SI 90 1-0 55 HR 1B		B CU 75 B SI 88 B SI 89 X SI 88 3-0 ② F8		3	1	1	0	0	1	1
55 Hideki Matsui, L (1, 10) OBP: 0.311, SLG: 0.394		S SI 91 B SI 94 B SI 94 F FF 91 S SI 95 2-3 ① K	C FF 91 B FS 89 B SI 93 X FF 94 2-1 44 FC5-4, 1B			B FF 91 C FF 91 X SI 91 1-1 1-H HR		B SI 90 B SL 83 C SI 89 X SI 89 2-1 ③ F9		4	1	2	2	0	1	1
44 Mike Napoli, R (1, 2) OBP: 0.353, SLG: 0.538		B FF 94 D SL 88 C SI 92 F SI 92 S FF 96 2-3 ② K	F FF 93 B SI 91 X SL 85 1-1 ① FC5-4, 13 CS 1-2f			B SL 78 F SI 87 B SI 88 S CH 82 F SL 79 F CH 83 S SL 79 2-3 ① K			B SI 86 F SL 82 X SL 82 1-1 13 G3-1, 47 FC6-2, 2B	4	0	1	0	0	2	2
13 Maicer Izturis, S (1, 5) OBP: 0.382, SLG: 0.333		C SI 90 D KC 81 B FS 88 B SI 90 X FF 95 3-1 ③ F8	B FF 91 B SI 89 F FF 91 F SI 93 B SL 84 F FF 94 F FF 94 B SI 95 4-2 ② 27 2B 1-2 BB			C SL 77 L CH 84 X CH 85 0-2 ② 1B			L SI 88 L SL 84 B SI 88 F X 1-2 ① G3-1 2-3	3	1	1	0	1	0	2
27 Michael Ryan, L (1, 7) OBP: 0.222, SLG: 0.313 77 Reggie Willits, S (7, 7) OBP: 0.361, SLG: 0.241 20 Juan Rivera, R (9, PH) OBP: 0.288, SLG: 0.403			B FF 92 B SI 90 B FF 94 C FF 93 B SI 93 4-1 2 BB, 47 2B, BB	1 SAFE B FF 90 F FS 87 X FF 90 1-1 1-H 2B		B SI 87 C CH 82 B SL 76 X SI 88 2-1 ③ F7			I IN 73 I IN 74 I IN 75 I IN 75 4-0 47 FC6-2, 2 IBB, 53 1B, IBB	2 0 0	1 0 1	1 0 0	1 0 0	1 0 1	0 0 0	0 0 0
Inning Stats	R: 0 E: 0 K: 2 S: 10 H: 0 LOB: 1 BB: 1 P: 18	R: 0 E: 0 K: 2 S: 11 H: 0 LOB: 1 BB: 0 P: 19	R: 2 E: 0 K: 1 S: 14 H: 1 LOB: 1 BB: 2 P: 28	R: 1 E: 0 K: 0 S: 12 H: 2 LOB: 1 BB: 1 P: 21	R: 0 E: 0 K: 1 S: 7 H: 0 LOB: 0 BB: 0 P: 10	R: 2 E: 0 K: 1 S: 13 H: 3 LOB: 0 BB: 0 P: 19	R: 0 E: 0 K: 1 S: 6 H: 0 LOB: 0 BB: 0 P: 9	R: 0 E: 0 K: 0 S: 6 H: 0 LOB: 0 BB: 0 P: 14	R: 1 E: 0 K: 0 S: 10 H: 2 LOB: 3 BB: 2 P: 24	1B: 4 2B: 3 3B: 0 HR: 1	SF: 1 SAC: 0 DP: 0 HBP: 1			WP: 0 PB: 0 SB: 0 CS: 1	PA: 39		

PITCHER		IP	WLS	BF	H	R	ER	SO	BB	IBB	HBP	BLK	WP	HR	S	P	ERA	WHIP
23 Brandon Morrow, R ERA: 6.66	(1, 1)	5.0		22	3	3	3	6	4	0	1	0	0	0	54	96	5.40	1.400
50 Rommie Lewis, L ERA: 3.6	(6, 1)	0.0		2	2	2	2	0	0	0	0	0	0	1	3	5	∞	∞
57 Shawn Camp, R ERA: 2.73	(6, 1)	1.0		3	1	0	0	1	0	0	0	0	0	0	10	14	0.00	1.000
54 Jason Frasor, R ERA: 4.35	(7, 1)	1.0		3	0	0	0	1	0	0	0	0	0	0	6	9	0.00	0.000
37 Scott Downs, L ERA: 2.66	(8, 1)	1.2	L	9	2	1	1	0	0	2	0	0	0	0	16	38	5.40	1.200

PITCHER	IP	WLS	BF	H	R	ER	SO	BB	IBB	HBP	BLK	WP	HR	S	P	ERA	WHIP

BOTTOM

Toronto Blue Jays @ Los Angeles Angels

Angel Stadium of Anaheim, Anaheim, CA

Wed May 26 2010, 4:08 PM - 7:10 PM PDT

Att. 34,504 - Partly Cloudy - 68 F

livebaseballscorecards.com

AB	31
R	6
H	8
RBI	6
BB	6
SO	8
LOB	12

Batter	1	2	3	4	5	6	7	8	9	AB	R	H	RBI	BB	SO	LOB
51 Ichiro Suzuki, L (1, 9) OBP: 0.383, SLG: 0.415	B SI 90 X SI 90 1-0 P4		B SL 81 C SI 91 B SI 91 C SI 91 B SI 93 F SI 92 X SI 90 3-2 9 BB 21 1B 1B		C SI 90 X SI 90 0-1 9 2B 9 E 1B		B SL 84 X FF 92 1-0 P6		F CU 79 B SI 89 C SI 90 B SI 90 B SI 91 F SI 91 H CU 81 4-2 9 BB 21 1B HBP	4	2	2	0	0	0	0
9 Chone Figgins, S (1, 4) OBP: 0.315, SLG: 0.262	B SI 90 B SI 90 C SI 89 F SI 90 X SI 91 2-2 F9		C SI 89 B CH 76 C SI 88 F SI 90 B CH 76 B CH 78 B SI 91 4-2 21 1B 15 1B 1-2 BB		B SI 87 X SI 88 1-0 E9 15 SF8 1-H 2B		C FF 94 B SL 85 C CH 85 B FF 93 B FF 93 C FF 93 3-3		B SI 91 B SI 90 B SI 90 B SI 89 4-0 21 1B 1-2 2-3 BB	3	2	1	0	2	1	0
21 Franklin Gutierrez, R (1, 8) OBP: 0.388, SLG: 0.444	C FF 90 B SI 90 F SI 90 S SI 92 1-3 K		C CH 78 X SI 90 0-1 15 1B 15 1B 1-2 2-H 1B		C CH 79 B CH 80 X CH 79 1-1 G6-3		B SL 85 C FF 94 B SL 85 S SL 84 B FF 94 B FC 94 4-2 BB		C SI 91 F SL 84 D SL 84 X SL 83 1-2 1-3 2-H 3-H 1B	4	1	2	2	1	1	1
15 Milton Bradley, S (1, 7) OBP: 0.316, SLG: 0.376		B SI 89 X SI 89 1-0 P3	C SI 89 C SI 90 B SI 91 F SI 91 F SI 92 X SI 92 1-2 1-H 2-H 1B		X SI 89 0-0 SF8 3-H		1 SAFE F FF 91 B FF 93 1 SAFE F SL 83 P PO 86 1 SAFE 1 SAFE X FF 92 2-2 P5		F CU 78 C SI 90 B SI 90 S SI 90 1-3 K	4	0	1	3	0	1	3
5 Mike Sweeney, R (1, 10) OBP: 0.354, SLG: 0.562		B SL 78 B SI 88 B SI 89 C SI 88 X SI 88 3-1 G5-3	S CH 79 X SI 88 0-1 F9		C SL 79 X SL 80 0-1 P5			B FC 88 S FF 89 F FC 89 X FF 96 1-2 G5-3	S SL 82 X SI 90 0-1 G6-3	5	0	0	0	0	0	3
4 Jose Lopez, R (1, 5) OBP: 0.246, SLG: 0.285		B SI 90 B SI 88 B SI 88 C SI 89 F SI 89 X SI 90 3-2 1B	C SL 77 B SL 81 B SI 90 F SI 90 F SL 78 F SL 80 X SI 91 2-2 HR		C SI 88 X CH 77 0-1 F8			S FF 89 S FF 90 B FC 88 F FC 89 T SL 81 1-2 K		4	1	2	1	0	1	0
13 Casey Kotchman, L (1, 3) OBP: 0.279, SLG: 0.322		X SI 90 0-0 G3	X SI 92 0-0 G4-3		B SI 89 C SI 89 B SL 80 F SI 90 B SL 80 X SI 90 3-2 1B			B SI 95 C SI 93 B FF 89 X SI 94 2-1 G4-3		4	0	1	0	0	0	1
32 Rob Johnson, R (1, 2) OBP: 0.294, SLG: 0.324			C SI 90 X CH 75 0-1 G1-3	C SI 90 F SI 92 B SI 90 X SL 81 1-2 G1-4-3	C FF 92 X FF 93 0-1 P4				X SI 91 0-0 16 2B 2B	4	1	1	0	0	0	1
16 Josh Wilson, R (1, 6) OBP: 0.355, SLG: 0.412			B SI 90 X SI 90 1-0 F9	B SI 91 C SI 89 X CH 77 1-1 G1-3	D SL 83 C SL 84 B FF 93 X FF 93 2-1 F9				C SI 89 B SI 90 B SI 90 X SI 90 2-1 9 BB 21 1B 2-H 2B	4	1	1	1	0	0	1
Inning Stats	R: 0 E: 0 K: 1 S: 7 H: 0 LOB: 0 BB: 0 P: 11	R: 0 E: 0 K: 0 S: 7 H: 1 LOB: 1 BB: 0 P: 14	R: 3 E: 0 K: 0 S: 19 H: 3 LOB: 1 BB: 1 P: 28	R: 1 E: 0 K: 0 S: 11 H: 1 LOB: 0 BB: 0 P: 15	R: 2 E: 1 K: 0 S: 8 H: 2 LOB: 0 BB: 0 P: 10	R: 0 E: 0 K: 0 S: 9 H: 1 LOB: 1 BB: 0 P: 14	R: 0 E: 0 K: 1 S: 10 H: 0 LOB: 1 BB: 1 P: 19	R: 0 E: 0 K: 1 S: 9 H: 0 LOB: 0 BB: 0 P: 13	R: 2 E: 0 K: 1 S: 14 H: 3 LOB: 2 BB: 1 P: 26	1B: 7 2B: 3 3B: 0 HR: 1 SF: 1 SAC: 0 DP: 0 HBP: 1						

PITCHER		IP	WLS	BF	H	R	ER	SO	BB	IBB	HBP	BLK	WP	HR	S	P	ERA	WHIP
19 Scott Kazmir, L ERA: 6.34	(1, 1)	5.1	L	25	8	6	5	1	1	0	0	0	0	1	57	86	8.44	1.688
70 Trevor Bell, R ERA: 3.24	(6, 1)	1.2		6	0	0	0	1	1	0	0	0	0	0	14	25	0.00	0.600
45 Francisco Rodriguez, R ERA:	(8, 1)	1.0		3	0	0	0	1	0	0	0	0	0	0	9	13	0.00	0.000
62 Scot Shields, R ERA: 6.89	(9, 1)	1.0		7	3	2	2	1	1	0	1	0	0	0	14	26	18.00	4.000

PITCHER	IP	WLS	BF	H	R	ER	SO	BB	IBB	HBP	BLK	WP	HR	S	P	ERA	WHIP

Seattle Mariners @ Los Angeles Angels

Angel Stadium of Anaheim, Anaheim, CA

Fri May 28 2010, 7:09 PM - 9:41 PM PDT

Att. 41,770 - Clear - 66 F

TOP

livebaseballscorecards.com

AB	36
R	8
H	11
RBI	7
BB	3
SO	4
LOB	10

WP: 0	PB: 0	SB: 0	CS: 0
PA: 41			

Seattle Mariners @ Los Angeles Angels

Angel Stadium of Anaheim, Anaheim, CA

Fri May 28 2010, 7:09 PM - 9:41 PM PDT

Att. 41,770 - Clear - 66 F

BOTTOM

livebaseballscorecards.com

Batter	1	2	3	4	5	6	7	8	9	AB	R	H	RBI	BB	SO	LOB
2 Erick Aybar, S (1, 6) OBP: 0.305, SLG: 0.299	F8	B2			K		F9			4	0	0	0	0	1	2
47 Howie Kendrick, R (1, 4) OBP: 0.291, SLG: 0.349	53 1B; 48 FC1; BB		L4		2-H; 1B			F9		3	1	1	1	1	0	0
53 Bobby Abreu, L (1, 9) OBP: 0.350, SLG: 0.431	48 E; 48 FC1; 8 G4-3; 1-3; 1B		K		K			F8		4	1	1	0	0	2	1
48 Torii Hunter, R (1, 8) OBP: 0.338, SLG: 0.474	FC1; 8 G4-3; 1-3; 3-H		K		K			G5-3		4	0	0	1	0	2	2
8 Kendrys Morales, S (1, 3) OBP: 0.340, SLG: 0.471	G4-3; 2-3; 3-H			K	K				1B	4	0	1	1	0	2	1
20 Juan Rivera, R (1, 7) OBP: 0.287, SLG: 0.395	F8			BB	P3				F8	3	0	0	0	1	0	2
55 Hideki Matsui, L (1, 10) OBP: 0.304, SLG: 0.384		K		K	F7				P6	4	0	0	0	0	2	2
44 Mike Napoli, R (1, 2) OBP: 0.343, SLG: 0.521		G5-3		K			G6-3		G6-3	4	0	0	0	0	1	2
18 Kevin Frandsen, R (1, 5) OBP: 0.478, SLG: 0.571		1B			47 1B; 2B		G6-3			3	1	2	0	0	0	0

	AB	33
	R	3
	H	5
	RBI	3
	BB	2
	SO	10
	LOB	12

Inning Stats	1	2	3	4	5	6	7	8	9
	R: 2 E: 1 K: 0 S: 11	H: 1 LOB: 1 BB: 1 P: 22	R: 0 E: 0 K: 1 S: 10	H: 1 LOB: 1 BB: 0 P: 13	R: 0 E: 0 K: 2 S: 10	H: 0 LOB: 0 BB: 0 P: 13	R: 0 E: 0 K: 3 S: 10	H: 0 LOB: 1 BB: 1 P: 16	R: 1 E: 0 K: 3 S: 12	H: 2 LOB: 1 BB: 0 P: 16	R: 0 E: 0 K: 1 S: 5	H: 0 LOB: 0 BB: 0 P: 7	R: 0 E: 0 K: 0 S: 7	H: 0 LOB: 0 BB: 0 P: 10	R: 0 E: 0 K: 0 S: 10	H: 0 LOB: 0 BB: 0 P: 18	R: 0 E: 0 K: 0 S: 9	H: 1 LOB: 1 BB: 0 P: 12

	1B: 4	SF: 0	WP: 0	PA: 35
	2B: 1	SAC: 0	PB: 0	
	3B: 0	DP: 0	SB: 0	
	HR: 0	HBP: 0	CS: 0	

PITCHER		IP	WLS	BF	H	R	ER	SO	BB	IBB	HBP	BLK	WP	HR	S	P	ERA	WHIP
36 Cliff Lee, L ERA: 3.22	(1, 1)	8.0	W	31	4	3	2	10	2	0	0	0	0	0	75	115	2.25	0.750
23 Shawn Kelley, R ERA: 2.04	(9, 1)	1.0		4	1	0	0	0	0	0	0	0	0	0	9	12	0.00	1.000

PITCHER	IP	WLS	BF	H	R	ER	SO	BB	IBB	HBP	BLK	WP	HR	S	P	ERA	WHIP

Batter	1	2	3	4	5	6	7	8	9	10	AB	R	H	RBI	BB	SO	LOB
51 Ichiro Suzuki, L (1, 9) OBP: 0.383, SLG: 0.412	B FF 88 C SI 88 B FF 90 F SI 89 B SL 79 B FF 92 4-2 15 S 21 S BB	B CH 80 X SI 89 1-0 ② G4-3	X CU 71 0-0 1B	C SI 94 B FF 89 F FF 89 B SL 82 X FF 90 2-2 ① G6-3	F SI 90 B CH 74 B SI 90 F SI 90 C SI 90 2-3 ③ K	4	0	1	0	1	1	0
9 Chone Figgins, S (1, 4) OBP: 0.314, SLG: 0.262	B FF 89 X SI 89 1-0 ① F9	C FF 89 S FF 88 B SI 92 B SL 78 B SI 91 F FF 91 F FF 90 F SI 90 X CU 69 3-2 21 S 1B	C SI 87 D CH 78 1 SAFE B CH 79 F SI 88 X SI 89 2-2 ② P2	X FC 88 0-0 ② B1-3	4	0	1	0	0	0	2
21 Franklin Gutierrez, R (1, 8) OBP: 0.390, SLG: 0.439	1 SAFE B FF 90 1 SAFE C FF 90 B SI 89 D SL 80 C SL 78 B FF 92 4-2 15 S 1-2 BB	1 SAFE P PO 81 B FF 88 1 SAFE C FF 88 B FF 88 2 SAFE B SL 77 4-1 1-2 BB	C FF 88 B CH 76 X CH 77 1-1 ③ G1-3	C FC 89 F FC 89 C FF 95 0-3 ③ K	2	0	0	0	2	1	1
15 Milton Bradley, S (1, 10) OBP: 0.305, SLG: 0.362	B SI 90 S FF 90 B CU 70 S FF 91 B FF 91 S FF 92 3-3 ② K 1-2 2-3	C CU 68 S SI 88 B FF 90 C FF 92 1-3 ③ K	C CU 68 C SI 88 F FF 86 B SL 78 B FF 90 X CH 77 2-2 ① P2	X SI 93 0-0 ① B1-3	4	0	0	0	0	2	4
4 Jose Lopez, R (1, 5) OBP: 0.251, SLG: 0.289	C SL 77 F SL 78 X FF 91 0-2 ③ G6-3	X SL 76 0-0 27 E 27 E 1B	B SL 78 X CH 77 1-0 ② F9	C FF 88 X FC 88 0-1 1B	4	1	2	0	0	0	2
27 Matt Tuiasosopo, R (1, 3) OBP: 0.167, SLG: 0.244	C SL 78 B SL 77 C SL 78 C SI 90 1-3 ① K	B FF 88 1 SAFE C SL 75 1 SAFE X SL 77 1-1 E6 16 F9-5 1-H	C SL 76 B CH 78 B FF 89 F CH 76 B SI 89 X FF 88 3-2 ③ L8	B SI 93 D FF 88 S FF 88 B FC 86 F SI 93 S FC 86 3-3 ② K	4	0	0	0	0	2	1
16 Josh Wilson, R (1, 6) OBP: 0.338, SLG: 0.389	C FF 90 C SL 78 X SL 77 0-2 ② P6	B FF 90 B FF 89 B FF 88 C FF 88 S FF 89 X SL 76 3-2 ①② F9-5 2-3	B SL 76 C CH 76 F FF 89 B SI 90 X CH 76 2-2 ① G6-3	B FC 87 B FC 88 X SI 93 2-0 ③ G4-3	4	0	0	0	0	0	2
32 Rob Johnson, R (1, 2) OBP: 0.281, SLG: 0.307	F FF 89 C SI 88 X SI 90 0-2 ③ F8	B SL 75 B SL 77 F FF 88 C SL 76 B SL 76 X FF 89 3-2 ③ P3	C SI 88 B SL 78 C CH 78 B SI 89 B FF 88 S FF 86 3-3 ② K	B SI 88 B SI 89 C SI 89 C SI 87 F SI 89 F SI 88 F SI 89 X SI 88 2-2 ① P6	4	0	0	0	0	1	0
55 Michael Saunders, L (1, 7) OBP: 0.273, SLG: 0.415	C SI 86 B SI 87 C CU 70 F FF 90 S SI 90 1-3 ① K	C CU 68 S CH 76 S FF 90 0-3 ① K	B CH 79 C CH 78 S SI 88 B SI 90 X CH 78 2-2 ③ P2	C SI 90 L SL 74 B SI 90 F SI 90 B SL 73 C SI 90 2-3 ② K	4	0	0	0	0	3	0
Inning Stats	R: 0 H: 0 E: 0 LOB: 2 K: 1 BB: 2 S: 11 P: 23	R: 0 H: 0 E: 0 LOB: 0 K: 1 BB: 0 S: 9 P: 10	R: 0 H: 1 E: 0 LOB: 2 K: 2 BB: 1 S: 16 P: 25	R: 1 H: 1 E: 1 LOB: 0 K: 0 BB: 0 S: 9 P: 16	R: 0 H: 1 E: 0 LOB: 1 K: 1 BB: 0 S: 9 P: 12	R: 0 H: 0 E: 0 LOB: 0 K: 0 BB: 0 S: 8 P: 14	R: 0 H: 0 E: 0 LOB: 0 K: 1 BB: 0 S: 9 P: 16	R: 0 H: 0 E: 0 LOB: 0 K: 1 BB: 0 S: 7 P: 9	R: 0 H: 1 E: 0 LOB: 1 K: 1 BB: 0 S: 7 P: 12	R: 0 H: 0 E: 0 LOB: 0 K: 2 BB: 0 S: 13 P: 19	1B: 4 SF: 0 2B: 1 SAC: 0 3B: 0 DP: 1 HR: 0 HBP: 0	WP: 0 PA: 37 PB: 0 SB: 4 CS: 0					

PITCHER		IP	WLS	BF	H	R	ER	SO	BB	IBB	HBP	BLK	WP	HR	S	P	ERA	WHIP
36 Jered Weaver, R ERA: 3.01	(1, 1)	7.0		27	3	1	0	6	3	0	0	0	0	0	71	116	0.00	0.857
45 Francisco Rodriguez, R ERA:	(8, 1)	2.0		7	1	0	0	2	0	0	0	0	0	0	14	21	0.00	0.500
40 Brian Fuentes, L ERA: 4.97	(10, 1)	1.0	W	3	0	0	0	2	0	0	0	0	0	0	13	19	0.00	0.000

PITCHER	IP	WLS	BF	H	R	ER	SO	BB	IBB	HBP	BLK	WP	HR	S	P	ERA	WHIP

TOP

Seattle Mariners @ Los Angeles Angels

Angel Stadium of Anaheim, Anaheim, CA

Sat May 29 2010, 1:12 PM - 4:06 PM PDT

Att. 39,382 - Sunny - 79 F

livebaseballscorecards.com

AB	34
R	1
H	4
RBI	0
BB	3
SO	10
LOB	12

Batter	1	2	3	4	5	6	7	8	9	10	AB	R	H	RBI	BB	SO	LOB
2 Erick Aybar, S (1, 6) OBP: 0.298, SLG: 0.291	C CH 91 X CH 91 0-1 F9 ①	B CH 88 X SI 95 1-0 G1-3 ③		B SI 93 C SI 94 F FF 94 C FF 95 1-3 K ③			C FF 94 B CU 80 X CH 89 1-1 L3 ③			C SI 92 L SI 95 X FS 86 0-2 F8 ①	5	0	0	0	0	1	2
13 Maicer Izturis, S (1, 5) OBP: 0.367, SLG: 0.340	C FF 92 F CH 87 B FF 93 X FF 94 1-2 G1-3 ②		C CH 91 B SI 92 S CH 87 B FF 95 X FC 95 2-2 G6-3 ①		F SI 92 F FF 92 B FF 94 B SI 95 C FF 96 2-3 K ①			C SI 93 C CU 81 B SI 94 B CH 90 X FF 95 2-2 G3 ①		B SI 95 C SI 94 B SI 95 X SI 95 2-1 77 E 8 HR 2B	5	1	1	0	0	1	0
53 Bobby Abreu, L (1, 9) OBP: 0.356, SLG: 0.448	B SI 94 C FF 93 C CU 80 B FF 94 X SI 95 2-2 8 BB 48 S 1B		C SI 93 C CU 80 B CU 83 B CH 90 B CU 81 X SI 94 3-2 G3 ②		C SI 94 C SI 95 B FF 96 C CU 82 1-3 K ②			B CU 82 X SI 95 1-0 HR		I IN 66 I IN 64 I IN 66 I 4-0 77 E 8 HR IBB	4	2	2	1	1	1	0
48 Torii Hunter, R (1, 8) OBP: 0.342, SLG: 0.474 77 Reggie Willits, S (2, 8) OBP: 0.350, SLG: 0.242	C SI 94 S CU 82 1 SAFE F CH 89 B CH 88 B CH 88 H SI 94 3-2 8 BB 1-2 HBP		X FF 94 0-0 8 1B 1B		F SI 94 B SI 95 X SI 95 1-1 F9 ③			X SI 93 0-0 G6-3 ②		B SI 93 S SI 94 B SI 93 X SI 95 2-1 FC4 8 HR 1-2 2-3	0 4	0 1	0 1	0 0	0 0	0 0	0 2
8 Kendrys Morales, S (1, 3) OBP: 0.346, SLG: 0.487	F SI 93 F CH 88 D CU 82 F FC 95 B FC 96 D CH 89 B CU 82 4-2 1-2 2-3 BB		F FF 94 1 SAFE X FF 94 0-1 1-3 1B			C CU 80 C CU 80 S CH 88 0-3 K ①		S CH 89 S CU 82 S CH 89 0-3 K ③		X SI 95 0-0 1-H 2-H 3-H HR	4	1	2	4	1	2	0
55 Hideki Matsui, L (1, 10) OBP: 0.309, SLG: 0.383 18 Kevin Frandsen, R (9, PR) OBP: 0.478, SLG: 0.571 (10, 10)	X FF 95 0-0 F8 ③		C FF 94 X CH 90 0-1 F8 ③			B FF 94 X SI 94 1-0 47 G6-3 1B			C CU 79 B CU 81 B CH 89 B CH 90 B SI 95 4-1 47 FC1-6 BB		3 0	0 0	1 0	0 0	1 0	0 0	5 0
47 Howie Kendrick, R (1, 4) OBP: 0.285, SLG: 0.342		B FF 92 B FF 92 X FF 93 2-0 F9 ①		B CU 83 C SL 84 X FF 93 1-1 G6-3 ①		C SI 94 X SI 95 0-1 G6-3 ② ③ 1-2f			X SI 92 0-0 FC1-6 ① 46 FC6-4 1-2f	4	0	0	0	0	0	2
27 Michael Ryan, L (1, 7) OBP: 0.182, SLG: 0.250		C FF 93 B CU 81 S CH 89 B FC 95 C CH 89 2-3 K ②		F CU 80 B CU 80 X SI 92 1-1 F8 ②			X CU 78 0-0 B1-3 ①		B SI 93 F SI 94 F SI 94 X FS 84 1-2 P5 ②	4	0	0	0	0	1	1
46 Bobby Wilson, R (1, 2) OBP: 0.200, SLG: 0.222		C SI 94 X FF 94 0-1 2B		C SI 94 B SL 86 B SL 84 F SI 94 B CU 81 B SI 95 4-2 BB			C FF 92 S SL 86 S FC 94 0-3 K ②		C SI 94 X SI 94 0-1 FC6-4 ③ 1-2f	3	0	1	0	1	1	1
Inning Stats	R: 0 H: 1 E: 0 LOB: 3 K: 0 BB: 1 S: 15 P: 25	R: 0 H: 1 E: 0 LOB: 1 K: 1 BB: 0 S: 7 P: 12	R: 0 H: 2 E: 0 LOB: 2 K: 0 BB: 0 S: 11 P: 16	R: 0 H: 0 E: 0 LOB: 1 K: 1 BB: 1 S: 9 P: 16	R: 0 H: 0 E: 0 LOB: 0 K: 2 BB: 0 S: 8 P: 12	R: 0 H: 1 E: 0 LOB: 0 K: 1 BB: 0 S: 6 P: 7	R: 0 H: 0 E: 0 LOB: 0 K: 1 BB: 0 S: 6 P: 7	R: 1 H: 1 E: 0 LOB: 0 K: 1 BB: 0 S: 8 P: 11	R: 0 H: 0 E: 0 LOB: 1 K: 0 BB: 1 S: 7 P: 12	R: 4 H: 2 E: 1 LOB: 0 K: 0 BB: 1 S: 8 P: 16	1B: 4 2B: 2 3B: 0 HR: 2	SF: 0 SAC: 0 DP: 1 HBP: 1					

PITCHER	IP	WLS	BF	H	R	ER	SO	BB	IBB	HBP	BLK	WP	HR	S	P	ERA	WHIP
34 Félix Hernández, R (1, 1) ERA: 3.5	8.0		33	6	1	1	7	3	0	1	0	0	1	71	111	1.12	1.125
43 Brandon League, R (9, 1) ERA: 4.23	1.1	L	8	2	4	3	0	0	1	0	0	0	1	14	23	20.25	1.500

PITCHER	IP	WLS	BF	H	R	ER	SO	BB	IBB	HBP	BLK	WP	HR	S	P	ERA	WHIP

BOTTOM

Seattle Mariners @ Los Angeles Angels

Angel Stadium of Anaheim, Anaheim, CA

Sat May 29 2010, 1:12 PM - 4:06 PM PDT

Att. 39,382 - Sunny - 79 F

livebaseballscorecards.com

AB	36
R	5
H	8
RBI	5
BB	4
SO	7
LOB	13

WP: 0 PA: 41
PB: 0
SB: 1
CS: 0

Seattle Mariners @ Los Angeles Angels

Angel Stadium of Anaheim, Anaheim, CA

Sun May 30 2010, 12:40 PM - 4:16 PM PDT

Att. 40,017 - Sunny - 79 F

livebaseballscorecards.com

Batter	1	2	3	4	5	6	7	8	9	AB	R	H	RBI	BB	SO	LOB
51 Ichiro Suzuki, L (1, 9) OBP: 0.393, SLG: 0.421	C FF 89 B SI 89 B SI 88 F SI 88 X SI 89 2-2 G3	B FF 90 B SI 90 D SI 90 C FF 91 X FF 90 3-1 1-H 2-H 1B		C CU 74 B SI 90 B SI 89 B SI 89 B SI 89 4-1 9 1B BB	I IN 69 I IN 70 I IN 70 I IN 71 4-0 IBB			C FF 94 S SL 81 X SL 81 0-2 2B		3	0	2	1	2	0	0
9 Chone Figgins, S (1, 4) OBP: 0.321, SLG: 0.267	C FF 88 C CU 75 B FF 92 B FF 92 X FF 92 2-2 21 1B 1B		B FF 88 X SI 88 1-0 F7	C FF 89 B SI 90 X SI 90 1-1 1-2 1B	D CH 84 B FF 92 X FC 92 2-0 G4-3			B FC 94 B FF 94 B FC 95 B FC 95 4-0 15 FC6-4 BB		4	0	2	0	1	0	2
21 Franklin Gutierrez, R (1, 8) OBP: 0.385, SLG: 0.432	C FF 90 1 SAFE 1 SAFE F SI 89 1 SAFE 1 SAFE B CH 80 B FF 91 2-2 F FF 91 1 SAFE X CH 80 1-3 1B		C CU 73 S CH 80 B FF 91 X FF 92 1-2 P5	C CH 82 2 SAFE C CH 80 X CH 80 0-2 G3		C SL 80 F FC 90 B FC 90 B SL 80 S FF 91 2-3 K		C SL 90 F FF 96 B SL 89 C SL 91 1-3 K		5	0	1	0	0	2	4
15 Milton Bradley, S (1, 7) OBP: 0.301, SLG: 0.349	C FF 90 B SI 90 F SI 90 T SI 91 1-2 K		B FF 92 X CH 83 1-0 G6-3		C CU 73 B CH 82 B SI 90 B CH 82 B SI 90 4-1 5 F7 13 1B BB	B CH 83 B CH 83 C FC 91 X FC 92 2-1 G4-3		C FF 97 B SL 89 F FF 96 B SL 90 X FF 96 2-2 FC6-4 1-2f		4	1	0	0	1	1	4
5 Mike Sweeney, R (1, 10) OBP: 0.345, SLG: 0.538	X FF 91 0-0 F8			B CH 81 X CH 81 1-0 4 1B 41 HR 1B	B CH 82 X CH 83 1-0 F7 1-2	X SL 82 0-0 F7			B CH 81 C CH 81 X SI 95 1-1 F8	5	1	1	0	0	0	3
4 Jose Lopez, R (1, 5) OBP: 0.260, SLG: 0.290		C FF 88 B SI 89 B CH 82 B CH 82 X SI 89 3-1 F8		F SI 90 X SI 90 0-1 41 HR 1-3 1B	B CH 82 B CH 82 B CH 81 B FF 89 4-0 13 1B 41 1B BB		B SL 80 C SL 80 F SI 93 F SL 81 F FF 92 C SL 82 1-3		B SI 94 B CH 82 B SI 92 C FF 94 B FF 93 4-1 13 BB BB	3	2	1	0	2	1	0
13 Casey Kotchman, L (1, 3) OBP: 0.282, SLG: 0.320		C FF 89 B SI 89 C SI 90 B CU 79 B SI 90 X SI 90 3-2 G5-3		X SI 90 0-0 L4	B SI 89 B SI 90 C FF 91 S SI 89 B FF 92 F FF 91 X FF 91 3-2 41 1B 16 1B 1-3 2-H 1B		F FF 93 B SL 80 C SL 80 B SL 81 X SL 81 2-2 P6		C CH 83 D CH 83 1 SAFE 1 SAFE B SI 94 B CH 84 B SI 95 4-1 41 G4-3 1-2 BB	4	1	1	1	1	0	2
41 Eliezer Alfonzo, R (1, 2) OBP: 0.600, SLG: 1.200		B FF 90 X CH 81 1-0 16 1B 51 1B 1B		X SI 90 0-0 1-H 3-H HR	X SL 83 0-0 16 1B 1-2 3-H 1B		B SL 81 C SL 80 S SL 82 S SL 80 1-3		S CH 83 F CH 84 X SI 96 0-2 G4-3 1-2f	5	2	3	4	0	1	2
16 Josh Wilson, R (1, 6) OBP: 0.345, SLG: 0.395		B FF 90 F SI 90 X SI 90 1-1 51 1B 51 1B 1-2 1B		X FF 90 0-0 F9	X FF 93 0-0 1-3 2-H 1B			B FF 92 B FF 93 F FF 91 C SL 80 X SL 81 2-2 L6		4	0	2	1	0	0	0
Inning Stats	R: 0 E: 0 K: 1 S: 14 H: 2 LOB: 2 BB: 0 P: 21	R: 1 E: 0 K: 0 S: 10 H: 3 LOB: 2 BB: 0 P: 21	R: 0 E: 0 K: 0 S: 5 H: 0 LOB: 0 BB: 0 P: 8	R: 3 E: 0 K: 0 S: 12 H: 4 LOB: 2 BB: 1 P: 18	R: 3 E: 0 K: 0 S: 9 H: 3 LOB: 2 BB: 3 P: 27	R: 0 E: 0 K: 1 S: 6 H: 0 LOB: 0 BB: 0 P: 10	R: 0 E: 0 K: 2 S: 11 H: 0 LOB: 0 BB: 0 P: 15	R: 0 E: 0 K: 1 S: 12 H: 1 LOB: 2 BB: 1 P: 21	R: 0 E: 0 K: 0 S: 7 H: 0 LOB: 1 BB: 2 P: 16	1B: 11 2B: 1 3B: 0 HR: 1 SF: 0 SAC: 0 DP: 1 HBP: 0						

TOP	
AB	37
R	7
H	13
RBI	7
BB	7
SO	5
LOB	17

WP: 0 PB: 0 SB: 0 CS: 0 PA: 44

PITCHER		IP	WLS	BF	H	R	ER	SO	BB	IBB	HBP	BLK	WP	HR	S	P	ERA	WHIP
51 Joe Saunders, L ERA: 5.09	(1, 1)	4.1		25	10	7	7	1	3	0	0	0	0	1	47	86	14.54	3.000
70 Trevor Bell, R ERA: 2.7	(5, 1)	1.2		7	2	0	0	1	0	1	0	0	0	0	9	19	0.00	1.200
52 Jason Bulger, R ERA: 4.58	(7, 1)	1.1		5	1	0	0	2	0	0	0	0	0	0	17	23	0.00	0.750
40 Kevin Jepsen, R ERA: 5.6	(8, 1)	0.2		3	0	0	0	1	1	0	0	0	0	0	6	13	0.00	1.500
56 Fernando Rodney, R ERA: 3.05	(9, 1)	1.0	W	4	0	0	0	0	2	0	0	0	0	0	7	16	0.00	2.000

PITCHER	IP	WLS	BF	H	R	ER	SO	BB	IBB	HBP	BLK	WP	HR	S	P	ERA	WHIP

Seattle Mariners @ Los Angeles Angels

Angel Stadium of Anaheim, Anaheim, CA

Sun May 30 2010, 12:40 PM - 4:16 PM PDT

Att. 40,017 - Sunny - 79 F

BOTTOM

livebaseballscorecards.com

Batter	1	2	3	4	5	6	7	8	9	AB	R	H	RBI	BB	SO	LOB
2 Erick Aybar, S (1, 6) OBP: 0.314, SLG: 0.307	B CH 87 B CH 88 B CH 88 C CH 87 C FF 89 X CH 88 3-2 53 S 55 HR 1B	1 SAFE 1 SAFE B SL 78 B FF 91 F FF 90 1 SAFE B FF 90 F FF 90 B SI 92 4-2 1-2 BB			L CH 87 B SI 90 B SI 89 B CH 82 B SI 89 4-1 20 BB 53 BB 1-2 BB	F FF 90 X SI 90 0-1 53 BB 55 CI 1-3 2B		X FF 92 0-0 ① 1B		3	2	3	0	2	0	0
13 Maicer Izturis, S (1, 5) OBP: 0.354, SLG: 0.315	B CH 88 1 SAFE C SL 81 B CH 82 F CH 88 1 SAFE 1 SAFE F SI 89 1 SAFE 2-2 X FF 89 ① F9	X SI 91 0-0 ③ P3			B FF 92 B CH 90 C FF 92 X FF 93 2-1 ① F8 2-3	C CH 89 B CH 90 B CH 84 B SI 90 B SI 90 4-1 55 CI 53 BB BB		C FF 92 S CH 86 B FF 92 F FF 93 F FF 93 C FF 95 1-3 ② K		4	0	0	0	1	1	5
53 Bobby Abreu, L (1, 10) OBP: 0.362, SLG: 0.446	B FF 90 B CH 84 B SI 90 C SI 89 1 SAFE 1 SAFE C SI 91 1 SAFE S SL 77 3-3 ② K 1-2		B CH 81 C CH 84 B SL 77 X CH 84 2-1 55 CS 1B		B FF 95 B SI 94 1 SAFE F FF 94 B SI 95 C FF 94 F FF 94 F FF 94 1 SAFE 4-2 B SL 84 20 BB 1-2 BB	D CH 90 B CH 91 B FF 90 B SI 89 4-0 55 CI 1-2 2-3 3-H BB		C FF 94 C FF 94 B FF 95 B FF 95 F FF 95 F FF 94 S SL 86 2-3 ③ K		3	0	1	1	2	2	1
55 Hideki Matsui, L (1, 7) OBP: 0.313, SLG: 0.400 18 Kevin Frandsen, R (9, PR) OBP: 0.478, SLG: 0.571	X SI 90 0-0 2-H HR		F CH 85 B SI 90 B CH 86 1 SAFE B SI 93 C CH 86 X SL 83 3-2 ① ② G3-1 1-2		X SI 94 0-0 ② F6	C SL 83 F FF 93 B FF 93 F FF 95 1-2 CI 1-2 2-3 3-H			B FF 93 B FS 87 F FF 94 B FF 94 F FF 95 F FF 95 B FF 95 4-2 44 1B 47 HR BB	3 0	1 1	1 0	3 0	1 0	0 0	4 0
20 Juan Rivera, R (1, 9) OBP: 0.291, SLG: 0.387	B FF 90 B FF 90 B SL 82 F FF 89 F FF 90 B CH 84 4-2 BB		X SL 83 0-0 ③ G1		B FF 96 B FF 96 C FF 94 B FF 95 B SI 94 4-1 1-2 2-3 3-H BB	C FF 94 F CH 88 X FF 95 0-2 ③ P3			F FF 95 1 SAFE X FF 95 0-1 ① F8	3	0	0	1	2	0	4
44 Mike Napoli, R (1, 3) OBP: 0.338, SLG: 0.508	C CH 88 B SL 75 S FF 90 X CH 89 1-2 ③ F9			C CH 86 F SL 82 B CH 87 X CH 82 1-2 ① F7	C FF 95 B FF 95 S FF 96 B FF 96 B FF 95 C FF 96 3-3 ③ K		C FF 91 F FF 94 B FF 93 F FF 94 B FF 94 S SL 86 2-3 ① K		B FF 95 X FF 95 1-0 47 HR 1-2 1B	5	1	1	0	0	2	4
47 Howie Kendrick, R (1, 4) OBP: 0.288, SLG: 0.374		X CH 88 0-0 ① F8		S CH 80 L CH 84 B CH 82 B FF 90 X CH 85 2-2 ② F7		B SI 89 C CH 88 F SL 78 B SI 90 B SL 79 X FF 90 3-2 ① G1-3	C SL 85 F FF 94 F FF 95 B SL 87 X SL 86 1-2 HR		B FF 93 C FF 95 B FF 95 F FF 95 B FF 96 F FF 95 X FF 95 3-2 1-H 2-H HR	5	2	2	4	0	0	0
46 Bobby Wilson, R (1, 2) OBP: 0.143, SLG: 0.154		B CH 88 F FF 89 S SI 90 B SI 92 X SL 84 2-2 ② F7		S CH 85 X SL 85 0-1 ③ P3		B SL 76 X CH 88 1-0 ② F8	X FF 94 0-0 ② F9			4	0	0	0	0	0	0
77 Reggie Willits, S (1, 8) OBP: 0.386, SLG: 0.278		C SI 91 F FF 92 B SI 91 F CH 85 B CH 82 F SI 92 X CH 86 2-2 2 BB 1B			B CH 85 B CH 86 B CH 86 C CH 85 C CH 88 B FF 90 4-2 13 F8 2 BB 20 BB BB	C FF 89 X CH 89 0-1 2 2B 53 BB 1B	B FF 94 B FF 94 F FF 93 X FF 93 2-1 ③ B1-3			3	2	2	0	1	0	0

Inning Stats																								
	R: 2	H: 2		R: 0	H: 1		R: 0	H: 1		R: 0	H: 0		R: 1	H: 0		R: 2	H: 2		R: 1	H: 1		R: 0	H: 1	
	E: 0	LOB: 1		E: 0	LOB: 2		E: 0	LOB: 0		E: 0	LOB: 0		E: 0	LOB: 3		E: 1	LOB: 3		E: 0	LOB: 0		E: 0	LOB: 0	
	K: 1	BB: 1		K: 0	BB: 1		K: 0	BB: 0		K: 0	BB: 0		K: 1	BB: 4		K: 0	BB: 2		K: 1	BB: 0		K: 2	BB: 0	
	S: 16	P: 29		S: 12	P: 20		S: 6	P: 11		S: 8	P: 11		S: 14	P: 35		S: 15	P: 28		S: 11	P: 16		S: 11	P: 14	

	R: 3	H: 2
	E: 0	LOB: 1
	K: 0	BB: 1
	S: 10	P: 18

1B: 6	SF: 0
2B: 1	SAC: 0
3B: 0	DP: 0
HR: 3	HBP: 0

WP: 0	PA: 43
PB: 0	
SB: 1	
CS: 1	

AB	33
R	9
H	10
RBI	9
BB	9
SO	5
LOB	18

PITCHER		IP	WLS	BF	H	R	ER	SO	BB	IBB	HBP	BLK	WP	HR	S	P	ERA	WHIP
35 Ian Snell, R ERA: 4.58	(1, 1)	4.0		19	4	3	3	1	4	0	0	0	0	1	45	82	6.75	2.000
37 Jesus Colome, R ERA: 5.29	(5, 1)	1.0		5	0	0	0	1	2	0	0	0	0	0	11	24	0.00	2.000
54 Kanekoa Texeira, R ERA: 5.3	(6, 1)	0.2		6	2	2	1	0	2	0	0	0	0	0	9	21	13.50	6.000
23 Shawn Kelley, R ERA: 2.25	(6, 1)	2.1	H	9	2	1	1	3	0	0	0	0	0	1	28	37	3.86	0.857
53 David Aardsma, R ERA: 4.41	(9, 1)	0.1	L	4	2	3	3	0	1	0	0	0	0	1	10	18	81.00	9.000

PITCHER	IP	WLS	BF	H	R	ER	SO	BB	IBB	HBP	BLK	WP	HR	S	P	ERA	WHIP

Batter	1	2	3	4	5	6	7	8	9	AB	R	H	RBI	BB	SO	LOB
2 Erick Aybar, S (1, 6) OBP: 0.316, SLG: 0.311	F SI 93 L KC 74 X KC 78 0-2 F9		B SI 94 X CH 84 1-0 F8		X FC 90 0-0 13 G3-1 1-H 2B		B KC 74 B CH 80 B CH 88 C FF 92 F FF 93 B SL 87 4-2 48 1B BB	B FS 89 S FS 89 B FS 88 F FF 95 X FS 87 2-2 G4-3		4	0	1	1	1	0	0
13 Maicer Izturis, S (1, 5) OBP: 0.343, SLG: 0.356	B FF 94 C FF 95 F CH 86 B FF 96 S KC 80 2-3 K		C FF 94 B CH 87 B FC 90 X FF 94 2-1 HR		B SI 94 F FC 89 X SI 95 1-1 G3-1 2-3		1 SAFE B FF 95 1 SAFE B FF 95 1 SAFE C FF 94 X SI 93 2-1 F7		B FF 93 B FF 92 C FF 92 F FF 91 F CU 70 F CH 84 F CH 88 X FF 94 2-2 F9	5	1	1	1	0	1	2
53 Bobby Abreu, L (1, 9) OBP: 0.358, SLG: 0.445	B FF 96 B FF 94 C FF 96 F FC 91 X FF 96 2-2 F8		C FF 95 B FC 90 X CH 85 1-1 F8		C SI 94 F FF 92 B SI 95 B FC 89 S CH 86 2-3 K		X FF 94 0-0 F7		B FF 93 C FF 94 B FF 93 F FF 94 X CU 71 2-2 2B	5	0	1	0	0	1	2
48 Torii Hunter, R (1, 8) OBP: 0.338, SLG: 0.466		C SI 94 X FC 90 0-1 G1-3	C FC 92 X SI 94 0-1 G5-3		C FF 95 X FF 96 0-1 G6-3		1 SAFE C FC 90 X FC 89 0-1 1-2 1B		S FF 94 F FF 95 F FF 94 B FF 95 B SL 84 C FF 94 2-3 K	5	0	1	0	0	1	2
55 Hideki Matsui, L (1, 10) OBP: 0.305, SLG: 0.389		X SI 94 0-0 G3		X SI 93 0-0 G3		C SI 94 B CH 85 S CH 81 S CH 86 1-3 K	F CH 83 F CH 86 B CH 84 B CH 83 F FF 95 T CH 83 2-2 K		X SI 86 0-0 P6	5	0	0	0	0	2	3
20 Juan Rivera, R (1, 7) OBP: 0.295, SLG: 0.405		B SI 95 B SI 95 X FF 94 2-0 HR		B FF 95 B FC 90 S FC 91 S SL 87 S FC 88 2-3 K		X FC 91 0-0 F8		C FF 93 S SL 86 B SL 86 B SL 86 B FS 89 F SL 84 B SI 96 4-2 44 HR BB		3	2	1	1	1	1	0
44 Mike Napoli, R (1, 2) OBP: 0.356, SLG: 0.550		B FF 95 B FC 90 X FF 95 2-0 47 S 47 2B 1B		B FF 96 S FF 96 B FC 92 B FC 90 B FF 95 4-1 BB		B FF 96 B FF 96 S FC 91 X FC 92 2-1 47 1B 2B		T SI 95 X SI 95 0-1 1-H HR		3	3	3	2	1	0	0
47 Howie Kendrick, R (1, 4) OBP: 0.292, SLG: 0.382		C FC 90 C SL 85 1 SAFE B FF 96 B SL 87 X KC 80 2-2 1-H 2B		S FF 95 S SI 95 B FF 96 S FC 92 1-3 K		B FC 90 B SI 89 B SL 86 C FF 94 X FF 96 3-1 27 S 2-H 1B		B FF 95 X FF 94 1-0 F9		4	0	2	2	0	1	1
27 Michael Ryan, L (1, 3) OBP: 0.200, SLG: 0.261 39 Robb Quinlan, R (6, 3)		B CH 82 X SI 96 1-0 G4-3		C FF 94 X SI 93 0-1 2 2B 1B		1 SAFE P PO 88 1 SAFE S FF 94 S FC 92 B FF 96 S CH 88 2-3 K 1-2		B SI 95 B FS 90 C FF 95 B FF 94 X SI 94 3-1 F7		3 1	1 0	1 0	0 0	0 0	1 0	2 0
Inning Stats	R: 0 E: 0 K: 1 S: 9 H: 0 LOB: 0 BB: 0 P: 13	R: 2 E: 0 K: 0 S: 9 H: 3 LOB: 1 BB: 0 P: 16	R: 1 E: 0 K: 0 S: 7 H: 1 LOB: 0 BB: 0 P: 11	R: 0 E: 0 K: 2 S: 8 H: 0 LOB: 1 BB: 1 P: 15	R: 1 E: 0 K: 1 S: 10 H: 2 LOB: 1 BB: 0 P: 13	R: 1 E: 0 K: 2 S: 12 H: 2 LOB: 1 BB: 0 P: 19	R: 0 E: 0 K: 1 S: 11 H: 1 LOB: 2 BB: 1 P: 19	R: 2 E: 0 K: 0 S: 11 H: 1 LOB: 0 BB: 1 P: 21	R: 0 E: 0 K: 1 S: 14 H: 1 LOB: 1 BB: 0 P: 20	1B: 4 2B: 4 3B: 0 HR: 3 SF: 0 SAC: 0 DP: 0 HBP: 0						

PITCHER		IP	WLS	BF	H	R	ER	SO	BB	IBB	HBP	BLK	WP	HR	S	P	ERA	WHIP
44 Luke Hochevar, R ERA: 5.1	(1, 1)	7.0	L	32	9	5	5	7	2	0	0	0	0	2	66	106	6.43	1.571
47 Victor Marte, R ERA: 5.79	(8, 1)	1.0		5	1	2	2	0	1	0	0	0	0	1	11	21	18.00	2.000
48 Joakim Soria, R ERA: 2.75	(9, 1)	0.2		3	1	0	0	1	0	0	0	0	0	0	13	19	0.00	1.500
57 Brad Thompson, R ERA: 7.13	(9, 1)	0.1		1	0	0	0	0	0	0	0	0	0	0	1	1	0.00	0.000

PITCHER	IP	WLS	BF	H	R	ER	SO	BB	IBB	HBP	BLK	WP	HR	S	P	ERA	WHIP

TOP

Los Angeles Angels @ Kansas City Royals

Kauffman Stadium, Kansas City, MO

Mon May 31 2010, 1:11 PM - 3:49 PM CDT

Att. 24,651 - Sunny - 79 F

livebaseballscorecards.com

AB	38
R	7
H	11
RBI	7
BB	3
SO	8
LOB	12

WP: 0 PA: 41
PB: 0
SB: 2
CS: 0

Batter	1	2	3	4	5	6	7	8	9	AB	R	H	RBI	BB	SO	LOB
22 Scott Podsednik, L (1, 7) OBP: 0.352, SLG: 0.368	C FF 92 F SI 94 F SL 84 X FF 95 0-2 ① F8		X SL 82 0-0 1B		B CH 86 C SL 83 B FF 94 X SL 85 2-1 ③ G3			C FF 97 F FF 98 F SL 92 B SL 91 S FF 98 1-3 ① K		4	0	1	0	0	1	1
13 Mike Aviles, R (1, 4) OBP: 0.333, SLG: 0.422	C FF 96 X SI 96 0-1 ② G3		1 SAFE X FF 95 0-0 ③ G4-3			B SL 83 B FF 94 F SI 94 F SL 84 S SL 86 2-3 ① K		F FF 98 F FF 99 S SL 92 0-3 ② K		4	0	0	0	0	2	1
9 David DeJesus, L (1, 9) OBP: 0.372, SLG: 0.451	C FF 93 B FF 95 B CH 87 X FF 95 2-1 ③ G4-3			X FF 94 0-0 6 CS 1B		C SL 81 X CH 86 0-1 2B		C FF 98 C FF 99 S FF 99 0-3 ③ K		4	0	2	0	0	1	0
16 Billy Butler, R (1, 3) OBP: 0.398, SLG: 0.490		B FF 95 F FF 95 S SL 85 B SI 96 X FF 95 2-2 ① G6-3		X FF 95 0-0 ① F9		B FF 90 B FF 95 C SL 86 B FF 95 F SL 87 X SL 86 3-2 ② G1-3			B SI 92 C SI 92 F SL 84 F SI 94 B SI 94 C SI 93 2-3 ① K	4	0	0	0	0	1	2
6 Jose Guillen, R (1, 10) OBP: 0.323, SLG: 0.474		B FF 96 C FF 95 B FF 95 S SL 88 B SI 96 S SL 88 3-3 ② K		B FF 94 C FF 94 T SL 85 F FF 95 1 SAFE S SL 87 1-3 ② ③ K 1-2		B FF 96 B FF 96 C FF 97 B SL 86 C SL 86 S SL 88 3-3 ③ K			X SI 93 0-0 1B	4	0	1	0	0	3	2
13 Alberto Callaspo, S (1, 5) OBP: 0.324, SLG: 0.495		C SL 83 B FF 96 X FF 96 1-1 2B			B SL 81 X FF 93 1-0 3 S 18 2B 1B		C FF 92 F SL 82 X FF 94 0-2 12 F8 2B		C SI 93 D CU 81 F SI 93 S SI 93 1-3 ② K	4	1	3	0	0	1	1
12 Mitch Maier, L (1, 8) OBP: 0.347, SLG: 0.364		C SL 82 S SL 85 D SL 88 F FF 96 F SL 85 F FF 95 X FF 95 1-2 ③ F7			C FF 95 B FF 88 F CH 88 F SL 87 X SI 96 1-2 ① F9		B FF 94 X FF 93 1-0 ① F8 2-3		B SI 93 B SI 92 C SI 92 F SI 93 B SI 92 X SI 94 3-2 ③ P6	4	0	0	0	0	0	4
3 Yuniesky Betancourt, R (1, 6) OBP: 0.304, SLG: 0.402			B SI 94 B SI 94 B FF 95 C FF 94 F FF 95 X SL 86 3-2 ① G6-3		S SL 87 S SL 87 D SL 86 D SL 87 B FF 96 T SL 86 3-2 ② K 1-2		B FF 95 D SL 86 F SL 85 X SL 84 2-1 ② P6			3	0	0	0	0	1	2
18 Jason Kendall, R (1, 2) OBP: 0.349, SLG: 0.345			C FF 93 F FF 94 S SL 87 0-3 ② K		B FF 95 S SL 86 B SL 87 X FF 94 2-1 2-H 2B		C SL 84 B FF 94 X SL 83 1-1 ③ F9			3	0	1	1	0	1	1
Inning Stats	R: 0 E: 0 K: 0 S: 8 H: 0 LOB: 0 BB: 0 P: 10	R: 0 E: 0 K: 1 S: 14 H: 1 LOB: 1 BB: 0 P: 21	R: 0 E: 0 K: 1 S: 8 H: 1 LOB: 1 BB: 0 P: 11	R: 0 E: 0 K: 1 S: 6 H: 1 LOB: 1 BB: 0 P: 7	R: 1 E: 0 K: 1 S: 12 H: 2 LOB: 1 BB: 0 P: 21	R: 0 E: 0 K: 2 S: 11 H: 1 LOB: 1 BB: 0 P: 19	R: 0 E: 0 K: 0 S: 8 H: 1 LOB: 1 BB: 0 P: 12	R: 0 E: 0 K: 3 S: 10 H: 0 LOB: 0 BB: 0 P: 11	R: 0 E: 0 K: 2 S: 11 H: 1 LOB: 1 BB: 0 P: 17	1B: 4 2B: 5 3B: 0 HR: 0	SF: 0 SAC: 0 DP: 1 HBP: 0					WP: 0 PB: 0 SB: 1 CS: 1	PA: 34

PITCHER		IP	WLS	BF	H	R	ER	SO	BB	IBB	HBP	BLK	WP	HR	S	P	ERA	WHIP
54 Ervin Santana, R ERA: 3.43	(1, 1)	7.0	W	27	7	1	1	6	0	0	0	0	0	0	67	101	1.29	1.000
40 Kevin Jepsen, R ERA: 5.3	(8, 1)	1.0		3	0	0	0	3	0	0	0	0	0	0	10	11	0.00	0.000
62 Scot Shields, R ERA: 6.48	(9, 1)	1.0		4	1	0	0	2	0	0	0	0	0	0	11	17	0.00	1.000

PITCHER	IP	WLS	BF	H	R	ER	SO	BB	IBB	HBP	BLK	WP	HR	S	P	ERA	WHIP

BOTTOM

Los Angeles Angels @ Kansas City Royals

Kauffman Stadium, Kansas City, MO

Mon May 31 2010, 1:11 PM - 3:49 PM CDT

Att. 24,651 - Sunny - 79 F

livebaseballscorecards.com

AB	34
R	1
H	8
RBI	1
BB	0
SO	11
LOB	14

Batter	1	2	3	4	5	6	7	8	9	AB	R	H	RBI	BB	SO	LOB
2 Erick Aybar, S (1, 6) OBP: 0.310, SLG: 0.305	B FF 91 F FF 90 X CH 86 1-1 ① G6-3	1 SAFE B FF 89 F FF 89 B CH 86 C FF 89 1 SAFE S SL 78 2-3 ③ K			1 SAFE X CH 88 0-0 ②③ G4-3 1-2f		S SI 95 F SI 97 F SI 92 B CH 88 X SI 97 1-2 ③ P4			4	0	0	0	0	1	2
13 Maicer Izturis, S (1, 5) OBP: 0.338, SLG: 0.397	B FF 91 C SI 91 X CH 87 1-1 ② G6-3		C FF 90 C SL 76 B SL 78 B CH 86 F SL 77 F FF 89 F CH 85 X FF 90 2-2 ① G4-1			C FC 85 B CH 85 X CH 85 1-1 HR		C SI 95 C SI 96 F FF 96 X SI 97 0-2 ① F7		4	1	1	1	0	0	0
53 Bobby Abreu, L (1, 9) OBP: 0.356, SLG: 0.441	C SI 89 C FF 89 B CH 87 X FF 89 1-2 48 S 1B		C FC 87 X FF 89 0-1 ② F8			B FC 86 B FC 88 C FC 86 X FC 88 2-1 ① G5-3		C FF 94 X FF 97 0-1 ② G4-3		4	0	1	0	0	0	0
48 Torii Hunter, R (1, 8) OBP: 0.337, SLG: 0.462	1 SAFE S FF 90 S CH 87 1 SAFE B FF 92 B FF 92 C FF 92 2-3 ③ K 1-2		B SI 92 B CH 88 X CH 87 2-0 ③ L5			B FF 89 X FF 88 1-0 55 2B 1B		C FF 97 F FF 98 B FF 96 B FF 98 S SL 89 2-3 ③ K		4	0	1	0	0	2	1
55 Hideki Matsui, L (1, 10) OBP: 0.308, SLG: 0.402		B CH 85 C FC 87 F CH 86 B CH 86 X FF 92 2-2 20 1B 44 G5-3 2B		B CH 84 C CH 84 B SL 77 S FC 86 B FF 89 X FF 89 3-2 ① F7		C FF 88 X FC 88 0-1 1-3 2B			C FF 94 B FF 93 X FF 94 1-1 ① G4-3	4	1	2	0	0	0	0
20 Juan Rivera, R (1, 7) OBP: 0.294, SLG: 0.401		B FF 90 F FF 89 S FF 90 X FF 90 1-2 44 G5-3 47 1B 2-3 1B		B SL 76 B CH 87 C FF 90 X FF 90 2-1 ② G6-3		B SI 93 F SI 93 X FF 94 1-1 ② F8			F FF 94 F FF 93 S CU 68 0-3 ② K	4	1	1	0	0	1	2
44 Mike Napoli, R (1, 2) OBP: 0.347, SLG: 0.534	B FF 90 B CH 87 F FF 89 B FF 89 F FF 89 F FF 92 X CH 87 3-2 ① G5-3 1-2 3-H		B FF 92 C FF 90 S CH 87 B SL 80 F CH 87 B FF 93 X FF 89 3-2 ③ G6-3			S SI 95 C SI 96 C SI 98 0-3 ③ K			B FF 94 C FF 91 B FF 94 C SL 80 C FF 95 2-3 ③ K	4	0	0	1	0	2	3
47 Howie Kendrick, R (1, 4) OBP: 0.297, SLG: 0.383	B FF 90 X FF 91 1-0 2-H 1B				C FF 90 B CH 86 F FF 91 B FF 91 B SL 78 B SI 92 4-2 39 FC6-4 BB		C FF 94 S SI 95 B FF 97 F SI 98 B CH 85 F FF 97 C SI 98 2-3 ① K			2	0	1	1	1	1	0
39 Robb Quinlan, R (1, 3)	1 SAFE B FF 92 F FF 89 F FF 90 D SL 78 1 SAFE S CH 87 2-3 ② K				X FF 89 0-0 ① FC6-4 2 G4-3 1-2f		C FF 97 B CH 85 B FF 96 S SI 97 X FF 98 2-2 ② G5-3			3	0	0	0	0	1	2
Inning Stats	R: 0 H: 1 E: 0 LOB: 1 K: 1 BB: 0 S: 10 P: 15	R: 2 H: 3 E: 0 LOB: 1 K: 2 BB: 0 S: 17 P: 28	R: 0 H: 0 E: 0 LOB: 0 K: 0 BB: 0 S: 9 P: 13	R: 0 H: 0 E: 0 LOB: 0 K: 0 BB: 0 S: 9 P: 17	R: 0 H: 0 E: 0 LOB: 0 K: 0 BB: 1 S: 4 P: 8	R: 1 H: 3 E: 0 LOB: 2 K: 1 BB: 0 S: 12 P: 17	R: 0 H: 0 E: 0 LOB: 0 K: 1 BB: 0 S: 12 P: 17	R: 0 H: 0 E: 0 LOB: 0 K: 1 BB: 0 S: 9 P: 11	R: 0 H: 0 E: 0 LOB: 0 K: 2 BB: 0 S: 8 P: 11	1B: 4 SF: 0 2B: 2 SAC: 0 3B: 0 DP: 1 HR: 1 HBP: 0					WP: 0 PA: 34 PB: 0 SB: 1 CS: 0	

PITCHER		IP	WLS	BF	H	R	ER	SO	BB	IBB	HBP	BLK	WP	HR	S	P	ERA	WHIP
19 Brian Bannister, R ERA: 4.73	(1, 1)	5.1	W	23	7	3	3	3	1	0	0	0	0	1	56	92	5.06	1.500
51 Robinson Tejeda, R ERA: 4.39	(6, 1)	1.2	H	5	0	0	0	2	0	0	0	0	0	0	17	23	0.00	0.000
38 Blake Wood, R ERA: 0.84	(8, 1)	1.0	H	3	0	0	0	1	0	0	0	0	0	0	9	11	0.00	0.000
48 Joakim Soria, R ERA: 2.61	(9, 1)	1.0	S	3	0	0	0	2	0	0	0	0	0	0	8	11	0.00	0.000

PITCHER	IP	WLS	BF	H	R	ER	SO	BB	IBB	HBP	BLK	WP	HR	S	P	ERA	WHIP

TOP

Los Angeles Angels @ Kansas City Royals

Kauffman Stadium, Kansas City, MO

Tue Jun 01 2010, 7:10 PM - 9:24 PM CDT

Att. 15,139 - Clear - 89 F

livebaseballscorecards.com

AB	33
R	3
H	7
RBI	3
BB	1
SO	8
LOB	10

BOTTOM

Los Angeles Angels @ Kansas City Royals

Kauffman Stadium, Kansas City, MO

Tue Jun 01 2010, 7:10 PM - 9:24 PM CDT

Att. 15,139 - Clear - 89 F

livebaseballscorecards.com

Batter	1	2	3	4	5	6	7	8	9	AB	R	H	RBI	BB	SO	LOB
22 Scott Podsednik, L (1, 7) OBP: 0.350, SLG: 0.366	X FF 89 0-0 ① F7	B SI 91 X CU 78 1-0 ③ G3			1 SAFE C SI 89 C CU 78 X FF 91 0-2 9 3B 1-2 1B		X CU 77 0-0 ② F8			4	1	1	0	0	0	2
18 Jason Kendall, R (1, 2) OBP: 0.347, SLG: 0.349	B SI 90 B SI 88 B SI 89 C FF 88 X FF 89 3-1 9 1B 16 FC6-4 2B		C SI 90 B SI 89 X SI 90 1-1 ① G6-3		B SI 90 M SI 91 F SI 91 F SI 89 X SI 90 1-2 ① F4		B SI 89 C SI 90 B SL 85 F SI 88 X SI 91 2-2 ③ G6-3			4	1	1	0	0	0	2
9 David DeJesus, L (1, 9) OBP: 0.374, SLG: 0.462	B SI 89 X SI 89 1-0 16 FC6-4 2-3 1B		B CU 76 C CU 78 X SI 84 1-1 ② G3		D CU 80 C SI 91 F CU 78 X SI 90 1-2 16 SF8 1-H 2-H 3B			X SI 89 0-0 ① F7		4	1	2	2	0	0	0
16 Billy Butler, R (1, 3) OBP: 0.391, SLG: 0.483	B SI 90 X SI 90 1-0 ② FC6-4 1-2f 3-H		B SI 90 B SI 90 C SI 89 X SI 89 2-1 ③ P6		F SI 90 D SL 86 X SI 89 1-1 ② SF8 3-H			C SI 90 F SI 90 B SI 91 X FF 85 1-2 ② G5-3		3	0	0	2	0	0	1
6 Jose Guillen, R (1, 10) OBP: 0.321, SLG: 0.485	C SI 90 F SI 88 X SI 88 0-2 ③ F8			B FF 88 X SL 83 1-0 ① G6-3	B SL 85 C SI 91 F SL 86 F SI 91 F SI 88 X SL 86 1-2 ③ F9			B SI 90 C SI 89 F SI 90 X SI 86 1-2 HR		4	1	1	1	0	0	1
13 Alberto Callaspo, S (1, 5) OBP: 0.323, SLG: 0.490		X SI 90 0-0 ① G3		B SI 89 X SI 89 1-0 12 L4-3 1B		C CU 76 B SI 84 X CH 83 1-1 ① F9		C SI 89 B CU 77 F CU 78 C SI 90 1-3 ③ K		4	0	1	0	0	1	0
12 Mitch Maier, L (1, 8) OBP: 0.340, SLG: 0.356		C SI 91 C SI 91 B CU 78 S FF 84 1-3 ② K		X SI 88 0-0 ② ③ L4-3 1-1		C CU 75 F CU 77 X CH 84 0-2 ② G3				3	0	0	0	0	1	1
3 Yuniesky Betancourt, R (1, 6) OBP: 0.310, SLG: 0.418		B SI 91 B SI 90 X SI 89 2-0 17 2B 1B			C SL 83 X SL 82 0-1 17 1B 3B	B FF 90 X SI 89 1-0 ③ G6-3				3	1	2	0	0	0	0
17 Chris Getz, L (1, 4) OBP: 0.278, SLG: 0.222		B SI 89 X SI 88 1-0 1-3 2B			C CU 79 D CU 80 X SI 92 1-1 22 1B 9 3B 3-H 1B		B CU 76 C SI 89 B CU 78 C SI 90 X FF 85 2-2 ① G1-3			3	1	2	1	0	0	0
Inning Stats	R: 1 E: 0 K: 0 S: 8 H: 2 LOB: 1 BB: 0 P: 13	R: 0 E: 0 K: 1 S: 7 H: 2 LOB: 2 BB: 0 P: 12	R: 0 E: 0 K: 0 S: 6 H: 0 LOB: 0 BB: 0 P: 10	R: 0 E: 0 K: 0 S: 3 H: 1 LOB: 0 BB: 0 P: 5	R: 4 E: 0 K: 0 S: 21 H: 4 LOB: 0 BB: 0 P: 26	R: 0 E: 0 K: 0 S: 6 H: 0 LOB: 0 BB: 0 P: 8	R: 0 E: 0 K: 0 S: 7 H: 0 LOB: 0 BB: 0 P: 11	R: 1 E: 0 K: 1 S: 10 H: 1 LOB: 0 BB: 0 P: 13		1B: 5 2B: 3 3B: 2 HR: 1 SF: 1 SAC: 0 DP: 1 HBP: 0						

	AB	32
	R	6
	H	10
	RBI	6
	BB	0
	SO	2
	LOB	7

PITCHER	IP	WLS	BF	H	R	ER	SO	BB	IBB	HBP	BLK	WP	HR	S	P	ERA	WHIP
35 Joel Pineiro, R (1, 1) ERA: 5.16	8.0	L	33	10	6	6	2	0	0	0	0	0	1	68	98	6.75	1.250

PITCHER	IP	WLS	BF	H	R	ER	SO	BB	IBB	HBP	BLK	WP	HR	S	P	ERA	WHIP

Los Angeles Angels @ Kansas City Royals

Kauffman Stadium, Kansas City, MO

Wed Jun 02 2010, 7:11 PM - 10:03 PM CDT

Att. 12,718 - Partly Cloudy - 76 F

livebaseballscorecards.com

TOP

Batter	1	2	3	4	5	6	7	8	9	AB	R	H	RBI	BB	SO	LOB
13 Maicer Izturis, S (1, 6) OBP: 0.329, SLG: 0.373	C FF 94 C FF 94 B CU 82 F FF 94 B CU 80 B FF 95 B FF 95 4-2 53 2B 48 1B BB	B FF 95 X FF 91 1-0 F8 ③		C FF 94 B FC 89 1 SAFE C FC 88 D FF 94 B CH 84 F FC 91 F FF 94 X FF 92 3-2 ②③ G3-1 1-2		1 SAFE B FF 95 C SI 96 S FS 89 F FS 88 X SL 85 1-2 E4 47 FC6-4 1-2		X SI 88 0-0 ② F9 2-3		4	1	0	0	1	0	4
47 Howie Kendrick, R (1, 4) OBP: 0.295, SLG: 0.379	B FF 94 1 SAFE F FF 94 F FC 89 X FF 95 1-2 ① F9		C FF 93 C CU 77 B FF 93 B FC 89 F FF 94 X CH 84 2-2 ① F7		X FC 86 0-0 53 BB 55 1B 1B	X SI 96 0-0 ③ FC6-4 1-2f		C SI 88 X SL 79 0-1 ③ FC4-6 1-2f		5	1	1	0	0	0	5
53 Bobby Abreu, L (1, 9) OBP: 0.361, SLG: 0.447	C FF 93 F FC 89 D CU 80 X FF 94 1-2 48 1B 1-3 2B		B CH 85 C CH 86 C FC 90 X CU 80 1-2 ② F9		1 SAFE B FF 91 B FC 89 B FF 93 B FF 93 4-0 55 1B 1-2 BB		B SI 94 X FS 88 1-0 ① G4-3		C SI 88 B SI 89 S CH 81 X SI 89 1-2 55 BB 1B	4	1	2	0	1	0	0
48 Torii Hunter, R (1, 8) OBP: 0.343, SLG: 0.487	F FF 94 D CH 84 X FF 94 1-1 55 1B 44 FC6-4 2-H 3-H 1B		B FC 91 X FC 89 1-0 2B		C FF 95 F SI 96 F FS 87 S SL 86 0-3 ① K		C SI 94 B FS 89 B SI 94 X SI 95 2-1 HR		C SI 88 B SL 80 B SI 88 F SI 87 B SL 79 X SI 89 3-2 ① P5	5	2	3	3	0	1	3
55 Hideki Matsui, L (1, 10) OBP: 0.316, SLG: 0.404 39 Robb Quinlan, R (9, PR) (9, 10)	1 SAFE X FF 93 0-0 44 FC6-4 1-3 1B		B CH 85 C CH 84 X CH 84 1-1 ③ F7		C FS 89 B FS 90 C FS 87 X FS 87 1-2 44 G5-4-3 1-3 2-H 1B		B FS 90 F FS 89 B FS 88 X FS 88 2-1 ② L3		B CH 81 B SI 88 C SI 88 F CH 81 F SI 88 B CH 81 B SI 88 4-2 1-2 BB	4 0	0 0	2 0	1 0	1 0	0 0	1 0
44 Mike Napoli, R (1, 3) OBP: 0.342, SLG: 0.522	B FC 91 B FC 90 B FF 96 F FF 95 X FC 91 3-1 ② FC6-4 1-2f 3-H			B FF 94 B FF 93 B FF 94 C FF 94 S FF 95 X FC 91 3-2 ②③ 20 2B 1B	S SL 84 B SI 96 B SL 84 X SL 85 2-2 ②③ G5-4-3 1-2f		B SL 84 T FS 88 B SL 83 B FS 89 C SI 95 F SI 95 S SI 95 3-3 ③ K		C SI 90 F SI 89 X SL 78 0-2 ② F8	5	1	1	1	0	1	5
20 Juan Rivera, R (1, 7) OBP: 0.297, SLG: 0.409 77 Reggie Willits, S (4, 7) OBP: 0.383, SLG: 0.282	B FF 94 S FC 89 B FC 88 F CH 84 B FC 90 F FF 90 X FC 89 3-2 ③ F8			B CU 76 B CH 85 D FC 89 X FF 95 3-0 18 1B 1-H 2B		B SI 97 B SI 96 C FF 95 X SI 96 2-1 ① G1-3		C SI 88 F CH 81 X SI 89 0-2 18 FC6-4 1B	B SI 88 B CH 81 B SI 86 C SI 87 X SI 87 3-1 ③ F7	2 3	1 0	1 1	1 0	0 0	0 0	1 2
18 Kevin Frandsen, R (1, 5) OBP: 0.481, SLG: 0.560		X FF 90 0-0 ① F7		X FF 94 0-0 13 G3-1 2-H 1B		C SI 97 X SL 85 0-1 13 E 1B		C SI 87 B SI 87 B SI 89 X SI 87 2-1 ① FC6-4 13 F9 46 1B 1-2f		4	0	2	1	0	0	1
46 Bobby Wilson, R (1, 2) OBP: 0.167, SLG: 0.176		B FF 93 B FF 94 F FF 93 F FF 94 B FC 89 X FC 90 3-2 ② G6-3		X FC 90 0-0 ① F8		B FF 96 1 SAFE B SI 95 X SI 96 2-0 ② F8		B SI 88 S SI 89 X SI 88 1-1 47 FC4-6 1-2 1B		4	0	1	0	0	0	2

| | | |

BOTTOM

Batter	1	2	3	4	5	6	7	8	9	AB	R	H	RBI	BB	SO	LOB
22 Scott Podsednik, L (1, 7) OBP: 0.347, SLG: 0.362	B SI 90 C SI 91 B SI 91 B FF 91 C FF 91 X SI 91 3-2 ① G4-3		X SI 93 0-0 ③ 13 G4-6-3 1B 1-2		B SL 83 B SI 92 C SI 92 B SI 90 F FF 91 F SI 92 F SI 93 X SI 92 3-2 ② F8		C SI 96 F FF 97 B SL 83 B FF 93 B SI 98 T SI 96 3-2 ③ K		X SI 93 0-0 ③ G5-3	5	0	1	0	0	1	1
13 Mike Aviles, R (1, 4) OBP: 0.330, SLG: 0.410	B FF 91 B SL 79 B FF 91 C SI 91 B SI 91 4-1 9 1B BB		C SI 92 B SL 83 X SI 93 1-1 ①② G4-6-3 1-2f 2-3		C CH 81 C SI 93 B SL 84 F SI 93 F SL 83 B SL 84 X SI 93 2-2 ③ G6-3			C FF 95 C SL 80 F SL 81 S SL 82 0-3 ① K		3	0	0	0	1	1	2
9 David DeJesus, L (1, 9) OBP: 0.381, SLG: 0.465	C SI 91 X SL 83 0-1 16 G5-4-3 1B 1-2		B SI 93 C SI 94 F FF 94 B FF 93 B SI 93 F FF 94 X SI 94 3-2 1B 3-H			B SL 82 X SI 91 1-0 ① G3-1		B FF 93 B CH 85 B SI 94 B SI 93 4-0 16 FC6-4 BB		3	0	2	1	1	0	0
16 Billy Butler, R (1, 3) OBP: 0.389, SLG: 0.478	C FF 92 B FF 92 X SL 81 1-1 ②③ G5-4-3 1-2f		X CH 82 0-0 ③ F8			B SL 82 C SL 80 X SI 92 1-1 13 F8 6 BB 1B		B SL 80 C SL 81 X FF 95 1-1 ② FC6-4 1-2f		4	0	1	0	0	0	4
6 Jose Guillen, R (1, 10) OBP: 0.325, SLG: 0.480		C CH 80 S SI 93 B FF 93 B SI 94 F CH 82 B SI 94 S SI 94 3-3 ① K		B SI 91 F CH 79 F SI 92 B SI 93 F SL 81 B CH 80 B SI 92 4-2 BB		T SI 92 B CH 84 F CH 83 B SI 94 F SI 93 B CH 81 B SL 80 4-2 1-2 BB		C FF 95 B FF 96 S SL 82 B SL 83 B SL 83 X SL 82 3-2 ③ F7		2	0	0	0	2	1	1
13 Alberto Callaspo, S (1, 5) OBP: 0.323, SLG: 0.486 24 Wilson Betemit, S (9, PH)		B SI 94 C SI 93 B SI 94 B CH 81 B FF 94 4-1 8 FC5-4 BB		C SI 92 F SI 93 B SL 81 X CH 82 1-2 ① F7		X SI 92 0-0 ② F8 2-3			C SI 92 B SI 92 B CU 79 S SI 92 F SI 94 B SI 94 F SI 94 S SI 94 3-3 ① K	2 1	0 0	0 0	0 0	1 0	0 1	3 0
3 Yuniesky Betancourt, R (1, 6) OBP: 0.309, SLG: 0.414	F SI 93 F FF 94 B SL 81 T SI 94 1-2 ② K		B CH 82 C SI 92 F SL 81 F SI 92 B SL 83 X SI 93 2-2 ② L7			F FF 90 S FF 90 B FF 90 B SI 96 D FF 91 S FF 92 3-3 ③ K			C SI 93 X SL 84 0-1 8 1B 3 SF7 1B	4	1	1	0	0	2	4
8 Willie Bloomquist, R (1, 8) OBP: 0.250, SLG: 0.315	B SI 93 B FF 94 F SI 92 X FF 94 2-1 ③ FC5-4 1-2f		X SI 92 0-0 ③ F9				B SI 97 C SI 97 X SI 96 1-1 ① P2		C SI 92 B SI 94 X SI 93 1-1 1-3 1B	4	0	1	0	0	0	2
18 Jason Kendall, R (1, 2) OBP: 0.347, SLG: 0.348 3 Brayan Peña, S (9, PH) OBP: 0.190, SLG: 0.111			B FF 92 C SI 92 B SL 82 X FF 92 2-1 13 G4-6-3 9 1B 22 1B 1B		B FF 91 C SL 79 B SL 84 S SI 91 X SI 92 2-2 ① F9		C SI 95 X FF 91 0-1 ② G6-3		F SI 93 C SI 93 B CU 82 B SI 94 X SI 93 2-2 ② SF7 3-H	3 0	1 0	1 0	0 1	0 0	0 0	0 0
Inning Stats	R: 0 H: 1 E: 0 LOB: 1 K: 0 BB: 1 S: 8 P: 16	R: 0 H: 0 E: 0 LOB: 1 K: 2 BB: 1 S: 10 P: 20	R: 1 H: 3 E: 0 LOB: 1 K: 0 BB: 0 S: 10 P: 16	R: 0 H: 0 E: 0 LOB: 1 K: 0 BB: 1 S: 11 P: 18	R: 0 H: 0 E: 0 LOB: 0 K: 0 BB: 0 S: 13 P: 20	R: 0 H: 1 E: 0 LOB: 2 K: 1 BB: 1 S: 10 P: 19	R: 0 H: 0 E: 0 LOB: 0 K: 1 BB: 0 S: 7 P: 11	R: 0 H: 0 E: 0 LOB: 1 K: 1 BB: 1 S: 9 P: 17	R: 1 H: 2 E: 0 LOB: 1 K: 1 BB: 0 S: 13 P: 19	1B: 7 2B: 0 3B: 0 HR: 0	SF: 1 SAC: 0 DP: 2 HBP: 0			WP: 0 PB: 0 SB: 0 CS: 0	PA: 37		

PITCHER		IP	WLS	BF	H	R	ER	SO	BB	IBB	HBP	BLK	WP	HR	S	P	ERA	WHIP
19 Scott Kazmir, L ERA: 5.86	(1, 1)	5.2	W	24	5	1	1	2	4	0	0	0	0	0	59	103	1.59	1.588
45 Francisco Rodriguez, R ERA:	(6, 1)	1.1		4	0	0	0	2	0	0	0	0	0	0	10	17	0.00	0.000
52 Jason Bulger, R ERA: 4.34	(8, 1)	1.0		4	0	0	0	1	1	0	0	0	0	0	9	17	0.00	1.000
62 Scot Shields, R ERA: 6.62	(9, 1)	1.0		5	2	1	1	1	0	0	0	0	0	0	13	19	9.00	2.000

PITCHER	IP	WLS	BF	H	R	ER	SO	BB	IBB	HBP	BLK	WP	HR	S	P	ERA	WHIP

Los Angeles Angels @ Kansas City Royals

Kauffman Stadium, Kansas City, MO

Wed Jun 02 2010, 7:11 PM - 10:03 PM CDT

Att. 12,718 - Partly Cloudy - 76 F

livebaseballscorecards.com

AB	31
R	2
H	7
RBI	2
BB	5
SO	6
LOB	17

Batter	1	2	3	4	5	6	7	8	9	AB	R	H	RBI	BB	SO	LOB
2 Erick Aybar, S (1, 6) OBP: 0.321, SLG: 0.315	X FF 91 0-0 ① 2B	B CU 75 F CH 87 C CU 78 F SL 88 B SI 96 F SL 86 1 SAFE F FF 95 F CH 88 3-3 ②③ 1 SAFE B FF 94 1 SAFE Q CH 86 K 1-2			B CH 86 X CU 75 1-0 53 S 48 HR 1B	S CU 69 B FF 97 S SL 89 D SL 90 F FF 96 D FF 91 B SL 88 4-2 53 S 47 FC5 BB		B SI 96 B CH 82 B SI 93 B SI 93 4-0 BB		3	1	2	0	2	1	1
47 Howie Kendrick, R (1, 4) OBP: 0.288, SLG: 0.370	C FF 92 F FF 95 B FF 96 X SL 88 1-2 ② F8	L CU 70 B FF 95 B CH 87 F FF 95 F FF 97 B SL 87 F SI 95 F SL 85 X FF 93 3-2 ① L8			X SI 93 0-0 ① L9	B SI 94 X SI 95 1-0 ② FC5 53 S 1-2 2-3f 3-H		C SI 94 1 SAFE P PO 87 F FF 94 1 SAFE S SI 98 1-3 ③ K		5	0	0	1	0	1	4
53 Bobby Abreu, L (1, 9) OBP: 0.358, SLG: 0.441	C FF 92 B CH 88 B CH 87 X CH 87 2-1 E4 55 BB 48 BB	C FF 93 B SI 94 B FF 96 C FF 94 X CH 88 2-2 55 1B 1B			B FF 93 B SI 93 B FF 96 C FF 93 1 SAFE F FF 93 F SL 89 1 SAFE F FF 92 3-3 S SL 87 K 1-2 ②	C FF 95 B CH 88 B CH 86 S FF 96 X SI 97 2-2 ③ L9 1-2 2-3			C FF 91 C FF 96 S FF 96 0-3 ① K	5	0	1	0	0	2	3
48 Torii Hunter, R (1, 8) OBP: 0.349, SLG: 0.508	C FF 95 1 SAFE B SI 93 F SI 94 1 SAFE B FF 96 B SL 90 B SL 89 4-2 55 BB 1-2 BB	F SI 93 S SL 86 B FF 95 S SL 86 1-3 ② K			B SL 88 F SI 95 X SL 88 1-1 2-H HR	C SI 94 B SI 95 S FC 89 B FF 99 B FC 91 F SI 95 F FF 98 S FC 91 3-3 ① K			X SI 95 0-0 55 1B 44 SF8 2B	4	2	2	2	1	2	1
55 Hideki Matsui, L (1, 10) OBP: 0.332, SLG: 0.414	B CH 88 B FF 95 B FF 96 B SI 94 4-0 44 FC5-4 1-2 2-3 BB	X SI 93 0-0 1-2 1B			B FF 96 C CH 84 F CH 87 X SL 87 1-2 1B	C SI 96 B SI 91 B SL 87 F SI 94 B FC 91 B SL 86 4-2 BB			B SI 94 C SI 95 B CH 84 B SI 96 S FF 96 X SI 95 3-2 2-3 1B	3	0	3	0	2	0	0
44 Mike Napoli, R (1, 2) OBP: 0.331, SLG: 0.507	B FF 96 C CU 79 S FF 97 F FF 99 X SL 89 1-2 ③ FC5-4 1-2f	X CU 79 0-0 ③ L5			B FF 96 B SL 84 F FF 95 F FF 95 B SL 87 S SL 86 3-3 ③ K	B SI 94 C SI 96 B FC 90 F SI 94 B FF 98 X SI 94 3-2 ② P4			F FF 96 F FF 96 X SI 97 0-2 ② SF8 3-H	4	0	0	1	0	1	7
27 Michael Ryan, L (1, 3) OBP: 0.214, SLG: 0.308 39 Robb Quinlan, R (6, 3)		B FF 92 X FF 93 1-0 18 1B 2B		C CU 74 B CH 84 F CH 85 S SL 88 1-3 ① K		C FF 93 X CU 69 0-1 ① F9	F FF 98 S FC 91 S FF 99 0-3 ③ K		C FF 96 F FF 96 B SL 88 F FF 96 X SL 87 1-2 ③ L5	3 2	1 0	1 0	0 0	0 0	1 1	0 2
18 Kevin Frandsen, R (1, 5) OBP: 0.484, SLG: 0.552		X CU 72 0-0 77 FC2-6 2-H 1B		C FF 94 X FF 95 0-1 ② F9		X FF 93 0-0 77 2B 47 FC5 1B		B FF 93 B FF 91 B FF 91 C FF 94 F FF 94 X SI 95 3-2 ① L7		4	1	2	1	0	0	0
77 Reggie Willits, S (1, 7) OBP: 0.373, SLG: 0.302		B FF 91 X SI 90 1-0 ① FC2-6 2 CS 1-2f		C FF 92 F FF 94 B FF 94 B FF 96 B FF 93 F FF 92 S FF 91 3-3 ③ K		1 SAFE B FF 93 X SI 89 1-0 47 FC5 1-3 2B		C SI 93 F SI 95 B FF 97 S CH 84 1-3 ② K		4	0	1	0	0	2	1
Inning Stats	R: 0 E: 1 K: 0 S: 12 H: 1 LOB: 3 BB: 2 P: 24	R: 1 E: 0 K: 1 S: 10 H: 2 LOB: 1 BB: 0 P: 15	R: 0 E: 0 K: 1 S: 14 H: 2 LOB: 2 BB: 0 P: 20	R: 0 E: 0 K: 2 S: 9 H: 0 LOB: 0 BB: 0 P: 13	R: 2 E: 0 K: 2 S: 16 H: 3 LOB: 1 BB: 0 P: 25	R: 1 E: 0 K: 0 S: 11 H: 2 LOB: 2 BB: 1 P: 19	R: 0 E: 0 K: 2 S: 13 H: 0 LOB: 1 BB: 1 P: 23	R: 0 E: 0 K: 2 S: 10 H: 0 LOB: 1 BB: 1 P: 18	R: 1 E: 0 K: 1 S: 14 H: 2 LOB: 1 BB: 0 P: 18	1B: 7 2B: 5 3B: 0 HR: 1 SF: 1 SAC: 0 DP: 1 HBP: 0	WP: 0 PB: 0 SB: 3 CS: 1 PA: 43					

PITCHER	IP	WLS	BF	H	R	ER	SO	BB	IBB	HBP	BLK	WP	HR	S	P	ERA	WHIP
23 Zack Greinke, R (1, 1) ERA: 3.6	6.0	L	30	10	4	4	6	3	0	0	0	0	1	72	116	6.00	2.167
40 Kyle Farnsworth, R (7, 1) ERA: 2.42	1.0		4	0	0	0	2	1	0	0	0	0	0	13	23	0.00	1.000
51 Robinson Tejeda, R (8, 1) ERA: 4.23	1.0		4	0	0	0	2	1	0	0	0	0	0	10	18	0.00	1.000
38 Blake Wood, R (9, 1) ERA: 1.54	1.0		5	2	1	1	1	0	0	0	0	0	0	14	18	9.00	2.000

PITCHER	IP	WLS	BF	H	R	ER	SO	BB	IBB	HBP	BLK	WP	HR	S	P	ERA	WHIP

TOP

Los Angeles Angels @ Kansas City Royals

Kauffman Stadium, Kansas City, MO

Thu Jun 03 2010, 1:11 PM - 4:20 PM CDT

Att. 13,621 - Sunny - 80 F

livebaseballscorecards.com

AB	37
R	5
H	12
RBI	5
BB	5
SO	11
LOB	19

BOTTOM

Los Angeles Angels @ Kansas City Royals

Kauffman Stadium, Kansas City, MO

Thu Jun 03 2010, 1:11 PM - 4:20 PM CDT

Att. 13,621 - Sunny - 80 F

livebaseballscorecards.com

Batter	1	2	3	4	5	6	7	8	9	AB	R	H	RBI	BB	SO	LOB
22 Scott Podsednik, L (1, 7) OBP: 0.348, SLG: 0.363	C SI 89 C CU 70 F FF 93 S FF 92 0-3 ① **K**		B CU 70 X SI 91 1-0 18 S 1B		C CU 69 C SI 91 S FF 88 0-3 ② **K**			C FF 97 B FC 97 X FF 97 1-1 18 G4-3 9 1B 18 WP 1B 1-2	C SL 76 B SL 77 C SI 90 C SI 91 1-3 ③ **K**	5	1	2	0	0	3	3
18 Jason Kendall, R (1, 2) OBP: 0.345, SLG: 0.343	C FF 90 B SL 83 B SL 82 F SI 90 B SI 92 X FF 93 3-2 ② **F9**		1 SAFE B FF 92 B SL 78 1 SAFE C FF 90 1 SAFE B FF 92 F FF 90 B FF 93 4-2 **BB** 1-2		X FF 89 0-0 ③ **FC5-4** 1-2f			C FF 96 B SL 91 F FF 98 B FF 94 X FF 99 2-2 ① **G4-3** 1-3 2-H		3	0	0	1	1	0	3
9 David DeJesus, L (1, 9) OBP: 0.383, SLG: 0.466	B CU 72 B CU 71 B CU 70 C SI 90 X SI 92 3-1 **1B**		C CH 79 B SI 92 C CU 72 X CH 77 1-2 ③ **G3-1**			B CU 68 S SI 88 X CU 70 1-1 ① **F8**		C CU 82 X FF 98 0-1 16 G5-4-3 1B 3-H		4	0	2	1	0	0	2
16 Billy Butler, R (1, 3) OBP: 0.382, SLG: 0.469	C FF 92 F SI 90 B SL 80 B CH 77 1 SAFE D SL 81 F SI 91 S SL 81 3-3 ③ **K**			F SL 80 C FF 92 B SL 80 B FF 92 X SI 91 2-2 ① **G5-3**		X FF 90 0-0 ② **F8**		X SI 95 0-0 ② ③ **G5-4-3** 1-2f		4	0	0	0	0	1	2
6 Jose Guillen, R (1, 10) OBP: 0.323, SLG: 0.473		S FF 90 B SI 90 F SI 90 S FF 93 1-3 ① **K2-3**		B FF 90 C FF 91 S SL 81 B FF 88 S SL 82 2-3 ② **K2-3**		C FF 90 B SL 81 C SL 80 F SL 80 B FF 90 F SI 90 F CH 76 S SL 81 2-3 ③ **K**			B SI 90 B SI 90 B SI 90 B SI 90 4-0 8 HR BB	3	1	0	0	1	3	0
13 Alberto Callaspo, S (1, 5) OBP: 0.317, SLG: 0.477		B SI 89 X CU 71 1-0 ② **G3**		B CH 80 C CU 70 X CU 71 1-1 ③ **P6**			B SI 88 C CU 68 F SI 89 B FF 89 X SI 90 2-2 ① **F7**		B SI 90 C SI 90 F SI 91 B CH 73 B SI 90 C SI 91 3-3 ① **K**	4	0	0	0	0	1	1
12 Mitch Maier, L (1, 8) OBP: 0.333, SLG: 0.348 8 Willie Bloomquist, R (9, PH) OBP: 0.262, SLG: 0.382		C SI 89 S SI 90 B FF 91 B FF 94 S FF 93 2-3 ③ **K**			C CU 67 S CH 77 B FF 90 F FF 88 B CH 77 S CH 79 2-3 ① **K**		F CH 76 B SI 90 B SI 90 B SI 90 S SI 90 X SI 90 3-2 ② **P6**		B SI 91 C SI 91 X SI 92 1-1 1-H **HR**	3 1	0 1	0 1	0 2	0 0	2 0	0 0
3 Yuniesky Betancourt, R (1, 6) OBP: 0.307, SLG: 0.416			F SL 77 F FF 91 B SL 79 X FF 92 1-2 17 K E6		X FF 90 0-0 17 1B 2B		F CH 76 B SI 90 X CH 78 1-1 ③ **G6-3**		B CH 74 B SI 90 S SI 90 F SI 90 F CH 74 X SI 91 2-2 ② **F8**	4	0	1	0	0	0	0
17 Chris Getz, L (1, 4) OBP: 0.293, SLG: 0.230 13 Mike Aviles, R (9, PH) OBP: 0.336, SLG: 0.410			B FF 90 F SI 91 D CU 70 1 SAFE 1 SAFE B SI 91 C SI 91 S SI 93 3-3 ① ② **K** 1-2		B CU 68 C CU 67 F CH 79 F FF 92 F CH 77 X CU 69 1-2 18 FC5-4 1B 2-3			C FC 96 B FF 98 B FF 98 B FF 96 C FF 98 F FF 98 B FF 98 4-2 18 WP 18 G4-3 22 1B BB	B CH 74 F SI 90 B SI 90 F SI 90 B SI 90 B SI 91 4-2 **BB**	2 0	1 0	1 0	0 0	1 1	1 0	1 0
Inning Stats	R: 0 E: 0 K: 2 S: 13 H: 1 LOB: 1 BB: 0 P: 22	R: 0 E: 0 K: 2 S: 7 H: 0 LOB: 0 BB: 0 P: 11	R: 0 E: 1 K: 1 S: 12 H: 1 LOB: 2 BB: 1 P: 22	R: 0 E: 0 K: 1 S: 8 H: 0 LOB: 0 BB: 0 P: 13	R: 0 E: 0 K: 2 S: 14 H: 2 LOB: 2 BB: 0 P: 17	R: 0 E: 0 K: 1 S: 9 H: 0 LOB: 0 BB: 0 P: 12	R: 0 E: 0 K: 0 S: 8 H: 0 LOB: 0 BB: 0 P: 14	R: 2 E: 0 K: 0 S: 11 H: 2 LOB: 0 BB: 1 P: 18	R: 2 E: 0 K: 2 S: 14 H: 1 LOB: 1 BB: 2 P: 29	1B: 5 2B: 1 3B: 0 HR: 1 SF: 0 SAC: 0 DP: 1 HBP: 0						

	AB	33
	R	4
	H	7
	RBI	4
	BB	4
	SO	11
	LOB	12

PITCHER	IP	WLS	BF	H	R	ER	SO	BB	IBB	HBP	BLK	WP	HR	S	P	ERA	WHIP
36 Jered Weaver, R (1, 1) ERA: 2.74	7.0	W	26	4	0	0	9	1	0	0	0	0	0	71	111	0.00	0.714
40 Kevin Jepsen, R (8, 1) ERA: 6.16	0.1		4	2	2	2	0	1	0	0	0	1	0	10	17	54.00	9.000
56 Fernando Rodney, R (8, 1) ERA: 2.95	0.2	H	1	0	0	0	0	0	0	0	0	0	0	1	1	0.00	0.000
40 Brian Fuentes, L (9, 1) ERA: 5.93	1.0	S	6	1	2	2	2	2	0	0	0	0	1	14	29	18.00	3.000

PITCHER	IP	WLS	BF	H	R	ER	SO	BB	IBB	HBP	BLK	WP	HR	S	P	ERA	WHIP

Batter	1	2	3	4	5	6	7	8	9	AB	R	H	RBI	BB	SO	LOB
13 Maicer Izturis, S (1, 5) OBP: 0.333, SLG: 0.380	B SI 92 C FF 90 F FF 92 F SL 86 F FF 93 B SL 82 X FF 91 2-2 **G3** ①		B CH 86 1 SAFE B CH 87 1 SAFE B CH 88 C FF 88 B FF 89 4-1 48 E 47 SH5-3 55 1B 1-2 BB		C CH 87 X CH 86 0-1 **F8** ①		B FF 87 B FF 86 X FF 87 2-0 47 2B 1-3 2B		B FF 88 B FF 87 B FF 88 C FF 88 X FF 88 3-1 **F8** ②	4	2	1	0	1	0	0
47 Howie Kendrick, R (1, 4) OBP: 0.288, SLG: 0.372	C FF 91 F FF 93 B CH 84 X CH 86 1-2 **F9** ②		L CH 87 X CH 87 0-1 **SH5-3** ① 1-2 2-3		C SL 83 X CH 87 0-1 **F9** ②		B SI 88 B FF 88 F FF 88 F CH 83 F FF 89 F FF 89 X FF 89 2-2 2-H 3-H 2B		X FF 88 0-0 **G6-3** ③	4	0	1	2	0	0	0
53 Bobby Abreu, L (1, 10) OBP: 0.356, SLG: 0.435	B SI 91 C SL 86 X CH 87 1-1 **F9** ③		B SI 89 B SL 85 C SI 91 B FF 92 F SI 92 F SI 92 D SL 84 4-2 55 1B BB		C CH 88 X CH 83 0-1 **L6** ③		B FF 89 C FF 89 D CU 79 S FF 88 T FF 88 2-2 **K** ②			3	0	0	0	1	1	2
48 Torii Hunter, R (1, 8) OBP: 0.347, SLG: 0.503		B FF 89 F CH 81 C CH 82 F FF 91 F SL 81 B CH 85 B CH 84 B SL 84 4-2 55 HR BB	C FF 92 X SL 87 0-1 **SF8** ② 2-3 3-H			B CH 86 X CH 87 1-0 **P3** ① 4-2 44 G6-4-3 BB	C CU 79 X FF 89 0-1 **G6-3** ③			2	1	0	1	1	0	2
55 Hideki Matsui, L (1, 7) OBP: 0.344, SLG: 0.439 77 Reggie Willits, S (8, PR) OBP: 0.373, SLG: 0.302 (8, 7)		T CH 84 B CH 84 B FF 90 F FF 91 1 SAFE X SL 82 2-2 1-H HR	B FF 92 B CH 87 C CH 86 F CH 87 F FF 92 X CH 86 2-2 1-2 3-H 1B			C SL 79 F FF 90 B SI 91 F CH 86 B SI 91 B CH 84 B SI 91		C FF 90 C SL 80 X SL 81 0-2 44 G5-3 1B		3 0	1 0	3 0	3 0	1 0	0 0	0 0
44 Mike Napoli, R (1, 2) OBP: 0.323, SLG: 0.493		C FF 89 B FF 90 B FF 90 C FF 91 F FF 92 F FF 92 X SL 85 2-2 **G5-3** ①	B SI 90 X FF 91 1-0 **L9** ③			B SI 93 X FF 93 1-0 **G6-4-3** ②③ 1-2f		C SI 89 F SI 88 B FF 89 X FF 89 1-2 **G5-3** ① 1-2		4	0	0	0	0	0	4
20 Juan Rivera, R (1, 9) OBP: 0.296, SLG: 0.423		B FF 90 B SL 82 C SI 90 B FF 90 X FF 91 3-1 **F9** ②	B CH 86 X CH 88 1-0 **P3** ①				C FF 91 X CU 79 0-1 HR	C CH 82 B FF 89 X CH 82 1-1 **F8** ②		4	1	1	1	0	0	2
27 Michael Ryan, L (1, 3) OBP: 0.226, SLG: 0.310 39 Robb Quinlan, R (7, PR) (7, 3)		C SL 81 F CH 86 B FF 92 X SL 88 1-2 **F7** ③	B CH 87 S CH 88 C SI 89 B SI 90 F FF 92 F SL 82 B FF 90 X FF 90 3-2 **G6-3** ②				C SI 92 S CH 84 B SI 92 X SI 92 1-2 13 2B 47 2B 1B	C CH 82 F FF 88 B SI 89 X SI 89 1-2 **G5-3** ③		3 1	0 1	1 0	0 0	0 0	0 0	0 2
2 Erick Aybar, S (1, 6) OBP: 0.320, SLG: 0.313			C CH 86 X CH 89 0-1 47 SH5-3 13 BB 48 SF8 1B	B CH 87 C SI 89 B SI 90 X FF 90 2-1 **G6-3** ③			B FF 87 X FF 86 1-0 **F7** ①		X FF 88 0-0 **F7** ①	4	1	1	0	0	0	1
Inning Stats	R: 0 E: 0 K: 0 S: 10 H: 0 LOB: 0 BB: 0 P: 14	R: 2 E: 0 K: 0 S: 17 H: 1 LOB: 0 BB: 1 P: 29	R: 2 E: 1 K: 0 S: 15 H: 2 LOB: 2 BB: 2 P: 26	R: 0 E: 0 K: 0 S: 8 H: 0 LOB: 0 BB: 0 P: 14	R: 0 E: 0 K: 0 S: 6 H: 0 LOB: 0 BB: 0 P: 6	R: 0 E: 0 K: 0 S: 5 H: 0 LOB: 0 BB: 1 P: 11	R: 3 E: 0 K: 1 S: 17 H: 4 LOB: 2 BB: 0 P: 25	R: 0 E: 0 K: 0 S: 11 H: 1 LOB: 2 BB: 0 P: 14	R: 0 E: 0 K: 0 S: 4 H: 0 LOB: 0 BB: 0 P: 7	1B: 4 2B: 2 3B: 0 HR: 2 SF: 1 SAC: 1 DP: 1 HBP: 0						

PITCHER		IP	WLS	BF	H	R	ER	SO	BB	IBB	HBP	BLK	WP	HR	S	P	ERA	WHIP
35 Ian Snell, R ERA: 4.64	(1, 1)	5.1	L	23	3	4	3	0	4	0	0	0	0	1	60	98	5.06	1.312
46 Sean White, R ERA: 4.15	(6, 1)	0.2		3	2	2	2	0	0	0	0	0	0	1	6	8	27.00	3.000
33 Chad Cordero, R ERA: 9.0	(7, 1)	1.0		5	2	1	1	1	0	0	0	0	0	0	12	19	9.00	2.000
49 Garrett Olson, L ERA:	(8, 1)	2.0		7	1	0	0	0	0	0	0	0	0	0	15	21	0.00	0.500

PITCHER	IP	WLS	BF	H	R	ER	SO	BB	IBB	HBP	BLK	WP	HR	S	P	ERA	WHIP

TOP

Los Angeles Angels @ Seattle Mariners

Safeco Field, Seattle, WA

Fri Jun 04 2010, 7:13 PM - 9:56 PM PDT

Att. 29,231 - Roof Closed - 56 F

livebaseballscorecards.com

AB	32
R	7
H	8
RBI	7
BB	4
SO	1
LOB	13

WP: 0	PB: 0	SB: 0	CS: 0
PA: 38			

BOTTOM

Los Angeles Angels @ Seattle Mariners

Safeco Field, Seattle, WA

Fri Jun 04 2010, 7:13 PM - 9:56 PM PDT

Att. 29,231 - Roof Closed - 56 F

Batter	1	2	3	4	5	6	7	8	9	AB	R	H	RBI	BB	SO	LOB
51 Ichiro Suzuki, L (1, 9) OBP: 0.398, SLG: 0.422	C SI 90 B SI 91 B SI 91 F SI 91 B SI 92 X FF 91 3-2 9 G5-4-3 1B		F SI 90 F CU 76 B CU 76 F CU 78 F CU 72 F SI 91 X SI 90 1-2 9 G5-4-3 1B		C CU 75 X CU 77 0-1 9 WP 9 S 2-H 1B		C FC 88 X FC 89 0-1 G4-3 ③			4	0	3	1	0	0	0
9 Chone Figgins, S (1, 4) OBP: 0.323, SLG: 0.273	C FF 90 F SI 92 B CH 81 F SI 92 X CH 82 1-2 ①② G5-4-3 1-2f		S SI 91 C CH 82 X FF 91 0-2 ①② G5-4-3 1-2f		B CU 74 B CH 81 B SI 91 B FF 89 4-0 1-3 BB			C FF 93 B FF 93 C FF 93 B FF 94 S FF 94 2-3 ① K		3	0	0	0	1	1	2
21 Franklin Gutierrez, R (1, 8) OBP: 0.387, SLG: 0.433	B FF 93 C SI 92 B CU 75 F SI 92 B FF 93 X SI 92 3-2 2B		B CU 75 B CH 82 F SI 92 B CH 83 X SI 92 3-1 ③ F8		B SI 92 B CU 75 1 SAFE F SI 91 X SI 90 2-1 ③ F8			C FF 92 B SL 86 X FC 94 1-1 1B		4	0	2	0	0	0	2
4 Jose Lopez, R (1, 5) OBP: 0.272, SLG: 0.333	F CH 83 X SI 93 0-1 ③ G6-3			C CU 74 X CU 75 0-1 16 G6-4-3 1B		B SI 92 B SI 91 C FF 92 X FF 91 2-1 ① G5-3		X FC 94 0-0 ② F9		4	0	1	0	0	0	2
15 Milton Bradley, S (1, 10) OBP: 0.288, SLG: 0.328		C FF 90 X SI 90 0-1 ① G6-3		B SI 91 X SI 91 1-0 ① F7		X CU 75 0-0 ② F9		B FC 94 S FF 92 T FC 94 B FF 94 B SI 93 F FF 94 X FC 94 3-2 ③ P4		4	0	0	0	0	0	2
16 Josh Wilson, R (1, 6) OBP: 0.359, SLG: 0.394		C CU 74 F FF 92 B FF 90 X CH 82 1-2 ② L4		B CH 82 D CH 82 X SI 90 2-0 ②③ G6-4-3 1-2f		C CU 75 S FF 92 B FF 91 B FF 92 F CH 84 B CU 78 F SI 92 F FF 92 F FF 92 4-2 B FF 92 BB			B FC 91 C FF 91 F SL 82 B FC 91 F FF 94 C SL 84 2-3 ① K	3	0	0	0	1	1	1
27 Matt Tuiasosopo, R (1, 3) OBP: 0.184, SLG: 0.250		B FF 91 X SI 91 1-0 41 1B 1B			B CH 82 X SI 91 1-0 12 G1-3 51 1B 1B	1 SAFE C CU 73 B CH 81 1 SAFE B CH 81 X SL 81 2-1 ③ G4-3			B FC 92 B FC 92 C FC 92 C SL 82 X SL 84 2-2 ② G6-3	4	1	2	0	0	0	1
41 Eliezer Alfonzo, R (1, 2) OBP: 0.429, SLG: 0.643		B CU 73 T CH 82 B CH 82 X CH 81 2-1 1-3 1B			B SI 92 D CH 82 C SI 92 X SI 92 2-1 ① F9		C FF 89 S FC 90 C FC 81 0-3 ① K		C FC 92 B SL 82 X SL 83 1-1 ③ G6-3	4	0	1	0	0	1	1
12 Ryan Langerhans, L (1, 7) OBP: 0.412, SLG: 0.360		C SI 92 S CU 79 B CU 80 B SI 93 B CU 80 C CU 76 3-3 ③ K			X SI 91 0-0 ② G1-3 1-2		B SI 94 S SI 94 B SL 79 B FF 94 S FF 94 S FF 95 3-3 ② K			3	0	0	0	0	2	3

Inning Stats	1	2	3	4	5	6	7	8	9
	R: 0 E: 0 K: 0 S: 12 H: 2 LOB: 1 BB: 0 P: 19	R: 0 E: 0 K: 1 S: 11 H: 2 LOB: 2 BB: 0 P: 18	R: 0 E: 0 K: 0 S: 11 H: 1 LOB: 0 BB: 0 P: 15	R: 0 E: 0 K: 0 S: 4 H: 1 LOB: 0 BB: 0 P: 7	R: 1 E: 0 K: 0 S: 8 H: 2 LOB: 2 BB: 1 P: 17	R: 0 E: 0 K: 0 S: 11 H: 0 LOB: 1 BB: 0 P: 19	R: 0 E: 0 K: 2 S: 8 H: 0 LOB: 0 BB: 0 P: 11	R: 0 E: 0 K: 1 S: 10 H: 1 LOB: 1 BB: 0 P: 16	R: 0 E: 0 K: 1 S: 9 H: 0 LOB: 0 BB: 0 P: 14

| | | |

Batter	1	2	3	4	5	6	7	8	9	AB	R	H	RBI	BB	SO	LOB
13 Maicer Izturis, S (1, 5) OBP: 0.352, SLG: 0.405 18 Kevin Frandsen, R (7, PH) OBP: 0.485, SLG: 0.548 (7, 5)	C SI 89 C FF 88 S SL 77 0-3 K ①		F CH 82 B FF 89 F FF 90 X FF 90 1-2 47 1B 53 SF7 2B		B CH 81 B CH 82 B FF 88 B FF 89 4-0 BB	C FF 94 X FF 94 0-1 53 BB 47 HBP 48 BB 2-H 3-H 1B	X SI 93 0-0 53 BB 47 1B 48 2B 1-2 2-3 1B	B SI 96 C SI 97 S F SI 97 F SI 97 X SL 92 1-2 G4-3 ③		3	2	2	2	1	1	0
										2	1	1	0	0	0	1
47 Howie Kendrick, R (1, 4) OBP: 0.293, SLG: 0.373	F SI 90 B FF 90 X FF 90 1-1 F9 ②		B SI 90 X FF 88 1-0 2-3 1B		C SI 88 F SI 88 X SI 90 0-2 F9 ②	1 SAFE H FF 94 1-0 48 BB 53 BB 55 BB 1-2 HBP	F SI 93 X SI 94 0-1 53 BB 48 2B 1-2 2-H 3-H 1B		B FF 87 F FF 86 C SL 78 C FF 89 1-3 K ①	5	2	2	2	0	1	1
53 Bobby Abreu, L (1, 9) OBP: 0.361, SLG: 0.433 39 Robb Quinlan, R (8, 9)	B SI 89 B FF 90 B SI 91 B FF 89 4-0 48 1B BB		C SI 89 B SL 77 B SL 80 X FF 91 2-1 3-H SF7 ②		C FF 90 C CU 72 S SL 80 0-3 K ③	B FF 93 C SL 82 B CH 85 B SL 83 F FF 94 F SL 84 B FF 94 4-2 55 BB 48 BB 1-2 2-3 BB	B SI 94 B SI 92 B FF 93 B SI 92 4-0 48 2B 1-2 2-3 BB		C FF 88 C FF 88 B FF 89 F SL 79 X FF 88 1-2 F7 ②	1	0	0	1	3	1	1
										1	0	0	0	0	0	0
48 Torii Hunter, R (1, 8) OBP: 0.357, SLG: 0.518 77 Reggie Willits, S (7, PR) OBP: 0.365, SLG: 0.295 (7, 8)	B SI 90 B FF 91 S FF 90 1 SAFE F CU 73 X SL 79 2-2 1-3 1B		F CU 70 D CH 81 F SI 91 F CH 80 F SI 90 B CH 82 1 SAFE 1 SAFE B FF 89 3-2 X SL 78 P3 ③			C FF 90 C SI 90 X FF 90 1-2 44 1B 2B B SI 86 S SL 81 F FF 93 B SL 80 B SL 83 B FF 92 4-2 55 BB BB 1-2 2-3 3-H	D CU 80 X SI 93 1-0 1-3 2-H 3-H 2B		F FF 89 B SL 78 B CH 84 S FF 88 F FF 89 X 2-2 F7 ③	4	1	3	3	1	0	1
										1	0	0	0	0	0	0
55 Hideki Matsui, L (1, 10) OBP: 0.341, SLG: 0.430	C FF 91 F SL 79 B FF 92 X SL 80 1-2 F8 ③			X FF 89 0-0 L3 ①		C SL 81 S SL 80 B SL 83 B FF 93 F FF 90 3-3 K ① B FF 93 B SL 83 B FF 92 4-1 1-2 2-3 3-H BB	B FF 93 F FF 93 C SI 93 D CH 84 F X FF 93 2-2 F7 ②			4	0	0	1	1	1	5
44 Mike Napoli, R (1, 3) OBP: 0.325, SLG: 0.497		C FF 88 T SI 89 X SL 78 0-2 F7 ①		X SI 88 0-0 20 F8 2B		C SL 81 S SL 80 B SL 83 B FF 93 F FF 90 2-0 46 BB 20 WP 2 G4-3 2-H 1B B FF 92 1-0 G4-3	B SI 93 X SI 94 1-0 G6-3 ③			5	1	2	1	0	0	5
20 Juan Rivera, R (1, 7) OBP: 0.309, SLG: 0.424	B CU 72 S FF 91 B FF 89 B CH 82 C SI 90 F FF 92 F FF 91 B FF 90 4-2 46 CS BB			D CH 81 X SI 87 1-0 F8 ② 2-3		B FF 89 B SL 80 I IN 81 I IN 82 4-0 2 G4-3 46 BB 13 1B 1-2 IBB	B SI 94 B SI 93 F SI 92 B SI 94 B FF 92 4-1 46 FC6-4 BB	F SI 96 B SI 96 X SI 97 1-1 2 G3 1B		2	1	1	0	3	0	1
46 Bobby Wilson, R (1, 2) OBP: 0.174, SLG: 0.143	B SI 88 F FF 88 F CH 81 1 SAFE F FF 91 F SL 79 B SL 78 F FF 90 1 SAFE 3-3 K ②③ 1-2			C CU 72 F CH 81 X SL 79 0-2 F9 ③		B FF 90 B SL 79 F FF 91 B FF 92 B FF 91 4-1 2 G4-3 13 1B 1-2 2-3 BB	X FF 93 0-0 FC6-4 18 1B 2 1B 47 1B 1-2f	F SI 96 F SI 97 B FS 87 F SI 97 B SI 97 X SI 97 2-2 F8 ①		4	2	0	0	1	1	4
2 Erick Aybar, S (1, 6) OBP: 0.317, SLG: 0.311			B CH 80 F FF 88 B SI 89 B FF 89 X SI 89 3-1 F7 ①		C FF 87 C SI 86 X SL 78 0-2 F7 ①	X FF 92 0-0 G4-3 ② 1-2 2-3 3-H	B SI 93 S SI 92 B SI 93 F SI 92 F SI 93 B CH 84 X SI 92 3-2 18 1B 47 1B 1-2 1B	F SI 97 X SI 97 0-1 G3 ② 1-2		5	1	1	1	0	0	3

TOP

Los Angeles Angels @ Seattle Mariners

Safeco Field, Seattle, WA

Sat Jun 05 2010, 1:11 PM - 4:26 PM PDT

Att. 31,559 - Sunny - 59 F

livebaseballscorecards.com

AB	37
R	11
H	12
RBI	11
BB	10
SO	5
LOB	22

Inning Stats	1	2	3	4	5	6	7	8	9	1B: 8	SF: 1	WP: 1	PA: 49
	R: 0 E: 0 K: 1 S: 11 H: 1 LOB: 2 BB: 1 P: 19	R: 0 E: 0 K: 1 S: 17 H: 0 LOB: 1 BB: 1 P: 24	R: 1 E: 0 K: 0 S: 13 H: 2 LOB: 1 BB: 0 P: 23	R: 0 E: 0 K: 0 S: 6 H: 1 LOB: 1 BB: 0 P: 7	R: 0 E: 0 K: 1 S: 9 H: 0 LOB: 1 BB: 1 P: 13	R: 6 E: 0 K: 1 S: 19 H: 3 LOB: 3 BB: 5 P: 46	R: 4 E: 0 K: 0 S: 15 H: 4 LOB: 2 BB: 2 P: 30	R: 0 E: 0 K: 0 S: 13 H: 1 LOB: 1 BB: 0 P: 17	R: 0 E: 0 K: 1 S: 11 H: 0 LOB: 0 BB: 0 P: 15	2B: 5 3B: 0 HR: 0	SAC: 0 DP: 1 HBP: 1	PB: 0 SB: 0 CS: 1	

PITCHER		IP	WLS	BF	H	R	ER	SO	BB	IBB	HBP	BLK	WP	HR	S	P	ERA	WHIP
18 Ryan Rowland-Smith, L ERA: 6.65	(1, 1)	5.0		21	4	1	1	3	3	0	0	0	0	0	56	86	1.80	1.400
49 Garrett Olson, L ERA: 8.1	(6, 1)	0.1	L	4	2	3	3	1	0	1	0	0	1	0	7	16	81.00	6.000
23 Shawn Kelley, R ERA: 3.38	(6, 1)	0.1		7	1	3	3	0	4	0	1	0	0	0	11	28	81.00	15.000
46 Sean White, R ERA: 6.28	(6, 1)	1.1		10	4	4	4	0	2	0	0	0	0	0	16	32	27.00	4.500
43 Brandon League, R ERA: 3.82	(8, 1)	1.0		4	1	0	0	0	0	0	0	0	0	0	13	17	0.00	1.000

PITCHER		IP	WLS	BF	H	R	ER	SO	BB	IBB	HBP	BLK	WP	HR	S	P	ERA	WHIP
33 Chad Cordero, R ERA: 4.5	(9, 1)	1.0		3	0	0	0	1	0	0	0	0	0	0	11	15	0.00	0.000

BOTTOM

Batter	1	2	3	4	5	6	7	8	9	AB	R	H	RBI	BB	SO	LOB
51 Ichiro Suzuki, L (1, 9) OBP: 0.404, SLG: 0.429	B SI 92 X FF 93 1-0 9 G4-6-3 1B		B FF 91 F FF 91 F FF 92 F SL 83 B FF 90 1 SAFE 1 SAFE F SL 82 B SI 90 4-2 F SL 82 F FF 93 F SL 85 F SL 84 B FF 92 9 FC1-5 1-2 BB		C SI 91 X SL 82 0-1 9 1B 21 G6-3 2B		B FF 93 X FF 91 1-0 G6-3 ①		B SI 92 S SI 92 B SI 91 B SI 91 B SI 90 4-1 4 FC5 9 1B 1-2 BB	3	1	2	0	1	0	0
12 Ryan Langerhans, L (8, 9) OBP: 0.429, SLG: 0.360										0	0	0	0	1	0	0
9 Chone Figgins, S (1, 4) OBP: 0.329, SLG: 0.278	X FF 92 0-0 ① ② G4-6-3 1-2f		X FF 91 0-0 ① FC1-5 1-2 2-3f		X FF 90 0-0 4 21 S L1-6-3-4 2-3 1B		B FF 92 B FF 91 B FF 92 B FF 92 4-0 BB		C C SI 91 F SI 93 B SI 91 B CU 78 X SI 91 2-2 4 FC5 1-2 2-H 1B	4	0	2	1	1	0	3
21 Franklin Gutierrez, R (1, 8) OBP: 0.383, SLG: 0.427	B FF 94 B SI 94 X FF 94 2-0 4 S 1B		C CH 88 F SI 93 F SL 84 F FF 94 B SL 84 S SL 86 1-3 K		C FF 93 C SL 84 F SL 86 D SL 86 B FF 93 B FF 92 X SL 86 3-2 G6-3 1-2 3-H		C SL 78 B SI 92 X SL 78 1-1 F9		C SI 90 C CU 79 B SI 90 S SI 92 1-3 K	5	0	1	1	0	2	6
4 Jose Lopez, R (1, 5) OBP: 0.266, SLG: 0.326	B SI 95 B SL 86 B SL 86 C FF 93 F SL 85 X SL 87 3-2 P3 1-2		C SL 84 B FF 93 S SL 85 F FF 95 F SL 82 D SL 86 C SI 95 2-3 K		C SL 85 D SL 82 X FF 94 1-1 L1-6-3-4 2-2		D SL 79 C SL 78 F SI 93 D SL 80 C SI 95 2-3 K		X SI 92 0-0 FC5 1-2 2-3f	5	0	0	0	0	2	7
15 Milton Bradley, S (1, 10) OBP: 0.287, SLG: 0.320		C SI 93 B SI 93 S FF 94 X FF 93 1-2 F7	H SL 81 1-0 13 G3 13 S HBP		X CH 88 0-0 F7			B FF 92 F FF 92 B FF 92 C SL 79 C SL 79 2-3 K		3	0	0	0	0	1	0
16 Josh Wilson, R (1, 6) OBP: 0.355, SLG: 0.388		B FF 94 B SL 83 X FF 94 2-0 32 FC5-4 1B	C FF 93 S SL 83 F FF 93 X SL 82 0-2 P4		B FF 90 B SI 90 C FF 90 B FF 90 F SI 89 F FF 91 X FF 92 3-2 F9			F FF 93 C SL 80 F SL 78 B FF 94 B SL 80 B C SL 80 3-3 K		4	0	1	0	0	1	1
13 Casey Kotchman, L (1, 3) OBP: 0.273, SLG: 0.307		1 SAFE F FF 91 F FF 93 B SL 83 D SL 84 1 SAFE 1 SAFE X FF 93 2-2 P6	B FF 92 1 SAFE B FF 94 X FF 93 2-0 G3 1-3		F FF 90 X CH 83 0-1 32 BB 1B			B CH 85 C CH 86 C SL 80 X FF 93 1-2 G4-3		4	0	1	0	0	0	2
32 Rob Johnson, R (1, 2) OBP: 0.284, SLG: 0.282	X SL 83 0-0 FC5-4 1-2f		B SL 87 B SL 86 B SL 83 B FF 94 4-0 BB		B SL 81 F FF 91 C SL 82 B SL 82 F SI 93 D SL 83 B FF 92 4-2 1-2 BB				B SI 92 B SI 91 B SI 91 B FF 90 4-0 12 BB 9 1B BB	1	1	0	0	3	0	1
55 Michael Saunders, L (1, 7) OBP: 0.273, SLG: 0.404			X FF 93 0-0 9 FC1-5 51 BB 1B		B FF 92 C FF 93 S SL 83 D SL 84 X FF 93 2-2 G4-3		B FF 92 B FF 92 X FF 92 2-0 P2		C SI 91 F SI 91 F SI 92 B SI 92 B X SI 91 2-2 F9	4	0	1	0	0	0	5

Inning Stats	1	2	3	4	5	6	7	8	9
	R: 0 E: 0 K: 0 S: 6 H: 2 LOB: 1 BB: 0 P: 12	R: 0 E: 0 K: 0 S: 8 H: 1 LOB: 1 BB: 0 P: 13	R: 0 E: 0 K: 2 S: 20 H: 1 LOB: 2 BB: 1 P: 27	R: 0 E: 0 K: 0 S: 8 H: 0 LOB: 2 BB: 1 P: 17	R: 1 E: 0 K: 0 S: 9 H: 2 LOB: 0 BB: 0 P: 13	R: 0 E: 0 K: 0 S: 11 H: 1 LOB: 2 BB: 1 P: 20	R: 0 E: 0 K: 1 S: 6 H: 0 LOB: 1 BB: 1 P: 14	R: 0 E: 0 K: 2 S: 10 H: 0 LOB: 0 BB: 0 P: 16	R: 1 E: 0 K: 1 S: 13 H: 1 LOB: 2 BB: 2 P: 26

PITCHER	IP	WLS	BF	H	R	ER	SO	BB	IBB	HBP	BLK	WP	HR	S	P	ERA	WHIP
54 Ervin Santana, R (1, 1) ERA: 3.29	6.0	W	27	7	1	1	2	3	0	1	0	0	0	62	102	1.50	1.667
52 Jason Bulger, R (7, 1) ERA: 3.92	2.0		7	0	0	0	3	1	0	0	0	0	0	16	30	0.00	0.500
62 Scot Shields, R (9, 1) ERA: 6.75	1.0		6	1	1	1	1	2	0	0	0	0	0	13	26	9.00	3.000

PITCHER	IP	WLS	BF	H	R	ER	SO	BB	IBB	HBP	BLK	WP	HR	S	P	ERA	WHIP

Los Angeles Angels @ Seattle Mariners

Safeco Field, Seattle, WA

Sat Jun 05 2010, 1:11 PM - 4:26 PM PDT

Att. 31,559 - Sunny - 59 F

livebaseballscorecards.com

AB	33
R	2
H	8
RBI	2
BB	6
SO	6
LOB	25

1B: 7	SF: 0	WP: 0	PA: 40
2B: 2	SAC: 0	PB: 0	
3B: 0	DP: 2	SB: 3	
HR: 0	HBP: 1	CS: 0	

Batter	1	2	3	4	5	6	7	8	9	AB	R	H	RBI	BB	SO	LOB
2 Erick Aybar, S (1, 6) OBP: 0.329, SLG: 0.326	X SI 85 0-0 48 2B		B SI 86 B CH 78 C FF 86 F FF 86 B FF 88 X FF 88 3-2 ① P5	C SI 86 B CH 78 X CH 77 1-1 2-3 1B		C CH 78 F CH 77 B FF 85 B FF 85 X CH 77 2-2 1-3 47 E 1B	B FF 88 B SL 81 B FF 89 C SI 89 B SI 89 4-1 BB		B CU 79 B B SI 93 C FF 93 X SI 93 3-1 3-H 47 3B 1B	5	2	4	1	1	0	0
47 Howie Kendrick, R (1, 4) OBP: 0.294, SLG: 0.381	B FF 85 B FC 85 C SI 86 F FC 84 F SI 86 C CH 79 2-3 ① K		B FF 88 F FF 88 X FF 87 1-1 53 E 1B	F FF 86 1 SAFE X FF 88 0-1 ③ F8		C FF 86 B FF 86 S CH 78 X FF 88 1-2 E5 1-2 3-H	X FF 89 0-0 ③ L8		C FF 88 X FF 88 0-1 1-H 3B	6	0	2	1	0	1	7
53 Bobby Abreu, L (1, 9) OBP: 0.353, SLG: 0.422	C SI 86 X FC 84 0-1 ② F8		F FF 86 B KC 74 1 SAFE C FF 87 X SI 87 1-2 E4 1-2		B FF 86 C FF 86 C FC 82 B CH 79 B FF 85 X FF 84 3-2 ① F7	B FF 84 B FF 86 F CH 78 X SI 86 2-1 ③ F8		C SI 97 B SL 90 C SI 97 S FS 88 1-3 ① K	X FF 89 0-0 ③ G6-3	6	0	0	0	0	1	5
48 Torii Hunter, R (1, 8) OBP: 0.354, SLG: 0.515	C SI 87 B FC 84 X FC 86 1-1 2-H 2B		C CH 78 B FF 87 B CH 78 B FF 84 X CH 78 3-1 ② F6		B CH 78 S CH 78 C FC 84 S CH 79 1-3 ② K		C SL 82 B FF 94 S FF 93 F SL 84 X SL 86 1-2 ① F7	C SI 98 B F SI 96 S FS 87 1-3 ② K		5	0	1	1	0	2	2
55 Hideki Matsui, L (1, 10) OBP: 0.342, SLG: 0.444	C FC 84 B FF 87 F FF 88 D KC 75 D CH 81 F CH 80 X FF 87 3-2 ③ F8		B SI 85 C FF 84 B KC 76 B CH 80 C FC 85 S FC 86 3-3 ③ K		X FC 84 0-0 HR		B FF 93 B SL 84 C SL 84 X FF 93 2-1 44 HR 1B	C SI 96 B FS 87 F SI 98 B FS 87 X FS 88 2-2 ③ G3-1		5	2	2	1	0	1	3
44 Mike Napoli, R (1, 2) OBP: 0.339, SLG: 0.526		C FF 86 B FF 87 X CH 79 1-1 20 G3 1B		C FF 84 B CH 79 X SI 87 1-1 39 2B 1B	C FF 87 F FF 87 B FF 87 S CH 79 1-3 ③ K		S FF 94 S FF 94 B FF 94 F FF 94 B FF 93 X SL 84 2-2 1-H HR		C FF 95 S CU 79 X CU 81 0-2 20 2B 1B	5	3	4	2	0	1	0
20 Juan Rivera, R (1, 7) OBP: 0.306, SLG: 0.423		C FF 86 C FF 86 F CH 78 X CH 78 0-2 ① G3 1-2		X SI 86 0-0 ① F9		C SI 86 X FF 87 0-1 ① F9	F FF 94 B FF 94 F CH 87 S FF 94 1-3 ② K		B FF 94 X FF 94 1-0 18 G4-3 2 1B 1-H 2B	5	1	1	1	0	1	2
18 Kevin Frandsen, R (1, 5) OBP: 0.447, SLG: 0.500		X FF 86 0-0 ② F9		C FF 86 C CH 77 F CH 78 X CH 78 0-2 ② F9		X CH 78 0-0 ② L7	B SL 84 F FF 92 C FF 93 F SL 84 B FF 94 X FF 94 2-2 39 2B 1B		B CU 79 D FF 94 F FF 94 F CU 80 X FS 86 2-2 ① G4-3 2-3	5	0	1	0	0	0	3
39 Robb Quinlan, R (1, 3) OBP: 0.158, SLG: 0.263		X FF 86 0-0 ③ F9		B FF 87 C CH 77 F CH 75 X FF 87 1-2 2 1B 1-H 2B		B SI 87 B CH 77 C SI 87 B SI 87 F SI 87 X SI 87 3-2 2 1B 47 E 1B	B FF 93 B SL 85 C FF 93 S SL 83 F FF 94 F FF 94 X SL 83 2-2 1-3 2B		B CU 80 C CU 79 B SL 83 S CU 80 B FF 95 F FF 95 F FF 94 X SL 84 3-2 ② L9	5	1	3	1	0	0	2
Inning Stats	R: 1 E: 0 K: 1 S: 13 H: 2 LOB: 1 BB: 0 P: 19	R: 0 E: 0 K: 0 S: 8 H: 1 LOB: 1 BB: 0 P: 9	R: 0 E: 1 K: 1 S: 13 H: 1 LOB: 2 BB: 0 P: 24	R: 1 E: 0 K: 0 S: 14 H: 3 LOB: 2 BB: 0 P: 17	R: 1 E: 0 K: 2 S: 10 H: 1 LOB: 0 BB: 0 P: 15	R: 1 E: 1 K: 0 S: 14 H: 2 LOB: 2 BB: 0 P: 22	R: 2 E: 0 K: 1 S: 24 H: 4 LOB: 3 BB: 1 P: 38	R: 0 E: 0 K: 2 S: 9 H: 0 LOB: 0 BB: 0 P: 13	R: 3 E: 0 K: 0 S: 17 H: 4 LOB: 1 BB: 0 P: 26	1B: 10 2B: 5 3B: 1 HR: 2 SF: 0 SAC: 0 DP: 0 HBP: 0						

PITCHER		IP	WLS	BF	H	R	ER	SO	BB	IBB	HBP	BLK	WP	HR	S	P	ERA	WHIP
38 Jason Vargas, L ERA: 3.06	(1, 1)	6.0		30	10	4	3	4	0	0	0	0	0	1	72	106	4.50	1.667
23 Shawn Kelley, R ERA: 4.09	(7, 1)	0.2	L	6	4	2	2	1	0	0	0	0	0	1	22	32	27.00	6.000
49 Garrett Olson, L ERA: 7.36	(7, 1)	0.1		2	0	0	0	0	1	0	0	0	0	0	2	6	0.00	3.000
43 Brandon League, R ERA: 3.69	(8, 1)	1.0		3	0	0	0	2	0	0	0	0	0	0	9	13	0.00	0.000
53 David Aardsma, R ERA: 5.21	(9, 1)	0.2		5	3	3	3	0	0	0	0	0	0	0	14	23	40.50	4.500

PITCHER		IP	WLS	BF	H	R	ER	SO	BB	IBB	HBP	BLK	WP	HR	S	P	ERA	WHIP
25 Luke French, L ERA:	(9, 1)	0.1		2	1	0	0	0	0	0	0	0	0	0	3	3	0.00	3.000

TOP

Los Angeles Angels @ Seattle Mariners

Safeco Field, Seattle, WA

Sun Jun 06 2010, 1:12 PM - 4:37 PM PDT

Att. 33,084 - Cloudy - 58 F

livebaseballscorecards.com

AB	47
R	9
H	18
RBI	8
BB	1
SO	7
LOB	24

WP: 0	PB: 0	SB: 0	CS: 0
PA: 48			

Batter	1	2	3	4	5	6	7	8	9	AB	R	H	RBI	BB	SO	LOB
51 Ichiro Suzuki, L (1, 9) OBP: 0.412, SLG: 0.437	B FF 89 B FF 89 F FF 89 F SI 88 F FF 89 D CU 77 B SI 90 4-2 9 1B 4 1B BB	X SI 89 0-0 1B	I IN 80 I IN 78 I IN 78 I IN 76 4-0 IBB	B FF 89 F CU 77 X SI 90 1-1 1-H 2B	C CH 84 X SI 96 0-1 ③ FC6 1-2f		3	1	2	1	2	0	2
9 Chone Figgins, S (1, 4) OBP: 0.331, SLG: 0.280 27 Matt Tuiasosopo, R (3, 4) OBP: 0.192, SLG: 0.255	B SI 88 F SI 88 X SI 88 1-1 4 1B 1-2 1B	D CU 77 F SI 87 B SI 88 B CU 77 C SI 88 X SI 88 3-2 ③ G4-3	C SI 89 F CU 77 B FF 89 B CU 78 B CU 78 F SI 90 F SI 90 S SI 91 3-3 ③ K	S SL 85 S SL 84 B SL 87 B SI 90 S SI 89 2-3 ③ K			C FF 90 S FC 91 B SL 80 F SL 81 X FC 88 1-2 21 FC1-6 1B	2 3	0 0	1 1	0 0	0 0	0 2	1 4
21 Franklin Gutierrez, R (1, 8) OBP: 0.379, SLG: 0.426	C SI 88 F SI 90 T FF 87 0-2 ① K	B SI 88 C SI 86 B SI 87 F FF 87 X FF 88 2-2 ① G6-3	C SL 84 S SI 88 B SL 84 X FF 88 1-2 4 G3-1 2B	C FF 96 S SL 90 B SL 91 S FF 97 1-3 ① K			B FF 93 S FF 89 X FF 89 1-1 ① FC1-6 4 1B 1-2f	5	0	1	0	0	2	3
4 Jose Lopez, R (1, 5) OBP: 0.269, SLG: 0.327	X SI 88 0-0 ② 15 2B 1-3 2-H 1B	B SL 82 X SI 88 1-0 ② G6-3	B SI 88 B SL 84 X SI 88 2-0 ① G3-1 2-3	C SL 90 X FF 96 0-1 ② F7			S FC 88 X FC 90 0-1 1-3 1B	5	1	2	1	0	0	1
15 Milton Bradley, S (1, 10) OBP: 0.284, SLG: 0.323	B SI 90 X SI 89 1-0 16 3B 1-H 2B	X CU 77 0-0 ③ L7	B FF 90 X FF 90 1-0 ② G1-3	X FF 98 0-0 ③ G6-3			B SI 95 S FC 90 F SI 96 B FC 90 B SI 96 S FC 90 3-3 ② K	5	1	1	1	0	1	3
16 Josh Wilson, R (1, 6) OBP: 0.357, SLG: 0.417	C SL 82 X SL 83 0-1 2-H 3B	C SI 87 X FF 87 0-1 ① P3	F FF 89 X FF 90 0-1 ③ L9			B SI 93 F SI 94 F SI 94 X CH 82 1-2 2B	C SI 96 B FF 95 X SI 95 1-1 ③ G6-3	5	0	2	1	0	0	3
13 Casey Kotchman, L (1, 3) OBP: 0.272, SLG: 0.306	B CU 75 C SI 88 B SI 89 C SI 89 X FF 90 2-2 ③ G3	F SI 88 X SI 90 0-1 ① 55 G4-3 41 1B 1B	B CU 75 C CU 74 B CU 76 X SI 87 2-1 ① G4-3	B SI 96 F SI 95 C CH 82 X FF 96 1-2 ① P1			4	0	1	0	0	0	2
41 Eliezer Alfonzo, R (1, 2) OBP: 0.389, SLG: 0.556	B SI 89 F SI 88 F SI 89 X SL 84 1-2 ① F8	F SI 88 F SI 86 X SI 88 0-2 55 G4-3 1-2 1B	B SL 84 C SI 89 S SI 87 F SI 87 B SI 90 F SI 88 S SI 90 2-3 ② K	B CH 83 S CH 82 S CH 82 F SI 96 X CH 83 1-2 ② F7			4	0	1	0	0	1	1
55 Michael Saunders, L (1, 7) OBP: 0.288, SLG: 0.389	B SI 88 F SI 88 S CU 77 B CU 76 F SI 89 S CU 76 2-3 ② K	B CU 76 C SI 88 B SI 88 X SI 88 2-1 ② G4-3 1-2 2-3	C FF 84 B CU 78 C CU 77 D CU 78 B FF 84 B SI 89 4-2 51 2B BB	C CH 83 S SI 96 B SI 98 B FF 97 B CH 83 B FF 96 4-2 51 FC6 BB			2	1	0	0	2	1	2
Inning Stats	R: 3 E: 0 K: 1 S: 15 H: 4 LOB: 1 BB: 1 P: 23	R: 0 E: 0 K: 1 S: 11 H: 1 LOB: 1 BB: 0 P: 17	R: 0 E: 0 K: 0 S: 5 H: 0 LOB: 0 BB: 0 P: 8	R: 0 E: 0 K: 1 S: 14 H: 2 LOB: 3 BB: 1 P: 23	R: 0 E: 0 K: 0 S: 7 H: 1 LOB: 1 BB: 0 P: 11	R: 1 E: 0 K: 2 S: 14 H: 1 LOB: 1 BB: 1 P: 25	R: 0 E: 0 K: 1 S: 6 H: 0 LOB: 0 BB: 0 P: 7	R: 0 E: 0 K: 0 S: 14 H: 1 LOB: 2 BB: 1 P: 21	R: 0 E: 0 K: 1 S: 13 H: 2 LOB: 2 BB: 0 P: 19	1B: 7 2B: 4 3B: 1 HR: 0	SF: 0 SAC: 0 DP: 0 HBP: 0					

PITCHER		IP	WLS	BF	H	R	ER	SO	BB	IBB	HBP	BLK	WP	HR	S	P	ERA	WHIP
35 Joel Pineiro, R ERA: 5.23	(1, 1)	6.0	W	29	9	4	4	5	2	1	0	0	0	0	66	107	6.00	1.833
40 Kevin Jepsen, R ERA: 5.85	(7, 1)	1.0	H	3	0	0	0	1	0	0	0	0	0	0	6	7	0.00	0.000
56 Fernando Rodney, R ERA: 2.82	(8, 1)	1.0	H	5	1	0	0	0	1	0	0	0	0	0	14	21	0.00	2.000
45 Francisco Rodriguez, R ERA:	(9, 1)	1.0		5	2	0	0	1	0	0	0	0	0	0	13	19	0.00	2.000

PITCHER	IP	WLS	BF	H	R	ER	SO	BB	IBB	HBP	BLK	WP	HR	S	P	ERA	WHIP

BOTTOM

Los Angeles Angels @ Seattle Mariners

Safeco Field, Seattle, WA

Sun Jun 06 2010, 1:12 PM - 4:37 PM PDT

Att. 33,084 - Cloudy - 58 F

livebaseballscorecards.com

AB	38
R	4
H	12
RBI	4
BB	4
SO	7
LOB	22

SEATTLE MARINERS™

WP: 0 PA: 42
PB: 0
SB: 0
CS: 0

Batter	1	2	3	4	5	6	7	8	9	AB	R	H	RBI	BB	SO	LOB
2 Erick Aybar, S (1, 6) OBP: 0.329, SLG: 0.335	C SI 85 B SI 87 B FF 87 F SI 86 C CU 78 2-3 ① K	X SI 89 0-0 ① SH5-3 1-2	C CU 79 X SI 91 0-1 47 1B 3B 2-H	X SI 100 0-0 ② E6 47 S 1-3				3	1	1	1	0	1	1
47 Howie Kendrick, R (1, 4) OBP: 0.293, SLG: 0.378	C CH 87 B CH 82 X SI 88 1-1 E5 53 HR	X SI 88 0-0 ② G6-3	B CH 85 C CH 84 X SI 90 1-1 1B 3-H	C FF 98 S SL 87 S SL 85 0-3 ③ K 1-2				4	1	1	1	0	1	2
53 Bobby Abreu, L (1, 9) OBP: 0.351, SLG: 0.432	B CH 85 B SI 87 X SI 88 2-0 1-H HR	B SI 90 B CH 84 C FF 91 F CH 85 B CU 80 F CH 85 F CU 80 X CH 83 3-2 ③ G5-3	1 SAFE 1 SAFE 1 SAFE B SI 91 B CH 82 C SI 91 X CH 84 2-1 ③ F8				C SI 96 C SI 99 B SL 87 F FF 98 B FF 99 B CH 89 X SI 99 3-2 ① F7			4	1	1	2	0	0	2
48 Torii Hunter, R (1, 8) OBP: 0.348, SLG: 0.505	B FF 91 C CH 83 C CH 83 F FF 92 B CU 78 S CU 80 2-3 ② K		X CH 80 0-0 ① G6-3	C FF 87 B CU 77 C SI 90 B CU 80 B FF 92 C SI 91 3-3 ① K			C FF 99 B SI 101 F SL 87 X FF 99 1-2 ② P4		4	0	0	0	0	2	0
55 Hideki Matsui, L (1, 10) OBP: 0.341, SLG: 0.441	C CU 74 C FF 90 B CU 78 X FF 91 1-2 ③ G3		X SI 88 0-0 ② G1-3	B CH 82 C SI 89 C CU 78 B CU 79 B CU 80 X FF 92 3-2 20 FC6-4 1B			C SI 101 B SL 86 F FF 101 B CH 91 S FF 101 2-3 ③ K		4	0	1	0	0	1	0
44 Mike Napoli, R (1, 3) OBP: 0.331, SLG: 0.513		C CU 74 S CH 82 B FF 90 X CU 78 1-2 ① G5-3	B FF 88 C CH 82 B FF 91 X CH 83 2-1 ③ G5-3	B SI 90 C CH 85 F CU 79 B FF 93 T SI 93 2-2 ② K			C FF 92 B CU 78 F FF 91 B CU 79 B CH 79 C FF 92 3-3 ① K		4	0	0	0	0	2	1
20 Juan Rivera, R (1, 7) OBP: 0.300, SLG: 0.413		C FF 90 X CU 75 0-1 ② G5-3	C FF 88 B CU 77 S CU 79 C CU 79 1-3 ① K	X SI 91 0-0 ③ FC6-4 1-2f			X FF 91 0-0 ② F8		4	0	0	0	0	1	1
18 Kevin Frandsen, R (1, 5) OBP: 0.429, SLG: 0.462		C CH 81 F CH 83 X FF 91 0-2 ③ G4-3	B CH 82 B CU 76 C SI 89 F CH 84 X CU 78 2-2 ② G6-3	B FF 98 F FF 97 F SI 99 B SL 85 B SL 84 B SI 100 4-2 2 E6 2 E BB			C FF 92 F FF 94 B CU 80 B FF 92 F FF 93 F CH 80 X FF 93 2-2 ③ L8		3	0	0	0	1	0	0
46 Bobby Wilson, R (1, 2) OBP: 0.231, SLG: 0.250			C SI 87 C CH 83 X CU 77 0-2 2 SH5-3 1B	B SI 89 B CH 83 C SI 89 X CH 83 2-1 2 3B 2B		C SI 100 B SI 100 X FF 98 1-1 ① F8			3	1	2	0	0	0	1

Los Angeles Angels @ Oakland Athletics
Oakland Coliseum, Oakland, CA
Mon Jun 07 2010, 7:08 PM - 9:44 PM PDT
Att. 10,071 - Partly Cloudy - 61 F

TOP

livebaseballscorecards.com

AB	33
R	4
H	6
RBI	4
BB	1
SO	8
LOB	8

Inning Stats	1	2	3	4	5	6	7	8	9
	R: 2 E: 1 K: 2 S: 13	R: 0 E: 0 K: 0 S: 8	R: 0 E: 0 K: 0 S: 10	R: 0 E: 0 K: 0 S: 4	R: 2 E: 0 K: 1 S: 14	R: 0 E: 0 K: 2 S: 10	R: 0 E: 1 K: 1 S: 8	R: 0 E: 0 K: 1 S: 10	R: 0 E: 0 K: 1 S: 9
	H: 1 LOB: 0 BB: 0 P: 21	H: 0 LOB: 0 BB: 0 P: 9	H: 1 LOB: 1 BB: 0 P: 13	H: 0 LOB: 0 BB: 0 P: 6	H: 3 LOB: 1 BB: 0 P: 22	H: 1 LOB: 1 BB: 0 P: 18	H: 0 LOB: 1 BB: 1 P: 13	H: 0 LOB: 0 BB: 0 P: 16	H: 0 LOB: 0 BB: 0 P: 14

| | | | |

Batter	1	2	3	4	5	6	7	8	9	AB	R	H	RBI	BB	SO	LOB
11 Rajai Davis, R (1, 8) OBP: 0.304, SLG: 0.351	B SI 89 C SI 88 S SI 90 S SI 91 1-3 ① K		L SI 91 F SI 91 F SI 90 C SI 90 0-3 ① K		C SI 90 B SI 91 S CH 80 X SI 92 1-2 3B		C SI 91 C SL 82 B SL 81 B SI 91 X SL 80 2-2 E3		C SI 90 C SL 73 B SL 73 B SI 89 C SI 90 2-3 ② K	3	0	1	0	0	2	1
1 Eric Patterson, L (7, 8) OBP: 0.258, SLG: 0.448										2	0	0	0	0	1	0
10 Daric Barton, L (1, 3) OBP: 0.397, SLG: 0.432	B SI 91 C SI 91 B SI 90 B SI 91 B SI 91 4-1 BB		C SI 91 X SI 91 0-1 ② F7		B SI 92 D SL 82 B SI 91 B SI 92 4-0 BB		B FF 94 B FC 95 X FF 95 2-0 ② F7		B SI 89 C SI 89 C SI 90 F SI 90 B SL 75 C SI 90 2-3 ③ K	3	0	0	0	2	1	2
8 Kurt Suzuki, R (1, 2) OBP: 0.318, SLG: 0.458	C SI 90 C CH 79 F SI 91 S SI 91 0-3 ② K		C CH 79 B CH 81 C SI 92 X SI 91 1-2 ③ FC6-4 1-2f		S CH 81 B SI 92 C SI 91 F SI 92 X CH 80 1-2 ③ F7		C SL 88 B SL 90 X FF 94 1-1 ③ P3			4	0	0	0	0	1	5
5 Kevin Kouzmanoff, R (1, 5) OBP: 0.300, SLG: 0.387	F SI 89 C SI 91 B SI 91 1 SAFE F CH 80 S SI 91 1-3 ③ K			F CH 79 B SI 90 F SI 91 F SI 91 X CH 80 1-2 ① G5-3		B FF 89 B CH 77 F SI 89 B FC 89 S SI 90 F SI 90 X SI 91 3-2 ① G3-1		C SI 93 F CH 80 F SI 94 X SI 95 0-2 7 PB 2B 1B		4	1	1	0	0	1	1
7 Adam Rosales, R (1, 6) OBP: 0.339, SLG: 0.400		C SI 91 B SL 81 T CH 81 X SI 90 1-2 FC4-6 1B		B SI 92 X CH 81 1-0 ② G1-3		C FF 90 T SI 90 X SI 90 0-2 ② F9		B SI 95 C SI 95 S CH 82 F CH 83 S SI 95 1-3 ① K 1-2		4	0	1	0	0	1	1
Ryan Sweeney, L (1, 9) OBP: 0.357, SLG: 0.418		B SI 91 X SI 91 1-0 ① FC4-6 1-2f		C SI 90 B SL 81 X SI 91 1-1 2B		B CH 82 C SI 89 T CH 79 B SI 92 B SI 91 X SI 90 3-2 1B		C CH 82 X SI 95 0-1 2-H 2B		4	0	3	1	0	0	1
14 Mark Ellis, R (1, 4) OBP: 0.366, SLG: 0.386		C SI 90 C SI 90 B SL 80 F SI 92 F CH 80 B CH 78 F SI 90 F SI 91 S CH 80 2-3 ② K		S CH 80 B SI 92 C SI 92 X SI 92 1-2 ③ G6-3		S SI 90 B SI 91 B SI 89 B SI 90 X SI 89 3-1 ③ G4-3		B CH 82 C CH 82 B SI 95 X CH 82 2-1 ② P4		4	0	0	0	0	1	4
32 Jack Cust, L (1, 10) OBP: 0.365, SLG: 0.354		F SI 91 X SI 92 0-1 ③ G4-3			S SI 89 X SI 91 0-1 ① G3		F SI 88 B SL 78 S SL 79 B SI 91 X SI 90 2-2 ① G4-3	C CH 82 F CH 84 F FF 96 S CH 83 0-3 ③ K		4	0	0	0	0	1	2
50 Jake Fox, R (1, 7) OBP: 0.273, SLG: 0.341			F SI 90 C SI 91 B SI 91 H SL 83 2-2 8 FC6-4 HBP		X CH 77 0-0 ② P6		F SI 89 S SL 79 B SI 89 B SL 80 X SI 90 2-2 HR		X SI 89 0-0 ① P3	3	1	1	1	0	0	0
Inning Stats	R: 0 H: 0 E: 0 LOB: 1 K: 3 BB: 1 S: 12 P: 18	R: 0 H: 1 E: 0 LOB: 1 K: 1 BB: 0 S: 13 P: 17	R: 0 H: 0 E: 0 LOB: 1 K: 1 BB: 0 S: 11 P: 14	R: 0 H: 1 E: 0 LOB: 1 K: 0 BB: 0 S: 10 P: 14	R: 0 H: 1 E: 0 LOB: 2 K: 0 BB: 1 S: 10 P: 16	R: 0 H: 1 E: 0 LOB: 1 K: 0 BB: 0 S: 12 P: 21	R: 1 H: 1 E: 1 LOB: 1 K: 0 BB: 0 S: 12 P: 21	R: 1 H: 2 E: 0 LOB: 1 K: 2 BB: 0 S: 16 P: 19	R: 0 H: 0 E: 0 LOB: 0 K: 2 BB: 0 S: 8 P: 12	1B: 3 SF: 0 2B: 2 SAC: 0 3B: 1 DP: 0 HR: 1 HBP: 1						WP: 0 PA: 38 PB: 1 SB: 0 CS: 0	

PITCHER	IP	WLS	BF	H	R	ER	SO	BB	IBB	HBP	BLK	WP	HR	S	P	ERA	WHIP
19 Scott Kazmir, L (1, 1) ERA: 5.4	6.1	W	28	5	1	1	5	2	0	1	0	0	1	77	115	1.42	1.105
40 Kevin Jepsen, R (7, 1) ERA: 5.66	0.2	H	2	0	0	0	0	0	0	0	0	0	0	3	6	0.00	0.000
56 Fernando Rodney, R (8, 1) ERA: 2.7	1.0	H	5	2	1	0	2	0	0	0	0	0	0	16	19	0.00	2.000
40 Brian Fuentes, L (9, 1) ERA: 5.52	1.0	S	3	0	0	0	2	0	0	0	0	0	0	8	12	0.00	0.000

PITCHER	IP	WLS	BF	H	R	ER	SO	BB	IBB	HBP	BLK	WP	HR	S	P	ERA	WHIP

BOTTOM

Los Angeles Angels @ Oakland Athletics

Oakland Coliseum, Oakland, CA

Mon Jun 07 2010, 7:08 PM - 9:44 PM PDT

Att. 10,071 - Partly Cloudy - 61 F

livebaseballscorecards.com

AB	35
R	2
H	7
RBI	2
BB	2
SO	9
LOB	17

Batter	1	2	3	4	5	6	7	8	9	AB	R	H	RBI	BB	SO	LOB
2 Erick Aybar, S (1, 6) OBP: 0.324, SLG: 0.329	S SI 90 F SI 92 X FF 94 0-2 G1-3		C CH 83 B KC 79 C SI 92 F SL 83 B SL 83 X SI 92 2-2 G5-3		X SI 93 0-0 G6-3		B SI 90 B SI 90 S SI 91 C CH 84 C CU 73 2-3 K			4	0	0	0	0	1	3
13 Maicer Izturis, S (1, 4) OBP: 0.359, SLG: 0.410 39 Robb Quinlan, R (8, 5) OBP: 0.158, SLG: 0.263	B SI 91 B SI 91 B FF 91 C SI 91 C SI 92 X SI 91 3-2 48 S 1B		B SL 84 C SI 91 C KC 79 F SI 92 B SI 92 F SL 85 B SI 94 X SI 93 3-2 1B		D CH 85 B CH 85 X SI 92 2-0 F7			C SI 89 X SI 90 0-1 G4-3		4 0	0 0	2 0	0 0	0 0	0 0	1 0
53 Bobby Abreu, L (1, 9) OBP: 0.350, SLG: 0.429	B SI 92 1 SAFE C SI 92 B KC 80 F SI 92 X FF 92 2-2 F7		B SI 92 C SI 92 1 SAFE C FF 91 S SL 84 1-3 K			C SI 89 X SL 85 0-1 F7		C SI 91 X SI 91 0-1 1B		4	0	1	0	0	1	2
48 Torii Hunter, R (1, 8) OBP: 0.342, SLG: 0.495 77 Reggie Willits, S (8, 8) OBP: 0.365, SLG: 0.295	C SI 93 1 SAFE C SI 94 F SL 83 B FF 94 S SL 84 1-3 K 1-2			B SI 88 B SI 91 X SL 83 2-0 F9		F FF 90 C FF 90 X FF 91 0-2 F9		B SI 90 C CH 84 X SL 86 1-1 F9		4 0	0 0	0 0	0 0	0 0	1 0	2 0
55 Hideki Matsui, L (1, 10) OBP: 0.335, SLG: 0.432		C KC 78 B SI 91 F SI 91 F FF 92 F SL 83 T SI 93 1-2 K		C CH 83 X KC 78 0-1 G3		C SL 85 C FF 90 B SL 87 B FF 91 B FF 91 F SL 86 F FF 91 C SL 85 3-3 K		C SL 85 F SL 83 S CU 72 0-3 K		4	0	0	0	0	3	1
44 Mike Napoli, R (1, 2) OBP: 0.330, SLG: 0.506		B FF 92 C SI 92 B SL 84 F SI 93 B SL 84 X FF 94 3-2 20 FC5-4 1B	B SI 90 B CH 84 S SI 92 B SI 92 F SI 93 X SL 85 3-2 F8			B SI 84 C SI 84 B SI 85 X SI 84 2-1 G5-3		B FF 94 C FF 93 B SL 86 B FF 94 S FF 94 F FF 94 X FF 95 3-2 G6-3	4	0	1	0	0	0	0
20 Juan Rivera, R (1, 7) OBP: 0.299, SLG: 0.410		B SI 92 C SI 92 T FF 92 B SI 93 X SI 92 2-2 FC5-4 1-2f	B SI 89 B SL 83 X SI 90 2-0 27 2B 18 G5-3 1B			B SI 85 C SI 83 F SI 83 S CU 72 1-3 K		C FF 95 S SL 88 B SL 89 F FF 96 B SL 88 S FF 96 2-3 K		4	1	1	0	0	2	1
27 Michael Ryan, L (1, 3) OBP: 0.257, SLG: 0.364		B SI 92 X SI 91 1-0 G6-3	C FF 90 S KC 79 F FF 92 F KC 80 B SI 90 X SL 83 1-2 1-3 2B			B SI 84 C SI 85 F CH 75 X SI 86 1-2 18 1B		C SI 94 X SI 94 0-1 L8		4	0	2	0	0	0	1
18 Kevin Frandsen, R (1, 5) OBP: 0.422, SLG: 0.452 (8, 4)			B SL 83 B SI 90 C FF 89 X SI 90 2-1 F7		F SL 82 X SI 92 0-1 G5-3 3-H		B SI 84 B SI 84 X SI 83 2-0 1-2 1B			3	0	1	1	0	0	1
Inning Stats	R: 0 E: 0 K: 1 S: 13 H: 1 LOB: 1 BB: 0 P: 19	R: 0 E: 0 K: 1 S: 12 H: 1 LOB: 1 BB: 0 P: 19	R: 0 E: 0 K: 1 S: 14 H: 1 LOB: 1 BB: 0 P: 22	R: 0 E: 0 K: 0 S: 6 H: 0 LOB: 0 BB: 0 P: 11	R: 1 E: 0 K: 0 S: 10 H: 2 LOB: 1 BB: 0 P: 15	R: 0 E: 0 K: 1 S: 10 H: 0 LOB: 0 BB: 0 P: 13	R: 0 E: 0 K: 2 S: 12 H: 2 LOB: 2 BB: 0 P: 20	R: 0 E: 0 K: 1 S: 9 H: 1 LOB: 1 BB: 0 P: 10	R: 0 E: 0 K: 1 S: 10 H: 0 LOB: 0 BB: 0 P: 15	1B: 7 2B: 1 3B: 0 HR: 0 SF: 0 SAC: 0 DP: 0 HBP: 0						

PITCHER		IP	WLS	BF	H	R	ER	SO	BB	IBB	HBP	BLK	WP	HR	S	P	ERA	WHIP
54 Vin Mazzaro, R ERA: 4.91	(1, 1)	5.0	W	20	5	1	1	3	0	0	0	0	0	0	55	86	1.80	1.000
56 Craig Breslow, L ERA: 2.73	(6, 1)	1.0	H	3	0	0	0	1	0	0	0	0	0	0	10	13	0.00	0.000
31 Brad Ziegler, R ERA: 2.89	(7, 1)	0.2	H	4	2	0	0	1	0	0	0	0	0	0	9	15	0.00	3.000
13 Jerry Blevins, L ERA: 4.5	(7, 1)	1.1	H	5	1	0	0	2	0	0	0	0	0	0	12	15	0.00	0.750
66 Tyson Ross, R ERA: 5.93	(9, 1)	1.0		3	0	0	0	1	0	0	0	0	0	0	10	15	0.00	0.000

PITCHER	IP	WLS	BF	H	R	ER	SO	BB	IBB	HBP	BLK	WP	HR	S	P	ERA	WHIP

TOP

Los Angeles Angels @ Oakland Athletics

Oakland Coliseum, Oakland, CA

Tue Jun 08 2010, 7:07 PM - 9:57 PM PDT

Att. 11,860 - Partly Cloudy - 55 F

livebaseballscorecards.com

AB	35
R	1
H	8
RBI	1
BB	0
SO	8
LOB	12

Batter	1	2	3	4	5	6	7	8	9	AB	R	H	RBI	BB	SO	LOB
1 Eric Patterson, L (1, 7) OBP: 0.276, SLG: 0.457 25 Matt Carson, R (9, 7)	C SI 89 C CU 69 S SI 92 0-3 K B CH 78 S CH 79 S SI 90 B SI 90 X CH 77 2-2 2-H 1B	B FF 89 C CU 68 T SI 89 B SI 90 B FF 92 B SI 90 X CU 71 3-2 10 S 1B	X CU 68 0-0 P6	B FF 92 C FF 92 B CH 84 F FF 92 F FF 93 F FF 93 F SL 85 X CH 85 2-2 G3 WP 8 1B 1B		5	1	3	1	0	1	0
										0	0	0	0	0	0	0
10 Daric Barton, L (1, 3) OBP: 0.393, SLG: 0.427	F SI 88 B SI 89 X SI 89 1-1 G4-3 C FF 89 F SI 90 B SI 91 B FF 91 X SI 91 2-2 G6-3	1 SAFE B SI 87 B SI 88 1 SAFE C SI 88 2 SAFE S CH 79 F CH 78 X CH 76 2-2 F9 1-2				C SI 86 B CH 77 C CH 78 X SI 88 1-2 8 HR 1B 1B	C FF 91 B SI 90 B SI 90 B FF 92 F FF 92 F FC 92 F FF 93 S SL 82 3-3 K		5	1	1	0	0	1	3
Ryan Sweeney, L (1, 9) OBP: 0.362, SLG: 0.423	B SI 88 C FF 90 X CU 72 1-1 8 1B 32 1B 1B	B SI 87 C SI 87 B FF 89 B FF 89 F SI 87 F SI 91 X CU 71 3-2 8 1B 18 1B 1B	C CH 77 X SI 86 0-1 F7			C SI 88 X CH 78 0-1 8 HR 1B 1-2	B FF 92 C FF 92 B CH 86 S FF 91 X SL 81 2-2 G3 1-3		5	3	3	0	0	0	2
8 Kurt Suzuki, R (1, 2) OBP: 0.333, SLG: 0.490	C FF 90 B FF 90 X FF 90 1-1 32 1B 1-3 1B	X SL 79 0-0 18 1B 1-2 1B	X FF 86 0-0 G4-3			S FF 89 B FF 90 F CH 76 X SI 88 1-2 1-H 2-H HR	F FC 93 X SL 83 0-1 32 HR 3-H 1B		5	2	4	4	0	0	0
32 Jack Cust, L (1, 10) OBP: 0.367, SLG: 0.400	X CU 70 0-0 1-3 3-H 1B	S CH 77 B CH 78 F CH 79 B FF 89 S CH 79 2-3 K	B SI 86 S CH 77 X CH 75 1-1 G5-3			F SL 79 S FF 93 X FC 93 0-2 G3-1	D CH 85 B FF 91 F FF 91 B SI 92 X FC 92 3-1 1-H HR		5	1	2	3	0	1	2
5 Kevin Kouzmanoff, R (1, 5) OBP: 0.302, SLG: 0.388	F SI 88 F SL 79 F SI 88 B SL 78 X SL 79 1-2 F9	B SI 88 B SI 89 X SI 89 2-0 F3	B SL 78 B SL 78 C SL 78 B SI 88 F SI 87 X SI 88 3-2 1B			C FF 92 X SL 84 0-1 G3	F SL 80 F SL 83 F FC 92 B SL 81 B SL 84 X FF 93 2-2 1B		5	0	2	0	0	0	4
18 Gabe Gross, L (1, 8) OBP: 0.310, SLG: 0.373		C CU 70 F CU 71 F FF 91 B FF 92 F FF 90 S SL 81 1-3 K X SI 87 0-0 1-3 2-H 1B	X CU 70 0-0 G3			B FF 93 B CH 87 F FF 93 F FF 94 B SL 84 F FC 94 X FF 93 3-2 14 S 14 1B 1B	B SL 84 X FF 92 1-0 G4-3		5	1	2	1	0	1	2
14 Mark Ellis, R (1, 4) OBP: 0.371, SLG: 0.384		B SL 79 B FF 89 B FF 87 C B FF 88 4-1 2 S 1 1B BB B FF 91 B FF 90 X FF 88 2-0 P2				C SL 77 F FF 87 C CH 76 0-3 K B FF 92 X FF 93 1-0 1-H 1B				3	1	1	1	1	1	2
2 Cliff Pennington, S (1, 6) OBP: 0.282, SLG: 0.305		B SI 88 C SI 88 1 SAFE C SI 88 D SL 75 S CU 71 2-3 K 1-2	C CU 69 S CU 72 B FF 90 X CU 72 1-2 F8			C CU 68 C CH 77 B CU 72 B CH 77 B CH 77 F CU 68 C FF 89 3-3 K	C SL 84 F FF 92 F SL 83 S CH 87 0-3 K		4	0	0	0	0	3	2
Inning Stats	R: 1 E: 0 K: 1 S: 14 H: 3 LOB: 2 BB: 0 P: 18	R: 1 E: 0 K: 2 S: 15 H: 1 LOB: 1 BB: 1 P: 26	R: 1 E: 0 K: 1 S: 11 H: 3 LOB: 2 BB: 0 P: 20	R: 0 E: 0 K: 0 S: 12 H: 1 LOB: 1 BB: 0 P: 18	R: 0 E: 0 K: 0 S: 7 H: 1 LOB: 1 BB: 0 P: 11	R: 0 E: 0 K: 2 S: 8 H: 0 LOB: 0 BB: 0 P: 11	R: 4 E: 0 K: 1 S: 22 H: 5 LOB: 1 BB: 0 P: 28	R: 3 E: 0 K: 1 S: 23 H: 4 LOB: 1 BB: 0 P: 36		1B: 16 2B: 0 3B: 0 HR: 2 SF: 0 SAC: 0 DP: 0 HBP: 0						

PITCHER		IP	WLS	BF	H	R	ER	SO	BB	IBB	HBP	BLK	WP	HR	S	P	ERA	WHIP
36 Jered Weaver, R ERA: 3.2	(1, 1)	6.0	L	31	12	6	6	6	1	0	0	0	0	1	75	114	9.00	2.167
70 Trevor Bell, R ERA: 4.5	(7, 1)	2.0		12	6	4	4	2	0	0	0	0	1	1	37	54	18.00	3.000

PITCHER	IP	WLS	BF	H	R	ER	SO	BB	IBB	HBP	BLK	WP	HR	S	P	ERA	WHIP

BOTTOM

Los Angeles Angels @ Oakland Athletics

Oakland Coliseum, Oakland, CA

Tue Jun 08 2010, 7:07 PM - 9:57 PM PDT

Att. 11,860 - Partly Cloudy - 55 F

livebaseballscorecards.com

AB	42
R	10
H	18
RBI	10
BB	1
SO	8
LOB	17

WP: 1 PA: 43
PB: 0
SB: 3
CS: 0

Los Angeles Angels @ Oakland Athletics

Oakland Coliseum, Oakland, CA

Wed Jun 09 2010, 7:09 PM - 9:34 PM PDT

Att. 18,285 - Clear - 57 F

TOP

livebaseballscorecards.com

Batter	1	2	3	4	5	6	7	8	9	AB	R	H	RBI	BB	SO	LOB
2 Erick Aybar, S (1, 6) OBP: 0.333, SLG: 0.351	F SI 85 B SI 87 F FF 85 C SI 86 1-3 K		X SI 85 0-0 48 1B 1-2 2-3 1B		B SI 84 X SI 85 1-0 47 G3-1 2B	B SI 83 B SI 82 F SI 82 B SI 82 X SI 83 3-1 1-H 2-H 3B			X FF 90 0-0 47 1B 55 1B 1B	5	1	4	2	0	1	0
47 Howie Kendrick, R (1, 4) OBP: 0.291, SLG: 0.374	C FF 87 B CH 72 F FC 87 B CH 70 F CH 71 F FC 88 F FF 88 X CH 71 2-2 F9		S CH 72 F FF 87 X CH 70 0-2 L6		F FF 85 X FF 88 0-1 G3-1 2-3	F SI 85 F SI 85 X CU 72 0-2 F7			S CH 79 B FF 90 X FF 88 1-1 55 1B 1-2 1B	5	0	1	0	0	0	5
53 Bobby Abreu, L (1, 9) OBP: 0.343, SLG: 0.419	B FF 86 B FF 86 X FF 88 2-0 G4-3		C SI 87 B FF 88 D CH 72 T SI 87 S CH 73 2-3 K		D CU 73 C SI 87 X SI 86 1-1 F8		C SI 84 B CH 74 S CH 75 X CU 72 1-2 F8		S FF 91 C CU 78 B CU 78 C CU 79 1-3 K	5	0	0	0	0	2	6
48 Torii Hunter, R (1, 8) OBP: 0.347, SLG: 0.498		B SI 82 F SI 86 X FF 87 1-1 55 G6-4-3 1B	B CH 72 X CH 73 1-0 1-2 2-H 3-H 1B			C SI 84 B SI 83 X SI 85 1-1 55 1B 20 1B 1B	F SI 84 B SI 84 B CU 71 F SI 83 S CU 73 2-3 K		S CH 79 B FF 92 F CU 77 F FF 93 D CU 80 F FF 93 S CH 79 2-3 K	5	1	3	1	0	2	2
55 Hideki Matsui, L (1, 10) OBP: 0.336, SLG: 0.431		C FC 87 1 SAFE F SI 85 B SI 86 F CH 73 B SI 86 1 SAFE X FF 86 2-2 G6-4-3 1-2f	C CU 73 F FF 86 B FF 89 B CH 71 S CH 72 2-3 K		X SI 86 0-0 18 FC5-6-4 20 1B 39 1B 1-2 1B	B CH 75 B SI 85 F SI 84 C SI 85 B CU 70 F SI 85 S SI 86 3-3 K		B CU 78 X FF 92 1-0 1-3 2-H 1B	5	1	2	1	0	2	1
44 Mike Napoli, R (1, 2) OBP: 0.332, SLG: 0.503		C CH 72 S CH 70 X SI 87 0-2 1B	F SI 85 X FF 87 0-1 18 1B 1B		C CH 73 B SI 85 C FF 86 S CH 71 1-3 K		S FF 91 S FF 92 S CU 78 0-3 K	D CH 81 D CH 79 F FF 92 B SI 93 X FF 90 3-1 P3	5	0	2	0	0	2	4
20 Juan Rivera, R (1, 7) OBP: 0.303, SLG: 0.428		B FF 86 C FF 84 X CH 72 1-1 P6	B SI 85 B SI 84 X SI 87 2-0 L9		B CH 73 B SI 86 C CH 74 X SI 86 2-1 18 FC5-6-4 1-2 2-H 1B	B FF 91 C FF 93 B CH 79 X FF 92 2-1 HR			4	1	2	2	0	0	2
18 Kevin Frandsen, R (1, 5) OBP: 0.408, SLG: 0.435			C SI 86 F CH 70 X CH 67 0-2 E6 2 1B 48 1B	C SI 87 F SI 86 F FF 86 B CH 68 X FF 88 1-2 39 PO 1-3 1B	B SI 86 X CH 73 1-0 FC5-6-4 39 1B 2 3B 1-2f 2-3		F FF 91 F CH 78 B FF 92 F FF 90 X CU 77 1-2 G4-3		4	2	1	0	0	0	2
39 Robb Quinlan, R (1, 3) OBP: 0.217, SLG: 0.273			C FF 86 B FF 86 B FF 87 B SI 86 D SI 86 4-1 2 1B 48 1B BB	1 SAFE 0-0 PO 1-2	B SI 83 X CH 72 1-0 G4-3	C FF 87 F FF 88 F SI 87 F FF 88 X CH 71 0-2 2 3B 1-2 3-H 1B		F FF 90 F FF 92 S CU 78 0-3 K	3	1	1	1	1	1	0
Inning Stats	R: 0 E: 0 K: 1 S: 10 H: 0 LOB: 0 BB: 0 P: 15	R: 0 E: 0 K: 0 S: 11 H: 2 LOB: 1 BB: 0 P: 15	R: 1 E: 1 K: 1 S: 12 H: 2 LOB: 2 BB: 1 P: 19	R: 0 E: 0 K: 1 S: 10 H: 2 LOB: 1 BB: 0 P: 15	R: 0 E: 0 K: 0 S: 6 H: 1 LOB: 1 BB: 0 P: 9	R: 4 E: 0 K: 1 S: 19 H: 5 LOB: 1 BB: 0 P: 27	R: 0 E: 0 K: 2 S: 10 H: 0 LOB: 0 BB: 0 P: 16	R: 1 E: 0 K: 2 S: 12 H: 1 LOB: 0 BB: 0 P: 15	R: 1 E: 0 K: 2 S: 14 H: 3 LOB: 2 BB: 0 P: 22	1B: 13 2B: 1 3B: 1 HR: 1 SF: 0 SAC: 0 DP: 1 HBP: 0						

	AB	41
	R	7
	H	16
	RBI	7
	BB	1
	SO	10
	LOB	22

PITCHER		IP	WLS	BF	H	R	ER	SO	BB	IBB	HBP	BLK	WP	HR	S	P	ERA	WHIP	PITCHER	IP	WLS	BF	H	R	ER	SO	BB	IBB	HBP	BLK	WP	HR	S	P	ERA	WHIP
51 Dallas Braden, L ERA: 3.95	(1, 1)	5.2	L	27	11	5	4	4	1	0	0	0	0	0	63	92	6.35	2.118																	
31 Brad Ziegler, R ERA: 2.76	(6, 1)	1.1		5	1	0	0	2	0	0	0	0	0	0	15	24	0.00	0.750																	
57 Cedrick Bowers, L ERA: 4.76	(8, 1)	2.0		10	4	2	2	4	0	0	0	0	0	1	26	37	9.00	2.000																	

Batter	1	2	3	4	5	6	7	8	9	AB	R	H	RBI	BB	SO	LOB
14 Mark Ellis, R (1, 10) OBP: 0.366, SLG: 0.378	C SI 88 X SI 89 0-1 10 1B 1B		B CU 73 C CU 73 B SI 91 F CH 82 X CH 80 2-2 ② L3			B SI 89 B SI 89 C SI 89 B SI 89 X FF 90 3-1 ① L5		C CH 80 B CU 77 B CH 82 C FF 91 S SI 92 2-3 ③ K		4	0	1	0	0	1	0
10 Daric Barton, L (1, 3) OBP: 0.398, SLG: 0.437	X FF 90 0-0 7 FC6-4 1-2 1B		B FF 92 F SI 91 B CU 76 X CU 74 2-1 1B			X SI 92 0-0 ② F8			B CU 75 B SI 90 X SI 88 2-0 5 1B 2B	4	1	3	0	0	0	0
8 Kurt Suzuki, R (1, 2) OBP: 0.325, SLG: 0.477	B FF 90 B SI 90 X SI 90 2-0 ① F4		B CH 81 B CH 82 B CH 80 C FF 90 F SI 92 X FF 92 3-2 ③ P5			B FF 90 X CH 82 1-0 ③ G5-3			B FF 90 C SI 90 X CH 82 1-1 ① F9	4	0	0	0	0	0	4
5 Kevin Kouzmanoff, R (1, 5) OBP: 0.305, SLG: 0.390	B FF 92 B CU 72 S FF 91 B FF 91 F FF 90 X FF 91 3-2 ② F9			F CH 79 X FF 91 0-1 ① G6-3			B FF 90 B CH 82 B FF 91 C FF 87 X FF 90 3-1 G6-4-3 7 BB 1B		X CH 81 0-0 7 FC5-4 2-H 1B	4	0	2	1	0	0	2
7 Adam Rosales, R (1, 4) OBP: 0.342, SLG: 0.399	C CU 72 X CH 80 0-1 ③ FC6-4 1-2f			X SI 91 0-0 G6-4-3 1B			B CH 82 B SI 90 B SI 91 C FF 89 B SI 90 4-1 G6-4-3 1-2 BB		B SI 90 X CH 81 1-0 ② FC5-4 DI 1-2f	3	0	1	0	1	0	3
Ryan Sweeney, L (1, 9) OBP: 0.356, SLG: 0.415		C SI 89 S CU 76 B SI 90 S SI 90 1-3 ① K		C FF 90 F SI 91 D CU 77 X SI 90 1-2 ②③ G6-4-3 1-2f			X SI 91 0-0 ①② G6-4-3 1-2f 2-3		B SI 90 C SI 90 D CU 80 X SI 90 2-1 ③ G6-3 1-2	4	0	0	0	0	1	4
50 Jake Fox, R (1, 7) OBP: 0.265, SLG: 0.330		X CU 73 0-0 ② F7			B CH 80 X CH 80 1-0 ① F8		X CH 82 0-0 ③ G4-3			3	0	0	0	0	0	1
25 Matt Carson, R (1, 8)		B FF 92 X SI 89 1-0 ③ F8			C CU 72 B CU 75 X CH 80 1-1 ② G1-3			B SI 89 S CH 80 F CH 81 B FF 91 D CU 78 X CH 81 3-2 ① F8		3	0	0	0	0	0	0
2 Cliff Pennington, S (1, 6) OBP: 0.278, SLG: 0.300			C FF 89 B CU 76 X SI 90 1-1 ① L4		C FF 90 B CH 82 X CH 82 1-1 ③ P3			C CU 74 B CU 74 X FF 90 1-1 ② F7		3	0	0	0	0	0	0
Inning Stats	R: 0 H: 2 E: 0 LOB: 2 K: 0 BB: 0 S: 9 P: 14	R: 0 H: 0 E: 0 LOB: 0 K: 1 BB: 0 S: 5 P: 7	R: 0 H: 1 E: 0 LOB: 1 K: 0 BB: 0 S: 10 P: 18	R: 0 H: 1 E: 0 LOB: 0 K: 0 BB: 0 S: 6 P: 7	R: 0 H: 0 E: 0 LOB: 0 K: 0 BB: 0 S: 5 P: 8	R: 0 H: 0 E: 0 LOB: 0 K: 0 BB: 0 S: 4 P: 8	R: 0 H: 1 E: 0 LOB: 1 K: 0 BB: 1 S: 5 P: 12	R: 0 H: 0 E: 0 LOB: 0 K: 1 BB: 0 S: 8 P: 14	R: 1 H: 2 E: 0 LOB: 1 K: 0 BB: 0 S: 7 P: 13	1B: 6 SF: 0 2B: 1 SAC: 0 3B: 0 DP: 2 HR: 0 HBP: 0						

PITCHER	IP	WLS	BF	H	R	ER	SO	BB	IBB	HBP	BLK	WP	HR	S	P	ERA	WHIP
51 Joe Saunders, L (1, 1) ERA: 4.35	9.0	W	33	7	1	1	2	1	0	0	0	0	0	59	101	1.00	0.889

PITCHER	IP	WLS	BF	H	R	ER	SO	BB	IBB	HBP	BLK	WP	HR	S	P	ERA	WHIP

BOTTOM

Los Angeles Angels @ Oakland Athletics

Oakland Coliseum, Oakland, CA

Wed Jun 09 2010, 7:09 PM - 9:34 PM PDT

Att. 18,285 - Clear - 57 F

livebaseballscorecards.com

AB	32
R	1
H	7
RBI	1
BB	1
SO	2
LOB	14

1B: 6	SF: 0	WP: 0	PA: 33
2B: 1	SAC: 0	PB: 0	
3B: 0	DP: 2	SB: 0	
HR: 0	HBP: 0	CS: 0	

Batter	1	2	3	4	5	6	7	8	9	AB	R	H	RBI	BB	SO	LOB
2 Erick Aybar, S (1, 6) OBP: 0.336, SLG: 0.354	X FF 91 0-0 E6 13 F9 1B		X SI 90 0-0 47 G6-4-3 1B		C CH 81 C KC 77 B FF 91 C SI 90 1-3 ③ K			S KC 76 X SI 92 0-1 ② L7 1-2		4	0	2	0	0	1	2
47 Howie Kendrick, R (1, 4) OBP: 0.287, SLG: 0.368	X SI 91 0-0 ① G1-3		C FF 90 X SI 89 0-1 ②③ G6-4-3 1-2f			B KC 79 C SI 87 C KC 76 F SI 88 F SI 89 X CH 80 1-2 ① G1-3		B CH 79 D CH 80 X SI 90 2-0 ③ G1-3		4	0	0	0	0	0	3
13 Maicer Izturis, S (1, 5) OBP: 0.344, SLG: 0.390	B SI 90 C SI 90 S KC 78 B SI 90 X SI 91 2-2 ② F9 2-3			B SI 87 S CH 78 X CH 78 1-1 ① G4-3 C SI 88 X SI 90 0-1 ① 55 CS 1B		C CH 78 C KC 76 B SI 91 B SI 88 F CH 80 F SI 89 F KC 78 X CH 80 2-2 ② G3			B FF 94 B FF 95 C FF 94 F FF 94 S FF 91 2-3 ① K	4	0	0	0	0	1	1
48 Torii Hunter, R (1, 8) OBP: 0.346, SLG: 0.493	X KC 79 0-0 ③ G6-3					B KC 77 F SI 88 B CH 81 X SI 89 2-1 ③ G5-3			B FF 95 S FF 95 B FF 95 F FF 94 B FF 91 X FF 94 3-2 ② P4	4	0	1	0	0	0	1
55 Hideki Matsui, L (1, 10) OBP: 0.335, SLG: 0.433		C CH 78 B SI 89 B SI 88 X SI 89 2-1 2B		1 SAFE B SI 88 B CH 79 1 SAFE B SI 91 C SI 86 F SI 90 S CH 82 3-3 ②③ K 1-2			X CH 78 0-0 ① F9		B CU 75 C FF 93 B CU 78 X FF 93 2-1 ③ P5	4	0	1	0	0	1	1
44 Mike Napoli, R (1, 3) OBP: 0.326, SLG: 0.494		B SI 90 C SI 90 F CH 81 F CH 82 D SI 90 X CH 81 2-2 ① G6-3			B SI 86 F SI 89 S KC 77 B KC 78 S CH 79 2-3 ① K		C SI 85 B SI 90 B CH 79 X SI 88 2-1 ② G6-3			3	0	0	0	0	1	1
20 Juan Rivera, R (1, 9) OBP: 0.303, SLG: 0.432		C SI 88 B KC 78 F SI 91 F SI 91 X KC 79 1-2 ② G5-3			X SI 87 0-0 46 1B 2B		B KC 75 C KC 75 B SI 90 C SI 88 F CH 80 S CH 80 2-3 ③ K			3	1	1	0	0	1	1
27 Michael Ryan, L (1, 7) OBP: 0.237, SLG: 0.333		D KC 79 X SI 91 1-0 ③ G1-3			C KC 78 X CH 80 0-1 ② G1-3			B SI 87 C CH 78 F KC 76 X FF 90 1-2 ① L8		3	0	0	0	0	0	2
46 Bobby Wilson, R (1, 2) OBP: 0.276, SLG: 0.269			B FF 91 F SI 85 C KC 76 B SI 88 X CH 78 2-2 ① G5-3		B KC 79 S KC 77 C SI 90 X KC 78 1-2 2-H 1B			B SI 86 F SI 90 C CH 79 B FF 92 F CH 81 B CH 80 F SI 90 F SI 88 B SI 91 4-2 2 WP BB		2	0	1	1	1	0	0
Inning Stats	R: 0 E: 1 K: 0 S: 6 H: 1 LOB: 1 BB: 0 P: 8	R: 0 E: 0 K: 0 S: 11 H: 1 LOB: 1 BB: 0 P: 17	R: 0 E: 0 K: 0 S: 6 H: 1 LOB: 0 BB: 0 P: 8	R: 0 E: 0 K: 1 S: 7 H: 1 LOB: 1 BB: 0 P: 11	R: 1 E: 0 K: 2 S: 12 H: 2 LOB: 1 BB: 0 P: 16	R: 0 E: 0 K: 0 S: 13 H: 0 LOB: 0 BB: 0 P: 18	R: 0 E: 0 K: 1 S: 7 H: 0 LOB: 0 BB: 0 P: 11	R: 0 E: 0 K: 0 S: 11 H: 0 LOB: 1 BB: 1 P: 18	R: 0 E: 0 K: 1 S: 8 H: 0 LOB: 0 BB: 0 P: 15	1B: 4 2B: 3 3B: 0 HR: 0 SF: 0 SAC: 0 DP: 2 HBP: 0						

PITCHER		IP	WLS	BF	H	R	ER	SO	BB	IBB	HBP	BLK	WP	HR	S	P	ERA	WHIP
53 Trevor Cahill, R ERA: 2.91	(1, 1)	8.0	W	29	6	1	1	4	1	0	0	0	1	0	73	107	1.12	0.875
40 Andrew Bailey, R ERA: 1.8	(9, 1)	1.0		3	0	0	0	1	0	0	0	0	0	0	8	15	0.00	0.000

PITCHER	IP	WLS	BF	H	R	ER	SO	BB	IBB	HBP	BLK	WP	HR	S	P	ERA	WHIP

TOP

Los Angeles Angels @ Oakland Athletics

Oakland Coliseum, Oakland, CA

Thu Jun 10 2010, 12:38 PM - 3:03 PM PDT

Att. 12,328 - Partly Cloudy - 66 F

livebaseballscorecards.com

AB	31
R	1
H	6
RBI	1
BB	1
SO	5
LOB	12

WP: 1	PA: 32		
PB: 0			
SB: 0			
CS: 1			

Batter	1	2	3	4	5	6	7	8	9	AB	R	H	RBI	BB	SO	LOB
1 Eric Patterson, L (1, 7) OBP: 0.262, SLG: 0.433	B FF 90 C FF 89 B FF 90 S FF 91 F FF 92 B SL 83 X FF 90 3-2 ① F7		S FF 91 P PO 81 C FF 91 S SL 81 1-3 ③ K		B FF 89 1 SAFE F CH 88 S SI 91 F FF 91 F FF 89 F SL 80 X FF 89 1-2 ① F8	B FF 91 C CH 83 F FF 91 B FF 91 S FF 92 2-3 ③ K		B FF 92 C SL 79 X FF 92 1-1 ② F8		5	0	0	0	0	2	3
10 Daric Barton, L (1, 3) OBP: 0.398, SLG: 0.434	F FF 90 F FF 92 B SL 84 X FF 92 1-2 ② G3			B SL 80 B SL 79 B FF 92 C FF 90 B FF 91 4-1 2B BB	B FF 91 1 SAFE 1 SAFE B FF 90 C FF 91 X FF 92 2-1 1-H 8 BB 1B 1B		X SI 92 0-0 ① F7	B SL 78 B FF 92 B FF 93 C FF 91 C SL 79 X SL 79 3-2 ③ F8		4	2	1	1	1	0	1
Ryan Sweeney, L (1, 9) OBP: 0.363, SLG: 0.420	B SI 90 F FF 91 F SL 82 F FF 92 X FF 90 1-2 ③ G3			C FF 91 B FF 89 X SL 79 1-1 1-H 18 1B 2B	B SL 79 B FF 91 B FF 90 C FF 91 B FF 89 4-1 8 1B 5 1B 1-2 BB		B SI 91 B SI 91 F SI 92 B SI 91 B SI 91 4-1 8 1B 32 SF7 BB			2	3	1	1	2	0	0
8 Kurt Suzuki, R (1, 2) OBP: 0.329, SLG: 0.478		B SL 82 X SL 81 1-0 ① G6-3		X SL 84 0-0 E6 18 1B 18 S	B SL 83 B FF 93 F FF 93 X SL 85 2-1 5 1B 1-2 2-H 1B		C SI 91 X CU 78 0-1 5 1B 1-3 1B			4	0	2	1	0	0	1
32 Jack Cust, L (1, 10) OBP: 0.349, SLG: 0.384		B SL 81 F FF 91 F FF 92 B SL 83 B SL 84 X SL 81 3-2 ② G3-1		F FF 90 B SL 83 B SL 82 S FF 92 C FF 91 2-3 ① K	B SL 81 X FF 92 1-0 ② P6		X SI 92 0-0 ② SF7 3-H			3	0	0	1	0	1	4
5 Kevin Kouzmanoff, R (1, 5) OBP: 0.308, SLG: 0.391		F FF 92 C FF 92 S FF 92 0-3 ③ K		B FF 93 X SL 83 1-0 ② P4	X FF 94 0-0 1-2 2-H 1B		C SI 92 B SI 91 B CU 79 X SI 91 2-1 1-2 1B			4	0	2	1	0	1	2
18 Gabe Gross, L (1, 8) OBP: 0.308, SLG: 0.368			F FF 91 C FF 90 F SL 83 B SL 80 B FF 93 F FF 92 F SL 82 F FF 92 B SL 84 3-2 X FF 92 ① G4-3	C SL 83 B FF 93 D FF 92 C SL 82 F SL 82 B FF 91 X SL 84 3-2 1-3 3-H 1B	C SL 81 B CH 84 X FF 92 1-1 ③ G6-3		B SI 90 D CU 78 C SI 91 B SI 90 C SI 91 X SI 91 3-2 ③ F8			4	0	1	1	0	0	4
14 Mark Ellis, R (1, 4) OBP: 0.352, SLG: 0.362			C SL 82 B SL 82 F FF 92 B SL 84 B SL 83 F FF 93 X SL 83 3-2 ② F7	X FF 92 0-0 ③ F9		C FF 90 B SL 82 C SL 81 X SL 82 1-2 ① G6-3		B FF 89 B FF 91 X FF 92 2-0 ① G6-3		4	0	0	0	0	0	2
2 Cliff Pennington, S (1, 6) OBP: 0.286, SLG: 0.305			B FF 93 X FF 91 1-0 1B	C FF 90 S SL 79 F SL 80 F FF 92 F SL 80 F SL 78 X FF 91 0-2 10 S 10 1B 1B	B CH 82 C FF 90 F CH 83 C FF 91 1-3 ② K		B FF 91 B FF 92 B SI 90 B SI 90 4-0 BB			3	1	2	0	1	1	0
Inning Stats	R: 0 E: 0 K: 0 S: 11 H: 0 LOB: 0 BB: 0 P: 16	R: 0 E: 0 K: 1 S: 7 H: 0 LOB: 0 BB: 0 P: 11	R: 0 E: 0 K: 1 S: 16 H: 1 LOB: 1 BB: 0 P: 23	R: 2 E: 1 K: 1 S: 13 H: 2 LOB: 2 BB: 1 P: 24	R: 3 E: 0 K: 0 S: 22 H: 4 LOB: 2 BB: 1 P: 33	R: 0 E: 0 K: 2 S: 9 H: 0 LOB: 0 BB: 0 P: 13	R: 1 E: 0 K: 0 S: 10 H: 2 LOB: 2 BB: 1 P: 19	R: 0 E: 0 K: 0 S: 6 H: 0 LOB: 1 BB: 1 P: 16		1B: 8 2B: 1 3B: 0 HR: 0 SF: 1 SAC: 0 DP: 0 HBP: 0						

BOTTOM

Los Angeles Angels @ Oakland Athletics

Oakland Coliseum, Oakland, CA

Thu Jun 10 2010, 12:38 PM - 3:03 PM PDT

Att. 12,328 - Partly Cloudy - 66 F

livebaseballscorecards.com

AB	33
R	6
H	9
RBI	6
BB	4
SO	5
LOB	17

PITCHER		IP	WLS	BF	H	R	ER	SO	BB	IBB	HBP	BLK	WP	HR	S	P	ERA	WHIP
54 Ervin Santana, R ERA: 3.52	(1, 1)	5.0	L	25	7	5	4	3	2	0	0	0	0	0	69	107	7.20	1.800
70 Trevor Bell, R ERA: 4.2	(6, 1)	1.0		3	0	0	0	2	0	0	0	0	0	0	9	13	0.00	0.000
62 Scot Shields, R ERA: 6.86	(7, 1)	1.0		6	2	1	1	0	1	0	0	0	0	0	10	19	9.00	3.000
52 Jason Bulger, R ERA: 3.74	(8, 1)	1.0		4	0	0	0	0	1	0	0	0	0	0	6	16	0.00	1.000

PITCHER	IP	WLS	BF	H	R	ER	SO	BB	IBB	HBP	BLK	WP	HR	S	P	ERA	WHIP

Los Angeles Angels @ Los Angeles Dodgers

Dodger Stadium, Los Angeles, CA

Fri Jun 11 2010, 7:12 PM - 9:56 PM PDT

Att. 52,407 - Cloudy - 67 F

TOP

livebaseballscorecards.com

Batter	1	2	3	4	5	6	7	8	9	AB	R	H	RBI	BB	SO	LOB
2 Erick Aybar, S (1, 6) OBP: 0.341, SLG: 0.359	C FF 90 F SI 89 B FF 91 X 1-2 F7 ①		B FF 90 B SI 91 F FF 91 X CH 85 2-1 13 G6-4-3 1-2 1B		B FC 87 X FF 91 1-0 48 HBP 55 2B 1-2 1B	X SI 91 0-0 53 BB 13 1B 48 2B 1-2 1B		C CU 77 C CU 80 X CU 80 0-2 G6-3 ②		5	2	3	0	0	0	0
13 Maicer Izturis, S (1, 5) OBP: 0.347, SLG: 0.402	B SI 90 C FC 90 F FF 88 B SL 77 F FF 91 X SL 76 2-2 G4-3 ②		F SI 91 D SL 80 B SI 92 X SI 91 2-1 G6-4-3 ① ② 1-2f 2-3		X FF 90 0-0 F9 ①	B SI 92 X SI 91 1-0 53 BB 48 2B 1-2 2-3 1B		C FF 88 B CU 78 X CU 79 1-1 2B		5	1	2	0	0	0	4
53 Bobby Abreu, L (1, 9) OBP: 0.344, SLG: 0.417 27 Michael Ryan, L (9, 7) OBP: 0.237, SLG: 0.333	B SI 89 C SI 89 C SI 91 F FC 88 X FF 91 1-2 G1-3 ③		C SL 78 B FF 91 D SL 78 C FF 92 B FC 88 X SL 79 3-2 48 1B 3-H 1B		B FF 92 C FC 86 C SI 92 X SL 79 1-2 F8 ②	C FF 90 B FF 89 B FF 90 B FF 91 B FF 91 4-1 48 2B 1-2 2-3 3-H BB		B FF 88 C SI 89 X CU 80 1-1 G6-3 ③		4 0	1 0	1 0	2 0	1 0	0 0	3 0
48 Torii Hunter, R (1, 8) OBP: 0.355, SLG: 0.500		B SI 89 C FF 89 F FC 85 B FF 92 B SL 79 F SL 81 F FF 92 B FF 92 4-2 47 1B 55 G3-1 BB	1 SAFE S FF 92 X SI 91 0-1 1-2 1B		C SI 91 H FF 90 1-1 55 2B 1-2 2-3 HBP	B SL 75 F FF 91 X FF 91 1-1 1-H 2-H 3-H 2B			C CU 79 F SI 87 B FF 86 F FF 89 S CU 79 1-3 K ①	3	1	2	3	1	1	0
55 Hideki Matsui, L (1, 7) OBP: 0.333, SLG: 0.434 77 Reggie Willits, S (6, 7) OBP: 0.377, SLG: 0.311 (9, 9)		B SI 89 B SI 91 F FF 92 C FF 91 F FF 92 1 SAFE B FF 90 X FF 92 3-2 G3-1 ① 1-2	B SL 77 F FF 91 D SL 79 B SI 92 X FF 91 3-1 G4-3 ③		X SI 92 0-0 1-H 2-H 3-H 2B	B FF 89 C FF 90 B SL 74 C FF 90 B FF 90 F FF 91 X FF 89 3-2 G3 ③			C FF 86 B CU 80 X CU 78 1-1 47 HR 1B	4 1	0 1	1 1	3 0	0 0	0 0	4 0
44 Mike Napoli, R (1, 2) OBP: 0.318, SLG: 0.480		C FF 91 C FF 91 S FF 90 0-3 K ②		X SI 90 0-0 L7 ①	F SI 88 S FC 88 S FC 88 0-3 K ③		C SI 90 C SI 92 B CU 76 S SI 92 1-3 K ①		D CU 78 C SI 87 F CU 77 C CU 76 1-3 K ②	5	0	0	0	0	4	3
47 Howie Kendrick, R (1, 4) OBP: 0.293, SLG: 0.385		S FF 92 B SI 92 X FF 91 1-1 2-3 1B		B SI 90 B SI 91 X FF 91 2-0 G4-3 ②		B SI 91 C SI 90 X FF 91 1-1 39 P3 1B	X FF 91 0-0 F9 ②		C SI 88 D CU 77 S FF 88 X FF 88 1-2 1-H HR	5	1	3	2	0	0	0
39 Robb Quinlan, R (1, 3) OBP: 0.179, SLG: 0.222		B SL 77 B SL 76 C FF 88 X SI 92 2-1 G4-3 ③		C SI 88 B SI 90 B FF 91 F FF 91 F FC 85 F SL 78 X FC 84 2-2 G5-3 ③		F FF 91 1 SAFE 1 SAFE D FF 91 P PO 87 1 SAFE X SI 92 2-1 P3 ① ② 1-2	C SI 90 S SI 91 B CU 76 B CU 74 F SI 92 X SI 92 2-2 G4-3 ③		C CU 76 B FF 86 B CU 78 X FF 87 2-1 G4-3 ③	5	0	0	0	0	0	3
35 Joel Pineiro, R (1, 1)			C FF 88 C SL 75 F FF 90 S FC 83 0-3 K 13 G6-4-3 2 1B 53 1B		B FF 90 B SI 90 B FF 91 C FF 90 B SI 89 4-1 48 HBP 2 1B 55 2B BB	B SI 90 C SI 90 B FF 92 F FF 91 B FF 88 B SI 91 4-2 13 1B 2 1B 53 BB BB		C SI 87 S CU 78 B CU 79 C FF 89 1-3 K ①		2	3	0	0	2	2	0

| Inning Stats | | |

Batter	1	2	3	4	5	6	7	8	9	AB	R	H	RBI	BB	SO	LOB
15 Rafael Furcal, S (1, 6) OBP: 0.344, SLG: 0.415	B FF 88 X FF 88 1-0 3B		B CU 73 B SI 88 B FF 88 C FF 87 F FF 88 X SI 88 3-2 ① F9		B SI 88 F SI 88 X CU 77 1-1 ①② G4-6-3 1-2f 2-3			B CU 74 X SI 87 1-0 ② G4-3		4	0	1	0	0	0	2
27 Matt Kemp, R (1, 8) OBP: 0.333, SLG: 0.480	C FF 88 B CU 77 D CU 75 X SI 89 2-1 ① F8		X SI 88 0-0 ② G6-3		C SL 84 B CU 76 B CU 77 C SI 90 C SI 88 2-3 ③ K			C FF 87 F SI 85 F FF 87 B CU 74 C SI 89 1-3 ③ K		4	0	0	0	0	2	2
16 Andre Ethier, L (1, 9) OBP: 0.418, SLG: 0.655	B FF 89 3 SAFE C CU 77 F FF 89 D CU 78 B FF 90 B SI 90 4-2 BB		X SI 88 0-0 ③ L3			B FF 87 C SI 87 B CU 75 B SI 87 X SI 86 3-1 ① G4-3			B CU 72 C SI 87 X CU 73 1-1 ① F8	3	0	0	0	1	0	0
99 Manny Ramirez, R (1, 7) OBP: 0.369, SLG: 0.455	S SI 88 X SI 87 0-1 ② P4			C SL 82 S SL 82 B SL 83 F FF 87 B SI 86 S SI 87 2-3 ① K		X SI 88 0-0 ② F9			C SI 88 F SI 86 F SI 88 B SI 89 X SI 89 1-2 ② G5-3	4	0	0	0	0	1	2
7 James Loney, L (1, 3) OBP: 0.340, SLG: 0.432	X CU 76 0-0 ③ G4-3			C FF 88 C CH 83 B CU 76 F SL 82 X FF 88 1-2 HR		B SI 87 B SI 87 F SI 88 F SI 87 B CU 77 X SI 88 3-2 ③ G4-3			C SI 88 B CU 76 B X SI 88 2-1 ③ G3	4	1	1	1	0	0	2
23 Casey Blake, R (1, 5) OBP: 0.332, SLG: 0.449		B SL 83 X SI 87 1-0 ① G5-3		C SI 88 B CU 82 S SL 82 B CU 75 X SI 88 2-2 ② G5-3			C SI 86 B SL 82 S SL 83 S SL 83 1-3 ① K			3	0	0	0	0	1	0
33 Blake DeWitt, L (1, 4) OBP: 0.348, SLG: 0.390 45 Justin Miller, R (8, 1)		C SI 87 F CU 75 B CU 76 F SI 89 C FF 89 1-3 ② K		B CH 82 C SI 87 B CU 76 X CU 76 2-1 ③ G1-3			C SI 88 C CH 83 B FF 88 S CU 77 1-3 ② K2-3			3 0	0 0	0 0	0 0	0 0	2 0	0 0
55 Russell Martin, R (1, 2) OBP: 0.351, SLG: 0.354		B SI 88 B SI 88 X FF 87 2-0 1B			C SI 87 X SL 84 0-1 15 G4-6-3 58 1B 1B		F SL 83 X SI 86 0-1 ③ G5-3			3	0	2	0	0	0	0
58 Chad Billingsley, R (1, 1) OBP: 0.259, SLG: 0.208 52 George Sherrill, L (6, 1) 38 Ramon Troncoso, R (7, 1) 14 Jamey Carroll, R (8, 4) OBP: 0.379, SLG: 0.319		B SI 86 F FF 86 S CU 73 D CU 73 C SI 88 2-3 ③ K			L SI 87 B SI 87 L SI 86 X SI 87 1-2 15 G4-6-3 1-2 1B			B FF 87 C SI 86 B SL 82 F SI 87 X FF 86 2-2 ① G1-3		2 0 0 0 1	0 0 0 0 0	1 0 0 0 0	0 0 0 0 0	0 0 0 0 0	1 0 0 0 0	1 0 0 0 0
Inning Stats	R: 0 E: 0 K: 0 S: 8 H: 1 LOB: 2 BB: 1 P: 15	R: 0 E: 0 K: 2 S: 9 H: 1 LOB: 1 BB: 0 P: 15	R: 0 E: 0 K: 0 S: 5 H: 0 LOB: 0 BB: 0 P: 8	R: 1 E: 0 K: 1 S: 13 H: 1 LOB: 0 BB: 0 P: 20	R: 0 E: 0 K: 1 S: 10 H: 2 LOB: 1 BB: 0 P: 14	R: 0 E: 0 K: 0 S: 6 H: 0 LOB: 0 BB: 0 P: 12	R: 0 E: 0 K: 2 S: 8 H: 0 LOB: 0 BB: 0 P: 10	R: 0 E: 0 K: 1 S: 8 H: 0 LOB: 0 BB: 0 P: 12	R: 0 E: 0 K: 0 S: 8 H: 0 LOB: 0 BB: 0 P: 12	1B: 3 2B: 0 3B: 1 HR: 1	SF: 0 SAC: 0 DP: 1 HBP: 0					

PITCHER	IP	WLS	BF	H	R	ER	SO	BB	IBB	HBP	BLK	WP	HR	S	P	ERA	WHIP
35 Joel Pineiro, R (1, 1) ERA: 4.77	9.0	W	32	5	1	1	7	1	0	0	0	0	1	75	118	1.00	0.667

PITCHER	IP	WLS	BF	H	R	ER	SO	BB	IBB	HBP	BLK	WP	HR	S	P	ERA	WHIP

BOTTOM

Los Angeles Angels @ Los Angeles Dodgers

Dodger Stadium, Los Angeles, CA

Fri Jun 11 2010, 7:12 PM - 9:56 PM PDT

Att. 52,407 - Cloudy - 67 F

livebaseballscorecards.com

AB	31
R	1
H	5
RBI	1
BB	1
SO	7
LOB	9

WP: 0 PA: 32
PB: 0
SB: 0
CS: 0

Batter	1	2	3	4	5	6	7	8	9	AB	R	H	RBI	BB	SO	LOB
2 Erick Aybar, S (1, 6) OBP: 0.342, SLG: 0.360	X FF 87 0-0 ① F7		X CH 79 0-0 ③ B1-3		C CH 79 B CH 79 X FF 86 1-1 47 2B 1B		C SI 90 F SI 91 B CU 77 B SI 91 C SI 90 2-3 ② K		C SI 93 F SI 92 F SI 95 X FF 96 0-2 1-2 2-3 1B	5	1	2	0	0	1	0
47 Howie Kendrick, R (1, 4) OBP: 0.295, SLG: 0.394	B FF 87 C FF 87 C FC 85 X CH 78 1-2 ② G6-3			X FC 85 0-0 53 G4-3 48 2B 2B	C FF 86 1 SAFE B FF 87 1 SAFE B FF 86 X FF 86 2-1 1-H 2B		C SI 90 B CU 76 S CU 74 B FF 90 X CU 75 2-2 ③ G6-3		C SI 95 X SI 95 0-1 ③ G6-3	5	1	2	1	0	0	3
53 Bobby Abreu, L (1, 9) OBP: 0.346, SLG: 0.413	B FF 88 B FF 87 C FF 87 F FF 88 B FF 87 B CH 76 4-2 48 FC6-4 BB			X FF 87 0-0 ① G4-3 2-3	B FF 87 B CH 77 C FC 84 B FC 85 B CH 76 4-1 BB			C SI 92 B SI 94 B SI 93 B SI 92 X SI 92 3-1 ① G4-3		2	0	0	0	2	0	1
48 Torii Hunter, R (1, 8) OBP: 0.353, SLG: 0.500	X FC 85 0-0 ③ FC6-4 1-2f			C CH 78 D CU 73 F FF 86 B FF 87 X CH 79 2-2 20 HR 3-H 2B	B FC 84 B FC 84 D FC 84 X FF 86 3-0 ② F9			C SI 93 S SI 94 B SI 94 X SI 94 1-2 ② G6-3		4	1	1	1	0	0	3
13 Maicer Izturis, S (1, 5) OBP: 0.343, SLG: 0.396		B FF 86 C FF 86 B CH 76 X FF 87 2-1 20 G6-4-3 1B		B CU 69 F FF 87 F FF 87 D CH 79 X FF 88 2-2 ② F7	C CH 78 D CU 72 D CU 69 B SI 86 F FF 87 F FF 87 F FF 88 C CH 76 3-3 ③ K			C SI 94 C SI 93 B SI 95 F SI 94 T SL 86 1-2 ③ K		4	0	1	0	0	2	3
20 Juan Rivera, R (1, 7) OBP: 0.307, SLG: 0.448		1 SAFE B FF 87 B FC 86 1 SAFE X FC 84 2-0 ①② G6-4-3 1-2f		F FF 87 B FC 85 B FF 87 F FF 85 X FC 87 2-2 2-H HR		X CU 73 0-0 ① L7			S SI 93 F SI 94 B SI 95 X SL 88 1-2 2 1B 46 G6-3 1B	4	1	2	2	0	0	1
44 Mike Napoli, R (1, 3) OBP: 0.322, SLG: 0.478		C CU 69 F FF 87 F CH 78 B SI 86 F FF 86 F CH 77 X FF 86 1-2 ③ G4-3		B FC 84 B CH 77 S FC 84 B FF 88 B SI 87 4-1 BB		C SI 90 F SI 89 F CU 75 B FF 92 B CU 76 B SI 92 X SI 90 3-2 46 G5-4-3 1B			B SI 92 C SI 92 F SI 93 F SI 93 C SI 93 1-3 ① K	3	0	1	0	1	1	1
46 Bobby Wilson, R (1, 2) OBP: 0.242, SLG: 0.233			C FF 87 B FF 87 X FC 85 1-1 ① G4-3	C FC 84 X SI 87 0-1 ③ G4-3		S SI 90 S SI 90 X SI 90 0-2 ②③ G5-4-3 1-2f			B SI 93 X SI 92 1-0 ② G6-3 1-2	4	0	0	0	0	0	3
19 Scott Kazmir, L (1, 1) 45 Francisco Rodriguez, R (6, 1) 27 Michael Ryan, L (7, PH) OBP: 0.231, SLG: 0.324 40 Kevin Jepsen, R (7, 1) 56 Fernando Rodney, R (8, 1) 55 Hideki Matsui, L (9, PH) OBP: 0.336, SLG: 0.434 40 Brian Fuentes, L (9, 1)			C FF 87 B CU 70 S FF 88 X CH 80 1-2 ② G4-3		F FF 86 S CH 78 C CU 69 0-3 ① K		C CU 73 X CU 75 0-1 ① G4-3		I IN 78 I IN 78 I IN 78 I IN 81 4-0 2 1B IBB	2 0 1 0 0 0 0	0 0 0 0 0 0 0	0 0 0 0 0 0 0	0 0 0 0 0 0 0	1 0 0 0 0 1 0	0 0 0 0 0 0 0	0 0 0 0 0 0 0
Inning Stats	R: 0 E: 0 K: 0 S: 7 H: 0 LOB: 1 BB: 1 P: 12	R: 0 E: 0 K: 0 S: 9 H: 1 LOB: 0 BB: 0 P: 14	R: 0 E: 0 K: 0 S: 6 H: 0 LOB: 0 BB: 0 P: 8	R: 3 E: 0 K: 0 S: 14 H: 3 LOB: 1 BB: 1 P: 24	R: 1 E: 0 K: 2 S: 14 H: 2 LOB: 2 BB: 1 P: 27	R: 0 E: 0 K: 0 S: 8 H: 1 LOB: 0 BB: 0 P: 11	R: 0 E: 0 K: 1 S: 8 H: 0 LOB: 0 BB: 0 P: 12	R: 0 E: 0 K: 1 S: 9 H: 0 LOB: 0 BB: 0 P: 14	R: 0 E: 0 K: 1 S: 14 H: 2 LOB: 3 BB: 1 P: 21	1B: 5 2B: 3 3B: 0 HR: 1 SF: 0 SAC: 0 DP: 2 HBP: 0						WP: 0 PB: 0 SB: 0 CS: 0 PA: 38

PITCHER		IP	WLS	BF	H	R	ER	SO	BB	IBB	HBP	BLK	WP	HR	S	P	ERA	WHIP
48 John Ely, R ERA: 3.39	(1, 1)	5.0	L	23	6	4	4	2	3	0	0	0	0	1	50	85	7.20	1.800
38 Ramon Troncoso, R ERA: 4.97	(6, 1)	2.0		6	1	0	0	1	0	0	0	0	0	0	16	23	0.00	0.500
54 Ronald Belisario, R ERA: 4.62	(8, 1)	2.0		9	2	0	0	2	0	1	0	0	0	0	23	35	0.00	1.000

PITCHER	IP	WLS	BF	H	R	ER	SO	BB	IBB	HBP	BLK	WP	HR	S	P	ERA	WHIP

TOP

Los Angeles Angels @ Los Angeles Dodgers

Dodger Stadium, Los Angeles, CA

Sat Jun 12 2010, 7:11 PM - 10:16 PM PDT

Att. 52,806 - Clear - 67 F

livebaseballscorecards.com

AB	34
R	4
H	9
RBI	4
BB	4
SO	5
LOB	15

Angeles Angels @ Los Angeles Dodgers

Dodger Stadium, Los Angeles, CA

Sat Jun 12 2010, 7:11 PM - 10:16 PM PDT

Att. 52,806 - Clear - 67 F

livebaseballscorecards.com

BOTTOM

Batter	1	2	3	4	5	6	7	8	9	AB	R	H	RBI	BB	SO	LOB
15 Rafael Furcal, S (1, 6) OBP: 0.345, SLG: 0.417	B SI 88 B SI 89 C SI 88 B SI 89 C SI 90 S SI 90 3-3 ① **K**		X CH 75 0-0 ① **P6**		C SI 90 F CH 79 B SI 92 F SI 91 B SI 90 F SI 92 B CH 78 B SI 91 4-2 **55 2B BB**		L FF 95 X FF 94 0-1 ① **B5**		C SI 89 B SI 89 F SI 89 B SI 89 F SI 89 X CH 74 2-2 **2B**	4	1	1	0	1	1	2
55 Russell Martin, R (1, 2) OBP: 0.356, SLG: 0.361	C SI 91 B CH 78 S CH 77 F SI 91 B SI 91 F SI 92 X SI 91 2-2 **1B**		S CH 77 F CH 78 F SI 91 X SI 90 0-2 ② **L7**		B SI 91 X SI 90 1-0 **16 F9** **1-H** **2-H** **2B**		B SL 88 S SL 89 B CU 82 B SL 91 B FF 94 4-1 **27 FC5** **1-2** **2-3** **BB**		C SI 88 S SI 88 B SI 89 S SI 90 1-3 ③ **K**	4	0	2	2	1	1	1
16 Andre Ethier, L (1, 9) OBP: 0.415, SLG: 0.643	C SI 91 F SI 92 D SL 82 B SL 77 B SI 92 S SI 93 3-3 ② **K**		B CH 80 C SI 92 B SI 92 B SI 91 B CH 79 4-1 **BB**		B SI 91 S SI 91 B CH 78 X SI 91 2-1 ② **F9** **2-3**		B SL 89 F FF 95 F FF 96 F SL 89 D CU 80 S FF 95 2-3 ② **K**			3	0	0	0	1	2	5
27 Matt Kemp, R (1, 8) OBP: 0.329, SLG: 0.472	C SI 92 C SI 92 B SI 92 F SI 92 S CH 77 1-3 ③ **K**		F CH 78 F SI 91 X SI 92 0-2 ③ **F8**		C CH 80 C CH 82 B SI 93 B SI 92 S CH 81 2-3 ③ **K**		X SL 90 0-0 ③ **FC5** **1-2** **2-3f**			4	0	0	0	0	2	6
7 James Loney, L (1, 3) OBP: 0.335, SLG: 0.424		B SL 78 X SI 91 1-0 ① **G4-3**		C SI 88 C SI 90 B SL 78 B SL 80 F SI 91 X SI 91 2-2 ① **F7**		X FC 88 0-0 ① **F9**		B CH 81 C CH 82 F SI 93 F CH 83 X SI 95 1-2 ① **G6-3**		4	0	0	0	0	0	0
23 Casey Blake, R (1, 5) OBP: 0.330, SLG: 0.442		B SI 89 C SI 90 B SI 90 B SI 90 B SI 90 4-1 **14 BB BB**		C SL 76 B SI 91 C SI 91 F CH 78 B CH 76 F SI 91 F SI 91 X CH 79 2-2 ② **G5-3**		C FF 93 B FC 88 S FC 89 B FC 89 S FC 88 2-3 ② **K**		B SI 94 B SI 94 X SI 91 2-0 ② **G6-3**		3	0	0	0	1	1	0
5 Reed Johnson, R (1, 7) OBP: 0.326, SLG: 0.400		X SI 89 0-0 ② **P4**		C SI 90 X SI 90 0-1 ③ **F8**		C FC 89 F SI 95 F FF 93 S SL 81 0-3 ③ **K**		C SI 95 X SI 94 0-1 ③ **F8**		4	0	0	0	0	1	1
14 Jamey Carroll, R (1, 4) OBP: 0.388, SLG: 0.328		1 SAFE B SI 89 B SI 88 C SI 89 1 SAFE 1 SAFE B SI 89 B SI 89 4-1 **1-2** **BB**			B SI 87 C SI 88 B SI 88 X SI 88 2-1 **55 2B 2B**		B FF 95 B FF 94 B FC 94 C FC 94 B FF 94 4-1 **55 BB 9 1B BB**		B SI 88 C SI 88 B CH 72 X SI 88 2-1 ① **F7**	2	1	1	0	2	0	0
48 John Ely, R (1, 1) OBP: 0.053, SLG: 0.053 3 Ronnie Belliard, R (5, PH) OBP: 0.364, SLG: 0.421 38 Ramon Troncoso, R (6, 1) 9 Garret Anderson, L (7, PH) OBP: 0.186, SLG: 0.250 54 Ronald Belisario, R (8, 1) 99 Manny Ramirez, R (9, PH) OBP: 0.367, SLG: 0.451	B SI 89 C SI 89 S SI 89 B SI 90 F SI 88 F SI 90 B SI 91 S SI 90 3-3 ③ **K**				B SI 89 B SI 90 B SI 89 C SI 89 C SI 89 F SI 88 F SI 90 F SI 91 X SI 90 3-2 ① **F9**		B CU 80 B FC 94 X FC 96 2-0 **27 FC5 55 BB** **1-2** **1B**		B SI 89 F SI 89 X CH 74 1-1 ② **P6**	1 1 0 1 0 1	0 0 0 0 0 0	0 0 0 1 0 0	0 0 0 0 0 0	1 0 0 0 0 0	2 1 0 0 0 0	
Inning Stats	R: 0 H: 1 E: 0 LOB: 1 K: 3 BB: 0 S: 15 P: 24	R: 0 H: 0 E: 0 LOB: 2 K: 1 BB: 2 S: 9 P: 21	R: 0 H: 0 E: 0 LOB: 1 K: 0 BB: 1 S: 9 P: 13	R: 0 H: 0 E: 0 LOB: 0 K: 0 BB: 0 S: 12 P: 16	R: 2 H: 2 E: 0 LOB: 1 K: 1 BB: 1 S: 18 P: 32	R: 0 H: 0 E: 0 LOB: 0 K: 2 BB: 0 S: 8 P: 10	R: 0 H: 1 E: 0 LOB: 3 K: 1 BB: 2 S: 10 P: 22	R: 0 H: 0 E: 0 LOB: 0 K: 0 BB: 0 S: 7 P: 10	R: 0 H: 1 E: 0 LOB: 1 K: 1 BB: 0 S: 11 P: 17	1B: 2 SF: 0 2B: 3 SAC: 0 3B: 0 DP: 0 HR: 0 HBP: 0						

	AB	32
	R	2
	H	5
	RBI	2
	BB	6
	SO	9
	LOB	18

WP: 0 PA: 38
PB: 0
SB: 0
CS: 0

PITCHER		IP	WLS	BF	H	R	ER	SO	BB	IBB	HBP	BLK	WP	HR	S	P	ERA	WHIP
19 Scott Kazmir, L ERA: 5.27	(1, 1)	5.0	W	22	3	2	2	5	4	0	0	0	0	0	63	106	3.60	1.400
45 Francisco Rodriguez, R ERA:	(6, 1)	1.0	H	3	0	0	0	2	0	0	0	0	0	0	8	10	0.00	0.000
40 Kevin Jepsen, R ERA: 5.4	(7, 1)	1.0	H	6	1	0	0	1	2	0	0	0	0	0	10	22	0.00	3.000
56 Fernando Rodney, R ERA: 2.59	(8, 1)	1.0	H	3	0	0	0	0	0	0	0	0	0	0	7	10	0.00	0.000
40 Brian Fuentes, L ERA: 5.17	(9, 1)	1.0	S	4	1	0	0	1	0	0	0	0	0	0	11	17	0.00	1.000

PITCHER	IP	WLS	BF	H	R	ER	SO	BB	IBB	HBP	BLK	WP	HR	S	P	ERA	WHIP

Los Angeles Angels @ Los Angeles Dodgers

Dodger Stadium, Los Angeles, CA

Sun Jun 13 2010, 1:12 PM - 4:37 PM PDT

Att. 52,776 - Partly Cloudy - 75 F

livebaseballscorecards.com

TOP

Batter	1	2	3	4	5	6	7	8	9	AB	R	H	RBI	BB	SO	LOB
2 Erick Aybar, S (1, 6) OBP: 0.339, SLG: 0.357	B FF 89 X FF 89 1-0 13 S 53 1B 1B	B FF 91 C FF 91 X CH 77 1-1 ②③ G3-6-3 1-2f		X FF 88 0-0 ③ F9		C SI 92 B SI 93 X SI 92 1-1 ③ G3		S CU 79 X CU 78 0-1 ③ G3 1-2		5	1	1	0	0	0	3
13 Maicer Izturis, S (1, 5) OBP: 0.327, SLG: 0.375	B FF 89 C FF 89 1 SAFE F FF 89 D CH 80 F FF 92 D CH 77 F FF 90 X FF 90 3-2 ① F8 1-2		B FF 89 X FF 89 1-0 ① G4-3		C SI 85 X CH 80 0-1 ① G4-3		B FF 94 B CH 85 C FF 94 X FF 95 2-1 ① P3		B FF 92 B FF 92 C FF 92 X FF 92 2-1 ① F9	5	0	0	0	0	0	1
53 Bobby Abreu, L (1, 9) OBP: 0.354, SLG: 0.419	B FF 91 B FF 89 C FF 89 C FF 88 B FF 91 X FF 90 3-2 48 BB 55 1B 2-H 1B		C FF 91 B SI 89 C CU 72 B CU 75 B CH 78 X FF 92 3-2 ② G4-3		C SI 88 F SI 88 F SL 80 B SL 80 B SI 89 F CH 82 X SL 78 2-2 48 S 55 1B 1B		C SL 86 B FF 96 F FF 94 B FF 89 B FF 95 F FF 96 B FF 95 4-2 BB		B FF 92 B SI 94 B FF 93 C FF 92 X FF 92 3-1 77 PO 1B	4	2	3	1	1	0	0
48 Torii Hunter, R (1, 8) OBP: 0.354, SLG: 0.509	C SL 81 1 SAFE 1 SAFE S FF 89 D SL 82 D SL 80 1 SAFE 1 SAFE F FF 90 4-2 D CH 77 B FF 91 55 1B 1-2 BB		B SL 82 X FF 91 1-0 HR		C SL 81 S SI 89 B SL 80 B SL 80 S SL 79 2-3 ② K 1-2		B FF 96 X FF 95 1-0 ② F9		B FF 93 C SL 85 X FF 93 1-1 ② F9	4	1	1	1	1	1	3
55 Hideki Matsui, L (1, 7) OBP: 0.343, SLG: 0.444 77 Reggie Willits, S (7, 7) OBP: 0.377, SLG: 0.311	C CH 77 B FF 89 X CH 76 1-1 ② 1-3 2-H 1B		B FF 91 B FF 87 B SI 89 C FF 89 X FF 89 3-1 47 2B 2B		C CU 75 B SL 79 B SI 89 C CU 75 B SI 91 X CU 75 3-2 47 E 47 1B 2-H 1B		F FF 96 F FF 96 B SL 87 C SL 87 1-3 ③ K		B FF 92 B FF 92 1 SAFE 2-0 ③ PO 1-2	4 0	1 0	3 0	2 0	0 0	1 0	1 0
47 Howie Kendrick, R (1, 4) OBP: 0.298, SLG: 0.399	C SI 92 C SL 81 S CU 77 0-3 ③ K2-3		B SL 79 S CH 75 X FF 91 1-1 44 WP 39 CS 2-H 2B		C SL 80 S SL 80 X SL 80 0-2 E1 1-3 1B			L CU 80 X CU 80 0-1 ① F8		4	0	2	1	0	1	1
44 Mike Napoli, R (1, 2) OBP: 0.330, SLG: 0.495		B SI 87 B SL 79 B FF 90 B SI 89 4-0 36 1B BB	S D CH 76 D SL 81 S CH 75 D CH 77 B SL 82 4-2 2-3 BB		B SI 90 C SI 90 F SI 91 B SL 80 B SI 92 S SL 82 3-3 ③ K			B FF 88 X CU 78 1-0 HR		2	1	1	1	2	1	2
39 Robb Quinlan, R (1, 3) OBP: 0.188, SLG: 0.200		B FF 88 C SI 90 F SI 90 F SI 92 F SL 81 S SL 82 1-3 ① K	F FF 91 S CU 78 3 SAFE 0-2 ③ CS 3-H	X SI 87 0-0 ① G4-3		C SI 91 X SI 91 0-1 ① G3-1		B FF 87 F FF 86 F FF 89 B CU 79 B SI 88 F FF 88 F FF 89 F FF 87 B FF 86 4-2 2 S BB		3	0	0	0	1	1	1
36 Jered Weaver, R (1, 1) OBP: 0.167, SLG: 0.167 40 Kevin Jepsen, R (7, 1) 27 Michael Ryan, L (8, PH) OBP: 0.225, SLG: 0.316 56 Fernando Rodney, R (8, 1) 40 Brian Fuentes, L (9, 1)		M FF 90 X FF 91 0-1 2 G3-6-3 1-3 1B		C SI 86 X SI 88 0-1 ② G4-3		C SI 90 C SI 91 B SI 91 S SI 92 1-3 ② K		C CU 78 F CU 77 B FF 85 F FF 89 1 SAFE S CH 80 1-3 ② K		3 0 0 1 0 0	0 0 0 0 0 0	1 0 0 0 0 0	0 0 0 0 0 0	1 0 1 0 0 0	0 0 1 0 0 0	0 0 1 0 0 0
Inning Stats	R: 2 E: 0 K: 1 S: 17 H: 3 LOB: 1 BB: 1 P: 29	R: 0 E: 0 K: 1 S: 9 H: 1 LOB: 1 BB: 1 P: 15	R: 2 E: 0 K: 0 S: 13 H: 3 LOB: 1 BB: 1 P: 26	R: 0 E: 0 K: 0 S: 4 H: 0 LOB: 0 BB: 0 P: 4	R: 1 E: 1 K: 2 S: 19 H: 3 LOB: 2 BB: 0 P: 29	R: 0 E: 0 K: 1 S: 7 H: 0 LOB: 0 BB: 0 P: 9	R: 0 E: 0 K: 1 S: 9 H: 0 LOB: 1 BB: 1 P: 17	R: 1 E: 0 K: 1 S: 14 H: 1 LOB: 1 BB: 1 P: 20	R: 0 E: 0 K: 0 S: 6 H: 1 LOB: 0 BB: 0 P: 14	1B: 8 2B: 2 3B: 0 HR: 2 SF: 0 SAC: 0 DP: 1 HBP: 0						

	AB	35
	R	6
	H	12
	RBI	6
	BB	5
	SO	7
	LOB	13

WP: 1 PB: 0 SB: 3 CS: 1 PA: 42

PITCHER		IP	WLS	BF	H	R	ER	SO	BB	IBB	HBP	BLK	WP	HR	S	P	ERA	WHIP
37 Carlos Monasterios, R ERA: 2.98	(1, 1)	2.2	L	16	7	4	4	2	3	0	0	0	1	1	37	68	13.50	3.750
36 Jeff Weaver, R ERA: 3.66	(3, 1)	2.1		9	3	1	1	2	0	0	0	0	0	0	25	35	3.86	1.286
54 Ronald Belisario, R ERA: 4.44	(6, 1)	1.0		3	0	0	0	1	0	0	0	0	0	0	7	9	0.00	0.000
56 Hung-Chih Kuo, L ERA: 1.0	(7, 1)	1.0		4	0	0	0	1	1	0	0	0	0	0	9	17	0.00	1.000
45 Justin Miller, R ERA: 3.48	(8, 1)	1.0		5	1	1	1	1	1	0	0	0	0	1	14	20	9.00	2.000

PITCHER		IP	WLS	BF	H	R	ER	SO	BB	IBB	HBP	BLK	WP	HR	S	P	ERA	WHIP
51 Jonathan Broxton, R ERA: 0.92	(9, 1)	1.0		3	1	0	0	0	0	0	0	0	0	0	6	14	0.00	1.000

Los Angeles Angels @ Los Angeles Dodgers

Dodger Stadium, Los Angeles, CA

Sun Jun 13 2010, 1:12 PM - 4:37 PM PDT

Att. 52,776 - Partly Cloudy - 75 F

livebaseballscorecards.com

BOTTOM

Batter	1	2	3	4	5	6	7	8	9	AB	R	H	RBI	BB	SO	LOB
15 Rafael Furcal, S (1, 6) OBP: 0.341, SLG: 0.429	B SI 86 X SI 87 1-0 HR		C CU 70 B CU 73 X SI 88 1-1 ② G4-3			C SI 86 B CH 76 F CH 76 F CU 71 B FF 91 F CH 76 S CH 76 2-3 ① K	C B CU 81 B FC 94 F FF 96 X SL 88 2-2 ③ G1-3		B CH 73 C SI 89 F SI 89 X SL 77 1-2 ②③ G6-4-3 1-2f	5	1	1	1	0	1	3
55 Russell Martin, R (1, 2) OBP: 0.359, SLG: 0.358	B FF 89 B FF 89 C FF 89 C FF 89 B SL 82 F FF 91 S FF 90 3-3 ① K		B FF 89 B FF 89 F SI 88 B SL 78 B FF 90 4-1 16 CS BB			B SL 78 X FF 89 1-0 ② F9		B SI 95 B CH 81 C SI 95 B SI 95 C CH 83 B CH 84 4-2 99 1B 7 2B BB		2	1	0	0	2	1	0
16 Andre Ethier, L (1, 9) OBP: 0.406, SLG: 0.629	S SI 89 F CU 70 S FF 91 0-3 ② K		1 SAFE B SI 87 S CU 69 S SI 88 B FF 91 2-2 ③ CS 1-2	F CU 72 B FF 90 B FF 90 F SI 88 F SI 88 B CH 77 X SI 89 3-2 ① L9		C SI 86 X CH 78 0-1 ③ P4		F CH 84 B CH 85 F FF 96 F SI 96 B SI 97 F SI 95 X CH 84 2-2 ① P6		4	0	0	0	0	1	1
99 Manny Ramirez, R (1, 7) OBP: 0.377, SLG: 0.474	B FF 89 F FF 90 F SI 89 F FF 92 B SL 78 B SL 80 C SL 79 3-3 ③ K			C FF 90 F SI 88 F FC 92 X CH 78 0-2 2B			B SI 86 F SI 88 S SL 77 B SL 78 B SL 79 F FF 89 F FF 90 F FF 91 F FF 90 3-2 F SL 80 X FC 91 7 2B 2B	B SI 96 B SI 96 X SI 96 2-0 1-3 7 2B 1B	4	2	3	0	0	1	0
7 James Loney, L (1, 3) OBP: 0.341, SLG: 0.438		B CU 67 B CU 67 X SI 87 2-0 33 S 1B		B CH 78 X CU 70 1-0 ② P4			C SI 90 X CH 78 0-1 5 G6-3 33 1B 2B 2-H	S CH 83 X CH 84 0-1 1-H 3-H 2B		4	1	3	3	0	0	1
3 Ronnie Belliard, R (1, 5) OBP: 0.348, SLG: 0.400		B FF 88 F FF 89 S SL 78 X SL 79 1-2 ① P3		X SL 78 0-0 ③ G5-3			F FF 96 F SL 89 B SL 89 F SI 97 F SL 90 B SL 91 S SL 88 2-3 ① K	B CH 83 B SI 96 C CH 84 S SI 95 T FF 96 2-2 ② K		4	0	0	0	0	2	4
5 Reed Johnson, R (1, 8) OBP: 0.313, SLG: 0.383 51 Jonathan Broxton, R (9, 1)		C SL 76 B SL 79 C SL 79 F SL 78 B SI 92 S FF 91 2-3 ② K			C SL 76 B SL 78 B FF 89 S SI 88 C SL 78 2-3 ① K		C FF 96 X SL 90 0-1 ② G6-3 2-3	S CH 84 F SI 97 X FF 97 0-2 ③ P6		4 0	0 0	0 0	0 0	0 0	2 0	3 0
33 Blake DeWitt, L (1, 4) OBP: 0.348, SLG: 0.389 23 Casey Blake, R (9, PH) OBP: 0.333, SLG: 0.442		C SI 87 B CU 70 X CU 71 1-1 ③ F8 1-2			C SI 87 X CU 71 0-1 ② F9		B FF 96 B FF 97 B SI 96 C FF 96 F FF 95 X FC 95 3-2 9 1B 1B 3-H		B SI 88 B SI 89 C SI 88 F SI 90 B SI 89 F SI 89 B SI 88 4-2 15 G6-4-3 BB	3 0	0 0	1 0	1 0	0 1	0 0	1 0
37 Carlos Monasterios, R (1, 1) OBP: 0.143, SLG: 0.143 36 Jeff Weaver, R (3, 1) OBP: 0.500, SLG: 0.500 14 Jamey Carroll, R (5, PH) OBP: 0.386, SLG: 0.326 54 Ronald Belisario, R (6, 1) 56 Hung-Chih Kuo, L (7, 1) 9 Garret Anderson, L (7, PH) OBP: 0.194, SLG: 0.258 45 Justin Miller, R (8, 1) 27 Matt Kemp, R (9, 8) OBP: 0.327, SLG: 0.470			C SI 88 S SL 79 B FF 92 B FF 93 C FF 92 2-3 ① K		B FF 88 C SI 88 B SL 78 S SI 88 X SI 89 2-2 ③ P6		B FF 96 C FF 95 B CU 82 X FF 96 2-1 1-2 1B		D CH 74 C SI 90 S CH 74 B CH 74 F SI 90 S SI 90 2-3 ① K	0 1 1 0 0 1 0	0 0 0 0 0 0 0	0 0 0 0 0 1 0	0 0 0 0 0 0 0	0 1 0 0 0 0 0	0 0 0 0 0 0 0	0 0 0 0 0 0 0
Inning Stats	R: 1 H: 1 E: 0 LOB: 0 K: 3 BB: 0 S: 12 P: 19	R: 0 H: 1 E: 0 LOB: 1 K: 1 BB: 0 S: 10 P: 16	R: 0 H: 0 E: 0 LOB: 0 K: 1 BB: 1 S: 8 P: 17	R: 0 H: 1 E: 0 LOB: 1 K: 0 BB: 0 S: 10 P: 14	R: 0 H: 0 E: 0 LOB: 0 K: 1 BB: 0 S: 8 P: 12	R: 0 H: 0 E: 0 LOB: 0 K: 1 BB: 0 S: 8 P: 11	R: 2 H: 4 E: 0 LOB: 2 K: 1 BB: 0 S: 25 P: 37	R: 2 H: 2 E: 0 LOB: 1 K: 1 BB: 1 S: 16 P: 26	R: 0 H: 0 E: 0 LOB: 0 K: 1 BB: 1 S: 10 P: 17	1B: 4 2B: 4 3B: 0 HR: 1	SF: 0 SAC: 0 DP: 1 HBP: 0			WP: 0 PB: 0 SB: 1 CS: 1	PA: 38		

PITCHER	IP	WLS	BF	H	R	ER	SO	BB	IBB	HBP	BLK	WP	HR	S	P	ERA	WHIP
36 Jered Weaver, R (1, 1) ERA: 3.29	6.0	W	23	5	3	3	7	1	0	0	0	0	1	66	102	4.50	1.000
40 Kevin Jepsen, R (7, 1) ERA: 5.16	1.0	H	5	2	0	0	1	0	0	0	0	0	0	15	24	0.00	2.000
56 Fernando Rodney, R (8, 1) ERA: 3.2	1.0	H	6	2	2	2	1	1	0	0	0	0	0	16	26	18.00	3.000
40 Brian Fuentes, L (9, 1) ERA: 4.86	1.0	S	3	0	0	0	1	1	0	0	0	0	0	10	17	0.00	1.000

PITCHER	IP	WLS	BF	H	R	ER	SO	BB	IBB	HBP	BLK	WP	HR	S	P	ERA	WHIP

AB	34
R	5
H	9
RBI	5
BB	3
SO	10
LOB	14

Milwaukee Brewers @ Los Angeles Angels

Angel Stadium of Anaheim, Anaheim, CA

Mon Jun 14 2010, 7:10 PM - 10:12 PM PDT

Att. 39,289 - Clear - 74 F

livebaseballscorecards.com

Batter	1	2	3	4	5	6	7	8	9	AB	R	H	RBI	BB	SO	LOB
23 Rickie Weeks Jr., R (1, 4) OBP: 0.357, SLG: 0.433	C FF 89 B SI 89 B SI 90 X SI 89 2-1 ① P3		C CU 74 B CH 81 F CH 81 X FF 91 1-2 ② G6-3		C SI 90 F SI 90 S CU 77 0-3 ① K		X SL 84 0-0 1 PB 1-2 1 2B 1B	B SI 92 B SI 91 B SI 91 C SI 91 C SI 90 B SI 91 4-2 1 FC6-4 BB		4	1	1	0	1	1	2
1 Corey Hart, R (1, 9) OBP: 0.341, SLG: 0.590	C FF 90 B FF 90 B CH 82 X SI 90 2-1 ② P3		C CH 80 B FF 91 F FF 91 X CH 81 1-2 28 8 HR 2-3 1B		F SI 89 S CH 82 X CH 81 0-2 28 G6-3 1-2 1B		B FF 92 B FC 92 X FF 93 2-0 28 G6-3 8 1B 1-H 2-H 2B	B SL 86 B SI 92 S SI 92 S SI 91 F SL 85 F SI 92 F CH 88 F CH 88 X SI 92 2-2 ② FC6-4 1-2f		5	2	3	2	0	0	1
28 Prince Fielder, L (1, 3) OBP: 0.394, SLG: 0.447	C FF 90 F SI 90 B FF 89 S CU 76 1-3 ③ K		B CU 78 B SI 90 B CU 76 C FF 89 B FF 91 4-1 8 HR 1-2 BB		B SI 90 B SI 90 C SI 89 B SI 90 X FF 90 3-1 ②③ G6-3 1-2f		C SL 83 S SL 85 F SL 83 B FF 93 D CH 87 X SL 84 2-2 ① G6-3 2-3	D SI 93 S CH 87 B SI 91 B SI 91 X SI 90 3-1 ③ G5-3		4	1	0	0	1	1	4
8 Ryan Braun, R (1, 7) OBP: 0.363, SLG: 0.502 2 Joe Inglett, L (8, 7) OBP: 0.415, SLG: 0.542		X FF 89 0-0 ① F9	C FF 91 B FF 92 X CH 83 1-1 1-H 2-H 3-H HR			B FF 89 B SI 89 B SI 89 C FF 89 C FF 91 X FF 90 3-2 ① F9	B SI 90 3 SAFE B SL 82 C FF 91 B FF 91 S SL 83 X SL 82 3-2 27 FC3-6 14 HBP 30 WP 3-H 1B		C SI 92 F CH 88 X CH 87 0-2 30 HBP 21 G6-3 2B	4 1	2 1	2 1	5 1	0 0	0 0	0 0
14 Casey McGehee, R (1, 10) OBP: 0.337, SLG: 0.479		B FF 89 B FF 89 C SI 89 X FF 90 2-1 ② F8	B CU 74 B SI 90 B SI 91 X FF 90 3-0 ③ F7			B FF 91 C CU 75 B FF 90 F CH 82 F FF 90 B CU 77 F FF 92 X CH 82 3-2 HR	S FC 91 H SI 90 1-1 27 FC3-6 1-2 HBP		B SL 87 B SL 87 B SI 92 C SI 90 B SI 91 4-1 21 G6-3 30 HBP BB	3	1	1	1	1	0	0
27 Carlos Gómez, R (1, 8) OBP: 0.283, SLG: 0.367		B CU 73 S SI 90 C CU 75 F FF 90 F FF 90 X CU 76 1-2 ③ P2		B CH 80 C SI 89 B CH 80 X SI 89 2-1 ① F8		C CU 74 S CU 76 B CU 75 B CH 82 B FF 90 C FF 90 3-3 ② K	X SL 82 0-0 ② FC3-6 30 WP 30 E 1-2f 2-3		F SI 91 C SL 84 F SL 85 B SL 87 B CH 88 F SI 92 F CH 88 X SI 92 2-2 ① F9	5	1	0	0	0	1	4
30 Craig Counsell, L (1, 5) OBP: 0.327, SLG: 0.365			B FF 86 B SI 87 C FF 87 F SI 88 X CU 76 2-2 ① F8	X FF 90 0-0 ② G6-3		C CU 74 B FF 90 C SI 91 B SI 90 F CU 78 F SI 90 F SI 90 B FF 91 F FF 91 4-2 B CU 75 21 S 21 1B BB	B FF 94 C FF 93 F SL 83 B SL 83 D CH 86 F FC 92 F FF 93 F SL 83 X FF 92 3-2 21 FC6-4 E3 1-H 3-H		C SI 91 B SI 91 F CH 88 H SI 91 2-2 21 G6-3 1-2 2-3 HBP	3	0	0	0	1	0	0
21 Alcides Escobar, R (1, 6) OBP: 0.300, SLG: 0.351			B CU 73 B SI 88 B FF 88 C FF 88 F FF 88 X FF 90 3-2 E7 16 2B 1B	C FF 89 B CH 82 L CH 81 X FF 90 1-2 ③ F8		C SL 83 B SL 82 X FF 93 1-1 ③ 1-H 1B	C FF 93 B SL 82 X SL 80 1-1 ③ FC6-4 1-2f		B SI 92 D SI 91 X SI 90 2-0 ② G6-3 1-2 2-3 3-H	5	1	2	1	0	0	3
16 George Kottaras, L (1, 2) OBP: 0.370, SLG: 0.443			X FF 89 0-0 1 1B 8 HR 2-H 2B		C CU 75 C CU 78 B CU 76 B SI 89 B SI 89 B FF 90 4-2 1 1B BB		B FF 92 B FF 92 B FF 92 C FF 91 X FF 92 3-1 1 PB 23 1B 1 2B 1B	S SI 90 C SI 90 S CH 87 0-3 ① K	F SI 91 B CH 87 X SI 90 1-1 ③ G4-3	4	2	2	1	1	1	2
Inning Stats	R: 0 E: 0 K: 1 S: 7 H: 0 LOB: 0 BB: 0 P: 12	R: 0 E: 0 K: 0 S: 8 H: 0 LOB: 0 BB: 0 P: 11	R: 5 E: 1 K: 0 S: 17 H: 4 LOB: 0 BB: 1 P: 32	R: 0 E: 0 K: 0 S: 6 H: 0 LOB: 0 BB: 0 P: 9	R: 0 E: 0 K: 1 S: 10 H: 1 LOB: 1 BB: 1 P: 17	R: 1 E: 0 K: 1 S: 19 H: 2 LOB: 2 BB: 1 P: 33	R: 5 E: 1 K: 0 S: 21 H: 4 LOB: 1 BB: 0 P: 36	R: 0 E: 0 K: 1 S: 14 H: 0 LOB: 1 BB: 1 P: 23	R: 1 E: 0 K: 0 S: 15 H: 1 LOB: 2 BB: 1 P: 26	1B: 7 2B: 3 3B: 0 HR: 2 SF: 0 SAC: 0 DP: 1 HBP: 2						

TOP

AB	38
R	12
H	12
RBI	10
BB	5
SO	4
LOB	16

WP: 1 PB: 1 SB: 1 CS: 0 PA: 45

PITCHER		IP	WLS	BF	H	R	ER	SO	BB	IBB	HBP	BLK	WP	HR	S	P	ERA	WHIP
51 Joe Saunders, L ERA: 4.7	(1, 1)	5.2	L	25	6	6	6	3	3	0	0	0	0	2	65	111	9.53	1.588
70 Trevor Bell, R ERA: 6.06	(6, 1)	1.1		10	5	5	4	0	0	0	1	0	1	0	23	39	27.00	3.750
59 Rafael Rodriguez, R ERA: 4.5	(8, 1)	2.0		10	1	1	1	1	2	0	1	0	0	0	29	49	4.50	1.500

PITCHER	IP	WLS	BF	H	R	ER	SO	BB	IBB	HBP	BLK	WP	HR	S	P	ERA	WHIP

BOTTOM

Batter	1	2	3	4	5	6	7	8	9	AB	R	H	RBI	BB	SO	LOB
2 Erick Aybar, S (1, 6) OBP: 0.336, SLG: 0.352	X SI 87 0-0 ① F7	C SI 90 F SL 81 X FF 88 0-2 ③ G6-3		X SI 88 0-0 ③ B1-3			C SI 86 B CU 64 X CU 66 1-1 ③ G6-3			3	0	0	0	0	0	2
39 Robb Quinlan, R (7, 3) OBP: 0.182, SLG: 0.194										1	0	0	0	0	0	0
13 Maicer Izturis, S (1, 5) OBP: 0.325, SLG: 0.364 (7, 6)	C SI 86 C CU 66 H FC 86 1-2 53 G6-4-3 HBP	C SI 87 B CU 65 X SL 78 1-1 ① F8			C SI 87 B CU 66 F SI 88 X CU 66 1-2 ① G6-3			C FF 88 B CU 77 B CH 82 B CH 81 C FF 90 X CH 82 3-2 ① F9		3	0	0	0	0	0	0
53 Bobby Abreu, L (1, 9) OBP: 0.354, SLG: 0.415	B FF 87 C FF 87 1 SAFE 1 SAFE X SL 78 1-1 ② ③ G6-4-3 1-2f	B FF 85 B FF 87 B FF 87 B FF 84 4-0 47 HBP 48 BB BB			B FC 87 B FC 86 C SI 87 X SL 78 2-1 ② G3-1			C FF 90 S SL 83 B FF 90 S SL 83 1-3 K		2	0	0	0	1	0	1
77 Reggie Willits, S (8, 8) OBP: 0.370, SLG: 0.304										1	0	0	0	0	1	0
48 Torii Hunter, R (1, 8) OBP: 0.354, SLG: 0.504	B SI 87 C SI 88 F SL 80 F FF 88 X FF 88 1-2 ① F7	C SI 87 S CU 68 F SL 79 F SL 78 1 SAFE B SI 88 B SI 88 1 SAFE B SL 80 4-2 B SI 88 1-2 47 HBP BB			B CH 78 X SI 89 1-0 ③ G6-3			B CH 81 B CH 81 X FF 90 2-0 ② F8		2	0	0	0	1	0	0
27 Michael Ryan, L (8, 7) OBP: 0.220, SLG: 0.308										1	0	0	0	0	0	1
55 Hideki Matsui, L (1, 10) OBP: 0.337, SLG: 0.436		C FF 89 C SI 89 B FF 89 S FF 90 1-3 ② K	C SL 80 B SL 78 X SL 81 1-1 ② F8			C FF 85 B FF 87 B SL 80 X SL 81 2-1 ① G3-1		B FF 90 C CH 81 D CU 76 B CH 82 F CH 81 S SL 81 3-3 ③ K		4	0	0	0	0	2	3
47 Howie Kendrick, R (1, 4) OBP: 0.305, SLG: 0.406	C SI 89 X CU 67 0-1 20 1B 18 2B 1B	C SL 80 S CU 68 H FF 87 1-2 1-2 2-3 HBP				C CH 77 F FF 85 B CU 66 C FF 90 1-3 ② K			B FF 88 X FF 89 1-0 2B	3	1	2	0	0	1	0
20 Juan Rivera, R (1, 7) OBP: 0.306, SLG: 0.444 (8, 9)	1 SAFE 1 SAFE C SI 88 B SI 88 B CH 78 X SI 89 2-1 44 BB 18 2B 1-3 1B	B SL 82 B SI 90 X CH 79 2-0 ③ F9				C SI 88 B FF 86 B SI 87 F SI 89 F FF 90 X CH 78 2-2 ③ G6-3			C CU 77 F FF 88 F CU 78 S CU 78 0-3 ① K	4	1	1	0	0	1	4
44 Mike Napoli, R (1, 2) OBP: 0.329, SLG: 0.486	D CU 67 F SL 81 B FF 87 B FF 88 D CH 78 4-1 18 2B 1-2 BB			C SI 88 X CU 67 0-1 ① G1-3			C SI 85 X SL 78 0-1 ① G5-3		B CU 77 B CU 77 F FF 90 S CU 77 B CU 78 S CU 77 3-3 ② K	3	0	0	0	1	1	1
18 Kevin Frandsen, R (1, 3) OBP: 0.396, SLG: 0.440 (7, 5)	C CU 67 B CU 67 C CU 67 X FF 90 1-2 1-3 2-H 3-H 2B			B CH 78 B CH 78 X SI 88 2-0 ② F8			C SI 86 B CU 64 B CH 75 X CH 75 2-1 ② G1-3		C CU 77 X FF 88 0-1 ③ G5-3	4	0	1	2	0	0	1
Inning Stats	R: 0 H: 0 E: 0 LOB: 0 K: 0 BB: 0 S: 5 P: 7	R: 2 H: 3 E: 0 LOB: 2 K: 1 BB: 1 S: 18 P: 27	R: 0 H: 0 E: 0 LOB: 3 K: 0 BB: 2 S: 11 P: 24	R: 0 H: 0 E: 0 LOB: 0 K: 0 BB: 0 S: 4 P: 6	R: 0 H: 0 E: 0 LOB: 0 K: 0 BB: 0 S: 6 P: 10	R: 0 H: 0 E: 0 LOB: 0 K: 1 BB: 0 S: 9 P: 14	R: 0 H: 0 E: 0 LOB: 0 K: 0 BB: 0 S: 6 P: 9	R: 0 H: 0 E: 0 LOB: 1 K: 2 BB: 0 S: 10 P: 19	R: 0 H: 1 E: 0 LOB: 1 K: 2 BB: 0 S: 10 P: 14	1B: 2 SF: 0 2B: 2 SAC: 0 3B: 0 DP: 1 HR: 0 HBP: 2						

PITCHER		IP	WLS	BF	H	R	ER	SO	BB	IBB	HBP	BLK	WP	HR	S	P	ERA	WHIP
43 Randy Wolf, L ERA: 5.08	(1, 1)	7.0	W	28	3	2	2	2	3	0	2	0	0	0	59	97	2.57	0.857
12 Carlos Villanueva, R ERA: 3.48	(8, 1)	1.0		4	0	0	0	2	0	0	0	0	1	0	10	19	0.00	0.000
52 Chris Smith, R ERA: 5.4	(9, 1)	1.0		4	1	0	0	2	0	0	0	0	0	0	10	14	0.00	1.000

PITCHER	IP	WLS	BF	H	R	ER	SO	BB	IBB	HBP	BLK	WP	HR	S	P	ERA	WHIP

Milwaukee Brewers @ Los Angeles Angels

Angel Stadium of Anaheim, Anaheim, CA

Mon Jun 14 2010, 7:10 PM - 10:12 PM PDT

Att. 39,289 - Clear - 74 F

livebaseballscorecards.com

AB	31
R	2
H	4
RBI	2
BB	3
SO	6
LOB	13

Milwaukee Brewers @ Los Angeles Angels

Angel Stadium of Anaheim, Anaheim, CA

Tue Jun 15 2010, 7:06 PM - 9:54 PM PDT

Att. 37,484 - Clear - 69 F

livebaseballscorecards.com

TOP

Batter	1	2	3	4	5	6	7	8	9	AB	R	H	RBI	BB	SO	LOB
23 Rickie Weeks Jr., R (1, 10) OBP: 0.358, SLG: 0.429	G6-3	K	BB		K			HBP		3	0	0	0	1	2	5
1 Corey Hart, R (1, 9) OBP: 0.338, SLG: 0.585	F9	2B	K			K		FC6-4		5	0	1	3	0	2	4
8 Ryan Braun, R (1, 7) OBP: 0.365, SLG: 0.502	HR	CI	G6-3			1B		K		4	1	2	0	0	1	2
28 Prince Fielder, L (1, 3) OBP: 0.398, SLG: 0.458	HR	BB	G4-3			F7		BB		3	1	1	2	2	0	1
14 Casey McGehee, R (1, 5) OBP: 0.331, SLG: 0.469	K	K	F7			G1-3		FC6-4		5	0	0	0	0	2	6
15 Jim Edmonds, L (1, 8) OBP: 0.348, SLG: 0.444		1B	L7		2B		K		K	5	1	2	0	0	2	3
30 Craig Counsell, L (1, 4) OBP: 0.330, SLG: 0.366		1B	1B		L4		G6-3		K	5	1	2	0	0	1	1
20 Jonathan Lucroy, R (1, 2) OBP: 0.344, SLG: 0.344		1B	F7		1B		G4-3		K	5	1	2	0	0	1	1
21 Alcides Escobar, R (1, 6) OBP: 0.303, SLG: 0.353		1B	F8		K			1B		4	2	2	1	0	1	3
Inning Stats	R: 2 E: 0 K: 1 S: 12 H: 2 LOB: 0 BB: 0 P: 21	R: 4 E: 1 K: 2 S: 24 H: 5 LOB: 3 BB: 1 P: 36	R: 0 E: 0 K: 1 S: 10 H: 1 LOB: 2 BB: 1 P: 17	R: 0 E: 0 K: 0 S: 7 H: 0 LOB: 0 BB: 0 P: 10	R: 0 E: 0 K: 2 S: 15 H: 2 LOB: 2 BB: 0 P: 19	R: 0 E: 0 K: 1 S: 10 H: 1 LOB: 1 BB: 0 P: 15	R: 0 E: 0 K: 1 S: 7 H: 0 LOB: 0 BB: 0 P: 10	R: 1 E: 0 K: 1 S: 11 H: 1 LOB: 2 BB: 1 P: 22	R: 0 E: 0 K: 3 S: 9 H: 0 LOB: 0 BB: 0 P: 14	1B: 9 2B: 2 3B: 0 HR: 1 SF: 0 SAC: 0 DP: 0 HBP: 1	WP: 2 PB: 0 SB: 1 CS: 0 PA: 44					

	AB	39
	R	7
	H	12
	RBI	6
	BB	3
	SO	12
	LOB	26

PITCHER		IP	WLS	BF	H	R	ER	SO	BB	IBB	HBP	BLK	WP	HR	S	P	ERA	WHIP
54 Ervin Santana, R ERA: 3.91	(1, 1)	5.0	L	28	10	6	6	6	2	0	0	0	0	1	68	103	10.80	2.400
62 Scot Shields, R ERA: 6.23	(6, 1)	2.0		7	1	0	0	2	0	0	0	0	0	0	17	25	0.00	0.500
45 Francisco Rodriguez, R ERA: 0.87	(8, 1)	2.0		9	1	1	1	4	1	0	1	0	2	0	20	36	4.50	1.000

PITCHER	IP	WLS	BF	H	R	ER	SO	BB	IBB	HBP	BLK	WP	HR	S	P	ERA	WHIP

Batter	1	2	3	4	5	6	7	8	9	AB	R	H	RBI	BB	SO	LOB
13 Maicer Izturis, S (1, 6) OBP: 0.322, SLG: 0.369	B SI 86 B SI 86 B SI 86 C SI 86 X SI 86 3-1 F8 ①		B FC 81 X SI 86 1-0 G4-3 ①			B SI 84 C SI 85 X FC 82 1-1 L5 ①		X SI 86 0-0 2-H 2B		4	0	1	1	0	0	0
47 Howie Kendrick, R (1, 4) OBP: 0.304, SLG: 0.408	C SI 87 C CU 69 B SI 87 F CU 68 X FF 87 1-2 53 G4-3 2B		C FC 79 B SI 85 X CH 81 1-1 G1-3 ②			C FC 80 X SI 86 0-1 G6-3 ②		B FF 87 B SI 76 S SI 86 X SI 88 2-1 G5-3 ②		4	0	1	0	0	0	1
53 Bobby Abreu, L (1, 9) OBP: 0.349, SLG: 0.409	C SI 87 C CH 80 B FF 87 X CU 68 1-2 G4-3 ② 2-3		B FF 86 B SI 86 B SI 87 C SI 86 C SI 87 X FF 88 3-2 F7 ③			B SI 86 C CU 68 B CU 68 C SI 87 X CU 69 2-2 G6-3 ③		B SI 88 F CH 79 C SI 89 D SI 89 S SI 90 2-3 K ③		4	0	0	0	0	1	2
48 Torii Hunter, R (1, 8) OBP: 0.356, SLG: 0.502	C CU 69 B SI 88 F FC 81 H SI 88 2-2 HBP			B FC 79 X SI 85 1-0 G6-3 ①			C FC 78 C SI 85 B CH 79 X CU 68 1-2 E4 55 CS 1B		C FF 94 B FF 94 S SL 83 B CU 80 X FF 94 2-2 G6-3 ①	3	0	1	0	0	0	0
55 Hideki Matsui, L (1, 10) OBP: 0.340, SLG: 0.435 77 Reggie Willits, S (9, PR) OBP: 0.370, SLG: 0.304	B SI 86 D SI 81 C FF 87 X CU 69 2-1 G6-3 ③			F SI 86 B CH 82 C SI 86 B CU 69 X FF 87 2-2 F7 ②			C FF 87 C CH 80 B SI 88 B CU 67 B CU 67 X SI 86 3-2 2-3 1B ①		B FF 93 F FF 94 B SL 83 F FF 94 B CU 80 F FF 94 B FF 94 4-2 BB	3 0	0 0	1 0	0 0	1 0	0 0	2 0
44 Mike Napoli, R (1, 2) OBP: 0.322, SLG: 0.476		C SI 86 B SI 87 B CH 80 F SI 86 F CU 69 S SI 88 2-3 K ①		X SI 87 0-0 G5-3 ③			B SI 87 C FC 79 S CU 68 X SI 86 1-2 F9 ②		S CU 81 B FF 93 B SL 82 S FF 94 B SL 84 S FF 94 3-3 K ②	4	0	0	0	0	2	2
20 Juan Rivera, R (1, 7) OBP: 0.305, SLG: 0.441		F SI 87 B SI 87 X CH 80 1-1 F8 ②			C SI 85 B CH 80 X SI 87 1-1 18 G5-4-3 1B		B SI 86 D SI 82 X SI 87 2-0 F7 ③		C FF 95 X FF 96 0-1 L8 ③	4	0	1	0	0	0	2
18 Kevin Frandsen, R (1, 3) OBP: 0.411, SLG: 0.472		X SI 87 0-0 1B			X SI 86 0-0 1-2f G5-4-3 ①②			C SI 85 X CU 69 0-1 13 2B 2B		3	1	2	0	0	0	1
3 Brandon Wood, R (1, 5) OBP: 0.164, SLG: 0.208		C SI 86 X CH 81 0-1 G1-3 ③			B SI 86 F FC 81 F SI 86 X CU 69 1-2 G6-3 ③			C SI 86 B FC 80 F SI 86 B CU 68 X SI 86 2-2 F8 ①		3	0	0	0	0	0	2
Inning Stats	R: 0 E: 0 K: 0 S: 13 H: 1 LOB: 2 BB: 0 P: 22	R: 0 E: 0 K: 1 S: 9 H: 1 LOB: 1 BB: 0 P: 12	R: 0 E: 0 K: 0 S: 6 H: 0 LOB: 0 BB: 0 P: 11	R: 0 E: 0 K: 0 S: 5 H: 0 LOB: 0 BB: 0 P: 8	R: 0 E: 0 K: 0 S: 6 H: 1 LOB: 0 BB: 0 P: 8	R: 0 E: 0 K: 0 S: 7 H: 0 LOB: 0 BB: 0 P: 10	R: 0 E: 1 K: 0 S: 10 H: 2 LOB: 1 BB: 0 P: 17	R: 1 E: 0 K: 1 S: 11 H: 2 LOB: 1 BB: 0 P: 17	R: 0 E: 0 K: 1 S: 11 H: 0 LOB: 1 BB: 1 P: 20	1B: 4 2B: 3 3B: 0 HR: 0 SF: 0 SAC: 0 DP: 1 HBP: 1						

PITCHER	IP	WLS	BF	H	R	ER	SO	BB	IBB	HBP	BLK	WP	HR	S	P	ERA	WHIP
31 Dave Bush, R (1, 1) ERA: 4.67	7.1	W	28	7	1	1	1	0	0	1	0	0	0	62	96	1.23	0.955
50 Kameron Loe, R (8, 1) ERA: 0.9	0.2		2	0	0	0	1	0	0	0	0	0	0	5	9	0.00	0.000
59 John Axford, R (9, 1) ERA: 3.0	1.0		4	0	0	0	1	1	0	0	0	0	0	11	20	0.00	1.000

PITCHER	IP	WLS	BF	H	R	ER	SO	BB	IBB	HBP	BLK	WP	HR	S	P	ERA	WHIP

BOTTOM

Milwaukee Brewers @ Los Angeles Angels

Angel Stadium of Anaheim, Anaheim, CA

Tue Jun 15 2010, 7:06 PM - 9:54 PM PDT

Att. 37,484 - Clear - 69 F

livebaseballscorecards.com

AB	32
R	1
H	7
RBI	1
BB	1
SO	3
LOB	12

Batter	1	2	3	4	5	6	7	8	9	AB	R	H	RBI	BB	SO	LOB
23 Rickie Weeks Jr., R (1, 4) OBP: 0.354, SLG: 0.422	C FF 89 X FF 87 0-1 ① G6-3		S SL 84 B SL 84 X SI 88 1-1 ② G4-3			B SL 82 C SL 83 S SI 88 B SI 89 X SL 83 2-2 ② G6-3		C SL 83 B SL 84 S SI 88 X SI 89 1-2 ③ G4-3		4	0	0	0	0	0	0
1 Corey Hart, R (1, 9) OBP: 0.336, SLG: 0.584	B SI 88 C SL 85 F SI 88 B SL 84 B SI 89 X SI 89 3-2 ② L6		C SL 84 S SI 89 B SL 84 B SL 84 C SI 90 2-3 ③ K			B SI 88 B SL 85 F SI 89 X SI 88 2-1 2B			B SI 94 X SI 94 1-0 ① F9	4	0	1	0	0	1	0
8 Ryan Braun, R (1, 7) OBP: 0.363, SLG: 0.496	C SI 89 X SI 87 0-1 ③ G6-3			M SL 83 B SL 83 B SI 88 F SI 89 B SL 85 F SI 88 F SI 89 S SI 89 3-3 ① K		X SL 85 0-0 ③ G5-3			B SI 94 C SI 95 B CH 83 B SI 95 C CH 85 B SI 96 4-2 BB	3	0	0	0	1	1	1
28 Prince Fielder, L (1, 10) OBP: 0.396, SLG: 0.453		B SI 87 C SI 87 C CU 75 S CU 76 1-3 ① K		F SI 89 F FF 84 B SI 89 X CH 83 1-2 ② P5			B CH 82 B SI 87 C SI 87 B CH 82 F SI 87 F SI 88 B SI 88 4-2 BB		F CH 83 S CH 85 S SI 96 0-3 ② K	3	0	0	0	1	2	1
14 Casey McGehee, R (1, 5) OBP: 0.330, SLG: 0.466		B SI 89 C SI 88 B SL 84 X SI 88 2-1 1B		S SL 84 X SI 86 0-1 ③ P4			D SI 87 X SL 83 1-0 ① F8		B SI 95 B SI 95 C CH 84 X SI 96 2-1 ③ G6-3	4	0	1	0	0	0	2
15 Jim Edmonds, L (1, 3) OBP: 0.340, SLG: 0.434		B SI 88 C SI 88 X SI 87 1-1 ② F7			F CU 73 B SI 87 F SI 88 X SI 88 1-2 ① G4-3		S SI 88 X SI 88 0-1 ② L4			3	0	0	0	0	0	2
20 Jonathan Lucroy, R (1, 2) OBP: 0.314, SLG: 0.314		C SI 88 F SI 87 B SI 87 F SL 83 B SI 87 F SI 88 F SI 89 F SL 83 X SI 88 2-2 ③ F7			B SL 84 X SL 84 1-0 ② L1		C SI 89 X SL 85 0-1 ③ P4			3	0	0	0	0	0	2
27 Carlos Gómez, R (1, 8) OBP: 0.284, SLG: 0.386			C SI 88 S SL 83 B SL 83 B SI 87 F SI 86 F SL 84 F SI 90 X SI 89 2-2 HR		C CU 74 B SL 85 F SL 84 S SL 83 1-3 ③ K			S SL 84 B SL 84 X SI 86 1-1 ① G6-3		3	1	1	1	0	1	0
21 Alcides Escobar, R (1, 6) OBP: 0.299, SLG: 0.349			C SI 87 X SI 86 0-1 ① G6-3			C SL 82 C SI 87 S FF 86 0-3 ① K		S SI 88 F SL 84 F FF 88 X SI 88 0-2 ② G5-3		3	0	0	0	0	1	0
Inning Stats	R: 0 E: 0 K: 0 S: 7 H: 0 LOB: 0 BB: 0 P: 10	R: 0 E: 0 K: 1 S: 14 H: 1 LOB: 1 BB: 0 P: 20	R: 1 E: 0 K: 1 S: 13 H: 1 LOB: 0 BB: 0 P: 18	R: 0 E: 0 K: 1 S: 10 H: 0 LOB: 0 BB: 0 P: 14	R: 0 E: 0 K: 1 S: 7 H: 0 LOB: 0 BB: 0 P: 10	R: 0 E: 0 K: 1 S: 9 H: 1 LOB: 1 BB: 0 P: 13	R: 0 E: 0 K: 0 S: 8 H: 0 LOB: 1 BB: 1 P: 13	R: 0 E: 0 K: 0 S: 9 H: 0 LOB: 0 BB: 0 P: 11	R: 0 E: 0 K: 1 S: 8 H: 0 LOB: 1 BB: 1 P: 15	1B: 1 2B: 1 3B: 0 HR: 1 SF: 0 SAC: 0 DP: 0 HBP: 0						

PITCHER	IP	WLS	BF	H	R	ER	SO	BB	IBB	HBP	BLK	WP	HR	S	P	ERA	WHIP
35 Joel Pineiro, R (1, 1) ERA: 4.45	8.0	W	28	3	1	1	5	1	0	0	0	0	1	77	109	1.12	0.500
56 Fernando Rodney, R (9, 1) ERA: 3.08	1.0		4	0	0	0	1	1	0	0	0	0	0	8	15	0.00	1.000

PITCHER	IP	WLS	BF	H	R	ER	SO	BB	IBB	HBP	BLK	WP	HR	S	P	ERA	WHIP

TOP

Milwaukee Brewers @ Los Angeles Angels

Angel Stadium of Anaheim, Anaheim, CA

Wed Jun 16 2010, 4:08 PM - 6:40 PM PDT

Att. 37,416 - Sunny - 72 F

livebaseballscorecards.com

AB	30
R	1
H	3
RBI	1
BB	2
SO	6
LOB	8

Batter	1	2	3	4	5	6	7	8	9	AB	R	H	RBI	BB	SO	LOB
47 Howie Kendrick, R (1, 4) OBP: 0.300, SLG: 0.402	C FF 86 S FF 87 B CH 78 S CU 74 1-3 **K2-3** ①	F CU 73 B SI 88 X CH 80 1-1 **G4-1** ③			B CH 79 L FC 85 C CU 73 F CU 72 B CU 72 X CH 80 2-2 **G6-3** ①		B FF 86 1 SAFE X CH 72 1-0 **G5-4-3** ① ② 1-2f			4	0	0	0	0	1	1
44 Mike Napoli, R (1, 3) OBP: 0.335, SLG: 0.497	C SI 86 B FF 87 B CH 78 X SI 87 2-1 **HR**		B SI 88 B CH 80 B FF 85 B SI 88 4-0 53 G1-6-3 **BB**		B FF 88 S FC 85 C CU 73 B CU 73 F FF 89 X CU 74 2-2 53 1B 48 SF9 **1B**		B FF 88 B CH 79 B FF 88 C FF 88 F FF 88 H CH 75 4-2 53 1B **HBP**			2	2	2	1	1	0	0
53 Bobby Abreu, L (1, 9) OBP: 0.351, SLG: 0.410	C SI 87 B SI 88 C FC 83 X CU 72 1-2 **G4-3** ②		B FF 88 S FC 84 B FC 83 1 SAFE C SI 88 B FC 83 X FF 88 3-2 **G1-6-3** ① ② 1-2f		B FC 84 F FF 88 C CU 72 B FC 82 X FC 83 2-2 55 S **1B** 1-3		C SL 82 X FF 91 0-1 **1B** 1-2			4	0	2	0	0	0	1
48 Torii Hunter, R (1, 8) OBP: 0.354, SLG: 0.500	X SI 88 0-0 **F9** ③		B CU 74 B CH 80 B SI 87 X SI 87 3-0 **1B**		X SL 79 0-0 **SF9** ② 3-H		C FF 91 D SL 79 B FF 92 C FF 91 S SL 80 2-3 **K** ③			3	0	1	1	0	1	2
55 Hideki Matsui, L (1, 10) OBP: 0.335, SLG: 0.427		C SI 86 B SI 87 S FC 83 B FC 83 X FF 88 2-2 **G4-3** ①	1 SAFE C FC 83 C FF 87 B FF 88 1 SAFE 1 SAFE X FC 83 1-2 **G3-1** ③		B FF 88 C FF 89 D CU 76 S CH 81 S SL 81 2-3 **K** ③ 1-2			C FF 84 B SL 78 C FC 85 X CH 72 1-2 **G3** ①		4	0	0	0	0	1	2
20 Juan Rivera, R (1, 7) OBP: 0.308, SLG: 0.439		B SI 88 X SI 88 1-0 18 1B 46 HR **1B**		B SI 88 C FF 85 B CH 81 B SI 88 B SI 88 4-1 46 G5-3 18 E **BB**		C FF 90 F CU 75 C SL 81 0-3 ①		S FC 84 B CH 74 X FF 84 1-1 **L7** ②		3	1	1	0	1	1	0
18 Kevin Frandsen, R (1, 5) OBP: 0.400, SLG: 0.456		D CH 80 F SI 86 B CU 73 1 SAFE B CH 79 1 SAFE F SI 88 1 SAFE X FF 88 3-2 46 HR 1-2 **1B**		D CU 75 X CH 81 1-0 E4 46 G5-3 1-2		C CH 82 B FF 90 X CU 75 1-1 **G6-3** ②		B FF 85 F SL 79 B FF 86 F CU 72 B CH 73 F FF 85 X SL 79 3-2 **G2-3** ③		4	1	1	0	0	0	1
46 Bobby Wilson, R (1, 2) OBP: 0.250, SLG: 0.333		B CH 80 B FF 88 F SI 89 X CH 80 2-1 **HR** 1-H 2-H		C CU 73 C CU 73 D CU 74 B CU 74 F FF 88 X CU 72 2-2 **G5-3** ① ② 1-2 2-3f		B FF 90 F CH 83 B FF 90 S CU 80 S SL 81 2-3 **K** ③				3	1	1	3	0	1	2
3 Brandon Wood, R (1, 6) OBP: 0.168, SLG: 0.211		C SI 88 S CH 80 B CU 74 F SI 89 B CU 74 C SI 88 2-3 **K** ②		X CH 80 0-0 **P3** ③			B FF 87 C FF 87 B CH 78 F FF 87 B CH 78 F FF 86 X FF 86 3-2 47 G5-4-3 **1B**			3	0	1	0	0	1	1
Inning Stats	R: 1 H: 1 E: 0 LOB: 0 K: 1 BB: 0 S: 9 P: 13	R: 3 H: 3 E: 0 LOB: 0 K: 1 BB: 0 S: 15 P: 26	R: 0 H: 1 E: 0 LOB: 1 K: 0 BB: 1 S: 7 P: 18	R: 0 H: 0 E: 1 LOB: 1 K: 0 BB: 1 S: 7 P: 14	R: 1 H: 2 E: 0 LOB: 1 K: 1 BB: 0 S: 15 P: 23	R: 0 H: 0 E: 0 LOB: 0 K: 2 BB: 0 S: 8 P: 11	R: 0 H: 2 E: 0 LOB: 2 K: 1 BB: 0 S: 12 P: 22	R: 0 H: 0 E: 0 LOB: 0 K: 0 BB: 0 S: 9 P: 14		1B: 7 SF: 1 2B: 0 SAC: 0 3B: 0 DP: 3 HR: 2 HBP: 1					WP: 0 PA: 34 PB: 0 SB: 1 CS: 0	

PITCHER		IP	WLS	BF	H	R	ER	SO	BB	IBB	HBP	BLK	WP	HR	S	P	ERA	WHIP
38 Chris Narveson, L ERA: 5.79	(1, 1)	4.1	L	21	7	5	5	2	2	0	0	0	0	2	49	88	10.38	2.077
12 Carlos Villanueva, R ERA: 3.31	(5, 1)	1.2		5	0	0	0	3	0	0	0	0	0	0	12	17	0.00	0.000
54 David Riske, R ERA:	(7, 1)	0.2		3	1	0	0	0	0	0	1	0	0	0	7	15	0.00	1.500
21 Zach Braddock, L ERA: 5.4	(7, 1)	0.1		2	1	0	0	1	0	0	0	0	0	0	5	7	0.00	3.000
51 Trevor Hoffman, R ERA: 9.43	(8, 1)	1.0		3	0	0	0	0	0	0	0	0	0	0	9	14	0.00	0.000

PITCHER	IP	WLS	BF	H	R	ER	SO	BB	IBB	HBP	BLK	WP	HR	S	P	ERA	WHIP

BOTTOM

Milwaukee Brewers @ Los Angeles Angels

Angel Stadium of Anaheim, Anaheim, CA

Wed Jun 16 2010, 4:08 PM - 6:40 PM PDT

Att. 37,416 - Sunny - 72 F

livebaseballscorecards.com

AB	30
R	5
H	9
RBI	5
BB	2
SO	6
LOB	10

Batter	1	2	3	4	5	6	7	8	9	AB	R	H	RBI	BB	SO	LOB
47 Howie Kendrick, R (1, 4) OBP: 0.301, SLG: 0.410	F SI 90 C CH 82 X SI 91 0-2 ① G5-3		B CH 84 B CH 82 X CH 83 2-0 ③ G5-3		C SL 80 L FF 92 X SI 93 0-2 ② G2-3		F SI 90 B SL 84 B SL 83 X SI 91 2-1 2-H HR		B FF 88 B SL 79 B FF 88 B FF 88 4-0 18 G6-3 BB	4	1	1	2	1	0	1
18 Kevin Frandsen, R (1, 5) OBP: 0.369, SLG: 0.419	B FF 92 X SI 92 1-0 ② G4-3			C SI 90 C SI 90 F SI 91 S CH 82 0-3 ① K	S SL 81 B SI 92 M CH 83 X SI 93 1-2 ③ G4-3		X SI 90 0-0 ② G6-3		1 SAFE 1 SAFE X SI 89 0-0 ②③ G6-3 1-2f	5	0	0	0	0	1	1
53 Bobby Abreu, L (1, 9) OBP: 0.350, SLG: 0.412	C SI 92 B SI 92 X SI 92 1-1 ③ G6-3			B SI 93 X SI 92 1-0 48 1B 55 1B 2B		B SI 87 B CH 80 B CH 82 C SI 90 C CH 82 F CH 83 S SL 82 3-3 ① K	C SI 90 B CH 85 B CH 85 X SI 90 2-1 ③ G1-6-3			4	1	1	0	0	1	0
48 Torii Hunter, R (1, 8) OBP: 0.360, SLG: 0.515		C CH 82 X SL 82 0-1 ① G5-3		X CH 83 0-0 44 F8 55 1B 5 1B 2-3 1B		C SI 92 B SI 91 X CH 83 1-1 HR		C FF 90 B CH 82 B CH 82 B CH 81 B FF 90 4-1 39 S 39 SH BB		3	3	2	1	1	0	0
55 Hideki Matsui, L (1, 7) OBP: 0.335, SLG: 0.426 40 Kevin Jepsen, R (7, 1) 39 Robb Quinlan, R (8, PH) OBP: 0.182, SLG: 0.194 (8, 3)		C SI 91 B CH 83 X CH 84 1-1 ② F9		1 SAFE B SI 91 X SI 91 1-0 5 1B 1-2 3-H 1B		B SL 78 X CH 82 1-0 ② G3		C FF 90 1 SAFE B CH 82 X FF 90 1-1 SH 44 S 1-H		3 0 0	0 0 0	1 0 0	1 0 0	0 0 0	0 0 0	0 0 0
44 Mike Napoli, R (1, 3) OBP: 0.329, SLG: 0.487 45 Francisco Rodriguez, R (8, 1) 56 Fernando Rodney, R (9, 1)		B SI 92 B CH 83 C CH 83 B SI 93 S CH 84 S CH 84 3-3 ③ K		C FF 92 B SI 91 X SI 91 1-1 ② F8 2-3		X SL 80 0-0 ③ G5-3		C CH 83 S CH 83 S CH 83 0-3 ① K 1-2		4 0 0	0 0 0	0 0 0	0 0 0	0 0 0	2 0 0	3 0 0
5 Jeff Mathis, R (1, 2) OBP: 0.341, SLG: 0.474			C SI 90 C SL 80 B CH 82 X SL 80 1-2 ① G4-3	S CH 83 X CH 81 0-1 1-2 3-H 1B			B SL 81 S SI 91 X SI 91 1-1 E5 3 SH 20 G5-3	C FF 91 B FF 91 S CH 84 S CH 84 1-3 ② K		4	1	1	1	0	1	1
3 Brandon Wood, R (1, 6) OBP: 0.172, SLG: 0.214			B FF 92 X CH 81 1-0 19 SH2-4 1B	X SL 80 0-0 ③ L6			X SI 90 0-0 SH 47 WP 20 G5-3 47 HR 2-3	B CH 84 F CH 83 B FF 92 X CH 83 2-1 ③ F7		3	1	1	0	0	0	3
19 Scott Kazmir, L (1, 1) 20 Juan Rivera, R (7, PH) OBP: 0.306, SLG: 0.435 (7, 7)			X SI 89 0-0 ② SH2-4 1-2		F SI 90 F SI 92 F SI 92 B CH 82 F SI 93 S SL 80 1-3 ① K		C SL 82 B SL 84 1 SAFE B SI 90 1 SAFE X SL 82 2-1 ① G5-3 1-2 3-H		C SL 77 S SL 77 F FF 89 F CH 84 S SL 77 0-3 ① K	1 2	0 0	0 0	0 1	0 0	1 1	0 1

Inning Stats																								
	R: 0 E: 0 K: 0 S: 6	H: 0 LOB: 0 BB: 0 P: 8	R: 0 E: 0 K: 1 S: 7	H: 0 LOB: 0 BB: 0 P: 11	R: 0 E: 0 K: 0 S: 6	H: 1 LOB: 1 BB: 0 P: 10	R: 2 E: 0 K: 1 S: 12	H: 4 LOB: 2 BB: 0 P: 15	R: 0 E: 0 K: 1 S: 11	H: 0 LOB: 0 BB: 0 P: 13	R: 1 E: 0 K: 1 S: 8	H: 1 LOB: 0 BB: 0 P: 13	R: 3 E: 2 K: 0 S: 10	H: 1 LOB: 0 BB: 0 P: 17	R: 1 E: 1 K: 2 S: 11	H: 0 LOB: 1 BB: 1 P: 19	R: 0 E: 0 K: 1 S: 6	H: 0 LOB: 0 BB: 1 P: 10	1B: 4 2B: 1 3B: 0 HR: 2	SF: 0 SAC: 3 DP: 1 HBP: 0	WP: 1 PB: 0 SB: 2 CS: 0	PA: 38

PITCHER		IP	WLS	BF	H	R	ER	SO	BB	IBB	HBP	BLK	WP	HR	S	P	ERA	WHIP
52 Carlos Silva, R ERA: 3.01	(1, 1)	6.0	L	24	6	3	3	4	0	0	0	0	0	1	50	70	4.50	1.000
62 Bob Howry, R ERA: 6.75	(7, 1)	1.0		6	1	3	0	0	0	0	0	0	1	1	10	17	0.00	1.000
43 John Grabow, L ERA: 8.59	(8, 1)	1.0		5	0	1	0	2	1	0	0	0	0	0	11	19	0.00	1.000
32 Tom Gorzelanny, L ERA: 3.48	(9, 1)	1.0		3	0	0	0	1	1	0	0	0	0	0	6	10	0.00	1.000

PITCHER	IP	WLS	BF	H	R	ER	SO	BB	IBB	HBP	BLK	WP	HR	S	P	ERA	WHIP

TOP

Los Angeles Angels @ Chicago Cubs

Wrigley Field, Chicago, IL

Fri Jun 18 2010, 1:23 PM - 4:11 PM CDT

Att. 39,729 - Sunny - 88 F

livebaseballscorecards.com

AB	33
R	7
H	7
RBI	6
BB	2
SO	7
LOB	10

Batter	1	2	3	4	5	6	7	8	9	AB	R	H	RBI	BB	SO	LOB
21 Tyler Colvin, L (1, 9) OBP: 0.372, SLG: 0.639	B SI 89 F SI 89 C SL 78 X SI 90 1-2 ① G5-3		F SL 80 B SI 90 X SI 90 1-1 ② F8		F SI 88 X SI 90 0-1 24 FC1-6 28 HBP 18 SF9 1B		B FF 96 B FC 96 F FF 95 S FF 96 F FF 96 F SL 91 B SL 92 F FF 94 B FF 96 4-2 25 FC6-4 BB		C SI 93 X FC 88 0-1 1-H 2-H HR	4	2	2	3	1	0	0
28 Jeff Baker, R (1, 5) OBP: 0.308, SLG: 0.432 1 Kosuke Fukudome, L (9, PH) OBP: 0.377, SLG: 0.460	C SI 89 C SI 89 B SI 90 S SI 89 1-3 ② K		B SI 90 S CH 78 F SI 91 X SI 91 1-2 1B		F SI 89 B SI 90 B CH 78 H SI 89 3-1 24 FC1-6 1-2 HBP		X FC 96 0-0 ① F9		B SI 95 C CH 82 B CH 80 B SI 95 C CH 81 X CH 81 3-2 ① G6-3	3 1	0 0	1 0	0 0	0 0	1 0	1 0
24 Marlon Byrd, R (1, 8) OBP: 0.367, SLG: 0.518	B SI 90 X SI 89 1-0 ③ F8		S SI 91 1 SAFE B FF 90 B CH 78 X SI 91 2-1 ③ F8		X SI 91 0-0 ① FC1-6 25 BB 1-2f 2-3		C SL 91 B FC 95 C FF 94 F SL 92 B FC 96 F FC 95 X FC 96 2-2 ② F9		X SI 94 0-0 ② G4-3	5	0	0	0	0	0	4
25 Derrek Lee, R (1, 3) OBP: 0.343, SLG: 0.394		F SI 90 B SI 90 C SI 90 F CH 79 X CH 79 1-2 ① G6-3		B SI 88 B FF 89 C SI 89 F SI 90 F SI 91 X CH 77 2-2 HR	B SI 88 F SI 89 B SI 90 B SL 80 F SI 91 B SI 92 4-2 1-2 BB		X FC 96 0-0 ③ FC6-4 1-2f		C CH 83 B SI 96 B SI 96 X CH 83 2-1 HR	4	2	2	2	1	0	1
18 Geovany Soto, R (1, 2) OBP: 0.411, SLG: 0.456		B FF 90 B SI 90 X SI 89 2-0 13 PB 1B		B CH 79 C CH 79 F SI 90 B SI 90 F SI 91 X SI 90 2-2 ① G5-3	C CH 78 X SI 90 0-1 ② SF9 3-H			B SI 94 B SI 95 C FC 89 X FC 90 2-1 ① P3	B SI 95 C SI 95 B SI 96 B SI 95 X SI 96 3-1 ③ G5-3	4	0	1	1	0	0	0
12 Alfonso Soriano, R (1, 7) OBP: 0.341, SLG: 0.524		C SI 90 F SI 89 B SI 90 S CH 79 1-3 ② K		B CH 79 S SI 91 X SI 90 1-1 ② F9	X SL 80 0-0 ③ G1-3			C FC 89 F SL 79 X FF 95 0-2 ② P4		4	0	0	0	0	1	3
13 Starlin Castro, R (1, 6) OBP: 0.327, SLG: 0.360		B SI 90 B CH 76 S SI 90 1 SAFE B SI 90 S SI 90 F SI 90 B CH 76 4-2 1-2 BB		S FF 91 F SI 91 B SL 81 F SL 80 B SI 91 X CH 80 2-2 2B		B SI 89 F SI 89 F SI 89 F SL 80 B SL 80 X SI 91 2-2 ① L4		C FC 88 F SI 94 B SL 79 B FC 89 F SL 86 B FF 82 S FC 88 3-3 ③ K		3	0	1	0	1	1	0
2 Ryan Theriot, R (1, 4) OBP: 0.314, SLG: 0.303		F SI 90 B SI 91 B CH 77 F SI 91 B SI 91 F SI 90 X SI 91 3-2 ③ F9		I IN 77 I IN 80 I IN 78 I IN 78 4-0 IBB		B SL 78 B SI 90 X SI 90 2-0 ② F8			C SI 93 B FC 87 S FC 89 B FC 88 B FC 88 F FC 90 B FC 89 4-2 9 BB 21 HR BB	2	1	0	0	2	0	2
52 Carlos Silva, R (1, 1) OBP: 0.179, SLG: 0.120 62 Bob Howry, L (7, 1) 43 John Grabow, L (8, 1) 32 Tom Gorzelanny, R (9, 1) OBP: 0.176, SLG: 0.176 9 Chad Tracy, L (9, PH) OBP: 0.341, SLG: 0.324			S SI 89 F SI 90 S SI 90 0-3 ① K	B SI 90 X SI 90 1-0 ③ F9		B SI 90 C SI 91 X SI 91 1-1 ③ G6-3			B SI 94 B FF 95 C FF 93 B FC 89 B SI 93 4-1 1-2 21 HR BB	3 0 0 0 0	0 0 0 0 1	0 0 0 0 0	0 0 0 0 1	1 0 0 0 0	2 0 0 0 0	2 0 0 0 0
Inning Stats	R: 0 E: 0 K: 1 S: 7 H: 0 LOB: 0 BB: 0 P: 10	R: 0 E: 0 K: 1 S: 15 H: 1 LOB: 2 BB: 1 P: 26	R: 0 E: 0 K: 1 S: 10 H: 1 LOB: 1 BB: 0 P: 14	R: 1 E: 0 K: 0 S: 15 H: 2 LOB: 2 BB: 1 P: 27	R: 1 E: 0 K: 0 S: 9 H: 1 LOB: 2 BB: 1 P: 16	R: 0 E: 0 K: 0 S: 7 H: 0 LOB: 0 BB: 0 P: 12	R: 0 E: 0 K: 0 S: 12 H: 0 LOB: 1 BB: 1 P: 18	R: 0 E: 0 K: 1 S: 9 H: 0 LOB: 0 BB: 0 P: 14	R: 4 E: 0 K: 0 S: 14 H: 2 LOB: 0 BB: 2 P: 30	1B: 3 2B: 1 3B: 0 HR: 3 SF: 1 SAC: 0 DP: 0 HBP: 1						

PITCHER		IP	WLS	BF	H	R	ER	SO	BB	IBB	HBP	BLK	WP	HR	S	P	ERA	WHIP
19 Scott Kazmir, L ERA: 5.08	(1, 1)	6.0	W	27	5	2	2	3	2	1	1	0	0	1	63	105	3.00	1.167
40 Kevin Jepsen, R ERA: 4.94	(7, 1)	1.0		4	0	0	0	0	1	0	0	0	0	0	12	18	0.00	1.000
45 Francisco Rodriguez, R ERA: 3.18	(8, 1)	1.0		6	1	3	3	1	2	0	0	0	0	1	15	28	27.00	3.000
56 Fernando Rodney, R ERA: 3.29	(9, 1)	1.0	S	4	1	1	1	0	0	0	0	0	0	1	8	16	9.00	1.000

PITCHER	IP	WLS	BF	H	R	ER	SO	BB	IBB	HBP	BLK	WP	HR	S	P	ERA	WHIP

BOTTOM

Los Angeles Angels @ Chicago Cubs

Wrigley Field, Chicago, IL

Fri Jun 18 2010, 1:23 PM - 4:11 PM CDT

Att. 39,729 - Sunny - 88 F

livebaseballscorecards.com

AB	33
R	6
H	7
RBI	6
BB	6
SO	4
LOB	13

Los Angeles Angels @ Chicago Cubs

Wrigley Field, Chicago, IL

Sat Jun 19 2010, 12:07 PM - 3:06 PM CDT

Att. 40,008 - Sunny - 82 F

TOP

livebaseballscorecards.com

Batter	1	2	3	4	5	6	7	8	9	AB	R	H	RBI	BB	SO	LOB
47 Howie Kendrick, R (1, 4) OBP: 0.306, SLG: 0.423	C SI 85 B SL 80 B FF 86 X SL 80 2-1 HR	C SI 85 S FF 85 S CH 78 0-3 ② K	F SI 85 F SI 86 X CH 76 0-2 ③ G1-3	B FF 86 S FF 88 X SI 89 1-1 53 1B 1-2 3-H 1B	X FF 92 0-0 18 BB 1-2 3-H 1B	B SI 90 X SI 89 1-0 ① F8 2-3	6	1	3	3	0	1	1
18 Kevin Frandsen, R (1, 5) OBP: 0.380, SLG: 0.433	B SI 84 F FF 86 B SL 82 F FF 84 X CH 76 2-2 44 BB 53 1B 20 2B 1B	X FF 86 0-0 ③ F8	C SI 84 C CH 76 X SL 80 0-2 ① F9	D SL 84 C FF 92 F FF 91 D SL 84 X FF 92 2-2 ② F7	B SL 87 D SL 86 B FF 90 B FF 91 4-0 1-2 2-3 BB	B SL 82 X FF 89 1-0 3-H 2B	5	1	2	1	1	0	2
53 Bobby Abreu, L (1, 9) OBP: 0.359, SLG: 0.419	C SI 84 B CU 70 1 SAFE X CH 76 1-1 44 BB 20 2B 1-2 1B	C SI 83 C CU 67 X CU 67 0-2 20 WP 48 BB 46 G1-2-3 1B	B SI 85 C CH 77 C SL 80 X SL 81 1-2 48 HR 1B	F SL 84 B SL 86 B FF 91 B CU 71 C FF 91 X CU 71 3-2 48 BB 1-3 2-H 1B	S FF 88 C CH 81 F CH 83 B FF 90 X SL 80 1-2 ③ G3-1	B SI 89 B SI 90 B SI 89 C SI 89 F SI 88 B SI 89 4-2 BB	5	2	4	1	1	0	3
48 Torii Hunter, R (1, 8) OBP: 0.368, SLG: 0.527 77 Reggie Willits, S (9, PH) OBP: 0.364, SLG: 0.298 (9, 8)	S FF 86 C SI 87 F CH 79 F CH 78 B SI 88 F FF 87 S FF 87 1-3 ① K	1 SAFE 1 SAFE B CH 76 B CH 77 B SI 85 B FF 84 4-0 20 WP 1-2 BB	1 SAFE F FF 86 1 SAFE B SI 88 B FF 87 X SL 80 2-1 1-H HR	B FF 91 B FF 92 B FF 91 B FF 91 4-0 1-2 BB	B FF 88 C FF 88 B CH 82 F CH 82 B CH 82 B CH 83 4-2 44 G4-3 BB	B SI 88 C SI 88 B CH 81 B SI 90 X SI 88 3-1 ② F9	2	1	1	2	3	1	2
44 Mike Napoli, R (1, 3) OBP: 0.326, SLG: 0.477 62 Scot Shields, R (8, 1)	C CH 78 C FF 88 B FF 87 C SL 83 B SL 81 F SL 79 B SI 87 4-2 20 2B 1-2 2-3 BB	C FF 86 C CH 77 S SI 88 0-3 ① K	B FF 86 F CH 76 C SI 86 B CH 79 X CH 77 2-2 ② F9	B CU 74 B FF 92 B FF 91 C FF 91 X FF 92 3-1 ③ F9	C FF 90 X CH 83 0-1 ① ② G4-3 1-2f	C SI 90 C SI 89 C SI 90 0-3 ③ K	4	1	0	0	1	1	6
							1	0	0	0	0	1	2
20 Juan Rivera, R (1, 7) OBP: 0.308, SLG: 0.436	B SL 82 X SI 87 1-0 46 S 1-H 2-H 3-H 2B	B CH 78 B CH 78 I IN 71 I IN 72 4-0 1-2 2-3 IBB	X SI 85 0-0 ③ F8	B FF 91 S SL 84 S SL 85 B SL 85 B FF 90 X SL 85 3-2 ① G6-3	F FF 91 F FF 92 S CH 84 0-3 ③ K	4	0	1	3	1	1	0
46 Bobby Wilson, R (1, 2) OBP: 0.268, SLG: 0.351	C SI 86 B SI 86 S SL 83 C FF 87 1-3 ② K 2-3	B SI 87 F SI 87 F SI 87 X CH 79 1-2 ② ③ G1-2-3 3-Hf	B FF 84 F SL 78 B FF 84 F SL 78 F FF 85 X FF 86 2-2 ① P3	B FF 90 C FF 91 B FF 90 B SL 84 B FF 91 4-1 36 1B 47 1B BB	C SI 89 S SL 84 B SL 82 B SI 90 B SL 83 X FF 89 3-2 3 1B 2B	4	2	1	0	1	1	4
3 Brandon Wood, R (1, 6) OBP: 0.180, SLG: 0.221	S FF 87 S FF 86 S FF 87 0-3 ③ K	C SI 85 C CH 76 F SI 85 B CH 77 F CH 77 X SI 85 1-2 ① G6-3	C FF 84 X CH 77 0-1 36 E 36 FC1 47 1B 1B	C FF 91 F FF 91 D CU 73 S FF 89 1-3 ② K	C SI 90 F FF 91 X SL 82 0-2 39 FC6 39 E 2-H 1B	5	2	2	1	0	2	2
36 Jered Weaver, R (1, 1) OBP: 0.200, SLG: 0.200 39 Robb Quinlan, R (8, 3) OBP: 0.176, SLG: 0.188	C SI 86 S CH 76 B CH 77 C SI 84 1-3 ① K	F SI 84 B CU 68 B SI 86 F FF 86 S SI 85 2-3 ② K	X FF 85 0-0 FC1 47 1B 53 1B 1-3	F FF 91 F FF 90 B FF 90 B SL 82 X FF 90 2-2 18 BB 47 1B 1-3 1B	B SI 90 B SI 89 X FF 89 2-0 FC6 47 F8 18 2B 1-H	4	1	1	0	0	2	1
						1	1	0	0	0	0	0
Inning Stats	R: 4 H: 4 E: 0 LOB: 1 K: 3 BB: 1 S: 23 P: 35	R: 0 H: 0 E: 0 LOB: 0 K: 2 BB: 0 S: 7 P: 8	R: 0 H: 1 E: 0 LOB: 2 K: 1 BB: 2 S: 9 P: 18	R: 0 H: 0 E: 0 LOB: 0 K: 1 BB: 0 S: 11 P: 14	R: 2 H: 2 E: 0 LOB: 0 K: 0 BB: 0 S: 12 P: 17	R: 2 H: 3 E: 1 LOB: 3 K: 0 BB: 1 S: 17 P: 32	R: 1 H: 2 E: 0 LOB: 3 K: 1 BB: 2 S: 15 P: 30	R: 0 H: 0 E: 0 LOB: 0 K: 1 BB: 1 S: 7 P: 11	R: 3 H: 3 E: 1 LOB: 2 K: 1 BB: 1 S: 16 P: 30	1B: 10 SF: 0 2B: 3 SAC: 0 3B: 0 DP: 2 HR: 2 HBP: 0				WP: 1 PA: 50 PB: 0 SB: 1 CS: 0		

	AB	42
	R	12
	H	15
	RBI	11
	BB	8
	SO	10
	LOB	25

PITCHER		IP	WLS	BF	H	R	ER	SO	BB	IBB	HBP	BLK	WP	HR	S	P	ERA	WHIP
30 Ted Lilly, L ERA: 3.42	(1, 1)	5.1	L	28	9	8	6	7	2	1	0	0	1	2	71	104	10.12	2.062
44 Jeff Stevens, R ERA: 2.7	(6, 1)	1.1		10	3	1	1	1	3	0	0	0	0	0	19	45	6.75	4.500
43 John Grabow, L ERA: 8.1	(7, 1)	1.1		4	0	0	0	1	1	0	0	0	0	0	11	16	0.00	0.750
62 Bob Howry, R ERA: 6.85	(9, 1)	1.0		8	3	3	1	1	1	0	0	0	0	0	16	30	9.00	4.000

PITCHER	IP	WLS	BF	H	R	ER	SO	BB	IBB	HBP	BLK	WP	HR	S	P	ERA	WHIP

Batter	1	2	3	4	5	6	7	8	9	AB	R	H	RBI	BB	SO	LOB
1 Kosuke Fukudome, L (1, 9) OBP: 0.370, SLG: 0.449	C SI 88 B SI 88 B CU 69 C SI 90 F FF 91 X FF 91 2-2 ① G4-1		C CU 71 F CU 72 X FF 88 0-2 ③ G4-3			C SI 88 C CH 77 B FF 87 F CH 79 X SI 90 1-2 ② F9			F SI 91 B SI 90 B SI 91 S SI 90 X SI 91 2-2 ① F7	4	0	0	0	0	0	0
21 Tyler Colvin, L (1, 7) OBP: 0.360, SLG: 0.616	C SI 88 B SI 89 S CU 70 B SI 91 F FF 92 X CU 72 2-2 ② G3-1			C SI 88 F FF 89 B SL 78 B FF 91 X CH 79 2-2 ① G3-1		T CH 77 B SI 90 F CH 77 F SL 75 S SL 78 1-3 K			B SI 91 X SI 90 1-0 ② F8	4	0	0	0	0	1	0
24 Marlon Byrd, R (1, 8) OBP: 0.365, SLG: 0.514	S FF 91 F SI 89 S FF 89 0-3 ③ K			C SL 79 X SL 79 0-1 1B		F FF 89 F FF 90 F FF 87 B SI 86 S CH 77 1-3 ③ K			X SI 91 0-0 ③ G4-3	4	0	1	0	0	2	1
25 Derrek Lee, R (1, 3) OBP: 0.339, SLG: 0.389		C FF 90 B SI 88 F FF 90 B SL 81 S SL 80 2-3 ① K		B FF 90 B FF 91 B FF 90 C FF 89 F FF 90 1 SAFE X SL 79 3-2 ② L5			C SL 77 B FF 88 C CH 75 X SI 86 1-2 ① F9			3	0	0	0	0	1	1
9 Chad Tracy, L (1, 5) OBP: 0.318, SLG: 0.300		B SI 90 C SI 90 F SI 90 B FF 94 C CU 71 2-3 ② K		F SI 90 1 SAFE S CU 70 B SI 89 C SI 90 1-3 ③ K			B SI 88 S CH 77 F CH 78 S SL 77 1-3 ② K			3	0	0	0	0	3	1
17 Mike Fontenot, L (1, 4) OBP: 0.343, SLG: 0.429		B FF 88 C SI 91 X SI 91 1-1 1B			B SI 88 B CU 66 F SI 87 S CU 67 B CH 78 X SI 89 3-2 ① F8		C CH 77 B FF 88 S CH 78 B SI 89 C SI 88 2-3 ③ K			3	0	1	0	0	1	0
55 Koyie Hill, S (1, 2) OBP: 0.269, SLG: 0.284 44 Jeff Stevens, R (6, 1) 43 John Grabow, L (7, 1) 2 Ryan Theriot, R (8, PH) OBP: 0.313, SLG: 0.302 62 Bob Howry, L (9, 1)		C CU 69 B CU 71 F SI 90 B FF 91 C SI 91 2-3 ③ K			C CU 68 B CU 70 X SI 89 1-1 ② G4-3			B SI 91 C SI 91 F SI 91 F SI 92 F FF 92 F SI 92 B CU 79 X SI 92 2-2 ① G6-3	2 0 0 1 0	0 0 0 0 0	0 0 0 0 0	0 0 0 0 0	0 0 0 0 0	1 0 0 0 0	1 0 0 0 0
13 Starlin Castro, R (1, 6) OBP: 0.320, SLG: 0.353			B FF 89 C SL 76 C SL 79 B SL 80 X FF 91 2-2 ① F7		B SL 77 B SL 78 X FF 88 2-0 ③ F8			C SI 92 B CU 80 C SI 91 B CU 80 C SI 91 2-3 ② K	3	0	0	0	0	1	0
30 Ted Lilly, L (1, 1) 18 Geovany Soto, R (6, 2) OBP: 0.406, SLG: 0.450			C SI 87 B SI 89 C SI 88 B FF 89 F SI 89 S SI 89 2-3 ② K			C FF 88 C SL 77 B FF 85 F SI 85 S SL 79 1-3 ① K		B SI 91 X SI 91 1-0 ③ G5-3	1 2	0 0	0 0	0 0	0 0	1 1	0 0
Inning Stats	R: 0 E: 0 K: 1 S: 11 H: 0 LOB: 0 BB: 0 P: 15	R: 0 E: 0 K: 3 S: 11 H: 1 LOB: 1 BB: 0 P: 18	R: 0 E: 0 K: 1 S: 10 H: 0 LOB: 0 BB: 0 P: 14	R: 0 E: 0 K: 1 S: 11 H: 1 LOB: 1 BB: 0 P: 17	R: 0 E: 0 K: 0 S: 6 H: 0 LOB: 0 BB: 0 P: 12	R: 0 E: 0 K: 3 S: 16 H: 0 LOB: 1 BB: 0 P: 20	R: 0 E: 0 K: 2 S: 9 H: 0 LOB: 0 BB: 0 P: 13	R: 0 E: 0 K: 1 S: 10 H: 0 LOB: 0 BB: 0 P: 15	R: 0 E: 0 K: 0 S: 5 H: 0 LOB: 0 BB: 0 P: 8	1B: 2 2B: 0 3B: 0 HR: 0	SF: 0 SAC: 0 DP: 0 HBP: 0		WP: 1 PB: 0 SB: 0 CS: 0	PA: 30			

PITCHER		IP	WLS	BF	H	R	ER	SO	BB	IBB	HBP	BLK	WP	HR	S	P	ERA	WHIP
36 Jered Weaver, R ERA: 3.04	(1, 1)	7.0	W	24	2	0	0	11	0	0	0	0	1	0	74	109	0.00	0.286
62 Scot Shields, R ERA: 5.7	(8, 1)	2.0		6	0	0	0	1	0	0	0	0	0	0	15	23	0.00	0.000

PITCHER	IP	WLS	BF	H	R	ER	SO	BB	IBB	HBP	BLK	WP	HR	S	P	ERA	WHIP

BOTTOM

Los Angeles Angels @ Chicago Cubs

Wrigley Field, Chicago, IL

Sat Jun 19 2010, 12:07 PM - 3:06 PM CDT

Att. 40,008 - Sunny - 82 F

livebaseballscorecards.com

AB	30
R	0
H	2
RBI	0
BB	0
SO	12
LOB	4

Batter	1	2	3	4	5	6	7	8	9	AB	R	H	RBI	BB	SO	LOB
47 Howie Kendrick, R (1, 4) OBP: 0.305, SLG: 0.421	C SI 90 L FF 88 B SL 78 F FF 92 B FF 89 X SL 73 2-2 P3 ①			C SI 87 B FF 88 F SI 90 F FF 91 X SL 80 1-2 F8 ①		X SI 89 0-0 18 FC6-4 1B		B FF 95 B FF 96 C FF 96 C FF 96 S FF 96 2-3 K ①		4	0	1	0	0	1	0
18 Kevin Frandsen, R (1, 5) OBP: 0.387, SLG: 0.437	C SI 89 S SL 79 X FF 88 0-2 G1-3 ②			C SI 90 F SL 81 B SI 92 F FF 92 X FF 89 1-2 53 S 48 2B 1B		B SI 88 B SL 79 B SI 89 C SI 87 X SI 88 3-1 FC6-4 ① 1-2f		B FF 96 S SL 87 F SL 88 X FF 98 1-2 1B		4	1	2	0	0	0	1
53 Bobby Abreu, L (1, 9) OBP: 0.359, SLG: 0.416 77 Reggie Willits, S (7, 8) OBP: 0.357, SLG: 0.292	C FF 88 B FF 87 C SI 93 B FF 90 B FF 89 B FF 90 4-2 48 PO 48 BLK BB			B FF 90 B SI 90 B SI 89 C FF 90 C FF 89 S SI 90 3-3 K ② 1-2		C SI 87 S SI 89 B FF 89 B FF 91 S SL 84 2-3 K ②		B FF 96 B FF 96 F FF 96 X FF 96 2-1 F8 ②		2 1	0 0	0 0	0 0	1 0	2 0	2 1
48 Torii Hunter, R (1, 8) OBP: 0.367, SLG: 0.528 39 Robb Quinlan, R (7, 9) OBP: 0.171, SLG: 0.182	C FF 92 1 SAFE F SI 90 1 SAFE B SI 91 B SL 82 B FF 92 F SL 83 2 SAFE 3-2 PO ③ 1-3	C SL 78 X SI 86 0-1 E5 55 CS		B SI 89 F SI 93 F SI 92 X FS 84 1-2 2-H 2B		F SI 90 X SI 91 0-1 G5-3 ③		X SI 97 0-0 G4-3 ③		3 1	0 0	1 0	1 0	0 0	0 0	1 1
55 Hideki Matsui, L (1, 7) OBP: 0.337, SLG: 0.432		B FF 88 B FF 88 1 SAFE C FF 89 B SI 88 1 SAFE C SI 89 T SI 91 3-2 K ①② 1-2		F SI 91 C SI 91 B FF 91 D FS 84 S SI 92 2-3 K ③			X SI 89 0-0 3 1B 44 1B 20 G1-2-3 1B		S FF 96 X FF 96 0-1 2B	4	0	2	0	0	2	2
44 Mike Napoli, R (1, 3) OBP: 0.329, SLG: 0.478		B FF 92 F SI 92 B FF 92 B SI 91 C SL 81 C SI 93 3-3 K ③			C SI 90 B SL 83 S SI 91 X SI 93 1-2 1B		B SI 90 B SI 89 X SI 90 2-0 3 1B 1-2 1B		C SL 85 S SL 84 B SL 84 B FF 95 B SL 83 F SL 82 S SL 81 3-3 K ①	4	0	2	0	0	2	1
5 Jeff Mathis, R (1, 2) OBP: 0.333, SLG: 0.452			B FF 88 F SI 88 F SL 78 X FF 90 1-2 3 G6-4-3 1B		B SI 89 B SI 90 C SI 91 F SI 92 S FF 92 2-3 K ①		S SL 80 F SI 90 S FF 89 0-3 K ①		B FC 91 B FF 94 C SL 83 C SL 83 C SL 82 2-3 K ②	4	0	1	0	0	3	4
3 Brandon Wood, R (1, 6) OBP: 0.182, SLG: 0.221			B SI 90 D SI 90 S SI 90 X SI 91 2-1 G6-4-3 ①② 1-2f		F SI 90 X FF 90 0-1 F8 ②		C SI 89 S FS 84 X SI 91 0-2 1-2 2-3 1B		F FF 94 B SL 82 B SL 82 S SL 83 X SL 83 2-2 F7 ③	4	0	1	0	0	0	3
51 Joe Saunders, L (1, 1) 37 Sean O'Sullivan, R (3, 1) 20 Juan Rivera, R (7, PH) OBP: 0.306, SLG: 0.434 45 Francisco Rodriguez, R (7, 1) 40 Brian Fuentes, L (8, 1) 70 Trevor Bell, L (8, 1)			C SI 89 B FF 91 S FF 91 X FF 90 1-2 F8 ③		B SI 90 C SI 90 F SI 90 B FF 91 B SI 92 X SI 91 3-2 G4-3 ③		B SI 90 X SI 91 1-0 G1-2-3 ②③ 3-Hf			1 1 1 0 0 0	0 0 0 0 0 0	0 0 0 0 0 0	0 0 0 0 0 0	0 0 0 0 0 0	0 1 3 0 0 0	0 1 0 0 0 0

TOP

Los Angeles Angels @ Chicago Cubs

Wrigley Field, Chicago, IL

Sun Jun 20 2010, 1:23 PM - 4:21 PM CDT

Att. 39,850 - Sunny - 74 F

livebaseballscorecards.com

AB	34
R	1
H	10
RBI	1
BB	1
SO	10
LOB	20

Inning Stats	1	2	3	4	5	6	7	8	9
	R: 0 E: 0 K: 0 S: 12	R: 0 E: 1 K: 2 S: 8	R: 0 E: 0 K: 0 S: 8	R: 1 E: 0 K: 2 S: 17	R: 0 E: 0 K: 1 S: 11	R: 0 E: 0 K: 1 S: 8	R: 0 E: 0 K: 1 S: 9	R: 0 E: 0 K: 1 S: 9	R: 0 E: 0 K: 2 S: 12
	H: 0 LOB: 0 BB: 1 P: 21	H: 0 LOB: 0 BB: 0 P: 14	H: 1 LOB: 0 BB: 0 P: 12	H: 2 LOB: 1 BB: 0 P: 25	H: 1 LOB: 1 BB: 0 P: 17	H: 1 LOB: 1 BB: 0 P: 13	H: 3 LOB: 2 BB: 0 P: 12	H: 1 LOB: 1 BB: 0 P: 14	H: 1 LOB: 1 BB: 0 P: 19

| | | |

Batter	1	2	3	4	5	6	7	8	9	AB	R	H	RBI	BB	SO	LOB
24 Marlon Byrd, R (1, 8) OBP: 0.364, SLG: 0.517	S FF 90 X SI 90 0-1 ① G4-3	S FF 92 F SI 92 B FF 91 F FF 92 D CU 76 X SI 91 2-2 FC6 (28 2B; 25 SF9) 2-3	F CH 82 F FF 91 B FF 89 F CU 75 F FF 91 D CU 78 2 SAFE F FF 92 S CH 82 2-3 ② K		C FF 92 B CH 78 X CH 80 1-1 25 1B 2B		B FF 90 C FC 90 X SI 94 1-1 ① F8	X SI 90 0-0 1-3 2B		6	2	2	0	0	1	5
28 Jeff Baker, R (1, 5) OBP: 0.309, SLG: 0.436	B FF 91 X SI 91 1-0 18 BB; 22 1B; 12 1B 1B	X SI 91 0-0 1-3 3-H 25 SF9 2B	X CH 82 0-0 1-2 2-3 FC6 (25 2B)		B FF 91 C SL 80 B FF 91 X FF 92 2-1 ② F9		F FF 94 B SL 77 B SI 94 C FC 91 S FF 89 2-3 ② K	F FF 94 F SI 84 S FF 95 0-3 ③ K		6	1	2	1	0	2	7
25 Derrek Lee, R (1, 3) OBP: 0.340, SLG: 0.395	B FF 91 D FF 90 F SI 91 F CH 82 1 SAFE B SI 92 F SI 90 F FF 91 X FF 91 3-2 ② P3	X CH 81 0-0 ② SF9 2-3 3-H	F SI 92 X FF 91 0-1 1-3 2-H 3-H 2B		C FF 93 C FF 93 X FF 93 0-2 2-H 1B		X FC 88 0-0 ③ FC5-4 1-2f			4	0	2	4	0	0	3
22 Xavier Nady, R (1, 9) OBP: 0.339, SLG: 0.437 49 Carlos Marmol, R (9, 1)	F FF 89 B CU 74 X SI 91 1-1 12 1B; 18 BB; 12 E 1-2 1B	F CH 81 B FF 91 F FF 92 S CU 75 1-3 ③ K	C SL 80 C FF 93 F SL 80 X CH 78 0-2 ③ F7		C SL 81 D SL 83 C FF 94 C FF 95 1-3 ③ K			B SI 90 C SI 90 B SI 89 F SI 90 B CH 73 X SI 90 3-2 12 F8; 2 2B 2B		5 0	2 0	2 0	0 0	0 0	2 0	4 0
18 Geovany Soto, R (1, 2) OBP: 0.406, SLG: 0.465	B CU 74 B SI 93 B CH 83 B FF 90 4-0 12 E 1-2 2-3 BB	X FF 91 0-0 HR	B FF 90 X FF 90 1-0 ① G5-3			C FF 90 B FF 90 X SL 80 1-1 ① F8		C SI 91 F SI 90 C SL 76 0-3 ① K		4	1	1	1	1	1	1
12 Alfonso Soriano, R (1, 7) OBP: 0.342, SLG: 0.521	C SI 92 D CH 83 S CH 82 F CH 82 X FF 92 1-2 E4 1-3 2-H 3-H 1B	C SI 91 F CH 82 B FF 91 B CU 74 X SI 92 2-2 ① P3	T FF 92 C FF 89 X SL 81 0-2 1B			C FF 91 X FF 90 0-1 ② G5-3		B SI 90 B SI 90 X SI 91 2-0 ② F8 2-3		5	0	2	1	0	0	1
13 Starlin Castro, R (1, 6) OBP: 0.323, SLG: 0.350	C FF 91 B SI 90 F SI 92 D CU 77 B CH 81 X FF 91 3-2 ③ P4	S CU 73 B CU 78 B FF 92 C SI 92 X FF 93 2-2 2 BB; 38 1B 1B	B FF 91 X FF 92 1-0 ② F8			B SL 82 B FF 93 X FF 92 2-0 ③ G5-3		B SI 90 B SI 89 B SI 90 C SI 89 B SI 90 4-1 2 2B; 21 1B BB		4	2	1	0	1	0	3
2 Ryan Theriot, R (1, 4) OBP: 0.322, SLG: 0.312		C FF 90 F SI 90 B FF 91 B SI 91 B SI 92 F FF 92 F FF 92 X FF 92 3-2 24 FC6; 38 G5-3; 28 2B 1B	F CH 83 B CH 82 B SI 92 B SI 91 F FF 92 1 SAFE B FF 91 4-2 28 E; 38 1B; 25 2B 1-2 BB	B FF 93 C FF 92 B SL 81 F FF 92 F FF 92 B SL 81 X FF 91 3-2 ③ G5-3			B FF 94 B FC 90 B SI 94 C FF 91 F FF 91 X SI 94 3-2 38 1B 1B	X SI 88 0-0 1-3 3-H 21 1B 2B		4	3	3	1	1	0	1
38 Carlos Zambrano, S (1, 1) OBP: 0.238, SLG: 0.250 48 Andrew Cashner, R (8, 1) 21 Tyler Colvin, L (8, PH) OBP: 0.365, SLG: 0.619 (9, 9)		L FF 92 L CH 83 B CH 81 X SI 91 1-2 ① G5-3 1-2	B FF 92 X SI 92 1-0 1-2 2-H 28 E; 25 2B 1B		F FF 90 F CH 80 X FF 93 0-2 ① F7		C SI 96 X FF 92 0-1 1-2 25 FC5-4 1B	F SI 90 B SI 91 X SI 90 1-1 2-H 3-H 24 2B 1B		4 0 1	1 0 0	2 0 1	1 0 2	0 0 0	0 0 0	1 0 0
Inning Stats	R: 2 E: 1 K: 0 S: 17 H: 3 LOB: 2 BB: 1 P: 30	R: 2 E: 0 K: 1 S: 17 H: 2 LOB: 1 BB: 0 P: 24	R: 4 E: 1 K: 1 S: 23 H: 4 LOB: 2 BB: 1 P: 34	R: 0 E: 0 K: 0 S: 9 H: 1 LOB: 1 BB: 0 P: 14	R: 1 E: 0 K: 1 S: 13 H: 2 LOB: 1 BB: 0 P: 17	R: 0 E: 0 K: 0 S: 5 H: 0 LOB: 0 BB: 0 P: 8	R: 0 E: 0 K: 1 S: 11 H: 2 LOB: 2 BB: 0 P: 17	R: 3 E: 0 K: 2 S: 15 H: 4 LOB: 2 BB: 1 P: 25		1B: 11 2B: 6 3B: 0 HR: 1 SF: 1 SAC: 0 DP: 0 HBP: 0					

PITCHER		IP	WLS	BF	H	R	ER	SO	BB	IBB	HBP	BLK	WP	HR	S	P	ERA	WHIP
51 Joe Saunders, L ERA: 5.07	(1, 1)	2.2	L	21	9	8	5	2	2	0	0	0	0	1	53	84	16.88	4.125
37 Sean O'Sullivan, R ERA: 2.7	(3, 1)	3.1		13	3	1	1	1	0	0	0	0	0	0	31	43	2.70	0.900
45 Francisco Rodriguez, R ERA: 2.92	(7, 1)	1.0		5	2	0	0	1	0	0	0	0	0	0	11	17	0.00	2.000
40 Brian Fuentes, L ERA: 6.23	(8, 1)	0.2		7	4	3	3	1	1	0	0	0	0	0	12	22	40.50	7.500
70 Trevor Bell, R ERA: 5.94	(8, 1)	0.1		1	0	0	0	1	0	0	0	0	0	0	3	3	0.00	0.000

PITCHER	IP	WLS	BF	H	R	ER	SO	BB	IBB	HBP	BLK	WP	HR	S	P	ERA	WHIP

BOTTOM

Los Angeles Angels @ Chicago Cubs

Wrigley Field, Chicago, IL

Sun Jun 20 2010, 1:23 PM - 4:21 PM CDT

Att. 39,850 - Sunny - 74 F

livebaseballscorecards.com

AB	43
R	12
H	18
RBI	11
BB	3
SO	6
LOB	26

WP: 0 PA: 47
PB: 0
SB: 0
CS: 0

Batter	1	2	3	4	5	6	7	8	9	AB	R	H	RBI	BB	SO	LOB
55 Russell Martin, R (1, 2) OBP: 0.353, SLG: 0.345	B FF 93 X FF 92 1-0 1B		B FF 92 1 SAFE B SL 83 D SL 84 B SL 83 4-0 16 1B 7 1B 1-3 BB	S SL 84 X FF 91 0-1 ③ F8			C SI 91 B SL 83 S SL 82 B SI 93 X FF 91 2-2 ① G5-3		B CH 74 X SI 89 1-0 ① F9	4	1	1	0	1	0	2
16 Andre Ethier, L (1, 9) OBP: 0.383, SLG: 0.583	X FF 92 0-0 ① F9		B FF 90 F FF 91 B SL 83 F FF 91 X SL 83 2-2 7 1B 1-2 3-H 1B		X FF 91 0-0 2B		X FF 91 0-0 ② L4		B SI 89 X SI 90 1-0 ② G5-3 1-2	5	0	2	1	0	0	2
99 Manny Ramirez, R (1, 10) OBP: 0.384, SLG: 0.515	C FF 93 B FF 93 B FF 93 B SL 85 S SL 85 1 SAFE X SL 84 3-2 ② F7		F FF 92 B FF 93 S FF 92 B FF 93 S SL 84 2-3 ② K		X FF 92 0-0 ① F9		S FF 93 B SL 81 B SL 85 X FF 92 2-1 1B		F SI 90 B SI 89 X SI 90 1-1 ③ F9	5	0	1	0	0	1	5
7 James Loney, L (1, 3) OBP: 0.347, SLG: 0.442	C FF 92 F CH 88 1 SAFE F FF 91 D SL 82 1 SAFE B FF 93 D SL 85 X FF 93 3-2 ③ F8		B FF 92 C SL 82 X FF 92 1-1 1-2 2-H 1B		B SI 91 B FF 92 B SL 84 B FF 90 4-0 BB		B FF 92 C FF 92 C SL 81 D SL 82 C FF 92 2-3 ③ K			3	0	1	1	1	1	2
9 Garret Anderson, L (1, 7) OBP: 0.216, SLG: 0.315		B SL 82 F SI 92 S SL 82 X SL 84 1-2 ① G1-3	C SL 81 F SL 81 F SL 83 F SL 84 B FF 92 F SL 82 C FF 92 1-3 ③ K		B FF 90 1 SAFE F SL 82 B SL 82 X FF 91 2-1 ② F8			C SI 93 C CH 82 B SI 95 B SI 95 F CH 83 F SI 97 X SI 95 2-2 27 G6-4-3 23 E 1B		4	0	1	0	0	1	4
23 Casey Blake, R (1, 5) OBP: 0.335, SLG: 0.426		B SI 93 F FF 91 F FF 92 S SL 84 1-3 ② K	C FF 91 F FF 91 B FF 92 C FF 92 1-3 ① K		B FF 92 B SL 82 X FF 92 2-0 ③ F9			C SI 95 B SI 96 B SI 96 F SI 94 F SI 95 F SI 96 X SI 94 2-2 E5 27 G6-4-3 1-2		4	0	0	0	0	2	3
27 Matt Kemp, R (1, 8) OBP: 0.315, SLG: 0.459		B SL 84 B SL 82 C SL 80 S FF 92 C SL 84 2-3 ③ K	S FF 92 B FF 92 F SL 84 F SI 92 F FF 93 X SL 84 1-2 HR			C FF 92 T SI 92 F FF 92 B SL 81 B SL 83 X FF 93 2-2 ① F9		C SI 94 S SI 93 F SI 95 X SI 94 0-2 ①② G6-4-3 1-2f 2-3		4	1	1	1	0	1	2
33 Blake DeWitt, L (1, 4) OBP: 0.349, SLG: 0.383			B SL 77 F FF 90 X FF 92 1-1 ① G3	C FF 91 C CH 86 B FF 90 X FF 91 1-2 2B		X FF 91 0-0 ② P2		B CH 83 B CH 82 F SI 96 B CH 83 X SI 95 3-1 ③ L8		4	0	1	0	0	0	1
14 Jamey Carroll, R (1, 6) OBP: 0.388, SLG: 0.313			C FF 92 F FF 91 X SL 83 0-2 55 E 55 S 16 1B 1B	B FF 92 X FF 90 1-0 ② F7		C SI 91 C FF 91 F FF 90 X FF 91 0-2 ③ G5-3			C SI 88 B SI 89 F SI 88 B SL 74 B SI 89 X SI 90 3-2 16 WP 1B	4	1	2	0	0	0	1
Inning Stats	R: 0 E: 0 K: 0 S: 9 H: 1 LOB: 1 BB: 0 P: 16	R: 0 E: 0 K: 2 S: 9 H: 0 LOB: 0 BB: 0 P: 13	R: 2 E: 0 K: 2 S: 19 H: 3 LOB: 2 BB: 1 P: 30	R: 1 E: 0 K: 1 S: 14 H: 2 LOB: 1 BB: 0 P: 18	R: 0 E: 0 K: 0 S: 5 H: 1 LOB: 2 BB: 1 P: 13	R: 0 E: 0 K: 0 S: 9 H: 0 LOB: 0 BB: 0 P: 11	R: 0 E: 0 K: 1 S: 9 H: 1 LOB: 1 BB: 0 P: 15	R: 0 E: 1 K: 0 S: 16 H: 1 LOB: 1 BB: 0 P: 23	R: 0 E: 0 K: 0 S: 7 H: 1 LOB: 1 BB: 0 P: 13	1B: 7 2B: 2 3B: 0 HR: 1 SF: 0 SAC: 0 DP: 1 HBP: 0						

PITCHER	IP	WLS	BF	H	R	ER	SO	BB	IBB	HBP	BLK	WP	HR	S	P	ERA	WHIP
54 Ervin Santana, R (1, 1) ERA: 3.91	7.0	W	31	8	3	3	6	2	0	0	0	0	1	74	116	3.86	1.429
56 Fernando Rodney, R (8, 1) ERA: 3.18	1.0	H	4	1	0	0	0	0	0	0	0	0	0	16	23	0.00	1.000
40 Brian Fuentes, L (9, 1) ERA: 5.89	1.0	S	4	1	0	0	0	0	0	0	0	1	0	7	13	0.00	1.000

PITCHER	IP	WLS	BF	H	R	ER	SO	BB	IBB	HBP	BLK	WP	HR	S	P	ERA	WHIP

TOP

Los Angeles Dodgers @ Los Angeles Angels

Angel Stadium of Anaheim, Anaheim, CA

Tue Jun 22 2010, 7:09 PM - 10:01 PM PDT

Att. 41,595 - Clear - 70 F

livebaseballscorecards.com

AB	37
R	3
H	10
RBI	3
BB	2
SO	6
LOB	22

WP: 1 PA: 39
PB: 0
SB: 1
CS: 0

Los Angeles Dodgers @ Los Angeles Angels

Angel Stadium of Anaheim, Anaheim, CA

Tue Jun 22 2010, 7:09 PM - 10:01 PM PDT

Att. 41,595 - Clear - 70 F

livebaseballscorecards.com

BOTTOM

Batter	1	2	3	4	5	6	7	8	9	AB	R	H	RBI	BB	SO	LOB
47 Howie Kendrick, R (1, 4) OBP: 0.311, SLG: 0.426	F FF 91 F FF 92 B SL 78 X SL 78 1-2 1B		C FF 92 B CU 74 B CU 73 X FF 93 2-1 ③ F9			B FF 92 B FF 93 B FF 93 C FF 93 F FF 92 X FF 93 3-2 1-2 53 HR 1B	C SI 93 B SI 94 X SI 93 1-1 1-3 3-H 18 E 1B			4	2	3	1	0	0	0
18 Kevin Frandsen, R (1, 5) OBP: 0.392, SLG: 0.446	B CU 73 X FF 93 1-0 ① P4			B SL 78 B FF 91 C FF 92 B FF 91 B FF 92 4-1 48 G6-4-3 53 BB BB		X FF 93 0-0 ① F8	C SI 94 M SI 94 D SL 85 F SI 94 F SI 93 F SI 93 F SL 84 X SI 94 1-2 1-H 3-H E7 2B			3	0	1	2	1	0	3
53 Bobby Abreu, L (1, 9) OBP: 0.361, SLG: 0.426	C FF 92 1 SAFE F FF 93 S SL 80 0-3 ② K			C FF 93 B FF 94 F FF 94 B FF 93 F FF 93 B FF 93 1 SAFE B FF 94 4-2 1-2 48 G6-4-3 BB		B SL 83 C FF 93 B SL 82 X FF 94 2-1 1-H 2-H HR	B SI 92 C SI 94 F SI 94 B SL 84 S SI 92 2-3 ③ K			3	1	1	3	1	2	2
48 Torii Hunter, R (1, 8) OBP: 0.362, SLG: 0.520	F FF 93 1 SAFE S CU 73 S FF 93 0-3 ③ K			C SL 78 F CU 74 B FF 92 F FF 93 X CU 75 1-2 ①② G6-4-3 1-2f 2-3		C SL 78 X FF 92 0-1 ② G5-3		C SI 88 F CU 75 B FF 91 X SI 89 1-2 ① G6-3		4	0	0	0	0	1	3
55 Hideki Matsui, L (1, 10) OBP: 0.332, SLG: 0.424		C FF 93 B FF 92 C FF 92 S FF 93 1-3 ① K		B FF 93 X FF 93 1-0 ③ P6		C FF 92 B SL 83 B FF 92 F FF 92 B FF 92 S FF 93 3-3 ③ K		C SI 90 B SI 90 B SI 91 F SI 90 S SI 91 2-3 ② K		4	0	0	0	0	3	1
20 Juan Rivera, R (1, 7) OBP: 0.305, SLG: 0.435		B FF 93 X FF 93 1-0 ② F8			C FF 91 F FF 91 X FF 92 0-2 ① F9		B CU 72 B FF 91 X FF 91 2-0 5 BLK 5 1B 2B	C SI 90 S CU 77 S CU 76 0-3 ③ K		4	0	1	0	0	1	0
44 Mike Napoli, R (1, 3) OBP: 0.325, SLG: 0.471 39 Robb Quinlan, R (8, 3) OBP: 0.171, SLG: 0.182		C FF 93 B SL 81 F FF 94 B FF 92 F FF 93 X FF 93 2-2 ③ G4-3			X FF 92 0-0 ② G6-3		B FF 92 B FF 92 F FF 92 F FF 91 B FF 92 F FF 92 F FF 93 C SL 79 3-3 ① K			3 0	0 0	0 0	0 0	1 0	1 0	1 0
5 Jeff Mathis, R (1, 2) OBP: 0.333, SLG: 0.444			F FF 92 B SL 76 X SL 78 1-1 ① F9		C FF 92 B CU 74 B FF 92 C FF 92 B SL 78 X FF 92 3-2 ③ F8		F FF 93 B FF 93 3 SAFE X FF 92 1-1 ② 3 1B 2-H 47 1B 1B			3	1	1	0	0	0	0
3 Brandon Wood, R (1, 6) OBP: 0.192, SLG: 0.225			C FF 91 F FF 93 T FF 92 0-2 ② K			C FF 92 B FF 91 B FF 91 B FF 91 B FF 92 4-1 47 1B 53 HR BB	X FF 92 0-0 47 1B 1-3 18 E 1B			2	2	1	0	1	1	0
Inning Stats	R: 0 E: 0 K: 2 S: 10 H: 1 LOB: 1 BB: 0 P: 12	R: 0 E: 0 K: 1 S: 8 H: 0 LOB: 0 BB: 0 P: 12	R: 0 E: 0 K: 1 S: 7 H: 0 LOB: 0 BB: 0 P: 10	R: 0 E: 0 K: 0 S: 9 H: 0 LOB: 1 BB: 2 P: 19	R: 0 E: 0 K: 0 S: 7 H: 0 LOB: 0 BB: 0 P: 10	R: 3 E: 0 K: 1 S: 12 H: 2 LOB: 0 BB: 1 P: 24	R: 3 E: 1 K: 2 S: 21 H: 5 LOB: 1 BB: 0 P: 31	R: 0 E: 0 K: 2 S: 9 H: 0 LOB: 0 BB: 0 P: 12		1B: 5 2B: 2 3B: 0 HR: 1 SF: 0 SAC: 0 DP: 1 HBP: 0						

	AB	30
	R	6
	H	8
	RBI	6
	BB	3
	SO	9
	LOB	10

WP: 0 PB: 0 SB: 0 CS: 0 PA: 33

PITCHER		IP	WLS	BF	H	R	ER	SO	BB	IBB	HBP	BLK	WP	HR	S	P	ERA	WHIP
22 Clayton Kershaw, L ERA: 3.24	(1, 1)	6.2	L	27	6	5	5	6	3	0	0	1	0	1	62	102	6.75	1.350
54 Ronald Belisario, R ERA: 4.76	(7, 1)	0.1		3	2	1	1	1	0	0	0	0	0	0	12	16	27.00	6.000
38 Ramon Troncoso, R ERA: 5.63	(8, 1)	1.0		3	0	0	0	2	0	0	0	0	0	0	9	12	0.00	0.000

PITCHER	IP	WLS	BF	H	R	ER	SO	BB	IBB	HBP	BLK	WP	HR	S	P	ERA	WHIP

Los Angeles Dodgers @ Los Angeles Angels

Angel Stadium of Anaheim, Anaheim, CA

Wed Jun 23 2010, 7:08 PM - 9:39 PM PDT

Att. 41,001 - Clear - 71 F

livebaseballscorecards.com

Batter	1	2	3	4	5	6	7	8	9	AB	R	H	RBI	BB	SO	LOB
15 Rafael Furcal, S (1, 6) OBP: 0.346, SLG: 0.433	C SI 87 F SI 87 B CU 76 S SI 89 1-3 K ①		C SI 86 C SI 87 B CU 76 B CU 76 B SI 88 X SI 88 3-2 G4-3 ①		B SI 85 B SI 86 C SI 86 X SI 87 2-1 F7 ①			B CU 76 X SI 87 1-0 G6-3 ①		4	0	0	0	0	1	0
16 Andre Ethier, L (1, 9) OBP: 0.389, SLG: 0.584	B CU 75 B SI 88 B SI 87 C SI 88 X SI 87 3-1 7 1B 1B		C SI 87 C SI 88 B SL 85 F CU 77 X SI 88 1-2 99 1B 27 2B 1B		X CU 74 0-0 G3 ②			B SI 88 B SI 88 B SI 87 C SI 87 B SI 88 4-1 BB		3	1	2	0	1	0	0
99 Manny Ramirez, R (1, 10) OBP: 0.381, SLG: 0.509	C SI 87 B SI 87 F SI 88 S SL 83 1-3 K ②		C SI 88 B SI 88 X SI 88 1-1 27 2B 1-2 1B		B SL 83 X SI 88 1-0 P6 ③			C FF 94 F FC 95 B SL 91 B SL 89 B FF 95 X FF 95 3-2 F9 ②		4	0	1	0	0	1	2
7 James Loney, L (1, 3) OBP: 0.346, SLG: 0.440	C CU 75 B SI 88 C CU 76 X CU 76 1-2 1-3 1B		B CU 77 B CH 82 B SI 87 X SI 88 3-0 F5 ②			C SI 86 B CU 75 X SI 84 1-1 G4-3 ①		C CU 82 B FC 95 C FC 95 S SL 90 1-3 K ③		4	0	1	0	0	1	3
27 Matt Kemp, R (1, 8) OBP: 0.314, SLG: 0.460	B SI 88 F SI 87 B SL 83 B SI 87 X SI 88 3-1 L5 ③		B SI 88 C SL 83 B SI 89 F SI 89 X SL 83 2-2 1-3 2-H 2B			B SI 87 B SI 85 C SI 87 F SI 85 X SI 86 2-2 F7 ②			S SI 89 B SI 90 F CH 74 X SI 88 1-2 E6 55 BB 3 1B	4	0	1	1	0	0	2
9 Garret Anderson, L (1, 7) OBP: 0.210, SLG: 0.307 3 Ronnie Belliard, R (9, PH) OBP: 0.354, SLG: 0.407 5 Reed Johnson, R (9, PR) OBP: 0.320, SLG: 0.388		B CU 73 C SI 86 F CH 81 B CU 75 C SI 87 2-3 K ①	B CH 83 X CU 76 1-0 F9 ③			B CU 76 X SI 86 1-0 F9 ③			C SI 90 F SI 90 F SI 90 X SL 76 0-2 14 1B 55 BB 1-2 1B	3 1 0	0 0 0	0 1 0	0 0 0	0 0 0	1 0 0	2 0 0
23 Casey Blake, R (1, 5) OBP: 0.333, SLG: 0.423		B SL 83 C SI 88 B SI 86 X SI 87 2-1 55 B2-3 1B		C SI 86 X SI 86 0-1 G6-3 ①			C SL 82 T SI 87 C SI 88 0-3 K ①		B SI 89 C SI 89 F SI 89 S SI 90 1-3 K ①	4	0	1	0	0	2	2
55 Russell Martin, R (1, 2) OBP: 0.352, SLG: 0.341		X SL 82 0-0 B2-3 ② 1-2		B SI 87 X SI 87 1-0 G6-3 ②			B SI 86 B SI 87 F SI 87 X SI 86 2-1 G5-3 ②		B SI 89 B SI 90 B SI 90 C SI 89 2 SAFE B SI 90 4-1 14 1B BB 1-2 2-3	3	0	0	0	1	0	1
33 Blake DeWitt, L (1, 4) OBP: 0.344, SLG: 0.377 14 Jamey Carroll, R (9, PH) OBP: 0.391, SLG: 0.318		C CU 75 B SI 88 S CU 76 C SI 89 1-3 K ③		C SI 87 X CH 81 0-1 G1-3 ③			B CU 73 X FF 86 1-0 G3-1 ③		C SI 89 X SI 90 0-1 1-3 2-3 1B ③	3 1	0 0	0 1	0 0	1 0	1 0	1 0
Inning Stats	R: 0 E: 0 K: 2 S: 13 H: 2 LOB: 2 BB: 0 P: 22	R: 0 E: 0 K: 2 S: 9 H: 1 LOB: 1 BB: 0 P: 14	R: 1 E: 0 K: 0 S: 14 H: 3 LOB: 2 BB: 0 P: 25	R: 0 E: 0 K: 0 S: 5 H: 0 LOB: 0 BB: 0 P: 6	R: 0 E: 0 K: 0 S: 4 H: 0 LOB: 0 BB: 0 P: 7	R: 0 E: 0 K: 0 S: 6 H: 0 LOB: 0 BB: 0 P: 10	R: 0 E: 0 K: 1 S: 6 H: 0 LOB: 0 BB: 0 P: 9	R: 0 E: 0 K: 1 S: 8 H: 0 LOB: 1 BB: 1 P: 17	R: 0 E: 1 K: 1 S: 13 H: 2 LOB: 3 BB: 1 P: 19	1B: 7 2B: 1 3B: 0 HR: 0 SF: 0 SAC: 0 DP: 0 HBP: 0						

PITCHER	IP	WLS	BF	H	R	ER	SO	BB	IBB	HBP	BLK	WP	HR	S	P	ERA	WHIP
35 Joel Pineiro, R (1, 1) ERA: 4.21	7.1	W	29	6	1	1	5	1	0	0	0	0	0	59	100	1.23	0.955
40 Kevin Jepsen, R (8, 1) ERA: 4.81	0.2	H	2	0	0	0	1	0	0	0	0	0	0	6	10	0.00	0.000
40 Brian Fuentes, L (9, 1) ERA: 5.59	1.0	S	5	2	0	0	1	1	0	0	0	0	0	13	19	0.00	3.000

PITCHER	IP	WLS	BF	H	R	ER	SO	BB	IBB	HBP	BLK	WP	HR	S	P	ERA	WHIP

TOP	
AB	34
R	1
H	8
RBI	1
BB	2
SO	7
LOB	13

WP: 0	PA: 36					
PB: 0						
SB: 0						
CS: 0						

Batter	1	2	3	4	5	6	7	8	9	AB	R	H	RBI	BB	SO	LOB
47 Howie Kendrick, R (1, 4) OBP: 0.310, SLG: 0.423	B FF 86 C SI 87 X FF 86 1-1 G5-3 ①		B SI 87 X FC 85 1-0 G5-3 ③		X CH 80 0-0 G6-3 ② 2-3 3-H			B SL 86 F SL 85 B FF 96 B FF 94 F FF 94 X SL 86 3-2 18 BB 1B		4	0	1	1	0	0	1
18 Kevin Frandsen, R (1, 5) OBP: 0.398, SLG: 0.455	C CU 68 B SI 87 B FF 87 B FF 85 X FF 87 3-1 G6-3 ②			C FC 84 B CH 77 B SI 87 B FF 86 F FF 86 X SI 87 3-2 53 G4-3 48 E 2B	X FF 87 0-0 G6-3 ③			B FF 92 B FF 93 B FF 93 C FF 94 B FF 92 4-1 1-2 BB		3	1	1	0	1	0	1
53 Bobby Abreu, L (1, 9) OBP: 0.360, SLG: 0.421	C SI 87 B FF 88 B FF 86 C SI 87 S CH 78 2-3 K ③			B CH 75 S CU 67 X FF 88 1-1 G4-3 ① 2-3		S FF 85 B FF 86 B CU 70 B FF 87 C FF 88 B FF 88 4-2 48 G6-4-3 BB		C FF 94 C FF 96 B FF 94 B SL 88 S SI 97 2-3 K ②		3	0	0	0	1	2	3
48 Torii Hunter, R (1, 8) OBP: 0.357, SLG: 0.512		C FF 87 S FC 86 B FF 87 X FF 87 1-2 P4 ①		B FF 86 S CH 77 C FF 85 X FF 86 1-2 E6 3-H		1 SAFE B CU 70 D FC 86 C FF 85 1 SAFE 1 SAFE S CH 78 F SI 88 F SI 88 2-2 X FC 85 G6-4-3 ① ② 1-2f		F SL 88 F FF 97 S FF 96 0-3 K ③		4	0	0	1	0	1	3
55 Hideki Matsui, L (1, 10) OBP: 0.332, SLG: 0.421		B FF 88 B FF 87 C SI 87 B SI 87 B SI 87 4-1 BB		D CH 78 1 SAFE X CH 77 1-0 F9 ②		B SI 87 B FF 87 C FC 84 B SI 87 S CH 80 S FF 88 3-3 K ③				2	0	0	0	1	1	1
20 Juan Rivera, R (1, 7) OBP: 0.306, SLG: 0.434		C FC 86 F SI 88 B FF 86 F CH 79 F FC 87 S CH 79 1-3 K ②		S SI 88 P PO 77 X FC 86 1-1 F9 ③			C FF 85 B FC 84 X FF 86 1-1 44 G4-6-3 1B			3	0	1	0	0	1	2
44 Mike Napoli, R (1, 3) OBP: 0.325, SLG: 0.474 39 Robb Quinlan, R (8, 3) OBP: 0.171, SLG: 0.182		C FF 88 B CH 79 C FF 88 B CH 78 S CH 77 2-3 K ③			B CU 68 C FC 85 B FF 87 X FF 85 2-1 3 SH5-4 47 G6-3 2B		B CH 78 X FC 86 1-0 G4-6-3 ① ② 1-2f			3 0	1 0	1 0	0 0	1 0	2 0	2 0
5 Jeff Mathis, R (1, 2) OBP: 0.314, SLG: 0.417			B FF 85 B FF 84 F FF 86 X SI 86 2-1 F8 ①		B FF 86 X FF 86 1-0 E6 47 G6-3 3 SH5-4		C FF 85 S CH 78 B CU 72 C SI 88 1-3 K ③			3	0	0	0	0	1	1
3 Brandon Wood, R (1, 6) OBP: 0.189, SLG: 0.222			C FF 86 S FC 85 S CH 78 0-3 K ②		X FF 87 0-0 SH5-4 ① 1-2 2-3			C FF 93 B SL 86 F FF 94 F SL 86 X FF 95 1-2 G6-3 ①		2	0	0	0	0	1	0
Inning Stats	R: 0 E: 0 K: 1 S: 7 H: 0 LOB: 0 BB: 0 P: 13	R: 0 E: 0 K: 2 S: 12 H: 0 LOB: 1 BB: 1 P: 20	R: 0 E: 0 K: 1 S: 6 H: 0 LOB: 0 BB: 0 P: 9	R: 1 E: 1 K: 0 S: 12 H: 1 LOB: 1 BB: 0 P: 18	R: 1 E: 1 K: 0 S: 6 H: 1 LOB: 1 BB: 0 P: 9	R: 0 E: 0 K: 1 S: 10 H: 0 LOB: 0 BB: 1 P: 19	R: 0 E: 0 K: 1 S: 6 H: 1 LOB: 0 BB: 0 P: 9	R: 0 E: 0 K: 2 S: 14 H: 1 LOB: 2 BB: 1 P: 24		1B: 2 2B: 2 3B: 0 HR: 0 SF: 0 SAC: 1 DP: 2 HBP: 0						

PITCHER		IP	WLS	BF	H	R	ER	SO	BB	IBB	HBP	BLK	WP	HR	S	P	ERA	WHIP
48 John Ely, R ERA: 3.86	(1, 1)	7.0	L	26	3	2	1	6	2	0	0	0	0	0	59	97	1.29	0.714
51 Jonathan Broxton, R ERA: 0.89	(8, 1)	1.0		5	1	0	0	2	1	0	0	0	0	0	14	24	0.00	2.000

PITCHER	IP	WLS	BF	H	R	ER	SO	BB	IBB	HBP	BLK	WP	HR	S	P	ERA	WHIP

BOTTOM

Los Angeles Dodgers @ Los Angeles Angels

Angel Stadium of Anaheim, Anaheim, CA

Wed Jun 23 2010, 7:08 PM - 9:39 PM PDT

Att. 41,001 - Clear - 71 F

livebaseballscorecards.com

AB	27
R	2
H	4
RBI	2
BB	3
SO	8
LOB	14

WP: 0 PA: 31
PB: 0
SB: 0
CS: 0

TOP

Los Angeles Dodgers @ Los Angeles Angels

Angel Stadium of Anaheim, Anaheim, CA

Thu Jun 24 2010, 7:10 PM - 11:19 PM PDT

Att. 44,043 - Clear - 72 F

livebaseballscorecards.com

Batter	1	2	3	4	5	6	7	8	9	AB	R	H	RBI	BB	SO	LOB
15 Rafael Furcal, S (1, 6) OBP: 0.346, SLG: 0.435	F8		G6-3	16 FC1-6 2B		F7		G3	1B	6	1	2	2	0	0	0
14 Jamey Carroll, R (1, 4) OBP: 0.395, SLG: 0.325	G6-3		16 FC4-6 1B	16 FC1-6 1B		G6-3		99 1B 1B	K	6	1	3	1	0	1	1
16 Andre Ethier, L (1, 9) OBP: 0.385, SLG: 0.579	P6		FC4-6	FC1-6			99 1B 2B	F7		5	1	1	1	0	0	3
99 Manny Ramirez, R (1, 10) OBP: 0.387, SLG: 0.509		23 2B BB	F7	K			27 WP 23 1B 1B	27 1B 7 1B 1B		4	2	2	2	1	1	2
27 Matt Kemp, R (1, 8) OBP: 0.316, SLG: 0.459		K		23 F8 7 HBP 5 1B 1B	K		K	7 1B		5	1	2	0	0	3	2
7 James Loney, L (1, 3) OBP: 0.350, SLG: 0.438		F7		5 1B 55 BB 15 2B HBP	E6 23 1B 55 SF9		23 1B IBB		1B	3	2	1	1	1	0	1
23 Casey Blake, R (1, 5) OBP: 0.339, SLG: 0.431		2B	F8		5 CS 1B		5 FC4 1B	P4		5	0	3	1	0	0	4
55 Russell Martin, R (1, 2) OBP: 0.353, SLG: 0.338		BB		5 1B 15 2B BB	SF9		K		F9	2	1	0	1	2	1	2
5 Reed Johnson, R (1, 7) OBP: 0.315, SLG: 0.379		K		15 2B 14 1B 1B	CS	G3	FC4		F7	5	1	1	1	0	1	5

	AB	41
	R	10
	H	15
	RBI	10
	BB	4
	SO	7
	LOB	20

Inning Stats																		
	R: 0	H: 0	R: 0	H: 1	R: 0	H: 1	R: 5	H: 4	R: 1	H: 1	R: 0	H: 0	R: 2	H: 3	R: 2	H: 4	R: 0	H: 1
	E: 0	LOB: 0	E: 0	LOB: 3	E: 0	LOB: 1	E: 0	LOB: 1	E: 1	LOB: 0	E: 0	LOB: 0	E: 0	LOB: 2	E: 0	LOB: 2	E: 0	LOB: 1
	K: 0	BB: 0	K: 2	BB: 2	K: 0	BB: 0	K: 1	BB: 1	K: 1	BB: 0	K: 0	BB: 0	K: 2	BB: 1	K: 0	BB: 0	K: 1	BB: 0
	S: 12	P: 18	S: 13	P: 29	S: 11	P: 15	S: 23	P: 35	S: 11	P: 15	S: 7	P: 11	S: 18	P: 30	S: 18	P: 25	S: 10	P: 14

	1B: 12	SF: 1	WP: 1	PA: 48
	2B: 3	SAC: 0	PB: 0	
	3B: 0	DP: 0	SB: 0	
	HR: 0	HBP: 1	CS: 1	

PITCHER		IP	WLS	BF	H	R	ER	SO	BB	IBB	HBP	BLK	WP	HR	S	P	ERA	WHIP
19 Scott Kazmir, L (1, 1) ERA: 5.42		3.2	L	21	6	5	5	2	3	0	1	0	0	0	56	93	12.27	2.455
62 Scot Shields, R (4, 1) ERA: 5.19		2.1		8	1	1	0	2	0	0	0	0	0	0	21	30	0.00	0.429
45 Francisco Rodriguez, R (7, 1) ERA: 4.26		0.1		5	3	2	2	1	0	1	0	0	1	0	13	22	54.00	9.000
70 Trevor Bell, R (7, 1) ERA: 6.38		1.2		9	4	2	2	1	0	0	0	0	0	0	23	33	10.80	2.400
37 Sean O'Sullivan, R (9, 1) ERA: 2.08		1.0		4	1	0	0	1	0	0	0	0	0	0	10	14	0.00	1.000

PITCHER		IP	WLS	BF	H	R	ER	SO	BB	IBB	HBP	BLK	WP	HR	S	P	ERA	WHIP

Batter	1	2	3	4	5	6	7	8	9	AB	R	H	RBI	BB	SO	LOB
47 Howie Kendrick, R (1, 4) OBP: 0.311, SLG: 0.423	C KN 73 F KN 72 X KN 74 0-2 18 G4-3 18 WP 53 1B 1B		C CU 74 F KN 74 B KN 68 B KN 74 B KN 73 X FF 80 3-2 ① G6-3		C KN 73 F KN 73 B KN 75 S KN 75 1-3 ② K	B SI 90 S SL 79 X SL 81 1-1 ② F8			C CU 78 X CU 79 0-1 18 2B 1B	5	2	2	0	0	1	2
18 Kevin Frandsen, R (1, 5) OBP: 0.398, SLG: 0.463	B KN 73 C KN 73 B KN 74 B FF 85 C FF 85 F FF 81 F FF 81 X FF 80 3-2 ① G4-3 1-3		C KN 71 B KN 74 F KN 75 X KN 76 1-2 ② G5-3		B KN 75 F FF 84 X FF 85 1-1 53 BB 48 1B 1B	F SL 80 S SL 80 B SL 80 1-2 ③ CS 3-H	C SL 77 B SL 77 S SL 78 F SL 79 F SL 79 F FF 89 B SL 79 F SL 79 X SL 78 2-2 ① F7		C SI 87 X CU 78 0-1 53 1B 1-H 2B	5	2	2	1	0	0	1
53 Bobby Abreu, L (1, 9) OBP: 0.366, SLG: 0.424	S KN 75 C CU 75 B FF 76 X KN 75 1-2 48 CS 3-H 1B		B KN 75 C KN 74 C KN 74 F KN 76 B KN 76 F KN 76 B KN 76 B CU 76 4-2 BB		1 SAFE 1 SAFE C KN 73 B CU 75 B KN 75 B CU 74 1 SAFE C FF 80 B FF 81 4-2 48 1B 55 1B 1-2 BB		B FF 93 C FF 92 C FF 94 B SL 86 S SL 86 2-3 ② K		X FF 87 0-0 55 K 48 DI 2-H 1B	3	1	2	2	2	1	0
48 Torii Hunter, R (1, 8) OBP: 0.361, SLG: 0.516	B KN 75 B KN 75 F FF 86 B FF 82 X FF 85 3-1 ② 55 CS 1-2 2B		1 SAFE 1 SAFE B CU 74 S KN 74 X KN 74 1-1 ③ G1-3		C SI 88 F CU 75 F SI 90 B SI 88 X SI 89 1-2 55 1B 1-2 2-H 1B		C FF 92 B SL 85 B FF 94 B FF 94 C FF 93 B FF 93 4-2 55 FC4-6 BB		C FF 94 S FF 95 S FF 94 0-3 ① K 1-2	4	0	2	1	1	1	2
55 Hideki Matsui, L (1, 10) OBP: 0.333, SLG: 0.418	B KN 74 B KN 74 B FF 81 3-0 ③ CS 2-3	B CU 72 B CU 74 C FF 84 B KN 74 B FF 84 4-1 5 BB BB	C KN 73 S KN 73 B KN 74 X KN 75 1-2 ① G3	B SI 91 D SI 90 X SI 90 2-0 44 FC6-4 1-2 2-H 1B	B FF 94 C FF 94 B SI 94 X SI 94 2-1 ③ FC4-6 1-2f		C FF 95 B FF 95 C FF 94 F FF 96 S SL 86 1-3 ②③ K 2-3	4	0	1	1	1	1	2
44 Mike Napoli, R (1, 3) OBP: 0.324, SLG: 0.484		D KN 72 B FF 85 C FF 84 S FF 80 B KN 74 S FF 81 3-3 ① K	B CU 74 B KN 74 X FF 83 2-0 HR	B SI 91 X SI 90 1-0 ③ FC6-4 1-2f				B CU 78 C SI 88 X CU 79 1-1 ① F9		4	1	1	1	0	1	3
5 Jeff Mathis, R (1, 2) OBP: 0.309, SLG: 0.392		B KN 71 B KN 73 B FF 80 C FF 85 F FF 80 F FF 81 B FF 85 4-2 1-2 BB	C KN 74 X KN 73 0-1 ② F8		B SI 89 F SI 89 F SI 90 S CU 74 1-3 ① K			C FF 88 S CU 78 S CU 78 0-3 ② K		3	0	0	0	1	2	0
77 Reggie Willits, S (1, 7) OBP: 0.367, SLG: 0.294		C FF 83 B KN 74 B KN 73 X FF 84 2-1 ② F7	B FF 84 C FF 84 B FF 85 F FF 84 X FF 86 2-2 ③ F9		B SI 90 B SI 90 C FF 90 B SI 90 B FF 91 4-1 3 1B 18 CS BB			C FF 87 F CH 80 B CU 79 X CU 79 1-2 1B	3	0	1	0	1	0	2
3 Brandon Wood, R (1, 6) OBP: 0.191, SLG: 0.223		F CU 73 B KN 75 S KN 74 B KN 75 S KN 74 2-3 ③ K		C CU 75 B FF 75 F KN 73 S KN 76 1-3 ① K	C SL 78 X SI 89 0-1 1-3 1B			B SI 87 C SL 78 F CU 79 S CU 80 1-3 ③ K		4	0	1	0	0	3	3
Inning Stats	R: 1 E: 0 K: 0 S: 13 H: 3 LOB: 0 BB: 0 P: 23	R: 0 E: 0 K: 2 S: 12 H: 0 LOB: 2 BB: 2 P: 27	R: 0 E: 0 K: 0 S: 12 H: 0 LOB: 1 BB: 1 P: 21	R: 1 E: 0 K: 0 S: 9 H: 1 LOB: 0 BB: 0 P: 14	R: 2 E: 0 K: 2 S: 16 H: 3 LOB: 2 BB: 1 P: 27	R: 0 E: 0 K: 1 S: 10 H: 1 LOB: 1 BB: 1 P: 17	R: 0 E: 0 K: 1 S: 14 H: 0 LOB: 1 BB: 1 P: 24	R: 0 E: 0 K: 2 S: 11 H: 1 LOB: 1 BB: 0 P: 14	R: 2 E: 0 K: 2 S: 12 H: 3 LOB: 1 BB: 0 P: 13	1B: 9 2B: 2 3B: 0 HR: 1	SF: 0 SAC: 0 DP: 0 HBP: 0					

PITCHER	IP	WLS	BF	H	R	ER	SO	BB	IBB	HBP	BLK	WP	HR	S	P	ERA	WHIP
49 Charlie Haeger, R (1, 1) ERA: 8.4	4.2		21	5	4	4	4	4	0	0	0	1	1	56	102	7.71	1.929
38 Ramon Troncoso, R (5, 1) ERA: 5.51	0.2		5	2	0	0	1	1	0	0	0	0	0	10	19	0.00	4.500
36 Jeff Weaver, R (6, 1) ERA: 3.27	1.0	W	3	1	0	0	0	0	0	0	0	0	0	13	17	0.00	1.000
56 Hung-Chih Kuo, L (7, 1) ERA: 1.25	0.2		3	0	0	0	1	1	0	0	0	0	0	7	15	0.00	1.500
45 Justin Miller, R (8, 1) ERA: 3.77	1.0		6	3	2	2	2	0	0	0	0	0	0	15	18	18.00	3.000

PITCHER	IP	WLS	BF	H	R	ER	SO	BB	IBB	HBP	BLK	WP	HR	S	P	ERA	WHIP
52 George Sherrill, L (9, 1) ERA: 6.62	0.0		1	1	0	0	0	0	0	0	0	0	0	1	1	∞	∞
51 Jonathan Broxton, R (9, 1) ERA: 0.86	1.0		2	0	0	0	2	0	0	0	0	0	0	7	8	0.00	0.000

BOTTOM

Los Angeles Dodgers @ Los Angeles Angels

Angel Stadium of Anaheim, Anaheim, CA

Thu Jun 24 2010, 7:10 PM - 11:19 PM PDT

Att. 44,043 - Clear - 72 F

livebaseballscorecards.com

AB	35
R	6
H	12
RBI	6
BB	6
SO	10
LOB	15

Colorado Rockies @ Los Angeles Angels

Angel Stadium of Anaheim, Anaheim, CA

Fri Jun 25 2010, 7:09 PM - 11:09 PM PDT

Att. 37,228 - Clear - 69 F

TOP

livebaseballscorecards.com

Batter	1	2	3	4	5	6	7	8	9	10	11	AB	R	H	RBI	BB	SO	LOB
18 Jonathan Herrera, S (1, 4) (11, 6) OBP: 0.340, SLG: 0.314	C SI 87 B FF 88 C SI 87 B FF 92 C SI 89 2-3 ① K		B SI 88 C SI 88 S CU 68 C SI 90 1-3 ② K		L CU 68 1 SAFE S CU 70 F FF 90 S CH 77 0-3 ① K 1-2			B SI 93 C SI 90 C CH 81 X FF 95 1-2 17 WP 5 1B 1B		C FC 96 S CU 84 X SL 89 0-2 23 BB 17 PB 1B	B SI 93 B SI 93 B FC 88 C SI 92 C SI 93 X SI 93 3-2 E7 1-3 2-H 1B	6	1	3	1	0	3	1
17 Todd Helton, L (1, 3) OBP: 0.349, SLG: 0.323	B SI 88 S SI 87 C CU 70 B FF 91 X CU 71 2-2 23 BB 1B		S SI 88 B SI 90 S SI 89 F SI 90 B FF 88 X CH 80 2-2 ③ F7		C SI 89 X CH 76 0-1 ② F8			1 SAFE C SI 92 S CH 80 1 SAFE B SI 93 1 SAFE F SI 94 F CH 81 F SI 94 2-2 ① G5-3 1-2		1 SAFE B FC 96 B FC 95 B FF 95 C FC 96 S SL 89 S SL 91 3-3 ② K 1-2	X FF 88 0-0 ③ F8	6	0	1	0	0	1	5
5 Carlos González, L (1, 8) OBP: 0.332, SLG: 0.483	B SI 88 C CU 69 B SI 90 F SI 90 B SI 88 S CU 70 3-3 ② K			B CU 67 S CU 66 B FF 89 C FF 89 X SL 78 2-2 ① F9	B CH 77 C CH 79 F FF 90 F FF 88 F CH 77 B FF 88 C SI 89 2-3 ③ K			B SI 93 C SI 95 B SI 95 B SI 94 X CH 82 3-1 23 G3-1 23 S 2-H 1B		I I I IN 54 I IN 52 4-0 23 BB IBB		4	0	1	1	1	2	2
23 Jason Giambi, L (1, 10) OBP: 0.375, SLG: 0.403	B SI 88 F SI 89 B CU 70 1 SAFE C CU 70 B SI 89 B CH 79 4-2 1-2 BB			C CU 66 S SI 90 X FF 88 0-2 ① 1B	C CU 68 B CH 78 S CH 76 X SI 89 1-2 ① F7	F FF 87 B FF 88 B FF 89 S FF 89 S FF 91 2-3 ② K		1 SAFE C SI 95 1 SAFE B CH 82 B SI 94 S SI 94 X SI 93 2-2 ② G3-1 1-3		B CU 82 B SL 90 B FC 96 B FC 97 4-0 BB 1-2 2-3		3	0	1	0	2	0	1
11 Brad Hawpe, L (1, 9) OBP: 0.355, SLG: 0.459 19 Ryan Spilborghs, R (2, 9) OBP: 0.353, SLG: 0.485	S SI 89 S SI 90 S FF 90 0-3 ③ K			C FF 89 F FF 90 F SI 88 F CH 77 B FF 88 S SL 79 1-3 ② K	F FF 87 B FF 88 B FF 89 S FF 89 S FF 91 2-3 ② K			B CH 83 B SI 94 X SI 95 2-0 ③ G3		C FF 97 B SL 89 S FC 96 C FF 98 1-3 ③ K		1 4	0 0	0 0	0 0	0 0	1 3	2 5
7 Seth Smith, L (1, 7) OBP: 0.330, SLG: 0.529		X SI 87 0-0 ① P5		C CU 69 C FF 89 B FF 88 X CH 77 1-2 ③ G4-3	C CH 77 C CU 70 X CH 75 0-2 ③ G6-3				C SI 89 B SL 75 C SI 90 B SI 89 F SI 89 F SI 89 X CH 74 2-2 ① F8		X SI 93 0-0 ① F7	5	0	0	0	0	0	1
9 Ian Stewart, L (1, 5) OBP: 0.335, SLG: 0.409		B SI 87 B SI 87 F SI 89 S CU 69 B SL 77 S SI 90 3-3 ② K		X SI 87 0-0 20 HR 1B	B CU 68 B CH 76 C CU 68 X CH 76 2-1 ① G3-1	F SL 75 B SL 76 F SI 89 F SI 90 B CH 74 C SI 90 3-3 ② K				B SI 94 X SI 94 1-0 ② F8	5	1	1	0	0	2	0
20 Chris Iannetta, R (1, 2) OBP: 0.316, SLG: 0.359	C FF 89 B SL 79 S FF 90 B FF 90 B FF 91 F FF 89 S FF 91 3-3 ③ K			B SL 77 1 SAFE C SL 77 1 SAFE F FF 90 X SL 78 1-2 1-H HR	F FF 88 X FF 89 0-1 ② P4	S SI 90 S SI 90 B SI 90 B SI 89 S SI 89 2-3 ③ K			B FF 89 B SI 94 S FC 87 B SI 93 X FF 89 3-1 18 E 2B	5	2	2	2	0	2	0
12 Clint Barmes, R (1, 6) OBP: 0.290, SLG: 0.363 6 Melvin Mora, R (11, PH) (11, 4) OBP: 0.319, SLG: 0.340			B FF 88 S FF 88 C FF 89 C SI 87 1-3 ① K		B FF 90 S FF 88 B FF 90 X SL 79 2-1 18 S 1B			C SI 88 F FF 89 F FF 86 B FF 89 B CH 76 F CH 76 X FF 89 2-2 ③ F8		C FC 95 F SL 91 F FC 97 S SL 92 0-3 ① K	B FF 89 B FF 89 B FF 88 C SI 93 F SI 94 B FF 94 4-2 18 E BB	4 0	0 0	1 0	0 0	0 1	2 0	0 0
Inning Stats	R: 0 H: 1 E: 0 LOB: 2 K: 3 BB: 1 S: 14 P: 25	R: 0 H: 0 E: 0 LOB: 0 K: 2 BB: 0 S: 8 P: 14	R: 0 H: 0 E: 0 LOB: 0 K: 2 BB: 0 S: 10 P: 14	R: 0 H: 1 E: 0 LOB: 1 K: 1 BB: 0 S: 14 P: 18	R: 2 H: 3 E: 0 LOB: 1 K: 2 BB: 0 S: 17 P: 22	R: 0 H: 0 E: 0 LOB: 0 K: 1 BB: 0 S: 9 P: 12	R: 0 H: 0 E: 0 LOB: 0 K: 0 BB: 0 S: 9 P: 13	R: 1 H: 2 E: 0 LOB: 1 K: 0 BB: 0 S: 16 P: 26	R: 0 H: 0 E: 0 LOB: 0 K: 2 BB: 0 S: 12 P: 19	R: 0 H: 1 E: 0 LOB: 3 K: 3 BB: 2 S: 13 P: 25	R: 1 H: 2 E: 1 LOB: 2 K: 0 BB: 1 S: 10 P: 21							

| | | | | | | |

Batter	1	2	3	4	5	6	7	8	9	10	11	AB	R	H	RBI	BB	SO	LOB
47 Howie Kendrick, R (1, 4) OBP: 0.310, SLG: 0.417	B SI 86 B SI 85 B SI 85 C SI 85 F SI 86 F CH 78 B CH 78 4-2 18 1B BB		X SI 85 0-0 G4-3			C CU 72 X SI 85 0-1 F9	C SL 80 F FF 92 F FF 93 2 SAFE D SL 82 X SL 80 1-2 FC5-4 1-2f 2-3			L FF 91 F SL 88 B FF 93 F CU 74 C FF 92 1-3 K		4	0	0	0	1	1	2
18 Kevin Frandsen, R (1, 5) OBP: 0.398, SLG: 0.471	B SI 85 1 SAFE C SI 84 X SI 86 1-1 48 G5-4-3 1-2 1B		C SI 85 X SI 84 0-1 F9			C CU 72 C CU 73 F SI 89 X SI 86 0-2 48 2B 2B	B FF 91 B FF 90 B FF 90 C FF 89 F FF 90 F FF 91 F FF 91 X FF 91 3-2 F8			C FF 92 F FF 93 X SL 87 0-2 G6-3		5	1	2	0	0	0	2
53 Bobby Abreu, L (1, 9) OBP: 0.364, SLG: 0.420	B SI 86 C SI 85 S CH 78 B SI 85 S CH 78 2-3 K		B SI 83 B SI 86 X SI 87 2-0 G4-3			B SI 88 F SI 86 T SI 88 F CU 73 F CU 75 B CU 72 F CH 79 B SI 87 S CH 78 3-3 K		B FF 86 X FF 87 1-0 F7			B FF 89 B FF 89 B FF 89 C FF 89 C FF 88 X CH 88 3-2 44 FC1-4 20 S 1B	5	0	1	0	0	2	3
48 Torii Hunter, R (1, 10) OBP: 0.359, SLG: 0.513	B CU 72 C SI 87 F CH 77 B CH 79 X CH 77 2-2 G5-4-3 1-2f			B SI 84 X SI 84 1-0 F9		B CH 77 X SI 87 1-0 2-H 2B		C FF 90 X SL 85 0-1 G3			B SI 89 B SI 89 F SI 89 B SI 89 X SI 89 3-1 F7	5	0	1	1	0	0	3
20 Juan Rivera, R (1, 7) OBP: 0.308, SLG: 0.430		B SI 86 F SI 84 C SI 84 X CU 72 1-2 44 1B 5 SF7 1B		C CU 71 X CH 76 0-1 P4		B SI 86 B CH 76 S CH 79 X SI 83 2-1 G5-3		C FF 93 B FF 92 X FF 91 1-1 G5-3			B SI 90 C SI 90 B SI 91 B SI 90 B SI 90 4-1 44 FC1-4 1-2 BB	4	1	1	0	1	0	1
44 Mike Napoli, R (1, 3) OBP: 0.325, SLG: 0.482		C SI 85 X CH 77 0-1 77 B5-3 5 SF7 1-3 1B		B SI 87 S CH 77 F SI 85 B CU 70 X CH 77 2-2 G6-3			B SI 85 C CH 79 S SI 87 X CU 72 1-2 5 SH3-4 77 1B 1B		B SL 83 C FF 90 S FF 91 S CU 74 1-3 K		B SL 82 C SI 90 B SL 83 F SI 90 X SL 82 2-2 FC1-4 1-2f 2-3	5	1	2	0	0	1	2
5 Jeff Mathis, R (1, 2) OBP: 0.288, SLG: 0.370	1 SAFE B CH 79 B SI 86 B SI 84 X SI 84 3-0 SF7 1-2 3-H		S CU 71 B SI 86 X CH 78 1-1 G3				L SI 87 1 SAFE X CH 79 0-1 SH3-4 1-2		C SL 86 X SL 85 0-1 F8		C SI 91 S SL 80 B SL 82 X SL 82 1-2 G4-3	3	0	0	1	0	0	2
77 Reggie Willits, S (1, 8) OBP: 0.359, SLG: 0.291	X SI 84 0-0 B5-3 2-3		B SI 83 B SI 86 C SI 85 F CH 77 X CH 76 2-2 G1-3				C CU 72 B SI 83 C SI 84 F SI 85 B CH 77 X SI 85 2-2 47 FC5-4 2-H 1B		C FF 92 B FF 92 F FF 92 B CU 73 X SL 87 2-2 G4-3			4	0	1	1	0	0	1
3 Brandon Wood, R (1, 6) OBP: 0.188, SLG: 0.220 39 Robb Quinlan, R (7, PH) OBP: 0.171, SLG: 0.182 2 Erick Aybar, S (7, PH) OBP: 0.337, SLG: 0.351 (8, 6)	C CU 72 F SI 85 B SI 86 F CU 73 C SI 88 1-3 K		S CH 77 B SI 88 X SI 85 1-1 G5-3				B FF 91 B FF 91 F FF 90 B CH 84 F FF 90 B FF 90 4-2 47 FC5-4 BB			C FF 89 S SL 85 X SL 86 0-2 G4-3		2 0 1	0 0 0	0 0 0	0 0 1	1 0 0	1 0 0
Inning Stats	R: 0 E: 0 K: 1 S: 11 H: 1 LOB: 1 BB: 1 P: 20	R: 1 E: 0 K: 1 S: 11 H: 2 LOB: 1 BB: 0 P: 16	R: 0 E: 0 K: 0 S: 4 H: 0 LOB: 0 BB: 0 P: 6	R: 0 E: 0 K: 0 S: 6 H: 0 LOB: 0 BB: 0 P: 9	R: 0 E: 0 K: 0 S: 7 H: 0 LOB: 0 BB: 0 P: 11	R: 1 E: 0 K: 1 S: 15 H: 2 LOB: 1 BB: 0 P: 21	R: 1 E: 0 K: 0 S: 20 H: 2 LOB: 2 BB: 1 P: 31	R: 0 E: 0 K: 0 S: 5 H: 0 LOB: 0 BB: 0 P: 7	R: 0 E: 0 K: 1 S: 8 H: 0 LOB: 0 BB: 0 P: 11	R: 0 E: 0 K: 1 S: 10 H: 0 LOB: 0 BB: 0 P: 11	R: 0 E: 0 K: 0 S: 12 H: 1 LOB: 2 BB: 1 P: 25	1B: 6 2B: 2 3B: 0 HR: 0 SF: 1 SAC: 1 DP: 1 HBP: 0	WP: 0 PB: 0 SB: 1 CS: 0 PA: 43					

PITCHER		IP	WLS	BF	H	R	ER	SO	BB	IBB	HBP	BLK	WP	HR	S	P	ERA	WHIP
26 Jeff Francis, L ERA: 3.53	(1, 1)	6.1		26	7	3	3	3	1	0	0	0	0	0	63	95	4.26	1.263
63 Rafael Betancourt, R ERA: 5.54	(7, 1)	0.2		3	0	0	0	0	1	0	0	0	0	0	11	19	0.00	1.500
53 Randy Flores, L ERA: 2.76	(8, 1)	0.1		1	0	0	0	0	0	0	0	0	0	0	1	2	0.00	0.000
34 Matt Belisle, R ERA: 2.89	(8, 1)	2.2	W	9	1	0	0	2	0	0	0	0	0	0	25	33	0.00	0.375
60 Manny Corpas, R ERA: 3.92	(11, 1)	1.0	S	4	0	0	0	0	1	0	0	0	0	0	9	19	0.00	1.000

PITCHER	IP	WLS	BF	H	R	ER	SO	BB	IBB	HBP	BLK	WP	HR	S	P	ERA	WHIP

BOTTOM

Colorado Rockies @ Los Angeles Angels
Angel Stadium of Anaheim, Anaheim, CA
Fri Jun 25 2010, 7:09 PM - 11:09 PM PDT
Att. 37,228 - Clear - 69 F

livebaseballscorecards.com

AB	38
R	3
H	8
RBI	3
BB	3
SO	5
LOB	17

Batter	1	2	3	4	5	6	7	8	9	AB	R	H	RBI	BB	SO	LOB
18 Jonathan Herrera, S (1, 4) OBP: 0.333, SLG: 0.309	B FF 90 C FF 90 S FF 91 X CU 77 1-2 1B		B FF 91 C SI 90 B CH 82 X CH 82 2-1 ① G6-3		B FF 89 F SI 89 X SL 81 1-1 ③ G1-3			C FF 93 B CH 81 B CH 80 C FF 93 X CH 80 2-2 ② P6		4	0	1	0	0	0	0
19 Ryan Spilborghs, R (1, 9) OBP: 0.357, SLG: 0.481	B FF 90 B SI 90 B SI 90 C FF 88 1 SAFE C SI 89 S FF 90 3-3 ① K		T CH 81 B SI 91 B CH 83 F CH 83 F FF 90 S FF 91 2-3 ② K			B CH 80 F SI 90 B SI 90 B SI 90 S FF 90 B FF 90 4-2 BB		B FF 93 C FF 93 B SI 94 X SI 92 2-1 1B		3	0	1	0	1	2	1
5 Carlos González, L (1, 8) OBP: 0.327, SLG: 0.475	C CU 75 S CU 78 S CU 78 0-3 ② K		B FF 91 X CU 78 1-0 ③ F8			B SI 89 X SI 89 1-0 ① F7		C CH 80 S SI 94 1 SAFE B CH 82 B SI 94 T SI 94 2-2 ③ K		4	0	0	0	0	2	3
23 Jason Giambi, L (1, 10) OBP: 0.360, SLG: 0.382	F FF 91 1 SAFE X SI 91 0-1 ③ G3			C CU 75 S CU 78 B FF 90 B SI 90 X CU 78 2-2 ① G3		F SI 90 C CU 78 S CU 78 0-3 ② K			S SI 88 C SI 89 X SI 89 0-2 ① G4-3	4	0	0	0	0	1	2
6 Melvin Mora, R (1, 3) OBP: 0.325, SLG: 0.349		B FF 88 B SI 89 C FF 88 F SI 89 X FF 90 2-2 ① F9		C CH 82 F FF 91 B CU 78 B CH 81 X CH 82 2-2 21 1B 2B		B FF 90 B SI 88 C CU 74 F CU 76 B SI 90 F CU 75 X FF 90 3-2 ③ P3			B SI 89 B SI 88 C SI 88 B SI 89 B SI 88 4-1 21 L4-3 BB	3	1	1	0	1	0	1
21 Miguel Olivo, R (1, 2) OBP: 0.355, SLG: 0.516		C CU 72 S CU 77 S FF 90 0-3 ② K		C CH 81 B SI 90 F CH 82 F FF 90 D CU 78 F FF 91 B FF 91 F FF 91 X SI 91 3-2 7 CS 2-H 1B			S CH 80 B CH 80 B SI 89 S CH 80 F CU 77 S CH 80 2-3 ① K		C CH 75 X CH 74 0-1 ②③ L4-3 1-1	4	0	1	1	0	2	1
9 Ian Stewart, L (1, 5) OBP: 0.335, SLG: 0.405		B FF 90 F SI 90 B CU 77 B SI 90 F SI 90 B FF 92 4-2 BB		F SI 90 B CU 80 C CU 80 S CU 79 1-3 ② K			S CU 76 F SI 89 B FF 88 F CU 77 B FF 90 F FF 90 C CU 77 2-3 ② K			2	0	0	0	1	2	1
7 Seth Smith, L (1, 7) OBP: 0.325, SLG: 0.520		C FF 90 X SI 90 0-1 ③ G4-3		1 SAFE 1 SAFE 0-0 ③ CS 1-2	B CU 74 B CU 76 F SI 88 X SI 88 2-1 ① F8		B CU 76 F SI 89 X SI 90 1-1 ③ G4-3			3	0	0	0	0	0	1
12 Clint Barmes, R (1, 6) OBP: 0.291, SLG: 0.377			C FF 90 S CU 76 X 0-2 HR		F CH 81 B SI 90 X CH 82 1-1 ② G5-3			C FF 91 X SI 92 0-1 ① F8		3	1	1	1	0	0	0
Inning Stats	R: 0 E: 0 K: 2 S: 11 H: 1 LOB: 1 BB: 0 P: 15	R: 0 E: 0 K: 1 S: 10 H: 0 LOB: 1 BB: 1 P: 16	R: 1 E: 0 K: 1 S: 10 H: 1 LOB: 0 BB: 0 P: 15	R: 1 E: 0 K: 1 S: 15 H: 2 LOB: 0 BB: 0 P: 23	R: 0 E: 0 K: 0 S: 6 H: 0 LOB: 0 BB: 0 P: 10	R: 0 E: 0 K: 1 S: 10 H: 0 LOB: 1 BB: 1 P: 18	R: 0 E: 0 K: 2 S: 11 H: 0 LOB: 0 BB: 0 P: 16	R: 0 E: 0 K: 1 S: 10 H: 1 LOB: 1 BB: 0 P: 16	R: 0 E: 0 K: 0 S: 6 H: 0 LOB: 0 BB: 1 P: 10	1B: 3 2B: 2 3B: 0 HR: 1 SF: 0 SAC: 0 DP: 1 HBP: 0						

TOP

Colorado Rockies @ Los Angeles Angels

Angel Stadium of Anaheim, Anaheim, CA

Sat Jun 26 2010, 7:09 PM - 9:20 PM PDT

Att. 39,225 - Clear - 69 F

livebaseballscorecards.com

AB	30
R	2
H	5
RBI	2
BB	3
SO	9
LOB	10

WP: 0 PB: 0 SB: 0 CS: 1 PA: 34

PITCHER		IP	WLS	BF	H	R	ER	SO	BB	IBB	HBP	BLK	WP	HR	S	P	ERA	WHIP
51 Joe Saunders, L ERA: 4.88	(1, 1)	7.0	W	26	4	2	2	8	2	0	0	0	0	1	73	113	2.57	0.857
56 Fernando Rodney, R ERA: 3.26	(8, 1)	1.0	H	4	1	0	0	1	0	0	0	0	0	0	10	16	0.00	1.000
40 Brian Fuentes, L ERA: 5.06	(9, 1)	1.0	S	3	0	0	0	0	1	0	0	0	0	0	6	10	0.00	1.000

PITCHER	IP	WLS	BF	H	R	ER	SO	BB	IBB	HBP	BLK	WP	HR	S	P	ERA	WHIP

Batter	1	2	3	4	5	6	7	8	9	AB	R	H	RBI	BB	SO	LOB
47 Howie Kendrick, R (1, 4) OBP: 0.306, SLG: 0.411	B SI 86 C SI 86 X SI 87 1-1 ① G5-3	B SI 88 X SI 87 1-0 ③ G6-3			C SI 87 B SI 87 X CU 72 1-1 ③ G4-3			B SI 88 C SI 88 S CU 72 C CU 74 1-3 ② K		4	0	0	0	0	1	0
18 Kevin Frandsen, R (1, 5) OBP: 0.392, SLG: 0.462	B SI 88 C SI 88 X SI 88 1-1 ① 48 1B 53 E 55 HR 1B		C CU 70 B SI 86 X CU 73 1-1 ① F9			C SI 86 C SI 88 B SI 85 X SI 90 1-2 ① G1		T SI 89 F SI 89 X SI 89 0-2 ③ G4-3		4	1	1	0	0	0	0
53 Bobby Abreu, L (1, 10) OBP: 0.361, SLG: 0.415	B SI 88 C SI 88 B SI 88 X SI 89 2-1 FC5 48 1B 55 HR 1-2		C SI 87 B CU 73 B SI 88 B SI 88 X SI 86 3-1 ② G3-1			C SI 87 X SI 88 0-1 ② G4-3				3	1	0	0	0	0	1
48 Torii Hunter, R (1, 8) OBP: 0.359, SLG: 0.511	C SI 89 C SI 89 B SI 90 X CU 76 1-2 55 HR 1B 1-2 2-3		B SI 89 C SI 88 F CU 74 B SI 90 S SI 88 2-3 ③ K			C SI 88 F SI 88 X SI 90 0-2 ③ G3				3	1	1	0	0	1	0
55 Hideki Matsui, L (1, 7) OBP: 0.337, SLG: 0.431 77 Reggie Willits, S (7, PR) OBP: 0.359, SLG: 0.291 (8, 7)	B SI 88 B SI 89 B SI 89 X SI 88 3-0 HR 1-H 2-H 3-H			B SI 86 X SI 86 1-0 ① G4-3			B SI 87 B SI 87 C SI 88 B SI 88 B SI 88 4-1 20 1B 44 FC5-2 BB			2 0	1 0	1 0	4 0	1 0	0 0	0 0
20 Juan Rivera, R (1, 9) OBP: 0.308, SLG: 0.429	B SI 88 B SI 88 S SI 88 X SI 88 2-1 ② G6-3			B SI 88 C SI 87 X SI 86 1-1 ② G5-3			1 SAFE 1 SAFE X SI 87 0-0 44 FC5-2 1-3 1B			3	0	1	0	0	0	0
44 Mike Napoli, R (1, 3) OBP: 0.321, SLG: 0.475	F SI 89 B SI 90 X CU 74 1-1 ③ F8			B SI 88 B SI 86 S SI 86 X SI 86 2-1 ③ G6-3			D CU 76 F SI 88 B SI 87 B CU 75 X SI 88 3-1 ① FC5-2 2 G4-6-3 1-2 3-H			3	0	0	0	0	0	2
2 Erick Aybar, S (1, 6) OBP: 0.333, SLG: 0.347		C SI 86 B SI 87 F SI 86 X CU 74 1-2 ① L3			C SI 86 X SI 86 0-1 ① G4-3		D SI 88 B SI 88 F SI 88 X SI 89 2-1 ② ③ G4-6-3 1-2f			3	0	0	0	0	0	2
46 Bobby Wilson, R (1, 2) OBP: 0.250, SLG: 0.325		B SI 88 B CU 71 X SI 87 2-0 ② G6-3			B SI 87 X SI 86 1-0 ② P2			B SI 86 F SI 86 T SI 88 B SI 89 F SI 85 F SI 88 C CU 73 2-3 ① K		3	0	0	0	0	1	0
Inning Stats	R: 4 E: 1 K: 0 S: 14 H: 3 LOB: 0 BB: 0 P: 25	R: 0 E: 0 K: 0 S: 5 H: 0 LOB: 0 BB: 0 P: 9	R: 0 E: 0 K: 1 S: 7 H: 0 LOB: 0 BB: 0 P: 13	R: 0 E: 0 K: 0 S: 5 H: 0 LOB: 0 BB: 0 P: 9	R: 0 E: 0 K: 0 S: 5 H: 0 LOB: 0 BB: 0 P: 7	R: 0 E: 0 K: 0 S: 8 H: 0 LOB: 0 BB: 0 P: 9	R: 0 E: 0 K: 0 S: 6 H: 1 LOB: 2 BB: 1 P: 15	R: 0 E: 0 K: 2 S: 11 H: 0 LOB: 0 BB: 0 P: 14		1B: 3 2B: 0 3B: 0 HR: 1	SF: 0 SAC: 0 DP: 1 HBP: 0			WP: 0 PB: 0 SB: 0 CS: 0	PA: 29	

PITCHER	IP	WLS	BF	H	R	ER	SO	BB	IBB	HBP	BLK	WP	HR	S	P	ERA	WHIP
28 Aaron Cook, R (1, 1) ERA: 4.69	8.0	L	29	4	4	3	3	1	0	0	0	0	1	61	101	3.38	0.625

PITCHER	IP	WLS	BF	H	R	ER	SO	BB	IBB	HBP	BLK	WP	HR	S	P	ERA	WHIP

BOTTOM

Colorado Rockies @ Los Angeles Angels

Angel Stadium of Anaheim, Anaheim, CA

Sat Jun 26 2010, 7:09 PM - 9:20 PM PDT

Att. 39,225 - Clear - 69 F

livebaseballscorecards.com

AB	28
R	4
H	4
RBI	4
BB	1
SO	3
LOB	5

Colorado Rockies @ Los Angeles Angels

Angel Stadium of Anaheim, Anaheim, CA

Sun Jun 27 2010, 12:38 PM - 3:30 PM PDT

Att. 37,314 - Sunny - 75 F

livebaseballscorecards.com

Batter	1	2	3	4	5	6	7	8	9	AB	R	H	RBI	BB	SO	LOB
18 Jonathan Herrera, S (1, 4) OBP: 0.328, SLG: 0.305	B FF 91 C FF 89 C FF 91 F SL 82 B FF 92 X SL 80 2-2 F8 ①		C SL 79 B SL 83 C FF 92 B FF 92 X SL 83 2-2 G6-3 ②		C FF 92 1 SAFE F FF 89 D SL 82 B SL 82 2-2 CS ③ 1-2	C CH 88 F CH 83 B FF 91 X SL 79 1-2 P5 ①	C SI 90 D CU 79 B SI 92 B SI 91 C SI 91 X SI 92 3-2 1-2 1B			4	0	1	0	0	0	0
17 Todd Helton, L (1, 3) OBP: 0.344, SLG: 0.318	X FF 91 0-0 G3 ②		C FF 92 B CH 85 B CH 85 C SL 81 X CH 85 2-2 G6-3 ③			B FF 91 B SL 81 C FF 92 F SL 80 X FF 91 2-2 P6 ②	C SI 92 X CU 80 0-1 F7 ③			4	0	0	0	0	0	2
5 Carlos González, L (1, 8) OBP: 0.333, SLG: 0.480	C SI 92 F SL 81 B FF 92 B FF 92 B FF 92 X FF 92 3-2 1B			B SL 79 C FF 91 S CH 83 F FF 92 B SL 80 X CH 84 2-2 23 2B 1B		C FF 92 B FF 93 X CH 85 1-1 23 BB 1B		X FC 96 0-0 G6-3 ①		4	1	3	0	0	0	0
23 Jason Giambi, L (1, 10) OBP: 0.365, SLG: 0.392	B FF 91 B FF 91 C SL 81 X FF 91 2-1 F7 ③			**B SL 80** **1 SAFE** 1 SAFE C SL 80 F FF 90 F SL 79 1 SAFE B FF 90 X FF 91 2-2 7 K 2B 1-H		D SL 81 B FF 91 B SL 80 B FF 91 4-0 1-2 BB		C FF 97 S CU 82 C FF 97 0-3 ②		3	0	1	1	1	1	1
7 Seth Smith, L (1, 7) OBP: 0.323, SLG: 0.514		C SL 78 C SL 80 F SL 80 B FF 93 F SL 82 B FF 90 S CH 86 2-3 K ①		F SL 83 S SL 82 S SL 83 0-3 K ①② 2-3	C CH 85 D CH 87 S SL 83 D SL 82 D SL 83 F SL 84 C FF 93 3-3 K ③			B FF 97 C FF 94 F SL 87 F FF 97 X CU 83 1-2 1B		4	0	1	0	0	3	3
20 Chris Iannetta, R (1, 2) OBP: 0.313, SLG: 0.368		C FF 93 F SL 82 B FF 94 C FF 92 1-3 K ②		S FF 92 S FF 93 F SL 83 F FF 94 S SL 82 0-3 K ③			C FF 93 X FF 92 0-1 12 1B 2B	C SL 88 F FF 95 X SL 88 0-2 F7 ③		4	1	1	0	0	2	1
9 Ian Stewart, L (1, 5) OBP: 0.335, SLG: 0.418 6 Melvin Mora, R (7, 5) OBP: 0.322, SLG: 0.346		B FF 93 B SL 83 X FF 92 2-0 HR			F SL 78 C FF 92 B FF 92 X FF 92 1-2 F7 ①		S SL 83 F CH 86 X FF 92 0-2 P6 ①		B SI 92 X SI 92 1-0 F8 ①	3 1	1 0	1 0	1 0	0 0	0 0	1 0
19 Ryan Spilborghs, R (1, 9) OBP: 0.348, SLG: 0.468		C FF 92 X SL 81 0-1 F8 ③			C SL 82 F FF 93 B FF 94 F FF 94 S SL 81 1-3 K ②		C SL 83 B FF 93 B FF 92 C SL 83 X SL 82 2-2 F8 ②		B SI 93 F SI 94 X SI 94 1-1 G4-3 ②	4	0	0	0	0	1	1
12 Clint Barmes, R (1, 6) OBP: 0.294, SLG: 0.379			F FF 92 S SL 82 F SL 84 F SL 82 C FF 93 0-3 K ①		C SL 81 C SL 83 X SL 81 0-2 18 CS 1B		F FF 92 B FF 93 X FF 92 1-1 18 1B 2-H 1B		B SI 94 C SI 93 X SI 95 1-1 L6 ③	4	0	2	1	0	1	0

Inning Stats	1	2	3	4	5	6	7	8	9
	R: 0 E: 0 K: 0 S: 10	R: 1 E: 0 K: 2 S: 11	R: 0 E: 0 K: 1 S: 11	R: 1 E: 0 K: 2 S: 16	R: 0 E: 0 K: 1 S: 12	R: 0 E: 0 K: 1 S: 12	R: 1 E: 0 K: 0 S: 15	R: 0 E: 0 K: 1 S: 11	R: 0 E: 0 K: 0 S: 5
	H: 1 LOB: 1 BB: 0 P: 17	H: 1 LOB: 0 BB: 0 P: 16	H: 0 LOB: 0 BB: 0 P: 15	H: 2 LOB: 0 BB: 0 P: 20	H: 1 LOB: 0 BB: 0 P: 16	H: 1 LOB: 2 BB: 1 P: 23	H: 3 LOB: 2 BB: 0 P: 21	H: 1 LOB: 1 BB: 0 P: 12	H: 0 LOB: 0 BB: 0 P: 8

| | | |

Batter	1	2	3	4	5	6	7	8	9	AB	R	H	RBI	BB	SO	LOB
2 Erick Aybar, S (1, 6) OBP: 0.334, SLG: 0.348	F SI 92 C FF 92 M CU 78 0-3 ① K		F FF 91 S CH 83 X CH 85 0-2 ③ F9		1 SAFE B CH 83 X SI 89 1-0 47 G6-4-3 1-3 1B		F FF 93 X FF 92 0-1 ② G4-3	F SI 92 B SI 90 B SL 80 C SL 82 X SI 91 2-2 1B		5	0	2	0	0	1	0
47 Howie Kendrick, R (1, 4) OBP: 0.304, SLG: 0.408	C FF 92 X SI 90 0-1 1B			B SI 90 F SI 89 C CU 77 F CH 83 B SL 85 S FC 84 2-3 ① K	X SI 91 0-0 ① ② G6-4-3 1-2f 3-H		C CH 80 F FF 92 X CU 72 0-2 ③ G5-3	C SI 91 X SL 80 0-1 ③ F8		5	0	1	0	0	1	2
53 Bobby Abreu, L (1, 9) OBP: 0.362, SLG: 0.422 77 Reggie Willits, S (9, 9) OBP: 0.359, SLG: 0.291	B FF 90 C FF 91 1 SAFE S SI 89 1 SAFE S SI 89 1-3 ② K			C FF 92 B CH 84 B FF 91 X SI 89 2-1 55 1B 3B	C CU 80 B SI 91 B SI 90 T SI 90 S SL 80 2-3 ③ K			F FF 92 C FF 91 B FF 94 B FF 92 B CU 73 B SI 94 4-2 48 1B 20 2B BB		3 0	2 0	1 0	0 0	1 0	2 0	1 0
48 Torii Hunter, R (1, 8) OBP: 0.357, SLG: 0.507	S SL 81 C SL 82 S CU 79 0-3 ③ K			B SI 91 F SL 82 B SI 91 F SI 92 S SL 83 2-3 ② K		B CU 80 F SI 89 B SL 81 F SL 82 B FF 92 F FF 91 X SL 82 3-2 ① G4-3		B FF 93 X FF 93 1-0 20 2B 3 HR 1-2 1B		4	1	1	0	0	2	2
55 Hideki Matsui, L (1, 10) OBP: 0.339, SLG: 0.430		B FF 91 B FF 91 C SI 89 B CH 82 C SI 90 C CU 78 3-3 ① K		S CH 85 B FF 92 B SI 92 X SI 91 2-1 20 E 44 HR 3-H 1B		B FF 91 B SI 90 S CH 84 B CH 84 B FF 92 4-1 44 BB BB		C FF 90 C FF 92 X CU 74 0-2 ① F6		3	1	1	1	1	1	2
20 Juan Rivera, R (1, 7) OBP: 0.307, SLG: 0.430		B FF 93 F SI 89 F SI 90 B FF 92 B SL 84 F FF 91 S SL 82 3-3 ② K		B SI 89 F SI 90 S SL 82 X SL 82 1-2 E5 44 HR 1-2		B SI 89 C SI 88 C SL 80 F SI 89 F SI 89 S SL 81 1-3 ② K		B SI 89 X SI 90 1-0 3 HR 1-3 2-H 2B		4	2	1	1	0	2	2
44 Mike Napoli, R (1, 3) OBP: 0.328, SLG: 0.489		B FF 92 X FF 92 1-0 ③ F8		B SL 81 C SL 81 D SI 92 X SL 82 2-1 1-H 2-H HR		B SI 90 B FF 91 D CU 80 F FF 90 D SI 90 4-1 1-2 BB		I IN 78 I IN 77 I IN 76 I IN 77 4-0 3 HR IBB		2	2	1	3	2	0	0
5 Jeff Mathis, R (1, 2) OBP: 0.270, SLG: 0.345			C FF 91 B SI 90 F FF 90 B FF 91 S FF 92 2-3 ① K	S SI 90 B SI 90 S SL 82 S SL 84 1-3 ③ K		D SL 80 F FF 88 S FF 89 S SL 83 1-3 ③ K		F SL 82 F SL 79 B SI 91 B SL 82 C SI 92 2-3 ② K		4	0	0	0	0	4	5
3 Brandon Wood, R (1, 5) OBP: 0.196, SLG: 0.242			B SL 81 X SI 90 1-0 ② F9		B S SL 80 B SI 91 S SL 81 B SI 93 F SL 83 B CU 76 4-2 2 1B 47 G6-4-3 BB		B FF 91 X FF 93 1-0 ① F8	X SL 81 0-0 1-H 2-H 3-H HR		3	2	1	4	1	0	0
Inning Stats	R: 0 E: 0 K: 3 S: 11 H: 1 LOB: 1 BB: 0 P: 12	R: 0 E: 0 K: 2 S: 8 H: 0 LOB: 0 BB: 0 P: 15	R: 0 E: 0 K: 1 S: 7 H: 0 LOB: 0 BB: 0 P: 10	R: 4 E: 1 K: 3 S: 19 H: 3 LOB: 0 BB: 0 P: 31	R: 1 E: 0 K: 1 S: 8 H: 1 LOB: 0 BB: 1 P: 15	R: 0 E: 0 K: 2 S: 14 H: 0 LOB: 2 BB: 2 P: 27	R: 0 E: 0 K: 0 S: 6 H: 0 LOB: 0 BB: 0 P: 7	R: 5 E: 0 K: 1 S: 16 H: 4 LOB: 1 BB: 2 P: 30		1B: 5 2B: 1 3B: 1 HR: 2 SF: 0 SAC: 0 DP: 1 HBP: 0					WP: 0 PB: 0 SB: 0 CS: 0 PA: 38	

PITCHER		IP	WLS	BF	H	R	ER	SO	BB	IBB	HBP	BLK	WP	HR	S	P	ERA	WHIP
45 Jhoulys Chacín, R ERA: 3.51	(1, 1)	6.0	L	26	5	5	2	12	3	0	0	0	0	1	67	110	3.00	1.333
56 Franklin Morales, L ERA: 5.59	(7, 1)	1.1		6	1	2	2	0	1	0	0	0	0	0	12	18	13.50	1.500
60 Manny Corpas, R ERA: 4.5	(8, 1)	0.2		6	3	3	3	1	0	1	0	0	0	1	10	19	40.50	4.500

PITCHER	IP	WLS	BF	H	R	ER	SO	BB	IBB	HBP	BLK	WP	HR	S	P	ERA	WHIP

BOTTOM

Colorado Rockies @ Los Angeles Angels

Angel Stadium of Anaheim, Anaheim, CA

Sun Jun 27 2010, 12:38 PM - 3:30 PM PDT

Att. 37,314 - Sunny - 75 F

livebaseballscorecards.com

AB	33
R	10
H	9
RBI	9
BB	5
SO	13
LOB	14

Texas Rangers @ Los Angeles Angels

Angel Stadium of Anaheim, Anaheim, CA

Tue Jun 29 2010, 7:08 PM - 10:10 PM PDT

Att. 38,514 - Clear - 70 F

livebaseballscorecards.com

TOP

Batter	1	2	3	4	5	6	7	8	9	AB	R	H	RBI	BB	SO	LOB
1 Elvis Andrus, R (1, 6) OBP: 0.378, SLG: 0.338	B SI 87 C SI 87 B SI 87 X FF 86 2-1 ① F7		C SI 87 B SI 86 C SI 86 B SI 88 X SL 85 2-2 5 1B 27 SF7 1B		B SI 86 B SI 87 C SI 87 B SI 86 C SI 86 X SI 86 3-2 5 S 10 1B 27 FC5-2 1B		B FF 95 C FF 95 C SL 89 B FF 95 X SL 88 2-2 ① G4-3	S SI 95 F SI 95 B SI 96 B SI 95 X SI 96 2-2 1-2 2-3 1B		5	1	3	0	0	0	0
10 Michael Young, R (1, 5) OBP: 0.365, SLG: 0.506	B SI 89 F SI 88 B SI 87 F SI 87 S SL 85 2-3 ② K		X SL 84 0-0 ① F8		X SI 87 0-0 27 FC5-2 5 S 1-2 32 FC3-6 1B		C FC 96 X CU 83 0-1 27 HR 1B	B SI 96 B SI 95 X SI 94 2-0 ③ G6-3		5	2	2	0	0	1	4
5 Ian Kinsler, R (1, 4) OBP: 0.387, SLG: 0.408	X SI 88 0-0 HR		B SI 86 B SL 84 1 SAFE X SL 83 2-0 32 1B 1-3 1B		S SI 88 L SI 87 D CU 77 B FF 88 F CU 76 F SL 85 F SI 88 B SI 90 B SL 84 4-2 32 FC3-6 27 FC5-2 1-2 2-3 BB		X FC 96 0-0 ② B1		C CH 72 F SI 89 F SI 88 S SI 89 0-3 ① K	4	1	2	1	1	1	1
27 Vladimir Guerrero, R (1, 10) OBP: 0.375, SLG: 0.548	F SI 88 F SI 87 B SI 86 B CU 75 X SL 84 2-2 1B		F SI 87 D SI 86 B SI 86 F SI 88 X CU 77 2-2 ② SF7 3-H		B SI 90 X SI 89 1-0 ① FC5-2 32 FC3-6 1-2 2-3 3-Hf		F SL 89 S FC 97 F FC 96 D SL 89 X FC 95 1-2 1-H HR		T SI 90 T SI 90 B SI 90 F SI 90 F SI 91 B SI 90 B SI 91 S SI 90 3-3 ② K	4	1	2	3	0	1	3
32 Josh Hamilton, L (1, 7) OBP: 0.386, SLG: 0.613	B CU 74 B SI 86 X SI 86 2-0 ③ F7		F SI 88 B SI 88 X CU 77 1-1 1-3 1B		B SI 89 X CH 83 1-0 ② FC3-6 1-2f 2-3 3-H		X CU 83 0-0 ③ G3		X SI 90 0-0 ③ G6-3	5	0	1	1	0	0	3
17 Nelson Cruz, R (1, 9) OBP: 0.389, SLG: 0.657		F SI 87 X SI 87 0-1 ① F7	X SL 84 0-0 ③ G4-3		C SI 89 S SL 86 D SL 84 1 SAFE B SI 89 B SI 89 X SL 85 3-2 ③ F8			S SI 92 S SI 95 B SI 95 X FF 95 1-2 1 1B 12 S 1B		4	0	1	0	0	0	4
12 Justin Smoak, S (1, 3) OBP: 0.335, SLG: 0.387		C SI 87 S CU 75 B SI 88 B CU 74 C SI 88 2-3 ② K		C CU 73 X CU 73 0-1 ① G4-3		X FF 87 0-0 ① F7		B SI 94 1 SAFE B CH 82 X CH 82 2-0 ① L3 1-2		4	0	0	0	0	1	1
15 Matt Treanor, R (1, 2) OBP: 0.315, SLG: 0.378 7 David Murphy, L (8, PH) OBP: 0.320, SLG: 0.380 51 Max Ramirez, R (8, 2) OBP: 0.354, SLG: 0.364		C SI 88 B SI 88 X SI 88 1-1 1B		B SI 87 B SI 86 B SI 86 B SI 87 4-0 20 CS BB		C SI 88 B SI 85 B SL 85 F SI 86 C SI 86 2-3 ② K		C SI 95 C SI 96 F SI 95 F SI 96 B SI 95 F 1-2 CI 1 1B	2 0 0	0 0 0	1 0 0	0 0 0	1 0 0	1 0 0	0 0 0
20 Julio Borbon, L (1, 8) OBP: 0.316, SLG: 0.372		B CU 74 X CU 72 1-0 ③ F8		1 SAFE C SI 86 B SI 88 1 SAFE 1 SAFE S PO 83 S CU 76 2-2 ② ③ K2-3 1-2		X SI 87 0-0 ③ G3		B CH 80 S CH 81 X SI 94 1-1 ② F8	4	0	0	0	0	1	4
Inning Stats	R: 1 H: 2 E: 0 LOB: 1 K: 1 BB: 0 S: 10 P: 18	R: 0 H: 1 E: 0 LOB: 1 K: 1 BB: 0 S: 8 P: 12	R: 1 H: 3 E: 0 LOB: 2 K: 0 BB: 0 S: 11 P: 18	R: 0 H: 0 E: 0 LOB: 0 K: 1 BB: 1 S: 5 P: 10	R: 1 H: 2 E: 0 LOB: 2 K: 0 BB: 1 S: 14 P: 26	R: 0 H: 0 E: 0 LOB: 0 K: 1 BB: 0 S: 5 P: 7	R: 2 H: 2 E: 0 LOB: 0 K: 0 BB: 0 S: 11 P: 14	R: 0 H: 2 E: 1 LOB: 3 K: 0 BB: 0 S: 15 P: 24	R: 0 H: 0 E: 0 LOB: 0 K: 2 BB: 0 S: 10 P: 13	1B: 10 SF: 1 2B: 0 SAC: 0 3B: 0 DP: 0 HR: 2 HBP: 0						

AB	37
R	5
H	12
RBI	5
BB	2
SO	6
LOB	20

WP: 0 PA: 41
PB: 0
SB: 3
CS: 1

PITCHER		IP	WLS	BF	H	R	ER	SO	BB	IBB	HBP	BLK	WP	HR	S	P	ERA	WHIP
35 Joel Pineiro, R ERA: 4.23	(1, 1)	6.0	W	27	8	3	3	4	2	0	0	0	0	1	53	91	4.50	1.667
40 Kevin Jepsen, R ERA: 4.94	(7, 1)	1.0	H	5	2	2	2	0	0	0	0	0	0	1	11	14	18.00	2.000
56 Fernando Rodney, R ERA: 3.16	(8, 1)	1.0	H	6	2	0	0	0	0	0	0	0	0	0	15	24	0.00	2.000
40 Brian Fuentes, L ERA: 4.84	(9, 1)	1.0	S	3	0	0	0	2	0	0	0	0	0	0	10	13	0.00	0.000

PITCHER	IP	WLS	BF	H	R	ER	SO	BB	IBB	HBP	BLK	WP	HR	S	P	ERA	WHIP

Texas Rangers @ Los Angeles Angels

Angel Stadium of Anaheim, Anaheim, CA

Tue Jun 29 2010, 7:08 PM - 10:10 PM PDT

Att. 38,514 - Clear - 70 F

livebaseballscorecards.com

Batter	1	2	3	4	5	6	7	8	9	AB	R	H	RBI	BB	SO	LOB
2 Erick Aybar, S (1, 6) OBP: 0.336, SLG: 0.349	F SI 90 F FF 91 X CU 75 0-2 47 1B 47 1B 1B		C SI 91 S CU 77 B CU 76 B SI 90 B SI 91 S FF 90 3-3 ① K	F CU 76 X SI 91 0-1 ③ G3		B CU 76 B CU 76 F FC 89 F SI 86 1 SAFE B CU 77 F CU 76 X FC 88 3-2 47 BB 53 2B 1-2 1B		X FF 93 0-0 ② L3		5	2	2	0	0	1	1
47 Howie Kendrick, R (1, 4) OBP: 0.309, SLG: 0.409	C SI 91 D SI 91 D CH 84 X CU 77 2-1 48 1B 1-H 1B		C SI 92 B SI 92 X CU 77 1-1 ② G1-3		B SI 90 B CH 82 B SI 91 C FC 89 X SI 91 3-1 ① G4-3	B SL 78 B FF 88 B FF 88 B FF 89 4-0 53 2B 1-2 2-3 BB		F FF 94 B FF 92 X FF 94 1-1 53 S 1B		4	1	2	1	1	0	0
53 Bobby Abreu, L (1, 9) OBP: 0.363, SLG: 0.423	B SI 90 1 SAFE X SI 90 1-0 ① F7		B SI 90 B CH 84 B FF 91 C FC 89 B FF 90 4-1 48 S 55 1B BB		C SI 90 X CH 84 0-1 ② F8	B SL 78 C SL 78 B SI 89 S SL 78 F FF 88 B FF 89 X SL 77 3-2 1-H 2-H 3-H 2B		B FF 94 C FF 94 B FF 92 C FS 85 X FF 94 2-2 ③ F8 1-2		4	0	1	3	1	0	2
48 Torii Hunter, R (1, 8) OBP: 0.365, SLG: 0.511	1 SAFE F SI 92 S CU 76 1 SAFE X CU 76 0-2 1-2 1B		B SI 92 1 SAFE F SI 91 B FC 89 1 SAFE S CU 76 B SI 92 B SI 92 4-2 55 1B 1-2 BB		F SI 90 F SI 92 X FC 90 0-2 1B	B FF 88 I IN 70 I IN 70 I IN 74 4-0 IBB				2	0	2	0	2	0	0
55 Hideki Matsui, L (1, 10) OBP: 0.338, SLG: 0.427	C FC 90 F FF 91 B CU 78 B CH 84 F FF 91 S CU 78 2-3 ② K		X CU 76 0-0 ③ 1-2 2-H 1B		1 SAFE F FF 90 1 SAFE B FC 89 B CU 76 B CH 83 1 SAFE X FC 88 3-1 ③ F9	S FF 90 X FF 90 0-1 ③ G4-3				4	0	1	0	0	1	5
20 Juan Rivera, R (1, 7) OBP: 0.302, SLG: 0.423	B SI 93 B CU 78 F SI 93 F SI 93 X CU 78 2-2 ③ F8			B SI 91 B SI 91 B SI 91 C SI 92 F FF 90 X SI 92 3-2 ① F8		B CU 74 B CU 75 F SI 90 C SI 90 X SI 91 2-2 ① G4-3	B FF 95 B FF 94 C FF 94 X FF 95 2-1 ① P3			4	0	0	0	0	0	2
44 Mike Napoli, R (1, 3) OBP: 0.327, SLG: 0.498		C SI 90 B SI 92 X SI 92 1-1 ① F8		C SI 90 B FC 90 X CU 77 1-1 HR		B FC 90 F CH 82 X SI 91 1-1 ② F9	C FF 96 B SL 81 S SL 81 S FF 96 1-3 ② K			4	1	1	1	0	1	0
18 Kevin Frandsen, R (1, 5) OBP: 0.396, SLG: 0.457		X SI 91 0-0 ② G6-3		B SI 92 B SI 91 F FC 89 B SI 92 B SI 92 4-1 BB		B SI 90 F FC 88 X SI 91 1-1 5 WP 5 1B 1B	B FF 96 S FF 95 S SL 81 X FF 96 1-2 ③ P5			3	1	1	0	1	0	0
5 Jeff Mathis, R (1, 2) OBP: 0.269, SLG: 0.339		C SI 91 F FC 89 B CU 78 X CU 76 1-2 ③ P2		1 SAFE F CU 76 X SI 91 0-1 ② F9		F FC 87 B SI 91 X SI 92 1-1 47 BB 2 1B 53 2B 1-H 1B		S FF 92 C FF 92 B FF 93 B CU 77 B FS 84 X FF 92 3-2 ① F7		4	1	1	1	0	0	1
Inning Stats	R: 1 E: 0 K: 1 S: 16 H: 3 LOB: 2 BB: 0 P: 23	R: 0 E: 0 K: 0 S: 6 H: 0 LOB: 0 BB: 0 P: 8	R: 0 E: 0 K: 1 S: 9 H: 1 LOB: 2 BB: 2 P: 21	R: 1 E: 0 K: 0 S: 10 H: 1 LOB: 1 BB: 1 P: 18	R: 0 E: 0 K: 0 S: 9 H: 1 LOB: 1 BB: 0 P: 15	R: 4 E: 0 K: 0 S: 19 H: 4 LOB: 2 BB: 2 P: 38	R: 0 E: 0 K: 1 S: 8 H: 0 LOB: 0 BB: 0 P: 12	R: 0 E: 0 K: 0 S: 9 H: 1 LOB: 1 BB: 0 P: 15		1B: 9 2B: 1 3B: 0 HR: 1 SF: 0 SAC: 0 DP: 0 HBP: 0						

	AB	34
	R	6
	H	11
	RBI	6
	BB	5
	SO	3
	LOB	11

WP: 1 PA: 39
PB: 0
SB: 2
CS: 0

PITCHER		IP	WLS	BF	H	R	ER	SO	BB	IBB	HBP	BLK	WP	HR	S	P	ERA	WHIP
39 Scott Feldman, R ERA: 5.48	(1, 1)	5.2	L	28	9	5	5	2	3	0	0	0	1	1	63	106	7.94	2.118
28 Darren Oliver, L ERA: 1.51	(6, 1)	0.1		4	1	1	1	0	1	1	0	0	0	0	6	17	27.00	6.000
64 Alexi Ogando, R ERA:	(7, 1)	1.0		3	0	0	0	1	0	0	0	0	0	0	8	12	0.00	0.000
50 Frank Francisco, R ERA: 4.24	(8, 1)	1.0		4	1	0	0	0	0	0	0	0	0	0	9	15	0.00	1.000

PITCHER	IP	WLS	BF	H	R	ER	SO	BB	IBB	HBP	BLK	WP	HR	S	P	ERA	WHIP

Batter	1	2	3	4	5	6	7	8	9	AB	R	H	RBI	BB	SO	LOB
1 Elvis Andrus, R (1, 6) OBP: 0.379, SLG: 0.337	B SI 91 B SI 90 C FF 90 C SI 91 X SI 91 2-2 G6-3			C CH 81 C SI 90 B SI 92 H SI 90 2-2 10 2B 27 HR HBP	C SI 90 C SI 90 B SL 79 X SL 80 1-2 10 G4-3 5 1B 1B		C FF 89 F SL 77 B SL 78 F FF 91 X FF 90 1-2 G6-3		S FC 86 C FC 87 F FF 93 X SL 80 0-2 F9	4	2	1	0	0	0	0
10 Michael Young, R (1, 5) OBP: 0.363, SLG: 0.505	C SI 92 B SI 91 X SI 91 1-1 F9			B SI 88 X SI 89 1-0 27 HR 1-3 2B	F SI 91 1 SAFE X SI 89 0-1 G4-3 1-2		B SL 80 C SL 78 B FF 90 X CU 76 2-1 F9		C FC 87 B FF 94 B FC 86 B FF 88 X SI 92 3-1 L4	5	1	1	0	0	0	1
5 Ian Kinsler, R (1, 4) OBP: 0.389, SLG: 0.407	S CH 80 C SI 90 X SI 92 0-2 G5-3			B CH 80 F SI 90 B SI 90 F SI 90 B SI 89 F CH 80 B SI 91 4-2 27 HR BB	B SI 90 B SI 90 F SI 91 X SI 90 2-1 27 2B 2-H 1B		B SL 79 F SL 78 X CH 75 1-1 F7			3	1	1	1	1	0	0
27 Vladimir Guerrero, R (1, 10) OBP: 0.383, SLG: 0.580		F SI 89 C SI 90 X SI 90 0-2 32 FC4-6 1B		B SI 90 B SI 90 X CH 79 2-0 1-H 2-H 3-H HR	X FF 90 0-0 1-3 2B			X FC 90 0-0 HR		4	2	4	5	0	0	0
32 Josh Hamilton, L (1, 7) OBP: 0.387, SLG: 0.613		X SI 90 0-0 FC4-6 17 G4-3 1-2f		B SL 79 X SI 91 1-0 G3	I IN 74 I IN 77 I IN 76 I IN 76 4-0 IBB			B SL 78 B SI 93 X SI 94 2-0 17 E 2B		3	0	1	0	1	0	1
17 Nelson Cruz, R (1, 9) OBP: 0.385, SLG: 0.645		C SI 90 B SI 90 D CH 80 S CH 78 X SI 89 2-2 G4-3 1-2f		X CH 81 0-0	B SL 79 B FF 90 F FF 91 C SL 79 X SL 79 2-2 F9			F FC 88 X FF 93 0-1 E6 12 G4-6-3 2-3		4	0	1	0	0	0	5
12 Justin Smoak, S (1, 3) OBP: 0.329, SLG: 0.380			C SI 89 F SI 90 F SI 90 B SL 81 S CH 79 1-3 K	1 SAFE B SI 90 C SI 89 F CH 81 F SI 91 1 SAFE B SI 91 C SI 90 2-3 K		B FF 89 B CH 77 F FF 87 X FF 90 2-1 G4-3		B SI 94 B FF 94 C FF 94 B FF 89 X SI 94 3-1 G4-6-3 1-2f		4	0	0	0	0	2	3
51 Max Ramirez, R (1, 2) 7 David Murphy, L (8, PH) 15 Matt Treanor, R (8, 2) OBP: 0.341, SLG: 0.348 OBP: 0.319, SLG: 0.378 OBP: 0.315, SLG: 0.378			C SI 90 C SI 92 B SI 89 F SI 91 B CH 77 B CH 81 F SI 90 F SI 91 S CH 79 3-3 K	F SI 91 D CH 82 C CH 80 S SI 91 1-3 K	B SL 79 C SL 77 X FF 91 1-1 P4		B SI 93 B FF 90 B SI 94 F SI 93 C SI 94 F SI 94 X SI 94 3-2 L6		3 1 0	0 0 0	0 0 0	0 0 0	0 0 0	2 0 0	1 1 0
20 Julio Borbon, L (1, 8) OBP: 0.311, SLG: 0.366			C SI 91 B SL 80 X SI 91 1-1 G6-3	B SI 88 F SI 89 S SL 79 B SL 80 X SI 90 2-2 F8	C FF 91 S CH 77 X FF 91 0-2 F9				B FF 93 B SI 93 C SI 92 X FF 87 2-1 F8	4	0	0	0	0	0	0
Inning Stats	R: 0 E: 0 K: 0 S: 8 H: 0 LOB: 0 BB: 0 P: 11	R: 0 E: 0 K: 0 S: 7 H: 1 LOB: 0 BB: 0 P: 9	R: 0 E: 0 K: 2 S: 12 H: 0 LOB: 0 BB: 0 P: 17	R: 4 E: 0 K: 2 S: 16 H: 3 LOB: 1 BB: 1 P: 29	R: 1 E: 0 K: 0 S: 14 H: 3 LOB: 3 BB: 1 P: 25	R: 0 E: 0 K: 0 S: 7 H: 0 LOB: 0 BB: 0 P: 10	R: 0 E: 0 K: 0 S: 8 H: 0 LOB: 0 BB: 0 P: 12	R: 1 E: 1 K: 0 S: 10 H: 2 LOB: 1 BB: 0 P: 18	R: 0 E: 0 K: 0 S: 8 H: 0 LOB: 0 BB: 0 P: 13	1B: 4 2B: 3 3B: 0 HR: 2 SF: 0 SAC: 0 DP: 2 HBP: 1						

PITCHER		IP	WLS	BF	H	R	ER	SO	BB	IBB	HBP	BLK	WP	HR	S	P	ERA	WHIP
19 Scott Kazmir, L ERA: 5.67	(1, 1)	4.2	L	21	6	5	5	4	1	0	1	0	0	1	53	81	9.64	1.500
37 Sean O'Sullivan, R ERA: 1.29	(5, 1)	2.1		9	1	0	0	0	0	1	0	0	0	0	19	32	0.00	0.429
45 Francisco Rodriguez, R ERA: 4.41	(8, 1)	2.0		8	2	1	1	0	0	0	0	0	0	1	18	31	4.50	1.000

PITCHER	IP	WLS	BF	H	R	ER	SO	BB	IBB	HBP	BLK	WP	HR	S	P	ERA	WHIP

TOP

Texas Rangers @ Los Angeles Angels

Angel Stadium of Anaheim, Anaheim, CA

Wed Jun 30 2010, 7:09 PM - 10:12 PM PDT

Att. 41,867 - Clear - 72 F

livebaseballscorecards.com

AB	35
R	6
H	9
RBI	6
BB	2
SO	4
LOB	12

WP: 0	PA: 38		
PB: 0			
SB: 0			
CS: 0			

Batter	1	2	3	4	5	6	7	8	9	AB	R	H	RBI	BB	SO	LOB
2 Erick Aybar, S (1, 6) OBP: 0.337, SLG: 0.361	B SI 92 C FF 92 B CH 84 X SI 93 2-1 HR	C SI 94 1 SAFE B CH 82 B SL 81 1 SAFE D SI 95 F FF 93 1 SAFE S CH 85 3-3 ② K 1-2		C FF 92 B SI 92 1 SAFE C CH 83 F SL 82 X CH 84 1-2 47 S 1-3 1B		C FF 94 X CH 85 0-1 ② G4-3 3-H		C FS 83 B CU 80 B FS 84 S FF 93 F FF 94 F CU 80 F FS 85 F FS 86 X CU 80 2-2 ③ G3		5	1	2	2	0	1	1
47 Howie Kendrick, R (1, 4) OBP: 0.310, SLG: 0.407	B FF 94 B FF 94 B SI 93 B FF 91 4-0 44 PO 48 BB BB	B SI 94 B SL 82 B FF 94 C SI 94 X SI 94 3-1 ③ F8		B SI 95 B FF 92 F SI 92 1 SAFE C FF 92 F FF 93 1 SAFE F SL 82 F FF 94 2-3 1 SAFE 1 SAFE S SL 83 K 1-2		C CU 77 B CH 86 X CH 84 1-1 48 S 53 1B 1B			S FF 96 S FF 97 F FF 97 F FF 97 B FF 97 B SL 81 X FF 96 2-2 ① G1	4	0	1	0	1	1	3
53 Bobby Abreu, L (1, 9) OBP: 0.360, SLG: 0.419	C FF 93 1 SAFE C SI 94 S CH 81 0-3 ① K		B FF 93 F SI 92 B SI 93 B CH 81 F FF 94 F FF 94 F SI 94 C FF 94 3-3 ① K	C FF 93 X FF 93 0-1 ③ F9		1 SAFE B FF 92 X FF 95 1-0 48 S 1-2 1B			B FF 97 B FF 97 C FF 96 X FF 97 2-1 ② G6-3	5	0	1	0	0	2	3
48 Torii Hunter, R (1, 8) OBP: 0.366, SLG: 0.507	1 SAFE B FF 93 B FF 93 B FF 93 B FF 92 4-0 1-2 BB		B SL 82 X SL 82 1-0 55 BB 1B		B FF 94 X FF 93 1-0 ① F9	S FF 94 C FF 95 X FF 95 0-2 ③ L1 1-2 2-3			C FF 98 F FF 99 X FF 96 0-2 ③ F9	4	0	1	0	1	0	2
55 Hideki Matsui, L (1, 10) OBP: 0.337, SLG: 0.422	C SI 94 B CH 85 B FF 94 S SI 94 S CH 84 2-3 ② K		B SI 93 1 SAFE S FF 93 B FF 94 F SI 93 1 SAFE B CH 81 F SI 93 B CH 82 4-2 1-2 BB		C FF 94 B FF 94 C FF 95 F FF 96 X FF 95 1-2 ② G5-3		F FF 94 B CH 84 B CH 85 X FF 93 2-1 ① G6-3			3	0	0	0	1	1	2
44 Mike Napoli, R (1, 3) OBP: 0.329, SLG: 0.496	2 SAFE 0-0 ③ PO 2-3	C SL 82 X SI 94 0-1 46 SH1-4 18 HBP 77 1B 1B	B FF 94 C FF 93 C SL 81 S SL 81 1-3 ② K		H FF 95 1-0 HBP		S FF 94 X CH 86 0-1 ② G6-3			3	1	1	0	0	1	2
18 Kevin Frandsen, R (1, 5) OBP: 0.390, SLG: 0.443		S FF 93 C SL 82 H SL 81 1-2 46 SH1-4 77 1B 1-2 HBP	B FF 92 B SL 80 X FF 93 2-0 ③ P4		X FF 95 0-0 ③ P4		C FF 94 C CU 76 F FF 95 X FF 96 0-2 ③ G4-3			3	1	0	0	0	0	3
46 Bobby Wilson, R (1, 2) OBP: 0.255, SLG: 0.349		X FF 92 0-0 ① SH1-4 1-2 2-3		C FF 92 C SL 80 X SI 93 0-2 ① L4		B CU 74 C CU 74 B FF 94 C FF 94 F FF 95 X CU 75 2-2 77 WP 2 G4-3 2B		F FF 92 S FF 94 T FF 93 0-2 ① K		3	1	1	0	0	1	0
77 Reggie Willits, S (1, 7) OBP: 0.368, SLG: 0.293		X SI 93 0-0 2 S 2-H 3-H 1B		C FF 92 B CH 84 B CH 84 B FF 91 B FF 91 4-1 2 1B BB		B FF 94 X FF 94 1-0 ① F7 2-3			B FF 93 C FF 93 B FF 92 F FF 93 F FF 92 F FF 94 B FF 94 F FF 94 F FF 94 3-2 T FF 93 ② K	3	0	1	2	1	1	1
Inning Stats	R: 1 E: 0 K: 2 S: 8 H: 1 LOB: 1 BB: 2 P: 20	R: 2 E: 0 K: 1 S: 11 H: 2 LOB: 1 BB: 0 P: 18	R: 0 E: 0 K: 2 S: 13 H: 1 LOB: 2 BB: 1 P: 24	R: 0 E: 0 K: 1 S: 16 H: 1 LOB: 2 BB: 1 P: 23	R: 0 E: 0 K: 0 S: 6 H: 0 LOB: 1 BB: 0 P: 9	R: 1 E: 0 K: 0 S: 13 H: 3 LOB: 2 BB: 0 P: 18	R: 0 E: 0 K: 0 S: 8 H: 0 LOB: 0 BB: 0 P: 10	R: 0 E: 0 K: 2 S: 17 H: 0 LOB: 0 BB: 0 P: 22	R: 0 E: 0 K: 0 S: 10 H: 0 LOB: 0 BB: 0 P: 14	1B: 6 2B: 1 3B: 0 HR: 1	SF: 0 SAC: 1 DP: 0 HBP: 2	WP: 1 PB: 0 SB: 4 CS: 0	PA: 41			

BOTTOM

Texas Rangers @ Los Angeles Angels

Angel Stadium of Anaheim, Anaheim, CA

Wed Jun 30 2010, 7:09 PM - 10:12 PM PDT

Att. 41,867 - Clear - 72 F

livebaseballscorecards.com

AB	33
R	4
H	8
RBI	4
BB	4
SO	8
LOB	17

PITCHER		IP	WLS	BF	H	R	ER	SO	BB	IBB	HBP	BLK	WP	HR	S	P	ERA	WHIP
68 Omar Beltre, R ERA: 6.75	(1, 1)	4.0		21	5	3	3	6	4	0	1	0	0	1	48	85	6.75	2.250
57 Dustin Nippert, R ERA: 4.93	(5, 1)	3.0	W	13	3	1	1	0	0	0	1	0	1	0	27	37	3.00	1.000
50 Frank Francisco, R ERA: 4.11	(8, 1)	1.0	H	3	0	0	0	2	0	0	0	0	0	0	17	22	0.00	0.000
30 Neftalí Feliz, R ERA: 2.62	(9, 1)	1.0	S	3	0	0	0	0	0	0	0	0	0	0	10	14	0.00	0.000

PITCHER	IP	WLS	BF	H	R	ER	SO	BB	IBB	HBP	BLK	WP	HR	S	P	ERA	WHIP

Texas Rangers @ Los Angeles Angels

Angel Stadium of Anaheim, Anaheim, CA

Thu Jul 01 2010, 7:09 PM - 10:02 PM PDT

Att. 41,162 - Clear - 74 F

livebaseballscorecards.com

Batter	1	2	3	4	5	6	7	8	9	AB	R	H	RBI	BB	SO	LOB
1 Elvis Andrus, R (1, 6) OBP: 0.374, SLG: 0.332	B FF 90 C FF 88 B SI 88 F FF 90 S SI 91 2-3 K ①		C SI 88 C SL 78 B SI 88 F SI 91 B CH 78 F SI 88 B SI 90 X FF 91 3-2 F7 ②		B FF 90 F FF 90 X SI 89 1-1 G6-3 ③			C SI 93 C CH 81 B SI 95 B SI 95 F SI 94 F CH 84 X SI 96 2-2 FC4-6 ① 10 1B 5 1B 1-2f		4	1	0	0	0	1	1
10 Michael Young, R (1, 5) OBP: 0.361, SLG: 0.502	C FF 90 S SL 78 X FF 90 0-2 G3 ②		F SL 77 X SI 89 0-1 F7 ③			C FF 88 B FF 88 X SL 76 1-1 G6-3 ①		1 SAFE B SI 94 S SI 94 T SI 94 B SI 94 X SI 94 2-2 27 G5-4-3 5 1B 1-3 1B		4	0	1	0	0	0	0
5 Ian Kinsler, R (1, 4) OBP: 0.395, SLG: 0.415	C SL 76 C SI 87 X FF 87 0-2 2B			F SL 76 F SL 78 F FF 90 B SL 79 B CH 78 B FF 91 F FF 90 F FF 90 F SL 80 4-2 B SL 80 32 G1-3 27 BB BB		B FF 89 X FF 90 1-0 F8 ②		B CH 83 B SI 96 S SI 95 X SI 95 2-1 27 G5-4-3 1-2 3-H 1B		3	0	2	1	1	0	0
27 Vladimir Guerrero, R (1, 10) OBP: 0.381, SLG: 0.573	S FF 87 S FF 88 B FF 90 X FF 90 1-2 P4 ③			**S FF 90** **1 SAFE** **1 SAFE** **F SI 87** **B FF 87** **D SL 78** **1 SAFE** **F FF 89** 1 SAFE 4-2 1 SAFE B FF 90 1 SAFE D SL 77 32 G1-3 **1-2** BB		B FF 90 F FF 90 X SI 88 1-1 P3 ③		X SI 96 0-0 G5-4-3 ② **1-2** **2-3**		3	0	0	0	1	0	3
32 Josh Hamilton, L (1, 8) OBP: 0.385, SLG: 0.607		B SI 88 S CU 68 F SI 90 C SI 90 1-3 K ①		C CU 71 B FF 89 B FF 89 X CU 70 2-1 G1-3 ① **1-2** **2-3**			B CU 67 S CH 76 B CU 68 F FF 89 C SI 89 2-3 K ①	I IN 72 I IN 72 I IN 68 I IN 69 4-0 IBB		3	0	0	0	1	2	2
17 Nelson Cruz, R (1, 9) OBP: 0.382, SLG: 0.634		B SL 78 S FF 90 C FF 90 B FF 92 B SL 81 X FF 91 3-2 F8 ②		B SL 78 B SL 77 B SL 77 C SL 77 F CH 78 S CH 79 3-3 K ②			B FF 89 C FF 89 F CH 78 B SI 88 X CH 77 2-2 1B	C SI 95 B SI 94 B SI 96 S SI 96 F FF 96 B SI 97 X SI 96 3-2 P4 ③		4	0	1	0	0	1	5
7 David Murphy, L (1, 7) OBP: 0.313, SLG: 0.370		F SI 89 X SI 91 0-1 E6		C CU 69 S CH 79 B FF 90 F SI 90 X CH 79 1-2 F8 ③			B CU 69 F SI 88 D CU 68 1 SAFE C CU 68 X CH 77 2-2 F7 ②		B SL 73 C SI 89 F SI 89 S SI 90 1-3 K ①	4	0	0	0	0	1	3
12 Justin Smoak, S (1, 3) OBP: 0.324, SLG: 0.373		B CU 68 C CU 70 C CU 69 D SL 77 B SI 89 S CU 69 3-3 K ③			S SI 87 X FF 89 0-1 G3 ①		B CU 68 C CU 69 X CH 77 1-1 F8 ③		C SL 75 X SI 90 0-1 F8 ②	4	0	0	0	0	1	2
15 Matt Treanor, R (1, 2) OBP: 0.313, SLG: 0.371			B FF 88 B SL 77 X FF 88 2-0 F8 ①		C FF 89 C FF 89 B SI 90 S SL 79 1-3 K ②			B SI 93 C CH 81 F SI 94 F SI 94 H CH 83 2-2 1 FC4-6 HBP	X SI 90 0-0 F8 ③	3	0	0	0	0	1	0

Inning Stats																																			
	R: 0	H: 1	E: 0	LOB: 1	K: 1	BB: 0	S: 12	P: 15	R: 0	H: 0	E: 1	LOB: 1	K: 2	BB: 0	S: 11	P: 18	R: 0	H: 0	E: 0	LOB: 0	K: 0	BB: 0	S: 8	P: 13	R: 0	H: 0	E: 0	LOB: 2	K: 1	BB: 2	S: 18	P: 32	R: 0	H: 0	E: 0	LOB: 0	K: 1	BB: 0	S: 7	P: 9
	R: 0	H: 0	E: 0	LOB: 0	K: 0	BB: 0	S: 5	P: 8	R: 0	H: 1	E: 0	LOB: 1	K: 1	BB: 0	S: 11	P: 18	R: 1	H: 2	E: 0	LOB: 3	K: 0	BB: 1	S: 18	P: 33	R: 0	H: 0	E: 0	LOB: 0	K: 1	BB: 0	S: 6	P: 7	1B: 3	SF: 0	2B: 1	SAC: 0	3B: 0	DP: 0	HR: 0	HBP: 1
	WP: 0	PA: 36	PB: 0		SB: 0		CS: 0																												

PITCHER		IP	WLS	BF	H	R	ER	SO	BB	IBB	HBP	BLK	WP	HR	S	P	ERA	WHIP
36 Jered Weaver, R ERA: 2.82	(1, 1)	7.0	W	26	2	0	0	6	2	0	0	0	0	0	72	113	0.00	0.571
56 Fernando Rodney, R ERA: 3.34	(8, 1)	1.0	H	7	2	1	1	0	0	1	1	0	0	0	18	33	9.00	2.000
40 Brian Fuentes, L ERA: 4.63	(9, 1)	1.0	S	3	0	0	0	1	0	0	0	0	0	0	6	7	0.00	0.000

PITCHER	IP	WLS	BF	H	R	ER	SO	BB	IBB	HBP	BLK	WP	HR	S	P	ERA	WHIP

TOP	
AB	32
R	1
H	4
RBI	1
BB	3
SO	7
LOB	16

Batter	1	2	3	4	5	6	7	8	9	AB	R	H	RBI	BB	SO	LOB
2 Erick Aybar, S (1, 6) OBP: 0.339, SLG: 0.363	C FF 89 F FF 91 B FC 88 B CU 76 X FF 92 2-2 47 2B 1B	B SL 85 B FF 90 X FF 89 2-0 ③ F7			X FF 87 0-0 ① F7		F SL 79 B FF 86 C SL 76 X FF 87 1-2 53 CS 1B			4	1	2	0	0	0	1
47 Howie Kendrick, R (1, 4) OBP: 0.309, SLG: 0.408	F FF 90 B FF 90 1 SAFE X SL 83 1-1 53 G4-3 1-H 2B		C FC 88 C FF 89 X SI 91 0-2 ① G4-3		C FF 90 B CU 74 B CU 75 F FF 89 S FC 87 2-3 ② K		1 SAFE S SI 84 1 SAFE F SI 85 S SL 77 0-3 ② K			4	0	1	1	0	2	1
53 Bobby Abreu, L (1, 9) OBP: 0.356, SLG: 0.413	X SI 91 0-0 ① G4-3 2-3		C SI 92 B CU 76 B SI 92 B SL 83 X FF 90 3-1 ② G4-3		B FF 92 X SI 90 1-0 ③ G4-3		F FF 89 1 SAFE C FF 88 B FF 89 1 SAFE 1-2 ③ CS 1-2	B FF 88 C FF 88 B FF 87 C SL 77 X FF 88 2-2 ① F7		4	0	0	0	0	0	1
48 Torii Hunter, R (1, 8) OBP: 0.368, SLG: 0.504	B FF 92 C SI 92 C FC 89 F FF 92 F CU 71 S CH 81 1-3 ② K		B FC 88 B FC 86 C FF 89 C SL 84 B SI 91 B FF 90 4-2 44 E 44 1B BB			B CU 73 B CH 82 B FF 91 C FF 88 F SL 85 B SI 92 4-2 44 2B BB		B FF 95 C FF 95 X SL 81 1-1 ② F9		2	1	0	0	2	1	1
44 Mike Napoli, R (1, 3) OBP: 0.336, SLG: 0.502	B FC 91 B SI 91 B SL 86 F FF 91 B SL 86 4-1 BB		1 SAFE C FC 88 1 SAFE 1 SAFE X SI 89 0-1 E6 1-3 1B			B SL 84 1 SAFE B FF 91 C SL 87 X FF 90 2-1 55 F9 5 CS 1-H 2B		C SL 79 S FF 96 X FF 96 0-2 ③ F9		3	0	2	1	1	0	0
55 Hideki Matsui, L (1, 10) OBP: 0.333, SLG: 0.417	B SI 91 C FF 92 B SI 92 F FF 91 F SI 93 S SL 83 2-3 ③ K		B SI 89 C SI 90 X SI 91 1-1 ③ F8			X FF 90 0-0 ① F9 2-3				3	0	0	0	0	1	5
5 Jeff Mathis, R (1, 2) OBP: 0.271, SLG: 0.328		B FF 89 C SL 85 B FF 91 B SL 85 F FF 90 X SL 85 3-2 ① G3-1		B FC 87 S CU 72 B SI 90 F SL 81 B FC 88 C SI 90 3-3 ① K		S CU 75 D CU 76 M FC 88 B CU 76 B FC 89 B SL 83 4-2 ② BB				2	0	0	0	1	1	0
3 Brandon Wood, R (1, 5) OBP: 0.199, SLG: 0.244		S FF 90 B FF 90 S SL 82 X SI 92 1-2 1B		C FF 90 C SL 87 F SI 91 B CU 74 X CU 76 1-2 ② G5-3		3-H C SL 79 B SL 79 B FF 87 B SI 85 X SI 85 3-1 ③ F8				3	0	1	0	0	0	1
77 Reggie Willits, S (1, 7) OBP: 0.352, SLG: 0.279		C FF 90 B SI 90 B FF 90 S SL 79 1 SAFE B SL 86 1 SAFE X FF 90 3-2 ② P6		B FF 90 C FF 90 B SL 87 X SL 83 2-1 ③ P4			C SL 78 X FF 86 0-1 ① F7			3	0	0	0	0	0	1
Inning Stats	R: 1 H: 2 E: 0 LOB: 2 K: 2 BB: 1 S: 16 P: 26	R: 0 H: 1 E: 0 LOB: 1 K: 0 BB: 0 S: 10 P: 19	R: 0 H: 1 E: 1 LOB: 2 K: 0 BB: 1 S: 11 P: 19	R: 0 H: 0 E: 0 LOB: 0 K: 1 BB: 0 S: 9 P: 15	R: 0 H: 0 E: 0 LOB: 0 K: 0 BB: 0 S: 5 P: 8	R: 1 H: 1 E: 0 LOB: 1 K: 0 BB: 2 S: 9 P: 22	R: 0 H: 1 E: 0 LOB: 0 K: 1 BB: 0 S: 10 P: 12	R: 0 H: 0 E: 0 LOB: 0 K: 0 BB: 0 S: 8 P: 11		1B: 4 SF: 0 2B: 2 SAC: 0 3B: 0 DP: 0 HR: 0 HBP: 0						

PITCHER		IP	WLS	BF	H	R	ER	SO	BB	IBB	HBP	BLK	WP	HR	S	P	ERA	WHIP
36 C.J. Wilson, L ERA: 3.34	(1, 1)	5.2	L	25	5	2	2	4	4	0	0	0	0	0	58	104	3.18	1.588
56 Darren O'Day, R ERA: 1.72	(6, 1)	1.0		4	1	0	0	1	0	0	0	0	0	0	10	14	0.00	1.000
28 Darren Oliver, L ERA: 1.49	(7, 1)	0.2		1	0	0	0	0	0	0	0	0	0	0	5	8	0.00	0.000
64 Alexi Ogando, R ERA:	(8, 1)	0.2		2	0	0	0	0	0	0	0	0	0	0	5	6	0.00	0.000

PITCHER	IP	WLS	BF	H	R	ER	SO	BB	IBB	HBP	BLK	WP	HR	S	P	ERA	WHIP

BOTTOM

Texas Rangers @ Los Angeles Angels

Angel Stadium of Anaheim, Anaheim, CA

Thu Jul 01 2010, 7:09 PM - 10:02 PM PDT

Att. 41,162 - Clear - 74 F

livebaseballscorecards.com

AB	28
R	2
H	6
RBI	2
BB	4
SO	5
LOB	11

Batter	1	2	3	4	5	6	7	8	9	10	AB	R	H	RBI	BB	SO	LOB
22 Scott Podsednik, L (1, 7) OBP: 0.342, SLG: 0.372	C FF 89 B CU 76 X SI 88 1-1 9 L4-6 18 1B 1B		B FF 90 B SI 89 C FF 89 X FF 89 2-1 1B		C CU 76 C CU 78 S CU 78 0-3 ③ K			C SI 88 X CU 78 0-1 1-2 1B		B SI 91 B SI 90 X SI 90 2-0 ① SH5-4 1-2	4	0	3	0	0	1	1
18 Jason Kendall, R (1, 2) OBP: 0.327, SLG: 0.315	C FF 88 D SI 89 B FF 90 1 SAFE C SI 89 X SI 90 2-2 16 BB 1-2 1B		1 SAFE 1 SAFE C FF 88 B FF 88 F SI 89 1 SAFE X FF 90 1-2 ② F8			C FF 87 F CU 76 S FF 88 0-3 ① K		C CU 74 C SI 89 D CU 77 B CH 79 X FF 90 2-2 ② L8 2-3		C SI 91 S SL 82 B CU 81 X SI 90 1-2 ② G3 2-3	5	0	1	0	0	1	4
9 David DeJesus, L (1, 8) OBP: 0.395, SLG: 0.471	B CU 75 C SI 88 B CU 76 B SI 89 F FF 89 F FF 90 X CU 75 3-2 ① ② L4-6 2-2		B SI 90 C CU 76 1 SAFE 1 SAFE X SI 89 1-1 ③ F7			B CU 75 C CU 76 X CU 78 1-1 ② G3-1		X SI 89 0-0 ③ G4-3		I I I I 4-0 8 1B IBB	4	0	0	0	1	0	5
16 Billy Butler, R (1, 3) OBP: 0.378, SLG: 0.477 8 Willie Bloomquist, R (9, PR) (9, 3) OBP: 0.291, SLG: 0.397	B CU 74 B SI 91 B SI 90 B FF 90 4-0 1-2 BB			C CU 72 X FF 89 0-1 ① P6		C FF 91 B FF 90 B CU 74 X CH 81 2-1 ③ G4-3			B FF 88 B SI 87 B SI 88 C FF 87 B SI 88 4-1 13 S 13 2B BB	C SI 91 D CU 82 F SI 90 X CU 80 1-2 1-2 3-H 1B	2 1	0 1	0 1	0 1	2 0	0 0	0 0
6 Jose Guillen, R (1, 9) OBP: 0.337, SLG: 0.464	C FF 91 B FF 91 S CH 82 D CU 78 B FF 90 S CH 82 3-3 ③ K			B CU 71 F SI 90 F FF 89 B FF 90 X FF 91 2-2 ② G5-3			F FF 89 F FF 90 B FF 88 F CH 80 B CH 80 X CH 80 2-2 ① F8		C SI 88 B SI 89 F SI 89 X SI 89 1-2 ① F8	B SI 92 F SI 91 S SI 90 B SI 91 S CU 80 2-3 ③ K	5	0	0	0	0	2	5
13 Alberto Callaspo, S (1, 5) OBP: 0.305, SLG: 0.415		B FF 88 C SI 88 B SI 88 B SI 89 X FF 89 3-1 ① F9		F SI 90 X CH 81 0-1 ③ G2-3			C CU 73 X SI 90 0-1 ② G6-3		C SI 88 X CH 72 0-1 ② P3		4	0	0	0	0	0	1
13 Mike Aviles, R (1, 4) OBP: 0.351, SLG: 0.413		C FF 90 B SI 90 X CH 82 1-1 ② F8			B CU 72 B SI 88 F SI 87 B CH 80 F SI 89 F FF 89 X CH 80 3-2 24 FC2-6-5 2B		C FF 90 B FF 90 B CU 74 X SI 90 2-1 ③ G1-3		C SI 89 F SI 89 1 SAFE B SI 89 B SI 89 X SI 89 2-2 1-H 2B		4	0	2	1	0	0	0
24 Wilson Betemit, S (1, 10) OBP: 0.500, SLG: 0.875		B SI 90 S SI 90 C CU 76 C FF 91 1-3 ③ K			X CH 80 0-0 ① FC2-6-5 2-3			C CU 72 B CH 78 X SI 87 1-1 18 L8 22 1B 1B	C SI 89 B CH 73 C CH 74 B SL 74 B SI 89 X SI 89 3-2 ③ L3		4	0	1	0	0	1	3
3 Yuniesky Betancourt, R (1, 6) OBP: 0.285, SLG: 0.381			F FF 88 B FF 89 X CH 81 1-1 ① L5		X FF 90 0-0 ② L6			X CH 81 0-0 ① P6		C SI 91 B SI 91 B SI 90 X SI 90 2-1 18 G3 22 SH5-4 8 1B 1B	4	1	1	0	0	0	2

Inning Stats	1	2	3	4	5	6	7	8	9	10
	R: 0 H: 2 E: 0 LOB: 2 K: 1 BB: 1 S: 12 P: 25	R: 0 H: 0 E: 0 LOB: 0 K: 1 BB: 0 S: 7 P: 12	R: 0 H: 1 E: 0 LOB: 1 K: 0 BB: 0 S: 9 P: 14	R: 0 H: 0 E: 0 LOB: 0 K: 0 BB: 0 S: 7 P: 9	R: 0 H: 1 E: 0 LOB: 1 K: 1 BB: 0 S: 9 P: 12	R: 0 H: 0 E: 0 LOB: 0 K: 1 BB: 0 S: 7 P: 10	R: 0 H: 0 E: 0 LOB: 0 K: 0 BB: 0 S: 8 P: 12	R: 0 H: 2 E: 0 LOB: 2 K: 0 BB: 0 S: 9 P: 12	R: 1 H: 1 E: 0 LOB: 2 K: 0 BB: 1 S: 12 P: 22	R: 1 H: 2 E: 0 LOB: 2 K: 1 BB: 1 S: 12 P: 24

PITCHER		IP	WLS	BF	H	R	ER	SO	BB	IBB	HBP	BLK	WP	HR	S	P	ERA	WHIP
51 Joe Saunders, L ERA: 4.59	(1, 1)	8.0		31	6	1	1	4	2	0	0	0	0	0	69	111	1.12	1.000
40 Brian Fuentes, L ERA: 4.44	(9, 1)	1.0	B	4	1	0	0	0	0	0	0	0	0	0	11	17	0.00	1.000
62 Scot Shields, R ERA: 5.27	(10, 1)	1.0	L	6	2	1	1	1	0	1	0	0	0	0	12	24	9.00	2.000

PITCHER	IP	WLS	BF	H	R	ER	SO	BB	IBB	HBP	BLK	WP	HR	S	P	ERA	WHIP

TOP

Kansas City Royals @ Los Angeles Angels

Angel Stadium of Anaheim, Anaheim, CA

Fri Jul 02 2010, 7:09 PM - 10:15 PM PDT

Att. 40,005 - Clear - 70 F

livebaseballscorecards.com

AB	37
R	2
H	9
RBI	2
BB	3
SO	5
LOB	21

1B: 7	SF: 0	WP: 0	PA: 41
2B: 3	SAC: 1	PB: 0	
3B: 0	DP: 1	SB: 1	
HR: 0	HBP: 0	CS: 0	

Batter	1	2	3	4	5	6	7	8	9	10	AB	R	H	RBI	BB	SO	LOB
2 Erick Aybar, S (1, 6) OBP: 0.340, SLG: 0.361	B FF 91 B SI 90 B FF 89 B FF 91 4-0 47 G4-6-3 BB		B CH 83 B CH 82 B FF 90 C FF 91 X FF 91 3-1 ③ G3		B CH 82 C CH 83 B FC 88 F CH 82 X FF 91 2-2 ② F7		B CU 77 C FC 89 F FF 91 B CU 78 X FF 91 2-2 ③ F7		1 SAFE 1 SAFE X FF 92 0-0 47 DI 1-3 1B		4	0	1	0	1	0	2
47 Howie Kendrick, R (1, 4) OBP: 0.305, SLG: 0.402	C FC 87 1 SAFE 1 SAFE B FC 87 X FF 91 1-1 ① G4-6-3 1-2f ②			C FC 87 B CH 84 X FC 87 1-1 ① G6-3	B FF 92 X FF 90 1-0 ③ G5-3			F FC 86 X FF 90 0-1 ① G5-3	B FF 90 B SI 90 F FF 90 F FF 93 F FF 94 F FF 93 B CH 83 F CH 82 X SI 94 3-2 ③ G5-3 1-2		5	0	0	0	0	0	4
53 Bobby Abreu, L (1, 9) OBP: 0.354, SLG: 0.408	B FF 92 C FC 88 B CH 84 B FC 90 B FF 92 4-1 BB			C FF 91 F CU 77 B FF 91 X CU 79 1-2 ② G4-3		C FF 90 X FC 88 0-1 ① G3		C CH 83 B FF 91 C CU 77 B FF 91 F FF 91 S CH 82 2-3 ② K		C CH 84 C FF 92 B FF 92 X CU 70 1-2 ① G4-3	4	0	0	0	1	1	0
48 Torii Hunter, R (1, 8) OBP: 0.368, SLG: 0.502	1 SAFE B FF 91 1 SAFE S FC 88 X CU 77 1-1 ③ L8			S FC 88 B CH 84 B FF 92 X CH 83 2-1 55 1B 44 1B 1B		C FF 91 B FF 91 X FC 88 1-1 ② G6-3		X FC 88 0-0 44 S 55 BB 44 BB 1B		X SL 79 0-0 ② G6-3	5	1	2	0	0	0	1
55 Hideki Matsui, L (1, 10) OBP: 0.338, SLG: 0.419		C FF 92 B CH 83 F CH 82 B CH 84 C FF 92 2-3 ① K		1 SAFE 1 SAFE B CH 82 S CH 83 1 SAFE B CH 82 B FF 91 C FC 90 X CH 84 3-2 44 1B 1-3 1B		C CU 78 B FC 90 X CU 78 1-1 1B		S CH 82 1 SAFE B FF 90 D CH 83 1 SAFE B FC 86 C FF 91 B FF 91 4-2 44 BB 1-2 BB		C FF 93 B FF 92 C CH 85 B CH 88 T FF 92 2-2 ③ K	4	0	2	0	1	2	0
44 Mike Napoli, R (1, 3) OBP: 0.338, SLG: 0.500		C FC 92 X FC 88 0-1 ② G6-3		X FF 92 0-0 18 FC6-4 1-2 3-H 1B		X FC 88 0-0 ③ F7		B SL 86 B FF 94 S FF 95 B FF 94 S FF 95 B SI 95 4-2 ③ 1-2 2-H BB			3	0	1	1	1	0	1
18 Kevin Frandsen, R (1, 5) OBP: 0.385, SLG: 0.436		C FC 87 C CU 78 B FC 90 X FC 92 1-2 ③ G4-3		X FC 88 0-0 ③ FC6-4 1-2f			C FC 90 B FC 88 X CU 76 1-1 5 S 1B		X FF 93 0-0 ① G4-3		4	0	1	0	0	0	2
5 Jeff Mathis, R (1, 2) OBP: 0.270, SLG: 0.324			B FF 91 X FC 87 1-0 ① G5-3		S CU 77 B FC 88 S FC 86 B FF 91 X FC 88 2-2 ① F9		1 SAFE L CH 81 P PO 87 L FC 86 B FF 90 B FC 87 S CH 82 3-3 ① K 1-2		B FF 93 S FF 92 B SL 87 X FF 94 2-1 77 FC3-6 1B		4	0	1	0	0	1	1
77 Reggie Willits, S (1, 7) OBP: 0.347, SLG: 0.277			C FC 91 B CU 76 S CH 83 B FC 88 X CH 82 2-2 ② F8		B FF 92 F FF 91 B CH 82 X FC 88 2-1 E5 1B		C FF 92 B CH 84 F FC 88 X FF 92 1-2 ② G5-3		B FF 91 1 SAFE X FF 91 1-0 ② FC3-6 2 1B 1-2f		4	0	1	0	0	0	2
Inning Stats	R: 0 E: 0 K: 0 S: 5 H: 0 LOB: 1 BB: 2 P: 15	R: 0 E: 0 K: 1 S: 8 H: 0 LOB: 0 BB: 0 P: 11	R: 0 E: 0 K: 0 S: 6 H: 0 LOB: 0 BB: 0 P: 12	R: 1 E: 0 K: 0 S: 12 H: 3 LOB: 2 BB: 0 P: 19	R: 0 E: 1 K: 0 S: 9 H: 1 LOB: 1 BB: 0 P: 16	R: 0 E: 0 K: 0 S: 7 H: 1 LOB: 1 BB: 0 P: 9	R: 0 E: 0 K: 1 S: 12 H: 1 LOB: 1 BB: 0 P: 18	R: 0 E: 0 K: 1 S: 11 H: 1 LOB: 2 BB: 2 P: 21	R: 0 E: 0 K: 0 S: 11 H: 2 LOB: 2 BB: 0 P: 17	R: 0 E: 0 K: 1 S: 7 H: 0 LOB: 0 BB: 0 P: 10	1B: 9 2B: 0 3B: 0 HR: 0 SF: 0 SAC: 0 DP: 1 HBP: 0	WP: 0 PB: 0 SB: 2 CS: 0 PA: 41					

PITCHER		IP	WLS	BF	H	R	ER	SO	BB	IBB	HBP	BLK	WP	HR	S	P	ERA	WHIP
34 Kyle Davies, R ERA: 5.64	(1, 1)	7.2		32	7	1	1	3	3	0	0	0	0	0	68	115	1.17	1.304
38 Blake Wood, R ERA: 3.91	(8, 1)	1.0		5	2	0	0	0	1	0	0	0	0	0	7	14	0.00	3.000
51 Robinson Tejeda, R ERA: 3.49	(9, 1)	0.1	W	1	0	0	0	0	0	0	0	0	0	0	6	9	0.00	0.000
48 Joakim Soria, R ERA: 2.35	(10, 1)	1.0	S	3	0	0	0	1	0	0	0	0	0	0	7	10	0.00	0.000

PITCHER	IP	WLS	BF	H	R	ER	SO	BB	IBB	HBP	BLK	WP	HR	S	P	ERA	WHIP

BOTTOM

Kansas City Royals @ Los Angeles Angels

Angel Stadium of Anaheim, Anaheim, CA

Fri Jul 02 2010, 7:09 PM - 10:15 PM PDT

Att. 40,005 - Clear - 70 F

livebaseballscorecards.com

AB	37
R	1
H	9
RBI	1
BB	4
SO	4
LOB	13

Kansas City Royals @ Los Angeles Angels

Angel Stadium of Anaheim, Anaheim, CA

Sat Jul 03 2010, 6:07 PM - 8:46 PM PDT

Att. 39,112 - Clear - 70 F

TOP

livebaseballscorecards.com

Batter	1	2	3	4	5	6	7	8	9	AB	R	H	RBI	BB	SO	LOB
22 Scott Podsednik, L (1, 7) OBP: 0.346, SLG: 0.374	C FF 91 X FF 91 0-1 16 S 1B		B SL 78 C FF 90 C SI 90 X FF 91 1-2 ② G4-3			C SI 91 X CH 82 0-1 18 SH5-3 1B		C SL 79 B FF 89 C SL 78 F SL 80 B SL 81 X FF 91 2-2 ② G5-3	C SI 94 B SI 94 B SI 93 B FC 89 B SI 93 4-1 18 FC6-4 BB 1-2 2-3	4	0	2	0	1	0	0
18 Jason Kendall, R (1, 2) OBP: 0.326, SLG: 0.314	C FF 92 X SI 91 0-1 ① F8		X FF 91 0-0 ③ L5			1 SAFE X SL 80 0-0 ① SH5-3 1-2		F FF 90 X SL 82 0-1 16 HBP 9 1B 6 1B 1B	C FF 89 D FF 89 X SI 93 1-1 ② FC6-4 9 WP 1-2f 2-3 3-H	4	1	1	1	0	0	3
9 David DeJesus, L (1, 8) OBP: 0.392, SLG: 0.467	1 SAFE C FF 91 B SL 81 1 SAFE 1 SAFE C SL 80 F FF 90 F SL 82 F FF 92 2-3 ② K			B SI 92 B SI 91 B SL 79 C FF 92 X FF 92 3-1 ① G6-3		X FF 91 0-0 ② F8		X FF 90 0-0 16 HBP 6 1B 1B 1-2	B SI 93 T FF 93 B FC 88 B SI 93 X FF 92 3-1 ③ P5 1-2 3-H	5	1	1	0	0	1	3
16 Billy Butler, R (1, 3) OBP: 0.386, SLG: 0.477	B FF 95 C SL 82 H FF 94 2-1 1-2 HBP			B FF 93 S SI 94 S SL 84 F FF 94 F FF 94 B SL 81 B SL 84 B SL 84 4-2 BB		F SI 92 D SL 82 B SL 83 D SL 81 C FF 92 F SL 84 F SL 84 F FF 94 B FF 94 4-2 BB		H FF 93 1-0 6 1B 1-2 2-3 HBP		0	0	0	0	2	0	0
6 Jose Guillen, R (1, 9) OBP: 0.336, SLG: 0.461	B FF 94 2 SAFE X FF 93 1-0 ③ F9			C SL 82 C SL 82 F SL 81 S SL 84 0-3 ② K		C SL 83 D SL 81 X FF 93 1-1 ③ F7		B SL 86 S SL 84 X SI 93 1-1 1-3 2-H 3-H 1B		4	0	1	2	0	1	5
24 Wilson Betemit, S (1, 5) OBP: 0.450, SLG: 0.778		C SL 79 X FF 92 0-1 ① F9		B SL 82 C FF 91 C SL 81 B FF 92 S SL 81 2-3 ③ K			F FF 90 F FF 91 B SI 91 X FF 90 1-2 ① P6	C FF 92 F FF 93 F SL 84 F FF 92 X FF 93 0-2 ③ F8		4	0	0	0	0	1	3
13 Mike Aviles, R (1, 10) OBP: 0.344, SLG: 0.404		B FF 92 F FF 92 S SL 84 B SL 80 X SL 81 2-2 ② L6			F SL 78 F FF 92 B FF 90 X FF 91 1-2 ① P4		B FF 91 X FF 90 1-0 ② F9		B FF 91 C SL 82 F SL 82 C FF 93 1-3 ① K	4	0	0	0	0	1	0
17 Chris Getz, L (1, 4) OBP: 0.305, SLG: 0.262		C FF 91 X FF 90 0-1 ③ G4-3			B SL 77 X FF 90 1-0 ② L4		B FF 89 F SI 90 X SL 80 1-1 ③ F7		X FF 90 0-0 22 BB 3 1B 18 FC6-4 1B	4	1	1	0	0	0	0
3 Yuniesky Betancourt, R (1, 6) OBP: 0.285, SLG: 0.380			X FF 91 0-0 ① P3		C FF 91 X SL 81 0-1 ③ G5-3			C FF 90 X SL 79 0-1 ① L1	X SL 83 0-0 18 FC6-4 22 BB 9 WP 1-2 1B	4	1	1	0	0	0	0
Inning Stats	R: 0 E: 0 K: 1 S: 13 H: 1 LOB: 2 BB: 0 P: 18	R: 0 E: 0 K: 0 S: 7 H: 0 LOB: 0 BB: 0 P: 9	R: 0 E: 0 K: 0 S: 5 H: 0 LOB: 0 BB: 0 P: 6	R: 0 E: 0 K: 2 S: 13 H: 0 LOB: 1 BB: 1 P: 22	R: 0 E: 0 K: 0 S: 6 H: 0 LOB: 0 BB: 0 P: 8	R: 0 E: 0 K: 0 S: 11 H: 1 LOB: 2 BB: 1 P: 16	R: 0 E: 0 K: 0 S: 6 H: 0 LOB: 0 BB: 0 P: 9	R: 2 E: 0 K: 0 S: 16 H: 3 LOB: 2 BB: 0 P: 20	R: 2 E: 0 K: 1 S: 10 H: 2 LOB: 1 BB: 1 P: 19	1B: 7 2B: 0 3B: 0 HR: 0 SF: 0 SAC: 1 DP: 0 HBP: 2						

AB	33
R	4
H	7
RBI	3
BB	3
SO	4
LOB	14

WP: 1 PA: 39
PB: 0
SB: 1
CS: 0

PITCHER		IP	WLS	BF	H	R	ER	SO	BB	IBB	HBP	BLK	WP	HR	S	P	ERA	WHIP
54 Ervin Santana, R ERA: 3.95	(1, 1)	8.1	L	36	7	4	4	4	2	0	2	0	0	0	82	114	4.32	1.080
45 Francisco Rodriguez, R ERA: 4.24	(9, 1)	0.2		3	0	0	0	0	1	0	0	0	1	0	5	13	0.00	1.500

PITCHER	IP	WLS	BF	H	R	ER	SO	BB	IBB	HBP	BLK	WP	HR	S	P	ERA	WHIP

Batter	1	2	3	4	5	6	7	8	9	AB	R	H	RBI	BB	SO	LOB
2 Erick Aybar, S (1, 6) OBP: 0.342, SLG: 0.363	S CH 79 B SI 82 X SL 80 1-1 ① B5-3			C CH 80 B CU 72 C CU 71 X FF 85 1-2 ① G1-3			C CH 80 F CU 72 B FF 87 X SI 84 1-2 47 SH1-3 1B		C FF 88 B FF 91 S FF 90 F CU 69 X CH 85 1-2 48 BB 53 1B 44 SF9 1B	4	1	2	0	0	0	0
47 Howie Kendrick, R (1, 4) OBP: 0.302, SLG: 0.398	C CH 80 F SI 81 B FF 87 F FF 86 X SI 83 1-2 ② G5-3			C CU 72 B CH 75 S CH 76 F SI 85 X FF 88 1-2 ② G6-3			1 SAFE X CH 73 0-0 ① SH1-3 1-2		X FF 90 0-0 ① B1	3	0	0	0	0	0	1
53 Bobby Abreu, L (1, 9) OBP: 0.353, SLG: 0.406	B CH 79 B SI 81 F CH 80 C SI 83 F SI 84 X SL 79 2-2 ③ G5-3			B SI 82 B CU 77 C CU 77 C SI 82 B SI 83 X CH 80 3-2 ③ F8			C SL 79 F SI 82 S SI 85 0-3 ② K		B FF 87 X FF 91 1-0 44 SF9 48 BB 1-2 1B	4	0	1	0	0	1	1
48 Torii Hunter, R (1, 8) OBP: 0.370, SLG: 0.498		C SI 82 B SL 79 X SI 81 1-1 ① F8			C CU 73 F CH 75 X FF 86 0-2 ① G1-4-3		I IN 61 I IN 60 I IN 60 I IN 60 4-0 IBB		F FF 90 F FF 91 B SL 81 B FF 89 B FF 90 F SL 80 F FF 91 B CH 84 4-2 44 SF9 1-2 2-3 BB	2	0	0	0	2	0	0
44 Mike Napoli, R (1, 3) OBP: 0.333, SLG: 0.494		B SI 81 S CH 75 B FF 86 B CH 76 X SI 82 3-1 ② G6-3			C CH 74 C SI 84 B FF 88 B CU 75 F SI 85 X CH 77 2-2 ② F7		D CH 76 B CH 77 X SI 85 2-0 ③ P6		B SL 81 C FF 91 S FC 91 X FF 93 1-2 ② SF9 1-2 2-3 3-H	3	0	0	1	0	0	2
55 Hideki Matsui, L (1, 10) OBP: 0.333, SLG: 0.412		C SI 82 B SL 80 F SL 78 X FF 88 1-2 ③ F7			B SI 84 C SL 79 B CH 76 F SL 79 X CU 71 2-2 ③ F9			C CU 77 C CU 70 S SI 84 0-3 ① K	F CH 84 F FF 91 B FF 92 B CU 69 F CH 87 F CH 87 S FF 92 2-3 ③ K	4	0	0	0	0	2	2
5 Jeff Mathis, R (1, 2) OBP: 0.273, SLG: 0.366			X CH 80 0-0 ① P4			C CU 72 F CH 74 B SI 84 C FF 86 1-3 ① K		B SI 81 B CH 74 C CH 80 X CH 80 2-1 HR		3	1	1	1	0	1	0
3 Brandon Wood, R (1, 5) OBP: 0.195, SLG: 0.239			C CH 80 X CH 74 0-1 ② G6-3			X SI 81 0-0 ② F9		B SI 91 C SI 92 S SL 88 C FF 96 1-3 ② K		3	0	0	0	0	1	0
77 Reggie Willits, S (1, 7) OBP: 0.333, SLG: 0.265			C CH 79 B SI 83 B SI 82 B SL 79 X CH 80 3-1 ③ F7			C SI 83 B CU 73 F FF 85 X SI 86 1-2 ③ G6-3		B FF 95 B SI 94 C SI 93 C SI 93 B SI 92 X SI 93 3-2 ③ G6-3		3	0	0	0	0	0	0
Inning Stats	R: 0 H: 0 E: 0 LOB: 0 K: 0 BB: 0 S: 10 P: 14	R: 0 H: 0 E: 0 LOB: 0 K: 0 BB: 0 S: 7 P: 12	R: 0 H: 0 E: 0 LOB: 0 K: 0 BB: 0 S: 5 P: 8	R: 0 H: 0 E: 0 LOB: 0 K: 0 BB: 0 S: 10 P: 15	R: 0 H: 0 E: 0 LOB: 0 K: 0 BB: 0 S: 10 P: 14	R: 0 H: 0 E: 0 LOB: 0 K: 1 BB: 0 S: 7 P: 9	R: 0 H: 1 E: 0 LOB: 2 K: 1 BB: 1 S: 8 P: 15	R: 1 H: 1 E: 0 LOB: 0 K: 2 BB: 0 S: 11 P: 17	R: 1 H: 2 E: 0 LOB: 2 K: 1 BB: 1 S: 18 P: 27	1B: 3 SF: 1 2B: 0 SAC: 1 3B: 0 DP: 0 HR: 1 HBP: 0						PA: 33 WP: 0 PB: 0 SB: 0 CS: 0

BOTTOM

Kansas City Royals @ Los Angeles Angels

Angel Stadium of Anaheim, Anaheim, CA

Sat Jul 03 2010, 6:07 PM - 8:46 PM PDT

Att. 39,112 - Clear - 70 F

livebaseballscorecards.com

AB	29
R	2
H	4
RBI	2
BB	2
SO	5
LOB	6

PITCHER		IP	WLS	BF	H	R	ER	SO	BB	IBB	HBP	BLK	WP	HR	S	P	ERA	WHIP
52 Bruce Chen, L ERA: 3.51	(1, 1)	7.1	W	25	2	1	1	3	0	1	0	0	0	1	62	94	1.23	0.273
40 Kyle Farnsworth, R ERA: 2.1	(8, 1)	0.2	H	2	0	0	0	1	0	0	0	0	0	0	6	10	0.00	0.000
48 Joakim Soria, R ERA: 2.56	(9, 1)	1.0	S	6	2	1	1	1	1	0	0	0	0	0	18	27	9.00	3.000

PITCHER	IP	WLS	BF	H	R	ER	SO	BB	IBB	HBP	BLK	WP	HR	S	P	ERA	WHIP

Batter	1	2	3	4	5	6	7	8	9	AB	R	H	RBI	BB	SO	LOB
22 Scott Podsednik, L (1, 10) OBP: 0.347, SLG: 0.372	B FF 86 B SI 88 B FF 87 C FF 86 B FF 87 4-1 18 G4-3 BB		B SI 87 C SI 87 C CU 75 B CU 76 B SI 89 X SI 86 3-2 ① G4-3		B SI 86 C SI 86 B CH 82 F SI 87 X SI 87 2-2 ① G1-3		C SI 87 C CU 76 S SI 88 0-3 ② K		B SI 94 S CH 82 B SI 94 B SI 94 X CH 83 3-1 2-3 1B	4	0	1	0	1	1	0
18 Jason Kendall, R (1, 2) OBP: 0.328, SLG: 0.314 8 Willie Bloomquist, R (8, 9) OBP: 0.288, SLG: 0.392	C SI 86 **B SI 88** **1 SAFE** 1 SAFE **B SI 87** 1 SAFE 1 SAFE C SI 86 X SI 88 2-2 ① ② G4-3 1-2f		C SI 88 B SI 87 F FF 87 B FF 90 X SL 84 2-2 9 FC6-4 1B		B FF 87 C SI 86 F SI 88 B SI 86 F FF 89 F SI 88 F FF 89 B CU 74 B SI 88 4-2 9 FC6-4 BB		B SI 87 C SI 87 C SI 89 F SI 87 F SI 88 X CU 74 1-2 ③ P2		B SI 94 X SI 94 1-0 ③ G6-3	3 1	0 0	1 0	0 0	1 0	0 0	1 2
9 David DeJesus, L (1, 8) OBP: 0.393, SLG: 0.467	B SI 88 B SI 88 B FF 87 C SI 87 C SI 87 X SI 87 3-2 1B		C CU 75 X SI 87 0-1 ② FC6-4 6 BB 16 1B 1-2f		S SI 86 B CU 75 X SI 87 1-1 ② FC6-4 16 BB 1-2f			B FF 93 C SI 93 B SL 77 X FF 93 2-1 1B		4	0	2	0	0	0	2
16 Billy Butler, R (1, 3) OBP: 0.387, SLG: 0.476	D CU 73 C SI 86 S SL 83 F SL 81 C SI 88 1-3 ③ K		S SL 84 B SI 86 X SL 82 1-1 6 BB 1-2 1B		C SI 87 B SL 83 S SI 84 F SI 87 B FF 88 B SI 87 F SL 83 B SI 87 4-2 1-2 BB			X FF 93 0-0 ① F9		3	0	1	0	1	1	2
6 Jose Guillen, R (1, 9) OBP: 0.336, SLG: 0.458 3 Brayan Peña, S (8, PH) OBP: 0.294, SLG: 0.214 (8, 2)		B SL 83 C SI 88 B SI 86 S SI 86 X SL 84 2-2 ① G5-3	B SI 87 B SI 86 B SI 89 B SI 88 4-0 1-2 2-3 BB		C SL 83 X SL 83 0-1 ③ P3			F FF 93 B SL 78 S FF 94 S SL 80 1-3 ② K		2 1	0 0	0 0	0 0	1 0	0 1	2 1
24 Wilson Betemit, S (1, 5) OBP: 0.409, SLG: 0.700		B CU 74 X SI 86 1-0 ② G3	C CU 76 B CU 76 X SI 88 1-1 ③ G1-3			B SI 86 B SI 88 C SI 86 C SI 86 B SI 87 F SI 87 C SI 87 3-3 ① K		S FF 88 X FF 93 0-1 ③ F7		4	0	0	0	0	1	4
13 Mike Aviles, R (1, 4) OBP: 0.347, SLG: 0.406		C SI 88 X SL 84 0-1 12 2B 1B		B SI 87 C SI 87 B SI 86 X SI 87 2-1 12 G4-6-3 1B	C CU 72 X SL 83 0-1 ② G4-3				C SI 91 B SI 93 X SI 91 1-1 ① G5-3	4	0	2	0	0	0	0
12 Mitch Maier, L (1, 7) OBP: 0.336, SLG: 0.358		C SI 86 X CH 81 0-1 1-3 2B		B SI 87 C SI 85 X CU 76 1-1 ① ② G4-6-3 1-2f	B SI 86 X SI 87 1-0 ③ G4-3				B SI 93 C CH 80 C SI 94 X SI 96 1-2 E7 22 1B	4	0	1	0	0	0	1
3 Yuniesky Betancourt, R (1, 6) OBP: 0.281, SLG: 0.374		C SL 84 X SI 89 0-1 ③ F8		X SI 88 0-0 ③ G6-3			C SI 88 X SI 88 0-1 ① G1-3		C CH 82 X SI 95 0-1 ② G6-3	4	0	0	0	0	0	3
Inning Stats	R: 0 E: 0 K: 1 S: 11 H: 1 LOB: 1 BB: 1 P: 21	R: 0 E: 0 K: 0 S: 10 H: 2 LOB: 2 BB: 0 P: 13	R: 0 E: 0 K: 0 S: 12 H: 2 LOB: 3 BB: 1 P: 23	R: 0 E: 0 K: 0 S: 5 H: 1 LOB: 0 BB: 0 P: 8	R: 0 E: 0 K: 0 S: 16 H: 0 LOB: 2 BB: 2 P: 27	R: 0 E: 0 K: 1 S: 7 H: 0 LOB: 0 BB: 0 P: 11	R: 0 E: 0 K: 1 S: 10 H: 0 LOB: 0 BB: 0 P: 11	R: 0 E: 0 K: 1 S: 8 H: 1 LOB: 1 BB: 0 P: 11	R: 0 E: 1 K: 0 S: 10 H: 1 LOB: 2 BB: 0 P: 16	1B: 7 2B: 1 3B: 0 HR: 0 SF: 0 SAC: 0 DP: 2 HBP: 0						WP: 0 PB: 0 SB: 0 CS: 0 PA: 38

PITCHER		IP	WLS	BF	H	R	ER	SO	BB	IBB	HBP	BLK	WP	HR	S	P	ERA	WHIP
35 Joel Pineiro, R ERA: 3.96	(1, 1)	7.0	W	29	6	0	0	3	4	0	0	0	0	0	71	114	0.00	1.429
45 Francisco Rodriguez, R ERA: 4.0	(8, 1)	1.0		4	1	0	0	1	0	0	0	0	0	0	8	11	0.00	1.000
56 Fernando Rodney, R ERA: 3.24	(9, 1)	1.0		5	1	0	0	0	0	0	0	0	0	0	10	16	0.00	1.000

PITCHER	IP	WLS	BF	H	R	ER	SO	BB	IBB	HBP	BLK	WP	HR	S	P	ERA	WHIP

TOP

Kansas City Royals @ Los Angeles Angels

Angel Stadium of Anaheim, Anaheim, CA

Sun Jul 04 2010, 5:13 PM - 7:59 PM PDT

Att. 42,116 - Clear - 71 F

livebaseballscorecards.com

AB	34
R	0
H	8
RBI	0
BB	4
SO	4
LOB	18

BOTTOM

Kansas City Royals @ Los Angeles Angels
Angel Stadium of Anaheim, Anaheim, CA
Sun Jul 04 2010, 5:13 PM - 7:59 PM PDT
Att. 42,116 - Clear - 71 F

livebaseballscorecards.com

Batter	1	2	3	4	5	6	7	8	9	AB	R	H	RBI	BB	SO	LOB
2 Erick Aybar, S (1, 6) OBP: 0.343, SLG: 0.364	B SI 87 F SI 87 F FF 89 F CH 78 F SI 91 F CH 80 X CH 82 1-2 ① F9		1 SAFE 1 SAFE C CH 81 1 SAFE B FF 88 F SI 90 X SI 90 1-2 53 SF8 47 BB 48 HR 1-2 1B		X CH 78 0-0 ① B1-3	D SI 90 F CH 84 F SI 90 D SI 90 X SL 79 2-2 ③ G1-3		C SI 87 X CH 80 0-1 77 1B 47 1B 48 1B 1B		5	2	2	0	0	0	1
47 Howie Kendrick, R (1, 4) OBP: 0.306, SLG: 0.399	C SI 88 B SI 89 B CH 80 C SI 89 X SI 89 2-2 ② G3-1		C FF 91 B SI 89 B CU 71 B CH 79 B SI 88 4-1 53 SF8 48 HR 1-2 2-3 BB		B FF 89 C CU 68 X FF 88 1-1 53 G6-4-3 1B		C SI 92 C SL 80 X SI 92 0-2 ① G6-3	S FF 85 B SI 86 B FF 86 X CH 78 2-1 77 1B 48 1B 1-2 1B		4	2	2	0	1	0	0
53 Bobby Abreu, L (1, 9) OBP: 0.353, SLG: 0.405 77 Reggie Willits, S (7, 7) OBP: 0.350, SLG: 0.275 (9, 8)	B FF 86 B FF 88 H FF 90 3-0 HBP		C CH 80 C SI 91 F FF 90 D CH 82 X SI 89 1-2 ② SF8 1-2 2-3 3-H		1 SAFE C FF 89 1 SAFE 1 SAFE B FF 89 B CU 71 D CH 79 X FF 86 3-1 ② ③ G6-4-3 1-2f		B SI 92 C SI 93 S FS 86 B FS 84 B FS 84 B FF 94 4-2 48 HR BB	C FF 86 B SI 88 B CH 81 X SL 85 2-1 48 1B 1-2 2-3 1B	1	0	0	1	0	0	1
										1	1	1	0	1	0	0
48 Torii Hunter, R (1, 8) OBP: 0.376, SLG: 0.522 18 Kevin Frandsen, R (8, PR) OBP: 0.385, SLG: 0.436 (9, 7)	B FF 89 1 SAFE X FF 90 1-0 ③ F9		B CU 73 X CH 80 1-0 2-H 3-H HR			C CU 69 B SI 89 B SI 88 B CH 83 C CH 84 B CH 85 4-2 55 1B 44 SF9 BB	X SI 93 0-0 1-H HR	D SL 84 B SI 85 B CH 80 C SL 81 X CH 80 3-1 1-3 2-H 3-H 1B		4	3	3	7	1	0	1
										0	0	0	0	0	0	0
55 Hideki Matsui, L (1, 7) OBP: 0.337, SLG: 0.415 22 Cory Aldridge, L (7, 9)		C FF 89 B CH 80 X CH 81 1-1 ① F8	B CH 78 X CH 79 1-0 1B			X SI 88 0-0 44 E 41 HR 1-3 1B	S FS 86 X FF 93 0-1 ② G4-3	D FF 86 C FF 89 F FF 89 X SI 89 1-2 ③ L6		3	1	2	0	0	0	0
										2	0	0	0	0	0	2
44 Mike Napoli, R (1, 3) OBP: 0.332, SLG: 0.492		B SI 89 F CU 74 X SI 88 1-1 ② G1-3	B SI 88 X SL 76 1-0 ③ F7			F SI 89 B SI 90 B SI 90 X SI 90 2-1 ① SF9 1-2 3-H	C SL 81 B SL 82 F SI 94 X SL 81 1-2 1B			3	0	1	1	0	0	1
41 Paul McAnulty, L (1, 10) OBP: 0.250, SLG: 1.000		B SI 86 C FF 88 S CH 79 B FF 90 S CH 79 2-3 ③ K	F CU 70 C FF 90 S CH 80 0-3 ① K			F SI 89 X CH 85 0-1 2-H HR	B FF 92 C FF 93 S FS 86 B FF 93 D FS 86 S FS 87 3-3 ③ K			4	1	1	2	0	3	1
5 Jeff Mathis, R (1, 2) OBP: 0.284, SLG: 0.373			B SI 89 B SL 75 B SI 87 C SI 86 X SI 86 3-1 47 BB 2 1B 53 SF8 1B		C SI 89 B CU 70 X SI 87 1-1 ② F8	X SI 90 0-0 3 G5-3 1B		B FF 86 F FF 86 B CH 80 X CH 79 2-1 ① G3-1		4	1	2	0	0	0	0
3 Brandon Wood, R (1, 5) OBP: 0.190, SLG: 0.233			B SI 89 1 SAFE C SI 90 1 SAFE S CH 80 C CU 72 1-3 ① K		X FF 86 0-0 ③ F8	X SI 90 0-0 ② G5-3 1-2		C CH 80 B FF 89 B SL 84 B SL 85 S SL 80 F FF 89 F FF 88 X CH 79 3-2 ② F8		4	0	0	0	0	1	2

	AB	35
	R	11
	H	14
	RBI	11
	BB	3
	SO	4
	LOB	9

Inning Stats	1	2	3	4	5	6	7	8	9
	R: 0 H: 0 E: 0 LOB: 1 K: 0 BB: 0 S: 10 P: 17	R: 0 H: 0 E: 0 LOB: 0 K: 1 BB: 0 S: 7 P: 11	R: 4 H: 4 E: 0 LOB: 1 K: 1 BB: 1 S: 16 P: 29	R: 0 H: 0 E: 0 LOB: 0 K: 1 BB: 0 S: 6 P: 7	R: 0 H: 1 E: 0 LOB: 0 K: 0 BB: 0 S: 5 P: 9	R: 3 H: 3 E: 1 LOB: 1 K: 0 BB: 1 S: 12 P: 20	R: 2 H: 2 E: 0 LOB: 1 K: 1 BB: 1 S: 14 P: 22	R: 2 H: 4 E: 0 LOB: 2 K: 0 BB: 0 S: 18 P: 31	

1B: 11	SF: 2
2B: 0	SAC: 0
3B: 0	DP: 1
HR: 3	HBP: 1

WP: 0	PA: 41
PB: 0	
SB: 0	
CS: 0	

PITCHER		IP	WLS	BF	H	R	ER	SO	BB	IBB	HBP	BLK	WP	HR	S	P	ERA	WHIP
54 Anthony Lerew, R ERA: 5.24	(1, 1)	5.0	L	23	6	6	6	3	2	0	1	0	0	1	47	80	10.80	1.600
53 Kanekoa Texeira, R ERA: 3.86	(6, 1)	1.0		5	2	1	1	0	0	0	0	0	0	1	9	13	9.00	2.000
47 Victor Marte, R ERA: 3.72	(7, 1)	1.0		6	2	2	2	1	1	0	0	0	0	1	14	22	18.00	3.000
31 Dusty Hughes, L ERA: 3.71	(8, 1)	1.0		7	4	2	2	0	0	0	0	0	0	0	18	31	18.00	4.000

PITCHER	IP	WLS	BF	H	R	ER	SO	BB	IBB	HBP	BLK	WP	HR	S	P	ERA	WHIP

Batter	1	2	3	4	5	6	7	8	9	AB	R	H	RBI	BB	SO	LOB
2 Erick Aybar, S (1, 6) OBP: 0.341, SLG: 0.365	C FF 94 X FF 93 0-1 B1-3		X FF 92 0-0 G3-6 1-2f			B SI 92 X FF 92 1-0 47 G4-3 53 G4-3 2B		C FF 94 B FF 95 F FF 94 X CU 84 1-2 G5-3 1-2		4	1	1	0	0	0	2
47 Howie Kendrick, R (1, 4) OBP: 0.311, SLG: 0.407	C FF 94 C FF 94 B FF 94 B FC 86 F FC 86 X FF 94 2-2 2B			C SI 91 F FF 91 X FF 91 0-2 53 G6-4-3 1B		C FC 83 B FF 93 B FF 93 F FC 82 X FC 84 2-2 G4-3 2-3		C FF 96 X FF 96 0-1 55 BB 53 S 2-H 1B		4	0	3	1	0	0	1
53 Bobby Abreu, L (1, 10) OBP: 0.349, SLG: 0.399	B FF 91 B FF 93 C FF 92 S FF 92 S FC 85 2-3 K			B SI 92 F SI 92 B SI 93 X FF 91 2-1 G6-4-3 1-2f		X FF 92 0-0 G4-3 3-H		C FF 96 D SL 84 B FF 96 T FF 94 S SL 86 2-3 K 1-2		4	0	0	1	0	2	3
48 Torii Hunter, R (1, 8) OBP: 0.381, SLG: 0.522	C FF 93 F FF 94 F CU 79 B FF 93 X FF 93 1-2 L9			B FC 85 B FF 91 C SI 92 X FF 94 2-1 1B		B FF 92 S FF 92 S FC 84 F CU 78 B CU 79 B FF 94 F FC 84 B FC 86 4-2 BB		C FF 95 B SL 84 C FF 95 B SL 85 B SL 84 B FF 93 4-2 55 BB BB		2	0	1	0	2	0	1
55 Hideki Matsui, L (1, 7) OBP: 0.335, SLG: 0.411		X FF 92 0-0 G4-3		B FF 92 F FF 91 X FF 91 1-1 F7		S SI 90 1 SAFE F SI 91 D CU 78 B FC 84 X SI 91 2-2 G4-3		B FF 95 B FF 94 B FF 96 C FF 94 B FF 95 4-1 1-2 2-3 BB		3	0	0	0	1	0	2
41 Paul McAnulty, L (1, 3) OBP: 0.286, SLG: 0.667 44 Mike Napoli, R (8, PH) OBP: 0.331, SLG: 0.490 (8, 3)		B FF 92 C FF 92 S SI 93 F FF 93 C CU 79 1-3 K			B FC 83 B FF 90 B FF 92 B FF 91 4-0 18 FC1-6 BB		C FF 90 B CU 77 B FF 91 F FF 90 S FC 83 2-3 K	B FF 98 F FF 96 D SL 87 F FF 98 S SL 88 2-3 K		2 1	0 0	0 0	0 0	1 0	2 1	0 3
18 Kevin Frandsen, R (1, 5) OBP: 0.372, SLG: 0.419		B SI 93 F FF 92 S FC 83 B FC 84 X FF 92 2-2 G6-3			C FF 92 X FC 83 0-1 FC1-6 22 G4-1 1-2f		C FF 91 F FF 91 X CU 78 0-2 G6-3		B FF 96 B FF 96 B FF 97 C FF 97 C FF 95 X FF 97 3-2 F8	4	0	0	0	0	0	1
22 Cory Aldridge, L (1, 9)			X FF 92 0-0 G5-3		X SI 92 0-0 G4-1 1-2		B FF 91 C SI 91 B FF 92 F FF 91 S FC 84 2-3 K		C FF 97 S SL 86 B SL 87 X CH 88 1-2 G3-1	4	0	0	0	0	1	1
46 Bobby Wilson, R (1, 2) OBP: 0.275, SLG: 0.348			C FF 92 C CU 78 B CU 78 B FF 92 X FC 82 2-2 2 G3-6 1B		B FF 92 B FC 84 F FF 91 B FF 94 F SI 93 X FF 94 3-2 G6-3			B FF 96 B FF 97 B FF 95 C FF 97 C FF 96 F FF 97 B FF 98 4-2 2 G5-3 47 1B BB	C FF 98 B FF 95 B SL 85 T FF 97 X FF 98 2-2 G4-3	3	1	1	0	1	0	1
Inning Stats	R: 0 H: 1 E: 0 LOB: 1 K: 1 BB: 0 S: 13 P: 18	R: 0 H: 0 E: 0 LOB: 0 K: 1 BB: 0 S: 8 P: 11	R: 0 H: 1 E: 0 LOB: 0 K: 0 BB: 0 S: 5 P: 7	R: 0 H: 2 E: 0 LOB: 1 K: 0 BB: 0 S: 9 P: 14	R: 0 H: 0 E: 0 LOB: 1 K: 0 BB: 1 S: 6 P: 13	R: 1 H: 1 E: 0 LOB: 1 K: 0 BB: 1 S: 12 P: 21	R: 0 H: 0 E: 0 LOB: 0 K: 2 BB: 0 S: 9 P: 13	R: 1 H: 1 E: 0 LOB: 3 K: 2 BB: 3 S: 17 P: 34	R: 0 H: 0 E: 0 LOB: 0 K: 0 BB: 0 S: 9 P: 15	1B: 4 2B: 2 3B: 0 HR: 0	SF: 0 SAC: 0 DP: 2 HBP: 0					

PITCHER		IP	WLS	BF	H	R	ER	SO	BB	IBB	HBP	BLK	WP	HR	S	P	ERA	WHIP
34 Gavin Floyd, R ERA: 4.43	(1, 1)	7.0	W	26	5	1	1	4	2	0	0	0	0	0	62	97	1.29	1.000
45 Bobby Jenks, R ERA: 4.25	(8, 1)	0.2		5	1	1	1	1	2	0	0	0	0	0	13	24	13.50	4.500
68 Erick Threets, L ERA:	(8, 1)	0.0		1	0	0	0	0	1	0	0	0	0	0	1	5	∞	∞
46 Sergio Santos, R ERA: 2.03	(8, 1)	1.1	S	4	0	0	0	1	0	0	0	0	0	0	12	20	0.00	0.000

PITCHER	IP	WLS	BF	H	R	ER	SO	BB	IBB	HBP	BLK	WP	HR	S	P	ERA	WHIP

TOP

Los Angeles Angels @ Chicago White Sox

U.S. Cellular Field, Chicago, IL

Mon Jul 05 2010, 7:07 PM - 9:55 PM EDT

Att. 38,092 - Clear - 86 F

livebaseballscorecards.com

AB	31
R	2
H	6
RBI	2
BB	5
SO	6
LOB	15

WP: 0 PA: 36
PB: 0
SB: 1
CS: 0

Batter	1	2	3	4	5	6	7	8	9	AB	R	H	RBI	BB	SO	LOB
1 Juan Pierre, L (1, 7) OBP: 0.327, SLG: 0.285	C SL 80 B SI 90 X SL 80 1-1 ① G1-3	C SI 92 B SL 84 B SI 93 2 SAFE 2-1 ③ PO 2-3	B SL 80 X SI 91 1-0 ① L5			B SI 89 B SL 81 B SI 90 B SI 89 4-0 10 G5-3 14 1B BB	B SI 91 B SI 91 B SI 90 B SI 91 4-0 10 1B 1-2 BB	X FF 94 0-0 ③ L8		3	1	0	0	2	0	1
10 Alexei Ramirez, R (1, 6) OBP: 0.314, SLG: 0.423	B SL 81 X SL 81 1-0 HR		B CH 81 C SI 91 B SI 90 X CH 81 2-1 ② G5-3			1 SAFE B SI 90 B SI 90 C SI 89 1 SAFE B SI 90 F SI 90 X SI 89 3-2 ① G5-3 1-2	C FF 94 C CU 79 B FF 93 D CU 79 B FF 95 X FF 95 3-2 51 WP 1-3 2-H 1B			4	1	2	2	0	0	1
51 Alex Rios, R (1, 10) OBP: 0.353, SLG: 0.502	C SI 91 F SL 82 B SL 83 X SI 92 1-2 ② G6-3		X SL 82 0-0 ③ P4			C SL 80 F SI 90 X SI 90 0-2 ② P4	B CU 78 F FC 91 F FC 92 B CU 81 S FC 93 2-3 ② K 1-2			4	0	0	0	0	1	3
14 Paul Konerko, R (1, 3) OBP: 0.386, SLG: 0.562	B SI 90 B SI 90 C SI 91 B SL 81 X SI 92 3-1 1B			B SL 81 B SL 81 C SI 90 C SI 90 F CH 82 S SL 82 2-3 ① K		C SI 91 F SI 90 B SI 92 B SL 81 D CH 81 X CH 82 3-2 20 HR 2-H 1B	S FC 92 B FC 91 C FF 96 X FC 92 1-2 ③ G4-3			4	1	2	1	0	1	2
20 Carlos Quentin, R (1, 9) OBP: 0.334, SLG: 0.476	F SI 91 F SI 91 F SL 82 B SI 91 F SL 80 D CH 82 S SI 92 2-3 ③ K			F SI 91 B SI 92 B CH 82 B CH 81 B SI 91 4-1 25 G6-4-3 BB		B CH 82 S CH 80 C SI 90 F SL 82 B SL 82 B SI 92 X CH 81 3-2 HR 1-H		B FC 89 C FF 93 X FC 91 1-1 HR		3	2	2	3	1	1	1
25 Andruw Jones, R (1, 8) OBP: 0.305, SLG: 0.417		B SI 90 B SI 90 S SI 91 B SI 90 B SI 91 4-1 18 S 18 1B BB		B SI 92 F SI 92 X SI 92 1-1 ② ③ G6-4-3 1-2f		B SI 93 C SL 82 C SL 83 S SL 83 1-3 ③ K		C CU 78 B CU 79 X FC 91 1-1 E3 24 WP 24 1B		3	2	0	0	1	1	1
12 A.J. Pierzynski, L (1, 2) OBP: 0.278, SLG: 0.350		B SL 83 B SI 91 F SI 91 X SI 91 2-1 ① F7			B CH 82 B SL 81 C SI 92 X SL 80 2-1 ① G3		X SL 79 0-0 ① G4-3	X FF 94 0-0 ① P5		4	0	0	0	0	0	2
24 Dayan Viciedo, R (1, 5) OBP: 0.269, SLG: 0.385		C SI 91 1 SAFE S SI 92 F SI 91 X SL 83 0-2 ② P2			X SL 81 0-0 E8 18 G4-6-3		X SL 81 0-0 HR	D FC 91 F FC 94 F CU 78 B CU 80 X FC 92 2-2 1-H 1B		4	1	2	2	0	0	1
18 Brent Lillibridge, R (1, 4) OBP: 0.500, SLG: 0.933		1 SAFE F SI 91 C SI 92 D SL 82 F SL 81 X SI 92 1-2 1 PO 1-H 1B		B SI 91 X SI 90 1-0 ② ③ G4-6-3 1-2f			B CH 79 B SI 92 B SI 91 B SI 90 4-0 1 S 10 1B BB	C FF 95 F FF 95 B CU 79 B FF 94 C FF 94 2-3 ② K		3	1	1	1	1	1	2
Inning Stats	R: 1 E: 0 K: 1 S: 13 H: 2 LOB: 1 BB: 0 P: 21	R: 1 E: 0 K: 0 S: 12 H: 1 LOB: 0 BB: 1 P: 21	R: 0 E: 0 K: 0 S: 4 H: 0 LOB: 0 BB: 0 P: 7	R: 0 E: 0 K: 1 S: 7 H: 0 LOB: 0 BB: 1 P: 14	R: 0 E: 1 K: 0 S: 4 H: 0 LOB: 0 BB: 0 P: 7	R: 3 E: 0 K: 1 S: 16 H: 2 LOB: 0 BB: 1 P: 30	R: 2 E: 0 K: 1 S: 11 H: 2 LOB: 2 BB: 2 P: 25	R: 2 E: 1 K: 1 S: 12 H: 2 LOB: 1 BB: 0 P: 18		1B: 5 2B: 0 3B: 0 HR: 4 SF: 0 SAC: 0 DP: 2 HBP: 0				WP: 2 PB: 0 SB: 2 CS: 0 PA: 38		

PITCHER		IP	WLS	BF	H	R	ER	SO	BB	IBB	HBP	BLK	WP	HR	S	P	ERA	WHIP
19 Scott Kazmir, L ERA: 5.98	(1, 1)	6.1	L	28	6	7	7	3	5	0	0	0	0	3	58	110	9.95	1.737
63 Rich Thompson, R ERA: 5.4	(7, 1)	1.2		9	3	2	1	2	0	0	0	0	2	1	21	33	5.40	1.800

PITCHER	IP	WLS	BF	H	R	ER	SO	BB	IBB	HBP	BLK	WP	HR	S	P	ERA	WHIP

BOTTOM

Los Angeles Angels @ Chicago White Sox

U.S. Cellular Field, Chicago, IL

Mon Jul 05 2010, 7:07 PM - 9:55 PM EDT

Att. 38,092 - Clear - 86 F

livebaseballscorecards.com

AB	32
R	9
H	9
RBI	9
BB	5
SO	5
LOB	14

Batter	1	2	3	4	5	6	7	8	9	AB	R	H	RBI	BB	SO	LOB
2 Erick Aybar, S (1, 6) OBP: 0.340, SLG: 0.364	X FF 88 0-0 ① F9		C SL 80 X CH 86 0-1 ② G4-3		X SL 87 0-0 ① FC3-6 47 G6-4-3 1-2f			B FF 98 F FF 97 T FF 97 X SL 85 1-2 47 1B 1B		4	0	1	0	0	0	1
47 Howie Kendrick, R (1, 4) OBP: 0.314, SLG: 0.406	C SI 90 C FF 92 F FF 93 S FF 94 0-3 ② K		B FF 94 B CH 86 S CH 86 B SI 95 B FF 95 4-1 BB		1 SAFE 1 SAFE B SL 86 B SI 93 B FF 94 C FF 93 X FF 93 3-1 ②③ G6-4-3 1-2f			C FF 97 B FF 97 F FF 98 1 SAFE X FF 97 1-2 1-2 1B		3	0	1	0	1	1	1
53 Bobby Abreu, L (1, 9) OBP: 0.345, SLG: 0.394	C FF 92 C SI 89 F FF 95 F FC 89 B CU 80 F FF 94 S FC 88 1-3 ③ K		1 SAFE B FF 95 B SL 85 X SI 95 2-0 ③ G4-3			B SL 84 B SL 85 C FF 93 X SI 94 2-1 ① F8		B FF 98 B FF 98 F FF 98 S FF 99 F FF 99 X FF 98 2-2 ② F7		4	0	0	0	0	1	3
48 Torii Hunter, R (1, 8) OBP: 0.385, SLG: 0.525		C FF 92 B FF 93 B FF 93 F FC 88 X FC 90 2-2 44 CS 1B		B FF 95 B SL 88 S FF 95 X CH 86 2-1 55 BB 44 1B 1B		X SI 95 0-0 55 G4-6-3 1B		F FF 97 S FF 98 X FF 98 0-2 ③ F9		4	1	3	0	0	0	2
55 Hideki Matsui, L (1, 10) OBP: 0.334, SLG: 0.406		1 SAFE 1 SAFE B SI 91 B SI 90 1 SAFE S FF 93 B SI 93 1 SAFE X FF 93 3-1 ① F9	1 SAFE 1 SAFE 1 SAFE B CH 88 B CH 88 B SI 95 4-0 20 FC6-4 44 1B 1-2 BB		X CH 87 0-0 ②③ G4-6-3 1-2f			B FF 95 B FF 97 B FF 97 C FF 96 F FF 96 X FF 97 3-2 ① P6	3	0	0	0	1	0	2
44 Mike Napoli, R (1, 3) OBP: 0.337, SLG: 0.492		1 SAFE F FC 88 1 SAFE S FF 93 B SL 82 B SL 82 F CU 80 B FF 94 B SL 82 4-2 ② 20 1B 1-2 BB	C FF 95 C SI 96 F SI 97 X FF 90 0-2 20 FC6-4 1-2 2-H 1B				S SI 94 F FF 94 C FF 94 0-3 ① K		C FF 96 X FF 96 0-1 20 FC6-4 1B	3	0	2	1	1	1	0
20 Juan Rivera, R (1, 7) OBP: 0.302, SLG: 0.420		S FF 93 B SI 95 C SL 85 1 SAFE X SI 95 1-2 1-2 1B	C SL 90 F SL 90 X SL 90 0-2 ① FC6-4 18 CS 1-2f 2-3				S SL 89 B FS 88 C FS 86 B FS 89 C FS 87 2-3 ② K		C FF 95 B FC 91 S SL 88 D SL 86 B SL 88 X FF 93 3-2 ② FC6-4 41 DI 1-2f	4	0	1	0	0	1	3
18 Kevin Frandsen, R (1, 5) OBP: 0.362, SLG: 0.407 41 Paul McAnulty, L (9, PH) OBP: 0.250, SLG: 0.571		F SL 87 X SL 87 0-1 ③ F8	C SI 95 1 SAFE B SL 88 S SL 86 F SI 96 X SL 89 1-2 ②③ F8 1-2				C SI 96 B FF 94 X SI 96 1-1 ③ B1-3		F FF 95 S CH 86 B SL 85 B CU 82 S CH 84 2-3 ③ K 1-2	3 1	0 0	0 0	0 0	0 0	0 1	4 1
5 Jeff Mathis, R (1, 2) OBP: 0.286, SLG: 0.372			C CH 82 X FF 95 0-1 ① G4-3		C FF 94 X SL 86 0-1 2 FC3-6 1B			C FF 96 S FF 97 B FF 97 S FF 97 1-3 ① K		3	0	1	0	0	1	0

Los Angeles Angels @ Chicago White Sox

U.S. Cellular Field, Chicago, IL

Tue Jul 06 2010, 9:51 PM - 12:45 AM EDT

Att. 21,889 - Overcast - 75 F

TOP

livebaseballscorecards.com

AB	32
R	1
H	9
RBI	1
BB	3
SO	6
LOB	17

Inning Stats	1	2	3	4	5	6	7	8	9	1B: 9	SF: 0	WP: 0	PA: 35
	R: 0 E: 0 K: 2 S: 11 H: 0 LOB: 0 BB: 0 P: 12	R: 0 E: 0 K: 0 S: 13 H: 2 LOB: 2 BB: 1 P: 23	R: 0 E: 0 K: 0 S: 6 H: 0 LOB: 1 BB: 1 P: 12	R: 1 E: 0 K: 0 S: 13 H: 2 LOB: 1 BB: 1 P: 20	R: 0 E: 0 K: 0 S: 5 H: 1 LOB: 0 BB: 0 P: 8	R: 0 E: 0 K: 0 S: 4 H: 1 LOB: 0 BB: 0 P: 6	R: 0 E: 0 K: 2 S: 8 H: 0 LOB: 0 BB: 0 P: 11	R: 0 E: 0 K: 1 S: 16 H: 2 LOB: 2 BB: 0 P: 21	R: 0 E: 0 K: 1 S: 11 H: 1 LOB: 1 BB: 0 P: 19	2B: 0 3B: 0 HR: 0	SAC: 0 DP: 2 HBP: 0	PB: 0 SB: 0 CS: 2	

PITCHER		IP	WLS	BF	H	R	ER	SO	BB	IBB	HBP	BLK	WP	HR	S	P	ERA	WHIP
44 Jake Peavy, R ERA: 4.63	(1, 1)	1.1		5	1	0	0	2	0	0	0	0	0	0	16	22	0.00	0.750
57 Ramon Pena, R ERA: 4.97	(2, 1)	4.2	W	18	5	1	1	0	3	0	0	0	0	0	36	59	1.93	1.714
40 J.J. Putz, R ERA: 1.69	(7, 1)	1.0	H	3	0	0	0	2	0	0	0	0	0	0	8	11	0.00	0.000
37 Matt Thornton, L ERA: 2.78	(8, 1)	1.0	H	5	2	0	0	1	0	0	0	0	0	0	16	21	0.00	2.000
45 Bobby Jenks, R ERA: 4.11	(9, 1)	1.0	S	4	1	0	0	1	0	0	0	0	0	0	11	19	0.00	1.000

PITCHER	IP	WLS	BF	H	R	ER	SO	BB	IBB	HBP	BLK	WP	HR	S	P	ERA	WHIP

Batter	1	2	3	4	5	6	7	8	9	AB	R	H	RBI	BB	SO	LOB
1 Juan Pierre, L (1, 7) OBP: 0.331, SLG: 0.297	B SI 91 B SI 89 C SI 89 F SI 93 X CH 80 2-2 10 S 51 SF7 2B	B FF 91 B SI 89 C SI 91 X FF 91 2-1 2B	F FF 90 F CU 71 B SL 79 C SI 91 1-3 ③ K	B FF 97 F FF 98 B SL 90 F SL 91 B FF 98 X SL 91 3-2 10 S 2-3 3-H 1B						4	1	3	1	0	1	0
10 Alexei Ramirez, R (1, 6) OBP: 0.310, SLG: 0.418	C FF 92 B FF 92 F SL 79 B FF 89 C FF 94 2-3 ① K 2-3	S FF 92 F FF 91 B FF 91 X SL 81 1-2 ③ P3	C FF 92 F FF 91 F FF 88 F X SI 91 0-2 ① G5-3	B FF 98 B SL 91 S FF 98 F SL 92 S CU 86 2-3 ② K 1-2						4	0	0	0	0	2	4
51 Alex Rios, R (1, 8) OBP: 0.352, SLG: 0.510	B SI 91 X SL 80 1-0 ② SF7 3-H	C SL 77 F SI 88 F FF 89 B FF 91 X FF 93 1-2 ① F9	F FF 92 X SI 89 0-1 HR	C FF 98 F FC 94 S CU 85 0-3 ③ K						3	1	1	2	0	1	2
14 Paul Konerko, R (1, 3) OBP: 0.381, SLG: 0.554	B FF 92 F FF 92 B SI 90 B SL 79 X FF 92 3-1 ③ G1-3	C SL 79 B SI 89 B SI 89 X CH 80 2-1 ② G5-3	X FF 92 0-0 ② F7	F FF 89 X FF 97 0-1 ① L8						4	0	0	0	0	0	0
7 Mark Kotsay, L (1, 10) OBP: 0.328, SLG: 0.393	C SI 89 S CU 70 B FF 92 B FF 93 B CU 69 X SI 91 3-2 ① F7	B SI 91 X SI 91 1-0 2B	B CU 69 C CH 80 S CU 71 X SI 92 1-2 ③ G4-3	B SI 96 B FF 97 B FC 89 B FF 94 4-0 25 FC5-4 BB						3	0	1	0	1	0	0
12 A.J. Pierzynski, L (1, 2) OBP: 0.278, SLG: 0.345	S CU 68 B SI 92 S CU 68 B SL 78 X CU 70 2-2 ② F8	C CH 79 B FF 92 B CH 78 D CU 71 B CH 80 4-1 BB	S CU 70 C FF 90 F FF 92 B SL 79 B SI 91 B FF 92 X CU 70 3-2 ① G4-3	B SL 79 F FF 96 F FC 91 F FF 97 D SL 81 S FC 90 2-3 ② K						3	0	0	0	1	1	1
25 Andruw Jones, R (1, 9) OBP: 0.303, SLG: 0.430	C FF 91 C FF 92 B SI 92 S SL 80 1-3 ③ K	F FF 91 C SL 78 B FF 90 F FF 87 B SL 80 F CH 79 S SL 82 2-3 ③ K		B FF 91 B CH 78 C SL 79 F FF 92 X CH 80 2-2 HR				X FC 90 0-0 ③ FC5-4 1-2f		4	1	1	1	0	2	3
24 Dayan Viciedo, R (1, 5) OBP: 0.276, SLG: 0.379 11 Omar Vizquel, S (8, 5) OBP: 0.303, SLG: 0.320		X FF 88 0-0 ① G4-3	B SI 87 X SL 78 1-0 ① L7	C FF 92 B FF 92 B FF 92 X SL 80 2-1 18 2B 1 1B 1B						3 0	1 0	1 0	0 0	0 0	0 0	0 0
18 Brent Lillibridge, R (1, 4) OBP: 0.474, SLG: 0.889		B FF 90 C SL 78 C SL 79 S SL 81 1-3 ② K	C SL 79 B FF 91 F FF 90 S SL 80 1-3 ② K	C FF 91 C FF 91 B SL 80 B FF 92 1 SAFE X SL 81 2-2 1 1B 1-3 2B						3	0	1	0	0	2	0
Inning Stats	R: 1 H: 1 E: 0 LOB: 0 K: 1 BB: 0 S: 9 P: 17	R: 0 H: 0 E: 0 LOB: 0 K: 1 BB: 0 S: 9 P: 15	R: 0 H: 1 E: 0 LOB: 1 K: 1 BB: 0 S: 9 P: 13	R: 0 H: 1 E: 0 LOB: 2 K: 1 BB: 1 S: 13 P: 23	R: 0 H: 0 E: 0 LOB: 0 K: 2 BB: 0 S: 7 P: 10	R: 1 H: 1 E: 0 LOB: 0 K: 0 BB: 0 S: 11 P: 12	R: 2 H: 4 E: 0 LOB: 2 K: 2 BB: 0 S: 21 P: 35	R: 0 H: 0 E: 0 LOB: 1 K: 1 BB: 1 S: 7 P: 13		1B: 2 SF: 1 2B: 4 SAC: 0 3B: 0 DP: 0 HR: 2 HBP: 0					WP: 0 PA: 34 PB: 0 SB: 2 CS: 0	

PITCHER	IP	WLS	BF	H	R	ER	SO	BB	IBB	HBP	BLK	WP	HR	S	P	ERA	WHIP
36 Jered Weaver, R (1, 1) ERA: 2.97	6.1	L	27	7	4	4	6	1	0	0	0	0	2	70	111	5.68	1.263
40 Kevin Jepsen, R (7, 1) ERA: 4.82	0.2		3	1	0	0	2	0	0	0	0	0	0	9	14	0.00	1.500
45 Francisco Rodriguez, R (8, 1) ERA: 3.79	1.0		4	0	0	0	1	1	0	0	0	0	0	7	13	0.00	1.000

PITCHER	IP	WLS	BF	H	R	ER	SO	BB	IBB	HBP	BLK	WP	HR	S	P	ERA	WHIP

BOTTOM

Los Angeles Angels @ Chicago White Sox

U.S. Cellular Field, Chicago, IL

Tue Jul 06 2010, 9:51 PM - 12:45 AM EDT

Att. 21,889 - Overcast - 75 F

livebaseballscorecards.com

AB	31
R	4
H	8
RBI	4
BB	2
SO	9
LOB	10

Batter	1	2	3	4	5	6	7	8	9	AB	R	H	RBI	BB	SO	LOB
2 Erick Aybar, S (1, 6) OBP: 0.342, SLG: 0.364	B SI 88 B CH 80 C SI 88 X CH 82 2-1 F9 ①		C CU 72 X FS 79 0-1 G3-1 ③		F CH 82 F FS 83 X CH 81 0-2 53 PO 47 1B 2-3 1B			B FF 96 H FF 95 2-0 47 S 48 E HBP		3	1	1	0	0	0	0
47 Howie Kendrick, R (1, 4) OBP: 0.318, SLG: 0.408	B SI 88 B SL 77 C SI 89 X CH 82 2-1 G5-3 ②			C SL 78 B CU 68 B CH 82 X CH 82 2-1 55 G3 53 BB 1B	B SL 82 X SI 90 1-0 1-2 3-H 1B			B FF 96 B FF 96 B FF 95 C FF 97 S FF 96 F FF 96 H FF 96 4-2 48 E 1-2 HBP		3	0	2	1	0	0	0
53 Bobby Abreu, L (1, 9) OBP: 0.344, SLG: 0.391	B SI 88 C SI 89 S FS 81 B FS 81 F FS 80 S CH 82 2-3 K ③			B SI 87 1 SAFE B SI 88 1 SAFE B SI 88 B SI 87 4-0 55 G3 1-2 BB	S CH 84 2 SAFE 0-1 PO ③ 2-3	C CU 72 C FS 79 B FS 82 X SI 89 1-2 F7 ①		C FF 97 F CH 89 C FF 96 0-3 K ①		3	0	0	0	1	2	2
48 Torii Hunter, R (1, 8) OBP: 0.386, SLG: 0.525		B SL 78 X SI 90 1-0 44 G5-4-3 55 CI 1B		X CH 82 0-0 F7 ①		C FS 83 B FS 81 F FS 81 X SL 85 1-2 55 CS 1B		C CH 88 T CH 89 F SL 87 D SL 88 F FF 97 X CH 90 1-2 E5 1-2 2-H		4	0	2	0	0	0	3
55 Hideki Matsui, L (1, 10) OBP: 0.334, SLG: 0.404		B CH 81 1 SAFE F CH 81 1-1 CI 44 G5-4-3 1-2		B CH 81 F CH 81 C SI 89 X FS 81 1-2 G3 ② 1-2 2-3		1 SAFE C CH 82 1 SAFE 1 SAFE P PO 80 B FS 78 B CH 82 B SI 89 4-1 1-2 BB ②		B FF 98 F FF 97 F FF 98 B FF 98 X FF 98 2-2 F8 ②		2	0	0	0	1	0	4
44 Mike Napoli, R (1, 2) OBP: 0.332, SLG: 0.484		B CH 82 F SI 89 B SI 89 S CH 82 X CH 83 2-2 G5-4-3 ① ② 1-2f 2-3		B CH 83 S SI 90 C CH 85 S SI 85 1-3 K ③		B SL 83 C SL 81 B CH 86 B SL 84 F CH 84 X FS 80 3-2 F8 ③		C FF 98 S FF 98 X FF 99 0-2 L6 ③		4	0	0	0	0	1	7
20 Juan Rivera, R (1, 7) OBP: 0.297, SLG: 0.413		C SL 78 B CH 84 B CH 83 F CH 84 B SI 91 S CH 84 3-3 K ③			C SL 77 S CH 80 X FS 80 0-2 P4 ①		X FF 94 0-0 G6-3 ①		C FF 93 B FF 95 B FC 92 F FF 95 S SL 90 2-3 K ①	4	0	0	0	0	2	1
41 Paul McAnulty, L (1, 3) OBP: 0.167, SLG: 0.364			B SI 86 S CH 80 S CH 80 S CH 80 1-3 K ①		C CH 80 B FS 80 S FS 80 B FS 80 T CH 83 2-2 K ②		C FF 93 C FS 88 F FF 95 F FF 94 S FS 88 0-3 K ②		C FF 94 B CH 86 X CH 86 1-1 F8 ②	4	0	0	0	0	3	0
3 Brandon Wood, R (1, 5) OBP: 0.186, SLG: 0.228			C SL 78 F FS 79 B FS 82 S FS 80 1-3 K2-3 ②		B SL 79 F SI 90 X CH 83 1-1 E5 2 1B 47 1B		S SL 89 F FS 88 B FF 95 S FF 94 1-3 K ③		B FF 96 F FF 94 X SL 85 1-1 F8 ③	4	1	0	0	0	2	0
Inning Stats	R: 0 E: 0 K: 1 S: 8 H: 0 LOB: 0 BB: 0 P: 14	R: 0 E: 1 K: 1 S: 8 H: 1 LOB: 1 BB: 0 P: 15	R: 0 E: 0 K: 2 S: 8 H: 0 LOB: 0 BB: 0 P: 10	R: 0 E: 0 K: 1 S: 9 H: 1 LOB: 2 BB: 1 P: 17	R: 1 E: 1 K: 1 S: 13 H: 2 LOB: 1 BB: 0 P: 17	R: 0 E: 0 K: 0 S: 11 H: 1 LOB: 1 BB: 1 P: 19	R: 0 E: 0 K: 2 S: 9 H: 0 LOB: 0 BB: 0 P: 10	R: 1 E: 1 K: 1 S: 17 H: 0 LOB: 2 BB: 0 P: 26	R: 0 E: 0 K: 1 S: 7 H: 0 LOB: 0 BB: 0 P: 11	1B: 5 2B: 0 3B: 0 HR: 0 SF: 0 SAC: 0 DP: 1 HBP: 2						

PITCHER		IP	WLS	BF	H	R	ER	SO	BB	IBB	HBP	BLK	WP	HR	S	P	ERA	WHIP
43 Freddy Garcia, R ERA: 4.36	(1, 1)	6.0	W	24	5	1	0	6	2	0	0	0	0	0	57	92	0.00	1.167
40 J.J. Putz, R ERA: 1.64	(7, 1)	1.0		3	0	0	0	2	0	0	0	0	0	0	9	10	0.00	0.000
46 Sergio Santos, R ERA: 2.0	(8, 1)	0.1		4	0	1	0	1	0	0	2	0	0	0	11	18	0.00	0.000
37 Matt Thornton, L ERA: 2.72	(8, 1)	0.2	H	2	0	0	0	0	0	0	0	0	0	0	6	8	0.00	0.000
45 Bobby Jenks, R ERA: 3.98	(9, 1)	1.0	S	3	0	0	0	1	0	0	0	0	0	0	7	11	0.00	0.000

PITCHER	IP	WLS	BF	H	R	ER	SO	BB	IBB	HBP	BLK	WP	HR	S	P	ERA	WHIP

TOP

Los Angeles Angels @ Chicago White Sox

U.S. Cellular Field, Chicago, IL

Wed Jul 07 2010, 10:31 PM - 1:18 AM EDT

Att. 21,135 - Cloudy - 75 F

livebaseballscorecards.com

AB	31
R	2
H	5
RBI	1
BB	2
SO	10
LOB	17

WP: 0	PA: 37		
PB: 0			
SB: 1			
CS: 1			

BOTTOM

Los Angeles Angels @ Chicago White Sox

U.S. Cellular Field, Chicago, IL

Wed Jul 07 2010, 10:31 PM - 1:18 AM EDT

Att. 21,135 - Cloudy - 75 F

livebaseballscorecards.com

Batter	1	2	3	4	5	6	7	8	9	AB	R	H	RBI	BB	SO	LOB
1 Juan Pierre, L (1, 7) OBP: 0.331, SLG: 0.296	C FF 90 X SI 90 0-1 10 CS 1B		B CU 77 F SI 91 B CU 79 X CU 77 2-1 ② G3		L SI 89 L CU 76 X CU 80 0-2 ① F8		C SI 92 X CU 81 0-1 ② G1-3			4	0	1	0	0	0	1
10 Alexei Ramirez, R (1, 6) OBP: 0.313, SLG: 0.419	1 SAFE C FF 91 F CU 75 B CU 78 F FF 93 B FF 92 F FF 93 X CH 82 2-2 ①② G6-3 1-2		B FF 93 B CH 84 X FF 93 2-0 51 1B 14 2B 1B		1 SAFE 1 SAFE B SI 89 1 SAFE X CH 81 1-0 ②③ G5-4-3 1-2f		B SL 83 B SL 84 C CU 82 C SI 92 B SL 83 X SL 83 3-2 51 PB 1B			4	1	2	0	0	0	2
51 Alex Rios, R (1, 8) OBP: 0.354, SLG: 0.510	B FF 93 C SI 92 X FF 91 1-1 ③ G6-3		1 SAFE 1 SAFE B CH 84 X CH 84 1-0 14 2B 1B 1-3			F FF 88 B FF 89 X CH 82 1-1 27 F9 25 BB 24 2B 1B	1 SAFE B SI 92 C SL 83 C SI 93 X SI 91 1-2 ③ G5-3 1-2			4	2	2	0	0	0	1
14 Paul Konerko, R (1, 3) OBP: 0.382, SLG: 0.560		B FF 89 X FF 91 1-0 ① G6-3	B FF 92 B FF 92 C FF 92 1 SAFE X FF 92 2-1 1-H 3-H 2B			B CH 80 B FF 90 C CH 82 1 SAFE B FF 92 X SI 91 3-1 ① F8		C CH 78 X FF 94 0-1 2B		4	0	2	2	0	0	1
25 Andruw Jones, R (1, 9) OBP: 0.312, SLG: 0.431		B FF 90 X FF 90 1-0 27 1B 1B	C CU 74 F FF 92 S CH 83 0-3 ③ K			1 SAFE F FF 91 C CH 83 D CH 83 B CH 81 D CH 81 B FF 92 4-2 24 2B 18 1B 1-2 BB		B SI 93 C SI 96 F CH 82 B FF 97 B CH 84 B CH 83 4-2 BB		2	1	1	0	2	1	1
27 Ramon Castro, R (1, 2) OBP: 0.396, SLG: 0.476		B FF 92 B FF 90 C FF 91 1 SAFE X SI 91 2-1 1-3 1B		B CU 72 B FF 89 X SI 89 2-0 ① F7		B CH 82 B FF 92 X SI 92 2-0 ② F9 2-3		F SI 96 C FF 97 F SI 99 B CH 84 X SI 97 1-2 ① P6		4	0	1	0	0	0	4
24 Dayan Viciedo, R (1, 5) OBP: 0.281, SLG: 0.406 11 Omar Vizquel, S (7, 5) OBP: 0.301, SLG: 0.318		B CU 74 B CU 77 X CU 74 2-0 ② P4	C FF 90 F FF 91 X CU 74 0-2 ② G5-3			B FF 92 B FF 92 F FF 93 X CH 82 2-1 18 1B 1-3 3-H 2B		C SI 97 B SI 96 B CH 80 F SI 97 C SI 97 2-3 ② K		3 1	1 0	1 0	1 0	0 0	0 1	2 2
18 Brent Lillibridge, R (1, 10) OBP: 0.455, SLG: 0.810 7 Mark Kotsay, L (8, PH) OBP: 0.327, SLG: 0.391 (9, 10)		B FF 92 F CH 84 S CH 82 F FF 91 D CU 78 S CH 83 2-3 ③ K		F FF 91 F FF 92 B FF 92 B CH 83 S CH 82 3-3 ③ K		F CU 74 D CH 84 B CH 82 X FF 94 2-1 15 CS 2-H 3-H 1B		F CH 84 X SI 97 0-1 ③ F7		3 1	0 0	1 0	2 0	0 0	2 0	2 2
15 Gordon Beckham, R (1, 4) OBP: 0.272, SLG: 0.281			C CU 72 F FF 90 B CU 75 F CU 74 X FF 93 1-2 ① F9		F FF 88 F FF 90 X CH 81 0-2 10 G5-4-3 1B	B SI 92 1-0 ③ CS 1-2	B CU 82 B SI 92 C SI 93 F SI 91 C SI 94 2-3 ① K			3	0	1	0	0	1	0
Inning Stats	R: 0 E: 0 K: 0 S: 9 H: 1 LOB: 0 BB: 0 P: 12	R: 0 E: 0 K: 1 S: 9 H: 2 LOB: 2 BB: 0 P: 17	R: 2 E: 0 K: 1 S: 13 H: 3 LOB: 1 BB: 0 P: 21	R: 0 E: 0 K: 1 S: 7 H: 0 LOB: 0 BB: 0 P: 12	R: 0 E: 0 K: 0 S: 7 H: 1 LOB: 0 BB: 0 P: 8	R: 3 E: 0 K: 0 S: 11 H: 3 LOB: 0 BB: 1 P: 26	R: 0 E: 0 K: 1 S: 11 H: 1 LOB: 1 BB: 0 P: 17	R: 0 E: 0 K: 1 S: 13 H: 1 LOB: 2 BB: 1 P: 20		1B: 9 2B: 3 3B: 0 HR: 0 SF: 0 SAC: 0 DP: 1 HBP: 0					WP: 0 PB: 1 SB: 0 CS: 2 PA: 36	

	AB	33
	R	5
	H	12
	RBI	5
	BB	2
	SO	5
	LOB	18

PITCHER	IP	WLS	BF	H	R	ER	SO	BB	IBB	HBP	BLK	WP	HR	S	P	ERA	WHIP
51 Joe Saunders, L (1, 1) ERA: 4.76	5.2	L	26	10	5	5	3	1	0	0	0	0	0	56	95	7.94	1.941
62 Scot Shields, R (6, 1) ERA: 5.02	1.1		4	1	0	0	1	0	0	0	0	0	0	11	18	0.00	0.750
56 Fernando Rodney, R (8, 1) ERA: 3.15	1.0		5	1	0	0	1	1	0	0	0	0	0	13	20	0.00	2.000

PITCHER	IP	WLS	BF	H	R	ER	SO	BB	IBB	HBP	BLK	WP	HR	S	P	ERA	WHIP

Batter	1	2	3	4	5	6	7	8	9	AB	R	H	RBI	BB	SO	LOB
2 Erick Aybar, S (1, 6) OBP: 0.338, SLG: 0.359	B FC 88 X FC 89 1-0 ① F7		1 SAFE C FF 93 X CH 83 0-1 ③ B2			B FF 93 C FC 88 B CH 83 B CH 84 C FC 88 X CH 85 3-2 ③ F7			B FF 92 C FF 92 F CH 83 X FC 89 1-2 ① G4-3	4	0	0	0	0	0	1
77 Reggie Willits, S (1, 8) OBP: 0.345, SLG: 0.274	B FF 90 B FF 90 C FC 91 F FC 91 B FF 93 F FF 92 X FF 92 3-2 ② F8			C FF 90 X FC 86 0-1 ① P4			C FF 92 S FC 89 X FC 88 0-2 48 FC1-6 47 1B 1B		C FF 92 B CU 78 C CH 83 B CH 83 B FF 94 X FC 89 3-2 ② G5-3	4	0	1	0	0	0	0
47 Howie Kendrick, R (1, 4) OBP: 0.318, SLG: 0.406	B FF 91 C FF 92 C FF 93 F FF 94 S FC 86 1-3 ③ K			S FC 86 B CH 83 X CH 83 1-1 ② F8			1 SAFE B CH 81 1 SAFE L FC 88 1 SAFE 1 SAFE F FC 86 F CH 81 F FF 93 1-2 1-2 X FF 84 48 FC1-6 1B		B CU 78 C FF 94 C FF 95 B FF 94 B FC 88 F CH 83 F FC 90 S CH 84 3-3 ③ K	4	0	1	0	0	2	0
48 Torii Hunter, R (1, 10) OBP: 0.383, SLG: 0.520		C SI 90 B CU 77 B FF 92 S FC 87 X FC 87 2-2 ① P4		B FF 92 S FC 87 X FC 83 1-1 ③ F8			B FF 93 X FC 90 1-0 ① FC1-6 1-2f 2-3			3	0	0	0	0	0	2
44 Mike Napoli, R (1, 3) OBP: 0.329, SLG: 0.478		C CU 75 B FF 93 B FF 93 F FC 88 S CH 83 2-3 ② K			S FC 84 X FC 87 0-1 ① P3		X FC 90 0-0 ② P4			3	0	0	0	0	1	2
20 Juan Rivera, R (1, 7) OBP: 0.294, SLG: 0.408		C FF 92 F FF 92 B SI 91 X FC 87 1-2 ③ L4			X FF 92 0-0 ② G5-3		1 SAFE X FF 94 0-0 ③ G1-3			3	0	0	0	0	0	2
18 Kevin Frandsen, R (1, 5) OBP: 0.353, SLG: 0.396			C FC 90 F FF 91 B FF 92 X CH 82 1-2 ① G5-3		C FF 92 F FF 93 F FC 87 T FC 87 0-2 ③ K			X FF 91 0-0 ① L8		3	0	0	0	0	1	0
5 Jeff Mathis, R (1, 2) OBP: 0.276, SLG: 0.358			C CU 75 F FF 93 S FF 93 0-3 ② K			C FF 92 F FC 89 X CH 84 0-2 ① G6-3		S FF 93 F FF 93 B CH 85 B CH 82 F CH 82 X FC 88 2-2 ② G5-3		3	0	0	0	0	1	0
22 Cory Aldridge, L (1, 9)			C FF 92 F FF 93 B FF 92 B FC 86 X FC 88 2-2 E5			S FC 88 B FC 88 F FC 89 S FC 88 1-3 ② K		S FC 87 S FF 93 S FF 93 0-3 ③ K		3	0	0	0	0	2	0
Inning Stats	R: 0 E: 0 K: 1 S: 9 H: 0 LOB: 0 BB: 0 P: 14	R: 0 E: 0 K: 1 S: 9 H: 0 LOB: 0 BB: 0 P: 14	R: 0 E: 1 K: 1 S: 11 H: 0 LOB: 1 BB: 0 P: 14	R: 0 E: 0 K: 0 S: 6 H: 0 LOB: 0 BB: 0 P: 8	R: 0 E: 0 K: 1 S: 7 H: 0 LOB: 0 BB: 0 P: 7	R: 0 E: 0 K: 1 S: 9 H: 0 LOB: 0 BB: 0 P: 13	R: 0 E: 0 K: 0 S: 11 H: 2 LOB: 2 BB: 0 P: 13	R: 0 E: 0 K: 1 S: 8 H: 0 LOB: 0 BB: 0 P: 10	R: 0 E: 0 K: 1 S: 11 H: 0 LOB: 0 BB: 0 P: 18	1B: 2 2B: 0 3B: 0 HR: 0	SF: 0 SAC: 0 DP: 0 HBP: 0					

PITCHER	IP	WLS	BF	H	R	ER	SO	BB	IBB	HBP	BLK	WP	HR	S	P	ERA	WHIP
50 John Danks, L (1, 1) ERA: 3.29	9.0	W	30	2	0	0	7	0	0	0	0	0	0	81	111	0.00	0.222

PITCHER	IP	WLS	BF	H	R	ER	SO	BB	IBB	HBP	BLK	WP	HR	S	P	ERA	WHIP

TOP

Los Angeles Angels @ Chicago White Sox

U.S. Cellular Field, Chicago, IL

Thu Jul 08 2010, 2:07 PM - 3:57 PM EDT

Att. 27,734 - Partly Cloudy - 79 F

livebaseballscorecards.com

AB	30
R	0
H	2
RBI	0
BB	0
SO	7
LOB	7

WP: 0 PA: 30
PB: 0
SB: 0
CS: 0

Batter	1	2	3	4	5	6	7	8	9	AB	R	H	RBI	BB	SO	LOB
1 Juan Pierre, L (1, 7) OBP: 0.330, SLG: 0.294	C FF 94 F SL 84 H FF 95 1-2 51 2B 14 SF8 HBP		B SI 93 B FF 92 C FF 93 X FF 93 2-1 ① F8		C SL 79 B FF 92 B SL 82 F FF 94 X SL 83 2-2 ② F9			F FF 92 S SL 82 F SL 83 B SI 93 F SL 81 X FF 93 1-2 ② G4-3		3	1	0	0	0	0	0
11 Omar Vizquel, S (1, 5) OBP: 0.306, SLG: 0.313	C FF 92 P PO 86 1 SAFE X FF 92 1-1 ① F7		B FF 94 B FF 92 B FF 92 B SI 92 4-0 51 1B BB		F FF 91 F SL 81 S SL 84 0-3 ③ K			F FF 92 B SL 82 B SL 85 B FF 93 B FF 92 4-1 51 CS BB		2	0	0	0	2	1	1
51 Alex Rios, R (1, 8) OBP: 0.357, SLG: 0.515	B FF 94 X SL 84 1-0 1-3 2B		C FF 95 X FF 93 0-1 14 G5-4-3 1-3 1B			C SL 83 X FF 93 0-1 ① P4		B FF 93 C FF 93 C SL 83 B SL 84 1 SAFE B SL 83 3-2 ③ CS 1-2		3	0	2	0	0	0	0
14 Paul Konerko, R (1, 10) OBP: 0.379, SLG: 0.556	B SL 86 X FF 96 1-0 ② SF8 3-H		C FF 95 X FF 95 0-1 ②③ G5-4-3 1-2f			B FF 95 C SL 84 B SL 83 F FF 93 X FF 94 2-2 ② P4				2	0	0	1	0	0	2
7 Mark Kotsay, L (1, 3) OBP: 0.322, SLG: 0.385	C FF 93 B FF 94 D CH 87 C SL 82 F CH 86 F SL 86 C SI 94 2-3 ③ K			X FF 92 0-0 ① F7		C FF 93 C CH 85 B FF 92 B FF 93 X SL 84 2-2 ③ F8				3	0	0	0	0	1	1
12 A.J. Pierzynski, L (1, 2) OBP: 0.278, SLG: 0.345		C SL 80 X SI 92 0-1 15 FC6-4 1B		B FF 93 S FF 91 X SI 94 1-1 ② F7			B FF 89 F CH 85 X FF 93 1-1 ① G5-3			3	0	1	0	0	0	0
25 Andruw Jones, R (1, 9) OBP: 0.313, SLG: 0.426		C FF 95 S FF 95 C FF 95 0-3 ① K		B SL 85 B FF 96 B FF 95 C SL 84 B FF 95 4-1 BB			B FF 94 C FF 93 B SL 86 S SL 84 B FF 94 S SI 95 3-3 ② K			2	0	0	0	1	2	1
10 Alexei Ramirez, R (1, 6) OBP: 0.309, SLG: 0.414		B SI 94 X FF 95 1-0 ② F8		C SL 83 1 SAFE X SL 78 0-1 ③ F7			B FF 93 B FF 93 C FF 95 X FF 95 2-1 ③ G6-3			3	0	0	0	0	0	2
15 Gordon Beckham, R (1, 4) OBP: 0.269, SLG: 0.278		C FF 96 X FF 96 0-1 ③ FC6-4 1-2f			F FF 93 B SL 84 X SL 84 1-1 ① G5-3			M FF 93 F FF 92 X SL 85 0-2 ① P4		3	0	0	0	0	0	1
Inning Stats	R: 1 H: 1 E: 0 LOB: 1 K: 1 BB: 0 S: 12 P: 17	R: 0 H: 1 E: 0 LOB: 1 K: 1 BB: 0 S: 8 P: 9	R: 0 H: 1 E: 0 LOB: 1 K: 0 BB: 1 S: 6 P: 12	R: 0 H: 0 E: 0 LOB: 1 K: 0 BB: 1 S: 6 P: 11	R: 0 H: 0 E: 0 LOB: 0 K: 1 BB: 0 S: 8 P: 11	R: 0 H: 0 E: 0 LOB: 0 K: 0 BB: 0 S: 8 P: 12	R: 0 H: 0 E: 0 LOB: 0 K: 1 BB: 0 S: 7 P: 13	R: 0 H: 0 E: 0 LOB: 0 K: 0 BB: 1 S: 11 P: 19		1B: 2 SF: 1 2B: 1 SAC: 0 3B: 0 DP: 1 HR: 0 HBP: 1						

PITCHER	IP	WLS	BF	H	R	ER	SO	BB	IBB	HBP	BLK	WP	HR	S	P	ERA	WHIP
54 Ervin Santana, R (1, 1) ERA: 3.76	8.0	L	29	3	1	1	4	3	0	1	0	0	0	66	104	1.12	0.750

PITCHER	IP	WLS	BF	H	R	ER	SO	BB	IBB	HBP	BLK	WP	HR	S	P	ERA	WHIP

BOTTOM

Los Angeles Angels @ Chicago White Sox

U.S. Cellular Field, Chicago, IL

Thu Jul 08 2010, 2:07 PM - 3:57 PM EDT

Att. 27,734 - Partly Cloudy - 79 F

livebaseballscorecards.com

AB	24
R	1
H	3
RBI	1
BB	3
SO	4
LOB	8

PA: 30

Batter	1	2	3	4	5	6	7	8	9	10	AB	R	H	RBI	BB	SO	LOB
2 Erick Aybar, S (1, 6) OBP: 0.339, SLG: 0.369	X SI 92 0-0 53 S 53 HR 1B	B KC 79 C SI 91 F KC 80 B SI 92 F SL 84 F SI 92 C SI 92 2-3 ③ K			B CH 86 X SI 91 1-0 ③ G6-3			F FF 89 B FF 90 F FF 89 X FF 90 1-2 ① F9		B FF 93 B FF 94 X FF 92 2-0 HR	5	2	2	1	0	1	0
47 Howie Kendrick, R (1, 4) OBP: 0.316, SLG: 0.402	C SI 91 1 SAFE S SL 86 B SI 93 1 SAFE 1 SAFE S SL 86 1-3 ① K		B SI 89 B SI 90 F SI 90 X SL 83 2-1 ① F8			B SI 89 B FF 90 B SI 90 B FF 90 4-0 53 1B 55 SF8 BB		C FF 90 B SL 86 F FF 90 F SL 85 F FF 91 B CH 78 B FF 91 X FF 90 3-2 ② F8		B FF 91 F FF 94 B FC 91 S FC 88 1-3 ① K	4	1	0	0	1	2	1
53 Bobby Abreu, L (1, 9) OBP: 0.350, SLG: 0.404	1 SAFE C SI 91 1 SAFE B SI 92 C FF 91 B SL 87 F FF 93 X SL 86 2-2 1-H HR		C SI 91 B CH 85 X CH 86 1-1 ② G3-1			X SI 89 0-0 55 SF8 48 BB 1-3 1B		X SL 85 0-0 48 HR 1B		B CU 78 C FF 94 B CH 86 C FF 93 F FC 88 B FC 90 B FF 94 4-2 48 E BB	4	2	3	2	1	0	0
48 Torii Hunter, R (1, 8) OBP: 0.383, SLG: 0.526	S SL 85 F SL 84 F SI 93 S SL 85 0-3 ② K		B SI 91 C FF 92 B CH 86 B SL 85 C SI 90 X SL 86 3-2 ③ P4			B SL 86 F SL 84 1 SAFE S SL 84 B SI 91 F SL 86 B SI 91 1 SAFE B SL 85 4-2 20 G1-6-3 1-2 BB		F FF 92 X FF 92 0-1 1-H HR		C FF 94 X FF 94 0-1 ② FC6-5 1-3	4	1	1	2	1	1	1
55 Hideki Matsui, L (1, 10) OBP: 0.335, SLG: 0.401	B CH 86 B SI 91 F FF 92 B SI 92 B SI 92 4-1 20 1B BB			C KC 78 B SI 90 F SI 89 X KC 80 1-2 ① F9		C SI 90 X FF 91 0-1 ① SF8 2-3 3-H		F SL 84 C SL 84 B FF 91 B FF 91 B SL 86 F FF 90 X SI 91 3-2 ③ G4-3		I IN 66 I IN 73 I IN 74 I IN 76 4-0 IBB	2	0	0	1	2	0	0
20 Juan Rivera, R (1, 7) OBP: 0.297, SLG: 0.410 77 Reggie Willits, S (9, PR) OBP: 0.341, SLG: 0.270 (9, 7)	C SI 91 C FF 92 X SL 85 0-2 1-2 1B			B FF 91 S SL 83 C SI 91 S SI 92 1-3 ② K		C FF 91 1 SAFE X SL 85 0-1 ②③ G1-6-3 1-2f			B FF 94 F FF 95 B FC 90 X FF 95 2-1 5 PB 1B	C FF 93 X FF 93 0-1 ③ P6	4 1	0 0	2 0	0 0	0 0	1 0	2 2
41 Paul McAnulty, L (1, 3) OBP: 0.133, SLG: 0.286 44 Mike Napoli, R (8, 3) OBP: 0.328, SLG: 0.476	B SI 92 C SI 91 B CH 85 B SI 92 T SI 91 X SI 92 3-2 ③ F8			C CH 85 B KC 79 B SI 90 B CH 85 F FF 92 F SI 92 X SI 93 3-2 ③ F7			C KC 80 B SI 91 B CH 85 X SI 91 2-1 ① G4-3		1 SAFE S FF 94 S FF 94 B FF 95 B FC 90 C FF 94 2-3 ① K		3 1	0 0	0 0	0 0	0 0	0 1	2 1
18 Kevin Frandsen, R (1, 5) OBP: 0.341, SLG: 0.383		C SI 89 F SL 84 X SL 84 0-2 ① G1-3			F FF 89 F SL 82 B SL 85 B SI 91 X SL 85 2-2 ① G6-3		X SL 85 0-0 ② G6-3		1 SAFE C FF 94 L FF 94 T FF 91 0-2 ② K		4	0	0	0	0	1	1
5 Jeff Mathis, R (1, 2) OBP: 0.264, SLG: 0.341		S SL 83 F SI 90 X SL 84 0-2 ② G1-3			B SI 90 S SL 84 S SL 82 C SI 92 1-3 ② K		B SL 85 C SL 84 B FF 92 B SL 86 X SI 92 3-1 ③ G5-3		B FF 91 1 SAFE B FF 93 X FF 94 2-0 ③ G4-3 1-2		4	0	0	0	0	1	1
Inning Stats	R: 2 E: 0 K: 2 S: 19 H: 3 LOB: 2 BB: 1 P: 29	R: 0 E: 0 K: 1 S: 11 H: 0 LOB: 0 BB: 0 P: 13	R: 0 E: 0 K: 0 S: 7 H: 0 LOB: 0 BB: 0 P: 13	R: 0 E: 0 K: 1 S: 10 H: 0 LOB: 0 BB: 0 P: 15	R: 0 E: 0 K: 1 S: 7 H: 0 LOB: 0 BB: 0 P: 11	R: 1 E: 0 K: 0 S: 8 H: 1 LOB: 1 BB: 2 P: 16	R: 0 E: 0 K: 0 S: 5 H: 0 LOB: 0 BB: 0 P: 10	R: 2 E: 0 K: 0 S: 15 H: 2 LOB: 0 BB: 0 P: 22	R: 0 E: 0 K: 2 S: 9 H: 1 LOB: 2 BB: 0 P: 15	R: 1 E: 1 K: 1 S: 11 H: 1 LOB: 2 BB: 2 P: 22	1B: 5 2B: 0 3B: 0 HR: 3 SF: 1 SAC: 0 DP: 1 HBP: 0	WP: 0 PB: 1 SB: 1 CS: 0 PA: 42					

PITCHER		IP	WLS	BF	H	R	ER	SO	BB	IBB	HBP	BLK	WP	HR	S	P	ERA	WHIP
54 Vin Mazzaro, R ERA: 3.81	(1, 1)	7.0		27	4	3	3	5	3	0	0	0	0	1	67	107	3.86	1.000
56 Craig Breslow, L ERA: 3.15	(8, 1)	1.0		5	2	2	2	0	0	0	0	0	0	1	15	22	18.00	2.000
40 Andrew Bailey, R ERA: 1.75	(9, 1)	2.0	L	10	2	1	1	3	1	1	0	0	0	1	20	37	4.50	1.500

PITCHER	IP	WLS	BF	H	R	ER	SO	BB	IBB	HBP	BLK	WP	HR	S	P	ERA	WHIP

TOP

Los Angeles Angels @ Oakland Athletics

Oakland Coliseum, Oakland, CA

Fri Jul 09 2010, 7:09 PM - 10:07 PM PDT

Att. 13,156 - Clear - 59 F

livebaseballscorecards.com

AB	36
R	6
H	8
RBI	6
BB	5
SO	8
LOB	11

Batter	1	2	3	4	5	6	7	8	9	10	AB	R	H	RBI	BB	SO	LOB
4 Coco Crisp, S (1, 8) OBP: 0.343, SLG: 0.544	C FF 87 X SI 88 0-1 G6-3 ①		D CU 76 B SI 89 B SI 88 C SI 88 X SI 88 3-1 G4-3 ① 1-2 3-H		L SI 88 B CU 78 M SI 89 2 SAFE X SI 89 1-2 G3 ① 2-3		B CU 76 B FF 87 C FF 88 X SI 88 2-1 3B		C FF 95 S FF 94 B FF 96 B CU 84 S FF 94 2-3 K ② B FF 96 B FF 95 C FF 93 C FC 94 S SL 88 2-3 K ③		5	0	1	1	0	1	2
10 Daric Barton, L (1, 3) OBP: 0.382, SLG: 0.389	X SI 88 0-0 G4-3 ②		C CU 76 C SI 88 B CU 77 S SI 89 1-3 K ② 2-3		C SI 88 3 SAFE X CU 78 0-1 FC1-5-2 ② 3-H		B FF 89 X SI 88 1-0 L7 ③				5	0	0	0	0	2	3
Ryan Sweeney, L (1, 9) OBP: 0.344, SLG: 0.384 25 Matt Carson, R (10, PH) OBP: 0.154, SLG: 0.385	B SI 88 B SI 87 X SI 86 2-0 G6-3 ③		B SI 89 C SI 89 C SI 89 F CU 78 B SI 89 X SI 89 2-2 G6-3 ③		C SI 89 B SI 89 X SI 90 1-1 G5-3 ③			B SI 93 X SI 91 1-0 8 1B 2B		C SI 89 B CH 71 S SI 89 S SI 90 1-3 K ① C SI 90 B SI 90 F CH 73 F SI 90 X SI 90 1-2 F8 ②	4 1	1 0	1 0	0 1	0 0	0 1	2 0
8 Kurt Suzuki, R (1, 2) OBP: 0.300, SLG: 0.406		B SI 88 C SI 87 X SI 89 1-1 F8 ①		B SI 87 B SI 88 C SI 87 X SI 87 2-1 G6-3 ①		B SL 84 X SL 85 1-0 G1-6-3 ①		F SI 95 B CH 81 X SI 94 1-1 5 2B 5 E 2-H 1B			5	1	1	1	0	0	0
32 Jack Cust, L (1, 10) OBP: 0.395, SLG: 0.409 7 Adam Rosales, R (10, PH) OBP: 0.325, SLG: 0.409		B CU 74 F SI 87 B SI 88 X SI 87 2-1 G4-3 ②		F SI 88 F CH 82 B FF 88 X FF 88 1-2 G5-3 ②		B CU 75 B FF 88 X SI 89 2-0 HR		B CH 82 C CH 82 S CH 83 S FF 97 1-3 K ①		C CH 72 S SI 90 X SI 90 0-2 F8 ③	4 1	1 0	1 0	1 0	0 0	1 0	1 0
5 Kevin Kouzmanoff, R (1, 5) OBP: 0.303, SLG: 0.390		C SI 88 X SI 87 0-1 G5-3 ③		C SI 88 F SI 88 B FF 90 X SI 87 1-2 14 1B 1B		C SI 87 F SI 86 B SI 86 F SI 87 B SL 84 F SI 87 B SI 89 F SI 88 X SI 88 3-2 G6-3 ②		X SI 94 0-0 E7 14 F8 1-H 2B			4	0	2	0	0	0	0
14 Mark Ellis, R (1, 4) OBP: 0.350, SLG: 0.364			C SL 82 X SL 82 0-1 18 2B 1B	X SI 87 0-0 1-2 1B		F SI 86 C CU 76 B SI 89 X CU 77 1-2 F9 ③		B SI 95 X CH 83 1-0 F8 ② 2-3			4	1	2	0	0	0	1
18 Gabe Gross, L (1, 7) OBP: 0.290, SLG: 0.327			X SI 87 0-0 2 1B 4 G4-3 1-H 2B	C SI 89 B CU 78 B CU 78 B SI 89 C SI 89 S SI 90 3-3 K ③			C CU 74 B CU 74 B SI 87 C SI 87 B FF 88 F SI 88 X SI 88 3-2 G4-3 ①	B SI 94 B SI 95 C CH 83 F SI 96 T SI 96 2-2 K ③		4	1	1	1	0	2	3
2 Cliff Pennington, S (1, 6) OBP: 0.334, SLG: 0.388			B CU 76 S SL 84 L SI 90 X FF 88 1-2 10 WP 4 G4-3 2-3 1B		C SI 87 B FF 87 F SI 88 X CU 78 1-2 4 G3 10 FC1-5-2 2B		B SI 88 B SI 88 S SI 88 F SI 88 B CH 83 C SI 88 3-3 K ②		C FC 94 B CU 84 F FF 95 B SL 89 F FF 96 B SL 88 F FF 95 X FF 95 3-2 G3 ①		4	0	2	0	0	1	0
Inning Stats	R: 0 E: 0 K: 0 S: 4 H: 0 LOB: 0 BB: 0 P: 6	R: 0 E: 0 K: 0 S: 6 H: 0 LOB: 0 BB: 0 P: 9	R: 2 E: 0 K: 1 S: 15 H: 3 LOB: 1 BB: 0 P: 22	R: 0 E: 0 K: 1 S: 12 H: 2 LOB: 2 BB: 0 P: 19	R: 0 E: 0 K: 0 S: 10 H: 1 LOB: 1 BB: 0 P: 13	R: 1 E: 0 K: 0 S: 11 H: 1 LOB: 0 BB: 0 P: 18	R: 0 E: 0 K: 1 S: 10 H: 1 LOB: 1 BB: 0 P: 19	R: 2 E: 1 K: 2 S: 11 H: 3 LOB: 1 BB: 0 P: 17	R: 0 E: 0 K: 2 S: 11 H: 0 LOB: 0 BB: 0 P: 18	R: 0 E: 0 K: 1 S: 10 H: 0 LOB: 0 BB: 0 P: 12	1B: 5 2B: 4 3B: 1 HR: 1 SF: 0 SAC: 0 DP: 0 HBP: 0	WP: 1 PB: 0 SB: 0 CS: 0 PA: 41					

PITCHER	IP	WLS	BF	H	R	ER	SO	BB	IBB	HBP	BLK	WP	HR	S	P	ERA	WHIP
35 Joel Pineiro, R (1, 1) ERA: 3.95	7.0		29	8	3	3	3	0	0	0	0	1	1	68	106	3.86	1.143
56 Fernando Rodney, R (8, 1) ERA: 3.57	1.0	B	6	3	2	2	2	0	0	0	0	0	0	11	17	18.00	3.000
40 Kevin Jepsen, R (9, 1) ERA: 4.66	1.0	W	3	0	0	0	2	0	0	0	0	0	0	11	18	0.00	0.000
40 Brian Fuentes, L (10, 1) ERA: 4.26	1.0	S	3	0	0	0	1	0	0	0	0	0	0	10	12	0.00	0.000

PITCHER	IP	WLS	BF	H	R	ER	SO	BB	IBB	HBP	BLK	WP	HR	S	P	ERA	WHIP

BOTTOM

Los Angeles Angels @ Oakland Athletics

Oakland Coliseum, Oakland, CA

Fri Jul 09 2010, 7:09 PM - 10:07 PM PDT

Att. 13,156 - Clear - 59 F

livebaseballscorecards.com

AB	41
R	5
H	11
RBI	4
BB	0
SO	8
LOB	12

Los Angeles Angels @ Oakland Athletics

Oakland Coliseum, Oakland, CA

Sat Jul 10 2010, 6:08 PM - 8:39 PM PDT

Att. 30,035 - Clear - 66 F

TOP

livebaseballscorecards.com

Batter	1	2	3	4	5	6	7	8	9	AB	R	H	RBI	BB	SO	LOB
2 Erick Aybar, S (1, 6) OBP: 0.336, SLG: 0.366	B CU 75 F SI 87 X CU 74 1-1 F8 ①		C CH 84 F FF 92 X SI 92 0-2 G6-3 ②			B CH 83 S SI 85 S CH 77 B CH 79 F SI 88 F CU 71 X SI 88 2-2 G4-3 ①		C SI 91 B FF 92 S SI 91 X CH 87 1-2 1-H 3B		3	0	0	0	0	0	0
22 Cory Aldridge, L (6, 9) OBP: 0.100, SLG: 0.300										1	0	1	1	0	0	0
47 Howie Kendrick, R (1, 4) OBP: 0.315, SLG: 0.403	C CH 81 B FF 90 X SI 88 1-1 53 F8 2B		C CH 84 B CH 82 B SI 90 B SI 86 X SI 90 3-1 F9 ③			C CH 82 F CH 76 S FF 89 0-3 K ②		B FF 91 B SI 91 F SI 91 F FF 91 S SL 83 2-3 K ③		4	0	1	0	0	2	1
53 Bobby Abreu, L (1, 9) OBP: 0.347, SLG: 0.401	B SI 89 X FF 90 1-0 F8 ② 2-3			B CH 86 C SI 87 B CU 74 C FF 90 B CU 75 F SI 90 F FF 90 X SI 90 3-2 F7 ①		B CU 67 B CH 77 C SI 86 F SI 86 B FF 90 X SI 89 3-2 F7 ③			B FF 90 C FF 90 B CH 81 X FF 90 2-1 G6-3 ①	3	0	0	0	0	0	1
18 Kevin Frandsen, R (6, 5) OBP: 0.339, SLG: 0.379										1	0	0	0	0	0	0
48 Torii Hunter, R (1, 8) OBP: 0.384, SLG: 0.524	C CH 83 B FF 91 S CU 79 B CU 77 X SI 91 2-2 G6-3 ③			C CH 81 C FF 89 B SI 88 B CU 77 B CH 84 B FF 90 4-2 55 FC4-6 BB			C SI 89 B SI 89 X SI 90 1-1 L9 ①		B FF 89 C FF 89 C FF 91 B CU 77 B FF 88 B FF 89 4-2 BB	1	0	0	0	1	0	1
77 Reggie Willits, S (6, 8) OBP: 0.345, SLG: 0.267										1	0	0	0	1	0	0
55 Hideki Matsui, L (1, 10) OBP: 0.332, SLG: 0.397		B SI 88 B CH 80 C CH 83 B CU 78 C SI 90 F CU 77 S FF 92 3-3 K ①		B SI 90 F SI 91 C CH 84 F FF 92 X SI 90 1-2 FC4-6 20 FC6-4 ② 1-2f			B SL 84 X SI 89 1-0 L9 ②		S FF 89 B FF 89 B FF 89 C FF 90 S FF 91 2-3 K ②	3	0	0	0	0	1	1
5 Jeff Mathis, R (9, PH) OBP: 0.261, SLG: 0.337										1	0	0	0	0	1	1
20 Juan Rivera, R (1, 7) OBP: 0.296, SLG: 0.407		B FF 91 X CH 83 1-0 1B		X SI 90 0-0 FC6-4 ③ 1-2f			B SI 90 C CH 83 X SI 91 1-1 G4-3 ③		C FF 90 C CU 77 D CU 80 B CU 77 B FF 91 X FF 91 3-2 P3 ③	4	0	1	0	0	0	2
41 Paul McAnulty, L (1, 3) OBP: 0.111, SLG: 0.235		C SI 89 B FF 91 C CU 78 X FF 92 1-2 F7 ②			B FF 86 C SI 88 F CU 76 F SI 91 B CH 79 F CU 76 F FF 92 F CU 78 F CH 78 3-2 P4 ①			C FF 91 C FF 91 B CH 86 C CH 87 1-3 K ①		3	0	0	0	0	1	1
44 Mike Napoli, R (1, 2) OBP: 0.325, SLG: 0.473	B FF 92 B CH 84 C FF 92 C CH 85 1 SAFE B FF 94 S FF 94 3-3 K ③			C SI 89 X CU 75 0-1 F8 ②				C FF 90 S SI 92 T SI 91 0-2 K ②		2	0	0	0	0	1	1
46 Bobby Wilson, R (6, 2) OBP: 0.269, SLG: 0.340										1	0	0	0	0	1	0
3 Brandon Wood, R (1, 5) OBP: 0.189, SLG: 0.229			C SI 90 B CU 77 B FF 91 B SI 91 C SI 90 X FF 93 3-2 P4 ①			C CH 87 B FF 89 S CH 82 B FF 92 F CH 82 F FF 91 F CU 77 F SI 93 S CH 78 2-3 K ③		B SL 83 C SI 91 X CH 85 1-1 22 3B 1B		3	1	1	0	0	1	0
(6, 6)																

	AB	31
	R	1
	H	4
	RBI	1
	BB	2
	SO	8
	LOB	9

Inning Stats																		
	R: 0 E: 0 K: 0 S: 8	H: 1 LOB: 1 BB: 0 P: 13	R: 0 E: 0 K: 2 S: 11	H: 1 LOB: 1 BB: 0 P: 19	R: 0 E: 0 K: 0 S: 8	H: 0 LOB: 0 BB: 0 P: 14	R: 0 E: 0 K: 0 S: 12	H: 0 LOB: 1 BB: 1 P: 20	R: 0 E: 0 K: 1 S: 17	H: 0 LOB: 0 BB: 0 P: 22	R: 0 E: 0 K: 1 S: 11	H: 0 LOB: 0 BB: 0 P: 16	R: 0 E: 0 K: 0 S: 5	H: 0 LOB: 0 BB: 0 P: 8	R: 1 E: 0 K: 3 S: 14	H: 2 LOB: 1 BB: 0 P: 19	R: 0 E: 0 K: 1 S: 10	H: 0 LOB: 1 BB: 1 P: 21

	1B: 2	SF: 0	WP: 0	PA: 33
	2B: 1	SAC: 0	PB: 0	
	3B: 1	DP: 0	SB: 0	
	HR: 0	HBP: 0	CS: 0	

PITCHER	IP	WLS	BF	H	R	ER	SO	BB	IBB	HBP	BLK	WP	HR	S	P	ERA	WHIP
15 Ben Sheets, R (1, 1) ERA: 4.63	6.0	W	21	2	0	0	4	1	0	0	0	0	0	67	104	0.00	0.500
13 Jerry Blevins, L (7, 1) ERA: 3.77	1.0		3	0	0	0	0	0	0	0	0	0	0	5	8	0.00	0.000
50 Ross Wolf, R (8, 1) ERA: 9.0	1.0		5	2	1	1	3	0	0	0	0	0	0	14	19	9.00	2.000
57 Cedrick Bowers, L (9, 1) ERA: 4.26	1.0		4	0	0	0	1	1	0	0	0	0	0	10	21	0.00	1.000

PITCHER	IP	WLS	BF	H	R	ER	SO	BB	IBB	HBP	BLK	WP	HR	S	P	ERA	WHIP

BOTTOM

Los Angeles Angels @ Oakland Athletics

Oakland Coliseum, Oakland, CA

Sat Jul 10 2010, 6:08 PM - 8:39 PM PDT

Att. 30,035 - Clear - 66 F

livebaseballscorecards.com

Batter	1	2	3	4	5	6	7	8	9	AB	R	H	RBI	BB	SO	LOB
4 Coco Crisp, S (1, 8) OBP: 0.352, SLG: 0.590	C SI 89 C SI 89 B SL 82 F SI 90 C SI 90 1-3 ① K		D SL 82 X SI 91 1-0 10 FC4-6 3-H 1B	B SI 89 S SI 89 B SI 87 X CH 78 2-1 ① P4	B CH 80 C SI 89 X SI 89 1-1 1-H 3-H HR		C FF 92 F FC 89 B CU 78 B CU 77 F FF 92 S FF 93 2-3 ② K			4	1	2	4	0	1	0
26 Matt Watson, L (7, PH) (8, 7)										1	0	0	0	0	1	2
10 Daric Barton, L (1, 3) OBP: 0.379, SLG: 0.396	B SI 91 B SI 90 F SI 90 X SI 91 2-1 ② G4-3		1 SAFE B SI 90 1 SAFE 1 SAFE 1 SAFE X SI 89 1-0 ① FC4-6 5 7 1B 1-2f	C SI 90 C SI 91 B SL 80 F SL 79 X SI 91 1-2 ② F9	X SI 91 0-0 HR		F FF 94 S FC 90 X FC 88 0-2 ③ G4-3			5	2	1	1	0	0	3
5 Kevin Kouzmanoff, R (1, 5) OBP: 0.307, SLG: 0.389	S SI 90 S SI 91 B SI 90 H CH 83 2-2 8 FC5-4 HBP		X SI 89 0-0 7 1B BB 1-2 1B	B CH 79 B CH 78 B SI 90 C SI 90 F SI 88 B SI 89 4-2 8 FC6-4 BB	X SL 82 0-0 ③ G5-3			S FF 89 B FC 89 X FF 90 1-1 ① G5-3		3	1	1	0	1	0	0
8 Kurt Suzuki, R (1, 2) OBP: 0.295, SLG: 0.399	1 SAFE B SL 81 C SI 90 X SL 82 1-1 ③ FC5-4 1-2f		B CH 81 C SI 90 F SI 90 B CH 80 X SI 90 2-2 ② P4	X CH 79 0-0 ③ FC6-4 1-2f		X SI 91 0-0 ① L6		S SI 95 B SI 95 C FC 90 X SI 94 1-2 7 2B 18 2B 1B		4	0	0	0	0	0	4
11 Landon Powell, S (7, 2) OBP: 0.338, SLG: 0.344										1	1	1	0	0	0	0
7 Adam Rosales, R (1, 4) OBP: 0.330, SLG: 0.418		C SI 88 B SI 90 X SL 81 1-1 ① F8	B CH 82 B CH 80 X SI 90 2-0 BB 11 HR 1-3 2-H 1B		B CH 76 X SI 89 1-0 14 WP 11 2B 1B	B SI 91 S SI 91 B SI 91 X SI 91 2-1 ② F9		X SI 95 0-0 18 2B 1-3 2B		5	3	3	1	0	0	0
14 Mark Ellis, R (1, 10) OBP: 0.347, SLG: 0.356		B SI 88 X SI 90 1-0 ② F8	I IN 77 I IN 79 I IN 79 I IN 78 4-0 BB 11 HR IBB	C SI 87 B CH 78 F CH 77 F CH 80 S SI 89 1-3 ① K 1-2	C SI 92 B SL 81 B SI 91 B SI 90 C SI 91 X SI 92 3-2 ③ P4			S FF 90 X FC 90 0-1 ② P4		4	1	0	0	1	1	3
Ryan Sweeney, L (1, 9) OBP: 0.344, SLG: 0.381		C SI 91 B SI 91 X SL 82 1-1 ③ G4-3	C SI 91 B SI 90 F SI 91 B SL 83 B SL 82 F SI 91 B SI 91 4-2 11 HR 1-2 2-3 3-H BB	C SI 88 D SL 80 X SI 88 1-1 ② F7		C FF 92 B CH 85 C CH 84 F FC 89 B FF 92 B FF 92 X FF 92 3-2 2 FC4-6 11 1B 1B	B SI 94 B SI 93 C FF 94 X FF 90 2-1 2-H 3-H 2B		2	1	0	1	1	0	1
18 Gabe Gross, L (6, 9) OBP: 0.299, SLG: 0.342										2	0	2	2	0	0	0
11 Rajai Davis, R (1, 7) OBP: 0.307, SLG: 0.372			C SI 90 X SI 90 1-1 2 S 2 WP 2B B SI 92 B SI 90 X SI 91 2-1 HR	D SL 80 X CH 80 1-0 2 1B 4 HR 2-H 2B		C FF 91 F FC 89 X CU 76 0-2 2 FC4-6 1-2 1B	B FC 89 C FF 94 F FC 88 X SL 82 1-2 ③ G6-3		5	3	4	5	0	0	1
(8, 8)																
2 Cliff Pennington, S (1, 6) OBP: 0.336, SLG: 0.396			C SI 90 C SI 91 B SL 80 F SL 79 X SI 91 3-2 4 1B 3B 2-H 1-2 P3	B SI 90 B SI 89 C SI 89 S CH 80 X CH 80 2-2 4 HR 2-3 1B		B FF 92 F FF 91 B FC 88 B FF 92 X FF 92 3-1 ① FC4-6 1-2f 2-3				4	2	2	0	0	0	2

	AB	40
	R	15
	H	16
	RBI	14
	BB	3
	SO	3
	LOB	16

Inning Stats	1	2	3	4	5	6	7	8	9
	R: 0 E: 0 K: 1 S: 10 H: 0 LOB: 1 BB: 0 P: 16	R: 0 E: 0 K: 0 S: 5 H: 0 LOB: 0 BB: 0 P: 8	R: 8 E: 0 K: 0 S: 20 H: 6 LOB: 0 BB: 2 P: 41	R: 0 E: 0 K: 0 S: 9 H: 0 LOB: 1 BB: 1 P: 16	R: 5 E: 0 K: 1 S: 15 H: 5 LOB: 0 BB: 0 P: 22	R: 0 E: 0 K: 0 S: 6 H: 0 LOB: 0 BB: 0 P: 11	R: 0 E: 0 K: 1 S: 16 H: 2 LOB: 2 BB: 0 P: 24	R: 2 E: 0 K: 0 S: 13 H: 3 LOB: 1 BB: 0 P: 18	

| | | | | | | | | | | | | | | | |

Batter	1	2	3	4	5	6	7	8	9	AB	R	H	RBI	BB	SO	LOB
2 Erick Aybar, S (1, 6) OBP: 0.340, SLG: 0.369	C SI 92 B KC 78 X SI 92 1-1 F8		B CH 80 X CH 80 1-0 47 FC4 1B		F SI 91 1 SAFE C KC 77 X SI 91 0-2 F9		B CH 80 B CH 80 B SI 92 C SI 86 C CH 82 X SI 90 3-2 1B		C FF 94 F CU 77 B FF 95 F CU 77 F CU 76 X FF 93 1-2 47 DI 1B	5	0	3	0	0	0	1
47 Howie Kendrick, R (1, 4) OBP: 0.311, SLG: 0.397	C SI 91 B SI 93 S KC 78 F SI 94 X KC 79 1-2 G5-3		1 SAFE X SI 91 0-0 FC4 53 G4-6-3 1-2		B SI 92 X SI 90 1-0 FC5-4 1-2f		X SI 90 0-0 G5-3		B FF 93 B FC 89 B FF 93 C FF 93 T FF 93 X FC 88 3-2 L9 1-2	5	0	0	0	0	0	4
53 Bobby Abreu, L (1, 9) OBP: 0.351, SLG: 0.414	B SI 85 B SI 92 B SI 91 B SI 90 4-0 48 S BB		C SI 91 B SI 90 F CH 83 X SI 92 1-2 G4-6-3 1-2f			C SI 85 B KC 75 X SI 90 1-1 55 1B 44 G5-2-3 2B		B FF 88 B FF 88 C FF 90 X FF 89 2-1 HR	B FF 94 C FF 94 B CU 77 B FF 94 F FF 93 F FF 95 F FF 94 X FF 94 3-2 G4-3	4	1	2	1	1	0	3
48 Torii Hunter, R (1, 8) OBP: 0.385, SLG: 0.521	C SI 93 B SI 93 B KC 80 F SI 93 B KC 77 H KC 76 4-2 1-2 HBP			X SI 90 0-0 P2		C SI 90 B CH 84 B SI 91 B SI 90 B SI 92 4-1 44 G5-2-3 55 1B BB		B CH 74 F FF 89 X SL 86 1-1 G2-3		2	0	0	0	1	0	0
55 Hideki Matsui, L (1, 10) OBP: 0.334, SLG: 0.398	B SI 90 X SI 89 1-0 F8			F SI 90 B CH 82 F SI 90 B SI 89 X CH 81 2-2 F7		C CH 82 B SI 89 S KC 78 B SI 92 X CH 81 2-2 44 G5-2-3 1-2 2-3 1B		B SL 85 F FF 89 F SL 87 B FF 92 F FF 92 B SL 84 F FF 90 F FF 90 X FF 91 3-2 20 1B		4	0	2	0	0	0	2
44 Mike Napoli, R (1, 3) OBP: 0.321, SLG: 0.465		B SI 90 C SI 90 F CH 81 F CH 80 F FF 92 X CH 82 1-2 G5-3		B SI 89 C SI 91 B KC 78 B SI 91 X SI 90 3-1 L6		X SI 91 0-0 G5-2-3 1-2 2-3 3-Hf		S FF 91 B FF 92 B FF 91 S FF 90 S FF 93 2-3 K		4	0	0	0	0	1	4
22 Cory Aldridge, L (1, 7) OBP: 0.077, SLG: 0.231 20 Juan Rivera, R (8, PH) OBP: 0.299, SLG: 0.409 (8, 7)		C SI 90 B KC 76 S SI 91 B SI 91 S CH 82 2-3 K			X SI 89 0-0 G4-3	C CH 82 F SI 90 B SI 92 B SI 89 C KC 77 2-3 K		B FF 91 C FF 91 F SL 88 B FF 92 X FF 92 2-2 1-2 1B		3 0 0 0 0 2 2 1 0 1 0 0 0 0						
18 Kevin Frandsen, R (1, 5) OBP: 0.331, SLG: 0.370 41 Paul McAnulty, L (8, PH) OBP: 0.105, SLG: 0.222 3 Brandon Wood, R (8, 5) OBP: 0.189, SLG: 0.229		B SI 91 F SI 90 X SI 91 1-1 G1-3			C SI 90 B SI 92 B CH 82 X SI 90 2-1 E6 5 1B		C SI 86 B KC 75 B CH 80 B SI 89 C SI 87 F SI 90 X SI 90 3-2 L3	C FF 90 S FF 87 S SL 85 0-3 K		3 1 0 0 0 0 0 1 0 0 0 0 1 2 0 0 0 0 0 0 0					
5 Jeff Mathis, R (1, 2) OBP: 0.263, SLG: 0.337 77 Reggie Willits, S (9, PH) OBP: 0.341, SLG: 0.263			C KC 74 F SI 90 B CH 81 B SI 92 S CH 82 2-3 K2-3		B KC 74 C SI 89 C SI 90 B SI 92 X CH 80 2-2 47 FC5-4 2-H 1B		S SL 82 B SI 92 X SI 89 1-1 F7		C FF 93 F FF 92 F CU 76 F FF 94 S CU 77 0-3 K	3 0 1 1 0 1 0 1 0 0 0 0 1 0							
Inning Stats	R: 0 E: 0 K: 0 S: 9 H: 0 LOB: 2 BB: 1 P: 20	R: 0 E: 0 K: 1 S: 10 H: 0 LOB: 0 BB: 0 P: 14	R: 0 E: 0 K: 1 S: 8 H: 1 LOB: 1 BB: 0 P: 12	R: 0 E: 0 K: 0 S: 6 H: 0 LOB: 0 BB: 0 P: 11	R: 1 E: 1 K: 0 S: 10 H: 1 LOB: 1 BB: 0 P: 15	R: 0 E: 0 K: 1 S: 10 H: 2 LOB: 2 BB: 1 P: 19	R: 0 E: 0 K: 0 S: 10 H: 1 LOB: 1 BB: 0 P: 17	R: 1 E: 0 K: 2 S: 19 H: 3 LOB: 2 BB: 0 P: 29	R: 0 E: 0 K: 1 S: 18 H: 1 LOB: 1 BB: 0 P: 25	1B: 7 2B: 1 3B: 0 HR: 1 SF: 0 SAC: 0 DP: 2 HBP: 1						

TOP

Los Angeles Angels @ Oakland Athletics

Oakland Coliseum, Oakland, CA

Sun Jul 11 2010, 1:08 PM - 3:50 PM PDT

Att. 15,164 - Sunny - 64 F

livebaseballscorecards.com

AB	36
R	2
H	9
RBI	2
BB	2
SO	6
LOB	18

WP: 0 PB: 0 SB: 1 CS: 0 PA: 39

PITCHER	IP	WLS	BF	H	R	ER	SO	BB	IBB	HBP	BLK	WP	HR	S	P	ERA	WHIP
53 Trevor Cahill, R (1, 1) ERA: 2.94	7.0	W	29	5	1	0	3	2	0	1	0	0	0	63	108	0.00	1.000
56 Craig Breslow, L (8, 1) ERA: 3.32	0.2		5	3	1	1	1	0	0	0	0	0	1	16	26	13.50	4.500
48 Michael Wuertz, R (8, 1) ERA: 5.6	0.1	H	1	0	0	0	1	0	0	0	0	0	0	3	3	0.00	0.000
40 Andrew Bailey, R (9, 1) ERA: 1.7	1.0	S	4	1	0	0	1	0	0	0	0	0	0	18	25	0.00	1.000

PITCHER	IP	WLS	BF	H	R	ER	SO	BB	IBB	HBP	BLK	WP	HR	S	P	ERA	WHIP

Batter	1	2	3	4	5	6	7	8	9	AB	R	H	RBI	BB	SO	LOB
4 Coco Crisp, S (1, 8) OBP: 0.333, SLG: 0.554	B SI 87 B SI 87 F SI 87 F SI 89 F CU 69 S SI 89 2-3 **K** ①		C CU 68 F SI 89 B SL 77 C SI 89 1-3 **K** ①		C CU 69 X CH 79 0-1 G3-1 ②		C FF 96 B CU 83 F FF 96 S SL 89 1-3 **K** ②			4	0	0	0	0	3	0
10 Daric Barton, L (1, 3) OBP: 0.378, SLG: 0.394	C CU 68 B CU 70 S SI 89 B SL 78 B FF 92 X SI 90 3-2 F7 ②		B SI 87 C CU 70 C SI 70 B FF 91 B SI 91 X CU 69 3-2 G1-3 ②		B FF 86 C CH 79 B CU 72 C SI 87 X CH 80 2-2 G6-3 ③		B FF 95 C SL 90 F CU 83 X SL 90 1-2 E 1B			4	0	1	0	0	0	0
Ryan Sweeney, L (1, 9) OBP: 0.342, SLG: 0.383	C SI 88 F SI 88 F FF 92 B FF 89 X SL 79 1-2 8 2B 2B		C SI 85 F SI 91 B SI 90 X SI 91 1-2 P6 ③			B CU 70 C CU 68 F FF 89 C SI 91 1-3 **K** ①	F FF 95 S SL 88 1 SAFE F FF 95 T SL 90 0-2 **K** ③ **1-3**			4	1	1	0	0	2	1
8 Kurt Suzuki, R (1, 2) OBP: 0.306, SLG: 0.411	D SL 78 X FF 89 1-0 **2-H** 2B			B FF 89 B SI 90 B FF 90 C FF 89 F FF 90 B SI 91 4-2 32 HR BB		C FF 90 F SI 88 X FF 91 0-2 32 1B 5 FC4-2 1B		X FC 87 0-0 5 G4-3 32 PB 1B		3	1	3	1	1	0	0
32 Jack Cust, L (1, 10) OBP: 0.398, SLG: 0.434	F CU 71 B CU 72 C FF 89 B FF 90 S SI 90 2-3 **K** ③			B SI 88 C CH 80 D CU 71 S CH 79 X SI 91 2-2 **1-H** HR		S CU 71 S CH 79 1 SAFE B SI 90 X CH 79 1-2 5 FC4-2 5 S 7 1B **1-3** 1B		F FF 92 B FF 89 C FF 92 C SL 78 1-3 **K** ① **1-2**		4	2	2	2	0	2	2
5 Kevin Kouzmanoff, R (1, 5) OBP: 0.304, SLG: 0.385		S FF 87 X SI 88 0-1 L7 ①		F FF 88 S FF 91 S FF 92 0-3 **K** ①		B SI 89 F CH 79 F SI 90 D SL 80 X CH 80 2-2 FC4-2 7 WP 7 1B ② **1-3** **3-H**		B SI 93 B FF 92 X FF 92 2-0 G4-3 ② **2-3**		4	1	0	0	0	1	3
7 Adam Rosales, R (1, 4) OBP: 0.329, SLG: 0.415		C FF 90 X SL 79 0-1 G5-3 ②		B SL 78 F SL 78 S CH 78 B SL 79 X CH 79 2-2 L4 ②		F CH 77 F SI 89 F FF 90 B FF 90 B SL 79 X CH 78 2-2 11 S 1B **1-H** **3-H**		F FC 89 S SL 80 S FF 94 0-3 **K** ③		4	0	1	2	0	1	1
11 Rajai Davis, R (1, 7) OBP: 0.308, SLG: 0.372		B FF 90 C SI 89 F FF 91 X SL 80 1-2 1B		C FF 90 C FF 90 B SL 80 S CH 79 1-3 **K** ③		B FF 90 1 SAFE S SL 78 B FF 90 S SL 80 X SL 79 2-2 L8 ③ **1-2**				3	0	1	0	0	1	1
2 Cliff Pennington, S (1, 6) OBP: 0.333, SLG: 0.392		1 SAFE P PO 83 C SI 88 F CU 68 1 SAFE B SI 90 1 SAFE 1 SAFE S CU 72 2-3 **K** ③			X SI 88 0-0 P6 ①		C FF 94 B FF 96 X FC 95 1-1 G4-3 ①			3	0	0	0	0	1	1
Inning Stats	R: 1 H: 2 E: 0 LOB: 1 K: 2 BB: 0 S: 15 P: 24	R: 0 H: 1 E: 0 LOB: 1 K: 1 BB: 0 S: 11 P: 13	R: 0 H: 0 E: 0 LOB: 0 K: 1 BB: 0 S: 9 P: 14	R: 2 H: 1 E: 0 LOB: 0 K: 2 BB: 1 S: 14 P: 23	R: 0 H: 0 E: 0 LOB: 0 K: 0 BB: 0 S: 6 P: 8	R: 2 H: 3 E: 0 LOB: 1 K: 1 BB: 0 S: 19 P: 27	R: 0 H: 1 E: 1 LOB: 1 K: 2 BB: 0 S: 12 P: 15	R: 0 H: 1 E: 0 LOB: 1 K: 2 BB: 0 S: 8 P: 11		1B: 6 SF: 0 2B: 2 SAC: 0 3B: 0 DP: 0 HR: 1 HBP: 0						

PITCHER		IP	WLS	BF	H	R	ER	SO	BB	IBB	HBP	BLK	WP	HR	S	P	ERA	WHIP
36 Jered Weaver, R ERA: 3.2	(1, 1)	6.0	L	26	7	5	5	7	1	0	0	0	1	1	74	109	7.50	1.333
40 Kevin Jepsen, R ERA: 4.5	(7, 1)	1.0		4	1	0	0	2	0	0	0	0	0	0	12	15	0.00	1.000
45 Francisco Rodriguez, R ERA: 4.29	(8, 1)	1.0		4	1	0	0	2	0	0	0	0	0	0	8	11	0.00	1.000

PITCHER	IP	WLS	BF	H	R	ER	SO	BB	IBB	HBP	BLK	WP	HR	S	P	ERA	WHIP

BOTTOM

Los Angeles Angels @ Oakland Athletics

Oakland Coliseum, Oakland, CA

Sun Jul 11 2010, 1:08 PM - 3:50 PM PDT

Att. 15,164 - Sunny - 64 F

livebaseballscorecards.com

AB	33
R	5
H	9
RBI	5
BB	1
SO	11
LOB	9

Seattle Mariners @ Los Angeles Angels

Angel Stadium of Anaheim, Anaheim, CA

Thu Jul 15 2010, 7:09 PM - 9:50 PM PDT

Att. 41,959 - Cloudy - 81 F

livebaseballscorecards.com

TOP

Batter	1	2	3	4	5	6	7	8	9	AB	R	H	RBI	BB	SO	LOB
51 Ichiro Suzuki, L (1, 9) OBP: 0.375, SLG: 0.410	C CU 73 C FF 88 B CU 76 B SI 90 X CU 77 2-2 ① G6-3	C SI 89 X CU 78 0-1 ② G4-3	B CU 80 B SI 89 X SI 90 2-0 9 G4-3 21 FC5-2 1-H 2-H 3-H 2B	C SI 89 S CH 83 B SI 88 B SI 89 X SI 90 2-2 ③ L5				4	0	1	3	0	0	0
9 Chone Figgins, S (1, 4) OBP: 0.329, SLG: 0.272	B SI 89 C SI 88 B CU 77 B SI 88 C SI 87 F SI 87 X SI 89 3-2 ② F8	B SI 89 B SI 89 X SI 89 2-0 ③ F9	L SI 88 B SI 88 B CU 77 F SI 89 X SI 90 2-2 ① G4-3 2-3	C FF 97 B FF 96 C FF 97 F SL 90 X FF 97 1-2 ① G6-3				4	0	0	0	0	0	1
21 Franklin Gutierrez, R (1, 8) OBP: 0.331, SLG: 0.392	C SI 90 S SI 87 S SI 88 0-3 ③ K	B SI 87 B FF 87 F SI 87 X SI 88 2-1 4 FC5-4 1B	S SI 89 B CU 77 X SL 84 1-1 ② FC5-2 4 E 3-H	C FF 97 C CU 85 F SL 90 X FF 98 0-2 2B				4	0	2	0	0	1	1
4 Jose Lopez, R (1, 5) OBP: 0.270, SLG: 0.342	C SI 88 X SI 87 0-1 2B	C SI 88 C SI 88 B SI 89 X SL 85 1-2 ① FC5-4 15 G3 1-2f	F SI 90 F SL 86 1 SAFE 1 SAFE X SL 85 0-2 ③ G5-3 1-2	X SL 91 0-0 ② F7				4	0	1	0	0	0	3
15 Milton Bradley, S (1, 10) OBP: 0.289, SLG: 0.360	X SI 89 0-0 ① F7	X SI 88 0-0 ② G3 1-2	X FF 88 0-0 ① F8	C FF 97 D SL 90 B FF 98 C FF 97 F FF 97 B FC 96 S FF 98 3-3 ③ K				4	0	0	0	0	1	3
17 Justin Smoak, S (1, 3) OBP: 0.307, SLG: 0.340	C CU 76 C SI 88 F FF 89 S CU 76 0-3 ② K	B CH 82 D CH 83 C SI 88 S SI 88 S SI 88 2-3 ③ K	B CU 76 F SI 88 F SI 88 F SI 88 B CU 77 F SI 89 F SL 85 X SL 86 2-2 ② F9	B FF 94 C FF 93 F FF 93 S SL 79 1-3 ① K				4	0	0	0	0	3	2
55 Michael Saunders, L (1, 7) OBP: 0.297, SLG: 0.408	B SI 89 B CU 76 B SI 88 C SI 88 S CH 83 B SI 89 4-2 BB	X SI 89 0-0 2 1B 32 1B 51 2B 1B	B SI 90 X SI 88 1-0 ③ G4-3	C FF 94 B SL 79 B FC 90 B FF 94 X FF 94 3-1 ② F9				3	1	1	0	1	0	0
32 Rob Johnson, R (1, 2) 13 Casey Kotchman, L (9, PH) OBP: 0.302, SLG: 0.370	C SI 90 S SL 86 F SI 88 B SL 86 D SL 88 B SI 88 F SI 90 F SI 90 F SI 90 3-2 X SI 89 ③ G5-3	C FF 88 X SI 88 0-1 2 1B 51 2B 1-2 1B	C FF 88 F SI 88 B SL 84 C SI 89 1-3 ① K	B FF 94 B FF 94 F FF 94 B FF 95 B FF 94 4-1 BB				3 0	1 0	1 0	0 0	1 1	2 0	0 0
2 Jack Wilson, R (1, 6) OBP: 0.263, SLG: 0.320	C SI 88 B FF 88 B FF 87 X SI 88 2-1 ① P5	B SL 86 X SL 84 1-0 51 2B 1-2 2-3 1B	B SI 89 B SI 87 C SI 88 X SI 87 2-1 ② L8	B FF 94 B FF 93 C FF 92 X FF 93 2-1 ③ F9				4	1	1	0	0	0	1

Inning Stats	1	2	3	4	5	6	7	8	9
R:	0	0	0	0	3	0	0	0	0
E:	0	0	0	0	1	0	0	0	0
K:	1	1	0	1	0	0	1	1	1
S:	10	16	5	9	13	8	8	13	8
H:	0	1	0	1	4	0	0	1	0
LOB:	0	2	0	1	1	0	0	1	1
BB:	0	1	0	0	0	0	0	0	1
P:	15	23	9	14	19	11	13	17	18

1B:	4
2B:	3
3B:	0
HR:	0
SF:	0
SAC:	0
DP:	0
HBP:	0

WP:	0
PB:	0
SB:	0
CS:	0
PA:	36

AB	34
R	3
H	7
RBI	3
BB	2
SO	6
LOB	13

PITCHER		IP	WLS	BF	H	R	ER	SO	BB	IBB	HBP	BLK	WP	HR	S	P	ERA	WHIP
35 Joel Pineiro, R ERA: 3.95	(1, 1)	7.0	W	28	6	3	3	4	1	0	0	0	0	0	69	104	3.86	1.000
40 Kevin Jepsen, R ERA: 4.35	(8, 1)	1.0		4	1	0	0	1	0	0	0	0	0	0	13	17	0.00	1.000
45 Francisco Rodriguez, R ERA: 4.09	(9, 1)	1.0		4	0	0	0	1	1	0	0	0	0	0	8	18	0.00	1.000

PITCHER		IP	WLS	BF	H	R	ER	SO	BB	IBB	HBP	BLK	WP	HR	S	P	ERA	WHIP

Batter	1	2	3	4	5	6	7	8	9	AB	R	H	RBI	BB	SO	LOB
2 Erick Aybar, S (1, 6) OBP: 0.344, SLG: 0.373	F FF 88 B FF 89 C FF 88 X CH 82 1-2 47 G5-3 53 2B 1B	F FF 89 F FC 84 X FC 85 0-2 47 2B 1-3 2-H 3-H 1B		C CU 74 B CH 81 B SI 89 B FF 90 X FF 88 3-1 ② F8		B CU 74 B CH 82 C SI 88 F CH 81 X FC 84 2-2 47 2B 53 1B 2-H 1B	B SI 92 B FC 87 X CH 86 2-0 ③ P6			5	2	3	3	0	0	2
47 Howie Kendrick, R (1, 4) OBP: 0.312, SLG: 0.403	C FF 88 B FC 84 1 SAFE 1 SAFE B SI 88 X FF 89 2-1 ① G5-3 1-2	F SI 90 F SI 89 X FF 89 0-2 ② 1-H 3-H 2B		C FF 88 C FC 84 X SI 88 0-2 ③ G4-3		1 SAFE B SL 83 1 SAFE 1 SAFE B SL 84 B FF 87 1 SAFE C FF 87 F SL 83 3-2 F CH 79 X CH 78 53 1B 1-3 2B		X FF 89 0-0 ① G3-1		5	1	2	1	0	0	1
53 Bobby Abreu, L (1, 9) OBP: 0.354, SLG: 0.418	C SI 90 B CU 75 B FF 90 X FF 89 2-1 48 G4-3 2-H 2B	C CU 74 F CH 82 F FC 84 S CH 82 0-3 ③ K			C CU 72 C FC 83 B SI 87 B SI 88 B CH 81 B CH 82 4-2 48 G1-4-3 BB	C FF 87 S CH 80 D CH 80 X FF 89 1-2 48 FC5-4 2-H 3-H 1B		C FF 89 S SL 80 B SL 81 S SL 81 1-3 ② K		4	0	2	3	1	2	1
48 Torii Hunter, R (1, 8) OBP: 0.380, SLG: 0.513	B FC 84 X FF 89 1-0 ② G4-3 2-3		B FC 83 C SI 87 X CU 73 1-1 ① G5-3		B SI 86 S FC 83 T SI 87 1 SAFE X FC 83 1-2 ①② G1-4-3 1-2f	B SL 84 X CH 79 1-0 ③ FC5-4 1-2f		B SL 81 C CH 83 F SL 81 X CH 82 1-2 ③ F8		5	0	0	0	0	0	3
55 Hideki Matsui, L (1, 10) OBP: 0.333, SLG: 0.396	B FF 90 S CH 84 B FF 89 C FF 89 X FF 90 2-2 ③ G4-3		F CH 81 C FF 89 S CH 82 0-3 ② K		C CU 73 B SI 88 B SI 89 X CH 81 2-1 1B		B FF 88 C FF 87 B SL 84 F CH 80 X CH 78 2-2 ① P2			4	0	1	0	0	1	1
20 Juan Rivera, R (1, 7) OBP: 0.301, SLG: 0.411		C FF 87 X SI 87 0-1 ① F8	C FC 84 C FF 89 X CH 83 0-2 41 1B 1B		D FC 83 C SI 88 X SI 87 1-1 ③ F7		C FF 89 X SL 84 0-1 41 G5-3 5 1B 1B			4	1	2	0	0	0	1
41 Paul McAnulty, L (1, 3) OBP: 0.174, SLG: 0.273 44 Mike Napoli, R (8, 3) OBP: 0.321, SLG: 0.465		X FF 87 0-0 5 1B 18 1B 2 1B 1B	D SI 89 X CH 81 1-0 1-3 1B			C SI 86 S CU 74 X FF 87 0-2 ① F7	B SI 88 X CH 78 1-0 ② G5-3 1-2			4 0	1 0	2 0	0 0	0 0	0 0	1 0
18 Kevin Frandsen, R (1, 5) OBP: 0.336, SLG: 0.369	1 SAFE 1 SAFE C SI 88 B FC 85 X FC 83 1-1 5 1B 2 1B 1-2 1B	B CU 74 X FF 89 1-0 ③ G5-3				B CU 74 C FF 89 F FC 83 F FF 88 X FC 84 1-2 ② G4-3	B SI 91 C SI 92 B SL 83 B SI 92 B SI 92 4-1 5 1B BB			3	1	1	0	1	0	2
5 Jeff Mathis, R (1, 2) OBP: 0.283, SLG: 0.366	X SI 88 0-0 2 1B 47 2B 1-2 2-3 1B			C FF 88 B FC 84 X SI 88 1-1 ① F7		X CU 75 0-0 2 1B 2B	X SI 92 0-0 1-3 2-H 1B			4	2	3	1	0	0	0
Inning Stats	R: 1 E: 0 K: 0 S: 11 H: 2 LOB: 1 BB: 0 P: 19	R: 3 E: 0 K: 1 S: 16 H: 5 LOB: 1 BB: 0 P: 17	R: 0 E: 0 K: 1 S: 10 H: 2 LOB: 2 BB: 0 P: 13	R: 0 E: 0 K: 0 S: 7 H: 0 LOB: 0 BB: 0 P: 11	R: 0 E: 0 K: 0 S: 9 H: 1 LOB: 1 BB: 1 P: 17	R: 3 E: 0 K: 0 S: 19 H: 4 LOB: 1 BB: 0 P: 27	R: 1 E: 0 K: 0 S: 9 H: 2 LOB: 2 BB: 1 P: 18	R: 0 E: 0 K: 1 S: 7 H: 0 LOB: 0 BB: 0 P: 9		1B: 12 2B: 4 3B: 0 HR: 0 SF: 0 SAC: 0 DP: 1 HBP: 0				WP: 0 PB: 0 SB: 0 CS: 0 PA: 40		

PITCHER		IP	WLS	BF	H	R	ER	SO	BB	IBB	HBP	BLK	WP	HR	S	P	ERA	WHIP
58 Doug Fister, R ERA: 3.5	(1, 1)	5.2	L	28	12	6	6	2	1	0	0	0	0	0	64	91	9.53	2.294
37 Brian Sweeney, R ERA: 3.46	(6, 1)	1.0		6	3	2	2	0	0	0	0	0	0	0	14	22	18.00	3.000
50 Jamey Wright, R ERA: 5.4	(7, 1)	0.1		3	1	0	0	0	1	0	0	0	0	0	3	9	0.00	6.000
49 Garrett Olson, L ERA: 5.4	(8, 1)	1.0		3	0	0	0	1	0	0	0	0	0	0	7	9	0.00	0.000

PITCHER	IP	WLS	BF	H	R	ER	SO	BB	IBB	HBP	BLK	WP	HR	S	P	ERA	WHIP

BOTTOM

Seattle Mariners @ Los Angeles Angels

Angel Stadium of Anaheim, Anaheim, CA

Thu Jul 15 2010, 7:09 PM - 9:50 PM PDT

Att. 41,959 - Cloudy - 81 F

livebaseballscorecards.com

AB	38
R	8
H	16
RBI	8
BB	2
SO	3
LOB	12

Seattle Mariners @ Los Angeles Angels

Angel Stadium of Anaheim, Anaheim, CA

Fri Jul 16 2010, 7:07 PM - 9:29 PM PDT

Att. 41,449 - Partly Cloudy - 86 F

TOP

livebaseballscorecards.com

Batter	1	2	3	4	5	6	7	8	9	AB	R	H	RBI	BB	SO	LOB
51 Ichiro Suzuki, L (1, 9) OBP: 0.372, SLG: 0.405	X SI 89 0-0 ① P6		C CU 74 C FF 91 F FF 90 D SL 78 B SI 92 B FF 92 X FF 92 3-2 ② G5-3 1-2			C SI 85 X FF 91 0-1 ② G6-3		C CH 83 C SI 96 S CH 83 0-3 ② K		4	0	0	0	0	1	1
9 Chone Figgins, S (1, 4) OBP: 0.328, SLG: 0.272	B SI 89 F SI 90 F CU 70 B SI 93 X SI 91 2-2 ② P5		C FF 89 S CU 72 B FF 90 F FF 93 F SI 92 B CH 81 S CU 72 2-3 ③ K			C SI 90 F CH 80 B CU 72 X FF 92 1-2 ③ G6-3		F FF 96 B SI 96 C SI 96 B SI 96 F SI 96 B CH 85 X SI 98 3-2 21 CS 1B		4	0	1	0	0	1	1
21 Franklin Gutierrez, R (1, 8) OBP: 0.331, SLG: 0.391	C FF 90 B FF 91 S SI 91 F SI 91 B SL 80 F SL 79 F SL 81 F FF 91 B SL 81 3-2 T FF 93 ③ K			B SL 78 F FF 90 X FF 92 1-1 ① P3			C FF 90 B SI 89 X SI 89 1-1 13 S 17 HR 1B	S SI 95 F FF 96 1 SAFE 0-2 ③ CS 1-2	C SI 90 C CH 73 B SI 90 B SI 90 F SI 90 X CH 74 2-2 ① F8	4	1	1	0	0	1	0
4 Jose Lopez, R (1, 5) OBP: 0.267, SLG: 0.338		C FF 89 B SL 78 B FF 90 F FF 90 F FF 91 X FF 92 2-2 ① F8		C SL 80 F FF 91 B FF 91 X CH 80 1-2 ② P5			F FF 90 1 SAFE X FF 90 0-1 ① F9		C SI 90 B SI 89 X SI 90 1-1 ② G6-3	4	0	0	0	0	0	1
13 Casey Kotchman, L (1, 10) OBP: 0.297, SLG: 0.364		C CU 68 X CU 71 0-1 ② F7		F SI 90 B SI 91 X CU 72 1-1 ③ G5-3			C CH 79 B FF 90 X SI 85 1-1 ② L8 1-2		B SI 91 C SI 90 B SL 75 B SI 92 C SI 90 X SI 91 3-2 ③ G6-3	4	0	0	0	0	0	1
17 Justin Smoak, S (1, 3) OBP: 0.310, SLG: 0.356		B SI 90 X FF 89 1-0 1B			C CU 69 F FF 90 S CH 77 0-3 ① K		F CU 70 B FF 90 S CH 78 X CH 78 1-2 2-H HR			3	1	2	2	0	1	0
55 Michael Saunders, L (1, 7) OBP: 0.304, SLG: 0.414		1 SAFE B CU 69 C CU 70 S FF 90 1 SAFE C FF 92 1-3 ③ K			B CU 70 S CH 79 B CU 72 B SI 90 X SI 90 3-1 2 CS 1B		B CU 70 C CH 79 X CU 70 1-1 1B			3	0	2	0	0	1	1
32 Rob Johnson, R (1, 2) OBP: 0.304, SLG: 0.306			C FF 90 B SL 79 B SL 79 C FF 90 X FF 92 2-2 ① F8		S SL 78 X FF 90 0-1 ② F8		1 SAFE B FF 91 C FF 91 1 SAFE X FF 91 1-1 ③ F9			3	0	0	0	0	0	2
2 Jack Wilson, R (1, 6) OBP: 0.265, SLG: 0.321			C FF 91 F SI 90 X FF 91 0-2 51 WP 1B		1 SAFE 0-0 ③ CS 1-2	C FF 90 B SL 79 C SL 79 C FF 92 1-3 ① K		X SI 95 0-0 ① L3		3	0	1	0	0	1	0
Inning Stats	R: 0 E: 0 K: 1 S: 11 H: 0 LOB: 0 BB: 0 P: 16	R: 0 E: 0 K: 1 S: 10 H: 1 LOB: 1 BB: 0 P: 14	R: 0 E: 0 K: 1 S: 15 H: 1 LOB: 1 BB: 0 P: 22	R: 0 E: 0 K: 0 S: 7 H: 0 LOB: 0 BB: 0 P: 10	R: 0 E: 0 K: 1 S: 7 H: 1 LOB: 0 BB: 0 P: 10	R: 0 E: 0 K: 1 S: 8 H: 0 LOB: 0 BB: 0 P: 10	R: 2 E: 0 K: 0 S: 13 H: 3 LOB: 1 BB: 0 P: 18	R: 0 E: 0 K: 1 S: 10 H: 1 LOB: 0 BB: 0 P: 13	R: 0 E: 0 K: 0 S: 9 H: 0 LOB: 0 BB: 0 P: 15	1B: 6 2B: 0 3B: 0 HR: 1 SF: 0 SAC: 0 DP: 0 HBP: 0						

	AB	32
	R	2
	H	7
	RBI	2
	BB	0
	SO	6
	LOB	7

WP: 1 PA: 34
PB: 0
SB: 1
CS: 2

PITCHER	IP	WLS	BF	H	R	ER	SO	BB	IBB	HBP	BLK	WP	HR	S	P	ERA	WHIP
36 Jered Weaver, R (1, 1) ERA: 3.16	7.0	W	26	6	2	2	5	0	0	0	0	1	1	71	100	2.57	0.857
56 Fernando Rodney, R (8, 1) ERA: 3.47	1.0	H	3	1	0	0	1	0	0	0	0	0	0	10	13	0.00	1.000
40 Brian Fuentes, L (9, 1) ERA: 4.1	1.0	S	3	0	0	0	0	0	0	0	0	0	0	9	15	0.00	0.000

PITCHER	IP	WLS	BF	H	R	ER	SO	BB	IBB	HBP	BLK	WP	HR	S	P	ERA	WHIP

Batter	1	2	3	4	5	6	7	8	9	AB	R	H	RBI	BB	SO	LOB
2 Erick Aybar, S (1, 6) OBP: 0.345, SLG: 0.372	C FF 92 L CH 90 F CH 90 F FF 95 B CU 82 X SI 94 1-2 ① P6		C CH 91 C CU 78 H FF 93 1-2 47 2B 53 1B HBP		C FF 92 F CU 80 S SL 84 0-3 ② K2-3		F SI 92 B CH 90 X CH 90 1-1 47 E 47 S 1B			3	1	1	0	0	1	0
47 Howie Kendrick, R (1, 4) OBP: 0.317, SLG: 0.412	B SI 94 X SI 94 1-0 2B		B SI 92 1 SAFE F SL 84 X SI 93 1-1 53 1B 48 G5-4-3 1-3 2B		B SL 84 B SL 83 F FC 94 C SI 83 X CU 82 2-2 1B		C SL 84 1 SAFE B CH 90 1 SAFE C CH 89 D CH 90 S CH 90 2-3 ③ K 1-3			4	1	3	0	0	1	1
53 Bobby Abreu, L (1, 9) OBP: 0.353, SLG: 0.416	B FF 94 C FF 94 B CU 81 S CH 90 X CU 82 2-2 ② F7		C CU 81 D CH 90 X FF 94 1-1 48 G5-4-3 2-3 3-H 1B		1 SAFE B CU 80 X FF 93 1-0 ③ G3-1			B FC 92 X SI 93 1-0 ① G4-3		4	0	1	1	0	0	2
48 Torii Hunter, R (1, 8) OBP: 0.378, SLG: 0.509	C SL 85 X SI 94 0-1 ③ G5-3		C SI 93 F SL 86 X CH 90 0-2 ①② G5-4-3 1-2f 3-H			C SL 84 X CU 82 0-1 55 G4-6-3 1B		C SL 84 B SI 94 F CH 89 X CH 90 1-2 ② G5-3		4	0	1	0	0	0	2
55 Hideki Matsui, L (1, 10) OBP: 0.332, SLG: 0.397		B FF 93 B CH 87 S FF 92 F CH 89 X CU 83 2-2 44 FC5 2B	B CH 88 X SI 93 1-0 ③ F7			F SI 93 1 SAFE X CH 88 0-1 ①② G4-6-3 1-2f		C CU 82 B CH 91 F CH 91 F CH 91 X SL 86 1-2 ③ F7		4	0	1	0	0	0	1
44 Mike Napoli, R (1, 3) OBP: 0.321, SLG: 0.468		B SI 93 X SI 93 1-0 ① FC5 20 1B 18 1B 2-3		C SL 84 S SL 84 B CH 89 X CH 88 1-2 ① F9		B SL 84 F SL 84 X FF 93 1-1 2B				3	1	1	0	0	0	1
20 Juan Rivera, R (1, 7) OBP: 0.302, SLG: 0.410		B SI 95 D SI 94 1 SAFE X SI 94 2-0 18 1B 1-2 1B		B SL 84 C SL 85 B FF 94 X FF 93 2-1 ② P4		C SL 84 B SL 89 S CH 89 S CH 90 1-3 ③ K				3	0	1	0	0	1	1
18 Kevin Frandsen, R (1, 5) OBP: 0.336, SLG: 0.368		C SI 94 B SI 94 C SI 94 F CH 91 F CH 90 X FF 95 1-2 ② 1-3 2-H 1B		X FF 94 0-0 ③ F8			C SL 84 B SL 84 X SI 92 1-1 ① G3			3	0	1	1	0	0	0
5 Jeff Mathis, R (1, 2) OBP: 0.275, SLG: 0.354		X SI 94 0-0 ③ G1-3		X CH 91 0-0 ① L8			B CU 83 X SL 84 1-0 ② F7			3	0	0	0	0	0	1
Inning Stats	R: 0 E: 0 K: 0 S: 11 H: 1 LOB: 1 BB: 0 P: 15	R: 1 E: 0 K: 0 S: 11 H: 3 LOB: 1 BB: 0 P: 17	R: 2 E: 0 K: 0 S: 10 H: 2 LOB: 0 BB: 0 P: 14	R: 0 E: 0 K: 0 S: 6 H: 0 LOB: 0 BB: 0 P: 9	R: 0 E: 0 K: 1 S: 8 H: 1 LOB: 1 BB: 0 P: 11	R: 0 E: 0 K: 1 S: 9 H: 2 LOB: 1 BB: 0 P: 11	R: 0 E: 0 K: 1 S: 8 H: 1 LOB: 1 BB: 0 P: 13	R: 0 E: 0 K: 0 S: 8 H: 0 LOB: 0 BB: 0 P: 11		1B: 6 2B: 4 3B: 0 HR: 0 SF: 0 SAC: 0 DP: 2 HBP: 1						

PITCHER	IP	WLS	BF	H	R	ER	SO	BB	IBB	HBP	BLK	WP	HR	S	P	ERA	WHIP
34 Félix Hernández, R (1, 1) ERA: 2.9	8.0	L	32	10	3	3	3	0	0	1	0	0	0	71	101	3.38	1.250

PITCHER	IP	WLS	BF	H	R	ER	SO	BB	IBB	HBP	BLK	WP	HR	S	P	ERA	WHIP

BOTTOM

Seattle Mariners @ Los Angeles Angels

Angel Stadium of Anaheim, Anaheim, CA

Fri Jul 16 2010, 7:07 PM - 9:29 PM PDT

Att. 41,449 - Partly Cloudy - 86 F

livebaseballscorecards.com

AB	31
R	3
H	10
RBI	2
BB	0
SO	3
LOB	9

WP: 0 PA: 32
PB: 0
SB: 1
CS: 0

Batter	1	2	3	4	5	6	7	8	9	AB	R	H	RBI	BB	SO	LOB
51 Ichiro Suzuki, L (1, 9) OBP: 0.370, SLG: 0.404	C SI 90 B CU 75 X SI 91 1-1 G6-3		C SI 90 1 SAFE F SI 90 X SL 82 0-2 ① 9 G4-6-3 1-3 1B		B CU 74 C CU 74 C SI 90 C CU 76 X SI 91 1-2 ① G4-3		S SL 88 B SL 89 B FF 95 F FF 95 B SL 90 X SL 89 3-2 ② G4-3			4	0	1	0	0	0	0
9 Chone Figgins, S (1, 4) OBP: 0.325, SLG: 0.269	F FF 90 F FF 91 B CU 74 B FF 93 X SI 92 2-2 ② F9		C FF 90 B CH 82 1 SAFE D CH 82 F SI 90 X SI 90 2-2 ②③ G4-6-3 1-2f		C CU 74 B CH 83 X CH 82 1-1 ② G6-3		X FC 95 0-0 ③ G4-3			4	0	0	0	0	0	1
21 Franklin Gutierrez, R (1, 8) OBP: 0.330, SLG: 0.392	C FF 91 B FF 92 X FF 93 1-1 ③ P4			C FF 90 X SI 91 0-1 ① 4 2B 2B	C CU 73 B CU 76 B CH 83 B CH 82 X FF 91 3-1 ③ G6-3			B CH 83 B FF 95 X SI 94 2-0 ① F7		4	1	1	0	0	0	0
4 Jose Lopez, R (1, 5) OBP: 0.269, SLG: 0.345		X FF 88 0-0 ① F9		B CH 82 F SI 91 D CH 83 B SI 92 X FF 91 3-1 ① 15 1B 17 1B 2-H 2B		C CU 74 X CH 84 0-1 ① F9		F CH 83 X SI 96 0-1 ① 15 G3 2B		4	1	2	1	0	0	0
15 Milton Bradley, S (1, 10) OBP: 0.289, SLG: 0.358		B FF 88 B FF 90 X SI 89 2-0 ② G5-3		L FF 90 F SI 91 X FF 92 0-2 ① 12 FC2-6 17 1B 26 1B 2-3 1B		C FF 91 B FF 90 B SI 91 F FF 92 S CU 78 2-3 ② K		B SI 94 X CH 83 1-0 ② G3 2-3		4	1	1	0	0	1	1
17 Justin Smoak, S (1, 3) OBP: 0.316, SLG: 0.378		B FF 91 C FF 91 C CU 74 X FF 91 1-2 ① 12 1B 26 CS 2B		C CU 73 B CU 76 X SI 92 1-1 ① 12 FC2-6 1-2 3-H 1B		B CH 83 C CH 83 F SI 93 F FF 93 X CH 84 1-2 ① HR		C SI 98 C SI 97 S SI 98 0-3 ③ K		4	2	3	2	0	1	1
12 Ryan Langerhans, L (1, 7) OBP: 0.426, SLG: 0.364		C FF 92 D CU 81 B SI 92 X SI 91 2-1 ① 26 CS 2-3 1B		X CU 74 0-0 ① FC2-6 26 1B 1-2f 2-3		C CU 75 B CU 79 C CU 81 S CU 78 1-3 ③ K		C SI 89 B SL 75 B SL 77 B SI 89 B SI 90 4-1 ① 26 G6-4-3 BB		3	0	1	0	1	1	2
26 Josh Bard, S (1, 2) OBP: 0.306, SLG: 0.429		C CU 74 S CH 83 D CH 83 1 SAFE F SI 92 B CH 81 S CH 82 2-3 ③ K 1-2 3-H		F SI 92 X CH 83 0-1 ① 2 G6-4-3 1-2 3-H 1B			F FF 97 C CU 83 B SL 91 B CU 82 X FC 97 2-2 ① HR	S SI 90 X CH 74 0-1 ①② G6-4-3 1-2f		4	1	2	2	0	1	2
2 Jack Wilson, R (1, 6) OBP: 0.264, SLG: 0.319			B CU 72 X FF 90 1-0 ① 51 1B 1B	C CU 74 X CU 77 0-1 ②③ G6-4-3 1-2f			S FF 97 C SL 90 B SL 92 S SL 89 1-3 ① K	B CH 74 F CH 74 C SI 90 B SI 90 F SI 91 F CH 76 S SI 90 2-3 ③ K		4	0	1	0	0	2	2
Inning Stats	R: 0 E: 0 K: 0 S: 7 H: 0 LOB: 0 BB: 0 P: 11	R: 1 E: 0 K: 1 S: 11 H: 2 LOB: 1 BB: 0 P: 18	R: 0 E: 0 K: 0 S: 7 H: 2 LOB: 0 BB: 0 P: 10	R: 3 E: 0 K: 0 S: 14 H: 5 LOB: 1 BB: 0 P: 18	R: 0 E: 0 K: 0 S: 8 H: 0 LOB: 0 BB: 0 P: 13	R: 1 E: 0 K: 2 S: 12 H: 1 LOB: 0 BB: 0 P: 16	R: 1 E: 0 K: 1 S: 10 H: 1 LOB: 0 BB: 0 P: 16	R: 0 E: 0 K: 1 S: 7 H: 1 LOB: 1 BB: 0 P: 10	R: 0 E: 0 K: 1 S: 8 H: 0 LOB: 0 BB: 1 P: 14	1B: 6 2B: 4 3B: 0 HR: 2 SF: 0 SAC: 0 DP: 3 HBP: 0						

PITCHER	IP	WLS	BF	H	R	ER	SO	BB	IBB	HBP	BLK	WP	HR	S	P	ERA	WHIP
51 Joe Saunders, L (1, 1) ERA: 4.83	6.0		25	10	5	4	3	0	0	0	0	0	1	59	86	6.00	1.667
40 Kevin Jepsen, R (7, 1) ERA: 4.5	1.0	W	4	1	1	1	1	0	0	0	0	0	1	10	16	9.00	1.000
56 Fernando Rodney, R (8, 1) ERA: 3.38	1.0	H	4	1	0	0	1	0	0	0	0	0	0	7	10	0.00	1.000
40 Brian Fuentes, L (9, 1) ERA: 3.95	1.0	S	3	0	0	0	1	1	0	0	0	0	0	8	14	0.00	1.000

PITCHER	IP	WLS	BF	H	R	ER	SO	BB	IBB	HBP	BLK	WP	HR	S	P	ERA	WHIP

TOP

Seattle Mariners @ Los Angeles Angels

Angel Stadium of Anaheim, Anaheim, CA

Sat Jul 17 2010, 6:08 PM - 8:43 PM PDT

Att. 42,977 - Clear - 86 F

livebaseballscorecards.com

AB	35
R	6
H	12
RBI	5
BB	1
SO	6
LOB	9

BOTTOM

Seattle Mariners @ Los Angeles Angels

Angel Stadium of Anaheim, Anaheim, CA

Sat Jul 17 2010, 6:08 PM - 8:43 PM PDT

Att. 42,977 - Clear - 86 F

livebaseballscorecards.com

Batter	1	2	3	4	5	6	7	8	9	AB	R	H	RBI	BB	SO	LOB
2 Erick Aybar, S (1, 6) OBP: 0.344, SLG: 0.369	C SI 88 B CU 71 S CH 80 X SI 89 1-2 **G5-3** ①	C SL 79 X CH 78 0-1 **P2** ①		X SI 87 0-0 **F7** ①		1 SAFE 1 SAFE X FF 87 0-0 **SH5-3** ① 1-2		F SI 98 F FS 88 F FS 89 B SI 99 B FS 88 F SI 98 H FS 89 3-2 HBP		3	0	0	0	0	0	2
47 Howie Kendrick, R (1, 4) OBP: 0.315, SLG: 0.408	B SI 89 F SI 89 C SI 88 C CH 80 1-3 **K** ②	B CH 78 X CH 79 1-0 **FC4-6** ② 1-2f 2-H		B CH 80 C SI 88 C CH 79 B SI 90 F CH 78 F SI 90 B CU 74 F SI 90 B SI 91 4-2 53 1B 48 FC5-2 BB		B SI 88 B SL 84 F FF 89 F FF 87 S CH 79 2-3 **K** ②		1 SAFE P PO 92 M SI 95 B SI 96 F SI 96 X SI 97 2-2 **G6-3** ③		4	0	0	0	1	2	3
53 Bobby Abreu, L (1, 9) OBP: 0.352, SLG: 0.414	C FF 90 B CH 80 X FF 91 1-1 **E3** 48 S	1 SAFE 1 SAFE B FF 90 F FF 89 F SI 88 1 SAFE B CH 79 D SL 81 X FF 90 3-2 **G4-3** ③		1 SAFE F SI 88 B FF 91 1 SAFE X SI 88 1-1 48 FC5-2 1-3 1B		C CH 78 B FF 88 B FF 88 S CH 78 F CH 78 X CH 78 2-2 **G6-3** ③				4	0	1	0	0	0	2
48 Torii Hunter, R (1, 10) OBP: 0.374, SLG: 0.503	B CU 70 C SI 88 B SI 88 X SI 90 2-1 **G4-3** ③ 1-2		C CU 70 B SI 89 X SI 86 1-1 **G6-3** ①	S SI 89 B FF 88 X CH 81 1-1 **FC5-2** ② 1-2 3-H			C CH 78 B FF 88 F FF 89 B CH 80 X FF 89 2-2 **F7** ①			4	0	0	0	0	0	3
44 Mike Napoli, R (1, 2) OBP: 0.323, SLG: 0.479		C SI 88 X SI 88 0-1 20 1B 18 1B 1B	B CH 79 B CH 80 X SI 88 2-0 HR	B CH 82 B CH 80 D CH 80 X SI 88 3-0 **F9** ③			B SL 86 S CH 79 B SL 85 B CH 79 X SL 84 3-1 **G1-3** ②			4	2	2	1	0	0	2
20 Juan Rivera, R (1, 7) OBP: 0.308, SLG: 0.430		X SI 88 0-0 3 SH 18 1B 77 1B 1-2 1B	B CU 71 B SI 89 X SI 86 2-0 18 2B 2B		C SI 88 F CH 81 X SI 88 0-2 **G6-3** ①		B SL 85 X SL 85 1-0 HR			4	3	3	1	0	0	0
18 Kevin Frandsen, R (1, 3) OBP: 0.341, SLG: 0.380		X SI 87 0-0 3 SH 77 1B 1-2 2-H 1B	B SI 89 C SI 88 X CH 78 1-1 2-H 2B		X FF 87 0-0 **G4-3** ②		B SI 95 B SI 96 X SI 95 2-0 **G6-3** ③			4	1	2	2	0	0	0
3 Brandon Wood, R (1, 5) OBP: 0.185, SLG: 0.225		X SI 89 0-0 SH 77 1B 47 E 1-2 2-3	B SI 90 F SI 88 F SI 88 S CU 70 1-3 **K** ②		C SI 89 X SI 88 0-1 **G5-3** ③			S SI 96 S FS 87 B FS 88 B FS 87 S SI 98 2-3 **K** ①		3	1	0	0	0	2	1
77 Reggie Willits, S (1, 8) OBP: 0.348, SLG: 0.275		B CU 71 B FF 90 X SI 86 2-0 47 FC4-6 1-2 2-H 3-H 1B	C SI 88 X CU 71 0-1 **G1-3** ③			C FF 88 B CH 79 X FF 89 1-1 2 SH5-3 1B		C SI 96 L SI 98 S FS 88 0-3 **K** ②		4	0	2	2	0	1	1
Inning Stats	R: 0 E: 1 K: 1 S: 10 H: 0 LOB: 1 BB: 0 P: 15	R: 4 E: 2 K: 0 S: 12 H: 4 LOB: 1 BB: 0 P: 18	R: 2 E: 0 K: 1 S: 11 H: 3 LOB: 1 BB: 0 P: 18	R: 0 E: 0 K: 0 S: 11 H: 1 LOB: 2 BB: 1 P: 20	R: 0 E: 0 K: 0 S: 6 H: 0 LOB: 0 BB: 0 P: 6	R: 0 E: 0 K: 1 S: 10 H: 1 LOB: 1 BB: 0 P: 15	R: 1 E: 0 K: 0 S: 7 H: 1 LOB: 0 BB: 0 P: 15	R: 0 E: 0 K: 2 S: 14 H: 0 LOB: 1 BB: 0 P: 20		1B: 6 2B: 2 3B: 0 HR: 2 SF: 0 SAC: 2 DP: 0 HBP: 1		WP: 0 PB: 0 SB: 1 CS: 0 PA: 38			

	AB	34
	R	7
	H	10
	RBI	6
	BB	1
	SO	5
	LOB	14

PITCHER		IP	WLS	BF	H	R	ER	SO	BB	IBB	HBP	BLK	WP	HR	S	P	ERA	WHIP
18 Ryan Rowland-Smith, L ERA: 6.18	(1, 1)	3.1		21	8	6	5	2	1	0	0	0	0	1	41	64	13.50	2.700
52 Chris Seddon, L ERA:	(4, 1)	1.2		5	0	0	0	0	0	0	0	0	0	0	9	13	0.00	0.000
37 Brian Sweeney, R ERA: 3.68	(6, 1)	1.2	L	7	2	1	1	1	0	0	0	0	0	1	16	27	5.40	1.200
43 Brandon League, R ERA: 3.74	(7, 1)	1.1		5	0	0	0	2	0	0	1	0	0	0	15	23	0.00	0.000

PITCHER	IP	WLS	BF	H	R	ER	SO	BB	IBB	HBP	BLK	WP	HR	S	P	ERA	WHIP

Batter	1	2	3	4	5	6	7	8	9	10	AB	R	H	RBI	BB	SO	LOB
51 Ichiro Suzuki, L (1, 9) OBP: 0.371, SLG: 0.401	B FF 92 X FF 90 1-0 ① F8		C FF 89 B FF 92 X SL 78 1-1 ③ G6-3		4-0 IBB		B FF 93 X FF 93 1-0 ③ G1-3			C CU 81 F CU 82 B SL 89 B CU 82 F FC 96 B SL 88 B FF 96 4-2 21 FC6-5-4-2 9 SH1-3 BB	3	0	0	0	2	0	2
9 Chone Figgins, S (1, 4) OBP: 0.324, SLG: 0.266	B FF 91 F SI 92 C SL 81 B FF 95 B FF 93 F SL 83 S FF 94 3-3 ② K			B SL 75 X FF 90 1-0 ① F8	F FF 93 X SL 83 0-1 ③ G4-3			B CH 83 B SI 94 C SI 94 B SI 96 B SI 93 4-1 15 1B BB		X FF 95 0-0 ① SH1-3 1-2	3	0	0	0	1	1	2
21 Franklin Gutierrez, R (1, 8) OBP: 0.328, SLG: 0.387	B SI 94 B FF 95 C SL 84 C SL 83 F FF 93 F FF 94 B SL 85 B SL 85 4-2 4 S BB			B SL 82 S FF 93 C FF 93 F SL 82 F FF 92 B SL 80 F FF 94 X FF 92 2-2 G5-3		C FF 93 X FF 93 0-1 ① F7		C SI 95 F SI 94 1 SAFE S FF 96 0-3 ① K		C SL 89 X CU 83 0-1 ② FC6-5-4-2 4 S 4 1B 2-3	4	1	0	0	1	1	2
4 Jose Lopez, R (1, 5) OBP: 0.271, SLG: 0.346	B FF 95 X FF 94 1-0 ③ F8 1-2			C FF 92 B FF 92 B SL 79 X FF 93 2-1 1B		C FF 93 F FF 92 F FF 93 S SL 83 0-3 ② K		B SI 96 F SI 95 F SI 96 1 SAFE F SI 96 X FF 96 1-2 ② F9		1 SAFE 1 SAFE F FF 95 B FF 97 B SL 88 X SL 89 2-1 1-H 1B	5	0	2	1	0	1	2
15 Milton Bradley, S (1, 10) OBP: 0.291, SLG: 0.356		F FF 91 B FF 92 F FF 92 F SL 84 B SL 83 B FF 93 F FF 92 B FF 93 4-2 17 K2-3 BB		1 SAFE X FF 93 0-0 ③ G1-3		F FF 93 B FF 93 B FF 93 S SL 83 F FF 93 S SL 81 2-3 ③ K		1 SAFE B SI 95 X SI 97 1-0 1-2 1B		C FC 95 B FF 96 B FF 96 C FF 96 T FF 96 2-2 ③ K	4	0	1	0	1	2	2
17 Justin Smoak, S (1, 3) OBP: 0.312, SLG: 0.372		1 SAFE C SL 83 1 SAFE F FF 94 F FF 94 B SL 85 F SL 84 S SL 86 1-3 ① K2-3 1-2			X FF 93 0-0 ① L3		C SL 79 F FF 92 B FF 94 S SL 82 1-3 ① K	C CH 85 F SI 97 C SI 98 0-3 ③ K			4	0	0	0	0	3	3
12 Ryan Langerhans, L (1, 7) OBP: 0.415, SLG: 0.340		C FF 93 B SL 78 T SL 82 B SL 83 B FF 94 F SL 82 C FF 94 3-3 ③ K			C FF 92 F CH 83 B SL 82 B FF 93 B FF 94 B SL 82 4-2 32 1B 32 S 16 WP BB		B FF 93 F CH 86 B FF 93 X SL 80 2-1 ② F9		S SI 89 B SI 90 S SI 88 B SI 89 C SI 90 2-3 ① K		3	1	0	0	1	2	0
32 Rob Johnson, R (1, 2) OBP: 0.303, SLG: 0.304			B FF 94 X FF 93 1-0 ① F9		B FF 93 1 SAFE 1 SAFE B SL 81 X FF 94 2-0 16 WP 1-3 1B		C SL 79 S SL 82 B SL 81 F FF 93 B FF 93 S SL 82 2-3 K 16 1B		X SI 90 0-0 ② F9		4	0	1	0	0	1	0
16 Josh Wilson, R (1, 6) OBP: 0.317, SLG: 0.342			C FF 93 X SL 82 0-1 ② P5		B FF 94 S SL 83 B FF 94 B FF 95 X FF 94 3-1 ② F9 1-2 3-H		F FF 93 S SL 82 D SL 82 F FF 94 B FF 94 1 SAFE X SL 81 2-2 1-2 1B		C SI 90 B CH 74 X CH 75 1-1 ③ F7		4	0	1	0	0	0	1
Inning Stats	R: 0 E: 0 K: 1 S: 10 H: 0 LOB: 1 BB: 1 P: 19	R: 0 E: 0 K: 2 S: 13 H: 0 LOB: 0 BB: 1 P: 21	R: 0 E: 0 K: 0 S: 5 H: 0 LOB: 0 BB: 0 P: 7	R: 0 E: 0 K: 0 S: 10 H: 1 LOB: 1 BB: 0 P: 15	R: 1 E: 0 K: 0 S: 8 H: 1 LOB: 2 BB: 2 P: 21	R: 0 E: 0 K: 2 S: 10 H: 0 LOB: 0 BB: 0 P: 12	R: 0 E: 0 K: 2 S: 14 H: 1 LOB: 2 BB: 0 P: 22	R: 0 E: 0 K: 2 S: 13 H: 1 LOB: 2 BB: 1 P: 19	R: 0 E: 0 K: 1 S: 6 H: 0 LOB: 0 BB: 0 P: 9	R: 1 E: 0 K: 1 S: 11 H: 1 LOB: 1 BB: 1 P: 19	1B: 5 2B: 0 3B: 0 HR: 0	SF: 0 SAC: 1 DP: 0 HBP: 0	WP: 2 PB: 0 SB: 3 CS: 0	PA: 41			

PITCHER	IP	WLS	BF	H	R	ER	SO	BB	IBB	HBP	BLK	WP	HR	S	P	ERA	WHIP
54 Ervin Santana, R (1, 1) ERA: 3.63	7.0		28	3	1	1	7	3	1	0	0	2	0	70	117	1.29	0.857
56 Fernando Rodney, R (8, 1) ERA: 3.29	1.0		5	1	0	0	2	1	0	0	0	0	0	13	19	0.00	2.000
40 Brian Fuentes, L (9, 1) ERA: 3.81	1.0		3	0	0	0	1	0	0	0	0	0	0	6	9	0.00	0.000
40 Kevin Jepsen, R (10, 1) ERA: 4.64	1.0	L	5	1	1	1	1	1	0	0	0	0	0	11	19	9.00	2.000

PITCHER	IP	WLS	BF	H	R	ER	SO	BB	IBB	HBP	BLK	WP	HR	S	P	ERA	WHIP

TOP

Seattle Mariners @ Los Angeles Angels

Angel Stadium of Anaheim, Anaheim, CA

Sun Jul 18 2010, 12:37 PM - 3:36 PM PDT

Att. 38,883 - Sunny - 81 F

livebaseballscorecards.com

AB	34
R	2
H	5
RBI	1
BB	6
SO	11
LOB	14

Batter	1	2	3	4	5	6	7	8	9	10	AB	R	H	RBI	BB	SO	LOB
2 Erick Aybar, S (1, 6) OBP: 0.340, SLG: 0.364	X SI 86 0-0 ① P6		C SI 87 S CH 79 B FC 83 X CH 81 1-2 ② P3		F CH 78 X CH 79 0-1 ③ F7			C CH 78 B FC 85 C FC 84 B CH 79 S CH 79 2-3 ② K		B FF 94 S SL 85 B FS 86 F FF 94 B FS 88 S FF 95 3-3 ② K	5	0	0	0	0	2	4
47 Howie Kendrick, R (1, 4) OBP: 0.316, SLG: 0.413	C SI 86 B FF 87 F FF 87 S CH 80 1-3 ② K		F CH 79 B FC 84 F FF 88 S CH 80 1-3 ③ K			F CH 78 X CH 77 0-1 48 L6-5 3B		X SI 96 0-0 1-3 1B		C SL 85 B FS 88 F FS 86 S FF 94 1-3 ③ K	5	0	2	0	0	3	2
53 Bobby Abreu, L (1, 10) OBP: 0.351, SLG: 0.412	C FF 87 X SI 87 0-1 1B			C FF 86 B FF 84 B KC 75 X CH 80 2-1 ① G4-3		F CH 79 D KC 76 C SI 88 X CH 79 1-2 ① G3		X SI 96 0-0 ③ G6-3			4	0	1	0	0	0	3
48 Torii Hunter, R (1, 8) OBP: 0.373, SLG: 0.500	B SI 86 B CH 78 F CH 79 B FF 87 F SI 86 S CH 79 3-3 ③ K			F CH 79 B FC 85 C SI 87 F FF 88 X CH 80 1-2 20 BLK 1B		F FC 86 X CH 80 0-1 ②③ L6-5 3-3			T SI 97 F SI 96 B FS 88 F SI 87 B FS 88 X SI 96 3-2 ① G6-3		4	0	1	0	0	1	2
20 Juan Rivera, R (1, 9) OBP: 0.304, SLG: 0.424		C FF 86 B FC 84 C FC 84 F FF 88 F CH 80 B CH 82 B FC 85 X CH 80 3-2 ① P3		F FC 84 C FC 85 S CH 80 0-3 ② K 1-2			C FF 84 B FF 87 C FF 87 C FC 85 1-3 ① K		S FS 89 B FS 88 S FS 88 F SI 98 S FS 88 1-3 ② K		4	0	0	0	0	3	1
55 Hideki Matsui, L (1, 7) OBP: 0.329, SLG: 0.393 77 Reggie Willits, S (8, 7) OBP: 0.344, SLG: 0.272		C FF 87 B SI 87 X CH 80 1-1 ② G3		X SI 87 0-0 ③ G4-3			C SI 88 B CH 78 B CH 79 F SI 86 F FF 87 S CH 78 2-3 ② K		C SI 98 X SL 91 0-1 ③ F7		3 1	0 0	0 0	0 0	0 0	1 0	1 0
44 Mike Napoli, R (1, 3) OBP: 0.326, SLG: 0.491		X FC 84 0-0 HR		C CH 79 B FF 85 F FC 84 X CH 79 1-2 ① G6-3			B CH 78 C FF 85 X CH 79 1-1 ③ F7			S FF 94 B SL 85 B SL 86 C FF 94 X FF 96 2-2 18 SH3 1B	4	1	2	1	0	0	0
18 Kevin Frandsen, R (1, 5) OBP: 0.340, SLG: 0.374		X FF 87 0-0 ③ F8		B FC 84 B CH 79 C SI 87 B CH 79 B SI 87 4-1 BB				B CH 79 C SI 86 C FC 83 X CH 79 1-2 E4 47 1B		1 SAFE X FF 95 0-0 ① SH3 1-2	2	0	0	0	1	0	0
5 Jeff Mathis, R (1, 2) OBP: 0.267, SLG: 0.343 41 Paul McAnulty, L (10, PH) OBP: 0.208, SLG: 0.273			C CH 79 S CH 79 B FC 85 S CH 80 1-3 ① K		B CH 78 B CH 79 F FF 86 B SI 86 T SI 86 X SI 86 3-2 ② F9			B FC 84 L CH 79 1 SAFE L CH 78 S CH 77 1-3 ① K		B FF 94 B FF 96 S FF 95 B FF 95 B FF 95 4-1 BB	3 0	0 0	0 0	0 0	0 1	2 0	2 0
Inning Stats	R: 0 H: 1 E: 0 LOB: 1 K: 2 BB: 0 S: 9 P: 13	R: 1 H: 1 E: 0 LOB: 0 K: 0 BB: 0 S: 9 P: 13	R: 0 H: 0 E: 0 LOB: 0 K: 2 BB: 0 S: 9 P: 12	R: 0 H: 1 E: 0 LOB: 1 K: 1 BB: 0 S: 10 P: 13	R: 0 H: 0 E: 0 LOB: 1 K: 0 BB: 1 S: 9 P: 17	R: 0 H: 1 E: 0 LOB: 0 K: 0 BB: 0 S: 7 P: 8	R: 0 H: 0 E: 0 LOB: 0 K: 2 BB: 0 S: 9 P: 13	R: 0 H: 1 E: 1 LOB: 2 K: 2 BB: 0 S: 11 P: 15	R: 0 H: 0 E: 0 LOB: 0 K: 1 BB: 0 S: 10 P: 14	R: 0 H: 1 E: 0 LOB: 2 K: 2 BB: 1 S: 11 P: 21	1B: 4 SF: 0 2B: 1 SAC: 1 3B: 1 DP: 1 HR: 1 HBP: 0						

PITCHER	IP	WLS	BF	H	R	ER	SO	BB	IBB	HBP	BLK	WP	HR	S	P	ERA	WHIP
38 Jason Vargas, L (1, 1) ERA: 2.97	7.2		28	4	1	1	9	1	0	0	1	0	1	71	102	1.17	0.652
43 Brandon League, R (8, 1) ERA: 3.64	1.1	W	5	1	0	0	1	0	0	0	0	0	0	12	16	0.00	0.750
53 David Aardsma, R (10, 1) ERA: 5.22	1.0	S	5	1	0	0	2	1	0	0	0	0	0	11	21	0.00	2.000

PITCHER	IP	WLS	BF	H	R	ER	SO	BB	IBB	HBP	BLK	WP	HR	S	P	ERA	WHIP

BOTTOM

Seattle Mariners @ Los Angeles Angels

Angel Stadium of Anaheim, Anaheim, CA

Sun Jul 18 2010, 12:37 PM - 3:36 PM PDT

Att. 38,883 - Sunny - 81 F

livebaseballscorecards.com

AB	35
R	1
H	6
RBI	1
BB	2
SO	12
LOB	15

Batter	1	2	3	4	5	6	7	8	9	AB	R	H	RBI	BB	SO	LOB
2 Erick Aybar, S (1, 6) OBP: 0.338, SLG: 0.364	B FF 92 X FF 92 1-0 G6-3		C KC 75 X FF 91 0-1 48 1B 2B	C FF 92 B CH 85 X CH 85 1-1 F8		F FF 93 D CH 84 X FF 93 1-1 G1-3			F FF 90 B CH 87 F CH 86 X CH 88 1-2 G6-3	5	1	1	0	0	0	1
47 Howie Kendrick, R (1, 4) OBP: 0.318, SLG: 0.411 77 Reggie Willits, S (9, 8) OBP: 0.344, SLG: 0.272	B FF 94 F FF 93 B FF 93 T FF 94 X FF 93 2-2 G1-3		F SI 92 B SI 92 F FF 92 B KC 77 F SI 92 B FF 93 B FF 90 4-2 48 1B BB		B FF 91 X FF 91 1-0 F9		B SI 92 C SI 92 C SL 83 B SI 93 B SL 84 F SI 92 F SI 92 X FF 91 3-2 G6-3		B SL 81 S SL 81 X SL 80 1-1 48 BB 53 BB 44 1B 1B	4 0	1 0	1 0	0 0	1 0	0 0	0 0
53 Bobby Abreu, L (1, 9) OBP: 0.354, SLG: 0.411	B FF 93 B FF 93 C FF 93 B FF 93 F FF 91 X SI 93 3-2 G4-3		B FF 92 S FF 93 D KC 78 C FF 89 X FC 89 2-2 F4		C FF 91 B CH 85 B CH 85 C FF 92 B CH 86 B FF 91 4-2 48 CS BB		B FF 92 F FF 91 B FF 91 S SI 92 X CU 76 2-2 48 CS 1B		B FF 91 C SI 90 B SI 91 F SI 90 B FF 92 B FF 91 4-2 1-2 48 BB 44 1B BB	3	1	1	0	2	0	2
48 Torii Hunter, R (1, 8) OBP: 0.379, SLG: 0.502 3 Brandon Wood, R (9, 5) OBP: 0.185, SLG: 0.225		B FC 87 B FF 91 B FF 91 C FF 91 X FF 88 3-1 55 P4-3 1B	F FC 89 B FF 93 X KC 78 1-1 55 G1-6-3 1-3 2-H 1B		C FF 92 B SI 93 B FF 93 S FF 92 X SI 92 2-2 L9 1-2		B SL 81 B SI 90 B SI 90 C FF 90 C FF 90 B FF 92 4-2 1-2 55 HR BB		B FF 91 B FF 90 B FF 91 C FF 90 C FF 90 B SL 80 4-2 44 1B 1-2 2-3 BB	3 0	1 0	2 0	1 0	2 0	0 0	1 0
55 Hideki Matsui, L (1, 10) OBP: 0.330, SLG: 0.401		C FF 92 B CH 86 B CH 85 F FF 94 F KC 77 X FC 89 2-2 P4-3 1-1f	1 SAFE X CH 84 0-0 G1-6-3 1-2f			B KC 74 C KC 74 B FF 91 S CH 84 F SI 92 B CH 84 F SI 92 B CH 85 4-2 44 HR BB	C FF 90 X CH 82 0-1 1-H HR		C SI 92 B SI 92 B FF 91 B FF 91 X FF 92 3-1 F8	4	2	1	2	1	0	6
44 Mike Napoli, R (1, 3) OBP: 0.330, SLG: 0.504		C FF 93 F FF 93 B FF 94 F FF 93 X FF 93 1-2 20 1B 13 1B 1B		B KC 77 C FF 92 X FF 88 1-1 G5-3		F FF 91 B SI 91 B KC 76 X FC 87 2-1 1-H HR	C SI 89 S CU 76 B CU 75 B SL 84 B SI 89 S SL 83 3-3 K		B SL 80 B SL 80 X FF 91 2-0 1-2 2-H 3-H 1B	5	2	3	4	0	1	0
20 Juan Rivera, R (1, 7) OBP: 0.309, SLG: 0.427		X FC 90 0-0 13 1B 1-3 1B		C FF 92 B FF 92 X FF 92 1-1 13 HR 1B		B SI 92 B SI 92 X SI 93 2-0 13 S 1B		S SL 83 X FF 91 0-1 F8	B FF 90 X SI 89 1-0 G6-3	5	1	3	0	0	0	2
13 Maicer Izturis, S (1, 5) OBP: 0.328, SLG: 0.402 18 Kevin Frandsen, R (9, 4) OBP: 0.340, SLG: 0.374		B KC 76 1 SAFE F FF 92 X KC 76 1-1 1-2 3-H 1B		B CH 86 1 SAFE C FF 92 1 SAFE 1 SAFE B FF 91 X FF 90 2-1 1-H HR		B SI 91 F SI 92 C FF 78 1 SAFE 1 SAFE B SL 83 F FF 93 S CU 75 2-3 K 1-2			B FF 90 C FF 89 B CU 73 B SI 89 X CH 88 3-1 G3-1	4 0	1 0	2 0	3 0	0 0	1 0	1 0
5 Jeff Mathis, R (1, 2) OBP: 0.257, SLG: 0.330		B KC 78 C KC 76 F FF 92 S FF 93 1-3 K		F SI 93 B KC 78 B KC 77 S FF 92 S FF 92 2-3 K		X CU 75 0-0 L6		F SI 91 F CU 76 B FF 89 F FF 91 S CH 84 1-3 K		4	0	0	0	0	3	3
Inning Stats	R: 0 E: 0 K: 0 S: 7 H: 0 LOB: 0 BB: 0 P: 13	R: 1 E: 0 K: 1 S: 16 H: 4 LOB: 2 BB: 0 P: 24	R: 1 E: 0 K: 0 S: 11 H: 2 LOB: 1 BB: 1 P: 18	R: 2 E: 0 K: 1 S: 11 H: 2 LOB: 0 BB: 0 P: 18	R: 0 E: 0 K: 0 S: 6 H: 0 LOB: 0 BB: 1 P: 13	R: 2 E: 0 K: 1 S: 14 H: 2 LOB: 1 BB: 1 P: 25	R: 2 E: 0 K: 1 S: 15 H: 2 LOB: 0 BB: 1 P: 27	R: 0 E: 0 K: 1 S: 8 H: 0 LOB: 0 BB: 0 P: 12	R: 2 E: 0 K: 0 S: 13 H: 2 LOB: 2 BB: 2 P: 29	1B: 10 2B: 2 3B: 0 HR: 3 SF: 0 SAC: 0 DP: 2 HBP: 0	WP: 0 PB: 0 SB: 1 CS: 2 PA: 43					

PITCHER		IP	WLS	BF	H	R	ER	SO	BB	IBB	HBP	BLK	WP	HR	S	P	ERA	WHIP
65 Phil Hughes, R ERA: 3.99	(1, 1)	5.0	L	24	9	6	6	2	3	0	0	0	0	2	57	98	10.80	2.400
63 Jonathan Albaladejo, R ERA: 5.4	(6, 1)	1.2		7	2	1	1	1	1	0	0	0	0	0	18	32	5.40	1.800
61 Chan Ho Park, R ERA: 5.93	(7, 1)	1.1		5	1	1	1	2	0	0	0	0	0	1	13	20	6.75	0.750
41 Chad Gaudin, R ERA: 6.81	(9, 1)	1.0		7	2	2	2	0	2	0	0	0	0	0	13	29	18.00	4.000

PITCHER	IP	WLS	BF	H	R	ER	SO	BB	IBB	HBP	BLK	WP	HR	S	P	ERA	WHIP

TOP

Los Angeles Angels @ New York Yankees

Yankee Stadium, Bronx, NY

Tue Jul 20 2010, 7:11 PM - 10:35 PM EDT

Att. 47,775 - Partly Cloudy - 85 F

livebaseballscorecards.com

AB	37
R	10
H	14
RBI	10
BB	6
SO	5
LOB	16

BOTTOM

Batter	1	2	3	4	5	6	7	8	9	AB	R	H	RBI	BB	SO	LOB
2 Derek Jeter, R (1, 6) OBP: 0.332, SLG: 0.380 19 Ramiro Pena, S (9, PH) OBP: 0.236, SLG: 0.205	X FF 89 0-0 ① G6-3	B FF 92 F FF 91 F FF 92 S CH 78 1-3 ③ K			1 SAFE B FF 88 F FF 90 1 SAFE 1 SAFE B FF 91 X FF 90 2-1 ②③ G6-3 1-2f			F SI 93 X SI 94 0-1 ① G6-3	B FF 92 B FF 93 X FF 93 2-0 ③ P6 1-2 2-3	4 1	0 0	0 0	0 0	0 0	1 0	1 2
33 Nick Swisher, S (1, 9) OBP: 0.377, SLG: 0.535	B FF 92 X FF 91 1-0 HR		C SL 78 X SL 78 0-1 ① F7			B FF 88 C CU 76 C CH 76 B SL 78 X CH 77 2-2 ① G4-3		B FF 93 S SI 92 F FF 91 S FF 89 1-3 ② K		4	1	1	1	0	1	0
25 Mark Teixeira, S (1, 3) OBP: 0.364, SLG: 0.463	B FF 91 B SL 80 B FF 91 C FF 90 B FF 90 4-1 13 2B 20 FC4-6 BB		C FF 90 B FF 90 B FF 90 X CH 78 2-1 ② G3			B CU 76 B FF 88 C FF 90 C CU 75 X FF 90 2-2 ② G1-5-3		B SI 94 B SI 93 B SI 94 B SI 92 4-0 13 1B BB		2	1	0	0	2	0	0
13 Alex Rodriguez, R (1, 5) OBP: 0.348, SLG: 0.491	C FF 90 C SL 81 B FF 92 B FF 90 X SL 79 2-2 20 FC4-6 1-3 2B		B FF 90 C FF 90 B FF 92 F FF 90 X FF 91 2-2 ③ G3-1			F FF 91 X FF 90 0-1 ③ F9		C FF 91 S SL 81 B FF 88 B FC 88 X SI 93 2-2 1-3 1B		4	0	2	0	0	0	0
24 Robinson Canó, L (1, 4) OBP: 0.387, SLG: 0.560	I IN 71 I IN 74 I IN 74 I IN 74 4-0 20 FC4-6 IBB			X FF 90 0-0 ① L8			B SI 91 S SI 91 S SI 92 F CU 78 S SI 92 1-3 ① K	B FF 88 B SI 93 S FF 89 X FC 88 2-1 ③ L7		3	0	0	0	1	1	2
20 Jorge Posada, S (1, 2) OBP: 0.373, SLG: 0.486 27 Colin Curtis, L (9, PH) OBP: 0.286, SLG: 0.346	B SL 79 D CH 78 F CH 78 D SL 80 X FF 90 3-1 ② FC4-6 1-2f 2-3 3-H			C FF 91 C SL 78 B FF 92 S SL 78 1-3 ② K			C SI 91 C CU 80 F CU 80 B SI 91 B SI 92 B CU 79 B SI 92 4-2 53 1B 53 E BB		B FF 92 F FF 93 C FF 92 B CH 86 F FF 93 X CH 86 2-2 11 FC5 53 1B 1B	2 1	0 0	0 1	1 0	1 0	1 0	2 0
14 Curtis Granderson, L (1, 8) OBP: 0.302, SLG: 0.392	D FF 92 C SL 80 F SL 80 S CH 78 1-3 ③ K			C FF 91 B CH 77 B CH 78 S CH 78 F FF 91 B SL 77 F FF 90 X FF 90 3-2 ③ F7			B SI 91 C SI 91 D CU 79 F SI 91 S CU 79 2-3 ② K		C FF 92 F FF 92 X FF 92 0-2 ① F9	4	0	0	0	0	2	4
53 Juan Miranda, L (1, 10) OBP: 0.305, SLG: 0.415		B FF 89 B FF 90 X FF 89 2-0 ① G3			C SL 77 X FF 91 0-1 ① F8		C CU 79 B SI 91 C SI 91 F SI 92 B CU 80 X 2-2 1-3 1B		B FF 93 F SI 90 B CH 85 X SI 91 2-1 19 WP 11 FC5 1-2 1B	4	0	2	0	0	0	0
11 Brett Gardner, L (1, 7) OBP: 0.396, SLG: 0.404		C FF 90 S CH 77 B FF 90 B CH 78 C CH 78 2-3 ② K			C FF 91 B CH 77 B CH 76 B FF 91 B FF 90 4-1 2 G6-3 BB		C SI 91 S SI 92 F SI 91 B SI 91 X CU 79 1-2 ③ G3		B FF 92 C FF 93 F FF 93 X SL 85 1-2 ② FC5 19 WP 1-2 2-3f	3	0	0	0	1	1	4
Inning Stats	R: 2 E: 0 K: 1 S: 11 H: 2 LOB: 2 BB: 2 P: 26	R: 0 E: 0 K: 2 S: 7 H: 0 LOB: 0 BB: 0 P: 12	R: 0 E: 0 K: 0 S: 7 H: 0 LOB: 0 BB: 0 P: 11	R: 0 E: 0 K: 1 S: 9 H: 0 LOB: 0 BB: 0 P: 13	R: 0 E: 0 K: 0 S: 5 H: 0 LOB: 0 BB: 1 P: 11	R: 0 E: 0 K: 0 S: 8 H: 0 LOB: 0 BB: 0 P: 12	R: 0 E: 0 K: 2 S: 18 H: 1 LOB: 2 BB: 1 P: 28	R: 0 E: 0 K: 1 S: 10 H: 1 LOB: 2 BB: 1 P: 19	R: 0 E: 0 K: 0 S: 13 H: 2 LOB: 2 BB: 0 P: 20	1B: 4 2B: 1 3B: 0 HR: 1 SF: 0 SAC: 0 DP: 1 HBP: 0						WP: 1 PB: 0 SB: 0 CS: 0 PA: 37	

PITCHER		IP	WLS	BF	H	R	ER	SO	BB	IBB	HBP	BLK	WP	HR	S	P	ERA	WHIP
37 Sean O'Sullivan, R ERA: 2.08	(1, 1)	6.0	W	22	2	2	2	4	2	1	0	0	0	1	47	85	3.00	0.667
62 Scot Shields, R ERA: 4.7	(7, 1)	1.0		5	1	0	0	2	1	0	0	0	0	0	18	28	0.00	2.000
45 Francisco Rodriguez, R ERA: 3.91	(8, 1)	1.0		5	1	0	0	1	1	0	0	0	0	0	10	19	0.00	2.000
70 Trevor Bell, R ERA: 6.05	(9, 1)	1.0		5	2	0	0	0	0	0	0	0	1	0	13	20	0.00	2.000

PITCHER	IP	WLS	BF	H	R	ER	SO	BB	IBB	HBP	BLK	WP	HR	S	P	ERA	WHIP

Los Angeles Angels @ New York Yankees

Yankee Stadium, Bronx, NY

Tue Jul 20 2010, 7:11 PM - 10:35 PM EDT

Att. 47,775 - Partly Cloudy - 85 F

livebaseballscorecards.com

AB	32
R	2
H	6
RBI	2
BB	5
SO	7
LOB	15

Batter	1	2	3	4	5	6	7	8	9	AB	R	H	RBI	BB	SO	LOB
2 Erick Aybar, S (1, 6) OBP: 0.341, SLG: 0.368	L SI 86 X SI 88 0-1 47 FC5-4 1B		C CH 81 X SI 87 0-1 ② F9		C SL 79 B CH 78 S CH 78 X CH 76 1-2 53 CS 47 G6-3 1B	X FF 91 0-0 1-2 2-3 1B		C FF 93 C CU 80 C FF 96 1 SAFE 0-3 ① K		5	0	3	0	0	1	2
47 Howie Kendrick, R (1, 4) OBP: 0.316, SLG: 0.411 5 Jeff Mathis, R (8, 2) OBP: 0.257, SLG: 0.330	B FF 88 X FF 87 1-0 ① FC5-4 1-2f		F SI 88 C FF 90 X SL 84 0-2 ③ F8		1 SAFE 1 SAFE C FF 87 1 SAFE B SL 84 F SL 92 F CH 80 X SI 89 1-2 ① G6-3 1-2	B KC 80 B FF 91 F FF 92 B FC 91 F FF 91 X FF 92 3-2 ③ L9		F FF 96 1 SAFE X FF 94 0-1 53 G3 1-3 2B		5 0	0 0	1 0	0 0	0 0	0 0	6 0
53 Bobby Abreu, L (1, 10) OBP: 0.352, SLG: 0.411	B SI 86 C SI 87 1 SAFE X SI 88 1-1 ② F8			B FF 86 C FF 84 B SI 87 X SI 85 2-1 2B	C SI 88 D SI 84 C CH 77 B FF 89 B FF 88 S SI 84 3-3 ② ③ K 2-3		C FF 92 B SI 92 F FF 95 B SL 84 B SL 83 X FF 93 3-2 ① F8	X FF 95 0-0 ② G3 2-3 3-H		5	0	1	1	0	1	3
48 Torii Hunter, R (1, 8) OBP: 0.379, SLG: 0.503	X CU 72 0-0 ③ F8			B CU 72 X FF 86 1-0 ① P2		C SL 79 X SI 88 0-1 55 HR 2B	C SI 94 B FF 93 F CH 87 X CH 87 1-2 20 1B 44 S 1B	S CU 81 C FF 96 S FF 94 0-3 ③ K		5	1	2	0	0	1	3
55 Hideki Matsui, L (1, 7) OBP: 0.329, SLG: 0.408		C FF 87 B SL 81 X FF 87 1-1 ① G3		B CU 73 B CH 78 C SI 89 X SI 89 2-1 ② F7		C CU 71 X FF 87 0-1 2-H HR	S FF 94 C FF 95 S FF 95 0-3 ② K		C FC 90 B FC 90 C FC 90 X FC 90 1-2 ① G1-3	5	1	1	2	0	1	2
44 Mike Napoli, R (1, 3) OBP: 0.328, SLG: 0.496		X FF 88 0-0 ② F8		X FF 89 0-0 ③ P3		B FF 90 C FC 91 C FC 90 S KC 78 1-3 ① K	B SL 87 D CU 81 B FF 95 C FF 94 F SL 85 B FF 95 4-2 18 FC5 20 1B 1-2 BB		B FC 90 B FC 90 B FC 90 C FC 90 X FC 91 3-1 ② P4	4	0	0	0	1	1	1
20 Juan Rivera, R (1, 9) OBP: 0.314, SLG: 0.432		C FF 88 C SI 89 F CH 77 F FF 90 X CH 78 0-2 ③ G4-3			B SI 86 C FF 85 B SI 88 F SI 86 B SI 88 F SI 86 F SI 89 F FF 89 X SI 88 3-2 18 1B 2B	B KC 78 B KC 79 B FF 92 C FF 91 B FC 92 4-1 2 1B 18 1B BB	F FF 94 X FF 95 0-1 18 FC5 1-2 2-3 1B		B FC 91 F FC 91 S FF 92 S FF 92 1-3 ③ K	4	1	2	0	1	1	0
18 Kevin Frandsen, R (1, 5) OBP: 0.345, SLG: 0.378			C SI 87 X SI 88 0-1 ① G6-3		C SI 88 L SI 88 B FF 83 B FF 90 2 SAFE F CU 71 X SI 89 2-2 46 HR 2-H 1B	B FC 92 F FF 92 X FF 91 1-1 2 1B 1-2 1B	X FF 94 0-0 ③ FC5 1-2 2-3f			4	1	2	1	0	0	3
46 Bobby Wilson, R (1, 2) OBP: 0.291, SLG: 0.420 13 Maicer Izturis, S (8, PH) OBP: 0.333, SLG: 0.407 (8, 4)			C FF 86 X FF 89 0-1 1B		B SL 83 B SI 87 F FF 87 B FF 88 F FF 86 F FF 87 F FF 88 F FF 87 X FF 87 3-2 1-H HR	B FC 90 B FC 91 C FF 91 F FC 90 C FF 92 2-3 ② K		C FF 94 X FF 94 0-1 47 2B 53 G3 1B		3 1	1 1	2 1	2 0	0 0	1 0	2 0
Inning Stats	R: 0 E: 0 K: 0 S: 6 H: 1 LOB: 1 BB: 0 P: 8	R: 0 E: 0 K: 0 S: 8 H: 0 LOB: 0 BB: 0 P: 9	R: 0 E: 0 K: 0 S: 9 H: 1 LOB: 1 BB: 0 P: 9	R: 0 E: 0 K: 0 S: 6 H: 1 LOB: 1 BB: 0 P: 11	R: 3 E: 0 K: 1 S: 26 H: 4 LOB: 0 BB: 0 P: 39	R: 2 E: 0 K: 2 S: 17 H: 4 LOB: 3 BB: 1 P: 28	R: 0 E: 0 K: 1 S: 14 H: 2 LOB: 3 BB: 1 P: 22	R: 1 E: 0 K: 2 S: 11 H: 2 LOB: 1 BB: 0 P: 11	R: 0 E: 0 K: 1 S: 8 H: 0 LOB: 0 BB: 0 P: 13	1B: 9 2B: 4 3B: 0 HR: 2	SF: 0 SAC: 0 DP: 0 HBP: 0						

PITCHER		IP	WLS	BF	H	R	ER	SO	BB	IBB	HBP	BLK	WP	HR	S	P	ERA	WHIP
31 Javier Vazquez, R ERA: 4.68	(1, 1)	5.0	W	23	9	5	5	1	0	0	0	0	0	2	59	80	9.00	1.800
30 David Robertson, R ERA: 4.86	(6, 1)	1.0	H	6	2	0	0	2	1	0	0	0	0	0	13	24	0.00	3.000
48 Boone Logan, L ERA: 3.92	(7, 1)	0.2	H	3	1	0	0	1	0	0	0	0	0	0	9	13	0.00	1.500
62 Joba Chamberlain, R ERA: 5.8	(7, 1)	1.1	H	8	3	1	1	2	1	0	0	0	0	0	16	20	6.75	3.000
42 Mariano Rivera, R ERA: 0.98	(9, 1)	1.0		3	0	0	0	1	0	0	0	0	0	0	8	13	0.00	0.000

PITCHER	IP	WLS	BF	H	R	ER	SO	BB	IBB	HBP	BLK	WP	HR	S	P	ERA	WHIP

TOP

Los Angeles Angels @ New York Yankees

Yankee Stadium, Bronx, NY

Wed Jul 21 2010, 1:09 PM - 4:15 PM EDT

Att. 47,521 - Partly Cloudy - 88 F

livebaseballscorecards.com

AB	41
R	6
H	15
RBI	6
BB	2
SO	7
LOB	22

WP: 0 PA: 43
PB: 0
SB: 1
CS: 1

BOTTOM

Batter	1	2	3	4	5	6	7	8	9	AB	R	H	RBI	BB	SO	LOB
2 Derek Jeter, R (1, 6) OBP: 0.335, SLG: 0.383	C SI 87 B SI 86 X SI 87 1-1 25 2B 13 G6-3 1B		F SL 82 X SI 85 0-1 33 2B 25 1B 1B	C SI 86 X SI 84 0-1 33 1B 25 2B 1B	B SL 84 C SI 88 B CH 82 C CU 74 D CU 76 C SI 88 3-3 ③ K		B SI 89 F SI 90 B SI 90 F SI 91 F SI 90 X CU 78 2-2 ② G4-3			5	3	3	0	0	1	1
33 Nick Swisher, S (1, 9) OBP: 0.377, SLG: 0.536	D SI 86 B SI 86 F SI 86 F SI 86 F CU 76 S CU 75 2-3 ① K		B SI 86 B SI 84 X SI 85 2-0 25 1B 1-3 2B	F SI 85 X CU 74 0-1 25 2B 1-2 1B		C SI 87 C SI 87 T SI 88 0-2 ① K	S CU 78 X CU 78 0-1 ③ G3			5	1	2	0	0	2	1
25 Mark Teixeira, S (1, 3) OBP: 0.366, SLG: 0.471	B CU 75 C SI 86 F SI 86 X CU 79 1-2 1-3 2B		F CH 83 X SI 87 0-1 24 HR 2-H 3-H 1B	C SI 86 F SI 87 D CU 74 X CH 81 1-2 1-3 2-H 2B		B CU 76 C SI 86 X SI 87 1-1 ② G3		C FF 92 B CU 76 X CU 77 1-1 ① L9		5	1	3	3	0	0	0
13 Alex Rodriguez, R (1, 5) OBP: 0.344, SLG: 0.483	B SI 87 X SI 87 1-0 ② G6-3 3-H		B SL 84 X SL 84 1-0 ① F7	D SL 84 F SI 86 F FF 86 X CU 75 1-2 ② G6-3		X CU 74 0-0 ③ G6-3		B FF 93 C FC 89 X CU 78 1-1 ② F9		5	0	0	1	0	0	4
24 Robinson Canó, L (1, 4) OBP: 0.390, SLG: 0.567	I IN 78 I IN 79 I IN 77 I IN 76 4-0 IBB		B SI 86 B SI 86 X SI 86 2-0 1-H HR	I IN 76 I IN 77 I IN 75 I IN 75 4-0 IBB			C SI 90 F CU 78 S SI 91 0-3 ① K	B FF 93 F FF 93 X FC 88 1-1 ③ F8		3	1	1	2	2	1	0
53 Juan Miranda, L (1, 10) OBP: 0.302, SLG: 0.456	C SI 86 B SI 86 B CH 80 X SI 85 2-1 ③ F8		B SI 87 B CH 80 X SI 86 2-0 ② G4-3	B CU 74 B SL 80 C SI 86 B CH 81 X SI 86 3-1 ③ G4-3			B SI 91 S SI 90 B CU 78 X SI 89 2-1 HR			4	1	1	1	0	0	5
14 Curtis Granderson, L (1, 8) OBP: 0.305, SLG: 0.393		C CU 73 X SI 85 0-1 ① L8	C CH 79 X SI 85 0-1 17 E 1B		C SI 85 C CH 80 C SL 82 0-3 ① K		C SI 90 C CU 78 B SI 91 X CU 79 1-2 17 1B 27 HR 1B			4	1	2	0	0	1	0
17 Francisco Cervelli, R (1, 2) OBP: 0.349, SLG: 0.344		C SI 87 F SI 85 C SI 87 0-3 ② K	1 SAFE B SL 84 B SL 86 C SI 85 B SL 82 F SI 86 F SI 86 X SI 87 3-2 ③ G5-3 1-2		L SI 86 B CH 83 B SL 83 F SI 87 B SI 87 X SI 87 3-2 2B		1 SAFE B SI 90 X SI 90 1-0 27 HR 1-3 1B			4	1	2	0	0	1	1
11 Brett Gardner, L (1, 7) OBP: 0.393, SLG: 0.399 27 Colin Curtis, L (7, PH) (8, 7) OBP: 0.310, SLG: 0.481		C SI 87 C SI 87 F SI 88 F CU 75 B SI 88 X SI 87 1-2 ③ G3		B CU 69 C SI 84 C CU 73 X CH 80 1-2 ① G1-3	C SI 87 X SI 86 0-1 ② F7		F SI 90 C SI 90 B SI 90 B SI 90 B SI 90 X SI 90 3-2 1-H 3-H HR			3 1	0 1	0 1	0 3	0 0	0 0	1 0
Inning Stats	R: 1 H: 2 E: 0 LOB: 2 K: 1 BB: 1 S: 12 P: 23	R: 0 H: 0 E: 0 LOB: 0 K: 1 BB: 0 S: 10 P: 11	R: 4 H: 5 E: 1 LOB: 1 K: 0 BB: 0 S: 14 P: 24	R: 1 H: 3 E: 0 LOB: 3 K: 0 BB: 1 S: 15 P: 25	R: 0 H: 1 E: 0 LOB: 1 K: 2 BB: 0 S: 11 P: 17	R: 0 H: 0 E: 0 LOB: 0 K: 1 BB: 0 S: 6 P: 7	R: 4 H: 4 E: 0 LOB: 0 K: 1 BB: 0 S: 18 P: 27	R: 0 H: 0 E: 0 LOB: 0 K: 0 BB: 0 S: 6 P: 9		1B: 8 SF: 0 2B: 4 SAC: 0 3B: 0 DP: 0 HR: 3 HBP: 0					WP: 0 PA: 41 PB: 0 SB: 0 CS: 0	

PITCHER	IP	WLS	BF	H	R	ER	SO	BB	IBB	HBP	BLK	WP	HR	S	P	ERA	WHIP
35 Joel Pineiro, R (1, 1) ERA: 4.18	6.0	L	31	11	6	6	5	0	2	0	0	0	1	68	107	9.00	1.833
62 Scot Shields, R (7, 1) ERA: 5.68	1.0		7	4	4	4	1	0	0	0	0	0	2	18	27	36.00	4.000
63 Rich Thompson, R (8, 1) ERA: 2.45	1.0		3	0	0	0	0	0	0	0	0	0	0	6	9	0.00	0.000

PITCHER	IP	WLS	BF	H	R	ER	SO	BB	IBB	HBP	BLK	WP	HR	S	P	ERA	WHIP

Los Angeles Angels @ New York Yankees

Yankee Stadium, Bronx, NY

Wed Jul 21 2010, 1:09 PM - 4:15 PM EDT

Att. 47,521 - Partly Cloudy - 88 F

livebaseballscorecards.com

AB	39
R	10
H	15
RBI	10
BB	2
SO	6
LOB	13

Batter	1	2	3	4	5	6	7	8	9	AB	R	H	RBI	BB	SO	LOB
2 Erick Aybar, S (1, 6) OBP: 0.340, SLG: 0.366	C SI 91 X FF 91 0-1 ① G1-3		X SI 90 0-0 ③ P2			L SI 89 X SI 90 0-1 47 FC5-4 1B		B FC 84 B FC 84 C SI 90 B FC 85 C SI 90 F SI 92 X SI 91 3-2 ② F9		4	0	1	0	0	0	0
47 Howie Kendrick, R (1, 4) OBP: 0.313, SLG: 0.407	B SI 91 B SI 91 F SI 90 F SI 91 X FF 91 2-2 ② F9			C FC 85 B SI 90 F SI 90 X SI 92 1-2 ① F9		B FF 89 F SI 89 1 SAFE C FC 86 1 SAFE D CU 74 X CH 85 2-2 ① FC5-4 1-2f		X FC 86 0-0 ③ G5-3		4	0	0	0	0	0	1
53 Bobby Abreu, L (1, 9) OBP: 0.349, SLG: 0.407	B FF 91 B FC 85 B FF 91 C FF 90 X FF 90 3-1 ③ F8			C FF 90 B SL 78 B SI 91 B SI 90 X SI 89 3-1 ② G4-3		C FF 90 1 SAFE C FF 90 X FC 86 0-2 ② F7			X FF 90 0-0 ① F7	4	0	0	0	0	0	1
48 Torii Hunter, R (1, 8) OBP: 0.375, SLG: 0.497		C SI 91 F FC 85 C FF 90 0-3 ① K		C SI 92 F SI 92 B SI 92 S FC 85 1-3 ③ K		B FC 86 X FF 90 1-0 ③ L5			B FF 96 B FF 96 C FF 97 B SL 82 F FF 96 X FF 98 3-2 ② F9	4	0	0	0	0	2	1
44 Mike Napoli, R (1, 3) OBP: 0.330, SLG: 0.507		C FF 90 X CH 84 0-1 1B			C SI 90 B FF 90 X FC 84 1-1 ① P6		F SI 90 X FC 85 0-1 HR		C FF 97 X FF 96 0-1 ③ F8	4	1	2	1	0	0	0
55 Hideki Matsui, L (1, 10) OBP: 0.329, SLG: 0.410		B FF 90 B SI 90 C FF 90 F FF 90 B FF 92 X FF 91 3-2 ② F8			C FF 89 C FF 90 B SL 79 F FC 86 F FF 90 B CU 76 X FF 91 2-2 20 F9 13 2B 2B		C FF 89 C FF 91 X CU 74 0-2 ① G1-3			3	1	1	0	0	0	1
20 Juan Rivera, R (1, 7) OBP: 0.310, SLG: 0.427		B SI 90 B SI 91 B SI 91 X SI 90 3-0 ③ L8			B SI 89 X SI 90 1-0 ② F9 2-3		C FC 85 X CH 84 0-1 ② P3			3	0	0	0	0	0	2
13 Maicer Izturis, S (1, 5) OBP: 0.333, SLG: 0.414			C SI 90 X FC 86 0-1 ① G5-3		X SI 92 0-0 3-H 2B		C SI 91 B CU 74 X CH 84 1-1 ③ P6			3	0	1	1	0	0	0
5 Jeff Mathis, R (1, 2) OBP: 0.252, SLG: 0.324 18 Kevin Frandsen, R (8, PH) OBP: 0.342, SLG: 0.375 46 Bobby Wilson, R (8, 2) OBP: 0.291, SLG: 0.420			S SI 90 B FF 90 F FC 86 B FF 91 F SI 91 S SI 91 2-3 ② K		C FC 84 F SI 91 B FF 90 S CU 74 1-3 ③ K			B SI 91 X SI 90 1-0 ① G4-3		2 1 0	0 0 0	0 0 0	0 0 0	0 0 0	2 0 0	1 0 0
Inning Stats	R: 0 E: 0 K: 0 S: 7 H: 0 LOB: 0 BB: 0 P: 12	R: 0 E: 0 K: 1 S: 9 H: 1 LOB: 1 BB: 0 P: 15	R: 0 E: 0 K: 1 S: 7 H: 0 LOB: 0 BB: 0 P: 9	R: 0 E: 0 K: 1 S: 8 H: 0 LOB: 0 BB: 0 P: 13	R: 1 E: 0 K: 1 S: 12 H: 2 LOB: 1 BB: 0 P: 17	R: 0 E: 0 K: 0 S: 9 H: 1 LOB: 1 BB: 0 P: 12	R: 1 E: 0 K: 0 S: 9 H: 1 LOB: 0 BB: 0 P: 10	R: 0 E: 0 K: 0 S: 6 H: 0 LOB: 0 BB: 0 P: 10	R: 0 E: 0 K: 0 S: 6 H: 0 LOB: 0 BB: 0 P: 9	1B: 2 2B: 2 3B: 0 HR: 1 SF: 0 SAC: 0 DP: 0 HBP: 0						

TOP

Los Angeles Angels @ Texas Rangers

Rangers Ballpark in Arlington, Arlington, TX

Thu Jul 22 2010, 8:07 PM - 10:51 PM EDT

Att. 39,876 - Partly Cloudy - 95 F

livebaseballscorecards.com

AB	32
R	2
H	5
RBI	2
BB	0
SO	4
LOB	7

WP: 0 PA: 32
PB: 0
SB: 0
CS: 0

PITCHER		IP	WLS	BF	H	R	ER	SO	BB	IBB	HBP	BLK	WP	HR	S	P	ERA	WHIP
33 Cliff Lee, L ERA: 2.56	(1, 1)	8.1	W	30	5	2	2	4	0	0	0	0	0	1	68	99	2.16	0.600
30 Neftalí Feliz, R ERA: 3.7	(9, 1)	0.2	S	2	0	0	0	0	0	0	0	0	0	0	5	8	0.00	0.000

PITCHER	IP	WLS	BF	H	R	ER	SO	BB	IBB	HBP	BLK	WP	HR	S	P	ERA	WHIP

Batter	1	2	3	4	5	6	7	8	9	AB	R	H	RBI	BB	SO	LOB
1 Elvis Andrus, R (1, 6) OBP: 0.359, SLG: 0.318	B FF 89 C FF 89 C SL 80 B SI 89 S SL 82 2-3 K ①		C FF 90 B SL 80 B SL 80 B FF 90 B FF 89 4-1 10 BB BB		B FF 88 1 SAFE B SI 87 B FF 90 C FF 87 C FF 89 1 SAFE F CH 78 F SI 90 3-3 S CH 78 ② 1-2 K		B FF 93 B FC 88 B FC 92 B FC 91 4-0 10 G6-3 BB			2	0	0	0	2	2	1
10 Michael Young, R (1, 5) OBP: 0.356, SLG: 0.477	B FF 89 X FF 89 1-0 HR		D SL 80 1 SAFE C FF 90 B SL 81 1 SAFE B SL 79 S FF 91 F CH 80 B SL 80 4-2 ② 5 FC5-4 1-2 BB		C CH 78 X SI 88 0-1 ③ F8		S FF 87 X SI 92 0-1 ②③ G6-3 1-2f			3	1	1	1	1	0	2
5 Ian Kinsler, R (1, 4) OBP: 0.393, SLG: 0.431	C FF 90 B FF 90 F SL 81 F SL 82 F FF 92 X SL 81 1-2 ② G4-3		F FF 91 F SL 77 B FF 90 1 SAFE F SL 80 B FF 91 X SL 81 2-2 ③ FC5-4 1-2f			F SL 78 F FF 89 B FF 88 B SL 76 B CH 80 X SL 79 3-2 ① F8		S FC 87 B FC 87 X FF 94 1-1 27 FC5-4 1B		4	0	1	0	0	0	1
27 Vladimir Guerrero, R (1, 10) OBP: 0.366, SLG: 0.534 14 Joaquin Arias, R (8, PR) OBP: 0.294, SLG: 0.325 (9, 10)	B SL 80 B FF 91 X SL 80 2-0 ③ P4			B FF 91 B SL 80 S SL 80 S FF 91 B SL 80 X SL 78 3-2 ① F8		S FF 90 T FF 88 X SL 78 0-2 32 2B 2B		B SI 92 X FC 88 1-0 ① FC5-4 32 BB 1-2f		4 0	1 0	1 0	0 0	0 0	0 0	1 0
32 Josh Hamilton, L (1, 7) OBP: 0.396, SLG: 0.631		F CU 71 F SI 89 F SI 90 B CH 79 B CU 73 B FF 92 S CU 71 3-3 ① K		X SI 84 0-0 ② G4-3		B SI 88 F CH 77 D CU 72 C SI 89 X CH 77 2-2 17 1B 11 SF8 2-H 2B		B FF 93 B FF 93 C FF 92 F SL 78 F SI 93 F FC 88 F SL 88 B FF 94 D FC 88 4-2 1-2 BB		3	1	1	1	1	1	0
17 Nelson Cruz, R (1, 9) OBP: 0.380, SLG: 0.590		B FF 90 X FF 91 1-0 ② F9		F FF 90 B SL 78 B SI 89 S CH 78 X FF 92 2-2 2B		C SL 76 B CH 78 X FF 89 1-1 11 S 2-3 1B		D FC 87 X FF 93 1-0 ② F8		4	0	2	0	0	0	2
11 Bengie Molina, R (1, 2) OBP: 0.307, SLG: 0.352		C FF 90 X FF 90 0-1 1B		C FF 90 2 SAFE B SL 77 T FF 90 D SL 79 F CH 76 F SI 88 X SI 89 2-2 ③ F8		C SL 78 S FF 90 D SL 78 X SL 78 1-2 ② SF8 1-2 3-H		D FC 87 F FF 93 S FC 87 X FC 85 1-2 ③ G6-3		3	0	1	1	0	0	3
19 Chris Davis, L (1, 3) OBP: 0.250, SLG: 0.253		T SI 90 X FF 90 0-1 ③ F8			S CH 82 B SI 91 B CH 78 B SI 84 F SI 87 X CH 78 3-2 1 S 1B	S CU 70 S SI 88 B SI 90 B SI 90 S CH 78 2-3 ③ K				3	0	1	0	0	1	2
20 Julio Borbon, L (1, 8) OBP: 0.306, SLG: 0.359			S CU 70 F FF 90 B FF 92 B SL 79 X CH 79 2-2 ① G3		L CU 69 B CU 70 B CH 78 1 SAFE M SI 89 C SI 88 2-3 ① K		C SL 79 B FF 93 X FF 93 1-1 ① G6-3			3	0	0	0	0	1	1
Inning Stats	R: 1 E: 0 K: 1 S: 10 H: 1 LOB: 0 BB: 0 P: 16	R: 0 E: 0 K: 1 S: 9 H: 1 LOB: 1 BB: 0 P: 13	R: 0 E: 0 K: 0 S: 11 H: 0 LOB: 1 BB: 2 P: 23	R: 0 E: 0 K: 0 S: 12 H: 1 LOB: 1 BB: 0 P: 19	R: 0 E: 0 K: 2 S: 13 H: 1 LOB: 1 BB: 0 P: 21	R: 2 E: 0 K: 1 S: 17 H: 3 LOB: 1 BB: 0 P: 26	R: 0 E: 0 K: 0 S: 4 H: 0 LOB: 0 BB: 1 P: 9	R: 0 E: 0 K: 0 S: 12 H: 1 LOB: 2 BB: 1 P: 20		1B: 4 2B: 3 3B: 0 HR: 1 SF: 1 SAC: 0 DP: 1 HBP: 0					WP: 0 PB: 0 SB: 2 CS: 0 PA: 34	

PITCHER		IP	WLS	BF	H	R	ER	SO	BB	IBB	HBP	BLK	WP	HR	S	P	ERA	WHIP
36 Jered Weaver, R ERA: 3.22	(1, 1)	6.0	L	26	7	3	3	5	2	0	0	0	0	1	72	118	4.50	1.500
45 Francisco Rodriguez, R ERA: 3.6	(7, 1)	2.0		8	1	0	0	0	2	0	0	0	0	0	16	29	0.00	1.500

PITCHER	IP	WLS	BF	H	R	ER	SO	BB	IBB	HBP	BLK	WP	HR	S	P	ERA	WHIP

BOTTOM

Los Angeles Angels @ Texas Rangers

Rangers Ballpark in Arlington, Arlington, TX

Thu Jul 22 2010, 8:07 PM - 10:51 PM EDT

Att. 39,876 - Partly Cloudy - 95 F

livebaseballscorecards.com

AB	29
R	3
H	8
RBI	3
BB	4
SO	5
LOB	13

Los Angeles Angels @ Texas Rangers

Rangers Ballpark in Arlington, Arlington, TX

Fri Jul 23 2010, 8:09 PM - 10:31 PM EDT

Att. 46,554 - Cloudy - 78 F

livebaseballscorecards.com

Batter	1	2	3	4	5	6	7	8	9	AB	R	H	RBI	BB	SO	LOB
2 Erick Aybar, S (1, 6) OBP: 0.339, SLG: 0.365	B FF 91 C FF 90 F CH 86 X SL 83 1-2 47 G6-3 1B		C SL 82 X SL 81 0-1 ② F9			B SL 86 B SI 89 C SL 86 X SI 89 2-1 ② F9			X FF 94 0-0 ① F8	4	0	1	0	0	0	1
47 Howie Kendrick, R (1, 4) OBP: 0.310, SLG: 0.403	B FF 89 X SL 84 1-0 ①② G6-3 1-2f		C FF 89 B FF 89 X FF 89 1-1 ③ G4-3			B FF 90 C FC 86 X FF 90 1-1 ③ L8			B FF 96 C FF 96 X SI 95 1-1 ② G4-3	4	0	0	0	0	0	2
53 Bobby Abreu, L (1, 10) OBP: 0.345, SLG: 0.402	C FF 91 B FF 90 X SI 91 1-1 ③ L6			C FF 90 S SL 84 B SI 89 B CH 84 X SI 91 2-2 ① G4-3			C FF 89 B SI 88 C SI 89 B SL 85 S FF 91 2-3 ① K		B FF 96 B FF 95 S FF 95 F FF 96 S FF 96 2-3 ③ K	4	0	0	0	0	2	0
48 Torii Hunter, R (1, 8) OBP: 0.372, SLG: 0.493		B FF 90 C FF 90 C FC 87 X CU 74 1-2 ① F9		B FF 90 B SL 86 B CH 82 C FF 90 X SI 91 3-1 ② G6-3			B FF 89 B FF 91 B CH 82 C FF 90 C FF 91 S SL 82 3-3 ② K			3	0	0	0	0	1	0
44 Mike Napoli, R (1, 2) OBP: 0.327, SLG: 0.502		C FF 90 C SL 86 F FF 91 B CU 76 B SL 86 X FC 87 2-2 ② F9		B FF 90 F SL 85 X SL 85 1-1 ③ F8			B SI 92 X FF 90 1-0 ③ L7			3	0	0	0	0	0	0
20 Juan Rivera, R (1, 9) OBP: 0.311, SLG: 0.426		B FF 90 C SL 85 F FC 88 X FF 91 1-2 1B			X FF 90 0-0 ① G4-3			C FF 91 B SL 87 B SL 85 B SI 90 C FF 90 X FF 90 3-2 ① F8		3	0	1	0	0	0	0
Alberto Callaspo, S (1, 5) OBP: 0.309, SLG: 0.409 (8, 7)		C FF 89 B FF 90 X SL 85 1-1 ③ G3			B FF 89 X FF 89 1-0 ② G6-3			F FF 90 B SI 90 X SL 85 1-1 1B		3	0	1	0	0	0	1
18 Kevin Frandsen, R (1, 3) OBP: 0.336, SLG: 0.367			C FF 89 B FF 89 X SL 85 1-1 ① F9		B FF 89 C FF 89 B SL 86 X SI 90 2-1 ③ G6-3			1 SAFE B FF 90 1 SAFE X SI 88 1-0 ② F8		3	0	0	0	0	0	1
77 Reggie Willits, S (1, 7) OBP: 0.347, SLG: 0.277 13 Maicer Izturis, S (8, PH) OBP: 0.331, SLG: 0.411 (8, 5)			B FF 89 B FC 88 C FC 87 C FF 86 X FC 88 2-2 1B			B FF 89 C FF 88 F SI 89 B CU 75 B SL 87 F FF 90 F CH 86 X FF 90 3-2 ① G4-3		C SI 89 B SI 88 1 SAFE F SI 89 B SI 91 B FF 90 S SI 88 3-3 ③ K		2 1	0 0	1 0	0 0	0 0	0 1	0 1

TOP

AB	30
R	0
H	4
RBI	0
BB	0
SO	4
LOB	6

Inning Stats	1	2	3	4	5	6	7	8	9
	R: 0 E: 0 K: 0 S: 6	H: 1 LOB: 0 BB: 0 P: 9	R: 0 E: 0 K: 0 S: 12	H: 1 LOB: 1 BB: 0 P: 17	R: 0 E: 0 K: 0 S: 9	H: 1 LOB: 1 BB: 0 P: 13	R: 0 E: 0 K: 0 S: 7	H: 0 LOB: 0 BB: 0 P: 13	R: 0 E: 0 K: 0 S: 4	H: 0 LOB: 0 BB: 0 P: 7	R: 0 E: 0 K: 0 S: 9	H: 0 LOB: 0 BB: 0 P: 15	R: 0 E: 0 K: 2 S: 7	H: 0 LOB: 0 BB: 0 P: 13	R: 0 E: 0 K: 1 S: 9	H: 1 LOB: 1 BB: 0 P: 17	R: 0 E: 0 K: 1 S: 6	H: 0 LOB: 0 BB: 0 P: 9

1B: 4	SF: 0	WP: 0	PA: 30
2B: 0	SAC: 0	PB: 0	
3B: 0	DP: 1	SB: 0	
HR: 0	HBP: 0	CS: 0	

PITCHER		IP	WLS	BF	H	R	ER	SO	BB	IBB	HBP	BLK	WP	HR	S	P	ERA	WHIP
36 C.J. Wilson, L ERA: 3.03	(1, 1)	8.0	W	27	4	0	0	3	0	0	0	0	0	0	63	104	0.00	0.500
30 Neftalí Feliz, R ERA: 3.61	(9, 1)	1.0	S	3	0	0	0	1	0	0	0	0	0	0	6	9	0.00	0.000

PITCHER	IP	WLS	BF	H	R	ER	SO	BB	IBB	HBP	BLK	WP	HR	S	P	ERA	WHIP

BOTTOM

Los Angeles Angels @ Texas Rangers

Rangers Ballpark in Arlington, Arlington, TX

Fri Jul 23 2010, 8:09 PM - 10:31 PM EDT

Att. 46,554 - Cloudy - 78 F

livebaseballscorecards.com

Batter	1	2	3	4	5	6	7	8	9	AB	R	H	RBI	BB	SO	LOB
1 Elvis Andrus, R (1, 6) OBP: 0.357, SLG: 0.315	B FF 88 B FF 88 C FF 88 X FF 88 2-1 G6-3 ①		C CU 73 C CU 76 B CU 74 B FF 90 X FF 91 2-2 G6-3 ②		B FF 88 B SI 88 X FF 86 2-0 SH1-3 ① 1-2			X FC 94 0-0 G3 ①		3	0	0	0	0	0	0
10 Michael Young, R (1, 5) OBP: 0.357, SLG: 0.487	B CU 73 B FF 90 F FF 88 B FF 89 F FF 89 X FF 89 3-2 HR		B FF 91 B CH 82 F CH 83 C CU 74 B CU 75 X CH 82 3-2 2B		F CU 74 B FF 90 B FF 91 B CH 83 F CH 82 S FF 92 3-3 K ②			B SL 89 F FC 95 B FF 96 X FC 94 2-1 G4-3 ②		4	1	2	1	0	1	1
5 Ian Kinsler, R (1, 4) OBP: 0.391, SLG: 0.429	F FF 89 B FF 90 F CH 82 B CH 81 X SI 91 2-2 32 CS 1B		F CU 72 B SI 89 X CU 74 1-1 G5-3 ③		C SI 91 S SI 92 B SI 90 F CU 77 F FF 91 B SI 90 S CU 74 2-3 K ③			B SL 91 F FF 96 B CU 80 S FF 95 S FF 94 2-3 K ③		4	0	1	0	0	2	2
27 Vladimir Guerrero, R (1, 10) OBP: 0.363, SLG: 0.530	B SI 89 F SI 90 F FF 89 S SI 90 1-3 K ②			B SI 88 B FF 90 S FF 91 F FF 91 S FF 90 2-3 K ①		F FF 88 X SI 90 0-1 G1-3 ①				3	0	0	0	0	2	1
32 Josh Hamilton, L (1, 8) OBP: 0.398, SLG: 0.630	1 SAFE F FF 89 S CU 77 1 SAFE 0-2 CS ③ 1-2	C CU 74 S CU 75 B FF 88 B CU 75 F CU 75 B SI 90 B FF 90 4-2 7 F9-5 17 1B BB		F CU 76 B CU 77 B SI 90 B SI 90 S FF 90 F FF 91 X FF 91 3-2 17 1B 1B		F FF 90 C SI 90 B FF 89 F SI 89 B CU 77 X SI 90 2-2 G3 ②				2	0	1	0	1	0	0
17 Nelson Cruz, R (1, 9) OBP: 0.383, SLG: 0.592		F FF 88 X SI 88 0-1 1-2 1B		S SI 90 B FF 90 F CH 82 X FF 91 1-2 1-3 1B		F CU 74 X FF 91 0-1 G6-3 ③				3	0	2	0	0	0	0
7 David Murphy, L (1, 7) OBP: 0.317, SLG: 0.379		C FF 89 B SI 90 X CU 77 1-1 F9-5 ① ② 2-3		B SI 90 F SI 89 S SI 89 B FF 88 X CU 77 2-2 P4 ②			B CU 74 C SI 89 S CU 76 F SI 90 F FF 91 B CU 79 B CU 79 X FF 90 3-2 G4-3 ①			3	0	0	0	0	0	4
15 Matt Treanor, R (1, 2) OBP: 0.304, SLG: 0.352 11 Bengie Molina, R (8, 2) OBP: 0.307, SLG: 0.352		B SI 90 X FF 90 1-0 G4-3 ③		B CH 81 B CH 82 B CH 82 C FF 89 F CH 81 S FF 89 3-3 K ③			F FF 89 B CU 75 X CU 75 1-1 G1-4-3 ②			3 0	0 0	0 0	0 0	0 0	1 0	3 0
19 Chris Davis, L (1, 3) OBP: 0.253, SLG: 0.256			C FF 88 C SI 88 B CU 77 C SI 89 1-3 K ①		B CU 74 F SI 88 X SI 89 1-1 1 SH1-3 1B		B FF 90 B SI 90 F FF 89 F SI 90 F CU 78 X SI 90 2-2 F7 ③			3	0	1	0	0	1	0
Inning Stats	R: 1 H: 2 E: 0 LOB: 0 K: 1 BB: 0 S: 13 P: 21	R: 0 H: 1 E: 0 LOB: 1 K: 0 BB: 1 S: 8 P: 14	R: 0 H: 1 E: 0 LOB: 1 K: 1 BB: 0 S: 11 P: 18	R: 0 H: 2 E: 0 LOB: 2 K: 2 BB: 0 S: 16 P: 27	R: 0 H: 1 E: 0 LOB: 1 K: 2 BB: 0 S: 11 P: 19	R: 0 H: 0 E: 0 LOB: 0 K: 0 BB: 0 S: 8 P: 10	R: 0 H: 0 E: 0 LOB: 0 K: 0 BB: 0 S: 11 P: 17	R: 0 H: 0 E: 0 LOB: 0 K: 1 BB: 0 S: 6 P: 10		1B: 5 SF: 0 2B: 2 SAC: 1 3B: 0 DP: 1 HR: 1 HBP: 0						

PITCHER		IP	WLS	BF	H	R	ER	SO	BB	IBB	HBP	BLK	WP	HR	S	P	ERA	WHIP
51 Joe Saunders, L ERA: 4.62	(1, 1)	7.0	L	27	7	1	1	6	1	0	0	0	0	1	78	126	1.29	1.143
40 Kevin Jepsen, R ERA: 4.5	(8, 1)	1.0		3	0	0	0	1	0	0	0	0	0	0	6	10	0.00	0.000

PITCHER	IP	WLS	BF	H	R	ER	SO	BB	IBB	HBP	BLK	WP	HR	S	P	ERA	WHIP

Los Angeles Angels @ Texas Rangers

Rangers Ballpark in Arlington, Arlington, TX

Sat Jul 24 2010, 8:35 PM - 11:41 PM EDT

Att. 47,098 - Partly Cloudy - 93 F

livebaseballscorecards.com

Batter	1	2	3	4	5	6	7	8	9	AB	R	H	RBI	BB	SO	LOB
2 Erick Aybar, S (1, 6) OBP: 0.345, SLG: 0.375	C SI 87 F CH 82 B SI 90 B FC 87 B FC 88 X SI 90 3-2 ① F7			L CU 71 X SI 88 0-1 ① 1B	1 SAFE 1 SAFE B SI 87 D CH 83 X SI 87 2-0 1-H 3B		L SI 88 L SL 77 X FF 89 0-2 13 1B; 53 2B; 1-3 1B	S FC 86 B SI 92 1 SAFE B FF 92 1 SAFE S FC 85 B CU 76 F SI 90 B FF 94 4-2 ② 1-2 BB		4	1	3	1	1	0	0
13 Maicer Izturis, S (1, 4) OBP: 0.326, SLG: 0.402	C SI 88 B CU 74 F FC 89 B CU 75 F SI 90 X CH 86 2-2 ② P5			C CU 73 B FC 87 X SI 89 1-1 ② L7	B CU 75 F FF 89 F CU 74 X CU 74 1-2 ③ F9		C SL 76 1 SAFE B FF 90 1 SAFE 1 SAFE X SL 77 1-1 53 2B; 55 FC3-2; 1-2 3-H 1B	B CH 81 1 SAFE C SI 88 1 SAFE 1 SAFE X SI 89 1-1 ③ P4		5	0	1	1	0	0	2
53 Bobby Abreu, L (1, 9) OBP: 0.348, SLG: 0.404	B SI 88 C SI 88 X CU 74 1-1 ③ L9			C SI 88 B CH 84 B FC 87 B SI 89 B SI 89 4-1 48 E BB		X SI 88 0-0 ① G4-3	L SI 89 X SL 76 0-1 55 FC3-2; 6 SF8; 1-3 2-H 2B		B SI 91 B SI 91 C SI 90 B SI 92 B FF 91 4-1 55 G4-3; 48 E BB	3	1	1	1	2	0	0
48 Torii Hunter, R (1, 8) OBP: 0.375, SLG: 0.493		B SI 88 F SI 90 F FC 87 F SI 90 B CH 84 X FC 88 2-2 ① F9		B FC 88 X SI 89 1-0 E9; 1-3 1B		F SI 89 B SI 88 X CH 85 1-1 55 1B; 6 1B	I IN 66 I IN 73 I IN 70 I IN 71 4-0 55 FC3-2 IBB		B FC 87 1 SAFE X SI 90 1-0 FC4; 55 G4-3; 1-2	4	1	2	0	1	0	1
55 Hideki Matsui, L (1, 10) OBP: 0.327, SLG: 0.407		X FC 86 0-0 ② F9		C SI 90 B FC 88 X SI 91 1-1 ③ P6		B SI 89 1 SAFE B SI 89 C FC 87 1 SAFE F SI 89 X SI 91 2-2 6 1B; 1-3 1B	F FF 89 B FF 90 X SI 89 1-1 ① FC3-2; 44 FC6-4; 1-2 2-3 3-Hf		B SI 91 F SI 91 B CH 86 B FF 90 X SI 90 3-1 ① G4-3; 1-2 2-3	5	0	1	0	0	0	7
6 Alberto Callaspo, S (1, 5) OBP: 0.307, SLG: 0.407		B SI 88 C SI 89 B CH 84 X SI 88 2-1 ③ G3-1			B SI 87 X CH 84 1-0 ① G1-3	C FF 95 X SL 79 0-1 5 FC5-4; 1-2 3-H 1B	F FF 88 D SL 77 C FF 88 X FF 88 1-2 ② SF8; 3-H		X FC 88 0-0 ② P6	4	0	1	2	0	0	2
44 Mike Napoli, R (1, 3) OBP: 0.322, SLG: 0.493			C SI 88 X SI 90 0-1 ① F8		B FC 88 C CH 84 F SI 90 B SI 90 X SI 90 2-2 ② G5-3	S FF 96 B FF 96 S SL 80 F SL 82 B SL 85 B SL 80 F FF 95 F SL 79 F FF 96 3-3 ② K	B SL 78 B SL 78 B SI 85 C SI 84 X SL 78 3-1 ③ FC6-4; 1-2f		B FF 92 B SI 92 B FF 92 C FF 92 F FF 92 F FC 89 X SI 92 3-2 ③ L4	5	0	0	0	0	1	6
5 Jeff Mathis, R (1, 2) OBP: 0.261, SLG: 0.358			C SI 89 S CU 75 F CU 73 B FC 87 X CU 73 1-2 ② F8		C FC 88 B CU 75 B CU 74 B SI 90 X SI 88 3-1 HR	B SL 83 S SL 80 F FF 96 X SL 83 1-2 ③ FC5-4; 1-2f		B FF 92 C FC 85 X CH 82 1-1 77 FC2-6; 1B		4	1	2	1	0	0	2
77 Reggie Willits, S (1, 7) OBP: 0.354, SLG: 0.287			C SI 87 X FF 89 0-1 ③ F7		C SI 88 X CU 75 0-1 2 3B; 1B		B FF 88 C FF 88 B SI 89 X FF 88 2-1 2 1B; 13 1B; 1B	L FF 89 X SI 89 0-1 ① FC2-6; 2 CS; 1-2f		4	2	2	0	0	0	1

Inning Stats	1	2	3	4	5	6	7	8	9
	R: 0 E: 0 K: 0 S: 9	R: 0 E: 0 K: 0 S: 7	R: 0 E: 0 K: 0 S: 8	R: 0 E: 1 K: 0 S: 8	R: 2 E: 0 K: 0 S: 12	R: 1 E: 0 K: 1 S: 20	R: 3 E: 0 K: 0 S: 16	R: 0 E: 0 K: 0 S: 9	R: 0 E: 1 K: 0 S: 9
	H: 0 LOB: 0 BB: 0 P: 15	H: 0 LOB: 0 BB: 0 P: 11	H: 0 LOB: 0 BB: 0 P: 9	H: 2 LOB: 2 BB: 1 P: 15	H: 3 LOB: 1 BB: 0 P: 21	H: 3 LOB: 2 BB: 0 P: 27	H: 4 LOB: 2 BB: 1 P: 28	H: 1 LOB: 1 BB: 1 P: 15	H: 0 LOB: 2 BB: 1 P: 20

	AB	R	H	RBI	BB	SO	LOB
	38	6	13	6	4	1	21

	1B	2B	3B	HR	SF	SAC	DP	HBP
	10	1	1	1	1	0	0	0

	PA
	43

	WP	PB	SB	CS
	0	0	0	1

TOP

PITCHER		IP	WLS	BF	H	R	ER	SO	BB	IBB	HBP	BLK	WP	HR	S	P	ERA	WHIP
39 Scott Feldman, R ERA: 5.46	(1, 1)	5.1	L	23	7	3	3	0	1	0	0	0	0	1	50	80	5.06	1.500
64 Alexi Ogando, R ERA: 1.37	(6, 1)	0.2		3	1	0	0	1	0	0	0	0	0	0	14	18	0.00	1.500
28 Darren Oliver, L ERA: 1.9	(7, 1)	0.2		7	4	3	3	0	0	1	0	0	0	0	14	23	40.50	6.000
56 Darren O'Day, R ERA: 1.38	(7, 1)	0.1		1	0	0	0	0	0	0	0	0	0	0	2	5	0.00	0.000
54 Matt Harrison, L ERA: 4.15	(8, 1)	1.0		4	1	0	0	0	1	0	0	0	0	0	9	15	0.00	2.000

PITCHER		IP	WLS	BF	H	R	ER	SO	BB	IBB	HBP	BLK	WP	HR	S	P	ERA	WHIP
52 Doug Mathis, R ERA: 6.04	(9, 1)	1.0		5	0	0	0	0	1	0	0	0	0	0	9	20	0.00	1.000

Los Angeles Angels @ Texas Rangers

Rangers Ballpark in Arlington, Arlington, TX

Sat Jul 24 2010, 8:35 PM - 11:41 PM EDT

Att. 47,098 - Partly Cloudy - 93 F

livebaseballscorecards.com

BOTTOM

Batter	1	2	3	4	5	6	7	8	9	AB	R	H	RBI	BB	SO	LOB
1 Elvis Andrus, R (1, 6) OBP: 0.353, SLG: 0.312	B FF 90 C FF 91 C FF 92 B SL 83 X FF 94 2-2 ① G3-1		B SL 81 C SL 80 F FF 91 D SL 83 X FF 92 2-2 ③ G6-3			B FF 92 B FF 91 X FF 91 2-0 ② F9		B FF 92 C FF 91 C FF 90 F FF 92 S SL 80 1-3 ① K		4	0	0	0	0	1	2
10 Michael Young, R (1, 5) OBP: 0.356, SLG: 0.493	C FF 93 C SL 81 B FF 94 X FF 93 1-2 ② F9			X FF 92 0-0 ① G4-3		C FF 93 B CH 85 B FF 92 X FF 93 2-1 HR		B SL 83 B FF 92 C SL 82 D SL 82 C FF 93 F SL 83 S SL 82 3-3 ② K		4	1	1	1	0	1	1
5 Ian Kinsler, R (1, 4) OBP: 0.393, SLG: 0.426	C SL 82 S SL 83 F FF 94 S SL 83 0-3 ③ K			B FF 92 B FF 92 C SL 78 B FF 92 B SL 79 4-1 27 G5-4-3 BB		B SL 81 S SL 81 F SL 82 B SL 82 B FF 93 B SL 83 4-2 27 S BB		C FF 93 S SL 81 1 SAFE X FF 93 0-2 ③ P3		2	0	0	0	2	1	1
27 Vladimir Guerrero, R (1, 10) OBP: 0.359, SLG: 0.524		B FF 94 X FF 94 1-0 ① G6-3		1 SAFE X FF 92 0-0 ②③ G5-4-3 1-2f		B FF 93 X FF 94 1-0 ③ G5-3 1-2			B SI 95 B CH 82 B SI 95 C SI 94 C SI 95 C FF 97 3-3 ① K	4	0	0	0	0	1	2
32 Josh Hamilton, L (1, 7) OBP: 0.397, SLG: 0.629		B SL 81 B SL 80 X FF 92 2-0 ② G3			F FF 90 X FF 92 0-1 ① L8		X SL 77 0-0 ① F8		B SI 96 C SI 95 T FF 96 F FF 96 B FF 97 X CH 85 2-2 2B	4	0	1	0	0	0	0
17 Nelson Cruz, R (1, 9) OBP: 0.381, SLG: 0.599		X FF 93 0-0 ③ F8			F FF 93 S SL 85 B FF 93 S SL 84 1-3 ② K		B SL 82 C SL 78 X SL 80 1-1 HR		C SI 97 F FF 97 F FF 97 B SI 97 B FF 97 S CH 84 2-3 ② K	4	1	1	1	0	2	1
11 Bengie Molina, R (1, 2) OBP: 0.307, SLG: 0.351			C FF 94 B SL 82 C SL 80 S SL 82 1-3 ① K		F FF 92 X FF 93 0-1 1B		X FF 93 0-0 ② F9		C SI 97 F SI 97 B SI 96 B FF 97 B FF 97 F FF 96 F FF 96 C CH 84 3-3 ③ K	4	0	1	0	0	2	1
19 Chris Davis, L (1, 3) OBP: 0.255, SLG: 0.269			B FF 92 C FF 91 B SL 80 B SL 80 X FF 92 3-1 2B		C FF 93 F SL 82 S SL 81 0-3 ③ K		B FF 91 C SL 81 S FF 93 S SL 83 1-3 ③ K			3	0	1	0	0	2	1
20 Julio Borbon, L (1, 8) OBP: 0.306, SLG: 0.358			B SL 78 C SL 80 F FF 93 D SL 81 B SL 79 X FF 93 3-2 ② F8			B FF 91 C FF 89 S CH 82 B SL 81 S CH 84 2-3 ① K		C FF 89 X SL 78 0-1 1B		3	0	1	0	0	1	1
Inning Stats	R: 0 E: 0 K: 1 S: 10 H: 0 LOB: 0 BB: 0 P: 13	R: 0 E: 0 K: 0 S: 3 H: 0 LOB: 0 BB: 0 P: 6	R: 0 E: 0 K: 1 S: 11 H: 1 LOB: 1 BB: 0 P: 20	R: 0 E: 0 K: 0 S: 3 H: 0 LOB: 0 BB: 1 P: 7	R: 0 E: 0 K: 2 S: 10 H: 1 LOB: 1 BB: 0 P: 11	R: 1 E: 0 K: 1 S: 9 H: 1 LOB: 1 BB: 1 P: 20	R: 1 E: 0 K: 1 S: 7 H: 1 LOB: 0 BB: 0 P: 9	R: 0 E: 0 K: 2 S: 13 H: 1 LOB: 1 BB: 0 P: 17	R: 0 E: 0 K: 3 S: 16 H: 1 LOB: 1 BB: 0 P: 26	1B: 2 2B: 2 3B: 0 HR: 2 SF: 0 SAC: 0 DP: 1 HBP: 0						

	AB	32
	R	2
	H	6
	RBI	2
	BB	2
	SO	11
	LOB	10

WP: 0 PB: 0 SB: 1 CS: 0 PA: 34

PITCHER		IP	WLS	BF	H	R	ER	SO	BB	IBB	HBP	BLK	WP	HR	S	P	ERA	WHIP
54 Ervin Santana, R ERA: 3.55	(1, 1)	8.0	W	30	5	2	2	8	2	0	0	0	0	2	66	103	2.25	0.875
56 Fernando Rodney, R ERA: 3.2	(9, 1)	1.0		4	1	0	0	3	0	0	0	0	0	0	16	26	0.00	1.000

PITCHER	IP	WLS	BF	H	R	ER	SO	BB	IBB	HBP	BLK	WP	HR	S	P	ERA	WHIP

Los Angeles Angels @ Texas Rangers

Rangers Ballpark in Arlington, Arlington, TX

Sun Jul 25 2010, 8:09 PM - 10:57 PM EDT

Att. 38,320 - Partly Cloudy - 96 F

livebaseballscorecards.com

TOP

Batter	1	2	3	4	5	6	7	8	9	AB	R	H	RBI	BB	SO	LOB
2 Erick Aybar, S (1, 6) OBP: 0.342, SLG: 0.371	X FF 90 0-0 ① F8		B FF 88 B FF 88 F FF 89 X CU 75 2-1 ② F8			B SI 89 B CH 81 B SI 89 C FF 89 C SI 89 X SI 90 3-2 ② L4		C FS 85 B FS 83 C FS 83 X CU 76 1-2 ② G3-1		4	0	0	0	0	0	1
13 Maicer Izturis, S (1, 4) OBP: 0.324, SLG: 0.392	C SI 89 X FF 88 0-1 ② G4-3		X FF 89 0-0 ③ F7			C SI 89 B CU 74 X CU 74 1-1 ③ L1-3		C FF 92 B FF 92 S FS 83 B FF 92 F FF 93 F FF 94 B CU 81 B FF 92 4-2 53 S BB		3	0	0	0	1	0	1
53 Bobby Abreu, L (1, 9) OBP: 0.347, SLG: 0.401	B SI 90 C SI 89 S FF 88 F FF 90 X CU 77 1-2 ③ F7			C SI 89 X CU 74 0-1 ① G1-3			B FF 88 C SI 89 B CH 82 B FF 88 B SI 88 4-1 55 HR BB	C FS 84 D CU 79 C FS 85 X FF 93 1-2 ③ G6-3 1-2		3	1	0	0	1	0	1
48 Torii Hunter, R (1, 8) OBP: 0.376, SLG: 0.501		C SI 88 X SI 89 0-1 HR		X FF 89 0-0 ② L9			C FF 88 X SI 89 0-1 ① P3		B FF 95 F FF 95 X FF 96 1-1 55 1B 6 FC4-6 1B	4	2	2	1	0	0	1
55 Hideki Matsui, L (1, 10) OBP: 0.329, SLG: 0.417		C FF 90 B FF 90 B FF 89 F SI 90 X FF 90 2-2 ① G4-3		B FF 90 C SI 90 X CU 76 1-1 ③ F8			F FF 89 B FF 88 1 SAFE B SI 90 B FF 87 X FF 90 3-1 1-H HR		C FF 95 X FF 94 0-1 6 FC4-6 1-3 1B	4	1	2	2	0	0	0
6 Alberto Callaspo, S (1, 5) OBP: 0.304, SLG: 0.403		B SI 90 X CH 83 1-0 ② G3			C SI 89 F FF 87 F FF 89 X FF 90 0-2 ① F8		C SI 84 B SI 83 B SI 84 X SI 83 2-1 ② G4-3		X FF 96 0-0 ① FC4-6 47 G4-3 1-2f 3-H	4	0	0	1	0	0	1
47 Howie Kendrick, R (1, 3) OBP: 0.309, SLG: 0.401		B FF 91 F FF 90 X CU 76 1-1 ③ F8			C FF 90 F FF 88 B FF 91 X FF 89 1-2 ② G6-3		C SI 86 X SL 77 0-1 1B		B FF 96 B FF 96 C SI 96 B FF 96 C FF 96 F FF 96 F FF 96 X FF 97 3-2 ② G4-3 1-2	4	0	1	0	0	0	1
20 Juan Rivera, R (1, 7) OBP: 0.310, SLG: 0.424			C FF 89 B FF 88 X FF 88 1-1 1B		B FF 91 X FF 91 1-0 ③ G6-3		1 SAFE C SI 84 1 SAFE B FF 84 X SI 85 1-1 ③ G5-3		B SL 78 X SI 96 1-0 ③ G5-3	4	0	1	0	0	0	2
5 Jeff Mathis, R (1, 2) OBP: 0.256, SLG: 0.351 77 Reggie Willits, S (8, PH) OBP: 0.350, SLG: 0.284 46 Bobby Wilson, R (8, 2) OBP: 0.291, SLG: 0.420			C FF 88 X CU 73 0-1 ① F7			B FF 88 C FF 88 F SI 87 S CU 77 1-3 ① K		C FF 91 F FF 92 B FF 92 B CU 77 F FF 92 F FF 92 X FF 92 2-2 ① F7		2 1 0	0 0 0	0 0 0	0 0 0	1 0 0	1 0 0	1 0 0
Inning Stats	R: 0 E: 0 K: 0 S: 7 H: 0 LOB: 0 BB: 0 P: 8	R: 1 E: 0 K: 0 S: 8 H: 1 LOB: 0 BB: 0 P: 12	R: 0 E: 0 K: 0 S: 7 H: 1 LOB: 1 BB: 0 P: 10	R: 0 E: 0 K: 0 S: 5 H: 0 LOB: 0 BB: 0 P: 6	R: 0 E: 0 K: 0 S: 8 H: 0 LOB: 0 BB: 0 P: 10	R: 0 E: 0 K: 1 S: 8 H: 0 LOB: 0 BB: 0 P: 13	R: 2 E: 0 K: 0 S: 11 H: 2 LOB: 1 BB: 1 P: 21	R: 0 E: 0 K: 0 S: 15 H: 0 LOB: 1 BB: 1 P: 23	R: 1 E: 0 K: 0 S: 11 H: 2 LOB: 1 BB: 0 P: 16	1B: 4 2B: 0 3B: 0 HR: 2 SF: 0 SAC: 0 DP: 0 HBP: 0						

	AB	33
	R	4
	H	6
	RBI	4
	BB	2
	SO	1
	LOB	9

	WP: 0	PA: 35
	PB: 0	
	SB: 1	
	CS: 0	

PITCHER		IP	WLS	BF	H	R	ER	SO	BB	IBB	HBP	BLK	WP	HR	S	P	ERA	WHIP
35 Tommy Hunter, R ERA: 2.31	(1, 1)	6.1	W	23	3	3	3	1	1	0	0	0	0	2	48	71	4.26	0.632
56 Darren O'Day, R ERA: 1.36	(7, 1)	0.2	H	3	1	0	0	0	0	0	0	0	0	0	6	9	0.00	1.500
50 Frank Francisco, R ERA: 3.83	(8, 1)	1.0	H	4	0	0	0	0	1	0	0	0	0	0	15	23	0.00	1.000
30 Neftalí Feliz, R ERA: 3.74	(9, 1)	1.0	S	5	2	1	1	0	0	0	0	0	0	0	11	16	9.00	2.000

PITCHER		IP	WLS	BF	H	R	ER	SO	BB	IBB	HBP	BLK	WP	HR	S	P	ERA	WHIP

BOTTOM

Batter	1	2	3	4	5	6	7	8	9	AB	R	H	RBI	BB	SO	LOB
1 Elvis Andrus, R (1, 6) OBP: 0.356, SLG: 0.316	C FF 92 B FF 93 B SL 84 X FF 94 2-1 ① G6-3	1 SAFE C FF 92 X SL 84 0-1 ③ 1-H 2B		B SI 90 C FC 90 X SL 78 1-1 ② 2-3 G1-3		1 SAFE B SI 91 B SI 90 F SI 90 B SI 89 B SI 90 4-1 10 1B 1-2 BB		B SI 87 X SI 86 1-0 10 BLK 1B		4	0	2	0	1	0	1
10 Michael Young, R (1, 5) OBP: 0.356, SLG: 0.491	B FF 93 S SL 85 B FC 92 X FF 93 2-1 5 1B 32 3B 1B		F FF 92 C FF 89 X SL 78 0-2 ① F8	B FF 91 C FF 91 B FF 91 X FC 88 2-1 ③ G6-3		B SL 80 X SI 90 1-0 1-3 2-H 1B		F SI 86 B CH 73 1 SAFE B CH 72 F SI 88 B SL 74 F CH 73 F SI 88 T SI 88 3-2 ② K 1-2		5	1	2	1	0	1	2
5 Ian Kinsler, R (1, 4) OBP: 0.393, SLG: 0.425	C SL 86 B FF 93 F SL 84 X SL 84 1-2 32 3B 1-2 1B		F FF 92 C FF 92 B FC 90 F FF 93 B SL 84 B SL 84 X SL 81 3-2 27 1B 32 1B 1B		C FC 87 B SL 78 X SL 77 1-1 ① G5-3	F SI 91 C SI 91 F SI 90 S SL 81 0-3 ③ K		F CH 72 B SI 88 B CH 72 X CH 73 2-1 ③ G5-3		5	2	2	0	0	1	3
27 Vladimir Guerrero, R (1, 10) OBP: 0.358, SLG: 0.521	B SL 84 F FC 92 C SL 85 F FC 93 S SL 81 1-3 ② K		B FC 91 X FF 92 1-0 32 1B 1-2 1B		B FC 93 X FF 93 1-0 ② G5-3		C CU 80 X SL 81 0-1 ① F9			4	0	1	0	0	1	2
32 Josh Hamilton, L (1, 8) OBP: 0.400, SLG: 0.635	B SL 77 B FF 93 X SL 83 2-0 1-H 2-H 3B		F FF 90 X SL 79 0-1 ② 1-3 2-H 1B		B SI 92 B FF 82 F F FF 92 B FF 81 X FF 92 3-2 17 WP 17 1B 1B		S SI 91 B SI 90 F SI 91 F CU 79 S CU 80 1-3 ② K			4	1	3	3	0	1	0
17 Nelson Cruz, R (1, 9) OBP: 0.383, SLG: 0.597	B FF 92 X SL 83 1-0 ③ G5-3		F FF 93 X FC 91 0-1 ③ G1-4-3		D FF 91 1 SAFE S FC 85 B FC 85 F FC 86 X FF 92 2-2 ③ 1-H 1B		C SI 90 B SL 81 B SI 90 B SI 89 X SI 90 3-1 7 BB 1B			4	0	2	1	0	0	2
7 David Murphy, L (1, 7) OBP: 0.320, SLG: 0.376		F FF 91 B SI 89 B FF 92 B SI 90 X FF 91 3-1 ① L9		B SI 89 B FF 87 B FF 91 B FF 90 4-0 19 S 19 2B BB		X SI 91 0-0 ① P6	1 SAFE B SI 89 B SI 90 B SI 89 B SI 89 4-0 1-2 BB			2	1	0	0	2	0	0
11 Bengie Molina, R (1, 2) OBP: 0.302, SLG: 0.345		B FF 92 S FF 92 F FF 92 B SL 84 F FF 93 C FF 90 2-3 ② K		F FC 89 1 SAFE X FF 91 0-1 ① F8		C SI 92 B SL 82 X SL 82 1-1 ② G5-3	X SI 91 0-0 ③ F7			4	0	0	0	0	1	3
19 Chris Davis, L (1, 3) OBP: 0.274, SLG: 0.284		C SI 89 B SL 78 F CH 84 B FF 92 B SL 83 B FF 90 4-2 1 2B BB		1 SAFE B FF 91 S CH 84 2 SAFE X SL 80 1-1 1 G1-3 1-H 2B		B SI 91 B SI 92 B SI 91 C SI 91 B SI 90 4-1 1 WP 10 1B BB		F SI 88 C SI 87 F CH 72 B SI 89 F CH 72 B SI 89 T SI 88 2-2 ① K		2	1	1	1	2	1	0
Inning Stats	R: 2 H: 3 E: 0 LOB: 1 K: 1 BB: 0 S: 13 P: 22	R: 0 H: 1 E: 0 LOB: 2 K: 1 BB: 1 S: 10 P: 19	R: 1 H: 3 E: 0 LOB: 1 K: 0 BB: 0 S: 12 P: 16	R: 1 H: 1 E: 0 LOB: 1 K: 0 BB: 1 S: 8 P: 16	R: 1 H: 2 E: 0 LOB: 1 K: 0 BB: 0 S: 9 P: 16	R: 1 H: 1 E: 0 LOB: 2 K: 1 BB: 2 S: 10 P: 20	R: 0 H: 1 E: 0 LOB: 2 K: 1 BB: 1 S: 9 P: 17	R: 0 H: 1 E: 0 LOB: 1 K: 2 BB: 0 S: 13 P: 21		1B: 10 SF: 0 2B: 2 SAC: 0 3B: 1 DP: 0 HR: 0 HBP: 0						WP: 2 PA: 39 PB: 0 SB: 1 CS: 0	

PITCHER		IP	WLS	BF	H	R	ER	SO	BB	IBB	HBP	BLK	WP	HR	S	P	ERA	WHIP
70 Trevor Bell, R ERA: 6.75	(1, 1)	3.1	L	18	8	4	4	2	2	0	0	0	0	0	39	66	10.80	3.000
45 Francisco Rodriguez, R ERA: 3.71	(4, 1)	1.2		6	2	1	1	0	0	0	0	0	1	0	13	23	5.40	1.200
62 Scot Shields, R ERA: 5.61	(6, 1)	2.0		11	2	1	1	2	3	0	0	0	1	0	19	37	4.50	2.500
40 Brian Fuentes, L ERA: 3.68	(8, 1)	1.0		4	1	0	0	2	0	0	0	1	0	0	13	21	0.00	1.000

PITCHER	IP	WLS	BF	H	R	ER	SO	BB	IBB	HBP	BLK	WP	HR	S	P	ERA	WHIP

Los Angeles Angels @ Texas Rangers

Rangers Ballpark in Arlington, Arlington, TX

Sun Jul 25 2010, 8:09 PM - 10:57 PM EDT

Att. 38,320 - Partly Cloudy - 96 F

livebaseballscorecards.com

AB	34
R	6
H	13
RBI	6
BB	5
SO	6
LOB	13

Batter	1	2	3	4	5	6	7	8	9	AB	R	H	RBI	BB	SO	LOB
10 Marco Scutaro, R (1, 6) OBP: 0.336, SLG: 0.368	X FF 91 0-0 ① P2	C FC 87 X FS 86 0-1 ③ FC6-4 1-2f			B FS 87 B FS 88 X FC 87 2-0 ① G6-3		F FF 96 B CU 84 X SL 90 1-1 ③ F9		F FF 92 B SL 82 1 SAFE L FF 93 F SL 82 1 SAFE F FF 92 F FF 92 F SL 81 1-2 X FF 91 7 2B 1-2 1B	5	1	1	0	0	0	2
7 J.D. Drew, L (1, 9) OBP: 0.350, SLG: 0.464	C SI 91 B SI 92 C KC 81 S FS 85 1-3 ② K		C KC 78 B FF 90 X FS 84 1-1 ① G3-1		B SI 92 F FF 91 F KC 81 C SI 92 1-3 ② K			S CH 83 C SI 96 X CH 85 0-2 ① P6	C FF 92 B CH 84 B FF 91 C FF 91 B FF 92 F FF 92 F FF 93 X FF 92 3-2 20 WP 20 A4 D8 1-H 2-H 2B	5	0	1	2	0	2	0
20 Kevin Youkilis, R (1, 3) OBP: 0.410, SLG: 0.570	B SI 93 C FC 88 X SI 93 1-1 1B		C FF 92 C FF 89 T FS 86 0-2 ② K		X FF 93 0-0 1B			C SI 96 C CH 83 F SI 98 B SI 96 B CH 83 F CH 84 F SI 97 X SI 97 2-2 34 S 34 HR 1B	B FF 90 B FC 90 C CU 77 B FF 92 F FF 92 C FF 94 3-3 ② ③ K 2-H	5	1	3	0	0	2	1
34 David Ortiz, L (1, 10) OBP: 0.370, SLG: 0.539	B FF 92 C FF 92 F KC 81 S FS 87 1-3 ③ K		X KC 81 0-0 HR		X SI 93 0-0 ③ F7			B SI 97 B CH 84 B CH 84 F CH 83 F FF 97 F FF 97 X FF 97 3-2 1-H HR		4	2	2	3	0	1	2
29 Adrián Beltré, R (1, 5) OBP: 0.376, SLG: 0.553		X FF 91 0-0 41 1B 3B	F FC 88 F FC 89 X FS 86 0-2 1B			B FC 88 S FF 94 F FC 89 X SL 78 1-2 ① G5-3		B SI 96 H SI 97 2-0 12 FC4-6 HBP		3	1	2	0	0	0	0
41 Victor Martinez, S (1, 2) OBP: 0.343, SLG: 0.476		X FF 91 0-0 12 2B 32 FC3-2 3-H 1B	C KC 81 F FS 86 B FF 91 B FF 90 B FC 84 F FS 87 C FF 92 3-3 ③ K			B SL 78 B SI 83 S SI 94 B SI 94 F SI 93 X FF 90 3-2 ② G4-3		C CH 83 B SI 96 B CH 83 X SI 97 2-1 ② L6		4	0	1	1	0	1	2
12 Jed Lowrie, S (1, 4) OBP: 0.294, SLG: 0.267		B FF 91 X FF 92 1-0 32 FC3-2 1-3 2B		C SI 91 B KC 79 B KC 78 S FF 91 C FF 91 2-3 ① K	B SI 94 F FF 94 X FC 90 1-1 ③ G3			C CH 82 S CH 83 B CH 84 X SI 97 1-2 ③ FC4-6 1-2f		4	0	1	0	0	1	1
23 Mike Cameron, R (1, 8) OBP: 0.339, SLG: 0.418 54 Darnell McDonald, R (9, 8) OBP: 0.318, SLG: 0.393		S FC 87 C FC 87 S FS 86 0-3 ① K		B SI 93 X FC 88 1-0 ② F8			B FF 97 X FF 95 1-0 ① G5-3		C FF 91 S SL 83 B SL 83 B FF 93 B SL 84 B FF 92 4-2 10 1B 7 2B BB	3 0	1 0	0 0	0 0	1 0	1 0	2 0
32 Jeremy Hermida, L (1, 7) OBP: 0.263, SLG: 0.369 3 Eric Patterson, L (7, 7) OBP: 0.258, SLG: 0.426		C KC 79 S FS 86 X FS 85 0-2 ② FC3-2 10 FC6-4 2-3 3-H		B SI 93 B FS 86 F SI 91 S KC 81 F FS 86 C FF 92 2-3 ③ K			B CU 85 C FF 96 C FF 97 S SL 91 1-3 ② K		1 SAFE L FF 91 1 SAFE P PO 82 B FF 92 1 SAFE X FF 91 2-1 ① B3	3 1	0 0	0 0	0 0	2 0	2 0	2 1
Inning Stats	R: 0 E: 0 K: 2 S: 9 H: 1 LOB: 1 BB: 0 P: 12	R: 1 E: 0 K: 1 S: 11 H: 3 LOB: 2 BB: 0 P: 12	R: 1 E: 0 K: 2 S: 13 H: 2 LOB: 1 BB: 0 P: 17	R: 0 E: 0 K: 2 S: 8 H: 0 LOB: 0 BB: 0 P: 13	R: 0 E: 0 K: 1 S: 6 H: 1 LOB: 1 BB: 0 P: 9	R: 0 E: 0 K: 0 S: 8 H: 0 LOB: 0 BB: 0 P: 13	R: 0 E: 0 K: 1 S: 6 H: 0 LOB: 0 BB: 0 P: 9	R: 2 E: 0 K: 0 S: 18 H: 2 LOB: 1 BB: 0 P: 28	R: 2 E: 0 K: 1 S: 20 H: 2 LOB: 1 BB: 1 P: 32	1B: 6 2B: 2 3B: 1 HR: 2 SF: 0 SAC: 0 DP: 0 HBP: 1						

PITCHER		IP	WLS	BF	H	R	ER	SO	BB	IBB	HBP	BLK	WP	HR	S	P	ERA	WHIP
24 Dan Haren, R ERA: 4.57	(1, 1)	4.2	L	21	7	2	2	8	0	0	0	0	0	1	46	62	3.86	1.500
45 Francisco Rodriguez, R ERA: 3.54	(5, 1)	1.1		4	0	0	0	0	0	0	0	0	0	0	9	14	0.00	0.000
40 Kevin Jepsen, R ERA: 4.37	(7, 1)	1.0		3	0	0	0	1	0	0	0	0	0	0	6	9	0.00	0.000
56 Fernando Rodney, R ERA: 3.57	(8, 1)	1.0		6	2	2	2	0	0	0	1	0	0	1	18	28	18.00	2.000
58 Michael Kohn, R ERA: 54.0	(9, 1)	0.1		4	2	2	2	0	1	0	0	0	0	0	17	26	54.00	9.000

PITCHER		IP	WLS	BF	H	R	ER	SO	BB	IBB	HBP	BLK	WP	HR	S	P	ERA	WHIP
63 Rich Thompson, R ERA: 2.08	(9, 1)	0.2		1	0	0	0	1	0	0	0	0	1	0	3	6	0.00	0.000

TOP

Boston Red Sox @ Los Angeles Angels

Angel Stadium of Anaheim, Anaheim, CA

Mon Jul 26 2010, 7:08 PM - 10:29 PM PDT

Att. 40,364 - Clear - 70 F

livebaseballscorecards.com

AB	37
R	6
H	11
RBI	6
BB	1
SO	10
LOB	13

WP: 1 PA: 39
PB: 0
SB: 1
CS: 0

BOTTOM

Batter	1	2	3	4	5	6	7	8	9	AB	R	H	RBI	BB	SO	LOB
2 Erick Aybar, S (1, 6) OBP: 0.337, SLG: 0.366	F SI 92 F SI 95 F FC 92 B SI 96 B FC 90 F FC 91 F FF 96 F FF 95 F FC 91 2-2 X FF 86 G4-3 ①	F FC 90 C CU 78 B FC 92 X FF 96 1-2 F7 ③			X CU 76 0-0 B5-3 ①		1 SAFE S FC 90 B FC 90 B CU 79 S FC 91 B FC 90 F FF 95 X FC 90 3-2 1-2 G4-3 ③		B FF 94 C FF 96 S FS 90 D FS 91 S FS 91 2-3 K ③	5	0	0	0	0	1	5
13 Maicer Izturis, S (1, 4) OBP: 0.329, SLG: 0.395	C SI 94 X FF 96 0-1 G4-3 ②		C CH 82 X FC 89 0-1 53 FC5-4 1B		C FF 92 B FC 90 F FC 88 F CH 83 C SI 95 1-3 K ②			B FF 91 C FF 91 X SL 88 1-1 53 FC4 1B		4	0	2	0	0	1	0
53 Bobby Abreu, L (1, 9) OBP: 0.346, SLG: 0.408	B FF 95 C FF 95 X CH 83 1-1 HR		C SI 93 1 SAFE 1 SAFE X SI 94 0-1 FC5-4 ① 55 1B 1-2f		X SI 94 0-0 L4 ③			C FF 91 B SL 88 B FF 92 F FF 91 X SL 88 2-2 FC4 ① 55 HR 1-2f		4	2	1	1	0	0	2
48 Torii Hunter, R (1, 8) OBP: 0.373, SLG: 0.496	C SI 96 S FC 92 B FC 93 F SI 96 X FF 96 1-2 G4-3 ③		S CH 82 1 SAFE B SI 94 F SI 94 S FC 89 1-3 K ②			B SI 94 F SI 94 S CU 80 B SI 94 C FC 91 2-3 K ①		X FF 92 0-0 F9 ②		4	0	0	0	0	2	2
55 Hideki Matsui, L (1, 10) OBP: 0.333, SLG: 0.429		B SI 93 B SI 94 C SI 93 B SI 94 F SI 94 B SI 96 4-2 44 HBP 6 1B BB	1 SAFE B SI 93 C CH 81 1 SAFE B SI 94 C FC 89 1 SAFE X FC 91 2-2 1-2 1B			C CH 82 B FF 94 F CH 84 X CU 80 1-2 F9 ②		C FF 91 B SL 88 C FF 91 D SL 89 F SL 87 B FF 92 X SL 88 3-2 1-H HR		3	1	2	2	1	0	0
6 Alberto Callaspo, S (1, 5) OBP: 0.303, SLG: 0.401		B SI 94 F FC 92 X SI 95 1-1 44 HBP 1-2 1B	X FC 90 0-0 G3-1 ③			C SI 96 B CU 81 C CU 79 B FC 92 F FC 91 X SI 95 2-2 F7 ③		S FS 90 B FF 94 S FS 90 F FF 96 X FF 96 1-2 G4-3 ③		4	0	1	0	0	0	2
44 Mike Napoli, R (1, 3) OBP: 0.324, SLG: 0.492 (8, 2)		D SI 95 B FC 90 H SI 94 3-0 1-2 2-3 HBP	S CH 83 B CU 79 S CH 82 F CU 79 S CH 82 1-3 K ①				B FF 93 C CH 81 B CU 79 F CH 83 B FF 96 S FC 91 3-3 K ①		B FF 95 B FF 95 C FF 96 B FF 96 C FF 96 X FF 97 3-2 77 DI 1B	3	0	1	0	0	2	0
20 Juan Rivera, R (1, 7) OBP: 0.310, SLG: 0.423 77 Reggie Willits, S (7, PR) OBP: 0.347, SLG: 0.281 (8, 7)		C FC 90 F SI 94 F SI 96 D SI 96 X CU 78 1-2 F3 ①	C FF 95 F FC 92 B CH 84 S CH 82 1-3 K ②				X CU 79 0-0 47 FC6-4 1B		C FF 96 F FS 91 B FF 95 B FF 95 X FF 95 2-2 F8 ① 1-2	3 1	0 0	1 0	0 0	0 0	1 0	3 1
5 Jeff Mathis, R (1, 2) OBP: 0.252, SLG: 0.345 47 Howie Kendrick, R (7, PH) OBP: 0.308, SLG: 0.399 (8, 3)		B FC 90 S CH 82 X SI 95 1-1 F3 ②	C FF 94 B FC 90 B CH 82 C CH 82 B CU 79 F FC 91 S CH 83 3-3 K ③				B SI 93 1 SAFE S FC 90 1 SAFE B CH 80 X FC 90 2-1 FC6-4 ② 2 WP 1-2f		B FF 95 C FF 96 S FS 90 X FF 97 1-2 G5-3 ②	2 2	0 0	0 0	0 0	0 0	1 0	3 2
Inning Stats	R: 1 H: 1 E: 0 LOB: 0 K: 0 BB: 0 S: 16 P: 20	R: 0 H: 1 E: 0 LOB: 3 K: 0 BB: 1 S: 13 P: 24	R: 0 H: 2 E: 0 LOB: 2 K: 1 BB: 0 S: 11 P: 14	R: 0 H: 0 E: 0 LOB: 0 K: 3 BB: 0 S: 11 P: 16	R: 0 H: 0 E: 0 LOB: 0 K: 1 BB: 0 S: 6 P: 7	R: 0 H: 0 E: 0 LOB: 0 K: 1 BB: 0 S: 10 P: 15	R: 0 H: 1 E: 0 LOB: 2 K: 1 BB: 0 S: 10 P: 18	R: 2 H: 2 E: 0 LOB: 0 K: 0 BB: 0 S: 14 P: 21	R: 0 H: 1 E: 0 LOB: 1 K: 1 BB: 0 S: 12 P: 20	1B: 6 SF: 0 2B: 0 SAC: 0 3B: 0 DP: 0 HR: 2 HBP: 1					WP: 1 PA: 37 PB: 0 SB: 0 CS: 0	

PITCHER	IP	WLS	BF	H	R	ER	SO	BB	IBB	HBP	BLK	WP	HR	S	P	ERA	WHIP
11 Clay Buchholz, R (1, 1) ERA: 2.71	7.0	W	28	5	1	1	7	1	0	1	0	1	1	77	114	1.29	0.857
48 Scott Atchison, R (8, 1) ERA: 4.21	0.2	H	4	2	2	2	0	0	0	0	0	0	1	10	16	27.00	3.000
58 Jonathan Papelbon, R ERA: 2.98	1.1	S	5	1	0	0	1	0	0	0	0	0	0	16	25	0.00	0.750

PITCHER	IP	WLS	BF	H	R	ER	SO	BB	IBB	HBP	BLK	WP	HR	S	P	ERA	WHIP

Boston Red Sox @ Los Angeles Angels

Angel Stadium of Anaheim, Anaheim, CA

Mon Jul 26 2010, 7:08 PM - 10:29 PM PDT

Att. 40,364 - Clear - 70 F

livebaseballscorecards.com

AB	35
R	3
H	8
RBI	3
BB	1
SO	8
LOB	20

Boston Red Sox @ Los Angeles Angels

Angel Stadium of Anaheim, Anaheim, CA

Tue Jul 27 2010, 7:09 PM - 10:12 PM PDT

Att. 40,120 - Clear - 69 F

TOP

livebaseballscorecards.com

Batter	1	2	3	4	5	6	7	8	9	AB	R	H	RBI	BB	SO	LOB
10 Marco Scutaro, R (1, 6) OBP: 0.338, SLG: 0.373	B FF 91 C FF 89 B SL 79 X FF 90 2-1 F8 ①	C FF 90 1 SAFE B FF 91 X FF 91 1-1 1-2 1B			C SL 77 X SL 78 0-1 F8 ① 2-3		F FF 91 C CH 80 1 SAFE B FF 91 P PO 81 1 SAFE X FF 92 2-2 12 2B 1B 1-3		C SI 89 F CH 74 X SI 90 0-2 34 1B 34 E 2B	5	2	3	0	0	0	1
12 Jed Lowrie, S (1, 4) OBP: 0.318, SLG: 0.400	B SI 90 X FF 87 1-0 34 FC5 2B	D SI 92 X CH 81 1-0 F8 ③			C SI 91 D CH 80 B SI 91 X CU 71 2-1 F7 ②		F CU 72 B SI 90 X SI 90 1-1 1-H 3-H 2B		B SI 89 B SI 89 X SI 88 2-0 F8 ②	5	0	2	2	0	0	4
20 Kevin Youkilis, R (1, 3) OBP: 0.410, SLG: 0.565	B FF 91 S SL 79 D SL 81 B FF 91 C SL 79 B FF 92 4-2 41 FC5 34 FC5 BB		F FF 90 B SI 89 F FF 92 S SL 81 1-3 K ①		X FF 93 0-0 G6-3 ③		C CH 77 B FF 92 B FF 90 X FF 91 2-1 G6-3 ③		I IN 71 I IN 67 I IN 73 I IN 80 4-0 34 E IBB	3	0	0	0	2	1	2
34 David Ortiz, L (1, 10) OBP: 0.370, SLG: 0.535	C CU 72 B CH 80 X CH 79 1-1 FC5 29 FC5 41 FC5 ② 1-2 2-3f		B SI 91 C SI 91 B SI 92 F CU 70 B CH 81 F CU 71 S CH 80 3-3 K ②			C FF 90 X CU 71 0-1 G4-3 ①		B CU 82 B FF 95 C FC 96 B FC 98 B FF 95 4-1 29 2B BB	F SI 89 B SL 75 X SL 75 1-1 E4 41 BB 1B 1-3 2-H	4	1	1	0	1	1	2
41 Victor Martinez, S (1, 2) OBP: 0.341, SLG: 0.469	B CU 70 F SI 92 X CU 71 1-1 FC5 29 FC5 1-2 2-3		C SI 91 X SI 91 0-1 F8 ③			C CU 69 X CU 71 0-1 F8 ②		C FF 96 C SL 91 F SL 90 F FF 96 S SL 89 0-3 K ①	B SI 89 F SI 89 B CH 72 B SI 89 F SI 89 D SI 90 4-2 1-2 BB	4	0	0	0	1	1	3
29 Adrián Beltré, R (1, 5) OBP: 0.374, SLG: 0.551	C CH 78 S SL 79 F FF 91 X SL 80 0-2 FC5 ③ 1-2 2-3f			C SL 79 F SI 88 S FF 90 0-3 K ①		F FF 91 F FF 92 B FF 89 B SL 81 X CH 79 2-2 G5-3 ③		B SL 90 X FF 96 1-0 3 G3 2B 1-H	C SI 89 D CH 74 F CH 74 X SI 89 1-2 F8 ③	5	0	1	1	0	1	6
32 Jeremy Hermida, L (1, 7) OBP: 0.258, SLG: 0.362 3 Eric Patterson, L (7, 7) OBP: 0.256, SLG: 0.423		C SI 89 B SI 90 C CU 70 F FF 93 S CH 79 1-3 K ①		C SI 88 C FF 90 B SL 78 S CH 78 1-3 K ②			B CU 70 S CU 69 F SI 92 C SI 91 1-3 K ① 2-3	B FC 96 F SL 89 C FF 97 X CU 83 1-2 G3 ②		3 1	0 0	0 0	0 0	3 0	0 0	0 1
23 Mike Cameron, R (1, 8) OBP: 0.331, SLG: 0.408		B SL 79 B SL 78 B FF 90 C FF 90 F FF 92 F FF 92 C SL 79 3-3 K ②		S FF 91 B SL 80 B FF 91 F FF 91 B SL 79 C CH 79 3-3 K ③			B FF 91 B CH 79 C SL 78 B CH 79 F FF 91 F FF 92 F FF 92 X FF 91 3-2 F7 ② 2-1 F8 ③	B FC 96 S SL 90 D FF 96 X FF 96		4	0	0	0	0	2	1
54 Darnell McDonald, R (1, 9) OBP: 0.325, SLG: 0.401		C FF 91 X SL 80 0-1 10 1B 1B			B SI 91 C SL 80 X FF 91 1-1 10 F8 2B		C FF 91 F FF 91 B FF 90 B SI 92 B CH 79 B CH 79 4-2 10 1B 12 2B BB		C SI 88 S CH 72 B SI 90 S SI 90 1-3 K ①	3	1	2	0	1	1	0
Inning Stats	R: 0 E: 0 K: 0 S: 13 H: 1 LOB: 3 BB: 1 P: 22	R: 0 E: 0 K: 2 S: 13 H: 2 LOB: 2 BB: 0 P: 19	R: 0 E: 0 K: 2 S: 9 H: 0 LOB: 0 BB: 0 P: 13	R: 0 E: 0 K: 3 S: 9 H: 0 LOB: 0 BB: 0 P: 13	R: 0 E: 0 K: 0 S: 7 H: 1 LOB: 1 BB: 0 P: 10	R: 0 E: 0 K: 0 S: 7 H: 0 LOB: 0 BB: 0 P: 9	R: 2 E: 0 K: 1 S: 18 H: 2 LOB: 1 BB: 1 P: 30	R: 1 E: 0 K: 1 S: 12 H: 1 LOB: 1 BB: 1 P: 20	R: 1 E: 1 K: 1 S: 14 H: 2 LOB: 3 BB: 2 P: 27	1B: 4 2B: 5 3B: 0 HR: 0 SF: 0 SAC: 0 DP: 0 HBP: 0						

	AB	37
	R	4
	H	9
	RBI	3
	BB	5
	SO	10
	LOB	20

WP: 0 PB: 0 SB: 0 CS: 0 PA: 42

PITCHER		IP	WLS	BF	H	R	ER	SO	BB	IBB	HBP	BLK	WP	HR	S	P	ERA	WHIP
36 Jered Weaver, R ERA: 3.19	(1, 1)	7.0	L	30	6	2	2	8	2	0	0	0	0	0	76	116	2.57	1.143
40 Kevin Jepsen, R ERA: 4.5	(8, 1)	1.0		5	1	1	1	1	1	0	0	0	0	0	12	20	9.00	2.000
40 Brian Fuentes, L ERA: 3.86	(9, 1)	1.0		7	2	1	1	1	1	1	0	0	0	0	14	27	9.00	3.000

PITCHER	IP	WLS	BF	H	R	ER	SO	BB	IBB	HBP	BLK	WP	HR	S	P	ERA	WHIP

Batter	1	2	3	4	5	6	7	8	9	AB	R	H	RBI	BB	SO	LOB
13 Maicer Izturis, S (1, 6) OBP: 0.319, SLG: 0.383	C FF 93 C FC 86 B FF 94 F FF 93 B FC 84 X FF 93 2-2 ① F8		S SL 84 B FC 84 S CH 85 F FF 92 D CU 82 X FC 84 2-2 ② FC6-2 6 1B 53 2B 3-H		B CU 76 X CH 81 1-0 ① F8		1 SAFE D CU 79 X CU 78 1-0 ③ G4-3			4	1	0	0	0	0	2
6 Alberto Callaspo, S (1, 5) OBP: 0.305, SLG: 0.402	B FF 93 B FC 86 C SI 92 F SI 91 B FF 88 F CU 80 F FF 92 X CU 80 3-2 ② G6-3		1 SAFE B FF 92 B FC 83 X SI 92 2-0 53 2B 1-3 1B		C SI 91 X CU 79 0-1 ② 1B			B CH 82 C CU 76 B FC 84 X SI 90 2-1 ① F8		4	0	2	0	0	0	0
53 Bobby Abreu, L (1, 9) OBP: 0.348, SLG: 0.419	B FF 93 C FF 93 F FF 92 B FC 86 C FF 94 2-3 ③ K		B FF 93 C FF 92 X FF 93 1-1 2B 1-3 3-H		B FF 94 B FF 91 C FF 92 C FC 83 S FC 83 2-3 ③ K			B FF 90 C CU 77 F CU 81 F FF 92 B CU 80 B CU 79 F CU 76 X FF 91 3-2 HR		4	1	2	2	0	2	0
48 Torii Hunter, R (1, 8) OBP: 0.369, SLG: 0.490		B FF 92 B CH 83 S FC 83 B FC 85 F FF 92 F FC 86 F FF 92 X FC 85 3-2 ① G1-3	S FC 85 D FC 86 S FC 84 B FC 84 B FF 92 F FC 84 F FF 91 C FF 92 3-3 ③ K			C FF 92 F FF 92 B CU 81 X SL 84 1-2 ① G5-3			B FF 98 B SL 84 C FF 97 S SL 85 C SI 99 2-3 ② K	4	0	0	0	0	2	2
55 Hideki Matsui, L (1, 10) OBP: 0.332, SLG: 0.425 77 Reggie Willits, S (8, PR) OBP: 0.347, SLG: 0.281 (9, 10)		B FF 93 X FF 92 1-0 E7		B SI 90 C CU 76 C CH 82 T FF 92 1-2 ① K		F SI 91 S CU 78 B CU 82 X CU 80 1-2 ② G4-3		B FF 98 B SI 97 B FF 98 B FF 97 4-0 BB		3 0	0 0	0 0	0 0	1 0	1 0	0 0
44 Mike Napoli, R (1, 3) OBP: 0.320, SLG: 0.485	C FF 94 F FF 93 F FC 86 B FF 94 X CU 82 1-2 ② F8			X FF 92 0-0 ② F9		B FF 92 S FC 84 X FF 92 1-1 ③ G5-3		B FF 97 X FF 97 1-0 ③ F8		4	0	0	0	0	0	2
47 Howie Kendrick, R (1, 4) OBP: 0.307, SLG: 0.398	C FF 92 B FC 86 X FF 92 1-1 ③ G4-3			B FF 92 X FC 84 1-0 20 S 1B			C FF 90 B FF 89 X CU 78 1-1 ① G1-3		B FF 94 C FF 95 S FF 95 X FF 97 1-2 ① G4-3	4	0	1	0	0	0	1
20 Juan Rivera, R (1, 7) OBP: 0.313, SLG: 0.425			C FF 93 B FF 92 F FC 85 B FF 93 F CH 83 X FF 93 2-2 5 SH2-4 13 FC6-2 2B	F FC 83 F FF 89 1 SAFE P PO 84 B FC 84 B FF 93 B FC 83 4-2 5 FC6-4 1-2 BB			F FF 92 B FC 84 F FC 84 B CU 81 X CU 81 2-2 ② G5-3		B FF 96 X FF 95 1-0 ② F8	3	0	1	0	1	0	0
5 Jeff Mathis, R (1, 2) OBP: 0.256, SLG: 0.348 2 Erick Aybar, S (9, PH) OBP: 0.337, SLG: 0.365			L FF 91 X FC 86 0-1 ① SH2-4 2-3	B FF 92 B FC 83 X FC 84 2-0 ③ FC6-4 1-2f			X FC 85 0-0 1B		C FF 96 S FS 91 X FF 95 0-2 ③ G6-3	2 1	0 0	1 0	0 0	0 0	0 0	2 0
Inning Stats	R: 0 E: 0 K: 1 S: 12 H: 0 LOB: 0 BB: 0 P: 19	R: 0 E: 1 K: 0 S: 12 H: 0 LOB: 1 BB: 0 P: 18	R: 1 E: 0 K: 1 S: 18 H: 3 LOB: 2 BB: 0 P: 28	R: 0 E: 0 K: 1 S: 9 H: 1 LOB: 2 BB: 1 P: 16	R: 0 E: 0 K: 1 S: 6 H: 1 LOB: 0 BB: 0 P: 9	R: 0 E: 0 K: 0 S: 8 H: 0 LOB: 0 BB: 0 P: 11	R: 0 E: 0 K: 0 S: 7 H: 1 LOB: 1 BB: 0 P: 11	R: 1 E: 0 K: 1 S: 11 H: 1 LOB: 1 BB: 1 P: 23	R: 0 E: 0 K: 0 S: 7 H: 0 LOB: 0 BB: 0 P: 9	1B: 4 2B: 2 3B: 0 HR: 1	SF: 0 SAC: 1 DP: 0 HBP: 0					

PITCHER		IP	WLS	BF	H	R	ER	SO	BB	IBB	HBP	BLK	WP	HR	S	P	ERA	WHIP
41 John Lackey, R ERA: 4.26	(1, 1)	7.1	W	30	7	2	2	4	1	0	0	0	0	1	79	124	2.46	1.091
51 Daniel Bard, R ERA: 1.84	(8, 1)	0.2	H	3	0	0	0	1	1	0	0	0	0	0	4	11	0.00	1.500
58 Jonathan Papelbon, R ERA: 2.91	(9, 1)	1.0	S	3	0	0	0	0	0	0	0	0	0	0	7	9	0.00	0.000

PITCHER	IP	WLS	BF	H	R	ER	SO	BB	IBB	HBP	BLK	WP	HR	S	P	ERA	WHIP

BOTTOM

Boston Red Sox @ Los Angeles Angels

Angel Stadium of Anaheim, Anaheim, CA

Tue Jul 27 2010, 7:09 PM - 10:12 PM PDT

Att. 40,120 - Clear - 69 F

livebaseballscorecards.com

AB	33
R	2
H	7
RBI	2
BB	2
SO	5
LOB	9

Boston Red Sox @ Los Angeles Angels

Angel Stadium of Anaheim, Anaheim, CA

Wed Jul 28 2010, 12:39 PM - 4:14 PM PDT

Att. 44,052 - Sunny - 74 F

TOP

livebaseballscorecards.com

Batter	1	2	3	4	5	6	7	8	9	AB	R	H	RBI	BB	SO	LOB
10 Marco Scutaro, R (1, 6) OBP: 0.345, SLG: 0.384	C SI 92 B SI 92 X SI 91 1-1 54 WP 1B	D CU 80 B SI 91 C SI 90 C SI 91 F SI 90 D CU 79 F SI 92 B CU 79 4-2 54 WP BB		B SI 94 B FC 90 B SI 93 C FF 91 X SI 94 3-1 54 G5-3 1B		B FC 90 B FF 94 B FF 93 B FF 93 4-0 BB		C SI 96 F SI 97 F FF 99 F SI 98 B CH 86 X CH 85 1-2 1-H 2-H 3-H HR	C SL 82 B SL 81 F SL 84 B SL 82 B FF 92 C SL 81 3-3 ② K	4	1	3	4	2	1	2
54 Darnell McDonald, R (1, 9) OBP: 0.321, SLG: 0.392	B SI 92 C SI 92 B CU 80 F SI 93 F SI 92 D CU 79 F SI 92 S SI 92 3-3 ① K 1-2	B SI 91 F SL 81 D SL 82 B SI 90 B SI 90 4-1 1-2 2-3 BB		S FF 88 C FC 88 B SI 94 B FF 87 1 SAFE X SI 94 2-2 ② G5-3 1-2		B FC 90 X FF 92 1-0 ③ F8		B CH 86 F FF 97 S CH 84 S FF 98 1-3 ① K	B SL 80 B FF 92 F FF 92 S FF 92 X FF 92 2-2 ③ F7	5	0	0	0	1	2	6
20 Kevin Youkilis, R (1, 3) OBP: 0.410, SLG: 0.570	B CU 78 C SI 92 B SL 81 X SI 92 2-1 ② L5	C FF 88 B FC 88 S SI 93 X FF 93 1-2 ③ F7		F FC 88 D FC 89 B FC 88 C FC 88 F SI 96 X SI 95 2-2 ③ G6-3			B FC 88 C FC 88 B FF 92 B FF 91 X FF 93 3-1 HR	B FF 97 C CH 84 B CH 84 B FF 98 S CH 84 F FF 97 B CH 84 4-2 41 1B BB		4	1	1	1	1	0	5
34 David Ortiz, L (1, 10) OBP: 0.368, SLG: 0.529	C SI 92 B SI 93 S SI 92 C SI 93 1-3 ③ K		B SL 77 B SI 94 B SI 94 F SI 94 X SI 94 3-1 41 1B 1B		S CU 79 S FF 94 B FF 93 B FF 93 S FC 93 2-3 ① K		C FF 93 B CH 87 B CH 85 S FF 92 F FF 93 S CU 78 2-3 ① K	C SL 81 C FF 92 B FF 92 B FF 91 S SL 82 2-3 ② K		5	0	1	0	0	4	2
41 Victor Martinez, S (1, 2) OBP: 0.342, SLG: 0.467		C SI 92 C CU 79 X SI 92 0-2 ① P6	X SI 94 0-0 1-2 1B		B CH 85 C CH 86 C FC 89 B FF 92 F FC 89 X FF 93 2-2 ② F7		C FC 89 B CH 86 X FC 89 1-1 ② F7	B SL 82 C SL 80 F FF 92 B FF 94 X SL 80 2-2 1-3 1B		5	0	2	0	0	0	0
29 Adrian Beltré, R (1, 5) OBP: 0.372, SLG: 0.554		B SI 91 X SI 91 1-0 HR	B FF 90 X FC 87 1-0 ① F7		B FC 89 C FC 88 X FF 92 1-1 ③ F8		F FF 92 F FC 90 B CU 80 S FF 92 1-3 ③ K	C SL 81 S SL 80 F SL 82 X FF 92 0-2 ③ F9		5	1	1	1	0	1	4
32 Jeremy Hermida, L (1, 7) OBP: 0.262, SLG: 0.355		C CU 78 X CU 79 0-1 ② F8	C SI 93 D SL 77 B SI 94 B SI 94 S SI 94 S SI 95 3-3 ② K			C CH 84 F FC 88 F FF 92 B FC 92 S CH 85 1-3 ① K		C CH 83 B CH 83 B FF 97 B CH 83 C CH 83 F CH 84 B FF 97 4-2 3 1B 22 BB 10 HR BB	B SL 81 C SL 79 C FF 93 B SL 81 B FF 92 B FF 92 4-2 3 SH5-4 22 BB BB	3	1	0	0	2	2	2
22 Bill Hall, R (1, 4) OBP: 0.320, SLG: 0.445		C SI 91 B SL 82 B SI 91 C SI 91 F SI 92 B SI 92 X SI 91 3-2 HR	B FC 87 S FC 89 D FC 88 C SI 94 S FC 90 2-3 ③ K			C FC 89 F FC 89 B FF 93 F FC 92 S CU 79 1-3 ② K		B FF 96 B FF 96 B FF 96 C FF 95 B SI 96 4-1 3 1B 10 HR 1-2 BB	B SL 80 B FF 91 B FF 92 B FF 93 4-0 3 SH5-4 1-2 BB	3	2	1	1	2	2	2
3 Eric Patterson, L (1, 8) OBP: 0.268, SLG: 0.451		B SI 91 B SI 91 S SI 90 B SI 90 F SI 89 X SI 90 3-2 54 WP 2B		C FF 87 X FC 87 0-1 ① L3		C FF 92 X CU 78 0-1 3B		B SI 95 X SI 98 1-0 10 HR 1-2 2-3 1B	C FF 90 X FF 92 0-1 ① SH5-4 1-2 2-3	4	1	3	0	0	0	0

Inning Stats																						
	R: 0	H: 1	R: 2	H: 3	R: 0	H: 2	R: 0	H: 1	R: 0	H: 0	R: 0	H: 1	R: 1	H: 1	R: 4	H: 3	R: 0	H: 0	1B: 6	SF: 0	WP: 2	PA: 47
	E: 0	LOB: 1	E: 0	LOB: 3	E: 0	LOB: 2	E: 0	LOB: 1	E: 0	LOB: 0	E: 0	LOB: 2	E: 0	LOB: 0	E: 0	LOB: 2	E: 0	LOB: 2	2B: 1	SAC: 1	PB: 0	
	K: 2	BB: 0	K: 0	BB: 2	K: 2	BB: 0	K: 0	BB: 0	K: 1	BB: 0	K: 2	BB: 1	K: 2	BB: 0	K: 2	BB: 3	K: 1	BB: 2	3B: 1	DP: 0	SB: 0	
	S: 12	P: 19	S: 21	P: 37	S: 10	P: 19	S: 11	P: 18	S: 9	P: 14	S: 11	P: 18	S: 12	P: 19	S: 26	P: 45	S: 10	P: 23	HR: 4	HBP: 0	CS: 0	

	AB	38
	R	7
	H	12
	RBI	7
	BB	8
	SO	12
	LOB	23

PITCHER		IP	WLS	BF	H	R	ER	SO	BB	IBB	HBP	BLK	WP	HR	S	P	ERA	WHIP
62 Scot Shields, R ERA: 5.86	(1, 1)	1.2		11	4	2	2	2	2	0	0	0	2	2	30	52	10.80	3.600
45 Francisco Rodriguez, R ERA: 3.26	(2, 1)	2.1		10	3	0	0	2	0	0	0	0	0	0	24	41	0.00	1.286
63 Rich Thompson, R ERA: 2.45	(5, 1)	3.0		12	2	1	1	5	1	0	0	0	0	1	32	51	3.00	1.000
56 Fernando Rodney, R ERA: 4.43	(8, 1)	0.1	L	6	2	4	4	1	3	0	0	0	0	1	16	31	108.00	15.000
58 Michael Kohn, R ERA: 9.0	(8, 1)	1.2		8	1	0	0	2	2	0	0	0	0	0	20	37	0.00	1.800

PITCHER	IP	WLS	BF	H	R	ER	SO	BB	IBB	HBP	BLK	WP	HR	S	P	ERA	WHIP

BOTTOM

Batter	1	2	3	4	5	6	7	8	9	AB	R	H	RBI	BB	SO	LOB
2 Erick Aybar, S (1, 6) OBP: 0.334, SLG: 0.362	B SI 95 F SI 94 X FF 92 1-1 G3 ①	B FC 91 S CH 88 B FC 90 X FF 95 2-1 G4-3 ③			X CH 91 0-0 SH1-4 ① 2-3			C FF 93 S CH 83 F FF 93 C SI 94 0-3 K ①		3	0	0	0	0	1	2
13 Maicer Izturis, S (1, 10) OBP: 0.311, SLG: 0.374	B FF 94 F SI 94 X FC 91 1-1 G3 ②		B SI 93 B CH 88 C SI 93 B SI 93 S SI 95 F FF 95 F FF 96 C FF 95 3-3 K ①		D FC 92 B CH 88 X FF 94 2-0 SF8 ② 3-H			C FF 94 B FF 93 B CU 77 F FF 93 S CH 84 2-3 K ②		3	0	0	1	0	2	0
6 Alberto Callaspo, S (1, 5) OBP: 0.305, SLG: 0.403	B FF 95 B SI 94 C SI 94 B FC 90 F FC 91 T SI 95 3-2 K ③		C CU 76 X CH 91 0-1 F9 ②		S CH 88 F FF 93 B CU 78 B SI 96 F FC 92 B SI 95 X SI 94 3-2 F7 ③			B FF 94 B FF 94 C FF 93 B CH 85 C FF 93 X FF 94 3-2 2B		4	0	1	0	0	1	0
53 Bobby Abreu, L (1, 9) OBP: 0.347, SLG: 0.416		C SI 94 B CH 87 C SI 94 T CU 77 1-2 K ①	B FF 96 S SI 95 X FC 94 1-1 F8 ③			S CH 87 C CU 74 B SI 93 B SI 94 B CU 73 F SI 94 X SI 95 3-2 F7 ①		C FF 93 B FF 94 S FF 92 B FF 94 B CH 84 B SI 93 4-2 BB		3	0	0	0	1	1	0
55 Hideki Matsui, L (1, 7) OBP: 0.332, SLG: 0.422 20 Juan Rivera, R (7, 7) OBP: 0.312, SLG: 0.424		B SI 96 C FF 95 C FC 93 F CU 79 B FC 93 B FC 92 F FF 95 B CH 89 4-2 47 1B / 46 1B BB		B SI 94 B FC 91 X SI 94 2-0 G3-1 ①		C SI 95 B CH 88 B SI 95 B SI 94 F SI 95 X FF 95 3-2 G3 ②		B FF 93 S CH 83 B SI 94 S FF 94 B CH 84 X FF 93 3-2 P4 ③		2 1	1 0	0 0	0 0	1 0	0 0	0 2
47 Howie Kendrick, R (1, 4) OBP: 0.307, SLG: 0.396		C FF 96 X FC 93 0-1 46 1B / 77 1B 1-2 1B		C SI 95 X SI 94 0-1 G5-3 ②		F FC 91 X FC 92 0-1 F8 ③			C FF 92 B CH 89 B SL 88 X FF 93 2-1 F9 ①	4	1	1	0	0	0	0
44 Mike Napoli, R (1, 3) OBP: 0.320, SLG: 0.485		B FC 93 B FF 96 S FC 93 X FC 93 2-1 F8 ②		X SI 94 0-0 2B		C SI 94 B FC 90 F SI 94 B FC 91 S FC 91 2-3 K ①			B FF 93 C FF 94 S SL 88 F FF 94 S FF 91 1-3 K ②	4	0	1	0	0	2	2
46 Bobby Wilson, R (1, 2) OBP: 0.288, SLG: 0.407		B FF 96 F FF 96 B CU 77 X FF 92 2-1 77 1B 1-3 2-H 1B		F SI 94 X SI 95 0-1 G5-3 ③		B FF 93 S FC 91 B SI 93 F FF 93 S SI 94 2-3 K ②			C FF 93 S SL 87 B SL 91 S SL 88 1-3 K ③	4	0	1	1	0	2	1
77 Reggie Willits, S (1, 8) OBP: 0.356, SLG: 0.304		B FF 94 S SI 95 F FF 92 X SI 95 1-2 1-3 3-H 1B			B SI 94 B FF 93 B FF 93 C SI 93 C FF 94 F SI 94 X SI 95 3-2 2 SH1-4 / 13 SF8 2B			B SI 93 C SI 94 F SI 93 F FF 94 B FC 90 X SI 93 2-2 G6-3 ③		3	1	2	1	0	0	0
Inning Stats	R: 0 E: 0 K: 1 S: 7 H: 0 LOB: 0 BB: 0 P: 12	R: 2 E: 0 K: 1 S: 18 H: 3 LOB: 2 BB: 1 P: 30	R: 0 E: 0 K: 1 S: 9 H: 0 LOB: 0 BB: 0 P: 13	R: 0 E: 0 K: 0 S: 6 H: 1 LOB: 1 BB: 0 P: 8	R: 1 E: 0 K: 0 S: 10 H: 1 LOB: 0 BB: 0 P: 18	R: 0 E: 0 K: 0 S: 9 H: 0 LOB: 0 BB: 0 P: 15	R: 0 E: 0 K: 0 S: 10 H: 0 LOB: 0 BB: 0 P: 16	R: 0 E: 0 K: 2 S: 15 H: 1 LOB: 2 BB: 1 P: 27	R: 0 E: 0 K: 2 S: 9 H: 0 LOB: 0 BB: 0 P: 13	1B: 3 2B: 3 3B: 0 HR: 0	SF: 1 SAC: 1 DP: 0 HBP: 0			WP: 0 PB: 0 SB: 0 CS: 0	PA: 35		

PITCHER	IP	WLS	BF	H	R	ER	SO	BB	IBB	HBP	BLK	WP	HR	S	P	ERA	WHIP
19 Josh Beckett, R (1, 1) ERA: 6.33	7.0	W	27	5	3	3	5	1	0	0	0	0	0	69	112	3.86	0.857
17 Manny Delcarmen, R (8, 1) ERA: 4.86	1.0		5	1	0	0	2	1	0	0	0	0	0	15	27	0.00	2.000
56 Ramon E Ramirez, R (9, 1) ERA: 4.57	1.0		3	0	0	0	2	0	0	0	0	0	0	9	13	0.00	0.000

PITCHER	IP	WLS	BF	H	R	ER	SO	BB	IBB	HBP	BLK	WP	HR	S	P	ERA	WHIP

Boston Red Sox @ Los Angeles Angels

Angel Stadium of Anaheim, Anaheim, CA

Wed Jul 28 2010, 12:39 PM - 4:14 PM PDT

Att. 44,052 - Sunny - 74 F

livebaseballscorecards.com

AB	31
R	3
H	6
RBI	3
BB	2
SO	9
LOB	7

Texas Rangers @ Los Angeles Angels

Angel Stadium of Anaheim, Anaheim, CA

Fri Jul 30 2010, 7:08 PM - 10:08 PM PDT

Att. 43,024 - Clear - 68 F

livebaseballscorecards.com

Batter	1	2	3	4	5	6	7	8	9	AB	R	H	RBI	BB	SO	LOB
1 Elvis Andrus, R (1, 6) OBP: 0.357, SLG: 0.315	C FF 92 B FF 93 B FF 94 X FF 90 2-1 10 E 32 2B 10 FC6 1B	X SL 81 0-0 10 S 27 1B 1-3 1B	X FF 94 0-0 2-3 3-H 1B		C SL 82 S SL 84 D SL 84 X SL 83 1-2 ③ G5-3 2-3			C SI 96 B CH 83 B SI 97 C SI 96 X SI 97 2-2 1B		5	2	4	1	0	0	1
10 Michael Young, R (1, 5) OBP: 0.360, SLG: 0.491	1 SAFE C SL 81 X FF 94 0-1 FC6 32 2B 7 1B 1-3	S SL 81 B FF 92 S SL 82 C CH 86 1-3 ② K 1-2	B SL 84 F FF 95 X FF 95 1-1 ③ L8			C SL 82 F FF 93 B SL 81 B SL 82 X FF 93 2-2 ① G4-3		B SI 96 B SI 96 F SI 94 T CH 82 S FF 98 2-3 ② K		5	1	0	0	0	2	6
32 Josh Hamilton, L (1, 8) (5, 7) OBP: 0.407, SLG: 0.636 20 Julio Borbon, L (7, 8) OBP: 0.305, SLG: 0.355	B FF 94 X SL 82 1-0 7 1B 2-3 3-H 2B	B CH 87 B FF 94 D CH 88 B FF 92 4-0 27 1B BB		S SL 79 S SL 81 X FF 90 0-2 G4-3 ①		F FF 93 S CH 84 B FF 91 X SL 79 1-2 ② F7		C CH 82 S CH 82 F FF 96 X CH 84 0-2 ③ L4		3 1	1 0	1 0	1 0	1 0	0 0	0 1
27 Vladimir Guerrero, R (1, 10) OBP: 0.357, SLG: 0.512	B FF 95 X FF 95 1-0 ① G1-3	X FF 94 0-0 1-2 2-H 3-H 1B		B FF 93 C SL 82 B FF 95 F FF 93 X SL 84 2-2 ② G6-3		X SL 83 0-0 ③ G6-3			C SI 89 B SI 90 F SI 90 F SI 90 X SI 89 1-2 ① P3	5	0	1	2	0	0	2
17 Nelson Cruz, R (1, 9) OBP: 0.380, SLG: 0.601	C SL 86 B FF 94 B FF 94 B SL 84 F SL 82 T FF 94 3-2 ② K	C SL 85 B FF 93 F FF 93 X FF 93 1-2 ③ L4		X FF 94 0-0 HR			B FF 94 X FF 94 1-0 ① F9		B CH 73 C SI 89 B CH 74 C CH 73 F SI 89 D SL 75 X SI 89 3-2 ② P4	5	1	1	1	0	1	4
7 David Murphy, L (1, 7) (5, 8) (7, 7) OBP: 0.320, SLG: 0.387 8 Jorge Cantu, R (9, PH) OBP: 0.309, SLG: 0.408	B SL 84 C FF 93 B SL 81 B SL 82 F CH 85 X FF 93 3-2 11 WP 2-H 3-H 1B		B FF 89 C FF 90 C CH 85 F FF 92 C FF 91 1-3 ① K	B CH 85 B CH 82 X FF 92 2-0 ③ F7			C FF 94 C FF 94 F SI 88 B FC 93 B FF 94 B SI 88 X FF 94 3-2 18 S 1B		B SI 89 X SI 89 1-0 ③ F9	4 1	0 0	2 0	2 0	0 0	1 0	0 0
11 Bengie Molina, R (1, 2) OBP: 0.295, SLG: 0.336	S FF 94 S FF 94 1 SAFE B FF 94 X SL 84 1-2 G6-3		B SL 81 X SL 80 1-0 14 2B 1 1B 1B		B FF 92 C SL 81 B FF 92 X FF 92 2-1 ① F9		X FF 92 0-0 ② F9			4	1	1	0	0	0	2
18 Mitch Moreland, L (1, 3) OBP: 0.500, SLG: 0.429		C FF 92 X FF 92 0-1 1 1B 27 1B 1B	B FF 91 X SL 81 1-0 ② P6		B FF 92 B FF 92 B SL 81 C FF 92 B SL 80 4-1 1 BLK 14 S BB		1 SAFE B FF 92 C FF 94 F FF 94 F FF 95 1 SAFE F FF 95 1 SAFE D SL 85 2-2 ③ X FF 94 G3 1-2			3	1	1	0	1	0	2
14 Joaquin Arias, R (1, 4) OBP: 0.290, SLG: 0.330		B FF 91 C FF 91 C SL 80 B FF 92 F SL 82 X FF 91 2-2 ① F9	B FF 92 F FF 93 C FF 92 X FF 92 1-2 1 1B 1-3 2B		B FF 93 1 SAFE B FF 92 B FF 91 C FF 90 F FF 92 1 SAFE C SL 82 3-3 ② K 1-2			C SI 94 F CH 82 F SI 98 X SI 97 0-2 ① G5-3		4	0	1	0	0	1	2
Inning Stats	R: 3 E: 1 K: 1 S: 15 H: 3 LOB: 1 BB: 0 P: 26	R: 2 E: 0 K: 1 S: 14 H: 3 LOB: 2 BB: 1 P: 22	R: 1 E: 0 K: 1 S: 12 H: 3 LOB: 2 BB: 0 P: 17	R: 1 E: 0 K: 0 S: 8 H: 1 LOB: 0 BB: 0 P: 12	R: 0 E: 0 K: 1 S: 9 H: 0 LOB: 1 BB: 1 P: 19	R: 0 E: 0 K: 0 S: 7 H: 0 LOB: 0 BB: 0 P: 10	R: 0 E: 0 K: 0 S: 11 H: 1 LOB: 1 BB: 0 P: 17	R: 0 E: 0 K: 1 S: 14 H: 1 LOB: 1 BB: 0 P: 18	R: 0 E: 0 K: 0 S: 9 H: 0 LOB: 0 BB: 0 P: 14	1B: 9 2B: 2 3B: 0 HR: 1	SF: 0 SAC: 0 DP: 0 HBP: 0		WP: 1 PB: 0 SB: 3 CS: 0	PA: 42			

PITCHER		IP	WLS	BF	H	R	ER	SO	BB	IBB	HBP	BLK	WP	HR	S	P	ERA	WHIP
54 Ervin Santana, R ERA: 3.65	(1, 1)	6.0	W	31	10	7	4	4	2	0	0	1	1	1	65	106	6.00	2.000
22 Trevor Bell, R ERA: 6.46	(7, 1)	1.0	H	4	1	0	0	0	0	0	0	0	0	0	11	17	0.00	1.000
56 Fernando Rodney, R ERA: 4.32	(8, 1)	1.0	H	4	1	0	0	1	0	0	0	0	0	0	14	18	0.00	1.000
40 Brian Fuentes, L ERA: 3.73	(9, 1)	1.0	S	3	0	0	0	0	0	0	0	0	0	0	9	14	0.00	0.000

PITCHER	IP	WLS	BF	H	R	ER	SO	BB	IBB	HBP	BLK	WP	HR	S	P	ERA	WHIP

TOP

AB	40
R	7
H	12
RBI	7
BB	2
SO	5
LOB	20

Texas Rangers @ Los Angeles Angels

Angel Stadium of Anaheim, Anaheim, CA

Fri Jul 30 2010, 7:08 PM - 10:08 PM PDT

Att. 43,024 - Clear - 68 F

BOTTOM

livebaseballscorecards.com

Batter	1	2	3	4	5	6	7	8	9	AB	R	H	RBI	BB	SO	LOB
2 Erick Aybar, S (1, 6) OBP: 0.337, SLG: 0.370	BB	HR		SF7		BB				2	2	1	2	2	0	0
13 Maicer Izturis, S (1, 4) OBP: 0.307, SLG: 0.368	FC1-6	G6-3		1B		K		P6		5	0	1	1	0	1	2
53 Bobby Abreu, L (1, 9) OBP: 0.346, SLG: 0.417	F8		G6-3	K		2B				4	0	1	1	0	1	2
48 Torii Hunter, R (1, 8) OBP: 0.368, SLG: 0.486	FC5-4		G4-3	E5		IBB				3	0	0	0	1	0	2
55 Hideki Matsui, L (1, 10) OBP: 0.332, SLG: 0.420		1B	G4-3	K		G4-3				4	1	1	0	0	1	4
6 Alberto Callaspo, S (1, 5) OBP: 0.307, SLG: 0.404		1B		1B	G6-3		G6-3			4	2	2	0	0	0	0
47 Howie Kendrick, R (1, 3) OBP: 0.306, SLG: 0.395		K		1B	K					4	1	1	0	0	3	2
20 Juan Rivera, R (1, 7) OBP: 0.314, SLG: 0.435		HR		1B	G1-3		G6-3			4	2	2	4	0	0	0
44 Mike Napoli, R (1, 2) OBP: 0.319, SLG: 0.485		G4-3		2B		G3		K		4	1	1	1	0	1	0
Inning Stats	R: 0 E: 0 K: 0 S: 8 H: 0 LOB: 1 BB: 1 P: 15	R: 4 E: 0 K: 1 S: 15 H: 4 LOB: 0 BB: 0 P: 22	R: 0 E: 0 K: 0 S: 12 H: 0 LOB: 0 BB: 0 P: 18	R: 4 E: 1 K: 2 S: 17 H: 5 LOB: 2 BB: 0 P: 29	R: 0 E: 0 K: 1 S: 6 H: 0 LOB: 0 BB: 0 P: 12	R: 1 E: 0 K: 1 S: 9 H: 1 LOB: 2 BB: 2 P: 20	R: 0 E: 0 K: 1 S: 5 H: 0 LOB: 0 BB: 0 P: 8	R: 0 E: 0 K: 1 S: 6 H: 0 LOB: 0 BB: 0 P: 11		1B: 6 2B: 2 3B: 0 HR: 2	SF: 1 SAC: 0 DP: 0 HBP: 0						

	AB	34
	R	9
	H	10
	RBI	9
	BB	3
	SO	7
	LOB	12

PITCHER		IP	WLS	BF	H	R	ER	SO	BB	IBB	HBP	BLK	WP	HR	S	P	ERA	WHIP
35 Tommy Hunter, R ERA: 3.31	(1, 1)	3.0	L	18	8	8	8	1	1	0	0	0	0	2	41	64	24.00	3.000
54 Matt Harrison, L ERA: 4.01	(4, 1)	3.1		15	2	1	1	4	1	1	0	0	0	0	27	54	2.70	0.900
64 Alexi Ogando, R ERA: 1.25	(7, 1)	1.0		3	0	0	0	2	0	0	0	0	0	0	7	12	0.00	0.000
28 Darren Oliver, L ERA: 2.06	(8, 1)	0.2		2	0	0	0	0	0	0	0	0	0	0	3	5	0.00	0.000

PITCHER	IP	WLS	BF	H	R	ER	SO	BB	IBB	HBP	BLK	WP	HR	S	P	ERA	WHIP

Texas Rangers @ Los Angeles Angels

Angel Stadium of Anaheim, Anaheim, CA

Sat Jul 31 2010, 6:08 PM - 8:19 PM PDT

Att. 41,011 - Partly Cloudy - 72 F

livebaseballscorecards.com

Batter	1	2	3	4	5	6	7	8	9	AB	R	H	RBI	BB	SO	LOB
1 Elvis Andrus, R (1, 6) OBP: 0.358, SLG: 0.316	C SI 91 B FS 87 S FC 88 X FS 85 1-2 ① G5-3		C FC 87 C FF 91 H FF 90 1-2 HBP		C FF 89 C FC 87 S FF 92 0-3 ② K			C FF 91 X KC 78 0-1 10 WP 10 S 1B		3	0	1	0	0	1	0
10 Michael Young, R (1, 5) OBP: 0.357, SLG: 0.486	C SI 91 S FS 85 B SI 90 B FF 88 S FS 85 2-3 ② K		S FS 85 1 SAFE P PO 86 X FS 85 1-1 ③ G5-3		C FC 87 C SI 92 B SI 92 S SI 93 1-3 ③ K			1 SAFE C FC 87 B FS 85 X FS 85 1-1 ② G5-3 1-3		4	0	0	0	0	2	2
7 David Murphy, L (1, 7) OBP: 0.323, SLG: 0.387	B SI 92 B FC 86 X SI 91 2-0 27 FC6-4 1B			B FS 86 F FF 90 B FS 87 B FS 84 B SI 90 4-1 27 HR BB		C SI 90 F FC 86 B FF 90 B FS 86 X FS 85 2-2 ① G3		B FS 85 B FF 90 C FS 84 X FS 85 2-1 ③ G4-3		3	1	1	0	1	0	1
27 Vladimir Guerrero, R (1, 10) OBP: 0.356, SLG: 0.517	F SI 91 B SI 90 X SI 91 1-1 ③ FC6-4 1-2f			X SI 90 0-0 1-H HR		X SI 91 0-0 ② F9			B FC 87 X SI 90 1-0 ① G5-3	4	1	1	2	0	0	1
17 Nelson Cruz, R (1, 9) OBP: 0.381, SLG: 0.598		B FC 87 S FC 88 S FS 86 B FS 86 B FC 88 S FS 86 3-3 ① K		B FC 88 B FF 89 F SI 91 C FC 87 X SI 91 2-2 ① F7		B SI 92 C FF 91 B FS 86 C FC 88 X SI 92 2-2 15 CS 1B			S FS 85 B FS 87 F FS 84 B FS 88 F FC 87 B SI 92 B SI 92 4-2 BB	3	0	1	0	1	1	0
15 Cristian Guzman, S (1, 4) OBP: 0.323, SLG: 0.356		F KC 79 B FS 85 B FC 87 F FC 87 C FF 91 2-3 ② K		X FF 91 0-0 ② F8		C FC 87 0-1 ③ CS 1-2	C KC 77 X FS 83 0-1 ① G3		C KC 79 F FC 86 B FF 89 1 SAFE F FF 90 C FF 90 1-3 ② K	4	0	0	0	0	2	1
8 Jorge Cantu, R (1, 3) OBP: 0.308, SLG: 0.406		B SI 91 B FC 88 S SI 91 B FS 87 X FC 88 3-1 ③ G5-3		X SI 90 0-0 1B			B FC 87 X SI 91 1-0 ② L9		S FS 85 B FC 87 1 SAFE B FS 88 1 SAFE S FC 85 B SI 91 X FC 86 3-2 ③ F9	4	0	1	0	0	0	1
11 Bengie Molina, R (1, 2) OBP: 0.292, SLG: 0.332			C FC 87 X FF 90 0-1 ① P6	B FC 86 X FC 84 1-0 ③ P4			B FC 87 C FC 87 X FF 90 1-1 ③ F7			3	0	0	0	0	0	1
20 Julio Borbon, L (1, 8) OBP: 0.302, SLG: 0.352			S KC 79 B FS 84 B FC 88 X FS 84 2-1 ② P6		X KC 79 0-0 ① G3			B FS 84 B FS 87 C FS 88 B KC 77 X SI 90 3-1 ① G3		3	0	0	0	0	0	0

TOP	
AB	31
R	2
H	5
RBI	2
BB	2
SO	6
LOB	7

Inning Stats																		
	R: 0 E: 0 K: 1 S: 9	H: 1 LOB: 1 BB: 0 P: 15	R: 0 E: 0 K: 2 S: 8	H: 0 LOB: 0 BB: 0 P: 16	R: 0 E: 0 K: 0 S: 9	H: 0 LOB: 1 BB: 0 P: 12	R: 2 E: 0 K: 0 S: 8	H: 2 LOB: 1 BB: 1 P: 15	R: 0 E: 0 K: 2 S: 7	H: 0 LOB: 0 BB: 0 P: 8	R: 0 E: 0 K: 0 S: 8	H: 1 LOB: 0 BB: 0 P: 12	R: 0 E: 0 K: 0 S: 5	H: 0 LOB: 0 BB: 0 P: 7	R: 0 E: 0 K: 0 S: 8	H: 1 LOB: 1 BB: 0 P: 14	R: 0 E: 0 K: 1 S: 11	H: 0 LOB: 1 BB: 1 P: 20	1B: 4 2B: 0 3B: 0 HR: 1	SF: 0 SAC: 0 DP: 0 HBP: 1	WP: 1 PB: 0 SB: 1 CS: 1	PA: 35

PITCHER	IP	WLS	BF	H	R	ER	SO	BB	IBB	HBP	BLK	WP	HR	S	P	ERA	WHIP
24 Dan Haren, R (1, 1) ERA: 4.42	9.0	L	34	5	2	2	6	2	0	1	0	1	1	73	119	2.00	0.778

PITCHER	IP	WLS	BF	H	R	ER	SO	BB	IBB	HBP	BLK	WP	HR	S	P	ERA	WHIP

Texas Rangers @ Los Angeles Angels

Angel Stadium of Anaheim, Anaheim, CA

Sat Jul 31 2010, 6:08 PM - 8:19 PM PDT

Att. 41,011 - Partly Cloudy - 72 F

livebaseballscorecards.com

BOTTOM

Batter	1	2	3	4	5	6	7	8	9	AB	R	H	RBI	BB	SO	LOB
2 Erick Aybar, S (1, 6) OBP: 0.337, SLG: 0.367	C FF 88 C SL 81 X FF 91 0-2 ① P6		X FF 91 0-0 ③ F9		M SL 84 C FF 92 F SL 84 S SL 85 0-3 ③ K		C SL 83 B FF 90 H FF 91 2-1 HBP			3	0	0	0	0	1	2
13 Maicer Izturis, S (1, 4) OBP: 0.299, SLG: 0.357	B CH 87 F FF 89 C SL 82 B SL 82 F FF 91 X FF 90 2-2 ② F9			B CH 88 S CH 82 X SL 83 1-1 ① G3-1		B SL 82 C FF 89 C SL 82 T SL 84 1-2 ① K	C CH 82 B CH 81 C FF 91 X CH 84 1-2 ③ G6-3			4	0	0	0	0	1	2
53 Bobby Abreu, L (1, 9) OBP: 0.350, SLG: 0.417	C FF 88 B SL 82 B SL 83 S SL 83 B FF 90 4-1 BB			C FF 91 B FF 92 X FF 91 1-1 48 G4-3 1B		B FF 90 C SL 83 B SL 82 B FF 92 B FF 92 4-1 55 WP BB		X FF 93 0-0 ① G4-3		2	0	1	0	2	0	0
48 Torii Hunter, R (1, 8) OBP: 0.364, SLG: 0.481	X FF 89 0-0 ③ F9			C FF 90 1 SAFE X FF 91 0-1 ② G4-3 1-2		C FF 91 1 SAFE B FF 91 X SL 83 1-1 ② P5		C FF 93 F FF 93 B FS 86 S FS 86 1-3 ② K		4	0	0	0	0	1	3
55 Hideki Matsui, L (1, 10) OBP: 0.331, SLG: 0.418		X FF 90 0-0 6 G5-6-3 1B		C FF 90 C SL 84 B FF 93 S FF 93 1-3 ③ K		1 SAFE C FF 92 F FF 91 1 SAFE F FF 93 B FF 92 X SL 84 1-2 ③ G4-3 1-2		C FS 85 S FS 87 B FF 94 C FF 94 1-3 ③ K		4	0	1	0	0	2	2
6 Alberto Callaspo, S (1, 5) OBP: 0.306, SLG: 0.403		X CH 88 0-0 ① ② G5-6-3 1-2f			X FF 88 0-0 44 FC5-4 20 E 1B		B FF 90 C SL 82 C SL 82 F SL 84 X FF 92 1-2 ① F8		S FF 97 B FF 98 X SI 98 1-1 ① F8	4	0	1	0	0	0	1
47 Howie Kendrick, R (1, 3) OBP: 0.306, SLG: 0.400		C FF 89 B FF 91 C FF 90 X FF 92 1-2 ③ G3-1			X FF 89 0-0 ① F8		B FF 91 X FF 92 1-0 HR		B SI 98 X SI 97 1-0 ② G6-3	4	1	1	1	0	0	1
20 Juan Rivera, R (1, 7) OBP: 0.310, SLG: 0.429			B FF 91 B FF 89 F FF 92 C FF 92 X FF 93 2-2 ① G6-3		X FF 89 0-0 FC6 44 FC5-4 1-2		C FF 92 X SL 85 0-1 ② G1-3		X FF 99 0-0 ③ G4-3	4	0	0	0	0	0	1
44 Mike Napoli, R (1, 2) OBP: 0.319, SLG: 0.487			B FF 90 S FF 91 B SL 83 X FF 92 2-1 ② G1-3		C FF 90 F FF 92 X FF 93 0-2 ② FC5-4 1-2f 2-3		S SL 83 X FF 92 0-1 2B			3	0	1	0	0	0	2

	AB	32
	R	1
	H	5
	RBI	1
	BB	2
	SO	5
	LOB	14

Inning Stats										
	R: 0 E: 0 K: 0 S: 9	H: 0 LOB: 1 BB: 1 P: 15	R: 0 E: 0 K: 0 S: 5	H: 1 LOB: 0 BB: 0 P: 6	R: 0 E: 0 K: 0 S: 6	H: 0 LOB: 0 BB: 0 P: 10	R: 0 E: 0 K: 1 S: 9	H: 1 LOB: 1 BB: 0 P: 12	R: 0 E: 1 K: 1 S: 10	H: 1 LOB: 2 BB: 0 P: 10
	R: 0 E: 0 K: 1 S: 10	H: 0 LOB: 1 BB: 1 P: 17	R: 1 E: 0 K: 0 S: 13	H: 2 LOB: 2 BB: 0 P: 18	R: 0 E: 0 K: 2 S: 7	H: 0 LOB: 0 BB: 0 P: 9	R: 0 E: 0 K: 0 S: 4	H: 0 LOB: 0 BB: 0 P: 6	1B: 3 2B: 1 3B: 0 HR: 1	SF: 0 SAC: 0 DP: 1 HBP: 1	WP: 1 PB: 0 SB: 0 CS: 0	PA: 35

PITCHER		IP	WLS	BF	H	R	ER	SO	BB	IBB	HBP	BLK	WP	HR	S	P	ERA	WHIP
40 Rich Harden, R ERA: 5.25	(1, 1)	7.0	W	29	5	1	1	3	2	0	1	0	1	1	62	88	1.29	1.000
50 Frank Francisco, R ERA: 3.86	(8, 1)	1.0	H	3	0	0	0	2	0	0	0	0	0	0	7	9	0.00	0.000
30 Neftalí Feliz, R ERA: 3.57	(9, 1)	1.0	S	3	0	0	0	0	0	0	0	0	0	0	4	6	0.00	0.000

PITCHER	IP	WLS	BF	H	R	ER	SO	BB	IBB	HBP	BLK	WP	HR	S	P	ERA	WHIP

Texas Rangers @ Los Angeles Angels

Angel Stadium of Anaheim, Anaheim, CA

Sun Aug 01 2010, 12:39 PM - 3:09 PM PDT

Att. 41,019 - Partly Cloudy - 77 F

TOP

livebaseballscorecards.com

Batter	1	2	3	4	5	6	7	8	9	AB	R	H	RBI	BB	SO	LOB
1 Elvis Andrus, R (1, 6) OBP: 0.356, SLG: 0.312	C FF 88 B SI 88 X SL 79 1-1 G5-3		1 SAFE B FF 90 B SL 77 B FF 90 C FF 90 1 SAFE B FF 91 4-1 10 1B 1-2 BB		C FF 90 C CH 77 B SI 92 B SL 76 X CH 76 2-2 F8		S SI 89 B FF 90 C SL 80 B SI 93 F FF 92 B FF 91 X CH 77 3-2 FC6-4 10 S 1-2f 2-3		C SI 89 B SI 88 X SI 90 1-1 G3	4	0	0	0	1	0	4
10 Michael Young, R (1, 5) OBP: 0.356, SLG: 0.484	C FF 89 X SI 89 0-1 F9		X SL 79 0-0 1-2 2-3 1B			B SL 76 C SL 78 X SI 87 1-1 E5 27 2B	B CH 77 F FF 90 B CH 79 1 SAFE B SL 80 S SL 79 F FF 93 F FF 93 X FF 92 3-2 F9 1-2			4	1	1	0	0	0	2
7 David Murphy, L (1, 7) (7, 8) OBP: 0.318, SLG: 0.380	B SI 88 C CU 70 B CU 72 X SI 90 2-1 F7		B CU 72 X CU 71 1-0 F9			D SI 89 X CH 76 1-0 P4		B SI 93 X CH 83 1-0 G3		4	0	0	0	0	0	4
27 Vladimir Guerrero, R (1, 10) OBP: 0.355, SLG: 0.517		C SL 77 S SL 79 S FF 90 0-3 K	X SL 78 0-0 F8			X SL 78 0-0 17 G6-3 2-H 2B		X SI 96 0-0 G6-3		4	0	1	1	0	1	3
17 Nelson Cruz, R (1, 9) (7, 7) OBP: 0.380, SLG: 0.590		B FF 90 B SL 77 B FF 89 F SI 90 B FF 91 4-1 BB		B SL 79 B SL 77 B FF 92 S FF 90 F FF 90 S FF 92 3-3 K		C FF 90 S CH 76 B SI 89 F SI 91 D SL 80 X CH 75 2-2 G6-3 2-3		C SI 98 B FF 98 S CH 84 S CH 86 1-3 K2-3		3	0	0	0	1	2	1
15 Cristian Guzman, S (1, 4) OBP: 0.322, SLG: 0.353		C SI 88 S CU 71 F FF 90 1 SAFE B SI 91 F CU 71 C SI 92 1-3 K		B SI 90 B SI 90 F SI 90 B SI 91 F SI 90 X SI 92 3-2 F7		C CU 69 S CH 78 X FF 91 0-2 P5			B SI 88 C SI 88 B CH 72 B SI 89 F SI 89 F SI 90 B SI 89 4-2 8 1B 8 DI BB	3	0	0	0	1	1	2
18 Mitch Moreland, L (1, 3) (7, 9) OBP: 0.417, SLG: 0.364		B CU 70 C CU 70 X SI 88 1-1 F8		B CU 69 F SI 88 S CH 79 B SI 92 S CH 78 2-3 K			C CU 68 B FF 89 X CH 77 1-1 1 FC6-4 2 S 1B		C SI 91 F SI 91 F SL 75 X SI 90 0-2 F7	4	0	1	0	0	1	2
2 Taylor Teagarden, R (1, 2) OBP: 0.179, SLG: 0.147 11 Bengie Molina, R (9, PH) OBP: 0.291, SLG: 0.331			C SL 76 C SL 78 B SI 90 X SL 78 1-2 G5-3		C FF 87 S FF 88 S SI 89 0-3 K		S FF 90 S SL 80 F FF 87 B FF 89 F CH 74 B SL 81 S FF 92 2-3 K 1-2		C SI 90 F CH 73 B SI 91 F SI 91 X SI 90 1-2 F9	3 1	0 0	0 0	0 0	0 0	2 0	1 1
20 Julio Borbon, L (1, 8) OBP: 0.303, SLG: 0.353 32 Josh Hamilton, L (7, PH) OBP: 0.409, SLG: 0.636 8 Jorge Cantu, R (7, PR) OBP: 0.310, SLG: 0.408 (7, 3)			C CU 70 X CU 69 0-1 10 1B 1 BB 1B		C SI 86 S CH 78 C SI 92 0-3 K		B SI 90 D CU 72 B CH 77 C SI 89 F CH 78 B SI 92 4-2 1 FC6-4 BB		B SI 88 C SI 90 C SI 89 X CH 76 1-2 1-3 1B	2 0 1	0 0 0	1 0 1	0 0 0	0 1 0	1 0 0	0 0 0

	AB	33
	R	1
	H	5
	RBI	1
	BB	4
	SO	8
	LOB	20

Inning Stats																		
	R: 0 E: 0 K: 0 S: 6	H: 0 LOB: 0 BB: 0 P: 9	R: 0 E: 0 K: 2 S: 11	H: 0 LOB: 1 BB: 1 P: 17	R: 0 E: 0 K: 0 S: 9	H: 2 LOB: 3 BB: 1 P: 15	R: 0 E: 0 K: 2 S: 9	H: 0 LOB: 0 BB: 0 P: 17	R: 0 E: 0 K: 2 S: 9	H: 0 LOB: 0 BB: 0 P: 11	R: 1 E: 1 K: 0 S: 11	H: 1 LOB: 1 BB: 0 P: 15	R: 0 E: 0 K: 1 S: 18	H: 1 LOB: 3 BB: 1 P: 31	R: 0 E: 0 K: 1 S: 5	H: 0 LOB: 0 BB: 0 P: 7	R: 0 E: 0 K: 0 S: 16	H: 1 LOB: 2 BB: 1 P: 23

	1B: 4	SF: 0	WP: 0	PA: 37
	2B: 1	SAC: 0	PB: 0	
	3B: 0	DP: 0	SB: 2	
	HR: 0	HBP: 0	CS: 0	

PITCHER		IP	WLS	BF	H	R	ER	SO	BB	IBB	HBP	BLK	WP	HR	S	P	ERA	WHIP
36 Jered Weaver, R ERA: 3.04	(1, 1)	7.0	W	29	4	1	0	7	3	0	0	0	0	0	73	115	0.00	1.000
56 Fernando Rodney, R ERA: 4.22	(8, 1)	1.0	H	3	0	0	0	1	0	0	0	0	0	0	5	7	0.00	0.000
40 Brian Fuentes, L ERA: 3.62	(9, 1)	1.0	S	5	1	0	0	0	1	0	0	0	0	0	16	23	0.00	2.000

PITCHER	IP	WLS	BF	H	R	ER	SO	BB	IBB	HBP	BLK	WP	HR	S	P	ERA	WHIP

Texas Rangers @ Los Angeles Angels

Angel Stadium of Anaheim, Anaheim, CA

Sun Aug 01 2010, 12:39 PM - 3:09 PM PDT

Att. 41,019 - Partly Cloudy - 77 F

livebaseballscorecards.com

BOTTOM

Batter	1	2	3	4	5	6	7	8	9	AB	R	H	RBI	BB	SO	LOB
2 Erick Aybar, S (1, 6) OBP: 0.336, SLG: 0.366	B SI 92 X SI 92 1-0 13 SH1-3 6 1B 1B		C CU 74 B CH 86 X CH 86 1-1 ① G5-3		X SI 92 0-0 ② G6-3		B FC 87 B SI 91 X SI 90 2-0 ③ G3			4	1	1	0	0	0	1
13 Maicer Izturis, S (1, 10) OBP: 0.294, SLG: 0.350	X SI 91 0-0 ① SH1-3 1-2		B FF 93 C SI 91 B CH 85 F SI 92 B SI 93 X SI 92 3-2 ② F8		C SI 92 B CH 86 X SI 92 1-1 ③ F9			X SI 92 0-0 ① F8		3	0	0	0	0	0	0
6 Alberto Callaspo, S (1, 5) OBP: 0.308, SLG: 0.402	C SI 92 X FF 92 0-1 48 1B 44 FC5-4 2-H 1B		F SI 91 B FC 86 B CH 85 X SI 91 2-1 ③ F9			C CH 85 X SI 92 0-1 ① F9		B SI 92 B SI 91 B SI 92 C SI 90 B FF 90 4-1 48 1B 47 SF9 BB		3	2	1	1	1	0	0
48 Torii Hunter, R (1, 8) OBP: 0.368, SLG: 0.484	F SI 92 X FC 88 0-1 44 FC5-4 1-3 1B			B SI 92 C SI 92 B CH 86 F SI 92 X FC 87 2-2 47 FC4-6 44 HBP 20 G3 1B		S CH 85 S CH 85 B SI 93 C SI 94 1-3 ② K		F SI 92 X CH 85 0-1 1-3 1B		4	1	3	0	0	1	0
44 Mike Napoli, R (1, 3) OBP: 0.324, SLG: 0.487	C FC 88 X CH 84 0-1 ② FC5-4 47 2B 1-2f 3-H			B SI 92 F SI 92 1 SAFE F SI 92 H FC 89 2-2 47 FC4-6 1-2 HBP		B SI 92 B CH 86 S FC 86 S FC 87 X FC 88 2-2 1B		I IN 61 I IN 72 I IN 74 I IN 74 4-0 IBB		2	0	1	1	1	0	1
47 Howie Kendrick, R (1, 4) OBP: 0.305, SLG: 0.402	F FF 93 X FC 88 0-1 ③ 1-H 2B			X SI 91 0-0 ① FC4-6 20 G3 1-2f 2-3		C SI 92 B CH 86 S CH 85 F SI 94 F SI 94 S CU 77 1-3 ③ K		C CH 84 B SI 93 X CH 84 1-1 ② SF9 3-H		3	0	1	1	0	1	3
20 Juan Rivera, R (1, 9) OBP: 0.309, SLG: 0.427		C FF 92 C SI 93 B CU 77 B FC 87 X CH 85 2-2 ① L3	C FC 88 1 SAFE F FF 92 X FC 87 0-2 ② G3 1-2 3-H				F SI 92 X CH 84 0-1 ① 1B	X SI 93 0-0 ③ F9		4	0	1	1	0	0	3
46 Bobby Wilson, R (1, 2) OBP: 0.274, SLG: 0.386		C SI 92 C FF 92 F SI 92 B SI 92 C SI 92 1-3 ② K	F SI 92 X FC 88 0-1 ③ G5-3				S SI 92 F SI 92 S CU 76 0-3 ② K			3	0	0	0	0	2	1
77 Reggie Willits, S (1, 7) OBP: 0.355, SLG: 0.305		C SI 92 C SI 93 F SI 94 B CU 77 B SI 93 X SI 92 2-2 ③ P3			C SI 91 B SI 91 B SI 92 S SI 92 B SI 93 X SI 92 3-2 ① F8		L FF 92 B SI 93 B SI 92 X SI 92 2-1 1B			3	0	1	0	0	0	0
Inning Stats	R: 2 H: 4 E: 0 LOB: 2 K: 0 BB: 0 S: 10 P: 11	R: 0 H: 0 E: 0 LOB: 0 K: 1 BB: 0 S: 11 P: 16	R: 0 H: 0 E: 0 LOB: 0 K: 0 BB: 0 S: 7 P: 13	R: 1 H: 1 E: 0 LOB: 1 K: 0 BB: 0 S: 11 P: 15	R: 0 H: 0 E: 0 LOB: 0 K: 0 BB: 0 S: 6 P: 10	R: 0 H: 1 E: 0 LOB: 1 K: 2 BB: 0 S: 13 P: 17	R: 0 H: 2 E: 0 LOB: 1 K: 1 BB: 0 S: 8 P: 12	R: 1 H: 1 E: 0 LOB: 2 K: 0 BB: 2 S: 7 P: 16		1B: 8 SF: 1 2B: 1 SAC: 1 3B: 0 DP: 0 HR: 0 HBP: 1					WP: 0 PA: 34 PB: 0 SB: 0 CS: 0	

	AB	29
	R	4
	H	9
	RBI	4
	BB	2
	SO	4
	LOB	9

PITCHER	IP	WLS	BF	H	R	ER	SO	BB	IBB	HBP	BLK	WP	HR	S	P	ERA	WHIP
33 Cliff Lee, L (1, 1) ERA: 2.51	8.0	L	34	9	4	4	4	1	1	1	0	0	0	73	110	4.50	1.250

PITCHER	IP	WLS	BF	H	R	ER	SO	BB	IBB	HBP	BLK	WP	HR	S	P	ERA	WHIP

Los Angeles Angels @ Baltimore Orioles

Oriole Park at Camden Yards, Baltimore, MD

Tue Aug 03 2010, 7:07 PM - 9:30 PM EDT

Att. 16,723 - Cloudy - 83 F

livebaseballscorecards.com

Batter	1	2	3	4	5	6	7	8	9	AB	R	H	RBI	BB	SO	LOB
2 Erick Aybar, S (1, 6) OBP: 0.333, SLG: 0.362	X SI 93 0-0 ① L8		L FF 95 L CH 85 X FF 95 0-2 ③ G3		C CU 73 B CH 86 B FF 93 F FF 93 S SL 86 2-3 ③ K			B FF 92 X FF 90 1-0 ① F7		4	0	0	0	0	1	0
13 Maicer Izturis, S (1, 4) OBP: 0.293, SLG: 0.342	C FF 94 H SI 94 1-1 HBP			C SI 93 B CH 84 B CH 83 X SI 93 2-1 ① F8		B CU 70 F FF 92 X SI 93 1-1 ① F7		C FF 93 X SL 83 0-1 ② G6-3		3	0	0	0	0	0	0
53 Bobby Abreu, L (1, 7) OBP: 0.349, SLG: 0.415	B SI 92 1 SAFE X SI 92 1-0 ② F7			C SI 95 B FF 94 F SL 84 B SI 94 X FF 95 2-2 ② G4-3		C SI 94 B FF 94 B SL 83 X CH 85 2-1 ② G4-3		B FF 95 X FF 92 1-0 48 FC6-4 1B		4	0	1	0	0	0	1
48 Torii Hunter, R (1, 9) OBP: 0.367, SLG: 0.481	B SI 95 C SI 94 X SI 94 1-1 ③ G4-3			C SI 94 F FF 95 B CU 75 X SL 85 1-2 1B		F SL 84 B FF 95 F SI 94 B SI 94 X SL 84 2-2 ③ F7		S SL 83 X SL 84 0-1 ③ FC6-4 1-2f		4	0	1	0	0	0	2
55 Hideki Matsui, L (1, 10) OBP: 0.327, SLG: 0.413		B SI 94 C SI 94 B CH 84 F SI 94 B SL 84 X SI 95 3-2 ① P6		1 SAFE X SI 92 0-0 ③ G1-3			X SI 91 0-0 ① G4-3		C SL 81 F SL 85 B SI 94 B FF 94 F SL 84 F SL 84 F FF 93 F FF 94 S FF 94 2-3 ① K	4	0	0	0	0	1	1
6 Alberto Callaspo, S (1, 5) OBP: 0.308, SLG: 0.401		B CU 73 X FF 93 1-0 ② G4-3			C SI 92 B CH 82 B CH 85 X FF 93 2-1 47 HR 1B		C SI 91 B CH 82 X SI 91 1-1 ② F7		C FF 92 B SL 82 C SL 82 X SL 83 1-2 ② G6-3	4	1	1	0	0	0	0
47 Howie Kendrick, R (1, 3) OBP: 0.307, SLG: 0.413		B CU 75 X SI 95 1-0 ③ G6-3			B SL 84 F SL 86 X FF 94 1-1 1-H HR		B SI 91 C SI 92 C SL 84 B SL 83 X SL 84 2-2 44 1B 2B		C FF 95 C FC 89 B FF 95 S FS 88 1-3 ③ K	4	2	2	2	0	1	0
44 Mike Napoli, R (1, 2) OBP: 0.324, SLG: 0.486			C CU 74 S SI 94 C FF 94 0-3 ① K		C SL 84 X SL 84 0-1 ① F9		D SL 84 B FF 93 F SI 93 C SL 84 X FF 94 2-2 25 FC4-6 2-H 1B			3	0	1	1	0	1	0
25 Peter Bourjos, R (1, 8)			B FF 94 X SI 93 1-0 ② F7		B FF 93 C SI 93 B FF 94 B FF 94 X SI 92 3-1 ② G5-3		B SI 93 T SI 92 T FF 94 B FF 92 F SI 93 F SL 84 1 SAFE X FF 93 2-2 ③ FC4-6 1-2f			3	0	0	0	0	0	1

	AB	33
	R	3
	H	6
	RBI	3
	BB	0
	SO	4
	LOB	5

Inning Stats																				
	R: 0	H: 0	R: 0	H: 0	R: 0	H: 0	R: 0	H: 1	R: 2	H: 2	R: 0	H: 0	R: 1	H: 2	R: 0	H: 1	R: 0	H: 0	1B: 4	SF: 0	WP: 0	PA: 34
	E: 0	LOB: 1	E: 0	LOB: 0	E: 0	LOB: 0	E: 0	LOB: 1	E: 0	LOB: 0	E: 0	LOB: 0	E: 0	LOB: 1	E: 0	LOB: 1	E: 0	LOB: 0	2B: 1	SAC: 0	PB: 0	
	K: 0	BB: 0	K: 0	BB: 0	K: 1	BB: 0	K: 0	BB: 0	K: 1	BB: 0	K: 0	BB: 0	K: 0	BB: 0	K: 0	BB: 0	K: 2	BB: 0	3B: 0	DP: 0	SB: 0	
	S: 5	P: 8	S: 5	P: 10	S: 7	P: 8	S: 9	P: 14	S: 11	P: 19	S: 7	P: 12	S: 14	P: 21	S: 6	P: 8	S: 13	P: 17	HR: 1	HBP: 1	CS: 0	

PITCHER		IP	WLS	BF	H	R	ER	SO	BB	IBB	HBP	BLK	WP	HR	S	P	ERA	WHIP
46 Jeremy Guthrie, R ERA: 4.21	(1, 1)	7.0	W	27	5	3	3	2	0	0	1	0	0	1	58	92	3.86	0.714
51 Michael Gonzalez, L ERA: 4.5	(8, 1)	1.2	H	6	1	0	0	1	0	0	0	0	0	0	16	21	0.00	0.600
55 Alfredo Simon, R ERA: 4.13	(9, 1)	0.1		1	0	0	0	1	0	0	0	0	0	0	3	4	0.00	0.000

PITCHER		IP	WLS	BF	H	R	ER	SO	BB	IBB	HBP	BLK	WP	HR	S	P	ERA	WHIP

Batter	1	2	3	4	5	6	7	8	9	AB	R	H	RBI	BB	SO	LOB
1 Brian Roberts, S (1, 4) OBP: 0.288, SLG: 0.292	B FF 91 B FF 92 C FF 92 X FF 93 2-1 G3 ①		X CH 85 0-0 F7 ③		C FC 91 X SL 83 0-1 F7 ③		X SI 92 0-0 F7 ①			4	0	0	0	0	0	2
21 Nick Markakis, L (1, 9) OBP: 0.374, SLG: 0.434	C FC 93 B FF 93 F SL 85 F FF 93 C FF 93 1-3 K ②		C SL 83 B FC 90 B SL 84 F FF 90 X FC 93 2-2 G4-3 ①			B FF 89 F FF 91 F SL 84 C FF 91 1-3 K ①	B SI 92 C SI 91 X CU 79 1-1 G3 ②			4	0	0	0	0	2	0
23 Ty Wigginton, R (1, 3) OBP: 0.333, SLG: 0.453	B FF 93 C FF 93 C SL 85 C FF 94 1-3 K ③		B SL 85 F FC 92 B FF 91 S SL 86 F FF 91 B FC 93 X SL 85 3-2 G6-3 ②			B FF 91 S FF 90 C FF 90 F FF 92 B SL 80 B FC 93 B FF 92 4-2 30 BLK 30 HR BB	B SI 92 B SI 92 C SI 91 B SI 91 B SI 91 4-1 30 FC6 BB			2	1	0	0	2	1	0
30 Luke Scott, L (1, 10) OBP: 0.350, SLG: 0.569		B FF 92 B SI 91 C FF 91 X FF 92 2-1 F7 ①	X CH 84 0-0 2B			B FF 94 B FF 89 S SL 78 B SL 78 F SL 78 X FF 90 3-2 1-H HR	B SI 91 C CU 78 X SI 92 1-1 1-2f FC6 ③			4	1	2	2	0	0	1
10 Adam Jones, R (1, 8) OBP: 0.305, SLG: 0.431		C FC 92 C FF 93 B FF 94 S SL 82 1-3 K ②	X SL 85 0-0 G4-3 ③			X FF 94 0-0 F7 ②		B SL 80 B FF 93 F FF 93 B FF 94 B FF 93 4-1 18 SH1-3 18 E 32 1B BB		3	1	0	0	1	1	1
18 Felix Pie, L (1, 7) OBP: 0.311, SLG: 0.414		B SL 83 C FF 93 X CH 85 1-1 F8 ③			B CH 83 F FF 90 X SI 91 1-1 32 2B 2B	B SL 80 X FC 92 1-0 32 S 37 E 1B		1 SAFE B FF 92 1 SAFE 1 SAFE B FF 90 C FF 91 X FF 90 2-1 SH1-3 1-3 ①		3	2	2	0	0	0	0
32 Matt Wieters, S (1, 2) OBP: 0.330, SLG: 0.380			C FC 91 B FC 92 C CH 85 B FF 93 F FF 91 X FF 92 2-2 1B		F FF 91 S CH 84 X FF 91 0-2 2-H 2B	1 SAFE B SI 90 B FF 93 B FF 92 I IN 66 4-0 37 E 1-2 IBB		C FF 93 F SL 81 D SL 82 X SL 83 1-2 3 1B 3-H 1B		3	1	3	2	1	0	0
37 Josh Bell, S (1, 5) OBP: 0.200, SLG: 0.233			B FF 91 S FF 91 B FF 92 F SI 90 1 SAFE S CH 86 2-3 K ①		S CH 84 F CH 86 X FF 92 0-2 G5-3 ①	B FC 89 B FC 89 X SI 92 2-0 E6 1-H 2-H 2B		X FF 92 0-0 P6 ②		4	0	1	2	0	1	3
3 Cesar Izturis, S (1, 6) OBP: 0.293, SLG: 0.283			B FF 91 1 SAFE C SI 90 D CH 86 X FF 92 2-1 F8 ②		B FC 91 X FF 91 1-0 P6 ②	F FC 88 F FC 90 X SL 80 0-2 G4-3 ③		F FF 92 F FF 92 B SL 81 B SL 82 F FF 91 X FF 93 2-2 2-H 1B ③		4	0	1	0	0	0	3
Inning Stats	R: 0 E: 0 K: 2 S: 9 H: 0 LOB: 0 BB: 0 P: 13	R: 0 E: 0 K: 1 S: 7 H: 0 LOB: 0 BB: 0 P: 11	R: 0 E: 0 K: 1 S: 10 H: 1 LOB: 1 BB: 0 P: 16	R: 0 E: 0 K: 0 S: 9 H: 1 LOB: 1 BB: 0 P: 14	R: 1 E: 0 K: 0 S: 11 H: 2 LOB: 1 BB: 0 P: 13	R: 4 E: 1 K: 1 S: 15 H: 3 LOB: 1 BB: 2 P: 30	R: 0 E: 0 K: 0 S: 6 H: 0 LOB: 1 BB: 1 P: 12	R: 1 E: 1 K: 0 S: 11 H: 2 LOB: 2 BB: 1 P: 20		1B: 4 2B: 4 3B: 0 HR: 1 SF: 0 SAC: 1 DP: 0 HBP: 0					WP: 0 PB: 0 SB: 1 CS: 0 PA: 36	

PITCHER		IP	WLS	BF	H	R	ER	SO	BB	IBB	HBP	BLK	WP	HR	S	P	ERA	WHIP
22 Trevor Bell, R ERA: 5.9	(1, 1)	5.1		21	4	2	2	5	1	0	0	0	0	0	52	78	3.38	0.938
45 Francisco Rodriguez, R ERA: 4.06	(6, 1)	0.2	L	6	3	3	3	0	0	1	0	1	0	1	9	19	40.50	4.500
62 Scot Shields, R ERA: 5.7	(7, 1)	1.0		4	0	0	0	0	1	0	0	0	0	0	6	12	0.00	1.000
58 Michael Kohn, R ERA: 9.0	(8, 1)	1.0		5	2	1	1	0	1	0	0	0	0	0	11	20	9.00	3.000

PITCHER	IP	WLS	BF	H	R	ER	SO	BB	IBB	HBP	BLK	WP	HR	S	P	ERA	WHIP

BOTTOM

Los Angeles Angels @ Baltimore Orioles

Oriole Park at Camden Yards, Baltimore, MD

Tue Aug 03 2010, 7:07 PM - 9:30 PM EDT

Att. 16,723 - Cloudy - 83 F

livebaseballscorecards.com

AB	31
R	6
H	9
RBI	6
BB	4
SO	5
LOB	10

Los Angeles Angels @ Baltimore Orioles

Oriole Park at Camden Yards, Baltimore, MD

Wed Aug 04 2010, 7:07 PM - 10:51 PM EDT

Att. 13,467 - Partly Cloudy - 93 F

TOP

livebaseballscorecards.com

Batter	1	2	3	4	5	6	7	8	9	AB	R	H	RBI	BB	SO	LOB
2 Erick Aybar, S (1, 6) OBP: 0.333, SLG: 0.365	P6		48 S 1B		G6-3		13 2B 2B	K		5	1	2	1	0	1	0
13 Maicer Izturis, S (1, 5) (7, 4) OBP: 0.296, SLG: 0.351	48 1B 48 S 1B		B2		F9		53 2B 2B	K		5	1	2	2	0	1	2
53 Bobby Abreu, L (1, 10) OBP: 0.349, SLG: 0.420	K		F8			K	48 1B 20 WP 2B		48 2B 2B	5	2	2	1	0	2	3
48 Torii Hunter, R (1, 9) OBP: 0.372, SLG: 0.491	47 S 1B		G1-3			47 G5-3 2B	44 1B 20 WP 1B		47 CS 2B	5	0	4	1	0	0	2
47 Howie Kendrick, R (1, 4) (7, 3) OBP: 0.306, SLG: 0.413	F9			20 G4-3 44 G4-3 2B		G5-3	P3		F7	5	1	1	0	0	0	6
20 Juan Rivera, R (1, 7) OBP: 0.314, SLG: 0.428		44 G6-4-3 1B	G4-3			F8	44 1B BB		1B	4	0	2	0	1	0	2
44 Mike Napoli, R (1, 3) (7, 2) OBP: 0.325, SLG: 0.484		G6-4-3	G4-3				25 1B 2 2B 1B		F9	5	1	2	1	0	0	2
5 Jeff Mathis, R (1, 2) OBP: 0.250, SLG: 0.339 6 Alberto Callaspo, S (7, PH) (7, 5) OBP: 0.307, SLG: 0.399		K	G5-3				F8 G4-3			3 0 0 0 0 1 1 1 0 0 0 0 0 3						
25 Peter Bourjos, R (1, 8) OBP: 0.286, SLG: 0.286			48 S 2 1B 1B		F9		2 2B 13 2B 1B	K		4	1	2	0	0	1	0

	AB	42
	R	7
	H	17
	RBI	6
	BB	1
	SO	6
	LOB	21

Inning Stats	1	2	3	4	5	6	7	8	9	1B: 10	SF: 0	WP: 1	PA: 43
R:	0	0	0	1	0	0	5	0	1	2B: 7	SAC: 0	PB: 0	
E:	0	0	0	0	0	0	0	0	0	3B: 0	DP: 1	SB: 4	
K:	1	1	0	0	0	1	0	3	0	HR: 0	HBP: 0	CS: 1	
S:	16	8	13	9	11	11	27	9	15				
H:	2	1	2	1	0	1	7	0	3				
LOB:	2	0	2	0	0	1	3	0	1				
BB:	0	0	0	0	0	0	1	0	0				
P:	21	11	17	12	18	14	49	13	22				

PITCHER		IP	WLS	BF	H	R	ER	SO	BB	IBB	HBP	BLK	WP	HR	S	P	ERA	WHIP
17 Brian Matusz, L ERA: 5.26	(1, 1)	6.0	W	24	7	1	1	3	0	0	0	0	0	0	68	93	1.50	1.167
37 Matt Albers, R ERA: 4.96	(7, 1)	0.1		5	4	4	4	0	0	0	0	0	0	0	14	26	108.00	12.000
29 David Hernandez, R ERA: 4.52	(7, 1)	0.1		3	2	0	0	0	0	0	0	0	0	0	7	12	0.00	6.000
19 Koji Uehara, R ERA: 2.55	(7, 1)	1.1	H	6	1	1	1	3	1	0	0	0	1	0	15	24	6.75	1.500
55 Alfredo Simon, R ERA: 4.28	(9, 1)	1.0	S	5	3	1	1	0	0	0	0	0	0	0	15	22	9.00	3.000

PITCHER		IP	WLS	BF	H	R	ER	SO	BB	IBB	HBP	BLK	WP	HR	S	P	ERA	WHIP

BOTTOM

Los Angeles Angels @ Baltimore Orioles

Oriole Park at Camden Yards, Baltimore, MD

Wed Aug 04 2010, 7:07 PM - 10:51 PM EDT

Att. 13,467 - Partly Cloudy - 93 F

livebaseballscorecards.com

Batter	1	2	3	4	5	6	7	8	9	AB	R	H	RBI	BB	SO	LOB
1 Brian Roberts, S (1, 4) OBP: 0.304, SLG: 0.294	C FF 89 X FF 90 0-1 23 S 1B	C FF 90 X SL 86 0-1 ② G6-3 2-3 3-H		C FF 89 B CH 82 F FF 91 B SL 80 F CH 83 B CH 84 F SL 79 F FF 92 B SL 84 4-2 21 2B 23 1B BB	C FC 88 B CH 84 X FC 87 1-1 ② G3 1-2		1 SAFE B FF 90 B FF 90 F FF 88 B FF 90 T FF 89 X FF 89 3-2 ③ F9			3	1	1	1	1	0	2
2 Julio Lugo, R (7, 4) OBP: 0.305, SLG: 0.291										1	0	0	0	0	0	1
21 Nick Markakis, L (1, 9) OBP: 0.372, SLG: 0.434	B FF 91 1 SAFE C FF 90 P PO 83 B FF 92 X FF 92 3-1 ① F8	C SL 84 B FF 92 D SL 85 D SL 84 C FF 93 F FF 93 F SL 84 C SL 83 3-3 ③ K		X FF 93 0-0 23 1B 2B 1-3	B FF 93 F FC 89 X CU 77 1-1 ③ G1-3			X CU 78 0-0 ① F9		5	1	1	0	0	1	3
23 Ty Wigginton, R (1, 3) OBP: 0.334, SLG: 0.452	1 SAFE F FF 93 S SL 82 B SL 82 B FF 92 S SL 80 (8, 5) 2-3 ② K 1-2		X SL 81 0-0 ① G6-3	B FF 93 D SL 86 B SL 83 F FF 91 X SL 82 3-1 30 WP 30 HR 1B 2-H 3-H		B FC 88 X FF 91 1-0 1B		B SI 92 B SI 91 B FF 92 C SI 92 C FF 91 X SI 92 3-2 ② G6-3		5	1	2	2	0	1	1
30 Luke Scott, L (1, 10) OBP: 0.351, SLG: 0.577	B SL 82 F FF 94 B SL 83 C SL 80 B SL 80 2 SAFE F FF 90 X SL 86 3-2 ③ G4-3		C SI 91 B SI 92 B SL 82 B FF 93 X FF 92 3-1 10 1B 1B	B SL 87 X FF 93 1-0 2-H HR		S FC 88 C CU 78 D CU 80 X FC 88 1-2 ① F8		F SI 92 B CU 80 C CU 79 C SI 93 1-3 ③ K		5	1	2	2	0	1	2
10 Adam Jones, R (1, 8) OBP: 0.309, SLG: 0.439		C SL 82 S SL 82 B FF 93 X FF 93 1-2 18 3B 2B	C SL 83 C FF 92 X SL 83 0-2 ② 18 1B 1B 1-3	C FF 94 X FF 93 0-1 18 1B 2B		B FC 88 S FF 92 B FC 88 B FF 93 F FC 90 X FC 90 3-2 ② L4				4	3	3	0	0	0	1
18 Felix Pie, L (1, 7) OBP: 0.327, SLG: 0.447		D SL 81 B FF 93 D SL 81 C FF 91 X FF 91 3-1 37 1B 3B 2-H	F FF 92 B FF 92 B SL 84 X FF 93 2-1 32 S 1B 2-H	F SL 85 B SI 92 S SL 85 D SL 84 D SL 82 X FF 93 3-2 2-H 1B		B FC 88 F FC 89 C CU 77 X FF 92 1-2 ③ P6				4	1	3	3	0	0	1
32 Matt Wieters, S (1, 2) OBP: 0.329, SLG: 0.376	B CH 86 3 SAFE F FF 94 B FF 93 B CH 86 B SL 85 4-1 3 SH1-4 37 1B 1 G6-3 BB	1 SAFE F FF 92 B FF 92 F SL 82 S SL 84 1-3 ③ K 1-2	C FF 90 F FC 88 B CU 77 X CU 77 1-2 ③ G3			F FF 90 B CH 84 F FF 90 F SL 81 F FF 92 X CH 84 1-2 ① G1-5-3			3	1	0	0	1	1	2
37 Josh Bell, S (1, 5) OBP: 0.206, SLG: 0.235	S SL 82 B SL 82 X FF 94 1-1 1 G6-3 3 SH1-4 1-2 3-H 1B			C FF 89 B CH 83 S CH 84 B FF 93 S SL 79 2-3 ① K	B FC 91 X FC 92 1-0 E3 1 G3		C SL 81 S SL 82 B FF 92 B SL 79 B SL 80 F FF 91 C FF 92 3-3 ② K			4	0	1	1	0	2	0
9 Jake Fox, R (8, 3) OBP: 0.269, SLG: 0.380										0	0	0	0	0	0	0
3 Cesar Izturis, S (1, 6) OBP: 0.294, SLG: 0.283	X FF 90 0-0 ① SH1-4 1-2 2-3			X FF 90 0-0 ② L9	X FC 87 0-0 ① P6		B FF 91 B FF 88 X FF 90 2-0 1B			3	0	1	0	0	0	1

Inning Stats	1	2	3	4	5	6	7	8	9
	R: 0 E: 0 K: 1 S: 12 H: 1 LOB: 1 BB: 0 P: 19	R: 3 E: 0 K: 1 S: 16 H: 3 LOB: 1 BB: 1 P: 28	R: 1 E: 0 K: 1 S: 11 H: 3 LOB: 1 BB: 0 P: 17	R: 5 E: 0 K: 1 S: 21 H: 5 LOB: 1 BB: 1 P: 35	R: 0 E: 1 K: 0 S: 6 H: 0 LOB: 1 BB: 0 P: 9	R: 0 E: 0 K: 0 S: 10 H: 1 LOB: 1 BB: 0 P: 16	R: 0 E: 0 K: 1 S: 13 H: 1 LOB: 1 BB: 0 P: 22	R: 0 E: 0 K: 1 S: 7 H: 0 LOB: 0 BB: 0 P: 11	

AB	37
R	9
H	14
RBI	9
BB	2
SO	6
LOB	14

1B: 9 SF: 0
2B: 3 SAC: 1
3B: 1 DP: 0
HR: 1 HBP: 0

WP: 1 PA: 40
PB: 0
SB: 2
CS: 0

PITCHER		IP	WLS	BF	H	R	ER	SO	BB	IBB	HBP	BLK	WP	HR	S	P	ERA	WHIP
54 Ervin Santana, R ERA: 4.11	(1, 1)	3.2	L	24	12	9	9	4	2	0	0	0	1	1	57	95	22.09	3.818
63 Rich Thompson, R ERA: 1.86	(4, 1)	2.1		9	1	0	0	0	0	0	0	0	0	0	19	29	0.00	0.429
58 Michael Kohn, R ERA: 6.75	(7, 1)	1.0		4	1	0	0	1	0	0	0	0	0	0	13	22	0.00	1.000
62 Scot Shields, R ERA: 5.54	(8, 1)	1.0		3	0	0	0	1	0	0	0	0	0	0	7	11	0.00	0.000

PITCHER	IP	WLS	BF	H	R	ER	SO	BB	IBB	HBP	BLK	WP	HR	S	P	ERA	WHIP

Batter	1	2	3	4	5	6	7	8	9	AB	R	H	RBI	BB	SO	LOB
2 Erick Aybar, S (1, 6) OBP: 0.333, SLG: 0.363	F8			K		E4		13 FC4-6 BB		3	0	0	0	1	1	1
13 Maicer Izturis, S (1, 4) OBP: 0.289, SLG: 0.342	G6-3			B2-3		F8		FC4-6 53 1B 48 HR		4	1	0	0	0	0	4
53 Bobby Abreu, L (1, 7) OBP: 0.348, SLG: 0.419	G1-3			G1-3		F7		48 HR 1B		4	1	1	1	0	0	2
48 Torii Hunter, R (1, 9) OBP: 0.373, SLG: 0.499		K			G6-3		6 G4-6-3 55 1B 1B	HR		4	1	2	3	0	1	0
55 Hideki Matsui, L (1, 10) OBP: 0.327, SLG: 0.411		K			L6		6 G4-6-3 1B	K		4	0	1	0	0	2	0
6 Alberto Callaspo, S (1, 5) OBP: 0.306, SLG: 0.401		G4-3			2B		G4-6-3		F7	4	0	1	0	0	0	2
47 Howie Kendrick, R (1, 3) OBP: 0.305, SLG: 0.411			G4-3		F9		F9		25 FC6-4 1B	4	0	1	0	0	0	2
5 Jeff Mathis, R (1, 2) 77 Reggie Willits, S (8, PH) OBP: 0.361, SLG: 0.313 46 Bobby Wilson, R (8, 2) OBP: 0.270, SLG: 0.379			F9			G5-3		13 FC4-6 2 BB 53 1B 1B	K	2 1 1	0 1 0	0 1 0	0 1 0	0 0 1	0 0 1	0 0 1
25 Peter Bourjos, R (1, 8) OBP: 0.273, SLG: 0.200			G1-3			2 E BB		K	FC6-4	3	0	0	0	1	1	2
Inning Stats	R: 0 E: 0 K: 0 S: 7 H: 0 LOB: 0 BB: 0 P: 10	R: 0 E: 0 K: 2 S: 8 H: 0 LOB: 0 BB: 0 P: 15	R: 0 E: 0 K: 0 S: 7 H: 0 LOB: 0 BB: 0 P: 13	R: 0 E: 0 K: 1 S: 7 H: 0 LOB: 0 BB: 0 P: 7	R: 0 E: 0 K: 0 S: 7 H: 1 LOB: 1 BB: 0 P: 11	R: 0 E: 1 K: 0 S: 10 H: 0 LOB: 2 BB: 1 P: 17	R: 0 E: 0 K: 0 S: 10 H: 2 LOB: 1 BB: 0 P: 15	R: 4 E: 0 K: 2 S: 18 H: 3 LOB: 0 BB: 1 P: 29	R: 0 E: 0 K: 1 S: 7 H: 1 LOB: 1 BB: 0 P: 9	1B: 5 2B: 1 3B: 0 HR: 1 SF: 0 SAC: 0 DP: 1 HBP: 0						

TOP

Los Angeles Angels @ Baltimore Orioles

Oriole Park at Camden Yards, Baltimore, MD

Thu Aug 05 2010, 7:09 PM - 10:00 PM EDT

Att. 17,362 - Cloudy - 84 F

livebaseballscorecards.com

AB	34
R	4
H	7
RBI	4
BB	2
SO	6
LOB	14

PITCHER		IP	WLS	BF	H	R	ER	SO	BB	IBB	HBP	BLK	WP	HR	S	P	ERA	WHIP
34 Jake Arrieta, R ERA: 5.07	(1, 1)	7.2		29	4	2	2	4	2	0	0	0	0	0	68	108	2.35	0.783
51 Michael Gonzalez, L ERA: 5.4	(8, 1)	0.0		1	1	0	0	0	0	0	0	0	0	0	2	2	∞	∞
49 Jason Berken, R ERA: 2.83	(8, 1)	1.1	W	6	2	2	2	2	0	0	0	0	0	1	11	16	13.50	1.500

PITCHER	IP	WLS	BF	H	R	ER	SO	BB	IBB	HBP	BLK	WP	HR	S	P	ERA	WHIP

Los Angeles Angels @ Baltimore Orioles

Oriole Park at Camden Yards, Baltimore, MD

Thu Aug 05 2010, 7:09 PM - 10:00 PM EDT

Att. 17,362 - Cloudy - 84 F

livebaseballscorecards.com

BOTTOM

Batter	1	2	3	4	5	6	7	8	9	AB	R	H	RBI	BB	SO	LOB
1 Brian Roberts, S (1, 4) OBP: 0.300, SLG: 0.309	B SI 89 B FF 90 X FF 89 2-0 ① F9		C FF 90 B FS 83 X KC 79 1-1 ② G6-3		B FC 84 B FF 89 F FF 89 F FS 83 X FF 89 2-2 ③ G4-3		F FS 87 X FC 85 0-1 E9 21 1B 1-H 2B			4	1	1	1	0	0	1
21 Nick Markakis, L (1, 9) OBP: 0.373, SLG: 0.442	B SI 90 C FF 90 X SI 89 1-1 ② G4-3		C KC 78 B FF 90 B FC 86 X KC 77 2-1 ③ F8			C FF 88 B FC 84 X FS 88 1-1 HR	X CU 82 0-0 23 G6-4-3 3-H 1B			4	1	2	2	0	0	0
23 Ty Wigginton, R (1, 5) OBP: 0.336, SLG: 0.455	C FF 91 F FC 84 B FF 91 B FC 86 X FC 85 2-2 30 2B 1B			F SI 89 C FS 88 B FF 89 B FC 87 X FC 85 2-2 18 L4-6 2B		F FC 85 F SI 89 B SI 91 S FC 86 1-3 ① K	S FF 95 S SL 90 1 SAFE B FF 94 B SL 89 1 SAFE X SL 90 2-2 ②③ G6-4-3 1-2f			4	0	2	0	0	1	1
30 Luke Scott, L (1, 3) OBP: 0.350, SLG: 0.576	X FF 89 0-0 1-3 2B			B KC 76 B FS 84 B FC 84 F FF 89 F KC 78 C SI 90 3-3 ① K		C KC 78 B FF 90 B KC 82 X FS 83 2-1 ② F8		C CH 81 B CH 83 B CH 83 F SI 98 F FF 99 F CH 84 F FF 99 F CH 87 F CH 85 3-2 ① L6		4	0	1	0	0	1	1
10 Adam Jones, R (1, 8) OBP: 0.311, SLG: 0.442	C FC 86 D FS 83 B FF 89 F FC 83 X FC 87 2-2 ③ G1-3			B SI 89 B FS 88 2 SAFE X FC 86 2-0 1B		B SI 89 B FC 84 X FF 90 2-0 18 1B 2B		B FF 98 C CH 85 B FF 99 B FF 99 S FF 99 F FF 100 S CH 86 3-3 ② K		4	1	2	0	0	1	2
18 Felix Pie, L (1, 7) OBP: 0.325, SLG: 0.439		B FS 88 B KC 76 C FF 89 X FC 85 2-1 ① G2-3		S KC 78 C FF 90 F FC 84 D FS 84 B FF 89 X FF 90 2-2 ②③ L4-6 2-2		B FC 84 C KC 77 F FC 83 B FC 85 B FF 89 F FF 89 X FF 89 3-2 32 WP 2-H 1B		B SI 98 X CH 85 1-0 ③ F8		4	0	1	1	0	0	2
32 Matt Wieters, S (1, 2) OBP: 0.328, SLG: 0.378 2 Julio Lugo, R (9, PR) OBP: 0.305, SLG: 0.291		B SI 90 B FS 85 T SI 89 B SI 90 X SI 90 3-1 ② F7			F FS 87 C FF 88 F FS 83 B FF 89 F FS 83 B FF 89 X SI 89 2-2 ① F8	B FS 88 S FC 86 X FC 83 1-1 ③ G3 1-2			S FF 95 X SL 78 0-1 6 SH1-3 3 1B 2B	4 0	0 1	1 0	0 0	0 0	0 0	1 0
6 Corey Patterson, L (1, 10) OBP: 0.329, SLG: 0.415		F FF 90 C KC 79 X FF 89 0-2 ③ F7			F KC 77 X FS 84 0-1 3 BLK 1B		S FS 87 X FS 83 0-1 1 E 1B		X FF 95 0-0 ① SH1-3 2-3	3	1	2	0	0	0	0
3 Cesar Izturis, S (1, 6) OBP: 0.293, SLG: 0.283			C FF 89 B KC 77 X KC 76 1-1 ① G4-3		C FS 88 B FC 85 B KC 78 C KC 78 B KC 77 F FS 88 X KC 78 3-2 ② F8 1-2		B KC 73 C FS 85 1 SAFE F FS 86 X FF 89 1-2 ① F9		B SI 94 B FF 94 F FF 96 F FC 90 F FF 95 X FF 96 2-2 3-H 1B	4	0	1	1	0	0	2
Inning Stats	R: 0 E: 0 K: 0 S: 10 H: 2 LOB: 2 BB: 0 P: 17	R: 0 E: 0 K: 0 S: 7 H: 0 LOB: 0 BB: 0 P: 12	R: 0 E: 0 K: 0 S: 6 H: 0 LOB: 0 BB: 0 P: 10	R: 0 E: 0 K: 1 S: 11 H: 2 LOB: 1 BB: 0 P: 20	R: 0 E: 0 K: 0 S: 14 H: 1 LOB: 1 BB: 0 P: 21	R: 2 E: 0 K: 1 S: 14 H: 3 LOB: 1 BB: 0 P: 24	R: 2 E: 1 K: 0 S: 11 H: 3 LOB: 0 BB: 0 P: 14	R: 0 E: 0 K: 1 S: 15 H: 0 LOB: 0 BB: 0 P: 22	R: 1 E: 0 K: 0 S: 7 H: 2 LOB: 2 BB: 0 P: 9	1B: 7 2B: 6 3B: 0 HR: 1	SF: 0 SAC: 1 DP: 2 HBP: 0		WP: 1 PB: 0 SB: 0 CS: 0	PA: 36			

	AB	35
	R	5
	H	13
	RBI	5
	BB	0
	SO	3
	LOB	10

PITCHER		IP	WLS	BF	H	R	ER	SO	BB	IBB	HBP	BLK	WP	HR	S	P	ERA	WHIP
24 Dan Haren, R ERA: 4.47	(1, 1)	6.1		28	10	4	4	2	0	0	0	1	1	1	69	112	5.68	1.579
40 Kevin Jepsen, R ERA: 4.42	(7, 1)	0.2		2	1	0	0	0	0	0	0	0	0	0	4	6	0.00	1.500
56 Fernando Rodney, R ERA: 4.12	(8, 1)	1.0		3	0	0	0	1	0	0	0	0	0	0	15	22	0.00	0.000
45 Francisco Rodriguez, R ERA: 4.31	(9, 1)	0.1	L	3	2	1	1	0	0	0	0	0	0	0	7	9	27.00	6.000

PITCHER	IP	WLS	BF	H	R	ER	SO	BB	IBB	HBP	BLK	WP	HR	S	P	ERA	WHIP

Los Angeles Angels @ Detroit Tigers

Comerica Park, Detroit, MI

Fri Aug 06 2010, 7:07 PM - 9:52 PM EDT

Att. 35,106 - Cloudy - 79 F

TOP

livebaseballscorecards.com

Batter	1	2	3	4	5	6	7	8	9	AB	R	H	RBI	BB	SO	LOB
53 Bobby Abreu, L (1, 7) OBP: 0.348, SLG: 0.415	B FF 92 C FF 94 B FF 93 B FF 95 X FF 93 3-1 ① P6	C FF 94 B FF 96 S CH 87 B CU 83 X CU 81 2-2 ③ F8			C FF 91 C CU 78 B FF 94 F FF 96 B FF 96 F CH 86 X CH 87 2-2 ① F7		B FF 93 C CH 86 B CH 86 S CH 86 B CH 87 F FF 98 F FF 99 F FF 99 B FF 99 4-2 2 CS BB			3	0	0	0	1	0	0
2 Erick Aybar, S (1, 6) OBP: 0.334, SLG: 0.364	L FF 93 B FF 95 F CH 87 X FF 97 1-2 6 FC5-4 1B		X FF 93 0-0 ① B1-3		C FF 95 S FF 96 B FF 96 X CU 80 1-2 6 G6-3 1B		B FF 96 B FF 96 C CH 87 2-1 ③ CS 1-2	C FF 96 F FF 96 F FF 96 X SL 84 0-2 ① P6		4	0	2	0	0	0	0
6 Alberto Callaspo, S (1, 5) OBP: 0.306, SLG: 0.399	1 SAFE 1 SAFE B FF 95 F CH 86 1 SAFE X CH 86 1-1 ② FC5-4 48 HR 1-2f		C FF 91 F CU 78 B FF 95 S FF 95 1-3 ② K		C FF 95 F CH 87 B FF 96 F FF 96 X CU 79 1-2 ② G6-3 1-2			B FF 95 C SL 84 B FF 95 X FF 96 2-1 1B		4	1	1	0	0	1	2
48 Torii Hunter, R (1, 9) OBP: 0.374, SLG: 0.505 77 Reggie Willits, S (8, 9) OBP: 0.361, SLG: 0.313	1 SAFE C CU 80 S SL 87 X SL 87 0-2 1-H HR		C FF 94 B CH 86 F CH 86 B FF 95 B FF 96 B FF 94 4-2 BB		B FF 96 C FF 96 X FF 97 1-1 ③ G4-3			C SL 86 C FF 94 C FF 94 0-3 ② K		3 0	1 0	1 0	2 0	1 0	1 0	2 0
55 Hideki Matsui, L (1, 10) OBP: 0.323, SLG: 0.407	C FF 93 F CH 86 X CU 80 0-2 ③ G6-3		B CH 86 1 SAFE 1 SAFE X CH 85 1-0 ③ G4-3			B FF 95 X CH 87 1-0 ① F9		B CH 86 B FF 95 S FF 95 B FF 96 F FF 96 C FF 95 3-3 ③ K		4	0	0	0	0	1	2
13 Maicer Izturis, S (1, 4) OBP: 0.299, SLG: 0.352		C FF 92 B FF 94 B FF 95 B CH 86 X FF 94 3-1 47 2B 1B		C FF 92 X CH 86 0-1 46 G5-4-3 1B		C FF 93 B FF 95 F FF 94 B SL 87 F FF 96 X FF 96 2-2 46 CS 1B			B FF 93 X FF 94 1-0 ① G4-3	4	1	3	0	0	0	0
47 Howie Kendrick, R (1, 3) OBP: 0.305, SLG: 0.412		B SL 86 F FF 95 1 SAFE B SL 87 F SL 87 X CU 79 2-2 46 SH3-4 25 G6-3 1-H 2B		1 SAFE C FF 93 1 SAFE F FF 94 S CH 86 0-3 ① K		X FF 95 0-0 ② F9			B SL 86 F SI 96 X SL 85 1-1 ② G5-3	4	1	1	1	0	1	2
46 Bobby Wilson, R (1, 2) OBP: 0.273, SLG: 0.377		X FF 96 0-0 ① SH3-4 2-3		1 SAFE F FF 93 C CU 78 B CU 82 X CU 79 1-2 ② G5-4-3 1-2		1 SAFE B CU 78 1-0 ③ CS 1-2	C FF 93 X SL 87 0-1 ① F7		F FF 95 X SL 85 0-1 1B	3	0	1	0	0	0	1
25 Peter Bourjos, R (1, 8) OBP: 0.200, SLG: 0.143		P PO 88 X FF 98 1-0 ② G6-3 3-H		F FF 97 C CU 79 F FF 97 F CH 88 X CU 81 0-2 ③ G5-3			B FF 93 F FF 97 S SL 89 B FF 98 F FF 98 B CU 81 X FF 98 3-2 ② L8		F FF 96 B FF 95 X FF 94 1-1 ③ L7	4	0	0	1	0	0	2

Inning Stats	1	2	3	4	5	6	7	8	9
	R: 2 E: 0 K: 0 S: 13	R: 2 E: 0 K: 0 S: 11	R: 0 E: 0 K: 1 S: 7	R: 0 E: 0 K: 1 S: 13	R: 0 E: 0 K: 0 S: 14	R: 0 E: 0 K: 0 S: 6	R: 0 E: 0 K: 0 S: 12	R: 0 E: 0 K: 2 S: 12	R: 0 E: 0 K: 0 S: 7
	H: 2 LOB: 0 BB: 0 P: 18	H: 2 LOB: 0 BB: 0 P: 18	H: 0 LOB: 1 BB: 1 P: 13	H: 1 LOB: 1 BB: 0 P: 14	H: 1 LOB: 1 BB: 0 P: 19	H: 1 LOB: 0 BB: 0 P: 10	H: 0 LOB: 0 BB: 1 P: 21	H: 1 LOB: 1 BB: 0 P: 17	H: 1 LOB: 1 BB: 0 P: 10

	AB	33
	R	4
	H	9
	RBI	4
	BB	2
	SO	4
	LOB	11

1B: 7 SF: 0 WP: 0 PA: 38
2B: 1 SAC: 1 PB: 0
3B: 0 DP: 0 SB: 0
HR: 1 HBP: 0 CS: 2

PITCHER		IP	WLS	BF	H	R	ER	SO	BB	IBB	HBP	BLK	WP	HR	S	P	ERA	WHIP
35 Justin Verlander, R ERA: 3.81	(1, 1)	7.0	L	28	7	4	4	2	2	0	0	0	0	1	76	113	5.14	1.286
45 Ryan Perry, R ERA: 4.58	(8, 1)	2.0		8	2	0	0	2	0	0	0	0	0	0	19	27	0.00	1.000

PITCHER		IP	WLS	BF	H	R	ER	SO	BB	IBB	HBP	BLK	WP	HR	S	P	ERA	WHIP

BOTTOM

Batter	1	2	3	4	5	6	7	8	9	AB	R	H	RBI	BB	SO	LOB
14 Austin Jackson, R (1, 8) OBP: 0.355, SLG: 0.411	C FF 89 C SL 79 B SI 92 B FF 89 B SL 82 T FF 93 3-2 ① **K**		C SL 80 B SI 90 F SL 82 S FF 92 1-3 ② **K**		X SL 78 0-0 ② **G1-3**			B FF 98 B FF 97 B FF 97 C CH 82 X CH 84 3-1 ① **G6-3**		4	0	0	0	0	2	0
26 Brennan Boesch, L (1, 9) OBP: 0.346, SLG: 0.483	C CU 71 S CU 73 S FF 92 0-3 ② **K**		B SI 92 X CU 73 1-0 **HR**		B CH 82 B SI 90 X SI 84 2-0 25 PO 1B			B SI 98 X CH 85 1-0 ② **G3-1**		4	1	2	1	0	1	0
25 Ryan Raburn, R (1, 7) OBP: 0.294, SLG: 0.337	B FF 92 C FF 90 B SL 81 F FF 92 B SI 92 F FF 93 S SL 81 3-3 ③ **K**		C SL 79 F SL 79 B SL 82 F SI 91 F FF 92 F SL 75 B FF 93 B FF 94 X FF 92 3-2 ③ **P3**		F SL 79 F FF 90 1 SAFE 0-2 ③ **PO** 1-2	S SL 79 F SL 80 B FF 90 B CH 76 B FF 92 B FF 90 4-2 27 G5-3 BB		C SI 98 F FF 99 B FF 100 B SI 98 B CH 85 F FF 99 F CH 85 X FF 99 3-2 1B		3	0	1	0	1	1	0
24 Miguel Cabrera, R (1, 3) OBP: 0.431, SLG: 0.643		B SL 78 C SL 80 B FF 92 B SI 89 F FF 93 B FF 93 4-2 27 1B BB	B SI 90 B SL 81 B FF 90 B FF 90 4-0 27 BB 18 E BB			F SL 81 X FF 92 0-1 ① **F9**		B SI 98 S CH 85 B FF 99 X SI 97 2-1 ③ **G4-3**		2	1	0	0	2	0	2
27 Jhonny Peralta, R (1, 6) OBP: 0.312, SLG: 0.398		X FF 91 0-0 1-2 1B	B SL 79 B SI 88 B FF 91 C FF 89 D SL 79 4-1 18 FC5-4 1-2 BB			S SL 79 B SI 89 1 SAFE F SI 89 B SL 82 1 SAFE B CH 78 F CH 80 1 SAFE 3-2 ② 1 SAFE F SI 89 X SL 80 **G5-3** 1-2			B CH 72 B SI 90 C SI 89 C SI 89 B SI 90 F SI 90 F SI 91 B SI 91 4-2 BB	2	0	1	0	2	0	1
18 Johnny Damon, L (1, 10) OBP: 0.364, SLG: 0.419		B CU 72 S CU 71 S CU 72 F FF 93 S CH 77 1-3 ① **K**	D SI 91 S CH 81 F CH 81 F FF 93 X SI 91 1-2 ① **FC5-4** 1-2f 2-H			S CH 78 B CH 81 F FF 88 B SI 90 S CU 72 2-3 ③ **K**			B SI 90 B SI 91 X SI 90 2-0 ① **L9**	4	0	0	0	0	2	5
15 Brandon Inge, R (1, 5) OBP: 0.338, SLG: 0.406		X SL 80 0-0 ② **F6**	B FF 90 C SL 80 S CH 80 X SL 80 1-2 ② **P4**				F SL 78 X SL 80 0-1 ① **G6-3**		C CH 75 S SI 91 S SI 90 0-3 ② **K**	4	0	0	0	0	1	4
13 Alex Avila, L (1, 2) 53 Jeff Frazier, R (9, PH) OBP: 0.294, SLG: 0.311 OBP: 0.222, SLG: 0.235		B CU 71 B CU 70 X SI 88 2-0 ③ **G6-3**	X SI 84 0-0 ③ **G4-3**				B CU 71 C CH 78 B FF 91 C CH 79 C SI 91 2-3 ② **K**		B CH 74 C CH 74 B SI 89 C SI 90 S SI 90 2-3 ③ **K**	3 1	0 0	0 0	0 0	0 0	1 1	3 1
28 Will Rhymes, L (1, 4) OBP: 0.280, SLG: 0.319			C SI 89 F SI 90 F SI 92 C FF 91 0-3 ① **K**		B SI 85 C SI 90 B CH 77 C SI 88 S SI 92 2-3 ① **K**		C SI 86 F CU 72 F FF 92 B CH 79 X CH 78 1-2 ③ **G6-3**			3	0	0	0	0	2	0
Inning Stats	R: 0 E: 0 K: 3 S: 10 H: 0 LOB: 0 BB: 0 P: 16	R: 0 E: 0 K: 1 S: 9 H: 1 LOB: 2 BB: 1 P: 16	R: 1 E: 0 K: 2 S: 14 H: 1 LOB: 0 BB: 0 P: 19	R: 1 E: 1 K: 0 S: 9 H: 0 LOB: 1 BB: 2 P: 19	R: 0 E: 0 K: 1 S: 7 H: 1 LOB: 0 BB: 0 P: 11	R: 0 E: 0 K: 1 S: 13 H: 0 LOB: 1 BB: 1 P: 22	R: 0 E: 0 K: 1 S: 9 H: 0 LOB: 0 BB: 0 P: 12	R: 0 E: 0 K: 0 S: 10 H: 1 LOB: 1 BB: 0 P: 19	R: 0 E: 0 K: 2 S: 11 H: 0 LOB: 1 BB: 1 P: 19	1B: 3 2B: 0 3B: 0 HR: 1	SF: 0 SAC: 0 DP: 0 HBP: 0					WP: 0 PB: 0 SB: 0 CS: 0	PA: 36

PITCHER	IP	WLS	BF	H	R	ER	SO	BB	IBB	HBP	BLK	WP	HR	S	P	ERA	WHIP
36 Jered Weaver, R (1, 1) ERA: 2.96	7.0	W	27	3	2	1	9	4	0	0	0	0	1	71	115	1.29	1.000
56 Fernando Rodney, R (8, 1) ERA: 4.03	1.0	H	4	1	0	0	0	0	0	0	0	0	0	10	19	0.00	1.000
40 Brian Fuentes, L (9, 1) ERA: 3.51	1.0	S	4	0	0	0	2	1	0	0	0	0	0	11	19	0.00	1.000

PITCHER	IP	WLS	BF	H	R	ER	SO	BB	IBB	HBP	BLK	WP	HR	S	P	ERA	WHIP

Los Angeles Angels @ Detroit Tigers

Comerica Park, Detroit, MI

Fri Aug 06 2010, 7:07 PM - 9:52 PM EDT

Att. 35,106 - Cloudy - 79 F

livebaseballscorecards.com

AB	30
R	2
H	4
RBI	1
BB	5
SO	11
LOB	16

Los Angeles Angels @ Detroit Tigers

Comerica Park, Detroit, MI

Sat Aug 07 2010, 7:06 PM - 9:54 PM EDT

Att. 38,783 - Cloudy - 79 F

TOP

livebaseballscorecards.com

Batter	1	2	3	4	5	6	7	8	9	AB	R	H	RBI	BB	SO	LOB
53 Bobby Abreu, L (1, 7) OBP: 0.348, SLG: 0.416 77 Reggie Willits, S (8, 7) OBP: 0.361, SLG: 0.313	B CH 86 B SI 87 C FF 88 C FF 88 X FF 89 2-2 13 BB 20 1B 2B	C FF 91 F SL 82 S SL 82 0-3 ③ K			B FF 90 B SI 87 B SI 87 B FF 90 4-0 2 WP 6 1B BB	C SI 86 B CH 82 B CH 80 X CH 81 2-1 ① L7	C FF 91 B CH 84 C CU 79 X CH 86 1-2 ③ G6-3			4 0	2 0	1 0	0 0	1 0	1 0	1 0
2 Erick Aybar, S (1, 6) OBP: 0.335, SLG: 0.372	T SI 88 X SI 92 0-1 ① G3	C CH 86 B SI 88 C SL 79 S SL 82 1-3 K 55 G3-6-1 6 BB			F FF 89 F SI 88 B SL 84 S SL 83 1-3 ① K2-3 1-2	C CU 75 B CU 73 X CU 81 1-1 6 1B 1B		B FF 91 B SL 88 B FF 92 C FF 92 X FF 92 3-1 HR		5	1	2	1	0	2	2
6 Alberto Callaspo, S (1, 5) OBP: 0.311, SLG: 0.403 (8, 4)	C SL 81 X SL 81 0-1 ② L8	B SI 88 F FF 88 1 SAFE B FF 90 1 SAFE B SI 89 F FF 91 B SI 93 4-2 55 G3-6-1 1-2 BB			B SI 91 B SI 89 C SI 88 F SI 89 X SL 83 2-2 55 WP 13 2B 2-H 1B	B SI 87 X SI 88 1-0 55 G3-6-1 1-2 1B		B CH 85 F FF 93 X FF 90 1-1 3 FC5-4 55 BB 1B		4	1	3	1	1	0	1
55 Hideki Matsui, L (1, 10) OBP: 0.327, SLG: 0.404	B SI 89 B CH 85 B SI 87 C FF 90 B SI 87 4-1 13 BB 20 1B BB	B SI 88 X FF 91 1-0 ① G3-6-1 1-2f 2-3 ②			B FF 92 B SL 86 B FF 91 B FF 92 4-0 13 2B 44 1B 1-2 BB	X CH 81 0-0 ② G3-6-1 1-2f ③		D FF 92 B CH 87 B FF 93 D SI 91 4-0 3 FC5-4 1-2 BB		2	2	0	0	3	0	4
13 Maicer Izturis, S (1, 4) OBP: 0.309, SLG: 0.364 3 Brandon Wood, R (8, PH) OBP: 0.184, SLG: 0.224 (8, 5)	B FF 92 B SI 90 B FF 90 C SI 91 B SI 92 4-1 20 1B 1-2 2-3 BB	F FF 92 D SL 84 B FF 93 F SI 94 B SL 84 X SI 92 3-2 ③ L3			B SI 92 C SI 91 B SI 92 F SI 92 X CH 84 2-2 44 1B 46 FC6 1-3 2-H 2B		B SI 86 B FF 87 X FF 87 2-0 20 2B 44 2B 1B	B SL 90 F FF 92 C SL 89 X SL 89 1-2 ① FC5-4 20 G6-3 1-2f 2-3		3 1	2 0	2 0	1 0	1 0	0 0	1 2
20 Juan Rivera, R (1, 9) OBP: 0.318, SLG: 0.432	C SL 82 B SL 81 B SI 92 S SL 83 B SL 84 F FF 94 X SI 93 3-2 44 FC6-4 1-3 2-H 3-H 1B		B SI 88 B SI 87 F SI 91 C SI 88 X FF 90 2-2 ① G2-3		C CU 77 D CH 83 F SI 89 D CH 83 B SL 85 B CU 81 4-2 44 1B 46 E BB		X SI 89 0-0 44 2B 1-3 2B	B SL 89 X SL 88 1-0 ②③ G6-3 1-2f		4	2	2	2	1	0	2
44 Mike Napoli, R (1, 3) OBP: 0.326, SLG: 0.486	X FF 89 0-0 ③ FC6-4 1-2f		B SI 91 C SL 83 C SL 82 F SL 82 F SL 83 S SL 83 1-3 ② K		B SL 83 B SL 84 F SI 91 X SI 88 2-1 46 FC6 1-2 2-3 3-H 1B		X CU 80 0-0 25 F8 2-H 3-H 2B		C FF 91 B SL 87 X SL 87 1-1 ① F9	5	0	2	3	0	1	2
46 Bobby Wilson, R (1, 2) OBP: 0.268, SLG: 0.364		C CH 85 X SI 90 0-1 ① L7		B SI 92 B FF 92 X SI 89 2-0 1B	F SL 81 B SL 83 B FF 90 F CU 80 X SI 89 2-2 ② FC6 1-2f 2-H 3-H		F SL 85 F SL 84 F FF 93 S SL 86 0-3 ① K		X FF 91 0-0 ② F9	5	0	1	1	0	1	2
25 Peter Bourjos, R (1, 8) OBP: 0.150, SLG: 0.105		C FF 88 S SL 80 B SL 84 X SI 91 1-2 ② G5-3		S SL 85 B FF 92 S SL 84 D SL 83 S SL 84 2-3 ③ K	C SI 88 X SL 82 0-1 ③ L9		X SL 86 0-0 ② F8 2-3		C SL 87 B FF 92 F FF 93 X FF 93 1-2 ③ L9	5	0	0	0	0	1	3
Inning Stats	R: 2 E: 0 K: 0 S: 14 H: 2 LOB: 2 BB: 2 P: 27	R: 0 E: 0 K: 1 S: 8 H: 0 LOB: 0 BB: 0 P: 9	R: 0 E: 0 K: 1 S: 9 H: 0 LOB: 1 BB: 1 P: 18	R: 0 E: 0 K: 2 S: 12 H: 1 LOB: 1 BB: 0 P: 19	R: 5 E: 1 K: 1 S: 18 H: 3 LOB: 1 BB: 3 P: 39	R: 0 E: 0 K: 0 S: 6 H: 2 LOB: 1 BB: 0 P: 10	R: 2 E: 0 K: 1 S: 11 H: 3 LOB: 1 BB: 0 P: 14	R: 1 E: 0 K: 0 S: 8 H: 2 LOB: 1 BB: 1 P: 18	R: 0 E: 0 K: 0 S: 6 H: 0 LOB: 0 BB: 0 P: 8	1B: 8 2B: 4 3B: 0 HR: 1 SF: 0 SAC: 0 DP: 3 HBP: 0						

	AB	38
	R	10
	H	13
	RBI	9
	BB	7
	SO	6
	LOB	20

	WP: 3	PA: 45
	PB: 0	
	SB: 0	
	CS: 0	

PITCHER		IP	WLS	BF	H	R	ER	SO	BB	IBB	HBP	BLK	WP	HR	S	P	ERA	WHIP
38 Jeremy Bonderman, R ERA: 4.96	(1, 1)	4.1	L	21	4	4	4	5	4	0	0	0	2	0	49	86	8.31	1.846
36 Brad Thomas, L ERA: 4.69	(5, 1)	0.0		2	1	0	0	0	1	0	0	0	1	0	3	9	∞	∞
49 Eddie Bonine, R ERA: 3.59	(5, 1)	1.2		11	6	5	4	0	1	0	0	0	0	0	18	32	21.60	4.200
21 Enrique Gonzalez, R ERA: 4.24	(7, 1)	3.0		11	2	1	1	1	1	0	0	0	0	1	22	35	3.00	1.000

PITCHER		IP	WLS	BF	H	R	ER	SO	BB	IBB	HBP	BLK	WP	HR	S	P	ERA	WHIP

BOTTOM

Los Angeles Angels @ Detroit Tigers

Comerica Park, Detroit, MI

Sat Aug 07 2010, 7:06 PM - 9:54 PM EDT

Att. 38,783 - Cloudy - 79 F

livebaseballscorecards.com

Batter	1	2	3	4	5	6	7	8	9	AB	R	H	RBI	BB	SO	LOB
14 Austin Jackson, R (1, 8) OBP: 0.354, SLG: 0.410	E1 25 WP 25 G4-3 1B		K			G5-3		E3		4	1	1	0	0	1	0
39 Ramon Santiago, S (1, 6) OBP: 0.357, SLG: 0.336	G5-3		1B			F7		L7		4	0	1	0	0	0	2
25 Ryan Raburn, R (1, 9) OBP: 0.293, SLG: 0.331	G4-3 2-H			F8		24 1B BB		K		3	0	0	1	1	1	1
24 Miguel Cabrera, R (1, 3) OBP: 0.433, SLG: 0.642 26 Brennan Boesch, L (8, 9) OBP: 0.345, SLG: 0.482	27 FC5-4 BB			K		1-2 1B			K	2 1	0 0	1 0	0 0	1 0	1 1	0 0
27 Jhonny Peralta, R (1, 10) OBP: 0.309, SLG: 0.394	FC5-4 1-2f			P6		F9			L8	4	0	0	0	0	0	3
15 Brandon Inge, R (1, 5) OBP: 0.336, SLG: 0.404 32 Don Kelly, L (7, PH) OBP: 0.250, SLG: 0.275 (8, 3)		K			L9		G1-3		G1-3	2 2	0 0	0 0	0 0	0 0	1 0	0 0
53 Jeff Frazier, R (1, 7) OBP: 0.238, SLG: 0.250		P5			12 G5-3 1B		F8			3	0	1	0	0	0	0
12 Gerald Laird, R (1, 2) OBP: 0.243, SLG: 0.256		L8			G5-3 1-2		G6-3			3	0	0	0	0	0	1
28 Will Rhymes, L (1, 4) OBP: 0.264, SLG: 0.300			G1-3		G1-4-3			G1-3		3	0	0	0	0	0	1

	AB	31
	R	1
	H	4
	RBI	1
	BB	2
	SO	5
	LOB	8

Inning Stats																		
	R: 1	H: 1	R: 0	H: 0	R: 0	H: 1	R: 0	H: 0	R: 0	H: 1	R: 0	H: 1	R: 0	H: 0	R: 0	H: 0	1B: 4	SF: 0	WP: 1	PA: 33
	E: 1	LOB: 1	E: 0	LOB: 0	E: 0	LOB: 1	E: 0	LOB: 0	E: 0	LOB: 1	E: 0	LOB: 2	E: 0	LOB: 0	E: 1	LOB: 1	E: 0	LOB: 0	2B: 0	SAC: 0	PB: 0	
	K: 0	BB: 1	K: 1	BB: 0	K: 1	BB: 0	K: 1	BB: 0	K: 0	BB: 0	K: 0	BB: 1	K: 0	BB: 0	K: 1	BB: 0	3B: 0	DP: 0	SB: 0	
	S: 14	P: 24	S: 11	P: 16	S: 9	P: 14	S: 8	P: 12	S: 8	P: 10	S: 10	P: 18	S: 8	P: 12	S: 11	P: 16	S: 5	P: 8	HR: 0	HBP: 0	CS: 0	

PITCHER		IP	WLS	BF	H	R	ER	SO	BB	IBB	HBP	BLK	WP	HR	S	P	ERA	WHIP
19 Scott Kazmir, L ERA: 6.57	(1, 1)	5.0	W	18	3	1	0	3	1	0	0	0	1	0	50	76	0.00	0.800
45 Francisco Rodriguez, R ERA: 4.05	(6, 1)	2.0		8	1	0	0	0	1	0	0	0	0	0	18	30	0.00	1.000
58 Michael Kohn, R ERA: 5.4	(8, 1)	1.0		4	0	0	0	1	0	0	0	0	0	0	11	16	0.00	0.000
40 Kevin Jepsen, R ERA: 4.3	(9, 1)	1.0		3	0	0	0	1	0	0	0	0	0	0	5	8	0.00	0.000

PITCHER	IP	WLS	BF	H	R	ER	SO	BB	IBB	HBP	BLK	WP	HR	S	P	ERA	WHIP

Batter	1	2	3	4	5	6	7	8	9	AB	R	H	RBI	BB	SO	LOB
53 Bobby Abreu, L (1, 10) OBP: 0.347, SLG: 0.414	C SI 91 B SI 90 B FF 92 B SI 92 F SI 92 X SI 93 3-2 ① G5-3		C SI 89 B CU 77 F SI 92 F CU 77 B CH 84 B SI 94 X CH 84 3-2 ② G6-3		B SI 89 C FF 91 B FF 92 X SI 91 2-1 6 FC5 2 HBP 1B		C SI 91 X SI 93 0-1 ① G6-3 3-H		B FS 87 C FF 96 X FF 96 1-1 ② F9 1-2	5	0	1	1	0	0	1
2 Erick Aybar, S (1, 6) OBP: 0.333, SLG: 0.368	C SI 92 C CU 75 X CH 83 0-2 ② F8		C SI 91 S SL 87 C FF 96 0-3 ③ K		T SI 91 B SI 92 H SL 87 2-1 6 FC5 1-2 HBP		X SI 92 0-0 ② B1		B FF 97 B FF 96 C FF 96 F FF 96 X FS 88 2-2 ③ G4-3	4	0	0	0	0	1	1
6 Alberto Callaspo, S (1, 5) OBP: 0.309, SLG: 0.399	C FF 91 B CU 74 X FF 94 1-1 ③ G4-3			B SI 89 C CH 82 F SL 84 B FF 94 B SL 85 X SI 92 3-2 E1 13 1B 20 WP	B SI 85 B CH 84 X SI 93 2-0 ③ FC5 1-2 2-3f		B FF 92 C FF 90 X SI 92 1-1 ③ G4-3			4	1	0	0	0	0	2
13 Maicer Izturis, S (1, 4) OBP: 0.314, SLG: 0.380		C SI 89 B CU 76 C FF 92 B CH 81 X FF 93 2-2 ① G4-3		B CH 83 1 SAFE X SL 84 1-0 20 WP 1-3 1B	C SI 86 X CU 73 0-1 20 1B 3B			C FF 94 F FF 96 F SL 85 S FF 95 0-3 ① K		4	1	2	0	0	1	0
20 Juan Rivera, R (1, 9) OBP: 0.320, SLG: 0.433		B SI 91 X FF 91 1-0 77 1B 1B		F SI 92 D SL 86 B SI 95 S SI 85 B SL 84 X SI 93 3-2 ① G5-3 1-2 3-H	C SL 83 X SI 91 0-1 77 1B 3-H 1B			B FF 96 X FF 94 1-0 ② P6		4	0	2	1	0	0	1
47 Howie Kendrick, R (1, 3) OBP: 0.304, SLG: 0.411		B SI 93 C SI 92 S SI 86 S SL 86 1-3 ② K		B SL 86 X SI 93 1-0 ② G6-3	B SI 92 C SI 90 S SI 92 T SL 85 1-2 ① K			B FF 94 B FF 95 X FF 94 2-0 77 S 1B		4	0	1	0	0	2	3
77 Reggie Willits, S (1, 7) OBP: 0.366, SLG: 0.320		C SI 91 1 SAFE X SI 94 0-1 1-3 1B		C SI 94 D CU 78 S SI 85 B FF 94 F CU 78 X SI 94 2-2 ③ L4	C SI 92 S CH 83 F FF 94 D SI 94 F CH 84 B CH 83 F FF 94 B SL 85 X SI 92 3-2 ② 5 1B 1-3 1B			C FF 96 F SL 86 X FF 97 0-2 ③ G4-3 1-2		4	1	2	0	0	0	2
5 Jeff Mathis, R (1, 2) OBP: 0.246, SLG: 0.331		C SL 85 D SL 86 X SL 86 1-1 ③ L8			C FF 90 B CU 72 S SL 84 S SI 93 1-3 ① K	X SI 92 0-0 ③ 2-H 1B			C FF 93 S FF 94 S FF 96 0-3 ① K	4	0	1	1	0	2	2
25 Peter Bourjos, R (1, 8) OBP: 0.208, SLG: 0.182			L SI 90 C SL 85 B SL 85 X SI 93 1-2 ① G1-3		B CU 75 F SI 91 C SL 84 B SL 84 X SI 91 2-2 ② G5-3		C FF 90 C SI 91 B SL 85 F FF 91 F FF 91 X FF 92 1-2 E7 53 G6-3 2B		B FF 95 B FF 95 B FF 95 B FF 96 4-0 53 DI BB	3	1	1	0	1	0	0
Inning Stats	R: 0 E: 0 K: 0 S: 8 H: 0 LOB: 0 BB: 0 P: 12	R: 0 E: 0 K: 1 S: 11 H: 2 LOB: 2 BB: 0 P: 16	R: 0 E: 0 K: 1 S: 10 H: 0 LOB: 0 BB: 0 P: 14	R: 1 E: 1 K: 0 S: 12 H: 1 LOB: 1 BB: 0 P: 22	R: 0 E: 0 K: 1 S: 10 H: 1 LOB: 2 BB: 0 P: 19	R: 2 E: 0 K: 1 S: 14 H: 4 LOB: 1 BB: 0 P: 18	R: 1 E: 1 K: 0 S: 10 H: 1 LOB: 0 BB: 0 P: 12	R: 0 E: 0 K: 1 S: 9 H: 1 LOB: 1 BB: 0 P: 12	R: 0 E: 0 K: 1 S: 8 H: 0 LOB: 1 BB: 1 P: 15	1B: 8 2B: 1 3B: 1 HR: 0 SF: 0 SAC: 0 DP: 0 HBP: 1						

TOP

Los Angeles Angels @ Detroit Tigers

Comerica Park, Detroit, MI

Sun Aug 08 2010, 1:08 PM - 3:57 PM EDT

Att. 32,037 - Sunny - 80 F

livebaseballscorecards.com

AB	36
R	4
H	10
RBI	3
BB	1
SO	6
LOB	12

		WP: 1	PA: 38
		PB: 0	
		SB: 1	
		CS: 0	

PITCHER		IP	WLS	BF	H	R	ER	SO	BB	IBB	HBP	BLK	WP	HR	S	P	ERA	WHIP
21 Rick Porcello, R ERA: 5.74	(1, 1)	6.0	W	26	8	3	2	4	0	0	1	0	1	0	65	101	3.00	1.333
34 Robbie Weinhardt, R ERA: 4.2	(7, 1)	1.0	H	4	1	1	0	0	0	0	0	0	0	0	10	12	0.00	1.000
45 Ryan Perry, R ERA: 4.46	(8, 1)	1.0	H	4	1	0	0	1	0	0	0	0	0	0	9	12	0.00	1.000
46 Jose Valverde, R ERA: 2.76	(9, 1)	1.0		4	0	0	0	1	1	0	0	0	0	0	8	15	0.00	1.000

PITCHER		IP	WLS	BF	H	R	ER	SO	BB	IBB	HBP	BLK	WP	HR	S	P	ERA	WHIP

BOTTOM

Los Angeles Angels @ Detroit Tigers

Comerica Park, Detroit, MI

Sun Aug 08 2010, 1:08 PM - 3:57 PM EDT

Att. 32,037 - Sunny - 80 F

livebaseballscorecards.com

Batter	1	2	3	4	5	6	7	8	9	AB	R	H	RBI	BB	SO	LOB
28 Will Rhymes, L (1, 4) OBP: 0.310, SLG: 0.352	B FF 92 C FF 92 X FF 93 1-1 ① F7		B SL 85 X FF 92 1-0 1-2 1B		F SL 86 F FF 93 X FF 93 0-2 3-H 18 2B 2B	B SL 79 B FF 92 C FF 92 S FF 93 B FF 92 F FF 93 X FF 92 3-2 1-3 3-H 1B		B SI 92 B SI 92 B SI 91 C FF 90 B FF 91 4-1 1-2 2-3 18 1B 14 1B BB		4	2	3	2	1	0	0
18 Johnny Damon, L (1, 10) OBP: 0.367, SLG: 0.425	B FF 94 C FF 93 X FF 94 1-1 1B		B FF 93 F CH 86 B CH 87 C SL 86 C FF 94 2-3 ② K		X SL 85 0-0 2-H 2B	B FF 92 F FF 91 B FF 93 X SL 80 2-1 ③ G4-3		C CU 79 D CU 79 X SI 91 1-1 1-3 2-H 3-H 14 1B 14 WP 1B		5	0	3	3	0	1	4
26 Brennan Boesch, L (1, 9) OBP: 0.342, SLG: 0.476 14 Austin Jackson, R (8, 8) OBP: 0.355, SLG: 0.411	C FF 92 F FF 92 S FF 92 0-3 ② K		S SL 87 2 SAFE 0-1 ③ CS 2-3	B FC 90 C FF 91 X CH 85 1-1 ① P3	F CH 86 B FF 92 C FC 92 B FF 92 C FF 93 2-3 ③ K		F CU 79 T SI 93 F FF 94 F CU 80 F SI 94 B SI 94 B CU 80 B SI 94 X SI 94 3-2 ① F8	C SL 90 S FC 94 D SL 91 1 SAFE F FC 95 B SL 90 X FC 96 2-2 1-3 3-H 27 WP 1B		4 1	0 0	0 1	0 1	0 0	2 0	2 0
24 Miguel Cabrera, R (1, 3) OBP: 0.430, SLG: 0.636	F FF 93 X FF 92 0-1 ③ F9			X FF 92 0-0 ② P3		B FF 91 C FF 91 B SL 84 X FF 93 2-1 ① L9	B SI 94 B SI 93 X SI 93 2-0 27 WP 1B	X FF 97 0-0 ② L4		5	0	1	0	0	0	3
27 Jhonny Peralta, R (1, 6) OBP: 0.308, SLG: 0.391		X FF 91 0-0 ① F9		C FF 93 X FF 92 0-1 ③ G5-3		X FF 92 0-0 ② 15 BB 25 1B 13 1B 1B	C SI 92 B SL 82 X SI 92 1-1 ② L7 1-2	C FF 97 D FF 97 S SL 88 B SL 90 D SL 91 X FF 97 3-2 ③ G5-3 1-2		5	1	1	0	0	0	3
25 Ryan Raburn, R (1, 7) OBP: 0.297, SLG: 0.341 (8, 9)		C FF 93 B FF 93 S SL 85 X SL 84 1-2 ② G5-3			C SL 84 B FF 88 X FF 93 1-1 13 SH2-3 32 1B 2B	X SL 85 0-0 1-2 15 BB 13 1B 1B	B SI 92 C SI 92 D SL 82 B SI 92 X SI 92 3-1 ③ F8			4	2	2	0	0	0	1
15 Brandon Inge, R (1, 5) OBP: 0.335, SLG: 0.400		B FF 93 S SL 86 B FF 93 C SL 86 F FF 94 C FF 94 2-3 ③ K			F FF 92 T SL 85 B FF 94 X SL 86 1-2 32 1B E5 13 SH2-3 28 2B	S FF 93 B FF 93 B FF 93 S SL 87 F FF 94 B FF 93 B SL 86 4-2 1-2 2-3 13 1B 28 1B BB		B SI 91 B SI 91 C SI 91 B SI 91 X SI 90 3-1 ① G5-3		3	2	0	0	1	1	1
13 Alex Avila, L (1, 2) OBP: 0.304, SLG: 0.315			B FF 91 C FF 92 B CH 85 B CH 85 B FF 93 4-1 26 CS 28 1B BB		C CH 86 X SL 86 0-1 ① SH2-3 1-2 2-3	B FC 93 X FF 92 1-0 1-3 2-H 3-H 28 1B 1B		S SI 92 B SI 92 B SI 91 B SI 93 B SI 93 4-1 28 BB 32 BB 18 1B BB		1	1	1	2	2	0	0
32 Don Kelly, L (1, 8) OBP: 0.256, SLG: 0.276 (8, 7)			B FF 91 C FF 93 C CH 85 B FC 92 F FF 93 F SL 85 B FF 92 X FF 94 3-2 ① L8		B FF 92 B CH 86 X SL 84 2-0 ② 2-3 3-H 1B	B FF 91 S FF 90 S FF 92 1 SAFE F FF 93 S SL 80 1-3 ② K		B SI 91 B SI 92 B SI 92 B SI 91 4-0 1-2 28 BB 18 1B BB		3	1	1	1	1	1	3
Inning Stats	R: 0 E: 0 K: 1 S: 9 H: 1 LOB: 1 BB: 0 P: 11	R: 0 E: 0 K: 1 S: 8 H: 0 LOB: 0 BB: 0 P: 11	R: 0 E: 0 K: 1 S: 11 H: 1 LOB: 1 BB: 1 P: 21	R: 0 E: 0 K: 0 S: 5 H: 0 LOB: 0 BB: 0 P: 6	R: 3 E: 1 K: 1 S: 15 H: 4 LOB: 1 BB: 0 P: 21	R: 3 E: 0 K: 1 S: 18 H: 4 LOB: 2 BB: 1 P: 31	R: 0 E: 0 K: 0 S: 11 H: 1 LOB: 1 BB: 0 P: 20	R: 3 E: 0 K: 0 S: 14 H: 2 LOB: 2 BB: 3 P: 35		1B: 10 2B: 3 3B: 0 HR: 0 SF: 0 SAC: 1 DP: 0 HBP: 0						

	AB	35
	R	9
	H	13
	RBI	9
	BB	5
	SO	5
	LOB	17

WP: 3 PB: 0 SB: 0 CS: 1 PA: 42

PITCHER		IP	WLS	BF	H	R	ER	SO	BB	IBB	HBP	BLK	WP	HR	S	P	ERA	WHIP
22 Trevor Bell, R ERA: 6.03	(1, 1)	5.1	L	26	9	6	4	4	2	0	0	0	0	0	56	85	6.75	2.062
58 Michael Kohn, R ERA: 4.76	(6, 1)	0.2		3	1	0	0	1	0	0	0	0	0	0	10	16	0.00	1.500
62 Scot Shields, R ERA: 6.05	(7, 1)	1.1		9	2	3	3	0	3	0	0	0	1	0	17	42	20.25	3.750
40 Kevin Jepsen, R ERA: 4.23	(8, 1)	0.2		3	1	0	0	0	0	0	0	0	2	0	8	13	0.00	1.500

PITCHER	IP	WLS	BF	H	R	ER	SO	BB	IBB	HBP	BLK	WP	HR	S	P	ERA	WHIP

Batter	1	2	3	4	5	6	7	8	9	AB	R	H	RBI	BB	SO	LOB
7 Grégor Blanco, L (1, 8) OBP: 0.362, SLG: 0.313 3 Brayan Peña, S (9, PH) OBP: 0.273, SLG: 0.229	F FF 92 B SL 81 B FF 92 F FF 92 X SL 83 2-2 ① G3		B SL 81 B CH 84 B SI 90 C FF 91 B FF 92 4-1 18 G5-4-3 1-2 BB			B FF 89 C CH 86 X CH 84 1-1 ① F8	C FC 96 P PO 90 1-1 ③ CS 1-2	X FF 96 0-0 16 2B 1B	B CH 73 F SI 90 X SI 89 1-1 ③ F9	3 1	1 0	1 0	0 0	1 0	0 0	0 2
18 Jason Kendall, R (1, 2) OBP: 0.323, SLG: 0.304	C FF 93 S SL 82 B FF 93 X FF 93 1-2 ② G6-3		X FF 91 0-0 ②③ G5-4-3 1-2f			B FF 90 B FF 91 X FF 89 2-0 ② F7		B SI 96 C SI 95 F SI 97 B FF 97 C CH 82 2-3 ① K		4	0	0	0	0	1	3
16 Billy Butler, R (1, 3) OBP: 0.381, SLG: 0.463	C FF 94 B FF 93 C SL 83 X SL 83 1-2 1B			B SL 83 C FF 93 C CH 85 X FF 93 1-2 ① F9		B SL 85 C SL 84 X FF 92 1-1 ③ F9		X SI 97 0-0 1-H 2B		4	0	2	1	0	0	0
30 Kila Ka'aihue, L (1, 10) OBP: 0.143, SLG: 0.100	B FF 93 C SL 83 F FF 92 D SL 84 F SL 83 B FF 92 F SL 84 F FF 93 S SL 84 3-3 ③ K			C SL 82 B CH 87 X FF 92 1-1 ② F8			B FF 91 C FF 89 X FF 91 1-1 ① F7	X SI 97 0-0 ② F7		4	0	0	0	0	1	2
24 Wilson Betemit, S (1, 5) OBP: 0.415, SLG: 0.530		F FF 91 B FF 93 B FF 92 B FF 90 F FF 91 F FF 92 S SL 82 3-3 ① K		F FF 92 X FF 92 0-1 ③ G3-1			B SL 79 C FF 91 B CH 84 X FF 91 2-1 4 2B 1B	B FF 98 B SI 96 B CH 83 C FF 97 S FF 98 X FF 97 3-2 ③ F8		4	1	1	0	0	1	1
4 Alex Gordon, L (1, 7) OBP: 0.306, SLG: 0.425		B SL 78 C SL 80 S CH 86 B SL 84 F FF 92 F CH 87 X CH 87 2-2 ② F9			X FF 91 0-0 ① G3		B SL 80 X FF 91 1-0 12 1B 3 1B 1-H 2B		B SI 88 C SI 89 F SL 74 B SI 89 B SI 91 B SI 89 4-2 3 SH2-4 8 1B BB	3	1	1	1	1	0	0
12 Mitch Maier, L (1, 9) OBP: 0.343, SLG: 0.388 8 Willie Bloomquist, R (9, PH) OBP: 0.287, SLG: 0.355		C FF 91 F SL 82 B FF 92 F FF 92 F CH 87 S SL 85 1-3 ③ K2-3			C FF 91 C CH 85 X FF 91 0-2 ② F8		B SL 79 S SL 81 X FF 91 1-1 17 FC4-6 3 1B 2-3 1B		C SI 90 X CH 74 0-1 3 SH2-4 1-2 1B	3 1	0 0	1 1	0 0	0 0	1 0	0 0
3 Yuniesky Betancourt, R (1, 6) OBP: 0.286, SLG: 0.406			C FF 91 X FF 91 0-1 7 BB 1B		C FF 92 X SL 86 0-1 HR		F SL 90 X FF 94 0-1 17 FC4-6 1-2 3-H 1B		X SI 89 0-0 ① SH2-4 1-2 2-3	3	1	3	2	0	0	0
17 Chris Getz, L (1, 4) OBP: 0.298, SLG: 0.273 13 Mike Aviles, R (9, PH) OBP: 0.318, SLG: 0.362			B FF 90 B FF 90 C FF 91 X FF 90 2-1 ① F8		B FF 92 F FF 89 B SL 82 B FF 92 X FF 91 3-1 ③ F7		B FF 94 B FF 95 X FC 95 2-0 ② FC4-6 7 CS 1-2f 2-3		C SI 88 X CH 73 0-1 ② L8	3 1	0 0	0 0	0 0	0 0	0 0	3 2
Inning Stats	R: 0 E: 0 K: 1 S: 15 H: 1 LOB: 1 BB: 0 P: 22	R: 0 E: 0 K: 2 S: 14 H: 0 LOB: 0 BB: 0 P: 20	R: 0 E: 0 K: 0 S: 6 H: 1 LOB: 1 BB: 1 P: 12	R: 0 E: 0 K: 0 S: 7 H: 0 LOB: 0 BB: 0 P: 9	R: 1 E: 0 K: 0 S: 8 H: 1 LOB: 0 BB: 0 P: 11	R: 0 E: 0 K: 0 S: 5 H: 0 LOB: 0 BB: 0 P: 9	R: 2 E: 0 K: 0 S: 12 H: 4 LOB: 1 BB: 0 P: 19	R: 1 E: 0 K: 1 S: 9 H: 2 LOB: 1 BB: 0 P: 14	R: 0 E: 0 K: 0 S: 9 H: 1 LOB: 2 BB: 1 P: 14	1B: 7 2B: 2 3B: 0 HR: 1 SF: 0 SAC: 1 DP: 1 HBP: 0						

PITCHER	IP	WLS	BF	H	R	ER	SO	BB	IBB	HBP	BLK	WP	HR	S	P	ERA	WHIP
54 Ervin Santana, R (1, 1) ERA: 4.12	6.1	W	25	6	3	3	3	1	0	0	0	0	1	62	95	4.26	1.105
40 Kevin Jepsen, R (7, 1) ERA: 4.15	0.2	H	2	1	0	0	0	0	0	0	0	0	0	5	7	0.00	1.500
56 Fernando Rodney, R (8, 1) ERA: 4.14	1.0	H	5	2	1	1	1	0	0	0	0	0	0	9	14	9.00	2.000
40 Brian Fuentes, L (9, 1) ERA: 3.41	1.0	S	5	1	0	0	0	1	0	0	0	0	0	9	14	0.00	2.000

PITCHER	IP	WLS	BF	H	R	ER	SO	BB	IBB	HBP	BLK	WP	HR	S	P	ERA	WHIP

TOP

Kansas City Royals @ Los Angeles Angels

Angel Stadium of Anaheim, Anaheim, CA

Mon Aug 09 2010, 7:08 PM - 9:49 PM PDT

Att. 40,011 - Clear - 69 F

livebaseballscorecards.com

AB	34
R	4
H	10
RBI	4
BB	2
SO	4
LOB	13

WP: 0	PA: 38		
PB: 0			
SB: 0			
CS: 1			

Batter	1	2	3	4	5	6	7	8	9	AB	R	H	RBI	BB	SO	LOB
53 Bobby Abreu, L (1, 7) OBP: 0.349, SLG: 0.425	C FF 90 B CH 79 X CH 80 1-1 2 1B 55 G4-3 1B	C FF 90 X FF 92 0-1 1-H 2-H 2B		1 SAFE 1 SAFE P PO 90 C SL 78 B CH 78 X CH 78 2-1 1-H HR		B FF 92 C SL 78 C SL 79 B FF 93 C FF 89 2-3 ③ K		C FF 95 F CH 84 F FC 89 B CH 84 F FC 88 B FF 94 X FF 94 2-2 F7 ③		5	2	3	4	0	1	0
2 Erick Aybar, S (1, 6) OBP: 0.335, SLG: 0.370	1 SAFE B FF 89 1 SAFE F FF 89 X FF 91 1-1 55 G4-3 6 F8 1-3 1B	C SL 79 X CH 77 0-1 ③ G1-3		B FF 91 B SL 78 X FF 89 2-0 ③ G3-1			L CU 76 X FF 90 0-1 6 G3-1 6 S 55 BLK 1B			4	1	2	0	0	0	1
6 Alberto Callaspo, S (1, 5) OBP: 0.308, SLG: 0.397	B SL 80 B CH 77 B FF 90 C FF 89 X FF 90 3-1 ① F8 1-2		B FF 90 C FF 89 X CH 77 1-1 55 G1-3 1B		B CU 76 B FF 89 C FF 89 X FF 88 2-1 ① L4		B FF 88 1 SAFE 1 SAFE B FF 88 S SL 77 B SL 77 X CH 76 3-1 ① G3-1 1-3			4	0	1	0	0	0	3
55 Hideki Matsui, L (1, 10) OBP: 0.328, SLG: 0.404	C FF 91 B CH 78 B SL 80 X CH 78 2-1 ② G4-3 2-3 3-H		X SL 78 0-0 ① G1-3 1-2		C FF 90 B CH 76 B CH 78 X CH 77 2-1 13 1B 1B		B SI 89 F SI 90 F SI 90 B CH 86 F FF 92 B SI 92 F SI 92 B SI 92 4-2 20 F9 13 1B 3-H BB			3	0	1	1	1	0	2
13 Maicer Izturis, S (1, 4) OBP: 0.317, SLG: 0.382	C FF 91 B FF 90 X SL 80 1-1 ③ P5		C FF 89 S SL 79 B FF 91 T CH 78 1-2 ② K		B FF 89 B FF 88 B FF 88 C FF 88 X FF 89 3-1 1-2 1B		X SI 92 0-0 1-2 1B			4	0	2	0	0	1	2
20 Juan Rivera, R (1, 9) OBP: 0.316, SLG: 0.427		B FF 92 C SL 77 S SL 82 B SL 80 B SL 80 X CH 78 3-2 ① G3-1	B SL 80 X SL 78 1-0 ③ F8		C FF 90 B SL 80 B FF 90 X SL 78 2-1 ② F8		B FF 92 X SI 91 1-0 ② F9 2-3			4	0	0	0	0	0	5
47 Howie Kendrick, R (1, 3) OBP: 0.304, SLG: 0.409		C FF 92 X SL 79 0-1 5 B2-3 53 2B 1B		S CH 78 L CH 77 B FF 92 B FF 92 S CH 77 2-3 ① K	C SL 79 C FF 91 S CH 76 0-3 ③ K		X SI 91 0-0 ③ L8			4	1	1	0	0	2	4
5 Jeff Mathis, R (1, 2) OBP: 0.239, SLG: 0.320		X FF 91 0-0 ② B2-3 1-2		X FF 90 0-0 ② F8		B FF 89 S FF 89 C SL 77 S CH 76 1-3 ① K		C FF 94 X FF 94 0-1 ① F9		4	0	0	0	0	1	1
25 Peter Bourjos, R (1, 8) OBP: 0.250, SLG: 0.200		B SL 79 C SL 80 B FF 93 C FF 92 F FF 94 B SL 80 B FF 94 4-2 53 2B BB		C FF 92 B FF 92 S CH 80 F CH 78 B CH 77 X FF 92 2-2 53 S 53 HR 1B		M FF 90 B SL 78 F FF 90 C CH 77 1-3 ② K		C FF 94 S FF 94 C CH 86 0-3 ② K		3	2	1	0	1	2	0
Inning Stats	R: 1 E: 0 K: 0 S: 10 H: 2 LOB: 1 BB: 0 P: 18	R: 2 E: 0 K: 0 S: 13 H: 2 LOB: 1 BB: 1 P: 20	R: 0 E: 0 K: 1 S: 7 H: 1 LOB: 1 BB: 0 P: 10	R: 2 E: 0 K: 1 S: 12 H: 2 LOB: 0 BB: 0 P: 19	R: 0 E: 0 K: 1 S: 11 H: 2 LOB: 2 BB: 0 P: 20	R: 0 E: 0 K: 3 S: 9 H: 0 LOB: 0 BB: 0 P: 13	R: 1 E: 0 K: 0 S: 11 H: 2 LOB: 2 BB: 1 P: 19	R: 0 E: 0 K: 1 S: 10 H: 0 LOB: 0 BB: 0 P: 12		1B: 9 2B: 1 3B: 0 HR: 1 SF: 0 SAC: 0 DP: 0 HBP: 0		WP: 0 PB: 0 SB: 2 CS: 0 PA: 37		

BOTTOM

Kansas City Royals @ Los Angeles Angels

Angel Stadium of Anaheim, Anaheim, CA

Mon Aug 09 2010, 7:08 PM - 9:49 PM PDT

Att. 40,011 - Clear - 69 F

livebaseballscorecards.com

AB	35
R	6
H	11
RBI	5
BB	2
SO	7
LOB	18

PITCHER		IP	WLS	BF	H	R	ER	SO	BB	IBB	HBP	BLK	WP	HR	S	P	ERA	WHIP
37 Sean O'Sullivan, R ERA: 5.05	(1, 1)	6.1	L	30	10	6	6	6	1	0	0	0	0	1	66	107	8.53	1.737
53 Kanekoa Texeira, R ERA: 4.11	(7, 1)	0.2		4	1	0	0	0	1	0	0	1	0	0	7	12	0.00	3.000
57 Jesse Chavez, R ERA: 5.4	(8, 1)	1.0		3	0	0	0	1	0	0	0	0	0	0	10	12	0.00	0.000

PITCHER	IP	WLS	BF	H	R	ER	SO	BB	IBB	HBP	BLK	WP	HR	S	P	ERA	WHIP

Batter	1	2	3	4	5	6	7	8	9	AB	R	H	RBI	BB	SO	LOB
17 Chris Getz, L (1, 4) OBP: 0.292, SLG: 0.266	B SI 90 C SI 91 F FC 86 F FS 84 B FS 85 X FF 92 2-2 F7		F SI 91 F SI 91 B SI 90 X SI 91 1-2 F8			B SI 88 C SI 89 X KC 79 1-1 G4-3		B FF 95 C FF 95 S CH 83 F FF 98 X CH 83 1-2 G4-3		4	0	0	0	0	0	0
18 Jason Kendall, R (1, 2) OBP: 0.325, SLG: 0.305	C SI 92 B FS 88 F FF 93 B SI 94 B SI 92 F FC 88 F FF 89 X FF 88 3-2 P5			C FS 85 X FS 82 0-1 G3		C SI 90 B FS 86 X FS 87 1-1 1B		B SI 97 C CH 83 F FF 98 B FF 98 B CH 85 B CH 84 4-2 16 G5-3 BB		3	0	1	0	1	0	0
16 Billy Butler, R (1, 10) OBP: 0.379, SLG: 0.461	C SI 92 B FS 86 S FS 85 B FF 89 X FF 92 2-2 F9			F FS 83 B FF 89 X SI 90 1-1 1B		S FS 84 X FS 84 0-1 F9		F SI 98 B SI 99 X SI 96 1-1 G5-3 1-2		4	0	1	0	0	0	2
30 Kila Ka'aihue, L (1, 3) OBP: 0.160, SLG: 0.125		B KC 78 C KC 79 B FC 86 B SI 90 X SI 90 3-1 24 G3 24 WP 4 SF9 1B		C FF 89 B FF 89 X FF 90 1-1 F9			C SI 88 C FS 83 F SI 90 X KC 78 0-2 F9	C CH 84 B FF 98 B CH 84 S FF 99 F FF 99 X CH 83 2-2 L4		4	1	1	0	0	0	2
24 Wilson Betemit, S (1, 5) OBP: 0.410, SLG: 0.521		B FS 85 D FS 86 C KC 78 S FF 90 B FS 86 X FS 84 3-2 G3 1-3		C KC 76 T FC 86 F SI 89 B FF 90 D FS 84 B SI 90 S FS 84 3-3 K2-3			B SI 90 B SI 89 X FF 89 2-0 3 1B 1B		C SI 88 B CH 73 X SI 89 1-1 F9	4	0	1	0	0	1	2
4 Alex Gordon, L (1, 7) OBP: 0.294, SLG: 0.411		X FS 87 0-0 SF9 3-H			C SI 89 S FS 84 C FF 89 0-3		X FF 89 0-0 F7		F SI 89 X SI 90 0-1 F7	3	0	0	1	0	1	1
3 Yuniesky Betancourt, R (1, 6) OBP: 0.286, SLG: 0.404		X FC 88 0-0 G5-3			B FC 86 B FC 86 B FC 86 C FS 87 X FS 86 3-1 F7		C FS 83 D FS 86 C FF 90 B FC 87 B SI 91 X FC 88 3-2 8 FC5 12 BB 1-3 1B		B SI 88 X SI 88 1-0 F9	4	0	1	0	0	0	0
12 Mitch Maier, L (1, 8) OBP: 0.343, SLG: 0.385			C SI 90 B FS 84 F SI 90 B FS 84 S FS 85 2-3 K		B KC 79 B KC 78 F SI 88 B KC 77 X SI 90 3-1 F8		B FS 83 B FS 83 B FS 83 B SI 89 4-0 8 FC5 1-2 BB			2	0	0	0	1	1	0
8 Willie Bloomquist, R (1, 9) OBP: 0.280, SLG: 0.347			B SI 91 C SI 92 B FS 87 X FF 87 2-1 F9			X FC 85 0-0 G4-3	C FF 87 X FS 84 0-1 FC5 1-2 2-3f			3	0	0	0	0	0	3
Inning Stats	R: 0 E: 0 K: 0 S: 12 H: 0 LOB: 0 BB: 0 P: 19	R: 1 E: 0 K: 0 S: 7 H: 1 LOB: 0 BB: 0 P: 13	R: 0 E: 0 K: 1 S: 8 H: 0 LOB: 0 BB: 0 P: 13	R: 0 E: 0 K: 1 S: 10 H: 1 LOB: 1 BB: 0 P: 15	R: 0 E: 0 K: 1 S: 7 H: 0 LOB: 0 BB: 0 P: 13	R: 0 E: 0 K: 0 S: 7 H: 1 LOB: 1 BB: 0 P: 9	R: 0 E: 0 K: 0 S: 11 H: 2 LOB: 3 BB: 1 P: 20	R: 0 E: 0 K: 0 S: 12 H: 0 LOB: 1 BB: 1 P: 20	R: 0 E: 0 K: 0 S: 5 H: 0 LOB: 0 BB: 0 P: 7	1B: 5 2B: 0 3B: 0 HR: 0	SF: 1 SAC: 0 DP: 0 HBP: 0					

TOP

Kansas City Royals @ Los Angeles Angels

Angel Stadium of Anaheim, Anaheim, CA

Tue Aug 10 2010, 7:09 PM - 9:24 PM PDT

Att. 43,512 - Clear - 71 F

livebaseballscorecards.com

AB	31
R	1
H	5
RBI	1
BB	2
SO	3
LOB	10

PITCHER		IP	WLS	BF	H	R	ER	SO	BB	IBB	HBP	BLK	WP	HR	S	P	ERA	WHIP
24 Dan Haren, R ERA: 4.34	(1, 1)	7.0	W	27	5	1	1	3	1	0	0	0	1	0	62	102	1.29	0.857
56 Fernando Rodney, R ERA: 4.05	(8, 1)	1.0	H	4	0	0	0	0	1	0	0	0	0	0	12	20	0.00	1.000
40 Brian Fuentes, L ERA: 3.31	(9, 1)	1.0	S	3	0	0	0	0	0	0	0	0	0	0	5	7	0.00	0.000

PITCHER	IP	WLS	BF	H	R	ER	SO	BB	IBB	HBP	BLK	WP	HR	S	P	ERA	WHIP

Batter	1	2	3	4	5	6	7	8	9	AB	R	H	RBI	BB	SO	LOB
53 Bobby Abreu, L (1, 7) OBP: 0.355, SLG: 0.431	C FF 92 B SI 93 B SI 93 X SI 94 2-1 6 1B 55 SF8 2B	C FF 92 B SL 77 B SL 77 F FF 93 F SL 82 B FF 93 F FF 92 F SL 81 B FF 93 4-2 BB	P PO 86 S FF 92 B SL 83 X SI 91 2-1 ② 1-2 2 3B 1B	I IN 75 4-0 IBB					2	2	2	0	2	0	0
2 Erick Aybar, S (1, 6) OBP: 0.334, SLG: 0.373	F SI 92 X SI 92 0-1 ① G1-3	1 SAFE 1 SAFE F CH 90 P PO 85 B SI 90 F FF 91 S SL 82 2-3 ② K	X SI 91 0-0 1-H 3B	C CH 82 S CU 78 F CU 79 S CU 80 0-3 ③ K						4	0	1	1	0	2	4
6 Alberto Callaspo, S (1, 5) OBP: 0.308, SLG: 0.396	C SI 91 B CH 86 X CH 87 1-1 2-3 1B	C SI 91 1 SAFE D SL 76 1 SAFE C SI 91 B SL 82 1 SAFE X SI 92 2-2 ③ G1	B SL 78 X SI 92 1-0 ③ G4-3					B CH 82 X CH 82 1-0 ① G4-3		4	0	1	0	0	0	2
55 Hideki Matsui, L (1, 10) OBP: 0.325, SLG: 0.401	B SI 92 X CH 86 1-0 ② SF8 3-H			C SL 77 X CH 85 0-1 ① G4-3		C SI 91 B SL 78 B CH 87 S FF 91 X SL 82 2-2 ① F8		B CH 82 F CH 82 F FF 90 B CU 78 F CU 78 B CH 82 X SI 90 3-2 ② G3		3	0	0	1	0	0	0
13 Maicer Izturis, S (1, 4) OBP: 0.311, SLG: 0.374	B FF 91 B FF 92 X SI 92 2-0 ③ P6			C SI 91 B SL 76 B SI 91 X FF 91 2-1 ② G4-3		S CH 87 B SL 77 B SI 91 C SI 92 F SI 92 S SL 83 2-3 ② K		F CH 87 B CU 78 F CU 78 X CU 79 1-2 ③ L6		4	0	0	0	0	1	1
20 Juan Rivera, R (1, 9) OBP: 0.314, SLG: 0.423		B FF 93 X FF 92 1-0 ① F8		C SL 82 B SL 82 B SL 82 X FF 92 2-1 ③ G6-3		B SI 91 B SL 82 B SL 81 F SI 91 F SI 92 X SL 82 3-2 ③ G3-1				3	0	0	0	0	0	0
47 Howie Kendrick, R (1, 3) OBP: 0.306, SLG: 0.413		C FF 94 C SL 83 B SL 84 B SI 94 X SL 83 2-2 ② G3-1	X SL 77 0-0 44 F8 25 SH 2B				B SI 90 X SI 89 1-0 ① 1B			3	1	2	0	0	0	0
44 Mike Napoli, R (1, 2) OBP: 0.323, SLG: 0.482		C FF 94 F SL 83 B FF 93 S SL 84 1-3 ③ K	B SI 92 B SL 81 S SI 92 S SL 83 X SL 84 2-2 ① F8 2-3				B SI 91 X CH 84 1-0 ② G4-3			3	0	0	0	0	1	1
25 Peter Bourjos, R (1, 8) OBP: 0.267, SLG: 0.259			B FF 91 F FF 89 B FF 91 F FF 91 S SL 82 2-3 ① K		B FF 93 X SL 82 1-0 SH 53 CS 3-H		F FF 90 B CU 78 B CU 77 X FF 90 2-1 2B			2	0	1	1	0	1	0
Inning Stats	R: 1 H: 2 E: 0 LOB: 1 K: 0 BB: 0 S: 8 P: 14	R: 0 H: 0 E: 0 LOB: 0 K: 1 BB: 0 S: 7 P: 11	R: 0 H: 0 E: 0 LOB: 1 K: 2 BB: 1 S: 15 P: 24	R: 0 H: 0 E: 0 LOB: 0 K: 0 BB: 0 S: 6 P: 10	R: 2 H: 3 E: 0 LOB: 1 K: 0 BB: 0 S: 10 P: 15	R: 0 H: 0 E: 0 LOB: 0 K: 1 BB: 0 S: 10 P: 17	R: 0 H: 2 E: 0 LOB: 2 K: 1 BB: 1 S: 8 P: 16	R: 0 H: 0 E: 0 LOB: 0 K: 0 BB: 0 S: 8 P: 13		1B: 3 SF: 1 2B: 3 SAC: 1 3B: 1 DP: 0 HR: 0 HBP: 0						

PITCHER		IP	WLS	BF	H	R	ER	SO	BB	IBB	HBP	BLK	WP	HR	S	P	ERA	WHIP
41 Bryan Bullington, R ERA: 4.85	(1, 1)	6.0	L	24	5	3	3	4	1	0	0	0	0	0	56	91	4.50	1.000
59 Philip Humber, R ERA:	(7, 1)	2.0		8	2	0	0	1	0	1	0	0	0	0	16	29	0.00	1.000

PITCHER	IP	WLS	BF	H	R	ER	SO	BB	IBB	HBP	BLK	WP	HR	S	P	ERA	WHIP

BOTTOM

Kansas City Royals @ Los Angeles Angels

Angel Stadium of Anaheim, Anaheim, CA

Tue Aug 10 2010, 7:09 PM - 9:24 PM PDT

Att. 43,512 - Clear - 71 F

livebaseballscorecards.com

AB	28
R	3
H	7
RBI	3
BB	2
SO	5
LOB	8

WP: 0 PA: 32
PB: 0
SB: 0
CS: 1

Batter	1	2	3	4	5	6	7	8	9	10	AB	R	H	RBI	BB	SO	LOB
8 Willie Bloomquist, R (1, 9) OBP: 0.270, SLG: 0.333	C FF 88 B SI 86 F FF 91 B FF 92 F SL 79 F SL 79 X SI 88 2-2 ① F8		F FF 89 B SI 87 X SI 88 1-1 ② L6			X FF 90 0-0 ① F9		B SL 80 C SL 77 F FF 90 B SL 81 B CH 77 T FF 90 3-2 ① K	B FF 97 1 SAFE X FC 95 1-0 ③ L9		5	0	0	0	0	1	1
12 Mitch Maier, L (1, 8) OBP: 0.340, SLG: 0.381	B SI 87 C CU 71 S CU 72 B SL 78 S SI 91 2-3 ② K		S CH 82 F CU 70 B SI 89 X CH 79 1-2 ③ G4-3			B CU 68 S CU 67 F SI 92 F CH 78 B CU 71 F SI 92 F SI 91 X SL 77 2-2 E3		F CH 79 F SI 92 B SL 78 X CU 72 1-2 16 1B 1B		X SL 73 0-0 ① F8	5	0	1	0	0	1	0
16 Billy Butler, R (1, 10) OBP: 0.378, SLG: 0.458	S SL 78 X SL 80 0-1 ③ G6-3			C FF 90 X SL 78 0-1 ① G5-3		X SL 78 0-0 ② F8		1 SAFE B SL 79 C CH 76 1 SAFE X SI 88 1-1 24 BB 1-3 1B		C SI 89 B SI 89 F SI 89 S SI 89 1-3 ② K	5	0	1	0	0	1	1
30 Kila Ka'aihue, L (1, 3) OBP: 0.133, SLG: 0.103		C SI 84 S CU 72 B FF 89 B SI 92 F CU 71 F SL 78 C SI 91 2-3 ① K		B CU 70 C CH 79 B CU 68 B SI 90 F SI 84 S CU 70 3-3 ② K		X CU 70 0-0 ③ L6		X CH 80 0-0 ② P4		B SL 74 C SI 90 C SL 75 S SI 90 1-3 ③ K	5	0	0	0	0	3	3
24 Wilson Betemit, S (1, 5) OBP: 0.406, SLG: 0.508		B CU 69 C CU 70 B FF 91 S CU 70 S SI 91 2-3 ② K		C SI 86 S CU 69 F FF 91 B SI 90 B CU 68 S CH 78 2-3 ③ K			X CU 71 0-0 ① P4	B CU 70 S CU 69 D CU 70 C SI 90 D SL 77 D CH 78 4-2 1-2 BB			3	0	0	0	1	2	0
4 Alex Gordon, L (1, 7) OBP: 0.302, SLG: 0.409		S SI 85 B CU 73 B CU 70 F SI 90 B CH 80 B SI 91 4-2 13 1B BB			C CU 69 F CH 79 S SL 78 0-3 ① K		B CU 68 X CU 69 1-0 13 1B 1B	X CH 78 0-0 ③ G1			3	0	1	0	1	1	3
13 Mike Aviles, R (1, 4) OBP: 0.324, SLG: 0.367		1 SAFE F SL 77 X SL 79 0-1 1-3 1B			B FF 89 S SL 79 F FF 91 S SL 80 1-3 ② K		B SL 80 1 SAFE X SL 80 1-0 1-3 3 S 1B		F FF 96 B FF 96 X FF 96 1-1 1B		4	0	3	0	0	1	0
3 Brayan Peña, S (1, 2) OBP: 0.254, SLG: 0.212		C CU 70 F CU 70 B FF 90 S CH 78 1-3 ③ K			C CH 82 B FF 90 S CU 71 F CH 75 S CH 78 1-3 ③ K		S CU 73 B FF 91 1 SAFE S CH 78 F SI 93 F SI 91 F CH 76 S CU 70 1-3 ② K 1-2		B FF 97 X FF 95 1-0 ① B5		4	0	0	0	0	3	5
3 Yuniesky Betancourt, R (1, 6) OBP: 0.285, SLG: 0.411			C SL 77 X SL 77 0-1 ① G5-3			F SL 78 B SL 78 X FF 89 1-1 HR	X SL 79 0-0 ③ F8		F FF 98 S FF 98 B FF 96 S SL 91 1-3 ② K		4	1	1	1	0	1	3
Inning Stats	R: 0 H: 0 E: 0 LOB: 0 K: 1 BB: 0 S: 10 P: 14	R: 0 H: 1 E: 0 LOB: 2 K: 3 BB: 1 S: 15 P: 24	R: 0 H: 0 E: 0 LOB: 0 K: 0 BB: 0 S: 7 P: 9	R: 0 H: 0 E: 0 LOB: 0 K: 2 BB: 0 S: 9 P: 14	R: 0 H: 0 E: 0 LOB: 0 K: 3 BB: 0 S: 10 P: 12	R: 1 H: 1 E: 1 LOB: 1 K: 0 BB: 0 S: 11 P: 14	R: 0 H: 2 E: 0 LOB: 2 K: 1 BB: 0 S: 10 P: 13	R: 0 H: 2 E: 0 LOB: 3 K: 1 BB: 1 S: 12 P: 21	R: 0 H: 1 E: 0 LOB: 1 K: 1 BB: 0 S: 7 P: 11	R: 0 H: 0 E: 0 LOB: 0 K: 2 BB: 0 S: 7 P: 9	1B: 6 SF: 0 2B: 0 SAC: 0 3B: 0 DP: 0 HR: 1 HBP: 0						

PITCHER		IP	WLS	BF	H	R	ER	SO	BB	IBB	HBP	BLK	WP	HR	S	P	ERA	WHIP
36 Jered Weaver, R ERA: 2.87	(1, 1)	8.0		33	6	1	1	11	2	0	0	0	0	1	84	121	1.12	1.000
40 Kevin Jepsen, R ERA: 4.05	(9, 1)	1.0		4	1	0	0	1	0	0	0	0	0	0	7	11	0.00	1.000
40 Brian Fuentes, L ERA: 3.22	(10, 1)	1.0	W	3	0	0	0	2	0	0	0	0	0	0	7	9	0.00	0.000

PITCHER	IP	WLS	BF	H	R	ER	SO	BB	IBB	HBP	BLK	WP	HR	S	P	ERA	WHIP

TOP

Kansas City Royals @ Los Angeles Angels
Angel Stadium of Anaheim, Anaheim, CA

Wed Aug 11 2010, 12:41 PM - 3:32 PM PDT
Att. 39,093 - Sunny - 76 F

livebaseballscorecards.com

AB	38
R	1
H	7
RBI	1
BB	2
SO	14
LOB	16

WP: 0	PA: 40				
PB: 0					
SB: 1					
CS: 0					

Batter	1	2	3	4	5	6	7	8	9	10	AB	R	H	RBI	BB	SO	LOB
53 Bobby Abreu, L (1, 7) OBP: 0.355, SLG: 0.437	C FF 92 C SL 88 B FF 94 S SL 87 1-3 K		X FF 94 0-0 6 BB 1-3 1B		C FF 94 F CU 68 B SL 84 B CH 88 F FF 95 B SI 95 X CH 87 3-2 G6-3			B SI 93 C CU 79 B FF 93 B SI 93 C CH 85 F CH 86 S SI 93 3-3 K		C CH 86 B FC 90 X CH 86 1-1 HR	5	1	2	1	0	2	0
2 Erick Aybar, S (1, 6) OBP: 0.333, SLG: 0.371	B FF 96 F CH 87 B SI 95 B CH 87 X SI 92 3-1 F7		F CH 87 B SI 94 X SI 94 1-1 SF8 3-H			X FF 90 0-0 B1-3		H FF 94 1-0 HBP			2	0	0	1	0	0	0
6 Alberto Callaspo, S (1, 5) OBP: 0.307, SLG: 0.393	C CU 74 X CH 87 0-1 G3		1 SAFE B CH 85 B CH 86 B CH 86 B FF 91 4-0 1-2 BB			C FF 90 B CH 75 X CH 86 1-1 G3-1		1 SAFE X CH 84 0-0 G3			3	0	0	0	1	0	1
48 Torii Hunter, R (1, 9) OBP: 0.373, SLG: 0.503		C FF 94 B CU 73 F CH 85 S FF 95 1-3 K	B SL 88 S CH 89 F FF 98 B FF 96 X SI 97 2-2 G6-3			S SL 80 X CH 87 0-1 1B			B SL 85 C SI 95 S SL 87 X SL 86 1-2 F8		4	0	1	0	0	1	2
55 Hideki Matsui, L (1, 10) OBP: 0.325, SLG: 0.399		C CH 88 B CU 76 X CH 87 1-1 G4-3		X CH 86 0-0 13 CS 1B		1 SAFE B CH 86 C SI 94 1 SAFE C SI 94 S FF 96 1-3 K			B SI 95 C SI 95 B CH 86 F FF 96 B FF 96 F FF 96 F SI 96 X SI 94 3-2 F7		4	0	1	0	0	1	1
13 Maicer Izturis, S (1, 4) OBP: 0.320, SLG: 0.382		C CU 76 B SI 94 F FF 95 X SL 86 1-2 1B		S FF 94 B CH 88 X CH 87 1-1 F8 1-2			C FF 92 F CH 81 B FF 92 X FF 92 1-2 47 G4-6-3 1B			F SI 94 B SL 84 F FF 94 F FF 96 B SI 94 X SI 95 2-2 47 S 1B	4	0	3	0	0	0	1
44 Mike Napoli, R (1, 3) OBP: 0.322, SLG: 0.479 47 Howie Kendrick, R (7, PH) OBP: 0.307, SLG: 0.412 (8, 3)		T FF 95 1 SAFE F SI 95 C CU 66 0-3 K	C CU 79 F CH 76 B FF 95 B SL 86 B SI 95 S SL 82 3-3 K				L SI 92 1 SAFE M CH 83 1 SAFE X SL 87 0-2 G4-6-3 1-2f		C FF 95 I IN 70 I IN 70 I IN 71 I IN 70 4-1 1-2 IBB		2 1	0 0	0 0	0 0	0 1	2 0	1 1
5 Jeff Mathis, R (1, 2) OBP: 0.239, SLG: 0.318			S CU 78 B SI 93 B CH 84 B SL 80 X SI 93 3-1 77 FC2-6 1B		C FF 94 C FF 94 B FF 94 B SL 86 F SL 86 F SL 84 X SL 85 2-2 F7		S FF 95 B FF 94 S CH 87 B FF 97 B CU 72 X FF 94 3-2 P4		C SI 94 B SI 94 S FF 95 B SI 97 B FF 96 S SI 95 3-3 K		4	0	1	0	0	1	2
77 Reggie Willits, S (1, 8) OBP: 0.353, SLG: 0.308			B FF 94 1 SAFE X CH 87 1-0 FC2-6 53 1B 2 SF8 1-2f		B CH 88 C FF 94 C CH 88 B FF 96 F CU 80 X SI 94 2-2 F8			C CH 86 F CU 68 B SL 84 X SI 94 1-2 F9		B SI 94 C SI 94 C FC 89 X FC 89 1-2 G3	4	1	0	0	0	0	1
Inning Stats	R: 0 E: 0 K: 1 S: 7 H: 0 LOB: 0 BB: 0 P: 11	R: 0 E: 0 K: 2 S: 11 H: 1 LOB: 1 BB: 0 P: 14	R: 1 E: 0 K: 0 S: 9 H: 2 LOB: 2 BB: 1 P: 20	R: 0 E: 0 K: 1 S: 6 H: 1 LOB: 0 BB: 0 P: 10	R: 0 E: 0 K: 0 S: 13 H: 0 LOB: 0 BB: 0 P: 20	R: 0 E: 0 K: 1 S: 8 H: 1 LOB: 1 BB: 0 P: 10	R: 0 E: 0 K: 0 S: 9 H: 1 LOB: 0 BB: 0 P: 13	R: 0 E: 0 K: 1 S: 8 H: 0 LOB: 1 BB: 0 P: 13	R: 0 E: 0 K: 1 S: 16 H: 1 LOB: 2 BB: 1 P: 29	R: 1 E: 0 K: 0 S: 5 H: 1 LOB: 0 BB: 0 P: 7	1B: 7 2B: 0 3B: 0 HR: 1	SF: 1 SAC: 0 DP: 1 HBP: 1	WP: 0 PB: 0 SB: 1 CS: 1	PA: 37				

PITCHER		IP	WLS	BF	H	R	ER	SO	BB	IBB	HBP	BLK	WP	HR	S	P	ERA	WHIP
23 Zack Greinke, R ERA: 3.99	(1, 1)	8.0		30	6	1	1	6	1	0	1	0	0	0	71	111	1.12	0.875
38 Blake Wood, R ERA: 5.3	(9, 1)	1.0		5	1	0	0	1	0	1	0	0	0	0	16	29	0.00	1.000
57 Jesse Chavez, R ERA: 5.57	(10, 1)	0.1	L	2	1	1	1	0	0	0	0	0	0	1	5	7	27.00	3.000

PITCHER	IP	WLS	BF	H	R	ER	SO	BB	IBB	HBP	BLK	WP	HR	S	P	ERA	WHIP

BOTTOM

Kansas City Royals @ Los Angeles Angels

Angel Stadium of Anaheim, Anaheim, CA

Wed Aug 11 2010, 12:41 PM - 3:32 PM PDT

Att. 39,093 - Sunny - 76 F

livebaseballscorecards.com

AB	33
R	2
H	8
RBI	2
BB	2
SO	7
LOB	10

Toronto Blue Jays @ Los Angeles Angels

Angel Stadium of Anaheim, Anaheim, CA

Fri Aug 13 2010, 7:09 PM - 9:43 PM PDT

Att. 40,606 - Clear - 72 F

livebaseballscorecards.com

TOP

Batter	1	2	3	4	5	6	7	8	9	AB	R	H	RBI	BB	SO	LOB
15 Fred Lewis, L (1, 7) OBP: 0.332, SLG: 0.442	B SI 90 C SI 90 B SI 91 F SI 91 F SI 92 C SL 82 2-3 ① K	S SL 82 B SL 83 B SI 92 C SL 82 C SI 91 2-3 ① K	B SL 83 X SL 82 1-0 ① G3-1	C FC 89 F FC 88 B SI 96 1 SAFE X SI 95 1-2 5 E 1-H 2B	C SL 82 B SL 81 B FF 93 B FF 93 C FF 91 C SL 81 3-3 ② K	5	0	1	1	0	3	0
5 Yunel Escobar, R (1, 6) OBP: 0.337, SLG: 0.327	F SI 91 X SI 91 0-1 ② B1-3	C SL 82 B SI 92 B FF 92 F SI 92 F SI 92 B SL 82 F SL 82 C SI 90 3-3 ② K	X SI 91 0-0 ② F8	D SI 95 D FF 89 2 SAFE X FF 88 2-0 E6 2-3	B SL 81 S FF 92 X FF 93 1-1 1B	5	0	1	0	0	1	1
19 José Bautista, R (1, 9) OBP: 0.369, SLG: 0.594	F SI 90 B SI 90 F SL 82 B SI 90 B CH 79 B CH 79 4-2 BB	C SI 92 X SL 82 0-1 ③ F7	C SI 92 C SI 92 B SI 91 X SI 92 1-2 ③ F8	S FF 89 D FF 95 1 SAFE B FC 87 S FC 89 S FC 88 2-3 ③ K	B FF 93 1 SAFE C FF 92 X FF 93 1-1 L8	4	0	0	0	1	1	3
10 Vernon Wells, R (1, 8) OBP: 0.327, SLG: 0.518	B CH 80 B CH 79 B SI 90 X SI 90 3-0 ③ P6		C SI 90 B SI 91 B CH 80 B CH 80 B SI 91 4-1 26 1B 26 WP 2 SF8 BB	F SI 89 B SI 90 B CH 77 S CH 79 X SL 82 2-2 ① F7	B SI 92 C SI 92 B SL 84 C SI 91 B SI 92 B SI 91 4-2 2 1B BB	2	1	0	0	2	0	1
26 Adam Lind, L (1, 10) OBP: 0.294, SLG: 0.411		C SI 90 X SI 90 0-1 12 1B 3B	C SI 91 B SL 83 X SL 81 1-1 12 F9 35 1B 1-3 1B	B CH 82 S SL 82 B SI 91 B SI 90 X SL 80 3-1 ② F8	C SI 92 C SI 91 C SI 92 0-3 ① K	4	1	2	0	0	1	1
2 Aaron Hill, R (1, 4) OBP: 0.286, SLG: 0.401		B CH 80 C SI 91 B SI 91 X SL 81 2-1 ① P4	T SI 90 C SI 91 B SL 82 F SL 83 X SI 91 1-2 ① SF8 3-H	B SI 90 C SI 91 X CH 78 1-1 ③ P3	X SI 91 0-0 1-2 1B	3	0	1	1	0	0	1
35 Lyle Overbay, L (1, 3) OBP: 0.332, SLG: 0.421		D SL 82 B SL 82 B SI 90 C SL 81 B SI 90 4-1 12 1B BB	X SI 90 0-0 1-2 1B	B FF 94 C FF 95 B FC 90 S FF 90 T FF 96 2-2 ① K	D CU 78 B SI 91 C SI 92 C SI 90 D CU 80 X SI 91 3-2 ② F8	3	0	1	0	1	1	2
12 Edwin Encarnación, R (1, 5) OBP: 0.307, SLG: 0.457		X CH 80 0-0 8 G5-4-3 1-2 3-H 1B	C SI 92 B SI 91 S SI 91 B SL 81 X SI 91 2-2 ② F9 2-3	C FF 91 S FF 90 B FF 96 B SL 81 B SL 80 B FC 88 4-2 15 2B BB	S SL 82 F SI 91 X SI 91 0-2 ③ G3	3	1	1	1	1	0	4
8 José Molina, R (1, 2) OBP: 0.323, SLG: 0.390		F SI 91 X SI 90 0-1 ② ③ G5-4-3 1-2f	B SI 91 X SI 91 1-0 ③ L4	X FF 95 0-0 ② F9	B FF 92 S FF 93 S SL 80 F FF 93 X SL 81 1-2 ① G5-3	4	0	0	0	0	0	5
Inning Stats	R: 0 E: 0 K: 1 S: 9 H: 0 LOB: 1 BB: 1 P: 18	R: 1 E: 0 K: 0 S: 8 H: 2 LOB: 1 BB: 1 P: 14	R: 0 E: 0 K: 2 S: 10 H: 0 LOB: 0 BB: 0 P: 15	R: 1 E: 0 K: 0 S: 12 H: 2 LOB: 2 BB: 1 P: 21	R: 0 E: 0 K: 0 S: 5 H: 0 LOB: 0 BB: 0 P: 7	R: 0 E: 0 K: 0 S: 7 H: 0 LOB: 0 BB: 0 P: 13	R: 1 E: 1 K: 2 S: 13 H: 1 LOB: 2 BB: 1 P: 24	R: 0 E: 0 K: 1 S: 12 H: 1 LOB: 2 BB: 1 P: 19	R: 0 E: 0 K: 1 S: 11 H: 1 LOB: 1 BB: 0 P: 17	1B: 5 2B: 1 3B: 1 HR: 0 SF: 1 SAC: 0 DP: 1 HBP: 0						

	AB	33
	R	3
	H	7
	RBI	3
	BB	5
	SO	7
	LOB	18

PITCHER		IP	WLS	BF	H	R	ER	SO	BB	IBB	HBP	BLK	WP	HR	S	P	ERA	WHIP
19 Scott Kazmir, L ERA: 6.36	(1, 1)	6.0	L	24	4	2	2	3	3	0	0	0	1	0	51	88	3.00	1.167
45 Francisco Rodriguez, R ERA: 4.19	(7, 1)	1.0		6	1	1	1	2	1	0	0	0	0	0	13	24	9.00	2.000
62 Scot Shields, R ERA: 5.9	(8, 1)	1.0		5	1	0	0	1	1	0	0	0	0	0	12	19	0.00	2.000
58 Michael Kohn, R ERA: 4.05	(9, 1)	1.0		4	1	0	0	1	0	0	0	0	0	0	11	17	0.00	1.000

PITCHER		IP	WLS	BF	H	R	ER	SO	BB	IBB	HBP	BLK	WP	HR	S	P	ERA	WHIP

WP: 1 PA: 39
PB: 0
SB: 0
CS: 0

Batter	1	2	3	4	5	6	7	8	9	AB	R	H	RBI	BB	SO	LOB
53 Bobby Abreu, L (1, 7) OBP: 0.356, SLG: 0.437	C SI 88 B SI 88 X SI 88 1-1 ① G4-3		1 SAFE H SI 88 1-0 2 FC3-6 1-2 HBP		B SI 88 C SI 88 B SI 89 S SL 80 S SL 81 2-3 ③ K			C SI 90 B SI 90 C SI 90 X SI 92 1-2 1B		3	0	1	0	0	1	1
2 Erick Aybar, S (1, 6) OBP: 0.330, SLG: 0.368	C SI 88 L CH 82 C SL 80 0-3 ② K		D CH 81 F SI 88 X SI 88 1-1 ② FC3-6 13 S 1-2f 2-3			C SI 86 F CH 81 B SL 80 B SL 80 F CH 82 F CH 83 X SL 81 2-2 ① G6-3		X SI 89 0-0 ③ B5-3		4	0	0	0	0	1	3
13 Maicer Izturis, S (1, 5) OBP: 0.313, SLG: 0.374	C CH 83 F SI 90 F SL 83 B SL 81 B SI 89 X SL 81 2-2 ③ F9		B SI 88 C SI 88 B SI 88 S CH 81 B SL 82 S CH 83 3-3 ③ K 1-2			C SI 89 X SI 89 0-1 ② G4-3			C FF 92 F FC 86 B FF 92 B FS 84 X FC 88 2-2 ① P6	4	0	0	0	0	1	2
48 Torii Hunter, R (1, 9) OBP: 0.370, SLG: 0.497		B SI 88 X CH 82 1-0 ① G6-3		B CH 81 X CH 81 1-0 ① G5-3		B SI 89 S SI 88 B SL 82 F SI 89 S SL 81 2-3 ③ K			B FC 88 C FF 94 F FC 88 S CU 81 1-3 ② K	4	0	0	0	0	2	0
20 Juan Rivera, R (1, 10) OBP: 0.313, SLG: 0.424		C SI 89 B SI 89 C SI 91 F SL 81 X SL 82 1-2 2B		C SI 88 B SI 88 B SI 89 B SI 88 F SI 89 F SL 83 S CH 82 3-3 ② K			B CH 81 C SI 88 B SI 88 X SI 88 2-1 ① G3-1		B FF 93 B FC 88 X FF 94 2-0 ③ G6-3	4	0	1	0	0	1	0
47 Howie Kendrick, R (1, 4) OBP: 0.305, SLG: 0.409		B SI 89 F SI 89 X SI 88 1-1 ② G5-3		C SI 87 B SI 88 B SI 88 F CH 83 B SL 80 X SI 89 3-2 ③ G6-3			C SI 87 C SL 78 B SL 80 F SL 80 C SI 88 1-3 ② K			3	0	0	0	0	1	1
44 Mike Napoli, R (1, 3) OBP: 0.322, SLG: 0.477		C SI 89 B SI 89 X CH 83 1-1 ③ G6-3			C SI 88 B SI 88 B SI 87 B SI 88 C SI 88 F SI 88 F SI 88 X SI 88 3-2 5 WP 1B		F CH 83 C SL 80 X SL 81 0-2 ③ G6-3			3	0	1	0	0	0	1
5 Jeff Mathis, R (1, 2) OBP: 0.234, SLG: 0.311			B SI 87 X CH 82 1-0 ① G4-3		B CH 81 F CH 82 L SI 88 B SL 80 X CH 82 2-2 ① F9 1-2			B SI 88 C SI 88 F CU 75 B CU 77 F CU 76 S SL 84 2-3 ① K		3	0	0	0	0	1	1
25 Peter Bourjos, R (1, 8) OBP: 0.273, SLG: 0.241			B SI 87 C SI 88 H SI 89 2-1 2 FC3-6 53 HBP HBP		S SI 88 X SI 87 0-1 ② F8			X SI 90 0-0 ② B4-3		2	0	0	0	0	0	1
Inning Stats	R: 0 E: 0 K: 1 S: 9 H: 0 LOB: 0 BB: 0 P: 12	R: 0 E: 0 K: 0 S: 9 H: 1 LOB: 1 BB: 0 P: 13	R: 0 E: 0 K: 1 S: 7 H: 0 LOB: 2 BB: 0 P: 15	R: 0 E: 0 K: 1 S: 8 H: 0 LOB: 0 BB: 0 P: 15	R: 0 E: 0 K: 1 S: 13 H: 1 LOB: 1 BB: 0 P: 20	R: 0 E: 0 K: 1 S: 10 H: 0 LOB: 0 BB: 0 P: 14	R: 0 E: 0 K: 1 S: 9 H: 0 LOB: 0 BB: 0 P: 12	R: 0 E: 0 K: 1 S: 9 H: 1 LOB: 1 BB: 0 P: 12	R: 0 E: 0 K: 1 S: 7 H: 0 LOB: 0 BB: 0 P: 12	1B: 2 2B: 1 3B: 0 HR: 0 SF: 0 SAC: 0 DP: 0 HBP: 2						

PITCHER		IP	WLS	BF	H	R	ER	SO	BB	IBB	HBP	BLK	WP	HR	S	P	ERA	WHIP
34 Marc Rzepczynski, L ERA: 4.42	(1, 1)	7.0	W	25	2	0	0	6	0	0	2	0	1	0	65	101	0.00	0.286
37 Scott Downs, L ERA: 2.23	(8, 1)	1.0	H	4	1	0	0	1	0	0	0	0	0	0	9	12	0.00	1.000
63 Kevin Gregg, R ERA: 3.43	(9, 1)	1.0	S	3	0	0	0	1	0	0	0	0	0	0	7	12	0.00	0.000

PITCHER	IP	WLS	BF	H	R	ER	SO	BB	IBB	HBP	BLK	WP	HR	S	P	ERA	WHIP

BOTTOM

Toronto Blue Jays @ Los Angeles Angels

Angel Stadium of Anaheim, Anaheim, CA

Fri Aug 13 2010, 7:09 PM - 9:43 PM PDT

Att. 40,606 - Clear - 72 F

livebaseballscorecards.com

AB	30
R	0
H	3
RBI	0
BB	0
SO	8
LOB	10

WP: 1 PA: 32
PB: 0
SB: 1
CS: 0

Toronto Blue Jays @ Los Angeles Angels

Angel Stadium of Anaheim, Anaheim, CA

Sat Aug 14 2010, 6:09 PM - 8:28 PM PDT

Att. 42,059 - Clear - 75 F

TOP

livebaseballscorecards.com

Batter	1	2	3	4	5	6	7	8	9	AB	R	H	RBI	BB	SO	LOB
15 Fred Lewis, L (1, 7) OBP: 0.337, SLG: 0.451	B FF 93 F SI 92 B FF 94 F FF 93 B SI 94 B FF 94 4-2 5 SH1-3 BB		X SL 78 0-0 ① G4-3		C FF 92 F CH 84 B FF 92 X FF 93 1-2 HR		H SL 84 1-0 HBP			2	1	1	1	1	0	0
5 Yunel Escobar, R (1, 6) OBP: 0.334, SLG: 0.324	C FF 92 X FF 92 0-1 ① SH1-3 1-2		X FF 92 0-0 ② F9		C SL 81 C FF 93 S SL 84 0-3 ② K		S FF 93 C SL 82 D SL 81 X FF 93 1-2 ③ G5-3			3	0	0	0	0	1	2
19 José Bautista, R (1, 5) OBP: 0.370, SLG: 0.595 6 John McDonald, R (8, PR) OBP: 0.258, SLG: 0.395 (8, 5)	C SL 84 C FF 94 D SL 82 F FF 95 B FF 95 S SL 83 2-3 ② K		B FF 93 B SL 84 C SL 83 B FF 92 C SL 83 B FF 95 4-2 10 S BB		S SL 82 B FF 94 B SL 83 C SL 82 X FF 94 3-2 ③ P6			C FF 95 F SI 95 B FF 98 B CH 81 F SI 97 B CH 83 X SI 97 3-2 10 G3-1 26 G6-3 2B		3 0	0 1	1 0	0 0	1 0	1 0	1 0
10 Vernon Wells, R (1, 8) OBP: 0.326, SLG: 0.514 1 Dewayne Wise, L (8, 8) OBP: 0.279, SLG: 0.517	D SL 84 C SL 84 B SL 84 B FF 94 C SL 82 X FF 94 3-2 ③ F9		C FF 94 B FF 93 F FF 94 D SL 83 B FF 94 B SL 84 4-2 1-2 BB			F SL 80 S SL 84 S SL 82 0-3 ① K		B SI 95 C SI 96 S CH 82 X FF 98 1-2 ① G3-1 2-3		3 0	0 0	0 0	0 0	1 0	1 0	2 0
26 Adam Lind, L (1, 10) OBP: 0.291, SLG: 0.408		C FF 93 X SI 93 0-1 ① G4-3	S SL 79 B SL 82 2 SAFE B SI 88 X SL 83 2-1 ③ G3			C FF 93 B CH 86 B FF 93 S SL 81 B SL 82 X FF 93 3-2 ② F7		C CH 83 D CH 84 X SI 99 1-1 ② G6-3 3-H		4	0	0	1	0	0	3
2 Aaron Hill, R (1, 4) OBP: 0.286, SLG: 0.399		B SL 83 B SL 82 C SL 81 X FF 94 2-1 35 BB 1B	B SL 79 X SL 80 1-0 ① P4			X FF 92 0-0 ③ F8		C SL 92 B SL 92 B SI 98 F SI 96 B SI 97 X SI 97 3-2 ③ P4		4	0	1	0	0	0	1
35 Lyle Overbay, L (1, 3) OBP: 0.333, SLG: 0.423		B SI 93 B SI 91 C FF 92 B SL 80 B FF 92 4-1 1-2 BB	X FF 91 0-0 ② F8			X FF 91 0-0 2B			C FF 92 C FF 94 X FF 94 0-2 ① G4-3	3	0	1	0	1	0	0
45 Travis Snider, L (1, 9) OBP: 0.318, SLG: 0.481		S FF 93 F FF 93 B SI 93 F SL 83 X SI 94 1-2 ② L7	C FF 90 B SI 92 X CH 84 1-1 ③ G3			X FF 92 0-0 ① F7			X FF 94 0-0 ② G3-1	4	0	0	0	0	0	3
8 José Molina, R (1, 2) OBP: 0.313, SLG: 0.377		S SL 81 S SL 83 S SL 81 0-3 ③ K			C SL 79 X FF 92 0-1 ① F7		B SL 80 C SL 80 B FF 92 X SL 80 2-1 ② F7		S FF 93 S FF 94 F FF 94 B SL 87 B FF 94 S FF 94 2-3 ③ K	4	0	0	0	0	2	3

Inning Stats	1	2	3	4	5	6	7	8	9
	R: 0 E: 0 K: 1 S: 11 H: 0 LOB: 1 BB: 1 P: 20	R: 0 E: 0 K: 1 S: 12 H: 1 LOB: 2 BB: 1 P: 19	R: 0 E: 0 K: 0 S: 8 H: 0 LOB: 2 BB: 2 P: 18	R: 0 E: 0 K: 0 S: 4 H: 0 LOB: 0 BB: 0 P: 6	R: 1 E: 0 K: 1 S: 11 H: 1 LOB: 0 BB: 0 P: 15	R: 0 E: 0 K: 1 S: 7 H: 0 LOB: 0 BB: 0 P: 10	R: 0 E: 0 K: 0 S: 7 H: 1 LOB: 2 BB: 0 P: 11	R: 1 E: 0 K: 0 S: 12 H: 1 LOB: 1 BB: 0 P: 20	R: 0 E: 0 K: 1 S: 8 H: 0 LOB: 0 BB: 0 P: 10

AB	30
R	2
H	4
RBI	2
BB	4
SO	5
LOB	15

1B: 1 SF: 0
2B: 2 SAC: 1
3B: 0 DP: 0
HR: 1 HBP: 1

WP: 0 PA: 36
PB: 0
SB: 1
CS: 0

PITCHER	IP	WLS	BF	H	R	ER	SO	BB	IBB	HBP	BLK	WP	HR	S	P	ERA	WHIP
54 Ervin Santana, R (1, 1) ERA: 3.99	7.0	W	29	3	1	1	4	4	0	1	0	0	1	60	99	1.29	1.000
56 Fernando Rodney, R (8, 1) ERA: 4.15	1.0		4	1	1	1	0	0	0	0	0	0	0	12	20	9.00	1.000
22 Trevor Bell, R (9, 1) ERA: 5.86	1.0		3	0	0	0	1	0	0	0	0	0	0	8	10	0.00	0.000

PITCHER	IP	WLS	BF	H	R	ER	SO	BB	IBB	HBP	BLK	WP	HR	S	P	ERA	WHIP

Toronto Blue Jays @ Los Angeles Angels

Angel Stadium of Anaheim, Anaheim, CA

Sat Aug 14 2010, 6:09 PM - 8:28 PM PDT

Att. 42,059 - Clear - 75 F

livebaseballscorecards.com

BOTTOM

Batter	1	2	3	4	5	6	7	8	9	AB	R	H	RBI	BB	SO	LOB
53 Bobby Abreu, L (1, 7) OBP: 0.359, SLG: 0.441	B CH 86 B FF 87 C FF 88 X FF 89 2-1 48 G5-3 6 1B 1B		B SL 87 C FF 90 S CU 77 F CU 78 B FF 90 X FF 90 2-2 6 1B 2B	C FF 88 C SL 82 B SL 82 F CU 78 F FF 91 F FF 90 C SL 81 1-3 ③ K			B FF 89 B SL 86 B SI 91 C SI 90 C SI 91 B SI 91 4-2 3 FC3-6 BB			3	0	2	0	1	1	0
2 Erick Aybar, S (1, 6) OBP: 0.328, SLG: 0.364	X SL 85 0-0 ① B3		X FF 88 0-0 ① B5-3		X CH 85 0-0 ① F7		C SI 91 X SI 91 0-1 ① P4			4	0	0	0	0	0	3
6 Alberto Callaspo, S (1, 5) OBP: 0.309, SLG: 0.395 3 Brandon Wood, R (7, PH) OBP: 0.183, SLG: 0.223 (8, 5)	1 SAFE C SL 84 D CH 77 B CH 78 X CH 78 2-1 1-2 1B		F FF 87 B SL 84 X CU 71 1-1 48 G5-4-3 2-3 1B		B CH 84 C CH 77 X SL 85 1-1 ② G6-3		S SI 91 X SI 91 0-1 ② FC3-6 48 1B 1-2f			3 1	0 0	2 0	0 0	0 0	0 0	0 1
48 Torii Hunter, R (1, 9) OBP: 0.369, SLG: 0.495	B SL 84 B FF 87 X FF 87 2-0 ②③ G5-3 2-3f		B SL 80 F CH 76 X CH 85 1-1 ②③ G5-4-3 1-2f		X CH 83 0-0 ③ L9		B SI 91 S SI 90 C SL 89 F SI 90 B SI 90 F SL 89 B CH 83 X SL 89 3-2 1-3 1B			4	0	1	0	0	0	4
47 Howie Kendrick, R (1, 4) OBP: 0.305, SLG: 0.408		B CH 84 X CH 84 1-0 ① G6-3		C CU 73 X CU 75 0-1 55 2B 46 HR 1B		B CH 71 B CH 85 C CH 85 S CH 78 F FF 87 X CU 78 2-2 ① G6-3	B FF 91 X SI 91 1-0 ③ F9			4	1	1	0	0	0	2
44 Mike Napoli, R (1, 3) OBP: 0.321, SLG: 0.473		B SL 86 B SL 83 B SI 87 B FF 88 4-0 55 HR BB		1 SAFE D CH 77 X SL 84 1-0 ① F9		C CH 84 X CU 74 0-1 ② G4-3		X FF 92 0-0 ① L8		3	1	0	0	1	0	1
55 Hideki Matsui, L (1, 10) OBP: 0.331, SLG: 0.416 77 Reggie Willits, S (8, PR) OBP: 0.353, SLG: 0.308 (9, 10)		X SL 86 0-0 1-H HR		1 SAFE C SL 83 X CU 78 0-1 46 HR 1-3 2B		X CU 78 0-0 46 HR 1B		C SI 92 C FF 92 B CU 78 X CU 76 1-2 46 FC6-4 1B		4 0	3 0	4 0	2 0	0 0	0 0	0 0
46 Bobby Wilson, R (1, 2) OBP: 0.280, SLG: 0.457		C SI 87 B SL 84 X CH 80 1-1 ② G5-3		X SL 83 0-0 2-H 3-H HR		S CH 80 B SL 82 F CH 76 X CU 72 1-2 1-H HR		C SL 84 B FC 89 X FF 90 1-1 ② FC6-4 1-2f		4	2	2	5	0	0	1
25 Peter Bourjos, R (1, 8) OBP: 0.243, SLG: 0.212		X SI 86 0-0 ③ G1-6-3		C SI 88 S SI 89 B FF 91 X SL 81 1-2 ② G6-3		C SI 90 X SI 90 0-1 ③ F9		B FF 92 B SL 85 F FF 92 S FC 89 S SL 84 2-3 ③ K		4	0	0	0	0	1	1
Inning Stats	R: 0 H: 2 E: 0 LOB: 1 K: 0 BB: 0 S: 6 P: 12	R: 2 H: 1 E: 0 LOB: 0 K: 0 BB: 1 S: 5 P: 11	R: 0 H: 2 E: 0 LOB: 1 K: 0 BB: 0 S: 9 P: 13	R: 3 H: 3 E: 0 LOB: 0 K: 1 BB: 0 S: 15 P: 18	R: 0 H: 0 E: 0 LOB: 0 K: 0 BB: 0 S: 4 P: 5	R: 2 H: 2 E: 0 LOB: 0 K: 0 BB: 0 S: 12 P: 15	R: 0 H: 1 E: 0 LOB: 2 K: 0 BB: 1 S: 12 P: 20	R: 0 H: 1 E: 0 LOB: 1 K: 1 BB: 0 S: 9 P: 13		1B: 7 SF: 0 2B: 2 SAC: 0 3B: 0 DP: 2 HR: 3 HBP: 0						

	AB	34
	R	7
	H	12
	RBI	7
	BB	2
	SO	2
	LOB	13

WP: 0 PA: 36
PB: 0
SB: 0
CS: 0

PITCHER		IP	WLS	BF	H	R	ER	SO	BB	IBB	HBP	BLK	WP	HR	S	P	ERA	WHIP
27 Brett Cecil, L ERA: 3.96	(1, 1)	5.2	L	26	10	7	7	1	1	0	0	0	0	3	49	72	11.12	1.941
56 Brian Tallet, L ERA: 5.65	(6, 1)	1.1		6	1	0	0	0	1	0	0	0	0	0	14	22	0.00	1.500
44 Casey Janssen, R ERA: 3.88	(8, 1)	1.0		4	1	0	0	1	0	0	0	0	0	0	9	13	0.00	1.000

PITCHER	IP	WLS	BF	H	R	ER	SO	BB	IBB	HBP	BLK	WP	HR	S	P	ERA	WHIP

Batter	1	2	3	4	5	6	7	8	9	AB	R	H	RBI	BB	SO	LOB
15 Fred Lewis, L (1, 7) OBP: 0.333, SLG: 0.445	B SI 90 X SI 91 1-0 ① F7		C FS 86 B SI 92 F SI 92 B FF 91 B FF 91 F FF 92 F FF 92 X KC 81 3-2 ③ G4-3		B FS 85 C FF 90 B SI 90 C KC 78 X FF 91 2-2 ② F8		C KC 78 C KC 77 S FS 85 0-3 ① K		B FF 92 X FF 91 1-0 ② P5	5	0	0	0	0	1	1
5 Yunel Escobar, R (1, 6) OBP: 0.337, SLG: 0.326	F FC 87 B FC 86 X FC 86 1-1 ② P4			X FC 87 0-0 26 BB; 19 1B; 2 1B; 1B	B FS 86 S FS 86 F FC 86 B FS 86 F FS 86 F FC 86 X FS 87 2-2 ③ F7		X FC 87 0-0 10 FC6-4; 1B		D SL 82 B FF 92 1 SAFE B FF 90 B FF 91 4-0 1-2 19 BB; BB	4	1	2	0	1	0	0
19 José Bautista, R (1, 9) OBP: 0.373, SLG: 0.594	B FC 87 S FC 87 S FC 88 B SI 92 X FF 90 2-2 ③ P6			B FS 87 X FC 86 1-0 1-2 2 1B; 26 BB; 1B		C FS 85 B FC 87 S FS 85 B FS 86 F FS 87 B FC 88 X FC 88 3-2 26 1B; 10 1B; 2 FC6-4; 1B	F FF 89 D FS 85 F FC 86 B FC 86 1 SAFE S FC 85 2-3 ② K		B FF 92 B FF 91 C FF 92 B FF 90 B FF 92 4-1 1-2 2-3 BB	4	1	2	0	1	1	1
10 Vernon Wells, R (1, 8) OBP: 0.325, SLG: 0.510		B FS 86 C SI 89 S FC 84 C FF 90 1-3 ① K		S FC 87 S FS 86 S FC 87 0-3 ① K		X FC 87 0-0 2 FC6-4; 26 1B; 35 SF7 1-2; 1B	T FS 85 X FC 85 0-1 ③ FC6-4 1-2f		C FF 93 X FF 92 0-1 ③ P3	5	1	1	0	0	2	6
26 Adam Lind, L (1, 10) OBP: 0.297, SLG: 0.417		C SI 91 B SI 91 X KC 79 1-1 HR		B SI 91 B SI 90 B FS 85 B SI 90 4-0 1-2 2-3 2 1B; BB		X FF 91 0-0 2 FC6-4 1-2 2-3; 1B		B SI 95 B SI 95 C SI 94 C FC 88 F SI 96 B FC 90 B FF 89 4-2 2 G6-3; BB		2	1	2	1	2	0	0
2 Aaron Hill, R (1, 4) OBP: 0.285, SLG: 0.397		X FC 86 0-0 ② G4-3		X FC 88 0-0 1-2 2-3 3-H 1B		B FS 86 D FC 88 X FC 86 2-0 ① FC6-4; 12 1B 1-2f 2-3 3-H		B FF 88 F FF 92 F SI 93 B FF 90 X SI 93 2-2 ①② G6-3 1-2f		4	0	1	2	0	0	3
35 Lyle Overbay, L (1, 3) OBP: 0.330, SLG: 0.420		C SI 91 B SI 91 F SI 91 X FF 91 1-2 ③ F7		B FS 86 B FF 91 B SI 91 X SI 89 3-0 ② F5		B FS 85 C FF 90 F FF 92 X FF 91 1-2 ② SF7 3-H		T SI 95 S FC 89 B SL 79 X SI 94 1-2 ③ G4-3		3	0	0	1	0	0	3
12 Edwin Encarnación, R (1, 5) OBP: 0.310, SLG: 0.455 6 John McDonald, R (9, PR) OBP: 0.258, SLG: 0.395 (9, 5)		C FC 86 S FC 86 B SI 91 F FS 85 B FF 90 B FC 86 X FC 87 3-2 ① F8		X FF 88 0-0 ③ L7		B FS 86 1 SAFE F FS 84 B FF 90 F FC 87 B FF 89 F FC 85 X KC 79 3-2 1-3 1B			B SL 81 B FF 92 B FF 92 B FF 90 4-0 19 BB; 5 BB; BB	3 0	0 0	1 0	0 0	1 0	0 0	3 0
9 J.P. Arencibia, R (1, 2) OBP: 0.250, SLG: 0.688		C FC 87 S FS 86 B FF 92 S FS 86 1-3 ② K			X FC 85 0-0 ① F7	X FS 84 0-0 ③ G1-3			F FF 92 F FF 93 X SL 82 0-2 ① F7	4	0	0	0	0	1	3
Inning Stats	R: 0 E: 0 K: 0 S: 6 H: 0 LOB: 0 BB: 0 P: 10	R: 1 E: 0 K: 1 S: 9 H: 1 LOB: 0 BB: 0 P: 12	R: 0 E: 0 K: 1 S: 12 H: 0 LOB: 0 BB: 0 P: 19	R: 1 E: 0 K: 1 S: 8 H: 3 LOB: 3 BB: 1 P: 16	R: 0 E: 0 K: 0 S: 9 H: 0 LOB: 0 BB: 0 P: 13	R: 2 E: 0 K: 0 S: 15 H: 4 LOB: 2 BB: 0 P: 24	R: 0 E: 0 K: 2 S: 9 H: 1 LOB: 1 BB: 0 P: 11	R: 0 E: 0 K: 0 S: 9 H: 0 LOB: 0 BB: 1 P: 16	R: 0 E: 0 K: 0 S: 7 H: 0 LOB: 3 BB: 3 P: 20	1B: 8 2B: 0 3B: 0 HR: 1	SF: 1 SAC: 0 DP: 1 HBP: 0					

PITCHER		IP	WLS	BF	H	R	ER	SO	BB	IBB	HBP	BLK	WP	HR	S	P	ERA	WHIP
24 Dan Haren, R ERA: 4.37	(1, 1)	7.0	L	31	9	4	4	5	1	0	0	0	0	1	68	105	5.14	1.429
45 Francisco Rodriguez, R ERA: 4.08	(8, 1)	1.0		3	0	0	0	0	1	0	0	0	0	0	9	16	0.00	1.000
58 Michael Kohn, R ERA: 3.52	(9, 1)	1.0		6	0	0	0	0	3	0	0	0	0	0	7	20	0.00	3.000

PITCHER	IP	WLS	BF	H	R	ER	SO	BB	IBB	HBP	BLK	WP	HR	S	P	ERA	WHIP

TOP

Toronto Blue Jays @ Los Angeles Angels

Angel Stadium of Anaheim, Anaheim, CA

Sun Aug 15 2010, 12:38 PM - 3:13 PM PDT

Att. 38,138 - Sunny - 74 F

livebaseballscorecards.com

AB	34
R	4
H	9
RBI	4
BB	5
SO	5
LOB	20

1B: 8	SF: 1	WP: 0	PA: 40
2B: 0	SAC: 0	PB: 0	
3B: 0	DP: 1	SB: 0	
HR: 1	HBP: 0	CS: 0	

Batter	1	2	3	4	5	6	7	8	9	AB	R	H	RBI	BB	SO	LOB
53 Bobby Abreu, L (1, 10) OBP: 0.361, SLG: 0.440	B FF 89 C FF 89 B SI 89 X FF 89 2-1 G1-3 ①		B FF 89 C FF 88 S SL 81 C FF 92 1-3 K ②		C FF 89 B FF 89 B FF 88 S FF 89 B CH 82 D CH 82 4-2 2 FC4-6 BB		B CU 75 C FF 90 F FF 89 X SL 80 1-2 1B			3	0	1	0	1	1	0
2 Erick Aybar, S (1, 6) OBP: 0.327, SLG: 0.363	X FF 90 0-0 1B		B FF 89 F FF 88 B FF 90 C CH 83 S CU 73 2-3 K ③		S FF 89 C CU 73 F CU 73 X FF 92 0-2 FC4-6 6 CS ② 1-2f		F FF 90 X CU 74 0-1 G4-3 ③			4	0	1	0	0	1	2
6 Alberto Callaspo, S (1, 5) OBP: 0.313, SLG: 0.397	1 SAFE C FF 88 F FF 91 1 SAFE 1 SAFE S CU 74 0-3 K ②			B FF 88 F CH 82 B CH 85 X FF 90 2-1 48 FC4-6 1B	B FF 90 C FF 90 1-1 CS ③ 1-2	X FF 90 0-0 47 FC5-4 1B		B FF 92 B FF 92 B FF 92 C FF 92 C FF 92 B FF 93 4-2 47 G6-4-3 48 1B BB		3	0	2	0	1	1	1
48 Torii Hunter, R (1, 9) OBP: 0.368, SLG: 0.493	T CU 74 F FF 90 C FF 92 0-3 K ③			B SI 89 B SI 90 B FF 89 X FF 89 3-0 FC4-6 47 1B ① 1-2f		B SI 87 X FF 88 1-0 F8 ①		1 SAFE C SL 82 D SL 82 S SL 83 X SL 83 1-2 47 G6-4-3 1B		4	0	1	0	0	1	3
47 Howie Kendrick, R (1, 3) OBP: 0.304, SLG: 0.407		B SI 88 B FF 90 X FF 88 2-0 F8 ①		1 SAFE D CH 82 B FF 89 X FF 89 2-0 1-2 1B		B CH 82 X FF 89 1-0 FC5-4 20 E ② 1-2f		C FF 94 F FF 95 D CH 89 B FF 94 F SL 81 F FF 93 X SL 82 2-2 G6-4-3 ① ② 1-2f 2-3		4	0	1	0	0	0	3
20 Juan Rivera, R (1, 7) OBP: 0.309, SLG: 0.419		C FF 90 F CU 73 B FF 92 X CH 84 1-2 G5-3 ②		B FF 91 F FF 90 X CH 82 1-1 F7 ②		S FF 89 X FF 89 0-1 E5 1-3		S FF 94 B FF 93 X CH 85 1-1 F7 ③		4	0	0	0	0	0	4
13 Maicer Izturis, S (1, 4) OBP: 0.312, SLG: 0.368		C FF 90 F FF 90 B CU 74 B CU 74 B FF 91 B FF 89 4-2 BB		C CU 72 B FF 91 X CU 72 1-1 F9 ③		X FF 90 0-0 G5-3 ③			C FF 92 F FF 93 T FF 93 0-2 K ①	3	0	0	0	1	1	4
44 Mike Napoli, R (1, 2) OBP: 0.323, SLG: 0.481		C CU 72 D SL 83 F FC 90 X FF 92 1-2 G6-3 ③			B CH 82 C SL 80 X SL 79 1-1 HR		C FF 90 B SI 90 F FF 91 F FF 92 B CU 76 F FF 90 B FF 91 B FF 89 4-2 25 G6-4-3 BB		C FF 93 C FC 87 C FF 93 0-3 K ②	3	1	1	1	1	1	1
25 Peter Bourjos, R (1, 8) OBP: 0.220, SLG: 0.189			C FF 89 B FF 89 S FF 90 B CU 73 X FF 89 2-2 G5-3 ①		B FF 91 C FF 89 X FF 86 1-1 F7 ①		X FF 89 0-0 G6-4-3 ① ② 1-2f		C FF 94 B CU 81 F FC 89 B CU 81 F FF 94 F CU 81 B FF 94 S FC 88 3-3 K ③	4	0	0	0	0	1	1
Inning Stats	R: 0 H: 1 E: 0 LOB: 1 K: 2 BB: 0 S: 9 P: 11	R: 0 H: 0 E: 0 LOB: 1 K: 0 BB: 1 S: 9 P: 17	R: 0 H: 0 E: 0 LOB: 0 K: 2 BB: 0 S: 9 P: 14	R: 0 H: 2 E: 0 LOB: 2 K: 0 BB: 0 S: 8 P: 17	R: 1 H: 1 E: 0 LOB: 0 K: 0 BB: 1 S: 11 P: 18	R: 0 H: 1 E: 1 LOB: 2 K: 0 BB: 0 S: 6 P: 8	R: 0 H: 1 E: 0 LOB: 1 K: 0 BB: 1 S: 10 P: 15	R: 0 H: 1 E: 0 LOB: 1 K: 0 BB: 1 S: 12 P: 20	R: 0 H: 0 E: 0 LOB: 0 K: 3 BB: 0 S: 11 P: 14	1B: 6 SF: 0 2B: 0 SAC: 0 3B: 0 DP: 2 HR: 1 HBP: 0						

PITCHER	IP	WLS	BF	H	R	ER	SO	BB	IBB	HBP	BLK	WP	HR	S	P	ERA	WHIP
24 Ricky Romero, L (1, 1) ERA: 3.43	7.0	W	29	6	1	1	4	3	0	0	0	0	1	62	100	1.29	1.286
54 Jason Frasor, R (8, 1) ERA: 4.0	1.0	H	4	1	0	0	0	1	0	0	0	0	0	12	20	0.00	2.000
63 Kevin Gregg, R (9, 1) ERA: 3.35	1.0	S	3	0	0	0	3	0	0	0	0	0	0	11	14	0.00	0.000

PITCHER	IP	WLS	BF	H	R	ER	SO	BB	IBB	HBP	BLK	WP	HR	S	P	ERA	WHIP

BOTTOM

Toronto Blue Jays @ Los Angeles Angels

Angel Stadium of Anaheim, Anaheim, CA

Sun Aug 15 2010, 12:38 PM - 3:13 PM PDT

Att. 38,138 - Sunny - 74 F

livebaseballscorecards.com

AB	32
R	1
H	7
RBI	1
BB	4
SO	7
LOB	19

Batter	1	2	3	4	5	6	7	8	9	AB	R	H	RBI	BB	SO	LOB
53 Bobby Abreu, L (1, 7) OBP: 0.360, SLG: 0.440	C SI 93 X SI 96 0-1 13 G3-1 6 FC1-2-5 2B		B FF 96 C FF 96 F FF 96 B FC 93 B FF 97 X CH 85 3-2 ③ G4-3			C FF 94 B FC 91 B CU 79 B FF 95 X SI 95 3-1 ① F7		C FF 93 X CU 76 0-1 ① G6-3		4	0	1	0	0	0	0
13 Maicer Izturis, S (1, 4) OBP: 0.311, SLG: 0.362	X FF 93 0-0 ① G3-1 2-3			C SI 93 B CU 80 C CH 82 B FC 91 X FC 93 2-2 ① G4-3		B SI 94 B SI 94 C SI 94 S FF 96 X FC 93 2-2 ② G4-3		B FF 93 B FF 94 C FF 93 B FF 93 B FF 93 4-1 55 1B 48 1B BB		3	0	0	0	1	0	1
6 Alberto Callaspo, S (1, 5) OBP: 0.315, SLG: 0.396	B FC 91 X FC 92 1-0 ② FC1-2-5 3-H			B SI 96 F SI 95 B FC 93 B FF 97 B SI 95 4-1 48 G5-3 BB		B CH 83 B SI 95 C FF 96 B CH 82 F FF 95 X FF 96 3-2 55 BB 48 1B 1B		X FF 92 0-0 ② L6		3	0	1	0	1	0	2
48 Torii Hunter, R (1, 9) OBP: 0.369, SLG: 0.493	B SI 96 F FC 94 X CU 80 1-1 ③ F7			1 SAFE B SI 94 C FF 94 X SI 95 1-1 ② G5-3 1-2		C FC 92 S CH 83 B FF 96 B SI 95 X SI 96 2-2 55 BB 1-2 1B		C FF 93 F FC 89 X CU 74 0-2 55 1B 1-2 1B		4	0	2	0	0	0	2
55 Hideki Matsui, L (1, 10) OBP: 0.335, SLG: 0.418		F SI 95 B FF 96 X FF 93 1-1 2 G4-3 1B		X FC 91 0-0 ③ G3		B FC 92 D CH 83 S SI 95 B SI 95 F SI 94 B FC 92 4-2 1-2 2-3 BB		C FF 93 B FC 87 X FC 88 1-1 1-2 2-3 1B		3	0	2	0	1	0	1
2 Erick Aybar, S (1, 6) OBP: 0.324, SLG: 0.360		B FF 95 S CH 84 X FF 95 1-1 ①② G4-3 1-2f			C FF 94 B CH 84 B CU 80 F FF 94 X FF 95 2-2 ① F8	B CH 82 C SI 94 X FC 92 1-1 ③ G3		C FF 92 F CH 82 S FF 92 0-3 ③ K		4	0	0	0	0	1	7
44 Mike Napoli, R (1, 3) OBP: 0.322, SLG: 0.478 (7, 2)		C CH 85 B CH 84 B FC 92 B CH 84 F SI 95 X FF 96 3-2 ③ F9			B CU 79 X FF 94 1-0 46 FC5-4 1B		B FF 95 B FF 94 C SI 95 C SI 95 F FC 92 X FF 94 2-2 ① G3-1		B FF 92 C FF 91 B FF 92 B SI 93 X FF 92 3-1 ① F7	4	0	1	0	0	0	0
46 Bobby Wilson, R (1, 2) OBP: 0.273, SLG: 0.444 47 Howie Kendrick, R (7, PH) OBP: 0.303, SLG: 0.405 (7, 3)			C FF 95 B CU 80 C FF 96 C FF 96 1-3 ① K		D CH 83 S CH 82 B SI 95 X SI 94 2-1 ② FC5-4 1-2f		B F SI 94 F SI 95 F CU 80 B FF 97 F SI 95 S CH 84 2-3 ② K		C FF 92 B SL 85 X FF 93 1-1 ② G4-3	2 2	0 0	0 0	0 0	1 1	1 0	1 0
25 Peter Bourjos, R (1, 8) OBP: 0.200, SLG: 0.171			B FF 95 B FC 92 B FF 95 C FF 94 F FF 94 X FF 96 3-2 ② G6-3		B CU 78 B SI 94 C SI 96 X SI 95 2-1 ③ G6-3		B SI 96 C SI 96 S CH 84 B S CH 84 2-3 ③ K		C FF 93 F FF 93 F FF 93 S SL 86 0-3 ③ K	4	0	0	0	0	2	1
Inning Stats	R: 0 H: 1 E: 0 LOB: 1 K: 0 BB: 0 S: 6 P: 8	R: 0 H: 1 E: 0 LOB: 0 K: 0 BB: 0 S: 7 P: 12	R: 0 H: 0 E: 0 LOB: 0 K: 1 BB: 0 S: 9 P: 16	R: 0 H: 0 E: 0 LOB: 1 K: 0 BB: 1 S: 7 P: 14	R: 0 H: 1 E: 1 LOB: 1 K: 0 BB: 0 S: 8 P: 15	R: 0 H: 2 E: 0 LOB: 3 K: 0 BB: 1 S: 15 P: 30	R: 0 H: 0 E: 0 LOB: 0 K: 2 BB: 0 S: 12 P: 18	R: 0 H: 2 E: 0 LOB: 3 K: 1 BB: 1 S: 12 P: 17	R: 0 H: 0 E: 0 LOB: 0 K: 1 BB: 0 S: 8 P: 12	1B: 6 2B: 1 3B: 0 HR: 0	SF: 0 SAC: 0 DP: 1 HBP: 0			WP: 0 PB: 0 SB: 0 CS: 0	PA: 36		

TOP

Los Angeles Angels @ Boston Red Sox

Fenway Park, Boston, MA

Tue Aug 17 2010, 7:12 PM - 9:54 PM EDT

Att. 38,304 - Cloudy - 85 F

livebaseballscorecards.com

AB	33
R	0
H	7
RBI	0
BB	3
SO	5
LOB	15

PITCHER		IP	WLS	BF	H	R	ER	SO	BB	IBB	HBP	BLK	WP	HR	S	P	ERA	WHIP
11 Clay Buchholz, R ERA: 2.36	(1, 1)	7.0	W	27	5	0	0	3	2	0	0	0	0	0	64	113	0.00	1.000
61 Felix Doubront, L ERA: 4.5	(8, 1)	1.0		6	2	0	0	1	1	0	0	0	0	0	12	17	0.00	3.000
64 Michael Bowden, R ERA: 2.08	(9, 1)	1.0		3	0	0	0	1	0	0	0	0	0	0	8	12	0.00	0.000

PITCHER	IP	WLS	BF	H	R	ER	SO	BB	IBB	HBP	BLK	WP	HR	S	P	ERA	WHIP

BOTTOM

Los Angeles Angels @ Boston Red Sox

Fenway Park, Boston, MA

Tue Aug 17 2010, 7:12 PM - 9:54 PM EDT

Att. 38,304 - Cloudy - 85 F

livebaseballscorecards.com

Batter	1	2	3	4	5	6	7	8	9	AB	R	H	RBI	BB	SO	LOB
10 Marco Scutaro, R (1, 6) OBP: 0.329, SLG: 0.370	B FF 92 C FF 92 B FF 91 B SL 78 C FF 92 X FF 94 3-2 ① F8		C SL 79 T SI 92 B FF 93 B SI 92 F SL 84 X FF 92 2-2 2B		B SL 77 B FF 90 B FF 90 C FF 89 C FF 90 X FF 91 3-2 ① P3	C FF 94 S FC 94 X FF 93 0-2 ③ F9				4	0	1	0	0	0	2
15 Dustin Pedroia, R (1, 4) OBP: 0.365, SLG: 0.495	F SL 78 B FF 94 F SL 81 B SI 94 C SI 92 2-3 ② K		B FF 93 F SL 81 D SL 82 F CH 80 X SL 80 2-2 ③ G1-3		C SL 76 B FF 91 B SL 82 X FF 91 2-1 ② G6-3		B FF 92 X SL 84 1-0 ① F8			4	0	0	0	0	1	1
34 David Ortiz, L (1, 10) OBP: 0.366, SLG: 0.537	F CH 81 B CU 74 C SI 94 B SI 94 S CH 81 2-3 ③ K			B CU 70 F CU 72 S CH 78 X CH 79 1-2 25 BB 7 BB 55 HR 1B	B CU 74 X 1-0 41 2B		B CH 85 B FF 93 C FF 93 S CH 87 X FF 94 2-2 ② G6-3			4	2	2	0	0	1	0
41 Victor Martinez, S (1, 2) OBP: 0.332, SLG: 0.446		X SI 91 0-0 ① G6-3		C CH 78 F CU 73 C SI 92 0-3 ① K	B CH 80 F CH 79 X SI 91 1-1 2-H 2B		C FC 94 B CH 87 X SI 92 1-1 ③ F8			4	0	1	1	0	1	1
29 Adrian Beltré, R (1, 5) OBP: 0.365, SLG: 0.563		C FF 91 X FF 93 0-1 ② F9		C CH 80 D SL 82 B SI 91 F CH 77 T SI 90 2-2 ② K	S SL 80 S SL 78 B SI 88 B SL 79 F FF 87 B SI 89 F SL 79 X CH 79 3-2 ③ P4			C FF 92 X FF 93 0-1 7 G4-6-3 1B		4	0	1	0	0	1	2
7 J.D. Drew, L (1, 9) OBP: 0.352, SLG: 0.468		C CU 72 S SI 93 B CU 74 F FF 93 B SI 92 X CU 74 2-2 ③ G4-3		C CH 80 D CU 73 B FF 92 D CU 72 S CH 78 B CH 76 4-2 25 BB 55 HR 1-2 BB		C FC 92 C FF 93 B FF 94 F FF 94 B FF 95 X CH 87 2-2 ① G4-3		B FF 92 B FF 90 C FF 93 X FF 92 2-1 ① ② G4-6-3 1-2f		3	1	0	0	1	0	1
25 Mike Lowell, R (1, 3) OBP: 0.324, SLG: 0.415			C SL 78 F CH 81 X SI 90 0-2 ① F9	F SL 77 D SL 81 S CH 80 B CH 77 B FF 91 F FF 91 B FF 92 4-2 55 HR 1-2 2-3 BB		B FF 96 F FF 94 B SL 88 B FC 95 B FF 95 4-1 54 BB BB		B SL 84 X FF 92 1-0 2B		2	1	1	0	2	0	0
55 Ryan Kalish, L (1, 8) OBP: 0.333, SLG: 0.440			B SI 90 B CU 72 B SI 88 C SI 90 X SI 90 3-1 ② G6-3	C CH 81 B SI 92 X CH 80 1-1 1-H 2-H 3-H HR		C FF 93 S CH 86 B FF 95 S SI 89 1-3 ② K		B FF 93 D CH 86 X FF 93 2-0 ③ G3		4	1	1	4	0	1	2
54 Darnell McDonald, R (1, 7) OBP: 0.331, SLG: 0.433			C FF 91 X FF 90 0-1 HR	X SL 78 0-0 ③ F8		B SL 87 B FF 94 B FF 94 C FF 94 B FF 93 4-1 1-2 BB				2	1	1	1	1	0	0
Inning Stats	R: 0 E: 0 K: 2 S: 9 H: 0 LOB: 0 BB: 0 P: 16	R: 0 E: 0 K: 0 S: 7 H: 0 LOB: 0 BB: 0 P: 9	R: 1 E: 0 K: 0 S: 14 H: 2 LOB: 1 BB: 0 P: 21	R: 4 E: 0 K: 2 S: 17 H: 2 LOB: 0 BB: 2 P: 29	R: 1 E: 0 K: 0 S: 13 H: 2 LOB: 1 BB: 0 P: 23	R: 0 E: 0 K: 1 S: 12 H: 0 LOB: 2 BB: 2 P: 23	R: 0 E: 0 K: 0 S: 6 H: 0 LOB: 0 BB: 0 P: 10	R: 0 E: 0 K: 0 S: 6 H: 2 LOB: 1 BB: 0 P: 11		1B: 2 2B: 4 3B: 0 HR: 2 SF: 0 SAC: 0 DP: 1 HBP: 0						

	AB	31
	R	6
	H	8
	RBI	6
	BB	4
	SO	5
	LOB	9

PITCHER		IP	WLS	BF	H	R	ER	SO	BB	IBB	HBP	BLK	WP	HR	S	P	ERA	WHIP
36 Jered Weaver, R ERA: 3.11	(1, 1)	5.0	L	23	6	6	6	4	2	0	0	0	0	2	60	98	10.80	1.600
22 Trevor Bell, R ERA: 5.4	(6, 1)	3.0		12	2	0	0	1	2	0	0	0	0	0	24	44	0.00	1.333

PITCHER	IP	WLS	BF	H	R	ER	SO	BB	IBB	HBP	BLK	WP	HR	S	P	ERA	WHIP

Batter	1	2	3	4	5	6	7	8	9	AB	R	H	RBI	BB	SO	LOB
53 Bobby Abreu, L (1, 7) OBP: 0.361, SLG: 0.443	C FF 91 C FC 87 X FF 93 0-2 ① F9		C FF 92 B FF 92 B CH 85 C CU 79 F CH 86 B FC 84 X CU 79 3-2 77 G4-3 2B		C FF 91 B FC 86 B FF 91 C FF 90 B FC 86 X FF 91 3-2 77 1B 6 HR 1B		C CH 84 B FF 90 C FF 90 B FF 93 X CU 82 2-2 ③ F8			4	1	2	0	0	0	0
77 Reggie Willits, S (1, 8) OBP: 0.358, SLG: 0.324	C FF 92 B FF 94 X FF 93 1-1 6 L6 2B		C FF 91 F FC 86 B FF 94 B FF 91 X FC 86 2-2 ② G4-3 2-3		B FF 90 1 SAFE X FF 90 1-0 6 HR 1-3 1B			C FF 99 X FF 98 0-1 ① L5		4	1	2	0	0	0	1
6 Alberto Callaspo, S (1, 5) OBP: 0.317, SLG: 0.403	B FF 93 F SI 94 B FC 87 X CH 86 2-1 ②③ L6 2-2		F CH 85 F FC 83 X FC 87 0-2 ③ G6-3		C CU 80 B FF 92 X FC 87 1-1 1-H 3-H HR			B FF 100 B FF 99 B FF 99 C FF 98 F FF 99 F FF 100 F FF 100 F FF 98 B CH 90 4-2 55 S BB		3	1	1	3	1	0	2
48 Torii Hunter, R (1, 9) OBP: 0.368, SLG: 0.490		B FF 92 S FC 87 B FF 92 X FF 92 2-1 55 G6-3 1B	S FC 86 X FC 85 0-1 ① G5-3		B FF 92 B SI 92 X CU 80 2-0 ③ P5			X FF 99 0-0 ② F8		4	0	1	0	0	0	1
55 Hideki Matsui, L (1, 10) OBP: 0.336, SLG: 0.420 3 Brandon Wood, R (8, PR) OBP: 0.183, SLG: 0.223 (8, 10)		1 SAFE C SI 92 F SI 90 B FF 93 X SI 92 1-2 ①② G6-3 1-2f	F FF 91 F FC 85 B FF 93 X FC 87 1-2 13 G3-1 47 1B 2B			C FF 90 X FC 85 0-1 ① G4-3		B FF 98 C SL 84 F FF 98 F FF 100 F SL 83 F FF 99 1 SAFE B SL 86 B SL 84 4-2 B SL 83 1-2 BB		3 0	1 0	1 0	0 0	1 0	0 0	1 0
13 Maicer Izturis, S (1, 6) OBP: 0.310, SLG: 0.365		C FF 93 C FF 93 B FC 84 B FC 86 B FF 93 F FF 93 X SI 93 3-2 2B	B CH 86 B FF 89 B CH 84 C FF 89 C CU 79 X CU 82 3-2 ② G3-1 2-3			C SI 89 B FC 86 X CU 79 1-1 ② G4-3		X SI 97 0-0 ③ L7		4	0	1	0	0	0	3
47 Howie Kendrick, R (1, 4) OBP: 0.302, SLG: 0.403		B FF 89 C CU 81 X SI 88 1-1 ③ G6-3	F FF 92 C FF 93 B FC 87 F CU 82 B FF 94 X FF 94 2-2 44 CS 1B 3-H			B FC 84 F FC 82 B FF 91 S CU 79 S CU 81 2-3 ③ K			C FF 96 B SL 82 B FS 90 F FF 97 F FF 96 F SL 82 S FF 92 2-3 ① K	4	0	1	1	0	2	1
44 Mike Napoli, R (1, 3) OBP: 0.321, SLG: 0.484			C FF 93 B FF 92 B FC 87 F FF 92 X FC 87 2-2 HR	1 SAFE B FF 93 B FC 87 C FF 93 B FF 94 C CU 81 3-2 ③ CS 1-2	C FF 92 F CH 84 S FC 83 0-3 ① K		C CU 79 B FF 90 S FC 84 S FF 92 1-3 ① K		C FF 96 S FS 90 S FF 96 0-3 ② K	4	1	1	1	0	3	0
5 Jeff Mathis, R (1, 2) OBP: 0.229, SLG: 0.304 2 Erick Aybar, S (9, PH) OBP: 0.324, SLG: 0.359			T FF 92 B SI 93 F FF 92 F FF 93 B FC 83 S FC 86 2-3 ① K		C FC 85 X CH 83 0-1 ② G5-3		C FF 92 F SI 90 F CU 82 S CU 82 0-3 ② K		C FF 97 B FS 92 S FF 92 C FF 97 1-3 ③ K	3 1	0 0	0 0	0 0	0 0	2 1	0 0
Inning Stats	R: 0 E: 0 K: 0 S: 7 H: 1 LOB: 0 BB: 0 P: 10	R: 0 E: 0 K: 0 S: 11 H: 2 LOB: 1 BB: 0 P: 18	R: 1 E: 0 K: 1 S: 17 H: 2 LOB: 1 BB: 0 P: 26	R: 1 E: 0 K: 0 S: 14 H: 2 LOB: 0 BB: 0 P: 23	R: 3 E: 0 K: 1 S: 12 H: 3 LOB: 0 BB: 0 P: 19	R: 0 E: 0 K: 1 S: 7 H: 0 LOB: 0 BB: 0 P: 10	R: 0 E: 0 K: 2 S: 10 H: 0 LOB: 0 BB: 0 P: 13	R: 0 E: 0 K: 0 S: 14 H: 0 LOB: 2 BB: 2 P: 22	R: 0 E: 0 K: 3 S: 11 H: 0 LOB: 0 BB: 0 P: 14	1B: 4 2B: 5 3B: 0 HR: 2	SF: 0 SAC: 0 DP: 2 HBP: 0			WP: 0 PB: 0 SB: 1 CS: 1	PA: 37		

PITCHER		IP	WLS	BF	H	R	ER	SO	BB	IBB	HBP	BLK	WP	HR	S	P	ERA	WHIP
41 John Lackey, R ERA: 4.62	(1, 1)	7.0	W	28	10	5	5	5	0	0	0	0	0	2	78	119	6.43	1.429
51 Daniel Bard, R ERA: 1.98	(8, 1)	1.0	H	5	0	0	0	0	2	0	0	0	0	0	14	22	0.00	2.000
58 Jonathan Papelbon, R ERA: 3.14	(9, 1)	1.0	S	3	0	0	0	3	0	0	0	0	0	0	11	14	0.00	0.000

PITCHER	IP	WLS	BF	H	R	ER	SO	BB	IBB	HBP	BLK	WP	HR	S	P	ERA	WHIP

TOP

Los Angeles Angels @ Boston Red Sox

Fenway Park, Boston, MA

Wed Aug 18 2010, 7:10 PM - 10:20 PM EDT

Att. 37,779 - Cloudy - 74 F

livebaseballscorecards.com

AB	34
R	5
H	10
RBI	5
BB	2
SO	8
LOB	9

BOTTOM

Batter	1	2	3	4	5	6	7	8	9	AB	R	H	RBI	BB	SO	LOB
10 Marco Scutaro, R (1, 6) OBP: 0.332, SLG: 0.372	B FF 94 B SI 93 C SI 92 C SI 92 X SL 82 2-2 ① G4-3	B SI 93 C CH 80 B SL 82 B CH 81 B SI 90 4-1 15 1B BB		B SI 92 C SI 91 B SI 93 X CH 80 2-1 ② G5-3		B FF 96 B SI 96 B FF 94 B FF 93 4-0 BB		B FF 92 X FF 92 1-0 15 SH1-4 41 1B 2B		3	1	1	0	2	0	1
15 Dustin Pedroia, R (1, 4) OBP: 0.367, SLG: 0.493	C SI 94 B SL 85 T SI 94 B SI 94 F SI 93 B SL 84 B SI 94 4-2 34 E 34 S 29 1B BB	C CH 81 X SI 91 0-1 1-2 2-3 1B		B SL 82 C FF 92 B SI 92 F SL 82 X SI 93 2-2 ③ G4-3		C FF 90 F FF 95 S SI 96 1-3 ③ K		B SL 83 B SL 80 X FF 93 2-0 ① SH1-4 2-3		3	1	1	0	1	1	2
41 Victor Martinez, S (1, 2) OBP: 0.336, SLG: 0.451	B SI 92 B SI 92 X SI 92 2-0 ② F9	B SL 83 C CH 84 D SL 83 B SI 92 F SI 93 T FF 92 3-2 ③ K			B CH 82 B SI 92 X SI 91 2-0 34 G6-3 29 HR 2B		C FF 98 B CU 86 C CU 84 X FF 99 1-2 34 2B 7 WP 1B	B SL 83 D SL 83 X SL 83 2-0 29 FC5-4 34 BB 3-H 1B		5	2	3	1	0	1	4
34 David Ortiz, L (1, 10) OBP: 0.371, SLG: 0.541	B SL 83 S SL 83 F SI 92 B SI 93 F SL 85 F SL 83 D SL 84 B SI 94 4-2 29 1B 1-3 BB		C SI 91 X SI 92 0-1 29 G5-4-3 1B		B SL 83 C SL 81 B SL 83 B SI 94 C SI 94 X SL 82 3-2 ① G6-3 2-3		X FF 96 0-0 7 WP 60 HBP 1-3 2B	B FF 92 F SL 83 B FF 93 F FF 91 B SL 81 F SL 81 1 SAFE B FF 93 4-2 29 FC5-4 1-2 BB		3	1	2	0	2	0	1
29 Adrián Beltré, R (1, 5) OBP: 0.366, SLG: 0.568	C CH 81 B SL 83 X SI 91 1-1 1-2 3-H 1B		B CH 80 X SI 91 1-0 ① ② G5-4-3 1-2f		B SI 93 C SL 82 X SL 83 1-1 3-H HR		C SL 92 S SL 91 S FF 97 0-3 ① K	B FF 91 B FF 92 S FF 91 S SL 82 X SL 84 2-2 ② FC5-4 1-2f 2-3		5	1	2	3	0	1	5
25 Mike Lowell, R (1, 3) OBP: 0.319, SLG: 0.402	B CH 82 C SI 92 B FF 92 B CH 80 X SI 91 3-1 ③ L6 3-H		C SI 93 S SI 92 B SL 82 X SI 93 1-2 ③ G6-3		F SI 94 X SL 82 0-1 ② P5		C SL 90 D SL 90 B SL 92 F FF 99 B SL 90 B FF 99 4-2 60 HBP 7 WP BB	C SL 83 B FF 92 X FF 92 1-1 ③ P4		4	0	0	0	1	0	4
22 Bill Hall, R (1, 7) OBP: 0.319, SLG: 0.478 7 J.D. Drew, L (7, PH) OBP: 0.353, SLG: 0.468 (8, 9)		X SI 92 0-0 ① F9		C SI 92 B SI 92 X CH 81 1-1 HR	B SI 92 B SI 93 X SI 93 2-0 ③ F9		C CU 82 B CU 84 I IN 59 I IN 62 I IN 63 4-1 60 HBP 1-2 2-3 3-H IBB			3 0	1 0	1 0	1 0	0 1	0 0	0 0
54 Darnell McDonald, R (1, 9) OBP: 0.335, SLG: 0.440 60 Daniel Nava, S (7, PH) OBP: 0.389, SLG: 0.452 (8, 7)		B SI 92 B SI 91 X SI 92 2-0 15 1B 2B		B CH 81 B SI 93 X SI 92 2-0 55 S 1B		C FF 88 B FF 96 S FC 90 F SL 81 B FF 91 F FC 89 F SI 96 S FC 91 2-3 ① K	C FC 96 C SL 89 H FC 95 1-2 55 G4-3 1-2 2-3 3-H HBP		3 0	0 0	2 0	0 0	0 1	1 0	0 0
55 Ryan Kalish, L (1, 8) OBP: 0.310, SLG: 0.407		C SI 92 C SI 93 B SL 84 S CH 82 1-3 ② K		S SL 83 B SL 82 B SL 80 F SI 90 X SI 92 2-2 ① F7 1-2		C FF 94 C FF 95 B SI 96 B SL 82 S FC 90 2-3 ② K	X FF 97 0-0 ② ③ G4-3 1-2f			4	0	0	0	0	2	5
Inning Stats	R: 1 E: 0 K: 0 S: 15 H: 1 LOB: 2 BB: 2 P: 31	R: 0 E: 0 K: 2 S: 11 H: 2 LOB: 3 BB: 1 P: 21	R: 0 E: 0 K: 0 S: 6 H: 1 LOB: 0 BB: 0 P: 8	R: 1 E: 0 K: 0 S: 11 H: 2 LOB: 1 BB: 0 P: 20	R: 2 E: 0 K: 0 S: 9 H: 2 LOB: 0 BB: 0 P: 17	R: 0 E: 0 K: 3 S: 12 H: 0 LOB: 1 BB: 1 P: 21	R: 2 E: 0 K: 1 S: 13 H: 2 LOB: 2 BB: 2 P: 23	R: 1 E: 0 K: 0 S: 11 H: 2 LOB: 2 BB: 1 P: 23		1B: 6 2B: 4 3B: 0 HR: 2 SF: 0 SAC: 1 DP: 2 HBP: 1						

PITCHER		IP	WLS	BF	H	R	ER	SO	BB	IBB	HBP	BLK	WP	HR	S	P	ERA	WHIP
19 Scott Kazmir, L ERA: 6.4	(1, 1)	5.0		25	8	4	4	2	3	0	0	0	0	2	52	97	7.20	2.200
45 Francisco Rodriguez, R ERA: 3.96	(6, 1)	1.0	H	4	0	0	0	3	1	0	0	0	0	0	12	21	0.00	1.000
40 Kevin Jepsen, R ERA: 4.39	(7, 1)	1.0	L	7	2	2	2	1	1	1	1	0	1	0	13	23	18.00	3.000
58 Michael Kohn, R ERA: 4.15	(8, 1)	1.0		6	2	1	1	0	1	0	0	0	0	0	11	23	9.00	3.000

PITCHER	IP	WLS	BF	H	R	ER	SO	BB	IBB	HBP	BLK	WP	HR	S	P	ERA	WHIP

Los Angeles Angels @ Boston Red Sox

Fenway Park, Boston, MA

Wed Aug 18 2010, 7:10 PM - 10:20 PM EDT

Att. 37,779 - Cloudy - 74 F

livebaseballscorecards.com

AB	33
R	7
H	12
RBI	6
BB	7
SO	6
LOB	22

WP: 1 PA: 42
PB: 0
SB: 2
CS: 0

Batter	1	2	3	4	5	6	7	8	9	AB	R	H	RBI	BB	SO	LOB
53 Bobby Abreu, L (1, 7) OBP: 0.359, SLG: 0.439	C SI 95 C CU 76 S CU 79 0-3 ① K		C SI 95 B SI 95 F CH 89 B SI 95 B FF 95 X FF 96 3-2 ② G3-1			C FF 93 C CH 88 X SI 94 0-2 ① G3-1	1 SAFE 1 SAFE B SI 92 F FF 93 B FF 94 1 SAFE B CH 88 B SI 93 4-1 6 G5-3 13 BB 55 BB 1-2 BB	C FF 72 B KN 67 X KN 66 1-1 ③ F8		4	1	0	0	1	1	0
13 Maicer Izturis, S (1, 4) OBP: 0.312, SLG: 0.367	C FF 95 B FC 92 X SI 96 1-1 ② F8		B SI 94 C SI 94 B FC 90 F FC 92 X CU 76 2-2 ③ F9			B SI 94 B SI 93 C SI 93 F CH 87 B SI 93 X SI 94 3-2 6 2B 2B	B FF 92 B FF 92 B FF 91 C FF 92 B FF 91 4-1 55 BB 47 1B 6 G5-3 1-2 2-3 BB		C KN 65 X KN 66 0-1 ① F7	4	2	1	0	1	0	0
6 Alberto Callaspo, S (1, 5) OBP: 0.317, SLG: 0.404	C FF 95 B CU 74 F CH 89 B CU 78 B CU 76 B SI 96 4-2 BB			C CH 88 F CH 89 F FF 94 B CU 77 X CH 88 1-2 ① G4-3		B CH 86 C FC 91 B CH 89 B SI 94 X SI 93 3-1 48 1B 55 HR 2-H 2B	C CU 75 X FF 94 0-1 ② G5-3 1-2 2-3 3-H		B KN 66 B KN 66 X FF 73 2-0 ② L5	4	1	1	2	1	0	2
48 Torii Hunter, R (1, 9) OBP: 0.372, SLG: 0.495	C SI 95 S FC 92 S SI 95 0-3 ③ K			B SI 95 X SI 94 1-0 1B		X SI 94 0-0 55 HR 2-3 1B	B FF 94 B FF 93 S CH 82 B FF 93 B FF 92 4-1 47 1B 55 BB BB		B KN 67 S FF 73 X KN 67 1-1 2B	4	1	3	0	1	1	1
55 Hideki Matsui, L (1, 10) OBP: 0.337, SLG: 0.426		B FF 94 C SI 94 B SI 96 X FC 92 2-1 ① F7		1 SAFE C CU 75 F CH 88 F CU 77 1 SAFE S FF 94 0-3 ② K		X SI 94 0-0 1-H 3-H HR	B CH 82 B CH 82 C FF 91 B FF 92 C FF 90 B FF 92 4-2 47 1B 1-2 2-3 3-H BB		C KN 66 F KN 66 D KN 67 S KN 67 1-3 ③ K	4	1	1	4	1	2	2
47 Howie Kendrick, R (1, 3) OBP: 0.304, SLG: 0.404		B CU 75 X FC 92 1-0 1B		B SI 95 F SI 94 B SI 94 S FC 92 X SI 94 2-2 ③ G6-3		B FF 93 B SI 94 F FC 92 F FF 92 S CU 76 2-3 ② K	C SL 87 F FF 92 B SL 88 B FF 89 X CU 80 2-2 1-2 2-3 3-H 1B			4	0	2	1	0	1	1
2 Erick Aybar, S (1, 6) OBP: 0.321, SLG: 0.356		1 SAFE C SI 94 B FF 94 C CU 76 F CU 78 1 SAFE B SI 94 X SI 94 2-2 ② F7			L FF 93 X FC 91 0-1 ① G1-3	C CH 88 B CU 74 B CU 75 B CH 88 C FF 94 X SI 94 3-2 ③ G5-3	C FF 93 S SL 89 S SL 88 0-3 ③ K			4	0	0	0	0	1	4
5 Jeff Mathis, R (1, 2) OBP: 0.223, SLG: 0.296		B CU 76 X FC 92 1-0 ③ F7			C FF 94 F SI 94 S CU 78 0-3 ② K2-3		S CU 75 B CU 77 B CU 74 S FC 90 C FF 94 2-3 ① K	X KN 66 0-0 ① P5		4	0	0	0	0	2	1
25 Peter Bourjos, R (1, 8) OBP: 0.204, SLG: 0.178			C FF 94 C SI 95 X CU 77 0-2 ① G3		B SI 95 C FF 94 X FF 94 1-1 ③ G4-3		X FF 94 0-0 13 BB 53 BB 6 G5-3 1B	B KN 66 C KN 67 X KN 66 1-1 ② G4-3		4	1	1	0	0	0	0
Inning Stats	R: 0 E: 0 K: 2 S: 10 H: 0 LOB: 1 BB: 1 P: 15	R: 0 E: 0 K: 0 S: 8 H: 1 LOB: 1 BB: 0 P: 14	R: 0 E: 0 K: 0 S: 9 H: 0 LOB: 0 BB: 0 P: 14	R: 0 E: 0 K: 1 S: 12 H: 1 LOB: 1 BB: 0 P: 16	R: 0 E: 0 K: 1 S: 7 H: 0 LOB: 0 BB: 0 P: 8	R: 4 E: 0 K: 1 S: 16 H: 4 LOB: 0 BB: 0 P: 27	R: 3 E: 0 K: 2 S: 17 H: 2 LOB: 3 BB: 4 P: 37	R: 0 E: 0 K: 0 S: 5 H: 0 LOB: 0 BB: 0 P: 7	R: 0 E: 0 K: 1 S: 8 H: 1 LOB: 1 BB: 0 P: 12	1B: 5 2B: 3 3B: 0 HR: 1 SF: 0 SAC: 0 DP: 0 HBP: 0						

PITCHER	IP	WLS	BF	H	R	ER	SO	BB	IBB	HBP	BLK	WP	HR	S	P	ERA	WHIP
19 Josh Beckett, R (1, 1) ERA: 6.67	6.1	L	28	7	6	6	6	2	0	0	0	0	1	67	105	8.53	1.421
17 Manny Delcarmen, R (7, 1) ERA: 4.68	0.1		4	0	0	0	0	3	0	0	0	0	0	6	18	0.00	9.000
48 Scott Atchison, R (7, 1) ERA: 3.95	0.1		2	1	1	1	1	0	0	0	0	0	0	6	8	27.00	3.000
49 Tim Wakefield, R (8, 1) ERA: 5.38	2.0		7	1	0	0	1	0	0	0	0	0	0	13	19	0.00	0.500

PITCHER	IP	WLS	BF	H	R	ER	SO	BB	IBB	HBP	BLK	WP	HR	S	P	ERA	WHIP

TOP

Los Angeles Angels @ Boston Red Sox

Fenway Park, Boston, MA

Thu Aug 19 2010, 7:11 PM - 10:17 PM EDT

Att. 37,641 - Partly Cloudy - 78 F

livebaseballscorecards.com

AB	36
R	7
H	9
RBI	7
BB	5
SO	8
LOB	11

WP: 0	PA: 41																
PB: 0																	
SB: 0																	
CS: 0																	

BOTTOM

Batter	1	2	3	4	5	6	7	8	9	AB	R	H	RBI	BB	SO	LOB
10 Marco Scutaro, R (1, 6) OBP: 0.332, SLG: 0.372	B FF 94 B FF 94 C FF 93 C SI 94 F FF 95 X FF 96 2-2 34 CS 1B		C SI 96 F SL 83 T FF 95 0-2 ③ K			B FF 94 C FF 94 B FF 92 X FF 94 2-1 ① L9		C FF 95 B SL 83 X SL 83 1-1 12 2B 29 SF8 1B	B FF 98 B SI 99 C FF 97 X SI 98 2-1 ③ F8 1-2	5	1	2	0	0	1	1
12 Jed Lowrie, S (1, 4) OBP: 0.418, SLG: 0.536	X FF 93 0-0 ① F7			C FF 90 B SL 82 B FF 92 B FF 94 X FF 92 3-1 ① F7		B FF 91 X SI 95 1-0 ② G6-3		C SL 79 B FF 93 F FF 93 F SL 84 F SL 82 X FF 93 1-2 1-3 2B		4	0	1	0	0	0	1
34 David Ortiz, L (1, 10) OBP: 0.376, SLG: 0.550	C FF 95 B FF 96 1 SAFE S SL 85 D SL 84 B FF 96 B SL 85 4-2 ② 1-2 BB			B FF 95 B SL 87 F FF 95 X SL 86 2-1 HR		B FF 94 B FF 94 B FF 94 B FF 94 4-0 41 E BB		F SL 81 S SL 85 H SL 86 1-2 HBP		1	1	1	1	2	0	0
41 Victor Martinez, S (1, 2) OBP: 0.332, SLG: 0.446	B FF 94 C SL 84 X FF 94 1-1 ③ F8			B SL 82 C SL 83 B FF 94 X SL 84 2-1 ② F8		D SL 83 X FF 94 1-0 E3 1-3		B FF 95 X FF 95 1-0 ① F8		4	0	0	0	0	0	5
29 Adrián Beltré, R (1, 5) OBP: 0.367, SLG: 0.567		C SL 84 B FF 94 S SL 84 B SL 85 B SL 85 B SL 83 4-2 7 G4-6-3 BB		C SL 86 B FF 93 F FF 95 B FF 94 B SL 84 B SL 87 4-2 BB		C SL 84 X FF 94 0-1 ③ F7		B SL 89 C SL 91 X SL 91 1-1 ② SF8 3-H		1	0	0	1	2	0	2
7 J.D. Drew, L (1, 9) OBP: 0.350, SLG: 0.463		X FF 94 0-0 ① ② G4-6-3 1-2f		B FF 94 B FF 94 C FF 94 X FF 95 2-1 ③ F9			X FF 90 0-0 ① F8	C FF 94 B CU 83 B FF 96 S SL 90 2 SAFE S SL 89 2-3 ③ K		4	0	0	0	0	1	4
25 Mike Lowell, R (1, 3) OBP: 0.318, SLG: 0.397		C FF 95 F FF 94 X SL 82 0-2 ③ G1-3			B FF 94 B FF 94 B SL 82 C FF 95 X FF 95 3-1 ① G4-3		X FF 94 0-0 ② P3		C SI 97 X SL 91 0-1 55 FC3-6 1B	4	0	1	0	0	0	0
55 Ryan Kalish, L (1, 8) OBP: 0.290, SLG: 0.379			C FF 94 B FF 93 B SI 95 X FF 94 2-1 ① G3		C SL 82 B FF 94 X FF 95 1-1 ② G4-3		C FF 92 B FF 93 X SI 94 1-1 E6		B SI 98 B CH 83 C CH 84 X SI 99 2-1 ① FC3-6 10 DI 1-2f	4	0	0	0	0	0	1
60 Daniel Nava, S (1, 7) OBP: 0.375, SLG: 0.433			B FF 95 B FF 93 C FF 94 B SL 79 X FF 94 3-1 ② G3-1		B FF 93 B SL 82 C FF 94 X FF 94 2-1 ③ G4-3		X FF 93 0-0 ③ G4-3		C CH 84 F FF 99 B CH 84 X FF 99 1-2 ② F9	4	0	0	0	0	0	2
Inning Stats	R: 0 E: 0 K: 0 S: 9 H: 1 LOB: 1 BB: 1 P: 16	R: 0 E: 0 K: 0 S: 6 H: 0 LOB: 0 BB: 1 P: 10	R: 0 E: 0 K: 1 S: 7 H: 0 LOB: 0 BB: 0 P: 12	R: 1 E: 0 K: 0 S: 10 H: 1 LOB: 1 BB: 1 P: 23	R: 0 E: 0 K: 0 S: 6 H: 0 LOB: 0 BB: 0 P: 12	R: 0 E: 1 K: 0 S: 6 H: 0 LOB: 2 BB: 1 P: 14	R: 0 E: 1 K: 0 S: 5 H: 0 LOB: 1 BB: 0 P: 6	R: 1 E: 0 K: 1 S: 15 H: 2 LOB: 2 BB: 0 P: 22	R: 0 E: 0 K: 0 S: 9 H: 1 LOB: 1 BB: 0 P: 14	1B: 3 2B: 1 3B: 0 HR: 1	SF: 1 SAC: 0 DP: 1 HBP: 1		WP: 0 PB: 0 SB: 0 CS: 1	PA: 37			

PITCHER	IP	WLS	BF	H	R	ER	SO	BB	IBB	HBP	BLK	WP	HR	S	P	ERA	WHIP
54 Ervin Santana, R (1, 1) ERA: 3.93	7.0	W	30	4	2	2	1	4	0	1	0	0	1	58	105	2.57	1.143
40 Kevin Jepsen, R (8, 1) ERA: 4.29	1.0		3	0	0	0	1	0	0	0	0	0	0	6	10	0.00	0.000
56 Fernando Rodney, R (9, 1) ERA: 4.07	1.0		4	1	0	0	0	0	0	0	0	0	0	9	14	0.00	1.000

PITCHER	IP	WLS	BF	H	R	ER	SO	BB	IBB	HBP	BLK	WP	HR	S	P	ERA	WHIP

Los Angeles Angels @ Boston Red Sox

Fenway Park, Boston, MA

Thu Aug 19 2010, 7:11 PM - 10:17 PM EDT

Att. 37,641 - Partly Cloudy - 78 F

livebaseballscorecards.com

AB	31
R	2
H	5
RBI	2
BB	4
SO	2
LOB	16

Los Angeles Angels @ Minnesota Twins

Target Field, Minneapolis, MN

Fri Aug 20 2010, 7:13 PM - 9:25 PM CDT

Att. 40,747 - Overcast - 84 F

TOP

livebaseballscorecards.com

Batter	1	2	3	4	5	6	7	8	9	AB	R	H	RBI	BB	SO	LOB
53 Bobby Abreu, L (1, 10) OBP: 0.356, SLG: 0.435	B FF 90 C SI 90 S SL 80 B SL 82 C SI 91 2-3 ① K		C SL 81 X SI 94 0-1 ③ G1-3			B SI 90 B SL 81 C SI 89 S CH 82 F FF 93 X CH 84 2-2 ② G6-3		F CH 84 S SL 81 F SL 83 B SL 81 B SI 92 F SI 92 X SI 92 2-2 ② G3 2-3		4	0	0	0	0	1	1
47 Howie Kendrick, R (1, 4) OBP: 0.308, SLG: 0.407	X SI 90 0-0 6 CS 1B			B SI 91 C SL 79 X SI 92 1-1 6 1B 48 G5-4-3 1B		B CH 83 C CH 83 B SI 92 X SI 90 2-1 1B		B SI 90 F CH 84 X FF 90 1-1 ③ G6-3		4	1	3	0	0	0	1
6 Alberto Callaspo, S (1, 5) OBP: 0.319, SLG: 0.407	B SI 91 F SI 92 S CH 84 X CH 86 1-2 ② ③ G5-3 1-2			C SI 92 B SI 93 F SI 93 F FF 93 F SL 83 1 SAFE F FF 94 X CH 84 1-2 48 G5-4-3 1-3 1B		X SI 89 0-0 ③ G5-3			C SI 90 F FF 92 X FC 85 0-2 48 F8 20 G5-3 2B	4	1	2	0	0	0	2
48 Torii Hunter, R (1, 9) OBP: 0.371, SLG: 0.493		C SL 80 X SI 92 0-1 20 FC4-6 1B		B SI 93 F SI 92 D SI 92 X SI 92 2-1 ① ② G5-4-3 1-2f 3-H			C SI 90 F SL 82 B CH 85 X CH 85 1-2 ① G6-3		C FC 87 C CH 80 X FF 91 0-2 ① F8 2-3	4	0	1	0	0	0	2
20 Juan Rivera, R (1, 7) OBP: 0.309, SLG: 0.417		B SI 91 F SI 92 X FF 93 1-1 ① FC4-6 2 FC6-4 1-2f		C CH 85 X CH 83 0-1 ③ G5-3			C SI 90 F FF 91 B SI 91 B CU 73 X SI 90 2-2 1B		F SI 92 S FC 85 B FF 92 B FF 91 X CU 78 2-2 ② G5-3 3-H	4	0	1	1	0	0	1
44 Mike Napoli, R (1, 2) OBP: 0.318, SLG: 0.479		C SI 92 B SI 93 F SI 92 B SI 93 F SI 92 1 SAFE C CH 84 2-3 ② K			C SI 90 C SL 80 X SI 91 0-2 ① F9		C CH 82 C CU 71 S SL 83 0-3 ② K		B CH 81 X FF 91 1-0 ③ F7	4	0	0	0	0	2	2
2 Erick Aybar, S (1, 6) OBP: 0.319, SLG: 0.354		X SL 81 0-0 ③ FC6-4 1-2f			C SI 93 X SI 91 0-1 ② G6-3		D CH 82 C SI 88 X SI 91 1-1 ③ G4-3			3	0	0	0	0	0	2
3 Brandon Wood, R (1, 3) OBP: 0.180, SLG: 0.219			C SI 90 B SI 92 C SI 92 X CH 83 1-2 ① G1-3		B SI 89 C CH 84 F SI 90 F FF 91 S CH 83 1-3 ③ K			C CH 82 S SI 91 S FF 91 0-3 ① K		3	0	0	0	0	2	0
25 Peter Bourjos, R (1, 8) OBP: 0.212, SLG: 0.208			M SI 91 S CH 85 B SI 92 S CH 86 1-3 ② K2-3			C SL 80 B FF 91 X SI 90 1-1 ① G3		L SL 81 S SL 82 X SI 92 0-2 53 G3 2B		3	0	1	0	0	1	0
Inning Stats	R: 0 E: 0 K: 1 S: 7 H: 1 LOB: 0 BB: 0 P: 10	R: 0 E: 0 K: 1 S: 9 H: 1 LOB: 1 BB: 0 P: 12	R: 0 E: 0 K: 1 S: 8 H: 0 LOB: 0 BB: 0 P: 10	R: 1 E: 0 K: 0 S: 12 H: 2 LOB: 0 BB: 0 P: 16	R: 0 E: 0 K: 1 S: 9 H: 0 LOB: 0 BB: 0 P: 10	R: 0 E: 0 K: 0 S: 9 H: 1 LOB: 1 BB: 0 P: 14	R: 0 E: 0 K: 1 S: 11 H: 1 LOB: 1 BB: 0 P: 15	R: 0 E: 0 K: 1 S: 13 H: 1 LOB: 1 BB: 0 P: 16	R: 1 E: 0 K: 0 S: 10 H: 1 LOB: 0 BB: 0 P: 13	1B: 6 2B: 2 3B: 0 HR: 0 SF: 0 SAC: 0 DP: 1 HBP: 0						

AB	33
R	2
H	8
RBI	1
BB	0
SO	6
LOB	11

WP: 0 PB: 0 SB: 0 CS: 1 PA: 33

PITCHER		IP	WLS	BF	H	R	ER	SO	BB	IBB	HBP	BLK	WP	HR	S	P	ERA	WHIP
52 Brian Duensing, L ERA: 1.92	(1, 1)	8.0	W	29	7	1	1	6	0	0	0	0	0	0	78	103	1.12	0.875
54 Matt Guerrier, R ERA: 3.2	(9, 1)	1.0		4	1	1	1	0	0	0	0	0	0	0	10	13	9.00	1.000

PITCHER	IP	WLS	BF	H	R	ER	SO	BB	IBB	HBP	BLK	WP	HR	S	P	ERA	WHIP

BOTTOM

Los Angeles Angels @ Minnesota Twins

Target Field, Minneapolis, MN

Fri Aug 20 2010, 7:13 PM - 9:25 PM CDT

Att. 40,747 - Overcast - 84 F

livebaseballscorecards.com

Batter	1	2	3	4	5	6	7	8	9	AB	R	H	RBI	BB	SO	LOB
2 Denard Span, L (1, 8) OBP: 0.336, SLG: 0.357	C SI 90 B FF 90 B FF 91 X FF 91 2-1 1 1B 7 SF8 1B		X FF 91 0-0 ① L8	X KC 78 0-0 ② G4-3 2-3		X SI 91 0-0 ③ F7				4	1	1	0	0	0	2
1 Orlando Hudson, S (1, 4) OBP: 0.359, SLG: 0.402	X FF 90 0-0 16 F7 1-3 1B		C FF 91 B FC 84 B FC 86 F FF 90 C FF 90 2-3 ② K	X FC 83 0-0 7 1B 3-H 1B			B FF 88 C SI 90 F SI 89 B FF 89 B SI 91 X FF 89 3-2 ① G3			4	0	2	1	0	1	1
7 Joe Mauer, L (1, 2) OBP: 0.404, SLG: 0.491	B FF 91 B FF 92 C FF 90 B KC 79 X FF 91 3-1 ① SF8 3-H		I IN 72 I IN 72 I IN 80 I IN 85 4-0 16 HR IBB	C FF 90 X FF 89 0-1 1-2 1B			C KC 80 B FC 84 B FC 83 F FF 89 X FF 91 2-2 ② G6-3			2	1	1	1	1	0	0
16 Jason Kubel, L (1, 9) OBP: 0.340, SLG: 0.458	B FF 91 1 SAFE X FF 91 1-0 ② F7 1-2		B FF 91 B FF 91 2 SAFE S FC 87 X KC 79 2-1 1-H 2-H HR	B FF 89 X FC 84 1-0 ③ F8			F FC 84 B FF 90 B FC 83 X FF 90 2-1 2B			4	1	2	3	0	0	3
5 Michael Cuddyer, R (1, 3) OBP: 0.342, SLG: 0.427	C FC 88 B FF 89 B FC 88 X FC 87 2-1 ③ G5-3		X FC 87 0-0 ③ G6-3		B FF 91 B FC 86 X FC 86 2-0 ① F8		B FF 90 X FC 87 1-0 ③ G6-3			4	0	0	0	0	0	2
25 Jim Thome, L (1, 10) OBP: 0.387, SLG: 0.588		F SI 92 C KC 77 B FF 91 F FC 87 B FF 91 B FF 91 C KC 79 3-3 ① K		X KC 78 0-0 21 1B 3B	B FF 91 B FF 90 X SI 89 2-0 ② L8			C FF 91 F FF 92 B FF 92 S FF 92 1-3 ① K		4	1	1	0	0	2	0
21 Delmon Young, R (1, 7) OBP: 0.348, SLG: 0.514		C SI 93 C FF 90 B FF 90 S FC 88 1-3 ② K	B FC 85 B FC 87 S FC 87 X FC 86 2-1 22 2B 27 SF7 3-H 1B		X FC 86 0-0 ③ F9			B FF 93 C SL 79 F FF 92 X FF 92 1-2 ② G6-3		4	1	1	1	0	1	0
22 Danny Valencia, R (1, 5) OBP: 0.380, SLG: 0.435		C SI 92 X SI 93 0-1 ③ G6-3	B FF 90 S FC 86 X FC 86 1-1 2 G4-3 1 1B 1-3 2B			C FC 85 B FF 90 B FF 90 C FC 87 X SI 91 2-2 27 G5-4-3 1B		C FF 92 S SL 82 F FF 92 B FF 92 X SL 80 1-2 ③ F8		4	1	2	0	0	0	0
27 J.J. Hardy, R (1, 6) OBP: 0.305, SLG: 0.394			X SI 91 0-0 16 HR 2B	C FC 85 B FF 88 X FS 88 1-1 ① SF7 3-H		C FF 90 X SI 90 0-1 ①② G5-4-3 1-2f				2	1	1	1	0	0	1

Inning Stats	1	2	3	4	5	6	7	8	9
	R: 1 E: 0 K: 0 S: 8 H: 2 LOB: 1 BB: 0 P: 16	R: 0 E: 0 K: 2 S: 9 H: 0 LOB: 0 BB: 0 P: 13	R: 3 E: 0 K: 1 S: 8 H: 2 LOB: 0 BB: 1 P: 16	R: 3 E: 0 K: 0 S: 12 H: 5 LOB: 2 BB: 0 P: 17	R: 0 E: 0 K: 0 S: 3 H: 0 LOB: 0 BB: 0 P: 7	R: 0 E: 0 K: 0 S: 6 H: 1 LOB: 0 BB: 0 P: 8	R: 0 E: 0 K: 0 S: 9 H: 1 LOB: 1 BB: 0 P: 17	R: 0 E: 0 K: 1 S: 10 H: 0 LOB: 0 BB: 0 P: 13	

1B: 6 SF: 2
2B: 3 SAC: 0
3B: 1 DP: 1
HR: 1 HBP: 0

WP: 0 PA: 35
PB: 0
SB: 0
CS: 0

	AB	32
	R	7
	H	11
	RBI	7
	BB	1
	SO	4
	LOB	9

PITCHER		IP	WLS	BF	H	R	ER	SO	BB	IBB	HBP	BLK	WP	HR	S	P	ERA	WHIP
24 Dan Haren, R ERA: 4.55	(1, 1)	7.0	L	32	11	7	7	3	0	1	0	0	0	1	55	94	9.00	1.571
58 Michael Kohn, R ERA: 3.72	(8, 1)	1.0		3	0	0	0	1	0	0	0	0	0	0	10	13	0.00	0.000

PITCHER	IP	WLS	BF	H	R	ER	SO	BB	IBB	HBP	BLK	WP	HR	S	P	ERA	WHIP

Los Angeles Angels @ Minnesota Twins

Target Field, Minneapolis, MN

Sat Aug 21 2010, 3:12 PM - 6:36 PM CDT

Att. 40,966 - Partly Cloudy - 80 F

TOP

livebaseballscorecards.com

Batter	1	2	3	4	5	6	7	8	9	AB	R	H	RBI	BB	SO	LOB
53 Bobby Abreu, L (1, 7) OBP: 0.356, SLG: 0.441	C FF 87 C FF 88 B FF 89 B SI 90 F FF 90 B SI 90 X FF 90 3-2 ① L8	B CH 84 B CH 82 X FF 90 2-0 HR		C SI 90 B SI 90 X FF 90 1-1 6 1B 1B	B SI 90 C CH 82 X CH 82 1-1 ③ G3		B SL 86 S CH 85 C CH 85 C SL 85 1-3 ③ K		C SI 89 B SL 82 X SL 83 1-1 ②③ G6-3 1-2f	6	1	2	1	0	1	2
47 Howie Kendrick, R (1, 4) OBP: 0.311, SLG: 0.409	X SL 84 0-0 ② F8	C CU 75 B FF 89 C FF 90 X SL 86 1-2 6 1B 1B		1 SAFE C SI 88 B FF 92 X SI 87 1-1 ① F8		C CU 82 C CU 81 X CU 80 0-2 48 FC5-4 1B		C SI 89 X FF 89 0-1 6 G6-4-3 1B		5	0	3	0	0	0	1
6 Alberto Callaspo, S (1, 5) OBP: 0.322, SLG: 0.408	B FF 89 B CU 74 F SI 88 B SL 84 F FF 88 F FF 90 B FF 90 4-2 BB	B SI 89 1 SAFE C CH 82 B FF 89 D CU 74 X SI 90 3-1 1-3 1B		X SI 90 0-0 1-2 1B	1 SAFE C SI 88 X FF 89 0-1 ① P3			C SI 89 F SI 88 B SI 89 F CH 81 X SL 80 1-2 ①② G6-4-3 1-2f		4	0	2	0	1	0	2
48 Torii Hunter, R (1, 9) OBP: 0.370, SLG: 0.489	C SL 82 X SI 90 0-1 ③ P4	C FF 91 F FF 90 B SI 91 B SI 90 F SL 83 X FF 89 2-2 ③ F9		C CU 81 C CU 82 B SI 88 F CH 82 B FF 91 S CU 82 2-3 ② K	B FF 91 B FF 89 F CU 80 1 SAFE X SI 88 2-1 ② FC5-4 55 E 1-2f			B SL 81 B SI 90 F SI 90 X SI 91 2-1 1B		5	1	1	0	0	1	6
55 Hideki Matsui, L (1, 10) OBP: 0.338, SLG: 0.424		X FF 87 0-0 2 1B 44 SF7 1B	B FF 87 F SI 88 B CH 81 B CH 81 B FF 90 4-1 2 1B BB	B CU 81 C CH 82 B CH 83 X SI 89 2-1 ③ G4-3		X FF 90 0-0 E8 2 1B 1-H		1 SAFE C SL 81 F SL 82 F SL 82 1 SAFE F SL 81 F SI 90 X SL 81 0-2 ③ F9		4	2	1	0	1	0	3
2 Erick Aybar, S (1, 6) OBP: 0.322, SLG: 0.356		B FF 87 X SL 83 1-0 1-3 25 HR 1B	L FF 89 B FF 89 1 SAFE 1 SAFE B SL 84 F SI 90 B CH 82 F FF 90 F SI 89 3-2 X SI 90 1-3 1B		B CU 77 X SI 89 1-0 ① F7	L SI 88 X CH 83 0-1 3-H 1B			B SI 90 C CH 81 F CH 82 X SL 81 1-2 ① G1-3	5	1	3	1	0	0	0
44 Mike Napoli, R (1, 3) OBP: 0.319, SLG: 0.477		C FF 88 B FF 89 C SL 83 B SI 89 B FF 91 F FF 90 X FF 89 3-2 ① SF7 3-H	F SL 84 F SI 89 S FF 90 0-3 ① K	S CU 83 B CU 83 B CH 80 B FF 92 C SI 88 B CU 83 4-2 25 3B BB	C SL 85 S FF 89 F CU 74 F FC 92 1 SAFE X CU 75 0-2 ③ P6			B SI 90 F SI 90 B SI 90 X CH 84 2-1 5 3B 1B	3	2	1	1	1	1	3
5 Jeff Mathis, R (1, 2) OBP: 0.222, SLG: 0.306		X FF 86 0-0 ② F8	X SL 87 0-0 ② P3	1 SAFE C FF 89 F FF 90 B CU 79 C CU 82 1-3 ② K			F SL 86 S CU 75 S CU 75 0-3 ① K	B SI 90 X SI 90 1-0 1-H 25 E 3B	5	1	1	1	0	2	4
25 Peter Bourjos, R (1, 8) OBP: 0.228, SLG: 0.321		C SL 83 1 SAFE X FF 88 0-1 1-H HR	B FF 87 S SL 85 1 SAFE F FF 90 S SL 84 1-3 ③ K	C CU 81 B CU 82 X FF 90 1-1 1-H 3B		C FF 91 X CH 84 0-1 ② G6-3		B CH 84 X SI 90 1-0 E6 53 G6-3 3-H	5	1	2	4	0	1	2
Inning Stats	R: 0 H: 0 E: 0 LOB: 1 K: 0 BB: 1 S: 10 P: 17	R: 4 H: 6 E: 0 LOB: 2 K: 0 BB: 0 S: 19 P: 31	R: 0 H: 1 E: 0 LOB: 2 K: 2 BB: 1 S: 13 P: 21	R: 0 H: 2 E: 0 LOB: 2 K: 1 BB: 0 S: 11 P: 17	R: 1 H: 1 E: 0 LOB: 1 K: 1 BB: 1 S: 10 P: 18	R: 2 H: 2 E: 1 LOB: 1 K: 0 BB: 0 S: 15 P: 17	R: 0 H: 0 E: 0 LOB: 0 K: 2 BB: 0 S: 8 P: 9	R: 0 H: 2 E: 0 LOB: 1 K: 0 BB: 0 S: 14 P: 17	R: 2 H: 2 E: 1 LOB: 0 K: 0 BB: 0 S: 9 P: 15	1B: 12 SF: 1 2B: 0 SAC: 0 3B: 2 DP: 2 HR: 2 HBP: 0						WP: 0 PA: 46 PB: 0 SB: 0 CS: 0

	AB	42
	R	9
	H	16
	RBI	8
	BB	3
	SO	6
	LOB	23

PITCHER		IP	WLS	BF	H	R	ER	SO	BB	IBB	HBP	BLK	WP	HR	S	P	ERA	WHIP
59 Kevin Slowey, R ERA: 4.39	(1, 1)	3.0	L	18	7	4	4	2	2	0	0	0	0	2	42	69	12.00	3.000
49 Jeff Manship, R ERA: 2.41	(4, 1)	2.2		13	4	2	1	2	1	0	0	0	0	0	28	44	3.38	1.875
32 Ron Mahay, L ERA: 3.44	(6, 1)	0.0		2	1	1	0	0	0	0	0	0	0	0	3	3	∞	∞
60 Jon Rauch, R ERA: 3.35	(6, 1)	1.1		4	0	0	0	2	0	0	0	0	0	0	13	14	0.00	0.000
15 Glen Perkins, L ERA: 9.0	(8, 1)	2.0		9	4	2	2	0	0	0	0	0	0	0	23	32	9.00	2.000

PITCHER	IP	WLS	BF	H	R	ER	SO	BB	IBB	HBP	BLK	WP	HR	S	P	ERA	WHIP

BOTTOM

Los Angeles Angels @ Minnesota Twins

Target Field, Minneapolis, MN

Sat Aug 21 2010, 3:12 PM - 6:36 PM CDT

Att. 40,966 - Partly Cloudy - 80 F

livebaseballscorecards.com

Batter	1	2	3	4	5	6	7	8	9	AB	R	H	RBI	BB	SO	LOB
2 Denard Span, L (1, 8) OBP: 0.337, SLG: 0.354	B FC 93 B FC 93 C FF 94 C FF 94 B FF 94 B FF 93 4-2 16 G2-3 1 S 5 1B BB	1 SAFE B FF 91 M SL 84 1 SAFE F FF 91 B FF 92 B CH 84 F FF 92 X FF 92 3-2 ① F7 1-3		X CH 84 0-0 ② P6		B FF 92 B FF 93 B FF 92 D FF 89 4-0 BB			B SI 89 C SI 90 S SI 91 F SI 91 B SL 74 S SI 91 2-3 ② K	3	1	0	0	2	1	2
1 Orlando Hudson, S (1, 4) OBP: 0.355, SLG: 0.398 18 Jason Repko, R (9, PH) OBP: 0.338, SLG: 0.508	1 SAFE C FF 92 B FC 93 L FF 93 S SL 86 1-3 ① K 1-2	B SL 84 T CH 85 B FF 93 B SL 85 X SI 92 3-1 ② G6-3		C FF 90 B CH 84 B SI 90 1 SAFE X FF 90 2-1 ③ G4-3		C FC 87 B FF 92 B FF 92 S FC 86 S FC 89 2-3 ③ K			C SI 90 S CH 74 B CH 76 B SI 90 F SI 90 X SI 90 2-2 ③ P4	4 1	0 0	0 0	0 0	0 0	2 0	4 0
7 Joe Mauer, L (1, 2) OBP: 0.405, SLG: 0.489	B FF 92 C CH 85 B FF 93 2 SAFE B FC 92 D CH 86 4-1 16 G2-3 5 1B BB	B FC 90 C CH 85 F FC 92 X FF 94 1-2 ③ G3			B FF 88 X FC 88 1-0 ① F7		B FF 94 B FF 93 B FF 94 B FF 91 4-0 16 G3-6-1 BB			2	1	0	0	2	0	1
16 Jason Kubel, L (1, 9) OBP: 0.339, SLG: 0.456	C FF 94 X CH 86 0-1 ② G2-3 1-2 2-3		C FC 91 C FC 91 X FC 92 0-2 ① G3-1		C FF 92 X CH 84 0-1 25 1B 5 1B 21 F8-2 1B		B FF 93 B SL 86 B FF 93 C FF 91 F FC 86 F FC 89 X FC 88 3-2 ①② G3-6-1 1-2f			4	0	1	0	0	0	3
5 Michael Cuddyer, R (1, 3) OBP: 0.344, SLG: 0.428	C SL 87 B FF 94 F FF 93 B SL 86 X SL 86 2-2 25 BB 21 1B 2-H 3-H 1B		B FC 91 C SL 83 X SL 84 1-1 ② F9		X SL 83 0-0 25 1B 1-2 1B		C FF 93 C FF 94 B SL 80 T SL 86 1-2 ③ K			4	1	2	2	0	1	0
25 Jim Thome, L (1, 10) OBP: 0.396, SLG: 0.590 20 Matt Tolbert, S (8, PR) OBP: 0.288, SLG: 0.326 (9, 10)	B FC 94 1 SAFE B FF 92 B SL 85 F FF 92 1 SAFE B FF 92 4-1 21 1B 1-2 BB		C FC 92 B FC 92 B FF 93 F CH 86 F FF 93 B FC 94 F SL 82 F FC 92 B FF 93 4-2 BB		B FF 93 X FF 92 1-0 1-2 2-3 1B			B SI 96 B CH 82 B SI 96 B SI 98 4-0 21 FC6-4 BB		1 0	0 0	1 0	0 0	3 0	0 0	0 0
21 Delmon Young, R (1, 7) OBP: 0.347, SLG: 0.512	X FF 93 0-0 1-2 2-H 1B		S SL 85 B FC 94 F FC 93 F SL 81 F SL 85 F FF 93 S SL 85 1-3 ③ K		B FF 89 X FC 87 1-0 ②③ F8-2 3-H			B SI 96 C SI 97 X SI 95 1-1 ① FC6-4 22 G6-4-3 1-2f		4	0	1	1	0	1	5
22 Danny Valencia, R (1, 5) OBP: 0.372, SLG: 0.425	C SL 87 S SL 85 C FF 94 0-3 ③ K			B FC 90 C SL 82 F FC 91 X SL 84 1-2 ① G1-3		C FF 92 C SL 85 X FC 88 0-2 ① G5-3		B FF 99 X SI 97 1-0 ②③ G6-4-3 1-2f		4	0	0	0	0	1	3
27 J.J. Hardy, R (1, 6) OBP: 0.309, SLG: 0.393 12 Alexi Casilla, S (9, PH) OBP: 0.350, SLG: 0.418		B SL 82 B SL 84 C SL 83 F FC 90 B SL 84 F FC 92 B FF 93 4-2 2 F7 2 WP BB		B FC 91 F FC 92 F FC 90 B SL 85 B SL 85 B SL 80 4-2 BB		C FC 88 S FF 93 B FC 93 X FC 86 1-2 ② G5-6-3			C SI 89 B SI 89 C CH 73 B SI 91 F SI 90 X SI 90 2-2 ① G1-3	1 1	0 0	0 0	0 0	2 0	0 0	0 0
Inning Stats	R: 3 E: 0 K: 2 S: 16 H: 2 LOB: 2 BB: 3 P: 31	R: 0 E: 0 K: 0 S: 12 H: 0 LOB: 1 BB: 1 P: 23	R: 0 E: 0 K: 1 S: 16 H: 0 LOB: 1 BB: 1 P: 22	R: 0 E: 0 K: 0 S: 8 H: 0 LOB: 1 BB: 1 P: 15	R: 0 E: 0 K: 0 S: 6 H: 3 LOB: 2 BB: 0 P: 9	R: 0 E: 0 K: 1 S: 9 H: 0 LOB: 1 BB: 1 P: 16	R: 0 E: 0 K: 1 S: 7 H: 0 LOB: 0 BB: 1 P: 15	R: 0 E: 0 K: 0 S: 3 H: 0 LOB: 1 BB: 1 P: 9	R: 0 E: 0 K: 1 S: 12 H: 0 LOB: 0 BB: 0 P: 18							

AB	29
R	3
H	5
RBI	3
BB	9
SO	6
LOB	18

PITCHER		IP	WLS	BF	H	R	ER	SO	BB	IBB	HBP	BLK	WP	HR	S	P	ERA	WHIP	PITCHER	IP	WLS	BF	H	R	ER	SO	BB	IBB	HBP	BLK	WP	HR	S	P	ERA	WHIP
22 Trevor Bell, R ERA: 5.48	(1, 1)	4.1		23	4	3	3	3	6	0	0	0	1	0	56	96	6.23	2.308																	
45 Francisco Rodriguez, R ERA: 3.69	(5, 1)	2.2	W	9	1	0	0	2	2	0	0	0	0	0	18	35	0.00	1.125																	
56 Fernando Rodney, R ERA: 3.99	(8, 1)	1.0		3	0	0	0	0	1	0	0	0	0	0	3	9	0.00	1.000																	
40 Brian Fuentes, L ERA: 3.13	(9, 1)	1.0		3	0	0	0	1	0	0	0	0	0	0	12	18	0.00	0.000																	

1B: 5	SF: 0	WP: 1	PA: 38
2B: 1	SAC: 0	PB: 0	
3B: 0	DP: 3	SB: 1	
HR: 0	HBP: 0	CS: 0	

Batter	1	2	3	4	5	6	7	8	9	AB	R	H	RBI	BB	SO	LOB
53 Bobby Abreu, L (1, 7) OBP: 0.355, SLG: 0.439	C SI 89 C CH 82 S SI 93 0-3 K		B CH 82 C SI 92 F SI 92 B SL 83 X SL 84 2-2 47 G6-4-3 1B		B SL 80 C SI 91 1 SAFE 1 SAFE F SI 92 B SI 93 B SL 81 F SI 92 1 SAFE 3-2 F SI 91 X SI 92 F9			C FF 95 C CU 75 B SL 85 C SL 86 1-3 K		4	0	1	0	0	2	1
47 Howie Kendrick, R (1, 4) OBP: 0.308, SLG: 0.406	B SI 92 F SI 92 X SI 91 1-1 F8		1 SAFE F CH 83 F SI 93 X SL 82 0-2 G6-4-3 1-2f		C SI 91 X SI 90 0-1 L8			C SL 86 F FF 96 X CU 76 0-2 G4-3		4	0	0	0	0	0	2
6 Alberto Callaspo, S (1, 5) OBP: 0.324, SLG: 0.409	B SL 79 B SI 90 F SI 91 X SI 91 2-1 1B			B SI 91 X SI 91 1-0 P6		B SI 91 F SI 91 C SL 80 B SL 82 F SI 92 X SL 81 2-2 G1-4-3		B SL 83 C SL 83 C CU 74 B FF 96 B SL 83 X SL 84 3-2 48 BB 1B		4	0	2	0	0	0	0
48 Torii Hunter, R (1, 9) OBP: 0.369, SLG: 0.486	F SI 91 F SI 92 B SI 92 S SL 83 1-3 K			B SL 84 X SL 81 1-0 G6-3		B SI 92 F SI 93 X SI 93 1-1 G5-3		B FF 95 D SL 87 B SL 84 B FF 96 4-0 1-2 BB		3	0	0	0	1	1	1
55 Hideki Matsui, L (1, 10) OBP: 0.339, SLG: 0.428		X SL 80 0-0 2B		B SI 92 B SI 93 B SI 92 C SI 92 X SL 83 3-1 2 1B		C SI 92 B SI 93 B SI 92 C SI 91 X CH 83 2-2 P6		C SL 84 F CU 75 B SL 85 F SL 85 B FF 95 F SL 84 F SL 85 S SL 84 2-3 K		4	0	2	0	0	1	2
2 Erick Aybar, S (1, 6) OBP: 0.323, SLG: 0.356		F SI 90 X SI 91 0-1 B2		B SI 90 F SI 91 X SI 91 1-1 1-2 1B			B SL 79 F SI 91 B SI 90 B SI 91 B SI 91 4-1 44 G5-3 BB		C SI 93 X SI 92 0-1 L9	3	0	1	0	1	0	1
44 Mike Napoli, R (1, 3) OBP: 0.316, SLG: 0.472		B SL 81 C SL 81 F SL 86 B SI 93 T SI 94 2-2 K		S SI 93 B SI 94 F SI 92 B SL 83 X SL 83 2-2 F8			C SL 79 X SI 91 0-1 G5-3 1-2		C SI 94 F SI 93 F FF 92 B SL 87 C SL 84 1-3 K	4	0	0	0	0	2	4
5 Jeff Mathis, R (1, 2) OBP: 0.218, SLG: 0.300 77 Reggie Willits, S (9, PH) OBP: 0.355, SLG: 0.321		C SI 93 X SL 83 0-1 G6-3			F SI 92 X SI 91 0-1 G6-3		F SL 81 S CH 84 B SI 92 S SI 93 1-3 K		C SI 93 C SI 93 B FF 94 B CH 88 B CH 88 F SI 94 X SI 94 3-2 F8	3 1	0 0	0 0	0 0	0 0	1 0	2 0
25 Peter Bourjos, R (1, 8) OBP: 0.233, SLG: 0.309			B SI 91 C SI 91 S SL 83 X SL 82 1-2 G6-3		B SL 80 B SI 94 B SI 92 C SI 91 F SI 92 F SI 93 B SI 92 4-2 BB		C SL 79 X SL 80 0-1 G3-1			2	0	0	0	1	0	1
Inning Stats	R: 0 E: 0 K: 2 S: 10 H: 1 LOB: 1 BB: 0 P: 14	R: 0 E: 0 K: 1 S: 8 H: 1 LOB: 1 BB: 0 P: 10	R: 0 E: 0 K: 0 S: 9 H: 1 LOB: 0 BB: 0 P: 12	R: 0 E: 0 K: 0 S: 9 H: 2 LOB: 2 BB: 0 P: 17	R: 0 E: 0 K: 0 S: 12 H: 0 LOB: 1 BB: 1 P: 19	R: 0 E: 0 K: 0 S: 9 H: 0 LOB: 0 BB: 0 P: 14	R: 0 E: 0 K: 1 S: 8 H: 0 LOB: 1 BB: 1 P: 13	R: 0 E: 0 K: 2 S: 15 H: 1 LOB: 2 BB: 1 P: 25	R: 0 E: 0 K: 1 S: 10 H: 0 LOB: 0 BB: 0 P: 14	1B: 5 2B: 1 3B: 0 HR: 0 SF: 0 SAC: 0 DP: 1 HBP: 0						

PITCHER		IP	WLS	BF	H	R	ER	SO	BB	IBB	HBP	BLK	WP	HR	S	P	ERA	WHIP
30 Scott Baker, R ERA: 4.63	(1, 1)	7.0	W	27	5	0	0	4	2	0	0	0	0	0	65	99	0.00	1.000
28 Jesse Crain, R ERA: 2.7	(8, 1)	1.0		5	1	0	0	2	1	0	0	0	0	0	15	25	0.00	2.000
55 Matt Capps, R ERA: 2.64	(9, 1)	1.0		3	0	0	0	1	0	0	0	0	0	0	10	14	0.00	0.000

PITCHER	IP	WLS	BF	H	R	ER	SO	BB	IBB	HBP	BLK	WP	HR	S	P	ERA	WHIP

TOP

Los Angeles Angels @ Minnesota Twins

Target Field, Minneapolis, MN

Sun Aug 22 2010, 7:11 PM - 9:59 PM CDT

Att. 40,385 - Clear - 86 F

livebaseballscorecards.com

AB	32
R	0
H	6
RBI	0
BB	3
SO	7
LOB	14

PA:	35
WP:	0
PB:	0
SB:	0
CS:	0

Batter	1	2	3	4	5	6	7	8	9	AB	R	H	RBI	BB	SO	LOB
18 Jason Repko, R (1, 8) (9, 9) OBP: 0.319, SLG: 0.477	C FF 91 B FF 91 F FF 91 B SL 83 F SL 80 S FF 93 2-3 **K** ①	B SL 79 X FF 90 1-0 **P4** ③			B SL 78 B SL 80 C FF 91 X FF 91 2-1 **F8** ②		X SI 92 0-0 **G5-3** ②			4	0	0	0	0	1	2
1 Orlando Hudson, S (1, 4) OBP: 0.359, SLG: 0.405	F SI 91 X CU 72 0-1 7 BB **1B**		C FF 90 F SI 89 B CH 78 B CH 79 F SI 91 F SI 92 B FF 93 D SI 92 4-2 7 **G4-6-3** **BB**		C CU 71 B CH 81 F CH 77 B SL 80 B SI 91 X CH 77 3-2 5 2B **3B**		C SI 90 C SI 92 B SI 93 X SI 92 1-2 **G6-3** ③			3	1	2	0	1	0	0
7 Joe Mauer, L (1, 2) OBP: 0.408, SLG: 0.488	B SI 88 B FF 89 B CH 79 D SI 90 4-0 **1-2** **BB**		C CU 70 1 SAFE X SI 90 0-1 **G4-6-3** ① ② **1-2f**		C CU 71 D SL 75 D SI 94 B SI 92 B SI 90 4-1 16 BB 5 2B **BB**			B FF 99 S FF 98 B FF 98 B FF 99 B FF 99 4-1 16 1B **BB**		1	1	0	0	3	0	1
16 Jason Kubel, L (1, 9) OBP: 0.340, SLG: 0.455 2 Denard Span, L (9, 8) OBP: 0.337, SLG: 0.354	F FF 89 B SI 91 S CH 78 B SI 91 2 SAFE F SI 92 B CH 77 X SI 91 3-2 **F8** ②		B CH 79 T SI 90 F SI 90 F SI 92 F FF 93 B SI 93 X CH 81 2-2 **G4-3** ③		B CH 81 B CH 78 D CU 74 B CH 79 4-0 5 2B **1-2** **BB**			B FF 99 C SL 84 C SL 86 B FF 98 B SL 88 X FF 97 3-2 **1-3** **1B**		3 0	1 0	1 0	0 0	1 0	0 0	2 0
5 Michael Cuddyer, R (1, 3) OBP: 0.343, SLG: 0.428	B FF 91 S SL 79 B FC 92 T FC 92 C FF 92 2-3 **K** ③			B FF 91 C FF 90 F FF 91 F SI 91 X FF 88 1-2 **P4** ①	B SL 80 F FC 89 S FC 90 F FF 91 F SL 79 F FF 92 F SL 82 F FF 93 X SL 80 1-2 1-H 2-H 3-H 2B ③			C FF 98 C FF 98 S FF 98 0-3 **K** ①		4	0	1	3	0	2	4
25 Jim Thome, L (1, 10) OBP: 0.394, SLG: 0.588		X FF 90 0-0 21 G4-3 22 FC4-2 **2B**		B CH 80 B CU 71 B SI 89 C FF 89 F CH 78 F SI 91 X CU 70 3-2 **G4-3** ②		F CU 69 B CH 77 C CU 70 B SI 90 F SI 89 C FC 90 2-3 **K** ①		F FF 99 C SL 88 S SL 82 0-3 **K** ②		4	0	1	0	0	2	2
21 Delmon Young, R (1, 7) OBP: 0.344, SLG: 0.507		X SL 80 0-0 **G4-3** ① **2-3**		C FF 90 S SL 81 X SL 75 0-2 **G1-3** ③		X SL 78 0-0 **F8** ②		B SL 89 F FF 98 B FF 98 F SL 87 F FF 99 X FF 98 2-2 **G4-3** ③		4	0	0	0	0	0	3
22 Danny Valencia, R (1, 5) OBP: 0.372, SLG: 0.441		B SL 79 C SL 78 C FF 92 X SL 82 1-2 **FC4-2** 12 1B ② **3-H**			X FC 90 0-0 **HR**	B FF 87 C SL 80 X SL 79 1-1 **P5** ③				3	1	1	1	0	0	1
12 Alexi Casilla, S (1, 6) OBP: 0.349, SLG: 0.416		X FF 89 0-0 **1-2** **1B**			B CU 68 C CU 68 X SI 90 1-1 **B5-3** ①		B SI 91 X SI 92 1-0 **P5** ①			3	0	1	0	0	0	0
Inning Stats	R: 0 E: 0 K: 2 S: 13 H: 1 LOB: 2 BB: 1 P: 24	R: 0 E: 0 K: 0 S: 7 H: 2 LOB: 2 BB: 0 P: 9	R: 0 E: 0 K: 0 S: 11 H: 0 LOB: 0 BB: 1 P: 17	R: 0 E: 0 K: 0 S: 11 H: 0 LOB: 0 BB: 0 P: 15	R: 4 E: 0 K: 0 S: 17 H: 3 LOB: 1 BB: 2 P: 32	R: 0 E: 0 K: 1 S: 7 H: 0 LOB: 0 BB: 0 P: 10	R: 0 E: 0 K: 0 S: 5 H: 0 LOB: 0 BB: 0 P: 7	R: 0 E: 0 K: 2 S: 14 H: 1 LOB: 2 BB: 1 P: 23		1B: 3 2B: 2 3B: 1 HR: 1 SF: 0 SAC: 0 DP: 1 HBP: 0						

PITCHER		IP	WLS	BF	H	R	ER	SO	BB	IBB	HBP	BLK	WP	HR	S	P	ERA	WHIP
36 Jered Weaver, R ERA: 3.21	(1, 1)	6.0	L	26	6	4	4	3	4	0	0	0	0	1	66	107	6.00	1.667
62 Scot Shields, R ERA: 5.75	(7, 1)	1.0		3	0	0	0	0	0	0	0	0	0	0	5	7	0.00	0.000
51 Jordan Walden, R ERA:	(8, 1)	1.0		5	1	0	0	2	1	0	0	0	0	0	14	23	0.00	2.000

PITCHER	IP	WLS	BF	H	R	ER	SO	BB	IBB	HBP	BLK	WP	HR	S	P	ERA	WHIP

BOTTOM

Los Angeles Angels @ Minnesota Twins

Target Field, Minneapolis, MN

Sun Aug 22 2010, 7:11 PM - 9:59 PM CDT

Att. 40,385 - Clear - 86 F

livebaseballscorecards.com

AB	29
R	4
H	7
RBI	4
BB	5
SO	5
LOB	15

Tampa Bay Rays @ Los Angeles Angels

Angel Stadium of Anaheim, Anaheim, CA

Mon Aug 23 2010, 7:08 PM - 10:15 PM PDT

Att. 39,127 - Clear - 86 F

TOP

livebaseballscorecards.com

Batter	1	2	3	4	5	6	7	8	9	AB	R	H	RBI	BB	SO	LOB
2 B.J. Upton, R (1, 8) OBP: 0.326, SLG: 0.420	HR	2B		F8		F8			K	5	1	2	2	0	1	3
8 Jason Bartlett, R (1, 6) OBP: 0.324, SLG: 0.338	HBP	F8		K			1B		G5-3	4	1	1	0	0	1	2
13 Carl Crawford, L (1, 7) OBP: 0.350, SLG: 0.474	BB	G1-3			F8		K		G1-3	4	1	0	0	1	1	2
3 Evan Longoria, R (1, 5) OBP: 0.369, SLG: 0.506	K		F9		K		P5			4	0	0	0	0	2	3
23 Carlos Pena, L (1, 3) OBP: 0.338, SLG: 0.439	L3		1B		G4-3		BB			3	0	1	0	1	0	2
18 Ben Zobrist, S (1, 9) OBP: 0.362, SLG: 0.362	1B		F7			F9				4	0	1	2	0	1	3
16 Willy Aybar, S (1, 10) OBP: 0.313, SLG: 0.361	K		F9			BB		G6-3		3	0	0	0	1	1	2
1 Sean Rodríguez, R (1, 4) OBP: 0.313, SLG: 0.420		2B		BB		BB		P4		2	1	1	0	2	0	0
10 Kelly Shoppach, R (1, 2) OBP: 0.321, SLG: 0.336		P6		F8		K		P4		4	0	0	0	0	1	4
Inning Stats	R: 3 E: 1 K: 2 S: 17 H: 2 LOB: 1 BB: 1 P: 32	R: 1 E: 0 K: 0 S: 14 H: 2 LOB: 1 BB: 0 P: 18	R: 0 E: 0 K: 0 S: 9 H: 1 LOB: 1 BB: 0 P: 13	R: 0 E: 0 K: 1 S: 7 H: 0 LOB: 1 BB: 1 P: 13	R: 0 E: 0 K: 1 S: 10 H: 0 LOB: 0 BB: 0 P: 15	R: 0 E: 0 K: 1 S: 9 H: 0 LOB: 2 BB: 2 P: 18	R: 0 E: 0 K: 2 S: 13 H: 1 LOB: 2 BB: 1 P: 20	R: 0 E: 0 K: 0 S: 5 H: 0 LOB: 0 BB: 0 P: 6	R: 0 E: 0 K: 1 S: 8 H: 0 LOB: 0 BB: 0 P: 14	1B: 3 2B: 2 3B: 0 HR: 1 SF: 0 SAC: 0 DP: 0 HBP: 1	WP: 1 PB: 0 SB: 0 CS: 0 PA: 39					

	AB	33
	R	4
	H	6
	RBI	4
	BB	5
	SO	8
	LOB	21

PITCHER		IP	WLS	BF	H	R	ER	SO	BB	IBB	HBP	BLK	WP	HR	S	P	ERA	WHIP
19 Scott Kazmir, L ERA: 6.33	(1, 1)	5.1	L	26	5	4	3	4	4	0	1	0	0	1	61	103	5.06	1.688
58 Michael Kohn, R ERA: 3.48	(6, 1)	0.2		2	0	0	0	1	0	0	0	0	0	0	5	6	0.00	0.000
45 Francisco Rodriguez, R ERA: 3.6	(7, 1)	1.0		5	1	0	0	2	1	0	0	0	1	0	13	20	0.00	2.000
40 Kevin Jepsen, R ERA: 4.19	(8, 1)	1.0		3	0	0	0	0	0	0	0	0	0	0	5	6	0.00	0.000
56 Fernando Rodney, R ERA: 3.91	(9, 1)	1.0		3	0	0	0	1	0	0	0	0	0	0	8	14	0.00	0.000

PITCHER		IP	WLS	BF	H	R	ER	SO	BB	IBB	HBP	BLK	WP	HR	S	P	ERA	WHIP

Batter	1	2	3	4	5	6	7	8	9	AB	R	H	RBI	BB	SO	LOB
53 Bobby Abreu, L (1, 7) OBP: 0.355, SLG: 0.436	C FF 94 C SI 93 B KC 77 S CH 86 1-3 ① K		B FF 92 B FF 92 B FF 91 B FF 92 4-0 6 1B 55 2B BB		C CH 84 F FC 88 S CH 84 0-3 ① K		B SL 76 C SL 76 X SL 77 1-1 ① F8			3	1	0	0	1	2	1
47 Howie Kendrick, R (1, 4) OBP: 0.310, SLG: 0.410	B FF 94 B FF 92 C SI 93 X FF 94 2-1 2B		C FC 86 1 SAFE S CH 84 F CH 85 S CH 85 0-3 ① K		X SI 92 0-0 6 1B		B SI 91 C SI 91 S SL 84 X SL 84 1-2 ② SF9 1-H			3	0	2	1	0	1	1
6 Alberto Callaspo, S (1, 5) OBP: 0.325, SLG: 0.409	B SI 93 S FF 94 F CH 86 B CH 87 D CH 85 C SI 94 3-3 ② K		B SI 93 F FF 94 X CH 85 1-1 55 2B 1-2 1B		B CH 84 X FF 93 1-0 48 G6-4-3 1-2 1B		C SI 93 B SI 90 B SI 91 B SI 90 C SI 90 X SI 90 3-2 ③ G6-3			4	1	2	0	0	1	1
48 Torii Hunter, R (1, 9) OBP: 0.366, SLG: 0.481	X FC 88 0-0 ③ F9		C CH 85 B SI 92 B FC 86 F FF 93 B CH 86 X FF 93 3-2 ② F8		F FC 86 X FC 85 0-1 ②③ G6-4-3 1-2f			C FF 95 S SL 86 B FF 96 B CH 85 B SL 88 X SL 88 3-2 ① F9		4	0	0	0	0	0	5
55 Hideki Matsui, L (1, 10) OBP: 0.339, SLG: 0.429		F FF 94 B SI 92 C FF 94 S KC 78 1-3 K 2 FC4-6 20 1B	C FF 93 B CH 85 X FF 93 1-1 1-H 2-H 2B			C SI 92 T KC 75 S CH 85 0-3 ① K2-3		F FF 96 B FF 96 B CH 83 B FF 96 C FF 95 F FF 97 X FF 95 3-2 ② F8		4	0	1	2	0	2	0
20 Juan Rivera, R (1, 3) OBP: 0.311, SLG: 0.421		B SI 92 D FC 88 F FF 93 T CH 85 F CH 85 B SI 93 F FF 93 F FF 94 X CH 86 3-2 2 FC4-6 1-2 1B	B KC 76 B SI 93 C FF 92 X FF 92 2-1 ③ G6-3			C FC 84 F CH 82 F CH 84 F CH 84 B KC 78 F FF 91 F CH 84 X KC 76 1-2 2 G3-4-1 2B		B SL 87 X SL 87 1-0 ③ F7		4	0	2	0	0	0	1
2 Erick Aybar, S (1, 6) OBP: 0.321, SLG: 0.353		S FF 93 B SI 92 F FF 94 X KC 79 1-2 ① FC4-6 1-2f 2-3	B FF 92 F FF 92 F SI 92 S KC 76 1-3 ① K			X FF 93 0-0 ② G3-4-1 2-3			C FF 93 S FF 93 T FF 95 0-2 ① K	4	0	0	0	0	2	3
5 Jeff Mathis, R (1, 2) OBP: 0.214, SLG: 0.294 44 Mike Napoli, R (9, PH) OBP: 0.315, SLG: 0.471		B SI 93 F FC 85 F CH 86 S FF 93 1-3 ② K	B FF 92 C FF 91 L FF 92 X KC 76 1-2 ② F9			S FF 91 S CH 84 D CH 85 S CH 86 1-3 ③ K			S FF 95 F FF 94 S FF 91 0-3 ② K	3 1	0 0	0 0	0 0	0 0	2 1	3 0
25 Peter Bourjos, R (1, 8) OBP: 0.234, SLG: 0.305		C FF 94 F KC 78 F CH 85 B SI 94 S CH 85 1-3 ③ K	X FF 92 0-0 ③ B5-3				B SI 91 B FF 90 C SI 90 C FF 92 X SI 92 2-2 47 E 47 S 47 SF9 1B		C FF 94 T FF 94 S FC 93 0-3 ③ K	4	1	1	0	0	2	2
Inning Stats	R: 0 E: 0 K: 2 S: 9 H: 1 LOB: 1 BB: 0 P: 15	R: 0 E: 0 K: 3 S: 19 H: 1 LOB: 2 BB: 0 P: 26	R: 2 E: 0 K: 1 S: 13 H: 2 LOB: 1 BB: 1 P: 24	R: 0 E: 0 K: 1 S: 7 H: 0 LOB: 0 BB: 0 P: 9	R: 0 E: 0 K: 1 S: 7 H: 2 LOB: 1 BB: 0 P: 8	R: 0 E: 0 K: 2 S: 14 H: 1 LOB: 1 BB: 0 P: 16	R: 1 E: 0 K: 0 S: 11 H: 1 LOB: 0 BB: 0 P: 18	R: 0 E: 0 K: 0 S: 8 H: 0 LOB: 0 BB: 0 P: 15	R: 0 E: 0 K: 3 S: 9 H: 0 LOB: 0 BB: 0 P: 9	1B: 5 2B: 3 3B: 0 HR: 0 SF: 1 SAC: 0 DP: 1 HBP: 0						

PITCHER		IP	WLS	BF	H	R	ER	SO	BB	IBB	HBP	BLK	WP	HR	S	P	ERA	WHIP
33 James Shields, R ERA: 4.76	(1, 1)	6.0	W	27	8	3	2	10	1	0	0	0	1	0	72	103	3.00	1.500
36 Randy Choate, L ERA: 4.72	(7, 1)	0.1	H	1	0	0	0	0	0	0	0	0	0	0	2	3	0.00	0.000
55 Chad Qualls, R ERA: 7.91	(7, 1)	0.2	H	2	0	0	0	0	0	0	0	0	0	0	6	10	0.00	0.000
53 Joaquín Benoit, R ERA: 1.36	(8, 1)	1.0	H	3	0	0	0	0	0	0	0	0	0	0	8	15	0.00	0.000
29 Rafael Soriano, R ERA: 1.79	(9, 1)	1.0	S	3	0	0	0	3	0	0	0	0	0	0	9	9	0.00	0.000

PITCHER	IP	WLS	BF	H	R	ER	SO	BB	IBB	HBP	BLK	WP	HR	S	P	ERA	WHIP

BOTTOM

Tampa Bay Rays @ Los Angeles Angels

Angel Stadium of Anaheim, Anaheim, CA

Mon Aug 23 2010, 7:08 PM - 10:15 PM PDT

Att. 39,127 - Clear - 86 F

livebaseballscorecards.com

AB	34
R	3
H	8
RBI	3
BB	1
SO	13
LOB	17

WP: 1 PB: 0 SB: 1 CS: 0 PA: 36

Tampa Bay Rays @ Los Angeles Angels

Angel Stadium of Anaheim, Anaheim, CA

Tue Aug 24 2010, 7:09 PM - 10:19 PM PDT

Att. 43,577 - Clear - 88 F

livebaseballscorecards.com

Batter	1	2	3	4	5	6	7	8	9	AB	R	H	RBI	BB	SO	LOB
28 John Jaso, L (1, 2) OBP: 0.388, SLG: 0.380	C FF 92 B FF 94 F SI 94 F FF 94 X SL 84 1-2 18 G3 1B	C FF 94 B SL 83 F SL 85 D SL 84 X SI 95 2-2 18 SF6 1B 1-2 2-H 3-H		B FF 92 C SL 79 C CH 86 B SL 80 C FF 93 2-3 ② ③ K 1-2			B FF 100 C FF 99 B SL 87 X FF 99 2-1 ① G4-3		B SL 76 X SI 89 1-0 ① SH1-3 2-3	4	0	2	2	0	1	1
18 Ben Zobrist, S (1, 4) OBP: 0.363, SLG: 0.362	B FF 94 B FF 93 B FF 93 C FF 92 F FF 93 1 SAFE F FF 92 X FF 94 3-2 ① G3 1-2	B CH 88 X SI 94 1-0 ② SF6 1-3 2-H			S CH 81 F SL 85 B SL 82 B SL 82 X FF 92 2-2 ① G6-3		B FF 100 C FF 99 X FF 99 1-1 13 G3-1 3 2B 13 BLK 1B		B SI 88 B CH 73 B CH 73 B SI 89 4-0 13 2B BB	3	2	1	1	1	0	1
13 Carl Crawford, L (1, 7) OBP: 0.349, SLG: 0.473	F SL 84 S FF 94 F SL 81 S SL 84 0-3 ② K	C SI 95 C FF 93 B FF 93 F FF 92 S SL 84 1-3 ③ K2-3			B SI 91 X CH 86 1-0 ② G3		C FF 100 B SL 88 X FF 99 1-1 ② G3-1 1-3		C SI 90 B SI 92 X SI 90 1-1 23 BB 20 SF9 2B 1-H 3-H	5	1	1	2	0	2	3
3 Evan Longoria, R (1, 5) OBP: 0.371, SLG: 0.515	S SL 85 B FF 95 X SL 84 1-1 ③ F8		B FF 91 B SL 82 C SL 82 X FF 93 2-1 HR		C FF 92 T FF 93 F SL 84 B SL 84 X FF 94 1-2 23 CS 1B		C FF 99 X FF 99 0-1 3-H 2B		B CH 74 F SI 90 F SL 75 X SI 91 1-2 E6 23 BB	5	1	3	2	0	0	2
23 Carlos Pena, L (1, 3) OBP: 0.338, SLG: 0.436		B FF 93 C FF 94 F FF 93 B SL 84 B SL 82 B FF 94 4-2 20 1B 24 2B BB	C FF 92 C CH 86 B SL 83 B SL 83 B FF 93 S FF 93 3-3 ① K		C SL 80 1 SAFE S SI 94 0-2 ③ CS 1-2	B SL 79 C SL 79 B SI 93 F SL 79 B FF 92 S FF 94 3-3 ① K	F FF 100 B SL 87 B FF 99 T FF 99 S FF 100 2-3 ③ K		S SL 77 F SI 91 B SL 76 B SL 75 B SL 76 B SI 91 4-2 1-2 2-3 BB	3	1	0	0	2	3	1
20 Matt Joyce, L (1, 9) OBP: 0.362, SLG: 0.489		B FF 93 X FF 93 1-0 24 2B 28 1B 1-3 1B	S SL 86 B FF 93 B SL 83 B FF 94 B FF 92 4-1 24 L1-6 24 S BB			C CH 88 B SL 82 B SL 80 B FF 92 X FF 94 3-1 HR		B SI 92 B SI 92 C SI 92 B SI 92 X SI 92 3-1 ① G3	B SL 74 B SI 89 B SI 90 C SI 89 X SI 89 3-1 ② SF9 3-H	3	2	2	2	1	0	0
24 Dan Johnson, L (1, 10) OBP: 0.364, SLG: 0.250		X FF 93 0-0 28 1B 1-3 3-H 2B	C CH 86 S SL 83 D SL 82 F SL 83 B FF 94 B SL 84 X FF 93 3-2 ② ③ L1-6 1-2			B FF 91 C FF 92 C FF 93 B SL 82 X FF 94 2-2 1B		B SI 92 C SI 92 S CU 80 B SI 93 F SI 92 X CU 81 2-2 ② G6-3	C SI 90 S SL 76 X SL 75 0-2 ③ G4-3	5	1	2	1	0	0	3
2 B.J. Upton, R (1, 8) OBP: 0.325, SLG: 0.417		B SL 85 C SL 85 B FF 95 D SL 86 B SL 83 4-1 18 S 28 1B 18 SF6 BB		C SL 81 B SL 83 C SL 82 B FF 93 F SL 82 S FF 94 2-3 ① K		B SL 83 S FF 93 S FF 94 B FF 94 B FF 93 1 SAFE X FF 94 3-2 ② P4		C SI 91 B SL 83 C SI 92 S SI 92 1-3 ③ K		3	1	0	0	1	2	1
8 Jason Bartlett, R (1, 6) OBP: 0.326, SLG: 0.342		B FF 94 X FF 94 1-0 ① F4		B FF 92 F FF 92 C SL 84 B SL 82 X FF 93 2-2 28 CS 1B		S FF 92 X FF 93 0-1 ③ F9			C SI 90 X SI 90 0-1 28 SH1-3 13 2B 2B	4	1	2	0	0	0	4
Inning Stats	R: 0 E: 0 K: 1 S: 14 H: 1 LOB: 1 BB: 0 P: 19	R: 4 E: 0 K: 1 S: 14 H: 3 LOB: 1 BB: 2 P: 28	R: 1 E: 0 K: 1 S: 10 H: 1 LOB: 1 BB: 1 P: 22	R: 0 E: 0 K: 2 S: 10 H: 1 LOB: 0 BB: 0 P: 16	R: 0 E: 0 K: 0 S: 10 H: 1 LOB: 0 BB: 0 P: 14	R: 1 E: 0 K: 1 S: 13 H: 2 LOB: 1 BB: 0 P: 24	R: 1 E: 0 K: 1 S: 11 H: 2 LOB: 1 BB: 0 P: 17	R: 0 E: 0 K: 1 S: 9 H: 0 LOB: 0 BB: 0 P: 15	R: 3 E: 1 K: 0 S: 15 H: 2 LOB: 2 BB: 2 P: 29	1B: 7 2B: 5 3B: 0 HR: 2 SF: 2 SAC: 1 DP: 1 HBP: 0	WP: 0 PB: 0 SB: 2 CS: 2 PA: 44					

TOP

AB	35
R	10
H	13
RBI	10
BB	5
SO	8
LOB	16

PITCHER		IP	WLS	BF	H	R	ER	SO	BB	IBB	HBP	BLK	WP	HR	S	P	ERA	WHIP
54 Ervin Santana, R ERA: 4.13	(1, 1)	5.1	L	24	8	6	6	6	3	0	0	0	0	2	63	110	10.12	2.062
58 Michael Kohn, R ERA: 3.27	(6, 1)	0.2		3	1	0	0	0	0	0	0	0	0	0	8	13	0.00	1.500
51 Jordan Walden, R ERA: 4.5	(7, 1)	1.0		5	2	1	1	1	0	0	0	1	0	0	11	17	9.00	2.000
62 Scot Shields, R ERA: 5.62	(8, 1)	1.0		3	0	0	0	1	0	0	0	0	0	0	9	15	0.00	0.000
40 Brian Fuentes, L ERA: 3.52	(9, 1)	1.0		8	2	3	2	0	2	0	0	0	0	0	15	29	18.00	4.000

PITCHER	IP	WLS	BF	H	R	ER	SO	BB	IBB	HBP	BLK	WP	HR	S	P	ERA	WHIP

Tampa Bay Rays @ Los Angeles Angels

Angel Stadium of Anaheim, Anaheim, CA

Tue Aug 24 2010, 7:09 PM - 10:19 PM PDT

Att. 43,577 - Clear - 88 F

livebaseballscorecards.com

BOTTOM

Batter	1	2	3	4	5	6	7	8	9	AB	R	H	RBI	BB	SO	LOB
53 Bobby Abreu, L (1, 7) OBP: 0.354, SLG: 0.433 77 Reggie Willits, S (9, PH) OBP: 0.361, SLG: 0.327	B FF 91 C FF 92 B FF 93 F FF 95 C FF 94 2-3 ① K		1 SAFE 1 SAFE B KC 80 C FF 93 X FF 93 1-1 ① F7		B FF 88 B FF 91 C FF 89 B FF 91 B FF 91 4-1 47 FC5-4 BB		B SI 88 B SI 88 C SI 88 X FC 88 2-1 ① F8		C FC 88 X FC 84 0-1 48 HBP 3 DI 1B	3 1	0 0	0 1	0 0	1 0	1 0	1 0
47 Howie Kendrick, R (1, 4) OBP: 0.311, SLG: 0.414	B KC 80 C FF 93 B SI 92 F FF 95 X FC 88 2-2 ② G6-3		B SL 87 B FF 92 1 SAFE B SI 91 B SI 92 4-0 1-2 BB		C FF 92 X KC 80 0-1 ① FC5-4 1-2f		F SI 89 X CU 77 0-1 HR		C FC 87 F FC 86 X SL 79 0-2 ① F8	4	1	1	1	1	0	2
6 Alberto Callaspo, S (1, 5) OBP: 0.324, SLG: 0.408 3 Brandon Wood, R (9, PH) OBP: 0.185, SLG: 0.219	C FF 93 B SI 91 C FF 93 B FF 87 T FF 95 2-2 ③ K		B FF 94 B FF 94 C FF 93 X FF 94 2-1 ② P2		C CH 86 F CH 86 S FF 93 0-3 ② K		B SI 88 X SI 88 1-0 48 G5-4-3 1B		B FC 88 B FC 88 S FC 88 S FC 88 F FC 86 H CU 73 3-2 48 HBP 1-2 HBP	4 0	0 0	1 0	0 0	0 0	2 0	3 0
48 Torii Hunter, R (1, 9) OBP: 0.366, SLG: 0.481		C FF 92 C FF 92 F FF 94 B SL 86 B FF 94 X FF 94 2-2 55 2B 2B	X FF 95 0-0 ③ L8		1 SAFE C FF 91 B KC 81 1 SAFE X KC 79 1-1 ③ G5-3		B FC 87 X CU 80 1-0 ②③ G5-4-3 1-2f		C CU 78 H CU 72 1-1 1-2 2-3 HBP	4	1	1	0	0	0	4
55 Hideki Matsui, L (1, 10) OBP: 0.341, SLG: 0.433		B FF 94 X FF 93 1-0 2-H 2B	C FF 90 B FF 92 X KC 78 1-1 20 BB 1B		C KC 76 X CH 82 0-1 2 2B 46 G5-3 1B			B FC 88 X FC 88 1-0 ① G4-3	B SL 80 C FC 89 F FC 86 F FC 88 B FC 88 F FC 88 F CU 79 S FC 90 2-3 ② K	5	1	3	1	0	1	3
20 Juan Rivera, R (1, 3) OBP: 0.309, SLG: 0.416		S FF 95 B FF 95 C KC 82 B SL 87 X FF 95 2-2 ① G6-3	B SL 86 B FF 93 B FF 93 C FF 93 B FF 94 4-1 1-2 BB		B KC 78 X FF 91 1-0 ① P3			C CU 76 B CU 76 X FC 89 1-1 ② G6-3	X FC 90 0-0 ③ G4-3	4	0	0	0	1	0	5
2 Erick Aybar, S (1, 6) OBP: 0.322, SLG: 0.357		X FF 93 0-0 ② F9	B SI 92 X FF 91 1-0 ① F7		C FF 88 X FF 91 0-1 1-3 2B			B SI 88 C SI 88 B CU 76 X SI 88 2-1 44 BB 1B		4	0	2	0	0	0	3
46 Bobby Wilson, R (1, 2) OBP: 0.263, SLG: 0.427 44 Mike Napoli, R (8, PH) OBP: 0.317, SLG: 0.471 (9, 2)		C KC 81 F SL 89 F FF 95 T FF 95 0-2 ③ K	S FF 93 F FF 93 B KC 82 T KC 82 1-2 ② K		B SI 92 X SI 90 1-0 ② G5-3 3-H			D CU 77 D FC 88 S FC 88 D FC 89 B FC 88 4-1 1-2 BB		3 0	0 0	0 0	1 0	0 1	2 0	4 0
25 Peter Bourjos, R (1, 8) OBP: 0.235, SLG: 0.302			B FF 90 C FF 90 B FF 92 X FF 91 2-1 47 BB 1B	B KC 79 B FF 92 X FF 93 2-0 ③ F9	C SI 92 X SL 85 0-1 ③ F8			X SI 91 0-0 ③ B5-3		4	0	1	0	0	0	5

Inning Stats	1	2	3	4	5	6	7	8	9
	R: 0 E: 0 K: 2 S: 9	H: 0 LOB: 0 BB: 0 P: 15	R: 1 E: 0 K: 1 S: 13	H: 2 LOB: 1 BB: 0 P: 18	R: 0 E: 0 K: 0 S: 7	H: 1 LOB: 2 BB: 1 P: 16	R: 0 E: 0 K: 1 S: 8	H: 1 LOB: 2 BB: 1 P: 17	R: 0 E: 0 K: 1 S: 8	H: 0 LOB: 1 BB: 1 P: 13	R: 1 E: 0 K: 0 S: 8	H: 2 LOB: 1 BB: 0 P: 10	R: 1 E: 0 K: 0 S: 6	H: 2 LOB: 0 BB: 0 P: 10	R: 0 E: 0 K: 0 S: 7	H: 1 LOB: 2 BB: 1 P: 15	R: 0 E: 0 K: 1 S: 16	H: 1 LOB: 3 BB: 0 P: 22

1B: 6	SF: 0
2B: 3	SAC: 0
3B: 0	DP: 1
HR: 1	HBP: 2

WP: 0	PA: 42
PB: 0	
SB: 0	
CS: 0	

AB	36
R	3
H	10
RBI	3
BB	4
SO	6
LOB	30

PITCHER		IP	WLS	BF	H	R	ER	SO	BB	IBB	HBP	BLK	WP	HR	S	P	ERA	WHIP
40 Wade Davis, R ERA: 4.41	(1, 1)	5.1	W	25	6	2	2	5	3	0	0	0	0	0	50	85	3.38	1.688
55 Chad Qualls, R ERA: 7.8	(6, 1)	0.2		2	0	0	0	0	0	0	0	0	0	0	3	4	0.00	0.000
31 Lance Cormier, R ERA: 4.22	(7, 1)	1.2		8	3	1	1	0	1	0	0	0	0	1	12	24	5.40	2.400
35 Dan Wheeler, R ERA: 3.12	(8, 1)	0.1	H	1	0	0	0	0	0	0	0	0	0	0	1	1	0.00	0.000
21 Andy Sonnanstine, R ERA: 4.11	(9, 1)	1.0		6	1	0	0	1	0	0	2	0	0	0	16	22	0.00	1.000

PITCHER	IP	WLS	BF	H	R	ER	SO	BB	IBB	HBP	BLK	WP	HR	S	P	ERA	WHIP

TOP

Tampa Bay Rays @ Los Angeles Angels

Angel Stadium of Anaheim, Anaheim, CA

Wed Aug 25 2010, 12:38 PM - 3:57 PM PDT

Att. 37,009 - Sunny - 91 F

livebaseballscorecards.com

Batter	1	2	3	4	5	6	7	8	9	AB	R	H	RBI	BB	SO	LOB
28 John Jaso, L (1, 2) (5, 3) OBP: 0.391, SLG: 0.400	B FF 90 X FF 90 1-0 HR		B FF 90 C KC 80 F FF 92 F FS 87 X FC 88 1-2 ① F8	C KC 79 D FS 85 F FF 92 X FF 92 1-2 ③ F8			B SL 90 C SL 89 B FF 96 B FC 95 X FF 96 3-1 1-H 3-H 2B		B SI 90 C SI 90 X SI 92 1-1 1B	5	1	3	3	0	0	2
18 Ben Zobrist, S (1, 4) (5, 8) OBP: 0.359, SLG: 0.358	C SI 91 B KC 81 C KC 79 S FS 86 1-3 ① K		B FC 87 C FF 92 B FF 91 F SI 91 F FS 87 F FS 87 F FC 88 F FF 91 S FS 86 2-3 ② K		C FS 85 X FC 86 0-1 ① G4-3		F SL 89 F CU 81 X SL 88 0-2 P5 ①		C SI 91 D CU 79 X SI 91 1-1 ② F7	5	0	0	0	0	2	2
13 Carl Crawford, L (1, 7) OBP: 0.349, SLG: 0.472 1 Sean Rodríguez, R (5, PH) OBP: 0.310, SLG: 0.415 (5, 4)	X SI 92 0-0 ② G1-3		B SI 92 C KC 81 C FF 91 B FC 87 B SI 92 B FF 91 4-2 3 1B BB		B FS 88 C FF 91 C FF 91 F FS 87 B FS 86 S FS 86 2-3 ② K		F FF 95 B FF 95 D SL 88 S SL 89 B SL 91 X FF 95 3-2 ② F8		F SI 91 F SI 91 X CU 77 0-2 ③ F7	1 3	0 0	0 0	0 0	1 0	0 1	0 2
3 Evan Longoria, R (1, 5) OBP: 0.372, SLG: 0.515 16 Willy Aybar, S (5, PH) OBP: 0.311, SLG: 0.357 (5, 5)	C FF 92 S FC 87 B FS 87 X FC 86 1-2 ③ G5-3		C SI 92 X FF 91 0-1 1-2 1B		F SI 92 X FC 86 0-1 ③ F9		B FC 88 F FF 90 X FF 89 1-1 ③ L9			2 2	0 0	1 0	0 0	0 0	0 0	0 1
23 Carlos Pena, L (1, 10) OBP: 0.338, SLG: 0.437		C KC 78 X KC 80 0-1 ① F7	S FS 86 F FC 86 S FC 87 0-3 ③ K			F FS 86 C KC 78 B FF 91 X SI 91 1-2 ① G6-3		C CH 83 F SI 98 B SL 91 B SL 91 B SI 98 X SI 97 3-2 2B		4	0	1	0	0	1	2
20 Matt Joyce, L (1, 9) OBP: 0.365, SLG: 0.481		B FF 91 B FF 91 B SI 90 C SI 89 B SI 90 4-1 2 PB 24 BB BB	B SI 90 C SI 90 B SI 91 F FF 90 B FC 87 B SI 90 4-2 15 1B BB			S FC 87 B KC 80 B KC 80 C SI 90 C FF 91 2-3 ② K		B SI 99 C CH 84 B CH 85 S CH 86 X SI 98 2-2 ① P2	2	0	0	0	2	1	1
24 Dan Johnson, L (1, 3) (5, 7) OBP: 0.356, SLG: 0.233		C KC 80 B FF 90 1 SAFE B FS 85 1 SAFE C KC 79 B FS 85 1 SAFE 1 SAFE 4-2 B KC 81 2 PB 1-2 BB	X FF 92 0-0 ① P4		C FC 87 X SI 92 0-1 ③ L3		S CH 85 S CH 85 B FF 100 S SL 91 1-3 ② K		3	0	0	0	1	1	2
2 B.J. Upton, R (1, 8) OBP: 0.324, SLG: 0.415 10 Kelly Shoppach, R (5, 2) OBP: 0.323, SLG: 0.333		B FC 88 B FC 88 F FC 88 C FC 88 C FS 88 2-3 ② K 1-2 2-3	F FC 87 C FS 85 B FF 91 C SI 91 1-3 ② K				F FF 96 B FF 94 B SL 90 S SL 92 F FF 97 F FF 96 B SL 90 F FF 95 B FF 95 4-2 15 1B 28 2B BB	B CH 86 S SI 97 X SI 99 1-1 ③ G5-3		2 1	0 1	0 1	0 0	0 1	2 0	3 1
15 Reid Brignac, L (1, 6) OBP: 0.306, SLG: 0.380		C KC 80 S KC 81 S FS 86 0-3 ③ K	C FF 90 B KC 78 X SI 90 1-1 1-2 1B				B FF 96 B FF 95 F FF 96 X FF 94 2-1 1-3 28 2B 1B		S SI 91 B CU 79 F SI 91 B SI 92 X SI 91 2-2 ① G3-1	4	1	2	0	0	1	2

Inning Stats																				
	R: 1	H: 1	R: 0	H: 0	R: 0	H: 1	R: 0	H: 0	R: 0	H: 0	R: 2	H: 2	R: 0	H: 1	R: 0	H: 1	1B: 4	SF: 0	WP: 0	PA: 39
	E: 0	LOB: 0	E: 0	LOB: 2	E: 0	LOB: 2	E: 0	LOB: 0	E: 0	LOB: 0	E: 0	LOB: 1	E: 0	LOB: 1	E: 0	LOB: 1	2B: 2	SAC: 0	PB: 1	
	K: 1	BB: 0	K: 2	BB: 2	K: 1	BB: 1	K: 1	BB: 0	K: 1	BB: 0	K: 0	BB: 1	K: 1	BB: 0	K: 0	BB: 0	3B: 0	DP: 0	SB: 0	
	S: 8	P: 11	S: 11	P: 21	S: 18	P: 25	S: 11	P: 18	S: 8	P: 10	S: 8	P: 11	S: 17	P: 30	S: 11	P: 18	HR: 1	HBP: 0	CS: 0	

	AB	34
	R	3
	H	7
	RBI	3
	BB	5
	SO	9
	LOB	18

PITCHER		IP	WLS	BF	H	R	ER	SO	BB	IBB	HBP	BLK	WP	HR	S	P	ERA	WHIP
24 Dan Haren, R ERA: 4.45	(1, 1)	6.0	W	25	3	1	1	8	4	0	0	0	0	1	64	96	1.50	1.167
40 Kevin Jepsen, R ERA: 4.53	(7, 1)	0.2		5	2	2	2	0	1	0	0	0	0	0	15	27	27.00	4.500
45 Francisco Rodriguez, R ERA: 3.57	(7, 1)	0.1		1	0	0	0	0	0	0	0	0	0	0	2	3	0.00	0.000
56 Fernando Rodney, R ERA: 3.83	(8, 1)	1.0		4	1	0	0	1	0	0	0	0	0	0	11	18	0.00	1.000
62 Scot Shields, R ERA: 5.48	(9, 1)	1.0		4	1	0	0	0	0	0	0	0	0	0	10	14	0.00	1.000

PITCHER		IP	WLS	BF	H	R	ER	SO	BB	IBB	HBP	BLK	WP	HR	S	P	ERA	WHIP

Tampa Bay Rays @ Los Angeles Angels

Angel Stadium of Anaheim, Anaheim, CA

Wed Aug 25 2010, 12:38 PM - 3:57 PM PDT

Att. 37,009 - Sunny - 91 F

livebaseballscorecards.com

BOTTOM

Batter	1	2	3	4	5	6	7	8	9	AB	R	H	RBI	BB	SO	LOB
53 Bobby Abreu, L (1, 7) OBP: 0.353, SLG: 0.430 25 Peter Bourjos, R (6, 8) OBP: 0.243, SLG: 0.308	B SI 90 B FF 91 B FF 91 B SI 92 4-0 6 SH5-4 47 S 55 2B BB	C FF 91 B CH 87 X SI 93 1-1 ② L9	X FF 91 0-0 ③ P4		C FC 83 F FC 83 B FC 83 B CU 72 S FC 84 2-3 ① K	B FC 84 C FC 84 X FC 84 1-1 ② F9		C FC 88 X FC 86 0-1 47 1B 1B		3 2	1 0	0 1	0 0	1 0	1 0	1 2
47 Howie Kendrick, R (1, 4) OBP: 0.317, SLG: 0.422	C SI 93 B SI 93 S SI 93 F SL 88 X CH 86 1-2 6 SH5-4 55 2B 1B	B SI 93 X SI 92 1-0 ③ G4-3		C SI 90 C SL 84 B SL 86 F FF 89 X SL 83 1-2 55 BB 44 BB 2B	B FC 86 S FC 85 B FC 85 X CU 77 2-1 55 1B 6 1B 1B	S CU 72 F FC 84 B FC 86 X FC 85 1-2 1-2 2-H 1B		X SI 87 0-0 1-2 1B		6	2	5	1	0	0	0
6 Alberto Callaspo, S (1, 5) OBP: 0.325, SLG: 0.408	B FF 92 B FF 92 X SI 91 2-0 ① SH5-4 1-2 2-3		B SI 89 X FF 89 1-0 55 BB 48 1B 44 HR 1B	B SI 91 F SI 90 B CH 83 X SI 90 2-1 ① F7	D FC 84 X FC 85 1-0 55 1B 1-2 1B	C FC 84 D CU 71 X FC 83 1-1 ③ F9		B SI 88 B FC 88 X SI 88 2-0 ③ G4-3		5	1	2	0	0	0	5
48 Torii Hunter, R (1, 9) OBP: 0.369, SLG: 0.482 20 Juan Rivera, R (7, 9) OBP: 0.309, SLG: 0.415	C CU 79 B SI 93 H SI 92 2-1 55 2B HBP		1 SAFE X SI 92 0-0 55 BB 44 HR 1-2 1B	B CU 76 B FF 89 C SI 90 F SI 90 F SL 84 B CH 86 B SI 91 4-2 44 BB 55 BB 5 2B BB	C FC 85 B FC 86 F CU 77 S FC 85 1-3 ② K		B SI 87 F FC 85 X SI 88 1-1 ① F9			2 1	3 0	1 0	0 0	1 0	1 0	2 0
55 Hideki Matsui, L (1, 10) OBP: 0.347, SLG: 0.439 46 Bobby Wilson, R (7, PH) OBP: 0.272, SLG: 0.434 (8, 10)	X FF 92 0-0 44 2B 1-H 2-H 3-H 2B		B CH 86 B CH 84 B SI 92 B SI 92 4-0 44 HR 1-2 2-3 BB	C FC 87 D FC 86 B FC 86 B FC 85 B FC 86 4-1 44 BB 5 2B 1-2 2-3 BB	B FF 82 S FC 85 F CU 73 B FC 86 X FC 86 2-2 1-2 2-3 1B		C FC 88 F CU 77 B CU 78 B FC 86 X FC 87 2-2 44 G5-3 44 WP 1B			2 1	3 0	2 1	3 0	2 0	0 0	0 0
44 Mike Napoli, R (1, 3) OBP: 0.320, SLG: 0.482	B FF 93 C FS 83 X FF 92 1-1 77 WP 2-H 2B		B SI 91 C SL 86 F SL 86 F CU 79 B CU 78 X CH 86 2-2 1-H 2-H 3-H HR	B FC 86 B FC 87 B CU 78 B FC 86 4-0 5 2B 1-2 2-3 3-H BB	F CU 78 B FC 84 B FC 86 S FC 84 F FC 87 X CU 72 2-2 ③ P3		B CU 77 D FC 87 F FC 88 C FC 88 D CU 78 X FC 87 3-2 ② G5-3 1-3			4	1	2	6	1	0	4
77 Reggie Willits, S (1, 8) OBP: 0.346, SLG: 0.313 (6, 7)	C FF 93 B CH 86 L SI 91 S SL 86 1-3 ② K 2-3		B FF 92 B FF 91 C FF 90 X SI 90 2-1 ① F9	B FC 86 F FC 87 C CU 78 F CU 78 C FC 87 1-3 ② K		B FC 84 F FC 83 B FC 85 F FC 84 X CU 76 2-2 ① F8	B SI 88 B SI 88 F SI 88 D SI 88 X FC 87 3-1 ③ G4-3			5	0	0	0	0	2	5
5 Jeff Mathis, R (1, 2) OBP: 0.220, SLG: 0.304	S FF 92 L SI 93 X SL 85 0-2 ③ G5-3		C FF 91 B SI 92 F FF 90 S SL 85 1-3 ② K	B FC 87 B CU 77 F FC 87 X FC 86 2-1 1-3 2-H 3-H 2B		F FC 85 X CU 70 0-1 3 HBP 47 1B 1B		B FC 87 B FC 86 F FC 87 B FC 85 S FC 88 F FC 87 X FC 86 3-2 ① F9		5	1	2	2	0	1	1
3 Brandon Wood, R (1, 6) OBP: 0.190, SLG: 0.220		C FF 91 B SI 92 X SI 91 1-1 ① F9	F FF 91 B CU 78 F FF 91 X SL 84 1-2 1B	F CU 77 S FC 85 F CU 75 X CU 76 0-2 ③ G6-3		B FC 82 H CU 72 2-0 47 1B 1-2 HBP		B FC 88 X FC 86 1-0 ② F9		4	0	1	0	0	0	2
Inning Stats	R: 4 E: 0 K: 1 S: 15 H: 3 LOB: 1 BB: 1 P: 26	R: 0 E: 0 K: 0 S: 5 H: 0 LOB: 0 BB: 0 P: 8	R: 4 E: 0 K: 1 S: 15 H: 4 LOB: 1 BB: 1 P: 26	R: 3 E: 0 K: 1 S: 20 H: 2 LOB: 2 BB: 3 P: 38	R: 0 E: 0 K: 2 S: 16 H: 3 LOB: 3 BB: 0 P: 26	R: 1 E: 0 K: 0 S: 12 H: 2 LOB: 2 BB: 0 P: 19	R: 0 E: 0 K: 0 S: 10 H: 1 LOB: 1 BB: 0 P: 19	R: 0 E: 0 K: 0 S: 9 H: 2 LOB: 2 BB: 0 P: 15		1B: 12 2B: 4 3B: 0 HR: 1 SF: 0 SAC: 1 DP: 0 HBP: 2						

	AB	40
	R	12
	H	17
	RBI	12
	BB	5
	SO	5
	LOB	22

WP: 2 PA: 48
PB: 0
SB: 1
CS: 0

PITCHER		IP	WLS	BF	H	R	ER	SO	BB	IBB	HBP	BLK	WP	HR	S	P	ERA	WHIP
34 Jeff Niemann, R ERA: 3.67	(1, 1)	3.1	L	22	8	10	10	2	3	0	1	0	1	1	44	76	27.00	3.300
21 Andy Sonnanstine, R ERA: 4.21	(4, 1)	2.2		17	6	2	2	3	2	0	1	0	0	0	39	67	6.75	3.000
31 Lance Cormier, R ERA: 4.06	(7, 1)	2.0		9	3	0	0	0	0	0	0	0	1	0	19	34	0.00	1.500

PITCHER	IP	WLS	BF	H	R	ER	SO	BB	IBB	HBP	BLK	WP	HR	S	P	ERA	WHIP

Baltimore Orioles @ Los Angeles Angels

Angel Stadium of Anaheim, Anaheim, CA

Fri Aug 27 2010, 7:09 PM - 9:20 PM PDT

Att. 41,037 - Clear - 70 F

TOP

livebaseballscorecards.com

Batter	1	2	3	4	5	6	7	8	9	AB	R	H	RBI	BB	SO	LOB
1 Brian Roberts, S (1, 4) OBP: 0.342, SLG: 0.405 37 Josh Bell, S (4, 5) OBP: 0.250, SLG: 0.330	C FC 92 C FF 94 F FF 94 B FF 93 F FF 94 F SL 85 X FF 94 1-2 21 S 21 1B 2B		C CH 84 F CH 85 B FF 92 F FF 93 B FF 94 F FF 93 F CH 86 S SL 87 2-3 ② K			C SL 83 F FF 92 X FF 92 0-2 21 G1-3 6 SH1-3 30 1B 1B		B FF 88 S FF 88 F FF 89 X SL 78 1-2 6 FC4 1-3 1B		2 1 1 0 0 1 0 2 1 2 0 0 0 0					
6 Corey Patterson, L (1, 8) OBP: 0.318, SLG: 0.407	X FF 93 0-0 ① F7		C SL 84 B CH 84 X CH 85 1-1 ③ G3			X CH 85 0-0 ① SH1-3 1-2		B FF 88 X SI 92 1-0 ① FC4 21 G4-6-3 1-2f 3-H		3 0 0 1 0 0 2						
21 Nick Markakis, L (1, 9) OBP: 0.364, SLG: 0.421	B FF 94 B FF 94 F FF 93 B FF 94 X FF 94 3-1 30 G3-6-1 2-H 1B			C FF 92 B FF 92 X CH 84 1-1 ① P6		B SL 85 X SL 86 1-0 ② G1-3 2-3		1 SAFE X SI 92 0-0 ②③ G4-6-3 1-2f		4 0 1 1 0 0 2						
30 Luke Scott, L (1, 10) OBP: 0.354, SLG: 0.570	C SL 86 1 SAFE X FF 93 0-1 ②③ G3-6-1 1-2f			B FF 92 B CH 84 F FF 93 F FF 93 F CH 86 B SL 84 F FF 93 F FF 93 B FF 93 4-2 BB		X CH 85 0-0 3-H 1B			X FF 98 0-0 ① P6	3 0 1 1 1 0 1						
23 Ty Wigginton, R (1, 3) OBP: 0.320, SLG: 0.435		C SL 82 B FF 92 X SL 85 1-1 ① F9		X FF 92 0-0 ② F8		B SL 83 D SL 85 B FF 92 C FF 92 X FF 92 3-1 ③ F8			C FF 99 F FF 98 B SL 87 B SL 88 S FF 100 2-3 ② K	4 0 0 0 0 1 2						
18 Felix Pie, L (1, 7) OBP: 0.320, SLG: 0.438		B FF 93 X FF 93 1-0 ② G4-3		S CH 85 1 SAFE D CH 86 F SL 85 B CH 86 1 SAFE S CH 86 2-3 ③ K			B CH 83 X FF 91 1-0 ① G3		C SL 84 B FF 99 S SL 88 C FF 99 1-3 ③ K	4 0 0 0 0 2 1						
32 Matt Wieters, S (1, 2) OBP: 0.318, SLG: 0.378		B FF 93 C FF 94 X FF 94 1-1 2B			B FF 91 X FF 91 1-0 2 G5-4-3 1B		C CH 83 B SL 85 F CH 85 C FF 93 1-3 ② K			3 0 2 0 0 1 0						
2 Julio Lugo, R (1, 5) OBP: 0.302, SLG: 0.290 (4, 4)		B SL 85 C FF 92 B SL 84 B SL 85 F FC 92 X FF 93 3-2 ③ G3-1			B SL 83 1 SAFE X FF 90 1-0 ①② G5-4-3 1-2f		C SL 84 X SL 84 0-1 ③ G5-3			3 0 0 0 0 0 2						
3 Cesar Izturis, S (1, 6) OBP: 0.275, SLG: 0.268			C FF 92 S SL 84 B CH 85 B FF 93 B FF 92 X FF 92 3-2 ① F8		X SL 85 0-0 ③ G4-3			B FF 93 B SI 93 C SI 91 B SI 93 X SI 91 3-1 37 1B 6 FC4 1B		3 1 1 0 0 0 0						
Inning Stats	R: 1 E: 0 K: 0 S: 11 H: 2 LOB: 0 BB: 0 P: 15	R: 0 E: 0 K: 0 S: 8 H: 1 LOB: 1 BB: 0 P: 14	R: 0 E: 0 K: 1 S: 11 H: 0 LOB: 0 BB: 0 P: 17	R: 0 E: 0 K: 1 S: 11 H: 0 LOB: 1 BB: 1 P: 18	R: 0 E: 0 K: 0 S: 3 H: 1 LOB: 0 BB: 0 P: 5	R: 1 E: 0 K: 0 S: 8 H: 2 LOB: 1 BB: 0 P: 12	R: 0 E: 0 K: 1 S: 6 H: 0 LOB: 0 BB: 0 P: 8	R: 1 E: 0 K: 0 S: 7 H: 2 LOB: 0 BB: 0 P: 12	R: 0 E: 0 K: 2 S: 7 H: 0 LOB: 0 BB: 0 P: 10	1B: 6 2B: 2 3B: 0 HR: 0 SF: 0 SAC: 1 DP: 3 HBP: 0						

AB	31
R	3
H	8
RBI	3
BB	1
SO	5
LOB	10

WP: 0 PB: 0 SB: 1 CS: 0 PA: 33

PITCHER		IP	WLS	BF	H	R	ER	SO	BB	IBB	HBP	BLK	WP	HR	S	P	ERA	WHIP
22 Trevor Bell, R ERA: 5.07	(1, 1)	7.0	L	26	6	2	2	3	1	0	0	0	0	0	58	89	2.57	1.000
45 Francisco Rodriguez, R ERA: 3.7	(8, 1)	1.0		4	2	1	1	0	0	0	0	0	0	0	7	12	9.00	2.000
51 Jordan Walden, R ERA: 3.0	(9, 1)	1.0		3	0	0	0	2	0	0	0	0	0	0	7	10	0.00	0.000

PITCHER	IP	WLS	BF	H	R	ER	SO	BB	IBB	HBP	BLK	WP	HR	S	P	ERA	WHIP

Baltimore Orioles @ Los Angeles Angels

Angel Stadium of Anaheim, Anaheim, CA

Fri Aug 27 2010, 7:09 PM - 9:20 PM PDT

Att. 41,037 - Clear - 70 F

livebaseballscorecards.com

BOTTOM

Batter	1	2	3	4	5	6	7	8	9	AB	R	H	RBI	BB	SO	LOB
53 Bobby Abreu, L (1, 7) OBP: 0.352, SLG: 0.431	C FF 91 B SI 91 B CH 85 F FF 92 C SL 84 2-3 ① K	B FF 92 F SI 92 F SI 93 T CH 85 1-2 ② K	B CH 84 C FF 91 F FF 91 B CH 85 B CH 84 F CH 86 X FF 92 3-2 47 FC1-4-5 2B	C FF 86 C SI 88 B FS 82 X FF 90 1-2 ① F8	4	0	1	0	0	2	0
47 Howie Kendrick, R (1, 4) OBP: 0.316, SLG: 0.420	C FF 92 B SI 92 X SL 85 1-1 6 1B 55 BLK 1B	X FF 91 0-0 ③ G6-3	B SL 83 X SL 82 1-0 ② FC1-4-5 2-3	C FF 89 C FF 90 B FF 86 B FF 86 X FF 90 2-2 ② F8	4	1	1	0	0	0	1
6 Alberto Callaspo, S (1, 5) OBP: 0.327, SLG: 0.409	B SI 91 C FF 90 1 SAFE B SI 91 F FF 90 X SL 83 2-2 55 BLK 1-3 1B	B FF 91 C CH 84 X CH 84 1-1 ① G4-3	B CH 83 X CH 83 1-0 ③ G1-3	C FF 89 X FF 89 0-1 48 WP 48 DI 1B	4	0	2	0	0	0	1
48 Torii Hunter, R (1, 9) OBP: 0.368, SLG: 0.479	B SL 84 B FF 91 B FF 91 C FF 92 X FF 92 3-1 ② P4	C SI 91 B SI 90 S SL 85 B SL 84 B FF 92 X SL 85 3-2 55 F7-5 55 BLK 1B	B FF 91 C FF 91 B SI 92 C FF 93 B SI 92 X SI 92 3-2 ① F8	B FF 90 C FF 90 B FF 90 S FF 90 X FF 91 2-2 ③ F8 1-3	4	0	1	0	0	0	3
55 Hideki Matsui, L (1, 10) OBP: 0.345, SLG: 0.435	B FF 91 F FF 92 B CH 83 S FF 92 S FF 92 2-3 ③ K 1-2 3-H	F SI 90 S FF 91 X FF 92 0-2 ②③ F7-5 1-3	C FF 92 F CH 85 B SI 91 B FF 93 X CH 85 2-2 ② F7	3	0	0	0	0	1	2
20 Juan Rivera, R (1, 3) OBP: 0.306, SLG: 0.411	C FF 92 F SI 92 B SL 84 X SL 84 1-2 ① G6-3	X SL 82 0-0 ① G6-3	X SI 91 0-0 ③ G5-3	3	0	0	0	0	0	0
2 Erick Aybar, S (1, 6) OBP: 0.320, SLG: 0.354	S FF 92 M SL 84 B SL 85 B FF 93 X FF 93 2-2 ② G6-3	B SI 92 B SI 91 C SI 89 X CH 84 2-1 ② F8	C FF 90 X CH 84 0-1 ① F7	3	0	0	0	0	0	0
44 Mike Napoli, R (1, 2) OBP: 0.318, SLG: 0.478	C FF 93 B SI 93 F SI 93 B FF 93 X SL 83 2-2 ③ G6-3	B SI 91 C FF 92 S SI 91 X FF 92 1-2 ③ F8	C SI 92 B SL 85 B SL 84 F SI 90 C SL 82 2-3 ② K	3	0	0	0	0	1	0
25 Peter Bourjos, R (1, 8) OBP: 0.233, SLG: 0.294	B FF 91 B FF 93 C FF 92 X FF 92 2-1 ① F9	B SI 92 C SI 90 X SI 92 1-1 ① F8	C SI 92 X SI 91 0-1 ③ G6-3	3	0	0	0	0	0	0
Inning Stats	R: 1 E: 0 K: 2 S: 13 H: 2 LOB: 1 BB: 0 P: 23	R: 0 E: 0 K: 0 S: 9 H: 0 LOB: 0 BB: 0 P: 14	R: 0 E: 0 K: 1 S: 6 H: 0 LOB: 0 BB: 0 P: 9	R: 0 E: 0 K: 0 S: 8 H: 1 LOB: 0 BB: 0 P: 12	R: 0 E: 0 K: 0 S: 6 H: 0 LOB: 0 BB: 0 P: 9	R: 0 E: 0 K: 0 S: 8 H: 1 LOB: 1 BB: 0 P: 14	R: 0 E: 0 K: 0 S: 7 H: 0 LOB: 0 BB: 0 P: 12	R: 0 E: 0 K: 1 S: 7 H: 0 LOB: 0 BB: 0 P: 9	R: 0 E: 0 K: 0 S: 11 H: 1 LOB: 1 BB: 0 P: 16	1B: 4 2B: 2 3B: 0 HR: 0 SF: 0 SAC: 0 DP: 1 HBP: 0	WP: 1 PB: 0 SB: 0 CS: 0 PA: 31					

	AB	31
	R	1
	H	5
	RBI	0
	BB	0
	SO	4
	LOB	7

PITCHER		IP	WLS	BF	H	R	ER	SO	BB	IBB	HBP	BLK	WP	HR	S	P	ERA	WHIP
35 Brad Bergesen, R ERA: 5.55	(1, 1)	8.0	W	27	4	1	1	4	0	0	0	2	0	0	64	102	1.12	0.500
19 Koji Uehara, R ERA: 1.93	(9, 1)	1.0	S	4	1	0	0	0	0	0	0	0	1	0	11	16	0.00	1.000

PITCHER	IP	WLS	BF	H	R	ER	SO	BB	IBB	HBP	BLK	WP	HR	S	P	ERA	WHIP

Batter	1	2	3	4	5	6	7	8	9	AB	R	H	RBI	BB	SO	LOB
2 Julio Lugo, R (1, 4) OBP: 0.300, SLG: 0.288	C SI 90 F SI 92 B SI 92 B CH 82 F SI 92 X SI 92 2-2 23 G5-4-3 21 WP 1B		C SI 91 D CH 81 F SI 92 X CH 82 1-2 ② FC4-6 21 CS 1-2f		C CH 82 X SI 92 0-1 ② G4-3		C SI 91 C SI 92 F CU 80 B SI 92 X SI 92 1-2 ① G3-1		B FF 93 B FF 91 C FF 92 X FF 92 2-1 ② F8	5	0	1	0	0	0	1
21 Nick Markakis, L (1, 9) OBP: 0.366, SLG: 0.421	F SI 91 B SI 92 B SI 91 B SI 92 D SI 91 4-1 23 G5-4-3 1-2 BB		1 SAFE 1 SAFE B SI 91 C SI 92 1-1 ③ CS 1-2	B SL 82 B SI 91 C SI 91 C SI 91 X SL 83 2-2 9 E 1B	B SL 83 S SL 83 B SI 92 X SI 92 2-1 ③ G6-3		C SI 91 B CU 79 X CU 78 1-1 ② G4-3		B FF 92 C FF 91 B CH 85 C FF 92 B FF 93 B FF 92 4-2 BB	3	0	1	0	2	0	0
23 Ty Wigginton, R (1, 3) OBP: 0.319, SLG: 0.435	X CH 80 0-0 ① ② G5-4-3 1-2f 2-3			B SI 91 C SI 91 F SI 91 C SI 91 1-3 ① K		B CH 81 B CH 82 B SI 91 C SI 90 X SI 91 3-1 9 1B 2B	C SI 91 B CU 77 C SI 91 C SI 91 1-3 ③ K		X FC 90 0-0 ③ L5	5	1	1	0	0	2	4
30 Luke Scott, L (1, 10) OBP: 0.350, SLG: 0.564	X SI 92 0-0 ③ F9			B SL 82 C SI 92 F SI 92 B SL 82 S SL 83 2-3 ② K		S SL 82 S SL 82 X SL 82 0-2 ① P6		F SI 91 B SI 90 F SI 91 B SI 92 X SI 92 2-2 ① G4-3		4	0	0	0	0	1	3
9 Jake Fox, R (1, 7) OBP: 0.266, SLG: 0.383 6 Corey Patterson, L (6, PR) OBP: 0.317, SLG: 0.405 (6, 8)		X SI 91 0-0 ① F9		C CH 83 C SI 93 B CH 82 1 SAFE 1 SAFE X SI 93 1-2 E4 1-2		F CH 80 B SI 91 B CH 81 F CH 80 B SI 91 X CH 81 3-2 18 BB 3 1B 2-H 1B		C SI 92 S SI 86 S CU 81 0-3 K 15 E 15 S 15 1B		3 1	0 2	1 0	1 0	0 0	0 1	1 0
18 Felix Pie, L (1, 8) OBP: 0.318, SLG: 0.431 (6, 7)		B SI 92 B SI 92 C SI 90 X SI 91 2-1 ② G3		B SI 92 C SI 92 D SL 83 X SI 91 2-1 ③ G4-3		B SI 90 C SI 91 F SL 82 F SL 82 B SI 91 F SI 92 B SL 83 B SI 91 4-2 3 1B 1-2 BB		1 SAFE S SI 90 X SI 90 0-1 ② F7		3	0	0	0	1	0	3
15 Craig Tatum, R (1, 2) OBP: 0.333, SLG: 0.295		B SI 91 S CH 80 F SI 91 B SI 91 X CH 80 2-2 ③ G5-3		F SI 91 C SI 91 B CH 81 F SI 90 S CH 81 1-3 ① K		C CH 82 B CH 83 S CH 82 X CH 83 1-2 ② P3		C SI 91 P PO 88 B SI 91 B SI 92 C SI 91 X SI 92 3-2 1-H 1B		4	0	1	1	0	1	2
3 Cesar Izturis, S (1, 6) OBP: 0.279, SLG: 0.273			C SI 91 X CH 81 0-1 2 FC4-6 1B		B SI 92 C CH 81 B SI 91 X SI 91 2-1 37 S 37 HR 1B	X SI 90 0-0 1-3 2-H 1B		F SI 91 F SI 91 D CU 81 X SI 90 1-2 ③ F8		4	1	3	1	0	0	1
37 Josh Bell, S (1, 5) OBP: 0.250, SLG: 0.357			X SI 90 0-0 ① F9		S SI 92 S CH 83 X SI 92 0-2 1-H HR	B FF 92 C FF 91 F FF 92 B SL 81 X FF 92 2-2 ③ F9			B FF 93 X FF 89 1-0 ① F9	4	1	1	2	0	0	4
Inning Stats	R: 0 E: 0 K: 0 S: 7 H: 1 LOB: 1 BB: 1 P: 13	R: 0 E: 0 K: 0 S: 6 H: 0 LOB: 0 BB: 0 P: 10	R: 0 E: 0 K: 0 S: 7 H: 1 LOB: 0 BB: 0 P: 9	R: 0 E: 1 K: 2 S: 14 H: 1 LOB: 2 BB: 0 P: 22	R: 2 E: 0 K: 1 S: 13 H: 2 LOB: 0 BB: 0 P: 18	R: 2 E: 0 K: 0 S: 19 H: 3 LOB: 3 BB: 1 P: 32	R: 0 E: 0 K: 1 S: 9 H: 0 LOB: 0 BB: 0 P: 12	R: 1 E: 0 K: 1 S: 15 H: 1 LOB: 1 BB: 0 P: 20	R: 0 E: 0 K: 0 S: 6 H: 0 LOB: 1 BB: 1 P: 13	1B: 7 2B: 1 3B: 0 HR: 1 SF: 0 SAC: 0 DP: 1 HBP: 0						

PITCHER		IP	WLS	BF	H	R	ER	SO	BB	IBB	HBP	BLK	WP	HR	S	P	ERA	WHIP
19 Scott Kazmir, L ERA: 6.34	(1, 1)	5.2	L	26	8	4	4	3	2	0	0	0	1	1	63	99	6.35	1.765
58 Michael Kohn, R ERA: 3.18	(6, 1)	0.1		1	0	0	0	0	0	0	0	0	0	0	3	5	0.00	0.000
62 Scot Shields, R ERA: 5.44	(7, 1)	2.0		8	1	1	1	2	0	0	0	0	1	0	24	32	4.50	0.500
63 Rich Thompson, R ERA: 1.69	(9, 1)	1.0		4	0	0	0	0	1	0	0	0	0	0	6	13	0.00	1.000

PITCHER	IP	WLS	BF	H	R	ER	SO	BB	IBB	HBP	BLK	WP	HR	S	P	ERA	WHIP

TOP

Baltimore Orioles @ Los Angeles Angels

Angel Stadium of Anaheim, Anaheim, CA

Sat Aug 28 2010, 6:08 PM - 8:47 PM PDT

Att. 43,127 - Clear - 68 F

livebaseballscorecards.com

AB	36
R	5
H	9
RBI	5
BB	3
SO	5
LOB	19

Batter	1	2	3	4	5	6	7	8	9	AB	R	H	RBI	BB	SO	LOB
53 Bobby Abreu, L (1, 7) OBP: 0.350, SLG: 0.427	C FF 87 B SI 86 X SI 88 1-1 F9 ①		C CU 70 X SI 89 0-1 G6-3 ③			B FF 86 C SI 87 C CH 81 F SI 88 B CU 69 S CH 81 2-3 K ①		C SI 86 B CU 70 C SI 88 B SI 89 B CH 82 S SI 89 3-3 K ①		4	0	0	0	0	2	1
47 Howie Kendrick, R (1, 4) OBP: 0.314, SLG: 0.417	B FF 87 C FF 86 B FS 82 C SI 88 X SI 87 2-2 G1-3 ②			B CU 67 S FF 86 F CU 70 B SL 84 B SI 89 C SI 88 3-3 K ①		C FC 89 C FF 89 B FF 90 X CU 72 1-2 L4 ②		C FF 89 B SL 83 B SI 88 B FC 89 X FF 89 3-1 P3 ②		4	0	0	0	0	1	0
6 Alberto Callaspo, S (1, 5) OBP: 0.326, SLG: 0.407	B FF 88 X SI 89 1-0 G6-3 ③			B SL 82 B SL 82 B SI 89 C FF 88 X SI 89 3-1 P6 ②		X FF 89 0-0 1B		C CU 70 X CH 81 0-1 G6-3 ③		4	0	1	0	0	0	0
48 Torii Hunter, R (1, 9) OBP: 0.369, SLG: 0.482		X FF 86 0-0 G3-1 ①		B FC 89 C FF 89 S CU 70 F CU 72 B FF 88 F SI 89 X SL 84 2-2 2B		C CU 70 B FF 88 C SI 89 X CU 70 1-2 P6 ③			B SI 94 C SI 94 C SI 93 B SI 94 F SI 94 B SI 95 X SI 95 3-2 55 L9-3 1B	4	0	2	0	0	0	1
55 Hideki Matsui, L (1, 10) OBP: 0.342, SLG: 0.431		C SI 86 B CU 70 B SI 88 B CH 81 F SI 88 X SI 89 3-2 G6-3 ②		X CH 81 0-0 F8 ③			C SI 87 B SI 88 B CU 71 S SI 89 S SI 89 2-3 K ①		F SI 94 S CH 87 X CH 87 0-2 L9-3 ①② 1-1	4	0	0	0	0	1	2
44 Mike Napoli, R (1, 3) OBP: 0.317, SLG: 0.478		C FC 88 B FF 89 B FS 83 X FC 88 2-1 F9 ③			B SL 82 X FC 86 1-0 F8 ①		C CU 70 B CU 72 F SI 88 X CU 70 1-2 2 1B 2B		C SI 94 B SI 94 B CU 79 X SI 94 2-1 G6-3 ③	4	0	1	0	0	0	0
2 Erick Aybar, S (1, 6) OBP: 0.322, SLG: 0.355			C SI 86 F CU 70 S SL 82 0-3 K ①		B FC 84 B SI 88 B FF 88 B FF 88 4-0 46 1B BB		B SL 83 C SI 88 F SL 83 X SL 83 1-2 2-3 1B			2	0	1	0	1	1	0
46 Bobby Wilson, R (1, 2) OBP: 0.274, SLG: 0.430			C FF 88 X FF 87 0-1 L6 ②		B SI 88 X SI 86 1-0 25 G6-3 1-3 1B		D FS 82 B SI 88 X SI 90 2-0 P3 ②			3	0	1	0	0	0	2
25 Peter Bourjos, R (1, 8) OBP: 0.237, SLG: 0.310			C FF 87 B FF 89 B FF 88 B SI 88 L SI 88 X SI 90 3-2 2B		C FF 90 B SL 85 X SI 90 1-1 G6-3 ②③ 1-2f		C FF 89 X FC 88 0-1 P4 ③			3	0	1	0	0	0	4
Inning Stats	R: 0 E: 0 K: 0 S: 6 H: 0 LOB: 0 BB: 0 P: 10	R: 0 E: 0 K: 0 S: 6 H: 0 LOB: 0 BB: 0 P: 11	R: 0 E: 0 K: 1 S: 10 H: 1 LOB: 1 BB: 0 P: 13	R: 0 E: 0 K: 1 S: 11 H: 1 LOB: 1 BB: 0 P: 19	R: 0 E: 0 K: 0 S: 4 H: 1 LOB: 1 BB: 1 P: 11	R: 0 E: 0 K: 1 S: 11 H: 1 LOB: 1 BB: 0 P: 15	R: 0 E: 0 K: 1 S: 12 H: 2 LOB: 2 BB: 0 P: 18	R: 0 E: 0 K: 1 S: 7 H: 0 LOB: 0 BB: 0 P: 13	R: 0 E: 0 K: 0 S: 9 H: 1 LOB: 0 BB: 0 P: 14	1B: 4 2B: 4 3B: 0 HR: 0 SF: 0 SAC: 0 DP: 2 HBP: 0						WP: 0 PB: 0 SB: 0 CS: 0 PA: 33	

PITCHER		IP	WLS	BF	H	R	ER	SO	BB	IBB	HBP	BLK	WP	HR	S	P	ERA	WHIP
34 Kevin Millwood, R ERA: 5.34	(1, 1)	8.0	W	30	6	0	0	5	1	0	0	0	0	0	67	110	0.00	0.875
43 Jim Johnson, R ERA: 5.91	(9, 1)	1.0		3	1	0	0	0	0	0	0	0	0	0	9	14	0.00	1.000

PITCHER	IP	WLS	BF	H	R	ER	SO	BB	IBB	HBP	BLK	WP	HR	S	P	ERA	WHIP

BOTTOM

Baltimore Orioles @ Los Angeles Angels

Angel Stadium of Anaheim, Anaheim, CA

Sat Aug 28 2010, 6:08 PM - 8:47 PM PDT

Att. 43,127 - Clear - 68 F

livebaseballscorecards.com

AB	32
R	0
H	7
RBI	0
BB	1
SO	5
LOB	10

Baltimore Orioles @ Los Angeles Angels

Angel Stadium of Anaheim, Anaheim, CA

Sun Aug 29 2010, 12:39 PM - 3:02 PM PDT

Att. 38,232 - Partly Cloudy - 75 F

TOP

livebaseballscorecards.com

Batter	1	2	3	4	5	6	7	8	9	AB	R	H	RBI	BB	SO	LOB
2 Julio Lugo, R (1, 4) OBP: 0.303, SLG: 0.288	B FF 89 B FF 89 B FF 89 C FF 88 B FF 89 4-1 18 WP BB		C SL 78 C FF 91 B FF 88 B SL 82 B FF 90 X SL 78 3-2 F7 ③			C FF 89 B FF 90 F SL 78 X FF 90 1-2 F9 ①		S SL 79 X FF 90 0-1 F9 ②		0	0	0	0	1	0	0
9 Jake Fox, R (1, PR) OBP: 0.261, SLG: 0.376 (1, 3)										3	0	0	0	0	0	1
18 Felix Pie, L (1, 7) OBP: 0.312, SLG: 0.422	B SI 89 C SI 89 1 SAFE C SI 90 F SL 79 1 SAFE S SL 78 1-3 K ① 1-2			C SI 87 F FF 90 B CH 79 S SL 79 1-3 K ①		C CU 70 1 SAFE C CH 78 B SI 90 1 SAFE F SL 78 D SL 78 X CH 78 2-2 F9 ②		X CH 81 0-0 G4-3 ③		4	0	0	0	0	2	2
21 Nick Markakis, L (1, 9) OBP: 0.365, SLG: 0.419	B CU 70 S CU 70 C SI 90 X SL 77 1-2 G1-3 ②			C CU 70 B SI 90 X CU 72 1-1 F7 ②		C CH 78 B FF 90 F CH 79 1 SAFE B SL 78 X CU 72 2-2 1-H 1B ③			X SI 96 0-0 G6-3 ①	4	0	1	0	0	0	2
30 Luke Scott, L (1, 10) OBP: 0.349, SLG: 0.561	C CU 71 B SI 92 S CU 72 2 SAFE S CU 71 1-3 K ③			S CH 80 C CH 79 B SI 91 F FF 92 S SL 79 1-3 K ③			C CU 69 X FF 90 0-1 23 2B 32 SF7 1B		C CH 82 B CH 83 B FF 97 S CH 84 F FF 98 S CH 84 2-3 K ②	4	1	1	0	0	3	2
23 Ty Wigginton, R (1, 3) OBP: 0.319, SLG: 0.435 (1, 4)		C SL 77 C FF 90 F SI 89 S FF 90 0-3 K ①			C SL 78 C SL 79 B SI 91 B SL 81 C FF 92 2-3 K ①		B FF 90 X FF 90 1-0 1-3 2B		C CH 84 C FF 91 F FF 100 F CH 84 X FF 93 0-2 G3-1 ③	4	0	1	0	0	2	0
6 Corey Patterson, L (1, 8) OBP: 0.317, SLG: 0.404		X SI 89 0-0 ② 1B			M SI 91 S CH 80 C SI 92 0-3 K ②		S CU 71 F FF 89 S FF 89 0-3 K ①			3	0	1	0	0	2	2
32 Matt Wieters, S (1, 2) OBP: 0.319, SLG: 0.378		C SI 89 S CU 72 B FF 93 B SI 92 X CU 71 2-2 G1-3 ③			C CU 71 B FF 91 X FF 91 1-1 1B		F CU 71 C FF 89 D SL 79 X SI 91 1-2 SF7 ② 3-H			2	0	1	1	0	0	0
3 Cesar Izturis, S (1, 6) OBP: 0.277, SLG: 0.271			B CU 69 S SI 88 B SI 90 C SI 90 S CU 72 2-3 K ①		C CU 69 C CH 79 1 SAFE S SL 78 0-3 K2-3 ③		F CH 79 X CU 74 0-1 G4-3 ③			3	0	0	0	0	2	2
37 Josh Bell, S (1, 5) OBP: 0.243, SLG: 0.347			B CU 69 C CU 68 B CU 71 C SI 89 X CU 71 2-2 G4-3 ②			B CU 70 S CH 76 B FF 90 B CH 78 X SI 88 3-1 E6 21 WP 21 1B		C CH 78 F CU 73 S SL 79 0-3 K2-3 ①		3	0	0	0	0	1	0
Inning Stats	R: 0 E: 0 K: 2 S: 11 H: 0 LOB: 2 BB: 1 P: 18	R: 0 E: 0 K: 1 S: 8 H: 1 LOB: 0 BB: 0 P: 10	R: 0 E: 0 K: 1 S: 9 H: 0 LOB: 0 BB: 0 P: 16	R: 0 E: 0 K: 2 S: 9 H: 0 LOB: 0 BB: 0 P: 12	R: 0 E: 0 K: 3 S: 11 H: 1 LOB: 1 BB: 0 P: 14	R: 0 E: 1 K: 0 S: 12 H: 1 LOB: 2 BB: 0 P: 20	R: 1 E: 0 K: 1 S: 11 H: 2 LOB: 1 BB: 0 P: 13	R: 0 E: 0 K: 1 S: 6 H: 0 LOB: 0 BB: 0 P: 6	R: 0 E: 0 K: 1 S: 10 H: 0 LOB: 0 BB: 0 P: 12	1B: 4 2B: 1 3B: 0 HR: 0 SF: 1 SAC: 0 DP: 0 HBP: 0	WP: 2 PB: 0 SB: 0 CS: 0 PA: 32					

	AB	30
	R	1
	H	5
	RBI	1
	BB	1
	SO	12
	LOB	11

PITCHER		IP	WLS	BF	H	R	ER	SO	BB	IBB	HBP	BLK	WP	HR	S	P	ERA	WHIP
36 Jered Weaver, R ERA: 3.12	(1, 1)	8.0	L	29	5	1	1	11	1	0	0	0	2	0	77	109	1.12	0.750
56 Fernando Rodney, R ERA: 3.76	(9, 1)	1.0		3	0	0	0	1	0	0	0	0	0	0	10	12	0.00	0.000

PITCHER	IP	WLS	BF	H	R	ER	SO	BB	IBB	HBP	BLK	WP	HR	S	P	ERA	WHIP

Batter	1	2	3	4	5	6	7	8	9	AB	R	H	RBI	BB	SO	LOB
77 Reggie Willits, S (1, 7) OBP: 0.351, SLG: 0.328	B FF 93 C SI 93 F SI 93 B SI 94 S FF 93 2-3 K ①		1 SAFE 1 SAFE L FF 91 C SI 92 B FF 94 1 SAFE C SL 85 1-3 K ③			B SI 93 S SI 91 X FF 93 1-1 47 G6-4-3 1B ① 2-3			C FF 92 F FF 93 B FF 94 F SI 94 F FF 93 F SL 85 B FF 94 X SI 93 2-2 47 1B 2B	4	0	2	0	0	2	1
47 Howie Kendrick, R (1, 4) OBP: 0.313, SLG: 0.416	S FF 92 C SI 94 F FF 93 S SL 84 0-3 K ②			F SI 93 X CU 74 0-1 F9 ①		B SI 95 X SI 94 1-0 G6-4-3 ②③ 1-2f			C SI 94 C SI 93 F SL 84 B SI 94 F SI 92 X SI 94 1-2 1B 2-3	4	0	1	0	0	1	2
53 Bobby Abreu, L (1, 10) OBP: 0.347, SLG: 0.424	B FF 92 C FF 93 F SI 94 S CH 86 1-3 K ③			B SI 94 C SI 94 B CU 74 B CH 87 C SI 95 X SI 96 3-2 L7 ②			C FF 91 X CH 85 0-1 G3 ①		C FF 94 D SL 87 C FF 95 F FF 95 B FF 95 S SL 86 2-3 K ②	4	0	0	0	0	2	2
48 Torii Hunter, R (1, 9) OBP: 0.366, SLG: 0.478		C SI 94 B FF 93 C SI 94 F SI 94 B SL 84 F SI 95 B SI 96 F FF 96 X SI 96 3-2 G6-3 ①		B SI 95 X SI 95 1-0 G6-3 ③			C SI 93 B SL 85 F SI 94 B FF 94 X SI 94 2-2 F8 ②		X FF 89 0-0 P4 ③	4	0	0	0	0	0	2
6 Alberto Callaspo, S (1, 5) OBP: 0.324, SLG: 0.405		B SI 89 X FF 94 1-0 F7 ②			B SI 93 B CU 71 X SI 91 2-0 F9 ①		B SI 94 F SI 93 F FF 94 X SI 95 1-2 G4-3 ③			3	0	0	0	0	0	0
20 Juan Rivera, R (1, 3) OBP: 0.304, SLG: 0.408		C SI 96 F CU 75 F FF 95 F FF 95 X SI 96 0-2 G1-3 ③			X CU 73 0-0 F7 ②			C SI 92 B FF 94 B SI 94 X SI 94 2-1 L4 ①		3	0	0	0	0	0	0
2 Erick Aybar, S (1, 6) OBP: 0.320, SLG: 0.353			B FF 91 F SI 92 B FF 94 X SI 94 2-1 P3 ①		B FF 92 C SI 93 F SI 94 X CH 84 1-2 F7 ③			X FF 93 0-0 B3-1 ②		3	0	0	0	0	0	0
5 Jeff Mathis, R (1, 2) 55 Hideki Matsui, L (8, PH) 46 Bobby Wilson, R (9, 2) OBP: 0.223, SLG: 0.302 OBP: 0.341, SLG: 0.430 OBP: 0.274, SLG: 0.430			B SL 83 X SI 94 1-0 G6-3 ②			B SI 93 B FF 92 B SI 93 B SI 91 4-0 77 1B 25 SH1-4 BB		B SI 94 S SI 94 F SI 94 C FF 97 1-3 K ③		1 1 0	0 0 0	0 0 0	0 0 0	1 0 0	0 1 0	0 0 0
25 Peter Bourjos, R (1, 8) OBP: 0.244, SLG: 0.315			B FF 94 C SI 92 F SI 93 X FF 95 1-2 1B			1 SAFE X SI 91 0-0 SH1-4 ① 1-2			L FF 92 X SI 94 0-1 F7 ①	2	0	1	0	0	0	0
Inning Stats	R: 0 E: 0 K: 3 S: 10 H: 0 LOB: 0 BB: 0 P: 13	R: 0 E: 0 K: 0 S: 12 H: 0 LOB: 0 BB: 0 P: 16	R: 0 E: 0 K: 1 S: 9 H: 1 LOB: 1 BB: 0 P: 14	R: 0 E: 0 K: 0 S: 6 H: 0 LOB: 0 BB: 0 P: 10	R: 0 E: 0 K: 0 S: 5 H: 0 LOB: 0 BB: 0 P: 8	R: 0 E: 0 K: 0 S: 4 H: 1 LOB: 1 BB: 1 P: 10	R: 0 E: 0 K: 0 S: 8 H: 0 LOB: 0 BB: 0 P: 11	R: 0 E: 0 K: 1 S: 6 H: 0 LOB: 0 BB: 0 P: 9	R: 0 E: 0 K: 1 S: 18 H: 2 LOB: 2 BB: 0 P: 23	1B: 3 2B: 1 3B: 0 HR: 0 SF: 0 SAC: 1 DP: 1 HBP: 0	WP: 0 PB: 0 SB: 0 CS: 0 PA: 31					

PITCHER		IP	WLS	BF	H	R	ER	SO	BB	IBB	HBP	BLK	WP	HR	S	P	ERA	WHIP
46 Jeremy Guthrie, R ERA: 3.94	(1, 1)	8.1	W	29	4	0	0	5	1	0	0	0	0	0	73	107	0.00	0.600
51 Michael Gonzalez, L ERA: 4.11	(9, 1)	0.1	H	1	0	0	0	1	0	0	0	0	0	0	4	6	0.00	0.000
19 Koji Uehara, R ERA: 1.91	(9, 1)	0.1	S	1	0	0	0	0	0	0	0	0	0	0	1	1	0.00	0.000

PITCHER	IP	WLS	BF	H	R	ER	SO	BB	IBB	HBP	BLK	WP	HR	S	P	ERA	WHIP

BOTTOM

Baltimore Orioles @ Los Angeles Angels

Angel Stadium of Anaheim, Anaheim, CA

Sun Aug 29 2010, 12:39 PM - 3:02 PM PDT

Att. 38,232 - Partly Cloudy - 75 F

livebaseballscorecards.com

AB	29
R	0
H	4
RBI	0
BB	1
SO	6
LOB	7

Batter	1	2	3	4	5	6	7	8	9	AB	R	H	RBI	BB	SO	LOB
6 Alberto Callaspo, S (1, 5) OBP: 0.321, SLG: 0.400	C SI 86 F SI 87 F SI 87 B SI 88 X CH 81 1-2 G3		B SI 89 F SI 88 X SI 88 1-1 F8 1-2			B SI 88 X SI 86 1-0 F8	1 SAFE B SI 90 1 SAFE X SI 90 1-0 G1-3		B SI 90 B SI 90 X SI 89 2-0 F8	5	0	0	0	0	0	2
47 Howie Kendrick, R (1, 4) OBP: 0.311, SLG: 0.412	C SI 87 F SI 88 B SI 89 S CU 75 1-3 K		B CH 80 C SI 88 B SI 88 B SI 88 X SI 89 3-1 F9			B SL 81 X SL 82 1-0 G6-3		C SI 90 B SL 84 S CU 77 B SI 91 X SI 91 2-2 G4-3		4	0	0	0	0	1	1
53 Bobby Abreu, L (1, 7) OBP: 0.348, SLG: 0.429	C SI 87 B SI 88 B CH 83 X SI 88 2-1 G6-3			B SI 86 C SI 86 B SI 87 F SI 87 B CU 74 X SI 87 3-2 G4-3		B SI 87 B SI 87 F SI 88 B CH 81 X SI 88 3-1 HR		B CU 75 B SI 91 B FC 89 B SI 91 4-0 55 BB 20 BLK 48 BB BB		3	2	1	1	1	0	0
48 Torii Hunter, R (1, 9) OBP: 0.369, SLG: 0.479		C SI 87 B CH 80 B SI 87 F SI 87 X SI 89 3-2 G6-3		B SI 88 F SI 87 F SI 88 B CU 74 B CH 83 X SI 88 3-2 55 G3-6-3 1B		C SL 82 S CU 74 B CU 75 B SI 89 B CH 83 X SL 84 3-2 55 HR 1B		1 SAFE C SL 84 P PO 83 1 SAFE C SI 92 1 SAFE D FC 88 F CU 80 B SI 91 4-2 B SI 91 20 BLK 55 BB 20 FC6-2 1-2 BB		3	1	2	0	1	0	0
55 Hideki Matsui, L (1, 10) OBP: 0.345, SLG: 0.438		B SI 88 F SI 89 T SI 88 B SI 89 B SL 82 B SI 88 4-2 BB		F SI 88 B SI 88 1 SAFE S CH 82 X SI 88 1-2 G3-6-3 1-2f		B CH 81 C SI 88 F SI 88 D CU 75 B CH 82 X SI 89 3-2 1-H HR		C CU 77 C SI 79 B FC 88 F FC 88 B SI 91 B CU 77 B SI 90 4-2 20 FC6-2 20 BLK 1-2 2-3 BB		2	1	1	2	2	0	1
20 Juan Rivera, R (1, 3) OBP: 0.301, SLG: 0.403		C SI 87 F SI 88 F SI 88 D CU 76 F CU 75 X SI 89 1-2 L8			C SI 86 B SL 81 S SL 80 X SL 80 1-2 G6-3	B CH 82 X CH 82 1-0 G4-3		B SI 90 X SL 86 1-0 FC6-2 1-3 2-H 3-H		4	0	0	0	0	0	3
2 Erick Aybar, S (1, 6) OBP: 0.320, SLG: 0.352		F SI 88 B SI 88 B CU 74 S SI 88 F SI 88 B CH 82 X SI 89 3-2 G3-1			X SI 88 0-0 5 G6-4-3 1B		C SI 89 M FC 89 X FC 88 0-2 G4-3	X SI 89 0-0 G6-3		4	0	1	0	0	0	3
5 Jeff Mathis, R (1, 2) OBP: 0.218, SLG: 0.294			C SI 86 B SI 88 B SI 87 X SI 88 2-1 G6-3		1 SAFE X SI 87 0-0 G6-4-3 1-2f	B SI 92 F SI 91 X SL 82 1-1 P6		B CH 87 F FF 88 S SL 83 F SL 85 B CU 81 F SL 84 F SI 92 B CU 80 S SI 90 3-3 K		4	0	0	0	0	1	1
25 Peter Bourjos, R (1, 8) OBP: 0.268, SLG: 0.368			C SI 86 H SI 88 1-1 6 S HBP			B SI 87 X SI 87 1-0 HR	B SI 92 X SI 91 1-0 1B		C SI 91 X SI 90 0-1 F9	3	1	2	1	0	0	0
Inning Stats	R: 0 E: 0 K: 1 S: 9 H: 0 LOB: 0 BB: 0 P: 13	R: 0 E: 0 K: 0 S: 14 H: 0 LOB: 1 BB: 1 P: 25	R: 0 E: 0 K: 0 S: 7 H: 0 LOB: 1 BB: 0 P: 14	R: 0 E: 0 K: 0 S: 9 H: 1 LOB: 0 BB: 0 P: 16	R: 0 E: 0 K: 0 S: 5 H: 1 LOB: 0 BB: 0 P: 6	R: 4 E: 0 K: 0 S: 12 H: 4 LOB: 0 BB: 0 P: 25	R: 0 E: 0 K: 0 S: 7 H: 1 LOB: 1 BB: 0 P: 10	R: 1 E: 0 K: 0 S: 12 H: 0 LOB: 2 BB: 3 P: 26	R: 0 E: 0 K: 1 S: 9 H: 0 LOB: 0 BB: 0 P: 14	1B: 4 2B: 0 3B: 0 HR: 3 SF: 0 SAC: 0 DP: 2 HBP: 1					WP: 0 PB: 0 SB: 1 CS: 0	PA: 37	

PITCHER		IP	WLS	BF	H	R	ER	SO	BB	IBB	HBP	BLK	WP	HR	S	P	ERA	WHIP
39 David Pauley, R ERA: 4.25	(1, 1)	6.0	L	24	6	4	4	1	1	0	1	0	0	3	56	99	6.00	1.167
50 Jamey Wright, R ERA: 4.67	(7, 1)	1.1		8	1	1	1	0	3	0	0	0	0	0	17	33	6.75	3.000
46 Sean White, R ERA: 5.13	(8, 1)	1.2		5	0	0	0	1	0	0	0	1	0	0	11	17	0.00	0.000

PITCHER	IP	WLS	BF	H	R	ER	SO	BB	IBB	HBP	BLK	WP	HR	S	P	ERA	WHIP

TOP

Los Angeles Angels @ Seattle Mariners

Safeco Field, Seattle, WA

Mon Aug 30 2010, 7:12 PM - 9:57 PM PDT

Att. 20,547 - Clear - 65 F

livebaseballscorecards.com

AB	32
R	5
H	7
RBI	4
BB	4
SO	2
LOB	11

BOTTOM

Los Angeles Angels @ Seattle Mariners

Safeco Field, Seattle, WA

Mon Aug 30 2010, 7:12 PM - 9:57 PM PDT

Att. 20,547 - Clear - 65 F

livebaseballscorecards.com

Batter	1	2	3	4	5	6	7	8	9	AB	R	H	RBI	BB	SO	LOB
51 Ichiro Suzuki, L (1, 9) OBP: 0.359, SLG: 0.391	F FF 89 X SL 79 0-1 30 S 1B		B FF 93 F SI 92 X FF 92 1-1 9 S 1B			X FF 91 0-0 ① L6		C FF 90 B SL 79 B FF 90 X SL 79 2-1 ① G4-3		4	0	2	0	0	0	0
9 Chone Figgins, S (1, 4) OBP: 0.333, SLG: 0.288	B FF 92 1 SAFE B FF 92 X FF 91 2-0 ① L4		1 SAFE C FF 93 B SL 82 X SL 82 1-1 ③ G6-3 1-2			C FF 92 B FF 91 F FF 92 F FF 93 F FF 92 B SL 84 F FF 93 B SI 93 X FF 93 3-2 ② G4-3		B FF 90 C FF 90 B SI 89 X FF 91 2-1 ② L8		4	0	0	0	0	0	2
30 Russell Branyan, L (1, 10) OBP: 0.324, SLG: 0.481	F FF 92 S SI 92 1 SAFE B FF 92 D SL 83 B SL 80 S SL 81 3-3 ② K 1-2			B SI 92 X FF 90 1-0 2B		F FF 94 B CH 88 B SI 93 B SL 82 X FF 93 3-1 ③ F7		S FF 91 X FF 94 0-1 4 FC6-4 1B		4	0	2	0	0	1	1
4 Jose Lopez, R (1, 5) OBP: 0.272, SLG: 0.333	X FF 93 0-0 ③ L3			C FF 93 B FF 93 S SL 84 S SL 84 1-3 ① K			B SL 83 C FF 93 X SL 84 1-1 55 WP 55 1B 21 1B 1B	F FC 96 S SL 89 D SL 89 X SL 88 1-2 ③ FC6-4 1-2f		4	1	1	0	0	1	3
13 Casey Kotchman, L (1, 3) OBP: 0.290, SLG: 0.357		B SL 77 B SI 92 C FF 92 B FF 92 C FF 92 X FF 93 3-2 ① G6-3		B FF 93 C FF 92 D SI 92 F SL 82 F SL 82 T FF 93 2-2 ② K			D SI 92 X FF 92 1-0 ① F9		B SI 95 B CH 83 B SI 94 B FF 94 4-0 21 2B 10 WP BB	3	1	0	0	1	1	2
21 Franklin Gutierrez, R (1, 8) OBP: 0.312, SLG: 0.367		C FF 93 X FF 94 0-1 ② 2B		C SL 83 B SL 83 B FF 93 B SL 84 F SL 83 S SL 84 3-3 ③ K			B FF 93 B SL 84 X FF 92 2-0 55 1B 55 WP 10 SF8 1-2 1B		B SI 96 C SI 95 F SI 96 X SL 92 1-2 ① 1-3 2B	4	1	3	0	0	1	1
55 Michael Saunders, L (1, 7) OBP: 0.296, SLG: 0.398		B FF 93 C FF 92 X CH 86 1-1 ③ F9			S SL 80 S SL 80 B FF 92 B SL 81 X FF 92 2-2 ① G3		B SI 93 C SL 81 B SL 82 F FF 93 X SL 83 2-2 1-3 2-H 1B		B SI 96 B CH 85 B SI 94 C FF 96 C CH 86 X CH 86 3-2 ② F9	4	0	1	1	0	0	1
10 Adam Moore, R (1, 2) OBP: 0.224, SLG: 0.283			C SL 81 S SL 81 F SL 80 F FF 93 B FF 93 X SL 81 1-2 ① G6-3		F FF 93 B SL 82 S SL 83 X SL 83 1-2 ② G6-3		C SL 84 B FF 92 B FF 92 X SL 83 2-1 ② SF8 3-H		C SI 97 F SI 98 B CH 85 B FF 99 X SL 92 2-2 ③ F8 3-H	3	0	0	1	0	0	0
16 Josh Wilson, R (1, 6) OBP: 0.300, SLG: 0.315			F FF 93 X FF 94 0-1 ② F9		F FF 94 C FF 93 B FF 94 X FF 94 1-2 ③ G5-3		1 SAFE X FF 93 0-0 ③ F9			3	0	0	0	0	0	1

Inning Stats	1	2	3	4	5	6	7	8	9
	R: 0 E: 0 K: 1 S: 7 H: 1 LOB: 1 BB: 0 P: 12	R: 0 E: 0 K: 0 S: 7 H: 1 LOB: 0 BB: 0 P: 11	R: 0 E: 0 K: 0 S: 11 H: 1 LOB: 1 BB: 0 P: 14	R: 0 E: 0 K: 3 S: 11 H: 1 LOB: 1 BB: 0 P: 18	R: 0 E: 0 K: 0 S: 9 H: 0 LOB: 0 BB: 0 P: 13	R: 0 E: 0 K: 0 S: 9 H: 0 LOB: 0 BB: 0 P: 15	R: 2 E: 0 K: 0 S: 10 H: 3 LOB: 1 BB: 0 P: 18	R: 0 E: 0 K: 0 S: 9 H: 1 LOB: 1 BB: 0 P: 14	R: 1 E: 0 K: 0 S: 9 H: 1 LOB: 0 BB: 1 P: 19

1B: 6	SF: 1	WP: 2
2B: 3	SAC: 0	PB: 0
3B: 0	DP: 0	SB: 2
HR: 0	HBP: 0	CS: 0
		PA: 35

PITCHER		IP	WLS	BF	H	R	ER	SO	BB	IBB	HBP	BLK	WP	HR	S	P	ERA	WHIP
54 Ervin Santana, R ERA: 4.05	(1, 1)	7.2	W	30	8	2	2	4	0	0	0	0	1	0	70	111	2.35	1.043
40 Kevin Jepsen, R ERA: 4.5	(8, 1)	0.1	H	1	0	0	0	0	0	0	0	0	0	0	3	4	0.00	0.000
56 Fernando Rodney, R ERA: 3.86	(9, 1)	1.0	S	4	1	1	1	0	1	0	0	0	1	0	9	19	9.00	2.000

PITCHER	IP	WLS	BF	H	R	ER	SO	BB	IBB	HBP	BLK	WP	HR	S	P	ERA	WHIP

Batter	1	2	3	4	5	6	7	8	9	AB	R	H	RBI	BB	SO	LOB
6 Alberto Callaspo, S (1, 5) OBP: 0.322, SLG: 0.403	B FF 93 F SI 93 F SI 94 B FF 95 F SL 84 X SI 91 2-2 ① L1		B FF 95 X SI 94 1-0 47 E 47 S 47 FC5-2 1B		F FF 94 F FF 94 F FF 96 C SL 87 0-3 ③ K			C SI 96 B FS 87 B SI 95 X SI 96 2-1 47 2B 2B		4	1	2	0	0	1	0
47 Howie Kendrick, R (1, 4) OBP: 0.310, SLG: 0.413	B SI 93 F SI 93 C SL 87 X SI 91 1-2 ② F9		1 SAFE B SI 93 S SL 87 L SL 85 B SI 92 X SI 91 2-2 ② FC5-2 1-H			B SL 85 S SL 85 S SL 82 F SL 82 F FF 94 S SL 83 1-3 ① K		B SI 95 S SI 96 F SI 95 X FS 88 1-2 48 G5-3 2-H 2B		4	0	1	1	0	1	1
53 Bobby Abreu, L (1, 7) OBP: 0.348, SLG: 0.427	B FF 94 B SI 94 S SI 93 C SI 90 C SL 86 2-3 ③ K		C FF 93 B SL 83 1 SAFE B FF 94 F SI 94 C FF 95 2-3 ③ K			F SI 94 C CU 81 B FF 95 C FF 95 1-3 ② K		I IN 71 I IN 75 I IN 72 I IN 72 4-0 IBB		3	0	0	0	1	3	1
48 Torii Hunter, R (1, 9) OBP: 0.368, SLG: 0.477		B FF 92 X SI 93 1-0 2 1B 44 BB 1B		B SI 93 C SL 86 S SL 82 B FF 95 B SI 91 C SL 86 3-3 ① K		X CH 85 0-0 ③ F8		B SI 95 X SI 96 1-0 ②③ G5-3 2-3f		4	0	1	0	0	1	2
55 Hideki Matsui, L (1, 10) OBP: 0.346, SLG: 0.436		C SI 92 B CU 81 1 SAFE B SI 93 F SI 90 X SL 86 2-2 ① L7		B FF 95 B SI 94 B FF 94 C FF 94 X SI 94 3-1 ② G6-3			C SI 93 S CU 81 B SI 90 B FF 95 B SI 91 B SL 87 4-2 44 G6-3 BB		B FF 92 C FF 92 B FF 94 F FF 94 F FS 86 B FS 86 F FF 94 F FF 94 B FF 94 4-2 44 G5-4-3 BB	2	0	0	0	2	0	1
44 Mike Napoli, R (1, 3) OBP: 0.319, SLG: 0.476		B SI 93 B SI 93 C SI 94 B SL 86 F FF 94 F FF 94 B SI 91 4-2 2 1B 1-2 BB		C FF 94 B SL 83 F SL 87 B FF 96 B SI 92 B FF 94 4-2 BB			B SL 87 X SI 95 1-0 ① G6-3 1-2		F FF 92 B SL 84 D SL 85 S FF 94 F FF 94 X FF 95 2-2 ①② G5-4-3 1-2f	2	0	0	0	2	0	2
2 Erick Aybar, S (1, 6) OBP: 0.319, SLG: 0.351		F SI 95 X SI 94 0-1 5 G6-4-3 1-2 2-3 1B		B SI 94 X FF 94 1-0 ③ L9			C SI 94 C CU 82 S SL 87 0-3 ② K2-3		C FF 92 B FF 94 C FF 93 B FF 94 X FF 96 2-2 ③ F7	4	0	1	0	0	1	2
5 Jeff Mathis, R (1, 2) OBP: 0.214, SLG: 0.289		B SI 94 X FF 93 1-0 ②③ G6-4-3 1-2f		F SI 93 F SL 85 S FF 94 0-3 ① K			C CH 87 X SI 95 0-1 ③ F9			3	0	0	0	0	1	4
25 Peter Bourjos, R (1, 8) OBP: 0.259, SLG: 0.354			C FF 92 B FF 92 S CH 85 F SL 83 B FF 95 B FF 95 X SI 94 3-2 ① G5-3		C SI 94 B SI 94 X SL 87 1-1 ② G6-3			B SI 96 C SI 95 M SI 94 S FS 86 1-3 ① K		3	0	0	0	0	1	0
Inning Stats	R: 0 H: 0 E: 0 LOB: 0 K: 1 BB: 0 S: 10 P: 15	R: 0 H: 2 E: 0 LOB: 2 K: 0 BB: 1 S: 10 P: 18	R: 0 H: 1 E: 0 LOB: 1 K: 1 BB: 0 S: 11 P: 19	R: 0 H: 0 E: 0 LOB: 1 K: 1 BB: 1 S: 8 P: 19	R: 0 H: 0 E: 0 LOB: 0 K: 2 BB: 0 S: 9 P: 10	R: 0 H: 0 E: 0 LOB: 0 K: 2 BB: 0 S: 8 P: 10	R: 0 H: 0 E: 0 LOB: 1 K: 1 BB: 1 S: 8 P: 13	R: 1 H: 2 E: 0 LOB: 1 K: 1 BB: 1 S: 9 P: 18	R: 0 H: 0 E: 0 LOB: 0 K: 0 BB: 1 S: 12 P: 20	1B: 3 SF: 0 2B: 2 SAC: 0 3B: 0 DP: 3 HR: 0 HBP: 0						

TOP

Los Angeles Angels @ Seattle Mariners

Safeco Field, Seattle, WA

Tue Aug 31 2010, 7:12 PM - 9:45 PM PDT

Att. 18,745 - Roof Closed - 61 F

livebaseballscorecards.com

AB	29
R	1
H	5
RBI	1
BB	5
SO	9
LOB	13

WP: 0 PA: 34
PB: 0
SB: 1
CS: 0

PITCHER	IP	WLS	BF	H	R	ER	SO	BB	IBB	HBP	BLK	WP	HR	S	P	ERA	WHIP
34 Félix Hernández, R (1, 1) ERA: 2.38	7.0		26	3	0	0	8	3	0	0	0	0	0	64	104	0.00	0.857
43 Brandon League, R (8, 1) ERA: 2.78	1.0	W	5	2	1	1	1	0	1	0	0	0	0	9	18	9.00	2.000
53 David Aardsma, R (9, 1) ERA: 3.86	1.0	S	3	0	0	0	0	1	0	0	0	0	0	12	20	0.00	1.000

PITCHER	IP	WLS	BF	H	R	ER	SO	BB	IBB	HBP	BLK	WP	HR	S	P	ERA	WHIP

Batter	1	2	3	4	5	6	7	8	9	AB	R	H	RBI	BB	SO	LOB
51 Ichiro Suzuki, L (1, 9) OBP: 0.360, SLG: 0.391	C FF 91 B KC 79 B KC 78 X FF 91 2-1 F7 ①	B KC 80 C FF 92 D FS 86 B KC 80 X FC 86 3-1 1-2 2-H 1B ③			X FC 87 0-0 21 S 1B		B KC 78 X FF 91 1-0 F7 ②	B FF 93 X FF 90 1-0 G6-3 ③		5	0	2	0	0	0	2
9 Chone Figgins, S (1, 4) OBP: 0.332, SLG: 0.287	B SI 92 X FF 91 1-0 4 PB 21 S 1B		C SI 90 X FS 87 0-1 G3-1 ①		B FF 91 1 SAFE F SI 90 C FC 88 X SI 91 1-2 F7 ②		B FF 92 F SI 90 F FC 86 C SI 92 1-3 K ③			4	0	1	0	0	1	1
21 Franklin Gutierrez, R (1, 8) OBP: 0.309, SLG: 0.364	D FF 91 S FC 87 D FC 88 X FC 88 2-1 G5-3 ② 1-2		B FC 88 B SI 92 C FC 87 S FC 87 S FS 87 2-3 K ②		1 SAFE P PO 87 1 SAFE D FS 86 B FS 85 C FC 86 F FC 86 X FC 88 3-2 G6-3 ③ 1-2			C FF 95 F SL 91 S SL 90 0-3 K ①		4	0	0	0	0	2	2
30 Russell Branyan, L (1, 10) OBP: 0.326, SLG: 0.478 27 Matt Tuiasosopo, R (8, PR) OBP: 0.221, SLG: 0.313 (9, 10)	B KC 80 B KC 81 F FC 86 S FS 85 D FC 85 F FS 84 B KC 79 4-2 4 PB BB		S FS 86 B FC 87 C SI 92 S FS 86 1-3 K ③			C KC 78 X KC 78 0-1 F8 ①		B CU 84 B SL 89 S SL 89 C FC 96 B FC 97 B SL 91 4-2 4 1B 55 SF9 BB		2 0	0 1	0 0	0 0	2 0	1 0	0 0
4 Jose Lopez, R (1, 5) OBP: 0.274, SLG: 0.336	B FC 86 S FC 86 X FS 86 1-1 G1-3 ③ 1-2 2-3			S FC 86 F SI 91 C SI 92 0-3 K ①		B SI 91 C FC 86 X FC 86 1-1 2B		X SL 90 0-0 55 SF9 13 BB 10 1B 1-3 1B		4	1	2	0	0	1	2
13 Casey Kotchman, L (1, 3) OBP: 0.293, SLG: 0.357		B FF 90 F FF 91 S FC 88 F FS 86 F FF 91 F FC 88 S FC 87 1-3 K ①		B SI 92 C SI 92 X FF 92 1-1 10 FC5-4 1B		C KC 80 X FF 90 0-1 L7 ②		B FF 96 F FF 96 B SL 91 B FC 96 B FC 96 4-1 10 1B 16 1B 1-2 BB		3	1	1	0	1	1	1
55 Michael Saunders, L (1, 7) OBP: 0.295, SLG: 0.394		C KC 79 C FF 93 B FS 87 C SI 92 1-3 K ②		S FC 86 X FC 88 0-1 F9 ②		B FS 86 F KC 78 C FF 90 F FC 86 B FF 90 F FS 85 D FS 86 D FS 86 4-2 BB		B FF 96 S SL 90 X SL 88 1-1 SF9 ② 2-3 3-H		2	0	0	1	1	1	1
10 Adam Moore, R (1, 2) OBP: 0.232, SLG: 0.290		B FC 87 C FC 86 B SI 93 X FC 86 2-1 16 1B 51 1B 1B		B FC 87 F FC 86 F FF 92 X FS 86 1-2 FC5-4 ③ 1-2f		B FC 88 C SI 90 B FF 89 F FC 86 S FS 87 2-3 K ③		C FC 95 F SL 90 F SL 90 D SL 90 X SL 89 1-2 16 E 16 1B 1-2 3-H 1B		4	0	2	1	0	1	3
16 Josh Wilson, R (1, 6) OBP: 0.303, SLG: 0.318		B SI 91 X FC 86 1-0 51 1B 1-2 1B			C SI 89 F FC 86 B SI 92 X FC 88 1-2 F9 ①		B FC 86 C SI 90 C SI 90 S FS 85 1-3 K ① D FC 89 X FF 88 1-0 E8 1-3 2-H 1B			4	0	2	1	0	1	0
Inning Stats	R: 0 E: 0 K: 0 S: 10 H: 1 LOB: 2 BB: 1 P: 20	R: 0 E: 0 K: 2 S: 14 H: 3 LOB: 2 BB: 0 P: 22	R: 0 E: 0 K: 2 S: 8 H: 0 LOB: 0 BB: 0 P: 11	R: 0 E: 0 K: 1 S: 10 H: 1 LOB: 1 BB: 0 P: 12	R: 0 E: 0 K: 0 S: 11 H: 1 LOB: 1 BB: 0 P: 15	R: 0 E: 0 K: 1 S: 13 H: 1 LOB: 2 BB: 1 P: 20	R: 0 E: 0 K: 2 S: 7 H: 0 LOB: 0 BB: 0 P: 10	R: 3 E: 1 K: 1 S: 15 H: 3 LOB: 2 BB: 2 P: 27		1B: 9 2B: 1 3B: 0 HR: 0 SF: 1 SAC: 0 DP: 0 HBP: 0				WP: 0 PB: 1 SB: 2 CS: 0 PA: 37		

PITCHER		IP	WLS	BF	H	R	ER	SO	BB	IBB	HBP	BLK	WP	HR	S	P	ERA	WHIP
24 Dan Haren, R ERA: 4.29	(1, 1)	7.0		29	7	0	0	8	2	0	0	0	0	0	73	110	0.00	1.286
40 Kevin Jepsen, R ERA: 5.04	(8, 1)	0.2	L	6	2	3	3	1	2	0	0	0	0	0	13	23	40.50	6.000
45 Francisco Rodriguez, R ERA: 3.67	(8, 1)	0.1		2	1	0	0	0	0	0	0	0	0	0	2	4	0.00	3.000

PITCHER	IP	WLS	BF	H	R	ER	SO	BB	IBB	HBP	BLK	WP	HR	S	P	ERA	WHIP

BOTTOM

Los Angeles Angels @ Seattle Mariners

Safeco Field, Seattle, WA

Tue Aug 31 2010, 7:12 PM - 9:45 PM PDT
Att. 18,745 - Roof Closed - 61 F

livebaseballscorecards.com

AB	32
R	3
H	10
RBI	3
BB	4
SO	9
LOB	12

Batter	1	2	3	4	5	6	7	8	9	AB	R	H	RBI	BB	SO	LOB
77 Reggie Willits, S (1, 7) OBP: 0.348, SLG: 0.333	C FF 87 F FF 87 F FF 87 X FC 82 0-2 6 G6-3 47 G4-3 2B		C SI 87 C SI 87 B FF 88 B CH 77 F FF 87 F FC 83 F FF 89 B CH 77 X FF 89 3-2 ② F7			C SI 85 S CH 76 B CH 76 X SI 87 1-2 ① P3		B SI 91 C SI 91 S CH 83 X CU 78 1-2 ② G4-3		4	1	1	0	0	0	0
6 Alberto Callaspo, S (1, 5) OBP: 0.322, SLG: 0.408	B SI 88 C FF 88 X CH 77 1-1 ① G6-3 2-3		X SI 88 0-0 ③ P3			C SI 86 X CH 76 0-1 ② G6-3		B SI 91 B SI 92 X SI 90 2-0 HR		4	1	1	1	0	0	1
47 Howie Kendrick, R (1, 4) OBP: 0.308, SLG: 0.410	F CH 78 X CH 77 0-1 ② G4-3 3-H			C SI 86 C FF 87 B CH 78 F FF 87 X CH 78 1-2 ① F7		B CH 76 S CH 76 X CH 77 1-1 ③ F8		C SL 85 F SL 82 S CU 78 0-3 ③ K		4	0	0	1	0	1	0
48 Torii Hunter, R (1, 9) OBP: 0.367, SLG: 0.477	C SI 87 B KC 74 S CH 78 B FF 89 F SI 88 S CH 77 2-3 ③ K			B CH 77 C FF 87 B SI 88 F CH 77 X FF 87 2-2 20 L4 2B			F CH 76 F KC 72 S CH 77 0-3 ① K		B FF 88 B SL 83 F FF 88 S CH 78 F CH 79 S CH 79 2-3 ① K	4	0	1	0	0	3	0
44 Mike Napoli, R (1, 2) OBP: 0.321, SLG: 0.477		B SI 86 C SI 86 B CH 75 B CH 76 C SI 87 C SI 87 3-3 ① K		B SI 87 B FF 87 B CH 80 B CH 80 4-0 BB			B FF 87 X SI 86 1-0 20 F9 55 HR 2B		B FF 88 X FF 89 1-0 ② F8	3	1	1	0	1	1	0
20 Juan Rivera, R (1, 3) OBP: 0.297, SLG: 0.399		F SI 88 X SI 87 0-1 ② F9		C SI 87 F CH 76 F SI 87 X FC 82 0-2 ②③ L4 2-2			B KC 74 F SI 85 F CH 76 B FF 88 F FC 83 F CH 78 X CH 74 2-2 ② F9 2-3		B FF 89 X FF 88 1-0 ③ G6-3	4	0	0	0	0	0	3
55 Hideki Matsui, L (1, 10) OBP: 0.348, SLG: 0.443		B SI 88 C FC 83 B SI 88 C FC 83 B FC 83 B FF 89 4-2 BB	C SI 86 X SI 87 0-1 ① G6-3				C FC 83 X SI 88 0-1 3-H HR			2	1	1	2	1	0	0
3 Brandon Wood, R (1, 6) OBP: 0.188, SLG: 0.216		S SI 87 D CH 80 S FF 88 F FF 89 F FC 83 S FF 89 1-3 ③ K	B CH 77 C CH 77 X SI 86 1-1 ② F9				B SI 87 C CH 76 B FF 88 X CH 76 2-1 ③ G4-3			3	0	0	0	0	1	1
25 Peter Bourjos, R (1, 8) OBP: 0.250, SLG: 0.341			B FF 87 B FF 87 C SI 86 F SI 87 F CH 77 X FF 88 2-2 ① F9		L FF 88 S CH 77 B CH 78 F SI 89 X FF 88 1-2 ③ F8			C SI 92 C SL 85 B SL 82 S CU 78 1-3 ① K		3	0	0	0	0	1	0
Inning Stats	R: 1 E: 0 K: 1 S: 12 H: 1 LOB: 0 BB: 0 P: 15	R: 0 E: 0 K: 2 S: 12 H: 0 LOB: 1 BB: 1 P: 20	R: 0 E: 0 K: 0 S: 11 H: 0 LOB: 0 BB: 0 P: 16	R: 0 E: 0 K: 0 S: 11 H: 1 LOB: 1 BB: 1 P: 18	R: 0 E: 0 K: 0 S: 8 H: 0 LOB: 0 BB: 0 P: 10	R: 0 E: 0 K: 0 S: 7 H: 0 LOB: 0 BB: 0 P: 9	R: 2 E: 0 K: 1 S: 13 H: 2 LOB: 0 BB: 0 P: 18	R: 1 E: 0 K: 2 S: 10 H: 1 LOB: 0 BB: 0 P: 14	R: 0 E: 0 K: 1 S: 6 H: 0 LOB: 0 BB: 0 P: 10	1B: 0 2B: 4 3B: 0 HR: 2 SF: 0 SAC: 0 DP: 1 HBP: 0						

TOP

Los Angeles Angels @ Seattle Mariners

Safeco Field, Seattle, WA

Wed Sep 01 2010, 7:12 PM - 9:50 PM PDT

Att. 17,546 - Partly Cloudy - 67 F

livebaseballscorecards.com

AB	31
R	4
H	5
RBI	4
BB	2
SO	7
LOB	5

WP: 0 PA: 33
PB: 0
SB: 0
CS: 0

PITCHER		IP	WLS	BF	H	R	ER	SO	BB	IBB	HBP	BLK	WP	HR	S	P	ERA	WHIP
38 Jason Vargas, L ERA: 3.55	(1, 1)	7.0	L	26	4	3	3	4	2	0	0	0	0	1	74	106	3.86	0.857
46 Sean White, R ERA: 5.24	(8, 1)	1.0		4	1	1	1	2	0	0	0	0	0	1	10	14	9.00	1.000
37 Brian Sweeney, R ERA: 3.42	(9, 1)	1.0		3	0	0	0	1	0	0	0	0	0	0	6	10	0.00	0.000

PITCHER	IP	WLS	BF	H	R	ER	SO	BB	IBB	HBP	BLK	WP	HR	S	P	ERA	WHIP

BOTTOM

Batter	1	2	3	4	5	6	7	8	9	AB	R	H	RBI	BB	SO	LOB
51 Ichiro Suzuki, L (1, 9) OBP: 0.360, SLG: 0.391	C FF 91 B FF 92 C FF 92 B FF 92 T SI 91 / 2-2 ① K		C SI 89 S CH 84 X FF 93 / 0-2 ① G5-3		X FF 90 / 0-0 21 G6-4-3 9 SH 1-2 1B		S FF 99 S FF 99 F FF 100 B FF 100 B FF 98 F SL 87 B FF 99 X FF 99 / 3-2 1B		F CH 83 B SI 96 F SI 97 F FF 97 X CH 84 / 1-2 ③ L7	5	0	2	0	0	1	1
9 Chone Figgins, S (1, 4) OBP: 0.334, SLG: 0.290	C FF 93 X SL 86 / 0-1 21 2B 1B		B FF 91 F FF 91 B CH 84 X FF 92 / 2-1 21 S 21 1B 1B		L SI 90 X SI 89 / 0-1 SH 21 G6-4-3 1-2 2-3		B FF 99 B FF 99 C FF 98 1 SAFE F FF 97 S FF 99 / 2-3 ② K			3	1	2	0	0	1	1
21 Franklin Gutierrez, R (1, 8) OBP: 0.311, SLG: 0.367	B FF 92 1 SAFE 1 SAFE B SL 86 X FF 90 / 2-0 1-3 2B		1 SAFE D SI 90 C FF 91 D SL 86 B SL 84 2 SAFE F SL 84 X SL 84 / 3-2 30 CS 1-H 1B		B FF 92 C FF 91 F FF 92 F SL 86 X CH 85 / 1-2 ① ② G6-4-3 1-2f 2-3 3-H		F FF 98 C SL 86 1 SAFE X FF 100 / 0-2 ③ P3			4	0	2	1	0	0	3
30 Russell Branyan, L (1, 10) OBP: 0.323, SLG: 0.473	B FF 92 C FF 92 S CH 86 B FF 92 S CH 87 / 2-3 ② K		1 SAFE 1 SAFE B SI 90 S SI 90 B CH 85 F SI 90 S FF 93 / 2-3 ② ③ K 1-2		B FF 91 B FF 92 C FF 91 S CH 86 B FF 91 T FF 92 / 3-2 ③ K			B FF 95 F FC 96 C SI 95 B SI 95 S SI 95 / 2-3 ① K		4	0	0	0	0	4	4
4 Jose Lopez, R (1, 5) OBP: 0.272, SLG: 0.333	X FC 93 / 0-0 ③ F8			C SL 81 F SL 80 F SI 89 X SI 90 / 0-2 ① G1-3		X FC 91 / 0-0 ① F8		C FF 96 B FF 94 B SL 90 S SL 91 F FF 96 F SI 95 T CU 83 / 2-2 ② K		4	0	0	0	0	1	2
13 Casey Kotchman, L (1, 3) OBP: 0.292, SLG: 0.359		C FF 92 B FF 91 B SI 88 X FF 92 / 2-1 ① G5-3		X SI 89 / 0-0 2B		C FF 92 B CH 84 X CH 84 / 1-1 ② F9		B CU 82 F FF 95 F FF 95 B FF 93 X FC 94 / 2-2 ③ G4-3		4	0	1	0	0	0	0
55 Michael Saunders, L (1, 7) OBP: 0.295, SLG: 0.392		X CH 84 / 0-0 ② L9		C FF 92 C CH 84 F FF 91 D CH 85 B SI 90 S CH 86 / 2-3 ② K		C FF 94 B FF 93 B FF 92 B CH 85 C FF 92 X FF 92 / 3-2 10 E 10 S 1B			C SI 94 B CH 81 X CH 80 / 1-1 E3	4	0	1	0	0	1	1
10 Adam Moore, R (1, 2) OBP: 0.232, SLG: 0.296		B FF 93 X FF 92 / 1-0 2B		C SL 84 X SL 85 / 0-1 ③ F8		1 SAFE 1 SAFE T FF 92 B FC 92 S SL 86 F SL 85 F FF 92 F FC 93 S SL 82 / 1-3 ③ K 1-3			D SI 96 B SI 95 D SI 94 C FF 95 S CH 86 F CH 86 S SI 97 / 3-3 ① K	4	0	1	0	0	2	3
16 Josh Wilson, R (1, 6) OBP: 0.303, SLG: 0.318 12 Ryan Langerhans, L (9, PH) OBP: 0.363, SLG: 0.333		B SL 85 C FF 92 B FC 89 D SL 87 X FF 93 / 3-1 ③ P3			B SL 80 B FC 90 X SL 82 / 2-0 9 SH 51 1B 21 G6-4-3 1B		C FF 100 B FF 100 F FF 98 S SL 88 / 1-3 ① K		F SI 98 D SI 98 F CH 86 B FF 98 S CH 84 / 2-3 ② K	3 1	1 0	1 0	0 0	0 0	1 1	1 1
Inning Stats	R: 0 E: 0 K: 2 S: 10 H: 2 LOB: 2 BB: 0 P: 16	R: 0 E: 0 K: 0 S: 6 H: 1 LOB: 1 BB: 0 P: 12	R: 1 E: 0 K: 1 S: 11 H: 2 LOB: 0 BB: 0 P: 18	R: 0 E: 0 K: 1 S: 11 H: 1 LOB: 1 BB: 0 P: 13	R: 1 E: 0 K: 1 S: 11 H: 2 LOB: 1 BB: 0 P: 17	R: 0 E: 0 K: 1 S: 12 H: 1 LOB: 1 BB: 0 P: 17	R: 0 E: 0 K: 2 S: 15 H: 1 LOB: 1 BB: 0 P: 21	R: 0 E: 0 K: 2 S: 11 H: 0 LOB: 0 BB: 0 P: 17	R: 0 E: 1 K: 2 S: 13 H: 0 LOB: 1 BB: 0 P: 20	1B: 7 2B: 3 3B: 0 HR: 0	SF: 0 SAC: 1 DP: 1 HBP: 0						

PITCHER	IP	WLS	BF	H	R	ER	SO	BB	IBB	HBP	BLK	WP	HR	S	P	ERA	WHIP
22 Trevor Bell, R (1, 1) ERA: 4.85	6.0	W	26	9	2	2	6	0	0	0	0	0	0	61	93	3.00	1.500
51 Jordan Walden, R (7, 1) ERA: 2.25	1.0	H	4	1	0	0	2	0	0	0	0	0	0	15	21	0.00	1.000
40 Kevin Jepsen, R (8, 1) ERA: 4.93	1.0	H	3	0	0	0	2	0	0	0	0	0	0	11	17	0.00	0.000
56 Fernando Rodney, R (9, 1) ERA: 3.79	1.0	S	4	0	0	0	2	0	0	0	0	0	0	13	20	0.00	0.000

PITCHER	IP	WLS	BF	H	R	ER	SO	BB	IBB	HBP	BLK	WP	HR	S	P	ERA	WHIP

Los Angeles Angels @ Seattle Mariners

Safeco Field, Seattle, WA

Wed Sep 01 2010, 7:12 PM - 9:50 PM PDT

Att. 17,546 - Partly Cloudy - 67 F

livebaseballscorecards.com

AB	36
R	2
H	10
RBI	1
BB	0
SO	12
LOB	17

WP: 0	PA: 37
PB: 0	
SB: 2	
CS: 1	

Los Angeles Angels @ Oakland Athletics

Oakland Coliseum, Oakland, CA

Fri Sep 03 2010, 7:08 PM - 10:05 PM PDT

Att. 23,401 - Clear - 67 F

TOP

livebaseballscorecards.com

Batter	1	2	3	4	5	6	7	8	9	AB	R	H	RBI	BB	SO	LOB
6 Alberto Callaspo, S (1, 5) OBP: 0.319, SLG: 0.405 3 Brandon Wood, R (8, 5) OBP: 0.188, SLG: 0.216	B SI 90 B SI 91 F FF 92 B FF 92 X FF 92 3-1 ① F8		B CU 78 X CU 79 1-0 ① FC1-6 47 G5-3 1-2f		B CU 78 X FF 92 1-0 ② F8			B FF 96 C SI 97 X SI 98 1-1 ① L4		4 0 0 0 0 0 1 0 0 0 0 0 0 0						
47 Howie Kendrick, R (1, 4) OBP: 0.308, SLG: 0.407	B SI 92 B FF 93 B SI 93 C FF 92 F SI 92 B FF 93 4-2 53 FC4-6 BB		B FF 91 C SI 92 1 SAFE B CU 80 F FF 92 F CU 80 F SI 93 X CU 79 2-2 ② G5-3 1-2		C CH 84 B FF 93 C CU 81 B CU 81 S CH 86 2-3 ③ K			C SI 98 S SL 85 B SL 87 C FF 99 1-3 ② K		3 0 0 0 1 2 1						
53 Bobby Abreu, L (1, 7) OBP: 0.347, SLG: 0.424	B SI 93 F SI 92 1 SAFE C CU 80 X SI 92 1-2 ② FC4-6 48 FC4-6 1-2f		D CU 78 C CU 78 C SI 93 C FF 93 1-3 ③ K			B CU 76 B SI 92 B FF 92 C FF 92 B SI 92 4-1 48 G5-4-3 BB		B FF 98 B SI 98 B FF 96 C SI 98 X FF 96 3-1 ③ F8		3 0 0 0 1 1 2						
48 Torii Hunter, R (1, 10) OBP: 0.366, SLG: 0.475	B SI 93 B SI 91 B SI 92 X SI 92 3-0 ③ FC4-6 1-2f			B SI 90 C SI 91 B FF 92 S CU 78 X FF 93 2-2 20 1B		C SI 91 F FF 91 X CU 78 0-2 ①② G5-4-3 1-2f			C SI 84 B SI 84 S SI 83 S CU 74 1-3 ① K	4 0 1 0 0 1 2						
44 Mike Napoli, R (1, 3) OBP: 0.320, SLG: 0.474 (7, 2)		B SI 90 B FF 90 C SI 92 C FF 92 B CU 79 B FF 93 4-2 20 FC5-4 BB		B FF 92 1 SAFE B SI 91 X FF 92 2-0 ① F8		C CU 78 S CU 79 B FF 92 S CU 80 1-3 K			C SI 85 B SI 85 B SI 85 X SI 85 2-1 ② G4-3	3 0 0 0 1 1 1						
20 Juan Rivera, R (1, 9) OBP: 0.299, SLG: 0.400 (7, 3)		B SI 91 B SI 92 B SI 92 C FF 92 F FF 93 X FF 93 3-2 ① FC5-4 2 1B 1-2f		1 SAFE B SI 92 B SI 92 X SI 92 2-0 1-2 1B		B SI 91 F CU 78 B CU 78 1 SAFE C CH 84 S CU 80 2-3 ③ K			C SI 84 X SI 84 0-1 1B	4 0 2 0 0 1 2						
2 Erick Aybar, S (1, 6) OBP: 0.319, SLG: 0.350		B SI 92 X FF 94 1-0 ② 1-3 1B		D CU 78 C CU 77 F FF 93 S CU 79 1-3 ② K			B FF 90 C FF 89 S SL 85 F SL 85 F SL 84 B SL 86 B SL 85 S SL 83 3-3 ① K		C SI 83 X SI 83 0-1 ③ G3	4 0 1 0 0 2 3						
46 Bobby Wilson, R (1, 2) OBP: 0.267, SLG: 0.420 77 Reggie Willits, S (7, PH) OBP: 0.346, SLG: 0.331 (7, 9)		B CU 78 C CU 78 B FF 94 B FF 93 X FF 94 3-1 ③ F9		X FF 93 0-0 ③ F9			B FF 88 B FF 88 C FF 88 X FF 89 2-1 ② F7			2 0 0 0 0 0 3 1 0 0 0 0 0 0						
25 Peter Bourjos, R (1, 8) OBP: 0.253, SLG: 0.341			B SI 89 C SI 91 B CU 79 X FF 92 2-1 6 FC1-6 1B		B SI 89 B CH 83 C FF 91 S CH 83 F CU 80 F CU 80 B CU 79 S FF 93 3-3 ① K		C FF 89 B SL 85 S SL 84 S SL 85 1-3 ③ K			3 0 1 0 0 2 0							
Inning Stats	R: 0 H: 0 E: 0 LOB: 1 K: 0 BB: 1 S: 8 P: 19	R: 0 H: 1 E: 0 LOB: 1 K: 0 BB: 1 S: 8 P: 19	R: 0 H: 1 E: 0 LOB: 1 K: 1 BB: 0 S: 11 P: 17	R: 0 H: 2 E: 0 LOB: 2 K: 1 BB: 0 S: 9 P: 16	R: 0 H: 0 E: 0 LOB: 0 K: 2 BB: 0 S: 9 P: 15	R: 0 H: 0 E: 0 LOB: 1 K: 2 BB: 1 S: 10 P: 17	R: 0 H: 0 E: 0 LOB: 0 K: 2 BB: 0 S: 10 P: 16	R: 0 H: 0 E: 0 LOB: 0 K: 1 BB: 0 S: 7 P: 12	R: 0 H: 1 E: 0 LOB: 1 K: 1 BB: 0 S: 9 P: 12	1B: 5 SF: 0 2B: 0 SAC: 0 3B: 0 DP: 1 HR: 0 HBP: 0						

	AB	31
	R	0
	H	5
	RBI	0
	BB	3
	SO	10
	LOB	15

PITCHER		IP	WLS	BF	H	R	ER	SO	BB	IBB	HBP	BLK	WP	HR	S	P	ERA	WHIP
47 Gio González, L ERA: 3.12	(1, 1)	6.0	W	24	4	0	0	6	3	0	0	0	0	0	55	103	0.00	1.167
48 Michael Wuertz, R ERA: 4.67	(7, 1)	1.0	H	3	0	0	0	2	0	0	0	0	0	0	10	16	0.00	0.000
63 Henry Alberto Rodriguez, R ERA: 4.12	(8, 1)	1.0		3	0	0	0	1	0	0	0	0	0	0	7	12	0.00	0.000
31 Brad Ziegler, R ERA: 3.16	(9, 1)	1.0		4	1	0	0	1	0	0	0	0	0	0	9	12	0.00	1.000

PITCHER		IP	WLS	BF	H	R	ER	SO	BB	IBB	HBP	BLK	WP	HR	S	P	ERA	WHIP

Batter	1	2	3	4	5	6	7	8	9	AB	R	H	RBI	BB	SO	LOB
4 Coco Crisp, S (1, 8) OBP: 0.325, SLG: 0.420	B SI 90 B SI 90 C SI 89 B SI 89 X SI 90 3-1 L8 ① 1-2 BB	B SI 89 S SI 90 B CH 81 B CH 78 B SI 89 4-1 BB 1-2		C SI 89 C SI 91 X SL 79 0-2 G5-3 ②		B FF 92 F FF 91 S SL 81 B SL 82 X SL 81 2-2 1B 1-3 3-H	B CU 84 C FF 92 C CH 78 B CU 84 B CU 85 C FF 93 3-3 K ②			4	0	1	1	1	1	0
10 Daric Barton, L (1, 3) OBP: 0.399, SLG: 0.415	C SI 91 B SI 91 F SI 91 B SL 82 F SL 80 B SL 81 B SI 91 4-2 14 HBP 5 HBP 32 BB BB	C SI 89 D SL 81 C SI 90 B SI 90 S SL 80 2-3 K ②		B SI 91 B CH 80 B SI 90 C SI 90 F SI 90 C SI 91 3-3 K ③		F FF 93 X FF 92 0-1 P6 ③	B CH 81 C FF 92 X FF 93 1-1 F8 ③			4	1	0	0	1	2	4
8 Kurt Suzuki, R (1, 2) OBP: 0.309, SLG: 0.378	X SI 90 0-0 P3 ②	B SI 92 F CH 80 B CH 80 X SI 90 2-1 P3 ③			B SI 90 B CH 78 C SI 89 X SI 89 2-1 P2 ①		B FF 90 B FF 90 X FF 90 2-0 5 HR 1B	B FC 87 B FF 90 B FF 90 B FF 91 4-0 5 G6-3 BB		4	1	1	0	1	0	3
5 Kevin Kouzmanoff, R (1, 5) OBP: 0.293, SLG: 0.407	B SI 92 B SI 89 B SI 89 C SI 89 H SI 89 4-1 32 BB 14 HBP 1-2 HBP		X CH 79 0-0 G5-3 ①		B SI 90 B CH 80 F SI 90 F SI 90 B SI 91 X SI 90 3-2 G6-3 ②		X FF 91 0-0 1-H HR	C FC 87 F FC 88 D CU 77 F FC 90 F CU 78 X FF 91 1-2 1-2f G6-3 ①②		4	1	1	2	0	0	1
14 Mark Ellis, R (1, 4) OBP: 0.334, SLG: 0.335	C CH 78 H CH 82 1-1 32 BB 1-2 2-3 HBP		C SI 89 C SI 90 B SL 80 B CH 80 X CH 79 2-2 E5 11 1B 1B		B SI 90 B SI 90 B SI 90 B SI 88 4-0 32 CS BB		B FF 89 C SL 79 F SI 91 B SL 80 B SL 80 X FF 92 3-2 32 F8 11 1B 2B	B CU 77 B FC 85 F FF 90 C FF 90 F FC 87 F FC 91 S FC 89 2-3 K ③		3	1	2	0	1	1	0
32 Jack Cust, L (1, 10) OBP: 0.394, SLG: 0.440	B SL 82 B SI 91 B SI 91 C SI 90 B SI 91 4-1 1-2 2-3 3-H BB		X SL 82 0-0 F7 ②		1 SAFE 1 SAFE 0-0 CS ③ 1-2	B SL 79 C SL 80 B SL 82 B SI 91 F SI 90 B SI 90 4-2 11 G5-4-3 BB	D SL 77 B FF 91 X FF 91 2-0 F8 ① 2-3			2	0	0	1	2	0	2
11 Rajai Davis, R (1, 7) OBP: 0.306, SLG: 0.368	C SI 89 F CH 80 S CH 79 0-3 K ③		B SI 90 B CH 79 F SI 89 X CH 79 2-1 2-3 1B			L SI 88 L SI 88 X CH 81 0-2 ①② G5-4-3 1-2f	B SL 78 X SL 80 1-0 18 18 S 18 1B 1B 3-H			4	1	2	1	0	1	4
25 Matt Carson, R (1, 9) OBP: 0.176, SLG: 0.250 18 Gabe Gross, L (7, PH) OBP: 0.284, SLG: 0.302 (8, 9)		B SI 89 C SL 77 X CH 79 1-1 E6 4 BB	B SI 90 F CH 79 S SI 91 1 SAFE X SI 90 1-2 F9 ③			B CH 80 B CH 80 B SI 89 C SI 88 C SI 88 B SI 90 4-2 2 PB 2 S 4 1B BB	1 SAFE B FF 91 D CU 83 F FF 92 X FF 93 2-1 2 S 2 HR 1B 1-H			2 1	1 1	0 1	0 1	1 0	0 0	2 0
30 Steve Tolleson, R (1, 6) OBP: 0.261, SLG: 0.261 2 Cliff Pennington, S (6, PH) OBP: 0.328, SLG: 0.368 (7, 6)		1 SAFE X SI 88 0-0 L8 ①	C SI 89 X CH 81 0-1 F8 ①			B FF 91 F FF 92 1 SAFE P PO 82 1 SAFE F FF 92 B SL 81 B FF 94 4-2 4 1B 1-3 BB	B FF 92 D FF 92 B FF 91 C FF 92 S FF 91 X FF 92 3-2 1-H HR			2 1	0 1	0 1	0 2	0 1	0 0	1 0
Inning Stats	R: 1 H: 0 E: 0 LOB: 3 K: 1 BB: 2 S: 12 P: 28	R: 0 H: 0 E: 1 LOB: 2 K: 1 BB: 1 S: 9 P: 18	R: 0 H: 2 E: 1 LOB: 2 K: 0 BB: 0 S: 10 P: 15	R: 0 H: 0 E: 0 LOB: 0 K: 1 BB: 0 S: 8 P: 11	R: 0 H: 0 E: 0 LOB: 0 K: 0 BB: 1 S: 5 P: 14	R: 1 H: 1 E: 0 LOB: 2 K: 0 BB: 3 S: 15 P: 28	R: 6 H: 6 E: 0 LOB: 0 K: 1 BB: 0 S: 17 P: 34	R: 0 H: 0 E: 0 LOB: 0 K: 1 BB: 1 S: 10 P: 17		1B: 6 SF: 0 2B: 1 SAC: 0 3B: 0 DP: 2 HR: 2 HBP: 2						

PITCHER		IP	WLS	BF	H	R	ER	SO	BB	IBB	HBP	BLK	WP	HR	S	P	ERA	WHIP
19 Scott Kazmir, L ERA: 6.19	(1, 1)	5.2	L	26	2	2	2	3	6	0	2	0	0	0	51	101	3.18	1.412
58 Michael Kohn, R ERA: 3.09	(6, 1)	0.1		3	1	0	0	0	1	0	0	0	0	0	8	13	0.00	6.000
17 Jason Bulger, R ERA: 5.32	(7, 1)	0.1		5	4	4	4	0	0	0	0	0	0	1	7	15	108.00	12.000
43 Brian Stokes, R ERA: 8.1	(7, 1)	0.2		4	2	2	2	1	0	0	0	0	0	1	10	19	27.00	3.000
63 Rich Thompson, R ERA: 1.54	(8, 1)	1.0		3	0	0	0	1	1	0	0	0	0	0	10	17	0.00	1.000

PITCHER	IP	WLS	BF	H	R	ER	SO	BB	IBB	HBP	BLK	WP	HR	S	P	ERA	WHIP

BOTTOM

Los Angeles Angels @ Oakland Athletics

Oakland Coliseum, Oakland, CA

Fri Sep 03 2010, 7:08 PM - 10:05 PM PDT

Att. 23,401 - Clear - 67 F

livebaseballscorecards.com

AB	31
R	8
H	9
RBI	8
BB	8
SO	5
LOB	17

Batter	1	2	3	4	5	6	7	8	9	AB	R	H	RBI	BB	SO	LOB
6 Alberto Callaspo, S (1, 5) OBP: 0.321, SLG: 0.406	B SI 86 C SI 90 B CH 80 X SI 90 2-1 53 CS 47 BB 1B		C CH 78 F KC 78 B FF 90 B KC 77 B CH 77 F SI 90 X SI 90 3-2 ② G4-3		C KC 76 X CH 78 0-1 47 1B 1B		B SI 83 X SI 84 1-0 ② F7			4	0	2	0	0	0	0
47 Howie Kendrick, R (1, 4) OBP: 0.311, SLG: 0.409	F SI 89 B SI 88 1 SAFE B SI 91 F SI 90 D CH 83 B SI 91 4-2 53 CS 1-2 BB		X SI 90 0-0 48 BB 53 S 1B		B SI 90 B SI 88 1 SAFE F SI 90 C SI 89 F CH 80 X KC 78 2-2 ② 1-3 1B		B SI 84 C SI 85 F SI 84 B SI 85 X CU 74 2-2 ③ P2			3	0	2	0	1	0	0
53 Bobby Abreu, L (1, 7) OBP: 0.346, SLG: 0.422	C SI 91 B SI 90 B CH 82 B CH 80 F SI 91 2 SAFE F SI 91 S CH 81 3-3 ① ② K 1-2 2-3		C SI 86 B KC 78 B SI 90 B CH 80 B CH 80 4-1 48 BB 1-2 BB		C CH 78 1 SAFE C SI 89 C FF 90 0-3 ③ K			B FF 90 S FF 90 F SL 86 F CU 74 X SI 93 1-2 ① F7		3	0	0	0	1	2	3
48 Torii Hunter, R (1, 9) OBP: 0.369, SLG: 0.482	C KC 79 B SI 90 B SI 91 B SI 92 S KC 77 B SI 91 4-2 BB		B SI 89 B SI 90 B CH 83 C SI 88 B SI 90 4-1 1-2 2-3 BB			B KC 78 B SI 89 C SI 87 B SI 88 F SI 86 X SI 90 3-2 ① G4-3		B FF 92 B FF 92 X FF 92 2-0 HR		2	1	1	1	2	0	0
55 Hideki Matsui, L (1, 10) OBP: 0.347, SLG: 0.440	B KC 78 F SI 91 B SI 90 B CH 79 X SI 91 3-1 ③ G4-3		B SI 91 X SI 90 1-0 ③ F8			C KC 75 B CH 78 F SI 89 B SI 88 B CH 80 B SI 92 4-2 20 BB BB		B SL 87 X SL 86 1-0 ② F9		3	0	0	0	1	0	5
2 Erick Aybar, S (1, 6) OBP: 0.316, SLG: 0.347		C SI 88 X KC 78 0-1 ① G1-6-3		C CH 84 C SI 89 B SI 88 X SL 82 1-2 ① G3		F CH 79 F SI 90 T SI 90 0-2 ② K		B CH 77 X FF 91 1-0 ③ B5-3		4	0	0	0	0	1	1
20 Juan Rivera, R (1, 3) OBP: 0.299, SLG: 0.397		B SI 90 B SI 90 C SI 90 X CH 80 2-1 ② P6		X SI 88 0-0 ② G4-3		F SI 90 B SI 90 B KC 78 D KC 77 B SI 90 4-1 1-2 BB			C FF 94 F FC 90 F CU 78 B FF 94 X FC 86 1-2 ① G4-3	3	0	0	0	1	0	0
5 Jeff Mathis, R (1, 2) OBP: 0.210, SLG: 0.284 77 Reggie Willits, S (9, PH) OBP: 0.343, SLG: 0.328		B KC 77 C SI 90 X KC 77 1-1 ③ G1-3		C SI 89 B SI 89 B KC 79 X SI 89 2-1 ③ F8		B KC 77 B SI 90 C SI 88 C SI 90 B CH 80 X SI 90 3-2 ③ F8			C FF 93 C CU 78 B FF 93 F CU 78 C FF 93 1-3 ② K	3 1	0 0	0 0	0 0	0 0	0 1	2 0
25 Peter Bourjos, R (1, 8) OBP: 0.245, SLG: 0.330 44 Mike Napoli, R (9, PH) OBP: 0.319, SLG: 0.472			C SI 87 B SI 90 B KC 79 C SI 87 F KC 78 B SI 92 X SI 90 3-2 ① G1-3		C SI 87 B KC 79 S KC 79 B KC 76 B SL 82 C SI 89 3-3 ① K		C SI 84 C CU 73 C CU 73 0-3 ① K		C FF 92 X FC 89 0-1 ③ G6-3	3 1	0 0	0 0	0 0	0 0	2 0	0 0
Inning Stats	R: 0 E: 0 K: 1 S: 12 H: 1 LOB: 2 BB: 2 P: 28	R: 0 E: 0 K: 0 S: 6 H: 0 LOB: 0 BB: 0 P: 9	R: 0 E: 0 K: 0 S: 12 H: 1 LOB: 3 BB: 2 P: 27	R: 0 E: 0 K: 0 S: 6 H: 0 LOB: 0 BB: 0 P: 9	R: 0 E: 0 K: 2 S: 12 H: 2 LOB: 1 BB: 0 P: 17	R: 0 E: 0 K: 1 S: 12 H: 0 LOB: 2 BB: 2 P: 26	R: 0 E: 0 K: 1 S: 7 H: 0 LOB: 0 BB: 0 P: 10	R: 1 E: 0 K: 0 S: 7 H: 1 LOB: 0 BB: 0 P: 12	R: 0 E: 0 K: 1 S: 10 H: 0 LOB: 0 BB: 0 P: 12	1B: 4 2B: 0 3B: 0 HR: 1	SF: 0 SAC: 0 DP: 0 HBP: 0				WP: 0 PB: 0 SB: 1 CS: 2	PA: 36	

TOP

Los Angeles Angels @ Oakland Athletics

Oakland Coliseum, Oakland, CA

Sat Sep 04 2010, 1:08 PM - 3:40 PM PDT

Att. 14,227 - Sunny - 68 F

livebaseballscorecards.com

AB	30
R	1
H	5
RBI	1
BB	6
SO	6
LOB	11

PITCHER		IP	WLS	BF	H	R	ER	SO	BB	IBB	HBP	BLK	WP	HR	S	P	ERA	WHIP
53 Trevor Cahill, R ERA: 2.72	(1, 1)	6.0	W	26	4	0	0	4	6	0	0	0	0	0	60	116	0.00	1.667
31 Brad Ziegler, R ERA: 3.1	(7, 1)	1.0	H	3	0	0	0	1	0	0	0	0	0	0	7	10	0.00	0.000
56 Craig Breslow, L ERA: 3.41	(8, 1)	1.0	H	4	1	1	1	0	0	0	0	0	0	1	7	12	9.00	1.000
40 Andrew Bailey, R ERA: 1.43	(9, 1)	1.0	S	3	0	0	0	1	0	0	0	0	0	0	10	12	0.00	0.000

PITCHER		IP	WLS	BF	H	R	ER	SO	BB	IBB	HBP	BLK	WP	HR	S	P	ERA	WHIP

Batter	1	2	3	4	5	6	7	8	9	AB	R	H	RBI	BB	SO	LOB
4 Coco Crisp, S (1, 8) OBP: 0.324, SLG: 0.415	B SI 89 C SI 87 C CU 71 B SI 90 S SI 91 2-3 ① K		B SI 88 S CH 80 S CU 72 B SL 80 B SI 91 F CH 78 B FF 93 4-2 ② 8 G5-4-3 10 S BB		S CU 70 C SI 90 F SI 89 B FF 88 X SI 89 1-2 ② L5		C CH 81 B SI 90 B CH 66 F SI 88 B CU 72 F CH 75 X SI 89 3-2 ③ P2			3	0	0	0	1	1	0
10 Daric Barton, L (1, 3) OBP: 0.399, SLG: 0.414	B SI 89 X SI 89 1-0 8 G3-4-3 32 1B 1B		1 SAFE B SI 84 C FC 89 C SI 91 D SL 79 B CH 79 B CU 71 4-2 8 G5-4-3 1-2 BB		B SI 85 B FF 88 X SI 87 2-0 ③ F7			C SI 92 B SI 92 C SI 91 F CU 80 X SI 92 1-2 ① F8		3	1	1	0	1	0	0
8 Kurt Suzuki, R (1, 2) OBP: 0.309, SLG: 0.379	B SL 78 B FF 89 X CH 83 2-0 ② G3-4-3 1-2		C SL 80 X SL 80 0-1 ① ② G5-4-3 1-2f 2-3			F SL 79 B SI 88 T FF 90 B SL 79 F FF 91 X FF 91 2-2 32 G3 5 FC6-2-5 2B		B SI 91 X SI 92 1-0 ② G6-3		4	0	1	0	0	0	3
32 Jack Cust, L (1, 10) OBP: 0.392, SLG: 0.437	B CU 72 F CU 69 B FF 89 D CH 79 C CU 69 X FF 92 3-2 2-H 1B		C CH 80 B FF 91 F CU 72 B FF 89 B SL 79 C SI 90 3-3 ③ K			X CU 72 0-0 ① G3 2-3		X SI 92 0-0 ③ F7		4	0	1	1	0	1	2
5 Kevin Kouzmanoff, R (1, 5) OBP: 0.291, SLG: 0.405	C FF 89 F SL 79 B FF 88 C FF 89 1-3 ③ K			X FF 86 0-0 ① P6		S CH 76 B SI 88 B SI 88 X CH 79 2-1 ② FC6-2-5 14 1B 3-H				3	1	0	0	0	1	2
14 Mark Ellis, R (1, 4) OBP: 0.334, SLG: 0.335		C FC 89 S SI 88 B FF 91 X CU 74 1-2 ① G6-3		C FF 90 B FF 91 F SI 87 B CH 77 X CH 78 2-2 ② P3		C SL 78 X FC 90 0-1 2-H 1B				3	0	1	1	0	0	0
19 Jeff Larish, L (1, 7) OBP: 0.283, SLG: 0.381 18 Gabe Gross, L (7, 9) OBP: 0.284, SLG: 0.302		C CU 68 C CU 69 B FF 91 S SL 79 1-3 ② K		B CH 80 C SI 90 B CU 72 S CH 78 B CH 75 B SI 91 4-2 BB		1 SAFE B SI 90 X CU 72 1-0 ③ F9				2 0	0 0	0 0	0 0	1 0	1 0	1 0
11 Rajai Davis, R (1, 9) OBP: 0.306, SLG: 0.370 (7, 7)		B FF 90 X SL 79 1-0 2 1B 2B		S SL 78 B SI 88 B CH 78 S FF 91 1 SAFE X CH 77 2-2 ③ F9			B FF 89 X SL 78 1-0 ① P4			3	1	1	0	0	0	1
2 Cliff Pennington, S (1, 6) OBP: 0.328, SLG: 0.367		2 SAFE X CU 70 0-0 ③ 2-H 1B			B SI 85 C SI 88 B CH 77 B SI 88 X SI 87 3-1 ① F8		C CH 81 C CU 72 C SI 89 0-3 ② K			3	0	1	1	0	1	0
Inning Stats	R: 1 E: 0 K: 2 S: 11 H: 2 LOB: 1 BB: 0 P: 20	R: 1 E: 0 K: 1 S: 8 H: 2 LOB: 1 BB: 0 P: 11	R: 0 E: 0 K: 1 S: 10 H: 0 LOB: 1 BB: 2 P: 21	R: 0 E: 0 K: 0 S: 9 H: 0 LOB: 1 BB: 1 P: 17	R: 0 E: 0 K: 0 S: 7 H: 0 LOB: 0 BB: 0 P: 13	R: 1 E: 0 K: 0 S: 10 H: 2 LOB: 1 BB: 0 P: 15	R: 0 E: 0 K: 1 S: 8 H: 0 LOB: 0 BB: 0 P: 12	R: 0 E: 0 K: 0 S: 6 H: 0 LOB: 0 BB: 0 P: 8		1B: 4 2B: 2 3B: 0 HR: 0 SF: 0 SAC: 0 DP: 1 HBP: 0						

PITCHER		IP	WLS	BF	H	R	ER	SO	BB	IBB	HBP	BLK	WP	HR	S	P	ERA	WHIP
36 Jered Weaver, R ERA: 3.14	(1, 1)	7.0	L	28	6	3	3	5	3	0	0	0	0	0	63	109	3.86	1.286
62 Scot Shields, R ERA: 5.32	(8, 1)	1.0		3	0	0	0	0	0	0	0	0	0	0	6	8	0.00	0.000

PITCHER	IP	WLS	BF	H	R	ER	SO	BB	IBB	HBP	BLK	WP	HR	S	P	ERA	WHIP

BOTTOM

Los Angeles Angels @ Oakland Athletics

Oakland Coliseum, Oakland, CA

Sat Sep 04 2010, 1:08 PM - 3:40 PM PDT

Att. 14,227 - Sunny - 68 F

livebaseballscorecards.com

AB	28
R	3
H	6
RBI	3
BB	3
SO	5
LOB	9

WP: 0 PA: 31
PB: 0
SB: 1
CS: 0

Batter	1	2	3	4	5	6	7	8	9	AB	R	H	RBI	BB	SO	LOB
6 Alberto Callaspo, S (1, 5) OBP: 0.319, SLG: 0.402	B SI 89 B SI 88 C SI 90 S FF 90 B SI 90 X SI 90 3-2 F8 ①		B CH 87 S CH 85 B SI 90 B SI 89 B SI 88 4-1 47 FC3-6 BB	C KC 78 X SI 89 0-1 P4 ③		B SI 92 B SI 91 X SI 90 2-0 G3-1 ③		C FF 94 X FF 93 0-1 G6-3 ② 2-3		4	0	0	0	1	0	2
47 Howie Kendrick, R (1, 4) OBP: 0.310, SLG: 0.409	C SI 91 X SI 92 0-1 G1-3 ②		X SL 81 0-0 FC3-6 ① 53 HR 1-2f		C SL 81 X SL 81 0-1 B5-3 ①		F SL 85 B SI 88 X SI 90 1-1 53 1B 2B	X FF 94 0-0 G4-3 ③		5	2	1	0	0	0	2
53 Bobby Abreu, L (1, 7) OBP: 0.348, SLG: 0.428	C SI 92 B FF 91 F SI 91 X FF 92 1-2 P5 ③		C SI 90 X FF 91 0-1 1-H HR		B SI 89 B SI 88 B SI 90 C SI 89 F SL 85 B SI 92 4-2 48 2B BB		X SI 90 0-0 48 G1-6-3 48 S 55 1B 2-H 1B		C SI 90 B CH 87 F CH 87 X FF 91 1-2 P5 ①	4	3	2	3	1	0	0
48 Torii Hunter, R (1, 9) OBP: 0.368, SLG: 0.481		B SI 89 B CH 85 F SI 90 X SI 92 2-1 G5-3 ① B CH 85 F SL 85 X SI 91 1-1 G6-3 ②		F SI 90 F SI 92 X SI 92 0-2 1-H 2B		C SL 86 1 SAFE S CU 86 B FF 92 F CU 79 X FF 93 1-2 G1-6-3 ① 1-3		X SI 91 0-0 L8 ②	5	0	1	1	0	0	1
55 Hideki Matsui, L (1, 10) OBP: 0.350, SLG: 0.442		B SI 90 C SI 90 C CH 86 X SI 92 1-2 44 FC6-4 1B X SI 89 0-0 44 HR 1B		C SI 90 B SL 82 X SI 91 1-1 P4 ② X SL 84 0-0 F9 ③		C SI 90 S SL 88 D CU 80 X CU 80 1-2 44 G6-3 3-H 1B		C SI 91 B CH 86 F CH 88 B FF 92 S SI 91 2-3 K ③	5	1	3	1	0	1	1
44 Mike Napoli, R (1, 3) OBP: 0.319, SLG: 0.478		B SL 84 S SI 90 F SI 91 F SL 86 B SI 92 X SI 91 2-2 FC6-4 ② 2 1B 1-2f	B CH 84 B SL 84 B SI 91 X SI 90 3-0 1-H HR			B SI 90 F SI 90 B SI 91 B SL 85 X SI 91 3-1 G6-3 ② 1-2			4	1	1	2	0	0	3
2 Erick Aybar, S (1, 6) OBP: 0.316, SLG: 0.346		S SI 90 C SI 92 F SL 85 F SI 93 1 SAFE F SI 93 X KC 79 0-2 5 S 1-3 1B	C SI 89 F SL 83 F SL 84 X SI 90 0-2 P5 ③			B SI 89 F SI 89 L CH 82 F SL 87 B CU 78 F CU 78 F FF 92 F FF 92 B CH 81 3-2 X SI 90 F8 ①	X SI 90 0-0 G3-1 ③		4	0	1	0	0	0	1
5 Jeff Mathis, R (1, 2) OBP: 0.222, SLG: 0.291		B SL 86 1 SAFE 1 SAFE C SI 91 B SI 91 B SI 91 B SI 93 4-1 1-2 BB		C SI 88 B SI 88 F SL 82 F SL 82 X SI 90 1-2 G6-3 ①		B FF 90 X CU 84 1-0 77 S 1B		B FF 94 F FF 94 B FF 94 S FF 94 F FF 95 F FF 95 B FF 94 X FF 95 3-2 6 G6-3 77 G6-3 1B		3	0	2	0	1	0	0
77 Reggie Willits, S (1, 8) OBP: 0.333, SLG: 0.318		B SI 91 B SI 90 F SI 90 F FF 90 X SI 92 2-2 F8 ③		B SI 87 C SI 88 L CH 87 B SL 85 X SI 90 2-2 G4-3 ②		1 SAFE S SI 91 C SL 86 F SI 91 F CU 79 S CU 80 0-3 K ② 1-2		B FF 93 1 SAFE B FF 93 X FF 94 2-0 G6-3 ① 1-2		4	0	0	0	0	1	5

TOP

Los Angeles Angels @ Oakland Athletics

Oakland Coliseum, Oakland, CA

Sun Sep 05 2010, 1:09 PM - 4:12 PM PDT

Att. 16,413 - Sunny - 69 F

livebaseballscorecards.com

AB	38
R	7
H	11
RBI	7
BB	3
SO	2
LOB	15

Inning Stats	1	2	3	4	5	6	7	8	9			
	R: 0 E: 0 K: 0 S: 8	H: 0 LOB: 0 BB: 0 P: 12	R: 0 E: 0 K: 0 S: 19	H: 2 LOB: 3 BB: 1 P: 30	R: 4 E: 0 K: 0 S: 12	H: 3 LOB: 0 BB: 1 P: 20	R: 0 E: 0 K: 0 S: 9	H: 0 LOB: 0 BB: 0 P: 12	R: 1 E: 0 K: 0 S: 10	H: 1 LOB: 1 BB: 1 P: 15	R: 0 E: 0 K: 1 S: 14	H: 1 LOB: 1 BB: 0 P: 20

	7	8	9			
	R: 2 E: 0 K: 0 S: 13	H: 3 LOB: 1 BB: 0 P: 19	R: 0 E: 0 K: 0 S: 9	H: 1 LOB: 1 BB: 0 P: 14	R: 0 E: 0 K: 1 S: 7	H: 0 LOB: 0 BB: 0 P: 10

1B: 7	SF: 0	WP: 0	PA: 41
2B: 2	SAC: 0	PB: 0	
3B: 0	DP: 0	SB: 3	
HR: 2	HBP: 0	CS: 0	

PITCHER		IP	WLS	BF	H	R	ER	SO	BB	IBB	HBP	BLK	WP	HR	S	P	ERA	WHIP
54 Vin Mazzaro, R ERA: 4.29	(1, 1)	4.1	L	22	6	5	5	0	3	0	0	0	0	2	55	85	10.38	2.077
13 Jerry Blevins, L ERA: 3.8	(5, 1)	0.1		1	0	0	0	0	0	0	0	0	0	0	2	3	0.00	0.000
52 Boof Bonser, R ERA: 5.17	(5, 1)	2.1		11	4	2	2	1	0	0	0	0	0	0	28	40	7.71	1.714
61 Justin James, R ERA: 4.5	(8, 1)	1.0		4	1	0	0	0	0	0	0	0	0	0	9	14	0.00	1.000
50 Ross Wolf, R ERA: 1.93	(9, 1)	1.0		3	0	0	0	1	0	0	0	0	0	0	7	10	0.00	0.000

PITCHER		IP	WLS	BF	H	R	ER	SO	BB	IBB	HBP	BLK	WP	HR	S	P	ERA	WHIP

Batter	1	2	3	4	5	6	7	8	9	AB	R	H	RBI	BB	SO	LOB
4 Coco Crisp, S (1, 8) OBP: 0.322, SLG: 0.411	C FF 90 B FF 92 X SL 81 1-1 F8		C SL 81 X SI 93 0-1 ② G3 1-2		C FF 93 B SL 81 F FF 93 B SL 80 B SL 82 X SL 81 3-2 ① G3	X SI 92 0-0 ③ G4-3			B SI 93 C CH 82 C SI 95 B SI 96 B SI 95 X SI 96 3-2 18 G4-3 32 1B 1B	5	1	1	0	0	0	2
10 Daric Barton, L (1, 3) OBP: 0.399, SLG: 0.413	C FF 91 B FF 93 S SI 93 B SL 82 B FF 93 X FF 93 3-2 ② F8		B SL 80 B FF 92 B FF 93 C FF 90 C FF 92 D FF 93 4-2 5 FC5 BB		B FF 92 X FF 91 1-0 ② F7		C FF 98 C FF 98 X SL 85 0-2 14 1B 1B		C SI 95 C CH 82 S FF 97 0-3 ① K	4	0	1	0	1	1	1
5 Kevin Kouzmanoff, R (1, 5) OBP: 0.291, SLG: 0.404 18 Gabe Gross, L (5, PR) OBP: 0.282, SLG: 0.299 (6, 9)	X FF 94 0-0 ③ P2		X SL 82 0-0 ③ FC5 1-2 2-3f		B FF 92 F FF 94 S SL 83 B SL 83 X SL 83 2-2 14 BB 32 BB 1B		B FF 98 B FF 97 S FF 97 S FF 98 B FF 99 S FF 97 3-3 ① K		B SI 95 B CH 83 X SI 97 2-0 ② G4-3 1-2	3 2	0 0	1 0	0 0	0 0	0 1	2 2
32 Jack Cust, L (1, 10) OBP: 0.395, SLG: 0.438		C FF 91 B SI 93 X SL 80 1-1 ① P5		C SL 78 B FF 92 B FF 91 X FF 90 2-1 14 E 19 2B 1B	1 SAFE B FF 92 F CH 87 F FF 91 B FF 90 1 SAFE 1 SAFE D SL 82 1 SAFE 4-2 B SL 81 14 BB 1-2 BB		C FF 99 C FF 98 T FF 99 0-2 ② K		C SI 99 B SI 98 C SI 98 F SI 98 X CH 84 1-2 14 1B 2-H 1B	4	1	2	1	1	1	1
14 Mark Ellis, R (1, 4) OBP: 0.338, SLG: 0.337		X FF 91 0-0 ② F8		C FF 93 F SL 83 B FF 91 X SL 83 1-2 FC6 19 2B 1-2	C SL 83 B FF 92 D SL 83 C FF 93 D SL 84 B FF 95 4-2 1-2 2-3 BB		F FF 98 T SL 89 F FF 99 B SL 85 F FF 99 X SL 84 1-2 1-2 1B		B SI 97 X CH 85 1-0 1-2 1B	4	1	2	0	1	0	1
19 Jeff Larish, L (1, 7) OBP: 0.275, SLG: 0.383 (6, 5)		C FF 91 X FF 92 0-1 ③ G3-1		X FF 93 0-0 1-H 2-H 2B	S SL 81 B SL 83 F SL 81 S SL 82 1-3 ③ K		B FF 98 C FF 97 S SL 86 F SL 84 B FF 99 S FF 99 2-3 ③ K		B CH 84 F SI 99 X CH 83 1-1 ③ G4-3	5	0	1	2	0	2	7
11 Rajai Davis, R (1, 9) OBP: 0.308, SLG: 0.370 (6, 7)			B FF 93 B SL 82 C SL 82 F FF 92 B FF 94 B SL 84 4-2 11 S 11 1B BB	B SL 85 B FF 92 F FF 94 S SL 84 F FF 93 B FF 94 C SL 85 3-3 ① K		C FF 92 B FF 92 B FF 90 B FF 93 C FF 93 X FF 92 3-2 2 1B 1B		B FF 95 C SI 95 B SI 95 X SI 95 2-1 ① G6-3	3	1	1	0	1	1	1
11 Landon Powell, S (1, 2) OBP: 0.306, SLG: 0.278			B SL 79 F FF 94 B SL 82 X FF 94 2-1 5 FC5 4 G3 1-H 1B	B SL 68 B SL 82 C FF 93 S SL 82 S SL 84 2-3 ② K		1 SAFE C FF 90 X SL 79 0-1 ① F8		C FF 96 B SI 95 F FF 96 S CU 82 1-3 ② K	4	0	1	1	0	2	2
2 Cliff Pennington, S (1, 6) OBP: 0.327, SLG: 0.366			B FF 92 X FF 92 1-0 ① F9	C FF 93 B CH 87 X FF 94 1-1 ③ G4-3		1 SAFE X FF 89 0-0 ② 1-3 1B		X FF 95 0-0 ③ F7	4	0	1	0	0	0	2
Inning Stats	R: 0 E: 0 K: 0 S: 6 H: 0 LOB: 0 BB: 0 P: 10	R: 0 E: 0 K: 0 S: 5 H: 0 LOB: 0 BB: 0 P: 6	R: 1 E: 0 K: 0 S: 10 H: 1 LOB: 2 BB: 2 P: 21	R: 2 E: 1 K: 2 S: 15 H: 2 LOB: 1 BB: 0 P: 24	R: 0 E: 0 K: 1 S: 14 H: 1 LOB: 3 BB: 2 P: 29	R: 0 E: 0 K: 0 S: 7 H: 2 LOB: 1 BB: 0 P: 10	R: 0 E: 0 K: 3 S: 18 H: 2 LOB: 2 BB: 0 P: 24	R: 0 E: 0 K: 1 S: 6 H: 0 LOB: 0 BB: 0 P: 9	R: 1 E: 0 K: 1 S: 14 H: 3 LOB: 2 BB: 0 P: 22	1B: 10 2B: 1 3B: 0 HR: 0 SF: 0 SAC: 0 DP: 0 HBP: 0						

PITCHER		IP	WLS	BF	H	R	ER	SO	BB	IBB	HBP	BLK	WP	HR	S	P	ERA	WHIP
54 Ervin Santana, R ERA: 4.02	(1, 1)	6.0	W	28	6	3	2	3	4	0	0	0	0	0	57	100	3.00	1.667
51 Jordan Walden, R ERA: 1.8	(7, 1)	1.0		5	2	0	0	3	0	0	0	0	0	0	18	24	0.00	2.000
40 Kevin Jepsen, R ERA: 4.82	(8, 1)	1.0		3	0	0	0	1	0	0	0	0	0	0	6	9	0.00	0.000
56 Fernando Rodney, R ERA: 3.88	(9, 1)	1.0		6	3	1	1	1	0	0	0	0	0	0	14	22	9.00	3.000

PITCHER	IP	WLS	BF	H	R	ER	SO	BB	IBB	HBP	BLK	WP	HR	S	P	ERA	WHIP

BOTTOM

Los Angeles Angels @ Oakland Athletics

Oakland Coliseum, Oakland, CA

Sun Sep 05 2010, 1:09 PM - 4:12 PM PDT

Att. 16,413 - Sunny - 69 F

livebaseballscorecards.com

AB	38
R	4
H	11
RBI	4
BB	4
SO	8
LOB	21

WP: 0 PA: 42
PB: 0
SB: 1
CS: 0

Cleveland Indians @ Los Angeles Angels

Angel Stadium of Anaheim, Anaheim, CA

Mon Sep 06 2010, 6:08 PM - 9:02 PM PDT

Att. 39,107 - Clear - 69 F

livebaseballscorecards.com

TOP

Batter	1	2	3	4	5	6	7	8	9	AB	R	H	RBI	BB	SO	LOB
23 Michael Brantley, L (1, 8) OBP: 0.286, SLG: 0.304	B SI 91 C SI 92 B FC 87 X FC 88 2-1 F7 ①		B KC 80 X KC 80 1-0 L9 ②		B SI 91 X SI 92 1-0 13 E 1B		X FC 86 0-0 P3 ①		B CH 82 C CH 82 F SI 96 X SL 91 1-2 17 1B 2B	5	1	2	0	0	0	2
13 Asdrúbal Cabrera, S (1, 6) OBP: 0.326, SLG: 0.357	X FF 93 0-0 F7 ②		B FS 87 C FC 86 F FF 91 C FF 92 1-3 K ③		B SI 91 1 SAFE 1 SAFE B KC 80 F FF 92 X FC 87 2-1 F9 ③ 1-2		C FC 86 C SI 90 X FS 85 0-2 17 G4-3 1B		B FF 97 B SI 98 S CH 83 H FF 97 3-1 17 1B HBP	4	0	1	0	0	1	3
17 Shin-Soo Choo, L (1, 9) OBP: 0.390, SLG: 0.465	C SI 92 B FF 93 F FC 89 B FS 87 X FS 86 2-2 G1-3 ③			X KC 79 0-0 F8 ①		C FF 90 F FS 87 B SI 91 S FS 86 1-3 K ①	F FC 86 S FC 86 1 SAFE B FF 92 X FS 86 1-2 G4-3 ②③ 1-2		B SI 97 X CH 83 1-0 48 S 1B 1-3 2-H	5	0	1	1	0	1	1
48 Travis Hafner, L (1, 10) OBP: 0.370, SLG: 0.433		B SI 90 C FF 91 F FC 87 F FF 92 C SI 92 1-3 K ①		B FS 87 B FC 87 S SI 91 F SI 92 F FS 87 F SI 93 X SI 93 2-2 12 1B 47 SF8 2B		B FF 92 C FF 92 B SI 93 F FF 88 F FF 93 B FF 92 X SI 92 3-2 F8 ②		B FF 98 B FF 95 B FF 96 C FF 96 B FF 96 4-1 7 WP BB	B SI 98 C SI 97 C SI 97 F FF 98 B SI 97 X SI 97 2-2 G6-3 ③ 1-2	4	1	1	0	1	1	2
12 Jayson Nix, R (1, 5) OBP: 0.307, SLG: 0.432 25 Andy Marte, R (9, 5) OBP: 0.293, SLG: 0.358		C FF 92 B FF 90 C SI 93 S FS 86 1-3 K ②		X FC 88 0-0 2-3 1B		C SI 93 B SI 92 X SI 93 1-1 7 BB 1 BB 2B		B FF 97 C FF 96 F FF 96 X SL 91 1-2 F8 ①		4 0	1 0	2 0	0 0	0 0	1 0	1 0
47 Shelley Duncan, R (1, 7) OBP: 0.313, SLG: 0.405 4 Trevor Crowe, S (6, 7) OBP: 0.297, SLG: 0.326		C FC 87 B FF 92 F SI 91 B FS 87 S FS 86 2-3 K ③		X FS 88 0-0 SF8 ② 3-H		C FS 86 C FF 92 D FS 86 D FS 85 D FC 87 F FS 85 B FS 84 4-2 1 BB 7 BB BB		C FF 95 F FF 96 S CU 83 0-3 K ②		1 1	0 0	0 0	1 0	1 0	1 1	0 1
7 Matt LaPorta, R (1, 3) OBP: 0.305, SLG: 0.361			B SI 91 B FC 88 F SI 92 C FC 88 B FS 88 B FC 88 4-2 6 HBP BB	C SI 91 1 SAFE B FS 86 F FS 84 1 SAFE S FS 84 1-3 K ③		B FC 88 S FF 92 B SI 92 F FC 87 B SI 94 B FC 88 4-2 1 BB 1-2 2-3 BB		B SL 90 S FF 95 F FF 96 D CU 82 B SL 91 F FF 94 F SL 89 X FF 95 3-2 G5-3 ③ 1-2		2	0	0	0	2	1	2
1 Luis Valbuena, L (1, 4) OBP: 0.266, SLG: 0.239			S SI 91 F FF 92 D FS 87 F FS 86 X FF 92 1-2 P4 ①		S SI 90 B SI 90 B SI 91 F SI 90 X FS 85 2-2 G3-1 ①	B FS 86 B KC 81 B FF 91 B SI 90 4-0 1-2 2-3 3-H BB			X SI 94 0-0 G3-1 ①	3	0	0	1	1	0	1
6 Lou Marson, R (1, 2) OBP: 0.267, SLG: 0.269			1 SAFE C FC 87 H SI 91 1-1 1-2 HBP		C SI 92 X FC 85 0-1 G4-3 ②	C SI 92 F FF 92 X FC 87 0-2 G3-1 ③			B FF 96 S SI 94 X SL 90 1-1 F8 ②	3	0	0	0	0	0	3
Inning Stats	R: 0 E: 0 K: 0 S: 6 H: 0 LOB: 0 BB: 0 P: 10	R: 0 E: 0 K: 3 S: 10 H: 0 LOB: 0 BB: 0 P: 14	R: 0 E: 0 K: 1 S: 11 H: 0 LOB: 2 BB: 1 P: 19	R: 1 E: 0 K: 1 S: 11 H: 2 LOB: 1 BB: 0 P: 14	R: 0 E: 1 K: 0 S: 8 H: 1 LOB: 1 BB: 0 P: 13	R: 1 E: 0 K: 1 S: 17 H: 1 LOB: 3 BB: 3 P: 34	R: 0 E: 0 K: 0 S: 7 H: 1 LOB: 0 BB: 0 P: 8	R: 0 E: 0 K: 1 S: 12 H: 0 LOB: 1 BB: 1 P: 20	R: 1 E: 0 K: 0 S: 12 H: 2 LOB: 2 BB: 0 P: 20	1B: 4 2B: 3 3B: 0 HR: 0 SF: 1 SAC: 0 DP: 0 HBP: 2	WP: 1 PB: 0 SB: 1 CS: 0 PA: 40					

	AB	32
	R	3
	H	7
	RBI	3
	BB	5
	SO	7
	LOB	16

PITCHER	IP	WLS	BF	H	R	ER	SO	BB	IBB	HBP	BLK	WP	HR	S	P	ERA	WHIP
24 Dan Haren, R (1, 1) ERA: 4.23	7.0		30	5	2	2	6	4	0	1	0	0	0	70	112	2.57	1.286
40 Kevin Jepsen, R (8, 1) ERA: 4.72	1.0		4	0	0	0	1	1	0	0	0	1	0	12	20	0.00	1.000
56 Fernando Rodney, R (9, 1) ERA: 3.97	1.0	L	6	2	1	1	0	0	0	1	0	0	0	12	20	9.00	2.000

PITCHER	IP	WLS	BF	H	R	ER	SO	BB	IBB	HBP	BLK	WP	HR	S	P	ERA	WHIP

BOTTOM

Cleveland Indians @ Los Angeles Angels

Angel Stadium of Anaheim, Anaheim, CA

Mon Sep 06 2010, 6:08 PM - 9:02 PM PDT

Att. 39,107 - Clear - 69 F

livebaseballscorecards.com

Batter	1	2	3	4	5	6	7	8	9	AB	R	H	RBI	BB	SO	LOB
6 Alberto Callaspo, S (1, 5) OBP: 0.321, SLG: 0.402	C FF 94 X SI 93 0-1 ① G6-3	C CH 84 F SI 92 F CU 80 X SI 93 0-2 ① G6-3	X SI 92 0-0 47 CS 1B 3-H	B SI 92 B SI 90 B SI 90 B SI 90 4-0 BB						3	0	1	1	1	0	0
47 Howie Kendrick, R (1, 4) OBP: 0.308, SLG: 0.406	C FF 95 B SI 93 F SI 92 S CH 86 1-3 ② K	F FF 91 C FF 93 B SI 93 X CU 81 1-2 ② G4-3	S CU 80 B CU 81 X SI 92 1-1 ②③ G1-3 1-2	B SI 90 C SL 81 1 SAFE F SI 90 S SL 82 1-3 ③ K						4	0	0	0	0	2	2
53 Bobby Abreu, L (1, 7) OBP: 0.348, SLG: 0.426	B SI 94 B SI 93 B SI 92 B SI 94 4-0 55 BB 48 S BB	C SI 92 B CU 82 S CU 81 B SI 94 B CU 81 S CH 87 3-3 ③ K				B FF 91 C FF 90 B FF 93 X CH 84 2-1 ① G4-1		X FF 92 0-0 ① P6		3	0	0	0	1	1	0
48 Torii Hunter, R (1, 9) OBP: 0.369, SLG: 0.487	B SI 94 F CH 85 F CH 87 B FF 95 X CH 88 2-2 55 BB 1B 1-2			C CU 80 B CU 79 F SI 93 B SI 93 B CH 86 S CU 82 3-3 ① K		B SI 93 F CH 84 X CU 80 1-1 HR		C FF 91 B FF 92 T FF 92 B SL 86 B FF 92 S FF 93 3-3 ② K		4	1	2	1	0	2	0
55 Hideki Matsui, L (1, 10) OBP: 0.351, SLG: 0.441 77 Reggie Willits, S (8, PR) OBP: 0.333, SLG: 0.318 (9, 10)	B FF 93 B SI 93 F SI 92 B CH 87 B FF 94 4-1 BB 1-2 2-3			B SI 91 C CH 87 C CU 81 F SI 94 B CH 87 S SI 94 2-3 ② K		S CH 86 F SI 91 B CU 81 X SI 91 1-2 ② F7		B FF 93 S SL 85 X FF 93 1-1 1B		3 0	0 0	1 0	0 0	1 0	1 0	0 0
44 Mike Napoli, R (1, 3) OBP: 0.320, SLG: 0.483	C CH 87 D CU 81 C FF 95 S CU 80 1-3 ③ K			S CH 86 S CH 87 B FF 91 B CU 81 X FF 94 2-2 2B		B CH 86 X CH 84 1-0 2B		S CH 78 1 SAFE C FF 90 S FF 91 0-3 ③ K		4	0	2	0	0	2	4
2 Erick Aybar, S (1, 6) OBP: 0.313, SLG: 0.343		F SI 92 B CU 80 C CU 79 X FF 95 1-2 ① G4-3		C CU 80 B CU 80 X CH 87 0-2 ③ G4-3		F SI 92 F CU 81 X FF 93 0-2 ③ G6-3			C FF 96 C FF 95 F FF 95 B SL 86 X FF 95 1-2 ① L7	4	0	0	0	0	0	2
5 Jeff Mathis, R (1, 2) OBP: 0.219, SLG: 0.286 20 Juan Rivera, R (9, PH) OBP: 0.298, SLG: 0.396		C FF 94 X SI 94 0-1 ② P6			B FF 93 S CH 85 X SI 91 1-1 ① F7		B FF 92 C FF 91 X SI 91 1-1 ① G4-3		F FF 96 T SL 85 B FF 96 S SL 84 1-3 ② K	3 1	0 0	0 0	0 0	0 0	0 1	0 0
25 Peter Bourjos, R (1, 8) OBP: 0.245, SLG: 0.348		B FF 94 B SI 94 C SI 93 S CH 86 S CH 88 2-3 ③ K			B CU 80 F SI 92 B CH 86 X FF 92 2-1 6 1B 3B		B FF 91 C SI 81 C SI 92 C SL 81 1-3 ② K		C FF 96 X SL 84 0-1 ③ F7	4	1	1	0	0	2	0
Inning Stats	R: 0 E: 0 K: 2 S: 12 H: 1 LOB: 3 BB: 2 P: 24	R: 0 E: 0 K: 1 S: 8 H: 0 LOB: 0 BB: 0 P: 11	R: 0 E: 0 K: 1 S: 10 H: 0 LOB: 0 BB: 0 P: 14	R: 0 E: 0 K: 2 S: 13 H: 1 LOB: 1 BB: 0 P: 20	R: 1 E: 0 K: 0 S: 7 H: 2 LOB: 0 BB: 0 P: 11	R: 1 E: 0 K: 0 S: 11 H: 2 LOB: 1 BB: 0 P: 16	R: 0 E: 0 K: 2 S: 8 H: 0 LOB: 1 BB: 1 P: 15	R: 0 E: 0 K: 2 S: 9 H: 1 LOB: 1 BB: 0 P: 13	R: 0 E: 0 K: 1 S: 9 H: 0 LOB: 0 BB: 0 P: 11	1B: 3 2B: 2 3B: 1 HR: 1 SF: 0 SAC: 0 DP: 0 HBP: 0						

	AB	33
	R	2
	H	7
	RBI	2
	BB	3
	SO	11
	LOB	8

WP: 0 PB: 0 SB: 1 CS: 1 PA: 36

PITCHER		IP	WLS	BF	H	R	ER	SO	BB	IBB	HBP	BLK	WP	HR	S	P	ERA	WHIP
59 Carlos Carrasco, R ERA: 3.38	(1, 1)	6.0		25	6	2	2	6	2	0	0	0	0	0	61	96	3.00	1.333
38 Joe Smith, R ERA: 4.88	(7, 1)	1.0		4	0	0	0	2	1	0	0	0	0	0	8	15	0.00	1.000
49 Tony Sipp, L ERA: 4.47	(8, 1)	0.2		3	1	0	0	1	0	0	0	0	0	0	6	10	0.00	1.500
50 Jensen Lewis, R ERA: 4.0	(8, 1)	0.1	W	1	0	0	0	1	0	0	0	0	0	0	3	3	0.00	0.000
54 Chris Perez, R ERA: 1.91	(9, 1)	1.0	S	3	0	0	0	1	0	0	0	0	0	0	9	11	0.00	0.000

PITCHER	IP	WLS	BF	H	R	ER	SO	BB	IBB	HBP	BLK	WP	HR	S	P	ERA	WHIP

Cleveland Indians @ Los Angeles Angels

Angel Stadium of Anaheim, Anaheim, CA

Tue Sep 07 2010, 7:10 PM - 10:16 PM PDT

Att. 38,619 - Partly Cloudy - 66 F

livebaseballscorecards.com

TOP

Batter	1	2	3	4	5	6	7	8	9	AB	R	H	RBI	BB	SO	LOB
23 Michael Brantley, L (1, 8) OBP: 0.293, SLG: 0.308	B FC 92 B FF 92 C FF 92 B FF 93 B FF 91 4-1 12 E BB		C FF 89 F FF 90 B FF 91 X CH 85 1-2 17 E 17 S 17 SF8 1B		C FF 90 B CH 84 X FF 90 1-1 ① G3	C SI 91 X SI 92 0-1 1B		B FF 92 C CU 78 X CU 78 1-1 ② G1		4	1	2	0	1	0	0
12 Jayson Nix, R (1, 5) OBP: 0.302, SLG: 0.424	1 SAFE C FF 91 1 SAFE F FF 92 B FC 92 1 SAFE P PO 86 1 SAFE B FF 92 3-3 ① S FF 94 K 1-2		C SL 83 1 SAFE P PO 84 F FC 90 F SL 84 S CH 84 1-3 ① K		X SL 82 0-0 ② F8	C SI 93 B SI 92 F SI 93 1 SAFE B SL 84 S SI 94 2-3 ② K		B FC 88 B FC 86 B FC 87 C FF 92 X FF 92 3-1 ③ P5		5	0	0	0	0	3	3
17 Shin-Soo Choo, L (1, 9) OBP: 0.389, SLG: 0.463	F SI 90 B FF 92 F SL 86 F FF 92 S FF 93 1-3 ② K		S SL 85 C FF 91 B FF 92 1 SAFE 1 SAFE B FF 91 D CH 86 X FF 92 3-2 ② SF8 1-H		B CH 83 X CH 85 1-0 ③ G3	C SI 95 T SI 94 1 SAFE F FS 87 B SI 94 X SL 85 1-2 ③ P6			B FF 90 C FF 91 X CH 84 1-1 7 BB 1B	4	0	1	1	0	1	2
48 Travis Hafner, L (1, 10) OBP: 0.371, SLG: 0.445 25 Andy Marte, R (9, PH) OBP: 0.291, SLG: 0.356 (9, 10)	B FF 93 X CH 87 1-0 ③ G3		C FF 92 S CH 86 B FF 92 X FF 93 1-2 2B			B CH 83 X FF 91 1-0 HR	B SI 91 B SI 90 C SI 92 B SI 90 F SI 91 F SI 92 S CU 81 3-3 ① K		C FF 92 B FC 88 C FC 86 S CU 79 1-3 ① K	4 1	1 0	2 0	1 0	0 0	1 1	1 1
7 Matt LaPorta, R (1, 3) OBP: 0.309, SLG: 0.358		F FF 92 B SL 85 X SL 81 1-1 ① P3	B SL 86 F SL 85 C FF 92 B FF 92 D CH 84 B FF 92 4-2 BB			B FF 90 B SL 82 C FC 89 X FF 90 2-1 ① F7	B SI 91 F SI 91 B CU 80 B SI 92 B SI 92 4-1 16 FC4-6 4 BB BB		B FF 92 B FF 91 B FF 91 B FF 92 4-0 4 G4-6-3 1-2 BB	2	0	0	0	3	0	0
35 Jordan Brown, L (1, 7) OBP: 0.265, SLG: 0.319 4 Trevor Crowe, S (6, PR) OBP: 0.298, SLG: 0.325 (6, 7)		B FF 93 X FF 91 1-0 ③ 1 BB 1B	C CH 85 X CH 85 0-1 ③ L7			C SI 95 F FF 89 B FF 94 B SL 80 F FC 90 F FF 91 X SI 93 2-2 1 BB 16 BB 6 HR 1B	B SI 91 C SI 92 C SI 92 B CU 81 B SI 91 F SI 92 F SI 92 F FF 91 B FF 91 4-2 16 FC4-6 1-2 BB		C FF 91 B FF 91 X FF 91 1-1 ②③ G4-6-3 1-2f	3 1	0 1	2 0	0 0	0 1	0 0	2 2
16 Jason Donald, R (1, 6) OBP: 0.312, SLG: 0.380		B SL 81 S SL 86 B FF 89 F FF 92 B FF 94 1 SAFE S FF 92 3-3 ② K		X SL 81 0-0 ① P4		B FF 87 D FF 89 D SI 93 B FF 90 4-0 1 BB 6 HR 1-2 BB	F FF 92 F SL 80 X FF 92 0-2 ② FC4-6 1-2f 2-3			3	1	0	0	1	1	3
1 Luis Valbuena, L (1, 4) OBP: 0.270, SLG: 0.237		B SL 84 D CH 85 B FF 91 B FF 90 4-0 1-2 BB		C FF 91 F FF 91 X SL 83 0-2 ② P6		F SI 92 B FF 88 D SI 91 B SI 92 B FF 91 4-1 6 HR 1-2 2-3 BB	C FF 92 F SL 82 X FF 92 0-2 ③ P2			2	1	0	0	2	0	2
6 Lou Marson, R (1, 2) OBP: 0.267, SLG: 0.282		C SL 84 B FF 93 B FF 92 F FF 92 X SL 84 2-2 ③ G3-1		C FF 91 S FF 92 B FF 92 B CH 84 F FF 92 B FF 92 X FF 93 3-2 ③ G5-3		B SI 92 X FF 90 1-0 1-H 2-H 3-H HR		C FC 87 X FC 89 0-1 ① G5-3		4	1	1	4	0	0	2
Inning Stats	R: 0 E: 1 K: 2 S: 10 H: 0 LOB: 1 BB: 1 P: 18	R: 0 E: 0 K: 1 S: 9 H: 1 LOB: 2 BB: 1 P: 20	R: 1 E: 0 K: 1 S: 18 H: 2 LOB: 2 BB: 1 P: 27	R: 0 E: 0 K: 0 S: 8 H: 0 LOB: 0 BB: 0 P: 11	R: 0 E: 0 K: 0 S: 4 H: 0 LOB: 0 BB: 0 P: 6	R: 5 E: 0 K: 1 S: 19 H: 4 LOB: 1 BB: 2 P: 36	R: 0 E: 0 K: 1 S: 16 H: 0 LOB: 2 BB: 2 P: 27	R: 0 E: 0 K: 0 S: 6 H: 0 LOB: 0 BB: 0 P: 10	R: 0 E: 0 K: 1 S: 7 H: 1 LOB: 1 BB: 1 P: 14	1B: 5 2B: 1 3B: 0 HR: 2 SF: 1 SAC: 0 DP: 1 HBP: 0				WP: 0 PB: 0 SB: 1 CS: 0 PA: 42		

	AB	33
	R	6
	H	8
	RBI	6
	BB	8
	SO	7
	LOB	18

PITCHER		IP	WLS	BF	H	R	ER	SO	BB	IBB	HBP	BLK	WP	HR	S	P	ERA	WHIP
22 Trevor Bell, R ERA: 4.72	(1, 1)	5.1	L	23	4	2	2	4	3	0	0	0	0	1	52	88	3.38	1.312
45 Francisco Rodriguez, R ERA: 4.54	(6, 1)	0.0		4	2	4	4	0	2	0	0	0	0	1	7	18	∞	∞
38 Bobby Cassevah, R ERA: 5.25	(6, 1)	0.2		3	1	0	0	1	0	0	0	0	0	0	9	12	0.00	1.500
62 Scot Shields, R ERA: 5.28	(7, 1)	0.1		2	0	0	0	1	1	0	0	0	0	0	5	12	0.00	3.000
58 Michael Kohn, R ERA: 2.92	(7, 1)	0.2		3	0	0	0	0	1	0	0	0	0	0	11	15	0.00	1.500

PITCHER		IP	WLS	BF	H	R	ER	SO	BB	IBB	HBP	BLK	WP	HR	S	P	ERA	WHIP
63 Rich Thompson, R ERA: 1.32	(8, 1)	2.0		7	1	0	0	1	1	0	0	0	0	0	13	24	0.00	1.000

Cleveland Indians @ Los Angeles Angels

Angel Stadium of Anaheim, Anaheim, CA

Tue Sep 07 2010, 7:10 PM - 10:16 PM PDT

Att. 38,619 - Partly Cloudy - 66 F

livebaseballscorecards.com

BOTTOM

Batter	1	2	3	4	5	6	7	8	9	AB	R	H	RBI	BB	SO	LOB
77 Reggie Willits, S (1, 8) OBP: 0.352, SLG: 0.333	B FF 91 B FF 89 C SI 89 X FF 91 2-1 6 G4-3 1B			B SI 90 B FF 92 C FF 90 B SI 89 C SI 88 X FF 88 3-2 6 G5-4-3 1B		B SI 88 B FF 90 C SI 89 C SI 90 X SI 89 2-2 1-2 1B		C SI 90 B CH 82 B CH 83 F SI 90 B CH 82 B SI 89 4-2 BB		3	0	3	0	1	0	0
6 Alberto Callaspo, S (1, 5) OBP: 0.318, SLG: 0.399	C SI 91 X SI 90 0-1 ①② G4-3 1-2f			1 SAFE C SI 89 1 SAFE F SI 90 B SI 94 X SI 90 1-2 ①② G5-4-3 1-2f		B SI 90 X SI 89 1-0 ② F7		C SI 89 S CH 82 D CU 70 B SI 90 F CH 82 X CH 82 2-2 ③ P6		4	0	0	0	0	0	5
53 Bobby Abreu, L (1, 7) OBP: 0.347, SLG: 0.424	C SI 92 X SI 91 0-1 ③ L7			C SI 90 C SL 83 B SI 95 X SI 92 1-2 48 CS 1B		C SL 81 S SI 92 C SL 83 0-3 ③ K			B FF 89 C FF 86 B FF 87 X FF 86 2-1 ① G1-3	4	0	1	0	0	1	2
48 Torii Hunter, R (1, 9) OBP: 0.370, SLG: 0.493		B SI 91 B SI 89 S SI 88 C SI 90 X SI 93 2-2 ① G6-3		1 SAFE B SI 91 C SI 90 F SL 83 D SI 90 F SI 94 B FF 92 3-2 ③ CS 1-2	F SI 90 S SI 92 F SI 92 B SI 91 F SI 94 B FF 94 F SI 92 X SI 93 2-2 HR		C SI 86 S SL 80 B SL 83 B SI 92 B SI 89 B FF 88 4-2 44 CS 55 1B BB		C FF 90 X SL 86 0-1 ② G5-3	3	1	1	1	0	0
55 Hideki Matsui, L (1, 10) OBP: 0.352, SLG: 0.442		B SI 92 B SI 91 C SI 91 F SI 93 B FF 95 T FF 92 3-2 ② K			B FF 90 B FF 91 X SI 91 2-0 ① F7		X SI 88 0-0 44 FC5-4 1-2 1B		C SL 86 S SL 86 X SL 86 0-2 1B	4	0	2	0	0	1	0
44 Mike Napoli, R (1, 2) OBP: 0.317, SLG: 0.478		C SI 92 S SI 93 F SI 92 T FF 95 0-2 ③ K			X SI 92 0-0 ② G5-3		C SI 88 S SL 83 B SL 83 X SI 89 1-2 ①② FC5-4 1-2f 2-3		B FF 90 C SL 86 S FF 86 F SL 86 F FF 91 C SL 87 1-3 ③ K	4	0	0	0	0	2	3
47 Howie Kendrick, R (1, 4) OBP: 0.306, SLG: 0.403			C SI 87 X SI 89 0-1 ① G5-3		B SI 91 S SL 82 S SI 92 S SL 84 1-3 ③ K		B SI 88 B CH 85 X SI 88 2-0 ③ F9			3	0	0	0	0	1	1
20 Juan Rivera, R (1, 3) OBP: 0.299, SLG: 0.394			C SI 89 B SL 84 X SI 90 1-1 ② F8			B SI 90 B SI 86 C FF 88 B SL 81 B SI 92 4-1 77 1B BB		B CU 66 C SI 90 X SI 89 1-1 ① P6		2	0	0	0	1	0	0
2 Erick Aybar, S (1, 6) OBP: 0.312, SLG: 0.341			C SI 92 F SI 92 F SI 95 X SI 94 0-2 ③ F7			B FF 88 C SI 88 F SI 91 S SL 83 1-3 ① K		C SI 90 F SI 90 F CU 72 S SI 90 0-3 ② K		3	0	0	0	0	2	1
Inning Stats	R: 0 E: 0 K: 0 S: 6 H: 1 LOB: 0 BB: 0 P: 8	R: 0 E: 0 K: 2 S: 10 H: 0 LOB: 0 BB: 0 P: 15	R: 0 E: 0 K: 0 S: 8 H: 0 LOB: 0 BB: 0 P: 9	R: 0 E: 0 K: 0 S: 12 H: 2 LOB: 0 BB: 0 P: 20	R: 1 E: 0 K: 1 S: 11 H: 1 LOB: 0 BB: 0 P: 16	R: 0 E: 0 K: 2 S: 11 H: 1 LOB: 2 BB: 1 P: 19	R: 0 E: 0 K: 0 S: 7 H: 1 LOB: 1 BB: 1 P: 14	R: 0 E: 0 K: 1 S: 12 H: 0 LOB: 1 BB: 1 P: 19	R: 0 E: 0 K: 1 S: 12 H: 1 LOB: 1 BB: 0 P: 15	1B: 6 2B: 0 3B: 0 HR: 1 SF: 0 SAC: 0 DP: 2 HBP: 0						WP: 0 PB: 0 SB: 0 CS: 2 PA: 34	

	AB	30
	R	1
	H	7
	RBI	1
	BB	3
	SO	7
	LOB	12

PITCHER		IP	WLS	BF	H	R	ER	SO	BB	IBB	HBP	BLK	WP	HR	S	P	ERA	WHIP
63 Justin Masterson, R ERA: 4.88	(1, 1)	7.0	W	25	6	1	1	5	2	0	0	0	0	1	65	101	1.29	1.143
39 Justin Germano, R ERA: 1.31	(8, 1)	1.0		4	0	0	0	1	1	0	0	0	0	0	12	19	0.00	1.000
53 Rafael Perez, L ERA: 3.69	(9, 1)	1.0		4	1	0	0	1	0	0	0	0	0	0	12	15	0.00	1.000

PITCHER	IP	WLS	BF	H	R	ER	SO	BB	IBB	HBP	BLK	WP	HR	S	P	ERA	WHIP

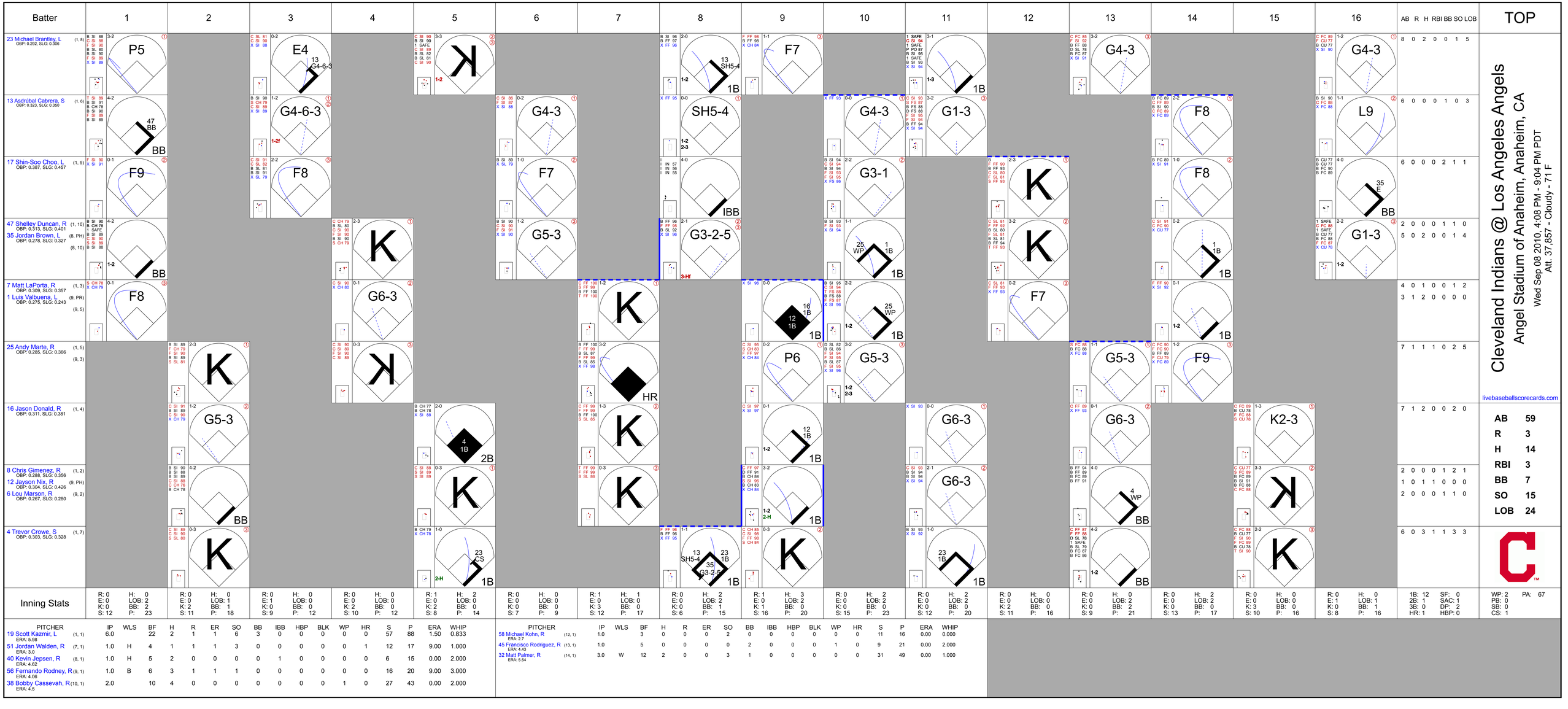
Batter
1
2
3
4
5
6
7
8
9
10
11
12
13
14
15
16
AB R H RBI BB SO LOB
TOP
23 Michael Brantley, L (1, 8) OBP: 0.292, SLG: 0.306
13 Asdrúbal Cabrera, S (1, 6) OBP: 0.323, SLG: 0.350
17 Shin-Soo Choo, L (1, 9) OBP: 0.387, SLG: 0.457
47 Shelley Duncan, R (1, 10) OBP: 0.313, SLG: 0.401
35 Jordan Brown, L (8, PH) OBP: 0.276, SLG: 0.327 (8, 10)
7 Matt LaPorta, R (1, 3) OBP: 0.309, SLG: 0.357
1 Luis Valbuena, L (9, PR) OBP: 0.275, SLG: 0.243 (9, 5)
25 Andy Marte, R (1, 5) OBP: 0.285, SLG: 0.366 (9, 3)
16 Jason Donald, R (1, 4) OBP: 0.311, SLG: 0.381
8 Chris Gimenez, R (1, 2) OBP: 0.288, SLG: 0.356
12 Jayson Nix, R (9, PH) OBP: 0.304, SLG: 0.426
6 Lou Marson, R (9, 2) OBP: 0.267, SLG: 0.280
4 Trevor Crowe, S (1, 7) OBP: 0.303, SLG: 0.328
Inning Stats
PITCHER IP WLS BF H R ER SO BB IBB HBP BLK WP HR S P ERA WHIP
19 Scott Kazmir, L (1, 1) ERA: 5.98 6.0 22 2 1 1 6 3 0 0 0 0 0 57 88 1.50 0.833
51 Jordan Walden, R (7, 1) ERA: 3.0 1.0 H 4 1 1 1 3 0 0 0 0 0 1 12 17 9.00 1.000
40 Kevin Jepsen, R (8, 1) ERA: 4.82 1.0 H 5 2 0 0 0 0 1 0 0 0 0 6 15 0.00 2.000
56 Fernando Rodney, R (9, 1) ERA: 4.06 1.0 B 6 3 1 1 1 0 0 0 0 0 0 16 20 9.00 3.000
38 Bobby Cassevah, R (10, 1) ERA: 4.5 2.0 10 4 0 0 0 0 0 0 0 1 0 27 43 0.00 2.000
PITCHER IP WLS BF H R ER SO BB IBB HBP BLK WP HR S P ERA WHIP
58 Michael Kohn, R (12, 1) ERA: 2.7 1.0 3 0 0 0 2 0 0 0 0 0 0 11 16 0.00 0.000
45 Francisco Rodriguez, R (13, 1) ERA: 4.43 1.0 5 0 0 0 0 2 0 0 0 1 0 9 21 0.00 2.000
32 Matt Palmer, R (14, 1) ERA: 5.54 3.0 W 12 2 0 0 3 1 0 0 0 0 0 31 49 0.00 1.000
Cleveland Indians @ Los Angeles Angels
Angel Stadium of Anaheim, Anaheim, CA
Wed Sep 08 2010, 4:08 PM - 9:04 PM PDT
Att. 37,857 - Cloudy - 71 F
livebaseballscorecards.com
AB 59
R 3
H 14
RBI 3
BB 7
SO 15
LOB 24
1B: 12 SF: 0
2B: 1 SAC: 1
3B: 0 DP: 2
HR: 1 HBP: 0
WP: 2 PA: 67
PB: 0
SB: 0
CS: 1

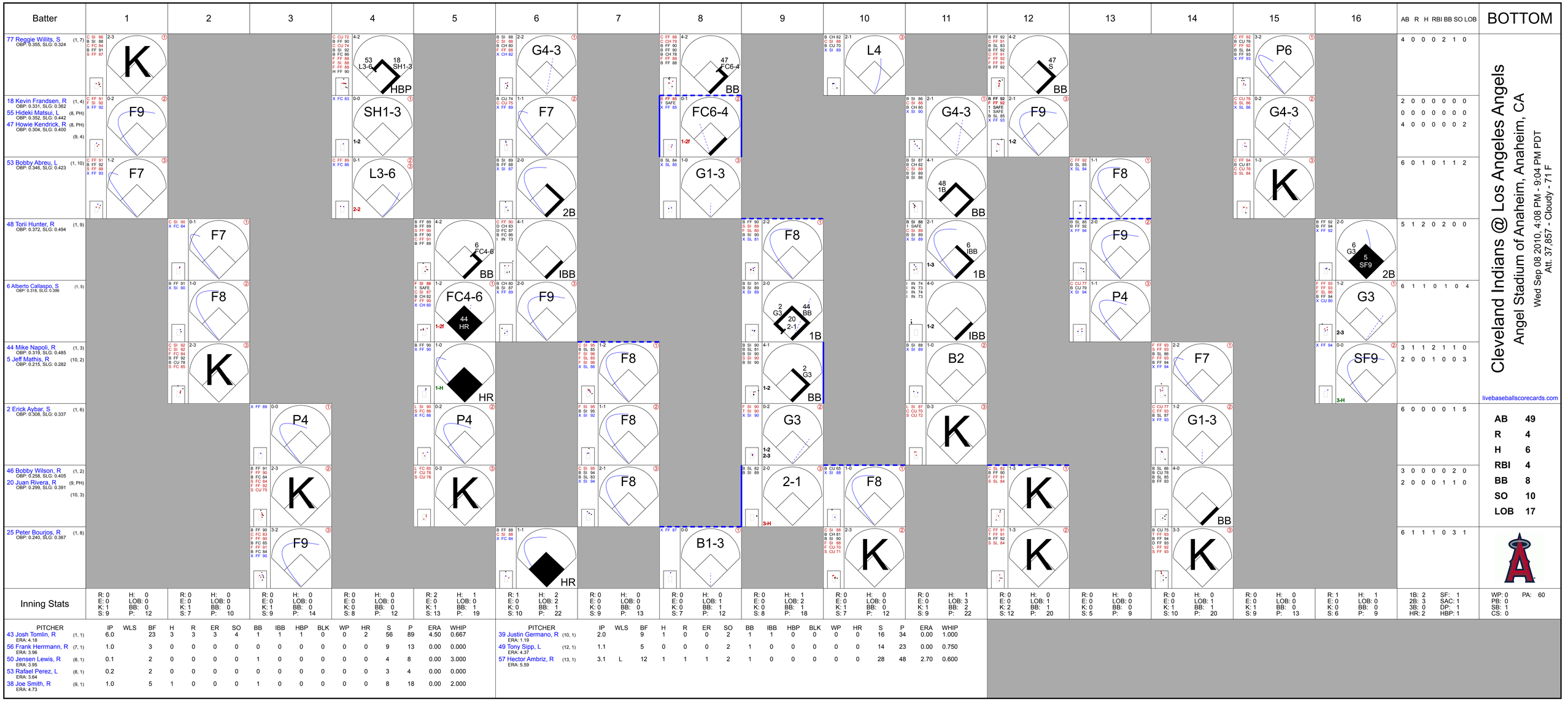
Batter
1
2
3
4
5
6
7
8
9
10
11
12
13
14
15
16
AB R H RBI BB SO LOB
BOTTOM
77 Reggie Willits, S (1, 7) OBP: 0.355, SLG: 0.324
4 0 0 0 2 1 0
18 Kevin Frandsen, R (1, 4) OBP: 0.331, SLG: 0.362
55 Hideki Matsui, L (8, PH) OBP: 0.352, SLG: 0.442
47 Howie Kendrick, R (8, PH) OBP: 0.304, SLG: 0.400 (9, 4)
2 0 0 0 0 0 0
0 0 0 0 0 0 0
4 0 0 0 0 0 2
53 Bobby Abreu, L (1, 10) OBP: 0.346, SLG: 0.423
6 0 1 0 1 1 2
48 Torii Hunter, R (1, 9) OBP: 0.372, SLG: 0.494
5 1 2 0 2 0 0
6 Alberto Callaspo, S (1, 5) OBP: 0.318, SLG: 0.396
6 1 1 0 1 0 4
44 Mike Napoli, R (1, 3) OBP: 0.319, SLG: 0.485
5 Jeff Mathis, R (10, 2) OBP: 0.215, SLG: 0.282
3 1 1 2 1 1 0
2 0 0 1 0 0 3
2 Erick Aybar, S (1, 6) OBP: 0.308, SLG: 0.337
6 0 0 0 0 1 5
46 Bobby Wilson, R (1, 2) OBP: 0.258, SLG: 0.405
20 Juan Rivera, R (9, PH) OBP: 0.299, SLG: 0.391 (10, 3)
3 0 0 0 0 2 0
2 0 0 0 1 1 0
25 Peter Bourjos, R (1, 8) OBP: 0.240, SLG: 0.367
6 1 1 1 0 3 1
Cleveland Indians @ Los Angeles Angels
Angel Stadium of Anaheim, Anaheim, CA
Wed Sep 08 2010, 4:08 PM - 9:04 PM PDT
Att. 37,857 - Cloudy - 71 F
livebaseballscorecards.com
AB 49
R 4
H 6
RBI 4
BB 8
SO 10
LOB 17
1B: 2 SF: 1
2B: 3 SAC: 1
3B: 0 DP: 1
HR: 2 HBP: 1
WP: 0 PA: 60
PB: 0
BK: 1
SB: 1
CS: 0
Inning Stats
R: 0 E: 0 K: 1 S: 9 H: 0 LOB: 0 BB: 0 P: 12
R: 0 E: 0 K: 1 S: 7 H: 0 LOB: 0 BB: 0 P: 10
R: 0 E: 0 K: 1 S: 9 H: 0 LOB: 0 BB: 0 P: 14
R: 0 E: 0 K: 0 S: 8 H: 0 LOB: 0 BB: 0 P: 12
R: 2 E: 0 K: 1 S: 13 H: 1 LOB: 0 BB: 1 P: 19
R: 1 E: 0 K: 0 S: 10 H: 2 LOB: 2 BB: 1 P: 22
R: 0 E: 0 K: 0 S: 9 H: 0 LOB: 0 BB: 0 P: 13
R: 0 E: 0 K: 0 S: 7 H: 0 LOB: 1 BB: 1 P: 12
R: 0 E: 0 K: 0 S: 8 H: 1 LOB: 2 BB: 1 P: 18
R: 0 E: 0 K: 1 S: 7 H: 0 LOB: 0 BB: 0 P: 12
R: 0 E: 0 K: 1 S: 9 H: 1 LOB: 3 BB: 2 P: 22
R: 0 E: 0 K: 2 S: 12 H: 0 LOB: 1 BB: 1 P: 20
R: 0 E: 0 K: 0 S: 5 H: 0 LOB: 0 BB: 0 P: 9
R: 0 E: 0 K: 1 S: 10 H: 0 LOB: 1 BB: 1 P: 20
R: 0 E: 0 K: 1 S: 9 H: 0 LOB: 0 BB: 0 P: 13
R: 1 E: 0 K: 0 S: 6 H: 1 LOB: 0 BB: 0 P: 9
PITCHER IP WLS BF H R ER SO BB IBB HBP BLK WP HR S P ERA WHIP
43 Josh Tomlin, R (1, 1) ERA: 4.18 6.0 23 3 3 3 4 1 1 1 0 0 2 56 89 4.50 0.667
56 Frank Herrmann, R (7, 1) ERA: 3.96 1.0 3 0 0 0 0 0 0 0 0 0 0 9 13 0.00 0.000
50 Jensen Lewis, R (8, 1) ERA: 3.95 0.1 2 0 0 0 0 1 0 0 0 0 0 4 8 0.00 3.000
53 Rafael Perez, L (8, 1) ERA: 3.64 0.2 2 0 0 0 0 0 0 0 0 0 0 3 4 0.00 0.000
38 Joe Smith, R (9, 1) ERA: 4.73 1.0 5 1 0 0 0 1 0 0 0 0 0 8 18 0.00 2.000
PITCHER IP WLS BF H R ER SO BB IBB HBP BLK WP HR S P ERA WHIP
39 Justin Germano, R (10, 1) ERA: 1.19 2.0 9 1 0 0 0 2 1 1 0 0 0 0 16 34 0.00 1.000
49 Tony Sipp, L (12, 1) ERA: 4.37 1.1 5 0 0 0 2 1 0 0 0 0 0 0 14 23 0.00 0.750
57 Hector Ambriz, R (13, 1) ERA: 5.59 3.1 L 12 1 1 1 2 1 0 0 0 0 0 0 28 48 2.70 0.600

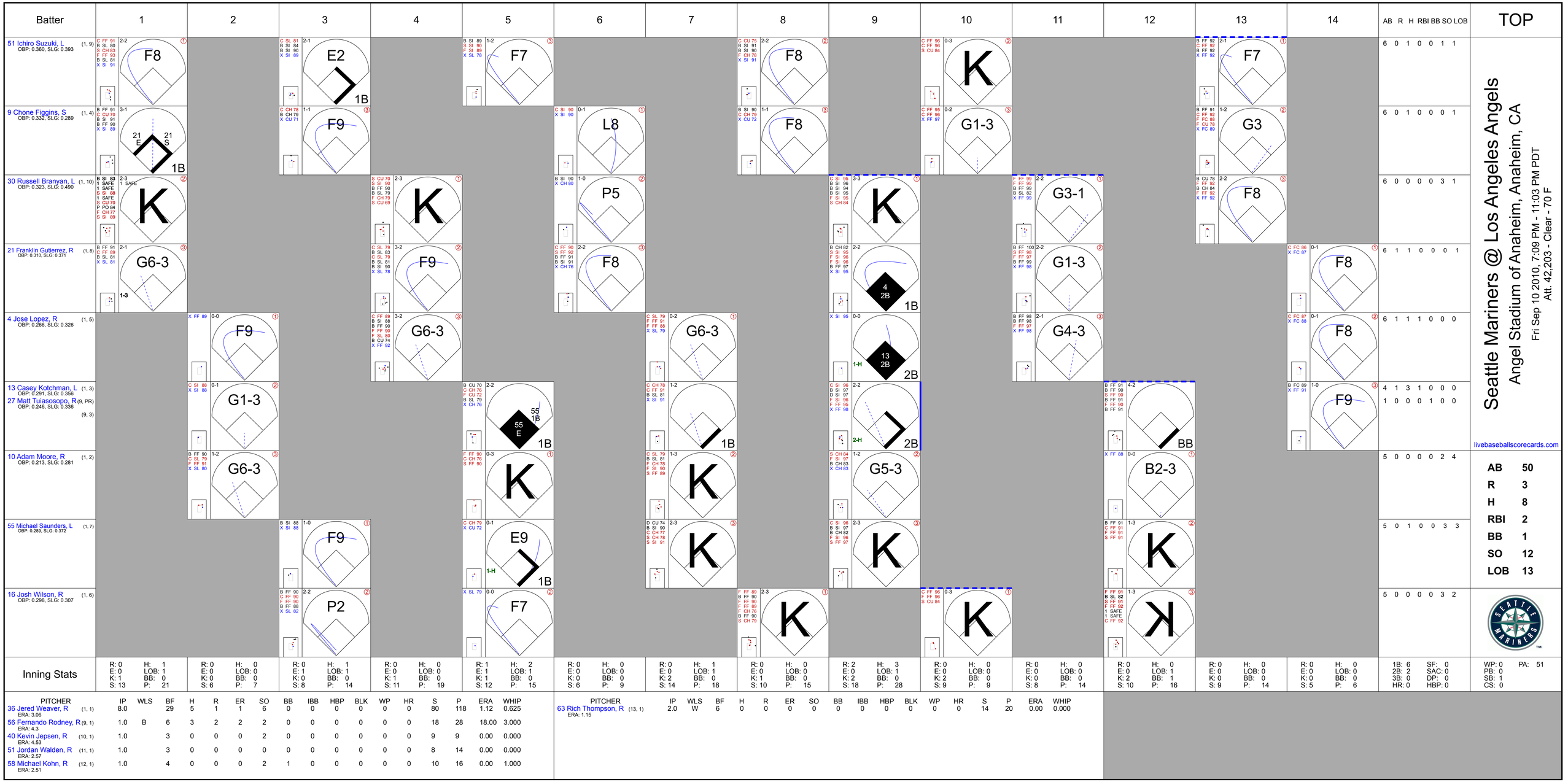

	AB	R	H	RBI	BB	SO	LOB
51 Ichiro Suzuki, L	6	0	1	0	0	1	1
9 Chone Figgins, S	6	0	1	0	0	0	1
30 Russell Branyan, L	6	0	0	0	0	3	1
21 Franklin Gutierrez, R	6	1	1	0	0	0	1
4 Jose Lopez, R	6	1	1	1	0	0	0
13 Casey Kotchman, L	4	1	3	1	0	0	0
27 Matt Tuiasosopo, R	1	0	0	0	1	0	0
10 Adam Moore, R	5	0	0	0	0	2	4
55 Michael Saunders, L	5	0	1	0	0	3	3
16 Josh Wilson, R	5	0	0	0	0	3	2

Inning	R	E	LOB	H	BB	P
1	0	0	1	1	0	21
2	0	0	0	0	0	7
3	0	1	1	1	0	14
4	0	0	0	0	0	19
5	1	1	1	2	0	15
6	0	0	0	0	0	9
7	0	0	2	1	0	18
8	0	0	1	0	0	15
9	2	0	2	3	0	28
10	0	0	2	0	0	9
11	0	0	0	0	0	14
12	0	0	2	0	1	16
13	0	0	0	0	0	14
14	0	0	0	0	0	6

1B: 6 SF: 0
2B: 2 SAC: 0
3B: 0 DP: 0
HR: 0 HBP: 0

WP: 0 PA: 51
PB: 0
SB: 1
CS: 0

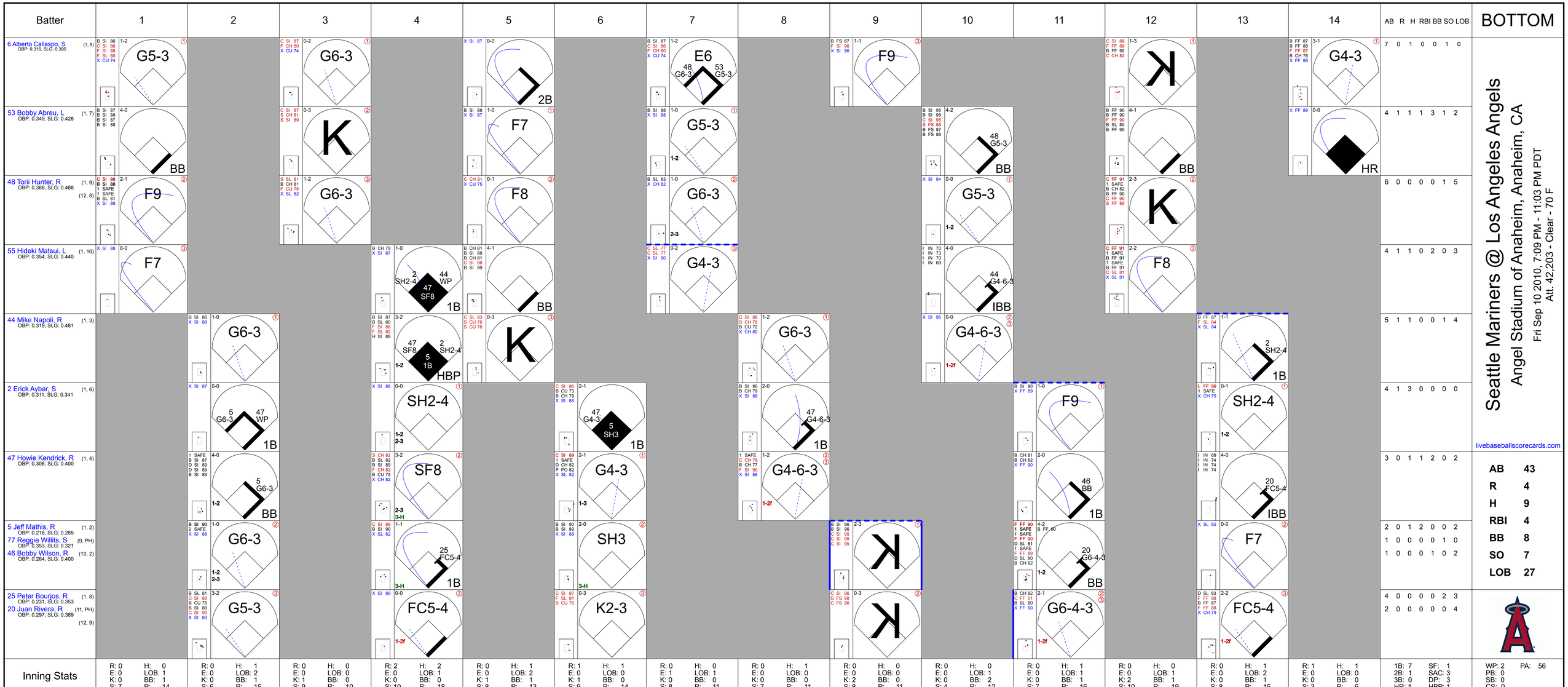

Seattle Mariners @ Los Angeles Angels

Angel Stadium of Anaheim, Anaheim, CA

Fri Sep 10 2010, 7:09 PM - 11:03 PM PDT
Att. 42,203 - Clear - 70 F

livebaseballscorecards.com

Batter	1	2	3	4	5	6	7	8	9	10	11	12	13	14	AB	R	H	RBI	BB	SO	LOB
6 Alberto Callaspo, S (1, 5) OBP: 0.316, SLG: 0.395	G5-3		G6-3		2B		E6		F9			K		G4-3	7	0	1	0	0	1	0
53 Bobby Abreu, L (1, 7) OBP: 0.349, SLG: 0.428	BB		K		F7		G5-3			BB		BB		HR	4	1	1	1	3	1	2
48 Torii Hunter, R (1, 9) (12, 8) OBP: 0.368, SLG: 0.488	F9		G6-3		F8		G6-3			G5-3		K			6	0	0	0	0	1	5
55 Hideki Matsui, L (1, 10) OBP: 0.354, SLG: 0.440	F7			2 SH2-4 47 SF8 44 WP 1B	BB		G4-3			44 G4-6-3 IBB		F8			4	1	1	0	2	0	3
44 Mike Napoli, R (1, 3) OBP: 0.319, SLG: 0.481		G6-3		47 SF8 5 1B 2 SH2-4 HBP	K			G6-3		G4-6-3			2 SH2-4 1B		5	1	1	0	0	1	4
2 Erick Aybar, S (1, 6) OBP: 0.311, SLG: 0.341		5 G6-3 47 WP 1B		SH2-4		47 G4-3 5 SH3 1B		47 G4-6-3 1B			F9		SH2-4		4	1	3	0	0	0	0
47 Howie Kendrick, R (1, 4) OBP: 0.306, SLG: 0.400		5 G6-3 BB		SF8		G4-3		G4-6-3			46 BB 1B		20 FC5-4 IBB		3	0	1	1	2	0	2
5 Jeff Mathis, R (1, 2) OBP: 0.218, SLG: 0.285		G6-3		25 FC5-4 1B		SH3			K		20 G6-4-3 BB		F7		2	0	1	2	0	0	2
77 Reggie Willits, S (9, PH) OBP: 0.353, SLG: 0.321															1	0	0	0	0	1	0
46 Bobby Wilson, R (10, 2) OBP: 0.264, SLG: 0.400															1	0	0	0	1	0	2
25 Peter Bourjos, R (1, 8) OBP: 0.231, SLG: 0.353		G5-3		FC5-4		K2-3			K		G6-4-3		FC5-4		4	0	0	0	0	2	3
20 Juan Rivera, R (11, PH) OBP: 0.297, SLG: 0.389 (12, 9)															2	0	0	0	0	0	4
Inning Stats	R: 0 E: 0 K: 0 S: 7 H: 0 LOB: 1 BB: 1 P: 14	R: 0 E: 0 K: 0 S: 6 H: 1 LOB: 2 BB: 1 P: 15	R: 0 E: 0 K: 1 S: 9 H: 0 LOB: 0 BB: 0 P: 10	R: 2 E: 0 K: 0 S: 10 H: 2 LOB: 1 BB: 0 P: 18	R: 0 E: 0 K: 1 S: 8 H: 1 LOB: 2 BB: 1 P: 13	R: 1 E: 0 K: 1 S: 9 H: 1 LOB: 0 BB: 0 P: 14	R: 0 E: 1 K: 0 S: 8 H: 0 LOB: 1 BB: 0 P: 11	R: 0 E: 0 K: 0 S: 7 H: 1 LOB: 0 BB: 0 P: 11	R: 0 E: 0 K: 2 S: 8 H: 0 LOB: 0 BB: 0 P: 11	R: 0 E: 0 K: 0 S: 4 H: 0 LOB: 1 BB: 2 P: 12	R: 0 E: 0 K: 0 S: 7 H: 1 LOB: 1 BB: 1 P: 16	R: 0 E: 0 K: 2 S: 10 H: 0 LOB: 1 BB: 1 P: 19	R: 0 E: 0 K: 0 S: 8 H: 1 LOB: 2 BB: 1 P: 15	R: 1 E: 0 K: 0 S: 3 H: 1 LOB: 0 BB: 0 P: 6	1B: 7 2B: 1 3B: 0 HR: 1 SF: 1 SAC: 3 DP: 3 HBP: 1	WP: 2 PB: 0 SB: 0 CS: 0 PA: 56

PITCHER	IP	WLS	BF	H	R	ER	SO	BB	IBB	HBP	BLK	WP	HR	S	P	ERA	WHIP
39 David Pauley, R (1, 1) ERA: 4.39	6.2		30	5	3	3	3	3	0	1	0	2	0	54	92	4.05	1.200
18 Ryan Rowland-Smith, L (7, 1) ERA: 6.86	1.1		4	1	0	0	0	0	0	0	0	0	0	10	14	0.00	0.750
43 Brandon League, R (9, 1) ERA: 3.01	2.0		7	0	0	0	2	1	1	0	0	0	0	12	23	0.00	0.500
49 Garrett Olson, L (11, 1) ERA: 4.7	2.0		8	1	0	0	2	2	0	0	0	0	0	17	35	0.00	1.500
37 Brian Sweeney, R (13, 1) ERA: 3.34	1.1	L	7	2	1	1	0	0	1	0	0	0	1	11	21	6.75	1.500

PITCHER	IP	WLS	BF	H	R	ER	SO	BB	IBB	HBP	BLK	WP	HR	S	P	ERA	WHIP

AB	43
R	4
H	9
RBI	4
BB	8
SO	7
LOB	27

Seattle Mariners @ Los Angeles Angels

Angel Stadium of Anaheim, Anaheim, CA

Sat Sep 11 2010, 6:09 PM - 8:52 PM PDT

Att. 39,123 - Clear - 72 F

TOP

livebaseballscorecards.com

Batter	1	2	3	4	5	6	7	8	9	AB	R	H	RBI	BB	SO	LOB
51 Ichiro Suzuki, L (1, 9) OBP: 0.359, SLG: 0.396	C FF 93 B FF 93 B FF 94 F FF 93 F FF 92 S SL 83 2-3 **K** ①		X FF 91 0-0 **F9** ③			B FF 91 B FF 91 F FF 92 S FF 92 B SL 82 S FF 92 3-3 **K** ②		F FF 90 B FF 93 B FF 92 X FF 92 2-1 **HR** 2-H 3-H	C SI 94 S CH 82 B FF 98 D CH 83 F SI 96 X CH 82 2-2 **L5** ③	5	1	1	3	0	2	2
9 Chone Figgins, S (1, 4) OBP: 0.333, SLG: 0.294	B FF 93 B FF 92 C FF 91 B FF 92 X FF 92 3-1 **F9** ②			C SL 78 B SI 93 X FF 92 1-1 **1B**		C FF 90 F SL 80 B FF 90 B SL 84 B FF 92 F SI 91 F FF 91 X FF 90 3-2 **3B**		B FF 93 B FF 93 C FF 92 X FF 88 2-1 **F9** ②		4	0	2	0	0	0	0
30 Russell Branyan, L (1, 10) OBP: 0.324, SLG: 0.490	C FF 92 F SI 92 B SL 82 X FF 93 1-2 21 WP **1B**			B SL 78 T FF 91 B FF 91 X SL 79 2-1 **F8** ①		X FF 92 0-0 **G4-1** ③		C FF 94 B FC 89 B FF 90 X FF 94 2-1 **1B**		4	0	2	0	0	0	2
21 Franklin Gutierrez, R (1, 8) OBP: 0.308, SLG: 0.368	C SL 82 S FF 93 B SL 81 B SL 84 B FF 93 C FF 94 3-3 **K** ③ 1-2			F FF 92 P PO 88 D SL 83 1 SAFE 1 SAFE F FF 92 X SL 82 2-2 **F8** ②			C FF 91 B SI 93 C SL 82 F FF 92 X SL 82 1-2 **P4** ①	C FC 89 D FF 89 B SI 92 B FF 93 F FF 91 F SI 93 X FF 92 3-2 **G5-3** ③		4	0	0	0	0	1	3
4 Jose Lopez, R (1, 5) OBP: 0.264, SLG: 0.323		X FF 92 0-0 **G5-3** ①		B FF 92 C SL 81 C SL 83 1 SAFE F FF 92 F SL 81 F FF 92 1 SAFE F SL 82 1-2 X FF 84 **L3** ③			X FF 91 0-0 **G6-3** ②		C FF 96 B FF 95 F FF 95 F SL 90 B SI 96 B FF 96 T FF 95 3-2 **K** ①	4	0	0	0	0	1	1
13 Casey Kotchman, L (1, 3) OBP: 0.289, SLG: 0.352		C FF 90 B FF 92 B SI 92 X FF 91 2-1 **G6-3** ②			X FF 92 0-0 **L8** ①		C SI 91 X SI 92 0-1 **G3** ③		C FF 96 F FF 96 S CU 83 0-3 **K** ②	4	0	0	0	0	1	0
10 Adam Moore, R (1, 2) OBP: 0.214, SLG: 0.280		C FF 92 B FF 92 B SL 81 T SL 84 B FF 92 S SL 85 3-3 **K2-3** ③			B FF 92 C FF 90 B FF 91 X FF 92 2-1 **L9** ②			F FF 91 B SL 81 F SL 79 B FF 91 B FF 91 X FF 91 3-2 **P4** ①	C FF 96 C FF 94 B CU 84 B FF 96 X FF 95 2-2 55 DI 16 1B **1B**	4	1	1	0	0	1	0
55 Michael Saunders, L (1, 7) OBP: 0.293, SLG: 0.369			C FF 90 C SI 93 B FF 92 B CH 83 B SI 94 S SL 81 3-3 **K** ①		X FF 91 0-0 **P6** ③			B FF 91 B SL 79 C FF 90 C FF 91 B FF 92 B SL 80 4-2 16 2B 51 HR **BB**	C FF 96 B FF 95 B FF 95 S FF 95 B FF 96 B FF 95 4-2 16 1B **BB**	2	1	0	0	2	1	0
16 Josh Wilson, R (1, 6) OBP: 0.301, SLG: 0.313			B FF 91 F FF 92 T FF 92 X FF 92 1-2 **G4-3** ②			C FF 90 X FF 90 0-1 **P6** ①		F FF 91 F SL 81 X FF 90 0-2 51 HR 1-3 **2B**	B FF 96 C FF 94 X FF 93 1-1 1-2 2-H **1B**	4	1	2	1	0	0	0
Inning Stats	R: 0 H: 1 E: 0 LOB: 1 K: 2 BB: 0 S: 12 P: 21	R: 0 H: 0 E: 0 LOB: 0 K: 1 BB: 0 S: 6 P: 11	R: 0 H: 0 E: 0 LOB: 0 K: 1 BB: 0 S: 7 P: 11	R: 0 H: 1 E: 0 LOB: 1 K: 0 BB: 0 S: 15 P: 20	R: 0 H: 0 E: 0 LOB: 0 K: 0 BB: 0 S: 4 P: 6	R: 0 H: 1 E: 0 LOB: 1 K: 1 BB: 0 S: 11 P: 17	R: 0 H: 0 E: 0 LOB: 0 K: 0 BB: 0 S: 7 P: 8	R: 3 H: 3 E: 0 LOB: 1 K: 0 BB: 1 S: 18 P: 34	R: 1 H: 2 E: 0 LOB: 2 K: 2 BB: 1 S: 18 P: 30	1B: 5 SF: 0 2B: 1 SAC: 0 3B: 1 DP: 0 HR: 1 HBP: 0						WP: 1 PA: 37 PB: 0 SB: 0 CS: 0

	AB	35
	R	4
	H	8
	RBI	4
	BB	2
	SO	7
	LOB	8

PITCHER		IP	WLS	BF	H	R	ER	SO	BB	IBB	HBP	BLK	WP	HR	S	P	ERA	WHIP
54 Ervin Santana, R ERA: 4.0	(1, 1)	7.1	W	28	5	3	3	5	1	0	0	0	1	1	72	113	3.68	0.818
45 Francisco Rodriguez, R ERA: 4.36	(8, 1)	0.2		3	1	0	0	0	0	0	0	0	0	0	8	15	0.00	1.500
40 Kevin Jepsen, R ERA: 4.65	(9, 1)	0.2		5	2	1	1	2	1	0	0	0	0	0	14	24	13.50	4.500
56 Fernando Rodney, R ERA: 4.27	(9, 1)	0.1	S	1	0	0	0	0	0	0	0	0	0	0	4	6	0.00	0.000

PITCHER	IP	WLS	BF	H	R	ER	SO	BB	IBB	HBP	BLK	WP	HR	S	P	ERA	WHIP

Batter	1	2	3	4	5	6	7	8	9	AB	R	H	RBI	BB	SO	LOB
6 Alberto Callaspo, S (1, 5) OBP: 0.315, SLG: 0.393	B FF 93 F FF 93 F SI 94 F SL 87 B FF 96 X CH 90 2-2 ① G1-3		1 SAFE X SI 93 0-0 ① F7		F SI 94 D CU 83 X SI 94 1-1 ① FC3-2 53 G4-3 48 1B 1-2 2-3 3-Hf		C SI 92 X CU 81 0-1 53 BB 48 2B 1B			4	2	1	0	0	0	4
53 Bobby Abreu, L (1, 7) OBP: 0.348, SLG: 0.425 77 Reggie Willits, S (8, 7) OBP: 0.353, SLG: 0.321	C FF 94 F SI 95 B FF 96 F CH 91 C SL 85 1-3 ② K		1 SAFE 1 SAFE C SI 94 B SI 95 B FF 95 C FF 95 D CH 91 X CH 91 3-2 ②③ F7-4 1-2		B CU 82 X SI 94 1-0 ② G4-3 1-2 2-3 3-H		B SI 94 B SI 94 C FF 95 C FF 94 D CU 84 B FC 94 4-2 48 2B 1-2 BB			3 0	1 0	0 0	1 0	1 0	1 0	3 0
48 Torii Hunter, R (1, 9) OBP: 0.369, SLG: 0.490	B FF 96 B FF 95 F FF 95 F FF 96 B CH 91 F FC 96 F SI 96 X SI 96 3-2 ③ L9			B CU 80 C SI 93 C CU 81 B CH 89 S FF 94 2-3 ① K	X SI 94 0-0 55 BB 2-H 3-H 1B		B CU 77 X SL 83 1-0 1-H 2-H 2B			4	0	2	4	0	1	0
55 Hideki Matsui, L (1, 10) OBP: 0.358, SLG: 0.448 16 Hank Conger, L (7, PH) (8, 10)		C FF 94 B SI 94 B FF 94 S CH 90 F SL 85 F SL 85 F CH 91 B FF 97 F SI 95 4-2 B FF 96 2 FC4-6 BB		B FF 95 X FF 94 1-0 HR	B SI 92 B CU 82 D FF 94 C SI 93 B CH 89 4-1 1-2 BB		B SI 89 C SI 90 F FC 88 S CU 78 1-3 ② K			1 1	1 0	1 0	1 0	2 0	0 1	0 1
44 Mike Napoli, R (1, 3) OBP: 0.317, SLG: 0.478 44 Mark Trumbo, R (7, PH) (8, 3)		B SI 95 C SL 86 X SI 95 1-1 ① F8		C SI 95 F CU 82 S CH 90 0-3 ② K	F SI 94 B CU 82 F SI 93 B FC 93 F CH 90 F FF 94 S CH 90 2-3 ③ K		C CU 76 C SI 92 F SI 78 S CU 80 0-3 ③ K			3 1	0 0	0 0	0 0	0 0	2 1	3 1
2 Erick Aybar, S (1, 6) OBP: 0.309, SLG: 0.338		F SI 95 B CH 90 F SI 95 F FF 95 X SI 94 1-2 ② FC4-6 47 S 47 1B 1-2f		B FF 95 F SI 94 C CU 82 B SL 86 B FF 96 X SI 94 3-2 ③ F8		F CH 90 C CH 86 X CU 82 0-2 ① G4-3		B SI 88 X CH 86 1-0 ① P6		4	1	0	0	0	0	1
47 Howie Kendrick, R (1, 4) OBP: 0.306, SLG: 0.399		B SL 87 C SI 95 X SL 87 1-1 1-H 1B			B SI 93 B FF 94 F SI 94 F FF 94 X CU 84 2-2 E5 25 1B 5 E 6 FC3-2	C SL 84 B SI 93 B SL 87 X SI 93 2-1 ② G6-3		C SI 89 X CU 77 0-1 ② G6-3		4	0	1	1	0	0	0
5 Jeff Mathis, R (1, 2) OBP: 0.214, SLG: 0.279		X FF 94 0-0 ③ G5-3			1 SAFE P PO 88 L FF 93 1 SAFE X SI 94 1-1 FC1 6 25 FC3-2 1B 53 G4-3 1-2	B SI 93 C SL 86 C CU 82 S CH 90 1-3 ③ K		X SI 90 0-0 ③ G1-4-3		4	1	0	0	0	1	2
25 Peter Bourjos, R (1, 8) OBP: 0.243, SLG: 0.362			C SI 92 X SL 85 0-1 53 F7-4 53 S 1B		X SI 93 0-0 53 G4-3 6 FC3-2 48 1B 1-2 2-3 1B		C SI 92 X SI 92 0-1 ① G6-3			3	1	2	0	0	0	0
Inning Stats	R: 0 E: 0 K: 1 S: 13 H: 0 LOB: 0 BB: 0 P: 19	R: 1 E: 0 K: 0 S: 15 H: 1 LOB: 1 BB: 1 P: 22	R: 0 E: 0 K: 0 S: 6 H: 1 LOB: 0 BB: 0 P: 9	R: 1 E: 0 K: 2 S: 10 H: 1 LOB: 0 BB: 0 P: 16	R: 3 E: 2 K: 1 S: 17 H: 2 LOB: 2 BB: 1 P: 27	R: 0 E: 0 K: 1 S: 8 H: 0 LOB: 0 BB: 0 P: 11	R: 2 E: 0 K: 2 S: 14 H: 2 LOB: 1 BB: 1 P: 20	R: 0 E: 0 K: 0 S: 4 H: 0 LOB: 0 BB: 0 P: 5		1B: 5 2B: 2 3B: 0 HR: 1	SF: 0 SAC: 0 DP: 1 HBP: 0		WP: 0 PB: 0 SB: 2 CS: 0	PA: 35	

PITCHER		IP	WLS	BF	H	R	ER	SO	BB	IBB	HBP	BLK	WP	HR	S	P	ERA	WHIP
34 Félix Hernández, R ERA: 2.39	(1, 1)	6.1	L	29	6	7	4	5	3	0	0	0	0	1	75	114	5.68	1.421
50 Jamey Wright, R ERA: 4.44	(7, 1)	1.2		6	1	0	0	2	0	0	0	0	0	0	12	15	0.00	0.600

PITCHER	IP	WLS	BF	H	R	ER	SO	BB	IBB	HBP	BLK	WP	HR	S	P	ERA	WHIP

BOTTOM

Seattle Mariners @ Los Angeles Angels

Angel Stadium of Anaheim, Anaheim, CA

Sat Sep 11 2010, 6:09 PM - 8:52 PM PDT

Att. 39,123 - Clear - 72 F

livebaseballscorecards.com

AB	32
R	7
H	7
RBI	7
BB	3
SO	7
LOB	15

Batter	1	2	3	4	5	6	7	8	9	AB	R	H	RBI	BB	SO	LOB
51 Ichiro Suzuki, L (1, 9) OBP: 0.358, SLG: 0.395	X FF 91 0-0 ① G4-3		C FF 90 B KC 81 X KC 81 1-1 ② FC3-6 1-2f		C SI 90 X FS 88 0-1 ② G3			X FF 99 0-0 ① 30 S 1B		4	0	1	0	0	0	1
9 Chone Figgins, S (1, 4) OBP: 0.333, SLG: 0.294	B SI 89 C FF 90 B KC 79 F FF 90 B FF 91 X FF 91 3-2 30 CS 1B		B SI 91 X FF 91 1-0 ③ F7		B SI 88 C SI 88 C FS 88 C SI 91 1-3 ③ K			C FF 98 F FF 98 B SL 86 F FF 99 S SL 88 1-3 ① K		4	0	1	0	0	2	2
30 Russell Branyan, L (1, 10) OBP: 0.326, SLG: 0.489 55 Michael Saunders, L (8, PR) OBP: 0.293, SLG: 0.369 (8, 10)	S SI 91 S FS 87 B FS 87 S FS 86 1-3 ② ③ K 1-2			B KC 81 B KC 81 C FF 90 S FC 87 X FS 87 2-2 21 E 21 FC3 1B		F FC 87 F FC 87 S FF 91 0-3 ① K		1 SAFE B FF 98 B FF 98 B FF 98 C FF 99 B FF 99 4-1 1-2 BB		3 0	0 0	1 0	0 0	1 0	2 0	1 0
21 Franklin Gutierrez, R (1, 8) OBP: 0.306, SLG: 0.365		B SI 90 C FC 85 X FF 91 1-1 ① F7		C FF 93 D FC 87 X FC 87 1-1 FC3 13 WP 1-3		B FC 88 B FC 88 C SI 91 S FC 88 T FF 93 2-2 ② K		S FF 99 B FF 99 F FF 99 B SL 87 S FF 98 2-3 ② K		4	0	0	0	0	2	3
13 Casey Kotchman, L (1, 3) OBP: 0.288, SLG: 0.349		F FF 90 X KC 80 0-1 ② G1-3		B FS 87 C SI 92 B FS 88 F FS 87 F FF 91 S FC 88 2-3 ① K 1-2		C KC 81 S FC 88 B FS 87 F FS 86 F FC 87 B FF 92 B FS 87 B FC 87 4-2 BB		C FF 100 F FF 99 X SL 88 0-2 ③ G4-3		3	0	0	0	1	1	4
4 Jose Lopez, R (1, 5) OBP: 0.266, SLG: 0.322		B FS 88 C FC 86 C FF 92 B FS 86 B FS 86 B FF 91 4-2 BB		X FC 88 0-0 ② G1-3		C FS 87 F FS 87 B SI 92 D FS 87 F FC 87 B FF 91 F FC 86 X FF 92 3-2 ③ P2			B SI 96 C SI 94 B SI 90 B SI 96 B SI 96 4-1 12 G1-3 BB	2	0	0	0	2	0	3
12 Ryan Langerhans, L (1, 7) OBP: 0.333, SLG: 0.293		B SI 90 B KC 78 C FF 91 S FS 84 C FF 91 2-3 ③ K		B FS 86 T SI 89 B FS 87 B FC 88 B FF 88 4-1 BB			C KC 79 B FC 86 F FS 84 X SI 90 1-2 ① P6		B SI 97 C CH 84 S CH 83 B FF 99 F CH 82 B FF 97 X CH 84 3-2 ① G1-3 1-2	3	0	0	0	1	1	2
26 Josh Bard, S (1, 2) OBP: 0.286, SLG: 0.372			X SI 90 0-0 ① F8	B FC 87 F FC 88 B FS 87 C FF 91 X FS 87 2-2 ③ F8			F SI 91 B FF 91 F FC 87 X FS 86 1-2 ② G4-3		C CH 84 B SI 97 X SI 97 1-1 ② G5-3	4	0	0	0	0	0	4
16 Josh Wilson, R (1, 6) OBP: 0.300, SLG: 0.312			B FF 91 X SI 90 1-0 51 FC3-6 1B		X SI 90 0-0 ① F9		B FC 86 F FF 91 B FS 86 F FF 90 B FS 85 F FF 90 X SI 91 3-2 ③ F7		C FF 99 F FF 98 F FF 99 S CH 86 0-3 ③ K	4	0	1	0	0	1	1
Inning Stats	R: 0 E: 0 K: 1 S: 7 H: 1 LOB: 0 BB: 0 P: 11	R: 0 E: 0 K: 1 S: 9 H: 0 LOB: 1 BB: 1 P: 16	R: 0 E: 0 K: 0 S: 5 H: 1 LOB: 1 BB: 0 P: 8	R: 0 E: 1 K: 1 S: 14 H: 1 LOB: 3 BB: 1 P: 25	R: 0 E: 0 K: 1 S: 6 H: 0 LOB: 0 BB: 0 P: 7	R: 0 E: 0 K: 2 S: 15 H: 0 LOB: 1 BB: 1 P: 24	R: 0 E: 0 K: 0 S: 10 H: 0 LOB: 0 BB: 0 P: 15	R: 0 E: 0 K: 2 S: 12 H: 1 LOB: 2 BB: 1 P: 19	R: 0 E: 0 K: 1 S: 11 H: 0 LOB: 1 BB: 1 P: 19	1B: 4 2B: 0 3B: 0 HR: 0 SF: 0 SAC: 0 DP: 0 HBP: 0						

PITCHER	IP	WLS	BF	H	R	ER	SO	BB	IBB	HBP	BLK	WP	HR	S	P	ERA	WHIP
24 Dan Haren, R (1, 1) ERA: 4.09	7.0	W	27	3	0	0	6	3	0	0	0	1	0	66	106	0.00	0.857
51 Jordan Walden, R (8, 1) ERA: 2.25	1.0	H	5	1	0	0	2	1	0	0	0	0	0	12	19	0.00	2.000
56 Fernando Rodney, R (9, 1) ERA: 4.2	1.0	S	4	0	0	0	1	1	0	0	0	0	0	11	19	0.00	1.000

PITCHER	IP	WLS	BF	H	R	ER	SO	BB	IBB	HBP	BLK	WP	HR	S	P	ERA	WHIP

TOP

Seattle Mariners @ Los Angeles Angels

Angel Stadium of Anaheim, Anaheim, CA

Sun Sep 12 2010, 12:37 PM - 3:04 PM PDT

Att. 42,359 - Sunny - 70 F

livebaseballscorecards.com

AB	31
R	0
H	4
RBI	0
BB	5
SO	9
LOB	21

PA: 36

WP: 1
PB: 0
SB: 1
CS: 1

Batter	1	2	3	4	5	6	7	8	9	AB	R	H	RBI	BB	SO	LOB
2 Erick Aybar, S (1, 6) OBP: 0.309, SLG: 0.337	X SI 84 0-0 44 BB 47 1B 55 CI 1B	S CH 78 M CH 80 F CH 80 X CH 79 0-2 ③ G1-3			F FF 86 L FF 86 B FC 83 X CH 80 1-2 ② G6-3		B FF 87 F FF 87 X CH 77 1-1 ② F8			4	1	1	0	0	0	1
47 Howie Kendrick, R (1, 4) OBP: 0.305, SLG: 0.398	C FC 84 X CH 77 0-1 55 CI 44 BB 1-2 1B		C SI 85 C FF 87 X CH 80 0-2 ① G5-3		B CH 79 F CH 79 F SI 86 T FC 84 1-2 ③ K		X CH 78 0-0 ③ F7			4	0	1	0	0	1	1
48 Torii Hunter, R (1, 9) OBP: 0.367, SLG: 0.486	B CH 78 B FF 85 2 SAFE X FF 86 2-0 ① P3		X CH 80 0-0 ② G6-3			B FF 84 C SI 86 X CH 77 1-1 ① G6-3		X SI 88 0-0 ① G6-3		4	0	0	0	0	0	2
44 Mike Napoli, R (1, 3) OBP: 0.321, SLG: 0.489	B CH 79 B FF 86 1 SAFE B CH 80 S FF 87 B FF 87 4-1 55 CI 1-2 2-3 BB		B FF 87 C FF 86 B FF 87 C CH 80 X FF 88 2-2 ③ F8			S CH 78 B CH 78 X FF 85 1-1 20 1B 2B		X SI 88 0-0 HR		3	2	2	1	1	0	0
20 Juan Rivera, R (1, 7) OBP: 0.299, SLG: 0.391 77 Reggie Willits, S (9, 7) OBP: 0.353, SLG: 0.321	B FF 87 B CH 79 F FF 88 B SI 87 X FF 89 3-1 ② P3			C CH 78 S CH 78 X CH 78 0-2 3 FC6-4 1B		B FF 85 S CH 79 B FF 87 F FF 86 F CH 78 X FF 88 2-2 55 1B 2-H 1B		C SI 88 S CU 72 F CH 79 B SI 88 X CU 72 1-2 ② F9		4 0	0 0	2 0	1 0	0 0	0 0	3 0
55 Hideki Matsui, L (1, 10) OBP: 0.358, SLG: 0.447	C SI 88 C CH 81 B FF 88 F 1-2 CI 46 FC5-4 1-2 2-3 3-H			B SI 86 B FC 84 C FF 87 F FF 87 B CH 79 S CH 78 3-3 ① K		1 SAFE B FF 86 F CH 79 C FF 87 F FF 87 B SI 86 F CH 79 X FF 87 2-2 ② 1-3 1B		B CU 73 B SL 78 C SI 89 B FF 90 F SI 88 S CU 74 3-3 ③ K		3	0	1	1	0	2	1
46 Bobby Wilson, R (1, 2) OBP: 0.255, SLG: 0.386	B FF 87 C CH 80 X CH 79 1-1 ③ FC5-4 1-2f			1 SAFE F FF 87 F FF 86 D CH 79 F CH 76 B FF 87 X FF 87 2-2 ② F8		B FF 86 S FC 83 D CH 78 S CH 78 X FF 87 2-2 ③ P3				3	0	0	0	0	0	5
3 Brandon Wood, R (1, 5) OBP: 0.185, SLG: 0.213		C FF 85 B FF 86 F CH 78 B FF 86 B CH 79 F CH 79 F FF 88 C FF 88 3-3 ① K		C CH 78 F FF 88 X CH 78 0-2 ③ FC6-4 1-2f			S FF 84 B SI 86 S CH 78 X CH 78 1-2 ① G5-3			3	0	0	0	0	1	1
25 Peter Bourjos, R (1, 8) OBP: 0.246, SLG: 0.370		C SI 87 F SI 88 F CH 79 C FF 88 0-3 ② K			B CH 78 C SI 86 X CH 79 1-1 ① F7		B CH 78 X SI 85 1-0 2B			3	0	1	0	0	1	0
Inning Stats	R: 1 E: 1 K: 0 S: 12 H: 2 LOB: 3 BB: 1 P: 23	R: 0 E: 0 K: 2 S: 13 H: 0 LOB: 0 BB: 0 P: 16	R: 0 E: 0 K: 0 S: 7 H: 0 LOB: 0 BB: 0 P: 9	R: 0 E: 0 K: 1 S: 13 H: 1 LOB: 1 BB: 0 P: 18	R: 0 E: 0 K: 1 S: 8 H: 0 LOB: 0 BB: 0 P: 11	R: 1 E: 0 K: 0 S: 16 H: 3 LOB: 1 BB: 0 P: 24	R: 0 E: 0 K: 0 S: 7 H: 1 LOB: 1 BB: 0 P: 10	R: 1 E: 0 K: 1 S: 9 H: 1 LOB: 0 BB: 0 P: 13		1B: 5 2B: 2 3B: 0 HR: 1 SF: 0 SAC: 0 DP: 0 HBP: 0						

PITCHER		IP	WLS	BF	H	R	ER	SO	BB	IBB	HBP	BLK	WP	HR	S	P	ERA	WHIP
38 Jason Vargas, L ERA: 3.62	(1, 1)	7.0	L	29	7	2	1	4	1	0	0	0	0	0	76	111	1.29	1.143
18 Ryan Rowland-Smith, L ERA: 6.88	(8, 1)	1.0		4	1	1	1	1	0	0	0	0	0	1	9	13	9.00	1.000

PITCHER	IP	WLS	BF	H	R	ER	SO	BB	IBB	HBP	BLK	WP	HR	S	P	ERA	WHIP

BOTTOM

Seattle Mariners @ Los Angeles Angels

Angel Stadium of Anaheim, Anaheim, CA

Sun Sep 12 2010, 12:37 PM - 3:04 PM PDT

Att. 42,359 - Sunny - 70 F

livebaseballscorecards.com

AB	31
R	3
H	8
RBI	3
BB	1
SO	5
LOB	14

Los Angeles Angels @ Cleveland Indians

Progressive Field, Cleveland, OH

Tue Sep 14 2010, 7:05 PM - 9:48 PM EDT

Att. 15,734 - Clear - 66 F

TOP

livebaseballscorecards.com

Batter	1	2	3	4	5	6	7	8	9	AB	R	H	RBI	BB	SO	LOB
6 Alberto Callaspo, S (1, 5) OBP: 0.312, SLG: 0.390	C CH 86 X SI 88 0-1 L6		S SI 88 X FC 85 0-1 F8			C FC 82 X CH 80 0-1 F9	X SL 87 0-0 L5		B FF 95 F FF 96 C SL 82 B FF 95 F SL 84 F SL 84 X SL 85 2-2 F7 1-2	5	0	0	0	0	0	3
53 Bobby Abreu, L (1, 7) OBP: 0.348, SLG: 0.426	B SI 88 C SI 88 B SI 88 B SI 88 X FF 89 3-1 48 2B 2B		C CH 82 C CU 75 F SI 91 B CU 76 X FC 87 1-2 G1-3			C FF 89 B SI 89 B CH 82 C CH 81 B FC 87 X SI 91 3-2 G4-3		S SL 87 B SL 87 F SL 86 F SL 87 T SL 91 1-2 K		4	1	1	0	0	1	0
48 Torii Hunter, R (1, 9) OBP: 0.367, SLG: 0.488	X CU 74 0-0 2-H 2B		F FF 91 S FF 92 F FC 87 F FF 93 B SI 92 F CH 83 F FF 93 S FC 85 1-3 K			B FC 86 F FF 91 X SI 91 1-1 55 2B 1B		C SL 87 F SL 92 F SL 88 C SL 88 0-3 K		4	0	2	1	0	2	0
55 Hideki Matsui, L (1, 10) OBP: 0.359, SLG: 0.450 77 Reggie Willits, S (8, PR) OBP: 0.353, SLG: 0.321 (8, 10)	C SI 90 B CH 82 F SI 89 B SI 92 B FC 86 X FC 87 3-2 L3			X SI 87 0-0 G4-3		C SI 88 1 SAFE B SI 86 B CH 81 F SI 87 1 SAFE X SI 87 2-2 1-H 2B		X SL 87 0-0 1B		4 0	0 0	2 0	0 0	0 0	0 0	1 0
44 Mike Napoli, R (1, 3) OBP: 0.318, SLG: 0.484	D FC 85 X FF 91 1-0 F9			B FC 84 C SI 91 B CU 75 C CU 75 F CU 76 C FF 91 2-3 K			B CU 72 F FF 88 C FC 84 B CU 76 S FC 84 2-3 K	C SI 93 S SI 93 F SL 84 1 SAFE B SI 92 X SI 91 1-2 G6-3		4	0	0	0	0	2	2
2 Erick Aybar, S (1, 6) OBP: 0.306, SLG: 0.335		X SI 87 0-0 B1-3		X SI 89 0-0 F8			C SI 88 F FC 86 X CU 78 0-2 G4-3		B FF 96 B FF 95 B FF 96 C FF 95 C FF 96 X FF 96 3-2 G3	4	0	0	0	0	0	0
47 Howie Kendrick, R (1, 4) OBP: 0.307, SLG: 0.399		C FF 90 B CH 84 X CH 81 1-1 G5-3			B SI 88 B SI 87 C FF 87 B SI 86 C SI 89 X FF 88 3-2 G6-3		B SI 89 F FF 89 F FC 86 X CU 78 1-2 46 2B 2B		B SI 96 C FF 96 B SL 84 B FF 95 B FF 95 4-1 20 1B BB	3	1	1	0	1	0	0
46 Bobby Wilson, R (1, 2) OBP: 0.268, SLG: 0.400 20 Juan Rivera, R (9, PH) OBP: 0.301, SLG: 0.392 3 Brandon Wood, R (9, PR) OBP: 0.185, SLG: 0.213		B SI 91 B SI 90 B SI 90 C FF 87 B FF 88 4-1 25 FC4-6 BB			B CU 74 B SI 90 F FF 88 X FF 90 2-1 F9		B FF 90 X FC 84 1-0 25 3B 2-H 2B		C FF 96 B SL 84 B FF 94 X FF 96 2-1 6' PB 1-3 1B	2 1 0	1 0 0	1 1 0	1 0 0	0 0 0	0 0 0	0 0 0
25 Peter Bourjos, R (1, 8) OBP: 0.246, SLG: 0.384		C SI 89 X SI 88 0-1 FC4-6 1-2f			S FC 85 F FC 85 B SI 91 B SI 92 F FF 90 S FC 87 2-3 K		B FF 90 S FC 85 C SI 90 X FF 91 1-2 2-H 3B		B SL 85 C FF 95 B FF 96 C FF 96 C FF 95 2-3 K	4	0	1	1	0	2	3

| Inning Stats | | |

Batter	1	2	3	4	5	6	7	8	9	AB	R	H	RBI	BB	SO	LOB
23 Michael Brantley, L (1, 8) OBP: 0.295, SLG: 0.316	B SI 90 C SI 89 C SI 91 B SL 80 X SI 91 2-2 47 S 47 1B 1B		B SL 80 B SI 89 X SI 89 2-0 ① G3		C SI 91 B SI 91 B SI 91 B SL 81 F SI 91 F SI 90 F SI 91 X SI 91 3-2 ② G4-3		B SI 92 B SI 94 C SI 94 B SI 94 F SI 94 F SI 94 X SI 94 3-2 4 1B 13 SH2-3 1B			4	1	2	0	0	0	0
13 Asdrúbal Cabrera, S (1, 6) OBP: 0.317, SLG: 0.343	B SI 88 B SI 89 C SI 88 B SI 88 F SI 89 X SI 89 3-2 ① P4		X SI 89 0-0 ② F9		C SI 90 F SI 91 X SI 91 0-2 ③ P5		L FF 94 B SI 96 1 SAFE X SI 94 1-1 ① SH2-3 1-2			3	0	0	0	0	0	1
17 Shin-Soo Choo, L (1, 9) OBP: 0.386, SLG: 0.449	1 SAFE B SI 89 X SL 80 1-0 ② F8		C SI 90 B SI 89 C SI 90 X SI 91 1-2 ③ G4-3			B SI 89 B SI 91 B SI 89 B SI 90 4-0 47 HR BB	I IN 68 I IN 72 I IN 74 I 4-0 4 1B IBB			2	1	0	0	2	0	1
47 Shelley Duncan, R (1, 7) OBP: 0.319, SLG: 0.438 4 Trevor Crowe, S (7, 7) OBP: 0.304, SLG: 0.328	B SI 90 X SI 89 1-0 1-H 1B			C SI 91 F FC 90 B SL 80 B SI 90 X CH 78 2-2 HR		B SI 91 1 SAFE X SI 90 1-0 1-H HR	B SI 95 F SI 94 X FS 87 1-1 48 G4-6-3 1-2 2-3 1B			3 1	2 0	3 1	4 0	0 0	0 0	0 0
12 Jayson Nix, R (1, 10) OBP: 0.297, SLG: 0.417 48 Travis Hafner, L (7, PH) OBP: 0.367, SLG: 0.440 (8, 10)	B SI 90 S CH 80 S SI 91 B SI 90 D CH 79 C SI 90 3-3 ③ K			B SI 90 X SI 91 1-0 2B		X CH 80 0-0 ① L8	B SI 96 D FS 87 C SI 95 X SI 94 2-1 ②③ G4-6-3 1-2f			3 1	0 0	1 0	0 0	0 0	1 0	1 3
7 Matt LaPorta, R (1, 3) OBP: 0.307, SLG: 0.356		T SI 91 T SI 90 B SI 91 B CH 80 B SI 92 B SI 91 4-2 6 2B BB		F SI 91 F SI 92 X SL 81 0-2 ① P6		B SI 92 B SI 91 F SI 91 B SI 91 B SI 91 4-1 25 1B BB		X FF 93 0-0 ① F7		2	0	0	0	2	0	1
25 Andy Marte, R (1, 5) OBP: 0.288, SLG: 0.363		B SI 92 B FC 89 X SI 89 2-0 ① F9		B SI 91 B CH 78 X SI 90 2-0 ② G6-3		C CH 81 C SI 91 B SI 92 D SL 81 F SI 90 B SI 92 X SI 92 3-2 1-2 1B		C FF 94 B SL 82 B SL 81 B FF 94 B FF 93 4-1 1 CS BB		3	0	1	0	1	0	2
1 Luis Valbuena, L (1, 4) OBP: 0.266, SLG: 0.239		B SI 91 F SI 90 F SI 91 B SL 80 S SL 79 2-3 ② K		B SI 91 C SI 90 B SI 91 F SI 91 B SI 92 X SI 91 3-2 ③ G3-1		C SI 92 F SI 91 B SL 82 B SI 92 X SI 91 2-2 ② F7		S FF 94 F FF 95 S SL 82 0-3 ②③ K 1-2		4	0	0	0	0	2	5
6 Lou Marson, R (1, 2) OBP: 0.273, SLG: 0.294		F SI 91 F SI 91 X CH 79 0-2 ③ 1-H 2B			C SI 90 C SI 90 B SI 88 C SI 91 1-3 ① K	B FF 94 X SI 93 1-0 ③ G3				3	0	1	0	0	1	2
Inning Stats	R: 1 E: 0 K: 1 S: 11 H: 2 LOB: 1 BB: 0 P: 21	R: 0 E: 0 K: 1 S: 9 H: 1 LOB: 2 BB: 1 P: 17	R: 0 E: 0 K: 0 S: 5 H: 0 LOB: 0 BB: 0 P: 8	R: 1 E: 0 K: 0 S: 11 H: 2 LOB: 1 BB: 0 P: 19	R: 0 E: 0 K: 1 S: 11 H: 0 LOB: 0 BB: 0 P: 15	R: 2 E: 0 K: 0 S: 11 H: 2 LOB: 2 BB: 2 P: 26	R: 0 E: 0 K: 0 S: 10 H: 2 LOB: 2 BB: 1 P: 21	R: 0 E: 0 K: 1 S: 5 H: 0 LOB: 0 BB: 1 P: 9		1B: 5 2B: 2 3B: 0 HR: 2 SF: 0 SAC: 1 DP: 1 HBP: 0						

PITCHER	IP	WLS	BF	H	R	ER	SO	BB	IBB	HBP	BLK	WP	HR	S	P	ERA	WHIP
19 Scott Kazmir, L (1, 1) ERA: 5.99	5.2	L	26	7	4	4	3	3	0	0	0	0	2	57	104	6.35	1.765
38 Bobby Cassevah, R (6, 1) ERA: 4.11	1.1		6	2	0	0	0	0	1	0	0	0	0	11	23	0.00	1.500
58 Michael Kohn, R (8, 1) ERA: 2.35	1.0		3	0	0	0	1	1	0	0	0	0	0	5	9	0.00	1.000

PITCHER	IP	WLS	BF	H	R	ER	SO	BB	IBB	HBP	BLK	WP	HR	S	P	ERA	WHIP

BOTTOM

Los Angeles Angels @ Cleveland Indians

Progressive Field, Cleveland, OH

Tue Sep 14 2010, 7:05 PM - 9:48 PM EDT

Att. 15,734 - Clear - 66 F

livebaseballscorecards.com

AB	29
R	4
H	9
RBI	4
BB	5
SO	4
LOB	16

Batter	1	2	3	4	5	6	7	8	9	AB	R	H	RBI	BB	SO	LOB
6 Alberto Callaspo, S (1, 5) OBP: 0.310, SLG: 0.387 3 Brandon Wood, R (8, 5) OBP: 0.184, SLG: 0.212	B SI 92 X SI 91 1-0 ① G4-3	C SI 90 X CH 84 0-1 E5 53 G3-1 48 1B	B CH 82 B SI 88 F SI 89 X SI 90 2-1 ③ F7			C SI 89 B CH 81 X SI 88 1-1 ③ F8			C FF 90 F FF 90 B FF 91 B CH 83 F CH 81 B FF 91 S FF 90 3-3 ③ K	4 1	1 0	0 0	0 0	0 0	0 1	1 0
53 Bobby Abreu, L (1, 7) OBP: 0.347, SLG: 0.424 44 Mark Trumbo, R (8, 3)	C FF 92 C SI 92 B SI 91 X CH 84 1-2 48 S 20 1B 1B	X SI 90 0-0 ① G3-1 2-3		B SI 85 B SI 89 F SI 89 C SI 89 C SI 88 2-3 ① K			C FF 95 X SL 84 0-1 ① G4-3			4 0	1 0	1 0	0 0	0 0	1 0	1 0
48 Torii Hunter, R (1, 9) OBP: 0.367, SLG: 0.486 77 Reggie Willits, S (8, 7) OBP: 0.353, SLG: 0.321	B SI 92 X SI 92 1-0 ② G5-3 1-2	B SI 91 X SI 91 1-0 55 3B 1B 3-H		B SI 90 B SI 89 X SI 88 2-0 ② L8			C SL 82 C SL 84 B SI 96 B SI 96 F FF 95 B SI 96 F SI 95 F SI 96 X SI 95 3-2 ② G5-3			4 0	1 0	1 0	1 0	0 0	0 0	1 0
55 Hideki Matsui, L (1, 10) OBP: 0.360, SLG: 0.454	B SI 92 B CH 85 B SI 91 C SI 93 B CH 85 4-1 2 BB 20 1B 47 BB BB	F CH 85 C SI 91 B SL 88 X SL 87 1-2 20 1B 1-H 3B		C SI 89 C CU 69 B CU 74 T SI 89 1-2 ③ K			F SI 96 B SL 84 X SI 96 1-1 ③ G4-3			3	2	1	1	1	1	0
20 Juan Rivera, R (1, 3) OBP: 0.303, SLG: 0.393 (8, 9)	B SI 92 X SI 92 1-0 47 BB 2 BB 16 1B 1-2 2-H 1B	F SL 86 X SI 88 0-1 2 G4-6-3 3-H 1B			B SI 88 C CU 68 S CU 68 B CU 72 X SI 90 2-2 ① G5-3			B SL 82 B SI 95 F FF 96 X FF 95 2-1 ① G6-3		4	1	2	2	0	0	0
2 Erick Aybar, S (1, 6) OBP: 0.306, SLG: 0.333	B SI 93 B CH 83 B SI 92 B SI 92 4-0 47 BB 16 1B 1-2 2-3 BB	C SI 90 X SI 89 0-1 ② ③ G4-6-3 1-2f			C SI 89 B CH 82 F CH 82 S SI 89 1-3 ② K			B SL 83 X SI 94 1-0 ② F8		3	1	0	0	1	1	1
47 Howie Kendrick, R (1, 4) OBP: 0.308, SLG: 0.399	B SI 92 C SI 92 B SL 85 F SI 93 B SI 92 B SI 87 4-2 16 1B 1-2 2-3 3-H BB		B SL 84 C SI 89 B CH 82 X SI 89 2-1 1B		B SI 89 T SI 90 C CU 70 C SI 88 1-3 ③ K			B SI 97 B FF 97 B SI 95 C FF 93 S FF 94 X SI 94 3-2 ③ F9		3	0	1	1	1	1	0
16 Hank Conger, L (1, 2) OBP: 0.200, SLG: 0.200	B SI 91 B CH 84 C SI 92 C SI 91 X SL 86 2-2 1-2 2-H 3-H 1B		C SI 89 C SI 91 D SL 86 S SI 91 1-3 ① K			B SI 87 B SI 88 X SI 87 2-0 ① F8			C FF 88 T CH 80 X FF 91 0-2 ① P5	4	0	1	2	0	1	1
25 Peter Bourjos, R (1, 8) OBP: 0.238, SLG: 0.371	B SI 92 X SI 92 1-0 ③ G1-3		X SI 90 0-0 ② L9			X SI 89 0-0 ② G6-3			F FF 90 B CH 81 X CH 78 1-1 ② F7	4	0	0	0	0	0	3
Inning Stats	R: 4 E: 0 K: 0 S: 13 H: 3 LOB: 2 BB: 3 P: 32	R: 3 E: 1 K: 0 S: 11 H: 3 LOB: 0 BB: 0 P: 13	R: 0 E: 0 K: 1 S: 8 H: 1 LOB: 1 BB: 0 P: 13	R: 0 E: 0 K: 2 S: 7 H: 0 LOB: 0 BB: 0 P: 12	R: 0 E: 0 K: 2 S: 9 H: 0 LOB: 0 BB: 0 P: 13	R: 0 E: 0 K: 0 S: 4 H: 0 LOB: 0 BB: 0 P: 7	R: 0 E: 0 K: 0 S: 10 H: 0 LOB: 0 BB: 0 P: 14	R: 0 E: 0 K: 0 S: 6 H: 0 LOB: 0 BB: 0 P: 12	R: 0 E: 0 K: 1 S: 9 H: 0 LOB: 0 BB: 0 P: 13	1B: 6 2B: 0 3B: 1 HR: 0 SF: 0 SAC: 0 DP: 1 HBP: 0						

PITCHER	IP	WLS	BF	H	R	ER	SO	BB	IBB	HBP	BLK	WP	HR	S	P	ERA	WHIP
58 Jeanmar Gómez, R (1, 1) ERA: 4.02	3.0	L	19	7	7	6	1	3	0	0	0	0	0	32	58	18.00	3.333
39 Justin Germano, R (4, 1) ERA: 1.35	3.0		9	0	0	0	4	0	0	0	0	0	0	20	32	0.00	0.000
56 Frank Herrmann, R (7, 1) ERA: 3.76	2.0		6	0	0	0	0	0	0	0	0	0	0	16	26	0.00	0.000
50 Jensen Lewis, R (9, 1) ERA: 3.68	1.0		3	0	0	0	1	0	0	0	0	0	0	9	13	0.00	0.000

PITCHER	IP	WLS	BF	H	R	ER	SO	BB	IBB	HBP	BLK	WP	HR	S	P	ERA	WHIP

TOP

Los Angeles Angels @ Cleveland Indians

Progressive Field, Cleveland, OH

Wed Sep 15 2010, 7:07 PM - 9:21 PM EDT

Att. 10,183 - Cloudy - 64 F

livebaseballscorecards.com

AB	34
R	7
H	7
RBI	7
BB	3
SO	6
LOB	8

WP: 0 PA: 37
PB: 0
SB: 1
CS: 0

Batter	1	2	3	4	5	6	7	8	9	AB	R	H	RBI	BB	SO	LOB
23 Michael Brantley, L (1, 8) OBP: 0.294, SLG: 0.315	C SI 91 C SI 90 B FF 92 X SI 92 1-2 F7 ①			C CU 70 F SI 92 B SL 79 X FF 92 1-2 F7 ①		B CH 80 C CU 72 B SI 90 X SI 91 2-1 G6-3 ③			C SI 90 X CH 85 0-1 13 G6-4-3 1B 1-2	4	0	1	0	0	0	0
13 Asdrúbal Cabrera, S (1, 6) OBP: 0.313, SLG: 0.339	B CU 68 X CU 70 1-0 G4-3 ②			C CH 83 F SI 91 B FF 89 X SI 92 1-2 F7 ②			B CH 79 B SI 89 X SI 88 2-0 G3-1 ①		F FC 90 F FF 91 X CU 78 0-2 G6-4-3 ②③ 1-2f	4	0	0	0	0	0	2
17 Shin-Soo Choo, L (1, 9) OBP: 0.385, SLG: 0.448 4 Trevor Crowe, S (8, 9) OBP: 0.304, SLG: 0.328	C SI 83 B CU 72 B SI 92 C CU 70 B SI 91 T FF 94 3-2 K ③			B CH 82 F CU 73 X SI 91 1-1 1B			C CU 71 B CH 78 B CH 81 X CU 72 2-1 F7 ②			3 0	0 0	1 0	0 0	0 0	1 0	0 0
48 Travis Hafner, L (1, 10) OBP: 0.364, SLG: 0.437		C CU 70 B SI 90 B CH 82 B CU 69 X SI 89 3-1 P5 ①		C CH 79 F SI 90 D SL 79 B F CH 80 X CU 71 2-2 G3-4-3 ③			C SI 89 F CH 82 F FF 91 B SI 90 X SI 91 1-2 G4-3 ③			3	0	0	0	0	0	1
47 Shelley Duncan, R (1, 7) OBP: 0.315, SLG: 0.431		B FF 91 C FF 92 B FF 92 X FF 91 2-1 P4 ②			B FF 89 C FF 90 B FF 91 F SL 79 F FF 92 F FF 92 B CH 79 F FF 91 F FF 91 3-3 K ①			C FC 90 B FF 90 X FC 88 1-1 G6-3 ①		3	0	0	0	0	1	0
12 Jayson Nix, R (1, 5) OBP: 0.294, SLG: 0.412		B SL 78 B SL 80 C FF 92 X FF 92 2-1 F8 ③			C SL 79 F CH 81 T FF 91 0-2 K ②			C FC 88 B FC 89 B FC 89 B FC 90 C FC 89 X FC 88 3-2 G6-3 ②		3	0	0	0	0	1	0
7 Matt LaPorta, R (1, 3) OBP: 0.304, SLG: 0.353			C FF 92 B SL 82 B SL 81 C FF 90 S FF 93 2-3 K ①		S CH 81 S SI 91 B FF 92 B SL 78 T FF 92 2-2 K ③			B CU 76 C FC 88 S CU 77 B FF 90 B CU 77 X FC 88 3-2 F8 ③		3	0	0	0	0	2	0
33 Drew Sutton, S (1, 4) OBP: 0.333, SLG: 0.833			S SI 91 X SI 92 0-1 F8 ②			C CU 70 T SI 89 B FF 89 S CH 78 1-3 K ①			B FC 89 B SI 89 S SI 89 X FF 89 2-1 F8 ①	3	0	0	0	0	1	0
6 Lou Marson, R (1, 2) OBP: 0.273, SLG: 0.291			B FF 92 B FF 92 C FF 91 C FF 91 F FF 93 F SL 82 F FF 92 F SL 82 B CH 79 3-2 T FF 82 K ③			F FF 90 X CH 83 0-1 G6-3 ②			B FC 90 B FC 88 B FC 89 B FC 88 4-0 23 1B BB	2	0	0	0	1	1	0
Inning Stats	R: 0 E: 0 K: 1 S: 7 H: 0 LOB: 0 BB: 0 P: 12	R: 0 E: 0 K: 0 S: 6 H: 0 LOB: 0 BB: 0 P: 13	R: 0 E: 0 K: 2 S: 12 H: 0 LOB: 0 BB: 0 P: 17	R: 0 E: 0 K: 0 S: 12 H: 1 LOB: 1 BB: 0 P: 17	R: 0 E: 0 K: 3 S: 14 H: 0 LOB: 0 BB: 0 P: 19	R: 0 E: 0 K: 1 S: 7 H: 0 LOB: 0 BB: 0 P: 10	R: 0 E: 0 K: 0 S: 7 H: 0 LOB: 0 BB: 0 P: 12	R: 0 E: 0 K: 0 S: 8 H: 0 LOB: 0 BB: 0 P: 15	R: 0 E: 0 K: 0 S: 7 H: 1 LOB: 1 BB: 1 P: 13	1B: 2 2B: 0 3B: 0 HR: 0	SF: 0 SAC: 0 DP: 1 HBP: 0				WP: 0 PB: 0 SB: 0 CS: 0	PA: 29	

PITCHER	IP	WLS	BF	H	R	ER	SO	BB	IBB	HBP	BLK	WP	HR	S	P	ERA	WHIP
36 Jered Weaver, R (1, 1) ERA: 2.96	7.0	W	22	1	0	0	7	0	0	0	0	0	0	65	100	0.00	0.143
32 Matt Palmer, R (8, 1) ERA: 5.14	2.0		7	1	0	0	0	1	0	0	0	0	0	15	28	0.00	1.000

PITCHER	IP	WLS	BF	H	R	ER	SO	BB	IBB	HBP	BLK	WP	HR	S	P	ERA	WHIP

BOTTOM

Los Angeles Angels @ Cleveland Indians

Progressive Field, Cleveland, OH

Wed Sep 15 2010, 7:07 PM - 9:21 PM EDT

Att. 10,183 - Cloudy - 64 F

livebaseballscorecards.com

AB	28
R	0
H	2
RBI	0
BB	1
SO	7
LOB	3

Batter	1	2	3	4	5	6	7	8	9	10	11	AB	R	H	RBI	BB	SO	LOB
77 Reggie Willits, S (1, 8) OBP: 0.348, SLG: 0.312 47 Howie Kendrick, R (10, 8) OBP: 0.308, SLG: 0.399 (11, 4)	C FF 92 F FF 93 F SI 93 F SI 94 F SL 86 B SI 93 S CH 86 1-3 **K** ①		C SI 92 S CH 85 X CH 85 0-2 G4-3 ② 1-2			X SI 92 0-0 G3 ②		B SI 92 C SI 90 B SI 90 B SI 91 C SI 92 B SI 93 4-2 53 1B BB		C CH 78 C FF 88 C FF 90 0-3 **K** ③		4	0	0	0	1	2	2
												0	0	0	0	0	0	0
53 Bobby Abreu, L (1, 7) OBP: 0.349, SLG: 0.425	B SI 94 B SI 93 S FF 93 B CH 86 B SI 94 4-1 48 S BB		X SI 93 0-0 G4-3 ③			B SI 92 C CH 86 S SI 93 B SL 86 F SL 86 X SI 92 2-2 G4-3 ③		C FF 91 D SL 83 1 SAFE 1 SAFE B SL 85 S SL 85 1 SAFE D SL 86 X FF 93 3-2 1-3 1B			B SL 87 X SL 87 1-0 48 G6-4-3 1B	4	0	2	0	1	0	1
48 Torii Hunter, R (1, 9) OBP: 0.363, SLG: 0.481	B SI 92 C SL 86 1 SAFE F SL 86 B SI 93 F SI 93 S CH 85 2-3 **K** ② 1-2			C SI 91 B SI 92 X CH 85 1-1 G1-3 ①			B SI 92 F SI 91 F CH 84 B SL 89 B SI 92 F CH 86 F SI 91 S SI 92 3-3 **K** ① 1-2 F9 ③				C SL 87 X SL 86 0-1 G6-4-3 ①② 1-2f	5	0	0	0	0	2	4
55 Hideki Matsui, L (1, 10) OBP: 0.360, SLG: 0.460	B SI 94 C CH 85 D SI 93 F CH 85 C SL 86 2-3 **K** ③			C SI 85 X SI 94 0-1 6 G6-4-3 1B			C SI 92 F CH 86 X SL 88 0-2 HR		B FF 94 F FF 95 B FF 95 F FF 95 F FF 95 F FF 96 F SL 85 S FF 96 2-3 **K** ①		C SL 86 X SL 86 0-1 G6-3 ③	5	1	2	1	0	2	1
6 Alberto Callaspo, S (1, 5) OBP: 0.308, SLG: 0.384		C FF 93 X SL 86 0-1 L3 ①		B SI 92 X SI 92 1-0 G6-4-3 ②③ 1-2f			C SI 93 B CH 86 F CH 85 F SI 93 F SI 92 F CH 86 F SI 93 B SL 89 F SI 92 2-2 X SI 93 G3-1 ②		B FF 94 F FF 96 B SL 85 X FF 95 2-1 G4-3 ②			4	0	0	0	0	0	1
44 Mike Napoli, R (1, 3) OBP: 0.317, SLG: 0.489		B SI 93 C SI 93 F SL 87 S SI 93 1-3 **K** ②			C SI 90 S SL 86 B SL 87 T SI 93 1-2 **K** ①		S SL 88 B CH 89 C SL 89 F SI 93 B SL 89 F SI 93 X SI 94 2-2 HR		C SL 85 S SL 86 C FF 95 F SI 94 F SL 86 X FF 93 1-2 L5 ③			4	1	1	1	0	2	0
18 Kevin Frandsen, R (1, 4) OBP: 0.323, SLG: 0.352 25 Peter Bourjos, R (11, 8) OBP: 0.238, SLG: 0.371		C SI 92 L SL 87 F SL 86 S SI 93 0-3 **K** ③			S SL 87 X SL 86 0-1 G1-3 ②		F SI 93 B SI 94 C SL 88 S SL 89 1-3 **K** ③			B FF 87 B FF 88 C FC 88 S FF 90 S FF 90 2-3 **K** ①		4	0	0	0	0	3	0
												0	0	0	0	0	0	0
3 Brandon Wood, R (1, 6) OBP: 0.180, SLG: 0.207			B SI 92 C SL 85 X SI 92 1-1 G6-3 ①		C SL 86 B SI 93 F SL 87 B SI 92 X SI 92 2-2 P5 ③			C SL 84 B SL 80 F SI 92 B SL 80 F SI 92 F SI 93 S SL 83 2-3 **K** ①		C FF 90 F CH 80 B FF 91 F FC 90 B FC 91 S CH 80 2-3 **K** ②		4	0	0	0	0	2	0
5 Jeff Mathis, R (1, 2) OBP: 0.216, SLG: 0.281 16 Hank Conger, L (8, PH) OBP: 0.167, SLG: 0.167 46 Bobby Wilson, R (8, 2) OBP: 0.276, SLG: 0.400			C SI 93 X SI 93 0-1 77 G4-3 1B			B CH 89 C SI 91 X SI 91 1-1 P4 ①		C SI 91 X 0-1 G4-3 ②		B FC 90 B CH 80 F FF 89 B FC 89 B FF 90 4-1 BB		2	0	1	0	0	0	0
												1	0	0	0	0	0	0
												0	0	0	0	1	0	0
Inning Stats	R: 0 E: 0 K: 3 S: 15 H: 0 LOB: 1 BB: 1 P: 24	R: 0 E: 0 K: 2 S: 9 H: 0 LOB: 0 BB: 0 P: 10	R: 0 E: 0 K: 0 S: 8 H: 1 LOB: 1 BB: 0 P: 9	R: 0 E: 0 K: 0 S: 5 H: 1 LOB: 0 BB: 0 P: 7	R: 0 E: 0 K: 1 S: 8 H: 0 LOB: 0 BB: 0 P: 11	R: 0 E: 0 K: 0 S: 7 H: 0 LOB: 0 BB: 0 P: 10	R: 2 E: 0 K: 2 S: 24 H: 2 LOB: 0 BB: 0 P: 32	R: 0 E: 0 K: 1 S: 15 H: 1 LOB: 2 BB: 1 P: 25	R: 0 E: 0 K: 1 S: 13 H: 0 LOB: 0 BB: 0 P: 18	R: 0 E: 0 K: 3 S: 11 H: 0 LOB: 1 BB: 1 P: 19	R: 0 E: 0 K: 0 S: 5 H: 1 LOB: 0 BB: 0 P: 6	1B: 4 2B: 0 3B: 0 HR: 2 SF: 0 SAC: 0 DP: 2 HBP: 0	WP: 0 PB: 0 SB: 1 CS: 0 PA: 40					

PITCHER		IP	WLS	BF	H	R	ER	SO	BB	IBB	HBP	BLK	WP	HR	S	P	ERA	WHIP
55 Roberto Hernandez, R ERA: 3.81	(1, 1)	7.0		25	4	2	2	8	1	0	0	0	0	2	76	103	2.57	0.714
38 Joe Smith, R ERA: 4.46	(8, 1)	0.2		3	0	0	0	1	1	0	0	0	0	0	9	15	0.00	1.500
49 Tony Sipp, L ERA: 4.19	(8, 1)	0.1		2	1	0	0	0	0	0	0	0	0	0	6	10	0.00	3.000
54 Chris Perez, R ERA: 1.81	(9, 1)	1.0		3	0	0	0	1	0	0	0	0	0	0	13	18	0.00	0.000
50 Jensen Lewis, R ERA: 3.56	(10, 1)	1.0		4	0	0	0	3	1	0	0	0	0	0	11	19	0.00	1.000

PITCHER		IP	WLS	BF	H	R	ER	SO	BB	IBB	HBP	BLK	WP	HR	S	P	ERA	WHIP
53 Rafael Perez, L ERA: 3.47	(11, 1)	1.0	W	3	1	0	0	0	0	0	0	0	0	0	5	6	0.00	1.000

Los Angeles Angels @ Cleveland Indians

Progressive Field, Cleveland, OH

Thu Sep 16 2010, 7:17 PM - 10:29 PM EDT

Att. 14,000 - Overcast - 65 F

TOP

livebaseballscorecards.com

AB	37
R	2
H	6
RBI	2
BB	3
SO	13
LOB	9

Batter	1	2	3	4	5	6	7	8	9	10	11	AB	R	H	RBI	BB	SO	LOB
23 Michael Brantley, L (1, 8) OBP: 0.293, SLG: 0.314	C FF 93 X SI 94 0-1 G4-3		L SL 81 B SL 83 X FF 94 1-1 SH5-3 2-3		B SL 76 X FF 91 1-0 G3		C SL 79 X SL 80 0-1 P6			C FF 94 B SL 90 X SL 90 1-1 13 SH5-4 13 S 35 G3-2-4 1B		4	0	1	0	0	0	1
13 Asdrúbal Cabrera, S (1, 6) OBP: 0.313, SLG: 0.336	C FF 94 X FF 94 0-1 F9		F SI 94 F SL 83 F FF 95 D SL 85 D SL 83 H FF 95 3-2 17 2B HBP		B FF 90 C FF 92 B CH 85 X FF 91 2-1 F9		F FF 91 S SL 80 D FF 93 S SL 81 1-3 K 1-2			B FF 94 X FF 96 1-0 SH5-4 1-3		3	0	0	0	0	1	1
17 Shin-Soo Choo, L (1, 9) OBP: 0.387, SLG: 0.450	F FF 93 B FF 93 B SL 85 B SL 82 C FF 93 B SL 82 4-2 BB		B SL 81 F FF 94 X SI 95 1-1 1-3 3-H 2B		L FF 92 B SL 82 F SL 81 C FF 93 1-3 K			X SL 78 0-0 G3		I I I I 4-0 48 IBB IBB		3	0	1	1	2	1	0
48 Travis Hafner, L (1, 10) OBP: 0.365, SLG: 0.433	X FF 94 0-0 F8		X FF 96 0-0 G5-3			C FF 91 B FF 92 B FF 92 B FF 92 F FF 93 B SL 80 4-2 BB		C FF 92 B SL 79 B SL 79 B FF 93 F FF 92 F SL 82 F FF 94 X FF 93 3-2 G3		I I I I 4-0 1-2 IBB		3	0	0	0	2	0	3
35 Jordan Brown, L (1, 3) OBP: 0.250, SLG: 0.290		B FF 95 C FF 93 C SL 81 B FF 94 B FF 94 X FF 94 3-2 F9	C FF 95 B FF 95 C SL 84 S SL 84 1-3 K			X FF 91 0-0 F8		X FF 93 0-0 G4-3		C SI 95 X SI 95 0-1 G3-2-4 3-Hf		5	0	0	0	0	1	6
12 Jayson Nix, R (1, 5) OBP: 0.292, SLG: 0.406	B FF 94 C SL 83 H FF 94 2-1 4 CS HBP			F FF 93 S SL 82 S SL 82 0-3 K		B FF 93 C FF 93 F FF 92 X FF 94 1-2 F9			C FF 100 S SL 87 B SL 86 B SL 87 X FF 100 2-2 G4-3		B SL 85 X SI 92 1-0 G5-3	4	0	0	0	0	1	1
4 Trevor Crowe, S (1, 7) OBP: 0.305, SLG: 0.332	B SL 81 C SL 80 B FF 93 1 SAFE S FF 95 X SL 83 2-2 L3 1-2			C FF 91 B CH 85 X CH 85 1-1 6 WP 33 S 1B		B SL 79 F SL 79 C FF 92 F FF 92 X SL 79 1-2 F9			B FF 101 C FF 99 C FF 98 B FF 101 S FF 99 2-3 K		B SI 93 X SI 92 1-0 33 G4-3 47 E 2B	5	1	2	0	0	1	2
33 Drew Sutton, S (1, 4) OBP: 0.364, SLG: 0.600			C SL 80 X FF 95 0-1 6 2B 1B	F FF 93 B FF 94 B FF 92 S SL 80 F SL 83 T SL 82 2-2 K 1-2			F SL 76 S FF 93 X FF 92 0-2 G1		B FF 100 B FF 100 B FF 99 C FF 100 B FF 99 4-1 BB		B SI 93 X FF 92 1-0 G4-3 2-3	4	1	1	0	1	1	2
6 Lou Marson, R (1, 2) OBP: 0.277, SLG: 0.296 47 Shelley Duncan, R (11, PH) OBP: 0.314, SLG: 0.429			C SL 81 X FF 93 0-1 23 SH5-3 17 2B 1-H 2B	S SL 84 C SL 82 B FF 95 F SL 82 B SL 81 X FF 94 2-2 F9 2-3			B SL 82 B FF 91 B FF 91 B FF 92 4-0 13 S BB		S FF 99 B FF 100 C FF 100 B SL 88 S FF 100 2-3 K		B SI 94 F SI 94 B SI 94 X SI 94 2-1 E5 3-H	3 1	1 0	1 0	1 0	1 0	1 0	2 0
Inning Stats	R: 0 E: 0 K: 0 S: 7 H: 0 LOB: 1 BB: 1 P: 11	R: 0 E: 0 K: 0 S: 7 H: 0 LOB: 0 BB: 0 P: 14	R: 2 E: 0 K: 1 S: 15 H: 3 LOB: 2 BB: 0 P: 21	R: 0 E: 0 K: 2 S: 13 H: 1 LOB: 1 BB: 0 P: 18	R: 0 E: 0 K: 1 S: 6 H: 0 LOB: 0 BB: 0 P: 10	R: 0 E: 0 K: 0 S: 10 H: 0 LOB: 1 BB: 1 P: 16	R: 0 E: 0 K: 1 S: 8 H: 0 LOB: 1 BB: 1 P: 13	R: 0 E: 0 K: 0 S: 7 H: 0 LOB: 0 BB: 0 P: 10	R: 0 E: 0 K: 2 S: 10 H: 0 LOB: 1 BB: 1 P: 20	R: 0 E: 0 K: 0 S: 5 H: 1 LOB: 2 BB: 2 P: 15	R: 1 E: 1 K: 0 S: 5 H: 1 LOB: 1 BB: 0 P: 10	1B: 3 2B: 3 3B: 0 HR: 0	SF: 0 SAC: 2 DP: 1 HBP: 2	WP: 1 PB: 0 SB: 3 CS: 1	PA: 45			

PITCHER	IP	WLS	BF	H	R	ER	SO	BB	IBB	HBP	BLK	WP	HR	S	P	ERA	WHIP
54 Ervin Santana, R (1, 1) ERA: 3.93	8.0		32	4	2	2	5	3	0	2	0	1	0	73	113	2.25	0.875
51 Jordan Walden, R (9, 1) ERA: 2.0	1.0		4	0	0	0	2	1	0	0	0	0	0	10	20	0.00	1.000
40 Kevin Jepsen, R (10, 1) ERA: 4.56	1.0		5	1	0	0	0	0	2	0	0	0	0	5	15	0.00	1.000
38 Bobby Cassevah, R (11, 1) ERA: 3.94	0.2	L	4	1	1	0	0	0	0	0	0	0	0	5	10	0.00	1.500

PITCHER	IP	WLS	BF	H	R	ER	SO	BB	IBB	HBP	BLK	WP	HR	S	P	ERA	WHIP

BOTTOM

Los Angeles Angels @ Cleveland Indians

Progressive Field, Cleveland, OH

Thu Sep 16 2010, 7:17 PM - 10:29 PM EDT

Att. 14,000 - Overcast - 65 F

livebaseballscorecards.com

AB	35
R	3
H	6
RBI	2
BB	6
SO	7
LOB	18

Batter	1	2	3	4	5	6	7	8	9	AB	R	H	RBI	BB	SO	LOB
6 Alberto Callaspo, S (1, 5) OBP: 0.307, SLG: 0.384	C FF 93 C FF 93 X FF 92 0-2 ① F7		B KC 78 F FF 90 S FF 92 F FF 93 B KC 80 X FF 91 2-2 53 1B 2B		B SI 87 F FF 90 F FF 90 B SL 85 X KC 79 2-2 ① G3-1		B FC 91 F SL 85 B SL 86 X FF 92 2-1 ② P3		B FC 89 1 SAFE X SI 89 1-0 ① F8	5	1	1	0	0	0	1
53 Bobby Abreu, L (1, 7) OBP: 0.351, SLG: 0.430 77 Reggie Willits, S (9, 7) OBP: 0.348, SLG: 0.312	C FF 92 F FF 94 F FF 94 B FF 95 C KC 81 1-3 ② K		C KC 80 X FF 94 0-1 48 2B 2-H 1B		B FF 88 X FF 88 1-0 2B		C FF 92 B CU 81 F FF 92 B CU 83 F CU 81 X FF 92 2-2 2B		B SL 76 B SI 87 X SI 87 2-0 ②③ G6-4-3 1-2f	5 0	1 0	3 0	1 0	0 0	1 0	1 0
48 Torii Hunter, R (1, 9) OBP: 0.363, SLG: 0.481	F FF 93 F KC 80 S FF 95 0-3 ③ K		B KC 81 X FF 93 1-0 55 G3 2-H 2B		B SI 90 F KC 80 B KC 78 F FF 93 F FF 93 S SL 86 2-3 ② K		B SL 85 F CU 80 F FC 92 B FF 92 T CU 84 2-2 ③ K			4	0	1	1	0	3	2
55 Hideki Matsui, L (1, 10) OBP: 0.360, SLG: 0.457		C FF 91 F KC 80 F FF 92 X FF 93 0-2 ① P5	X FF 94 0-0 ② G3 2-3		B FF 93 D KC 80 B FF 93 C FF 93 B KC 79 4-1 44 FC6-4 BB			T FF 94 B CH 82 X CH 82 1-1 ① P6		3	0	0	0	1	0	1
44 Mike Napoli, R (1, 3) OBP: 0.319, SLG: 0.488		B KC 80 C FF 93 C FF 93 X FF 93 1-2 47 E 47 S 47 1B 1B	B FF 94 C SL 87 C KC 80 F SL 88 F FF 93 S FF 94 1-3 ③ K		X FF 93 0-0 ③ FC6-4 1-2f			B SL 86 B SL 87 B SL 87 C FF 94 F FF 95 B SI 94 4-2 BB		3	1	1	0	1	1	3
47 Howie Kendrick, R (1, 4) OBP: 0.309, SLG: 0.403		B FF 92 S SL 88 S FF 95 F FF 96 D KC 81 B SL 88 X FF 95 3-2 1-H 1B	B SI 89 C FF 90 B FF 92 B FF 93 C FF 92 F FF 94 X KC 80 3-2 3B	B SI 88 B FF 91 S FF 91 F FF 92 F FF 94 S SI 91 2-3 ① K			1 SAFE C CH 82 1 SAFE B SL 84 S CH 82 S CH 84 1-3 ② K		4	0	2	1	0	2	1
16 Hank Conger, L (1, 2) OBP: 0.100, SLG: 0.100		1 SAFE C FF 91 T FF 92 B FF 94 S KC 82 1-3 ② K	B FF 94 T FF 93 B FF 94 B FF 94 F FF 94 S FF 95 3-3 ① K	C KC 78 B CH 85 C KC 78 B FF 90 B FF 93 X FF 93 3-2 ② F8			C FF 93 S FF 93 S FF 94 0-3 ③ K			4	0	0	0	0	3	3
3 Brandon Wood, R (1, 6) OBP: 0.181, SLG: 0.223		F FF 93 1 SAFE B FF 92 1 SAFE 1 SAFE B KC 79 C FF 92 S FF 94 2-3 ③ K	X FF 94 0-0 ② F8	B FF 91 B FF 92 X FF 93 2-0 ③ F9				B SI 90 X FF 90 1-0 HR	4	1	1	1	0	1	2
25 Peter Bourjos, R (1, 8) OBP: 0.238, SLG: 0.367			B FF 88 B FF 90 C FF 90 C SI 90 X FF 92 2-2 ① F9	B FF 94 B FF 93 B FF 93 C FF 92 X FF 93 3-1 ③ F9			B FF 91 B SL 88 C CU 84 X SL 85 2-1 ① F8		C SI 90 B SL 86 B SL 86 X SI 88 2-1 53 G6-4-3 1B	4	0	1	0	0	0	1

Inning Stats																				
	R: 0 E: 0 K: 2 S: 10	H: 0 LOB: 0 BB: 0 P: 11	R: 1 E: 0 K: 2 S: 17	H: 2 LOB: 1 BB: 0 P: 24	R: 2 E: 0 K: 1 S: 16	H: 3 LOB: 1 BB: 0 P: 22	R: 0 E: 0 K: 1 S: 10	H: 1 LOB: 1 BB: 0 P: 19	R: 0 E: 0 K: 1 S: 10	H: 1 LOB: 2 BB: 1 P: 19	R: 0 E: 0 K: 1 S: 8	H: 0 LOB: 0 BB: 0 P: 15	R: 0 E: 0 K: 1 S: 11	H: 1 LOB: 1 BB: 0 P: 19	R: 0 E: 0 K: 2 S: 10	H: 0 LOB: 1 BB: 1 P: 16	R: 1 E: 0 K: 0 S: 5	H: 2 LOB: 0 BB: 0 P: 11	1B: 4 2B: 4 3B: 1 HR: 1	SF: 0 SAC: 0 DP: 1 HBP: 0	WP: 0 PB: 0 SB: 1 CS: 0	PA: 38

PITCHER		IP	WLS	BF	H	R	ER	SO	BB	IBB	HBP	BLK	WP	HR	S	P	ERA	WHIP
40 Wade Davis, R ERA: 4.19	(1, 1)	6.0		26	7	3	2	8	1	0	0	0	0	0	71	110	3.00	1.333
50 Grant Balfour, R ERA: 2.36	(7, 1)	1.0		4	1	0	0	1	0	0	0	0	0	0	11	19	0.00	1.000
53 Joaquín Benoit, R ERA: 1.46	(8, 1)	1.0		4	0	0	0	2	1	0	0	0	0	0	10	16	0.00	1.000
35 Dan Wheeler, R ERA: 3.74	(9, 1)	0.0	L	2	2	1	1	0	0	0	0	0	0	1	3	6	∞	∞
31 Lance Cormier, R ERA: 4.19	(9, 1)	0.1		1	0	0	0	0	0	0	0	0	0	0	1	2	0.00	0.000

PITCHER		IP	WLS	BF	H	R	ER	SO	BB	IBB	HBP	BLK	WP	HR	S	P	ERA	WHIP
36 Randy Choate, L ERA: 4.54	(9, 1)	0.2		1	0	0	0	0	0	0	0	0	0	0	1	3	0.00	0.000

TOP

Los Angeles Angels @ Tampa Bay Rays

Tropicana Field, St. Petersburg, FL

Fri Sep 17 2010, 7:12 PM - 10:17 PM EDT

Att. 23,215 - Dome - 72 F

livebaseballscorecards.com

AB	36
R	4
H	10
RBI	4
BB	2
SO	11
LOB	15

Batter	1	2	3	4	5	6	7	8	9	AB	R	H	RBI	BB	SO	LOB
28 John Jaso, L (1, 2) OBP: 0.384, SLG: 0.391 8 Desmond Jennings, R (8, PR) OBP: 0.333, SLG: 0.364 30 Dioner Navarro, S (9, 2) OBP: 0.281, SLG: 0.270 15 Reid Brignac, L (9, PH) OBP: 0.308, SLG: 0.389	C FF 90 B SI 90 X FF 91 1-1 P6 ①	F FC 87 T FF 92 B FF 93 B FC 87 X KC 82 2-2 F9 ③	B FC 85 C FC 85 B FS 86 B FC 86 B FC 85 4-1 13 3B 1-2 BB	C FF 93 C FF 93 B FF 94 F FF 93 X FF 94 1-2 3 CS 18 SH1 1B	X SI 96 0-0 1-2 1B	3 0 0 1	1 0 0 0	1 0 0 1	0 0 0 1	1 0 0 0	0 0 0 0	0 0 0 0
18 Ben Zobrist, S (1, 4) OBP: 0.351, SLG: 0.361	X FF 92 0-0 F8 ②	B FF 90 C FF 90 B FC 85 F FC 87 B FC 88 F FC 88 F FC 86 F FF 92 F FC 86 3-3 S FC 88 K ①	S FS 84 D FS 86 F FC 87 S FC 86 1-3 K ②	C SL 81 1 SAFE X FF 92 0-1 SH1 ① 1-2	F FF 97 X CH 85 0-1 G5-3 ③	4	0	0	0	0	2	4
13 Carl Crawford, L (1, 7) OBP: 0.355, SLG: 0.491	X FF 90 0-0 F8 ③	B FF 93 B KC 82 C FC 87 S FC 88 C FF 93 2-3 K ②	S FS 86 S FC 87 B FC 88 F FC 87 B FC 86 F FC 88 F FC 86 F FC 85 X FS 85 2-2 1-H 2-H 3B	B FF 93 B SL 80 B FF 93 C FF 92 B FF 92 4-1 20 BB 3 CS BB	3	0	1	2	1	1	0
3 Evan Longoria, R (1, 5) OBP: 0.371, SLG: 0.505	C FF 90 B FC 87 B FS 85 F FC 88 X FS 87 2-2 G6-3 ①	B FC 88 S FF 93 S FS 86 B FF 92 C FC 88 2-3 K ③	X FC 86 0-0 G6-3 ③	B FF 92 2 SAFE I IN 80 I IN 84 I IN 84 4-0 20 BB 1-2 2-3 IBB ②	3	0	0	0	1	1	1
20 Matt Joyce, L (1, 9) OBP: 0.359, SLG: 0.463	X FF 91 0-0 F9 ②	S FF 89 C FC 86 S FC 86 0-3 K ①	F FC 86 F KC 78 B FF 91 X FF 91 1-2 F9 ①	C FF 92 B FF 92 B SL 82 B FF 93 F FF 91 B FF 92 4-2 1-2 2-3 BB	3	0	0	0	1	1	0
24 Dan Johnson, L (1, 10) OBP: 0.391, SLG: 0.507	C FF 91 C KC 80 X FF 92 0-2 HR	B FF 91 X FF 91 1-0 F9 ②	B FS 85 B FS 85 B KC 79 B FF 88 4-0 23 BB BB	C SL 80 B FF 93 C FF 92 C SL 80 1-3 K ③	3	1	1	1	1	1	3
23 Carlos Pena, L (1, 3) OBP: 0.330, SLG: 0.421	S FC 88 C FC 86 B FS 86 B FF 91 S FC 86 2-3 K ③	C KC 81 B FF 91 B FS 86 X FF 92 2-1 G6-3 ③	F FF 90 B FC 86 F FS 84 B FC 86 B FC 86 1 SAFE B FC 85 4-2 1-2 BB	B SI 92 B CH 81 B SI 94 C FF 96 S FF 96 C CH 83 3-3 K ①	3	0	0	0	1	2	0
2 B.J. Upton, R (1, 8) OBP: 0.323, SLG: 0.424	B FC 88 B FC 86 X FC 86 2-0 P5 ①	B FF 90 F FC 86 S FS 86 C SI 91 1-3 K ①	F FC 85 S FC 86 F FC 86 C FF 92 0-3 K ②	S SI 98 B FF 97 F SI 97 B CH 83 B SI 98 D SI 96 4-2 15 1B BB	3	0	0	0	1	2	2
8 Jason Bartlett, R (1, 6) OBP: 0.319, SLG: 0.345 11 Brad Hawpe, L (9, PH) OBP: 0.340, SLG: 0.434	C FF 90 B FC 85 F FC 87 F FC 87 S FC 85 1-3 K ②	C FF 93 C FF 92 B FS 87 F FC 86 B FC 88 B FS 85 X FC 86 3-2 28 BB 13 3B 1B	B FS 86 C FF 92 B FC 85 S FC 85 F FC 87 S FC 87 2-3 K ③	B FF 97 C CH 83 C SI 96 B FF 98 F CH 82 T SI 97 2-2 K ②	3 1	1 0	1 0	0 0	0 0	2 1	2 1
Inning Stats	R: 0 E: 0 K: 0 S: 4 H: 0 LOB: 0 BB: 0 P: 5	R: 1 E: 0 K: 1 S: 10 H: 1 LOB: 0 BB: 0 P: 14	R: 0 E: 0 K: 1 S: 8 H: 0 LOB: 0 BB: 0 P: 13	R: 0 E: 0 K: 3 S: 13 H: 0 LOB: 0 BB: 0 P: 20	R: 0 E: 0 K: 1 S: 6 H: 0 LOB: 0 BB: 0 P: 9	R: 2 E: 0 K: 2 S: 19 H: 2 LOB: 1 BB: 1 P: 30	R: 0 E: 0 K: 2 S: 13 H: 0 LOB: 2 BB: 2 P: 24	R: 0 E: 0 K: 1 S: 12 H: 1 LOB: 3 BB: 3 P: 26	R: 0 E: 0 K: 2 S: 12 H: 1 LOB: 2 BB: 1 P: 21	1B: 3 2B: 0 3B: 1 HR: 1	SF: 0 SAC: 1 DP: 0 HBP: 0	WP: 0 PB: 0 SB: 0 CS: 2	PA: 38			

PITCHER	IP	WLS	BF	H	R	ER	SO	BB	IBB	HBP	BLK	WP	HR	S	P	ERA	WHIP
24 Dan Haren, R (1, 1) ERA: 4.08	7.0		27	3	3	3	10	3	0	0	0	0	1	73	115	3.86	0.857
58 Michael Kohn, R (8, 1) ERA: 2.2	1.0	W	6	1	0	0	1	2	1	0	0	0	0	12	26	0.00	3.000
56 Fernando Rodney, R (9, 1) ERA: 4.13	1.0	S	5	1	0	0	2	1	0	0	0	0	0	12	21	0.00	2.000

PITCHER	IP	WLS	BF	H	R	ER	SO	BB	IBB	HBP	BLK	WP	HR	S	P	ERA	WHIP

BOTTOM

Los Angeles Angels @ Tampa Bay Rays

Tropicana Field, St. Petersburg, FL

Fri Sep 17 2010, 7:12 PM - 10:17 PM EDT

Att. 23,215 - Dome - 72 F

livebaseballscorecards.com

AB	30
R	3
H	5
RBI	3
BB	7
SO	13
LOB	13

Batter	1	2	3	4	5	6	7	8	9	10	AB	R	H	RBI	BB	SO	LOB
77 Reggie Willits, S (1, 7) OBP: 0.344, SLG: 0.303	C SI 93 C SI 94 B SI 95 F SI 95 X SI 95 1-2 ① P3		C SI 95 S SI 96 F FF 96 B CH 86 B SI 96 X SI 95 2-2 ③ G6-3			C SI 94 X SI 94 0-1 ② G4-3		C FC 87 B FC 88 F CU 79 B CU 77 F CU 76 B SI 80 F FC 88 B SI 89 4-2 6 CS BB		B FF 91 C FC 91 B FC 92 C SL 81 X SL 82 2-2 ② F7	4	0	0	0	1	0	0
18 Kevin Frandsen, R (1, 5) OBP: 0.316, SLG: 0.345 6 Alberto Callaspo, S (8, PH) OBP: 0.306, SLG: 0.382 (8, 5)	F SI 95 F SI 96 X SI 96 0-2 ② G6-3			X SI 94 0-0 ① G6-3		B SI 95 C X CH 84 1-1 ③ L6		1 SAFE 1 SAFE B FC 88 S FC 86 B FC 89 F SI 89 S FC 88 2-3 ①② K 1-2		F FC 92 B SL 83 F FC 93 X SL 85 1-2 ③ G4-3	3 2	0 0	0 0	0 0	0 0	0 1	0 1
48 Torii Hunter, R (1, 10) OBP: 0.362, SLG: 0.479	C SI 95 B FF 96 S CH 85 B SI 96 X CH 85 2-2 ③ F8			B SI 94 S FF 95 B SI 95 C FF 95 F SI 96 B SI 96 B SI 94 4-2 BB			C KC 76 F CH 81 X SI 94 0-2 ① F9	S SI 93 S SI 94 F SI 95 B SL 85 C SL 87 1-3 ③ K			3	0	0	0	1	1	0
44 Mike Napoli, R (1, 3) OBP: 0.321, SLG: 0.486		B SI 94 B SI 94 F SI 94 S SI 95 F KC 80 S SI 95 2-3 ① K		B SI 95 X SI 95 1-0 ② F8			B KC 76 C KC 76 B SI 94 F KC 77 F SI 94 B KC 77 B SI 95 4-2 47 1B 20 HR BB		B SL 86 B SI 90 B SI 90 B FF 89 4-0 47 WP BB		2	1	0	0	2	1	1
47 Howie Kendrick, R (1, 4) OBP: 0.309, SLG: 0.402		C SI 96 F FF 96 B SI 97 F CH 86 X 1-2 ② G4-3		C SI 96 X CH 85 0-1 ③ F8			C KC 78 B KC 78 X KC 78 1-1 1-2 20 HR 1B		C SL 85 B CU 77 B SL 84 B CU 72 X FF 88 3-1 ① 1-2 F9		4	1	1	0	0	0	2
20 Juan Rivera, R (1, 9) OBP: 0.307, SLG: 0.403		B SI 96 B SI 96 F X SI 96 2-1 1B			C SI 92 B KC 78 X KC 78 1-1 ① F8		X SI 95 0-0 1-H 2-H HR		B CU 74 S SL 84 B SL 85 B FF 88 D SL 86 4-1 BB		3	1	2	3	1	0	0
3 Brandon Wood, R (1, 6) OBP: 0.183, SLG: 0.229		C B FF 97 S FF 96 S FF 96 1-3 ③ K			B FF 94 F SI 94 C SI 93 T 1-2 ② K		F SI 95 S SI 96 X SI 96 0-2 5 WP 2B		B SL 86 C SL 86 B SL 86 F FF 92 F FF 92 F FC 91 D SL 87 F FC 93 C FC 92 3-3 ② K		4	0	1	0	0	3	3
5 Jeff Mathis, R (1, 2) OBP: 0.212, SLG: 0.275			F SI 93 S SI 94 F SI 95 F SI 94 C SI 96 0-3 ① K		B SI 94 F B SI 95 F SI 95 X SI 96 2-2 ③ L3		C SI 95 B KC 79 S SI 95 S 1-3 ② K 2-3		T FF 92 X FF 93 0-1 ③ P5		4	0	0	0	0	2	3
25 Peter Bourjos, R (1, 8) OBP: 0.231, SLG: 0.355			C SI 95 F SI 95 F SI 96 X SI 96 0-2 ② G3-1			F SI 92 B SI 92 B SI 93 X SI 92 2-1 ① G4-3	C KC 78 B KC 79 C KC 79 X SI 96 1-2 ③ G4-3			C FF 93 X FC 89 0-1 ① G6-3	4	0	0	0	0	0	1
Inning Stats	R: 0 E: 0 K: 0 S: 10 H: 0 LOB: 0 BB: 0 P: 13	R: 0 E: 0 K: 2 S: 13 H: 1 LOB: 1 BB: 0 P: 19	R: 0 E: 0 K: 1 S: 13 H: 0 LOB: 0 BB: 0 P: 15	R: 0 E: 0 K: 0 S: 7 H: 0 LOB: 1 BB: 1 P: 12	R: 0 E: 0 K: 1 S: 8 H: 0 LOB: 0 BB: 0 P: 12	R: 0 E: 0 K: 0 S: 6 H: 0 LOB: 0 BB: 0 P: 9	R: 3 E: 0 K: 1 S: 18 H: 3 LOB: 1 BB: 1 P: 25	R: 0 E: 0 K: 2 S: 11 H: 0 LOB: 0 BB: 1 P: 18	R: 0 E: 0 K: 1 S: 11 H: 0 LOB: 2 BB: 2 P: 25	R: 0 E: 0 K: 0 S: 8 H: 0 LOB: 0 BB: 0 P: 11	1B: 2 2B: 1 3B: 0 HR: 1	SF: 0 SAC: 0 DP: 0 HBP: 0					

PITCHER		IP	WLS	BF	H	R	ER	SO	BB	IBB	HBP	BLK	WP	HR	S	P	ERA	WHIP
14 David Price, L ERA: 2.79	(1, 1)	7.0		27	4	3	3	5	2	0	0	0	1	1	75	105	3.86	0.857
31 Lance Cormier, R ERA: 4.14	(8, 1)	0.2		2	0	0	0	1	1	0	0	0	0	0	7	13	0.00	1.500
55 Chad Qualls, R ERA: 7.76	(8, 1)	0.1		1	0	0	0	1	0	0	0	0	0	0	4	5	0.00	0.000
35 Dan Wheeler, R ERA: 3.71	(9, 1)	0.1		3	0	0	0	0	2	0	0	0	1	0	3	14	0.00	6.000
50 Grant Balfour, R ERA: 2.32	(9, 1)	0.2		2	0	0	0	1	0	0	0	0	0	0	8	11	0.00	0.000

PITCHER		IP	WLS	BF	H	R	ER	SO	BB	IBB	HBP	BLK	WP	HR	S	P	ERA	WHIP
29 Rafael Soriano, R ERA: 1.82	(10, 1)	1.0	W	3	0	0	0	0	0	0	0	0	0	0	8	11	0.00	0.000

TOP

Los Angeles Angels @ Tampa Bay Rays

Tropicana Field, St. Petersburg, FL

Sat Sep 18 2010, 7:12 PM - 10:25 PM EDT

Att. 31,896 - Dome - 72 F

livebaseballscorecards.com

AB	33
R	3
H	4
RBI	3
BB	5
SO	8
LOB	11

WP: 2	PA: 38		
PB: 0			
SB: 0			
CS: 1			

Los Angeles Angels @ Tampa Bay Rays

Tropicana Field, St. Petersburg, FL

Sat Sep 18 2010, 7:12 PM - 10:25 PM EDT

Att. 31,896 - Dome - 72 F

livebaseballscorecards.com

Batter	1	2	3	4	5	6	7	8	9	10	AB	R	H	RBI	BB	SO	LOB
28 John Jaso, L (1, 2) OBP: 0.378, SLG: 0.385	C SI 88 B CU 75 X SI 89 1-1 L4 ①			C FF 88 S SL 85 B CU 75 B SL 84 F SI 88 C FF 89 2-3 K ①	S SI 88 X SL 85 0-1 G6-3 ③			B CU 83 X FC 94 1-0 F7 ②		B SI 93 B SI 94 B FF 94 C FF 93 X FF 92 3-1 G3-1 ① 2-3	5	0	0	0	0	1	1
18 Ben Zobrist, S (1, 4) OBP: 0.349, SLG: 0.358	B FF 88 X FF 88 1-0 G3 ②			B FF 89 C SI 88 B SL 87 F SL 85 B SL 86 X SI 88 3-2 G6-3 ②		C CU 74 X SL 84 0-1 F9 ①		B CU 85 F FC 95 T FC 95 B CU 82 S CU 82 2-3 K ③		B FF 93 C FF 93 S FS 86 B FS 87 D FS 86 F FS 86 B FS 85 4-2 16 E, 3 IBB BB	4	0	0	0	1	1	0
13 Carl Crawford, L (1, 7) OBP: 0.356, SLG: 0.490	C SI 88 C CU 77 B CU 76 B SI 89 F SI 88 X SI 89 2-2 G4-3 ③			X SI 88 0-0 3 1B 1B		X SI 88 0-0 24 G3, 3 1B 1B			C FF 92 S SI 97 X FF 97 0-2 F7 ①	B FF 93 F FF 93 X FS 85 1-1 F9 ②	5	0	2	0	0	0	3
3 Evan Longoria, R (1, 5) OBP: 0.373, SLG: 0.505		B FF 87 X SI 87 1-0 G5-3 ①		1 SAFE B FF 86 C FF 88 F FF 86 X SI 88 1-2 **1-2** 1B		F SI 87 X SI 88 0-1 **1-2** 1B			B FF 96 F FF 97 B FF 96 S SI 96 B FF 98 X SI 96 3-2 G6-3 ②	I IN 68 I IN 75 I IN 75 I IN 72 4-0 16 E IBB 1-2	4	0	2	0	1	0	0
24 Dan Johnson, L (1, 10) OBP: 0.385, SLG: 0.493 8 Desmond Jennings, R (9, PR) OBP: 0.333, SLG: 0.364 (10, 10) 16 Willy Aybar, S (10, PH) OBP: 0.309, SLG: 0.356		C SI 87 C CU 76 B FF 89 F CU 76 X SI 88 1-2 F7 ②		B CU 76 S SI 87 F SL 79 S SI 88 1-3 K ③		B SI 85 C CU 77 S SI 87 D SI 87 B FF 88 X SI 88 3-2 G3 ② ③ **2-3**			C CH 83 F FF 98 F SI 98 X CH 84 0-2 20 1B, 23 1B 1B	D SL 85 C FF 94 B FF 95 C FF 94 F FS 87 B FS 87 X FF 94 3-2 E6 **1-2** **2-3** **3-H**	4 0 1	0 1 0	1 0 0	0 0 0	0 0 0	1 0 0	4 0 2
20 Matt Joyce, L (1, 9) OBP: 0.357, SLG: 0.459		B FF 88 F SI 88 B CH 82 F SI 88 F SI 89 B CU 78 S SI 87 3-3 K ③		B CU 74 F CU 72 F SL 83 F SL 84 B SI 90 X SI 89 2-2 G4-3 ①			F FF 99 C SL 84 S FF 99 0-3 K ①		S CH 82 B FF 97 1 SAFE C SI 97 X FF 94 1-2 23 1B **1-3** 1B		4	0	1	0	0	2	0
23 Carlos Pena, L (1, 3) OBP: 0.331, SLG: 0.420		L CU 74 F CU 78 C FF 88 0-3 K ①		B SI 89 X FF 87 1-0 G4-3 ②			B FF 99 F FF 99 B FF 100 B FF 99 C FF 99 B FF 100 4-2 2 G3-6-3 BB		X FF 96 0-0 **1-2** **3-H** 1B		3	0	1	1	1	1	0
2 B.J. Upton, R (1, 8) OBP: 0.323, SLG: 0.422		B FF 88 X SI 87 1-0 F7 ②		C FF 89 C SL 84 F SL 84 X SI 90 0-2 15 HR 1B			X FF 99 0-0 G3-6-3 ② ③ **1-2f**		S CH 84 F FF 97 S SI 97 0-3 K ③		4	1	1	0	0	1	3
15 Reid Brignac, L (1, 6) OBP: 0.311, SLG: 0.405 8 Jason Bartlett, R (10, PR) OBP: 0.319, SLG: 0.345		B SI 88 B SI 87 C FF 87 X SI 86 2-1 G3-1 ③		X SI 87 0-0 **1-H** HR				B FC 96 F FC 95 B FF 95 X FF 94 2-1 G5-3 ①		X FF 93 0-0 28 G3-1, 16 E 2B	4 0	1 1	2 0	2 0	0 0	0 0	0 0
Inning Stats	R: 0 E: 0 K: 0 S: 7 H: 0 LOB: 0 BB: 0 P: 11	R: 0 E: 0 K: 1 S: 9 H: 0 LOB: 0 BB: 0 P: 14	R: 0 E: 0 K: 1 S: 6 H: 0 LOB: 0 BB: 0 P: 9	R: 0 E: 0 K: 2 S: 14 H: 2 LOB: 2 BB: 0 P: 21	R: 2 E: 0 K: 0 S: 12 H: 2 LOB: 0 BB: 0 P: 15	R: 0 E: 0 K: 0 S: 8 H: 2 LOB: 2 BB: 0 P: 11	R: 0 E: 0 K: 1 S: 6 H: 0 LOB: 0 BB: 1 P: 10	R: 0 E: 0 K: 1 S: 6 H: 0 LOB: 0 BB: 0 P: 11	R: 1 E: 0 K: 1 S: 17 H: 3 LOB: 2 BB: 0 P: 21	R: 1 E: 1 K: 0 S: 12 H: 1 LOB: 3 BB: 2 P: 27	1B: 8 2B: 1 3B: 0 HR: 1 SF: 0 SAC: 0 DP: 1 HBP: 0						

PITCHER	IP	WLS	BF	H	R	ER	SO	BB	IBB	HBP	BLK	WP	HR	S	P	ERA	WHIP
35 Joel Pineiro, R (1, 1) ERA: 4.13	6.0		23	6	2	2	4	0	0	0	0	0	1	56	81	3.00	1.000
51 Jordan Walden, R (7, 1) ERA: 1.8	1.0	H	3	0	0	0	1	1	0	0	0	0	0	6	10	0.00	1.000
40 Kevin Jepsen, R (8, 1) ERA: 4.47	1.0	H	3	0	0	0	1	0	0	0	0	0	0	6	11	0.00	0.000
56 Fernando Rodney, R (9, 1) ERA: 4.21	1.0	B	6	3	1	1	1	0	0	0	0	0	0	17	21	9.00	3.000
38 Bobby Cassevah, R (10, 1) ERA: 3.78	0.2	L	6	1	1	0	0	1	1	0	0	0	0	12	27	0.00	3.000

PITCHER	IP	WLS	BF	H	R	ER	SO	BB	IBB	HBP	BLK	WP	HR	S	P	ERA	WHIP

BOTTOM

AB	38
R	4
H	10
RBI	3
BB	3
SO	7
LOB	13

WP: 0	PB: 0	SB: 0	CS: 0
PA: 41			

Batter	1	2	3	4	5	6	7	8	9	AB	R	H	RBI	BB	SO	LOB
6 Alberto Callaspo, S (1, 5) OBP: 0.303, SLG: 0.379	C FF 91 B FF 93 F SI 91 X SI 92 1-2 G4-3		B FC 89 F FC 91 C CU 78 X CH 86 1-2 G4-3	C CH 85 C CU 79 T SI 92 0-2 K			X FF 91 0-0 F7		B FF 95 F FF 95 B FF 97 F FF 94 T FF 97 2-2 K	5	0	0	0	0	2	0
53 Bobby Abreu, L (1, 7) OBP: 0.352, SLG: 0.441 77 Reggie Willits, S (9, 7) OBP: 0.344, SLG: 0.303	B FF 91 C FF 93 F SI 93 B FS 85 F SI 92 X SL 83 2-2 HR		B FC 91 X SI 92 1-0 F8		C FF 90 B CH 85 S FS 83 F SI 91 C FF 93 1-3 K		C FF 91 S FC 86 X FF 91 0-2 HR		C FF 96 C CU 79 S FF 98 0-3 K	5 0	2 0	2 0	0 0	2 0	0 0	0 0
48 Torii Hunter, R (1, 9) OBP: 0.362, SLG: 0.478	B FF 93 C FC 92 B SI 92 X SI 91 2-1 F8		F FC 91 S CU 80 B CU 80 X SI 92 1-2 55 FC6 1B		C SL 84 S FS 86 F CU 80 B CH 84 B CU 80 X SI 92 2-2 55 2B 1B		F CU 74 F CH 80 F CH 82 B FF 92 S CU 78 1-3 K		B FF 96 B CU 78 C FF 92 B CU 76 X FF 94 3-1 G5-3	5	1	2	0	0	1	0
55 Hideki Matsui, L (1, 10) OBP: 0.359, SLG: 0.457	B FC 93 X SI 91 1-0 G5-3		1 SAFE C CU 78 B CH 84 F SI 91 B SI 93 X CU 80 2-2 FC6 1-2f		B SI 91 1 SAFE B SI 90 C SI 90 1 SAFE F FF 91 X FS 83 2-2 1-H 2B		B CH 80 B FF 92 B FF 91 X FF 91 3-0 G4-3			4	0	1	1	0	0	1
47 Howie Kendrick, R (1, 4) OBP: 0.312, SLG: 0.404		C FC 89 C CU 78 B CU 79 X FC 91 1-2 20 FC6-4 1B		C CU 75 C CU 77 B SL 85 F SI 93 B CU 79 B SI 91 B FF 91 4-2 20 S 25 HR BB	X SL 84 0-0 P4			B FF 87 F SL 84 F SL 83 B SL 78 X CU 78 2-2 20 FC5-4 1B		3	1	2	0	1	0	1
20 Juan Rivera, R (1, 3) OBP: 0.304, SLG: 0.399		C SI 92 X CH 84 0-1 FC6-4 3 BB 1-2f		C CU 78 B SI 92 S SI 91 1 SAFE B SI 92 C CU 80 2-3 1-2	B SI 90 X SL 85 1-0 F9			X SL 83 0-0 FC5-4 16 1B 1-2f		4	0	0	0	0	1	4
16 Hank Conger, L (1, 2) OBP: 0.214, SLG: 0.154		C SI 91 F SI 92 1 SAFE S SI 91 0-3 K		S FC 90 D CU 80 B FC 90 B SI 90 B FF 91 4-1 25 HR BB		C FF 91 B FF 91 C FF 91 X CH 82 1-2 G3		C FC 86 X FF 85 0-1 1-2 1B		3	1	1	0	1	1	1
3 Brandon Wood, R (1, 6) OBP: 0.184, SLG: 0.225		B FF 92 B SI 91 B FF 90 C FF 92 B FF 91 4-1 1-2 BB		C CU 79 F SI 93 S CU 80 0-3 K		C FF 92 B CU 75 B CU 74 X FF 92 2-1 F9		C CU 77 X FC 84 0-1 F8		3	0	0	0	1	1	4
25 Peter Bourjos, R (1, 8) OBP: 0.231, SLG: 0.375		C SI 92 D CU 78 C CU 78 D CU 79 F SI 93 F FC 92 X SI 92 2-2 L6		L SI 91 B CU 80 B SI 91 B SI 90 C FC 91 F FF 91 F FC 92 F FC 91 X FF 92 3-2 1-H 2-H HR		S FF 91 C FF 92 X CH 82 0-2 P4		F FC 84 X SL 84 0-1 F9		4	1	1	3	0	0	4
Inning Stats	R: 1 E: 0 K: 0 S: 10 H: 1 LOB: 0 BB: 0 P: 16	R: 0 E: 0 K: 1 S: 14 H: 1 LOB: 2 BB: 1 P: 21	R: 0 E: 0 K: 0 S: 10 H: 1 LOB: 1 BB: 0 P: 15	R: 3 E: 0 K: 3 S: 19 H: 1 LOB: 0 BB: 2 P: 32	R: 1 E: 0 K: 1 S: 13 H: 2 LOB: 1 BB: 0 P: 19	R: 0 E: 0 K: 0 S: 8 H: 0 LOB: 0 BB: 0 P: 11	R: 1 E: 0 K: 1 S: 9 H: 1 LOB: 0 BB: 0 P: 13	R: 0 E: 0 K: 0 S: 10 H: 2 LOB: 2 BB: 0 P: 12	R: 0 E: 0 K: 2 S: 8 H: 0 LOB: 0 BB: 0 P: 13	1B: 5 2B: 1 3B: 0 HR: 3 SF: 0 SAC: 0 DP: 0 HBP: 0	WP: 0 PB: 0 SB: 1 CS: 0 PA: 39					

PITCHER		IP	WLS	BF	H	R	ER	SO	BB	IBB	HBP	BLK	WP	HR	S	P	ERA	WHIP
34 Jeff Niemann, R ERA: 4.48	(1, 1)	4.1	L	22	6	5	5	5	3	0	0	0	0	2	64	100	10.38	2.077
35 Dan Wheeler, R ERA: 3.65	(5, 1)	0.2		2	0	0	0	0	0	0	0	0	0	0	2	3	0.00	0.000
58 Jeremy Hellickson, R ERA: 3.38	(6, 1)	2.0		7	1	1	1	1	0	0	0	0	0	1	17	24	4.50	0.500
21 Andy Sonnanstine, R ERA: 4.58	(8, 1)	1.0		5	2	0	0	0	0	0	0	0	0	0	10	12	0.00	2.000
57 Jake McGee, L ERA: 6.75	(9, 1)	1.0		3	0	0	0	2	0	0	0	0	0	0	8	13	0.00	0.000

PITCHER	IP	WLS	BF	H	R	ER	SO	BB	IBB	HBP	BLK	WP	HR	S	P	ERA	WHIP

Los Angeles Angels @ Tampa Bay Rays

Tropicana Field, St. Petersburg, FL

Sun Sep 19 2010, 1:42 PM - 4:56 PM EDT

Att. 25,794 - Dome - 72 F

TOP

livebaseballscorecards.com

AB	36
R	6
H	9
RBI	6
BB	3
SO	8
LOB	15

Batter	1	2	3	4	5	6	7	8	9	AB	R	H	RBI	BB	SO	LOB
8 Desmond Jennings, R (1, 8) OBP: 0.250, SLG: 0.267 16 Willy Aybar, S (9, PH) OBP: 0.308, SLG: 0.354	B SI 89 C SI 89 F SI 89 F SI 91 B SI 90 X SI 89 2-2 F9 ①	C SI 88 X CH 78 0-1 F7 ②			B SL 79 C SI 90 F SI 90 F SI 91 X CH 81 1-2 G5-3 ①		C CU 76 C FF 90 B FC 86 B CU 77 B FC 87 X FC 88 3-2 G6-3 ③		F FF 91 S FF 93 S FF 93 0-3 K ② 1-2	4 1	0 0	0 0	0 0	0 1	0 1	1 1
18 Ben Zobrist, S (1, 9) OBP: 0.351, SLG: 0.361 (9, 4)	C SI 90 B SI 91 C SI 90 F SI 92 B SI 92 B SI 90 B SI 90 4-2 3 BB 13 1B BB	C CH 80 B SI 91 2 SAFE C CH 81 F SI 91 F SI 90 B SI 91 X CH 79 2-2 G5-3 ③ 1-2			B SI 91 F SI 91 B SI 91 B CH 81 X SI 91 3-1 G5-3 ②			C FC 88 B FF 88 S CU 77 B FC 87 B SI 90 X FC 89 3-2 3 2B 24 G3-1 2B	C SL 81 F FF 93 D SL 81 X SL 80 1-2 13 DI 1B 2-H	4	1	2	1	1	0	1
13 Carl Crawford, L (1, 7) OBP: 0.358, SLG: 0.491	F SI 90 B SI 89 S CH 82 B SI 89 X SI 90 2-2 3 BB 1-2 1B		C CH 81 B SL 81 X SI 91 1-1 5 G6-3 1B		B SI 91 X SL 81 1-0 1B			X CU 76 0-0 P2 ① C FC 78 B FC 87 F CH 84 B FC 87 X SI 91 2-2 24 G3-1 2-3 2B	C FF 98 C FF 99 B FF 101 B FF 99 X FF 99 2-2 G1-3 ③ 1-2	5	0	3	0	0	0	2
3 Evan Longoria, R (1, 5) OBP: 0.374, SLG: 0.505	S SL 80 C SI 90 F SI 91 B SI 90 D CH 82 B CH 77 B CH 77 4-2 1-2 2-3 BB		C SI 81 F SI 90 F SI 89 X SI 89 0-2 F9 ①		F SI 90 X CH 82 0-1 F8 ③					3	0	1	0	1	0	2
5 Rocco Baldelli, R (1, 10) OBP: 0.200, SLG: 0.429 24 Dan Johnson, L (6, PH) OBP: 0.378, SLG: 0.481 (7, 10)	B CH 78 B SI 88 C SI 89 S SI 89 F SI 90 B SI 90 S SI 88 3-3 K ②		F SL 80 X SI 90 0-1 G6-3 ②③ 1-2f			C FC 89 F CU 76 B FC 88 B CU 76 X CH 85 2-2 P5 ①		B CU 77 B CU 77 X CH 86 2-0 G3-1 ② 2-3 3-H		2	0	0	0	0	1	4
1 Sean Rodríguez, R (1, 4) OBP: 0.312, SLG: 0.410 20 Matt Joyce, L (8, PH) OBP: 0.360, SLG: 0.459 (9, 9)	C SI 90 C SI 91 D SL 82 B CH 80 F SI 90 S SI 91 2-3 K ③			F SI 89 C SI 90 B SL 82 B SL 81 X CH 82 2-2 1B		F FC 89 B FC 89 F FC 86 B CU 76 S CU 76 2-3 K ②		C CU 77 B FF 89 B CU 77 B CH 85 B FC 89 4-1 BB		2 3	0 0	0 0	0 0	0 1	1 0	3 0
11 Brad Hawpe, L (1, 3) OBP: 0.336, SLG: 0.428		C SI 90 B SI 89 B SI 90 B SI 90 X SI 90 3-1 G4-3 ①		D SL 80 F SI 89 B SI 90 C SL 89 B SI 90 X SI 90 3-2 F8 ①		C FC 89 B SI 90 X SI 90 1-1 G4-3 ③		B SL 82 X FF 91 1-0 F9 ③		4	0	0	0	0	0	3
10 Kelly Shoppach, R (1, 2) OBP: 0.311, SLG: 0.353 28 John Jaso, L (7, PH) OBP: 0.376, SLG: 0.382 (8, 2)		F SI 89 F SI 91 X SI 91 0-2 HR		B CH 81 B CH 79 F SI 89 C SI 89 S CH 81 2-3 K ②			B FC 89 C FF 89 B CH 83 X FC 88 2-1 G3-1 ①		B FF 93 C FF 91 S FF 91 B FF 93 F FF 90 B SL 79 X FF 92 3-2 F8 ①	2 2	1 0	1 0	1 0	0 0	1 0	1 0
8 Jason Bartlett, R (1, 6) OBP: 0.319, SLG: 0.345 15 Reid Brignac, L (9, PH) OBP: 0.313, SLG: 0.405		B SI 90 B SI 88 C SI 89 B SI 88 X SI 89 3-1 18 S 1B		F SI 90 F SI 89 F SI 90 C SI 90 0-3 K ③			C FC 88 X CH 84 0-1 F8 ②		B SL 82 S SL 81 B FF 92 B FF 92 C FF 92 F FF 92 F FF 91 B FF 92 4-2 16 DI 18 1B BB	3 0	0 1	1 0	0 0	0 1	1 0	1 0
Inning Stats	R: 0 E: 0 K: 2 S: 21 H: 1 LOB: 3 BB: 2 P: 38	R: 1 E: 0 K: 0 S: 14 H: 2 LOB: 1 BB: 0 P: 22	R: 0 E: 0 K: 0 S: 8 H: 1 LOB: 0 BB: 0 P: 9	R: 0 E: 0 K: 2 S: 13 H: 1 LOB: 1 BB: 0 P: 20	R: 0 E: 0 K: 0 S: 9 H: 1 LOB: 1 BB: 0 P: 14	R: 0 E: 0 K: 1 S: 8 H: 0 LOB: 0 BB: 0 P: 13	R: 0 E: 0 K: 0 S: 7 H: 0 LOB: 0 BB: 0 P: 12	R: 1 E: 0 K: 0 S: 10 H: 2 LOB: 2 BB: 1 P: 22	R: 1 E: 0 K: 1 S: 17 H: 1 LOB: 1 BB: 1 P: 27	1B: 6 2B: 2 3B: 0 HR: 1 SF: 0 SAC: 0 DP: 1 HBP: 0						WP: 0 PB: 0 SB: 1 CS: 0 PA: 39	

PITCHER		IP	WLS	BF	H	R	ER	SO	BB	IBB	HBP	BLK	WP	HR	S	P	ERA	WHIP
19 Scott Kazmir, L ERA: 5.84	(1, 1)	5.0	W	22	6	1	1	4	2	0	0	0	0	1	65	103	1.80	1.600
32 Matt Palmer, R ERA: 4.99	(6, 1)	2.2		11	2	1	1	1	1	0	0	0	0	0	24	45	3.38	1.125
58 Michael Kohn, R ERA: 2.6	(8, 1)	1.0	H	5	1	1	1	1	1	0	0	0	0	0	15	24	9.00	2.000
51 Jordan Walden, R ERA: 1.74	(9, 1)	0.1	S	1	0	0	0	0	0	0	0	0	0	0	3	5	0.00	0.000

PITCHER	IP	WLS	BF	H	R	ER	SO	BB	IBB	HBP	BLK	WP	HR	S	P	ERA	WHIP

BOTTOM

Los Angeles Angels @ Tampa Bay Rays

Tropicana Field, St. Petersburg, FL

Sun Sep 19 2010, 1:42 PM - 4:56 PM EDT

Att. 25,794 - Dome - 72 F

livebaseballscorecards.com

AB	35
R	3
H	9
RBI	3
BB	4
SO	6
LOB	20

TOP

Texas Rangers @ Los Angeles Angels

Angel Stadium of Anaheim, Anaheim, CA

Mon Sep 20 2010, 7:08 PM - 10:26 PM PDT

Att. 41,404 - Clear - 67 F

livebaseballscorecards.com

Batter	1	2	3	4	5	6	7	8	9	AB	R	H	RBI	BB	SO	LOB
1 Elvis Andrus, R (1, 6) OBP: 0.347, SLG: 0.305	B FF 90 F FF 90 X SI 89 1-1 ① G4-3		B FF 90 C SL 80 X CH 80 1-1 ③ F8		B CH 76 C FF 91 B SL 80 X SL 78 2-1 ② F8		B CH 76 C SI 88 D CH 78 B FF 88 C FF 87 X FF 88 3-2 ① FC4-6 10 FC6-4 1-2f 2-3	X SI 93 0-0 ② G5-3 1-2		5	0	0	0	0	0	5
10 Michael Young, R (1, 5) OBP: 0.334, SLG: 0.448	C FF 92 C SL 81 X SL 78 0-2 ② P4			C SL 80 C SL 80 B SL 80 S SL 81 1-3 ① K	S CH 78 B SL 82 C CH 77 D SL 81 X FC 90 2-2 ③ G6-3		X FF 89 0-0 ② FC6-4 27 1B 7 1B 17 BB 1-2f 3-H	B SI 94 B FC 88 X SI 94 2-0 ③ F9		5	1	0	1	0	1	4
7 David Murphy, L (1, 7) OBP: 0.360, SLG: 0.452	B SI 90 C CU 71 X CU 72 1-1 1B			B CU 69 X CH 78 1-0 27 1B 17 1B 2B		F SI 89 X FF 89 0-1 5 1B 1B	B CH 80 D CU 74 X CH 79 2-0 17 BB 27 1B 1-2 1B		C SI 95 C CH 82 B SI 97 B CH 81 B SI 94 X SI 96 3-2 27 G5-3 1B	5	1	5	0	0	0	0
27 Vladimir Guerrero, R (1, 10) OBP: 0.348, SLG: 0.499	X SI 89 0-0 ③ F7			C SL 80 F FF 89 B FF 88 X SL 80 1-2 17 1B 2-3 1B		S FC 90 X SL 80 0-1 ① F7	F SL 90 B SL 92 X FF 96 1-1 17 BB 1-2 2-3 1B		C SI 96 X SI 97 0-1 ① G5-3 1-2	5	0	2	0	0	0	3
17 Nelson Cruz, R (1, 9) OBP: 0.371, SLG: 0.584		B FF 91 B SL 79 S FF 91 F FF 92 X SL 81 2-2 ① G5-3		X SL 80 0-0 5 G5-4-3 1-2 3-H 1B		B CH 80 S FF 89 F FF 89 X FF 91 1-2 ② F9	B FF 97 B FF 96 S FF 97 B FF 96 B FF 96 4-1 1-2 2-3 3-H BB		C SI 96 T SI 97 S SI 96 0-3 ② K	4	0	1	2	1	1	2
5 Ian Kinsler, R (1, 4) OBP: 0.388, SLG: 0.426		C FF 91 B CH 80 F FF 92 F FF 92 B FF 90 F FF 92 F SL 76 X FF 85 2-2 ② F7		C CH 78 F FF 91 F FF 91 F SL 80 B SL 81 B CH 77 F CH 80 X FC 90 2-2 ② ③ G5-4-3 1-2f		X SL 77 0-0 1-2 1B	B FF 96 X FF 96 1-0 ③ P4		B SI 96 C SI 96 S CH 86 B CH 85 H FF 97 3-2 HBP	4	0	1	0	0	0	5
18 Mitch Moreland, L (1, 3) OBP: 0.350, SLG: 0.405		B SI 90 B CU 71 C SI 90 C CU 71 S SL 80 2-3 ③ K		B SI 89 C CH 77 B SI 91 F CH 77 F SI 90 B SI 90 B SI 92 4-2 20 FC2-5 15 1B BB	X CU 71 0-0 ③ F8			C FF 93 B FF 90 C FF 92 C SL 80 1-3 ① K	C CH 84 S CH 84 S FF 98 0-3 ③ K	4	0	0	0	1	3	4
15 Matt Treanor, R (1, 2) OBP: 0.296, SLG: 0.324 19 Chris Davis, L (8, PH) OBP: 0.288, SLG: 0.308 11 Bengie Molina, R (8, 2) OBP: 0.289, SLG: 0.314			S FF 90 B FF 90 C SL 79 F FF 92 X SL 81 1-2 ① G5-3		X FF 91 0-0 20 FC2-5 1-2 1B		B FF 89 B FF 88 C FF 86 F FF 87 F SL 80 B CH 77 F FC 88 B FF 88 4-2 1 FC4-6 20 1B 10 FC6-4 BB	C FF 94 X FC 89 0-1 HR		2 1 0	1 1 0	1 1 0	0 1 0	1 0 0	0 0 0	0 0 0
20 Julio Borbon, L (1, 8) OBP: 0.302, SLG: 0.343			B SI 91 S CH 80 X CU 74 1-1 ② G4-3		X CH 77 0-0 ① FC2-5 1-2 2-3f		C CU 71 X SI 90 0-1 1 FC4-6 1-2 1B	B FF 93 C FF 93 B FF 93 B SI 94 X FF 91 3-1 1 G5-3 1B		4	0	2	0	0	0	2
Inning Stats	R: 0 E: 0 K: 0 S: 8 H: 1 LOB: 1 BB: 0 P: 10	R: 0 E: 0 K: 1 S: 12 H: 0 LOB: 0 BB: 0 P: 18	R: 0 E: 0 K: 0 S: 8 H: 0 LOB: 0 BB: 0 P: 11	R: 1 E: 0 K: 1 S: 14 H: 3 LOB: 1 BB: 0 P: 19	R: 0 E: 0 K: 0 S: 10 H: 1 LOB: 2 BB: 1 P: 18	R: 0 E: 0 K: 0 S: 9 H: 2 LOB: 2 BB: 0 P: 10	R: 2 E: 0 K: 0 S: 15 H: 3 LOB: 3 BB: 2 P: 30	R: 1 E: 0 K: 1 S: 9 H: 2 LOB: 1 BB: 0 P: 15	R: 0 E: 0 K: 2 S: 13 H: 1 LOB: 2 BB: 0 P: 19	1B: 11 2B: 1 3B: 0 HR: 1 SF: 0 SAC: 0 DP: 1 HBP: 1						

AB	39
R	4
H	13
RBI	4
BB	3
SO	5
LOB	25

WP: 0 PB: 0 SB: 0 CS: 0 PA: 43

PITCHER		IP	WLS	BF	H	R	ER	SO	BB	IBB	HBP	BLK	WP	HR	S	P	ERA	WHIP
36 Jered Weaver, R ERA: 2.99	(1, 1)	6.2	W	30	9	3	3	2	2	0	0	0	0	0	72	106	4.05	1.650
40 Kevin Jepsen, R ERA: 4.44	(7, 1)	0.1	H	3	1	0	0	0	1	0	0	0	0	0	4	10	0.00	6.000
45 Francisco Rodriguez, R ERA: 4.47	(8, 1)	1.0		5	2	1	1	1	0	0	0	0	0	1	9	15	9.00	2.000
56 Fernando Rodney, R ERA: 4.14	(9, 1)	1.0	S	5	1	0	0	2	0	0	1	0	0	0	13	19	0.00	1.000

PITCHER	IP	WLS	BF	H	R	ER	SO	BB	IBB	HBP	BLK	WP	HR	S	P	ERA	WHIP

Texas Rangers @ Los Angeles Angels

Angel Stadium of Anaheim, Anaheim, CA

Mon Sep 20 2010, 7:08 PM - 10:26 PM PDT

Att. 41,404 - Clear - 67 F

livebaseballscorecards.com

BOTTOM

Batter	1	2	3	4	5	6	7	8	9	AB	R	H	RBI	BB	SO	LOB
47 Howie Kendrick, R (1, 4) OBP: 0.312, SLG: 0.404	C SI 95 F SI 95 S SL 86 0-3 ① K		C SL 86 B KC 76 B SI 93 1 SAFE X CH 85 2-1 ① L8	B CH 84 B SI 92 C SI 93 X SI 93 3-1 53 2B 2B 3-H		1 SAFE 1 SAFE B CU 75 B CU 77 C FF 94 F CH 84 F FF 94 H FF 95 3-2 48 PB 48 1B HBP 1-2	B SL 85 B FF 96 B SL 82 F FF 96 X FF 96 3-1 ③ FC6-4 1-2f			4	2	1	1	0	1	4
53 Bobby Abreu, L (1, 7) OBP: 0.352, SLG: 0.443	C SI 95 X SL 85 0-1 ② G4-3		B SI 93 X SI 94 1-0 ② G4-3 1-2	B SL 83 C SL 83 F SI 93 X SI 91 1-2 2-H 2B		C SI 84 B SL 73 B SI 84 S FF 86 X FF 86 2-2 ② F8		B FF 95 C FF 95 X FC 89 1-1 48 S 1B		5	0	2	1	0	0	3
48 Torii Hunter, R (1, 9) OBP: 0.363, SLG: 0.476	B SI 94 C SI 94 F SI 95 F SI 95 B SL 85 X CH 84 2-2 ③ L6		B SI 94 C SL 84 B SI 93 B SL 84 B SI 94 4-1 44 BB BB 2-3	X FF 94 0-0 ③ F9		S SL 82 B FF 96 X SL 83 1-1 1-H 2-H 1B		C SI 95 B FF 95 F SI 95 1 SAFE B SI 94 B CH 84 F FF 95 X SI 93 3-2 ① G6-3 1-2		4	0	1	2	1	0	2
44 Mike Napoli, R (1, 3) OBP: 0.321, SLG: 0.483		X SI 93 0-0 6 G6-3 20 G5-3 3 1B 1B	S KC 78 D SL 85 B SI 94 B SI 94 C SL 84 B SI 93 4-2 1-2 BB		B FF 92 B SI 91 S FF 93 T FF 94 F FF 95 S FF 95 2-3 ① K	C FF 97 S FF 97 X FF 95 0-2 ③ P6		B SI 93 S CH 85 B FF 95 C SI 93 B SI 92 X SI 94 3-2 ② G6-3		4	1	1	0	1	1	2
20 Juan Rivera, R (1, 10) OBP: 0.304, SLG: 0.396 77 Reggie Willits, S (7, PR) OBP: 0.341, SLG: 0.301 (8, 10)		C SI 94 F SL 83 X SI 94 0-2 ① G5-3 1-2	F SI 92 B SI 93 B SL 84 B SL 84 F SI 93 X SI 94 3-2 ③ F8		F CU 76 B CH 82 X CH 84 1-1 ② P5		C FF 95 B SL 82 B FF 96 B FF 96 S FF 96 B FF 96 4-2 3 F7 6 HBP 55 1B BB	D SI 94 S CH 85 C SI 93 X SI 94 1-2 ③ F8		3 1	0 1	0 0	0 0	1 0	0 0	4 1
6 Alberto Callaspo, S (1, 5) OBP: 0.305, SLG: 0.379 18 Kevin Frandsen, R (7, PR) OBP: 0.316, SLG: 0.345 (8, 5)		C KC 77 X SI 94 0-1 ② G6-3 2-3		C SI 92 B SI 92 X KC 75 1-1 ① G4-3	B SI 93 B CH 81 X SI 93 2-0 1B		C FF 95 S SL 82 H FF 96 1-2 55 E 55 1B HBP 1-2			3 0	0 0	1 0	0 0	0 0	0 0	1 0
3 Brandon Wood, R (1, 6) OBP: 0.190, SLG: 0.227		B SI 94 X SI 95 1-0 1B 3-H		C SI 92 B SI 93 B CH 83 B SI 93 F SI 92 B SI 93 4-2 5 2B BB	1 SAFE S FF 94 1 SAFE C FF 93 1 SAFE S FF 95 0-3 ③ K		L FF 96 L FF 95 X SL 83 0-2 ① F7 2-3			3	1	1	1	1	1	3
5 Jeff Mathis, R (1, 2) OBP: 0.214, SLG: 0.281 55 Hideki Matsui, L (7, PH) OBP: 0.360, SLG: 0.458 46 Bobby Wilson, R (8, 2) OBP: 0.276, SLG: 0.400		F SI 94 B KC 76 X CH 84 1-1 ③ P3		B SI 92 X SI 92 1-0 25 F9 47 2B 2B 1-H	B SI 90 B FF 92 C FF 92 C CU 74 F FF 94 B FF 94 S FF 93 3-3 ① K		F FF 96 1 SAFE B CH 88 F FF 97 B FF 97 X FF 97 2-2 E3 47 FC6-4 1B 1-3 3-H			3 1 0	1 0 0	1 1 0	1 1 0	0 0 0	1 0 0	1 0 0
25 Peter Bourjos, R (1, 8) OBP: 0.239, SLG: 0.379			C SI 92 C SI 93 F KC 78 F SI 93 X SI 94 0-2 48 S 53 G4-3 1B	F SI 92 S KC 76 B KC 76 X SI 92 1-2 ② F9 2-3		X FF 93 0-0 48 PB 47 S 48 1B 1B	S SL 84 C SL 83 S SL 84 0-3 ② K			4	1	2	0	0	1	4
Inning Stats	R: 0 E: 0 K: 1 S: 9 H: 0 LOB: 0 BB: 0 P: 11	R: 1 E: 0 K: 0 S: 9 H: 2 LOB: 1 BB: 0 P: 11	R: 0 E: 0 K: 0 S: 14 H: 1 LOB: 3 BB: 2 P: 28	R: 3 E: 0 K: 0 S: 14 H: 3 LOB: 1 BB: 1 P: 25	R: 0 E: 0 K: 2 S: 10 H: 1 LOB: 1 BB: 0 P: 15	R: 2 E: 0 K: 1 S: 16 H: 2 LOB: 1 BB: 0 P: 25	R: 1 E: 1 K: 1 S: 15 H: 1 LOB: 3 BB: 1 P: 25	R: 0 E: 0 K: 0 S: 12 H: 1 LOB: 1 BB: 0 P: 20		1B: 8 2B: 3 3B: 0 HR: 0 SF: 0 SAC: 0 DP: 0 HBP: 2			WP: 0 PB: 1 SB: 3 CS: 0 PA: 41			

	AB	35
	R	7
	H	11
	RBI	7
	BB	4
	SO	5
	LOB	25

PITCHER		IP	WLS	BF	H	R	ER	SO	BB	IBB	HBP	BLK	WP	HR	S	P	ERA	WHIP
45 Derek Holland, L ERA: 4.56	(1, 1)	3.2	L	20	6	4	4	1	3	0	0	0	0	0	45	74	9.82	2.455
57 Dustin Nippert, R ERA: 4.56	(4, 1)	1.2		8	2	2	1	3	0	0	1	0	0	0	19	30	5.40	1.200
59 Clay Rapada, L ERA:	(6, 1)	0.1		1	0	0	0	0	0	0	0	0	0	0	3	5	0.00	0.000
46 Pedro Strop, R ERA: 10.38	(6, 1)	0.1		4	1	1	1	0	1	0	1	0	0	0	9	15	27.00	6.000
64 Alexi Ogando, R ERA: 1.23	(7, 1)	1.0		4	1	0	0	1	0	0	0	0	0	0	11	16	0.00	1.000

PITCHER		IP	WLS	BF	H	R	ER	SO	BB	IBB	HBP	BLK	WP	HR	S	P	ERA	WHIP
54 Matt Harrison, L ERA: 4.26	(8, 1)	1.0		4	1	0	0	0	0	0	0	0	0	0	12	20	0.00	1.000

Batter	1	2	3	4	5	6	7	8	9	AB	R	H	RBI	BB	SO	LOB
1 Elvis Andrus, R (1, 6) OBP: 0.346, SLG: 0.305	C SI 91 X FF 93 0-1 F9 ①			C SL 80 B SL 81 F FF 93 T SL 83 1-2 K ①		F FF 91 X FF 93 0-1 1-2 1B		C SL 81 1 SAFE C SL 84 B FF 91 F FF 93 F FF 90 D SL 84 S SL 86 2-3 1-2 K ②		4	0	1	0	0	2	1
10 Michael Young, R (1, 5) OBP: 0.332, SLG: 0.446	C FF 94 B FF 93 B SI 93 X SL 83 2-1 P6 ②			B FF 93 C SL 83 B CH 84 C SL 81 B FF 94 X FF 93 3-2 G4-3 ②		C SL 83 B FF 93 B SI 94 S SL 82 B SL 84 S SL 85 3-3 K ②		F FF 94 F FF 94 B SL 86 S SL 85 1-3 K ③		4	0	0	0	0	2	3
7 David Murphy, L (1, 7) OBP: 0.357, SLG: 0.447	C FF 92 B FF 92 X FF 93 1-1 G6-3 ③			C CH 83 B SL 81 X FF 93 1-1 P5 ③		B SL 82 X CH 86 1-0 G4-3 ③			B FF 90 B FF 91 C CH 82 F SL 79 F CH 83 X FF 93 2-2 P6 ①	4	0	0	0	0	0	2
27 Vladimir Guerrero, R (1, 10) OBP: 0.349, SLG: 0.498		X FF 93 0-0 5 G6-4-3 1B			S FF 92 X SL 82 0-1 G6-3 ①		B SL 82 B FF 94 B FF 95 C FF 95 D SL 84 4-1 17 SH1-3 BB		C SL 84 X FF 93 0-1 G6-3 ②	3	0	1	0	1	0	0
17 Nelson Cruz, R (1, 9) OBP: 0.368, SLG: 0.580		B FF 93 S SL 83 B FF 93 B FF 93 X FF 94 3-1 F9 ①			B FF 91 C FF 93 C FF 93 T FF 92 1-2 K ②		X FF 92 0-0 SH1-3 ① 1-2		C FF 92 B FF 94 C SL 83 X SL 83 1-2 P4 ③	3	0	0	0	0	1	1
5 Ian Kinsler, R (1, 4) OBP: 0.388, SLG: 0.425		C SL 83 X FF 93 0-1 G6-4-3 ② ③ 1-2f			C FF 93 B FF 94 B SL 83 X SL 83 2-1 1B		B SL 84 C FF 94 F FF 95 X FF 94 1-2 F7 ②			3	0	1	0	0	0	2
18 Mitch Moreland, L (1, 3) OBP: 0.345, SLG: 0.398 19 Chris Davis, L (7, PH) OBP: 0.286, SLG: 0.305 (7, 3)			F B CH 84 F CH 86 B FF 92 F SL 82 F FF 93 F FF 92 S CH 85 2-3 K ①		C FF 92 D SL 81 T CH 84 C FF 93 1-3 K ③		C FF 93 C FF 94 B SL 81 F SL 84 S FF 95 1-3 K ③			2 1	0 0	0 0	0 0	0 0	2 1	1 1
11 Bengie Molina, R (1, 2) OBP: 0.287, SLG: 0.312			C FF 93 X FF 93 0-1 L5 ②			B FF 91 C FF 92 F SL 82 B SL 83 B FF 92 F FF 92 X FF 93 3-2 G1-4-3 ①		B FF 91 X FF 92 1-0 F8 ①		3	0	0	0	0	0	0
20 Julio Borbon, L (1, 8) OBP: 0.305, SLG: 0.345			B FF 91 B FF 92 C FF 92 X FF 91 2-1 G3 ③			B FF 91 X FF 92 1-0 1 1B 1B		C FF 89 B SL 81 F CH 83 B FF 92 X FF 94 2-2 1 S 1B		3	0	2	0	0	0	0
Inning Stats	R: 0 E: 0 K: 0 S: 6 H: 0 LOB: 0 BB: 0 P: 9	R: 0 E: 0 K: 0 S: 5 H: 1 LOB: 0 BB: 0 P: 8	R: 0 E: 0 K: 1 S: 10 H: 0 LOB: 0 BB: 0 P: 14	R: 0 E: 0 K: 1 S: 8 H: 0 LOB: 0 BB: 0 P: 13	R: 0 E: 0 K: 2 S: 10 H: 1 LOB: 1 BB: 0 P: 14	R: 0 E: 0 K: 1 S: 11 H: 2 LOB: 2 BB: 0 P: 19	R: 0 E: 0 K: 1 S: 9 H: 0 LOB: 1 BB: 1 P: 15	R: 0 E: 0 K: 2 S: 12 H: 1 LOB: 1 BB: 0 P: 18	R: 0 E: 0 K: 0 S: 9 H: 0 LOB: 0 BB: 0 P: 12	1B: 5 2B: 0 3B: 0 HR: 0	SF: 0 SAC: 1 DP: 1 HBP: 0					

TOP

Texas Rangers @ Los Angeles Angels

Angel Stadium of Anaheim, Anaheim, CA

Tue Sep 21 2010, 7:07 PM - 9:18 PM PDT

Att. 41,707 - Cloudy - 67 F

livebaseballscorecards.com

AB	30
R	0
H	5
RBI	0
BB	1
SO	8
LOB	11

WP: 0 PA: 32
PB: 0
SB: 1
CS: 0

PITCHER	IP	WLS	BF	H	R	ER	SO	BB	IBB	HBP	BLK	WP	HR	S	P	ERA	WHIP
54 Ervin Santana, R (1, 1) ERA: 3.77	9.0	W	32	5	0	0	8	1	0	0	0	0	0	80	122	0.00	0.667

PITCHER	IP	WLS	BF	H	R	ER	SO	BB	IBB	HBP	BLK	WP	HR	S	P	ERA	WHIP

Texas Rangers @ Los Angeles Angels

Angel Stadium of Anaheim, Anaheim, CA

Tue Sep 21 2010, 7:07 PM - 9:18 PM PDT

Att. 41,707 - Cloudy - 67 F

BOTTOM

livebaseballscorecards.com

Batter	1	2	3	4	5	6	7	8	9	AB	R	H	RBI	BB	SO	LOB
47 Howie Kendrick, R (1, 4) OBP: 0.312, SLG: 0.402	B FF 90 B FF 88 B FF 90 C FF 89 B FF 91 4-1 55 BB BB		B FF 85 X FF 92 1-0 ① F8		C SL 83 S FF 86 B FF 92 S SL 88 1-3 ① K		C CU 79 F SL 87 B FF 87 F FF 94 S SL 88 1-3 ③ K			3	0	0	0	1	2	0
53 Bobby Abreu, L (1, 7) OBP: 0.351, SLG: 0.441 77 Reggie Willits, S (9, 7) OBP: 0.341, SLG: 0.301	C FF 89 D CU 79 1 SAFE C FF 90 F SL 86 B CU 79 1 SAFE F FF 92 F FF 86 2-3 ① C FF 91 K		C FF 92 B SI 87 X SI 88 1-1 ② G3		B CU 80 C FF 92 F SL 80 X FF 93 1-2 1B			B FF 89 C FF 88 B SL 78 S SL 77 C FF 89 2-3 ① K		4 0	0 0	1 0	0 0	0 0	2 0	1 0
48 Torii Hunter, R (1, 9) OBP: 0.360, SLG: 0.472	C FF 91 1 SAFE C SI 91 S FF 92 0-3 ② K		S FF 93 S FF 87 S FF 88 0-3 ③ K		S FF 87 1 SAFE F SI 91 1 SAFE B SL 87 X SL 87 1-2 ② F9			S SI 88 B CH 84 B FF 88 F CH 84 B FF 89 X FF 89 3-2 ② G5-3		4	0	0	0	0	2	2
55 Hideki Matsui, L (1, 10) OBP: 0.361, SLG: 0.460	B FF 92 B FF 92 B SI 91 B FF 90 4-0 1-2 BB			C FF 91 C SI 86 X FF 87 0-2 44 F9 16 FC3 2B	X FF 92 0-0 ③ G4-3			C SI 89 F FF 88 B FF 89 F FF 88 S SL 76 1-3 ③ K		3	1	1	0	1	1	1
44 Mike Napoli, R (1, 3) OBP: 0.322, SLG: 0.482	B SI 91 S SL 84 S SL 85 B FF 91 C FF 93 2-3 ③ K			B FF 92 B SI 90 C FF 92 S FF 84 X SL 87 2-2 ① F9 2-3		B CH 84 C CH 85 X SI 90 1-1 18 G6-4-3 1B				3	0	1	0	0	1	3
16 Hank Conger, L (1, 2) OBP: 0.235, SLG: 0.313		B FF 90 X FF 90 1-0 18 G4-3 3B		B CU 79 X CU 79 1-0 FC3 3 WP 3-H		F SI 89 X CU 79 0-1 ① F7				3	1	1	1	0	0	1
18 Kevin Frandsen, R (1, 5) OBP: 0.311, SLG: 0.338		B FF 91 X FF 93 1-0 ① G4-3 3-H		C FF 92 X FF 90 0-1 ② P2		X SI 90 0-0 ②③ G6-4-3 1-2f				3	0	0	1	0	0	2
3 Brandon Wood, R (1, 6) OBP: 0.187, SLG: 0.224		B FF 92 C FF 92 S SL 88 S SL 85 1-3 ② K		B FF 85 C FF 90 C SL 86 S CU 78 1-3 K 2-3			S SL 83 B FF 86 X FF 84 1-1 ① F7			3	0	0	0	0	2	1
25 Peter Bourjos, R (1, 8) OBP: 0.234, SLG: 0.370		C FF 93 S SL 86 S FF 88 0-3 ③ K		C CU 80 X FF 86 0-1 ③ G6-3			M CU 78 C FF 87 B FF 89 S FF 88 1-3 ② K			3	0	0	0	0	2	2
Inning Stats	R: 0 E: 0 K: 3 S: 13 H: 0 LOB: 2 BB: 2 P: 25	R: 1 E: 0 K: 2 S: 8 H: 1 LOB: 0 BB: 0 P: 11	R: 0 E: 0 K: 1 S: 6 H: 0 LOB: 0 BB: 0 P: 8	R: 1 E: 1 K: 1 S: 14 H: 1 LOB: 2 BB: 0 P: 18	R: 0 E: 0 K: 1 S: 10 H: 1 LOB: 1 BB: 0 P: 13	R: 0 E: 0 K: 0 S: 5 H: 1 LOB: 0 BB: 0 P: 6	R: 0 E: 0 K: 2 S: 9 H: 0 LOB: 0 BB: 0 P: 12	R: 0 E: 0 K: 2 S: 10 H: 0 LOB: 0 BB: 0 P: 16		1B: 2 2B: 1 3B: 1 HR: 0 SF: 0 SAC: 0 DP: 1 HBP: 0				WP: 1 PB: 0 SB: 0 CS: 0 PA: 31		

	AB	29
	R	2
	H	4
	RBI	2
	BB	2
	SO	12
	LOB	13

PITCHER		IP	WLS	BF	H	R	ER	SO	BB	IBB	HBP	BLK	WP	HR	S	P	ERA	WHIP
48 Colby Lewis, R ERA: 3.79	(1, 1)	7.0	L	28	4	2	2	10	2	0	0	0	1	0	65	93	2.57	0.857
28 Darren Oliver, L ERA: 2.44	(8, 1)	1.0		3	0	0	0	2	0	0	0	0	0	0	10	16	0.00	0.000

PITCHER	IP	WLS	BF	H	R	ER	SO	BB	IBB	HBP	BLK	WP	HR	S	P	ERA	WHIP

Texas Rangers @ Los Angeles Angels

Angel Stadium of Anaheim, Anaheim, CA

Wed Sep 22 2010, 7:10 PM - 10:43 PM PDT

Att. 41,222 - Cloudy - 66 F

livebaseballscorecards.com

Batter	1	2	3	4	5	6	7	8	9	10	11	12	AB	R	H	RBI	BB	SO	LOB
5 Ian Kinsler, R (1, 4) OBP: 0.382, SLG: 0.418	L6		E5		L6		G1-3			K		FC5-4	6	0	0	0	0	1	4
10 Michael Young, R (1, 5) OBP: 0.331, SLG: 0.444	G6-3		SF7			1B		G6-3			G5-3		4	0	1	1	0	0	0
7 David Murphy, L (1, 7) OBP: 0.355, SLG: 0.444	G3		G4-3			1B		G5-3			G3-1		5	0	1	0	0	0	1
27 Vladimir Guerrero, R (1, 10) OBP: 0.346, SLG: 0.494		L6		G4-3		F8		F8			G4-3		5	0	0	0	0	0	2
21 Jeff Francoeur, R (1, 9) OBP: 0.297, SLG: 0.371		G6-3		K		K			G5-3			2B	5	1	1	0	0	2	2
19 Chris Davis, L (1, 3) OBP: 0.298, SLG: 0.315		2B		G6-3		IBB			K			BB	3	0	1	0	2	1	0
15 Matt Treanor, R (1, 2) OBP: 0.292, SLG: 0.320		G4-3			F8	G6-3			K			SH3-4	3	0	0	0	0	0	4
17 Nelson Cruz, R (9, PH) OBP: 0.367, SLG: 0.578													1	0	0	0	0	1	0
11 Bengie Molina, R (9, 2) OBP: 0.287, SLG: 0.312													0	0	0	0	0	0	0
3 Andrés Blanco, S (1, 6) OBP: 0.320, SLG: 0.353			F8		G6-3		G6-3			K		K2-3	4	0	0	0	0	1	0
18 Mitch Moreland, L (12, PH) OBP: 0.342, SLG: 0.395													1	0	0	0	0	1	2
1 Elvis Andrus, R (12, 6) OBP: 0.346, SLG: 0.305													0	0	0	0	0	0	0
20 Julio Borbon, L (1, 8) OBP: 0.309, SLG: 0.345			BB		BB		G4-3			G2-3		SH3-4	3	1	1	0	2	0	0
Inning Stats	R: 0 H: 0 E: 0 LOB: 0 K: 0 BB: 0 S: 11 P: 14	R: 0 H: 1 E: 0 LOB: 1 K: 0 BB: 0 S: 6 P: 9	R: 1 H: 0 E: 1 LOB: 1 K: 0 BB: 1 S: 11 P: 19	R: 0 H: 0 E: 0 LOB: 0 K: 1 BB: 1 S: 8 P: 11	R: 0 H: 0 E: 0 LOB: 1 K: 0 BB: 1 S: 11 P: 19	R: 0 H: 2 E: 0 LOB: 3 K: 1 BB: 1 S: 17 P: 31	R: 0 H: 0 E: 0 LOB: 0 K: 0 BB: 0 S: 7 P: 11	R: 0 H: 0 E: 0 LOB: 0 K: 0 BB: 0 S: 7 P: 12	R: 0 H: 0 E: 0 LOB: 0 K: 2 BB: 0 S: 7 P: 11	R: 0 H: 0 E: 0 LOB: 0 K: 2 BB: 0 S: 8 P: 12	R: 0 H: 0 E: 0 LOB: 0 K: 0 BB: 0 S: 6 P: 9	R: 1 H: 2 E: 0 LOB: 2 K: 1 BB: 1 S: 9 P: 17	1B: 3 SF: 1 2B: 2 SAC: 1 3B: 0 DP: 0 HR: 0 HBP: 0						

PITCHER	IP	WLS	BF	H	R	ER	SO	BB	IBB	HBP	BLK	WP	HR	S	P	ERA	WHIP
24 Dan Haren, R (1, 1) ERA: 3.96	7.0		28	3	1	0	2	2	1	0	0	0	0	71	114	0.00	0.714
51 Jordan Walden, R (8, 1) ERA: 1.59	1.0		3	0	0	0	0	0	0	0	0	0	0	7	12	0.00	0.000
56 Fernando Rodney, R (9, 1) ERA: 4.08	1.0		3	0	0	0	2	0	0	0	0	0	0	7	11	0.00	0.000
40 Kevin Jepsen, R (10, 1) ERA: 4.36	1.0		3	0	0	0	2	0	0	0	0	0	0	8	12	0.00	0.000
58 Michael Kohn, R (11, 1) ERA: 2.45	1.0		3	0	0	0	0	0	0	0	0	0	0	6	9	0.00	0.000

PITCHER	IP	WLS	BF	H	R	ER	SO	BB	IBB	HBP	BLK	WP	HR	S	P	ERA	WHIP
32 Matt Palmer, R (12, 1) ERA: 4.83	1.0	L	6	2	1	0	1	1	0	0	0	0	0	9	17	0.00	3.000

AB	40
R	2
H	5
RBI	1
BB	4
SO	7
LOB	15

WP: 0	PB: 1	PA: 46
SB: 1	CS: 0	

Batter	1	2	3	4	5	6	7	8	9	10	11	12	AB	R	H	RBI	BB	SO	LOB
77 Reggie Willits, S (1, 7) OBP: 0.343, SLG: 0.305	B FF 90 C FF 90 C FC 86 F SL 83 B FF 91 C FF 91 2-3 ① K		C FF 90 B SL 86 B SL 84 F FF 91 F CU 75 C FF 93 2-3 ② K			C FF 89 X CU 76 0-1 ① F7		C FF 97 B CH 88 C SL 84 X FF 97 1-2 47 1B 1B		C SI 88 B SL 76 C SL 74 X FF 88 1-2 47 FC4 1B			5	0	2	0	0	2	0
47 Howie Kendrick, R (1, 4) OBP: 0.313, SLG: 0.402	B FF 90 C FF 91 X FC 86 1-1 1B		C SL 87 B FF 93 S CU 76 X FF 92 1-2 ③ G4-3			C CU 76 B CU 77 X CH 84 1-1 ② G5-3		B FF 97 1 SAFE S SL 83 X SL 84 1-1 48 G6-4-3 1-3 1B		1 SAFE C FF 89 1 SAFE 1 SAFE F FF 88 1 SAFE B FF 89 B FF 89 1 SAFE 2-2 ③ X FF 89 FC4 1-2f			5	0	2	0	0	0	1
48 Torii Hunter, R (1, 10) OBP: 0.359, SLG: 0.469	C SL 86 1 SAFE C SL 85 C FF 92 0-3 ② K			C SI 90 B FC 88 B SL 82 B SL 84 F FF 90 F FC 89 F CU 77 F FF 92 B FC 88 4-2 44 G5-4-3 BB		C FF 91 B SL 83 B FC 88 X SL 84 2-1 ③ G5-3		B FF 96 C FF 96 C FF 97 B FF 97 B FF 97 F FF 97 F FF 98 X FF 98 3-2 ②③ G6-4-3 1-2f			X FF 94 0-0 ① G3-1		4	0	0	0	1	1	3
44 Mike Napoli, R (1, 3) OBP: 0.322, SLG: 0.488	1 SAFE S SI 90 B CH 84 1 SAFE B CH 84 C SL 87 F SL 82 X FF 93 2-2 ③ F9			S FC 88 1 SAFE B CH 83 B SI 90 1 SAFE X FC 87 2-1 ①② G5-4-3 1-2f			B CU 76 F SI 90 B CH 83 B SL 86 X FC 88 3-1 HR		C FF 94 X SI 92 0-1 ① F8			B FF 93 S CH 85 B CH 85 B SI 92 X SI 93 3-1 20 G6-4-3 1B	5	1	2	1	0	0	2
20 Juan Rivera, R (1, 9) OBP: 0.309, SLG: 0.398		C FF 91 B CH 83 B SI 91 B SI 90 B FF 91 4-1 BB		B CU 75 X SI 91 1-0 1B			B FF 90 C SL 82 F CU 77 B FF 91 B FF 92 B CU 77 4-2 18 SH1-3 BB		B CU 76 B CU 76 B FF 95 C FF 95 F FF 94 F FF 95 F FF 95 F FF 95 F CH 84 3-2 F CH 82 X DP 94 1B			F FF 94 1 SAFE C FF 94 1 SAFE 1 SAFE X FF 95 0-2 ②③ G6-4-3 1-2f		3	0	2	0	2	0	1
18 Kevin Frandsen, R (1, 5) OBP: 0.303, SLG: 0.329		B SI 90 X SL 86 1-0 ① F7		C FF 90 D CU 76 F CH 82 S SL 84 1-3 ③ K			X FF 95 0-0 ① SH1-3 1-2		1 SAFE 1 SAFE C CU 74 B FF 92 1 SAFE X FF 93 1-1 ② F7			X FF 96 0-0 ① L6	4	0	0	0	0	1	3
5 Jeff Mathis, R (1, 2) OBP: 0.210, SLG: 0.276 53 Bobby Abreu, L (12, PH) OBP: 0.351, SLG: 0.441		C SI 91 X CH 82 0-1 ② F7			B FF 89 C SL 87 S CU 76 B CU 75 X SL 84 2-2 ① G6-3		B FF 96 D SL 83 F FF 96 C FF 97 S FF 97 2-3 ② K		1 SAFE B CU 75 X FF 94 1-0 ③ F7			B FF 96 F FF 97 B FF 97 F FF 97 F FF 99 B FF 99 X FF 99 3-2 ② F8	4 1	0 0	0 0	0 0	0 0	1 0	3 0
3 Brandon Wood, R (1, 6) OBP: 0.184, SLG: 0.220 55 Hideki Matsui, L (12, PH) OBP: 0.360, SLG: 0.459		C SI 91 F SI 91 1 SAFE B FF 90 D SL 81 X SI 93 2-2 ③ G5-3		B FC 91 F FF 91 C CU 77 S FF 91 1-3 ② K			X FF 97 0-0 ③ F7			X FF 88 0-0 ① F9		X FF 98 0-0 ③ G4-3	4 1	0 0	0 0	0 0	1 0	2 0	4 0
25 Peter Bourjos, R (1, 8) OBP: 0.228, SLG: 0.360			B CU 74 F CU 75 F FC 88 B SL 82 X SI 92 2-2 ① G4-3		B CU 78 B SI 90 C FF 91 X SL 88 2-1 ③ G4-3			C SL 81 X SL 85 0-1 ① G4-3		B SL 74 X SL 76 1-0 ② B1-3			4	0	0	0	0	0	0
Inning Stats	R: 0 H: 1 E: 0 LOB: 1 K: 2 BB: 0 S: 13 P: 18	R: 0 H: 0 E: 0 LOB: 1 K: 0 BB: 1 S: 7 P: 14	R: 0 H: 0 E: 0 LOB: 0 K: 1 BB: 0 S: 10 P: 15	R: 0 H: 1 E: 0 LOB: 1 K: 1 BB: 1 S: 11 P: 19	R: 0 H: 0 E: 0 LOB: 0 K: 1 BB: 0 S: 8 P: 13	R: 0 H: 0 E: 0 LOB: 0 K: 0 BB: 0 S: 6 P: 9	R: 1 H: 1 E: 0 LOB: 1 K: 1 BB: 1 S: 9 P: 18	R: 0 H: 2 E: 0 LOB: 1 K: 0 BB: 0 S: 12 P: 17	R: 0 H: 1 E: 0 LOB: 1 K: 0 BB: 0 S: 13 P: 18	R: 0 H: 1 E: 0 LOB: 1 K: 0 BB: 0 S: 8 P: 12	R: 0 H: 1 E: 0 LOB: 0 K: 0 BB: 0 S: 6 P: 9	R: 0 H: 0 E: 0 LOB: 0 K: 0 BB: 0 S: 6 P: 9	1B: 7 2B: 0 3B: 0 HR: 1	SF: 0 SAC: 1 DP: 3 HBP: 0	WP: 0 PB: 0 SB: 0 CS: 0	PA: 44			

PITCHER		IP	WLS	BF	H	R	ER	SO	BB	IBB	HBP	BLK	WP	HR	S	P	ERA	WHIP
36 C.J. Wilson, L ERA: 3.15	(1, 1)	6.0		23	3	1	1	5	3	0	0	0	0	1	59	99	1.50	1.000
64 Alexi Ogando, R ERA: 1.16	(7, 1)	2.0		7	2	0	0	1	0	0	0	0	0	0	17	24	0.00	1.000
57 Dustin Nippert, R ERA: 4.47	(9, 1)	1.0		4	1	0	0	0	0	0	0	0	0	0	13	18	0.00	1.000
28 Darren Oliver, L ERA: 2.4	(10, 1)	1.0		4	1	0	0	0	0	0	0	0	0	0	8	12	0.00	1.000
54 Matt Harrison, L ERA: 4.2	(11, 1)	1.0	W	3	1	0	0	0	0	0	0	0	0	0	6	9	0.00	1.000

PITCHER		IP	WLS	BF	H	R	ER	SO	BB	IBB	HBP	BLK	WP	HR	S	P	ERA	WHIP
30 Neftali Feliz, R ERA: 2.95	(12, 1)	1.0	S	3	0	0	0	0	0	0	0	0	0	0	6	9	0.00	0.000

BOTTOM

Texas Rangers @ Los Angeles Angels

Angel Stadium of Anaheim, Anaheim, CA

Wed Sep 22 2010, 7:10 PM - 10:43 PM PDT

Att. 41,222 - Cloudy - 66 F

livebaseballscorecards.com

AB	40
R	1
H	8
RBI	1
BB	3
SO	6
LOB	15

Chicago White Sox @ Los Angeles Angels

Angel Stadium of Anaheim, Anaheim, CA

Fri Sep 24 2010, 7:08 PM - 9:47 PM PDT

Att. 41,046 - Clear - 79 F

livebaseballscorecards.com

TOP

Batter	1	2	3	4	5	6	7	8	9	AB	R	H	RBI	BB	SO	LOB
1 Juan Pierre, L (1, 7) OBP: 0.338, SLG: 0.312	G1-3			G1-3		F9			BB	3	1	0	0	1	0	1
11 Omar Vizquel, S (1, 4) (9, 5) OBP: 0.356, SLG: 0.347	G4-3			G3		FC6-4			1B	4	0	1	0	0	0	1
51 Alex Rios, R (1, 8) OBP: 0.336, SLG: 0.459	G5-3			G3			G5-3		1B	4	0	1	1	0	0	0
14 Paul Konerko, R (1, 3) OBP: 0.395, SLG: 0.589		1B			HR		F7		G6-3	4	1	2	1	0	0	1
99 Manny Ramirez, R (1, 10) OBP: 0.407, SLG: 0.461		G6-4-3			G5-3		F9			3	0	0	0	0	0	1
12 A.J. Pierzynski, L (1, 2) OBP: 0.299, SLG: 0.385		G3-1			G3			G4-3		3	0	0	0	0	0	0
10 Alexei Ramirez, R (1, 6) OBP: 0.311, SLG: 0.427			1B		G1-3			G5-3		3	0	1	0	0	0	0
23 Mark Teahen, L (1, 9) OBP: 0.326, SLG: 0.388 25 Andruw Jones, R (9, 9) OBP: 0.340, SLG: 0.489		K				1B		K2-3		3 0	0 0	1 0	0 0	0 0	2 0	1 0
22 Brent Morel, R (1, 5) OBP: 0.222, SLG: 0.412 7 Mark Kotsay, L (9, PH) OBP: 0.306, SLG: 0.378 18 Brent Lillibridge, R (9, 4) OBP: 0.272, SLG: 0.443		L6-5				F7			F7	2 1 0	0 0 0	0 0 0	0 0 0	0 0 0	0 0 0	2 0 0
Inning Stats	R: 0 E: 0 K: 0 S: 7 H: 0 LOB: 0 BB: 0 P: 9	R: 0 E: 0 K: 0 S: 7 H: 1 LOB: 0 BB: 0 P: 9	R: 0 E: 0 K: 1 S: 9 H: 1 LOB: 0 BB: 0 P: 14	R: 0 E: 0 K: 0 S: 9 H: 0 LOB: 0 BB: 0 P: 13	R: 1 E: 0 K: 0 S: 10 H: 1 LOB: 0 BB: 0 P: 18	R: 0 E: 0 K: 0 S: 7 H: 1 LOB: 1 BB: 0 P: 8	R: 0 E: 0 K: 0 S: 5 H: 0 LOB: 0 BB: 0 P: 9	R: 0 E: 0 K: 1 S: 9 H: 0 LOB: 0 BB: 0 P: 12	R: 1 E: 0 K: 0 S: 12 H: 2 LOB: 1 BB: 1 P: 24	1B: 5 2B: 1 3B: 0 HR: 1 SF: 0 SAC: 0 DP: 2 HBP: 0						

	AB	30
	R	2
	H	6
	RBI	2
	BB	1
	SO	2
	LOB	7

WP: 0 PB: 0 SB: 2 CS: 0 PA: 31

PITCHER	IP	WLS	BF	H	R	ER	SO	BB	IBB	HBP	BLK	WP	HR	S	P	ERA	WHIP
35 Joel Pineiro, R (1, 1) ERA: 3.96	8.0		26	4	1	1	2	0	0	0	0	0	1	63	92	1.12	0.500
56 Fernando Rodney, R (9, 1) ERA: 4.15	1.0	L	5	2	1	1	0	1	0	0	0	0	0	12	24	9.00	3.000

PITCHER	IP	WLS	BF	H	R	ER	SO	BB	IBB	HBP	BLK	WP	HR	S	P	ERA	WHIP

Chicago White Sox @ Los Angeles Angels

Angel Stadium of Anaheim, Anaheim, CA

Fri Sep 24 2010, 7:08 PM - 9:47 PM PDT

Att. 41,046 - Clear - 79 F

livebaseballscorecards.com

BOTTOM

Batter	1	2	3	4	5	6	7	8	9	AB	R	H	RBI	BB	SO	LOB
25 Peter Bourjos, R (1, 8) OBP: 0.228, SLG: 0.357	B SI 87 L SI 86 B SI 87 S FS 80 X CH 81 2-2 E6 48 S 47 WP		X SI 88 0-0 ③ B3			C SI 86 X SL 79 0-1 E8 47 CS		C FF 96 B SL 85 B FF 96 X FF 96 2-1 48 S 47 1B 1B		4	0	1	0	0	0	0
47 Howie Kendrick, R (1, 4) OBP: 0.316, SLG: 0.410	C SI 87 F SL 78 B SL 79 X FS 79 1-2 ① G1-3 1-2			B SL 78 C SL 78 B CH 82 S CH 81 X SI 88 2-2 48 1B 3B		P PO 81 C CH 81 P PO 83 C SL 82 B FS 80 X SL 81 3-2 ① 53 1B 1-2 2B		1 SAFE 1 SAFE C FF 96 1 SAFE 1 SAFE L FF 96 X CH 87 0-2 48 S 1-2 1B		4	1	3	0	0	0	1
53 Bobby Abreu, L (1, 7) OBP: 0.352, SLG: 0.440	B SI 88 S FS 80 F CH 81 F SL 82 F CU 72 S CH 82 1-3 ② K			C SL 82 F CH 78 F FS 78 B CH 82 D CH 81 F SL 85 B CH 83 B SL 82 4-2 48 1B BB		B CH 82 B FS 82 2 SAFE F FS 84 S CH 81 X CH 82 2-2 48 S 2-3 1B		B FF 97 B FF 96 F FF 96 F FF 97 S CH 87 2-3 ① K		3	0	1	0	1	2	3
48 Torii Hunter, R (1, 9) OBP: 0.358, SLG: 0.467	B SL 82 S CH 82 X CH 83 1-1 ③ F7 2-3			C CH 83 1 SAFE B SL 83 X SL 83 1-1 16 G4-6-3 1-2 3-H 1B		S CH 82 B CH 83 1 SAFE S CH 82 S SL 80 1-3 ② K 1-2		F CH 85 B FF 98 B FF 96 F CH 88 F SL 85 S SL 86 2-3 ② K 1-2 2-3		4	0	1	1	0	2	5
55 Hideki Matsui, L (1, 10) OBP: 0.360, SLG: 0.457 20 Juan Rivera, R (8, PH) OBP: 0.309, SLG: 0.397 (9, 10)		B CU 70 F CH 80 F SI 88 B SL 80 X FS 78 2-2 ① L1		C SL 82 C SI 89 D FS 80 X SL 85 1-2 ① F9		I IN 72 I IN 73 I IN 74 I IN 79 4-0 IBB		X FF 94 0-0 ③ P6		2 1	0 0	0 0	0 0	1 0	0 0	2 2
16 Hank Conger, L (1, 2) OBP: 0.200, SLG: 0.263 77 Reggie Willits, S (9, PH) OBP: 0.341, SLG: 0.303		C SI 87 S CU 70 X FS 79 0-2 ② G6-3		F CH 80 X CH 81 0-1 ②③ G4-6-3 1-2f		C SL 81 F CH 82 F FS 80 X FS 82 0-2 ③ G4-3			C FF 93 F FF 94 B SL 82 S SL 81 1-3 ① K2-3	3 1	0 0	0 0	0 0	0 1	0 0	5 0
44 Mark Trumbo, R (1, 3)		X SL 78 0-0 ③ F7			C SI 85 C SL 75 B FS 80 B FS 79 S SL 78 2-3 ① K		X SL 86 0-0 ① G6-3		S FF 94 T FF 95 F FF 94 T FF 96 0-2 ② K	4	0	0	0	0	2	0
3 Brandon Wood, R (1, 5) OBP: 0.181, SLG: 0.217 44 Mike Napoli, R (9, PH) OBP: 0.322, SLG: 0.487			C SI 87 F SL 79 S FS 80 0-3 ① K		C CH 80 B SL 80 X SL 80 1-1 ② F7		C FF 94 S FS 86 X FF 93 0-2 ② F8		B SL 82 F FF 95 S FF 95 B SL 83 B FF 96 S SL 84 3-3 ③ K	3 1	0 0	0 0	0 0	1 1	0 0	0 0
18 Andrew Romine, S (1, 6)			C SI 87 B SI 87 C CH 80 S SL 79 1-3 ② K2-3		B SI 86 X SI 86 1-0 ③ F7		C FF 93 S SI 94 F FS 86 F FS 86 B FS 87 B FF 94 S FS 85 2-3 ③ K			3	0	0	0	0	2	0

Inning Stats	1	2	3	4	5	6	7	8	9
	R: 0 E: 1 K: 1 S: 13 H: 0 LOB: 1 BB: 0 P: 18	R: 0 E: 0 K: 0 S: 7 H: 0 LOB: 0 BB: 0 P: 9	R: 0 E: 0 K: 2 S: 7 H: 0 LOB: 0 BB: 0 P: 8	R: 1 E: 0 K: 0 S: 14 H: 2 LOB: 1 BB: 1 P: 22	R: 0 E: 0 K: 1 S: 6 H: 0 LOB: 0 BB: 0 P: 10	R: 0 E: 1 K: 1 S: 17 H: 2 LOB: 3 BB: 1 P: 25	R: 0 E: 0 K: 1 S: 9 H: 0 LOB: 0 BB: 0 P: 11	R: 0 E: 0 K: 2 S: 13 H: 2 LOB: 2 BB: 0 P: 19	R: 0 E: 0 K: 3 S: 10 H: 0 LOB: 0 BB: 0 P: 14

| | | |

Chicago White Sox @ Los Angeles Angels

Angel Stadium of Anaheim, Anaheim, CA

Sat Sep 25 2010, 6:08 PM - 8:44 PM PDT

Att. 40,758 - Clear - 85 F

TOP

livebaseballscorecards.com

Batter	1	2	3	4	5	6	7	8	9	AB	R	H	RBI	BB	SO	LOB
1 Juan Pierre, L (1, 7) OBP: 0.338, SLG: 0.312	B SI 90 B SI 91 B SI 90 C SI 90 C SI 90 X SI 88 3-2 ① G1-3		L SI 91 X SI 90 0-1 ① SH1-4 1-2 2-3	C SI 91 B FC 89 B FF 90 X FF 90 2-1 ③ F8			C FF 92 X FC 88 0-1 SH 3-H		L FF 94 X FC 88 0-1 1B	3	0	1	1	0	0	0
10 Alexei Ramirez, R (1, 6) OBP: 0.310, SLG: 0.425	C SI 90 B SI 91 B CH 80 B SI 91 X SI 89 3-1 ② F7		B CH 82 F CH 81 X SI 90 1-1 51 PB 51 2B 2-H 3-H 1B		B SI 90 B FC 89 F FF 89 C CU 77 F CU 78 X FC 89 2-2 ① F7		2 SAFE C FF 90 T FC 86 X FC 89 0-2 ② P4		D FC 87 X FF 93 1-0 ③ P4	5	1	1	2	0	0	2
51 Alex Rios, R (1, 8) OBP: 0.336, SLG: 0.459	C SI 89 B SI 91 X CH 81 1-1 ③ F9		B SI 90 C SI 91 X CH 81 1-1 99 2B 1-H 2B		B CU 78 C FC 90 B CU 77 B FF 89 F FC 89 X FF 89 3-2 ② L8		F FC 87 C FC 87 X FC 88 0-2 ③ F8			4	1	1	1	0	0	1
14 Paul Konerko, R (1, 3) OBP: 0.394, SLG: 0.586		F SI 90 C SI 90 H SL 82 1-2 HBP	C SI 90 B SI 92 C SI 91 F SI 91 X CH 80 1-2 ② G5-3		C FC 90 X CU 78 0-1 ③ F9			B SL 78 C SL 77 F FF 93 B SL 78 S SL 79 2-3 ① K		3	0	0	0	0	1	1
99 Manny Ramirez, R (1, 10) OBP: 0.405, SLG: 0.461		B SI 89 B SI 89 X SI 88 2-0 ① F8	F SI 91 S SI 90 F SL 84 B FF 92 B SI 91 X SI 91 2-2 2-H 2B			C FF 92 C FC 88 C CU 77 0-3 ① K		B FF 93 C SL 78 B CH 86 C SL 79 X FF 94 2-2 ② G6-3		4	0	1	1	0	1	1
20 Carlos Quentin, R (1, 9) OBP: 0.337, SLG: 0.474 25 Andruw Jones, R (8, 9) OBP: 0.340, SLG: 0.489		F SI 90 C SI 90 F SI 89 X SL 81 0-2 ② F8	F SI 90 X SI 90 0-1 ③ P4			S FF 92 B FF 92 F FC 88 F CU 77 X CU 78 1-2 ② G5-3		C SL 79 B FF 94 F CH 87 B SL 80 X SL 81 2-2 1B		4 0	0 0	1 0	0 0	0 0	0 0	2 0
27 Ramon Castro, R (1, 2) OBP: 0.333, SLG: 0.518		F SI 90 S SL 81 B SL 82 B SL 81 F SL 81 X SI 91 2-2 ③ F9		B SI 89 X SI 90 1-0 HR		B FF 92 B FF 94 C FC 86 F FC 89 B FC 90 X FF 93 3-2 ③ P4		B SL 79 C SL 79 B FF 91 B CH 86 C CH 86 X SL 79 3-2 ③ G5-3		4	1	1	1	0	0	2
22 Brent Morel, R (1, 5) OBP: 0.250, SLG: 0.421			B SI 89 X SI 89 1-0 1 SH1-4 18 BB 10 1B 1B	S FF 89 B FC 89 S FC 88 F FC 89 B CU 78 B CU 78 F FF 89 S FC 90 3-3 ① K			C FC 87 F FF 91 X CU 76 0-2 18 G4-3 18 S 1 SH 1B		B FF 93 S FC 88 F FC 88 X FC 87 1-2 ① G6-3	4	2	2	0	0	1	0
18 Brent Lillibridge, R (1, 4) OBP: 0.271, SLG: 0.427			B SI 89 F SI 89 F SI 89 B CH 78 B SI 89 F SI 89 F SI 89 B CH 77 4-2 1 SH1-4 10 1B 1-2 BB	B FC 90 B SI 91 C FF 90 F FC 89 X SI 92 2-2 ② P3			B FF 90 F FF 92 1 SAFE S FF 92 D CU 79 X FF 92 2-2 ① G4-3 1-3		X FF 93 0-0 ② G4-3	3	1	0	0	1	0	1

Inning Stats																		
	R: 0	H: 0	R: 0	H: 0	R: 4	H: 4	R: 1	H: 1	R: 0	H: 0	R: 0	H: 0	R: 1	H: 1	R: 0	H: 1	R: 0	H: 1
	E: 0	LOB: 0	E: 0	LOB: 1	E: 0	LOB: 1	E: 0	LOB: 0	E: 0	LOB: 0	E: 1	LOB: 0	E: 1	LOB: 1	E: 0	LOB: 1	E: 0	LOB: 1
	K: 0	BB: 0	K: 0	BB: 0	K: 0	BB: 1	K: 1	BB: 0	K: 0	BB: 0	K: 1	BB: 0	K: 0	BB: 0	K: 1	BB: 0	K: 0	BB: 0
	S: 7	P: 14	S: 11	P: 16	S: 21	P: 31	S: 11	P: 19	S: 9	P: 14	S: 10	P: 14	S: 14	P: 16	S: 12	P: 21	S: 7	P: 9

1B: 5	SF: 0
2B: 2	SAC: 2
3B: 0	DP: 0
HR: 1	HBP: 1

WP: 0	PA: 38
PB: 1	
SB: 1	
CS: 0	

PITCHER		IP	WLS	BF	H	R	ER	SO	BB	IBB	HBP	BLK	WP	HR	S	P	ERA	WHIP
19 Scott Kazmir, L ERA: 6.03	(1, 1)	3.0	L	16	5	5	5	0	1	0	1	0	0	1	40	63	15.00	2.000
32 Matt Palmer, R ERA: 4.54	(4, 1)	2.0		6	0	0	0	1	0	0	0	0	0	0	19	31	0.00	0.000
63 Rich Thompson, R ERA: 1.53	(6, 1)	2.0		8	1	1	1	1	0	0	0	0	0	0	24	30	4.50	0.500
17 Jason Bulger, R ERA: 5.09	(8, 1)	1.0		4	1	0	0	1	0	0	0	0	0	0	12	21	0.00	1.000
45 Francisco Rodriguez, R ERA: 4.37	(9, 1)	1.0		4	1	0	0	0	0	0	0	0	0	0	7	9	0.00	1.000

AB	34
R	6
H	8
RBI	6
BB	1
SO	3
LOB	10

Batter	1	2	3	4	5	6	7	8	9	AB	R	H	RBI	BB	SO	LOB
25 Peter Bourjos, R (1, 8) OBP: 0.227, SLG: 0.347	C FF 89 B FC 87 B FF 90 B FF 90 B FF 91 4-1 47 2B BB	X FC 88 0-0 ② G6-3		L FF 92 F FF 92 B FF 91 X FF 93 1-2 ③ P4			L FF 90 F FF 91 B FF 90 X FC 86 1-2 ② G6-3		C SI 98 C SL 84 F SI 98 B SL 83 S CH 88 1-3 ③ K	4	1	0	0	1	1	4
47 Howie Kendrick, R (1, 4) OBP: 0.315, SLG: 0.410	C FF 91 F FF 90 X FF 92 0-2 53 G4-3 48 1B 1-H 2B	B FC 87 B CH 84 C FC 87 C FC 87 X FC 87 2-2 ③ G5-3			B FC 84 S CH 82 F FC 88 F CH 83 B CH 83 X FF 92 2-2 ① L4		X CH 82 0-0 ③ F8			4	1	1	1	0	0	2
53 Bobby Abreu, L (1, 10) OBP: 0.349, SLG: 0.437	C FF 91 B FC 86 B FC 88 X FF 92 2-1 ① G4-3 2-3		B FF 88 B FC 86 C FF 91 F FF 91 C FF 92 2-3 ① K		F FF 92 B FF 92 C FC 87 C FF 92 1-3 ② K			X FF 89 0-0 ① G4-3		4	0	0	0	0	2	1
48 Torii Hunter, R (1, 9) OBP: 0.359, SLG: 0.467	C FC 88 D CH 84 X FC 87 1-1 20 HBP 3-H 1B		B SI 90 B CH 83 C FF 91 X FF 91 2-1 ② G6-3		X CH 83 0-0 ③ B1-3			B FF 89 B FF 90 F FF 89 B CH 82 B FF 90 4-1 20 1B BB		3	0	1	1	1	0	0
44 Mike Napoli, R (1, 3) OBP: 0.319, SLG: 0.483	C FF 91 B SI 89 B FC 89 X FF 92 2-1 ② F8		C FC 84 C CU 77 B FC 86 S CH 83 1-3 ③ K		F CH 82 S CH 82 S CH 82 0-3 ① K			C FC 86 B FF 92 F FF 91 F FF 92 B FF 92 S CH 83 2-3 ② K		4	0	0	0	0	3	2
20 Juan Rivera, R (1, 7) OBP: 0.313, SLG: 0.399	H FC 86 1-0 1-2 HBP			C FC 85 B CU 75 X CH 82 1-1 46 1B		B CH 83 B FC 85 X FF 91 2-0 ② G5-3		C CH 82 X FC 87 0-1 1-2 1B		3	0	2	0	0	0	0
18 Kevin Frandsen, R (1, 5) OBP: 0.296, SLG: 0.321	B FF 92 F FF 92 B FC 87 X FF 91 2-1 ③ F9			B FF 91 X FF 91 1-0 ① P4		B FF 90 X FF 90 1-0 ③ F7		B FF 91 C FF 92 F FF 92 B FF 92 X CH 84 2-2 ③ G1-3		4	0	0	0	0	0	5
46 Bobby Wilson, R (1, 2) OBP: 0.297, SLG: 0.430 16 Hank Conger, L (9, PH) OBP: 0.238, SLG: 0.263		B FF 90 C FF 91 S FC 87 X FC 86 1-2 3 SH1-4 1B		B FF 90 S CH 83 X CH 84 1-1 1-3 1B			C FF 90 X FC 85 0-1 2B		B SI 92 B SI 91 B SI 92 B FF 90 4-0 55 G6-4-3 BB	3 0	0 0	3 0	0 0	0 1	0 0	0 0
3 Brandon Wood, R (1, 6) OBP: 0.180, SLG: 0.215 55 Hideki Matsui, L (9, PH) OBP: 0.360, SLG: 0.456		B FF 92 X FF 92 1-0 ① SH1-4 1-2		B FF 92 F FF 92 X FF 92 1-1 ② P4			X FF 90 0-0 ① P3		C SI 98 C SI 97 B SI 98 X SI 96 1-2 ① ② G6-4-3 1-2f	2 1	0 0	0 0	0 0	0 0	0 0	3 1
Inning Stats	R: 2 E: 0 K: 0 S: 12 H: 2 LOB: 2 BB: 1 P: 24	R: 0 E: 0 K: 0 S: 8 H: 1 LOB: 1 BB: 0 P: 12	R: 0 E: 0 K: 2 S: 8 H: 0 LOB: 0 BB: 0 P: 13	R: 0 E: 0 K: 0 S: 10 H: 2 LOB: 2 BB: 0 P: 15	R: 0 E: 0 K: 1 S: 8 H: 0 LOB: 0 BB: 0 P: 11	R: 0 E: 0 K: 1 S: 5 H: 0 LOB: 0 BB: 0 P: 8	R: 0 E: 0 K: 0 S: 7 H: 1 LOB: 1 BB: 0 P: 8	R: 0 E: 0 K: 1 S: 11 H: 1 LOB: 2 BB: 1 P: 19	R: 0 E: 0 K: 1 S: 7 H: 0 LOB: 0 BB: 1 P: 13	1B: 5 2B: 2 3B: 0 HR: 0 SF: 0 SAC: 1 DP: 1 HBP: 1						

PITCHER		IP	WLS	BF	H	R	ER	SO	BB	IBB	HBP	BLK	WP	HR	S	P	ERA	WHIP
50 John Danks, L ERA: 3.74	(1, 1)	8.0	W	34	7	2	2	5	2	0	1	0	0	0	69	110	2.25	1.125
40 J.J. Putz, R ERA: 2.92	(9, 1)	0.0		1	0	0	0	0	1	0	0	0	0	0	0	4	∞	∞
49 Chris Sale, L ERA: 1.4	(9, 1)	1.0		2	0	0	0	1	0	0	0	0	0	0	7	9	0.00	0.000

PITCHER	IP	WLS	BF	H	R	ER	SO	BB	IBB	HBP	BLK	WP	HR	S	P	ERA	WHIP

BOTTOM

Chicago White Sox @ Los Angeles Angels

Angel Stadium of Anaheim, Anaheim, CA

Sat Sep 25 2010, 6:08 PM - 8:44 PM PDT

Att. 40,758 - Clear - 85 F

livebaseballscorecards.com

AB	32
R	2
H	7
RBI	2
BB	3
SO	6
LOB	18

Batter	1	2	3	4	5	6	7	8	9	AB	R	H	RBI	BB	SO	LOB
1 Juan Pierre, L (1, 7) OBP: 0.339, SLG: 0.316	X SI 88 0-0 ① B5-3		C CU 70 F FF 90 F SL 79 B FF 91 F SI 90 B CU 74 F CU 72 B FF 90 F FF 91 3-2 ② X FF 90 L1			B SI 88 F SI 88 F CH 80 X FF 90 1-2 11 SH5-4 11 S 20 1B 1B	X SI 90 0-0 2-H 11 1B 3B		B SI 94 F SI 95 B SI 95 X SI 93 2-1 ③ G6-3	5	2	2	1	0	0	0
11 Omar Vizquel, S (1, 4) OBP: 0.355, SLG: 0.347	C SI 87 S CU 71 S SI 90 0-3 ② K		B SI 92 C CU 71 X SI 90 1-1 ③ F9			C CH 77 B SI 90 X SI 88 1-1 ① SH5-4 1-3	F SI 91 B SI 91 B SI 90 X CU 71 2-1 20 CS 3-H 1B			3	0	1	1	0	1	0
20 Carlos Quentin, R (1, 9) OBP: 0.338, SLG: 0.474 51 Alex Rios, R (8, PR) OBP: 0.336, SLG: 0.459 (8, 8)	B FF 91 F FF 92 C FF 91 S SI 90 1-3 ③ K			C SL 77 X FF 89 0-1 ① F9		X SL 81 0-0 12 1B 3-H 1B	1 SAFE B FF 95 1-0 ③ CS 1-2	C FF 96 B FF 96 B FF 96 X FF 96 2-1 12 F7-3 1B		4 0	0 0	2 0	1 0	0 0	1 0	0 0
12 A.J. Pierzynski, L (1, 2) OBP: 0.300, SLG: 0.386		C SI 88 C SI 90 F FF 90 F FF 91 B SL 79 F SI 91 S CU 71 1-3 ① K		S CU 72 S SI 91 F FF 90 F CH 80 B FF 90 X SI 89 1-2 7 FC4-6 1B		F CH 78 X CU 72 0-1 1-2 1B		X FF 95 0-0 ① ② F7-3 1-1		4	0	2	0	0	1	1
7 Mark Kotsay, L (1, 3) OBP: 0.306, SLG: 0.376		B CU 69 C CU 68 X SI 90 1-1 E6 10 2B 23 SF9		S CH 80 S CU 72 X FF 91 0-2 ② FC4-6 1-2f		B CH 78 B SI 89 X SI 88 2-0 ② F7		B FF 95 X FF 95 1-0 10 1B 1B		4	1	1	0	0	0	3
10 Alexei Ramirez, R (1, 6) OBP: 0.311, SLG: 0.428		B FF 90 S SL 78 X SL 78 1-1 23 SF9 1-3 2B		C FF 90 B FF 91 S CH 80 F SI 90 B SI 90 X CH 78 2-2 ③ L5		C FF 90 F FF 90 S FF 88 0-3 ③ K		X SI 92 0-0 1-2 1B		4	0	2	0	0	1	3
23 Mark Teahen, L (1, 10) OBP: 0.325, SLG: 0.387		B CU 71 X CH 81 1-0 ② SF9 2-3 3-H			S CH 81 B FF 89 C CU 71 B SL 78 S CH 79 2-3 ① K		C SI 89 B SI 88 F SI 90 X CU 70 1-2 30 SH3-4 1 3B 1B	C FF 95 S FF 96 X CU 82 0-2 ③ G3		3	1	1	1	0	1	2
30 Alejandro De Aza, L (1, 8) (8, 9)		C CU 69 F FF 91 S SI 91 0-3 ③ K			L FF 89 S CU 71 B CH 79 S SI 90 1-3 ② K		X SI 87 0-0 ① SH3-4 1-2		X SI 93 0-0 ① F8	3	0	0	0	0	2	1
22 Brent Morel, R (1, 5) OBP: 0.227, SLG: 0.381			L FF 89 C FF 91 F FF 88 B FF 90 B SL 81 F SL 79 F FF 90 F SI 90 F SI 89 2-3 ① S SI 91 K		C FF 90 F FF 90 B CU 75 C SL 81 1-3 ③ K		X SL 78 0-0 ② F8		C SI 94 B SL 84 F SI 92 F FS 86 F SI 96 F SI 96 X FS 86 1-2 ② G5-3	4	0	0	0	0	2	1
Inning Stats	R: 0 E: 0 K: 2 S: 7 H: 0 LOB: 0 BB: 0 P: 8	R: 1 E: 1 K: 2 S: 14 H: 1 LOB: 1 BB: 0 P: 18	R: 0 E: 0 K: 1 S: 17 H: 0 LOB: 0 BB: 0 P: 23	R: 0 E: 1 K: 0 S: 14 H: 1 LOB: 1 BB: 0 P: 17	R: 0 E: 0 K: 3 S: 9 H: 0 LOB: 0 BB: 0 P: 13	R: 1 E: 0 K: 1 S: 12 H: 3 LOB: 2 BB: 0 P: 16	R: 2 E: 0 K: 0 S: 8 H: 3 LOB: 0 BB: 0 P: 12	R: 0 E: 0 K: 0 S: 8 H: 3 LOB: 2 BB: 0 P: 11	R: 0 E: 0 K: 0 S: 9 H: 0 LOB: 0 BB: 0 P: 12	1B: 9 2B: 2 3B: 1 HR: 0 SF: 1 SAC: 2 DP: 1 HBP: 0						

PITCHER	IP	WLS	BF	H	R	ER	SO	BB	IBB	HBP	BLK	WP	HR	S	P	ERA	WHIP
36 Jered Weaver, R (1, 1) ERA: 3.02	6.2	L	29	8	4	3	9	0	0	0	0	0	0	81	106	4.05	1.200
40 Kevin Jepsen, R (7, 1) ERA: 4.25	1.1		5	3	0	0	0	0	0	0	0	0	0	8	12	0.00	2.250
38 Bobby Cassevah, R (9, 1) ERA: 3.57	1.0		3	0	0	0	0	0	0	0	0	0	0	9	12	0.00	0.000

PITCHER	IP	WLS	BF	H	R	ER	SO	BB	IBB	HBP	BLK	WP	HR	S	P	ERA	WHIP

TOP

Chicago White Sox @ Los Angeles Angels

Angel Stadium of Anaheim, Anaheim, CA

Sun Sep 26 2010, 12:38 PM - 3:24 PM PDT

Att. 42,686 - Sunny - 94 F

livebaseballscorecards.com

AB	34
R	4
H	11
RBI	4
BB	0
SO	9
LOB	11

WP: 0 PA: 38
PB: 0
SB: 1
CS: 1

Batter	1	2	3	4	5	6	7	8	9	AB	R	H	RBI	BB	SO	LOB
25 Peter Bourjos, R (1, 8) OBP: 0.239, SLG: 0.351	B FF 94 C FF 93 B SI 95 F SI 94 B SI 96 X SI 95 3-2 53 2B 1B	1 SAFE B FF 94 1 SAFE F SL 85 B SL 85 C SL 82 X SI 94 2-2 47 CS 1-3 1B			B FF 91 F SL 77 C CH 80 F SL 83 F CH 84 X CH 82 1-2 ① F8		C FF 93 B SL 82 B FF 94 C FF 92 B FF 96 B SI 95 4-2 47 G2-3 BB		C FF 95 S SL 82 B FF 95 B SL 83 F FF 94 F SL 83 F FF 95 S FF 96 2-3 ③ K	4	1	2	0	1	1	0
47 Howie Kendrick, R (1, 4) OBP: 0.315, SLG: 0.409	C SL 84 1 SAFE P PO 92 F SI 93 F CH 86 X SI 95 1-2 ① F8	C CH 83 B SL 86 F SL 84 B SI 95 1 SAFE F CH 87 S SI 93 2-3 ②③ K 1-2			B SL 81 C SI 93 X CH 84 1-1 53 BB 1B		1 SAFE C FF 94 X FC 89 0-1 ② G2-3 1-2			4	0	1	0	0	1	4
53 Bobby Abreu, L (1, 7) OBP: 0.350, SLG: 0.438	1 SAFE B SI 94 1 SAFE C SL 86 F SI 95 1 SAFE P PO 91 F CH 87 X FF 95 2-2 48 1B 1-H 2B		C SI 92 B SL 80 B CH 85 F CH 85 X CH 86 2-2 ① G4-3		B FF 93 B CH 84 B CH 84 B FF 93 4-0 48 G6-4-3 1-2 BB		C FC 91 B FC 90 F FO 84 D SL 82 S SL 82 2-3 ③ K			3	1	1	1	1	1	1
48 Torii Hunter, R (1, 9) OBP: 0.360, SLG: 0.467	C SI 95 B SL 88 X SL 88 1-1 55 G4-3 16 1B 2-H 1B		S FF 92 B SI 94 F CH 83 B SI 94 F CH 85 X CH 84 2-2 ② P4		B CH 86 S SL 85 B SI 94 X SI 94 2-1 ②③ G6-4-3 1-2f			B FC 91 B FC 90 B SI 94 C FF 94 S FF 96 F FF 96 X SI 96 3-2 77 FC3-6 1B		4	1	2	1	0	0	2
55 Hideki Matsui, L (1, 10) OBP: 0.358, SLG: 0.453 77 Reggie Willits, S (8, PH) OBP: 0.339, SLG: 0.301 (9, 10)	B CH 87 X CH 86 1-0 ② G4-3 2-3		B SI 94 F SL 79 B SL 87 C CH 86 B SI 94 X SL 87 3-2 ③ F7			X SL 84 0-0 ① F8		X 0-0 ① FC3-6 1-2f		3 1	0 0	0 0	0 0	0 0	0 0	1 1
16 Hank Conger, L (1, 2) OBP: 0.333, SLG: 0.381 44 Mike Napoli, R (8, PH) OBP: 0.318, SLG: 0.482 5 Jeff Mathis, R (9, 2) OBP: 0.210, SLG: 0.276	B SI 96 F SL 85 X SL 88 1-1 3-H 1B			B SI 91 X CH 85 1-0 2B		B SI 93 C FF 93 B SI 92 B SL 84 B FF 92 4-1 BB		C FF 94 S FF 94 C FF 96 0-3 ② K		2 1 0	0 0 0	2 0 0	1 0 0	1 1 0	0 1 0	0 1 0
44 Mark Trumbo, R (1, 3)	C SI 95 F SI 94 S CH 85 0-3 ③ K			X SL 84 0-0 ① G1-3		B FF 93 1 SAFE C SI 92 F SL 82 C SI 94 1-3 ② K		S FF 95 S FF 96 F FF 95 1 SAFE C FF 96 0-3 ③ K		4	0	0	0	0	3	4
3 Brandon Wood, R (1, 5) OBP: 0.177, SLG: 0.212 (8, 6) 20 Juan Rivera, R (9, PH) OBP: 0.312, SLG: 0.398		S SL 84 X SL 85 0-1 ① G6-3		C FF 93 B CH 83 S CH 84 S SL 85 1-3 ② K		S CH 84 B SI 94 1 SAFE X SL 86 1-1 ③ P4			C FF 94 B SL 81 F FF 95 X FF 96 1-2 ① P3	3 1	0 0	0 0	0 0	0 0	1 0	2 0
18 Andrew Romine, S (1, 6) OBP: 0.200, SLG: 0.200 6 Alberto Callaspo, S (7, PH) OBP: 0.304, SLG: 0.378 18 Kevin Frandsen, R (8, 5) OBP: 0.294, SLG: 0.319		C FF 94 F SL 85 B SI 94 B SL 88 X CH 84 2-2 25 1B 1B		B SI 92 X SL 84 1-0 ③ G3			C SI 94 B FC 89 X FO 83 1-1 ① F7		B FF 94 X FF 94 1-0 ② G4-3	2 1 1	0 0 0	1 0 0	0 0 0	0 0 0	0 0 0	1 0 0
Inning Stats	R: 3 H: 4 E: 0 LOB: 1 K: 1 BB: 0 S: 21 P: 28	R: 0 H: 2 E: 0 LOB: 2 K: 1 BB: 0 S: 12 P: 18	R: 0 H: 0 E: 0 LOB: 0 K: 0 BB: 0 S: 10 P: 17	R: 0 H: 1 E: 0 LOB: 1 K: 1 BB: 0 S: 6 P: 9	R: 0 H: 1 E: 0 LOB: 1 K: 0 BB: 1 S: 9 P: 17	R: 0 H: 0 E: 0 LOB: 1 K: 1 BB: 1 S: 7 P: 13	R: 0 H: 0 E: 0 LOB: 1 K: 1 BB: 1 S: 9 P: 16	R: 0 H: 1 E: 0 LOB: 1 K: 2 BB: 0 S: 12 P: 15	R: 0 H: 0 E: 0 LOB: 0 K: 1 BB: 0 S: 10 P: 14	1B: 7 2B: 3 3B: 0 HR: 0	SF: 0 SAC: 0 DP: 2 HBP: 0			WP: 0 PB: 0 SB: 0 CS: 1	PA: 37		

PITCHER		IP	WLS	BF	H	R	ER	SO	BB	IBB	HBP	BLK	WP	HR	S	P	ERA	WHIP
57 Ramon Pena, R ERA: 4.85	(1, 1)	6.0	W	26	8	3	3	4	2	0	0	0	0	0	65	102	4.50	1.667
71 Scott Linebrink, R ERA: 4.39	(7, 1)	1.0	H	5	1	0	0	1	1	0	0	0	0	0	13	23	0.00	2.000
37 Matt Thornton, L ERA: 2.79	(8, 1)	2.0	S	6	0	0	0	3	0	0	0	0	0	0	18	22	0.00	0.000

PITCHER	IP	WLS	BF	H	R	ER	SO	BB	IBB	HBP	BLK	WP	HR	S	P	ERA	WHIP

BOTTOM

Chicago White Sox @ Los Angeles Angels

Angel Stadium of Anaheim, Anaheim, CA

Sun Sep 26 2010, 12:38 PM - 3:24 PM PDT

Att. 42,686 - Sunny - 94 F

livebaseballscorecards.com

AB	34
R	3
H	9
RBI	3
BB	3
SO	8
LOB	17

Oakland Athletics @ Los Angeles Angels

Angel Stadium of Anaheim, Anaheim, CA

Mon Sep 27 2010, 7:07 PM - 10:19 PM PDT

Att. 40,414 - Clear - 96 F

TOP

livebaseballscorecards.com

Batter	1	2	3	4	5	6	7	8	9	AB	R	H	RBI	BB	SO	LOB
11 Rajai Davis, R (1, 8) OBP: 0.307, SLG: 0.366 19 Jeff Larish, L (9, PH) OBP: 0.268, SLG: 0.317	B FF 92 X FF 92 1-0 ① L8	C F F S 0-3 ① K 1-2 2-3		C X 0-1 ① F9	C S F S 0-3 ③ K		C B C S 1-3 ③ K		B CH 81 D CH 82 F SI 95 X CH 83 2-1 ② G3-1 1-3	5 1	0 0	0 0	0 0	0 0	3 0	6 1
10 Daric Barton, L (1, 3) OBP: 0.393, SLG: 0.394	X CH 88 0-0 32 14 1B 8 SF6 1B	I I I I 4-0 14 1B IBB		B X 1-0 ② L7		C S B F X 1-2 ① G3-1		B FF 100 X FF 100 1-0 ① G4-3	B CH 83 S SI 96 B SI 98 B CH 82 B CH 86 4-1 BB	4	1	1	0	2	0	0
14 Mark Ellis, R (1, 4) OBP: 0.354, SLG: 0.367	C FF 90 C SL 81 D SL 80 B FF 93 1 SAFE F SL 83 B FF 92 F X 3-2 8 SF6 32 1B 1-2 1B	C X 0-1 1-2 2-3 3-H 1B		C X 0-1 32 1B 2B	C B S B X 2-2 ② G6-3			B SL 85 C FF 100 B FF 100 B FF 99 C FF 97 F FF 99 S FF 99 3-3 ② K	B SI 98 X SI 96 1-0 ③ G5-3	6	1	3	1	0	1	2
32 Jack Cust, L (1, 10) OBP: 0.401, SLG: 0.442	C B X 1-1 8 SF6 1-2 2-3 1B	C C B B F S 2-3 ② K		S X 0-1 8 BB 2-H 1B		B B F F F S 2-3 ③ K		X FF 99 0-0 8 3B 1B		5	1	3	1	0	2	3
8 Kurt Suzuki, R (1, 2) OBP: 0.312, SLG: 0.372	X 0-0 ② SF6 1-2 2-3 3-H	C B B B C X 3-2 ③ G5-3		B B B B 4-0 1-2 BB			S B X 1-1 22 BB 45 1B 1B	C FF 98 B SL 87 B SL 86 X FF 98 2-1 1-H 3B		3	0	2	2	1	0	3
5 Kevin Kouzmanoff, R (1, 5) OBP: 0.288, SLG: 0.395	S C D F X 1-2 ③ F9		B X 1-0 2 FC6 1B	B S F B S 2-3 ③ K			X 0-0 ① P4	B SL 85 D SL 88 B FF 98 B FF 98 4-0 BB		4	0	1	0	1	1	5
45 Jeremy Hermida, L (1, 9) OBP: 0.276, SLG: 0.371		C X 0-1 HR	C B X 1-1 ① F7		C B X 1-1 ① P4		B B X 2-0 22 BB 1-2 1B	B FF 98 C FF 97 C CH 87 C FF 99 1-3 ③ K		5	1	2	1	0	1	3
22 Chris Carter, R (1, 7) OBP: 0.193, SLG: 0.212 18 Gabe Gross, L (7, PR) OBP: 0.293, SLG: 0.314 (7, 7)		B B B B 4-0 11 S 2 1B 14 1B BB	S S 1 SAFE S 0-3 ② K	C B B X 2-1 ② F8			B S B B B 4-1 1-2 2-3 BB		C SI 94 F SI 95 X SI 96 0-2 ① G4-3	2 1	1 0	0 0	0 0	2 0	1 0	1 0
2 Cliff Pennington, S (1, 6) OBP: 0.319, SLG: 0.367		B C F F B X 2-2 14 1B 11 S 1-2 1B	C C B F F X 1-2 ③ FC6 1-2f	C B X 1-1 2B			B S X 1-1 ② F9		X SI 96 0-0 19 G3-1 19 S 1B	5	0	3	0	0	0	4
Inning Stats	R: 1 E: 0 K: 0 S: 14 H: 3 LOB: 2 BB: 0 P: 20	R: 2 E: 0 K: 2 S: 19 H: 3 LOB: 3 BB: 2 P: 34	R: 0 E: 0 K: 1 S: 11 H: 1 LOB: 1 BB: 0 P: 14	R: 1 E: 0 K: 1 S: 10 H: 2 LOB: 2 BB: 1 P: 17	R: 0 E: 0 K: 1 S: 10 H: 1 LOB: 1 BB: 0 P: 14	R: 0 E: 0 K: 1 S: 11 H: 0 LOB: 0 BB: 0 P: 16	R: 0 E: 0 K: 1 S: 10 H: 2 LOB: 3 BB: 1 P: 19	R: 1 E: 0 K: 2 S: 11 H: 2 LOB: 2 BB: 1 P: 22	R: 0 E: 0 K: 0 S: 8 H: 1 LOB: 2 BB: 1 P: 15	1B: 11 2B: 2 3B: 1 HR: 1 SF: 1 SAC: 0 DP: 0 HBP: 0						

	AB	41
	R	5
	H	15
	RBI	5
	BB	6
	SO	9
	LOB	28

WP: 0 PB: 0 SB: 3 CS: 0 PA: 48

PITCHER	IP	WLS	BF	H	R	ER	SO	BB	IBB	HBP	BLK	WP	HR	S	P	ERA	WHIP
54 Ervin Santana, R (1, 1) ERA: 3.83	6.0		31	10	4	4	6	2	1	0	0	0	1	75	115	6.00	2.000
58 Michael Kohn, R (7, 1) ERA: 2.33	1.0	W	6	2	0	0	1	1	0	0	0	0	0	10	19	0.00	3.000
51 Jordan Walden, R (8, 1) ERA: 2.19	1.0	H	6	2	1	1	2	1	0	0	0	0	0	11	22	9.00	3.000
56 Fernando Rodney, R (9, 1) ERA: 4.09	1.0	S	5	1	0	0	0	1	0	0	0	0	0	8	15	0.00	2.000

PITCHER	IP	WLS	BF	H	R	ER	SO	BB	IBB	HBP	BLK	WP	HR	S	P	ERA	WHIP

Batter	1	2	3	4	5	6	7	8	9	AB	R	H	RBI	BB	SO	LOB
25 Peter Bourjos, R (1, 8) OBP: 0.238, SLG: 0.346	C C F B X 1-2 G1-6-3 ①	X 0-0 47 1B 1B 1-2 2-3		C X 0-1 G5-3 ②		B S B X 2-1 G5-3 ③	F FF 92 B SL 82 D SL 83 F SI 91 X CH 87 2-2 F8 ③			5	0	1	0	0	0	4
47 Howie Kendrick, R (1, 4) OBP: 0.314, SLG: 0.407	B F F F B X 2-2 L8 ②	C B X 1-1 1B 1-2 2-3 3-H		C C X 0-2 G4-3 ③			C B S F F B B T 3-2 K ① C FF 89 B FF 91 S CH 86 X CH 87 1-2 G6-3 ①			5	0	1	1	0	1	0
53 Bobby Abreu, L (1, 10) OBP: 0.349, SLG: 0.436	B B F X 2-1 F8 ③	C F F X 0-2 F7 ③			C X 0-1 G3 ①		B B C F B F X 3-2 48 G5-3 55 1B 1B C CH 86 B CH 88 B FF 91 X CH 85 2-1 G4-3 ②			5	1	1	0	0	0	3
48 Torii Hunter, R (1, 9) OBP: 0.359, SLG: 0.464		S B C B X 2-2 G1-3 ① C B X 1-1 20 BLK 1B			F X 0-1 F8 ②		C 1 SAFE 1 SAFE X 0-1 G5-3 ② B SI 91 F SI 89 S CH 87 B FF 91 B CH 86 X CH 87 3-2 G6-3 ③ 1-2			5	0	1	0	0	0	1
20 Juan Rivera, R (1, 7) OBP: 0.314, SLG: 0.401 6 Alberto Callaspo, S (7, PH) OBP: 0.305, SLG: 0.378 77 Reggie Willits, S (7, PR) OBP: 0.339, SLG: 0.301 (8, 7)		B B C B X 3-1 13 1B 2B D B C X 2-1 FC6 1-2			C S B B B B 4-2 BB		C B B B B 4-1 13 BB 55 1B 2 HBP BB			2 0 0	1 0 1	1 0 0	0 0 0	1 1 0	0 0 0	1 0 0
44 Mike Napoli, R (1, 3) OBP: 0.318, SLG: 0.479 55 Hideki Matsui, L (7, PH) OBP: 0.359, SLG: 0.454 44 Mark Trumbo, R (7, PR) (8, 3)		B B B B 4-0 13 1B 2 FC1 BB C F F B F F D T 2-2 K ①			X 0-0 G6-3 ③		B X 1-0 2 HBP 13 BB 16 BB 1-2 2-H 1B			2 1 0	1 0 1	0 1 0	0 1 0	1 0 0	1 0 0	3 0 0
13 Maicer Izturis, S (1, 5) OBP: 0.320, SLG: 0.372		B B B C C C X 3-2 25 1B 2 FC1 47 1B 1B 1-3 2-H C C B F S 1-3 K ②				B X 1-0 2 SH1-4 1B B B B B 4-0 16 BB 2 HBP BB 1-2 2-3				3	1	2	1	1	1	2
2 Erick Aybar, S (1, 6) OBP: 0.306, SLG: 0.331		S L 1 SAFE F F X 0-2 FC1 47 1B 25 1B 1-2 3-H C X 0-1 P6 ③				1 SAFE L 1 SAFE X 0-1 SH1-4 ① 1-2 C F F F H 1-2 16 BB HBP 1-2 2-3 3-H				2	0	0	2	0	0	3
46 Bobby Wilson, R (1, 2) OBP: 0.288, SLG: 0.417 16 Hank Conger, L (7, PH) OBP: 0.360, SLG: 0.381 (8, 2)		B X 1-0 G2 ②		B X 1-0 F8 ①		D X 1-0 P6 ②	B D B B 4-0 BB 1-2 2-3 3-H			3 0	0 0	0 0	0 0	0 1	0 1	3 0
Inning Stats	R: 0 E: 0 K: 0 S: 10 H: 0 LOB: 0 BB: 0 P: 15	R: 3 E: 0 K: 0 S: 22 H: 4 LOB: 3 BB: 1 P: 36	R: 0 E: 0 K: 2 S: 16 H: 1 LOB: 2 BB: 0 P: 22	R: 0 E: 0 K: 0 S: 6 H: 0 LOB: 0 BB: 0 P: 7	R: 0 E: 0 K: 0 S: 7 H: 0 LOB: 1 BB: 1 P: 11	R: 0 E: 0 K: 0 S: 6 H: 1 LOB: 1 BB: 0 P: 10	R: 3 E: 0 K: 1 S: 20 H: 2 LOB: 3 BB: 3 P: 42	R: 0 E: 0 K: 0 S: 8 H: 0 LOB: 0 BB: 0 P: 14		1B: 7 2B: 1 3B: 0 HR: 0	SF: 0 SAC: 1 DP: 0 HBP: 1			WP: 0 PB: 0 SB: 0 CS: 0	PA: 40	

PITCHER		IP	WLS	BF	H	R	ER	SO	BB	IBB	HBP	BLK	WP	HR	S	P	ERA	WHIP
49 Brett Anderson, L ERA: 2.91	(1, 1)	6.1		30	7	4	4	3	2	0	0	1	0	0	76	116	5.68	1.421
31 Brad Ziegler, R ERA: 3.2	(7, 1)	0.1	L	2	0	0	0	0	1	0	0	0	0	0	3	7	0.00	3.000
61 Justin James, R ERA: 4.5	(7, 1)	0.0	B	4	1	2	2	0	2	0	1	0	0	0	5	15	∞	∞
50 Ross Wolf, R ERA: 4.63	(7, 1)	1.1		4	0	0	0	0	0	0	0	0	0	0	11	19	0.00	0.000

PITCHER	IP	WLS	BF	H	R	ER	SO	BB	IBB	HBP	BLK	WP	HR	S	P	ERA	WHIP

BOTTOM

Oakland Athletics @ Los Angeles Angels

Angel Stadium of Anaheim, Anaheim, CA

Mon Sep 27 2010, 7:07 PM - 10:19 PM PDT

Att. 40,414 - Clear - 96 F

livebaseballscorecards.com

AB	33
R	6
H	8
RBI	6
BB	5
SO	3
LOB	20

Batter	1	2	3	4	5	6	7	8	9	AB	R	H	RBI	BB	SO	LOB
11 Rajai Davis, R (1, 8) OBP: 0.310, SLG: 0.368	C SI 91 B SI 91 S FC 88 B FC 85 B FC 87 C FC 88 3-3 ① K		F FS 86 B SI 89 X FC 84 1-1 ② F8		B FC 86 F SI 92 F FS 85 F SI 93 B FF 88 F FC 87 X FC 86 2-2 10 G4-3 14 1B 2B		1 SAFE C FF 94 P PO 90 1 SAFE B FF 95 1 SAFE F FF 96 B SL 92 F FF 96 4-2 B FF 96 1-2 BB		D SI 97 B SI 96 C CH 83 B CH 81 B SI 97 4-1 1-2 BB	3	1	1	0	2	1	0
10 Daric Barton, L (1, 3) OBP: 0.393, SLG: 0.394	C FF 92 F FS 86 X FF 91 0-2 14 G6-3 1B		F SI 91 B FC 87 B FS 84 X SI 90 2-1 1B		B KC 80 X KC 81 1-0 ② G4-3 2-3		C FF 96 B CU 83 X CU 82 1-1 ③ F7		B SI 98 F SI 96 X SI 97 1-1 ③ F7	5	0	2	0	0	0	5
14 Mark Ellis, R (1, 4) OBP: 0.355, SLG: 0.371	B FF 92 B FC 87 S FC 87 F SI 91 B FF 92 1 SAFE X FC 87 3-2 ② G6-3 1-2		C FF 91 C FF 91 S FC 88 0-3 ③ K		X FC 86 0-0 32 PO 3-H 1B			C FF 100 B FF 100 X FF 100 1-1 2B		4	0	2	1	0	1	2
32 Jack Cust, L (1, 10) OBP: 0.400, SLG: 0.438	B KC 79 S FS 85 B KC 80 B KC 79 B KC 81 4-1 BB			F FC 86 C KC 79 C FF 90 0-3 ① K	B KC 78 S FC 86 B FF 90 1 SAFE 2-1 ③ PO 1-2	B KC 81 X FF 90 1-0 ① G4-3		B FF 100 S FF 100 F FF 100 F SL 84 B FF 101 C SL 82 2-3 ① K		3	0	0	0	1	2	1
5 Kevin Kouzmanoff, R (1, 5) OBP: 0.287, SLG: 0.400	B FC 86 X FC 86 1-0 ③ G4-3			X FS 87 0-0 HR		B FF 91 B FC 87 B FC 87 X FF 90 3-0 ② F8		S SL 86 D SL 84 F FF 100 D SL 86 S SL 85 2-3 ② K		4	1	1	1	0	1	3
45 Jeremy Hermida, L (1, 9) OBP: 0.275, SLG: 0.368		B FF 89 X FF 90 1-0 ① G3		C FF 90 B FS 85 B KC 80 F FC 86 B SI 90 X FF 90 3-2 1B		B SI 91 F KC 80 C FC 85 X FS 84 1-2 ③ L4		B FF 100 B FF 100 B FF 99 C FF 99 X FF 98 3-1 ③ G3		4	0	1	0	0	0	1
22 Chris Carter, R (1, 7) OBP: 0.183, SLG: 0.200 18 Gabe Gross, L (7, 7) OBP: 0.293, SLG: 0.314 8 Kurt Suzuki, R (9, PH) OBP: 0.311, SLG: 0.371		S FC 86 B FC 87 S FS 86 B FS 86 F FC 88 C FC 88 2-3 ② K		B SI 91 S FC 85 S FC 86 X FC 87 1-2 ② F8			B FF 93 F FF 96 X FF 96 1-1 ① F9		B SI 95 C CH 80 B CH 83 X CH 81 2-1 ① G6-3	3 0 1	0 0 0	0 0 0	0 0 0	0 0 0	1 0 0	1 0 0
11 Landon Powell, S (1, 2) OBP: 0.305, SLG: 0.304		B KC 81 C FF 90 X KC 81 1-1 ③ G6-3		S FC 85 C FF 90 F FC 86 B FF 90 F FC 84 B FF 90 B FC 86 X SI 91 3-2 ③ F8			B FF 96 C FF 96 B FF 95 C FF 96 B FF 93 X FF 96 3-2 ② F8		B CH 82 C SI 98 F SI 97 S CH 81 1-3 ② K	4	0	0	0	0	1	1
2 Cliff Pennington, S (1, 6) OBP: 0.321, SLG: 0.368			C SI 89 X KC 80 0-1 ① G3		F FC 86 B KC 79 T SI 90 B FF 90 F FF 88 C SI 91 2-3 ① K		C FF 96 F CU 84 X CU 84 0-2 11 WP 1B		C SI 98 X CH 82 0-1 11 BB 1B	4	0	2	0	0	1	0
Inning Stats	R: 0 E: 0 K: 1 S: 11 H: 1 LOB: 2 BB: 1 P: 22	R: 0 E: 0 K: 1 S: 7 H: 0 LOB: 0 BB: 0 P: 11	R: 0 E: 0 K: 1 S: 9 H: 1 LOB: 1 BB: 0 P: 12	R: 1 E: 0 K: 1 S: 15 H: 2 LOB: 1 BB: 0 P: 22	R: 1 E: 0 K: 1 S: 12 H: 2 LOB: 0 BB: 0 P: 19	R: 0 E: 0 K: 0 S: 5 H: 0 LOB: 0 BB: 0 P: 10	R: 0 E: 0 K: 0 S: 14 H: 1 LOB: 2 BB: 1 P: 22	R: 0 E: 0 K: 2 S: 11 H: 1 LOB: 1 BB: 0 P: 19	R: 0 E: 0 K: 1 S: 10 H: 1 LOB: 2 BB: 1 P: 18	1B: 6 2B: 2 3B: 0 HR: 1 SF: 0 SAC: 0 DP: 0 HBP: 0						

TOP

Oakland Athletics @ Los Angeles Angels

Angel Stadium of Anaheim, Anaheim, CA

Tue Sep 28 2010, 7:09 PM - 9:37 PM PDT

Att. 43,163 - Cloudy - 78 F

livebaseballscorecards.com

AB	35
R	2
H	9
RBI	2
BB	3
SO	8
LOB	14

WP: 1 PA: 39
PB: 0
SB: 0
CS: 0

PITCHER		IP	WLS	BF	H	R	ER	SO	BB	IBB	HBP	BLK	WP	HR	S	P	ERA	WHIP
24 Dan Haren, R ERA: 3.93	(1, 1)	6.0	W	24	6	2	2	5	1	0	0	0	0	1	59	96	3.00	1.167
40 Kevin Jepsen, R ERA: 4.18	(7, 1)	1.0	H	5	1	0	0	0	1	0	0	0	1	0	14	22	0.00	2.000
51 Jordan Walden, R ERA: 2.03	(8, 1)	1.0	H	4	1	0	0	2	0	0	0	0	0	0	11	19	0.00	1.000
56 Fernando Rodney, R ERA: 4.03	(9, 1)	1.0	S	5	1	0	0	1	1	0	0	0	0	0	10	18	0.00	2.000

PITCHER	IP	WLS	BF	H	R	ER	SO	BB	IBB	HBP	BLK	WP	HR	S	P	ERA	WHIP

Batter	1	2	3	4	5	6	7	8	9	AB	R	H	RBI	BB	SO	LOB
25 Peter Bourjos, R (1, 8) OBP: 0.232, SLG: 0.338	B SI 86 C SI 84 S FF 87 S CH 69 1-3 K ①		B CU 74 C FF 86 C CH 73 F FF 90 X CH 68 1-2 P2 ①		B CU 75 X SI 84 1-0 F8 ③		B CH 73 F FC 87 F FF 88 D CH 71 F CH 72 X FF 87 2-2 F9 ①			4	0	0	0	0	1	2
47 Howie Kendrick, R (1, 4) OBP: 0.313, SLG: 0.407	C SI 87 C FF 88 X CH 71 0-2 G4-3 ②		F FF 88 S CH 74 F FF 90 F FF 90 X CH 70 0-2 53 G4-6-3 1B			F CH 73 X SI 84 0-1 G4-3 ①	B FF 88 X FF 89 1-0 SF9 ② 2-3 3-H			3	0	1	1	0	0	0
53 Bobby Abreu, L (1, 7) OBP: 0.350, SLG: 0.436 77 Reggie Willits, S (8, 7) OBP: 0.339, SLG: 0.301	C FF 89 B FF 87 B FF 87 B SI 88 C SI 88 F SI 88 X SI 90 3-2 48 PO 1B		C CU 76 X FF 89 0-1 G4-6-3 ②③ 1-2f			C FC 88 B CH 73 F SI 86 B CH 76 B SI 87 X CH 75 3-2 48 1B 44 1B	C CH 77 C CH 76 B FF 90 T FF 90 1-2 K ③			4 0	1 0	2 0	0 0	0 0	1 0	2 0
48 Torii Hunter, R (1, 9) OBP: 0.360, SLG: 0.470	D FF 88 1 SAFE 1-0 PO ③ 1-2	X CU 74 0-0 HR		C FF 87 C FF 87 F FF 88 X FF 88 0-2 P6 ①		S CH 72 X CH 75 0-1 44 1B 55 G4-3 1-2 1B		B SL 88 B SI 93 F FF 93 F SL 87 S SL 89 2-3 K ①		4	2	2	1	0	1	0
44 Mike Napoli, R (1, 3) OBP: 0.320, SLG: 0.480		X FF 87 0-0 55 1B 1B		B CU 74 X CU 76 1-0 P4 ②		S FF 89 1 SAFE C FF 88 X CH 70 0-2 55 G4-3 1-3 2-H 1B		B SI 93 B SL 89 S SI 92 B FF 95 X SI 94 3-1 P4 ②		4	0	2	1	0	0	0
55 Hideki Matsui, L (1, 10) OBP: 0.360, SLG: 0.454		B FF 88 1 SAFE X SI 88 1-0 1-2 1B		C CU 75 C FF 88 B CH 72 X CH 71 1-2 1B		C FF 88 B SI 88 F FF 88 X SI 88 1-2 G4-3 ② 2-3 3-H		X SI 94 0-0 G3-1 ③		4	0	2	1	0	0	1
6 Alberto Callaspo, S (1, 5) OBP: 0.304, SLG: 0.376		B CH 74 D SI 86 C SI 86 F CH 73 F FF 88 S CH 72 2-3 K ①		C CU 74 B FF 87 X FF 86 1-1 F9 ③		X FF 88 0-0 F8 ③				3	0	0	0	0	1	4
5 Jeff Mathis, R (1, 2) OBP: 0.212, SLG: 0.276		C CH 73 X FF 88 0-1 F7 ②			C CU 74 C FF 88 B CH 71 X CH 72 1-2 G1-3 ①		X FF 84 0-0 3 SH 47 SF9 1B			3	1	1	0	0	0	2
3 Brandon Wood, R (1, 6) OBP: 0.176, SLG: 0.210		X CH 74 0-0 F7 ③			F FF 88 B SI 86 X CH 72 1-1 G5-3 ②		X CH 73 0-0 SH 47 SF9 1-3			2	0	0	0	0	0	2
Inning Stats	R: 0 E: 0 K: 1 S: 10 H: 1 LOB: 0 BB: 0 P: 15	R: 1 E: 0 K: 1 S: 10 H: 3 LOB: 2 BB: 0 P: 13	R: 0 E: 0 K: 0 S: 11 H: 1 LOB: 0 BB: 0 P: 12	R: 0 E: 0 K: 0 S: 10 H: 1 LOB: 1 BB: 0 P: 13	R: 0 E: 0 K: 0 S: 6 H: 0 LOB: 0 BB: 0 P: 9	R: 2 E: 0 K: 0 S: 14 H: 3 LOB: 1 BB: 0 P: 18	R: 1 E: 1 K: 1 S: 10 H: 1 LOB: 1 BB: 0 P: 14	R: 0 E: 0 K: 1 S: 6 H: 0 LOB: 0 BB: 0 P: 11		1B: 9 2B: 0 3B: 0 HR: 1 SF: 1 SAC: 1 DP: 1 HBP: 0				WP: 0 PB: 0 SB: 0 CS: 0 PA: 34		

PITCHER		IP	WLS	BF	H	R	ER	SO	BB	IBB	HBP	BLK	WP	HR	S	P	ERA	WHIP
51 Dallas Braden, L ERA: 3.5	(1, 1)	7.0	L	30	10	4	3	3	0	0	0	0	0	1	71	94	3.86	1.429
52 Boof Bonser, R ERA: 6.75	(8, 1)	1.0		3	0	0	0	1	0	0	0	0	0	0	6	11	0.00	0.000

PITCHER	IP	WLS	BF	H	R	ER	SO	BB	IBB	HBP	BLK	WP	HR	S	P	ERA	WHIP

BOTTOM

Oakland Athletics @ Los Angeles Angels
Angel Stadium of Anaheim, Anaheim, CA
Tue Sep 28 2010, 7:09 PM - 9:37 PM PDT
Att. 43,163 - Cloudy - 78 F

livebaseballscorecards.com

AB	31
R	4
H	10
RBI	4
BB	0
SO	4
LOB	13

Batter	1	2	3	4	5	6	7	8	9	10	11	AB	R	H	RBI	BB	SO	LOB
11 Rajai Davis, R (1, 8) OBP: 0.311, SLG: 0.370	B SI 88 B SI 88 C SI 87 X SI 87 2-1 F7 ①		B SL 84 X SL 84 1-0 F8 ②		X SI 87 0-0 10 G4-3 3-H 2B		B CU 74 F SL 84 B SI 90 F SI 89 X SL 85 2-2 1B			B SI 94 B SI 94 C SI 94 X SI 94 2-1 G6-3 ①		5	0	2	1	0	0	0
10 Daric Barton, L (1, 3) OBP: 0.392, SLG: 0.392	C SI 88 F CU 75 B CU 77 B SI 89 B CU 78 T SI 88 3-2 K ②		B SI 87 B SI 87 B SI 86 B FF 87 4-0 14 1B BB		F SI 86 B CU 78 X CH 82 1-1 G4-3 ② 2-3		X SI 88 0-0 L6 ③			B SI 94 F SI 94 B SI 94 B SI 95 X SI 93 3-1 G3 ②		4	0	0	0	1	1	2
14 Mark Ellis, R (1, 4) OBP: 0.357, SLG: 0.372	C FF 88 X SI 86 0-1 1B		C SL 84 B SL 83 F SI 87 D SL 85 X SL 84 2-2 1-2 1B		C SI 90 B SI 89 F SI 89 B CH 82 F CH 83 F SI 89 D CH 83 B SI 88 4-2 BB			S CH 85 S FF 93 S FF 94 0-3 K ①		C SI 94 X FS 86 0-1 G6-3 ③		4	0	2	0	1	1	0
32 Jack Cust, L (1, 10) OBP: 0.398, SLG: 0.435 25 Matt Carson, R (8, PR) OBP: 0.193, SLG: 0.354 (8, 10) 19 Jeff Larish, L (11, PH) OBP: 0.278, SLG: 0.328 (11, 10)	X SI 87 0-0 F8 ③		C CU 78 F CH 83 D CU 79 X SI 89 1-2 G4-3 ③		B CH 83 C SI 86 C CU 78 C CU 79 1-3 K ③			S FF 87 B FF 94 F FF 94 F FF 93 X SL 84 1-2 8 E 8 S 1B			B SI 94 B FS 85 B SI 93 C SI 93 X SI 92 3-1 5 G3 1B	4 0 1	0 0 0	1 0 1	0 0 0	0 0 0	1 0 0	5 0 0
8 Kurt Suzuki, R (1, 2) OBP: 0.308, SLG: 0.367		C SI 87 X SI 87 0-1 L4 ①		B SL 84 C SI 87 B SI 86 F SI 87 B SI 89 X SI 87 3-2 F7 ①		C CU 74 X SI 86 0-1 F8 ①		B SL 83 1 SAFE C SL 83 F FF 93 B SL 82 1 SAFE B SL 83 1 SAFE S FF 93 3-3 K ② 1-3			X SI 93 0-0 B5 ①	5	0	0	0	0	1	2
5 Kevin Kouzmanoff, R (1, 5) OBP: 0.285, SLG: 0.396		C SL 84 B SI 86 B SI 87 F SL 84 B SI 88 X SI 87 3-2 E6 45 FC9-6		F SI 87 C SI 88 X FF 86 0-2 F8 ②		X SI 87 0-0 G4-3 ②		F FF 93 D SL 83 B FF 93 S FF 92 X FF 93 2-2 F7 ③			C FF 94 X FS 88 0-1 G3 ② 1-2	5	0	0	0	0	0	3
45 Jeremy Hermida, L (1, 9) OBP: 0.270, SLG: 0.361 30 Steve Tolleson, R (10, 9) OBP: 0.340, SLG: 0.408 (10, 7)		C SI 87 X CH 82 0-1 FC9-6 ② 1-2f		B SI 88 C SI 87 F SI 87 X CH 83 2-2 F9 ③		C SI 88 F CU 76 B CH 83 C SI 89 1-3 K ③			C SI 96 B FF 96 F FF 96 X CU 84 1-2 G4-3 ①		C FF 94 B SL 87 B SI 94 X SI 94 2-1 G5-3 ③	4 1	0 0	0 0	0 0	1 0	0 1	1 1
22 Chris Carter, R (1, 7) OBP: 0.190, SLG: 0.207 18 Gabe Gross, L (7, 7) OBP: 0.292, SLG: 0.312 (10, 9)		X SI 87 0-0 F7 ③			B SL 83 S SL 84 C SI 88 X SL 83 1-2 E9 2 SH5-3 11 2B 1B		C SI 87 X SI 88 0-1 F8 ①			C FF 97 B FF 97 B FF 96 C FF 97 F FF 97 S CU 85 2-3 K ②		3 1	1 0	1 0	0 0	0 1	0 0	1 0
2 Cliff Pennington, S (1, 6) OBP: 0.319, SLG: 0.366			C CU 74 B SI 88 S CH 81 F SI 88 B SI 88 F CU 76 X SI 88 2-2 L3 ①		X SI 88 0-0 SH5-3 ① 2-3		C SI 88 G SI 89 B CH 83 B CH 83 X SI 88 2-2 F7 ②			X FF 97 0-0 G4-3 ③		3	0	0	0	0	0	0
Inning Stats	R: 0 E: 0 K: 1 S: 8 H: 1 LOB: 1 BB: 0 P: 13	R: 0 E: 1 K: 0 S: 8 H: 0 LOB: 1 BB: 0 P: 11	R: 0 E: 0 K: 0 S: 12 H: 1 LOB: 2 BB: 1 P: 22	R: 0 E: 0 K: 0 S: 9 H: 0 LOB: 0 BB: 0 P: 14	R: 1 E: 1 K: 1 S: 14 H: 2 LOB: 2 BB: 1 P: 21	R: 0 E: 0 K: 1 S: 6 H: 0 LOB: 0 BB: 0 P: 7	R: 0 E: 0 K: 0 S: 9 H: 1 LOB: 1 BB: 0 P: 13	R: 0 E: 1 K: 2 S: 13 H: 1 LOB: 2 BB: 0 P: 19	R: 0 E: 0 K: 1 S: 8 H: 0 LOB: 0 BB: 0 P: 11	R: 0 E: 0 K: 0 S: 6 H: 0 LOB: 0 BB: 0 P: 11	R: 0 E: 0 K: 0 S: 7 H: 1 LOB: 1 BB: 0 P: 12	1B: 6 2B: 1 3B: 0 HR: 0 SF: 0 SAC: 1 DP: 0 HBP: 0						

PITCHER	IP	WLS	BF	H	R	ER	SO	BB	IBB	HBP	BLK	WP	HR	S	P	ERA	WHIP
35 Joel Pineiro, R (1, 1) ERA: 3.84	7.0		29	5	1	1	3	2	0	0	0	0	0	66	101	1.29	1.000
58 Michael Kohn, R (8, 1) ERA: 2.21	1.0		4	1	0	0	2	0	0	0	0	0	0	13	19	0.00	1.000
40 Kevin Jepsen, R (9, 1) ERA: 4.11	1.0		3	0	0	0	1	0	0	0	0	0	0	8	11	0.00	0.000
38 Bobby Cassevah, R (10, 1) ERA: 3.2	2.0	W	7	1	0	0	0	0	0	0	0	0	0	13	23	0.00	0.500

PITCHER	IP	WLS	BF	H	R	ER	SO	BB	IBB	HBP	BLK	WP	HR	S	P	ERA	WHIP

Oakland Athletics @ Los Angeles Angels

Angel Stadium of Anaheim, Anaheim, CA

Wed Sep 29 2010, 12:37 PM - 3:56 PM PDT

Att. 39,199 - Partly Cloudy - 88 F

TOP

livebaseballscorecards.com

AB	40
R	1
H	7
RBI	1
BB	2
SO	6
LOB	15

WP: 0	PA: 43		
PB: 0			
SB: 1			
CS: 0			

Batter	1	2	3	4	5	6	7	8	9	10	11	AB	R	H	RBI	BB	SO	LOB
25 Peter Bourjos, R (1, 8) OBP: 0.225, SLG: 0.327	C FF 89 F FF 89 X CU 78 0-2 G6-3		X FF 87 0-0 SH5-4 1-2 2-3		B CH 77 C CU 74 F FF 87 B CU 78 B CU 76 X CU 76 3-2 G5-3			C FF 89 X CH 76 0-1 P4	F FF 91 B SL 85 F FF 92 B FF 93 F FF 92 X FF 91 2-2 FC6-4 1-2f		L SI 84 1 SAFE F SI 85 B SI 88 X CU 76 1-2 L4	5	0	0	0	0	0	4
47 Howie Kendrick, R (1, 4) OBP: 0.315, SLG: 0.410	B FF 89 B FF 89 B FF 90 C FC 89 F FF 89 X CU 77 3-2 48 G3 2B		B FC 88 B FF 88 B CU 74 C FC 88 F FF 88 F FF 87 F FF 88 X FC 88 3-2 G4-3 2-3 3-H			C CU 75 X FF 87 0-1 G5-3		C FF 91 C CH 78 F FF 91 X SL 86 0-2 G4-3		B SI 83 B SI 84 X SI 84 2-0 18 SH1-4 48 E 13 FC6-2 1B	S SI 85 X SI 85 0-1 48 1B 1-2 1B	6	0	3	1	0	0	1
48 Torii Hunter, R (1, 10) OBP: 0.359, SLG: 0.469	B FF 90 S FF 89 B FF 90 S CU 77 X FC 89 2-2 G3 2-3		X CU 76 0-0 G6-3			C FF 87 X FF 87 0-1 F7		B CH 76 C FF 92 B FF 92 X FF 91 2-1 1B		X SI 84 0-0 FC5 13 FC6-2 18 SH1-4 1-2	B SI 84 X SI 85 1-0 1-2 2-H 1B	6	0	2	1	0	0	3
44 Mike Napoli, R (1, 3) OBP: 0.317, SLG: 0.475 18 Andrew Romine, S (10, PH) OBP: 0.200, SLG: 0.200 3 Brandon Wood, R (11, 3) OBP: 0.176, SLG: 0.210	B CU 77 C CU 76 B FF 88 B FF 89 F FF 89 X CU 76 3-2 F9			C CU 74 B FF 88 C FF 88 F FF 87 B CU 76 S CU 76 2-3 K		B FF 88 F FC 86 X FF 87 1-1 G5-3		F FF 91 B FF 92 1 SAFE F SL 85 X FF 91 1-2 P3		X SI 83 0-0 SH1-4 1-2 2-3		4 0 0	0 0 0	0 0 0	0 0 0	1 0 0	2 0 0	2 0 0
20 Juan Rivera, R (1, 7) OBP: 0.312, SLG: 0.397 (8, 9) 55 Hideki Matsui, L (10, PH) OBP: 0.361, SLG: 0.454 (11, 7)		B FC 89 C FF 89 C FF 89 F CU 78 F CU 77 F FF 88 F CU 77 X CU 77 1-2 F7		C FF 87 B FF 88 X FF 87 1-1 G5-3			X CU 74 0-0 G1-3		C FF 91 B CH 79 S FF 92 F FF 93 F SL 87 S FF 92 1-3 K	I IN 61 I IN 68 I IN 63 I IN 66 4-0 13 FC6-2 IBB		4 0	0 0	0 0	0 1	1 0	0 0	0 0
13 Maicer Izturis, S (1, 5) OBP: 0.322, SLG: 0.369		B CH 79 B FF 90 F FF 89 X FF 89 2-1 G4-3		B CH 77 C FF 88 F CU 75 X FF 88 1-2 1B			C SI 87 B CU 75 B FF 88 F CU 76 F CU 77 X CU 74 2-2 F8		B FF 92 B FF 91 B FF 90 B FF 89 4-0 77 BB 2 BB BB	B SI 85 X SI 85 1-0 FC6-2 1-2 2-3 3-Hf		4	0	1	0	1	0	3
2 Erick Aybar, S (1, 6) OBP: 0.307, SLG: 0.331		C FF 89 F FF 89 F FF 88 B FF 89 X CU 76 1-2 G5-3		1 SAFE 1 SAFE B FF 85 F FF 85 1 SAFE C CU 74 F FF 87 1 SAFE S CU 76 1-3 K			B CU 76 C CU 75 S CU 75 B FF 87 F CU 76 F CU 77 B FF 88 F CU 77 F CU 77 3-2 X FF 87 16 WP 53 S 1B		B FF 91 B FF 91 B FF 90 B FF 90 4-0 77 BB 1-2 BB	B SI 85 B SI 85 C SI 85 F SI 84 B CU 72 X SI 85 3-2 F7		4	0	1	0	1	1	4
44 Mark Trumbo, R (1, 9) 53 Bobby Abreu, L (7, PH) OBP: 0.351, SLG: 0.436 77 Reggie Willits, S (8, 7) OBP: 0.341, SLG: 0.299 (11, 9)			B FF 88 B FC 88 B FC 88 B FC 88 4-0 25 SH5-4 16 BB 47 G4-3 BB		F CU 75 B FF 88 S CU 75 C FF 88 1-3 K		C FF 94 D CU 80 S CU 81 F SL 88 D CU 82 B SL 89 B SL 89 4-2 16 WP 1-2 BB		B FF 90 B FF 90 B FF 90 C FF 90 B FF 90 4-1 25 FC6-4 1-2 2-3 BB		B SI 84 B SI 84 C SI 83 F SI 84 X SI 85 2-2 F8	1 0 1	1 0 0	0 0 0	0 0 1	1 0 0	1 0 0	0 0 3
16 Hank Conger, L (1, 2) OBP: 0.357, SLG: 0.348 6 Alberto Callaspo, S (9, PH) OBP: 0.303, SLG: 0.375 5 Jeff Mathis, R (10, 2) OBP: 0.215, SLG: 0.280			B FF 88 C FC 88 1 SAFE 1 SAFE C CU 75 B CU 75 B CU 76 F FF 89 4-2 F CU 74 F FF 88 F FF 88 B CU 76 47 G4-3 25 SH5-4 1-2 BB		B FF 88 B FC 88 C FF 88 C CU 75 S CU 77 2-3 K		B SI 94 B SI 95 F SI 93 B SI 94 F SI 93 F CU 82 X CU 81 3-2 G6-3 1-2 2-3		F FF 92 S SL 86 X FF 93 0-2 F6	F SI 84 X SI 86 0-1 47 1B 48 1B 1B	2 1 1	0 0 1	0 0 1	0 0 1	1 0 0	1 0 0	2 3 0
Inning Stats	R: 0 E: 0 K: 0 S: 12 H: 1 LOB: 1 BB: 0 P: 20	R: 0 E: 0 K: 0 S: 13 H: 0 LOB: 0 BB: 0 P: 17	R: 1 E: 0 K: 0 S: 13 H: 0 LOB: 1 BB: 2 P: 24	R: 0 E: 0 K: 2 S: 13 H: 1 LOB: 1 BB: 0 P: 18	R: 0 E: 0 K: 2 S: 9 H: 0 LOB: 0 BB: 0 P: 15	R: 0 E: 0 K: 0 S: 6 H: 0 LOB: 0 BB: 0 P: 7	R: 0 E: 0 K: 0 S: 19 H: 1 LOB: 2 BB: 1 P: 31	R: 0 E: 0 K: 0 S: 11 H: 1 LOB: 1 BB: 0 P: 14	R: 0 E: 0 K: 1 S: 13 H: 0 LOB: 3 BB: 3 P: 28	R: 0 E: 1 K: 0 S: 7 H: 1 LOB: 3 BB: 1 P: 17	R: 1 E: 0 K: 0 S: 11 H: 3 LOB: 2 BB: 0 P: 15	1B: 7 2B: 1 3B: 0 HR: 0 SF: 0 SAC: 2 DP: 0 HBP: 0	WP: 1 PB: 0 SB: 1 CS: 0 PA: 48						

PITCHER		IP	WLS	BF	H	R	ER	SO	BB	IBB	HBP	BLK	WP	HR	S	P	ERA	WHIP
26 Bobby Cramer, L ERA: 3.04	(1, 1)	6.2		25	3	1	1	4	2	0	0	0	0	0	78	118	1.35	0.750
52 Boof Bonser, R ERA: 6.65	(7, 1)	0.1		2	0	0	0	0	1	0	0	0	1	0	7	14	0.00	3.000
56 Craig Breslow, L ERA: 2.99	(8, 1)	2.0		10	1	0	0	1	3	0	0	0	0	0	24	42	0.00	2.000
31 Brad Ziegler, R ERA: 3.26	(10, 1)	1.2	L	11	4	1	1	0	0	1	0	0	0	0	18	32	5.40	2.400

PITCHER	IP	WLS	BF	H	R	ER	SO	BB	IBB	HBP	BLK	WP	HR	S	P	ERA	WHIP

BOTTOM

Oakland Athletics @ Los Angeles Angels

Angel Stadium of Anaheim, Anaheim, CA

Wed Sep 29 2010, 12:37 PM - 3:56 PM PDT

Att. 39,199 - Partly Cloudy - 88 F

livebaseballscorecards.com

AB	39
R	2
H	8
RBI	2
BB	7
SO	5
LOB	22

Batter	1	2	3	4	5	6	7	8	9	AB	R	H	RBI	BB	SO	LOB
25 Peter Bourjos, R (1, 8) OBP: 0.237, SLG: 0.361	B SI 91 C SI 91 F FF 92 B CU 77 C SI 92 2-3 ① K		X SI 91 0-0 47 E 47 S 1B			B SI 90 X SI 90 1-0 E8 53 SF8 2B		C SL 80 B SL 79 X SI 85 1-1 HR		4	2	3	1	0	1	0
47 Howie Kendrick, R (1, 4) OBP: 0.313, SLG: 0.407	C SI 91 S CH 85 B SI 92 F SI 92 X CH 86 1-2 ② F8		F SI 91 1 SAFE B CH 86 B FF 91 B SI 92 F SI 92 X FC 88 3-2 ③ G6-3 1-3			X SI 92 0-0 ① L4		X SI 86 0-0 ③ G6-3		4	0	0	0	0	0	2
53 Bobby Abreu, L (1, 7) OBP: 0.351, SLG: 0.435	B FF 92 B FF 91 C FF 91 C FC 86 S FF 92 2-3 ③ K			C FF 90 B FF 90 X FC 85 1-1 ① F8		B FF 92 B FF 92 F FF 90 X SI 91 2-1 ② SF8 3-H			B FF 93 F FF 93 B FF 93 F SI 95 B SL 78 F FF 95 F FF 96 F FF 97 B FF 96 4-2 BB	2	0	0	1	1	1	0
48 Torii Hunter, R (1, 9) OBP: 0.357, SLG: 0.465		F SI 92 S SI 91 B SI 91 F SI 92 S CH 86 1-3 ① K		B SI 91 C FC 85 X CH 86 1-1 ② G6-3		B FC 88 F SI 91 B SI 91 X CH 85 2-1 ③ F8			C SL 78 1 SAFE B FF 94 1 SAFE 1 SAFE B FF 96 B FF 94 X FF 95 3-1 ① F9	4	0	0	0	0	1	1
44 Mike Napoli, R (1, 3) OBP: 0.315, SLG: 0.471		B SI 92 S CH 86 F FC 87 B CU 76 X CH 85 2-2 ② G5-3		C SI 91 C CU 75 S SI 92 0-3 ③ K			F FC 85 S CU 75 0-3 ① K		S FF 96 1 SAFE S FF 96 1 SAFE B FF 94 F SL 79 1 SAFE F FF 96 S FF 94 1-3 ② K	4	0	0	0	0	3	1
55 Hideki Matsui, L (1, 10) OBP: 0.360, SLG: 0.453		F FF 91 C FF 92 B SI 93 B FC 87 B FF 92 X FF 91 3-2 1B			X FC 85 0-0 ① F8		B FF 90 B FF 90 S FC 86 X FC 86 2-1 ② G4-3		B FF 94 X FF 95 1-0 ③ G3	4	0	1	0	0	0	1
6 Alberto Callaspo, S (1, 5) OBP: 0.303, SLG: 0.377		B SI 91 C CH 85 F SI 92 C SI 92 1-3 ③ K			C SI 90 S FC 85 X SI 92 0-2 2B		X SI 92 0-0 ③ G6-3			3	0	1	0	0	1	1
5 Jeff Mathis, R (1, 2) OBP: 0.213, SLG: 0.277 13 Maicer Izturis, S (8, PH) OBP: 0.320, SLG: 0.368 46 Bobby Wilson, R (8, 2) OBP: 0.288, SLG: 0.417			B SI 91 F SI 90 B CH 85 X CH 86 2-1 ① P3		C SI 91 F CU 75 F CU 76 B FC 86 S SI 92 1-3 ② K			B SI 85 C SI 85 X SL 79 1-1 ① L3		2 1 0	0 0 0	0 0 0	0 0 0	0 0 0	1 0 0	1 0 0
3 Brandon Wood, R (1, 6) OBP: 0.174, SLG: 0.208 2 Erick Aybar, S (8, PH) OBP: 0.306, SLG: 0.330 (8, 6)			C SI 92 B FF 92 T CH 85 B SI 92 C FC 86 2-3 ② K		F SI 92 B SI 92 B SI 92 C FC 87 X CU 75 2-2 ③ G4-3			C SL 79 F SL 79 B SI 85 F SL 79 B FF 88 X SL 79 2-2 ② F7		2 1	0 0	0 0	0 0	0 0	1 0	1 0
Inning Stats	R: 0 H: 0 E: 0 LOB: 0 K: 2 BB: 0 S: 10 P: 15	R: 0 H: 1 E: 0 LOB: 1 K: 2 BB: 0 S: 13 P: 20	R: 0 H: 1 E: 0 LOB: 1 K: 1 BB: 0 S: 9 P: 16	R: 0 H: 0 E: 0 LOB: 0 K: 1 BB: 0 S: 7 P: 9	R: 0 H: 1 E: 0 LOB: 1 K: 1 BB: 0 S: 11 P: 14	R: 1 H: 1 E: 1 LOB: 0 K: 0 BB: 0 S: 6 P: 11	R: 0 H: 0 E: 0 LOB: 0 K: 1 BB: 0 S: 6 P: 8	R: 1 H: 1 E: 0 LOB: 0 K: 0 BB: 0 S: 9 P: 13	R: 0 H: 0 E: 0 LOB: 1 K: 1 BB: 1 S: 13 P: 22	1B: 2 SF: 1 2B: 2 SAC: 0 3B: 0 DP: 0 HR: 1 HBP: 0						

Los Angeles Angels @ Texas Rangers

Rangers Ballpark in Arlington, Arlington, TX

Thu Sep 30 2010, 8:09 PM - 10:41 PM EDT

Att. 33,228 - Clear - 84 F

TOP

livebaseballscorecards.com

AB	31
R	2
H	5
RBI	2
BB	1
SO	9
LOB	8

PITCHER		IP	WLS	BF	H	R	ER	SO	BB	IBB	HBP	BLK	WP	HR	S	P	ERA	WHIP
33 Cliff Lee, L ERA: 3.18	(1, 1)	7.0		25	4	1	0	8	0	0	0	0	0	0	62	93	0.00	0.571
56 Darren O'Day, R ERA: 2.07	(8, 1)	1.0	W	4	1	1	1	0	0	0	0	0	0	1	9	13	9.00	1.000
30 Neftalí Feliz, R ERA: 2.77	(9, 1)	1.0	S	4	0	0	0	1	1	0	0	0	0	0	13	22	0.00	1.000

PITCHER	IP	WLS	BF	H	R	ER	SO	BB	IBB	HBP	BLK	WP	HR	S	P	ERA	WHIP

BOTTOM

Los Angeles Angels @ Texas Rangers

Rangers Ballpark in Arlington, Arlington, TX

Thu Sep 30 2010, 8:09 PM - 10:41 PM EDT

Att. 33,228 - Clear - 84 F

livebaseballscorecards.com

Batter	1	2	3	4	5	6	7	8	9	AB	R	H	RBI	BB	SO	LOB
1 Elvis Andrus, R (1, 6) OBP: 0.341, SLG: 0.299	B SI 88 C SI 89 B SI 89 F SI 88 S SI 91 2-3 ① **K**		C SI 88 X CH 78 0-1 ① 1-3 17 CS 1B		B SI 89 B SI 89 X SI 89 2-0 ② G6-3		C FC 87 F FF 92 1 SAFE X FF 93 0-2 ③ G4-3			4	0	1	0	0	1	1
10 Michael Young, R (1, 5) OBP: 0.332, SLG: 0.448	B SI 89 F SI 89 T SI 90 B CH 80 B CH 79 B SI 89 4-2 **BB**		D CH 80 B CH 78 X SI 88 2-0 ② 3-H SF8		C SI 89 B SI 90 B SI 90 F SI 90 X SL 81 2-2 ③ G4-3			B FF 100 X FF 98 1-0 ① F9		2	0	0	1	1	0	0
17 Nelson Cruz, R (1, 9) OBP: 0.374, SLG: 0.580 (8, 7)	C SI 89 C SI 89 F SI 89 F SI 89 T SI 91 0-2 ② **K**		1 SAFE 1 SAFE 0-0 ③ 1-2 CS	F SI 88 B SI 89 X SL 80 1-1 27 2B 2B		B SI 86 F SI 87 B CH 77 T SI 89 F SL 80 B SI 88 F SI 89 X SI 90 3-2 5 HBP 1B			X FF 99 0-0 27 S 27 1B 2B	4	2	3	0	0	1	1
27 Vladimir Guerrero, R (1, 10) OBP: 0.347, SLG: 0.501	F SI 90 C SI 89 X SI 89 0-2 ③ **F7**			B SI 88 X SI 89 1-0 6 1B 18 G3-2 2-H 2B		1 SAFE B SI 88 B SI 87 B SI 88 C SI 88 X SI 88 3-1 ① L5			S SL 83 S SL 82 D SL 79 F FF 99 X SL 80 1-2 5 G1-3 2-H 1B	4	0	2	2	0	0	2
5 Ian Kinsler, R (1, 4) OBP: 0.385, SLG: 0.416		B SI 89 C CH 77 B SI 89 F CH 79 B CH 80 B SI 87 4-2 6 L6-3 BB		C SI 88 B SI 88 B SI 89 X CH 79 2-1 E6 6 1B		H CH 78 1-0 11 G1-6-3 HBP 1-2			D FF 97 F FF 97 D SL 83 B FF 98 X FF 97 3-1 ② G1-3 1-2	2	0	0	0	1	0	2
11 Bengie Molina, R (1, 2) OBP: 0.291, SLG: 0.321		B SI 88 X SI 87 1-0 ① F9		C SI 89 F SI 90 X SL 82 0-2 ① F8		X SI 93 0-0 ②③ G1-6-3 1-2f			C FF 97 F FF 97 D SL 82 S FF 98 1-3 ③ **K**	4	0	0	0	0	1	6
6 Esteban German, R (1, 7) OBP: 0.357, SLG: 0.250 19 Chris Davis, L (8, 3) OBP: 0.279, SLG: 0.292		X CH 80 0-0 ②③ L6-3 1-1		B SI 90 B SI 89 B SI 89 C SI 88 X SI 88 3-1 1-2 2-3 1B			B FC 87 B FF 92 C FF 88 X FF 88 2-1 ① G6-3			3 0	0 0	1 0	0 0	0 0	0 0	1 0
18 Mitch Moreland, L (1, 3) OBP: 0.344, SLG: 0.424 (8, 9)			B SL 81 C SI 89 T SL 80 F SL 81 F SL 81 B SI 90 X SI 90 2-2 ① G4-3	F SI 91 F SI 90 F SI 92 X SL 83 0-2 ②③ G3-2 3-Hf			F FF 93 B FC 86 S FF 88 B FF 84 X FC 89 2-2 1B			3	0	1	0	0	0	3
20 Julio Borbon, L (1, 8) OBP: 0.313, SLG: 0.347			B SI 90 B SI 90 S SI 89 X SI 89 2-1 1 1B 10 SF8 1B		C SI 90 X SL 83 0-1 ① G6-3		X FF 91 0-0 ② F7			3	1	1	0	0	0	1

Inning Stats	1	2	3	4	5	6	7	8	9
	R: 0 E: 0 K: 2 S: 13 H: 0 LOB: 1 BB: 1 P: 19	R: 0 E: 0 K: 0 S: 4 H: 0 LOB: 0 BB: 1 P: 9	R: 1 E: 0 K: 0 S: 10 H: 2 LOB: 0 BB: 0 P: 16	R: 1 E: 1 K: 0 S: 14 H: 3 LOB: 2 BB: 0 P: 21	R: 0 E: 0 K: 0 S: 6 H: 0 LOB: 0 BB: 0 P: 10	R: 0 E: 0 K: 0 S: 8 H: 1 LOB: 1 BB: 0 P: 15	R: 0 E: 0 K: 0 S: 9 H: 1 LOB: 1 BB: 0 P: 13	R: 1 E: 0 K: 1 S: 11 H: 2 LOB: 1 BB: 0 P: 17	

| | | |

Los Angeles Angels @ Texas Rangers

Rangers Ballpark in Arlington, Arlington, TX

Fri Oct 01 2010, 8:08 PM - 11:33 PM EDT

Att. 43,149 - Clear - 79 F

TOP

livebaseballscorecards.com

Batter	1	2	3	4	5	6	7	8	9	10	11	AB	R	H	RBI	BB	SO	LOB
25 Peter Bourjos, R (1, 8) OBP: 0.236, SLG: 0.358	C FF 90 C CU 78 X CU 77 0-2 ① F9		B CU 76 B CU 77 X FF 89 2-0 ② G4-3			C CU 71 L CU 73 B FF 91 B CU 74 B FF 92 S FF 92 3-3 ① K		B SL 80 C SL 80 B SL 81 X SI 91 2-1 ② SF9 1-2 3-H		L CU 75 S CH 84 X CH 82 0-2 48 F9 5 1B 1B		4	0	1	1	0	1	0
13 Maicer Izturis, S (1, 4) OBP: 0.322, SLG: 0.365	C FF 89 C CU 77 X FF 88 0-2 ② G5-3		B SI 89 B FF 88 B SI 89 C FF 88 F FF 90 X FF 90 3-2 ③ G4-3			B FF 92 S FF 92 B CH 81 F CH 82 B FF 93 B CH 81 4-2 53 CS BB		D SL 81 B SI 91 C SI 92 F SI 92 F SL 83 X CH 81 2-2 53 BB 1B 2-H		1 SAFE C FF 90 L SI 88 B SI 92 1 SAFE 1 SAFE X CH 82 1-2 ① F9		4	0	1	1	1	0	1
53 Bobby Abreu, L (1, 7) OBP: 0.351, SLG: 0.436 5 Jeff Mathis, R (8, 2) OBP: 0.217, SLG: 0.281	B FC 90 C SI 90 B CH 83 X FF 90 2-1 2B			C CU 76 B CH 81 X FF 89 1-1 ① F7		C FF 92 F FF 92 1 SAFE B FF 91 B FF 93 B CH 82 X FF 92 3-2 ②③ F8 1-2		1 SAFE B SI 92 B SI 92 B SI 92 B SI 92 4-0 1-2 BB		1 SAFE S FF 93 1 SAFE X FF 90 0-1 1-2 1B		3 1	0 0	1 1	0 0	1 0	0 0	1 0
48 Torii Hunter, R (1, 9) OBP: 0.356, SLG: 0.468	B FF 91 C FF 92 B FF 89 F FF 90 S CU 82 2-3 ③ K			X FC 88 0-0 HR			B SI 89 B FF 91 F FF 92 B CH 82 X FF 92 3-1 ① F9	F FF 96 F FF 97 C FF 97 0-3 ③ K		B FF 88 X SI 92 1-0 ② F9 2-3		5	1	1	1	0	2	5
55 Hideki Matsui, L (1, 10) OBP: 0.359, SLG: 0.451 44 Mark Trumbo, R (9, PR) (9, 10)		B FF 88 C CH 85 X FF 89 1-1 ① G4-3		C FF 90 B CH 89 B CH 84 X FF 90 2-1 ② G3			X FF 92 0-0 ② F9		C FF 93 B CH 87 B FF 93 X FF 94 2-1 6 G5-6-3 1B	B FF 95 C SI 93 F CH 82 X SI 93 1-2 ③ F7		4 1	0 0	1 0	0 0	0 0	0 2	0 0
6 Alberto Callaspo, S (1, 5) OBP: 0.303, SLG: 0.375		C FF 90 F CU 78 F CU 82 B SI 91 F FF 90 X FF 89 1-2 1B		C FF 89 F CU 76 X FF 89 0-2 ③ F7			C FF 91 B CH 81 X CH 81 1-1 ③ P6		S FF 93 B FF 94 X FF 93 1-1 ①② G5-6-3 1-2f		B CU 76 B FF 91 X SI 90 2-0 ① G6-3	5	0	1	0	0	0	1
20 Juan Rivera, R (1, 3) OBP: 0.313, SLG: 0.412	C SI 87 B CH 82 1 SAFE X FC 88 1-1 ② F9		C CU 74 X FF 87 0-1 ① G6-3					X SI 89 0-0 ① G6-3	B FF 94 B FF 92 X FF 94 2-0 HR	B FC 86 B SI 91 X SI 92 2-0 HR		5	2	2	2	0	0	1
16 Hank Conger, L (1, 2) OBP: 0.333, SLG: 0.320 44 Mike Napoli, R (8, PH) OBP: 0.316, SLG: 0.471 77 Reggie Willits, S (8, PR) OBP: 0.343, SLG: 0.308 (8, 7)	B CU 77 X FF 88 1-0 ③ F8		C CU 75 B FF 89 X FC 87 1-1 ② G4-3					B SI 89 T SI 90 B CH 79 B SI 90 B SI 90 4-1 47 1B 25 SF9 BB	B FF 94 S SL 84 S SL 83 F SL 82 X FF 92 1-2 2B	C FF 94 C FC 88 B CH 82 X SI 91 1-2 ② F8		2 0 2	0 0 1	0 0 1	0 0 0	0 1 0	0 0 0	1 0 0
2 Erick Aybar, S (1, 6) OBP: 0.305, SLG: 0.329 47 Howie Kendrick, R (8, PH) OBP: 0.314, SLG: 0.408 18 Andrew Romine, S (8, 6) OBP: 0.143, SLG: 0.143			C FF 88 S CH 82 X FF 89 0-2 ① G5-3				C CU 74 B FC 86 X FF 88 2-0 ③ F9	B SI 90 C SI 91 X SI 91 1-1 25 SF9 13 1B 1-3 1B	F FF 93 B CH 86 B FF 92 F CH 87 B FF 93 S CH 86 3-3 ③ K	B SI 93 X SI 90 1-0 ③ G6-3		2 1 2	0 1 0	0 1 0	0 0 0	0 0 1	0 0 2	0 0 0
Inning Stats	R: 0 H: 1 E: 0 LOB: 1 K: 1 BB: 0 S: 11 P: 15	R: 0 H: 1 E: 0 LOB: 1 K: 0 BB: 0 S: 10 P: 14	R: 0 H: 0 E: 0 LOB: 0 K: 0 BB: 0 S: 7 P: 12	R: 1 H: 1 E: 0 LOB: 0 K: 0 BB: 0 S: 8 P: 11	R: 0 H: 0 E: 0 LOB: 0 K: 0 BB: 0 S: 5 P: 8	R: 0 H: 0 E: 0 LOB: 0 K: 1 BB: 1 S: 8 P: 18	R: 0 H: 0 E: 0 LOB: 0 K: 0 BB: 0 S: 5 P: 9	R: 2 H: 2 E: 0 LOB: 2 K: 1 BB: 2 S: 13 P: 26	R: 1 H: 3 E: 0 LOB: 2 K: 1 BB: 0 S: 12 P: 21	R: 0 H: 2 E: 0 LOB: 2 K: 0 BB: 0 S: 12 P: 15	R: 1 H: 1 E: 0 LOB: 0 K: 0 BB: 0 S: 6 P: 12	1B: 6 2B: 2 3B: 0 HR: 3	SF: 1 SAC: 0 DP: 1 HBP: 0						

PITCHER		IP	WLS	BF	H	R	ER	SO	BB	IBB	HBP	BLK	WP	HR	S	P	ERA	WHIP
35 Tommy Hunter, R ERA: 3.73	(1, 1)	5.0		18	3	1	1	1	0	0	0	0	0	1	41	60	1.80	0.600
57 Dustin Nippert, R ERA: 4.2	(6, 1)	2.0		6	0	0	0	1	1	0	0	0	0	0	13	27	0.00	0.500
62 Michael Kirkman, L ERA: 1.65	(8, 1)	0.2	B	6	2	2	2	0	2	0	0	0	0	0	10	23	27.00	6.000
64 Alexi Ogando, R ERA: 1.33	(8, 1)	0.1		1	0	0	0	1	0	0	0	0	0	0	3	3	0.00	0.000
49 Mark Lowe, R ERA: 3.65	(9, 1)	1.0		5	3	1	1	1	0	0	0	0	0	1	12	21	9.00	3.000

PITCHER		IP	WLS	BF	H	R	ER	SO	BB	IBB	HBP	BLK	WP	HR	S	P	ERA	WHIP
54 Matt Harrison, L ERA: 4.71	(10, 1)	2.0	L	9	3	1	1	0	0	0	0	0	0	1	18	27	4.50	1.500

AB	41
R	5
H	11
RBI	5
BB	3
SO	4
LOB	14

WP: 0	PA: 45		
PB: 0			
SB: 0			
CS: 1			

Los Angeles Angels @ Texas Rangers

Rangers Ballpark in Arlington, Arlington, TX

Fri Oct 01 2010, 8:08 PM - 11:33 PM EDT

Att. 43,149 - Clear - 79 F

livebaseballscorecards.com

Batter	1	2	3	4	5	6	7	8	9	10	11	AB	R	H	RBI	BB	SO	LOB
1 Elvis Andrus, R (1, 6) OBP: 0.342, SLG: 0.301	F FF 88 X SI 89 0-1 10 BLK 1B		C FF 89 X SL 76 0-1 ③ L9			F SI 85 C SI 88 X FF 87 0-2 32 F8 2B	X SL 76 0-0 ③ G2-3		B SI 98 B FF 96 B SI 95 B FF 94 4-0 1-2 3-H 10 FC6-4 BB		S SL 80 B FF 91 B FF 91 S FF 90 S SL 81 2-3 ② K	5	0	2	0	1	1	3
10 Michael Young, R (1, 5) OBP: 0.330, SLG: 0.444	1 SAFE B FF 89 F FF 88 B SL 80 S SL 77 F FF 92 S FF 88 2-3 ① 1-2 K			C SL 78 B SI 87 B SL 81 S SL 76 C SI 90 2-3 ① K		X CH 77 0-0 ① G6-3		S FF 96 B FF 94 X FF 94 1-1 ① F9	B SI 96 B SI 95 X SI 95 2-0 ③ 1-2f FC6-4		F FF 92 S SL 81 B FF 92 F SL 82 C FF 92 1-3 ③ K	6	0	0	0	0	3	6
32 Josh Hamilton, L (1, 8) OBP: 0.412, SLG: 0.631 21 Jeff Francoeur, R (7, 7) OBP: 0.300, SLG: 0.384	F FF 89 X SI 90 0-1 ② P5			C CU 74 B SI 90 B SI 90 X CU 73 2-1 ② G1-3		B CH 76 S CH 78 X SI 89 1-1 ② 2-3 F8		F SL 91 X CU 84 0-1 ② G5-3		F CU 76 B CU 76 B FC 88 X FF 92 2-1 ① F8		3 2	0 0	0 0	0 0	0 0	0 0	2 0
27 Vladimir Guerrero, R (1, 10) OBP: 0.345, SLG: 0.497	B SL 78 B FF 87 X SL 76 2-0 ③ G5-3			B FF 90 B FF 90 S FC 90 X FF 90 2-1 ③ G3		B CH 76 B FF 90 S CH 77 F FF 87 B FF 88 B FC 78 4-2 BB		B FF 95 F SL 91 X FC 94 1-1 ③ G6-3		B FC 86 F FF 92 B FC 88 S FC 87 B CU 78 F FC 88 X FC 88 3-2 ② G6-3		4	0	0	0	1	0	1
17 Nelson Cruz, R (1, 9) OBP: 0.372, SLG: 0.575		B FF 85 B SL 76 F FF 90 C SL 76 B SI 88 S FC 90 3-3 ① K			S SL 77 X SL 76 0-1 ① F9	C FF 88 B FF 89 S CH 77 F FF 88 B FF 88 F CH 77 X FC 90 2-2 ③ L9			B SI 96 C SI 93 B SI 94 F SI 94 F FF 94 B FF 96 X SI 96 3-2 ① F8	B CU 77 X FC 87 1-0 5 WP 1B		5	0	1	0	0	1	2
5 Ian Kinsler, R (1, 4) OBP: 0.383, SLG: 0.412		C FC 90 F FF 90 S SL 82 0-3 ② K			B FF 88 X SL 77 1-0 ② G5-3		X FF 87 0-0 ① P2		C CH 82 F FF 97 H FF 95 1-2 18 BB 11 1B HBP	1 SAFE C FF 91 D CU 77 B FC 88 B FC 87 C FC 88 F FC 88 C FC 87 3-3 ③ 1-2 K		4	1	0	0	0	2	1
18 Mitch Moreland, L (1, 3) OBP: 0.357, SLG: 0.472		X SI 90 0-0 ③ F8			B FF 89 B CU 68 X FF 89 2-0 HR	C CH 80 S CU 68 B FF 86 B CH 77 F CH 78 X SI 89 2-2 HR			C SI 96 B SI 95 S CH 82 B FF 97 B CH 81 F CH 85 B FF 96 4-2 1-2 11 1B 1 S BB		B SI 92 B SI 91 B SI 91 C FF 92 B FF 90 4-1 20 FC6 2 HBP BB	3	3	2	2	2	0	0
11 Bengie Molina, R (1, 2) OBP: 0.296, SLG: 0.325 6 Esteban German, R (9, PR) OBP: 0.357, SLG: 0.250 2 Taylor Teagarden, R (10, 2) OBP: 0.253, SLG: 0.343			B FF 89 X SL 75 1-0 ① P6		B FF 88 S FF 88 F FF 89 X SL 76 1-2 1B		F CU 74 X FF 89 0-1 1B		B SI 96 C SI 96 X CH 82 1-1 1-3 2-H 1 S 1B		H FF 92 1-0 1-2 20 FC6 HBP	4 0 0	0 0 0	3 0 0	1 0 0	0 0 0	0 0 0	0 0 0
20 Julio Borbon, L (1, 7) (7, 8) OBP: 0.310, SLG: 0.343			X CU 70 0-0 ② B5-3		C CH 77 B SI 88 X FF 87 1-1 ③ P6		S CH 80 X CU 72 0-1 ② F7		C CH 82 X FF 96 0-1 ② L6		X FF 90 0-0 ① 1-2 2-3f FC6	5	0	0	0	0	0	6
Inning Stats	R: 0 E: 0 K: 1 S: 9 H: 1 LOB: 1 BB: 0 P: 13	R: 0 E: 0 K: 2 S: 7 H: 0 LOB: 0 BB: 0 P: 10	R: 0 E: 0 K: 0 S: 4 H: 0 LOB: 0 BB: 0 P: 5	R: 0 E: 0 K: 1 S: 7 H: 0 LOB: 0 BB: 0 P: 13	R: 1 E: 0 K: 0 S: 9 H: 2 LOB: 1 BB: 0 P: 14	R: 0 E: 0 K: 0 S: 13 H: 1 LOB: 2 BB: 1 P: 20	R: 1 E: 0 K: 0 S: 10 H: 2 LOB: 1 BB: 0 P: 12	R: 0 E: 0 K: 0 S: 6 H: 0 LOB: 0 BB: 0 P: 8	R: 2 E: 0 K: 0 S: 14 H: 1 LOB: 2 BB: 2 P: 29	R: 0 E: 0 K: 1 S: 11 H: 1 LOB: 1 BB: 0 P: 20	R: 0 E: 0 K: 2 S: 10 H: 0 LOB: 2 BB: 1 P: 18	1B: 5 2B: 1 3B: 0 HR: 2 SF: 0 SAC: 0 DP: 0 HBP: 2	WP: 1 PB: 0 SB: 2 CS: 0 PA: 47						

PITCHER	IP	WLS	BF	H	R	ER	SO	BB	IBB	HBP	BLK	WP	HR	S	P	ERA	WHIP
36 Jered Weaver, R (1, 1) ERA: 3.01	7.0		28	6	2	2	4	1	0	0	1	0	2	59	87	2.57	1.000
40 Kevin Jepsen, R (8, 1) ERA: 4.03	1.0	H	3	0	0	0	0	0	0	0	0	0	0	6	8	0.00	0.000
56 Fernando Rodney, R (9, 1) ERA: 4.24	1.0	B	7	1	2	2	0	2	0	1	0	0	0	14	29	18.00	3.000
63 Rich Thompson, R (10, 1) ERA: 1.45	1.0	W	4	1	0	0	1	0	0	0	0	1	0	11	20	0.00	1.000
38 Bobby Cassevah, R (11, 1) ERA: 3.2	0.0		2	0	0	0	0	1	0	1	0	0	0	1	6	∞	∞

PITCHER	IP	WLS	BF	H	R	ER	SO	BB	IBB	HBP	BLK	WP	HR	S	P	ERA	WHIP
58 Michael Kohn, R (11, 1) ERA: 2.11	1.0	S	3	0	0	0	2	0	0	0	0	0	0	9	12	0.00	0.000

BOTTOM

AB	41
R	4
H	8
RBI	3
BB	4
SO	7
LOB	21

Batter	1	2	3	4	5	6	7	8	9	AB	R	H	RBI	BB	SO	LOB
25 Peter Bourjos, R (1, 8) OBP: 0.237, SLG: 0.367	C FF 90 X CU 75 0-1 48 1B 3B	C CH 84 X FF 91 0-1 ② G6-3			C CU 76 F SI 90 F SL 83 B CH 85 X FC 88 1-2 ① G5-3		B CH 82 C SI 92 B SI 92 1 SAFE B CH 82 X SI 92 3-1 ② F8			4	1	1	0	0	0	1
77 Reggie Willits, S (1, 7) OBP: 0.341, SLG: 0.302	B FF 90 B FF 90 B SL 86 B FF 89 4-0 20 BB 48 1B 47 1B BB	B FF 90 B CH 85 C FF 86 B FF 90 X FF 90 3-1 ③ G6-3			C CU 75 B SL 84 C SI 91 C FF 90 1-3 ② K		C SI 93 F SI 92 B SI 92 S SL 82 1-3 ③ K			3	1	0	0	1	2	1
48 Torii Hunter, R (1, 10) OBP: 0.355, SLG: 0.467	B SL 87 S CH 81 C SL 86 B FF 90 X FC 88 2-2 47 1B 20 BB 1-2 3-H 1B		C FF 90 B FC 88 B SI 89 F CH 85 S SL 83 2-3 ① K		B FC 88 B FF 90 F CH 82 C FF 92 B SI 92 X SL 84 3-2 ③ G5-3			S SL 78 B FF 86 S SI 84 S FF 86 1-3 ① K		4	0	1	1	0	2	0
20 Juan Rivera, R (1, 9) OBP: 0.312, SLG: 0.409	B FF 90 B FC 86 B SI 88 B FF 90 4-0 47 1B 1-2 2-3 BB		B SL 82 C SL 87 B SI 91 B FF 86 X FC 87 3-1 ② G1-3			C SI 93 X SL 83 0-1 ① G3-1		C SI 86 B FF 87 B FF 87 C SL 78 S FF 87 2-3 ② K		3	0	0	0	1	1	0
47 Howie Kendrick, R (1, 4) OBP: 0.315, SLG: 0.410	C SI 90 C FF 91 B FF 92 D CU 76 F SI 91 X FF 91 2-2 1-2 2-3 3-H 1B		C FF 90 X SL 86 0-1 ③ G5-3			B SI 92 F SI 92 B SI 92 C SL 83 F SI 92 B SI 93 X SI 93 3-2 2B		B SI 86 C SL 78 S SL 79 F SL 78 F FF 87 X SL 77 1-2 ③ F7		4	0	2	1	0	0	0
13 Maicer Izturis, S (1, 5) OBP: 0.321, SLG: 0.363	B SI 89 C CH 81 F CH 83 X CU 76 1-2 ① F9			B FF 89 C CH 85 X SL 86 1-1 ① G4-3		B SI 92 X CH 84 1-0 ② P4			C F B SL 76 X CH 78 1-2 44 BB 1B	4	0	1	0	0	0	4
44 Mike Napoli, R (1, 3) OBP: 0.316, SLG: 0.468	B FF 90 C FF 90 B CH 82 S SL 83 D SL 84 C SI 90 3-3 ② K			B CU 76 X FF 90 1-0 ② F8		B SI 94 B SI 93 B CH 83 S SI 93 X SI 94 3-1 ③ F9			B SI 84 1 SAFE B SI 84 B SI 83 B SI 81 4-0 6 G4-6-3 1-2 BB	3	0	0	0	1	1	4
2 Erick Aybar, S (1, 6) OBP: 0.305, SLG: 0.328	B SL 82 C CH 86 C FF 91 F CU 76 T SL 82 1-2 ③ K			B CU 75 X FF 87 1-0 1B			B SI 90 C SI 92 B SL 82 F SI 93 B SI 92 X SI 94 3-2 ① G4-3		C FF 92 X FF 93 0-1 ① P2	4	0	1	0	0	1	5
5 Jeff Mathis, R (1, 2) OBP: 0.219, SLG: 0.278 6 Alberto Callaspo, S (9, PH) OBP: 0.302, SLG: 0.375		S CH 84 X SI 90 0-1 ① F9		B SI 89 1 SAFE B SL 85 X SI 88 2-0 ③ F8			F SI 93 B SL 84 H SL 83 2-1 HBP		X FF 93 0-0 ②③ G4-6-3 1-2f	2 1	0 0	0 0	0 0	0 0	0 0	1 2
Inning Stats	R: 2 E: 0 K: 2 S: 19 H: 3 LOB: 3 BB: 2 P: 36	R: 0 E: 0 K: 0 S: 6 H: 0 LOB: 0 BB: 0 P: 9	R: 0 E: 0 K: 1 S: 7 H: 0 LOB: 0 BB: 0 P: 12	R: 0 E: 0 K: 0 S: 5 H: 1 LOB: 1 BB: 0 P: 10	R: 0 E: 0 K: 1 S: 10 H: 0 LOB: 0 BB: 0 P: 15	R: 0 E: 0 K: 0 S: 9 H: 1 LOB: 1 BB: 0 P: 16	R: 0 E: 0 K: 1 S: 9 H: 0 LOB: 1 BB: 0 P: 18	R: 0 E: 0 K: 2 S: 11 H: 0 LOB: 0 BB: 0 P: 15	R: 0 E: 0 K: 0 S: 6 H: 1 LOB: 1 BB: 1 P: 11	1B: 4 2B: 1 3B: 1 HR: 0 SF: 0 SAC: 0 DP: 1 HBP: 1						

TOP

Los Angeles Angels @ Texas Rangers

Rangers Ballpark in Arlington, Arlington, TX

Sat Oct 02 2010, 8:09 PM - 11:09 PM EDT

Att. 45,893 - Clear - 79 F

livebaseballscorecards.com

AB	32
R	2
H	6
RBI	2
BB	3
SO	7
LOB	18

WP: 0 PA: 36
PB: 0
SB: 0
CS: 0

PITCHER		IP	WLS	BF	H	R	ER	SO	BB	IBB	HBP	BLK	WP	HR	S	P	ERA	WHIP
36 C.J. Wilson, L ERA: 3.35	(1, 1)	5.0	W	21	4	2	2	4	2	0	0	0	0	0	47	82	3.60	1.200
45 Derek Holland, L ERA: 4.08	(6, 1)	2.0	H	8	1	0	0	1	0	0	1	0	0	0	18	34	0.00	0.500
56 Darren O'Day, R ERA: 2.03	(8, 1)	1.0		3	0	0	0	2	0	0	0	0	0	0	11	15	0.00	0.000
59 Clay Rapada, L ERA: 4.0	(9, 1)	0.0		2	1	0	0	0	1	0	0	0	0	0	3	8	∞	∞
30 Neftalí Feliz, R ERA: 2.73	(9, 1)	1.0	S	2	0	0	0	0	0	0	0	0	0	0	3	3	0.00	0.000

PITCHER	IP	WLS	BF	H	R	ER	SO	BB	IBB	HBP	BLK	WP	HR	S	P	ERA	WHIP

BOTTOM

Los Angeles Angels @ Texas Rangers

Rangers Ballpark in Arlington, Arlington, TX

Sat Oct 02 2010, 8:09 PM - 11:09 PM EDT

Att. 45,893 - Clear - 79 F

livebaseballscorecards.com

Batter	1	2	3	4	5	6	7	8	9	AB	R	H	RBI	BB	SO	LOB
1 Elvis Andrus, R (1, 6) OBP: 0.344, SLG: 0.303	G5-3		BB		1B		1B	F7		4	2	2	0	1	0	0
10 Michael Young, R (1, 5) OBP: 0.331, SLG: 0.446	32 G6-3 1B		1B		SF8		27 1B 1B	F8		4	1	3	1	0	0	0
32 Josh Hamilton, L (1, 10) OBP: 0.412, SLG: 0.636	G6-3		L8		HR		SF8	1B		4	1	2	3	0	0	3
27 Vladimir Guerrero, R (1, 9) OBP: 0.346, SLG: 0.497 21 Jeff Francoeur, R (7, PR) OBP: 0.299, SLG: 0.383 (8, 9)		F9	F7		17 1B 1B		18 WP 5 BB 15 BB 1B	K		4 1	0 1	2 1	1 1	0 0	0 0	2 1
17 Nelson Cruz, R (1, 7) OBP: 0.373, SLG: 0.577		18 WP 2B		P4	1-2 1B		F9			4	0	2	0	0	0	1
5 Ian Kinsler, R (1, 4) OBP: 0.382, SLG: 0.409		F7		P4	F9		15 BB 18 WP BB			3	0	0	0	1	0	3
18 Mitch Moreland, L (1, 3) OBP: 0.360, SLG: 0.465		BB		G3	K		15 BB IBB			2	0	0	0	2	1	0
15 Matt Treanor, R (1, 2) OBP: 0.289, SLG: 0.311		G6-3			F9	G6-3	20 FC5-4 BB			3	0	0	1	1	0	2
20 Julio Borbon, L (1, 8) OBP: 0.309, SLG: 0.341			G3		1 1B 10 SF8 BB	G6-3	FC5-4			3	1	0	0	1	0	3
Inning Stats	R: 0 E: 0 K: 0 S: 5 H: 1 LOB: 0 BB: 0 P: 7	R: 0 E: 0 K: 0 S: 10 H: 1 LOB: 2 BB: 1 P: 16	R: 0 E: 0 K: 0 S: 8 H: 1 LOB: 2 BB: 1 P: 16	R: 0 E: 0 K: 0 S: 7 H: 0 LOB: 0 BB: 0 P: 12	R: 3 E: 0 K: 0 S: 19 H: 4 LOB: 2 BB: 1 P: 30	R: 0 E: 0 K: 1 S: 9 H: 0 LOB: 0 BB: 0 P: 13	R: 3 E: 0 K: 0 S: 19 H: 3 LOB: 3 BB: 3 P: 36	R: 0 E: 0 K: 1 S: 16 H: 1 LOB: 1 BB: 0 P: 22		1B: 9 2B: 1 3B: 0 HR: 1	SF: 2 SAC: 0 DP: 1 HBP: 0					

	AB	32
	R	6
	H	11
	RBI	6
	BB	6
	SO	2
	LOB	15

WP: 2 PA: 40
PB: 0
SB: 0
CS: 0

PITCHER		IP	WLS	BF	H	R	ER	SO	BB	IBB	HBP	BLK	WP	HR	S	P	ERA	WHIP
54 Ervin Santana, R ERA: 3.92	(1, 1)	6.1	L	30	9	5	5	1	3	0	0	0	1	1	66	104	7.11	1.895
45 Francisco Rodriguez, R ERA: 4.37	(7, 1)	0.1		5	1	1	1	0	2	1	0	0	1	0	8	23	27.00	9.000
38 Bobby Cassevah, R ERA: 3.15	(7, 1)	0.1		1	0	0	0	0	0	0	0	0	0	0	3	3	0.00	0.000
17 Jason Bulger, R ERA: 4.88	(8, 1)	1.0		4	1	0	0	1	0	0	0	0	0	0	16	22	0.00	1.000

PITCHER		IP	WLS	BF	H	R	ER	SO	BB	IBB	HBP	BLK	WP	HR	S	P	ERA	WHIP

Batter	1	2	3	4	5	6	7	8	9	AB	R	H	RBI	BB	SO	LOB
25 Peter Bourjos, R (1, 8) OBP: 0.237, SLG: 0.381	C FF 87 B CU 74 S CH 81 F FF 86 B FF 89 F CH 84 C FF 89 2-3 ① K		C CU 76 X CU 79 0-1 ③ G1-3			L CU 71 X CU 71 0-1 HR		C SL 81 S SL 82 B FF 95 S SL 82 1-3 ② K		4	1	1	1	0	2	0
47 Howie Kendrick, R (1, 4) OBP: 0.313, SLG: 0.407	B FF 89 C FF 89 B SL 82 F SL 82 S SL 85 2-3 ② K			X CH 82 0-0 ① F8		B FF 92 B FF 92 C FF 91 X CU 73 2-1 ① G6-3		C FF 96 B SL 83 X SL 82 1-1 ③ F7		4	0	0	0	0	1	0
53 Bobby Abreu, L (1, 7) OBP: 0.352, SLG: 0.435 77 Reggie Willits, S (9, 7) OBP: 0.341, SLG: 0.302	C FF 88 B CH 85 B FF 90 C FF 89 X FF 90 2-2 ③ F8			C CH 86 B FF 89 B CU 77 B CH 83 F FF 88 F FF 89 B FF 90 4-2 48 G4-3 48 S 55 HR BB		C FF 90 F CH 82 F FF 92 B FF 93 B CH 83 X CH 81 2-2 ② G4-3			B CH 85 B FF 92 B FF 92 B FF 92 4-0 2 1B 6 1B BB	2 0	2 0	0 0	0 0	2 0	0 0	0 0
48 Torii Hunter, R (1, 9) OBP: 0.354, SLG: 0.464		S SL 83 B FF 88 C FF 88 B CH 86 B SL 85 B FF 91 4-2 55 G3 BB		S FF 89 B FF 89 S SL 83 X SL 84 1-2 ② G4-3 1-3		F FF 92 B FF 90 C CH 81 X FF 93 1-2 ③ F9			B FF 92 1 SAFE X FF 91 1-0 ① F8	3	0	0	0	1	0	2
55 Hideki Matsui, L (1, 10) OBP: 0.361, SLG: 0.459 2 Erick Aybar, S (7, PR) OBP: 0.306, SLG: 0.330 (7, 10)		B FF 89 SI 88 X SI 88 2-0 ① G3 1-2		B FF 90 F CH 84 X FF 89 1-1 HR 3-H			C FF 87 B FF 87 X SL 75 1-1 16 G4-3 6 S 1B		1 SAFE B FF 92 1 SAFE X FF 92 1-0 6 1B 44 1B 1B 1-2	3 1	1 1	2 1	2 0	0 0	0 0	1 0
6 Alberto Callaspo, S (1, 5) OBP: 0.302, SLG: 0.374		C SI 87 X CH 84 0-1 ② P6		C FF 89 C FF 90 X SL 85 0-2 ③ G5-3			F FF 87 B FF 87 X SL 75 1-1 ① B2 1-2		X FF 92 0-0 44 1B 1B 1-3 2-H	4	1	1	1	0	0	2
16 Hank Conger, L (1, 2) OBP: 0.294, SLG: 0.276		C CU 76 B FF 90 F CU 77 C SL 84 1-3 ③ K			F SI 86 X CU 75 0-1 ① G4-3		B FF 87 F FF 87 B FF 87 X SI 87 2-1 ② G4-3 2-3		C FF 93 F FF 92 B FF 92 F SL 82 S FF 92 1-3 ② K	4	0	0	0	0	2	5
44 Mark Trumbo, R (1, 3) OBP: 0.125, SLG: 0.067			C FF 89 F SL 84 S FF 90 0-3 ① K		B SL 82 S FF 89 F FF 89 X SL 84 1-2 ② G4-3		X FF 87 0-0 ③ F8		B SL 81 C CH 85 F CH 85 D SL 83 F FF 92 B CH 87 F CH 86 X FF 94 3-2 2-H 3-H 1B	4	0	1	2	0	1	2
18 Andrew Romine, S (1, 6) OBP: 0.091, SLG: 0.091			C FF 88 X CU 76 0-1 ② G1-3		C FF 88 C CU 77 X SL 85 0-2 ③ F7			B FF 95 C FF 95 C FF 95 B FF 96 F FF 94 F FF 95 X FF 95 2-2 ① P5	F FF 93 B FF 92 B FF 92 F FF 91 T FF 92 2-2 ③ K	4	0	0	0	0	1	1
Inning Stats	R: 0 E: 0 K: 2 S: 11 H: 0 LOB: 0 BB: 0 P: 17	R: 0 E: 0 K: 1 S: 8 H: 0 LOB: 1 BB: 1 P: 15	R: 0 E: 0 K: 1 S: 7 H: 0 LOB: 0 BB: 0 P: 7	R: 2 E: 0 K: 0 S: 12 H: 1 LOB: 0 BB: 1 P: 18	R: 0 E: 0 K: 0 S: 8 H: 0 LOB: 0 BB: 0 P: 9	R: 1 E: 0 K: 0 S: 11 H: 1 LOB: 0 BB: 0 P: 16	R: 0 E: 0 K: 0 S: 7 H: 1 LOB: 2 BB: 0 P: 11	R: 0 E: 0 K: 1 S: 10 H: 0 LOB: 0 BB: 0 P: 14	R: 3 E: 0 K: 2 S: 15 H: 3 LOB: 1 BB: 1 P: 27	1B: 4 2B: 0 3B: 0 HR: 2 SF: 0 SAC: 0 DP: 0 HBP: 0						

PITCHER		IP	WLS	BF	H	R	ER	SO	BB	IBB	HBP	BLK	WP	HR	S	P	ERA	WHIP
48 Colby Lewis, R ERA: 3.72	(1, 1)	5.0		18	1	2	2	4	2	0	0	0	0	1	46	66	3.60	0.600
57 Dustin Nippert, R ERA: 4.29	(6, 1)	1.0	L	4	1	1	1	0	0	0	0	0	0	1	11	16	9.00	1.000
28 Darren Oliver, L ERA: 2.48	(7, 1)	1.0		4	1	0	0	0	0	0	0	0	0	0	7	11	0.00	1.000
64 Alexi Ogando, R ERA: 1.3	(8, 1)	1.0		3	0	0	0	1	0	0	0	0	0	0	10	14	0.00	0.000
49 Mark Lowe, R ERA: 5.4	(9, 1)	1.0		7	3	3	3	2	1	0	0	0	0	0	15	27	27.00	4.000

PITCHER	IP	WLS	BF	H	R	ER	SO	BB	IBB	HBP	BLK	WP	HR	S	P	ERA	WHIP

TOP

Los Angeles Angels @ Texas Rangers

Rangers Ballpark in Arlington, Arlington, TX

Sun Oct 03 2010, 3:10 PM - 5:38 PM EDT

Att. 45,446 - Sunny - 65 F

livebaseballscorecards.com

AB	33
R	6
H	6
RBI	6
BB	3
SO	7
LOB	13

1B: 4 SF: 0
2B: 0 SAC: 0
3B: 0 DP: 0
HR: 2 HBP: 0

WP: 0 PA: 36
PB: 0
SB: 2
CS: 0

BOTTOM

Los Angeles Angels @ Texas Rangers

Rangers Ballpark in Arlington, Arlington, TX

Sun Oct 03 2010, 3:10 PM - 5:38 PM EDT

Att. 45,446 - Sunny - 65 F

livebaseballscorecards.com

Batter	1	2	3	4	5	6	7	8	9	AB	R	H	RBI	BB	SO	LOB
1 Elvis Andrus, R (1, 6) OBP: 0.342, SLG: 0.301 3 Andrés Blanco, S (6, 6) OBP: 0.330, SLG: 0.349	B FS 88 B SI 88 C SI 89 X FF 89 2-1 F7 ①		X SI 89 0-0 G5-3 ③		C SI 89 B KC 81 C KC 79 B FF 91 F FF 90 S FS 84 2-3 K ②		F FF 91 B CU 75 X FF 92 1-1 G3 ③			3 0 0 0 0 1 2 1 0 0 0 0 0 1						
10 Michael Young, R (1, 5) OBP: 0.330, SLG: 0.444 18 Mitch Moreland, L (6, 3) OBP: 0.364, SLG: 0.469	C SI 90 C FF 90 B FS 84 B FS 84 F FC 86 S FC 86 2-3 K ②			C KC 79 C FF 90 B FS 84 F FF 90 F FF 91 F FS 84 B KC 81 F FF 91 B FC 87 3-2 X FF 91 F9 ①	B FF 90 X SI 90 1-0 F9 ③			B FF 94 B FF 94 X FF 94 2-0 32 G4-6-3 1B		3 0 0 0 0 1 2 1 0 1 0 0 0 0					
32 Josh Hamilton, L (1, 7) OBP: 0.411, SLG: 0.633	B SI 91 F FF 91 X FS 84 1-1 G4-3 ③			S KC 80 B FC 86 B FC 85 B FC 86 X FC 87 3-1 27 G5-4-3 1B		B SI 88 F KC 78 X FS 86 1-1 F9 ①		B FF 94 X FF 94 1-0 G4-6-3 ①② 1-2f		4 0 1 0 0 0 1						
27 Vladimir Guerrero, R (1, 10) OBP: 0.345, SLG: 0.496 15 Matt Treanor, R (6, PH) OBP: 0.287, SLG: 0.308 (7, 10)		F FS 86 B FC 86 F FS 83 B FC 86 X FS 84 2-2 G6-3 ①		F FS 84 B FC 87 X FC 86 1-1 G5-4-3 ②③ 1-2f		B SI 91 X FC 86 1-0 G5-3 ②		B FF 94 B FF 93 X FF 94 2-0 G5-3 ③		2 0 0 0 0 0 1 2 0 0 0 0 0 0						
17 Nelson Cruz, R (1, 9) OBP: 0.374, SLG: 0.576 21 Jeff Francoeur, R (6, 9) OBP: 0.300, SLG: 0.383		B FF 91 F FC 86 X FS 84 1-1 P6 ②			F FC 85 C SI 90 B FS 88 B SI 90 X FS 86 2-2 8 1B 11 1B 1B	B FC 87 F FS 86 X FS 86 1-1 1B			B FF 98 B FF 97 C FF 96 X FF 96 2-1 G5-3 ①	2 1 1 0 0 0 0 2 0 1 0 0 0 0						
5 Ian Kinsler, R (1, 4) OBP: 0.382, SLG: 0.412 6 Esteban German, R (6, 4) OBP: 0.375, SLG: 0.231		B FF 91 X FC 86 1-0 2B			D KC 80 X FF 90 1-0 P6 ①	C FC 85 C FF 90 B FS 84 X FC 85 1-2 G1-3 ③			B FF 98 B FF 97 B FF 97 B FF 96 4-0 2 WP 8 DI BB	2 0 1 0 0 0 1 1 0 0 0 1 0 1						
8 Jorge Cantu, R (1, 3) OBP: 0.304, SLG: 0.392 (6, 5)		B FC 86 F FS 84 C SI 90 F FS 84 S FS 84 1-3 K ③			D KC 80 C SI 90 X FC 85 1-1 11 1B 20 1B 1-3 1B		C FF 90 X FC 85 0-1 2B		B FF 97 C FF 97 C SL 82 F FF 98 X FF 97 1-2 F9 ② 1-2	4 1 2 0 0 1 2						
11 Bengie Molina, R (1, 2) OBP: 0.297, SLG: 0.326 2 Taylor Teagarden, R (5, PR) OBP: 0.259, SLG: 0.338 (6, 2)			B SI 89 X FC 84 1-0 F8 ①		D FS 84 B FS 88 X FC 86 2-0 20 1B 1-2 3-H 1B		C FF 90 B FF 90 L FF 90 S CU 76 1-3 K ①		B FF 97 C FF 97 B SL 84 F FF 96 B SL 82 B FF 98 4-2 20 DI 2-3 BB	2 0 1 1 0 0 0 1 0 0 0 1 1 1						
20 Julio Borbon, L (1, 8) OBP: 0.309, SLG: 0.340			B SI 89 X SI 88 1-0 B6 ②		C KC 80 B FC 85 X FS 84 1-1 1-2 2-H 1B		C FC 87 C FF 91 S CU 76 0-3 K ②		B FF 96 B FF 96 C FF 96 C FF 97 X FF 97 2-2 G1-3 ③ 1-2	4 0 1 1 0 1 3						
Inning Stats	R: 0 E: 0 K: 1 S: 8 H: 0 LOB: 0 BB: 0 P: 13	R: 0 E: 0 K: 1 S: 10 H: 1 LOB: 1 BB: 0 P: 15	R: 0 E: 0 K: 0 S: 3 H: 0 LOB: 0 BB: 0 P: 5	R: 0 E: 0 K: 0 S: 11 H: 1 LOB: 0 BB: 0 P: 18	R: 2 E: 0 K: 1 S: 14 H: 4 LOB: 2 BB: 0 P: 24	R: 0 E: 0 K: 0 S: 8 H: 1 LOB: 1 BB: 0 P: 12	R: 0 E: 0 K: 2 S: 10 H: 1 LOB: 1 BB: 0 P: 12	R: 0 E: 0 K: 0 S: 3 H: 1 LOB: 0 BB: 0 P: 8	R: 0 E: 0 K: 0 S: 11 H: 0 LOB: 2 BB: 2 P: 24	1B: 7 2B: 2 3B: 0 HR: 0 SF: 0 SAC: 0 DP: 2 HBP: 0						WP: 1 PB: 0 SB: 0 CS: 0 PA: 36

	AB	34
	R	2
	H	9
	RBI	2
	BB	2
	SO	5
	LOB	15

PITCHER		IP	WLS	BF	H	R	ER	SO	BB	IBB	HBP	BLK	WP	HR	S	P	ERA	WHIP
24 Dan Haren, R ERA: 3.91	(1, 1)	6.0	W	24	7	2	2	3	0	0	0	0	0	0	54	87	3.00	1.167
63 Rich Thompson, R ERA: 1.37	(7, 1)	1.0	H	4	1	0	0	2	0	0	0	0	0	0	10	12	0.00	1.000
40 Kevin Jepsen, R ERA: 3.97	(8, 1)	1.0	H	3	1	0	0	0	0	0	0	0	0	0	3	8	0.00	1.000
51 Jordan Walden, R ERA: 2.35	(9, 1)	1.0		5	0	0	0	0	2	0	0	0	1	0	11	24	0.00	2.000

PITCHER	IP	WLS	BF	H	R	ER	SO	BB	IBB	HBP	BLK	WP	HR	S	P	ERA	WHIP