



Los Angeles Angels - 2010

Batter	1	2	3	4	5	6	7	8	9	AB	R	H	RBI	BB	SO	LOB	TOP			
1 Juan Pierre, L (1.7) OBP: 0.333, SLG: 0.333 30 Alejandro De Aza, L (6.7)										3	1	1	0	0	0	3	Chicago White Sox @ Los Angeles Angels Tempe Diablo Stadium, Tempe, AZ Thu Mar 04 2010, 5:09 PM - 7:50 PM EST Att: 4,639 - Partly Cloudy - 73 F livebaseballscorecards.com			
15 Gordon Beckham, R (1.4) 75 C.J. Retherford, R (6.4)										3	1	0	0	0	1	1				
12 A.J. Pierzynski, L (1.2) 26 Tyler Flowers, R (6.2)										3	1	1	2	0	0	1				
25 Andruw Jones, R (1.8) 63 Stefan Gartrell, R (6.9)										2	0	0	0	1	1	0				
23 Mark Teahen, L (1.5) 77 Brent Morel, R (6.5)										3	1	1	0	0	1	1				
10 Alexei Ramirez, R (1.6) 5 Jayson Nix, R (6.6)										3	0	1	0	0	0	0				
7 Mark Kotsay, L (1.10) 74 Josh Kroeger, L (8.10)										2	0	0	0	1	0	2				
24 Dayan Viedo, R (1.3)										4	0	1	1	0	1	1				
76 Jordan Danks, L (1.9) (6.8)										2	0	0	0	2	0	1				
Inning Stats	R: 0 E: 1 K: 1 S: 5	H: 0 LOB: 0 BB: 0 P: 5	R: 1 E: 0 K: 1 S: 8	H: 3 LOB: 3 BB: 1 P: 12	R: 0 E: 0 K: 0 S: 4	H: 0 LOB: 1 BB: 1 P: 8	R: 0 E: 0 K: 1 S: 6	H: 0 LOB: 1 BB: 1 P: 10	R: 3 E: 1 K: 0 S: 9	H: 2 LOB: 0 BB: 0 P: 10	R: 0 E: 0 K: 0 S: 3	H: 0 LOB: 0 BB: 0 P: 3	R: 0 E: 0 K: 1 S: 5	H: 0 LOB: 0 BB: 0 P: 5	R: 0 E: 0 K: 1 S: 5	H: 0 LOB: 1 BB: 2 P: 13		1B: 4 2B: 0 3B: 0 HR: 1	SF: 0 SAC: 0 DP: 1 HBP: 0	WP: 0 PB: 0 SB: 3 CS: 1
PITCHER	IP WLS BF H R ER SO BB IBB HBP BLK WP HR S P ERA WHIP	35 Joel Pineiro, R (1.1) 2.0 2 10 3 1 1 2 1 0 0 0 0 0 0 0 13 17 4.50 2.000 43 Brian Stokes, R (3.1) 2.0 8 0 0 0 0 2 2 0 0 0 0 0 0 0 10 18 0.00 1.000 49 Anthony Ortega, R (5.1) 2.0 B 9 2 3 2 1 0 0 0 0 0 0 1 12 13 9.00 1.000 45 Francisco Rodriguez, R (7.1) 1.0 4 0 0 0 0 1 0 0 0 0 0 0 0 3 7 0.00 1.000 57 Fernando Rodriguez Jr., R (8.1) 1.0 3 0 0 0 0 1 0 0 0 0 0 0 0 5 5 0.00 0.000																63 Rich Thompson, R (9.1) 1.0 1 4 0 0 0 1 2 0 0 0 0 0 0 0 5 13 0.00 2.000		

Batter	1	2	3	4	5	6	7	8	9	AB	R	H	RBI	BB	SO	LOB	BOTTOM	
2 Erick Aybar, S (1.6) 27 Andrew Romine, S (6.6)										2	1	0	0	1	0	0	Chicago White Sox @ Los Angeles Angels Tempe Diablo Stadium, Tempe, AZ Thu Mar 04 2010, 5:09 PM - 7:50 PM EST Att: 4,639 - Partly Cloudy - 73 F livebaseballscorecards.com	
53 Bobby Abreu, L (1.9) 77 Reggie Willits, S (5.8)										2	0	1	0	0	0	1		
48 Torii Hunter, R (1.8) 42 Terry Evans, R (5.9)										1	0	0	0	1	0	1		
20 Juan Rivera, R (1.7) 25 Peter Bourjos, R (5.7)										2	0	1	1	0	0	0		
13 Maicer Izturis, S (1.10) 22 Cory Aldridge, L (8.10)										3	0	0	0	0	1	2		
47 Howie Kendrick, R (1.4) 64 Hank Conger, L (6.2)										2	0	1	0	0	0	0		
44 Mike Napoli, R (1.2) 12 Freddy Sandoval, S (6.5)										1	1	1	1	1	0	0		
3 Brandon Wood, R (1.5) 24 Mark Trumbo, R (6.3)										2	0	0	0	0	0	2		
39 Robb Quinlan, R (1.3) 18 Ryan Mount, L (6.4)										2	0	0	0	0	0	0		
Inning Stats	R: 0 E: 0 K: 0 S: 3	H: 1 LOB: 0 BB: 0 P: 3	R: 0 E: 0 K: 0 S: 5	H: 1 LOB: 1 BB: 1 P: 10	R: 1 E: 0 K: 0 S: 6	H: 1 LOB: 0 BB: 0 P: 9	R: 0 E: 0 K: 3 S: 10	H: 1 LOB: 1 BB: 0 P: 10	R: 0 E: 0 K: 1 S: 5	H: 0 LOB: 1 BB: 1 P: 9	R: 2 E: 0 K: 0 S: 4	H: 1 LOB: 1 BB: 2 P: 14	R: 0 E: 0 K: 1 S: 5	H: 0 LOB: 0 BB: 1 P: 9	1B: 4 2B: 2 3B: 0 HR: 1	SF: 1 SAC: 0 DP: 1 HBP: 0		WP: 2 PB: 0 SB: 3 CS: 1
PITCHER	IP WLS BF H R ER SO BB IBB HBP BLK WP HR S P ERA WHIP	50 John Danks, L (1.1) 2.0 8 2 2 2 0 2 0 0 0 0 0 1 10 21 9.00 2.000 58 Lucas Harrell, R (3.1) 1.0 H 3 0 0 0 0 0 0 0 0 0 0 0 3 3 0.00 0.000 67 Randy Williams, L (5.1) 1.0 H 4 1 0 0 3 0 0 0 0 0 0 0 10 10 0.00 1.000 46 Sergio Santos, R (6.1) 1.0 H 4 0 0 0 1 1 0 0 0 0 0 0 5 9 0.00 1.000 68 Erick Threets, L (7.1) 1.0 H 4 0 0 0 1 1 0 0 0 0 0 0 5 9 0.00 1.000																62 Brian Omogrosso, R (8.1) 1.0 B 6 1 2 2 0 2 0 0 0 0 0 0 0 5 9 0.00 1.000 60 Cleveland Santeliz, R (9.1) 1.0 3 0 0 0 1 1 0 0 0 0 0 0 0 5 9 0.00 1.000

Batter	1	2	3	4	5	6	7	8	9	AB R H RBI BB SO LOB	TOP																								
											<p>Oakland Athletics @ Los Angeles Angels</p> <p>Tempe Diablo Stadium, Tempe, AZ</p> <p>Sun Mar 07 2010, 3:05 PM EST</p> <p>livebaseballscorecards.com</p> <p>AB 0</p> <p>R 0</p> <p>H 0</p> <p>RBI 0</p> <p>BB 0</p> <p>SO 0</p> <p>LOB 0</p> 																								
Inning Stats										1B: 0 SF: 0 2B: 0 SAC: 0 3B: 0 DP: 0 HR: 0 HBP: 0	WP: 0 PA: 0 PB: 0 SB: 0 CS: 0																								
PITCHER	IP	WLS	BF	H	R	ER	SO	BB	IBB	HBP	BLK	WP	HR	S	P	ERA	WHIP	PITCHER	IP	WLS	BF	H	R	ER	SO	BB	IBB	HBP	BLK	WP	HR	S	P	ERA	WHIP

Batter	1	2	3	4	5	6	7	8	9	AB R H RBI BB SO LOB	BOTTOM																								
											<p>Oakland Athletics @ Los Angeles Angels</p> <p>Tempe Diablo Stadium, Tempe, AZ</p> <p>Sun Mar 07 2010, 3:05 PM EST</p> <p>livebaseballscorecards.com</p> <p>AB 0</p> <p>R 0</p> <p>H 0</p> <p>RBI 0</p> <p>BB 0</p> <p>SO 0</p> <p>LOB 0</p> 																								
Inning Stats										1B: 0 SF: 0 2B: 0 SAC: 0 3B: 0 DP: 0 HR: 0 HBP: 0	WP: 0 PA: 0 PB: 0 SB: 0 CS: 0																								
PITCHER	IP	WLS	BF	H	R	ER	SO	BB	IBB	HBP	BLK	WP	HR	S	P	ERA	WHIP	PITCHER	IP	WLS	BF	H	R	ER	SO	BB	IBB	HBP	BLK	WP	HR	S	P	ERA	WHIP

Batter	1	2	3	4	5	6	7	8	9	AB	R	H	RBI	BB	SO	LOB	TOP																																				
2 Erick Aybar, S OBP: 0.444, SLG: 0.286 83 Michael Ryan, L OBP: 0.371, SLG: 0.600 96 Anel De Los Santos, R OBP: 0.250, SLG: 0.429	4-1 FC 87 SI 89 FC 87 SI 89 FC 88 SI 88	2-3 FC 87 SI 89 FC 87 SI 89 FC 88 SI 88	0-1 FC 87 SI 89 FC 87 SI 89 FC 88 SI 88	0-1 FC 87 SI 89 FC 87 SI 89 FC 88 SI 88	0-1 FC 87 SI 89 FC 87 SI 89 FC 88 SI 88	3-3 CH 88 FF 91 FC 87 SI 89 FC 87 SI 89 FC 88 SI 88	0-1 FC 87 SI 89 FC 87 SI 89 FC 88 SI 88	1-2 SI 91 SAFE FC 87 SI 89 FC 87 SI 89 FC 88 SI 88	0-1 FC 87 SI 89 FC 87 SI 89 FC 88 SI 88	2 2 1 0 1 1 1 2 1 1 0 0 1 0 1 0 0 0 0 0 0																																											
13 Maicer Izturis, S OBP: 0.556, SLG: 0.429 12 Freddy Sandoval, S OBP: 0.500, SLG: 0.400 46 Bobby Wilson, R OBP: 0.333, SLG: 0.333 73 Nate Sutton, L OBP: 0.250, SLG: 0.429	1-2 FC 87 SI 89 FC 87 SI 89 FC 88 SI 88	3-1 SI 91 SAFE FC 87 SI 89 FC 87 SI 89 FC 88 SI 88	2-2 FC 87 SI 89 FC 87 SI 89 FC 88 SI 88	0-1 FC 87 SI 89 FC 87 SI 89 FC 88 SI 88	0-1 FC 87 SI 89 FC 87 SI 89 FC 88 SI 88	0-1 FC 87 SI 89 FC 87 SI 89 FC 88 SI 88	0-1 FC 87 SI 89 FC 87 SI 89 FC 88 SI 88	3-2 SI 91 SAFE FC 87 SI 89 FC 87 SI 89 FC 88 SI 88	3-1 CH 88 FF 91 FC 87 SI 89 FC 87 SI 89 FC 88 SI 88	3 2 2 0 0 0 1 2 1 1 1 0 0 1 1 0 1 0 0 0 0 0 0 0 0 0 0 0																																											
20 Juan Rivera, R OBP: 0.300, SLG: 0.490 24 Mark Trumbo, R OBP: 0.250, SLG: 0.429 86 Efen Navarro, L OBP: 0.250, SLG: 0.750	0-1 FC 87 SI 89 FC 87 SI 89 FC 88 SI 88	0-1 FC 87 SI 89 FC 87 SI 89 FC 88 SI 88	2-1 FC 87 SI 89 FC 87 SI 89 FC 88 SI 88	0-1 FC 87 SI 89 FC 87 SI 89 FC 88 SI 88	0-1 FC 87 SI 89 FC 87 SI 89 FC 88 SI 88	0-2 FC 87 SI 89 FC 87 SI 89 FC 88 SI 88	0-0 FC 87 SI 89 FC 87 SI 89 FC 88 SI 88	3-1 SI 91 SAFE FC 87 SI 89 FC 87 SI 89 FC 88 SI 88	3-1 CH 88 FF 91 FC 87 SI 89 FC 87 SI 89 FC 88 SI 88	3 1 2 2 0 0 0 1 0 0 1 0 0 1 1 0 0 0 0 0 1																																											
8 Kendrys Morales, S OBP: 0.667, SLG: 0.667 27 Andrew Romine, S OBP: 0.500, SLG: 1.000 16 Abel Nieves, R OBP: 0.500, SLG: 0.500 94 Gary Patech, R OBP: 1.000, SLG: 1.000	1-2 FC 87 SI 89 FC 87 SI 89 FC 88 SI 88	1-2 FC 87 SI 89 FC 87 SI 89 FC 88 SI 88	0-1 FC 87 SI 89 FC 87 SI 89 FC 88 SI 88	0-1 FC 87 SI 89 FC 87 SI 89 FC 88 SI 88	0-1 FC 87 SI 89 FC 87 SI 89 FC 88 SI 88	0-1 FC 87 SI 89 FC 87 SI 89 FC 88 SI 88	0-1 FC 87 SI 89 FC 87 SI 89 FC 88 SI 88	3-2 SI 91 SAFE FC 87 SI 89 FC 87 SI 89 FC 88 SI 88	3-1 CH 88 FF 91 FC 87 SI 89 FC 87 SI 89 FC 88 SI 88	3 0 2 2 0 0 0 1 0 1 0 0 0 0 1 0 1 0 0 0 0 0 0 0 0 0 0 0																																											
44 Mike Napoli, R OBP: 0.375, SLG: 1.143 5 Jeff Mathis, R OBP: 0.250, SLG: 0.500 6 Hanley Statia, S OBP: 0.250, SLG: 0.750	1-0 FC 87 SI 89 FC 87 SI 89 FC 88 SI 88	1-0 FC 87 SI 89 FC 87 SI 89 FC 88 SI 88	0-1 FC 87 SI 89 FC 87 SI 89 FC 88 SI 88	0-1 FC 87 SI 89 FC 87 SI 89 FC 88 SI 88	0-1 FC 87 SI 89 FC 87 SI 89 FC 88 SI 88	0-1 FC 87 SI 89 FC 87 SI 89 FC 88 SI 88	0-1 FC 87 SI 89 FC 87 SI 89 FC 88 SI 88	0-2 FC 87 SI 89 FC 87 SI 89 FC 88 SI 88	0-2 FC 87 SI 89 FC 87 SI 89 FC 88 SI 88	3 1 1 1 0 0 3 2 2 1 0 0 0 2 0 0 0 0 0 0 0																																											
3 Brandon Wood, R OBP: 0.300, SLG: 0.500 9 Alexi Amarista, L OBP: 0.250, SLG: 0.750	2-3 FC 87 SI 89 FC 87 SI 89 FC 88 SI 88	2-3 FC 87 SI 89 FC 87 SI 89 FC 88 SI 88	0-2 FC 87 SI 89 FC 87 SI 89 FC 88 SI 88	0-2 FC 87 SI 89 FC 87 SI 89 FC 88 SI 88	0-2 FC 87 SI 89 FC 87 SI 89 FC 88 SI 88	0-2 FC 87 SI 89 FC 87 SI 89 FC 88 SI 88	0-0 FC 87 SI 89 FC 87 SI 89 FC 88 SI 88	0-0 FC 87 SI 89 FC 87 SI 89 FC 88 SI 88	0-0 FC 87 SI 89 FC 87 SI 89 FC 88 SI 88	3 1 1 1 0 1 2 2 0 1 2 0 1 1																																											
42 Terry Evans, R OBP: 0.300, SLG: 0.490 74 Jeremy Moore, L OBP: 0.333, SLG: 0.333	2-1 FC 87 SI 89 FC 87 SI 89 FC 88 SI 88	2-1 FC 87 SI 89 FC 87 SI 89 FC 88 SI 88	1-2 FC 87 SI 89 FC 87 SI 89 FC 88 SI 88	1-2 FC 87 SI 89 FC 87 SI 89 FC 88 SI 88	1-2 FC 87 SI 89 FC 87 SI 89 FC 88 SI 88	1-2 FC 87 SI 89 FC 87 SI 89 FC 88 SI 88	1-2 FC 87 SI 89 FC 87 SI 89 FC 88 SI 88	1-3 SI 91 SAFE FC 87 SI 89 FC 87 SI 89 FC 88 SI 88	1-3 CH 88 FF 91 FC 87 SI 89 FC 87 SI 89 FC 88 SI 88	3 0 0 0 0 0 2 2 0 1 1 0 1 1																																											
39 Robb Quinlan, R OBP: 0.286, SLG: 0.286 22 Cory Aldridge, L OBP: 0.500, SLG: 1.333	1-2 FC 87 SI 89 FC 87 SI 89 FC 88 SI 88	1-2 FC 87 SI 89 FC 87 SI 89 FC 88 SI 88	1-3 FC 87 SI 89 FC 87 SI 89 FC 88 SI 88	1-3 FC 87 SI 89 FC 87 SI 89 FC 88 SI 88	1-3 FC 87 SI 89 FC 87 SI 89 FC 88 SI 88	1-3 FC 87 SI 89 FC 87 SI 89 FC 88 SI 88	1-3 FC 87 SI 89 FC 87 SI 89 FC 88 SI 88	0-2 FC 87 SI 89 FC 87 SI 89 FC 88 SI 88	0-2 FC 87 SI 89 FC 87 SI 89 FC 88 SI 88	3 0 1 0 0 2 1 2 1 1 1 0 0 1																																											
77 Reggie Williams, S OBP: 0.250, SLG: 0.667 79 Brad Coon, L OBP: 0.250, SLG: 0.667	1-1 FC 87 SI 89 FC 87 SI 89 FC 88 SI 88	1-1 FC 87 SI 89 FC 87 SI 89 FC 88 SI 88	1-1 FC 87 SI 89 FC 87 SI 89 FC 88 SI 88	1-1 FC 87 SI 89 FC 87 SI 89 FC 88 SI 88	1-1 FC 87 SI 89 FC 87 SI 89 FC 88 SI 88	1-1 FC 87 SI 89 FC 87 SI 89 FC 88 SI 88	1-1 FC 87 SI 89 FC 87 SI 89 FC 88 SI 88	2-2 FC 87 SI 89 FC 87 SI 89 FC 88 SI 88	2-2 FC 87 SI 89 FC 87 SI 89 FC 88 SI 88	3 0 0 0 0 1 1 1 1 0 0 1 1 0																																											
Inning Stats	R: 2 E: 0 K: 1 S: 16	H: 3 LOB: 2 BB: 1 P: 27	R: 0 E: 0 K: 1 S: 12	H: 1 LOB: 1 BB: 0 P: 19	R: 1 E: 0 K: 0 S: 9	H: 1 LOB: 0 BB: 0 P: 12	R: 0 E: 0 K: 2 S: 11	H: 0 LOB: 0 BB: 0 P: 14	R: 4 E: 1 K: 1 S: 20	H: 5 LOB: 1 BB: 0 P: 33	R: 0 E: 0 K: 1 S: 8	H: 1 LOB: 1 BB: 0 P: 13	R: 1 E: 0 K: 1 S: 12	H: 3 LOB: 1 BB: 0 P: 20	R: 4 E: 1 K: 1 S: 26	H: 3 LOB: 1 BB: 0 P: 41	R: 1 E: 0 K: 1 S: 13	H: 2 LOB: 1 BB: 0 P: 21	1B: 13 2B: 2 3B: 1 HR: 3	SF: 1 SAC: 0 DP: 1 HBP: 0	WP: 0 PB: 0 SB: 1 CS: 0	PA: 48																															
PITCHER	IP 2.0	WLS L	BF 11	H 4	R 2	ER 2	SO 2	BB 0	IBB 0	HBP 0	BLK 0	WP 0	HR 0	S 28	P 26	ERA 9.00	WHIP 2.500	PITCHER	IP 0.2	WLS H	BF 3	H 1	R 0	ER 0	SO 1	BB 0	IBB 0	HBP 0	BLK 0	WP 0	HR 0	S 7	P 8	ERA 0.00	WHIP 1.500	PITCHER	IP 1.0	WLS L	BF 5	H 2	R 1	ER 1	SO 1	BB 0	IBB 0	HBP 0	BLK 0	WP 0	HR 1	S 13	P 21	ERA 9.00	WHIP 2.000
20 Julio Borbon, L OBP: 0.333, SLG: 0.375 68 Craig Gentry, R OBP: 0.333, SLG: 0.250	0-2 FC 87 SI 89 FC 87 SI 89 FC 88 SI 88	0-2 FC 87 SI 89 FC 87 SI 89 FC 88 SI 88	4-2 SI 89 SAFE FC 87 SI 89 FC 87 SI 89 FC 88 SI 88	0-0 FC 87 SI 89 FC 87 SI 89 FC 88 SI 88	0-1 FC 87 SI 89 FC 87 SI 89 FC 88 SI 88	0-1 FC 87 SI 89 FC 87 SI 89 FC 88 SI 88	4-1 FC 87 SI 89 FC 87 SI 89 FC 88 SI 88	1-3 FC 87 SI 89 FC 87 SI 89 FC 88 SI 88	0-0 FC 87 SI 89 FC 87 SI 89 FC 88 SI 88	0-0 FC 87 SI 89 FC 87 SI 89 FC 88 SI 88	2 0 0 0 0 0 0 1 1 0 0 1 1 1																																										
10 Michael Young, R OBP: 0.375, SLG: 0.375 6 Esteban German, R OBP: 0.714, SLG: 0.667	2-1 FC 87 SI 89 FC 87 SI 89 FC 88 SI 88	2-1 FC 87 SI 89 FC 87 SI 89 FC 88 SI 88	2-0 FC 87 SI 89 FC 87 SI 89 FC 88 SI 88	0-0 FC 87 SI 89 FC 87 SI 89 FC 88 SI 88	0-0 FC 87 SI 89 FC 87 SI 89 FC 88 SI 88	0-0 FC 87 SI 89 FC 87 SI 89 FC 88 SI 88	0-0 FC 87 SI 89 FC 87 SI 89 FC 88 SI 88	1-0 FC 87 SI 89 FC 87 SI 89 FC 88 SI 88	1-0 FC 87 SI 89 FC 87 SI 89 FC 88 SI 88	3 0 1 0 0 0 1 1 1 0 0 1 0 1																																											
32 Josh Hamilton, L OBP: 0.667, SLG: 0.667 74 Chad Tracy, R OBP: 0.800, SLG: 1.250	3-2 FC 87 SI 89 FC 87 SI 89 FC 88 SI 88	3-2 FC 87 SI 89 FC 87 SI 89 FC 88 SI 88	0-0 FC 87 SI 89 FC 87 SI 89 FC 88 SI 88	0-0 FC 87 SI 89 FC 87 SI 89 FC 88 SI 88	0-0 FC 87 SI 89 FC 87 SI 89 FC 88 SI 88	0-0 FC 87 SI 89 FC 87 SI 89 FC 88 SI 88	0-0 FC 87 SI 89 FC 87 SI 89 FC 88 SI 88	3-1 FC 87 SI 89 FC 87 SI 89 FC 88 SI 88	3-1 FC 87 SI 89 FC 87 SI 89 FC 88 SI 88	3 1 2 0 0 0 1 2 1 2 1 0 0 0																																											
27 Vladimir Guerrero, R OBP: 0.250, SLG: 0.375 11 Toby Hall, R OBP: 0.333, SLG: 0.500	0-0 FC 87 SI 89 FC 87 SI 89 FC 88 SI 88	0-0 FC 87 SI 89 FC 87 SI 89 FC 88 SI 88	2-0 FC 87 SI 89 FC 87 SI 89 FC 88 SI 88	2-0 FC 87 SI 89 FC 87 SI 89 FC 88 SI 88	2-0 FC 87 SI 89 FC 87 SI 89 FC 88 SI 88	2-0 FC 87 SI 89 FC 87 SI 89 FC 88 SI 88	2-0 FC 87 SI 89 FC 87 SI 89 FC 88 SI 88	1-0 FC 87 SI 89 FC 87 SI 89 FC 88 SI 88	1-0 FC 87 SI 89 FC 87 SI 89 FC 88 SI 88	2 1 1 0 0 0 1 3 1 1 2 0 0 1																																											
5 Ian Kinsler, R OBP: 0.571, SLG: 0.600 65 Marcus Lemon, L OBP: 0.400, SLG: 0.600	2-2 FC 87 SI 89 FC 87 SI 89 FC 88 SI 88	2-2 FC 87 SI 89 FC 87 SI 89 FC 88 SI 88	0-0 FC 87 SI 89 FC 87 SI 89 FC 88 SI 88	0-0 FC 87 SI 89 FC 87 SI 89 FC 88 SI 88	0-0 FC 87 SI 89 FC 87 SI 89 FC 88 SI 88	0-0 FC 87 SI 89 FC 87 SI 89 FC 88 SI 88	0-0 FC 87 SI 89 FC 87 SI 89 FC 88 SI 88	1-0 FC 87 SI 89 FC 87 SI 89 FC 88 SI 88	1-0 FC 87 SI 89 FC 87 SI 89 FC 88 SI 88	2 0 1 2 0 0 0 3 2 2 1 0 1 2																																											
7 David Murphy, L OBP: 0.333, SLG: 0.667 18 Mitch Moreland, L OBP: 0.400, SLG: 0.444	2-0 FC 87 SI 89 FC 87 SI 89 FC 88 SI 88	2-0 FC 87 SI 89 FC 87 SI 89 FC 88 SI 88	2-1 FC 87 SI 89 FC 87 SI 89 FC 88 SI 88	2-1 FC 87 SI 89 FC 87 SI 89 FC 88 SI 88	2-1 FC 87 SI 89 FC 87 SI 89 FC 88 SI 88	2-1 FC 87 SI 89 FC 87 SI 89 FC 88 SI 88	2-1 FC 87 SI 89 FC 87 SI 89 FC 88 SI 88	4-1 FC 87 SI 89 FC 87 SI 89 FC 88 SI 88	4-1 FC 87 SI 89 FC 87 SI 89 FC 88 SI 88	3 0 1 1 0 0 1 1 0 0 1 1 0 1																																											
19 Chris Davis, L OBP: 0.364, SLG: 0.490 51 Max Ramirez, R OBP: 0.400, SLG: 0.600	2-1 FC 87 SI 89 FC 87 SI 89 FC 88 SI 88	2-1 FC 87 SI 89 FC 87 SI 89 FC 88 SI 88	0-2 FC 87 SI 89 FC 87 SI 89 FC 88 SI 88	0-2 FC 87 SI 89 FC 87 SI 89 FC 88 SI 88	0-2 FC 87 SI 89 FC 87 SI 89 FC 88 SI 88	0-2 FC 87 SI 89 FC 87 SI 89 FC 88 SI 88	0-2 FC 87 SI 89 FC 87 SI 89 FC 88 SI 88	0-0 FC 87 SI 89 FC 87 SI 89 FC 88 SI 88	0-0 FC 87 SI 89 FC 87 SI 89 FC 88 SI 88	3 0 0 0 0 1 2 2 0 1 1 0 0 3																																											
2 Taylor Teagarden, R OBP: 0.250, SLG: 0.375 61 Kevin Richardson, R OBP: 0.429, SLG: 0.333	0-3 FC 87 SI 89 FC 87 SI 89 FC 88 SI 88	0-3 FC 87 SI 89 FC 87 SI 89 FC 88 SI 88	3-1 FC 87 SI 89 FC 87 SI 89 FC 88 SI 88	3-1 FC 87 SI 89 FC 87 SI 89 FC 88 SI 88	3-1 FC 87 SI 89 FC 87 SI 89 FC 88 SI 88	3-1 FC 87 SI 89 FC 87 SI 89 FC 88 SI 88	3-1 FC 87 SI 89 FC 87 SI 89 FC 88 SI 88	2-1 FC 87 SI 89 FC 87 SI 89 FC 88 SI 88	2-1 FC 87 SI 89 FC 87 SI 89 FC 88 SI 88	2 0 0 0 0 1 1 3 0 0 0 0 0 5																																											
1 Elvis Andrus, R OBP: 0.100, SLG: 0.100 14 Joaquin Arias, R OBP: 0.429, SLG: 0.333	1-0 FC 87 SI 89 FC 87 SI 89 FC 88 SI 88	1-0 FC 87 SI 89 FC 87 SI 89 FC 88 SI 88	0-1 FC 87 SI 89 FC 87 SI 89 FC 88 SI 88	0-1 FC 87 SI 89 FC 87 SI 89 FC 88 SI 88	0-1 FC 87 SI 89 FC 87 SI 89 FC 88 SI 88	0-1 FC 87 SI 89 FC 87 SI 89 FC 88 SI 88	0-1 FC 87 SI 89 FC 87 SI 89 FC 88 SI 88	4-0 FC 87 SI 89 FC 87 SI 89 FC 88 SI 88	4-0 FC 87 SI 89 FC 87 SI 89 FC 88 SI 88	2 0 0 0 0 0 0 1 1 1 0 1 0 0																																											
Inning Stats	R: 0 E: 0 K: 0 S: 11	H: 1 LOB: 0 BB: 0 P: 16	R: 0 E: 0 K: 0 S: 6	H: 0 LOB: 0 BB: 0 P: 12	R: 0 E: 0 K: 1 S: 7	H: 0 LOB: 1 BB: 0 P: 14	R: 2 E: 0 K: 0 S: 10	H: 3 LOB: 1 BB: 0 P: 17	R: 0 E: 0 K: 0 S: 8	H: 1 LOB: 1 BB: 0 P: 10	R: 1 E: 0 K: 1 S: 10	H: 2 LOB: 1 BB: 0 P: 16	R: 3 E: 0 K: 1 S: 13	H: 2 LOB: 3 BB: 4 P: 34	R: 0 E: 0 K: 1 S: 7	H: 1 LOB: 0 BB: 0 P: 11	R: 3 E: 1 K: 0 S: 12	H: 3 LOB: 0 BB: 0 P: 23	1B: 9 2B: 3 3B: 1 HR: 0	SF: 0 SAC: 0 DP: 2 HBP: 1	WP: 0 PB: 0 SB:																																

Batter	1	2	3	4	5	6	7	8	9	AB	R	H	RBI	BB	SO	LOB	TOP
1 Everth Cabrera, S (1,6)	X 0-0 G1-4-3 ①		B 0-0 4-0 BB		X 0-0 B5-3 ②		X 0-0 G5-3 ③			3	0	0	0	1	0	1	San Diego Padres @ Los Angeles Angels Tempe Diablo Stadium, Tempe, AZ Tue Mar 09 2010, 3:36 PM - 6:31 PM EST Att. 3,536 - Overcast - 51 F
75 Lance Zawadzki, L (7,6)	G1-4-3		B 0-0 4-0 BB		X 0-0 B5-3 ②		X 0-0 G5-3 ③			0	0	0	0	0	0	0	
15 Jerry Hairston, R (1,4) OBP: 0.625, SLG: 0.857	X 0-0 G3 ②		B 0-0 4-0 BB		X 0-0 P2 ③		X 0-0		X 0-0 24 F9 28 BB 67 2B 1B	2	0	0	0	1	0	0	
10 Matt Antonelli, R (5,4) OBP: 0.444, SLG: 0.667	G3		B 0-0 4-0 BB		X 0-0 P2 ③		X 0-0		X 0-0 24 F9 28 BB 67 2B 1B	1	1	1	0	0	0	0	
12 Scott Hairston, R (1,8) 28 Aaron Cunningham, R (6,9) OBP: 0.444, SLG: 0.333	X 0-0 G3 ③		X 0-0 P6 ③		X 0-0 G5-3 ①		X 0-0		X 4-0 67 CS BB 1-2 BB	3	0	0	0	0	0	2	
23 Adrián González, L (1,3) 24 Chad Huffman, R (6,3) OBP: 0.100, SLG: 0.100 OBP: 0.111, SLG: 0.222		X 0-0 G6-3 ①		X 0-0 G4-3 ①		X 0-0 F7 ②		X 0-0 F9 ①	X 4-0 67 CS BB 1-2 BB	3	0	0	0	0	0	0	
7 Chase Headley, S (1,5) 67 Logan Forsythe, R (6,5) OBP: 0.154, SLG: 0.385 OBP: 0.667, SLG: 0.800		X 0-0 F8 ②		X 0-0 F9 ②		X 0-0 G4-3 ③		X 0-1 F9 ②	X 2-3	3	0	0	0	0	0	0	
88 Kyle Blanks, R (1,7) 3 Luis Durango, S (7, PR) OBP: 0.485, SLG: 0.818 OBP: 0.375, SLG: 0.333		X 0-0 F8 ③		X 0-0 3B		X 0-0		X 0-0	X 1-2 2B	3	0	2	0	0	0	0	
16 Matt Stairs, L (1, 10) 77 Chris Denorfia, R (7, PH) OBP: 0.400, SLG: 0.444		X 0-0 F7 ①		X 0-0 G4-3 ③		X 0-0		X 0-0	X 3-H	3	0	2	0	0	0	0	
25 Will Venable, L (1,9) 18 Tony Gwynn Jr., L (5,9) OBP: 0.364, SLG: 0.600 OBP: 0.200, SLG: 0.200		X 0-0		X 0-0 8 WP 8 2B		X 0-0		X 0-0	X 77 E 18 E 8 SF8 2-3	2	0	0	0	0	0	1	
8 Yorvit Torrealba, R (1,2) 68 Mitch Canham, L (7,2) OBP: 0.286, SLG: 0.500		X 2-0 F9 ②		X 0-0 SF9 ①		X 0-0		X 0-0	X 1 SAFE 0-1 G3 ①	2	2	2	0	0	0	0	
Inning Stats	R: 0 H: 0 E: 0 LOB: 0 K: 0 BB: 0 S: 3 P: 3	R: 0 H: 0 E: 0 LOB: 0 K: 0 BB: 0 S: 3 P: 3	R: 1 H: 1 E: 1 LOB: 2 K: 0 BB: 2 P: 14	R: 0 H: 1 E: 0 LOB: 1 K: 0 BB: 0 S: 4 P: 4	R: 1 H: 1 E: 0 LOB: 0 K: 0 BB: 0 S: 4 P: 4	R: 0 H: 0 E: 0 LOB: 0 K: 0 BB: 0 S: 3 P: 3	R: 2 H: 1 E: 2 LOB: 1 K: 0 BB: 0 S: 6 P: 6	R: 1 H: 2 E: 0 LOB: 1 K: 0 BB: 1 S: 5 P: 9	R: 0 H: 0 E: 0 LOB: 0 K: 0 BB: 0 S: 3 P: 3	1B: 1 SF: 2 2B: 3 SAC: 0 3B: 2 DP: 0 HR: 0 HBP: 0	WP: 1 PA: 36						
PITCHER	IP WLS BF H R ER SO BB IBB HBP BLK WP HR S P ERA WHIP	IP WLS BF H R ER SO BB IBB HBP BLK WP HR S P ERA WHIP	IP WLS BF H R ER SO BB IBB HBP BLK WP HR S P ERA WHIP	IP WLS BF H R ER SO BB IBB HBP BLK WP HR S P ERA WHIP	IP WLS BF H R ER SO BB IBB HBP BLK WP HR S P ERA WHIP	IP WLS BF H R ER SO BB IBB HBP BLK WP HR S P ERA WHIP	IP WLS BF H R ER SO BB IBB HBP BLK WP HR S P ERA WHIP	IP WLS BF H R ER SO BB IBB HBP BLK WP HR S P ERA WHIP	IP WLS BF H R ER SO BB IBB HBP BLK WP HR S P ERA WHIP	IP WLS BF H R ER SO BB IBB HBP BLK WP HR S P ERA WHIP	IP WLS BF H R ER SO BB IBB HBP BLK WP HR S P ERA WHIP						
49 Anthony Ortega, R (1, 1) ERA: 5.4	3.0	12	1	1	1	0	2	0	0	0	0	1	0	10	20	3.00	1.000
40 Brian Fuentes, L (4, 1) ERA: 5.4	1.0	4	1	0	0	0	0	0	0	0	0	0	0	4	4	0.00	1.000
63 Rich Thompson, R (5, 1) ERA: 4.5	1.0	4	1	1	1	0	0	0	0	0	0	0	0	4	4	9.00	1.000
70 Trevor Bell, R (6, 1) ERA: 9.0	2.0	W 8	1	2	0	0	0	0	0	0	0	0	0	9	9	0.00	0.500
87 Will Smith, L (8, 1) ERA: 9.0	1.0	H 5	2	1	1	0	1	0	0	0	0	0	0	5	9	9.00	3.000



Batter	1	2	3	4	5	6	7	8	9	AB	R	H	RBI	BB	SO	LOB	BOTTOM
2 Erick Aybar, S (1,6) OBP: 0.364, SLG: 0.222	X 0-0 G3 ①		S 0-1 P6 ②		X 0-0 L4 ③		X 0-0 G3 ③		X 4-0	2	0	0	0	0	0	1	San Diego Padres @ Los Angeles Angels Tempe Diablo Stadium, Tempe, AZ Tue Mar 09 2010, 3:36 PM - 6:31 PM EST Att. 3,536 - Overcast - 51 F
12 Freddy Sandoval, S (5,5) OBP: 0.375, SLG: 0.286	G3		S 0-1 P6 ②		X 0-0 L4 ③		X 0-0 G3 ③		X 4-0	2	0	0	0	0	0	4	
98 Brian Walker, L (8, PH) 16 Abel Nieves, R (8, PR) OBP: 0.500, SLG: 0.500	X 0-0		S 1-2		X 0-0		X 0-0		X 1-2 BB	0	0	0	0	1	0	0	
13 Maicer Izturis, S (1,4) 18 Ryan Mount, L (5,4) OBP: 0.545, SLG: 0.444 OBP: 0.429, SLG: 0.800	X 0-0		S 1-2		X 0-0 F7 ①		X 2-1		X 4-0 86 FC6-4 27 1B 46 3B BB	2	0	1	0	0	0	0	
8 Kendrys Morales, S (1,3) 27 Andrew Romine, S (5,6) OBP: 0.400, SLG: 0.400 OBP: 0.667, SLG: 0.500	X 0-2 K ②		S 1-2		X 0-0 G3-1 ②		X 0-0 L3 ①		X 0-0 86 FC6-4 1B	2	0	0	0	0	1	1	
55 Hideki Matsui, L (1, 10) 22 Cory Aldridge, L (4, PR) OBP: 0.500, SLG: 0.500 OBP: 0.500, SLG: 1.200	X 0-3 K ③		S 1-2		X 0-0		X 0-0		X 86 1B 77 1B 2B	2	0	1	0	0	1	1	
3 Brandon Wood, R (1,5) 86 Efrén Navarro, L (5,3) OBP: 0.250, SLG: 0.400 OBP: 0.250, SLG: 0.250		X 0-0 P3 ①		X 0-0 P6 ③		X 0-0		X 0-0	X 46 BB 77 1B 1B	2	2	1	0	0	0	2	
5 Jeff Mathis, R (1,2) 46 Bobby Wilson, R (6,2) OBP: 0.167, SLG: 0.333 OBP: 0.600, SLG: 1.000		X 0-0 F8 ②		X 0-0 G6-3 ①		X 4-0		X 0-0	X 77 1B 83 1B BB	2	0	0	0	0	0	0	
77 Reggie Willis, S (1,7) 73 Nate Sutton, L (6, PR) OBP: 0.182, SLG: 0.100		X 0-0 F8 ③		X 0-0		X 0-0		X 0-0	X 1-2 86 FC6-4 1B	1	1	1	2	1	0	0	
83 Michael Ryan, L (1,9) 64 Hank Conger, L (8, PH) 74 Jeremy Moore, L (8, PR) OBP: 0.333, SLG: 0.333		X 0-0		X 4-0		X 0-0		X 0-0	X 83 1B 1-3 2-H 3-H	2	0	2	1	1	0	0	
25 Peter Bourjos, R (1,8) 79 Brad Coon, L (9,8) OBP: 0.273, SLG: 0.111		X 0-0 P2 ①		X 0-0		X 4-0		X 0-0	X 1 SAFE 0-0 25 FC1-6 25 E BB	3	0	0	0	1	1	4	
Inning Stats	R: 0 H: 1 E: 0 LOB: 1 K: 2 BB: 0 S: 8 P: 8	R: 0 H: 0 E: 0 LOB: 0 K: 0 BB: 0 S: 3 P: 3	R: 0 H: 0 E: 0 LOB: 1 K: 0 BB: 1 P: 7	R: 0 H: 1 E: 0 LOB: 1 K: 0 BB: 0 S: 4 P: 4	R: 0 H: 1 E: 0 LOB: 2 K: 1 BB: 1 S: 6 P: 10	R: 4 H: 5 E: 0 LOB: 2 K: 1 BB: 1 S: 11 P: 17	R: 2 H: 2 E: 0 LOB: 1 K: 0 BB: 1 S: 5 P: 9	R: 0 H: 0 E: 1 LOB: 2 K: 0 BB: 2 S: 3 P: 11	R: 0 H: 0 E: 0 LOB: 0 K: 0 BB: 0 S: 3 P: 3	1B: 6 SF: 0 2B: 2 SAC: 0 3B: 1 DP: 0 HR: 1 HBP: 0	WP: 0 PA: 39						
PITCHER	IP WLS BF H R ER SO BB IBB HBP BLK WP HR S P ERA WHIP	IP WLS BF H R ER SO BB IBB HBP BLK WP HR S P ERA WHIP	IP WLS BF H R ER SO BB IBB HBP BLK WP HR S P ERA WHIP	IP WLS BF H R ER SO BB IBB HBP BLK WP HR S P ERA WHIP	IP WLS BF H R ER SO BB IBB HBP BLK WP HR S P ERA WHIP	IP WLS BF H R ER SO BB IBB HBP BLK WP HR S P ERA WHIP	IP WLS BF H R ER SO BB IBB HBP BLK WP HR S P ERA WHIP	IP WLS BF H R ER SO BB IBB HBP BLK WP HR S P ERA WHIP	IP WLS BF H R ER SO BB IBB HBP BLK WP HR S P ERA WHIP	IP WLS BF H R ER SO BB IBB HBP BLK WP HR S P ERA WHIP	IP WLS BF H R ER SO BB IBB HBP BLK WP HR S P ERA WHIP						
32 Chris Young, R (1, 1) ERA: 2.25	3.0	10	1	0	0	2	1	0	0	0	0	0	0	10	14	0.00	1.500
65 Radhames Liz, R (4, 1) ERA: 18.0	2.0	H 9	2	0	0	1	1	0	0	0	0	0	1	6	12	108.00	15.000
59 Luis Perdomo, R (6, 1) ERA: 27.0	0.1	B 6	4	4	4	0	1	0	0	0	0	0	0	10	14	10.80	2.400
58 Ryan Webb, R (6, 1) ERA: 8.75	1.2	L 9	3	2	2	1	1	0	0	0	0	0	0	3	11	0.00	2.000
52 Craig Italiano, R (8, 1) ERA:	1.0	5	0	0	0	0	2	0	0	0	0	0	0	3	11	0.00	2.000



Batter	1	2	3	4	5	6	7	8	9	AB	R	H	RBI	BB	SO	LOB	TOP							
76 Jordan Danks, L (1,7) OBP: 0.400, SLG: 0.200										5	1	1	0	0	1	3								
15 Gordon Beckham, R (1,4) OBP: 0.462, SLG: 0.727										4	1	3	2	0	1	0								
43 Freddy Garcia, R (8,4)										5	1	2	0	0	1	2								
20 Carlos Quentin, R (1,10) OBP: 0.300, SLG: 0.684										5	1	2	0	0	1	2								
12 A.J. Pierzynski, L (1,2) OBP: 0.313, SLG: 0.500										4	1	1	0	0	1	4								
38 Cole Armstrong, L (7,2) OBP: 0.400, SLG: 1.000										1	0	0	0	0	0	2								
10 Alexei Ramirez, R (1,6) OBP: 0.235, SLG: 0.188										4	0	0	0	0	0	4								
Juan Silvero, R (8,6) OBP: 0.250, SLG: 0.500										1	1	1	1	0	0	0								
51 Alex Rios, R (1,8) OBP: 0.333, SLG: 0.857										3	2	2	2	0	1	1								
80 Jared Mitchell, L (6,7) OBP: 0.500, SLG: 0.889										0	0	0	0	0	0	0								
86 Justin Greene, R (6,7)										2	0	1	1	0	0	0								
74 Josh Kroeger, L (1,3) OBP: 0.294, SLG: 0.412										3	1	1	1	0	0	1								
24 Dayan Viciedo, R (6,3) OBP: 0.308, SLG: 0.308										2	0	1	1	0	0	0								
77 Brent Morel, R (1,5) OBP: 0.250, SLG: 0.450										5	0	2	0	0	0	3								
63 Stefan Gattrell, R (1,9) OBP: 0.308, SLG: 0.417										3	1	1	1	1	1	1								
Inning Stats	R: 1 E: 0 K: 1 S: 7	H: 2 LOB: 1 BB: 0 P: 8	R: 4 E: 0 K: 1 S: 9	H: 4 LOB: 0 BB: 0 P: 9	R: 2 E: 1 K: 0 S: 6	H: 2 LOB: 1 BB: 0 P: 7	R: 0 E: 0 K: 2 S: 7	H: 0 LOB: 0 BB: 0 P: 7	R: 0 E: 0 K: 1 S: 6	H: 1 LOB: 1 BB: 0 P: 7	R: 0 E: 0 K: 1 S: 5	H: 0 LOB: 0 BB: 0 P: 5	R: 0 E: 0 K: 0 S: 4	H: 2 LOB: 1 BB: 0 P: 4	R: 0 E: 0 K: 0 S: 4	H: 1 LOB: 2 BB: 1 P: 8	R: 3 E: 0 K: 0 S: 6	H: 4 LOB: 1 BB: 1 P: 10	1B: 7 2B: 5 3B: 2 HR: 2	SF: 0 SAC: 0 DP: 2 HBP: 0	WP: 2 PB: 0 SB: 0 CS: 0	PA: 44		
PITCHER	IP WLS BF H R ER SO BB IBB HBP BLK WP HR S P ERA WHIP	IP WLS BF H R ER SO BB IBB HBP BLK WP HR S P ERA WHIP	IP WLS BF H R ER SO BB IBB HBP BLK WP HR S P ERA WHIP	IP WLS BF H R ER SO BB IBB HBP BLK WP HR S P ERA WHIP	IP WLS BF H R ER SO BB IBB HBP BLK WP HR S P ERA WHIP	IP WLS BF H R ER SO BB IBB HBP BLK WP HR S P ERA WHIP	IP WLS BF H R ER SO BB IBB HBP BLK WP HR S P ERA WHIP	IP WLS BF H R ER SO BB IBB HBP BLK WP HR S P ERA WHIP	IP WLS BF H R ER SO BB IBB HBP BLK WP HR S P ERA WHIP	IP WLS BF H R ER SO BB IBB HBP BLK WP HR S P ERA WHIP	IP WLS BF H R ER SO BB IBB HBP BLK WP HR S P ERA WHIP	IP WLS BF H R ER SO BB IBB HBP BLK WP HR S P ERA WHIP	IP WLS BF H R ER SO BB IBB HBP BLK WP HR S P ERA WHIP	IP WLS BF H R ER SO BB IBB HBP BLK WP HR S P ERA WHIP	IP WLS BF H R ER SO BB IBB HBP BLK WP HR S P ERA WHIP	IP WLS BF H R ER SO BB IBB HBP BLK WP HR S P ERA WHIP	IP WLS BF H R ER SO BB IBB HBP BLK WP HR S P ERA WHIP	IP WLS BF H R ER SO BB IBB HBP BLK WP HR S P ERA WHIP	IP WLS BF H R ER SO BB IBB HBP BLK WP HR S P ERA WHIP	IP WLS BF H R ER SO BB IBB HBP BLK WP HR S P ERA WHIP	IP WLS BF H R ER SO BB IBB HBP BLK WP HR S P ERA WHIP	IP WLS BF H R ER SO BB IBB HBP BLK WP HR S P ERA WHIP	IP WLS BF H R ER SO BB IBB HBP BLK WP HR S P ERA WHIP	IP WLS BF H R ER SO BB IBB HBP BLK WP HR S P ERA WHIP

Chicago White Sox @ Los Angeles Angels
 Tempe Diablo Stadium, Tempe, AZ
 Fri Mar 12 2010, 3:20 PM - 6:17 PM EST
 Att: 8,549 - Sunny - 70 F

AB	42
R	10
H	16
RBI	9
BB	2
SO	6
LOB	21



Batter	1	2	3	4	5	6	7	8	9	AB	R	H	RBI	BB	SO	LOB	BOTTOM							
13 Maicer Izturis, S (1,5) OBP: 0.500, SLG: 0.417										3	0	1	2	0	1	1								
39 Robb Quinlan, R (6,5) OBP: 0.267, SLG: 0.357										2	1	1	0	0	0	0								
53 Bobby Abreu, L (1,9) OBP: 0.333, SLG: 0.143										3	0	0	0	0	1	2								
22 Cory Aldridge, L (5,9) OBP: 0.444, SLG: 1.250										2	1	1	2	0	0	0								
48 Torii Hunter, R (1,8) OBP: 0.429, SLG: 0.500										3	0	1	0	0	0	0								
74 Jeremy Moore, L (6,8) OBP: 0.500, SLG: 0.400										2	0	1	0	0	1	0								
55 Hideki Matsui, L (1,10) OBP: 0.286, SLG: 0.167										2	1	0	0	1	0	1								
2 Erick Aybar, S (7,PH) OBP: 0.397, SLG: 0.182										0	0	0	0	1	0	0								
8 Kendrys Morales, S (1,3) OBP: 0.182, SLG: 0.500										3	1	1	1	0	0	0								
86 Efrén Navarro, L (6,3) OBP: 0.200, SLG: 0.200										1	0	0	0	0	0	2								
20 Juan Rivera, R (1,7) OBP: 0.267, SLG: 0.286										2	1	0	0	0	0	0								
9 Alexi Amarista, L (7,4) OBP: 0.250, SLG: 0.429										1	0	0	0	0	0	0								
47 Howie Kendrick, R (1,4) OBP: 0.182, SLG: 0.273										3	1	1	1	0	0	0								
P.J. Phillips, R (7,8)										1	0	0	0	0	0	0								
46 Bobby Wilson, R (1,2) OBP: 0.429, SLG: 0.667										2	0	0	0	0	1	2								
64 Hank Conger, L (6,2) OBP: 0.571, SLG: 0.750										2	0	0	0	0	0	0								
94 Gary Patchett, R (1,6) OBP: 0.600, SLG: 0.800										3	1	2	1	0	0	0								
98 Brian Walker, L (9,PH)										1	0	0	0	0	1	0								
Inning Stats	R: 0 E: 0 K: 1 S: 6	H: 1 LOB: 1 BB: 0 P: 6	R: 0 E: 0 K: 0 S: 3	H: 0 LOB: 0 BB: 0 P: 3	R: 0 E: 0 K: 2 S: 8	H: 1 LOB: 1 BB: 0 P: 8	R: 0 E: 0 K: 0 S: 3	H: 0 LOB: 0 BB: 0 P: 3	R: 0 E: 0 K: 0 S: 3	H: 0 LOB: 0 BB: 0 P: 3	R: 1 E: 0 K: 0 S: 5	H: 2 LOB: 2 BB: 1 P: 10	R: 0 E: 0 K: 0 S: 3	H: 0 LOB: 0 BB: 0 P: 3	R: 1 E: 0 K: 2 S: 8	H: 1 LOB: 0 BB: 0 P: 8	1B: 5 2B: 1 3B: 2 HR: 1	SF: 0 SAC: 0 DP: 0 HBP: 1	WP: 0 PB: 0 SB: 0 CS: 0	PA: 39				
PITCHER	IP WLS BF H R ER SO BB IBB HBP BLK WP HR S P ERA WHIP	IP WLS BF H R ER SO BB IBB HBP BLK WP HR S P ERA WHIP	IP WLS BF H R ER SO BB IBB HBP BLK WP HR S P ERA WHIP	IP WLS BF H R ER SO BB IBB HBP BLK WP HR S P ERA WHIP	IP WLS BF H R ER SO BB IBB HBP BLK WP HR S P ERA WHIP	IP WLS BF H R ER SO BB IBB HBP BLK WP HR S P ERA WHIP	IP WLS BF H R ER SO BB IBB HBP BLK WP HR S P ERA WHIP	IP WLS BF H R ER SO BB IBB HBP BLK WP HR S P ERA WHIP	IP WLS BF H R ER SO BB IBB HBP BLK WP HR S P ERA WHIP	IP WLS BF H R ER SO BB IBB HBP BLK WP HR S P ERA WHIP	IP WLS BF H R ER SO BB IBB HBP BLK WP HR S P ERA WHIP	IP WLS BF H R ER SO BB IBB HBP BLK WP HR S P ERA WHIP	IP WLS BF H R ER SO BB IBB HBP BLK WP HR S P ERA WHIP	IP WLS BF H R ER SO BB IBB HBP BLK WP HR S P ERA WHIP	IP WLS BF H R ER SO BB IBB HBP BLK WP HR S P ERA WHIP	IP WLS BF H R ER SO BB IBB HBP BLK WP HR S P ERA WHIP	IP WLS BF H R ER SO BB IBB HBP BLK WP HR S P ERA WHIP	IP WLS BF H R ER SO BB IBB HBP BLK WP HR S P ERA WHIP	IP WLS BF H R ER SO BB IBB HBP BLK WP HR S P ERA WHIP	IP WLS BF H R ER SO BB IBB HBP BLK WP HR S P ERA WHIP	IP WLS BF H R ER SO BB IBB HBP BLK WP HR S P ERA WHIP	IP WLS BF H R ER SO BB IBB HBP BLK WP HR S P ERA WHIP	IP WLS BF H R ER SO BB IBB HBP BLK WP HR S P ERA WHIP	IP WLS BF H R ER SO BB IBB HBP BLK WP HR S P ERA WHIP

Chicago White Sox @ Los Angeles Angels
 Tempe Diablo Stadium, Tempe, AZ
 Fri Mar 12 2010, 3:20 PM - 6:17 PM EST
 Att: 8,549 - Sunny - 70 F

AB	36
R	7
H	9
RBI	7
BB	2
SO	5
LOB	8



Batter	1	2	3	4	5	6	7	8	9	AB	R	H	RBI	BB	SO	LOB	TOP				
77 Reggie Williams, S OBP: 0.278, SLG: 0.250 (1, 9)										3	2	1	0	1	0	0	Los Angeles Angels @ Cleveland Indians Goodyear Ballpark, Goodyear, AZ Fri Mar 12 2010, 3:13 PM - 6:01 PM EST Sunny - 73 F				
5 Jeff Mathis, R OBP: 0.231, SLG: 0.250 (1, 10)										4	1	1	0	0	2	1					
44 Mike Napoli, R OBP: 0.444, SLG: 1.235 (1, 2)										4	1	2	4	0	1	0					
3 Brandon Wood, R OBP: 0.318, SLG: 0.368 (1, 5)										3	0	1	0	0	2	1					
12 Freddy Sandoval, S OBP: 0.214, SLG: 0.154 (1, 3)										4	1	0	0	0	0	3					
83 Michael Ryan, L OBP: 0.571, SLG: 0.909 (1, 7)										4	1	1	2	0	0	0					
25 Peter Bourjos, R OBP: 0.250, SLG: 0.143 (1, 8)										4	1	1	0	0	2	0					
18 Ryan Mount, L OBP: 0.364, SLG: 0.556 (1, 4)										4	0	1	1	0	2	0					
27 Andrew Romine, S OBP: 0.333, SLG: 0.200 (1, 6)										2	0	0	0	0	0	0					
6 Hainley Statia, S OBP: 0.250, SLG: 0.250 (7, 6)										1	0	0	0	0	0	0					
Inning Stats	R: 3 E: 0 K: 1 S: 9	H: 3 LOB: 0 BB: 0 P: 11	R: 0 E: 0 K: 1 S: 5	H: 0 LOB: 0 BB: 5	R: 1 E: 0 K: 2 S: 8	H: 1 LOB: 1 BB: 1 P: 12	R: 0 E: 0 K: 1 S: 5	H: 0 LOB: 0 BB: 0 P: 5	R: 0 E: 0 K: 0 S: 3	H: 1 LOB: 0 BB: 0 P: 3	R: 0 E: 0 K: 2 S: 7	H: 0 LOB: 0 BB: 0 P: 7	R: 0 E: 0 K: 1 S: 5	H: 0 LOB: 0 BB: 0 P: 5	R: 3 E: 0 K: 1 S: 7	H: 3 LOB: 1 BB: 0 P: 9	1B: 4 2B: 3 3B: 0 HR: 2	SF: 0 SAC: 0 DP: 1 HBP: 1	WP: 0 PB: 0 SB: 2 CS: 0	PA: 35	
PITCHER	IP WLS BF H R ER SO BB IBB HBP BLK WP HR S P ERA WHIP	IP WLS BF H R ER SO BB IBB HBP BLK WP HR S P ERA WHIP	IP WLS BF H R ER SO BB IBB HBP BLK WP HR S P ERA WHIP	IP WLS BF H R ER SO BB IBB HBP BLK WP HR S P ERA WHIP	IP WLS BF H R ER SO BB IBB HBP BLK WP HR S P ERA WHIP	IP WLS BF H R ER SO BB IBB HBP BLK WP HR S P ERA WHIP	IP WLS BF H R ER SO BB IBB HBP BLK WP HR S P ERA WHIP	IP WLS BF H R ER SO BB IBB HBP BLK WP HR S P ERA WHIP	IP WLS BF H R ER SO BB IBB HBP BLK WP HR S P ERA WHIP	IP WLS BF H R ER SO BB IBB HBP BLK WP HR S P ERA WHIP	IP WLS BF H R ER SO BB IBB HBP BLK WP HR S P ERA WHIP	IP WLS BF H R ER SO BB IBB HBP BLK WP HR S P ERA WHIP	IP WLS BF H R ER SO BB IBB HBP BLK WP HR S P ERA WHIP	IP WLS BF H R ER SO BB IBB HBP BLK WP HR S P ERA WHIP	IP WLS BF H R ER SO BB IBB HBP BLK WP HR S P ERA WHIP	IP WLS BF H R ER SO BB IBB HBP BLK WP HR S P ERA WHIP	IP WLS BF H R ER SO BB IBB HBP BLK WP HR S P ERA WHIP	IP WLS BF H R ER SO BB IBB HBP BLK WP HR S P ERA WHIP	IP WLS BF H R ER SO BB IBB HBP BLK WP HR S P ERA WHIP	IP WLS BF H R ER SO BB IBB HBP BLK WP HR S P ERA WHIP	IP WLS BF H R ER SO BB IBB HBP BLK WP HR S P ERA WHIP

AB	33
R	7
H	8
RBI	7
BB	1
SO	9
LOB	5



Batter	1	2	3	4	5	6	7	8	9	AB	R	H	RBI	BB	SO	LOB	BOTTOM				
13 Asdrúbal Cabrera, S OBP: 0.583, SLG: 1.000 ERA: 11.25 (1, 6)										2	0	1	0	1	1	0	Los Angeles Angels @ Cleveland Indians Goodyear Ballpark, Goodyear, AZ Fri Mar 12 2010, 3:13 PM - 6:01 PM EST Sunny - 73 F				
66 Jason Donald, R OBP: 0.200, SLG: 0.200 (5, PR) (6, 6)										1	0	0	1	2	0	0					
24 Grady Sizemore, L OBP: 0.687, SLG: 1.167 (1, 8)										2	0	0	1	1	0	3					
39 Brian Bixler, R OBP: 0.308, SLG: 0.250 (5, PR) (6, 8)										0	0	0	0	1	0	0					
17 Shin-Soo Choo, L OBP: 0.438, SLG: 0.615 (1, 9)										4	1	1	0	1	0	4					
71 Nick Weglarz, L OBP: 0.643, SLG: 0.714 (6, PR) (7, 7)										2	1	1	0	1	0	0					
48 Travis Hafner, L OBP: 0.429, SLG: 0.200 (1, 10)										1	0	0	0	1	0	0					
2 Johnny Peralta, R OBP: 0.308, SLG: 0.333 (1, 5)										2	1	1	2	0	0	0					
76 Lonnie Chisenhall, L OBP: 0.460, SLG: 0.625 (7, 5)										2	0	0	1	0	2	1					
7 Matt LaPorta, R OBP: 0.333, SLG: 0.333 (1, 3)										2	0	0	1	0	2	1					
25 Andy Marte, R OBP: 0.286, SLG: 0.455 (4, 3)										2	0	0	1	0	2	1					
12 Mark Grudzielanek, R OBP: 0.429, SLG: 0.500 (1, 4)										3	0	0	0	0	0	3					
6 Luis Antonio Rodriguez, Sr. OBP: 0.308, SLG: 0.100 (7, 4)										1	0	0	0	1	0	1					
52 Mike Redmond, R OBP: 0.429, SLG: 0.571 (1, 2)										3	1	2	0	0	0	0					
65 Damaso Espino, R (7, 2)										2	0	0	0	0	0	2					
4 Trevor Crowe, S OBP: 0.333, SLG: 0.333 (1, 7) (7, 9)										3	1	1	0	0	1	2					
93 Brian Horwitz, R OBP: 0.250, SLG: 0.375 (6, PH) (9, 9)										1	0	0	0	0	0	0					
Inning Stats	R: 0 E: 0 K: 1 S: 5	H: 3 LOB: 3 BB: 3 P: 20	R: 3 E: 0 K: 1 S: 8	H: 3 LOB: 3 BB: 3	R: 0 E: 0 K: 0 S: 3	H: 0 LOB: 0 BB: 0 P: 3	R: 0 E: 0 K: 0 S: 3	H: 0 LOB: 0 BB: 0 P: 3	R: 2 E: 1 K: 0 S: 5	H: 3 LOB: 2 BB: 1 P: 9	R: 0 E: 0 K: 1 S: 5	H: 0 LOB: 1 BB: 1 P: 9	R: 0 E: 0 K: 0 S: 4	H: 1 LOB: 2 BB: 1 P: 8	R: 0 E: 0 K: 1 S: 5	H: 0 LOB: 1 BB: 1 P: 9	1B: 6 2B: 2 3B: 1 HR: 0	SF: 2 SAC: 1 DP: 1 HBP: 0	WP: 0 PB: 0 SB: 0 CS: 0	PA: 44	
PITCHER	IP WLS BF H R ER SO BB IBB HBP BLK WP HR S P ERA WHIP	IP WLS BF H R ER SO BB IBB HBP BLK WP HR S P ERA WHIP	IP WLS BF H R ER SO BB IBB HBP BLK WP HR S P ERA WHIP	IP WLS BF H R ER SO BB IBB HBP BLK WP HR S P ERA WHIP	IP WLS BF H R ER SO BB IBB HBP BLK WP HR S P ERA WHIP	IP WLS BF H R ER SO BB IBB HBP BLK WP HR S P ERA WHIP	IP WLS BF H R ER SO BB IBB HBP BLK WP HR S P ERA WHIP	IP WLS BF H R ER SO BB IBB HBP BLK WP HR S P ERA WHIP	IP WLS BF H R ER SO BB IBB HBP BLK WP HR S P ERA WHIP	IP WLS BF H R ER SO BB IBB HBP BLK WP HR S P ERA WHIP	IP WLS BF H R ER SO BB IBB HBP BLK WP HR S P ERA WHIP	IP WLS BF H R ER SO BB IBB HBP BLK WP HR S P ERA WHIP	IP WLS BF H R ER SO BB IBB HBP BLK WP HR S P ERA WHIP	IP WLS BF H R ER SO BB IBB HBP BLK WP HR S P ERA WHIP	IP WLS BF H R ER SO BB IBB HBP BLK WP HR S P ERA WHIP	IP WLS BF H R ER SO BB IBB HBP BLK WP HR S P ERA WHIP	IP WLS BF H R ER SO BB IBB HBP BLK WP HR S P ERA WHIP	IP WLS BF H R ER SO BB IBB HBP BLK WP HR S P ERA WHIP	IP WLS BF H R ER SO BB IBB HBP BLK WP HR S P ERA WHIP	IP WLS BF H R ER SO BB IBB HBP BLK WP HR S P ERA WHIP	IP WLS BF H R ER SO BB IBB HBP BLK WP HR S P ERA WHIP

AB	32
R	7
H	9
RBI	6
BB	9
SO	4
LOB	16



Batter	1	2	3	4	5	6	7	8	9	AB	R	H	RBI	BB	SO	LOB	TOP			
1 Kosuke Fukudome, L (1, 9) OBP: 0.428, SLG: 0.412 63 James Adduci, L (5, 9) OBP: 0.455, SLG: 0.550	F9	G4-3			G4-3		67 2B	67 1B		3	0	0	0	0	0	1				
17 Mike Fontenot, L (1, 4) OBP: 0.500, SLG: 0.684 67 Starlin Castro, R (5, 6) OBP: 0.478, SLG: 0.773	15 2B		G3		HR		22 F8 6 2B	1B		3	2	2	1	0	0	0				
22 Xavier Nady, R (1, 10) OBP: 0.300, SLG: 0.333 56 Brad Snyder, L (6, PH) OBP: 0.533, SLG: 0.750 (8, 10)	F8		15 HR		F8		F8	K		4	1	1	0	0	0	2				
15 Kevin Millar, R (1, 3) OBP: 0.600, SLG: 0.692 6 Micah Hoffpauir, L (5, 3) OBP: 0.293, SLG: 0.294	24 1B		HR		24 HBP		21 F	2B		2	2	2	3	1	0	0				
24 Marlon Byrd, R (1, 8) OBP: 0.304, SLG: 0.455 21 Tyler Colvin, L (5, 7) OBP: 0.520, SLG: 0.840	12 1B		F8		BB		3-H	2B		2	0	1	1	0	0	0				
12 Alfonso Soriano, R (1, 7) OBP: 0.200, SLG: 0.316 27 Sam Fuld, L (5, 8) OBP: 0.167, SLG: 0.353	2-H		G5-3		L7		2-3	BB		3	0	1	0	0	0	2				
9 Chad Tracy, L (1, 5) OBP: 0.353, SLG: 0.267 15 Bobby Seales, S (6, 5) OBP: 0.250, SLG: 0.154		K			F9		F7	F8		3	0	0	0	0	1	0				
18 Geovany Soto, R (1, 2) OBP: 0.556, SLG: 0.500 75 Chris Robinson, R (6, 2) OBP: 0.444, SLG: 0.500		P3			G5-3		G5-3	G5-3		3	0	0	0	0	0	0				
65 Darwin Barney, R (1, 6) OBP: 0.500, SLG: 0.500 (5, 4)					G6-3		G6-3	F9		4	0	1	0	0	0	0				
Inning Stats	R: 2 E: 0 K: 0 S: 7	H: 4 LOB: 2 BB: 0 P: 7	R: 0 E: 0 K: 1 S: 6	H: 1 LOB: 0 BB: 0 P: 6	R: 2 E: 0 K: 0 S: 6	H: 2 LOB: 0 BB: 0 P: 9	R: 0 E: 0 K: 0 S: 3	H: 0 LOB: 0 BB: 0 P: 3	R: 1 E: 0 K: 0 S: 6	H: 1 LOB: 2 BB: 1 P: 13	R: 2 E: 1 K: 0 S: 6	H: 3 LOB: 2 BB: 1 P: 10	R: 1 E: 0 K: 1 S: 7	H: 1 LOB: 1 BB: 1 P: 11	R: 0 E: 0 K: 1 S: 5	H: 0 LOB: 0 BB: 0 P: 5	1B: 5 2B: 5 3B: 0 HR: 2	SF: 0 SAC: 0 DP: 0 HBP: 1	WP: 0 PB: 1 SB: 0 CS: 1	PA: 42
PITCHER	IP WLS BF H R ER SO BB IBB HBP BLK WP HR S P ERA WHIP	3.0 3.0 H 12 7 4 1 1 0 0 0 0 1 19 22 3.00 2.333	3.0 L 7 3 2 2 0 1 0 0 0 0 6 10 18.00 4.000	1.0 5 1 1 0 1 1 0 0 0 0 0 7 11 0.00 2.000	1.0 3 0 0 0 1 0 0 0 0 0 0 5 5 0.00 0.000	PITCHER										IP WLS BF H R ER SO BB IBB HBP BLK WP HR S P ERA WHIP	1.1 S 7 1 0 0 1 2 0 0 0 0 15 15 0.00 2.250			

Chicago Cubs @ Los Angeles Angels
 Tempe Diablo Stadium, Tempe, AZ
 Sun Mar 14 2010, 4:13 PM - 7:21 PM EDT
 Att: 8,838 - Sunny - 73 F



Batter	1	2	3	4	5	6	7	8	9	AB	R	H	RBI	BB	SO	LOB	BOTTOM			
13 Maicer Izturis, S (1, 6) OBP: 0.471, SLG: 0.400 12 Freddy Sandoval, S (6, 5) OBP: 0.294, SLG: 0.143	G3	47 3B	K2-3			47 G6-3		K	9 FC6-4	3	1	1	1	0	1	1				
47 Howie Kendrick, R (1, 4) OBP: 0.222, SLG: 0.353 18 Ryan Mount, L (7, 4) OBP: 0.364, SLG: 0.556 16 Abel Nieves, R (8, 4) OBP: 0.667, SLG: 0.500 39 Robb Quinlan, R (8, PH) OBP: 0.235, SLG: 0.313 9 Alexi Amarista, L (9, 4) OBP: 0.200, SLG: 0.333	F9	55 1B			55 G4-3 48 S	G6-3		K	FC6-4	3	1	1	2	1	0	1				
48 Toni Hunter, R (1, 8) OBP: 0.400, SLG: 0.375 83 Michael Ryan, L (5, 9) OBP: 0.500, SLG: 0.714	E6	55 1B			K			28 BB 64 BB 74 BB	F9	2	0	0	0	1	1	1				
55 Hideki Matsui, L (1, 10) OBP: 0.231, SLG: 0.167 64 Hank Conger, L (6, PH) OBP: 0.500, SLG: 0.500 (7, 10) 73 Nate Sutton, L (8, PR) OBP: 0.524, SLG: 0.200 (9, 10)	G3	20 FC5-4			G4-3			74 BB 28 BB	BB	3	0	1	1	0	0	2				
8 Kendrys Morales, S (1, 3) OBP: 0.375, SLG: 0.750 46 Bobby Wilson, R (6, 2) OBP: 0.500, SLG: 0.714 79 Brad Coon, L (7, PR) OBP: 0.273, SLG: 0.200 (8, 2)		HR			G4-3			74 FC3-6	BB	1	0	1	0	0	0	0				
20 Juan Rivera, R (1, 7) OBP: 0.276, SLG: 0.353 74 Jeremy Moore, L (5, PR) OBP: 0.500, SLG: 0.333 (6, 7)	F8	FC5-4				44 CS		FC3-6 86 1B	BB	3	0	1	0	0	0	2				
44 Mike Napoli, R (1, 2) OBP: 0.235, SLG: 0.235 86 Efrén Navarro, L (6, 3) OBP: 0.286, SLG: 0.286		3 1B 77 1B			25 G4-3			27 BB	K	0	1	0	0	1	3					
3 Brandon Wood, R (1, 5) OBP: 0.286, SLG: 0.320 27 Andrew Romine, S (6, 6) OBP: 0.365, SLG: 0.200 22 Cory Aldridge, L (9, PH) OBP: 0.385, SLG: 0.917		77 1B			F8			BB	G4-3	3	1	1	0	0	0	3				
77 Reggie Willis, S (1, 9) OBP: 0.316, SLG: 0.294 25 Peter Bourjos, R (3, 9) OBP: 0.273, SLG: 0.200 (5, 8)		13 1B			G4-3			K	9 FC6-4 12 S	1	1	1	1	0	0	0				
Inning Stats	R: 0 E: 1 K: 0 S: 4	H: 0 LOB: 1 BB: 0 P: 4	R: 6 E: 0 K: 1 S: 12	H: 6 LOB: 2 BB: 2 P: 22	R: 0 E: 0 K: 1 S: 5	H: 0 LOB: 1 BB: 1 P: 9	R: 0 E: 0 K: 1 S: 5	H: 0 LOB: 1 BB: 1 P: 9	R: 0 E: 0 K: 2 S: 7	H: 0 LOB: 2 BB: 1 P: 11	R: 0 E: 0 K: 1 S: 6	H: 2 LOB: 2 BB: 1 P: 10	R: 1 E: 0 K: 3 S: 9	H: 0 LOB: 3 BB: 4 P: 25	R: 0 E: 0 K: 0 S: 4	H: 1 LOB: 2 BB: 1 P: 8	1B: 7 2B: 1 3B: 1 HR: 1	SF: 0 SAC: 0 DP: 0 HBP: 0	WP: 0 PB: 0 SB: 2 CS: 1	PA: 48
PITCHER	IP WLS BF H R ER SO BB IBB HBP BLK WP HR S P ERA WHIP	3.0 4 0 0 0 1 1 0 0 0 0 0 5 9 0.00 1.000	1.0 4 1 0 0 0 1 0 0 0 0 0 3 7 0.00 2.000	2.0 W 9 2 0 0 3 2 0 0 0 0 13 21 0.00 2.000	0.2 H 5 0 1 1 2 3 0 0 0 0 6 18 13.50 4.500	PITCHER										IP WLS BF H R ER SO BB IBB HBP BLK WP HR S P ERA WHIP	1.1 S 7 1 0 0 1 2 0 0 0 0 15 15 0.00 2.250			

Chicago Cubs @ Los Angeles Angels
 Tempe Diablo Stadium, Tempe, AZ
 Sun Mar 14 2010, 4:13 PM - 7:21 PM EDT
 Att: 8,838 - Sunny - 73 F



Batter	1	2	3	4	5	6	7	8	9	AB	R	H	RBI	BB	SO	LOB	TOP					
15 Rafael Furcal, S OBP: 0.385, SLG: 0.238										2	0	1	0	1	0	1	Los Angeles Dodgers @ Los Angeles Angels Tempe Diablo Stadium, Tempe, AZ Mon Mar 15 2010, 4:07 PM - 7:08 PM EDT Att: 8,854 - Sunny - 67 F					
21 Nick Green, R OBP: 0.455, SLG: 0.250										1	1	0	0	1	1	1						
33 Blake DeWitt, L OBP: 0.593, SLG: 0.652										4	1	1	0	0	1	4						
87 Ivan De Jesus Jr., R OBP: 0.556, SLG: 0.333										0	0	0	0	0	0	0						
16 Andre Ethier, L OBP: 0.360, SLG: 0.652										3	0	2	0	0	0	1						
97 Scott Van Slyke, R OBP: 0.250, SLG: 0.250										2	0	1	1	0	0	0						
27 Matt Kemp, R OBP: 0.320, SLG: 0.652										2	1	0	0	1	1	3						
93 Angelo Songco, L OBP: 0.697, SLG: 2.000										2	1	1	1	0	0	1						
0 Garret Anderson, L OBP: 0.400, SLG: 0.400										2	0	1	1	0	1	1						
17 Jason Repko, R										1	0	0	0	1	1	0						
23 Casey Blake, R OBP: 0.471, SLG: 0.667										2	0	1	1	1	0	1						
94 Anthony Hatch, L										1	0	0	0	0	0	0						
5 Reed Johnson, R OBP: 0.333, SLG: 0.286										4	0	0	0	0	0	5						
13 Doug Mientkiewicz, L OBP: 0.421, SLG: 0.500										3	0	2	0	0	0	0						
98 Jay Gibbons, L										1	0	0	0	0	1	0						
9 A.J. Ellis, R OBP: 0.450, SLG: 0.267										2	0	1	0	1	0	1						
93 Matt Wallach, L										1	0	0	0	0	0	0						
Inning Stats	R: 2 E: 0 K: 0 S: 12	H: 2 LOB: 2 BB: 2 P: 23	R: 0 E: 0 K: 0 S: 9	H: 2 LOB: 1 BB: 0 P: 12	R: 0 E: 0 K: 2 S: 10	H: 1 LOB: 1 BB: 0 P: 15	R: 0 E: 0 K: 0 S: 7	H: 2 LOB: 1 BB: 0 P: 12	R: 0 E: 0 K: 0 S: 19	H: 2 LOB: 3 BB: 2 P: 35	R: 0 E: 0 K: 2 S: 7	H: 0 LOB: 1 BB: 1 P: 15	R: 1 E: 0 K: 1 S: 10	H: 1 LOB: 0 BB: 0 P: 18	R: 0 E: 0 K: 1 S: 5	H: 0 LOB: 0 BB: 0 P: 5	R: 1 E: 0 K: 0 S: 8	H: 1 LOB: 0 BB: 1 P: 14	1B: 9 2B: 1 3B: 0 HR: 1	SF: 0 SAC: 1 DP: 3 HBP: 0	WP: 2 PB: 0 SB: 0 CS: 0	PA: 40
PITCHER	IP WLS BF H R ER SO BB IBB HBP BLK WP HR S P ERA WHIP	19 Scott Kazmir, L ERA: 7.71	2.1 L 13 5 2 2 1 2 0 0 0 0 0 0 25 42 7.71 3.000	58 Michael Kohn, R ERA:	1.2 6 2 0 0 1 0 0 0 0 0 0 0 13 20 0.00 1.200	56 Fernando Rodney, R ERA:	0.2 5 2 0 0 0 2 0 0 0 0 0 0 14 27 0.00 6.000	79 Jon Bachanov, R ERA:	0.1 1 0 0 0 0 0 0 0 0 0 0 0 5 8 0.00 0.000	40 Kevin Jepsen, R ERA:	1.0 4 0 0 0 2 1 0 0 0 2 0 7 15 0.00 1.000	PITCHER	IP WLS BF H R ER SO BB IBB HBP BLK WP HR S P ERA WHIP	37 Sean O'Sullivan, R ERA: 8.99	3.0 11 2 2 2 2 1 0 0 0 0 0 1 23 37 6.00 1.000							
Batter	1	2	3	4	5	6	7	8	9	AB	R	H	RBI	BB	SO	LOB	BOTTOM					
13 Maicer Izturis, S OBP: 0.400, SLG: 0.333										3	0	0	0	0	1	1	Los Angeles Dodgers @ Los Angeles Angels Tempe Diablo Stadium, Tempe, AZ Mon Mar 15 2010, 4:07 PM - 7:08 PM EDT Att: 8,854 - Sunny - 67 F					
25 Peter Bourjos, R OBP: 0.261, SLG: 0.190										1	0	0	0	0	0	0						
47 Howie Kendrick, R OBP: 0.286, SLG: 0.450										3	0	2	0	0	0	0						
27 Andrew Romine, S OBP: 0.357, SLG: 0.182										1	0	0	0	0	0	0						
48 Torii Hunter, R OBP: 0.308, SLG: 0.273										3	0	0	0	0	3	2						
94 Gary Patchett, R OBP: 0.625, SLG: 0.857										0	0	0	0	1	0	0						
55 Hideki Matsui, L OBP: 0.188, SLG: 0.133										3	0	0	0	0	1	2						
24 Mark Trumbo, R OBP: 0.214, SLG: 0.398										1	0	0	0	0	1	1						
8 Kendrys Morales, S OBP: 0.316, SLG: 0.632										3	0	0	0	0	2	1						
39 Robb Quinlan, R OBP: 0.222, SLG: 0.294										1	0	0	0	0	0	0						
20 Juan Rivera, R OBP: 0.286, SLG: 0.316										2	0	0	0	1	1	0						
12 Freddy Sandoval, S OBP: 0.333, SLG: 0.200										1	0	1	0	0	0	0						
3 Brandon Wood, R OBP: 0.323, SLG: 0.357										3	0	2	0	0	0	0						
65 Julio Perez, R										0	0	0	0	0	0	0						
64 Hank Conger, L OBP: 0.455, SLG: 0.429										1	0	0	0	0	0	1						
5 Jeff Mathis, R OBP: 0.176, SLG: 0.188										2	0	0	0	0	0	2						
46 Bobby Wilson, R OBP: 0.500, SLG: 0.667										2	0	1	0	0	1	1						
22 Cory Aldridge, L OBP: 0.375, SLG: 0.800										3	0	1	0	0	1	3						
Inning Stats	R: 0 E: 0 K: 1 S: 10	H: 0 LOB: 0 BB: 0 P: 16	R: 0 E: 0 K: 2 S: 8	H: 0 LOB: 0 BB: 0 P: 12	R: 0 E: 0 K: 1 S: 9	H: 1 LOB: 1 BB: 0 P: 12	R: 0 E: 0 K: 1 S: 7	H: 1 LOB: 1 BB: 0 P: 12	R: 0 E: 0 K: 1 S: 12	H: 1 LOB: 1 BB: 1 P: 20	R: 0 E: 0 K: 2 S: 9	H: 1 LOB: 1 BB: 0 P: 12	R: 0 E: 0 K: 1 S: 11	H: 2 LOB: 2 BB: 0 P: 15	R: 0 E: 0 K: 1 S: 9	H: 0 LOB: 1 BB: 1 P: 15	R: 0 E: 0 K: 1 S: 10	H: 1 LOB: 1 BB: 0 P: 16	1B: 6 2B: 1 3B: 0 HR: 0	SF: 0 SAC: 0 DP: 0 HBP: 0	WP: 1 PB: 0 SB: 2 CS: 2	PA: 35
PITCHER	IP WLS BF H R ER SO BB IBB HBP BLK WP HR S P ERA WHIP	35 Ramon Ortiz, R ERA:	4.0 W 14 2 1 0 0 1 1 0 0 0 0 0 12 20 0.00 2.000	26 Luis Ayala, R ERA: 4.5	1.0 H 4 1 0 0 1 0 0 0 0 0 0 0 9 12 0.00 1.000	49 Charlie Haeger, R ERA: 4.5	1.0 H 4 1 0 0 2 0 0 0 0 0 0 0 11 15 0.00 2.000	90 Ethan Martin, R ERA:	1.0 H 5 2 0 0 1 0 0 0 0 0 0 0 11 15 0.00 2.000	45 Brent Leach, L ERA:	1.0 H 4 0 0 0 1 1 0 0 1 0 0 9 15 0.00 1.000	PITCHER	IP WLS BF H R ER SO BB IBB HBP BLK WP HR S P ERA WHIP	49 Travis Schlichting, R ERA:	1.0 4 1 0 0 1 0 0 0 0 0 0 10 16 0.00 1.000							

Batter	1	2	3	4	5	6	7	8	9	AB	R	H	RBI	BB	SO	LOB	TOP			
47 Howie Kendrick, R OBP: 0.333, SLG: 0.522 22 Cory Aldridge, L OBP: 0.389, SLG: 0.750	G6-3						K			3	1	2	0	0	0	0	Los Angeles Angels @ San Diego Padres Peoria Stadium, Peoria, AZ Tue Mar 16 2010, 4:05 PM - 7:00 PM EDT Att: 7,002 - Sunny - 77 F			
39 Robb Quinlan, R OBP: 0.217, SLG: 0.273	F8						P4			5	0	1	0	0	2	3				
8 Kendrys Morales, S OBP: 0.364, SLG: 0.619 40 Brian Fuentes, L OBP: 0.217, SLG: 0.273	G6-3									2	1	1	1	0	0	0				
62 Scot Shields, R										0	0	0	0	0	0	0				
12 Freddy Sandoval, S OBP: 0.316, SLG: 0.188										1	0	0	0	0	0	0				
44 Mike Napoli, R OBP: 0.440, SLG: 1.000 52 Jason Bulger, R	F9									4	0	0	0	0	0	3				
9 Juan Mateo, R										0	0	0	0	0	0	0				
3 Brandon Wood, R OBP: 0.382, SLG: 0.400 43 Brian Stokes, R										2	2	2	0	1	0	0				
28 Ryan Budde, R										0	0	0	0	0	0	0				
83 Michael Ryan, L OBP: 0.485, SLG: 0.667 64 Angel Castillo, R	F9									4	0	1	1	0	0	2				
25 Peter Bourjos, R OBP: 0.259, SLG: 0.208	F7									3	0	1	1	0	0	1				
94 Gary Patchett, R OBP: 0.417, SLG: 0.600	G6-3									3	0	0	1	0	1	1				
36 Jared Weaver, R										1	0	0	0	0	1	0				
60 Bobby Mosebach, R										0	0	0	0	0	0	0				
6 Hainley Statia, S OBP: 0.250, SLG: 0.143										2	0	0	0	1	0	1				
Inning Stats	R: 0 E: 0 K: 0 S: 9	H: 0 LOB: 0 BB: 0 P: 16	R: 0 E: 0 K: 0 S: 10	H: 0 LOB: 1 BB: 1 P: 16	R: 0 E: 0 K: 2 S: 13	H: 1 LOB: 1 BB: 0 P: 18	R: 2 E: 0 K: 1 S: 10	H: 2 LOB: 1 BB: 1 P: 20	R: 1 E: 0 K: 0 S: 18	H: 3 LOB: 1 BB: 0 P: 26	R: 0 E: 0 K: 1 S: 16	H: 0 LOB: 0 BB: 0 P: 21	R: 0 E: 0 K: 1 S: 10	H: 0 LOB: 0 BB: 0 P: 13	R: 0 E: 0 K: 1 S: 11	H: 0 LOB: 2 BB: 2 P: 23	1B: 6 2B: 2 3B: 0 HR: 0	SF: 2 SAC: 0 DP: 0 HBP: 0	WP: 0 PB: 0 SB: 1 CS: 1	PA: 39
PITCHER	IP WLS BF H R ER SO BB IBB HBP BLK WP HR S P ERA WHIP																			
27 Jon Garland, R ERA: 8.22	4.0		17	3	2	2	3	2	0	0	0	0	0	0	0	0	4.50	1.250		
46 Tim Stauffer, R ERA: 5.14	2.0	L	10	5	2	2	0	0	0	0	0	0	0	0	0	28	41	9.00	2.500	
37 Mike Adams, R ERA:	1.0		3	0	0	0	1	0	0	0	0	0	0	0	0	16	21	0.00	0.000	
54 Joe Thatcher, L ERA:	1.0		3	0	0	0	1	0	0	0	0	0	0	0	0	10	13	0.00	0.000	
55 Adam Russell, R ERA: 1.8	1.0		5	0	0	0	1	2	0	0	0	0	0	0	0	11	23	0.00	2.000	



Batter	1	2	3	4	5	6	7	8	9	AB	R	H	RBI	BB	SO	LOB	BOTTOM					
3 Luis Durango, S OBP: 0.500, SLG: 0.421										2	1	0	0	3	2	1	Los Angeles Angels @ San Diego Padres Peoria Stadium, Peoria, AZ Tue Mar 16 2010, 4:05 PM - 7:00 PM EDT Att: 7,002 - Sunny - 77 F					
22 David Eckstein, R OBP: 0.300, SLG: 0.188 46 Tim Stauffer, R ERA: 5.14 94 Eric Munson, L OBP: 0.217, SLG: 0.273 37 Mike Adams, R ERA: 54 Joe Thatcher, L ERA: 82 Mike Baxter, L	G6-3									3	0	1	2	0	0	1						
16 Matt Stairs, L OBP: 0.333, SLG: 0.474 10 Matt Antonelli, R OBP: 0.375, SLG: 0.500										2	0	2	1	1	0	0						
8 Yorvit Torrealba, R OBP: 0.417, SLG: 0.625 11 Dusty Ryan, R OBP: 0.154, SLG: 0.250										2	0	1	0	1	1	2						
77 Chris Denorria, R OBP: 0.370, SLG: 0.385 24 Chad Huffman, R OBP: 0.045, SLG: 0.091										3	0	0	0	0	1	7						
28 Aaron Cunningham, R OBP: 0.260, SLG: 0.350										2	1	0	0	1	1	0						
67 Logan Forsythe, R OBP: 0.447, SLG: 0.636 74 James Darnell, R OBP: 0.235, SLG: 0.200										2	1	1	0	1	0	0						
75 Lance Zawadzki, L OBP: 0.462, SLG: 0.417										4	0	1	0	0	0	3						
27 Jon Garland, R ERA: 8.22 14 Oscar Salazar, R OBP: 0.400, SLG: 0.273 55 Adam Russell, R ERA: 1.8										1	0	0	0	0	1	1						
Inning Stats	R: 0 E: 0 K: 1 S: 10	H: 1 LOB: 2 BB: 1 P: 22	R: 3 E: 0 K: 1 S: 14	H: 2 LOB: 3 BB: 3 P: 28	R: 0 E: 0 K: 1 S: 9	H: 1 LOB: 1 BB: 1 P: 14	R: 0 E: 0 K: 1 S: 11	H: 1 LOB: 2 BB: 1 P: 17	R: 0 E: 0 K: 1 S: 8	H: 0 LOB: 0 BB: 0 P: 10	R: 0 E: 0 K: 2 S: 13	H: 0 LOB: 1 BB: 1 P: 22	R: 0 E: 0 K: 0 S: 5	H: 0 LOB: 0 BB: 0 P: 10	R: 0 E: 0 K: 2 S: 11	H: 1 LOB: 0 BB: 0 P: 15		R: 0 E: 0 K: 1 S: 5	H: 0 LOB: 0 BB: 0 P: 7	1B: 6 2B: 0 3B: 0 HR: 0	SF: 0 SAC: 1 DP: 0 HBP: 1	WP: 0 PB: 0 SB: 5 CS: 0
PITCHER	IP WLS BF H R ER SO BB IBB HBP BLK WP HR S P ERA WHIP																					
36 Jared Weaver, R ERA: 6.75	3.1		19	4	3	3	4	5	0	0	0	0	0	0	0	0	8.10	2.700				
60 Bobby Mosebach, R	0.2		4	1	0	0	0	1	0	0	0	0	0	0	0	8	14	0.00	3.000			
40 Brian Fuentes, L ERA: 2.45	1.0	W	3	0	0	0	1	0	0	0	0	0	0	0	0	8	10	0.00	0.000			
62 Scot Shields, R ERA:	1.0	H	4	0	0	0	2	1	0	0	0	0	0	0	0	13	22	0.00	1.000			
43 Brian Stokes, R ERA: 1.5	1.0	H	3	0	0	0	0	0	0	0	0	0	0	0	5	10	0.00	0.000				
52 Jason Bulger, R ERA:	1.0		3	0	0	0	1	0	0	0	0	0	0	0	0	0	0	0.00	0.000			
9 Juan Mateo, R ERA:	1.0	S	3	0	0	0	1	0	0	0	0	0	0	0	0	5	7	0.00	0.000			



Batter	1	2	3	4	5	6	7	8	9	AB	R	H	RBI	BB	SO	LOB	TOP					
6 Stephen Drew, L (1, 6) OBP: 0.500, SLG: 0.640	0-0 F7	0-0 G6-3			0-0 10 CS		0-0 67 3B	0-0 G5-3		3	0	1	0	0	0	2	Arizona Diamondbacks @ Los Angeles Angels Tempe Diablo Stadium, Tempe, AZ Wed Mar 17 2010, 4:16 PM - 7:14 PM EDT Att: 8,911 - Sunny - 79 F					
3 Tony Abreu, S (6, 6) OBP: 0.438, SLG: 0.774										2	1	1	0	0	0	0						
34 Conor Jackson, R (1, 7) OBP: 0.516, SLG: 0.769	4-0 10 1B		0-0 F9		0-3 K		0-0 12 1B	0-0 12 2B		2	1	0	0	1	1							
67 Cole Gillespie, R (7, PH) OBP: 0.379, SLG: 0.750							2-H			2	2	2	1	0	0	0						
10 Justin Upton, R (1, 9) OBP: 0.509, SLG: 0.760	0-0 25 1B		0-0 27 WP		0-3 K		0-0 11 1B	0-1 2-H		3	0	2	0	0	1							
12 Drew Macias, L (7, PH) OBP: 0.321, SLG: 0.400	1-2 1B		0-0 1B		1-2		3-H			2	1	2	2	0	0	0						
25 Adam LaRoche, L (1, 3) OBP: 0.458, SLG: 0.750	1-2 2-H 1B		0-0 F7		0-0 G6-3		0-0 F7	0-0 L7		3	0	1	1	0	0	1						
4 Rusty Ryan, R (6, 5) OBP: 0.276, SLG: 0.690			0-0 F7							2	0	0	0	0	0	2						
27 Mark Reynolds, R (1, 5) OBP: 0.367, SLG: 0.440	0-0 F9		0-0 G5-3		2-2 HR		29 1B			3	1	1	1	0	0	3						
11 Augie Ojeda, S (6, 4) OBP: 0.409, SLG: 0.450			1-2				1-2			2	1	2	0	0	0	0						
26 Miguel Montero, L (1, 2) OBP: 0.370, SLG: 0.286	0-0 G4-3				0-0 G6-3					2	0	0	0	1	0	2						
29 Brandon Allen, L (6, PR) OBP: 0.500, SLG: 0.778							2 FC3-6	28 WP		2	0	1	1	0	0	1						
2 Kelly Johnson, L (1, 4) OBP: 0.429, SLG: 0.435		0-0 L3			0-0		0-0 FC3-6	0-0		2	0	0	0	0	0	1						
28 John Hester, R (6, 2) OBP: 0.471, SLG: 0.533							1-2			2	0	0	1	1	0	0						
24 Chris Young, R (1, 8) OBP: 0.367, SLG: 0.690					0-0 F7					3	0	1	0	0	0	2						
71 Evan Frey, L (7, PH) OBP: 0.167, SLG: 0.222							0-0 P3	0-3 K		1	0	0	0	0	1	3						
18 Gerardo Parra, L (9, PH) OBP: 0.303, SLG: 0.276										1	0	1	0	0	0	0						
19 Chris Snyder, R (1, 10) OBP: 0.323, SLG: 0.414					0-0 G6-3					3	0	0	0	1	1							
77 Sean Coughlin, L (9, PH) OBP: 0.615, SLG: 0.667	1-2 6 G6-3									1	0	0	0	0	0	1						
Inning Stats	R: 1 E: 0 K: 0 S: 5	H: 2 LOB: 2 BB: 1 P: 9	R: 0 E: 0 K: 0 S: 3	H: 1 LOB: 1 BB: 1 P: 7	R: 0 E: 0 K: 0 S: 4	H: 1 LOB: 1 BB: 0 P: 5	R: 0 E: 0 K: 0 S: 4	H: 1 LOB: 0 BB: 0 P: 4	R: 0 E: 0 K: 2 S: 7	H: 0 LOB: 0 BB: 0 P: 7	R: 1 E: 0 K: 0 S: 6	H: 1 LOB: 1 BB: 1 P: 12	R: 3 E: 0 K: 2 S: 12	H: 5 LOB: 3 BB: 1 P: 16	R: 1 E: 0 K: 0 S: 6	H: 2 LOB: 1 BB: 0 P: 6	R: 1 E: 0 K: 0 S: 5	H: 2 LOB: 1 BB: 1 P: 5	1B: 10 2B: 4 3B: 1 HR: 1	SF: 1 SAC: 0 DP: 1 HBP: 0	WP: 2 PB: 0 SB: 0 CS: 0	PA: 45
PITCHER	IP WLS BF H R ER SO BB IBB HBP BLK WP HR S P ERA WHIP																					
51 Joe Saunders, L (1, 1) ERA: 7.94	4.0	18	5	1	1	0	2	0	0	0	0	1	0	16	25	2.25	1.750					
32 Matt Palmer, R (5, 1) ERA: 12.79	2.2	H	16	7	4	4	3	2	0	0	0	0	1	22	32	13.50	3.375					
45 Francisco Rodriguez, R (7, 1) ERA:	1.1	B	6	2	1	0	1	0	0	0	0	0	0	9	9	0.00	1.500					
59 Rafael Rodriguez, R (9, 1) ERA: 11.05	1.0	L	5	2	1	1	0	0	0	0	0	0	0	5	5	9.00	2.000					

Batter	1	2	3	4	5	6	7	8	9	AB	R	H	RBI	BB	SO	LOB	BOTTOM					
13 Maicer Izturis, S (1, 6) OBP: 0.478, SLG: 0.500	0-0 47 2B	4-0 47 1B		0-0 47 G5-4-3					0-0 F7	2	1	2	1	1	0	0	Arizona Diamondbacks @ Los Angeles Angels Tempe Diablo Stadium, Tempe, AZ Wed Mar 17 2010, 4:16 PM - 7:14 PM EDT Att: 8,911 - Sunny - 79 F					
46 Bobby Wilson, R (6, 2) OBP: 0.500, SLG: 0.600		1-2		1-3 2-H						1	0	0	0	1	0	0						
47 Howie Kendrick, R (1, 4) OBP: 0.370, SLG: 0.577	0-0 55 G4-3			0-0 G5-4-3					0-0 G6-3	3	1	2	2	0	0	2						
24 Mark Trumbo, R (6, 3) OBP: 0.188, SLG: 0.267	3-H 8 1B	1-3 2-H		1-2						2	0	0	0	0	0	1						
48 Toni Hunter, R (1, 8) OBP: 0.250, SLG: 0.214	0-0 G6-3	0-0 P6			0-0 E4		0-0 G4-3		4-0	3	0	0	0	0	0	3						
25 Peter Bourjos, R (5, PR) OBP: 0.276, SLG: 0.200					55 G4-6-3					1	0	0	0	1	0	0						
55 Hideki Matsui, L (1, 10) OBP: 0.158, SLG: 0.111	0-0 G4-3				0-0 G4-6-3		0-0 G3		0-0 F7	3	0	0	0	0	0	2						
2 Enck Aybar, S (7, PH) OBP: 0.313, SLG: 0.154	2-3				1-2					2	0	0	0	0	0	1						
8 Kendrys Morales, S (1, 3) OBP: 0.400, SLG: 0.625	0-0				0-0 L1		0-0			3	0	2	1	0	0	0						
42 Terry Evans, R (5, PR) OBP: 0.294, SLG: 0.375	20 WP						20 HR			1	1	1	0	0	0	0						
20 Juan Rivera, R (1, 9) OBP: 0.292, SLG: 0.455	3-H				3-1					3	1	1	2	0	0	1						
6 Hainley Statia, S (6, 4) OBP: 0.222, SLG: 0.125	1-2 F8				1-H					1	0	0	0	0	0	1						
3 Brandon Wood, R (1, 5) OBP: 0.378, SLG: 0.394					0-0 G6-3		0-3 K		0-3 K	3	1	1	0	0	1	1						
27 Andrew Romine, S (6, 6) OBP: 0.333, SLG: 0.167					22 BB					1	0	0	0	0	1	0						
5 Jeff Mathis, R (1, 2) OBP: 0.158, SLG: 0.167					0-0 F8				0-0 F7	2	0	0	0	0	0	1						
12 Freddy Sandoval, S (6, 5) OBP: 0.286, SLG: 0.167										2	0	0	0	0	0	0						
22 Cory Aldridge, L (1, 7) OBP: 0.409, SLG: 0.684					13 BB				0-0 G3	3	1	1	0	1	1	0						
Inning Stats	R: 2 E: 0 K: 0 S: 6	H: 3 LOB: 1 BB: 0 P: 7	R: 1 E: 0 K: 0 S: 5	H: 2 LOB: 2 BB: 1 P: 9	R: 0 E: 0 K: 0 S: 3	H: 0 LOB: 0 BB: 0 P: 3	R: 1 E: 0 K: 0 S: 4	H: 2 LOB: 1 BB: 1 P: 8	R: 2 E: 0 K: 1 S: 8	H: 2 LOB: 1 BB: 0 P: 11	R: 0 E: 0 K: 1 S: 5	H: 0 LOB: 1 BB: 1 P: 9	R: 0 E: 0 K: 0 S: 4	H: 1 LOB: 1 BB: 0 P: 4	R: 0 E: 0 K: 1 S: 5	H: 0 LOB: 0 BB: 0 P: 5	R: 0 E: 0 K: 0 S: 3	H: 0 LOB: 1 BB: 1 P: 7	1B: 6 2B: 2 3B: 1 HR: 1	SF: 0 SAC: 0 DP: 2 HBP: 0	WP: 1 PB: 0 SB: 0 CS: 0	PA: 40
PITCHER	IP WLS BF H R ER SO BB IBB HBP BLK WP HR S P ERA WHIP																					
31 Ian Kennedy, R (1, 1) ERA: 4.35	3.1	19	7	4	4	0	2	0	0	0	0	0	0	17	26	10.80	2.700					
47 Leo Rosales, R (4, 1) ERA: 6.35	1.2	6	2	2	2	1	0	0	0	0	0	1	9	12	10.80	1.200						
39 Jordan Norberto, L (6, 1) ERA:	1.0	4	0	0	0	0	1	0	0	0	0	0	5	9	0.00	1.000						
70 Barry Enright, R (7, 1) ERA:	1.0	4	1	0	0	0	0	0	0	0	0	0	4	4	0.00	1.000						
32 Esmerling Vasquez, R (8, 1) ERA: 3.38	2.0	W	7	0	0	0	1	0	0	0	0	0	8	12	0.00	0.500						

Batter	1	2	3	4	5	6	7	8	9	AB	R	H	RBI	BB	SO	LOB	TOP					
13 Maicer Izturis, S OBP: 0.481, SLG: 0.455 6 Hainley Statia, S OBP: 0.182, SLG: 0.100	4-0 53 HR BB	0-0 P5		0-0 F7		4-0 42 CS BB	0-0 F7		0-0 G6-3	2	1	0	0	2	0	0						
53 Bobby Abreu, L OBP: 0.267, SLG: 0.417 42 Terry Evans, R OBP: 0.300, SLG: 0.421	2-2 HR	0-3 K		0-0 F9		1-0 25 HR 2B		0-0 F8	0-0 L7	3	1	1	2	0	1	0						
48 Torii Hunter, R OBP: 0.316, SLG: 0.503 25 Peter Bourjos, R OBP: 0.183 43 Brian Stokes, R OBP: 0.183 46 Bobby Wilson, R OBP: 0.183 35 Gabe DeHoyos, R OBP: 0.183 Bobby Cassevah, R OBP: 0.183	0-0 1B	0-0 1B		0-3 K		2-1 HR		0-0 G4-3		3	1	2	0	0	1	0						
8 Kendrys Morales, S OBP: 0.464, SLG: 0.769 39 Robb Quinlan, R OBP: 0.200, SLG: 0.250	0-0 20 2B 1B	4-0 1B			0-2 HR			0-0 E5 12 2B		2	2	2	1	1	0	0						
20 Juan Rivera, R OBP: 0.296, SLG: 0.480 40 Brian Fuentes, L OBP: 0.304, SLG: 0.250	0-0 47 G6-3 44 1B 2B	0-0 P6			0-3 K			0-0 G3	0-0 2B	3	1	1	2	0	1	2						
12 Freddy Sandoval, S OBP: 0.304, SLG: 0.250 47 Howie Kendrick, R OBP: 0.375, SLG: 0.371 22 Cory Aldridge, L OBP: 0.417, SLG: 0.714	0-0 G6-3			0-0 G5-3		0-0 3 WP 44 G5-3 1B		0-0 94 1B 2B	0-3 K	3	0	1	0	0	0	1						
44 Mike Napoli, R OBP: 0.397, SLG: 0.552 28 Ryan Budde, R OBP: 0.300, SLG: 0.667	0-0 3H 1B			0-3 K		0-0 G5-3		0-0 F8	0-3 K	4	0	1	1	0	1	2						
3 Brandon Wood, R OBP: 0.375, SLG: 0.371 94 Gary Patchett, R OBP: 0.300, SLG: 0.667	0-0 F9			4-0 BB		1-0 G6-3		0-0 2H 1B	0-0 83 2B 6 G6-3 1B	2	0	0	0	1	0	2						
35 Joel Pineiro, R OBP: 0.480, SLG: 0.700	0-3 K			0-3 K		0-0 G4-3		4-0 BB	0-0 2B	2	0	0	0	0	2	2						
Inning Stats	R: 5 E: 0 K: 1 S: 12	H: 5 LOB: 1 BB: 1 P: 18	R: 0 E: 0 K: 1 S: 6	H: 1 LOB: 2 BB: 1 P: 10	R: 0 E: 0 K: 2 S: 7	H: 0 LOB: 1 BB: 1 P: 11	R: 0 E: 0 K: 1 S: 5	H: 0 LOB: 0 BB: 0 P: 5	R: 1 E: 0 K: 1 S: 9	H: 2 LOB: 1 BB: 0 P: 10	R: 2 E: 0 K: 0 S: 5	H: 2 LOB: 1 BB: 1 P: 12	R: 1 E: 0 K: 0 S: 5	H: 2 LOB: 2 BB: 1 P: 9	R: 0 E: 1 K: 1 S: 7	H: 1 LOB: 2 BB: 0 P: 7	R: 1 E: 0 K: 1 S: 7	H: 2 LOB: 1 BB: 0 P: 7	1B: 7 2B: 5 3B: 0 HR: 3	SF: 0 SAC: 0 DP: 0 HBP: 0	WP: 1 PB: 0 SB: 1 CS: 0	PA: 47
PITCHER	IP WLS BF H R ER SO BB IBB HBP BLK WP HR S P ERA WHIP	3.0 L 18 6 5 5 4 3 0 0 0 0 1 1 25 39 15.00 3.000	2.0 8 2 1 1 2 0 0 0 0 0 1 1 14 15 4.50 1.000	1.0 5 2 2 2 0 1 0 0 0 0 0 1 5 12 18.00 3.000	1.0 6 2 1 1 0 1 0 0 0 0 0 0 5 9 9.00 3.000	2.0 10 3 1 1 2 0 0 0 0 0 0 0 14 14 4.50 1.500	PITCHER										IP WLS BF H R ER SO BB IBB HBP BLK WP HR S P ERA WHIP					
37 Jeff Suppan, R ERA: 9.0 52 Chris Smith, R ERA: 2.54 46 Claudio Vargas, R ERA: 3.0 51 Trevor Hoffman, R ERA: 9.0 60 Todd Coffey, R ERA: 1.13	23 Rickie Weeks Jr., R OBP: 0.444, SLG: 0.429 30 Craig Counsell, L OBP: 0.400, SLG: 0.444	0-3 K2-3		0-0 F7		0-3 K		0-0 G4-3	0-0 G4-3	3	0	0	0	0	2	1						
15 Jim Edmonds, L OBP: 0.400, SLG: 0.458	0-0 G1			0-3 K		4-0 14 1B 28 1B 16 1B BB		0-0 F8	0-0 G3	4	0	0	0	1	1	0						
8 Ryan Braun, R OBP: 0.523, SLG: 0.536 65 Trent Oeltgen, L OBP: 0.286, SLG: 0.250 60 Todd Coffey, R OBP: 0.364, SLG: 0.375	0-0 L8			0-0 K		0-3 K		0-0 P6		2	1	0	0	1	1	2						
28 Prince Fielder, L OBP: 0.355, SLG: 0.448 46 Claudio Vargas, R OBP: 0.273, SLG: 0.290 51 Trevor Hoffman, R OBP: 0.393, SLG: 0.391 2 Joe Inglett, L OBP: 0.393, SLG: 0.391	0-0 K			0-0 16 1B 14 1B 1B		0-0 K		0-0 G6-3	0-3 K	3	0	1	0	0	0	0						
14 Casey McGehee, R OBP: 0.273, SLG: 0.290 61 Adam Heather, R OBP: 0.393, SLG: 0.391 1 Corey Hart, R OBP: 0.226, SLG: 0.500 63 Adam Stern, L OBP: 0.448, SLG: 0.680	0-0 G6-3			1-2 2-3 1B		0-0 L7		0-0 K	0-0 K	3	0	1	0	0	0	0						
16 George Kottaras, L OBP: 0.387, SLG: 0.704 75 Luis Alfonso Cruz, R OBP: 0.185, SLG: 0.160	0-0 G6-3			0-0 F6		4-0 BB		0-0 16 HR 1B	3-2 HR	4	1	2	3	0	1	1						
37 Jeff Suppan, R ERA: 7.0 9 Gregg Zaun, S OBP: 0.536, SLG: 0.760 52 Chris Smith, R ERA: 1.93 27 Carlos Gómez, R OBP: 0.333, SLG: 0.439	0-0 G6-3			0-0 K		1-2 2-3 3H 1B		0-0 L7	0-0 G6-3	4	1	1	0	0	0	4						
16 George Kottaras, L OBP: 0.387, SLG: 0.704 75 Luis Alfonso Cruz, R OBP: 0.185, SLG: 0.160	0-0 G6-3			0-0 9 1B 2B		0-0 G5-3		0-0 L7	0-0 G4-3	0	0	0	0	0	0	0						
37 Jeff Suppan, R ERA: 7.0 9 Gregg Zaun, S OBP: 0.536, SLG: 0.760 52 Chris Smith, R ERA: 1.93 27 Carlos Gómez, R OBP: 0.333, SLG: 0.439	0-0 G6-3			0-0 23 S 1B		0-0 30 G3 3B		0-0 G4-3		1	0	1	1	0	0	0						
Inning Stats	R: 0 E: 0 K: 1 S: 5	H: 0 LOB: 0 BB: 0 P: 5	R: 0 E: 0 K: 1 S: 5	H: 0 LOB: 0 BB: 0 P: 5	R: 1 E: 0 K: 1 S: 6	H: 2 LOB: 0 BB: 0 P: 6	R: 1 E: 0 K: 1 S: 8	H: 3 LOB: 3 BB: 1 P: 12	R: 0 E: 0 K: 3 S: 10	H: 1 LOB: 2 BB: 1 P: 14	R: 0 E: 0 K: 0 S: 3	H: 0 LOB: 1 BB: 1 P: 7	R: 1 E: 0 K: 1 S: 6	H: 1 LOB: 0 BB: 0 P: 6	R: 2 E: 0 K: 1 S: 9	H: 2 LOB: 0 BB: 0 P: 12	R: 0 E: 0 K: 0 S: 3	H: 0 LOB: 0 BB: 0 P: 3	1B: 6 2B: 1 3B: 1 HR: 1	SF: 0 SAC: 0 DP: 0 HBP: 0	WP: 0 PB: 0 SB: 1 CS: 0	PA: 38
PITCHER	IP WLS BF H R ER SO BB IBB HBP BLK WP HR S P ERA WHIP	4.0 W 17 5 2 2 4 1 0 0 0 0 0 0 10 14 0.00 2.000	1.0 5 1 0 0 3 1 0 0 0 0 0 0 9 13 4.50 1.000	2.0 8 1 1 1 1 1 0 0 0 0 0 1 9 12 18.00 2.000	1.0 5 2 2 2 1 0 0 0 0 0 0 0 3 3 0.00 0.000	PITCHER										IP WLS BF H R ER SO BB IBB HBP BLK WP HR S P ERA WHIP						
35 Joel Pineiro, R ERA: 7.0 40 Brian Fuentes, L ERA: 1.93 43 Brian Stokes, R ERA: 2.25 35 Gabe DeHoyos, R ERA: 18.0 Bobby Cassevah, R ERA: 3.0	23 Rickie Weeks Jr., R OBP: 0.444, SLG: 0.429 30 Craig Counsell, L OBP: 0.400, SLG: 0.444	0-3 K2-3		0-0 F7		0-3 K		0-0 G3	0-0 G4-3	3	0	0	0	0	2	1						
15 Jim Edmonds, L OBP: 0.400, SLG: 0.458	0-0 G1			0-3 K		4-0 14 1B 28 1B 16 1B BB		0-0 F8	0-0 G3	4	0	0	0	1	1	0						
8 Ryan Braun, R OBP: 0.523, SLG: 0.536 65 Trent Oeltgen, L OBP: 0.286, SLG: 0.250 60 Todd Coffey, R OBP: 0.364, SLG: 0.375	0-0 L8			0-0 K		0-3 K		0-0 P6		2	1	0	0	1	1	2						
28 Prince Fielder, L OBP: 0.355, SLG: 0.448 46 Claudio Vargas, R OBP: 0.273, SLG: 0.290 51 Trevor Hoffman, R OBP: 0.393, SLG: 0.391 2 Joe Inglett, L OBP: 0.393, SLG: 0.391	0-0 K			0-0 16 1B 14 1B 1B		0-0 K		0-0 G6-3	0-3 K	3	0	1	0	0	0	0						
14 Casey McGehee, R OBP: 0.273, SLG: 0.290 61 Adam Heather, R OBP: 0.393, SLG: 0.391 1 Corey Hart, R OBP: 0.226, SLG: 0.500 63 Adam Stern, L OBP: 0.448, SLG: 0.680	0-0 G6-3			1-2 2-3 1B		0-0 L7		0-0 K	0-0 K	3	0	1	0	0	0	0						
16 George Kottaras, L OBP: 0.387, SLG: 0.704 75 Luis Alfonso Cruz, R OBP: 0.185, SLG: 0.160	0-0 G6-3			0-0 F6		4-0 BB		0-0 16 HR 1B	3-2 HR	4	1	2	3	0	1	1						
37 Jeff Suppan, R ERA: 7.0 9 Gregg Zaun, S OBP: 0.536, SLG: 0.760 52 Chris Smith, R ERA: 1.93 27 Carlos Gómez, R OBP: 0.333, SLG: 0.439	0-0 G6-3			0-0 K		1-2 2-3 3H 1B		0-0 L7	0-0 G6-3	4	1	1	0	0	0	4						
16 George Kottaras, L OBP: 0.387, SLG: 0.704 75 Luis Alfonso Cruz, R OBP: 0.185, SLG: 0.160	0-0 G6-3			0-0 9 1B 2B		0-0 G5-3		0-0 L7	0-0 G4-3	0	0	0	0	0	0	0						
37 Jeff Suppan, R ERA: 7.0 9 Gregg Zaun, S OBP: 0.536, SLG: 0.760 52 Chris Smith, R ERA: 1.93 27 Carlos Gómez, R OBP: 0.333, SLG: 0.439	0-0 G6-3			0-0 23 S 1B		0-0 30 G3 3B		0-0 G4-3		1	0	1	1	0	0	0						
Inning Stats	R: 0 E: 0 K: 1 S: 5	H: 0 LOB: 0 BB: 0 P: 5	R: 0 E: 0 K: 1 S: 5	H: 0 LOB: 0 BB: 0 P: 5	R: 1 E: 0 K: 1 S: 6	H: 2 LOB: 0 BB: 0 P: 6	R: 1 E: 0 K: 1 S: 8	H: 3 LOB: 3 BB: 1 P: 12	R: 0 E: 0 K: 3 S: 10	H: 1 LOB: 2 BB: 1 P: 14	R: 0 E: 0 K: 0 S: 3	H: 0 LOB: 1 BB: 1 P: 7	R: 1 E: 0 K: 1 S: 6	H: 1 LOB: 0 BB: 0 P: 6	R: 2 E: 0 K: 1 S: 9	H: 2 LOB: 0 BB: 0 P: 12	R: 0 E: 0 K: 0 S: 3	H: 0 LOB: 0 BB: 0 P: 3	1B: 6 2B: 1 3B: 1 HR: 1	SF: 0 SAC: 0 DP: 0 HBP: 0	WP: 0 PB: 0 SB: 1 CS: 0	PA: 38
PITCHER	IP WLS BF H R ER SO BB IBB HBP BLK WP HR S P ERA WHIP	4.0 W 17 5 2 2 4 1 0 0 0 0 0 0 10 14 0.00 2.000	1.0 5 1 0 0 3 1 0 0 0 0 0 0 9 13 4.50 1.000	2.0 8 1 1 1 1 1 0 0 0 0 0 1 9 12 18.00 2.000	1.0 5 2 2 2 1 0 0 0 0 0 0 0 3 3 0.00 0.000	PITCHER										IP WLS BF H R ER SO BB IBB HBP BLK WP HR S P ERA WHIP						

Los Angeles Angels @ Milwaukee Brewers
Maryvale Baseball Park, Phoenix, AZ
Fri Mar 19 2010, 4:24 PM - 7:22 PM EDT
Att: 9,994 - Sunny - 73 F

Los Angeles Angels @ Milwaukee Brewers
Maryvale Baseball Park, Phoenix, AZ
Fri Mar 19 2010, 4:24 PM - 7:22 PM EDT
Att: 9,994 - Sunny - 73 F

AB	42
R	10
H	15
RBI	10
BB	5
SO	8
LOB	16

AB	35
R	5
H	9
RBI	5
BB	3
SO	9
LOB	13



Batter	1	2	3	4	5	6	7	8	9	AB	R	H	RBI	BB	SO	LOB	TOP																	
13 Maicer Izturis, S OBP: 0.452, SLG: 0.462 59 Rafael Rodriguez, R Mike Trout, R OBP: 1.000, SLG: 3.000	G3		FC6-4			E6		G4-3		4	1	1	0	0	0	1	Los Angeles Angels @ Colorado Rockies US West Sports Complex, Hi Corbett Field, Tucson, AZ Sat Mar 20 2010, 4:26 PM - 7:08 PM EDT Att: 6,829 - Sunny - 73 F																	
5 Jeff Mathis, R OBP: 0.273, SLG: 0.263 52 Jason Bulger, R						F9		G4-3		1	2	1	2	1	0	0																		
6 Hainley Statia, S OBP: 0.154, SLG: 0.083 Wilberto Ortiz, R										0	0	0	0	0	0	0																		
20 Juan Rivera, R OBP: 0.290, SLG: 0.333 25 Peter Bourjos, R OBP: 0.290, SLG: 0.333										4	3	2	0	0	1	1																		
3 Brandon Wood, R OBP: 0.364, SLG: 0.342 83 Michael Ryan, L OBP: 0.462, SLG: 0.667										3	0	0	0	1	0	1																		
39 Robb Quinlan, R OBP: 0.200, SLG: 0.276										5	0	1	1	0	2	3																		
42 Terry Evans, R OBP: 0.250, SLG: 0.348 45 Francisco Rodriguez, R 22 Cory Aldridge, L OBP: 0.440, SLG: 0.727 9 Juan Mateo, R 24 Nick Pugliese, R										4	0	0	0	0	2	2																		
12 Freddy Sandoval, S OBP: 0.286, SLG: 0.240										5	0	1	0	0	0	2																		
94 Gary Patchett, R OBP: 0.526, SLG: 0.600										3	2	1	0	2	2	3																		
19 Scott Kazmir, L 46 Bobby Wilson, R OBP: 0.467, SLG: 0.500										2	0	0	0	0	2	2																		
Inning Stats	R: 2 E: 1 K: 1 S: 8	H: 1 LOB: 2 BB: 2 P: 16	R: 4 E: 0 K: 2 S: 12	H: 5 LOB: 1 BB: 0 P: 12	R: 0 E: 1 K: 2 S: 8	H: 0 LOB: 1 BB: 0 P: 8	R: 0 E: 0 K: 0 S: 2	H: 0 LOB: 0 BB: 0 P: 3	R: 0 E: 0 K: 0 S: 3	H: 0 LOB: 0 BB: 0 P: 3	R: 0 E: 1 K: 0 S: 3	H: 0 LOB: 1 BB: 1 P: 7	R: 1 E: 0 K: 2 S: 8	H: 1 LOB: 0 BB: 0 P: 10	R: 3 E: 0 K: 0 S: 4	H: 1 LOB: 0 BB: 2 P: 12	R: 0 E: 0 K: 2 S: 9	H: 2 LOB: 2 BB: 0 P: 9	1B: 3 2B: 6 3B: 1 HR: 1	SF: 0 SAC: 0 DP: 2 HBP: 1	WP: 1 PB: 0 SB: 1 CS: 0	PA: 44												
PITCHER	IP WLS BF H R ER SO BB IBB HBP BLK WP HR S P ERA WHIP																																	
26 Jeff Francis, L ERA: 6.92 34 Matt Belisle, R ERA: 51 Matt Reynolds, L ERA: 3.0 85 Damian Moss, L ERA: 20.25 32 Justin Speier, R ERA: 3.89	4.0 1.0 2.0 1.0 1.0	22 3 0 6 5	6 0 1 1 3	6 0 1 3 0	4 0 1 3 0	5 0 2 0 2	2 0 1 0 0	0 0 0 0 0	0 0 0 0 0	0 0 0 1 0	30 3 11 4 9	39 3 7 12 9	9.00 0.00 4.50 27.00 0.00	2.000 0.000 1.000 3.000 2.000																				
Batter	1	2	3	4	5	6	7	8	9	AB	R	H	RBI	BB	SO	LOB	BOTTOM																	
18 Jonathan Herrera, S OBP: 0.450, SLG: 0.471 94 Radames Nazario, R OBP: 0.500, SLG: 0.500	L8					L4		F9		3	1	0	0	1	0	1	Los Angeles Angels @ Colorado Rockies US West Sports Complex, Hi Corbett Field, Tucson, AZ Sat Mar 20 2010, 4:26 PM - 7:08 PM EDT Att: 6,829 - Sunny - 73 F																	
19 Ryan Spillborghs, R OBP: 0.420, SLG: 0.548 85 Damian Moss, R 32 Justin Speier, R										4	2	3	2	0	0	0																		
83 Kenny Perez, S OBP: 0.500, SLG: 0.500										0	0	0	0	0	0	0																		
23 Jason Giambi, L OBP: 0.333, SLG: 0.400 72 Mike Pauk, L OBP: 0.412, SLG: 0.594										3	0	1	1	0	0	2																		
21 Miguel Olivo, R OBP: 0.375, SLG: 0.696 64 Cole Garner, R OBP: 0.394, SLG: 0.581										1	1	0	1	1	0	0																		
11 Brad Hawpe, L OBP: 0.333, SLG: 0.438 51 Matt Reynolds, L 13 Matt Miller, R OBP: 0.458, SLG: 0.550										3	0	0	0	0	2	2																		
6 Melvin Mora, R OBP: 0.344, SLG: 0.419 3 Eric Young Jr., S OBP: 0.261, SLG: 0.415										3	0	2	0	0	0	0																		
7 Seth Smith, L ERA: 7.15 10 Chris Nelson, R OBP: 0.368, SLG: 0.353										2	0	2	3	0	0	0																		
12 Clint Barmes, R OBP: 0.375, SLG: 0.552 15 Jay Payton, R OBP: 0.226, SLG: 0.267										3	2	2	0	0	1	1																		
26 Jeff Francis, L 20 Chris Iannetta, R OBP: 0.464, SLG: 0.478 34 Matt Belisle, R 65 Wilin Rosario, R OBP: 0.429, SLG: 1.000										0	0	0	0	0	0	0																		
Inning Stats	R: 0 E: 0 K: 0 S: 4	H: 1 LOB: 1 BB: 0 P: 4	R: 0 E: 0 K: 1 S: 5	H: 0 LOB: 0 BB: 0 P: 5	R: 3 E: 0 K: 1 S: 8	H: 3 LOB: 1 BB: 1 P: 12	R: 0 E: 0 K: 1 S: 6	H: 1 LOB: 1 BB: 0 P: 6	R: 1 E: 0 K: 1 S: 7	H: 2 LOB: 1 BB: 0 P: 7	R: 2 E: 0 K: 0 S: 5	H: 3 LOB: 1 BB: 0 P: 5	R: 0 E: 0 K: 0 S: 3	H: 0 LOB: 0 BB: 0 P: 3	R: 0 E: 0 K: 0 S: 4	H: 1 LOB: 1 BB: 0 P: 4	R: 5 E: 0 K: 0 S: 6	H: 5 LOB: 1 BB: 1 P: 10	1B: 7 2B: 6 3B: 2 HR: 1	SF: 0 SAC: 1 DP: 1 HBP: 0	WP: 0 PB: 0 SB: 0 CS: 0	PA: 42												
PITCHER	IP WLS BF H R ER SO BB IBB HBP BLK WP HR S P ERA WHIP																																	
19 Scott Kazmir, L ERA: 2.25 52 Jason Bulger, R ERA: 10.01 59 Rafael Rodriguez, R 45 Francisco Rodriguez, R 9 Juan Mateo, R ERA: 38.0	4.0 1.0 2.0 1.0 0.0	18 H 5 B 4 4	3 2 1 0 3	3 2 0 0 4	3 2 0 0 4	0 0 0 0 1	0 0 0 0 0	0 0 0 0 0	0 0 0 0 0	0 0 1 4 3	7 7 8 4 7	7 7 8 4 7	9.00 2.000 9.00 1.500 0.000	1.500 2.000 1.500 1.000 0.000																				
PITCHER	IP WLS BF H R ER SO BB IBB HBP BLK WP HR S P ERA WHIP																																	
24 Nick Pugliese, R ERA: 9.0	0.1	L 3	H 2	R 1	E 0	K 0	S 3	0	0	0	0	0	0	0	0	0	27.00	6.000																

Batter	1	2	3	4	5	6	7	8	9	AB	R	H	RBI	BB	SO	LOB	TOP							
51 Ichiro Suzuki, L (1, 9) OBP: 0.341, SLG: 0.417																								
27 Matt Tuiasosopo, R (8, PH) OBP: 0.444, SLG: 0.636																								
9 Chone Figgins, S (1, 4) OBP: 0.432, SLG: 0.370																								
6 Chris Woodward, R (8, 4) OBP: 0.192, SLG: 0.217																								
13 Casey Kotchman, L (1, 3) OBP: 0.389, SLG: 0.412																								
83 Johan Limonta, L (9, 9)																								
15 Milton Bradley, S (1, 7) OBP: 0.385, SLG: 0.409																								
17 Corey Patterson, L (7, PR) OBP: 0.350, SLG: 0.567																								
5 Mike Sweeney, R (1, 10) OBP: 0.625, SLG: 1.000																								
20 Mike Carp, L (7, PR) OBP: 0.278, SLG: 0.250																								
4 Jose Lopez, R (1, 5) OBP: 0.278, SLG: 0.353																								
83 Jeff Dominguez, S (9, 5)																								
1 Eric Byrnes, R (1, 8) OBP: 0.306, SLG: 0.529																								
10 Adam Moore, R (1, 2) OBP: 0.484, SLG: 0.519																								
2 Jack Wilson, R (1, 6) OBP: 0.261, SLG: 0.318																								
16 Josh Wilson, R (7, PR) OBP: 0.400, SLG: 0.385																								
Inning Stats	R: 2 E: 0 K: 1 S: 8	H: 3 LOB: 1 BB: 0 P: 8	R: 0 E: 0 K: 1 S: 5	H: 0 LOB: 0 BB: 0 P: 5	R: 1 E: 0 K: 1 S: 6	H: 2 LOB: 0 BB: 0 P: 7	R: 3 E: 1 K: 0 S: 9	H: 3 LOB: 1 BB: 0 P: 12	R: 0 E: 1 K: 0 S: 5	H: 0 LOB: 3 BB: 1 P: 9	R: 0 E: 0 K: 1 S: 7	H: 2 LOB: 3 BB: 1 P: 11	R: 6 E: 0 K: 0 S: 6	H: 3 LOB: 2 BB: 3 P: 22	R: 0 E: 0 K: 1 S: 4	H: 0 LOB: 0 BB: 1 P: 8	R: 0 E: 0 K: 1 S: 6	H: 1 LOB: 1 BB: 0 P: 6	1B: 10 2B: 2 3B: 2 HR: 1	SF: 1 SAC: 0 DP: 1 HBP: 2	WP: 0 PB: 1 SB: 2 CS: 0	PA: 50		
PITCHER	IP: 4.1 WLS: L BF: 22 ERA: 8.03	H: 8 R: 6 ER: 5 SO: 3	H: 2 R: 0 ER: 0 SO: 0	H: 0 R: 0 ER: 0 SO: 0	H: 1 R: 0 ER: 0 SO: 1	H: 0 R: 0 ER: 0 SO: 0	H: 3 R: 0 ER: 0 SO: 7	H: 3 R: 1 ER: 11 SO: 11	H: 0 R: 0 ER: 0 SO: 3	H: 0 R: 0 ER: 0 SO: 18	H: 0 R: 0 ER: 0 SO: 4	IP: 1.0 WLS: L BF: 3 ERA: 8.03	H: 0 R: 0 ER: 0 SO: 1	H: 0 R: 0 ER: 0 SO: 0	H: 0 R: 0 ER: 0 SO: 0	H: 0 R: 0 ER: 0 SO: 0	H: 0 R: 0 ER: 0 SO: 0	H: 1 R: 0 ER: 0 SO: 1	H: 1 R: 0 ER: 0 SO: 0	1B: 0 2B: 0 3B: 0 HR: 0	SF: 0 SAC: 0 DP: 0 HBP: 0	WP: 0 PB: 0 SB: 0 CS: 0	PA: 8	
36 Jared Weaver, R (1, 1) ERA: 8.03																								
Chad Orvela, R (5, 1) ERA:																								
56 Fernando Rodney, R (6, 1) ERA:																								
Robert Fish, L (7, 1) ERA: 162.0																								
58 Michael Kohn, R (7, 1) ERA:																								
PITCHER	IP: 1.0 WLS: L BF: 3 ERA: 2.25	H: 0 R: 0 ER: 0 SO: 0	H: 0 R: 0 ER: 0 SO: 0	H: 0 R: 0 ER: 0 SO: 0	H: 0 R: 0 ER: 0 SO: 0	H: 0 R: 0 ER: 0 SO: 0	H: 2 R: 0 ER: 0 SO: 7	H: 2 R: 1 ER: 11 SO: 11	H: 0 R: 0 ER: 0 SO: 3	H: 0 R: 0 ER: 0 SO: 18	H: 0 R: 0 ER: 0 SO: 4	IP: 1.0 WLS: L BF: 4 ERA: 2.25	H: 1 R: 0 ER: 0 SO: 1	H: 0 R: 0 ER: 0 SO: 0	H: 0 R: 0 ER: 0 SO: 0	H: 0 R: 0 ER: 0 SO: 0	H: 0 R: 0 ER: 0 SO: 0	H: 0 R: 0 ER: 0 SO: 0	H: 0 R: 0 ER: 0 SO: 0	1B: 0 2B: 0 3B: 0 HR: 0	SF: 0 SAC: 0 DP: 0 HBP: 0	WP: 0 PB: 0 SB: 0 CS: 0	PA: 8	
40 Kevin Jepsen, R (8, 1) ERA:																								
Bobby Cassevah, R (9, 1) ERA: 2.25																								
Batter	1	2	3	4	5	6	7	8	9	AB	R	H	RBI	BB	SO	LOB	BOTTOM							
13 Maicer Izturis, S (1, 5) OBP: 0.471, SLG: 0.517																								
12 Freddy Sandoval, S (6, PR) OBP: 0.276, SLG: 0.231																								
53 Bobby Abreu, L (1, 9) OBP: 0.222, SLG: 0.333																								
42 Terry Evans, R (6, PR) OBP: 0.240, SLG: 0.333																								
48 Toni Hunter, R (1, 8) OBP: 0.384, SLG: 0.350																								
22 Cory Aldridge, L (6, PR) OBP: 0.423, SLG: 0.696																								
55 Hideki Matsui, L (1, 10) OBP: 0.227, SLG: 0.150																								
2 Erick Aybar, S (8, PH) OBP: 0.294, SLG: 0.143																								
8 Kendrys Morales, S (1, 3) OBP: 0.452, SLG: 0.724																								
39 Robb Quinlan, R (7, 3) OBP: 0.194, SLG: 0.267																								
20 Juan Rivera, R (1, 7) OBP: 0.324, SLG: 0.625																								
83 Michael Ryan, L (7, 7) OBP: 0.481, SLG: 0.727																								
47 Howie Kendrick, R (1, 4) OBP: 0.333, SLG: 0.500																								
6 Hanley Statia, S (8, 4) OBP: 0.214, SLG: 0.154																								
5 Jeff Mathis, R (1, 2) OBP: 0.292, SLG: 0.286																								
46 Bobby Wilson, R (7, 2) OBP: 0.471, SLG: 0.500																								
94 Gary Patchett, R (1, 6) OBP: 0.455, SLG: 0.500																								
Carlos Ramirez, R (9, PH)																								
Inning Stats	R: 0 E: 0 K: 0 S: 3	H: 0 LOB: 0 BB: 0 P: 3	R: 0 E: 0 K: 0 S: 2	H: 0 LOB: 0 BB: 1 P: 6	R: 0 E: 0 K: 0 S: 3	H: 1 LOB: 0 BB: 0 P: 3	R: 2 E: 0 K: 0 S: 6	H: 4 LOB: 1 BB: 0 P: 6	R: 0 E: 0 K: 2 S: 7	H: 0 LOB: 0 BB: 0 P: 7	R: 3 E: 1 K: 0 S: 6	H: 2 LOB: 2 BB: 0 P: 6	R: 0 E: 0 K: 2 S: 8	H: 1 LOB: 1 BB: 0 P: 8	R: 0 E: 0 K: 1 S: 5	H: 0 LOB: 0 BB: 0 P: 5	R: 1 E: 0 K: 2 S: 9	H: 2 LOB: 1 BB: 0 P: 9	1B: 8 2B: 2 3B: 0 HR: 0	SF: 0 SAC: 0 DP: 3 HBP: 0	WP: 0 PB: 0 SB: 0 CS: 0	PA: 36		
PITCHER	IP: 4.0 WLS: W BF: 15 ERA: 4.5	H: 5 R: 2 ER: 2 SO: 2	H: 2 R: 0 ER: 0 SO: 0	H: 0 R: 0 ER: 0 SO: 0	H: 0 R: 0 ER: 0 SO: 0	H: 0 R: 0 ER: 0 SO: 0	H: 3 R: 0 ER: 0 SO: 7	H: 4 R: 0 ER: 0 SO: 14	H: 0 R: 0 ER: 0 SO: 6	H: 0 R: 0 ER: 0 SO: 13	H: 0 R: 0 ER: 0 SO: 9	IP: 1.0 WLS: L BF: 3 ERA: 4.5	H: 0 R: 0 ER: 0 SO: 1	H: 0 R: 0 ER: 0 SO: 0	H: 0 R: 0 ER: 0 SO: 0	H: 0 R: 0 ER: 0 SO: 0	H: 0 R: 0 ER: 0 SO: 0	H: 0 R: 0 ER: 0 SO: 0	H: 0 R: 0 ER: 0 SO: 0	1B: 0 2B: 0 3B: 0 HR: 0	SF: 0 SAC: 0 DP: 0 HBP: 0	WP: 0 PB: 0 SB: 0 CS: 0	PA: 8	
25 Luke French, L (1, 1) ERA: 4.5																								
57 Mark Lowe, R (5, 1) ERA: 6.35																								
46 Sean White, R (6, 1) ERA: 1.8																								
43 Brandon League, R (7, 1) ERA: 7.36																								
37 Jesus Colome, R (9, 1) ERA: 1.29																								

Seattle Mariners @ Los Angeles Angels
 Tempe Diablo Stadium, Tempe, AZ
 Sun Mar 21 2010, 4:17 PM - 7:31 PM EDT
 Att: 8,827 - Sunny - 75 F

AB	41
R	12
H	15
RBI	12
BB	6
SO	6
LOB	22




Seattle Mariners @ Los Angeles Angels
 Tempe Diablo Stadium, Tempe, AZ
 Sun Mar 21 2010, 4:17 PM - 7:31 PM EDT
 Att: 8,827 - Sunny - 75 F

AB	35
R	6
H	10
RBI	6
BB	1
SO	7
LOB	17



Batter	1	2	3	4	5	6	7	8	9	AB	R	H	RBI	BB	SO	LOB	TOP			
2 Erick Aybar, S OBP: 0.238, SLG: 0.111	K	K		F7		G4-3			G6-3	4	0	0	0	0	2	1	Los Angeles Angels @ Los Angeles Dodgers Camelback Ranch, Glendale, AZ Mon Mar 22 2010, 4:20 PM - 6:47 PM EDT Att: 7,297 - Sunny - 75 F			
94 Gary Patchett, R OBP: 0.435, SLG: 0.474										1	0	0	0	0	0	0				
53 Bobby Abreu, L OBP: 0.238, SLG: 0.294	L7	F8								2	0	0	0	1	0	0				
42 Terry Evans, R OBP: 0.231, SLG: 0.320										1	0	0	0	0	1	0				
48 Toni Hunter, R OBP: 0.400, SLG: 0.478										3	1	2	0	0	0	1				
22 Cory Aldridge, L OBP: 0.407, SLG: 0.667										1	0	0	0	0	0	0				
55 Hideki Matsui, L OBP: 0.280, SLG: 0.182										2	0	1	1	1	0	1				
83 Michael Ryan, L OBP: 0.494, SLG: 0.699										1	0	0	0	0	0	0				
65 Julio Perez, R OBP: 0.231, SLG: 0.320										0	0	0	0	0	0	0				
8 Kendrys Morales, S OBP: 0.441, SLG: 0.677										2	0	0	0	1	0	3				
6 Hainley Statia, S OBP: 0.200, SLG: 0.143										1	0	0	0	0	0	0				
47 Howie Kendrick, R OBP: 0.306, SLG: 0.457										3	0	0	0	0	0	6				
86 Efrén Navarro, L OBP: 0.250, SLG: 0.250										1	0	0	0	0	0	0				
44 Mike Napoli, R OBP: 0.394, SLG: 0.828										4	1	1	0	0	0	0				
28 Ryan Budde, R OBP: 0.396, SLG: 0.375										0	0	0	0	0	0	0				
3 Brandon Wood, R OBP: 0.396, SLG: 0.375										2	1	1	0	1	0	1				
57 Jay Grossman, R OBP: 0.286, SLG: 0.417										0	0	0	0	0	0	0				
5 Jeff Mathis, R OBP: 0.286, SLG: 0.417										3	1	1	3	0	0	2				
Inning Stats	R: 1 E: 0 K: 1 S: 7	H: 2 LOB: 2 BB: 1 P: 11	R: 2 E: 0 K: 1 S: 7	H: 2 LOB: 0 BB: 0 P: 7	R: 0 E: 0 K: 0 S: 4	H: 1 LOB: 1 BB: 1 P: 6	R: 0 E: 0 K: 0 S: 3	H: 0 LOB: 1 BB: 1 P: 7	R: 0 E: 1 K: 0 S: 3	H: 0 LOB: 3 BB: 2 P: 11	R: 0 E: 0 K: 0 S: 5	H: 0 LOB: 0 BB: 0 P: 5	R: 0 E: 0 K: 0 S: 3	H: 0 LOB: 0 BB: 0 P: 3	R: 0 E: 0 K: 0 S: 2	H: 0 LOB: 0 BB: 0 P: 3	1B: 1 2B: 5 3B: 0 HR: 1	SF: 1 SAC: 0 DP: 2 HBP: 1	WP: 1 PB: 0 SB: 1 CS: 0	PA: 37
PITCHER	IP WLS BF H R ER SO BB IBB HBP BLK WP HR S P ERA WHIP																			
37 Carlos Monasterios, R ERA: 2.25	4.0 L 19 5 3 3 2 2 0 0 0 0 1 1 21 31 6.75 1.750																			
52 George Sherrill, L ERA: 4.91	0.1 4 0 0 0 0 2 0 0 0 0 0 0 2 10 0.00 6.000																			
45 Justin Miller, R ERA: 4.05	1.2 5 1 1 1 0 0 0 0 0 0 0 0 5 5 0.00 0.600																			
51 Jonathan Broxton, R ERA: 3.86	1.0 3 0 0 0 0 1 0 0 0 0 0 0 0 5 0.00 0.000																			
36 Jeff Weaver, R ERA: 6.0	2.0 6 0 0 0 0 0 0 0 1 0 0 0 0 5 0.00 0.000																			

Batter	1	2	3	4	5	6	7	8	9	AB	R	H	RBI	BB	SO	LOB	BOTTOM					
33 Blake DeWitt, L OBP: 0.467, SLG: 0.632										3	0	1	0	0	0	3	Los Angeles Angels @ Los Angeles Dodgers Camelback Ranch, Glendale, AZ Mon Mar 22 2010, 4:20 PM - 6:47 PM EDT Att: 7,297 - Sunny - 75 F					
65 Ramon Nivar, R OBP: 0.387, SLG: 0.440										1	0	0	0	0	1	1						
23 Casey Blake, R OBP: 0.387, SLG: 0.440										2	0	0	1	0	0	3						
96 Corey Smith, R OBP: 0.387, SLG: 0.440										1	0	0	0	0	1	1						
16 Andre Ethier, L OBP: 0.349, SLG: 0.550										2	1	0	0	1	0	2						
98 Jay Gibbons, L OBP: 0.349, SLG: 0.550										1	0	0	0	0	0	0						
99 Manny Ramirez, R OBP: 0.440, SLG: 0.524										3	0	1	0	0	1	0						
61 Prentice Redman, R OBP: 0.440, SLG: 0.524										1	0	0	0	0	0	0						
7 James Loney, L OBP: 0.345, SLG: 0.423										4	0	2	0	0	0	2						
76 John Lindsey, R OBP: 0.345, SLG: 0.423										0	0	0	0	0	0	0						
0 Garrett Anderson, L OBP: 0.400, SLG: 0.600										4	0	1	1	0	1	2						
60 Chin-Lung Hu, R OBP: 0.250, SLG: 0.211										3	0	0	0	1	1	2						
17 Jason Repko, R OBP: 0.286, SLG: 0.273										4	0	1	0	0	0	1						
82 Justin Knoedler, R OBP: 0.375, SLG: 0.286										4	1	1	0	0	1	2						
Inning Stats	R: 0 E: 0 K: 0 S: 2	H: 0 LOB: 0 BB: 0 P: 3	R: 0 E: 0 K: 1 S: 5	H: 0 LOB: 0 BB: 0 P: 5	R: 0 E: 1 K: 0 S: 4	H: 0 LOB: 2 BB: 1 P: 8	R: 1 E: 0 K: 1 S: 6	H: 2 LOB: 1 BB: 1 P: 10	R: 1 E: 0 K: 0 S: 5	H: 2 LOB: 1 BB: 0 P: 5	R: 0 E: 0 K: 0 S: 4	H: 1 LOB: 1 BB: 0 P: 4	R: 0 E: 0 K: 2 S: 8	H: 1 LOB: 1 BB: 0 P: 8	R: 0 E: 0 K: 1 S: 6	H: 1 LOB: 2 BB: 0 P: 6	R: 0 E: 1 K: 0 S: 4	H: 0 LOB: 1 BB: 0 P: 4	1B: 4 2B: 3 3B: 0 HR: 0	SF: 1 SAC: 0 DP: 1 HBP: 1	WP: 1 PB: 0 SB: 0 CS: 0	PA: 37
PITCHER	IP WLS BF H R ER SO BB IBB HBP BLK WP HR S P ERA WHIP																					
51 Joe Saunders, L ERA: 5.91	5.0 W 21 4 2 2 2 2 2 0 0 0 0 0 22 31 3.60 1.200																					
40 Brian Fuentes, L ERA: 1.59	1.0 H 4 1 0 0 0 0 0 0 0 0 0 0 4 4 0.00 1.000																					
43 Brian Stokes, R ERA: 1.5	2.0 H 8 2 0 0 0 3 0 0 0 0 0 1 0 14 0.00 1.000																					
45 Francisco Rodriguez, R ERA: 1.5	1.0 S 4 0 0 0 0 0 0 0 0 0 0 0 0 4 0.00 0.000																					



Batter	1	2	3	4	5	6	7	8	9	AB	R	H	RBI	BB	SO	LOB	TOP				
22 Scott Podsednik, L OBP: 0.421, SLG: 0.559 93 Tim Smith, L OBP: 0.333, SLG: 0.667 (7, 7)	G4-3		G4-3				74 2B 78 E BB	74 G4-3 2B		3	0	1	0	1	0	0	Kansas City Royals @ Los Angeles Angels Tempe Diablo Stadium, Tempe, AZ Wed Mar 24, 2010, 4:17 PM - 6:54 PM EDT Att: 7,284 - Sunny - 68 F				
18 Jason Kendall, R OBP: 0.250, SLG: 0.241 74 Cody Clark, R OBP: 0.625, SLG: 0.714 (1, 2) (6, 2)	F7		HBP		G6-3		78 E 2B	G4-3		2	0	0	0	0	0	1					
16 Billy Butler, R OBP: 0.413, SLG: 0.463 78 Paulo Orlando, R OBP: 0.667, SLG: 0.667 (1, 3) (7, 9)	12 BB 1B		G6-3				E7 12 1B	G4-3		3	1	2	0	0	0	1					
12 Mitch Maier, L OBP: 0.455, SLG: 0.675 (1, 8) (7, 3)	1-2 BB				G5-3		12 1B 13 1B			4	0	2	1	1	0	0					
13 Alberto Callaspo, S OBP: 0.490, SLG: 0.667 (1, 5)	G4-3				F7		13 2B			5	0	2	1	0	1	2					
30 Mike Aviles, R OBP: 0.588, SLG: 0.690 91 Chris McConnell, R OBP: 1.000, SLG: 1.000 (1, 6) (7, 6)		P4				FC6-4 1B	30 FC6-4 1B			3	0	1	0	1	0	2					
79 Clint Robinson, L OBP: 0.200, SLG: 0.200 (1, 10)					1B		79 G4-6-3 BB			1	0	1	0	0	0	0					
			G4-3		G4-3		G4-6-3			5	0	1	0	0	0	7					
Jose Duarte, R OBP: 0.571, SLG: 0.400 (1, 9) (7, 8)	G4-3						G5-3			3	1	1	0	1	0	1					
17 Chris Getz, L OBP: 0.256, SLG: 0.306 89 Kurt Mertins, R (7, 4)			G4-3		G3-6		17 G3-6 1B			3	1	1	0	0	0	1					
							22 BB 74 2B 1B	K		1	0	0	0	0	1	1					
Inning Stats	R: 0 E: 0 K: 0 S: 4	H: 1 LOB: 2 BB: 1 P: 8	R: 0 E: 0 K: 0 S: 3	H: 1 LOB: 0 BB: 0 P: 3	R: 0 E: 0 K: 0 S: 3	H: 0 LOB: 1 BB: 0 P: 4	R: 0 E: 0 K: 0 S: 4	H: 2 LOB: 1 BB: 0 P: 4	R: 1 E: 0 K: 0 S: 5	H: 3 LOB: 1 BB: 0 P: 5	R: 4 E: 1 K: 0 S: 7	H: 5 LOB: 3 BB: 2 P: 15	R: 1 E: 0 K: 1 S: 6	H: 1 LOB: 1 BB: 0 P: 11	R: 0 E: 0 K: 1 S: 6	H: 1 LOB: 1 BB: 0 P: 6	1B: 11 2B: 4 3B: 0 HR: 0	SF: 0 SAC: 0 DP: 4 HBP: 1	WP: 1 PB: 0 SB: 0 CS: 0	PA: 43	
PITCHER	IP WLS BF H R ER SO BB IBB HBP BLK WP HR S P ERA WHIP	5.0 W 20 5 0 0 0 1 0 1 0 0 0 18 23 0.00 1.200	1.1 7 4 2 2 0 0 0 0 0 0 0 0 7 7 13.50 3.000	0.0 5 4 3 3 0 1 0 0 0 0 0 0 4 8 ∞ ∞	0.2 H 2 0 0 0 0 1 0 0 0 0 0 1 5 0.00 1.500	1.0 H 5 1 1 1 1 1 0 0 0 0 1 0 6 11 9.00 2.000		PITCHER	IP WLS BF H R ER SO BB IBB HBP BLK WP HR S P ERA WHIP	1.0 S 4 1 0 0 0 1 0 0 0 0 0 6 6 0.00 1.000											

Batter	1	2	3	4	5	6	7	8	9	AB	R	H	RBI	BB	SO	LOB	BOTTOM					
2 Erick Aybar, S OBP: 0.207, SLG: 0.083 79 Brad Coon, L OBP: 0.333, SLG: 0.600 (1, 6) (7, 8)	B5-3	FC4-6		G4-3		39 WP 39 S BB		2H 3B		3	0	0	0	1	0	1	Kansas City Royals @ Los Angeles Angels Tempe Diablo Stadium, Tempe, AZ Wed Mar 24, 2010, 4:17 PM - 6:54 PM EDT Att: 7,284 - Sunny - 68 F					
53 Bobby Abreu, L OBP: 0.292, SLG: 0.400 12 Freddy Sandoval, S OBP: 0.250, SLG: 0.207 (1, 9) (6, 7)	K						P5	G4-3		3	2	2	0	0	1	0						
48 Toni Hunter, R OBP: 0.464, SLG: 0.760 39 Robb Quinlan, R OBP: 0.222, SLG: 0.314 (1, 8) (6, 7)	2-1 HR		48 HR 2B		55 HR 1B					2	3	2	3	1	0	0						
55 Hideki Matsui, L OBP: 0.357, SLG: 0.375 46 Bobby Wilson, R OBP: 0.444, SLG: 0.467 (1, 10) (8, 10)	8 1B		55 HR BB				K			2	1	2	3	1	0	0						
8 Kendrys Morales, S OBP: 0.439, SLG: 0.632 9 Alexi Amarista, L OBP: 0.182, SLG: 0.300 (1, 3) (7, 4)	1B		8 FC4-6 BB		HR		K			1	0	0	0	0	1	0						
20 Juan Rivera, R OBP: 0.317, SLG: 0.553 94 Gary Patchett, R OBP: 0.417, SLG: 0.450 (1, 7) (7, 6)	P3		20 G6-4-3 BB				K			3	0	0	0	0	1	3						
47 Howie Kendrick, R OBP: 0.302, SLG: 0.476 73 Nate Sutton, L OBP: 0.333, SLG: 0.667 (1, 4) (7, 7)					F9					3	0	0	0	0	0	1						
44 Mike Napoli, R OBP: 0.405, SLG: 0.875 (1, 2)	2 FC4-6 BB				F8					1	1	1	0	0	0	0						
3 Brandon Wood, R OBP: 0.364, SLG: 0.383 Nick Gomeault, R (1, 5) (7, 9)	F9									3	1	1	1	1	0	1						
										3	0	0	0	0	2	1						
Inning Stats	R: 1 E: 0 K: 1 S: 9	H: 3 LOB: 2 BB: 0 P: 11	R: 0 E: 0 K: 0 S: 3	H: 0 LOB: 1 BB: 1 P: 7	R: 2 E: 0 K: 0 S: 5	H: 2 LOB: 1 BB: 1 P: 10	R: 0 E: 0 K: 1 S: 5	H: 0 LOB: 0 BB: 0 P: 5	R: 3 E: 0 K: 2 S: 10	H: 2 LOB: 0 BB: 1 P: 15	R: 1 E: 0 K: 2 S: 9	H: 1 LOB: 1 BB: 1 P: 14	R: 0 E: 0 K: 3 S: 9	H: 0 LOB: 0 BB: 0 P: 9	R: 1 E: 0 K: 1 S: 7	H: 2 LOB: 1 BB: 0 P: 7	1B: 3 2B: 2 3B: 1 HR: 4	SF: 0 SAC: 0 DP: 0 HBP: 0	WP: 1 PB: 0 SB: 1 CS: 0	PA: 38		
PITCHER	IP WLS BF H R ER SO BB IBB HBP BLK WP HR S P ERA WHIP	4.0 L 21 6 5 5 2 3 0 0 0 0 2 23 38 11.25 2.250	3.0 12 2 2 2 7 1 0 0 0 0 1 2 27 33 6.00 1.000	1.0 5 2 1 1 1 0 0 0 0 0 0 0 7 7 9.00 2.000		PITCHER	IP WLS BF H R ER SO BB IBB HBP BLK WP HR S P ERA WHIP															




Batter	1	2	3	4	5	6	7	8	9	AB	R	H	RBI	BB	SO	LOB	TOP					
20 Julio Borbon, L (1, 8) 68 Craig Gentry, R (8, PH) OBP: 0.333, SLG: 0.355 OBP: 0.321, SLG: 0.208	F8			10 1B	10 1B	G4-3		K		4	1	2	1	0	0	1	<p>Texas Rangers @ Los Angeles Angels Tempe Diablo Stadium, Tempe, AZ Thu Mar 25 2010, 4:19 PM - 7:28 PM EDT Att: 7,609 - Sunny - 70 F</p>					
10 Michael Young, R (1, 5) 71 Matthew Brown, R (8, PH) OBP: 0.467, SLG: 0.475 OBP: 0.500, SLG: 0.760	27 2B		32 1B	32 BB			L3	K		3	0	2	1	1	0	0						
32 Josh Hamilton, L (1, 7) 6 Esteban German, R (8, PH) OBP: 0.340, SLG: 0.750 OBP: 0.417, SLG: 0.321	F7		3-H					K		3	1	2	0	1	0	1						
27 Vladimir Guerrero, R (1, 10) 11 Toby Hall, R (9, PH) OBP: 0.340, SLG: 0.442 OBP: 0.154, SLG: 0.231			K	L5				K		4	0	2	0	0	1	5						
17 Nelson Cruz, R (1, 9) 51 Max Ramirez, R (8, 3) OBP: 0.431, SLG: 0.698 OBP: 0.292, SLG: 0.348	G6-3		G4-3				F9	FC1-6		4	0	0	1	0	0	5						
19 Chris Davis, L (1, 3) 91 James Tomlin, R (8, 9) OBP: 0.379, SLG: 0.509		G3		E9			K			4	1	1	0	0	2	1						
14 Joaquin Arias, R (1, 4) 7 David Murphy, L (8, PH) OBP: 0.260, SLG: 0.317 OBP: 0.260, SLG: 0.469	G5-3		F9	2B				K		3	0	1	0	0	0	1						
2 Taylor Teagarden, R (1, 2) 15 Matt Treanor, R (6, 2) OBP: 0.310, SLG: 0.444 OBP: 0.280, SLG: 0.391	K			20 1B		CS	K2-3			3	1	1	1	0	2	0						
1 Elvis Andrus, R (1, 6) 23 Gregorio Petit, R (8, 6) OBP: 0.291, SLG: 0.353 OBP: 0.667, SLG: 0.818			G6-3	G6-3				HR		2	0	0	0	1	0	1						
										0	0	0	0	0	0	0						
Inning Stats	R: 0 E: 0 K: 1 S: 5	H: 1 LOB: 2 BB: 1 P: 9	R: 0 E: 0 K: 1 S: 5	H: 0 LOB: 0 BB: 0 P: 5	R: 1 E: 0 K: 1 S: 8	H: 3 LOB: 2 BB: 0 P: 8	R: 2 E: 1 K: 0 S: 7	H: 4 LOB: 3 BB: 1 P: 11	R: 0 E: 0 K: 1 S: 6	H: 1 LOB: 0 BB: 0 P: 6	R: 0 E: 0 K: 1 S: 5	H: 0 LOB: 0 BB: 1 P: 9	R: 1 E: 0 K: 1 S: 7	H: 2 LOB: 1 BB: 0 P: 7	R: 2 E: 0 K: 3 S: 13	H: 2 LOB: 1 BB: 0 P: 17	R: 0 E: 1 K: 2 S: 8	H: 0 LOB: 1 BB: 0 P: 8	1B: 6 2B: 5 3B: 1 HR: 1	SF: 0 SAC: 0 DP: 0 HBP: 1	WP: 0 PB: 0 SB: 1 CS: 2	PA: 44
PITCHER	IP WLS BF H R ER SO BB IBB HBP BLK WP HR S P ERA WHIP																					
37 Sean O'Sullivan, R (1, 1) ERA: 7.94	4.0	22	8	3	3	2	2	0	0	0	0	0	0	0	25	33	6.75	2.500				
40 Brian Fuentes, L (5, 1) ERA: 1.35	1.0	3	1	0	0	1	0	0	0	0	0	0	0	6	6	0.00	1.000					
43 Brian Stokes, R (6, 1) ERA: 2.25	2.0	W	8	2	1	1	2	1	0	0	0	0	0	12	16	4.50	1.500					
88 Eddie McKiernan, R (8, 1) ERA: 7.71	1.0	S	6	2	2	2	3	0	0	1	0	0	1	13	17	18.00	2.000					
Ryan Aldridge, R (9, 1) ERA:	1.0	S	4	0	0	0	2	0	0	0	0	0	0	8	8	0.00	0.000					

Batter	1	2	3	4	5	6	7	8	9	AB	R	H	RBI	BB	SO	LOB	BOTTOM			
2 Erick Aybar, S (1, 6) 86 Eren Navarro, L (7, PH) OBP: 0.242, SLG: 0.143 OBP: 0.333, SLG: 0.333	K				G4-3	42 BB				4	0	2	0	0	1	0	<p>Texas Rangers @ Los Angeles Angels Tempe Diablo Stadium, Tempe, AZ Thu Mar 25 2010, 4:19 PM - 7:28 PM EDT Att: 7,609 - Sunny - 70 F</p>			
53 Bobby Abreu, L (1, 9) 42 Terry Evans, R (5, PH) OBP: 0.269, SLG: 0.364 OBP: 0.258, SLG: 0.345	F7		G5-3		F9	FC6-4	P4			2	0	0	0	0	0	1				
48 Toni Hunter, R (1, 8) 3 Brandon Wood, R (6, PH) 25 Peter Bourjos, R (7, 8) OBP: 0.452, SLG: 0.714 OBP: 0.357, SLG: 0.375 OBP: 0.281, SLG: 0.321	G6-3			55 1B		L7		F9		3	1	1	0	0	0	0				
55 Hideki Matsui, L (1, 10) 22 Cory Aldridge, L (7, PH) OBP: 0.326, SLG: 0.511 OBP: 0.452, SLG: 0.750	G5-3		20 1B	8 1B						3	2	2	0	0	0	0				
8 Kendrys Morales, S (1, 3) 46 Bobby Wilson, R (7, PH) OBP: 0.455, SLG: 0.659 OBP: 0.400, SLG: 0.412	K			20 1B		8 2B		83 BB		3	1	2	2	0	1	0				
20 Juan Rivera, R (1, 7) 83 Michael Ryan, L (7, 7) OBP: 0.316, SLG: 0.537 OBP: 0.467, SLG: 0.667				1B	G5-4-3	47 2B		P4		2	0	0	0	0	0	2				
47 Howie Kendrick, R (1, 4) 6 Hainley Statia, S (7, PH) OBP: 0.326, SLG: 0.511 OBP: 0.188, SLG: 0.133	F9			1B		2B				3	1	2	2	0	0	1				
13 Maicer Izturis, S (1, 5) Adam Younger, R (9, 5) OBP: 0.452, SLG: 0.528			G5-3	G1-3						0	0	0	0	0	0	0				
5 Jeff Mathis, R (1, 2) 27 Andrew Romine, S (7, PH) OBP: 0.265, SLG: 0.379 OBP: 0.375, SLG: 0.167	G6-3				G5-3	42 BB	2 1B	86 1B		3	0	1	2	0	0	0				
										0	0	0	0	1	0	0				
Inning Stats	R: 0 E: 0 K: 1 S: 5	H: 0 LOB: 0 BB: 0 P: 5	R: 0 E: 0 K: 1 S: 6	H: 1 LOB: 0 BB: 0 P: 6	R: 0 E: 0 K: 0 S: 4	H: 1 LOB: 1 BB: 0 P: 4	R: 2 E: 0 K: 0 S: 6	H: 4 LOB: 1 BB: 0 P: 6	R: 0 E: 0 K: 0 S: 3	H: 0 LOB: 0 BB: 0 P: 3	R: 4 E: 0 K: 0 S: 9	H: 5 LOB: 3 BB: 2 P: 20	R: 3 E: 0 K: 1 S: 9	H: 3 LOB: 2 BB: 2 P: 17	R: 0 E: 0 K: 0 S: 4	H: 1 LOB: 1 BB: 0 P: 4	1B: 10 2B: 4 3B: 1 HR: 0	SF: 0 SAC: 0 DP: 1 HBP: 0	WP: 0 PB: 0 SB: 2 CS: 0	PA: 42
PITCHER	IP WLS BF H R ER SO BB IBB HBP BLK WP HR S P ERA WHIP																			
45 Derek Holland, L (1, 1) 76 Alexi Ogando, R (6, 1) Ben Snyder, L (6, 1) Elizardo Ramirez, R (7, 1) ERA: 5.68 ERA: 4.15 ERA: 9.0	5.1	L	23	8	4	4	2	0	0	0	0	0	0	5	16	54.00	15.000			
	1.0		8	3	3	3	1	2	0	0	0	0	0	9	17	27.00	5.000			
	1.1		5	1	0	0	0	0	0	0	0	0	0	5	5	0.00	0.750			

livebaseballscorecards.com

AB 39
R 6
H 13
RBI 6
BB 3
SO 10
LOB 19



livebaseballscorecards.com

AB 38
R 9
H 15
RBI 9
BB 4
SO 3
LOB 16



Batter	1	2	3	4	5	6	7	8	9	AB	R	H	RBI	BB	SO	LOB	TOP							
2 Erick Aybar, S (1,6) OBP: 0.297, SLG: 0.281										4	1	3	1	0	1	1	Los Angeles Angels @ San Francisco Giants Scottsdale Stadium, Scottsdale, AZ Fri Mar 26 2010, 4:15 PM - 7:05 PM EDT Att: 12,087 - Partly Cloudy - 68 F							
94 Gary Patchett, R (7,6) OBP: 0.400, SLG: 0.429										1	0	0	0	0	1	1								
47 Howie Kendrick, R (1,4) OBP: 0.320, SLG: 0.490										4	0	1	1	0	1	2								
9 Alexi Amarista, L (7,4) OBP: 0.167, SLG: 0.273										1	0	0	0	0	0	1								
48 Toni Hunter, R (1,8) OBP: 0.471, SLG: 0.790										2	0	1	0	1	0	0								
52 Jason Bulger, R (6,1)										0	0	0	0	0	0	0								
39 Robb Quinlan, R (7, FH) OBP: 0.211, SLG: 0.297										2	0	0	0	0	0	2								
55 Hideki Matsui, L (1,7) OBP: 0.353, SLG: 0.400										3	0	0	0	0	2	3								
83 Michael Ryan, L (5,7) OBP: 0.452, SLG: 0.640										1	0	0	0	0	0	1								
8 Kendrys Morales, S (1,3) OBP: 0.438, SLG: 0.622										4	0	1	0	0	0	4								
58 Michael Kohn, R (7,1)										0	0	0	0	0	0	0								
45 Francisco Rodriguez, R (8,1)										0	0	0	0	0	0	0								
20 Juan Rivera, R (1,9) OBP: 0.298, SLG: 0.500										3	0	0	0	0	0	1								
74 Jeremy Moore, L (6,8) OBP: 0.444, SLG: 0.286										1	0	0	0	0	1	0								
3 Brandon Wood, R (1,5) OBP: 0.250, SLG: 0.207										4	1	1	0	0	2	1								
12 Freddy Sandoval, S (8,5) OBP: 0.250, SLG: 0.207										0	0	0	0	0	0	0								
46 Bobby Wilson, R (1,2) OBP: 0.435, SLG: 0.421										2	0	1	1	1	0	0								
28 Ryan Budde, R (7,2)										1	0	0	0	0	0	0								
38 Trevor Reckling, L (1,1)										2	0	0	0	0	2	3								
6 Jeremy Hill, R (5,1)										0	0	0	0	0	0	0								
22 Cory Aldridge, L (6,9) OBP: 0.485, SLG: 0.800										2	1	2	0	0	0	0								
Inning Stats	R: 0 E: 0 K: 2 S: 8	H: 2 LOB: 1 BB: 0 P: 8	R: 0 E: 0 K: 2 S: 8	H: 1 LOB: 2 BB: 1 P: 12	R: 0 E: 0 K: 1 S: 6	H: 1 LOB: 2 BB: 1 P: 10	R: 1 E: 0 K: 2 S: 9	H: 2 LOB: 1 BB: 0 P: 9	R: 0 E: 0 K: 0 S: 3	H: 0 LOB: 0 BB: 0 P: 3	R: 0 E: 0 K: 1 S: 5	H: 0 LOB: 0 BB: 0 P: 5	R: 2 E: 1 K: 0 S: 7	H: 3 LOB: 2 BB: 0 P: 7	R: 0 E: 0 K: 1 S: 5	H: 0 LOB: 0 BB: 0 P: 5	R: 0 E: 0 K: 1 S: 6	H: 1 LOB: 1 BB: 0 P: 6	1B: 7 2B: 1 3B: 2 HR: 0	SF: 0 SAC: 0 DP: 0 HBP: 0	WP: 0 PB: 0 SB: 0 CS: 1	PA: 39		
PITCHER	IP WLS BF H R ER SO BB IBB HBP BLK WP HR S P ERA WHIP	4.0 19 6 1 1 7 2 0 0 0 0 0 0 0 0 0 2.25 2.000	2.0 6 0 0 0 1 0 0 0 0 0 0 0 0 0 0 0.00 0.000	1.0 B 7 3 2 2 0 0 0 0 0 0 0 0 0 0 7 18.00 3.000	1.0 W 3 0 0 0 1 0 0 0 0 0 0 0 0 0 5 5 0.00 0.000	1.0 S 4 1 0 0 1 0 0 0 0 0 0 0 0 0 6 6 0.00 1.000																		

Batter	1	2	3	4	5	6	7	8	9	AB	R	H	RBI	BB	SO	LOB	BOTTOM			
33 Aaron Rowand, R (1,8) OBP: 0.543, SLG: 0.711										3	1	2	1	0	1	0	Los Angeles Angels @ San Francisco Giants Scottsdale Stadium, Scottsdale, AZ Fri Mar 26 2010, 4:15 PM - 7:05 PM EDT Att: 12,087 - Partly Cloudy - 68 F			
20 John Bowker, L (6,9) OBP: 0.369, SLG: 0.596										2	0	0	0	0	0	3				
59 Guillermo Mota, R (9,1)										0	0	0	0	0	0	0				
16 Edgar Renteria, R (1,6) OBP: 0.350, SLG: 0.426										3	0	1	1	0	0	1				
79 Brandon Crawford, L (5, PR) OBP: 0.313, SLG: 0.333										1	0	0	0	0	1	1				
56 Andres Torres, S (1,9) OBP: 0.418, SLG: 0.578										3	1	1	0	1	0	1				
17 Aubrey Huff, L (1,3) OBP: 0.438, SLG: 0.667										3	0	0	0	0	0	4				
28 Buster Posey, R (6,3) OBP: 0.442, SLG: 0.585										1	0	1	1	0	0	0				
90 Tyler Graham, R (8, PR) OBP: 0.241, SLG: 0.296										0	1	0	0	0	0	0				
14 Fred Lewis, L (1,7) OBP: 0.317, SLG: 0.528										2	0	0	0	1	1	0				
49 Brandon Medders, R (7,1) OBP: 0.444, SLG: 0.516										0	0	0	0	0	0	0				
41 Jeremy Affeldt, L (8,1) OBP: 0.444, SLG: 0.516										0	0	0	0	0	0	0				
34 Matt Downs, R (8, FH) OBP: 0.444, SLG: 0.516										0	1	0	0	1	0	0				
8 Eugenio Velez, S (1,4) OBP: 0.353, SLG: 0.340										4	0	2	0	0	0	2				
22 Eji Whiteside, R (1,2) OBP: 0.263, SLG: 0.600										3	0	0	0	0	1	1				
32 Steve Holm, R (7,2) OBP: 0.667, SLG: 0.600										1	0	1	2	0	0	0				
29 Ryan Rohlinger, R (1,5) OBP: 0.240, SLG: 0.159										3	0	0	0	0	1	1				
55 Tim Lincecum, L (1,1) OBP: 0.415										1	0	0	0	0	0	0				
60 Waldis Joaquin, R (5,1) OBP: 0.263, SLG: 0.222										0	1	0	0	1	0	0				
35 Travis Ishikawa, L (7,7) OBP: 0.263, SLG: 0.222										2	0	1	0	0	0	2				
Inning Stats	R: 0 E: 0 K: 0 S: 4	H: 1 LOB: 1 BB: 0 P: 4	R: 0 E: 0 K: 1 S: 6	H: 1 LOB: 1 BB: 0 P: 6	R: 0 E: 0 K: 1 S: 5	H: 0 LOB: 0 BB: 0 P: 5	R: 0 E: 0 K: 0 S: 2	H: 0 LOB: 2 BB: 2 P: 11	R: 2 E: 0 K: 0 S: 6	H: 3 LOB: 2 BB: 1 P: 10	R: 0 E: 0 K: 1 S: 5	H: 0 LOB: 0 BB: 0 P: 5	R: 0 E: 0 K: 2 S: 8	H: 1 LOB: 1 BB: 0 P: 8	R: 3 E: 1 K: 0 S: 7	H: 3 LOB: 2 BB: 1 P: 12	1B: 6 2B: 2 3B: 1 HR: 0	SF: 0 SAC: 1 DP: 1 HBP: 0	WP: 0 PB: 0 SB: 1 CS: 0	PA: 37
PITCHER	IP WLS BF H R ER SO BB IBB HBP BLK WP HR S P ERA WHIP	4.2 20 2 2 2 2 3 0 0 0 0 0 0 0 2 2 0.00 3.000	0.1 2 1 0 0 0 0 0 0 0 0 0 0 0 0 2 2 0.00 3.00																	


Batter	1	2	3	4	5	6	7	8	9	AB	R	H	RBI	BB	SO	LOB	TOP			
56 Andres Torres, S OBP: 0.417, SLG: 0.571	B5-3		2B		BB		P5		K	4	1	1	0	1	1	0	San Francisco Giants @ Los Angeles Angels Tempe Diablo Stadium, Tempe, AZ Sat Mar 27 2010, 4:11 PM - 7:00 PM EDT Att: 8,805 - Sunny - 70 F			
7 Mark DeRosa, R OBP: 0.325, SLG: 0.297	L7		F7		BB		K			4	1	1	0	0	1	1				
8 Eugenio Velez, S OBP: 0.353, SLG: 0.340					1B					0	0	0	0	0	0	0				
48 Pablo Sandoval, S OBP: 0.313, SLG: 0.457	L9				1B		F7			3	1	1	0	1	0	0				
29 Ryan Rohlinger, R OBP: 0.240, SLG: 0.159					BB					0	0	0	0	0	0	0				
1 Bengie Molina, R OBP: 0.438, SLG: 0.578		K			1B		F9			4	0	2	3	0	1	0				
22 Eli Whiteside, R OBP: 0.241, SLG: 0.296					2B					0	0	0	0	0	0	0				
5 Juan Uribe, R OBP: 0.319, SLG: 0.452					1B		F7			3	0	2	0	1	0	0				
79 Brandon Crawford, L OBP: 0.310, SLG: 0.333					1B					0	0	0	0	0	0	0				
28 Buster Posey, R OBP: 0.404, SLG: 0.533	G5-3				1B		E6			4	0	0	0	0	1	6				
Mike McBryde, R										0	0	0	0	0	0	0				
12 Nate Schierholtz, L OBP: 0.294, SLG: 0.440							F8			3	0	0	0	0	2	4				
20 John Bowker, L OBP: 0.364, SLG: 0.586										1	0	0	0	0	0	1				
35 Travis Ishikawa, L OBP: 0.217, SLG: 0.182			K						G3	4	0	0	0	0	2	3				
34 Matt Downs, R OBP: 0.400, SLG: 0.457	P3						F8		K	4	0	0	0	0	1	0				
Inning Stats	R: 0 E: 0 K: 0 S: 3	H: 0 LOB: 0 BB: 0 P: 3	R: 0 E: 0 K: 2 S: 7	H: 0 LOB: 1 BB: 1 P: 11	R: 0 E: 0 K: 1 S: 6	H: 1 LOB: 1 BB: 0 P: 6	R: 0 E: 0 K: 3 S: 12	H: 3 LOB: 3 BB: 0 P: 12	R: 3 E: 0 K: 0 S: 5	H: 3 LOB: 1 BB: 2 P: 13	R: 0 E: 0 K: 0 S: 3	H: 0 LOB: 0 BB: 0 P: 3	R: 0 E: 1 K: 0 S: 4	H: 0 LOB: 1 BB: 0 P: 4	R: 0 E: 0 K: 2 S: 7	H: 0 LOB: 0 BB: 0 P: 7	1B: 5 2B: 2 HR: 0	SF: 0 SAC: 0 DP: 1 HBP: 0	WP: 0 PB: 0 SB: 0 CS: 0	PA: 37
PITCHER	IP WLS BF H R ER SO BB IBB HBP BLK WP HR S P ERA WHIP																			
51 Joe Saunders, L ERA: 6.0	4.1	23	7	3	3	6	3	0	0	0	0	0	0	0	0	4	4	6.23	2.308	
Bobby Cassevah, R ERA: 1.5	1.2	4	0	0	0	0	0	0	0	0	0	0	0	0	4	4	0.00	0.000		
40 Kevin Jepsen, R ERA: 2.25	1.0	3	0	0	0	1	0	0	0	0	0	0	0	5	5	0.00	0.000			
62 Scot Shields, R ERA: 4.5	1.0	4	0	0	0	0	0	0	0	0	0	0	0	4	4	0.00	0.000			
56 Fernando Rodney, R ERA: 4.5	1.0	3	0	0	0	2	0	0	0	0	0	0	0	7	7	0.00	0.000			

Batter	1	2	3	4	5	6	7	8	9	AB	R	H	RBI	BB	SO	LOB	BOTTOM			
2 Erick Aybar, S OBP: 0.341, SLG: 0.294	F9									2	2	1	0	2	0	0	San Francisco Giants @ Los Angeles Angels Tempe Diablo Stadium, Tempe, AZ Sat Mar 27 2010, 4:11 PM - 7:00 PM EDT Att: 8,805 - Sunny - 70 F			
27 Andrew Romine, S OBP: 0.375, SLG: 0.167										0	0	0	0	0	0	0				
53 Bobby Abreu, L OBP: 0.276, SLG: 0.480			1B							3	1	1	2	0	1	1				
42 Terry Evans, R OBP: 0.250, SLG: 0.333	K		HR							1	0	0	0	0	0	1				
48 Toni Hunter, R OBP: 0.486, SLG: 0.727										3	0	2	1	0	0	0				
25 Peter Bourjos, R OBP: 0.273, SLG: 0.310			P2							1	1	0	0	0	0	0				
55 Hideki Matsui, L OBP: 0.351, SLG: 0.394										3	0	1	1	0	0	1				
44 Mike Napoli, R OBP: 0.421, SLG: 0.875	G3									0	0	0	0	1	0	0				
8 Kendrys Morales, S OBP: 0.431, SLG: 0.604										3	0	1	0	0	1	2				
83 Michael Ryan, L OBP: 0.469, SLG: 0.640										0	0	0	0	1	0	0				
20 Juan Rivera, R OBP: 0.300, SLG: 0.489										3	0	1	0	0	0	1				
22 Cory Aldridge, L OBP: 0.471, SLG: 0.774	P3									1	0	0	0	0	1	2				
13 Maicer Izturis, S OBP: 0.442, SLG: 0.514										1	0	0	0	0	0	1				
6 Hainley Statia, S OBP: 0.211, SLG: 0.118	G6-4-3									2	0	0	0	1	0	2				
5 Jeff Mathis, R OBP: 0.243, SLG: 0.344										3	0	0	0	0	0	3				
3 Brandon Wood, R OBP: 0.333, SLG: 0.382										3	0	0	0	0	1	0				
39 Robb Quinlan, R OBP: 0.211, SLG: 0.297	K									0	0	0	0	0	0	0				
Inning Stats	R: 0 E: 0 K: 1 S: 6	H: 1 LOB: 1 BB: 0 P: 6	R: 0 E: 0 K: 0 S: 3	H: 1 LOB: 0 BB: 0 P: 3	R: 2 E: 0 K: 1 S: 8	H: 2 LOB: 0 BB: 0 P: 9	R: 0 E: 0 K: 1 S: 5	H: 0 LOB: 0 BB: 0 P: 5	R: 0 E: 0 K: 0 S: 3	H: 0 LOB: 0 BB: 0 P: 3	R: 2 E: 0 K: 0 S: 6	H: 3 LOB: 3 BB: 2 P: 14	R: 0 E: 0 K: 0 S: 3	H: 0 LOB: 0 BB: 1 P: 7	R: 0 E: 0 K: 1 S: 5	H: 0 LOB: 2 BB: 2 P: 13	1B: 5 2B: 1 3B: 0 HR: 1	SF: 0 SAC: 0 DP: 1 HBP: 0	WP: 0 PB: 0 SB: 0 CS: 1	PA: 35
PITCHER	IP WLS BF H R ER SO BB IBB HBP BLK WP HR S P ERA WHIP																			
75 Barry Zito, L ERA: 5.03	5.1	22	6	4	4	3	1	0	0	0	0	0	0	3	7	0.00	3.000			
67 Henry Sosa, R ERA: 1.5	0.2	4	1	0	0	0	1	0	0	0	0	0	0	2	6	0.00	1.500			
54 Sergio Romo, R ERA: 1.5	0.2	3	0	0	0	0	0	0	0	0	0	0	0	1	1	0.00	0.000			
45 Dan Runzler, L ERA: 1.5	0.1	0	0	0	0	0	0	0	0	0	0	0	0	1	1	0.00	0.000			
38 Brian Wilson, R ERA: 1.64	1.0	5	0	0	0	1	2	0	0	0	0	0	0	5	13	0.00	2.000			


Batter	1	2	3	4	5	6	7	8	9	AB	R	H	RBI	BB	SO	LOB	TOP			
9 David DeJesus, L (1, 7) OBP: 0.352, SLG: 0.510 32 Brian Anderson, R (5, 7) OBP: 0.386, SLG: 0.561	G3		K		G1-3			F7		3	0	0	0	0	1	2	Kansas City Royals @ Los Angeles Angels Tempe Diablo Stadium, Tempe, AZ Mon Mar 29 2010, 4:17 PM - 7:02 PM EDT Att: 4,597 - Cloudy - 79 F			
22 Scott Podsednik, L (1, 8) OBP: 0.375, SLG: 0.500 30 Mike Aviles, R (6, 5) OBP: 0.543, SLG: 0.667	E8 16 G4-3				G3			F9		3	1	1	0	0	0	0				
16 Billy Butler, R (1, 3) OBP: 0.417, SLG: 0.455 25 Kila Ka'aihue, L (6, 3) OBP: 0.472, SLG: 0.733	G4-3				G6-3			G4-3		3	0	0	0	0	0	2				
24 Rick Ankiel, L (1, 10) OBP: 0.368, SLG: 0.625 76 Anthony Seratelli, S (9, PR)	G4-3				BB			P6		2	0	1	1	2	0	1				
6 Jose Guillen, R (1, 9) OBP: 0.333, SLG: 0.439 41 Buck Coats, L (6, 9) OBP: 0.304, SLG: 0.286		G5-3			G5-3			BB		3	0	0	0	0	0	2				
64 Scott Thorman, L (1, 5) OBP: 0.360, SLG: 0.413	F8				G3-1			F8		4	0	0	0	0	1	3				
3 Yuniesky Betancourt, R (1, 6) OBP: 0.261, SLG: 0.349 46 Wilson Betemit, S (7, 6) OBP: 0.388, SLG: 0.595	L5				G5-3			K		3	0	0	0	0	0	0				
18 Jason Kendall, R (1, 2) OBP: 0.244, SLG: 0.194 3 Brayan Peña, S (5, 2) OBP: 0.350, SLG: 0.500					F8			G4-3		1	0	0	0	0	0	0				
72 Irving Falu, S (1, 4) OBP: 0.324, SLG: 0.375	G4-3				HBP			1B		2	0	1	1	0	0	0				
	G4-3				BB			G3-4-1		3	0	0	0	1	1	2				
Inning Stats	R: 0 E: 1 K: 0 S: 4	H: 0 LOB: 1 BB: 0 P: 4	R: 0 E: 0 K: 0 S: 3	H: 0 LOB: 0 BB: 0 P: 3	R: 0 E: 0 K: 1 S: 5	H: 0 LOB: 0 BB: 0 P: 5	R: 0 E: 0 K: 0 S: 3	H: 0 LOB: 1 BB: 1 P: 7	R: 0 E: 0 K: 0 S: 3	H: 0 LOB: 2 BB: 1 P: 8	R: 0 E: 0 K: 0 S: 3	H: 0 LOB: 0 BB: 0 P: 3	R: 0 E: 0 K: 0 S: 3	H: 0 LOB: 0 BB: 0 P: 3	R: 1 E: 0 K: 2 S: 9	H: 2 LOB: 2 BB: 1 P: 13	1B: 2 2B: 2 3B: 0 HR: 0	SF: 0 SAC: 0 DP: 0 HBP: 1	WP: 0 PB: 0 SB: 0 CS: 0	PA: 36
PITCHER	IP WLS BF H R ER SO BB IBB HBP BLK WP HR S P ERA WHIP																			
35 Joel Pineiro, R (1, 1) ERA: 3.48	6.2 W 26 2 0 1 1 2 2 0 0 1 0 0 0 27 36 1.35 0.600																			
24 Nick Pugliese, R (7, 1) ERA: 6.75	0.1 1 0 0 0 0 0 0 0 0 0 0 0 0 1 1 0.00 0.000																			
40 Brian Fuentes, L (8, 1) ERA: 1.17	1.0 3 0 0 0 0 0 0 0 0 0 0 0 0 3 3 0.00 0.000																			
45 Francisco Rodriguez, R (9, 1) ERA: 2.89	1.0 6 2 1 1 2 1 0 0 0 0 0 0 0 9 13 9.00 3.000																			

Batter	1	2	3	4	5	6	7	8	9	AB	R	H	RBI	BB	SO	LOB	BOTTOM			
2 Erick Aybar, S (1, 6) OBP: 0.417, SLG: 0.375 9 Alexi Amarista, L (8, 4) OBP: 0.231, SLG: 0.333	1B		53 SF8		1B			2B		4	1	4	2	0	0	0	Kansas City Royals @ Los Angeles Angels Tempe Diablo Stadium, Tempe, AZ Mon Mar 29 2010, 4:17 PM - 7:02 PM EDT Att: 4,597 - Cloudy - 79 F			
53 Bobby Abreu, L (1, 9) OBP: 0.314, SLG: 0.467 22 Cory Aldridge, L (6, PH) OBP: 0.432, SLG: 0.706	F8		55 SF8		F8			L6		3	1	1	1	0	0	2				
48 Torii Hunter, R (1, 8) OBP: 0.488, SLG: 0.676 Mike Trout, R (6, PH) OBP: 0.667, SLG: 1.667	G5-3		55 SF8		F7			2B		2	0	0	0	1	0	1				
55 Hideki Matsui, L (1, 10) OBP: 0.349, SLG: 0.361 96 Anel De Los Santos, R (6, PH) OBP: 0.250, SLG: 0.250	G4-3		8 SF7		K			K2-3		2	0	0	1	0	1	1				
8 Kendrys Morales, S (1, 3) OBP: 0.421, SLG: 0.577 27 Andrew Romine, S (7, PH) OBP: 0.333, SLG: 0.143	F8		55 SF8		20 2B			G3		2	1	1	1	0	0	0				
20 Juan Rivera, R (1, 7) OBP: 0.286, SLG: 0.472 Clay Fuller, R (7, 7) OBP: 1.000, SLG: 1.000	K		1-2 2-3 3-H		P2			G3-1		3	0	1	1	0	1	1				
47 Howie Kendrick, R (1, 4) OBP: 0.321, SLG: 0.491 57 Jay Brossman, R (7, PH) OBP: 0.333, SLG: 0.143	G6-3		1-2 2-3 3-H		2B			G3		2	0	0	0	0	0	1				
5 Jeff Mathis, R (1, 2) OBP: 0.293, SLG: 0.400 45 Francisco Rodriguez, R (9, 1)			1-2 2-3 3-H		K			G3-1		3	2	2	1	1	1	1				
3 Brandon Wood, R (1, 5) OBP: 0.377, SLG: 0.467 86 Efen Navarro, L (7, PH) OBP: 0.300, SLG: 0.300	E4		3 1B		2 1B			G4-3		2	3	2	2	1	0	0				
	BB		2B		BB			G4-3		1	0	0	0	0	0	1				
Inning Stats	R: 0 E: 0 K: 0 S: 4	H: 1 LOB: 1 BB: 0 P: 5	R: 0 E: 0 K: 1 S: 5	H: 0 LOB: 0 BB: 0 P: 5	R: 4 E: 1 K: 0 S: 7	H: 4 LOB: 1 BB: 1 P: 11	R: 1 E: 0 K: 1 S: 6	H: 2 LOB: 1 BB: 1 P: 11	R: 1 E: 0 K: 0 S: 7	H: 2 LOB: 1 BB: 1 P: 7	R: 2 E: 0 K: 1 S: 7	H: 2 LOB: 1 BB: 1 P: 11	R: 1 E: 0 K: 1 S: 7	H: 2 LOB: 1 BB: 0 P: 7	R: 1 E: 0 K: 1 S: 7	H: 2 LOB: 1 BB: 0 P: 7	1B: 10 2B: 4 3B: 1 HR: 0	SF: 2 SAC: 0 DP: 0 HBP: 0	WP: 0 PB: 0 SB: 2 CS: 1	PA: 41
PITCHER	IP WLS BF H R ER SO BB IBB HBP BLK WP HR S P ERA WHIP																			
40 Kyle Farnsworth, R (1, 1) ERA: 7.98	2.0 L 5 4 4 4 0 1 0 0 0 0 0 0 4 8 ∞ ∞																			
48 Joakim Soria, R (3, 1) ERA: 11.88	0.0 1 0 0 0 0 0 0 0 0 0 0 0 3 3 0.00 0.000																			
77 Matt Herges, R (4, 1) ERA: 3.38	1.0 4 2 1 1 1 1 0 0 0 0 0 0 5 10 13.50 4.500																			
54 Anthony Lerew, R (4, 1) ERA: 7.24	1.1 9 4 3 3 1 1 0 0 0 0 0 0 10 14 20.25 3.750																			
PITCHER	IP WLS BF H R ER SO BB IBB HBP BLK WP HR S P ERA WHIP																			
31 Dusty Hughes, L (6, 1) ERA: 6.75	1.2 7 3 1 1 1 0 0 0 0 0 0 0 9 9 6.75 2.250																			
Rowdy Hardy, L (7, 1)	1.1 7 3 1 1 1 0 0 0 0 0 0 0 9 9 6.75 2.250																			

AB 32
R 2
H 4
RBI 2
BB 3
SO 4
LOB 15



AB 36
R 10
H 15
RBI 10
BB 3
SO 5
LOB 15




livebaseballscorecards.com

livebaseballscorecards.com


Batter	1	2	3	4	5	6	7	8	9	AB	R	H	RBI	BB	SO	LOB	TOP								
13 Maicer Izturis, S OBP: 0.457, SLG: 0.525 25 Peter Bourjos, R OBP: 0.306, SLG: 0.300										3	0	2	0	0	0	0	Los Angeles Angels @ Chicago White Sox Camelback Ranch, Glendale, AZ Mon Mar 29 2010, 10:15 PM - 1:25 AM EDT Alt. 7, 088 - Overcast - 75 F								
77 Rengie Willis, S OBP: 0.318, SLG: 0.300 94 Gary Patchett, R OBP: 0.429, SLG: 0.478										3	0	1	0	0	1	1									
44 Mike Napoli, R OBP: 0.391, SLG: 0.769										5	1	1	0	0	2	5									
39 Robb Quinlan, R OBP: 0.222, SLG: 0.279										5	0	1	2	0	2	4									
46 Bobby Wilson, R OBP: 0.393, SLG: 0.375 Carlos Ramirez, R										4	1	1	2	0	2	1									
42 Terry Evans, R OBP: 0.270, SLG: 0.324										3	0	1	0	1	1	0									
83 Michael Ryan, L OBP: 0.395, SLG: 0.516 Nick Gorneault, R										4	0	0	0	0	1	3									
12 Freddy Sandoval, S OBP: 0.243, SLG: 0.206										4	0	1	0	0	1	4									
6 Hainley Stasia, S OBP: 0.273, SLG: 0.158 Jean Segura, R										2	1	1	0	0	0	1									
										2	0	0	0	0	0	0									
Inning Stats	R: 0 E: 0 K: 1 S: 5	H: 1 LOB: 0 BB: 0 P: 6	R: 0 E: 0 K: 2 S: 7	H: 0 LOB: 0 BB: 0 P: 7	R: 0 E: 0 K: 1 S: 5	H: 1 LOB: 0 BB: 0 P: 5	R: 0 E: 0 K: 0 S: 4	H: 1 LOB: 1 BB: 0 P: 4	R: 0 E: 0 K: 2 S: 8	H: 0 LOB: 1 BB: 0 P: 8	R: 3 E: 1 K: 2 S: 12	H: 4 LOB: 3 BB: 1 P: 16	R: 4 E: 1 K: 0 S: 7	H: 3 LOB: 1 BB: 1 P: 15	R: 0 E: 0 K: 0 S: 2	H: 0 LOB: 0 BB: 1 P: 7	R: 0 E: 0 K: 3 S: 9	H: 0 LOB: 1 BB: 1 P: 13	1B: 8 2B: 2 3B: 0 HR: 0	SF: 0 SAC: 0 DP: 1 HBP: 0	WP: 0 PB: 0 SB: 2 CS: 1	PA: 42			
PITCHER	IP	WLS	BF	H	R	ER	SO	BB	IBB	HBP	BLK	WP	HR	S	P	ERA	WHIP								
50 John Danks, L ERA: 4.62	5.2		23	7	3	3	7	0	0	0	0	0	0	37	38	4.76	1.235								
40 J.J. Putz, R ERA: 3.99	0.1		3	0	0	0	1	1	0	0	0	0	0	4	8	0.00	3.000								
71 Scott Linebrink, R ERA: 6.48	0.2		6	2	4	2	0	1	0	0	0	0	0	5	12	27.00	4.500								
57 Ramon Pena, R ERA: 3.6	1.1	B	5	1	0	0	0	1	0	0	1	0	0	4	10	0.00	1.500								
37 Matt Thornton, L ERA: 1.42	1.0		4	0	0	0	3	1	0	0	0	0	0	9	13	0.00	1.000								

Batter	1	2	3	4	5	6	7	8	9	AB	R	H	RBI	BB	SO	LOB	BOTTOM								
1 Juan Pierre, L OBP: 0.375, SLG: 0.357										3	1	0	0	1	1	4	Los Angeles Angels @ Chicago White Sox Camelback Ranch, Glendale, AZ Mon Mar 29 2010, 10:15 PM - 1:25 AM EDT Alt. 7, 088 - Overcast - 75 F								
15 Gordon Beckham, R OBP: 0.467, SLG: 0.489 18 Brent Lillibridge, R OBP: 0.300, SLG: 0.405										2	1	0	0	2	1	2									
20 Carlos Quentin, R OBP: 0.333, SLG: 0.475 76 Jordan Danks, L OBP: 0.370, SLG: 0.222										3	0	0	1	1	1	3									
14 Paul Konerko, R OBP: 0.409, SLG: 0.466 Javier Castillo, R										3	2	2	1	1	1	0									
7 Mark Kotsay, L OBP: 0.500, SLG: 0.617 30 Alejandro De Aza, L OBP: 0.366, SLG: 0.362										4	1	2	3	0	0	3									
25 Andrew Jones, R OBP: 0.426, SLG: 0.543										4	1	1	1	1	2	0									
12 A.J. Pierzynski, L OBP: 0.275, SLG: 0.353 55 Donny Lucy, R OBP: 0.409, SLG: 0.333										4	0	1	1	0	0	2									
90 Justin Fuller, L										0	0	0	0	0	0	0									
23 Mark Teahen, L OBP: 0.294, SLG: 0.367 5 Jayson Nix, R OBP: 0.366, SLG: 0.463										2	0	0	0	1	0	0									
10 Alexei Ramirez, R OBP: 0.297, SLG: 0.279										5	1	3	0	0	0	1									
Inning Stats	R: 2 E: 0 K: 0 S: 5	H: 3 LOB: 2 BB: 2 P: 13	R: 0 E: 0 K: 1 S: 6	H: 1 LOB: 1 BB: 1 P: 10	R: 5 E: 0 K: 0 S: 6	H: 4 LOB: 3 BB: 4 P: 26	R: 0 E: 0 K: 1 S: 5	H: 0 LOB: 0 BB: 0 P: 5	R: 0 E: 0 K: 2 S: 7	H: 0 LOB: 0 BB: 0 P: 7	R: 0 E: 0 K: 1 S: 7	H: 1 LOB: 2 BB: 0 P: 7	R: 0 E: 0 K: 2 S: 8	H: 1 LOB: 1 BB: 0 P: 8	R: 0 E: 0 K: 1 S: 5	H: 0 LOB: 1 BB: 1 P: 9	1B: 8 2B: 1 3B: 0 HR: 1	SF: 0 SAC: 0 DP: 0 HBP: 1	WP: 0 PB: 0 SB: 4 CS: 1	PA: 45					
PITCHER	IP	WLS	BF	H	R	ER	SO	BB	IBB	HBP	BLK	WP	HR	S	P	ERA	WHIP								
49 Anthony Ortega, R ERA: 9.28	2.2		21	8	7	7	1	6	0	0	0	0	0	16	44	23.62	5.250								
Taylor Widling, R ERA	0.1		2	0	0	0	0	1	0	0	0	0	0	1	5	0.00	3.000								
43 Brian Stokes, R ERA: 2.57	1.0		3	0	0	0	1	0	0	0	0	0	0	5	5	0.00	0.000								
40 Kevin Jepsen, R ERA: 1.8	1.0		3	0	0	0	1	0	0	0	0	0	0	5	5	0.00	0.000								
58 Michael Kohn, R ERA	1.0		3	0	0	0	2	0	0	0	0	0	0	7	7	0.00	0.000								
PITCHER	IP	WLS	BF	H	R	ER	SO	BB	IBB	HBP	BLK	WP	HR	S	P	ERA	WHIP								
Bobby Cassevah, R ERA: 1.29	1.0		8	1	0	0	3	1	0	0	0	0	0	13	17	0.00	1.000								
35 Gabe DeHoyos, R ERA: 6.0	2.0		8	1	0	0	3	1	0	0	0	0	0	13	17	0.00	1.000								

AB	37
R	7
H	10
RBI	5
BB	4
SO	11
LOB	20



AB	36
R	7
H	10
RBI	7
BB	8
SO	9
LOB	20



Batter	1	2	3	4	5	6	7	8	9	10	AB	R	H	RBI	BB	SO	LOB	TOP	
27 Carlos Gómez, R OBP: 0.333, SLG: 0.391 2 Joe Inglett, L OBP: 0.319, SLG: 0.333											3	1	2	0	0	0	1	Milwaukee Brewers @ Los Angeles Angels Tempe Diablo Stadium, Tempe, AZ Tue Mar 30 2010, 4:19 PM - 7:06 PM EDT Att: 6,561 - Sunny - 88 F	
21 Alcides Escobar, R OBP: 0.361, SLG: 0.434 30 Craig Counsell, L OBP: 0.359, SLG: 0.389											3	0	0	0	0	0	3		
23 Rickie Weeks Jr., R OBP: 0.435, SLG: 0.529 93 Erik Miller, R OBP: 0.667, SLG: 0.500											2	0	1	1	1	0	0		
28 Prince Fielder, L OBP: 0.367, SLG: 0.407 66 Taylor Green, L OBP: 0.333, SLG: 0.200											3	0	0	0	0	1	3		
14 Casey McGehee, R OBP: 0.250, SLG: 1.000 97 Chadwin Stang, R OBP: 0.500, SLG: 1.000											3	0	1	0	0	0	0		
1 Corey Hart, R OBP: 0.444, SLG: 0.375 Zelous Wheeler, R OBP: 0.444, SLG: 0.375											3	0	0	0	0	1	1		
63 Adam Stern, L OBP: 0.452, SLG: 0.583											3	0	1	0	1	1	1		
96 Brett Lawrie, R OBP: 0.250, SLG: 0.625 93 Ray Olmedo, S OBP: 0.333, SLG: 0.333											3	0	1	0	0	1	2		
16 George Kottaras, L OBP: 0.388, SLG: 0.660 79 Martin Maldonado, R OBP: 0.490, SLG: 0.520											3	0	1	0	0	0	3		
Inning Stats	R: 1 E: 0 K: 0 S: 4	H: 2 LOB: 0 BB: 0 P: 5	R: 0 E: 0 K: 2 S: 7	H: 0 LOB: 0 BB: 0 P: 7	R: 0 E: 0 K: 0 S: 5	H: 1 LOB: 1 BB: 0 P: 5	R: 0 E: 0 K: 0 S: 3	H: 0 LOB: 0 BB: 0 P: 3	R: 0 E: 1 K: 0 S: 4	H: 1 LOB: 1 BB: 0 P: 5	R: 0 E: 0 K: 1 S: 5	H: 1 LOB: 2 BB: 1 P: 10	R: 0 E: 0 K: 1 S: 7	H: 2 LOB: 1 BB: 0 P: 7	R: 0 E: 0 K: 0 S: 3	H: 1 LOB: 0 BB: 0 P: 3	1B: 7 2B: 3 3B: 0 HR: 0		SF: 0 SAC: 0 DP: 2 HBP: 0
PITCHER	IP 5.0	WLS 18	BF 4	H 1	R 0	ER 1	SO 2	BB 0	IBB 0	HBP 0	BLK 0	WP 0	HR 0	S 23	P 25	ERA 1.80	WHIP 0.800		
19 Scott Kazmir, L ERA: 4.76	5.0	18	4	1	0	1	2	0	0	0	0	0	0	23	25	1.80	0.800		
52 Jason Bulger, R ERA: 1.29	1.0	4	1	0	0	1	1	0	0	0	0	0	0	5	9	0.00	2.000		
69 Travis Chick, R ERA: 5.06	2.0	10	1	0	0	2	3	0	0	0	0	0	0	11	23	0.00	2.000		
Ryan Aldridge, R ERA:	1.0	4	2	0	0	1	0	0	0	0	0	0	0	7	7	0.00	2.000		
6 Jeremy Hill, R ERA: 2.7	1.0	3	1	0	0	0	0	0	0	0	0	0	0	3	3	0.00	1.000		

Batter	1	2	3	4	5	6	7	8	9	10	AB	R	H	RBI	BB	SO	LOB	BOTTOM			
2 Erick Aybar, S OBP: 0.431, SLG: 0.381 22 Cory Aldridge, L OBP: 0.436, SLG: 0.686											2	0	1	0	1	0	1	Milwaukee Brewers @ Los Angeles Angels Tempe Diablo Stadium, Tempe, AZ Tue Mar 30 2010, 4:19 PM - 7:06 PM EDT Att: 6,561 - Sunny - 88 F			
53 Bobby Abreu, L OBP: 0.289, SLG: 0.424 83 Michael Ryan, L OBP: 0.375, SLG: 0.500											3	0	0	0	0	2	5				
48 Torii Hunter, R OBP: 0.457, SLG: 0.625 42 Terry Evans, R OBP: 0.256, SLG: 0.306											3	0	0	0	0	1	5				
55 Hideki Matsui, L OBP: 0.348, SLG: 0.359 39 Robb Quinlan, R OBP: 0.234, SLG: 0.273											3	0	1	0	0	1	4				
8 Kendrys Morales, S OBP: 0.400, SLG: 0.545 46 Bobby Wilson, R OBP: 0.414, SLG: 0.400											3	0	0	0	0	0	1				
20 Juan Rivera, R OBP: 0.288, SLG: 0.482 94 Gary Patchett, R OBP: 0.414, SLG: 0.458											3	0	1	0	0	1	0				
47 Howie Kendrick, R OBP: 0.322, SLG: 0.483 6 Hainley Statia, S OBP: 0.261, SLG: 0.150											3	0	1	0	0	1	1				
5 Jeff Mathis, R OBP: 0.318, SLG: 0.405 12 Freddy Sandoval, S OBP: 0.237, SLG: 0.200											2	0	1	0	0	0	1				
3 Brandon Wood, R OBP: 0.394, SLG: 0.475 66 Rian Kiniry, L ERA: 11.25											1	0	1	0	1	0	0				
Inning Stats	R: 0 E: 0 K: 1 S: 6	H: 0 LOB: 1 BB: 1 P: 10	R: 0 E: 0 K: 2 S: 7	H: 0 LOB: 0 BB: 0 P: 7	R: 0 E: 0 K: 2 S: 10	H: 3 LOB: 3 BB: 0 P: 10	R: 0 E: 0 K: 0 S: 4	H: 1 LOB: 1 BB: 0 P: 4	R: 0 E: 0 K: 1 S: 5	H: 0 LOB: 1 BB: 0 P: 9	R: 0 E: 0 K: 0 S: 3	H: 1 LOB: 2 BB: 1 P: 9	R: 0 E: 0 K: 0 S: 3	H: 1 LOB: 1 BB: 1 P: 7	R: 0 E: 0 K: 1 S: 5	H: 0 LOB: 0 BB: 0 P: 5	R: 0 E: 0 K: 0 S: 3		H: 0 LOB: 0 BB: 0 P: 3	1B: 6 2B: 1 3B: 0 HR: 0	SF: 1 SAC: 1 DP: 2 HBP: 1
PITCHER	IP 3.0	WLS 13	BF 8	H 1	R 0	ER 0	SO 5	BB 1	IBB 0	HBP 0	BLK 0	WP 0	HR 0	S 23	P 27	ERA 0.00	WHIP 1.333				
38 Chris Naverson, L ERA:	3.0	13	8	1	0	0	5	1	0	0	0	0	0	23	27	0.00	1.333				
26 Manny Parra, L ERA: 5.6	2.0	8	1	0	0	1	1	0	0	0	0	0	0	9	13	0.00	1.000				
32 LaTroy Hawkins, R ERA: 6.0	1.0	3	1	0	0	0	0	0	0	0	0	0	0	3	3	0.00	1.000				
46 Claudio Vargas, R ERA: 3.38	1.0	6	1	1	1	0	1	0	1	0	0	0	0	4	9	9.00	2.000				
57 Mitch Stetter, L ERA: 11.25	1.0	4	1	0	0	0	1	0	0	0	0	0	0	3	7	0.00	2.000				
PITCHER	IP 2.0	WLS 6	BF 6	H 0	R 0	ER 0	SO 1	BB 0	IBB 0	HBP 0	BLK 0	WP 0	HR 0	S 8	P 8	ERA 0.00	WHIP 0.000				
52 Chris Pither, R ERA: 2.03	2.0	6	0	0	0	0	1	0	0	0	0	0	0	8	8	0.00	0.000				

AB 35
R 1
H 9
RBI 1
BB 4
SO 6
LOB 18

AB 33
R 1
H 7
RBI 1
BB 4
SO 7
LOB 24

Batter	1	2	3	4	5	6	7	8	9	AB	R	H	RBI	BB	SO	LOB	TOP								
35 Anderson Hernandez, S (1,6) OBP: 0.415, SLG: 0.314 Joshua Rodriguez, R (7,4)	G6-3		G1-3	G5-3			F9		L7	4	0	0	0	0	0	1									
76 Lonnie Chisenhall, L (1,5) OBP: 0.354, SLG: 0.412 87 Jerad Head, R (9,PH) (9,3)	K		G3		G3		F8		F8	4	0	0	0	0	1	0									
17 Shin-Soo Choo, L (1,9) OBP: 0.452, SLG: 0.698 93 Brian Horwitz, R (7,9) OBP: 0.417, SLG: 0.500	HR		48 BB 47 2B	1B	G4-3			47 E 1B	91 BB 1B	3	2	2	1	0	0	0									
48 Travis Hafner, L (1,10) OBP: 0.435, SLG: 0.571 91 Matt McBride, R (8,PH) OBP: 0.500, SLG: 0.333 (8,10)	K		47 2B	BB	47 FC5-4 1B			F7	1-2 BB	2	1	1	0	1	1	0									
47 Shelley Duncan, R (1,7) OBP: 0.269, SLG: 0.462			F7	1-2 2B	FC5-4 1-2			FC5 1B	F8	5	0	1	2	0	0	4									
9 Brian Buscher, L (1,3) OBP: 0.192, SLG: 0.304 (9,5)		30 FC4-6 BB	F8				K		K	3	0	0	0	1	2	3									
30 Lou Marson, R (1,2) OBP: 0.259, SLG: 0.241 Wyatt Toregas, R (7,2) OBP: 0.290, SLG: 0.286	FC4-6 1-2 2B		F8				P3		1-2 2-H 1B	3	1	0	0	0	0	1									
6 Luis Antonio Rodriguez, S (1,4) OBP: 0.356, SLG: 0.333 (7,6)							F9		K	3	0	1	1	1	1	2									
Jose Constanza, L (1,8) OBP: 0.286, SLG: 0.429 86 John Drennen, L (7,PH) OBP: 0.333, SLG: 0.800 (7,8)	G4-3						G3-1		HR	2	0	0	0	0	1	2									
										2	1	1	1	0	0	0									
Inning Stats	R: 1 E: 0 K: 2 S: 8	H: 1 LOB: 0 BB: 0 P: 8	R: 1 E: 0 K: 0 S: 4	H: 1 LOB: 1 BB: 1 P: 8	R: 2 E: 0 K: 0 S: 5	H: 2 LOB: 1 BB: 1 P: 9	R: 0 E: 0 K: 1 S: 5	H: 0 LOB: 1 BB: 1 P: 9	R: 0 E: 0 K: 0 S: 4	H: 1 LOB: 0 BB: 0 P: 4	R: 0 E: 0 K: 1 S: 5	H: 0 LOB: 0 BB: 0 P: 5	R: 0 E: 0 K: 0 S: 3	H: 0 LOB: 0 BB: 0 P: 3	R: 1 E: 1 K: 2 S: 10	H: 2 LOB: 2 BB: 0 P: 10	R: 1 E: 0 K: 0 S: 5	H: 2 LOB: 2 BB: 1 P: 9	1B: 5 2B: 2 3B: 0 HR: 2	SF: 0 SAC: 0 DP: 0 HBP: 0	WP: 0 PB: 0 SB: 0 CS: 0	PA: 41			
PITCHER	IP	WLS	BF	H	R	ER	SO	BB	IBB	HBP	BLK	WP	HR	S	P	ERA	WHIP								
32 Matt Palmer, R (1,1) ERA: 12.1	3.1		16	4	4	4	2	2	0	0	0	0	1	18	26	10.80	1.800								
21 Barrett Browning, L (4,1) ERA: 40.5	0.2	B	3	0	0	0	1	1	0	0	0	0	0	4	8	0.00	1.500								
38 Trevor Reckling, L (5,1) ERA: 3.29	5.0	W	22	5	2	1	3	1	0	0	0	0	1	27	31	1.80	1.200								

Cleveland Indians @ Los Angeles Angels
 Tempe Diablo Stadium, Tempe, AZ
 Thu Apr 01 2010, 3:13 PM - 5:40 PM EDT
 Att: 4,485 - Partly Cloudy - 66 F

AB 37
 R 6
 H 9
 RBI 6
 BB 4
 SO 6
 LOB 14


Batter	1	2	3	4	5	6	7	8	9	AB	R	H	RBI	BB	SO	LOB	BOTTOM								
79 Brad Coon, L (1,7) OBP: 0.444, SLG: 0.750 18 Coby Smith, R (5,FR) OBP: 0.500, SLG: 1.000 (6,7)	G1-3		6 1B 44 G6-4-3	1B	2-H 2B		1-H 2B		F8	3	1	2	1	0	0	0									
6 Hainley Statia, S (1,4) OBP: 0.321, SLG: 0.208 Jean Segura, R (6,4)	G5-3		44 G6-4-3 1B	28 G5-4-3 BB			G4-3		E1	2	0	1	0	1	0	0									
44 Mike Napoli, R (1,2) OBP: 0.385, SLG: 0.800 28 Ryan Budde, R (5,PH) (6,2)	42 2B		1-2 3-H 2B	G6-4-3	G5-4-3			1B 86 SF7 BB		2	1	1	0	0	0	1									
42 Terry Evans, R (1,9) OBP: 0.348, SLG: 0.512 Matt Long, L (6,9)	F7						F8		SH1-3	2	0	1	1	0	0	0									
Nick Gorneault, R (1,10) OBP: 0.200, SLG: 0.200	G5-3			L5			K		SH1-3	1	0	0	0	0	0	0									
86 Efrén Navarro, L (1,3) OBP: 0.286, SLG: 0.308	G6-3		57 G5-4-3 1B				K		SF7	3	0	1	1	0	1	0									
57 Jay Brossman, R (1,5) Dillon Baird, L (7,PH) (8,5)	G5-3			G5-4-3			K		P3	2	0	0	0	0	0	1									
27 Andrew Romine, S (1,6) OBP: 0.364, SLG: 0.222	F9			G5-4-3			G4-3		FC2-6 1B	4	1	2	0	0	0	0									
Mike Trout, R (1,8) OBP: 0.571, SLG: 1.571	HR		3-1 HR				79 2B		FC2-6 1B	4	3	2	1	0	0	2									
										4	3	2	1	0	0	2									
Inning Stats	R: 1 E: 0 K: 0 S: 5	H: 2 LOB: 1 BB: 0 P: 5	R: 0 E: 0 K: 0 S: 3	H: 0 LOB: 0 BB: 0 P: 3	R: 2 E: 0 K: 0 S: 6	H: 3 LOB: 0 BB: 0 P: 9	R: 0 E: 0 K: 0 S: 3	H: 1 LOB: 0 BB: 0 P: 3	R: 1 E: 0 K: 0 S: 4	H: 2 LOB: 1 BB: 1 P: 8	R: 0 E: 0 K: 2 S: 7	H: 0 LOB: 0 BB: 0 P: 7	R: 1 E: 0 K: 1 S: 7	H: 2 LOB: 1 BB: 0 P: 7	R: 1 E: 0 K: 0 S: 4	H: 1 LOB: 1 BB: 1 P: 8	R: 1 E: 1 K: 0 S: 4	H: 1 LOB: 1 BB: 0 P: 5	1B: 6 2B: 5 3B: 0 HR: 1	SF: 1 SAC: 1 DP: 3 HBP: 0	WP: 0 PB: 0 SB: 1 CS: 0	PA: 38			
PITCHER	IP	WLS	BF	H	R	ER	SO	BB	IBB	HBP	BLK	WP	HR	S	P	ERA	WHIP								
32 Aaron Laffey, L (1,1) ERA: 4.08	3.0		13	5	3	3	0	0	0	0	0	0	0	7	11	4.50	2.000								
56 Saul Rivera, R (4,1) ERA: 1.69	2.0	B	8	3	1	1	0	1	0	0	0	0	0	7	7	0.00	0.000								
49 Tony Sipp, L (6,1) ERA: 6.75	1.0		3	0	0	0	2	0	0	0	0	0	0	7	7	9.00	2.000								
C.C. Lee, R (7,1) ERA: 3.86	1.0		5	2	1	1	1	0	0	0	0	0	0	7	7	9.00	2.000								
50 Jensen Lewis, R (8,1) ERA: 4.5	1.0		5	1	1	1	0	1	0	0	0	0	0	4	8	9.00	2.000								
PITCHER	IP	WLS	BF	H	R	ER	SO	BB	IBB	HBP	BLK	WP	HR	S	P	ERA	WHIP								
94 Erik Stiller, R (9,1) ERA:	0.2		4	1	1	0	0	0	0	0	0	0	0	4	5	0.00	1.500								

Cleveland Indians @ Los Angeles Angels
 Tempe Diablo Stadium, Tempe, AZ
 Thu Apr 01 2010, 3:13 PM - 5:40 PM EDT
 Att: 4,485 - Partly Cloudy - 66 F

AB 34
 R 7
 H 12
 RBI 5
 BB 2
 SO 3
 LOB 10

Batter	1	2	3	4	5	6	7	8	9	AB	R	H	RBI	BB	SO	LOB	TOP					
15 Jerry Hairston, R OBP: 0.453, SLG: 0.587 77 Chris Denorira, R OBP: 0.311, SLG: 0.424	G5-3		G1-3		G5-4-3		G5-3		F9	4	0	0	0	0	0	1	San Diego Padres @ Los Angeles Angels Angel Stadium of Anaheim, Anaheim, CA Thu Apr 01 2010, 7:09 PM - 10:15 PM PDT Att: 24,875 - Clear - 58 F					
22 David Eckstein, R OBP: 0.340, SLG: 0.300	G5-3		F7							3	1	1	0	1	0							
23 Adrián González, L OBP: 0.279, SLG: 0.222	K				G4-3					4	1	1	0	0	1							
88 Kyle Blanks, R OBP: 0.478, SLG: 0.729 18 Tony Gwynn Jr., L OBP: 0.356, SLG: 0.397		HBP								2	3	2	3	0	0							
7 Chase Headley, S OBP: 0.390, SLG: 0.536		K								4	0	1	0	0	3	1						
12 Scott Hairston, R OBP: 0.243, SLG: 0.429										3	0	1	2	0	1	1						
25 Will Venable, L OBP: 0.406, SLG: 0.724										1	0	0	0	0	1	0						
8 Yorvit Torrealba, R OBP: 0.385, SLG: 0.455		K								4	0	1	0	0	2	2						
4 Nick Hundley, R OBP: 0.291, SLG: 0.434 14 Oscar Salazar, R OBP: 0.415, SLG: 0.556										3	0	0	0	0	1	2						
1 Everth Cabrera, S OBP: 0.316, SLG: 0.361										4	0	2	0	0	0	0						
Inning Stats	R: 0 E: 0 K: 1 S: 10	H: 0 LOB: 0 BB: 0 P: 16	R: 1 E: 0 K: 2 S: 11	H: 1 LOB: 1 BB: 0 P: 18	R: 0 E: 0 K: 0 S: 7	H: 0 LOB: 0 BB: 0 P: 12	R: 1 E: 0 K: 1 S: 9	H: 2 LOB: 1 BB: 0 P: 16	R: 0 E: 0 K: 0 S: 7	H: 1 LOB: 1 BB: 0 P: 13	R: 3 E: 0 K: 3 S: 19	H: 3 LOB: 1 BB: 1 P: 30	R: 0 E: 0 K: 0 S: 10	H: 1 LOB: 1 BB: 0 P: 17	R: 0 E: 0 K: 2 S: 8	H: 0 LOB: 0 BB: 0 P: 12	R: 0 E: 0 K: 0 S: 9	H: 1 LOB: 0 BB: 0 P: 11	1B: 6 2B: 1 3B: 1 HR: 1	SF: 0 SAC: 0 DP: 1 HBP: 1	WP: 0 PB: 0 SB: 1 CS: 0	PA: 37
PITCHER	IP	WLS	BF	H	R	ER	SO	BB	IBB	HBP	BLK	WP	HR	S	P	ERA	WHIP					
51 Joe Saunders, L ERA: 5.4	5.0	L	19	4	2	2	4	0	0	1	0	0	0	44	75	3.60	0.800					
58 Michael Kohn, R ERA: 2.89	0.2		6	3	3	3	2	1	0	0	0	0	1	16	25	40.50	6.000					
Bobby Cassevah, R ERA: 1.23	0.1		1	0	0	0	1	0	0	0	0	0	0	3	5	0.00	0.000					
43 Brian Stokes, R ERA: 2.4	1.0		4	1	0	0	0	0	0	0	0	0	0	10	17	0.00	1.000					
40 Kevin Jepsen, R ERA: 1.5	1.0		3	0	0	0	2	0	0	0	0	0	0	8	12	0.00	0.000					
PITCHER	IP	WLS	BF	H	R	ER	SO	BB	IBB	HBP	BLK	WP	HR	S	P	ERA	WHIP					
40 Brian Fuentes, L ERA: 1.04	1.0		4	1	0	0	0	0	0	0	0	0	0	9	11	0.00	1.000					

Batter	1	2	3	4	5	6	7	8	9	AB	R	H	RBI	BB	SO	LOB	BOTTOM					
2 Erick Aybar, S OBP: 0.428, SLG: 0.426	F9									5	0	2	0	0	0	0	San Diego Padres @ Los Angeles Angels Angel Stadium of Anaheim, Anaheim, CA Thu Apr 01 2010, 7:09 PM - 10:15 PM PDT Att: 24,875 - Clear - 58 F					
53 Bobby Abreu, L OBP: 0.286, SLG: 0.405 83 Michael Ryan, L OBP: 0.364, SLG: 0.472										4	1	1	0	0	1	2						
48 Toni Hunter, R OBP: 0.460, SLG: 0.595 22 Cory Aldridge, L OBP: 0.452, SLG: 0.676										2	0	0	0	2	2	2						
55 Hideki Matsui, L OBP: 0.347, SLG: 0.357 94 Gary Patehett, R OBP: 0.406, SLG: 0.423										0	0	0	0	0	0	0						
39 Robb Quinlan, R OBP: 0.250, SLG: 0.271										3	0	1	1	0	2	3						
8 Kendryis Morales, S OBP: 0.415, SLG: 0.542										0	0	0	0	0	0	0						
20 Juan Rivera, R OBP: 0.302, SLG: 0.475 25 Peter Bourjos, R OBP: 0.310, SLG: 0.444										1	0	0	0	0	0	2						
47 Howie Kendrick, R OBP: 0.317, SLG: 0.468										3	0	1	0	1	0	3						
3 Brandon Wood, R OBP: 0.380, SLG: 0.456										1	0	0	0	0	0	2						
46 Bobby Wilson, R OBP: 0.400, SLG: 0.419										4	0	0	0	0	1	4						
Inning Stats	R: 1 E: 0 K: 1 S: 14	H: 2 LOB: 2 BB: 1 P: 24	R: 0 E: 0 K: 2 S: 9	H: 0 LOB: 0 BB: 0 P: 10	R: 0 E: 0 K: 3 S: 13	H: 1 LOB: 2 BB: 1 P: 23	R: 0 E: 0 K: 0 S: 7	H: 0 LOB: 1 BB: 1 P: 15	R: 0 E: 0 K: 2 S: 9	H: 1 LOB: 1 BB: 0 P: 12	R: 1 E: 0 K: 0 S: 13	H: 2 LOB: 1 BB: 0 P: 17	R: 0 E: 1 K: 0 S: 8	H: 0 LOB: 2 BB: 1 P: 14	R: 0 E: 0 K: 0 S: 12	H: 1 LOB: 2 BB: 0 P: 19	R: 1 E: 0 K: 0 S: 12	H: 2 LOB: 2 BB: 0 P: 18	1B: 8 2B: 0 3B: 1 HR: 0	SF: 1 SAC: 0 DP: 0 HBP: 1	WP: 0 PB: 0 SB: 5 CS: 0	PA: 42
PITCHER	IP	WLS	BF	H	R	ER	SO	BB	IBB	HBP	BLK	WP	HR	S	P	ERA	WHIP					
32 Chris Young, R ERA: 3.32	4.0	W	19	4	1	1	6	3	0	0	0	0	0	45	74	2.25	1.750					
Cesar Ramos, L ERA: 4.05	1.0	H	3	0	0	0	2	0	0	0	0	0	0	7	10	0.00	0.000					
57 Luke Gregerson, R ERA: 2.7	1.0		5	2	1	1	0	0	0	0	0	0	0	13	17	9.00	2.000					
40 Greg Burke, R ERA: 9.64	0.2	H	2	0	0	0	0	0	0	0	0	0	0	4	4	0.00	0.000					
21 Heath Bell, R ERA: 2.7	1.0	H	6	1	0	0	0	1	0	0	0	0	0	11	22	0.00	2.000					
PITCHER	IP	WLS	BF	H	R	ER	SO	BB	IBB	HBP	BLK	WP	HR	S	P	ERA	WHIP					
97 Alexis Lara, R ERA: 3.0	1.1	S	7	2	1	1	0	0	0	1	0	0	0	17	25	6.75	1.500					



Batter	1	2	3	4	5	6	7	8	9	AB	R	H	RBI	BB	SO	LOB	TOP							
15 Rafael Furcal, S OBP: 0.292, SLG: 0.254 60 Chin-Lung Hu, R OBP: 0.333, SLG: 0.290										3	1	2	1	0	1	1								
55 Russell Martin, R OBP: 0.462, SLG: 0.222 9 A.J. Ellis, R OBP: 0.460, SLG: 0.306										3	0	2	0	1	1	2								
0 Garret Anderson, L OBP: 0.320, SLG: 0.429 75 Xavier Paul, L OBP: 0.222, SLG: 0.314										2	0	1	0	1	1	1								
99 Manny Ramirez, R OBP: 0.319, SLG: 0.400 77 JD Closser, S OBP: 0.296, SLG: 0.308										3	0	0	0	0	1	4								
27 Matt Kemp, R OBP: 0.319, SLG: 0.455 21 Nick Green, R OBP: 0.237, SLG: 0.176										3	0	0	0	0	3	4								
7 James Loney, L OBP: 0.345, SLG: 0.444 3 Ronnie Belliard, R OBP: 0.205, SLG: 0.263										3	0	0	0	0	1	0								
23 Casey Blake, R OBP: 0.400, SLG: 0.481 14 Jamey Carroll, R OBP: 0.400, SLG: 0.400										3	0	0	0	0	1	0								
5 Reed Johnson, R OBP: 0.345, SLG: 0.431 33 Blake DeWitt, L OBP: 0.466, SLG: 0.550										1	0	1	0	3	0	0								
Inning Stats	R: 1 E: 0 K: 2 S: 14	H: 2 LOB: 1 BB: 0 P: 20	R: 1 E: 0 K: 1 S: 10	H: 1 LOB: 1 BB: 1 P: 17	R: 0 E: 0 K: 3 S: 13	H: 0 LOB: 2 BB: 1 P: 25	R: 0 E: 0 K: 2 S: 13	H: 1 LOB: 2 BB: 1 P: 20	R: 0 E: 0 K: 1 S: 15	H: 1 LOB: 1 BB: 0 P: 24	R: 1 E: 0 K: 2 S: 11	H: 2 LOB: 2 BB: 1 P: 21	R: 0 E: 0 K: 0 S: 6	H: 0 LOB: 0 BB: 0 P: 9	R: 0 E: 0 K: 1 S: 7	H: 0 LOB: 1 BB: 1 P: 14	R: 0 E: 0 K: 1 S: 8	H: 1 LOB: 0 BB: 0 P: 15	1B: 5 2B: 2 3B: 0 HR: 1	SF: 1 SAC: 0 DP: 0 HBP: 1	WP: 1 PB: 0 SB: 0 CS: 0	PA: 41		
PITCHER	IP WLS BF H R ER SO ERA WHIP	IP WLS BF H R ER SO ERA WHIP	IP WLS BF H R ER SO ERA WHIP	IP WLS BF H R ER SO ERA WHIP	IP WLS BF H R ER SO ERA WHIP	IP WLS BF H R ER SO ERA WHIP	IP WLS BF H R ER SO ERA WHIP	IP WLS BF H R ER SO ERA WHIP	IP WLS BF H R ER SO ERA WHIP	IP WLS BF H R ER SO ERA WHIP	IP WLS BF H R ER SO ERA WHIP	IP WLS BF H R ER SO ERA WHIP	IP WLS BF H R ER SO ERA WHIP	IP WLS BF H R ER SO ERA WHIP	IP WLS BF H R ER SO ERA WHIP	IP WLS BF H R ER SO ERA WHIP	IP WLS BF H R ER SO ERA WHIP	IP WLS BF H R ER SO ERA WHIP	IP WLS BF H R ER SO ERA WHIP	IP WLS BF H R ER SO ERA WHIP	IP WLS BF H R ER SO ERA WHIP	IP WLS BF H R ER SO ERA WHIP	IP WLS BF H R ER SO ERA WHIP	IP WLS BF H R ER SO ERA WHIP
54 Ervin Santana, R ERA: 4.4	6 Jeremy Hill, R ERA: 4.15	45 Francisco Rodriguez, R ERA: 2.53	52 Jason Bulger, R ERA: 1.13	40 Kevin Jepsen, R ERA: 1.28																				

Los Angeles Dodgers @ Los Angeles Angels
Angel Stadium of Anaheim, Anaheim, CA
Fri Apr 02 2010, 7:08 PM - 10:00 PM PDT
Att: 40,368 - Cloudy - 60 F

livebaseballscorecards.com

AB 34
R 3
H 8
RBI 2
BB 5
SO 13
LOB 21

Batter	1	2	3	4	5	6	7	8	9	AB	R	H	RBI	BB	SO	LOB	BOTTOM							
2 Erick Aybar, S OBP: 0.407, SLG: 0.400 83 Michael Ryan, L OBP: 0.356, SLG: 0.459										3	0	0	0	0	2	0								
53 Bobby Abreu, L OBP: 0.267, SLG: 0.375 22 Cory Aldridge, L OBP: 0.465, SLG: 0.737										3	0	0	0	0	1	0								
48 Toni Hunter, R OBP: 0.481, SLG: 0.674 25 Peter Bourjos, R OBP: 0.318, SLG: 0.474										1	1	1	1	1	0	0								
55 Hideki Matsui, L OBP: 0.346, SLG: 0.356 12 Freddy Sandoval, S OBP: 0.250, SLG: 0.216										3	1	1	0	0	1	1								
8 Kendrys Morales, S OBP: 0.426, SLG: 0.557 39 Robb Quinlan, R OBP: 0.245, SLG: 0.265										2	0	1	0	1	0	0								
20 Juan Rivera, R OBP: 0.292, SLG: 0.467 42 Terry Evans, R OBP: 0.333, SLG: 0.489										1	0	0	1	0	0	1								
47 Howie Kendrick, R OBP: 0.303, SLG: 0.446 6 Hanley Statia, S OBP: 0.310, SLG: 0.200										3	0	0	0	0	1	1								
44 Mike Napoli, R OBP: 0.364, SLG: 0.750										3	0	0	0	0	2	0								
13 Maicer Izturis, S OBP: 0.442, SLG: 0.500 94 Gary Patchett, R OBP: 0.406, SLG: 0.423										3	0	1	0	0	0	0								
Inning Stats	R: 0 E: 0 K: 3 S: 13	H: 0 LOB: 1 BB: 1 P: 21	R: 0 E: 0 K: 0 S: 5	H: 0 LOB: 0 BB: 1 P: 9	R: 0 E: 0 K: 1 S: 9	H: 0 LOB: 0 BB: 0 P: 12	R: 2 E: 0 K: 1 S: 14	H: 3 LOB: 1 BB: 0 P: 23	R: 0 E: 0 K: 1 S: 9	H: 0 LOB: 0 BB: 0 P: 12	R: 0 E: 0 K: 0 S: 8	H: 0 LOB: 0 BB: 0 P: 12	R: 0 E: 0 K: 1 S: 7	H: 1 LOB: 1 BB: 0 P: 9	R: 2 E: 1 K: 1 S: 16	H: 3 LOB: 2 BB: 0 P: 22	1B: 3 2B: 4 3B: 1 HR: 1	SF: 1 SAC: 0 DP: 2 HBP: 0	WP: 0 PB: 0 SB: 0 CS: 0	PA: 34				
PITCHER	IP WLS BF H R ER SO ERA WHIP	IP WLS BF H R ER SO ERA WHIP	IP WLS BF H R ER SO ERA WHIP	IP WLS BF H R ER SO ERA WHIP	IP WLS BF H R ER SO ERA WHIP	IP WLS BF H R ER SO ERA WHIP	IP WLS BF H R ER SO ERA WHIP	IP WLS BF H R ER SO ERA WHIP	IP WLS BF H R ER SO ERA WHIP	IP WLS BF H R ER SO ERA WHIP	IP WLS BF H R ER SO ERA WHIP	IP WLS BF H R ER SO ERA WHIP	IP WLS BF H R ER SO ERA WHIP	IP WLS BF H R ER SO ERA WHIP	IP WLS BF H R ER SO ERA WHIP	IP WLS BF H R ER SO ERA WHIP	IP WLS BF H R ER SO ERA WHIP	IP WLS BF H R ER SO ERA WHIP	IP WLS BF H R ER SO ERA WHIP	IP WLS BF H R ER SO ERA WHIP	IP WLS BF H R ER SO ERA WHIP	IP WLS BF H R ER SO ERA WHIP	IP WLS BF H R ER SO ERA WHIP	
22 Clayton Kershaw, L ERA: 2.25	37 Carlos Monasterios, R ERA: 1.69	36 Jeff Weaver, R ERA: 3.27	51 Jonathan Broxton, R ERA: 2.79	45 Justin Miller, R ERA: 3.72																				

Los Angeles Dodgers @ Los Angeles Angels
Angel Stadium of Anaheim, Anaheim, CA
Fri Apr 02 2010, 7:08 PM - 10:00 PM PDT
Att: 40,368 - Cloudy - 60 F

livebaseballscorecards.com

AB 31
R 4
H 7
RBI 3
BB 2
SO 9
LOB 9

Batter	1	2	3	4	5	6	7	8	9	AB	R	H	RBI	BB	SO	LOB	TOP			
2 Eric Aybar, S OBP: 0.435, SLG: 0.423										2	2	2	0	1	0	0	Los Angeles Angels @ Los Angeles Dodgers Dodger Stadium, Los Angeles, CA Sat Apr 03 2010, 1:13 PM - 4:19 PM PDT Att: 35,310 - Partly Cloudy - 65 F			
6 Hainley Statia, S OBP: 0.323, SLG: 0.192										1	0	0	0	1	0	0				
53 Bobby Abreu, L OBP: 0.298, SLG: 0.390										1	1	1	0	1	0	0				
42 Terry Evans, R OBP: 0.314, SLG: 0.458										3	0	0	0	0	1	2				
48 Toni Hunter, R OBP: 0.491, SLG: 0.687										2	1	1	1	0	0	1				
39 Robb Quinlan, R OBP: 0.236, SLG: 0.255										2	0	0	0	0	0	1				
46 Bobby Wilson, R OBP: 0.400, SLG: 0.419										0	0	0	0	0	0	0				
55 Hideki Matsui, L OBP: 0.324, SLG: 0.348										1	1	0	0	1	1	0				
44 Mike Napoli, R OBP: 0.358, SLG: 0.760										2	0	1	0	0	0	0				
8 Kendrys Morales, S OBP: 0.429, SLG: 0.603										2	1	1	4	0	1	0				
83 Michael Ryan, L OBP: 0.340, SLG: 0.436										2	0	0	0	0	0	1				
20 Juan Rivera, R OBP: 0.284, SLG: 0.452										2	0	0	0	0	1	0				
Peter Bourjos, R OBP: 0.304, SLG: 0.450										2	0	0	0	0	1	1				
47 Howie Kendrick, R OBP: 0.382, SLG: 0.393										2	0	2	0	0	0	0				
94 Gary Patchett, R OBP: 0.382, SLG: 0.393										2	0	0	0	0	2	1				
3 Brandon Wood, R OBP: 0.361, SLG: 0.431										4	0	0	0	0	1	2				
Freddy Sandoval, S OBP: 0.250, SLG: 0.216										0	0	0	0	0	0	0				
5 Jeff Mathis, R OBP: 0.292, SLG: 0.366										4	0	0	0	0	3	2				
Ryan Budde, R OBP: 0.292, SLG: 0.366										0	0	0	0	0	0	0				
Inning Stats	R: 1 H: 2 E: 0 K: 1 S: 10	H: 2 LOB: 0 BB: 0 P: 17	R: 0 H: 1 E: 0 K: 2 S: 13	H: 1 LOB: 1 BB: 0 P: 19	R: 5 H: 3 E: 1 K: 3 S: 30	H: 3 LOB: 2 BB: 3 P: 48	R: 0 H: 1 E: 0 K: 0 S: 7	H: 1 LOB: 1 BB: 0 P: 9	R: 0 H: 1 E: 0 K: 1 S: 7	H: 1 LOB: 1 BB: 0 P: 12	R: 0 H: 0 E: 0 K: 1 S: 8	H: 0 LOB: 0 BB: 0 P: 10	R: 0 H: 0 E: 0 K: 2 S: 13	H: 0 LOB: 0 BB: 0 P: 16	R: 0 H: 0 E: 0 K: 0 S: 8	H: 0 LOB: 1 BB: 1 P: 13	1B: 5 2B: 2 3B: 0 HR: 1	SF: 0 SAC: 0 DP: 2 HBP: 0	WP: 1 PB: 0 SB: 0 CS: 0	PA: 38
PITCHER	IP WLS BF H R ER SO BB IBB HBP BLK WP HR S P ERA WHIP																			
58 Chad Billingsley, R ERA: 4.67	2.2 L 16 6 6 6 5 3 0 0 0 0 1 1 45 75 20.25 3.375																			
92 Tim Lincecum, R ERA: 4.67	0.1 2 0 0 0 1 0 0 0 0 0 0 0 8 9 0.00 0.000																			
35 Ramon Ortiz, R ERA: 0.96	1.0 3 1 0 0 0 0 0 0 0 0 0 7 9 0.00 1.000																			
18 Hiroki Kuroda, R ERA: 1.96	4.0 13 1 0 0 5 0 0 0 0 0 0 38 51 0.00 0.250																			
38 Ramon Troncoso, R ERA: 4.22	1.0 4 0 0 0 0 1 0 0 0 0 0 8 13 0.00 1.000																			

Batter	1	2	3	4	5	6	7	8	9	AB	R	H	RBI	BB	SO	LOB	BOTTOM					
55 Russell Martin, R OBP: 0.444, SLG: 0.286										5	0	2	1	0	1	0	Los Angeles Angels @ Los Angeles Dodgers Dodger Stadium, Los Angeles, CA Sat Apr 03 2010, 1:13 PM - 4:19 PM PDT Att: 35,310 - Partly Cloudy - 65 F					
27 Matt Kemp, R OBP: 0.320, SLG: 0.441										2	0	0	0	1	1	1						
21 Nick Green, R OBP: 0.225, SLG: 0.167										2	0	0	0	0	0	2						
7 James Loney, L OBP: 0.344, SLG: 0.429										2	0	0	0	1	1	1						
77 JD Closser, S OBP: 0.313, SLG: 0.333										2	0	1	0	0	0	0						
3 Ronnie Belliard, R OBP: 0.182, SLG: 0.233										5	0	0	0	0	1	3						
12 Brad Ausmus, R OBP: 0.321, SLG: 0.333										3	0	1	0	1	0	2						
5 Reed Johnson, R OBP: 0.338, SLG: 0.418										4	0	1	0	0	3	1						
14 Jamey Carroll, R OBP: 0.436, SLG: 0.471										4	1	3	0	0	0	2						
33 Blake DeWitt, L OBP: 0.461, SLG: 0.556										3	1	1	0	0	1	3						
60 Chin-Lung Hu, R OBP: 0.324, SLG: 0.281										1	0	0	0	0	0	1						
75 Xavier Paul, L OBP: 0.250, SLG: 0.436										4	2	2	2	0	1	2						
Inning Stats	R: 0 H: 0 E: 0 K: 0 S: 11	H: 4 LOB: 2 BB: 0 P: 20	R: 3 H: 4 E: 0 K: 2 S: 22	H: 1 LOB: 1 BB: 0 P: 32	R: 0 H: 2 E: 0 K: 0 S: 12	H: 2 LOB: 2 BB: 0 P: 15	R: 1 H: 1 E: 0 K: 1 S: 7	H: 1 LOB: 0 BB: 0 P: 12	R: 0 H: 0 E: 0 K: 2 S: 8	H: 0 LOB: 1 BB: 1 P: 17	R: 0 H: 2 E: 0 K: 1 S: 20	H: 2 LOB: 2 BB: 0 P: 23	R: 0 H: 0 E: 0 K: 0 S: 8	H: 0 LOB: 0 BB: 0 P: 14	R: 0 H: 1 E: 0 K: 2 S: 15	H: 1 LOB: 1 BB: 0 P: 20	R: 0 H: 1 E: 0 K: 1 S: 7	H: 1 LOB: 1 BB: 0 P: 10	1B: 7 2B: 4 3B: 0 HR: 1	SF: 0 SAC: 0 DP: 1 HBP: 0	WP: 2 PB: 0 SB: 0 CS: 1	PA: 40
PITCHER	IP WLS BF H R ER SO BB IBB HBP BLK WP HR S P ERA WHIP																					
35 Joel Pinheiro, R ERA: 4.38	4.0 H 3 0 0 0 2 1 0 0 0 0 0 8 17 9.00 2.250																					
22 Cory Aldridge, R ERA: 3.0	1.0 H 5 2 0 0 1 0 0 0 0 0 1 0 20 23 0.00 2.000																					
56 Fernando Rodney, R ERA: 8.53	1.0 H 3 0 0 0 0 0 0 0 0 0 0 8 14 0.00 0.000																					
40 Brian Fuentes, L ERA: 0.93	1.0 H 4 1 0 0 2 0 0 0 0 0 0 0 15 20 0.00 1.000																					


AB 34
R 6
H 8
RBI 5
BB 4
SO 11
LOB 11



AB 37
R 4
H 11
RBI 3
BB 3
SO 9
LOB 18



AB 37
R 4
H 11
RBI 3
BB 3
SO 9
LOB 18



AB 37
R 4
H 11
RBI 3
BB 3
SO 9
LOB 18



AB 37
R 4
H 11
RBI 3
BB 3
SO 9
LOB 18

Batter	1	2	3	4	5	6	7	8	9	AB	R	H	RBI	BB	SO	LOB	TOP			
2 Denard Span, L OBP: 0.200, SLG: 0.111										4	0	1	0	1	0	1	Minnesota Twins @ Los Angeles Angels Angel Stadium of Anaheim, Anaheim, CA Tue Apr 06 2010, 7:09 PM - 9:50 PM PDT Att. 43,510 - Clear - 65 F			
1 Orlando Hudson, S OBP: 0.222, SLG: 0.250										5	1	0	0	0	1	4				
7 Joe Mauer, L OBP: 0.250, SLG: 0.625										4	1	1	2	0	0	1				
33 Justin Morneau, L OBP: 0.625, SLG: 1.000										3	2	2	1	1	1	0				
5 Michael Cuddyer, R OBP: 0.625, SLG: 0.714										4	0	3	0	0	0	1				
16 Jason Kubel, L										2	0	0	0	2	1	2				
21 Delmon Young, R										3	0	1	1	0	1	2				
27 J.J. Hardy, R										4	1	1	1	0	1	4				
8 Nick Punto, S										3	0	0	0	1	1	0				
Inning Stats	R: 3 H: 3 E: 0 K: 1 S: 18	H: 3 LOB: 2 BB: 2 P: 31	R: 0 H: 1 E: 0 K: 1 S: 10	H: 1 LOB: 1 BB: 0 P: 16	R: 1 H: 2 E: 0 K: 1 S: 9	H: 2 LOB: 0 BB: 0 P: 12	R: 1 H: 1 E: 0 K: 0 S: 12	H: 1 LOB: 0 BB: 0 P: 20	R: 0 H: 1 E: 1 K: 1 S: 9	H: 1 LOB: 2 BB: 1 P: 14	R: 0 H: 0 E: 0 K: 0 S: 5	H: 0 LOB: 0 BB: 1 P: 10	R: 0 H: 0 E: 0 K: 1 S: 7	H: 0 LOB: 0 BB: 1 P: 13	R: 0 H: 0 E: 0 K: 1 S: 8	H: 0 LOB: 0 BB: 0 P: 12	1B: 5 2B: 1 3B: 0 HR: 3	SF: 1 SAC: 0 DP: 3 HBP: 0	WP: 1 PB: 0 SB: 0 CS: 0	PA: 38
PITCHER	IP WLS BF H R ER SO BB IBB HBP BLK WP HR S P ERA WHIP																			
51 Joe Saunders, L ERA: 9.0	5.0 L 24 8 5 5 4 2 0 0 0 0 1 3 58 91 9.00 2.000																			
32 Matt Palmer, R ERA:	2.0 8 1 0 0 0 2 0 0 0 0 0 0 14 24 0.00 1.500																			
43 Brian Stokes, R ERA:	2.0 6 0 0 0 2 1 0 0 0 0 0 0 15 25 0.00 0.500																			

AB	32
R	5
H	9
RBI	5
BB	5
SO	6
LOB	15



Batter	1	2	3	4	5	6	7	8	9	AB	R	H	RBI	BB	SO	LOB	BOTTOM			
2 Erick Aybar, S OBP: 0.556, SLG: 0.333										3	2	0	0	2	1	1	Minnesota Twins @ Los Angeles Angels Angel Stadium of Anaheim, Anaheim, CA Tue Apr 06 2010, 7:09 PM - 9:50 PM PDT Att. 43,510 - Clear - 65 F			
53 Bobby Abreu, L OBP: 0.250, SLG: 0.143										3	0	1	0	1	1	1				
48 Torii Hunter, R OBP: 0.625, SLG: 1.167										4	1	3	3	0	0	2				
55 Hideki Matsui, L OBP: 0.375, SLG: 0.714										3	0	0	0	1	1	4				
8 Kendrys Morales, S OBP: 0.250, SLG: 0.625										4	0	0	0	0	1	1				
20 Juan Rivera, R OBP: 0.125, SLG: 0.125										4	0	0	0	0	0	1				
47 Howie Kendrick, R OBP: 0.375, SLG: 0.375										4	0	2	0	0	0	0				
3 Brandon Wood, R OBP: 0.125, SLG: 0.125										4	0	1	0	0	1	1				
5 Jeff Mathis, R OBP: 0.286, SLG: 0.714										3	0	1	0	0	1	2				
13 Maicer Izturis, S (9,PH)										1	0	0	0	0	0	0				
Inning Stats	R: 0 H: 0 E: 0 K: 1 S: 11	H: 1 LOB: 1 BB: 0 P: 20	R: 1 H: 3 E: 0 K: 0 S: 9	H: 3 LOB: 1 BB: 0 P: 14	R: 0 H: 2 E: 0 K: 0 S: 9	H: 2 LOB: 2 BB: 0 P: 13	R: 2 H: 1 E: 0 K: 1 S: 10	H: 1 LOB: 1 BB: 2 P: 19	R: 0 H: 0 E: 0 K: 1 S: 8	H: 0 LOB: 0 BB: 0 P: 8	R: 0 H: 1 E: 0 K: 1 S: 14	H: 1 LOB: 1 BB: 0 P: 20	R: 0 H: 0 E: 0 K: 0 S: 7	H: 0 LOB: 0 BB: 0 P: 11	R: 0 H: 0 E: 0 K: 2 S: 11	H: 0 LOB: 0 BB: 0 P: 16	1B: 6 2B: 2 3B: 0 HR: 1	SF: 0 SAC: 0 DP: 2 HBP: 0	WP: 0 PB: 0 SB: 0 CS: 0	PA: 37
PITCHER	IP WLS BF H R ER SO BB IBB HBP BLK WP HR S P ERA WHIP																			
53 Nick Blackburn, R ERA: 4.05	6.2 W 30 8 3 3 4 0 0 0 0 0 0 2 3 4.05 1.800																			
52 Brian Duensing, L ERA:	0.1 H 1 0 0 0 0 0 0 0 0 0 0 2 3 0.00 0.000																			
54 Matt Guerrier, R ERA:	1.0 H 3 0 0 0 0 0 0 0 0 0 0 7 11 0.00 0.000																			
60 Jon Rauch, R ERA:	1.0 S 3 0 0 0 2 0 0 0 0 0 0 0 11 16 0.00 0.000																			

AB	33
R	3
H	8
RBI	3
BB	4
SO	6
LOB	13



Batter	1	2	3	4	5	6	7	8	9	AB	R	H	RBI	BB	SO	LOB	TOP						
2 Denard Span, L (1,8) OBP: 0.111, SLG: 0.063										4	0	0	0	0	0	1							
1 Orlando Hudson, S (1,4) OBP: 0.222, SLG: 0.294										5	0	2	0	0	0	2							
12 Alexi Casilla, S (9,FR) (9,4)										0	1	0	0	0	0	0							
7 Joe Mauer, L (1,2) OBP: 0.412, SLG: 0.600										4	1	2	1	1	0	2							
33 Justin Morneau, L (1,3) OBP: 0.471, SLG: 0.769										3	2	0	0	2	1	4							
5 Michael Cuddyer, R (1,9) OBP: 0.412, SLG: 0.438										5	1	1	0	0	2	4							
25 Jim Thome, L (1,10) OBP: 0.300, SLG: 0.667										4	2	2	3	1	0	2							
16 Jason Kubel, L (1,7) OBP: 0.333, SLG: 0.111										4	0	1	1	0	1	1							
21 Delmon Young, R (8,7) OBP: 0.308, SLG: 0.833										1	1	1	3	0	0	0							
27 J.J. Hardy, R (1,6) OBP: 0.353, SLG: 0.688										4	1	1	0	1	0	3							
23 Brendan Harris, R (1,5) OBP: 0.400, SLG: 1.000										3	1	1	2	1	1	1							
Inning Stats	R: 0 H: 2 E: 0 K: 2 S: 17	H: 2 LOB: 2 BB: 0 P: 24	R: 0 H: 0 E: 0 K: 0 S: 7	H: 0 LOB: 0 BB: 1 P: 14	R: 0 H: 0 E: 0 K: 0 S: 6	H: 0 LOB: 0 BB: 0 P: 10	R: 0 H: 0 E: 0 K: 0 S: 7	H: 0 LOB: 0 BB: 0 P: 9	R: 3 H: 3 E: 1 K: 0 S: 21	H: 3 LOB: 2 BB: 1 P: 32	R: 0 H: 0 E: 0 K: 0 S: 7	H: 0 LOB: 0 BB: 0 P: 9	R: 0 H: 0 E: 0 K: 0 S: 8	H: 0 LOB: 2 BB: 2 P: 18	R: 3 H: 3 E: 0 K: 2 S: 17	H: 3 LOB: 1 BB: 1 P: 27	R: 4 H: 3 E: 0 K: 1 S: 12	H: 3 LOB: 1 BB: 1 P: 22	1B: 5 2B: 3 3B: 0 HR: 3	SF: 0 SAC: 1 DP: 1 HBP: 0	WP: 0 PB: 0 CS: 0	PA: 44	
PITCHER	IP WLS BF H R ER SO BB IBB HBP BLK WP HR S P ERA WHIP	IP WLS BF H R ER SO BB IBB HBP BLK WP HR S P ERA WHIP	IP WLS BF H R ER SO BB IBB HBP BLK WP HR S P ERA WHIP	IP WLS BF H R ER SO BB IBB HBP BLK WP HR S P ERA WHIP	IP WLS BF H R ER SO BB IBB HBP BLK WP HR S P ERA WHIP	IP WLS BF H R ER SO BB IBB HBP BLK WP HR S P ERA WHIP	IP WLS BF H R ER SO BB IBB HBP BLK WP HR S P ERA WHIP	IP WLS BF H R ER SO BB IBB HBP BLK WP HR S P ERA WHIP	IP WLS BF H R ER SO BB IBB HBP BLK WP HR S P ERA WHIP	IP WLS BF H R ER SO BB IBB HBP BLK WP HR S P ERA WHIP	IP WLS BF H R ER SO BB IBB HBP BLK WP HR S P ERA WHIP	IP WLS BF H R ER SO BB IBB HBP BLK WP HR S P ERA WHIP	IP WLS BF H R ER SO BB IBB HBP BLK WP HR S P ERA WHIP	IP WLS BF H R ER SO BB IBB HBP BLK WP HR S P ERA WHIP	IP WLS BF H R ER SO BB IBB HBP BLK WP HR S P ERA WHIP	IP WLS BF H R ER SO BB IBB HBP BLK WP HR S P ERA WHIP	IP WLS BF H R ER SO BB IBB HBP BLK WP HR S P ERA WHIP	IP WLS BF H R ER SO BB IBB HBP BLK WP HR S P ERA WHIP	IP WLS BF H R ER SO BB IBB HBP BLK WP HR S P ERA WHIP	IP WLS BF H R ER SO BB IBB HBP BLK WP HR S P ERA WHIP	IP WLS BF H R ER SO BB IBB HBP BLK WP HR S P ERA WHIP	IP WLS BF H R ER SO BB IBB HBP BLK WP HR S P ERA WHIP	IP WLS BF H R ER SO BB IBB HBP BLK WP HR S P ERA WHIP

Minnesota Twins @ Los Angeles Angels
 Angel Stadium of Anaheim, Anaheim, CA
 Thu Apr 08 2010, 7:09 PM - 10:09 PM PDT
 Att: 39,709 - Clear - 74 F

AB	37
R	10
H	11
RBI	10
BB	6
SO	5
LOB	20



Batter	1	2	3	4	5	6	7	8	9	AB	R	H	RBI	BB	SO	LOB	BOTTOM						
2 Erick Aybar, S (1,6) OBP: 0.353, SLG: 0.154										3	0	0	0	1	2	1							
39 Robb Quinlan, R (9,PH)										1	0	0	0	0	1	0							
53 Bobby Abreu, L (1,10) OBP: 0.250, SLG: 0.200										4	0	1	0	0	0	2							
48 Toni Hunter, R (1,8) OBP: 0.500, SLG: 0.692										3	0	1	0	1	1	2							
55 Hideki Matsui, L (1,7) OBP: 0.438, SLG: 0.667										4	0	1	0	0	1	5							
8 Kendrys Morales, S (1,3) OBP: 0.250, SLG: 0.438										4	0	1	0	0	1	4							
20 Juan Rivera, R (1,9) OBP: 0.188, SLG: 0.188										4	1	1	0	0	1	2							
47 Howie Kendrick, R (1,4) OBP: 0.438, SLG: 0.533										4	0	2	0	0	1	1							
13 Maicer Izturis, S (1,5)										3	0	0	1	0	1	2							
5 Jeff Mathis, R (1,2) OBP: 0.300, SLG: 0.600										3	0	1	0	0	0	3							
44 Mike Napoli, R (9,PH)										1	0	0	0	0	0	0							
Inning Stats	R: 0 H: 2 E: 0 K: 1 S: 13	H: 2 LOB: 1 BB: 0 P: 19	R: 1 H: 2 E: 0 K: 0 S: 7	H: 2 LOB: 1 BB: 0 P: 11	R: 0 H: 0 E: 0 K: 1 S: 15	H: 0 LOB: 1 BB: 1 P: 23	R: 0 H: 0 E: 0 K: 1 S: 10	H: 0 LOB: 0 BB: 0 P: 14	R: 0 H: 1 E: 0 K: 0 S: 9	H: 1 LOB: 2 BB: 1 P: 15	R: 0 H: 2 E: 0 K: 0 S: 8	H: 2 LOB: 2 BB: 0 P: 14	R: 0 H: 0 E: 0 K: 2 S: 14	H: 0 LOB: 0 BB: 0 P: 17	R: 0 H: 1 E: 0 K: 3 S: 11	H: 1 LOB: 1 BB: 0 P: 17	R: 0 H: 0 E: 0 K: 1 S: 9	H: 0 LOB: 0 BB: 0 P: 13	1B: 7 2B: 1 3B: 0 HR: 0	SF: 1 SAC: 0 DP: 0 HBP: 0	WP: 0 PB: 0 CS: 0	PA: 37	
PITCHER	IP WLS BF H R ER SO BB IBB HBP BLK WP HR S P ERA WHIP	IP WLS BF H R ER SO BB IBB HBP BLK WP HR S P ERA WHIP	IP WLS BF H R ER SO BB IBB HBP BLK WP HR S P ERA WHIP	IP WLS BF H R ER SO BB IBB HBP BLK WP HR S P ERA WHIP	IP WLS BF H R ER SO BB IBB HBP BLK WP HR S P ERA WHIP	IP WLS BF H R ER SO BB IBB HBP BLK WP HR S P ERA WHIP	IP WLS BF H R ER SO BB IBB HBP BLK WP HR S P ERA WHIP	IP WLS BF H R ER SO BB IBB HBP BLK WP HR S P ERA WHIP	IP WLS BF H R ER SO BB IBB HBP BLK WP HR S P ERA WHIP	IP WLS BF H R ER SO BB IBB HBP BLK WP HR S P ERA WHIP	IP WLS BF H R ER SO BB IBB HBP BLK WP HR S P ERA WHIP	IP WLS BF H R ER SO BB IBB HBP BLK WP HR S P ERA WHIP	IP WLS BF H R ER SO BB IBB HBP BLK WP HR S P ERA WHIP	IP WLS BF H R ER SO BB IBB HBP BLK WP HR S P ERA WHIP	IP WLS BF H R ER SO BB IBB HBP BLK WP HR S P ERA WHIP	IP WLS BF H R ER SO BB IBB HBP BLK WP HR S P ERA WHIP	IP WLS BF H R ER SO BB IBB HBP BLK WP HR S P ERA WHIP	IP WLS BF H R ER SO BB IBB HBP BLK WP HR S P ERA WHIP	IP WLS BF H R ER SO BB IBB HBP BLK WP HR S P ERA WHIP	IP WLS BF H R ER SO BB IBB HBP BLK WP HR S P ERA WHIP	IP WLS BF H R ER SO BB IBB HBP BLK WP HR S P ERA WHIP	IP WLS BF H R ER SO BB IBB HBP BLK WP HR S P ERA WHIP	IP WLS BF H R ER SO BB IBB HBP BLK WP HR S P ERA WHIP

Minnesota Twins @ Los Angeles Angels
 Angel Stadium of Anaheim, Anaheim, CA
 Thu Apr 08 2010, 7:09 PM - 10:09 PM PDT
 Att: 39,709 - Clear - 74 F

AB	34
R	1
H	8
RBI	1
BB	2
SO	9
LOB	22



Batter	1	2	3	4	5	6	7	8	9	AB	R	H	RBI	BB	SO	LOB	TOP							
11 Rajai Davis, R OBP: 0.375, SLG: 0.542										5	2	3	2	0	0	0	Oakland Athletics @ Los Angeles Angels Angel Stadium of Anaheim, Anaheim, CA Fri Apr 09 2010, 7:09 PM - 10:07 PM PDT Att: 40,034 - Clear - 61 F							
10 Danic Barton, L OBP: 0.365, SLG: 0.563										4	2	3	2	1	0	0								
Ryan Sweeney, L OBP: 0.292, SLG: 0.318										5	0	1	0	0	0	5								
5 Kevin Kouzmanoff, R OBP: 0.333, SLG: 0.286										4	1	1	1	0	1	4								
8 Kurt Suzuki, R OBP: 0.348, SLG: 0.500										5	0	1	1	0	1	2								
3 Eric Chavez, L OBP: 0.211, SLG: 0.222										5	1	1	1	0	0	2								
14 Mark Ellis, R OBP: 0.421, SLG: 0.450										4	2	1	0	1	0	2								
7 Adam Rosales, R										3	1	1	0	1	1	0								
6 Travis Buck, L OBP: 0.350, SLG: 0.353										5	1	1	3	0	2	5								
18 Gabe Gross, L										0	0	0	0	0	0	0								
2 Cliff Pennington, S OBP: 0.450, SLG: 0.647										5	1	1	3	0	2	5								
Inning Stats	R: 3 H: 3 E: 1 K: 0 S: 16	H: 3 LOB: 1 BB: 0 P: 25	R: 1 H: 2 E: 0 K: 2 S: 14	H: 2 LOB: 1 BB: 0 P: 21	R: 0 H: 1 E: 0 K: 1 S: 6	H: 1 LOB: 0 BB: 0 P: 9	R: 0 H: 0 E: 0 K: 0 S: 6	H: 0 LOB: 0 BB: 0 P: 7	R: 1 H: 1 E: 0 K: 0 S: 8	H: 1 LOB: 3 BB: 1 P: 18	R: 2 H: 3 E: 1 K: 1 S: 21	H: 3 LOB: 3 BB: 1 P: 34	R: 3 H: 2 E: 0 K: 0 S: 12	H: 2 LOB: 0 BB: 1 P: 20	R: 0 H: 0 E: 0 K: 0 S: 4	H: 0 LOB: 0 BB: 0 P: 7	R: 0 H: 1 E: 1 K: 1 S: 9	H: 2 LOB: 2 BB: 0 P: 16	1B: 8 2B: 4 3B: 0 HR: 1	SF: 0 SAC: 0 DP: 1 HBP: 1	WP: 0 PB: 0 SB: 0 CS: 0	PA: 45		
PITCHER	IP WLS BF H R ER SO BB IBB HBP BLK WP HR S P ERA WHIP	IP WLS BF H R ER SO BB IBB HBP BLK WP HR S P ERA WHIP	IP WLS BF H R ER SO BB IBB HBP BLK WP HR S P ERA WHIP	IP WLS BF H R ER SO BB IBB HBP BLK WP HR S P ERA WHIP	IP WLS BF H R ER SO BB IBB HBP BLK WP HR S P ERA WHIP	IP WLS BF H R ER SO BB IBB HBP BLK WP HR S P ERA WHIP	IP WLS BF H R ER SO BB IBB HBP BLK WP HR S P ERA WHIP	IP WLS BF H R ER SO BB IBB HBP BLK WP HR S P ERA WHIP	IP WLS BF H R ER SO BB IBB HBP BLK WP HR S P ERA WHIP	IP WLS BF H R ER SO BB IBB HBP BLK WP HR S P ERA WHIP	IP WLS BF H R ER SO BB IBB HBP BLK WP HR S P ERA WHIP	IP WLS BF H R ER SO BB IBB HBP BLK WP HR S P ERA WHIP	IP WLS BF H R ER SO BB IBB HBP BLK WP HR S P ERA WHIP	IP WLS BF H R ER SO BB IBB HBP BLK WP HR S P ERA WHIP	IP WLS BF H R ER SO BB IBB HBP BLK WP HR S P ERA WHIP	IP WLS BF H R ER SO BB IBB HBP BLK WP HR S P ERA WHIP	IP WLS BF H R ER SO BB IBB HBP BLK WP HR S P ERA WHIP	IP WLS BF H R ER SO BB IBB HBP BLK WP HR S P ERA WHIP	IP WLS BF H R ER SO BB IBB HBP BLK WP HR S P ERA WHIP	IP WLS BF H R ER SO BB IBB HBP BLK WP HR S P ERA WHIP	IP WLS BF H R ER SO BB IBB HBP BLK WP HR S P ERA WHIP	IP WLS BF H R ER SO BB IBB HBP BLK WP HR S P ERA WHIP	IP WLS BF H R ER SO BB IBB HBP BLK WP HR S P ERA WHIP	IP WLS BF H R ER SO BB IBB HBP BLK WP HR S P ERA WHIP

Oakland Athletics @ Los Angeles Angels
 Angel Stadium of Anaheim, Anaheim, CA
 Fri Apr 09 2010, 7:09 PM - 10:07 PM PDT
 Att: 40,034 - Clear - 61 F

livebaseballscorecards.com

AB	41
R	10
H	13
RBI	10
BB	3
SO	5
LOB	21

Batter	1	2	3	4	5	6	7	8	9	AB	R	H	RBI	BB	SO	LOB	BOTTOM							
13 Maicer Izturis, S OBP: 0.200, SLG: 0.222										5	0	2	1	0	1	3	Oakland Athletics @ Los Angeles Angels Angel Stadium of Anaheim, Anaheim, CA Fri Apr 09 2010, 7:09 PM - 10:07 PM PDT Att: 40,034 - Clear - 61 F							
53 Bobby Abreu, L OBP: 0.238, SLG: 0.200										5	0	1	0	0	3	4								
48 Toni Hunter, R OBP: 0.421, SLG: 0.563										3	0	0	0	0	1	0								
42 Terry Evans, R										4	1	1	1	0	0	1								
55 Hideki Matsui, L OBP: 0.400, SLG: 0.737										4	1	1	1	0	0	1								
8 Kendrys Morales, S OBP: 0.211, SLG: 0.368										3	0	0	0	0	1	0								
46 Bobby Wilson, R										1	0	0	0	0	0	1								
20 Juan Rivera, R OBP: 0.300, SLG: 0.500										4	1	3	1	0	0	0								
47 Howie Kendrick, R OBP: 0.450, SLG: 0.471										2	2	0	0	2	0	1								
3 Brandon Wood, R OBP: 0.063, SLG: 0.063										4	0	0	0	0	1	4								
5 Jeff Mathis, R OBP: 0.286, SLG: 0.538										3	0	1	1	0	2	2								
Inning Stats	R: 0 H: 0 E: 0 K: 2 S: 8	H: 0 LOB: 0 BB: 0 P: 8	R: 1 H: 2 E: 0 K: 0 S: 11	H: 2 LOB: 0 BB: 0 P: 16	R: 0 H: 1 E: 0 K: 1 S: 8	H: 1 LOB: 0 BB: 0 P: 10	R: 0 H: 0 E: 0 K: 1 S: 10	H: 0 LOB: 0 BB: 0 P: 15	R: 1 H: 2 E: 0 K: 2 S: 13	H: 2 LOB: 2 BB: 1 P: 23	R: 0 H: 0 E: 0 K: 0 S: 10	H: 0 LOB: 0 BB: 0 P: 14	R: 0 H: 1 E: 0 K: 1 S: 18	H: 1 LOB: 2 BB: 1 P: 25	R: 0 H: 1 E: 0 K: 1 S: 9	H: 1 LOB: 1 BB: 0 P: 12	R: 2 H: 1 E: 2 K: 2 S: 15	H: 1 LOB: 1 BB: 0 P: 24	1B: 5 2B: 1 3B: 0 HR: 2	SF: 1 SAC: 0 DP: 1 HBP: 0	WP: 1 PB: 0 SB: 0 CS: 0	PA: 38		
PITCHER	IP WLS BF H R ER SO BB IBB HBP BLK WP HR S P ERA WHIP	IP WLS BF H R ER SO BB IBB HBP BLK WP HR S P ERA WHIP	IP WLS BF H R ER SO BB IBB HBP BLK WP HR S P ERA WHIP	IP WLS BF H R ER SO BB IBB HBP BLK WP HR S P ERA WHIP	IP WLS BF H R ER SO BB IBB HBP BLK WP HR S P ERA WHIP	IP WLS BF H R ER SO BB IBB HBP BLK WP HR S P ERA WHIP	IP WLS BF H R ER SO BB IBB HBP BLK WP HR S P ERA WHIP	IP WLS BF H R ER SO BB IBB HBP BLK WP HR S P ERA WHIP	IP WLS BF H R ER SO BB IBB HBP BLK WP HR S P ERA WHIP	IP WLS BF H R ER SO BB IBB HBP BLK WP HR S P ERA WHIP	IP WLS BF H R ER SO BB IBB HBP BLK WP HR S P ERA WHIP	IP WLS BF H R ER SO BB IBB HBP BLK WP HR S P ERA WHIP	IP WLS BF H R ER SO BB IBB HBP BLK WP HR S P ERA WHIP	IP WLS BF H R ER SO BB IBB HBP BLK WP HR S P ERA WHIP	IP WLS BF H R ER SO BB IBB HBP BLK WP HR S P ERA WHIP	IP WLS BF H R ER SO BB IBB HBP BLK WP HR S P ERA WHIP	IP WLS BF H R ER SO BB IBB HBP BLK WP HR S P ERA WHIP	IP WLS BF H R ER SO BB IBB HBP BLK WP HR S P ERA WHIP	IP WLS BF H R ER SO BB IBB HBP BLK WP HR S P ERA WHIP	IP WLS BF H R ER SO BB IBB HBP BLK WP HR S P ERA WHIP	IP WLS BF H R ER SO BB IBB HBP BLK WP HR S P ERA WHIP	IP WLS BF H R ER SO BB IBB HBP BLK WP HR S P ERA WHIP	IP WLS BF H R ER SO BB IBB HBP BLK WP HR S P ERA WHIP	IP WLS BF H R ER SO BB IBB HBP BLK WP HR S P ERA WHIP

Oakland Athletics @ Los Angeles Angels
 Angel Stadium of Anaheim, Anaheim, CA
 Fri Apr 09 2010, 7:09 PM - 10:07 PM PDT
 Att: 40,034 - Clear - 61 F

livebaseballscorecards.com

AB	35
R	4
H	8
RBI	4
BB	2
SO	10
LOB	17

Batter	1	2	3	4	5	6	7	8	9	AB	R	H	RBI	BB	SO	LOB	TOP										
11 Rajai Davis, R OBP: 0.321, SLG: 0.464										4	0	0	0	0	1	1											
10 Darc Barton, L OBP: 0.556, SLG: 0.526										3	1	1	0	1	0	0											
Ryan Sweeney, L OBP: 0.286, SLG: 0.346										4	0	1	0	0	1	1											
5 Kevin Kouzmanoff, R OBP: 0.357, SLG: 0.440										4	1	2	2	0	0	1											
8 Kurt Suzuki, R OBP: 0.296, SLG: 0.417										4	0	0	0	0	2	3											
3 Eric Chavez, L OBP: 0.281, SLG: 0.318										4	1	2	0	0	0	0											
14 Mark Ellis, R OBP: 0.407, SLG: 0.375										4	0	0	0	0	2	2											
6 Travis Buck, L OBP: 0.292, SLG: 0.286										4	0	0	1	0	2	1											
2 Cliff Pennington, S OBP: 0.435, SLG: 0.579										2	0	0	0	1	1	1											
Inning Stats	R: 0 E: 0 K: 1 S: 14	H: 0 LOB: 0 BB: 0 P: 23	R: 0 E: 0 K: 1 S: 9	H: 0 LOB: 0 BB: 0 P: 15	R: 0 E: 0 K: 1 S: 9	H: 0 LOB: 1 BB: 1 P: 17	R: 1 E: 0 K: 1 S: 12	H: 1 LOB: 1 BB: 0 P: 18	R: 0 E: 0 K: 1 S: 14	H: 2 LOB: 2 BB: 0 P: 21	R: 1 E: 0 K: 1 S: 9	H: 1 LOB: 0 BB: 0 P: 12	R: 1 E: 0 K: 0 S: 10	H: 1 LOB: 1 BB: 1 P: 15	R: 0 E: 0 K: 1 S: 6	H: 0 LOB: 0 BB: 0 P: 9	1B: 3 2B: 2 3B: 0 HR: 1	SF: 0 SAC: 0 DP: 0 HBP: 0	WP: 1 PB: 0 SB: 0 CS: 0	PA: 35							
PITCHER	IP	WLS	BF	H	R	ER	SO	BB	IBB	HBP	BLK	WP	HR	S	P	ERA	WHIP										
36 Jered Weaver, R ERA: 3.0	6.0		23	4	1	1	7	1	0	0	0	0	1	70	111	1.50	0.833										
40 Kevin Jepsen, R ERA: 3.0	1.0	H	4	1	1	1	1	0	0	0	0	1	0	9	12	9.00	1.000										
62 Scot Shields, R ERA: 4.5	1.0	B	5	1	1	1	0	1	0	0	0	0	0	10	15	9.00	2.000										
56 Fernando Rodney, R ERA: 12.0	1.0	W	3	0	0	0	1	0	0	0	0	0	0	6	9	0.00	0.000										

Oakland Athletics @ Los Angeles Angels
Angel Stadium of Anaheim, Anaheim, CA
Sat Apr 10 2010, 6:08 PM - 8:42 PM PDT
Att. 40,249 - Clear - 62 F

AB 33
R 3
H 6
RBI 3
BB 2
SO 9
LOB 10



Batter	1	2	3	4	5	6	7	8	9	AB	R	H	RBI	BB	SO	LOB	BOTTOM										
2 Erick Aybar, S OBP: 0.364, SLG: 0.222										5	0	2	1	0	1	0											
53 Bobby Abreu, L OBP: 0.289, SLG: 0.320										5	2	2	0	0	0	3											
48 Toni Hunter, R OBP: 0.417, SLG: 0.500										4	0	1	0	1	0	2											
55 Hideki Matsui, L OBP: 0.440, SLG: 0.750										5	0	3	2	0	1	0											
8 Kendrys Morales, S OBP: 0.217, SLG: 0.391										4	0	1	0	0	0	2											
20 Juan Rivera, R OBP: 0.292, SLG: 0.500										4	1	1	0	0	1	2											
13 Maicer Izturis, S OBP: 0.286, SLG: 0.182										2	0	0	0	2	1	1											
47 Howie Kendrick, R OBP: 0.458, SLG: 0.524										4	1	2	1	0	0	5											
5 Jeff Mathis, R OBP: 0.333, SLG: 0.500										3	0	1	0	1	1	1											
Inning Stats	R: 0 E: 0 K: 0 S: 11	H: 0 LOB: 0 BB: 0 P: 16	R: 0 E: 0 K: 0 S: 9	H: 0 LOB: 1 BB: 1 P: 14	R: 1 E: 0 K: 1 S: 12	H: 3 LOB: 0 BB: 0 P: 18	R: 2 E: 0 K: 0 S: 11	H: 4 LOB: 2 BB: 0 P: 18	R: 0 E: 0 K: 0 S: 13	H: 2 LOB: 2 BB: 1 P: 21	R: 0 E: 0 K: 0 S: 4	H: 1 LOB: 0 BB: 1 P: 10	R: 0 E: 0 K: 1 S: 8	H: 0 LOB: 0 BB: 0 P: 12	R: 0 E: 0 K: 3 S: 15	H: 1 LOB: 1 BB: 0 P: 20	R: 1 E: 0 K: 0 S: 5	H: 2 LOB: 2 BB: 1 P: 14	1B: 7 2B: 6 3B: 0 HR: 0	SF: 0 SAC: 0 DP: 1 HBP: 0	WP: 0 PB: 0 SB: 0 CS: 1	PA: 40					
PITCHER	IP	WLS	BF	H	R	ER	SO	BB	IBB	HBP	BLK	WP	HR	S	P	ERA	WHIP										
15 Ben Sheets, R ERA: 4.09	6.0		29	10	3	3	3	1	0	0	0	0	0	60	97	4.50	2.167										
13 Jerry Blevins, L ERA: 4.5	1.0		3	0	0	0	1	0	0	0	0	0	0	8	12	0.00	0.000										
31 Brad Ziegler, R ERA: 4.5	1.0		4	1	0	0	3	0	0	0	0	0	0	15	20	0.00	1.000										
56 Craig Breslow, L ERA: 4.5	0.1	L	4	2	1	1	0	0	1	0	0	0	0	5	14	27.00	6.000										

Oakland Athletics @ Los Angeles Angels
Angel Stadium of Anaheim, Anaheim, CA
Sat Apr 10 2010, 6:08 PM - 8:42 PM PDT
Att. 40,249 - Clear - 62 F

AB 36
R 4
H 13
RBI 4
BB 4
SO 5
LOB 16



Batter	1	2	3	4	5	6	7	8	9	AB	R	H	RBI	BB	SO	LOB	TOP
2 Erick Aybar, S (1,6) OBP: 0.387, SLG: 0.269										5	0	2	0	0	2	5	Los Angeles Angels @ New York Yankees Yankee Stadium, Bronx, NY Tue Apr 13 2010, 1:12 PM - 4:25 PM EDT Att: 49,283 - Cloudy - 55 F livebaseballscorecards.com
53 Bobby Abreu, L (1,9) OBP: 0.286, SLG: 0.500										5	1	1	4	0	2	4	
48 Torii Hunter, R (1,8) OBP: 0.394, SLG: 0.481										4	0	0	0	1	2	3	
55 Hideki Matsui, L (1,10) OBP: 0.353, SLG: 0.563										5	0	0	0	0	1	2	
8 Kendrys Morales, S (1,3) OBP: 0.290, SLG: 0.516										4	1	3	1	0	1	0	
20 Juan Rivera, R (1,7) OBP: 0.281, SLG: 0.531										4	0	1	0	0	0	1	
47 Howie Kendrick, R (1,4) OBP: 0.406, SLG: 0.429										3	1	1	0	1	1	2	
5 Jeff Mathis, R (1,2) OBP: 0.364, SLG: 0.500										4	1	2	0	0	0	2	
3 Brandon Wood, R (1,5) OBP: 0.130, SLG: 0.091										3	1	1	0	1	0	2	
Inning Stats	R: 0 H: 1 E: 0 K: 2 S: 13	H: 1 LOB: 1 BB: 0 P: 18	R: 0 H: 0 E: 0 K: 0 S: 8	H: 0 LOB: 1 BB: 1 P: 17	R: 0 H: 0 E: 0 K: 2 S: 8	H: 0 LOB: 0 BB: 0 P: 13	R: 0 H: 1 E: 0 K: 0 S: 9	H: 2 LOB: 1 BB: 0 P: 21	R: 0 H: 1 E: 0 K: 0 S: 10	H: 1 LOB: 1 BB: 0 P: 14	R: 1 H: 1 E: 0 K: 1 S: 16	H: 1 LOB: 0 BB: 0 P: 22	R: 4 H: 4 E: 0 K: 2 S: 17	H: 4 LOB: 0 BB: 0 P: 21	1B: 9 2B: 0 3B: 0 HR: 2	SF: 0 SAC: 0 DP: 1 HBP: 0	WP: 0 PA: 40 PB: 0 SB: 0 CS: 0
PITCHER	IP WLS BF H R ER SO BB IBB HBP BLK WP HR S P ERA WHIP																
46 Andy Pettitte, L (1,1) ERA: 0.75	6.0 W 25 5 0 0 6 3 0 0 0 0 0 0 59 100 0.00 1.333																
61 Chan Ho Park, R (7,1) ERA: 4.75	2.0 8 2 1 1 1 0 0 0 0 0 0 1 26 36 4.50 1.000																
30 David Robertson, R (9,1) ERA: 15.43	0.1 5 4 4 4 1 0 0 0 0 0 0 1 13 14 108.00 12.000																
42 Mariano Rivera, R (9,1) ERA:	0.2 S 2 0 0 0 1 0 0 0 0 0 0 0 4 7 0.00 0.000																

Batter	1	2	3	4	5	6	7	8	9	AB	R	H	RBI	BB	SO	LOB	BOTTOM
2 Derek Jeter, R (1,6) OBP: 0.343, SLG: 0.424										5	1	2	2	0	1	4	Los Angeles Angels @ New York Yankees Yankee Stadium, Bronx, NY Tue Apr 13 2010, 1:12 PM - 4:25 PM EDT Att: 49,283 - Cloudy - 55 F livebaseballscorecards.com
36 Nick Johnson, L (1,10) OBP: 0.249, SLG: 0.400										3	3	2	1	2	1	3	
25 Mark Teixeira, S (1,3) OBP: 0.294, SLG: 0.148										3	0	0	0	2	1	1	
13 Alex Rodriguez, R (1,5) OBP: 0.324, SLG: 0.469										5	0	2	2	0	1	2	
24 Robinson Canó, L (1,4) OBP: 0.375, SLG: 0.667										5	1	2	0	0	0	5	
20 Jorge Posada, S (1,2) OBP: 0.596, SLG: 0.905										4	0	3	1	1	0	1	
14 Curtis Granderson, L (1,8) OBP: 0.419, SLG: 0.607										5	1	2	1	0	1	5	
33 Nick Swisher, S (1,9) OBP: 0.483, SLG: 0.545										1	1	0	0	3	1	2	
22 Randy Winn, S (8,9)										0	0	0	0	0	0	0	
11 Brett Gardner, L (1,7) OBP: 0.348, SLG: 0.250										3	0	0	0	1	2	6	
Inning Stats	R: 1 H: 1 E: 0 K: 1 S: 9	H: 1 LOB: 0 BB: 0 P: 16	R: 0 H: 1 E: 0 K: 3 S: 12	H: 1 LOB: 1 BB: 1 P: 25	R: 1 H: 1 E: 0 K: 0 S: 5	H: 3 LOB: 3 BB: 1 P: 25	R: 0 H: 2 E: 0 K: 0 S: 11	H: 1 LOB: 2 BB: 3 P: 32	R: 0 H: 1 E: 0 K: 0 S: 7	H: 1 LOB: 2 BB: 2 P: 17	R: 2 H: 3 E: 0 K: 1 S: 15	H: 3 LOB: 2 BB: 1 P: 23	1B: 7 2B: 4 3B: 0 HR: 2	SF: 0 SAC: 0 DP: 2 HBP: 0	WP: 2 PA: 43 PB: 0 SB: 1 CS: 0		
PITCHER	IP WLS BF H R ER SO BB IBB HBP BLK WP HR S P ERA WHIP																
54 Ervin Santana, R (1,1) ERA: 6.94	5.2 L 29 8 5 0 7 5 0 0 0 0 1 0 6 13 7.94 2.294																
52 Jason Bulger, R (6,1) ERA: 6.75	0.1 3 1 0 0 0 1 0 0 0 0 1 0 6 13 0.00 6.000																
43 Brian Stokes, R (7,1) ERA: 6.23	1.0 5 1 0 0 0 2 0 0 0 0 0 0 7 17 0.00 3.000																
38 Bobby Cassevah, R (8,1) ERA: 8.31	1.0 6 3 2 2 1 1 0 0 0 0 0 0 15 23 18.00 4.000																

Batter	1	2	3	4	5	6	7	8	9	AB	R	H	RBI	BB	SO	LOB	TOP					
2 Erick Aybar, S OBP: 0.389, SLG: 0.290	F7		53 2B		K		53 G1-3 48 1B	F7		5	2	2	1	0	1	1						
53 Bobby Abreu, L OBP: 0.300, SLG: 0.513	48 BB		8 CS		L6		G1-3	F8		5	0	2	1	0	0	1						
48 Tori Hunter, R OBP: 0.421, SLG: 0.516			F7				55 WP 8 2B	F8		4	1	2	1	1	0	1						
55 Hideki Matsui, L OBP: 0.333, SLG: 0.500	F7		K				8 HBP	K		4	0	0	0	1	3	4						
8 Kendrys Morales, S OBP: 0.314, SLG: 0.529	G6-3		CS		P5		13 1B			3	1	1	1	0	0	2						
20 Juan Rivera, R OBP: 0.250, SLG: 0.472	F9		G6-3		G6-3		3H 2B	P3		4	0	0	0	0	0	4						
13 Maicer Izturis, S OBP: 0.333, SLG: 0.214	P6						9 5 1B	L8		3	0	1	1	1	0	0						
5 Jeff Mathis, R OBP: 0.346, SLG: 0.458	K				F7		1 SAFE X CU 73	G5-3		4	0	1	0	0	1	2						
3 Brandon Wood, R OBP: 0.148, SLG: 0.115			2 S 1B		G5-3			F9		4	1	1	0	0	1	1						
Inning Stats	R: 0 E: 0 K: 0 S: 10	H: 1 LOB: 2 BB: 1 P: 20	R: 0 E: 0 K: 1 S: 11	H: 0 LOB: 0 BB: 0 P: 16	R: 2 E: 0 K: 1 S: 14	H: 3 LOB: 0 BB: 0 P: 19	R: 0 E: 0 K: 0 S: 6	H: 0 LOB: 1 BB: 1 P: 14	R: 0 E: 0 K: 1 S: 8	H: 0 LOB: 0 BB: 0 P: 13	R: 2 E: 0 K: 1 S: 19	H: 3 LOB: 1 BB: 0 P: 31	R: 1 E: 0 K: 0 S: 11	H: 2 LOB: 3 BB: 1 P: 21	R: 0 E: 0 K: 1 S: 6	H: 1 LOB: 0 BB: 0 P: 9	R: 0 E: 0 K: 1 S: 7	H: 0 LOB: 0 BB: 0 P: 11	1B: 7 2B: 3 3B: 0 HR: 0	SF: 0 SAC: 0 DP: 0 HBP: 1	WP: 1 PB: 1 CS: 2	PA: 41
PITCHER	IP	WLS	BF	H	R	ER	SO	BB	IBB	HBP	BLK	WP	HR	S	P	ERA	WHIP					
31 Javier Vazquez, R ERA: 9.82	5.1	L	23	6	4	4	4	2	0	0	0	1	0	60	100	6.75	1.500					
91 Alfredo Aceves, R ERA: 2.45	1.2		10	3	1	1	0	1	0	1	0	0	0	19	34	5.40	2.400					
62 Joba Chamberlain, R ERA: 4.5	1.0		4	1	0	0	1	0	0	0	0	0	0	6	9	0.00	1.000					
43 Damaso Marte, L ERA:	1.0		3	0	0	0	1	0	0	0	0	0	0	7	11	0.00	0.000					

Los Angeles Angels @ New York Yankees
Yankee Stadium, Bronx, NY
Wed Apr 14 2010, 1:09 PM - 4:20 PM EDT
Att: 42,382 - Sunny - 62 F


AB 36
R 5
H 10
RBI 5
BB 3
SO 6
LOB 16



Batter	1	2	3	4	5	6	7	8	9	AB	R	H	RBI	BB	SO	LOB	BOTTOM					
2 Derek Jeter, R OBP: 0.359, SLG: 0.432	G4-3		G4-3					25 WP 36 1B 25 G6-3		4	1	2	0	0	0	0						
36 Nick Johnson, L OBP: 0.410, SLG: 0.379	G4-3				K		K	24 FC5-4 25 WP		4	0	1	1	0	2	1						
25 Mark Teixeira, S OBP: 0.263, SLG: 0.129	K				F8		P5	G5-3		4	0	0	1	0	1	2						
13 Alex Rodriguez, R OBP: 0.316, SLG: 0.429			K		K		K	24 FC5-4 BB		3	0	0	0	1	3	1						
24 Robinson Cano, L OBP: 0.389, SLG: 0.676	20 G4-3 2B				14 G3 33 3B 20 G5-3		G3-1	FC5-4		4	1	2	0	0	0	2						
20 Jorge Posada, S OBP: 0.516, SLG: 0.800	G4-3				G5-3		14 FC4-6 1B	K		4	0	1	0	0	1	4						
14 Curtis Granderson, L OBP: 0.371, SLG: 0.531	G1-3				G3		FC4-6			4	0	0	0	0	0	3						
33 Nick Swisher, S OBP: 0.455, SLG: 0.577			F7				K			4	0	1	1	0	1	1						
11 Brett Gardner, L OBP: 0.333, SLG: 0.217	G4-3				G1-3			36 1B 2B		3	1	0	0	1	0	1						
Inning Stats	R: 0 E: 0 K: 1 S: 7	H: 0 LOB: 0 BB: 0 P: 13	R: 0 E: 0 K: 1 S: 10	H: 1 LOB: 0 BB: 0 P: 17	R: 0 E: 0 K: 0 S: 5	H: 0 LOB: 0 BB: 0 P: 7	R: 0 E: 0 K: 2 S: 9	H: 0 LOB: 0 BB: 0 P: 16	R: 1 E: 0 K: 0 S: 16	H: 2 LOB: 1 BB: 0 P: 23	R: 0 E: 0 K: 2 S: 15	H: 1 LOB: 1 BB: 0 P: 22	R: 0 E: 0 K: 1 S: 6	H: 1 LOB: 0 BB: 0 P: 9	R: 2 E: 0 K: 1 S: 20	H: 2 LOB: 2 BB: 2 P: 36	R: 0 E: 0 K: 0 S: 6	H: 0 LOB: 0 BB: 0 P: 9	1B: 5 2B: 1 3B: 1 HR: 0	SF: 0 SAC: 0 DP: 0 HBP: 0	WP: 1 PB: 0 CS: 0	PA: 36
PITCHER	IP	WLS	BF	H	R	ER	SO	BB	IBB	HBP	BLK	WP	HR	S	P	ERA	WHIP					
35 Joel Pineiro, R ERA: 2.77	7.0	W	26	5	1	1	7	0	0	0	0	0	0	11	17	2.77	0.714					
62 Scott Shields, R ERA: 10.13	0.0		3	2	2	2	0	1	0	0	0	0	0	11	17	∞	∞					
40 Kevin Jepsen, R ERA: 1.8	1.0	H	4	0	0	0	1	1	0	0	0	1	0	9	19	0.00	1.000					
56 Fernando Rodney, R ERA: 9.0	1.0	S	3	0	0	0	0	0	0	0	0	0	0	6	9	0.00	0.000					

Los Angeles Angels @ New York Yankees
Yankee Stadium, Bronx, NY
Wed Apr 14 2010, 1:09 PM - 4:20 PM EDT
Att: 42,382 - Sunny - 62 F

AB 34
R 3
H 7
RBI 3
BB 2
SO 8
LOB 15



Batter	1	2	3	4	5	6	7	8	9	AB	R	H	RBI	BB	SO	LOB	TOP										
2 Erick Aybar, S OBP: 0.390, SLG: 0.286			FC6-4 53 S				G3			4	0	1	0	1	1	2	Los Angeles Angels @ New York Yankees Yankee Stadium, Bronx, NY Thu Apr 15 2010, 7:09 PM - 10:42 PM EDT Att: 44,722 - Partly Cloudy - 71 F										
53 Bobby Abreu, L OBP: 0.289, SLG: 0.465					L8				G4-3	4	0	0	0	1	1	4											
48 Tori Hunter, R OBP: 0.429, SLG: 0.514			G5-3							4	1	2	0	0	1	2											
55 Hideki Matsui, L OBP: 0.395, SLG: 0.605										2	1	2	1	2	0	0											
8 Kendrys Morales, S OBP: 0.282, SLG: 0.474	G4-3									4	0	0	0	0	2	5											
47 Howie Kendrick, R OBP: 0.361, SLG: 0.375					L8					4	0	0	1	0	1	4											
44 Mike Napoli, R OBP: 0.231, SLG: 0.167										3	0	1	0	1	2	1											
3 Brandon Wood, R OBP: 0.129, SLG: 0.100			P6							4	0	0	0	0	2	1											
77 Reggie Willits, S (1, 7)										2	0	0	0	2	1	1											
Inning Stats	R: 0 E: 0 K: 2 S: 8	H: 0 LOB: 0 BB: 13	R: 1 E: 0 K: 2 S: 11	H: 1 LOB: 0 BB: 15	R: 0 E: 0 K: 0 S: 16	H: 0 LOB: 2 BB: 2 P: 28	R: 0 E: 0 K: 1 S: 10	H: 1 LOB: 2 BB: 1 P: 15	R: 0 E: 0 K: 1 S: 15	H: 0 LOB: 1 BB: 1 P: 26	R: 1 E: 0 K: 2 S: 15	H: 1 LOB: 1 BB: 1 P: 26	R: 0 E: 0 K: 2 S: 11	H: 0 LOB: 1 BB: 1 P: 21	R: 0 E: 0 K: 0 S: 12	H: 2 LOB: 1 BB: 0 P: 17	R: 0 E: 0 K: 1 S: 13	H: 1 LOB: 2 BB: 1 P: 23	1B: 5 2B: 0 3B: 0 HR: 1	SF: 0 SAC: 0 DP: 1 HBP: 0	WP: 1 PB: 0 SB: 1 CS: 0	PA: 38					
PITCHER	IP	WLS	BF	H	R	ER	SO	BB	IBB	HBP	BLK	WP	HR	S	P	ERA	WHIP										
65 Phil Hughes, R ERA: 3.6	5.0	W	22	3	2	2	6	5	0	0	1	0	1	66	108	3.60	1.600										
30 David Robertson, R ERA: 9.0	1.2		6	0	0	0	3	1	0	0	0	1	0	17	30	0.00	0.600										
43 Damaso Marte, L ERA: 9.0	0.2		4	2	0	0	1	0	0	0	0	0	0	12	20	0.00	3.000										
62 Joba Chamberlain, R ERA: 3.38	1.1	H	5	1	0	0	1	1	0	0	0	0	0	14	22	0.00	1.500										
42 Mariano Rivera, R ERA: 0.00	0.1	S	1	0	0	0	0	0	0	0	0	0	0	2	4	0.00	0.000										

Batter	1	2	3	4	5	6	7	8	9	AB	R	H	RBI	BB	SO	LOB	BOTTOM										
2 Derek Jeter, R OBP: 0.364, SLG: 0.524								G5-3		5	1	2	2	0	2	0	Los Angeles Angels @ New York Yankees Yankee Stadium, Bronx, NY Thu Apr 15 2010, 7:09 PM - 10:42 PM EDT Att: 44,722 - Partly Cloudy - 71 F										
33 Nick Swisher, S OBP: 0.421, SLG: 0.500	G5-3		F8		G6-3			F8		4	0	0	0	1	0	1											
25 Mark Teixeira, S OBP: 0.302, SLG: 0.121										2	0	0	0	3	2	1											
13 Alex Rodriguez, R OBP: 0.333, SLG: 0.447	F8									3	1	1	0	1	0	3											
24 Robinson Cano, L OBP: 0.400, SLG: 0.816			FC4-6 20 FC6-4							4	2	2	3	0	1	4											
20 Jorge Posada, S OBP: 0.457, SLG: 0.690	F9		FC6-4							4	0	0	0	0	1	2											
38 Marcus Thames, R ERA: 13.5										3	1	2	0	0	0	0											
36 Nick Johnson, L OBP: 0.425, SLG: 0.379										0	0	0	0	1	0	0											
14 Curtis Granderson, L OBP: 0.385, SLG: 0.639		G6-3						G1		4	1	2	1	0	0	2											
22 Randy Winn, S (1, 7)		G5-3			G4-3					4	0	0	0	0	1	4											
Inning Stats	R: 0 E: 0 K: 1 S: 8	H: 0 LOB: 1 BB: 1 P: 17	R: 1 E: 0 K: 0 S: 13	H: 2 LOB: 1 BB: 0 P: 24	R: 1 E: 0 K: 0 S: 9	H: 1 LOB: 2 BB: 2 P: 18	R: 2 E: 0 K: 1 S: 15	H: 3 LOB: 1 BB: 0 P: 22	R: 2 E: 0 K: 0 S: 14	H: 3 LOB: 1 BB: 0 P: 24	R: 0 E: 0 K: 2 S: 12	H: 0 LOB: 2 BB: 2 P: 25	R: 0 E: 0 K: 2 S: 11	H: 0 LOB: 1 BB: 1 P: 19	R: 0 E: 0 K: 1 S: 9	H: 0 LOB: 0 BB: 0 P: 15	1B: 1 2B: 3 3B: 2 HR: 3	SF: 0 SAC: 0 DP: 0 HBP: 0	WP: 0 PB: 0 SB: 0 CS: 0	PA: 39							
PITCHER	IP	WLS	BF	H	R	ER	SO	BB	IBB	HBP	BLK	WP	HR	S	P	ERA	WHIP										
19 Scott Kazmir, L ERA: 5.06	4.0	L	23	8	6	6	2	3	0	0	0	0	3	48	87	13.50	2.750										
43 Brian Stokes, R ERA: 5.06	1.0		4	1	0	0	0	0	0	0	0	0	0	11	18	0.00	1.000										
32 Matt Palmer, R ERA: 5.0	2.0		9	0	0	0	4	3	0	0	0	0	0	23	44	0.00	1.500										
45 Francisco Rodriguez, R ERA: 0.00	1.0		3	0	0	0	1	0	0	0	0	0	0	9	15	0.00	0.000										

Batter	1	2	3	4	5	6	7	8	9	AB	R	H	RBI	BB	SO	LOB	TOP										
2 Erick Aybar, S OBP: 0.391, SLG: 0.300										5	0	2	1	0	1	1											
53 Bobby Abreu, L OBP: 0.280, SLG: 0.438										5	1	1	1	0	2	2											
48 Torii Hunter, R OBP: 0.435, SLG: 0.538										4	1	2	1	0	0	1											
55 Hideki Matsui, L 77 Reggie Willits, S (8, PR)										3	0	1	0	1	1	1											
8 Kendrys Morales, S OBP: 0.279, SLG: 0.524										4	1	1	1	0	1	3											
20 Juan Rivera, R OBP: 0.250, SLG: 0.450										4	1	1	1	0	1	1											
13 Maicer Izturis, S OBP: 0.318, SLG: 0.278										4	0	1	2	0	0	1											
47 Howie Kendrick, R OBP: 0.350, SLG: 0.361										4	0	1	0	0	0	1											
5 Jeff Mathis, R OBP: 0.367, SLG: 0.481										3	2	1	0	1	1	1											
Inning Stats	R: 0 E: 0 K: 1 S: 9	H: 0 LOB: 0 BB: 0 P: 13	R: 0 E: 0 K: 1 S: 9	H: 1 LOB: 1 BB: 0 P: 15	R: 1 E: 0 K: 1 S: 12	H: 1 LOB: 1 BB: 1 P: 20	R: 1 E: 0 K: 1 S: 9	H: 1 LOB: 0 BB: 0 P: 15	R: 2 E: 0 K: 0 S: 12	H: 3 LOB: 1 BB: 0 P: 22	R: 0 E: 0 K: 1 S: 6	H: 0 LOB: 0 BB: 0 P: 8	R: 0 E: 0 K: 1 S: 10	H: 1 LOB: 0 BB: 0 P: 12	R: 3 E: 0 K: 1 S: 20	H: 3 LOB: 1 BB: 1 P: 29	R: 0 E: 0 K: 0 S: 6	H: 1 LOB: 0 BB: 0 P: 9	1B: 7 2B: 3 3B: 0 HR: 1	SF: 0 SAC: 0 DP: 1 HBP: 0	WP: 1 PB: 0 SB: 3 CS: 1	PA: 38					
PITCHER	IP	WLS	BF	H	R	ER	SO	BB	IBB	HBP	BLK	WP	HR	S	P	ERA	WHIP										
28 Shaun Marcum, R ERA: 4.05	7.0	L	28	7	4	4	6	1	0	0	0	0	1	67	105	5.14	1.143										
49 Jeremy Accardo, R ERA: 9.0	1.0		7	3	3	3	1	1	0	0	0	1	0	20	29	27.00	4.000										
37 Scott Downs, L ERA:	1.0		3	1	0	0	0	0	0	0	0	0	0	6	9	0.00	1.000										

Los Angeles Angels @ Toronto Blue Jays
Rogers Centre, Toronto, ON
Fri Apr 16 2010, 7:10 PM - 9:56 PM EDT
Att: 14,779 - Roof Closed - 68 F

AB 36
R 7
H 11
RBI 7
BB 2
SO 7
LOB 12



Batter	1	2	3	4	5	6	7	8	9	AB	R	H	RBI	BB	SO	LOB	BOTTOM										
19 José Bautista, R OBP: 0.358, SLG: 0.300										4	0	0	0	0	2	2											
11 Alex Gonzalez, R OBP: 0.367, SLG: 0.723										4	1	1	1	0	0	1											
26 Adam Lind, L OBP: 0.400, SLG: 0.545										4	1	2	2	0	1	0											
10 Vernon Wells, R OBP: 0.489, SLG: 0.897										4	1	3	1	0	0	0											
35 Lyle Overbay, L OBP: 0.146, SLG: 0.116										4	0	0	0	0	2	3											
14 John Buck, R OBP: 0.237, SLG: 0.400										4	0	0	0	0	2	1											
21 Randy Ruiz, R OBP: 0.250, SLG: 0.625										4	1	1	1	0	0	0											
45 Travis Snider, L OBP: 0.286, SLG: 0.265										3	1	0	0	1	1	0											
6 John McDonald, R OBP: 0.235, SLG: 0.294										3	0	1	0	0	1	1											
Inning Stats	R: 0 E: 0 K: 2 S: 9	H: 0 LOB: 0 BB: 0 P: 14	R: 1 E: 0 K: 2 S: 10	H: 1 LOB: 0 BB: 0 P: 13	R: 0 E: 0 K: 2 S: 9	H: 0 LOB: 0 BB: 0 P: 16	R: 0 E: 0 K: 0 S: 9	H: 0 LOB: 0 BB: 0 P: 14	R: 0 E: 0 K: 1 S: 7	H: 0 LOB: 0 BB: 0 P: 10	R: 0 E: 0 K: 1 S: 10	H: 1 LOB: 1 BB: 0 P: 14	R: 0 E: 0 K: 0 S: 12	H: 2 LOB: 1 BB: 0 P: 20	R: 4 E: 0 K: 1 S: 17	H: 4 LOB: 1 BB: 1 P: 29	R: 0 E: 0 K: 0 S: 5	H: 0 LOB: 0 BB: 0 P: 9	1B: 5 2B: 0 3B: 0 HR: 3	SF: 0 SAC: 0 DP: 0 HBP: 0	WP: 0 PB: 0 SB: 1 CS: 0	PA: 35					
PITCHER	IP	WLS	BF	H	R	ER	SO	BB	IBB	HBP	BLK	WP	HR	S	P	ERA	WHIP										
36 Jered Weaver, R ERA: 2.84	7.0	W	25	5	2	2	8	2	2	0	0	0	1	103	10	2.57	0.714										
52 Jason Bulger, R ERA: 11.57	0.2		5	2	3	3	0	1	0	0	0	0	1	10	19	40.50	4.500										
40 Kevin Jepsen, R ERA: 1.69	0.1	H	2	1	0	0	1	0	0	0	0	0	0	5	8	0.00	3.000										
56 Fernando Rodney, R ERA: 7.2	1.0	S	3	0	0	0	0	0	0	0	0	0	0	5	9	0.00	0.000										

Los Angeles Angels @ Toronto Blue Jays
Rogers Centre, Toronto, ON
Fri Apr 16 2010, 7:10 PM - 9:56 PM EDT
Att: 14,779 - Roof Closed - 68 F

AB 34
R 5
H 8
RBI 5
BB 1
SO 9
LOB 8



Batter	1	2	3	4	5	6	7	8	9	AB	R	H	RBI	BB	SO	LOB	TOP					
2 Erick Aybar, S OBP: 0.392, SLG: 0.318										4	1	1	0	1	2	2						
47 Howie Kendrick, R OBP: 0.376, SLG: 0.463										5	2	3	3	0	1	1						
48 Tori Hunter, R OBP: 0.412, SLG: 0.523										5	1	1	0	0	1	3						
55 Hideki Matsui, L OBP: 0.392, SLG: 0.578										4	0	1	1	0	1	1						
8 Kendrys Morales, S OBP: 0.277, SLG: 0.489										3	0	0	0	1	0	1						
20 Juan Rivera, R OBP: 0.273, SLG: 0.523										4	1	2	2	0	0	0						
44 Mike Napoli, R OBP: 0.235, SLG: 0.133										3	0	0	0	1	0	0						
3 Brandon Wood, R OBP: 0.114, SLG: 0.088										4	0	0	0	0	1	3						
77 Reggie Willits, S OBP: 0.500, SLG: 0.500										4	1	2	0	0	0	0						
Inning Stats	R: 2 E: 0 K: 0 S: 11	H: 1 LOB: 0 BB: 1 P: 20	R: 1 E: 0 K: 1 S: 11	H: 1 LOB: 0 BB: 0 P: 18	R: 1 E: 0 K: 2 S: 15	H: 2 LOB: 1 BB: 0 P: 24	R: 0 E: 0 K: 0 S: 11	H: 0 LOB: 0 BB: 0 P: 15	R: 0 E: 0 K: 0 S: 7	H: 1 LOB: 1 BB: 0 P: 11	R: 0 E: 0 K: 0 S: 7	H: 0 LOB: 0 BB: 0 P: 8	R: 0 E: 0 K: 1 S: 10	H: 1 LOB: 1 BB: 0 P: 14	R: 1 E: 0 K: 2 S: 15	H: 2 LOB: 2 BB: 2 P: 28	R: 1 E: 0 K: 0 S: 11	H: 2 LOB: 0 BB: 0 P: 13	1B: 4 2B: 4 3B: 0 HR: 2	SF: 0 SAC: 0 DP: 1 HBP: 0	WP: 0 PB: 0 SB: 1 CS: 0	PA: 39
PITCHER	IP WLS BF H R ER SO BB IBB HBP BLK WP HR S P ERA WHIP	5.0 L 21 5 4 4 3 1 0 0 0 0 2 55 88 7.20 1.200	6.1 2.0 7 1 0 0 1 0 0 0 0 0 17 22 0.00 0.500	8.1 1.0 7 2 1 1 2 1 1 0 0 0 15 28 9.00 3.000	9.1 1.0 4 2 1 1 0 0 0 0 0 0 11 13 9.00 2.000	PITCHER										IP WLS BF H R ER SO BB IBB HBP BLK WP HR S P ERA WHIP	5.0 L 21 5 4 4 3 1 0 0 0 0 2 55 88 7.20 1.200					

Los Angeles Angels @ Toronto Blue Jays
Rogers Centre, Toronto, ON
Sat Apr 17 2010, 1:08 PM - 3:47 PM EDT
Att: 17,187 - Roof Closed - 68 F

AB	36
R	6
H	10
RBI	6
BB	3
SO	6
LOB	11



Batter	1	2	3	4	5	6	7	8	9	AB	R	H	RBI	BB	SO	LOB	BOTTOM					
18 Mike McCoy, R OBP: 0.273, SLG: 0.333										4	1	1	0	0	0	0						
11 Alex Gonzalez, R OBP: 0.358, SLG: 0.706										4	0	1	0	0	0	1						
26 Adam Lind, L OBP: 0.407, SLG: 0.532										3	0	1	0	1	0	1						
10 Vernon Wells, R OBP: 0.471, SLG: 0.860										4	1	1	0	0	0	1						
35 Lyle Overbay, L OBP: 0.154, SLG: 0.149										4	0	1	1	0	1	0						
19 José Bautista, R OBP: 0.351, SLG: 0.318										4	0	1	0	0	0	1						
21 Randy Ruiz, R OBP: 0.167, SLG: 0.417										4	0	0	0	0	2	2						
8 José Molina, R OBP: 0.300, SLG: 0.333										3	0	0	0	0	0	1						
15 Fred Lewis, L										1	0	0	0	0	1	1						
6 John McDonald, R OBP: 0.250, SLG: 0.350										3	1	1	0	0	0	0						
Inning Stats	R: 0 E: 0 K: 0 S: 5	H: 0 LOB: 0 BB: 0 P: 9	R: 0 E: 0 K: 1 S: 6	H: 0 LOB: 0 BB: 0 P: 8	R: 2 E: 2 K: 0 S: 17	H: 1 LOB: 1 BB: 0 P: 27	R: 0 E: 0 K: 0 S: 10	H: 0 LOB: 0 BB: 0 P: 13	R: 0 E: 0 K: 1 S: 8	H: 0 LOB: 0 BB: 0 P: 10	R: 0 E: 0 K: 0 S: 8	H: 1 LOB: 1 BB: 1 P: 16	R: 0 E: 0 K: 0 S: 10	H: 1 LOB: 1 BB: 0 P: 12	R: 0 E: 0 K: 0 S: 9	H: 2 LOB: 2 BB: 0 P: 12	R: 1 E: 0 K: 2 S: 12	H: 2 LOB: 1 BB: 0 P: 18	1B: 2 2B: 5 3B: 0 HR: 0	SF: 0 SAC: 0 DP: 0 HBP: 0	WP: 0 PB: 0 SB: 1 CS: 0	PA: 35
PITCHER	IP WLS BF H R ER SO BB IBB HBP BLK WP HR S P ERA WHIP	8.0 W 30 5 2 0 2 1 0 0 0 0 4 73 107 0.00 0.750	9.1 0.0 2 2 1 1 0 0 0 0 0 0 8 10 0.00 0.000	6.0 1.0 3 0 0 0 2 0 0 0 0 0 8 10 0.00 0.000	PITCHER										IP WLS BF H R ER SO BB IBB HBP BLK WP HR S P ERA WHIP	8.0 W 30 5 2 0 2 1 0 0 0 0 4 73 107 0.00 0.750						

Los Angeles Angels @ Toronto Blue Jays
Rogers Centre, Toronto, ON
Sat Apr 17 2010, 1:08 PM - 3:47 PM EDT
Att: 17,187 - Roof Closed - 68 F

AB	34
R	3
H	7
RBI	1
BB	1
SO	4
LOB	8




Batter	1	2	3	4	5	6	7	8	9	AB	R	H	RBI	BB	SO	LOB	TOP										
14 Austin Jackson, R OBP: 0.379, SLG: 0.481										4	0	1	0	0	2	0	Detroit Tigers @ Los Angeles Angels Angel Stadium of Anaheim, Anaheim, CA Mon Apr 19 20:10, 7:09 PM - 9:27 PM PDT Att: 36,006 - Clear - 66 F										
18 Johnny Damon, L OBP: 0.404, SLG: 0.326										4	0	2	0	0	0	0											
30 Magglio Ordonez, R OBP: 0.400, SLG: 0.585										4	0	2	0	0	0	2											
24 Miguel Cabrera, R OBP: 0.458, SLG: 0.620										4	0	1	0	0	0	3											
9 Carlos Guillen, S OBP: 0.391, SLG: 0.412										4	0	1	0	0	0	3											
15 Brandon Inge, R OBP: 0.407, SLG: 0.422										3	0	1	0	0	0	1											
13 Alex Avila, L OBP: 0.273, SLG: 0.167										4	0	0	0	0	1	4											
20 Scott Sizemore, R OBP: 0.372, SLG: 0.361										4	0	1	0	0	2	0											
4 Adam Everett, R OBP: 0.259, SLG: 0.308										3	0	0	0	0	0	2											
Inning Stats	R: 0 E: 0 K: 1 S: 6	H: 0 LOB: 0 BB: 0 P: 6	R: 0 E: 0 K: 0 S: 11	H: 2 LOB: 1 BB: 0 P: 14	R: 0 E: 0 K: 0 S: 13	H: 2 LOB: 2 BB: 0 P: 17	R: 0 E: 0 K: 1 S: 15	H: 1 LOB: 1 BB: 0 P: 22	R: 0 E: 0 K: 2 S: 8	H: 0 LOB: 0 BB: 0 P: 11	R: 0 E: 0 K: 0 S: 6	H: 1 LOB: 0 BB: 0 P: 8	R: 0 E: 0 K: 0 S: 9	H: 1 LOB: 2 BB: 0 P: 17	R: 0 E: 0 K: 0 S: 11	H: 2 LOB: 2 BB: 0 P: 17		R: 0 E: 0 K: 1 S: 10	H: 0 LOB: 0 BB: 0 P: 14	1B: 8 2B: 2 3B: 0 HR: 0	SF: 0 SAC: 0 DP: 2 HBP: 1	WP: 0 PB: 0 SB: 0 CS: 0	PA: 35				
PITCHER	IP	WLS	BF	H	R	ER	SO	BB	IBB	HBP	BLK	WP	HR	S	P	ERA	WHIP										
35 Joel Pineiro, R ERA: 1.77	7.1	W	30	9	0	0	4	0	0	1	0	0	0	74	104	0.00	1.227										
40 Kevin Jepsen, R ERA: 3.0	0.2	H	2	0	0	0	0	0	0	0	0	0	0	5	8	0.00	0.000										
56 Fernando Rodney, R ERA: 5.14	1.0	S	3	0	0	0	1	0	0	0	0	0	0	10	14	0.00	0.000										

Batter	1	2	3	4	5	6	7	8	9	AB	R	H	RBI	BB	SO	LOB	BOTTOM										
2 Erick Aybar, S OBP: 0.362, SLG: 0.314										4	0	0	0	0	0	2	Detroit Tigers @ Los Angeles Angels Angel Stadium of Anaheim, Anaheim, CA Mon Apr 19 20:10, 7:09 PM - 9:27 PM PDT Att: 36,006 - Clear - 66 F										
53 Bobby Abreu, L OBP: 0.241, SLG: 0.375										4	0	0	1	0	0	1											
48 Torii Hunter, R OBP: 0.400, SLG: 0.521										4	0	1	0	0	1	0											
55 Hideki Matsui, L OBP: 0.397, SLG: 0.588										2	0	0	0	1	1	2											
8 Kendrys Morales, S OBP: 0.259, SLG: 0.431										2	0	0	0	0	0	1											
20 Juan Rivera, R OBP: 0.255, SLG: 0.471										3	0	0	0	0	0	1											
47 Howie Kendrick, R OBP: 0.404, SLG: 0.468										2	1	2	0	1	0	0											
5 Jeff Mathis, R OBP: 0.351, SLG: 0.500										3	1	1	0	0	0	3											
3 Brandon Wood, R OBP: 0.143, SLG: 0.100										2	0	0	0	1	0	2											
Inning Stats	R: 0 E: 0 K: 1 S: 9	H: 0 LOB: 0 BB: 0 P: 13	R: 0 E: 0 K: 1 S: 7	H: 0 LOB: 0 BB: 0 P: 10	R: 2 E: 1 K: 0 S: 17	H: 3 LOB: 2 BB: 1 P: 29	R: 0 E: 0 K: 0 S: 9	H: 1 LOB: 2 BB: 0 P: 15	R: 0 E: 0 K: 0 S: 7	H: 0 LOB: 0 BB: 0 P: 9	R: 0 E: 0 K: 0 S: 8	H: 0 LOB: 1 BB: 1 P: 15	R: 0 E: 0 K: 0 S: 5	H: 0 LOB: 1 BB: 1 P: 9	R: 0 E: 0 K: 0 S: 4	H: 0 LOB: 0 BB: 0 P: 8		1B: 2 2B: 3 3B: 0 HR: 0	SF: 0 SAC: 0 DP: 2 HBP: 1	WP: 0 PB: 0 SB: 0 CS: 0	PA: 30						
PITCHER	IP	WLS	BF	H	R	ER	SO	BB	IBB	HBP	BLK	WP	HR	S	P	ERA	WHIP										
21 Dontelle Willis, L ERA: 4.24	6.0	L	24	4	2	2	2	2	0	1	0	0	0	9	17	0.00	0.500										
49 Eddie Bonine, R ERA: 2.35	2.0		6	0	0	0	0	1	0	0	0	0	0	9	17	0.00	0.500										

Batter	1	2	3	4	5	6	7	8	9	AB	R	H	RBI	BB	SO	LOB	TOP								
14 Austin Jackson, R OBP: 0.373, SLG: 0.443										3	0	0	0	1	3	1									
18 Johnny Damon, L OBP: 0.400, SLG: 0.333										3	0	1	0	0	1	3									
25 Ryan Raburn, R OBP: 0.346, SLG: 0.333										1	0	0	0	0	0	0									
30 Magglio Ordonez, R OBP: 0.377, SLG: 0.525										4	0	0	0	0	0	1									
24 Miguel Cabrera, R OBP: 0.456, SLG: 0.678										4	2	2	1	0	0	0									
9 Carlos Guillen, S OBP: 0.379, SLG: 0.414										3	0	1	1	1	0	0									
32 Don Kelly, L OBP: 0.250, SLG: 0.500										3	1	1	1	0	0	1									
15 Brandon Inge, R OBP: 0.383, SLG: 0.412										1	0	0	0	0	1	1									
13 Alex Avila, L OBP: 0.240, SLG: 0.143										3	0	0	0	0	2	0									
12 Gerald Laird, R OBP: 0.243, SLG: 0.188										0	1	0	0	1	0	0									
39 Ramon Santiago, S OBP: 0.433, SLG: 0.292										3	0	2	1	1	0	0									
20 Scott Sizemore, R OBP: 0.362, SLG: 0.350										4	0	1	0	0	2	2									
Inning Stats	R: 0 E: 0 K: 1 S: 8	H: 1 LOB: 0 BB: 0 P: 13	R: 0 E: 0 K: 0 S: 9	H: 0 LOB: 0 BB: 0 P: 14	R: 0 E: 0 K: 1 S: 11	H: 0 LOB: 1 BB: 1 P: 19	R: 0 E: 0 K: 0 S: 10	H: 0 LOB: 0 BB: 0 P: 13	R: 1 E: 0 K: 2 S: 19	H: 3 LOB: 3 BB: 1 P: 29	R: 1 E: 0 K: 0 S: 12	H: 2 LOB: 0 BB: 0 P: 17	R: 0 E: 0 K: 2 S: 9	H: 0 LOB: 0 BB: 0 P: 12	R: 0 E: 0 K: 1 S: 5	H: 0 LOB: 0 BB: 0 P: 8	R: 2 E: 0 K: 2 S: 17	H: 2 LOB: 1 BB: 2 P: 29	1B: 5 2B: 2 3B: 0 HR: 2	SF: 0 SAC: 0 DP: 2 HBP: 0	WP: 0 PB: 0 CS: 2	PA: 36			
PITCHER	IP	WLS	BF	H	R	ER	SO	BB	IBB	HBP	BLK	WP	HR	S	P	ERA	WHIP								
36 Jered Weaver, R ERA: 2.77	7.0		27	6	2	2	6	2	0	0	0	0	1	78	117	2.57	1.143								
52 Jason Bulger, R ERA: 9.0	1.0	H	3	0	0	0	1	0	0	0	0	0	0	5	8	0.00	0.000								
40 Brian Fuentes, L ERA: 10.8	0.2	L	5	2	2	2	1	2	0	0	0	0	1	13	24	27.00	6.000								
43 Brian Stokes, R ERA: 4.76	0.1		1	0	0	0	1	0	0	0	0	0	0	4	5	0.00	0.000								

Detroit Tigers @ Los Angeles Angels
Angel Stadium of Anaheim, Anaheim, CA
Wed Apr 21 2010, 7:08 PM - 10:02 PM PDT
Att: 35,279 - Cloudy - 54 F


AB 32
R 4
H 8
RBI 4
BB 4
SO 9
LOB 9



Batter	1	2	3	4	5	6	7	8	9	AB	R	H	RBI	BB	SO	LOB	BOTTOM								
2 Erick Aybar, S OBP: 0.364, SLG: 0.328										3	1	1	0	1	1	1									
53 Bobby Abreu, L OBP: 0.256, SLG: 0.365										4	0	1	1	0	1	2									
48 Toni Hunter, R OBP: 0.365, SLG: 0.482										4	0	1	0	0	0	2									
55 Hideki Matsui, L OBP: 0.379, SLG: 0.552										3	1	0	0	1	0	3									
8 Kendrys Morales, S OBP: 0.290, SLG: 0.492										4	1	1	2	0	1	1									
20 Juan Rivera, R OBP: 0.254, SLG: 0.431										4	0	0	0	0	2	1									
47 Howie Kendrick, R OBP: 0.383, SLG: 0.444										4	0	0	0	0	0	0									
44 Mike Napoli, R OBP: 0.208, SLG: 0.136										3	0	0	0	0	1	0									
3 Brandon Wood, R OBP: 0.133, SLG: 0.093										3	0	0	0	0	1	1									
Inning Stats	R: 3 E: 0 K: 1 S: 15	H: 2 LOB: 0 BB: 2 P: 27	R: 0 E: 0 K: 2 S: 9	H: 0 LOB: 0 BB: 0 P: 14	R: 0 E: 0 K: 0 S: 9	H: 1 LOB: 1 BB: 0 P: 17	R: 0 E: 0 K: 0 S: 5	H: 0 LOB: 0 BB: 0 P: 10	R: 0 E: 1 K: 1 S: 12	H: 0 LOB: 1 BB: 0 P: 18	R: 0 E: 0 K: 1 S: 11	H: 0 LOB: 1 BB: 0 P: 19	R: 0 E: 0 K: 0 S: 6	H: 0 LOB: 0 BB: 0 P: 9	R: 0 E: 0 K: 1 S: 10	H: 1 LOB: 1 BB: 0 P: 14	R: 0 E: 0 K: 1 S: 7	H: 0 LOB: 0 BB: 0 P: 10	1B: 2 2B: 1 3B: 0 HR: 1	SF: 0 SAC: 0 DP: 1 HBP: 0	WP: 0 PB: 0 CS: 0	PA: 34			
PITCHER	IP	WLS	BF	H	R	ER	SO	BB	IBB	HBP	BLK	WP	HR	S	P	ERA	WHIP								
38 Jeremy Bonderman, R ERA: 7.2	6.0		24	3	3	3	5	2	0	0	0	0	1	61	105	4.50	0.833								
49 Eddie Bonine, R ERA: 2.08	1.0		3	0	0	0	0	0	0	0	0	0	0	6	9	0.00	0.000								
40 Phil Coke, L ERA: 2.25	1.0	W	4	1	0	0	1	0	0	0	0	0	0	10	14	0.00	1.000								
46 Jose Valverde, R ERA: 1.5	1.0	S	3	0	0	0	1	0	0	0	0	0	0	7	10	0.00	0.000								

Detroit Tigers @ Los Angeles Angels
Angel Stadium of Anaheim, Anaheim, CA
Wed Apr 21 2010, 7:08 PM - 10:02 PM PDT
Att: 35,279 - Cloudy - 54 F

AB 32
R 3
H 4
RBI 3
BB 2
SO 7
LOB 11



Batter	1	2	3	4	5	6	7	8	9	AB	R	H	RBI	BB	SO	LOB	TOP										
2 Derek Jeter, R OBP: 0.366, SLG: 0.507	G6-3		13 1B	36 1B		FC1-4-6		G1-3		5	1	2	1	0	0	3											
36 Nick Johnson, L OBP: 0.375, SLG: 0.231	G3					G4-3				4	0	1	0	0	1	3											
38 Marcus Thames, R (6, PH) OBP: 0.500, SLG: 0.769									K	1	0	0	0	0	1	0											
25 Mark Teixeira, S OBP: 0.274, SLG: 0.250	P5		13 1B							4	1	0	0	0	2	2											
13 Alex Rodriguez, R OBP: 0.437, SLG: 0.576			HBP							5	0	2	1	0	0	0											
24 Robinson Canó, L OBP: 0.382, SLG: 0.633	L4		24 E			P6				3	0	1	1	1	0	1											
20 Jorge Posada, S OBP: 0.393, SLG: 0.580	F7		P6			G3-1				4	0	0	0	0	0	4											
14 Curtis Granderson, L OBP: 0.344, SLG: 0.452	F7									3	0	0	0	1	1	1											
33 Nick Swisher, S OBP: 0.344, SLG: 0.431			P6							3	1	1	1	0	1	0											
11 Brett Gardner, L OBP: 0.420, SLG: 0.333			2 2B			G4-3				3	1	1	0	1	0	2											
Inning Stats	R: 0 E: 0 K: 0 S: 6	H: 0 LOB: 0 BB: 0 P: 10	R: 0 E: 0 K: 0 S: 8	H: 1 LOB: 1 BB: 0 P: 11	R: 3 E: 1 K: 1 S: 13	H: 4 LOB: 2 BB: 0 P: 28	R: 1 E: 0 K: 2 S: 14	H: 3 LOB: 2 BB: 0 P: 18	R: 0 E: 0 K: 0 S: 9	H: 0 LOB: 0 BB: 0 P: 13	R: 0 E: 0 K: 0 S: 14	H: 0 LOB: 2 BB: 1 P: 24	R: 0 E: 0 K: 1 S: 14	H: 0 LOB: 1 BB: 1 P: 22	R: 0 E: 0 K: 1 S: 13	H: 0 LOB: 1 BB: 1 P: 21	R: 0 E: 0 K: 1 S: 9	H: 0 LOB: 0 BB: 0 P: 15	1B: 5 2B: 2 3B: 0 HR: 1	SF: 0 SAC: 0 DP: 0 HBP: 2	WP: 0 PB: 0 SB: 2 CS: 0	PA: 40					
PITCHER	IP	WLS	BF	H	R	ER	SO	BB	IBB	HBP	BLK	WP	HR	S	P	ERA	WHIP										
54 Ervin Santana, R ERA: 4.73	6.0		29	8	4	4	3	1	0	2	0	0	1	64	104	6.00	1.500										
40 Kevin Jepsen, R ERA: 2.25	1.0		4	0	0	0	1	1	0	0	0	0	0	14	22	0.00	1.000										
56 Fernando Rodney, R (6, 1) ERA: 4.0	1.0	W	4	0	0	0	1	1	0	0	0	0	0	13	21	0.00	1.000										
40 Brian Fuentes, L ERA: 6.75	1.0	S	3	0	0	0	1	0	0	0	0	0	0	9	15	0.00	0.000										

New York Yankees @ Los Angeles Angels
Angel Stadium of Anaheim, Anaheim, CA
Fri Apr 23 2010, 7:08 PM - 10:21 PM PDT
Att: 44,002 - Clear - 62 F

AB 35
R 4
H 8
RBI 4
BB 3
SO 6
LOB 16



Batter	1	2	3	4	5	6	7	8	9	AB	R	H	RBI	BB	SO	LOB	BOTTOM										
2 Erick Aybar, S OBP: 0.347, SLG: 0.292	G6-3			G3						3	0	0	0	1	1	2											
53 Bobby Abreu, L OBP: 0.320, SLG: 0.457	48 1B		48 E							3	2	2	0	1	1	1											
48 Tori Hunter, R OBP: 0.361, SLG: 0.453	8 1B		E5							4	0	2	0	0	1	2											
55 Hideki Matsui, L OBP: 0.373, SLG: 0.567	L6		G4-6-3							4	0	1	0	0	0	3											
77 Reggie Williams, S OBP: 0.400, SLG: 0.273										0	1	0	0	0	0	0											
8 Kendrys Morales, S OBP: 0.343, SLG: 0.561			20 2B							3	2	3	3	0	0	0											
20 Juan Rivera, R OBP: 0.281, SLG: 0.452	F9		13 2B							4	1	2	1	0	0	3											
13 Maicer Izturis, S OBP: 0.353, SLG: 0.321										4	0	2	1	0	0	1											
47 Howie Kendrick, R OBP: 0.369, SLG: 0.424	F8		G6-3							4	0	0	0	0	0	3											
46 Bobby Wilson, R OBP: 0.258, SLG: 0.148										1	0	0	0	0	1	1											
44 Mike Napoli, R OBP: 0.258, SLG: 0.148										2	0	0	0	0	0	1											
Inning Stats	R: 1 E: 0 K: 0 S: 11	H: 3 LOB: 2 BB: 1 P: 21	R: 0 E: 0 K: 1 S: 10	H: 1 LOB: 1 BB: 0 P: 15	R: 3 E: 1 K: 0 S: 11	H: 4 LOB: 1 BB: 0 P: 21	R: 0 E: 0 K: 1 S: 8	H: 0 LOB: 1 BB: 0 P: 14	R: 0 E: 0 K: 0 S: 7	H: 1 LOB: 0 BB: 0 P: 10	R: 0 E: 0 K: 0 S: 6	H: 0 LOB: 0 BB: 0 P: 9	R: 0 E: 0 K: 2 S: 9	H: 0 LOB: 0 BB: 1 P: 19	R: 2 E: 0 K: 0 S: 9	H: 3 LOB: 1 BB: 0 P: 20	R: 0 E: 0 K: 0 S: 9	H: 0 LOB: 0 BB: 0 P: 15	1B: 7 2B: 4 3B: 0 HR: 1	SF: 0 SAC: 0 DP: 2 HBP: 2	WP: 0 PB: 0 SB: 1 CS: 2	PA: 36					
PITCHER	IP	WLS	BF	H	R	ER	SO	BB	IBB	HBP	BLK	WP	HR	S	P	ERA	WHIP										
34 A.J. Burnett, R ERA: 3.2	6.1		29	9	4	4	3	2	0	2	0	0	0	59	103	5.68	1.737										
30 David Robertson, R ERA: 7.71	0.2		1	0	0	0	1	0	0	0	0	0	0	3	6	0.00	0.000										
62 Joba Chamberlain, R ERA: 9.86	1.0	L	6	3	2	2	0	0	0	0	0	0	1	9	20	18.00	3.000										

New York Yankees @ Los Angeles Angels
Angel Stadium of Anaheim, Anaheim, CA
Fri Apr 23 2010, 7:08 PM - 10:21 PM PDT
Att: 44,002 - Clear - 62 F

AB 32
R 6
H 12
RBI 5
BB 2
SO 4
LOB 17



Batter	1	2	3	4	5	6	7	8	9	AB	R	H	RBI	BB	SO	LOB	TOP			
2 Derek Jeter, R OBP: 0.368, SLG: 0.500	G5-3		1B	1B		F9		FC6-5		5	0	2	1	0	0	2	New York Yankees @ Los Angeles Angels Angel Stadium of Anaheim, Anaheim, CA Sat Apr 24 2010, 1:11 PM - 3:58 PM PDT Att: 43,390 - Sunny - 68 F			
11 Brett Gardner, L OBP: 0.436, SLG: 0.404	1B		P6					K		5	2	3	0	0	1	3				
25 Mark Teixeira, S OBP: 0.289, SLG: 0.262	G3-6-3		G4-3		G4-3					5	0	1	1	1	0	3				
13 Alex Rodriguez, R OBP: 0.421, SLG: 0.547		G1-3								5	1	1	0	0	2	2				
24 Robinson Canó, L OBP: 0.411, SLG: 0.646	1B		1B							5	3	4	1	0	0	1				
33 Nick Swisher, S OBP: 0.354, SLG: 0.455	2B		1B							4	0	2	2	0	0	2				
14 Curtis Granderson, L OBP: 0.359, SLG: 0.466	F7		1B							2	1	0	0	2	0	2				
19 Ramiro Pena, S OBP: 0.111, SLG: 0.111	P5									4	0	0	0	0	1	5				
17 Francisco Cervelli, R OBP: 0.571, SLG: 0.583	G5-3		G5-3		G5-3					3	0	1	2	1	0	0				
Inning Stats	R: 0 E: 0 K: 0 S: 5	H: 1 LOB: 0 BB: 0 P: 7	R: 1 E: 0 K: 0 S: 12	H: 2 LOB: 1 BB: 0 P: 17	R: 0 E: 0 K: 0 S: 11	H: 1 LOB: 1 BB: 0 P: 16	R: 3 E: 0 K: 1 S: 13	H: 4 LOB: 2 BB: 1 P: 22	R: 2 E: 0 K: 1 S: 15	H: 0 LOB: 0 BB: 0 P: 15	R: 1 E: 0 K: 1 S: 13	H: 2 LOB: 1 BB: 0 P: 15	R: 0 E: 0 K: 1 S: 12	H: 0 LOB: 2 BB: 2 P: 23	R: 0 E: 0 K: 0 S: 7	H: 1 LOB: 1 BB: 0 P: 11	1B: 11 2B: 2 3B: 1 HR: 0	SF: 0 SAC: 1 DP: 1 HBP: 0	WP: 1 PB: 1 SB: 1 CS: 0	PA: 42
PITCHER	IP WLS BF H R ER SO BB IBB HBP BLK WP HR S P ERA WHIP	IP WLS BF H R ER SO BB IBB HBP BLK WP HR S P ERA WHIP	IP WLS BF H R ER SO BB IBB HBP BLK WP HR S P ERA WHIP	IP WLS BF H R ER SO BB IBB HBP BLK WP HR S P ERA WHIP	IP WLS BF H R ER SO BB IBB HBP BLK WP HR S P ERA WHIP	IP WLS BF H R ER SO BB IBB HBP BLK WP HR S P ERA WHIP	IP WLS BF H R ER SO BB IBB HBP BLK WP HR S P ERA WHIP	IP WLS BF H R ER SO BB IBB HBP BLK WP HR S P ERA WHIP	IP WLS BF H R ER SO BB IBB HBP BLK WP HR S P ERA WHIP	IP WLS BF H R ER SO BB IBB HBP BLK WP HR S P ERA WHIP	IP WLS BF H R ER SO BB IBB HBP BLK WP HR S P ERA WHIP	IP WLS BF H R ER SO BB IBB HBP BLK WP HR S P ERA WHIP	IP WLS BF H R ER SO BB IBB HBP BLK WP HR S P ERA WHIP	IP WLS BF H R ER SO BB IBB HBP BLK WP HR S P ERA WHIP	IP WLS BF H R ER SO BB IBB HBP BLK WP HR S P ERA WHIP	IP WLS BF H R ER SO BB IBB HBP BLK WP HR S P ERA WHIP	IP WLS BF H R ER SO BB IBB HBP BLK WP HR S P ERA WHIP	IP WLS BF H R ER SO BB IBB HBP BLK WP HR S P ERA WHIP	IP WLS BF H R ER SO BB IBB HBP BLK WP HR S P ERA WHIP	IP WLS BF H R ER SO BB IBB HBP BLK WP HR S P ERA WHIP
35 Joel Pineiro, R ERA: 3.42	6.0	L	28	11	6	6	2	0	0	0	0	0	0	0	0	0	9.00	1.833		
62 Scott Shields, R ERA: 14.54	1.0		5	2	1	1	1	0	0	0	0	0	0	0	0	0	9.00	2.000		
43 Brian Stokes, R ERA: 3.0	2.0		9	1	0	0	1	2	0	0	0	0	0	0	0	0	0.00	1.500		



Batter	1	2	3	4	5	6	7	8	9	AB	R	H	RBI	BB	SO	LOB	BOTTOM					
2 Erick Aybar, S OBP: 0.342, SLG: 0.304	G6-3		L4			53 F9		F9		4	1	1	0	0	0	1	New York Yankees @ Los Angeles Angels Angel Stadium of Anaheim, Anaheim, CA Sat Apr 24 2010, 1:11 PM - 3:58 PM PDT Att: 43,390 - Sunny - 68 F					
53 Bobby Abreu, L OBP: 0.316, SLG: 0.446	K		1B							4	0	1	0	0	1	1						
48 Toni Hunter, R OBP: 0.342, SLG: 0.433	G6-3		K							3	0	0	1	0	1	2						
55 Hideki Matsui, L OBP: 0.380, SLG: 0.563			1B							4	0	2	0	0	1	0						
39 Robb Quinlan, R ERA: 14.54										0	0	0	0	0	0	0						
8 Kendrys Morales, S OBP: 0.338, SLG: 0.543	FC6-4		1B							4	0	1	0	0	0	2						
20 Juan Rivera, R OBP: 0.269, SLG: 0.431	L5		1B							3	0	0	0	0	1	2						
47 Howie Kendrick, R OBP: 0.353, SLG: 0.403	FC6									3	0	0	0	0	1	1						
44 Mike Napoli, R OBP: 0.265, SLG: 0.167			1B							3	0	1	0	0	2	0						
3 Brandon Wood, R OBP: 0.137, SLG: 0.102			1B							3	0	1	0	0	1	0						
Inning Stats	R: 0 E: 0 K: 1 S: 7	H: 0 LOB: 0 BB: 0 P: 8	R: 0 E: 0 K: 0 S: 10	H: 1 LOB: 1 BB: 0 P: 14	R: 0 E: 0 K: 1 S: 14	H: 3 LOB: 2 BB: 0 P: 23	R: 0 E: 0 K: 0 S: 6	H: 1 LOB: 0 BB: 0 P: 8	R: 0 E: 0 K: 3 S: 11	H: 0 LOB: 0 BB: 0 P: 15	R: 1 E: 0 K: 1 S: 9	H: 1 LOB: 0 BB: 0 P: 15	R: 0 E: 0 K: 1 S: 7	H: 0 LOB: 0 BB: 0 P: 12	R: 0 E: 0 K: 1 S: 11	H: 0 LOB: 0 BB: 0 P: 19	R: 0 E: 0 K: 0 S: 10	H: 1 LOB: 1 BB: 0 P: 11	1B: 6 2B: 1 3B: 0 HR: 0	SF: 1 SAC: 0 DP: 1 HBP: 0	WP: 0 PB: 0 SB: 0 CS: 0	PA: 32
PITCHER	IP WLS BF H R ER SO BB IBB HBP BLK WP HR S P ERA WHIP	IP WLS BF H R ER SO BB IBB HBP BLK WP HR S P ERA WHIP	IP WLS BF H R ER SO BB IBB HBP BLK WP HR S P ERA WHIP	IP WLS BF H R ER SO BB IBB HBP BLK WP HR S P ERA WHIP	IP WLS BF H R ER SO BB IBB HBP BLK WP HR S P ERA WHIP	IP WLS BF H R ER SO BB IBB HBP BLK WP HR S P ERA WHIP	IP WLS BF H R ER SO BB IBB HBP BLK WP HR S P ERA WHIP	IP WLS BF H R ER SO BB IBB HBP BLK WP HR S P ERA WHIP	IP WLS BF H R ER SO BB IBB HBP BLK WP HR S P ERA WHIP	IP WLS BF H R ER SO BB IBB HBP BLK WP HR S P ERA WHIP	IP WLS BF H R ER SO BB IBB HBP BLK WP HR S P ERA WHIP	IP WLS BF H R ER SO BB IBB HBP BLK WP HR S P ERA WHIP	IP WLS BF H R ER SO BB IBB HBP BLK WP HR S P ERA WHIP	IP WLS BF H R ER SO BB IBB HBP BLK WP HR S P ERA WHIP	IP WLS BF H R ER SO BB IBB HBP BLK WP HR S P ERA WHIP	IP WLS BF H R ER SO BB IBB HBP BLK WP HR S P ERA WHIP	IP WLS BF H R ER SO BB IBB HBP BLK WP HR S P ERA WHIP	IP WLS BF H R ER SO BB IBB HBP BLK WP HR S P ERA WHIP	IP WLS BF H R ER SO BB IBB HBP BLK WP HR S P ERA WHIP	IP WLS BF H R ER SO BB IBB HBP BLK WP HR S P ERA WHIP		
46 Andy Pettitte, L ERA: 1.29	8.0	W	28	6	1	1	0	0	0	0	0	0	0	0	0	0	1.12	0.750				
43 Damaso Marte, L ERA:	1.0		4	1	0	0	0	0	0	0	0	0	0	0	0	0	0.00	1.000				



Batter	1	2	3	4	5	6	7	8	9	AB	R	H	RBI	BB	SO	LOB	TOP					
2 Derek Jeter, R OBP: 0.350, SLG: 0.474	G1-3	FC5-4			L4		K			4	0	0	1	0	1	1	New York Yankees @ Los Angeles Angels Angel Stadium of Anaheim, Anaheim, CA Sun Apr 25 2010, 12:38 PM - 3:37 PM PDT Att: 42,284 - Sunny - 70 F					
33 Nick Swisher, S OBP: 0.348, SLG: 0.431	L6	F8			BB		F8			3	0	0	0	1	0	1						
25 Mark Teixeira, S OBP: 0.280, SLG: 0.254	FC6-4				F7		F7			2	0	0	0	2	0	1						
13 Alex Rodriguez, R OBP: 0.400, SLG: 0.515	FC6-4				K		L8			4	0	0	0	0	1	3						
24 Robinson Canó, L OBP: 0.416, SLG: 0.676					K					3	2	1	1	0	1	1						
20 Jorge Posada, S OBP: 0.383, SLG: 0.611										4	1	1	2	0	1	0						
38 Marcus Thames, R OBP: 0.363, SLG: 0.857										1	1	1	0	1	0	0						
11 Brett Gardner, L OBP: 0.421, SLG: 0.388										2	0	0	0	0	0	0						
14 Curtis Granderson, L OBP: 0.343, SLG: 0.443										3	0	0	0	0	1	1						
17 Francisco Cervelli, R OBP: 0.529, SLG: 0.500										2	0	0	0	1	0	1						
Inning Stats	R: 0 E: 0 K: 0 S: 14	H: 0 LOB: 1 BB: 1 P: 23	R: 3 E: 0 K: 0 S: 10	H: 2 LOB: 1 BB: 1 P: 18	R: 0 E: 0 K: 2 S: 8	H: 0 LOB: 0 BB: 0 P: 14	R: 0 E: 0 K: 1 S: 5	H: 0 LOB: 1 BB: 1 P: 12	R: 0 E: 0 K: 0 S: 10	H: 0 LOB: 1 BB: 1 P: 19	R: 1 E: 0 K: 0 S: 9	H: 1 LOB: 0 BB: 0 P: 14	R: 0 E: 0 K: 1 S: 8	H: 0 LOB: 0 BB: 0 P: 12	R: 0 E: 0 K: 0 S: 7	H: 0 LOB: 0 BB: 1 P: 15	R: 0 E: 0 K: 1 S: 11	H: 0 LOB: 0 BB: 0 P: 18	1B: 0 2B: 1 3B: 0 HR: 2	SF: 0 SAC: 1 DP: 1 HBP: 1	WP: 0 PB: 0 SB: 0 CS: 0	PA: 35
PITCHER	IP WLS BF H R ER SO BB IBB HBP BLK WP HR S P ERA WHIP																					
19 Scott Kazmir, L ERA: 7.2	5.1 W 24 3 4 4 3 4 0 1 0 0 2 51 92 6.75 1.312																					
52 Jason Bulger, R ERA: 7.39	0.2 H 2 0 0 0 0 0 0 0 0 0 0 5 8 0.00 0.000																					
40 Kevin Jepsen, R ERA: 2.0	1.0 H 3 0 0 0 1 0 0 0 0 0 0 8 12 0.00 0.000																					
56 Fernando Rodney, R ERA: 3.6	1.0 3 0 0 0 0 1 0 0 0 0 0 7 15 0.00 1.000																					
62 Scott Shields, R ERA: 11.81	1.0 3 0 0 0 1 0 0 0 0 0 0 11 18 0.00 0.000																					
Batter	1	2	3	4	5	6	7	8	9	AB	R	H	RBI	BB	SO	LOB	BOTTOM					
13 Maicer Izturis, S OBP: 0.333, SLG: 0.281	G1-3				G4-3		L4			4	0	0	1	1	1	1	New York Yankees @ Los Angeles Angels Angel Stadium of Anaheim, Anaheim, CA Sun Apr 25 2010, 12:38 PM - 3:37 PM PDT Att: 42,284 - Sunny - 70 F					
53 Bobby Abreu, L OBP: 0.333, SLG: 0.487	G5-4-3				L6		BB			4	1	2	1	1	1	3						
48 Tori Hunter, R OBP: 0.338, SLG: 0.414	G5-4-3				K		K			3	1	0	0	0	2	1						
55 Hideki Matsui, L OBP: 0.361, SLG: 0.533					F9		F8			4	1	0	0	0	0	2						
8 Kendrys Morales, S OBP: 0.372, SLG: 0.603										3	2	3	3	1	0	0						
20 Juan Rivera, R OBP: 0.282, SLG: 0.418										2	1	0	0	1	0	1						
47 Howie Kendrick, R OBP: 0.347, SLG: 0.394										4	1	1	1	0	0	2						
44 Mike Napoli, R OBP: 0.289, SLG: 0.156										2	1	0	0	2	0	2						
3 Brandon Wood, R OBP: 0.145, SLG: 0.132										4	0	1	2	0	1	1						
Inning Stats	R: 0 E: 0 K: 0 S: 6	H: 1 LOB: 0 BB: 0 P: 9	R: 0 E: 0 K: 0 S: 8	H: 0 LOB: 2 BB: 2 P: 19	R: 1 E: 0 K: 3 S: 21	H: 1 LOB: 0 BB: 0 P: 28	R: 4 E: 0 K: 0 S: 13	H: 3 LOB: 1 BB: 1 P: 23	R: 0 E: 0 K: 1 S: 12	H: 1 LOB: 1 BB: 0 P: 18	R: 0 E: 0 K: 0 S: 7	H: 0 LOB: 0 BB: 0 P: 9	R: 3 E: 0 K: 0 S: 11	H: 1 LOB: 0 BB: 1 P: 23	R: 0 E: 0 K: 1 S: 9	H: 0 LOB: 2 BB: 2 P: 21		1B: 4 2B: 1 3B: 0 HR: 2	SF: 0 SAC: 0 DP: 1 HBP: 2	WP: 0 PB: 0 SB: 0 CS: 0	PA: 38	
PITCHER	IP WLS BF H R ER SO BB IBB HBP BLK WP HR S P ERA WHIP																					
31 Javier Vazquez, R ERA: 9.0	3.2 L 19 5 5 5 3 3 0 1 0 0 0 10 16 12.27 2.182																					
48 Boone Logan, L ERA: 6.35	1.0 4 1 0 0 1 0 0 0 0 0 0 10 16 0.00 1.000																					
91 Alfredo Aceves, R ERA: 6.35	1.2 5 0 0 0 0 0 0 0 0 0 0 13 15 0.00 0.000																					
43 Damaso Marte, L ERA: 6.23	0.2 5 1 3 3 0 1 0 1 0 0 1 8 20 40.50 3.000																					
45 Sergio Mitre, R ERA: 2.7	1.0 5 0 0 0 1 2 0 0 0 0 0 9 21 0.00 2.000																					

Batter	1	2	3	4	5	6	7	8	9	AB	R	H	RBI	BB	SO	LOB	TOP	
13 Asdrubal Cabrera, S OBP: 0.341, SLG: 0.398	G4-3		17 1B	BB		24 FC4-6		24 WP	17 G3-1	5	2	4	0	1	0	0		
24 Grady Sizemore, L OBP: 0.273, SLG: 0.309	BB		F7	L4-6		26 FC4-6		G3	SF8	4	0	0	1	1	0	8		
17 Shin-Soo Choo, L OBP: 0.449, SLG: 0.534	K		26 2B			G3-1		26 2B	G3-1	5	2	2	2	1	1	2		
26 Austin Kearns, R OBP: 0.426, SLG: 0.659	G5-3		2 1B			HR		12 1B	G5-3	6	2	3	5	0	0	4		
2 Jhonny Peralta, R OBP: 0.347, SLG: 0.317	7 1B		12 2B					F8	25 WP	3	0	2	0	2	0	0		
12 Mark Grudzielanski, R OBP: 0.233, SLG: 0.233	K		G5-4-3			F8		1B	25 WP	5	0	2	1	0	1	4		
25 Andy Marte, R OBP: 0.360, SLG: 0.350	7 1B		SH1-4			G5-3		F7	F8	4	0	1	0	1	0	4		
7 Matt LaPorta, R OBP: 0.274, SLG: 0.246	1B		24 L4-6			F7		P6	G4-3	5	0	2	0	0	0	3		
30 Lou Marson, R OBP: 0.220, SLG: 0.162	G1-2-3		SH1-4			24 FC4-6		24 WP	13 SF8	3	3	2	0	1	0	3		
Inning Stats	R: 0 E: 0 K: 1 S: 12	H: 0 LOB: 1 BB: 1 P: 21	R: 2 E: 0 K: 1 S: 13	H: 4 LOB: 2 BB: 0 P: 20	R: 0 E: 0 K: 0 S: 11	H: 2 LOB: 2 BB: 1 P: 22	R: 1 E: 0 K: 0 S: 12	H: 2 LOB: 2 BB: 1 P: 23	R: 0 E: 0 K: 0 S: 8	H: 1 LOB: 0 BB: 0 P: 15	R: 4 E: 0 K: 0 S: 14	H: 4 LOB: 2 BB: 2 P: 26	R: 1 E: 0 K: 0 S: 10	H: 2 LOB: 1 BB: 0 P: 16	1B: 12 2B: 6 3B: 0 HR: 1	SF: 1 SAC: 1 DP: 3 HBP: 0	WP: 2 PB: 0 SB: 0 CS: 0	PA: 49
PITCHER	IP	WLS	BF	H	R	ER	SO	BB	IBB	HBP	BLK	WP	HR	S	P	ERA	WHIP	
51 Joe Saunders, L ERA: 5.74	5.0	L	25	9	3	3	2	4	0	0	0	0	1	59	104	5.40	2.600	
32 Matt Palmer, R ERA: 5.63	2.1		15	6	5	5	0	1	1	0	0	1	0	26	51	19.29	3.000	
62 Scot Shields, R ERA: 10.5	0.2		4	1	0	0	0	1	0	0	0	1	0	8	13	0.00	3.000	
43 Brian Stokes, R ERA: 4.35	1.0		5	2	1	1	0	0	0	0	0	0	0	10	16	9.00	2.000	

Cleveland Indians @ Los Angeles Angels
Angel Stadium of Anaheim, Anaheim, CA
Tue Apr 27 2010, 7:08 PM - 10:27 PM PDT
Att: 39,619 - Partly Cloudy - 61 F

AB 40
R 9
H 18
RBI 9
BB 7
SO 2
LOB 28



Batter	1	2	3	4	5	6	7	8	9	AB	R	H	RBI	BB	SO	LOB	BOTTOM			
2 Erick Aybar, S OBP: 0.341, SLG: 0.346	G3		53 1B			F9		FC5-4	G4-3	5	0	1	0	0	0	1				
53 Bobby Abreu, L OBP: 0.344, SLG: 0.512	F7					F7		K	L7	4	0	1	1	0	1	1				
77 Reggie Willits, S OBP: 0.375, SLG: 0.250										1	0	0	0	0	0	0				
48 Toni Hunter, R OBP: 0.360, SLG: 0.442	G1-2-3		P4			8 BB		47 1B	G6-3	3	0	1	0	1	0	2				
39 Robb Quinlan, R						55 BB		20 1B		1	0	0	0	0	0	0				
55 Hideki Matsui, L OBP: 0.359, SLG: 0.506	G3		47 1B			8 BB		F7		2	0	0	0	2	0	1				
8 Kendrys Morales, S OBP: 0.356, SLG: 0.550	G4-3		G3-1			G3-1		K		3	0	0	0	1	1	2				
20 Juan Rivera, R OBP: 0.291, SLG: 0.427	L3		K			L7		47 1B		4	0	1	0	0	1	4				
47 Howie Kendrick, R OBP: 0.363, SLG: 0.419	G6-3					L8				4	0	2	0	0	0	3				
44 Mike Napoli, R OBP: 0.283, SLG: 0.154	L7					G5-3		G5-3	K	4	0	0	0	0	1	3				
28 Ryan Budde, R										0	0	0	0	0	0	0				
3 Brandon Wood, R OBP: 0.222, SLG: 0.262	2 1B		53 1B			F9		2 FC5-4		4	2	3	1	0	0	0				
Inning Stats	R: 0 E: 0 K: 0 S: 6	H: 0 LOB: 0 BB: 0 P: 6	R: 1 E: 0 K: 0 S: 14	H: 3 LOB: 0 BB: 0 P: 23	R: 0 E: 0 K: 1 S: 8	H: 1 LOB: 2 BB: 1 P: 15	R: 0 E: 0 K: 0 S: 8	H: 0 LOB: 0 BB: 0 P: 14	R: 0 E: 0 K: 0 S: 13	H: 1 LOB: 3 BB: 2 P: 24	R: 0 E: 0 K: 1 S: 11	H: 1 LOB: 1 BB: 0 P: 16	R: 0 E: 0 K: 2 S: 25	H: 2 LOB: 3 BB: 1 P: 41	R: 1 E: 0 K: 0 S: 6	H: 1 LOB: 0 BB: 0 P: 8	1B: 8 2B: 0 3B: 0 HR: 1	SF: 0 SAC: 0 DP: 0 HBP: 0	WP: 0 PB: 0 SB: 0 CS: 0	PA: 39
PITCHER	IP	WLS	BF	H	R	ER	SO	BB	IBB	HBP	BLK	WP	HR	S	P	ERA	WHIP			
51 Mitch Talbot, R ERA: 2.05	6.1	W	27	6	1	1	1	3	0	0	0	0	0	6	6	0.00	0.000			
32 Aaron Laffey, L ERA: 3.97	0.2	H	2	0	0	0	1	0	0	0	0	0	0	6	6	0.00	0.000			
50 Jensen Lewis, R ERA: 1.08	0.2		5	2	0	0	1	1	0	0	0	0	0	22	36	0.00	4.500			
38 Joe Smith, R ERA: 6.43	1.1		5	1	1	1	1	0	0	0	0	0	1	9	13	6.75	0.750			

Cleveland Indians @ Los Angeles Angels
Angel Stadium of Anaheim, Anaheim, CA
Tue Apr 27 2010, 7:08 PM - 10:27 PM PDT
Att: 39,619 - Partly Cloudy - 61 F

AB 35
R 2
H 9
RBI 2
SO 4
LOB 17



Batter	1	2	3	4	5	6	7	8	9	AB	R	H	RBI	BB	SO	LOB	TOP								
13 Asdrúbal Cabrera, S OBP: 0.377, SLG: 0.384	G4-3		F8			SH3-4			F7	3	0	0	0	1	0	2	Cleveland Indians @ Los Angeles Angels Angel Stadium of Anaheim, Anaheim, CA Wed Apr 28 2010, 4:06 PM - 6:56 PM PDT Att: 34,190 - Sunny - 64 F								
24 Grady Sizemore, L OBP: 0.298, SLG: 0.301	G3		F7			BB			G3	5	1	1	1	0	1	3									
17 Shin-Soo Choo, L OBP: 0.452, SLG: 0.532	G5-3					1B			G1-3	4	0	2	0	0	0	0									
26 Austin Kearns, R OBP: 0.431, SLG: 0.660						K			G3	3	1	1	0	1	1	1									
48 Travis Hafner, L OBP: 0.312, SLG: 0.317	G4-3					K				2	0	0	1	1	1	2									
33 Russell Branyan, L OBP: 0.318, SLG: 0.400										3	0	0	0	1	3	4									
2 Jhonny Peralta, R OBP: 0.329, SLG: 0.302										3	0	0	1	0	1	3									
1 Luis Valbuena, L OBP: 0.328, SLG: 0.353										4	0	2	0	0	2	1									
30 Lou Marson, R OBP: 0.244, SLG: 0.220										4	1	2	0	0	1	1									
Inning Stats	R: 0 E: 0 K: 0 S: 5	H: 0 LOB: 0 BB: 0 P: 9	R: 1 E: 0 K: 1 S: 11	H: 1 LOB: 1 BB: 1 P: 24	R: 0 E: 0 K: 1 S: 7	H: 0 LOB: 0 BB: 0 P: 10	R: 0 E: 0 K: 2 S: 9	H: 1 LOB: 1 BB: 0 P: 11	R: 0 E: 0 K: 3 S: 10	H: 0 LOB: 0 BB: 0 P: 15	R: 2 E: 0 K: 1 S: 16	H: 3 LOB: 3 BB: 1 P: 25	R: 0 E: 0 K: 1 S: 13	H: 1 LOB: 1 BB: 1 P: 21	R: 0 E: 0 K: 1 S: 6	H: 0 LOB: 0 BB: 1 P: 12		R: 0 E: 0 K: 0 S: 14	H: 2 LOB: 2 BB: 0 P: 17	1B: 6 2B: 3 3B: 0 HR: 0	SF: 1 SAC: 1 DP: 2 HBP: 1	WP: 0 PB: 0 SB: 2 CS: 1	PA: 38		
PITCHER	IP	WLS	BF	H	R	ER	SO	BB	IBB	HBP	BLK	WP	HR	S	P	ERA	WHIP								
54 Ervin Santana, R ERA: 4.59	6.2		28	6	3	3	8	3	0	1	0	0	0	68	111	4.05	1.350								
40 Kevin Jepsen, R ERA: 1.5	0.1		1	0	0	0	1	0	0	0	0	0	0	3	4	0.00	0.000								
56 Fernando Rodney, R ERA: 3.09	1.0		4	0	0	0	1	1	0	0	0	0	0	6	12	0.00	1.000								
40 Brian Fuentes, L ERA: 3.86	1.0	W	5	2	0	0	0	0	0	0	0	0	0	14	17	0.00	2.000								

Batter	1	2	3	4	5	6	7	8	9	AB	R	H	RBI	BB	SO	LOB	BOTTOM								
2 Erick Aybar, S OBP: 0.337, SLG: 0.341	G6-3		G4-3						G4-3	4	1	1	0	0	0	0	Cleveland Indians @ Los Angeles Angels Angel Stadium of Anaheim, Anaheim, CA Wed Apr 28 2010, 4:06 PM - 6:56 PM PDT Att: 34,190 - Sunny - 64 F								
53 Bobby Abreu, L OBP: 0.340, SLG: 0.494	F8		G5-3						P6	3	1	0	0	1	0	0									
48 Toni Hunter, R OBP: 0.376, SLG: 0.506	G1-4-3									4	2	3	3	0	0	0									
55 Hideki Matsui, L OBP: 0.354, SLG: 0.488										3	0	0	0	1	3	1									
8 Kendrys Morales, S OBP: 0.352, SLG: 0.536	G1-3									4	0	1	0	0	0	2									
20 Juan Rivera, R OBP: 0.289, SLG: 0.410										3	0	0	0	1	1	1									
47 Howie Kendrick, R OBP: 0.357, SLG: 0.410										4	0	1	1	0	0	1									
3 Brandon Wood, R OBP: 0.212, SLG: 0.250										3	0	0	0	0	1	2									
28 Ryan Budde, R OBP: 0.283, SLG: 0.154										2	0	0	0	0	2	0									
13 Maicer Izturis, S OBP: 0.325, SLG: 0.273										1	0	0	0	0	0	0									
44 Mike Napoli, R OBP: 0.283, SLG: 0.154										0	0	0	0	0	0	0									
Inning Stats	R: 0 E: 0 K: 0 S: 8	H: 0 LOB: 0 BB: 0 P: 14	R: 0 E: 0 K: 2 S: 7	H: 0 LOB: 0 BB: 0 P: 11	R: 0 E: 0 K: 2 S: 8	H: 0 LOB: 0 BB: 0 P: 13	R: 0 E: 0 K: 1 S: 10	H: 1 LOB: 1 BB: 0 P: 13	R: 0 E: 0 K: 0 S: 9	H: 1 LOB: 1 BB: 0 P: 16	R: 3 E: 0 K: 2 S: 19	H: 2 LOB: 0 BB: 1 P: 33	R: 0 E: 0 K: 0 S: 8	H: 0 LOB: 0 BB: 0 P: 13	R: 0 E: 0 K: 0 S: 8	H: 0 LOB: 0 BB: 0 P: 12	R: 1 E: 0 K: 0 S: 6	H: 2 LOB: 2 BB: 2 P: 17	1B: 4 2B: 1 3B: 0 HR: 1	SF: 0 SAC: 0 DP: 2 HBP: 0	WP: 0 PB: 0 SB: 0 CS: 0	PA: 34			
PITCHER	IP	WLS	BF	H	R	ER	SO	BB	IBB	HBP	BLK	WP	HR	S	P	ERA	WHIP								
37 Jake Westbrook, R ERA: 5.53	6.0		23	4	3	3	7	1	0	0	0	0	0	8	13	0.00	0.833								
31 Jamey Wright, R ERA: 4.32	1.0		3	0	0	0	0	0	0	0	0	0	0	8	12	0.00	0.000								
49 Tony Sipp, L ERA: 3.24	1.0		3	0	0	0	0	0	0	0	0	0	0	8	12	0.00	0.000								
38 Joe Smith, R ERA: 7.71	0.0	L	2	1	1	1	0	0	1	0	0	0	0	2	6	∞	∞								
53 Rafael Perez, L ERA: 2.7	0.2		2	0	0	0	0	0	1	0	0	0	0	3	10	0.00	0.000								



Batter	1	2	3	4	5	6	7	8	9	AB	R	H	RBI	BB	SO	LOB	TOP								
2 Erick Aybar, S (1, 6) OBP: 0.327, SLG: 0.330	1-1 47 CS 1B			1-2 G3-1	0-3 K2-3		1-0 FC6			4	0	1	0	0	1	3	Los Angeles Angels @ Detroit Tigers Comerica Park, Detroit, MI Sat May 01 2010, 1:07 PM - 4:04 PM EDT Att: 31,042 - Cloudy - 67 F								
47 Howie Kendrick, R (1, 4) OBP: 0.337, SLG: 0.384	1-3 SAFE K			0-0 53 E 1B		0-1 G5-3		0-1 G5-3		4	1	1	0	0	1	1									
53 Bobby Abreu, L (1, 9)	1-1 L8			3-2 E9 1B		3-3 K		1-0 G4-3		4	0	0	0	0	1	0									
55 Hideki Matsui, L (1, 10)		0-0 G3		2-3 K		1-1 20 1B 1B		2-3 K		4	0	1	0	0	2	1									
8 Kendrys Morales, S (1, 3)	2-0 20 G6-3 1B			3-1 CS	3-2 44 2B 3 1B 1B	1-2 20 1B 1B		0-1 G6-3		4	1	3	0	0	0	0									
20 Juan Rivera, R (1, 7)	1-0 G6-3			2-2 F8		0-0 1B		2-0 F9		4	0	1	0	0	0	2									
44 Mike Napoli, R (1, 2)			1-2 L1-4 2B	1-3 2B		2-3 K		3-0 F8		4	0	2	0	0	1	0									
3 Brandon Wood, R (1, 5)			1-2 L1-4	1-2 1B		3-2 FC6 1B				3	0	2	1	0	0	1									
77 Reggie Willits, S (1, 8)			2-2 F9	0-0 L4		0-3 K				3	0	0	0	0	1	3									
Inning Stats	R: 0 E: 0 K: 1 S: 7	H: 1 LOB: 0 BB: 0 P: 10	R: 0 E: 0 K: 0 S: 3	H: 1 LOB: 0 BB: 0 P: 6	R: 0 E: 0 K: 0 S: 9	H: 1 LOB: 0 BB: 0 P: 13	R: 1 E: 2 K: 1 S: 12	H: 3 LOB: 2 BB: 0 P: 21	R: 0 E: 0 K: 1 S: 11	H: 3 LOB: 2 BB: 0 P: 16	R: 0 E: 0 K: 2 S: 10	H: 1 LOB: 1 BB: 0 P: 16	R: 0 E: 0 K: 1 S: 7	H: 0 LOB: 0 BB: 0 P: 10	R: 0 E: 0 K: 0 S: 4	H: 0 LOB: 0 BB: 0 P: 9	1B: 9 2B: 3 3B: 0 HR: 0	SF: 0 SAC: 0 DP: 2 HBP: 0	WP: 0 PB: 0 SB: 0 CS: 2	PA: 35					
PITCHER	IP	WLS	BF	H	R	ER	SO	BB	IBB	HBP	BLK	WP	HR	S	P	ERA	WHIP								
38 Jeremy Bonderman, R (1, 1) ERA: 5.74	6.0		24	10	2	1	4	0	0	0	0	0	0	66	98	1.50	1.667								
49 Eddie Bonine, R (7, 1) ERA: 1.35	1.1		5	1	0	0	2	0	0	0	0	0	0	12	18	0.00	0.750								
59 Fu-Te Ni, L (8, 1) ERA: 1.54	1.0		3	0	0	0	1	0	0	0	0	0	0	7	10	0.00	0.000								
45 Ryan Perry, R (9, 1) ERA: 2.45	0.2	W	2	0	0	0	0	0	0	0	0	0	0	2	7	0.00	0.000								

Batter	1	2	3	4	5	6	7	8	9	AB	R	H	RBI	BB	SO	LOB	BOTTOM								
14 Austin Jackson, R (1, 8) OBP: 0.412, SLG: 0.481	2-2 24 BB 15 SF8 18 1B 1B			0-1 G6-3		1-2 L7		2-2 L4		5	1	1	0	0	1	3	Los Angeles Angels @ Detroit Tigers Comerica Park, Detroit, MI Sat May 01 2010, 1:07 PM - 4:04 PM EDT Att: 31,042 - Cloudy - 67 F								
18 Johnny Damon, L (1, 7)	0-0 15 SF8 24 BB 1B			2-2 L5		2-2 30 E 24 1B 2B		2-2 G5-3		5	2	3	1	0	0	0									
30 Magglio Ordonez, R (1, 10) OBP: 0.394, SLG: 0.489	0-2 P4			4-2 FC4 24 BB BB		0-0 FC6 24 1B		0-1 G1-3		3	0	0	0	1	0	3									
24 Miguel Cabrera, R (1, 3)	4-2 BB			2-2 FC4 15 S		0-1 G4-3		0-1 G4-3		3	0	1	1	1	0	1									
15 Brandon Inge, R (1, 5)	2-2 SF8			2-2 P6		0-1 F7		0-1 P6		3	0	0	1	0	0	3									
25 Ryan Raburn, R (1, 9)	3-3 K			0-1 G1-4-3 2B		1-3 K		3-0 FC3-6 12 1B		4	0	2	0	0	2	4									
12 Gerald Laird, R (1, 2)			2-3 K	1-3 K		0-3 K		0-1 FC3-6 20 1-2		4	0	0	0	0	3	4									
20 Scott Sizemore, R (1, 4) OBP: 0.333, SLG: 0.354			2-3 K	4-2 G1-4-3 BB		2-1 F7		4-2 BB		2	0	0	0	2	1	0									
4 Adam Everett, R (1, 6) OBP: 0.205, SLG: 0.220			4-0 BB	1-0 G1-4-3		3-1 F7		3-1 G6-3		2	0	0	0	1	0	2									
39 Ramon Santiago, S (8, PH) OBP: 0.396, SLG: 0.340				1-2 2-3						1	0	0	0	0	0	2									
Inning Stats	R: 1 E: 0 K: 1 S: 18	H: 2 LOB: 2 BB: 1 P: 26	R: 0 E: 0 K: 3 S: 9	H: 0 LOB: 1 BB: 1 P: 20	R: 0 E: 0 K: 0 S: 11	H: 0 LOB: 1 BB: 1 P: 21	R: 0 E: 0 K: 1 S: 12	H: 1 LOB: 2 BB: 1 P: 18	R: 1 E: 1 K: 2 S: 15	H: 2 LOB: 2 BB: 0 P: 18	R: 0 E: 0 K: 0 S: 8	H: 0 LOB: 0 BB: 0 P: 14	R: 0 E: 0 K: 0 S: 11	H: 0 LOB: 0 BB: 0 P: 13	R: 0 E: 0 K: 0 S: 11	H: 1 LOB: 2 BB: 1 P: 21	R: 1 E: 0 K: 0 S: 4	H: 1 LOB: 0 BB: 0 P: 8	1B: 4 2B: 2 3B: 0 HR: 1	SF: 1 SAC: 0 DP: 0 HBP: 0	WP: 0 PB: 0 SB: 3 CS: 0	PA: 38			
PITCHER	IP	WLS	BF	H	R	ER	SO	BB	IBB	HBP	BLK	WP	HR	S	P	ERA	WHIP								
19 Scott Kazmir, L (1, 1) ERA: 5.57	6.0		28	5	2	1	7	4	0	0	0	0	0	73	117	1.50	1.500								
40 Kevin Jepsen, R (7, 1) ERA: 1.64	1.0		3	0	0	0	0	0	0	0	0	0	0	11	13	0.00	0.000								
56 Fernando Rodney, R (8, 1) ERA: 2.84	1.0		5	1	0	0	0	1	0	0	0	0	0	11	21	0.00	2.000								
62 Scot Shields, R (9, 1) ERA: 11.37	0.1	L	2	1	1	1	0	0	0	0	0	0	1	4	8	27.00	3.000								

AB 34
R 2
H 11
RBI 1
BB 0
SO 7
LOB 11



AB 32
R 3
H 7
RBI 3
BB 5
SO 7
LOB 22



Batter	1	2	3	4	5	6	7	8	9	AB	R	H	RBI	BB	SO	LOB	TOP	
2 Erick Aybar, S OBP: 0.324, SLG: 0.326										4	0	1	1	0	1	0	Los Angeles Angels @ Detroit Tigers Comerica Park, Detroit, MI Sun May 02 2010, 1:08 PM - 3:49 PM EDT Att: 25,603 - Cloudy - 69 F	
53 Bobby Abreu, L OBP: 0.336, SLG: 0.490									4	0	1	0	0	0	0			
48 Tori Hunter, R OBP: 0.373, SLG: 0.522									4	0	1	0	0	0	2			
55 Hideki Matsui, L OBP: 0.333, SLG: 0.448									4	0	0	0	0	0	3			
8 Kendrys Morales, S OBP: 0.353, SLG: 0.516									3	0	0	0	0	1	0			
47 Howie Kendrick, R OBP: 0.326, SLG: 0.371									3	0	0	0	0	1	0			
44 Mike Napoli, R OBP: 0.298, SLG: 0.265									3	0	0	0	0	3	0			
3 Brandon Wood, R OBP: 0.211, SLG: 0.243									3	0	0	0	0	1	0			
77 Reggie Willits, S OBP: 0.286, SLG: 0.176									2	0	0	0	0	0	0			
13 Maicer Izturis, S OBP: 0.341, SLG: 0.294									1	1	1	0	0	0	0			
Inning Stats	R: 0 H: 1 E: 0 K: 0 S: 12	H: 1 LOB: 1 BB: 0 P: 15	R: 0 H: 0 E: 0 K: 2 S: 10	H: 0 LOB: 0 BB: 0 P: 16	R: 0 H: 0 E: 0 K: 0 S: 8	H: 0 LOB: 0 BB: 0 P: 13	R: 0 H: 0 E: 0 K: 1 S: 8	H: 0 LOB: 0 BB: 0 P: 13	R: 0 H: 0 E: 0 K: 2 S: 12	H: 0 LOB: 0 BB: 0 P: 16	R: 0 H: 0 E: 0 K: 1 S: 11	H: 0 LOB: 0 BB: 0 P: 15	R: 1 H: 3 E: 0 K: 1 S: 17	H: 3 LOB: 2 BB: 0 P: 25	1B: 4 2B: 0 3B: 0 HR: 0	SF: 0 SAC: 0 DP: 0 HBP: 0	WP: 0 PA: 31 PB: 0 SB: 0 CS: 0	
PITCHER	IP: 8.1 WLS: W BF: 28 ERA: 4.5 ERA+: 0.71	WLS: W BF: 3 ERA: 0.2	H: 3 R: 1 ER: 1 SO: 7 BB: 0 IBB: 0 HBP: 0 BLK: 0 WP: 0 HR: 0 S: 86 P: 120 ERA: 1.08 WHIP: 0.360	H: 0 R: 0 ER: 0 SO: 0 BB: 0 IBB: 0 HBP: 0 BLK: 0 WP: 0 HR: 0 S: 6 P: 7	H: 0 R: 0 ER: 0 SO: 0 BB: 0 IBB: 0 HBP: 0 BLK: 0 WP: 0 HR: 0 S: 6 P: 7	H: 0 R: 0 ER: 0 SO: 0 BB: 0 IBB: 0 HBP: 0 BLK: 0 WP: 0 HR: 0 S: 6 P: 7	H: 0 R: 0 ER: 0 SO: 0 BB: 0 IBB: 0 HBP: 0 BLK: 0 WP: 0 HR: 0 S: 6 P: 7	H: 0 R: 0 ER: 0 SO: 0 BB: 0 IBB: 0 HBP: 0 BLK: 0 WP: 0 HR: 0 S: 6 P: 7	H: 0 R: 0 ER: 0 SO: 0 BB: 0 IBB: 0 HBP: 0 BLK: 0 WP: 0 HR: 0 S: 6 P: 7	H: 0 R: 0 ER: 0 SO: 0 BB: 0 IBB: 0 HBP: 0 BLK: 0 WP: 0 HR: 0 S: 6 P: 7	H: 0 R: 0 ER: 0 SO: 0 BB: 0 IBB: 0 HBP: 0 BLK: 0 WP: 0 HR: 0 S: 6 P: 7	H: 0 R: 0 ER: 0 SO: 0 BB: 0 IBB: 0 HBP: 0 BLK: 0 WP: 0 HR: 0 S: 6 P: 7	H: 0 R: 0 ER: 0 SO: 0 BB: 0 IBB: 0 HBP: 0 BLK: 0 WP: 0 HR: 0 S: 6 P: 7	H: 0 R: 0 ER: 0 SO: 0 BB: 0 IBB: 0 HBP: 0 BLK: 0 WP: 0 HR: 0 S: 6 P: 7	H: 0 R: 0 ER: 0 SO: 0 BB: 0 IBB: 0 HBP: 0 BLK: 0 WP: 0 HR: 0 S: 6 P: 7	H: 0 R: 0 ER: 0 SO: 0 BB: 0 IBB: 0 HBP: 0 BLK: 0 WP: 0 HR: 0 S: 6 P: 7	H: 0 R: 0 ER: 0 SO: 0 BB: 0 IBB: 0 HBP: 0 BLK: 0 WP: 0 HR: 0 S: 6 P: 7	H: 0 R: 0 ER: 0 SO: 0 BB: 0 IBB: 0 HBP: 0 BLK: 0 WP: 0 HR: 0 S: 6 P: 7

Batter	1	2	3	4	5	6	7	8	9	AB	R	H	RBI	BB	SO	LOB	BOTTOM		
14 Austin Jackson, R OBP: 0.420, SLG: 0.495										5	0	3	1	0	1	4	Los Angeles Angels @ Detroit Tigers Comerica Park, Detroit, MI Sun May 02 2010, 1:08 PM - 3:49 PM EDT Att: 25,603 - Cloudy - 69 F		
18 Johnny Damon, L OBP: 0.420, SLG: 0.484										5	0	0	0	0	2	7			
30 Magglio Ordonez, R OBP: 0.389, SLG: 0.474										3	1	0	0	1	2	2			
24 Miguel Cabrera, R OBP: 0.424, SLG: 0.592										4	0	1	1	0	1	1			
26 Brennan Boesch, L OBP: 0.296, SLG: 0.538										3	0	1	1	0	0	0			
32 Don Kelly, L OBP: 0.240, SLG: 0.333										1	0	0	0	0	0	0			
15 Brandon Inge, R OBP: 0.321, SLG: 0.449										4	0	1	0	0	2	2			
13 Alex Avila, L OBP: 0.293, SLG: 0.206										3	2	2	0	1	0	1			
20 Scott Sizemore, R OBP: 0.346, SLG: 0.368										3	1	2	0	0	1	1			
39 Ramon Santiago, S OBP: 0.386, SLG: 0.333										4	1	1	1	0	0	3			
Inning Stats	R: 0 H: 1 E: 0 K: 3 S: 16	H: 1 LOB: 1 BB: 0 P: 25	R: 0 H: 1 E: 0 K: 1 S: 14	H: 1 LOB: 1 BB: 0 P: 22	R: 0 H: 1 E: 0 K: 1 S: 13	H: 1 LOB: 1 BB: 0 P: 19	R: 0 H: 0 E: 0 K: 1 S: 7	H: 0 LOB: 0 BB: 0 P: 14	R: 4 H: 5 E: 0 K: 1 S: 21	H: 2 LOB: 2 BB: 1 P: 34	R: 1 H: 2 E: 0 K: 0 S: 13	H: 2 LOB: 1 BB: 0 P: 18	R: 0 H: 0 E: 0 K: 1 S: 7	H: 0 LOB: 0 BB: 0 P: 7	R: 0 H: 1 E: 1 K: 1 S: 18	H: 1 LOB: 3 BB: 1 P: 27	1B: 8 2B: 3 3B: 0 HR: 0	SF: 0 SAC: 1 DP: 0 HBP: 0	WP: 2 PA: 38 PB: 0 SB: 0 CS: 0
PITCHER	IP: 4.2 WLS: L BF: 22 ERA: 3.19 ERA+: 7.0	WLS: L BF: 7 ERA: 7.0	H: 4 R: 3 ER: 1 SO: 1 BB: 0 IBB: 0 HBP: 0 BLK: 0 WP: 0 HR: 0 S: 17 P: 25 ERA: 6.75 WHIP: 2.250	H: 1 R: 1 ER: 1 SO: 1 BB: 0 IBB: 0 HBP: 0 BLK: 0 WP: 0 HR: 0 S: 7 P: 7 ERA: 0.00 WHIP: 0.000	H: 0 R: 0 ER: 0 SO: 0 BB: 0 IBB: 0 HBP: 0 BLK: 0 WP: 0 HR: 0 S: 18 P: 27 ERA: 0.00 WHIP: 2.000	H: 0 R: 0 ER: 0 SO: 0 BB: 0 IBB: 0 HBP: 0 BLK: 0 WP: 0 HR: 0 S: 18 P: 27 ERA: 0.00 WHIP: 2.000	H: 0 R: 0 ER: 0 SO: 0 BB: 0 IBB: 0 HBP: 0 BLK: 0 WP: 0 HR: 0 S: 18 P: 27 ERA: 0.00 WHIP: 2.000	H: 0 R: 0 ER: 0 SO: 0 BB: 0 IBB: 0 HBP: 0 BLK: 0 WP: 0 HR: 0 S: 18 P: 27 ERA: 0.00 WHIP: 2.000	H: 0 R: 0 ER: 0 SO: 0 BB: 0 IBB: 0 HBP: 0 BLK: 0 WP: 0 HR: 0 S: 18 P: 27 ERA: 0.00 WHIP: 2.000	H: 0 R: 0 ER: 0 SO: 0 BB: 0 IBB: 0 HBP: 0 BLK: 0 WP: 0 HR: 0 S: 18 P: 27 ERA: 0.00 WHIP: 2.000	H: 0 R: 0 ER: 0 SO: 0 BB: 0 IBB: 0 HBP: 0 BLK: 0 WP: 0 HR: 0 S: 18 P: 27 ERA: 0.00 WHIP: 2.000	H: 0 R: 0 ER: 0 SO: 0 BB: 0 IBB: 0 HBP: 0 BLK: 0 WP: 0 HR: 0 S: 18 P: 27 ERA: 0.00 WHIP: 2.000	H: 0 R: 0 ER: 0 SO: 0 BB: 0 IBB: 0 HBP: 0 BLK: 0 WP: 0 HR: 0 S: 18 P: 27 ERA: 0.00 WHIP: 2.000	H: 0 R: 0 ER: 0 SO: 0 BB: 0 IBB: 0 HBP: 0 BLK: 0 WP: 0 HR: 0 S: 18 P: 27 ERA: 0.00 WHIP: 2.000	H: 0 R: 0 ER: 0 SO: 0 BB: 0 IBB: 0 HBP: 0 BLK: 0 WP: 0 HR: 0 S: 18 P: 27 ERA: 0.00 WHIP: 2.000	H: 0 R: 0 ER: 0 SO: 0 BB: 0 IBB: 0 HBP: 0 BLK: 0 WP: 0 HR: 0 S: 18 P: 27 ERA: 0.00 WHIP: 2.000	H: 0 R: 0 ER: 0 SO: 0 BB: 0 IBB: 0 HBP: 0 BLK: 0 WP: 0 HR: 0 S: 18 P: 27 ERA: 0.00 WHIP: 2.000	H: 0 R: 0 ER: 0 SO: 0 BB: 0 IBB: 0 HBP: 0 BLK: 0 WP: 0 HR: 0 S: 18 P: 27 ERA: 0.00 WHIP: 2.000	

livebaseballscores.com

AB 31
R 1
H 4
RBI 1
BB 0
SO 7
LOB 5

WP: 0
PA: 31
PB: 0
SB: 0
CS: 0


livebaseballscores.com

AB 35
R 5
H 11
RBI 4
BB 2
SO 9
LOB 21

Batter	1	2	3	4	5	6	7	8	9	AB	R	H	RBI	BB	SO	LOB	TOP										
2 Erick Aybar, S OBP: 0.325, SLG: 0.324										2	1	0	0	2	0	0											
53 Bobby Abreu, L OBP: 0.319, SLG: 0.455										4	0	0	0	0	2	4											
48 Torii Hunter, R OBP: 0.373, SLG: 0.510										4	0	1	0	0	2	0											
8 Kendrys Morales, S OBP: 0.351, SLG: 0.505										4	0	0	1	0	0	1											
55 Hideki Matsui, L OBP: 0.319, SLG: 0.423										4	0	0	0	0	2	1											
20 Juan Rivera, R OBP: 0.303, SLG: 0.396										3	0	0	0	0	0	0											
47 Howie Kendrick, R OBP: 0.324, SLG: 0.368										3	0	1	0	0	0	0											
44 Mike Napoli, R OBP: 0.333, SLG: 0.327										3	0	3	0	0	0	0											
3 Brandon Wood, R OBP: 0.200, SLG: 0.231										2	0	0	0	0	1	2											
Inning Stats	R: 0 H: 0 E: 0 K: 0 S: 7	H: 0 LOB: 0 BB: 0 P: 10	R: 0 H: 0 E: 0 K: 1 S: 7	H: 0 LOB: 0 BB: 0 P: 12	R: 0 H: 1 E: 0 K: 1 S: 10	H: 1 LOB: 0 BB: 0 P: 10	R: 1 H: 1 E: 0 K: 1 S: 10	H: 1 LOB: 1 BB: 0 P: 18	R: 0 H: 0 E: 0 K: 2 S: 9	H: 0 LOB: 0 BB: 0 P: 12	R: 0 H: 0 E: 0 K: 1 S: 10	H: 0 LOB: 0 BB: 0 P: 17	R: 0 H: 2 E: 0 K: 0 S: 15	H: 2 LOB: 2 BB: 1 P: 23	R: 0 H: 0 E: 0 K: 2 S: 9	H: 0 LOB: 0 BB: 0 P: 13	1B: 3 2B: 2 3B: 0 HR: 0	SF: 0 SAC: 1 DP: 2 HBP: 0	WP: 0 PA: 32 PB: 0 SB: 1 CS: 0								
PITCHER	IP	WLS	BF	H	R	ER	SO	BB	IBB	HBP	BLK	WP	HR	S	P	ERA	WHIP										
31 Jon Lester, L ERA: 3.93	8.0	W	29	5	1	1	5	2	0	0	0	0	0	76	120	1.12	0.875										
58 Jonathan Papelbon, R ERA: 1.93	1.0		3	0	0	0	2	0	0	0	0	0	0	9	13	0.00	0.000										

Los Angeles Angels @ Boston Red Sox
Fenway Park, Boston, MA
Tue May 04 2010, 7:11 PM - 10:07 PM EDT
Att: 37,411 - Cloudy - 60 F

AB 29
R 1
H 5
RBI 1
BB 2
SO 7
LOB 8



Batter	1	2	3	4	5	6	7	8	9	AB	R	H	RBI	BB	SO	LOB	BOTTOM										
10 Marco Scutaro, R OBP: 0.372, SLG: 0.393										5	1	3	0	0	1	0											
15 Dustin Pedroia, R OBP: 0.328, SLG: 0.548										4	0	1	0	1	0	3											
41 Victor Martinez, S OBP: 0.398, SLG: 0.545										3	0	1	1	1	0	1											
44 Jonathan Van Every, L OBP: 0.200, SLG: 0.500										1	0	0	0	0	1	3											
20 Kevin Youkilis, R OBP: 0.398, SLG: 0.545										2	1	1	0	2	0	1											
7 J.D. Drew, L OBP: 0.336, SLG: 0.484										4	1	2	0	0	1	3											
34 David Ortiz, L OBP: 0.240, SLG: 0.358										4	0	0	0	0	2	7											
29 Adrian Beltre, R OBP: 0.359, SLG: 0.427										3	1	0	0	1	1	0											
32 Jeremy Hermida, L OBP: 0.317, SLG: 0.491										4	1	2	3	0	0	0											
54 Darrell McDonald, R OBP: 0.383, SLG: 0.475										3	0	0	0	0	2	1											
25 Mike Lowell, R OBP: 0.351, SLG: 0.512										1	0	1	1	0	0	0											
33 Jason Varitek, S OBP: 0.378, SLG: 0.824										0	0	0	0	0	0	0											
Inning Stats	R: 1 H: 3 E: 0 K: 1 S: 16	H: 3 LOB: 2 BB: 0 P: 27	R: 0 H: 2 E: 0 K: 2 S: 15	H: 2 LOB: 0 BB: 0 P: 25	R: 0 H: 1 E: 1 K: 0 S: 8	H: 1 LOB: 1 BB: 0 P: 11	R: 0 H: 0 E: 0 K: 0 S: 7	H: 0 LOB: 0 BB: 0 P: 11	R: 0 H: 1 E: 0 K: 1 S: 11	H: 1 LOB: 2 BB: 1 P: 19	R: 0 H: 0 E: 0 K: 1 S: 6	H: 0 LOB: 0 BB: 0 P: 8	R: 0 H: 0 E: 0 K: 2 S: 9	H: 0 LOB: 0 BB: 0 P: 14	R: 4 H: 4 E: 0 K: 1 S: 20	H: 4 LOB: 3 BB: 4 P: 45	1B: 5 2B: 6 3B: 0 HR: 0	SF: 0 SAC: 0 DP: 2 HBP: 0	WP: 0 PA: 39 PB: 0 SB: 0 CS: 0								
PITCHER	IP	WLS	BF	H	R	ER	SO	BB	IBB	HBP	BLK	WP	HR	S	P	ERA	WHIP										
54 Ervin Santana, R ERA: 4.02	7.0	L	6	2	4	4	0	3	0	0	0	0	0	13	32	54.00	7.500										
40 Kevin Jepsen, R ERA: 4.63	0.2		4	2	0	0	1	1	0	0	0	0	0	7	13	0.00	9.000										
62 Scot Shields, R ERA: 9.39	0.1		4	2	0	0	1	1	0	0	0	0	0	7	13	0.00	9.000										

Los Angeles Angels @ Boston Red Sox
Fenway Park, Boston, MA
Tue May 04 2010, 7:11 PM - 10:07 PM EDT
Att: 37,411 - Cloudy - 60 F

AB 34
R 5
H 11
RBI 5
BB 5
SO 8
LOB 19



Batter	1	2	3	4	5	6	7	8	9	AB	R	H	RBI	BB	SO	LOB	TOP										
2 Erick Aybar, S OBP: 0.314, SLG: 0.311										4	0	0	0	0	1	0											
53 Bobby Abreu, L OBP: 0.317, SLG: 0.442										3	0	0	0	1	0	0											
48 Toni Hunter, R OBP: 0.360, SLG: 0.490										4	0	0	0	0	1	1											
8 Kendrys Morales, S OBP: 0.348, SLG: 0.495											4	0	1	0	0	0											
55 Hideki Matsui, L OBP: 0.311, SLG: 0.411										3	0	0	0	0	0	1											
13 Maicer Izturis, S OBP: 0.362, SLG: 0.333										2	0	0	0	1	0	0											
47 Howie Kendrick, R OBP: 0.314, SLG: 0.357										3	0	0	0	0	0	2											
44 Mike Napoli, R OBP: 0.333, SLG: 0.316										2	0	0	0	0	2	0											
3 Brandon Wood, R OBP: 0.205, SLG: 0.272										3	1	1	1	0	2	3											
Inning Stats	R: 0 H: 0 E: 0 K: 2 S: 9	H: 0 LOB: 0 BB: 0 P: 14	R: 0 H: 1 E: 0 K: 1 S: 13	H: 3 LOB: 3 BB: 1 P: 27	R: 0 H: 0 E: 0 K: 0 S: 4	H: 0 LOB: 0 BB: 1 P: 9	R: 0 H: 0 E: 0 K: 0 S: 8	H: 0 LOB: 0 BB: 0 P: 13	R: 1 H: 1 E: 0 K: 1 S: 10	H: 1 LOB: 0 BB: 0 P: 13	R: 0 H: 0 E: 0 K: 0 S: 8	H: 0 LOB: 0 BB: 0 P: 16	R: 0 H: 0 E: 0 K: 0 S: 8	H: 0 LOB: 0 BB: 0 P: 10	R: 0 H: 0 E: 0 K: 2 S: 9	H: 0 LOB: 0 BB: 0 P: 12	R: 0 H: 0 E: 0 K: 0 S: 9	H: 0 LOB: 0 BB: 0 P: 10	1B: 1 2B: 0 3B: 0 HR: 1	SF: 0 SAC: 0 DP: 1 HBP: 1	WP: 0 PB: 0 SB: 0 CS: 0	PA: 31					
PITCHER	IP	WLS	BF	H	R	ER	SO	BB	IBB	HBP	BLK	WP	HR	S	P	ERA	WHIP										
41 John Lackey, R ERA: 3.89	7.0	W	25	2	1	1	4	2	0	1	0	0	1	60	102	1.29	0.571										
51 Daniel Bard, R ERA: 2.7	1.0	H	3	0	0	0	2	0	0	0	0	0	0	9	12	0.00	0.000										
58 Jonathan Papelbon, R ERA: 1.8	1.0	S	3	0	0	0	0	0	0	0	0	0	0	9	10	0.00	0.000										

Los Angeles Angels @ Boston Red Sox
Fenway Park, Boston, MA
Wed May 05 2010, 7:14 PM - 9:46 PM EDT
Att: 37,601 - Clear - 69 F

AB 28
R 1
H 2
RBI 1
BB 2
SO 6
LOB 7



Batter	1	2	3	4	5	6	7	8	9	AB	R	H	RBI	BB	SO	LOB	BOTTOM										
10 Marco Scutaro, R OBP: 0.368, SLG: 0.396										4	0	1	0	0	0	2											
15 Dustin Pedroia, R OBP: 0.341, SLG: 0.551										3	0	2	0	1	0	0											
41 Victor Martinez, S OBP: 0.306, SLG: 0.323										4	0	1	0	0	2	4											
20 Kevin Youkilis, R OBP: 0.393, SLG: 0.534										4	0	1	0	0	3	2											
7 J.D. Drew, L OBP: 0.333, SLG: 0.469										3	1	0	0	1	1	2											
34 David Ortiz, L OBP: 0.266, SLG: 0.414											3	1	2	1	1	0											
29 Adrián Beltré, R OBP: 0.374, SLG: 0.470										4	1	3	2	0	0	0											
32 Jeremy Hermida, L OBP: 0.317, SLG: 0.474											2	0	0	0	1	4											
44 Jonathan Van Every, L OBP: 0.182, SLG: 0.455											1	0	0	0	1	0											
22 Bill Hall, R OBP: 0.400, SLG: 0.361											4	0	1	0	0	3											
Inning Stats	R: 0 H: 1 E: 0 K: 1 S: 14	H: 3 LOB: 2 BB: 1 P: 19	R: 0 H: 1 E: 0 K: 1 S: 14	H: 1 LOB: 0 BB: 0 P: 21	R: 1 H: 1 E: 0 K: 0 S: 11	H: 1 LOB: 1 BB: 1 P: 20	R: 0 H: 1 E: 0 K: 2 S: 13	H: 1 LOB: 2 BB: 1 P: 20	R: 0 H: 2 E: 0 K: 2 S: 10	H: 2 LOB: 1 BB: 1 P: 15	R: 1 H: 1 E: 0 K: 1 S: 13	H: 1 LOB: 0 BB: 0 P: 21	R: 1 H: 3 E: 0 K: 0 S: 9	H: 3 LOB: 2 BB: 0 P: 10	1B: 8 2B: 3 3B: 0 HR: 2	SF: 0 SAC: 0 DP: 2 HBP: 0	WP: 0 PB: 0 SB: 0 CS: 0	PA: 36									
PITCHER	IP	WLS	BF	H	R	ER	SO	BB	IBB	HBP	BLK	WP	HR	S	P	ERA	WHIP										
35 Joel Poinerie, R ERA: 5.3	6.0	L	27	8	2	2	5	3	0	0	0	0	1	73	117	3.00	1.833										
52 Jason Bulger, R ERA: 5.73	1.0		5	2	0	0	2	1	0	0	0	0	0	10	15	0.00	3.000										
40 Brian Fuentes, L ERA: 4.76	1.0		4	1	1	1	1	0	0	0	0	0	1	13	21	9.00	1.000										

Los Angeles Angels @ Boston Red Sox
Fenway Park, Boston, MA
Wed May 05 2010, 7:14 PM - 9:46 PM EDT
Att: 37,601 - Clear - 69 F

AB 32
R 3
H 11
RBI 3
BB 4
SO 8
LOB 17



Batter	1	2	3	4	5	6	7	8	9	AB	R	H	RBI	BB	SO	LOB	TOP			
2 Erick Aybar, S OBP: 0.325, SLG: 0.327										4	1	2	0	1	0	0	Los Angeles Angels @ Boston Red Sox Fenway Park, Boston, MA Thu May 06 2010, 7:14 PM - 10:55 PM EDT Att: 37,639 - Partly Cloudy - 70 F			
53 Bobby Abreu, L OBP: 0.344, SLG: 0.461										2	1	2	0	3	0	0				
48 Torii Hunter, R OBP: 0.353, SLG: 0.476										5	1	1	1	0	1	6				
8 Kendrys Morales, S OBP: 0.333, SLG: 0.473										5	0	0	0	0	0	7				
55 Hideki Matsui, L OBP: 0.309, SLG: 0.400										3	0	0	0	1	0	2				
20 Juan Rivera, R OBP: 0.301, SLG: 0.400										4	2	1	1	0	1	2				
47 Howie Kendrick, R OBP: 0.325, SLG: 0.373										4	0	2	2	0	0	1				
44 Mike Napoli, R OBP: 0.329, SLG: 0.361										4	1	1	2	0	2	2				
3 Brandon Wood, R OBP: 0.195, SLG: 0.259										4	0	0	0	0	3	0				
Inning Stats	R: 4 E: 0 K: 1 S: 20	H: 2 LOB: 1 BB: 3 P: 39	R: 0 E: 0 K: 1 S: 8	H: 1 LOB: 1 BB: 0 P: 8	R: 0 E: 0 K: 0 S: 9	H: 0 LOB: 0 BB: 0 P: 15	R: 0 E: 0 K: 1 S: 9	H: 1 LOB: 1 BB: 0 P: 11	R: 2 E: 0 K: 1 S: 12	H: 2 LOB: 2 BB: 0 P: 21	R: 0 E: 0 K: 0 S: 16	H: 1 LOB: 2 BB: 1 P: 26	R: 0 E: 0 K: 1 S: 5	H: 1 LOB: 0 BB: 0 P: 9	R: 0 E: 0 K: 2 S: 14	H: 1 LOB: 2 BB: 1 P: 26	1B: 4 2B: 4 3B: 0 HR: 1	SF: 0 SAC: 0 DP: 1 HBP: 0	WP: 0 PB: 0 SB: 3 CS: 0	PA: 40
PITCHER	IP WLS BF H R ER SO BB IBB HBP BLK WP HR S P ERA WHIP																			
18 Daisuke Matsuzaka, R ERA: 9.9	5.1 W 24 5 5 5 3 3 0 0 0 0 0 1 58 92 8.44 1.500																			
17 Manny Delcarmen, R ERA: 1.98	1.0 H 6 2 1 1 1 1 0 0 0 0 0 1 17 33 9.00 3.000																			
37 Hideki Okajima, L ERA: 0.23	0.2 2 0 0 0 0 0 0 0 0 0 0 0 8 10 0.00 0.000																			
56 Ramon E Ramirez, R ERA: 5.27	2.0 8 2 0 0 3 1 0 0 0 0 0 0 19 35 0.00 1.500																			

Batter	1	2	3	4	5	6	7	8	9	AB	R	H	RBI	BB	SO	LOB	BOTTOM			
10 Marco Scutaro, R OBP: 0.362, SLG: 0.388										5	1	1	0	0	0	6	Los Angeles Angels @ Boston Red Sox Fenway Park, Boston, MA Thu May 06 2010, 7:14 PM - 10:55 PM EDT Att: 37,639 - Partly Cloudy - 70 F			
15 Dustin Pedroia, R OBP: 0.350, SLG: 0.557										4	3	2	0	1	0	0				
41 Victor Martinez, S OBP: 0.319, SLG: 0.369										4	2	2	4	1	0	1				
20 Kevin Youkilis, R OBP: 0.409, SLG: 0.552										2	2	1	0	2	1	0				
25 Mike Lowell, R OBP: 0.392, SLG: 0.477										3	1	0	0	2	0	4				
7 J.D. Drew, L OBP: 0.345, SLG: 0.465										3	2	1	1	2	0	2				
29 Adrian Beltré, R OBP: 0.375, SLG: 0.467										5	0	2	1	0	3	3				
22 Bill Hall, R OBP: 0.383, SLG: 0.342										2	0	0	0	0	1	2				
32 Jeremy Hermida, L OBP: 0.318, SLG: 0.467										3	0	1	3	0	0	2				
54 Darnell McDonald, R OBP: 0.365, SLG: 0.467										5	0	1	2	0	0	4				
Inning Stats	R: 0 E: 0 K: 0 S: 12	H: 0 LOB: 2 BB: 2 P: 26	R: 0 E: 0 K: 1 S: 12	H: 2 LOB: 2 BB: 0 P: 19	R: 2 E: 0 K: 1 S: 16	H: 1 LOB: 0 BB: 1 P: 28	R: 0 E: 0 K: 1 S: 8	H: 0 LOB: 0 BB: 0 P: 9	R: 5 E: 0 K: 1 S: 19	H: 5 LOB: 2 BB: 2 P: 35	R: 4 E: 1 K: 0 S: 18	H: 2 LOB: 2 BB: 2 P: 36	R: 0 E: 0 K: 0 S: 14	H: 1 LOB: 2 BB: 1 P: 29	R: 0 E: 0 K: 1 S: 11	H: 0 LOB: 0 BB: 0 P: 15	1B: 6 2B: 3 3B: 1 HR: 1	SF: 0 SAC: 0 DP: 0 HBP: 1	WP: 0 PB: 0 SB: 0 CS: 1	PA: 45
PITCHER	IP WLS BF H R ER SO BB IBB HBP BLK WP HR S P ERA WHIP																			
19 Scott Kazmir, L ERA: 7.11	4.1 L 24 3 4 1 1 2 0 1 0 0 0 0 13 24 9.00 5.000																			
43 Brian Stokes, R ERA: 6.14	1.2 9 2 0 0 0 1 0 0 0 0 0 0 27 51 0.00 1.800																			
32 Matt Palmer, R ERA: 6.26	1.0 3 0 0 0 1 0 0 0 0 0 0 0 11 15 0.00 0.000																			
56 Fernando Rodney, R ERA: 2.63	1.0 3 0 0 0 1 0 0 0 0 0 0 0 11 15 0.00 0.000																			

Batter	1	2	3	4	5	6	7	8	9	10	AB	R	H	RBI	BB	SO	LOB	TOP									
2 Erick Aybar, S OBP: 0.338, SLG: 0.333											5	1	2	0	0	1	3										
53 Bobby Abreu, L OBP: 0.341, SLG: 0.452											4	1	1	0	1	0	3										
48 Tori Hunter, R OBP: 0.352, SLG: 0.455											5	0	1	2	0	0	1										
8 Kendrys Morales, S OBP: 0.341, SLG: 0.496											4	1	1	1	1	1	2										
55 Hideki Matsui, L OBP: 0.311, SLG: 0.390											5	0	2	1	0	0	0										
20 Juan Rivera, R OBP: 0.297, SLG: 0.422											4	0	1	0	0	1	1										
77 Reggie Willits, S OBP: 0.304, SLG: 0.211											1	0	0	0	0	2											
47 Howie Kendrick, R OBP: 0.308, SLG: 0.382											4	0	0	0	0	2											
44 Mike Napoli, R OBP: 0.315, SLG: 0.344											3	0	0	0	0	0											
27 Michael Ryan, L OBP: 0.500, SLG: 0.500											1	0	1	0	0	0											
28 Ryan Budde, R OBP: 0.286, SLG: 0.857											0	0	0	0	0	0											
18 Kevin Frandsen, R OBP: 0.750, SLG: 0.750											4	1	3	0	0	2											
3 Brandon Wood, R OBP: 0.187, SLG: 0.247											0	0	0	0	0	0											
Inning Stats	R: 0 E: 0 K: 1 S: 7	H: 0 LOB: 0 BB: 0 P: 12	R: 0 E: 0 K: 1 S: 7	H: 0 LOB: 0 BB: 0 P: 12	R: 0 E: 0 K: 0 S: 12	H: 2 LOB: 2 BB: 0 P: 16	R: 1 E: 0 K: 0 S: 10	H: 2 LOB: 0 BB: 0 P: 17	R: 2 E: 0 K: 0 S: 18	H: 3 LOB: 2 BB: 1 P: 32	R: 0 E: 0 K: 0 S: 6	H: 0 LOB: 0 BB: 0 P: 8	R: 0 E: 0 K: 0 S: 5	H: 1 LOB: 0 BB: 0 P: 9	R: 0 E: 0 K: 1 S: 6	H: 0 LOB: 0 BB: 0 P: 10	R: 0 E: 0 K: 0 S: 8	H: 2 LOB: 2 BB: 0 P: 9	R: 1 E: 0 K: 0 S: 15	H: 2 LOB: 2 BB: 1 P: 28	1B: 9 2B: 2 3B: 0 HR: 1	SF: 0 SAC: 1 DP: 1 HBP: 0	WP: 0 PB: 0 SB: 0 CS: 0	PA: 43			
PITCHER	IP 7.0	WLS 8	BF 29	H 8	R 3	ER 3	SO 2	BB 1	IBB 0	HBP 0	BLK 0	WP 0	HR 1	S 65	P 106	ERA 3.86	WHIP 1.286										
58 Doug Fister, R ERA: 1.71	1.0	3	0	0	0	1	0	0	0	0	0	0	0	6	10	0.00	0.000										
43 Brandon League, R ERA: 2.12	1.1	L	9	4	1	1	0	0	1	0	0	0	0	17	29	6.75	3.000										
53 David Aardsma, R ERA: 3.75	0.2	2	0	0	0	0	0	0	0	0	0	0	0	6	8	0.00	0.000										
23 Shawn Kelley, R ERA: 2.0											4	0	0	0	0	2											

Los Angeles Angels @ Seattle Mariners
 Safeco Field, Seattle, WA
 Sat May 08 2010, 6:11 PM - 9:38 PM PDT
 Att: 30,450 - Clear - 63 F

AB	40
R	4
H	12
RBI	4
BB	2
SO	3
LOB	16



Batter	1	2	3	4	5	6	7	8	9	10	AB	R	H	RBI	BB	SO	LOB	BOTTOM										
51 Ichiro Suzuki, L OBP: 0.361, SLG: 0.379											4	0	2	2	1	0	1											
9 Chone Figgins, S OBP: 0.331, SLG: 0.250											3	0	0	0	1	0	3											
13 Casey Kotchman, L OBP: 0.276, SLG: 0.379											4	0	0	0	0	1	2											
21 Franklin Gutierrez, R OBP: 0.386, SLG: 0.470											3	1	1	0	2	2	2											
4 Jose Lopez, R OBP: 0.244, SLG: 0.281											4	0	1	0	1	0	2											
5 Mike Sweeney, R OBP: 0.263, SLG: 0.206											5	0	1	1	0	1	4											
12 Ryan Langerhans, L OBP: 0.500, SLG: 0.125											2	1	0	0	3	0	0											
16 Josh Wilson, R OBP: 0.286, SLG: 0.091											4	0	1	0	1	2	4											
32 Rob Johnson, R OBP: 0.302, SLG: 0.240											5	1	1	0	0	2	4											
Inning Stats	R: 0 E: 0 K: 1 S: 8	H: 0 LOB: 0 BB: 1 P: 15	R: 0 E: 0 K: 1 S: 10	H: 1 LOB: 2 BB: 1 P: 17	R: 0 E: 0 K: 0 S: 7	H: 1 LOB: 0 BB: 0 P: 12	R: 0 E: 0 K: 0 S: 7	H: 1 LOB: 0 BB: 0 P: 14	R: 2 E: 1 K: 0 S: 14	H: 1 LOB: 1 BB: 1 P: 26	R: 1 E: 0 K: 1 S: 11	H: 1 LOB: 2 BB: 2 P: 25	R: 0 E: 0 K: 1 S: 10	H: 1 LOB: 2 BB: 0 P: 21	R: 0 E: 0 K: 2 S: 13	H: 1 LOB: 2 BB: 1 P: 21	R: 0 E: 0 K: 0 S: 11	H: 0 LOB: 3 BB: 0 P: 27	R: 0 E: 0 K: 2 S: 9	H: 0 LOB: 0 BB: 0 P: 14	1B: 4 2B: 2 3B: 1 HR: 0	SF: 0 SAC: 1 DP: 2 HBP: 1	WP: 0 PB: 0 SB: 2 CS: 1	PA: 45				
PITCHER	IP 5.2	WLS 5	BF 25	H 5	R 3	ER 1	SO 2	BB 5	IBB 0	HBP 0	BLK 0	WP 0	HR 0	S 54	P 106	ERA 1.59	WHIP 1.765											
51 Joe Saunders, L ERA: 6.19	1.1	6	1	0	0	2	0	0	0	0	0	0	0	13	24	0.00	0.750											
52 Jason Bulger, R ERA: 5.11	1.0	5	1	0	0	2	1	0	0	0	0	0	0	13	21	0.00	2.000											
40 Kevin Jepsen, R ERA: 4.26	1.0	W	6	0	0	0	0	3	0	0	0	0	0	11	27	0.00	3.000											
56 Fernando Rodney, R ERA: 2.45	1.0	S	3	0	0	0	2	0	0	0	0	0	0	9	14	0.00	0.000											
40 Brian Fuentes, L ERA: 4.05											4	0	1	0	1	2	4											

Los Angeles Angels @ Seattle Mariners
 Safeco Field, Seattle, WA
 Sat May 08 2010, 6:11 PM - 9:38 PM PDT
 Att: 30,450 - Clear - 63 F

AB	34
R	3
H	7
RBI	3
BB	9
SO	8
LOB	22



Batter	1	2	3	4	5	6	7	8	9	AB	R	H	RBI	BB	SO	LOB	TOP	
8 Jason Bartlett, R (1,6) OBP: 0.329, SLG: 0.346	E5 13 1B 18 2B 13 S	F7																
13 Carl Crawford, L (1,7) OBP: 0.372, SLG: 0.496	18 2B 5 PB 1B		G4-3															
18 Ben Zobrist, S (1,9) OBP: 0.347, SLG: 0.370	5 PB 2B		G4-3															
3 Evan Longoria, R (1,5) OBP: 0.389, SLG: 0.598	K		K															
23 Carlos Pena, L (1,3) OBP: 0.312, SLG: 0.357	5 PB BB		K															
2 B.J. Upton, R (1,8) OBP: 0.301, SLG: 0.378	K		K															
5 Pat Burrell, R (1,10) OBP: 0.304, SLG: 0.350	K		K															
16 Willy Aybar, S (8,PH) OBP: 0.278, SLG: 0.471	K		K															
28 John Jaso, L (1,2) OBP: 0.474, SLG: 0.477		F7																
30 Dioner Navaro, S (9,2) OBP: 0.294, SLG: 0.219			K															
15 Reid Brignac, L (1,4) OBP: 0.304, SLG: 0.415		P6																
Inning Stats	R: 2 H: 2 E: 0 K: 3 S: 19	L: 2 LOB: 2 BB: 1 P: 34	R: 0 H: 0 E: 0 K: 0 S: 8	R: 0 H: 0 E: 0 K: 1 S: 8	R: 0 H: 0 E: 0 K: 3 S: 9	R: 0 H: 0 E: 0 K: 3 S: 9	R: 1 H: 1 E: 0 K: 2 S: 14	R: 1 H: 2 E: 0 K: 2 S: 13	R: 0 H: 1 E: 0 K: 1 S: 9	R: 0 H: 1 E: 0 K: 1 S: 13	R: 0 H: 1 E: 0 K: 1 S: 12	R: 0 H: 1 E: 0 K: 1 S: 16	1B: 4 2B: 4 3B: 0 HR: 0	SF: 0 2B: 4 3B: 0 HBP: 0	WP: 1 PB: 2 SB: 2 CS: 0	PA: 38		
PITCHER	IP: 7.0 WLS: L BF: 30 ERA: 2.47	IP: 1.0 WLS: H BF: 4 ERA: 3.77	IP: 1.0 WLS: H BF: 4 ERA: 2.7	IP: 1.0 WLS: H BF: 4 ERA: 2.7	IP: 1.0 WLS: H BF: 4 ERA: 2.7	IP: 1.0 WLS: H BF: 4 ERA: 2.7	IP: 1.0 WLS: H BF: 4 ERA: 2.7	IP: 1.0 WLS: H BF: 4 ERA: 2.7	IP: 1.0 WLS: H BF: 4 ERA: 2.7	IP: 1.0 WLS: H BF: 4 ERA: 2.7	IP: 1.0 WLS: H BF: 4 ERA: 2.7	IP: 1.0 WLS: H BF: 4 ERA: 2.7	IP: 1.0 WLS: H BF: 4 ERA: 2.7	IP: 1.0 WLS: H BF: 4 ERA: 2.7	IP: 1.0 WLS: H BF: 4 ERA: 2.7	IP: 1.0 WLS: H BF: 4 ERA: 2.7	IP: 1.0 WLS: H BF: 4 ERA: 2.7	IP: 1.0 WLS: H BF: 4 ERA: 2.7

Tampa Bay Rays @ Los Angeles Angels
Angel Stadium of Anaheim, Anaheim, CA
Wed May 12 2010, 4:08 PM - 7:18 PM PDT
Att: 35,700 - Sunny - 70 F

AB	36
R	4
H	8
RBI	2
BB	2
SO	14
LOB	18



Batter	1	2	3	4	5	6	7	8	9	AB	R	H	RBI	BB	SO	LOB	BOTTOM	
2 Erick Aybar, S (1,6) OBP: 0.329, SLG: 0.331	G6-3		FC5-4 53 FC3-6															
53 Bobby Abreu, L (1,9) OBP: 0.329, SLG: 0.420	48 S BB		FC3-6 48 S 1B															
48 Toni Hunter, R (1,8) OBP: 0.348, SLG: 0.468	K		K															
8 Kendrys Morales, S (1,3) OBP: 0.329, SLG: 0.459	K		K															
20 Juan Rivera, R (1,7) OBP: 0.282, SLG: 0.395			47 1B 1B															
47 Howie Kendrick, R (1,4) OBP: 0.323, SLG: 0.400			18 G4-3 1B															
44 Mike Napoli, R (1,10) OBP: 0.295, SLG: 0.359			K															
55 Hideki Matsui, L (8,PH) OBP: 0.307, SLG: 0.371			K															
18 Kevin Frandsen, R (1,5) OBP: 0.571, SLG: 0.500			G4-3															
27 Michael Ryan, L (9,PH) OBP: 0.250, SLG: 0.375			G4-3															
28 Ryan Budde, R (1,2) OBP: 0.455, SLG: 0.800			2 FC5-4 1B															
Inning Stats	R: 0 H: 0 E: 0 K: 2 S: 16	R: 0 H: 2 E: 0 K: 1 S: 7	R: 1 H: 2 E: 0 K: 0 S: 10	R: 0 H: 0 E: 0 K: 0 S: 9	R: 0 H: 0 E: 0 K: 1 S: 12	R: 0 H: 0 E: 0 K: 1 S: 13	R: 1 H: 1 E: 0 K: 2 S: 13	R: 1 H: 2 E: 0 K: 0 S: 10	R: 0 H: 1 E: 0 K: 0 S: 9	R: 0 H: 1 E: 0 K: 0 S: 16	R: 0 H: 0 E: 0 K: 0 S: 8	R: 0 H: 0 E: 0 K: 0 S: 13	1B: 6 2B: 2 3B: 0 HR: 0	SF: 1 2B: 2 3B: 0 HBP: 0	WP: 0 PB: 0 SB: 3 CS: 0	PA: 37		
PITCHER	IP: 6.1 WLS: W BF: 28 ERA: 2.03	IP: 0.1 WLS: H BF: 1 ERA: 7.0	IP: 0.2 WLS: H BF: 2 ERA: 2.25	IP: 0.1 WLS: H BF: 2 ERA: 1.59	IP: 0.1 WLS: H BF: 1 ERA: 4.26	IP: 1.0 WLS: S BF: 3 ERA: 1.93	IP: 1.0 WLS: S BF: 3 ERA: 1.93	IP: 1.0 WLS: S BF: 3 ERA: 1.93	IP: 1.0 WLS: S BF: 3 ERA: 1.93	IP: 1.0 WLS: S BF: 3 ERA: 1.93	IP: 1.0 WLS: S BF: 3 ERA: 1.93	IP: 1.0 WLS: S BF: 3 ERA: 1.93	IP: 1.0 WLS: S BF: 3 ERA: 1.93	IP: 1.0 WLS: S BF: 3 ERA: 1.93	IP: 1.0 WLS: S BF: 3 ERA: 1.93	IP: 1.0 WLS: S BF: 3 ERA: 1.93	IP: 1.0 WLS: S BF: 3 ERA: 1.93	IP: 1.0 WLS: S BF: 3 ERA: 1.93

Tampa Bay Rays @ Los Angeles Angels
Angel Stadium of Anaheim, Anaheim, CA
Wed May 12 2010, 4:08 PM - 7:18 PM PDT
Att: 35,700 - Sunny - 70 F

AB	33
R	3
H	8
RBI	3
BB	3
SO	6
LOB	16



Batter	1	2	3	4	5	6	7	8	9	AB	R	H	RBI	BB	SO	LOB	TOP					
2 Cliff Pennington, S OBP: 0.329, SLG: 0.370										4	0	1	0	0	0	2						
7 Adam Rosales, R OBP: 0.328, SLG: 0.350										2	0	0	0	2	0	1						
10 Daric Barton, L OBP: 0.390, SLG: 0.402										4	0	0	0	0	1	3						
5 Kevin Kouzmanoff, R OBP: 0.295, SLG: 0.350										4	0	0	0	0	0	1						
50 Jake Fox, R OBP: 0.268, SLG: 0.323										4	0	0	0	0	1	1						
35 Landon Powell, S OBP: 0.326, SLG: 0.229										3	0	0	0	0	1	0						
29 Josh Donaldson, R OBP: 0.185, SLG: 0.308										3	0	2	0	0	0	0						
18 Gabe Gross, L OBP: 0.262, SLG: 0.276										3	0	0	0	0	3	2						
11 Rajai Davis, R OBP: 0.265, SLG: 0.272										3	0	1	0	0	0	1						
Inning Stats	R: 0 E: 0 K: 1 S: 7	H: 1 LOB: 1 BB: 0 P: 10	R: 0 E: 0 K: 0 S: 8	H: 0 LOB: 0 BB: 0 P: 13	R: 0 E: 0 K: 1 S: 8	H: 1 LOB: 1 BB: 0 P: 11	R: 0 E: 0 K: 0 S: 5	H: 0 LOB: 0 BB: 0 P: 9	R: 0 E: 0 K: 1 S: 7	H: 1 LOB: 1 BB: 0 P: 10	R: 0 E: 0 K: 0 S: 8	H: 0 LOB: 1 BB: 1 P: 17	R: 0 E: 0 K: 1 S: 6	H: 1 LOB: 0 BB: 0 P: 10	R: 0 E: 0 K: 1 S: 10	H: 0 LOB: 1 BB: 0 P: 16	R: 0 E: 0 K: 1 S: 7	H: 0 LOB: 1 BB: 1 P: 13	1B: 3 2B: 2 HR: 0	SF: 0 SAC: 0 HBP: 0	WP: 1 PB: 0 SB: 0 CS: 1	PA: 32
PITCHER 51 Joe Saunders, L ERA: 4.96	IP: 9.0 WLS: W BF: 32 H: 4 R: 0 ER: 0 SO: 6 BB: 2 IBB: 0 HBP: 0 BLK: 0 WP: 1 HR: 0 S: 66 P: 109 ERA: 0.00 WHIP: 0.667															PITCHER						

Oakland Athletics @ Los Angeles Angels
Angel Stadium of Anaheim, Anaheim, CA
Fri May 14 2010, 7:09 PM - 9:13 PM PDT
Att: 41,290 - Partly Cloudy - 64 F

livebaseballscorecards.com

AB 30
R 0
H 4
RBI 0
BB 2
SO 6
LOB 11

Batter	1	2	3	4	5	6	7	8	9	AB	R	H	RBI	BB	SO	LOB	BOTTOM			
2 Erick Aybar, S OBP: 0.327, SLG: 0.329										4	1	1	0	0	1	1				
47 Howie Kendrick, R OBP: 0.316, SLG: 0.391										3	0	0	0	0	0	1				
53 Bobby Abreu, L OBP: 0.333, SLG: 0.426										3	1	1	0	1	1	0				
48 Torii Hunter, R OBP: 0.338, SLG: 0.453										4	0	0	0	0	1	3				
8 Kendrys Morales, S OBP: 0.327, SLG: 0.453										4	1	1	1	0	0	0				
55 Hideki Matsui, L OBP: 0.315, SLG: 0.402										3	1	2	3	0	0	0				
20 Juan Rivera, R OBP: 0.283, SLG: 0.393										3	0	1	0	0	0	0				
44 Mike Napoli, R OBP: 0.297, SLG: 0.370										3	0	1	0	0	2	2				
3 Brandon Wood, R OBP: 0.181, SLG: 0.233										2	0	0	0	0	0	2				
Inning Stats	R: 0 E: 0 K: 0 S: 8	H: 1 LOB: 1 BB: 0 P: 12	R: 0 E: 0 K: 0 S: 7	H: 0 LOB: 0 BB: 0 P: 10	R: 0 E: 0 K: 2 S: 9	H: 0 LOB: 0 BB: 0 P: 12	R: 0 E: 0 K: 0 S: 9	H: 0 LOB: 0 BB: 0 P: 11	R: 0 E: 0 K: 1 S: 11	H: 2 LOB: 2 BB: 0 P: 14	R: 4 E: 0 K: 1 S: 16	H: 3 LOB: 0 BB: 1 P: 23	R: 0 E: 0 K: 0 S: 4	H: 1 LOB: 1 BB: 0 P: 5	R: 0 E: 0 K: 1 S: 7	H: 0 LOB: 0 BB: 0 P: 11	1B: 4 2B: 2 HR: 1	SF: 0 SAC: 2 HBP: 0	WP: 0 PB: 0 SB: 0 CS: 0	PA: 32
PITCHER 51 Dallas Braden, L ERA: 3.5	IP: 8.0 WLS: L BF: 32 H: 7 R: 4 ER: 4 SO: 5 BB: 1 IBB: 0 HBP: 0 BLK: 0 WP: 0 HR: 1 S: 71 P: 98 ERA: 4.50 WHIP: 1.000															PITCHER				

Oakland Athletics @ Los Angeles Angels
Angel Stadium of Anaheim, Anaheim, CA
Fri May 14 2010, 7:09 PM - 9:13 PM PDT
Att: 41,290 - Partly Cloudy - 64 F

livebaseballscorecards.com

AB 29
R 4
H 7
RBI 4
BB 1
SO 5
LOB 9

Batter	1	2	3	4	5	6	7	8	9	AB	R	H	RBI	BB	SO	LOB	TOP					
2 Cliff Pennington, S OBP: 0.329, SLG: 0.377 11 Rajai Davis, R OBP: 0.271, SLG: 0.278	1-1 SH1-3 E 2B		1-3 K		1-1 SH1-3	2-2 F7			1-0 18 1B	3	1	1	0	0	1	3						
10 Daric Barton, L OBP: 0.392, SLG: 0.395	1-0 SH1-3 2-3		4-2 1B BB		4-0 BB		1-0 G3-1		1-1 F7	2	0	0	0	2	0	1						
Ryan Sweeney, L OBP: 0.294, SLG: 0.380 18 Gabe Gross, L OBP: 0.274, SLG: 0.288	2-2 FC4 5 G4-6-3		2-2 1B		3-3 K		1-2 F8		2-1 50 G6-4-3 1B	4	0	1	0	0	1	2						
5 Kevin Kouzmanoff, R OBP: 0.264, SLG: 0.318 50 Jake Fox, R OBP: 0.264, SLG: 0.318	1-2 G4-6-3		0-1 P3		3-2 P3		3-2 1B		3-2 G6-4-3 1B	4	0	1	0	0	0	6						
3 Eric Chavez, L OBP: 0.306, SLG: 0.371		1-3 K	0-2 F8		0-0 L3		0-0 35 1B		1-2 1B	4	1	2	0	0	1	3						
32 Jack Cust, L (1, 7)		0-0 F9		0-0 L3		4-0 35 1B		3-1 F7		3	0	0	0	1	0	2						
7 Adam Rosales, R OBP: 0.317, SLG: 0.336 (8, 6)		0-1 F7		1-3 K		0-0 F8		0-3 K		4	0	0	0	0	2	2						
1 Eric Patterson, L OBP: 0.264, SLG: 0.522 (8, 4)			2-0 HR	1-3 K2-3		0-3 K		3-2 G3		4	1	1	1	0	2	2						
35 Landon Powell, S OBP: 0.362, SLG: 0.282 29 Josh Donaldson, R OBP: 0.185, SLG: 0.308			0-0 1B		1-2 SH1-3 2 WP		0-0 1B		1-0 L6	4	0	3	1	0	0	0						
Inning Stats	R: 1 H: 1 E: 1 K: 0 S: 9	H: 1 LOB: 0 BB: 0 P: 14	R: 0 H: 0 E: 0 K: 1 S: 6	H: 0 LOB: 0 BB: 0 P: 7	R: 1 H: 3 E: 0 K: 1 S: 15	H: 3 LOB: 3 BB: 1 P: 24	R: 0 H: 0 E: 0 K: 2 S: 9	H: 0 LOB: 0 BB: 0 P: 11	R: 0 H: 1 E: 0 K: 1 S: 12	H: 2 LOB: 2 BB: 1 P: 24	R: 1 H: 2 E: 0 K: 1 S: 9	H: 2 LOB: 2 BB: 0 P: 23	R: 0 H: 0 E: 0 K: 1 S: 9	H: 0 LOB: 1 BB: 0 P: 13	R: 0 H: 2 E: 0 K: 0 S: 9	H: 2 LOB: 1 BB: 0 P: 16	1B: 8 2B: 2 3B: 0 HR: 1	SF: 0 SAC: 2 DP: 2 HBP: 0	WP: 1 PB: 0 SB: 0 CS: 0	PA: 40		
PITCHER	IP WLS BF H R ER SO BB IBB HBP BLK WP HR S P ERA WHIP	IP WLS BF H R ER SO BB IBB HBP BLK WP HR S P ERA WHIP	IP WLS BF H R ER SO BB IBB HBP BLK WP HR S P ERA WHIP	IP WLS BF H R ER SO BB IBB HBP BLK WP HR S P ERA WHIP	IP WLS BF H R ER SO BB IBB HBP BLK WP HR S P ERA WHIP	IP WLS BF H R ER SO BB IBB HBP BLK WP HR S P ERA WHIP	IP WLS BF H R ER SO BB IBB HBP BLK WP HR S P ERA WHIP	IP WLS BF H R ER SO BB IBB HBP BLK WP HR S P ERA WHIP	IP WLS BF H R ER SO BB IBB HBP BLK WP HR S P ERA WHIP	IP WLS BF H R ER SO BB IBB HBP BLK WP HR S P ERA WHIP	IP WLS BF H R ER SO BB IBB HBP BLK WP HR S P ERA WHIP	IP WLS BF H R ER SO BB IBB HBP BLK WP HR S P ERA WHIP	IP WLS BF H R ER SO BB IBB HBP BLK WP HR S P ERA WHIP	IP WLS BF H R ER SO BB IBB HBP BLK WP HR S P ERA WHIP	IP WLS BF H R ER SO BB IBB HBP BLK WP HR S P ERA WHIP	IP WLS BF H R ER SO BB IBB HBP BLK WP HR S P ERA WHIP	IP WLS BF H R ER SO BB IBB HBP BLK WP HR S P ERA WHIP	IP WLS BF H R ER SO BB IBB HBP BLK WP HR S P ERA WHIP	IP WLS BF H R ER SO BB IBB HBP BLK WP HR S P ERA WHIP	IP WLS BF H R ER SO BB IBB HBP BLK WP HR S P ERA WHIP	IP WLS BF H R ER SO BB IBB HBP BLK WP HR S P ERA WHIP	IP WLS BF H R ER SO BB IBB HBP BLK WP HR S P ERA WHIP

Oakland Athletics @ Los Angeles Angels
Angel Stadium of Anaheim, Anaheim, CA
Sat May 15 2010, 6:09 PM - 9:05 PM PDT
Att: 41,744 - Clear - 67 F

livebaseballscorecards.com

AB 35
R 3
H 11
RBI 2
BB 3
SO 7
LOB 23



Batter	1	2	3	4	5	6	7	8	9	AB	R	H	RBI	BB	SO	LOB	BOTTOM						
2 Erick Aybar, S OBP: 0.319, SLG: 0.319	3-2 G4-3		1-1 G4-3		0-0 SH1-4		1-1 FC3-2		3-2 F9	4	0	0	0	0	0	3							
47 Howie Kendrick, R OBP: 0.312, SLG: 0.383	1-3 K		0-0 G5-3		3-2 48 S 48 E 1B		2-3 K		0-1 P4	5	1	1	1	0	2	2							
53 Bobby Abreu, L OBP: 0.344, SLG: 0.434 77 Reggie Willits, S OBP: 0.346, SLG: 0.238	1-2 G1-4-3		3-2 48 1B 8 HR		2-0 48 S 1B		2-2 48 2B		1-0 1B	4	2	3	1	0	0	0							
48 Torii Hunter, R OBP: 0.342, SLG: 0.462 27 Michael Ryan, L OBP: 0.222, SLG: 0.333		1-1 F8	3-1 8 HR		0-3 K		3-1 8 HR		1-2 F7	4	2	2	1	0	1	1							
8 Kendrys Morales, S OBP: 0.329, SLG: 0.493		2-2 G6-3	0-1 HR		0-3 K		0-0 HR		0-3 K	5	2	2	5	0	2	2							
55 Hideki Matsui, L OBP: 0.320, SLG: 0.408 18 Kevin Frandsen, R (7, FR) OBP: 0.571, SLG: 0.500		1-3 K	2-3 K		1-2 20 1B 44 2B HBP		2-1 20 G4-3 3 FC 2B			3	1	1	0	0	2	0							
20 Juan Rivera, R OBP: 0.290, SLG: 0.405			3-2 F9		1-1 44 1B 3 1B		1-1 44 2B 2 FC3-2 1B		1-2 G4-3	4	1	2	0	0	0	1							
44 Mike Napoli, R OBP: 0.316, SLG: 0.393		0-2 F8		2-1 2 SH1-4 47 1B		1-2 2 FC3-2 2B		1-0 3 FC HBP	3	1	2	1	0	0	0								
3 Brandon Wood, R OBP: 0.183, SLG: 0.236			2-3 K		1-0 47 1B 53 1B		2-3 K		1-1 FC	4	1	1	2	0	2	4							
Inning Stats	R: 0 H: 0 E: 0 K: 1 S: 11	H: 0 LOB: 0 BB: 0 P: 16	R: 0 H: 0 E: 0 K: 1 S: 9	H: 0 LOB: 0 BB: 0 P: 13	R: 0 H: 0 E: 0 K: 1 S: 10	H: 0 LOB: 0 BB: 0 P: 15	R: 3 H: 3 E: 0 K: 1 S: 15	H: 3 LOB: 0 BB: 0 P: 24	R: 4 H: 5 E: 1 K: 2 S: 16	H: 5 LOB: 1 BB: 0 P: 25	R: 1 H: 2 E: 0 K: 0 S: 15	H: 2 LOB: 2 BB: 0 P: 23	R: 4 H: 4 E: 1 K: 0 S: 16	H: 4 LOB: 1 BB: 0 P: 29	R: 0 H: 1 E: 0 K: 1 S: 9	H: 1 LOB: 1 BB: 0 P: 11	1B: 9 2B: 4 3B: 0 HR: 2	SF: 1 SAC: 1 DP: 0 HBP: 2	WP: 0 PB: 0 SB: 2 CS: 0	PA: 41			
PITCHER	IP WLS BF H R ER SO BB IBB HBP BLK WP HR S P ERA WHIP	IP WLS BF H R ER SO BB IBB HBP BLK WP HR S P ERA WHIP	IP WLS BF H R ER SO BB IBB HBP BLK WP HR S P ERA WHIP	IP WLS BF H R ER SO BB IBB HBP BLK WP HR S P ERA WHIP	IP WLS BF H R ER SO BB IBB HBP BLK WP HR S P ERA WHIP	IP WLS BF H R ER SO BB IBB HBP BLK WP HR S P ERA WHIP	IP WLS BF H R ER SO BB IBB HBP BLK WP HR S P ERA WHIP	IP WLS BF H R ER SO BB IBB HBP BLK WP HR S P ERA WHIP	IP WLS BF H R ER SO BB IBB HBP BLK WP HR S P ERA WHIP	IP WLS BF H R ER SO BB IBB HBP BLK WP HR S P ERA WHIP	IP WLS BF H R ER SO BB IBB HBP BLK WP HR S P ERA WHIP	IP WLS BF H R ER SO BB IBB HBP BLK WP HR S P ERA WHIP	IP WLS BF H R ER SO BB IBB HBP BLK WP HR S P ERA WHIP	IP WLS BF H R ER SO BB IBB HBP BLK WP HR S P ERA WHIP	IP WLS BF H R ER SO BB IBB HBP BLK WP HR S P ERA WHIP	IP WLS BF H R ER SO BB IBB HBP BLK WP HR S P ERA WHIP	IP WLS BF H R ER SO BB IBB HBP BLK WP HR S P ERA WHIP	IP WLS BF H R ER SO BB IBB HBP BLK WP HR S P ERA WHIP	IP WLS BF H R ER SO BB IBB HBP BLK WP HR S P ERA WHIP	IP WLS BF H R ER SO BB IBB HBP BLK WP HR S P ERA WHIP	IP WLS BF H R ER SO BB IBB HBP BLK WP HR S P ERA WHIP	IP WLS BF H R ER SO BB IBB HBP BLK WP HR S P ERA WHIP	IP WLS BF H R ER SO BB IBB HBP BLK WP HR S P ERA WHIP

Oakland Athletics @ Los Angeles Angels
Angel Stadium of Anaheim, Anaheim, CA
Sat May 15 2010, 6:09 PM - 9:05 PM PDT
Att: 41,744 - Clear - 67 F

livebaseballscorecards.com

AB 38
R 12
H 15
RBI 11
BB 0
SO 9
LOB 14



Batter	1	2	3	4	5	6	7	8	9	AB	R	H	RBI	BB	SO	LOB	TOP					
2 Cliff Pennington, S OBP: 0.320, SLG: 0.366	G6-3			K		K			FC6-4 1B	4	0	0	0	0	2	2	Oakland Athletics @ Los Angeles Angels Angel Stadium of Anaheim, Anaheim, CA Sun May 16 2010, 12:37 PM - 2:43 PM PDT Att: 41,569 - Cloudy - 64 F livebaseballscorecards.com					
10 Danc Barton, L OBP: 0.383, SLG: 0.383	K			G4-3		G3		F7	4	0	0	0	0	1	1							
Ryan Sweeney, L OBP: 0.338, SLG: 0.376	F7			G5-3		F7		F7	4	0	1	0	0	0	0							
8 Kurt Suzuki, R OBP: 0.324, SLG: 0.476	G6-3					F8		F8	4	0	0	0	0	0	2							
5 Kevin Kouzmanoff, R OBP: 0.288, SLG: 0.340	G6-3					F7		G6-3	3	0	0	0	0	0	0							
3 Eric Chavez, L OBP: 0.297, SLG: 0.360	K					G4-3		F7	3	0	0	0	0	1	0							
32 Jack Cust, L OBP: 0.429, SLG: 0.333				G6-4-3 1B		K		F7 FC6-4 1B	3	0	2	0	0	1	0							
7 Adam Rosales, R OBP: 0.317, SLG: 0.345				G6-4-3		G4-3		FC6-4	3	0	1	0	0	0	2							
1 Eric Patterson, L OBP: 0.297, SLG: 0.507				G4-3		G4-3		FC6-4 BB	2	0	0	0	1	0	1							
Inning Stats	R: 0 E: 0 K: 1 S: 7	H: 0 LOB: 0 BB: 0 P: 12	R: 0 E: 0 K: 1 S: 8	H: 0 LOB: 0 BB: 0 P: 12	R: 0 E: 0 K: 0 S: 6	H: 1 LOB: 0 BB: 0 P: 9	R: 0 E: 0 K: 1 S: 6	H: 0 LOB: 0 BB: 0 P: 10	R: 0 E: 0 K: 0 S: 4	H: 0 LOB: 0 BB: 0 P: 7	R: 0 E: 0 K: 2 S: 10	H: 1 LOB: 1 BB: 0 P: 13	R: 0 E: 0 K: 0 S: 6	H: 0 LOB: 0 BB: 0 P: 10	R: 0 E: 0 K: 0 S: 7	H: 1 LOB: 1 BB: 0 P: 13		R: 0 E: 0 K: 0 S: 8	H: 1 LOB: 2 BB: 1 P: 12	1B: 3 2B: 1 3B: 0 HR: 0	SF: 0 SAC: 0 DP: 1 HBP: 0	WP: 0 PB: 0 SB: 0 CS: 0
PITCHER 35 Joel Poinero, R ERA: 3.71	IP: 9.0 WLS: W BF: 31 H: 4 R: 0 ER: 0 SO: 5 BB: 1 IBB: 0 HBP: 0 BLK: 0 WP: 0 HR: 0 S: 62 P: 98 ERA: 0.00 WHIP: 0.556															PITCHER						

Batter	1	2	3	4	5	6	7	8	9	AB	R	H	RBI	BB	SO	LOB	BOTTOM			
2 Erick Aybar, S OBP: 0.311, SLG: 0.311	G3			G4-3		F8		F9		4	0	0	0	0	0	1	Oakland Athletics @ Los Angeles Angels Angel Stadium of Anaheim, Anaheim, CA Sun May 16 2010, 12:37 PM - 2:43 PM PDT Att: 41,569 - Cloudy - 64 F livebaseballscorecards.com			
47 Howie Kendrick, R OBP: 0.324, SLG: 0.394	FC4-6 1B			G1-3		53 HR 1B		48 BB 53 BB 1B	4	1	3	1	0	0	0					
53 Bobby Abreu, L OBP: 0.347, SLG: 0.453	FC4-6 1B			K		HR		48 BB BB	3	1	1	2	1	1	1					
48 Torii Hunter, R OBP: 0.346, SLG: 0.467	PO			G6-3		G5-3		BB	3	1	1	0	1	0	0					
8 Kendrys Morales, S OBP: 0.321, SLG: 0.480	G3-1			G5-3		F7		G4-3	4	0	0	0	0	0	4					
55 Hideki Matsui, L OBP: 0.320, SLG: 0.406	G4-3			G4-3		G3		G4-3	3	0	1	1	0	0	0					
27 Michael Ryan, L ERA: 4.37	FC6 G1-4-3			F7		G4-3			3	0	0	0	0	0	1					
77 Reggie Willits, S OBP: 0.346, SLG: 0.238	FC6 G1-4-3			K					0	0	0	0	0	0	0					
44 Mike Napoli, R OBP: 0.316, SLG: 0.402	G1-4-3							SH3 47 1B	3	1	1	0	0	1	2					
3 Brandon Wood, R OBP: 0.180, SLG: 0.231	G6-3			G6-3		G5-3		SH3	2	0	0	0	0	0	0					
Inning Stats	R: 0 E: 0 K: 0 S: 9	H: 1 LOB: 0 BB: 0 P: 14	R: 1 E: 1 K: 0 S: 12	H: 2 LOB: 1 BB: 0 P: 23	R: 0 E: 0 K: 0 S: 10	H: 0 LOB: 0 BB: 0 P: 12	R: 0 E: 0 K: 1 S: 5	H: 0 LOB: 0 BB: 0 P: 12	R: 0 E: 0 K: 0 S: 8	H: 0 LOB: 0 BB: 0 P: 15	R: 2 E: 0 K: 0 S: 14	H: 2 LOB: 0 BB: 0 P: 19	R: 0 E: 0 K: 0 S: 5	H: 0 LOB: 0 BB: 0 P: 11	R: 1 E: 0 K: 0 S: 16	H: 2 LOB: 3 BB: 2 P: 34	1B: 4 2B: 2 3B: 0 HR: 1	SF: 0 SAC: 1 DP: 1 HBP: 0	WP: 0 PB: 0 SB: 0 CS: 0	PA: 33
PITCHER 53 Trevor Cahill, R ERA: 4.37 63 Henry Alberto Rodriguez, R ERA: 11.57	IP: 7.0 WLS: L BF: 25 H: 7 R: 3 ER: 3 SO: 2 BB: 0 IBB: 0 HBP: 0 BLK: 0 WP: 0 HR: 1 S: 106 P: 106 ERA: 3.86 WHIP: 0.714															PITCHER				



Batter	1	2	3	4	5	6	7	8	9	AB	R	H	RBI	BB	SO	LOB	TOP										
2 Erick Aybar, S OBP: 0.304, SLG: 0.303										4	0	0	0	0	1	3	Los Angeles Angels @ Texas Rangers Rangers Ballpark in Arlington, Arlington, TX Mon May 17 2010, 8:24 PM - 10:56 PM EDT Att: 20,210 - Overcast - 65 F										
47 Howie Kendrick, R OBP: 0.315, SLG: 0.383										4	0	0	0	0	1	2											
48 Torii Hunter, R OBP: 0.344, SLG: 0.482										4	1	1	1	0	0	0											
8 Kendrys Morales, S OBP: 0.319, SLG: 0.470										3	0	0	0	1	0	1											
55 Hideki Matsui, L OBP: 0.312, SLG: 0.394										4	0	0	0	0	1	1											
20 Juan Rivera, R OBP: 0.296, SLG: 0.403										3	1	1	0	1	0	0											
44 Mike Napoli, R OBP: 0.324, SLG: 0.433										3	1	1	2	1	1	2											
3 Brandon Wood, R OBP: 0.184, SLG: 0.234										3	0	1	0	0	0	3											
53 Bobby Abreu, L OBP: 0.295, SLG: 0.450										1	0	0	0	0	1	0											
77 Reggie Willits, S OBP: 0.345, SLG: 0.250										3	0	1	0	0	1	1											
Inning Stats	R: 0 E: 0 K: 1 S: 6	H: 0 LOB: 0 BB: 0 P: 10	R: 0 E: 0 K: 0 S: 5	H: 0 LOB: 0 BB: 0 P: 8	R: 0 E: 0 K: 1 S: 9	H: 0 LOB: 1 BB: 0 P: 16	R: 0 E: 0 K: 1 S: 12	H: 0 LOB: 0 BB: 0 P: 18	R: 2 E: 0 K: 0 S: 19	H: 4 LOB: 2 BB: 0 P: 28	R: 1 E: 0 K: 1 S: 16	H: 1 LOB: 2 BB: 2 P: 30	R: 0 E: 0 K: 1 S: 6	H: 0 LOB: 0 BB: 0 P: 7	R: 0 E: 0 K: 1 S: 6	H: 0 LOB: 0 BB: 0 P: 8	R: 0 E: 0 K: 1 S: 7	H: 0 LOB: 0 BB: 0 P: 10	1B: 3 2B: 0 3B: 0 HR: 2	SF: 0 SAC: 0 DP: 0 HBP: 0	WP: 0 PB: 0 SB: 0 CS: 0	PA: 35					
PITCHER	IP	WLS	BF	H	R	ER	SO	BB	IBB	HBP	BLK	WP	HR	S	P	ERA	WHIP										
45 Derek Holland, L ERA: 2.38	5.1	W	23	5	3	3	3	2	0	0	0	0	2	61	97	5.06	1.312										
57 Dustin Nippert, R ERA: 5.32	0.2	H	3	0	0	0	1	1	0	0	0	0	0	6	13	0.00	1.500										
28 Darren Oliver, L ERA: 1.74	2.0	H	6	0	0	0	1	0	0	0	0	0	0	12	15	0.00	0.000										
30 Neftali Feliz, R ERA: 3.6	1.0	S	3	0	0	0	1	0	0	0	0	0	0	7	10	0.00	0.000										

AB	32
R	3
H	5
RBI	3
BB	3
SO	6
LOB	13



Batter	1	2	3	4	5	6	7	8	9	AB	R	H	RBI	BB	SO	LOB	BOTTOM										
1 Elvis Andrus, R OBP: 0.426, SLG: 0.366										3	1	2	0	1	0	2	Los Angeles Angels @ Texas Rangers Rangers Ballpark in Arlington, Arlington, TX Mon May 17 2010, 8:24 PM - 10:56 PM EDT Att: 20,210 - Overcast - 65 F										
10 Michael Young, R OBP: 0.350, SLG: 0.376										3	0	1	1	0	1	3											
5 Ian Kinsler, R OBP: 0.446, SLG: 0.417										4	1	1	1	0	0	3											
27 Vladimir Guerrero, R OBP: 0.373, SLG: 0.528										4	1	2	0	0	1	2											
17 Nelson Cruz, R OBP: 0.385, SLG: 0.675										3	0	1	2	1	0	3											
12 Justin Smoak, S OBP: 0.355, SLG: 0.375										4	0	0	0	0	1	2											
7 David Murphy, L OBP: 0.248, SLG: 0.364										4	0	0	0	0	0	2											
51 Max Ramirez, R OBP: 0.429, SLG: 0.636										2	0	0	0	0	1	0											
15 Matt Treanor, R OBP: 0.293, SLG: 0.264										0	0	0	0	0	0	0											
20 Julio Borbon, L OBP: 0.250, SLG: 0.274										3	1	2	0	0	0	0											
Inning Stats	R: 0 E: 0 K: 1 S: 12	H: 1 LOB: 2 BB: 1 P: 18	R: 0 E: 0 K: 2 S: 9	H: 0 LOB: 0 BB: 0 P: 14	R: 4 E: 1 K: 0 S: 12	H: 5 LOB: 1 BB: 0 P: 20	R: 0 E: 0 K: 0 S: 12	H: 1 LOB: 1 BB: 0 P: 18	R: 0 E: 0 K: 0 S: 3	H: 0 LOB: 0 BB: 0 P: 4	R: 0 E: 0 K: 0 S: 10	H: 0 LOB: 0 BB: 0 P: 15	R: 0 E: 0 K: 1 S: 8	H: 1 LOB: 1 BB: 0 P: 13	R: 0 E: 0 K: 0 S: 11	H: 0 LOB: 1 BB: 1 P: 19	1B: 6 2B: 3 3B: 0 HR: 0	SF: 1 SAC: 0 DP: 2 HBP: 1	WP: 1 PB: 0 SB: 1 CS: 0	PA: 34							
PITCHER	IP	WLS	BF	H	R	ER	SO	BB	IBB	HBP	BLK	WP	HR	S	P	ERA	WHIP										
19 Scott Kazmir, L ERA: 6.51	7.0	L	30	9	4	4	4	1	0	1	0	0	66	102	5.14	1.429											
62 Scott Shields, R ERA: 7.15	1.0		4	0	0	0	0	1	0	0	0	0	0	11	19	0.00	1.000										

AB	30
R	4
H	9
RBI	4
BB	2
SO	4
LOB	17




Batter	1	2	3	4	5	6	7	8	9	AB	R	H	RBI	BB	SO	LOB	TOP			
2 Erick Aybar, S OBP: 0.306, SLG: 0.306	B3			F8	53 2B				K	5	1	2	0	0	1	0	Los Angeles Angels @ Texas Rangers Rangers Ballpark in Arlington, Arlington, TX Tue May 18 2010, 8:07 PM - 11:20 PM EDT Att: 22,358 - Clear - 81 F AB 35 R 7 H 9 RBI 7 BB 2 SO 13 LOB 9			
47 Howie Kendrick, R OBP: 0.312, SLG: 0.377	G3			53 F	K				G6-3	5	1	1	0	0	1	2				
53 Bobby Abreu, L OBP: 0.349, SLG: 0.458	K			48 HR	8 1B				G1-3	4	2	2	2	0	1	0				
48 Tori Hunter, R OBP: 0.348, SLG: 0.500		55 CS			G4-3				K	3	1	1	2	1	1	1				
8 Kendrys Morales, S OBP: 0.323, SLG: 0.471	F8			20 HR	55 BB				K	4	1	2	1	0	1	1				
55 Hideki Matsui, L OBP: 0.310, SLG: 0.386	K								F8	3	0	0	0	1	2	2				
20 Juan Rivera, R OBP: 0.295, SLG: 0.422									P3	4	1	1	2	0	1	2				
44 Mike Napoli, R OBP: 0.321, SLG: 0.419									K	3	0	0	0	0	3	0				
3 Brandon Wood, R OBP: 0.179, SLG: 0.228										3	0	0	0	0	1	1				
27 Michael Ryan, L OBP: 0.154, SLG: 0.231									K	1	0	0	0	0	1	0				
Inning Stats	R: 0 E: 0 K: 1 S: 7	H: 0 LOB: 0 BB: 0 P: 11	R: 0 E: 0 K: 1 S: 9	H: 0 LOB: 1 BB: 1 P: 17	R: 0 E: 0 K: 1 S: 11	H: 0 LOB: 0 BB: 0 P: 14	R: 5 E: 0 K: 1 S: 24	H: 5 LOB: 1 BB: 0 P: 34	R: 2 E: 0 K: 2 S: 18	H: 3 LOB: 2 BB: 1 P: 30	R: 0 E: 0 K: 2 S: 12	H: 1 LOB: 1 BB: 0 P: 14	R: 0 E: 0 K: 1 S: 11	H: 0 LOB: 0 BB: 0 P: 14	R: 0 E: 0 K: 2 S: 14	H: 0 LOB: 0 BB: 0 P: 17	1B: 6 2B: 2 3B: 0 HR: 2	SF: 0 SAC: 0 DP: 1 HBP: 1	WP: 0 PB: 0 SB: 1 CS: 1	PA: 38
PITCHER	IP WLS BF H R ER SO	IP WLS BF H R ER SO	IP WLS BF H R ER SO	IP WLS BF H R ER SO	IP WLS BF H R ER SO	IP WLS BF H R ER SO	IP WLS BF H R ER SO	IP WLS BF H R ER SO	IP WLS BF H R ER SO	IP WLS BF H R ER SO	IP WLS BF H R ER SO	IP WLS BF H R ER SO	IP WLS BF H R ER SO	IP WLS BF H R ER SO	IP WLS BF H R ER SO	IP WLS BF H R ER SO	ERA WHIP	ERA WHIP		
36 C.J. Wilson, L ERA: 2.55	4.1	21	7	7	7	5	1	0	1	0	0	0	0	0	0	0	0	14.54	1.846	
57 Dustin Nippert, R ERA: 5.16	0.2	4	1	0	0	1	1	0	0	0	0	0	0	0	0	0	0.00	3.000		
56 Darren O'Day, R ERA: 0.6	1.0	W	4	1	0	2	0	0	0	0	0	0	0	0	0	0	0.00	1.000		
49 Chris Ray, R ERA: 2.55	1.0	H	3	0	0	2	0	0	0	0	0	0	0	0	0	0	0.00	0.000		
50 Frank Francisco, R ERA: 5.4	1.0	H	3	0	0	1	0	0	0	0	0	0	0	0	0	0	0.00	0.000		

Batter	1	2	3	4	5	6	7	8	9	AB	R	H	RBI	BB	SO	LOB	BOTTOM			
1 Elvis Andrus, R OBP: 0.431, SLG: 0.382	G6-3			10 HR	5 HR				L8	5	3	3	0	0	0	1	Los Angeles Angels @ Texas Rangers Rangers Ballpark in Arlington, Arlington, TX Tue May 18 2010, 8:07 PM - 11:20 PM EDT Att: 22,358 - Clear - 81 F AB 33 R 8 H 12 RBI 8 BB 4 SO 2 LOB 13			
10 Michael Young, R OBP: 0.359, SLG: 0.410					F7					4	1	3	3	0	0	1				
5 Ian Kinsler, R OBP: 0.449, SLG: 0.460	F8								G6-3	3	1	1	2	1	0	2				
27 Vladimir Guerrero, R OBP: 0.377, SLG: 0.547	F7									4	2	2	1	0	0	1				
32 Josh Hamilton, L OBP: 0.335, SLG: 0.490	G4-3								L8	4	1	2	0	0	0	0				
17 Nelson Cruz, R OBP: 0.400, SLG: 0.684									K	2	0	1	2	2	1	0				
12 Justin Smoak, S OBP: 0.303, SLG: 0.361	P4									3	0	0	0	1	0	3				
15 Matt Treanor, R OBP: 0.279, SLG: 0.250	CS									4	0	0	0	0	0	4				
20 Julio Borbon, L OBP: 0.242, SLG: 0.265	G4-3								FC6	4	0	0	0	0	1	1				
Inning Stats	R: 0 E: 0 K: 0 S: 12	H: 1 LOB: 1 BB: 0 P: 18	R: 0 E: 0 K: 0 S: 10	H: 0 LOB: 0 BB: 1 P: 20	R: 2 E: 0 K: 0 S: 18	H: 2 LOB: 0 BB: 1 P: 29	R: 1 E: 0 K: 0 S: 10	H: 2 LOB: 1 BB: 1 P: 19	R: 4 E: 0 K: 1 S: 23	H: 5 LOB: 2 BB: 1 P: 39	R: 1 E: 0 K: 0 S: 11	H: 2 LOB: 0 BB: 0 P: 15	R: 0 E: 0 K: 1 S: 6	H: 0 LOB: 0 BB: 0 P: 13	R: 0 E: 1 K: 0 S: 8	H: 0 LOB: 1 BB: 0 P: 10	1B: 5 2B: 4 3B: 0 HR: 3	SF: 0 SAC: 0 DP: 2 HBP: 0	WP: 1 PB: 0 SB: 1 CS: 2	PA: 39
PITCHER	IP WLS BF H R ER SO	IP WLS BF H R ER SO	IP WLS BF H R ER SO	IP WLS BF H R ER SO	IP WLS BF H R ER SO	IP WLS BF H R ER SO	IP WLS BF H R ER SO	IP WLS BF H R ER SO	IP WLS BF H R ER SO	IP WLS BF H R ER SO	IP WLS BF H R ER SO	IP WLS BF H R ER SO	IP WLS BF H R ER SO	IP WLS BF H R ER SO	IP WLS BF H R ER SO	IP WLS BF H R ER SO	ERA WHIP	ERA WHIP		
36 Jered Weaver, R ERA: 3.4	4.2	23	9	7	7	1	3	0	0	0	0	0	0	0	0	0	13.50	2.571		
70 Trevor Bell, R ERA: 7.35	1.1	L	7	3	1	1	0	0	0	0	0	0	0	0	0	0	6.75	2.250		
52 Jason Bulger, R ERA: 4.2	1.0	3	0	0	0	1	0	0	0	0	0	0	0	0	0	0	0.00	0.000		
40 Brian Fuentes, L ERA: 6.23	1.0	4	0	0	0	0	0	0	0	0	0	0	0	0	0	0	0.00	0.000		

Batter	1	2	3	4	5	6	7	8	9	AB	R	H	RBI	BB	SO	LOB	TOP				
2 Erick Aybar, S OBP: 0.306, SLG: 0.302	G1-3	G1-3		47 1B BB			G6-3		SH1-3	3	0	0	0	1	0	0					
47 Howie Kendrick, R OBP: 0.296, SLG: 0.356	L9		G5-3				G5-3		L9	5	0	1	0	0	0	1					
53 Bobby Abreu, L OBP: 0.344, SLG: 0.442	G4-3		G6-3	48 FC5-4 1B			G3-1		G5-3	5	0	1	0	0	0	3					
48 Tori Hunter, R OBP: 0.358, SLG: 0.520		8 1B E	FC5-4 20 WP 8 HBP			P4		20 S 1B		4	1	2	0	0	0	1					
8 Kendrys Morales, S OBP: 0.330, SLG: 0.464	E8			20 WP HBP		F7		F7		3	1	1	0	0	0	1					
20 Juan Rivera, R OBP: 0.307, SLG: 0.438	44 HR 1B					G5-3		K		4	1	1	1	0	2	3					
44 Mike Napoli, R OBP: 0.336, SLG: 0.465	HR									3	2	2	2	0	1	0					
3 Brandon Wood, R OBP: 0.169, SLG: 0.215	F8					G4-3		K		4	0	0	0	0	1	3					
35 Joel Paineiro, R 27 Michael Ryan, L 70 Trevor Bell, L 62 Scot Shields, R 52 Jason Bulger, R 77 Reggie Willits, S	G3					SF7			47 L9 2 SH1-3 BB	1	0	0	0	0	0	0					
Inning Stats	R: 0 E: 0 K: 0 S: 9	H: 0 LOB: 0 BB: 0 P: 13	R: 4 E: 1 K: 0 S: 16	H: 4 LOB: 0 BB: 0 P: 21	R: 0 E: 0 K: 1 S: 8	H: 1 LOB: 2 BB: 0 P: 14	R: 1 E: 0 K: 0 S: 11	H: 2 LOB: 2 BB: 0 P: 22	R: 0 E: 0 K: 2 S: 7	H: 0 LOB: 0 BB: 0 P: 10	R: 0 E: 0 K: 2 S: 7	H: 0 LOB: 0 BB: 0 P: 11	R: 0 E: 0 K: 2 S: 14	H: 1 LOB: 2 BB: 0 P: 22	R: 0 E: 0 K: 0 S: 8	H: 0 LOB: 1 BB: 1 P: 16	1B: 6 2B: 1 3B: 0 HR: 1	SF: 1 SAC: 1 DP: 0 HBP: 2	WP: 1 PB: 0 SB: 1 CS: 0	PA: 39	
PITCHER	IP	WLS	BF	H	R	ER	SO	BB	IBB	HBP	BLK	WP	HR	S	P	ERA	WHIP				
33 Brad Penny, R ERA: 3.23	3.0		15	5	4	4	1	0	0	1	0	1	1	33	48	12.00	1.667				
41 Mitchell Boggs, R ERA: 3.72	2.0		9	2	1	1	0	1	0	0	0	0	0	18	32	4.50	1.500				
30 Jason Motte, R ERA: 3.38	2.0	W	6	0	0	0	2	0	0	0	0	0	0	14	22	0.00	0.000				
46 Kyle McClellan, R ERA: 1.86	1.0		5	1	0	0	2	0	0	1	0	0	0	14	22	0.00	1.000				
36 Denny Reyes, L ERA: 0.73	1.0		4	0	0	0	0	1	0	0	0	0	0	8	16	0.00	1.000				

Los Angeles Angels @ St. Louis Cardinals
Busch Stadium, St. Louis, MO
Fri May 21 2010, 7:21 PM - 10:05 PM CDT
Att: 44,111 - Cloudy - 69 F

AB 33
R 5
H 8
RBI 4
BB 2
SO 5
LOB 12



Batter	1	2	3	4	5	6	7	8	9	AB	R	H	RBI	BB	SO	LOB	BOTTOM				
3 Felipe Lopez, S OBP: 0.343, SLG: 0.500	G3									5	2	2	2	0	2	0					
47 Ryan Ludwick, R OBP: 0.383, SLG: 0.500	7 1B	7 FC6-4 1B	7 FC6-4 BB							3	0	2	1	1	1	0					
7 Matt Holliday, R OBP: 0.353, SLG: 0.445	FC5-6-4 28 3B	FC6-4 1B	FC6-4							5	1	0	0	0	0	4					
5 Albert Pujols, R OBP: 0.422, SLG: 0.551	28 3B IBB		G6-3			F7		P4		3	1	0	0	1	0	0					
28 Colby Rasmus, L OBP: 0.383, SLG: 0.548	3B									4	0	1	2	0	3	0					
23 David Freese, R OBP: 0.381, SLG: 0.458	G6-3									3	1	2	0	1	0	1					
4 Yadier Molina, R OBP: 0.333, SLG: 0.358		G6-3								4	1	1	0	0	0	2					
55 Skip Schumaker, L OBP: 0.320, SLG: 0.300										3	2	2	0	1	1	0					
33 Brad Penny, R 41 Mitchell Boggs, R 22 Joe Mather, R 30 Jason Motte, R 15 Jon Jay, L 46 Kyle McClellan, R 36 Denny Reyes, R	G5-3									2	1	1	4	0	0	1					
Inning Stats	R: 2 E: 0 K: 0 S: 18	H: 2 LOB: 1 BB: 1 P: 29	R: 2 E: 0 K: 0 S: 8	H: 3 LOB: 0 BB: 0 P: 12	R: 5 E: 0 K: 1 S: 16	H: 4 LOB: 1 BB: 2 P: 30	R: 0 E: 0 K: 1 S: 9	H: 1 LOB: 1 BB: 0 P: 18	R: 0 E: 0 K: 2 S: 10	H: 0 LOB: 0 BB: 0 P: 15	R: 0 E: 0 K: 1 S: 8	H: 0 LOB: 0 BB: 0 P: 15	R: 0 E: 0 K: 1 S: 10	H: 1 LOB: 2 BB: 1 P: 18	R: 0 E: 0 K: 1 S: 7	H: 0 LOB: 0 BB: 0 P: 13	1B: 4 2B: 3 3B: 2 HR: 2	SF: 0 SAC: 0 DP: 0 HBP: 1	WP: 0 PB: 1 SB: 0 CS: 1	PA: 40	
PITCHER	IP	WLS	BF	H	R	ER	SO	BB	IBB	HBP	BLK	WP	HR	S	P	ERA	WHIP				
35 Joel Paineiro, R ERA: 5.0	3.0	L	21	9	9	9	1	1	2	0	0	0	2	42	71	27.00	3.333				
70 Trevor Bell, R ERA: 4.05	3.0		10	1	0	0	4	0	0	0	0	0	0	27	48	0.00	0.333				
62 Scot Shields, R ERA: 6.57	1.0		5	1	0	0	1	1	0	0	0	0	0	10	18	0.00	2.000				
52 Jason Bulger, R ERA: 3.94	1.0		3	0	0	0	1	0	0	1	0	0	0	7	13	0.00	0.000				

Los Angeles Angels @ St. Louis Cardinals
Busch Stadium, St. Louis, MO
Fri May 21 2010, 7:21 PM - 10:05 PM CDT
Att: 44,111 - Cloudy - 69 F

AB 34
R 9
H 11
RBI 9
BB 4
SO 7
LOB 10



Batter	1	2	3	4	5	6	7	8	9	AB	R	H	RBI	BB	SO	LOB	TOP							
2 Erick Aybar, S (1, 6) OBP: 0.308, SLG: 0.305	F9		E1 48 1B			K		K		5	1	2	0	0	2	1	Los Angeles Angels @ St. Louis Cardinals Busch Stadium, St. Louis, MO Sat May 22 2010, 1:17 PM - 4:19 PM CDT Att: 44,091 - Sunny - 79 F							
47 Howie Kendrick, R (1, 4) OBP: 0.301, SLG: 0.360	F9			P3		G4-3				4	2	1	1	1	0	2								
53 Bobby Abreu, L (1, 9) OBP: 0.351, SLG: 0.440										3	1	1	1	2	1	2								
38 Bobby Cassevah, R (8, 1)	G3-1									0	0	0	0	0	0	0								
56 Fernando Rodney, R (9, 1)										0	0	0	0	0	0	0								
48 Tori Hunter, R (1, 8) OBP: 0.360, SLG: 0.513										4	2	1	2	1	0	2								
8 Kendrys Morales, S (1, 3) OBP: 0.342, SLG: 0.482										4	2	3	2	1	0	0								
55 Hideki Matsui, L (1, 7) OBP: 0.302, SLG: 0.373										4	0	1	2	0	1	2								
77 Reggie Willits, S (7, 7) OBP: 0.344, SLG: 0.231										1	0	0	0	0	0	1								
44 Mike Napoli, R (1, 2) OBP: 0.331, SLG: 0.481										5	1	1	2	0	0	3								
18 Kevin Frandsen, R (1, 5) OBP: 0.500, SLG: 0.615										4	1	3	0	0	0	1								
19 Scott Kazmir, L (1, 1)										3	0	0	0	0	1	2								
27 Michael Ryan, L (8, PH) OBP: 0.133, SLG: 0.214										1	0	0	0	0	0	1								
Inning Stats	R: 0 E: 0 K: 0 S: 7	H: 0 LOB: 0 BB: 0 P: 12	R: 1 E: 0 K: 0 S: 11	H: 1 LOB: 1 BB: 1 P: 24	R: 5 E: 1 K: 0 S: 15	H: 4 LOB: 0 BB: 2 P: 28	R: 0 E: 0 K: 2 S: 13	H: 2 LOB: 2 BB: 0 P: 18	R: 2 E: 0 K: 1 S: 14	H: 3 LOB: 1 BB: 0 P: 22	R: 0 E: 0 K: 1 S: 7	H: 0 LOB: 1 BB: 1 P: 13	R: 0 E: 0 K: 0 S: 8	H: 0 LOB: 0 BB: 0 P: 12	R: 2 E: 0 K: 1 S: 14	H: 3 LOB: 1 BB: 0 P: 22	R: 0 E: 0 K: 0 S: 8	H: 0 LOB: 1 BB: 1 P: 14	1B: 7 2B: 5 3B: 0 HR: 1	SF: 0 SAC: 0 DP: 2 HBP: 0	WP: 0 PB: 0 SB: 0 CS: 0	PA: 43		
PITCHER	IP WLS BF ERA WHIP	WLS BF ERA WHIP	H R ER SO BB IBB HBP BLK WP HR S P ERA WHIP	H R ER SO BB IBB HBP BLK WP HR S P ERA WHIP	H R ER SO BB IBB HBP BLK WP HR S P ERA WHIP	H R ER SO BB IBB HBP BLK WP HR S P ERA WHIP	H R ER SO BB IBB HBP BLK WP HR S P ERA WHIP	H R ER SO BB IBB HBP BLK WP HR S P ERA WHIP	H R ER SO BB IBB HBP BLK WP HR S P ERA WHIP	H R ER SO BB IBB HBP BLK WP HR S P ERA WHIP	H R ER SO BB IBB HBP BLK WP HR S P ERA WHIP	H R ER SO BB IBB HBP BLK WP HR S P ERA WHIP	H R ER SO BB IBB HBP BLK WP HR S P ERA WHIP	H R ER SO BB IBB HBP BLK WP HR S P ERA WHIP	H R ER SO BB IBB HBP BLK WP HR S P ERA WHIP	H R ER SO BB IBB HBP BLK WP HR S P ERA WHIP	H R ER SO BB IBB HBP BLK WP HR S P ERA WHIP	H R ER SO BB IBB HBP BLK WP HR S P ERA WHIP	H R ER SO BB IBB HBP BLK WP HR S P ERA WHIP	H R ER SO BB IBB HBP BLK WP HR S P ERA WHIP	H R ER SO BB IBB HBP BLK WP HR S P ERA WHIP	H R ER SO BB IBB HBP BLK WP HR S P ERA WHIP	H R ER SO BB IBB HBP BLK WP HR S P ERA WHIP	H R ER SO BB IBB HBP BLK WP HR S P ERA WHIP
26 Kyle Lohse, R (1, 1) ERA: 5.89	3.1 L	19 7	6 6	1 1	3 3	0 0	0 0	0 0	0 0	0 0	0 0	42 77	16.20 3.000											
43 Trevor Miller, L (4, 1) ERA: 3.72	1.2	8 3	2 2	2 2	0 0	0 0	0 0	0 0	0 0	1 18	27 10.80	1.800												
40 P.J. Walters, R (6, 1) ERA: 4.5	4.0	16 3	2 2	2 2	2 2	0 0	0 0	0 0	0 0	0 0	37 61	4.50 1.250												

Batter	1	2	3	4	5	6	7	8	9	AB	R	H	RBI	BB	SO	LOB	BOTTOM							
3 Felipe Lopez, S (1, 4) OBP: 0.333, SLG: 0.478	F9		G4-3			K		G4-3	E9	5	0	1	1	0	1	0	Los Angeles Angels @ St. Louis Cardinals Busch Stadium, St. Louis, MO Sat May 22 2010, 1:17 PM - 4:19 PM CDT Att: 44,091 - Sunny - 79 F							
47 Ryan Ludwick, R (1, 9) OBP: 0.377, SLG: 0.491	L9		F9			K			P3	3	0	0	0	0	1	0								
22 Joe Mather, R (8, 8)										2	1	1	0	0	0	1								
5 Albert Pujols, R (1, 3) OBP: 0.414, SLG: 0.537										4	0	0	0	0	0	1								
15 Jon Jay, L (9, 7) OBP: 0.280, SLG: 0.360										1	0	0	0	0	1	1								
7 Matt Holliday, R (1, 7) OBP: 0.356, SLG: 0.472										4	1	2	2	0	0	0								
4 Yadier Molina, R (9, 3) OBP: 0.333, SLG: 0.358										0	0	0	0	0	0	0								
23 David Freese, R (1, 5) OBP: 0.378, SLG: 0.448										3	1	0	0	1	0	1								
28 Colby Rasmus, L (1, 8) OBP: 0.384, SLG: 0.543										1	0	0	0	1	0	0								
34 Nick Stavinoha, R (7, PH) OBP: 0.351, SLG: 0.514										1	2	0	0	1	0	0								
21 Jason LaRue, R (1, 2) OBP: 0.273, SLG: 0.490										4	0	1	0	0	0	3								
13 Brendan Ryan, R (1, 6) OBP: 0.264, SLG: 0.241										4	1	2	1	0	1	1								
26 Kyle Lohse, R (1, 1) OBP: 0.235, SLG: 0.294										1	0	0	0	0	1	1								
43 Trevor Miller, R (4, 1)										0	0	0	0	0	0	0								
50 Adam Wainwright, R (5, PH) OBP: 0.178, SLG: 0.160										1	0	0	0	0	0	0								
40 P.J. Walters, R (6, 1)										1	0	0	0	0	1	2								
55 Skip Schumaker, L (9, PH) OBP: 0.324, SLG: 0.305										1	1	1	1	0	0	0								
Inning Stats	R: 0 E: 0 K: 0 S: 8	H: 0 LOB: 0 BB: 0 P: 14	R: 2 E: 0 K: 1 S: 15	H: 1 LOB: 1 BB: 2 P: 27	R: 0 E: 0 K: 0 S: 7	H: 0 LOB: 0 BB: 0 P: 12	R: 0 E: 0 K: 0 S: 5	H: 0 LOB: 0 BB: 0 P: 9	R: 0 E: 0 K: 1 S: 8	H: 0 LOB: 0 BB: 0 P: 11	R: 0 E: 0 K: 2 S: 9	H: 0 LOB: 0 BB: 0 P: 12	R: 1 E: 1 K: 1 S: 16	H: 2 LOB: 2 BB: 1 P: 27	R: 1 E: 0 K: 0 S: 9	H: 2 LOB: 1 BB: 0 P: 14	R: 3 E: 2 K: 1 S: 13	H: 3 LOB: 1 BB: 0 P: 21	1B: 4 2B: 3 3B: 0 HR: 1	SF: 0 SAC: 0 DP: 0 HBP: 0	WP: 0 PB: 0 SB: 1 CS: 0	PA: 39		
PITCHER	IP WLS BF ERA WHIP	WLS BF ERA WHIP	H R ER SO BB IBB HBP BLK WP HR S P ERA WHIP	H R ER SO BB IBB HBP BLK WP HR S P ERA WHIP	H R ER SO BB IBB HBP BLK WP HR S P ERA WHIP	H R ER SO BB IBB HBP BLK WP HR S P ERA WHIP	H R ER SO BB IBB HBP BLK WP HR S P ERA WHIP	H R ER SO BB IBB HBP BLK WP HR S P ERA WHIP	H R ER SO BB IBB HBP BLK WP HR S P ERA WHIP	H R ER SO BB IBB HBP BLK WP HR S P ERA WHIP	H R ER SO BB IBB HBP BLK WP HR S P ERA WHIP	H R ER SO BB IBB HBP BLK WP HR S P ERA WHIP	H R ER SO BB IBB HBP BLK WP HR S P ERA WHIP	H R ER SO BB IBB HBP BLK WP HR S P ERA WHIP	H R ER SO BB IBB HBP BLK WP HR S P ERA WHIP	H R ER SO BB IBB HBP BLK WP HR S P ERA WHIP	H R ER SO BB IBB HBP BLK WP HR S P ERA WHIP	H R ER SO BB IBB HBP BLK WP HR S P ERA WHIP	H R ER SO BB IBB HBP BLK WP HR S P ERA WHIP	H R ER SO BB IBB HBP BLK WP HR S P ERA WHIP	H R ER SO BB IBB HBP BLK WP HR S P ERA WHIP	H R ER SO BB IBB HBP BLK WP HR S P ERA WHIP	H R ER SO BB IBB HBP BLK WP HR S P ERA WHIP	H R ER SO BB IBB HBP BLK WP HR S P ERA WHIP
19 Scott Kazmir, L (1, 1) ERA: 6.09	7.0 W	27 3	3 3	3 3	0 0	0 0	0 0	0 0	0 0	0 0	0 0	14 23	13.50 3.000											
38 Bobby Cassevah, R (8, 1) ERA: 6.52	1.1	9 4	4 4	2 0	0 0	0 0	0 0	0 0	0 0	0 0	14 23	13.50 3.000												
56 Fernando Rodney, R (9, 1) ERA: 2.5	0.2	3 1	0 0	0 1	0 0	0 0	0 0	0 0	0 0	0 0	8 12	0.00 1.500												



Batter	1	2	3	4	5	6	7	8	9	AB	R	H	RBI	BB	SO	LOB	TOP					
15 Fred Lewis, L OBP: 0.316, SLG: 0.469										5	1	1	0	0	1	4						
2 Aaron Hill, R OBP: 0.275, SLG: 0.313										4	1	0	0	1	1	2						
26 Adam Lind, L OBP: 0.299, SLG: 0.407										4	1	2	2	0	0	0						
10 Vernon Wells, R OBP: 0.359, SLG: 0.585										4	1	1	1	1	1	2						
35 Lyle Overbay, L OBP: 0.297, SLG: 0.351									5	0	0	1	0	3	2							
11 Alex Gonzalez, R OBP: 0.309, SLG: 0.538									4	1	1	0	1	0	0							
19 José Bautista, R OBP: 0.354, SLG: 0.566									1	0	0	0	3	0	0							
14 John Buck, R OBP: 0.321, SLG: 0.553									4	0	1	1	0	1	3							
12 Edwin Encarnación, R OBP: 0.333, SLG: 0.717									2	1	0	0	2	0	5							
Inning Stats	R: 1 E: 0 K: 1 S: 9	H: 1 LOB: 1 BB: 1 P: 17	R: 0 E: 0 K: 1 S: 9	H: 0 LOB: 0 BB: 0 P: 16	R: 0 E: 0 K: 0 S: 11	H: 1 LOB: 2 BB: 1 P: 20	R: 1 E: 0 K: 1 S: 15	H: 2 LOB: 2 BB: 1 P: 26	R: 0 E: 0 K: 2 S: 8	H: 0 LOB: 0 BB: 0 P: 13	R: 0 E: 1 K: 1 S: 11	H: 0 LOB: 1 BB: 1 P: 17	R: 4 E: 1 K: 0 S: 18	H: 2 LOB: 3 BB: 4 P: 39	R: 0 E: 0 K: 0 S: 6	H: 0 LOB: 0 BB: 0 P: 11	R: 0 E: 0 K: 1 S: 6	H: 0 LOB: 0 BB: 0 P: 9	1B: 4 2B: 1 3B: 1 HR: 0	SF: 1 SAC: 0 DP: 0 HBP: 0	WP: 0 PB: 0 SB: 0 CS: 0	PA: 42
PITCHER	IP WLS BF H R ER SO BB IBB HBP BLK WP HR S P ERA WHIP																					
51 Joe Saunders, L ERA: 4.4	6.1 L 28 4 3 3 6 5 0 0 0 0 0 0 65 115 4.26 1.421																					
52 Jason Bulger, R ERA: 4.96	0.0 3 2 1 1 0 1 0 0 0 0 0 0 7 15 ∞ ∞																					
38 Bobby Cassevah, R ERA: 5.56	1.2 8 0 2 1 0 2 0 0 0 0 0 0 15 29 5.40 1.200																					
62 Scot Shields, R ERA: 6.14	1.0 3 0 0 0 1 0 0 0 0 0 0 0 6 9 0.00 0.000																					

Toronto Blue Jays @ Los Angeles Angels
Angel Stadium of Anaheim, Anaheim, CA
Mon May 24 2010, 7:09 PM - 10:01 PM PDT
Att: 35,826 - Clear - 64 F

AB 33
R 6
H 6
RBI 5
BB 8
SO 7
LOB 18



Batter	1	2	3	4	5	6	7	8	9	AB	R	H	RBI	BB	SO	LOB	BOTTOM					
2 Erick Aybar, S OBP: 0.305, SLG: 0.301										4	0	0	0	0	0	3						
47 Howie Kendrick, R OBP: 0.286, SLG: 0.341										4	0	0	0	0	1	0						
53 Bobby Abreu, L OBP: 0.345, SLG: 0.429										4	0	0	0	0	3	0						
48 Torii Hunter, R OBP: 0.353, SLG: 0.497										4	0	1	0	0	1	0						
8 Kendrys Morales, S OBP: 0.342, SLG: 0.486										3	0	0	0	1	0	1						
20 Juan Rivera, R OBP: 0.291, SLG: 0.414										3	0	0	0	0	1							
55 Hideki Matsui, L OBP: 0.302, SLG: 0.373										3	0	1	0	0	1							
44 Mike Napoli, R OBP: 0.344, SLG: 0.509										2	0	0	0	1	0	1						
18 Kevin Frandsen, R OBP: 0.450, SLG: 0.500										3	0	1	0	0	2							
Inning Stats	R: 0 E: 0 K: 1 S: 6	H: 0 LOB: 0 BB: 0 P: 9	R: 0 E: 0 K: 1 S: 7	H: 0 LOB: 0 BB: 0 P: 13	R: 0 E: 0 K: 0 S: 10	H: 1 LOB: 1 BB: 0 P: 14	R: 0 E: 0 K: 0 S: 7	H: 0 LOB: 0 BB: 0 P: 10	R: 0 E: 0 K: 0 S: 8	H: 0 LOB: 0 BB: 1 P: 18	R: 0 E: 0 K: 0 S: 8	H: 0 LOB: 0 BB: 0 P: 11	R: 0 E: 0 K: 1 S: 11	H: 0 LOB: 0 BB: 0 P: 16	R: 0 E: 0 K: 0 S: 20	H: 1 LOB: 2 BB: 1 P: 29	R: 0 E: 0 K: 2 S: 10	H: 1 LOB: 1 BB: 0 P: 15	1B: 3 2B: 0 3B: 0 HR: 0	SF: 0 SAC: 0 DP: 0 HBP: 0	WP: 0 PB: 0 SB: 0 CS: 0	PA: 32
PITCHER	IP WLS BF H R ER SO BB IBB HBP BLK WP HR S P ERA WHIP																					
27 Brett Cecil, L ERA: 4.1	7.1 W 26 2 0 0 0 2 0 0 0 0 0 0 69 110 0.00 0.545																					
54 Jason Frasor, R ERA: 4.58	0.2 2 0 0 0 0 0 0 0 0 0 0 8 10 0.00 0.000																					
37 Scott Downs, L ERA: 2.45	1.0 4 1 0 0 2 0 0 0 0 0 0 0 10 15 0.00 1.000																					

Toronto Blue Jays @ Los Angeles Angels
Angel Stadium of Anaheim, Anaheim, CA
Mon May 24 2010, 7:09 PM - 10:01 PM PDT
Att: 35,826 - Clear - 64 F

AB 30
R 0
H 3
RBI 0
BB 2
SO 5
LOB 9



Batter	1	2	3	4	5	6	7	8	9	AB	R	H	RBI	BB	SO	LOB	TOP					
7 Jeremy Reed, L OBP: 0.273, SLG: 0.500	F9		K			F7		HR		4	1	1	1	0	1	0	Toronto Blue Jays @ Los Angeles Angels Angel Stadium of Anaheim, Anaheim, CA Tue May 25 2010, 7:08 PM - 9:40 PM PDT Att: 43,174 - Partly Cloudy - 65 F					
2 Aaron Hill, R OBP: 0.275, SLG: 0.333	P5		F7			HR		G6-3		4	1	1	1	0	0							
26 Adam Lind, L OBP: 0.294, SLG: 0.398	P6					F8			K2-3	4	0	0	0	0	1	0						
10 Vernon Wells, R OBP: 0.357, SLG: 0.583		G5-3				P3				4	0	1	0	0	1	0						
35 Lyle Overbay, L OBP: 0.281, SLG: 0.343		F7								4	0	0	0	0	2	1						
11 Alex Gonzalez, R OBP: 0.303, SLG: 0.527		E5				F8				4	0	0	0	0	1	1						
19 José Bautista, R OBP: 0.358, SLG: 0.583						HR				2	1	1	1	1	0	0						
14 John Buck, R OBP: 0.314, SLG: 0.540		BB				P3				3	0	0	0	0	1	2						
12 Edwin Encarnación, R OBP: 0.318, SLG: 0.679										3	0	0	0	0	3	0						
18 Mike McCoy, R OBP: 0.251, SLG: 0.252			K			K				0	0	0	0	0	0	0						
Inning Stats	R: 0 E: 0 K: 0 S: 6	H: 0 LOB: 0 BB: 0 P: 9	R: 0 E: 0 K: 0 S: 9	H: 0 LOB: 2 BB: 1 P: 17	R: 0 E: 0 K: 2 S: 10	H: 0 LOB: 0 BB: 0 P: 14	R: 0 E: 0 K: 2 S: 10	H: 1 LOB: 0 BB: 0 P: 13	R: 1 E: 0 K: 1 S: 7	H: 1 LOB: 0 BB: 0 P: 7	R: 1 E: 0 K: 0 S: 8	H: 0 LOB: 0 BB: 0 P: 9	R: 0 E: 0 K: 1 S: 11	H: 0 LOB: 0 BB: 0 P: 19	R: 1 E: 0 K: 2 S: 9	H: 1 LOB: 0 BB: 0 P: 15	R: 0 E: 0 K: 2 S: 12	H: 1 LOB: 1 BB: 0 P: 13	1B: 0 2B: 1 3B: 0 HR: 3	SF: 0 SAC: 0 DP: 0 HBP: 0	WP: 0 PB: 0 SB: 0 CS: 0	PA: 33
PITCHER 54 Ervin Santana, R ERA: 3.65	IP: 9.0 WLS: W BF: 33 H: 4 R: 3 ER: 3 SO: 10 BB: 1 IBB: 0 HBP: 0 BLK: 0 WP: 0 HR: 3 S: 82 P: 116 ERA: 3.00 WHIP: 0.556															PITCHER						

AB	32
R	3
H	4
RBI	3
BB	1
SO	10
LOB	4



Batter	1	2	3	4	5	6	7	8	9	AB	R	H	RBI	BB	SO	LOB	BOTTOM			
2 Erick Aybar, S OBP: 0.308, SLG: 0.310	53 2B	SH1		K						4	1	2	2	0	2	2	Toronto Blue Jays @ Los Angeles Angels Angel Stadium of Anaheim, Anaheim, CA Tue May 25 2010, 7:08 PM - 9:40 PM PDT Att: 43,174 - Partly Cloudy - 65 F			
47 Howie Kendrick, R OBP: 0.285, SLG: 0.348	K			53 1B		G6-3		F7		5	1	2	1	0	1	2				
53 Bobby Abreu, L OBP: 0.351, SLG: 0.436						G1-6-3		G5-3		4	0	2	2	1	0	1				
8 Kendrys Morales, S OBP: 0.338, SLG: 0.478	K					G6-3		F9		5	0	1	0	0	2	3				
20 Juan Rivera, R OBP: 0.284, SLG: 0.403	F9							E5		4	1	0	0	0	2	3				
55 Hideki Matsui, L OBP: 0.307, SLG: 0.372			K							3	0	1	0	1	2	0				
44 Mike Napoli, R OBP: 0.357, SLG: 0.540		13 1B								3	2	2	1	1	1	2				
13 Maicer Izturis, S OBP: 0.373, SLG: 0.333										3	2	1	0	1	1	3				
77 Reggie Williams, S OBP: 0.361, SLG: 0.241		E4								2	1	1	1	1	0	2				
Inning Stats	R: 1 E: 0 K: 2 S: 9	H: 2 LOB: 1 BB: 0 P: 11	R: 4 E: 1 K: 2 S: 23	H: 6 LOB: 2 BB: 0 P: 31	R: 0 E: 1 K: 0 S: 6	H: 0 LOB: 1 BB: 2 P: 14	R: 0 E: 0 K: 1 S: 6	H: 1 LOB: 0 BB: 0 P: 8	R: 0 E: 0 K: 3 S: 12	H: 0 LOB: 0 BB: 0 P: 19	R: 2 E: 0 K: 0 S: 11	H: 2 LOB: 2 BB: 2 P: 25	R: 1 E: 1 K: 3 S: 16	H: 1 LOB: 2 BB: 1 P: 29	R: 0 E: 0 K: 0 S: 4	H: 0 LOB: 0 BB: 0 P: 7		1B: 8 2B: 3 3B: 0 HR: 1	SF: 0 SAC: 2 DP: 2 HBP: 0	WP: 1 PB: 0 SB: 0 CS: 0
PITCHER 24 Ricky Romero, L ERA: 3.42	IP: 5.1 WLS: L BF: 28 H: 11 R: 7 ER: 7 SO: 8 BB: 3 IBB: 0 HBP: 0 BLK: 0 WP: 0 HR: 1 S: 61 P: 94 ERA: 11.81 WHIP: 2.625															PITCHER				
17 Josh Roenicke, R ERA: 4.97	IP: 1.2 WLS: 0 BF: 9 H: 1 R: 1 ER: 0 SO: 3 BB: 2 IBB: 0 HBP: 0 BLK: 0 WP: 0 HR: 0 S: 22 P: 43 ERA: 0.00 WHIP: 1.800																			
25 David Purcey, L ERA:	IP: 1.0 WLS: 0 BF: 3 H: 0 R: 0 ER: 0 SO: 0 BB: 0 IBB: 0 HBP: 0 BLK: 0 WP: 0 HR: 0 S: 4 P: 7 ERA: 0.00 WHIP: 0.000																			

AB	33
R	8
H	12
RBI	7
BB	5
SO	11
LOB	18



Batter	1	2	3	4	5	6	7	8	9	10	AB	R	H	RBI	BB	SO	LOB	TOP					
51 Ichiro Suzuki, L OBP: 0.383, SLG: 0.412	(1, 9) B FF 88 4-2 C SI 90 15 B SI 90 21 F SI 90 92 X SI 90 92		(1, 0) B CH 80 1-0 X SI 88	G4-3	X CU 71 0-0			(1, 2) C SI 94 2-2 B SI 90 88 F SI 90 82 B SI 90 82 X SI 90 90	G6-3		(1, 3) F SI 90 2-3 B SI 90 74 C SI 90 88 X SI 90 90	4	0	1	0	1	1	0					
9 Chone Figgins, S OBP: 0.314, SLG: 0.262	(1, 4) B FF 89 1-0 X SI 89		(3, 2) C FF 89 3-2 B SI 92 88 B SI 92 78 F SI 91 91 F SI 90 90 F SI 90 90 X CU 89	F9	(2, 2) C SI 87 2-2 D CH 78 1 SAFE B CH 78 79 F SI 88 88 X SI 89			(2, 2) X FC 88 0-0	B1-3		4	0	1	0	0	0	2						
21 Franklin Gutierrez, R OBP: 0.380, SLG: 0.439	(1, 8) 1 SAFE 4-2 P PO 81 B FF 88 C SI 90 B SI 89 D CH 90 C SL 78 B SI 92		(4, 1) 1 SAFE 4-1 P PO 81 B FF 88 C SI 90 B SI 88 D CH 78 2 SAFE B SI 77		(1, 1) C FF 88 1-1 S CH 76 B CH 77			(0, 3) C FF 88 0-3 FC 89 FC 89 FC 95	G1-3		(3, 3) X SI 93 0-0	2	0	0	0	2	1	1					
15 Milton Bradley, S OBP: 0.305, SLG: 0.362	(1, 10) B SI 90 3-3 S FF 90 B CU 70 S SI 91 S FF 91 S SI 92		(1, 3) C CU 88 1-3 S SI 88 S SI 88 S SI 92		(2, 2) C CU 88 2-2 S SI 88 S SI 88 S SI 90 S SI 90 X CH 77				P2		(0, 0) X SI 93 0-0	4	0	0	0	0	2	4					
4 Jose Lopez, R OBP: 0.251, SLG: 0.289	(1, 5) C SL 77 0-2 F SL 78 X FC 91			X SL 76 0-0					F9		(0, 1) C FF 88 0-1 X FC 88	4	1	2	0	0	0	2					
27 Matt Tuassonpo, R OBP: 0.167, SLG: 0.244	(1, 3) C SI 78 1-3 B SI 77 C SI 90		(1, 1) FF 88 1-1 1 SAFE B SI 75 1 SAFE X SL 77	E6	(3, 2) B SI 76 3-2 C CH 78 B SI 78 F SI 88 S SI 88 X CH 78				L8		(3, 3) B SI 93 3-3 D FF 88 S FF 88 B FC 86 F SI 89 S FC 86	4	0	0	0	0	2	1					
16 Josh Wilson, R OBP: 0.338, SLG: 0.389	(1, 6) C FF 90 0-2 X SL 77			(3, 2) B SI 90 3-2 B SI 88 C FF 88 C SI 88 X SL 78	F9-5				G6-3		(2, 2) B SI 76 2-2 C CH 76 F SI 89 B SI 90 X CH 76	4	0	0	0	0	0	2					
32 Rob Johnson, R OBP: 0.281, SLG: 0.307	(1, 2) C FF 88 0-2 C SI 88			(3, 2) B SI 75 3-2 C SI 77 C SI 88 X FC 89	P3				K		(3, 3) C SI 88 3-3 C CH 76 C SI 88 B SI 89 S FC 86	4	0	0	0	0	1	0					
55 Michael Saunders, L OBP: 0.273, SLG: 0.415			(1, 3) C SI 88 1-3 C SI 90 S SI 90		(0, 3) C CU 88 0-3 S SI 88 S SI 88 S SI 90				P2		(2, 2) B CH 79 2-2 C CH 76 S SI 88 B SI 89 X CH 76	4	0	0	0	0	3	0					
Inning Stats	R: 0 E: 0 K: 1 S: 11	H: 0 LOB: 2 BB: 2 P: 23	R: 0 E: 0 K: 1 S: 9	H: 0 LOB: 0 BB: 10	R: 0 E: 0 K: 2 S: 16	H: 1 LOB: 2 BB: 1 P: 25	R: 1 E: 1 K: 2 S: 9	H: 1 LOB: 0 BB: 0 P: 16	R: 0 E: 0 K: 1 S: 9	H: 1 LOB: 1 BB: 0 P: 12	R: 0 E: 0 K: 1 S: 8	H: 0 LOB: 0 BB: 0 P: 14	R: 0 E: 0 K: 1 S: 7	H: 0 LOB: 0 BB: 0 P: 9	R: 0 E: 0 K: 1 S: 7	H: 1 LOB: 1 BB: 0 P: 12	R: 0 E: 0 K: 2 S: 13	H: 0 LOB: 0 BB: 0 P: 19	1B: 4 2B: 1 3B: 0 HR: 0	SF: 0 SAC: 0 DP: 1 HBP: 0	WP: 0 PB: 0 SB: 4 CS: 0	PA: 37	
PITCHER	IP 7.0	WLS 27	BF 31	H 3	R 1	ER 0	SO 6	BB 3	IBB 0	HBP 0	BLK 0	WP 0	HR 0	S 71	P 116	ERA 0.00	WHIP 0.857						
36 Jered Weaver, R ERA: 3.01	(1, 1)																						
45 Francisco Rodriguez, R ERA: 4.97	(8, 1)																						
40 Brian Fuentes, L	(10, 1)																						

Seattle Mariners @ Los Angeles Angels
 Angel Stadium of Anaheim, Anaheim, CA
 Sat May 29 2010, 1:12 PM - 4:06 PM PDT
 Alt. 39,382 - Sunny - 79 F

AB	34
R	1
H	4
RBI	0
BB	3
SO	10
LOB	12



Batter	1	2	3	4	5	6	7	8	9	10	AB	R	H	RBI	BB	SO	LOB	BOTTOM					
2 Erick Aybar, S OBP: 0.298, SLG: 0.291	(1, 6) C CH 91 0-1 X CH 91	(1, 0) B CH 88 1-0 X SI 93		(1, 3) B SI 93 1-3 F SI 94 C FF 94 X FC 95						(1, 2) C SI 92 0-2 X SI 86	5	0	0	0	0	1	2						
13 Maicer Izturis, S OBP: 0.367, SLG: 0.340	(1, 5) C FF 92 1-2 B FF 93 X FC 94		(2, 2) C CH 91 2-2 B SI 87 S CH 87 B SI 95 X FC 95	G6-3	(2, 3) F SI 92 2-3 B SI 94 B SI 94 C FF 96					(2, 1) B SI 95 2-1 X SI 95	5	1	1	0	0	1	0						
53 Bobby Abreu, L OBP: 0.356, SLG: 0.448	(1, 9) B SI 84 2-2 C FF 93 C CU 89 B SI 95 X SI 95		(3, 2) C SI 83 3-2 C CU 80 B CH 83 B CH 90 B CU 81 X SI 94	G3	(1, 3) C SI 84 1-3 C FF 96 C CU 82					(4, 0) I IN 86 4-0 I IN 64 I IN 66	4	2	2	1	1	1	0						
48 Torii Hunter, R OBP: 0.342, SLG: 0.474	(1, 8) C SI 94 3-2 C SI 82 1 SAFE		(0, 0) X FC 94 0-0		(1, 1) F SI 84 1-1 B SI 95 X SI 95					(2, 1) B SI 93 2-1 B SI 94 X SI 95	0	0	0	0	0	0	0						
77 Reggie Willits, S OBP: 0.350, SLG: 0.242	(2, 8) F CH 89 1-2 B CH 88 H SI 84		(1, 8) 8 BB 48 S	1B						(1, 2) B SI 93 1-2 B SI 94 X SI 95	4	1	1	0	0	0	2						
8 Kendrys Morales, S OBP: 0.345, SLG: 0.457	(1, 3) F SI 93 4-2 F CH 88 D CH 82 B SI 89 B CU 82		(0, 1) F FF 94 0-1 1 SAFE X FC 94		(0, 3) C CU 80 0-3 C CU 80 S CH 88					(0, 0) X SI 95 0-0	4	1	2	4	1	2	0						
55 Hideki Matsui, L OBP: 0.309, SLG: 0.383	(1, 10) X FF 95 0-0				(1, 0) B FF 94 1-0 X SI 94					(4, 1) C CU 79 4-1 B CU 81 B CH 89 B CH 90 B SI 95	3	0	1	0	1	0	5						
18 Kevin Frandsen, R OBP: 0.478, SLG: 0.571	(10, 10)									(2, 1) B SI 93 2-1 B SI 94 X SI 95	0	0	0	0	0	0	0						
47 Howie Kendrick, R OBP: 0.285, SLG: 0.342	(1, 4) B FF 92 2-0 B FF 92 X FC 93			(1, 1) C SI 83 1-1 C SI 84 X FC 93	G6-3					(0, 0) X SI 92 0-0	4	0	0	0	0	0	2						
27 Michael Ryan, L OBP: 0.182, SLG: 0.250	(1, 7) C FF 93 2-3 C CH 89 B FC 95 C CH 95			(1, 1) B CU 80 1-1 B SI 90 X SI 90	F8					(1, 2) B SI 93 1-2 F SI 94 X FC 84	4	0	0	0	0	1	1						
46 Bobby Wilson, R OBP: 0.200, SLG: 0.222	(1, 2) C SI 94 0-1 X FC 94			(4, 2) C SI 84 4-2 B SI 84 S SI 84 B CU 81 S SI 95						(0, 1) C SI 94 0-1 S FC 94	3	0	1	0	1	1	1						
Inning Stats	R: 0 E: 0 K: 0 S: 15	H: 1 LOB: 3 BB: 1 P: 25	R: 0 E: 0 K: 1 S: 7	H: 1 LOB: 1 BB: 0 P: 12	R: 0 E: 0 K: 0 S: 11	H: 2 LOB: 2 BB: 0 P: 16	R: 0 E: 0 K: 1 S: 9	H: 0 LOB: 1 BB: 1 P: 16	R: 0 E: 0 K: 2 S: 8	H: 0 LOB: 0 BB: 0 P: 12	R: 0 E: 0 K: 1 S: 6	H: 0 LOB: 0 BB: 0 P: 7	R: 1 E: 0 K: 1 S: 8	H: 1 LOB: 0 BB: 0 P: 11	R: 0 E: 0 K: 0 S: 7	H: 0 LOB: 1 BB: 1 P: 12	R: 4 E: 1 K: 0 S: 8	H: 2 LOB: 0 BB: 1 P: 16	1B: 4 2B: 2 3B: 0 HR: 2	SF: 0 SAC: 0 DP: 1 HBP: 1	WP: 0 PB: 0 SB: 1 CS: 0	PA: 41	
PITCHER	IP 8.0	WLS 33	BF 26	H 6	R 1	ER 1	SO 7	BB 3	IBB 0	HBP 1	BLK 0	WP 0	HR 1	S 71	P 111	ERA 1.12	WHIP 1.125						
34 Félix Hernández, R ERA: 3.5	(1, 1)																						
43 Brandon League, R ERA: 4.23	(9, 1)																						

Seattle Mariners @ Los Angeles Angels
 Angel Stadium of Anaheim, Anaheim, CA
 Sat May 29 2010, 1:12 PM - 4:06 PM PDT
 Alt. 39,382 - Sunny - 79 F

AB	36
R	5
H	8
RBI	5
BB	4
SO	7
LOB	13



Batter	1	2	3	4	5	6	7	8	9	AB	R	H	RBI	BB	SO	LOB	TOP																						
51 Ichiro Suzuki, L (1,9) OBP: 0.393, SLG: 0.421	G3	1B		BB	IBB			2B		3	0	2	1	2	0	0	Seattle Mariners @ Los Angeles Angels Angel Stadium of Anaheim, Anaheim, CA Sun May 30 2010, 12:40 PM - 4:16 PM PDT Att: 40,017 - Sunny - 79 F																						
9 Chone Figgins, S (1,4) OBP: 0.321, SLG: 0.267	1B		F7	1B	G4-3			BB		4	0	2	0	1	0	2																							
21 Franklin Gutierrez, R (1,8) OBP: 0.365, SLG: 0.432	1B		P5	G3				K		5	0	1	0	0	2	4																							
15 Milton Bradley, S (1,7) OBP: 0.301, SLG: 0.349	K		G6-3		G4-3			FC6-4		4	1	0	0	1	1	4																							
5 Mike Sweeney, R (1,10) OBP: 0.345, SLG: 0.538	F8			1B	F7			F7		5	1	1	0	0	0	3																							
4 Jose Lopez, R (1,5) OBP: 0.282, SLG: 0.290	F8			1B	BB			K		3	2	1	0	2	1	0																							
13 Casey Kotchman, L (1,3) OBP: 0.282, SLG: 0.320	G5-3		L4	1B	BB			BB		4	1	1	1	1	0	2																							
41 Eliezer Alfonzo, R (1,2) OBP: 0.600, SLG: 1.200	1B		HR	1B	1B			G4-3		5	2	3	4	0	1	2																							
16 Josh Wilson, R (1,6) OBP: 0.345, SLG: 0.395	1B		F9	1B	1B			L6		4	0	2	1	0	0	0																							
Inning Stats	R: 0 H: 2 E: 0 K: 1 S: 14	H: 2 LOB: 0 BB: 21	R: 1 H: 3 E: 0 K: 0 S: 10	H: 3 LOB: 2 BB: 21	R: 0 H: 0 E: 0 K: 0 S: 5	H: 0 LOB: 0 BB: 0	R: 3 H: 4 E: 0 K: 0 S: 12	H: 4 LOB: 2 BB: 18	R: 3 H: 3 E: 0 K: 0 S: 9	H: 3 LOB: 3 BB: 3	R: 0 H: 0 E: 0 K: 1 S: 6	H: 0 LOB: 0 BB: 10	R: 0 H: 0 E: 0 K: 2 S: 11	H: 0 LOB: 0 BB: 15	R: 0 H: 1 E: 0 K: 1 S: 12	H: 1 LOB: 2 BB: 21	R: 0 H: 0 E: 0 K: 0 S: 7	H: 0 LOB: 1 BB: 16	1B: 11 SF: 0 2B: 1 3B: 0 HR: 1	SF: 0 SAC: 0 DP: 1 HBP: 0	WP: 0 PB: 0 SB: 0 CS: 0	PA: 44																	
PITCHER	IP	WLS	BF	H	R	ER	SO	BB	IBB	HBP	BLK	WP	HR	S	P	ERA	WHIP	PITCHER					IP	WLS	BF	H	R	ER	SO	BB	IBB	HBP	BLK	WP	HR	S	P	ERA	WHIP
51 Joe Saunders, L (1,1) ERA: 5.09	4.1		25	10	7	7	1	3	0	0	0	0	1	47	86	14.54	3.000						4.1		25	10	7	7	1	3	0	0	0	1	47	86	14.54	3.000	
70 Trevor Bell, R (5,1) ERA: 2.7	1.2		7	2	0	0	1	0	1	0	0	0	0	9	19	0.00	1.200						1.2		7	2	0	0	1	0	1	0	0	9	19	0.00	1.200		
52 Jason Bulger, R (7,1) ERA: 4.58	1.1		5	1	0	0	2	0	0	0	0	0	0	17	23	0.00	0.750						1.1		5	1	0	0	2	0	0	0	17	23	0.00	0.750			
40 Kevin Jepsen, R (8,1) ERA: 5.6	0.2		3	0	0	0	1	1	0	0	0	0	0	6	13	0.00	1.500						0.2		3	0	0	0	1	1	0	0	6	13	0.00	1.500			
56 Fernando Rodney, R (9,1) ERA: 3.05	1.0	W	4	0	0	0	0	2	0	0	0	0	0	7	16	0.00	2.000						1.0	W	4	0	0	0	0	2	0	0	0	7	16	0.00	2.000		

AB	37
R	7
H	13
RBI	7
BB	7
SO	5
LOB	17



Batter	1	2	3	4	5	6	7	8	9	AB	R	H	RBI	BB	SO	LOB	BOTTOM																						
2 Erick Aybar, S (1,6) OBP: 0.314, SLG: 0.307	53 HR	BB			20 BB	53 BB		1B		3	2	3	0	2	0	0	Seattle Mariners @ Los Angeles Angels Angel Stadium of Anaheim, Anaheim, CA Sun May 30 2010, 12:40 PM - 4:16 PM PDT Att: 40,017 - Sunny - 79 F																						
13 Maicer Izturis, S (1,5) OBP: 0.362, SLG: 0.315	F9	P3			F8	55 CI		K		4	0	0	0	1	1	5																							
53 Bobby Abreu, L (1,10) OBP: 0.362, SLG: 0.446	K				20 BB	55 CI		K		3	0	1	1	2	2	1																							
55 Hideki Matsui, L (1,7) OBP: 0.313, SLG: 0.400	HR				F6	CI		BB		3	1	1	3	1	0	4																							
18 Kevin Frandsen, R (9, PR) OBP: 0.476, SLG: 0.571	HR				G3-1			BB		0	1	0	0	0	0	0																							
20 Juan Rivera, R (1,9) OBP: 0.291, SLG: 0.387	BB				G1			F8		3	0	0	1	2	0	4																							
44 Mike Napoli, R (1,3) OBP: 0.338, SLG: 0.508	F9				F7	K		K		5	1	1	0	0	2	4																							
47 Howie Kendrick, R (1,4) OBP: 0.288, SLG: 0.374	F8				F7	G1-3		HR		5	2	2	4	0	0	0																							
46 Bobby Wilson, R (1,2) OBP: 0.143, SLG: 0.154	F7				P3	F8		F9		4	0	0	0	0	0	0																							
77 Reggie Willis, S (1,8) OBP: 0.386, SLG: 0.278	2 BB				13 F8	2 BB		B1-3		3	2	2	0	1	0	0																							
Inning Stats	R: 2 H: 2 E: 0 K: 1 S: 16	H: 1 LOB: 1 BB: 1	R: 0 H: 1 E: 0 K: 0 S: 12	H: 1 LOB: 1 BB: 1	R: 0 H: 1 E: 0 K: 0 S: 6	H: 1 LOB: 0 BB: 0	R: 0 H: 0 E: 0 K: 0 S: 8	H: 0 LOB: 0 BB: 11	R: 1 H: 0 E: 0 K: 1 S: 14	H: 0 LOB: 3 BB: 4	R: 2 H: 2 E: 1 K: 0 S: 15	H: 2 LOB: 3 BB: 2	R: 1 H: 1 E: 0 K: 0 S: 11	H: 1 LOB: 0 BB: 16	R: 0 H: 1 E: 0 K: 2 S: 11	H: 1 LOB: 0 BB: 14	R: 3 H: 2 E: 0 K: 0 S: 10	H: 2 LOB: 1 BB: 18	1B: 6 SF: 0 2B: 1 3B: 0 HR: 3	SF: 0 SAC: 0 DP: 0 HBP: 0	WP: 0 PB: 0 SB: 1 CS: 1	PA: 43																	
PITCHER	IP	WLS	BF	H	R	ER	SO	BB	IBB	HBP	BLK	WP	HR	S	P	ERA	WHIP	PITCHER					IP	WLS	BF	H	R	ER	SO	BB	IBB	HBP	BLK	WP	HR	S	P	ERA	WHIP
35 Ian Snell, R (1,1) ERA: 4.58	4.0		19	4	3	3	1	4	0	0	0	0	0	11	24	0.00	2.000						4.0		19	4	3	3	1	4	0	0	0	11	24	0.00	2.000		
37 Jesus Colome, R (5,1) ERA: 5.29	1.0		5	0	0	0	1	2	0	0	0	0	0	9	21	13.50	6.000						1.0		5	0	0	0	1	2	0	0	9	21	13.50	6.000			
54 Kanekoa Teixeira, R (6,1) ERA: 5.3	0.2		6	2	2	1	0	2	0	0	0	0	0	9	21	13.50	6.000						0.2		6	2	2	1	0	2	0	0	9	21	13.50	6.000			
23 Shawn Kelley, R (6,1) ERA: 2.25	2.1	H	9	2	1	1	3	0	0	0	0	0	1	28	37	3.86	0.857						2.1	H	9	2	1	1	3	0	0	1	28	37	3.86	0.857			
53 David Aardsma, R (9,1) ERA: 4.41	0.1	L	4	2	3	3	0	1	0	0	0	0	1	10	18	81.00	9.000						0.1	L	4	2	3	3	0	1	0	0	1	10	18	81.00	9.000		

AB	33
R	9
H	10
RBI	9
BB	9
SO	5
LOB	18




Batter	1	2	3	4	5	6	7	8	9	AB	R	H	RBI	BB	SO	LOB	TOP			
2 Erick Aybar, S OBP: 0.316, SLG: 0.311	F9		F8		G3-1		G4-3			4	0	1	1	1	0	0	Los Angeles Angels @ Kansas City Royals Kauffman Stadium, Kansas City, MO Mon May 31 2010, 1:11 PM - 3:49 PM CDT Att: 24,651 - Sunny - 79 F livebaseballscorecards.com			
13 Maicer Izturis, S OBP: 0.343, SLG: 0.356	K		HR		G3-1		F7		F9	5	1	1	1	0	1	2				
53 Bobby Abreu, L OBP: 0.358, SLG: 0.445	F8		F8		K		F7		2B	5	0	1	0	0	1	2				
48 Torii Hunter, R OBP: 0.338, SLG: 0.466		G1-3	G5-3		G6-3		1B		2B	5	0	1	0	0	1	2				
55 Hideki Matsui, L OBP: 0.305, SLG: 0.389	G3		G3		K		K		P6	5	0	0	0	0	2	3				
20 Juan Rivera, R OBP: 0.295, SLG: 0.405	HR		K		K		F8		44 HR	3	2	1	1	1	1	0				
44 Mike Napoli, R OBP: 0.356, SLG: 0.550	47 S		1B		BB		47 1B		HR	3	3	3	2	1	0	0				
47 Howie Kendrick, R OBP: 0.292, SLG: 0.382	1B		K		27 S		F9		F9	4	0	2	2	0	1	1				
27 Michael Ryan, L OBP: 0.200, SLG: 0.261	G4-3		2B		2 2B		F7		F7	3	1	1	0	0	1	2				
39 Robb Quinlan, R (6.3)										1	0	0	0	0	0	0				
Inning Stats	R: 0 E: 0 K: 1 S: 9	H: 0 LOB: 0 BB: 0 P: 13	R: 2 E: 0 K: 0 S: 9	H: 3 LOB: 1 BB: 0 P: 16	R: 1 E: 0 K: 0 S: 7	H: 1 LOB: 0 BB: 0 P: 11	R: 0 E: 0 K: 2 S: 8	H: 0 LOB: 1 BB: 1 P: 15	R: 1 E: 0 K: 1 S: 10	H: 2 LOB: 1 BB: 0 P: 13	R: 0 E: 0 K: 2 S: 12	H: 1 LOB: 2 BB: 1 P: 19	R: 2 E: 0 K: 0 S: 11	H: 1 LOB: 0 BB: 1 P: 21	R: 0 E: 0 K: 1 S: 14	H: 1 LOB: 1 BB: 0 P: 20	1B: 4 2B: 4 3B: 0 HR: 3	SF: 0 SAC: 0 DP: 0 HBP: 0	WP: 0 PB: 0 SB: 2 CS: 0	PA: 41
PITCHER	IP WLS BF H R ER SO BB IBB HBP BLK WP HR S P ERA WHIP																			
44 Luke Hochevar, R ERA: 5.1	7.0 L 32 9 5 5 7 2 0 0 0 0 0 2 66 106 6.43 1.571																			
47 Victor Marte, R ERA: 5.79	1.0 5 1 2 2 0 1 0 0 0 0 0 1 11 21 18.00 2.000																			
48 Joaquin Soria, R ERA: 2.75	0.2 3 1 0 0 1 0 0 0 0 0 0 0 13 19 0.00 1.500																			
57 Brad Thompson, R ERA: 7.13	0.1 1 0 0 0 0 0 0 0 0 0 0 0 1 1 0.00 0.000																			

Batter	1	2	3	4	5	6	7	8	9	AB	R	H	RBI	BB	SO	LOB	BOTTOM			
22 Scott Podsednik, L OBP: 0.352, SLG: 0.368	F8		1B		G3		K		K	4	0	1	0	0	1	1	Los Angeles Angels @ Kansas City Royals Kauffman Stadium, Kansas City, MO Mon May 31 2010, 1:11 PM - 3:49 PM CDT Att: 24,651 - Sunny - 79 F livebaseballscorecards.com			
13 Mike Aviles, R OBP: 0.333, SLG: 0.422	G3		G4-3		K		K		K	4	0	0	0	0	2	1				
9 David DeJesus, L OBP: 0.372, SLG: 0.451	G4-3		1B		2B		K		K	4	0	2	0	0	1	0				
16 Billy Butler, R OBP: 0.398, SLG: 0.490	G6-3		F9		G1-3		K		K	4	0	0	0	0	1	2				
6 Jose Guillen, R OBP: 0.323, SLG: 0.474	K		K		K		K		1B	4	0	1	0	0	3	2				
13 Alberto Callaspo, S OBP: 0.324, SLG: 0.485	2B		18 S		12 F8		K		K	4	1	3	0	0	1	1				
12 Mitch Maier, L OBP: 0.347, SLG: 0.364	F7		2B		F9		F8		P6	4	0	0	0	0	0	4				
3 Yuniesky Betancourt, R OBP: 0.304, SLG: 0.402	G6-3		K		K		P6		K	3	0	0	0	0	1	2				
1B Jason Kendall, R OBP: 0.349, SLG: 0.345	K		2B		F9		F9			3	0	1	1	0	1	1				
Inning Stats	R: 0 E: 0 K: 0 S: 8	H: 0 LOB: 0 BB: 0 P: 10	R: 0 E: 0 K: 1 S: 14	H: 1 LOB: 0 BB: 0 P: 21	R: 0 E: 0 K: 1 S: 8	H: 1 LOB: 1 BB: 0 P: 11	R: 0 E: 0 K: 1 S: 6	H: 1 LOB: 1 BB: 0 P: 7	R: 1 E: 0 K: 1 S: 12	H: 2 LOB: 1 BB: 0 P: 21	R: 0 E: 0 K: 2 S: 11	H: 1 LOB: 1 BB: 0 P: 19	R: 0 E: 0 K: 3 S: 10	H: 0 LOB: 0 BB: 0 P: 11	R: 0 E: 0 K: 2 S: 11	H: 1 LOB: 0 BB: 0 P: 17	1B: 4 2B: 5 3B: 0 HR: 0	SF: 0 SAC: 0 DP: 1 HBP: 0	WP: 0 PB: 0 SB: 1 CS: 1	PA: 34
PITCHER	IP WLS BF H R ER SO BB IBB HBP BLK WP HR S P ERA WHIP																			
54 Ervin Santana, R ERA: 3.43	7.0 W 27 7 1 1 1 0 0 0 0 0 0 0 10 11 0.00 1.000																			
40 Kevin Jepsen, R ERA: 5.3	1.0 3 0 0 0 3 0 0 0 0 0 0 0 10 11 0.00 0.000																			
62 Scot Shields, R ERA: 6.48	1.0 4 1 0 0 2 0 0 0 0 0 0 0 11 17 0.00 1.000																			

Batter	1	2	3	4	5	6	7	8	9	AB	R	H	RBI	BB	SO	LOB	TOP										
2 Erick Aybar, S OBP: 0.310, SLG: 0.305	G6-3	K			G4-3		P4			4	0	0	0	0	1	2											
13 Maicer Izturis, S OBP: 0.338, SLG: 0.397	G6-3		G4-1			HR		F7		4	1	1	1	0	0	0											
53 Bobby Abreu, L OBP: 0.356, SLG: 0.441	48 S 1B		F8			G5-3		G4-3		4	0	1	0	0	0	0											
48 Tori Hunter, R OBP: 0.294, SLG: 0.462	K		L5			55 2B 1B		K		4	0	1	0	0	2	1											
55 Hideki Matsui, L OBP: 0.308, SLG: 0.402		20 1B 44 G6-3 2B		F7				G4-3		4	1	2	0	0	0	0											
20 Juan Rivera, R OBP: 0.294, SLG: 0.401		44 G5-3 47 1B		G6-3				F8		4	1	1	0	0	1	2											
44 Mike Napoli, R OBP: 0.347, SLG: 0.534		G5-3		G6-3				K		4	0	0	1	0	2	3											
47 Howie Kendrick, R OBP: 0.297, SLG: 0.383										2	0	1	1	1	1	0											
39 Robb Quinlan, R OBP: 0.297, SLG: 0.383										3	0	0	0	0	1	2											
Inning Stats	R: 0 E: 0 K: 1 S: 10	H: 1 LOB: 1 BB: 0 P: 15	R: 2 E: 0 K: 2 S: 17	H: 3 LOB: 1 BB: 0 P: 28	R: 0 E: 0 K: 0 S: 9	H: 0 LOB: 0 BB: 0 P: 13	R: 0 E: 0 K: 0 S: 9	H: 0 LOB: 0 BB: 0 P: 17	R: 0 E: 0 K: 1 S: 12	H: 3 LOB: 2 BB: 0 P: 17	R: 0 E: 0 K: 1 S: 12	H: 0 LOB: 0 BB: 0 P: 17	R: 0 E: 0 K: 1 S: 9	H: 0 LOB: 0 BB: 0 P: 11	R: 0 E: 0 K: 2 S: 8	H: 0 LOB: 0 BB: 0 P: 11	1B: 4 2B: 2 HR: 1	SF: 0 SAC: 0 DP: 1 HBP: 0	WP: 0 PB: 0 SB: 1 CS: 0	PA: 34							
PITCHER	IP	WLS	BF	H	R	ER	SO	BB	IBB	HBP	BLK	WP	HR	S	P	ERA	WHIP										
19 Brian Bannister, R ERA: 4.73	5.1	W	23	7	3	3	3	1	0	0	0	0	1	56	92	5.06	1.500										
51 Robinson Tejeda, R ERA: 4.39	1.2	H	5	0	0	0	2	0	0	0	0	0	0	17	23	0.00	0.000										
38 Blake Wood, R ERA: 0.84	1.0	H	3	0	0	0	1	0	0	0	0	0	0	9	11	0.00	0.000										
48 Joaquin Soria, R ERA: 2.61	1.0	S	3	0	0	0	2	0	0	0	0	0	0	8	11	0.00	0.000										

Los Angeles Angels @ Kansas City Royals
Kauffman Stadium, Kansas City, MO
Tue Jun 01 2010, 7:10 PM - 9:24 PM CDT
Att: 15,139 - Clear - 89 F

AB 33
R 3
H 7
RBI 3
BB 1
SO 8
LOB 10



Batter	1	2	3	4	5	6	7	8	9	AB	R	H	RBI	BB	SO	LOB	BOTTOM										
22 Scott Podsednik, L OBP: 0.350, SLG: 0.366	F7	G3								4	1	1	0	0	0	2											
18 Jason Kendall, R OBP: 0.347, SLG: 0.349	9 1B 16 FC6-4 2B		G6-3		F4			G6-3		4	1	1	0	0	0	2											
9 David DeJesus, L OBP: 0.374, SLG: 0.462	16 FC6-4 1B		G3							4	1	2	2	0	0	0											
16 Billy Butler, R OBP: 0.391, SLG: 0.483	FC6-4 1-2H 3-H		P6		SF8			G5-3		3	0	0	2	0	0	1											
6 Jose Guillen, R OBP: 0.321, SLG: 0.485	F8			G6-3						4	1	1	1	0	0	1											
13 Alberto Callaspo, S OBP: 0.323, SLG: 0.490			G3							4	0	1	0	0	1	0											
12 Mitch Maier, L OBP: 0.340, SLG: 0.356		K			L4-3			G3		3	0	0	0	0	1	1											
3 Yuniesky Betancourt, R OBP: 0.310, SLG: 0.418		17 2B 1B						G6-3		3	1	2	0	0	0	0											
17 Chris Getz, L OBP: 0.278, SLG: 0.222										3	1	2	1	0	0	0											
Inning Stats	R: 1 E: 0 K: 0 S: 8	H: 2 LOB: 1 BB: 0 P: 13	R: 0 E: 0 K: 1 S: 7	H: 2 LOB: 2 BB: 0 P: 12	R: 0 E: 0 K: 0 S: 6	H: 0 LOB: 0 BB: 0 P: 10	R: 0 E: 0 K: 0 S: 3	H: 1 LOB: 0 BB: 0 P: 5	R: 4 E: 0 K: 0 S: 21	H: 4 LOB: 0 BB: 0 P: 26	R: 0 E: 0 K: 0 S: 6	H: 0 LOB: 0 BB: 0 P: 8	R: 0 E: 0 K: 0 S: 7	H: 0 LOB: 0 BB: 0 P: 11	R: 1 E: 0 K: 1 S: 10	H: 1 LOB: 0 BB: 0 P: 13	1B: 5 2B: 3 3B: 2 HR: 1	SF: 1 SAC: 0 DP: 1 HBP: 0	WP: 0 PB: 0 SB: 0 CS: 0	PA: 33							
PITCHER	IP	WLS	BF	H	R	ER	SO	BB	IBB	HBP	BLK	WP	HR	S	P	ERA	WHIP										
35 Joel Poineto, R ERA: 5.16	8.0	L	33	10	6	6	2	0	0	0	0	0	1	68	98	6.75	1.250										

Los Angeles Angels @ Kansas City Royals
Kauffman Stadium, Kansas City, MO
Tue Jun 01 2010, 7:10 PM - 9:24 PM CDT
Att: 15,139 - Clear - 89 F

AB 32
R 6
H 10
RBI 6
BB 0
SO 2
LOB 7



Batter	1	2	3	4	5	6	7	8	9	AB	R	H	RBI	BB	SO	LOB	TOP
13 Maicer Izturis, S OBP: 0.329, SLG: 0.373										4	1	0	0	1	0	4	Los Angeles Angels @ Kansas City Royals Kauffman Stadium, Kansas City, MO Wed Jun 02 2010, 7:11 PM - 10:03 PM CDT Att: 12,718 - Partly Cloudy - 76 F
47 Howie Kendrick, R OBP: 0.295, SLG: 0.379										5	1	1	0	0	0	5	
53 Bobby Abreu, L OBP: 0.361, SLG: 0.447										4	1	2	0	1	0	0	
48 Torii Hunter, R OBP: 0.343, SLG: 0.487										5	2	3	3	0	1	3	
55 Hideki Matsui, L OBP: 0.297, SLG: 0.404 39 Robb Quinlan, R (9, PR)										4	0	2	1	1	0	1	
44 Mike Napoli, R OBP: 0.342, SLG: 0.522										5	1	1	1	0	1	5	
20 Juan Rivera, R OBP: 0.297, SLG: 0.409 77 Reggie Willits, S OBP: 0.383, SLG: 0.282										2	1	1	1	0	0	1	
18 Kevin Frandsen, R OBP: 0.481, SLG: 0.560										4	0	2	1	0	0	1	
46 Bobby Wilson, R OBP: 0.167, SLG: 0.176										4	0	1	0	0	0	2	
Inning Stats	R: 3 H: 3 E: 0 K: 0 S: 18	L: 3 LOB: 1 BB: 1 P: 31	R: 0 H: 0 E: 0 K: 0 S: 5	R: 0 H: 0 E: 0 K: 0 S: 10	R: 0 H: 1 E: 0 K: 0 S: 10	R: 2 H: 3 E: 0 K: 0 S: 11	R: 1 H: 2 E: 0 K: 1 S: 11	R: 0 H: 1 E: 1 K: 0 S: 10	R: 1 H: 1 E: 0 K: 1 S: 9	R: 0 H: 2 E: 0 K: 0 S: 10	R: 0 H: 1 E: 0 K: 0 S: 14	R: 0 H: 1 E: 0 K: 0 S: 14	1B: 10 2B: 3 3B: 0 HR: 1	SF: 0 SAC: 0 DP: 1 HBP: 0	WP: 0 PB: 0 CS: 0	PA: 43	
PITCHER	IP WLS BF H R ER SO BB IBB HBP BLK WP HR S P ERA WHIP	4.0 L 21 8 6 6 0 2 0 0 0 0 0 45 80 13.50 2.500	3.0 12 3 1 1 2 0 0 0 0 0 1 29 45 3.00 1.000	2.0 10 3 0 0 0 1 0 0 0 0 0 24 38 0.00 2.000	PITCHER												

Batter	1	2	3	4	5	6	7	8	9	AB	R	H	RBI	BB	SO	LOB	BOTTOM	
22 Scott Podsednik, L OBP: 0.347, SLG: 0.362										5	0	1	0	0	1	1	Los Angeles Angels @ Kansas City Royals Kauffman Stadium, Kansas City, MO Wed Jun 02 2010, 7:11 PM - 10:03 PM CDT Att: 12,718 - Partly Cloudy - 76 F	
13 Mike Aviles, R OBP: 0.330, SLG: 0.410										3	0	0	0	1	2			
9 David DeJesus, L OBP: 0.381, SLG: 0.465										3	0	2	1	1	0	0		
16 Billy Butler, R OBP: 0.389, SLG: 0.478										4	0	1	0	0	0	4		
6 Jose Guillen, R OBP: 0.325, SLG: 0.480										2	0	0	0	2	1	1		
13 Alberto Callaspo, S OBP: 0.323, SLG: 0.486 24 Wilson Betemit, S (9, PH)										2	0	0	0	1	0	3		
3 Yuniesky Betancourt, R OBP: 0.359, SLG: 0.414										4	1	1	0	0	2	4		
8 Willie Bloomquist, R OBP: 0.250, SLG: 0.315										4	0	1	0	0	0	2		
18 Jason Kendall, R OBP: 0.347, SLG: 0.348 3 Brayan Peña, S (9, PH)										3	1	1	0	0	0	0		
Inning Stats	R: 0 H: 1 E: 0 K: 0 S: 8	L: 1 LOB: 1 BB: 1 P: 16	R: 0 H: 0 E: 0 K: 2 S: 10	R: 0 H: 0 E: 0 K: 2 S: 10	R: 1 H: 3 E: 0 K: 0 S: 10	R: 0 H: 3 E: 0 K: 0 S: 11	R: 0 H: 0 E: 0 K: 0 S: 13	R: 0 H: 1 E: 0 K: 1 S: 10	R: 0 H: 0 E: 0 K: 1 S: 7	R: 0 H: 0 E: 0 K: 1 S: 9	R: 0 H: 2 E: 0 K: 1 S: 13	R: 0 H: 1 E: 0 K: 1 S: 13	1B: 7 2B: 0 3B: 0 HR: 0	SF: 1 SAC: 0 DP: 2 HBP: 0	WP: 0 PB: 0 CS: 0	PA: 37		
PITCHER	IP WLS BF H R ER SO BB IBB HBP BLK WP HR S P ERA WHIP	5.2 W 24 5 1 1 2 4 0 0 0 0 0 10 17 1.59 1.588	1.1 4 0 0 0 2 0 0 0 0 0 0 10 17 0.00 0.000	1.0 4 0 0 0 1 1 0 0 0 0 0 9 17 0.00 1.000	1.0 5 2 1 1 1 0 0 0 0 0 0 13 19 9.00 2.000	PITCHER												

AB 40
R 7
H 14
RBI 7
BB 3
SO 2
LOB 24



AB 31
R 2
H 7
RBI 2
BB 5
SO 6
LOB 17



Batter	1	2	3	4	5	6	7	8	9	AB	R	H	RBI	BB	SO	LOB	TOP		
13 Maicer Izturis, S OBP: 0.333, SLG: 0.380	G3		48 E 55 1B BB		F8		47 2B 2B		F8	4	2	1	0	1	0	0	Los Angeles Angels @ Seattle Mariners Safeco Field, Seattle, WA Fri Jun 04 2010, 7:13 PM - 9:56 PM PDT Att: 29,231 - Roof Closed - 56 F		
47 Howie Kendrick, R OBP: 0.286, SLG: 0.372	F9		SH5-3		F9		2B		G6-3	4	0	1	2	0	0				
53 Bobby Abreu, L OBP: 0.356, SLG: 0.435	F9		55 1B BB		L6		K			3	0	0	0	1	1	2			
48 Tori Hunter, R OBP: 0.347, SLG: 0.503		55 HR BB	SF8		P3		G6-3			2	1	0	1	1	0	2			
55 Hideki Matsui, L OBP: 0.344, SLG: 0.439		HR								3	1	3	3	1	0	0			
77 Reggie Willits, S OBP: 0.373, SLG: 0.302		1B								0	0	0	0	0	0	0			
44 Mike Napoli, R OBP: 0.323, SLG: 0.493	G5-3		L9		G6-4-3		G5-3		G5-3	4	0	0	0	0	0	4			
20 Juan Rivera, R OBP: 0.296, SLG: 0.423	F9				P3		HR		F8	4	1	1	1	0	0	2			
27 Michael Ryan, L OBP: 0.226, SLG: 0.310	F7		G6-3		G6-3		13 2B 47 2B 1B		G5-3	3	0	1	0	0	0	0			
39 Robb Quinlan, R										1	1	0	0	0	0	2			
2 Erick Aybar, S OBP: 0.320, SLG: 0.313			47 SH5-3 48 SF8 13 BB 1B		G6-3		F7		F7	4	1	1	0	0	0	1			
Inning Stats	R: 0 H: 0 E: 0 K: 0 S: 10	H: 0 LOB: 0 BB: 0 P: 14	R: 2 H: 1 E: 0 K: 0 S: 17	H: 1 LOB: 0 BB: 0 P: 29	R: 2 H: 2 E: 1 K: 0 S: 15	H: 2 LOB: 2 BB: 2 P: 26	R: 0 H: 0 E: 0 K: 0 S: 8	H: 0 LOB: 0 BB: 0 P: 14	R: 0 H: 0 E: 0 K: 0 S: 5	H: 0 LOB: 0 BB: 1 P: 11	R: 3 H: 4 E: 0 K: 1 S: 17	H: 4 LOB: 2 BB: 0 P: 25	R: 0 H: 1 E: 0 K: 0 S: 11	H: 1 LOB: 2 BB: 0 P: 14	R: 0 H: 0 E: 0 K: 0 S: 4	H: 0 LOB: 0 BB: 7 P: 7	1B: 4 2B: 2 3B: 0 HR: 2	SF: 1 SAC: 1 DP: 1 HBP: 0	WP: 0 PA: 38 PB: 0 SB: 0 CS: 0
PITCHER	IP WLS BF H R ER SO BB IBB HBP BLK WP HR S P ERA WHIP																		
35 Ian Snell, R ERA: 4.64	5.1 L 23 3 4 3 0 4 0 0 0 0 0 1 60 98 5.06 1.312																		
46 Sean White, R ERA: 4.15	0.2 3 2 2 2 0 0 0 0 0 0 0 1 6 8 27.00 3.000																		
33 Chad Cordero, R ERA: 9.0	1.0 5 2 1 1 1 0 0 0 0 0 0 0 12 19 9.00 2.000																		
49 Garrett Olson, L ERA:	2.0 7 1 0 0 0 0 0 0 0 0 0 0 15 21 0.00 0.500																		

Batter	1	2	3	4	5	6	7	8	9	AB	R	H	RBI	BB	SO	LOB	BOTTOM		
51 Ichiro Suzuki, L OBP: 0.398, SLG: 0.422	G5-4-3 1B		G5-4-3 1B		G4-3 1B		G4-3			4	0	3	1	0	0	0	Los Angeles Angels @ Seattle Mariners Safeco Field, Seattle, WA Fri Jun 04 2010, 7:13 PM - 9:56 PM PDT Att: 29,231 - Roof Closed - 56 F		
9 Chone Figgins, S OBP: 0.323, SLG: 0.273	G5-4-3 1-2		G5-4-3 1-2		G5-4-3 1-2		K			3	0	0	0	1	1	2			
21 Franklin Gutierrez, R OBP: 0.397, SLG: 0.433	G5-4-3 2B		F8		F8		1B			4	0	2	0	0	0	2			
4 Jose Lopez, R OBP: 0.272, SLG: 0.333	G6-3				G5-3 1B		G5-3		F9	4	0	1	0	0	0	2			
15 Milton Bradley, S OBP: 0.288, SLG: 0.328	G6-3		F7		F9		F9		P4	4	0	0	0	0	0	2			
16 Josh Wilson, R OBP: 0.359, SLG: 0.394	L4		G6-4-3 1-2		G6-4-3 1-2		BB		K	3	0	0	0	1	1	1			
27 Matt Tuiasosopo, R OBP: 0.184, SLG: 0.250	41 1B 1B		G4-3 1B		G4-3		G4-3		G6-3	4	1	2	0	0	0	1			
41 Eliezer Alfonzo, R OBP: 0.429, SLG: 0.643			F9		F9		K		G6-3	4	0	1	0	0	1	1			
12 Ryan Langerhans, L OBP: 0.412, SLG: 0.360	K		G1-3				K			3	0	0	0	0	2	3			
Inning Stats	R: 0 H: 2 E: 0 K: 0 S: 12	H: 2 LOB: 1 BB: 0 P: 19	R: 0 H: 2 E: 0 K: 1 S: 11	H: 2 LOB: 2 BB: 0 P: 18	R: 0 H: 1 E: 0 K: 0 S: 11	H: 1 LOB: 0 BB: 0 P: 15	R: 0 H: 1 E: 0 K: 0 S: 4	H: 1 LOB: 0 BB: 0 P: 7	R: 1 H: 2 E: 0 K: 0 S: 8	H: 2 LOB: 2 BB: 1 P: 17	R: 0 H: 0 E: 0 K: 2 S: 11	H: 0 LOB: 0 BB: 1 P: 19	R: 0 H: 0 E: 0 K: 2 S: 10	H: 1 LOB: 0 BB: 0 P: 16	R: 0 H: 0 E: 0 K: 1 S: 9	H: 0 LOB: 0 BB: 0 P: 14		1B: 8 2B: 1 3B: 0 HR: 0	SF: 0 SAC: 0 DP: 3 HBP: 0
PITCHER	IP WLS BF H R ER SO BB IBB HBP BLK WP HR S P ERA WHIP																		
51 Joe Saunders, L ERA: 4.78	6.0 W 25 8 1 1 1 2 0 0 0 0 0 1 0 95 1.50 1.667																		
45 Francisco Rodriguez, R ERA:	1.0 3 0 0 0 2 0 0 0 0 0 0 0 8 11 0.00 0.000																		
70 Trevor Bell, R ERA: 2.25	2.0 7 1 0 0 2 0 0 0 0 0 0 0 19 30 0.00 0.500																		

AB 32
R 7
H 8
RBI 7
BB 4
SO 1
LOB 13



AB 33
R 1
H 9
RBI 1
BB 2
SO 5
LOB 14



Batter	1	2	3	4	5	6	7	8	9	AB	R	H	RBI	BB	SO	LOB	TOP					
2 Erick Aybar, S OBP: 0.324, SLG: 0.329	G1-3		G5-3		G6-3		K			4	0	0	0	0	1	3	Los Angeles Angels @ Oakland Athletics Oakland Coliseum, Oakland, CA Tue Jun 08 2010, 7:07 PM - 9:57 PM PDT Att: 11,860 - Parly Cloudy - 55 F					
13 Maicer Izturis, S OBP: 0.359, SLG: 0.410 39 Robb Quinlan, R OBP: 0.158, SLG: 0.263	1B		1B		F7			G4-3		4	0	2	0	0	0	1						
53 Bobby Abreu, L OBP: 0.350, SLG: 0.429	F7		K			F7			1B	4	0	1	0	0	1	2						
48 Torii Hunter, R OBP: 0.342, SLG: 0.495 77 Reggie Willits, S OBP: 0.365, SLG: 0.295	K				F9		F9	F9		4	0	0	0	0	1	2						
55 Hideki Matsui, L OBP: 0.335, SLG: 0.432		K			G3		K		K	4	0	0	0	0	3	1						
44 Mike Napoli, R OBP: 0.330, SLG: 0.506		F8			F8		G5-3		G6-3	4	0	1	0	0	0	0						
20 Juan Rivera, R OBP: 0.299, SLG: 0.410		FC5-4					K		K	4	1	1	0	0	2	1						
27 Michael Ryan, L OBP: 0.257, SLG: 0.364		G6-3							L8	4	0	2	0	0	0	1						
18 Kevin Frandsen, R OBP: 0.422, SLG: 0.452					F7		G5-3			3	0	1	1	0	0	1						
Inning Stats	R: 0 H: 1 E: 0 K: 1 S: 13	H: 1 LOB: 1 BB: 0 P: 19	R: 0 H: 1 E: 0 K: 1 S: 12	H: 1 LOB: 1 BB: 0 P: 19	R: 0 H: 1 E: 0 K: 1 S: 14	H: 1 LOB: 1 BB: 0 P: 22	R: 0 H: 0 E: 0 K: 0 S: 6	H: 0 LOB: 0 BB: 0 P: 11	R: 1 H: 2 E: 0 K: 0 S: 10	H: 2 LOB: 1 BB: 0 P: 15	R: 0 H: 0 E: 0 K: 1 S: 10	H: 0 LOB: 0 BB: 0 P: 13	R: 0 H: 2 E: 0 K: 2 S: 12	H: 2 LOB: 2 BB: 0 P: 20	R: 0 H: 1 E: 0 K: 1 S: 9	H: 1 LOB: 1 BB: 0 P: 10	R: 0 H: 0 E: 0 K: 1 S: 10	H: 0 LOB: 0 BB: 0 P: 15	1B: 7 2B: 1 3B: 0 HR: 0	SF: 0 SAC: 0 DP: 0 HBP: 0	WP: 0 PB: 0 SB: 1 CS: 0	PA: 35
PITCHER	IP WLS BF H R ER SO BB IBB HBP BLK WP HR S P ERA WHIP																					
54 Vin Mazzaro, R ERA: 4.91	5.0 W 20 5 1 1 3 0 0 0 0 0 0 0 55 86 1.80 1.000																					
56 Craig Breslow, L ERA: 2.73	1.0 H 3 0 0 0 1 0 0 0 0 0 0 0 10 13 0.00 0.000																					
31 Brad Ziegler, R ERA: 2.89	0.2 H 4 2 0 0 1 0 0 0 0 0 0 0 9 15 0.00 3.000																					
13 Jerry Blevins, L ERA: 4.5	1.1 H 5 1 0 0 2 0 0 0 0 0 0 0 12 15 0.00 0.750																					
66 Tyson Ross, R ERA: 5.93	1.0 3 0 0 0 1 0 0 0 0 0 0 0 10 15 0.00 0.000																					
Batter	1	2	3	4	5	6	7	8	9	AB	R	H	RBI	BB	SO	LOB	BOTTOM					
1 Eric Patterson, L OBP: 0.276, SLG: 0.457 25 Matt Carson, R	K					P6				5	1	3	1	0	1	0	Los Angeles Angels @ Oakland Athletics Oakland Coliseum, Oakland, CA Tue Jun 08 2010, 7:07 PM - 9:57 PM PDT Att: 11,860 - Parly Cloudy - 55 F					
10 Daric Barton, L OBP: 0.393, SLG: 0.427	G4-3		G6-3		F9			K		5	1	1	0	0	1	3						
Ryan Sweeney, L OBP: 0.362, SLG: 0.423	1B				F7			G3		5	3	3	0	0	0	2						
8 Kurt Suzuki, R OBP: 0.333, SLG: 0.490	1B					G4-3				5	2	4	4	0	0	0						
32 Jack Cust, L OBP: 0.367, SLG: 0.400	1B					G5-3				5	1	2	3	0	1	2						
5 Kevin Kouzmanoff, R OBP: 0.302, SLG: 0.388	F9		F3					G3		5	0	2	0	0	0	4						
18 Gabe Gross, L OBP: 0.310, SLG: 0.373		K				G3				5	1	2	1	0	1	2						
14 Mark Ellis, R OBP: 0.371, SLG: 0.384		1B			P2					3	1	1	1	1	1	2						
2 Cliff Pennington, S OBP: 0.282, SLG: 0.305		K			F8					4	0	0	0	0	3	2						
Inning Stats	R: 1 H: 3 E: 0 K: 1 S: 14	H: 3 LOB: 2 BB: 0 P: 18	R: 1 H: 1 E: 0 K: 2 S: 15	H: 1 LOB: 1 BB: 1 P: 26	R: 1 H: 3 E: 0 K: 1 S: 11	H: 3 LOB: 2 BB: 0 P: 20	R: 0 H: 1 E: 0 K: 0 S: 12	H: 1 LOB: 1 BB: 0 P: 18	R: 0 H: 1 E: 0 K: 0 S: 7	H: 1 LOB: 1 BB: 0 P: 11	R: 0 H: 0 E: 0 K: 2 S: 8	H: 0 LOB: 0 BB: 0 P: 11	R: 4 H: 5 E: 0 K: 1 S: 22	H: 5 LOB: 1 BB: 0 P: 28	R: 3 H: 4 E: 0 K: 1 S: 23	H: 4 LOB: 1 BB: 0 P: 36	1B: 16 2B: 0 3B: 0 HR: 2	SF: 0 SAC: 0 DP: 0 HBP: 0	WP: 1 PB: 0 SB: 3 CS: 0	PA: 43		
PITCHER	IP WLS BF H R ER SO BB IBB HBP BLK WP HR S P ERA WHIP																					
36 Jered Weaver, R ERA: 3.2	6.0 L 31 12 6 6 6 0 1 0 0 0 0 1 75 114 9.00 2.167																					
70 Trevor Bell, R ERA: 4.5	2.0 12 6 4 4 2 0 0 0 0 0 1 1 37 54 18.00 3.000																					

Batter	1	2	3	4	5	6	7	8	9	AB R H RBI BB SO LOB	TOP											
2 Erick Aybar, S (1,6)										5 1 4 2 0 1 0	Los Angeles Angels @ Oakland Athletics Oakland Coliseum, Oakland, CA Wed Jun 09 2010, 7:09 PM - 9:34 PM PDT Att: 18,285 - Clear - 57 F											
47 Howie Kendrick, R (1,4)										5 0 1 0 0 0 5												
53 Bobby Abreu, L (1,9)										5 0 0 0 0 2 6												
48 Tori Hunter, R (1,8)										5 1 3 1 0 2 2												
55 Hideki Matsui, L (1,10)										5 1 2 1 0 2 1												
44 Mike Napoli, R (1,2)										5 0 2 0 0 2 4												
20 Juan Rivera, R (1,7)										4 1 2 2 0 0 2												
18 Kevin Frandsen, R (1,5)										4 2 1 0 0 0 2												
39 Robb Quinlan, R (1,3)										3 1 1 1 1 1 0												
Inning Stats	R: 0 E: 0 K: 1 S: 10	H: 0 LOB: 0 BB: 0 P: 15	R: 0 E: 0 K: 0 S: 11	H: 2 LOB: 1 BB: 0 P: 15	R: 1 E: 0 K: 1 S: 12	H: 2 LOB: 2 BB: 1 P: 19	R: 0 E: 0 K: 1 S: 10	H: 2 LOB: 1 BB: 0 P: 15	R: 0 E: 0 K: 0 S: 6	H: 1 LOB: 1 BB: 0 P: 9	R: 4 E: 0 K: 1 S: 19	H: 5 LOB: 1 BB: 0 P: 27	R: 0 E: 0 K: 2 S: 10	H: 0 LOB: 0 BB: 0 P: 16	R: 1 E: 0 K: 2 S: 12	H: 1 LOB: 0 BB: 0 P: 15	R: 1 E: 0 K: 2 S: 14	H: 3 LOB: 2 BB: 0 P: 22	1B: 13 2B: 1 3B: 1 HR: 1	SF: 0 SAC: 0 DP: 1 HBP: 0	WP: 0 PB: 0 SB: 0 CS: 0	PA: 43
PITCHER	IP WLS BF H R ER SO BB IBB HBP BLK WP HR S P ERA WHIP											IP WLS BF H R ER SO BB IBB HBP BLK WP HR S P ERA WHIP										
51 Dallas Braden, L (1,1)	5.2 L 27 11 5 4 4 4 1 0 0 0 0 0 0 63 92 6.35 2.118																					
31 Brad Ziegler, R (6,1)	1.1 5 1 0 0 2 0 0 0 0 0 0 0 15 24 0.00 0.750																					
57 Cedrick Bowers, L (8,1)	2.0 10 4 2 2 4 0 0 0 0 0 0 1 26 37 9.00 2.000																					

Batter	1	2	3	4	5	6	7	8	9	AB R H RBI BB SO LOB	BOTTOM											
14 Mark Ellis, R (1,10)										4 0 1 0 0 1 0	Los Angeles Angels @ Oakland Athletics Oakland Coliseum, Oakland, CA Wed Jun 09 2010, 7:09 PM - 9:34 PM PDT Att: 18,285 - Clear - 57 F											
10 Danic Barton, L (1,3)										4 1 3 0 0 0 0												
8 Kurt Suzuki, R (1,2)										4 0 0 0 0 0 4												
5 Kevin Kouzmanoff, R (1,5)										4 0 2 1 0 0 2												
7 Adam Rosales, R (1,4)										3 0 1 0 1 0 3												
Ryan Sweeney, L (1,9)										4 0 0 0 0 1 4												
50 Jake Fox, R (1,7)										3 0 0 0 0 0 1												
25 Matt Carson, R (1,8)										3 0 0 0 0 0 0												
2 Cliff Pennington, S (1,6)										3 0 0 0 0 0 0												
Inning Stats	R: 0 E: 0 K: 0 S: 9	H: 2 LOB: 2 BB: 0 P: 14	R: 0 E: 0 K: 1 S: 5	H: 0 LOB: 0 BB: 0 P: 7	R: 0 E: 0 K: 0 S: 10	H: 1 LOB: 1 BB: 0 P: 18	R: 0 E: 0 K: 0 S: 6	H: 1 LOB: 0 BB: 0 P: 7	R: 0 E: 0 K: 0 S: 5	H: 0 LOB: 0 BB: 0 P: 8	R: 0 E: 0 K: 0 S: 4	H: 0 LOB: 0 BB: 0 P: 8	R: 0 E: 0 K: 0 S: 5	H: 1 LOB: 1 BB: 1 P: 12	R: 0 E: 0 K: 1 S: 8	H: 0 LOB: 0 BB: 0 P: 14	R: 1 E: 0 K: 0 S: 7	H: 2 LOB: 1 BB: 0 P: 13	1B: 6 2B: 1 3B: 0 HR: 0	SF: 0 SAC: 0 DP: 2 HBP: 0	WP: 0 PB: 0 SB: 0 CS: 0	PA: 33
PITCHER	IP WLS BF H R ER SO BB IBB HBP BLK WP HR S P ERA WHIP											IP WLS BF H R ER SO BB IBB HBP BLK WP HR S P ERA WHIP										
51 Joe Saunders, L (1,1)	9.0 W 33 7 1 1 2 1 0 0 0 0 0 0 59 101 1.00 0.889																					

AB	41
R	7
H	16
RBI	7
BB	1
SO	10
LOB	22



Batter	1	2	3	4	5	6	7	8	9	AB	R	H	RBI	BB	SO	LOB	TOP							
2 Erick Aybar, S OBP: 0.336, SLG: 0.354										4	0	2	0	0	1	2	Los Angeles Angels @ Oakland Athletics Oakland Coliseum, Oakland, CA Thu Jun 10 2010, 12:38 PM - 3:03 PM PDT Att: 12,328 - Partly Cloudy - 66 F							
47 Howie Kendrick, R OBP: 0.297, SLG: 0.368										4	0	0	0	0	0	3								
13 Maicer Izturis, S OBP: 0.344, SLG: 0.390										4	0	0	0	0	1	1								
48 Torii Hunter, R OBP: 0.346, SLG: 0.493										4	0	1	0	0	0	1								
55 Hideki Matsui, L OBP: 0.335, SLG: 0.433										4	0	1	0	0	1	1								
44 Mike Napoli, R OBP: 0.326, SLG: 0.494										3	0	0	0	0	1	1								
20 Juan Rivera, R OBP: 0.303, SLG: 0.432										3	1	1	0	0	1	1								
27 Michael Ryan, L OBP: 0.237, SLG: 0.333										3	0	0	0	0	0	2								
46 Bobby Wilson, R OBP: 0.276, SLG: 0.269										2	0	1	1	1	0	0								
Inning Stats	R: 0 E: 1 K: 0 S: 6	H: 1 LOB: 1 BB: 0 P: 8	R: 0 E: 0 K: 0 S: 11	H: 1 LOB: 1 BB: 0 P: 17	R: 0 E: 0 K: 0 S: 6	H: 1 LOB: 0 BB: 0 P: 8	R: 0 E: 0 K: 1 S: 7	H: 1 LOB: 1 BB: 0 P: 11	R: 1 E: 0 K: 2 S: 12	H: 2 LOB: 1 BB: 0 P: 16	R: 0 E: 0 K: 0 S: 13	H: 0 LOB: 0 BB: 0 P: 18	R: 0 E: 0 K: 1 S: 7	H: 0 LOB: 0 BB: 0 P: 11	R: 0 E: 0 K: 0 S: 11	H: 0 LOB: 1 BB: 1 P: 18	R: 0 E: 0 K: 1 S: 8	H: 0 LOB: 0 BB: 0 P: 15	1B: 4 2B: 3 3B: 0 HR: 0	SF: 0 SAC: 0 DP: 2 HBP: 0	WP: 1 PB: 0 SB: 1 CS: 0	PA: 32		
PITCHER	IP WLS BF H R ER SO BB IBB HBP BLK WP HR S P ERA WHIP	8.0 W 29 6 1 1 4 1 0 0 0 1 0 73 107 1.12 0.875	1.0 3 0 0 0 1 0 0 0 0 0 0 8 15 0.00 0.000																					

Batter	1	2	3	4	5	6	7	8	9	AB	R	H	RBI	BB	SO	LOB	BOTTOM						
1 Eric Patterson, L OBP: 0.262, SLG: 0.433										5	0	0	0	0	2	3	Los Angeles Angels @ Oakland Athletics Oakland Coliseum, Oakland, CA Thu Jun 10 2010, 12:38 PM - 3:03 PM PDT Att: 12,328 - Partly Cloudy - 66 F						
10 Daric Barton, L OBP: 0.398, SLG: 0.434										4	2	1	1	1	0	1							
Ryan Sweeney, L OBP: 0.363, SLG: 0.420										2	3	1	1	2	0	0							
8 Kurt Suzuki, R OBP: 0.329, SLG: 0.478										4	0	2	1	0	0	1							
32 Jack Cust, L OBP: 0.349, SLG: 0.384										3	0	0	1	0	1	4							
5 Kevin Kouzmanoff, R OBP: 0.268, SLG: 0.391										4	0	2	1	0	1	2							
18 Gabe Gross, L OBP: 0.308, SLG: 0.368										4	0	1	1	0	0	4							
14 Mark Ellis, R OBP: 0.352, SLG: 0.362										4	0	0	0	0	0	2							
2 Cliff Pennington, S OBP: 0.296, SLG: 0.305										3	1	2	0	1	1	0							
Inning Stats	R: 0 E: 0 K: 0 S: 11	H: 0 LOB: 0 BB: 0 P: 16	R: 0 E: 0 K: 1 S: 7	H: 0 LOB: 0 BB: 0 P: 11	R: 0 E: 0 K: 1 S: 16	H: 1 LOB: 1 BB: 0 P: 23	R: 2 E: 1 K: 1 S: 13	H: 2 LOB: 2 BB: 1 P: 24	R: 3 E: 0 K: 0 S: 22	H: 4 LOB: 2 BB: 1 P: 33	R: 0 E: 0 K: 2 S: 9	H: 0 LOB: 0 BB: 0 P: 13	R: 1 E: 0 K: 0 S: 10	H: 2 LOB: 2 BB: 1 P: 19	R: 0 E: 0 K: 0 S: 6	H: 0 LOB: 1 BB: 1 P: 16	1B: 8 2B: 1 3B: 0 HR: 0	SF: 1 SAC: 0 DP: 0 HBP: 0	WP: 0 PB: 0 SB: 2 CS: 0	PA: 38			
PITCHER	IP WLS BF H R ER SO BB IBB HBP BLK WP HR S P ERA WHIP	5.0 L 25 7 5 4 3 2 0 0 0 0 0 9 13 0.00 0.000	1.0 3 0 0 0 2 0 0 0 0 0 0 9 13 0.00 0.000	1.0 6 2 1 1 0 1 0 0 0 0 0 10 19 9.00 3.000	1.0 4 0 0 0 0 1 0 0 0 0 0 6 16 0.00 1.000																		

AB	31
R	1
H	6
RBI	1
BB	1
SO	5
LOB	12



AB	33
R	6
H	9
RBI	6
BB	4
SO	5
LOB	17



Batter	1	2	3	4	5	6	7	8	9	AB	R	H	RBI	BB	SO	LOB	TOP										
2 Erick Aybar, S OBP: 0.341, SLG: 0.359	F7		G6-4-3 1B		F9	G6-3 1B		G6-3		5	2	3	0	0	0	0	Los Angeles Angels @ Los Angeles Dodgers Dodger Stadium, Los Angeles, CA Fri Jun 11 2010, 7:12 PM - 9:56 PM PDT Att: 52,407 - Cloudy - 67 F										
13 Maicer Izturis, S OBP: 0.347, SLG: 0.402	G4-3		G6-4-3		F9	G6-3 1B		G6-3		5	1	2	0	0	0	4											
53 Bobby Abreu, L OBP: 0.344, SLG: 0.417 27 Michael Ryan, L OBP: 0.237, SLG: 0.333	G1-3		G6-4-3 1B		F8	G6-3 BB		G6-3		4	1	1	2	1	0	3											
48 Torii Hunter, R OBP: 0.355, SLG: 0.500		G3-1 BB	G6-4-3 1B		F8	G6-3 BB		G6-3		3	1	2	3	1	1	0											
55 Hideki Matsui, L OBP: 0.333, SLG: 0.434 77 Reggie Willits, S OBP: 0.377, SLG: 0.311	G3-1		G4-3		F9	G3		G6-3		4	0	1	3	0	0	4											
44 Mike Napoli, R OBP: 0.318, SLG: 0.480	K		G4-3		F9	G3		G6-3		1	1	1	0	0	0	0											
47 Howie Kendrick, R OBP: 0.293, SLG: 0.385	K		G4-3		F9	G3		G6-3		5	0	0	0	0	4	3											
39 Robb Quinlan, R OBP: 0.179, SLG: 0.222	G4-3		G5-3		F9	G4-3		G6-3		5	1	3	2	0	0	0											
35 Joel Poinero, R OBP: 0.179, SLG: 0.222	K		G5-3		F9	G4-3		G6-3		5	0	0	0	0	0	3											
35 Joel Poinero, R OBP: 0.179, SLG: 0.222	K		G5-3		F9	G4-3		G6-3		2	3	0	0	2	2	0											
Inning Stats	R: 0 E: 0 K: 0 S: 11	H: 0 LOB: 0 BB: 0 P: 15	R: 0 E: 0 K: 1 S: 15	H: 1 LOB: 2 BB: 1 P: 25	R: 1 E: 0 K: 1 S: 15	H: 3 LOB: 2 BB: 0 P: 25	R: 0 E: 0 K: 0 S: 7	H: 0 LOB: 0 BB: 0 P: 11	R: 3 E: 0 K: 1 S: 11	H: 2 LOB: 1 BB: 1 P: 18	R: 4 E: 0 K: 0 S: 16	H: 4 LOB: 1 BB: 2 P: 31	R: 0 E: 0 K: 1 S: 8	H: 0 LOB: 0 BB: 0 P: 11	R: 0 E: 0 K: 1 S: 10	H: 1 LOB: 1 BB: 0 P: 13	R: 2 E: 0 K: 2 S: 14	H: 2 LOB: 0 BB: 0 P: 20	1B: 9 2B: 3 3B: 0 HR: 1	SF: 0 SAC: 0 DP: 1 HBP: 1	WP: 1 PB: 0 SB: 0 CS: 0	PA: 44					
PITCHER	IP	WLS	BF	H	R	ER	SO	BB	IBB	HBP	BLK	WP	HR	S	P	ERA	WHIP										
58 Chad Billingsley, R ERA: 4.34	5.2	L	29	9	7	7	3	3	0	1	0	1	0	68	110	11.12	2.118										
52 George Sherrill, L ERA: 7.8	0.1		3	1	1	1	0	1	0	0	0	0	0	7	15	27.00	6.000										
38 Ramon Troncoso, R ERA: 5.33	1.0		3	0	0	0	1	0	0	0	0	0	0	8	11	0.00	0.000										
45 Justin Miller, R ERA: 2.89	2.0		9	3	2	2	3	0	0	0	0	0	1	24	33	9.00	1.500										

Batter	1	2	3	4	5	6	7	8	9	AB	R	H	RBI	BB	SO	LOB	BOTTOM										
15 Rafael Furcal, S OBP: 0.344, SLG: 0.415	F9		G4-6-3 1B		G4-6-3	G4-3 1B		G4-3		4	0	1	0	0	0	2	Los Angeles Angels @ Los Angeles Dodgers Dodger Stadium, Los Angeles, CA Fri Jun 11 2010, 7:12 PM - 9:56 PM PDT Att: 52,407 - Cloudy - 67 F										
27 Matt Kemp, R OBP: 0.333, SLG: 0.480	F8		G6-3		K	K		K		4	0	0	0	0	2	2											
16 Andre Ethier, L OBP: 0.418, SLG: 0.655	F8		L3		G4-3	G4-3		F8		3	0	0	0	1	0	0											
99 Manny Ramirez, R OBP: 0.369, SLG: 0.455	P4		K		F9	F9		G5-3		4	0	0	0	1	2												
7 James Loney, L OBP: 0.340, SLG: 0.432	G4-3		K		G4-3	G4-3		G3		4	1	1	1	0	0	2											
23 Casey Blake, R OBP: 0.332, SLG: 0.449	G5-3		G5-3		G5-3	K		K		3	0	0	0	0	1	0											
33 Blake DeWitt, L OBP: 0.348, SLG: 0.390 45 Justin Miller, R	K		G1-3		G1-3	K2-3		K2-3		3	0	0	0	0	2	0											
55 Russell Martin, R OBP: 0.351, SLG: 0.354	K		G1-3		G1-3	G5-3		G5-3		3	0	2	0	0	0	0											
58 Chad Billingsley, R OBP: 0.259, SLG: 0.208 52 George Sherrill, L 38 Ramon Troncoso, R 14 Jamey Carroll, R OBP: 0.379, SLG: 0.319	K		G1-3		G1-3	G1-3		G1-3		2	0	1	0	0	1	1											
Inning Stats	R: 0 E: 0 K: 0 S: 8	H: 1 LOB: 2 BB: 1 P: 15	R: 0 E: 0 K: 2 S: 9	H: 1 LOB: 0 BB: 0 P: 15	R: 0 E: 0 K: 0 S: 5	H: 0 LOB: 0 BB: 0 P: 8	R: 1 E: 0 K: 1 S: 13	H: 1 LOB: 0 BB: 0 P: 20	R: 0 E: 0 K: 0 S: 10	H: 2 LOB: 1 BB: 0 P: 14	R: 0 E: 0 K: 0 S: 6	H: 0 LOB: 0 BB: 0 P: 12	R: 0 E: 0 K: 2 S: 8	H: 0 LOB: 0 BB: 0 P: 10	R: 0 E: 0 K: 1 S: 8	H: 0 LOB: 0 BB: 0 P: 12		R: 0 E: 0 K: 0 S: 8	H: 0 LOB: 0 BB: 0 P: 12	1B: 3 2B: 0 3B: 1 HR: 1	SF: 0 SAC: 0 DP: 1 HBP: 0	WP: 0 PB: 0 SB: 0 CS: 0	PA: 32				
PITCHER	IP	WLS	BF	H	R	ER	SO	BB	IBB	HBP	BLK	WP	HR	S	P	ERA	WHIP										
35 Joel Poinero, R ERA: 4.77	9.0	W	32	5	1	1	7	1	0	0	0	0	1	75	118	1.00	0.667										

AB 39
R 10
H 13
RBI 10
BB 4
SO 7
LOB 17



AB 31
R 1
H 5
RBI 1
BB 1
SO 7
LOB 9



Batter	1	2	3	4	5	6	7	8	9	AB	R	H	RBI	BB	SO	LOB	TOP					
2 Erick Aybar, S OBP: 0.342, SLG: 0.360	F7		B1-3		47 2B		K		G6-3	5	1	2	0	0	1	0	Los Angeles Angels @ Los Angeles Dodgers Dodger Stadium, Los Angeles, CA Sat Jun 12 2010, 7:11 PM - 10:16 PM PDT Att: 52,806 - Clear - 67 F					
47 Howie Kendrick, R OBP: 0.295, SLG: 0.394	G6-3			53 G4-3	48 2B		G6-3		G6-3	5	1	2	1	0	0	3						
53 Bobby Abreu, L OBP: 0.346, SLG: 0.413				G4-3	48 FC6-4				G4-3	2	0	0	0	2	0	1						
48 Tori Hunter, R OBP: 0.353, SLG: 0.500	FC6-4			20 HR			F9		G6-3	4	1	1	1	0	0	3						
13 Maicer Izturis, S OBP: 0.343, SLG: 0.396				F7			K		K	4	0	1	0	0	2	3						
20 Juan Rivera, R OBP: 0.307, SLG: 0.448	G6-4-3			HR			L7		2 1B	4	1	2	2	0	0	1						
44 Mike Napoli, R OBP: 0.322, SLG: 0.478	G4-3						46 G5-4-3		K	3	0	1	0	1	1	1						
46 Bobby Wilson, R OBP: 0.242, SLG: 0.233			G4-3	G4-3			G5-4-3		G6-3	4	0	0	0	0	0	3						
19 Scott Kazmir, L 45 Francisco Rodriguez, R 27 Michael Ryan, L 40 Kevin Jepsen, R 56 Fernando Rodney, R 55 Hideki Matsui, L 40 Brian Fuentes, L	G4-3		G4-3		K		G4-3		2 1B	2	0	0	0	0	0	0						
Inning Stats	R: 0 E: 0 K: 0 S: 7	H: 0 LOB: 1 BB: 1 P: 12	R: 0 E: 0 K: 0 S: 9	H: 1 LOB: 0 BB: 0 P: 14	R: 0 E: 0 K: 0 S: 6	H: 0 LOB: 0 BB: 0 P: 8	R: 3 E: 0 K: 0 S: 14	H: 3 LOB: 1 BB: 1 P: 24	R: 1 E: 0 K: 2 S: 14	H: 2 LOB: 0 BB: 1 P: 27	R: 0 E: 0 K: 0 S: 8	H: 1 LOB: 0 BB: 0 P: 11	R: 0 E: 0 K: 1 S: 8	H: 0 LOB: 0 BB: 0 P: 12	R: 0 E: 0 K: 1 S: 9	H: 0 LOB: 0 BB: 0 P: 14		R: 0 E: 0 K: 1 S: 14	H: 2 LOB: 3 BB: 1 P: 21	1B: 5 2B: 3 3B: 0 HR: 1	SF: 0 SAC: 0 DP: 2 HBP: 0	WP: 0 PB: 0 SB: 0 CS: 0
PITCHER	IP WLS BF H R ER SO BB IBB HBP BLK WP HR S P ERA WHIP																					
48 John Ely, R ERA: 3.38	(1, 1)	5.0 L 23 6 4 4 2 3 0 0 0 0 0 1 50 85 7.20 1.800																				
38 Ramon Troncoso, R ERA: 4.97	(6, 1)	2.0 6 1 0 0 1 0 0 0 0 0 0 0 16 23 0.00 0.500																				
54 Ronald Belisario, R ERA: 4.62	(8, 1)	2.0 9 2 0 0 2 0 1 0 0 0 0 0 0 23 35 0.00 1.000																				

Batter	1	2	3	4	5	6	7	8	9	AB	R	H	RBI	BB	SO	LOB	BOTTOM					
15 Rafael Furcal, S OBP: 0.345, SLG: 0.417	K		P6		55 2B		B5			4	1	1	0	1	1	2	Los Angeles Angels @ Los Angeles Dodgers Dodger Stadium, Los Angeles, CA Sat Jun 12 2010, 7:11 PM - 10:16 PM PDT Att: 52,806 - Clear - 67 F					
55 Russell Martin, R OBP: 0.356, SLG: 0.361			L7		16 F9		27 FC5		K	4	0	2	2	1	1	1						
16 Andre Ethier, L OBP: 0.415, SLG: 0.643					F9		K		K	3	0	0	0	1	2	5						
27 Matt Kemp, R OBP: 0.329, SLG: 0.472	K		F8		K		FC5			4	0	0	0	0	2	6						
7 James Loney, L OBP: 0.335, SLG: 0.424	G4-3		F7		F9		G6-3		G6-3	4	0	0	0	0	0	0						
23 Casey Blake, R OBP: 0.330, SLG: 0.442				G5-3			K		G6-3	3	0	0	0	1	1	0						
5 Reed Johnson, R OBP: 0.326, SLG: 0.490			P4		F8		K		F8	4	0	0	0	0	1	1						
14 Jamey Carroll, R OBP: 0.388, SLG: 0.328					55 2B		55 BB		F7	2	1	1	0	2	0	0						
48 John Ely, R 3 Ronnie Belliard, R 38 Ramon Troncoso, R 9 Garret Anderson, L 54 Ronald Belisario, R 99 Manny Ramirez, R	K				F9		27 FC5		P6	1	0	0	0	0	1	2						
Inning Stats	R: 0 E: 0 K: 3 S: 15	H: 1 LOB: 1 BB: 0 P: 24	R: 0 E: 0 K: 1 S: 9	H: 0 LOB: 2 BB: 2 P: 21	R: 0 E: 0 K: 0 S: 9	H: 0 LOB: 1 BB: 1 P: 13	R: 0 E: 0 K: 0 S: 12	H: 0 LOB: 0 BB: 0 P: 16	R: 2 E: 0 K: 1 S: 18	H: 2 LOB: 1 BB: 1 P: 32	R: 0 E: 0 K: 2 S: 8	H: 0 LOB: 0 BB: 0 P: 10	R: 0 E: 0 K: 1 S: 10	H: 1 LOB: 3 BB: 2 P: 22	R: 0 E: 0 K: 0 S: 7	H: 0 LOB: 0 BB: 0 P: 10		R: 0 E: 0 K: 1 S: 11	H: 1 LOB: 1 BB: 0 P: 17	1B: 2 2B: 3 3B: 0 HR: 0	SF: 0 SAC: 0 DP: 0 HBP: 0	WP: 0 PB: 0 SB: 0 CS: 0
PITCHER	IP WLS BF H R ER SO BB IBB HBP BLK WP HR S P ERA WHIP																					
19 Scott Kazmir, L ERA: 5.27	(1, 1)	5.0 W 22 3 2 2 5 4 0 0 0 0 0 0 0 8 10 0.00 0.000																				
45 Francisco Rodriguez, R ERA: 5.4	(6, 1)	1.0 H 3 0 0 0 2 0 0 0 0 0 0 0 0 8 10 0.00 0.000																				
40 Kevin Jepsen, R ERA: 5.4	(7, 1)	1.0 H 6 1 0 0 1 2 0 0 0 0 0 0 0 10 22 0.00 3.000																				
56 Fernando Rodney, R ERA: 2.59	(8, 1)	1.0 H 3 0 0 0 0 0 0 0 0 0 0 0 0 7 10 0.00 0.000																				
40 Brian Fuentes, L ERA: 5.17	(9, 1)	1.0 S 4 1 0 0 1 0 0 0 0 0 0 0 0 11 17 0.00 1.000																				

Batter	1	2	3	4	5	6	7	8	9	AB	R	H	RBI	BB	SO	LOB	TOP					
23 Rickie Weeks Jr. R OBP: 0.357, SLG: 0.433										4	1	1	0	1	1	2						
1 Corey Hart R OBP: 0.341, SLG: 0.590										5	2	3	2	2	0	0	1					
28 Prince Fielder L OBP: 0.394, SLG: 0.447										4	1	0	0	1	1	4						
8 Ryan Braun R OBP: 0.363, SLG: 0.502										4	2	2	5	0	0	0						
2 Joe Inglett L OBP: 0.415, SLG: 0.542										1	1	1	0	0	0	0						
14 Casey McGehee R OBP: 0.337, SLG: 0.479										3	1	1	1	1	0	0						
27 Carlos Gómez R OBP: 0.283, SLG: 0.367										5	1	0	0	0	1	4						
30 Craig Counsell L OBP: 0.327, SLG: 0.365										3	0	0	0	1	0	0						
21 Alcides Escobar R OBP: 0.300, SLG: 0.351										5	1	2	1	0	0	3						
16 George Kottaras L OBP: 0.370, SLG: 0.443										4	2	2	1	1	1	2						
Inning Stats	R: 0 E: 0 K: 1 S: 7	H: 0 LOB: 0 BB: 0 P: 12	R: 0 E: 0 K: 0 S: 8	H: 0 LOB: 0 BB: 11	R: 5 E: 1 K: 0 S: 17	H: 4 LOB: 0 BB: 1 P: 32	R: 0 E: 0 K: 0 S: 6	H: 0 LOB: 0 BB: 0 P: 9	R: 0 E: 0 K: 1 S: 10	H: 1 LOB: 1 BB: 1 P: 17	R: 1 E: 0 K: 1 S: 19	H: 2 LOB: 2 BB: 1 P: 33	R: 5 E: 1 K: 0 S: 21	H: 4 LOB: 1 BB: 0 P: 36	R: 0 E: 0 K: 1 S: 14	H: 0 LOB: 1 BB: 1 P: 23	R: 1 E: 0 K: 0 S: 15	H: 1 LOB: 2 BB: 1 P: 26	1B: 7 2B: 3 3B: 0 HR: 2	SF: 0 SAC: 0 DP: 1 HBP: 2	WP: 1 PB: 1 CS: 1 CS: 0	PA: 45
PITCHER	IP WLS BF H R ER SO BB IBB HBP BLK WP HR S P ERA WHIP																					
51 Joe Saunders L ERA: 4.7	(1, 1) 5.2 L 25 6 6 6 3 3 0 0 0 0 2 65 111 9.53 1.588																					
70 Trevor Bell R ERA: 6.06	(6, 1) 1.1 10 5 5 4 0 0 0 0 1 0 23 39 27.00 3.750																					
59 Rafael Rodríguez R ERA: 4.5	(8, 1) 2.0 10 1 1 1 0 2 0 0 1 0 0 0 29 49 4.50 1.500																					

Milwaukee Brewers @ Los Angeles Angels
 Angel Stadium of Anaheim, Anaheim, CA
 Mon Jun 14 2010, 7:10 PM - 10:12 PM PDT
 Att: 39,289 - Clear - 74 F

AB 38
 R 12
 H 12
 RBI 10
 BB 5
 SO 4
 LOB 16



Batter	1	2	3	4	5	6	7	8	9	AB	R	H	RBI	BB	SO	LOB	BOTTOM
2 Erick Aybar S OBP: 0.336, SLG: 0.352										3	0	0	0	0	0	2	
39 Robb Quinlan R OBP: 0.182, SLG: 0.194										1	0	0	0	0	0	0	
13 Maicer Izturis S OBP: 0.325, SLG: 0.364										3	0	0	0	0	0	0	
53 Bobby Abreu L OBP: 0.354, SLG: 0.415										2	0	0	0	1	0	1	
77 Reggie Willits S OBP: 0.370, SLG: 0.304										1	0	0	0	0	1	0	
48 Torii Hunter R OBP: 0.354, SLG: 0.504										2	0	0	0	1	0	0	
27 Michael Ryan L OBP: 0.220, SLG: 0.398										1	0	0	0	0	1	0	
55 Hideki Matsui L OBP: 0.337, SLG: 0.436										4	0	0	0	0	2	3	
47 Howie Kendrick R OBP: 0.305, SLG: 0.406										3	1	2	0	0	1	0	
20 Juan Rivera R OBP: 0.306, SLG: 0.444										4	1	1	0	0	1	4	
44 Mike Napoli R OBP: 0.325, SLG: 0.486										3	0	0	0	1	1	1	
18 Kevin Frandsen R OBP: 0.396, SLG: 0.440										4	0	1	2	0	0	1	
Inning Stats	R: 2 E: 0 K: 1 S: 5	H: 3 LOB: 2 BB: 1 P: 27	R: 0 E: 0 K: 0 S: 11	H: 0 LOB: 3 BB: 2 P: 24	R: 0 E: 0 K: 0 S: 4	H: 0 LOB: 0 BB: 0 P: 6	R: 0 E: 0 K: 1 S: 9	H: 0 LOB: 0 BB: 0 P: 14	R: 0 E: 0 K: 2 S: 10	H: 0 LOB: 1 BB: 0 P: 19	R: 0 E: 0 K: 2 S: 10	H: 1 LOB: 1 BB: 0 P: 14	1B: 2 2B: 2 3B: 0 HR: 0	SF: 0 SAC: 0 DP: 1 HBP: 2	WP: 1 PB: 0 CS: 0 CS: 0	PA: 36	
PITCHER	IP WLS BF H R ER SO BB IBB HBP BLK WP HR S P ERA WHIP																
43 Randy Wolf L ERA: 3.08	(1, 1) 7.0 W 28 3 2 2 2 2 3 0 2 0 0 59 97 2.57 0.857																
12 Carlos Villanueva R ERA: 3.48	(8, 1) 1.0 4 0 0 0 2 0 0 0 0 1 0 10 19 0.00 0.000																
52 Chris Smith R ERA: 6.4	(9, 1) 1.0 4 1 0 0 2 0 0 0 0 0 0 10 14 0.00 1.000																

Milwaukee Brewers @ Los Angeles Angels
 Angel Stadium of Anaheim, Anaheim, CA
 Mon Jun 14 2010, 7:10 PM - 10:12 PM PDT
 Att: 39,289 - Clear - 74 F

AB 31
 R 2
 H 4
 RBI 2
 BB 3
 SO 6
 LOB 13



Batter	1	2	3	4	5	6	7	8	9	AB	R	H	RBI	BB	SO	LOB	TOP					
23 Rickie Weeks Jr. R (1, 10) OBP: 0.358, SLG: 0.429	G6-3	K			K			HBP		3	0	0	0	1	2	5	Milwaukee Brewers @ Los Angeles Angels Angel Stadium of Anaheim, Anaheim, CA Tue Jun 15 2010, 7:06 PM - 9:54 PM PDT Att: 37,484 - Clear - 69 F livebaseballscorecards.com					
1 Corey Hart R (1, 9) OBP: 0.338, SLG: 0.585	F9	2B	K		K			FC6-4		5	0	1	3	0	2	4						
8 Ryan Braun, R (1, 7) OBP: 0.365, SLG: 0.502	2B	CI						K		4	1	2	0	0	1	2						
28 Prince Fielder, L (1, 3) OBP: 0.398, SLG: 0.458	HR							FC6-4		3	1	1	2	2	0	1						
14 Casey McGehee, R (1, 5) OBP: 0.331, SLG: 0.469	K	K						FC6-4		5	0	0	0	0	2	6						
15 Jim Edmonds, L (1, 8) OBP: 0.348, SLG: 0.444										5	1	2	0	0	2	3						
30 Craig Counsell, L (1, 4) OBP: 0.330, SLG: 0.366										5	1	2	0	0	1	1						
20 Jonathan Lucroy, R (1, 2) OBP: 0.344, SLG: 0.344										5	1	2	0	0	1	1						
21 Alcides Escobar, R (1, 6) OBP: 0.303, SLG: 0.353										4	2	2	1	0	1	3						
Inning Stats	R: 2 H: 2 E: 0 K: 1 S: 12	H: 2 LOB: 0 BB: 0 P: 21	R: 4 H: 5 E: 1 K: 2 S: 24	H: 5 LOB: 3 BB: 1 P: 36	R: 0 H: 1 E: 0 K: 1 S: 10	H: 1 LOB: 2 BB: 1 P: 17	R: 0 H: 0 E: 0 K: 0 S: 7	H: 0 LOB: 0 BB: 0 P: 10	R: 0 H: 2 E: 0 K: 2 S: 15	H: 2 LOB: 2 BB: 0 P: 19	R: 0 H: 1 E: 0 K: 1 S: 10	H: 1 LOB: 1 BB: 0 P: 15	R: 0 H: 0 E: 0 K: 1 S: 7	H: 0 LOB: 0 BB: 0 P: 10	R: 1 H: 2 E: 0 K: 1 S: 11	H: 2 LOB: 2 BB: 1 P: 22		R: 0 H: 0 E: 0 K: 3 S: 9	H: 0 LOB: 0 BB: 0 P: 14	1B: 9 2B: 2 3B: 0 HR: 1	SF: 0 SAC: 0 DP: 0 HBP: 1	WP: 2 PB: 0 SB: 1 CS: 0
PITCHER	IP WLS BF H R ER SO BB IBB HBP BLK WP HR S P ERA WHIP																					
54 Ervin Santana, R (1, 1) ERA: 3.91	5.0 L 28 10 6 6 6 2 0 0 0 0 0 1 68 103 10.80 2.400																					
62 Scot Shields, R (6, 1) ERA: 6.23	2.0 7 1 0 0 2 0 0 0 0 0 0 0 17 25 0.00 0.500																					
45 Francisco Rodriguez, R (8, 1) ERA: 0.87	2.0 9 1 1 1 4 1 0 0 1 0 2 0 20 36 4.50 1.000																					

Batter	1	2	3	4	5	6	7	8	9	AB	R	H	RBI	BB	SO	LOB	BOTTOM					
13 Maicer Izturis, S (1, 6) OBP: 0.322, SLG: 0.369	F8		G4-3							4	0	1	1	0	0	0	Milwaukee Brewers @ Los Angeles Angels Angel Stadium of Anaheim, Anaheim, CA Tue Jun 15 2010, 7:06 PM - 9:54 PM PDT Att: 37,484 - Clear - 69 F livebaseballscorecards.com					
47 Howie Kendrick, R (1, 4) OBP: 0.304, SLG: 0.408	G4-3		G1-3					G5-3		4	0	1	0	0	0	1						
53 Bobby Abreu, L (1, 9) OBP: 0.349, SLG: 0.409	G4-3		F7					K		4	0	0	0	0	1	2						
48 Torii Hunter, R (1, 8) OBP: 0.356, SLG: 0.502	HBP							G6-3		3	0	1	0	0	0	0						
55 Hideki Matsui, L (1, 10) OBP: 0.340, SLG: 0.435	G6-3									3	0	1	0	1	0	2						
77 Reggie Willits, S (9, PR) OBP: 0.370, SLG: 0.304										0	0	0	0	0	0	0						
44 Mike Napoli, R (1, 2) OBP: 0.322, SLG: 0.476	K									4	0	0	0	0	2	2						
20 Juan Rivera, R (1, 7) OBP: 0.305, SLG: 0.441	F8									4	0	1	0	0	0	2						
18 Kevin Frandsen, R (1, 3) OBP: 0.411, SLG: 0.472										3	1	2	0	0	0	1						
3 Brandon Wood, R (1, 5) OBP: 0.164, SLG: 0.208	G1-3									3	0	0	0	0	0	2						
Inning Stats	R: 0 H: 1 E: 0 K: 0 S: 13	H: 1 LOB: 2 BB: 0 P: 22	R: 0 H: 1 E: 0 K: 1 S: 9	H: 1 LOB: 1 BB: 0 P: 12	R: 0 H: 0 E: 0 K: 0 S: 6	H: 0 LOB: 0 BB: 0 P: 11	R: 0 H: 0 E: 0 K: 0 S: 5	H: 0 LOB: 0 BB: 0 P: 8	R: 0 H: 1 E: 0 K: 0 S: 6	H: 1 LOB: 0 BB: 0 P: 8	R: 0 H: 0 E: 0 K: 0 S: 7	H: 0 LOB: 0 BB: 0 P: 10	R: 0 H: 2 E: 1 K: 0 S: 10	H: 2 LOB: 1 BB: 0 P: 17	R: 1 H: 2 E: 0 K: 1 S: 11	H: 2 LOB: 1 BB: 0 P: 17	R: 0 H: 0 E: 0 K: 1 S: 11	H: 0 LOB: 1 BB: 1 P: 20	1B: 4 2B: 3 3B: 0 HR: 0	SF: 0 SAC: 0 DP: 1 HBP: 1	WP: 0 PB: 0 SB: 0 CS: 1	PA: 34
PITCHER	IP WLS BF H R ER SO BB IBB HBP BLK WP HR S P ERA WHIP																					
31 Dave Bush, R (1, 1) ERA: 4.67	7.1 W 28 7 1 1 1 0 0 0 1 0 0 0 62 96 1.23 0.955																					
50 Kameron Loe, R (8, 1) ERA: 0.0	0.2 2 0 0 0 1 0 0 0 0 0 0 5 9 0.00 0.000																					
59 John Axford, R (9, 1) ERA: 3.0	1.0 4 0 0 0 1 1 0 0 0 0 0 0 11 20 0.00 1.000																					

Batter	1	2	3	4	5	6	7	8	9	AB	R	H	RBI	BB	SO	LOB	TOP			
23 Rickie Weeks Jr. R OBP: 0.354, SLG: 0.422	G6-3		G4-3			G6-3		G4-3		4	0	0	0	0	0	0				
1 Corey Hart R OBP: 0.336, SLG: 0.584	L6		K			2B		F9		4	0	1	0	0	1	0				
8 Ryan Braun R OBP: 0.363, SLG: 0.496	G6-3			K		G5-3			BB	3	0	0	0	1	1	1				
28 Prince Fielder L OBP: 0.396, SLG: 0.453		K		P5			BB		K	3	0	0	0	1	2	1				
14 Casey McGehee R OBP: 0.330, SLG: 0.466				P4			F8		G6-3	4	0	1	0	0	0	2				
15 Jim Edmonds L OBP: 0.340, SLG: 0.434	F7					G4-3	L4			3	0	0	0	0	0	2				
20 Jonathan Lucroy R OBP: 0.314, SLG: 0.314	F7			L1			P4			3	0	0	0	0	0	2				
27 Carlos Gómez R OBP: 0.284, SLG: 0.386			HR			K		G6-3		3	1	1	1	0	1	0				
21 Alcides Escobar R OBP: 0.299, SLG: 0.349	G6-3							G5-3		3	0	0	0	0	1	0				
Inning Stats	R: 0 E: 0 K: 0 S: 7	H: 0 LOB: 0 BB: 0 P: 10	R: 0 E: 0 K: 1 S: 14	H: 1 LOB: 1 BB: 0 P: 20	R: 1 E: 0 K: 1 S: 13	H: 1 LOB: 0 BB: 0 P: 18	R: 0 E: 0 K: 1 S: 10	H: 0 LOB: 0 BB: 0 P: 14	R: 0 E: 0 K: 1 S: 9	H: 1 LOB: 1 BB: 0 P: 13	R: 0 E: 0 K: 0 S: 8	H: 0 LOB: 1 BB: 1 P: 13	R: 0 E: 0 K: 0 S: 9	H: 0 LOB: 0 BB: 0 P: 11	R: 0 E: 0 K: 1 S: 8	H: 0 LOB: 1 BB: 1 P: 15	1B: 1 2B: 1 3B: 0 HR: 1	SF: 0 SAC: 0 DP: 0 HBP: 0	WP: 0 PB: 0 CS: 0	PA: 32
PITCHER	IP	WLS	BF	H	R	ER	SO	BB	IBB	HBP	BLK	WP	HR	S	P	ERA	WHIP			
35 Joel Poino R ERA: 4.45	8.0	W	28	3	1	1	5	1	0	0	0	0	1	77	109	1.12	0.500			
56 Fernando Rodney R ERA: 3.08	1.0		4	0	0	0	1	1	0	0	0	0	0	8	15	0.00	1.000			

Milwaukee Brewers @ Los Angeles Angels
Angel Stadium of Anaheim, Anaheim, CA
Wed Jun 16 20:10, 4:08 PM - 6:40 PM PDT
Att: 37,416 - Sunny - 72 F

AB	30
R	1
H	3
RBI	1
BB	2
SO	6
LOB	8



Batter	1	2	3	4	5	6	7	8	9	AB	R	H	RBI	BB	SO	LOB	BOTTOM					
47 Howie Kendrick R OBP: 0.300, SLG: 0.402	K2-3	G4-1			G6-3		G5-4-3			4	0	0	0	0	1	1						
44 Mike Napoli R OBP: 0.335, SLG: 0.497	HR			53 G1-6-3 BB	48 SF9 1B		53 1B HBP			2	2	2	1	1	0	0						
53 Bobby Abreu L OBP: 0.351, SLG: 0.410	G4-3		G1-6-3		55 1B					4	0	2	0	0	0	1						
48 Torii Hunter R OBP: 0.354, SLG: 0.500	F9				SF9					3	0	1	1	0	1	2						
55 Hideki Matsui L OBP: 0.335, SLG: 0.427	G4-3	G3-1			K			G3		4	0	0	0	0	1	2						
20 Juan Rivera R OBP: 0.308, SLG: 0.439				46 HR 1B	46 G5-3 BB			L7		3	1	1	0	1	1	0						
18 Kevin Frandsen R OBP: 0.400, SLG: 0.456		46 HR 1B		E4 46 G5-3		G6-3		G2-3		4	1	1	0	0	0	1						
46 Bobby Wilson R OBP: 0.250, SLG: 0.333					G5-3					3	1	1	3	0	1	2						
3 Brandon Wood R OBP: 0.168, SLG: 0.211					P3					3	0	1	0	0	1	1						
Inning Stats	R: 1 E: 0 K: 1 S: 9	H: 1 LOB: 0 BB: 0 P: 13	R: 3 E: 0 K: 1 S: 15	H: 3 LOB: 0 BB: 0 P: 26	R: 0 E: 0 K: 0 S: 7	H: 1 LOB: 1 BB: 1 P: 18	R: 0 E: 1 K: 0 S: 7	H: 0 LOB: 1 BB: 1 P: 14	R: 1 E: 0 K: 1 S: 15	H: 2 LOB: 1 BB: 0 P: 23	R: 0 E: 0 K: 2 S: 8	H: 0 LOB: 0 BB: 0 P: 11	R: 0 E: 0 K: 1 S: 12	H: 2 LOB: 2 BB: 0 P: 22	R: 0 E: 0 K: 0 S: 9	H: 0 LOB: 0 BB: 0 P: 14	1B: 7 2B: 0 3B: 0 HR: 2	SF: 1 SAC: 0 DP: 3 HBP: 1	WP: 0 PB: 0 CS: 0	PA: 34		
PITCHER	IP	WLS	BF	H	R	ER	SO	BB	IBB	HBP	BLK	WP	HR	S	P	ERA	WHIP					
38 Chris Narveson L ERA: 5.79	4.1	L	21	7	5	5	2	2	0	0	0	0	0	0	0	12	17	0.00	0.000			
12 Carlos Villanueva R ERA: 3.31	1.2		5	0	0	0	3	0	0	0	0	0	0	7	15	0.00	1.500					
54 David Riske R ERA:	0.2		3	1	0	0	0	0	0	1	0	0	0	7	15	0.00	1.500					
21 Zach Braddock L ERA: 5.4	0.1		2	1	0	0	1	0	0	0	0	0	0	5	7	0.00	3.000					
51 Trevor Hoffman R ERA: 5.4	1.0		3	0	0	0	0	0	0	0	0	0	0	9	14	0.00	0.000					

Milwaukee Brewers @ Los Angeles Angels
Angel Stadium of Anaheim, Anaheim, CA
Wed Jun 16 20:10, 4:08 PM - 6:40 PM PDT
Att: 37,416 - Sunny - 72 F

AB	30
R	5
H	9
RBI	5
BB	2
SO	6
LOB	10



Batter	1	2	3	4	5	6	7	8	9	AB	R	H	RBI	BB	SO	LOB	TOP					
47 Howie Kendrick, R OBP: 0.301, SLG: 0.410	G5-3		G5-3		G2-3		HR		G6-3	4	1	1	2	1	0	1	Los Angeles Angels @ Chicago Cubs Wrigley Field, Chicago, IL Fri Jun 18 2010, 1:23 PM - 4:11 PM CDT Att: 39,729 - Sunny - 88 F					
18 Kevin Frandsen, R OBP: 0.369, SLG: 0.419	G4-3			K	G4-3		G6-3		G6-3	5	0	0	0	0	1	1						
53 Bobby Abreu, L OBP: 0.350, SLG: 0.412	G6-3						G1-6-3			4	1	1	0	0	1	0						
48 Torii Hunter, R OBP: 0.360, SLG: 0.515		G5-3								3	3	2	1	1	0	0						
55 Hideki Matsui, L OBP: 0.335, SLG: 0.426										3	0	1	1	0	0	0						
40 Kevin Jepsen, R OBP: 0.182, SLG: 0.194										0	0	0	0	0	0	0						
44 Mike Napoli, R OBP: 0.329, SLG: 0.487										0	0	0	0	0	0	0						
45 Francisco Rodriguez, R OBP: 0.329, SLG: 0.487										0	0	0	0	0	0	0						
56 Fernando Rodney, R OBP: 0.329, SLG: 0.487										0	0	0	0	0	0	0						
5 Jeff Mathis, R OBP: 0.341, SLG: 0.474										4	1	1	1	0	1	1						
3 Brandon Wood, R OBP: 0.172, SLG: 0.214										3	1	1	0	0	0	3						
19 Scott Kazmir, L OBP: 0.306, SLG: 0.435										1	0	0	0	0	1	0						
20 Juan Rivera, R OBP: 0.306, SLG: 0.435										2	0	0	1	0	1	1						
Inning Stats	R: 0 E: 0 K: 0 S: 6	H: 0 LOB: 0 BB: 0 P: 8	R: 0 E: 0 K: 1 S: 7	H: 0 LOB: 0 BB: 0 P: 11	R: 0 E: 0 K: 1 S: 6	H: 1 LOB: 1 BB: 0 P: 10	R: 2 E: 0 K: 1 S: 12	H: 4 LOB: 2 BB: 0 P: 15	R: 0 E: 0 K: 1 S: 11	H: 0 LOB: 0 BB: 0 P: 13	R: 1 E: 0 K: 1 S: 8	H: 1 LOB: 0 BB: 0 P: 13	R: 3 E: 2 K: 0 S: 10	H: 1 LOB: 0 BB: 0 P: 17	R: 1 E: 1 K: 2 S: 11	H: 0 LOB: 1 BB: 1 P: 19	R: 0 E: 0 K: 1 S: 6	H: 0 LOB: 0 BB: 1 P: 10	1B: 4 2B: 1 3B: 0 HR: 2	SF: 0 SAC: 3 DP: 1 HBP: 0	WP: 1 PB: 0 SB: 2 CS: 0	PA: 38
PITCHER	IP WLS BF H R ER SO BB IBB HBP BLK WP HR S P ERA WHIP																					
52 Carlos Silva, R ERA: 3.01	6.0 L 24 6 3 3 4 0 0 0 0 0 1 1 50 70 4.50 1.000																					
62 Bob Howry, R ERA: 5.75	1.0 6 1 3 0 0 0 0 0 0 0 1 1 10 17 0.00 1.000																					
43 John Grabow, L ERA: 8.59	1.0 5 0 1 0 2 1 0 0 0 0 0 0 11 19 0.00 1.000																					
32 Tom Gorzelanny, L ERA: 3.48	1.0 3 0 0 0 1 1 0 0 0 0 0 0 6 10 0.00 1.000																					

Batter	1	2	3	4	5	6	7	8	9	AB	R	H	RBI	BB	SO	LOB	BOTTOM					
21 Tyler Colvin, L OBP: 0.372, SLG: 0.639	G5-3		F8		FC1-6		BB		HR	4	2	2	3	1	0	0	Los Angeles Angels @ Chicago Cubs Wrigley Field, Chicago, IL Fri Jun 18 2010, 1:23 PM - 4:11 PM CDT Att: 39,729 - Sunny - 88 F					
28 Jeff Baker, R OBP: 0.308, SLG: 0.432	K						F9		G6-3	3	0	1	0	0	1	1						
1 Kosuke Fukudome, L OBP: 0.377, SLG: 0.460									G6-3	1	0	0	0	0	0	0						
24 Marion Byrd, R OBP: 0.367, SLG: 0.518	F8		F8		FC1-6				G4-3	5	0	0	0	0	0	4						
25 Derrek Lee, R OBP: 0.343, SLG: 0.394		G6-3					FC6-4		HR	4	2	2	2	1	0	1						
18 Geovany Soto, R OBP: 0.411, SLG: 0.456									G5-3	4	0	1	1	0	0	0						
12 Alfonso Soriano, R OBP: 0.341, SLG: 0.524									G5-3	4	0	0	0	0	1	3						
13 Starlin Castro, R OBP: 0.327, SLG: 0.360										3	0	1	0	1	1	0						
2 Ryan Theriot, R OBP: 0.314, SLG: 0.303										2	1	0	0	2	0	2						
52 Carlos Silva, R OBP: 0.179, SLG: 0.120										3	0	0	0	0	1	2						
62 Bob Howry, L ERA: 4.94										0	0	0	0	0	0	0						
43 John Grabow, L ERA: 8.59										0	0	0	0	0	0	0						
32 Tom Gorzelanny, R OBP: 0.176, SLG: 0.176										0	0	0	0	0	0	0						
9 Chad Tracy, L OBP: 0.341, SLG: 0.324										0	1	0	0	1	0	0						
Inning Stats	R: 0 E: 0 K: 1 S: 7	H: 0 LOB: 0 BB: 0 P: 10	R: 0 E: 0 K: 1 S: 15	H: 1 LOB: 1 BB: 1 P: 26	R: 0 E: 0 K: 1 S: 10	H: 1 LOB: 1 BB: 0 P: 14	R: 1 E: 0 K: 0 S: 15	H: 2 LOB: 2 BB: 1 P: 27	R: 1 E: 0 K: 0 S: 9	H: 1 LOB: 2 BB: 1 P: 16	R: 0 E: 0 K: 0 S: 7	H: 0 LOB: 0 BB: 0 P: 12	R: 0 E: 0 K: 0 S: 12	H: 0 LOB: 1 BB: 1 P: 18	R: 0 E: 0 K: 1 S: 9	H: 0 LOB: 0 BB: 0 P: 14	R: 4 E: 0 K: 0 S: 14	H: 2 LOB: 0 BB: 2 P: 30	1B: 3 2B: 1 3B: 0 HR: 3	SF: 1 SAC: 0 DP: 0 HBP: 1	WP: 0 PB: 1 SB: 0 CS: 0	PA: 41
PITCHER	IP WLS BF H R ER SO BB IBB HBP BLK WP HR S P ERA WHIP																					
19 Scott Kazmir, L ERA: 5.08	6.0 W 27 5 2 2 3 2 1 1 0 0 0 0 12 18 0.00 1.000																					
40 Kevin Jepsen, R ERA: 4.94	1.0 4 0 0 0 0 1 0 0 0 0 0 0 12 18 0.00 1.000																					
45 Francisco Rodriguez, R ERA: 3.15	1.0 6 1 3 3 1 2 0 0 0 0 0 1 15 28 27.00 3.000																					
56 Fernando Rodney, R ERA: 3.29	1.0 S 4 1 1 1 0 0 0 0 0 0 0 1 8 16 9.00 1.000																					

Batter	1	2	3	4	5	6	7	8	9	AB	R	H	RBI	BB	SO	LOB	TOP			
47 Howie Kendrick, R OBP: 0.305, SLG: 0.421										4	0	1	0	0	1	0	Los Angeles Angels @ Chicago Cubs Wrigley Field, Chicago, IL Sun Jun 20 2010, 1:23 PM - 4:21 PM CDT Att: 39,850 - Sunny - 74 F			
18 Kevin Frandsen, R OBP: 0.387, SLG: 0.437										4	1	2	0	0	0	1				
53 Bobby Abreu, L OBP: 0.359, SLG: 0.416										2	0	0	0	1	2					
77 Reggie Williams, S OBP: 0.357, SLG: 0.292										1	0	0	0	0	0	1				
48 Torii Hunter, R OBP: 0.367, SLG: 0.528										3	0	1	1	0	0	1				
39 Robb Quinlan, R OBP: 0.171, SLG: 0.182										1	0	0	0	0	0	1				
55 Hideki Matsui, L OBP: 0.337, SLG: 0.432										4	0	2	0	0	2	2				
44 Mike Napoli, R OBP: 0.325, SLG: 0.478										4	0	2	0	0	2	1				
5 Jeff Mathis, R OBP: 0.333, SLG: 0.452										4	0	1	0	0	3	4				
3 Brandon Wood, R OBP: 0.182, SLG: 0.221										4	0	1	0	0	0	3				
51 Joe Saunders, L 37 Sean O'Sullivan, R 20 Juan Rivera, R 45 Francisco Rodriguez, R 40 Brian Fuentes, L 70 Trevor Bell, L										1	0	0	0	0	0	0				
Inning Stats	R: 0 H: 0 E: 0 K: 0 S: 12	H: 0 LOB: 0 BB: 1 P: 21	R: 0 H: 0 E: 1 K: 2 S: 8	H: 0 LOB: 0 BB: 0 P: 14	R: 0 H: 1 E: 0 K: 0 S: 8	H: 1 LOB: 0 BB: 0 P: 12	R: 1 H: 2 E: 0 K: 2 S: 17	H: 2 LOB: 1 BB: 0 P: 25	R: 0 H: 1 E: 0 K: 1 S: 11	H: 1 LOB: 1 BB: 0 P: 17	R: 0 H: 3 E: 0 K: 1 S: 9	H: 3 LOB: 2 BB: 0 P: 12	R: 0 H: 1 E: 0 K: 1 S: 9	H: 1 LOB: 1 BB: 0 P: 14	R: 0 H: 1 E: 0 K: 2 S: 12	H: 1 LOB: 1 BB: 0 P: 19	1B: 8 2B: 3 3B: 0 HR: 0	SF: 0 SAC: 0 DP: 3 HBP: 0	WP: 0 PB: 0 SB: 1 CS: 1	PA: 36
PITCHER	IP	WLS	BF	H	R	ER	SO	BB	IBB	HBP	BLK	WP	HR	S	P	ERA	WHIP			
38 Carlos Zambrano, R ERA: 5.1	7.0	W	27	8	1	1	7	1	0	0	1	0	0	73	114	1.29	1.286			
48 Andrew Cashner, R ERA: 1.71	1.0		4	1	0	0	1	0	0	0	0	0	0	9	14	0.00	1.000			
49 Carlos Marmol, R ERA: 1.71	1.0		4	1	0	0	2	0	0	0	0	0	0	12	19	0.00	1.000			

Batter	1	2	3	4	5	6	7	8	9	AB	R	H	RBI	BB	SO	LOB	BOTTOM			
24 Marlon Byrd, R OBP: 0.364, SLG: 0.517										6	2	2	0	0	1	5	Los Angeles Angels @ Chicago Cubs Wrigley Field, Chicago, IL Sun Jun 20 2010, 1:23 PM - 4:21 PM CDT Att: 39,850 - Sunny - 74 F			
28 Jeff Baker, R OBP: 0.305, SLG: 0.436										6	1	2	1	0	2	7				
25 Derrek Lee, R OBP: 0.340, SLG: 0.395										4	0	2	4	0	0	3				
22 Xavier Nady, R OBP: 0.339, SLG: 0.437										5	2	2	0	0	2	4				
49 Carlos Marmol, R ERA: 1.71										0	0	0	0	0	0	0				
18 Geovany Soto, R OBP: 0.406, SLG: 0.465										4	1	1	1	1	1	1				
12 Alfonso Soriano, R OBP: 0.342, SLG: 0.521										5	0	2	1	0	0	1				
13 Starlin Castro, R OBP: 0.323, SLG: 0.350										4	2	1	0	1	0	3				
2 Ryan Theriot, R OBP: 0.322, SLG: 0.312										4	3	3	1	1	0	1				
38 Carlos Zambrano, S ERA: 5.07										4	1	2	1	0	0	1				
48 Andrew Cashner, R ERA: 2.7										0	0	0	0	0	0	0				
21 Tyler Colvin, L ERA: 6.23										1	0	1	2	0	0	0				
70 Trevor Bell, R ERA: 5.94										1	0	1	2	0	0	0				
Inning Stats	R: 2 H: 3 E: 1 K: 0 S: 17	H: 2 LOB: 1 BB: 0 P: 30	R: 2 H: 2 E: 0 K: 1 S: 17	H: 2 LOB: 0 BB: 0 P: 24	R: 4 H: 4 E: 1 K: 1 S: 23	H: 4 LOB: 2 BB: 1 P: 34	R: 0 H: 1 E: 0 K: 0 S: 9	H: 1 LOB: 1 BB: 0 P: 14	R: 1 H: 2 E: 0 K: 1 S: 13	H: 2 LOB: 1 BB: 0 P: 17	R: 0 H: 0 E: 0 K: 0 S: 5	H: 0 LOB: 0 BB: 0 P: 8	R: 0 H: 2 E: 0 K: 1 S: 11	H: 2 LOB: 2 BB: 0 P: 17	R: 0 H: 2 E: 0 K: 2 S: 15	H: 4 LOB: 2 BB: 1 P: 25	1B: 11 2B: 6 3B: 0 HR: 1	SF: 1 SAC: 0 DP: 0 HBP: 0	WP: 0 PB: 0 SB: 0 CS: 0	PA: 47
PITCHER	IP	WLS	BF	H	R	ER	SO	BB	IBB	HBP	BLK	WP	HR	S	P	ERA	WHIP			
51 Joe Saunders, L ERA: 5.07	2.2	L	21	9	8	5	2	2	0	0	0	0	0	53	84	16.88	4.125			
37 Sean O'Sullivan, R ERA: 2.7	3.1		13	3	1	1	1	0	0	0	0	0	0	31	43	2.70	0.900			
45 Francisco Rodriguez, R ERA: 2.92	1.0		5	2	0	0	1	0	0	0	0	0	0	11	17	0.00	2.000			
40 Brian Fuentes, L ERA: 6.23	0.2		7	4	3	3	1	1	0	0	0	0	0	12	22	40.50	7.500			
70 Trevor Bell, R ERA: 5.94	0.1		1	0	0	0	1	0	0	0	0	0	0	3	3	0.00	0.000			

Los Angeles Angels @ Chicago Cubs
 Wrigley Field, Chicago, IL
 Sun Jun 20 2010, 1:23 PM - 4:21 PM CDT
 Att: 39,850 - Sunny - 74 F

livebaseballscorecards.com

AB 34
 R 1
 H 10
 RBI 1
 BB 1
 SO 10
 LOB 20

Los Angeles Angels @ Chicago Cubs
 Wrigley Field, Chicago, IL
 Sun Jun 20 2010, 1:23 PM - 4:21 PM CDT
 Att: 39,850 - Sunny - 74 F

livebaseballscorecards.com

AB 43
 R 12
 H 18
 RBI 11
 BB 3
 SO 6
 LOB 26

Batter	1	2	3	4	5	6	7	8	9	AB	R	H	RBI	BB	SO	LOB	TOP										
55 Russell Martin, R OBP: 0.353, SLG: 0.345										4	1	1	0	1	0	2											
16 Andre Ethier, L OBP: 0.383, SLG: 0.583										5	0	2	1	0	0	2											
99 Manny Ramirez, R OBP: 0.384, SLG: 0.515										5	0	1	0	0	1	5											
7 James Loney, L OBP: 0.347, SLG: 0.442										3	0	1	1	1	1	2											
9 Garret Anderson, L OBP: 0.216, SLG: 0.315										4	0	1	0	0	1	4											
23 Casey Blake, R OBP: 0.335, SLG: 0.426										4	0	0	0	0	2	3											
27 Matt Kemp, R OBP: 0.315, SLG: 0.459										4	1	1	1	0	1	2											
33 Blake DeWitt, L OBP: 0.349, SLG: 0.383										4	0	1	0	0	0	1											
14 Jamey Carroll, R OBP: 0.388, SLG: 0.313										4	1	2	0	0	0	1											
Inning Stats	R: 0 E: 0 K: 0 S: 9	H: 1 LOB: 1 BB: 0 P: 16	R: 0 E: 0 K: 2 S: 9	H: 0 LOB: 0 BB: 0 P: 13	R: 2 E: 0 K: 2 S: 19	H: 3 LOB: 2 BB: 1 P: 30	R: 1 E: 0 K: 1 S: 14	H: 2 LOB: 1 BB: 0 P: 18	R: 0 E: 0 K: 0 S: 5	H: 0 LOB: 2 BB: 1 P: 11	R: 0 E: 0 K: 1 S: 9	H: 1 LOB: 1 BB: 0 P: 15	R: 0 E: 1 K: 0 S: 16	H: 1 LOB: 1 BB: 0 P: 23	R: 0 E: 0 K: 0 S: 7	H: 1 LOB: 1 BB: 0 P: 13	1B: 7 2B: 2 3B: 0 HR: 1	SF: 0 SAC: 0 DP: 1 HBP: 0	WP: 1 PB: 0 SB: 1 CS: 0	PA: 39							
PITCHER	IP	WLS	BF	H	R	ER	SO	BB	IBB	HBP	BLK	WP	HR	S	P	ERA	WHIP										
54 Ervin Santana, R ERA: 3.91	7.0	W	31	8	3	3	6	2	0	0	0	0	1	74	116	3.86	1.429										
56 Fernando Rodney, R ERA: 3.18	1.0	H	4	1	0	0	0	0	0	0	0	0	0	16	23	0.00	1.000										
40 Brian Fuentes, L ERA: 5.89	1.0	S	4	1	0	0	0	0	0	0	0	1	0	7	13	0.00	1.000										

Los Angeles Dodgers @ Los Angeles Angels
Angel Stadium of Anaheim, Anaheim, CA
Tue Jun 22 2010, 7:09 PM - 10:01 PM PDT
Att: 41,595 - Clear - 70 F

livebaseballscorecards.com

AB 37
R 3
H 10
RBI 3
BB 2
SO 6
LOB 22

Batter	1	2	3	4	5	6	7	8	9	AB	R	H	RBI	BB	SO	LOB	BOTTOM										
47 Howie Kendrick, R OBP: 0.311, SLG: 0.426										4	2	3	1	0	0	0											
18 Kevin Frandsen, R OBP: 0.392, SLG: 0.446										3	0	1	2	1	0	3											
53 Bobby Abreu, L OBP: 0.361, SLG: 0.426										3	1	1	3	1	2	2											
48 Torii Hunter, R OBP: 0.362, SLG: 0.520										4	0	0	0	0	1	3											
55 Hideki Matsui, L OBP: 0.332, SLG: 0.424										4	0	0	0	0	3	1											
20 Juan Rivera, R OBP: 0.305, SLG: 0.435										4	0	1	0	0	1	0											
44 Mike Napoli, R OBP: 0.325, SLG: 0.471										3	0	0	0	0	1	1											
39 Robb Quinlan, R OBP: 0.171, SLG: 0.182										0	0	0	0	0	0	0											
5 Jeff Mathis, R OBP: 0.333, SLG: 0.444										3	1	1	0	0	0	0											
3 Brandon Wood, R OBP: 0.192, SLG: 0.225										2	2	1	0	1	1	0											
Inning Stats	R: 0 E: 0 K: 2 S: 10	H: 1 LOB: 1 BB: 0 P: 12	R: 0 E: 0 K: 1 S: 8	H: 0 LOB: 0 BB: 0 P: 12	R: 0 E: 0 K: 1 S: 7	H: 0 LOB: 0 BB: 0 P: 10	R: 0 E: 0 K: 0 S: 9	H: 0 LOB: 1 BB: 2 P: 19	R: 0 E: 0 K: 0 S: 7	H: 0 LOB: 0 BB: 0 P: 10	R: 3 E: 0 K: 1 S: 12	H: 2 LOB: 1 BB: 1 P: 24	R: 3 E: 1 K: 2 S: 21	H: 5 LOB: 1 BB: 0 P: 31	R: 0 E: 0 K: 2 S: 9	H: 0 LOB: 0 BB: 0 P: 12	1B: 5 2B: 2 3B: 0 HR: 1	SF: 0 SAC: 0 DP: 1 HBP: 0	WP: 0 PB: 0 SB: 0 CS: 0	PA: 33							
PITCHER	IP	WLS	BF	H	R	ER	SO	BB	IBB	HBP	BLK	WP	HR	S	P	ERA	WHIP										
22 Clayton Kershaw, L ERA: 3.24	6.2	L	27	6	5	5	6	3	0	0	0	1	62	102	6.75	1.350											
54 Ronald Belisario, R ERA: 4.76	0.1		3	2	1	1	1	0	0	0	0	0	0	12	16	27.00	6.000										
38 Ramon Troncoso, R ERA: 5.63	1.0		3	0	0	0	2	0	0	0	0	0	0	9	12	0.00	0.000										

Los Angeles Dodgers @ Los Angeles Angels
Angel Stadium of Anaheim, Anaheim, CA
Tue Jun 22 2010, 7:09 PM - 10:01 PM PDT
Att: 41,595 - Clear - 70 F

livebaseballscorecards.com

AB 30
R 6
H 8
RBI 6
BB 3
SO 9
LOB 10

Batter	1	2	3	4	5	6	7	8	9	AB	R	H	RBI	BB	SO	LOB	TOP								
15 Rafael Furcal, S (1, 6) OBP: 0.346, SLG: 0.433										4	0	0	0	0	1	0	Los Angeles Dodgers @ Los Angeles Angels Angel Stadium of Anaheim, Anaheim, CA Wed Jun 23 20:10, 7:08 PM - 9:39 PM PDT Att: 41,001 - Clear - 71 F livebaseballscorecards.com								
16 Andre Ethier, L (1, 9) OBP: 0.389, SLG: 0.584										3	1	2	0	1	0	0									
99 Manny Ramirez, R (1, 10) OBP: 0.361, SLG: 0.509										4	0	1	0	0	1	2									
7 James Loney, L (1, 3) OBP: 0.346, SLG: 0.440										4	0	1	0	0	1	3									
27 Matt Kemp, R (1, 8) OBP: 0.314, SLG: 0.460										4	0	1	1	0	0	2									
9 Garret Anderson, L (1, 7) OBP: 0.210, SLG: 0.307										3	0	0	0	0	1	2									
3 Ronnie Belliard, R (9, PH) OBP: 0.354, SLG: 0.407										1	0	1	0	0	0	0									
5 Reed Johnson, R (9, FR) OBP: 0.320, SLG: 0.388										0	0	0	0	0	0	0									
23 Casey Blake, R (1, 5) OBP: 0.333, SLG: 0.423										4	0	1	0	0	2	2									
55 Russell Martin, R (1, 2) OBP: 0.352, SLG: 0.341										3	0	0	0	1	0	1									
33 Blake DeWitt, L (1, 4) OBP: 0.344, SLG: 0.377										3	0	0	0	0	1	1									
14 Jamey Carroll, R (9, PH) OBP: 0.391, SLG: 0.318										1	0	1	0	0	0	0									
Inning Stats	R: 0 E: 0 K: 2 S: 13	H: 2 LOB: 2 BB: 0 P: 22	R: 0 E: 0 K: 2 S: 9	H: 1 LOB: 1 BB: 0 P: 14	R: 1 E: 0 K: 0 S: 14	H: 3 LOB: 2 BB: 0 P: 25	R: 0 E: 0 K: 0 S: 5	H: 0 LOB: 0 BB: 0 P: 6	R: 0 E: 0 K: 0 S: 4	H: 0 LOB: 0 BB: 0 P: 7	R: 0 E: 0 K: 0 S: 6	H: 0 LOB: 0 BB: 0 P: 10	R: 0 E: 0 K: 1 S: 6	H: 0 LOB: 0 BB: 0 P: 9	R: 0 E: 0 K: 1 S: 8	H: 2 LOB: 3 BB: 1 P: 17	R: 0 E: 1 K: 1 S: 13	H: 2 LOB: 3 BB: 1 P: 19	1B: 7 2B: 1 3B: 0 HR: 0	SF: 0 SAC: 0 DP: 0 HBP: 0	WP: 0 PB: 0 SB: 0 CS: 0	PA: 36			
PITCHER	IP	WLS	BF	H	R	ER	SO	BB	IBB	HBP	BLK	WP	HR	S	P	ERA	WHIP								
35 Joel Poiniere, R (1, 1) ERA: 4.21	7.1	W	29	6	1	1	5	1	0	0	0	0	0	59	100	1.23	0.955								
40 Kevin Jepsen, R (8, 1) ERA: 4.51	0.2	H	2	0	0	0	1	0	0	0	0	0	0	6	10	0.00	0.000								
40 Brian Fuentes, L (9, 1) ERA: 5.59	1.0	S	5	2	0	0	1	1	0	0	0	0	0	13	19	0.00	3.000								

Batter	1	2	3	4	5	6	7	8	9	AB	R	H	RBI	BB	SO	LOB	BOTTOM								
47 Howie Kendrick, R (1, 4) OBP: 0.310, SLG: 0.423										4	0	1	1	0	0	1	Los Angeles Dodgers @ Los Angeles Angels Angel Stadium of Anaheim, Anaheim, CA Wed Jun 23 20:10, 7:08 PM - 9:39 PM PDT Att: 41,001 - Clear - 71 F livebaseballscorecards.com								
18 Kevin Frandsen, R (1, 5) OBP: 0.398, SLG: 0.455										3	1	1	0	1	0	1									
53 Bobby Abreu, L (1, 9) OBP: 0.360, SLG: 0.421										3	0	0	0	1	2	3									
48 Tori Hunter, R (1, 8) OBP: 0.357, SLG: 0.512										4	0	0	1	0	1	3									
55 Hideki Matsui, L (1, 10) OBP: 0.332, SLG: 0.421										2	0	0	0	1	1	1									
20 Juan Rivera, R (1, 7) OBP: 0.306, SLG: 0.434										3	0	1	0	0	1	2									
44 Mike Napoli, R (1, 3) ERA: 3.88										3	1	1	0	0	1	2									
39 Robb Quinlan, R (8, 3) OBP: 0.171, SLG: 0.182										0	0	0	0	0	0	0									
5 Jeff Mathis, R (1, 2) OBP: 0.314, SLG: 0.417										3	0	0	0	0	1	1									
3 Brandon Wood, R (1, 6) OBP: 0.189, SLG: 0.222										2	0	0	0	0	1	0									
Inning Stats	R: 0 E: 0 K: 1 S: 7	H: 0 LOB: 0 BB: 0 P: 13	R: 0 E: 0 K: 2 S: 12	H: 0 LOB: 1 BB: 1 P: 20	R: 0 E: 0 K: 1 S: 6	H: 0 LOB: 0 BB: 0 P: 9	R: 1 E: 1 K: 0 S: 12	H: 1 LOB: 1 BB: 0 P: 18	R: 1 E: 1 K: 0 S: 6	H: 1 LOB: 1 BB: 0 P: 9	R: 0 E: 0 K: 1 S: 10	H: 0 LOB: 0 BB: 1 P: 19	R: 0 E: 0 K: 1 S: 6	H: 1 LOB: 0 BB: 0 P: 9	R: 0 E: 0 K: 2 S: 14	H: 1 LOB: 2 BB: 1 P: 24	R: 0 E: 1 K: 2 S: 13	H: 1 LOB: 3 BB: 1 P: 19	1B: 2 2B: 2 3B: 0 HR: 0	SF: 0 SAC: 1 DP: 2 HBP: 0	WP: 0 PB: 0 SB: 0 CS: 0	PA: 31			
PITCHER	IP	WLS	BF	H	R	ER	SO	BB	IBB	HBP	BLK	WP	HR	S	P	ERA	WHIP								
48 John Ely, R (1, 1) ERA: 3.88	7.0	L	26	3	2	1	6	2	0	0	0	0	0	59	97	1.29	0.714								
51 Jonathan Broxton, R (8, 1) ERA: 0.89	1.0		5	1	0	0	2	1	0	0	0	0	0	14	24	0.00	2.000								

Batter	1	2	3	4	5	6	7	8	9	AB	R	H	RBI	BB	SO	LOB	TOP			
18 Jonathan Herrera, S OBP: 0.337, SLG: 0.309										4	0	1	0	0	0	0	Colorado Rockies @ Los Angeles Angels Angel Stadium of Anaheim, Anaheim, CA Sat Jun 26 2010, 7:09 PM - 9:20 PM PDT Att: 39,225 - Clear - 69 F livebaseballscorecards.com			
19 Ryan Spillborghs, R OBP: 0.347, SLG: 0.481										3	0	1	0	1	2	1				
5 Carlos González, L OBP: 0.327, SLG: 0.475										4	0	0	0	0	2	3				
23 Jason Giambi, L OBP: 0.360, SLG: 0.382										4	0	0	0	0	1	2				
6 Melvin Mora, R OBP: 0.325, SLG: 0.349										3	1	1	0	1	0	1				
21 Miguel Olivo, R OBP: 0.355, SLG: 0.516										4	0	1	1	0	2	1				
9 Ian Stewart, L OBP: 0.335, SLG: 0.405										2	0	0	0	1	2	1				
7 Seth Smith, L OBP: 0.325, SLG: 0.520										3	0	0	0	0	0	1				
12 Clint Barmes, R OBP: 0.291, SLG: 0.377										3	1	1	1	0	0	0				
Inning Stats	R: 0 H: 1 E: 0 K: 2 S: 11	H: 1 LOB: 1 BB: 0 P: 15	R: 0 H: 0 E: 0 K: 1 S: 10	H: 0 LOB: 1 BB: 1 P: 16	R: 1 H: 1 E: 0 K: 1 S: 10	H: 1 LOB: 0 BB: 0 P: 15	R: 1 H: 2 E: 0 K: 1 S: 15	H: 0 LOB: 0 BB: 0 P: 23	R: 0 H: 0 E: 0 K: 1 S: 10	H: 0 LOB: 0 BB: 0 P: 18	R: 0 H: 0 E: 0 K: 2 S: 11	H: 0 LOB: 0 BB: 0 P: 16	R: 0 H: 1 E: 0 K: 1 S: 10	H: 1 LOB: 1 BB: 0 P: 10	R: 0 H: 0 E: 0 K: 0 S: 6	H: 0 LOB: 0 BB: 1 P: 10		1B: 3 2B: 2 3B: 0 HR: 1	SF: 0 SAC: 0 DP: 1 HBP: 0	WP: 0 PB: 0 SB: 0 CS: 1
PITCHER	IP	WLS	BF	H	R	ER	SO	BB	IBB	HBP	BLK	WP	HR	S	P	ERA	WHIP			
51 Joe Saunders, L ERA: 4.88	7.0	W	26	4	2	2	8	2	0	0	0	0	1	73	113	2.57	0.857			
56 Fernando Rodney, R ERA: 3.25	1.0	H	4	1	0	0	1	0	0	0	0	0	0	10	16	0.00	1.000			
40 Brian Fuentes, L ERA: 5.06	1.0	S	3	0	0	0	0	1	0	0	0	0	0	6	10	0.00	1.000			


Batter	1	2	3	4	5	6	7	8	9	AB	R	H	RBI	BB	SO	LOB	BOTTOM			
47 Howie Kendrick, R OBP: 0.306, SLG: 0.411										4	0	0	0	0	1	0	Colorado Rockies @ Los Angeles Angels Angel Stadium of Anaheim, Anaheim, CA Sat Jun 26 2010, 7:09 PM - 9:20 PM PDT Att: 39,225 - Clear - 69 F livebaseballscorecards.com			
18 Kevin Frandsen, R OBP: 0.392, SLG: 0.462										4	1	1	0	0	0	0				
53 Bobby Abreu, L OBP: 0.361, SLG: 0.415										3	1	0	0	0	0	1				
48 Torii Hunter, R OBP: 0.359, SLG: 0.511										3	1	1	0	0	1	0				
55 Hideki Matsui, L OBP: 0.337, SLG: 0.431										2	1	1	4	1	0	0				
77 Reggie Willits, S OBP: 0.359, SLG: 0.291										0	0	0	0	0	0	0				
20 Juan Rivera, R OBP: 0.308, SLG: 0.429										3	0	1	0	0	0	0				
44 Mike Napoli, R OBP: 0.321, SLG: 0.475										3	0	0	0	0	0	2				
2 Erick Aybar, S OBP: 0.333, SLG: 0.347										3	0	0	0	0	0	2				
46 Bobby Wilson, R OBP: 0.250, SLG: 0.325										3	0	0	0	0	1	0				
Inning Stats	R: 4 H: 3 E: 1 K: 0 S: 14	H: 3 LOB: 0 BB: 0 P: 25	R: 0 H: 0 E: 0 K: 0 S: 5	H: 0 LOB: 0 BB: 0 P: 9	R: 0 H: 0 E: 0 K: 1 S: 7	H: 0 LOB: 0 BB: 0 P: 13	R: 0 H: 0 E: 0 K: 0 S: 5	H: 0 LOB: 0 BB: 0 P: 9	R: 0 H: 0 E: 0 K: 0 S: 8	H: 0 LOB: 0 BB: 0 P: 9	R: 0 H: 1 E: 0 K: 0 S: 6	H: 1 LOB: 2 BB: 1 P: 15	R: 0 H: 0 E: 0 K: 2 S: 11	H: 0 LOB: 0 BB: 0 P: 14	R: 0 H: 0 E: 0 K: 0 S: 6	H: 0 LOB: 0 BB: 0 P: 10	1B: 3 2B: 0 3B: 0 HR: 1	SF: 0 SAC: 0 DP: 1 HBP: 0	WP: 0 PB: 0 SB: 0 CS: 0	PA: 29
PITCHER	IP	WLS	BF	H	R	ER	SO	BB	IBB	HBP	BLK	WP	HR	S	P	ERA	WHIP			
28 Aaron Cook, R ERA: 4.69	8.0	L	29	4	4	3	3	1	0	0	0	0	1	61	101	3.38	0.625			

Batter	1	2	3	4	5	6	7	8	9	AB	R	H	RBI	BB	SO	LOB	TOP					
18 Jonathan Herrera, S OBP: 0.335, SLG: 0.305	F8		G6-3		CS	P5				4	0	1	0	0	0	0						
17 Todd Helton, L OBP: 0.344, SLG: 0.318	G3		G6-3			P6	F7			4	0	0	0	0	0	2						
5 Carlos González, L OBP: 0.333, SLG: 0.480									G6-3	4	1	3	0	0	0	0						
23 Jason Giambi, L OBP: 0.365, SLG: 0.392	F7									3	0	1	1	1	1	1						
7 Seth Smith, L OBP: 0.323, SLG: 0.514										4	0	1	0	0	3	3						
20 Chris Iannetta, R OBP: 0.313, SLG: 0.368										4	1	1	0	0	2	1						
9 Ian Stewart, L OBP: 0.335, SLG: 0.418										3	1	1	1	0	0	1						
6 Melvin Mora, R OBP: 0.322, SLG: 0.346										1	0	0	0	0	0	0						
19 Ryan Spilborghs, R OBP: 0.348, SLG: 0.468										4	0	0	0	0	1	1						
12 Clint Barmes, R OBP: 0.294, SLG: 0.379										4	0	2	1	0	1	0						
Inning Stats	R: 0 E: 0 K: 0 S: 10	H: 1 LOB: 1 BB: 0 P: 17	R: 1 E: 0 K: 2 S: 11	H: 1 LOB: 0 BB: 0 P: 16	R: 0 E: 0 K: 1 S: 11	H: 0 LOB: 0 BB: 0 P: 15	R: 1 E: 0 K: 2 S: 16	H: 2 LOB: 0 BB: 0 P: 20	R: 0 E: 0 K: 1 S: 12	H: 1 LOB: 0 BB: 0 P: 16	R: 0 E: 0 K: 1 S: 12	H: 1 LOB: 2 BB: 1 P: 23	R: 1 E: 0 K: 0 S: 15	H: 3 LOB: 2 BB: 0 P: 21	R: 0 E: 0 K: 1 S: 11	H: 1 LOB: 1 BB: 0 P: 12	R: 0 E: 0 K: 0 S: 5	H: 0 LOB: 0 BB: 0 P: 8	1B: 7 2B: 2 3B: 0 HR: 1	SF: 0 SAC: 0 DP: 0 HBP: 0	WP: 0 PB: 0 SB: 0 CS: 1	PA: 37
PITCHER	IP	WLS	BF	H	R	ER	SO	BB	IBB	HBP	BLK	WP	HR	S	P	ERA	WHIP					
54 Ervin Santana, R ERA: 3.92	6.2	W	27	8	3	3	7	1	0	0	0	0	1	82	120	4.05	1.350					
62 Scot Shields, R ERA: 5.13	0.1	H	2	1	0	0	0	0	0	0	0	0	0	5	8	0.00	3.000					
40 Kevin Jepsen, R ERA: 4.44	1.0	H	4	1	0	0	1	0	0	0	0	0	0	11	12	0.00	1.000					
45 Francisco Rodriguez, R ERA: 4.4	1.0		3	0	0	0	0	0	0	0	0	0	0	5	8	0.00	0.000					

Colorado Rockies @ Los Angeles Angels
Angel Stadium of Anaheim, Anaheim, CA
Sun Jun 27 2010, 12:38 PM - 3:30 PM PDT
Att: 37,314 - Sunny - 75 F

livebaseballscores.com

AB 35
R 3
H 10
RBI 3
BB 1
SO 8
LOB 9




Batter	1	2	3	4	5	6	7	8	9	AB	R	H	RBI	BB	SO	LOB	BOTTOM					
2 Erick Aybar, S OBP: 0.334, SLG: 0.348	K		F9							5	0	2	0	0	1	0						
47 Howie Kendrick, R OBP: 0.304, SLG: 0.408										5	0	1	0	0	1	2						
53 Bobby Abreu, L OBP: 0.362, SLG: 0.422										3	2	1	0	1	2	1						
77 Reggie Willits, S OBP: 0.359, SLG: 0.291										0	0	0	0	0	0	0						
48 Tori Hunter, R OBP: 0.357, SLG: 0.507										4	1	1	0	0	2	2						
55 Hideki Matsui, L OBP: 0.339, SLG: 0.430										3	1	1	1	1	1	2						
20 Juan Rivera, R OBP: 0.307, SLG: 0.430										4	2	1	1	0	2	2						
44 Mike Napoli, R OBP: 0.328, SLG: 0.489										2	2	1	3	2	0	0						
5 Jeff Mathis, R OBP: 0.270, SLG: 0.345										4	0	0	0	0	4	5						
3 Brandon Wood, R OBP: 0.196, SLG: 0.242										3	2	1	4	1	0	0						
Inning Stats	R: 0 E: 0 K: 3 S: 11	H: 1 LOB: 1 BB: 0 P: 12	R: 0 E: 0 K: 2 S: 8	H: 0 LOB: 0 BB: 0 P: 15	R: 0 E: 0 K: 1 S: 7	H: 0 LOB: 0 BB: 0 P: 10	R: 4 E: 0 K: 3 S: 19	H: 3 LOB: 0 BB: 0 P: 31	R: 1 E: 0 K: 1 S: 8	H: 1 LOB: 0 BB: 1 P: 15	R: 0 E: 0 K: 2 S: 14	H: 0 LOB: 2 BB: 2 P: 27	R: 0 E: 0 K: 0 S: 6	H: 0 LOB: 0 BB: 0 P: 7	R: 5 E: 0 K: 1 S: 16	H: 4 LOB: 1 BB: 2 P: 30	1B: 5 2B: 1 3B: 1 HR: 2	SF: 0 SAC: 0 DP: 1 HBP: 0	WP: 0 PB: 0 SB: 0 CS: 0	PA: 38		
PITCHER	IP	WLS	BF	H	R	ER	SO	BB	IBB	HBP	BLK	WP	HR	S	P	ERA	WHIP					
45 Jhoulys Chacin, R ERA: 3.51	6.0	L	26	5	2	2	12	3	0	0	0	0	1	67	110	3.00	1.333					
56 Franklin Morales, L ERA: 5.59	1.1		6	1	2	2	0	1	0	0	0	0	0	12	18	13.50	1.500					
60 Manny Corpas, R ERA: 4.5	0.2		6	3	3	3	1	0	1	0	0	0	1	10	19	40.50	4.500					

Colorado Rockies @ Los Angeles Angels
Angel Stadium of Anaheim, Anaheim, CA
Sun Jun 27 2010, 12:38 PM - 3:30 PM PDT
Att: 37,314 - Sunny - 75 F

livebaseballscores.com

AB 33
R 10
H 9
RBI 9
BB 5
SO 13
LOB 14



Batter	1	2	3	4	5	6	7	8	9	AB	R	H	RBI	BB	SO	LOB	TOP				
1 Elvis Andrus, R OBP: 0.378, SLG: 0.338	F7		5 1B 27 SF7		5 S 27 FC5-2		G4-3	1-2 2-3		5	1	3	0	0	0	0					
10 Michael Young, R OBP: 0.365, SLG: 0.506	K		F8		27 FC5-2 32 FC3-6		27 HR	G6-3		5	2	2	0	0	1	4					
5 Ian Kinsler, R OBP: 0.387, SLG: 0.408	HR		32 1B		32 FC3-6 27 FC5-2		B1			4	1	2	1	1	1	1					
27 Vladimir Guerrero, R OBP: 0.375, SLG: 0.548	1B		SF7		FC5-2 32 FC3-6		HR			4	1	2	3	0	1	3					
32 Josh Hamilton, L OBP: 0.386, SLG: 0.613	F7		3-H		FC3-6		G3	G6-3		5	0	1	1	0	0	3					
17 Nelson Cruz, R OBP: 0.389, SLG: 0.657	F7		G4-3		F8			1 1B 12 S		4	0	1	0	0	0	4					
12 Justin Smoak, S OBP: 0.335, SLG: 0.387	K				G4-3		F7	L3		4	0	0	0	0	1	1					
15 Matt Treanor, R OBP: 0.315, SLG: 0.378										2	0	1	0	1	1	0					
7 David Murphy, L OBP: 0.320, SLG: 0.380										0	0	0	0	0	0	0					
51 Max Ramirez, R OBP: 0.354, SLG: 0.364										0	0	0	0	0	0	0					
20 Julio Borbon, L OBP: 0.316, SLG: 0.372	F8				K2-3		G3	F8		4	0	0	0	0	1	4					
Inning Stats	R: 1 H: 2 E: 0 K: 1 S: 10	H: 2 LOB: 1 BB: 0 P: 18	R: 0 H: 1 E: 0 K: 1 S: 8	H: 1 LOB: 1 BB: 0 P: 12	R: 1 H: 3 E: 0 K: 0 S: 11	H: 3 LOB: 2 BB: 0 P: 18	R: 0 H: 0 E: 0 K: 1 S: 5	H: 0 LOB: 0 BB: 0 P: 10	R: 1 H: 2 E: 0 K: 0 S: 14	H: 2 LOB: 2 BB: 1 P: 26	R: 0 H: 0 E: 0 K: 1 S: 5	H: 0 LOB: 0 BB: 0 P: 7	R: 2 H: 2 E: 0 K: 0 S: 11	H: 2 LOB: 0 BB: 0 P: 14	R: 0 H: 2 E: 1 K: 0 S: 15	H: 2 LOB: 3 BB: 0 P: 24	R: 0 H: 0 E: 0 K: 2 S: 10	H: 0 LOB: 0 BB: 0 P: 13	1B: 10 2B: 0 3B: 0 HR: 2	SF: 1 DP: 0 HBP: 0	WP: 0 PA: 41
PITCHER	IP WLS BF H R ER SO BB IBB HBP BLK WP HR S P ERA WHIP	IP WLS BF H R ER SO BB IBB HBP BLK WP HR S P ERA WHIP	IP WLS BF H R ER SO BB IBB HBP BLK WP HR S P ERA WHIP	IP WLS BF H R ER SO BB IBB HBP BLK WP HR S P ERA WHIP	IP WLS BF H R ER SO BB IBB HBP BLK WP HR S P ERA WHIP	IP WLS BF H R ER SO BB IBB HBP BLK WP HR S P ERA WHIP	IP WLS BF H R ER SO BB IBB HBP BLK WP HR S P ERA WHIP	IP WLS BF H R ER SO BB IBB HBP BLK WP HR S P ERA WHIP	IP WLS BF H R ER SO BB IBB HBP BLK WP HR S P ERA WHIP	IP WLS BF H R ER SO BB IBB HBP BLK WP HR S P ERA WHIP	IP WLS BF H R ER SO BB IBB HBP BLK WP HR S P ERA WHIP	IP WLS BF H R ER SO BB IBB HBP BLK WP HR S P ERA WHIP	IP WLS BF H R ER SO BB IBB HBP BLK WP HR S P ERA WHIP	IP WLS BF H R ER SO BB IBB HBP BLK WP HR S P ERA WHIP	IP WLS BF H R ER SO BB IBB HBP BLK WP HR S P ERA WHIP	IP WLS BF H R ER SO BB IBB HBP BLK WP HR S P ERA WHIP	IP WLS BF H R ER SO BB IBB HBP BLK WP HR S P ERA WHIP	IP WLS BF H R ER SO BB IBB HBP BLK WP HR S P ERA WHIP	IP WLS BF H R ER SO BB IBB HBP BLK WP HR S P ERA WHIP	IP WLS BF H R ER SO BB IBB HBP BLK WP HR S P ERA WHIP	IP WLS BF H R ER SO BB IBB HBP BLK WP HR S P ERA WHIP

Texas Rangers @ Los Angeles Angels
Angel Stadium of Anaheim, Anaheim, CA
Tue Jun 29 2010, 7:08 PM - 10:10 PM PDT
Att: 38,514 - Clear - 70 F

AB	37
R	5
H	12
RBI	5
BB	2
SO	6
LOB	20



Batter	1	2	3	4	5	6	7	8	9	AB	R	H	RBI	BB	SO	LOB	BOTTOM				
2 Erick Aybar, S OBP: 0.336, SLG: 0.349	47 1B		K		G3			L3		5	2	2	0	0	1	1					
47 Howie Kendrick, R OBP: 0.305, SLG: 0.409	48 1B		G1-3		G4-3		53 2B	53 S		4	1	2	1	1	0	0					
53 Bobby Abreu, L OBP: 0.363, SLG: 0.423	F7		48 S 55 1B		F8		2B	F8		4	0	1	3	1	0	2					
48 Torii Hunter, R OBP: 0.365, SLG: 0.511	1B		55 1B		1B		IBB			2	0	2	0	2	0	0					
55 Hideki Matsui, L OBP: 0.338, SLG: 0.427	K		1B		F9		G4-3			4	0	1	0	0	1	5					
20 Juan Rivera, R OBP: 0.302, SLG: 0.423	F8				F8		G4-3	P3		4	0	0	0	0	0	2					
44 Mike Napoli, R OBP: 0.327, SLG: 0.498	F8		HR		HR		F9	K		4	1	1	1	0	1	0					
18 Kevin Frandsen, R OBP: 0.396, SLG: 0.457	G6-3				BB		5 WP 5 1B	P5		3	1	1	0	1	0	0					
5 Jeff Mathis, R OBP: 0.269, SLG: 0.339	P2		F9		F9		47 BB 53 2B	F7		4	1	1	1	0	0	1					
Inning Stats	R: 1 H: 3 E: 0 K: 1 S: 16	H: 3 LOB: 0 BB: 0 P: 23	R: 0 H: 0 E: 0 K: 0 S: 6	H: 0 LOB: 0 BB: 0 P: 8	R: 0 H: 1 E: 0 K: 1 S: 9	H: 1 LOB: 2 BB: 2 P: 21	R: 1 H: 1 E: 0 K: 0 S: 10	H: 1 LOB: 1 BB: 1 P: 18	R: 0 H: 1 E: 0 K: 0 S: 9	H: 1 LOB: 1 BB: 0 P: 15	R: 4 H: 4 E: 0 K: 0 S: 19	H: 4 LOB: 2 BB: 2 P: 38	R: 0 H: 0 E: 0 K: 1 S: 8	H: 0 LOB: 0 BB: 0 P: 12	R: 0 H: 1 E: 0 K: 0 S: 9	H: 1 LOB: 1 BB: 0 P: 15	R: 0 H: 0 E: 0 K: 2 S: 10	H: 0 LOB: 0 BB: 0 P: 13	1B: 9 2B: 1 3B: 0 HR: 1	SF: 0 DP: 0 HBP: 0	WP: 1 PA: 39
PITCHER	IP WLS BF H R ER SO BB IBB HBP BLK WP HR S P ERA WHIP	IP WLS BF H R ER SO BB IBB HBP BLK WP HR S P ERA WHIP	IP WLS BF H R ER SO BB IBB HBP BLK WP HR S P ERA WHIP	IP WLS BF H R ER SO BB IBB HBP BLK WP HR S P ERA WHIP	IP WLS BF H R ER SO BB IBB HBP BLK WP HR S P ERA WHIP	IP WLS BF H R ER SO BB IBB HBP BLK WP HR S P ERA WHIP	IP WLS BF H R ER SO BB IBB HBP BLK WP HR S P ERA WHIP	IP WLS BF H R ER SO BB IBB HBP BLK WP HR S P ERA WHIP	IP WLS BF H R ER SO BB IBB HBP BLK WP HR S P ERA WHIP	IP WLS BF H R ER SO BB IBB HBP BLK WP HR S P ERA WHIP	IP WLS BF H R ER SO BB IBB HBP BLK WP HR S P ERA WHIP	IP WLS BF H R ER SO BB IBB HBP BLK WP HR S P ERA WHIP	IP WLS BF H R ER SO BB IBB HBP BLK WP HR S P ERA WHIP	IP WLS BF H R ER SO BB IBB HBP BLK WP HR S P ERA WHIP	IP WLS BF H R ER SO BB IBB HBP BLK WP HR S P ERA WHIP	IP WLS BF H R ER SO BB IBB HBP BLK WP HR S P ERA WHIP	IP WLS BF H R ER SO BB IBB HBP BLK WP HR S P ERA WHIP	IP WLS BF H R ER SO BB IBB HBP BLK WP HR S P ERA WHIP	IP WLS BF H R ER SO BB IBB HBP BLK WP HR S P ERA WHIP	IP WLS BF H R ER SO BB IBB HBP BLK WP HR S P ERA WHIP	IP WLS BF H R ER SO BB IBB HBP BLK WP HR S P ERA WHIP

Texas Rangers @ Los Angeles Angels
Angel Stadium of Anaheim, Anaheim, CA
Tue Jun 29 2010, 7:08 PM - 10:10 PM PDT
Att: 38,514 - Clear - 70 F

AB	34
R	6
H	11
RBI	6
BB	5
SO	3
LOB	11



Batter	1	2	3	4	5	6	7	8	9	AB	R	H	RBI	BB	SO	LOB	TOP	
1 Elvis Andrus, R OBP: 0.374, SLG: 0.332										4	1	0	0	0	1	1		
10 Michael Young, R OBP: 0.381, SLG: 0.502										4	0	1	0	0	0	0		
5 Ian Kinsler, R OBP: 0.395, SLG: 0.415										3	0	2	1	1	0	0		
27 Vladimir Guerrero, R OBP: 0.381, SLG: 0.573										3	0	0	0	1	0	3		
32 Josh Hamilton, L OBP: 0.385, SLG: 0.607										3	0	0	0	1	2	2		
17 Nelson Cruz, R OBP: 0.382, SLG: 0.634										4	0	1	0	0	1	5		
7 David Murphy, L OBP: 0.313, SLG: 0.370										4	0	0	0	0	1	3		
12 Justin Smoak, S OBP: 0.324, SLG: 0.373										4	0	0	0	0	1	2		
15 Matt Treanor, R OBP: 0.313, SLG: 0.371										3	0	0	0	0	1	0		
Inning Stats	R: 0 H: 1 E: 0 K: 1 S: 12	H: 1 LOB: 1 BB: 0 P: 15	R: 0 H: 0 E: 1 K: 2 S: 11	H: 0 LOB: 1 BB: 0 P: 18	R: 0 H: 0 E: 0 K: 0 S: 8	H: 0 LOB: 2 BB: 2 P: 13	R: 0 H: 0 E: 0 K: 1 S: 18	H: 0 LOB: 0 BB: 0 P: 9	R: 0 H: 1 E: 0 K: 1 S: 11	H: 2 LOB: 3 BB: 1 P: 33	R: 0 H: 0 E: 0 K: 1 S: 6	H: 0 LOB: 0 BB: 0 P: 7	1B: 3 2B: 1 3B: 0 HR: 0	SF: 0 SAC: 0 DP: 0 HBP: 1	WP: 0 PB: 0 SB: 0 CS: 0	PA: 36		
PITCHER	IP	WLS	BF	H	R	ER	SO	BB	IBB	HBP	BLK	WP	HR	S	P	ERA	WHIP	
36 Jered Weaver, R ERA: 2.82	7.0	W	26	2	0	0	6	2	0	0	0	0	0	72	113	0.00	0.571	
56 Fernando Rodney, R ERA: 3.34	1.0	H	7	2	1	1	0	0	1	1	0	0	0	18	33	9.00	2.000	
40 Brian Fuentes, L ERA: 4.63	1.0	S	3	0	0	0	1	0	0	0	0	0	0	6	7	0.00	0.000	

Texas Rangers @ Los Angeles Angels
Angel Stadium of Anaheim, Anaheim, CA
 Thu Jul 01 2010, 7:09 PM - 10:02 PM PDT
 Att: 41,162 - Clear - 74 F

AB 32
 R 1
 H 4
 RBI 1
 BB 3
 SO 7
 LOB 16

Batter	1	2	3	4	5	6	7	8	9	AB	R	H	RBI	BB	SO	LOB	BOTTOM	
2 Erick Aybar, S OBP: 0.339, SLG: 0.363										4	1	2	0	0	0	1		
47 Howie Kendrick, R OBP: 0.305, SLG: 0.408										4	0	1	1	0	2	1		
53 Bobby Abreu, L OBP: 0.356, SLG: 0.413										4	0	0	0	0	0	1		
48 Torii Hunter, R OBP: 0.368, SLG: 0.504										2	1	0	0	2	1	1		
44 Mike Napoli, R OBP: 0.336, SLG: 0.502										3	0	2	1	1	0	0		
55 Hideki Matsui, L OBP: 0.333, SLG: 0.417										3	0	0	0	0	1	5		
5 Jeff Mathis, R OBP: 0.271, SLG: 0.328										2	0	0	0	1	1	0		
3 Brandon Wood, R OBP: 0.199, SLG: 0.244										3	0	1	0	0	0	1		
77 Reggie Willits, S OBP: 0.352, SLG: 0.279										3	0	0	0	0	1			
Inning Stats	R: 1 H: 2 E: 0 K: 2 S: 16	H: 2 LOB: 2 BB: 1 P: 26	R: 0 H: 1 E: 0 K: 0 S: 10	H: 1 LOB: 0 BB: 0 P: 19	R: 0 H: 1 E: 1 K: 0 S: 11	H: 1 LOB: 2 BB: 1 P: 19	R: 0 H: 0 E: 0 K: 1 S: 9	H: 0 LOB: 0 BB: 0 P: 15	R: 0 H: 0 E: 0 K: 1 S: 5	H: 1 LOB: 1 BB: 2 P: 22	R: 0 H: 1 E: 0 K: 1 S: 10	H: 1 LOB: 0 BB: 0 P: 12	R: 0 H: 0 E: 0 K: 0 S: 8	H: 0 LOB: 0 BB: 0 P: 11	1B: 4 2B: 2 3B: 0 HR: 0	SF: 0 SAC: 0 DP: 0 HBP: 0	WP: 0 PB: 0 SB: 0 CS: 2	PA: 33
PITCHER	IP	WLS	BF	H	R	ER	SO	BB	IBB	HBP	BLK	WP	HR	S	P	ERA	WHIP	
36 C.J. Wilson, L ERA: 3.34	5.2	L	25	5	2	2	4	4	0	0	0	0	0	10	14	0.00	1.000	
56 Darren O'Day, R ERA: 1.72	1.0		4	1	0	0	1	0	0	0	0	0	0	5	8	0.00	0.000	
28 Darren Oliver, L ERA: 1.49	0.2		1	0	0	0	0	0	0	0	0	0	0	5	6	0.00	0.000	
64 Alexi Ogando, R ERA:	0.2		2	0	0	0	0	0	0	0	0	0	0	5	6	0.00	0.000	

Texas Rangers @ Los Angeles Angels
Angel Stadium of Anaheim, Anaheim, CA
 Thu Jul 01 2010, 7:09 PM - 10:02 PM PDT
 Att: 41,162 - Clear - 74 F

AB 28
 R 2
 H 6
 RBI 2
 BB 4
 SO 5
 LOB 11

Batter	1	2	3	4	5	6	7	8	9	AB	R	H	RBI	BB	SO	LOB	TOP			
22 Scott Podsednik, L (1, 10) OBP: 0.347, SLG: 0.372										4	0	1	0	1	1	0	Kansas City Royals @ Los Angeles Angels Angel Stadium of Anaheim, Anaheim, CA Sun Jul 04 2010, 5:13 PM - 7:59 PM PDT Att.: 42,116 - Clear - 71 F livebaseballscorecards.com			
18 Jason Kendall, R (1, 2) OBP: 0.359, SLG: 0.314 8 Willie Bloomquist, R (8, 9) OBP: 0.289, SLG: 0.392										3	0	1	0	1	0	1				
9 David DeJesus, L (1, 8) OBP: 0.393, SLG: 0.467										4	0	2	0	0	0	2				
16 Billy Butler, R (1, 3) OBP: 0.387, SLG: 0.476										3	0	1	0	1	1	2				
6 Jose Guillen, R (1, 9) OBP: 0.336, SLG: 0.458 3 Brayan Peña, S (8, PH) OBP: 0.294, SLG: 0.214											2	0	0	0	1	0		2		
24 Wilson Betemit, S (1, 5) OBP: 0.409, SLG: 0.700										4	0	0	0	0	1	4				
13 Mike Aviles, R (1, 4) OBP: 0.347, SLG: 0.406											4	0	2	0	0	0				
12 Mitch Maier, L (1, 7) OBP: 0.336, SLG: 0.358											4	0	1	0	0	0				
3 Yuniesky Betancourt, R (1, 6) OBP: 0.281, SLG: 0.374											4	0	0	0	0	3				
Inning Stats	R: 0 H: 1 E: 0 K: 1 S: 11	H: 1 LOB: 1 BB: 1 P: 21	R: 0 H: 2 E: 0 K: 0 S: 10	H: 2 LOB: 2 BB: 0 P: 13	R: 0 H: 2 E: 0 K: 0 S: 12	H: 2 LOB: 3 BB: 1 P: 23	R: 0 H: 1 E: 0 K: 0 S: 5	H: 0 LOB: 0 BB: 2 P: 8	R: 0 H: 0 E: 0 K: 1 S: 7	H: 0 LOB: 0 BB: 0 P: 11	R: 0 H: 0 E: 0 K: 1 S: 10	H: 1 LOB: 1 BB: 0 P: 11	R: 0 H: 1 E: 1 K: 1 S: 8	H: 1 LOB: 2 BB: 0 P: 16	1B: 7 2B: 1 3B: 0 HR: 0	SF: 0 SAC: 0 DP: 2 HBP: 0		WP: 0 PB: 0 SB: 0 CS: 0	PA: 38	
PITCHER	IP: 7.0 WLS: W BF: 29 ERA: 3.96	H: 6 R: 0 ER: 0 SO: 3	BB: 4 IBB: 0 HBP: 0 BLK: 0	WP: 0 HR: 0 S: 71 P: 114	ERA: 0.00 WHIP: 1.429	IP: 1.0 WLS: L BF: 4 ERA: 4.0	H: 1 R: 0 ER: 0 SO: 1	BB: 0 IBB: 0 HBP: 0 BLK: 0	WP: 0 HR: 0 S: 8 P: 11	ERA: 0.00 WHIP: 1.000	IP: 1.0 WLS: L BF: 5 ERA: 3.24	H: 1 R: 0 ER: 0 SO: 0	BB: 0 IBB: 0 HBP: 0 BLK: 0	WP: 0 HR: 0 S: 10 P: 16	ERA: 0.00 WHIP: 1.000					

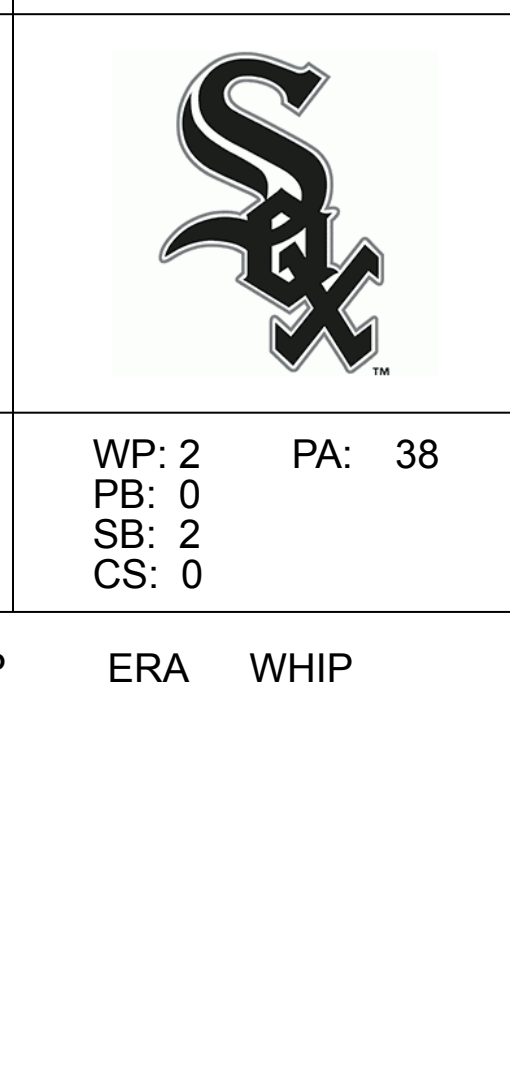
Batter	1	2	3	4	5	6	7	8	9	AB	R	H	RBI	BB	SO	LOB	BOTTOM				
2 Erick Aybar, S (1, 6) OBP: 0.343, SLG: 0.364										5	2	2	0	0	0	1	Kansas City Royals @ Los Angeles Angels Angel Stadium of Anaheim, Anaheim, CA Sun Jul 04 2010, 5:13 PM - 7:59 PM PDT Att.: 42,116 - Clear - 71 F livebaseballscorecards.com				
47 Howie Kendrick, R (1, 4) OBP: 0.306, SLG: 0.399										4	2	2	0	1	0						
53 Bobby Abreu, L (1, 9) OBP: 0.353, SLG: 0.495 77 Reggie Willits, S (7, 7) OBP: 0.350, SLG: 0.275										1	0	0	1	0	0	1					
48 Torii Hunter, R (1, 8) OBP: 0.376, SLG: 0.522 18 Kevin Frandsen, R (8, PR) OBP: 0.365, SLG: 0.436										4	3	3	7	1	0	1					
55 Hideki Matsui, L (1, 7) OBP: 0.337, SLG: 0.415 22 Cory Aldridge, L (7, 9) OBP: 0.332, SLG: 0.492										3	1	2	0	0	0	0					
44 Mike Napoli, R (1, 3) OBP: 0.332, SLG: 0.492										3	0	1	1	0	0	1					
41 Paul McNulty, L (1, 10) OBP: 0.250, SLG: 1.000										4	1	1	2	0	3	1					
5 Jeff Mathis, R (1, 2) OBP: 0.284, SLG: 0.373											4	1	2	0	0	0					
3 Brandon Wood, R (1, 5) OBP: 0.190, SLG: 0.233											4	0	0	0	1	2					
Inning Stats	R: 0 H: 0 E: 0 K: 0 S: 10	H: 0 LOB: 1 BB: 0 P: 17	R: 0 H: 0 E: 0 K: 1 S: 7	H: 0 LOB: 0 BB: 0 P: 11	R: 4 H: 4 E: 0 K: 1 S: 16	H: 4 LOB: 1 BB: 1 P: 29	R: 0 H: 0 E: 0 K: 1 S: 6	H: 0 LOB: 0 BB: 0 P: 7	R: 0 H: 1 E: 0 K: 0 S: 5	H: 3 LOB: 1 BB: 1 P: 20	R: 2 H: 3 E: 0 K: 0 S: 12	H: 2 LOB: 1 BB: 1 P: 22	R: 2 H: 4 E: 0 K: 0 S: 18	H: 4 LOB: 2 BB: 0 P: 31	1B: 11 2B: 0 3B: 0 HR: 3	SF: 2 SAC: 0 DP: 1 HBP: 1		WP: 0 PB: 0 SB: 0 CS: 0	PA: 41		
PITCHER	IP: 5.0 WLS: L BF: 23 ERA: 5.24	H: 6 R: 6 ER: 6 SO: 3	BB: 2 IBB: 0 HBP: 1 BLK: 0	WP: 1 HR: 1 S: 47 P: 80	ERA: 10.80 WHIP: 2.000	IP: 1.0 WLS: L BF: 5 ERA: 3.96	H: 2 R: 1 ER: 1 SO: 0	BB: 1 IBB: 0 HBP: 0 BLK: 0	WP: 1 HR: 9 S: 13 P: 14	ERA: 9.00 WHIP: 2.000	IP: 1.0 WLS: L BF: 6 ERA: 3.72	H: 2 R: 2 ER: 2 SO: 1	BB: 1 IBB: 0 HBP: 0 BLK: 0	WP: 0 HR: 14 S: 22 P: 22	ERA: 18.00 WHIP: 3.000	IP: 1.0 WLS: L BF: 7 ERA: 3.71		H: 4 R: 2 ER: 2 SO: 0	BB: 0 IBB: 0 HBP: 0 BLK: 0	WP: 0 HR: 18 S: 31 P: 31	ERA: 18.00 WHIP: 4.000

Batter	1	2	3	4	5	6	7	8	9	AB	R	H	RBI	BB	SO	LOB	TOP								
2 Erick Aybar, S OBP: 0.341, SLG: 0.365	B1-3		G3-6			G4-3		G5-3		4	1	1	0	0	0	2	Los Angeles Angels @ Chicago White Sox U.S. Cellular Field, Chicago, IL Mon Jul 05 2010, 7:07 PM - 9:55 PM EDT Att: 38,092 - Clear - 86 F								
47 Howie Kendrick, R OBP: 0.311, SLG: 0.407						G4-3				4	0	3	1	0	0	1									
53 Bobby Abreu, L OBP: 0.349, SLG: 0.399						G6-4-3				4	0	0	1	0	2	3									
48 Torii Hunter, R OBP: 0.381, SLG: 0.522	L9									2	0	1	0	2	0	1									
55 Hideki Matsui, L OBP: 0.335, SLG: 0.411										3	0	0	0	1	0	2									
41 Paul McNulty, L OBP: 0.286, SLG: 0.667										2	0	0	0	1	2	0									
44 Mike Napoli, R OBP: 0.331, SLG: 0.490										1	0	0	0	0	1	3									
18 Kevin Frandsen, R OBP: 0.372, SLG: 0.419										4	0	0	0	0	0	1									
22 Cory Aldridge, L OBP: 0.275, SLG: 0.348										4	0	0	0	0	1	1									
46 Bobby Wilson, R OBP: 0.275, SLG: 0.348										3	1	1	0	1	0	1									
Inning Stats	R: 0 H: 1 E: 0 K: 1 S: 13	H: 1 LOB: 1 BB: 0 P: 18	R: 0 H: 0 E: 0 K: 1 S: 8	H: 0 LOB: 0 BB: 0 P: 11	R: 0 H: 1 E: 0 K: 0 S: 5	H: 1 LOB: 0 BB: 0 P: 7	R: 0 H: 2 E: 0 K: 0 S: 9	H: 1 LOB: 1 BB: 0 P: 14	R: 0 H: 0 E: 0 K: 2 S: 9	H: 0 LOB: 0 BB: 0 P: 13	R: 1 H: 1 E: 0 K: 0 S: 12	H: 1 LOB: 1 BB: 1 P: 21	R: 0 H: 0 E: 0 K: 2 S: 9	H: 0 LOB: 0 BB: 0 P: 13	R: 1 H: 1 E: 0 K: 2 S: 17	H: 1 LOB: 3 BB: 3 P: 34	R: 0 H: 0 E: 0 K: 0 S: 9	H: 0 LOB: 0 BB: 0 P: 15	1B: 4 2B: 2 3B: 0 HR: 0	SF: 0 SAC: 0 DP: 2 HBP: 0	WP: 0 PB: 0 SB: 1 CS: 0	PA: 36			
PITCHER	IP	WLS	BF	H	R	ER	SO	BB	IBB	HBP	BLK	WP	HR	S	P	ERA	WHIP								
34 Gavin Floyd, R ERA: 4.43	7.0	W	26	5	1	1	4	2	0	0	0	0	0	62	97	13.50	1.000								
45 Bobby Jenks, R ERA: 4.25	0.2		5	1	1	1	1	2	0	0	0	0	0	13	24	4.500									
68 Erick Threets, L ERA: 2.03	0.0		1	0	0	0	0	1	0	0	0	0	0	1	5	∞	∞								
46 Sergio Santos, R ERA: 2.03	1.1	S	4	0	0	0	1	0	0	0	0	0	0	12	20	0.00	0.000								

Batter	1	2	3	4	5	6	7	8	9	AB	R	H	RBI	BB	SO	LOB	BOTTOM								
1 Juan Pierre, L OBP: 0.327, SLG: 0.285	G1-3		L5			G5-3		L8		3	1	0	0	2	0	1	Los Angeles Angels @ Chicago White Sox U.S. Cellular Field, Chicago, IL Mon Jul 05 2010, 7:07 PM - 9:55 PM EDT Att: 38,092 - Clear - 86 F								
10 Alexei Ramirez, R OBP: 0.314, SLG: 0.423										4	1	2	2	0	0	1									
51 Alex Rios, R OBP: 0.353, SLG: 0.502										4	0	0	0	0	1	3									
14 Paul Konerko, R OBP: 0.386, SLG: 0.562										4	1	2	1	0	1	2									
20 Carlos Quentin, R OBP: 0.334, SLG: 0.476										3	2	2	3	1	1	1									
25 Andrew Jones, R OBP: 0.305, SLG: 0.417										3	2	0	0	1	1	1									
12 A.J. Pierzynski, L OBP: 0.278, SLG: 0.350										4	0	0	0	0	0	2									
24 Dayan Viciedo, R OBP: 0.269, SLG: 0.385										4	1	2	2	0	0	1									
18 Brent Lillibridge, R OBP: 0.500, SLG: 0.933										3	1	1	1	1	1	2									
Inning Stats	R: 1 H: 2 E: 0 K: 1 S: 13	H: 2 LOB: 1 BB: 0 P: 21	R: 1 H: 1 E: 0 K: 0 S: 12	H: 1 LOB: 1 BB: 1 P: 21	R: 0 H: 0 E: 0 K: 0 S: 4	H: 0 LOB: 0 BB: 0 P: 7	R: 0 H: 0 E: 0 K: 1 S: 7	H: 0 LOB: 0 BB: 1 P: 14	R: 0 H: 0 E: 1 K: 0 S: 4	H: 0 LOB: 0 BB: 0 P: 7	R: 3 H: 2 E: 0 K: 1 S: 16	H: 2 LOB: 1 BB: 1 P: 30	R: 2 H: 2 E: 0 K: 1 S: 11	H: 2 LOB: 2 BB: 2 P: 25	R: 2 H: 2 E: 1 K: 1 S: 12	H: 2 LOB: 1 BB: 0 P: 18		1B: 5 2B: 0 3B: 0 HR: 4	SF: 0 SAC: 0 DP: 2 HBP: 0	WP: 2 PB: 0 SB: 2 CS: 0	PA: 38				
PITCHER	IP	WLS	BF	H	R	ER	SO	BB	IBB	HBP	BLK	WP	HR	S	P	ERA	WHIP								
19 Scott Kazmir, L ERA: 5.98	6.1	L	28	6	7	7	3	5	0	0	0	0	0	58	110	9.95	1.737								
63 Rich Thompson, R ERA: 5.4	1.2		9	3	2	1	2	0	0	0	0	2	1	21	33	5.40	1.800								

AB	31
R	2
H	6
RBI	2
BB	5
SO	6
LOB	15


AB	32
R	9
H	9
RBI	9
BB	5
SO	5
LOB	14



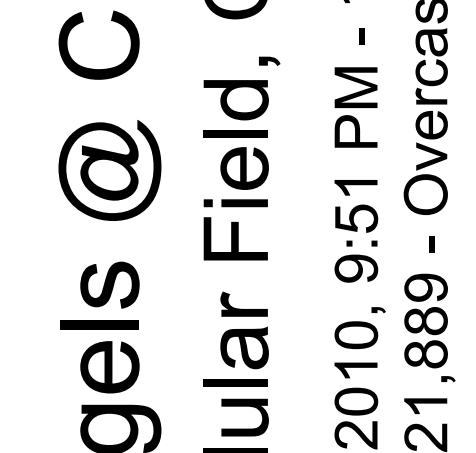
Batter	1	2	3	4	5	6	7	8	9	AB	R	H	RBI	BB	SO	LOB	TOP					
2 Erick Aybar, S OBP: 0.340, SLG: 0.364	F9		G4-3		FC3-6			47 1B		4	0	1	0	0	0	1	Los Angeles Angels @ Chicago White Sox U.S. Cellular Field, Chicago, IL Tue Jul 06 2010, 9:51 PM - 12:45 AM EDT Att: 21,889 - Overcast - 75 F					
47 Howie Kendrick, R OBP: 0.314, SLG: 0.406	K				G6-4-3			1B		3	0	1	0	1	1							
53 Bobby Abreu, L OBP: 0.345, SLG: 0.394	K		G4-3					F7		4	0	0	0	0	1							
48 Tori Hunter, R OBP: 0.385, SLG: 0.525		44 CS			55 BB			F9		4	1	3	0	0	0							
55 Hideki Matsui, L OBP: 0.334, SLG: 0.406	F9				20 FC6-4					3	0	0	0	1	0							
44 Mike Napoli, R OBP: 0.337, SLG: 0.492	20 1B				20 FC6-4					3	0	2	1	1	1							
20 Juan Rivera, R OBP: 0.302, SLG: 0.420					FC6-4					4	0	1	0	0	1							
18 Kevin Frandsen, R OBP: 0.362, SLG: 0.407					F8					3	0	0	0	0	0							
41 Paul McNulty, L OBP: 0.250, SLG: 0.571	F8				F8					1	0	0	0	0	1							
5 Jeff Mathis, R OBP: 0.286, SLG: 0.372			G4-3							3	0	1	0	0	1							
Inning Stats	R: 0 E: 0 K: 2 S: 11	H: 0 LOB: 0 BB: 0 P: 12	R: 0 E: 0 K: 0 S: 13	H: 2 LOB: 2 BB: 1 P: 23	R: 0 E: 0 K: 0 S: 6	H: 0 LOB: 1 BB: 1 P: 12	R: 1 E: 0 K: 0 S: 13	H: 2 LOB: 1 BB: 1 P: 20	R: 0 E: 0 K: 0 S: 5	H: 1 LOB: 0 BB: 0 P: 8	R: 0 E: 0 K: 0 S: 4	H: 1 LOB: 0 BB: 0 P: 6	R: 0 E: 0 K: 2 S: 8	H: 0 LOB: 0 BB: 0 P: 11	R: 0 E: 0 K: 1 S: 16	H: 2 LOB: 2 BB: 0 P: 21	R: 0 E: 0 K: 1 S: 11	H: 1 LOB: 1 BB: 0 P: 19	1B: 9 2B: 0 3B: 0 HR: 0	SF: 0 SAC: 0 DP: 2 HBP: 0	WP: 0 PB: 0 CS: 2	PA: 35
PITCHER	IP WLS BF H R ER SO BB IBB HBP BLK WP HR S P ERA WHIP																					
44 Jake Peavy, R ERA: 4.63	(1, 1) 1.1 5 1 0 0 2 0 0 0 0 0 0 0 16 22 0.00 0.750																					
57 Ramon Pena, R ERA: 4.97	(2, 1) 4.2 W 18 5 1 1 0 3 0 0 0 0 0 0 36 59 1.93 1.714																					
40 J.J. Putz, R ERA: 1.69	(7, 1) 1.0 H 3 0 0 0 2 0 0 0 0 0 0 0 8 11 0.00 0.000																					
37 Matt Thornton, L ERA: 2.78	(8, 1) 1.0 H 5 2 0 0 1 0 0 0 0 0 0 0 16 21 0.00 2.000																					
45 Bobby Jenks, R ERA: 4.11	(9, 1) 1.0 S 4 1 0 0 1 0 0 0 0 0 0 0 0 11 19 0.00 1.000																					

Batter	1	2	3	4	5	6	7	8	9	AB	R	H	RBI	BB	SO	LOB	BOTTOM			
1 Juan Pierre, L OBP: 0.331, SLG: 0.297	10 SF7									4	1	3	1	0	1	0	Los Angeles Angels @ Chicago White Sox U.S. Cellular Field, Chicago, IL Tue Jul 06 2010, 9:51 PM - 12:45 AM EDT Att: 21,889 - Overcast - 75 F			
10 Alexei Ramirez, R OBP: 0.310, SLG: 0.418	K		P3			G5-3				4	0	0	0	0	2					
51 Alex Rios, R OBP: 0.352, SLG: 0.510	SF7				F9					3	1	1	2	0	1					
14 Paul Konerko, R OBP: 0.381, SLG: 0.554	G1-3				G5-3					4	0	0	0	0	0					
7 Mark Kotsay, L OBP: 0.328, SLG: 0.393	F7				G5-3					3	0	1	0	1	0					
12 A.J. Pierzynski, L OBP: 0.276, SLG: 0.345	F8				BB					3	0	0	0	1	1					
25 Andruw Jones, R OBP: 0.303, SLG: 0.430	K				K					4	1	1	1	0	2					
24 Dayan Viedro, R OBP: 0.276, SLG: 0.379			G4-3							3	1	1	0	0	0					
11 Omar Vizquel, S OBP: 0.303, SLG: 0.320					L7					0	0	0	0	0	0					
18 Brent Lillibridge, R OBP: 0.474, SLG: 0.889	K				K					3	0	1	0	0	2					
Inning Stats	R: 1 E: 0 K: 1 S: 9	H: 1 LOB: 0 BB: 0 P: 17	R: 0 E: 0 K: 1 S: 9	H: 0 LOB: 0 BB: 0 P: 15	R: 0 E: 0 K: 1 S: 9	H: 1 LOB: 0 BB: 0 P: 13	R: 0 E: 0 K: 1 S: 13	H: 1 LOB: 2 BB: 1 P: 23	R: 0 E: 0 K: 2 S: 7	H: 0 LOB: 0 BB: 0 P: 10	R: 1 E: 0 K: 0 S: 11	H: 1 LOB: 0 BB: 0 P: 12	R: 2 E: 0 K: 2 S: 21	H: 4 LOB: 2 BB: 0 P: 35	R: 0 E: 0 K: 1 S: 7	H: 0 LOB: 1 BB: 1 P: 13	1B: 2 2B: 4 3B: 0 HR: 2	SF: 1 SAC: 0 DP: 0 HBP: 0	WP: 0 PB: 0 CS: 0	PA: 34
PITCHER	IP WLS BF H R ER SO BB IBB HBP BLK WP HR S P ERA WHIP																			
36 Jared Weaver, R ERA: 2.97	(1, 1) 6.1 L 27 7 4 4 4 6 1 0 0 0 0 0 0 2 70 1.11 1.263																			
40 Kevin Jepsen, R ERA: 4.82	(7, 1) 0.2 3 1 0 0 2 0 0 0 0 0 0 0 9 14 0.00 1.500																			
45 Francisco Rodriguez, R ERA: 3.79	(8, 1) 1.0 4 0 0 0 1 1 0 0 0 0 0 0 7 13 0.00 1.000																			

AB	32
R	1
H	9
RBI	1
BB	3
SO	6
LOB	17



AB	31
R	4
H	8
RBI	4
BB	2
SO	9
LOB	10



Batter	1	2	3	4	5	6	7	8	9	AB	R	H	RBI	BB	SO	LOB	TOP					
2 Erick Aybar, S (1,6) OBP: 0.342, SLG: 0.364	F9		G3-1														3 1 1 0 0 0 0					
47 Howie Kendrick, R (1,4) OBP: 0.318, SLG: 0.408	G5-3																3 0 2 1 0 0 0					
53 Bobby Abreu, L (1,9) OBP: 0.344, SLG: 0.391	K																3 0 0 0 1 2 2					
48 Tori Hunter, R (1,8) OBP: 0.386, SLG: 0.525																	4 0 2 0 0 0 3					
55 Hideki Matsui, L (1,10) OBP: 0.334, SLG: 0.404																	2 0 0 0 1 0 4					
44 Mike Napoli, R (1,2) OBP: 0.332, SLG: 0.484																	4 0 0 0 0 1 7					
20 Juan Rivera, R (1,7) OBP: 0.297, SLG: 0.413																	4 0 0 0 0 2 1					
41 Paul McNulty, L (1,3) OBP: 0.167, SLG: 0.364																	4 0 0 0 0 3 0					
3 Brandon Wood, R (1,5) OBP: 0.186, SLG: 0.228																	4 1 0 0 0 2 0					
Inning Stats	R: 0 E: 0 K: 1 S: 8	H: 0 LOB: 0 BB: 0 P: 14	R: 0 E: 1 K: 1 S: 8	H: 1 LOB: 1 BB: 0 P: 15	R: 0 E: 0 K: 2 S: 8	H: 0 LOB: 0 BB: 0 P: 10	R: 0 E: 0 K: 1 S: 9	H: 1 LOB: 2 BB: 1 P: 17	R: 1 E: 1 K: 1 S: 13	H: 2 LOB: 1 BB: 0 P: 17	R: 0 E: 0 K: 0 S: 11	H: 1 LOB: 1 BB: 1 P: 19	R: 0 E: 0 K: 2 S: 9	H: 0 LOB: 0 BB: 0 P: 10	R: 1 E: 1 K: 1 S: 17	H: 0 LOB: 2 BB: 0 P: 26	R: 0 E: 0 K: 1 S: 7	H: 0 LOB: 0 BB: 0 P: 11	1B: 5 2B: 0 3B: 0 HR: 0	SF: 0 SAC: 0 DP: 1 HBP: 2	WP: 0 PB: 0 SB: 1 CS: 1	PA: 37
PITCHER	IP WLS BF H R ER SO BB IBB HBP BLK WP HR S P ERA WHIP																PITCHER	IP WLS BF H R ER SO BB IBB HBP BLK WP HR S P ERA WHIP				
43 Freddy Garcia, R (1,1) ERA: 4.36	6.0 W 24 5 1 0 6 2 0 0 0 0 0 0 0 57 92 0.00 1.167																					
40 J.J. Putz, R (7,1) ERA: 1.54	1.0 3 0 0 0 2 0 0 0 0 0 0 0 9 10 0.00 0.000																					
46 Sergio Santos, R (8,1) ERA: 2.0	0.1 4 0 1 0 1 0 0 2 0 0 0 0 11 18 0.00 0.000																					
37 Matt Thornton, L (8,1) ERA: 2.72	0.2 H 2 0 0 0 0 0 0 0 0 0 0 6 8 0.00 0.000																					
45 Bobby Jenks, R (9,1) ERA: 3.99	1.0 S 3 0 0 0 1 0 0 0 0 0 0 0 7 11 0.00 0.000																					
Batter	1	2	3	4	5	6	7	8	9	AB	R	H	RBI	BB	SO	LOB	BOTTOM					
1 Juan Pierre, L (1,7) OBP: 0.331, SLG: 0.296	G3																4 0 1 0 0 0 1					
10 Alexei Ramirez, R (1,6) OBP: 0.313, SLG: 0.419	G6-3																4 1 2 0 0 0 2					
51 Alex Rios, R (1,8) OBP: 0.354, SLG: 0.510	G6-3																4 2 2 0 0 0 1					
14 Paul Konerko, R (1,3) OBP: 0.382, SLG: 0.560	G6-3																4 0 2 2 0 0 1					
25 Andruw Jones, R (1,9) OBP: 0.312, SLG: 0.431																	2 1 1 0 2 1 1					
27 Ramon Castro, R (1,2) OBP: 0.396, SLG: 0.476																	4 0 1 0 0 0 4					
24 Dayan Viciedo, R (1,5) OBP: 0.281, SLG: 0.496																	3 1 1 1 0 0 2					
11 Omar Vizquel, S (7,5) OBP: 0.301, SLG: 0.318																	1 0 0 0 0 1 2					
18 Brent Lillibridge, R (1,10) OBP: 0.453, SLG: 0.810																	3 0 1 2 0 2 2					
7 Mark Kotsay, L (8, PH) OBP: 0.327, SLG: 0.391																	1 0 0 0 0 0 2					
15 Gordon Beckham, R (1,4) OBP: 0.272, SLG: 0.281																	3 0 1 0 0 1 0					
Inning Stats	R: 0 E: 0 K: 0 S: 9	H: 1 LOB: 2 BB: 0 P: 12	R: 0 E: 0 K: 1 S: 9	H: 2 LOB: 0 BB: 0 P: 17	R: 2 E: 0 K: 1 S: 13	H: 3 LOB: 1 BB: 0 P: 21	R: 0 E: 0 K: 1 S: 7	H: 0 LOB: 0 BB: 0 P: 12	R: 0 E: 0 K: 0 S: 7	H: 1 LOB: 0 BB: 0 P: 8	R: 3 E: 0 K: 0 S: 11	H: 3 LOB: 0 BB: 1 P: 26	R: 0 E: 0 K: 1 S: 11	H: 1 LOB: 1 BB: 0 P: 17	R: 0 E: 0 K: 1 S: 13	H: 1 LOB: 2 BB: 1 P: 20	1B: 9 2B: 3 3B: 0 HR: 0	SF: 0 SAC: 0 DP: 1 HBP: 0	WP: 0 PB: 1 SB: 0 CS: 2	PA: 36		
PITCHER	IP WLS BF H R ER SO BB IBB HBP BLK WP HR S P ERA WHIP																PITCHER	IP WLS BF H R ER SO BB IBB HBP BLK WP HR S P ERA WHIP				
51 Joe Saunders, L (1,1) ERA: 4.78	5.2 L 26 10 0 5 3 1 0 0 0 0 0 0 0 56 95 7.94 1.941																					
62 Scott Shields, R (6,1) ERA: 5.02	1.1 4 1 0 0 1 0 0 0 0 0 0 0 11 18 0.00 0.750																					
56 Fernando Rodney, R (8,1) ERA: 3.15	1.0 5 1 0 0 1 1 0 0 0 0 0 0 13 20 0.00 2.000																					


Los Angeles Angels @ Chicago White Sox
 U.S. Cellular Field, Chicago, IL
 Wed Jul 07 2010, 10:31 PM - 1:18 AM EDT
 Att: 21,135 - Cloudy - 75 F

AB	31
R	2
H	5
RBI	1
BB	2
SO	10
LOB	17



Los Angeles Angels @ Chicago White Sox
 U.S. Cellular Field, Chicago, IL
 Wed Jul 07 2010, 10:31 PM - 1:18 AM EDT
 Att: 21,135 - Cloudy - 75 F

AB	33
R	5
H	12
RBI	5
BB	2
SO	5
LOB	18



Batter	1	2	3	4	5	6	7	8	9	AB	R	H	RBI	BB	SO	LOB	TOP			
2 Erick Aybar, S OBP: 0.338, SLG: 0.359	F7		B2			F7			G4-3	4	0	0	0	0	0	1	Los Angeles Angels @ Chicago White Sox U.S. Cellular Field, Chicago, IL Thu Jul 08 2010, 2:07 PM - 3:57 PM EDT Att: 27,734 - Partly Cloudy - 79 F livebaseballscorecards.com			
77 Reggie Willits, S OBP: 0.345, SLG: 0.274	F8			P4				G5-3	4	0	1	0	0	0	0	0				
47 Howie Kendrick, R OBP: 0.318, SLG: 0.406	K			F8				K	4	0	1	0	0	2	0					
48 Tori Hunter, R OBP: 0.383, SLG: 0.520		P4		F8				FC1-6	3	0	0	0	0	0	2					
44 Mike Napoli, R OBP: 0.329, SLG: 0.478		K			P3			P4	3	0	0	0	0	1	2					
20 Juan Rivera, R OBP: 0.294, SLG: 0.408		L4			G5-3			G1-3	3	0	0	0	0	0	2					
18 Kevin Frandsen, R OBP: 0.353, SLG: 0.396			G5-3		K			L8	3	0	0	0	0	1	0					
5 Jeff Mathis, R OBP: 0.276, SLG: 0.358			K			G6-3		G5-3	3	0	0	0	0	1	0					
22 Cory Aldridge, L OBP: 0.294, SLG: 0.408			E5			K		K	3	0	0	0	0	2	0					
Inning Stats	R: 0 H: 0 E: 0 K: 1 S: 9	H: 0 LOB: 0 BB: 0 P: 14	R: 0 H: 0 E: 0 K: 1 S: 9	H: 0 LOB: 0 BB: 0 P: 14	R: 0 H: 0 E: 1 K: 1 S: 11	H: 0 LOB: 1 BB: 0 P: 14	R: 0 H: 0 E: 0 K: 0 S: 6	H: 0 LOB: 0 BB: 0 P: 8	R: 0 H: 0 E: 0 K: 1 S: 7	H: 0 LOB: 0 BB: 0 P: 7	R: 0 H: 2 E: 0 K: 0 S: 11	H: 0 LOB: 2 BB: 0 P: 13	R: 0 H: 0 E: 0 K: 1 S: 8	H: 0 LOB: 0 BB: 0 P: 10	R: 0 H: 0 E: 0 K: 1 S: 11	H: 0 LOB: 0 BB: 0 P: 18	1B: 2 2B: 0 3B: 0 HR: 0	SF: 0 SAC: 0 DP: 0 HBP: 0	WP: 0 PB: 0 SB: 0 CS: 0	PA: 30
PITCHER 50 John Danks, L ERA: 3.29	IP: 9.0 WLS: W BF: 30	H: 2 R: 0 ER: 0 SO: 7	BB: 0 IBB: 0 HBP: 0 BLK: 0	WP: 0 HR: 0 S: 81 P: 111	ERA: 0.00 WHIP: 0.222	PITCHER										IP: 9.0 WLS: W BF: 30	H: 2 R: 0 ER: 0 SO: 7	BB: 0 IBB: 0 HBP: 0 BLK: 0	WP: 0 HR: 0 S: 81 P: 111	ERA: 0.00 WHIP: 0.222


Batter	1	2	3	4	5	6	7	8	9	AB	R	H	RBI	BB	SO	LOB	BOTTOM			
1 Juan Pierre, L OBP: 0.330, SLG: 0.294	HBP		F8		F9			G4-3		3	1	0	0	0	0	0	Los Angeles Angels @ Chicago White Sox U.S. Cellular Field, Chicago, IL Thu Jul 08 2010, 2:07 PM - 3:57 PM EDT Att: 27,734 - Partly Cloudy - 79 F livebaseballscorecards.com			
11 Omar Vizquel, S OBP: 0.306, SLG: 0.313	F7				K					2	0	0	0	2	1	1				
51 Alex Rios, R OBP: 0.357, SLG: 0.515										3	0	2	0	0	0	0				
14 Paul Konerko, R OBP: 0.379, SLG: 0.556	SF8									2	0	0	1	0	0	2				
7 Mark Kotsay, L OBP: 0.322, SLG: 0.385	K									3	0	0	0	0	1	1				
12 A.J. Pierzynski, L OBP: 0.276, SLG: 0.345										3	0	1	0	0	0	0				
25 Andruw Jones, R OBP: 0.313, SLG: 0.426										2	0	0	0	1	2	1				
10 Alexei Ramirez, R OBP: 0.309, SLG: 0.414										3	0	0	0	0	0	2				
15 Gordon Beckham, R OBP: 0.269, SLG: 0.278										3	0	0	0	0	0	1				
Inning Stats	R: 1 H: 1 E: 0 K: 1 S: 12	H: 1 LOB: 1 BB: 0 P: 17	R: 0 H: 1 E: 0 K: 1 S: 8	H: 1 LOB: 1 BB: 0 P: 9	R: 0 H: 1 E: 0 K: 0 S: 6	H: 1 LOB: 1 BB: 1 P: 12	R: 0 H: 0 E: 0 K: 0 S: 6	H: 0 LOB: 0 BB: 1 P: 11	R: 0 H: 0 E: 0 K: 1 S: 8	H: 0 LOB: 0 BB: 0 P: 11	R: 0 H: 0 E: 0 K: 0 S: 8	H: 0 LOB: 0 BB: 0 P: 12	R: 0 H: 0 E: 0 K: 1 S: 7	H: 0 LOB: 0 BB: 0 P: 13	R: 0 H: 0 E: 0 K: 0 S: 11	H: 0 LOB: 1 BB: 1 P: 19	1B: 2 2B: 1 3B: 0 HR: 0	SF: 1 SAC: 0 DP: 1 HBP: 1	WP: 0 PB: 0 SB: 0 CS: 1	PA: 30
PITCHER 54 Ervin Santana, R ERA: 3.76	IP: 8.0 WLS: L BF: 29	H: 3 R: 1 ER: 1 SO: 4	BB: 3 IBB: 0 HBP: 1 BLK: 0	WP: 0 HR: 0 S: 66 P: 104	ERA: 1.12 WHIP: 0.750	PITCHER										IP: 8.0 WLS: L BF: 29	H: 3 R: 1 ER: 1 SO: 4	BB: 3 IBB: 0 HBP: 1 BLK: 0	WP: 0 HR: 0 S: 66 P: 104	ERA: 1.12 WHIP: 0.750

Batter	1	2	3	4	5	6	7	8	9	10	AB	R	H	RBI	BB	SO	LOB	TOP					
2 Erick Aybar, S OBP: 0.339, SLG: 0.369	(1,6) X SI 92 0-0 53 HR 1B	B KC 79 91 F FC 80 82 C SI 84 85 X SL 86	2-3	G6-3	B CH 86 X SI 91	1-0	F9	F FF 89 90 B FC 88 89 X SL 90	1-2	F9	B FF 93 94 F FC 92 93 X SL 94	2-0	5	2	2	1	0	1	0	0			
47 Howie Kendrick, R OBP: 0.316, SLG: 0.402	(1,4) C SI 91 1-3 SAFE B SI 90 F FC 88 89 X SL 86	1-3	K	B SI 89 90 F FC 88 89 X SL 86	2-1	F8	B SI 89 90 F FC 88 89 X SL 86	4-0	53 1B 55 SF8 BB	C FF 90 91 B FC 89 90 X SL 92	3-2	F8	C FF 91 94 B FC 90 91 X SL 92	1-3	4	1	0	0	1	2	1		
53 Bobby Abreu, L OBP: 0.350, SLG: 0.404	(1,9) 1 SAFE C SI 91 B SI 90 F FC 88 89 X SL 86	2-2	HR	C SI 91 1-1 CH 85 X SL 86	1-1	G3-1	X SI 89 0-0	0-0	48 HR 1B	F FF 92 93 B FC 91 92 X SL 94	0-1	48 HR 1B	B CU 78 79 B CH 86 87 F FC 85 86 B FC 90 91 X SL 86	4-2	4	2	3	2	1	0	0		
48 Torii Hunter, R OBP: 0.363, SLG: 0.526	(1,8) S SL 85 0-3 F FC 84 85 X SL 86	0-3	K	B SI 91 3-2 F FC 84 85 X SL 86	3-2	P4	B SI 88 89 F FC 87 88 X SL 90	4-2	20 G1-6-3 BB	F FF 92 93 X SL 94	0-1	HR	C FF 94 97 X SL 94	0-1	4	1	1	2	1	1	1		
55 Hideki Matsui, L OBP: 0.353, SLG: 0.401	(1,10) B CH 88 4-1 B SI 91 F FC 85 86 X SL 92	4-1	20 1B BB	B SI 91 1-2 F FC 85 86 X SL 80	1-2	F9	C SI 90 0-1 X FF 91	0-1	SF8	F FF 94 95 B FC 93 94 X SL 91	3-2	G4-3	B SI 88 89 F FC 87 88 X SL 90	4-0	2	0	0	1	2	0	0		
20 Juan Rivera, R OBP: 0.297, SLG: 0.410	(1,7) C SI 91 0-2 FF 92 X SL 86	0-2	1-2 1B	B SI 91 1-3 F FC 85 86 X SL 82	1-3	K	C FF 91 0-1 SAFE X SL 86	0-1	G1-6-3	B SI 88 89 F FC 87 88 X SL 90	3-1	G4-3	B SI 88 89 F FC 87 88 X SL 90	2-1	4	0	2	0	0	1	2		
77 Reggie Willits, S OBP: 0.341, SLG: 0.270	(9, PR) (9, 7)	1-2 1B		B SI 88 3-2 F FC 85 86 X SL 90	3-2	F7	C KC 80 2-1 B SI 91 X SL 91	2-1	G4-3	B SI 88 89 F FC 87 88 X SL 90	0-0	G6-3	B SI 88 89 F FC 87 88 X SL 90	2-0	3	0	0	0	0	0	2		
41 Paul McNulty, L OBP: 0.133, SLG: 0.286	(1, 3)	F8		B SI 88 2-2 F FC 85 86 X SL 90	2-2	G6-3	B SI 88 89 F FC 87 88 X SL 90	0-0	G6-3	B SI 88 89 F FC 87 88 X SL 90	0-2	K	B SI 88 89 F FC 87 88 X SL 90	2-3	1	0	0	0	0	1	1		
44 Mike Napoli, R OBP: 0.328, SLG: 0.476	(8, 3)	F8		B SI 88 1-3 F FC 85 86 X SL 90	1-3	K	B SI 88 89 F FC 87 88 X SL 90	3-1	G5-3	B SI 88 89 F FC 87 88 X SL 90	1-2	G4-3	B SI 88 89 F FC 87 88 X SL 90	1-2	4	0	0	0	0	1	1		
18 Kevin Frandsen, R OBP: 0.341, SLG: 0.383	(1, 5)	G1-3		B SI 88 0-2 F FC 85 86 X SL 84	0-2	G1-3	B SI 88 89 F FC 87 88 X SL 90	1-3	G5-3	B SI 88 89 F FC 87 88 X SL 90	0-0	G6-3	B SI 88 89 F FC 87 88 X SL 90	2-0	4	0	0	0	0	1	1		
5 Jeff Mathis, R OBP: 0.264, SLG: 0.341	(1, 2)	G1-3		B SI 88 0-2 F FC 85 86 X SL 84	0-2	G1-3	B SI 88 89 F FC 87 88 X SL 90	1-3	G5-3	B SI 88 89 F FC 87 88 X SL 90	0-0	G6-3	B SI 88 89 F FC 87 88 X SL 90	2-0	4	0	0	0	0	1	1		
Inning Stats	R: 2 E: 0 K: 2 S: 19	H: 3 LOB: 2 BB: 1 P: 29	R: 0 E: 0 K: 1 S: 11	H: 0 LOB: 0 BB: 0 P: 13	R: 0 E: 0 K: 1 S: 10	H: 0 LOB: 0 BB: 0 P: 15	R: 0 E: 0 K: 1 S: 7	H: 0 LOB: 0 BB: 0 P: 11	R: 1 E: 0 K: 0 S: 8	H: 1 LOB: 1 BB: 0 P: 16	R: 0 E: 0 K: 0 S: 5	H: 0 LOB: 0 BB: 0 P: 10	R: 2 E: 0 K: 0 S: 15	H: 2 LOB: 0 BB: 0 P: 22	R: 0 E: 0 K: 2 S: 9	H: 1 LOB: 2 BB: 0 P: 15	R: 1 E: 1 K: 1 S: 11	H: 1 LOB: 2 BB: 2 P: 22	1B: 5 2B: 0 3B: 0 HR: 3	SF: 1 SAC: 0 DP: 1 HBP: 0	WP: 0 PB: 1 SB: 1 CS: 0	PA: 42	
PITCHER	IP 7.0	WLS 27	BF 4	H 3	ER 3	SO 5	BB 3	IBB 0	HBP 0	BLK 0	WP 0	HR 1	S 67	P 107	ERA 3.81	WHIP 1.000							
54 Vin Mazzaro, R ERA: 3.81	(1, 1)	7.0	27	4	3	5	3	0	0	0	0	1	67	107	3.81	1.000							
56 Craig Breslow, L ERA: 3.15	(8, 1)	1.0	5	2	2	0	0	0	0	0	0	1	15	22	18.00	2.000							
40 Andrew Bailey, R ERA: 1.75	(9, 1)	2.0	L	10	2	1	1	3	1	1	0	0	1	20	37	4.50	1.500						

Los Angeles Angels @ Oakland Athletics
Oakland Coliseum, Oakland, CA
Fri Jul 09 2010, 7:09 PM - 10:07 PM PDT
Att: 13,156 - Clear - 59 F

livebaseballscorecards.com

AB 36
R 6
H 8
RBI 6
BB 5
SO 8
LOB 11



Batter	1	2	3	4	5	6	7	8	9	10	AB	R	H	RBI	BB	SO	LOB	BOTTOM						
4 Coco Crisp, S OBP: 0.343, SLG: 0.544	(1,8) C FF 87 0-1 X SI 88	0-1	G6-3	D CU 76 3-1 B SI 88 F FC 87 88 X SL 88	3-1	G4-3	L SI 88 1-2 M SI 89 X SI 89	1-2	G3	B CU 76 2-1 B FF 87 X SI 88	2-1	3B	5	0	1	1	0	1	2					
10 Daric Barton, L OBP: 0.382, SLG: 0.389	(1, 3) X SI 88 0-0	0-0	G4-3	C SI 88 1-3 CU 76 X SI 88	1-3	K	C SI 88 0-1 SAFE X SI 88	0-1	FC1-5-2	B FF 89 1-0 X SI 88	1-0	L7	5	0	0	0	0	2	3					
Ryan Sweeney, L OBP: 0.344, SLG: 0.384	(1,9) B SI 88 2-0 X SI 88	2-0	G6-3	B SI 88 2-2 F FC 85 86 X SL 86	2-2	G6-3	C SI 88 1-1 SAFE X SI 88	1-1	G5-3	B SI 88 1-0 X SI 88	1-0	8 1B 2B	4	1	1	0	0	0	2					
25 Matt Carson, R OBP: 0.154, SLG: 0.385	(10, PH) X SI 88 0-0	0-0	G6-3	B SI 88 2-2 F FC 85 86 X SL 86	2-2	G6-3	C SI 88 1-1 SAFE X SI 88	1-1	G5-3	B SI 88 1-0 X SI 88	1-0	8 1B 2B	4	1	0	0	0	1	0					
8 Kurt Suzuki, R OBP: 0.300, SLG: 0.406	(1, 2) B SI 88 1-1 X SI 88	1-1	F8	B SI 88 2-1 F FC 85 86 X SL 86	2-1	G6-3	B SI 88 1-0 X SI 88	1-0	G1-6-3	F SI 88 1-1 B CH 81 X SI 94	1-1	5 2B 5 E 1B	5	1	1	1	0	0	0					
32 Jack Cust, L OBP: 0.305, SLG: 0.409	(1, 10) B CU 74 2-1 B SI 87 X SI 87	2-1	G4-3	B SI 88 1-2 F FC 85 86 X SL 86	1-2	G5-3	B SI 88 2-0 F FC 85 86 X SL 86	2-0	HR	B CH 82 1-3 C CH 82 S FF 97	1-3	K	4	1	1	1	0	1	1					
7 Adam Rosales, R OBP: 0.325, SLG: 0.409	(10, PH) X SI 88 0-0	0-0	G6-3	B SI 88 2-2 F FC 85 86 X SL 86	2-2	G6-3	C SI 88 1-1 SAFE X SI 88	1-1	G5-3	B SI 88 1-0 X SI 88	1-0	8 1B 2B	4	1	0	0	0	0	0					
5 Kevin Kouzmanoff, R OBP: 0.303, SLG: 0.390	(1, 5) X SI 88 0-1 X SI 88	0-1	G5-3	B SI 88 1-2 F FC 85 86 X SL 86	1-2	G6-3	C SI 88 3-2 F FC 85 86 X SL 86	3-2	14 1B 1B	B SI 88 0-0 X SI 88	0-0	E7 14 F8 2B	4	0	2	0	0	0	0					
14 Mark Ellis, R OBP: 0.350, SLG: 0.364	(1, 4) C SI 82 0-1 X SL 82	0-1	18 2B 1B	B SI 88 0-0 X SI 88	0-0	1B	F SI 86 1-2 C CU 76 X CU 77	1-2	F9	B SI 95 1-0 X CH 83	1-0	F8	4	1	2	0	0	0	1					
18 Gabe Gross, L OBP: 0.290, SLG: 0.327	(1, 7) X SI 87 0-0	0-0	2 1B 4 G4-3 2B	B SI 88 3-3 F FC 85 86 X SL 86	3-3	K	C SI 88 3-2 F FC 85 86 X SL 86	3-2	G4-3	B SI 88 3-2 F FC 85 86 X SL 86	3-2	K	4	1	1	1	0	2	3					
2 Cliff Pennington, S OBP: 0.334, SLG: 0.388	(1, 6) B CU 76 1-2 L SI 90 X FF 88	1-2	10 WP 4 G4-3 1B	C SI 82 0-1 X SL 82	0-1	1B	C SI 87 1-2 F SI 88 X CU 78	1-2	G3	B SI 88 3-3 F FC 85 86 X SL 86	3-3	K	4	0	2	0	0	1	0					
Inning Stats	R: 0 E: 0 K: 0 S: 4	H: 0 LOB: 0 BB: 0 P: 6	R: 0 E: 0 K: 0 S: 6	H: 0 LOB: 0 BB: 0 P: 9	R: 2 E: 0 K: 1 S: 15	H: 3 LOB: 1 BB: 0 P: 22	R: 0 E: 0 K: 1 S: 12	H: 2 LOB: 2 BB: 0 P: 19	R: 0 E: 0 K: 0 S: 10	H: 1 LOB: 1 BB: 0 P: 13	R: 1 E: 0 K: 0 S: 11	H: 1 LOB: 0 BB: 0 P: 18	R: 0 E: 0 K: 1 S: 10	H: 1 LOB: 1 BB: 0 P: 19	R: 2 E: 1 K: 2 S: 11	H: 3 LOB: 1 BB: 0 P: 17	R: 0 E: 0 K: 2 S: 11	H: 0 LOB: 0 BB: 0 P: 18	R: 0 E: 0 K: 1 S: 10	H: 0 LOB: 0 BB: 0 P: 12	1B: 5 2B: 4 3B: 1 HR: 1	SF: 0 SAC: 0 DP: 0 HBP: 0	WP: 1 PB: 0 SB: 0 CS: 0	PA: 41
PITCHER	IP 7.0	WLS 29	BF 8	H 3	ER 3	SO 3	BB 0	IBB 0	HBP 0	BLK 0	WP 1	HR 1	S 68	P 106	ERA 3.86	WHIP 1.143								
35 Joel Poineto, R ERA: 3.95	(1, 1)	7.0	29	8	3	3	0	0	0	0	1	1	68	106	3.86	1.143								
56 Fernando Rodney, R ERA: 3.57	(8, 1)	1.0	B	6	3	2	0	0	0	0	0	0	11	17	18.00	3.000								
40 Kevin Jepsen, R ERA: 4.66	(9, 1)	1.0	W	3	0	0	0	0	0	0	0	0	11	18	0.00	0.000								
40 Brian Fuentes, L ERA: 4.26	(10, 1)	1.0	S	3	0	0	0	0	0	0	0	0	10	12	0.00	0.000								

Los Angeles Angels @ Oakland Athletics
Oakland Coliseum, Oakland, CA
Fri Jul 09 2010, 7:09 PM - 10:07 PM PDT
Att: 13,156 - Clear - 59 F

livebaseballscorecards.com


AB 41
R 5
H 11
RBI 4
BB 0
SO 8
LOB 12



Batter	1	2	3	4	5	6	7	8	9	AB	R	H	RBI	BB	SO	LOB	TOP								
2 Erick Aybar, S OBP: 0.336, SLG: 0.366 22 Cory Aldridge, L OBP: 0.100, SLG: 0.300	F8		G6-3			G4-3		1-H 3B		3	0	0	0	0	0	0									
47 Howie Kendrick, R OBP: 0.315, SLG: 0.403	53 F8 2B		F9			K		K		4	0	1	0	0	2	1									
53 Bobby Abreu, L OBP: 0.347, SLG: 0.491 18 Kevin Frandsen, R OBP: 0.339, SLG: 0.379	F8			F7		F7		G6-3		3	0	0	0	0	0	1									
48 Torii Hunter, R OBP: 0.384, SLG: 0.524 77 Reggie Williams, S OBP: 0.345, SLG: 0.287	G6-3			55 FC4-6 BB						1	0	0	0	1	0	1									
55 Hideki Matsui, L OBP: 0.332, SLG: 0.397 5 Jeff Mathis, R OBP: 0.261, SLG: 0.337	K			FC4-6 20 FC6-4 BB						3	0	0	0	0	1	1									
20 Juan Rivera, R OBP: 0.296, SLG: 0.407				FC6-4						4	0	1	0	0	0	2									
41 Paul McNulty, L OBP: 0.111, SLG: 0.235										3	0	0	0	0	1	1									
44 Mike Napoli, R OBP: 0.325, SLG: 0.473 46 Bobby Wilson, R OBP: 0.269, SLG: 0.340										2	0	0	0	0	1	1									
3 Brandon Wood, R OBP: 0.189, SLG: 0.229										3	1	1	0	0	1	0									
Inning Stats	R: 0 E: 0 K: 0 S: 8	H: 1 LOB: 1 BB: 0 P: 13	R: 0 E: 0 K: 2 S: 11	H: 1 LOB: 1 BB: 0 P: 19	R: 0 E: 0 K: 0 S: 8	H: 0 LOB: 0 BB: 0 P: 14	R: 0 E: 0 K: 0 S: 12	H: 0 LOB: 0 BB: 1 P: 20	R: 0 E: 0 K: 1 S: 17	H: 0 LOB: 0 BB: 0 P: 22	R: 0 E: 0 K: 1 S: 11	H: 0 LOB: 0 BB: 0 P: 16	R: 0 E: 0 K: 0 S: 5	H: 0 LOB: 0 BB: 0 P: 8	R: 1 E: 0 K: 3 S: 14	H: 2 LOB: 1 BB: 0 P: 19	R: 0 E: 0 K: 1 S: 10	H: 0 LOB: 1 BB: 1 P: 21	1B: 2 2B: 1 3B: 1 HR: 0	SF: 0 SAC: 0 DP: 0 HBP: 0	WP: 0 PB: 0 SB: 0 CS: 0	PA: 33			
PITCHER	IP	WLS	BF	H	R	ER	SO	BB	IBB	HBP	BLK	WP	HR	S	P	ERA	WHIP								
15 Ben Sheets, R ERA: 4.63	6.0	W	21	2	0	0	4	1	0	0	0	0	0	67	104	0.00	0.500								
13 Jerry Blevins, L ERA: 3.77	1.0		3	0	0	0	0	0	0	0	0	0	0	5	8	0.00	0.000								
50 Ross Wolf, R ERA: 9.0	1.0		5	2	1	1	3	0	0	0	0	0	0	14	19	9.00	2.000								
57 Cedrick Bowers, L ERA: 4.26	1.0		4	0	0	0	1	1	0	0	0	0	0	10	21	0.00	1.000								

Los Angeles Angels @ Oakland Athletics
Oakland Coliseum, Oakland, CA
Sat Jul 10 2010, 6:08 PM - 8:39 PM PDT
Att: 30,035 - Clear - 66 F

AB 31
R 1
H 4
RBI 1
BB 2
SO 8
LOB 9



Batter	1	2	3	4	5	6	7	8	9	AB	R	H	RBI	BB	SO	LOB	BOTTOM								
4 Coco Crisp, S OBP: 0.352, SLG: 0.590 26 Matt Watson, L (7, PH)	K		10 FC4-6 1B	P4						4	1	2	4	0	1	0									
10 Daric Barton, L OBP: 0.379, SLG: 0.396	G4-3		FC4-6 5 1B 7 1B	F9						5	2	1	1	0	0	3									
5 Kevin Kouzmanoff, R OBP: 0.307, SLG: 0.399	8 FC5-4 HBP		7 1B BB	FC6-4 BB						3	1	1	0	1	0	0									
8 Kurt Suzuki, R OBP: 0.295, SLG: 0.399 11 Landon Powell, S OBP: 0.336, SLG: 0.344	FC5-4		P4	FC6-4						4	0	0	0	0	4										
7 Adam Rosales, R OBP: 0.330, SLG: 0.418	F8		BB 11 HR 1B							5	3	3	1	0	0	0									
14 Mark Ellis, R OBP: 0.347, SLG: 0.356	F8		11 HR IBB							4	1	0	0	1	1	3									
Ryan Sweeney, L ERA: 6.89 18 Gabe Gross, L OBP: 0.299, SLG: 0.342	G4-3		11 HR BB							2	1	0	1	1	0	1									
11 Rajai Davis, R OBP: 0.307, SLG: 0.372			2 HR 2B							2	0	2	2	0	0	0									
2 Cliff Pennington, S OBP: 0.336, SLG: 0.396			2 HR 3B							5	3	4	5	0	0	1									
Inning Stats	R: 0 E: 0 K: 1 S: 10	H: 0 LOB: 1 BB: 0 P: 16	R: 0 E: 0 K: 0 S: 5	H: 0 LOB: 0 BB: 0 P: 8	R: 8 E: 0 K: 0 S: 20	H: 6 LOB: 0 BB: 2 P: 41	R: 0 E: 0 K: 0 S: 9	H: 0 LOB: 1 BB: 1 P: 16	R: 3 E: 0 K: 1 S: 15	H: 5 LOB: 0 BB: 0 P: 22	R: 0 E: 0 K: 0 S: 6	H: 0 LOB: 0 BB: 0 P: 11	R: 0 E: 0 K: 1 S: 16	H: 2 LOB: 2 BB: 0 P: 24	R: 2 E: 0 K: 0 S: 13	H: 3 LOB: 1 BB: 0 P: 18	1B: 8 2B: 4 3B: 1 HR: 3	SF: 0 SAC: 0 DP: 0 HBP: 1	WP: 2 PB: 0 SB: 1 CS: 0	PA: 44					
PITCHER	IP	WLS	BF	H	R	ER	SO	BB	IBB	HBP	BLK	WP	HR	S	P	ERA	WHIP								
19 Scott Kazmir, L ERA: 4.85	5.0	L	30	11	13	13	2	2	1	1	0	0	0	6	11	0.00	0.000								
62 Scot Shields, R ERA: 4.85	1.0		3	0	0	0	0	0	0	0	0	0	0	6	11	0.00	0.000								
63 Rich Thompson, R ERA: 9.38	1.0		5	2	0	0	1	0	0	0	0	0	0	16	24	0.00	2.000								
45 Francisco Rodriguez, R ERA: 4.5	1.0		6	3	2	2	0	0	0	0	0	0	0	13	18	18.00	3.000								

Los Angeles Angels @ Oakland Athletics
Oakland Coliseum, Oakland, CA
Sat Jul 10 2010, 6:08 PM - 8:39 PM PDT
Att: 30,035 - Clear - 66 F

AB 40
R 15
H 16
RBI 14
BB 3
SO 3
LOB 16



Batter	1	2	3	4	5	6	7	8	9	AB	R	H	RBI	BB	SO	LOB	TOP			
51 Ichiro Suzuki, L (1,9) OBP: 0.370, SLG: 0.404	G6-3		G4-6-3 1B		G4-3		G4-3			4	0	1	0	0	0	0	Seattle Mariners @ Los Angeles Angels Angel Stadium of Anaheim, Anaheim, CA Sat Jul 17 2010, 6:08 PM - 8:43 PM PDT Att. 42,977 - Clear - 86 F			
9 Chone Figgins, S (1,4) OBP: 0.325, SLG: 0.269	F9		G4-6-3		G6-3		G4-3			4	0	0	0	0	0	1				
21 Franklin Gutierrez, R (1,8) OBP: 0.330, SLG: 0.392	P4				G6-3				F7	4	1	1	0	0	0	0				
4 Jose Lopez, R (1,5) OBP: 0.269, SLG: 0.345		F9							F9	4	1	2	1	0	0	0				
15 Milton Bradley, S (1,10) OBP: 0.298, SLG: 0.358		G5-3							G3	4	1	1	0	0	1	1				
17 Justin Smoak, S (1,3) OBP: 0.316, SLG: 0.378									K	4	2	3	2	0	1	1				
12 Ryan Langerhans, L (1,7) OBP: 0.426, SLG: 0.364									K	3	0	1	0	1	1	2				
26 Josh Bard, S (1,2) OBP: 0.306, SLG: 0.429									G6-4-3	4	1	2	2	0	1	2				
2 Jack Wilson, R (1,6) OBP: 0.264, SLG: 0.319									K	4	0	1	0	0	2	2				
Inning Stats	R: 0 E: 0 K: 0 S: 7	H: 0 LOB: 0 BB: 0 P: 11	R: 1 E: 0 K: 1 S: 11	H: 2 LOB: 1 BB: 0 P: 18	R: 0 E: 0 K: 0 S: 7	H: 2 LOB: 0 BB: 0 P: 10	R: 3 E: 0 K: 0 S: 14	H: 5 LOB: 1 BB: 0 P: 18	R: 0 E: 0 K: 0 S: 8	H: 0 LOB: 0 BB: 0 P: 13	R: 1 E: 0 K: 2 S: 12	H: 1 LOB: 0 BB: 0 P: 16	R: 1 E: 0 K: 1 S: 10	H: 1 LOB: 0 BB: 0 P: 16	R: 0 E: 0 K: 1 S: 7	H: 0 LOB: 0 BB: 1 P: 14	1B: 6 2B: 4 3B: 0 HR: 2	SF: 0 SAC: 0 DP: 3 HBP: 0	WP: 0 PB: 0 SB: 1 CS: 2	PA: 36
PITCHER	IP WLS BF H R ER SO BB IBB HBP BLK WP HR S P ERA WHIP	IP WLS BF H R ER SO BB IBB HBP BLK WP HR S P ERA WHIP	IP WLS BF H R ER SO BB IBB HBP BLK WP HR S P ERA WHIP	IP WLS BF H R ER SO BB IBB HBP BLK WP HR S P ERA WHIP	IP WLS BF H R ER SO BB IBB HBP BLK WP HR S P ERA WHIP	IP WLS BF H R ER SO BB IBB HBP BLK WP HR S P ERA WHIP	IP WLS BF H R ER SO BB IBB HBP BLK WP HR S P ERA WHIP	IP WLS BF H R ER SO BB IBB HBP BLK WP HR S P ERA WHIP	IP WLS BF H R ER SO BB IBB HBP BLK WP HR S P ERA WHIP	IP WLS BF H R ER SO BB IBB HBP BLK WP HR S P ERA WHIP	IP WLS BF H R ER SO BB IBB HBP BLK WP HR S P ERA WHIP	IP WLS BF H R ER SO BB IBB HBP BLK WP HR S P ERA WHIP	IP WLS BF H R ER SO BB IBB HBP BLK WP HR S P ERA WHIP	IP WLS BF H R ER SO BB IBB HBP BLK WP HR S P ERA WHIP	IP WLS BF H R ER SO BB IBB HBP BLK WP HR S P ERA WHIP	IP WLS BF H R ER SO BB IBB HBP BLK WP HR S P ERA WHIP	IP WLS BF H R ER SO BB IBB HBP BLK WP HR S P ERA WHIP			
51 Joe Saunders, L (1,1) ERA: 4.83	6.0	25	10	5	4	3	0	0	0	0	0	0	0	0	0	0	6.00	1.667		
40 Kevin Jepsen, R (7,1) ERA: 4.5	1.0	4	1	1	1	1	0	0	0	0	0	0	0	0	0	0	9.00	1.000		
56 Fernando Rodney, R (6,1) ERA: 3.38	1.0	4	1	0	0	1	0	0	0	0	0	0	0	0	0	0	0.00	1.000		
40 Brian Fuentes, L (9,1) ERA: 3.95	1.0	3	0	0	0	1	1	0	0	0	0	0	0	0	0	0	0.00	1.000		

AB	35
R	6
H	12
RBI	5
BB	1
SO	6
LOB	9



Batter	1	2	3	4	5	6	7	8	9	AB	R	H	RBI	BB	SO	LOB	BOTTOM			
2 Erick Aybar, S (1,6) OBP: 0.344, SLG: 0.369	G5-3	P2			F7		SH5-3			3	0	0	0	0	0	2	Seattle Mariners @ Los Angeles Angels Angel Stadium of Anaheim, Anaheim, CA Sat Jul 17 2010, 6:08 PM - 8:43 PM PDT Att. 42,977 - Clear - 86 F			
47 Howie Kendrick, R (1,4) OBP: 0.315, SLG: 0.408	K	FC4-6			53 1B FC5-2 BB		K		HBP	4	0	0	0	1	2	3				
53 Bobby Abreu, L (1,9) OBP: 0.352, SLG: 0.414	E3	G4-3			48 S FC5-2 1B		G6-3			4	0	1	0	0	0	2				
48 Torii Hunter, R (1,10) OBP: 0.374, SLG: 0.503	G4-3				G6-3		FC5-2		F7	4	0	0	0	0	0	3				
44 Mike Napoli, R (1,2) OBP: 0.323, SLG: 0.479									G1-3	4	2	2	1	0	0	2				
20 Juan Rivera, R (1,7) OBP: 0.308, SLG: 0.430									G6-3	4	3	3	1	0	0	0				
18 Kevin Frandsen, R (1,3) OBP: 0.341, SLG: 0.580									G4-3	4	1	2	2	0	0	0				
3 Brandon Wood, R (1,5) OBP: 0.185, SLG: 0.225									G5-3	3	1	0	0	0	2	1				
77 Reggie Willis, S (1,8) OBP: 0.348, SLG: 0.275									G1-3	4	0	2	2	0	1	1				
Inning Stats	R: 0 E: 1 K: 1 S: 10	H: 0 LOB: 1 BB: 0 P: 15	R: 4 E: 2 K: 0 S: 12	H: 4 LOB: 1 BB: 0 P: 18	R: 2 E: 0 K: 1 S: 11	H: 3 LOB: 1 BB: 0 P: 18	R: 0 E: 0 K: 0 S: 11	H: 1 LOB: 2 BB: 1 P: 20	R: 0 E: 0 K: 0 S: 6	H: 0 LOB: 0 BB: 0 P: 6	R: 0 E: 0 K: 1 S: 10	H: 1 LOB: 0 BB: 0 P: 15	R: 1 E: 0 K: 0 S: 7	H: 1 LOB: 0 BB: 0 P: 15	R: 0 E: 0 K: 2 S: 14	H: 0 LOB: 1 BB: 0 P: 20	1B: 6 2B: 2 3B: 0 HR: 2	SF: 0 SAC: 2 DP: 0 HBP: 1	WP: 0 PB: 0 SB: 1 CS: 0	PA: 38
PITCHER	IP WLS BF H R ER SO BB IBB HBP BLK WP HR S P ERA WHIP	IP WLS BF H R ER SO BB IBB HBP BLK WP HR S P ERA WHIP	IP WLS BF H R ER SO BB IBB HBP BLK WP HR S P ERA WHIP	IP WLS BF H R ER SO BB IBB HBP BLK WP HR S P ERA WHIP	IP WLS BF H R ER SO BB IBB HBP BLK WP HR S P ERA WHIP	IP WLS BF H R ER SO BB IBB HBP BLK WP HR S P ERA WHIP	IP WLS BF H R ER SO BB IBB HBP BLK WP HR S P ERA WHIP	IP WLS BF H R ER SO BB IBB HBP BLK WP HR S P ERA WHIP	IP WLS BF H R ER SO BB IBB HBP BLK WP HR S P ERA WHIP	IP WLS BF H R ER SO BB IBB HBP BLK WP HR S P ERA WHIP	IP WLS BF H R ER SO BB IBB HBP BLK WP HR S P ERA WHIP	IP WLS BF H R ER SO BB IBB HBP BLK WP HR S P ERA WHIP	IP WLS BF H R ER SO BB IBB HBP BLK WP HR S P ERA WHIP	IP WLS BF H R ER SO BB IBB HBP BLK WP HR S P ERA WHIP	IP WLS BF H R ER SO BB IBB HBP BLK WP HR S P ERA WHIP	IP WLS BF H R ER SO BB IBB HBP BLK WP HR S P ERA WHIP				
18 Ryan Rowland-Smith, L (1,1) ERA: 6.18	3.1	21	1	0	0	0	0	0	0	0	0	0	0	0	0	0	13.50	2.700		
52 Chris Seddon, L (4,1) ERA: 3.68	1.2	5	0	0	0	0	0	0	0	0	0	0	0	0	0	0	0.00	0.000		
37 Brian Sweeney, R (6,1) ERA: 3.68	1.2	7	2	1	1	1	0	0	0	0	1	16	27	5.40	1.200					
43 Brandon League, R (7,1) ERA: 3.74	1.1	5	0	0	0	2	0	0	0	0	0	15	23	0.00	0.000					

AB	34
R	7
H	10
RBI	6
BB	1
SO	5
LOB	14



Batter	1	2	3	4	5	6	7	8	9	10	AB	R	H	RBI	BB	SO	LOB	TOP		
51 Ichiro Suzuki, L OBP: 0.371, SLG: 0.401	F8		G6-3				G1-3			SH1-3	3	0	0	0	2	0	2			
9 Chone Figgins, S OBP: 0.324, SLG: 0.266	K			F8	G4-3			BB		SH1-3	3	0	0	0	1	1	2			
21 Franklin Gutierrez, R OBP: 0.326, SLG: 0.387	BB			G5-3			F7	K		FC6-5-4-2 4 1B	4	1	0	0	1	1	2			
4 Jose Lopez, R OBP: 0.271, SLG: 0.346	F8				1B		K	F9		1B	5	0	2	1	0	1	2			
15 Milton Bradley, S OBP: 0.271, SLG: 0.356				G1-3			K			K	4	0	1	0	1	2	2			
17 Justin Smoak, S OBP: 0.312, SLG: 0.372				K2-3			L3				4	0	0	0	0	3	3			
12 Ryan Langerhans, L OBP: 0.415, SLG: 0.340											3	1	0	0	1	2	0			
32 Rob Johnson, R OBP: 0.303, SLG: 0.304				F9				K		F9	4	0	1	0	0	1	0			
16 Josh Wilson, R OBP: 0.317, SLG: 0.342				P5			F9			F7	4	0	1	0	0	0	1			
Inning Stats	R: 0 E: 0 K: 1 S: 10	H: 0 LOB: 1 BB: 1 P: 19	R: 0 E: 0 K: 2 S: 13	H: 0 LOB: 0 BB: 1 P: 21	R: 0 E: 0 K: 0 S: 5	H: 0 LOB: 0 BB: 0 P: 7	R: 0 E: 0 K: 0 S: 10	H: 1 LOB: 1 BB: 0 P: 15	R: 1 E: 0 K: 0 S: 8	H: 1 LOB: 2 BB: 2 P: 21	R: 0 E: 0 K: 2 S: 14	H: 1 LOB: 2 BB: 0 P: 22	R: 0 E: 0 K: 1 S: 6	H: 0 LOB: 0 BB: 0 P: 9	R: 1 E: 0 K: 1 S: 11	H: 1 LOB: 1 BB: 1 P: 19	1B: 5 2B: 0 3B: 0 HR: 0	SF: 0 SAC: 1 DP: 0 HBP: 0	WP: 2 PB: 0 SB: 3 CS: 0	PA: 41
PITCHER	IP WLS BF H R ER SO BB IBB HBP BLK WP HR S P ERA WHIP	PITCHER																		
54 Ervin Santana, R ERA: 3.63	7.0																			
56 Fernando Rodney, R ERA: 3.29	1.0	5	1	0	0	2	1	0	0	0	0	0	13	19	0.00	2.000				
40 Brian Fuentes, L ERA: 3.81	1.0	3	0	0	0	1	0	0	0	0	0	6	9	0.00	0.000					
40 Kevin Jepsen, R ERA: 4.64	1.0	L	5	1	1	1	1	0	0	0	0	0	11	19	9.00	2.000				

Seattle Mariners @ Los Angeles Angels
Angel Stadium of Anaheim, Anaheim, CA
Sun Jul 18 2010, 12:37 PM - 3:36 PM PDT
Att. 38,883 - Sunny - 81 F

AB 34
R 2
H 5
RBI 1
BB 6
SO 11
LOB 14



Batter	1	2	3	4	5	6	7	8	9	10	AB	R	H	RBI	BB	SO	LOB	BOTTOM		
2 Erick Aybar, S OBP: 0.340, SLG: 0.364	P6		P3		F7			K		K	5	0	0	0	0	2	4			
47 Howie Kendrick, R OBP: 0.316, SLG: 0.413	K		K							K	5	0	2	0	0	3	2			
53 Bobby Abreu, L OBP: 0.351, SLG: 0.412				G4-3			G3			G6-3	4	0	1	0	0	0	3			
48 Torii Hunter, R OBP: 0.373, SLG: 0.500	K						L6-5			G6-3	4	0	1	0	0	1	2			
20 Juan Rivera, R OBP: 0.304, SLG: 0.424				K						K	4	0	0	0	0	3	1			
55 Hideki Matsui, L OBP: 0.329, SLG: 0.393				G3						F7	3	0	0	0	0	1	1			
77 Reggie Willits, S OBP: 0.344, SLG: 0.272				G4-3							1	0	0	0	0	0	0			
44 Mike Napoli, R OBP: 0.326, SLG: 0.491				G6-3						F7	4	1	2	1	0	0	0			
18 Kevin Frandsen, R OBP: 0.340, SLG: 0.374										E4 47 1B	2	0	0	0	1	0	0			
5 Jeff Mathis, R OBP: 0.267, SLG: 0.343										SH3	3	0	0	0	0	2	2			
41 Paul McNulty, L OBP: 0.208, SLG: 0.273				K						BB	0	0	0	0	1	0	0			
Inning Stats	R: 0 E: 0 K: 2 S: 9	H: 1 LOB: 1 BB: 0 P: 13	R: 1 E: 0 K: 0 S: 9	H: 1 LOB: 0 BB: 0 P: 13	R: 0 E: 0 K: 2 S: 9	H: 0 LOB: 0 BB: 0 P: 12	R: 0 E: 0 K: 1 S: 10	H: 1 LOB: 1 BB: 0 P: 13	R: 0 E: 0 K: 0 S: 9	H: 0 LOB: 0 BB: 0 P: 13	R: 0 E: 1 K: 2 S: 11	H: 1 LOB: 2 BB: 0 P: 15	R: 0 E: 0 K: 1 S: 10	H: 0 LOB: 0 BB: 0 P: 14	R: 0 E: 0 K: 2 S: 11	H: 1 LOB: 2 BB: 1 P: 21	1B: 4 2B: 1 3B: 1 HR: 1	SF: 0 SAC: 1 DP: 1 HBP: 0	WP: 0 PB: 0 SB: 0 CS: 0	PA: 38
PITCHER	IP WLS BF H R ER SO BB IBB HBP BLK WP HR S P ERA WHIP	PITCHER																		
38 Jason Vargas, L ERA: 2.97	7.2																			
43 Brandon League, R ERA: 3.64	1.1	W	5	1	0	0	1	0	0	0	0	0	12	16	0.00	0.750				
53 David Aardsma, R ERA: 5.22	1.0	S	5	1	0	0	2	1	0	0	0	0	11	21	0.00	2.000				

Seattle Mariners @ Los Angeles Angels
Angel Stadium of Anaheim, Anaheim, CA
Sun Jul 18 2010, 12:37 PM - 3:36 PM PDT
Att. 38,883 - Sunny - 81 F

AB 35
R 1
H 6
RBI 1
BB 2
SO 12
LOB 15



Batter	1	2	3	4	5	6	7	8	9	AB	R	H	RBI	BB	SO	LOB	TOP										
2 Erick Aybar, S OBP: 0.338, SLG: 0.364	G6-3		F8			G1-3			G6-3	5	1	1	0	0	0	1	Los Angeles Angels @ New York Yankees Yankee Stadium, Bronx, NY Tue Jul 20 2010, 7:11 PM - 10:35 PM EDT Att: 47,775 - Partly Cloudy - 85 F										
47 Howie Kendrick, R OBP: 0.318, SLG: 0.411	G1-3		BB			F9			G6-3	4	1	1	0	1	0	0											
77 Reggie Williams, S OBP: 0.344, SLG: 0.272	G1-3		BB						G6-3	0	0	0	0	0	0	0											
53 Bobby Abreu, L OBP: 0.354, SLG: 0.411	G4-3		F4						G6-3	3	1	1	0	2	0	2											
48 Torii Hunter, R OBP: 0.379, SLG: 0.502									G6-3	3	1	2	1	2	0	1											
3 Brandon Wood, R OBP: 0.195, SLG: 0.225									G6-3	0	0	0	0	0	0	0											
55 Hideki Matsui, L OBP: 0.334, SLG: 0.401									G6-3	4	2	1	2	1	0	6											
44 Mike Napoli, R OBP: 0.330, SLG: 0.504									G6-3	5	2	3	4	0	1	0											
20 Juan Rivera, R OBP: 0.309, SLG: 0.427									G6-3	5	1	3	0	0	0	2											
13 Maicer Izturis, S OBP: 0.328, SLG: 0.402									G6-3	4	1	2	3	0	1	1											
18 Kevin Frandsen, R OBP: 0.340, SLG: 0.374									G6-3	0	0	0	0	0	0	0											
5 Jeff Mathis, R OBP: 0.257, SLG: 0.330									G6-3	4	0	0	0	0	0	3											
Inning Stats	R: 0 H: 0 E: 0 K: 0 S: 7	H: 0 LOB: 0 BB: 0 P: 13	R: 1 H: 4 E: 0 K: 1 S: 16	H: 2 LOB: 2 BB: 0 P: 24	R: 1 H: 2 E: 0 K: 0 S: 11	H: 2 LOB: 0 BB: 1 P: 18	R: 2 H: 2 E: 0 K: 1 S: 11	H: 2 LOB: 1 BB: 0 P: 18	R: 0 H: 0 E: 0 K: 0 S: 6	H: 0 LOB: 0 BB: 0 P: 13	R: 2 H: 2 E: 0 K: 1 S: 14	H: 2 LOB: 1 BB: 1 P: 25	R: 2 H: 2 E: 0 K: 1 S: 15	H: 2 LOB: 0 BB: 1 P: 27	R: 0 H: 0 E: 0 K: 1 S: 8	H: 0 LOB: 0 BB: 0 P: 12	R: 2 H: 2 E: 0 K: 0 S: 13	H: 2 LOB: 2 BB: 2 P: 29	1B: 10 2B: 2 3B: 0 HR: 3	SF: 0 SAC: 0 DP: 2 HBP: 0	WP: 0 PB: 0 SB: 1 CS: 2	PA: 43					
PITCHER	IP	WLS	BF	H	R	ER	SO	BB	IBB	HBP	BLK	WP	HR	S	P	ERA	WHIP										
65 Phil Hughes, R ERA: 3.98	5.0	L	24	9	6	6	2	3	0	0	0	0	2	57	98	10.80	2.400										
63 Jonathan Albaladejo, R ERA: 5.4	1.2		7	2	1	1	1	1	0	0	0	0	0	18	32	5.40	1.800										
61 Chan Ho Park, R ERA: 5.93	1.1		5	1	1	1	2	0	0	0	0	0	1	13	20	6.75	0.750										
41 Chad Gaudin, R ERA: 6.81	1.0		7	2	2	2	0	2	0	0	0	0	0	13	29	18.00	4.000										

Batter	1	2	3	4	5	6	7	8	9	AB	R	H	RBI	BB	SO	LOB	BOTTOM										
2 Derek Jeter, R OBP: 0.332, SLG: 0.380	G6-3					G6-3			G6-3	4	0	0	0	0	1	1	Los Angeles Angels @ New York Yankees Yankee Stadium, Bronx, NY Tue Jul 20 2010, 7:11 PM - 10:35 PM EDT Att: 47,775 - Partly Cloudy - 85 F										
19 Ramiro Pena, S OBP: 0.236, SLG: 0.205									P6	1	0	0	0	0	2												
33 Nick Swisher, S OBP: 0.377, SLG: 0.535									G6-3	4	1	1	1	0	1	0											
25 Mark Teixeira, S OBP: 0.364, SLG: 0.463									P6	2	1	0	0	2	0	0											
13 Alex Rodriguez, R OBP: 0.348, SLG: 0.491									P6	4	0	2	0	0	0	0											
24 Robinson Cano, L OBP: 0.387, SLG: 0.560									P6	3	0	0	0	1	1	2											
20 Jorge Posada, S OBP: 0.373, SLG: 0.486									P6	2	0	0	1	1	1	2											
27 Colin Curtis, L OBP: 0.286, SLG: 0.346									P6	1	0	1	0	0	0	0											
14 Curtis Granderson, L OBP: 0.302, SLG: 0.392									P6	4	0	0	0	0	2	4											
53 Juan Miranda, L OBP: 0.305, SLG: 0.415									P6	4	0	2	0	0	0	0											
11 Brett Gardner, L OBP: 0.396, SLG: 0.404									P6	3	0	0	0	1	1	4											
Inning Stats	R: 2 H: 2 E: 0 K: 1 S: 11	H: 2 LOB: 2 BB: 2 P: 26	R: 0 H: 0 E: 0 K: 2 S: 7	H: 0 LOB: 0 BB: 0 P: 12	R: 0 H: 0 E: 0 K: 1 S: 9	H: 0 LOB: 0 BB: 0 P: 13	R: 0 H: 0 E: 0 K: 0 S: 5	H: 0 LOB: 0 BB: 1 P: 11	R: 0 H: 0 E: 0 K: 0 S: 8	H: 0 LOB: 0 BB: 0 P: 12	R: 0 H: 1 E: 0 K: 2 S: 18	H: 1 LOB: 2 BB: 1 P: 28	R: 0 H: 1 E: 0 K: 1 S: 10	H: 1 LOB: 1 BB: 1 P: 19	R: 0 H: 2 E: 0 K: 0 S: 13	H: 2 LOB: 2 BB: 0 P: 20	1B: 4 2B: 1 3B: 0 HR: 1	SF: 0 SAC: 0 DP: 1 HBP: 0	WP: 1 PB: 0 SB: 0 CS: 0	PA: 37							
PITCHER	IP	WLS	BF	H	R	ER	SO	BB	IBB	HBP	BLK	WP	HR	S	P	ERA	WHIP										
37 Sean O'Sullivan, R ERA: 4.7	6.0	W	22	2	2	2	4	2	1	0	0	0	0	18	28	0.00	2.000										
62 Scot Shields, R ERA: 4.7	1.0		5	1	0	0	2	1	0	0	0	0	0	10	19	0.00	2.000										
45 Francisco Rodriguez, R ERA: 3.91	1.0		5	2	0	0	0	0	0	0	0	0	1	13	20	0.00	2.000										
70 Trevor Bell, R ERA: 6.05	1.0		5	2	0	0	0	0	0	0	0	0	1	13	20	0.00	2.000										



Batter	1	2	3	4	5	6	7	8	9	AB	R	H	RBI	BB	SO	LOB	TOP					
2 Erick Aybar, S OBP: 0.341, SLG: 0.368										5	0	3	0	0	1	2						
47 Howie Kendrick, R OBP: 0.316, SLG: 0.411											5	0	1	0	0	6						
5 Jeff Mathis, R OBP: 0.257, SLG: 0.330																						
53 Bobby Abreu, L OBP: 0.352, SLG: 0.411											5	0	1	1	0	3						
48 Torii Hunter, R OBP: 0.379, SLG: 0.503																						
55 Hideki Matsui, L OBP: 0.314, SLG: 0.408																						
44 Mike Napoli, R OBP: 0.326, SLG: 0.496																						
20 Juan Rivera, R OBP: 0.314, SLG: 0.432																						
18 Kevin Frandsen, R OBP: 0.345, SLG: 0.378																						
46 Bobby Wilson, R OBP: 0.291, SLG: 0.420																						
13 Maicer Izturis, S OBP: 0.333, SLG: 0.407																						
Inning Stats	R: 0 E: 0 K: 0 S: 6	H: 1 LOB: 1 BB: 0 P: 8	R: 0 E: 0 K: 0 S: 8	H: 0 LOB: 0 BB: 9	R: 0 E: 0 K: 0 S: 9	H: 1 LOB: 1 BB: 0 P: 9	R: 0 E: 0 K: 0 S: 6	H: 1 LOB: 1 BB: 0 P: 11	R: 3 E: 0 K: 1 S: 26	H: 4 LOB: 0 BB: 0 P: 39	R: 2 E: 0 K: 2 S: 17	H: 4 LOB: 3 BB: 1 P: 28	R: 0 E: 0 K: 1 S: 14	H: 2 LOB: 3 BB: 1 P: 22	R: 1 E: 0 K: 2 S: 11	H: 2 LOB: 1 BB: 0 P: 11	R: 0 E: 0 K: 1 S: 8	H: 0 LOB: 0 BB: 0 P: 13	1B: 9 2B: 4 3B: 0 HR: 2	SF: 0 SAC: 0 DP: 0 HBP: 0	WP: 0 PB: 0 SB: 1 CS: 1	PA: 43
PITCHER	IP WLS BF H R ER SO BB IBB HBP BLK WP HR S P ERA WHIP																	PITCHER	IP WLS BF H R ER SO BB IBB HBP BLK WP HR S P ERA WHIP			
31 Javier Vazquez, R ERA: 4.88	(1, 1) 5.0 W 23 9 5 5 1 0 0 0 0 0 0 2 59 80 9.00 1.800																					
30 David Robertson, R ERA: 4.86	(6, 1) 1.0 H 6 2 0 0 2 1 0 0 0 0 0 0 13 24 0.00 3.000																					
48 Boone Logan, L ERA: 3.92	(7, 1) 0.2 H 3 1 0 0 1 0 0 0 0 0 0 0 9 13 0.00 1.500																					
62 Joba Chamberlain, R ERA: 5.8	(7, 1) 1.1 H 8 3 1 1 2 1 0 0 0 0 0 0 16 20 6.75 3.000																					
42 Mariano Rivera, R ERA: 0.98	(9, 1) 1.0 3 0 0 0 1 0 0 0 0 0 0 0 8 13 0.00 0.000																					

Los Angeles Angels @ New York Yankees
 Yankee Stadium, Bronx, NY
 Wed Jul 21 2010, 1:09 PM - 4:15 PM EDT
 Att: 47,521 - Partly Cloudy - 88 F

AB	41
R	6
H	15
RBI	6
BB	2
SO	7
LOB	22



Batter	1	2	3	4	5	6	7	8	9	AB	R	H	RBI	BB	SO	LOB	BOTTOM			
2 Derek Jeter, R OBP: 0.335, SLG: 0.383											5	3	3	0	0	1	1			
33 Nick Swisher, S OBP: 0.377, SLG: 0.536																				
25 Mark Teixeira, S OBP: 0.366, SLG: 0.471																				
13 Alex Rodriguez, R OBP: 0.344, SLG: 0.483																				
24 Robinson Cano, L OBP: 0.390, SLG: 0.567																				
53 Juan Miranda, L OBP: 0.302, SLG: 0.456																				
14 Curtis Granderson, L OBP: 0.365, SLG: 0.593																				
17 Francisco Cervelli, R OBP: 0.349, SLG: 0.344																				
11 Brett Gardner, L OBP: 0.393, SLG: 0.399																				
27 Colin Curtis, L OBP: 0.310, SLG: 0.481																				
Inning Stats	R: 1 E: 0 K: 1 S: 12	H: 2 LOB: 2 BB: 1 P: 23	R: 0 E: 0 K: 1 S: 10	H: 0 LOB: 0 BB: 0 P: 11	R: 4 E: 1 K: 0 S: 14	H: 5 LOB: 1 BB: 0 P: 24	R: 1 E: 0 K: 0 S: 15	H: 3 LOB: 3 BB: 1 P: 25	R: 0 E: 0 K: 2 S: 11	H: 1 LOB: 1 BB: 0 P: 17	R: 0 E: 0 K: 1 S: 6	H: 0 LOB: 0 BB: 0 P: 7	R: 4 E: 0 K: 1 S: 18	H: 4 LOB: 0 BB: 0 P: 27	R: 0 E: 0 K: 0 S: 6	H: 0 LOB: 0 BB: 0 P: 9	1B: 8 2B: 4 3B: 0 HR: 3	SF: 0 SAC: 0 DP: 0 HBP: 0	WP: 0 PB: 0 SB: 0 CS: 0	PA: 41
PITCHER	IP WLS BF H R ER SO BB IBB HBP BLK WP HR S P ERA WHIP																	PITCHER	IP WLS BF H R ER SO BB IBB HBP BLK WP HR S P ERA WHIP	
35 Joel Pineiro, R ERA: 4.18	(1, 1) 6.0 L 31 11 6 6 5 0 0 0 0 0 0 2 68 107 9.00 1.833																			
62 Scott Shields, R ERA: 5.68	(7, 1) 1.0 7 4 4 4 1 0 0 0 0 0 0 2 18 27 36.00 4.000																			
63 Rich Thompson, R ERA: 2.45	(8, 1) 1.0 3 0 0 0 0 0 0 0 0 0 0 0 6 9 0.00 0.000																			

Los Angeles Angels @ New York Yankees
 Yankee Stadium, Bronx, NY
 Wed Jul 21 2010, 1:09 PM - 4:15 PM EDT
 Att: 47,521 - Partly Cloudy - 88 F

AB	39
R	10
H	15
RBI	10
BB	2
SO	6
LOB	13



Batter	1	2	3	4	5	6	7	8	9	AB	R	H	RBI	BB	SO	LOB	TOP					
2 Erick Aybar, S (1,6) OBP: 0.339, SLG: 0.365										4	0	1	0	0	0	1						
47 Howie Kendrick, R (1,4) OBP: 0.310, SLG: 0.403										4	0	0	0	0	0	2						
53 Bobby Abreu, L (1,10) OBP: 0.345, SLG: 0.402										4	0	0	0	0	2	0						
48 Tori Hunter, R (1,8) OBP: 0.372, SLG: 0.493										3	0	0	0	0	1	0						
44 Mike Napoli, R (1,2) OBP: 0.327, SLG: 0.502										3	0	0	0	0	0	0						
20 Juan Rivera, R (1,9) OBP: 0.311, SLG: 0.426										3	0	1	0	0	0	0						
Alberto Callaspo, S (1,5) (8,7)										3	0	1	0	0	0	1						
18 Kevin Frandsen, R (1,3) OBP: 0.336, SLG: 0.367										3	0	0	0	0	0	1						
77 Reggie Willits, S (1,7) OBP: 0.347, SLG: 0.277										2	0	1	0	0	0	0						
13 Maicer Izturis, S (8,PH) OBP: 0.331, SLG: 0.411 (8,5)										1	0	0	0	0	1	1						
Inning Stats	R: 0 E: 0 K: 0 S: 6	H: 1 LOB: 0 BB: 0 P: 9	R: 0 E: 0 K: 0 S: 12	H: 1 LOB: 1 BB: 0 P: 17	R: 0 E: 0 K: 0 S: 9	H: 1 LOB: 1 BB: 0 P: 13	R: 0 E: 0 K: 0 S: 7	H: 0 LOB: 0 BB: 0 P: 13	R: 0 E: 0 K: 0 S: 4	H: 0 LOB: 0 BB: 0 P: 7	R: 0 E: 0 K: 0 S: 9	H: 0 LOB: 0 BB: 0 P: 15	R: 0 E: 0 K: 2 S: 7	H: 0 LOB: 0 BB: 0 P: 13	R: 0 E: 0 K: 1 S: 9	H: 1 LOB: 1 BB: 0 P: 17	R: 0 E: 0 K: 1 S: 6	H: 0 LOB: 0 BB: 0 P: 9	1B: 4 2B: 0 3B: 0 HR: 0	SF: 0 SAC: 0 DP: 1 HBP: 0	WP: 0 PB: 0 SB: 0 CS: 0	PA: 30
PITCHER	IP WLS BF H R ER SO BB IBB HBP BLK WP HR S P ERA WHIP																					
36 C.J. Wilson, L (1,1) ERA: 3.03	8.0 W 27 4 0 0 3 0 0 0 0 0 0 63 104 0.00 0.500																					
30 Nefthali Feliz, R (9,1) ERA: 3.61	1.0 S 3 0 0 0 1 0 0 0 0 0 0 6 9 0.00 0.000																					

Los Angeles Angels @ Texas Rangers
Rangers Ballpark in Arlington, Arlington, TX
Fri Jul 23 2010, 8:09 PM - 10:31 PM EDT
Att: 46,554 - Cloudy - 78 F

AB	30
R	0
H	4
RBI	0
BB	0
SO	4
LOB	6



Batter	1	2	3	4	5	6	7	8	9	AB	R	H	RBI	BB	SO	LOB	BOTTOM			
1 Elvis Andrus, R (1,6) OBP: 0.357, SLG: 0.315										3	0	0	0	0	0	0				
10 Michael Young, R (1,5) OBP: 0.357, SLG: 0.487										4	1	2	1	0	1	1				
5 Ian Kinsler, R (1,4) OBP: 0.391, SLG: 0.429										4	0	1	0	0	2	2				
27 Vladimir Guerrero, R (1,10) OBP: 0.363, SLG: 0.530										3	0	0	0	0	2	1				
32 Josh Hamilton, L (1,8) OBP: 0.398, SLG: 0.630										2	0	1	0	1	0	0				
17 Nelson Cruz, R (1,9) OBP: 0.383, SLG: 0.592										3	0	2	0	0	0	0				
7 David Murphy, L (1,7) OBP: 0.317, SLG: 0.379										3	0	0	0	0	0	4				
15 Matt Treanor, R (1,2) OBP: 0.304, SLG: 0.352										3	0	0	0	0	1	3				
11 Bengie Molina, R (8,2) OBP: 0.307, SLG: 0.352										0	0	0	0	0	0	0				
19 Chris Davis, L (1,3) OBP: 0.253, SLG: 0.256										3	0	1	0	0	1	0				
Inning Stats	R: 1 E: 0 K: 1 S: 13	H: 2 LOB: 0 BB: 0 P: 21	R: 0 E: 0 K: 0 S: 8	H: 1 LOB: 1 BB: 1 P: 14	R: 0 E: 0 K: 1 S: 11	H: 1 LOB: 1 BB: 0 P: 18	R: 0 E: 0 K: 2 S: 16	H: 2 LOB: 2 BB: 0 P: 27	R: 0 E: 0 K: 2 S: 11	H: 1 LOB: 1 BB: 0 P: 19	R: 0 E: 0 K: 0 S: 8	H: 0 LOB: 0 BB: 0 P: 10	R: 0 E: 0 K: 0 S: 11	H: 0 LOB: 0 BB: 0 P: 17	R: 0 E: 0 K: 1 S: 6	H: 0 LOB: 0 BB: 0 P: 10	1B: 5 2B: 2 3B: 0 HR: 1	SF: 0 SAC: 1 DP: 1 HBP: 0	WP: 0 PB: 0 SB: 0 CS: 1	PA: 31
PITCHER	IP WLS BF H R ER SO BB IBB HBP BLK WP HR S P ERA WHIP																			
51 Joe Saunders, L (1,1) ERA: 4.62	7.0 L 27 7 1 1 1 6 1 0 0 0 0 78 126 1.29 1.143																			
40 Kevin Jepsen, R (8,1) ERA: 4.5	1.0 3 0 0 0 1 0 0 0 0 0 0 6 10 0.00 0.000																			

Los Angeles Angels @ Texas Rangers
Rangers Ballpark in Arlington, Arlington, TX
Fri Jul 23 2010, 8:09 PM - 10:31 PM EDT
Att: 46,554 - Cloudy - 78 F

AB	28
R	1
H	7
RBI	1
BB	1
SO	7
LOB	11



Batter	1	2	3	4	5	6	7	8	9	AB	R	H	RBI	BB	SO	LOB	TOP										
2 Erick Aybar, S OBP: 0.342, SLG: 0.371	F8		F8			L4		G3-1		4	0	0	0	0	0	1	<p>Los Angeles Angels @ Texas Rangers Rangers Ballpark in Arlington, Arlington, TX Sun Jul 25 2010, 8:09 PM - 10:57 PM EDT Att: 38,320 - Partly Cloudy - 96 F</p>										
13 Maicer Izturis, S OBP: 0.324, SLG: 0.392	G4-3		F7			L1-3		53 6 BB		3	0	0	0	1	0												
53 Bobby Abreu, L OBP: 0.347, SLG: 0.401	F7			G1-3			55 HR BB	G6-3		3	1	0	0	1	0	1											
48 Torii Hunter, R OBP: 0.376, SLG: 0.501		HR		L9			P3		55 1B 6 FC4-6	4	2	2	1	0	0	1											
55 Hideki Matsui, L OBP: 0.329, SLG: 0.417	G4-3		F8			HR		6 FC4-6	4	1	2	2	0	0	0												
6 Alberto Callespo, S OBP: 0.304, SLG: 0.403	G3				F8			47 G4-3	4	0	0	1	0	0	1												
47 Howie Kendrick, R OBP: 0.309, SLG: 0.401	F8				G6-3			1-2 3-H	4	0	1	0	0	0	1												
20 Juan Rivera, R OBP: 0.310, SLG: 0.424					G6-3			G5-3	4	0	1	0	0	0	2												
5 Jeff Mathis, R OBP: 0.256, SLG: 0.351					F7			F7	2	0	0	0	0	1	1												
77 Reggie Willis, S OBP: 0.350, SLG: 0.284						K			1	0	0	0	0	0	0												
46 Bobby Wilson, R OBP: 0.291, SLG: 0.420									0	0	0	0	0	0	0												
Inning Stats	R: 0 E: 0 K: 0 S: 7	H: 0 LOB: 0 BB: 0 P: 8	R: 1 E: 0 K: 0 S: 8	H: 1 LOB: 0 BB: 0 P: 12	R: 0 E: 0 K: 0 S: 7	H: 1 LOB: 1 BB: 0 P: 10	R: 0 E: 0 K: 0 S: 5	H: 0 LOB: 0 BB: 0 P: 6	R: 0 E: 0 K: 1 S: 8	H: 0 LOB: 0 BB: 0 P: 10	R: 0 E: 0 K: 1 S: 8	H: 0 LOB: 0 BB: 0 P: 13	R: 2 E: 0 K: 0 S: 11	H: 2 LOB: 1 BB: 1 P: 21	R: 0 E: 0 K: 0 S: 15	H: 0 LOB: 1 BB: 1 P: 23	R: 1 E: 0 K: 0 S: 11	H: 2 LOB: 1 BB: 0 P: 16	1B: 4 2B: 0 3B: 0 HR: 2	SF: 0 SAC: 0 DP: 0 HBP: 0	WP: 0 PB: 0 SB: 1 CS: 0	PA: 35					
PITCHER	IP	WLS	BF	H	R	ER	SO	BB	IBB	HBP	BLK	WP	HR	S	P	ERA	WHIP										
35 Tommy Hunter, R ERA: 2.31	6.1	W	23	3	3	3	1	1	0	0	0	0	2	48	71	4.26	0.632										
56 Darren O'Day, R ERA: 1.35	0.2	H	3	1	0	0	0	0	0	0	0	0	0	6	9	0.00	1.500										
50 Frank Francisco, R ERA: 3.83	1.0	H	4	0	0	0	0	1	0	0	0	0	0	15	23	0.00	1.000										
30 Neftali Feliz, R ERA: 3.74	1.0	S	5	2	1	1	0	0	0	0	0	0	0	11	16	9.00	2.000										

Batter	1	2	3	4	5	6	7	8	9	AB	R	H	RBI	BB	SO	LOB	BOTTOM										
1 Elvis Andrus, R OBP: 0.356, SLG: 0.316	G6-3			G1-3		10 1B BB		10 BLK		4	0	2	0	1	0	1	<p>Los Angeles Angels @ Texas Rangers Rangers Ballpark in Arlington, Arlington, TX Sun Jul 25 2010, 8:09 PM - 10:57 PM EDT Att: 38,320 - Partly Cloudy - 96 F</p>										
10 Michael Young, R OBP: 0.356, SLG: 0.491			F8	G6-3				K		5	1	2	1	0	1	2											
5 Ian Kinsler, R OBP: 0.393, SLG: 0.425					G5-3			G5-3		5	2	2	0	0	1	3											
27 Vladimir Guerrero, R OBP: 0.358, SLG: 0.521								F9		4	0	1	0	0	1	2											
32 Josh Hamilton, L OBP: 0.400, SLG: 0.635								K		4	1	3	3	0	1	0											
17 Nelson Cruz, R OBP: 0.383, SLG: 0.597										4	0	2	1	0	0	2											
7 David Murphy, L OBP: 0.320, SLG: 0.376		L9								2	1	0	0	2	0	0											
11 Bengie Molina, R OBP: 0.302, SLG: 0.345										4	0	0	0	0	1	3											
19 Chris Davis, L OBP: 0.274, SLG: 0.284										2	1	1	1	2	1	0											
Inning Stats	R: 2 E: 0 K: 1 S: 13	H: 3 LOB: 1 BB: 0 P: 22	R: 0 E: 0 K: 1 S: 10	H: 1 LOB: 2 BB: 1 P: 19	R: 1 E: 0 K: 0 S: 12	H: 3 LOB: 1 BB: 0 P: 16	R: 1 E: 0 K: 0 S: 8	H: 1 LOB: 1 BB: 1 P: 16	R: 1 E: 0 K: 1 S: 9	H: 2 LOB: 1 BB: 0 P: 16	R: 1 E: 0 K: 1 S: 10	H: 1 LOB: 2 BB: 2 P: 20	R: 0 E: 0 K: 1 S: 9	H: 1 LOB: 2 BB: 1 P: 17	R: 0 E: 0 K: 2 S: 13	H: 1 LOB: 1 BB: 0 P: 21		1B: 10 2B: 2 3B: 1 HR: 0	SF: 0 SAC: 0 DP: 0 HBP: 0	WP: 2 PB: 0 SB: 1 CS: 0	PA: 39						
PITCHER	IP	WLS	BF	H	R	ER	SO	BB	IBB	HBP	BLK	WP	HR	S	P	ERA	WHIP										
70 Trevor Bell, R ERA: 6.75	3.1	L	18	8	4	4	2	2	0	0	0	0	0	39	66	10.80	3.000										
45 Francisco Rodriguez, R ERA: 3.71	1.2		6	2	1	1	0	0	0	0	0	1	0	13	23	5.40	1.200										
62 Scot Shields, R ERA: 5.61	2.0		11	2	1	1	2	3	0	0	0	1	0	19	37	4.50	2.500										
40 Brian Fuentes, L ERA: 3.68	1.0		4	1	0	0	2	0	0	0	1	0	0	13	21	0.00	1.000										

Batter	1	2	3	4	5	6	7	8	9	AB	R	H	RBI	BB	SO	LOB	TOP										
10 Marco Scutaro, R OBP: 0.345, SLG: 0.384										4	1	3	4	2	1	2											
54 Darrell McDonald, R OBP: 0.321, SLG: 0.392										5	0	0	0	1	2	6											
20 Kevin Youkilis, R OBP: 0.410, SLG: 0.570										4	1	1	1	1	0	5											
34 David Ortiz, L OBP: 0.368, SLG: 0.529										5	0	1	0	0	4	2											
41 Victor Martinez, S OBP: 0.342, SLG: 0.467										5	0	2	0	0	0	0											
29 Adrian Beltré, R OBP: 0.372, SLG: 0.554										5	1	1	1	0	1	4											
32 Jeremy Hermida, L OBP: 0.262, SLG: 0.355										3	1	0	0	2	2	2											
22 Bill Hall, R OBP: 0.342, SLG: 0.445										3	2	1	1	2	2	2											
3 Eric Patterson, L OBP: 0.268, SLG: 0.451										4	1	3	0	0	0	0											
Inning Stats	R: 0 E: 0 K: 2 S: 12	H: 1 LOB: 1 BB: 0 P: 19	R: 2 E: 0 K: 0 S: 21	H: 3 LOB: 3 BB: 2 P: 37	R: 0 E: 0 K: 2 S: 10	H: 2 LOB: 2 BB: 0 P: 19	R: 0 E: 0 K: 0 S: 11	H: 1 LOB: 1 BB: 0 P: 18	R: 0 E: 0 K: 1 S: 9	H: 0 LOB: 0 BB: 0 P: 14	R: 0 E: 0 K: 2 S: 11	H: 1 LOB: 2 BB: 1 P: 18	R: 1 E: 0 K: 2 S: 12	H: 1 LOB: 0 BB: 0 P: 19	R: 4 E: 0 K: 2 S: 26	H: 3 LOB: 3 BB: 3 P: 45	R: 0 E: 0 K: 1 S: 10	H: 0 LOB: 2 BB: 2 P: 23	1B: 6 2B: 1 3B: 1 HR: 4	SF: 0 SAC: 1 DP: 0 HBP: 0	WP: 2 PB: 0 SB: 0 CS: 0	PA: 47					
PITCHER	IP	WLS	BF	H	R	ER	SO	BB	IBB	HBP	BLK	WP	HR	S	P	ERA	WHIP										
62 Scott Shields, R ERA: 5.86	(1, 1)	1.2	11	4	2	2	2	2	0	0	0	2	2	30	52	10.80	3.600										
45 Francisco Rodriguez, R ERA: 3.26	(2, 1)	2.1	10	3	0	0	2	0	0	0	0	0	0	24	41	0.00	1.286										
63 Rich Thompson, R ERA: 2.45	(5, 1)	3.0	12	2	1	1	5	1	0	0	0	0	1	32	51	3.00	1.000										
56 Fernando Rodney, R ERA: 4.43	(8, 1)	0.1	L	6	2	4	4	3	0	0	0	0	1	16	31	108.00	15.000										
58 Michael Kohn, R ERA: 9.0	(8, 1)	1.2	8	1	0	0	2	2	0	0	0	0	0	20	37	0.00	1.800										

Boston Red Sox @ Los Angeles Angels
 Angel Stadium of Anaheim, Anaheim, CA
 Wed Jul 28 2010, 12:39 PM - 4:14 PM PDT
 Att: 44,052 - Sunny - 74 F

AB 38
 R 7
 H 12
 RBI 7
 BB 8
 SO 12
 LOB 23



Batter	1	2	3	4	5	6	7	8	9	AB	R	H	RBI	BB	SO	LOB	BOTTOM										
2 Erick Aybar, S OBP: 0.334, SLG: 0.362										3	0	0	0	0	1	2											
13 Maicer Izturis, S OBP: 0.311, SLG: 0.374										3	0	0	1	0	2	0											
6 Alberto Callaspo, S OBP: 0.365, SLG: 0.493										4	0	1	0	0	1	0											
53 Bobby Abreu, L OBP: 0.347, SLG: 0.416										3	0	0	0	1	1	0											
55 Hideki Matsui, L OBP: 0.332, SLG: 0.422										2	1	0	0	1	0	0											
20 Juan Rivera, R OBP: 0.312, SLG: 0.424										4	1	1	0	0	0	0											
47 Howie Kendrick, R OBP: 0.307, SLG: 0.396										4	1	1	0	0	0	0											
44 Mike Napoli, R OBP: 0.320, SLG: 0.485										4	0	1	0	0	2	2											
46 Bobby Wilson, R OBP: 0.288, SLG: 0.407										4	0	1	1	0	2	1											
77 Reggie Willis, S OBP: 0.356, SLG: 0.304										3	1	2	1	0	0	0											
Inning Stats	R: 0 E: 0 K: 1 S: 7	H: 0 LOB: 0 BB: 0 P: 12	R: 2 E: 0 K: 1 S: 18	H: 3 LOB: 2 BB: 1 P: 30	R: 0 E: 0 K: 1 S: 9	H: 0 LOB: 0 BB: 0 P: 13	R: 0 E: 0 K: 0 S: 6	H: 1 LOB: 1 BB: 0 P: 8	R: 1 E: 0 K: 0 S: 10	H: 1 LOB: 0 BB: 0 P: 18	R: 0 E: 0 K: 0 S: 9	H: 0 LOB: 0 BB: 0 P: 15	R: 0 E: 0 K: 2 S: 10	H: 0 LOB: 0 BB: 0 P: 16	R: 0 E: 0 K: 2 S: 15	H: 1 LOB: 2 BB: 1 P: 27	R: 0 E: 0 K: 2 S: 9	H: 0 LOB: 0 BB: 0 P: 13	1B: 3 2B: 3 3B: 0 HR: 0	SF: 1 SAC: 1 DP: 0 HBP: 0	WP: 0 PB: 0 SB: 0 CS: 0	PA: 35					
PITCHER	IP	WLS	BF	H	R	ER	SO	BB	IBB	HBP	BLK	WP	HR	S	P	ERA	WHIP										
19 Josh Beckett, R ERA: 6.33	(1, 1)	7.0	W	27	5	3	3	5	1	0	0	0	0	69	112	3.86	0.857										
17 Manny Delcarmen, R ERA: 4.66	(8, 1)	1.0		5	1	0	0	2	1	0	0	0	0	15	27	0.00	2.000										
56 Ramon E Ramirez, R ERA: 4.57	(9, 1)	1.0		3	0	0	0	2	0	0	0	0	0	9	13	0.00	0.000										

Boston Red Sox @ Los Angeles Angels
 Angel Stadium of Anaheim, Anaheim, CA
 Wed Jul 28 2010, 12:39 PM - 4:14 PM PDT
 Att: 44,052 - Sunny - 74 F

AB 31
 R 3
 H 6
 RBI 3
 BB 2
 SO 9
 LOB 7



Batter	1	2	3	4	5	6	7	8	9	AB	R	H	RBI	BB	SO	LOB	TOP					
1 Elvis Andrus, R OBP: 0.357, SLG: 0.315										5	2	4	1	0	0	1	Texas Rangers @ Los Angeles Angels Angel Stadium of Anaheim, Anaheim, CA Fri Jul 30 20:10, 7:08 PM - 10:08 PM PDT Att: 43,024 - Clear - 68 F					
10 Michael Young, R OBP: 0.380, SLG: 0.491										5	1	0	0	0	2	6						
32 Josh Hamilton, L OBP: 0.407, SLG: 0.636										3	1	1	1	1	0	0						
20 Julio Borbon, L OBP: 0.305, SLG: 0.355										1	0	0	0	0	0	1						
27 Vladimir Guerrero, R OBP: 0.357, SLG: 0.512										5	0	1	2	0	0	2						
17 Nelson Cruz, R OBP: 0.380, SLG: 0.601										5	1	1	1	0	1	4						
7 David Murphy, L OBP: 0.320, SLG: 0.387										4	0	2	2	0	1	0						
8 Jorge Cantu, R OBP: 0.309, SLG: 0.408										1	0	0	0	0	0	0						
11 Bengie Molina, R OBP: 0.295, SLG: 0.336										4	1	1	0	0	0	2						
18 Mitch Moreland, L OBP: 0.500, SLG: 0.429										3	1	1	0	1	0	2						
14 Joaquin Arias, R OBP: 0.290, SLG: 0.330										4	0	1	0	0	1	2						
Inning Stats	R: 3 H: 3 E: 1 K: 1 S: 15	H: 3 LOB: 1 BB: 0 P: 26	R: 2 H: 3 E: 0 K: 1 S: 14	H: 3 LOB: 2 BB: 1 P: 22	R: 1 H: 3 E: 0 K: 1 S: 12	H: 3 LOB: 2 BB: 0 P: 17	R: 1 H: 1 E: 0 K: 0 S: 8	H: 1 LOB: 1 BB: 1 P: 19	R: 0 H: 0 E: 0 K: 0 S: 7	H: 0 LOB: 0 BB: 0 P: 10	R: 0 H: 1 E: 0 K: 0 S: 11	H: 1 LOB: 1 BB: 0 P: 17	R: 0 H: 1 E: 0 K: 1 S: 14	H: 1 LOB: 1 BB: 0 P: 14	R: 0 H: 0 E: 0 K: 0 S: 9	H: 0 LOB: 0 BB: 0 P: 14	1B: 9 2B: 2 3B: 0 HR: 1	SF: 0 SAC: 0 DP: 0 HBP: 0	WP: 1 PB: 0 SB: 3 CS: 0	PA: 42		
PITCHER	IP WLS BF H R ER SO BB IBB HBP BLK WP HR S P ERA WHIP	IP WLS BF H R ER SO BB IBB HBP BLK WP HR S P ERA WHIP	IP WLS BF H R ER SO BB IBB HBP BLK WP HR S P ERA WHIP	IP WLS BF H R ER SO BB IBB HBP BLK WP HR S P ERA WHIP	IP WLS BF H R ER SO BB IBB HBP BLK WP HR S P ERA WHIP	IP WLS BF H R ER SO BB IBB HBP BLK WP HR S P ERA WHIP	IP WLS BF H R ER SO BB IBB HBP BLK WP HR S P ERA WHIP	IP WLS BF H R ER SO BB IBB HBP BLK WP HR S P ERA WHIP	IP WLS BF H R ER SO BB IBB HBP BLK WP HR S P ERA WHIP	IP WLS BF H R ER SO BB IBB HBP BLK WP HR S P ERA WHIP	IP WLS BF H R ER SO BB IBB HBP BLK WP HR S P ERA WHIP	IP WLS BF H R ER SO BB IBB HBP BLK WP HR S P ERA WHIP	IP WLS BF H R ER SO BB IBB HBP BLK WP HR S P ERA WHIP	IP WLS BF H R ER SO BB IBB HBP BLK WP HR S P ERA WHIP	IP WLS BF H R ER SO BB IBB HBP BLK WP HR S P ERA WHIP	IP WLS BF H R ER SO BB IBB HBP BLK WP HR S P ERA WHIP	IP WLS BF H R ER SO BB IBB HBP BLK WP HR S P ERA WHIP	IP WLS BF H R ER SO BB IBB HBP BLK WP HR S P ERA WHIP	IP WLS BF H R ER SO BB IBB HBP BLK WP HR S P ERA WHIP	IP WLS BF H R ER SO BB IBB HBP BLK WP HR S P ERA WHIP	IP WLS BF H R ER SO BB IBB HBP BLK WP HR S P ERA WHIP	
54 Ervin Santana, R ERA: 3.65	6.0	W	31	10	7	4	4	2	0	0	0	0	0	0	0	0	1	1	65	106	6.00	2.000
22 Trevor Bell, R ERA: 6.45	7.1	H	4	1	0	0	0	0	0	0	0	0	0	0	0	0	0	0	11	17	0.00	1.000
56 Fernando Rodney, R ERA: 4.32	8.1	S	4	1	0	0	1	0	0	0	0	0	0	0	0	0	0	0	14	18	0.00	1.000
40 Brian Fuentes, L ERA: 3.73	9.1	H	3	0	0	0	0	0	0	0	0	0	0	0	0	0	0	0	9	14	0.00	0.000

AB	40
R	7
H	12
RBI	7
BB	2
SO	5
LOB	20



Batter	1	2	3	4	5	6	7	8	9	AB	R	H	RBI	BB	SO	LOB	BOTTOM					
2 Erick Aybar, S OBP: 0.337, SLG: 0.370										2	2	1	2	2	0	0	Texas Rangers @ Los Angeles Angels Angel Stadium of Anaheim, Anaheim, CA Fri Jul 30 20:10, 7:08 PM - 10:08 PM PDT Att: 43,024 - Clear - 68 F					
13 Maicer Izturis, S OBP: 0.307, SLG: 0.368										5	0	1	1	0	1	2						
53 Bobby Abreu, L OBP: 0.346, SLG: 0.417										4	0	1	1	0	1	2						
48 Torii Hunter, R OBP: 0.368, SLG: 0.486										3	0	0	0	1	0	2						
55 Hideki Matsui, L OBP: 0.332, SLG: 0.420										4	1	1	0	0	1	4						
6 Alberto Callaspo, S OBP: 0.307, SLG: 0.404										4	2	2	0	0	0	0						
47 Howie Kendrick, R OBP: 0.306, SLG: 0.395										4	1	1	0	0	3	2						
20 Juan Rivera, R OBP: 0.314, SLG: 0.435										4	2	2	4	0	0	0						
44 Mike Napoli, R OBP: 0.319, SLG: 0.485										4	1	1	1	0	1	0						
Inning Stats	R: 0 H: 0 E: 0 K: 0 S: 8	H: 0 LOB: 1 BB: 1 P: 15	R: 4 H: 4 E: 0 K: 1 S: 15	H: 4 LOB: 0 BB: 0 P: 22	R: 0 H: 0 E: 0 K: 0 S: 12	H: 0 LOB: 0 BB: 0 P: 18	R: 4 H: 5 E: 1 K: 2 S: 17	H: 5 LOB: 2 BB: 0 P: 29	R: 0 H: 0 E: 0 K: 1 S: 6	H: 0 LOB: 0 BB: 0 P: 12	R: 1 H: 1 E: 0 K: 1 S: 9	H: 1 LOB: 2 BB: 2 P: 20	R: 0 H: 0 E: 0 K: 1 S: 5	H: 0 LOB: 0 BB: 0 P: 8	R: 0 H: 0 E: 0 K: 1 S: 6	H: 0 LOB: 0 BB: 0 P: 11		1B: 6 2B: 2 3B: 0 HR: 2	SF: 1 SAC: 0 DP: 0 HBP: 0	WP: 0 PB: 0 SB: 0 CS: 0	PA: 38	
PITCHER	IP WLS BF H R ER SO BB IBB HBP BLK WP HR S P ERA WHIP	IP WLS BF H R ER SO BB IBB HBP BLK WP HR S P ERA WHIP	IP WLS BF H R ER SO BB IBB HBP BLK WP HR S P ERA WHIP	IP WLS BF H R ER SO BB IBB HBP BLK WP HR S P ERA WHIP	IP WLS BF H R ER SO BB IBB HBP BLK WP HR S P ERA WHIP	IP WLS BF H R ER SO BB IBB HBP BLK WP HR S P ERA WHIP	IP WLS BF H R ER SO BB IBB HBP BLK WP HR S P ERA WHIP	IP WLS BF H R ER SO BB IBB HBP BLK WP HR S P ERA WHIP	IP WLS BF H R ER SO BB IBB HBP BLK WP HR S P ERA WHIP	IP WLS BF H R ER SO BB IBB HBP BLK WP HR S P ERA WHIP	IP WLS BF H R ER SO BB IBB HBP BLK WP HR S P ERA WHIP	IP WLS BF H R ER SO BB IBB HBP BLK WP HR S P ERA WHIP	IP WLS BF H R ER SO BB IBB HBP BLK WP HR S P ERA WHIP	IP WLS BF H R ER SO BB IBB HBP BLK WP HR S P ERA WHIP	IP WLS BF H R ER SO BB IBB HBP BLK WP HR S P ERA WHIP	IP WLS BF H R ER SO BB IBB HBP BLK WP HR S P ERA WHIP	IP WLS BF H R ER SO BB IBB HBP BLK WP HR S P ERA WHIP	IP WLS BF H R ER SO BB IBB HBP BLK WP HR S P ERA WHIP	IP WLS BF H R ER SO BB IBB HBP BLK WP HR S P ERA WHIP	IP WLS BF H R ER SO BB IBB HBP BLK WP HR S P ERA WHIP	IP WLS BF H R ER SO BB IBB HBP BLK WP HR S P ERA WHIP	
35 Tommy Hunter, R ERA: 3.31	3.0	L	18	8	8	8	1	1	0	0	0	0	0	0	0	0	0	2	41	64	24.00	3.000
54 Matt Harrison, L ERA: 4.01	4.1		15	2	1	1	4	1	1	0	0	0	0	0	0	0	0	0	27	54	2.70	0.900
64 Alexi Ogando, R ERA: 1.25	7.1		3	0	0	0	2	0	0	0	0	0	0	0	0	0	0	0	7	12	0.00	0.000
28 Darren Oliver, L ERA: 2.06	8.1		2	0	0	0	0	0	0	0	0	0	0	0	0	0	0	0	3	5	0.00	0.000

AB	34
R	9
H	10
RBI	9
BB	3
SO	7
LOB	12



Batter	1	2	3	4	5	6	7	8	9	AB	R	H	RBI	BB	SO	LOB	TOP							
1 Elvis Andrus, R OBP: 0.358, SLG: 0.316	G5-3		HBP		K			10 WP 10 S 1B		3	0	1	0	0	1	0								
10 Michael Young, R OBP: 0.357, SLG: 0.486	K		G5-3		K			G5-3		4	0	0	0	0	2	2								
7 David Murphy, L OBP: 0.323, SLG: 0.387	1B			27 HR BB		G3		G4-3		3	1	1	0	1	0	1								
27 Vladimir Guerrero, R OBP: 0.357, SLG: 0.517	FC6-4			1+H HR		F9		G5-3		4	1	1	2	0	0	1								
17 Nelson Cruz, R OBP: 0.323, SLG: 0.598	K			F7		F7		15 CS 1B		3	0	1	0	1	1	0								
15 Cristian Guzman, S OBP: 0.323, SLG: 0.356	K			F8		F8		CS	G3	4	0	0	0	0	2	1								
8 Jorge Cantu, R OBP: 0.308, SLG: 0.406	G5-3					L9			F9	4	0	1	0	0	0	1								
11 Bengie Molina, R OBP: 0.292, SLG: 0.332			P6		P4				F7	3	0	0	0	0	0	1								
20 Julio Borbon, L OBP: 0.302, SLG: 0.352			P6			G3			G3	3	0	0	0	0	0	0								
Inning Stats	R: 0 H: 1 E: 0 K: 1 S: 9	H: 1 LOB: 1 BB: 0 P: 15	R: 0 H: 0 E: 0 K: 2 S: 8	H: 0 LOB: 0 BB: 0 P: 16	R: 0 H: 0 E: 0 K: 0 S: 9	H: 0 LOB: 1 BB: 0 P: 12	R: 2 H: 2 E: 0 K: 0 S: 8	H: 2 LOB: 1 BB: 0 P: 15	R: 0 H: 0 E: 0 K: 0 S: 7	H: 0 LOB: 0 BB: 0 P: 8	R: 0 H: 1 E: 0 K: 0 S: 8	H: 0 LOB: 0 BB: 0 P: 12	R: 0 H: 0 E: 0 K: 0 S: 5	H: 0 LOB: 0 BB: 0 P: 7	R: 0 H: 1 E: 0 K: 0 S: 8	H: 1 LOB: 1 BB: 0 P: 14	R: 0 H: 0 E: 0 K: 1 S: 11	H: 0 LOB: 1 BB: 1 P: 20	1B: 4 2B: 0 3B: 0 HR: 1	SF: 0 SAC: 0 DP: 0 HBP: 1	WP: 1 PB: 0 SB: 1 CS: 1	PA: 35		
PITCHER	IP WLS BF H R ER SO BB IBB HBP BLK WP HR S P ERA WHIP	9.0 L 34 5 2 2 6 2 0 1 0 1 1 73 119 2.00 0.778											PITCHER	IP WLS BF H R ER SO BB IBB HBP BLK WP HR S P ERA WHIP										

Texas Rangers @ Los Angeles Angels
Angel Stadium of Anaheim, Anaheim, CA
Sat Jul 31 2010, 6:08 PM - 8:19 PM PDT
Att: 41,011 - Partly Cloudy - 72 F

AB	31
R	2
H	5
RBI	2
BB	2
SO	6
LOB	7



Batter	1	2	3	4	5	6	7	8	9	AB	R	H	RBI	BB	SO	LOB	BOTTOM									
2 Erick Aybar, S OBP: 0.337, SLG: 0.367	P6		F9		K					3	0	0	0	0	1	2										
13 Maicer Izturis, S OBP: 0.299, SLG: 0.357	F9			G3-1		K		HBP		4	0	0	0	0	1	2										
53 Bobby Abreu, L OBP: 0.350, SLG: 0.417				48 G4-3 1B		55 WP BB		G4-3		2	0	1	0	2	0	0										
48 Tori Hunter, R OBP: 0.364, SLG: 0.481	F9			G4-3		P5		K		4	0	0	0	0	1	3										
55 Hideki Matsui, L OBP: 0.331, SLG: 0.418					K			K		4	0	1	0	0	2	2										
6 Alberto Callaspo, S OBP: 0.308, SLG: 0.403	G5-6-3					44 FC5-4 20 E 1B		F8		4	0	1	0	0	0	1										
47 Howie Kendrick, R OBP: 0.306, SLG: 0.400	G3-1				F8			HR		4	1	1	1	0	0	1										
20 Juan Rivera, R OBP: 0.310, SLG: 0.429					G6-3			G1-3		4	0	0	0	0	0	1										
44 Mike Napoli, R OBP: 0.319, SLG: 0.487					G1-3			FC5-4		3	0	1	0	0	0	2										
Inning Stats	R: 0 H: 0 E: 0 K: 0 S: 9	H: 0 LOB: 1 BB: 1 P: 15	R: 0 H: 1 E: 0 K: 0 S: 5	H: 1 LOB: 0 BB: 0 P: 6	R: 0 H: 0 E: 0 K: 0 S: 6	H: 0 LOB: 0 BB: 0 P: 10	R: 0 H: 1 E: 0 K: 1 S: 9	H: 1 LOB: 0 BB: 0 P: 12	R: 0 H: 1 E: 1 K: 1 S: 10	H: 1 LOB: 2 BB: 0 P: 10	R: 0 H: 0 E: 0 K: 1 S: 10	H: 0 LOB: 1 BB: 1 P: 17	R: 1 H: 2 E: 0 K: 0 S: 13	H: 2 LOB: 2 BB: 0 P: 18	R: 0 H: 0 E: 0 K: 2 S: 7	H: 0 LOB: 0 BB: 0 P: 9	R: 0 H: 0 E: 0 K: 0 S: 4	H: 0 LOB: 0 BB: 0 P: 6	1B: 3 2B: 1 3B: 0 HR: 1	SF: 0 SAC: 0 DP: 1 HBP: 1	WP: 1 PB: 0 SB: 0 CS: 0	PA: 35				
PITCHER	IP WLS BF H R ER SO BB IBB HBP BLK WP HR S P ERA WHIP	7.0 W 29 5 1 1 3 2 0 0 0 0 0 0 7 9 0.00 1.000											PITCHER	IP WLS BF H R ER SO BB IBB HBP BLK WP HR S P ERA WHIP												
40 Rich Harden, R ERA: 5.25																										
50 Frank Francisco, R ERA: 3.86	1.0	H	3	0	0	0	2	0	0	0	0	0	0	0	0	0	7	9	0.00	0.000						
30 Neftali Feliz, R ERA: 3.57	1.0	S	3	0	0	0	0	0	0	0	0	0	0	0	0	0	4	6	0.00	0.000						

Texas Rangers @ Los Angeles Angels
Angel Stadium of Anaheim, Anaheim, CA
Sat Jul 31 2010, 6:08 PM - 8:19 PM PDT
Att: 41,011 - Partly Cloudy - 72 F

AB	32
R	1
H	5
RBI	1
BB	2
SO	5
LOB	14




Batter	1	2	3	4	5	6	7	8	9	AB	R	H	RBI	BB	SO	LOB	TOP					
2 Erick Aybar, S OBP: 0.333, SLG: 0.362	L8		G3		K			F7		4	0	0	0	0	1	0	Los Angeles Angels @ Baltimore Orioles Oriole Park at Camden Yards, Baltimore, MD Tue Aug 03 2010, 7:07 PM - 9:30 PM EDT Att: 16,723 - Cloudy - 83 F					
13 Maicer Izturis, S OBP: 0.293, SLG: 0.342	HBP			F8		F7		G6-3		3	0	0	0	0	0							
53 Bobby Abreu, L OBP: 0.349, SLG: 0.415	F7			G4-3		G4-3		FC6-4 1B		4	0	1	0	0	0	1						
48 Tori Hunter, R OBP: 0.367, SLG: 0.481	G4-3			1B		F7		FC6-4		4	0	1	0	0	0	2						
55 Hideki Matsui, L OBP: 0.327, SLG: 0.413	P6		G1-3		G4-3			K		4	0	0	0	0	1	1						
6 Alberto Callaspo, S OBP: 0.369, SLG: 0.461	G4-3			47 HR 1B		F7		G6-3		4	1	1	0	0	0	0						
47 Howie Kendrick, R OBP: 0.307, SLG: 0.413	G6-3			1-H HR		44 1B 2B		K		4	2	2	2	0	1	0						
44 Mike Napoli, R OBP: 0.324, SLG: 0.486			K		F9		25 FC4-6 1B			3	0	1	1	0	1	0						
25 Peter Bourjos, R	F7				G5-3		FC4-6			3	0	0	0	0	0	1						
Inning Stats	R: 0 E: 0 K: 0 S: 5	H: 0 LOB: 1 BB: 0 P: 8	R: 0 E: 0 K: 0 S: 5	H: 0 LOB: 0 BB: 0 P: 10	R: 0 E: 0 K: 1 S: 7	H: 0 LOB: 0 BB: 0 P: 8	R: 0 E: 0 K: 0 S: 9	H: 1 LOB: 1 BB: 0 P: 14	R: 2 E: 0 K: 1 S: 11	H: 2 LOB: 0 BB: 0 P: 19	R: 0 E: 0 K: 0 S: 7	H: 0 LOB: 0 BB: 0 P: 12	R: 1 E: 0 K: 0 S: 14	H: 2 LOB: 1 BB: 0 P: 21	R: 0 E: 0 K: 2 S: 6	H: 1 LOB: 1 BB: 0 P: 8	R: 0 E: 0 K: 2 S: 13	H: 0 LOB: 0 BB: 0 P: 17	1B: 4 2B: 1 3B: 0 HR: 1	SF: 0 SAC: 0 DP: 0 HBP: 1	WP: 0 PB: 0 SB: 0 CS: 0	PA: 34
PITCHER	IP WLS BF H R ER SO BB IBB HBP BLK WP HR S P ERA WHIP	IP WLS BF H R ER SO BB IBB HBP BLK WP HR S P ERA WHIP	IP WLS BF H R ER SO BB IBB HBP BLK WP HR S P ERA WHIP	IP WLS BF H R ER SO BB IBB HBP BLK WP HR S P ERA WHIP	IP WLS BF H R ER SO BB IBB HBP BLK WP HR S P ERA WHIP	IP WLS BF H R ER SO BB IBB HBP BLK WP HR S P ERA WHIP	IP WLS BF H R ER SO BB IBB HBP BLK WP HR S P ERA WHIP	IP WLS BF H R ER SO BB IBB HBP BLK WP HR S P ERA WHIP	IP WLS BF H R ER SO BB IBB HBP BLK WP HR S P ERA WHIP	IP WLS BF H R ER SO BB IBB HBP BLK WP HR S P ERA WHIP	IP WLS BF H R ER SO BB IBB HBP BLK WP HR S P ERA WHIP	IP WLS BF H R ER SO BB IBB HBP BLK WP HR S P ERA WHIP	IP WLS BF H R ER SO BB IBB HBP BLK WP HR S P ERA WHIP	IP WLS BF H R ER SO BB IBB HBP BLK WP HR S P ERA WHIP	IP WLS BF H R ER SO BB IBB HBP BLK WP HR S P ERA WHIP	IP WLS BF H R ER SO BB IBB HBP BLK WP HR S P ERA WHIP	IP WLS BF H R ER SO BB IBB HBP BLK WP HR S P ERA WHIP					
46 Jeremy Guthrie, R ERA: 4.21	7.0	W	27	5	3	3	2	0	0	1	58	92	3.86	0.714								
51 Michael Gonzalez, L ERA: 4.5	1.2	H	6	1	0	0	1	0	0	0	16	21	0.00	0.600								
55 Alfredo Simon, R ERA: 4.13	0.1		1	0	0	0	1	0	0	0	3	4	0.00	0.000								

Batter	1	2	3	4	5	6	7	8	9	AB	R	H	RBI	BB	SO	LOB	BOTTOM			
1 Brian Roberts, S OBP: 0.288, SLG: 0.292	G3		F7		F7			F7		4	0	0	0	0	0	2	Los Angeles Angels @ Baltimore Orioles Oriole Park at Camden Yards, Baltimore, MD Tue Aug 03 2010, 7:07 PM - 9:30 PM EDT Att: 16,723 - Cloudy - 83 F			
21 Nick Markakis, L OBP: 0.374, SLG: 0.434	K			G4-3		K		G3		4	0	0	0	0	2	0				
23 Ty Wigginton, R OBP: 0.333, SLG: 0.453	K			G6-3		30 HR BB		30 C6 BB		2	1	0	0	2	1	0				
30 Luke Scott, L OBP: 0.350, SLG: 0.569	F7			2B		HR		FC6		4	1	2	2	0	0	1				
10 Adam Jones, R OBP: 0.305, SLG: 0.431	K			G4-3		F7		18 SH1-3 32 1B BB		3	1	0	0	1	1	1				
18 Felix Pie, L OBP: 0.311, SLG: 0.414	F8			32 2B 2B		37 E 1B		SH1-3		3	2	2	0	0	0	0				
32 Matt Wieters, S OBP: 0.330, SLG: 0.380	1B			2-H 2B		37 E IBB		3 1B 1B		3	1	3	2	1	0	0				
37 Josh Bell, S OBP: 0.200, SLG: 0.233	K			G5-3		E6		P6		4	0	1	2	0	1	3				
3 Cesar Izturis, S OBP: 0.293, SLG: 0.283	F8			P6		G4-3		2-H 1B		4	0	1	0	0	0	3				
Inning Stats	R: 0 E: 0 K: 2 S: 9	H: 0 LOB: 0 BB: 0 P: 13	R: 0 E: 0 K: 1 S: 7	H: 0 LOB: 0 BB: 0 P: 11	R: 0 E: 0 K: 1 S: 10	H: 1 LOB: 1 BB: 0 P: 16	R: 0 E: 0 K: 0 S: 9	H: 1 LOB: 1 BB: 0 P: 14	R: 1 E: 0 K: 0 S: 11	H: 2 LOB: 1 BB: 0 P: 13	R: 4 E: 0 K: 1 S: 15	H: 3 LOB: 1 BB: 2 P: 30	R: 0 E: 0 K: 0 S: 6	H: 0 LOB: 1 BB: 1 P: 12	R: 1 E: 1 K: 0 S: 11	H: 2 LOB: 2 BB: 1 P: 20	1B: 4 2B: 4 3B: 0 HR: 1	SF: 0 SAC: 1 DP: 0 HBP: 0	WP: 0 PB: 0 SB: 1 CS: 0	PA: 36
PITCHER	IP WLS BF H R ER SO BB IBB HBP BLK WP HR S P ERA WHIP	IP WLS BF H R ER SO BB IBB HBP BLK WP HR S P ERA WHIP	IP WLS BF H R ER SO BB IBB HBP BLK WP HR S P ERA WHIP	IP WLS BF H R ER SO BB IBB HBP BLK WP HR S P ERA WHIP	IP WLS BF H R ER SO BB IBB HBP BLK WP HR S P ERA WHIP	IP WLS BF H R ER SO BB IBB HBP BLK WP HR S P ERA WHIP	IP WLS BF H R ER SO BB IBB HBP BLK WP HR S P ERA WHIP	IP WLS BF H R ER SO BB IBB HBP BLK WP HR S P ERA WHIP	IP WLS BF H R ER SO BB IBB HBP BLK WP HR S P ERA WHIP	IP WLS BF H R ER SO BB IBB HBP BLK WP HR S P ERA WHIP	IP WLS BF H R ER SO BB IBB HBP BLK WP HR S P ERA WHIP	IP WLS BF H R ER SO BB IBB HBP BLK WP HR S P ERA WHIP	IP WLS BF H R ER SO BB IBB HBP BLK WP HR S P ERA WHIP	IP WLS BF H R ER SO BB IBB HBP BLK WP HR S P ERA WHIP	IP WLS BF H R ER SO BB IBB HBP BLK WP HR S P ERA WHIP	IP WLS BF H R ER SO BB IBB HBP BLK WP HR S P ERA WHIP				
22 Trevor Bell, R ERA: 5.9	0.2	L	6	3	3	3	0	0	0	1	9	19	40.50	4.500						
62 Scot Shields, R ERA: 5.7	1.0		4	0	0	0	0	1	0	0	6	12	0.00	1.000						
58 Michael Kohn, R ERA: 9.0	1.0		5	2	1	1	0	1	0	0	11	20	9.00	3.000						

livebaseballscorecards.com

AB 33
R 3
H 6
RBI 3
BB 0
SO 4
LOB 5



livebaseballscorecards.com

AB 31
R 6
H 9
RBI 6
BB 4
SO 5
LOB 10



Batter	1	2	3	4	5	6	7	8	9	AB	R	H	RBI	BB	SO	LOB	TOP
53 Bobby Abreu, L (1,7) OBP: 0.348, SLG: 0.416 77 Reggie Willits, S (8,7) OBP: 0.361, SLG: 0.313										4 2 1 0 1 1 1 0 0 0 0 0 0 0							
2 Erick Aybar, S (1,6) OBP: 0.335, SLG: 0.372										5 1 2 1 0 2 2							
6 Alberto Callaspo, S (1,5) OBP: 0.311, SLG: 0.463										4 1 3 1 1 0 1							
55 Hideki Matsui, L (1,10) OBP: 0.327, SLG: 0.404										2 2 0 0 3 0 4							
13 Maicer Izturis, S (1,4) OBP: 0.309, SLG: 0.364 3 Brandon Wood, R (8,PH) OBP: 0.184, SLG: 0.224											3 2 2 1 1 0 1 1 0 0 0 0 0 2						
20 Juan Rivera, R (1,9) OBP: 0.318, SLG: 0.432											4 2 2 2 1 0 2						
44 Mike Napoli, R (1,3) OBP: 0.326, SLG: 0.486											5 0 2 3 0 1 2						
46 Bobby Wilson, R (1,2) OBP: 0.268, SLG: 0.364											5 0 1 1 0 1 2						
25 Peter Bourjos, R (1,8) OBP: 0.150, SLG: 0.105											5 0 0 0 0 1 3						
Inning Stats	R: 2 H: 2 E: 0 K: 0 S: 14	WLS: 2 BF: 2 LOB: 2 P: 27	R: 0 H: 0 E: 0 K: 1 S: 8	R: 0 H: 0 E: 0 K: 1 S: 9	R: 0 H: 1 E: 0 K: 2 S: 12	R: 5 H: 3 E: 1 K: 1 S: 18	R: 0 H: 2 E: 0 K: 0 S: 6	R: 2 H: 3 E: 0 K: 1 S: 11	R: 1 H: 2 E: 0 K: 0 S: 8	R: 0 H: 0 E: 0 K: 0 S: 6	H: 0 BB: 0 P: 8	H: 0 BB: 0 P: 8	1B: 8 2B: 4 3B: 0 HR: 1	SF: 0 SAC: 0 DP: 3 HBP: 0	WP: 3 PB: 0 SB: 0 CS: 0	PA: 45	
PITCHER	IP: 4.1 WLS: L BF: 21 H: 4 R: 4 ER: 4 SO: 5 BB: 4 IBB: 0 HBP: 0 BLK: 0 WP: 2 HR: 0 S: 49 P: 86 ERA: 8.31 WHIP: 1.846	IP: 0.0 WLS: 0 BF: 2 H: 1 R: 0 ER: 0 SO: 0 BB: 1 IBB: 0 HBP: 0 BLK: 0 WP: 1 HR: 0 S: 3 P: 9 ERA: ∞ WHIP: ∞	IP: 1.2 WLS: 0 BF: 11 H: 6 R: 5 ER: 4 SO: 0 BB: 1 IBB: 0 HBP: 0 BLK: 0 WP: 0 HR: 18 S: 32 P: 21.60 ERA: 4.200	IP: 3.0 WLS: 0 BF: 11 H: 2 R: 1 ER: 1 SO: 1 BB: 0 IBB: 0 HBP: 0 BLK: 0 WP: 0 HR: 22 S: 35 P: 3.00 ERA: 1.000	IP: 4.1 WLS: L BF: 21 H: 4 R: 4 ER: 4 SO: 5 BB: 4 IBB: 0 HBP: 0 BLK: 0 WP: 2 HR: 0 S: 49 P: 86 ERA: 8.31 WHIP: 1.846	IP: 0.0 WLS: 0 BF: 0 H: 0 R: 0 ER: 0 SO: 0 BB: 0 IBB: 0 HBP: 0 BLK: 0 WP: 0 HR: 3 S: 9 P: ∞ ERA: ∞ WHIP: ∞	IP: 18.0 WLS: W BF: 76 H: 18 R: 7 ER: 6 SO: 7 BB: 5 IBB: 0 HBP: 0 BLK: 0 WP: 0 HR: 0 S: 76 P: 0.00 ERA: 0.000 WHIP: 0.800	IP: 0.0 WLS: 0 BF: 0 H: 0 R: 0 ER: 0 SO: 0 BB: 0 IBB: 0 HBP: 0 BLK: 0 WP: 0 HR: 11 S: 16 P: 0.00 ERA: 0.000	IP: 0.0 WLS: 0 BF: 0 H: 0 R: 0 ER: 0 SO: 0 BB: 0 IBB: 0 HBP: 0 BLK: 0 WP: 0 HR: 5 S: 8 P: 0.00 ERA: 0.000	IP: 0.0 WLS: 0 BF: 0 H: 0 R: 0 ER: 0 SO: 0 BB: 0 IBB: 0 HBP: 0 BLK: 0 WP: 0 HR: 0 S: 0 P: 0.00 ERA: 0.000	IP: 0.0 WLS: 0 BF: 0 H: 0 R: 0 ER: 0 SO: 0 BB: 0 IBB: 0 HBP: 0 BLK: 0 WP: 0 HR: 0 S: 0 P: 0.00 ERA: 0.000	IP: 0.0 WLS: 0 BF: 0 H: 0 R: 0 ER: 0 SO: 0 BB: 0 IBB: 0 HBP: 0 BLK: 0 WP: 0 HR: 0 S: 0 P: 0.00 ERA: 0.000	IP: 0.0 WLS: 0 BF: 0 H: 0 R: 0 ER: 0 SO: 0 BB: 0 IBB: 0 HBP: 0 BLK: 0 WP: 0 HR: 0 S: 0 P: 0.00 ERA: 0.000	IP: 0.0 WLS: 0 BF: 0 H: 0 R: 0 ER: 0 SO: 0 BB: 0 IBB: 0 HBP: 0 BLK: 0 WP: 0 HR: 0 S: 0 P: 0.00 ERA: 0.000	IP: 0.0 WLS: 0 BF: 0 H: 0 R: 0 ER: 0 SO: 0 BB: 0 IBB: 0 HBP: 0 BLK: 0 WP: 0 HR: 0 S: 0 P: 0.00 ERA: 0.000	IP: 0.0 WLS: 0 BF: 0 H: 0 R: 0 ER: 0 SO: 0 BB: 0 IBB: 0 HBP: 0 BLK: 0 WP: 0 HR: 0 S: 0 P: 0.00 ERA: 0.000	

Los Angeles Angels @ Detroit Tigers
Comerica Park, Detroit, MI
Sat Aug 07 2010, 7:06 PM - 9:54 PM EDT
Att: 38,783 - Cloudy - 79 F

AB 38
R 10
H 13
RBI 9
BB 7
SO 6
LOB 20



Batter	1	2	3	4	5	6	7	8	9	AB	R	H	RBI	BB	SO	LOB	BOTTOM	
14 Austin Jackson, R (1,8) OBP: 0.354, SLG: 0.410											4 1 1 0 0 1 0 4 0 1 0 0 0 2 3 0 0 1 1 1 1							
39 Ramon Santiago, S (1,6) OBP: 0.357, SLG: 0.335											4 0 1 0 0 0 2 3 0 0 1 1 1 1							
25 Ryan Raburn, R (1,9) OBP: 0.293, SLG: 0.331											2 0 1 0 1 1 0 1 0 0 0 0 1 0							
24 Miguel Cabrera, R (1,3) OBP: 0.433, SLG: 0.642 26 Brennan Boesch, L (8,9) OBP: 0.345, SLG: 0.462											2 0 1 0 1 1 0 1 0 0 0 0 1 0							
27 Jhonny Peralta, R (1,10) OBP: 0.309, SLG: 0.394											4 0 0 0 0 0 3							
15 Brandon Inge, R (1,5) OBP: 0.336, SLG: 0.404 32 Don Kelly, L (7,PH) OBP: 0.250, SLG: 0.275											2 0 0 0 0 1 0 2 0 0 0 0 0 0							
53 Jeff Frazier, R (1,7) OBP: 0.238, SLG: 0.250											3 0 1 0 0 0 0							
12 Gerald Laird, R (1,2) OBP: 0.243, SLG: 0.256											3 0 0 0 0 0 1							
28 Will Rhymes, L (1,4) OBP: 0.264, SLG: 0.300											3 0 0 0 0 0 1							
Inning Stats	R: 1 H: 1 E: 1 K: 0 S: 14	WLS: 1 BF: 18 LOB: 1 P: 24	R: 0 H: 0 E: 0 K: 1 S: 11	R: 0 H: 1 E: 0 K: 1 S: 9	R: 0 H: 0 E: 0 K: 1 S: 8	R: 0 H: 1 E: 0 K: 0 S: 8	R: 0 H: 1 E: 0 K: 0 S: 10	R: 0 H: 0 E: 0 K: 0 S: 8	R: 0 H: 0 E: 1 K: 1 S: 11	R: 0 H: 0 E: 0 K: 0 S: 8	H: 0 BB: 0 P: 8	H: 0 BB: 0 P: 8	1B: 4 2B: 0 3B: 0 HR: 0	SF: 0 SAC: 0 DP: 0 HBP: 0	WP: 1 PB: 0 SB: 0 CS: 0	PA: 33		
PITCHER	IP: 5.0 WLS: W BF: 18 H: 3 R: 1 ER: 0 SO: 3 BB: 1 IBB: 0 HBP: 0 BLK: 0 WP: 1 HR: 0 S: 18 P: 0.00 ERA: 0.000 WHIP: 0.800	IP: 2.0 WLS: 0 BF: 8 H: 1 R: 0 ER: 0 SO: 0 BB: 0 IBB: 0 HBP: 0 BLK: 0 WP: 0 HR: 0 S: 8 P: 4.00 ERA: 4.000	IP: 1.0 WLS: 0 BF: 4 H: 0 R: 0 ER: 0 SO: 1 BB: 0 IBB: 0 HBP: 0 BLK: 0 WP: 0 HR: 0 S: 4 P: 0.00 ERA: 0.000	IP: 1.0 WLS: 0 BF: 3 H: 0 R: 0 ER: 0 SO: 1 BB: 0 IBB: 0 HBP: 0 BLK: 0 WP: 0 HR: 0 S: 3 P: 0.00 ERA: 0.000	IP: 0.0 WLS: 0 BF: 0 H: 0 R: 0 ER: 0 SO: 0 BB: 0 IBB: 0 HBP: 0 BLK: 0 WP: 0 HR: 5 S: 8 P: 0.00 ERA: 0.000	IP: 0.0 WLS: 0 BF: 0 H: 0 R: 0 ER: 0 SO: 0 BB: 0 IBB: 0 HBP: 0 BLK: 0 WP: 0 HR: 0 S: 0 P: 0.00 ERA: 0.000	IP: 0.0 WLS: 0 BF: 0 H: 0 R: 0 ER: 0 SO: 0 BB: 0 IBB: 0 HBP: 0 BLK: 0 WP: 0 HR: 0 S: 0 P: 0.00 ERA: 0.000	IP: 0.0 WLS: 0 BF: 0 H: 0 R: 0 ER: 0 SO: 0 BB: 0 IBB: 0 HBP: 0 BLK: 0 WP: 0 HR: 0 S: 0 P: 0.00 ERA: 0.000	IP: 0.0 WLS: 0 BF: 0 H: 0 R: 0 ER: 0 SO: 0 BB: 0 IBB: 0 HBP: 0 BLK: 0 WP: 0 HR: 0 S: 0 P: 0.00 ERA: 0.000	IP: 0.0 WLS: 0 BF: 0 H: 0 R: 0 ER: 0 SO: 0 BB: 0 IBB: 0 HBP: 0 BLK: 0 WP: 0 HR: 0 S: 0 P: 0.00 ERA: 0.000	IP: 0.0 WLS: 0 BF: 0 H: 0 R: 0 ER: 0 SO: 0 BB: 0 IBB: 0 HBP: 0 BLK: 0 WP: 0 HR: 0 S: 0 P: 0.00 ERA: 0.000	IP: 0.0 WLS: 0 BF: 0 H: 0 R: 0 ER: 0 SO: 0 BB: 0 IBB: 0 HBP: 0 BLK: 0 WP: 0 HR: 0 S: 0 P: 0.00 ERA: 0.000	IP: 0.0 WLS: 0 BF: 0 H: 0 R: 0 ER: 0 SO: 0 BB: 0 IBB: 0 HBP: 0 BLK: 0 WP: 0 HR: 0 S: 0 P: 0.00 ERA: 0.000	IP: 0.0 WLS: 0 BF: 0 H: 0 R: 0 ER: 0 SO: 0 BB: 0 IBB: 0 HBP: 0 BLK: 0 WP: 0 HR: 0 S: 0 P: 0.00 ERA: 0.000	IP: 0.0 WLS: 0 BF: 0 H: 0 R: 0 ER: 0 SO: 0 BB: 0 IBB: 0 HBP: 0 BLK: 0 WP: 0 HR: 0 S: 0 P: 0.00 ERA: 0.000	IP: 0.0 WLS: 0 BF: 0 H: 0 R: 0 ER: 0 SO: 0 BB: 0 IBB: 0 HBP: 0 BLK: 0 WP: 0 HR: 0 S: 0 P: 0.00 ERA: 0.000	IP: 0.0 WLS: 0 BF: 0 H: 0 R: 0 ER: 0 SO: 0 BB: 0 IBB: 0 HBP: 0 BLK: 0 WP: 0 HR: 0 S: 0 P: 0.00 ERA: 0.000	

Los Angeles Angels @ Detroit Tigers
Comerica Park, Detroit, MI
Sat Aug 07 2010, 7:06 PM - 9:54 PM EDT
Att: 38,783 - Cloudy - 79 F

AB 31
R 1
H 4
RBI 1
BB 2
SO 5
LOB 8



Batter	1	2	3	4	5	6	7	8	9	AB	R	H	RBI	BB	SO	LOB	TOP								
17 Chris Getz, L (1,4) OBP: 0.292, SLG: 0.266	F7		F8			G4-3		G4-3		4	0	0	0	0	0	0	Kansas City Royals @ Los Angeles Angels Angel Stadium of Anaheim, Anaheim, CA Tue Aug 10 2010, 7:09 PM - 9:24 PM PDT Att. 43,512 - Clear - 71 F livebaseballscorecards.com								
18 Jason Kendall, R (1,2) OBP: 0.325, SLG: 0.305	P5			G3			1B	16 G5-3 BB		3	0	1	0	1	0	0									
16 Billy Butler, R (1,10) OBP: 0.379, SLG: 0.461	F9				1B		F9	G5-3		4	0	1	0	0	0	2									
30 Kila Ka'aihue, L (1,3) OBP: 0.160, SLG: 0.125		24 G3 24 WP 4 SF9 1B			F9			L4		4	1	1	0	0	0	2									
24 Wilson Betemit, S (1,5) OBP: 0.410, SLG: 0.521	G3			K2-3			3 1B			4	0	1	0	0	1	2									
4 Alex Gordon, L (1,7) OBP: 0.294, SLG: 0.411	SF9						F7			3	0	0	1	0	1	1									
3 Yuniesky Betancourt, R (1,6) OBP: 0.286, SLG: 0.404	G5-3						F7	8 FC5 12 BB 1B		4	0	1	0	0	0	0									
12 Mitch Maier, L (1,8) OBP: 0.343, SLG: 0.385			K			F8				2	0	0	0	1	1	0									
8 Willie Bloomquist, R (1,9) OBP: 0.280, SLG: 0.347			F9				G4-3	FC5		3	0	0	0	0	0	3									
Inning Stats	R: 0 E: 0 K: 0 S: 12	H: 0 LOB: 0 BB: 0 P: 19	R: 1 E: 0 K: 0 S: 7	H: 1 LOB: 0 BB: 0 P: 13	R: 0 E: 0 K: 1 S: 8	H: 0 LOB: 0 BB: 0 P: 13	R: 0 E: 0 K: 1 S: 10	H: 1 LOB: 1 BB: 0 P: 15	R: 0 E: 0 K: 1 S: 7	H: 0 LOB: 0 BB: 0 P: 13	R: 0 E: 0 K: 0 S: 7	H: 1 LOB: 1 BB: 0 P: 9	R: 0 E: 0 K: 0 S: 11	H: 2 LOB: 3 BB: 1 P: 20	R: 0 E: 0 K: 0 S: 12	H: 0 LOB: 1 BB: 1 P: 20	R: 0 E: 0 K: 0 S: 5	H: 0 LOB: 0 BB: 0 P: 7	1B: 5 2B: 0 3B: 0 HR: 0	SF: 1 SAC: 0 DP: 0 HBP: 0	WP: 1 PB: 0 SB: 0 CS: 0	PA: 34			
PITCHER	IP	WLS	BF	H	R	ER	SO	BB	IBB	HBP	BLK	WP	HR	S	P	ERA	WHIP								
24 Dan Haren, R (1,1) ERA: 4.34	7.0	W	27	5	1	1	3	1	0	0	0	1	0	62	102	1.29	0.857								
56 Fernando Rodney, R (8,1) ERA: 4.05	1.0	H	4	0	0	0	0	1	0	0	0	0	0	12	20	0.00	1.000								
40 Brian Fuentes, L (9,1) ERA: 3.31	1.0	S	3	0	0	0	0	0	0	0	0	0	0	5	7	0.00	0.000								

Batter	1	2	3	4	5	6	7	8	9	AB	R	H	RBI	BB	SO	LOB	BOTTOM								
53 Bobby Abreu, L (1,7) OBP: 0.355, SLG: 0.431	6 55 SF8 2B									2	2	2	0	2	0	0	Kansas City Royals @ Los Angeles Angels Angel Stadium of Anaheim, Anaheim, CA Tue Aug 10 2010, 7:09 PM - 9:24 PM PDT Att. 43,512 - Clear - 71 F livebaseballscorecards.com								
2 Erick Aybar, S (1,6) OBP: 0.334, SLG: 0.373	G1-3									4	0	1	1	0	2	4									
6 Alberto Callaspo, S (1,5) OBP: 0.369, SLG: 0.396										4	0	1	0	0	0	2									
55 Hideki Matsui, L (1,10) OBP: 0.325, SLG: 0.401	SF8									3	0	0	1	0	0	0									
13 Maicer Izturis, S (1,4) OBP: 0.311, SLG: 0.374	P6									4	0	0	0	0	1	1									
20 Juan Rivera, R (1,9) OBP: 0.314, SLG: 0.423		F8								3	0	0	0	0	0	0									
47 Howie Kendrick, R (1,3) OBP: 0.306, SLG: 0.413		G3-1								3	1	2	0	0	0	0									
44 Mike Napoli, R (1,2) OBP: 0.323, SLG: 0.482										3	0	0	0	0	1	1									
25 Peter Bourjos, R (1,8) OBP: 0.267, SLG: 0.259										2	0	1	1	0	1	0									
Inning Stats	R: 1 E: 0 K: 0 S: 8	H: 2 LOB: 1 BB: 0 P: 14	R: 0 E: 0 K: 1 S: 7	H: 0 LOB: 0 BB: 0 P: 11	R: 0 E: 0 K: 2 S: 15	H: 0 LOB: 1 BB: 1 P: 24	R: 0 E: 0 K: 0 S: 6	H: 0 LOB: 0 BB: 0 P: 10	R: 2 E: 0 K: 0 S: 10	H: 3 LOB: 1 BB: 0 P: 15	R: 0 E: 0 K: 1 S: 10	H: 0 LOB: 0 BB: 0 P: 17	R: 0 E: 0 K: 1 S: 8	H: 2 LOB: 2 BB: 1 P: 16	R: 0 E: 0 K: 0 S: 8	H: 0 LOB: 0 BB: 0 P: 13	1B: 3 2B: 3 3B: 1 HR: 0	SF: 1 SAC: 1 DP: 0 HBP: 0	WP: 0 PB: 0 SB: 0 CS: 1	PA: 32					
PITCHER	IP	WLS	BF	H	R	ER	SO	BB	IBB	HBP	BLK	WP	HR	S	P	ERA	WHIP								
41 Bryan Bullington, R (1,1) ERA: 4.85	6.0	L	24	5	3	3	4	1	0	0	0	0	0	56	91	4.50	1.000								
59 Philip Humber, R (7,1) ERA:	2.0		8	2	0	0	1	0	1	0	0	0	0	16	29	0.00	1.000								

Batter	1	2	3	4	5	6	7	8	9	AB	R	H	RBI	BB	SO	LOB	TOP								
15 Fred Lewis, L OBP: 0.332, SLG: 0.442										5	0	1	1	0	3	0	Toronto Blue Jays @ Los Angeles Angels Angel Stadium of Anaheim, Anaheim, CA Fri Aug 13 2010, 7:09 PM - 9:43 PM PDT Att. 40,606 - Clear - 72 F								
5 Yunel Escobar, R OBP: 0.337, SLG: 0.327										5	0	1	0	0	1	1									
19 José Bautista, R OBP: 0.369, SLG: 0.594										4	0	0	0	1	1	3									
10 Vernon Wells, R OBP: 0.327, SLG: 0.518										2	1	0	0	2	0	1									
26 Adam Lind, L OBP: 0.294, SLG: 0.411										4	1	2	0	0	1	1									
2 Aaron Hill, R OBP: 0.286, SLG: 0.401										3	0	1	1	0	0	1									
35 Lyle Overbay, L OBP: 0.332, SLG: 0.421										3	0	1	0	1	1	2									
12 Edwin Encarnación, R OBP: 0.307, SLG: 0.457										3	1	1	1	1	0	4									
8 José Molina, R OBP: 0.323, SLG: 0.390										4	0	0	0	0	0	5									
Inning Stats	R: 0 E: 0 K: 1 S: 9	H: 0 LOB: 1 BB: 1 P: 18	R: 1 E: 0 K: 0 S: 8	H: 2 LOB: 1 BB: 1 P: 14	R: 0 E: 0 K: 2 S: 10	H: 0 LOB: 0 BB: 0 P: 15	R: 1 E: 0 K: 0 S: 12	H: 2 LOB: 2 BB: 1 P: 21	R: 0 E: 0 K: 0 S: 5	H: 0 LOB: 0 BB: 0 P: 7	R: 0 E: 0 K: 0 S: 7	H: 0 LOB: 0 BB: 0 P: 13	R: 1 E: 1 K: 2 S: 13	H: 1 LOB: 2 BB: 1 P: 24	R: 0 E: 0 K: 1 S: 12	H: 1 LOB: 2 BB: 2 P: 19	R: 0 E: 0 K: 1 S: 11	H: 1 LOB: 1 BB: 0 P: 17	1B: 5 2B: 1 3B: 1 HR: 0	SF: 1 SAC: 0 DP: 1 HBP: 0	WP: 1 PB: 0 SB: 0 CS: 0	PA: 39			
PITCHER	IP WLS BF H R ER SO BB IBB HBP BLK WP HR S P ERA WHIP	IP WLS BF H R ER SO BB IBB HBP BLK WP HR S P ERA WHIP	IP WLS BF H R ER SO BB IBB HBP BLK WP HR S P ERA WHIP	IP WLS BF H R ER SO BB IBB HBP BLK WP HR S P ERA WHIP	IP WLS BF H R ER SO BB IBB HBP BLK WP HR S P ERA WHIP	IP WLS BF H R ER SO BB IBB HBP BLK WP HR S P ERA WHIP	IP WLS BF H R ER SO BB IBB HBP BLK WP HR S P ERA WHIP	IP WLS BF H R ER SO BB IBB HBP BLK WP HR S P ERA WHIP	IP WLS BF H R ER SO BB IBB HBP BLK WP HR S P ERA WHIP	IP WLS BF H R ER SO BB IBB HBP BLK WP HR S P ERA WHIP	IP WLS BF H R ER SO BB IBB HBP BLK WP HR S P ERA WHIP	IP WLS BF H R ER SO BB IBB HBP BLK WP HR S P ERA WHIP	IP WLS BF H R ER SO BB IBB HBP BLK WP HR S P ERA WHIP	IP WLS BF H R ER SO BB IBB HBP BLK WP HR S P ERA WHIP	IP WLS BF H R ER SO BB IBB HBP BLK WP HR S P ERA WHIP	IP WLS BF H R ER SO BB IBB HBP BLK WP HR S P ERA WHIP	IP WLS BF H R ER SO BB IBB HBP BLK WP HR S P ERA WHIP	IP WLS BF H R ER SO BB IBB HBP BLK WP HR S P ERA WHIP	IP WLS BF H R ER SO BB IBB HBP BLK WP HR S P ERA WHIP	IP WLS BF H R ER SO BB IBB HBP BLK WP HR S P ERA WHIP	IP WLS BF H R ER SO BB IBB HBP BLK WP HR S P ERA WHIP	IP WLS BF H R ER SO BB IBB HBP BLK WP HR S P ERA WHIP	IP WLS BF H R ER SO BB IBB HBP BLK WP HR S P ERA WHIP	IP WLS BF H R ER SO BB IBB HBP BLK WP HR S P ERA WHIP	IP WLS BF H R ER SO BB IBB HBP BLK WP HR S P ERA WHIP

AB	33
R	3
H	7
RBI	3
BB	5
SO	7
LOB	18



Batter	1	2	3	4	5	6	7	8	9	AB	R	H	RBI	BB	SO	LOB	BOTTOM								
53 Bobby Abreu, L OBP: 0.356, SLG: 0.437										3	0	1	0	0	1	1	Toronto Blue Jays @ Los Angeles Angels Angel Stadium of Anaheim, Anaheim, CA Fri Aug 13 2010, 7:09 PM - 9:43 PM PDT Att. 40,606 - Clear - 72 F								
2 Erick Aybar, S OBP: 0.330, SLG: 0.368										4	0	0	0	0	1	3									
13 Maicer Izturis, S OBP: 0.313, SLG: 0.374										4	0	0	0	0	1	2									
48 Torii Hunter, R OBP: 0.370, SLG: 0.497										4	0	0	0	0	2	0									
20 Juan Rivera, R OBP: 0.313, SLG: 0.424										4	0	1	0	0	1	0									
47 Howie Kendrick, R OBP: 0.305, SLG: 0.409										3	0	0	0	0	1	1									
44 Mike Napoli, R OBP: 0.322, SLG: 0.477										3	0	1	0	0	0	1									
5 Jeff Mathis, R OBP: 0.234, SLG: 0.311										3	0	0	0	0	1	1									
25 Peter Bourjos, R OBP: 0.273, SLG: 0.241										2	0	0	0	0	0	1									
Inning Stats	R: 0 E: 0 K: 1 S: 9	H: 0 LOB: 0 BB: 0 P: 12	R: 0 E: 0 K: 0 S: 9	H: 1 LOB: 1 BB: 0 P: 13	R: 0 E: 0 K: 1 S: 7	H: 0 LOB: 0 BB: 0 P: 15	R: 0 E: 0 K: 1 S: 8	H: 0 LOB: 0 BB: 0 P: 15	R: 0 E: 0 K: 1 S: 13	H: 0 LOB: 0 BB: 0 P: 20	R: 0 E: 0 K: 1 S: 10	H: 0 LOB: 0 BB: 0 P: 14	R: 0 E: 0 K: 1 S: 9	H: 0 LOB: 0 BB: 0 P: 12	R: 0 E: 0 K: 1 S: 12	H: 1 LOB: 1 BB: 0 P: 12	R: 0 E: 0 K: 1 S: 7	H: 0 LOB: 0 BB: 0 P: 12	1B: 2 2B: 1 3B: 0 HR: 0	SF: 0 SAC: 0 DP: 0 HBP: 2	WP: 1 PB: 0 SB: 1 CS: 0	PA: 32			
PITCHER	IP WLS BF H R ER SO BB IBB HBP BLK WP HR S P ERA WHIP	IP WLS BF H R ER SO BB IBB HBP BLK WP HR S P ERA WHIP	IP WLS BF H R ER SO BB IBB HBP BLK WP HR S P ERA WHIP	IP WLS BF H R ER SO BB IBB HBP BLK WP HR S P ERA WHIP	IP WLS BF H R ER SO BB IBB HBP BLK WP HR S P ERA WHIP	IP WLS BF H R ER SO BB IBB HBP BLK WP HR S P ERA WHIP	IP WLS BF H R ER SO BB IBB HBP BLK WP HR S P ERA WHIP	IP WLS BF H R ER SO BB IBB HBP BLK WP HR S P ERA WHIP	IP WLS BF H R ER SO BB IBB HBP BLK WP HR S P ERA WHIP	IP WLS BF H R ER SO BB IBB HBP BLK WP HR S P ERA WHIP	IP WLS BF H R ER SO BB IBB HBP BLK WP HR S P ERA WHIP	IP WLS BF H R ER SO BB IBB HBP BLK WP HR S P ERA WHIP	IP WLS BF H R ER SO BB IBB HBP BLK WP HR S P ERA WHIP	IP WLS BF H R ER SO BB IBB HBP BLK WP HR S P ERA WHIP	IP WLS BF H R ER SO BB IBB HBP BLK WP HR S P ERA WHIP	IP WLS BF H R ER SO BB IBB HBP BLK WP HR S P ERA WHIP	IP WLS BF H R ER SO BB IBB HBP BLK WP HR S P ERA WHIP	IP WLS BF H R ER SO BB IBB HBP BLK WP HR S P ERA WHIP	IP WLS BF H R ER SO BB IBB HBP BLK WP HR S P ERA WHIP	IP WLS BF H R ER SO BB IBB HBP BLK WP HR S P ERA WHIP	IP WLS BF H R ER SO BB IBB HBP BLK WP HR S P ERA WHIP	IP WLS BF H R ER SO BB IBB HBP BLK WP HR S P ERA WHIP	IP WLS BF H R ER SO BB IBB HBP BLK WP HR S P ERA WHIP	IP WLS BF H R ER SO BB IBB HBP BLK WP HR S P ERA WHIP	IP WLS BF H R ER SO BB IBB HBP BLK WP HR S P ERA WHIP

AB	30
R	0
H	3
RBI	0
BB	0
SO	8
LOB	10



Batter	1	2	3	4	5	6	7	8	9	AB	R	H	RBI	BB	SO	LOB	TOP	
53 Bobby Abreu, L (1, 7) OBP: 0.360, SLG: 0.440										4	0	1	0	0	0	0	Los Angeles Angels @ Boston Red Sox Fenway Park, Boston, MA Tue Aug 17 20:10, 7:12 PM - 9:54 PM EDT Att: 38,304 - Cloudy - 85 F	
13 Maicer Izturis, S (1, 4) OBP: 0.311, SLG: 0.362										3	0	0	0	1	0	1		
6 Alberto Callaspo, S (1, 5) OBP: 0.315, SLG: 0.396										3	0	1	0	1	0	2		
48 Tori Hunter, R (1, 9) OBP: 0.369, SLG: 0.493										4	0	2	0	0	0	2		
55 Hideki Matsui, L (1, 10) OBP: 0.325, SLG: 0.418										3	0	2	0	1	0	1		
2 Enck Aybar, S (1, 6) OBP: 0.324, SLG: 0.360											4	0	0	0	1	7		
44 Mike Napoli, R (1, 3) (7, 2) OBP: 0.322, SLG: 0.478											4	0	1	0	0	0		
46 Bobby Wilson, R (1, 2) OBP: 0.273, SLG: 0.444																		
47 Howie Kendrick, R (7, PH) (7, 3) OBP: 0.303, SLG: 0.405											2	0	0	0	1	1		
25 Peter Bourjos, R (1, 8) OBP: 0.200, SLG: 0.171											4	0	0	0	2	1		
Inning Stats	R: 0 H: 1 E: 0 K: 0 S: 6	H: 1 LOB: 1 BB: 0 P: 8	R: 0 H: 0 E: 0 K: 0 S: 7	H: 0 LOB: 0 BB: 0 P: 12	R: 0 H: 0 E: 0 K: 1 S: 9	H: 0 LOB: 1 BB: 1 P: 16	R: 0 H: 1 E: 0 K: 0 S: 7	H: 2 LOB: 3 BB: 1 P: 15	R: 0 H: 0 E: 0 K: 2 S: 15	H: 0 LOB: 0 BB: 0 P: 18	R: 0 H: 2 E: 0 K: 1 S: 12	H: 2 LOB: 3 BB: 1 P: 17	R: 0 H: 0 E: 0 K: 1 S: 8	H: 0 LOB: 0 BB: 0 P: 12	1B: 6 2B: 1 3B: 0 HR: 0	SF: 0 SAC: 0 DP: 1 HBP: 0	WP: 0 PA: 36 PB: 0 SB: 0 CS: 0	
PITCHER	IP WLS BF H R ER SO BB IBB HBP BLK WP HR S P ERA WHIP	7.0 W 27 5 0 0 3 2 0 0 0 0 0 64 113 0.00 1.000	8.1 1.0 6 2 0 0 1 1 0 0 0 0 0 12 17 0.00 3.000	9.1 1.0 3 0 0 0 1 0 0 0 0 0 8 12 0.00 0.000	PITCHER													

Batter	1	2	3	4	5	6	7	8	9	AB	R	H	RBI	BB	SO	LOB	BOTTOM	
10 Marco Scutaro, R (1, 6) OBP: 0.329, SLG: 0.370										4	0	1	0	0	0	2	Los Angeles Angels @ Boston Red Sox Fenway Park, Boston, MA Tue Aug 17 20:10, 7:12 PM - 9:54 PM EDT Att: 38,304 - Cloudy - 85 F	
15 Dustin Pedroia, R (1, 4) OBP: 0.365, SLG: 0.495											4	0	0	0	1	1		
34 David Ortiz, L (1, 10) OBP: 0.366, SLG: 0.537										4	2	2	0	0	1	0		
41 Victor Martinez, S (1, 2) OBP: 0.332, SLG: 0.446										4	0	1	1	0	1	1		
29 Adrian Beltré, R (1, 5) OBP: 0.365, SLG: 0.563										4	0	1	0	0	1	2		
7 J.D. Drew, L (1, 9) OBP: 0.352, SLG: 0.468										3	1	0	0	1	0	1		
25 Mike Lowell, R (1, 3) OBP: 0.324, SLG: 0.415											2	1	1	0	2	0		
55 Ryan Kalish, L (1, 8) OBP: 0.333, SLG: 0.440											4	1	1	4	0	1		2
54 Darnell McDonald, R (1, 7) OBP: 0.331, SLG: 0.433										2	1	1	1	1	0	0		
Inning Stats	R: 0 H: 0 E: 0 K: 2 S: 9	H: 0 LOB: 0 BB: 0 P: 16	R: 0 H: 0 E: 0 K: 0 S: 7	H: 0 LOB: 0 BB: 0 P: 9	R: 1 H: 2 E: 0 K: 0 S: 14	H: 2 LOB: 1 BB: 0 P: 21	R: 4 H: 2 E: 0 K: 2 S: 17	H: 2 LOB: 1 BB: 2 P: 23	R: 0 H: 0 E: 0 K: 1 S: 12	H: 0 LOB: 2 BB: 2 P: 23	R: 0 H: 0 E: 0 K: 0 S: 6	H: 0 LOB: 0 BB: 0 P: 10	R: 0 H: 2 E: 0 K: 0 S: 6	H: 1 LOB: 1 BB: 0 P: 11	1B: 2 2B: 4 3B: 0 HR: 2	SF: 0 SAC: 0 DP: 1 HBP: 0		WP: 0 PA: 35 PB: 0 SB: 0 CS: 0
PITCHER	IP WLS BF H R ER SO BB IBB HBP BLK WP HR S P ERA WHIP	5.0 L 23 6 6 6 4 2 0 0 0 0 0 60 98 10.80 1.600	6.1 2 0 0 1 2 0 0 0 0 0 0 24 44 0.00 1.333	PITCHER														


Batter	1	2	3	4	5	6	7	8	9	AB	R	H	RBI	BB	SO	LOB	TOP										
53 Bobby Abreu, L (1, 7) OBP: 0.361, SLG: 0.443	F9		G4-3				F8			4	1	2	0	0	0	0	Los Angeles Angels @ Boston Red Sox Fenway Park, Boston, MA Wed Aug 18 2010, 7:10 PM - 10:20 PM EDT Att: 37,779 - Cloudy - 74 F										
77 Reggie Willits, S (1, 8) OBP: 0.358, SLG: 0.324	L6		G4-3					L5		4	1	2	0	0	0	1											
6 Alberto Callaspo, S (1, 5) OBP: 0.317, SLG: 0.493	L6		G6-3					55 G		3	1	1	3	1	0	2											
48 Tori Hunter, R (1, 9) OBP: 0.368, SLG: 0.490		55 G6-3						F8		4	0	1	0	0	0	1											
55 Hideki Matsui, L (1, 10) OBP: 0.336, SLG: 0.420 3 Brandon Wood, R (8, PR) OBP: 0.183, SLG: 0.223	G6-3		G3-1							3	1	1	0	1	0	1											
13 Maicer Izturis, S (1, 6) OBP: 0.310, SLG: 0.365	G6-3		G3-1							0	0	0	0	0	0	0											
47 Howie Kendrick, R (1, 4) OBP: 0.302, SLG: 0.403	G6-3		G3-1							4	0	1	0	0	0	3											
44 Mike Napoli, R (1, 3) OBP: 0.321, SLG: 0.484			HR							4	0	1	1	0	2	1											
5 Jeff Mathis, R (1, 2) OBP: 0.229, SLG: 0.304 2 Erick Aybar, S (9, PH) OBP: 0.324, SLG: 0.359			K							4	1	1	1	0	3	0											
			K							3	0	0	0	0	2	0											
			K							1	0	0	0	0	1	0											
Inning Stats	R: 0 E: 0 K: 0 S: 7	H: 1 LOB: 0 BB: 0 P: 10	R: 0 E: 0 K: 0 S: 11	H: 2 LOB: 1 BB: 0 P: 18	R: 1 E: 0 K: 1 S: 17	H: 2 LOB: 1 BB: 0 P: 26	R: 1 E: 0 K: 0 S: 14	H: 2 LOB: 0 BB: 0 P: 23	R: 3 E: 0 K: 1 S: 12	H: 3 LOB: 0 BB: 0 P: 19	R: 0 E: 0 K: 1 S: 7	H: 0 LOB: 0 BB: 0 P: 10	R: 0 E: 0 K: 2 S: 10	H: 0 LOB: 0 BB: 0 P: 13	R: 0 E: 0 K: 0 S: 14	H: 0 LOB: 2 BB: 0 P: 22	R: 0 E: 0 K: 3 S: 11	H: 0 LOB: 0 BB: 0 P: 14	1B: 4 2B: 5 3B: 0 HR: 2	SF: 0 SAC: 0 DP: 2 HBP: 0	WP: 0 PB: 0 SB: 1 CS: 1	PA: 37					
PITCHER	IP	WLS	BF	H	R	ER	SO	BB	IBB	HBP	BLK	WP	HR	S	P	ERA	WHIP										
41 John Lackey, R (1, 1) ERA: 4.63	7.0	W	28	10	5	5	5	0	0	0	0	0	2	78	119	6.43	1.429										
51 Daniel Bard, R (8, 1) ERA: 1.86	1.0	H	5	0	0	0	0	2	0	0	0	0	0	14	22	0.00	2.000										
58 Jonathan Papelbon, R (9, 1) ERA: 3.14	1.0	S	3	0	0	0	3	0	0	0	0	0	0	11	14	0.00	0.000										

Batter	1	2	3	4	5	6	7	8	9	AB	R	H	RBI	BB	SO	LOB	BOTTOM										
10 Marco Scutaro, R (1, 6) OBP: 0.332, SLG: 0.372	G4-3		G5-3							3	1	1	0	2	0	1	Los Angeles Angels @ Boston Red Sox Fenway Park, Boston, MA Wed Aug 18 2010, 7:10 PM - 10:20 PM EDT Att: 37,779 - Cloudy - 74 F										
15 Dustin Pedroia, R (1, 4) OBP: 0.367, SLG: 0.493	G4-3		G4-3							3	1	1	0	1	1	2											
41 Victor Martinez, S (1, 2) OBP: 0.336, SLG: 0.451	F9		K							5	2	3	1	0	1	4											
34 David Ortiz, L (1, 10) OBP: 0.371, SLG: 0.541			G5-4-3							3	1	2	0	2	0	1											
29 Adrián Beltré, R (1, 5) OBP: 0.366, SLG: 0.568	G5-4-3		G5-4-3							5	1	2	3	0	1	5											
25 Mike Lowell, R (1, 3) OBP: 0.319, SLG: 0.402	L6		G6-3							4	0	0	0	1	0	4											
22 Bill Hall, R (1, 7) ERA: 4.63 7 J.D. Drew, L (7, PH) OBP: 0.353, SLG: 0.468			F9							3	1	1	1	0	0	0											
54 Darrell McDonald, R (1, 9) OBP: 0.335, SLG: 0.440 60 Daniel Nava, S (7, PH) OBP: 0.389, SLG: 0.452			HR							0	0	0	0	1	0	0											
55 Ryan Kalish, L (1, 8) OBP: 0.310, SLG: 0.407			K							3	0	2	0	0	1	0											
			K							0	0	0	1	0	0	0											
Inning Stats	R: 1 E: 0 K: 0 S: 15	H: 1 LOB: 2 BB: 2 P: 31	R: 0 E: 0 K: 2 S: 11	H: 2 LOB: 3 BB: 1 P: 21	R: 0 E: 0 K: 0 S: 6	H: 1 LOB: 0 BB: 0 P: 8	R: 1 E: 0 K: 0 S: 11	H: 2 LOB: 1 BB: 0 P: 20	R: 2 E: 0 K: 0 S: 9	H: 2 LOB: 0 BB: 0 P: 17	R: 0 E: 0 K: 3 S: 12	H: 0 LOB: 1 BB: 1 P: 21	R: 2 E: 0 K: 1 S: 13	H: 2 LOB: 2 BB: 2 P: 23	R: 1 E: 0 K: 0 S: 11	H: 2 LOB: 2 BB: 1 P: 23	1B: 6 2B: 4 3B: 0 HR: 2	SF: 0 SAC: 1 DP: 2 HBP: 1	WP: 1 PB: 0 SB: 2 CS: 0	PA: 42							
PITCHER	IP	WLS	BF	H	R	ER	SO	BB	IBB	HBP	BLK	WP	HR	S	P	ERA	WHIP										
19 Scott Kazmir, L (1, 1) ERA: 6.4	5.0		25	8	4	4	2	3	0	0	0	0	2	52	97	7.20	2.200										
45 Francisco Rodriguez, R (6, 1) ERA: 3.96	1.0	H	4	0	0	0	3	1	0	0	0	0	0	12	21	0.00	1.000										
40 Kevin Jepsen, R (7, 1) ERA: 4.35	1.0	L	7	2	2	2	1	1	1	1	0	1	0	13	23	18.00	3.000										
58 Michael Kohn, R (8, 1) ERA: 4.15	1.0		6	2	1	1	0	1	0	0	0	0	0	11	23	9.00	3.000										

Batter	1	2	3	4	5	6	7	8	9	AB	R	H	RBI	BB	SO	LOB	TOP										
53 Bobby Abreu, L (1, 7) OBP: 0.359, SLG: 0.439										4	1	0	0	1	1	0											
13 Maicer Izturis, S (1, 4) OBP: 0.312, SLG: 0.367										4	2	1	0	1	0	0											
6 Alberto Callaspo, S (1, 5) OBP: 0.317, SLG: 0.404										4	1	1	2	1	0	2											
48 Tori Hunter, R (1, 9) OBP: 0.372, SLG: 0.495										4	1	3	0	1	1	1											
55 Hideki Matsui, L (1, 10) OBP: 0.372, SLG: 0.426										4	1	1	4	1	2	2											
47 Howie Kendrick, R (1, 3) OBP: 0.304, SLG: 0.404										4	0	2	1	0	1	1											
2 Erick Aybar, S (1, 6) OBP: 0.321, SLG: 0.356										4	0	0	0	0	1	4											
5 Jeff Mathis, R (1, 2) OBP: 0.223, SLG: 0.296										4	0	0	0	0	2	1											
25 Peter Bourjos, R (1, 8) OBP: 0.204, SLG: 0.178										4	1	1	0	0	0	0											
Inning Stats	R: 0 H: 0 E: 0 K: 2 S: 10	H: 0 LOB: 1 BB: 1 P: 15	R: 0 H: 1 E: 0 K: 0 S: 8	H: 1 LOB: 1 BB: 0 P: 14	R: 0 H: 0 E: 0 K: 0 S: 9	H: 0 LOB: 0 BB: 0 P: 14	R: 0 H: 1 E: 0 K: 1 S: 12	H: 1 LOB: 1 BB: 0 P: 16	R: 0 H: 0 E: 0 K: 1 S: 7	H: 0 LOB: 0 BB: 0 P: 8	R: 4 H: 4 E: 0 K: 1 S: 16	H: 4 LOB: 0 BB: 0 P: 27	R: 3 H: 2 E: 0 K: 2 S: 17	H: 2 LOB: 3 BB: 4 P: 37	R: 0 H: 0 E: 0 K: 0 S: 5	H: 0 LOB: 0 BB: 0 P: 7	R: 0 H: 1 E: 0 K: 1 S: 8	H: 1 LOB: 1 BB: 0 P: 12	1B: 5 2B: 3 3B: 0 HR: 1	SF: 0 SAC: 0 DP: 0 HBP: 0	WP: 0 PB: 0 SB: 0 CS: 0	PA: 41					
PITCHER	IP	WLS	BF	H	R	ER	SO	BB	IBB	HBP	BLK	WP	HR	S	P	ERA	WHIP										
19 Josh Beckett, R (1, 1) ERA: 6.67	6.1	L	28	7	6	6	6	2	0	0	0	0	1	67	105	8.53	1.421										
17 Manny Delcarmen, R (7, 1) ERA: 4.55	0.1		4	0	0	0	0	3	0	0	0	0	0	6	18	0.00	9.000										
48 Scott Atchison, R (7, 1) ERA: 3.95	0.1		2	1	1	1	1	0	0	0	0	0	0	6	8	27.00	3.000										
49 Tim Wakefield, R (8, 1) ERA: 5.38	2.0		7	1	0	0	1	0	0	0	0	0	0	13	19	0.00	0.500										

Los Angeles Angels @ Boston Red Sox
Fenway Park, Boston, MA
Thu Aug 19 2010, 7:11 PM - 10:17 PM EDT
Att: 37,641 - Partly Cloudy - 78 F

AB 36
R 7
H 9
RBI 7
BB 5
SO 8
LOB 11

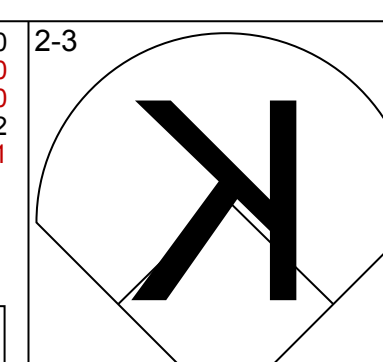
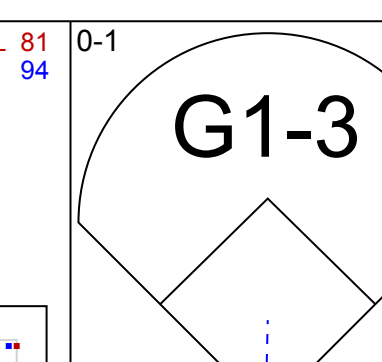
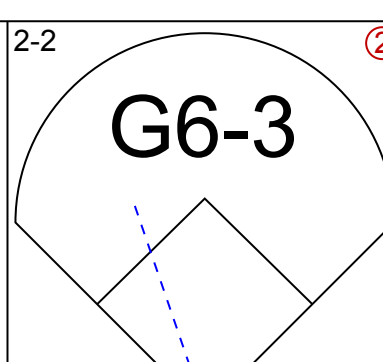
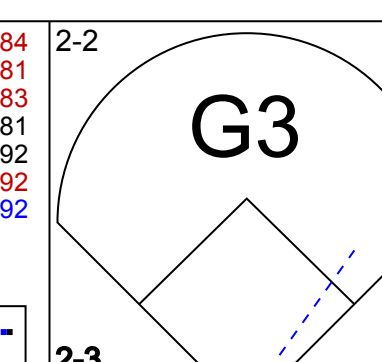
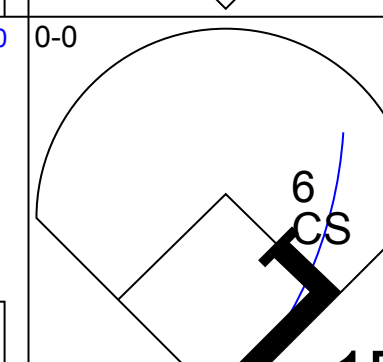
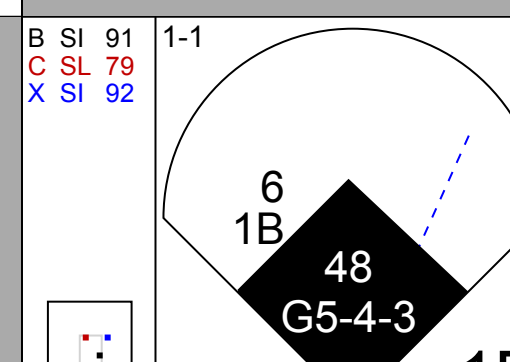
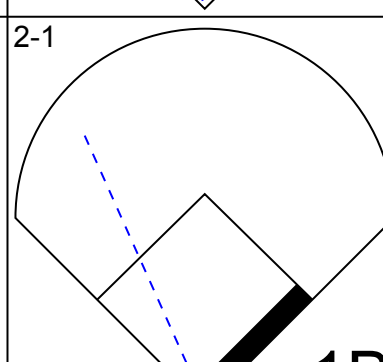
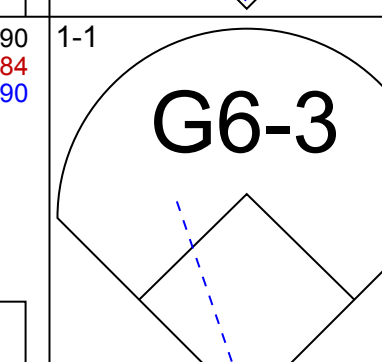
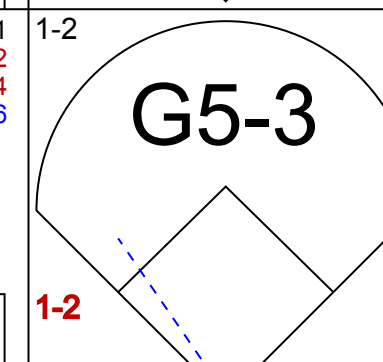
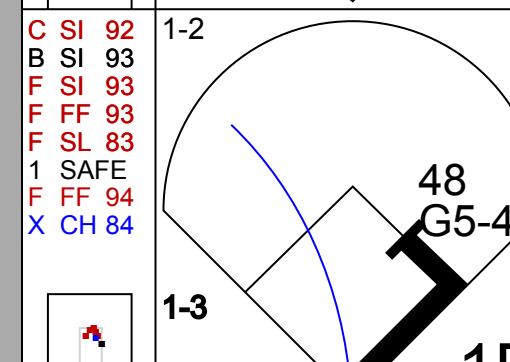
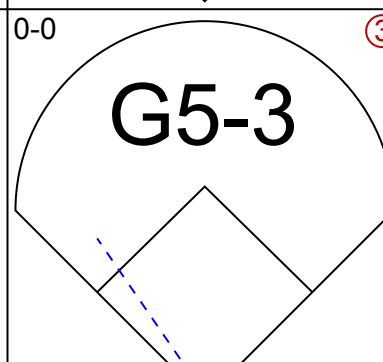
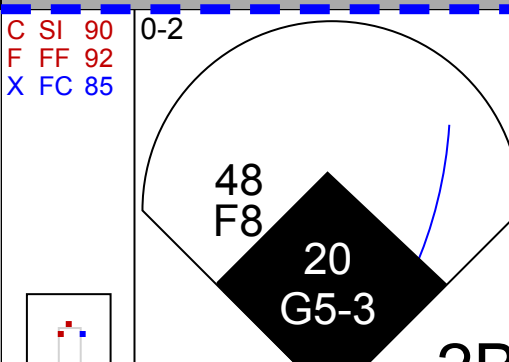
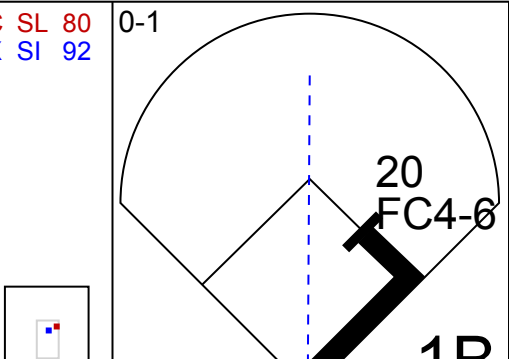
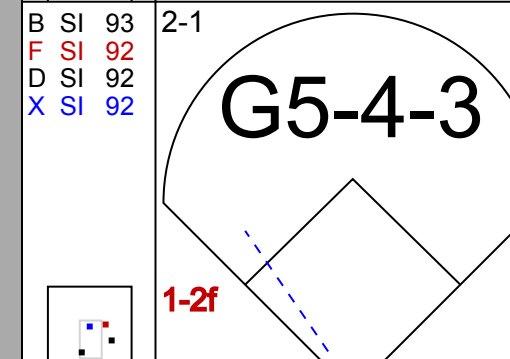
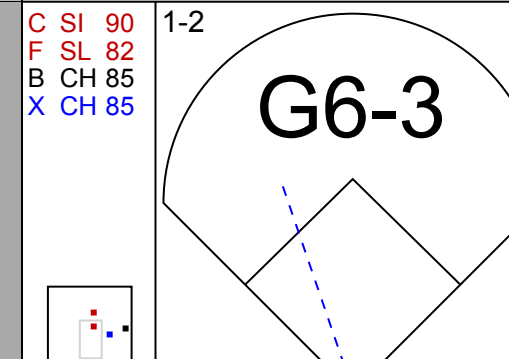
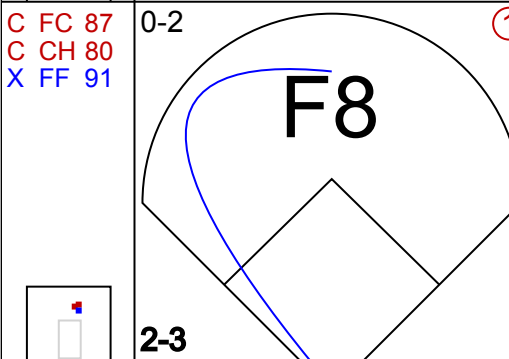
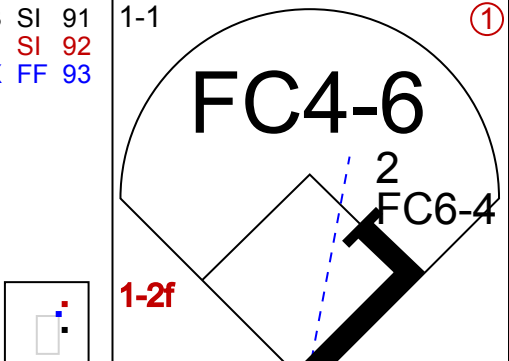
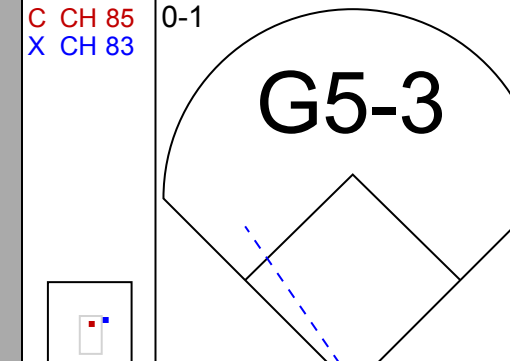
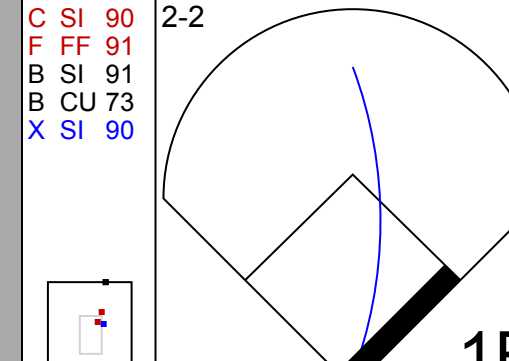
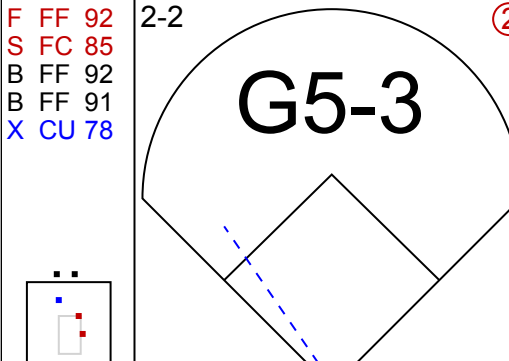

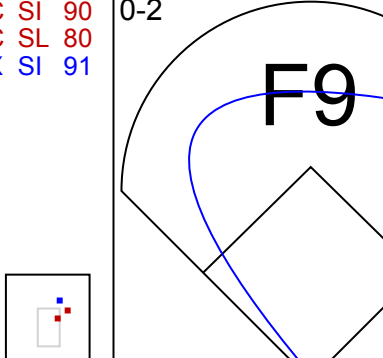
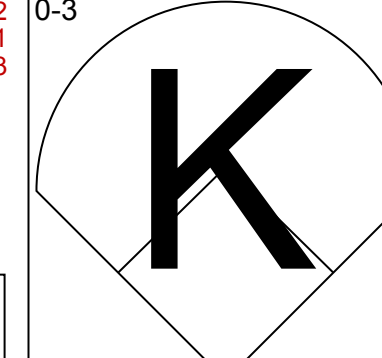
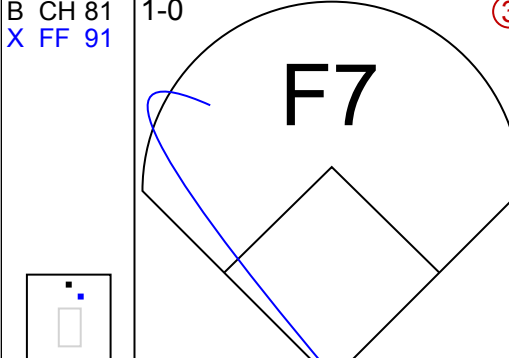
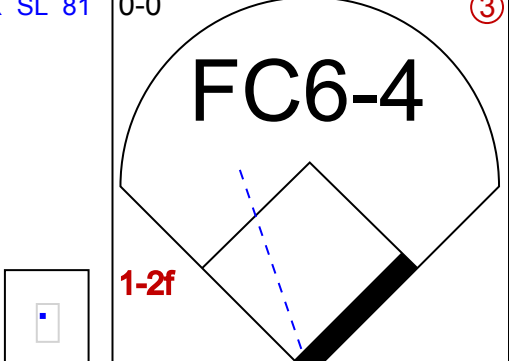
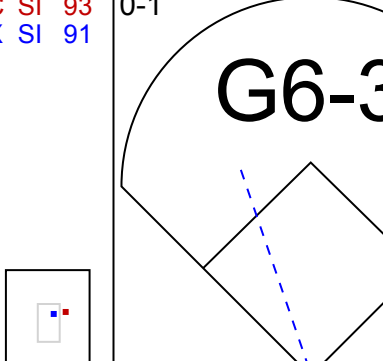
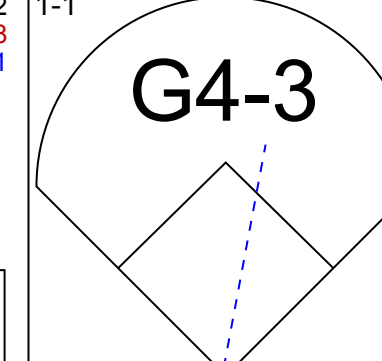
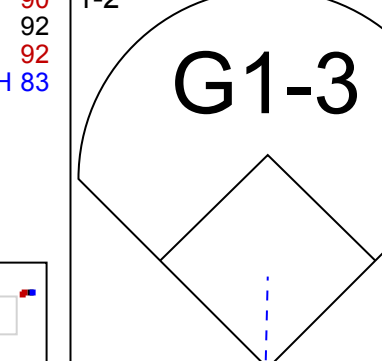
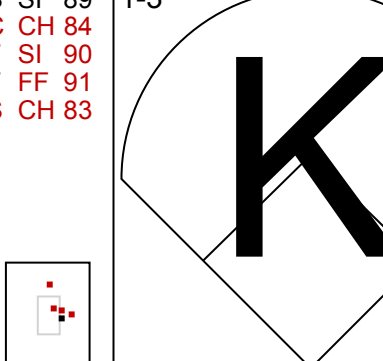
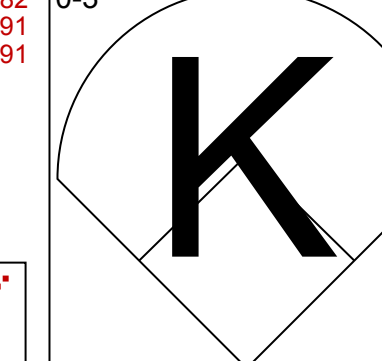
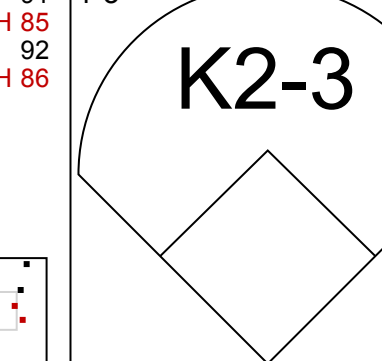
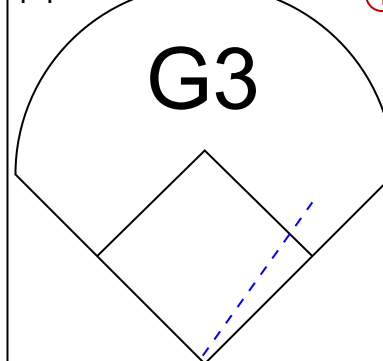
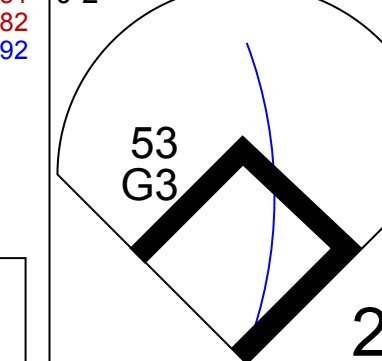


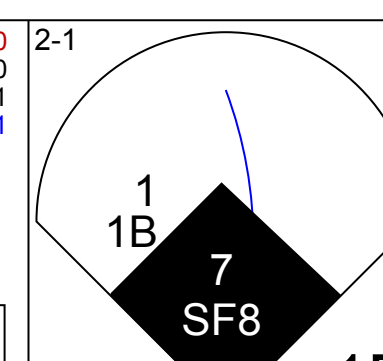
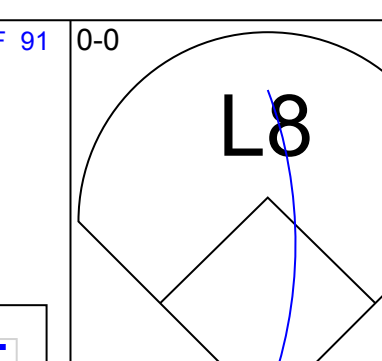
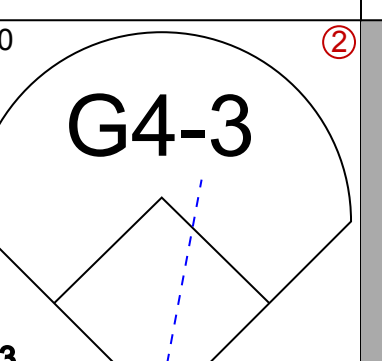
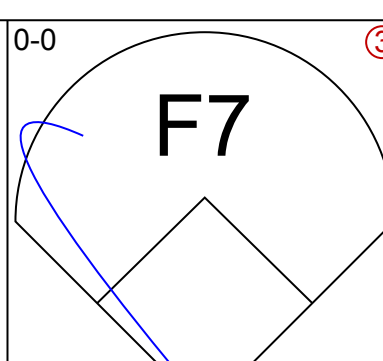
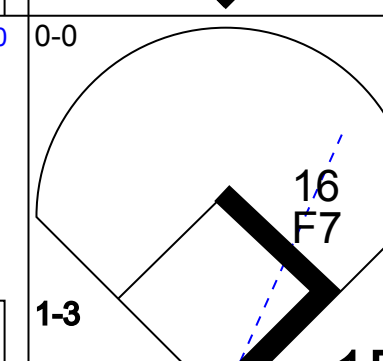
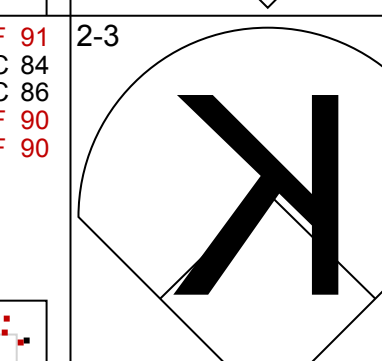
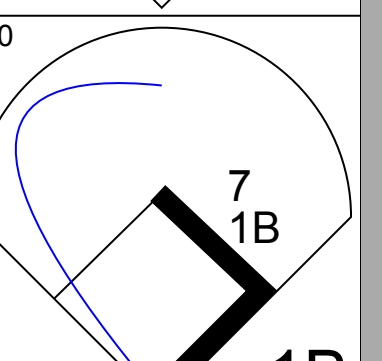
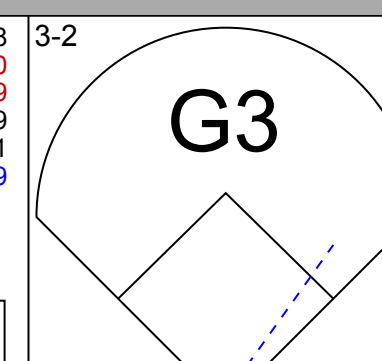
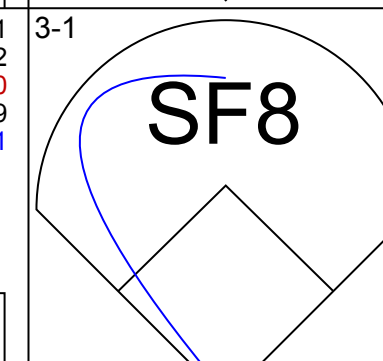
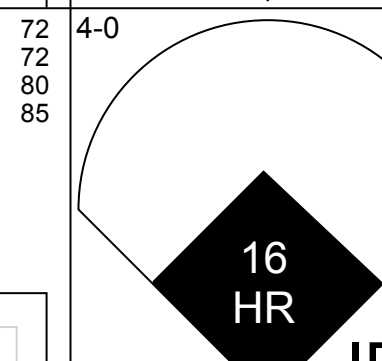
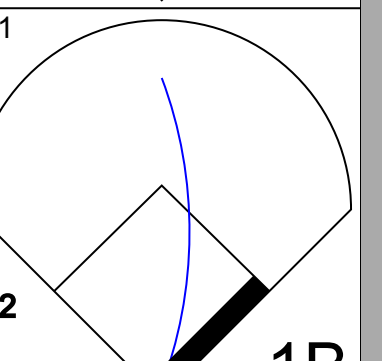
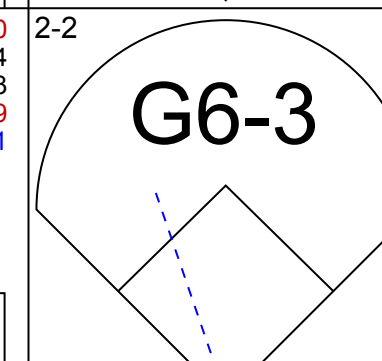
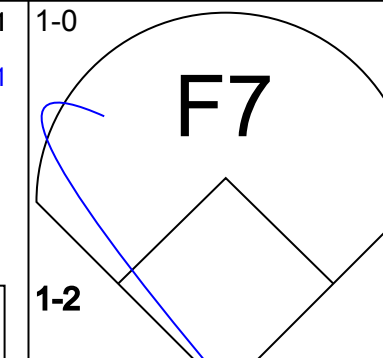
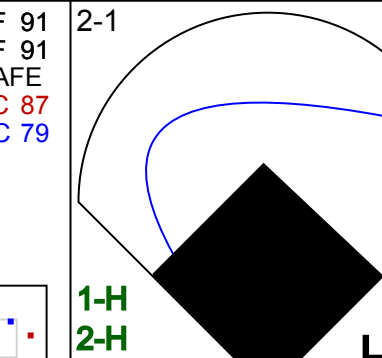
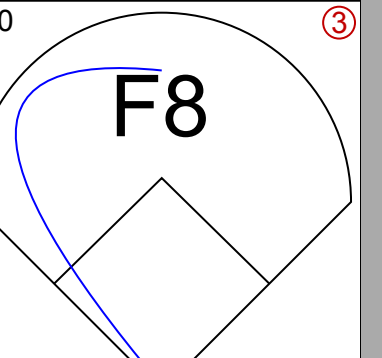
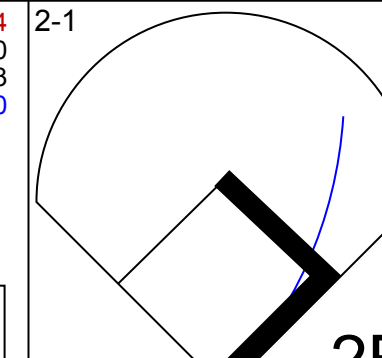
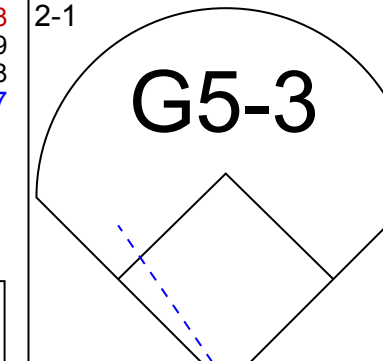
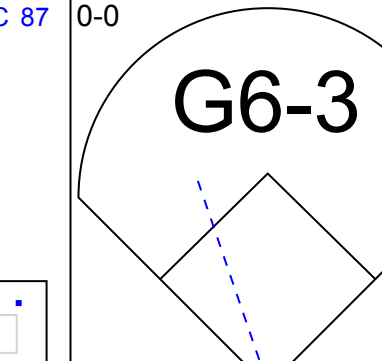
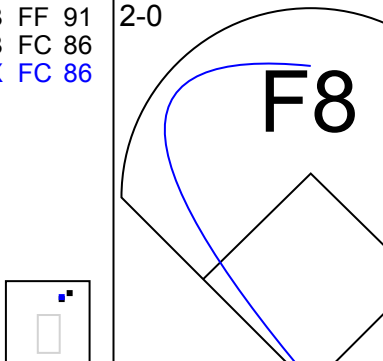
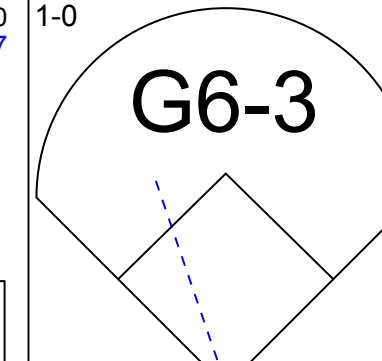


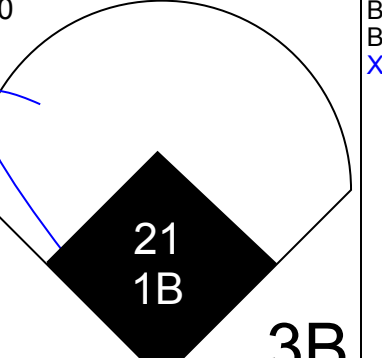
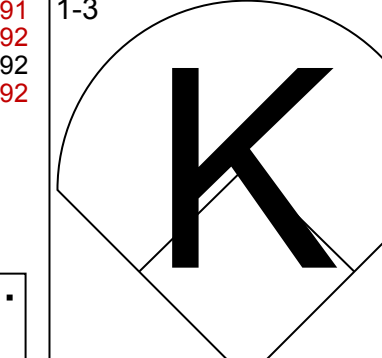


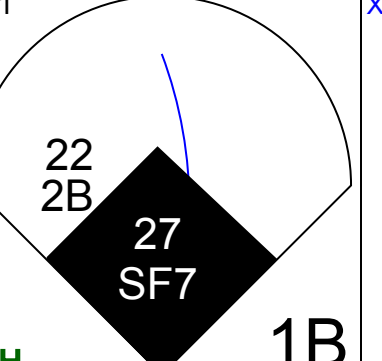
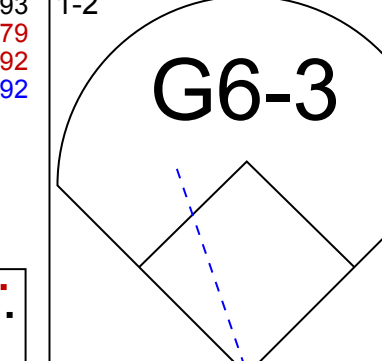


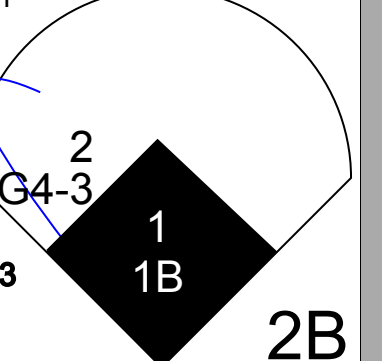
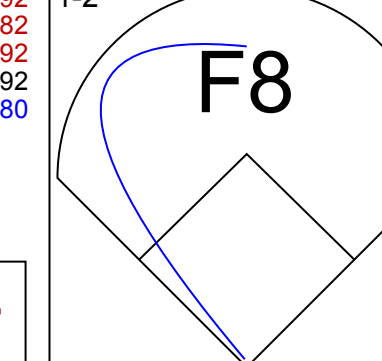
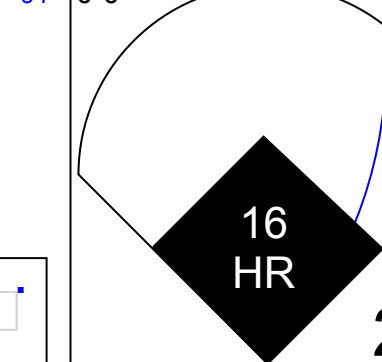
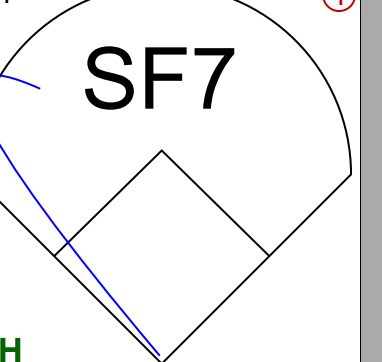
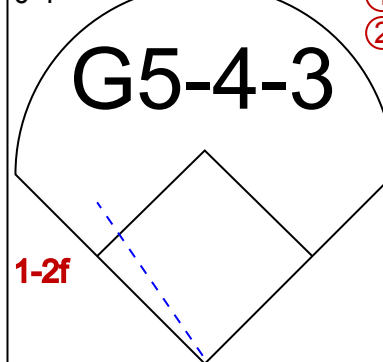
Batter	1	2	3	4	5	6	7	8	9	AB	R	H	RBI	BB	SO	LOB	BOTTOM										
10 Marco Scutaro, R (1, 6) OBP: 0.332, SLG: 0.372										5	1	2	0	0	1	1											
12 Jed Lowrie, S (1, 4) OBP: 0.416, SLG: 0.536										4	0	1	0	0	0	1											
34 David Ortiz, L (1, 10) OBP: 0.376, SLG: 0.550										1	1	1	1	2	0	0											
41 Victor Martinez, S (1, 2) OBP: 0.332, SLG: 0.446										4	0	0	0	0	0	5											
29 Adrián Beltré, R (1, 5) OBP: 0.367, SLG: 0.567										1	0	0	1	2	0	2											
7 J.D. Drew, L (1, 9) OBP: 0.350, SLG: 0.463										4	0	0	0	0	1	4											
25 Mike Lowell, R (1, 3) OBP: 0.318, SLG: 0.397										4	0	1	0	0	0	0											
55 Ryan Kalish, L (1, 8) OBP: 0.290, SLG: 0.379										4	0	0	0	0	0	1											
60 Daniel Nava, S (1, 7) OBP: 0.375, SLG: 0.433										4	0	0	0	0	0	2											
Inning Stats	R: 0 H: 1 E: 0 K: 0 S: 9	H: 0 LOB: 1 BB: 1 P: 16	R: 0 H: 0 E: 0 K: 1 S: 7	H: 0 LOB: 0 BB: 0 P: 12	R: 1 H: 1 E: 0 K: 0 S: 10	H: 1 LOB: 1 BB: 1 P: 23	R: 0 H: 0 E: 0 K: 0 S: 6	H: 0 LOB: 2 BB: 1 P: 14	R: 0 H: 0 E: 1 K: 0 S: 5	H: 0 LOB: 1 BB: 0 P: 6	R: 1 H: 2 E: 0 K: 1 S: 15	H: 2 LOB: 2 BB: 0 P: 22	R: 0 H: 1 E: 0 K: 0 S: 9	H: 1 LOB: 1 BB: 0 P: 14	1B: 3 2B: 1 3B: 0 HR: 1	SF: 1 SAC: 0 DP: 1 HBP: 1	WP: 0 PB: 0 SB: 0 CS: 1	PA: 37									
PITCHER	IP	WLS	BF	H	R	ER	SO	BB	IBB	HBP	BLK	WP	HR	S	P	ERA	WHIP										
54 Ervin Santana, R (1, 1) ERA: 3.93	7.0	W	30	4	2	2	1	4	0	1	0	0	0	58	105	2.57	1.143										
40 Kevin Jepsen, R (8, 1) ERA: 4.29	1.0		3	0	0	0	1	0	0	0	0	0	0	6	10	0.00	0.000										
56 Fernando Rodney, R (9, 1) ERA: 4.07	1.0		4	1	0	0	0	0	0	0	0	0	0	9	14	0.00	1.000										

Los Angeles Angels @ Boston Red Sox
Fenway Park, Boston, MA
Thu Aug 19 2010, 7:11 PM - 10:17 PM EDT
Att: 37,641 - Partly Cloudy - 78 F

AB 31
R 2
H 5
RBI 2
BB 4
SO 2
LOB 16



Batter	1	2	3	4	5	6	7	8	9	AB	R	H	RBI	BB	SO	LOB	TOP			
53 Bobby Abreu, L (1, 10) OBP: 0.356, SLG: 0.435										4	0	0	0	0	1	1	Los Angeles Angels @ Minnesota Twins Target Field, Minneapolis, MN Fri Aug 20 2010, 7:13 PM - 9:25 PM CDT Att: 40,747 - Overcast - 84 F			
47 Howie Kendrick, R (1, 4) OBP: 0.306, SLG: 0.407										4	1	3	0	0	0	1				
6 Alberto Callaspo, S (1, 5) OBP: 0.319, SLG: 0.497										4	1	2	0	0	0	2				
48 Tori Hunter, R (1, 9) OBP: 0.371, SLG: 0.493										4	0	1	0	0	0	2				
20 Juan Rivera, R (1, 7) OBP: 0.309, SLG: 0.417										4	0	1	1	0	0	1				
44 Mike Napoli, R (1, 2) OBP: 0.318, SLG: 0.479										4	0	0	0	0	2	2				
2 Erick Aybar, S (1, 6) OBP: 0.319, SLG: 0.354										3	0	0	0	0	0	2				
3 Brandon Wood, R (1, 3) OBP: 0.180, SLG: 0.219										3	0	0	0	0	2	0				
25 Peter Bourjos, R (1, 8) OBP: 0.212, SLG: 0.208										3	0	1	0	0	1	0				
Inning Stats	R: 0 E: 0 K: 1 S: 7	H: 1 LOB: 0 BB: 0 P: 10	R: 0 E: 0 K: 1 S: 9	H: 1 LOB: 1 BB: 0 P: 12	R: 0 E: 0 K: 1 S: 8	H: 0 LOB: 0 BB: 0 P: 10	R: 1 E: 0 K: 0 S: 12	H: 2 LOB: 0 BB: 0 P: 16	R: 0 E: 0 K: 1 S: 9	H: 1 LOB: 1 BB: 0 P: 14	R: 0 E: 0 K: 1 S: 11	H: 1 LOB: 1 BB: 0 P: 15	R: 0 E: 0 K: 1 S: 13	H: 1 LOB: 1 BB: 0 P: 16	R: 1 E: 0 K: 0 S: 10	H: 1 LOB: 0 BB: 0 P: 13	1B: 6 2B: 2 3B: 0 HR: 0	SF: 0 SAC: 0 DP: 1 HBP: 0	WP: 0 PB: 0 SB: 0 CS: 1	PA: 33
PITCHER	IP WLS BF H R ER SO BB IBB HBP BLK WP HR S P ERA WHIP																			
52 Brian Duensing, L (1, 1) ERA: 1.92	8.0 W 29 7 1 1 6 0 0 0 0 0 0 0 0 78 103 1.12 0.875																			
54 Matt Guerrier, R (9, 1) ERA: 3.2	1.0 4 1 1 1 0 0 0 0 0 0 0 0 0 10 13 9.00 1.000																			

Batter	1	2	3	4	5	6	7	8	9	AB	R	H	RBI	BB	SO	LOB	BOTTOM			
2 Denard Span, L (1, 8) OBP: 0.336, SLG: 0.357										4	1	1	0	0	0	2	Los Angeles Angels @ Minnesota Twins Target Field, Minneapolis, MN Fri Aug 20 2010, 7:13 PM - 9:25 PM CDT Att: 40,747 - Overcast - 84 F			
1 Orlando Hudson, S (1, 4) OBP: 0.359, SLG: 0.402										4	0	2	1	0	1	1				
7 Joe Mauer, L (1, 2) OBP: 0.404, SLG: 0.491										2	1	1	1	1	0	0				
16 Jason Kubel, L (1, 9) OBP: 0.340, SLG: 0.458										4	1	2	3	0	0	3				
5 Michael Cuddyer, R (1, 3) OBP: 0.342, SLG: 0.427										4	0	0	0	0	0	2				
25 Jim Thome, L (1, 10) OBP: 0.387, SLG: 0.588										4	1	1	0	0	2	0				
21 Delmon Young, R (1, 7) OBP: 0.348, SLG: 0.514										4	1	1	1	0	1	0				
22 Danny Valencia, R (1, 5) OBP: 0.380, SLG: 0.435										4	1	2	0	0	0	0				
27 J.J. Hardy, R (1, 6) OBP: 0.305, SLG: 0.394										2	1	1	1	0	0	1				
Inning Stats	R: 1 E: 0 K: 0 S: 8	H: 2 LOB: 1 BB: 0 P: 16	R: 0 E: 0 K: 2 S: 9	H: 0 LOB: 0 BB: 0 P: 13	R: 3 E: 0 K: 1 S: 8	H: 2 LOB: 0 BB: 1 P: 16	R: 0 E: 0 K: 0 S: 12	H: 5 LOB: 2 BB: 0 P: 17	R: 0 E: 0 K: 0 S: 6	H: 1 LOB: 0 BB: 0 P: 8	R: 0 E: 0 K: 0 S: 9	H: 1 LOB: 1 BB: 0 P: 17	R: 0 E: 0 K: 1 S: 10	H: 0 LOB: 0 BB: 0 P: 13	R: 0 E: 0 K: 1 S: 10	H: 0 LOB: 0 BB: 0 P: 13	1B: 6 2B: 3 3B: 1 HR: 1	SF: 2 SAC: 0 DP: 1 HBP: 0	WP: 0 PB: 0 SB: 0 CS: 0	PA: 35
PITCHER	IP WLS BF H R ER SO BB IBB HBP BLK WP HR S P ERA WHIP																			
24 Dan Haren, R (1, 1) ERA: 4.55	7.0 L 32 11 7 7 3 0 0 0 0 0 0 0 0 55 94 9.00 1.571																			
58 Michael Kohn, R (8, 1) ERA: 3.72	1.0 3 0 0 0 1 0 0 0 0 0 0 0 0 10 13 0.00 0.000																			

Batter	1	2	3	4	5	6	7	8	9	AB	R	H	RBI	BB	SO	LOB	TOP					
53 Bobby Abreu, L (1, 7) OBP: 0.356, SLG: 0.441	L8	HR		1B					G6-3	6	1	2	1	0	1	2						
47 Howie Kendrick, R (1, 4) OBP: 0.311, SLG: 0.409	F8	1B		F8					1B	5	0	3	0	0	0	1						
6 Alberto Callaspo, S (1, 5) OBP: 0.322, SLG: 0.406									1B	4	0	2	0	1	0	2						
48 Tori Hunter, R (1, 9) OBP: 0.370, SLG: 0.489	P4	1B		K					1B	5	1	1	0	0	1	6						
55 Hideki Matsui, L (1, 10) OBP: 0.322, SLG: 0.424		1B		G4-3					F9	4	2	1	0	1	0	3						
2 Enck Aybar, S (1, 6) OBP: 0.332, SLG: 0.356		1B							G1-3	5	1	3	1	0	0	0						
44 Mike Napoli, R (1, 3) OBP: 0.319, SLG: 0.477		1B		K					1B	3	2	1	1	1	1	3						
5 Jeff Mathis, R (1, 2) OBP: 0.222, SLG: 0.306	F8			P3					3B	5	1	1	1	0	2	4						
25 Peter Bourjos, R (1, 8) OBP: 0.228, SLG: 0.321		HR		K					E6	5	1	2	4	0	1	2						
Inning Stats	R: 0 H: 0 E: 0 K: 0 S: 10	H: 0 LOB: 1 BB: 1 P: 17	R: 4 H: 6 E: 0 K: 0 S: 19	H: 6 LOB: 2 BB: 1 P: 31	R: 0 H: 1 E: 0 K: 2 S: 13	H: 1 LOB: 2 BB: 1 P: 21	R: 0 H: 2 E: 0 K: 1 S: 11	H: 2 LOB: 1 BB: 0 P: 17	R: 1 H: 1 E: 0 K: 1 S: 10	H: 1 LOB: 1 BB: 1 P: 18	R: 2 H: 2 E: 1 K: 0 S: 15	H: 2 LOB: 1 BB: 0 P: 17	R: 0 H: 0 E: 0 K: 2 S: 8	H: 0 LOB: 0 BB: 0 P: 9	R: 0 H: 2 E: 0 K: 0 S: 14	H: 2 LOB: 1 BB: 0 P: 17	R: 2 H: 2 E: 1 K: 0 S: 9	H: 2 LOB: 0 BB: 0 P: 15	1B: 12 2B: 0 3B: 2 HR: 2	SF: 1 SAC: 0 DP: 2 HBP: 0	WP: 0 PB: 0 SB: 0 CS: 0	PA: 46
PITCHER	IP	WLS	BF	H	R	ER	SO	BB	IBB	HBP	BLK	WP	HR	S	P	ERA	WHIP					
59 Kevin Slowey, R (1, 1) ERA: 4.39	3.0	L	18	7	4	4	2	2	0	0	0	0	2	42	69	12.00	3.000					
49 Jeff ManSHIP, R (4, 1) ERA: 2.41	2.2		13	4	2	1	2	1	0	0	0	0	0	28	44	3.38	1.875					
32 Ron Mahay, L (6, 1) ERA: 3.44	0.0		2	1	1	0	0	0	0	0	0	0	0	3	3	∞	∞					
60 Jon Rauch, R (6, 1) ERA: 3.35	1.1		4	0	0	0	2	0	0	0	0	0	0	13	14	0.00	0.000					
15 Glen Perkins, L (8, 1) ERA: 9.0	2.0		9	4	2	2	0	0	0	0	0	0	0	23	32	9.00	2.000					

Los Angeles Angels @ Minnesota Twins
Target Field, Minneapolis, MN
Sat Aug 21 2010, 3:12 PM - 6:36 PM CDT
Att: 40,966 - Partly Cloudy - 80 F

AB 42
R 9
H 16
RBI 8
BB 3
SO 6
LOB 23



Batter	1	2	3	4	5	6	7	8	9	AB	R	H	RBI	BB	SO	LOB	BOTTOM					
2 Denard Span, L (1, 8) OBP: 0.337, SLG: 0.354	G2-3	F7		P6					K	3	1	0	0	2	1	2						
1 Orlando Hudson, S (1, 4) OBP: 0.385, SLG: 0.398	K	G6-3		G4-3					P4	4	0	0	0	0	2	4						
18 Jason Repko, R (9, PH) OBP: 0.338, SLG: 0.508										1	0	0	0	0	0	0						
7 Joe Mauer, L (1, 2) OBP: 0.405, SLG: 0.489	G2-3	G3		F7					BB	2	1	0	0	2	0	1						
16 Jason Kubel, L (1, 9) OBP: 0.339, SLG: 0.456	G2-3			G3-1					G3-6-1	4	0	1	0	0	0	3						
5 Michael Cuddyer, R (1, 3) OBP: 0.344, SLG: 0.428		1B		F9					K	4	1	2	2	0	1	0						
25 Jim Thome, L (1, 10) ERA: 5.48										1	0	1	0	3	0	0						
20 Matt Tolbert, S (8, FR) OBP: 0.288, SLG: 0.326										0	0	0	0	0	0	0						
21 Delmon Young, R (1, 7) OBP: 0.347, SLG: 0.512				K					FC6-4	4	0	1	1	0	1	5						
22 Danny Valencia, R (1, 5) OBP: 0.372, SLG: 0.425				G1-3					G6-4-3	4	0	0	0	0	1	3						
27 J.J. Hardy, R (1, 6) OBP: 0.309, SLG: 0.393									G5-3	1	0	0	0	2	0	0						
12 Alexi Casilla, S (9, PH) OBP: 0.350, SLG: 0.418									G5-6-3	1	0	0	0	0	0	0						
Inning Stats	R: 3 H: 2 E: 0 K: 2 S: 16	H: 2 LOB: 3 BB: 3 P: 31	R: 0 H: 0 E: 0 K: 0 S: 12	H: 0 LOB: 1 BB: 1 P: 23	R: 0 H: 0 E: 0 K: 1 S: 16	H: 0 LOB: 1 BB: 1 P: 22	R: 0 H: 0 E: 0 K: 0 S: 8	H: 0 LOB: 1 BB: 1 P: 15	R: 0 H: 3 E: 0 K: 0 S: 6	H: 0 LOB: 2 BB: 0 P: 9	R: 0 H: 0 E: 0 K: 1 S: 9	H: 0 LOB: 0 BB: 1 P: 16	R: 0 H: 0 E: 0 K: 1 S: 7	H: 0 LOB: 0 BB: 1 P: 15	R: 0 H: 0 E: 0 K: 0 S: 3	H: 0 LOB: 1 BB: 1 P: 9	R: 0 H: 0 E: 0 K: 1 S: 12	H: 0 LOB: 0 BB: 0 P: 18	1B: 5 2B: 1 3B: 0 HR: 0	SF: 0 SAC: 0 DP: 3 HBP: 0	WP: 1 PB: 0 SB: 1 CS: 0	PA: 38
PITCHER	IP	WLS	BF	H	R	ER	SO	BB	IBB	HBP	BLK	WP	HR	S	P	ERA	WHIP					
22 Trevor Bell, R (1, 1) ERA: 3.69	4.1		23	4	3	3	3	6	0	0	0	0	0	56	96	6.23	2.308					
45 Francisco Rodriguez, R (5, 1) ERA: 3.69	2.2	W	9	1	0	0	2	2	0	0	0	0	0	18	35	0.00	1.125					
56 Fernando Rodney, R (8, 1) ERA: 3.99	1.0		3	0	0	0	0	1	0	0	0	0	0	3	9	0.00	1.000					
40 Brian Fuentes, L (9, 1) ERA: 3.13	1.0		3	0	0	0	1	0	0	0	0	0	0	12	18	0.00	0.000					

Los Angeles Angels @ Minnesota Twins
Target Field, Minneapolis, MN
Sat Aug 21 2010, 3:12 PM - 6:36 PM CDT
Att: 40,966 - Partly Cloudy - 80 F

AB 29
R 3
H 5
RBI 3
BB 9
SO 6
LOB 18



Batter	1	2	3	4	5	6	7	8	9	AB	R	H	RBI	BB	SO	LOB	TOP										
2 B.J. Upton, R OBP: 0.326, SLG: 0.420										5	1	2	2	0	1	3	Tampa Bay Rays @ Los Angeles Angels Angel Stadium of Anaheim, Anaheim, CA Mon Aug 23 2010, 7:08 PM - 10:15 PM PDT Att: 39,127 - Clear - 86 F										
8 Jason Bartlett, R OBP: 0.324, SLG: 0.338										4	1	1	0	0	1	2											
13 Carl Crawford, L OBP: 0.350, SLG: 0.474										4	1	0	0	1	1	2											
3 Evan Longoria, R OBP: 0.369, SLG: 0.506										4	0	0	0	0	2	3											
23 Carlos Pena, L OBP: 0.338, SLG: 0.439										3	0	1	0	1	0	2											
18 Ben Zobrist, S OBP: 0.352, SLG: 0.362										4	0	1	2	0	1	3											
16 Willy Aybar, S OBP: 0.313, SLG: 0.361										3	0	0	0	1	1	2											
1 Sean Rodriguez, R OBP: 0.313, SLG: 0.420										2	1	1	0	2	0	0											
10 Kelly Shoppach, R OBP: 0.321, SLG: 0.336										4	0	0	0	0	1	4											
Inning Stats	R: 3 H: 2 E: 0 K: 2 S: 17	WLS: 1 BF: 1 LOB: 1 P: 32	R: 1 H: 2 E: 0 K: 0 S: 14	LOB: 1 BB: 0 P: 18	R: 0 H: 1 E: 0 K: 0 S: 9	LOB: 1 BB: 0 P: 13	R: 0 H: 0 E: 0 K: 1 S: 7	LOB: 0 BB: 0 P: 13	R: 0 H: 0 E: 0 K: 1 S: 10	LOB: 2 BB: 2 P: 15	R: 0 H: 1 E: 0 K: 2 S: 13	LOB: 2 BB: 1 P: 20	R: 0 H: 0 E: 0 K: 0 S: 5	LOB: 0 BB: 0 P: 6	R: 0 H: 0 E: 0 K: 1 S: 8	LOB: 0 BB: 0 P: 14		1B: 3 2B: 2 3B: 0 HR: 1	SF: 0 SAC: 0 DP: 0 HBP: 1	WP: 1 PB: 0 SB: 0 CS: 0	PA: 39						
PITCHER	IP	WLS	BF	H	R	ER	SO	BB	IBB	HBP	BLK	WP	HR	S	P	ERA	WHIP										
19 Scott Kazmir, L ERA: 6.33	5.1	L	26	5	4	3	4	4	0	1	0	0	1	61	103	5.06	1.688										
58 Michael Kohn, R ERA: 3.48	0.2		2	0	0	0	1	0	0	0	0	0	0	5	6	0.00	0.000										
45 Francisco Rodriguez, R ERA: 3.6	1.0		5	1	0	0	2	1	0	0	0	1	0	13	20	0.00	2.000										
40 Kevin Jepsen, R ERA: 4.19	1.0		3	0	0	0	0	0	0	0	0	0	0	5	6	0.00	0.000										
56 Fernando Rodney, R ERA: 3.91	1.0		3	0	0	0	1	0	0	0	0	0	0	8	14	0.00	0.000										

Batter	1	2	3	4	5	6	7	8	9	AB	R	H	RBI	BB	SO	LOB	BOTTOM										
53 Bobby Abreu, L OBP: 0.355, SLG: 0.436										3	1	0	0	1	2	1	Tampa Bay Rays @ Los Angeles Angels Angel Stadium of Anaheim, Anaheim, CA Mon Aug 23 2010, 7:08 PM - 10:15 PM PDT Att: 39,127 - Clear - 86 F										
47 Howie Kendrick, R OBP: 0.310, SLG: 0.410										3	0	2	1	0	1	1											
6 Alberto Callaspo, S OBP: 0.325, SLG: 0.409										4	1	2	0	0	1	1											
48 Torii Hunter, R OBP: 0.366, SLG: 0.481										4	0	0	0	0	0	5											
55 Hideki Matsui, L OBP: 0.339, SLG: 0.429										4	0	1	2	0	2	0											
20 Juan Rivera, R OBP: 0.311, SLG: 0.421										4	0	2	0	0	0	1											
2 Erick Aybar, S OBP: 0.321, SLG: 0.353										4	0	0	0	0	2	3											
5 Jeff Mathis, R OBP: 0.214, SLG: 0.294										3	0	0	0	0	2	3											
44 Mike Napoli, R OBP: 0.315, SLG: 0.471										1	0	0	0	0	1	0											
25 Peter Bourjos, R OBP: 0.234, SLG: 0.305										4	1	1	0	0	2	2											
Inning Stats	R: 0 H: 1 E: 0 K: 2 S: 9	WLS: 1 BF: 27 LOB: 0 P: 15	R: 0 H: 1 E: 0 K: 3 S: 19	LOB: 2 BB: 0 P: 26	R: 2 H: 2 E: 0 K: 1 S: 13	LOB: 1 BB: 1 P: 24	R: 0 H: 0 E: 0 K: 1 S: 7	LOB: 0 BB: 0 P: 9	R: 0 H: 2 E: 0 K: 1 S: 7	LOB: 1 BB: 0 P: 8	R: 0 H: 1 E: 0 K: 2 S: 14	LOB: 1 BB: 0 P: 16	R: 1 H: 1 E: 0 K: 0 S: 11	LOB: 0 BB: 0 P: 18	R: 0 H: 0 E: 0 K: 0 S: 8	LOB: 0 BB: 0 P: 15	R: 0 H: 0 E: 0 K: 3 S: 9	LOB: 0 BB: 0 P: 9	1B: 5 2B: 3 3B: 0 HR: 0	SF: 1 SAC: 0 DP: 1 HBP: 0	WP: 1 PB: 0 SB: 1 CS: 0	PA: 36					
PITCHER	IP	WLS	BF	H	R	ER	SO	BB	IBB	HBP	BLK	WP	HR	S	P	ERA	WHIP										
33 James Shields, R ERA: 4.76	6.0	W	27	8	3	2	10	1	0	0	0	0	0	2	3	3.00	1.500										
36 Randy Choate, L ERA: 4.72	0.1	H	1	0	0	0	0	0	0	0	0	0	0	2	3	0.00	0.000										
55 Chad Qualls, R ERA: 7.91	0.2	H	2	0	0	0	0	0	0	0	0	0	0	6	10	0.00	0.000										
53 Joaquin Benoit, R ERA: 1.36	1.0	H	3	0	0	0	0	0	0	0	0	0	0	8	15	0.00	0.000										
29 Rafael Soriano, R ERA: 1.79	1.0	S	3	0	0	0	3	0	0	0	0	0	0	9	9	0.00	0.000										

AB	33
R	4
H	6
RBI	4
BB	5
SO	8
LOB	21



Batter	1	2	3	4	5	6	7	8	9	AB	R	H	RBI	BB	SO	LOB	TOP					
28 John Jaso, L (1,2) OBP: 0.388, SLG: 0.380										4	0	2	2	0	1	1						
18 Ben Zobrist, S (1,4) OBP: 0.363, SLG: 0.362										3	2	1	1	1	0	1						
13 Carl Crawford, L (1,7) OBP: 0.349, SLG: 0.473										5	1	1	2	0	2	3						
3 Evan Longoria, R (1,5) OBP: 0.371, SLG: 0.515										5	1	3	2	0	0	2						
23 Carlos Pena, L (1,3) OBP: 0.338, SLG: 0.436										3	1	0	0	2	3	1						
20 Matt Joyce, L (1,9) OBP: 0.364, SLG: 0.489										3	2	2	2	1	0	0						
24 Dan Johnson, L (1,10) OBP: 0.304, SLG: 0.250										5	1	2	1	0	0	3						
2 B.J. Upton, R (1,8) OBP: 0.325, SLG: 0.417																						
8 Jason Bartlett, R (1,6) OBP: 0.326, SLG: 0.342																						
Inning Stats	R: 0 H: 1 E: 0 K: 1 S: 14	L: 1 BB: 0 P: 19	R: 4 H: 3 E: 0 K: 1 S: 14	L: 3 BB: 2 P: 28	R: 1 H: 1 E: 0 K: 1 S: 10	L: 1 BB: 1 P: 22	R: 0 H: 1 E: 0 K: 2 S: 10	L: 1 BB: 0 P: 16	R: 0 H: 1 E: 0 K: 0 S: 10	L: 0 BB: 0 P: 14	R: 1 H: 2 E: 0 K: 1 S: 13	L: 2 BB: 1 P: 24	R: 1 H: 2 E: 0 K: 1 S: 11	L: 2 BB: 0 P: 17	R: 0 H: 0 E: 0 K: 1 S: 9	L: 0 BB: 0 P: 15	R: 3 H: 2 E: 1 K: 0 S: 15	L: 2 BB: 2 P: 29	1B: 7 2B: 5 3B: 0 HR: 2	SF: 2 SAC: 1 DP: 1 HBP: 0	WP: 0 PB: 0 CS: 2	PA: 44
PITCHER	IP: 5.1 WLS: L BF: 24 H: 8 R: 6 ER: 6 SO: 6 BB: 3 IBB: 0 HBP: 0 BLK: 0 WP: 0 HR: 2 S: 63 P: 110 ERA: 10.12 WHIP: 2.062	IP: 0.2 WLS: 3 BF: 1 H: 1 R: 0 ER: 0 SO: 0 BB: 0 IBB: 0 HBP: 0 BLK: 0 WP: 0 HR: 8 S: 13 P: 9.00 ERA: 0.00 WHIP: 1.500	IP: 1.0 WLS: 2 BF: 5 H: 2 R: 1 ER: 1 SO: 1 BB: 0 IBB: 0 HBP: 0 BLK: 1 WP: 0 HR: 11 S: 17 P: 9.00 ERA: 2.000	IP: 1.0 WLS: 3 BF: 3 H: 0 R: 0 ER: 0 SO: 1 BB: 0 IBB: 0 HBP: 0 BLK: 0 WP: 0 HR: 9 S: 15 P: 15.00 ERA: 0.000	IP: 1.0 WLS: 8 BF: 2 H: 3 R: 2 ER: 2 SO: 0 BB: 2 IBB: 0 HBP: 0 BLK: 0 WP: 0 HR: 15 S: 29 P: 18.00 ERA: 4.000	PITCHER																

Tampa Bay Rays @ Los Angeles Angels
Angel Stadium of Anaheim, Anaheim, CA
Tue Aug 24 2010, 7:09 PM - 10:19 PM PDT
Att. 43,577 - Clear - 88 F

AB 35
R 10
H 13
RBI 10
BB 5
SO 8
LOB 16



Batter	1	2	3	4	5	6	7	8	9	AB	R	H	RBI	BB	SO	LOB	BOTTOM					
53 Bobby Abreu, L (1,7) OBP: 0.354, SLG: 0.433										3	0	0	0	1	1	1						
77 Reggie Willits, S (9,PH) OBP: 0.361, SLG: 0.327										4	1	1	1	1	0	2						
6 Alberto Callaspo, S (1,5) OBP: 0.334, SLG: 0.408										4	0	1	0	0	2	3						
3 Brandon Wood, R (9,PH) OBP: 0.185, SLG: 0.219										4	1	1	0	0	0	4						
48 Torii Hunter, R (1,9) OBP: 0.366, SLG: 0.481										5	1	3	1	0	1	3						
55 Hideki Matsui, L (1,10) OBP: 0.341, SLG: 0.433																						
20 Juan Rivera, R (1,3) OBP: 0.309, SLG: 0.416										4	0	0	0	1	0	5						
2 Erick Aybar, S (1,6) OBP: 0.322, SLG: 0.357										4	0	2	0	0	0	3						
46 Bobby Wilson, R (1,2) OBP: 0.263, SLG: 0.427										3	0	0	1	0	2	4						
44 Mike Napoli, R (8,PH) OBP: 0.317, SLG: 0.471										0	0	0	0	1	0	0						
25 Peter Bourjos, R (1,8) OBP: 0.235, SLG: 0.302										4	0	1	0	0	0	5						
Inning Stats	R: 0 H: 0 E: 0 K: 2 S: 9	L: 0 BB: 0 P: 15	R: 1 H: 2 E: 0 K: 1 S: 13	L: 2 BB: 0 P: 18	R: 0 H: 1 E: 0 K: 0 S: 7	L: 1 BB: 1 P: 16	R: 0 H: 1 E: 0 K: 1 S: 8	L: 1 BB: 1 P: 17	R: 0 H: 0 E: 0 K: 0 S: 8	L: 0 BB: 0 P: 13	R: 1 H: 2 E: 0 K: 0 S: 8	L: 2 BB: 0 P: 10	R: 1 H: 2 E: 0 K: 0 S: 6	L: 2 BB: 0 P: 10	R: 0 H: 1 E: 0 K: 0 S: 7	L: 1 BB: 1 P: 15	R: 0 H: 1 E: 0 K: 1 S: 16	L: 1 BB: 3 P: 22	1B: 6 2B: 3 3B: 0 HR: 1	SF: 0 SAC: 0 DP: 1 HBP: 2	WP: 0 PB: 0 CS: 0	PA: 42
PITCHER	IP: 5.1 WLS: W BF: 25 H: 6 R: 2 ER: 2 SO: 5 BB: 3 IBB: 0 HBP: 0 BLK: 0 WP: 0 HR: 5 S: 50 P: 85 ERA: 3.38 WHIP: 1.688	IP: 0.2 WLS: 2 BF: 0 H: 0 R: 0 ER: 0 SO: 0 BB: 0 IBB: 0 HBP: 0 BLK: 0 WP: 0 HR: 3 S: 4 P: 4.00 ERA: 0.000	IP: 1.2 WLS: 8 BF: 3 H: 1 R: 1 ER: 1 SO: 0 BB: 1 IBB: 0 HBP: 0 BLK: 0 WP: 1 HR: 12 S: 24 P: 5.40 ERA: 2.400	IP: 0.1 WLS: H BF: 1 H: 0 R: 0 ER: 0 SO: 0 BB: 0 IBB: 0 HBP: 0 BLK: 0 WP: 0 HR: 1 S: 1 P: 1.00 ERA: 0.000	IP: 1.0 WLS: 6 BF: 1 H: 0 R: 0 ER: 0 SO: 1 BB: 0 IBB: 0 HBP: 0 BLK: 0 WP: 0 HR: 16 S: 22 P: 0.00 ERA: 1.000	PITCHER																

Tampa Bay Rays @ Los Angeles Angels
Angel Stadium of Anaheim, Anaheim, CA
Tue Aug 24 2010, 7:09 PM - 10:19 PM PDT
Att. 43,577 - Clear - 88 F

AB 36
R 3
H 10
RBI 3
BB 4
SO 6
LOB 30



Batter	1	2	3	4	5	6	7	8	9	AB	R	H	RBI	BB	SO	LOB	TOP			
28 John Jaso, L OBP: 0.391, SLG: 0.400										5	1	3	3	0	0	2	Tampa Bay Rays @ Los Angeles Angels Angel Stadium of Anaheim, Anaheim, CA Wed Aug 25 2010, 12:38 PM - 3:57 PM PDT Att: 37,009 - Sunny - 91°F			
18 Ben Zobrist, S OBP: 0.359, SLG: 0.358										5	0	0	0	0	2	2				
13 Carl Crawford, L OBP: 0.349, SLG: 0.472 1 Sean Rodriguez, R OBP: 0.310, SLG: 0.415										1	0	0	0	1	0	0				
3 Evan Longoria, R OBP: 0.372, SLG: 0.515 16 Willy Aybar, S OBP: 0.311, SLG: 0.357										2	0	1	0	0	0	0				
23 Carlos Pena, L OBP: 0.338, SLG: 0.437										4	0	1	0	0	1	2				
20 Matt Joyce, L OBP: 0.355, SLG: 0.481										2	0	0	0	2	1	1				
24 Dan Johnson, L OBP: 0.356, SLG: 0.233										3	0	0	0	1	1	2				
2 B.J. Upton, R OBP: 0.324, SLG: 0.415 10 Kelly Shoppach, R OBP: 0.333										2	0	0	0	0	2	3				
15 Reid Brignac, L OBP: 0.308, SLG: 0.380										4	1	2	0	0	1	2				
Inning Stats	R: 1 E: 0 K: 1 S: 8	H: 1 LOB: 0 BB: 0 P: 11	R: 0 E: 0 K: 2 S: 11	H: 0 LOB: 2 BB: 1 P: 21	R: 0 E: 0 K: 2 S: 18	H: 1 LOB: 2 BB: 1 P: 25	R: 0 E: 0 K: 1 S: 11	H: 0 LOB: 0 BB: 0 P: 18	R: 0 E: 0 K: 1 S: 8	H: 0 LOB: 0 BB: 0 P: 10	R: 0 E: 0 K: 1 S: 8	H: 2 LOB: 1 BB: 1 P: 30	R: 0 E: 0 K: 1 S: 11	H: 1 LOB: 1 BB: 0 P: 18	R: 0 E: 0 K: 0 S: 10	H: 1 LOB: 0 BB: 0 P: 14		1B: 4 2B: 2 3B: 0 HR: 1	SF: 0 SAC: 0 DP: 0 HBP: 0	WP: 0 PB: 1 SB: 0 CS: 0
PITCHER	IP WLS BF H R ER SO BB IBB HBP BLK WP HR S P ERA WHIP																			
24 Dan Haren, R ERA: 4.45	(1, 1) 6.0 W 25 3 1 1 8 4 0 0 0 0 0 1 64 96 1.50 1.167																			
40 Kevin Jepsen, R ERA: 4.53	(7, 1) 0.2 5 2 2 2 0 0 0 0 0 0 0 0 15 27 0.00 4.500																			
45 Francisco Rodriguez, R ERA: 3.57	(7, 1) 0.1 1 0 0 0 0 0 0 0 0 0 0 0 2 3 0.00 0.000																			
56 Fernando Rodney, R ERA: 3.83	(8, 1) 1.0 4 1 0 0 1 0 0 0 0 0 0 0 11 18 0.00 1.000																			
62 Scot Shields, R ERA: 5.48	(9, 1) 1.0 4 1 0 0 0 0 0 0 0 0 0 0 10 14 0.00 1.000																			

Batter	1	2	3	4	5	6	7	8	9	AB	R	H	RBI	BB	SO	LOB	BOTTOM	
53 Bobby Abreu, L OBP: 0.353, SLG: 0.430 25 Peter Bourjos, R OBP: 0.243, SLG: 0.308										3	1	0	0	1	1	1	Tampa Bay Rays @ Los Angeles Angels Angel Stadium of Anaheim, Anaheim, CA Wed Aug 25 2010, 12:38 PM - 3:57 PM PDT Att: 37,009 - Sunny - 91°F	
47 Howie Kendrick, R OBP: 0.317, SLG: 0.422										6	2	5	1	0	0	0		
6 Alberto Callaspo, S OBP: 0.325, SLG: 0.408										5	1	2	0	0	0	5		
48 Torii Hunter, R OBP: 0.369, SLG: 0.482 20 Juan Rivera, R OBP: 0.309, SLG: 0.415										2	3	1	0	1	1	2		
55 Hideki Matsui, L OBP: 0.347, SLG: 0.439 46 Bobby Wilson, R OBP: 0.272, SLG: 0.434										2	3	2	3	2	0	0		
44 Mike Napoli, R OBP: 0.320, SLG: 0.482										4	1	2	6	1	0	4		
77 Reggie Willis, S OBP: 0.346, SLG: 0.313										5	0	0	0	0	2	5		
5 Jeff Mathis, R OBP: 0.220, SLG: 0.304										5	1	2	2	0	1	1		
3 Brandon Wood, R OBP: 0.190, SLG: 0.220										4	0	1	0	0	0	2		
Inning Stats	R: 4 E: 0 K: 1 S: 15	H: 3 LOB: 1 BB: 1 P: 26	R: 0 E: 0 K: 0 S: 5	H: 0 LOB: 0 BB: 0 P: 8	R: 4 E: 0 K: 1 S: 15	H: 4 LOB: 1 BB: 1 P: 26	R: 3 E: 0 K: 1 S: 20	H: 2 LOB: 3 BB: 3 P: 38	R: 0 E: 0 K: 2 S: 16	H: 3 LOB: 0 BB: 0 P: 26	R: 1 E: 0 K: 0 S: 12	H: 2 LOB: 2 BB: 0 P: 19	R: 0 E: 0 K: 0 S: 10	H: 2 LOB: 2 BB: 0 P: 15	1B: 12 2B: 4 3B: 0 HR: 1	SF: 0 SAC: 1 DP: 0 HBP: 2		WP: 2 PB: 0 SB: 1 CS: 0
PITCHER	IP WLS BF H R ER SO BB IBB HBP BLK WP HR S P ERA WHIP																	
34 Jeff Niemann, R ERA: 3.97	(1, 1) 3.1 L 22 8 10 10 2 3 0 1 0 0 1 1 44 76 27.00 3.300																	
21 Andy Sonnanstine, R ERA: 4.21	(4, 1) 2.2 17 6 2 2 3 2 0 1 0 0 0 0 39 67 6.75 3.000																	
31 Lance Cormier, R ERA: 4.06	(7, 1) 2.0 9 3 0 0 0 0 0 0 0 0 1 0 19 34 0.00 1.500																	

Batter	1	2	3	4	5	6	7	8	9	AB	R	H	RBI	BB	SO	LOB	TOP		
1 Brian Roberts, S (1,4) OBP: 0.342, SLG: 0.405 37 Josh Bell, S (4,5) OBP: 0.250, SLG: 0.330										2	1	1	0	0	1	0			
6 Corey Patterson, L (1,8) OBP: 0.318, SLG: 0.407										3	0	0	1	0	0	2			
21 Nick Markakis, L (1,9) OBP: 0.364, SLG: 0.421										4	0	1	1	0	0	2			
30 Luke Scott, L (1,10) OBP: 0.354, SLG: 0.570										3	0	1	1	1	0	1			
23 Ty Wigginton, R (1,3) OBP: 0.320, SLG: 0.435										4	0	0	0	0	1	2			
18 Felix Pie, L (1,7) OBP: 0.320, SLG: 0.438										4	0	0	0	0	2	1			
32 Matt Wieters, S (1,2)										3	0	2	0	0	1	0			
2 Julio Lugo, R (1,5) (4,4)										3	0	0	0	0	0	2			
3 Cesar Izturis, S (1,6)										3	1	1	0	0	0	0			
Inning Stats	R: 1 H: 2 E: 0 K: 0 S: 11	H: 2 LOB: 0 BB: 0 P: 15	R: 0 H: 1 E: 0 K: 0 S: 8	H: 1 LOB: 1 BB: 0 P: 14	R: 0 H: 0 E: 0 K: 1 S: 11	H: 0 LOB: 0 BB: 0 P: 17	R: 0 H: 0 E: 0 K: 1 S: 11	H: 0 LOB: 1 BB: 1 P: 18	R: 0 H: 1 E: 0 K: 0 S: 3	H: 2 LOB: 1 BB: 0 P: 12	R: 0 H: 0 E: 0 K: 1 S: 6	H: 0 LOB: 0 BB: 0 P: 8	R: 1 H: 2 E: 0 K: 0 S: 7	H: 2 LOB: 0 BB: 0 P: 12	R: 0 H: 0 E: 0 K: 2 S: 7	H: 0 LOB: 0 BB: 0 P: 10	1B: 6 2B: 2 3B: 0 HR: 0	SF: 0 SAC: 1 DP: 3 HBP: 0	WP: 0 PA: 33 PB: 0 SB: 1 CS: 0
PITCHER	IP WLS BF H R ER SO BB IBB HBP BLK WP HR S P ERA WHIP																		
22 Trevor Bell, R (1,1) ERA: 5.07	7.0 L 26 6 2 2 3 1 0 0 0 0 0 0 58 89 2.57 1.000																		
45 Francisco Rodriguez, R (8,1) ERA: 3.7	1.0 4 2 1 1 0 0 0 0 0 0 0 0 7 12 9.00 2.000																		
51 Jordan Walden, R (9,1) ERA: 3.0	1.0 3 0 0 0 2 0 0 0 0 0 0 0 7 10 0.00 0.000																		

Baltimore Orioles @ Los Angeles Angels
Angel Stadium of Anaheim, Anaheim, CA
Fri Aug 27 2010, 7:09 PM - 9:20 PM PDT
Att. - 41,037 - Clear - 70 F

AB 31
R 3
H 8
RBI 3
BB 1
SO 5
LOB 10



Batter	1	2	3	4	5	6	7	8	9	AB	R	H	RBI	BB	SO	LOB	BOTTOM		
53 Bobby Abreu, L (1,7)										4	0	1	0	0	2	0			
47 Howie Kendrick, R (1,4)										4	1	1	0	0	0	1			
6 Alberto Callaspo, S (1,5)										4	0	2	0	0	0	1			
48 Torii Hunter, R (1,9)										4	0	1	0	0	0	3			
55 Hideki Matsui, L (1,10)										3	0	0	0	0	1	2			
20 Juan Rivera, R (1,3)										3	0	0	0	0	0	0			
2 Erick Aybar, S (1,6)										3	0	0	0	0	0	0			
44 Mike Napoli, R (1,2)										3	0	0	0	0	1	0			
25 Peter Bourjos, R (1,8)										3	0	0	0	0	0	0			
Inning Stats	R: 1 H: 2 E: 0 K: 2 S: 13	H: 0 LOB: 0 BB: 0 P: 23	R: 0 H: 0 E: 0 K: 0 S: 9	H: 0 LOB: 0 BB: 0 P: 14	R: 0 H: 0 E: 0 K: 1 S: 6	H: 0 LOB: 0 BB: 0 P: 9	R: 0 H: 1 E: 0 K: 0 S: 8	H: 0 LOB: 0 BB: 0 P: 12	R: 0 H: 0 E: 0 K: 0 S: 7	H: 1 LOB: 0 BB: 0 P: 14	R: 0 H: 0 E: 0 K: 1 S: 7	H: 0 LOB: 0 BB: 0 P: 12	R: 0 H: 0 E: 0 K: 1 S: 7	H: 0 LOB: 0 BB: 0 P: 9	R: 0 H: 1 E: 0 K: 0 S: 11	H: 1 LOB: 1 BB: 0 P: 16	1B: 4 2B: 2 3B: 0 HR: 0	SF: 0 SAC: 0 DP: 1 HBP: 0	WP: 1 PA: 31 PB: 0 SB: 0 CS: 0
PITCHER	IP WLS BF H R ER SO BB IBB HBP BLK WP HR S P ERA WHIP																		
35 Brad Bergesen, R (1,1) ERA: 5.55	8.0 W 27 4 1 1 4 0 0 0 0 0 0 0 64 102 1.12 0.500																		
19 Koji Uehara, R (9,1) ERA: 1.93	1.0 S 4 1 0 0 0 0 0 0 0 0 1 0 11 16 0.00 1.000																		

Baltimore Orioles @ Los Angeles Angels
Angel Stadium of Anaheim, Anaheim, CA
Fri Aug 27 2010, 7:09 PM - 9:20 PM PDT
Att. - 41,037 - Clear - 70 F

AB 31
R 1
H 5
RBI 0
BB 0
SO 4
LOB 7



Batter	1	2	3	4	5	6	7	8	9	AB	R	H	RBI	BB	SO	LOB	TOP											
2 Julio Lugo, R OBP: 0.300, SLG: 0.288										5	0	1	0	0	0	1	<p>Baltimore Orioles @ Los Angeles Angels Angel Stadium of Anaheim, Anaheim, CA Sat Aug 28 2010, 6:08 PM - 8:47 PM PDT Att. 43,127 - Clear - 68 F</p>											
21 Nick Markakis, L OBP: 0.366, SLG: 0.421										3	0	1	0	2	0	0												
23 Ty Wigginton, R OBP: 0.319, SLG: 0.435										5	1	1	0	0	2	4												
30 Luke Scott, L OBP: 0.350, SLG: 0.564										4	0	0	0	0	1	3												
9 Jake Fox, R OBP: 0.266, SLG: 0.383										3	0	1	1	0	0	1												
6 Corey Patterson, L OBP: 0.317, SLG: 0.405										1	2	0	0	0	1	0												
18 Felix Pie, L OBP: 0.318, SLG: 0.431										3	0	0	0	1	0	3												
15 Craig Tatum, R OBP: 0.333, SLG: 0.295										4	0	1	1	0	1	2												
3 Cesar Izturis, S OBP: 0.279, SLG: 0.273										4	1	3	1	0	0	1												
37 Josh Bell, S OBP: 0.250, SLG: 0.357										4	1	1	2	0	0	4												
Inning Stats	R: 0 E: 0 K: 0 S: 7	H: 1 LOB: 1 BB: 1 P: 13	R: 0 E: 0 K: 0 S: 6	H: 0 LOB: 0 BB: 0 P: 10	R: 0 E: 0 K: 0 S: 7	H: 1 LOB: 0 BB: 0 P: 9	R: 0 E: 1 K: 2 S: 14	H: 1 LOB: 2 BB: 0 P: 22	R: 2 E: 0 K: 1 S: 13	H: 2 LOB: 0 BB: 0 P: 18	R: 2 E: 0 K: 0 S: 19	H: 3 LOB: 3 BB: 1 P: 32	R: 0 E: 0 K: 1 S: 9	H: 0 LOB: 0 BB: 0 P: 12	R: 1 E: 0 K: 1 S: 15	H: 1 LOB: 1 BB: 0 P: 20	R: 0 E: 0 K: 0 S: 6	H: 0 LOB: 1 BB: 1 P: 13	1B: 7 2B: 1 3B: 0 HR: 1	SF: 0 SAC: 0 DP: 1 HBP: 0	WP: 2 PB: 0 SB: 2 CS: 1	PA: 40						
PITCHER	IP WLS BF H R ER SO BB IBB HBP BLK WP HR S P ERA WHIP	5.2 L 26 8 4 4 3 2 0 0 0 0 1 1 63 99 6.35 1.765	6.1 0.1 1 0 0 0 0 0 0 0 0 0 0 3 5 0.00 0.000	7.1 2.0 8 1 1 1 2 0 0 0 0 1 0 24 32 4.50 0.500	9.1 1.0 4 0 0 0 0 1 0 0 0 0 0 6 13 0.00 1.000											IP WLS BF H R ER SO BB IBB HBP BLK WP HR S P ERA WHIP												
19 Scott Kazmir, L ERA: 6.34											5.2	L	26	8	4	4	3	2	0	0	0	0	1	1	63	99	6.35	1.765
58 Michael Kohn, R ERA: 3.18											0.1		1	0	0	0	0	0	0	0	0	0	0	0	3	5	0.00	0.000
62 Scot Shields, R ERA: 5.44											2.0		8	1	1	1	2	0	0	0	0	1	0	24	32	4.50	0.500	
63 Rich Thompson, R ERA: 1.69											1.0		4	0	0	0	0	1	0	0	0	0	0	6	13	0.00	1.000	

Batter	1	2	3	4	5	6	7	8	9	AB	R	H	RBI	BB	SO	LOB	BOTTOM										
53 Bobby Abreu, L OBP: 0.350, SLG: 0.427										4	0	0	0	0	2	1	<p>Baltimore Orioles @ Los Angeles Angels Angel Stadium of Anaheim, Anaheim, CA Sat Aug 28 2010, 6:08 PM - 8:47 PM PDT Att. 43,127 - Clear - 68 F</p>										
47 Howie Kendrick, R OBP: 0.314, SLG: 0.417										4	0	0	0	0	1	0											
6 Alberto Callaspo, S OBP: 0.326, SLG: 0.497										4	0	1	0	0	0	0											
48 Torii Hunter, R OBP: 0.369, SLG: 0.482										4	0	2	0	0	0	1											
55 Hideki Matsui, L OBP: 0.342, SLG: 0.431										4	0	0	0	0	1	2											
44 Mike Napoli, R OBP: 0.317, SLG: 0.478										4	0	1	0	0	0	0											
2 Erick Aybar, S OBP: 0.322, SLG: 0.355										2	0	1	0	1	1	0											
46 Bobby Wilson, R OBP: 0.274, SLG: 0.430										3	0	1	0	0	0	2											
25 Peter Bourjos, R OBP: 0.237, SLG: 0.310										3	0	1	0	0	0	4											
Inning Stats	R: 0 E: 0 K: 0 S: 6	H: 0 LOB: 0 BB: 0 P: 10	R: 0 E: 0 K: 0 S: 6	H: 0 LOB: 0 BB: 0 P: 11	R: 0 E: 0 K: 1 S: 10	H: 1 LOB: 1 BB: 0 P: 13	R: 0 E: 0 K: 1 S: 11	H: 1 LOB: 1 BB: 0 P: 19	R: 0 E: 0 K: 0 S: 4	H: 1 LOB: 1 BB: 1 P: 11	R: 0 E: 0 K: 1 S: 11	H: 1 LOB: 2 BB: 0 P: 15	R: 0 E: 0 K: 1 S: 7	H: 0 LOB: 0 BB: 0 P: 13	R: 0 E: 0 K: 0 S: 9	H: 1 LOB: 0 BB: 0 P: 14		1B: 4 2B: 4 3B: 0 HR: 0	SF: 0 SAC: 0 DP: 2 HBP: 0	WP: 0 PB: 0 SB: 0 CS: 0	PA: 33						
PITCHER	IP WLS BF H R ER SO BB IBB HBP BLK WP HR S P ERA WHIP	8.0 W 30 6 0 0 0 0 0 0 0 0 0 0 67 110 0.00 0.875	1.0 3 1 0 0 0 0 0 0 0 0 0 0 9 14 0.00 1.000											IP WLS BF H R ER SO BB IBB HBP BLK WP HR S P ERA WHIP													
34 Kevin Millwood, R ERA: 5.34											8.0	W	30	6	0	0	0	0	0	0	0	0	0	67	110	0.00	0.875
43 Jim Johnson, R ERA: 5.91											1.0		3	1	0	0	0	0	0	0	0	0	0	9	14	0.00	1.000

Batter	1	2	3	4	5	6	7	8	9	AB	R	H	RBI	BB	SO	LOB	TOP																			
2 Julio Lugo, R OBP: 0.303, SLG: 0.288	4-1 18 WP BB		3-2 F7			1-2 F9		0-1 F9		0	0	0	0	1	0	0	Baltimore Orioles @ Los Angeles Angels Angel Stadium of Anaheim, Anaheim, CA Sun Aug 29 2010, 12:39 PM - 3:02 PM PDT Att: 38,232 - Partly Cloudy - 75 F																			
9 Jake Fox, R OBP: 0.261, SLG: 0.376										3	0	0	0	0	0	1																				
18 Felix Pie, L OBP: 0.312, SLG: 0.422	1-3 K			1-3 K		2-2 F9		0-0 G4-3		4	0	0	0	0	2	2																				
21 Nick Markakis, L OBP: 0.365, SLG: 0.419	1-2 G1-3			1-1 F7		2-2 1B			0-0 G6-3	4	0	1	0	0	0	2																				
30 Luke Scott, L OBP: 0.349, SLG: 0.561	1-3 K			1-3 K		0-1 23 2B 32 SF7 1B		2-3 K		4	1	1	0	0	3	2																				
23 Ty Wigginton, R OBP: 0.319, SLG: 0.435	0-3 K			2-3 K		1-0 2B		0-2 G3-1		4	0	1	0	0	2	0																				
6 Cory Patterson, L OBP: 0.317, SLG: 0.404	0-0 1B			0-3 K		1-3 K				3	0	1	0	0	2	2																				
32 Matt Wieters, S OBP: 0.319, SLG: 0.378	2-2 G1-3			1-1 1B		1-2 SF7				2	0	1	1	0	0	0																				
3 Cesar Izturis, S OBP: 0.277, SLG: 0.271			2-3 K		0-3 K2-3		0-1 G4-3			3	0	0	0	0	2	2																				
37 Josh Bell, S OBP: 0.243, SLG: 0.347	2-2 G4-3			2-2 G4-3		3-1 E6 21 WP 1B		0-3 K2-3		3	0	0	0	0	1	0																				
Inning Stats	R: 0 H: 0 E: 0 K: 2 S: 11	H: 0 LOB: 2 BB: 1 P: 18	R: 0 H: 1 E: 0 K: 1 S: 8	H: 1 LOB: 0 BB: 0 P: 10	R: 0 H: 0 E: 0 K: 1 S: 9	H: 0 LOB: 0 BB: 0 P: 16	R: 0 H: 0 E: 0 K: 2 S: 9	H: 0 LOB: 0 BB: 0 P: 12	R: 0 H: 1 E: 0 K: 0 S: 12	H: 1 LOB: 1 BB: 0 P: 14	R: 1 H: 2 E: 0 K: 1 S: 11	H: 2 LOB: 1 BB: 0 P: 13	R: 0 H: 0 E: 0 K: 1 S: 6	H: 0 LOB: 0 BB: 0 P: 6	R: 0 H: 0 E: 0 K: 1 S: 10	H: 0 LOB: 0 BB: 0 P: 12	1B: 4 2B: 1 3B: 0 HR: 0	SF: 1 SAC: 0 DP: 0 HBP: 0	WP: 2 PA: 32 PB: 0 CS: 0																	
PITCHER	IP	WLS	BF	H	R	ER	SO	BB	IBB	HBP	BLK	WP	HR	S	P	ERA	WHIP	PITCHER		IP	WLS	BF	H	R	ER	SO	BB	IBB	HBP	BLK	WP	HR	S	P	ERA	WHIP
36 Jered Weaver, R ERA: 3.12	8.0	L	29	5	1	1	11	1	0	0	0	2	0	77	109	1.12	0.750			1.0	3	0	0	0	1	0	0	0	0	0	10	12	0.00	0.000		
56 Fernando Rodney, R ERA: 3.76																																				

Batter	1	2	3	4	5	6	7	8	9	AB	R	H	RBI	BB	SO	LOB	BOTTOM																				
77 Reggie Willits, S OBP: 0.351, SLG: 0.328	2-3 K		1-3 K			1-1 47 1B G6-4-3 1B		2-2 47 1B 2B		4	0	2	0	0	2	1	Baltimore Orioles @ Los Angeles Angels Angel Stadium of Anaheim, Anaheim, CA Sun Aug 29 2010, 12:39 PM - 3:02 PM PDT Att: 38,232 - Partly Cloudy - 75 F																				
47 Howie Kendrick, R OBP: 0.313, SLG: 0.416	0-3 K			0-1 F9		1-0 G6-4-3		1-2 1B		4	0	1	0	0	1	2																					
53 Bobby Abreu, L OBP: 0.347, SLG: 0.424	1-3 K			3-2 L7		0-1 G3		2-3 K		4	0	0	0	0	2	2																					
48 Tori Hunter, R OBP: 0.366, SLG: 0.478		3-2 G6-3		1-0 G6-3		2-2 F8		0-0 P4		4	0	0	0	0	0	2																					
6 Alberto Callaspo, S OBP: 0.324, SLG: 0.405	1-0 F7			2-0 F9		1-2 G4-3				3	0	0	0	0	0	0																					
20 Juan Rivera, R OBP: 0.304, SLG: 0.408	0-2 G1-3			0-0 F7				2-1 L4		3	0	0	0	0	0	0																					
2 Erick Aybar, S OBP: 0.320, SLG: 0.353	2-1 P3			1-2 F7				0-0 B3-1		3	0	0	0	0	0	0																					
5 Jeff Mathis, R OBP: 0.223, SLG: 0.302	1-0 G6-3			1-0 G6-3		4-0 77 1B 25 SH1-4 BB		1-3 K		1	0	0	0	1	0	0																					
55 Hideki Matsui, L OBP: 0.241, SLG: 0.430										1	0	0	0	0	1	0																					
46 Bobby Wilson, R OBP: 0.274, SLG: 0.430										0	0	0	0	0	0	0																					
25 Peter Bourjos, R OBP: 0.244, SLG: 0.315	1-2 1B			1-2 SH1-4				0-1 F7		2	0	1	0	0	0	0																					
Inning Stats	R: 0 H: 0 E: 0 K: 3 S: 10	H: 0 LOB: 0 BB: 0 P: 13	R: 0 H: 0 E: 0 K: 0 S: 12	H: 0 LOB: 0 BB: 0 P: 16	R: 0 H: 1 E: 0 K: 1 S: 9	H: 1 LOB: 0 BB: 0 P: 14	R: 0 H: 0 E: 0 K: 0 S: 6	H: 0 LOB: 0 BB: 0 P: 10	R: 0 H: 1 E: 0 K: 0 S: 4	H: 1 LOB: 1 BB: 1 P: 10	R: 0 H: 0 E: 0 K: 0 S: 8	H: 0 LOB: 0 BB: 0 P: 11	R: 0 H: 0 E: 0 K: 1 S: 6	H: 0 LOB: 0 BB: 0 P: 9	R: 0 H: 2 E: 0 K: 1 S: 18	H: 2 LOB: 2 BB: 0 P: 23	1B: 3 2B: 1 3B: 0 HR: 0	SF: 0 SAC: 1 DP: 1 HBP: 0	WP: 0 PA: 31 PB: 0 CS: 0																		
PITCHER	IP	WLS	BF	H	R	ER	SO	BB	IBB	HBP	BLK	WP	HR	S	P	ERA	WHIP	PITCHER		IP	WLS	BF	H	R	ER	SO	BB	IBB	HBP	BLK	WP	HR	S	P	ERA	WHIP	
46 Jeremy Guthrie, R ERA: 3.84	8.1	W	29	4	0	0	5	1	0	0	0	0	0	73	107	0.00	0.600			0.1	H	1	0	0	0	1	0	0	0	0	0	1	1	0.00	0.000		
51 Michael Gonzalez, L ERA: 4.11																																					
19 Koji Uehara, R ERA: 1.91																																					

AB	30
R	1
H	5
RBI	1
BB	1
SO	12
LOB	11



AB	29
R	0
H	4
RBI	0
BB	1
SO	6
LOB	7



Batter	1	2	3	4	5	6	7	8	9	AB	R	H	RBI	BB	SO	LOB	TOP						
6 Alberto Callaspo, S OBP: 0.321, SLG: 0.400										5	0	0	0	0	0	2	Los Angeles Angels @ Seattle Mariners Safeco Field, Seattle, WA Mon Aug 30 20:10, 7:12 PM - 9:57 PM PDT Att: 20,547 - Clear - 65 F						
47 Howie Kendrick, R OBP: 0.311, SLG: 0.412									4	0	0	0	0	1	1								
53 Bobby Abreu, L OBP: 0.348, SLG: 0.429									3	2	1	1	1	0	0								
48 Torii Hunter, R OBP: 0.369, SLG: 0.479									3	1	2	0	1	0	0								
55 Hideki Matsui, L OBP: 0.345, SLG: 0.438									2	1	1	2	2	0	1								
20 Juan Rivera, R OBP: 0.301, SLG: 0.403									4	0	0	0	0	0	3								
2 Erick Aybar, S OBP: 0.320, SLG: 0.352									4	0	1	0	0	0	3								
5 Jeff Mathis, R OBP: 0.218, SLG: 0.294									4	0	0	0	0	1	1								
25 Peter Bourjos, R OBP: 0.268, SLG: 0.368									3	1	2	1	0	0	0	 AB 32 R 5 H 7 RBI 4 BB 4 SO 2 LOB 11							
Inning Stats	R: 0 H: 0 E: 0 K: 1 S: 9	H: 0 LOB: 0 BB: 0 P: 13	R: 0 H: 0 E: 0 K: 0 S: 14	H: 0 LOB: 1 BB: 1 P: 25	R: 0 H: 0 E: 0 K: 0 S: 7	H: 0 LOB: 1 BB: 0 P: 14	R: 0 H: 1 E: 0 K: 0 S: 9	H: 1 LOB: 0 BB: 0 P: 16	R: 0 H: 1 E: 0 K: 0 S: 5	H: 1 LOB: 0 BB: 0 P: 6	R: 4 H: 4 E: 0 K: 0 S: 12	H: 4 LOB: 0 BB: 0 P: 25	R: 0 H: 1 E: 0 K: 0 S: 7	H: 1 LOB: 1 BB: 0 P: 10	R: 1 H: 0 E: 0 K: 0 S: 12		H: 0 LOB: 2 BB: 3 P: 26	R: 0 H: 0 E: 0 K: 1 S: 9	H: 0 LOB: 0 BB: 0 P: 14	1B: 4 2B: 0 3B: 0 HR: 3	SF: 0 SAC: 0 DP: 2 HBP: 1	WP: 0 PB: 0 SB: 1 CS: 0	PA: 37
PITCHER	IP WLS BF H R ER SO BB IBB HBP BLK WP HR S P ERA WHIP	IP WLS BF H R ER SO BB IBB HBP BLK WP HR S P ERA WHIP	IP WLS BF H R ER SO BB IBB HBP BLK WP HR S P ERA WHIP	IP WLS BF H R ER SO BB IBB HBP BLK WP HR S P ERA WHIP	IP WLS BF H R ER SO BB IBB HBP BLK WP HR S P ERA WHIP	IP WLS BF H R ER SO BB IBB HBP BLK WP HR S P ERA WHIP	IP WLS BF H R ER SO BB IBB HBP BLK WP HR S P ERA WHIP	IP WLS BF H R ER SO BB IBB HBP BLK WP HR S P ERA WHIP	IP WLS BF H R ER SO BB IBB HBP BLK WP HR S P ERA WHIP	IP WLS BF H R ER SO BB IBB HBP BLK WP HR S P ERA WHIP	IP WLS BF H R ER SO BB IBB HBP BLK WP HR S P ERA WHIP	IP WLS BF H R ER SO BB IBB HBP BLK WP HR S P ERA WHIP	IP WLS BF H R ER SO BB IBB HBP BLK WP HR S P ERA WHIP	IP WLS BF H R ER SO BB IBB HBP BLK WP HR S P ERA WHIP	IP WLS BF H R ER SO BB IBB HBP BLK WP HR S P ERA WHIP		IP WLS BF H R ER SO BB IBB HBP BLK WP HR S P ERA WHIP						
39 David Pauley, R ERA: 4.25	6.0	L	24	6	4	4	1	1	0	0	0	0	0	0	0		3	56	99	6.00	1.167		
50 Jamey Wright, R ERA: 4.57	1.1	H	1	1	1	0	0	3	0	0	0	0	0	0	0		0	17	33	6.75	3.000		
46 Sean White, R ERA: 5.13	1.2	S	5	0	0	0	1	0	0	0	0	1	0	0	0		0	11	17	0.00	0.000		

Batter	1	2	3	4	5	6	7	8	9	AB	R	H	RBI	BB	SO	LOB	BOTTOM				
51 Ichiro Suzuki, L OBP: 0.399, SLG: 0.391										4	0	2	0	0	0	0	Los Angeles Angels @ Seattle Mariners Safeco Field, Seattle, WA Mon Aug 30 20:10, 7:12 PM - 9:57 PM PDT Att: 20,547 - Clear - 65 F				
9 Chone Figgins, S OBP: 0.333, SLG: 0.288									4	0	0	0	0	0	2						
30 Russell Bryanan, L OBP: 0.324, SLG: 0.481									4	0	2	0	0	1	1						
4 Jose Lopez, R OBP: 0.272, SLG: 0.333									4	1	1	0	0	1	3						
13 Casey Kotchman, L OBP: 0.290, SLG: 0.357									3	1	0	0	1	1	2						
21 Franklin Gutierrez, R OBP: 0.312, SLG: 0.397									4	1	3	0	0	1	1						
55 Michael Saunders, L OBP: 0.296, SLG: 0.396									4	0	1	1	0	0	1						
10 Adam Moore, R OBP: 0.224, SLG: 0.283									3	0	0	1	0	0	0						
16 Josh Wilson, R OBP: 0.300, SLG: 0.315									3	0	0	0	0	0	1	 AB 33 R 3 H 9 RBI 2 BB 1 SO 4 LOB 11					
Inning Stats	R: 0 H: 1 E: 0 K: 1 S: 7	H: 1 LOB: 0 BB: 0 P: 12	R: 0 H: 1 E: 0 K: 0 S: 7	H: 1 LOB: 0 BB: 0 P: 11	R: 0 H: 1 E: 0 K: 0 S: 11	H: 1 LOB: 1 BB: 0 P: 14	R: 0 H: 1 E: 0 K: 3 S: 11	H: 1 LOB: 0 BB: 0 P: 18	R: 0 H: 0 E: 0 K: 0 S: 9	H: 0 LOB: 0 BB: 0 P: 15	R: 2 H: 3 E: 0 K: 0 S: 10	H: 3 LOB: 1 BB: 0 P: 18	R: 0 H: 1 E: 0 K: 0 S: 9	H: 1 LOB: 0 BB: 0 P: 14	R: 1 H: 1 E: 0 K: 0 S: 9		H: 1 LOB: 0 BB: 1 P: 19	1B: 6 2B: 3 3B: 0 HR: 0	SF: 1 SAC: 0 DP: 0 HBP: 0	WP: 2 PB: 0 SB: 2 CS: 0	PA: 35
PITCHER	IP WLS BF H R ER SO BB IBB HBP BLK WP HR S P ERA WHIP	IP WLS BF H R ER SO BB IBB HBP BLK WP HR S P ERA WHIP	IP WLS BF H R ER SO BB IBB HBP BLK WP HR S P ERA WHIP	IP WLS BF H R ER SO BB IBB HBP BLK WP HR S P ERA WHIP	IP WLS BF H R ER SO BB IBB HBP BLK WP HR S P ERA WHIP	IP WLS BF H R ER SO BB IBB HBP BLK WP HR S P ERA WHIP	IP WLS BF H R ER SO BB IBB HBP BLK WP HR S P ERA WHIP	IP WLS BF H R ER SO BB IBB HBP BLK WP HR S P ERA WHIP	IP WLS BF H R ER SO BB IBB HBP BLK WP HR S P ERA WHIP	IP WLS BF H R ER SO BB IBB HBP BLK WP HR S P ERA WHIP	IP WLS BF H R ER SO BB IBB HBP BLK WP HR S P ERA WHIP	IP WLS BF H R ER SO BB IBB HBP BLK WP HR S P ERA WHIP	IP WLS BF H R ER SO BB IBB HBP BLK WP HR S P ERA WHIP	IP WLS BF H R ER SO BB IBB HBP BLK WP HR S P ERA WHIP	IP WLS BF H R ER SO BB IBB HBP BLK WP HR S P ERA WHIP		IP WLS BF H R ER SO BB IBB HBP BLK WP HR S P ERA WHIP				
54 Ervin Santana, R ERA: 4.05	7.2	W	30	8	2	2	4	0	0	0	0	0	0	0	0		1	70	111	2.35	1.043
40 Kevin Jepsen, R ERA: 4.5	0.1	H	1	0	0	0	0	0	0	0	0	3	4	0	0		0	3	4	0.00	0.000
56 Fernando Rodney, R ERA: 3.86	1.0	S	4	1	1	1	0	1	0	0	9	19	9.00	2.000							

Batter	1	2	3	4	5	6	7	8	9	AB	R	H	RBI	BB	SO	LOB	TOP			
6 Alberto Callaspo, S OBP: 0.322, SLG: 0.403	(1, 5) L1		(1, 0) K		(0, 3) K			(2, 1) K		4	1	2	0	0	1	0	Los Angeles Angels @ Seattle Mariners Safeco Field, Seattle, WA Tue Aug 31 2010, 7:12 PM - 9:45 PM PDT Att: 18,745 - Roof Closed - 61 F			
47 Howie Kendrick, R OBP: 0.310, SLG: 0.413	(1, 4) F9		(2, 2) FC5-2			(1, 3) K		(1, 2) K		4	0	1	1	0	1	1				
53 Bobby Abreu, L OBP: 0.348, SLG: 0.427	(1, 7) K		(2, 3) K			(1, 3) K		(4, 0) IBB		3	0	0	0	1	3	1				
48 Tori Hunter, R OBP: 0.368, SLG: 0.477		(1, 0) K		(3, 3) K				(1, 0) G5-3		4	0	1	0	0	1	2				
55 Hideki Matsui, L OBP: 0.346, SLG: 0.436	(2, 2) L7		(3, 1) G6-3					(4, 2) BB		2	0	0	0	2	0	1				
44 Mike Napoli, R OBP: 0.319, SLG: 0.476	(4, 2) BB		(4, 2) BB					(1, 0) G6-3		2	0	0	0	2	0	2				
2 Erick Aybar, S OBP: 0.319, SLG: 0.351	(0, 1) BB		(1, 0) L9					(2, 2) G5-4-3		4	0	1	0	0	1	2				
5 Jeff Mathis, R OBP: 0.214, SLG: 0.289	(1, 0) G6-4-3				(0, 3) K			(0, 1) F9		3	0	0	0	0	1	4				
25 Peter Bourjos, R OBP: 0.259, SLG: 0.354	(3, 2) G6-4-3		(3, 2) G5-3		(1, 1) G6-3			(1, 3) K		3	0	0	0	0	1	0				
Inning Stats	R: 0 H: 0 E: 0 K: 1 S: 10	H: 0 LOB: 0 BB: 0 P: 15	R: 0 H: 2 E: 0 K: 0 S: 10	H: 2 LOB: 2 BB: 1 P: 18	R: 0 H: 1 E: 0 K: 1 S: 11	H: 1 LOB: 1 BB: 0 P: 19	R: 0 H: 0 E: 0 K: 1 S: 8	H: 0 LOB: 1 BB: 0 P: 19	R: 0 H: 0 E: 0 K: 2 S: 9	H: 0 LOB: 0 BB: 0 P: 10	R: 0 H: 0 E: 0 K: 2 S: 8	H: 0 LOB: 1 BB: 1 P: 13	R: 1 H: 2 E: 0 K: 1 S: 9	H: 2 LOB: 1 BB: 1 P: 18	R: 0 H: 0 E: 0 K: 0 S: 12	H: 0 LOB: 0 BB: 1 P: 20	1B: 3 2B: 2 3B: 0 HR: 0	SF: 0 SAC: 0 DP: 3 HBP: 0	WP: 0 PB: 0 SB: 1 CS: 0	PA: 34
PITCHER	IP WLS BF H R ER SO BB IBB HBP BLK WP HR S P ERA WHIP																			
34 Félix Hernández, R ERA: 2.38	7.0		26	3	0	0	8	3	0	0	0	0	0	0	0	64	104	0.00	0.857	
43 Brandon League, R ERA: 2.78	1.0	W	5	2	1	1	1	0	1	0	0	0	0	0	9	18	9.00	2.000		
53 David Aardsma, R ERA: 3.86	1.0	S	3	0	0	0	0	1	0	0	0	0	0	0	12	20	0.00	1.000		

Batter	1	2	3	4	5	6	7	8	9	AB	R	H	RBI	BB	SO	LOB	BOTTOM	
51 Ichiro Suzuki, L OBP: 0.360, SLG: 0.391	(1, 9) F7		(3, 1) BB		(0, 0) K			(1, 0) G6-3		5	0	2	0	0	0	2	Los Angeles Angels @ Seattle Mariners Safeco Field, Seattle, WA Tue Aug 31 2010, 7:12 PM - 9:45 PM PDT Att: 18,745 - Roof Closed - 61 F	
9 Chone Figgins, S OBP: 0.332, SLG: 0.287	(1, 4) BB		(0, 1) G3-1		(1, 2) F7			(1, 3) K		4	0	1	0	0	1	1		
21 Franklin Gutierrez, R OBP: 0.309, SLG: 0.364	(1, 8) G5-3		(2, 3) K		(3, 2) G6-3			(0, 3) K		4	0	0	0	0	2	2		
30 Russell Branyan, L OBP: 0.326, SLG: 0.478	(1, 10) BB		(1, 3) K					(4, 2) BB		2	0	0	0	2	1	0		
27 Matt Tuiasosopo, R OBP: 0.221, SLG: 0.313	(8, PR) BB		(9, 10) K					(4, 1) BB		0	1	0	0	0	0	0		
4 Jose Lopez, R OBP: 0.274, SLG: 0.336	(1, 5) G1-3				(0, 3) K			(0, 0) BB		4	1	2	0	0	1	2		
13 Casey Ketchman, L OBP: 0.293, SLG: 0.357	(1, 3) K		(1, 3) K		(1, 1) BB			(4, 1) BB		3	1	1	0	1	1	1		
55 Michael Saunders, L OBP: 0.295, SLG: 0.394	(1, 7) K		(1, 3) K		(1, 2) F9			(1, 1) SF9		2	0	0	1	1	1	1		
10 Adam Moore, R OBP: 0.232, SLG: 0.290	(1, 2) BB		(2, 1) FC5-4		(1, 2) FC5-4			(1, 2) BB		4	0	2	1	0	1	3		
16 Josh Wilson, R OBP: 0.303, SLG: 0.318	(1, 6) BB		(1, 0) F9		(1, 2) F9			(1, 1) E8		4	0	2	1	0	1	0		
Inning Stats	R: 0 H: 1 E: 0 K: 0 S: 10	H: 3 LOB: 2 BB: 0 P: 20	R: 0 H: 0 E: 0 K: 2 S: 14	H: 0 LOB: 0 BB: 0 P: 22	R: 0 H: 1 E: 0 K: 1 S: 10	H: 1 LOB: 1 BB: 0 P: 12	R: 0 H: 1 E: 0 K: 0 S: 11	H: 1 LOB: 2 BB: 0 P: 15	R: 0 H: 0 E: 0 K: 1 S: 13	H: 0 LOB: 1 BB: 1 P: 20	R: 0 H: 0 E: 0 K: 2 S: 7	H: 0 LOB: 0 BB: 0 P: 10	R: 3 H: 3 E: 1 K: 1 S: 15	H: 3 LOB: 2 BB: 2 P: 27	1B: 9 2B: 1 3B: 0 HR: 0	SF: 1 SAC: 0 DP: 0 HBP: 0	WP: 0 PB: 1 SB: 2 CS: 0	PA: 37
PITCHER	IP WLS BF H R ER SO BB IBB HBP BLK WP HR S P ERA WHIP																	
24 Dan Haren, R ERA: 4.28	7.0			7	0	0	8	2	0	0	0	0	0	0	73	110	0.00	1.286
40 Kevin Jepsen, R ERA: 5.04	0.2	L	6	2	3	3	1	2	0	0	0	0	0	13	23	40.50	6.000	
45 Francisco Rodriguez, R ERA: 3.67	0.1		2	1	0	0	0	0	0	0	0	0	0	2	4	0.00	3.000	

Batter	1	2	3	4	5	6	7	8	9	AB	R	H	RBI	BB	SO	LOB	TOP					
23 Michael Brantley, L OBP: 0.293, SLG: 0.508										4	1	2	0	1	0	0						
12 Jayson Nix, R OBP: 0.302, SLG: 0.424										5	0	0	0	0	0	3						
17 Shin-Soo Choo, L OBP: 0.389, SLG: 0.463										4	0	1	1	0	1	2						
48 Travis Hafner, L OBP: 0.371, SLG: 0.445										4	1	2	1	0	1	1						
25 Andy Marte, R OBP: 0.291, SLG: 0.356										2	0	0	0	3	0	0						
7 Matt LaPorta, R OBP: 0.309, SLG: 0.358										3	0	2	0	0	0	2						
35 Jordan Brown, L OBP: 0.285, SLG: 0.319										1	1	0	0	1	0	2						
4 Trevor Crowe, S OBP: 0.298, SLG: 0.325										2	1	0	0	2	0	2						
16 Jason Donald, R OBP: 0.312, SLG: 0.380										3	1	0	0	1	1	3						
1 Luis Valbuena, L OBP: 0.270, SLG: 0.237										4	1	1	4	0	0	2						
6 Lou Marson, R OBP: 0.267, SLG: 0.282										4	1	1	4	0	0	2						
Inning Stats	R: 0 H: 0 E: 1 K: 2 S: 10	H: 0 LOB: 1 BB: 1 P: 18	R: 0 H: 1 E: 0 K: 1 S: 9	H: 1 LOB: 2 BB: 1 P: 20	R: 1 H: 2 E: 0 K: 1 S: 18	H: 2 LOB: 2 BB: 1 P: 27	R: 0 H: 0 E: 0 K: 0 S: 8	H: 0 LOB: 0 BB: 0 P: 11	R: 0 H: 0 E: 0 K: 0 S: 4	H: 0 LOB: 0 BB: 0 P: 6	R: 0 H: 0 E: 0 K: 1 S: 16	H: 0 LOB: 2 BB: 2 P: 27	R: 0 H: 0 E: 0 K: 0 S: 6	H: 0 LOB: 0 BB: 0 P: 10	R: 0 H: 1 E: 0 K: 1 S: 7	H: 1 LOB: 1 BB: 1 P: 14	1B: 5 2B: 1 3B: 0 HR: 2	SF: 1 SAC: 0 DP: 1 HBP: 0	WP: 0 PB: 0 SB: 1 CS: 0	PA: 42		
PITCHER	IP: 5.1 WLS: L BF: 23 H: 4 R: 2 ER: 2 SO: 4	IP: 0.0 WLS: 4 BF: 2 H: 2 R: 4 ER: 4 SO: 1	IP: 0.2 WLS: 3 BF: 1 H: 0 R: 0 ER: 0 SO: 1	IP: 0.1 WLS: 2 BF: 0 H: 0 R: 0 ER: 0 SO: 1	IP: 0.2 WLS: 3 BF: 0 H: 0 R: 0 ER: 0 SO: 0	IP: 2.0 WLS: 7 BF: 1 H: 1 R: 0 ER: 0 SO: 1	IP: 8.8 WLS: 52 BF: 18 H: 1 R: 7 ER: 12 SO: 12	IP: 12.0 WLS: 88 BF: 18 H: 5 R: 9 ER: 12 SO: 12	IP: 15.0 WLS: 88 BF: 15 H: 11 R: 15 ER: 15 SO: 15	IP: 1.32 WLS: 7 BF: 1 H: 0 R: 0 ER: 0 SO: 1	ERA: 4.72	ERA: 4.54	ERA: 5.28	ERA: 5.28	ERA: 2.92	ERA: 0.00	ERA: 1.500	ERA: 0.00	ERA: 1.500	ERA: 1.32	ERA: 0.00	WHIP: 1.312

Cleveland Indians @ Los Angeles Angels
Angel Stadium of Anaheim, Anaheim, CA
Tue Sep 07 2010, 7:10 PM - 10:16 PM PDT
Att: 38,619 - Partly Cloudy - 66 F

AB	33
R	6
H	8
RBI	6
BB	8
SO	7
LOB	18



Batter	1	2	3	4	5	6	7	8	9	AB	R	H	RBI	BB	SO	LOB	BOTTOM					
77 Reggie Willits, S OBP: 0.352, SLG: 0.333										3	0	3	0	1	0	0						
6 Alberto Callaspo, S OBP: 0.318, SLG: 0.399										4	0	0	0	0	0	5						
53 Bobby Abreu, L OBP: 0.347, SLG: 0.424										4	0	1	0	0	1	2						
48 Torii Hunter, R OBP: 0.370, SLG: 0.493										3	1	1	1	1	0	0						
55 Hideki Matsui, L OBP: 0.352, SLG: 0.442										4	0	2	0	0	1	0						
44 Mike Napoli, R OBP: 0.317, SLG: 0.478										4	0	0	0	0	2	3						
47 Howie Kendrick, R OBP: 0.306, SLG: 0.403										3	0	0	0	0	1	1						
20 Juan Rivera, R OBP: 0.299, SLG: 0.394										2	0	0	0	1	0	0						
2 Erick Aybar, S OBP: 0.312, SLG: 0.341										3	0	0	0	0	2	1						
Inning Stats	R: 0 H: 1 E: 0 K: 0 S: 6	H: 1 LOB: 0 BB: 0 P: 8	R: 0 H: 0 E: 0 K: 2 S: 10	H: 0 LOB: 0 BB: 0 P: 15	R: 0 H: 0 E: 0 K: 0 S: 8	H: 0 LOB: 0 BB: 0 P: 9	R: 0 H: 2 E: 0 K: 0 S: 12	H: 2 LOB: 0 BB: 0 P: 20	R: 1 H: 1 E: 0 K: 1 S: 11	H: 1 LOB: 0 BB: 0 P: 16	R: 0 H: 1 E: 0 K: 2 S: 11	H: 1 LOB: 2 BB: 1 P: 19	R: 0 H: 1 E: 0 K: 0 S: 7	H: 1 LOB: 1 BB: 1 P: 14	R: 0 H: 0 E: 0 K: 1 S: 12	H: 0 LOB: 1 BB: 1 P: 19	1B: 6 2B: 0 3B: 0 HR: 1	SF: 0 SAC: 0 DP: 2 HBP: 0	WP: 0 PB: 0 SB: 0 CS: 2	PA: 34		
PITCHER	IP: 7.0 WLS: W BF: 25 H: 7 R: 2 ER: 0 SO: 5	IP: 4.0 WLS: 4 BF: 0 H: 0 R: 0 ER: 0 SO: 1	IP: 1.0 WLS: 4 BF: 1 H: 0 R: 0 ER: 0 SO: 1	IP: 1.0 WLS: 4 BF: 1 H: 0 R: 0 ER: 0 SO: 1	IP: 2.0 WLS: 2 BF: 0 H: 0 R: 0 ER: 0 SO: 0	IP: 1.0 WLS: 4 BF: 1 H: 0 R: 0 ER: 0 SO: 1	IP: 12.0 WLS: 65 BF: 19 H: 12 R: 19 ER: 19 SO: 19	IP: 19.0 WLS: 101 BF: 129 H: 65 R: 129 ER: 129 SO: 129	IP: 15.0 WLS: 15 BF: 15 H: 15 R: 15 ER: 15 SO: 15	IP: 1.31 WLS: 7 BF: 1 H: 0 R: 0 ER: 0 SO: 1	ERA: 4.88	ERA: 1.31	ERA: 0.91	ERA: 0.91	ERA: 3.68	ERA: 0.00	ERA: 1.000	ERA: 0.00	ERA: 1.000	ERA: 1.31	ERA: 0.00	WHIP: 1.143

Cleveland Indians @ Los Angeles Angels
Angel Stadium of Anaheim, Anaheim, CA
Tue Sep 07 2010, 7:10 PM - 10:16 PM PDT
Att: 38,619 - Partly Cloudy - 66 F

AB	30
R	1
H	7
RBI	1
BB	3
SO	7
LOB	12



Batter	1	2	3	4	5	6	7	8	9	10	11	12	13	14	15	16	AB	R	H	RBI	BB	SO	LOB	TOP				
23 Michael Brantley, L OBP: 0.282, SLG: 0.366	P5		E4 13 64-6-3		K			SH5-4 1B	F7				G4-3			G4-3	8	0	2	0	0	1	5	Cleveland Indians @ Los Angeles Angels Angel Stadium of Anaheim, Anaheim, CA Wed Sep 08 2010, 4:08 PM - 9:04 PM PDT Att: 37,857 - Cloudy - 71 F				
13 Asdrubal Cabrera, S OBP: 0.263, SLG: 0.336			G4-6-3		G4-3			SH5-4		G4-3	G1-3			F8		L9	6	0	0	0	1	0	3					
17 Shin-Soo Choo, L OBP: 0.387, SLG: 0.457			F9		F8					G3-1				F8			6	0	0	0	2	1	1					
47 Shelley Duncan, R OBP: 0.243, SLG: 0.401								IBB										6	0	0	0	2	1		1			
35 Jordan Brown, L OBP: 0.278, SLG: 0.243								G3-2-5								G1-3	2	0	0	0	1	1	0		5			
7 Matt LaPorta, R OBP: 0.309, SLG: 0.357																		4	0	1	0	0	1		2			
1 Luis Valbuena, L OBP: 0.278, SLG: 0.243																		3	1	2	0	0	0		0			
25 Andy Marte, R OBP: 0.285, SLG: 0.366																		7	1	1	1	0	2		5			
16 Jason Donald, R OBP: 0.311, SLG: 0.381																			7	1	2	0	0		2	0		
8 Chris Gimenez, R OBP: 0.288, SLG: 0.356																			2	0	0	0	1		2	1		
12 Jayson Nix, R OBP: 0.304, SLG: 0.426																			1	0	1	1	0		0	0		
6 Lou Marson, R OBP: 0.287, SLG: 0.280																			2	0	0	0	1		1	0		
4 Trevor Crowe, S OBP: 0.303, SLG: 0.328																			6	0	3	1	1		3	3		
Inning Stats	R: 0 E: 0 K: 1 S: 12	H: 0 LOB: 2 BB: 2 P: 23	R: 0 E: 0 K: 2 S: 11	H: 0 LOB: 1 BB: 1 P: 18	R: 0 E: 1 K: 0 S: 9	H: 0 LOB: 0 BB: 0 P: 12	R: 0 E: 0 K: 2 S: 10	H: 0 LOB: 0 BB: 0 P: 12	R: 1 E: 0 K: 3 S: 12	H: 1 LOB: 0 BB: 0 P: 17	R: 0 E: 0 K: 0 S: 6	H: 2 LOB: 2 BB: 1 P: 15	R: 0 E: 0 K: 0 S: 15	H: 2 LOB: 2 BB: 0 P: 23	R: 0 E: 0 K: 0 S: 11	H: 0 LOB: 0 BB: 2 P: 16	R: 0 E: 0 K: 0 S: 13	H: 2 LOB: 2 BB: 0 P: 17	R: 0 E: 0 K: 0 S: 10	H: 0 LOB: 0 BB: 0 P: 16	R: 0 E: 1 K: 0 S: 8	H: 0 LOB: 1 BB: 1 P: 16	1B: 12 2B: 1 3B: 0 HR: 1		SF: 0 SAC: 1 DP: 2 HBP: 0	WP: 2 PB: 0 SB: 0 CS: 1	PA: 67	
PITCHER	IP 6.0	WLS 22	BF 2	H 2	R 1	ER 1	SO 6	BB 3	IBB 0	HBP 0	BLK 0	WP 0	HR 0	S 57	P 8	ERA 1.50	WHIP 0.833											
19 Scott Kazmir, L ERA: 5.06																												
51 Jordan Walden, R ERA: 3.0																												
40 Kevin Jepsen, R ERA: 4.62																												
56 Fernando Rodney, R ERA: 4.09																												
38 Bobby Cassevah, R ERA: 4.5																												

Batter	1	2	3	4	5	6	7	8	9	10	11	12	13	14	15	16	AB	R	H	RBI	BB	SO	LOB	BOTTOM					
77 Reggie Williams, S OBP: 0.355, SLG: 0.324	K					G4-3				L4						P6	4	0	0	0	2	1	0	Cleveland Indians @ Los Angeles Angels Angel Stadium of Anaheim, Anaheim, CA Wed Sep 08 2010, 4:08 PM - 9:04 PM PDT Att: 37,857 - Cloudy - 71 F					
18 Kevin Frandsen, R OBP: 0.381, SLG: 0.382																									2				
55 Hideki Matsui, L OBP: 0.382, SLG: 0.442	F9																								0				
47 Howie Kendrick, R OBP: 0.304, SLG: 0.400																									4				
53 Bobby Abreu, L OBP: 0.348, SLG: 0.423																									6				
48 Torii Hunter, R OBP: 0.372, SLG: 0.494																									5				
6 Alberto Callaspo, S OBP: 0.318, SLG: 0.366																									6				
44 Mike Napoli, R OBP: 0.319, SLG: 0.485																									3				
5 Jeff Mathis, R OBP: 0.215, SLG: 0.282																									2				
2 Erick Aybar, S OBP: 0.308, SLG: 0.337																									6				
46 Bobby Wilson, R OBP: 0.298, SLG: 0.405																									3				
20 Juan Rivera, R OBP: 0.299, SLG: 0.391																									2				
25 Peter Bourjos, R OBP: 0.249, SLG: 0.367																									6				
Inning Stats	R: 0 E: 0 K: 1 S: 9	H: 0 LOB: 0 BB: 0 P: 12	R: 0 E: 0 K: 1 S: 7	H: 0 LOB: 0 BB: 0 P: 10	R: 0 E: 0 K: 1 S: 9	H: 0 LOB: 0 BB: 0 P: 14	R: 2 E: 0 K: 1 S: 13	H: 1 LOB: 1 BB: 1 P: 19	R: 1 E: 0 K: 0 S: 10	H: 2 LOB: 2 BB: 1 P: 22	R: 0 E: 0 K: 0 S: 9	H: 0 LOB: 0 BB: 0 P: 13	R: 0 E: 0 K: 0 S: 7	H: 1 LOB: 2 BB: 1 P: 18	R: 0 E: 0 K: 1 S: 9	H: 0 LOB: 0 BB: 0 P: 12	R: 0 E: 0 K: 0 S: 12	H: 0 LOB: 1 BB: 1 P: 20	R: 0 E: 0 K: 0 S: 5	H: 0 LOB: 0 BB: 0 P: 9	R: 0 E: 0 K: 1 S: 10	H: 0 LOB: 0 BB: 0 P: 20	R: 1 E: 0 K: 0 S: 6		H: 0 LOB: 0 BB: 0 P: 9	1B: 2 2B: 3 3B: 0 HR: 2	SF: 1 SAC: 1 DP: 1 HBP: 1	WP: 0 PB: 0 SB: 1 CS: 0	PA: 60
PITCHER	IP 6.0	WLS 23	BF 3	H 3	R 3	ER 3	SO 4	BB 1	IBB 1	HBP 0	BLK 0	WP 0	HR 2	S 56	P 9	ERA 4.50	WHIP 0.667												
43 Josh Tomlin, R ERA: 4.16																													
56 Frank Herrmann, R ERA: 3.16																													
50 Jensen Lewis, R ERA: 3.95																													
53 Rafael Perez, L ERA: 3.64																													
38 Joe Smith, R ERA: 4.73																													

Batter	1	2	3	4	5	6	7	8	9	10	11	12	13	14	AB	R	H	RBI	BB	SO	LOB	TOP																
51 Ichiro Suzuki, L OBP: 0.360, SLG: 0.393 (1, 9)	F8		E2 1B		F7			F8		K			F7		6	0	1	0	0	1	1																	
9 Chone Figgins, S OBP: 0.332, SLG: 0.289 (1, 4)	E2 21 1B		F9			L8		F8		G1-3			G3		6	0	1	0	0	0	1																	
30 Russell Branyan, L OBP: 0.323, SLG: 0.490 (1, 10)	K					K		K		K			F8		6	0	0	0	0	3	1																	
21 Franklin Gutierrez, R OBP: 0.310, SLG: 0.371 (1, 8)	G6-3				F9	F8				G1-3			G1-3		6	1	1	0	0	0	1																	
4 Jose Lopez, R OBP: 0.266, SLG: 0.326 (1, 5)		F9		G6-3				G6-3		G4-3				F8	6	1	1	0	0	0	1																	
13 Casey Kotchman, L (1, 3) 27 Matt Tuiasosopo, R (9, PR) OBP: 0.246, SLG: 0.336 (9, 3)	G1-3													F8	6	1	1	1	0	0	0																	
10 Adam Moore, R OBP: 0.213, SLG: 0.281 (1, 2)	G6-3													F8	6	1	1	1	0	0	0																	
55 Michael Saunders, L OBP: 0.289, SLG: 0.372 (1, 7)			F9		E9 1B									F9	4	1	3	1	0	0	0																	
16 Josh Wilson, R OBP: 0.298, SLG: 0.307 (1, 6)			P2		F7										1	0	0	0	0	1	0																	
Inning Stats	R: 0 E: 0 K: 1 S: 13	H: 1 LOB: 1 BB: 0 P: 21	R: 0 E: 0 K: 0 S: 6	H: 0 LOB: 0 BB: 0 P: 7	R: 0 E: 1 K: 1 S: 8	H: 1 LOB: 1 BB: 0 P: 14	R: 0 E: 0 K: 1 S: 11	H: 0 LOB: 0 BB: 0 P: 19	R: 0 E: 0 K: 2 S: 14	H: 1 LOB: 1 BB: 0 P: 18	R: 0 E: 0 K: 2 S: 10	H: 0 LOB: 0 BB: 0 P: 15	R: 2 E: 0 K: 2 S: 18	H: 3 LOB: 1 BB: 0 P: 28	R: 0 E: 0 K: 0 S: 8	H: 0 LOB: 0 BB: 0 P: 14	R: 0 E: 0 K: 2 S: 10	H: 0 LOB: 1 BB: 1 P: 16	R: 0 E: 0 K: 0 S: 9	H: 0 LOB: 0 BB: 0 P: 14	R: 0 E: 0 K: 0 S: 5	H: 0 LOB: 0 BB: 0 P: 6	1B: 6 2B: 2 3B: 0 HR: 0	SF: 0 SAC: 0 DP: 0 HBP: 0	WP: 0 PB: 0 SB: 1 CS: 0	PA: 51												
PITCHER	IP 8.0	WLS 29	BF 5	H 5	R 1	ER 1	SO 6	BB 0	IBB 0	HBP 0	BLK 0	WP 0	HR 0	S 80	P 118	ERA 1.12	WHIP 0.625																					
36 Jered Weaver, R ERA: 3.06 (1, 1)											PITCHER	IP 2.0	WLS 6	BF 6	H 0	R 0	ER 0	SO 0	BB 0	IBB 0	HBP 0	BLK 0	WP 0	HR 0	S 14	P 20	ERA 0.00	WHIP 0.000										
56 Fernando Rodney, R (9, 1) ERA: 4.3 (10, 1)	1.0	B	6	3	2	2	2	0	0	0	0	0	0	18	28	18.00	3.000																					
40 Kevin Jepsen, R ERA: 4.33 (11, 1)	1.0		3	0	0	0	0	0	0	0	0	0	0	8	14	0.00	0.000																					
51 Jordan Walden, R ERA: 2.57 (12, 1)	1.0		4	0	0	0	2	1	0	0	0	0	0	10	16	0.00	1.000																					
58 Michael Kohn, R ERA: 2.51																																						

Seattle Mariners @ Los Angeles Angels
Angel Stadium of Anaheim, Anaheim, CA
Fri Sep 10 2010, 7:09 PM - 11:03 PM PDT
Att. 42,203 - Clear - 70 F

AB 50
R 3
H 8
RBI 2
BB 1
SO 12
LOB 13



Batter	1	2	3	4	5	6	7	8	9	10	11	12	13	14	AB	R	H	RBI	BB	SO	LOB	BOTTOM					
6 Alberto Callaspo, S OBP: 0.316, SLG: 0.365 (1, 5)	G5-3		G6-3				E6 G6-3 53 G5-3		F9					G4-3	7	0	1	0	0	1	0						
53 Bobby Abreu, L OBP: 0.349, SLG: 0.428 (1, 7)			K		F7		G5-3								4	1	1	1	3	1	2						
48 Torii Hunter, R OBP: 0.368, SLG: 0.488 (12, 8)	BB		G6-3		F8		G6-3			G5-3				BB	6	0	0	0	0	1	5						
55 Hideki Matsui, L OBP: 0.354, SLG: 0.440 (1, 10)	F7						G4-3						F8		4	1	1	0	2	0	3						
44 Mike Napoli, R OBP: 0.319, SLG: 0.481 (1, 3)	G6-3														5	1	1	0	0	1	4						
2 Erick Aybar, S OBP: 0.311, SLG: 0.341 (1, 6)															4	1	3	0	0	0	0						
47 Howie Kendrick, R OBP: 0.306, SLG: 0.400 (1, 4)															3	0	1	1	2	0	2						
5 Jeff Mathis, R OBP: 0.218, SLG: 0.285 (9, PR) 77 Reggie Willits, S OBP: 0.353, SLG: 0.321 46 Bobby Wilson, R OBP: 0.284, SLG: 0.400 (10, 2)															2	0	1	2	0	0	2						
25 Peter Bourjos, R ERA: 4.7 (11, PR) 20 Juan Rivera, R OBP: 0.297, SLG: 0.389 (12, 9)															4	0	0	0	0	2	3						
Inning Stats	R: 0 E: 0 K: 0 S: 7	H: 0 LOB: 1 BB: 1 P: 14	R: 0 E: 0 K: 0 S: 6	H: 1 LOB: 2 BB: 1 P: 15	R: 0 E: 0 K: 1 S: 9	H: 0 LOB: 0 BB: 0 P: 10	R: 2 E: 0 K: 0 S: 10	H: 2 LOB: 1 BB: 0 P: 18	R: 0 E: 0 K: 1 S: 8	H: 1 LOB: 1 BB: 1 P: 13	R: 1 E: 0 K: 1 S: 9	H: 0 LOB: 0 BB: 0 P: 14	R: 0 E: 0 K: 0 S: 8	H: 0 LOB: 1 BB: 2 P: 11	R: 0 E: 0 K: 0 S: 4	H: 1 LOB: 1 BB: 1 P: 16	R: 0 E: 0 K: 2 S: 10	H: 0 LOB: 1 BB: 1 P: 19	R: 0 E: 0 K: 0 S: 8	H: 1 LOB: 2 BB: 1 P: 15	R: 1 E: 0 K: 0 S: 3	H: 1 LOB: 0 BB: 0 P: 6	1B: 7 2B: 1 3B: 0 HR: 1	SF: 1 SAC: 3 DP: 3 HBP: 1	WP: 2 PB: 0 SB: 0 CS: 0	PA: 56	
PITCHER	IP 6.2	WLS 30	BF 5	H 3	R 3	ER 3	SO 3	BB 3	IBB 0	HBP 0	BLK 0	WP 0	HR 0	S 54	P 92	ERA 4.05	WHIP 1.200										
39 David Pauley, R ERA: 4.39 (7, 1)	1.1		4	1	0	0	0	0	0	0	0	0	0	10	14	0.00	0.750										
43 Brandon League, R ERA: 6.86 (9, 1)	2.0		7	0	0	0	2	1	1	0	0	0	0	12	23	0.00	0.500										
49 Garrett Olson, L ERA: 4.7 (11, 1)	2.0		8	1	0	0	2	2	0	0	0	0	0	17	35	0.00	1.500										
37 Brian Sweeney, R ERA: 3.34 (13, 1)	1.1	L	7	2	1	1	0	0	0	1	11	21	6.75	1.500													

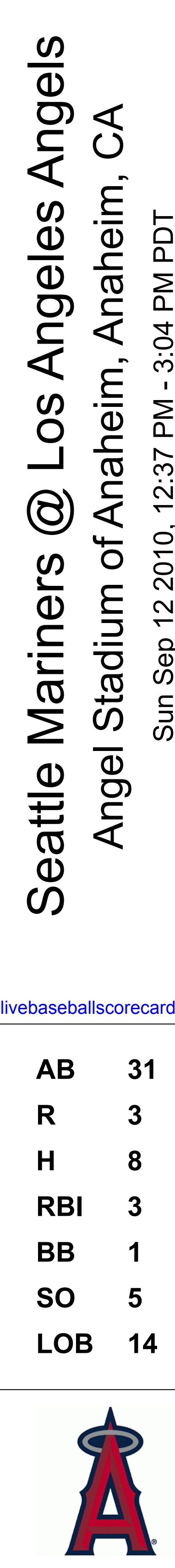
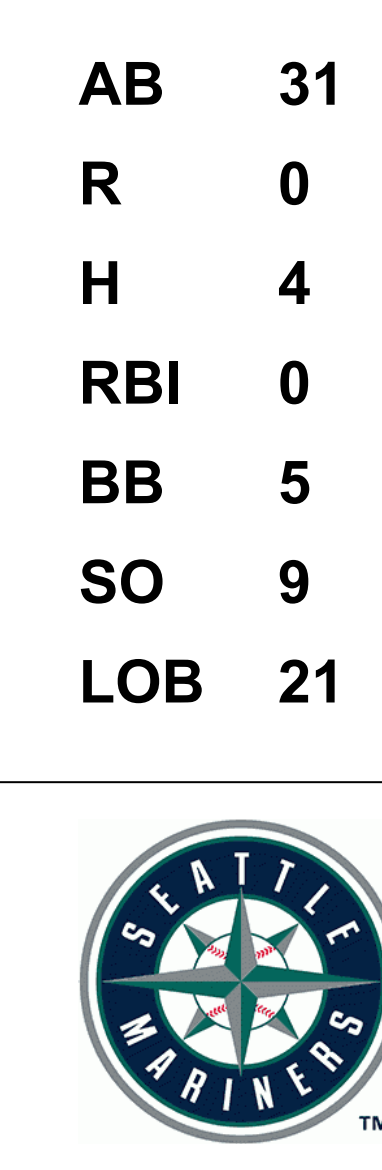
Seattle Mariners @ Los Angeles Angels
Angel Stadium of Anaheim, Anaheim, CA
Fri Sep 10 2010, 7:09 PM - 11:03 PM PDT
Att. 42,203 - Clear - 70 F

AB 43
R 4
H 9
RBI 4
BB 8
SO 7
LOB 27



Batter	1	2	3	4	5	6	7	8	9	AB	R	H	RBI	BB	SO	LOB	TOP					
51 Ichiro Suzuki, L (1, 9) OBP: 0.398, SLG: 0.395	G4-3		FC3-6		G3			30 S 1B		4	0	1	0	0	0	1	Seattle Mariners @ Los Angeles Angels Angel Stadium of Anaheim, Anaheim, CA Sun Sep 12 2010, 12:37 PM - 3:04 PM PDT Att: 42,359 - Sunny - 70 F livebaseballscorecards.com					
9 Chone Figgins, S (1, 4) OBP: 0.333, SLG: 0.294	30 CS 1B		F7		K			K		4	0	1	0	0	2	2						
30 Russell Branyan, L (1, 10) OBP: 0.339, SLG: 0.499										3	0	1	0	1	2	1						
55 Michael Saunders, L (8, PR) OBP: 0.293, SLG: 0.369	K									0	0	0	0	0	0	0						
21 Franklin Gutierrez, R (1, 8) OBP: 0.306, SLG: 0.365		F7								4	0	0	0	0	2	3						
13 Casey Kotchman, L (1, 3) OBP: 0.288, SLG: 0.349		G1-3								3	0	0	0	1	1	4						
4 Jose Lopez, R (1, 5) OBP: 0.266, SLG: 0.322										2	0	0	0	2	0	3						
12 Ryan Langerhans, L (1, 7) OBP: 0.333, SLG: 0.293										3	0	0	0	1	1	2						
26 Josh Bard, S (1, 2) OBP: 0.286, SLG: 0.372			F8		F8					4	0	0	0	0	0	4	AB 31 R 0 H 4 RBI 0 BB 5 SO 9 LOB 21					
16 Josh Wilson, R (1, 6) OBP: 0.300, SLG: 0.312										4	0	1	0	0	1	1						
Inning Stats	R: 0 E: 0 K: 1 S: 7	H: 1 LOB: 0 BB: 0 P: 11	R: 0 E: 0 K: 1 S: 9	H: 0 LOB: 1 BB: 1 P: 16	R: 0 E: 0 K: 0 S: 5	H: 1 LOB: 1 BB: 0 P: 8	R: 0 E: 1 K: 1 S: 14	H: 1 LOB: 3 BB: 1 P: 25	R: 0 E: 0 K: 1 S: 6	H: 0 LOB: 0 BB: 0 P: 7	R: 0 E: 0 K: 2 S: 15	H: 0 LOB: 1 BB: 1 P: 24	R: 0 E: 0 K: 0 S: 10	H: 0 LOB: 0 BB: 0 P: 15	R: 0 E: 0 K: 2 S: 12	H: 1 LOB: 2 BB: 1 P: 19	R: 0 E: 0 K: 1 S: 11	H: 0 LOB: 1 BB: 1 P: 19	1B: 4 2B: 0 3B: 0 HR: 0	SF: 0 SAC: 0 DP: 0 HBP: 0	WP: 1 PB: 0 SB: 1 CS: 1	PA: 36
PITCHER	IP WLS BF H R ER SO BB IBB HBP BLK WP HR S P ERA WHIP																					
24 Dan Haren, R (1, 1) ERA: 4.09	7.0 W 27 3 0 0 6 3 0 0 0 0 1 0 66 106 0.00 0.857																					
51 Jordan Walden, R (8, 1) ERA: 2.25	1.0 H 5 1 0 0 2 1 0 0 0 0 0 0 12 19 0.00 2.000																					
56 Fernando Rodney, R (9, 1) ERA: 4.2	1.0 S 4 0 0 0 1 1 0 0 0 0 0 0 11 19 0.00 1.000																					

Batter	1	2	3	4	5	6	7	8	9	AB	R	H	RBI	BB	SO	LOB	BOTTOM			
2 Erick Aybar, S (1, 6) OBP: 0.308, SLG: 0.337	44 BB 47 1B 55 CI 1B	G1-3								4	1	1	0	0	0	1	Seattle Mariners @ Los Angeles Angels Angel Stadium of Anaheim, Anaheim, CA Sun Sep 12 2010, 12:37 PM - 3:04 PM PDT Att: 42,359 - Sunny - 70 F livebaseballscorecards.com			
47 Howie Kendrick, R (1, 4) OBP: 0.305, SLG: 0.398	55 CI 44 BB 1B		G5-3							4	0	1	0	0	1	1				
48 Tori Hunter, R (1, 9) OBP: 0.367, SLG: 0.486	P3		G6-3							4	0	0	0	0	0	2				
44 Mike Napoli, R (1, 3) OBP: 0.321, SLG: 0.489	55 CI 1B		F8							3	2	2	1	1	0	0				
20 Juan Rivera, R (1, 7) OBP: 0.299, SLG: 0.391	P3									4	0	2	1	0	0	3				
77 Reggie Willits, S (9, 7) OBP: 0.353, SLG: 0.321										0	0	0	0	0	0	0				
55 Hideki Matsui, L (1, 10) OBP: 0.358, SLG: 0.447	CI 46 FC5-4									3	0	1	1	0	2	1				
46 Bobby Wilson, R (1, 2) OBP: 0.255, SLG: 0.386	FC5-4									3	0	0	0	0	0	5				
3 Brandon Wood, R (1, 5) OBP: 0.185, SLG: 0.213										3	0	0	0	0	1	1				
25 Peter Bourjos, R (1, 8) OBP: 0.246, SLG: 0.370										3	0	1	0	0	1	0				
Inning Stats	R: 1 E: 1 K: 0 S: 12	H: 2 LOB: 3 BB: 1 P: 23	R: 0 E: 0 K: 2 S: 13	H: 0 LOB: 0 BB: 0 P: 16	R: 0 E: 0 K: 0 S: 7	H: 0 LOB: 0 BB: 0 P: 9	R: 0 E: 0 K: 1 S: 13	H: 1 LOB: 1 BB: 0 P: 18	R: 0 E: 0 K: 1 S: 8	H: 0 LOB: 0 BB: 0 P: 11	R: 1 E: 0 K: 0 S: 16	H: 3 LOB: 1 BB: 0 P: 24	R: 0 E: 0 K: 0 S: 7	H: 1 LOB: 0 BB: 0 P: 10	R: 1 E: 0 K: 1 S: 9	H: 1 LOB: 0 BB: 0 P: 13	1B: 5 2B: 2 3B: 0 HR: 1	SF: 0 SAC: 0 DP: 0 HBP: 0	WP: 0 PB: 0 SB: 0 CS: 0	PA: 33
PITCHER	IP WLS BF H R ER SO BB IBB HBP BLK WP HR S P ERA WHIP																			
38 Jason Vargas, L (1, 1) ERA: 3.62	7.0 L 29 7 2 1 4 1 0 0 0 0 0 1 76 111 1.29 1.143																			
18 Ryan Rowland-Smith, L (8, 1) ERA: 6.88	1.0 4 1 1 1 1 0 0 0 0 0 0 1 9 13 9.00 1.000																			



Batter	1	2	3	4	5	6	7	8	9	AB	R	H	RBI	BB	SO	LOB	TOP
6 Alberto Callaspo, S OBP: 0.312, SLG: 0.390	L6		F8			F9	L5		F7	5	0	0	0	0	0	3	Los Angeles Angels @ Cleveland Indians Progressive Field, Cleveland, OH Tue Sep 14 20:10, 7:05 PM - 9:48 PM EDT Att: 15,734 - Clear - 66 F livebaseballscorecards.com
53 Bobby Abreu, L OBP: 0.348, SLG: 0.426	48 2B		G1-3			G4-3		K		4	1	1	0	0	1	0	
48 Toni Hunter, R OBP: 0.367, SLG: 0.488	2H		K			55 2B		K		4	0	2	1	0	2	0	
55 Hideki Matsui, L OBP: 0.359, SLG: 0.450	L3				G4-3					4	0	2	0	0	0	1	
77 Reggie Willits, S OBP: 0.353, SLG: 0.321						1H				0	0	0	0	0	0	0	
44 Mike Napoli, R OBP: 0.318, SLG: 0.484	F9									4	0	0	0	0	2	2	
2 Nick Aybar, S OBP: 0.306, SLG: 0.335		B1-3								4	0	0	0	0	0	0	
47 Howie Kendrick, R OBP: 0.307, SLG: 0.399			G5-3							3	1	1	0	1	0	0	
46 Bobby Wilson, R OBP: 0.268, SLG: 0.400										2	1	1	1	1	0	0	
20 Juan Rivera, R OBP: 0.301, SLG: 0.392										1	0	1	0	0	0	0	
3 Brandon Wood, R OBP: 0.185, SLG: 0.213										0	0	0	0	0	0	0	
25 Peter Bourjos, R OBP: 0.246, SLG: 0.384										4	0	1	1	0	2	3	
Inning Stats	R: 1 H: 2 E: 0 K: 0 S: 9	H: 2 LOB: 1 BB: 0 P: 16	R: 0 H: 0 E: 0 K: 0 S: 6	H: 0 LOB: 1 BB: 1 P: 11	R: 0 H: 0 E: 0 K: 1 S: 13	H: 0 LOB: 0 BB: 0 P: 15	R: 0 H: 2 E: 0 K: 0 S: 10	H: 3 LOB: 1 BB: 0 P: 19	R: 0 H: 1 E: 0 K: 2 S: 13	H: 1 LOB: 1 BB: 0 P: 15	R: 0 H: 1 E: 0 K: 1 S: 14	H: 1 LOB: 3 BB: 1 P: 27	1B: 3 2B: 5 3B: 1 HR: 0	SF: 0 SAC: 0 DP: 0 HBP: 0	WP: 0 PB: 1 SB: 0 CS: 0	PA: 37	
PITCHER	IP WLS BF H R ER SO BB IBB HBP BLK WP HR S P ERA WHIP																
43 Josh Tomlin, R ERA: 4.17	(1, 1) 6.2 W 27 7 3 3 4 1 0 0 0 0 0 0 66 100 4.05 1.200																
53 Rafael Perez, L ERA: 3.54	(7, 1) 1.0 H 4 1 0 0 2 0 0 0 0 0 0 0 10 11 0.00 1.000																
38 Joe Smith, R ERA: 4.54	(8, 1) 0.1 H 1 0 0 0 0 0 0 0 0 0 0 0 4 5 0.00 0.000																
54 Chris Perez, R ERA: 1.84	(9, 1) 1.0 S 5 1 0 0 1 1 0 0 0 0 0 0 14 27 0.00 2.000																

Batter	1	2	3	4	5	6	7	8	9	AB	R	H	RBI	BB	SO	LOB	BOTTOM
23 Michael Brantley, L OBP: 0.295, SLG: 0.316	47 1B		G3			G4-3				4	1	2	0	0	0	0	Los Angeles Angels @ Cleveland Indians Progressive Field, Cleveland, OH Tue Sep 14 20:10, 7:05 PM - 9:48 PM EDT Att: 15,734 - Clear - 66 F livebaseballscorecards.com
13 Adrián Cabrera, S OBP: 0.317, SLG: 0.343	P4		F9			P5				3	0	0	0	0	0	1	
17 Shin-Soo Choo, L OBP: 0.386, SLG: 0.449	F8		G4-3							2	1	0	0	2	0	1	
47 Shelley Duncan, R OBP: 0.319, SLG: 0.438										3	2	3	4	0	0	0	
4 Trevor Crowe, S OBP: 0.304, SLG: 0.328	1H									1	0	1	0	0	0	0	
12 Jayson Nix, R OBP: 0.297, SLG: 0.417										3	0	1	0	0	1	1	
48 Travis Hafner, L OBP: 0.367, SLG: 0.440										1	0	0	0	0	0	3	
7 Matt LaPorta, R OBP: 0.307, SLG: 0.356										2	0	0	0	2	0	1	
25 Andy Marte, R OBP: 0.288, SLG: 0.363										3	0	1	0	1	0	2	
1 Luis Valbuena, L OBP: 0.266, SLG: 0.239										4	0	0	0	0	2	5	
6 Lou Marson, R OBP: 0.273, SLG: 0.294										3	0	1	0	0	1	2	
Inning Stats	R: 1 H: 2 E: 0 K: 1 S: 11	H: 1 LOB: 2 BB: 1 P: 17	R: 0 H: 0 E: 0 K: 1 S: 5	H: 0 LOB: 0 BB: 0 P: 8	R: 1 H: 2 E: 0 K: 0 S: 11	H: 2 LOB: 1 BB: 0 P: 19	R: 0 H: 0 E: 0 K: 1 S: 11	H: 0 LOB: 0 BB: 0 P: 15	R: 2 H: 2 E: 0 K: 0 S: 10	H: 2 LOB: 2 BB: 1 P: 21	R: 0 H: 0 E: 0 K: 1 S: 5	H: 0 LOB: 0 BB: 1 P: 9	1B: 5 2B: 2 3B: 0 HR: 2	SF: 0 SAC: 1 DP: 1 HBP: 0	WP: 0 PB: 0 SB: 1 CS: 1	PA: 35	
PITCHER	IP WLS BF H R ER SO BB IBB HBP BLK WP HR S P ERA WHIP																
19 Scott Kazmir, L ERA: 5.99	(1, 1) 5.2 L 26 7 4 4 3 3 0 0 0 0 0 0 2 57 6.35 1.765																
38 Bobby Cassevah, R ERA: 4.11	(6, 1) 1.1 6 2 0 0 0 0 1 0 0 0 0 0 11 23 0.00 1.500																
58 Michael Kohn, R ERA: 2.35	(8, 1) 1.0 3 0 0 0 1 1 0 0 0 0 0 0 5 9 0.00 1.000																

Batter	1	2	3	4	5	6	7	8	9	AB	R	H	RBI	BB	SO	LOB	TOP									
6 Alberto Callaspo, S OBP: 0.310, SLG: 0.387 3 Brandon Wood, R OBP: 0.184, SLG: 0.212	(1,5) G4-3	(1,1) E5 53 G3-1 48 1B	(2,1) F7			(3,1) F8			(3,3) K	4	1	0	0	0	0	1										
53 Bobby Abreu, L OBP: 0.347, SLG: 0.424 44 Mark Trumbo, R	(1,7) 48 S 20 1B 1B	(8,3) G3-1			(2,3) K			(0,1) G4-3		4	1	1	0	0	0	1										
48 Toni Hunter, R OBP: 0.367, SLG: 0.486 77 Reggie Willits, S OBP: 0.353, SLG: 0.321	(1,9) G5-3	(8,7) G5-3			(2,0) L8			(3,2) G5-3		4	1	1	1	0	0	1										
55 Hideki Matsui, L OBP: 0.360, SLG: 0.454	(1,10) 2 BB 47 BB 20 1B BB	(1,2) 55 3B 1B			(1,2) K			(1,1) G4-3		3	2	1	1	1	1	0										
20 Juan Rivera, R OBP: 0.303, SLG: 0.393	(1,3) 47 BB 16 1B 2 BB 1B	(8,9) G5-3			(2,2) G5-3			(2,1) G6-3		4	1	2	2	0	0	0										
2 Enck Aybar, S OBP: 0.306, SLG: 0.333	(1,6) 47 BB 16 1B BB	(1,2) G4-6-3			(1,3) K			(1,0) F8		3	1	0	0	1	1	1										
47 Howie Kendrick, R OBP: 0.308, SLG: 0.399	(1,4) 16 1B BB				(1,3) K			(3,2) F9		3	0	1	1	1	1	0										
16 Hank Conger, L OBP: 0.200, SLG: 0.200	(1,2) 16 1B BB				(2,2) K			(0,2) F8		4	0	1	2	0	1	1										
25 Peter Bourjos, R OBP: 0.238, SLG: 0.371	(1,8) G1-3				(2,1) L9			(1,1) F7		4	0	0	0	0	0	3										
Inning Stats	R: 4 H: 3 E: 0 K: 0 S: 13	H: 3 LOB: 2 BB: 3 P: 32	R: 3 H: 1 E: 1 K: 0 S: 11	H: 3 LOB: 0 BB: 0 P: 13	R: 0 H: 1 E: 0 K: 1 S: 8	H: 1 LOB: 1 BB: 0 P: 13	R: 0 H: 0 E: 0 K: 2 S: 7	H: 0 LOB: 0 BB: 0 P: 12	R: 0 H: 0 E: 0 K: 2 S: 9	H: 0 LOB: 0 BB: 0 P: 13	R: 0 H: 0 E: 0 K: 0 S: 4	H: 0 LOB: 0 BB: 0 P: 7	R: 0 H: 0 E: 0 K: 0 S: 10	H: 0 LOB: 0 BB: 0 P: 14	R: 0 H: 0 E: 0 K: 0 S: 6	H: 0 LOB: 0 BB: 0 P: 12	R: 0 H: 0 E: 0 K: 1 S: 9	H: 0 LOB: 0 BB: 0 P: 13	1B: 6 2B: 0 3B: 1 HR: 0	SF: 0 SAC: 0 DP: 1 HBP: 0	WP: 0 PB: 0 SB: 1 CS: 0	PA: 37				
PITCHER	IP WLS BF H R ER SO BB IBB HBP BLK WP HR S P ERA WHIP	IP WLS BF H R ER SO BB IBB HBP BLK WP HR S P ERA WHIP	IP WLS BF H R ER SO BB IBB HBP BLK WP HR S P ERA WHIP	IP WLS BF H R ER SO BB IBB HBP BLK WP HR S P ERA WHIP	IP WLS BF H R ER SO BB IBB HBP BLK WP HR S P ERA WHIP	IP WLS BF H R ER SO BB IBB HBP BLK WP HR S P ERA WHIP	IP WLS BF H R ER SO BB IBB HBP BLK WP HR S P ERA WHIP	IP WLS BF H R ER SO BB IBB HBP BLK WP HR S P ERA WHIP	IP WLS BF H R ER SO BB IBB HBP BLK WP HR S P ERA WHIP	IP WLS BF H R ER SO BB IBB HBP BLK WP HR S P ERA WHIP	IP WLS BF H R ER SO BB IBB HBP BLK WP HR S P ERA WHIP	IP WLS BF H R ER SO BB IBB HBP BLK WP HR S P ERA WHIP	IP WLS BF H R ER SO BB IBB HBP BLK WP HR S P ERA WHIP	IP WLS BF H R ER SO BB IBB HBP BLK WP HR S P ERA WHIP	IP WLS BF H R ER SO BB IBB HBP BLK WP HR S P ERA WHIP	IP WLS BF H R ER SO BB IBB HBP BLK WP HR S P ERA WHIP	IP WLS BF H R ER SO BB IBB HBP BLK WP HR S P ERA WHIP	IP WLS BF H R ER SO BB IBB HBP BLK WP HR S P ERA WHIP	IP WLS BF H R ER SO BB IBB HBP BLK WP HR S P ERA WHIP	IP WLS BF H R ER SO BB IBB HBP BLK WP HR S P ERA WHIP	IP WLS BF H R ER SO BB IBB HBP BLK WP HR S P ERA WHIP	IP WLS BF H R ER SO BB IBB HBP BLK WP HR S P ERA WHIP	IP WLS BF H R ER SO BB IBB HBP BLK WP HR S P ERA WHIP	IP WLS BF H R ER SO BB IBB HBP BLK WP HR S P ERA WHIP	IP WLS BF H R ER SO BB IBB HBP BLK WP HR S P ERA WHIP	
23 Michael Brantley, L OBP: 0.294, SLG: 0.315	(1,8) F7				(1,2) F7			(3,1) G6-3		4	0	1	0	0	0	0										
13 Asdrúbal Cabrera, S OBP: 0.313, SLG: 0.339	(1,6) G4-3				(2,2) F7			(2,0) G3-1		4	0	0	0	0	0	2										
17 Shin-Soo Choo, L OBP: 0.365, SLG: 0.448 4 Trevor Crowe, S OBP: 0.304, SLG: 0.328	(1,9) K				(1,1) K			(2,1) F7		3	0	1	0	0	1	0										
48 Travis Hafner, L OBP: 0.364, SLG: 0.437					(2,2) G3-4-3			(1,2) G4-3		3	0	0	0	0	0	1										
47 Shelley Duncan, R OBP: 0.315, SLG: 0.431					(3,3) K			(1,1) G6-3		3	0	0	0	0	1	0										
12 Jayson Nix, R OBP: 0.294, SLG: 0.412					(2,1) F8			(3,2) G6-3		3	0	0	0	0	1	0										
7 Matt LaPorta, R OBP: 0.304, SLG: 0.353					(2,2) K			(3,2) F8		3	0	0	0	0	2	0										
33 Drew Sutton, S OBP: 0.333, SLG: 0.833					(0,1) F8			(1,3) K		3	0	0	0	0	1	0										
6 Lou Marson, R OBP: 0.273, SLG: 0.291					(3,2) K			(0,1) G6-3		2	0	0	0	1	1	0										
Inning Stats	R: 0 H: 0 E: 0 K: 1 S: 7	H: 0 LOB: 0 BB: 0 P: 12	R: 0 H: 0 E: 0 K: 0 S: 6	H: 0 LOB: 0 BB: 0 P: 13	R: 0 H: 0 E: 0 K: 2 S: 12	H: 0 LOB: 0 BB: 0 P: 17	R: 0 H: 1 E: 0 K: 0 S: 12	H: 1 LOB: 1 BB: 0 P: 17	R: 0 H: 0 E: 0 K: 3 S: 14	H: 0 LOB: 0 BB: 0 P: 19	R: 0 H: 0 E: 0 K: 1 S: 7	H: 0 LOB: 0 BB: 0 P: 10	R: 0 H: 0 E: 0 K: 0 S: 7	H: 0 LOB: 0 BB: 0 P: 12	R: 0 H: 0 E: 0 K: 0 S: 8	H: 0 LOB: 0 BB: 0 P: 15	R: 0 H: 1 E: 0 K: 0 S: 7	H: 1 LOB: 1 BB: 1 P: 13	1B: 2 2B: 0 3B: 0 HR: 0	SF: 0 SAC: 0 DP: 1 HBP: 0	WP: 0 PB: 0 SB: 0 CS: 0	PA: 29				
PITCHER	IP WLS BF H R ER SO BB IBB HBP BLK WP HR S P ERA WHIP	IP WLS BF H R ER SO BB IBB HBP BLK WP HR S P ERA WHIP	IP WLS BF H R ER SO BB IBB HBP BLK WP HR S P ERA WHIP	IP WLS BF H R ER SO BB IBB HBP BLK WP HR S P ERA WHIP	IP WLS BF H R ER SO BB IBB HBP BLK WP HR S P ERA WHIP	IP WLS BF H R ER SO BB IBB HBP BLK WP HR S P ERA WHIP	IP WLS BF H R ER SO BB IBB HBP BLK WP HR S P ERA WHIP	IP WLS BF H R ER SO BB IBB HBP BLK WP HR S P ERA WHIP	IP WLS BF H R ER SO BB IBB HBP BLK WP HR S P ERA WHIP	IP WLS BF H R ER SO BB IBB HBP BLK WP HR S P ERA WHIP	IP WLS BF H R ER SO BB IBB HBP BLK WP HR S P ERA WHIP	IP WLS BF H R ER SO BB IBB HBP BLK WP HR S P ERA WHIP	IP WLS BF H R ER SO BB IBB HBP BLK WP HR S P ERA WHIP	IP WLS BF H R ER SO BB IBB HBP BLK WP HR S P ERA WHIP	IP WLS BF H R ER SO BB IBB HBP BLK WP HR S P ERA WHIP	IP WLS BF H R ER SO BB IBB HBP BLK WP HR S P ERA WHIP	IP WLS BF H R ER SO BB IBB HBP BLK WP HR S P ERA WHIP	IP WLS BF H R ER SO BB IBB HBP BLK WP HR S P ERA WHIP	IP WLS BF H R ER SO BB IBB HBP BLK WP HR S P ERA WHIP	IP WLS BF H R ER SO BB IBB HBP BLK WP HR S P ERA WHIP	IP WLS BF H R ER SO BB IBB HBP BLK WP HR S P ERA WHIP	IP WLS BF H R ER SO BB IBB HBP BLK WP HR S P ERA WHIP	IP WLS BF H R ER SO BB IBB HBP BLK WP HR S P ERA WHIP	IP WLS BF H R ER SO BB IBB HBP BLK WP HR S P ERA WHIP	IP WLS BF H R ER SO BB IBB HBP BLK WP HR S P ERA WHIP	IP WLS BF H R ER SO BB IBB HBP BLK WP HR S P ERA WHIP

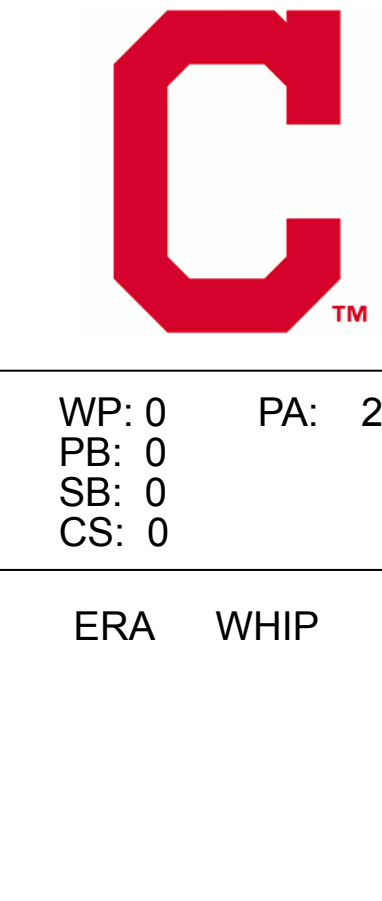
Los Angeles Angels @ Cleveland Indians
 Progressive Field, Cleveland, OH
 Wed Sep 15 2010, 7:07 PM - 9:21 PM EDT
 Att: 10,183 - Cloudy - 64 F

AB	34
R	7
H	7
RBI	7
BB	3
SO	6
LOB	8



Los Angeles Angels @ Cleveland Indians
 Progressive Field, Cleveland, OH
 Wed Sep 15 2010, 7:07 PM - 9:21 PM EDT
 Att: 10,183 - Cloudy - 64 F


AB	28
R	0
H	2
RBI	0
BB	1
SO	7
LOB	3



Batter	1	2	3	4	5	6	7	8	9	AB	R	H	RBI	BB	SO	LOB	TOP										
6 Alberto Callaspo, S OBP: 0.303, SLG: 0.379	G4-3		G4-3	K			F7		K	5	0	0	0	0	2	0											
53 Bobby Abreu, L OBP: 0.352, SLG: 0.441	HR		F8				HR		K	5	2	2	2	0	2	0											
77 Reggie Williams, S OBP: 0.344, SLG: 0.303										0	0	0	0	0	0	0											
48 Tori Hunter, R OBP: 0.362, SLG: 0.478	F8		55 FC6 1B				55 2B		K	5	1	2	0	0	1	0											
55 Hideki Matsui, L OBP: 0.359, SLG: 0.457	G5-3		FC6						G5-3	4	0	1	1	0	0	1											
47 Howie Kendrick, R OBP: 0.312, SLG: 0.404										3	1	2	0	1	0	1											
20 Juan Rivera, R OBP: 0.304, SLG: 0.399	FC6-4 3 BB								FC5-4 16 BB	4	0	0	0	0	1	4											
16 Hank Conger, L OBP: 0.214, SLG: 0.154										3	1	1	0	1	1	1											
3 Brandon Wood, R OBP: 0.184, SLG: 0.225										3	0	0	0	1	1	4											
25 Peter Bourjos, R OBP: 0.231, SLG: 0.375	L6									4	1	1	3	0	0	4											
Inning Stats	R: 1 E: 0 K: 0 S: 10	H: 1 LOB: 0 BB: 0 P: 16	R: 0 E: 0 K: 1 S: 14	H: 1 LOB: 2 BB: 1 P: 21	R: 0 E: 0 K: 0 S: 10	H: 1 LOB: 1 BB: 0 P: 15	R: 3 E: 0 K: 3 S: 19	H: 1 LOB: 0 BB: 2 P: 32	R: 1 E: 0 K: 1 S: 13	H: 2 LOB: 1 BB: 0 P: 19	R: 0 E: 0 K: 0 S: 8	H: 0 LOB: 0 BB: 0 P: 11	R: 1 E: 0 K: 1 S: 9	H: 1 LOB: 0 BB: 0 P: 13	R: 0 E: 0 K: 0 S: 10	H: 2 LOB: 2 BB: 0 P: 12	R: 0 E: 0 K: 2 S: 8	H: 0 LOB: 0 BB: 0 P: 13	1B: 5 2B: 1 3B: 0 HR: 3	SF: 0 SAC: 0 DP: 0 HBP: 0	WP: 0 PB: 0 SB: 1 CS: 0	PA: 39					
PITCHER	IP	WLS	BF	H	R	ER	SO	BB	IBB	HBP	BLK	WP	HR	S	P	ERA	WHIP										
34 Jeff Niemann, R ERA: 4.48	4.1	L	22	6	5	5	5	3	0	0	0	0	2	64	100	10.38	2.077										
35 Dan Wheeler, R ERA: 3.65	0.2		2	0	0	0	0	0	0	0	0	0	0	2	3	0.00	0.000										
58 Jeremy Hellickson, R ERA: 3.36	2.0		7	1	1	1	1	0	0	0	0	0	1	17	24	4.50	0.500										
21 Andy Sonnanstine, R ERA: 4.59	1.0		5	2	0	0	0	0	0	0	0	0	0	10	12	0.00	2.000										
57 Jake McGee, L ERA: 6.75	1.0		3	0	0	0	2	0	0	0	0	0	0	8	13	0.00	0.000										

Los Angeles Angels @ Tampa Bay Rays
Tropicana Field, St. Petersburg, FL
Sun Sep 19 2010, 1:42 PM - 4:56 PM EDT
Att: 25,794 - Dome - 72 F


AB 36
R 6
H 9
RBI 6
BB 3
SO 8
LOB 15



Batter	1	2	3	4	5	6	7	8	9	AB	R	H	RBI	BB	SO	LOB	BOTTOM										
8 Desmond Jennings, R OBP: 0.250, SLG: 0.287	F9									4	0	0	0	0	0	1											
16 Willy Aybar, S OBP: 0.359, SLG: 0.354		F7							K	1	0	0	0	0	1	1											
18 Ben Zobrist, S OBP: 0.351, SLG: 0.361	3 BB 13 BB	G5-3								4	1	2	1	1	0	1											
13 Carl Crawford, L OBP: 0.358, SLG: 0.491	3 BB 1B									5	0	3	0	0	0	2											
3 Evan Longoria, R OBP: 0.374, SLG: 0.505										3	0	1	0	1	0	2											
5 Rocco Baldelli, R OBP: 0.200, SLG: 0.429										2	0	0	0	0	1	4											
24 Dan Johnson, L OBP: 0.378, SLG: 0.481	K									2	0	0	1	0	0	1											
1 Sean Rodriguez, R OBP: 0.312, SLG: 0.410										3	0	1	0	0	2	3											
20 Matt Joyce, L OBP: 0.360, SLG: 0.459	K									0	0	0	0	1	0	0											
11 Brad Hawpe, L OBP: 0.336, SLG: 0.428		G4-3								4	0	0	0	0	0	3											
10 Kelly Shoppach, R OBP: 0.311, SLG: 0.353										2	1	1	1	0	1	1											
28 John Jaso, L OBP: 0.376, SLG: 0.382	HR									2	0	0	0	0	0	0											
8 Jason Bartlett, R OBP: 0.319, SLG: 0.345										3	0	1	0	0	1	1											
15 Reid Brignac, L OBP: 0.313, SLG: 0.405										0	1	0	0	1	0	0											
Inning Stats	R: 0 E: 0 K: 2 S: 21	H: 2 LOB: 3 BB: 2 P: 38	R: 1 E: 0 K: 0 S: 14	H: 2 LOB: 1 BB: 0 P: 22	R: 0 E: 0 K: 0 S: 8	H: 1 LOB: 0 BB: 0 P: 9	R: 0 E: 0 K: 2 S: 13	H: 1 LOB: 0 BB: 0 P: 20	R: 0 E: 0 K: 0 S: 9	H: 0 LOB: 0 BB: 0 P: 14	R: 0 E: 0 K: 1 S: 8	H: 0 LOB: 0 BB: 0 P: 13	R: 0 E: 0 K: 0 S: 7	H: 0 LOB: 0 BB: 0 P: 12	R: 1 E: 0 K: 0 S: 10	H: 2 LOB: 1 BB: 1 P: 22	R: 1 E: 0 K: 1 S: 17	H: 1 LOB: 1 BB: 1 P: 27	1B: 6 2B: 2 3B: 0 HR: 1	SF: 0 SAC: 0 DP: 1 HBP: 0	WP: 0 PB: 0 SB: 1 CS: 0	PA: 39					
PITCHER	IP	WLS	BF	H	R	ER	SO	BB	IBB	HBP	BLK	WP	HR	S	P	ERA	WHIP										
19 Scott Kazmir, L ERA: 5.84	5.0	W	22	6	1	1	4	2	0	0	0	0	0	24	45	3.38	1.125										
32 Matt Palmer, R ERA: 4.59	2.2		11	2	1	1	1	1	0	0	0	0	0	15	24	9.00	2.000										
58 Michael Kohn, R ERA: 2.6	1.0	H	5	1	1	1	1	1	0	0	0	0	0	3	5	0.00	0.000										
51 Jordan Walden, R ERA: 1.74	0.1	S	1	0	0	0	0	0	0	0	0	0	0	3	5	0.00	0.000										

Los Angeles Angels @ Tampa Bay Rays
Tropicana Field, St. Petersburg, FL
Sun Sep 19 2010, 1:42 PM - 4:56 PM EDT
Att: 25,794 - Dome - 72 F

AB 35
R 3
H 9
RBI 3
BB 4
SO 6
LOB 20



Batter	1	2	3	4	5	6	7	8	9	AB	R	H	RBI	BB	SO	LOB	TOP				
1 Elvis Andrus, R OBP: 0.347, SLG: 0.305	G4-3		F8		F8		FC4-6	G5-3		5	0	0	0	0	0	5	Texas Rangers @ Los Angeles Angels Angel Stadium of Anaheim, Anaheim, CA Mon Sep 20 2010, 7:08 PM - 10:26 PM PDT Att. 41,404 - Clear - 67 F				
10 Michael Young, R OBP: 0.334, SLG: 0.448	P4			K	G6-3		FC6-4	F9		5	1	0	1	0	1	4					
7 David Murphy, L OBP: 0.360, SLG: 0.452										5	1	5	0	0	0	0					
27 Vladimir Guerrero, R OBP: 0.348, SLG: 0.499										5	0	2	0	0	0	3					
17 Nelson Cruz, R OBP: 0.371, SLG: 0.584										4	0	1	2	1	1	2					
5 Ian Kinsler, R OBP: 0.388, SLG: 0.426										4	0	1	0	0	0	5					
18 Mitch Moreland, L OBP: 0.350, SLG: 0.405										4	0	0	0	1	3	4					
15 Matt Treanor, R OBP: 0.296, SLG: 0.324										2	1	1	0	1	0	0					
19 Chris Davis, L OBP: 0.288, SLG: 0.308										1	1	1	1	0	0	0					
11 Bengie Molina, R OBP: 0.289, SLG: 0.314										0	0	0	0	0	0	0					
20 Julio Borbon, L OBP: 0.302, SLG: 0.343										4	0	2	0	0	0	2					
Inning Stats	R: 0 E: 0 K: 0 S: 8	H: 1 LOB: 1 BB: 0 P: 10	R: 0 E: 0 K: 1 S: 12	H: 0 LOB: 0 BB: 0 P: 18	R: 0 E: 0 K: 1 S: 8	H: 0 LOB: 0 BB: 0 P: 11	R: 1 E: 0 K: 1 S: 14	H: 3 LOB: 1 BB: 0 P: 19	R: 0 E: 0 K: 0 S: 10	H: 2 LOB: 2 BB: 0 P: 10	R: 2 E: 0 K: 0 S: 15	H: 3 LOB: 3 BB: 2 P: 30	R: 1 E: 0 K: 1 S: 9	H: 2 LOB: 1 BB: 0 P: 15	R: 0 E: 0 K: 2 S: 13	H: 1 LOB: 2 BB: 0 P: 19	1B: 11 2B: 1 3B: 0 HR: 1	SF: 0 SAC: 0 DP: 1 HBP: 1	WP: 0 PB: 0 SB: 0 CS: 0	PA: 43	
PITCHER	IP WLS BF H R ER SO BB IBB HBP BLK WP HR S P ERA WHIP	IP WLS BF H R ER SO BB IBB HBP BLK WP HR S P ERA WHIP	IP WLS BF H R ER SO BB IBB HBP BLK WP HR S P ERA WHIP	IP WLS BF H R ER SO BB IBB HBP BLK WP HR S P ERA WHIP	IP WLS BF H R ER SO BB IBB HBP BLK WP HR S P ERA WHIP	IP WLS BF H R ER SO BB IBB HBP BLK WP HR S P ERA WHIP	IP WLS BF H R ER SO BB IBB HBP BLK WP HR S P ERA WHIP	IP WLS BF H R ER SO BB IBB HBP BLK WP HR S P ERA WHIP	IP WLS BF H R ER SO BB IBB HBP BLK WP HR S P ERA WHIP	IP WLS BF H R ER SO BB IBB HBP BLK WP HR S P ERA WHIP	IP WLS BF H R ER SO BB IBB HBP BLK WP HR S P ERA WHIP	IP WLS BF H R ER SO BB IBB HBP BLK WP HR S P ERA WHIP	IP WLS BF H R ER SO BB IBB HBP BLK WP HR S P ERA WHIP	IP WLS BF H R ER SO BB IBB HBP BLK WP HR S P ERA WHIP	IP WLS BF H R ER SO BB IBB HBP BLK WP HR S P ERA WHIP	IP WLS BF H R ER SO BB IBB HBP BLK WP HR S P ERA WHIP	IP WLS BF H R ER SO BB IBB HBP BLK WP HR S P ERA WHIP	IP WLS BF H R ER SO BB IBB HBP BLK WP HR S P ERA WHIP	IP WLS BF H R ER SO BB IBB HBP BLK WP HR S P ERA WHIP	IP WLS BF H R ER SO BB IBB HBP BLK WP HR S P ERA WHIP	IP WLS BF H R ER SO BB IBB HBP BLK WP HR S P ERA WHIP
36 Jared Weaver, R ERA: 2.99	6.2	W	30	9	3	3	2	2	0	0	0	0	0	0	72	106	4.05	1.650			
40 Kevin Jepsen, R ERA: 4.44	0.1	H	3	1	0	0	0	1	0	0	0	0	0	4	10	0.00	6.000				
45 Francisco Rodriguez, R ERA: 4.47	1.0	S	5	2	1	1	1	0	0	0	0	0	0	1	9	15	9.00	2.000			
56 Fernando Rodney, R ERA: 4.14	1.0	S	5	1	0	0	2	0	0	1	0	0	0	0	13	19	0.00	1.000			
Batter	1	2	3	4	5	6	7	8	9	AB	R	H	RBI	BB	SO	LOB	BOTTOM				
47 Howie Kendrick, R OBP: 0.312, SLG: 0.404	K		L8				FC6-4			4	2	1	1	0	1	4	Texas Rangers @ Los Angeles Angels Angel Stadium of Anaheim, Anaheim, CA Mon Sep 20 2010, 7:08 PM - 10:26 PM PDT Att. 41,404 - Clear - 67 F				
53 Bobby Abreu, L OBP: 0.352, SLG: 0.443	G4-3		G4-3				F8			5	0	2	1	0	0	3					
48 Toni Hunter, R OBP: 0.363, SLG: 0.476	L6									4	0	1	2	1	0	2					
44 Mike Napoli, R OBP: 0.321, SLG: 0.483										4	1	1	0	1	1	2					
20 Juan Rivera, R OBP: 0.304, SLG: 0.396										3	0	0	0	1	0	4					
77 Reggie Willits, S OBP: 0.341, SLG: 0.301										1	1	0	0	0	0	1					
6 Alberto Callaspo, S OBP: 0.368, SLG: 0.379										3	0	1	0	0	0	1					
18 Kevin Frandsen, R OBP: 0.316, SLG: 0.345										0	0	0	0	0	0	0					
3 Brandon Wood, R OBP: 0.190, SLG: 0.227										3	1	1	1	1	1	3					
5 Jeff Mathis, R OBP: 0.214, SLG: 0.281										3	1	1	1	0	1	1					
55 Hideki Matsui, L OBP: 0.360, SLG: 0.458										1	0	1	1	0	0	0					
46 Bobby Wilson, R OBP: 0.276, SLG: 0.400										0	0	0	0	0	0	0					
25 Peter Bourjos, R OBP: 0.239, SLG: 0.379										4	1	2	0	0	1	4					
Inning Stats	R: 0 E: 0 K: 1 S: 9	H: 0 LOB: 0 BB: 0 P: 11	R: 1 E: 0 K: 0 S: 9	H: 2 LOB: 1 BB: 0 P: 11	R: 0 E: 0 K: 0 S: 14	H: 1 LOB: 3 BB: 2 P: 28	R: 3 E: 0 K: 0 S: 14	H: 3 LOB: 1 BB: 1 P: 25	R: 0 E: 0 K: 2 S: 10	H: 1 LOB: 1 BB: 0 P: 15	R: 2 E: 0 K: 1 S: 16	H: 2 LOB: 1 BB: 0 P: 25	R: 1 E: 0 K: 1 S: 15	H: 1 LOB: 3 BB: 1 P: 25	R: 0 E: 0 K: 0 S: 12	H: 1 LOB: 1 BB: 0 P: 20	1B: 8 2B: 3 3B: 0 HR: 0	SF: 0 SAC: 0 DP: 0 HBP: 2	WP: 0 PB: 1 SB: 3 CS: 0	PA: 41	
PITCHER	IP WLS BF H R ER SO BB IBB HBP BLK WP HR S P ERA WHIP	IP WLS BF H R ER SO BB IBB HBP BLK WP HR S P ERA WHIP	IP WLS BF H R ER SO BB IBB HBP BLK WP HR S P ERA WHIP	IP WLS BF H R ER SO BB IBB HBP BLK WP HR S P ERA WHIP	IP WLS BF H R ER SO BB IBB HBP BLK WP HR S P ERA WHIP	IP WLS BF H R ER SO BB IBB HBP BLK WP HR S P ERA WHIP	IP WLS BF H R ER SO BB IBB HBP BLK WP HR S P ERA WHIP	IP WLS BF H R ER SO BB IBB HBP BLK WP HR S P ERA WHIP	IP WLS BF H R ER SO BB IBB HBP BLK WP HR S P ERA WHIP	IP WLS BF H R ER SO BB IBB HBP BLK WP HR S P ERA WHIP	IP WLS BF H R ER SO BB IBB HBP BLK WP HR S P ERA WHIP	IP WLS BF H R ER SO BB IBB HBP BLK WP HR S P ERA WHIP	IP WLS BF H R ER SO BB IBB HBP BLK WP HR S P ERA WHIP	IP WLS BF H R ER SO BB IBB HBP BLK WP HR S P ERA WHIP	IP WLS BF H R ER SO BB IBB HBP BLK WP HR S P ERA WHIP	IP WLS BF H R ER SO BB IBB HBP BLK WP HR S P ERA WHIP	IP WLS BF H R ER SO BB IBB HBP BLK WP HR S P ERA WHIP	IP WLS BF H R ER SO BB IBB HBP BLK WP HR S P ERA WHIP	IP WLS BF H R ER SO BB IBB HBP BLK WP HR S P ERA WHIP	IP WLS BF H R ER SO BB IBB HBP BLK WP HR S P ERA WHIP	IP WLS BF H R ER SO BB IBB HBP BLK WP HR S P ERA WHIP
45 Derek Holland, L ERA: 4.56	3.2	L	20	6	4	4	1	3	0	0	0	0	0	0	19	30	5.40	1.200			
57 Dustin Nippert, R ERA: 4.59	1.2		8	2	2	1	3	0	0	0	0	0	0	3	5	0.00	0.000				
59 Clay Rapada, L ERA: 10.38	0.1		4	1	1	1	0	1	0	0	0	0	0	9	15	27.00	6.000				
64 Alexi Ogando, R ERA: 1.23	1.0		4	1	0	0	1	0	0	0	0	0	0	11	16	0.00	1.000				

Batter	1	2	3	4	5	6	7	8	9	AB	R	H	RBI	BB	SO	LOB	TOP					
1 Elvis Andrus, R OBP: 0.346, SLG: 0.305										4	0	1	0	0	2	1	<p>Texas Rangers @ Los Angeles Angels Angel Stadium of Anaheim, Anaheim, CA Tue Sep 21 2010, 7:07 PM - 9:18 PM PDT Att: 41,707 - Cloudy - 67 F</p>					
10 Michael Young, R OBP: 0.332, SLG: 0.446										4	0	0	0	0	2	3						
7 David Murphy, L OBP: 0.357, SLG: 0.447										4	0	0	0	0	2							
27 Vladimir Guerrero, R OBP: 0.349, SLG: 0.498										3	0	1	0	1	0	0						
17 Nelson Cruz, R OBP: 0.368, SLG: 0.580										3	0	0	0	0	1	1						
5 Ian Kinsler, R OBP: 0.388, SLG: 0.425										3	0	1	0	0	2							
18 Mitch Moreland, L OBP: 0.345, SLG: 0.398										2	0	0	0	0	2	1						
19 Chris Davis, L OBP: 0.286, SLG: 0.305										1	0	0	0	0	1	1						
11 Bengie Molina, R OBP: 0.287, SLG: 0.312										3	0	0	0	0	0	0						
20 Julio Borbon, L OBP: 0.305, SLG: 0.345										3	0	2	0	0	0	0						
Inning Stats	R: 0 E: 0 K: 0 S: 6	H: 0 LOB: 0 BB: 0 P: 9	R: 0 E: 0 K: 0 S: 5	H: 1 LOB: 0 BB: 0 P: 8	R: 0 E: 0 K: 1 S: 10	H: 0 LOB: 0 BB: 0 P: 14	R: 0 E: 0 K: 1 S: 8	H: 0 LOB: 0 BB: 0 P: 13	R: 0 E: 0 K: 2 S: 10	H: 1 LOB: 1 BB: 0 P: 14	R: 0 E: 0 K: 1 S: 11	H: 2 LOB: 2 BB: 0 P: 19	R: 0 E: 0 K: 1 S: 9	H: 0 LOB: 1 BB: 1 P: 15	R: 0 E: 0 K: 2 S: 12	H: 1 LOB: 0 BB: 0 P: 18	R: 0 E: 0 K: 0 S: 9	H: 0 LOB: 0 BB: 0 P: 12	1B: 5 2B: 0 3B: 0 HR: 0	SF: 0 SAC: 1 DP: 1 HBP: 0	WP: 0 PB: 0 SB: 1 CS: 0	PA: 32
PITCHER 54 Ervin Santana, R ERA: 3.77	IP: 9.0 WLS: W BF: 32	H: 5 R: 0 ER: 0 SO: 8	BB: 1 IBB: 0 HBP: 0 BLK: 0	WP: 0 HR: 0 S: 80 P: 122	ERA: 0.00 WHIP: 0.667	PITCHER										IP: WLS: BF: H: R: ER: SO: BB: IBB: HBP: BLK: WP: HR: S: P: ERA: WHIP						

Batter	1	2	3	4	5	6	7	8	9	AB	R	H	RBI	BB	SO	LOB	BOTTOM			
47 Howie Kendrick, R OBP: 0.312, SLG: 0.402										3	0	0	0	1	2	0	<p>Texas Rangers @ Los Angeles Angels Angel Stadium of Anaheim, Anaheim, CA Tue Sep 21 2010, 7:07 PM - 9:18 PM PDT Att: 41,707 - Cloudy - 67 F</p>			
53 Bobby Abreu, L OBP: 0.351, SLG: 0.441										4	0	1	0	0	2	1				
77 Reggie Willits, S OBP: 0.341, SLG: 0.301										0	0	0	0	0	0	0				
48 Toni Hunter, R OBP: 0.360, SLG: 0.472										4	0	0	0	0	2	2				
55 Hideki Matsui, L OBP: 0.361, SLG: 0.460										3	1	1	0	1	1	1				
44 Mike Napoli, R OBP: 0.322, SLG: 0.482										3	0	1	0	0	1	3				
16 Hank Conger, L OBP: 0.235, SLG: 0.313										3	1	1	1	0	0	1				
18 Kevin Frandsen, R OBP: 0.311, SLG: 0.338										3	0	0	1	0	2	2				
3 Brandon Wood, R OBP: 0.187, SLG: 0.224										3	0	0	0	0	2	1				
25 Peter Bourjos, R OBP: 0.234, SLG: 0.370										3	0	0	0	0	2	2				
Inning Stats	R: 0 E: 0 K: 3 S: 13	H: 0 LOB: 2 BB: 2 P: 25	R: 1 E: 0 K: 2 S: 8	H: 1 LOB: 0 BB: 0 P: 11	R: 0 E: 0 K: 1 S: 6	H: 0 LOB: 0 BB: 0 P: 8	R: 1 E: 1 K: 1 S: 14	H: 1 LOB: 2 BB: 0 P: 18	R: 0 E: 0 K: 0 S: 5	H: 1 LOB: 0 BB: 0 P: 13	R: 0 E: 0 K: 2 S: 9	H: 0 LOB: 0 BB: 0 P: 12	R: 0 E: 0 K: 2 S: 10	H: 0 LOB: 0 BB: 0 P: 16	R: 0 E: 0 K: 2 S: 10	H: 0 LOB: 0 BB: 0 P: 16	1B: 2 2B: 1 3B: 1 HR: 0	SF: 0 SAC: 0 DP: 1 HBP: 0	WP: 1 PB: 0 SB: 0 CS: 0	PA: 31
PITCHER 48 Colby Lewis, R ERA: 3.79	IP: 7.0 WLS: L	R: 4 ER: 2 SO: 2	BB: 2 IBB: 0 HBP: 0 BLK: 0	WP: 0 HR: 0 S: 65 P: 93	ERA: 2.57 WHIP: 0.857	PITCHER										IP: WLS: BF: H: R: ER: SO: BB: IBB: HBP: BLK: WP: HR: S: P: ERA: WHIP				
28 Darren Oliver, L ERA: 2.44	IP: 1.0	R: 0 ER: 0 SO: 2	BB: 0 IBB: 0 HBP: 0 BLK: 0	WP: 0 HR: 0 S: 10 P: 16	ERA: 0.00 WHIP: 0.000	PITCHER										IP: WLS: BF: H: R: ER: SO: BB: IBB: HBP: BLK: WP: HR: S: P: ERA: WHIP				

livebaseballscorecards.com

AB 30
R 0
H 5
RBI 0
BB 1
SO 8
LOB 11

livebaseballscorecards.com

AB 29
R 2
H 4
RBI 2
BB 2
SO 12
LOB 13

Batter	1	2	3	4	5	6	7	8	9	AB	R	H	RBI	BB	SO	LOB	TOP								
1 Juan Pierre, L (1,7) OBP: 0.338, SLG: 0.312	G1-3			G1-3		F9			BB	3	1	0	0	1	0	1									
11 Omar Vizquel, S (1,4) OBP: 0.356, SLG: 0.347	G4-3			G3		FC6-4			1B	4	0	1	0	0	0	1									
51 Alex Rios, R (1,8) OBP: 0.336, SLG: 0.459	G5-3			G3				G5-3	1B	4	0	1	1	0	0	0									
14 Paul Konerko, R (1,3) OBP: 0.395, SLG: 0.589		G6-4-3		HR				F7	1B	4	1	2	1	0	0	1									
99 Manny Ramirez, R (1,10) OBP: 0.407, SLG: 0.461		G6-4-3		G5-3				F9		3	0	0	0	0	0	1									
12 A.J. Pierzynski, L (1,2) OBP: 0.295, SLG: 0.385				G3-1					G4-3	3	0	0	0	0	0	0									
10 Alexei Ramirez, R (1,6) OBP: 0.311, SLG: 0.427				G1-3					G5-3	3	0	1	0	0	0	0									
23 Mark Teahen, L (1,9) OBP: 0.326, SLG: 0.388				K					K2-3	3	0	1	0	0	2	1									
25 Andrew Jones, R (9,9) OBP: 0.340, SLG: 0.489										0	0	0	0	0	0	0									
22 Brent Morel, R (1,5) OBP: 0.222, SLG: 0.412				L6-5					F7	2	0	0	0	0	0	2									
7 Mark Kotsay, L (9,PH) OBP: 0.306, SLG: 0.378										1	0	0	0	0	0	0									
18 Brent Lillibridge, R (9,4) OBP: 0.272, SLG: 0.443										0	0	0	0	0	0	0									
Inning Stats	R: 0 E: 0 K: 0 S: 7	H: 0 LOB: 0 BB: 0 P: 9	R: 0 E: 0 K: 0 S: 7	H: 1 LOB: 0 BB: 0 P: 9	R: 0 E: 0 K: 1 S: 9	H: 1 LOB: 0 BB: 0 P: 14	R: 0 E: 0 K: 0 S: 9	H: 0 LOB: 0 BB: 0 P: 13	R: 1 E: 0 K: 0 S: 10	H: 1 LOB: 0 BB: 0 P: 18	R: 0 E: 0 K: 0 S: 7	H: 1 LOB: 1 BB: 0 P: 8	R: 0 E: 0 K: 0 S: 5	H: 0 LOB: 0 BB: 0 P: 9	R: 0 E: 0 K: 1 S: 9	H: 0 LOB: 0 BB: 0 P: 12	R: 1 E: 0 K: 0 S: 12	H: 2 LOB: 1 BB: 1 P: 24	1B: 5 2B: 1 3B: 0 HR: 1	SF: 0 SAC: 0 DP: 2 HBP: 0	WP: 0 PB: 0 SB: 2 CS: 0	PA: 31			
PITCHER	IP WLS BF H R ER SO BB IBB HBP BLK WP HR S P ERA WHIP	IP WLS BF H R ER SO BB IBB HBP BLK WP HR S P ERA WHIP	IP WLS BF H R ER SO BB IBB HBP BLK WP HR S P ERA WHIP	IP WLS BF H R ER SO BB IBB HBP BLK WP HR S P ERA WHIP	IP WLS BF H R ER SO BB IBB HBP BLK WP HR S P ERA WHIP	IP WLS BF H R ER SO BB IBB HBP BLK WP HR S P ERA WHIP	IP WLS BF H R ER SO BB IBB HBP BLK WP HR S P ERA WHIP	IP WLS BF H R ER SO BB IBB HBP BLK WP HR S P ERA WHIP	IP WLS BF H R ER SO BB IBB HBP BLK WP HR S P ERA WHIP	IP WLS BF H R ER SO BB IBB HBP BLK WP HR S P ERA WHIP	IP WLS BF H R ER SO BB IBB HBP BLK WP HR S P ERA WHIP	IP WLS BF H R ER SO BB IBB HBP BLK WP HR S P ERA WHIP	IP WLS BF H R ER SO BB IBB HBP BLK WP HR S P ERA WHIP	IP WLS BF H R ER SO BB IBB HBP BLK WP HR S P ERA WHIP	IP WLS BF H R ER SO BB IBB HBP BLK WP HR S P ERA WHIP	IP WLS BF H R ER SO BB IBB HBP BLK WP HR S P ERA WHIP	IP WLS BF H R ER SO BB IBB HBP BLK WP HR S P ERA WHIP	IP WLS BF H R ER SO BB IBB HBP BLK WP HR S P ERA WHIP	IP WLS BF H R ER SO BB IBB HBP BLK WP HR S P ERA WHIP	IP WLS BF H R ER SO BB IBB HBP BLK WP HR S P ERA WHIP	IP WLS BF H R ER SO BB IBB HBP BLK WP HR S P ERA WHIP	IP WLS BF H R ER SO BB IBB HBP BLK WP HR S P ERA WHIP	IP WLS BF H R ER SO BB IBB HBP BLK WP HR S P ERA WHIP	IP WLS BF H R ER SO BB IBB HBP BLK WP HR S P ERA WHIP	IP WLS BF H R ER SO BB IBB HBP BLK WP HR S P ERA WHIP

Chicago White Sox @ Los Angeles Angels
Angel Stadium of Anaheim, Anaheim, CA
Fri Sep 24 2010, 7:08 PM - 9:47 PM PDT
Att: 41,046 - Clear - 79 F

livebaseballscorecards.com

AB 30
R 2
H 6
RBI 2
BB 1
SO 2
LOB 7



Batter	1	2	3	4	5	6	7	8	9	AB	R	H	RBI	BB	SO	LOB	BOTTOM								
25 Peter Bourjos, R (1,8) OBP: 0.228, SLG: 0.357	E6		B3			E8			1B	4	0	1	0	0	0	0									
47 Howie Kendrick, R (1,4) OBP: 0.316, SLG: 0.410	G1-3			3B		2B			1B	4	1	3	0	0	0	1									
53 Bobby Abreu, L (1,7) OBP: 0.352, SLG: 0.440	K			BB		1B			K	3	0	1	0	1	2	3									
48 Torii Hunter, R (1,9) OBP: 0.358, SLG: 0.467	F7			1B		K			K	4	0	1	1	0	2	5									
55 Hideki Matsui, L (1,10) OBP: 0.360, SLG: 0.457	L1			F9					P6	2	0	0	0	1	0	2									
20 Juan Rivera, R (8,PH) OBP: 0.309, SLG: 0.397										1	0	0	0	0	0	2									
16 Hank Conger, L (1,2) OBP: 0.200, SLG: 0.263	G6-3			G4-6-3		G4-3			K2-3	3	0	0	0	0	0	5									
77 Reggie Willits, S (9,PH) OBP: 0.341, SLG: 0.303										1	0	0	0	0	1	0									
44 Mark Trumbo, R (1,3) OBP: 0.341, SLG: 0.303	F7					K			K	4	0	0	0	0	2	0									
3 Brandon Wood, R (1,5) OBP: 0.181, SLG: 0.217						F7			K	3	0	0	0	0	1	0									
44 Mike Napoli, R (9,PH) OBP: 0.322, SLG: 0.487									K	1	0	0	0	0	1	0									
18 Andrew Romine, S (1,6) OBP: 0.322, SLG: 0.487				K2-3		F7				3	0	0	0	0	2	0									
Inning Stats	R: 0 E: 1 K: 1 S: 13	H: 0 LOB: 1 BB: 0 P: 18	R: 0 E: 0 K: 0 S: 7	H: 0 LOB: 0 BB: 0 P: 9	R: 0 E: 0 K: 2 S: 7	H: 0 LOB: 0 BB: 0 P: 8	R: 1 E: 0 K: 0 S: 14	H: 2 LOB: 1 BB: 1 P: 22	R: 0 E: 0 K: 1 S: 6	H: 0 LOB: 0 BB: 0 P: 10	R: 0 E: 1 K: 1 S: 17	H: 2 LOB: 3 BB: 1 P: 25	R: 0 E: 0 K: 1 S: 9	H: 0 LOB: 0 BB: 0 P: 11	R: 0 E: 0 K: 2 S: 13	H: 2 LOB: 2 BB: 0 P: 19	R: 0 E: 0 K: 3 S: 10	H: 0 LOB: 0 BB: 0 P: 14	1B: 4 2B: 1 3B: 1 HR: 0	SF: 0 SAC: 0 DP: 1 HBP: 0	WP: 1 PB: 0 SB: 4 CS: 1	PA: 35			
PITCHER	IP WLS BF H R ER SO BB IBB HBP BLK WP HR S P ERA WHIP	IP WLS BF H R ER SO BB IBB HBP BLK WP HR S P ERA WHIP	IP WLS BF H R ER SO BB IBB HBP BLK WP HR S P ERA WHIP	IP WLS BF H R ER SO BB IBB HBP BLK WP HR S P ERA WHIP	IP WLS BF H R ER SO BB IBB HBP BLK WP HR S P ERA WHIP	IP WLS BF H R ER SO BB IBB HBP BLK WP HR S P ERA WHIP	IP WLS BF H R ER SO BB IBB HBP BLK WP HR S P ERA WHIP	IP WLS BF H R ER SO BB IBB HBP BLK WP HR S P ERA WHIP	IP WLS BF H R ER SO BB IBB HBP BLK WP HR S P ERA WHIP	IP WLS BF H R ER SO BB IBB HBP BLK WP HR S P ERA WHIP	IP WLS BF H R ER SO BB IBB HBP BLK WP HR S P ERA WHIP	IP WLS BF H R ER SO BB IBB HBP BLK WP HR S P ERA WHIP	IP WLS BF H R ER SO BB IBB HBP BLK WP HR S P ERA WHIP	IP WLS BF H R ER SO BB IBB HBP BLK WP HR S P ERA WHIP	IP WLS BF H R ER SO BB IBB HBP BLK WP HR S P ERA WHIP	IP WLS BF H R ER SO BB IBB HBP BLK WP HR S P ERA WHIP	IP WLS BF H R ER SO BB IBB HBP BLK WP HR S P ERA WHIP	IP WLS BF H R ER SO BB IBB HBP BLK WP HR S P ERA WHIP	IP WLS BF H R ER SO BB IBB HBP BLK WP HR S P ERA WHIP	IP WLS BF H R ER SO BB IBB HBP BLK WP HR S P ERA WHIP	IP WLS BF H R ER SO BB IBB HBP BLK WP HR S P ERA WHIP	IP WLS BF H R ER SO BB IBB HBP BLK WP HR S P ERA WHIP	IP WLS BF H R ER SO BB IBB HBP BLK WP HR S P ERA WHIP	IP WLS BF H R ER SO BB IBB HBP BLK WP HR S P ERA WHIP	IP WLS BF H R ER SO BB IBB HBP BLK WP HR S P ERA WHIP

Chicago White Sox @ Los Angeles Angels
Angel Stadium of Anaheim, Anaheim, CA
Fri Sep 24 2010, 7:08 PM - 9:47 PM PDT
Att: 41,046 - Clear - 79 F

livebaseballscorecards.com

AB 33
R 1
H 6
RBI 1
BB 2
SO 11
LOB 18



Batter	1	2	3	4	5	6	7	8	9	AB	R	H	RBI	BB	SO	LOB	TOP			
1 Juan Pierre, L OBP: 0.338, SLG: 0.312	G1-3		SH1-4	F8			SH			3	0	1	1	0	0	0	Chicago White Sox @ Los Angeles Angels Angel Stadium of Anaheim, Anaheim, CA Sat Sep 25 2010, 6:08 PM - 8:44 PM PDT Att. 40,758 - Clear - 85 F livebaseballscorecards.com			
10 Alexei Ramirez, R OBP: 0.310, SLG: 0.425	F7		51 PB 2B		F7		P4		P4	5	1	1	2	0	0	2				
51 Alex Rios, R OBP: 0.336, SLG: 0.459	F9		99 2B		L8		F8			4	1	1	1	0	0	1				
14 Paul Konerko, R OBP: 0.394, SLG: 0.586		HBP	G5-3		F9			K		3	0	0	0	0	1	1				
99 Manny Ramirez, R OBP: 0.405, SLG: 0.461	F8					K		G6-3		4	0	1	1	0	1	1				
20 Carlos Quentin, R OBP: 0.337, SLG: 0.474	F8					G5-3				4	0	1	0	0	0	2				
25 Andruw Jones, R OBP: 0.340, SLG: 0.489	F8		P4							0	0	0	0	0	0	0				
27 Ramon Castro, R OBP: 0.333, SLG: 0.518	F9					P4		G5-3		4	1	1	1	0	0	2				
22 Brent Morel, R OBP: 0.250, SLG: 0.421			SH1-4 10 1B						G6-3	4	2	2	0	0	1	0				
18 Brent Lillibridge, R OBP: 0.271, SLG: 0.427			10 1B SH1-4			P3		G4-3		3	1	0	0	1	0	1				
Inning Stats	R: 0 E: 0 K: 0 S: 7	H: 0 LOB: 0 BB: 0 P: 14	R: 0 E: 0 K: 0 S: 11	H: 0 LOB: 1 BB: 0 P: 16	R: 4 E: 0 K: 0 S: 21	H: 4 LOB: 1 BB: 1 P: 31	R: 1 E: 0 K: 1 S: 11	H: 1 LOB: 0 BB: 0 P: 19	R: 0 E: 0 K: 1 S: 10	H: 0 LOB: 0 BB: 0 P: 14	R: 0 E: 0 K: 1 S: 14	H: 0 LOB: 0 BB: 0 P: 16	R: 0 E: 0 K: 1 S: 12	H: 1 LOB: 1 BB: 0 P: 21	R: 0 E: 0 K: 0 S: 7	H: 1 LOB: 1 BB: 0 P: 9	1B: 5 2B: 2 3B: 0 HR: 1	SF: 0 SAC: 2 DP: 0 HBP: 1	WP: 0 PB: 1 SB: 1 CS: 0	PA: 38
PITCHER	IP WLS BF H R ER SO BB IBB HBP BLK WP HR S P ERA WHIP	IP WLS BF H R ER SO BB IBB HBP BLK WP HR S P ERA WHIP	IP WLS BF H R ER SO BB IBB HBP BLK WP HR S P ERA WHIP	IP WLS BF H R ER SO BB IBB HBP BLK WP HR S P ERA WHIP	IP WLS BF H R ER SO BB IBB HBP BLK WP HR S P ERA WHIP	IP WLS BF H R ER SO BB IBB HBP BLK WP HR S P ERA WHIP	IP WLS BF H R ER SO BB IBB HBP BLK WP HR S P ERA WHIP	IP WLS BF H R ER SO BB IBB HBP BLK WP HR S P ERA WHIP	IP WLS BF H R ER SO BB IBB HBP BLK WP HR S P ERA WHIP	IP WLS BF H R ER SO BB IBB HBP BLK WP HR S P ERA WHIP	IP WLS BF H R ER SO BB IBB HBP BLK WP HR S P ERA WHIP	IP WLS BF H R ER SO BB IBB HBP BLK WP HR S P ERA WHIP	IP WLS BF H R ER SO BB IBB HBP BLK WP HR S P ERA WHIP	IP WLS BF H R ER SO BB IBB HBP BLK WP HR S P ERA WHIP	IP WLS BF H R ER SO BB IBB HBP BLK WP HR S P ERA WHIP	IP WLS BF H R ER SO BB IBB HBP BLK WP HR S P ERA WHIP	IP WLS BF H R ER SO BB IBB HBP BLK WP HR S P ERA WHIP			
19 Scott Kazmir, L ERA: 6.03	(1, 1)	3.0	L	16	5	5	5	0	1	0	1	40	63	15.00	2.000					
32 Matt Palmer, R ERA: 4.54	(4, 1)	2.0		6	0	0	0	1	0	0	0	19	31	0.00	0.000					
63 Rich Thompson, R ERA: 1.53	(6, 1)	2.0		8	1	1	1	1	0	0	0	24	30	4.50	0.500					
17 Jason Bulger, R ERA: 5.09	(8, 1)	1.0		4	1	0	0	1	0	0	0	12	21	0.00	1.000					
45 Francisco Rodriguez, R ERA: 4.37	(9, 1)	1.0		4	1	0	0	0	0	0	0	7	9	0.00	1.000					

Batter	1	2	3	4	5	6	7	8	9	AB	R	H	RBI	BB	SO	LOB	BOTTOM			
25 Peter Bourjos, R OBP: 0.227, SLG: 0.347	47 2B BB	G6-3		P4			G6-3		K	4	1	0	0	1	1	4	Chicago White Sox @ Los Angeles Angels Angel Stadium of Anaheim, Anaheim, CA Sat Sep 25 2010, 6:08 PM - 8:44 PM PDT Att. 40,758 - Clear - 85 F livebaseballscorecards.com			
47 Howie Kendrick, R OBP: 0.315, SLG: 0.410	G4-3 53 48 1B	G5-3			L4		F8			4	1	1	1	0	0	2				
53 Bobby Abreu, L OBP: 0.349, SLG: 0.437	G4-3							G4-3		4	0	0	0	0	2	1				
48 Torii Hunter, R OBP: 0.359, SLG: 0.467	20 HBP 1B		G6-3		B1-3			20 1B BB		3	0	1	1	1	0	0				
44 Mike Napoli, R OBP: 0.319, SLG: 0.483	F8		K			K		K		4	0	0	0	0	3	2				
20 Juan Rivera, R OBP: 0.313, SLG: 0.399					46 1B		G5-3			3	0	2	0	0	0	0				
18 Kevin Frandsen, R OBP: 0.296, SLG: 0.321	F9						F7		G1-3	4	0	0	0	0	0	5				
46 Bobby Wilson, R OBP: 0.297, SLG: 0.430										3	0	3	0	0	0	0				
16 Hank Conger, L OBP: 0.236, SLG: 0.263			SH1-4 3 1B						55 1B BB	0	0	0	0	1	0	0				
3 Brandon Wood, R OBP: 0.180, SLG: 0.215										2	0	0	0	0	0	3				
55 Hideki Matsui, L OBP: 0.360, SLG: 0.456										1	0	0	0	0	0	1				
Inning Stats	R: 2 E: 0 K: 0 S: 12	H: 2 LOB: 2 BB: 1 P: 24	R: 0 E: 0 K: 0 S: 8	H: 1 LOB: 1 BB: 0 P: 12	R: 0 E: 0 K: 2 S: 8	H: 0 LOB: 0 BB: 0 P: 13	R: 0 E: 0 K: 0 S: 10	H: 2 LOB: 2 BB: 0 P: 15	R: 0 E: 0 K: 1 S: 8	H: 0 LOB: 0 BB: 0 P: 11	R: 0 E: 0 K: 1 S: 5	H: 0 LOB: 0 BB: 0 P: 8	R: 0 E: 0 K: 1 S: 11	H: 1 LOB: 1 BB: 0 P: 19	R: 0 E: 0 K: 1 S: 7	H: 0 LOB: 0 BB: 1 P: 13	1B: 5 2B: 2 3B: 0 HR: 0	SF: 0 SAC: 1 DP: 1 HBP: 1	WP: 0 PB: 0 SB: 0 CS: 0	PA: 37
PITCHER	IP WLS BF H R ER SO BB IBB HBP BLK WP HR S P ERA WHIP	IP WLS BF H R ER SO BB IBB HBP BLK WP HR S P ERA WHIP	IP WLS BF H R ER SO BB IBB HBP BLK WP HR S P ERA WHIP	IP WLS BF H R ER SO BB IBB HBP BLK WP HR S P ERA WHIP	IP WLS BF H R ER SO BB IBB HBP BLK WP HR S P ERA WHIP	IP WLS BF H R ER SO BB IBB HBP BLK WP HR S P ERA WHIP	IP WLS BF H R ER SO BB IBB HBP BLK WP HR S P ERA WHIP	IP WLS BF H R ER SO BB IBB HBP BLK WP HR S P ERA WHIP	IP WLS BF H R ER SO BB IBB HBP BLK WP HR S P ERA WHIP	IP WLS BF H R ER SO BB IBB HBP BLK WP HR S P ERA WHIP	IP WLS BF H R ER SO BB IBB HBP BLK WP HR S P ERA WHIP	IP WLS BF H R ER SO BB IBB HBP BLK WP HR S P ERA WHIP	IP WLS BF H R ER SO BB IBB HBP BLK WP HR S P ERA WHIP	IP WLS BF H R ER SO BB IBB HBP BLK WP HR S P ERA WHIP	IP WLS BF H R ER SO BB IBB HBP BLK WP HR S P ERA WHIP	IP WLS BF H R ER SO BB IBB HBP BLK WP HR S P ERA WHIP				
50 John Danks, L ERA: 3.74	(1, 1)	8.0	W	34	7	2	2	5	2	0	1	69	110	2.25	1.125					
40 J.J. Putz, R ERA: 2.92	(9, 1)	0.0		1	0	0	0	0	1	0	0	0	4							
49 Chris Sale, L ERA: 1.4	(9, 1)	1.0		2	0	0	0	1	0	0	0	7	9	0.00	0.000					


Batter	1	2	3	4	5	6	7	8	9	AB	R	H	RBI	BB	SO	LOB	TOP										
1 Juan Pierre, L (1,7) OBP: 0.339, SLG: 0.316	B5-3		L1			SH5-4			G6-3	5	2	1	0	0	0		Chicago White Sox @ Los Angeles Angels Angel Stadium of Anaheim, Anaheim, CA Sun Sep 26 2010, 12:38 PM - 3:24 PM PDT Att: 42,686 - Sunny - 94 F livebaseballscorecards.com										
11 Omar Vizquel, S (1,4) OBP: 0.355, SLG: 0.347	K		F9			SH5-4				3	0	1	1	0	1	0											
20 Carlos Quentin, R (1,9) 51 Alex Rios, R (8,PR) OBP: 0.336, SLG: 0.459	K			F9						4	0	2	1	0	1	0											
12 A.J. Pierzynski, L (1,2)	K				F9					4	0	2	0	0	1	1											
7 Mark Kotsay, L (1,3) OBP: 0.306, SLG: 0.376	E6		FC4-6			F7				4	1	1	0	0	0	3											
10 Alexei Ramirez, R (1,6) OBP: 0.311, SLG: 0.428			L5			K				4	0	2	0	0	1	3											
23 Mark Teahen, L (1,10) OBP: 0.325, SLG: 0.387	SF9									3	1	1	1	0	1	2											
30 Alejandro De Aza, L (1,8) (8,9)	K									3	0	0	0	0	2	1											
22 Brent Morel, R (1,5) OBP: 0.227, SLG: 0.381			K							4	0	0	0	0	2	1											
Inning Stats	R: 0 E: 0 K: 2 S: 7	H: 0 LOB: 0 BB: 0 P: 8	R: 1 E: 0 K: 2 S: 14	H: 1 LOB: 1 BB: 0 P: 18	R: 0 E: 0 K: 1 S: 17	H: 0 LOB: 0 BB: 0 P: 23	R: 0 E: 1 K: 0 S: 14	H: 1 LOB: 1 BB: 0 P: 17	R: 0 E: 0 K: 3 S: 9	H: 0 LOB: 0 BB: 0 P: 13	R: 1 E: 0 K: 1 S: 12	H: 3 LOB: 2 BB: 0 P: 16	R: 2 E: 0 K: 0 S: 8	H: 3 LOB: 0 BB: 0 P: 12	R: 0 E: 0 K: 0 S: 8	H: 3 LOB: 2 BB: 0 P: 11		R: 0 E: 0 K: 0 S: 9	H: 0 LOB: 0 BB: 0 P: 12	1B: 9 2B: 2 3B: 1 HR: 0	SF: 1 SAC: 2 DP: 1 HBP: 0	WP: 0 PB: 0 CS: 1	PA: 38				
PITCHER	IP	WLS	BF	H	R	ER	SO	BB	IBB	HBP	BLK	WP	HR	S	P	ERA	WHIP										
36 Jered Weaver, R (1,1) ERA: 3.02	6.2	L	29	8	4	3	9	0	0	0	0	0	0	81	106	4.05	1.200										
40 Kevin Jepsen, R (7,1) ERA: 4.25	1.1		5	3	0	0	0	0	0	0	0	0	0	8	12	0.00	2.250										
38 Bobby Cassevah, R (9,1) ERA: 3.57	1.0		3	0	0	0	0	0	0	0	0	0	0	9	12	0.00	0.000										

Batter	1	2	3	4	5	6	7	8	9	AB	R	H	RBI	BB	SO	LOB	BOTTOM										
25 Peter Bourjos, R (1,8) OBP: 0.239, SLG: 0.351	53 2B				F8				K	4	1	2	0	1	1	0	Chicago White Sox @ Los Angeles Angels Angel Stadium of Anaheim, Anaheim, CA Sun Sep 26 2010, 12:38 PM - 3:24 PM PDT Att: 42,686 - Sunny - 94 F livebaseballscorecards.com										
47 Howie Kendrick, R (1,4) OBP: 0.315, SLG: 0.409	F8									4	0	1	0	0	1	4											
53 Bobby Abreu, L (1,7) OBP: 0.350, SLG: 0.438	48 1B		G4-3							3	1	1	1	1	1	1											
48 Torii Hunter, R (1,9) OBP: 0.360, SLG: 0.467	55 G4-3		P4							4	1	2	1	0	0	2											
55 Hideki Matsui, L (1,10) 77 Reggie Willits, S (8,PH) OBP: 0.339, SLG: 0.301	G4-3		F7							3	0	0	0	0	0	1											
16 Hank Conger, L (1,2) 44 Mike Napoli, R (8,PH) 5 Jeff Mathis, R (9,2) OBP: 0.210, SLG: 0.276										2	0	2	1	1	0	0											
44 Mark Trumbo, R (1,3) OBP: 0.312, SLG: 0.398	K									1	0	0	0	0	1	1											
3 Brandon Wood, R (1,5) OBP: 0.177, SLG: 0.212										0	0	0	0	0	0	0											
20 Juan Rivera, R (9,PH) OBP: 0.312, SLG: 0.398										4	0	0	0	0	3	4											
18 Andrew Romine, S (1,6) 6 Alberto Callaspo, S (7,PH) 18 Kevin Frandsen, R (8,5) OBP: 0.294, SLG: 0.319										4	0	0	0	0	0	0											
Inning Stats	R: 3 E: 0 K: 1 S: 21	H: 4 LOB: 1 BB: 0 P: 28	R: 0 E: 0 K: 1 S: 12	H: 2 LOB: 0 BB: 0 P: 18	R: 0 E: 0 K: 0 S: 10	H: 0 LOB: 0 BB: 0 P: 17	R: 0 E: 0 K: 1 S: 6	H: 1 LOB: 1 BB: 0 P: 9	R: 0 E: 0 K: 0 S: 9	H: 0 LOB: 1 BB: 1 P: 13	R: 0 E: 0 K: 1 S: 7	H: 0 LOB: 1 BB: 1 P: 16	R: 0 E: 0 K: 2 S: 12	H: 1 LOB: 0 BB: 0 P: 15	R: 0 E: 0 K: 1 S: 10	H: 0 LOB: 0 BB: 0 P: 14	1B: 7 2B: 3 3B: 0 HR: 0	SF: 0 SAC: 0 DP: 2 HBP: 0	WP: 0 PB: 0 CS: 1	PA: 37							
PITCHER	IP	WLS	BF	H	R	ER	SO	BB	IBB	HBP	BLK	WP	HR	S	P	ERA	WHIP										
57 Ramon Pena, R (1,1) ERA: 4.85	6.0	W	26	8	3	3	4	2	0	0	0	0	0	65	102	4.50	1.667										
71 Scott Linebrink, R (7,1) ERA: 4.39	1.0	H	5	1	0	0	1	1	0	0	0	0	0	13	23	0.00	2.000										
37 Matt Thornton, L (8,1) ERA: 2.79	2.0	S	6	0	0	0	3	0	0	0	0	0	0	18	22	0.00	0.000										

Batter	1	2	3	4	5	6	7	8	9	AB	R	H	RBI	BB	SO	LOB	TOP	
11 Rajai Davis, R OBP: 0.307, SLG: 0.366 19 Jeff Larish, L OBP: 0.268, SLG: 0.317	L8	K		F9	K		K		G3-1	5	0	0	0	0	3	6		
10 Danic Barton, L OBP: 0.393, SLG: 0.394	32 1B 8 SF6 14 1B	14 1B IBB		L7		G3-1		G4-3		4	1	1	0	2	0	0		
14 Mark Ellis, R OBP: 0.354, SLG: 0.367	8 SF6 32 1B	1B		32 1B	2B	G6-3		K	G5-3	6	1	3	1	0	1	2		
32 Jack Cust, L OBP: 0.401, SLG: 0.442	8 SF6	1B		8 BB	1B	K		8 3B		5	1	3	1	0	2	3		
8 Kurt Suzuki, R OBP: 0.312, SLG: 0.372	SF6	G5-3			BB		22 BB 45 1B	1B	1-H 3B	3	0	2	2	1	0	3		
5 Kevin Kouzmanoff, R OBP: 0.269, SLG: 0.395	F9			2 FC6	1B	K		P4	BB	4	0	1	0	1	1	5		
45 Jeremy Hermida, L OBP: 0.276, SLG: 0.371		HR		F7				22 BB	1B	5	1	2	1	0	1	3		
22 Chris Carter, R OBP: 0.193, SLG: 0.212 18 Gabe Gross, L OBP: 0.293, SLG: 0.314		11 S 14 1B 2 1B	BB	K				F8		2	1	0	0	2	1	1		
2 Cliff Pennington, S OBP: 0.319, SLG: 0.367	14 1B 11 S	1B		FC6	2B			F9		5	0	3	0	0	0	4		
	R: 1 H: 3 E: 0 LOB: 2 K: 0 BB: 0 S: 14 P: 20	R: 2 H: 3 E: 0 LOB: 3 K: 2 BB: 2 S: 19 P: 34	R: 0 H: 1 E: 0 LOB: 1 K: 1 BB: 0 S: 11 P: 14	R: 1 H: 2 E: 0 LOB: 2 K: 1 BB: 1 S: 10 P: 17	R: 0 H: 1 E: 0 LOB: 1 K: 1 BB: 0 S: 10 P: 14	R: 0 H: 0 E: 0 LOB: 0 K: 1 BB: 0 S: 11 P: 16	R: 0 H: 2 E: 0 LOB: 1 K: 1 BB: 1 S: 10 P: 19	R: 1 H: 2 E: 0 LOB: 2 K: 2 BB: 1 S: 11 P: 22	R: 0 H: 1 E: 0 LOB: 2 K: 0 BB: 1 S: 8 P: 15	1B: 11 SF: 1 2B: 2 SAC: 0 3B: 1 DP: 0 HR: 1 HBP: 0	WP: 0 PA: 48 PB: 0 SB: 3 CS: 0							
	PITCHER	IP	WLS	BF	H	R	ER	SO	BB	IBB	HBP	BLK	WP	HR	S	P	ERA	WHIP
54 Ervin Santana, R ERA: 3.83	6.0			31	10	4	4	6	2	1	0	0	0	1	75	115	6.00	2.000
58 Michael Kohn, R ERA: 2.33	1.0	W	6	2	0	0	1	1	0	0	0	0	0	0	10	19	0.00	3.000
51 Jordan Walden, R ERA: 2.19	1.0	H	6	2	1	1	2	1	0	0	0	0	0	0	11	22	9.00	3.000
56 Fernando Rodney, R ERA: 4.09	1.0	S	5	1	0	0	0	1	0	0	0	0	0	0	8	15	0.00	2.000

Oakland Athletics @ Los Angeles Angels
Angel Stadium of Anaheim, Anaheim, CA
Mon Sep 27 2010, 7:07 PM - 10:19 PM PDT
Att. 40,414 - Clear - 96 F


AB 41
R 5
H 15
RBI 5
BB 6
SO 9
LOB 28



Batter	1	2	3	4	5	6	7	8	9	AB	R	H	RBI	BB	SO	LOB	BOTTOM	
25 Peter Bourjos, R OBP: 0.238, SLG: 0.346	G1-6-3			G5-3		G5-3	F8			5	0	1	0	0	0	4		
47 Howie Kendrick, R OBP: 0.314, SLG: 0.407	L8	1B		G4-3			K	G6-3		5	0	1	1	0	1	0		
53 Bobby Abreu, L OBP: 0.349, SLG: 0.436	F8	F7			G3		48 BB 55 1B	G4-3		5	1	1	0	0	0	3		
48 Torii Hunter, R OBP: 0.359, SLG: 0.464		G1-3		20 BLK	1B		F8	G5-3	G6-3	5	0	1	0	0	0	1		
20 Juan Rivera, R OBP: 0.314, SLG: 0.401 6 Alberto Callaspo, S OBP: 0.369, SLG: 0.376 77 Reggie Willits, S OBP: 0.339, SLG: 0.301		13 1B 2B		FC6				13 BB 55 1B	2 HBP	BB	2	1	1	0	1	0		
44 Mike Napoli, R OBP: 0.318, SLG: 0.479 55 Hideki Matsui, L OBP: 0.359, SLG: 0.454 44 Mark Trumbo, R		13 1B 2 FC1	BB	K		G6-3		2 HBP 16 BB	13 BB	1B	2	1	0	1	1	3		
13 Maicer Izturis, S OBP: 0.320, SLG: 0.372		25 1B 47 1B	FC1	1B	K			2 SH1-4	16 BB 2 HBP	BB	3	1	2	1	1	2		
2 Erick Aybar, S OBP: 0.306, SLG: 0.331		FC1		P6				SH1-4	16 BB	HBP	2	0	2	0	0	3		
46 Bobby Wilson, R OBP: 0.288, SLG: 0.417 16 Hank Conger, L OBP: 0.360, SLG: 0.381		G2			F8			P6		BB	3	0	0	0	0	3		
	R: 0 H: 0 E: 0 LOB: 0 K: 0 BB: 0 S: 10 P: 15	R: 3 H: 4 E: 0 LOB: 3 K: 0 BB: 1 S: 22 P: 36	R: 0 H: 1 E: 0 LOB: 2 K: 2 BB: 0 S: 16 P: 22	R: 0 H: 0 E: 0 LOB: 0 K: 0 BB: 0 S: 6 P: 7	R: 0 H: 0 E: 0 LOB: 1 K: 0 BB: 1 S: 7 P: 11	R: 0 H: 1 E: 0 LOB: 1 K: 0 BB: 0 S: 6 P: 10	R: 3 H: 2 E: 0 LOB: 3 K: 1 BB: 3 S: 20 P: 42	R: 0 H: 0 E: 0 LOB: 0 K: 0 BB: 0 S: 8 P: 14	1B: 7 SF: 0 2B: 1 SAC: 1 3B: 0 DP: 0 HR: 0 HBP: 1	WP: 0 PA: 40 PB: 0 SB: 0 CS: 0								
	PITCHER	IP	WLS	BF	H	R	ER	SO	BB	IBB	HBP	BLK	WP	HR	S	P	ERA	WHIP
49 Brett Anderson, L ERA: 2.91	6.1			30	7	4	4	3	2	0	0	1	0	0	76	116	5.68	1.421
31 Brad Ziegler, R ERA: 3.2	0.1	L	2	0	0	0	0	1	0	0	0	0	0	0	3	7	0.00	3.000
61 Justin James, R ERA: 4.5	0.0	B	4	1	2	2	0	2	0	1	0	0	0	0	5	15	∞	∞
50 Ross Wolf, R ERA: 4.63	1.1			4	0	0	0	0	0	0	0	0	0	0	11	19	0.00	0.000

Oakland Athletics @ Los Angeles Angels
Angel Stadium of Anaheim, Anaheim, CA
Mon Sep 27 2010, 7:07 PM - 10:19 PM PDT
Att. 40,414 - Clear - 96 F

AB 33
R 6
H 8
RBI 6
BB 5
SO 3
LOB 20



Batter	1	2	3	4	5	6	7	8	9	AB	R	H	RBI	BB	SO	LOB	TOP			
25 Peter Bourjos, R OBP: 0.237, SLG: 0.367										4	1	1	0	0	0	1				
77 Reggie Willits, S OBP: 0.341, SLG: 0.302										3	1	0	0	1	2	1				
48 Toni Hunter, R OBP: 0.355, SLG: 0.467										4	0	1	1	0	2	0				
20 Juan Rivera, R OBP: 0.312, SLG: 0.409										3	0	0	0	1	1	0				
47 Howie Kendrick, R OBP: 0.315, SLG: 0.410										4	0	2	1	0	0	0				
13 Maicer Izturis, S OBP: 0.321, SLG: 0.363										4	0	1	0	0	0	4				
44 Mike Napoli, R OBP: 0.316, SLG: 0.468										3	0	0	0	1	1	4				
2 Erick Aybar, S OBP: 0.305, SLG: 0.328										4	0	1	0	0	1	5				
5 Jeff Mathis, R OBP: 0.219, SLG: 0.278										2	0	0	0	0	0	1				
6 Alberto Callaspo, S OBP: 0.362, SLG: 0.375										1	0	0	0	0	0	2				
Inning Stats	R: 2 E: 0 K: 2 S: 19	H: 3 LOB: 3 BB: 2 P: 36	R: 0 E: 0 K: 0 S: 6	H: 0 LOB: 0 BB: 0 P: 9	R: 0 E: 0 K: 1 S: 7	H: 0 LOB: 0 BB: 0 P: 12	R: 0 E: 0 K: 0 S: 5	H: 1 LOB: 1 BB: 0 P: 10	R: 0 E: 0 K: 1 S: 10	H: 0 LOB: 0 BB: 0 P: 15	R: 0 E: 0 K: 1 S: 9	H: 0 LOB: 0 BB: 0 P: 18	R: 0 E: 0 K: 2 S: 11	H: 0 LOB: 0 BB: 0 P: 15	R: 0 E: 0 K: 0 S: 6	H: 1 LOB: 1 BB: 1 P: 11	1B: 4 2B: 1 3B: 1 HR: 0	SF: 0 SAC: 0 DP: 1 HBP: 1	WP: 0 PB: 0 SB: 0 CS: 0	PA: 36
PITCHER	IP WLS BF H R ER SO BB IBB HBP BLK WP HR S P ERA WHIP																			
36 C.J. Wilson, L ERA: 3.35	(1, 1) 5.0 W 21 4 2 2 4 2 0 0 0 0 0 0 47 82 3.60 1.200																			
45 Derek Holland, L ERA: 4.09	(6, 1) 2.0 H 8 1 0 0 1 0 0 0 1 0 0 0 18 34 0.00 0.500																			
56 Darren O'Day, R ERA: 2.03	(8, 1) 1.0 3 0 0 0 2 0 0 0 0 0 0 0 11 35 0.00 0.000																			
59 Clay Rapada, L ERA: 4.0	(9, 1) 0.0 2 1 0 0 0 1 0 0 0 0 0 0 3 8 ∞ ∞																			
30 Neftali Feliz, R ERA: 2.73	(9, 1) 1.0 S 2 0 0 0 0 0 0 0 0 0 0 0 3 3 0.00 0.000																			

Los Angeles Angels @ Texas Rangers
Rangers Ballpark in Arlington, Arlington, TX
Sat Oct 02 2010, 8:09 PM - 11:09 PM EDT
Att. 45,893 - Clear - 79 F

AB 32
R 2
H 6
RBI 2
BB 3
SO 7
LOB 18



Batter	1	2	3	4	5	6	7	8	9	AB	R	H	RBI	BB	SO	LOB	BOTTOM			
1 Elvis Andrus, R OBP: 0.344, SLG: 0.303										4	2	2	0	1	0	0				
10 Michael Young, R OBP: 0.331, SLG: 0.446										4	1	3	1	0	0	0				
32 Josh Hamilton, L OBP: 0.412, SLG: 0.636										4	1	2	3	0	0	3				
27 Vladimir Guerrero, R OBP: 0.346, SLG: 0.497										4	0	2	1	0	0	2				
21 Jeff Francoeur, R OBP: 0.299, SLG: 0.383										1	1	0	0	0	1	1				
17 Nelson Cruz, R OBP: 0.373, SLG: 0.577										4	0	2	0	0	0	1				
5 Ian Kinsler, R OBP: 0.382, SLG: 0.409										3	0	0	0	1	0	3				
18 Mitch Moreland, L OBP: 0.360, SLG: 0.465										2	0	0	0	2	1	0				
15 Matt Treanor, R OBP: 0.289, SLG: 0.311										3	0	0	1	1	0	2				
20 Julio Borbon, L OBP: 0.309, SLG: 0.341										3	1	0	0	1	0	3				
Inning Stats	R: 0 E: 0 K: 0 S: 5	H: 1 LOB: 0 BB: 0 P: 7	R: 0 E: 0 K: 0 S: 10	H: 1 LOB: 2 BB: 1 P: 16	R: 0 E: 0 K: 0 S: 8	H: 1 LOB: 2 BB: 1 P: 16	R: 0 E: 0 K: 0 S: 7	H: 0 LOB: 0 BB: 0 P: 12	R: 3 E: 0 K: 1 S: 19	H: 4 LOB: 2 BB: 1 P: 30	R: 0 E: 0 K: 1 S: 9	H: 0 LOB: 0 BB: 0 P: 13	R: 3 E: 0 K: 0 S: 19	H: 3 LOB: 3 BB: 3 P: 36	R: 0 E: 0 K: 1 S: 16	H: 1 LOB: 1 BB: 0 P: 22	1B: 9 2B: 1 3B: 0 HR: 1	SF: 2 SAC: 0 DP: 1 HBP: 0	WP: 2 PB: 0 SB: 0 CS: 0	PA: 40
PITCHER	IP WLS BF H R ER SO BB IBB HBP BLK WP HR S P ERA WHIP																			
54 Ervin Santana, R ERA: 3.92	(1, 1) 6.1 L 30 5 1 1 1 0 3 0 0 0 0 1 1 66 104 7.11 1.895																			
45 Francisco Rodriguez, R ERA: 4.37	(7, 1) 0.1 5 1 1 1 0 2 1 0 0 0 1 0 8 23 27.00 9.000																			
38 Bobby Cassevah, R ERA: 3.15	(7, 1) 0.1 1 0 0 0 0 0 0 0 0 0 0 0 3 3 0.00 0.000																			
17 Jason Bulger, R ERA: 4.88	(8, 1) 1.0 4 1 0 0 1 0 0 0 0 0 0 0 16 22 0.00 1.000																			

Los Angeles Angels @ Texas Rangers
Rangers Ballpark in Arlington, Arlington, TX
Sat Oct 02 2010, 8:09 PM - 11:09 PM EDT
Att. 45,893 - Clear - 79 F

AB 32
R 6
H 11
RBI 6
BB 6
SO 2
LOB 15



Batter	1	2	3	4	5	6	7	8	9	AB	R	H	RBI	BB	SO	LOB	TOP					
25 Peter Bourjos, R OBP: 0.237, SLG: 0.381										4	1	1	1	0	2	0	Los Angeles Angels @ Texas Rangers Rangers Ballpark in Arlington, Arlington, TX Sun Oct 03 2010, 3:10 PM - 5:38 PM EDT Att: 45,446 - Sunny - 65 F					
47 Howie Kendrick, R OBP: 0.313, SLG: 0.407										4	0	0	0	0	1	0						
53 Bobby Abreu, L OBP: 0.352, SLG: 0.435										2	2	0	0	2	0	0						
77 Reggie Willits, S OBP: 0.341, SLG: 0.302										0	0	0	0	0	0	0						
48 Torii Hunter, R OBP: 0.354, SLG: 0.464										3	0	0	0	1	0	2						
55 Hideki Matsui, L OBP: 0.361, SLG: 0.459										3	1	2	2	0	0	1						
2 Enck Aybar, S OBP: 0.306, SLG: 0.330										1	1	1	0	0	0	0						
6 Alberto Callaspo, S OBP: 0.302, SLG: 0.374										4	1	1	1	0	0	2						
16 Hank Conger, L OBP: 0.294, SLG: 0.276										4	0	0	0	0	2	5						
44 Mark Trumbo, R OBP: 0.125, SLG: 0.067										4	0	1	2	0	1	2						
18 Andrew Romine, S OBP: 0.091, SLG: 0.091										4	0	0	0	0	1	1						
Inning Stats	R: 0 E: 0 K: 2 S: 11	H: 0 LOB: 0 BB: 0 P: 17	R: 0 E: 0 K: 1 S: 8	H: 0 LOB: 1 BB: 1 P: 15	R: 0 E: 0 K: 1 S: 7	H: 0 LOB: 0 BB: 0 P: 7	R: 2 E: 0 K: 0 S: 12	H: 1 LOB: 0 BB: 1 P: 18	R: 0 E: 0 K: 0 S: 8	H: 0 LOB: 0 BB: 0 P: 9	R: 1 E: 0 K: 0 S: 11	H: 1 LOB: 0 BB: 0 P: 16	R: 0 E: 0 K: 0 S: 7	H: 1 LOB: 2 BB: 0 P: 11	R: 0 E: 0 K: 1 S: 10	H: 0 LOB: 0 BB: 0 P: 14	R: 3 E: 0 K: 2 S: 15	H: 3 LOB: 1 BB: 1 P: 27	1B: 4 2B: 0 3B: 0 HR: 2	SF: 0 SAC: 0 DP: 0 HBP: 0	WP: 0 PB: 0 SB: 2 CS: 0	PA: 36
PITCHER	IP WLS BF H R ER SO BB IBB HBP BLK WP HR S P ERA WHIP																					
48 Colby Lewis, R ERA: 3.72	(1, 1) 5.0 L 18 1 2 2 4 2 0 0 0 0 0 1 46 66 3.60 0.600																					
57 Dustin Nippert, R ERA: 4.29	(6, 1) 1.0 L 4 1 1 1 0 0 0 0 0 0 0 1 11 16 9.00 1.000																					
28 Darren Oliver, L ERA: 2.48	(7, 1) 1.0 4 1 0 0 0 0 0 0 0 0 0 7 11 0.00 1.000																					
64 Alexi Ogando, R ERA: 1.3	(8, 1) 1.0 3 0 0 0 1 0 0 0 0 0 0 10 14 0.00 0.000																					
49 Mark Lowe, R ERA: 5.4	(9, 1) 1.0 7 3 3 3 2 1 0 0 0 0 0 0 15 27 27.00 4.000																					

Batter	1	2	3	4	5	6	7	8	9	AB	R	H	RBI	BB	SO	LOB	BOTTOM					
1 Elvis Andrus, R OBP: 0.342, SLG: 0.301										3	0	0	0	0	1	2	Los Angeles Angels @ Texas Rangers Rangers Ballpark in Arlington, Arlington, TX Sun Oct 03 2010, 3:10 PM - 5:38 PM EDT Att: 45,446 - Sunny - 65 F					
3 Andrés Blanco, S OBP: 0.330, SLG: 0.349										1	0	0	0	0	0	1						
10 Michael Young, R OBP: 0.330, SLG: 0.444										3	0	0	0	0	1	2						
18 Mitch Moreland, L OBP: 0.364, SLG: 0.469										1	0	1	0	0	0	0						
32 Josh Hamilton, L OBP: 0.411, SLG: 0.633										4	0	1	0	0	0	1						
27 Vladimir Guerrero, R OBP: 0.345, SLG: 0.496										2	0	0	0	0	0	1						
15 Matt Treanor, R OBP: 0.287, SLG: 0.308										2	0	0	0	0	0	0						
17 Nelson Cruz, R OBP: 0.374, SLG: 0.576										2	1	1	0	0	0	0						
21 Jeff Francoeur, R OBP: 0.300, SLG: 0.383										2	0	1	0	0	0	0						
5 Ian Kinsler, R OBP: 0.382, SLG: 0.412										2	0	1	0	0	0	1						
6 Esteban German, R OBP: 0.375, SLG: 0.231										1	0	0	0	1	0	1						
8 Jorge Cantu, R OBP: 0.304, SLG: 0.392										4	1	2	0	0	1	2						
11 Bengie Molina, R OBP: 0.297, SLG: 0.326										2	0	1	1	0	0	0						
2 Taylor Teagarden, R OBP: 0.259, SLG: 0.338										1	0	0	0	1	1	1						
20 Julio Borbon, L OBP: 0.309, SLG: 0.340										4	0	1	1	0	1	3						
Inning Stats	R: 0 E: 0 K: 1 S: 8	H: 0 LOB: 0 BB: 0 P: 13	R: 0 E: 0 K: 1 S: 10	H: 1 LOB: 1 BB: 0 P: 15	R: 0 E: 0 K: 0 S: 3	H: 0 LOB: 0 BB: 0 P: 5	R: 0 E: 0 K: 0 S: 11	H: 1 LOB: 0 BB: 0 P: 18	R: 2 E: 0 K: 1 S: 14	H: 4 LOB: 2 BB: 0 P: 24	R: 0 E: 0 K: 0 S: 8	H: 1 LOB: 1 BB: 0 P: 12	R: 0 E: 0 K: 2 S: 10	H: 1 LOB: 0 BB: 0 P: 12	R: 0 E: 0 K: 0 S: 3	H: 1 LOB: 0 BB: 0 P: 8	R: 0 E: 0 K: 0 S: 11	H: 0 LOB: 2 BB: 2 P: 24	1B: 7 2B: 2 3B: 0 HR: 0	SF: 0 SAC: 0 DP: 2 HBP: 0	WP: 1 PB: 0 SB: 0 CS: 0	PA: 36
PITCHER	IP WLS BF H R ER SO BB IBB HBP BLK WP HR S P ERA WHIP																					
24 Dan Haren, R ERA: 3.91	(1, 1) 6.0 H 24 7 2 2 3 0 0 0 0 0 0 10 12 3.00 1.167																					
63 Rich Thompson, R ERA: 1.37	(7, 1) 1.0 H 4 1 0 0 2 0 0 0 0 0 0 3 8 0.00 1.000																					
40 Kevin Jepsen, R ERA: 3.97	(8, 1) 1.0 H 3 1 0 0 0 0 0 0 0 0 0 3 8 0.00 1.000																					
51 Jordan Walden, R ERA: 2.35	(9, 1) 1.0 5 0 0 0 0 2 0 0 0 0 1 0 11 24 0.00 2.000																					

AB 33
R 6
H 6
RBI 6
BB 3
SO 7
LOB 13



AB 34
R 2
H 9
RBI 2
BB 2
SO 5
LOB 15

