

Los Angeles Angels - 2011

Batter	1	2	3	4	5	6	7	8	9	AB	R	H	RBI	BB	SO	LOB	TOP									
63 Jamie Hoffmann, R (1, 7) 9 Eugenio Velez, S (5, 7)										2	0	0	0	0	0	1	Los Angeles Dodgers @ Los Angeles Angels Tempe Diablo Stadium, Tempe, AZ Sat Feb 26 2011, 3:09 PM - 5:59 PM EST Att: 6,063 - Overcast - 67 F livebaseballscorecards.com									
30 Dioner Navarro, S (1, 2) Orlando Mercado, R (5, 2) OBP: 0.500, SLG: 0.500										2	0	0	0	0	0	1										
16 Andre Ethier, L (1, 9) Alfredo Silverio, R (5, 9)										2	0	0	0	0	0	0										
27 Matt Kemp, R (1, 8) OBP: 0.500, SLG: 0.500 49 Trent Oeltjen, L (5, 8) Michael Pericht, R (9, PH)										2	1	1	0	0	1	0										
9 Hector Gimenez, S (1, 10) OBP: 0.250, SLG: 0.250										4	0	1	0	0	1	2										
75 Russell Mitchell, R (1, 5) Pedro Báez, R (5, 5)										1	0	0	1	0	0	0										
68 Jerry Sands, R (1, 3) 77 JD Closser, S (5, 3)										2	0	0	0	0	0	0										
72 Justin Sellers, R (1, 4) 89 Jaime Pedroza, S (6, 4)										0	0	0	0	2	0	0										
13 Juan Castro, R (1, 6) Jake Lemmerman, R (5, 6)										2	0	0	0	0	1	2										
										1	0	0	0	0	1	0										
Inning Stats	R: 0 E: 0 K: 0 S: 3	H: 0 LOB: 0 BB: 0 P: 3	R: 1 E: 0 K: 0 S: 4	H: 1 LOB: 0 BB: 0 P: 5	R: 0 E: 0 K: 0 S: 4	H: 0 LOB: 1 BB: 1 P: 8	R: 0 E: 0 K: 2 S: 7	H: 0 LOB: 0 BB: 0 P: 7	R: 0 E: 0 K: 1 S: 5	H: 0 LOB: 1 BB: 1 P: 9	R: 0 E: 0 K: 0 S: 3	H: 1 LOB: 1 BB: 0 P: 3	R: 0 E: 0 K: 1 S: 6	H: 0 LOB: 0 BB: 0 P: 5	R: 0 E: 0 K: 1 S: 6	H: 1 LOB: 1 BB: 0 P: 7	1B: 3 2B: 0 3B: 0 HR: 0	SF: 1 SAC: 0 DP: 0 HBP: 0	WP: 0 PB: 0 SB: 2 CS: 0	PA: 32						
PITCHER	IP WLS BF H R ER SO BB IBB HBP BLK WP HR S P ERA WHIP	2.0 7 1 1 1 0 0 0 0 0 0 0 7 8 4.50 0.500	2.0 W 7 0 0 0 2 1 0 0 0 0 0 0 11 15 0.00 0.500	1.0 H 4 0 0 0 1 1 0 0 0 0 0 0 5 9 0.00 1.000	2.0 H 7 1 0 0 1 0 0 0 0 0 0 0 9 9 0.00 0.500	1.0 H 3 0 0 0 1 0 0 0 0 0 0 0 5 5 0.00 0.000	1.0 S 4 1 0 0 1 0 0 0 0 0 0 0 6 7 0.00 1.000	9.1	1.0	S	4	1	0	0	1	0	0	0	0	0	0	0	6	7	0.00	1.000

Batter	1	2	3	4	5	6	7	8	9	AB	R	H	RBI	BB	SO	LOB	BOTTOM									
13 Maicer Izturis, S (1, 5) 76 Alexi Amarista, L (6, 4)										2	0	0	0	0	0	0	Los Angeles Dodgers @ Los Angeles Angels Tempe Diablo Stadium, Tempe, AZ Sat Feb 26 2011, 3:09 PM - 5:59 PM EST Att: 6,063 - Overcast - 67 F livebaseballscorecards.com									
2 Erick Aybar, S (1, 6) OBP: 0.500, SLG: 0.500 18 Andrew Romine, S (6, 6)										2	1	1	0	0	1	0										
47 Howie Kendrick, R (1, 4) 20 Freddy Sandoval, S (6, 5)										2	0	0	0	0	0	1										
44 Mark Trumbo, R (1, 3) OBP: 0.500, SLG: 2.000 49 Jeremy Moore, L (6, 7)										2	1	1	2	0	0	0										
16 Hank Conger, L (1, 10) OBP: 0.500, SLG: 0.500 33 Chris Pettit, R (6, PH) (7, 10)										2	0	1	0	0	0	0										
5 Jeff Mathis, R (1, 2) OBP: 0.500, SLG: 0.500 98 Kevin Richardson, R (6, 2)										2	0	1	0	0	0	1										
25 Peter Bourjos, R (1, 8) 83 Angel Castillo, R (6, 9)										0	0	0	0	1	0	0										
77 Reggie Willits, S (1, 7) OBP: 0.500, SLG: 0.500 81 Tyson Auer, R (6, 8)										2	0	1	1	0	0	0										
90 Mike Trout, R (1, 9) 86 Efran Navarro, L (6, 3)										2	0	0	0	0	0	1										
										1	0	0	0	0	0	1										
Inning Stats	R: 0 E: 0 K: 1 S: 5	H: 0 LOB: 0 BB: 0 P: 5	R: 0 E: 0 K: 0 S: 3	H: 1 LOB: 0 BB: 0 P: 3	R: 0 E: 0 K: 0 S: 3	H: 0 LOB: 0 BB: 0 P: 3	R: 2 E: 0 K: 0 S: 5	H: 2 LOB: 0 BB: 0 P: 6	R: 1 E: 0 K: 0 S: 4	H: 2 LOB: 0 BB: 0 P: 5	R: 0 E: 0 K: 2 S: 7	H: 0 LOB: 2 BB: 2 P: 15	R: 0 E: 0 K: 1 S: 4	H: 0 LOB: 1 BB: 2 P: 12	R: 1 E: 0 K: 1 S: 6	H: 0 LOB: 2 BB: 3 P: 18	1B: 4 2B: 0 3B: 0 HR: 1	SF: 1 SAC: 1 DP: 2 HBP: 0	WP: 1 PB: 0 SB: 2 CS: 1	PA: 33						
PITCHER	IP WLS BF H R ER SO BB IBB HBP BLK WP HR S P ERA WHIP	2.0 L 8 2 2 2 0 0 0 0 0 0 0 1 8 9 9.00 1.000	1.0 4 2 1 1 0 0 0 0 0 0 1 0 4 5 9.00 2.000	1.0 5 0 0 0 2 2 0 0 0 0 0 0 7 15 0.00 2.000	1.0 4 0 0 0 1 2 0 0 0 0 0 0 4 12 0.00 2.000	0.1	0.2	2	0	0	0	1	0	0	0	0	0	0	0	0	0	0	4	4	0.00	0.000



Batter	1	2	3	4	5	6	7	8	9	AB	R	H	RBI	BB	SO	LOB	TOP					
77 Reggie Williams, S OBP: 0.500, SLG: 0.333 16 Hank Conger, L OBP: 0.250, SLG: 0.250	1-3 K		4-1 90 G4-3 BB		0-3 K			0-0 F7		1	0	0	0	1	1	0	Los Angeles Angels @ Los Angeles Dodgers Camelback Ranch, Glendale, AZ Sun Feb 27 2011, 3:09 PM - 5:40 PM EST Att: 6,691 - Partly Cloudy - 50 F					
90 Mike Trout, R OBP: 0.200, SLG: 0.200 70 Kevin Mellito, L	0-0 1B		0-0 G4-3		0-0 P3			1-3 K		3	0	1	0	0	0	3						
6 Alberto Callaspo, S	0-0 F9			0-0 F7				0-3 K		4	0	0	0	0	1	1						
44 Mark Trumbo, R 92 Travis Witherspoon, R	0-3 K			0-0 G6-3				0-3 K		3	0	0	0	0	2	1						
46 Bobby Wilson, R 81 Tyson Auer, R		0-0 F7		0-0 1B				0-0 G5-3		2	0	1	0	0	0	0						
20 Freddy Sandoval, S 49 Jeremy Moore, L	0-3 K			3-3 K				2-3 K		2	0	0	0	0	2	1						
76 Alexi Amarista, L 79 Jean Segura, R	0-0 E4				0-3 K			0-3 K2-3		2	0	0	0	0	1	0						
18 Andrew Romine, S 74 Gabe Jacobo, R	0-0 F8				0-0 16 S 33 S 1B			4-1 28 G6-4-3 BB		2	0	1	0	0	0	1						
33 Chris Pettit, R 28 Gil Velazquez, R			0-0 G6-3		4-0 1-2 BB			0-0 G6-4-3		1	0	0	0	1	0	0						
					1-2 BB					1	0	0	0	0	0	2						
Inning Stats	R: 0 E: 0 K: 2 S: 8	H: 1 LOB: 1 BB: 0 P: 9	R: 0 E: 1 K: 1 S: 6	H: 0 LOB: 1 BB: 0 P: 6	R: 0 E: 0 K: 0 S: 3	H: 0 LOB: 0 BB: 1 P: 7	R: 0 E: 0 K: 1 S: 6	H: 1 LOB: 1 BB: 0 P: 9	R: 0 E: 0 K: 2 S: 8	H: 1 LOB: 2 BB: 1 P: 12	R: 0 E: 0 K: 0 S: 7	H: 0 LOB: 0 BB: 0 P: 7	R: 0 E: 0 K: 0 S: 4	H: 1 LOB: 1 BB: 1 P: 8	R: 0 E: 0 K: 1 S: 5	H: 0 LOB: 0 BB: 0 P: 6	R: 0 E: 0 K: 2 S: 7	H: 0 LOB: 1 BB: 1 P: 13	1B: 4 2B: 0 3B: 0 HR: 0	SF: 0 SAC: 0 DP: 2 HBP: 0	WP: 0 PB: 0 SB: 4 CS: 4	PA: 34
PITCHER	IP	WLS	BF	H	R	ER	SO	BB	IBB	HBP	BLK	WP	HR	S	P	ERA	WHIP					
48 John Ely, R 66 Mike MacDougal, R 36 Blake Hawksworth, R 74 Kenley Jansen, R 38 Ramon Troncoso, R	(1, 1) (3, 1) (4, 1) (5, 1) (6, 1)	2.0 1.0 1.0 1.0 1.0	W H H H H	8 3 4 5 3	1 0 1 0 0	0 0 0 0 0	0 0 0 0 0	3 0 1 2 2	0 0 0 0 0	0 0 0 0 0	0 0 0 0 0	0 0 0 0 0	0 0 0 0 0	0 0 0 0 0	14 7 6 8 7	15 7 9 12 7	0.00 0.00 0.00 0.00 0.00	0.500 1.000 1.000 2.000 0.000				
50 Jon Link, R 91 Juan Rincon, R	(7, 1) (9, 1)	2.0 1.0	W L	7 4	1 0	0 0	1 2	1 1	0 0	0 0	0 0	0 0	0 0	9 7	14 13	0.00 0.00	1.000 1.000					

AB	30
R	0
H	4
RBI	0
BB	4
SO	11
LOB	13



Batter	1	2	3	4	5	6	7	8	9	AB	R	H	RBI	BB	SO	LOB	BOTTOM				
15 Rafael Furcal, S 14 Jamey Carroll, R	0-0 23 2B 1B		0-0 23 S 1B		0-0 F7			4-1 72 G4-3 72 S 3 SF7 BB		2	1	2	0	0	0	0	Los Angeles Angels @ Los Angeles Dodgers Camelback Ranch, Glendale, AZ Sun Feb 27 2011, 3:09 PM - 5:40 PM EST Att: 6,691 - Partly Cloudy - 50 F				
23 Casey Blake, R 72 Justin Sellers, R	0-0 27 1B 2B		2-3 K		0-0 G3-1			1-0 G4-3		2	1	1	0	0	1	1					
16 Andre Ethier, L 3 Xavier Paul, L	2-3 K		1-3 K		0-0 G6-3			0-1 SF7		2	0	0	0	0	2	3					
27 Matt Kemp, R 62 Trayvon Robinson, S	0-0 5 CS 1B		0-0 G1-3		1-0 13 G4-6-3 HBP			0-3 K		2	0	1	2	0	0	1					
5 Juan Uribe, R 13 Ivan De Jesus, Jr., R	0-0 P5			4-2 7 CS BB				0-0 G4-6-3		1	0	0	0	1	0	1					
7 James Loney, L 75 Russell Mitchell, R		0-0 33 1B 9 SF8 1B		3-3 K				0-0 G5-3		2	1	1	0	0	1	1					
33 Marcus Thames, R 63 Jamie Hoffmann, R			0-0 P3		0-0 1B					2	0	1	0	0	0	0					
9 Hector Gimenez, S 35 Gabe Kapler, R		0-0 SF8			0-0 G6-3			0-3 K		1	0	0	1	0	0	0					
28 Rod Barajas, R 17 A.J. Ellis, R		3-H G5-4-3			0-0 HR			0-0 L6		2	1	1	1	0	0	1					
										1	0	0	0	0	0	1					
Inning Stats	R: 2 E: 0 K: 1 S: 8	H: 3 LOB: 0 BB: 0 P: 10	R: 1 E: 0 K: 0 S: 4	H: 2 LOB: 0 BB: 0 P: 4	R: 0 E: 0 K: 2 S: 8	H: 1 LOB: 0 BB: 0 P: 11	R: 0 E: 0 K: 1 S: 9	H: 0 LOB: 0 BB: 1 P: 16	R: 1 E: 0 K: 0 S: 4	H: 1 LOB: 0 BB: 0 P: 4	R: 0 E: 0 K: 0 S: 2	H: 0 LOB: 0 BB: 0 P: 3	R: 0 E: 0 K: 1 S: 6	H: 1 LOB: 1 BB: 0 P: 6	R: 1 E: 0 K: 1 S: 7	H: 0 LOB: 0 BB: 1 P: 12	1B: 6 2B: 2 3B: 0 HR: 1	SF: 2 SAC: 0 DP: 3 HBP: 1	WP: 0 PB: 0 SB: 2 CS: 2	PA: 31	
PITCHER	IP	WLS	BF	H	R	ER	SO	BB	IBB	HBP	BLK	WP	HR	S	P	ERA	WHIP				
19 Scott Kazmir, L 56 Fernando Rodney, R 63 Rich Thompson, R 43 Trevor Reckling, L 41 Ryan Chaffee, R	(1, 1) (3, 1) (4, 1) (5, 1) (7, 1)	2.0 1.0 1.0 2.0 2.0	L R R L R	9 4 3 7 8	5 1 0 1 1	3 0 0 1 1	3 0 0 0 2	0 0 1 0 2	0 0 0 0 1	0 0 0 1 0	0 0 0 0 0	0 0 0 0 0	0 0 0 1 0	0 0 0 6 13	12 11 16 7 18	13.50 0.00 0.00 4.50 4.50	2.500 1.000 1.000 0.500 1.000				

AB	26
R	5
H	8
RBI	5
BB	2
SO	6
LOB	12




Batter	1	2	3	4	5	6	7	8	9	AB	R	H	RBI	BB	SO	LOB	TOP		
14 Mark Ellis, R (1,4) OBP: 0.333, SLG: 0.333 6 Adrian Cardenas, L (5,4) OBP: 0.500, SLG: 0.500	F7		1B				G6-3	1B		3	0	1	0	0	1	2	Oakland Athletics @ Los Angeles Angels Tempe Diablo Stadium, Tempe, AZ Mon Feb 28 2011, 3:07 PM - 6:33 PM EST Att: 2,822 - Sunny - 60 F		
8 Kurt Suzuki, R (1,2) OBP: 0.500, SLG: 0.250 19 Anthony Recker, R (5,2) OBP: 0.500, SLG: 0.750	1B		L6		BB		L5	1B		2	0	1	0	1	0	1			
55 Hideki Matsui, L (1,10) 29 Josh Donaldson, R (5, PR) OBP: 0.500, SLG: 0.500 (5,10)	F7				BB		F7	1B		2	0	0	1	1	1	1			
28 Conor Jackson, R (1,3) 21 Andy LaRoche, R (5,3) OBP: 0.200, SLG: 0.200	P3				BB		G1-3	1B		2	0	0	1	1	0	1			
5 Kevin Kouzmanoff, R (1,5) OBP: 0.667, SLG: 0.667 67 Wes Iimmons, R (5,5) OBP: 0.750, SLG: 0.500 59 Jamie Weeks, S (9, PR) OBP: 1.000, SLG: 1.000	1B				BB		1B	BB		3	0	2	0	0	1	3			
25 Matt Carson, R (1,8) OBP: 0.333, SLG: 0.667 71 Michael Choice, R (6,8) OBP: 0.600, SLG: 0.600	G6-4-3				BB		F9	BB		3	0	0	0	0	0	2			
22 Chris Carter, R (1,7) OBP: 0.333, SLG: 0.200 58 Jai Miller, R (6, PR) OBP: 0.750, SLG: 1.250 (6,7)	F8				BB		L8	BB		2	0	0	0	1	0	0			
23 Michael Taylor, R (1,9) OBP: 0.250, SLG: 0.625			F8		BB		K	1B		5	2	2	3	0	1	2			
30 Steve Tolleson, R (1,6) OBP: 0.400, SLG: 0.250 73 Josh Horton, L (5,6)			G3		BB		F8	BB		2	1	1	0	0	0	0			
Inning Stats	R: 0 E: 0 K: 0 S: 4	H: 1 LOB: 1 BB: 0 P: 4	R: 0 E: 0 K: 0 S: 3	H: 1 LOB: 0 BB: 0 P: 3	R: 0 E: 0 K: 1 S: 6	H: 1 LOB: 1 BB: 0 P: 6	R: 0 E: 0 K: 1 S: 5	H: 0 LOB: 0 BB: 1 P: 9	R: 0 E: 0 K: 0 S: 3	H: 0 LOB: 0 BB: 0 P: 3	R: 3 E: 0 K: 2 S: 12	H: 4 LOB: 2 BB: 1 P: 19	R: 2 E: 0 K: 0 S: 5	H: 3 LOB: 1 BB: 1 P: 9	1B: 12 2B: 0 3B: 0 HR: 1	SF: 0 SAC: 0 DP: 2 HBP: 0		WP: 0 PB: 0 SB: 0 CS: 0	PA: 44
PITCHER	IP WLS BF H R ER SO BB IBB HBP BLK WP HR S P ERA WHIP	IP WLS BF H R ER SO BB IBB HBP BLK WP HR S P ERA WHIP	IP WLS BF H R ER SO BB IBB HBP BLK WP HR S P ERA WHIP	IP WLS BF H R ER SO BB IBB HBP BLK WP HR S P ERA WHIP	IP WLS BF H R ER SO BB IBB HBP BLK WP HR S P ERA WHIP	IP WLS BF H R ER SO BB IBB HBP BLK WP HR S P ERA WHIP	IP WLS BF H R ER SO BB IBB HBP BLK WP HR S P ERA WHIP	IP WLS BF H R ER SO BB IBB HBP BLK WP HR S P ERA WHIP	IP WLS BF H R ER SO BB IBB HBP BLK WP HR S P ERA WHIP	IP WLS BF H R ER SO BB IBB HBP BLK WP HR S P ERA WHIP	IP WLS BF H R ER SO BB IBB HBP BLK WP HR S P ERA WHIP	IP WLS BF H R ER SO BB IBB HBP BLK WP HR S P ERA WHIP	IP WLS BF H R ER SO BB IBB HBP BLK WP HR S P ERA WHIP	IP WLS BF H R ER SO BB IBB HBP BLK WP HR S P ERA WHIP	IP WLS BF H R ER SO BB IBB HBP BLK WP HR S P ERA WHIP	IP WLS BF H R ER SO BB IBB HBP BLK WP HR S P ERA WHIP	IP WLS BF H R ER SO BB IBB HBP BLK WP HR S P ERA WHIP	IP WLS BF H R ER SO BB IBB HBP BLK WP HR S P ERA WHIP	IP WLS BF H R ER SO BB IBB HBP BLK WP HR S P ERA WHIP

AB	38
R	7
H	13
RBI	6
BB	6
SO	6
LOB	19



Batter	1	2	3	4	5	6	7	8	9	AB	R	H	RBI	BB	SO	LOB	BOTTOM			
13 Maicer Izturis, S (1,5) OBP: 0.200, SLG: 0.200 79 Jean Segura, R (6,6) OBP: 0.333, SLG: 0.333 18 Andrew Romine, S (6, PR) OBP: 0.750, SLG: 1.000 (7,6)	1B		K			G3				3	1	1	0	0	1	1	Oakland Athletics @ Los Angeles Angels Tempe Diablo Stadium, Tempe, AZ Mon Feb 28 2011, 3:07 PM - 6:33 PM EST Att: 2,822 - Sunny - 60 F			
53 Bobby Abreu, L (1,10) OBP: 0.667, SLG: 1.333 16 Hank Conger, L (6, PH) OBP: 0.167, SLG: 0.167 (7,10)	K		2B			K				3	0	2	1	0	1	1				
48 Torii Hunter, R (1,9) 70 Kevin Melillo, L (6,4) OBP: 0.333, SLG: 0.667	BB		BB			K				1	1	0	0	2	1	1				
10 Vernon Wells, R (1,7) OBP: 0.333, SLG: 0.333 28 Gil Velazquez, R (6,5)	E7		FC5			BB				3	0	1	0	0	0	4				
47 Howie Kendrick, R (1,4) OBP: 0.200, SLG: 0.200 92 Travis Witherspoon, R (6,7) OBP: 0.333, SLG: 0.333	1B					BB				2	0	0	0	0	1	1				
2 Enck Aybar, S (1,6) OBP: 0.200, SLG: 0.200 83 Angel Castillo, R (6,9) OBP: 0.667, SLG: 0.500	P4		G4-3			F8				3	0	0	0	0	0	3				
44 Mark Trumbo, R (1,3) OBP: 0.250, SLG: 0.571 86 Efrén Navarro, L (6,3) OBP: 0.500, SLG: 0.500	BB		G4-3			G6-3				2	0	0	0	1	0	1				
5 Jeff Mathis, R (1,2) OBP: 0.250, SLG: 0.250 99 Alberto Rosario, R (6,2)	F8					G6-3				2	0	0	0	0	0	3				
25 Peter Bourjos, R (1,8) OBP: 0.400, SLG: 0.600 49 Jeremy Moore, L (7,8)	G6-3					BB				3	2	2	0	0	0	0				
Inning Stats	R: 2 E: 2 K: 1 S: 8	H: 2 LOB: 3 BB: 2 P: 16	R: 0 E: 0 K: 1 S: 6	H: 1 LOB: 1 BB: 1 P: 10	R: 0 E: 0 K: 0 S: 3	H: 0 LOB: 0 BB: 0 P: 3	R: 1 E: 0 K: 1 S: 7	H: 2 LOB: 1 BB: 0 P: 7	R: 0 E: 0 K: 1 S: 6	H: 1 LOB: 1 BB: 0 P: 7	R: 3 E: 2 K: 2 S: 11	H: 3 LOB: 1 BB: 0 P: 11	R: 2 E: 0 K: 0 S: 6	H: 3 LOB: 1 BB: 0 P: 6	R: 0 E: 0 K: 1 S: 6	H: 1 LOB: 1 BB: 0 P: 6		1B: 7 2B: 5 3B: 0 HR: 0	SF: 1 SAC: 0 DP: 0 HBP: 0	WP: 0 PB: 1 SB: 1 CS: 0
PITCHER	IP WLS BF H R ER SO BB IBB HBP BLK WP HR S P ERA WHIP	IP WLS BF H R ER SO BB IBB HBP BLK WP HR S P ERA WHIP	IP WLS BF H R ER SO BB IBB HBP BLK WP HR S P ERA WHIP	IP WLS BF H R ER SO BB IBB HBP BLK WP HR S P ERA WHIP	IP WLS BF H R ER SO BB IBB HBP BLK WP HR S P ERA WHIP	IP WLS BF H R ER SO BB IBB HBP BLK WP HR S P ERA WHIP	IP WLS BF H R ER SO BB IBB HBP BLK WP HR S P ERA WHIP	IP WLS BF H R ER SO BB IBB HBP BLK WP HR S P ERA WHIP	IP WLS BF H R ER SO BB IBB HBP BLK WP HR S P ERA WHIP	IP WLS BF H R ER SO BB IBB HBP BLK WP HR S P ERA WHIP	IP WLS BF H R ER SO BB IBB HBP BLK WP HR S P ERA WHIP	IP WLS BF H R ER SO BB IBB HBP BLK WP HR S P ERA WHIP	IP WLS BF H R ER SO BB IBB HBP BLK WP HR S P ERA WHIP	IP WLS BF H R ER SO BB IBB HBP BLK WP HR S P ERA WHIP	IP WLS BF H R ER SO BB IBB HBP BLK WP HR S P ERA WHIP	IP WLS BF H R ER SO BB IBB HBP BLK WP HR S P ERA WHIP	IP WLS BF H R ER SO BB IBB HBP BLK WP HR S P ERA WHIP	IP WLS BF H R ER SO BB IBB HBP BLK WP HR S P ERA WHIP	IP WLS BF H R ER SO BB IBB HBP BLK WP HR S P ERA WHIP	

AB	38
R	8
H	12
RBI	6
BB	3
SO	7
LOB	23



Batter	1	2	3	4	5	6	7	8	9	AB	R	H	RBI	BB	SO	LOB	TOP										
77 Dave Sappelt, R OBP: 0.571, SLG: 1.000 88 Jefry Sierra, R (6, PH) (6, 8)										2	1	1	0	0	1	0	<p>Cincinnati Reds @ Los Angeles Angels</p> <p>Tempe Diablo Stadium, Tempe, AZ</p> <p>Tue Mar 01 2011, 3:07 PM - 5:15 PM EST</p> <p>Att: 3,050 - Partly Cloudy - 75 F</p>										
4 Brandon Phillips, R (1, 4) (6, PH) (6, 4)										2	0	0	0	0	1	1											
19 Joey Votto, L OBP: 0.250, SLG: 0.250 86 Nefali Soto, R (6, PH) (6, 3)										2	0	1	1	0	1	0											
26 Jeremy Hermida, L OBP: 0.833, SLG: 0.750 76 Danny Dorn, L (1, 9) (6, 9)										2	0	1	0	0	0	1											
15 Fred Lewis, L OBP: 0.167, SLG: 0.333 91 Juan Duran, R (1, 7) (6, 7)										2	0	0	0	0	0	1											
25 Juan Francisco, L OBP: 0.167, SLG: 0.167 88 David Vidal, R (1, 5) (6, 5)											2	0	1	0	0	0											
28 Chris Heisey, R OBP: 0.333, SLG: 0.200 83 Kyle Waldrop, L (8, PH) (8, 10)										2	0	0	0	0	2	1											
29 Ryan Hanigan, R (1, 2) 73 Yasmani Grandal, S (5, 2)										2	0	0	0	0	0	1											
7 Paul Janish, R (1, 6) 82 Billy Hamilton, S (6, 6)										2	0	0	0	0	0	1											
Inning Stats	R: 1 E: 0 K: 1 S: 6	H: 2 LOB: 0 BB: 0 P: 6	R: 0 E: 0 K: 1 S: 5	H: 0 LOB: 0 BB: 0 P: 5	R: 0 E: 0 K: 1 S: 5	H: 0 LOB: 0 BB: 0 P: 5	R: 0 E: 0 K: 1 S: 6	H: 1 LOB: 1 BB: 0 P: 6	R: 0 E: 0 K: 1 S: 6	H: 1 LOB: 1 BB: 0 P: 6	R: 0 E: 0 K: 0 S: 2	H: 0 LOB: 0 BB: 0 P: 3	R: 0 E: 0 K: 1 S: 5	H: 0 LOB: 1 BB: 2 P: 12	R: 0 E: 0 K: 0 S: 3	H: 0 LOB: 2 BB: 1 P: 9		1B: 4 2B: 0 3B: 0 HR: 0	SF: 0 SAC: 0 DP: 3 HBP: 2	WP: 0 PB: 0 SB: 3 CS: 0	PA: 33						
PITCHER	IP	WLS	BF	H	R	ER	SO	BB	IBB	HBP	BLK	WP	HR	S	P	ERA	WHIP										
36 Jered Weaver, R ERA: 4.5	2.0		7	2	1	1	2	0	0	0	0	0	0	11	11	4.50	1.000										
40 Kevin Jepsen, R ERA:	1.0	W	3	0	0	0	1	0	0	0	0	0	0	5	5	0.00	0.000										
51 Jordan Walden, R ERA:	1.0	H	4	1	0	0	1	0	0	0	0	0	0	6	6	0.00	1.000										
58 Michael Kohn, R ERA:	1.0	H	4	1	0	0	1	0	0	0	0	0	0	6	6	0.00	1.000										
52 Tyler Chatwood, R ERA:	2.0	H	6	0	0	0	1	0	0	1	0	0	0	7	8	0.00	0.000										

AB 28
R 1
H 4
RBI 1
BB 3
SO 7
LOB 14



Batter	1	2	3	4	5	6	7	8	9	AB	R	H	RBI	BB	SO	LOB	BOTTOM										
2 Erick Aybar, S OBP: 0.429, SLG: 0.333 76 Alexi Amarista, L OBP: 0.333, SLG: 0.200										1	0	1	1	0	0	0	<p>Cincinnati Reds @ Los Angeles Angels</p> <p>Tempe Diablo Stadium, Tempe, AZ</p> <p>Tue Mar 01 2011, 3:07 PM - 5:15 PM EST</p> <p>Att: 3,050 - Partly Cloudy - 75 F</p>										
53 Bobby Abreu, L OBP: 0.333, SLG: 0.800										2	0	0	1	0	0	1											
48 Torii Hunter, R 33 Chris Pettit, R (1, 9) (6, 7)										3	0	0	0	0	0	1											
10 Vernon Wells, R OBP: 0.333, SLG: 0.200 49 Jeremy Moore, L (7, PR) (8, 9)										2	0	0	0	1	0	0											
47 Howie Kendrick, R OBP: 0.286, SLG: 0.167 20 Freddy Sandoval, S (1, 4) (6, 5)										1	0	0	0	1	0	0											
16 Hank Conger, L OBP: 0.125, SLG: 0.125 46 Bobby Wilson, R OBP: 0.333, SLG: 0.333										2	0	0	0	0	0	0											
44 Mark Trumbo, R OBP: 0.200, SLG: 0.444 79 Jean Segura, R OBP: 0.250, SLG: 0.250										2	0	0	0	2	0	0											
3 Brandon Wood, R OBP: 0.500, SLG: 1.000 74 Gabe Jacobo, R OBP: 1.000, SLG: 1.000										2	1	1	0	0	1	0											
25 Peter Bourjos, R OBP: 0.429, SLG: 0.500 90 Mike Trout, R OBP: 0.167, SLG: 0.167										1	1	0	0	0	0	0											
Inning Stats	R: 0 E: 0 K: 0 S: 2	H: 0 LOB: 0 BB: 0 P: 3	R: 0 E: 0 K: 0 S: 3	H: 0 LOB: 0 BB: 0 P: 3	R: 2 E: 0 K: 1 S: 6	H: 2 LOB: 0 BB: 0 P: 7	R: 0 E: 0 K: 0 S: 3	H: 0 LOB: 0 BB: 1 P: 7	R: 0 E: 0 K: 2 S: 7	H: 0 LOB: 0 BB: 0 P: 7	R: 0 E: 0 K: 1 S: 5	H: 0 LOB: 0 BB: 0 P: 5	R: 0 E: 0 K: 1 S: 5	H: 2 LOB: 2 BB: 0 P: 6	R: 0 E: 0 K: 1 S: 6	H: 0 LOB: 0 BB: 0 P: 6		1B: 3 2B: 2 3B: 0 HR: 0	SF: 1 SAC: 0 DP: 2 HBP: 2	WP: 0 PB: 0 SB: 0 CS: 1	PA: 29						
PITCHER	IP	WLS	BF	H	R	ER	SO	BB	IBB	HBP	BLK	WP	HR	S	P	ERA	WHIP										
47 Johnny Cueto, R ERA: 6.0	3.0	L	11	2	2	2	2	1	0	0	0	0	0	10	14	6.00	0.667										
66 Logan Ondrusek, R ERA:	2.0		6	0	0	0	2	1	0	0	0	0	0	10	14	0.00	0.500										
74 Scott Carroll, R ERA:	2.0		7	0	0	0	2	1	0	0	0	0	0	10	14	0.00	0.500										
69 Jerry Gil, R ERA:	1.0		4	2	0	0	1	0	0	0	0	0	0	6	6	0.00	2.000										

AB 23
R 2
H 4
RBI 2
BB 2
SO 6
LOB 6



Batter	1	2	3	4	5	6	7	8	9	AB	R	H	RBI	BB	SO	LOB	TOP			
1 Juan Pierre, L (1, 7) OBP: 0.600, SLG: 0.333 67 Jordan Danks, L (7, 7) OBP: 0.429, SLG: 0.500										2	0	0	0	1	0	0	Chicago White Sox @ Los Angeles Angels Tempe Diablo Stadium, Tempe, AZ Fri Mar 04 2011, 3:07 PM - 5:37 PM EST Att: 5,103 - Sunny - 75 F			
10 Alexei Ramirez, R (1, 6) OBP: 0.222, SLG: 0.333 62 Eduardo Escobar, S (7, 6) OBP: 0.143, SLG: 0.167										4	0	1	0	0	1	4				
44 Adam Dunn, L (1, 10) OBP: 0.231, SLG: 0.091										4	0	0	0	0	1	5				
20 Carlos Quentin, R (1, 9) OBP: 0.250, SLG: 0.250 38 Stefan Gartrell, R (7, 9)										3	0	1	0	0	0	1				
12 A.J. Pierzynski, L (1, 2) OBP: 0.222, SLG: 0.125 17 Tyler Flowers, R (7, 2) OBP: 0.400, SLG: 0.500										3	0	1	0	0	0	0				
22 Brent Morel, R (1, 5) OBP: 0.596, SLG: 0.714 85 C.J. Retherford, R (7, 5)										2	0	1	0	0	0	0				
45 Dallas McPherson, L (1, 3) OBP: 0.375, SLG: 0.375 87 Jim Gallagher, L (7, 3) OBP: 0.667, SLG: 1.333										3	0	0	0	0	2	4				
18 Brent Lillibridge, R (1, 4) OBP: 0.400, SLG: 0.250										4	0	1	1	0	0	4				
30 Alejandro De Aza, L (1, 8) OBP: 0.100, SLG: 0.100										4	0	1	0	0	0	4				
Inning Stats	R: 0 E: 0 K: 1 S: 5	H: 0 LOB: 1 BB: 1 P: 9	R: 0 E: 0 K: 0 S: 4	H: 1 LOB: 1 BB: 0 P: 4	R: 0 E: 0 K: 0 S: 4	H: 1 LOB: 1 BB: 0 P: 4	R: 0 E: 0 K: 0 S: 3	H: 0 LOB: 0 BB: 0 P: 3	R: 0 E: 1 K: 2 S: 9	H: 2 LOB: 3 BB: 0 P: 10	R: 0 E: 0 K: 0 S: 3	H: 0 LOB: 0 BB: 0 P: 3	R: 0 E: 0 K: 1 S: 5	H: 0 LOB: 0 BB: 0 P: 5	R: 1 E: 0 K: 1 S: 6	H: 2 LOB: 0 BB: 0 P: 7		1B: 4 2B: 2 3B: 1 HR: 0	SF: 0 SAC: 0 DP: 0 HBP: 2	WP: 0 PB: 0 SB: 0 CS: 0
PITCHER	IP WLS BF H R ER SO BB IBB HBP BLK WP HR S P ERA WHIP	IP WLS BF H R ER SO BB IBB HBP BLK WP HR S P ERA WHIP																		
19 Scott Kazmir, L (1, 1) ERA: 5.4	3.0	12	2	0	0	1	1	0	0	0	0	0	0	0	0	13	17	0.00	1.000	
37 Scott Downs, L (4, 1) ERA: 5.4	1.0	3	0	0	0	0	0	0	0	0	0	0	0	0	3	3	0.00	0.000		
21 Hisanori Takahashi, L (5, 1) ERA: 5.4	1.0	6	1	0	0	2	0	0	1	0	0	0	0	9	10	1.000	0.000			
58 Michael Kohn, R (6, 1) ERA: 2.25	1.0	6	2	0	0	1	0	0	1	0	0	0	0	7	8	2.000	2.000			
41 Ryan Chaffee, R (7, 1) ERA: 2.25	2.0	6	0	0	0	1	0	0	0	0	0	0	0	8	8	0.000	0.000			

Batter	1	2	3	4	5	6	7	8	9	AB	R	H	RBI	BB	SO	LOB	BOTTOM			
13 Maicer Izturis, S (1, 5) OBP: 0.250, SLG: 0.583 76 Alexi Amarista, L (7, 4) OBP: 0.273, SLG: 0.200										3	0	0	0	0	1	2	Chicago White Sox @ Los Angeles Angels Tempe Diablo Stadium, Tempe, AZ Fri Mar 04 2011, 3:07 PM - 5:37 PM EST Att: 5,103 - Sunny - 75 F			
53 Bobby Abreu, L (1, 10) OBP: 0.333, SLG: 0.444 6 Alberto Callaspo, S (8, PH) OBP: 0.200, SLG: 0.200 92 Travis Witherspoon, R (8, PR) OBP: 0.250, SLG: 0.250										2	0	0	0	1	0	0				
48 Toni Hunter, R (1, 9) OBP: 0.333, SLG: 0.200 49 Jeremy Moore, L (7, 7) OBP: 0.333, SLG: 0.143										3	0	0	0	0	1	1				
10 Vernon Wells, R (1, 7) OBP: 0.333, SLG: 0.273 83 Angel Castillo, R (7, 9) OBP: 0.600, SLG: 0.333										3	2	2	0	0	1	0				
47 Howie Kendrick, R (1, 4) OBP: 0.462, SLG: 0.417 18 Andrew Romine, S (7, 6) OBP: 0.429, SLG: 0.500										3	0	2	2	0	0	0				
2 Enck Aybar, S (1, 6) OBP: 0.231, SLG: 0.167 28 Gil Velazquez, R (7, 5)										3	0	0	0	0	0	2				
44 Mark Trumbo, R (1, 3) OBP: 0.316, SLG: 0.722 81 Tyson Auer, R (7, PR) (8, 8)										3	0	2	0	0	0	0				
5 Jeff Mathis, R (1, 2) OBP: 0.333, SLG: 0.333 69 Carlos Ramirez, R (9, 2)										3	0	1	0	0	1	2				
25 Peter Bourjos, R (1, 8) OBP: 0.385, SLG: 0.333 86 Efen Navarro, L (8, 3) OBP: 0.667, SLG: 0.667										2	0	0	1	0	2	2				
Inning Stats	R: 0 E: 0 K: 1 S: 4	H: 0 LOB: 0 BB: 1 P: 8	R: 0 E: 0 K: 1 S: 5	H: 0 LOB: 0 BB: 0 P: 5	R: 0 E: 0 K: 2 S: 8	H: 1 LOB: 1 BB: 0 P: 8	R: 1 E: 0 K: 0 S: 7	H: 2 LOB: 1 BB: 0 P: 7	R: 0 E: 0 K: 1 S: 6	H: 1 LOB: 0 BB: 0 P: 6	R: 1 E: 0 K: 0 S: 4	H: 2 LOB: 1 BB: 0 P: 8	R: 1 E: 0 K: 0 S: 4	H: 1 LOB: 3 BB: 0 P: 5	R: 0 E: 0 K: 0 S: 4	H: 1 LOB: 3 BB: 2 P: 12		1B: 7 2B: 1 3B: 0 HR: 0	SF: 1 SAC: 1 DP: 1 HBP: 0	WP: 2 PB: 0 SB: 3 CS: 0
PITCHER	IP WLS BF H R ER SO BB IBB HBP BLK WP HR S P ERA WHIP	IP WLS BF H R ER SO BB IBB HBP BLK WP HR S P ERA WHIP																		
44 Jake Peavy, R (1, 1) ERA: 9.0	2.0	6	1	0	0	2	1	0	0	0	0	0	0	0	8	13	0.00	0.500		
49 Chris Sale, L (3, 1) ERA: 9.0	1.0	4	1	0	0	2	0	0	0	0	0	0	0	8	8	0.00	1.000			
26 Jesse Crain, R (4, 1) ERA: 4.5	1.0	5	2	1	1	0	0	0	0	0	0	0	0	7	7	9.00	2.000			
46 Sergio Santos, R (5, 1) ERA: 4.5	1.0	4	1	0	0	1	0	0	0	0	0	0	0	6	6	0.00	1.000			
52 Josh Kinney, R (6, 1) ERA: 4.5	1.0	5	2	1	1	1	0	0	0	0	0	1	0	7	8	9.00	2.000			
PITCHER	IP WLS BF H R ER SO BB IBB HBP BLK WP HR S P ERA WHIP	IP WLS BF H R ER SO BB IBB HBP BLK WP HR S P ERA WHIP																		
41 Philip Humber, R (7, 1) ERA: 6.0	1.0	4	1	1	0	0	0	0	0	0	0	0	0	4	5	0.00	1.000			
71 Charlie Leesman, L (8, 1) ERA: 6.0	1.0	6	1	0	0	0	2	0	0	0	0	1	0	4	12	0.00	3.000			

Batter	1	2	3	4	5	6	7	8	9	AB	R	H	RBI	BB	SO	LOB	TOP											
13 Maicer Izturis, S OBP: 0.267, SLG: 0.500 70 Kevin Meillo, L OBP: 0.167, SLG: 0.333	(1,4) 0-3 K		(2) 0-0 L8		(4-0) 1-2 25 BB		(3) 0-3 K		(3) 0-3 K	2	0	0	0	1	1	1	Los Angeles Angels @ Milwaukee Brewers Maryvale Baseball Park, Phoenix, AZ Sat Mar 05 2011, 3:06 PM - 5:46 PM EST Att: 5,883 - Sunny - 73 F											
25 Peter Bourjos, R OBP: 0.438, SLG: 0.364 81 Tyson Auer, R	(1,8) 0-0		(3) 0-0 L7		(4-0) 1-2 2-3 BB			(0-0) E6 77 FC1-6		2	0	1	0	1	0	1												
77 Reggie Willis, S OBP: 0.333, SLG: 0.143 83 Angel Castillo, R OBP: 0.600, SLG: 0.333	(1,7) 0-0 G5-3			(4-0) BB	(0-0) G4-3			(0-0) FC1-6		3	0	0	0	1	0	5												
6 Alberto Callaspo, S OBP: 0.143, SLG: 0.143	(1,10) 0-0 G4-3			(0-0) F9		(0-0) G4-3		(0-0) F9		4	0	0	0	0	0	3												
16 Hank Conger, L OBP: 0.071, SLG: 0.071 98 Kevin Richardson, R OBP: 0.250, SLG: 0.250		(0-3) K		(0-0) F9		(0-0) F8		(0-3) K		4	0	0	0	0	2	2												
3 Brandon Wood, R OBP: 0.111, SLG: 0.222		(0-0) F7		(0-0) P3		(0-0) E5			(1-3) K	4	0	0	0	0	1	1												
18 Andrew Romine, S OBP: 0.300, SLG: 0.222 90 Mike Trout, R OBP: 0.300, SLG: 0.222		(0-3) K2-3			(4-0) 49 FC4-6 BB	(0-0) G4-3			(4-0) 86 2B BB	2	0	0	0	1	1	1												
49 Jeremy Moore, L OBP: 0.231, SLG: 0.091			(0-0) F9		(0-0) FC4-6 86 FC1-6 1-2		(0-3) K		(0-3) K	4	0	0	0	0	2	2												
86 Efen Navarro, L OBP: 0.571, SLG: 0.714 92 Travis Winterspoon, R OBP: 0.250, SLG: 0.250	(1,3) 0-0				(0-0) FC1-6 25 BB 13 BB 1-2		(0-0) G4-3		(0-0) 1-H 2B	4	0	2	1	0	0	1												
Inning Stats	R: 0 E: 0 K: 1 S: 6	H: 1 LOB: 1 BB: 0 P: 6	R: 0 E: 0 K: 2 S: 7	H: 0 LOB: 0 BB: 0 P: 7	R: 0 E: 0 K: 0 S: 4	H: 1 LOB: 1 BB: 0 P: 4	R: 0 E: 0 K: 0 S: 3	H: 0 LOB: 1 BB: 1 P: 7	R: 0 E: 0 K: 0 S: 3	H: 0 LOB: 0 BB: 0 P: 4	R: 0 E: 0 K: 1 S: 4	H: 0 LOB: 0 BB: 0 P: 7	R: 0 E: 0 K: 1 S: 6	H: 0 LOB: 1 BB: 0 P: 6	R: 1 E: 0 K: 3 S: 10	H: 1 LOB: 1 BB: 1 P: 15		1B: 2 2B: 1 3B: 0 HR: 0	SF: 0 SAC: 0 DP: 0 HBP: 0	WP: 0 PB: 0 SB: 0 CS: 0	PA: 37							
PITCHER	IP	WLS	BF	H	R	ER	SO	BB	IBB	HBP	BLK	WP	HR	S	P	ERA	WHIP											
18 Shaun Marcum, R ERA: 3.8	(1,1) 3.0		11	2	0	0	3	0	0	0	0	0	0	0	17	17	0.00	0.667										
40 Takashi Saito, R ERA:	(4,1) 0.1	W	1	0	0	0	0	0	0	0	0	0	0	1	1	0.00	0.000											
63 Mike Fiers, R ERA: 4.5	(5,1) 2.0	H	10	0	0	0	0	3	0	0	0	0	0	7	19	0.00	1.500											
73 Willy Peralta, R ERA: 4.5	(7,1) 1.0	H	3	0	0	0	2	0	0	0	0	0	0	7	7	0.00	0.000											
96 Frankie De La Cruz, R ERA: 2.25																												

Batter	1	2	3	4	5	6	7	8	9	AB	R	H	RBI	BB	SO	LOB	BOTTOM										
30 Craig Counsell, L OBP: 0.167, SLG: 0.091 63 Eric Farris, R OBP: 0.455, SLG: 0.500 90 Yadiel Rivera, R	(1,6) 0-0 L5		(2) 0-0 G5-4-3 1-2			(0-0) G3		(0-0) FC5-4 70 1B		2	0	0	0	0	0	1	Los Angeles Angels @ Milwaukee Brewers Maryvale Baseball Park, Phoenix, AZ Sat Mar 05 2011, 3:06 PM - 5:46 PM EST Att: 5,883 - Sunny - 73 F										
62 Jeremy Reed, L OBP: 0.357, SLG: 0.429 77 Caleb Gindl, L OBP: 0.556, SLG: 0.714	(1,8) 0-0			(0-0) F8		(0-0) 70 G4-3 70 S 1B		(0-3) K		3	0	2	0	0	0	0											
8 Ryan Braun, R OBP: 0.444, SLG: 0.875 70 Logan Schafer, L OBP: 0.364, SLG: 0.300	(1,7) 0-0 F8			(4-0) 28 HR BB		(0-1) G4-3		(0-0) 1B		1	1	0	0	1	0	1											
28 Prince Fielder, L OBP: 0.300, SLG: 0.500 16 George Kottaras, L OBP: 0.273, SLG: 0.636	(1,10) 0-0 G4-3			(0-0) 1-H HR		(0-3) K		(0-0) F9		2	1	1	2	0	0	1											
14 Casey McGehee, R OBP: 0.455, SLG: 1.273 75 Zealous Wheeler, R OBP: 0.444, SLG: 0.556		(0-0) G6-3			(0-0) G1					2	0	0	0	0	0	0											
25 Mark Kotsay, L OBP: 0.444, SLG: 0.375 74 Erick Almonte, R OBP: 0.176, SLG: 0.313	(1,3) 0-0 F7				(0-0) G6-3					2	0	0	0	0	0	0											
12 Brandon Boggs, S OBP: 0.250, SLG: 0.143 97 Brendan Katin, R OBP: 0.500, SLG: 1.250	(1,9) 0-0 G4-3				(4-0) 33 24-6-3 BB					1	0	0	0	1	0	0											
33 Wil Nieves, R OBP: 0.333, SLG: 0.333 11 Mike Rivera, R OBP: 0.200, SLG: 0.800	(1,2) 0-0		(0-0) 30 G5-4-3 1B		(0-0) G4-6-3					2	0	1	0	0	0	1											
68 Edwin Maysonet, R OBP: 0.500, SLG: 0.375 3 Scooter Gennett, L OBP: 0.600, SLG: 0.333	(1,4) 0-0 F8				(0-0) G6-3				(4-0) 90 FC5-4 BB	2	0	0	0	0	1	0											
Inning Stats	R: 0 E: 0 K: 0 S: 4	H: 1 LOB: 1 BB: 0 P: 4	R: 0 E: 0 K: 0 S: 3	H: 0 LOB: 0 BB: 0 P: 3	R: 0 E: 0 K: 0 S: 3	H: 1 LOB: 0 BB: 0 P: 3	R: 2 E: 0 K: 0 S: 4	H: 1 LOB: 0 BB: 1 P: 8	R: 0 E: 0 K: 1 S: 7	H: 1 LOB: 1 BB: 0 P: 7	R: 0 E: 0 K: 1 S: 6	H: 1 LOB: 1 BB: 0 P: 6	R: 0 E: 0 K: 1 S: 6	H: 1 LOB: 2 BB: 1 P: 10	1B: 5 2B: 0 3B: 0 HR: 1	SF: 0 SAC: 0 DP: 2 HBP: 0		WP: 0 PB: 0 SB: 1 CS: 0	PA: 31								
PITCHER	IP	WLS	BF	H	R	ER	SO	BB	IBB	HBP	BLK	WP	HR	S	P	ERA	WHIP										
35 Joel Pineiro, R ERA:	(1,1) 3.0		10	2	0	0	0	0	0	0	0	0	0	10	10	0.00	0.667										
40 Kevin Jepsen, R ERA: 9.0	(4,1) 1.0	L	5	1	2	2	0	1	0	0	0	0	1	4	8	18.00	2.000										
51 Jordan Walden, R ERA:	(5,1) 1.0		3	0	0	0	0	1	0	0	0	0	0	2	6	0.00	1.000										
32 Matt Palmer, R ERA: 4.91	(6,1) 2.0		8	2	0	0	2	0	0	0	0	0	0	13	13	0.00	1.000										
31 Andrew Taylor, L ERA:	(8,1) 1.0		5	1	0	0	1	1	0	0	0	0	0	6	10	0.00	2.000										

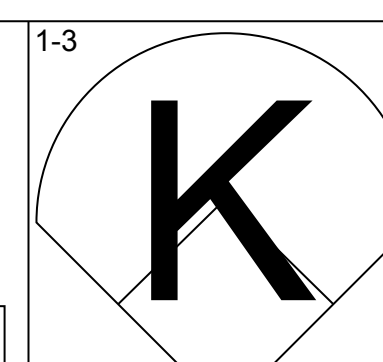
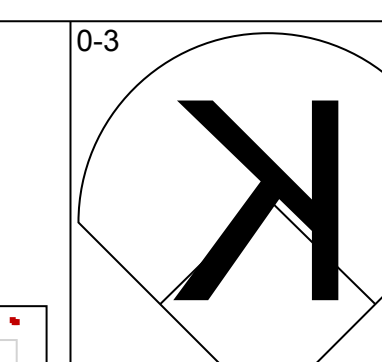
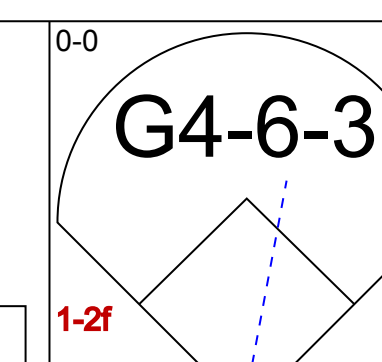
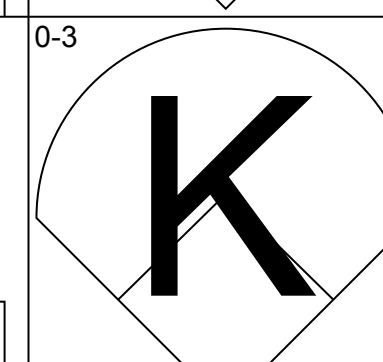
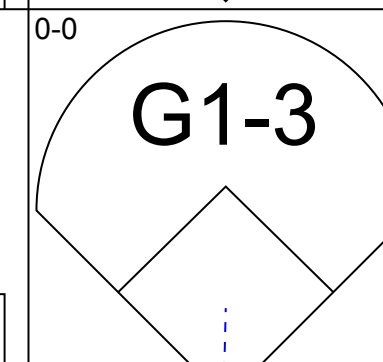

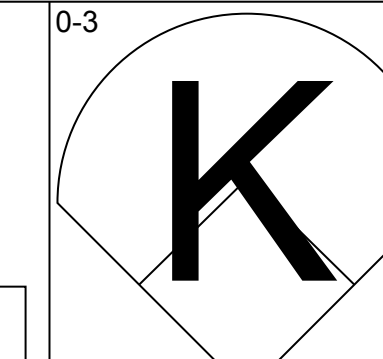
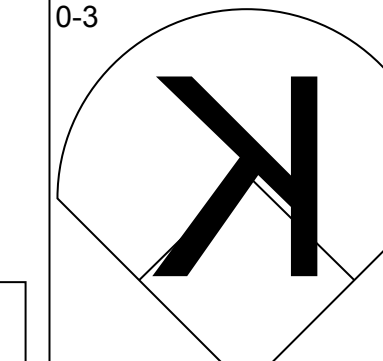
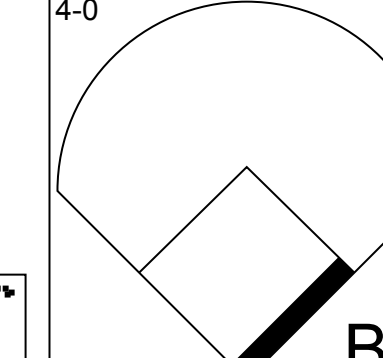
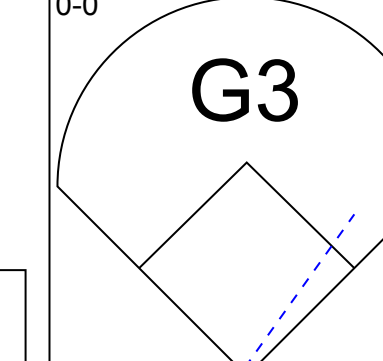
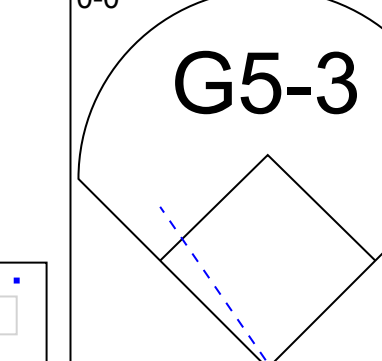
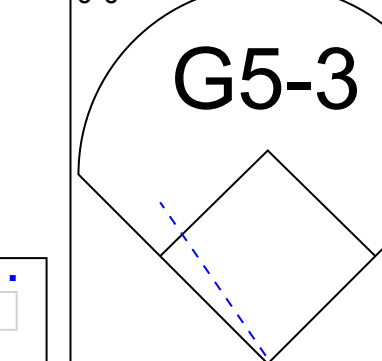
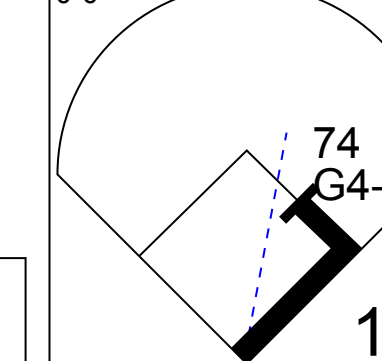


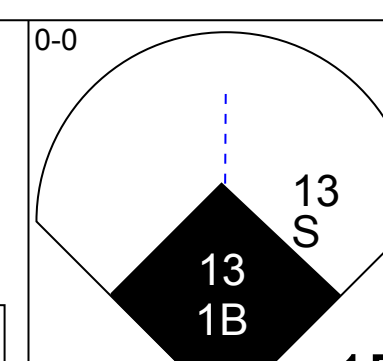
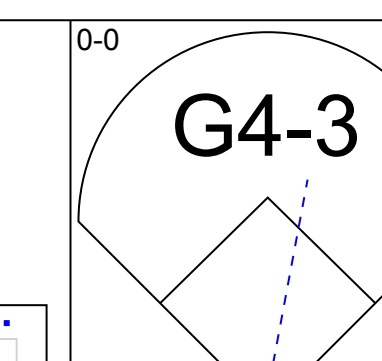
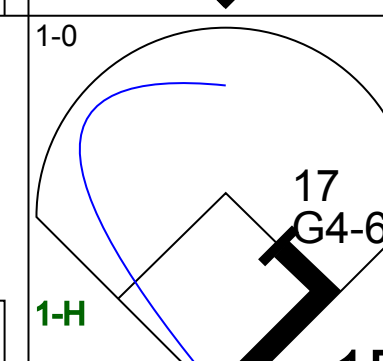
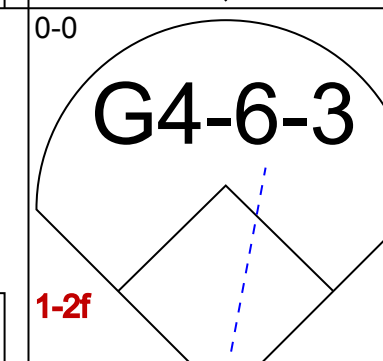
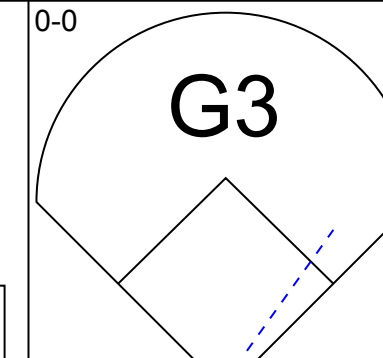


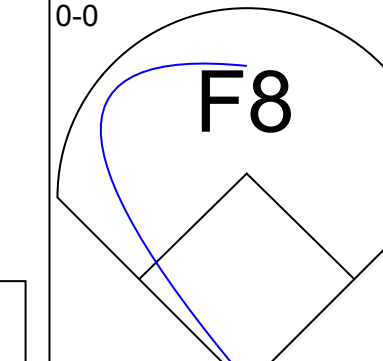
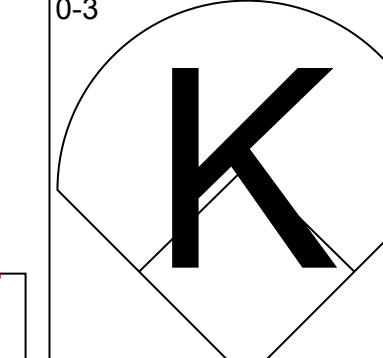
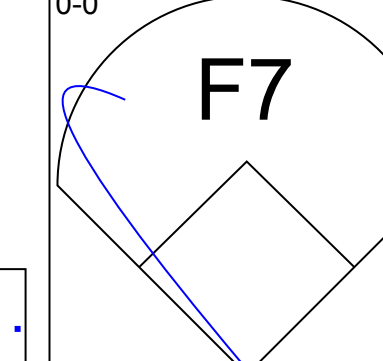
Batter	1	2	3	4	5	6	7	8	9	AB	R	H	RBI	BB	SO	LOB	TOP										
31 AJ Pollock, R OBP: 0.476, SLG: 0.550										3	0	1	0	0	0	0	Arizona Diamondbacks @ Los Angeles Angels Tempe Diablo Stadium, Tempe, AZ Sun Mar 06 2011, 3:06 PM - 5:54 PM EST Att: 7,228 - Partly Cloudy - 73 F livebaseballscorecards.com										
5 Cole Gillespie, R OBP: 0.083, SLG: 0.083										1	0	0	0	0	1	1											
18 Willie Bloomquist, R OBP: 0.450, SLG: 0.521										3	0	1	0	0	1	1											
16 Wily Mo Peña, R OBP: 0.429, SLG: 0.385										1	0	1	0	0	0	0											
10 Justin Upton, R OBP: 0.409, SLG: 0.619										3	0	0	0	0	1	1											
9 Collin Cowgill, R OBP: 0.235, SLG: 0.471										1	0	0	0	0	0	1											
75 Russell Branyan, L OBP: 0.500, SLG: 0.786										3	1	1	0	1	1	0											
22 Xavier Nady, R OBP: 0.158, SLG: 0.421										3	0	1	0	0	1	3											
39 Matt Davidson, R OBP: 0.200, SLG: 0.250										1	0	0	0	0	0	0											
29 Brandon Allen, L OBP: 0.333, SLG: 0.438										2	0	1	1	0	0	1											
46 Juan Miranda, L OBP: 0.476, SLG: 0.429										2	1	1	0	0	0	0											
4 Melvin Mora, R OBP: 0.214										2	0	0	0	0	1	1											
14 Ryan Roberts, R OBP: 0.783, SLG: 0.813										2	0	1	0	0	1	0											
12 Henry Blanco, R OBP: 0.077, SLG: 0.154										2	0	0	0	0	1	1											
13 Tony Abreu, S OBP: 0.174, SLG: 0.182										1	0	0	0	0	1	2											
8 Chris Owings, R OBP: 0.250, SLG: 0.143										2	0	0	0	0	0	0											
28 John Hester, R OBP: 0.286, SLG: 0.333										1	0	1	1	0	0	0											
Inning Stats	R: 0 E: 0 K: 0 S: 3	H: 0 LOB: 0 BB: 0 P: 3	R: 1 E: 0 K: 2 S: 9	H: 2 LOB: 1 BB: 0 P: 9	R: 0 E: 0 K: 1 S: 5	H: 1 LOB: 0 BB: 0 P: 5	R: 0 E: 0 K: 2 S: 8	H: 1 LOB: 1 BB: 0 P: 8	R: 0 E: 0 K: 1 S: 5	H: 0 LOB: 0 BB: 0 P: 5	R: 0 E: 0 K: 0 S: 4	H: 1 LOB: 2 BB: 1 P: 9	R: 1 E: 0 K: 2 S: 9	H: 3 LOB: 1 BB: 0 P: 9	R: 0 E: 0 K: 0 S: 3	H: 1 LOB: 0 BB: 0 P: 3	R: 0 E: 0 K: 1 S: 5	H: 0 LOB: 0 BB: 0 P: 5	1B: 6 2B: 3 3B: 0 HR: 0	SF: 0 SAC: 0 DP: 1 HBP: 0	WP: 1 PB: 0 SB: 1 CS: 1	PA: 34					
PITCHER	IP	WLS	BF	H	R	ER	SO	BB	IBB	HBP	BLK	WP	HR	S	P	ERA	WHIP										
36 Jered Weaver, R ERA: 3.6	3.0	W	11	3	1	1	3	0	0	0	0	0	0	8	8	3.00	1.000										
63 Rich Thompson, R ERA:	1.0	H	4	1	0	0	2	0	0	0	0	0	0	8	8	0.00	1.000										
17 Jason Bulger, R ERA: 3.86	1.0		3	0	0	0	1	0	0	0	0	0	0	5	5	0.00	0.000										
52 Tyler Chatwood, R ERA: 2.25	2.0		10	4	1	1	2	1	0	0	0	1	0	13	18	4.50	2.500										
64 Anthony Ortega, R ERA:	1.0		3	1	0	0	0	0	0	0	0	0	0	3	3	0.00	1.000										

Batter	1	2	3	4	5	6	7	8	9	AB	R	H	RBI	BB	SO	LOB	BOTTOM										
2 Erick Aybar, S OBP: 0.313, SLG: 0.333										3	1	2	1	0	0	0	Arizona Diamondbacks @ Los Angeles Angels Tempe Diablo Stadium, Tempe, AZ Sun Mar 06 2011, 3:06 PM - 5:54 PM EST Att: 7,228 - Partly Cloudy - 73 F livebaseballscorecards.com										
33 Chris Pettit, R OBP: 0.400, SLG: 0.167										1	1	0	0	1	0	1											
53 Bobby Abreu, L OBP: 0.333, SLG: 0.500										3	1	1	2	0	0	1											
90 Mike Trout, R OBP: 0.417, SLG: 0.222										0	0	0	0	2	0	0											
48 Toni Hunter, R OBP: 0.400, SLG: 0.385										3	1	2	0	0	1	1											
76 Alexi Amarista, L OBP: 0.308, SLG: 0.250										2	0	1	2	0	0	2											
10 Vernon Wells, R OBP: 0.400, SLG: 0.385										2	0	1	2	1	0	1											
79 Jean Segura, R OBP: 0.125, SLG: 0.125										1	0	0	0	0	0	2											
47 Howie Kendrick, R OBP: 0.438, SLG: 0.400										3	0	1	0	0	0	3											
83 Angel Castillo, R OBP: 0.500, SLG: 0.250										1	0	0	0	0	1	0											
13 Maicer Izturis, S OBP: 0.222, SLG: 0.412										3	0	0	0	0	0	4											
86 Efrén Navarro, L OBP: 0.500, SLG: 0.625										1	0	0	0	0	0	0											
44 Mark Trumbo, R OBP: 0.286, SLG: 0.650										2	0	0	0	0	1	2											
3 Brandon Wood, R OBP: 0.091, SLG: 0.182										2	0	0	0	0	2	0											
5 Jeff Mathis, R OBP: 0.364, SLG: 0.455										2	1	1	0	0	0	1											
46 Bobby Wilson, R OBP: 0.286, SLG: 0.429										2	1	1	0	0	0	0											
25 Peter Bourjos, R OBP: 0.444, SLG: 0.333										1	1	0	0	1	0	1											
81 Tyson Auer, R										0	0	0	0	1	0	0											
Inning Stats	R: 0 E: 0 K: 1 S: 6	H: 1 LOB: 1 BB: 0 P: 6	R: 0 E: 0 K: 0 S: 5	H: 1 LOB: 1 BB: 0 P: 5	R: 4 E: 0 K: 1 S: 10	H: 4 LOB: 1 BB: 1 P: 14	R: 1 E: 0 K: 0 S: 4	H: 1 LOB: 0 BB: 0 P: 4	R: 0 E: 0 K: 0 S: 3	H: 1 LOB: 1 BB: 1 P: 7	R: 2 E: 0 K: 1 S: 7	H: 2 LOB: 2 BB: 2 P: 15	R: 0 E: 0 K: 2 S: 7	H: 0 LOB: 0 BB: 0 P: 7	R: 0 E: 0 K: 0 S: 4	H: 0 LOB: 2 BB: 2 P: 12	R: 0 E: 0 K: 0 S: 4	H: 0 LOB: 2 BB: 2 P: 12	1B: 4 2B: 6 3B: 0 HR: 0	SF: 0 SAC: 1 DP: 1 HBP: 0	WP: 1 PB: 0 SB: 3 CS: 0	PA: 39					
PITCHER	IP	WLS	BF	H	R	ER	SO	BB	IBB	HBP	BLK	WP	HR	S	P	ERA	WHIP										
34 Joe Saunders, L ERA: 15.88	2.0	L	13	6	4	4	1	1	0	0	0	0	0	5	5	18.00	3.500										
56 Yonatan Ortega, R ERA: 2.7	1.0		3	0	0	0	1	0	0	0	0	0	0	5	5	0.00	0.000										
67 Wade Miley, L ERA: 6.75	2.0		8	2	1	1	0	1	0	0	0	0	0	7	11	4.50	1.500										
45 Kam Mickolio, R ERA: 7.36	0.2		6	2	2	2	1	2	0	0	0	0	0	6	14	27.00	6.000										
37 Brian Sweeney, R ERA: 9.82	1.1		4	0	0	0	2	0	0	0	0	0	0	8	8	0.00	0.000										

Batter	1	2	3	4	5	6	7	8	9	AB	R	H	RBI	BB	SO	LOB	TOP																	
1 Jarrod Dyson, L (1,8) 9 Derrick Robinson, S (6,8) OBP: 0.500, SLG: 0.438 OBP: 0.400, SLG: 0.667										3	0	3	0	0	0	0	Kansas City Royals @ Los Angeles Angels Tempe Diablo Stadium, Tempe, AZ Thu Mar 10 2011, 3:05 PM - 6:03 PM EST Att: 3,146 - Partly Cloudy - 84 F livebaseballscorecards.com																	
13 Mike Aviles, R (1,5) 87 Rey Navarro, S (6,4) J.D. Alfaro, R (8,4)										3	0	0	0	0	1	4																		
30 Kila Ka'aihue, L (1,3) 93 Jamie Romak, R (6,3) OBP: 0.467, SLG: 0.783 OBP: 0.167, SLG: 0.667										3	1	1	0	0	1	3																		
21 Jeff Francoeur, R (1,9) Nick Van Stratten, R (6,7) Patrick Norris, S (8,7)										3	0	0	0	0	1	2																		
53 Melky Cabrera, S (1,7) 15 David Lough, L (6,PH) OBP: 0.538, SLG: 0.818 OBP: 0.368, SLG: 0.250										2	0	1	0	0	0	0																		
46 Brett Carroll, R (1,10)										3	0	0	1	1	2	1																		
64 Lance Zawadzki, L (1,4) 8 Mike Moustakas, L (6,5) OBP: 0.333, SLG: 0.421										2	0	0	0	0	0	1																		
3 Brayan Peña, S (1,2) Ryan Stovall, R (7,PR) 28 Manny Piña, R (7,2) OBP: 0.333, SLG: 0.200										3	0	0	0	0	0	1																		
2 Alcides Escobar, R (1,6) 72 Irving Falu, S (6,6) OBP: 0.421, SLG: 0.353 OBP: 0.231, SLG: 0.167										2	0	1	0	0	0	0																		
Inning Stats	R: 0 E: 0 K: 1 S: 6	H: 1 LOB: 1 BB: 0 P: 6	R: 0 E: 0 K: 1 S: 5	H: 0 LOB: 0 BB: 0 P: 5	R: 0 E: 0 K: 0 S: 4	H: 1 LOB: 1 BB: 0 P: 4	R: 1 E: 0 K: 0 S: 5	H: 2 LOB: 1 BB: 0 P: 5	R: 0 E: 0 K: 2 S: 9	H: 2 LOB: 2 BB: 0 P: 10	R: 0 E: 0 K: 1 S: 5	H: 0 LOB: 0 BB: 0 P: 5	R: 1 E: 0 K: 0 S: 4	H: 2 LOB: 1 BB: 1 P: 8	R: 2 E: 1 K: 1 S: 7	H: 1 LOB: 2 BB: 2 P: 15		R: 0 E: 0 K: 1 S: 6	H: 1 LOB: 1 BB: 0 P: 6	1B: 8 2B: 1 3B: 1 HR: 0	SF: 0 SAC: 0 DP: 1 HBP: 0	WP: 1 PB: 0 SB: 4 CS: 0	PA: 40											
PITCHER	IP WLS BF H R ER SO BB IBB HBP BLK WP HR S P ERA WHIP																																	
35 Joel Pineiro, R (1,1) ERA: 1.0	4.0	16	4	1	1	2	0	0	0	0	0	0	0	20	20	2.25	1.000																	
63 Rich Thompson, R (5,1) ERA: 1.0	1.0	5	2	0	0	2	0	0	0	0	0	0	0	9	10	0.00	2.000																	
58 Michael Kohn, R (6,1) ERA: 4.5	1.0	3	0	0	0	1	0	0	0	0	0	0	0	5	5	0.00	2.000																	
45 Francisco Rodriguez, R (7,1) ERA: 4.5	1.0	5	2	1	0	0	1	0	0	0	0	0	0	4	8	0.00	3.000																	
59 Loek Van Mil, R (8,1) ERA: 27.0	0.1	5	1	2	1	0	2	0	0	0	0	1	0	3	11	27.00	9.000																	
49 David Carpenter, R (8,1) ERA: 16.2	0.2	2	0	0	0	1	0	0	0	0	0	0	0	0	4	4	0.00	1.000																
68 Ysmael Carmona, R (9,1)	1.0	4	1	0	0	1	0	0	0	0	0	0	0	0	6	6	0.00	1.000																

Batter	1	2	3	4	5	6	7	8	9	AB	R	H	RBI	BB	SO	LOB	BOTTOM																	
13 Maicer Izturis, S (1,5) 70 Kevin Meillo, L (6,4) OBP: 0.250, SLG: 0.409 OBP: 0.125, SLG: 0.250										3	0	0	0	0	0	2	Kansas City Royals @ Los Angeles Angels Tempe Diablo Stadium, Tempe, AZ Thu Mar 10 2011, 3:05 PM - 6:03 PM EST Att: 3,146 - Partly Cloudy - 84 F livebaseballscorecards.com																	
2 Erick Aybar, S (1,6) 49 Jeremy Moore, L (6,7) OBP: 0.308, SLG: 0.360 OBP: 0.222, SLG: 0.250										3	1	2	0	0	0	0																		
48 Toni Hunter, R (1,9) 83 Angel Castillo, R (6,9) OBP: 0.381, SLG: 0.333 OBP: 0.333, SLG: 0.143										3	0	1	0	0	0	2																		
10 Vernon Wells, R (1,8) 72 Darwin Perez, S (6,6)										3	0	1	1	0	2	2																		
47 Howie Kendrick, R (1,4) Jay Brossman, R (6,5)										1	1	0	0	2	0	1																		
6 Alberto Callaspo, S (1,10)										4	0	2	0	0	0	2																		
44 Mark Trumbo, R (1,3) 86 Efrén Navarro, L (7,3) OBP: 0.381, SLG: 0.758 OBP: 0.455, SLG: 0.545										3	1	1	1	0	1	2																		
5 Jeff Mathis, R (1,2) 69 Carlos Ramirez, R (7,2)										3	0	1	1	0	0	2																		
81 Tyson Auer, R (1,7) OBP: 0.333, SLG: 0.167										4	0	2	0	0	2	1																		
Inning Stats	R: 1 E: 0 K: 0 S: 5	H: 2 LOB: 2 BB: 1 P: 11	R: 0 E: 0 K: 1 S: 5	H: 1 LOB: 0 BB: 0 P: 5	R: 0 E: 0 K: 1 S: 6	H: 1 LOB: 1 BB: 0 P: 6	R: 2 E: 0 K: 0 S: 5	H: 3 LOB: 1 BB: 1 P: 9	R: 0 E: 0 K: 1 S: 6	H: 1 LOB: 1 BB: 0 P: 6	R: 0 E: 0 K: 2 S: 8	H: 1 LOB: 0 BB: 0 P: 8	R: 0 E: 0 K: 1 S: 5	H: 0 LOB: 0 BB: 0 P: 5	R: 0 E: 0 K: 0 S: 2	H: 0 LOB: 0 BB: 1 P: 6		R: 0 E: 0 K: 0 S: 4	H: 2 LOB: 1 BB: 0 P: 4	1B: 9 2B: 2 3B: 0 HR: 0	SF: 0 SAC: 0 DP: 2 HBP: 0	WP: 0 PB: 0 SB: 3 CS: 2	PA: 37											
PITCHER	IP WLS BF H R ER SO BB IBB HBP BLK WP HR S P ERA WHIP																																	
32 Vin Mazzaro, R (1,1) ERA: 7.36	3.1	17	6	3	3	2	2	0	0	0	0	0	0	0	2	2	0.00	1.500																
75 Blaine Hardy, L (4,1)	0.2	2	1	0	0	0	0	0	0	0	0	0	0	2	2	0.00	1.500																	
51 Robinson Tejeda, R (5,1) ERA: 3.0	1.0	4	1	0	0	1	0	0	0	0	0	0	0	6	6	0.00	1.000																	
38 Blake Wood, R (6,1) ERA: 9.0	1.0	4	1	0	0	2	0	0	0	0	0	0	0	8	8	0.00	1.000																	
67 Chris Dwyer, L (7,1) ERA: 7.36	1.0	3	0	0	0	1	0	0	0	0	0	0	0	5	5	0.00	0.000																	
47 Nate Adcock, R (8,1) ERA: 16.2	1.0	3	0	0	0	0	0	0	0	0	0	0	0	0	4	4	0.00	2.000																
56 Greg Holland, R (9,1)	1.0	4	2	0	0	0	0	0	0	0	0	0	0	0	4	4	0.00	2.000																

Batter	1	2	3	4	5	6	7	8	9	AB	R	H	RBI	BB	SO	LOB	TOP								
77 Reggie Willits, S (1,8) OBP: 0.304, SLG: 0.300										3	0	0	0	0	2	3	Los Angeles Angels @ Cleveland Indians Goodyear Ballpark, Goodyear, AZ Sat Mar 12 2011, 4:08 PM - 6:07 PM EST Att: 5,400 - Sunny - 80 F								
81 Tyson Auer, R (5,8) OBP: 0.313, SLG: 0.154										3	0	1	0	1	1	0									
74 Gabe Jacobo, R (8,PH) OBP: 0.350, SLG: 0.222										4	0	1	0	0	0	2									
92 Travis Witherspoon, R (8,8) OBP: 0.167, SLG: 0.167																									
5 Jeff Mathis, R (1,2) OBP: 0.350, SLG: 0.421																									
6 Alberto Callaspo, S (1,10) OBP: 0.308, SLG: 0.308																									
44 Mark Trumbo, R (1,3) OBP: 0.390, SLG: 0.800																									
3 Brandon Wood, R (1,5) OBP: 0.188, SLG: 0.344																									
33 Chris Pettit, R (1,7) OBP: 0.500, SLG: 0.611																									
18 Andrew Romine, S (1,6) OBP: 0.267, SLG: 0.231																									
90 Mike Trout, R (9,PH) OBP: 0.400, SLG: 0.250																									
49 Jeremy Moore, L (1,9) OBP: 0.273, SLG: 0.300																									
28 Gil Velazquez, R (1,4) OBP: 0.250, SLG: 0.200																									
79 Jean Segura, R (8,PH) OBP: 0.333, SLG: 0.333										1	0	0	0	1	0										
Inning Stats	R: 0 E: 0 K: 2 S: 7	H: 0 LOB: 0 BB: 0 P: 8	R: 0 E: 0 K: 2 S: 7	H: 0 LOB: 1 BB: 1 P: 11	R: 0 E: 0 K: 1 S: 5	H: 0 LOB: 0 BB: 0 P: 5	R: 0 E: 0 K: 0 S: 3	H: 1 LOB: 0 BB: 0 P: 3	R: 0 E: 0 K: 0 S: 5	H: 2 LOB: 3 BB: 1 P: 9	R: 0 E: 0 K: 1 S: 4	H: 0 LOB: 0 BB: 0 P: 4	R: 0 E: 0 K: 1 S: 5	H: 0 LOB: 0 BB: 0 P: 5	R: 0 E: 0 K: 0 S: 3	H: 1 LOB: 1 BB: 1 P: 7	R: 1 E: 0 K: 1 S: 7	H: 1 LOB: 0 BB: 0 P: 8	1B: 6 2B: 1 3B: 0 HR: 1	SF: 0 SAC: 0 DP: 3 HBP: 0	WP: 0 PB: 0 SB: 0 CS: 0	PA: 34			
PITCHER	IP	WLS	BF	H	R	ER	SO	BB	IBB	HBP	BLK	WP	HR	S	P	ERA	WHIP								
55 Roberto Hernandez, R (1,1) ERA: 5.25	4.0	W	13	1	0	0	5	1	0	0	0	0	0	22	27	0.00	0.500								
43 Josh Tomlin, R (5,1) ERA: 1.13	3.0	H	13	4	0	0	1	1	0	0	0	0	0	14	18	0.00	1.667								
53 Rafael Perez, L (8,1) ERA:	1.0	H	4	1	0	0	0	1	0	0	0	0	0	3	7	0.00	2.000								
49 Tony Sipp, L (9,1) ERA: 1.8	1.0	S	4	1	1	1	1	0	0	0	0	0	1	7	8	9.00	1.000								

Batter	1	2	3	4	5	6	7	8	9	AB	R	H	RBI	BB	SO	LOB	BOTTOM								
23 Michael Brantley, L (1,8) OBP: 0.238, SLG: 0.200										3	1	1	0	0	1	0	Los Angeles Angels @ Cleveland Indians Goodyear Ballpark, Goodyear, AZ Sat Mar 12 2011, 4:08 PM - 6:07 PM EST Att: 5,400 - Sunny - 80 F								
65 Ezequiel Carrera, L (8,8) OBP: 0.474, SLG: 0.414										0	0	0	0	0	0	0									
13 Adriabel Cabrera, S (1,6) OBP: 0.500, SLG: 0.636										3	1	2	1	0	0	0									
76 Lonnie Chisenhall, L (7,5) OBP: 0.538, SLG: 0.913										0	0	0	0	0	0	0									
17 Shin-Soo Choo, L (1,10) OBP: 0.261, SLG: 0.318										3	0	1	1	0	1	1									
41 Carlos Santana, S (1,2) OBP: 0.211, SLG: 0.222										3	0	0	0	0	0	1									
70 Juan Apodaca, R (8,2) OBP: 0.429, SLG: 0.667										0	0	0	0	0	0	0									
28 Travis Buck, L (1,9) OBP: 0.433, SLG: 0.571										3	0	0	0	0	0	1									
20 Orlando Cabrera, R (1,4) OBP: 0.412, SLG: 0.625										2	0	0	0	0	1	0									
8 Adam Everett, R (7,4) OBP: 0.500, SLG: 0.400										1	0	0	0	0	0	0									
7 Matt LaPorta, R (1,3) OBP: 0.182, SLG: 0.344										3	0	1	0	0	0	0									
47 Shelley Duncan, R (1,7) OBP: 0.263, SLG: 0.368										2	0	0	0	0	0	0									
30 Chad Huffman, R (8,7) OBP: 0.591, SLG: 0.833										1	0	0	0	0	0	1									
1 Luis Valbuena, L (1,5) OBP: 0.310, SLG: 0.542										3	0	0	0	0	1	1									
Inning Stats	R: 1 E: 0 K: 0 S: 4	H: 2 LOB: 0 BB: 0 P: 5	R: 0 E: 0 K: 1 S: 5	H: 0 LOB: 0 BB: 0 P: 5	R: 0 E: 0 K: 0 S: 3	H: 0 LOB: 0 BB: 0 P: 3	R: 1 E: 0 K: 0 S: 4	H: 2 LOB: 0 BB: 0 P: 4	R: 0 E: 0 K: 0 S: 3	H: 0 LOB: 0 BB: 0 P: 3	R: 0 E: 0 K: 2 S: 7	H: 0 LOB: 0 BB: 0 P: 7	R: 0 E: 0 K: 1 S: 5	H: 0 LOB: 0 BB: 0 P: 5	R: 0 E: 0 K: 0 S: 4	H: 1 LOB: 1 BB: 0 P: 4	R: 0 E: 0 K: 0 S: 4	H: 0 LOB: 0 BB: 0 P: 4	1B: 2 2B: 4 3B: 0 HR: 0	SF: 0 SAC: 0 DP: 2 HBP: 0	WP: 0 PB: 0 SB: 1 CS: 0	PA: 27			
PITCHER	IP	WLS	BF	H	R	ER	SO	BB	IBB	HBP	BLK	WP	HR	S	P	ERA	WHIP								
24 Dan Haren, R (1,1) ERA: 4.5	5.0	L	17	4	2	2	1	0	0	0	0	0	0	19	20	3.60	0.800								
21 Hisanori Takahashi, L (6,1) ERA:	2.0		6	0	0	0	3	0	0	0	0	0	0	12	12	0.00	0.000								
91 Ryan Brasier, R (8,1) ERA: 11.25	1.0		4	1	0	0	0	0	0	0	0	0	0	4	4	0.00	1.000								

Batter	1	2	3	4	5	6	7	8	9	AB	R	H	RBI	BB	SO	LOB	TOP								
18 Andrew Romine, S OBP: 0.222, SLG: 0.188 72 Darwin Perez, S OBP: 0.500, SLG: 0.333	G5-3		K		G4-3			10 HBP 83 2B	K	3	0	0	0	0	1	0									
6 Alberto Callaspo, S OBP: 0.310, SLG: 0.310 10 Matt Long, L	G5-3			F9		83 G6-3 83 S		83 2B HBP	F7	3	0	1	0	0	0	0									
5 Jeff Mathis, R OBP: 0.364, SLG: 0.429 46 Bobby Wilson, R OBP: 0.524, SLG: 0.667	K			83 FC5-4 1B		F9		K		2	0	1	0	0	1	0									
83 Angel Castillo, R OBP: 0.286, SLG: 0.250		K		49 2B		G6-3		49 3B		4	2	1	2	0	1	2									
49 Jeremy Moore, L OBP: 0.308, SLG: 0.458	K			86 1B		K		86 FC4 3B		4	2	2	2	0	2	1									
86 Efran Navarro, L OBP: 0.471, SLG: 0.563				2B						4	0	2	2	0	0	0									
28 Gil Velazquez, R OBP: 0.200, SLG: 0.154	G5-3			2B				E3 28 SH1-3	FC4 28 G5-3	3	0	0	0	0	0	3									
70 Kevin Melillo, L OBP: 0.154, SLG: 0.167			F7		G3			G6-3	K	4	0	0	0	0	1	2									
92 Travis Witherspoon, R OBP: 0.100, SLG: 0.100			K		G4-3			K		4	0	0	0	0	2	1									
Inning Stats	R: 0 E: 0 K: 1 S: 5	H: 0 LOB: 0 BB: 0 P: 5	R: 0 E: 0 K: 2 S: 8	H: 1 LOB: 1 BB: 0 P: 8	R: 0 E: 0 K: 2 S: 7	H: 0 LOB: 0 BB: 0 P: 7	R: 2 E: 0 K: 0 S: 6	H: 3 LOB: 1 BB: 0 P: 6	R: 0 E: 0 K: 1 S: 3	H: 0 LOB: 1 BB: 0 P: 3	R: 0 E: 0 K: 1 S: 6	H: 1 LOB: 1 BB: 0 P: 7	R: 0 E: 1 K: 1 S: 6	H: 0 LOB: 1 BB: 0 P: 6	R: 4 E: 0 K: 2 S: 11	H: 3 LOB: 1 BB: 0 P: 12	R: 0 E: 0 K: 1 S: 5	H: 0 LOB: 0 BB: 0 P: 5	1B: 4 2B: 3 3B: 1 HR: 0	SF: 0 SAC: 1 DP: 0 HBP: 1	WP: 0 PB: 0 SB: 1 CS: 0	PA: 38			
PITCHER	IP	WLS	BF	H	R	ER	SO	BB	IBB	HBP	BLK	WP	HR	S	P	ERA	WHIP								
30 Travis Wood, L ERA: 4.0	4.0		16	4	2	2	5	0	0	0	0	0	0	26	26	4.50	1.000								
48 Francisco Cordero, R ERA: 2.25	1.0		3	0	0	0	0	0	0	0	0	0	0	3	3	0.00	0.000								
46 Carlos Fisher, R ERA: 7.2	2.0		8	1	0	0	2	0	0	0	0	0	0	12	13	0.00	0.500								
51 Jared Burton, R ERA: 5.14	1.0	L	8	3	4	4	2	0	0	1	0	0	0	11	12	36.00	3.000								
63 Sam LeCure, R ERA:	1.0		3	0	0	0	1	0	0	0	0	0	0	5	5	0.00	0.000								

Los Angeles Angels @ Cincinnati Reds
Goodyear Ballpark, Goodyear, AZ
Sun Mar 13 2011, 4:05 PM - 6:35 PM EDT
Att: 3,665 - Sunny - 84 F

livebaseballscorecards.com

AB 36
R 6
H 8
RBI 6
BB 0
SO 10
LOB 12



Batter	1	2	3	4	5	6	7	8	9	AB	R	H	RBI	BB	SO	LOB	BOTTOM								
28 Chris Heisey, R OBP: 0.370, SLG: 0.542 89 Ryan LaMarre, R	P6		F9				K			2	0	0	0	1	0	0									
4 Brandon Phillips, R OBP: 0.500, SLG: 0.150 71 Kristopher Negrón, R OBP: 0.500, SLG: 0.667	G3		F9			BB		E6		3	0	0	0	0	0	1									
32 Jay Bruce, L OBP: 0.292, SLG: 0.391 88 Jefry Sierra, R								G4-3		3	2	2	1	0	0	1									
31 Jonny Gomes, R OBP: 0.130, SLG: 0.273 76 Danny Dom, L OBP: 0.390, SLG: 0.476	F8							G4-3		1	0	0	0	0	0	1									
26 Jeremy Hermida, L OBP: 0.500, SLG: 0.667 15 Fred Lewis, L OBP: 0.250, SLG: 0.227	G4-3							L6		2	0	0	0	1	0	1									
43 Miguel Cairo, R OBP: 0.391, SLG: 0.263 84 Alex Buchholz, R OBP: 0.333, SLG: 0.333	F8							G6-3		2	0	0	0	0	0	1									
70 Todd Frazier, R OBP: 0.200, SLG: 0.208 23 Yonder Alonso, L OBP: 0.409, SLG: 0.600								K		3	0	2	1	0	0	0									
65 Devin Mesoraco, R OBP: 0.429, SLG: 0.550 73 Yasmani Grandal, S OBP: 0.300, SLG: 0.444 86 Chris McMurray, R OBP: 0.667, SLG: 0.667	G4-3							K		1	0	1	0	1	0	0									
7 Paul Janish, R OBP: 0.364, SLG: 0.333 16 Edgar Renteria, R OBP: 0.333, SLG: 0.381			K					G6-3		2	0	0	0	0	1	0									
Inning Stats	R: 1 E: 0 K: 0 S: 5	H: 1 LOB: 0 BB: 0 P: 6	R: 0 E: 0 K: 0 S: 4	H: 1 LOB: 1 BB: 0 P: 5	R: 0 E: 0 K: 1 S: 5	H: 0 LOB: 0 BB: 0 P: 5	R: 1 E: 1 K: 1 S: 7	H: 2 LOB: 2 BB: 1 P: 11	R: 0 E: 0 K: 0 S: 3	H: 0 LOB: 1 BB: 1 P: 7	R: 0 E: 0 K: 1 S: 5	H: 1 LOB: 1 BB: 1 P: 9	R: 1 E: 1 K: 1 S: 7	H: 1 LOB: 1 BB: 0 P: 7	R: 0 E: 0 K: 1 S: 5	H: 0 LOB: 0 BB: 0 P: 5	R: 0 E: 0 K: 0 S: 3	H: 0 LOB: 0 BB: 0 P: 3	1B: 4 2B: 1 3B: 0 HR: 1	SF: 0 SAC: 0 DP: 0 HBP: 0	WP: 1 PB: 0 SB: 1 CS: 0	PA: 36			
PITCHER	IP	WLS	BF	H	R	ER	SO	BB	IBB	HBP	BLK	WP	HR	S	P	ERA	WHIP								
57 Garrett Richards, R ERA: 3.86	3.0		11	2	1	1	1	0	0	0	0	0	0	14	16	3.00	0.667								
40 Kevin Jepsen, R ERA: 6.75	1.0	B	6	2	1	1	1	1	0	0	0	1	0	7	11	9.00	3.000								
65 Eric Junge, R ERA: 4.7	2.0		8	1	0	0	1	2	0	0	0	0	0	8	16	0.00	1.500								
64 Anthony Ortega, R ERA:	1.0	W	5	1	1	0	1	0	0	0	0	0	0	7	7	0.00	1.000								
45 Francisco Rodriguez, R ERA: 3.6	1.0	H	3	0	0	0	1	0	0	0	0	0	0	5	5	0.00	0.000								

Los Angeles Angels @ Cincinnati Reds
Goodyear Ballpark, Goodyear, AZ
Sun Mar 13 2011, 4:05 PM - 6:35 PM EDT
Att: 3,665 - Sunny - 84 F

livebaseballscorecards.com

AB 33
R 3
H 6
RBI 2
BB 3
SO 5
LOB 12



Batter	1	2	3	4	5	6	7	8	9	AB	R	H	RBI	BB	SO	LOB	TOP										
2 Jack Wilson, R (1, 6) OBP: 0.542, SLG: 0.762 1 Luis Antonio Rodriguez, Sr, R (5, 6) OBP: 0.250, SLG: 0.175										3	1	2	0	0	1	1	Seattle Mariners @ Los Angeles Angels Tempe Diablo Stadium, Tempe, AZ Sun Mar 13 2011, 4:09 PM - 6:53 PM EDT Att: 7,419 - Sunny - 77 F										
26 Brendan Ryan, R (1, 4) OBP: 0.174, SLG: 0.182 72 Sean Kazmar Jr., R (5, 4) OBP: 0.176, SLG: 0.313										3	0	0	0	0	2	3											
15 Milton Bradley, S (1, 10) OBP: 0.458, SLG: 0.571 13 Dustin Ackley, L (6, PH) OBP: 0.500, SLG: 0.526 (8, 10)										3	0	1	1	0	0	2											
12 Ryan Langerhans, L (1, 9) OBP: 0.455, SLG: 0.600 44 Mike Wilson, R (6, 9) OBP: 0.375, SLG: 0.167										2	0	1	0	1	0	0											
27 Matt Tuiasosopo, R (1, 3) OBP: 0.474, SLG: 0.529 5 Chris Gimenez, R (6, 3) OBP: 0.357, SLG: 0.273										3	0	1	0	0	1	1											
8 Gabe Gross, L (1, 7) OBP: 0.273, SLG: 0.333 20 Mike Carp, L (6, 7) OBP: 0.263, SLG: 0.333										2	0	0	0	1	0	1											
55 Michael Saunders, L (1, 8) OBP: 0.333, SLG: 0.306										3	0	2	0	0	1	2											
16 Josh Wilson, R (1, 5) OBP: 0.222, SLG: 0.174										3	0	0	0	0	2	6											
10 Adam Moore, R (1, 2) OBP: 0.529, SLG: 0.643 75 Steven Baron, R (7, 2) OBP: 0.571, SLG: 1.143										3	0	1	0	0	0	1											
Inning Stats	R: 0 E: 0 K: 1 S: 5	H: 1 LOB: 0 BB: 0 P: 5	R: 0 E: 0 K: 1 S: 6	H: 1 LOB: 2 BB: 1 P: 10	R: 1 E: 0 K: 0 S: 4	H: 2 LOB: 1 BB: 1 P: 10	R: 0 E: 0 K: 2 S: 8	H: 1 LOB: 1 BB: 0 P: 8	R: 0 E: 0 K: 0 S: 4	H: 1 LOB: 2 BB: 1 P: 8	R: 0 E: 0 K: 0 S: 4	H: 1 LOB: 2 BB: 1 P: 8	R: 0 E: 0 K: 2 S: 8	H: 1 LOB: 3 BB: 0 P: 13	R: 1 E: 0 K: 0 S: 5	H: 3 LOB: 1 BB: 0 P: 5		1B: 8 2B: 3 3B: 1 HR: 0	SF: 0 SAC: 1 DP: 1 HBP: 1	WP: 1 PB: 0 SB: 2 CS: 3	PA: 42						
PITCHER	IP	WLS	BF	H	R	ER	SO	BB	IBB	HBP	BLK	WP	HR	S	P	ERA	WHIP										
54 Ervin Santana, R (1, 1) ERA: 3.24	4.0	L	17	5	1	1	4	2	0	0	0	1	0	23	33	2.25	1.750										
51 Jordan Walden, R (5, 1) ERA:	1.0		4	1	0	0	2	0	0	0	0	0	0	8	8	0.00	1.000										
58 Michael Kohn, R (6, 1) ERA:	1.0		3	1	0	0	0	0	0	0	0	0	0	4	4	0.00	1.000										
22 Trevor Bell, R (7, 1) ERA: 9.0	1.0		5	1	0	0	0	1	0	0	0	0	0	4	8	0.00	2.000										
17 Jason Bulger, R (8, 1) ERA: 2.09	1.0		6	1	0	0	2	1	0	1	0	0	0	8	13	0.00	2.000										

AB	34
R	2
H	12
RBI	2
BB	4
SO	8
LOB	23



Batter	1	2	3	4	5	6	7	8	9	AB	R	H	RBI	BB	SO	LOB	BOTTOM										
2 Erick Aybar, S (1, 6) OBP: 0.323, SLG: 0.367 79 Jean Segura, R (8, 6) OBP: 0.313, SLG: 0.313										3	0	1	0	0	0	0	Seattle Mariners @ Los Angeles Angels Tempe Diablo Stadium, Tempe, AZ Sun Mar 13 2011, 4:09 PM - 6:53 PM EDT Att: 7,419 - Sunny - 77 F										
53 Bobby Abreu, L (1, 9) OBP: 0.320, SLG: 0.350 44 Drew Heid, L (7, 9)										3	0	0	0	0	1	1											
10 Vernon Wells, R (1, 8) OBP: 0.321, SLG: 0.308 57 Clay Fuller, R (7, 8) OBP: 1.000, SLG: 2.000										3	0	0	0	0	0	1											
47 Howie Kendrick, R (1, 4) OBP: 0.441, SLG: 0.400 74 Gabe Jacobo, R (8, 3) OBP: 0.273, SLG: 0.200										2	0	1	0	1	1	0											
44 Mark Trumbo, R (1, 3) OBP: 0.364, SLG: 0.744 9 Michael Wing, R (8, 4) 99 Alberto Rosario, R (9, PH) ERA:										3	0	0	0	0	1	2											
16 Hank Conger, L (1, 2) OBP: 0.250, SLG: 0.227 98 Kevin Richardson, R (9, 2) OBP: 0.500, SLG: 1.000 95 Rian Kiniry, L (9, PR)										2	0	1	0	1	0	0											
3 Brandon Wood, R (1, 5) OBP: 0.167, SLG: 0.306										4	0	0	0	0	2	6											
33 Chris Pettit, R (1, 7) OBP: 0.483, SLG: 0.550										2	0	0	0	1	1	4											
90 Mike Trout, R (1, 10) OBP: 0.348, SLG: 0.211										3	0	0	0	0	1	1											
Inning Stats	R: 0 E: 0 K: 0 S: 3	H: 0 LOB: 0 BB: 0 P: 3	R: 0 E: 0 K: 2 S: 9	H: 2 LOB: 0 BB: 0 P: 9	R: 0 E: 0 K: 0 S: 4	H: 1 LOB: 1 BB: 0 P: 4	R: 0 E: 0 K: 1 S: 5	H: 0 LOB: 0 BB: 0 P: 5	R: 0 E: 0 K: 1 S: 2	H: 0 LOB: 0 BB: 1 P: 6	R: 0 E: 0 K: 1 S: 5	H: 0 LOB: 0 BB: 2 P: 5	R: 0 E: 0 K: 1 S: 5	H: 0 LOB: 2 BB: 0 P: 14	R: 0 E: 0 K: 1 S: 5	H: 0 LOB: 0 BB: 0 P: 5		R: 0 E: 0 K: 1 S: 6	H: 1 LOB: 2 BB: 1 P: 10	1B: 3 2B: 2 3B: 0 HR: 0	SF: 0 SAC: 0 DP: 1 HBP: 0	WP: 0 PB: 0 SB: 1 CS: 0	PA: 34				
PITCHER	IP	WLS	BF	H	R	ER	SO	BB	IBB	HBP	BLK	WP	HR	S	P	ERA	WHIP										
38 Jason Vargas, L (1, 1) ERA:	4.0		15	3	0	0	3	1	0	0	0	0	0	21	21	0.00	0.750										
35 Charlie Haeger, R (5, 1) ERA:	1.0	H	3	0	0	0	0	1	0	0	0	0	0	2	6	0.00	1.000										
33 Denny Bautista, R (6, 1) ERA: 17.18	1.0	H	3	0	0	0	1	0	0	0	0	0	0	5	5	0.00	0.000										
57 Dan Cortes, R (7, 1) ERA: 4.5	1.0	H	5	0	0	0	1	2	0	0	0	0	0	5	14	0.00	2.000										
31 Josh Lueke, R (8, 1) ERA: 2.84	1.0	H	3	0	0	0	1	0	0	0	0	0	0	5	5	0.00	0.000										

AB	30
R	0
H	4
RBI	0
BB	4
SO	7
LOB	17



Batter	1	2	3	4	5	6	7	8	9	AB	R	H	RBI	BB	SO	LOB	TOP					
13 Maicer Izturis, S OBP: 0.290, SLG: 0.370	F7		53 2B BB		G6-3		K		G4-3	2	1	0	0	1	0	0	Los Angeles Angels @ San Diego Padres Peoria Stadium, Peoria, AZ Tue Mar 15 2011, 4:04 PM - 6:34 PM EDT Att: 5,397 - Partly Cloudy - 80 F					
28 Gil Velazquez, R OBP: 0.188, SLG: 0.143		F7								1	0	0	0	0	1	1						
18 Andrew Romine, S OBP: 0.211, SLG: 0.176										1	0	0	0	0	0	0						
53 Bobby Abreu, L OBP: 0.357, SLG: 0.435		F7								3	0	2	2	0	0	0						
86 Efrén Navarro, L OBP: 0.421, SLG: 0.500										2	0	0	0	0	0	1						
48 Toni Hunter, R OBP: 0.370, SLG: 0.500										3	1	1	1	0	1	1						
70 Kevin Melillo, L OBP: 0.214, SLG: 0.231										1	0	1	1	0	0	0						
10 Vernon Wells, R OBP: 0.323, SLG: 0.414										3	1	1	1	0	0	0						
81 Tyson Auer, R OBP: 0.294, SLG: 0.143										1	0	0	0	0	0	1						
47 Howie Kendrick, R OBP: 0.432, SLG: 0.394										3	1	1	0	0	0	0						
92 Travis Witherspoon, R OBP: 0.091, SLG: 0.091										1	0	0	0	0	1	0						
2 Enck Aybar, S OBP: 0.303, SLG: 0.344										2	0	0	0	0	0	1						
3 Brandon Wood, R OBP: 0.211, SLG: 0.405										1	1	1	1	1	0	0						
44 Mark Trumbo, R OBP: 0.362, SLG: 0.783										3	1	1	2	0	2	0						
32 Matt Palmer, R OBP: 0.211, SLG: 0.405										1	0	0	0	0	1	1						
91 Ryan Brasier, R OBP: 0.211, SLG: 0.405										0	0	0	0	0	0	0						
46 Bobby Wilson, R OBP: 0.480, SLG: 0.640										4	1	1	0	0	1	1						
25 Peter Bourjos, R OBP: 0.424, SLG: 0.407										2	1	1	0	0	1	0						
33 Chris Pettit, R OBP: 0.452, SLG: 0.500										2	1	0	0	0	1	0						
Inning Stats	R: 0 E: 0 K: 1 S: 9	H: 0 LOB: 0 BB: 0 P: 12	R: 0 E: 0 K: 0 S: 8	H: 0 LOB: 0 BB: 0 P: 12	R: 2 E: 1 K: 2 S: 11	H: 2 LOB: 1 BB: 1 P: 22	R: 4 E: 0 K: 1 S: 15	H: 4 LOB: 0 BB: 0 P: 21	R: 0 E: 0 K: 0 S: 7	H: 1 LOB: 0 BB: 0 P: 11	R: 1 E: 0 K: 1 S: 9	H: 1 LOB: 0 BB: 0 P: 13	R: 2 E: 2 K: 1 S: 13	H: 2 LOB: 1 BB: 0 P: 18	R: 0 E: 0 K: 2 S: 9	H: 0 LOB: 1 BB: 1 P: 16	R: 0 E: 0 K: 1 S: 6	H: 0 LOB: 0 BB: 0 P: 8	1B: 4 2B: 2 3B: 0 HR: 4	SF: 0 SAC: 0 DP: 1 HBP: 0	WP: 0 PB: 0 SB: 0 CS: 0	PA: 38
PITCHER	IP WLS BF H R ER SO BB IBB HBP BLK WP HR S P ERA WHIP																					
49 Wade LeBlanc, L ERA: 9.22	5.0 L 21 7 6 6 4 1 0 0 0 0 0 3 50 78 10.80 1.600																					
43 Samuel Deduno, R ERA: 7.5	1.0 4 1 1 1 1 0 0 0 0 0 0 1 9 13 9.00 1.000																					
59 Luis Perdomo, R ERA: 7.5	1.0 6 2 2 0 1 0 0 0 0 0 0 0 13 18 0.00 2.000																					
79 Colt Hynes, L ERA: 7.2	1.0 4 0 0 0 2 1 0 0 0 0 0 0 9 16 0.00 1.000																					
40 Greg Burke, R ERA: 7.2	1.0 3 0 0 0 1 0 0 0 0 0 0 0 6 8 0.00 0.000																					

Batter	1	2	3	4	5	6	7	8	9	AB	R	H	RBI	BB	SO	LOB	BOTTOM					
8 Jason Bartlett, R OBP: 0.269, SLG: 0.280	G6-3									4	0	0	0	0	0	2	Los Angeles Angels @ San Diego Padres Peoria Stadium, Peoria, AZ Tue Mar 15 2011, 4:04 PM - 6:34 PM EDT Att: 5,397 - Partly Cloudy - 80 F					
2 Everth Cabrera, S OBP: 0.222, SLG: 0.257		G5-3								1	0	1	0	0	0	0						
1 Orlando Hudson, S OBP: 0.286, SLG: 0.417										4	1	1	0	0	2	1						
15 Kevin Frandsen, R OBP: 0.179, SLG: 0.160										1	0	0	0	0	1	0						
47 Ryan Ludwick, R OBP: 0.448, SLG: 0.520										2	1	2	2	0	0	0						
28 Aaron Cunningham, R OBP: 0.405, SLG: 0.606										2	0	1	0	0	0	1						
11 Brad Hawpe, L OBP: 0.409, SLG: 0.500										3	0	0	0	1	0	3						
12 Logan Forsythe, R OBP: 0.395, SLG: 0.619										0	0	0	0	0	0	0						
7 Chase Headley, S OBP: 0.500, SLG: 0.542										4	0	0	0	0	3	3						
79 Colt Hynes, L ERA: 7.2										0	0	0	0	0	0	0						
40 Greg Burke, R ERA: 7.2										0	0	0	0	0	0	0						
13 Chris Denorfia, R OBP: 0.428, SLG: 0.581										3	2	3	0	0	0	0						
59 Luis Perdomo, R OBP: 0.444, SLG: 0.633										0	0	0	0	0	0	0						
67 Jesus Guzman, R OBP: 0.444, SLG: 0.633										1	0	0	0	0	0	0						
9 Eric Patterson, L OBP: 0.448, SLG: 0.741										3	2	2	3	0	1	1						
23 Mike Baxter, L OBP: 0.423, SLG: 0.636										1	0	0	0	0	0	0						
4 Nick Hundley, R OBP: 0.471, SLG: 0.750										3	0	2	0	0	1	1						
82 Guillermo Quiroz, R OBP: 0.389, SLG: 0.467										1	0	0	0	0	0	0						
49 Wade LeBlanc, L OBP: 0.500, SLG: 0.500										1	0	0	0	0	0	1						
43 Samuel Deduno, R ERA: 7.5										0	0	0	0	0	0	0						
Cedric Hunter, L OBP: 0.481, SLG: 0.826										1	0	0	1	0	0	0						
Inning Stats	R: 0 E: 0 K: 1 S: 12	H: 1 LOB: 1 BB: 0 P: 16	R: 2 E: 0 K: 1 S: 12	H: 3 LOB: 1 BB: 0 P: 15	R: 2 E: 0 K: 2 S: 14	H: 3 LOB: 1 BB: 1 P: 28	R: 0 E: 0 K: 1 S: 9	H: 1 LOB: 0 BB: 0 P: 14	R: 0 E: 0 K: 0 S: 5	H: 1 LOB: 0 BB: 0 P: 8	R: 2 E: 1 K: 1 S: 9	H: 2 LOB: 2 BB: 0 P: 14	R: 0 E: 1 K: 1 S: 7	H: 0 LOB: 0 BB: 0 P: 12	R: 0 E: 0 K: 0 S: 7	H: 0 LOB: 0 BB: 0 P: 12	R: 0 E: 0 K: 0 S: 6	H: 1 LOB: 0 BB: 0 P: 10	1B: 5 2B: 6 3B: 0 HR: 2	SF: 1 SAC: 1 DP: 2 HBP: 0	WP: 0 PB: 0 SB: 0 CS: 1	PA: 38
PITCHER	IP WLS BF H R ER SO BB IBB HBP BLK WP HR S P ERA WHIP																					
35 Joel Pineda, R ERA: 3.46	4.0 H 3 1 0 0 0 1 0 0 0 0 0 0 5 8 0.00 1.000																					
87 Matt Meyer, L ERA: 5.0	1.0 H 3 1 0 0 0 0 0 0 0 0 0 0 5 8 0.00 1.000																					
32 Matt Palmer, R ERA: 5.0	3.0 H 12 2 2 1 2 0 0 0 0 0 0 0 23 38 3.00 0.667																					
91 Ryan Brasier, R ERA: 9.0	1.0 S 3 1 0 0 0 0 0 0 0 0 0 0 6 10 0.00 1.000																					

Batter	1	2	3	4	5	6	7	8	9	AB	R	H	RBI	BB	SO	LOB	TOP			
25 Peter Bourjos, R OBP: 0.436, SLG: 0.387	(1, 8) 0-3 K2-3		(1, 8) 0-0 G5-3			(1, 8) 4-0 BB			(1, 8) 0-3 K	2	0	0	0	1	1	0	Los Angeles Angels @ San Francisco Giants Scottsdale Stadium, Scottsdale, AZ Thu Mar 17 2011, 10:05 PM - 12:14 AM EDT Att: 11,622 - Clear - 78 F livebaseballscorecards.com			
40 Kevin Jepsen, R (7, 1)	K2-3		G5-3			BB			K	0	0	0	0	0	0	0				
51 Jordan Walden, R (8, 1)	K2-3		G5-3			BB			K	0	0	0	0	0	0	0				
16 Hank Conger, L OBP: 0.231, SLG: 0.298	(9, PH)		G5-3			BB			K	1	0	0	0	0	1	0				
33 Chris Pettit, R OBP: 0.457, SLG: 0.480	(1, 7) X									3	0	1	0	0	0	1				
6 Alberto Callaspo, S OBP: 0.289, SLG: 0.281	(1, 5) X									3	0	0	0	0	1	2				
81 Tyson Auer, R OBP: 0.300, SLG: 0.125	(7, 8)									1	0	0	0	0	0	0				
46 Bobby Wilson, R OBP: 0.406, SLG: 0.563	(1, 2) X									3	0	0	0	0	0	2				
3 Brandon Wood, R OBP: 0.233, SLG: 0.439	(1, 6) (8, 5)									2	0	0	0	1	1	0				
86 Efrén Navarro, L OBP: 0.364, SLG: 0.429	(1, 3) X									3	0	0	0	0	0	1				
83 Angel Castillo, R OBP: 0.316, SLG: 0.353	(1, 9) X									3	0	0	0	0	1	0				
28 Gil Velazquez, R OBP: 0.150, SLG: 0.111	(1, 4) (7, 5)									2	0	0	0	0	0	0				
89 Dillon Baird, L OBP: 1.000, SLG: 1.000	(8, PH)									1	0	1	0	0	0	0				
61 Jesus Campos, R (8, 6)										0	0	0	0	0	0	0				
24 Dan Haren, R (1, 1)										1	0	0	0	0	1	0				
98 Kevin Richardson, R OBP: 0.469, SLG: 0.833	(8, PH)									1	0	0	0	0	1	0				
56 Fernando Rodney, R (6, 1)										0	0	0	0	0	0	0				
70 Kevin Melillo, L OBP: 0.188, SLG: 0.200	(7, 4)									1	0	0	0	0	0	1				
Inning Stats	R: 0 E: 0 K: 1 S: 6	H: 1 LOB: 1 BB: 0 P: 6	R: 0 E: 0 K: 1 S: 5	H: 0 LOB: 0 BB: 0 P: 5	R: 0 E: 0 K: 1 S: 5	H: 0 LOB: 0 BB: 0 P: 5	R: 0 E: 0 K: 0 S: 4	H: 0 LOB: 0 BB: 0 P: 5	R: 0 E: 0 K: 0 S: 3	H: 0 LOB: 0 BB: 0 P: 3	R: 0 E: 0 K: 1 S: 5	H: 0 LOB: 1 BB: 1 P: 9	R: 0 E: 0 K: 0 S: 3	H: 0 LOB: 1 BB: 1 P: 7	R: 0 E: 0 K: 1 S: 5	H: 1 LOB: 0 BB: 0 P: 5	1B: 2 2B: 0 3B: 0 HR: 0	SF: 0 SAC: 0 DP: 2 HBP: 1	WP: 0 PB: 0 SB: 0 CS: 0	PA: 30
PITCHER	IP WLS BF H R ER SO BB IBB HBP BLK WP HR S P ERA WHIP																			
57 Jonathan Sánchez, L ERA: 1.23	(1, 1)	6.0	W	20	1	0	0	5	1	0	1	0	0	0	0	28	3	0.00	0.333	
38 Brian Wilson, R ERA: 1.8	(7, 1)	1.0	H	4	0	0	0	0	1	0	0	0	0	0	0	3	7	0.00	1.000	
64 Casey Daigle, R ERA: 5.0	(8, 1)	1.0	H	3	1	0	0	1	0	0	0	0	0	0	5	5	0.00	1.000		
47 Marc Kroon, R ERA: 3.0	(9, 1)	1.0		3	0	0	0	1	0	0	0	0	0	5	5	0.00	0.000			

Batter	1	2	3	4	5	6	7	8	9	AB	R	H	RBI	BB	SO	LOB	BOTTOM			
56 Andres Torres, S OBP: 0.375, SLG: 0.556	(1, 8) 0-3 K									3	2	0	0	0	2	0	Los Angeles Angels @ San Francisco Giants Scottsdale Stadium, Scottsdale, AZ Thu Mar 17 2011, 10:05 PM - 12:14 AM EDT Att: 11,622 - Clear - 78 F livebaseballscorecards.com			
21 Freddy Sanchez, R OBP: 0.324, SLG: 0.543	(1, 4) X									4	0	1	1	0	0	1				
48 Pablo Sandoval, S OBP: 0.333, SLG: 0.608	(1, 5) 0-3 K									4	1	2	1	0	2	1				
28 Buster Posey, R OBP: 0.514, SLG: 0.733	(1, 2) X									2	0	1	0	1	0	1				
83 Chris Stewart, R OBP: 0.364, SLG: 0.590	(8, 2)									1	0	0	0	0	0	1				
10 Miguel Tejada, R OBP: 0.317, SLG: 0.316	(1, 6) X									3	1	1	1	0	1	3				
14 Mike Fontenot, L OBP: 0.343, SLG: 0.469	(7, 6)									0	0	0	0	0	0	0				
5 Pat Burrell, R OBP: 0.375, SLG: 0.529	(1, 7) X									3	0	1	1	0	0	2				
38 Brian Wilson, R (7, 1)	G5-3									0	0	0	0	0	0	0				
64 Casey Daigle, R (8, 1)	G5-3									0	0	0	0	0	0	0				
47 Marc Kroon, R (9, 1)	G5-3									0	0	0	0	0	0	0				
9 Brandon Belt, L OBP: 0.340, SLG: 0.522	(1, 3) X									3	0	0	0	0	1	1				
13 Cody Ross, R OBP: 0.390, SLG: 0.583	(1, 9) 0-3 K									3	0	0	0	0	2	0				
57 Jonathan Sánchez, L (1, 1)										2	0	0	0	0	1	0				
12 Nate Schierholtz, L OBP: 0.366, SLG: 0.513	(7, 7) 0-3 K									1	0	0	0	0	0	0				
Inning Stats	R: 0 E: 0 K: 2 S: 7	H: 0 LOB: 0 BB: 0 P: 7	R: 0 E: 0 K: 0 S: 3	H: 1 LOB: 0 BB: 0 P: 3	R: 0 E: 0 K: 2 S: 7	H: 0 LOB: 0 BB: 0 P: 7	R: 3 E: 0 K: 0 S: 6	H: 3 LOB: 1 BB: 0 P: 7	R: 0 E: 0 K: 1 S: 5	H: 0 LOB: 0 BB: 0 P: 5	R: 0 E: 0 K: 1 S: 6	H: 1 LOB: 2 BB: 1 P: 10	R: 0 E: 0 K: 2 S: 7	H: 0 LOB: 0 BB: 0 P: 7	R: 1 E: 1 K: 1 S: 6	H: 1 LOB: 0 BB: 0 P: 7	1B: 4 2B: 2 3B: 0 HR: 0	SF: 0 SAC: 0 DP: 2 HBP: 1	WP: 0 PB: 0 SB: 0 CS: 0	PA: 31
PITCHER	IP WLS BF H R ER SO BB IBB HBP BLK WP HR S P ERA WHIP																			
24 Dan Haren, R ERA: 4.8	(1, 1)	5.0	L	19	4	3	3	3	1	0	0	0	0	0	28	29	5.40	0.800		
56 Fernando Rodney, R ERA: 3.5	(6, 1)	1.0		5	1	0	0	1	1	0	0	0	0	6	10	0.00	2.000			
40 Kevin Jepsen, R ERA: 5.4	(7, 1)	1.0		3	0	0	0	2	0	0	0	0	0	7	7	0.00	0.000			
51 Jordan Walden, R ERA:	(8, 1)	1.0		4	1	1	0	1	0	0	0	0	0	6	7	0.00	1.000			

Batter	1	2	3	4	5	6	7	8	9	AB	R	H	RBI	BB	SO	LOB	TOP											
25 Will Venable, L (1, 10) OBP: 0.471, SLG: 0.630 28 Aaron Cunningham, R (8, PH) OBP: 0.366, SLG: 0.556	4-0 SH5-3 BB		0-0 WP 3 SF8 2B		0-0 G4-3 3 G6-3 1B		0-0 1B	0-3 K		3	2	3	0	1	0	0												
9 Eric Patterson, L (1, 8) OBP: 0.455, SLG: 0.700 3 Luis Durango, S (6, 8)	0-1 SH5-3		1-3 K2-3		0-1 G4-3		0-0 G4-3		0-0 12 G5-4-3 1B	2	0	0	0	0	1	2												
3 Jorge Cantu, R (1, 5) OBP: 0.229, SLG: 0.419 12 Logan Forsythe, R (6, 4) OBP: 0.357, SLG: 0.565	0-0 G5-3		0-0 SF8		0-0 G6-3			0-3 K	0-0 G5-4-3	3	0	0	2	0	1	1												
47 Ryan Ludwick, R (1, 7) OBP: 0.355, SLG: 0.483 Bobby Kielty, S (8, PR) (8, 7)	0-3 K		0-0 3-H F9		0-0 3-H F8			0-0 23 1B 15 2B 1B	0-3 K	4	0	1	0	0	1	1												
14 Oscar Salazar, R (1, 3) OBP: 0.296, SLG: 0.375 13 Chris Denorfia, R (5, 9) OBP: 0.439, SLG: 0.600		0-0 F8		0-0 G5-3				4-0 23 1B 15 2B BB		2	0	0	0	0	0	0												
23 Mike Baxter, L (1, 9) OBP: 0.418, SLG: 0.593 (5, 3)		0-0 F9		0-3 K				0-0 15 2B 1B		4	1	1	0	0	1	0												
15 Kevin Frandsen, R (1, 4) OBP: 0.265, SLG: 0.400 (8, 6)			4-0 HR		32 1B BB			0-0 68 F 1-H 2-H 3-H		3	1	2	4	1	1	0												
32 Rob Johnson, R (1, 2) OBP: 0.222, SLG: 0.222 68 Kyle Phillips, L (7, 2) OBP: 0.273, SLG: 0.400		0-0 1B		0-0 1B				0-0 E6		3	0	2	0	0	1	0												
2 Everth Cabrera, S (1, 6) OBP: 0.225, SLG: 0.256 88 Kyle Blanks, R (7, PH) Beamer Weems, R (7, 6) 67 Jesus Guzman, R (8, PH) OBP: 0.410, SLG: 0.576 (8, 5)		0-0 G4-3		0-0 F8				0-3 K	0-3 K	2	0	0	0	0	0	3												
Inning Stats	R: 0 E: 0 K: 1 S: 6	H: 0 LOB: 1 BB: 1 P: 10	R: 1 E: 0 K: 0 S: 5	H: 2 LOB: 1 BB: 0 P: 5	R: 1 E: 0 K: 1 S: 6	H: 1 LOB: 0 BB: 0 P: 7	R: 0 E: 0 K: 1 S: 6	H: 1 LOB: 2 BB: 1 P: 10	R: 1 E: 0 K: 0 S: 5	H: 0 LOB: 0 BB: 0 P: 5	R: 0 E: 0 K: 1 S: 5	H: 1 LOB: 1 BB: 0 P: 6	R: 3 E: 1 K: 3 S: 13	H: 3 LOB: 2 BB: 1 P: 17	R: 0 E: 0 K: 1 S: 5	H: 1 LOB: 0 BB: 0 P: 5	1B: 7 2B: 2 3B: 0 HR: 1	SF: 1 SAC: 1 DP: 1 HBP: 0	WP: 1 PB: 0 SB: 2 CS: 0	PA: 40								
PITCHER	IP	WLS	BF	H	R	ER	SO	BB	IBB	HBP	BLK	WP	HR	S	P	ERA	WHIP											
54 Ervin Santana, R (1, 1) ERA: 3.65	4.0	W	18	4	2	2	3	2	0	0	0	0	1	1	23	32	4.50	1.500										
63 Rich Thompson, R (5, 1) ERA: 1.5	2.0		7	1	1	1	1	0	0	0	0	0	0	0	10	10	4.50	0.500										
45 Francisco Rodriguez, R (7, 1) ERA: 0.43	2.0		12	4	3	3	4	1	0	0	0	0	0	19	23	13.50	2.500											
64 Anthony Ortega, R (9, 1) ERA:	1.0	S	3	1	0	0	1	0	0	0	0	0	0	5	5	0.00	1.000											

San Diego Padres @ Los Angeles Angels
 Tempe Diablo Stadium, Tempe, AZ
 Fri Mar 18 2011, 4:08 PM - 7:02 PM EDT
 Att: 8,778 - Partly Cloudy - 84 F

livebaseballscorecards.com

AB 35
 R 6
 H 10
 RBI 6
 BB 3
 SO 9
 LOB 15



Batter	1	2	3	4	5	6	7	8	9	AB	R	H	RBI	BB	SO	LOB	BOTTOM											
13 Maicer Izturis, S (1, 4) OBP: 0.333, SLG: 0.364 57 Clay Fuller, R (6, PR) OBP: 0.500, SLG: 1.000	0-0 47 WP 47 S SF8 1B		0-0 G1-3		0-0 F8		4-0 47 S BB	1-0 FC5-2 28 WP		3	1	1	0	1	0	0												
47 Howie Kendrick, R (1, 3) OBP: 0.400, SLG: 0.375 28 Gil Velazquez, R (7, 4) OBP: 0.190, SLG: 0.111	1-1 SF8		0-0 F8		0-0 G6-3		0-1 G5-3	4-0 98 FC6-4 BB		3	0	0	1	0	0	1												
53 Bobby Abreu, L (1, 7) OBP: 0.477, SLG: 0.733 (5, 9) 95 Rian Kintyre, L (7, 7) 98 Kevin Richardson, R (8, PH) OBP: 0.375, SLG: 0.714 (9, 2)	0-0 HR		0-0 48 CS 1B		0-0 HR		0-0 G3	0-0 FC6-4		4	2	3	2	0	0	2												
48 Torii Hunter, R (1, 9) OBP: 0.375, SLG: 0.571 25 Peter Bourjos, R (5, 8) OBP: 0.463, SLG: 0.496	0-3 K		0-0 E6		0-0 10 F 1-2		0-0 2 FC3-6 10 S 1B	4-0 33 FC5-4 BB		2	0	0	0	0	1	1												
10 Vernon Wells, R (1, 8) OBP: 0.342, SLG: 0.382 (5, 7) 46 Bobby Wilson, R (7, 3) OBP: 0.394, SLG: 0.545	0-0 L9		0-0 E5		1-2 HBP		0-0 F9			2	0	0	0	0	0	1												
6 Alberto Callaspo, S (1, 10) OBP: 0.288, SLG: 0.314 33 Chris Pettit, R (7, PH) OBP: 0.444, SLG: 0.462 (8, 10)		0-0 2 3B 2B		0-0 K		0-0 P2		0-0 FC5-4		3	1	1	0	0	1	4												
2 Erick Aybar, S (1, 6) OBP: 0.375, SLG: 0.447 18 Andrew Romine, S (7, 6) OBP: 0.200, SLG: 0.167		0-0 2-H 3B		0-0 5 G5-3 3 HR 1B		0-0 FC3-6		0-3 K2-3		3	2	2	1	0	0	2												
5 Jeff Mathis, R (1, 2) OBP: 0.433, SLG: 0.464 70 Kevin Mollito, L (8, PH) OBP: 0.176, SLG: 0.188 10 Matt Long, L (9, 7)		0-0 3 K2-3-2 1B		0-0 G5-3		0-0 F8		0-3 K		3	0	1	1	0	0	3												
3 Brandon Wood, R (1, 5) OBP: 0.255, SLG: 0.533		0-3 K2-3-2		0-0 HR		0-0 K2-3		0-0 57 WP 57 FC5-2 2B		4	1	2	2	0	2	1												
Inning Stats	R: 2 E: 0 K: 1 S: 8	H: 2 LOB: 0 BB: 0 P: 9	R: 2 E: 0 K: 1 S: 7	H: 3 LOB: 0 BB: 0 P: 7	R: 0 E: 0 K: 1 S: 7	H: 1 LOB: 2 BB: 0 P: 7	R: 2 E: 0 K: 0 S: 5	H: 2 LOB: 0 BB: 0 P: 5	R: 1 E: 0 K: 0 S: 6	H: 0 LOB: 2 BB: 1 P: 10	R: 0 E: 0 K: 1 S: 5	H: 0 LOB: 1 BB: 1 P: 9	R: 0 E: 0 K: 1 S: 6	H: 1 LOB: 2 BB: 1 P: 11	R: 0 E: 0 K: 1 S: 5	H: 1 LOB: 0 BB: 0 P: 5	1B: 5 2B: 3 3B: 1 HR: 3	SF: 1 SAC: 0 DP: 1 HBP: 1	WP: 3 PB: 0 SB: 3 CS: 1	PA: 39								
PITCHER	IP	WLS	BF	H	R	ER	SO	BB	IBB	HBP	BLK	WP	HR	S	P	ERA	WHIP											
26 Dustin Moseley, R (1, 1) ERA: 5.68	4.0	L	20	8	6	6	3	0	0	0	0	0	1	6	7	9.00	2.000											
40 Greg Burke, R (5, 1) ERA: 7.5	1.0		6	2	1	1	0	0	0	1	0	0	0	1	6	7	9.00	2.000										
65 Scott Munter, R (6, 1) ERA: 5.4	1.0		4	0	0	0	1	1	0	0	0	0	0	6	10	0.00	1.000											
43 Samuel Deduno, R (7, 1) ERA: 6.43	1.0		4	0	0	0	1	1	0	0	0	0	0	5	9	0.00	1.000											
59 Luis Perdomo, R (8, 1) ERA:	1.0		5	1	0	0	1	1	0	0	0	2	0	6	11	0.00	2.000											

San Diego Padres @ Los Angeles Angels
 Tempe Diablo Stadium, Tempe, AZ
 Fri Mar 18 2011, 4:08 PM - 7:02 PM EDT
 Att: 8,778 - Partly Cloudy - 84 F

livebaseballscorecards.com

AB 34
 R 7
 H 11
 RBI 7
 BB 3
 SO 6
 LOB 21



Batter	1	2	3	4	5	6	7	8	9	AB	R	H	RBI	BB	SO	LOB	TOP
41 Carlos Santana, S (1,2) OBP: 0.294, SLG: 0.438 22 Luke Carlin, S (8,2) OBP: 0.176, SLG: 0.067	P3		12 BB 26 2B		FC6-4 26 WP		K	F8		4	1	0	0	1	1	3	Cleveland Indians @ Los Angeles Angels Tempe Diablo Stadium, Tempe, AZ Sat Mar 19 2011, 4:06 PM - 7:32 PM EDT Att: 8,735 - Partly Cloudy - 76 F
12 Jayson Nix, R (1,4) OBP: 0.250, SLG: 0.292 73 Cord Phelps, S (7,PH) OBP: 0.364, SLG: 0.278	K		26 BB		F7		G3-1		2	1	0	0	1	1	1	1	
26 Austin Kearns, R (1,9) OBP: 0.361, SLG: 0.387 28 Travis Buck, L (6,9)	P3		26 BB		K		47 HR HBP		1	3	0	1	2	0	1	1	
47 Shelley Duncan, R (1,10) OBP: 0.333, SLG: 0.500		P4			F7		F9		1	1	3	0	1	1	1	1	
7 Matt LaPorta, R (1,3) OBP: 0.250, SLG: 0.455 35 Jordan Brown, L (6,3) OBP: 0.292, SLG: 0.364		30 BB			P4		F7		2	1	0	0	1	0	1	0	
30 Chad Huffman, R (1,7) OBP: 0.528, SLG: 0.778		8 BB 1B			K		1 WP BB		1	1	1	2	1	0	0	0	
1 Luis Valbuena, L (1,5) OBP: 0.325, SLG: 0.471		K			P4		BB		3	0	0	0	1	1	2	2	
8 Adam Everett, R (1,6) OBP: 0.459, SLG: 0.355 86 Juan Diaz, L (3,6) OBP: 0.167, SLG: 0.250					F8		P6		1	0	1	1	0	0	0	0	
65 Ezequiel Carrera, L (1,8) OBP: 0.423, SLG: 0.366	CS				B3-4		41 FC6-4 BB		2	1	0	0	2	0	1	1	
	R: 0 H: 0 E: 0 LOB: 0 K: 1 BB: 0 S: 5 P: 5	R: 2 H: 2 E: 0 LOB: 0 K: 1 BB: 1 S: 7 P: 11	R: 2 H: 1 E: 0 LOB: 1 K: 0 BB: 2 S: 4 P: 12	R: 0 H: 0 E: 0 LOB: 0 K: 1 BB: 0 S: 5 P: 5	R: 0 H: 0 E: 0 LOB: 1 K: 1 BB: 1 S: 5 P: 10	R: 0 H: 0 E: 0 LOB: 2 K: 0 BB: 2 S: 3 P: 11	R: 3 H: 1 E: 0 LOB: 1 K: 1 BB: 1 S: 6 P: 11	R: 1 H: 1 E: 0 LOB: 1 K: 0 BB: 1 S: 4 P: 9	R: 2 H: 2 E: 0 LOB: 0 K: 1 BB: 0 S: 7 P: 7	1B: 2 SF: 0 2B: 3 SAC: 0 3B: 0 DP: 0 HR: 2 HBP: 1	WP: 3 PA: 43 PB: 0 SB: 1 CS: 1						
PITCHER	IP WLS BF H R ER SO BB IBB HBP BLK WP HR S P ERA WHIP	PITCHER															
19 Scott Kazmir, L (1,1) ERA: 5.11	4.1 19 3 4 4 3 4 0 0 0 0 0 0 22 38 8.31 1.615																
9 Chris Schell, R (5,1) ERA: 15.43	0.2 2 0 0 0 1 0 0 0 0 0 1 0 4 5 0.00 0.000																
17 Jason Bulger, R (6,1) ERA: 6.14	2.0 11 1 3 3 1 3 0 1 0 0 1 1 9 22 13.50 2.000																
58 Michael Kohn, R (8,1) ERA: 1.13	1.0 L 5 1 1 1 0 1 0 0 0 0 1 0 4 9 9.00 2.000																
49 David Carpenter, R (9,1) ERA: 10.9	1.0 5 2 2 2 1 0 0 0 0 0 0 1 7 7 18.00 2.000																
Batter	1	2	3	4	5	6	7	8	9	AB	R	H	RBI	BB	SO	LOB	BOTTOM
13 Maicer Izturis, S (1,5) OBP: 0.341, SLG: 0.371 3 Brandon Wood, R (3,FR) OBP: 0.300, SLG: 0.553	K		47 BB 1B		53 BB 1B		33 WP 1B		33 BB 1B	2	0	1	0	0	1	0	Cleveland Indians @ Los Angeles Angels Tempe Diablo Stadium, Tempe, AZ Sat Mar 19 2011, 4:06 PM - 7:32 PM EDT Att: 8,735 - Partly Cloudy - 76 F
47 Howie Kendrick, R (1,4) OBP: 0.417, SLG: 0.395 33 Chris Pettit, R (7,7) OBP: 0.474, SLG: 0.481			E9 53 FC6-4 1B		F8		6 BB 1B		BB	3	1	2	2	0	0	1	
53 Bobby Abreu, L (1,10) OBP: 0.351, SLG: 0.719 6 Alberto Callaspo, S (7,PH) OBP: 0.297, SLG: 0.378			10 G4-3 1B				76 BB 3B		F9	2	0	1	1	1	0	1	
48 Torii Hunter, R (1,9) OBP: 0.343, SLG: 0.516 79 Jean Segura, R (7,6) OBP: 0.335, SLG: 0.294			P3		F9		76 BB 1B		P4	3	0	0	0	0	0	4	
10 Vernon Wells, R (1,7) OBP: 0.317, SLG: 0.351 76 Alexi Amarista, L (7,4) OBP: 0.294, SLG: 0.250			G4-3		G4-3		F7		E4 44 G4-3 44 DI	3	0	0	0	0	0	1	
2 Enck Aybar, S (1,6) OBP: 0.348, SLG: 0.415 44 Drew Heid, L (7,9)			G5-3		K		G3		G4-3	3	0	0	0	0	1	0	
46 Bobby Wilson, R (1,3) ERA: 5.98 57 Clay Fuller, R (8,8) OBP: 0.500, SLG: 1.000 Ryan Mount, L (9,PH)			K		K		G6-3		F9	4	0	0	0	0	2	3	
16 Hank Conger, L (1,2) OBP: 0.233, SLG: 0.185 46 Cole Armstrong, L (9,2)			13 BB 47 BB 1B		G4-3		G1-3		P5	0	0	0	0	0	0	0	
25 Peter Bourjos, R (1,8) OBP: 0.455, SLG: 0.400 86 Efen Navarro, L (8,3) OBP: 0.348, SLG: 0.409			13 BB 47 BB 1B		K		F7		F7	3	1	1	0	0	1	0	
	R: 0 H: 1 E: 0 LOB: 1 K: 1 BB: 0 S: 6 P: 6	R: 0 H: 0 E: 0 LOB: 0 K: 1 BB: 0 S: 5 P: 5	R: 4 H: 4 E: 1 LOB: 1 K: 0 BB: 1 S: 6 P: 10	R: 0 H: 0 E: 0 LOB: 0 K: 2 BB: 0 S: 7 P: 7	R: 0 H: 1 E: 0 LOB: 2 K: 1 BB: 1 S: 6 P: 10	R: 0 H: 0 E: 0 LOB: 0 K: 0 BB: 0 S: 3 P: 3	R: 3 H: 3 E: 0 LOB: 3 K: 0 BB: 2 S: 6 P: 16	R: 0 H: 1 E: 0 LOB: 2 K: 0 BB: 1 S: 4 P: 8	R: 0 H: 0 E: 1 LOB: 1 K: 0 BB: 0 S: 4 P: 5	1B: 9 SF: 0 2B: 0 SAC: 0 3B: 1 DP: 1 HR: 0 HBP: 1	WP: 1 PA: 43 PB: 0 SB: 0 CS: 0						
PITCHER	IP WLS BF H R ER SO BB IBB HBP BLK WP HR S P ERA WHIP	PITCHER															
63 Justin Masterson, R (1,1) ERA: 5.98	1.1 5 0 0 0 0 1 0 0 0 0 0 0 4 8 0.00 0.750																
40 Jess Todd, R (5,1) ERA: 1.59	1.1 5 0 0 0 0 0 0 0 0 0 0 0 4 8 0.00 0.750																
50 Jensen Lewis, R (7,1) ERA: 14.29	0.2 H 6 2 3 3 0 2 0 0 0 0 1 0 4 13 40.50 6.000																
45 Doug Mathis, R (7,1) ERA: 3.68	1.0 W 7 2 0 0 0 1 0 0 1 0 0 0 5 10 0.00 3.000																
56 Frank Herrmann, R (8,1) ERA: 2.35	1.1 S 5 0 0 0 0 0 0 0 0 0 0 0 5 6 0.00 0.000																

Batter	1	2	3	4	5	6	7	8	9	10	AB	R	H	RBI	BB	SO	LOB	TOP																	
13 Maicer Izturis, S OBP: 0.333, SLG: 0.359 21 Hisanori Takahashi, L OBP: 0.250, SLG: 0.182											4	1	1	0	0	2	2	Los Angeles Angels @ Colorado Rockies Salt River Fields at Talking Stick, Scottsdale, AZ Sun Mar 20 2011, 4:10 PM - 7:17 PM EDT Att. 12,209 - Sunny - 71 F																	
47 Howie Kendrick, R OBP: 0.404, SLG: 0.426 74 Gabe Jacobo, R OBP: 0.250, SLG: 0.182											4	0	1	1	0	1	0																		
53 Bobby Abreu, L OBP: 0.365, SLG: 0.686 76 Alexi Amarista, L OBP: 0.283, SLG: 0.222											3	1	1	0	0	1	1																		
48 Torii Hunter, R OBP: 0.335, SLG: 0.657 57 Clay Fuller, R OBP: 0.333, SLG: 0.667											4	1	3	1	0	0	1																		
10 Vernon Wells, R OBP: 0.333, SLG: 0.390 18 Andrew Romine, S OBP: 0.190, SLG: 0.158											4	2	2	1	0	0	2																		
6 Alberto Callaspo, S OBP: 0.328, SLG: 0.385 3 Brandon Wood, R OBP: 0.294, SLG: 0.542											2	0	1	1	1	0	1																		
2 Erick Aybar, S OBP: 0.333, SLG: 0.395 33 Chris Pettit, R OBP: 0.462, SLG: 0.464											2	0	0	0	0	0	1																		
5 Jeff Mathis, R OBP: 0.382, SLG: 0.406 51 Jordan Walden, R OBP: 0.333, SLG: 0.395											4	1	0	0	0	0	1																		
96 Steve Geltz, R 20 Amalio Diaz, R											0	0	0	0	0	0	0																		
32 Matt Palmer, R 92 Travis Witherspoon, R 56 Fernando Rodney, R 25 Peter Bourjos, R											0	0	0	0	0	0	0																		
Inning Stats	R: 0 E: 0 K: 2 S: 7	H: 0 LOB: 0 BB: 0 P: 7	R: 0 E: 0 K: 0 S: 3	H: 1 LOB: 0 BB: 0 P: 5	R: 0 E: 0 K: 0 S: 3	H: 0 LOB: 1 BB: 1 P: 7	R: 2 E: 0 K: 0 S: 6	H: 3 LOB: 1 BB: 0 P: 6	R: 1 E: 0 K: 1 S: 7	H: 2 LOB: 1 BB: 0 P: 7	R: 3 E: 0 K: 1 S: 8	H: 3 LOB: 1 BB: 1 P: 14	R: 0 E: 0 K: 1 S: 6	H: 1 LOB: 2 BB: 0 P: 7	R: 0 E: 0 K: 1 S: 5	H: 0 LOB: 0 BB: 0 P: 5	R: 0 E: 0 K: 1 S: 5	H: 0 LOB: 0 BB: 0 P: 5	1B: 6 2B: 2 3B: 1 HR: 1	SF: 0 SAC: 1 DP: 0 HBP: 0	WP: 3 PB: 0 SB: 0 CS: 0	PA: 41													
PITCHER	IP 5.0	WLS 7	BF 24	H 8	R 6	ER 6	SO 3	BB 2	IBB 0	HBP 0	BLK 0	WP 0	HR 1	S 28	P 36	ERA 10.80	WHIP 2.000	PITCHER	IP 1.0	WLS 3	BF 4	H 0	R 0	ER 0	SO 1	BB 0	IBB 0	HBP 0	BLK 0	WP 0	HR 0	S 5	P 5	ERA 0.00	WHIP 0.000
48 Esmil Rogers, R ERA: 5.68 56 Franklin Morales, L ERA: 3.38 16 Huston Street, R ERA: 3.38 67 Rex Brothers, L ERA: 55 Felipe Paulino, R ERA: 5.0	73 Josh Muecke, L ERA:																																		


AB	38
R	6
H	10
RBI	5
BB	2
SO	8
LOB	9




Batter	1	2	3	4	5	6	7	8	9	10	AB	R	H	RBI	BB	SO	LOB	BOTTOM																	
24 Dexter Fowler, S OBP: 0.375, SLG: 0.382 87 Scott Beeler, R												4	0	0	0	0	1	0																	
18 Jonathan Herrera, S OBP: 0.440, SLG: 0.588 16 Huston Street, R 67 Rex Brothers, L 55 Felipe Paulino, R Michael McKenry, R 73 Josh Muecke, L											4	1	2	0	0	0	1	0																	
5 Carlos González, L OBP: 0.391, SLG: 0.385 6 Jeff Salazar, L OBP: 0.500, SLG: 0.750											3	1	1	0	0	0	1	1																	
2 Troy Tulowitzki, R OBP: 0.412, SLG: 0.645 26 Jose Morales, S OBP: 0.500, SLG: 0.471											3	2	3	4	0	0	0	0																	
17 Todd Helton, L OBP: 0.432, SLG: 0.484 35 Mike Jacobs, L OBP: 0.364, SLG: 0.429											3	2	2	0	0	0	1	1																	
21 Ty Wigginton, R OBP: 0.333, SLG: 0.590 99 Alfredo Amezaga, S OBP: 0.300, SLG: 0.444											3	0	1	0	0	0	2	2																	
19 Ryan Spillborghe, R OBP: 0.468, SLG: 0.436 3 Willy Taveras, R OBP: 0.319, SLG: 0.370											2	0	1	0	1	0	1	0																	
20 Chris Iannetta, R OBP: 0.441, SLG: 0.348 91 Nolan Arenado, R											2	0	1	2	0	1	0	0																	
48 Esmil Rogers, R 56 Franklin Morales, L 1 Eric Young Jr., S OBP: 0.333, SLG: 0.333											2	0	0	0	0	0	0	3																	
Inning Stats	R: 4 E: 0 K: 0 S: 9	H: 7 LOB: 2 BB: 9 P: 9	R: 0 E: 0 K: 1 S: 5	H: 0 LOB: 0 BB: 0 P: 5	R: 2 E: 0 K: 0 S: 5	H: 2 LOB: 0 BB: 1 P: 11	R: 0 E: 0 K: 1 S: 6	H: 1 LOB: 1 BB: 0 P: 6	R: 0 E: 0 K: 0 S: 4	H: 1 LOB: 1 BB: 0 P: 5	R: 0 E: 1 K: 1 S: 6	H: 0 LOB: 1 BB: 0 P: 6	R: 0 E: 0 K: 1 S: 6	H: 1 LOB: 1 BB: 0 P: 6	R: 0 E: 0 K: 1 S: 5	H: 0 LOB: 2 BB: 13 P: 13	R: 0 E: 0 K: 0 S: 3	H: 0 LOB: 1 BB: 1 P: 7	1B: 7 2B: 4 3B: 0 HR: 2	SF: 1 SAC: 1 DP: 2 HBP: 0	WP: 0 PB: 0 SB: 1 CS: 1	PA: 46													
PITCHER	IP 4.0	WLS 21	BF 10	H 6	R 6	ER 6	SO 2	BB 1	IBB 0	HBP 0	BLK 0	WP 0	HR 2	S 25	P 31	ERA 13.50	WHIP 2.750	PITCHER	IP 1.0	WLS 4	BF 4	H 0	R 0	ER 0	SO 0	BB 1	IBB 0	HBP 0	BLK 0	WP 0	HR 0	S 3	P 7	ERA 0.00	WHIP 1.000
32 Matt Palmer, R ERA: 7.62 56 Fernando Rodney, R ERA: 3.0 21 Hisanori Takahashi, L ERA: 51 Jordan Walden, R ERA: 96 Steve Geltz, R ERA:	20 Amalio Diaz, R ERA: 3.0																																		

AB	39
R	6
H	12
RBI	6
BB	5
SO	6
LOB	17



Batter	1	2	3	4	5	6	7	8	9	AB R H RBI BB SO LOB	TOP																								
											<p>Chicago Cubs @ Los Angeles Angels Tempe Diablo Stadium, Tempe, AZ Mon Mar 21 2011, 4:05 PM EDT</p> <p>livebaseballscorecards.com</p> <p>AB 0 R 0 H 0 RBI 0 BB 0 SO 0 LOB 0</p>  <p>1B: 0 SF: 0 WP: 0 PA: 0 2B: 0 SAC: 0 FB: 0 3B: 0 DP: 0 SB: 0 HR: 0 HBP: 0 CS: 0</p>																								
Inning Stats																																			
PITCHER	IP	WLS	BF	H	R	ER	SO	BB	IBB	HBP	BLK	WP	HR	S	P	ERA	WHIP	PITCHER	IP	WLS	BF	H	R	ER	SO	BB	IBB	HBP	BLK	WP	HR	S	P	ERA	WHIP

Batter	1	2	3	4	5	6	7	8	9	AB R H RBI BB SO LOB	BOTTOM																								
											<p>Chicago Cubs @ Los Angeles Angels Tempe Diablo Stadium, Tempe, AZ Mon Mar 21 2011, 4:05 PM EDT</p> <p>livebaseballscorecards.com</p> <p>AB 0 R 0 H 0 RBI 0 BB 0 SO 0 LOB 0</p>  <p>1B: 0 SF: 0 WP: 0 PA: 0 2B: 0 SAC: 0 FB: 0 3B: 0 DP: 0 SB: 0 HR: 0 HBP: 0 CS: 0</p>																								
Inning Stats																																			
PITCHER	IP	WLS	BF	H	R	ER	SO	BB	IBB	HBP	BLK	WP	HR	S	P	ERA	WHIP	PITCHER	IP	WLS	BF	H	R	ER	SO	BB	IBB	HBP	BLK	WP	HR	S	P	ERA	WHIP

Batter	1	2	3	4	5	6	7	8	9	AB	R	H	RBI	BB	SO	LOB	TOP					
13 Maicer Izturis, S <small>OBP: 0.306, SLG: 0.326</small> 18 Andrew Romine, S <small>OBP: 0.217, SLG: 0.150</small>											4	0	0	0	0	2	1	Los Angeles Angels @ Kansas City Royals Surprise Stadium, Surprise, AZ Tue Mar 22 2011, 9:06 PM - 12:00 AM EDT Att. 4,890 - Clear - 62 F livebaseballscorecards.com				
25 Peter Bourjos, R <small>OBP: 0.469, SLG: 0.525</small> 28 Gil Velazquez, R <small>OBP: 0.174, SLG: 0.100</small> 9 Roberto Lopez, R <small>OBP: 0.000, SLG: 0.000</small>											3	2	2	1	0	0	0					
6 Alberto Callaspo, S <small>OBP: 0.349, SLG: 0.495</small> 57 Clay Fuller, R <small>OBP: 0.600, SLG: 1.400</small>											3	1	2	0	0	0	0					
44 Mark Trumbo, R <small>OBP: 0.327, SLG: 0.706</small> 10 Luis Jimenez, R <small>OBP: 0.174, SLG: 0.100</small>											4	1	0	0	0	1	3					
33 Chris Pettit, R <small>OBP: 0.455, SLG: 0.485</small>											5	1	2	3	0	2	1					
16 Hank Conger, L <small>OBP: 0.314, SLG: 0.387</small> 9 Adam Younger, R <small>OBP: 0.304, SLG: 0.538</small>											4	2	3	3	1	0	0					
3 Brandon Wood, R <small>OBP: 0.304, SLG: 0.538</small>											4	1	1	0	0	0	5					
76 Alexi Amarista, L <small>OBP: 0.238, SLG: 0.290</small> 10 Randal Grichuk, R <small>OBP: 0.500, SLG: 0.550</small>											2	0	0	0	0	1	1					
83 Angel Castillo, R <small>OBP: 0.348, SLG: 0.381</small> 98 Kevin Richardson, R <small>OBP: 0.300, SLG: 0.356</small>											4	1	2	2	0	2	1					
Inning Stats	R: 2 H: 2 E: 1 K: 1 S: 20	H: 2 LOB: 2 BB: 1 P: 33	R: 0 H: 0 E: 0 K: 3 S: 9	H: 0 LOB: 0 BB: 0 P: 13	R: 1 H: 1 E: 1 K: 2 S: 11	H: 1 LOB: 0 BB: 0 P: 13	R: 2 H: 1 E: 1 K: 0 S: 8	H: 1 LOB: 0 BB: 0 P: 15	R: 1 H: 2 E: 1 K: 1 S: 11	H: 2 LOB: 0 BB: 0 P: 16	R: 0 H: 1 E: 0 K: 1 S: 8	H: 1 LOB: 1 BB: 0 P: 15	R: 3 H: 3 E: 2 K: 1 S: 16	H: 3 LOB: 2 BB: 0 P: 21	R: 4 H: 3 E: 0 K: 0 S: 14	H: 3 LOB: 0 BB: 0 P: 20	R: 1 H: 2 E: 0 K: 2 S: 14		H: 2 LOB: 2 BB: 1 P: 22	1B: 8 2B: 4 3B: 0 HR: 3	SF: 0 SAC: 1 DP: 1 HBP: 1	WP: 0 PB: 0 SB: 1 CS: 1
PITCHER	IP: 5.0 WLS: L BF: 23 ERA: 4.2	H: 6 R: 6 ER: 3 SO: 7	BB: 1 IBB: 0 HBP: 1 BLK: 0	WP: 0 HR: 1 S: 59 P: 90	ERA: 5.40 WHIP: 1.400	IP: 1.0 WLS: 4 BF: 1 ERA: 3.38	H: 1 R: 0 ER: 0 SO: 1	BB: 0 IBB: 0 HBP: 0 BLK: 0	WP: 0 HR: 8 S: 15 P: 21	ERA: 0.00 WHIP: 1.000	IP: 1.0 WLS: 7 BF: 3 ERA: 1.17	H: 3 R: 4 ER: 4 SO: 0	BB: 0 IBB: 0 HBP: 0 BLK: 0	WP: 0 HR: 14 S: 20 P: 22	ERA: 0.00 WHIP: 3.000	IP: 1.0 WLS: 6 BF: 2 ERA: 0.77	H: 2 R: 1 ER: 1 SO: 2	BB: 1 IBB: 0 HBP: 0 BLK: 0	WP: 0 HR: 1 S: 14 P: 22	ERA: 9.00 WHIP: 3.000		
26 Jeff Francis, L <small>ERA: 4.2</small> 76 Tim Collins, L <small>ERA: 3.38</small> 50 Kanekoa Texeira, R <small>ERA: 1.17</small> Robert Fish, L <small>ERA: 10.57</small> 39 Luis Mendoza, R <small>ERA: 0.77</small>	IP: 5.0 WLS: L BF: 23 ERA: 4.2	H: 6 R: 6 ER: 3 SO: 7	BB: 1 IBB: 0 HBP: 1 BLK: 0	WP: 0 HR: 1 S: 59 P: 90	ERA: 5.40 WHIP: 1.400	IP: 1.0 WLS: 4 BF: 1 ERA: 3.38	H: 1 R: 0 ER: 0 SO: 1	BB: 0 IBB: 0 HBP: 0 BLK: 0	WP: 0 HR: 8 S: 15 P: 21	ERA: 0.00 WHIP: 1.000	IP: 1.0 WLS: 7 BF: 3 ERA: 1.17	H: 3 R: 4 ER: 4 SO: 0	BB: 0 IBB: 0 HBP: 0 BLK: 0	WP: 0 HR: 14 S: 20 P: 22	ERA: 0.00 WHIP: 3.000	IP: 1.0 WLS: 6 BF: 2 ERA: 0.77	H: 2 R: 1 ER: 1 SO: 2	BB: 1 IBB: 0 HBP: 0 BLK: 0	WP: 0 HR: 1 S: 14 P: 22	ERA: 9.00 WHIP: 3.000		
Batter	1	2	3	4	5	6	7	8	9	AB	R	H	RBI	BB	SO	LOB	BOTTOM					
6 Lorenzo Cain, R <small>OBP: 0.422, SLG: 0.361</small>											3	0	1	0	2	0	Los Angeles Angels @ Kansas City Royals Surprise Stadium, Surprise, AZ Tue Mar 22 2011, 9:06 PM - 12:00 AM EDT Att. 4,890 - Clear - 62 F livebaseballscorecards.com					
13 Mike Aviles, R <small>OBP: 0.389, SLG: 0.553</small>											4	1	0	0	1	3		5				
16 Billy Butler, R <small>OBP: 0.410, SLG: 0.564</small>											5	1	2	1	0	0		2				
53 Melky Cabrera, S <small>OBP: 0.510, SLG: 0.727</small>											3	1	2	1	0	1		0				
21 Jeff Francoeur, R <small>OBP: 0.222, SLG: 0.260</small>											4	1	1	0	0	1		2				
3 Brayan Peña, S <small>OBP: 0.188, SLG: 0.258</small>											4	1	1	1	0	0		1				
7 Gregor Blanco, L <small>OBP: 0.303, SLG: 0.179</small>											3	0	0	1	1	2		1				
17 Chris Getz, L <small>OBP: 0.362, SLG: 0.341</small>											3	0	0	0	0	0		1				
2 Alcides Escobar, R <small>OBP: 0.409, SLG: 0.600</small>											4	1	2	2	0	0		3				
Inning Stats	R: 1 H: 2 E: 0 K: 1 S: 17	H: 2 LOB: 1 BB: 1 P: 25	R: 2 H: 2 E: 0 K: 1 S: 8	H: 2 LOB: 0 BB: 0 P: 13	R: 0 H: 0 E: 0 K: 1 S: 10	H: 0 LOB: 0 BB: 0 P: 13	R: 0 H: 0 E: 0 K: 1 S: 8	H: 0 LOB: 0 BB: 0 P: 11	R: 0 H: 0 E: 0 K: 0 S: 7	H: 0 LOB: 0 BB: 0 P: 11	R: 0 H: 1 E: 0 K: 1 S: 14	H: 1 LOB: 1 BB: 0 P: 21	R: 0 H: 0 E: 0 K: 1 S: 15	H: 0 LOB: 3 BB: 2 P: 31	R: 3 H: 3 E: 0 K: 0 S: 14	H: 3 LOB: 0 BB: 0 P: 24		R: 0 H: 1 E: 0 K: 1 S: 10	H: 1 LOB: 1 BB: 1 P: 16	1B: 7 2B: 0 3B: 0 HR: 2	SF: 1 SAC: 0 DP: 2 HBP: 1	WP: 1 PB: 0 SB: 0 CS: 1
PITCHER	IP: 5.0 WLS: W BF: 19 ERA: 7.36	H: 4 R: 3 ER: 3 SO: 4	BB: 1 IBB: 0 HBP: 0 BLK: 0	WP: 0 HR: 1 S: 50 P: 73	ERA: 5.40 WHIP: 1.000	IP: 1.0 WLS: H BF: 4 ERA: 1.0	H: 1 R: 0 ER: 0 SO: 1	BB: 2 IBB: 0 HBP: 1 BLK: 0	WP: 0 HR: 14 S: 21 P: 31	ERA: 0.00 WHIP: 2.000	IP: 1.0 WLS: 6 BF: 3 ERA: 5.4	H: 3 R: 3 ER: 3 SO: 0	BB: 0 IBB: 0 HBP: 0 BLK: 0	WP: 0 HR: 31 S: 27 P: 31	ERA: 0.00 WHIP: 3.000	IP: 1.0 WLS: 4 BF: 1 ERA: 9.0	H: 2 R: 1 ER: 1 SO: 1	BB: 0 IBB: 0 HBP: 0 BLK: 0	WP: 0 HR: 2 S: 14 P: 24	ERA: 27.00 WHIP: 3.000		
52 Tyler Chatwood, R <small>ERA: 7.36</small> 58 Michael Kohn, R <small>ERA: 1.0</small> 17 Jason Bulger, R <small>ERA: 5.4</small> 45 Francisco Rodriguez, R <small>ERA: 9.0</small> 66 Dann Roach, R <small>ERA: 9.0</small>	IP: 5.0 WLS: W BF: 19 ERA: 7.36	H: 4 R: 3 ER: 3 SO: 4	BB: 1 IBB: 0 HBP: 0 BLK: 0	WP: 0 HR: 1 S: 50 P: 73	ERA: 5.40 WHIP: 1.000	IP: 1.0 WLS: H BF: 4 ERA: 1.0	H: 1 R: 0 ER: 0 SO: 1	BB: 2 IBB: 0 HBP: 1 BLK: 0	WP: 0 HR: 14 S: 21 P: 31	ERA: 0.00 WHIP: 2.000	IP: 1.0 WLS: 6 BF: 3 ERA: 5.4	H: 3 R: 3 ER: 3 SO: 0	BB: 0 IBB: 0 HBP: 0 BLK: 0	WP: 0 HR: 31 S: 27 P: 31	ERA: 0.00 WHIP: 3.000	IP: 1.0 WLS: 4 BF: 1 ERA: 9.0	H: 2 R: 1 ER: 1 SO: 1	BB: 0 IBB: 0 HBP: 0 BLK: 0	WP: 0 HR: 2 S: 14 P: 24	ERA: 27.00 WHIP: 3.000		

Batter	1	2	3	4	5	6	7	8	9	AB	R	H	RBI	BB	SO	LOB	TOP								
27 Carlos Gómez, R OBP: 0.380, SLG: 0.714 12 Brandon Boggs, S OBP: 0.322, SLG: 0.434	0-0 FC6-4 2B	0-0 FC6 3B	0-0 E4		0-0 P4		0-0 F8		0-3 K	4	2	2	1	0	0	0									
30 Craig Counsell, L OBP: 0.275, SLG: 0.283 63 Eric Farris, R OBP: 0.412, SLG: 0.548	0-0 FC6-4 1B	4-0 FC6 BB	0-0 F7		0-0 G6-3		0-0 G6-3			3	1	2	0	1	0	1									
8 Ryan Braun, R OBP: 0.371, SLG: 0.594 Brett Carroll, R OBP: 0.261, SLG: 0.059	0-0 FC6-4 3 HR	0-0 FC6 3B		0-0 F8		0-0 74 BB 9 WP 1B	0-3 K			3	2	0	2	0	0	2									
14 Casey McGehee, R OBP: 0.327, SLG: 0.630 68 Edwin Maysonet, R OBP: 0.378, SLG: 0.289	1-0 3 HR HBP	0-0 SF9		0-3 K		0-0 P3		0-3 K		0	0	0	0	0	0	0									
3 Yunesky Betancourt, R OBP: 0.419, SLG: 0.600 9 Luis Alfonso Cruz, R OBP: 0.397, SLG: 0.457	3-2 HR	4-0 74 BB 1B		0-0 F8		4-0 74 BB BB		0-0 74 BB G6-4-3 1B		1	1	1	3	1	0	0									
74 Erick Almonte, R OBP: 0.446, SLG: 0.661 97 Sean Halton, R OBP: 0.571, SLG: 0.500	0-0 L8	0-0 1B		0-0 62 BB 3B		4-0 1-2 2-3 BB		0-0 G6-4-3		4	1	2	1	1	0	2									
62 Jeremy Reed, L OBP: 0.391, SLG: 0.525 94 Reggie Keen, R OBP: 0.667, SLG: 1.000	0-3 K	0-0 G3		0-0 33 BB G5-4-3 3B		0-3 K		0-0 11 F9 33 FC5-2 2B		4	1	1	1	0	2	6									
Chris Dickerson, L OBP: 0.350, SLG: 0.389 11 Mike Rivera, R OBP: 0.391, SLG: 0.611		0-3 K	0-0 G3-1		4-0 33 BB G5-4-3 BB	0-0 F8		0-0 F9		2	0	0	0	1	1	0									
33 Wil Nieves, R OBP: 0.341, SLG: 0.316		0-0 27 BB 1B		0-0 G5-4-3			0-0 12 E 1B		0-0 FC5-2	5	1	2	0	0	1	2									
Inning Stats	R: 4 E: 0 K: 1 S: 10	H: 3 LOB: 1 BB: 0 P: 14	R: 4 E: 1 K: 1 S: 9	H: 3 LOB: 2 BB: 2 P: 17	R: 0 E: 1 K: 1 S: 6	H: 0 LOB: 1 BB: 0 P: 6	R: 0 E: 0 K: 1 S: 5	H: 0 LOB: 0 BB: 0 P: 5	R: 2 E: 0 K: 0 S: 4	H: 2 LOB: 0 BB: 1 P: 8	R: 1 E: 0 K: 1 S: 7	H: 2 LOB: 3 BB: 2 P: 15	R: 0 E: 1 K: 1 S: 6	H: 1 LOB: 0 BB: 0 P: 6	R: 0 E: 0 K: 1 S: 5	H: 1 LOB: 0 BB: 0 P: 5	R: 0 E: 0 K: 1 S: 6	H: 1 LOB: 1 BB: 0 P: 6	1B: 7 2B: 3 3B: 2 HR: 1	SF: 1 SAC: 0 DP: 2 HBP: 1	WP: 1 PB: 0 SB: 0 CS: 0	PA: 46			
PITCHER	IP WLS BF H R ER SO BB IBB HBP BLK WP HR S P ERA WHIP	19 Scott Kazmir, L ERA: 7.79	5.0 L 28 8 10 8 4 3 0 1 0 0 1 34 50 14.40 2.200	56 Fernando Rodney, R ERA: 3.88	0.1 5 2 1 1 0 2 0 0 0 0 1 0 3 11 27.00 12.000	87 Matt Meyer, L ERA:	0.2 2 0 0 0 1 0 0 0 0 0 0 4 4 0.00 0.000	51 Jordan Walden, R ERA:	1.0 4 1 0 0 1 0 0 0 0 0 0 6 6 0.00 1.000	40 Kevin Jepsen, R ERA: 4.5	1.0 3 1 0 0 1 0 0 0 0 0 0 5 5 0.00 1.000	PITCHER	IP WLS BF H R ER SO BB IBB HBP BLK WP HR S P ERA WHIP	20 Amalio Diaz, R ERA: 2.25	1.0 4 1 0 0 1 0 0 0 0 0 0 6 6 0.00 1.000										
Batter	1	2	3	4	5	6	7	8	9	AB	R	H	RBI	BB	SO	LOB	BOTTOM								
13 Maicer Izturis, S OBP: 0.340, SLG: 0.426 72 Darwin Perez, S OBP: 0.400, SLG: 0.250	0-0 47 BB G6-4-3 1B		1-0 HR		1-0 47 BB G5-4-3 1B	0-0 G6-4-3		0-3 K		4	1	3	1	0	0	3									
47 Howie Kendrick, R OBP: 0.383, SLG: 0.400 10 Randal Grichuk, R OBP: 0.500, SLG: 0.500 18 Andrew Romine, S OBP: 0.250, SLG: 0.238	0-0 G6-4-3		0-0 1B		0-0 G5-4-3		0-0 F9		0-0 16 F7 6 BB 2B	4	0	1	0	0	0	3									
53 Bobby Abreu, L OBP: 0.409, SLG: 0.683 92 Travis Witherspoon, R OBP: 0.071, SLG: 0.071 16 Hank Conger, L OBP: 0.297, SLG: 0.364	0-0 F8		0-0 F9		0-3 K	0-3 K		0-0 F7		3	0	0	0	0	1	1									
48 Torii Hunter, R OBP: 0.356, SLG: 0.590 33 Chris Pettit, R OBP: 0.438, SLG: 0.444		0-0 G5-3	0-0 P3		1-0 6 BB 2B HBP		0-0 F7		0-0 F8	2	0	0	0	0	1	1									
6 Alberto Callaspo, S OBP: 0.353, SLG: 0.429		4-0 BB		0-0 F7		0-0 2 BB 3 BB 2B		0-0 G4-3		4	1	2	2	1	0	0									
2 Enck Aybar, S OBP: 0.385, SLG: 0.440 44 Mark Trumbo, R OBP: 0.328, SLG: 0.679	0-0 P4		0-0 F9		0-0 F9		0-0 5 BB 3 BB 1B		0-3 K	3	1	1	0	0	0	1									
5 Jeff Mathis, R OBP: 0.400, SLG: 0.432 76 Alexi Amarista, L OBP: 0.273, SLG: 0.238		0-3 K		0-0 G5-3		4-0 3 BB 1-2 BB		0-0 3 HR 1B		2	0	0	0	1	1	1									
3 Brandon Wood, R OBP: 0.317, SLG: 0.589			0-0 F8		0-3 K		0-0 1-3 2-H 3-H 1B		1-2 HR	4	1	2	4	0	1	0									
25 Peter Bourjos, R OBP: 0.491, SLG: 0.591 83 Angel Castillo, R OBP: 0.375, SLG: 0.409		2-2 HR		0-0 F8		4-0 13 BB 13 WP BB		0-0 13 BB G6-4-3 HBP		1	1	1	1	1	0	0									
Inning Stats	R: 0 E: 0 K: 0 S: 3	H: 1 LOB: 0 BB: 0 P: 3	R: 0 E: 0 K: 1 S: 5	H: 0 LOB: 1 BB: 1 P: 9	R: 2 E: 0 K: 0 S: 8	H: 3 LOB: 1 BB: 0 P: 11	R: 0 E: 0 K: 0 S: 3	H: 0 LOB: 0 BB: 0 P: 3	R: 0 E: 0 K: 1 S: 5	H: 1 LOB: 1 BB: 1 P: 10	R: 3 E: 0 K: 1 S: 7	H: 3 LOB: 3 BB: 1 P: 13	R: 0 E: 0 K: 1 S: 5	H: 0 LOB: 0 BB: 0 P: 5	R: 2 E: 0 K: 2 S: 12	H: 3 LOB: 1 BB: 0 P: 13	R: 1 E: 0 K: 1 S: 7	H: 2 LOB: 1 BB: 0 P: 7	1B: 7 2B: 3 3B: 0 HR: 3	SF: 0 SAC: 0 DP: 3 HBP: 2	WP: 1 PB: 0 SB: 1 CS: 0	PA: 42			
PITCHER	IP WLS BF H R ER SO BB IBB HBP BLK WP HR S P ERA WHIP	43 Randy Wolf, L ERA: 3.5	5.1 W 23 6 4 4 3 2 0 1 0 0 2 28 41 6.75 1.500	61 Brandon Kintzler, R ERA: 2.53	0.2 5 2 1 1 0 1 0 0 1 0 0 0 3 8 13.50 4.500	40 Takashi Saito, R ERA: 4.76	1.0 3 0 0 0 1 0 0 0 0 0 0 5 5 0.00 0.000	45 Mark DiFelice, R ERA: 4.7	1.0 6 3 2 2 2 0 0 0 0 0 0 1 12 13 18.00 3.000	58 Mike McClendon, R ERA: 4.09	1.0 5 2 1 1 1 0 0 0 0 0 0 7 7 9.00 2.000	PITCHER	IP WLS BF H R ER SO BB IBB HBP BLK WP HR S P ERA WHIP												

Milwaukee Brewers @ Los Angeles Angels
 Tempe Diablo Stadium, Tempe, AZ
 Thu Mar 24 2011, 4:10 PM - 7:20 PM EDT
 Att: 7,906 - Sunny - 68 F

AB 39
 R 11
 H 13
 RBI 10
 BB 5
 SO 8
 LOB 23

Milwaukee Brewers @ Los Angeles Angels
 Tempe Diablo Stadium, Tempe, AZ
 Thu Mar 24 2011, 4:10 PM - 7:20 PM EDT
 Att: 7,906 - Sunny - 68 F


AB 37
 R 8
 H 13
 RBI 8
 BB 3
 SO 7
 LOB 14

Milwaukee Brewers @ Los Angeles Angels
 Tempe Diablo Stadium, Tempe, AZ
 Thu Mar 24 2011, 4:10 PM - 7:20 PM EDT
 Att: 7,906 - Sunny - 68 F

AB 37
 R 8
 H 13
 RBI 8
 BB 3
 SO 7
 LOB 14

Milwaukee Brewers @ Los Angeles Angels
 Tempe Diablo Stadium, Tempe, AZ
 Thu Mar 24 2011, 4:10 PM - 7:20 PM EDT
 Att: 7,906 - Sunny - 68 F

AB 37
 R 8
 H 13
 RBI 8
 BB 3
 SO 7
 LOB 14



Batter	1	2	3	4	5	6	7	8	9	AB	R	H	RBI	BB	SO	LOB	TOP		
25 Will Venable, L OBP: 0.397, SLG: 0.511 76 Andy Parrino, S OBP: 0.158, SLG: 0.158	G1-3		L5		G4-3			K		3	0	0	0	0	0	2	San Diego Padres @ Los Angeles Angels Angel Stadium of Anaheim, Anaheim, CA Sun Mar 27 2011, 2:07 PM - 4:27 PM PDT Att: 28,017 - Cloudy - 62 F		
13 Chris Denorfia, R OBP: 0.433, SLG: 0.574 99 Daniel Robertson, R (6, PH)	K			B2		G4-3 67 2B		K		3	0	1	0	0	1	0			
67 Jesus Guzman, R OBP: 0.345, SLG: 0.449 22 James Darnell, R OBP: 0.417, SLG: 0.636	G5-3			K		G4-3		G4-3		3	0	0	0	0	1	1			
68 Kyle Phillips, L OBP: 0.313, SLG: 0.433 92 Jake Blackwood, R (9, PH)	P5			P6				F8		3	0	1	1	0	0	0			
77 Anthony Rizzo, L OBP: 0.440, SLG: 0.652	1B			P4		F9		F8		4	0	1	0	0	0	1			
12 Logan Forsythe, R OBP: 0.376, SLG: 0.526 88 Mykal Stokes, R OBP: 0.500, SLG: 0.500	K			32 F9		97 BB		K		3	1	1	0	0	2	2			
97 Blake Tekotte, L OBP: 0.376, SLG: 0.526 Beamer Weems, R OBP: 1.000, SLG: 1.000	K			2 BB		1B				2	0	0	0	1	1	1			
32 Rob Johnson, R OBP: 0.313, SLG: 0.214 82 Guillermo Quiroz, R OBP: 0.357, SLG: 0.375	L5			F9		K		K		2	0	0	0	0	0	2			
2 Everth Cabrera, S OBP: 0.274, SLG: 0.293	G3			G3		G4-3		G4-3		3	0	1	1	0	0	0			
Inning Stats	R: 0 E: 0 K: 1 S: 9	H: 0 LOB: 0 BB: 0 P: 14	R: 0 E: 0 K: 2 S: 9	H: 1 LOB: 1 BB: 0 P: 13	R: 0 E: 0 K: 0 S: 6	H: 0 LOB: 0 BB: 0 P: 9	R: 0 E: 0 K: 1 S: 7	H: 0 LOB: 0 BB: 0 P: 9	R: 1 E: 0 K: 1 S: 12	H: 2 LOB: 1 BB: 0 P: 18	R: 0 E: 0 K: 2 S: 9	H: 0 LOB: 0 BB: 0 P: 12	R: 0 E: 0 K: 0 S: 6	H: 0 LOB: 0 BB: 0 P: 10	1B: 3 2B: 2 3B: 0 HR: 0	SF: 0 SAC: 0 DP: 0 HBP: 0		WP: 0 PB: 0 SB: 1 CS: 1	PA: 33
PITCHER	IP	WLS	BF	H	R	ER	SO	BB	IBB	HBP	BLK	WP	HR	S	P	ERA	WHIP		
24 Dan Haren, R ERA: 4.05	5.0	W	19	3	1	1	4	1	0	0	0	0	0	46	72	1.80	0.800		
21 Hisanori Takahashi, L ERA: 0.75	1.0		5	2	1	1	1	0	0	0	0	0	0	12	18	9.00	2.000		
40 Kevin Jepsen, R ERA: 3.99	1.0		3	0	0	0	1	0	0	0	0	0	0	5	8	0.00	0.000		
51 Jordan Walden, R ERA: 1.29	1.0		3	0	0	0	2	0	0	0	0	0	0	9	12	0.00	0.000		
63 Rich Thompson, R ERA: 1.29	1.0		3	0	0	0	0	0	0	0	0	0	0	6	10	0.00	0.000		

Batter	1	2	3	4	5	6	7	8	9	AB	R	H	RBI	BB	SO	LOB	BOTTOM			
13 Maicer Izturis, S OBP: 0.383, SLG: 0.491 46 Bobby Wilson, R OBP: 0.341, SLG: 0.442	L5		47 WP		F7			F7		3	1	2	1	0	0	0	San Diego Padres @ Los Angeles Angels Angel Stadium of Anaheim, Anaheim, CA Sun Mar 27 2011, 2:07 PM - 4:27 PM PDT Att: 28,017 - Cloudy - 62 F			
47 Howie Kendrick, R OBP: 0.388, SLG: 0.426 3 Brandon Wood, R OBP: 0.299, SLG: 0.556	L4		SF9		F9		FC6-4	F8		2	0	0	1	0	0	1				
53 Bobby Abreu, L OBP: 0.369, SLG: 0.630 90 Mike Trout, R OBP: 0.300, SLG: 0.192	F8		L8		F8		K	K		2	0	0	0	0	0	0				
6 Alberto Callaspo, S OBP: 0.393, SLG: 0.474 16 Hank Conger, L OBP: 0.310, SLG: 0.378	1B		2 E		F9		F9	G3-1		2	2	2	0	1	0	0				
2 Erick Aybar, S OBP: 0.345, SLG: 0.429 18 Andrew Romine, S OBP: 0.241, SLG: 0.269	SH2-3		E5		F8		F7			2	0	0	0	0	0	2				
5 Jeff Mathis, R OBP: 0.435, SLG: 0.535 76 Alexi Amarista, L OBP: 0.346, SLG: 0.440	F8		F8		F8		K			2	0	0	0	0	0	0				
25 Peter Bourjos, R OBP: 0.468, SLG: 0.588 81 Tyson Auer, R OBP: 0.320, SLG: 0.190	1B		25 3B		44 HR		44 FC5-4	1B		3	2	2	0	0	0	2				
44 Mark Trumbo, R OBP: 0.329, SLG: 0.706	P6		33 SH1-3		E6		K			3	1	2	3	0	0	1				
33 Chris Pettit, R OBP: 0.383, SLG: 0.396	K		13 1B		44 HR		FC5-4	2B		1	1	0	0	0	1	1				
Inning Stats	R: 0 E: 0 K: 0 S: 7	H: 3 LOB: 1 BB: 0 P: 10	R: 2 E: 0 K: 1 S: 15	H: 3 LOB: 1 BB: 0 P: 19	R: 1 E: 1 K: 0 S: 10	H: 1 LOB: 2 BB: 1 P: 16	R: 2 E: 0 K: 0 S: 11	H: 3 LOB: 1 BB: 0 P: 14	R: 4 E: 0 K: 1 S: 20	H: 4 LOB: 1 BB: 0 P: 29	R: 0 E: 0 K: 1 S: 9	H: 0 LOB: 0 BB: 0 P: 13	R: 0 E: 0 K: 1 S: 12	H: 2 LOB: 2 BB: 0 P: 19	R: 0 E: 0 K: 1 S: 7	H: 0 LOB: 0 BB: 0 P: 10		1B: 9 2B: 2 3B: 1 HR: 1	SF: 1 SAC: 2 DP: 0 HBP: 0	WP: 2 PB: 0 SB: 0 CS: 0
PITCHER	IP	WLS	BF	H	R	ER	SO	BB	IBB	HBP	BLK	WP	HR	S	P	ERA	WHIP			
33 Clayton Richard, L ERA: 9.56	5.0	L	29	11	9	7	2	1	0	0	0	0	0	9	13	0.00	0.000			
34 Pat Neshek, R ERA: 2.99	1.0		3	0	0	0	1	0	0	0	0	0	0	12	19	0.00	2.000			
40 Greg Burke, R ERA: 5.0	1.0		5	2	0	0	1	0	0	0	0	0	0	7	10	0.00	0.000			
59 Luis Perdomo, R ERA: 1.29	1.0		3	0	0	0	1	0	0	0	0	0	0	7	10	0.00	0.000			

AB 32
R 2
H 5
RBI 2
BB 1
SO 8
LOB 9



AB 36
R 9
H 13
RBI 9
BB 1
SO 5
LOB 15



Batter	1	2	3	4	5	6	7	8	9	AB	R	H	RBI	BB	SO	LOB	TOP					
15 Rafael Furcal, S OBP: 0.288, SLG: 0.241 72 Justin Sellers, R OBP: 0.400, SLG: 0.440										2	0	0	0	1	0	0	Los Angeles Dodgers @ Los Angeles Angels Angel Stadium of Anaheim, Anaheim, CA Tue Mar 29 2011, 7:08 PM - 9:46 PM PDT Att: 27,779 - Partly Cloudy - 65 F					
13 Iván De Jesús Jr, R OBP: 0.324, SLG: 0.328 14 Jamey Carroll, R OBP: 0.341, SLG: 0.206										3	0	0	0	0	1	1						
16 Andre Ethier, L OBP: 0.324, SLG: 0.400 68 Jerry Sands, R OBP: 0.400, SLG: 0.600										3	0	1	0	0	0	0						
27 Matt Kemp, R OBP: 0.310, SLG: 0.612 10 Tony Gwynn Jr, L OBP: 0.352, SLG: 0.360										3	0	0	0	0	0	1						
5 Juan Uribe, R OBP: 0.360, SLG: 0.532 6 Aaron Miles, S OBP: 0.358, SLG: 0.549										3	0	1	0	0	0	1						
7 James Loney, L OBP: 0.276, SLG: 0.271 9 Hector Gimenez, S OBP: 0.347, SLG: 0.591										3	0	0	0	0	0	1						
33 Marcus Thames, R OBP: 0.311, SLG: 0.405										3	0	0	0	0	1	1						
28 Rod Barajas, R OBP: 0.255, SLG: 0.458 17 A.J. Ellis, R OBP: 0.270, SLG: 0.250										2	1	1	1	0	1	0						
35 Gabe Kapler, R OBP: 0.277, SLG: 0.378 3 Xavier Paul, L OBP: 0.276, SLG: 0.426										2	0	0	0	0	0	1						
Inning Stats	R: 0 E: 0 K: 0 S: 8	H: 0 LOB: 0 BB: 1 P: 13	R: 0 E: 0 K: 0 S: 8	H: 1 LOB: 1 BB: 0 P: 13	R: 1 E: 0 K: 0 S: 7	H: 1 LOB: 0 BB: 0 P: 11	R: 0 E: 0 K: 0 S: 5	H: 1 LOB: 0 BB: 0 P: 8	R: 0 E: 0 K: 2 S: 8	H: 0 LOB: 0 BB: 0 P: 11	R: 0 E: 0 K: 1 S: 12	H: 0 LOB: 0 BB: 0 P: 16	R: 0 E: 0 K: 1 S: 10	H: 0 LOB: 1 BB: 1 P: 14	R: 0 E: 0 K: 1 S: 9	H: 0 LOB: 1 BB: 1 P: 13		R: 0 E: 0 K: 2 S: 11	H: 2 LOB: 2 BB: 0 P: 16	1B: 3 2B: 1 3B: 0 HR: 1	SF: 0 SAC: 0 DP: 2 HBP: 0	WP: 0 PB: 0 SB: 0 CS: 0
PITCHER	IP WLS BF H R ER SO BB IBB HBP BLK WP HR S P ERA WHIP																					
19 Scott Kazmir, L ERA: 6.65 Matt Palmer, R ERA: 5.23 63 Rich Thompson, R ERA: 1.13 58 Michael Kohn, R ERA: 0.75 51 Jordan Walden, R ERA:	4.1 1.2 1.0 1.0 1.0	W H 0 0 0	BF 15 5 3 4 5	H 3 0 0 2	R 1 0 0 0	ER 1 0 0 0	SO 0 3 0 1 2	BB 1 0 0 0	IBB 0 0 0 0	HBP 0 0 0 0	BLK 0 0 0 0	WP 0 0 0 0	HR 1 0 0 0	S 30 18 23 9 11	P 49 24 14 13 16	ERA 2.08 0.00 0.00 0.00 0.00	WHIP 0.923 0.000 0.000 1.000 2.000					


Batter	1	2	3	4	5	6	7	8	9	AB	R	H	RBI	BB	SO	LOB	BOTTOM					
13 Maicer Izturis, S OBP: 0.418, SLG: 0.517 6 Alberto Callaspo, S OBP: 0.369, SLG: 0.443										3	2	2	0	0	1	1	Los Angeles Dodgers @ Los Angeles Angels Angel Stadium of Anaheim, Anaheim, CA Tue Mar 29 2011, 7:08 PM - 9:46 PM PDT Att: 27,779 - Partly Cloudy - 65 F					
47 Howie Kendrick, R OBP: 0.413, SLG: 0.439 76 Alexi Amarista, L OBP: 0.321, SLG: 0.407										4	1	2	1	0	1	1						
53 Bobby Abreu, L OBP: 0.377, SLG: 0.577 33 Chris Pettit, R OBP: 0.387, SLG: 0.420										2	1	0	0	1	0	2						
48 Torii Hunter, R OBP: 0.392, SLG: 0.689 46 Bobby Wilson, R OBP: 0.316, SLG: 0.413										3	1	3	4	0	0	0						
10 Vernon Wells, R OBP: 0.333, SLG: 0.426 81 Tyson Auer, R OBP: 0.308, SLG: 0.182										4	0	1	0	0	1	2						
2 Enck Aybar, S OBP: 0.359, SLG: 0.417 90 Mike Trout, R OBP: 0.364, SLG: 0.276										2	0	1	0	0	0	1						
44 Mark Trumbo, R OBP: 0.316, SLG: 0.662 86 Eren Navarro, L OBP: 0.308, SLG: 0.360										4	0	0	0	0	1	3						
5 Jeff Mathis, R OBP: 0.429, SLG: 0.522 83 Angel Castillo, R OBP: 0.346, SLG: 0.375										3	0	1	0	0	1	1						
25 Peter Bourjos, R OBP: 0.471, SLG: 0.564 Andrew Romine, S OBP: 0.258, SLG: 0.259										3	0	0	0	0	2							
Inning Stats	R: 1 E: 0 K: 1 S: 12	H: 2 LOB: 1 BB: 0 P: 18	R: 0 E: 0 K: 1 S: 9	H: 0 LOB: 1 BB: 0 P: 16	R: 2 E: 0 K: 0 S: 15	H: 4 LOB: 1 BB: 0 P: 21	R: 0 E: 0 K: 2 S: 13	H: 1 LOB: 1 BB: 0 P: 16	R: 2 E: 0 K: 0 S: 12	H: 3 LOB: 1 BB: 1 P: 22	R: 0 E: 0 K: 0 S: 10	H: 0 LOB: 0 BB: 0 P: 13	R: 0 E: 0 K: 1 S: 12	H: 1 LOB: 1 BB: 0 P: 17	R: 0 E: 0 K: 1 S: 12	H: 1 LOB: 1 BB: 0 P: 16		R: 0 E: 0 K: 1 S: 12	H: 1 LOB: 1 BB: 0 P: 16	1B: 7 2B: 4 3B: 0 HR: 1	SF: 0 SAC: 0 DP: 0 HBP: 1	WP: 1 PB: 0 SB: 0 CS: 2
PITCHER	IP WLS BF H R ER SO BB IBB HBP BLK WP HR S P ERA WHIP																					
18 Hiroki Kuroda, R ERA: 5.88 57 Scott Elbert, L ERA: 9.0 81 Lance Cormier, R ERA: 2.0 94 Mike Antonini, L ERA: 2.7	4.0 1.0 1.0 2.0	L 0 0 0	BF 19 6 3 8	H 7 3 2	R 3 2 0	ER 3 2 0	SO 3 2 0 2	BB 0 1 0 0	IBB 0 0 0	HBP 0 0 0	BLK 0 0 0	WP 1 0 0 0	HR 0 1 0 0	S 49 12 10 24	P 71 22 13 33	ERA 6.75 18.00 0.00 0.00	WHIP 1.750 4.000 0.000 1.000					

AB 30
R 1
H 5
RBI 1
BB 2
SO 6
LOB 10



AB 34
R 5
H 12
RBI 5
BB 1
SO 6
LOB 16



Batter	1	2	3	4	5	6	7	8	9	AB	R	H	RBI	BB	SO	LOB	TOP			
13 Maicer Izturis, S OBP: 0.400, SLG: 0.400	G4-3		G4-3		G4-3	47 S 1B			47 SH3 1B	5	0	2	1	0	0	0	Los Angeles Angels @ Kansas City Royals Kauffman Stadium, Kansas City, MO Thu Mar 31 2011, 3:13 PM - 6:28 PM CDT Att: 40,055 - Overcast - 45 F livebaseballscorecards.com			
47 Howie Kendrick, R OBP: 0.250, SLG: 0.500	48 E 2B		K		G5-3	K			SH3	4	0	1	0	0	2	1				
53 Bobby Abreu, L OBP: 0.400, SLG: 0.250	K		G6-3		48 1B 1B				BB	4	0	1	0	1	1	1				
48 Tori Hunter, R OBP: 0.400, SLG: 1.000	E5 10 HBP				HR				K	5	1	2	1	0	2	3				
10 Vernon Wells, R OBP: 0.400, SLG: 0.500	HBP				2 2B 2B				K	4	1	1	0	0	1	4				
2 Erick Aybar, S OBP: 0.250, SLG: 0.500	G4-3								F7	4	0	1	1	0	0	3				
44 Mark Trumbo, R									G4-3	4	0	0	0	0	2	1				
5 Jeff Mathis, R OBP: 0.500, SLG: 1.500									G3	4	1	2	1	0	1	1				
25 Peter Bourjos, R OBP: 0.500, SLG: 0.500									25 1B 2B	4	1	2	0	0	0	1	AB 38 R 4 H 12 RBI 4 BB 1 SO 9 LOB 15 			
Inning Stats	R: 0 E: 1 K: 1 S: 19	H: 1 LOB: 3 BB: 0 P: 26	R: 0 E: 0 K: 2 S: 9	H: 0 LOB: 0 BB: 0 P: 12	R: 0 E: 0 K: 1 S: 10	H: 0 LOB: 0 BB: 0 P: 12	R: 2 E: 0 K: 0 S: 11	H: 3 LOB: 1 BB: 0 P: 17	R: 0 E: 0 K: 0 S: 15	H: 2 LOB: 2 BB: 0 P: 21	R: 2 E: 1 K: 2 S: 12	H: 3 LOB: 1 BB: 0 P: 19	R: 0 E: 0 K: 2 S: 9	H: 2 LOB: 2 BB: 0 P: 18	R: 0 E: 0 K: 1 S: 10	H: 1 LOB: 2 BB: 1 P: 19		1B: 6 2B: 4 3B: 0 HR: 2	SF: 0 SAC: 1 DP: 0 HBP: 1	WP: 0 PB: 0 SB: 1 CS: 0
PITCHER	IP WLS BF H R ER SO BB IBB HBP BLK WP HR S P ERA WHIP	44 Luke Hochevar, R ERA: 4.76	5.2 L 28 9 4 3 5 0 0 1 0 0 2 73 102 4.76 1.588	43 Aaron Crow, R ERA:	6.1 1.1 4 0 0 0 3 0 0 0 0 0 0 12 19 0.00 0.000	47 Nate Adcock, R ERA:	8.1 1.0 4 2 0 0 0 0 0 0 0 0 0 12 18 0.00 2.000	55 Tim Collins, L ERA:	9.1 1.0 5 1 0 0 1 1 0 0 0 0 0 10 19 0.00 2.000	PITCHER	IP WLS BF H R ER SO BB IBB HBP BLK WP HR S P ERA WHIP	56 Fernando Rodney, R ERA:	1.0 S 5 1 0 0 2 1 0 0 0 0 0 0 0 5 17 0.00 2.000							

Batter	1	2	3	4	5	6	7	8	9	AB	R	H	RBI	BB	SO	LOB	BOTTOM					
13 Mike Aviles, R OBP: 0.200, SLG: 0.800	K		CS		G5-3	F9			P3	5	1	1	1	0	1	1	Los Angeles Angels @ Kansas City Royals Kauffman Stadium, Kansas City, MO Thu Mar 31 2011, 3:13 PM - 6:28 PM CDT Att: 40,055 - Overcast - 45 F livebaseballscorecards.com					
53 Melky Cabrera, S OBP: 0.800, SLG: 0.750	P6				4 S 1B				HR	4	0	3	0	1	0	0						
4 Alex Gordon, L	P6								30 BB 4 BB BB	5	0	0	0	0	3	5						
16 Billy Butler, R										2	0	0	0	2	0	0						
12 Mitch Maier, L										0	0	0	0	0	0	0						
30 Kila Ka'aihue, L										3	0	0	0	1	1	2						
1 Jarrod Dyson, L										0	0	0	0	0	0	0						
21 Jeff Francoeur, R OBP: 0.250, SLG: 1.000										4	1	1	1	0	1	3						
2 Alcides Escobar, R OBP: 0.250, SLG: 0.250										4	0	1	0	0	0	3						
15 Matt Treanor, R OBP: 0.500, SLG: 0.333										3	0	1	0	1	1	0						
17 Chris Getz, L										1	0	0	0	1	1	0						
24 Wilson Betemit, S										2	0	0	0	0	2	3						
Inning Stats	R: 0 E: 0 K: 1 S: 10	H: 0 LOB: 0 BB: 0 P: 14	R: 0 E: 0 K: 0 S: 8	H: 0 LOB: 0 BB: 0 P: 13	R: 0 E: 0 K: 0 S: 10	H: 0 LOB: 1 BB: 1 P: 18	R: 0 E: 0 K: 2 S: 15	H: 1 LOB: 2 BB: 1 P: 27	R: 0 E: 0 K: 1 S: 10	H: 0 LOB: 0 BB: 0 P: 15	R: 0 E: 0 K: 2 S: 11	H: 1 LOB: 1 BB: 0 P: 15	R: 1 E: 0 K: 1 S: 14	H: 3 LOB: 2 BB: 0 P: 24	R: 1 E: 0 K: 0 S: 15	H: 1 LOB: 3 BB: 3 P: 33	R: 0 E: 0 K: 2 S: 17	H: 1 LOB: 2 BB: 1 P: 26	1B: 5 2B: 0 3B: 0 HR: 2	SF: 0 SAC: 0 DP: 0 HBP: 0	WP: 0 PB: 1 SB: 1 CS: 1	PA: 40
PITCHER	IP WLS BF H R ER SO BB IBB HBP BLK WP HR S P ERA WHIP	36 Jared Weaver, R ERA:	7.1 0.1 4 3 1 1 0 0 0 0 0 0 0 1 8 14 27.00 9.000	21 Hisanori Takahashi, L ERA: 27.0	7.1 0.1 H 1 0 0 0 1 0 0 0 0 0 0 3 5 0.00 0.000	51 Jordan Walden, R ERA:	8.1 0.1 H 4 1 1 1 0 2 0 0 0 0 0 1 7 18 27.00 9.000	40 Kevin Jepsen, R ERA: 27.0	8.1 0.2 H 3 0 0 0 1 1 0 0 0 0 0 8 15 0.00 1.500	PITCHER	IP WLS BF H R ER SO BB IBB HBP BLK WP HR S P ERA WHIP	56 Fernando Rodney, R ERA:	1.0 S 5 1 0 0 2 1 0 0 0 0 0 0 0 5 17 0.00 2.000									

Batter	1	2	3	4	5	6	7	8	9	AB	R	H	RBI	BB	SO	LOB	TOP					
2 Erick Aybar, S OBP: 0.375, SLG: 0.500	G5-3		G6-3 47 BLK		G6-3 47 E S			G4-6-3		4	0	2	0	0	0	1	Los Angeles Angels @ Kansas City Royals Kauffman Stadium, Kansas City, MO Fri Apr 01 2011, 7:11 PM - 9:34 PM CDT Att: 13,302 - Partly Cloudy - 62 F					
47 Howie Kendrick, R OBP: 0.250, SLG: 0.750	HR		G6-3		G6-3			F9		4	1	1	1	0	0	2						
53 Bobby Abreu, L OBP: 0.222, SLG: 0.125	K		K					G4-3		4	0	0	0	0	2	1						
48 Tori Hunter, R OBP: 0.333, SLG: 0.625			F9					G6-3		3	0	0	0	1	0	1						
10 Vernon Wells, R OBP: 0.222, SLG: 0.250	G5-3							F9		4	0	0	0	0	0	1						
6 Alberto Callespo, S OBP: 0.333, SLG: 0.333	G6-3							G4-3		3	0	1	0	0	0	1						
44 Mark Trumbo, R OBP: 0.143, SLG: 0.143								G5-4-3		3	0	1	0	0	0	2						
5 Jeff Mathis, R OBP: 0.286, SLG: 0.857	G6-3							K		3	0	0	0	0	2	1						
25 Peter Bourjos, R OBP: 0.429, SLG: 0.429	F9							G5-3		3	0	1	0	0	0	1						
Inning Stats	R: 1 H: 1 E: 0 K: 1 S: 11	H: 1 LOB: 1 BB: 1 P: 20	R: 0 H: 1 E: 0 K: 0 S: 9	H: 1 LOB: 1 BB: 0 P: 14	R: 0 H: 1 E: 0 K: 1 S: 12	H: 1 LOB: 1 BB: 0 P: 18	R: 0 H: 0 E: 1 K: 0 S: 6	H: 0 LOB: 0 BB: 0 P: 8	R: 0 H: 1 E: 0 K: 1 S: 13	H: 1 LOB: 0 BB: 0 P: 20	R: 0 H: 0 E: 0 K: 0 S: 5	H: 0 LOB: 0 BB: 0 P: 9	R: 0 H: 1 E: 0 K: 1 S: 7	H: 1 LOB: 0 BB: 0 P: 10	R: 0 H: 1 E: 0 K: 0 S: 10	H: 1 LOB: 0 BB: 0 P: 16	R: 0 H: 0 E: 0 K: 0 S: 5	H: 0 LOB: 0 BB: 0 P: 8	1B: 5 2B: 0 3B: 0 HR: 1	SF: 0 SAC: 0 DP: 3 HBP: 0	WP: 0 PB: 0 SB: 1 CS: 1	PA: 32
PITCHER	IP	WLS	BF	H	R	ER	SO	BB	IBB	HBP	BLK	WP	HR	S	P	ERA	WHIP					
26 Jeff Francis, L ERA: 1.29	7.0		26	5	1	1	4	1	0	0	1	0	1	63	99	1.29	0.857					
51 Robinson Tejeda, R ERA:	1.0		3	1	0	0	0	0	0	0	0	0	0	10	16	0.00	1.000					
48 Joaquin Soria, R ERA:	1.0	W	3	0	0	0	0	0	0	0	0	0	0	5	8	0.00	0.000					

Batter	1	2	3	4	5	6	7	8	9	AB	R	H	RBI	BB	SO	LOB	BOTTOM					
13 Mike Aviles, R OBP: 0.333, SLG: 0.875	K									3	0	1	0	1	1	1	Los Angeles Angels @ Kansas City Royals Kauffman Stadium, Kansas City, MO Fri Apr 01 2011, 7:11 PM - 9:34 PM CDT Att: 13,302 - Partly Cloudy - 62 F					
53 Melky Cabrera, S OBP: 0.444, SLG: 0.375	P3									4	0	0	0	0	2	3						
4 Alex Gordon, L OBP: 0.222, SLG: 0.333										4	0	2	0	0	0	1						
16 Billy Butler, R OBP: 0.375, SLG: 0.167	P3									4	1	1	0	0	1	3						
30 Kila Ka'aihue, L OBP: 0.375, SLG: 0.714										4	1	2	1	0	2	1						
21 Jeff Francoeur, R OBP: 0.143, SLG: 0.571	G4-3									3	0	0	1	0	0	2						
2 Alcides Escobar, R OBP: 0.143, SLG: 0.143	F9									3	0	0	0	0	1	1						
3 Brayan Peña, S OBP: 0.333, SLG: 0.667	G5-3									3	0	1	0	0	0	0						
17 Chris Getz, L OBP: 0.143, SLG: 0.143										2	0	0	0	0	1	0						
Inning Stats	R: 0 H: 1 E: 0 K: 1 S: 8	H: 0 LOB: 0 BB: 0 P: 15	R: 0 H: 0 E: 0 K: 1 S: 6	H: 0 LOB: 0 BB: 0 P: 7	R: 0 H: 1 E: 0 K: 2 S: 12	H: 1 LOB: 1 BB: 0 P: 20	R: 1 H: 2 E: 0 K: 1 S: 16	H: 2 LOB: 1 BB: 0 P: 24	R: 0 H: 1 E: 0 K: 0 S: 6	H: 1 LOB: 1 BB: 0 P: 12	R: 0 H: 1 E: 0 K: 1 S: 7	H: 1 LOB: 0 BB: 0 P: 11	R: 0 H: 0 E: 0 K: 0 S: 9	H: 0 LOB: 0 BB: 0 P: 14	R: 0 H: 0 E: 0 K: 2 S: 9	H: 0 LOB: 1 BB: 1 P: 17	R: 0 H: 1 E: 0 K: 0 S: 2	H: 1 LOB: 0 BB: 0 P: 2	1B: 3 2B: 2 3B: 1 HR: 1	SF: 0 SAC: 1 DP: 0 HBP: 0	WP: 1 PB: 0 SB: 1 CS: 0	PA: 32
PITCHER	IP	WLS	BF	H	R	ER	SO	BB	IBB	HBP	BLK	WP	HR	S	P	ERA	WHIP					
24 Dan Haren, R ERA: 1.29	7.0		27	6	1	1	6	0	0	0	0	1	0	64	103	1.29	0.857					
51 Jordan Walden, R ERA:	1.0		4	0	0	0	2	1	0	0	0	0	0	9	17	0.00	1.000					
58 Michael Kohn, R ERA: 13.5	0.0	L	1	1	1	1	0	0	0	0	0	0	1	2	2	∞	∞					

AB	31
R	1
H	6
RBI	1
BB	1
SO	4
LOB	11

AB	30
R	2
H	7
RBI	2
BB	1
SO	8
LOB	12


Batter	1	2	3	4	5	6	7	8	9	AB	R	H	RBI	BB	SO	LOB	TOP					
13 Maicer Izturis, S OBP: 0.300, SLG: 0.300	F7		G4-3		K		1B	G4-3		5	0	1	0	0	1	4	Los Angeles Angels @ Kansas City Royals Kauffman Stadium, Kansas City, MO Sat Apr 02 2011, 12:11 PM - 2:55 PM CDT Att: 17,416 - Partly Cloudy - 52 F					
47 Howie Kendrick, R OBP: 0.308, SLG: 0.815	G4-3		G1-3		G3-1		1B	G6-3		5	0	2	0	0	0	1						
53 Bobby Abreu, L OBP: 0.286, SLG: 0.167	G4-3				G4-3		1B	F9		4	1	1	0	1	0	1						
48 Tori Hunter, R OBP: 0.357, SLG: 0.750	G4-3				HR		1B	G6-3		4	2	1	1	1	1	4						
10 Vernon Wells, R OBP: 0.231, SLG: 0.250	F7				P6		1B	FC6-4		4	1	1	1	0	0	3						
6 Alberto Callaspo, S OBP: 0.571, SLG: 0.667					G4-3		1B	2B		3	0	2	1	1	0	0						
2 Erick Aybar, S OBP: 0.417, SLG: 0.667	G3-6-3						1B	2B		4	0	2	1	0	0	2						
46 Bobby Wilson, R OBP: 0.250, SLG: 0.250					G4-3		G6-3	K		4	0	1	0	0	1	3						
25 Peter Bourjos, R OBP: 0.400, SLG: 0.333			SH1-3		K		G6-3	BB		2	0	0	0	1	1	1						
Inning Stats	R: 0 E: 0 K: 0 S: 8	H: 1 LOB: 1 BB: 0 P: 12	R: 0 E: 0 K: 0 S: 6	H: 0 LOB: 0 BB: 1 P: 12	R: 0 E: 0 K: 0 S: 8	H: 1 LOB: 1 BB: 0 P: 14	R: 1 E: 0 K: 0 S: 11	H: 1 LOB: 0 BB: 0 P: 22	R: 0 E: 0 K: 2 S: 12	H: 1 LOB: 1 BB: 0 P: 20	R: 3 E: 0 K: 0 S: 13	H: 3 LOB: 1 BB: 1 P: 25	R: 0 E: 0 K: 1 S: 16	H: 2 LOB: 3 BB: 1 P: 26	R: 0 E: 0 K: 1 S: 8	H: 2 LOB: 2 BB: 1 P: 15		R: 0 E: 0 K: 0 S: 6	H: 0 LOB: 0 BB: 0 P: 6	1B: 7 2B: 3 3B: 0 HR: 1	SF: 0 SAC: 1 DP: 1 HBP: 0	WP: 0 PB: 0 SB: 0 CS: 0
PITCHER	IP WLS BF H R ER SO BB IBB HBP BLK WP HR S P ERA WHIP																					
34 Kyle Davies, R ERA: 6.75	5.1		24	7	4	4	2	2	0	0	0	0	0	0	1	55	102	6.75	1.688			
50 Kanekoa Teixeira, R ERA:	1.0		6	2	0	0	0	1	0	0	0	0	0	0	13	22	0.00	3.000				
43 Aaron Crow, R ERA:	1.2	W	7	2	0	0	2	1	0	0	0	0	0	14	22	0.00	1.800					
48 Joaquin Soria, R ERA:	1.0	S	3	0	0	0	0	0	0	0	0	0	0	6	6	0.00	0.000					

Batter	1	2	3	4	5	6	7	8	9	AB	R	H	RBI	BB	SO	LOB	BOTTOM			
2 Alcides Escobar, R OBP: 0.250, SLG: 0.250	G4-6-3		F9		FC6-4		1B	FC6-4		5	0	2	1	0	0	4	Los Angeles Angels @ Kansas City Royals Kauffman Stadium, Kansas City, MO Sat Apr 02 2011, 12:11 PM - 2:55 PM CDT Att: 17,416 - Partly Cloudy - 52 F			
53 Melky Cabrera, S OBP: 0.308, SLG: 0.250	F9		K		K2-3		L8		4	0	0	0	0	2	5					
4 Alex Gordon, L OBP: 0.154, SLG: 0.231	G4-6-3				G4-3		K		4	0	0	0	0	1	3					
16 Billy Butler, R OBP: 0.417, SLG: 0.400			K		P3		2B	1B		4	2	2	0	0	1	0				
30 Kila Ka'aihue, L OBP: 0.333, SLG: 0.500			FC6-4		K		G4-3	F7		3	0	0	0	1	1	2				
21 Jeff Francoeur, R OBP: 0.273, SLG: 0.545			FC6-4		1B		K	1B		4	1	2	0	0	1	1				
24 Wilson Betemit, S OBP: 0.167, SLG: 0.167					1B		K2-3	FC4-6		4	1	1	0	0	1	4				
1 Jarrod Dyson, L (8, PR)					1B			1B		0	1	0	0	0	0	0				
13 Mike Aviles, R OBP: 0.333, SLG: 0.875					1B			1B		0	0	0	0	0	0	0				
15 Matt Treanor, R OBP: 0.500, SLG: 0.333			F9		1B		G3	1B		3	0	1	1	1	0	0				
17 Chris Getz, L OBP: 0.500, SLG: 0.429			F8		1B		1B	1B		4	0	3	2	0	0	0				
Inning Stats	R: 0 E: 0 K: 0 S: 9	H: 1 LOB: 0 BB: 0 P: 14	R: 0 E: 0 K: 1 S: 9	H: 0 LOB: 1 BB: 1 P: 17	R: 0 E: 0 K: 0 S: 9	H: 0 LOB: 0 BB: 0 P: 11	R: 0 E: 0 K: 1 S: 7	H: 0 LOB: 0 BB: 0 P: 8	R: 2 E: 0 K: 2 S: 14	H: 3 LOB: 2 BB: 1 P: 22	R: 1 E: 0 K: 0 S: 11	H: 1 LOB: 1 BB: 0 P: 14	R: 0 E: 0 K: 1 S: 9	H: 2 LOB: 2 BB: 0 P: 14	R: 2 E: 0 K: 0 S: 13	H: 4 LOB: 2 BB: 0 P: 20	1B: 10 2B: 1 3B: 0 HR: 0	SF: 0 SAC: 0 DP: 1 HBP: 0	WP: 1 PB: 0 SB: 1 CS: 0	PA: 37
PITCHER	IP WLS BF H R ER SO BB IBB HBP BLK WP HR S P ERA WHIP																			
54 Ervin Santana, R ERA: 4.05	6.2		29	7	3	3	6	2	0	0	0	0	0	0	65	94	4.05	1.350		
21 Hisanori Takahashi, L ERA: 13.5	0.1	H	1	0	0	0	1	0	0	0	0	3	6	0.00	0.000					
40 Kevin Jepsen, R ERA: 20.25	1.0	L	7	4	2	2	0	0	0	0	0	13	20	18.00	4.000					

Batter	1	2	3	4	5	6	7	8	9	10	11	12	13	AB	R	H	RBI	BB	SO	LOB
13 Maicer Izturis, S OBP: 0.263, SLG: 0.588	G4-3		HR	F9			F7	F9		1B		G4-3		7	1	3	2	0	0	0
47 Howie Kendrick, R OBP: 0.400, SLG: 0.895	K		HR		HR			F9		1B		K		6	3	3	2	1	2	1
53 Bobby Abreu, L OBP: 0.524, SLG: 0.588	1B			10 F8-3										5	1	5	2	2	0	0
48 Torii Hunter, R OBP: 0.286, SLG: 0.526	G1-3				F7									7	0	1	0	0	1	8
10 Vernon Wells, R OBP: 0.250, SLG: 0.222			44 2B	F8-3			F8							6	0	1	0	1	3	2
6 Alberto Callaspo, S OBP: 0.538, SLG: 0.917	P4						F7							6	2	3	1	0	0	4
44 Mark Trumbo, R OBP: 0.231, SLG: 0.385														6	1	2	1	0	1	3
5 Jeff Mathis, R OBP: 0.154, SLG: 0.462	2B													6	0	0	0	0	2	4
25 Peter Bourjos, R OBP: 0.313, SLG: 0.267	K													6	1	1	1	0	2	2
Inning Stats	R: 0 E: 0 K: 1 S: 10	H: 1 LOB: 1 BB: 0 P: 13	R: 0 E: 0 K: 1 S: 14	H: 1 LOB: 2 BB: 1 P: 22	R: 2 E: 0 K: 1 S: 10	H: 2 LOB: 0 BB: 1 P: 19	R: 2 E: 0 K: 0 S: 9	H: 2 LOB: 0 BB: 0 P: 16	R: 1 E: 0 K: 1 S: 15	H: 2 LOB: 2 BB: 0 P: 25	R: 1 E: 0 K: 1 S: 12	H: 1 LOB: 1 BB: 0 P: 16	R: 0 E: 0 K: 2 S: 12	H: 1 LOB: 0 BB: 0 P: 13	1B: 10 2B: 5 3B: 0 HR: 5	SF: 0 SAC: 0 DP: 2 HBP: 0	WIP: 0 PB: 0 SB: 0 CS: 1	PA: 59		
PITCHER	IP 5.0	WLS 24	H 8	R 5	ER 5	SO 3	BB 2	IBB 0	HBP 0	BLK 0	WP 0	HR 3	S 55	P 91	ERA 9.00	WHIP 2.000				
52 Bruce Chen, L ERA: 9.0																				
37 Sean O'Sullivan, R ERA: 9.0																				
51 Robinson Tejeda, R ERA: 4.5																				
41 Jeremy Jeffress, R ERA: 9.0																				
48 Joakim Soria, R ERA:																				

Los Angeles Angels @ Kansas City Royals
Kauffman Stadium, Kansas City, MO
Sun Apr 03 2011, 1:10 PM - 5:56 PM CDT
Att. 14,083 - Partly Cloudy - 79 F

AB 55
R 9
H 19
RBI 9
BB 4
SO 11
LOB 24



Batter	1	2	3	4	5	6	7	8	9	10	11	12	13	AB	R	H	RBI	BB	SO	LOB		
13 Mike Aviles, R OBP: 0.315, SLG: 0.643	G1-3		G3							FC5		K		6	1	1	0	0	2	7		
53 Melky Cabrera, S OBP: 0.250, SLG: 0.368	G1-3				G5-3									7	1	1	1	0	1	4		
4 Alex Gordon, L OBP: 0.350, SLG: 0.421	1B													6	4	4	1	1	0	0		
16 Billy Butler, R OBP: 0.389, SLG: 0.533	L9													5	2	1	1	0	1	4		
12 Mitch Maier, L OBP: 0.400, SLG: 0.333														1	0	0	0	0	1	0		
30 Kila Ka'aihue, L OBP: 0.412, SLG: 0.538	1B													3	0	1	2	2	0	1		
17 Chris Getz, L OBP: 0.400, SLG: 0.333	BB													2	1	0	0	0	0	1		
21 Jeff Francoeur, R OBP: 0.333, SLG: 0.529	1B													6	0	2	2	1	0	2		
24 Wilson Betemit, S OBP: 0.385, SLG: 0.300														4	1	1	2	3	2	1		
2 Alcides Escobar, R OBP: 0.263, SLG: 0.176	G3													5	1	0	0	2	0	5		
3 Brayan Peña, S OBP: 0.429, SLG: 0.571														4	0	2	0	0	0	0		
1 Jarrod Dyson, L OBP: 0.545, SLG: 0.750	F8													2	1	1	3	1	0	3		
15 Matt Treanor, R ERA:														4	0	2	0	0	0	0		
Inning Stats	R: 2 E: 0 K: 0 S: 19	H: 2 LOB: 3 BB: 2 P: 36	R: 3 E: 0 K: 0 S: 17	H: 3 LOB: 1 BB: 0 P: 28	R: 0 E: 0 K: 0 S: 11	H: 1 LOB: 1 BB: 0 P: 13	R: 1 E: 0 K: 0 S: 7	H: 1 LOB: 0 BB: 0 P: 9	R: 0 E: 0 K: 2 S: 13	H: 1 LOB: 1 BB: 0 P: 18	R: 0 E: 0 K: 0 S: 16	H: 1 LOB: 2 BB: 0 P: 23	R: 2 E: 0 K: 0 S: 15	H: 1 LOB: 3 BB: 3 P: 34	R: 0 E: 0 K: 1 S: 7	H: 0 LOB: 2 BB: 3 P: 22	R: 0 E: 0 K: 1 S: 7	H: 0 LOB: 0 BB: 0 P: 12	1B: 6 2B: 6 3B: 0 HR: 3	SF: 0 SAC: 0 DP: 1 HBP: 2	WIP: 1 PB: 0 SB: 6 CS: 0	PA: 63
PITCHER	IP 1.2	WLS 14	H 5	R 5	ER 5	SO 0	BB 2	IBB 0	HBP 2	BLK 1	WP 0	HR 1	S 35	P 63	ERA 27.000	WHIP 4.200						
19 Scott Kazmir, L ERA: 27.0																						
63 Rich Thompson, R ERA: 2.7																						
21 Hisanori Takahashi, L ERA: 7.1																						
58 Michael Kohn, R ERA:																						
51 Jordan Walden, R ERA:																						

Los Angeles Angels @ Kansas City Royals
Kauffman Stadium, Kansas City, MO
Sun Apr 03 2011, 1:10 PM - 5:56 PM CDT
Att. 14,083 - Partly Cloudy - 79 F

AB 51
R 12
H 14
RBI 12
BB 10
SO 7
LOB 28



Batter	1	2	3	4	5	6	7	8	9	AB	R	H	RBI	BB	SO	LOB	TOP			
13 Maicer Izturis, S OBP: 0.318, SLG: 0.500										5	0	1	0	0	1	1	Los Angeles Angels @ Tampa Bay Rays Tropicana Field, St. Petersburg, FL Tue Apr 05 2011, 6:43 PM - 9:27 PM EDT Att: 13,173 - Dome - 72 F			
47 Howie Kendrick, R OBP: 0.500, SLG: 1.000										2	2	2	0	2	0	0				
53 Bobby Abreu, L OBP: 0.520, SLG: 0.550										3	1	1	0	1	0	3				
48 Tori Hunter, R OBP: 0.320, SLG: 0.522										4	1	2	2	0	0	4				
10 Vernon Wells, R OBP: 0.208, SLG: 0.182										4	0	0	0	0	1	3				
6 Alberto Callespo, S OBP: 0.471, SLG: 0.750										4	0	1	2	0	0	1				
44 Mark Trumbo, R OBP: 0.176, SLG: 0.294										4	0	0	0	0	2	1				
16 Hank Conger, L OBP: 0.250, SLG: 1.000										4	1	1	1	0	1	0				
25 Peter Bourjos, R OBP: 0.300, SLG: 0.263										4	0	1	0	0	1	0				
Inning Stats	R: 3 E: 0 K: 2 S: 25	H: 4 LOB: 1 BB: 0 P: 35	R: 1 E: 0 K: 0 S: 10	H: 2 LOB: 2 BB: 1 P: 18	R: 0 E: 0 K: 0 S: 5	H: 0 LOB: 0 BB: 0 P: 6	R: 0 E: 0 K: 2 S: 9	H: 0 LOB: 0 BB: 0 P: 11	R: 1 E: 0 K: 0 S: 8	H: 2 LOB: 1 BB: 0 P: 14	R: 0 E: 0 K: 0 S: 6	H: 0 LOB: 0 BB: 0 P: 6	R: 0 E: 0 K: 1 S: 8	H: 0 LOB: 0 BB: 0 P: 10	R: 0 E: 0 K: 1 S: 7	H: 0 LOB: 0 BB: 0 P: 8		1B: 7 2B: 0 3B: 1 HR: 1	SF: 0 SAC: 0 DP: 1 HBP: 0	WP: 0 PB: 0 SB: 4 CS: 0
PITCHER	IP WLS BF H R ER SO BB IBB HBP BLK WP HR S P ERA WHIP																			
34 Jeff Niemann, R ERA: 7.5	(1, 1)	6.0 L 28 9 5 5 4 1 0 0 0 0 1 64 91 7.50 1.667																		
37 Juan Cruz, R ERA:	(7, 1)	1.0 3 0 0 0 0 1 1 0 0 0 0 4 14 0.00 1.000																		
43 Kyle Farnsworth, R ERA:	(8, 1)	1.0 3 0 0 0 1 0 0 0 0 0 0 8 10 0.00 0.000																		
62 Joel Peralta, R ERA:	(9, 1)	1.0 3 0 0 0 1 0 0 0 0 0 0 7 8 0.00 0.000																		

Batter	1	2	3	4	5	6	7	8	9	AB	R	H	RBI	BB	SO	LOB	BOTTOM					
28 John Jaso, L OBP: 0.333, SLG: 0.333										3	0	0	0	0	0	2	Los Angeles Angels @ Tampa Bay Rays Tropicana Field, St. Petersburg, FL Tue Apr 05 2011, 6:43 PM - 9:27 PM EDT Att: 13,173 - Dome - 72 F					
22 Johnny Damon, L OBP: 0.167, SLG: 0.091										3	0	1	0	1	3							
10 Kelly Shoppach, R OBP: 0.286, SLG: 0.167										0	0	0	0	0	0							
18 Ben Zobrist, S OBP: 0.412, SLG: 0.538										3	1	0	0	1	2							
24 Manny Ramirez, R OBP: 0.063, SLG: 0.063										4	0	0	0	0	3							
24 Dan Johnson, L OBP: 0.067, SLG: 0.133										4	0	0	0	0	2							
2 B.J. Upton, R OBP: 0.333, SLG: 0.667										4	1	1	2	0	1							
20 Matt Joyce, L OBP: 0.286, SLG: 0.182										4	0	1	0	0	0							
1 Sean Rodriguez, R OBP: 0.375, SLG: 0.857										3	1	1	1	1	0							
15 Reid Brignac, L ERA: 0.69										1	0	0	0	1	0							
9 Elliot Johnson, S OBP: 0.375, SLG: 0.167										1	0	0	0	1	0							
Inning Stats	R: 0 E: 0 K: 1 S: 12	H: 1 LOB: 1 BB: 0 P: 20	R: 0 E: 0 K: 0 S: 7	H: 0 LOB: 0 BB: 0 P: 11	R: 1 E: 0 K: 1 S: 12	H: 1 LOB: 0 BB: 0 P: 19	R: 0 E: 0 K: 1 S: 7	H: 0 LOB: 0 BB: 0 P: 8	R: 0 E: 0 K: 1 S: 10	H: 0 LOB: 2 BB: 2 P: 22	R: 0 E: 0 K: 2 S: 13	H: 0 LOB: 1 BB: 1 P: 23	R: 0 E: 0 K: 0 S: 11	H: 2 LOB: 3 BB: 1 P: 21	R: 2 E: 0 K: 0 S: 12	H: 1 LOB: 0 BB: 1 P: 24	R: 0 E: 0 K: 1 S: 10	H: 0 LOB: 0 BB: 0 P: 13	1B: 2 2B: 1 3B: 0 HR: 2	SF: 0 SAC: 0 DP: 0 HBP: 0	WP: 1 PB: 0 SB: 1 CS: 0	PA: 37
PITCHER	IP WLS BF H R ER SO BB IBB HBP BLK WP HR S P ERA WHIP																					
36 Jared Weaver, R ERA: 10.13	(1, 1)	6.2 W 26 3 1 1 6 3 0 0 0 0 1 66 112 1.35 0.900																				
21 Hisanori Takahashi, L ERA: 10.13	(7, 1)	0.1 4 1 1 1 0 2 0 0 0 0 0 8 18 27.00 9.000																				
58 Michael Kohn, R ERA: 9.0	(8, 1)	1.0 4 1 1 1 0 0 0 0 0 0 1 10 18 9.00 1.000																				
51 Jordan Walden, R ERA:	(9, 1)	1.0 S 3 0 0 0 1 0 0 0 0 0 0 10 13 0.00 0.000																				

Batter	1	2	3	4	5	6	7	8	9	10	11	12	13	14	AB	R	H	RBI	BB	SO	LOB	TOP				
11 Rajai Davis, R OBP: 0.167, SLG: 0.200	G4-3		E6 19 3B	2 1B		F7		P4		K		B5-3		P5	8	1	1	2	0	1	6					
2 Aaron Hill, R OBP: 0.216, SLG: 0.235	F9		F6	19 1B		F8			G6-3	P2				K	7	0	1	1	1	1	5					
19 José Bautista, R OBP: 0.577, SLG: 0.737				20 FC6-4				26 WP		E5 20 B				F8	4	0	2	0	3	0	3					
26 Adam Lind, L OBP: 0.342, SLG: 0.514	PO		SF7			G4-3		K		F7		G1-3			6	1	2	1	0	1	3					
20 Juan Rivera, R OBP: 0.290, SLG: 0.154			K			P4		G6-3							5	0	1	0	0	1	4					
18 Mike McCoy, R OBP: 0.417, SLG: 0.455			FC6-4												1	0	0	0	0	1	1					
5 Yuliel Escobar, R OBP: 0.522, SLG: 0.842															0	0	0	0	1	0	0					
9 J.P. Arencibia, R OBP: 0.429, SLG: 1.000						K								K	6	0	2	0	1	2	5					
45 Travis Snider, L OBP: 0.290, SLG: 0.308			G6-3			L7		F9							5	0	0	1	1	0	6					
10 Edwin Encarnación, R OBP: 0.191, SLG: 0.200			G6-3												7	1	1	0	0	1	5					
28 Jayson Nix, R OBP: 0.376, SLG: 0.714															0	0	0	0	0	0	0					
6 John McDonald, R OBP: 0.467, SLG: 0.500															5	2	3	0	2	0	0					
Inning Stats	R: 0 E: 0 K: 0 S: 12	H: 1 LOB: 0 BB: 0 P: 19	R: 1 E: 0 K: 1 S: 8	H: 2 LOB: 1 BB: 1 P: 11	R: 1 E: 1 K: 0 S: 9	H: 1 LOB: 2 BB: 1 P: 13	R: 3 E: 0 K: 1 S: 12	H: 5 LOB: 2 BB: 0 P: 20	R: 0 E: 0 K: 0 S: 7	H: 1 LOB: 1 BB: 0 P: 11	R: 0 E: 0 K: 0 S: 12	H: 1 LOB: 0 BB: 0 P: 14	R: 0 E: 0 K: 0 S: 11	H: 0 LOB: 2 BB: 2 P: 25	R: 0 E: 0 K: 1 S: 5	H: 1 LOB: 2 BB: 1 P: 20	R: 0 E: 0 K: 1 S: 10	H: 0 LOB: 3 BB: 3 P: 36	R: 0 E: 0 K: 1 S: 10	H: 1 LOB: 2 BB: 1 P: 16	R: 0 E: 0 K: 1 S: 11	H: 0 LOB: 0 BB: 0 P: 13	1B: 10 2B: 2 3B: 1 HR: 0	SF: 1 SAC: 0 DP: 0 HBP: 1	WP: 2 PB: 0 SB: 2 CS: 1	PA: 66
PITCHER	IP ERA WLS BF H R ER SO BB IBB HBP BLK WP HR S P ERA WHIP	32 Matt Palmer, R ERA: 7.71	63 Rich Thompson, R ERA: 1.93	40 Kevin Jepsen, R ERA: 4.01	21 Hisanori Takahashi, L ERA: 5.4	56 Fernando Rodney, R ERA: 5.4	PITCHER	IP ERA WLS BF H R ER SO BB IBB HBP BLK WP HR S P ERA WHIP	51 Jordan Walden, R ERA: 1.15	58 Michael Kohn, R ERA: 4.01	17 Jason Bulger, R ERA: 1.15	24 Dan Haren, R ERA: 1.15														
Batter	1	2	3	4	5	6	7	8	9	10	11	12	13	14	AB	R	H	RBI	BB	SO	LOB	BOTTOM				
13 Maicer Izturis, S OBP: 0.395, SLG: 0.528	G4-3		G6-3	47 G6-3		G4-3		K		K					7	1	3	2	0	2	2					
47 Howie Kendrick, R OBP: 0.487, SLG: 0.853			G6-3					G6-4-3		G1-6-3					6	1	2	1	0	0	3					
53 Bobby Abreu, L OBP: 0.513, SLG: 0.516															6	1	3	1	0	1	1					
48 Torii Hunter, R OBP: 0.350, SLG: 0.474															6	0	3	0	0	1	2					
10 Vernon Wells, R OBP: 0.179, SLG: 0.139															5	0	1	1	1	1	5					
6 Alberto Callaspo, S OBP: 0.482, SLG: 0.667															4	1	1	0	2	0	1					
44 Mark Trumbo, R OBP: 0.278, SLG: 0.379															4	0	1	0	0	2	0					
16 Hank Conger, L OBP: 0.222, SLG: 0.556															1	0	0	0	0	0	3					
3 Brandon Wood, R ERA: 4.15															1	0	0	0	0	1	0					
5 Jeff Mathis, R OBP: 0.217, SLG: 0.478															6	1	1	0	0	4	5					
25 Peter Bourjos, R OBP: 0.300, SLG: 0.289															3	1	1	1	1	1	0					
Inning Stats	R: 1 E: 0 K: 0 S: 9	H: 2 LOB: 0 BB: 0 P: 12	R: 0 E: 0 K: 1 S: 5	H: 0 LOB: 1 BB: 1 P: 12	R: 3 E: 1 K: 0 S: 18	H: 5 LOB: 2 BB: 0 P: 26	R: 1 E: 0 K: 1 S: 13	H: 2 LOB: 1 BB: 0 P: 18	R: 0 E: 0 K: 0 S: 9	H: 1 LOB: 1 BB: 0 P: 13	R: 0 E: 0 K: 2 S: 8	H: 0 LOB: 0 BB: 0 P: 12	R: 0 E: 0 K: 0 S: 11	H: 0 LOB: 0 BB: 0 P: 7	R: 0 E: 0 K: 2 S: 18	H: 1 LOB: 3 BB: 1 P: 29	R: 0 E: 0 K: 0 S: 6	H: 2 LOB: 1 BB: 1 P: 10	R: 0 E: 0 K: 0 S: 6	H: 1 LOB: 0 BB: 1 P: 9	R: 1 E: 0 K: 2 S: 14	H: 2 LOB: 1 BB: 0 P: 17	1B: 13 2B: 3 3B: 0 HR: 1	SF: 1 SAC: 1 DP: 5 HBP: 0	WP: 0 PB: 0 SB: 0 CS: 1	PA: 56
PITCHER	IP ERA WLS BF H R ER SO BB IBB HBP BLK WP HR S P ERA WHIP	27 Brett Cecil, L ERA: 7.2	33 Carlos Villanueva, R ERA: 1.93	34 Marc Rzepczynski, L ERA: 4.15	54 Jason Frasier, R ERA: 4.15	29 Octavio Dotel, R ERA: 4.15	PITCHER	IP ERA WLS BF H R ER SO BB IBB HBP BLK WP HR S P ERA WHIP	57 Shawn Camp, R ERA: 4.15	60 Jon Rauch, R ERA: 4.15																

Toronto Blue Jays @ Los Angeles Angels
Angel Stadium of Anaheim, Anaheim, CA
Sat Apr 09 2011, 6:09 PM - 11:10 PM PDT
Att: 43,513 - Cloudy - 56 F

AB: 54
R: 5
H: 13
RBI: 5
BB: 9
SO: 8
LOB: 38



Toronto Blue Jays @ Los Angeles Angels
Angel Stadium of Anaheim, Anaheim, CA
Sat Apr 09 2011, 6:09 PM - 11:10 PM PDT
Att: 43,513 - Cloudy - 56 F

AB: 49
R: 6
H: 16
RBI: 6
BB: 4
SO: 13
LOB: 22



Batter	1	2	3	4	5	6	7	8	9	AB	R	H	RBI	BB	SO	LOB	TOP										
23 Michael Brantley, L OBP: 0.381, SLG: 0.589	F8	G6-3				BB	G6-3			3	0	1	0	1	0	0	Cleveland Indians @ Los Angeles Angels Angel Stadium of Anaheim, Anaheim, CA Mon Apr 11 2011, 7:08 PM - 9:32 PM PDT Att: 32,864 - Clear - 64 F										
13 Asdrúbal Cabrera, S OBP: 0.356, SLG: 0.659	HR		G6-3			BB	G6-3			3	1	1	1	1	0	1											
17 Shin-Soo Choo, L OBP: 0.282, SLG: 0.263	F9					BB	G4-6-3			3	0	0	0	1	0	4											
41 Carlos Santana, S OBP: 0.286, SLG: 0.316	K		G4-3							4	0	0	0	0	1	1											
48 Travis Hafner, L OBP: 0.412, SLG: 0.581		G3								4	0	1	0	0	1	0											
20 Orlando Cabrera, R OBP: 0.400, SLG: 0.472		2B 7 HR								4	1	1	0	0	0	1											
26 Austin Kearns, R OBP: 0.333, SLG: 0.294		2B 7 HR								3	1	1	0	1	1	0											
7 Matt LaPorta, R OBP: 0.361, SLG: 0.483		HR								3	1	1	3	1	0	2											
9 Jack Hannahan, L OBP: 0.314, SLG: 0.469		K								4	0	0	0	0	1	1											
Inning Stats	R: 1 H: 1 E: 0 K: 1 S: 9	L: 1 LOB: 0 BB: 0 P: 16	R: 3 H: 3 E: 0 K: 1 S: 15	L: 3 LOB: 0 BB: 0 P: 25	R: 0 H: 0 E: 0 K: 0 S: 4	L: 0 LOB: 0 BB: 1 P: 11	R: 0 H: 0 E: 0 K: 1 S: 9	L: 0 LOB: 0 BB: 0 P: 14	R: 0 H: 0 E: 0 K: 0 S: 7	L: 1 LOB: 2 BB: 1 P: 15	R: 0 H: 1 E: 0 K: 0 S: 9	L: 1 LOB: 1 BB: 0 P: 16	R: 0 H: 0 E: 0 K: 0 S: 5	L: 0 LOB: 0 BB: 0 P: 8	R: 0 H: 0 E: 0 K: 1 S: 7	L: 0 LOB: 0 BB: 0 P: 11		1B: 3 2B: 1 3B: 0 HR: 2	SF: 0 SAC: 0 DP: 1 HBP: 0	WP: 0 PB: 0 SB: 1 CS: 1	PA: 36						
PITCHER	IP	WLS	BF	H	R	ER	SO	BB	IBB	HBP	BLK	WP	HR	S	P	ERA	WHIP										
52 Tyler Chatwood, R ERA: 7.2	5.0	L	21	4	4	4	3	4	0	0	0	0	2	46	90	7.20	1.600										
45 Francisco Rodriguez, R ERA:	2.0		9	2	0	0	0	1	0	0	0	0	0	16	31	0.00	1.500										
37 Scott Downs, L ERA:	1.0		3	0	0	0	0	0	0	0	0	0	0	5	8	0.00	0.000										
63 Rich Thompson, R ERA: 1.59	1.0		3	0	0	0	1	0	0	0	0	0	0	7	11	0.00	0.000										

Batter	1	2	3	4	5	6	7	8	9	AB	R	H	RBI	BB	SO	LOB	BOTTOM										
13 Maicer Izturis, S OBP: 0.357, SLG: 0.475	F7		F8							4	0	0	0	0	0	1	Cleveland Indians @ Los Angeles Angels Angel Stadium of Anaheim, Anaheim, CA Mon Apr 11 2011, 7:08 PM - 9:32 PM PDT Att: 32,864 - Clear - 64 F										
47 Howie Kendrick, R OBP: 0.468, SLG: 0.750	K									4	0	1	0	0	2	1											
53 Bobby Abreu, L OBP: 0.511, SLG: 0.514										2	0	1	0	2	0	1											
48 Torii Hunter, R OBP: 0.333, SLG: 0.422	G6-3									4	0	0	0	0	1	3											
10 Vernon Wells, R OBP: 0.149, SLG: 0.114		G6-3								4	0	0	0	0	1	1											
6 Alberto Callaspo, S OBP: 0.438, SLG: 0.588		G4-3								4	0	1	0	0	0	1											
44 Mark Trumbo, R OBP: 0.278, SLG: 0.361										3	0	1	0	0	1	1											
16 Hank Conger, L OBP: 0.250, SLG: 0.500										3	0	1	0	0	0	1											
25 Peter Bourjos, R OBP: 0.270, SLG: 0.303										3	0	0	0	0	0	1											
Inning Stats	R: 0 H: 0 E: 0 K: 1 S: 14	L: 0 LOB: 1 BB: 1 P: 23	R: 0 H: 1 E: 0 K: 0 S: 8	L: 1 LOB: 0 BB: 0 P: 11	R: 0 H: 1 E: 0 K: 0 S: 7	L: 1 LOB: 1 BB: 0 P: 12	R: 0 H: 1 E: 0 K: 0 S: 8	L: 1 LOB: 1 BB: 0 P: 10	R: 0 H: 0 E: 0 K: 1 S: 7	L: 0 LOB: 0 BB: 1 P: 14	R: 0 H: 0 E: 0 K: 1 S: 10	L: 0 LOB: 0 BB: 0 P: 16	R: 0 H: 0 E: 0 K: 1 S: 7	L: 0 LOB: 0 BB: 0 P: 11	R: 0 H: 1 E: 0 K: 1 S: 9	L: 1 LOB: 0 BB: 0 P: 15		1B: 4 2B: 1 3B: 0 HR: 0	SF: 0 SAC: 0 DP: 1 HBP: 0	WP: 0 PB: 0 SB: 0 CS: 0	PA: 33						
PITCHER	IP	WLS	BF	H	R	ER	SO	BB	IBB	HBP	BLK	WP	HR	S	P	ERA	WHIP										
51 Mitch Talbot, R ERA: 1.46	8.0	W	30	5	0	0	4	2	0	0	0	0	0	5	9	0.00	0.875										
52 Vinnie Pestano, R ERA:	1.0		3	0	0	0	1	0	0	0	0	0	0	5	9	0.00	0.000										

Batter	1	2	3	4	5	6	7	8	9	10	11	12	AB	R	H	RBI	BB	SO	LOB	TOP				
23 Michael Brantley, L OBP: 0.373, SLG: 0.440	F7		1B		2B			1B		G3			5	1	3	1	0	0	0					
13 Asdrubal Cabrera, S OBP: 0.333, SLG: 0.612	17 SF8		G4-3		G4-3			FC5-2-5 G1-4-3		BB			4	1	1	0	1	0	4					
17 Shin-Soo Choo, L OBP: 0.275, SLG: 0.267	SF8				48 WP 41 S			G1-4-3		K			3	0	1	2	1	1	2					
41 Carlos Santana, S OBP: 0.280, SLG: 0.273	F8				20 21-4-3			G3		K			4	0	0	0	1	1	2					
48 Travis Hafner, L OBP: 0.333, SLG: 0.462		G4-3			K			K2-5-2		G4-3			5	0	0	0	0	2	3					
20 Orlando Cabrera, R OBP: 0.333, SLG: 0.386	F9				G1-4-6-3			F8		F9			5	0	0	0	0	0	2					
26 Austin Kearns, R OBP: 0.308, SLG: 0.238	F7				G4-3			K		BB			4	0	0	0	1	1	0					
7 Matt LaPorta, R OBP: 0.285, SLG: 0.378			P6		F8			P4		K			5	0	0	0	0	2	1					
8 Adam Everett, R OBP: 0.444, SLG: 0.375	G1-3				23 2B			23 1B		G5-3			5	1	2	0	0	0	0					
Inning Stats	R: 1 E: 0 K: 0 S: 9	H: 1 LOB: 0 BB: 16	R: 0 E: 0 K: 8 S: 8	H: 0 LOB: 0 BB: 11	R: 0 E: 0 K: 8 S: 8	H: 1 LOB: 1 BB: 13	R: 0 E: 0 K: 1 S: 9	H: 1 LOB: 1 BB: 18	R: 1 E: 0 K: 1 S: 7	H: 2 LOB: 1 BB: 16	R: 0 E: 0 K: 1 S: 7	H: 0 LOB: 1 BB: 15	R: 0 E: 0 K: 1 S: 10	H: 0 LOB: 1 BB: 14	R: 0 E: 0 K: 1 S: 10	H: 0 LOB: 1 BB: 17	R: 0 E: 0 K: 1 S: 4	H: 0 LOB: 0 BB: 6	R: 0 E: 0 K: 1 S: 8	H: 0 LOB: 0 BB: 16	1B: 5 2B: 2 3B: 1 HR: 0	SF: 1 SAC: 0 DP: 2 HBP: 0	WP: 2 PB: 0 SB: 2 CS: 0	PA: 45
PITCHER	IP WLS BF H R ER SO BB IBB HBP BLK WP HR S P ERA WHIP	54 Ervin Santana, R ERA: 3.74	7.0 0.2 27 3 1 0 3 3 0 0 0 1 0 60 105 3.86 1.143	37 Scott Downs, L ERA:	0.2 B 3 1 0 0 0 0 0 0 0 1 0 5 11 0.00 1.500	56 Fernando Rodney, R ERA: 3.18	1.1 5 0 0 0 2 1 0 0 0 0 0 0 13 20 0.00 0.750	51 Jordan Walden, R ERA:	1.0 4 0 0 0 1 1 0 0 0 0 0 0 9 17 0.00 1.000	21 Hisanori Takahashi, L ERA: 5.08	2.0 W 6 0 0 0 1 0 0 0 0 0 0 12 22 0.00 0.000	PITCHER	IP WLS BF H R ER SO BB IBB HBP BLK WP HR S P ERA WHIP	54 Ervin Santana, R ERA: 3.74	7.0 0.2 27 3 1 0 3 3 0 0 0 1 0 60 105 3.86 1.143	37 Scott Downs, L ERA:	0.2 B 3 1 0 0 0 0 0 0 0 1 0 5 11 0.00 1.500	56 Fernando Rodney, R ERA: 3.18	1.1 5 0 0 0 2 1 0 0 0 0 0 0 13 20 0.00 0.750	51 Jordan Walden, R ERA:	1.0 4 0 0 0 1 1 0 0 0 0 0 0 9 17 0.00 1.000	21 Hisanori Takahashi, L ERA: 5.08	2.0 W 6 0 0 0 1 0 0 0 0 0 0 12 22 0.00 0.000	

Cleveland Indians @ Los Angeles Angels
Angel Stadium of Anaheim, Anaheim, CA
Wed Apr 13 2011, 4:07 PM - 7:23 PM PDT
Att. 31,049 - Partly Cloudy - 64 F

AB 40
R 3
H 7
RBI 3
BB 4
SO 7
LOB 14



Batter	1	2	3	4	5	6	7	8	9	10	11	12	AB	R	H	RBI	BB	SO	LOB	BOTTOM			
25 Peter Bourjos, R OBP: 0.297, SLG: 0.390	K		K		K			K			B1-3		5	0	0	0	0	4	1				
47 Howie Kendrick, R OBP: 0.411, SLG: 0.663	G5-3				E6			G6-3		K			5	1	1	0	0	1	1				
53 Bobby Abreu, L OBP: 0.518, SLG: 0.476	G3				48 HR			G3-1		F8			4	1	1	0	1	0	0				
48 Torii Hunter, R OBP: 0.299, SLG: 0.426	K				HR			G6-4-3		K			5	1	1	2	0	2	1				
10 Vernon Wells, R OBP: 0.154, SLG: 0.122	F7				F8			K		P4			5	1	1	0	0	1	0				
6 Alberto Callaspo, S OBP: 0.404, SLG: 0.512			G4-3		G4-3			G4-3		K			4	0	1	0	1	1	0				
44 Mark Trumbo, R OBP: 0.273, SLG: 0.395	F9				F8			F9		P6			4	0	0	0	1	0	1				
16 Hank Conger, L OBP: 0.375, SLG: 0.500					G4-3			G4-3					2	0	1	0	2	0	0				
77 Reggie Willits, S ERA: 10.10					3 35-4-3			3 SH-4					0	0	0	0	0	0	0				
5 Jeff Mathis, R OBP: 0.185, SLG: 0.423					BB			G4-3					0	0	0	1	0	0	0				
3 Brandon Wood, R OBP: 0.111, SLG: 0.111			G5-4-3		SH-4			F7					1	0	0	0	0	0	1				
13 Maicer Izturis, S OBP: 0.333, SLG: 0.435										F9			2	0	0	0	0	0	1				
Inning Stats	R: 0 E: 0 K: 1 S: 10	H: 0 LOB: 0 BB: 14	R: 0 E: 0 K: 1 S: 8	H: 1 LOB: 1 BB: 12	R: 0 E: 0 K: 1 S: 12	H: 0 LOB: 0 BB: 12	R: 3 E: 1 K: 0 S: 12	H: 2 LOB: 1 BB: 19	R: 0 E: 0 K: 1 S: 11	H: 1 LOB: 0 BB: 15	R: 0 E: 0 K: 0 S: 9	H: 0 LOB: 0 BB: 12	R: 0 E: 0 K: 1 S: 8	H: 0 LOB: 0 BB: 16	R: 0 E: 0 K: 0 S: 6	H: 0 LOB: 2 BB: 8	R: 1 E: 0 K: 0 S: 10	H: 1 LOB: 2 BB: 19	1B: 4 2B: 1 3B: 0 HR: 1	SF: 1 SAC: 1 DP: 2 HBP: 0	WP: 1 PB: 0 SB: 0 CS: 0	PA: 44	
PITCHER	IP WLS BF H R ER SO BB IBB HBP BLK WP HR S P ERA WHIP	59 Carlos Carrasco, R ERA: 5.03	7.0 1.0 26 3 0 0 3 5 2 0 0 0 0 1 59 92 3.86 1.000	52 Vinnie Pestano, R ERA:	1.0 3 0 0 0 2 1 0 0 0 0 0 0 9 12 0.00 0.000	49 Tony Sipp, L ERA:	1.2 6 0 0 0 2 1 0 0 0 0 0 0 15 27 0.00 0.600	54 Chris Perez, R ERA:	1.1 4 0 0 0 0 0 0 0 0 0 0 0 8 11 0.00 0.000	37 Chad Durbin, R ERA: 10.13	0.2 L 5 1 1 1 0 1 1 0 0 1 0 10 19 13.50 3.000	PITCHER	IP WLS BF H R ER SO BB IBB HBP BLK WP HR S P ERA WHIP	59 Carlos Carrasco, R ERA: 5.03	7.0 1.0 26 3 0 0 3 5 2 0 0 0 0 1 59 92 3.86 1.000	52 Vinnie Pestano, R ERA:	1.0 3 0 0 0 2 1 0 0 0 0 0 0 9 12 0.00 0.000	49 Tony Sipp, L ERA:	1.2 6 0 0 0 2 1 0 0 0 0 0 0 15 27 0.00 0.600	54 Chris Perez, R ERA:	1.1 4 0 0 0 0 0 0 0 0 0 0 0 8 11 0.00 0.000	37 Chad Durbin, R ERA: 10.13	0.2 L 5 1 1 1 0 1 1 0 0 1 0 10 19 13.50 3.000

Cleveland Indians @ Los Angeles Angels
Angel Stadium of Anaheim, Anaheim, CA
Wed Apr 13 2011, 4:07 PM - 7:23 PM PDT
Att. 31,049 - Partly Cloudy - 64 F

AB 37
R 4
H 6
RBI 3
BB 5
SO 9
LOB 6



Batter	1	2	3	4	5	6	7	8	9	AB	R	H	RBI	BB	SO	LOB	TOP					
13 Maicer Izturis, S OBP: 0.358, SLG: 0.471										5	0	3	2	0	1	5	Los Angeles Angels @ Chicago White Sox U.S. Cellular Field, Chicago, IL Fri Apr 15 2011, 8:12 PM - 11:37 PM EDT Att: 20,103 - Overcast - 43 F					
47 Howie Kendrick, R OBP: 0.377, SLG: 0.593										5	0	0	0	0	2	3						
53 Bobby Abreu, L OBP: 0.475, SLG: 0.426										5	0	0	0	0	1	1						
48 Tori Hunter, R OBP: 0.290, SLG: 0.397										4	0	0	0	1	1	1						
10 Vernon Wells, R OBP: 0.175, SLG: 0.132										4	1	1	0	1	1	1						
6 Alberto Galasso, S OBP: 0.431, SLG: 0.533										4	1	3	0	0	0	0						
44 Mark Trumbo, R OBP: 0.292, SLG: 0.426										4	1	2	1	0	0	3						
16 Hank Conger, L OBP: 0.350, SLG: 0.412										3	1	0	1	0	2	4						
25 Peter Bourjos, R OBP: 0.286, SLG: 0.386										3	0	1	0	1	1	4						
Inning Stats	R: 0 H: 1 E: 0 K: 1 S: 13	H: 1 LOB: 1 BB: 0 P: 22	R: 0 H: 1 E: 0 K: 0 S: 13	H: 1 LOB: 2 BB: 0 P: 22	R: 0 H: 1 E: 0 K: 0 S: 6	H: 1 LOB: 1 BB: 0 P: 12	R: 4 H: 3 E: 1 K: 3 S: 20	H: 3 LOB: 1 BB: 1 P: 31	R: 0 H: 0 E: 0 K: 0 S: 5	H: 0 LOB: 0 BB: 0 P: 7	R: 0 H: 2 E: 0 K: 1 S: 12	H: 2 LOB: 2 BB: 0 P: 15	R: 0 H: 0 E: 0 K: 0 S: 4	H: 0 LOB: 0 BB: 0 P: 7	R: 0 H: 2 E: 0 K: 2 S: 13	H: 2 LOB: 3 BB: 1 P: 22	R: 0 H: 0 E: 0 K: 2 S: 12	H: 0 LOB: 1 BB: 1 P: 21	1B: 8 2B: 2 3B: 0 HR: 0	SF: 0 SAC: 0 DP: 1 HBP: 1	WP: 0 PB: 0 SB: 0 CS: 0	PA: 41
PITCHER	IP WLS BF H R ER SO BB IBB HBP BLK WP HR S P ERA WHIP																					
41 Philip Humber, R ERA: 3.46	5.0 L 23 6 4 2 4 1 0 1 0 0 0 0 57 94 3.60 1.400																					
60 Jeff Gray, R ERA:	2.2 13 4 0 0 2 1 0 0 0 0 0 0 25 40 0.00 1.875																					
77 Will Ohman, L ERA: 10.8	0.1 1 0 0 0 1 0 0 0 0 0 0 0 4 4 0.00 0.000																					
46 Sergio Santos, R ERA:	1.0 4 0 0 0 2 1 0 0 0 0 0 0 12 21 0.00 1.000																					

Batter	1	2	3	4	5	6	7	8	9	AB	R	H	RBI	BB	SO	LOB	BOTTOM					
1 Juan Pierre, L OBP: 0.328, SLG: 0.351										4	0	1	0	0	0	3	Los Angeles Angels @ Chicago White Sox U.S. Cellular Field, Chicago, IL Fri Apr 15 2011, 8:12 PM - 11:37 PM EDT Att: 20,103 - Overcast - 43 F					
15 Gordon Beckham, R OBP: 0.338, SLG: 0.472										4	1	1	1	0	0	1						
44 Adam Dunn, L OBP: 0.424, SLG: 0.520										3	1	1	2	1	2	2						
18 Brent Lillibridge, R OBP: 0.400, SLG: 0.667										0	0	0	0	0	0	0						
14 Paul Konerko, R OBP: 0.407, SLG: 0.529										4	0	0	0	0	1	2						
20 Carlos Quentin, R OBP: 0.386, SLG: 0.560										4	0	0	0	0	1	3						
51 Alex Rios, R OBP: 0.282, SLG: 0.268										4	0	0	0	0	1	0						
12 A.J. Pierzynski, L OBP: 0.289, SLG: 0.286										3	1	0	0	0	0	0						
10 Alexei Ramirez, R OBP: 0.358, SLG: 0.542										4	0	2	0	0	0	0						
22 Brent Morel, R OBP: 0.244, SLG: 0.295										3	0	0	0	0	0	3						
Inning Stats	R: 0 H: 0 E: 0 K: 1 S: 10	H: 0 LOB: 0 BB: 0 P: 16	R: 0 H: 0 E: 0 K: 1 S: 8	H: 0 LOB: 0 BB: 0 P: 9	R: 1 H: 2 E: 1 K: 1 S: 15	H: 2 LOB: 2 BB: 0 P: 23	R: 0 H: 0 E: 0 K: 1 S: 7	H: 0 LOB: 0 BB: 0 P: 11	R: 0 H: 1 E: 0 K: 0 S: 9	H: 1 LOB: 1 BB: 0 P: 12	R: 2 H: 1 E: 1 K: 0 S: 13	H: 1 LOB: 0 BB: 0 P: 18	R: 0 H: 0 E: 0 K: 0 S: 11	H: 0 LOB: 0 BB: 0 P: 15	R: 0 H: 1 E: 0 K: 0 S: 10	H: 1 LOB: 3 BB: 1 P: 21	R: 0 H: 0 E: 0 K: 1 S: 11	H: 0 LOB: 0 BB: 0 P: 17	1B: 4 2B: 0 3B: 0 HR: 1	SF: 0 SAC: 0 DP: 0 HBP: 1	WP: 0 PB: 0 SB: 0 CS: 0	PA: 35
PITCHER	IP WLS BF H R ER SO BB IBB HBP BLK WP HR S P ERA WHIP																					
36 Jered Weaver, R ERA: 1.3	7.0 W 27 4 3 2 4 1 0 1 0 0 0 10 73 1.04 0.571																					
56 Fernando Rodney, R ERA: 2.7	1.0 H 5 1 0 0 0 1 0 0 0 0 0 0 10 21 0.00 2.000																					
51 Jordan Walden, R ERA:	1.0 S 3 0 0 0 1 0 0 0 0 0 0 0 11 17 0.00 0.000																					

Batter	1	2	3	4	5	6	7	8	9	AB	R	H	RBI	BB	SO	LOB	TOP							
13 Maicer Izturis, S OBP: 0.403, SLG: 0.550										4	2	3	0	0	0	1	Los Angeles Angels @ Chicago White Sox U.S. Cellular Field, Chicago, IL Sun Apr 17 2011, 2:10 PM - 4:50 PM EDT Att: 23,458 - Partly Cloudy - 55 F							
47 Howie Kendrick, R OBP: 0.386, SLG: 0.813									3	0	1	0	1	1	2									
53 Bobby Abreu, L OBP: 0.435, SLG: 0.400									4	0	1	1	0	2	3									
48 Tori Hunter, R OBP: 0.257, SLG: 0.354									3	0	0	1	0	2	1									
10 Vernon Wells, R OBP: 0.200, SLG: 0.213										4	1	1	0	0	0									
6 Alberto Callespo, S OBP: 0.257, SLG: 0.500										4	0	1	1	0	1									
44 Mark Trumbo, R OBP: 0.304, SLG: 0.463										4	1	2	1	0	2	1								
5 Jeff Mathis, R OBP: 0.194, SLG: 0.379										3	0	0	0	1	0	1								
25 Peter Bourjos, R OBP: 0.278, SLG: 0.367											4	0	1	0	0	1		2						
Inning Stats	R: 1 E: 0 K: 1 S: 10	H: 2 LOB: 0 BB: 0 P: 14	R: 0 E: 0 K: 0 S: 8	H: 1 LOB: 1 BB: 0 P: 13	R: 1 E: 0 K: 2 S: 11	H: 2 LOB: 1 BB: 0 P: 15	R: 1 E: 0 K: 0 S: 5	H: 1 LOB: 0 BB: 0 P: 10	R: 0 E: 0 K: 0 S: 8	H: 1 LOB: 1 BB: 0 P: 15	R: 1 E: 0 K: 1 S: 12	H: 2 LOB: 2 BB: 1 P: 23	R: 0 E: 0 K: 1 S: 7	H: 1 LOB: 0 BB: 0 P: 11	R: 0 E: 0 K: 2 S: 9	H: 0 LOB: 0 BB: 0 P: 13	R: 0 E: 0 K: 2 S: 9	H: 0 LOB: 0 BB: 0 P: 12	R: 0 E: 0 K: 2 S: 9	H: 0 LOB: 0 BB: 0 P: 12	1B: 5 2B: 4 3B: 1 HR: 1	SF: 1 SAC: 0 DP: 2 HBP: 0	WP: 0 PB: 0 CS: 0	PA: 37
PITCHER	IP: 7.0 WLS: L BF: 30	H: 10 R: 4 ER: 4 SO: 5	BB: 2 IBB: 0 HBP: 0 BLK: 0	WP: 0 HR: 1 S: 61 P: 101	ERA: 5.14 WHIP: 1.714	IP: 2.0 WLS: 0 BF: 6	H: 0 R: 0 ER: 0 SO: 4	BB: 0 IBB: 0 HBP: 0 BLK: 0	WP: 0 HR: 0 S: 18 P: 25	ERA: 0.00 WHIP: 0.000	PITCHER	IP: 7.0 WLS: L BF: 30	H: 10 R: 4 ER: 4 SO: 5	BB: 2 IBB: 0 HBP: 0 BLK: 0	WP: 0 HR: 1 S: 61 P: 101	ERA: 5.14 WHIP: 1.714	IP: 2.0 WLS: 0 BF: 6	H: 0 R: 0 ER: 0 SO: 4	BB: 0 IBB: 0 HBP: 0 BLK: 0	WP: 0 HR: 0 S: 18 P: 25	ERA: 0.00 WHIP: 0.000			

Batter	1	2	3	4	5	6	7	8	9	AB	R	H	RBI	BB	SO	LOB	BOTTOM							
1 Juan Pierre, L OBP: 0.329, SLG: 0.338										5	0	0	0	0	1	6	Los Angeles Angels @ Chicago White Sox U.S. Cellular Field, Chicago, IL Sun Apr 17 2011, 2:10 PM - 4:50 PM EDT Att: 23,458 - Partly Cloudy - 55 F							
15 Gordon Beckham, R OBP: 0.299, SLG: 0.410									4	0	0	0	0	1	1									
44 Adam Dunn, L OBP: 0.341, SLG: 0.394									4	0	0	0	0	3	2									
14 Paul Konerko, R OBP: 0.388, SLG: 0.542											4	0	1	0	0	1								
20 Carlos Quentin, R OBP: 0.385, SLG: 0.621												4	1	2	0	1		1						
51 Alex Rios, R OBP: 0.294, SLG: 0.279												3	1	1	0	1		0	0					
12 A.J. Pierzynski, L OBP: 0.294, SLG: 0.292												3	0	2	1	0		1	0					
10 Alexei Ramirez, R OBP: 0.350, SLG: 0.509												4	0	1	1	0		1	3					
11 Omar Vizquel, S OBP: 0.467, SLG: 0.429													3	0	1	0		1	0	2				
Inning Stats	R: 0 E: 0 K: 3 S: 15	H: 0 LOB: 1 BB: 0 P: 22	R: 0 E: 0 K: 1 S: 13	H: 1 LOB: 1 BB: 0 P: 18	R: 0 E: 0 K: 0 S: 9	H: 1 LOB: 0 BB: 0 P: 14	R: 0 E: 0 K: 0 S: 8	H: 1 LOB: 0 BB: 0 P: 10	R: 0 E: 0 K: 1 S: 10	H: 0 LOB: 0 BB: 0 P: 16	R: 0 E: 0 K: 1 S: 7	H: 0 LOB: 0 BB: 0 P: 11	R: 2 E: 0 K: 0 S: 15	H: 4 LOB: 2 BB: 0 P: 23	R: 0 E: 0 K: 1 S: 9	H: 0 LOB: 0 BB: 0 P: 13	R: 0 E: 0 K: 1 S: 13	H: 1 LOB: 3 BB: 2 P: 22	R: 0 E: 0 K: 1 S: 13	H: 1 LOB: 3 BB: 2 P: 22	1B: 6 2B: 2 3B: 0 HR: 0	SF: 0 SAC: 1 DP: 1 HBP: 0	WP: 1 PB: 0 CS: 0	PA: 37
PITCHER	IP: 6.1 WLS: W BF: 26	H: 7 R: 2 ER: 2 SO: 6	BB: 0 IBB: 0 HBP: 0 BLK: 0	WP: 1 HR: 0 S: 74 P: 109	ERA: 2.84 WHIP: 1.105	IP: 7.0 WLS: L BF: 30	H: 10 R: 4 ER: 4 SO: 5	BB: 2 IBB: 0 HBP: 0 BLK: 0	WP: 0 HR: 1 S: 61 P: 101	ERA: 5.14 WHIP: 1.714	PITCHER	IP: 7.0 WLS: L BF: 30	H: 10 R: 4 ER: 4 SO: 5	BB: 2 IBB: 0 HBP: 0 BLK: 0	WP: 0 HR: 1 S: 61 P: 101	ERA: 5.14 WHIP: 1.714	IP: 2.0 WLS: 0 BF: 6	H: 0 R: 0 ER: 0 SO: 4	BB: 0 IBB: 0 HBP: 0 BLK: 0	WP: 0 HR: 0 S: 18 P: 25	ERA: 0.00 WHIP: 0.000			

Batter	1	2	3	4	5	6	7	8	9	AB	R	H	RBI	BB	SO	LOB	TOP					
13 Maicer Izturis, S OBP: 0.423, SLG: 0.582 3 Brandon Wood, R OBP: 0.143, SLG: 0.214	4-1 FC1-6 BB	2-1 F9		1-1 CS	3-2 HR	4-2 BB	2-2 P2		0-0 E5	3	1	1	1	2	0	2						
47 Howie Kendrick, R OBP: 0.365, SLG: 0.569	1-1 F8		2-3 K		1-1 F8	2-1 G6-4-3		1-1 G6-3	0-3 K	6	0	0	0	0	2	3						
53 Bobby Abreu, L OBP: 0.410, SLG: 0.355	0-1 FC1-6 E		3-2 G3-1		2-1 G3		2-2 G6-3	4-1 BB		4	1	0	0	1	0	1						
48 Torii Hunter, R OBP: 0.256, SLG: 0.342 77 Reggie Willits, S	0-2 G6-3		1-3 K		0-0 F9		2-1 BB	0-1 G4-3		4	1	1	0	0	1	1						
10 Vernon Wells, R OBP: 0.230, SLG: 0.257	1-1 F9			1-2 G5-3		0-0 G4-3	1-3 BB	3-1 BB		5	1	2	1	0	0	0						
6 Alberto Callaspo, S OBP: 0.426, SLG: 0.475	4-2 BB			4-2 BB		2-2 BB	2-2 BB	2-2 P4		3	4	2	1	2	0	1						
44 Mark Trumbo, R OBP: 0.308, SLG: 0.508	2-2 BB			3-0 HR		1-2 BB			0-1 G6-3	5	2	3	4	0	1	2						
16 Hank Conger, L OBP: 0.429, SLG: 0.625 46 Bobby Wilson, R OBP: 0.125, SLG: 0.125	0-0 BB			1-1 F8		4-1 BB	3-2 BB	2-3 BB	2-3 K	3	2	2	2	1	0	0						
25 Peter Bourjos, R OBP: 0.333, SLG: 0.500	1-3 BB			0-1 K		3-2 BB	2-0 HR		0-0 BB	5	3	4	3	0	1	2						
Inning Stats	R: 0 H: 0 E: 1 K: 0 S: 8	H: 0 LOB: 1 BB: 1 P: 13	R: 1 H: 2 E: 0 K: 1 S: 15	H: 2 LOB: 2 BB: 1 P: 26	R: 0 H: 0 E: 0 K: 2 S: 9	H: 0 LOB: 0 BB: 0 P: 15	R: 2 H: 2 E: 0 K: 0 S: 12	H: 2 LOB: 0 BB: 1 P: 22	R: 1 H: 1 E: 0 K: 0 S: 9	H: 1 LOB: 0 BB: 0 P: 15	R: 4 H: 3 E: 1 K: 0 S: 18	H: 3 LOB: 0 BB: 2 P: 37	R: 5 H: 5 E: 0 K: 1 S: 24	H: 5 LOB: 0 BB: 0 P: 37	R: 1 H: 1 E: 0 K: 0 S: 10	H: 1 LOB: 1 BB: 1 P: 20	R: 1 H: 1 E: 0 K: 2 S: 11	H: 1 LOB: 0 BB: 0 P: 13	1B: 9 2B: 3 3B: 0 HR: 3	SF: 0 SAC: 0 DP: 1 HBP: 0	WP: 2 PA: 48	
PITCHER	IP WLS BF H R ER SO BB IBB HBP BLK WP HR S P ERA WHIP	IP WLS BF H R ER SO BB IBB HBP BLK WP HR S P ERA WHIP	IP WLS BF H R ER SO BB IBB HBP BLK WP HR S P ERA WHIP	IP WLS BF H R ER SO BB IBB HBP BLK WP HR S P ERA WHIP	IP WLS BF H R ER SO BB IBB HBP BLK WP HR S P ERA WHIP	IP WLS BF H R ER SO BB IBB HBP BLK WP HR S P ERA WHIP	IP WLS BF H R ER SO BB IBB HBP BLK WP HR S P ERA WHIP	IP WLS BF H R ER SO BB IBB HBP BLK WP HR S P ERA WHIP	IP WLS BF H R ER SO BB IBB HBP BLK WP HR S P ERA WHIP	IP WLS BF H R ER SO BB IBB HBP BLK WP HR S P ERA WHIP	IP WLS BF H R ER SO BB IBB HBP BLK WP HR S P ERA WHIP	IP WLS BF H R ER SO BB IBB HBP BLK WP HR S P ERA WHIP	IP WLS BF H R ER SO BB IBB HBP BLK WP HR S P ERA WHIP	IP WLS BF H R ER SO BB IBB HBP BLK WP HR S P ERA WHIP	IP WLS BF H R ER SO BB IBB HBP BLK WP HR S P ERA WHIP	IP WLS BF H R ER SO BB IBB HBP BLK WP HR S P ERA WHIP	IP WLS BF H R ER SO BB IBB HBP BLK WP HR S P ERA WHIP	IP WLS BF H R ER SO BB IBB HBP BLK WP HR S P ERA WHIP	IP WLS BF H R ER SO BB IBB HBP BLK WP HR S P ERA WHIP	IP WLS BF H R ER SO BB IBB HBP BLK WP HR S P ERA WHIP	IP WLS BF H R ER SO BB IBB HBP BLK WP HR S P ERA WHIP	IP WLS BF H R ER SO BB IBB HBP BLK WP HR S P ERA WHIP

Los Angeles Angels @ Texas Rangers
Rangers Ballpark in Arlington, Arlington, TX
Tue Apr 19 2011, 8:19 PM - 11:27 PM EDT
Att: 22,450 - Cloudy - 70 F

AB 41
R 15
H 15
RBI 12
BB 6
SO 6
LOB 13





Batter	1	2	3	4	5	6	7	8	9	AB	R	H	RBI	BB	SO	LOB	BOTTOM					
5 Ian Kinsler, R OBP: 0.360, SLG: 0.492	2-2 L6		1-0 BB		0-1 G5-3		1-1 BB		3-3 K	5	0	2	1	0	1	1						
1 Elvis Andrus, R OBP: 0.273, SLG: 0.344	0-1 B1-3		1-2 G1-3		0-1 G1-3		1-3 K		1-1 BB	5	0	1	1	0	1	3						
10 Michael Young, R OBP: 0.361, SLG: 0.464	3-2 G6-3			1-0 HBP		0-1 L8		0-1 BB	2-2 G4-3	4	0	1	0	0	0	1						
29 Adrián Beltré, R OBP: 0.275, SLG: 0.537 3 Andrés Blanco, S OBP: 0.296, SLG: 0.333		2-2 G1-3		1-1 F8		1-3 K		2-1 L6		3	0	0	0	0	1	1						
17 Nelson Cruz, R OBP: 0.343, SLG: 0.534		2-3 K		1-0 BB		2-2 F7		3-2 P3		4	0	1	0	0	1	1						
7 David Murphy, L OBP: 0.425, SLG: 0.459	3-2 F7			4-0 BB		2-2 BB		2-2 G4-3		3	1	1	0	1	0	1						
8 Yorvit Torrealba, R OBP: 0.265, SLG: 0.438		1-0 F9		1-3 K		0-2 BB		1-2 HR		4	1	2	1	0	1	3						
18 Mitch Moreland, L OBP: 0.392, SLG: 0.556		2-1 BB		2-1 FC6		1-2 BB		4-1 BB		3	2	1	0	1	0	5						
20 Julio Borbon, L OBP: 0.250, SLG: 0.282		0-0 G6-3		1-2 G6-3		1-2 G6-3		0-0 G3-1		3	0	0	1	0	0	2						
Inning Stats	R: 0 H: 0 E: 0 K: 0 S: 9	H: 0 LOB: 0 BB: 0 P: 14	R: 0 H: 0 E: 0 K: 1 S: 12	H: 0 LOB: 0 BB: 0 P: 19	R: 1 H: 2 E: 0 K: 0 S: 9	H: 2 LOB: 1 BB: 0 P: 13	R: 0 H: 1 E: 0 K: 1 S: 8	H: 1 LOB: 3 BB: 1 P: 18	R: 0 H: 0 E: 0 K: 0 S: 8	H: 0 LOB: 0 BB: 0 P: 9	R: 0 H: 0 E: 0 K: 1 S: 8	H: 0 LOB: 0 BB: 0 P: 11	R: 1 H: 3 E: 0 K: 1 S: 15	H: 3 LOB: 2 BB: 0 P: 20	R: 0 H: 1 E: 0 K: 0 S: 11	H: 1 LOB: 1 BB: 0 P: 18	R: 2 H: 2 E: 0 K: 1 S: 15	H: 2 LOB: 1 BB: 1 P: 26	1B: 6 2B: 2 3B: 0 HR: 1	SF: 1 SAC: 0 DP: 0 HBP: 1	WP: 0 PA: 39	
PITCHER	IP WLS BF H R ER SO BB IBB HBP BLK WP HR S P ERA WHIP	IP WLS BF H R ER SO BB IBB HBP BLK WP HR S P ERA WHIP	IP WLS BF H R ER SO BB IBB HBP BLK WP HR S P ERA WHIP	IP WLS BF H R ER SO BB IBB HBP BLK WP HR S P ERA WHIP	IP WLS BF H R ER SO BB IBB HBP BLK WP HR S P ERA WHIP	IP WLS BF H R ER SO BB IBB HBP BLK WP HR S P ERA WHIP	IP WLS BF H R ER SO BB IBB HBP BLK WP HR S P ERA WHIP	IP WLS BF H R ER SO BB IBB HBP BLK WP HR S P ERA WHIP	IP WLS BF H R ER SO BB IBB HBP BLK WP HR S P ERA WHIP	IP WLS BF H R ER SO BB IBB HBP BLK WP HR S P ERA WHIP	IP WLS BF H R ER SO BB IBB HBP BLK WP HR S P ERA WHIP	IP WLS BF H R ER SO BB IBB HBP BLK WP HR S P ERA WHIP	IP WLS BF H R ER SO BB IBB HBP BLK WP HR S P ERA WHIP	IP WLS BF H R ER SO BB IBB HBP BLK WP HR S P ERA WHIP	IP WLS BF H R ER SO BB IBB HBP BLK WP HR S P ERA WHIP	IP WLS BF H R ER SO BB IBB HBP BLK WP HR S P ERA WHIP	IP WLS BF H R ER SO BB IBB HBP BLK WP HR S P ERA WHIP	IP WLS BF H R ER SO BB IBB HBP BLK WP HR S P ERA WHIP	IP WLS BF H R ER SO BB IBB HBP BLK WP HR S P ERA WHIP	IP WLS BF H R ER SO BB IBB HBP BLK WP HR S P ERA WHIP	IP WLS BF H R ER SO BB IBB HBP BLK WP HR S P ERA WHIP	IP WLS BF H R ER SO BB IBB HBP BLK WP HR S P ERA WHIP

Los Angeles Angels @ Texas Rangers
Rangers Ballpark in Arlington, Arlington, TX
Tue Apr 19 2011, 8:19 PM - 11:27 PM EDT
Att: 22,450 - Cloudy - 70 F

AB 35
R 4
H 9
RBI 4
BB 2
SO 5
LOB 19



Batter	1	2	3	4	5	6	7	8	9	AB R H RBI BB SO LOB	TOP											
13 Maicer Izturis, S OBP: 0.421, SLG: 0.563 (1, 10)										4 0 1 1 1 1 1	Los Angeles Angels @ Texas Rangers Rangers Ballpark in Arlington, Arlington, TX Wed Apr 20 2011, 8:07 PM - 10:50 PM EDT Att: 31,967 - Cloudy - 62 F AB 31 R 4 H 5 RBI 4 BB 6 SO 8 LOB 15 											
47 Howie Kendrick, R OBP: 0.386, SLG: 0.608 (1, 4)										2 1 1 1 2 1 0												
48 Tori Hunter, R OBP: 0.253, SLG: 0.325 (1, 9)										4 0 0 0 1 2 5												
10 Vernon Wells, R OBP: 0.241, SLG: 0.297 (1, 7)										4 1 1 1 1 0 0												
6 Alberto Callaspo, S OBP: 0.397, SLG: 0.438 (1, 5)										5 0 0 0 0 1 4												
44 Mark Trumbo, R OBP: 0.304, SLG: 0.485 (1, 3)										3 0 0 0 0 1 0												
25 Peter Bourjos, R OBP: 0.343, SLG: 0.525 (1, 8)										3 1 1 0 1 2 1												
5 Jeff Mathis, R OBP: 0.216, SLG: 0.400 (1, 2)										2 1 1 1 0 0 1												
2 Erick Aybar, S OBP: 0.313, SLG: 0.500 (1, 6)										4 0 0 0 0 0 3												
Inning Stats	R: 0 H: 0 E: 0 K: 1 S: 10	H: 0 LOB: 0 BB: 0 P: 17	R: 0 H: 0 E: 1 K: 0 S: 6	H: 0 LOB: 0 BB: 0 P: 11	R: 0 H: 0 E: 0 K: 0 S: 7	H: 0 LOB: 1 BB: 1 P: 13	R: 1 H: 1 E: 0 K: 1 S: 9	H: 1 LOB: 0 BB: 0 P: 14	R: 1 H: 1 E: 1 K: 2 S: 13	H: 1 LOB: 3 BB: 2 P: 25	R: 0 H: 0 E: 0 K: 0 S: 5	H: 0 LOB: 0 BB: 0 P: 6	R: 1 H: 2 E: 0 K: 1 S: 14	H: 2 LOB: 2 BB: 0 P: 24	R: 1 H: 1 E: 0 K: 2 S: 10	H: 1 LOB: 1 BB: 0 P: 19	R: 0 H: 0 E: 0 K: 1 S: 14	H: 0 LOB: 3 BB: 3 P: 31	1B: 1 2B: 1 3B: 1 HR: 2	SF: 0 SAC: 2 DP: 1 HBP: 2	WP: 0 PB: 0 SB: 2 CS: 0	PA: 41
PITCHER	IP WLS BF H R ER SO BB IBB HBP BLK WP HR S P ERA WHIP											IP WLS BF H R ER SO BB IBB HBP BLK WP HR S P ERA WHIP										
54 Matt Harrison, L ERA: 1.88 (1, 1)	6.2 L 28 4 3 3 5 3 0 0 0 0 0 1 61 105 4.05 1.050																					
56 Darren O'Day, R ERA: 2.94 (7, 1)	1.0 6 1 1 1 2 0 0 0 2 0 0 1 12 21 9.00 1.000																					
46 Pedro Strop, R ERA: 1.08 (8, 1)	0.1 1 0 0 0 0 0 0 0 0 0 0 0 1 3 0.00 0.000																					
30 Neftali Feliz, R ERA: 1.08 (9, 1)	1.0 6 0 0 0 1 3 0 0 0 0 0 0 14 31 0.00 3.000																					

Batter	1	2	3	4	5	6	7	8	9	AB R H RBI BB SO LOB	BOTTOM											
5 Ian Kinsler, R OBP: 0.342, SLG: 0.462 (1, 10)										4 0 0 0 0 2 2	Los Angeles Angels @ Texas Rangers Rangers Ballpark in Arlington, Arlington, TX Wed Apr 20 2011, 8:07 PM - 10:50 PM EDT Att: 31,967 - Cloudy - 62 F AB 32 R 1 H 6 RBI 1 BB 0 SO 8 LOB 7 											
1 Elvis Andrus, R OBP: 0.286, SLG: 0.354 (1, 6)										4 1 2 0 0 1 2												
10 Michael Young, R OBP: 0.355, SLG: 0.466 (1, 4)										4 0 1 1 0 1 1												
29 Adrián Beltré, R OBP: 0.260, SLG: 0.507 (1, 5)										4 0 0 0 0 0 1												
17 Nelson Cruz, R OBP: 0.324, SLG: 0.500 (1, 7)										4 0 0 0 0 2 0												
7 David Murphy, L OBP: 0.400, SLG: 0.425 (1, 8)										3 0 0 0 0 1 0												
25 Mike Napoli, R OBP: 0.441, SLG: 0.704 (1, 3)										3 0 1 0 0 0 0												
18 Mitch Moreland, L OBP: 0.389, SLG: 0.563 (1, 9)										3 0 1 0 0 1 1												
8 Yorvit Torrealba, R OBP: 0.289, SLG: 0.431 (1, 2)										3 0 1 0 0 0 0												
Inning Stats	R: 0 H: 1 E: 0 K: 1 S: 8	H: 1 LOB: 0 BB: 0 P: 11	R: 0 H: 0 E: 0 K: 1 S: 6	H: 0 LOB: 0 BB: 0 P: 9	R: 0 H: 2 E: 0 K: 1 S: 10	H: 2 LOB: 0 BB: 0 P: 14	R: 0 H: 0 E: 0 K: 1 S: 11	H: 0 LOB: 0 BB: 0 P: 18	R: 0 H: 0 E: 0 K: 1 S: 9	H: 0 LOB: 1 BB: 0 P: 14	R: 1 H: 2 E: 0 K: 1 S: 13	H: 2 LOB: 0 BB: 0 P: 19	R: 0 H: 1 E: 0 K: 1 S: 9	H: 1 LOB: 0 BB: 0 P: 13	R: 0 H: 0 E: 0 K: 1 S: 8	H: 0 LOB: 0 BB: 0 P: 11	R: 0 H: 0 E: 0 K: 0 S: 6	H: 0 LOB: 0 BB: 0 P: 10	1B: 3 2B: 3 3B: 0 HR: 0	SF: 0 SAC: 0 DP: 0 HBP: 0	WP: 0 PB: 0 SB: 0 CS: 0	PA: 32
PITCHER	IP WLS BF H R ER SO BB IBB HBP BLK WP HR S P ERA WHIP											IP WLS BF H R ER SO BB IBB HBP BLK WP HR S P ERA WHIP										
36 Jered Weaver, R ERA: 1.23 (1, 1)	9.0 W 32 6 1 1 8 0 0 0 0 0 0 0 80 119 1.00 0.667																					

Batter	1	2	3	4	5	6	7	8	9	10	11	AB	R	H	RBI	BB	SO	LOB	TOP					
7 J.D. Drew, L OBP: 0.364, SLG: 0.383 (1, 9)	G3		P6		F7	CS	BB	K			BB	4	1	0	0	2	1	3						
15 Dustin Pedroia, R OBP: 0.450, SLG: 0.485 (1, 4)	BB		BB		BB		BB	P4			BB	4	1	3	0	2	0	3						
28 Adrián González, L OBP: 0.375, SLG: 0.429 (1, 3)	BB		BB		K			F5			BB	5	0	2	1	1	1	3						
20 Kevin Youkilis, R OBP: 0.397, SLG: 0.464 10 Marco Scutaro, R OBP: 0.283, SLG: 0.244 (1, 5) (2, 6)	G6-3		IBB		F7			K			BB	1	0	0	0	0	0	2						
34 David Ortiz, L OBP: 0.400, SLG: 0.473 54 Darnell McDonald, R OBP: 0.188, SLG: 0.333 (9, PR) (9, LO)	G4-3		G4-3		G4-3	BB		K			BB	3	1	1	0	2	1	2						
12 Jed Lowrie, S OBP: 0.447, SLG: 0.682 (1, 6) (2, 5)	G4-3		F7		F7	BB		G5-3			F8	5	1	1	1	0	0	2						
13 Carl Crawford, L OBP: 0.200, SLG: 0.171 (1, 7)	G3		SH1-4		SH1-4	BB		BB			K	3	0	0	0	2	2	3						
33 Jason Varitek, S OBP: 0.185, SLG: 0.043 (1, 2)	K		BB		K			BB			K	3	0	0	0	1	3	3						
2 Jacoby Ellsbury, L OBP: 0.273, SLG: 0.407 (1, 8)	G4-3		F7		F7			BB			K	4	0	1	2	1	1	2						
Inning Stats	R: 0 E: 0 K: 0 S: 11	H: 2 LOB: 1 BB: 0 P: 16	R: 0 E: 0 K: 1 S: 8	H: 1 LOB: 0 BB: 0 P: 11	R: 0 E: 0 K: 0 S: 12	H: 0 LOB: 2 BB: 2 P: 26	R: 0 E: 0 K: 0 S: 8	H: 0 LOB: 2 BB: 2 P: 20	R: 0 E: 0 K: 1 S: 8	H: 1 LOB: 1 BB: 0 P: 9	R: 2 E: 0 K: 1 S: 13	H: 2 LOB: 0 BB: 1 P: 21	R: 0 E: 0 K: 2 S: 13	H: 0 LOB: 2 BB: 2 P: 24	R: 0 E: 0 K: 1 S: 11	H: 0 LOB: 3 BB: 2 P: 26	R: 0 E: 0 K: 3 S: 10	H: 0 LOB: 0 BB: 0 P: 13	R: 2 E: 0 K: 1 S: 19	H: 2 LOB: 2 BB: 1 P: 26	1B: 6 2B: 2 3B: 0 HR: 0	SF: 1 SAC: 1 DP: 1 HBP: 1	WP: 0 PB: 1 SB: 3 CS: 1	PA: 53
PITCHER	IP ERA WLS BF H R ER SO BB IBB HBP BLK WP HR S P ERA WHIP	52 Tyler Chatwood, R ERA: 3.5 (1, 1) 6.0 0.00 1 27 0 0 0 2 2 0 0 0 0 0 13 24 0.00 2.000	21 Hisanori Takahashi, L ERA: 4.15 (7, 1) 1.0 0.00 0 0 0 2 2 0 0 0 0 0 0 0 13 24 0.00 2.000	56 Fernando Rodney, R ERA: 2.08 (8, 1) 1.0 0.00 0 0 0 1 2 0 0 0 0 0 0 0 11 26 0.00 2.000	51 Jordan Walden, R ERA: (9, 1) 1.0 0.00 0 0 0 0 1 0 0 0 0 0 0 5 12 0.00 1.000	63 Rich Thompson, R ERA: 3.48 (10, 1) 1.2 L 9 2 2 2 3 1 0 0 0 0 0 0 25 34 10.80 1.800	PITCHER	IP ERA WLS BF H R ER SO BB IBB HBP BLK WP HR S P ERA WHIP	17 Jason Bulger, R ERA: 1.23 (11, 1) 0.1 0.00 1 1 0 0 0 1 0 0 0 0 0 0 1 2 0.00 0.000															

Boston Red Sox @ Los Angeles Angels
Angel Stadium of Anaheim, Anaheim, CA
Thu Apr 21 2011, 7:07 PM - 10:58 PM PDT
Att: 37,003 - Party Cloudy - 62 F

livebaseballscorecards.com

AB 38
R 4
H 8
RBI 4
BB 11
SO 10
LOB 32



Batter	1	2	3	4	5	6	7	8	9	10	11	AB	R	H	RBI	BB	SO	LOB	BOTTOM					
13 Maicer Izturis, S OBP: 0.407, SLG: 0.533 (1, 5)	F8				G6-3			P6			P5	4	0	0	0	1	0	2						
47 Howie Kendrick, R OBP: 0.307, SLG: 0.570 (1, 4)	K				F7			G6-3			K	5	0	0	0	0	3	3						
53 Bobby Abreu, L OBP: 0.402, SLG: 0.338 (1, 10)	P6				F7			K			K	3	1	0	0	1	1	1						
48 Torii Hunter, R OBP: 0.253, SLG: 0.358 (1, 9)	G4-3				G5-3			G4-3			G4-3	4	1	1	2	0	0	1						
10 Vernon Wells, R OBP: 0.229, SLG: 0.282 (1, 7)	L6				G6-3			K			G5-3	4	0	0	0	0	1	0						
16 Hank Conger, L OBP: 0.375, SLG: 0.536 (1, 2)	G3				K			G3			P2	4	0	0	0	0	1	0						
44 Mark Trumbo, R OBP: 0.288, SLG: 0.457 (1, 3)	G4-3				F9			P3			P3	4	0	0	0	0	0	0						
2 Erick Aybar, S OBP: 0.350, SLG: 0.550 (1, 6)	P6				G6-3			BB			G6-3	4	0	2	0	0	0	0						
25 Peter Bourjos, R OBP: 0.338, SLG: 0.508 (1, 8)	K				G5-3			G5-3			BB	4	0	1	0	0	1	1						
Inning Stats	R: 0 E: 0 K: 1 S: 8	H: 0 LOB: 0 BB: 0 P: 14	R: 0 E: 0 K: 0 S: 8	H: 0 LOB: 0 BB: 0 P: 12	R: 0 E: 0 K: 1 S: 11	H: 0 LOB: 0 BB: 0 P: 15	R: 0 E: 0 K: 0 S: 13	H: 0 LOB: 1 BB: 1 P: 20	R: 0 E: 0 K: 1 S: 9	H: 1 LOB: 1 BB: 0 P: 12	R: 2 E: 0 K: 1 S: 11	H: 1 LOB: 0 BB: 1 P: 22	R: 0 E: 0 K: 0 S: 11	H: 0 LOB: 0 BB: 0 P: 9	R: 0 E: 0 K: 1 S: 6	H: 0 LOB: 0 BB: 0 P: 10	R: 0 E: 0 K: 0 S: 8	H: 0 LOB: 0 BB: 0 P: 10	R: 0 E: 0 K: 1 S: 14	H: 1 LOB: 1 BB: 0 P: 18	1B: 2 2B: 1 3B: 0 HR: 1	SF: 0 SAC: 0 DP: 0 HBP: 0	WP: 2 PB: 0 SB: 0 CS: 0	PA: 38
PITCHER	IP ERA WLS BF H R ER SO BB IBB HBP BLK WP HR S P ERA WHIP	19 Josh Beckett, R ERA: 1.90 (1, 1) 8.0 0.00 1 28 0 0 0 5 2 0 0 0 0 0 6 9 0.00 0.000	51 Daniel Bard, R ERA: 4.52 (9, 1) 1.0 0.00 0 0 0 0 0 0 0 0 0 0 0 0 8 10 0.00 0.000	52 Bobby Jenks, R ERA: 7.11 (10, 1) 1.0 W 3 0 0 0 0 0 0 0 0 0 0 0 8 10 0.00 0.000	50 Jonathan Papelton, R ERA: 2.45 (11, 1) 1.0 S 4 1 0 0 1 0 0 0 0 0 1 0 14 18 0.00 1.000																			

Boston Red Sox @ Los Angeles Angels
Angel Stadium of Anaheim, Anaheim, CA
Thu Apr 21 2011, 7:07 PM - 10:58 PM PDT
Att: 37,003 - Party Cloudy - 62 F


livebaseballscorecards.com

AB 36
R 2
H 4
RBI 2
SO 7
LOB 8




Batter	1	2	3	4	5	6	7	8	9	AB	R	H	RBI	BB	SO	LOB	TOP										
2 Jacoby Ellsbury, L (1, 8) OBP: 0.282, SLG: 0.413	K2-3						G6-3		K	4	0	1	1	1	2	0	Boston Red Sox @ Los Angeles Angels Angel Stadium of Anaheim, Anaheim, CA Fri Apr 22 2011, 7:09 PM - 10:24 PM PDT Att: 39,005 - Partly Cloudy - 63 F										
15 Dustin Pedroia, R (1, 4) OBP: 0.435, SLG: 0.457	G6-3								F8	4	0	0	0	1	2	3											
28 Adrián González, L (1, 3) OBP: 0.353, SLG: 0.400	F8								P6	5	0	0	0	0	1	3											
34 David Ortiz, L (1, 10)		G4-3								4	0	0	0	0	0	3											
12 Jed Lowrie, S (1, 5) OBP: 0.451, SLG: 0.681		K								3	2	1	0	1	1	0											
7 JD Drew, L (1, 9) OBP: 0.390, SLG: 0.420		K								3	1	2	1	1	1	0											
13 Carl Crawford, L (1, 7) OBP: 0.190, SLG: 0.162										4	0	0	0	0	1	2											
39 Jarrod Saltalamacchia, R (1, 2) OBP: 0.279, SLG: 0.256										3	1	1	0	1	0	2											
10 Marco Scutaro, R (1, 6) OBP: 0.280, SLG: 0.227										3	0	0	0	1	0	4											
Inning Stats	R: 0 H: 0 E: 0 K: 1 S: 9	H: 0 LOB: 0 BB: 0 P: 12	R: 0 H: 0 E: 0 K: 2 S: 8	H: 0 LOB: 0 BB: 0 P: 13	R: 1 H: 2 E: 0 K: 1 S: 10	H: 2 LOB: 1 BB: 0 P: 15	R: 2 H: 1 E: 1 K: 0 S: 26	H: 1 LOB: 1 BB: 1 P: 37	R: 0 H: 0 E: 0 K: 1 S: 10	H: 0 LOB: 1 BB: 0 P: 19	R: 1 H: 2 E: 0 K: 1 S: 9	H: 2 LOB: 1 BB: 0 P: 13	R: 0 H: 0 E: 0 K: 1 S: 9	H: 0 LOB: 1 BB: 1 P: 18	R: 0 H: 0 E: 0 K: 0 S: 8	H: 0 LOB: 2 BB: 2 P: 18	R: 0 H: 0 E: 0 K: 1 S: 8	H: 0 LOB: 0 BB: 0 P: 12	1B: 1 2B: 4 3B: 0 HR: 0	SF: 0 SAC: 0 DP: 0 HBP: 0	WP: 1 PB: 1 SB: 1 CS: 0	PA: 39					
PITCHER	IP	WLS	BF	H	R	ER	SO	BB	IBB	HBP	BLK	WP	HR	S	P	ERA	WHIP										
24 Dan Haren, R (1, 1) ERA: 1.46	6.0	L	27	5	4	2	6	3	0	0	0	0	0	72	109	3.00	1.333										
45 Francisco Rodriguez, R (7, 1) ERA: 3.38	1.0		4	0	0	0	1	1	0	0	0	0	0	9	18	0.00	1.000										
22 Trevor Bell, R (8, 1) ERA:	2.0		8	0	0	0	1	1	1	0	0	1	0	16	30	0.00	0.500										

AB	33
R	4
H	5
RBI	2
BB	6
SO	8
LOB	17



Batter	1	2	3	4	5	6	7	8	9	AB	R	H	RBI	BB	SO	LOB	BOTTOM										
25 Peter Bourjos, R (1, 8) OBP: 0.329, SLG: 0.500	K								F9	5	0	1	0	0	2	3	Boston Red Sox @ Los Angeles Angels Angel Stadium of Anaheim, Anaheim, CA Fri Apr 22 2011, 7:09 PM - 10:24 PM PDT Att: 39,005 - Partly Cloudy - 63 F										
47 Howie Kendrick, R (1, 4) OBP: 0.366, SLG: 0.566	K								K	4	1	1	0	1	2	2											
53 Bobby Abreu, L (1, 10) OBP: 0.395, SLG: 0.333	K									4	1	1	1	0	1	2											
48 Torii Hunter, R (1, 9) OBP: 0.253, SLG: 0.353										4	0	1	0	0	1	1											
10 Vernon Wells, R (1, 7) OBP: 0.230, SLG: 0.280										4	0	1	0	0	1	2											
6 Alberto Callaspo, S (1, 5) OBP: 0.403, SLG: 0.424										2	0	0	0	2	0	1											
77 Reggie Willits, S (8, PR) ERA: 7.36										0	0	0	0	0	0	0											
46 Bobby Wilson, R (9, 3) OBP: 0.125, SLG: 0.125										0	0	0	0	0	0	0											
44 Mark Trumbo, R (1, 3) OBP: 0.225, SLG: 0.438										3	0	0	0	0	1	3											
13 Maicer Izturis, S (8, PH) OBP: 0.402, SLG: 0.526										1	0	0	0	0	0	1											
2 Erick Aybar, S (1, 6) OBP: 0.375, SLG: 0.542										4	1	2	0	0	0	0											
5 Jeff Mathis, R (1, 2) OBP: 0.225, SLG: 0.395										3	0	1	1	0	1	1											
16 Hank Conger, L (8, PH) OBP: 0.394, SLG: 0.552										1	0	1	0	0	0	0											
Inning Stats	R: 0 H: 0 E: 0 K: 3 S: 9	H: 1 LOB: 1 BB: 0 P: 13	R: 0 H: 1 E: 0 K: 1 S: 14	H: 1 LOB: 1 BB: 1 P: 23	R: 0 H: 1 E: 0 K: 0 S: 15	H: 1 LOB: 2 BB: 1 P: 29	R: 0 H: 1 E: 0 K: 1 S: 12	H: 1 LOB: 1 BB: 0 P: 16	R: 0 H: 0 E: 0 K: 2 S: 11	H: 0 LOB: 1 BB: 0 P: 18	R: 0 H: 0 E: 0 K: 1 S: 10	H: 0 LOB: 0 BB: 0 P: 12	R: 1 H: 2 E: 0 K: 0 S: 13	H: 2 LOB: 1 BB: 0 P: 20	R: 2 H: 2 E: 0 K: 0 S: 14	H: 2 LOB: 1 BB: 1 P: 26	R: 0 H: 1 E: 0 K: 1 S: 11	H: 1 LOB: 1 BB: 0 P: 12	1B: 7 2B: 2 3B: 0 HR: 0	SF: 0 SAC: 0 DP: 1 HBP: 0	WP: 2 PB: 2 SB: 3 CS: 0	PA: 38					
PITCHER	IP	WLS	BF	H	R	ER	SO	BB	IBB	HBP	BLK	WP	HR	S	P	ERA	WHIP										
31 Jon Lester, L (1, 1) ERA: 2.59	6.0	W	23	4	0	0	8	2	0	0	0	0	0	71	111	0.00	1.000										
32 Matt Albers, R (7, 1) ERA: 3.0	1.0		5	2	1	1	0	0	0	0	0	0	0	13	20	9.00	2.000										
52 Bobby Jenks, R (8, 1) ERA: 7.36	1.0	H	6	2	2	1	0	1	0	0	0	1	0	14	26	9.00	3.000										
58 Jonathan Papelbon, R (9, 1) ERA: 2.16	1.0	S	4	1	0	0	1	0	0	0	0	0	0	11	12	0.00	1.000										

AB	35
R	3
H	9
RBI	2
BB	3
SO	9
LOB	16



Batter	1	2	3	4	5	6	7	8	9	AB	R	H	RBI	BB	SO	LOB	TOP					
2 Jacoby Ellsbury, L (1, 8) OBP: 0.289, SLG: 0.412										5	2	2	0	0	2	1	Boston Red Sox @ Los Angeles Angels Angel Stadium of Anaheim, Anaheim, CA Sat Apr 23 2011, 6:08 PM - 8:43 PM PDT Att: 40,025 - Clear - 64 F livebaseballscorecards.com					
15 Dustin Pedroia, R (1, 4) OBP: 0.422, SLG: 0.432										4	0	0	0	1	0	2						
28 Adrián González, L (1, 3) OBP: 0.344, SLG: 0.388										5	0	1	1	1	0	2						
20 Kevin Youkilis, R (1, 5) OBP: 0.390, SLG: 0.500										4	1	1	2	0	3	2						
34 David Ortiz, L (1, 10) OBP: 0.377, SLG: 0.429										4	0	1	0	0	1	0						
12 Jed Lowrie, S (1, 6) OBP: 0.455, SLG: 0.686										4	1	2	0	0	0	2						
7 J.D. Drew, L (1, 9) OBP: 0.381, SLG: 0.407										4	0	1	0	0	2	1						
13 Carl Crawford, L (1, 7) OBP: 0.205, SLG: 0.192										4	1	2	1	0	0	2						
33 Jason Varitek, S (1, 2) OBP: 0.194, SLG: 0.111										4	0	1	1	0	1	3						
Inning Stats	R: 0 E: 0 K: 2 S: 11	H: 0 LOB: 1 BB: 1 P: 17	R: 1 E: 0 K: 2 S: 15	H: 2 LOB: 1 BB: 0 P: 19	R: 1 E: 0 K: 1 S: 14	H: 3 LOB: 2 BB: 0 P: 21	R: 0 E: 0 K: 1 S: 6	H: 0 LOB: 0 BB: 0 P: 8	R: 2 E: 0 K: 2 S: 13	H: 2 LOB: 0 BB: 0 P: 18	R: 1 E: 0 K: 0 S: 7	H: 2 LOB: 1 BB: 0 P: 8	R: 0 E: 0 K: 1 S: 8	H: 0 LOB: 0 BB: 0 P: 13	R: 0 E: 0 K: 0 S: 12	H: 2 LOB: 2 BB: 0 P: 14		R: 0 E: 0 K: 1 S: 9	H: 0 LOB: 0 BB: 0 P: 11	1B: 7 2B: 3 3B: 0 HR: 1	SF: 0 SAC: 0 DP: 0 HBP: 0	WP: 0 PB: 0 SB: 3 CS: 0
PITCHER	IP WLS BF H R ER SO BB IBB HBP BLK WP HR S P ERA WHIP																					
54 Ervin Santana, R (1, 1) ERA: 5.51	7.0 L 31 9 5 5 9 1 0 0 0 0 0 1 74 104 6.43 1.429																					
17 Jason Bulger, R (8, 1) ERA: 0.96	2.0 8 2 0 0 1 0 0 0 0 0 0 0 21 25 0.00 1.000																					

Batter	1	2	3	4	5	6	7	8	9	AB	R	H	RBI	BB	SO	LOB	BOTTOM					
13 Maicer Izturis, S (1, 4) OBP: 0.384, SLG: 0.500										4	0	0	0	0	1	0	Boston Red Sox @ Los Angeles Angels Angel Stadium of Anaheim, Anaheim, CA Sat Apr 23 2011, 6:08 PM - 8:43 PM PDT Att: 40,025 - Clear - 64 F livebaseballscorecards.com					
2 Erick Aybar, S (1, 6) OBP: 0.357, SLG: 0.500										4	0	1	0	0	1	0						
53 Bobby Abreu, L (1, 9) OBP: 0.400, SLG: 0.324										2	0	0	0	2	1	1						
48 Torii Hunter, R (1, 10) OBP: 0.253, SLG: 0.341										3	0	0	0	1	1	3						
10 Vernon Wells, R (1, 8) (9, 7)										4	0	0	0	0	0	3						
6 Alberto Callaspo, S (1, 5) OBP: 0.400, SLG: 0.420										3	0	1	0	0	1	1						
16 Hank Conger, L (1, 2) OBP: 0.361, SLG: 0.500										3	0	0	0	0	2	2						
44 Mark Trumbo, R (1, 3) OBP: 0.266, SLG: 0.421										3	0	0	0	0	2	2						
25 Peter Bourjos, R (8, 8) OBP: 0.329, SLG: 0.500										0	0	0	0	0	0	0						
77 Reggie Williams, S (1, 7) OBP: 0.365, SLG: 0.580										2	0	0	0	0	2	0						
47 Howie Kendrick, R (8, PH) (9, 3)										1	0	0	0	0	0	0						
Inning Stats	R: 0 E: 0 K: 1 S: 10	H: 0 LOB: 0 BB: 0 P: 16	R: 0 E: 0 K: 1 S: 9	H: 1 LOB: 2 BB: 1 P: 17	R: 0 E: 0 K: 2 S: 11	H: 0 LOB: 0 BB: 0 P: 16	R: 0 E: 0 K: 0 S: 7	H: 0 LOB: 1 BB: 1 P: 14	R: 0 E: 0 K: 3 S: 9	H: 0 LOB: 0 BB: 0 P: 12	R: 0 E: 0 K: 0 S: 10	H: 0 LOB: 1 BB: 1 P: 14	R: 0 E: 0 K: 2 S: 14	H: 0 LOB: 0 BB: 0 P: 15	R: 0 E: 0 K: 0 S: 8	H: 0 LOB: 0 BB: 0 P: 11	R: 0 E: 0 K: 2 S: 11	H: 1 LOB: 0 BB: 0 P: 13	1B: 2 2B: 0 3B: 0 HR: 0	SF: 0 SAC: 0 DP: 0 HBP: 0	WP: 0 PB: 0 SB: 0 CS: 0	PA: 32
PITCHER	IP WLS BF H R ER SO BB IBB HBP BLK WP HR S P ERA WHIP																					
18 Daisuke Matsuzaka, R (1, 1) ERA: 4.05	8.0 W 28 1 0 0 9 3 0 0 0 0 0 0 78 115 0.00 0.500																					
51 Daniel Bard, R (9, 1) ERA: 4.35	1.0 4 1 0 0 2 0 0 0 0 0 0 0 11 13 0.00 1.000																					

Batter	1	2	3	4	5	6	7	8	9	AB	R	H	RBI	BB	SO	LOB	TOP										
4 Coco Crisp, S OBP: 0.289, SLG: 0.438										4	0	3	0	0	0	0	Oakland Athletics @ Los Angeles Angels Angel Stadium of Anaheim, Anaheim, CA Mon Apr 25 2011, 7:08 PM - 9:28 PM PDT Att: 37,115 - Clear - 68 F										
10 Danic Barton, L OBP: 0.354, SLG: 0.282										4	0	0	0	0	1	2											
12 David DeJesus, L OBP: 0.301, SLG: 0.267										4	0	1	0	0	2	0											
16 Josh Willingham, R OBP: 0.326, SLG: 0.390										2	0	0	0	0	2	0											
15 Ryan Sweeney, L OBP: 0.375, SLG: 0.450										2	0	1	0	0	0	1											
55 Hideki Matsui, L OBP: 0.314, SLG: 0.405										4	0	2	0	0	1	1											
8 Kurt Suzuki, R OBP: 0.328, SLG: 0.328										3	0	0	0	1	0	3											
14 Mark Ellis, R OBP: 0.253, SLG: 0.317										4	0	0	0	0	2	5											
5 Kevin Kouzmanoff, R OBP: 0.229, SLG: 0.354										3	0	0	0	0	1	0											
2 Cliff Pennington, S OBP: 0.271, SLG: 0.297										3	0	0	0	0	1	0											
Inning Stats	R: 0 E: 0 K: 1 S: 6	H: 0 LOB: 0 BB: 0 P: 7	R: 0 E: 0 K: 2 S: 10	H: 1 LOB: 1 BB: 0 P: 12	R: 0 E: 0 K: 0 S: 7	H: 1 LOB: 0 BB: 0 P: 10	R: 0 E: 0 K: 2 S: 9	H: 0 LOB: 0 BB: 0 P: 12	R: 0 E: 0 K: 2 S: 8	H: 0 LOB: 0 BB: 0 P: 11	R: 0 E: 0 K: 2 S: 11	H: 1 LOB: 1 BB: 0 P: 16	R: 0 E: 0 K: 0 S: 10	H: 1 LOB: 2 BB: 1 P: 20	R: 0 E: 0 K: 0 S: 7	H: 1 LOB: 1 BB: 0 P: 10	R: 0 E: 0 K: 1 S: 10	H: 2 LOB: 2 BB: 0 P: 16	1B: 6 2B: 1 3B: 0 HR: 0	SF: 0 SAC: 0 DP: 0 HBP: 0	WP: 0 PB: 0 SB: 0 CS: 1	PA: 35					
PITCHER 36 Jered Weaver, R ERA: 0.99	IP: 9.0	WLS: W	BF: 34	H: 7	R: 0	ER: 0	SO: 10	BB: 1	IBB: 0	HBP: 0	BLK: 0	WP: 0	HR: 0	S: 78	P: 114	ERA: 0.00	WHIP: 0.889										

Batter	1	2	3	4	5	6	7	8	9	AB	R	H	RBI	BB	SO	LOB	BOTTOM										
25 Peter Bourjos, R OBP: 0.337, SLG: 0.494										4	1	1	0	0	1	0	Oakland Athletics @ Los Angeles Angels Angel Stadium of Anaheim, Anaheim, CA Mon Apr 25 2011, 7:08 PM - 9:28 PM PDT Att: 37,115 - Clear - 68 F										
53 Bobby Abreu, L OBP: 0.385, SLG: 0.329										4	0	1	1	0	1	1											
48 Toni Hunter, R OBP: 0.265, SLG: 0.326										2	0	0	0	2	1	1											
10 Vernon Wells, R OBP: 0.224, SLG: 0.261										3	1	1	0	1	1	2											
6 Alberto Callaspo, S OBP: 0.386, SLG: 0.416										4	1	1	0	0	1	4											
47 Howie Kendrick, R OBP: 0.356, SLG: 0.533										4	1	2	2	0	0	2											
2 Erick Aybar, S OBP: 0.343, SLG: 0.457										3	1	1	0	0	0	1											
44 Mark Trumbo, R OBP: 0.256, SLG: 0.398										3	0	1	0	0	1	1											
5 Jeff Mathis, R OBP: 0.213, SLG: 0.356										3	0	0	0	0	1	2											
Inning Stats	R: 0 E: 1 K: 1 S: 6	H: 3 LOB: 1 BB: 0 P: 11	R: 2 E: 0 K: 1 S: 16	H: 3 LOB: 1 BB: 0 P: 20	R: 1 E: 0 K: 3 S: 15	H: 2 LOB: 1 BB: 0 P: 26	R: 2 E: 0 K: 0 S: 10	H: 3 LOB: 0 BB: 0 P: 18	R: 0 E: 0 K: 0 S: 11	H: 0 LOB: 0 BB: 1 P: 20	R: 0 E: 0 K: 0 S: 6	H: 0 LOB: 0 BB: 0 P: 11	R: 0 E: 0 K: 2 S: 9	H: 0 LOB: 0 BB: 0 P: 14	R: 0 E: 0 K: 0 S: 6	H: 0 LOB: 1 BB: 2 P: 15		1B: 6 2B: 2 3B: 0 HR: 0	SF: 0 SAC: 0 DP: 2 HBP: 0	WP: 0 PB: 0 SB: 0 CS: 1	PA: 33						
PITCHER 47 Gio González, L ERA: 2.7	IP: 5.0	WLS: L	BF: 23	H: 8	R: 5	ER: 4	SO: 0	BB: 1	IBB: 0	HBP: 0	BLK: 0	WP: 0	HR: 0	S: 58	P: 95	ERA: 7.20	WHIP: 1.800										
29 David Purcey, L ERA: 4.05	1.0	3	0	0	0	0	0	0	0	0	0	0	0	6	11	0.00	0.000										
48 Michael Wurtz, R ERA:	1.0	3	0	0	0	2	0	0	0	0	0	0	0	9	14	0.00	0.000										
13 Jerry Blevins, L ERA: 4.0	1.0	4	0	0	0	0	0	2	0	0	0	0	0	6	15	0.00	2.000										

AB	33
R	0
H	7
RBI	0
BB	1
SO	10
LOB	12

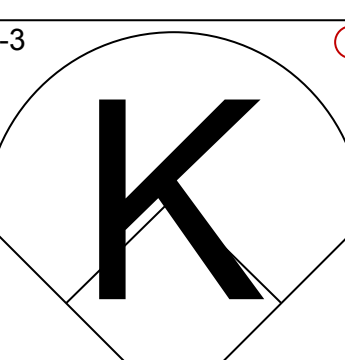
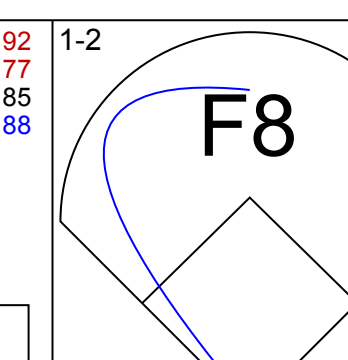
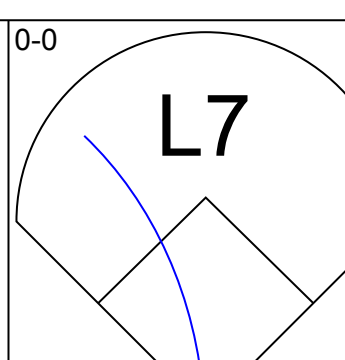
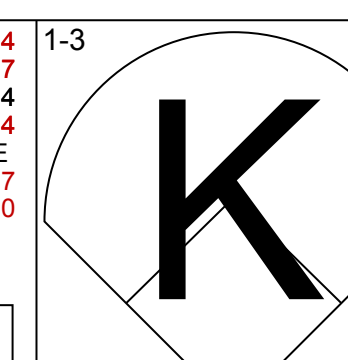
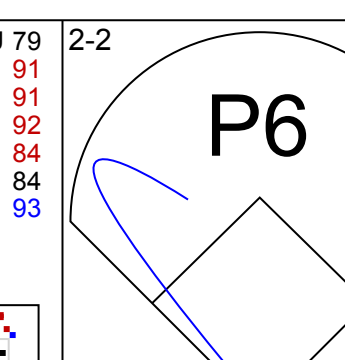
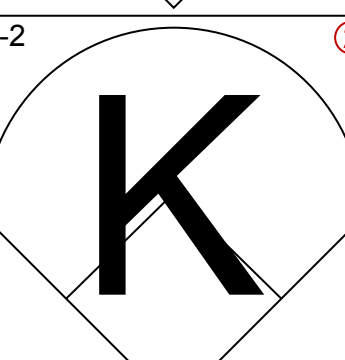
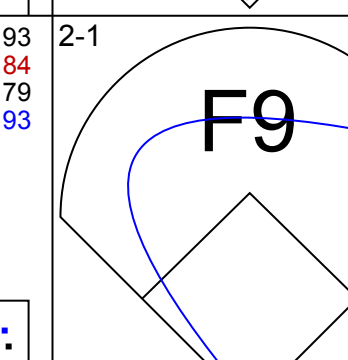
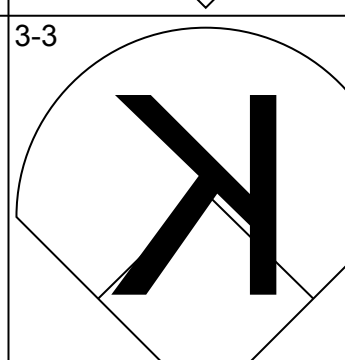
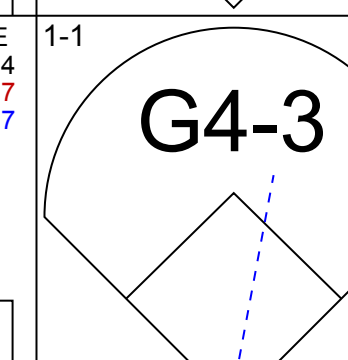
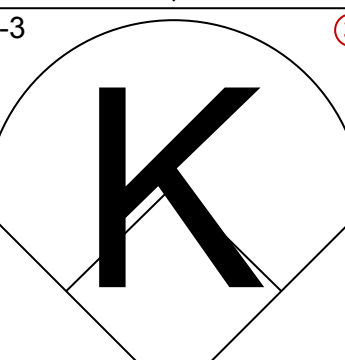
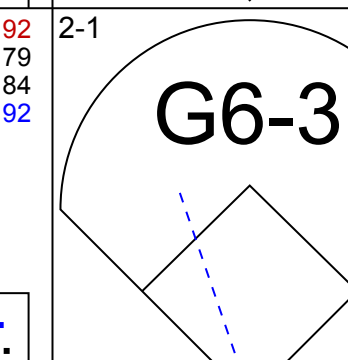
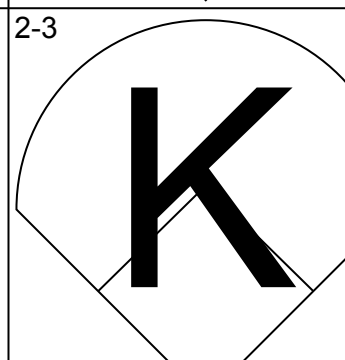
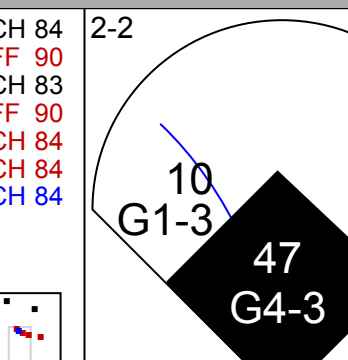
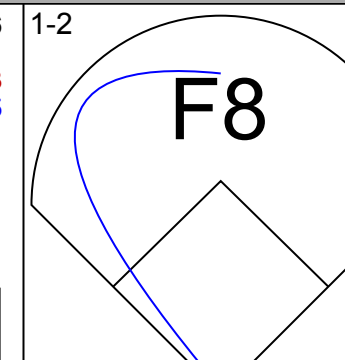
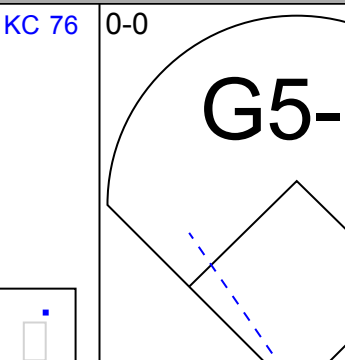
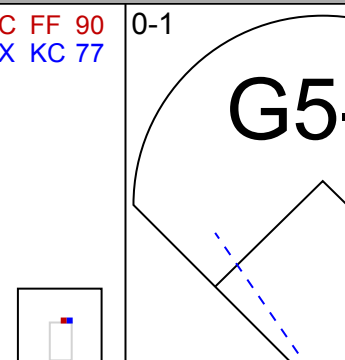
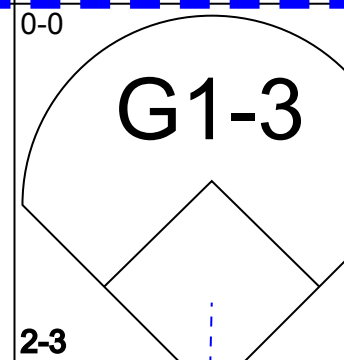
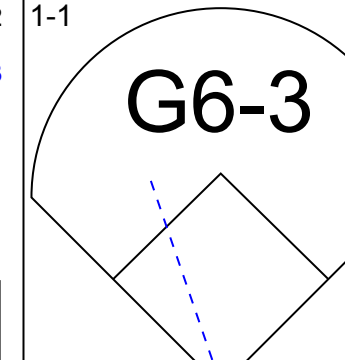
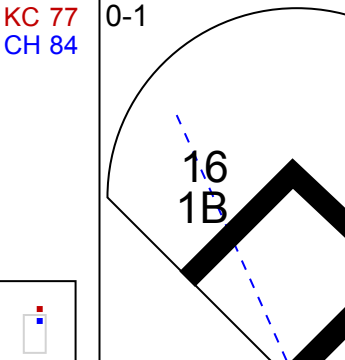
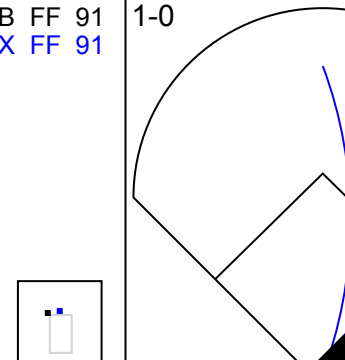
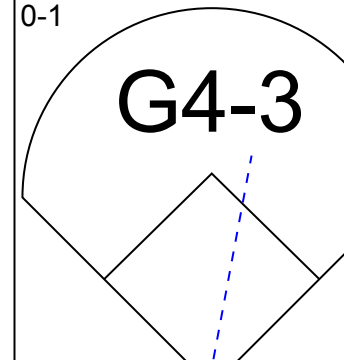
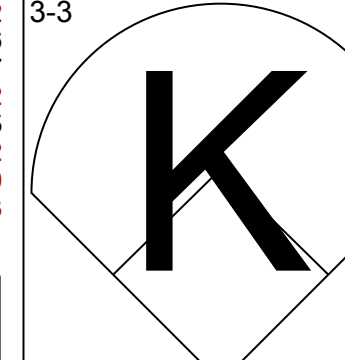
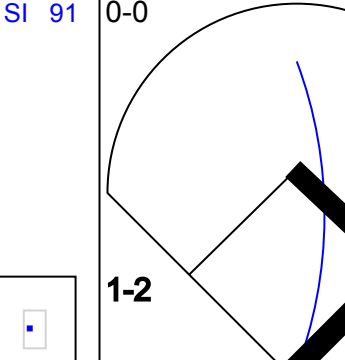
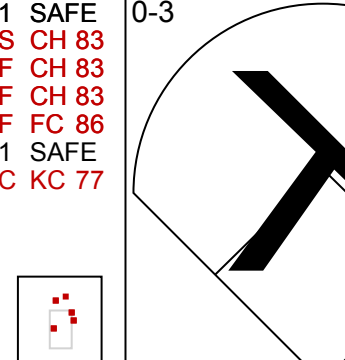
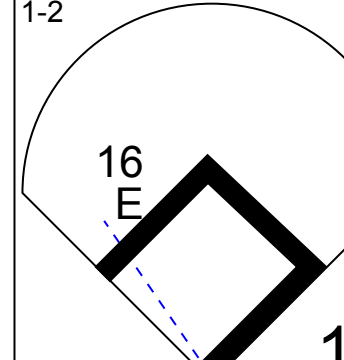
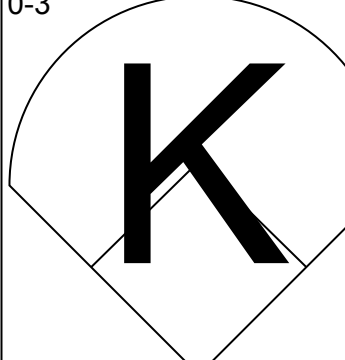
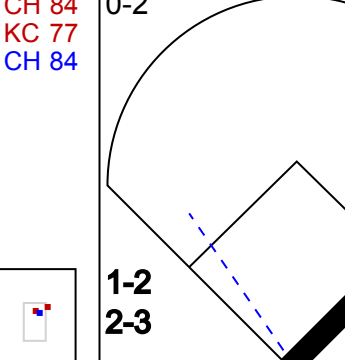
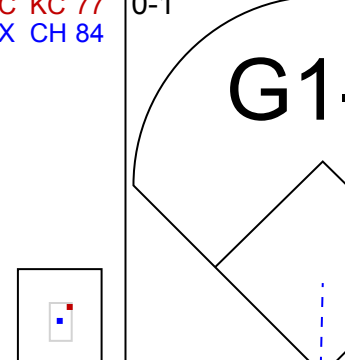
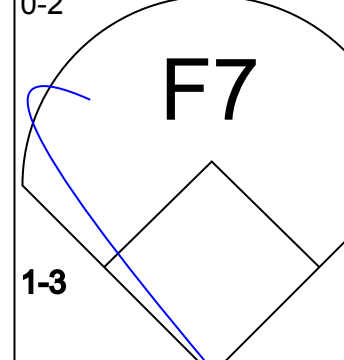
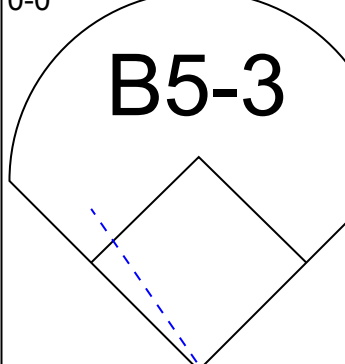
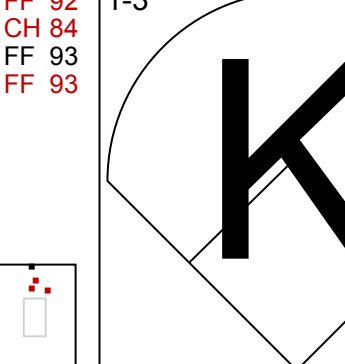
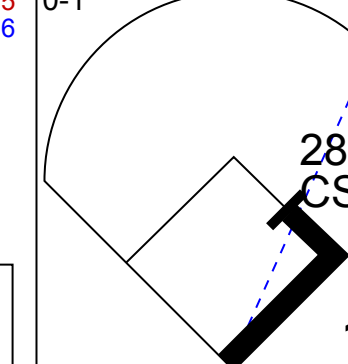
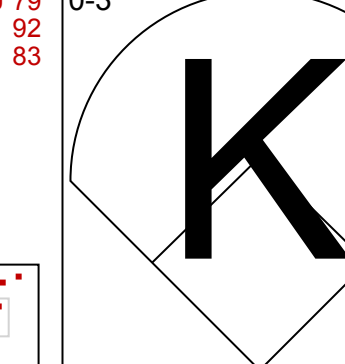

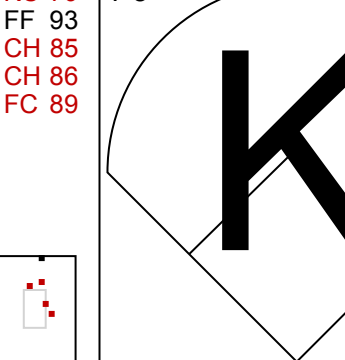
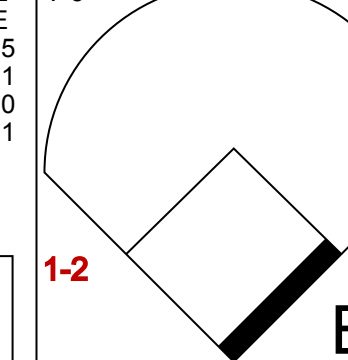
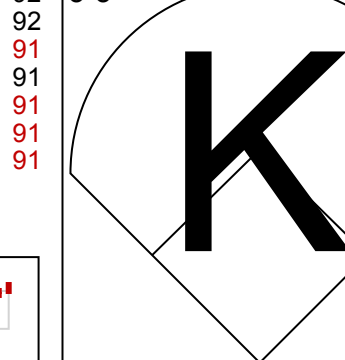
AB	30
R	5
H	8
RBI	3
BB	3
SO	7
LOB	14

WP	0
PB	0
SB	0
CS	1

Batter	1	2	3	4	5	6	7	8	9	AB	R	H	RBI	BB	SO	LOB	TOP			
4 Coco Crisp, S OBP: 0.293, SLG: 0.440										2	0	1	0	0	0	2	Oakland Athletics @ Los Angeles Angels Angel Stadium of Anaheim, Anaheim, CA Tue Apr 26 2011, 7:08 PM - 9:49 PM PDT Att: 37,228 - Clear - 69 F			
10 Daric Barton, L OBP: 0.347, SLG: 0.275										2	0	0	0	0	0	0				
12 David DeJesus, L OBP: 0.299, SLG: 0.256										3	1	0	1	1	0	2				
28 Conor Jackson, R OBP: 0.362, SLG: 0.405										3	1	1	2	1	0	1				
55 Hideki Matsui, L OBP: 0.311, SLG: 0.398										4	0	1	0	0	0	2				
8 Kurt Suzuki, R OBP: 0.338, SLG: 0.329										3	0	1	0	1	0	2				
15 Ryan Sweeney, L OBP: 0.317, SLG: 0.391										3	0	0	0	1	0	2				
14 Mark Ellis, R OBP: 0.242, SLG: 0.302										4	0	0	0	0	0	2				
5 Kevin Kouzmanoff, R OBP: 0.243, SLG: 0.368										3	1	1	0	1	1	1				
2 Cliff Pennington, S OBP: 0.270, SLG: 0.294										4	0	1	0	0	0	2				
Inning Stats	R: 0 E: 0 K: 0 S: 9	H: 1 LOB: 1 BB: 1 P: 18	R: 0 E: 0 K: 0 S: 7	H: 1 LOB: 0 BB: 0 P: 9	R: 3 E: 0 K: 0 S: 14	H: 3 LOB: 1 BB: 1 P: 30	R: 0 E: 0 K: 1 S: 8	H: 0 LOB: 1 BB: 1 P: 16	R: 0 E: 0 K: 0 S: 11	H: 0 LOB: 0 BB: 0 P: 21	R: 0 E: 0 K: 0 S: 5	H: 0 LOB: 0 BB: 0 P: 9	R: 0 E: 0 K: 0 S: 9	H: 0 LOB: 1 BB: 1 P: 17	R: 0 E: 0 K: 0 S: 9	H: 1 LOB: 1 BB: 0 P: 14	1B: 4 2B: 1 3B: 0 HR: 1	SF: 0 SAC: 0 DP: 1 HBP: 0	WP: 0 PB: 0 SB: 0 CS: 1	PA: 36
PITCHER	IP WLS BF H R ER SO	IP WLS BF H R ER SO	IP WLS BF H R ER SO	IP WLS BF H R ER SO	IP WLS BF H R ER SO	IP WLS BF H R ER SO	IP WLS BF H R ER SO	IP WLS BF H R ER SO	IP WLS BF H R ER SO	IP WLS BF H R ER SO	IP WLS BF H R ER SO	IP WLS BF H R ER SO	IP WLS BF H R ER SO	IP WLS BF H R ER SO	IP WLS BF H R ER SO	IP WLS BF H R ER SO	ERA WHIP	ERA WHIP	ERA WHIP	
52 Tyler Chatwood, R ERA: 3.98	5.1 W 23 5 3 3 1																	5.06 1.688		
45 Francisco Rodriguez, R ERA: 3.38	1.2 5 0 0 0 0																	0.00 0.000		
56 Fernando Rodney, R ERA: 1.96	1.0 4 0 0 0 0																	0.00 1.000		
51 Jordan Walden, R ERA:	1.0 4 1 0 0 0																	0.00 1.000		


Batter	1	2	3	4	5	6	7	8	9	AB	R	H	RBI	BB	SO	LOB	BOTTOM			
2 Erick Aybar, S OBP: 0.350, SLG: 0.450										5	0	2	0	0	0	1	Oakland Athletics @ Los Angeles Angels Angel Stadium of Anaheim, Anaheim, CA Tue Apr 26 2011, 7:08 PM - 9:49 PM PDT Att: 37,228 - Clear - 69 F			
53 Bobby Abreu, L OBP: 0.396, SLG: 0.329										3	1	1	0	2	1	1				
48 Toni Hunter, R OBP: 0.280, SLG: 0.351										5	1	3	0	0	0	3				
10 Vernon Wells, R OBP: 0.223, SLG: 0.258										5	0	1	1	0	1	4				
6 Alberto Callaspo, S OBP: 0.370, SLG: 0.395										4	0	0	0	0	2	1				
47 Howie Kendrick, R OBP: 0.370, SLG: 0.563										4	3	3	0	0	0	0				
16 Hank Conger, L OBP: 0.375, SLG: 0.528										4	1	2	2	0	0	1				
25 Peter Bourjos, R OBP: 0.356, SLG: 0.556										4	2	3	1	0	1	1				
28 Alexi Amarista, L OBP: 0.250, SLG: 0.667										3	0	1	3	0	0	1				
Inning Stats	R: 0 E: 0 K: 0 S: 10	H: 1 LOB: 1 BB: 0 P: 13	R: 2 E: 0 K: 1 S: 12	H: 3 LOB: 1 BB: 0 P: 19	R: 3 E: 0 K: 1 S: 20	H: 5 LOB: 1 BB: 0 P: 25	R: 0 E: 0 K: 0 S: 6	H: 1 LOB: 1 BB: 1 P: 11	R: 2 E: 0 K: 0 S: 21	H: 3 LOB: 1 BB: 0 P: 28	R: 0 E: 0 K: 2 S: 9	H: 1 LOB: 0 BB: 0 P: 19	R: 0 E: 0 K: 1 S: 7	H: 0 LOB: 0 BB: 0 P: 11	R: 1 E: 0 K: 0 S: 9	H: 2 LOB: 2 BB: 1 P: 14		1B: 9 2B: 5 3B: 2 HR: 0	SF: 1 SAC: 0 DP: 1 HBP: 0	WP: 2 PB: 0 SB: 1 CS: 1
PITCHER	IP WLS BF H R ER SO	IP WLS BF H R ER SO	IP WLS BF H R ER SO	IP WLS BF H R ER SO	IP WLS BF H R ER SO	IP WLS BF H R ER SO	IP WLS BF H R ER SO	IP WLS BF H R ER SO	IP WLS BF H R ER SO	IP WLS BF H R ER SO	IP WLS BF H R ER SO	IP WLS BF H R ER SO	IP WLS BF H R ER SO	IP WLS BF H R ER SO	IP WLS BF H R ER SO	IP WLS BF H R ER SO	ERA WHIP	ERA WHIP	ERA WHIP	
32 Brandon McCarthy, R ERA: 3.97	5.1 L 29 14 7 7 3																	11.81 2.812		
31 Brad Ziegler, R ERA:	0.2 2 0 0 0 1																	0.00 0.000		
56 Craig Breslow, L ERA: 4.5	1.0 3 0 0 0 1																	0.00 0.000		
13 Jerry Blevins, L ERA: 4.5	1.0 6 2 1 1 0																	9.00 3.000		

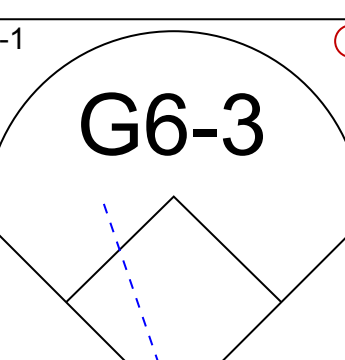
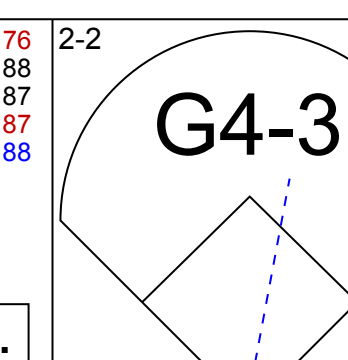
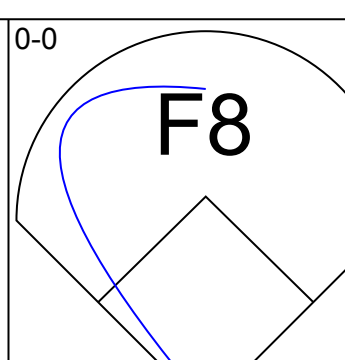
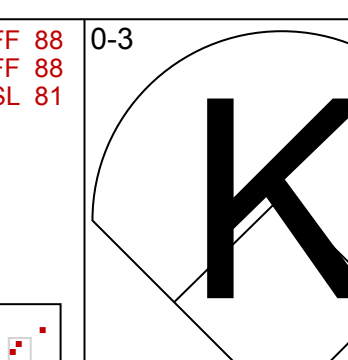
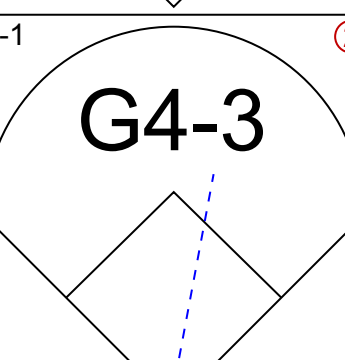
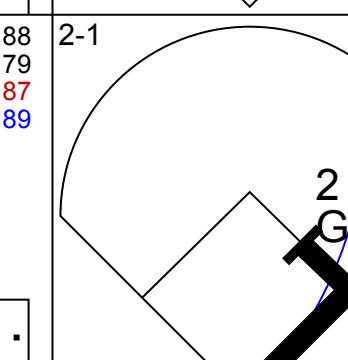
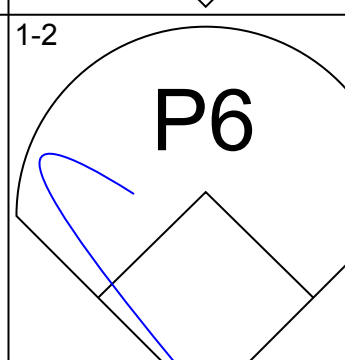
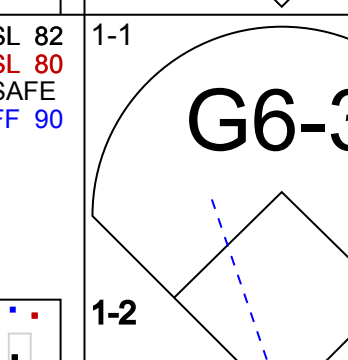
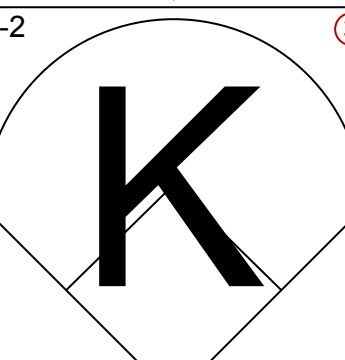
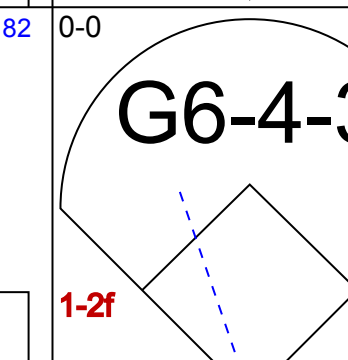

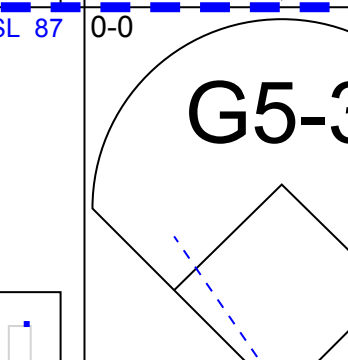
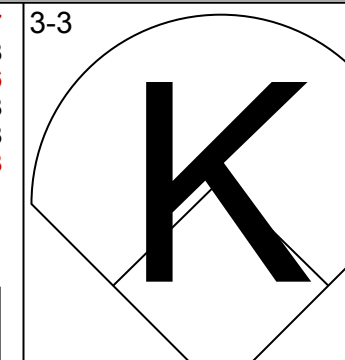
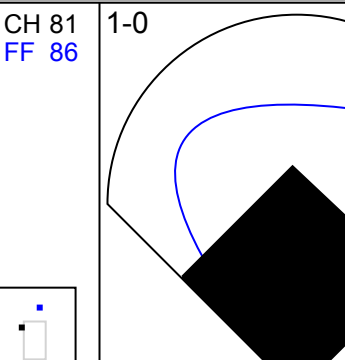
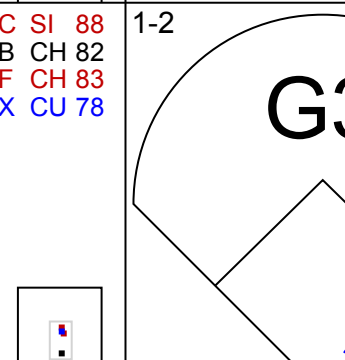

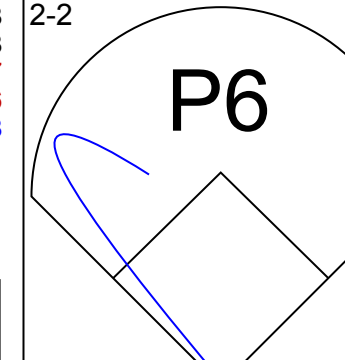
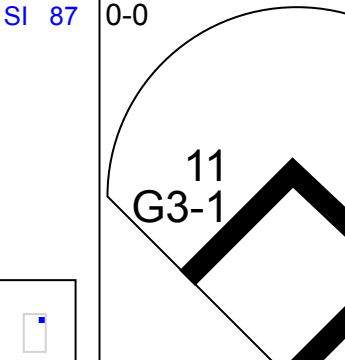
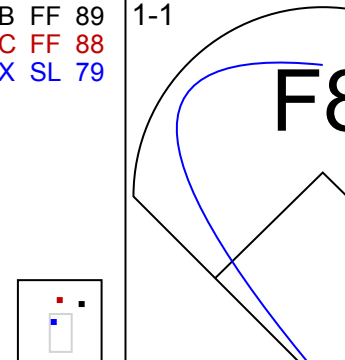

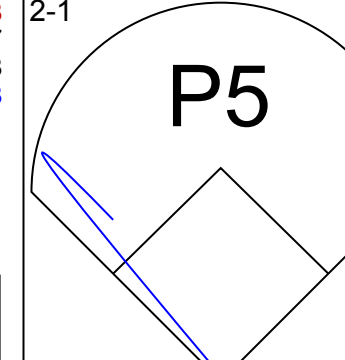
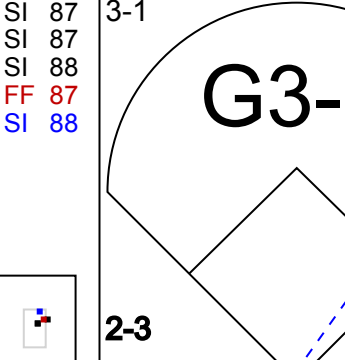
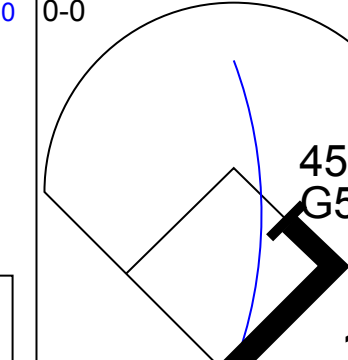
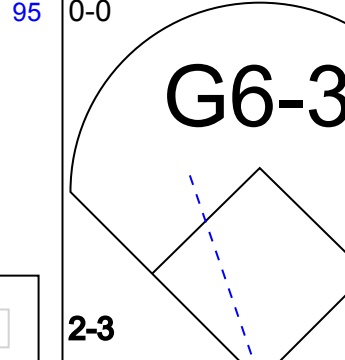

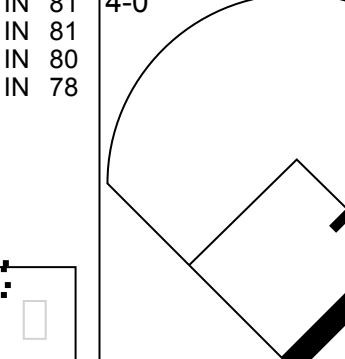



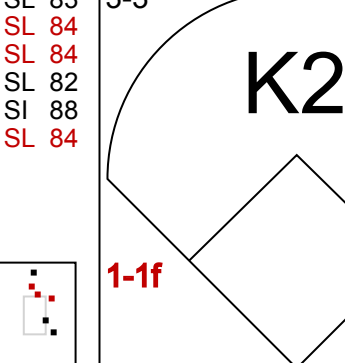




livebaseballscores.com

Batter	1	2	3	4	5	6	7	8	9	10	AB	R	H	RBI	BB	SO	LOB	TOP								
13 Maicer Izturis, S OBP: 0.359, SLG: 0.465											5	0	0	0	0	2	1									
53 Bobby Abreu, L OBP: 0.405, SLG: 0.355											4	0	0	0	0	2	1									
48 Tori Hunter, R OBP: 0.292, SLG: 0.352											4	1	1	0	0	2	0									
10 Vernon Wells, R OBP: 0.216, SLG: 0.248											4	0	0	0	0	0	1									
47 Howie Kendrick, R OBP: 0.333, SLG: 0.356											4	0	2	1	0	0	0									
2 Erick Aybar, S OBP: 0.323, SLG: 0.431											4	0	2	0	0	2	1									
16 Hank Conger, L OBP: 0.333, SLG: 0.455											4	0	1	0	0	1	2									
25 Peter Bourjos, R OBP: 0.340, SLG: 0.511												4	0	1	0	0	2	3								
28 Alexi Amarista, L OBP: 0.300, SLG: 0.375												3	0	0	0	1	3	3								
Inning Stats	R: 0 E: 0 K: 3 S: 9	H: 0 LOB: 0 BB: 0 P: 13	R: 0 E: 0 K: 1 S: 10	H: 0 LOB: 0 BB: 0 P: 15	R: 0 E: 0 K: 2 S: 7	H: 0 LOB: 0 BB: 0 P: 7	R: 0 E: 0 K: 0 S: 7	H: 0 LOB: 0 BB: 0 P: 12	R: 0 E: 0 K: 2 S: 14	H: 3 LOB: 3 BB: 0 P: 16	R: 0 E: 0 K: 1 S: 8	H: 0 LOB: 0 BB: 0 P: 13	R: 0 E: 0 K: 1 S: 10	H: 1 LOB: 1 BB: 0 P: 11	R: 0 E: 0 K: 1 S: 9	H: 1 LOB: 1 BB: 1 P: 15	R: 1 E: 1 K: 0 S: 15	H: 2 LOB: 1 BB: 0 P: 18	R: 0 E: 0 K: 2 S: 12	H: 0 LOB: 0 BB: 0 P: 17	1B: 6 2B: 1 3B: 0 HR: 0	SF: 0 SAC: 0 DP: 0 HBP: 0	WP: 0 PB: 0 SB: 0 CS: 1	PA: 37		
PITCHER	IP 8.0	WLS 30	BF 6	H 1	R 1	ER 1	SO 12	BB 1	IBB 0	HBP 0	BLK 0	WP 0	HR 0	S 79	P 109	ERA 1.12	WHIP 0.875									
33 James Shields, R ERA: 2.14	1.0	B	4	1	0	0	0	0	0	0	0	0	0	10	11	0.00	1.000									
43 Kyle Farnsworth, R ERA: 1.0	1.0	W	3	0	0	0	2	0	0	0	0	0	0	12	17	0.00	0.000									
62 Joel Peralta, R ERA: 2.19																										

Los Angeles Angels @ Tampa Bay Rays
Tropicana Field, St. Petersburg, FL
Sat Apr 30 2011, 1:13 PM - 4:01 PM EDT
Att. 20,245 - Dome - 72 F

AB 36
R 1
H 7
RBI 1
BB 1
SO 14
LOB 12



Batter	1	2	3	4	5	6	7	8	9	10	AB	R	H	RBI	BB	SO	LOB	BOTTOM								
5 Sam Fuld, L OBP: 0.358, SLG: 0.433											4	0	0	0	0	1	1									
22 Johnny Damon, L OBP: 0.296, SLG: 0.436											4	0	1	0	0	0	1									
2 B.J. Upton, R OBP: 0.333, SLG: 0.376											4	0	0	0	0	1	2									
20 Matt Joyce, L OBP: 0.364, SLG: 0.500											4	2	2	1	0	1	0									
18 Ben Zobrist, S OBP: 0.318, SLG: 0.590											4	0	1	0	0	0	1									
11 Casey Kotchman, L OBP: 0.396, SLG: 0.455												4	0	1	0	0	2									
45 Felipe Lopez, S OBP: 0.250, SLG: 0.348											3	0	0	0	1	0	1									
10 Kelly Shoppach, R OBP: 0.180, SLG: 0.213											3	0	0	0	0	2	2									
15 Reid Brignac, L OBP: 0.268, SLG: 0.222											2	0	1	0	0	0	0									
9 Elliot Johnson, S OBP: 0.234, SLG: 0.290											1	0	1	0	0	0	0									
Inning Stats	R: 0 E: 0 K: 1 S: 8	H: 0 LOB: 0 BB: 0 P: 11	R: 0 E: 0 K: 1 S: 8	H: 0 LOB: 0 BB: 0 P: 15	R: 0 E: 0 K: 0 S: 7	H: 1 LOB: 1 BB: 0 P: 11	R: 0 E: 0 K: 0 S: 6	H: 1 LOB: 0 BB: 0 P: 10	R: 1 E: 0 K: 1 S: 8	H: 0 LOB: 0 BB: 0 P: 9	R: 0 E: 0 K: 0 S: 6	H: 0 LOB: 0 BB: 0 P: 9	R: 0 E: 0 K: 1 S: 9	H: 1 LOB: 0 BB: 0 P: 10	R: 0 E: 0 K: 1 S: 9	H: 1 LOB: 1 BB: 0 P: 11	R: 1 E: 0 K: 0 S: 7	H: 1 LOB: 0 BB: 0 P: 11	1B: 4 2B: 3 3B: 0 HR: 1	SF: 0 SAC: 0 DP: 3 HBP: 0	WP: 1 PB: 0 SB: 0 CS: 0	PA: 34				
PITCHER	IP 7.0	WLS 23	BF 4	H 1	R 1	ER 1	SO 3	BB 0	IBB 0	HBP 0	BLK 0	WP 0	HR 0	S 50	P 83	ERA 1.29	WHIP 0.571									
35 Joel Pizarro, R ERA: 1.29	1.2	6	2	0	0	2	0	0	0	0	0	0	0	17	20	0.00	1.200									
21 Hisanori Takahashi, L ERA: 3.65	1.0	L	5	1	1	1	0	0	0	0	0	0	0	8	12	9.00	1.000									
56 Fernando Rodney, R ERA: 3.09																										

Los Angeles Angels @ Tampa Bay Rays
Tropicana Field, St. Petersburg, FL
Sat Apr 30 2011, 1:13 PM - 4:01 PM EDT
Att. 20,245 - Dome - 72 F

AB 33
R 2
H 7
RBI 1
BB 1
SO 5
LOB 10



Batter	1	2	3	4	5	6	7	8	9	AB	R	H	RBI	BB	SO	LOB	TOP										
2 Erick Aybar, S OBP: 0.339, SLG: 0.400	K2-3	G4-3					K		G1-3	4	1	0	0	1	2	1	Los Angeles Angels @ Tampa Bay Rays Tropicana Field, St. Petersburg, FL Sun May 01 2011, 1:42 PM - 4:46 PM EDT Att: 16,248 - Dome - 72 F livebaseballscorecards.com										
53 Bobby Abreu, L OBP: 0.417, SLG: 0.375		2B	P6							3	1	2	1	1	0	0											
47 Howie Kendrick, R OBP: 0.384, SLG: 0.545	K									2	1	0	0	2	1	2											
48 Tori Hunter, R OBP: 0.298, SLG: 0.364										2	1	1	1	1	0	1											
6 Alberto Callaspo, S OBP: 0.381, SLG: 0.398	G4-3									4	0	1	1	0	0	3											
10 Vernon Wells, R OBP: 0.217, SLG: 0.241		F7								3	0	0	0	1	0	0											
16 Hank Conger, L OBP: 0.327, SLG: 0.500										4	1	1	1	0	0	1											
44 Mark Trumbo, R OBP: 0.274, SLG: 0.446										4	0	2	0	0	0	0											
25 Peter Bourjos, R OBP: 0.337, SLG: 0.495										3	1	0	0	1	1	1											
Inning Stats	R: 0 E: 0 K: 2 S: 10	H: 1 LOB: 2 BB: 1 P: 18	R: 1 E: 0 K: 1 S: 12	H: 2 LOB: 1 BB: 0 P: 20	R: 0 E: 0 K: 0 S: 4	H: 0 LOB: 0 BB: 1 P: 11	R: 0 E: 0 K: 0 S: 5	H: 0 LOB: 0 BB: 0 P: 6	R: 4 E: 0 K: 0 S: 9	H: 2 LOB: 1 BB: 3 P: 29	R: 0 E: 0 K: 0 S: 9	H: 1 LOB: 1 BB: 1 P: 12	R: 0 E: 0 K: 1 S: 9	H: 0 LOB: 1 BB: 1 P: 17	R: 1 E: 0 K: 0 S: 12	H: 1 LOB: 0 BB: 1 P: 19		R: 0 E: 0 K: 0 S: 4	H: 0 LOB: 0 BB: 0 P: 5	1B: 3 2B: 3 3B: 0 HR: 1	SF: 1 SAC: 0 DP: 2 HBP: 0	WP: 1 PB: 0 SB: 2 CS: 1	PA: 38				
PITCHER	IP	WLS	BF	H	R	ER	SO	BB	IBB	HBP	BLK	WP	HR	S	P	ERA	WHIP										
53 Alex Cobb, R ERA: 8.31	4.1		20	4	4	4	3	4	0	0	0	0	1	37	74	8.31	1.846										
21 Andy Sonnanstine, R ERA: 2.89	1.2		6	2	1	1	0	1	0	0	0	0	0	12	22	5.40	1.800										
37 Juan Cruz, R ERA: 2.45	1.0		4	0	0	0	1	1	0	0	0	0	0	9	17	0.00	1.000										
62 Joel Peralta, R ERA: 2.7	1.0	L	4	1	1	1	0	1	0	0	0	1	0	12	19	9.00	2.000										
43 Kyle Farnsworth, R ERA: 0.9	1.0		3	0	0	0	0	0	0	0	0	0	0	4	5	0.00	0.000										

Batter	1	2	3	4	5	6	7	8	9	AB	R	H	RBI	BB	SO	LOB	BOTTOM										
5 Sam Fuld, L OBP: 0.351, SLG: 0.431		G4-3							G4-3	5	1	1	0	0	0	1	Los Angeles Angels @ Tampa Bay Rays Tropicana Field, St. Petersburg, FL Sun May 01 2011, 1:42 PM - 4:46 PM EDT Att: 16,248 - Dome - 72 F livebaseballscorecards.com										
22 Johnny Damon, L OBP: 0.282, SLG: 0.414	F8	G6-3							P5	5	0	0	0	0	0	2											
2 B.J. Upton, R OBP: 0.345, SLG: 0.392									G5-3	4	1	2	1	1	1	0											
20 Matt Joyce, L OBP: 0.411, SLG: 0.519										3	1	3	1	1	0	0											
18 Ben Zobrist, S OBP: 0.316, SLG: 0.587										4	1	1	0	0	1	5											
11 Casey Kotchman, L OBP: 0.385, SLG: 0.438										4	1	1	1	1	0	1		3									
45 Felipe Lopez, S OBP: 0.263, SLG: 0.347										3	0	1	1	1	1	2											
1 Sean Rodriguez, R OBP: 0.323, SLG: 0.464										0	0	0	0	0	0	0											
28 John Jaso, L OBP: 0.286, SLG: 0.453										4	0	2	1	0	1	1											
15 Reid Brignac, L OBP: 0.257, SLG: 0.212										3	0	0	0	0	2	3											
Inning Stats	R: 5 E: 0 K: 1 S: 28	H: 7 LOB: 1 BB: 0 P: 41	R: 0 E: 0 K: 0 S: 10	H: 1 LOB: 2 BB: 1 P: 19	R: 0 E: 0 K: 2 S: 7	H: 0 LOB: 0 BB: 0 P: 11	R: 0 E: 0 K: 0 S: 7	H: 0 LOB: 0 BB: 0 P: 11	R: 0 E: 0 K: 0 S: 5	H: 1 LOB: 2 BB: 1 P: 13	R: 0 E: 0 K: 0 S: 10	H: 1 LOB: 1 BB: 0 P: 15	R: 0 E: 0 K: 3 S: 11	H: 1 LOB: 1 BB: 0 P: 14	R: 0 E: 0 K: 1 S: 5	H: 0 LOB: 1 BB: 1 P: 12	R: 0 E: 0 K: 0 S: 9	H: 0 LOB: 0 BB: 0 P: 11	1B: 8 2B: 3 3B: 0 HR: 0	SF: 0 SAC: 1 DP: 1 HBP: 0	WP: 0 PB: 0 SB: 2 CS: 1	PA: 40					
PITCHER	IP	WLS	BF	H	R	ER	SO	BB	IBB	HBP	BLK	WP	HR	S	P	ERA	WHIP										
52 Tyler Chatwood, R ERA: 4.94	4.0		22	9	5	5	3	2	0	0	0	0	0	14	23	0.00	0.500										
37 Scott Downs, L ERA: 2.51	2.0		7	1	0	0	0	0	0	0	0	0	0	11	14	0.00	1.000										
63 Rich Thompson, R ERA: 2.51	1.0	W	4	1	0	0	3	0	0	0	0	0	0	5	12	0.00	1.000										
56 Fernando Rodney, R ERA: 2.84	1.0	H	3	0	0	0	1	1	0	0	0	0	0	9	11	0.00	0.000										
51 Jordan Walden, R ERA: 0.88	1.0	S	3	0	0	0	0	0	0	0	0	0	0	9	11	0.00	0.000										

Batter	1	2	3	4	5	6	7	8	9	AB	R	H	RBI	BB	SO	LOB	TOP				
13 Maicer Izturis, S OBP: 0.386, SLG: 0.511										4	0	2	0	0	1	1	Los Angeles Angels @ Boston Red Sox Fenway Park, Boston, MA Tue May 03 2011, 7:11 PM - 9:50 PM EDT Att: 37,043 - Cloudy - 64 F				
53 Bobby Abreu, L OBP: 0.403, SLG: 0.362										4	0	0	0	0	2	3					
47 Howie Kendrick, R OBP: 0.373, SLG: 0.521										4	0	0	0	0	2	2					
48 Torii Hunter, R OBP: 0.311, SLG: 0.381										4	1	2	0	0	0	1					
10 Vernon Wells, R OBP: 0.227, SLG: 0.269										3	1	1	0	1	2	0					
2 Erick Aybar, S OBP: 0.328, SLG: 0.397										4	0	1	1	0	1	2					
44 Mark Trumbo, R OBP: 0.273, SLG: 0.474										3	1	1	2	0	2	1					
5 Jeff Mathis, R OBP: 0.217, SLG: 0.316										4	0	1	0	0	1	1					
25 Peter Bourjos, R OBP: 0.330, SLG: 0.476											4	0	1	0	0	1	2				
Inning Stats	R: 0 H: 1 E: 0 K: 1 S: 8	WLS: 27 BF: 13 P: 13	H: 6 R: 1 ER: 0 K: 1 S: 9	H: 1 LOB: 0 BB: 0 P: 10	R: 0 H: 1 E: 1 K: 2 S: 13	H: 1 LOB: 1 BB: 0 P: 19	R: 0 H: 1 E: 0 K: 1 S: 6	H: 0 LOB: 1 BB: 0 P: 10	R: 0 H: 1 E: 0 K: 3 S: 16	H: 1 LOB: 1 BB: 0 P: 19	R: 0 H: 0 E: 0 K: 0 S: 7	H: 0 LOB: 0 BB: 0 P: 9	R: 2 H: 3 E: 0 K: 1 S: 17	H: 3 LOB: 1 BB: 0 P: 24	1B: 6 2B: 3 3B: 0 HR: 1	SF: 1 SAC: 0 DP: 1 HBP: 0	WP: 0 PB: 0 SB: 0 CS: 0	PA: 36			
PITCHER	IP WLS BF H R ER SO BB IBB HBP BLK WP HR S P ERA WHIP	IP WLS BF H R ER SO BB IBB HBP BLK WP HR S P ERA WHIP	IP WLS BF H R ER SO BB IBB HBP BLK WP HR S P ERA WHIP	IP WLS BF H R ER SO BB IBB HBP BLK WP HR S P ERA WHIP	IP WLS BF H R ER SO BB IBB HBP BLK WP HR S P ERA WHIP	IP WLS BF H R ER SO BB IBB HBP BLK WP HR S P ERA WHIP	IP WLS BF H R ER SO BB IBB HBP BLK WP HR S P ERA WHIP	IP WLS BF H R ER SO BB IBB HBP BLK WP HR S P ERA WHIP	IP WLS BF H R ER SO BB IBB HBP BLK WP HR S P ERA WHIP	IP WLS BF H R ER SO BB IBB HBP BLK WP HR S P ERA WHIP	IP WLS BF H R ER SO BB IBB HBP BLK WP HR S P ERA WHIP	IP WLS BF H R ER SO BB IBB HBP BLK WP HR S P ERA WHIP	IP WLS BF H R ER SO BB IBB HBP BLK WP HR S P ERA WHIP	IP WLS BF H R ER SO BB IBB HBP BLK WP HR S P ERA WHIP	IP WLS BF H R ER SO BB IBB HBP BLK WP HR S P ERA WHIP	IP WLS BF H R ER SO BB IBB HBP BLK WP HR S P ERA WHIP	IP WLS BF H R ER SO BB IBB HBP BLK WP HR S P ERA WHIP	IP WLS BF H R ER SO BB IBB HBP BLK WP HR S P ERA WHIP			
31 Jon Lester, L ERA: 2.33	(1, 1)	7.0	W	27	6	1	1	11	1	0	0	0	0	0	0	0	1	66	93	1.29	1.000
51 Daniel Bard, R ERA: 3.29	(8, 1)	1.0	H	3	0	0	0	0	0	0	0	0	0	0	0	0	0	7	9	0.00	0.000
58 Jonathan Papelbon, R ERA: 3.18	(9, 1)	1.0		6	3	2	2	1	0	0	0	0	0	0	0	0	0	17	24	18.00	3.000

AB	34
R	3
H	9
RBI	3
BB	1
SO	12
LOB	13



Batter	1	2	3	4	5	6	7	8	9	AB	R	H	RBI	BB	SO	LOB	BOTTOM				
2 Jacoby Ellsbury, L OBP: 0.336, SLG: 0.472										4	1	1	0	0	1	2	Los Angeles Angels @ Boston Red Sox Fenway Park, Boston, MA Tue May 03 2011, 7:11 PM - 9:50 PM EDT Att: 37,043 - Cloudy - 64 F				
15 Dustin Pedroia, R OBP: 0.366, SLG: 0.345										4	0	0	0	0	1	2					
28 Adrián González, L OBP: 0.375, SLG: 0.479										4	2	2	2	0	1	0					
34 David Ortiz, L OBP: 0.377, SLG: 0.469										4	1	2	1	0	0	0					
12 Jed Lowrie, S OBP: 0.369, SLG: 0.550										4	1	2	1	0	1	0					
7 J.D. Drew, L OBP: 0.341, SLG: 0.333										4	0	0	0	0	3	3					
10 Marco Scutaro, R OBP: 0.279, SLG: 0.279										4	1	2	2	0	1	0					
13 Carl Crawford, L OBP: 0.243, SLG: 0.269										3	1	2	0	1	1	1					
39 Jarrod Saltalamacchia, S OBP: 0.298, SLG: 0.276										4	0	1	1	0	0	2					
Inning Stats	R: 0 H: 0 E: 0 K: 1 S: 7	WLS: 30 BF: 12 P: 12	H: 4 R: 0 ER: 0 K: 0 S: 4	H: 0 LOB: 0 BB: 0 P: 8	R: 0 H: 1 E: 0 K: 1 S: 12	H: 1 LOB: 1 BB: 0 P: 16	R: 0 H: 0 E: 0 K: 0 S: 9	H: 0 LOB: 0 BB: 0 P: 13	R: 0 H: 1 E: 0 K: 3 S: 11	H: 2 LOB: 2 BB: 0 P: 14	R: 2 H: 4 E: 0 K: 2 S: 17	H: 4 LOB: 1 BB: 0 P: 25	R: 1 H: 2 E: 0 K: 1 S: 11	H: 2 LOB: 1 BB: 0 P: 18	R: 4 H: 4 E: 0 K: 1 S: 12	H: 4 LOB: 0 BB: 1 P: 21	1B: 7 2B: 2 3B: 0 HR: 3	SF: 0 SAC: 0 DP: 1 HBP: 0	WP: 0 PB: 0 SB: 1 CS: 0	PA: 36	
PITCHER	IP WLS BF H R ER SO BB IBB HBP BLK WP HR S P ERA WHIP	IP WLS BF H R ER SO BB IBB HBP BLK WP HR S P ERA WHIP	IP WLS BF H R ER SO BB IBB HBP BLK WP HR S P ERA WHIP	IP WLS BF H R ER SO BB IBB HBP BLK WP HR S P ERA WHIP	IP WLS BF H R ER SO BB IBB HBP BLK WP HR S P ERA WHIP	IP WLS BF H R ER SO BB IBB HBP BLK WP HR S P ERA WHIP	IP WLS BF H R ER SO BB IBB HBP BLK WP HR S P ERA WHIP	IP WLS BF H R ER SO BB IBB HBP BLK WP HR S P ERA WHIP	IP WLS BF H R ER SO BB IBB HBP BLK WP HR S P ERA WHIP	IP WLS BF H R ER SO BB IBB HBP BLK WP HR S P ERA WHIP	IP WLS BF H R ER SO BB IBB HBP BLK WP HR S P ERA WHIP	IP WLS BF H R ER SO BB IBB HBP BLK WP HR S P ERA WHIP	IP WLS BF H R ER SO BB IBB HBP BLK WP HR S P ERA WHIP	IP WLS BF H R ER SO BB IBB HBP BLK WP HR S P ERA WHIP	IP WLS BF H R ER SO BB IBB HBP BLK WP HR S P ERA WHIP	IP WLS BF H R ER SO BB IBB HBP BLK WP HR S P ERA WHIP	IP WLS BF H R ER SO BB IBB HBP BLK WP HR S P ERA WHIP	IP WLS BF H R ER SO BB IBB HBP BLK WP HR S P ERA WHIP			
24 Dan Haren, R ERA: 1.78	(1, 1)	7.0	L	30	9	4	4	8	0	0	0	0	0	0	0	0	1	73	108	5.14	1.286
21 Hisanori Takahashi, L ERA: 6.59	(8, 1)	1.0		6	3	3	3	1	1	0	0	0	0	0	0	0	2	10	19	27.00	4.000

AB	35
R	7
H	12
RBI	7
BB	1
SO	9
LOB	10



Batter	1	2	3	4	5	6	7	8	9	AB	R	H	RBI	BB	SO	LOB	TOP				
2 Erick Aybar, S OBP: 0.364, SLG: 0.425	L3						F7			6	2	4	1	0	0	2	Los Angeles Angels @ Boston Red Sox Fenway Park, Boston, MA Thu May 05 2011, 1:39 PM - 4:48 PM EDT Att: 37,013 - Cloudy - 53 F				
47 Howie Kendrick, R OBP: 0.377, SLG: 0.519			G6-3				K			6	1	3	2	0	2	4					
53 Bobby Abreu, L OBP: 0.387, SLG: 0.356	F8		G1-3							6	0	2	3	0	0	5					
48 Tori Hunter, R OBP: 0.329, SLG: 0.376							F8			3	1	1	1	2	0	1					
6 Alberto Callaspo, S OBP: 0.350, SLG: 0.380	G3-1									5	0	2	2	0	0	4					
10 Vernon Wells, R OBP: 0.232, SLG: 0.295										4	1	1	0	0	0	2					
46 Bobby Wilson, R OBP: 0.200, SLG: 0.111										1	0	0	0	0	0	0					
44 Mark Trumbo, R OBP: 0.288, SLG: 0.500										3	1	1	2	2	1	1					
5 Jeff Mathis, R OBP: 0.215, SLG: 0.306										4	1	1	0	0	1	1					
28 Alexi Amarista, L OBP: 0.273, SLG: 0.333										1	0	0	0	0	1	1					
25 Peter Bourjos, R OBP: 0.350, SLG: 0.482										4	4	3	0	0	0	0					
Inning Stats	R: 0 H: 1 E: 0 K: 0 S: 13	H: 1 LOB: 2 BB: 1 P: 20	R: 0 H: 0 E: 0 K: 0 S: 9	H: 0 LOB: 0 BB: 0 P: 11	R: 3 H: 2 E: 0 K: 0 S: 16	H: 2 LOB: 1 BB: 1 P: 31	R: 3 H: 5 E: 0 K: 1 S: 17	H: 5 LOB: 2 BB: 1 P: 29	R: 3 H: 5 E: 1 K: 0 S: 14	H: 5 LOB: 1 BB: 0 P: 19	R: 2 H: 3 E: 0 K: 1 S: 15	H: 3 LOB: 1 BB: 0 P: 20	R: 0 H: 0 E: 0 K: 1 S: 10	H: 0 LOB: 1 BB: 0 P: 19	R: 0 H: 1 E: 0 K: 1 S: 9	H: 1 LOB: 1 BB: 0 P: 11	1B: 13 2B: 5 3B: 0 HR: 1	SF: 0 SAC: 0 DP: 1 HBP: 1	WP: 0 PB: 0 SB: 4 CS: 1	PA: 48	
PITCHER	IP WLS BF H R ER SO BB IBB HBP BLK WP HR S P ERA WHIP	IP WLS BF H R ER SO BB IBB HBP BLK WP HR S P ERA WHIP	IP WLS BF H R ER SO BB IBB HBP BLK WP HR S P ERA WHIP	IP WLS BF H R ER SO BB IBB HBP BLK WP HR S P ERA WHIP	IP WLS BF H R ER SO BB IBB HBP BLK WP HR S P ERA WHIP	IP WLS BF H R ER SO BB IBB HBP BLK WP HR S P ERA WHIP	IP WLS BF H R ER SO BB IBB HBP BLK WP HR S P ERA WHIP	IP WLS BF H R ER SO BB IBB HBP BLK WP HR S P ERA WHIP	IP WLS BF H R ER SO BB IBB HBP BLK WP HR S P ERA WHIP	IP WLS BF H R ER SO BB IBB HBP BLK WP HR S P ERA WHIP	IP WLS BF H R ER SO BB IBB HBP BLK WP HR S P ERA WHIP	IP WLS BF H R ER SO BB IBB HBP BLK WP HR S P ERA WHIP	IP WLS BF H R ER SO BB IBB HBP BLK WP HR S P ERA WHIP	IP WLS BF H R ER SO BB IBB HBP BLK WP HR S P ERA WHIP	IP WLS BF H R ER SO BB IBB HBP BLK WP HR S P ERA WHIP	IP WLS BF H R ER SO BB IBB HBP BLK WP HR S P ERA WHIP	IP WLS BF H R ER SO BB IBB HBP BLK WP HR S P ERA WHIP	IP WLS BF H R ER SO BB IBB HBP BLK WP HR S P ERA WHIP	IP WLS BF H R ER SO BB IBB HBP BLK WP HR S P ERA WHIP	IP WLS BF H R ER SO BB IBB HBP BLK WP HR S P ERA WHIP	IP WLS BF H R ER SO BB IBB HBP BLK WP HR S P ERA WHIP
41 John Lackey, R ERA: 7.16	4.0	L	25	10	8	8	1	3	0	0	0	0	0	0	0	0	18.00	3.250			
48 Scott Atchison, R ERA: 7.36	3.2		18	7	3	3	2	1	0	0	0	0	0	0	0	0	7.36	2.182			
53 Rich Hill, L ERA:	1.1		5	1	0	0	2	0	0	0	0	0	0	0	0	0	0.00	0.750			

Batter	1	2	3	4	5	6	7	8	9	AB	R	H	RBI	BB	SO	LOB	BOTTOM				
2 Jacoby Ellsbury, L OBP: 0.333, SLG: 0.452	G4-3		L9							3	0	1	0	1	0	1	Los Angeles Angels @ Boston Red Sox Fenway Park, Boston, MA Thu May 05 2011, 1:39 PM - 4:48 PM EDT Att: 37,013 - Cloudy - 53 F				
13 Carl Crawford, L OBP: 0.292, SLG: 0.274										3	0	1	0	0	1	1					
54 Darrell McDonald, R OBP: 0.227, SLG: 0.300										1	0	0	0	0	1	2					
20 Kevin Youkilis, R OBP: 0.397, SLG: 0.489										4	0	0	0	0	1	4					
28 Adrián González, L OBP: 0.368, SLG: 0.460										4	0	0	0	0	1	3					
34 David Ortiz, L OBP: 0.390, SLG: 0.467										3	0	3	0	1	0	0					
12 Jed Lowrie, S OBP: 0.372, SLG: 0.539										4	0	1	0	0	1	3					
7 J.D. Drew, L OBP: 0.347, SLG: 0.325										2	0	0	0	2	0	0					
39 Jarrod Saltalamacchia, R OBP: 0.242, SLG: 0.258										3	0	0	0	0	0	4					
10 Marco Scutaro, R OBP: 0.301, SLG: 0.292										2	0	1	0	1	0	0					
Inning Stats	R: 0 H: 0 E: 0 K: 0 S: 9	H: 0 LOB: 0 BB: 0 P: 16	R: 0 H: 0 E: 0 K: 0 S: 11	H: 0 LOB: 1 BB: 1 P: 20	R: 0 H: 0 E: 0 K: 1 S: 9	H: 0 LOB: 1 BB: 1 P: 14	R: 0 H: 1 E: 0 K: 1 S: 15	H: 2 LOB: 2 BB: 1 P: 23	R: 0 H: 2 E: 0 K: 1 S: 13	H: 2 LOB: 2 BB: 0 P: 17	R: 0 H: 1 E: 0 K: 0 S: 4	H: 1 LOB: 0 BB: 0 P: 9	1B: 6 2B: 1 3B: 0 HR: 0	SF: 0 SAC: 0 DP: 4 HBP: 0	WP: 0 PB: 0 SB: 0 CS: 0	PA: 34					
PITCHER	IP WLS BF H R ER SO BB IBB HBP BLK WP HR S P ERA WHIP	IP WLS BF H R ER SO BB IBB HBP BLK WP HR S P ERA WHIP	IP WLS BF H R ER SO BB IBB HBP BLK WP HR S P ERA WHIP	IP WLS BF H R ER SO BB IBB HBP BLK WP HR S P ERA WHIP	IP WLS BF H R ER SO BB IBB HBP BLK WP HR S P ERA WHIP	IP WLS BF H R ER SO BB IBB HBP BLK WP HR S P ERA WHIP	IP WLS BF H R ER SO BB IBB HBP BLK WP HR S P ERA WHIP	IP WLS BF H R ER SO BB IBB HBP BLK WP HR S P ERA WHIP	IP WLS BF H R ER SO BB IBB HBP BLK WP HR S P ERA WHIP	IP WLS BF H R ER SO BB IBB HBP BLK WP HR S P ERA WHIP	IP WLS BF H R ER SO BB IBB HBP BLK WP HR S P ERA WHIP	IP WLS BF H R ER SO BB IBB HBP BLK WP HR S P ERA WHIP	IP WLS BF H R ER SO BB IBB HBP BLK WP HR S P ERA WHIP	IP WLS BF H R ER SO BB IBB HBP BLK WP HR S P ERA WHIP	IP WLS BF H R ER SO BB IBB HBP BLK WP HR S P ERA WHIP	IP WLS BF H R ER SO BB IBB HBP BLK WP HR S P ERA WHIP	IP WLS BF H R ER SO BB IBB HBP BLK WP HR S P ERA WHIP	IP WLS BF H R ER SO BB IBB HBP BLK WP HR S P ERA WHIP	IP WLS BF H R ER SO BB IBB HBP BLK WP HR S P ERA WHIP	IP WLS BF H R ER SO BB IBB HBP BLK WP HR S P ERA WHIP	IP WLS BF H R ER SO BB IBB HBP BLK WP HR S P ERA WHIP
35 Joel Poinerie, R ERA: 2.08	1.1		6	1	0	0	2	1	0	0	0	0	0	0	0	0	1.500	1.500			
45 Francisco Rodriguez, R ERA: 5.4	2.0		8	3	0	0	1	0	0	0	0	0	0	0	0	0	1.500	1.500			

Batter	1	2	3	4	5	6	7	8	9	10	11	AB	R	H	RBI	BB	SO	LOB	TOP			
24 Grady Sizemore, L (1,8) OBP: 0.333, SLG: 0.609	F8		P2		F8			K		G3-1		5	0	0	0	0	1	3				
13 Asdrubal Cabrera, S (1,6) OBP: 0.333, SLG: 0.434	F8			HBP			BB	G6-3		G4-3		3	1	0	0	1	0	0				
17 Shin-Soo Choo, L (1,9) OBP: 0.299, SLG: 0.342	L4						G1-6-3			F7		5	0	0	0	0	1	2				
41 Carlos Santana, S (1,2) OBP: 0.328, SLG: 0.382										F7		5	0	2	0	0	2	0				
48 Travis Hafner, L (1,10) OBP: 0.408, SLG: 0.540										K		2	0	0	1	2	1	1				
20 Orlando Cabrera, R (1,4) OBP: 0.311, SLG: 0.362										P5		4	0	0	0	0	0	4				
23 Michael Brantley, L (1,7) OBP: 0.378, SLG: 0.569										G6-3		4	0	0	0	0	0	0				
7 Matt LaPorta, R (1,3) OBP: 0.336, SLG: 0.479										F9		4	0	1	0	0	1	0				
9 Jack Hannahan, L (1,5) OBP: 0.300, SLG: 0.440										L8		2	0	0	0	2	1	1				
Inning Stats	R: 0 E: 0 K: 0 S: 9	H: 0 LOB: 0 BB: 0 P: 13	R: 0 E: 0 K: 1 S: 7	H: 0 LOB: 1 BB: 1 P: 12	R: 0 E: 0 K: 0 S: 6	H: 0 LOB: 1 BB: 1 P: 15	R: 1 E: 0 K: 1 S: 11	H: 1 LOB: 1 BB: 0 P: 17	R: 0 E: 0 K: 1 S: 8	H: 0 LOB: 2 BB: 2 P: 14	R: 0 E: 0 K: 1 S: 7	H: 0 LOB: 0 BB: 0 P: 13	R: 0 E: 0 K: 1 S: 5	H: 0 LOB: 0 BB: 0 P: 11	R: 0 E: 0 K: 1 S: 8	H: 1 LOB: 1 BB: 0 P: 9	R: 0 E: 0 K: 1 S: 8	H: 0 LOB: 0 BB: 0 P: 13	1B: 2 2B: 1 3B: 0 HR: 0	SF: 0 SAC: 0 DP: 2 HBP: 1	WP: 0 PB: 0 SB: 0 CS: 0	PA: 40
PITCHER	IP WLS BF H R ER SO BB IBB HBP BLK WP HR S P ERA WHIP											IP WLS BF H R ER SO BB IBB HBP BLK WP HR S P ERA WHIP										
52 Tyler Chatwood, R (1,1) ERA: 4.06	1.0	3	0	0	0	1	0	0	0	0	0	0	0	8	16	0.00	0.000					
37 Scott Downs, L (9,1) ERA:	1.0	4	1	0	0	0	0	0	0	0	0	0	0	6	9	0.00	1.000					
51 Jordan Walden, R (10,1) ERA: 1.76	1.0	W	3	0	0	0	1	0	0	0	0	0	0	8	13	0.00	0.000					
56 Fernando Rodney, R (1,1) ERA: 3.07																						

Cleveland Indians @ Los Angeles Angels
Angel Stadium of Anaheim, Anaheim, CA
Fri May 06 2011, 7:10 PM - 10:10 PM PDT
Att. 36,447 - Clear - 67 F

livebaseballscorecards.com

AB 34
R 1
H 3
RBI 1
BB 5
SO 7
LOB 11



Batter	1	2	3	4	5	6	7	8	9	10	11	AB	R	H	RBI	BB	SO	LOB	BOTTOM							
2 Erick Aybar, S (1,6) OBP: 0.378, SLG: 0.436	1B							G5-3				5	1	3	0	0	1	0								
53 Bobby Abreu, L (1,10) OBP: 0.395, SLG: 0.366	G3							K				5	1	3	0	0	1	1								
13 Maicer Izturis, S (1,4) OBP: 0.389, SLG: 0.500	F7							K				5	0	2	1	0	0	3								
48 Torii Hunter, R (1,9) OBP: 0.324, SLG: 0.369	G1-3							F9-5				5	0	1	1	0	1	2								
6 Alberto Callaspo, S (1,5) OBP: 0.363, SLG: 0.593								F9				4	0	3	0	0	0	0								
47 Howie Kendrick, R (1,3) OBP: 0.380, SLG: 0.519								K				4	0	2	0	0	2	1								
10 Vernon Wells, R (1,8) OBP: 0.225, SLG: 0.286								K				4	0	0	0	0	3	3								
16 Hank Conger, L (1,2) OBP: 0.344, SLG: 0.500								F9				4	0	0	0	0	0	1								
28 Alexi Amarista, L (1,7) ERA:								F9				2	0	0	0	0	0	0								
25 Peter Bourjos, R (8,PH) OBP: 0.344, SLG: 0.474								G4-3				2	0	0	0	0	0	0								
Inning Stats	R: 0 E: 0 K: 0 S: 10	H: 1 LOB: 1 BB: 0 P: 19	R: 0 E: 0 K: 1 S: 11	H: 2 LOB: 1 BB: 0 P: 17	R: 0 E: 0 K: 0 S: 7	H: 2 LOB: 1 BB: 1 P: 9	R: 0 E: 0 K: 1 S: 10	H: 2 LOB: 1 BB: 0 P: 12	R: 0 E: 0 K: 1 S: 9	H: 0 LOB: 0 BB: 0 P: 16	R: 1 E: 0 K: 2 S: 11	H: 0 LOB: 0 BB: 0 P: 17	R: 0 E: 0 K: 2 S: 8	H: 0 LOB: 0 BB: 0 P: 10	R: 0 E: 0 K: 1 S: 9	H: 0 LOB: 0 BB: 0 P: 14	R: 0 E: 0 K: 1 S: 10	H: 1 LOB: 1 BB: 0 P: 16	R: 0 E: 0 K: 1 S: 9	H: 0 LOB: 0 BB: 0 P: 15	R: 1 E: 0 K: 0 S: 7	H: 4 LOB: 3 BB: 0 P: 9	1B: 13 2B: 3 3B: 0 HR: 0	SF: 0 SAC: 0 DP: 3 HBP: 0	WP: 0 PB: 0 SB: 1 CS: 0	PA: 40
PITCHER	IP WLS BF H R ER SO BB IBB HBP BLK WP HR S P ERA WHIP											IP WLS BF H R ER SO BB IBB HBP BLK WP HR S P ERA WHIP														
63 Justin Masterson, R (1,1) ERA: 2.11	7.0	26	9	0	1	5	0	0	0	0	0	0	0	66	100	1.29	1.286									
53 Rafael Perez, L (8,1) ERA:	1.0	3	0	0	0	1	0	0	0	0	0	0	0	9	14	0.00	0.000									
52 Vinnie Pestano, R (9,1) ERA: 1.42	1.0	4	1	0	0	1	0	0	0	0	0	0	0	10	16	0.00	1.000									
36 Joe Smith, R (10,1) ERA: 1.17	1.0	3	0	0	0	1	0	0	0	0	0	0	0	9	15	0.00	0.000									
39 Justin Germano, R (11,1) ERA: 5.0	0.0	L	4	4	1	1	0	0	0	0	0	0	0	7	9	=	=									

Cleveland Indians @ Los Angeles Angels
Angel Stadium of Anaheim, Anaheim, CA
Fri May 06 2011, 7:10 PM - 10:10 PM PDT
Att. 36,447 - Clear - 67 F

livebaseballscorecards.com

AB 40
R 2
H 14
RBI 2
BB 0
SO 8
LOB 11




Batter	1	2	3	4	5	6	7	8	9	AB	R	H	RBI	BB	SO	LOB	TOP								
24 Grady Sizemore, L OBP: 0.342, SLG: 0.630	G3		1B		HR		K		2B	5	2	3	1	0	1	1	Cleveland Indians @ Los Angeles Angels Angel Stadium of Anaheim, Anaheim, CA Sun May 08 2011, 12:39 PM - 3:27 PM PDT Att: 40,124 - Cloudy - 65 F								
13 Asdrúbal Cabrera, S OBP: 0.360, SLG: 0.438	P6		K		G3			1B	2B	5	1	2	1	0	1	1									
17 Shin-Soo Choo, L OBP: 0.301, SLG: 0.349	K		1B		F9			F9	K	5	0	1	0	0	2	2									
41 Carlos Santana, S OBP: 0.336, SLG: 0.391		BB	K			L3		1B	K	4	2	1	0	1	2	3									
48 Travis Hafner, L OBP: 0.406, SLG: 0.526 23 Michael Brantley, L OBP: 0.356, SLG: 0.557	K		F7			F7		1B		4	0	1	1	0	1	3									
20 Orlando Cabrera, R OBP: 0.300, SLG: 0.350			1B		G6-3			FC4-6		4	0	1	1	0	1	1									
7 Matt LaPorta, R OBP: 0.333, SLG: 0.464		K			F8		K	HBP		3	0	0	0	0	2	2									
26 Austin Kearns, R OBP: 0.260, SLG: 0.295			G6-3		G6-3		K	K		4	0	1	1	0	2	2									
8 Adam Everett, R OBP: 0.429, SLG: 0.333	K				K				F9	4	0	1	0	0	2	2									
Inning Stats	R: 0 E: 0 K: 1 S: 9	H: 0 LOB: 0 BB: 0 P: 14	R: 1 E: 0 K: 3 S: 18	H: 2 LOB: 2 BB: 1 P: 24	R: 0 E: 0 K: 2 S: 12	H: 2 LOB: 2 BB: 0 P: 18	R: 0 E: 0 K: 0 S: 8	H: 0 LOB: 0 BB: 0 P: 11	R: 1 E: 0 K: 1 S: 12	H: 1 LOB: 0 BB: 0 P: 19	R: 0 E: 0 K: 1 S: 6	H: 0 LOB: 0 BB: 0 P: 9	R: 0 E: 0 K: 3 S: 10	H: 1 LOB: 1 BB: 0 P: 15	R: 2 E: 0 K: 1 S: 15	H: 3 LOB: 2 BB: 0 P: 20	R: 1 E: 0 K: 2 S: 14	H: 2 LOB: 1 BB: 0 P: 24	1B: 8 2B: 2 3B: 0 HR: 1	SF: 0 SAC: 0 DP: 0 HBP: 1	WP: 0 PB: 0 SB: 1 CS: 0	PA: 40			
PITCHER	IP	WLS	BF	H	R	ER	SO	BB	IBB	HBP	BLK	WP	HR	S	P	ERA	WHIP								
24 Dan Haren, R ERA: 1.87	6.2		27	6	2	2	10	1	0	0	0	0	1	72	106	2.70	1.050								
37 Scott Downs, L ERA:	0.1	H	1	0	0	0	1	0	0	0	0	0	0	3	4	0.00	0.000								
56 Fernando Rodney, R ERA: 4.02	1.0	W	7	3	2	2	1	0	0	1	0	0	0	15	20	18.00	3.000								
51 Jordan Walden, R ERA: 2.2	1.0	S	5	2	1	1	2	0	0	0	0	0	0	14	24	9.00	2.000								

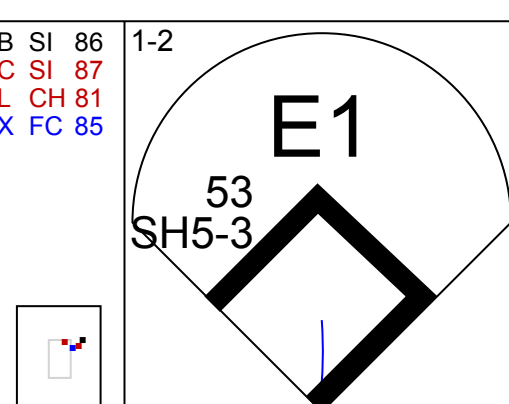
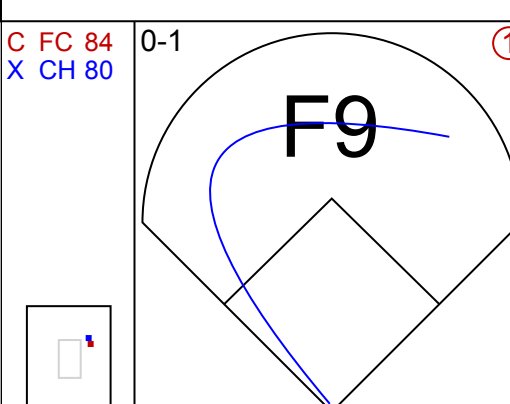
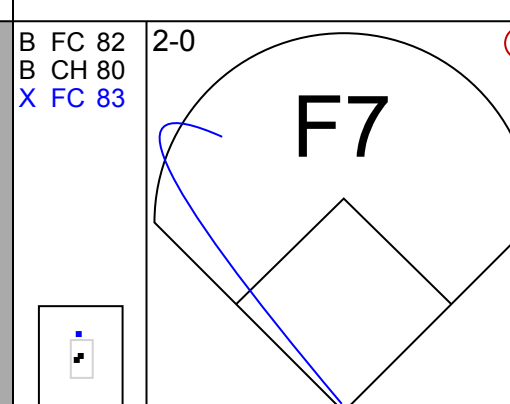
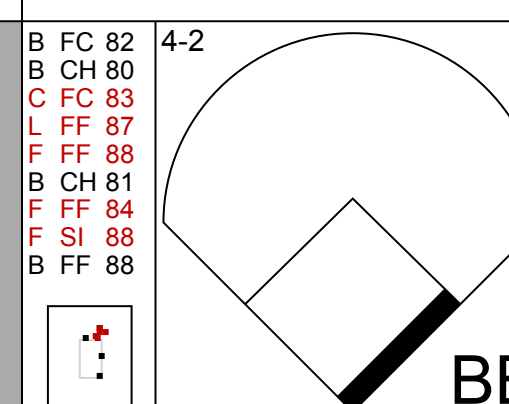
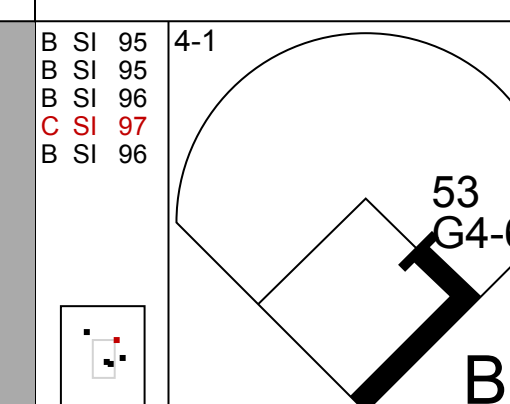
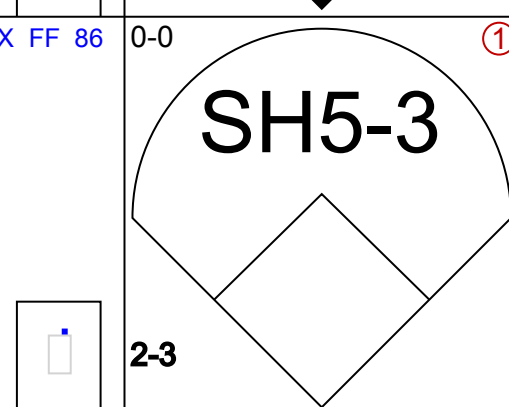
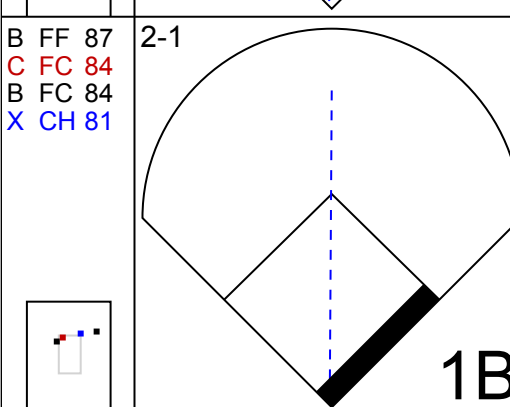
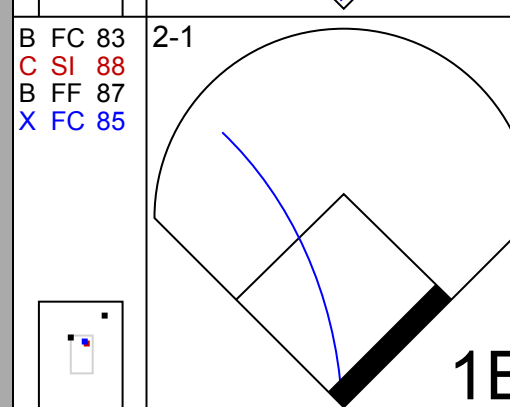
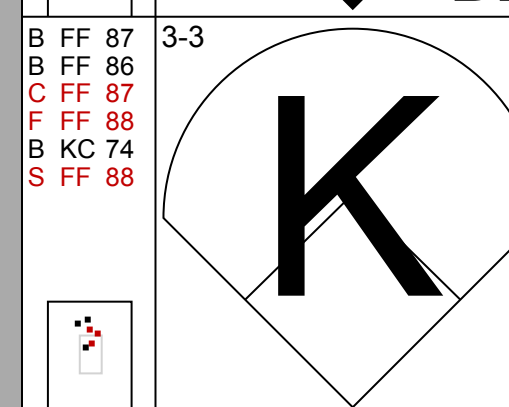
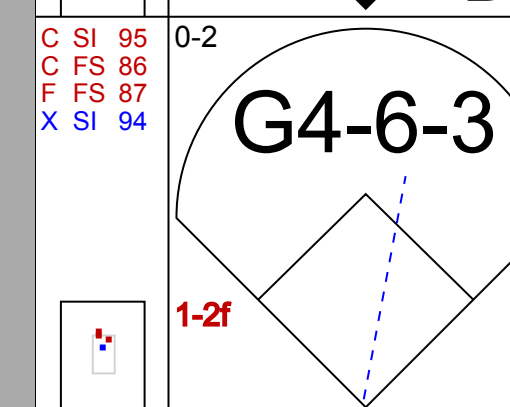
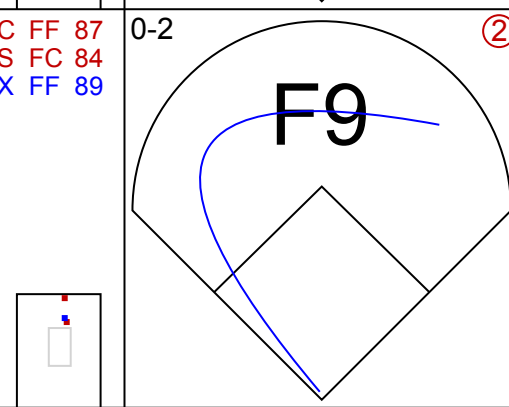
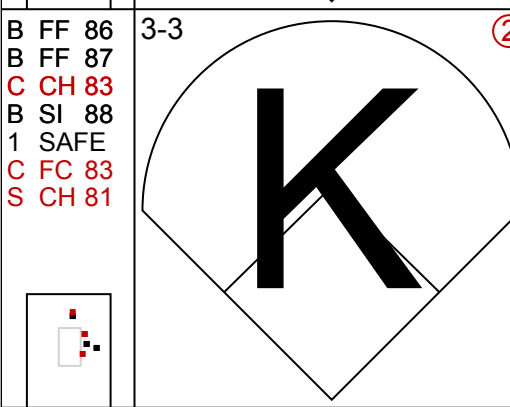
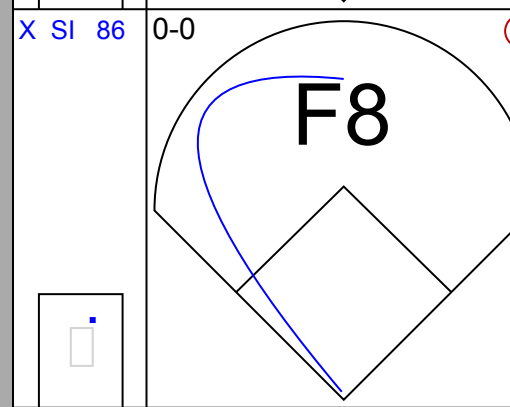
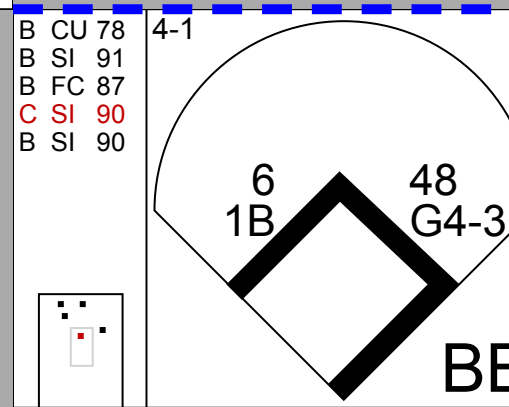
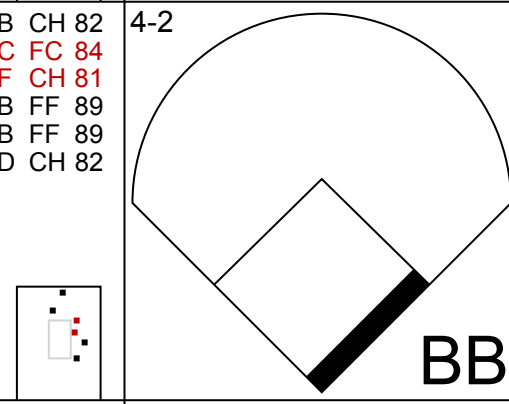
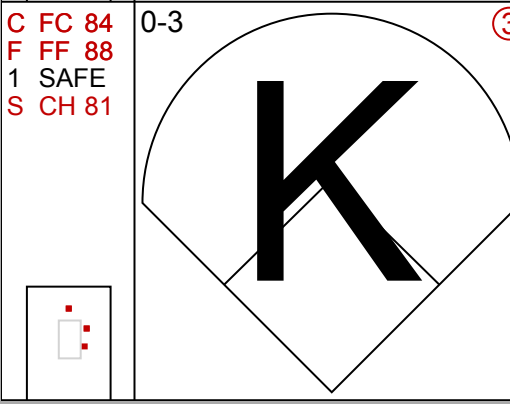

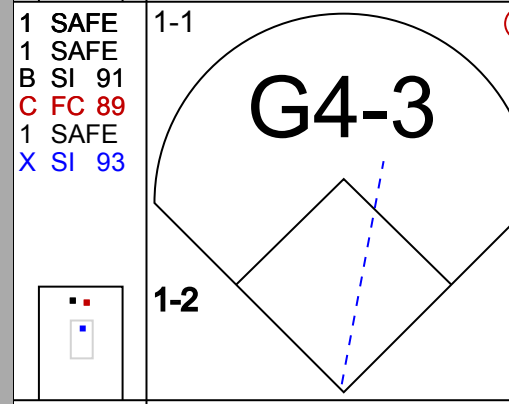
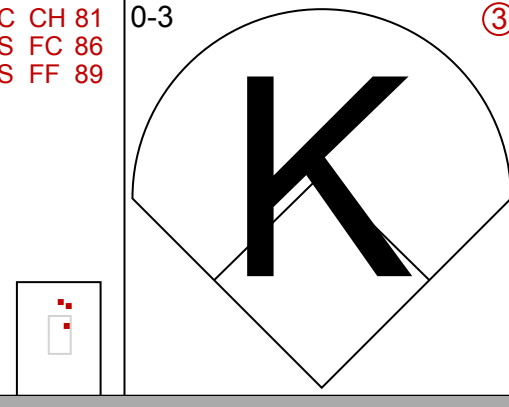


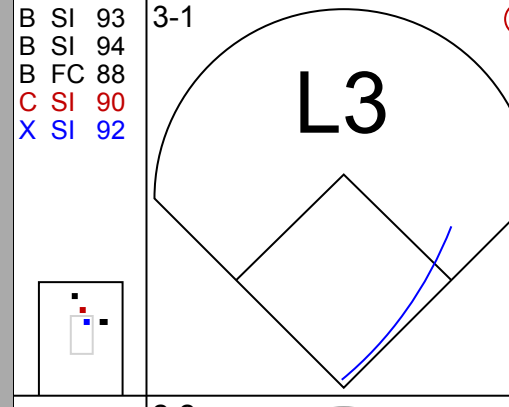
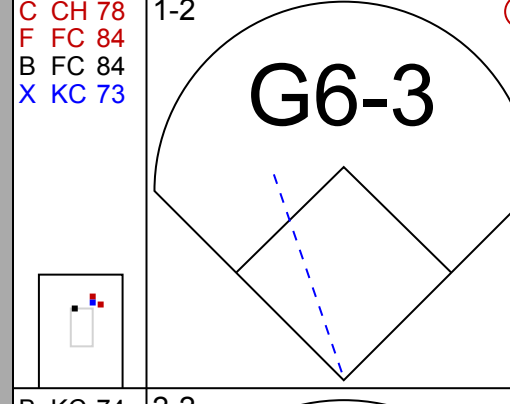
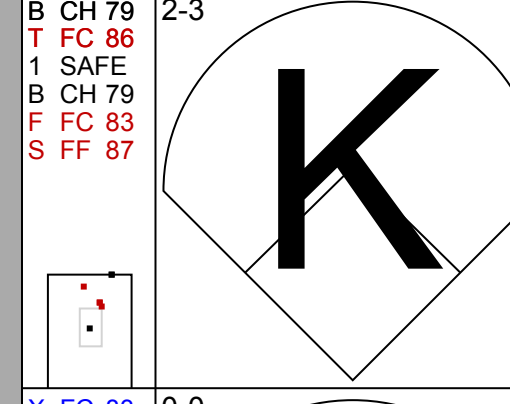
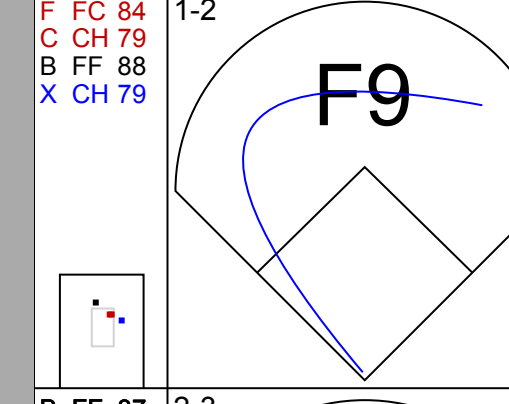
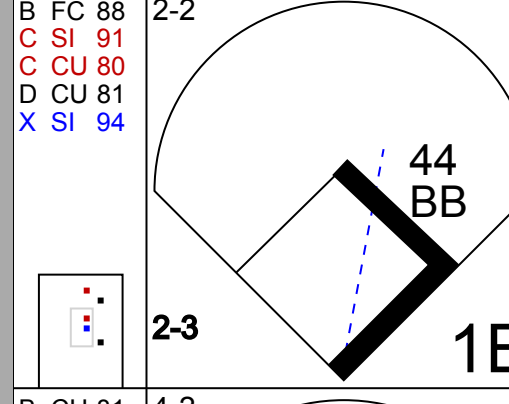
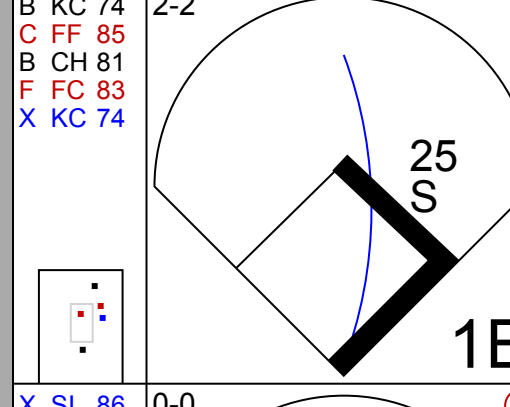
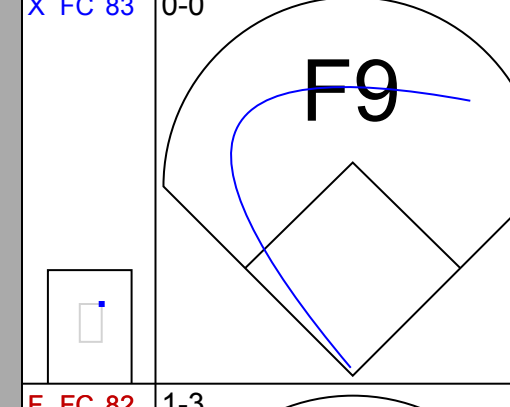
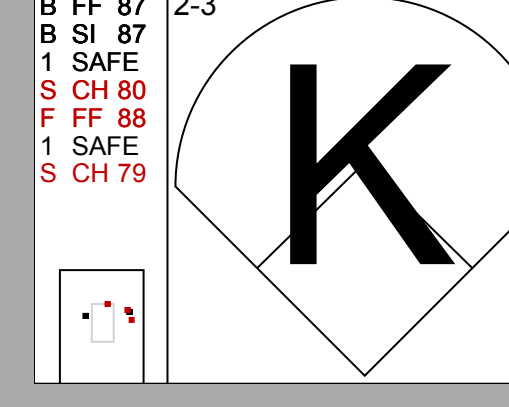
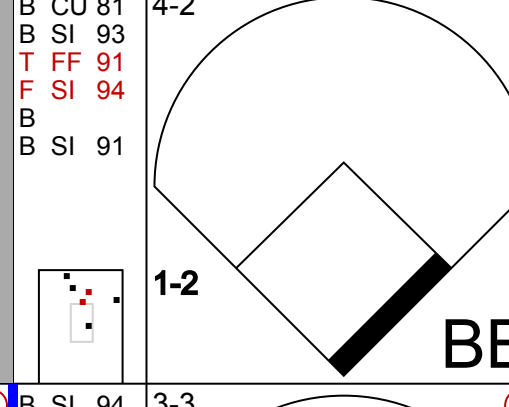
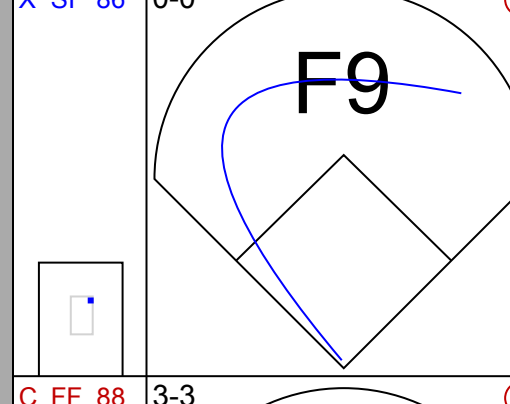
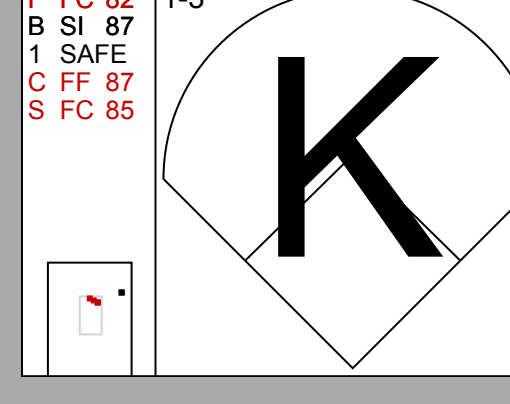
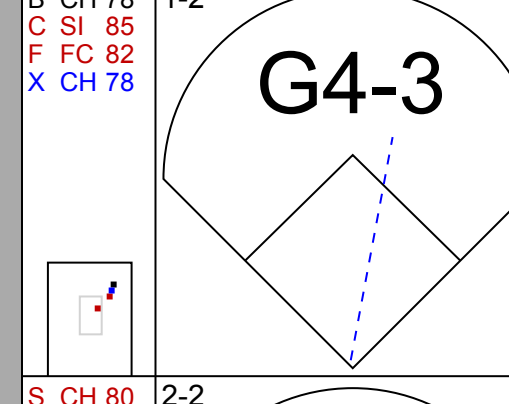
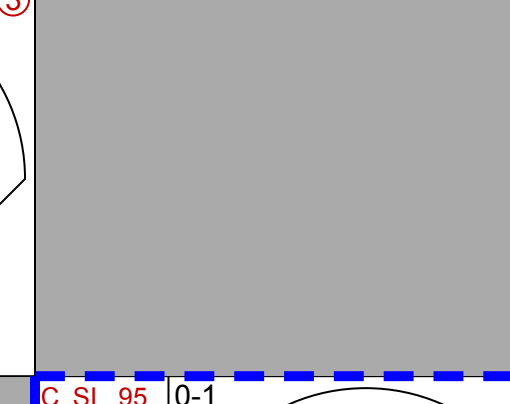
Batter	1	2	3	4	5	6	7	8	9	AB	R	H	RBI	BB	SO	LOB	BOTTOM								
2 Erick Aybar, S OBP: 0.374, SLG: 0.460	K		1B			B1-3	G3	2B		5	0	2	2	0	1	1	Cleveland Indians @ Los Angeles Angels Angel Stadium of Anaheim, Anaheim, CA Sun May 08 2011, 12:39 PM - 3:27 PM PDT Att: 40,124 - Cloudy - 65 F								
53 Bobby Abreu, L OBP: 0.387, SLG: 0.349 48 Tori Hunter, R OBP: 0.320, SLG: 0.358	G3		G3			G3	HBP	G5-3		3	0	0	0	0	0	2									
13 Maicer Izturis, S OBP: 0.380, SLG: 0.482	G4-3				G3-4-1	1B	K			4	1	1	0	0	1	2									
10 Vernon Wells, R OBP: 0.220, SLG: 0.300		K			F7		E5	FC1-4		4	1	0	0	0	1	3									
6 Alberto Callaspo, S OBP: 0.357, SLG: 0.393		G4-3			F8			G5-3		4	1	1	2	0	0	0									
47 Howie Kendrick, R OBP: 0.386, SLG: 0.524			K			K	1B	2B		4	1	2	0	0	2	0									
16 Hank Conger, L OBP: 0.354, SLG: 0.500			K			1B	1B	K		4	0	2	1	0	2	1									
44 Mark Trumbo, R OBP: 0.304, SLG: 0.500			K			1B	P5			4	1	2	0	0	1	2									
25 Peter Bourjos, R OBP: 0.348, SLG: 0.467			1B		L8			1B		3	1	2	1	1	0	2									
Inning Stats	R: 0 E: 0 K: 1 S: 9	H: 0 LOB: 0 BB: 0 P: 14	R: 0 E: 0 K: 2 S: 9	H: 0 LOB: 0 BB: 0 P: 13	R: 0 E: 0 K: 2 S: 13	H: 2 LOB: 2 BB: 0 P: 21	R: 0 E: 0 K: 0 S: 5	H: 0 LOB: 0 BB: 0 P: 7	R: 3 E: 1 K: 0 S: 15	H: 4 LOB: 2 BB: 0 P: 18	R: 0 E: 0 K: 1 S: 10	H: 0 LOB: 2 BB: 1 P: 18	R: 3 E: 0 K: 1 S: 13	H: 4 LOB: 1 BB: 0 P: 22	1B: 9 2B: 3 3B: 0 HR: 0	SF: 0 SAC: 0 DP: 0 HBP: 1	WP: 0 PB: 0 SB: 0 CS: 0	PA: 38							
PITCHER	IP	WLS	BF	H	R	ER	SO	BB	IBB	HBP	BLK	WP	HR	S	P	ERA	WHIP								
55 Roberto Hernandez, R ERA: 3.83	7.0		31	8	3	0	7	1	0	0	0	0	0	7	11	13.50	1.500								
53 Rafael Perez, L ERA: 0.68	0.2	H	3	1	1	1	1	0	0	0	0	0	0	6	11	54.00	9.000								
38 Joe Smith, R ERA: 0.38	0.1	L	4	3	2	2	0	0	0	0	0	0	0	6	11	54.00	9.000								

Batter	1	2	3	4	5	6	7	8	9	AB	R	H	RBI	BB	SO	LOB	TOP										
2 Erick Aybar, S OBP: 0.358, SLG: 0.457										4	1	1	1	0	2	0	Los Angeles Angels @ Texas Rangers Rangers Ballpark in Arlington, Arlington, TX Fri May 13 2011, 8:09 PM - 10:40 PM EDT Att: 45,995 - Clear - 75 F										
53 Bobby Abreu, L OBP: 0.390, SLG: 0.343										3	0	1	0	1	0	0											
13 Maicer Izturis, S OBP: 0.370, SLG: 0.484										4	0	1	0	0	0	1											
48 Torii Hunter, R OBP: 0.314, SLG: 0.360										4	0	0	0	0	1	3											
47 Howie Kendrick, R OBP: 0.372, SLG: 0.510										4	0	0	0	0	0	2											
6 Alberto Callaspo, S OBP: 0.386, SLG: 0.406										4	0	2	0	0	0	0											
16 Hank Conger, L OBP: 0.338, SLG: 0.451										3	0	1	0	1	0	1											
44 Mark Trumbo, R OBP: 0.302, SLG: 0.462										3	0	0	0	0	1	3											
25 Peter Bourjos, R OBP: 0.336, SLG: 0.448										3	0	0	0	0	1	3											
Inning Stats	R: 0 H: 0 E: 0 K: 2 S: 11	H: 0 LOB: 1 BB: 1 P: 18	R: 0 H: 0 E: 0 K: 0 S: 8	H: 0 LOB: 0 BB: 0 P: 14	R: 1 H: 1 E: 0 K: 2 S: 13	H: 1 LOB: 0 BB: 0 P: 18	R: 0 H: 0 E: 0 K: 0 S: 6	H: 0 LOB: 0 BB: 0 P: 12	R: 0 H: 1 E: 0 K: 1 S: 7	H: 1 LOB: 1 BB: 0 P: 13	R: 0 H: 2 E: 0 K: 1 S: 11	H: 1 LOB: 2 BB: 0 P: 14	R: 0 H: 1 E: 0 K: 0 S: 10	H: 1 LOB: 1 BB: 0 P: 17	R: 0 H: 0 E: 0 K: 0 S: 13	H: 0 LOB: 0 BB: 0 P: 16	R: 0 H: 1 E: 0 K: 0 S: 13	H: 1 LOB: 2 BB: 1 P: 18	1B: 4 2B: 1 3B: 0 HR: 1	SF: 0 SAC: 0 DP: 1 HBP: 1	WP: 0 PB: 0 SB: 0 CS: 0	PA: 35					
PITCHER	IP	WLS	BF	H	R	ER	SO	BB	IBB	HBP	BLK	WP	HR	S	P	ERA	WHIP										
41 Alexi Ogando, R ERA: 2.06	6.1	W	25	5	1	1	5	1	0	1	0	0	1	62	99	1.42	0.947										
50 Cody Eppley, R ERA: 8.22	0.2	H	2	0	0	0	0	0	0	0	0	0	0	4	7	0.00	0.000										
28 Darren Oliver, L ERA: 2.25	1.0	H	3	0	0	0	0	0	0	0	0	0	0	13	16	0.00	0.000										
30 Nefthali Feliz, R ERA: 0.79	1.0	S	5	1	0	0	0	1	0	0	0	0	0	13	18	0.00	2.000										

Batter	1	2	3	4	5	6	7	8	9	AB	R	H	RBI	BB	SO	LOB	BOTTOM										
20 Julio Borbon, L OBP: 0.305, SLG: 0.348										3	0	0	0	0	3	1	Los Angeles Angels @ Texas Rangers Rangers Ballpark in Arlington, Arlington, TX Fri May 13 2011, 8:09 PM - 10:40 PM EDT Att: 45,995 - Clear - 75 F										
23 Craig Gentry, R OBP: 0.333, SLG: 0.250										4	1	2	2	0	0	0											
1 Elvis Andrus, R OBP: 0.324, SLG: 0.358										4	1	2	0	0	0	0											
5 Ian Kinsler, R OBP: 0.335, SLG: 0.429										4	1	2	0	0	0	0											
10 Michael Young, R OBP: 0.387, SLG: 0.520										4	0	2	1	0	1	2											
19 Chris Davis, L OBP: 0.333, SLG: 0.406										0	0	0	0	0	0	0											
18 Mitch Moreland, L OBP: 0.366, SLG: 0.527										4	0	0	0	0	0	2											
29 Adrián Beltré, R OBP: 0.288, SLG: 0.482										3	1	1	1	0	1	1											
7 David Murphy, L OBP: 0.325, SLG: 0.376										3	0	0	0	0	2	1											
25 Mike Napoli, R OBP: 0.360, SLG: 0.507										2	1	0	0	1	0	0											
8 Yovit Torrealba, R OBP: 0.248, SLG: 0.358										3	0	0	0	0	0	1											
Inning Stats	R: 1 H: 2 E: 0 K: 1 S: 11	H: 2 LOB: 1 BB: 0 P: 20	R: 0 H: 0 E: 0 K: 1 S: 8	H: 0 LOB: 0 BB: 0 P: 11	R: 0 H: 0 E: 0 K: 1 S: 11	H: 0 LOB: 0 BB: 0 P: 16	R: 1 H: 2 E: 0 K: 1 S: 14	H: 2 LOB: 1 BB: 0 P: 21	R: 1 H: 2 E: 0 K: 1 S: 12	H: 2 LOB: 2 BB: 1 P: 22	R: 1 H: 1 E: 0 K: 1 S: 9	H: 1 LOB: 0 BB: 0 P: 17	R: 0 H: 0 E: 0 K: 0 S: 7	H: 0 LOB: 0 BB: 0 P: 8	R: 0 H: 0 E: 0 K: 1 S: 6	H: 0 LOB: 0 BB: 0 P: 8	R: 0 H: 0 E: 0 K: 1 S: 6	H: 0 LOB: 0 BB: 0 P: 8	1B: 3 2B: 2 3B: 0 HR: 2	SF: 0 SAC: 0 DP: 0 HBP: 0	WP: 0 PB: 0 SB: 0 CS: 0	PA: 32					
PITCHER	IP	WLS	BF	H	R	ER	SO	BB	IBB	HBP	BLK	WP	HR	S	P	ERA	WHIP										
36 Jered Weaver, R ERA: 2.26	6.0	L	26	7	4	4	6	1	0	0	0	0	2	65	107	6.00	1.333										
40 Kevin Jepsen, R ERA: 7.5	1.0		3	0	0	0	0	0	0	0	0	0	0	7	8	0.00	0.000										
22 Trevor Bell, R ERA: 3.38	1.0		3	0	0	0	1	0	0	0	0	0	0	6	8	0.00	0.000										


AB	32
R	1
H	6
RBI	1
BB	2
SO	5
LOB	13

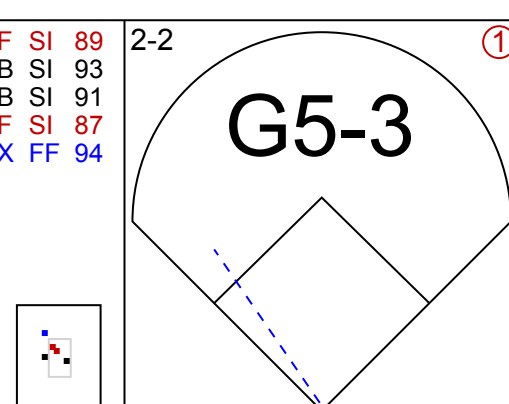
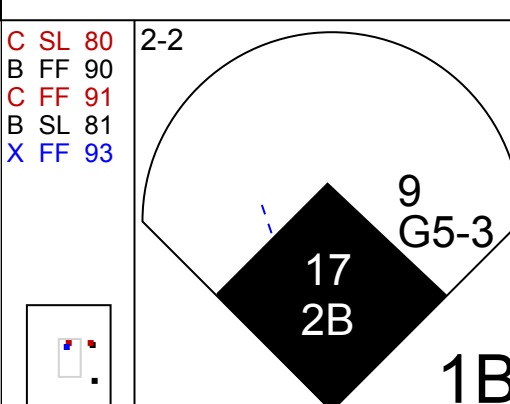

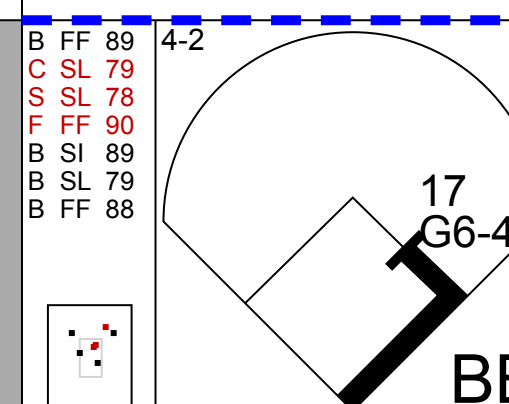

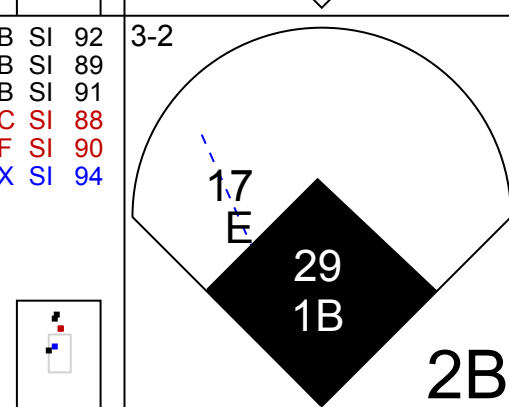
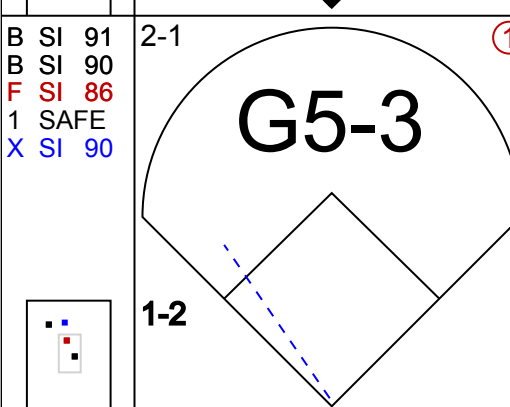

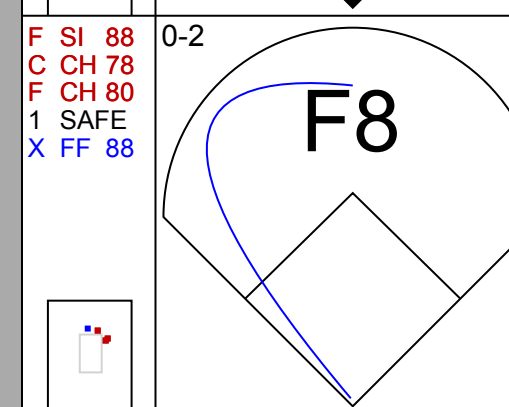

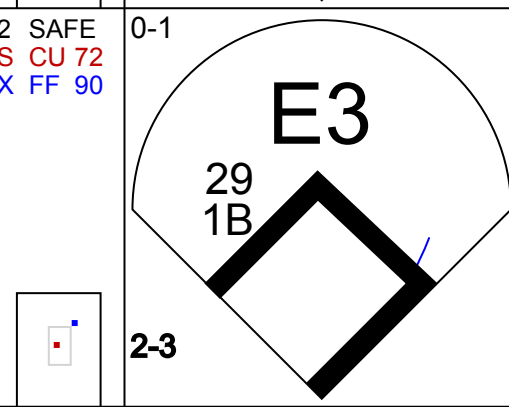
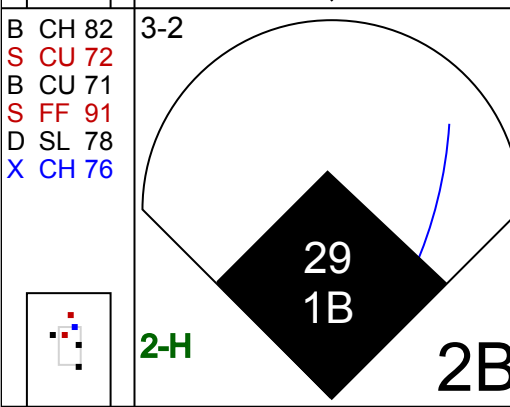
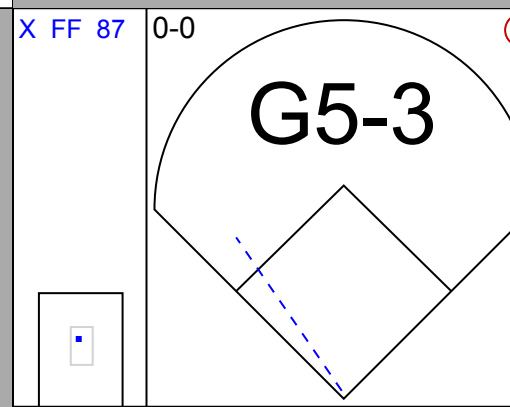
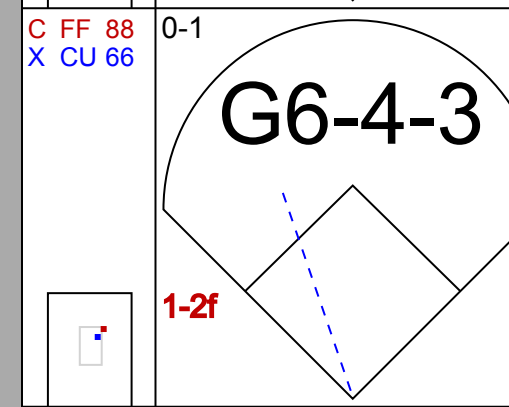

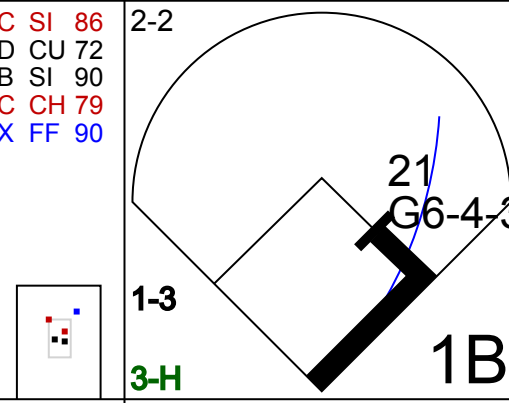
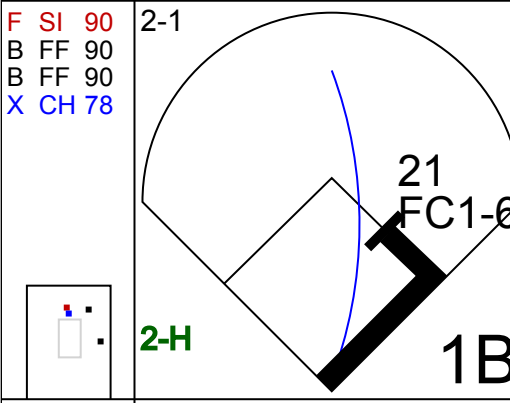
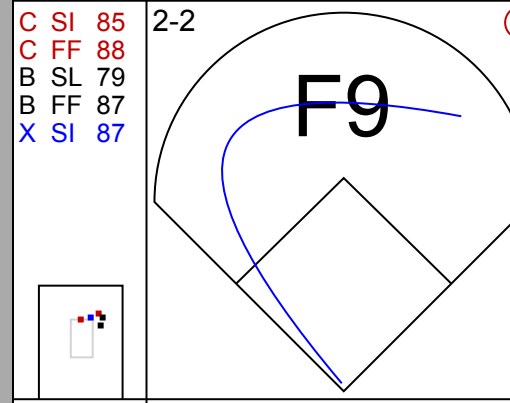
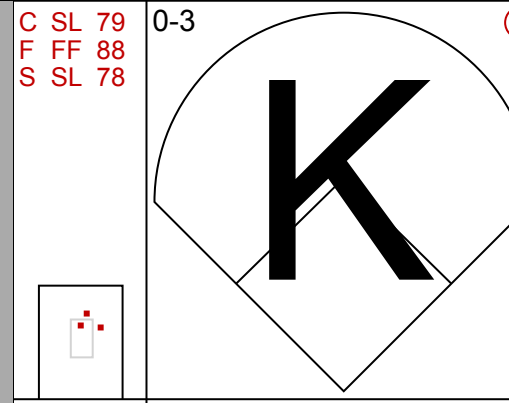
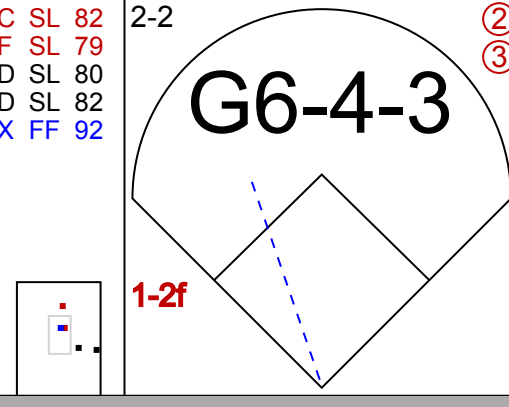
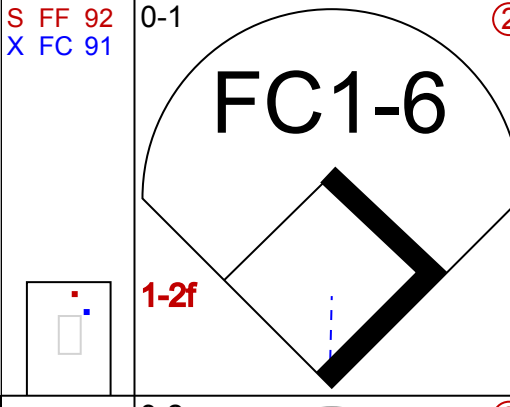
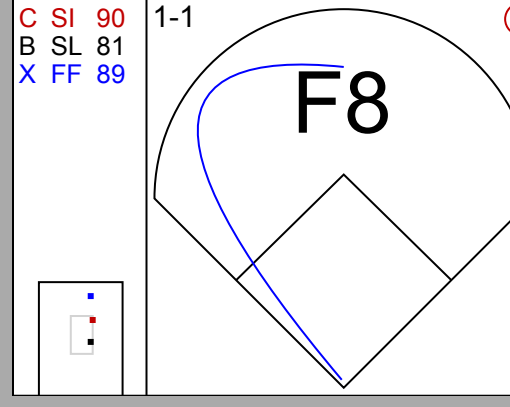
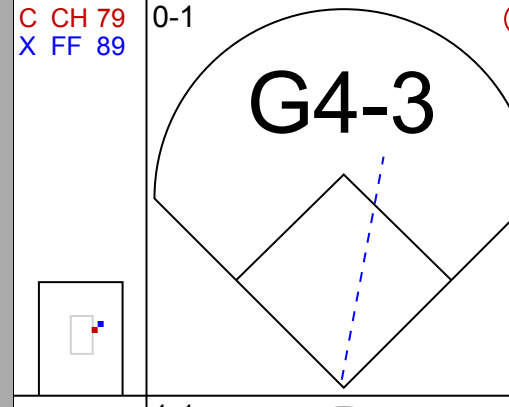
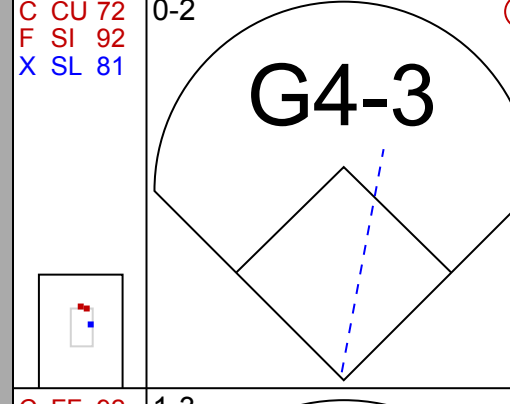

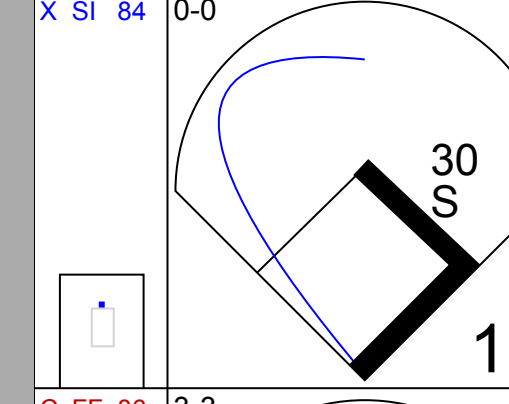
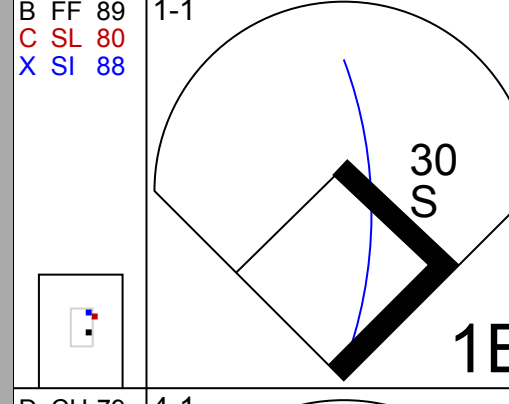
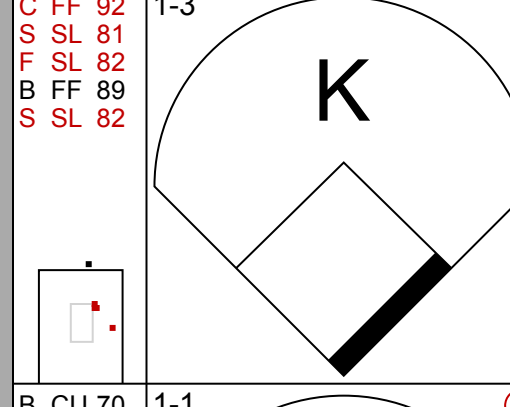
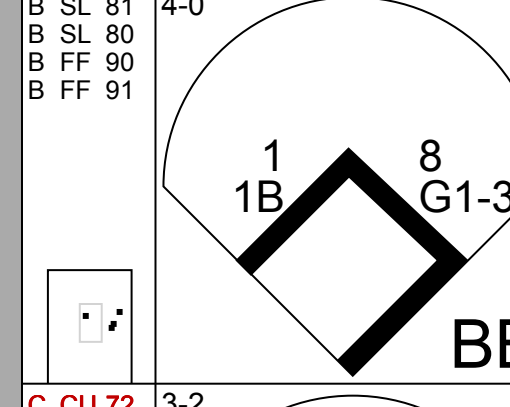
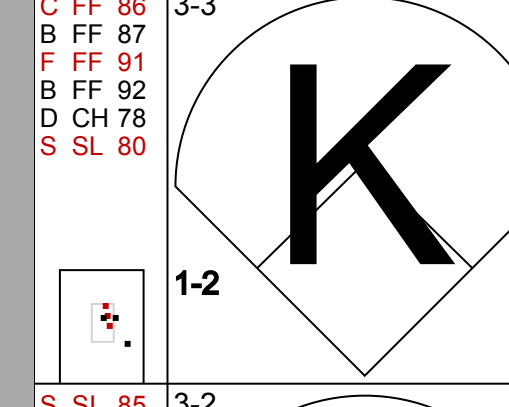
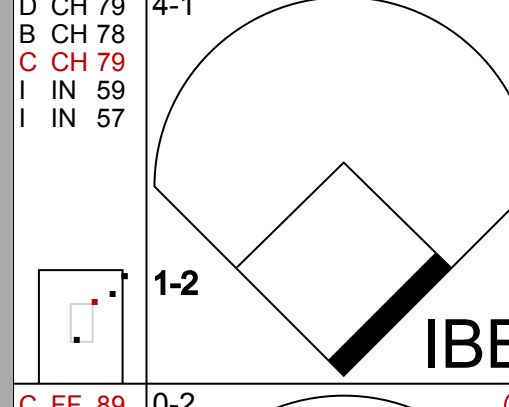
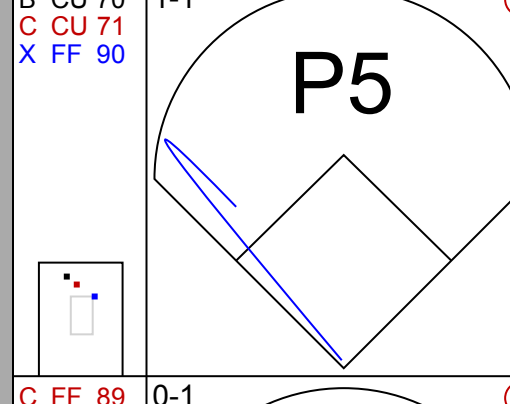
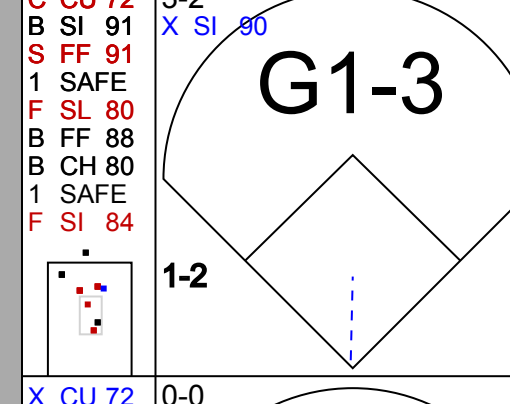
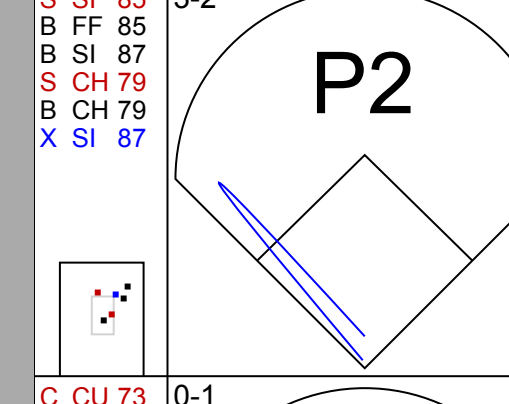
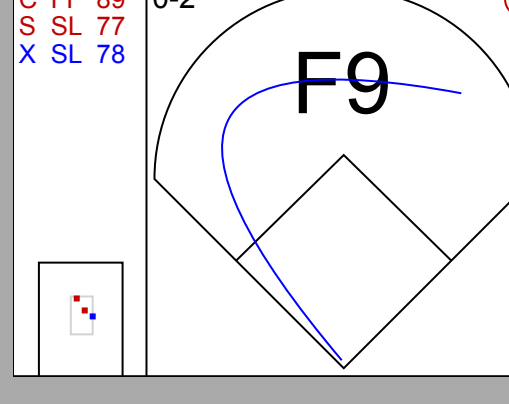
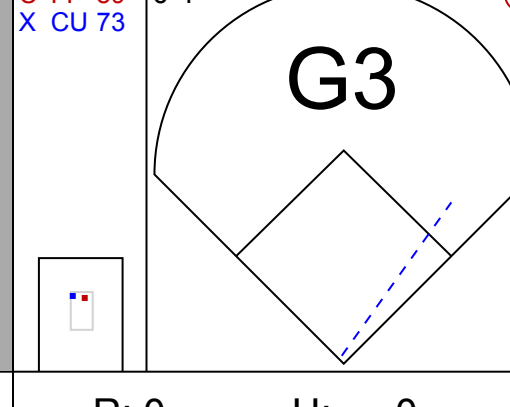
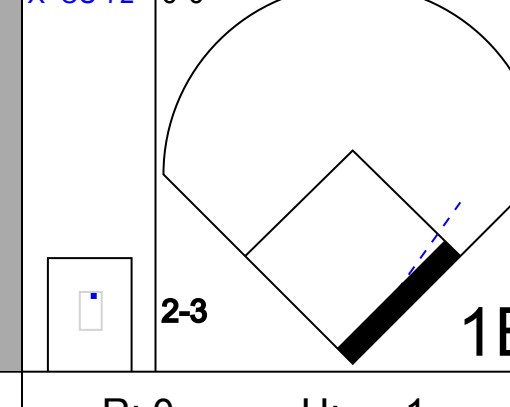
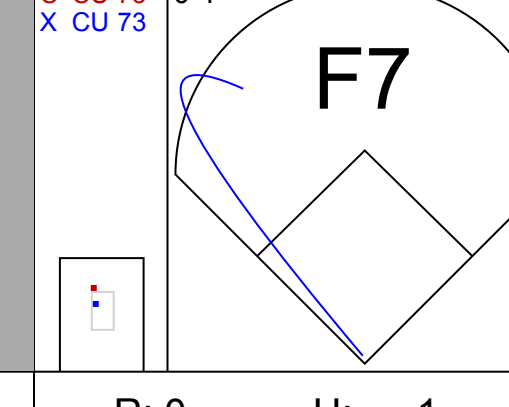


Batter	1	2	3	4	5	6	7	8	9	AB	R	H	RBI	BB	SO	LOB	TOP			
2 Erick Aybar, S OBP: 0.353, SLG: 0.448										3	0	0	0	2	0	0				
53 Bobby Abreu, L OBP: 0.376, SLG: 0.327										4	0	2	0	0	1	2				
13 Maicer Izturis, S OBP: 0.378, SLG: 0.462										3	0	0	0	1	1	3				
48 Tori Hunter, R OBP: 0.311, SLG: 0.331										3	0	0	0	1	1	2				
47 Howie Kendrick, R OBP: 0.380, SLG: 0.497										3	0	1	0	0	1	3				
6 Alberto Callaspo, S OBP: 0.361, SLG: 0.405										4	0	1	0	0	1	2				
44 Mark Trumbo, R OBP: 0.295, SLG: 0.433										3	0	1	0	1	1	2				
5 Jeff Mathis, R OBP: 0.209, SLG: 0.277										3	0	0	0	0	1	2				
16 Hank Conger, L OBP: 0.325, SLG: 0.432										1	0	0	0	0	1	3				
25 Peter Bourjos, R OBP: 0.305, SLG: 0.397										3	0	0	0	0	2	1				
28 Alexi Amarista, L OBP: 0.211, SLG: 0.353										1	0	0	0	0	0	0				
Inning Stats	R: 0 H: 0 E: 1 K: 1 S: 12	H: 0 LOB: 2 BB: 1 P: 17	R: 0 H: 1 E: 0 K: 1 S: 12	H: 1 LOB: 1 BB: 0 P: 18	R: 0 H: 1 E: 0 K: 2 S: 10	H: 1 LOB: 1 BB: 0 P: 15	R: 0 H: 1 E: 0 K: 2 S: 10	H: 1 LOB: 1 BB: 0 P: 14	R: 0 H: 0 E: 0 K: 1 S: 10	H: 0 LOB: 1 BB: 0 P: 16	R: 0 H: 0 E: 0 K: 1 S: 14	H: 0 LOB: 1 BB: 1 P: 24	R: 0 H: 1 E: 0 K: 1 S: 13	H: 1 LOB: 3 BB: 2 P: 30	R: 0 H: 0 E: 0 K: 0 S: 7	H: 0 LOB: 0 BB: 1 P: 11	1B: 5 2B: 0 3B: 0 HR: 0	SF: 0 SAC: 1 DP: 1 HBP: 1	WP: 0 PB: 0 SB: 1 CS: 0	PA: 38
PITCHER	IP	WLS	BF	H	R	ER	SO	BB	IBB	HBP	BLK	WP	HR	S	P	ERA	WHIP			
38 Jason Vargas, L ERA: 3.39	7.0	W	29	4	0	0	9	2	0	1	0	0	0	75	115	0.00	0.857			
50 Jamey Wright, R ERA: 1.5	1.0	H	6	1	0	0	1	2	0	0	0	0	0	13	30	0.00	3.000			
43 Brandon League, R ERA: 6.5	1.0	S	3	0	0	0	0	1	0	0	0	0	0	7	11	0.00	1.000			

Los Angeles Angels @ Seattle Mariners
Safeco Field, Seattle, WA
Wed May 18 2011, 7:11 PM - 10:01 PM PDT
Att. 16,993 - Clear - 65 F


AB 31
R 0
H 5
RBI 0
BB 5
SO 10
LOB 20



Batter	1	2	3	4	5	6	7	8	9	AB	R	H	RBI	BB	SO	LOB	BOTTOM			
51 Ichiro Suzuki, L OBP: 0.356, SLG: 0.343										3	1	1	0	1	1	2				
9 Chone Figgins, S OBP: 0.265, SLG: 0.309										4	1	1	0	0	1	4				
17 Justin Smoak, S OBP: 0.388, SLG: 0.512										4	1	1	1	0	0	2				
29 Jack Cust, L OBP: 0.367, SLG: 0.295										4	0	2	2	0	1	0				
21 Franklin Gutierrez, R OBP: 0.281, SLG: 0.309										4	0	0	0	0	0	3				
4 Adam Kennedy, L OBP: 0.290, SLG: 0.436										4	0	2	0	0	0	1				
30 Miguel Olivo, R OBP: 0.271, SLG: 0.288										2	0	0	0	2	2	1				
8 Carlos Peguero, L OBP: 0.172, SLG: 0.357										4	0	0	0	0	0	5				
1 Luis Antonio Rodriguez, S OBP: 0.281, SLG: 0.309										3	0	1	0	0	0	2				
Inning Stats	R: 1 H: 2 E: 1 K: 0 S: 14	H: 0 LOB: 1 BB: 0 P: 23	R: 0 H: 0 E: 0 K: 1 S: 11	H: 0 LOB: 0 BB: 0 P: 13	R: 2 H: 3 E: 1 K: 0 S: 17	H: 3 LOB: 1 BB: 0 P: 29	R: 0 H: 1 E: 0 K: 2 S: 15	H: 1 LOB: 2 BB: 1 P: 26	R: 0 H: 0 E: 0 K: 0 S: 6	H: 1 LOB: 0 BB: 0 P: 9	R: 0 H: 1 E: 0 K: 1 S: 9	H: 0 LOB: 0 BB: 1 P: 15	R: 0 H: 0 E: 0 K: 1 S: 9	H: 0 LOB: 0 BB: 1 P: 13	R: 0 H: 1 E: 0 K: 1 S: 11	H: 1 LOB: 2 BB: 1 P: 16	1B: 6 2B: 2 3B: 0 HR: 0	SF: 0 SAC: 0 DP: 2 HBP: 0	WP: 1 PB: 0 SB: 2 CS: 0	PA: 35
PITCHER	IP	WLS	BF	H	R	ER	SO	BB	IBB	HBP	BLK	WP	HR	S	P	ERA	WHIP			
36 Jared Weaver, R ERA: 2.45	6.0	L	27	7	3	3	4	1	0	0	0	0	0	20	29	0.00	1.333			
21 Hisanori Takahashi, L ERA: 4.82	2.0		8	1	0	0	1	1	1	0	0	0	0	20	29	0.00	1.000			

Los Angeles Angels @ Seattle Mariners
Safeco Field, Seattle, WA
Wed May 18 2011, 7:11 PM - 10:01 PM PDT
Att. 16,993 - Clear - 65 F

AB 32
R 3
H 8
RBI 3
BB 3
SO 5
LOB 20



Batter	1	2	3	4	5	6	7	8	9	AB	R	H	RBI	BB	SO	LOB	TOP				
2 Erick Aybar, S OBP: 0.343, SLG: 0.434	G4-3		K		F7		F9			4	0	0	0	0	1	2					
53 Bobby Abreu, L OBP: 0.376, SLG: 0.327	F8							F8		3	0	1	0	1	0	0					
13 Maicer Izturis, S OBP: 0.369, SLG: 0.449	P3		F8		G4-6-3			F8		4	0	0	0	0	0	3					
48 Tori Hunter, R OBP: 0.304, SLG: 0.324	G4-3			K		G5-3		L1		4	0	0	0	0	1	0					
47 Howie Kendrick, R OBP: 0.388, SLG: 0.520										4	1	3	1	0	0	0					
77 Reggie Willits, S	16 2B			HR		G6-3				0	0	0	0	0	0	0					
6 Alberto Callaspo, S OBP: 0.353, SLG: 0.395	P5		G4-3		G4-3			F8		4	0	0	0	0	0	2					
16 Hank Conger, L OBP: 0.333, SLG: 0.442										3	0	1	0	1	1	0					
44 Mark Trumbo, R OBP: 0.295, SLG: 0.431										3	0	1	0	0	0	3					
28 Alexi Amarista, L OBP: 0.227, SLG: 0.400			P4							3	0	1	0	0	0	1					
Inning Stats	R: 0 E: 0 K: 0 S: 11	H: 0 LOB: 0 BB: 0 P: 13	R: 0 E: 0 K: 0 S: 13	H: 2 LOB: 2 BB: 0 P: 18	R: 0 E: 0 K: 1 S: 10	H: 1 LOB: 1 BB: 0 P: 11	R: 1 E: 0 K: 1 S: 13	H: 1 LOB: 1 BB: 1 P: 21	R: 0 E: 0 K: 0 S: 8	H: 0 LOB: 0 BB: 0 P: 12	R: 0 E: 0 K: 0 S: 8	H: 1 LOB: 1 BB: 0 P: 12	R: 0 E: 0 K: 0 S: 8	H: 0 LOB: 0 BB: 0 P: 8	R: 0 E: 0 K: 1 S: 8	H: 1 LOB: 0 BB: 0 P: 12	1B: 4 2B: 2 3B: 0 HR: 1	SF: 0 SAC: 0 DP: 1 HBP: 0	WP: 0 PB: 0 SB: 0 CS: 1	PA: 34	
PITCHER	IP	WLS	BF	H	R	ER	SO	BB	IBB	HBP	BLK	WP	HR	S	P	ERA	WHIP				
58 Doug Fister, R ERA: 2.93	8.0		31	6	1	1	2	2	0	0	0	0	1	79	110	1.12	1.000				
39 David Pauley, R ERA: 1.11	1.0	W	3	1	0	0	1	0	0	0	0	0	0	8	12	0.00	1.000				

Los Angeles Angels @ Seattle Mariners
Safeco Field, Seattle, WA
Thu May 19 2011, 12:41 PM - 2:51 PM PDT
Att: 18,386 - Sunny - 58 F


AB 32
R 1
H 7
RBI 1
BB 2
SO 3
LOB 11

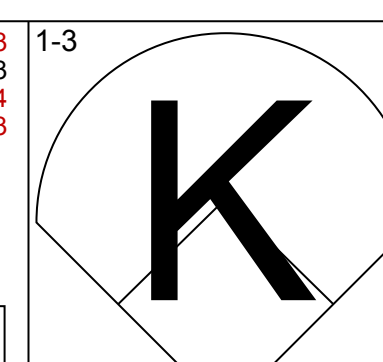
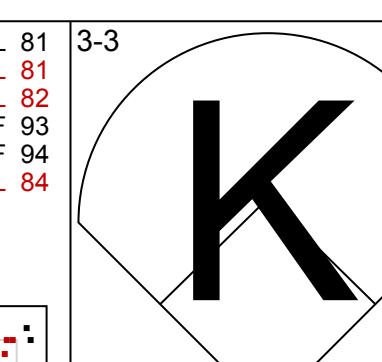
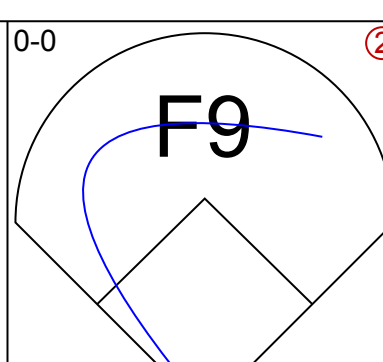
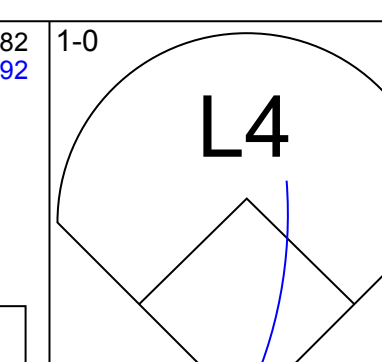
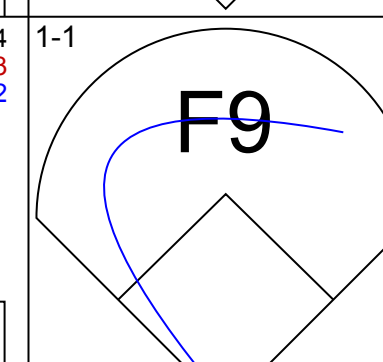
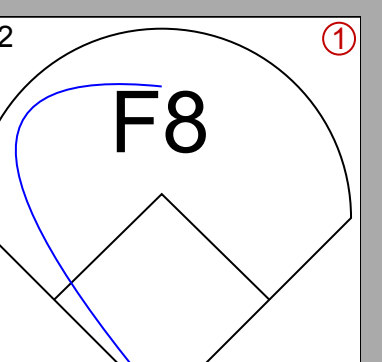
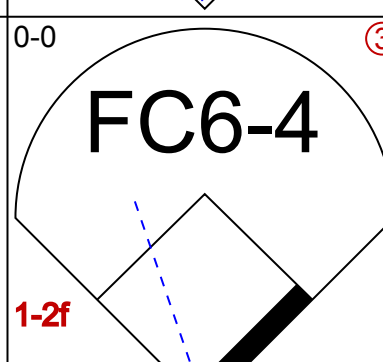
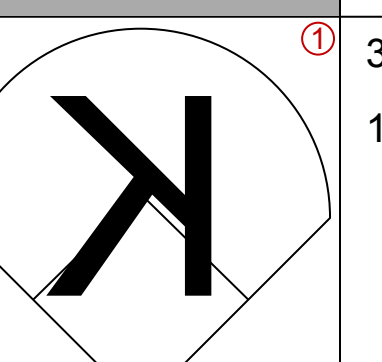
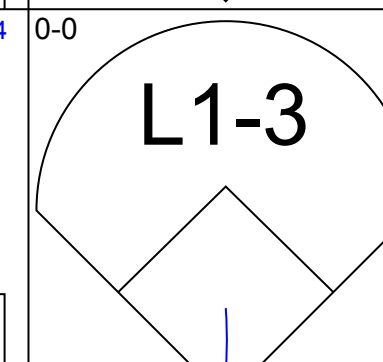
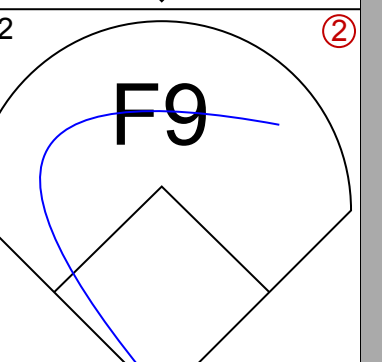
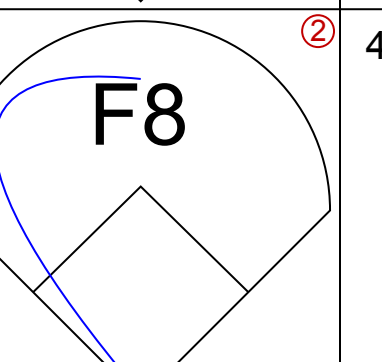

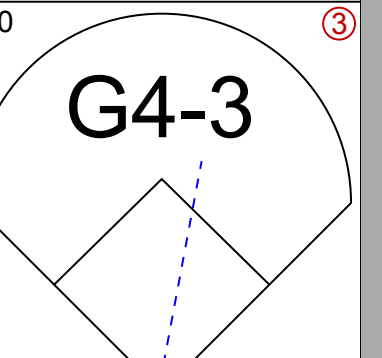
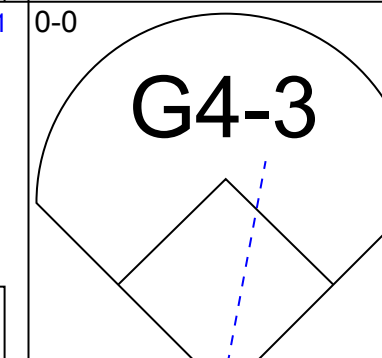
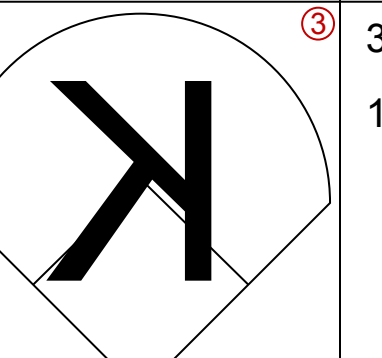
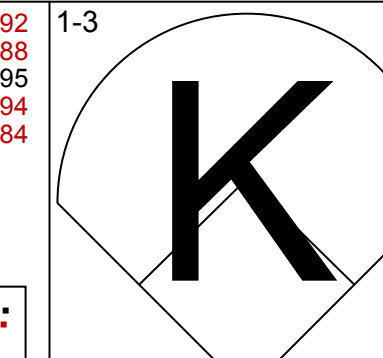
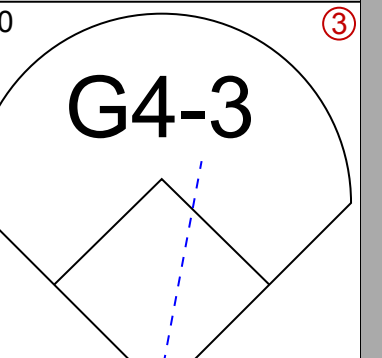
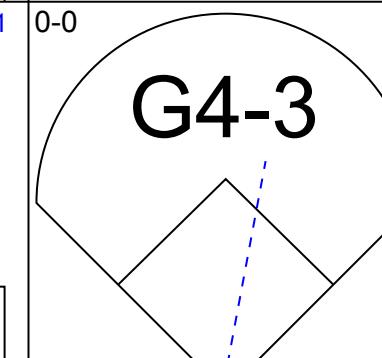
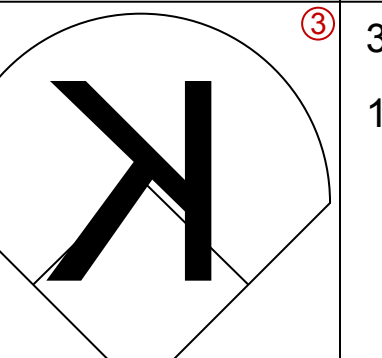
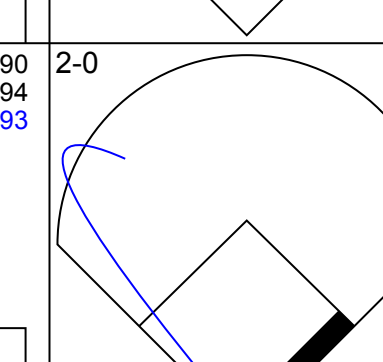
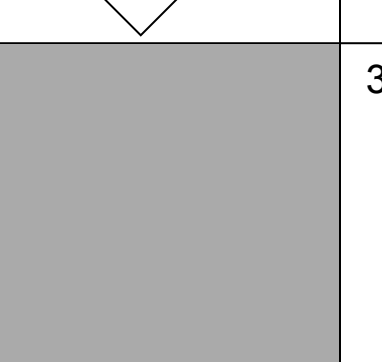
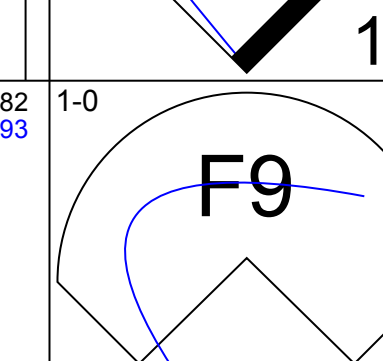
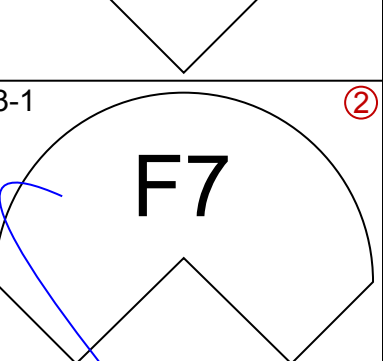
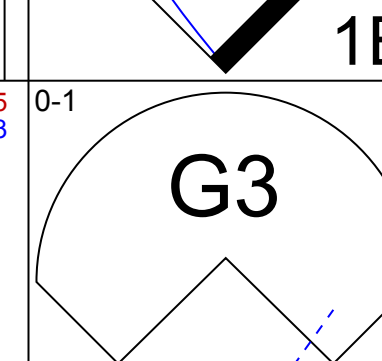
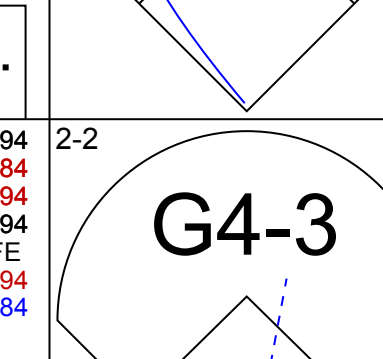
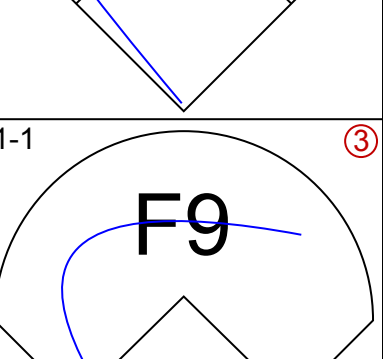
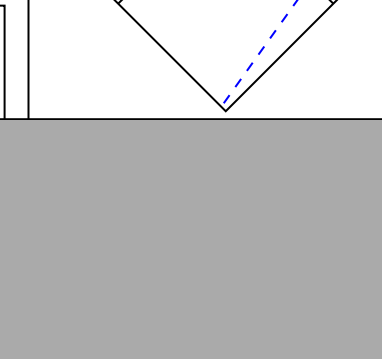
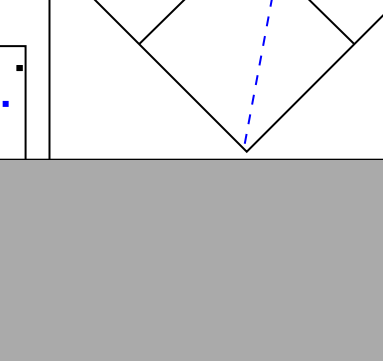
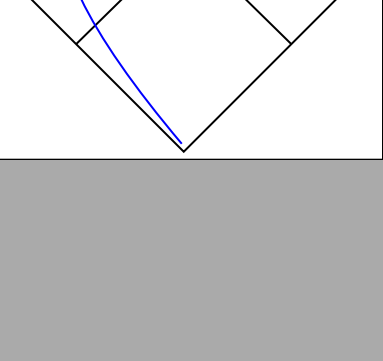
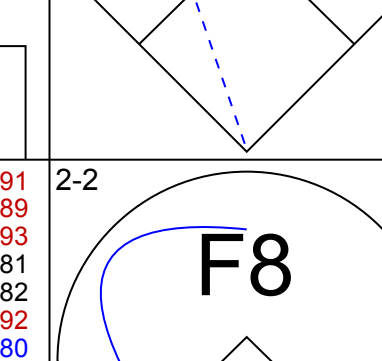

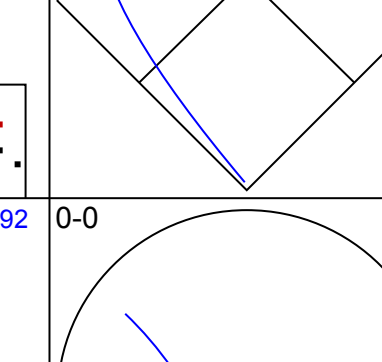
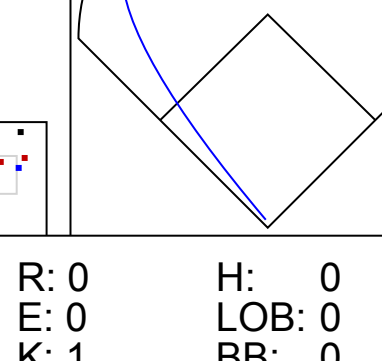
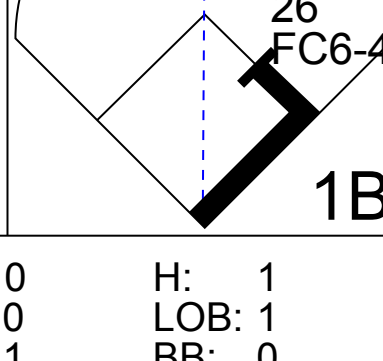
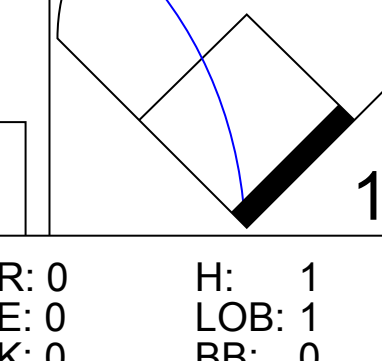
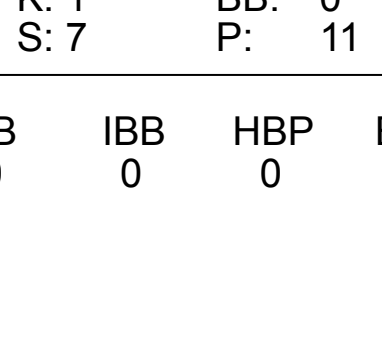
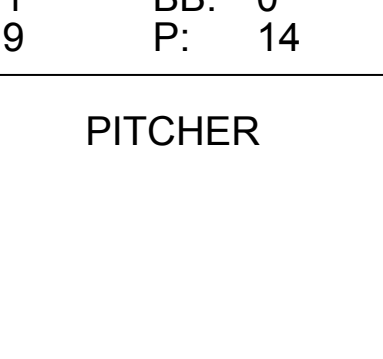
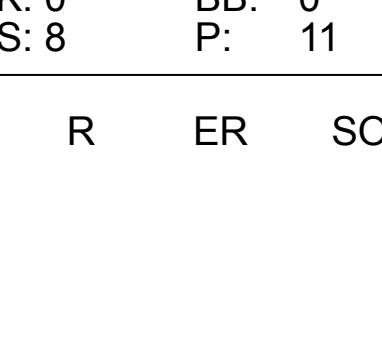


Batter	1	2	3	4	5	6	7	8	9	AB	R	H	RBI	BB	SO	LOB	BOTTOM					
51 Ichiro Suzuki, L OBP: 0.394, SLG: 0.337	G4-3		G3		G4-3					3	0	0	0	1	0	2						
9 Chone Figgins, S OBP: 0.265, SLG: 0.308	L7		P5							4	0	1	0	0	0	3						
17 Justin Smoak, S OBP: 0.384, SLG: 0.500										3	0	0	0	1	2	3						
29 Jack Cust, L OBP: 0.364, SLG: 0.293										4	1	1	0	0	2	1						
4 Adam Kennedy, L OBP: 0.282, SLG: 0.423										3	0	0	0	0	0	0						
1 Luis Antonio Rodriguez, S OBP: 0.279, SLG: 0.352										4	1	1	0	0	0	1						
8 Carlos Peguero, L OBP: 0.182, SLG: 0.344										4	0	1	1	0	1	1						
5 Chris Gimenez, R OBP: 0.344, SLG: 0.200										0	0	0	1	2	0	0						
2 Jack Wilson, R OBP: 0.272, SLG: 0.276										0	0	0	0	0	0	0						
30 Miquel Olivo, R OBP: 0.271, SLG: 0.268										0	0	0	0	0	0	0						
55 Michael Saunders, L OBP: 0.228, SLG: 0.271										1	0	1	0	0	0	0						
Inning Stats	R: 0 E: 0 K: 1 S: 8	H: 0 LOB: 1 BB: 1 P: 16	R: 0 E: 0 K: 1 S: 7	H: 0 LOB: 0 BB: 0 P: 10	R: 0 E: 0 K: 0 S: 7	H: 0 LOB: 1 BB: 1 P: 15	R: 0 E: 0 K: 1 S: 7	H: 0 LOB: 0 BB: 0 P: 12	R: 1 E: 0 K: 0 S: 14	H: 2 LOB: 1 BB: 0 P: 21	R: 0 E: 0 K: 2 S: 7	H: 1 LOB: 0 BB: 0 P: 12	R: 0 E: 0 K: 0 S: 9	H: 0 LOB: 0 BB: 0 P: 12	R: 0 E: 0 K: 0 S: 6	H: 0 LOB: 2 BB: 2 P: 15	R: 1 E: 0 K: 0 S: 6	H: 2 LOB: 1 BB: 0 P: 9	1B: 4 2B: 2 3B: 0 HR: 0	SF: 1 SAC: 3 DP: 1 HBP: 0	WP: 0 PB: 0 SB: 1 CS: 1	PA: 34
PITCHER	IP	WLS	BF	H	R	ER	SO	BB	IBB	HBP	BLK	WP	HR	S	P	ERA	WHIP					
24 Dan Haren, R ERA: 1.72	8.0		30	3	1	1	0	3	0	0	0	0	0	65	113	1.12	0.750					
37 Scott Downs, L ERA: 0.84	0.2	L	4	2	1	1	0	0	0	0	0	0	0	6	9	13.50	3.000					

Los Angeles Angels @ Seattle Mariners
Safeco Field, Seattle, WA
Thu May 19 2011, 12:41 PM - 2:51 PM PDT
Att: 18,386 - Sunny - 58 F

AB 26
R 2
H 5
RBI 2
BB 4
SO 5
LOB 11

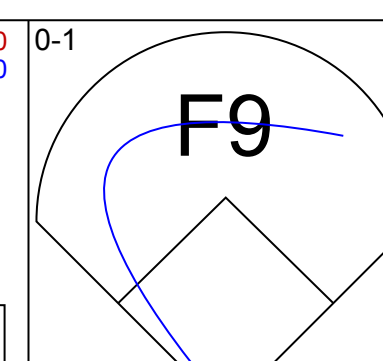
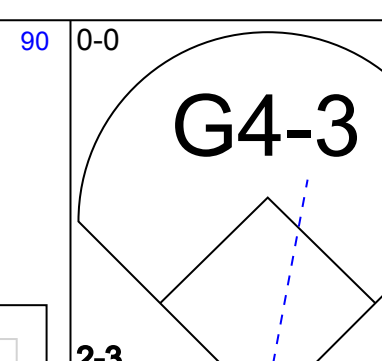
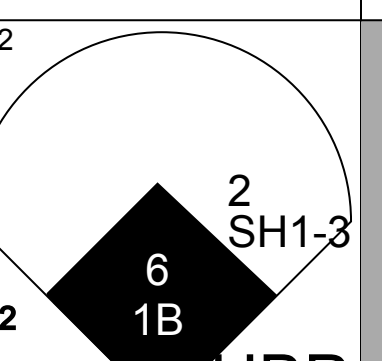
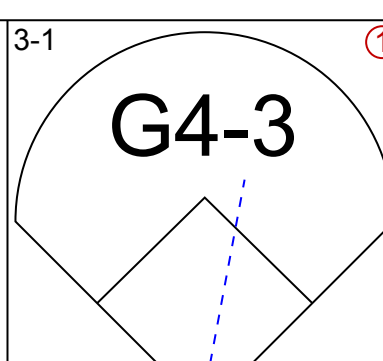
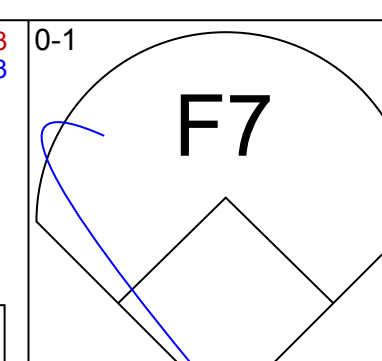
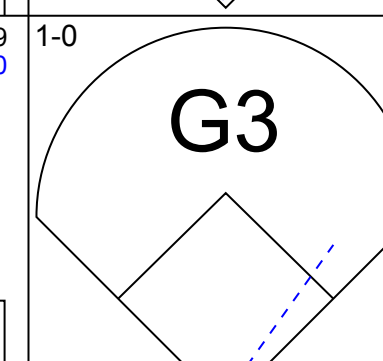
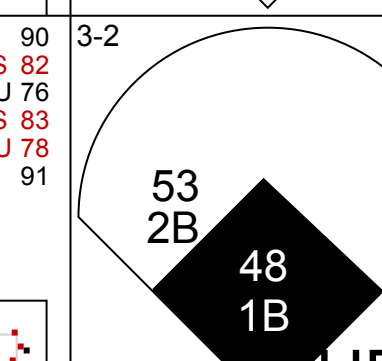
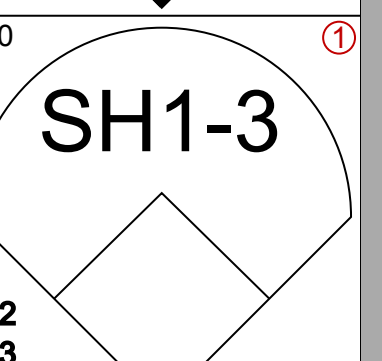
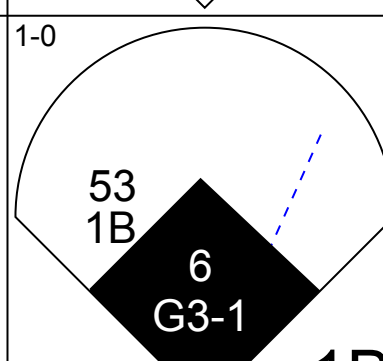
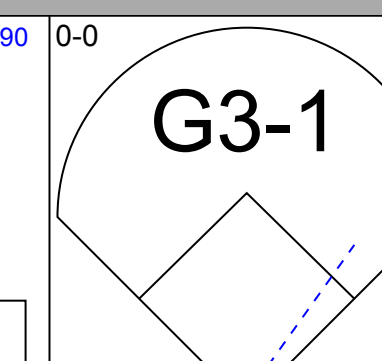
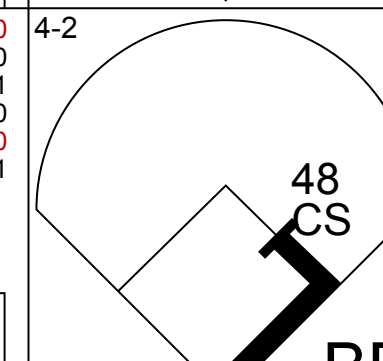
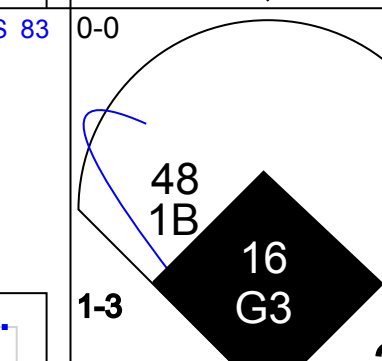
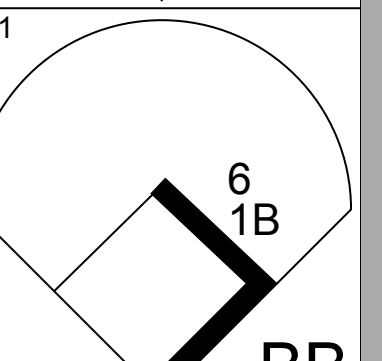
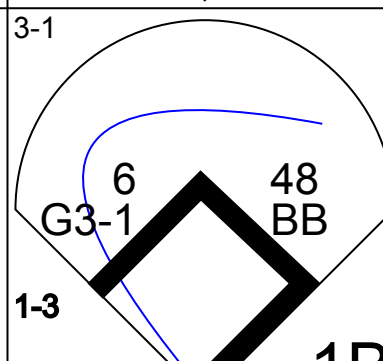

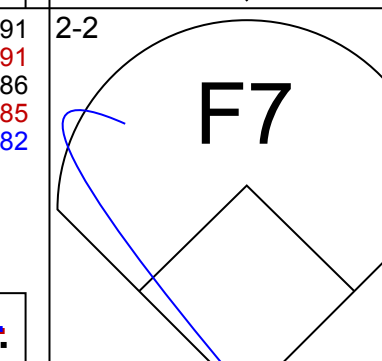
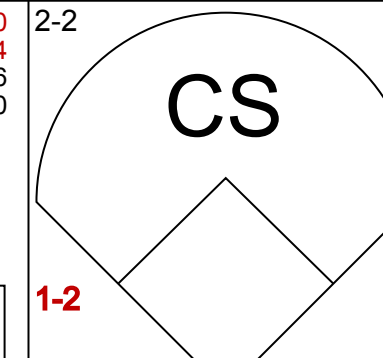
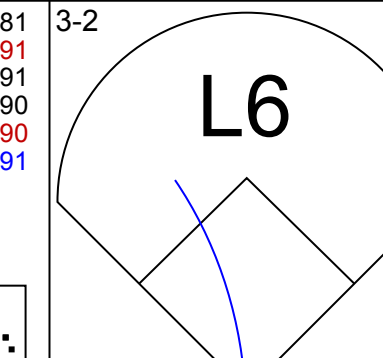
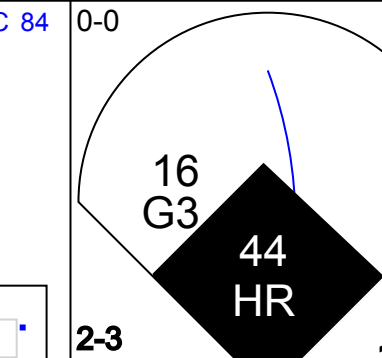

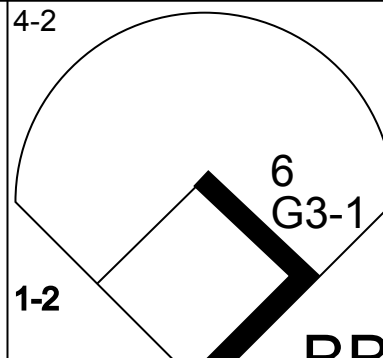
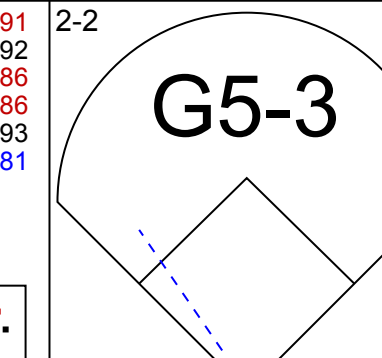
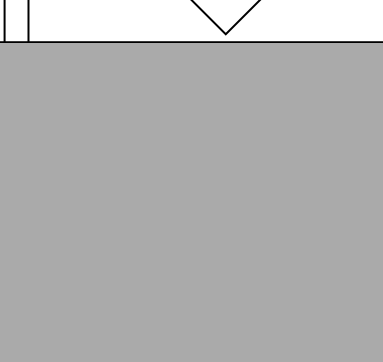
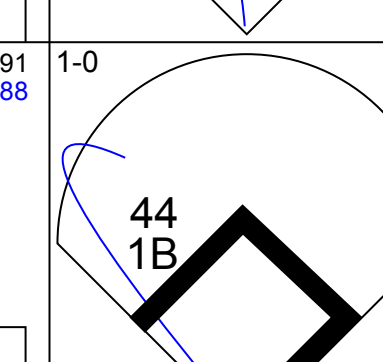
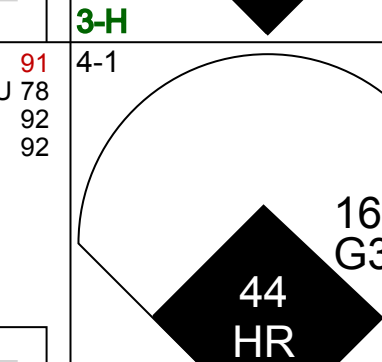
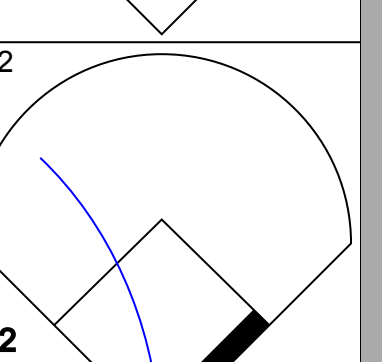
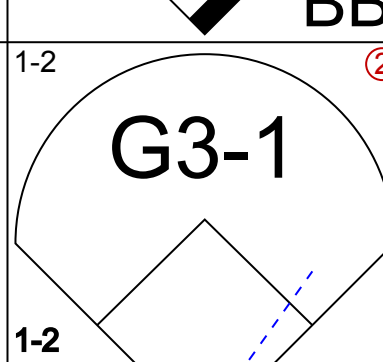
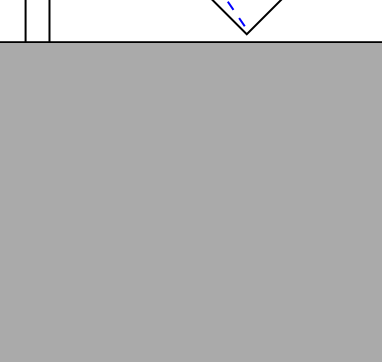
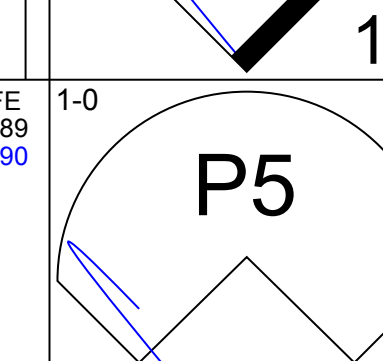
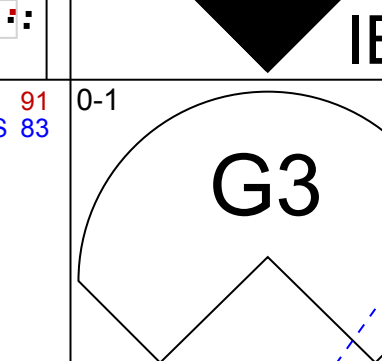
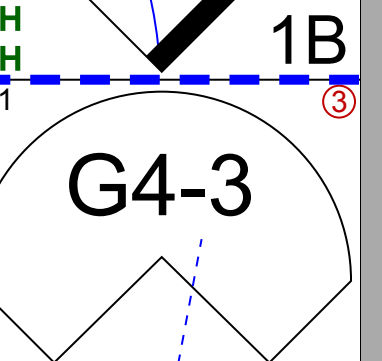

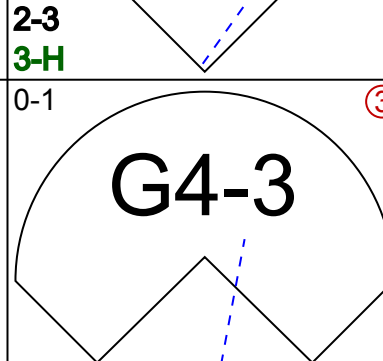

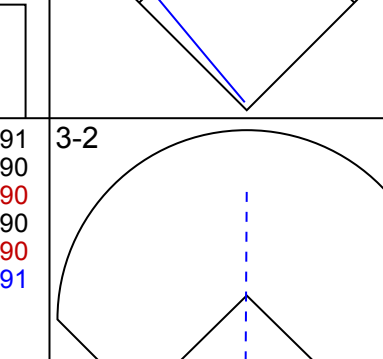
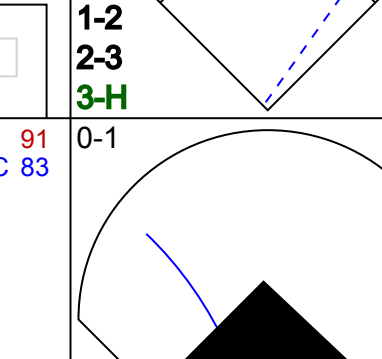
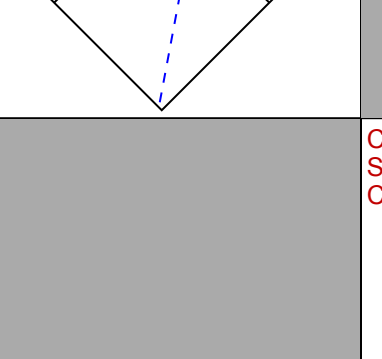
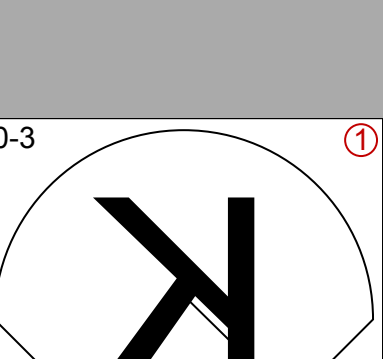
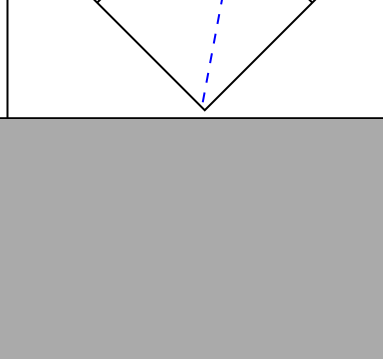
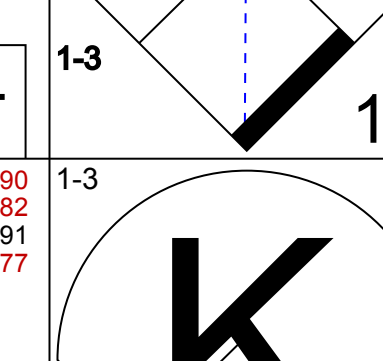
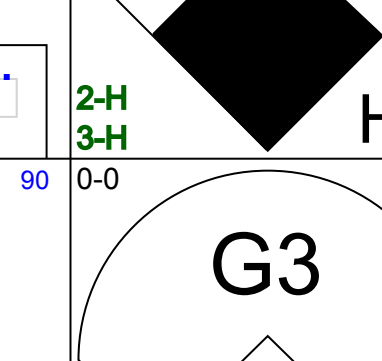

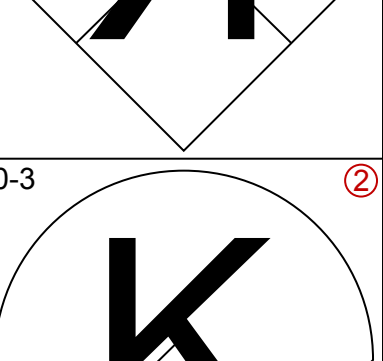

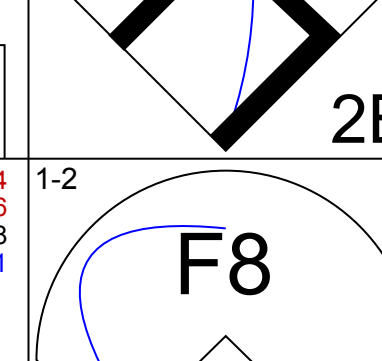

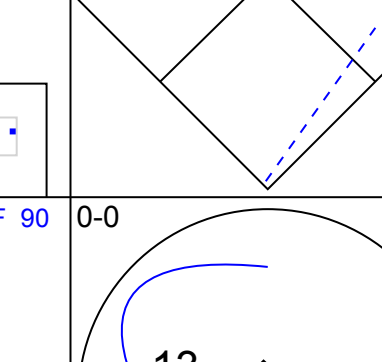
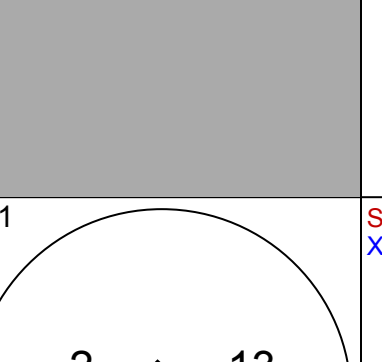
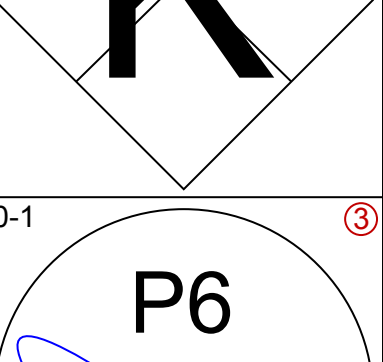

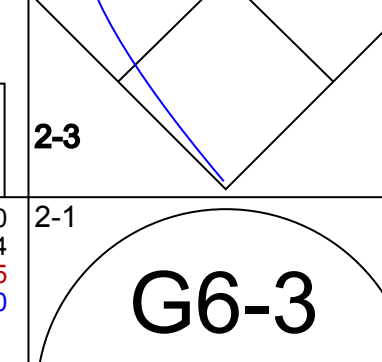

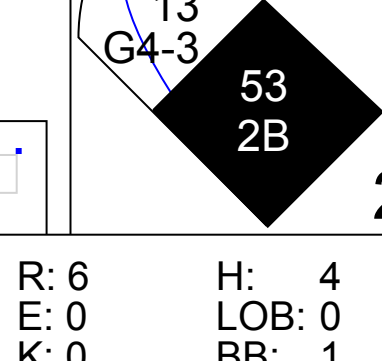
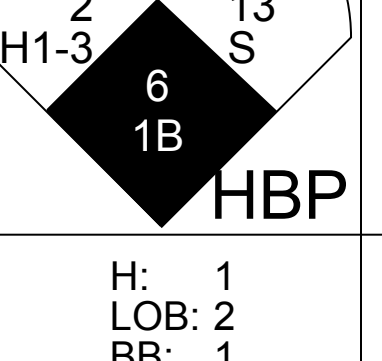
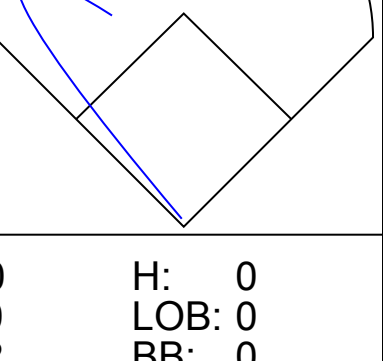

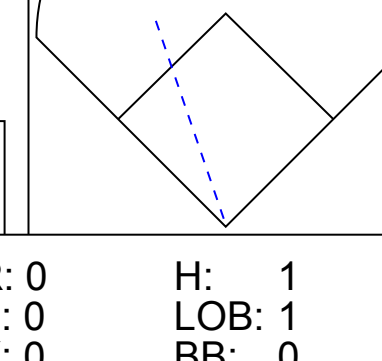


Batter	1	2	3	4	5	6	7	8	9	AB	R	H	RBI	BB	SO	LOB	TOP			
14 Martin Prado, R OBP: 0.323, SLG: 0.428										4	0	0	0	0	2	2				
26 Dan Uggla, R OBP: 0.284, SLG: 0.358										3	0	0	0	0	0	1				
7 Brooks Conrad, S OBP: 0.296, SLG: 0.182										1	0	0	0	0	1	0				
16 Brian McCann, L OBP: 0.337, SLG: 0.395										4	0	0	0	0	0	0				
10 Chipper Jones, S OBP: 0.354, SLG: 0.443										3	0	0	0	0	1	0				
8 David Ross, R OBP: 0.361, SLG: 0.606										1	0	0	0	0	1	0				
20 Eric Hinske, L OBP: 0.380, SLG: 0.582										3	0	2	0	0	1	0				
5 Freddie Freeman, L OBP: 0.324, SLG: 0.365										3	0	0	0	0	0	2				
2 Alex Gonzalez, R OBP: 0.289, SLG: 0.395										2	0	0	0	0	0	1				
24 Dion Hernandez, R OBP: 0.250, SLG: 0.250										1	0	0	0	0	0	0				
13 Nate McLouth, L OBP: 0.339, SLG: 0.350										3	0	0	0	0	1	0				
4 Joe Mather, R OBP: 0.360, SLG: 0.458										3	0	2	0	0	0	0				
Inning Stats	R: 0 E: 0 K: 1 S: 6	H: 0 LOB: 0 BB: 0 P: 8	R: 0 E: 0 K: 1 S: 10	H: 1 LOB: 1 BB: 0 P: 16	R: 0 E: 0 K: 1 S: 7	H: 0 LOB: 0 BB: 0 P: 11	R: 0 E: 0 K: 0 S: 7	H: 0 LOB: 0 BB: 0 P: 9	R: 0 E: 0 K: 1 S: 9	H: 1 LOB: 1 BB: 0 P: 14	R: 0 E: 0 K: 0 S: 6	H: 1 LOB: 1 BB: 0 P: 8	R: 0 E: 0 K: 0 S: 8	H: 1 LOB: 1 BB: 0 P: 11	R: 0 E: 0 K: 2 S: 10	H: 0 LOB: 0 BB: 0 P: 14	1B: 4 2B: 0 3B: 0 HR: 0	SF: 0 SAC: 0 DP: 0 HBP: 0	WP: 0 PB: 0 SB: 0 CS: 0	PA: 31
PITCHER 54 Ervin Santana, R ERA: 4.18	IP: 9.0 WLS: W BF: 31 H: 4 R: 0 ER: 0 SO: 7 BB: 0 IBB: 0 HBP: 0 BLK: 0 WP: 0 HR: 0 S: 70 P: 103 ERA: 0.00 WHIP: 0.444															PITCHER				

Atlanta Braves @ Los Angeles Angels
Angel Stadium of Anaheim, Anaheim, CA
Fri May 20 2011, 7:09 PM - 9:36 PM PDT
Att: 40,211 - Clear -66 F

AB 31
R 0
H 4
RBI 0
BB 0
SO 7
LOB 6



Batter	1	2	3	4	5	6	7	8	9	AB	R	H	RBI	BB	SO	LOB	BOTTOM			
13 Maicer Izturis, S OBP: 0.366, SLG: 0.440										3	1	0	0	0	0	1				
77 Reggie Willits, S OBP: 0.294, SLG: 0.375										3	2	1	0	0	0	0				
53 Bobby Abreu, L OBP: 0.389, SLG: 0.339										3	1	2	1	2	0	0				
48 Torii Hunter, R OBP: 0.308, SLG: 0.324										3	1	1	1	1	1	3				
46 Bobby Wilson, R OBP: 0.294, SLG: 0.375										1	0	0	0	0	0	0				
6 Alberto Callaspo, S OBP: 0.362, SLG: 0.400										3	1	2	3	1	0	2				
16 Hank Conger, L OBP: 0.318, SLG: 0.420										4	0	0	1	0	0	7				
44 Mark Trumbo, R OBP: 0.307, SLG: 0.488										4	1	3	3	0	1	0				
28 Alexi Amarista, L OBP: 0.192, SLG: 0.333										4	0	0	0	0	2	3				
25 Peter Bourjos, R OBP: 0.310, SLG: 0.403										3	2	1	0	0	0	1				
Inning Stats	R: 0 E: 0 K: 0 S: 7	H: 2 LOB: 2 BB: 1 P: 14	R: 6 E: 0 K: 0 S: 13	H: 4 LOB: 0 BB: 1 P: 20	R: 2 E: 0 K: 1 S: 13	H: 1 LOB: 2 BB: 1 P: 25	R: 0 E: 0 K: 2 S: 9	H: 0 LOB: 0 BB: 0 P: 9	R: 1 E: 0 K: 0 S: 12	H: 2 LOB: 1 BB: 1 P: 24	R: 0 E: 0 K: 0 S: 8	H: 1 LOB: 0 BB: 0 P: 12	R: 0 E: 0 K: 0 S: 8	H: 0 LOB: 0 BB: 0 P: 12	R: 0 E: 0 K: 0 S: 8	H: 0 LOB: 0 BB: 0 P: 12	1B: 6 2B: 3 3B: 0 HR: 1	SF: 0 SAC: 1 DP: 0 HBP: 3	WP: 0 PB: 0 SB: 1 CS: 1	PA: 41
PITCHER 15 Tim Hudson, R ERA: 3.95	IP: 3.2 WLS: L BF: 23 H: 7 R: 8 ER: 8 SO: 2 BB: 2 IBB: 0 HBP: 3 BLK: 0 WP: 0 HR: 0 S: 42 P: 77 ERA: 19.64 WHIP: 2.455															PITCHER				
50 Cristian Martinez, R ERA: 3.09	IP: 2.1 WLS: 0 BF: 10 H: 2 R: 1 ER: 1 SO: 2 BB: 1 IBB: 0 HBP: 0 BLK: 0 WP: 0 HR: 0 S: 23 P: 35 ERA: 3.86 WHIP: 1.286															PITCHER				
56 Jairo Asencio, R ERA: 4.7	IP: 2.0 WLS: 0 BF: 7 H: 1 R: 0 ER: 0 SO: 0 BB: 0 IBB: 0 HBP: 0 BLK: 0 WP: 0 HR: 0 S: 16 P: 24 ERA: 0.00 WHIP: 0.500															PITCHER				

Atlanta Braves @ Los Angeles Angels
Angel Stadium of Anaheim, Anaheim, CA
Fri May 20 2011, 7:09 PM - 9:36 PM PDT
Att: 40,211 - Clear -66 F

AB 32
R 9
H 10
RBI 9
BB 4
SO 4
LOB 18



Batter	1	2	3	4	5	6	7	8	9	10	11	12	AB	R	H	RBI	BB	SO	LOB	TOP			
13 Nate McLouth, L OBP: 0.322, SLG: 0.341	G4-3		E4		G3		G4-3	G1-3			SH2-4 1B	G3-1	7	0	1	0	0	0	5				
14 Martin Prado, R OBP: 0.329, SLG: 0.434	10 FC6 1B		P4			G5-3	16 2B 2B			10 F7 BB	SH2-4		4	1	2	0	1	0	1				
10 Chipper Jones, S OBP: 0.348, SLG: 0.439	FC6				2B	G4-3	G5-3			F7		K	6	0	1	0	0	1	4				
16 Brian McCann, L OBP: 0.349, SLG: 0.410	L8				P5		20 1B 2B			20 G5-4-3 IBB		IBB	4	0	2	1	2	0	2				
20 Eric Hinske, L OBP: 0.377, SLG: 0.562			26 FC5-4 1B		F8		26 FC5-4 1B			G5-4-3		K	6	0	2	0	0	2	6				
22 Jason Heyward, L OBP: 0.317, SLG: 0.407													0	0	0	0	0	0	0				
26 Dan Uggla, R OBP: 0.281, SLG: 0.351	FC5-4 5 G1-6-3 1B		G6-3			FC5-4				G1-3		K	6	0	1	0	0	1	4				
5 Freddie Freeman, L OBP: 0.330, SLG: 0.366	G1-6-3										1B	G4-3	5	1	2	0	1	1	2				
2 Alex Gonzalez, R OBP: 0.290, SLG: 0.393			K		F9		4 HR 1B			F7		E4 4 2B 1B	6	2	2	0	0	1	3				
4 Joe Mather, R OBP: 0.410, SLG: 0.633			K		K		1H 2H HR			P2		2B	6	1	4	4	0	1	2				
Inning Stats	R: 0 E: 0 K: 9	H: 1 LOB: 1 BB: 0 P: 12	R: 0 E: 0 K: 7	H: 1 LOB: 0 BB: 0 P: 11	R: 0 E: 1 K: 10	H: 1 LOB: 1 BB: 0 P: 17	R: 0 E: 0 K: 8	H: 1 LOB: 1 BB: 0 P: 11	R: 0 E: 0 K: 12	H: 1 LOB: 1 BB: 0 P: 19	R: 0 E: 0 K: 10	H: 1 LOB: 2 BB: 1 P: 14	R: 0 E: 0 K: 12	H: 1 LOB: 2 BB: 1 P: 22	R: 1 E: 1 K: 12	H: 2 LOB: 1 BB: 0 P: 15	1B: 11 2B: 5 3B: 0 HR: 1	SF: 0 SAC: 1 DP: 2 HBP: 0	WP: 0 PB: 0 SB: 1 CS: 1	PA: 55			
PITCHER	IP WLS BF H R ER SO BB IBB HBP BLK WP HR S P ERA WHIP	35 Joel Poinier, R ERA: 2.57	56 Fernando Rodney, R ERA: 4.58	21 Hisanori Takahashi, L ERA: 4.74	37 Scott Downs, L ERA: 0.77	51 Jordan Walden, R ERA: 3.1	PITCHER	IP WLS BF H R ER SO BB IBB HBP BLK WP HR S P ERA WHIP	63 Rich Thompson, R ERA: 2.45	40 Kevin Jepsen, R ERA: 10.8	22 Trevor Bell, R ERA: 3.27	33 Rich Thompson, R ERA: 2.45	40 Kevin Jepsen, R ERA: 10.8	22 Trevor Bell, R ERA: 3.27	33 Rich Thompson, R ERA: 2.45	40 Kevin Jepsen, R ERA: 10.8	22 Trevor Bell, R ERA: 3.27	33 Rich Thompson, R ERA: 2.45	40 Kevin Jepsen, R ERA: 10.8	22 Trevor Bell, R ERA: 3.27	33 Rich Thompson, R ERA: 2.45	40 Kevin Jepsen, R ERA: 10.8	22 Trevor Bell, R ERA: 3.27

Atlanta Braves @ Los Angeles Angels
 Angel Stadium of Anaheim, Anaheim, CA
 Sat May 21 2011, 7:06 PM - 11:03 PM PDT
 Att: 43,511 - Clear - 63 F

livebaseballscorecards.com

AB 50
 R 5
 H 17
 RBI 5
 BB 4
 SO 7
 LOB 29

Batter	1	2	3	4	5	6	7	8	9	10	11	12	AB	R	H	RBI	BB	SO	LOB	BOTTOM	
13 Maicer Izturis, S OBP: 0.365, SLG: 0.439	P3		K		2 SH2-4 48 1B 2B					P2		G1-3	5	1	1	0	1	1	1		
2 Erick Aybar, S OBP: 0.352, SLG: 0.430	53 HR HBP		48 S 53 S 1B		SH2-4		P2			K		K	3	1	1	0	0	1	1		
53 Bobby Abreu, L OBP: 0.394, SLG: 0.357	4H HR		48 S 1B		48 S 1B IBB		G1-3			K		K	3	2	1	2	2	1	1		
48 Torii Hunter, R OBP: 0.310, SLG: 0.326	6 CS 1B		K		4H 1B		G1-3			G1-3		F9	5	0	2	2	0	1	2		
6 Alberto Callaspo, S OBP: 0.363, SLG: 0.393	16 S BB				G4-3		G6-3			G6-3		F9	3	0	0	0	2	0	0		
16 Hank Conger, L OBP: 0.301, SLG: 0.395	K		L6		K		G6-3			G6-3		P4	5	0	0	0	0	2	4		
44 Mark Trumbo, R OBP: 0.310, SLG: 0.458	G1-3		F7		F9		F9			28 32-6-3 BB		25 G6-3 28 SH5-4 BB	3	0	0	0	2	0	0		
28 Alexi Amarista, L OBP: 0.167, SLG: 0.286	K		F7		G6-3		G6-3			B2-6-3		SH5-4	4	0	0	0	0	1	1		
25 Peter Bourjos, R OBP: 0.301, SLG: 0.390	K		K		K		F7			G1-3		G6-3	5	0	0	0	0	2	1		
Inning Stats	R: 2 E: 0 K: 16	H: 2 LOB: 1 BB: 1 P: 28	R: 0 E: 0 K: 9	H: 0 LOB: 0 BB: 0 P: 13	R: 0 E: 0 K: 2	H: 1 LOB: 3 BB: 2 S: 13	R: 0 E: 0 K: 7	H: 0 LOB: 0 BB: 0 P: 12	R: 2 E: 0 K: 14	H: 2 LOB: 0 BB: 0 P: 18	R: 0 E: 0 K: 11	H: 0 LOB: 0 BB: 0 P: 20	R: 0 E: 0 K: 10	H: 0 LOB: 0 BB: 0 P: 12	R: 0 E: 0 K: 10	H: 0 LOB: 0 BB: 0 P: 10	1B: 3 2B: 1 3B: 0 HR: 1	SF: 0 SAC: 2 DP: 1 HBP: 1	WP: 0 PB: 0 SB: 5 CS: 1	PA: 46	
PITCHER	IP WLS BF H R ER SO BB IBB HBP BLK WP HR S P ERA WHIP	48 Tommy Hanson, R ERA: 1.08	34 Eric O'Flaherty, L ERA: 1.08	39 Jonny Venters, L ERA: 0.64	52 George Sherrill, L ERA: 1.64	43 Scott Proctor, R ERA: 3.0	PITCHER	IP WLS BF H R ER SO BB IBB HBP BLK WP HR S P ERA WHIP	46 Craig Kimbrel, R ERA: 2.86												

Atlanta Braves @ Los Angeles Angels
 Angel Stadium of Anaheim, Anaheim, CA
 Sat May 21 2011, 7:06 PM - 11:03 PM PDT
 Att: 43,511 - Clear - 63 F

livebaseballscorecards.com

AB 36
 R 4
 H 5
 RBI 4
 BB 7
 SO 9
 LOB 11

Batter	1	2	3	4	5	6	7	8	9	AB	R	H	RBI	BB	SO	LOB	TOP				
13 Nate McLouth, L OBP: 0.332, SLG: 0.341	G3		K		G4-3			L4		0	0	0	0	0	0	0					
24 Diory Hernandez, R OBP: 0.167, SLG: 0.167	F9		20 BB		G5-3			K		4	0	1	0	0	1	0					
14 Martin Prado, R OBP: 0.327, SLG: 0.431	G3		F7		G3			G3		4	0	0	0	0	0	2					
16 Brian McCann, L OBP: 0.341, SLG: 0.400	G3																				
20 Eric Hinske, L OBP: 0.383, SLG: 0.553	G3									3	0	1	0	1	1	0					
26 Dan Uggla, R OBP: 0.256, SLG: 0.344	K		P3		P6			K		4	0	0	0	0	2	4					
5 Freddie Freeman, L OBP: 0.333, SLG: 0.376	4 1B							G4-3		4	1	2	0	0	1	1					
4 Joe Mather, R OBP: 0.429, SLG: 0.606	2B									3	0	1	1	1	1	1					
2 Alex Gonzalez, R OBP: 0.286, SLG: 0.387	F9							G6-3		3	0	0	0	0	1	2					
8 David Ross, R OBP: 0.359, SLG: 0.583			20 BB	14 1B	F9			F8		3	0	1	0	0	0	1					
Inning Stats	R: 0 E: 0 K: 0 S: 7	H: 0 LOB: 0 BB: 0 P: 10	R: 1 E: 0 K: 1 S: 14	H: 2 LOB: 1 BB: 0 P: 23	R: 0 E: 0 K: 1 S: 13	H: 2 LOB: 3 BB: 1 P: 26	R: 0 E: 0 K: 2 S: 9	H: 0 LOB: 1 BB: 1 P: 17	R: 0 E: 0 K: 1 S: 7	H: 1 LOB: 1 BB: 0 P: 12	R: 0 E: 0 K: 1 S: 10	H: 0 LOB: 0 BB: 0 P: 14	R: 0 E: 0 K: 1 S: 8	H: 0 LOB: 0 BB: 0 P: 9	R: 0 E: 0 K: 1 S: 12	H: 1 LOB: 1 BB: 0 P: 17	1B: 5 2B: 1 3B: 0 HR: 0	SF: 0 SAC: 0 DP: 0 HBP: 0	WP: 1 PB: 0 SB: 0 CS: 0	PA: 34	
PITCHER	IP	WLS	BF	H	R	ER	SO	BB	IBB	HBP	BLK	WP	HR	S	P	ERA	WHIP				
52 Tyler Chatwood, R ERA: 4.06	7.0	W	28	5	1	1	6	2	0	0	0	0	0	67	113	1.29	1.000				
37 Scott Downs, L ERA: 0.71	1.0	H	3	0	0	0	1	0	0	0	0	0	0	8	9	0.00	0.000				
51 Jordan Walden, R ERA: 2.95	1.0	S	4	1	0	0	1	0	0	0	0	1	0	12	17	0.00	1.000				

Atlanta Braves @ Los Angeles Angels
Angel Stadium of Anaheim, Anaheim, CA
Sun May 22 2011, 12:41 PM - 3:14 PM PDT
Att: 40,098 - Cloudy - 65 F

AB 32
R 1
H 6
RBI 1
BB 2
SO 8
LOB 12



Batter	1	2	3	4	5	6	7	8	9	AB	R	H	RBI	BB	SO	LOB	BOTTOM				
13 Maicer Izturis, S OBP: 0.368, SLG: 0.447	G4-6-3		2B		F8			K		4	0	2	0	0	1	1					
2 Erick Aybar, S OBP: 0.348, SLG: 0.424	K		K		G3-1			E5		4	1	1	0	0	2	4					
53 Bobby Abreu, L OBP: 0.396, SLG: 0.363	G4-6-3				G4-3			2B		3	1	1	1	1	0	2					
48 Torii Hunter, R OBP: 0.314, SLG: 0.352	K							F8		4	2	2	2	0	1	1					
6 Alberto Callaspo, S OBP: 0.361, SLG: 0.386	F7				G3			G4-3		3	0	0	0	0	0	1					
44 Mark Trumbo, R OBP: 0.315, SLG: 0.463	G6-3				28 G6-3			HBP		3	0	1	0	1	1	2					
28 Alexi Amarista, L OBP: 0.147, SLG: 0.250	G1-3		G6-3		G6-3			P6		4	0	0	1	0	0	2					
5 Jeff Mathis, R OBP: 0.222, SLG: 0.271			13 2B		K			P6		2	0	0	0	2	1	1					
25 Peter Bourjos, R OBP: 0.299, SLG: 0.383	K							F8		3	0	0	0	1	1	3					
Inning Stats	R: 0 E: 0 K: 1 S: 7	H: 1 LOB: 0 BB: 0 P: 11	R: 0 E: 0 K: 1 S: 6	H: 0 LOB: 0 BB: 0 P: 10	R: 0 E: 0 K: 2 S: 12	H: 1 LOB: 2 BB: 1 P: 21	R: 2 E: 0 K: 1 S: 13	H: 2 LOB: 1 BB: 1 P: 24	R: 0 E: 0 K: 0 S: 9	H: 0 LOB: 1 BB: 1 P: 16	R: 1 E: 0 K: 0 S: 10	H: 1 LOB: 2 BB: 2 P: 26	R: 1 E: 1 K: 2 S: 15	H: 2 LOB: 0 BB: 0 P: 21	R: 0 E: 0 K: 0 S: 10	H: 0 LOB: 0 BB: 0 P: 17	1B: 2 2B: 4 3B: 0 HR: 1	SF: 0 SAC: 0 DP: 1 HBP: 1	WP: 0 PB: 0 SB: 0 CS: 0	PA: 36	
PITCHER	IP	WLS	BF	H	R	ER	SO	BB	IBB	HBP	BLK	WP	HR	S	P	ERA	WHIP				
32 Derek Lowe, R ERA: 3.53	6.0	L	27	5	3	3	5	5	0	0	0	0	0	8	10	27.00	6.000				
52 George Sherrill, L ERA: 2.39	0.1		3	2	1	1	1	0	0	0	0	0	0	7	11	0.00	0.000				
43 Scott Proctor, R ERA: 2.45	0.2		3	0	0	0	1	0	0	0	0	0	0	10	17	0.00	0.000				
19 Scott Linebrink, R ERA: 5.87	1.0		3	0	0	0	0	0	0	0	0	0	0	10	17	0.00	0.000				

Atlanta Braves @ Los Angeles Angels
Angel Stadium of Anaheim, Anaheim, CA
Sun May 22 2011, 12:41 PM - 3:14 PM PDT
Att: 40,098 - Cloudy - 65 F

AB 30
R 4
H 7
RBI 4
BB 5
SO 7
LOB 17



Batter	1	2	3	4	5	6	7	8	9	AB	R	H	RBI	BB	SO	LOB	TOP					
4 Coco Crisp, S OBP: 0.301, SLG: 0.410	G6-3		SH1-3	F9			G4-3		G3	4	0	0	0	0	0	3						
10 Darc Barton, L OBP: 0.325, SLG: 0.275	K		HBP		K			G4-3		3	1	0	0	0	2	0						
16 Josh Willingham, R OBP: 0.316, SLG: 0.413	F7		2B		G6-3			P3		4	0	1	2	0	0	0						
55 Hideki Matsui, L OBP: 0.280, SLG: 0.358		K	G3-1					G4-3		4	0	0	0	0	2	0						
8 Kurt Suzuki, R OBP: 0.322, SLG: 0.381	G4-3			12 HR			F7			4	2	2	0	0	0	0						
12 David DeJesus, L OBP: 0.322, SLG: 0.400		HR		HR			F9			4	2	3	4	0	0	0						
14 Mark Ellis, R OBP: 0.243, SLG: 0.280				K			P6			4	0	1	0	0	1	1						
21 Andy LaRoche, R OBP: 0.295, SLG: 0.288		FC5-4					K			3	0	1	0	1	1	1						
2 Cliff Pennington, S OBP: 0.295, SLG: 0.325			SH1-3				G4-3			3	1	1	0	1	0	2						
Inning Stats	R: 0 E: 0 K: 1 S: 6	H: 0 LOB: 0 BB: 0 P: 10	R: 1 E: 0 K: 1 S: 14	H: 2 LOB: 1 BB: 22	R: 2 E: 0 K: 0 S: 7	H: 1 LOB: 0 BB: 1 P: 17	R: 2 E: 0 K: 1 S: 11	H: 4 LOB: 1 BB: 0 P: 15	R: 0 E: 0 K: 2 S: 8	H: 0 LOB: 0 BB: 0 P: 13	R: 0 E: 0 K: 0 S: 9	H: 0 LOB: 0 BB: 0 P: 14	R: 0 E: 0 K: 1 S: 13	H: 0 LOB: 0 BB: 0 P: 16	R: 0 E: 0 K: 0 S: 5	H: 0 LOB: 0 BB: 0 P: 10	R: 1 E: 0 K: 0 S: 10	H: 2 LOB: 2 BB: 1 P: 18	1B: 4 2B: 3 3B: 0 HR: 2	SF: 0 SAC: 1 DP: 0 HBP: 1	WP: 0 PB: 0 SB: 1 CS: 0	PA: 37
PITCHER	IP	WLS	BF	H	R	ER	SO	BB	IBB	HBP	BLK	WP	HR	S	P	ERA	WHIP					
24 Dan Haren, R ERA: 2.13	7.0	L	28	7	5	5	6	1	0	1	0	0	2	68	107	6.43	1.143					
22 Trevor Bell, R ERA: 3.46	2.0		9	2	1	1	0	1	0	0	0	0	0	15	28	4.50	1.500					

Oakland Athletics @ Los Angeles Angels
Angel Stadium of Anaheim, Anaheim, CA
Tue May 24 2011, 7:08 PM - 9:41 PM PDT
Att: 39,117 - Clear - 66 F

livebaseballscores.com

AB 33
R 6
H 9
RBI 6
BB 2
SO 6
LOB 7



Batter	1	2	3	4	5	6	7	8	9	AB	R	H	RBI	BB	SO	LOB	BOTTOM					
13 Maicer Izturis, S OBP: 0.368, SLG: 0.442	BB		2B		F8					3	0	1	0	1	0	2						
2 Erick Aybar, S OBP: 0.346, SLG: 0.421	F8		F8			L5				4	1	1	0	0	0	2						
53 Bobby Abreu, L OBP: 0.395, SLG: 0.360	F8						1B			3	0	1	0	1	0	2						
48 Torii Hunter, R OBP: 0.321, SLG: 0.365	P2						F8			4	0	1	1	0	1	3						
6 Alberto Callaspo, S OBP: 0.361, SLG: 0.382		F8			F7					4	0	1	0	0	0	2						
44 Mark Trumbo, R OBP: 0.300, SLG: 0.439		K			K					4	0	0	0	0	3	3						
16 Hank Conger, L OBP: 0.299, SLG: 0.382		P6								3	0	0	0	1	1	0						
28 Alexi Amarista, L OBP: 0.132, SLG: 0.222			G3-1				F7			4	0	0	0	0	0	1						
25 Peter Bourjos, R OBP: 0.304, SLG: 0.381			G3-1				P3			3	0	1	0	0	0	1						
Inning Stats	R: 0 E: 0 K: 0 S: 10	H: 0 LOB: 1 BB: 1 P: 21	R: 0 E: 0 K: 1 S: 9	H: 0 LOB: 0 BB: 0 P: 10	R: 0 E: 0 K: 0 S: 11	H: 1 LOB: 0 BB: 0 P: 16	R: 0 E: 0 K: 2 S: 12	H: 0 LOB: 1 BB: 1 P: 21	R: 0 E: 0 K: 0 S: 9	H: 0 LOB: 0 BB: 1 P: 19	R: 0 E: 0 K: 0 S: 10	H: 2 LOB: 2 BB: 0 P: 14	R: 0 E: 0 K: 1 S: 10	H: 1 LOB: 0 BB: 0 P: 14	R: 1 E: 0 K: 0 S: 12	H: 2 LOB: 0 BB: 0 P: 14	R: 0 E: 0 K: 1 S: 8	H: 0 LOB: 0 BB: 0 P: 13	1B: 4 2B: 2 3B: 0 HR: 0	SF: 0 SAC: 0 DP: 1 HBP: 0	WP: 0 PB: 0 SB: 2 CS: 0	PA: 35
PITCHER	IP	WLS	BF	H	R	ER	SO	BB	IBB	HBP	BLK	WP	HR	S	P	ERA	WHIP					
52 Guillermo Moscoso, R ERA:	6.0	W	24	3	0	0	3	3	0	0	0	0	0	61	100	0.00	1.000					
33 Joey Devine, R ERA:	1.0		4	1	0	0	1	0	0	0	0	0	0	10	14	0.00	1.000					
56 Craig Breslow, L ERA: 4.26	1.0		4	2	1	1	0	0	0	0	0	0	0	12	14	9.00	2.000					
31 Brad Ziegler, R ERA: 1.69	1.0		3	0	0	0	1	0	0	0	0	0	0	8	13	0.00	0.000					

Oakland Athletics @ Los Angeles Angels
Angel Stadium of Anaheim, Anaheim, CA
Tue May 24 2011, 7:08 PM - 9:41 PM PDT
Att: 39,117 - Clear - 66 F

livebaseballscores.com

AB 32
R 1
H 6
RBI 1
BB 3
SO 5
LOB 16



Batter	1	2	3	4	5	6	7	8	9	AB	R	H	RBI	BB	SO	LOB	TOP										
4 Coco Crisp, S OBP: 0.299, SLG: 0.412	F9		F8		2B		K			4	0	1	1	0	1	1	Oakland Athletics @ Los Angeles Angels Angel Stadium of Anaheim, Anaheim, CA Wed May 25 2011, 7:07 PM - 9:43 PM PDT Att: 40,253 - Clear - 67 F										
10 Daric Barton, L OBP: 0.319, SLG: 0.269	K		K		F8			F9		4	0	0	0	0	2	2											
12 David DeJesus, L OBP: 0.326, SLG: 0.403	G1-3			P6		1B		1B		4	0	2	0	0	0	0											
16 Josh Willingham, R (1, 10) OBP: 0.314, SLG: 0.405		11 S BB		K		K		L5		3	0	0	0	1	2	2											
15 Ryan Sweeney, L (1, 7)		P6		11 S BB		2B		G4-3		3	0	1	0	1	0	2											
11 Landon Powell, S (1, 2)		F7		F8		K			P6	4	0	0	0	0	1	4											
14 Mark Ellis, R (1, 4)		G5-3			G6-3		K		G6-3	4	0	0	0	0	1	3											
21 Andy LaRoche, R (1, 5) OBP: 0.300, SLG: 0.293			G6-3		2B	1B				2	1	1	0	0	0	0											
28 Conor Jackson, R (7, PH) OBP: 0.342, SLG: 0.350					2B	1B				1	0	1	0	0	0	0											
2 Cliff Pennington, S (1, 6) OBP: 0.300, SLG: 0.329					2B	1B				4	0	2	0	0	1	2											
Inning Stats	R: 0 E: 0 K: 1 S: 12	H: 0 LOB: 0 BB: 0 P: 18	R: 0 E: 0 K: 0 S: 15	H: 0 LOB: 1 BB: 1 P: 24	R: 0 E: 0 K: 1 S: 10	H: 1 LOB: 1 BB: 0 P: 16	R: 0 E: 0 K: 1 S: 10	H: 0 LOB: 1 BB: 1 P: 15	R: 1 E: 0 K: 0 S: 15	H: 3 LOB: 1 BB: 0 P: 20	R: 0 E: 0 K: 3 S: 15	H: 2 LOB: 2 BB: 0 P: 24	R: 0 E: 0 K: 1 S: 9	H: 0 LOB: 0 BB: 0 P: 14	R: 0 E: 0 K: 0 S: 6	H: 1 LOB: 1 BB: 0 P: 10	R: 0 E: 0 K: 1 S: 8	H: 1 LOB: 1 BB: 0 P: 10	1B: 6 2B: 2 3B: 0 HR: 0	SF: 0 SAC: 0 DP: 1 HBP: 1	WP: 0 PB: 0 SB: 2 CS: 0	PA: 36					
PITCHER	IP	WLS	BF	H	R	ER	SO	BB	IBB	HBP	BLK	WP	HR	S	P	ERA	WHIP										
54 Ervin Santana, R (1, 1) ERA: 3.95	6.0	W	25	6	1	1	6	2	0	0	0	0	0	77	117	1.50	1.333										
56 Fernando Rodney, R (7, 1) ERA: 4.34	1.0	H	3	0	0	0	1	0	0	1	0	0	0	9	14	0.00	0.000										
37 Scott Downs, L (8, 1) ERA: 0.61	1.0	H	4	1	0	0	0	0	0	0	0	0	0	6	10	0.00	1.000										
51 Jordan Walden, R (9, 1) ERA: 2.7	1.0	S	4	1	0	0	1	0	0	0	0	0	0	8	10	0.00	1.000										

AB	33
R	1
H	8
RBI	1
BB	2
SO	8
LOB	16



Batter	1	2	3	4	5	6	7	8	9	AB	R	H	RBI	BB	SO	LOB	BOTTOM										
25 Peter Bourjos, R (1, 8) OBP: 0.302, SLG: 0.376	G6-3			K		K		G6-3		5	0	1	1	0	2	4	Oakland Athletics @ Los Angeles Angels Angel Stadium of Anaheim, Anaheim, CA Wed May 25 2011, 7:07 PM - 9:43 PM PDT Att: 40,253 - Clear - 67 F										
2 Erick Aybar, S (1, 6) OBP: 0.350, SLG: 0.419	G3	G4-3		G1-3		53 CS				3	0	1	0	1	0	4											
53 Bobby Abreu, L (1, 10) OBP: 0.393, SLG: 0.354	G3		G4-3		L5	G4-3				3	0	0	0	1	0	2											
48 Torii Hunter, R (1, 9) OBP: 0.324, SLG: 0.380			G4-3			K				3	1	1	1	1	1	1											
6 Alberto Callaspo, S (1, 5) OBP: 0.364, SLG: 0.398	G3							F9		3	1	1	1	1	0	2											
44 Mark Trumbo, R (1, 3) OBP: 0.299, SLG: 0.434		G1-3	G4-3			28 CS		P4		4	1	1	0	0	0	1											
16 Hank Conger, L (1, 2) OBP: 0.307, SLG: 0.387		77 G3	25 1B	77 SH2-3	28 1B	K		F8		4	1	2	0	0	1	1											
28 Alexi Amarista, L (1, 4) OBP: 0.190, SLG: 0.256		25 1B	77 G3	77 SH2-3	77 2B			G4-3		3	0	2	0	1	0	0											
77 Reggie Willits, S (1, 7) OBP: 0.176, SLG: 0.133		G3		SH2-3				K		3	0	1	1	0	1	2											
Inning Stats	R: 0 E: 0 K: 0 S: 7	H: 3 LOB: 2 BB: 2 P: 18	R: 1 E: 0 K: 0 S: 12	H: 3 LOB: 2 BB: 0 P: 15	R: 0 E: 0 K: 0 S: 7	H: 0 LOB: 1 BB: 2 P: 17	R: 0 E: 0 K: 1 S: 13	H: 2 LOB: 2 BB: 0 P: 20	R: 3 E: 0 K: 2 S: 16	H: 4 LOB: 2 BB: 1 P: 29	R: 0 E: 0 K: 1 S: 6	H: 1 LOB: 0 BB: 0 P: 8	R: 0 E: 0 K: 0 S: 4	H: 0 LOB: 0 BB: 0 P: 7	R: 0 E: 0 K: 1 S: 10	H: 0 LOB: 0 BB: 0 P: 14		1B: 7 2B: 1 3B: 0 HR: 2	SF: 0 SAC: 1 DP: 1 HBP: 0	WP: 0 PB: 0 SB: 0 CS: 2	PA: 37						
PITCHER	IP	WLS	BF	H	R	ER	SO	BB	IBB	HBP	BLK	WP	HR	S	P	ERA	WHIP										
53 Trevor Cahill, R (1, 1) ERA: 2.02	6.0	L	31	10	4	3	4	5	0	0	0	0	0	14	21	0.00	0.000										
29 David Purcey, L (7, 1) ERA: 3.6	2.0		6	0	0	0	1	0	0	0	0	0	0	0	0	0	0										

AB	31
R	4
H	10
RBI	4
BB	5
SO	5
LOB	17



Batter	1	2	3	4	5	6	7	8	9	AB	R	H	RBI	BB	SO	LOB	TOP		
4 Coco Crisp, S OBP: 0.297, SLG: 0.406	K2-3		G3-3	G4-3			F7		F9	5	0	1	0	0	1	2			
12 David DeJesus, L OBP: 0.330, SLG: 0.405	1B		G3-6-3		F8		1B			4	0	2	0	0	0	1			
28 Conor Jackson, R OBP: 0.339, SLG: 0.346	K		G5-3				K			4	0	1	0	0	2	3			
16 Josh Willingham, R OBP: 0.313, SLG: 0.401	G1-3				K		K			4	1	1	0	0	2	4			
55 Hideki Matsui, L OBP: 0.279, SLG: 0.355		SH5-3		F9	F7			L4		4	1	1	0	0	0	2			
8 Kurt Suzuki, R OBP: 0.320, SLG: 0.377	1B	SH5-3		F9		F7		F8		4	0	1	0	0	0	1			
14 Mark Ellis, R OBP: 0.239, SLG: 0.275		SH5-3		F9		F9		F7		3	1	1	0	0	0	0			
21 Andy LaRoche, R OBP: 0.298, SLG: 0.302		G5-3			G6-3			G5-3		4	1	1	3	0	0	1			
2 Cliff Pennington, S OBP: 0.305, SLG: 0.333	G5-3							G1-3		4	0	2	1	0	0	1			
Inning Stats	R: 0 H: 1 E: 0 K: 2 S: 13	H: 1 LOB: 1 BB: 0 P: 19	R: 1 H: 2 E: 0 K: 0 S: 11	H: 2 LOB: 1 BB: 0 P: 16	R: 0 H: 1 E: 0 K: 0 S: 7	H: 1 LOB: 0 BB: 0 P: 11	R: 3 H: 4 E: 0 K: 0 S: 14	H: 4 LOB: 1 BB: 0 P: 18	R: 0 H: 1 E: 0 K: 1 S: 11	H: 0 LOB: 0 BB: 0 P: 9	R: 0 H: 2 E: 0 K: 2 S: 10	H: 2 LOB: 2 BB: 0 P: 17	R: 0 H: 0 E: 0 K: 0 S: 14	H: 0 LOB: 0 BB: 0 P: 20	R: 0 H: 0 E: 0 K: 0 S: 5	H: 0 LOB: 0 BB: 0 P: 10	1B: 10 2B: 1 3B: 0 HR: 0	SF: 0 DP: 1 HBP: 0	WP: 0 PA: 37 PB: 0 SB: 0 CS: 0
PITCHER	IP WLS BF H R ER SO BB IBB HBP BLK WP HR S P ERA WHIP	IP WLS BF H R ER SO BB IBB HBP BLK WP HR S P ERA WHIP	IP WLS BF H R ER SO BB IBB HBP BLK WP HR S P ERA WHIP	IP WLS BF H R ER SO BB IBB HBP BLK WP HR S P ERA WHIP	IP WLS BF H R ER SO BB IBB HBP BLK WP HR S P ERA WHIP	IP WLS BF H R ER SO BB IBB HBP BLK WP HR S P ERA WHIP	IP WLS BF H R ER SO BB IBB HBP BLK WP HR S P ERA WHIP	IP WLS BF H R ER SO BB IBB HBP BLK WP HR S P ERA WHIP	IP WLS BF H R ER SO BB IBB HBP BLK WP HR S P ERA WHIP	IP WLS BF H R ER SO BB IBB HBP BLK WP HR S P ERA WHIP	IP WLS BF H R ER SO BB IBB HBP BLK WP HR S P ERA WHIP	IP WLS BF H R ER SO BB IBB HBP BLK WP HR S P ERA WHIP	IP WLS BF H R ER SO BB IBB HBP BLK WP HR S P ERA WHIP	IP WLS BF H R ER SO BB IBB HBP BLK WP HR S P ERA WHIP	IP WLS BF H R ER SO BB IBB HBP BLK WP HR S P ERA WHIP	IP WLS BF H R ER SO BB IBB HBP BLK WP HR S P ERA WHIP	IP WLS BF H R ER SO BB IBB HBP BLK WP HR S P ERA WHIP		

Oakland Athletics @ Los Angeles Angels
Angel Stadium of Anaheim, Anaheim, CA
Thu May 26 2011, 12:38 PM - 3:17 PM PDT
Att: 33,412 - Partly Cloudy - 69 F

AB 36
R 4
H 11
RBI 4
BB 0
SO 5
LOB 15



Batter	1	2	3	4	5	6	7	8	9	AB	R	H	RBI	BB	SO	LOB	BOTTOM		
13 Maicer Izturis, S OBP: 0.366, SLG: 0.444	P3		G1-3			G6-3				4	0	1	0	0	0	0			
2 Erick Aybar, S OBP: 0.354, SLG: 0.421	F7				F7					4	1	2	0	0	0	2			
53 Bobby Abreu, L OBP: 0.386, SLG: 0.346	G1-3				K					4	0	0	0	0	2	4			
48 Torii Hunter, R OBP: 0.323, SLG: 0.374		P4		F9						3	0	0	0	1	1	2			
6 Alberto Callaspo, S OBP: 0.372, SLG: 0.399		K								2	1	1	0	2	1	0			
44 Mark Trumbo, R OBP: 0.298, SLG: 0.448	P3									4	1	1	3	0	0	3			
25 Peter Bourjos, R OBP: 0.297, SLG: 0.389			G3							3	0	0	0	0	1	2			
39 Russell Branyan, L (9, PH) OBP: 0.286, SLG: 0.333										1	0	0	0	0	0	0			
5 Jeff Mathis, R OBP: 0.227, SLG: 0.272		F9								3	0	0	0	0	1	0			
77 Reggie Willits, S OBP: 0.200, SLG: 0.118		G4-3								2	0	0	0	1	0	0			
Inning Stats	R: 0 H: 0 E: 0 K: 0 S: 10	H: 0 LOB: 0 BB: 0 P: 12	R: 0 H: 0 E: 0 K: 1 S: 9	H: 0 LOB: 0 BB: 0 P: 11	R: 0 H: 0 E: 0 K: 0 S: 8	H: 0 LOB: 0 BB: 0 P: 12	R: 0 H: 1 E: 0 K: 1 S: 10	H: 1 LOB: 1 BB: 0 P: 13	R: 0 H: 0 E: 0 K: 0 S: 7	H: 0 LOB: 2 BB: 1 P: 13	R: 0 H: 1 E: 0 K: 1 S: 7	H: 1 LOB: 1 BB: 1 P: 13	R: 0 H: 0 E: 0 K: 1 S: 9	H: 0 LOB: 0 BB: 0 P: 11	R: 3 H: 2 E: 0 K: 2 S: 14	H: 2 LOB: 0 BB: 1 P: 23	1B: 3 2B: 1 3B: 0 HR: 1	SF: 0 DP: 2 HBP: 0	WP: 0 PA: 34 PB: 0 SB: 0 CS: 0
PITCHER	IP WLS BF H R ER SO BB IBB HBP BLK WP HR S P ERA WHIP	IP WLS BF H R ER SO BB IBB HBP BLK WP HR S P ERA WHIP	IP WLS BF H R ER SO BB IBB HBP BLK WP HR S P ERA WHIP	IP WLS BF H R ER SO BB IBB HBP BLK WP HR S P ERA WHIP	IP WLS BF H R ER SO BB IBB HBP BLK WP HR S P ERA WHIP	IP WLS BF H R ER SO BB IBB HBP BLK WP HR S P ERA WHIP	IP WLS BF H R ER SO BB IBB HBP BLK WP HR S P ERA WHIP	IP WLS BF H R ER SO BB IBB HBP BLK WP HR S P ERA WHIP	IP WLS BF H R ER SO BB IBB HBP BLK WP HR S P ERA WHIP	IP WLS BF H R ER SO BB IBB HBP BLK WP HR S P ERA WHIP	IP WLS BF H R ER SO BB IBB HBP BLK WP HR S P ERA WHIP	IP WLS BF H R ER SO BB IBB HBP BLK WP HR S P ERA WHIP	IP WLS BF H R ER SO BB IBB HBP BLK WP HR S P ERA WHIP	IP WLS BF H R ER SO BB IBB HBP BLK WP HR S P ERA WHIP	IP WLS BF H R ER SO BB IBB HBP BLK WP HR S P ERA WHIP	IP WLS BF H R ER SO BB IBB HBP BLK WP HR S P ERA WHIP	IP WLS BF H R ER SO BB IBB HBP BLK WP HR S P ERA WHIP		

Oakland Athletics @ Los Angeles Angels
Angel Stadium of Anaheim, Anaheim, CA
Thu May 26 2011, 12:38 PM - 3:17 PM PDT
Att: 33,412 - Partly Cloudy - 69 F

AB 30
R 3
H 5
RBI 3
BB 4
SO 6
LOB 13




Batter	1	2	3	4	5	6	7	8	9	AB	R	H	RBI	BB	SO	LOB	TOP					
13 Maicer Izturis, S OBP: 0.366, SLG: 0.439										4	1	1	1	1	1	0	Los Angeles Angels @ Minnesota Twins Target Field, Minneapolis, MN Fri May 27 2011, 7:12 PM - 10:32 PM CDT Att: 38,967 - Overcast - 53 F					
2 Erick Aybar, S OBP: 0.355, SLG: 0.439										5	1	2	3	0	1							
53 Bobby Abreu, L OBP: 0.386, SLG: 0.347																						
77 Reggie Willits, S OBP: 0.200, SLG: 0.118										5	1	2	0	0	2	2						
48 Torii Hunter, R OBP: 0.329, SLG: 0.385																						
6 Alberto Callaspo, S OBP: 0.379, SLG: 0.407																						
39 Russell Branyan, L OBP: 0.270, SLG: 0.318																						
44 Mark Trumbo, R OBP: 0.291, SLG: 0.437																						
16 Hank Conger, L OBP: 0.295, SLG: 0.371																						
25 Peter Bourjos, R OBP: 0.301, SLG: 0.383																						
Inning Stats	R: 0 H: 2 E: 0 K: 2 S: 19	H: 2 LOB: 2 BB: 0 P: 27	R: 0 H: 0 E: 0 K: 2 S: 9	H: 0 LOB: 0 BB: 0 P: 10	R: 0 H: 1 E: 0 K: 1 S: 13	H: 1 LOB: 1 BB: 0 P: 18	R: 0 H: 1 E: 0 K: 0 S: 7	H: 1 LOB: 0 BB: 0 P: 8	R: 0 H: 0 E: 0 K: 0 S: 9	H: 0 LOB: 0 BB: 0 P: 13	R: 0 H: 2 E: 0 K: 0 S: 11	H: 2 LOB: 2 BB: 0 P: 17	R: 5 H: 5 E: 0 K: 0 S: 22	H: 5 LOB: 1 BB: 1 P: 31	R: 1 H: 2 E: 0 K: 0 S: 11	H: 2 LOB: 1 BB: 0 P: 14	1B: 10 2B: 1 3B: 1 HR: 1	SF: 1 SAC: 0 DP: 0 HBP: 0	WP: 0 PB: 0 SB: 0 CS: 0	PA: 40		
PITCHER	IP WLS BF H R ER SO BB IBB HBP BLK WP HR S P ERA WHIP																	PITCHER	IP WLS BF H R ER SO BB IBB HBP BLK WP HR S P ERA WHIP			
30 Scott Baker, R ERA: 3.65	(1, 1) 7.0 26 6 0 0 6 0 0 0 0 0 0 0 78 106 0.00 0.857																					
31 Alex Burnett, L ERA: 7.11	(8, 1) 0.0 2 1 2 2 0 1 0 0 0 0 0 0 4 8 ∞ ∞																					
56 Dusty Hughes, L ERA: 9.95	(8, 1) 0.0 2 2 1 1 0 0 0 0 0 0 0 1 4 4 ∞ ∞																					
37 Jim Hoey, R ERA: 10.61	(8, 1) 1.0 L 7 4 3 3 0 0 0 0 0 0 0 0 18 25 27.00 4.000																					
54 Phil Dumatrait, L ERA: 2.09	(9, 1) 1.0 3 0 0 0 0 0 0 0 0 0 0 0 7 8 0.00 0.000																					
Batter	1	2	3	4	5	6	7	8	9	AB	R	H	RBI	BB	SO	LOB	BOTTOM					
2 Denard Span, L OBP: 0.366, SLG: 0.376										4	2	1	0	1	1	3	Los Angeles Angels @ Minnesota Twins Target Field, Minneapolis, MN Fri May 27 2011, 7:12 PM - 10:32 PM CDT Att: 38,967 - Overcast - 53 F					
12 Alexei Casilla, S OBP: 0.295, SLG: 0.333										4	2	3	1	1	0	1						
16 Jason Kubel, L OBP: 0.356, SLG: 0.468																						
33 Justin Morneau, L OBP: 0.290, SLG: 0.335																						
5 Michael Cuddyer, R OBP: 0.326, SLG: 0.386																						
25 Jim Thome, L ERA: 4.13	(1, 1) 5.2 27 8 4 3 2 3 0 0 0 0 0 0 18 29 9.00 3.000																					
24 Trevor Plouffe, R OBP: 0.323, SLG: 0.434	(7, FR) (8, 10) 1.0 6 2 1 1 2 1 0 0 0 0 0 0 3 5 0.00 0.000																					
21 Delmon Young, R OBP: 0.243, SLG: 0.262	(1, 7) 1.0 2 0 0 0 0 0 0 0 0 0 0 0 1 6 0.00 0.000																					
22 Danny Valencia, R OBP: 0.296, SLG: 0.352	(1, 5) 0.2 W 2 0 0 0 0 0 0 0 0 0 0 0 5 9 0.00 0.000																					
41 Drew Butera, R OBP: 0.156, SLG: 0.152	(8, 1) 0.2 1 0 0 0 0 0 0 0 0 0 0 0 1 2 0.00 0.000																					
Inning Stats	R: 1 H: 1 E: 1 K: 0 S: 11	H: 1 LOB: 1 BB: 1 P: 20	R: 0 H: 1 E: 0 K: 1 S: 6	H: 1 LOB: 0 BB: 0 P: 8	R: 1 H: 2 E: 0 K: 1 S: 14	H: 2 LOB: 0 BB: 0 P: 20	R: 0 H: 0 E: 0 K: 0 S: 5	H: 0 LOB: 0 BB: 0 P: 6	R: 2 H: 3 E: 1 K: 0 S: 16	H: 3 LOB: 2 BB: 1 P: 23	R: 0 H: 1 E: 0 K: 0 S: 8	H: 1 LOB: 2 BB: 1 P: 18	R: 1 H: 2 E: 0 K: 2 S: 17	H: 2 LOB: 1 BB: 1 P: 27	R: 0 H: 0 E: 0 K: 0 S: 6	H: 0 LOB: 1 BB: 1 P: 15	R: 0 H: 2 E: 0 K: 1 S: 14	H: 2 LOB: 2 BB: 0 P: 23	1B: 9 2B: 3 3B: 1 HR: 0	SF: 0 SAC: 1 DP: 2 HBP: 0	WP: 0 PB: 0 SB: 1 CS: 0	PA: 43
PITCHER	IP WLS BF H R ER SO BB IBB HBP BLK WP HR S P ERA WHIP																	PITCHER	IP WLS BF H R ER SO BB IBB HBP BLK WP HR S P ERA WHIP			
52 Tyler Chatwood, R ERA: 4.71	(1, 1) 1.0 6 2 1 1 2 1 0 0 0 0 0 0 18 29 9.00 3.000																	51 Jordan Walden, R ERA: 2.99	(9, 1) 1.0 5 2 0 0 1 0 0 0 0 0 0 5 9 0.00 0.000			
40 Kevin Jepsen, R ERA: 10.38	(7, 1) 0.1 1 0 0 0 0 0 0 0 0 0 0 0 3 5 0.00 0.000																					
56 Fernando Rodney, R ERA: 4.26	(8, 1) 0.1 2 0 0 0 0 0 0 0 0 0 0 0 1 6 0.00 0.000																					
37 Scott Downs, L ERA: 0.59	(8, 1) 0.2 1 0 0 0 0 0 0 0 0 0 0 0 1 2 0.00 0.000																					

Batter	1	2	3	4	5	6	7	8	9	10	AB	R	H	RBI	BB	SO	LOB	TOP			
13 Maicer Izturis, S OBP: 0.359, SLG: 0.429	(1,4) C FF 90 2-3 B FF 91 F SL 79 B FF 93 S FF 93		(2,2) B SL 80 2-2 C FF 90 F SL 79 B CH 81 F FF 90 F SAFE X FF 92			(2,2) B SL 79 3-2 C CH 83 B CH 82 C FF 90 C FF 91 X FF 92			(1,0) C SI 91 0-1 X FF 92			4	0	0	0	0	1	1			
2 Erick Aybar, S OBP: 0.347, SLG: 0.429	(1,6) B SL 80 1-0 X CH 82		(0,2) C SL 79 0-2 X FF 92			(0,1) F FF 91 0-1 X SL 81			(0,0) X SL 91 0-0			4	0	0	0	0	0	1			
53 Bobby Abreu, L OBP: 0.379, SLG: 0.340	(1,10) B FF 93 3-1 C FF 90 B FF 93 B CH 83 X FF 92					(0,2) C FF 88 0-2 C FF 91 X FF 94			(0,2) C SI 91 0-2 C SI 92 X FF 93			4	0	0	0	0	0	0			
48 Torii Hunter, R OBP: 0.323, SLG: 0.377		(1,1) B FF 92 1-1 C FF 92 X FF 91				(0,2) C SL 83 0-2 C FF 91 X FF 91			(1,3) C SL 94 1-3 C FF 93 B FF 94 F SL 85 C FF 93			4	0	0	0	0	1	0			
6 Alberto Callaspo, S OBP: 0.377, SLG: 0.400		(4,1) B CH 83 4-1 B FF 92 B FF 92 C FF 90 B FF 92				(1,2) C CH 83 1-2 C FF 92 B FF 93 X SL 81			(2,1) C SI 92 2-1 B FF 93 B FF 91 X SL 91			3	0	0	0	1	0	0			
39 Russell Branyan, L OBP: 0.260, SLG: 0.304	(1,3) B FF 90 2-3 B FF 90 S FF 89 F FF 91 C FF 91					(3,3) F FF 92 3-3 B FF 92 B FF 92 F FF 94 F FF 93 B FF 94 S CH 82			(2,1) F FF 90 2-1 B FF 93 B FF 91 X FF 92			3	0	0	0	0	2	1			
44 Mark Trumbo, R OBP: 0.290, SLG: 0.435	(8,3) S: 6								(0,0) X SL 81 0-0			1	0	0	0	0	0	0			
25 Peter Bourjos, R OBP: 0.302, SLG: 0.388	(1,8) C SL 81 0-1 X FF 89											3	0	1	0	0	1	1			
5 Jeff Mathis, R OBP: 0.222, SLG: 0.266			(1,2) F SL 82 1-2 B FF 91 F FF 92 X SL 82						(1,2) F FF 90 1-2 B FF 90 F FF 90 X CH 82			2	0	0	0	0	0	0			
16 Hank Conger, L OBP: 0.292, SLG: 0.367	(8,PH) (8,2)											1	0	0	0	0	0	1			
77 Reggie Willits, S OBP: 0.227, SLG: 0.111	(1,7) B FF 91 4-1 B FF 92 C FF 92 B FF 92											1	0	0	0	1	0	0			
28 Alexi Amarista, L OBP: 0.186, SLG: 0.250	(8,PH) (8,7)											1	0	0	0	0	0	1			
Inning Stats	R: 0 E: 0 K: 1 S: 6	H: 0 LOB: 0 BB: 0 P: 12	R: 0 E: 0 K: 1 S: 8	H: 0 LOB: 1 BB: 1 P: 15	R: 0 E: 0 K: 0 S: 10	H: 0 LOB: 1 BB: 1 P: 17	R: 0 E: 0 K: 0 S: 9	H: 0 LOB: 0 BB: 0 P: 10	R: 0 E: 0 K: 2 S: 10	H: 0 LOB: 0 BB: 0 P: 13	R: 0 E: 0 K: 0 S: 9	H: 0 LOB: 0 BB: 0 P: 14	R: 0 E: 0 K: 0 S: 8	H: 0 LOB: 1 BB: 0 P: 11	R: 0 E: 0 K: 0 S: 6	H: 0 LOB: 0 BB: 0 P: 6	R: 0 E: 0 K: 1 S: 7	H: 0 LOB: 0 BB: 0 P: 10	1B: 0 2B: 1 3B: 0 HR: 0	SF: 0 SAC: 0 DP: 0 HBP: 0	WP: 0 PA: 33 PB: 0 SB: 0 CS: 0
PITCHER	IP WLS BF H R ER SO BB IBB HBP BLK WP HR S P ERA WHIP																				
51 Anthony Swarzak, R ERA: 3.6	(1,1) 8.0 27 1 0 0 4 2 0 0 0 0 0 0 68 105 0.00 0.375																				
55 Matt Capps, R ERA: 4.89	(9,1) 1.0 3 0 0 0 0 0 0 0 0 0 0 0 6 6 0.00 0.000																				
31 Alex Burnett, R ERA: 6.59	(10,1) 1.0 W 3 0 0 0 1 0 0 0 0 0 0 0 7 10 0.00 0.000																				

Los Angeles Angels @ Minnesota Twins
Target Field, Minneapolis, MN
Sat May 28 2011, 6:17 PM - 8:59 PM CDT
Att. 39,824 - Partly Cloudy - 65 F


AB 31
R 0
H 1
RBI 0
BB 2
SO 5
LOB 6



Batter	1	2	3	4	5	6	7	8	9	10	AB	R	H	RBI	BB	SO	LOB	BOTTOM			
2 Denard Span, L OBP: 0.367, SLG: 0.374	(1,8) X FF 87 0-0		(1,2) C SI 88 1-2 B SL 79 F SL 77 B SI 92 X CH 82			(2,0) B FF 91 2-0 C CH 78 X FF 88			(3,1) B FF 90 3-1 B FF 90 B CH 80 X FF 88			4	0	1	0	0	0	1			
12 Alexi Casilla, S OBP: 0.286, SLG: 0.322	(1,4) C FF 88 1-1 C CU 71 X CU 71			(1,2) C CU 72 1-2 C CU 73 F CU 74 X SL 78				(2,3) F FF 86 2-3 B FF 86 B FF 86 S CH 77			4	0	0	0	0	1	1				
16 Jason Kubel, L OBP: 0.349, SLG: 0.458	(1,10) C FF 86 0-3 C FF 89 S SL 77			(2,3) B FF 88 2-3 C CU 72 C CH 75 C FF 90				(3,3) B CH 81 3-3 C FF 90 B FF 80 B SL 80 B SI 89 C SL 90 C SL 78			4	0	0	0	0	3	0				
33 Justin Morneau, L OBP: 0.289, SLG: 0.333	(1,3) X CU 70 0-0								(2,0) B FF 90 2-0 B FF 89 X FF 90			4	0	1	0	0	0	0			
18 Jason Repko, R OBP: 0.286, SLG: 0.200	(10,PR)								(2,0) B FF 90 2-0 C CU 71 B FF 92 X FF 87			0	1	0	0	0	0	0			
5 Michael Cuddyer, R OBP: 0.324, SLG: 0.392	(1,9) C FF 89 2-3 B FF 89 C FF 90 S FF 93								(0,1) C FC 95 0-1 X FF 94			4	0	1	0	0	1	0			
21 Delmon Young, R OBP: 0.252, SLG: 0.270	(1,7) C FC 90 1-2 C FC 91 B FC 90 X FC 93								(0,0) X FF 96 0-0			4	0	2	0	0	0	0			
22 Danny Valencia, R OBP: 0.295, SLG: 0.350	(1,5) B FC 88 1-1 S SL 78 X SL 78								(1,1) B FC 92 1-1 B FC 94 X FF 95			4	0	1	1	0	2	1			
32 René Rivera, R OBP: 0.273, SLG: 0.310	(1,2) C SL 76 4-2 F FC 87 B SL 81 B SL 80								(3,3) C CH 78 3-3 S CH 78 B FC 91 B FC 86 C CU 72 C CH 76			1	0	0	0	1	0	0			
25 Jim Thome, L OBP: 0.357, SLG: 0.435	(9,PH)											1	0	0	0	0	1	0			
41 Drew Butera, R OBP: 0.156, SLG: 0.152	(10,2)											0	0	0	0	0	0	0			
24 Trevor Plouffe, R OBP: 0.323, SLG: 0.418	(1,6) B FF 89 1-0 X FF 88								(1,2) C FF 92 1-2 B FC 94 X FF 95			2	0	0	0	1	0	1			
Inning Stats	R: 0 E: 0 K: 1 S: 6	H: 0 LOB: 0 BB: 0 P: 7	R: 0 E: 0 K: 1 S: 9	H: 1 LOB: 1 BB: 0 P: 13	R: 0 E: 0 K: 0 S: 9	H: 0 LOB: 0 BB: 1 P: 15	R: 0 E: 0 K: 1 S: 10	H: 0 LOB: 0 BB: 0 P: 16	R: 0 E: 0 K: 1 S: 8	H: 0 LOB: 0 BB: 0 P: 13	R: 0 E: 0 K: 0 S: 9	H: 0 LOB: 0 BB: 0 P: 13	R: 0 E: 0 K: 1 S: 8	H: 0 LOB: 0 BB: 0 P: 11	R: 0 E: 0 K: 2 S: 11	H: 0 LOB: 1 BB: 1 P: 23	R: 1 E: 0 K: 1 S: 10	H: 4 LOB: 3 BB: 0 P: 16	1B: 6 2B: 0 3B: 0 HR: 0	SF: 0 SAC: 0 DP: 1 HBP: 0	WP: 0 PA: 35 PB: 0 SB: 0 CS: 0
PITCHER	IP WLS BF H R ER SO BB IBB HBP BLK WP HR S P ERA WHIP																				
36 Jered Weaver, R ERA: 2.1	(1,1) 9.0 29 2 0 0 7 2 0 0 0 0 0 0 79 128 0.00 0.444																				
21 Hisanori Takahashi, L ERA: 5.06	(10,1) 0.1 L 2 1 1 1 1 0 0 0 0 0 0 0 5 10 27.00 3.000																				
40 Kevin Jepsen, R ERA: 10.38	(10,1) 0.0 3 3 0 0 0 0 0 0 0 0 0 0 5 6 = =																				

Los Angeles Angels @ Minnesota Twins
Target Field, Minneapolis, MN
Sat May 28 2011, 6:17 PM - 8:59 PM CDT
Att. 39,824 - Partly Cloudy - 65 F

AB 32
R 1
H 6
RBI 1
BB 2
SO 8
LOB 4



Batter	1	2	3	4	5	6	7	8	9	AB	R	H	RBI	BB	SO	LOB	TOP										
25 Peter Bourjos, R OBP: 0.299, SLG: 0.380	F9		F9		K		B5-3		BB	4	0	0	0	1	1	3	Los Angeles Angels @ Minnesota Twins Target Field, Minneapolis, MN Sun May 29 2011, 1:17 PM - 4:11 PM CDT Att: 39,867 - Overcast - 63 F										
2 Erick Aybar, S OBP: 0.354, SLG: 0.446	F7		E		1B				P3	5	2	3	3	0	0	1											
53 Bobby Abreu, L OBP: 0.381, SLG: 0.348	F7		E6		1B					4	0	2	1	0	0	0											
77 Reggie Willits, S OBP: 0.227, SLG: 0.111	F7		E6		1B					0	0	0	0	0	0	0											
48 Tori Hunter, R OBP: 0.322, SLG: 0.375		G6-3			FC6-4				L6	4	0	1	0	0	0	3											
6 Alberto Callaspo, S OBP: 0.370, SLG: 0.392	L4-3				P6				F9	4	0	0	0	0	0	2											
39 Russell Branyan, L OBP: 0.259, SLG: 0.301	F8				K				K	4	0	1	0	0	2	1											
44 Mark Trumbo, R OBP: 0.294, SLG: 0.453					F8				G4-3	4	1	2	1	0	0	1											
28 Alexi Amarista, L OBP: 0.170, SLG: 0.227					G4-3				F7	4	1	0	0	0	0	2											
5 Jeff Mathis, R OBP: 0.233, SLG: 0.276					E5				P4	4	2	2	0	0	0	0											
Inning Stats	R: 0 H: 0 E: 0 K: 0 S: 12	H: 0 LOB: 0 BB: 0 P: 18	R: 0 H: 1 E: 0 K: 0 S: 7	H: 1 LOB: 0 BB: 0 P: 9	R: 3 H: 3 E: 0 K: 0 S: 16	H: 3 LOB: 1 BB: 0 P: 20	R: 0 H: 1 E: 0 K: 0 S: 10	H: 1 LOB: 1 BB: 0 P: 15	R: 1 H: 3 E: 0 K: 1 S: 12	H: 3 LOB: 1 BB: 0 P: 18	R: 0 H: 0 E: 0 K: 1 S: 6	H: 0 LOB: 0 BB: 0 P: 9	R: 0 H: 0 E: 0 K: 0 S: 5	H: 0 LOB: 0 BB: 0 P: 6	R: 1 H: 2 E: 0 K: 1 S: 13	H: 2 LOB: 1 BB: 0 P: 19	R: 1 H: 1 E: 0 K: 0 S: 15	H: 1 LOB: 1 BB: 1 P: 23	1B: 8 2B: 2 HR: 1	SF: 0 SAC: 0 DP: 1 HBP: 0	WP: 0 PB: 0 SB: 2 CS: 1	PA: 38					
PITCHER	IP	WLS	BF	H	R	ER	SO	BB	IBB	HBP	BLK	WP	HR	S	P	ERA	WHIP										
48 Carl Pavano, R ERA: 5.19	8.0	L	33	10	5	4	3	0	0	0	0	0	0	81	114	4.50	1.250										
37 Jim Hoey, R ERA: 10.8	0.2		4	1	1	1	0	1	0	0	0	0	1	13	19	13.50	3.000										
44 Chuck James, L ERA:	0.1		1	0	0	0	0	0	0	0	1	0	0	2	4	0.00	0.000										

AB	37
R	6
H	11
RBI	5
BB	1
SO	3
LOB	13



Batter	1	2	3	4	5	6	7	8	9	AB	R	H	RBI	BB	SO	LOB	BOTTOM										
2 Denard Span, L OBP: 0.372, SLG: 0.389	G1-3		G1-3		G1-3				BB	5	2	3	1	0	0	0	Los Angeles Angels @ Minnesota Twins Target Field, Minneapolis, MN Sun May 29 2011, 1:17 PM - 4:11 PM CDT Att: 39,867 - Overcast - 63 F										
12 Alexi Casilla, S OBP: 0.300, SLG: 0.331	SH2-3		G4-3		G6-3				G6-3	3	1	2	1	1	0	1											
16 Jason Kubel, L OBP: 0.350, SLG: 0.457			G4-3		G6-3				K	5	0	2	1	0	1	4											
33 Justin Morneau, L OBP: 0.297, SLG: 0.341	L8		G4-3		G6-3				G6-3	5	0	3	2	0	0	3											
18 Jason Repko, R OBP: 0.296, SLG: 0.290	L8		G4-3		G6-3				G6-3	0	0	0	0	0	0	0											
5 Michael Cuddyer, R OBP: 0.316, SLG: 0.371	F9		K		G4-6-3				F8	5	0	0	0	0	2	5											
21 Delmon Young, R OBP: 0.252, SLG: 0.270			G6-3		G6-3				G5-3	4	0	1	0	0	0	0											
22 Danny Valencia, R OBP: 0.294, SLG: 0.353	P3		F9		F9				F8	4	0	1	0	0	0	0											
41 Drew Butera, R OBP: 0.162, SLG: 0.168			K		K				F9	3	0	1	0	0	1	2											
20 Matt Tolbert, S OBP: 0.205, SLG: 0.230			K		K				F9	0	1	0	0	1	0	0											
24 Trevor Plouffe, R OBP: 0.319, SLG: 0.397	G6-3		B2-3		B2-3				F9	3	1	0	0	1	0	2											
Inning Stats	R: 1 H: 2 E: 0 K: 0 S: 20	H: 2 LOB: 1 BB: 0 P: 25	R: 0 H: 1 E: 0 K: 0 S: 12	H: 1 LOB: 0 BB: 0 P: 16	R: 1 H: 2 E: 0 K: 1 S: 15	H: 2 LOB: 1 BB: 0 P: 19	R: 0 H: 0 E: 0 K: 1 S: 7	H: 0 LOB: 0 BB: 0 P: 11	R: 0 H: 1 E: 0 K: 0 S: 11	H: 1 LOB: 1 BB: 0 P: 16	R: 0 H: 3 E: 0 K: 0 S: 12	H: 3 LOB: 2 BB: 0 P: 18	R: 1 H: 2 E: 0 K: 0 S: 8	H: 2 LOB: 1 BB: 1 P: 15	R: 0 H: 0 E: 0 K: 1 S: 14	H: 0 LOB: 0 BB: 0 P: 18	R: 2 H: 2 E: 0 K: 1 S: 20	H: 2 LOB: 2 BB: 2 P: 37	1B: 9 2B: 4 HR: 0	SF: 0 SAC: 1 DP: 2 HBP: 0	WP: 0 PB: 0 SB: 2 CS: 0	PA: 41					
PITCHER	IP	WLS	BF	H	R	ER	SO	BB	IBB	HBP	BLK	WP	HR	S	P	ERA	WHIP										
24 Dan Haren, R ERA: 2.29	6.0	W	28	10	3	3	2	1	0	0	0	0	0	4	7	0.00	1.000										
37 Scott Downs, L ERA: 0.55	1.0	H	3	1	0	0	0	0	0	0	0	0	0	4	7	0.00	1.000										
56 Fernando Rodney, R ERA: 4.05	1.0	H	3	0	0	0	1	0	0	0	0	0	0	14	18	0.00	0.000										
51 Jordan Walden, R ERA: 3.2	1.0	S	7	2	2	2	1	2	0	0	0	0	0	20	37	18.00	4.000										

AB	37
R	5
H	13
RBI	5
BB	3
SO	4
LOB	17



Batter	1	2	3	4	5	6	7	8	9	AB	R	H	RBI	BB	SO	LOB	TOP										
13 Maicer Izturis, S OBP: 0.360, SLG: 0.422	(1,4) 2-2 SH1-3 53 1B HBP		(4,2) 2-2 53 2B BB		(3,2) 1-0 G3	(1,0) 1-0 F9		(2,1) 2-1 F9		3	2	0	0	1	0	1											
2 Erick Aybar, S OBP: 0.352, SLG: 0.438	(1,6) 0-1 SH1-3		(4,2) 1-2 53 2B 6 1B BB		(0,1) 2-2 B2-3		(1,2) 1-2 F8		(0,3) 0-3 K	3	1	0	0	1	1	0											
53 Bobby Abreu, L OBP: 0.390, SLG: 0.389	(1,7) 1-2 48 G1-4-3 1B		(0,2) 0-2 6 1B 2B		(1,2) 1-2 48 1B 2B		(0,2) 0-2 F7		(2,2) 2-2 48 HR 1B	5	2	4	2	0	0	0											
77 Reggie Willits, S OBP: 0.227, SLG: 0.111	(9,7) 2-H 1B		(3,3) 1-3 K		(1,0) 1-0 6 1B 1B		(1,2) 1-2 HR		(2,0) 2-0 HR	5	2	3	4	0	1	3											
48 Tori Hunter, R OBP: 0.328, SLG: 0.408	(1,9) 0-0 G1-4-3		(3,3) 1-3 K		(1,0) 1-0 6 1B 1B		(1,2) 1-2 HR		(2,0) 2-0 HR	5	2	3	4	0	1	3											
6 Alberto Callaspo, S OBP: 0.380, SLG: 0.399	(1,5) 4-1 BB		(0,1) 0-1 1B		(2,2) 2-2 1B		(1,1) 1-1 G1-3		(3,2) 3-2 39 1B 44 E 1B	4	1	3	1	1	0	0											
39 Russell Branyan, L OBP: 0.256, SLG: 0.295	(1,10) 2-3 K		(1,1) 2-2 G4-3		(2,2) 2-2 F8		(0,3) 0-3 K		(0,0) 0-0 44 E 1B	5	0	1	0	0	2	5											
44 Mark Trumbo, R OBP: 0.288, SLG: 0.489	(1,3) 2-2 P3		(1,2) 1-2 16 G6-4-3 1B		(1,3) 1-3 K		(1,0) 1-0 HR		(1,0) 1-0 E5	5	1	2	2	0	1	2											
16 Hank Conger, L OBP: 0.288, SLG: 0.369	(1,2) 2-0 G3		(1,2) 1-2 G6-4-3		(0,1) 0-1 2B		(1,0) 1-0 P3		(2,3) 2-3 K	5	0	1	0	0	1	4											
25 Peter Bourjos, R OBP: 0.297, SLG: 0.391	(1,8) 2-2 G6-3		(1,1) 1-1 G5-3		(1,0) 1-0 P4		(2,2) 2-2 HR		(0,2) 0-2 K	5	1	1	1	0	1	3											
Inning Stats	R: 1 E: 0 K: 0 S: 8	H: 1 LOB: 0 BB: 0 P: 11	R: 0 E: 0 K: 1 S: 11	H: 0 LOB: 1 BB: 2 P: 21	R: 2 E: 0 K: 1 S: 21	H: 2 LOB: 2 BB: 2 P: 36	R: 0 E: 0 K: 0 S: 8	H: 1 LOB: 0 BB: 0 P: 11	R: 1 E: 0 K: 0 S: 18	H: 3 LOB: 2 BB: 0 P: 26	R: 0 E: 0 K: 1 S: 7	H: 1 LOB: 0 BB: 0 P: 10	R: 1 E: 0 K: 0 S: 11	H: 1 LOB: 0 BB: 0 P: 14	R: 2 E: 0 K: 1 S: 13	H: 2 LOB: 0 BB: 0 P: 19	R: 3 E: 1 K: 3 S: 19	H: 4 LOB: 2 BB: 0 P: 29	1B: 8 2B: 3 3B: 0 HR: 4	SF: 0 SAC: 1 DP: 2 HBP: 1	WP: 0 PB: 0 SB: 0 CS: 0	PA: 45					
PITCHER	IP	WLS	BF	H	R	ER	SO	BB	IBB	HBP	BLK	WP	HR	S	P	ERA	WHIP										
44 Luke Hochevar, R ERA: 4.96	(1,1) 5.0		24	7	4	4	2	3	0	1	0	0	0	66	105	7.20	2.000										
56 Greg Holland, R ERA:	(6,1) 1.0	H	4	1	0	0	1	0	0	0	0	0	0	7	10	0.00	1.000										
61 Everett Teaford, L ERA: 2.84	(7,1) 1.1	H	5	1	1	1	1	0	0	0	0	0	1	15	18	6.75	0.750										
31 Louis Coleman, R ERA: 3.12	(8,1) 0.2	H	4	2	2	2	0	0	0	0	0	0	2	9	15	27.00	3.000										
48 Joskim Soria, R ERA: 6.55	(9,1) 1.0	L	8	4	3	3	3	0	0	0	0	0	1	19	29	27.00	4.000										

Los Angeles Angels @ Kansas City Royals
Kauffman Stadium, Kansas City, MO
Mon May 30 2011, 3:11 PM - 6:25 PM CDT
Att: 24,406 - Overcast - 80 F

AB 40
R 10
H 15
RBI 10
BB 3
SO 7
LOB 18



Batter	1	2	3	4	5	6	7	8	9	AB	R	H	RBI	BB	SO	LOB	BOTTOM										
4 Alex Gordon, L OBP: 0.342, SLG: 0.488	(1,7) 0-0 HR		(4,2) 1-2 35 2B 21 SF7 BB		(3,1) 3-1 35 F8 53 G3 1B		(2,3) 2-3 K		(0,0) 0-0 F7	4	2	2	1	1	1	0											
53 Melky Cabrera, S OBP: 0.312, SLG: 0.452	(1,8) 4-0 35 HR BB		(1,1) 0-1 P5		(0,0) 0-0 G3		(1,2) 1-2 G3-1		(2,2) 2-2 35 G5-4-3 1B	4	1	1	0	1	0	4											
35 Eric Hosmer, L OBP: 0.314, SLG: 0.505	(1,3) 0-0 1-H HR		(0,1) 0-1 2B		(2,1) 2-1 F8		(0,1) 0-1 G6-3		(0,0) 0-0 G5-4-3	5	1	2	4	0	0	2											
21 Jeff Francoeur, R OBP: 0.323, SLG: 0.480	(1,9) 1-3 K		(0,0) 0-0 SF7		(2,1) 2-1 G6-3		(1,2) 1-2 G5-3		(3,3) 3-3 K	4	0	0	1	0	2	1											
16 Billy Butler, R OBP: 0.391, SLG: 0.411	(1,10) 2-3 K		(1,3) 1-3 K		(4,2) 4-2 24 G3-6-3 BB		(2,1) 2-1 24 3B 1B		(3,2) 3-2 F8	4	1	1	0	1	2	1											
24 Wilson Betemit, S OBP: 0.379, SLG: 0.449	(1,5) 1-2 1B		(2,3) 2-3 K		(1,0) 1-0 G3-6-3		(1,2) 1-2 17 1B 3B		(2,3) 2-3 K	5	1	2	1	0	2	1											
15 Matt Treanor, R OBP: 0.356, SLG: 0.309	(1,2) 2-2 G1-3		(1,1) 1-1 L7		(1,2) 1-2 1B		(4,2) 4-2 17 1B BB			3	0	1	0	1	0	1											
17 Chris Getz, L OBP: 0.327, SLG: 0.299	(1,4) 4-2 4 BB 35 2B HBP		(0,1) 0-1 2B		(2,2) 2-2 G4-3		(2,2) 2-2 1B		(1,2) 1-2 1B	3	1	2	1	1	0	1											
2 Alcides Escobar, R OBP: 0.258, SLG: 0.258	(1,6) 1-1 4 BB 35 2B HBP		(1,2) 1-2 P3		(1,3) 1-3 G6-3		(0,2) 0-2 G4-3			3	1	0	0	0	0	3											
Inning Stats	R: 3 E: 0 K: 2 S: 15	H: 3 LOB: 1 BB: 1 P: 25	R: 3 E: 0 K: 1 S: 14	H: 1 LOB: 1 BB: 2 P: 25	R: 0 E: 1 K: 1 S: 11	H: 1 LOB: 1 BB: 0 P: 14	R: 0 E: 0 K: 0 S: 7	H: 0 LOB: 0 BB: 0 P: 14	R: 0 E: 0 K: 1 S: 10	H: 0 LOB: 0 BB: 0 P: 13	R: 2 E: 0 K: 0 S: 16	H: 3 LOB: 2 BB: 1 P: 28	R: 0 E: 0 K: 0 S: 5	H: 1 LOB: 0 BB: 0 P: 7	R: 0 E: 0 K: 2 S: 15	H: 0 LOB: 0 BB: 0 P: 23	1B: 7 2B: 1 3B: 1 HR: 2	SF: 1 SAC: 0 DP: 2 HBP: 1	WP: 0 PB: 0 SB: 0 CS: 0	PA: 42							
PITCHER	IP	WLS	BF	H	R	ER	SO	BB	IBB	HBP	BLK	WP	HR	S	P	ERA	WHIP										
54 Ervin Santana, R ERA: 4.34	(1,1) 6.0		29	7	6	6	5	4	0	1	0	0	0	15	25	27.00	6.000										
63 Rich Thompson, R ERA: 2.99	(7,1) 0.2	W	4	1	0	0	0	0	0	0	0	0	0	6	10	0.00	0.750										
40 Kevin Jepsen, R ERA: 9.0	(7,1) 1.1	W	4	1	0	0	0	0	0	0	0	0	0	6	10	0.00	0.750										
56 Fernando Rodney, R ERA: 3.86	(9,1) 1.0	S	3	0	0	0	2	0	0	0	0	0	0	15	23	0.00	0.000										

Los Angeles Angels @ Kansas City Royals
Kauffman Stadium, Kansas City, MO
Mon May 30 2011, 3:11 PM - 6:25 PM CDT
Att: 24,406 - Overcast - 80 F

AB 35
R 8
H 11
RBI 8
BB 5
SO 7
LOB 14



Batter	1	2	3	4	5	6	7	8	9	AB	R	H	RBI	BB	SO	LOB	TOP				
2 Erick Aybar, S OBP: 0.348, SLG: 0.437									5	1	1	0	0	0	2						
13 Maicer Izturis, S OBP: 0.356, SLG: 0.416									5	1	1	0	0	0	1						
48 Toni Hunter, R OBP: 0.327, SLG: 0.403										3	0	0	0	1	1	2					
6 Alberto Callaspo, S OBP: 0.377, SLG: 0.396										4	0	1	1	0	0	1					
44 Mark Trumbo, R OBP: 0.306, SLG: 0.472										3	0	2	1	1	0	0					
25 Peter Bourjos, R OBP: 0.296, SLG: 0.388										4	1	1	0	0	0	5					
46 Bobby Wilson, R OBP: 0.300, SLG: 0.333										2	0	0	0	1	0	3					
39 Russell Branyan, L OBP: 0.253, SLG: 0.291										1	0	0	0	1	1						
5 Jeff Mathis, R OBP: 0.243, SLG: 0.294										4	0	2	1	0	1	4					
77 Reggie Willits, S OBP: 0.192, SLG: 0.091										4	0	0	0	0	2	2					
Inning Stats	R: 2 H: 4 E: 0 K: 1 S: 20	H: 4 LOB: 2 BB: 0 P: 35	R: 0 H: 1 E: 0 K: 1 S: 10	R: 0 H: 1 LOB: 1 BB: 0 P: 12	R: 0 H: 1 LOB: 3 BB: 2 P: 19	R: 0 H: 0 E: 0 K: 0 S: 7	R: 0 H: 0 LOB: 0 BB: 0 P: 9	R: 0 H: 0 LOB: 0 BB: 0 P: 13	R: 0 H: 0 LOB: 0 BB: 0 P: 13	R: 0 H: 0 LOB: 1 BB: 1 P: 20	R: 0 H: 0 LOB: 0 BB: 0 P: 16	R: 0 H: 0 LOB: 0 BB: 0 P: 16	R: 0 H: 0 LOB: 0 BB: 0 P: 16	R: 0 H: 0 LOB: 0 BB: 0 P: 16	R: 0 H: 0 LOB: 0 BB: 0 P: 16	R: 0 H: 0 LOB: 0 BB: 0 P: 16	1B: 6 2B: 2 3B: 0 HR: 0	SF: 0 SAC: 0 DP: 0 HBP: 0	WP: 0 PB: 0 SB: 3 CS: 0	PA: 38	
PITCHER	IP WLS BF H R ER SO BB IBB HBP BLK WP HR S P ERA WHIP	7.0 W 31 8 3 3 2 2 0 0 0 0 0 72 114 3.86 1.429	2.0 7 0 0 0 3 1 0 0 0 0 0 25 36 0.00 0.500																		

Los Angeles Angels @ Kansas City Royals
Kauffman Stadium, Kansas City, MO
Tue May 31 2011, 7:13 PM - 9:46 PM CDT
Att: 14,174 - Clear - 81 F

livebaseballscorecards.com

AB	35
R	3
H	8
RBI	3
BB	3
SO	5
LOB	21



Batter	1	2	3	4	5	6	7	8	9	AB	R	H	RBI	BB	SO	LOB	BOTTOM	
4 Alex Gordon, L OBP: 0.349, SLG: 0.493										4	2	3	1	0	0	0		
53 Melky Cabrera, S OBP: 0.311, SLG: 0.448										4	1	1	1	0	0	2		
35 Eric Hosmer, L OBP: 0.321, SLG: 0.515										4	2	2	2	0	0	2		
21 Jeff Francoeur, R OBP: 0.322, SLG: 0.478										3	0	1	2	0	0	1		
16 Billy Butler, R OBP: 0.393, SLG: 0.410										3	0	1	1	1	0	1		
24 Wilson Betemit, S OBP: 0.370, SLG: 0.438																		

Batter	1	2	3	4	5	6	7	8	9	AB	R	H	RBI	BB	SO	LOB	TOP									
2 Erick Aybar, S OBP: 0.356, SLG: 0.444										4	0	3	0	0	1	0	Los Angeles Angels @ Kansas City Royals Kauffman Stadium, Kansas City, MO Wed Jun 01 2011, 3:14 PM - 5:49 PM CDT Att: 12,023 - Overcast - 83 F									
53 Bobby Abreu, L OBP: 0.386, SLG: 0.372										4	0	1	0	0	3	4										
48 Torii Hunter, R OBP: 0.325, SLG: 0.397										3	0	0	0	1	1	4										
6 Alberto Callaspo, S OBP: 0.371, SLG: 0.388										4	0	0	0	0	2	4										
39 Russell Branyan, L OBP: 0.244, SLG: 0.280										3	0	0	0	0	1	0										
13 Maicer Izturis, S OBP: 0.354, SLG: 0.414										4	0	1	0	0	0	0										
44 Mark Trumbo, R OBP: 0.305, SLG: 0.467										4	0	1	0	0	0	0										
16 Hank Conger, L OBP: 0.287, SLG: 0.364										4	0	1	0	0	1	1										
28 Alexi Amarista, L OBP: 0.180, SLG: 0.234										3	0	1	0	0	0	1										
25 Peter Bourjos, R OBP: 0.292, SLG: 0.382										3	0	0	0	0	1	2										
Inning Stats	R: 0 H: 1 E: 0 K: 1 S: 12	H: 1 LOB: 1 BB: 0 P: 18	R: 0 H: 0 E: 0 K: 1 S: 7	H: 0 LOB: 0 BB: 0 P: 12	R: 0 H: 2 E: 1 K: 1 S: 15	H: 2 LOB: 2 BB: 0 P: 20	R: 0 H: 0 E: 0 K: 1 S: 8	H: 0 LOB: 0 BB: 0 P: 13	R: 0 H: 1 E: 0 K: 0 S: 7	H: 1 LOB: 1 BB: 0 P: 8	R: 0 H: 0 E: 0 K: 3 S: 10	H: 0 LOB: 0 BB: 0 P: 13	R: 0 H: 1 E: 0 K: 2 S: 14	H: 1 LOB: 1 BB: 0 P: 19	R: 0 H: 2 E: 0 K: 1 S: 14	H: 2 LOB: 3 BB: 1 P: 21	R: 0 H: 0 E: 0 K: 0 S: 6	H: 0 LOB: 0 BB: 0 P: 8	1B: 6 2B: 1 3B: 0 HR: 0	SF: 0 SAC: 0 DP: 2 HBP: 0	WP: 0 PB: 0 SB: 1 CS: 0	PA: 34				
PITCHER	IP WLS BF H R ER SO BB IBB HBP BLK WP HR S P ERA WHIP	5.0 18 4 0 0 4 0 0 0 0 0 0 49 71 0.00 0.800	6.1 10 2 0 0 6 0 0 0 0 0 0 33 43 0.00 0.750	8.1 0.0 1 1 0 0 0 0 0 0 0 0 2 3 ∞ ∞	8.1 0.0 1 0 0 0 1 0 0 0 0 0 1 5 ∞ ∞	8.1 1.1 W 4 0 0 0 0 0 0 0 0 8 10 0.00 0.000	PITCHER										IP WLS BF H R ER SO BB IBB HBP BLK WP HR S P ERA WHIP									
59 Felipe Paulino, R ERA: 4.5											5.0	18	4	0	0	4	0	0	0	0	0	0	49	71	0.00	0.800
56 Greg Holland, R ERA: 3.12											6.1	10	2	0	0	6	0	0	0	0	0	0	33	43	0.00	0.750
61 Everett Teaford, L ERA: 2.84											8.1	0.0	1	1	0	0	0	0	0	0	0	2	3	∞	∞	
31 Louis Coleman, R ERA: 3.12											8.1	0.0	1	0	0	0	1	0	0	0	0	1	5	∞	∞	
55 Tim Collins, L ERA: 2.61											8.1	1.1	W	4	0	0	0	0	0	0	0	8	10	0.00	0.000	
Inning Stats	R: 0 H: 1 E: 0 K: 0 S: 8	H: 1 LOB: 1 BB: 0 P: 17	R: 0 H: 1 E: 0 K: 0 S: 9	H: 1 LOB: 1 BB: 0 P: 11	R: 0 H: 0 E: 0 K: 0 S: 11	H: 0 LOB: 1 BB: 1 P: 17	R: 0 H: 1 E: 0 K: 1 S: 8	H: 1 LOB: 1 BB: 0 P: 15	R: 0 H: 1 E: 0 K: 0 S: 5	H: 1 LOB: 0 BB: 0 P: 7	R: 0 H: 0 E: 0 K: 0 S: 12	H: 0 LOB: 2 BB: 2 P: 23	R: 2 H: 2 E: 0 K: 0 S: 5	H: 2 LOB: 0 BB: 0 P: 8	1B: 6 2B: 0 3B: 0 HR: 1	SF: 0 SAC: 1 DP: 2 HBP: 0	WP: 0 PB: 0 SB: 1 CS: 0	PA: 32								
PITCHER	IP WLS BF H R ER SO BB IBB HBP BLK WP HR S P ERA WHIP	7.2 27 5 2 2 2 0 1 0 0 0 0 1 9 17 27.00 4.500	7.2 27 5 2 2 2 0 1 0 0 0 0 1 9 17 27.00 4.500	7.2 27 5 2 2 2 0 1 0 0 0 0 1 9 17 27.00 4.500	7.2 27 5 2 2 2 0 1 0 0 0 0 1 9 17 27.00 4.500	7.2 27 5 2 2 2 0 1 0 0 0 0 1 9 17 27.00 4.500	PITCHER										IP WLS BF H R ER SO BB IBB HBP BLK WP HR S P ERA WHIP									
52 Tyler Chatwood, R ERA: 3.64											7.2	27	5	2	2	2	0	1	0	0	0	1	9	17	27.00	4.500
37 Scott Downs, L ERA: 1.59											7.2	27	5	2	2	2	0	1	0	0	0	1	9	17	27.00	4.500
Batter	1	2	3	4	5	6	7	8	9	AB	R	H	RBI	BB	SO	LOB	BOTTOM									
4 Alex Gordon, L OBP: 0.351, SLG: 0.489										2	0	0	0	2	0	0	Los Angeles Angels @ Kansas City Royals Kauffman Stadium, Kansas City, MO Wed Jun 01 2011, 3:14 PM - 5:49 PM CDT Att: 12,023 - Overcast - 83 F									
53 Melky Cabrera, S OBP: 0.306, SLG: 0.441										4	0	0	0	0	1	3										
35 Eric Hosmer, L OBP: 0.327, SLG: 0.515										4	0	2	0	0	0	1										
21 Jeff Francoeur, R OBP: 0.325, SLG: 0.478										4	1	2	0	0	0	1										
16 Billy Butler, R OBP: 0.395, SLG: 0.427										4	1	2	2	0	0	1										
13 Mike Aviles, R OBP: 0.270, SLG: 0.426										3	0	1	0	0	0	1										
17 Chris Getz, L OBP: 0.337, SLG: 0.307										2	0	0	0	1	0	1										
15 Matt Treanor, R OBP: 0.350, SLG: 0.303										2	0	0	0	0	1	1										
2 Alcides Escobar, R OBP: 0.249, SLG: 0.249										3	0	0	0	0	0	1										
Inning Stats	R: 0 H: 1 E: 0 K: 0 S: 8	H: 1 LOB: 1 BB: 0 P: 17	R: 0 H: 1 E: 0 K: 0 S: 9	H: 1 LOB: 1 BB: 0 P: 11	R: 0 H: 0 E: 0 K: 0 S: 11	H: 0 LOB: 1 BB: 1 P: 17	R: 0 H: 1 E: 0 K: 1 S: 8	H: 1 LOB: 1 BB: 0 P: 15	R: 0 H: 1 E: 0 K: 0 S: 5	H: 1 LOB: 0 BB: 0 P: 7	R: 0 H: 0 E: 0 K: 0 S: 12	H: 0 LOB: 2 BB: 2 P: 23	R: 2 H: 2 E: 0 K: 0 S: 5	H: 2 LOB: 0 BB: 0 P: 8	1B: 6 2B: 0 3B: 0 HR: 1	SF: 0 SAC: 1 DP: 2 HBP: 0	WP: 0 PB: 0 SB: 1 CS: 0	PA: 32								
PITCHER	IP WLS BF H R ER SO BB IBB HBP BLK WP HR S P ERA WHIP	7.2 27 5 2 2 2 0 1 0 0 0 0 1 9 17 27.00 4.500	7.2 27 5 2 2 2 0 1 0 0 0 0 1 9 17 27.00 4.500	7.2 27 5 2 2 2 0 1 0 0 0 0 1 9 17 27.00 4.500	7.2 27 5 2 2 2 0 1 0 0 0 0 1 9 17 27.00 4.500	7.2 27 5 2 2 2 0 1 0 0 0 0 1 9 17 27.00 4.500	PITCHER										IP WLS BF H R ER SO BB IBB HBP BLK WP HR S P ERA WHIP									
52 Tyler Chatwood, R ERA: 3.64											7.2	27	5	2	2	2	0	1	0	0	0	1	9	17	27.00	4.500
37 Scott Downs, L ERA: 1.59											7.2	27	5	2	2	2	0	1	0	0	0	1	9	17	27.00	4.500

Batter	1	2	3	4	5	6	7	8	9	AB	R	H	RBI	BB	SO	LOB	TOP																					
2 Derek Jeter, R OBP: 0.329, SLG: 0.327	G4-3		BB		G6-4-3		1B			3	0	1	0	1	0	2																						
14 Curtis Granderson, L OBP: 0.344, SLG: 0.597	1B		G5-3			BB	K			3	1	1	0	1	1	4																						
25 Mark Teixeira, S OBP: 0.359, SLG: 0.517	K			F8		F9		P5		4	0	0	0	0	1	2																						
13 Alex Rodriguez, R OBP: 0.362, SLG: 0.497		K		G6-3		HR		K		4	1	1	2	0	2	0																						
24 Robinson Canó, L OBP: 0.318, SLG: 0.514	G1-3			HR		G3-1		G4-3		4	1	1	1	0	0	0																						
55 Russell Martin, R OBP: 0.342, SLG: 0.441	F7			G5-3		F8			K	4	0	0	0	0	1	0																						
33 Nick Swisher, S OBP: 0.339, SLG: 0.331					G3		F7		K	4	0	1	0	0	1	0																						
27 Chris Dickerson, L OBP: 0.400, SLG: 0.385			2B						K	0	0	0	0	0	0	0																						
20 Jorge Posada, S OBP: 0.285, SLG: 0.338			F8			1B		G5-3		3	0	0	0	1	0	1																						
11 Brett Gardner, L OBP: 0.330, SLG: 0.377			P6			1B				3	0	2	0	0	0	1																						
Inning Stats	R: 0 H: 1 E: 0 K: 1 S: 11	WLS: 1 BF: 0 LOB: 0 P: 18	R: 0 H: 0 E: 0 K: 1 S: 9	WLS: 0 BF: 0 LOB: 0 P: 14	R: 0 H: 1 E: 0 K: 0 S: 8	WLS: 1 BF: 2 LOB: 2 P: 16	R: 1 H: 1 E: 0 K: 0 S: 13	WLS: 1 BF: 1 LOB: 0 P: 21	R: 0 H: 1 E: 0 K: 0 S: 7	WLS: 1 BF: 1 LOB: 1 P: 14	R: 2 H: 1 E: 0 K: 0 S: 6	WLS: 1 BF: 0 LOB: 0 P: 14	R: 0 H: 2 E: 0 K: 1 S: 12	WLS: 2 BF: 2 LOB: 2 P: 15	R: 0 H: 0 E: 0 K: 1 S: 9	WLS: 0 BF: 0 LOB: 0 P: 13	R: 0 H: 0 E: 0 K: 2 S: 9	WLS: 0 BF: 0 LOB: 0 P: 14	1B: 4 2B: 1 3B: 0 HR: 2	SF: 0 2B: 1 3B: 0 HR: 2	WP: 0 PB: 0 SB: 1 CS: 1	PA: 35																
PITCHER	IP	WLS	BF	H	R	ER	SO	BB	IBB	HBP	BLK	WP	HR	S	P	ERA	WHIP	PITCHER				IP	WLS	BF	H	R	ER	SO	BB	IBB	HBP	BLK	WP	HR	S	P	ERA	WHIP
54 Ervin Santana, R ERA: 4.3	7.0	L	29	7	3	3	3	3	0	0	0	0	2	66	112	3.86	1.429					7.0	L	29	7	3	3	3	0	0	0	0	2	66	112	3.86	1.429	
63 Rich Thompson, R ERA: 2.73	2.0		6	0	0	0	3	0	0	0	0	0	0	18	27	0.00	0.000					2.0		6	0	0	0	3	0	0	0	0	18	27	0.00	0.000		

New York Yankees @ Los Angeles Angels
Angel Stadium of Anaheim, Anaheim, CA
Sat Jun 04 2011, 6:09 PM - 8:42 PM PDT
Att. 43,619 - Clear - 65 F

AB 32
R 3
H 7
RBI 3
BB 3
SO 6
LOB 10



Batter	1	2	3	4	5	6	7	8	9	AB	R	H	RBI	BB	SO	LOB	BOTTOM																					
13 Maicer Izturis, S OBP: 0.347, SLG: 0.403	K		L7		G5-3		F8		1B	5	0	1	1	0	1	0																						
2 Erick Aybar, S OBP: 0.345, SLG: 0.428	F8		F8		F9			F7	P6	5	0	0	0	0	0	1																						
53 Bobby Abreu, L OBP: 0.399, SLG: 0.385	BB		1B		1B			1B		3	0	3	0	1	0	0																						
48 Torii Hunter, R OBP: 0.319, SLG: 0.385	G4-3		K		F8			F9		4	0	0	0	0	1	4																						
6 Alberto Callaspo, S OBP: 0.371, SLG: 0.392		F9		2B		G6-3				4	1	2	0	0	0	0																						
47 Howie Kendrick, R OBP: 0.385, SLG: 0.511		HBP		E6		L3		G3		3	0	0	0	0	3																							
44 Mark Trumbo, R OBP: 0.313, SLG: 0.471		1B		P5		P4			G5-3	4	0	1	0	0	2																							
5 Jeff Mathis, R OBP: 0.235, SLG: 0.278		K		SF8				P5	G5-3	3	0	0	1	0	1	2																						
25 Peter Bourjos, R OBP: 0.299, SLG: 0.383		G1-3		G5-3				F8	1B	4	1	1	0	0	3																							
Inning Stats	R: 0 H: 0 E: 0 K: 1 S: 8	WLS: 1 BF: 1 LOB: 1 P: 13	R: 0 H: 1 E: 0 K: 1 S: 11	WLS: 1 BF: 2 LOB: 2 P: 17	R: 0 H: 1 E: 0 K: 1 S: 7	WLS: 1 BF: 1 LOB: 1 P: 11	R: 1 H: 1 E: 1 K: 0 S: 9	WLS: 1 BF: 1 LOB: 0 P: 13	R: 0 H: 1 E: 0 K: 0 S: 12	WLS: 1 BF: 1 LOB: 1 P: 19	R: 0 H: 0 E: 0 K: 0 S: 6	WLS: 0 BF: 0 LOB: 0 P: 6	R: 0 H: 0 E: 0 K: 0 S: 5	WLS: 0 BF: 0 LOB: 0 P: 6	R: 0 H: 2 E: 0 K: 0 S: 9	WLS: 2 BF: 2 LOB: 2 P: 14	R: 1 H: 2 E: 0 K: 0 S: 7	WLS: 2 BF: 1 LOB: 1 P: 9	1B: 7 2B: 1 3B: 0 HR: 0	SF: 1 2B: 1 3B: 0 HR: 0	WP: 0 PB: 0 SB: 1 CS: 0	PA: 38																
PITCHER	IP	WLS	BF	H	R	ER	SO	BB	IBB	HBP	BLK	WP	HR	S	P	ERA	WHIP	PITCHER				IP	WLS	BF	H	R	ER	SO	BB	IBB	HBP	BLK	WP	HR	S	P	ERA	WHIP
52 CC Sabathia, L ERA: 2.8	8.2	W	37	8	2	1	3	1	0	0	0	0	0	73	107	1.04	1.038					8.2	W	37	8	2	1	3	1	0	0	0	73	107	1.04	1.038		
42 Mariano Rivera, R ERA: 1.99	0.1	S	1	0	0	0	0	0	0	0	0	0	0	1	1	0.00	0.000					0.1	S	1	0	0	0	0	0	0	0	1	1	0.00	0.000			

New York Yankees @ Los Angeles Angels
Angel Stadium of Anaheim, Anaheim, CA
Sat Jun 04 2011, 6:09 PM - 8:42 PM PDT
Att. 43,619 - Clear - 65 F

AB 35
R 2
H 8
RBI 2
BB 1
SO 3
LOB 15



Batter	1	2	3	4	5	6	7	8	9	AB	R	H	RBI	BB	SO	LOB	TOP					
22 Johnny Damon, L (1, 10) OBP: 0.325, SLG: 0.437										5	1	3	1	0	0	3						
18 Ben Zobrist, S (1, 4) OBP: 0.329, SLG: 0.467										5	0	1	1	0	0	1						
20 Matt Joyce, L (1, 9) OBP: 0.400, SLG: 0.597										4	0	0	0	1	2	0						
2 B.J. Upton, R (1, 8) OBP: 0.320, SLG: 0.396										5	1	1	1	0	2	2						
11 Casey Kotchman, L (1, 3) OBP: 0.405, SLG: 0.463										4	1	3	0	0	0	0						
16 Justin Ruggiano, R (1, 7) OBP: 0.348, SLG: 0.550										4	0	2	0	0	1	1						
28 John Jaso, L (1, 2) OBP: 0.296, SLG: 0.363										3	1	2	1	1	1	0						
1 Sean Rodriguez, R (1, 5) OBP: 0.298, SLG: 0.392										3	0	0	0	0	1	5						
15 Reid Brignac, L (1, 6) OBP: 0.213, SLG: 0.189										4	0	0	0	0	0	4						
Inning Stats	R: 1 E: 0 K: 1 S: 11	H: 1 LOB: 0 BB: 0 P: 17	R: 0 E: 0 K: 0 S: 15	H: 2 LOB: 3 BB: 1 P: 25	R: 1 E: 0 K: 2 S: 13	H: 2 LOB: 1 BB: 0 P: 17	R: 1 E: 0 K: 0 S: 11	H: 3 LOB: 2 BB: 0 P: 14	R: 0 E: 0 K: 1 S: 11	H: 0 LOB: 0 BB: 0 P: 17	R: 0 E: 0 K: 2 S: 9	H: 0 LOB: 0 BB: 0 P: 14	R: 0 E: 0 K: 0 S: 6	H: 0 LOB: 0 BB: 0 P: 9	R: 1 E: 0 K: 0 S: 16	H: 3 LOB: 2 BB: 1 P: 27	R: 0 E: 0 K: 1 S: 10	H: 1 LOB: 2 BB: 1 P: 18	1B: 7 2B: 3 3B: 1 HR: 1	SF: 0 SAC: 1 DP: 0 HBP: 0	WP: 0 PB: 0 SB: 0 CS: 0	PA: 40
PITCHER	IP WLS BF H R ER SO BB IBB HBP BLK WP HR S P ERA WHIP																					
24 Dan Haren, R (1, 1) ERA: 2.41	7.0 L 29 8 3 3 6 1 0 0 0 0 0 1 76 113 3.86 1.286																					
63 Rich Thompson, R (8, 1) ERA: 3.0	0.2 5 3 1 1 0 0 0 0 0 0 0 0 15 26 13.50 4.500																					
40 Kevin Jepsen, R (8, 1) ERA: 8.03	1.1 6 1 0 0 1 0 1 0 0 0 0 0 11 19 0.00 0.750																					

Tampa Bay Rays @ Los Angeles Angels
 Angel Stadium of Anaheim, Anaheim, CA
 Tue Jun 07 2011, 7:08 PM - 9:46 PM PDT
 Att: 38,833 - Clear - 65 F

livebaseballscorecards.com

AB 37
 R 4
 H 12
 RBI 4
 BB 2
 SO 7
 LOB 16

Batter	1	2	3	4	5	6	7	8	9	AB	R	H	RBI	BB	SO	LOB	BOTTOM					
2 Erick Aybar, S (1, 6) OBP: 0.335, SLG: 0.412										4	0	1	0	0	1	0						
47 Howie Kendrick, R (1, 4) OBP: 0.370, SLG: 0.492										4	1	1	0	0	1	1						
53 Bobby Abreu, L (1, 7) OBP: 0.402, SLG: 0.388										4	0	2	0	0	1	1						
48 Torii Hunter, R (1, 9) OBP: 0.315, SLG: 0.381										4	0	2	1	0	1	1						
6 Alberto Callaspo, S (1, 5) OBP: 0.361, SLG: 0.385										4	0	0	0	0	0	4						
44 Mark Trumbo, R (1, 3) OBP: 0.311, SLG: 0.485										4	0	1	0	0	1	1						
10 Vernon Wells, R (1, 8) OBP: 0.219, SLG: 0.297										3	0	0	0	0	1	1						
39 Russell Branyan, L (1, 10) OBP: 0.242, SLG: 0.276										2	0	0	0	0	0	0						
13 Maicer Izturis, S (7, PH) (8, 10)										1	0	0	0	0	1	1						
16 Hank Conger, L (1, 2) OBP: 0.295, SLG: 0.366										3	0	0	0	0	1	1						
Inning Stats	R: 0 E: 0 K: 0 S: 14	H: 3 LOB: 2 BB: 0 P: 20	R: 0 E: 0 K: 1 S: 6	H: 0 LOB: 0 BB: 0 P: 9	R: 0 E: 0 K: 0 S: 7	H: 0 LOB: 0 BB: 0 P: 10	R: 0 E: 0 K: 0 S: 7	H: 1 LOB: 1 BB: 0 P: 12	R: 0 E: 0 K: 1 S: 7	H: 0 LOB: 0 BB: 0 P: 10	R: 1 E: 0 K: 1 S: 13	H: 2 LOB: 1 BB: 0 P: 17	R: 0 E: 0 K: 2 S: 11	H: 1 LOB: 1 BB: 0 P: 16	R: 0 E: 0 K: 2 S: 9	H: 0 LOB: 0 BB: 0 P: 12	R: 0 E: 0 K: 1 S: 7	H: 0 LOB: 0 BB: 0 P: 11	1B: 4 2B: 3 3B: 0 HR: 0	SF: 0 SAC: 0 DP: 1 HBP: 0	WP: 0 PB: 0 SB: 0 CS: 0	PA: 33
PITCHER	IP WLS BF H R ER SO BB IBB HBP BLK WP HR S P ERA WHIP																					
53 Alex Cobb, R (1, 1) ERA: 4.24	6.1 W 25 7 1 1 3 0 0 0 0 0 0 0 7 10 0.00 0.000																					
39 J.P. Howell, L (7, 1) ERA: 15.75	0.2 H 2 0 0 0 2 0 0 0 0 0 0 0 7 10 0.00 0.000																					
62 Joel Peralta, R (8, 1) ERA: 3.64	1.0 H 3 0 0 0 2 0 0 0 0 0 0 0 9 12 0.00 0.000																					
43 Kyle Farnsworth, R (9, 1) ERA: 1.23	1.0 S 3 0 0 0 1 0 0 0 0 0 0 0 7 11 0.00 0.000																					

Tampa Bay Rays @ Los Angeles Angels
 Angel Stadium of Anaheim, Anaheim, CA
 Tue Jun 07 2011, 7:08 PM - 9:46 PM PDT
 Att: 38,833 - Clear - 65 F

livebaseballscorecards.com


AB 33
 R 1
 H 7
 RBI 1
 BB 0
 SO 8
 LOB 11

Batter	1	2	3	4	5	6	7	8	9	AB	R	H	RBI	BB	SO	LOB	TOP					
4 Alex Gordon, L (1, 7) OBP: 0.349, SLG: 0.461	F7		53 2B	G3		K			G4-3	4	0	0	0	1	1	4						
53 Melky Cabrera, S (1, 8) OBP: 0.313, SLG: 0.449	HR		2B			K			F7	5	1	2	1	0	1	2						
35 Eric Hosmer, L (1, 3) OBP: 0.344, SLG: 0.471	F8		21 G6-4-3 IBB			K			G3-1	4	0	0	0	1	1	1						
21 Jeff Francoeur, R (1, 9) OBP: 0.319, SLG: 0.467	G5-3		G6-4-3			L5-6			K	4	0	0	0	0	1	4						
16 Billy Butler, R (1, 10) OBP: 0.404, SLG: 0.441	G6-3					HR			G6-3	3	2	1	1	1	0	0						
8 Mike Moustakas, L (1, 5) OBP: 0.500, SLG: 0.333	F7					2B			F8	3	1	1	0	1	0	0						
3 Brayan Peña, S (1, 2) OBP: 0.303, SLG: 0.385						2B				3	0	1	0	1	1	3						
17 Chris Getz, L (1, 4) OBP: 0.316, SLG: 0.293	G6-3					P6			P6	4	0	1	1	0	0	3						
2 Alcides Escobar, R (1, 6) OBP: 0.248, SLG: 0.252	G6-3					1B			G4-3	4	0	2	1	0	0	1						
Inning Stats	R: 1 E: 0 K: 0 S: 10	H: 1 LOB: 0 BB: 0 P: 13	R: 0 E: 0 K: 0 S: 10	H: 0 LOB: 1 BB: 1 P: 16	R: 0 E: 0 K: 0 S: 9	H: 1 LOB: 2 BB: 2 P: 19	R: 1 E: 0 K: 0 S: 12	H: 2 LOB: 0 BB: 1 P: 22	R: 0 E: 0 K: 2 S: 9	H: 0 LOB: 0 BB: 0 P: 12	R: 2 E: 0 K: 2 S: 13	H: 3 LOB: 2 BB: 1 P: 21	R: 0 E: 0 K: 1 S: 10	H: 0 LOB: 1 BB: 0 P: 13	R: 0 E: 0 K: 0 S: 11	H: 1 LOB: 1 BB: 0 P: 16	R: 0 E: 0 K: 0 S: 10	H: 0 LOB: 0 BB: 0 P: 15	1B: 3 2B: 4 3B: 0 HR: 2	SF: 0 SAC: 0 DP: 2 HBP: 0	WP: 2 PB: 0 SB: 1 CS: 0	PA: 39
PITCHER	IP WLS BF H R ER SO BB IBB HBP BLK WP HR S P ERA WHIP																					
54 Ervin Santana, R (1, 1) ERA: 4.37	7.0 L 32 7 4 4 5 4 1 0 0 2 2 73 116 5.14 1.571																					
21 Hisanori Takahashi, L (8, 1) ERA: 4.05	2.0 7 1 0 0 0 0 0 0 0 0 0 21 31 0.00 0.500																					

Kansas City Royals @ Los Angeles Angels
Angel Stadium of Anaheim, Anaheim, CA
Fri Jun 10 2011, 7:09 PM - 9:50 PM PDT
Att: 38,254 - Clear - 65 F

livebaseballscorecards.com

AB	34
R	4
H	8
RBI	4
BB	5
SO	5
LOB	18




Batter	1	2	3	4	5	6	7	8	9	AB	R	H	RBI	BB	SO	LOB	BOTTOM					
13 Maicer Izturis, S (1, 5) OBP: 0.353, SLG: 0.408	K		G1-3			48 FC6-4 1B			F9	4	0	1	0	0	1	2						
48 Torii Hunter, R (1, 9) OBP: 0.315, SLG: 0.383	K		53 G4-3 47 F8 1B			FC6-4 47 WP 2B			F8	4	1	1	0	0	1	2						
47 Howie Kendrick, R (1, 4) OBP: 0.364, SLG: 0.490	F9					53 1B 2B			G6-3	4	1	1	1	0	0	1						
53 Bobby Abreu, L (1, 10) OBP: 0.400, SLG: 0.388	P5					10 1B 2B			K	4	0	1	1	0	1	1						
10 Vernon Wells, R (1, 7) OBP: 0.227, SLG: 0.291	P4					2 1B 1B			G6-3	3	0	1	0	1	0	0						
2 Encz Aybar, S (1, 6) OBP: 0.333, SLG: 0.409	B1-3					2 1B 1B			G4-3	4	0	1	0	0	0	2						
44 Mark Trumbo, R (1, 3) OBP: 0.300, SLG: 0.467	K					1B			K	4	0	0	0	0	2	2						
46 Bobby Wilson, R (1, 2) OBP: 0.292, SLG: 0.318									K	3	0	1	0	0	0	0						
6 Alberto Callaspo, S (8, PH) OBP: 0.360, SLG: 0.378									K	1	0	0	0	0	1	0						
25 Peter Bourjos, R (1, 8) OBP: 0.303, SLG: 0.384	F7								G5-3	3	0	1	0	0	0	1						
Inning Stats	R: 0 E: 0 K: 2 S: 9	H: 0 LOB: 0 BB: 0 P: 13	R: 0 E: 0 K: 0 S: 5	H: 0 LOB: 0 BB: 0 P: 7	R: 0 E: 0 K: 1 S: 8	H: 1 LOB: 1 BB: 0 P: 12	R: 0 E: 0 K: 0 S: 9	H: 1 LOB: 2 BB: 1 P: 16	R: 0 E: 0 K: 0 S: 5	H: 0 LOB: 0 BB: 0 P: 9	R: 2 E: 0 K: 0 S: 17	H: 5 LOB: 2 BB: 0 P: 24	R: 0 E: 0 K: 0 S: 9	H: 1 LOB: 1 BB: 0 P: 11	R: 0 E: 0 K: 1 S: 15	H: 0 LOB: 0 BB: 0 P: 22	R: 0 E: 0 K: 2 S: 9	H: 0 LOB: 0 BB: 0 P: 15	1B: 7 2B: 1 3B: 0 HR: 0	SF: 0 SAC: 0 DP: 0 HBP: 0	WP: 1 PB: 0 SB: 0 CS: 0	PA: 35
PITCHER	IP WLS BF H R ER SO BB IBB HBP BLK WP HR S P ERA WHIP																					
26 Jeff Francis, L (1, 1) ERA: 4.4	6.1 W 27 8 2 2 3 1 0 0 0 0 0 60 89 2.84 1.421																					
56 Greg Holland, R (7, 1) ERA	1.2 H 5 0 0 0 1 0 0 0 0 0 0 17 25 0.00 0.000																					
4B Joaquin Soria, R (8, 1) ERA: 4.97	1.0 S 3 0 0 0 2 0 0 0 0 0 0 9 15 0.00 0.000																					

Kansas City Royals @ Los Angeles Angels
Angel Stadium of Anaheim, Anaheim, CA
Fri Jun 10 2011, 7:09 PM - 9:50 PM PDT
Att: 38,254 - Clear - 65 F

livebaseballscorecards.com

AB	34
R	2
H	8
RBI	2
BB	1
SO	6
LOB	11



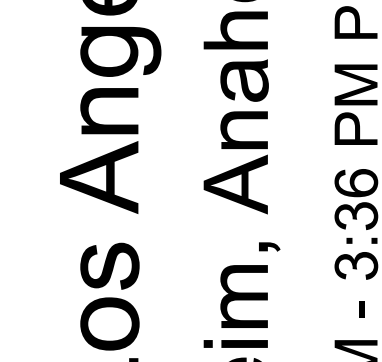
Batter	1	2	3	4	5	6	7	8	9	AB	R	H	RBI	BB	SO	LOB	TOP					
4 Alex Gordon, L (1,7) OBP: 0.354, SLG: 0.464										5	0	3	2	0	2	1	Kansas City Royals @ Los Angeles Angels Angel Stadium of Anaheim, Anaheim, CA Sun Jun 12 2011, 12:39 PM - 3:36 PM PDT Att: 39,114 - Cloudy - 66 F					
53 Melky Cabrera, S (1,8) OBP: 0.320, SLG: 0.453										5	1	1	1	0	2	2						
35 Eric Hosmer, L (1,3) OBP: 0.335, SLG: 0.446										3	1	0	0	1	1	3						
16 Billy Butler, R (1,10) OBP: 0.407, SLG: 0.445										5	0	2	2	0	1	1						
12 Mitch Maier, L (1,9) OBP: 0.462, SLG: 0.452										3	3	1	0	2	0	2						
8 Mike Moustakas, L (1,5) OBP: 0.282, SLG: 0.600										4	1	1	0	1	1	3						
15 Matt Treanor, R (1,2) OBP: 0.361, SLG: 0.300										5	0	1	1	0	2	2						
17 Chris Getz, L (1,4) OBP: 0.219, SLG: 0.297										4	1	2	2	0	1	0						
2 Alcides Escobar, R (1,6) OBP: 0.219, SLG: 0.270										4	2	2	0	0	0	3						
Inning Stats	R: 0 E: 0 K: 1 S: 7	H: 0 LOB: 1 BB: 1 P: 14	R: 1 E: 0 K: 1 S: 11	H: 0 LOB: 0 BB: 1 P: 23	R: 0 E: 0 K: 2 S: 10	H: 1 LOB: 0 BB: 0 P: 17	R: 4 E: 0 K: 1 S: 16	H: 4 LOB: 0 BB: 1 P: 28	R: 0 E: 0 K: 1 S: 8	H: 0 LOB: 0 BB: 0 P: 14	R: 1 E: 0 K: 1 S: 21	H: 2 LOB: 1 BB: 0 P: 28	R: 2 E: 0 K: 0 S: 12	H: 2 LOB: 1 BB: 0 P: 16	R: 1 E: 0 K: 3 S: 17	H: 3 LOB: 2 BB: 0 P: 21	R: 0 E: 0 K: 0 S: 7	H: 1 LOB: 1 BB: 1 P: 13	1B: 9 2B: 4 3B: 0 HR: 0	SF: 0 SAC: 0 DP: 1 HBP: 1	WP: 2 PB: 0 SB: 2 CS: 1	PA: 44
PITCHER	IP WLS BF H R ER SO BB IBB HBP BLK WP HR S P ERA WHIP																					
52 Tyler Chatwood, R (1,1) ERA: 4.2	3.2 L 19 5 5 5 5 3 0 0 0 1 1 0 44 82 12.27 2.182																					
21 Hisanori Takahashi, L (4,1) ERA: 4.08	2.0 7 2 1 1 2 0 0 0 0 0 0 0 28 40 4.50 1.000																					
22 Trevor Bell, R (6,1) ERA: 3.93	3.1 17 6 3 3 3 1 0 0 1 0 1 0 37 52 8.10 2.100																					

Batter	1	2	3	4	5	6	7	8	9	AB	R	H	RBI	BB	SO	LOB	BOTTOM					
13 Maicer Izturis, S (1,5) OBP: 0.350, SLG: 0.402										2	0	1	0	0	0	0	Kansas City Royals @ Los Angeles Angels Angel Stadium of Anaheim, Anaheim, CA Sun Jun 12 2011, 12:39 PM - 3:36 PM PDT Att: 39,114 - Cloudy - 66 F					
18 Andrew Romine, S (8,5)										1	0	0	0	0	1	0						
48 Torii Hunter, R (1,9) OBP: 0.311, SLG: 0.374										3	0	0	0	0	0	3						
46 Bobby Wilson, R (8,3) OBP: 0.280, SLG: 0.304										1	0	0	0	0	0	0						
53 Bobby Abreu, L (1,10) OBP: 0.404, SLG: 0.388										2	0	1	0	1	0	2						
39 Russell Branyan, L (6,PH) OBP: 0.260, SLG: 0.278										0	0	0	0	1	0	0						
10 Vernon Wells, R (1,7) OBP: 0.234, SLG: 0.296										4	0	0	0	0	0	3						
47 Howie Kendrick, R (1,4) OBP: 0.373, SLG: 0.490										2	0	0	0	2	0	1						
2 Enck Aybar, S (1,6) OBP: 0.335, SLG: 0.419										3	0	1	0	1	0	1						
44 Mark Trumbo, R (1,3) OBP: 0.299, SLG: 0.463										4	0	1	0	0	0	3						
16 Hank Conger, L (1,2) OBP: 0.291, SLG: 0.353										2	0	0	0	1	0	2						
25 Peter Bourjos, R (1,8) OBP: 0.303, SLG: 0.383										3	0	1	0	0	0	3						
Inning Stats	R: 0 E: 0 K: 0 S: 10	H: 2 LOB: 1 BB: 0 P: 16	R: 0 E: 0 K: 0 S: 6	H: 1 LOB: 1 BB: 1 P: 12	R: 0 E: 0 K: 0 S: 5	H: 0 LOB: 0 BB: 0 P: 8	R: 0 E: 0 K: 0 S: 8	H: 0 LOB: 0 BB: 1 P: 15	R: 0 E: 0 K: 0 S: 8	H: 0 LOB: 0 BB: 1 P: 15	R: 0 E: 0 K: 0 S: 8	H: 1 LOB: 1 BB: 0 P: 15	R: 0 E: 0 K: 0 S: 8	H: 1 LOB: 3 BB: 2 P: 21	R: 0 E: 0 K: 1 S: 10	H: 0 LOB: 1 BB: 1 P: 16	R: 0 E: 0 K: 0 S: 7	H: 0 LOB: 0 BB: 0 P: 11	1B: 4 2B: 2 3B: 0 HR: 0	SF: 0 SAC: 0 DP: 5 HBP: 1	WP: 0 PB: 0 SB: 0 CS: 0	PA: 34
PITCHER	IP WLS BF H R ER SO BB IBB HBP BLK WP HR S P ERA WHIP																					
32 Vin Mazzaro, R (1,1) ERA: 10.8	7.0 W 27 7 0 0 0 1 1 0 0 0 0 0 53 102 0.00 1.429																					
38 Blake Wood, R (8,1) ERA: 2.51	2.0 7 0 0 0 0 1 1 0 0 0 0 0 17 27 0.00 0.500																					

AB 38
R 9
H 13
RBI 8
BB 4
SO 10
LOB 17



AB 27
R 0
H 5
RBI 0
BB 6
SO 1
LOB 18



Batter	1	2	3	4	5	6	7	8	9	AB	R	H	RBI	BB	SO	LOB	TOP					
2 Erick Aybar, S OBP: 0.326, SLG: 0.411										5	1	1	0	0	0	3	Los Angeles Angels @ Seattle Mariners Safeco Field, Seattle, WA Tue Jun 14 2011, 7:12 PM - 9:34 PM PDT Att: 17,659 - Cloudy - 58 F					
48 Toni Hunter, R OBP: 0.307, SLG: 0.365										5	1	1	1	0	2	2						
53 Bobby Abreu, L OBP: 0.409, SLG: 0.389										3	0	1	0	1	1	0						
10 Vernon Wells, R OBP: 0.235, SLG: 0.329										4	1	0	0	0	1	3						
47 Howie Kendrick, R OBP: 0.373, SLG: 0.491										4	1	1	1	0	0	1						
39 Russell Branyan, L OBP: 0.262, SLG: 0.280										3	0	1	1	0	0	0						
44 Mark Trumbo, R OBP: 0.297, SLG: 0.461										1	0	1	0	0	0	0						
16 Hank Conger, L OBP: 0.298, SLG: 0.353										3	0	1	0	1	0	2						
25 Peter Bourjos, R OBP: 0.297, SLG: 0.378										4	0	1	1	0	1	4						
18 Andrew Romine, S OBP: 0.200, SLG: 0.200										4	0	1	0	0	1	2						
Inning Stats	R: 4 H: 5 E: 0 K: 0 S: 24	H: 5 LOB: 2 BB: 1 P: 42	R: 0 H: 0 E: 0 K: 0 S: 7	H: 0 LOB: 0 BB: 0 P: 11	R: 0 H: 0 E: 0 K: 0 S: 8	H: 0 LOB: 0 BB: 0 P: 9	R: 0 H: 2 E: 0 K: 2 S: 13	H: 2 LOB: 2 BB: 0 P: 18	R: 0 H: 0 E: 0 K: 2 S: 9	H: 0 LOB: 0 BB: 0 P: 13	R: 0 H: 0 E: 0 K: 0 S: 5	H: 0 LOB: 0 BB: 0 P: 8	R: 0 H: 0 E: 0 K: 1 S: 6	H: 0 LOB: 0 BB: 0 P: 7	R: 0 H: 2 E: 0 K: 0 S: 14	H: 2 LOB: 3 BB: 1 P: 22	R: 0 H: 0 E: 0 K: 1 S: 7	H: 0 LOB: 0 BB: 0 P: 8	1B: 6 2B: 3 HR: 0	SF: 0 SAC: 0 HBP: 0	WP: 0 PB: 1 SB: 0 CS: 0	PA: 38
PITCHER	IP: 7.0 WLS: L BF: 29 H: 7 R: 4 ER: 4 SO: 5 BB: 1 IBB: 0 HBP: 0 BLK: 0 WP: 0 HR: 0 S: 72 P: 108 ERA: 5.14 WHIP: 1.143	IP: 1.0 WLS: W BF: 6 H: 2 R: 0 ER: 0 SO: 0 BB: 0 IBB: 0 HBP: 0 BLK: 0 WP: 0 HR: 14 S: 22 P: 22 ERA: 0.00 WHIP: 3.000	IP: 1.0 WLS: W BF: 3 H: 0 R: 0 ER: 0 SO: 1 BB: 0 IBB: 0 HBP: 0 BLK: 0 WP: 0 HR: 7 S: 8 P: 8 ERA: 0.00 WHIP: 0.000											PITCHER	IP: 7.0 WLS: L BF: 29 H: 7 R: 4 ER: 4 SO: 5 BB: 1 IBB: 0 HBP: 0 BLK: 0 WP: 0 HR: 0 S: 72 P: 108 ERA: 5.14 WHIP: 1.143	IP: 1.0 WLS: W BF: 6 H: 2 R: 0 ER: 0 SO: 0 BB: 0 IBB: 0 HBP: 0 BLK: 0 WP: 0 HR: 14 S: 22 P: 22 ERA: 0.00 WHIP: 3.000	IP: 1.0 WLS: W BF: 3 H: 0 R: 0 ER: 0 SO: 1 BB: 0 IBB: 0 HBP: 0 BLK: 0 WP: 0 HR: 7 S: 8 P: 8 ERA: 0.00 WHIP: 0.000					
51 Ichiro Suzuki, L OBP: 0.316, SLG: 0.315										4	0	2	0	0	0	1	Los Angeles Angels @ Seattle Mariners Safeco Field, Seattle, WA Tue Jun 14 2011, 7:12 PM - 9:34 PM PDT Att: 17,659 - Cloudy - 58 F					
26 Brendan Ryan, R OBP: 0.315, SLG: 0.307										4	0	0	0	0	2	4						
17 Justin Smoak, S OBP: 0.341, SLG: 0.473										4	0	0	0	0	0	1						
4 Adam Kennedy, L OBP: 0.315, SLG: 0.433										4	0	0	0	0	0	1						
29 Jack Cust, L OBP: 0.359, SLG: 0.319										2	0	0	0	1	1	0						
30 Miguel Olivo, R OBP: 0.282, SLG: 0.413										3	0	0	0	0	0	1						
20 Mike Carp, L OBP: 0.421, SLG: 0.333										3	0	2	0	0	1	0						
56 Greg Halman, R OBP: 0.381, SLG: 0.476										3	0	0	0	0	2	2						
9 Chone Figgins, S OBP: 0.240, SLG: 0.256										3	0	1	0	0	0	1						
Inning Stats	R: 0 H: 0 E: 0 K: 1 S: 6	H: 0 LOB: 0 BB: 0 P: 8	R: 0 H: 0 E: 0 K: 0 S: 10	H: 0 LOB: 0 BB: 0 P: 14	R: 0 H: 2 E: 0 K: 2 S: 15	H: 2 LOB: 2 BB: 0 P: 21	R: 0 H: 0 E: 0 K: 1 S: 6	H: 0 LOB: 0 BB: 0 P: 12	R: 0 H: 1 E: 0 K: 0 S: 5	H: 1 LOB: 0 BB: 0 P: 9	R: 0 H: 1 E: 0 K: 0 S: 9	H: 1 LOB: 0 BB: 0 P: 14	R: 0 H: 0 E: 0 K: 0 S: 10	H: 0 LOB: 1 BB: 1 P: 18	R: 0 H: 0 E: 0 K: 2 S: 12	H: 0 LOB: 0 BB: 0 P: 19		R: 0 H: 1 E: 0 K: 0 S: 9	H: 1 LOB: 1 BB: 0 P: 13	1B: 4 2B: 1 HR: 0	SF: 0 SAC: 0 HBP: 0	WP: 0 PB: 0 SB: 0 CS: 0
PITCHER	IP: 9.0 WLS: W BF: 31 H: 5 R: 0 ER: 0 SO: 6 BB: 1 IBB: 0 HBP: 0 BLK: 0 WP: 0 HR: 0 S: 82 P: 128 ERA: 0.00 WHIP: 0.667	IP: 9.0 WLS: W BF: 31 H: 5 R: 0 ER: 0 SO: 6 BB: 1 IBB: 0 HBP: 0 BLK: 0 WP: 0 HR: 0 S: 82 P: 128 ERA: 0.00 WHIP: 0.667	IP: 9.0 WLS: W BF: 31 H: 5 R: 0 ER: 0 SO: 6 BB: 1 IBB: 0 HBP: 0 BLK: 0 WP: 0 HR: 0 S: 82 P: 128 ERA: 0.00 WHIP: 0.667											PITCHER	IP: 9.0 WLS: W BF: 31 H: 5 R: 0 ER: 0 SO: 6 BB: 1 IBB: 0 HBP: 0 BLK: 0 WP: 0 HR: 0 S: 82 P: 128 ERA: 0.00 WHIP: 0.667	IP: 9.0 WLS: W BF: 31 H: 5 R: 0 ER: 0 SO: 6 BB: 1 IBB: 0 HBP: 0 BLK: 0 WP: 0 HR: 0 S: 82 P: 128 ERA: 0.00 WHIP: 0.667						

AB 36
R 4
H 9
RBI 4
BB 2
SO 6
LOB 17



AB 30
R 0
H 5
RBI 0
BB 1
SO 6
LOB 11



Batter	1	2	3	4	5	6	7	8	9	AB	R	H	RBI	BB	SO	LOB	TOP					
2 Erick Aybar, S (1, 6) OBP: 0.325, SLG: 0.408	F9		F9			F8		F8		4	0	1	1	0	0	0	Los Angeles Angels @ Seattle Mariners Safeco Field, Seattle, WA Wed Jun 15 2011, 7:11 PM - 9:58 PM PDT Att: 19,343 - Partly Cloudy - 61 F					
48 Toni Hunter, R (1, 9) OBP: 0.303, SLG: 0.360	G5-3		K			P6		L7		4	0	0	0	0	1	2						
53 Bobby Abreu, L (1, 10) OBP: 0.403, SLG: 0.383	K					F7		K		4	0	0	0	0	2	2						
10 Vernon Wells, R (1, 7) OBP: 0.235, SLG: 0.327		25 1B				F8				4	0	1	0	0	1	0						
47 Howie Kendrick, R (1, 4) OBP: 0.371, SLG: 0.486		F7				K				4	0	1	0	0	1	1						
44 Mark Trumbo, R (1, 3) OBP: 0.292, SLG: 0.453										4	0	0	0	0	1	2						
25 Peter Bourjos, R (1, 8) OBP: 0.306, SLG: 0.388										2	1	2	0	1	0	0						
13 Maicer Izturis, S (0, PH) OBP: 0.345, SLG: 0.396										1	0	0	0	0	0	1						
46 Bobby Wilson, R (1, 2) OBP: 0.259, SLG: 0.280										2	0	0	0	0	0	3						
16 Hank Conger, L (0, PH) OBP: 0.295, SLG: 0.350										1	0	0	0	0	0	1						
18 Andrew Romine, S (1, 5) OBP: 0.143, SLG: 0.143										2	0	0	0	0	0	1						
39 Russell Branyan, L (0, PH) OBP: 0.269, SLG: 0.280										0	0	0	0	0	1	0						
Inning Stats	R: 0 E: 0 K: 1 S: 11	H: 0 LOB: 0 BB: 0 P: 15	R: 0 E: 0 K: 0 S: 11	H: 2 LOB: 2 BB: 0 P: 16	R: 0 E: 0 K: 1 S: 8	H: 0 LOB: 0 BB: 0 P: 13	R: 0 E: 0 K: 1 S: 7	H: 0 LOB: 0 BB: 0 P: 10	R: 0 E: 0 K: 0 S: 10	H: 1 LOB: 1 BB: 0 P: 16	R: 0 E: 0 K: 0 S: 10	H: 0 LOB: 0 BB: 0 P: 14	R: 0 E: 0 K: 2 S: 10	H: 0 LOB: 0 BB: 0 P: 12	R: 1 E: 0 K: 1 S: 9	H: 1 LOB: 2 BB: 2 P: 19	R: 0 E: 0 K: 0 S: 8	H: 1 LOB: 1 BB: 0 P: 14	1B: 4 2B: 1 3B: 0 HR: 0	SF: 0 SAC: 0 DP: 0 HBP: 0	WP: 0 PB: 0 SB: 0 CS: 0	PA: 34
PITCHER	IP WLS BF H R ER SO BB IBB HBP BLK WP HR S P ERA WHIP																					
45 Erik Bedard, L (1, 1) ERA: 3.16	7.0 W 24 3 0 0 5 0 0 0 0 0 0 0 0 68 96 0.00 0.429																					
39 David Pauley, R (0, 1) ERA: 1.14	1.0 H 6 1 1 1 1 2 0 0 0 0 0 0 0 9 19 9.00 3.000																					
43 Brandon League, R (0, 1) ERA: 4.03	1.0 S 4 1 0 0 0 0 0 0 0 0 0 0 0 8 14 0.00 1.000																					

Batter	1	2	3	4	5	6	7	8	9	AB	R	H	RBI	BB	SO	LOB	BOTTOM					
51 Ichiro Suzuki, L (1, 9) OBP: 0.320, SLG: 0.325	G4-3							G6-3		4	1	2	0	1	0	3	Los Angeles Angels @ Seattle Mariners Safeco Field, Seattle, WA Wed Jun 15 2011, 7:11 PM - 9:58 PM PDT Att: 19,343 - Partly Cloudy - 61 F					
26 Brendan Ryan, R (1, 6) OBP: 0.310, SLG: 0.300	P3		G6-3			F9		K		4	0	0	0	0	1	4						
17 Justin Smoak, S (1, 3) OBP: 0.347, SLG: 0.478						G3				2	0	1	0	2	0	1						
8 Carlos Peguero, L (1, 10) OBP: 0.284, SLG: 0.457										4	0	1	2	0	1	3						
30 Miguel Olivo, R (1, 2) OBP: 0.277, SLG: 0.405										4	0	0	0	0	2	5						
20 Mike Carp, L (1, 7) OBP: 0.409, SLG: 0.333										3	0	1	0	0	2	0						
56 Greg Halman, R (0, 7) OBP: 0.409, SLG: 0.636										1	1	1	1	0	0	0						
21 Franklin Gutierrez, R (1, 8) OBP: 0.230, SLG: 0.265										4	0	0	0	0	1	1						
9 Chone Figgins, S (1, 5) OBP: 0.248, SLG: 0.266										3	1	2	0	1	0	0						
2 Jack Wilson, R (1, 4) OBP: 0.266, SLG: 0.265										3	0	1	0	0	0	1						
Inning Stats	R: 0 E: 0 K: 2 S: 14	H: 1 LOB: 2 BB: 1 P: 25	R: 0 E: 0 K: 2 S: 14	H: 2 LOB: 2 BB: 0 P: 21	R: 0 E: 0 K: 0 S: 7	H: 1 LOB: 1 BB: 0 P: 12	R: 0 E: 0 K: 1 S: 8	H: 0 LOB: 0 BB: 0 P: 11	R: 0 E: 0 K: 1 S: 12	H: 1 LOB: 1 BB: 0 P: 14	R: 0 E: 0 K: 1 S: 7	H: 1 LOB: 1 BB: 0 P: 10	R: 2 E: 0 K: 1 S: 18	H: 2 LOB: 2 BB: 2 P: 33	R: 1 E: 0 K: 0 S: 14	H: 1 LOB: 1 BB: 1 P: 23	R: 1 E: 0 K: 0 S: 14	H: 1 LOB: 1 BB: 1 P: 23	1B: 4 2B: 4 3B: 0 HR: 1	SF: 0 SAC: 1 DP: 0 HBP: 0	WP: 0 PB: 0 SB: 2 CS: 0	PA: 37
PITCHER	IP WLS BF H R ER SO BB IBB HBP BLK WP HR S P ERA WHIP																					
54 Ervin Santana, R (1, 1) ERA: 4.25	6.2 L 31 8 2 2 7 1 0 0 0 0 0 0 1 77 121 2.70 1.350																					
63 Rich Thompson, R (7, 1) ERA: 3.07	0.2 4 1 1 1 0 1 0 0 0 0 0 1 14 23 13.50 3.000																					
38 Bobby Cassevah, R (0, 1) ERA:	0.2 2 0 0 0 0 0 0 0 0 0 0 0 3 5 0.00 0.000																					

Batter	1	2	3	4	5	6	7	8	9	AB	R	H	RBI	BB	SO	LOB	TOP					
13 Maicer Izturis, S OBP: 0.345, SLG: 0.397										4	0	1	0	0	1	1	Los Angeles Angels @ New York Mets Citi Field, Flushing, NY Sat Jun 18 2011, 7:12 PM - 9:38 PM EDT Att: 31,538 - Cloudy - 78 F					
2 Erick Aybar, S OBP: 0.316, SLG: 0.396										4	0	0	0	0	1	1						
48 Toni Hunter, R OBP: 0.308, SLG: 0.367										4	0	1	0	0	1	0						
53 Bobby Abreu, L OBP: 0.401, SLG: 0.381										4	0	1	0	0	0	1						
10 Vernon Wells, R OBP: 0.230, SLG: 0.318										4	0	0	0	0	0	2						
47 Howie Kendrick, R OBP: 0.388, SLG: 0.484										3	0	0	0	0	0	1						
39 Russell Branyan, L OBP: 0.282, SLG: 0.271										2	0	0	0	0	0	0						
38 Bobby Cassevah, R										0	0	0	0	0	0	0						
6 Alberto Callaspo, S										1	0	0	0	0	0	0						
22 Trevor Bell, L										0	0	0	0	0	0	0						
16 Hank Conger, L OBP: 0.289, SLG: 0.341										3	0	0	0	0	1	0						
24 Dan Haren, R										1	0	0	0	0	1	0						
21 Hisanori Takahashi, L										0	0	0	0	0	0	0						
44 Mark Trumbo, R OBP: 0.301, SLG: 0.469										2	1	2	1	0	0	0						
Inning Stats	R: 0 E: 0 K: 1 S: 9	H: 0 LOB: 0 BB: 0 P: 13	R: 0 E: 0 K: 0 S: 9	H: 0 LOB: 0 BB: 0 P: 12	R: 0 E: 0 K: 2 S: 9	H: 0 LOB: 0 BB: 0 P: 12	R: 0 E: 0 K: 0 S: 10	H: 2 LOB: 1 BB: 0 P: 18	R: 0 E: 0 K: 0 S: 5	H: 0 LOB: 0 BB: 0 P: 8	R: 1 E: 0 K: 0 S: 9	H: 1 LOB: 0 BB: 0 P: 12	R: 0 E: 0 K: 1 S: 13	H: 1 LOB: 1 BB: 0 P: 20	R: 0 E: 0 K: 0 S: 8	H: 1 LOB: 1 BB: 0 P: 13	R: 0 E: 1 K: 1 S: 11	H: 0 LOB: 1 BB: 0 P: 15	1B: 3 2B: 1 3B: 0 HR: 1	SF: 0 SAC: 0 DP: 1 HBP: 0	WP: 0 PB: 0 SB: 0 CS: 0	PA: 32
PITCHER 34 Mike Pelfrey, R ERA: 4.7	IP: 9.0 WLS: W BF: 32	H: 5 R: 1 ER: 1 SO: 5	BB: 0 IBB: 0 HBP: 0 BLK: 0	WP: 0 HR: 1 S: 83 P: 123	ERA: 1.00 WHIP: 0.556	PITCHER										IP: 9.0 WLS: W BF: 32	H: 5 R: 1 ER: 1 SO: 5	BB: 0 IBB: 0 HBP: 0 BLK: 0	WP: 0 HR: 1 S: 83 P: 123	ERA: 1.00 WHIP: 0.556		

AB	32
R	1
H	5
RBI	1
BB	0
SO	5
LOB	6



Batter	1	2	3	4	5	6	7	8	9	AB	R	H	RBI	BB	SO	LOB	BOTTOM			
7 José Reyes, S OBP: 0.388, SLG: 0.522										3	2	1	0	1	0	0	Los Angeles Angels @ New York Mets Citi Field, Flushing, NY Sat Jun 18 2011, 7:12 PM - 9:38 PM EDT Att: 31,538 - Cloudy - 78 F			
2 Justin Turner, R OBP: 0.351, SLG: 0.387										3	1	1	1	1	1	1				
15 Carlos Beltrán, S OBP: 0.367, SLG: 0.500										4	1	2	3	0	0	1				
28 Daniel Murphy, L OBP: 0.344, SLG: 0.411										4	0	1	0	0	1	2				
16 Ángel Pagán, S OBP: 0.333, SLG: 0.362										3	1	1	0	1	1	1				
44 Jason Bay, R OBP: 0.313, SLG: 0.287										4	1	2	1	0	0	2				
21 Lucas Duda, L OBP: 0.213, SLG: 0.195										4	0	0	0	0	1	3				
9 Ronny Paulino, R OBP: 0.371, SLG: 0.390										3	0	0	0	0	1	3				
34 Mike Pelfrey, R OBP: 0.074, SLG: 0.077										3	0	0	0	0	0	0				
Inning Stats	R: 0 E: 0 K: 1 S: 7	H: 0 LOB: 0 BB: 0 P: 9	R: 0 E: 0 K: 1 S: 15	H: 1 LOB: 2 BB: 0 P: 22	R: 1 E: 0 K: 0 S: 17	H: 2 LOB: 1 BB: 0 P: 26	R: 2 E: 1 K: 0 S: 11	H: 2 LOB: 0 BB: 0 P: 16	R: 3 E: 0 K: 2 S: 21	H: 3 LOB: 1 BB: 1 P: 33	R: 0 E: 0 K: 1 S: 5	H: 0 LOB: 0 BB: 0 P: 8	R: 0 E: 0 K: 0 S: 4	H: 0 LOB: 0 BB: 1 P: 8	R: 0 E: 0 K: 0 S: 7	H: 0 LOB: 0 BB: 1 P: 16		1B: 6 2B: 1 3B: 0 HR: 1	SF: 0 SAC: 0 DP: 3 HBP: 0	WP: 0 PB: 0 SB: 4 CS: 0
PITCHER 24 Dan Haren, R ERA: 2.98	IP: 4.0 WLS: L	H: 21 R: 6 ER: 6 SO: 2	BB: 1 IBB: 0 HBP: 0 BLK: 0	WP: 1 HR: 0 S: 59 P: 89	ERA: 13.50 WHIP: 2.000	PITCHER										IP: 4.0 WLS: L	H: 21 R: 6 ER: 6 SO: 2	BB: 1 IBB: 0 HBP: 0 BLK: 0	WP: 1 HR: 0 S: 59 P: 89	ERA: 13.50 WHIP: 2.000
21 Hisanori Takahashi, L ERA: 3.73	IP: 2.0	H: 7 R: 1 ER: 0 SO: 3	BB: 0 IBB: 0 HBP: 0 BLK: 0	WP: 0 HR: 0 S: 17 P: 25	ERA: 0.00 WHIP: 0.500	PITCHER										IP: 2.0	H: 7 R: 1 ER: 0 SO: 3	BB: 0 IBB: 0 HBP: 0 BLK: 0	WP: 0 HR: 0 S: 17 P: 25	ERA: 0.00 WHIP: 0.500
38 Bobby Cassevah, R ERA:	IP: 1.0	H: 3 R: 0 ER: 0 SO: 0	BB: 1 IBB: 0 HBP: 0 BLK: 0	WP: 0 HR: 0 S: 4 P: 8	ERA: 0.00 WHIP: 1.000	PITCHER										IP: 1.0	H: 3 R: 0 ER: 0 SO: 0	BB: 1 IBB: 0 HBP: 0 BLK: 0	WP: 0 HR: 0 S: 4 P: 8	ERA: 0.00 WHIP: 1.000
22 Trevor Bell, R ERA: 3.72	IP: 1.0	H: 3 R: 0 ER: 0 SO: 0	BB: 0 IBB: 0 HBP: 0 BLK: 0	WP: 0 HR: 0 S: 7 P: 16	ERA: 0.00 WHIP: 1.000	PITCHER										IP: 1.0	H: 3 R: 0 ER: 0 SO: 0	BB: 0 IBB: 0 HBP: 0 BLK: 0	WP: 0 HR: 0 S: 7 P: 16	ERA: 0.00 WHIP: 1.000

AB	31
R	6
H	8
RBI	5
BB	3
SO	5
LOB	13



Batter	1	2	3	4	5	6	7	8	9	AB	R	H	RBI	BB	SO	LOB	TOP					
13 Maier Izturis, S OBP: 0.350, SLG: 0.397										3	2	1	0	1	1	2						
2 Erick Aybar, S OBP: 0.313, SLG: 0.400										5	1	1	3	0	1	2						
48 Tori Hunter, R OBP: 0.307, SLG: 0.364										5	0	1	0	0	2	2						
10 Vernon Wells, R OBP: 0.241, SLG: 0.344										4	1	3	3	0	0	0						
47 Howie Kendrick, R OBP: 0.363, SLG: 0.476										4	0	0	0	0	2	3						
44 Mark Trumbo, R OBP: 0.300, SLG: 0.466										4	1	1	0	0	0	2						
25 Peter Bourjos, R OBP: 0.308, SLG: 0.392										4	1	2	0	0	0	2						
5 Jeff Mathis, R OBP: 0.235, SLG: 0.291										4	1	1	1	0	1	3						
52 Tyler Chatwood, R OBP: 1.000, SLG: 1.000										1	0	1	0	0	0	0						
6 Alberto Callaspo, S OBP: 0.353, SLG: 0.370										1	0	0	0	0	0	0						
38 Bobby Cassevah, R OBP: 0.328, SLG: 0.459										0	0	0	0	0	0	0						
37 Scott Downs, L OBP: 0.328, SLG: 0.459										0	0	0	0	0	0	0						
Inning Stats	R: 1 E: 0 K: 0 S: 10	H: 2 LOB: 1 BB: 0 P: 15	R: 3 E: 0 K: 2 S: 19	H: 3 LOB: 1 BB: 0 P: 24	R: 0 E: 0 K: 0 S: 5	H: 0 LOB: 0 BB: 0 P: 7	R: 0 E: 0 K: 1 S: 9	H: 1 LOB: 1 BB: 0 P: 11	R: 1 E: 0 K: 1 S: 18	H: 2 LOB: 0 BB: 0 P: 23	R: 1 E: 0 K: 2 S: 11	H: 1 LOB: 0 BB: 0 P: 16	R: 0 E: 0 K: 1 S: 9	H: 0 LOB: 0 BB: 0 P: 13	R: 0 E: 0 K: 0 S: 6	H: 0 LOB: 1 BB: 1 P: 12	1B: 8 2B: 0 3B: 1 HR: 2	SF: 0 SAC: 2 DP: 2 HBP: 1	WP: 0 PB: 1 SB: 0 CS: 0	PA: 39		
PITCHER	IP: 4.0 WLS: L BF: 22 ERA: 3.7	IP: 3.0 WLS: 0 BF: 0 ERA: 4.91	IP: 2.0 WLS: 0 BF: 0 ERA: 9.64	IP: 2.0 WLS: 0 BF: 0 ERA: 3.88	IP: 1.0 WLS: 0 BF: 0 ERA: 9.00	IP: 1.0 WLS: 0 BF: 0 ERA: 0.00	IP: 2.0 WLS: 0 BF: 0 ERA: 9.00	IP: 1.0 WLS: 0 BF: 0 ERA: 0.00	IP: 1.0 WLS: 0 BF: 0 ERA: 0.00	IP: 1.0 WLS: 0 BF: 0 ERA: 0.00	IP: 1.0 WLS: 0 BF: 0 ERA: 0.00	IP: 1.0 WLS: 0 BF: 0 ERA: 0.00	IP: 1.0 WLS: 0 BF: 0 ERA: 0.00	IP: 1.0 WLS: 0 BF: 0 ERA: 0.00	IP: 1.0 WLS: 0 BF: 0 ERA: 0.00	IP: 1.0 WLS: 0 BF: 0 ERA: 0.00	IP: 1.0 WLS: 0 BF: 0 ERA: 0.00	IP: 1.0 WLS: 0 BF: 0 ERA: 0.00	IP: 1.0 WLS: 0 BF: 0 ERA: 0.00	IP: 1.0 WLS: 0 BF: 0 ERA: 0.00	IP: 1.0 WLS: 0 BF: 0 ERA: 0.00	IP: 1.0 WLS: 0 BF: 0 ERA: 0.00

Los Angeles Angels @ New York Mets
Citi Field, Flushing, NY
Sun Jun 19 2011, 1:12 PM - 3:59 PM EDT
Att: 36,213 - Cloudy - 76 F

AB 35
R 7
H 11
RBI 7
BB 1
SO 8
LOB 16



Batter	1	2	3	4	5	6	7	8	9	AB	R	H	RBI	BB	SO	LOB	BOTTOM						
7 José Reyes, S OBP: 0.385, SLG: 0.517										5	1	1	1	0	0	3							
2 Justin Turner, R OBP: 0.347, SLG: 0.387										5	0	1	1	0	0	3							
15 Carlos Beltrán, S OBP: 0.375, SLG: 0.500										2	0	1	1	3	1	0							
28 Daniel Murphy, L OBP: 0.339, SLG: 0.404										4	0	0	0	0	0	4							
12 Scott Hairston, R OBP: 0.328, SLG: 0.459										2	0	0	0	2	0	1							
16 Ángel Pagán, S OBP: 0.337, SLG: 0.357										4	0	0	0	0	2	4							
44 Jason Bay, R OBP: 0.306, SLG: 0.281										3	0	2	0	1	0	0							
30 Josh Thole, L OBP: 0.324, SLG: 0.286										1	0	0	0	0	1	2							
11 Rubén Tejada, R OBP: 0.357, SLG: 0.313										4	1	2	0	0	1	3							
49 Jonathon Niese, L OBP: 0.182, SLG: 0.081										1	0	0	0	0	1	2							
77 D.J. Carrasco, R OBP: 0.192, SLG: 0.081										0	0	0	0	0	0	0							
22 Willie Harris, L OBP: 0.192, SLG: 0.081										0	0	0	0	0	0	0							
46 Manny Acosta, R OBP: 0.192, SLG: 0.081										0	0	0	0	0	0	0							
21 Lucas Duda, L OBP: 0.192, SLG: 0.081										0	0	0	0	0	0	0							
27 Pedro Beato, R OBP: 0.192, SLG: 0.081										0	0	0	0	0	0	0							
20 Jason Pridie, L OBP: 0.192, SLG: 0.081										1	1	1	0	0	0	0							
Inning Stats	R: 0 E: 0 K: 0 S: 11	H: 1 LOB: 1 BB: 1 P: 20	R: 0 E: 0 K: 3 S: 11	H: 1 LOB: 2 BB: 1 P: 17	R: 0 E: 0 K: 1 S: 9	H: 0 LOB: 0 BB: 0 P: 15	R: 0 E: 0 K: 0 S: 6	H: 0 LOB: 0 BB: 0 P: 10	R: 0 E: 0 K: 0 S: 11	H: 1 LOB: 1 BB: 1 P: 21	R: 0 E: 0 K: 0 S: 11	H: 0 LOB: 1 BB: 1 P: 18	R: 0 E: 0 K: 0 S: 10	H: 1 LOB: 1 BB: 0 P: 16	R: 0 E: 0 K: 1 S: 8	H: 0 LOB: 2 BB: 2 P: 20	R: 3 E: 0 K: 0 S: 20	H: 4 LOB: 1 BB: 0 P: 26	1B: 7 2B: 1 3B: 0 HR: 0	SF: 0 SAC: 0 DP: 1 HBP: 0	WP: 0 PB: 0 SB: 0 CS: 0	PA: 40	
PITCHER	IP: 7.0 WLS: W BF: 28 ERA: 3.84	IP: 1.2 WLS: 0 BF: 4 ERA: 8.1	IP: 0.1 WLS: 0 BF: 0 ERA: 1.64	IP: 0.0 WLS: 0 BF: 0 ERA: 0.00	IP: 0.0 WLS: 0 BF: 0 ERA: 0.00	IP: 0.0 WLS: 0 BF: 0 ERA: 0.00	IP: 0.0 WLS: 0 BF: 0 ERA: 0.00	IP: 0.0 WLS: 0 BF: 0 ERA: 0.00	IP: 0.0 WLS: 0 BF: 0 ERA: 0.00	IP: 0.0 WLS: 0 BF: 0 ERA: 0.00	IP: 0.0 WLS: 0 BF: 0 ERA: 0.00	IP: 0.0 WLS: 0 BF: 0 ERA: 0.00	IP: 0.0 WLS: 0 BF: 0 ERA: 0.00	IP: 0.0 WLS: 0 BF: 0 ERA: 0.00	IP: 0.0 WLS: 0 BF: 0 ERA: 0.00	IP: 0.0 WLS: 0 BF: 0 ERA: 0.00	IP: 0.0 WLS: 0 BF: 0 ERA: 0.00	IP: 0.0 WLS: 0 BF: 0 ERA: 0.00	IP: 0.0 WLS: 0 BF: 0 ERA: 0.00	IP: 0.0 WLS: 0 BF: 0 ERA: 0.00	IP: 0.0 WLS: 0 BF: 0 ERA: 0.00	IP: 0.0 WLS: 0 BF: 0 ERA: 0.00	IP: 0.0 WLS: 0 BF: 0 ERA: 0.00

Los Angeles Angels @ New York Mets
Citi Field, Flushing, NY
Sun Jun 19 2011, 1:12 PM - 3:59 PM EDT
Att: 36,213 - Cloudy - 76 F

AB 34
R 3
H 8
RBI 3
BB 6
SO 5
LOB 24



Batter	1	2	3	4	5	6	7	8	9	AB	R	H	RBI	BB	SO	LOB	TOP																																																																																																
2 Erick Aybar, S OBP: 0.318, SLG: 0.399	F9	G4-3			G6-3		G4-3		48 DI 1B	4	1	1	0	1	0	2	Los Angeles Angels @ Florida Marlins Sun Life Stadium, Miami, FL Tue Jun 21 2011, 7:13 PM - 10:26 PM EDT Att: 17,344 - Clear - 88 F																																																																																																
47 Howie Kendrick, R OBP: 0.362, SLG: 0.475	L9		F9		G6-3		48 L1-4 1B		K	5	0	1	0	0	1	2																																																																																																	
48 Toni Hunter, R OBP: 0.314, SLG: 0.374	53 1B		G4-3		1B		L1-4		53 DI 1B	5	1	4	1	0	0	1																																																																																																	
53 Bobby Abreu, L OBP: 0.399, SLG: 0.377	1B		G4-3		K				6 BB 1B	4	0	1	0	1	1	2																																																																																																	
6 Alberto Callaspo, S OBP: 0.355, SLG: 0.366	F8		G6-3		F8				1B	4	0	1	0	1	0	3																																																																																																	
39 Russell Branyan, L OBP: 0.259, SLG: 0.267	L3		F7		13 WP 16 1B				K	5	0	1	0	0	2	4																																																																																																	
16 Hank Conger, L OBP: 0.295, SLG: 0.354	K				13 WP 1B				L8	4	0	2	0	0	1	2																																																																																																	
25 Peter Bourjos, R OBP: 0.307, SLG: 0.389	54 1B		K		F8				K	4	0	1	0	0	2	5																																																																																																	
54 Ervin Santana, R OBP: 0.290, SLG: 0.360			K		P6				K	2	0	1	0	0	1	1																																																																																																	
13 Michael Iuzuris, S OBP: 0.305, SLG: 0.405										1	0	0	0	0	0	2																																																																																																	
63 Rich Thompson, R ERA: 3.03										0	0	0	0	0	0	0																																																																																																	
58 Michael Kohn, R ERA: 7.71										0	0	0	0	0	0	0																																																																																																	
38 Bobby Cassevah, R ERA: 6.23										0	0	0	0	0	0	0																																																																																																	
10 Vernon Wells, R OBP: 0.340, SLG: 0.346										1	0	0	0	0	1	0																																																																																																	
Inning Stats	R: 0 H: 2 E: 0 K: 0 S: 20	H: 2 LOB: 2 BB: 0 P: 30	R: 0 H: 2 E: 0 K: 1 S: 17	H: 2 LOB: 2 BB: 0 P: 22	R: 0 H: 1 E: 0 K: 0 S: 10	H: 1 LOB: 1 BB: 0 P: 14	R: 0 H: 1 E: 0 K: 2 S: 12	H: 1 LOB: 1 BB: 0 P: 15	R: 0 H: 2 E: 0 K: 1 S: 7	H: 2 LOB: 2 BB: 0 P: 9	R: 0 H: 1 E: 0 K: 0 S: 15	H: 1 LOB: 2 BB: 0 P: 19	R: 0 H: 1 E: 0 K: 2 S: 14	H: 1 LOB: 2 BB: 2 P: 27	R: 2 H: 1 E: 1 K: 3 S: 16	H: 1 LOB: 2 BB: 2 P: 29	1B: 11 2B: 3 3B: 0 HR: 0	SF: 0 SAC: 0 DP: 2 HBP: 0	WP: 1 PB: 0 SB: 1 CS: 0	PA: 42																																																																																													
PITCHER	IP WLS BF H R ER SO BB IBB HBP BLK WP HR S P ERA WHIP	IP WLS BF H R ER SO BB IBB HBP BLK WP HR S P ERA WHIP	IP WLS BF H R ER SO BB IBB HBP BLK WP HR S P ERA WHIP	IP WLS BF H R ER SO BB IBB HBP BLK WP HR S P ERA WHIP	IP WLS BF H R ER SO BB IBB HBP BLK WP HR S P ERA WHIP	IP WLS BF H R ER SO BB IBB HBP BLK WP HR S P ERA WHIP	IP WLS BF H R ER SO BB IBB HBP BLK WP HR S P ERA WHIP	IP WLS BF H R ER SO BB IBB HBP BLK WP HR S P ERA WHIP	IP WLS BF H R ER SO BB IBB HBP BLK WP HR S P ERA WHIP	IP WLS BF H R ER SO BB IBB HBP BLK WP HR S P ERA WHIP	IP WLS BF H R ER SO BB IBB HBP BLK WP HR S P ERA WHIP	IP WLS BF H R ER SO BB IBB HBP BLK WP HR S P ERA WHIP	IP WLS BF H R ER SO BB IBB HBP BLK WP HR S P ERA WHIP	IP WLS BF H R ER SO BB IBB HBP BLK WP HR S P ERA WHIP	IP WLS BF H R ER SO BB IBB HBP BLK WP HR S P ERA WHIP	IP WLS BF H R ER SO BB IBB HBP BLK WP HR S P ERA WHIP	IP WLS BF H R ER SO BB IBB HBP BLK WP HR S P ERA WHIP	IP WLS BF H R ER SO BB IBB HBP BLK WP HR S P ERA WHIP	IP WLS BF H R ER SO BB IBB HBP BLK WP HR S P ERA WHIP	IP WLS BF H R ER SO BB IBB HBP BLK WP HR S P ERA WHIP	IP WLS BF H R ER SO BB IBB HBP BLK WP HR S P ERA WHIP	IP WLS BF H R ER SO BB IBB HBP BLK WP HR S P ERA WHIP																																																																																											
23 Javier Vazquez, R ERA: 6.37	5.1 W 25 10 0 0 0 4 0 0 0 0 0 0 71 100 0.00 1.875	5.1 L 25 10 0 0 0 4 0 0 0 0 0 0 71 100 0.00 1.875	5.1 W 25 10 0 0 0 4 0 0 0 0 0 0 71 100 0.00 1.875	5.1 L 25 10 0 0 0 4 0 0 0 0 0 0 71 100 0.00 1.875	5.1 W 25 10 0 0 0 4 0 0 0 0 0 0 71 100 0.00 1.875	5.1 L 25 10 0 0 0 4 0 0 0 0 0 0 71 100 0.00 1.875	5.1 W 25 10 0 0 0 4 0 0 0 0 0 0 71 100 0.00 1.875	5.1 L 25 10 0 0 0 4 0 0 0 0 0 0 71 100 0.00 1.875	5.1 W 25 10 0 0 0 4 0 0 0 0 0 0 71 100 0.00 1.875	5.1 L 25 10 0 0 0 4 0 0 0 0 0 0 71 100 0.00 1.875	5.1 W 25 10 0 0 0 4 0 0 0 0 0 0 71 100 0.00 1.875	5.1 L 25 10 0 0 0 4 0 0 0 0 0 0 71 100 0.00 1.875	5.1 W 25 10 0 0 0 4 0 0 0 0 0 0 71 100 0.00 1.875	5.1 L 25 10 0 0 0 4 0 0 0 0 0 0 71 100 0.00 1.875	5.1 W 25 10 0 0 0 4 0 0 0 0 0 0 71 100 0.00 1.875	5.1 L 25 10 0 0 0 4 0 0 0 0 0 0 71 100 0.00 1.875	5.1 W 25 10 0 0 0 4 0 0 0 0 0 0 71 100 0.00 1.875	5.1 L 25 10 0 0 0 4 0 0 0 0 0 0 71 100 0.00 1.875	5.1 W 25 10 0 0 0 4 0 0 0 0 0 0 71 100 0.00 1.875	5.1 L 25 10 0 0 0 4 0 0 0 0 0 0 71 100 0.00 1.875	5.1 W 25 10 0 0 0 4 0 0 0 0 0 0 71 100 0.00 1.875	5.1 L 25 10 0 0 0 4 0 0 0 0 0 0 71 100 0.00 1.875	5.1 W 25 10 0 0 0 4 0 0 0 0 0 0 71 100 0.00 1.875	5.1 L 25 10 0 0 0 4 0 0 0 0 0 0 71 100 0.00 1.875	5.1 W 25 10 0 0 0 4 0 0 0 0 0 0 71 100 0.00 1.875	5.1 L 25 10 0 0 0 4 0 0 0 0 0 0 71 100 0.00 1.875	5.1 W 25 10 0 0 0 4 0 0 0 0 0 0 71 100 0.00 1.875	5.1 L 25 10 0 0 0 4 0 0 0 0 0 0 71 100 0.00 1.875	5.1 W 25 10 0 0 0 4 0 0 0 0 0 0 71 100 0.00 1.875	5.1 L 25 10 0 0 0 4 0 0 0 0 0 0 71 100 0.00 1.875	5.1 W 25 10 0 0 0 4 0 0 0 0 0 0 71 100 0.00 1.875	5.1 L 25 10 0 0 0 4 0 0 0 0 0 0 71 100 0.00 1.875	5.1 W 25 10 0 0 0 4 0 0 0 0 0 0 71 100 0.00 1.875	5.1 L 25 10 0 0 0 4 0 0 0 0 0 0 71 100 0.00 1.875	5.1 W 25 10 0 0 0 4 0 0 0 0 0 0 71 100 0.00 1.875	5.1 L 25 10 0 0 0 4 0 0 0 0 0 0 71 100 0.00 1.875	5.1 W 25 10 0 0 0 4 0 0 0 0 0 0 71 100 0.00 1.875	5.1 L 25 10 0 0 0 4 0 0 0 0 0 0 71 100 0.00 1.875	5.1 W 25 10 0 0 0 4 0 0 0 0 0 0 71 100 0.00 1.875	5.1 L 25 10 0 0 0 4 0 0 0 0 0 0 71 100 0.00 1.875	5.1 W 25 10 0 0 0 4 0 0 0 0 0 0 71 100 0.00 1.875	5.1 L 25 10 0 0 0 4 0 0 0 0 0 0 71 100 0.00 1.875	5.1 W 25 10 0 0 0 4 0 0 0 0 0 0 71 100 0.00 1.875	5.1 L 25 10 0 0 0 4 0 0 0 0 0 0 71 100 0.00 1.875	5.1 W 25 10 0 0 0 4 0 0 0 0 0 0 71 100 0.00 1.875	5.1 L 25 10 0 0 0 4 0 0 0 0 0 0 71 100 0.00 1.875	5.1 W 25 10 0 0 0 4 0 0 0 0 0 0 71 100 0.00 1.875	5.1 L 25 10 0 0 0 4 0 0 0 0 0 0 71 100 0.00 1.875	5.1 W 25 10 0 0 0 4 0 0 0 0 0 0 71 100 0.00 1.875	5.1 L 25 10 0 0 0 4 0 0 0 0 0 0 71 100 0.00 1.875	5.1 W 25 10 0 0 0 4 0 0 0 0 0 0 71 100 0.00 1.875	5.1 L 25 10 0 0 0 4 0 0 0 0 0 0 71 100 0.00 1.875	5.1 W 25 10 0 0 0 4 0 0 0 0 0 0 71 100 0.00 1.875	5.1 L 25 10 0 0 0 4 0 0 0 0 0 0 71 100 0.00 1.875	5.1 W 25 10 0 0 0 4 0 0 0 0 0 0 71 100 0.00 1.875	5.1 L 25 10 0 0 0 4 0 0 0 0 0 0 71 100 0.00 1.875	5.1 W 25 10 0 0 0 4 0 0 0 0 0 0 71 100 0.00 1.875	5.1 L 25 10 0 0 0 4 0 0 0 0 0 0 71 100 0.00 1.875	5.1 W 25 10 0 0 0 4 0 0 0 0 0 0 71 100 0.00 1.875	5.1 L 25 10 0 0 0 4 0 0 0 0 0 0 71 100 0.00 1.875	5.1 W 25 10 0 0 0 4 0 0 0 0 0 0 71 100 0.00 1.875	5.1 L 25 10 0 0 0 4 0 0 0 0 0 0 71 100 0.00 1.875	5.1 W 25 10 0 0 0 4 0 0 0 0 0 0 71 100 0.00 1.875	5.1 L 25 10 0 0 0 4 0 0 0 0 0 0 71 100 0.00 1.875	5.1 W 25 10 0 0 0 4 0 0 0 0 0 0 71 100 0.00 1.875	5.1 L 25 10 0 0 0 4 0 0 0 0 0 0 71 100 0.00 1.875	5.1 W 25 10 0 0 0 4 0 0 0 0 0 0 71 100 0.00 1.875	5.1 L 25 10 0 0 0 4 0 0 0 0 0 0 71 100 0.00 1.875	5.1 W 25 10 0 0 0 4 0 0 0 0 0 0 71 100 0.00 1.875	5.1 L 25 10 0 0 0 4 0 0 0 0 0 0 71 100 0.00 1.875	5.1 W 25 10 0 0 0 4 0 0 0 0 0 0 71 100 0.00 1.875	5.1 L 25 10 0 0 0 4 0 0 0 0 0 0 71 100 0.00 1.875	5.1 W 25 10 0 0 0 4 0 0 0 0 0 0 71 100 0.00 1.875	5.1 L 25 10 0 0 0 4 0 0 0 0 0 0 71 100 0.00 1.875	5.1 W 25 10 0 0 0 4 0 0 0 0 0 0 71 100 0.00 1.875	5.1 L 25 10 0 0 0 4 0 0 0 0 0 0 71 100 0.00 1.875	5.1 W 25 10 0 0 0 4 0 0 0 0 0 0 71 100 0.00 1.875	5.1 L 25 10 0 0 0 4 0 0 0 0 0 0 71 100 0.00 1.875	5.1 W 25 10 0 0 0 4 0 0 0 0 0 0 71 100 0.00 1.875	5.1 L 25 10 0 0 0 4 0 0 0 0 0 0 71 100 0.00 1.875	5.1 W 25 10 0 0 0 4 0 0 0 0 0 0 71 100 0.00 1.875	5.1 L 25 10 0 0 0 4 0 0 0 0 0 0 71 100 0.00 1.875	5.1 W 25 10 0 0 0 4 0 0 0 0 0 0 71 100 0.00 1.875	5.1 L 25 10 0 0 0 4 0 0 0 0 0 0 71 100 0.00 1.875	5.1 W 25 10 0 0 0 4 0 0 0 0 0 0 71 100 0.00 1.875	5.1 L 25 10 0 0 0 4 0 0 0 0 0 0 71 100 0.00 1.875	5.1 W 25 10 0 0 0 4 0 0 0 0 0 0 71 100 0.00 1.875	5.1 L 25 10 0 0 0 4 0 0 0 0 0 0 71 100 0.00 1.875	5.1 W 25 10 0 0 0 4 0 0 0 0 0 0 71 100 0.00 1.875	5.1 L 25 10 0 0 0 4 0 0 0 0 0 0 71 100 0.00 1.875	5.1 W 25 10 0 0 0 4 0 0 0 0 0 0 71 100 0.00 1.875	5.1 L 25 10 0 0 0 4 0 0 0 0 0 0 71 100 0.00 1.875	5.1 W 25 10 0 0 0 4 0 0 0 0 0 0 71 100 0.00 1.875	5.1 L 25 10 0 0 0 4 0 0 0 0 0 0 71 100 0.00 1.875	5.1 W 25 10 0 0 0 4 0 0 0 0 0 0 71 100 0.00 1.875	5.1 L 25 10 0 0 0 4 0 0 0 0 0 0 71 100 0.00 1.875	5.1 W 25 10 0 0 0 4 0 0 0 0 0 0 71 100 0.00 1.875	5.1 L 25 10 0 0 0 4 0 0 0 0 0 0 71 100 0.00 1.875	5.1 W 25 10 0 0 0 4 0 0 0 0 0 0 71 100 0.00 1.875	5.1 L 25 10 0 0 0 4 0 0 0 0 0 0 71 100 0.00 1.875	5.1 W 25 10 0 0 0 4 0 0 0 0 0 0 71 100 0.00 1.875	5.1 L 25 10 0 0 0 4 0 0 0 0 0 0 71 100 0.00 1.875	5.1 W 25 10 0 0 0 4 0 0 0 0 0 0 71 100 0.00 1.875	5.1 L 25 10 0 0 0 4 0 0 0 0 0 0 71 100 0.00 1.875	5.1 W 25 10 0 0 0 4 0 0 0 0 0 0 71 100 0.00 1.875	5.1 L 25 10 0 0 0 4 0 0 0 0 0 0 71 100 0.00 1.875	5.1 W 25 10 0 0 0 4 0 0 0 0 0 0 71 100 0.00 1.875	5.1 L 25 10 0 0 0 4 0 0 0 0 0 0 71 100 0.00 1.875	5.1 W 25 10 0 0 0 4 0 0 0 0 0 0 71 100 0.00 1.875	5.1 L 25 10 0 0 0 4 0 0 0 0 0 0 71 100 0.00 1.875	5.1 W 25 10 0 0 0 4 0 0 0 0 0 0 71 100 0.00 1.875	5.1 L 25 10 0 0 0 4 0 0 0 0 0 0 71 100 0.00 1.875	5.1 W 25

Batter	1	2	3	4	5	6	7	8	9	AB	R	H	RBI	BB	SO	LOB	TOP					
13 Maicer Izturis, S OBP: 0.353, SLG: 0.417										5	1	2	1	0	1	0	Los Angeles Angels @ Los Angeles Dodgers Dodger Stadium, Los Angeles, CA Fri Jun 24 2011, 7:16 PM - 10:18 PM PDT Att: 43,640 - Clear - 69 F livebaseballscorecards.com					
2 Erick Aybar, S OBP: 0.323, SLG: 0.418										4	2	3	2	0	1	1						
53 Bobby Abreu, L OBP: 0.402, SLG: 0.387										2	0	0	0	1	2	1						
25 Peter Bourjos, R OBP: 0.307, SLG: 0.389										1	1	1	0	0	0	0						
10 Vernon Wells, R OBP: 0.239, SLG: 0.335										4	0	2	0	0	1	1						
6 Alberto Callaspo, S OBP: 0.356, SLG: 0.384										3	1	1	1	1	1	1						
47 Howie Kendrick, R OBP: 0.361, SLG: 0.490										4	1	1	1	0	1	2						
44 Mark Trumbo, R OBP: 0.304, SLG: 0.465										4	1	1	0	0	0	0						
5 Jeff Mathis, R OBP: 0.236, SLG: 0.278										1	1	0	0	2	0	0						
24 Dan Haren, R OBP: 0.333, SLG: 0.333										2	0	1	1	0	0	0						
21 Hisanori Takahashi, L ERA: 10.5										0	0	0	0	0	0	0						
39 Russell Branyan, L OBP: 0.257, SLG: 0.285										0	0	0	0	0	0	0						
46 Bobby Wilson, R OBP: 0.250, SLG: 0.280										0	0	0	1	0	0	0						
58 Michael Kohn, R ERA: 6.82										0	0	0	0	0	0	0						
Inning Stats	R: 0 E: 0 K: 1 S: 8	H: 2 LOB: 2 P: 17	R: 1 E: 0 K: 1 S: 9	H: 2 LOB: 2 BB: 2 P: 20	R: 0 E: 0 K: 2 S: 9	H: 1 LOB: 1 BB: 0 P: 12	R: 0 E: 0 K: 1 S: 9	H: 0 LOB: 0 BB: 0 P: 15	R: 3 E: 0 K: 1 S: 13	H: 2 LOB: 0 BB: 1 P: 24	R: 1 E: 0 K: 0 S: 7	H: 2 LOB: 0 BB: 0 P: 12	R: 0 E: 0 K: 0 S: 7	H: 0 LOB: 0 BB: 0 P: 9	R: 2 E: 1 K: 1 S: 8	H: 3 LOB: 0 BB: 0 P: 11	R: 1 E: 0 K: 0 S: 15	H: 0 LOB: 0 BB: 0 P: 20	1B: 9 2B: 2 3B: 0 HR: 2	SF: 1 SAC: 2 DP: 2 HBP: 0	WP: 0 PB: 0 CS: 2	PA: 37
PITCHER	IP WLS BF H R ER SO BB IBB HBP BLK WP HR S P ERA WHIP																					
41 Rubby De La Rosa, R ERA: 5.25	(1.1) 6.0 L 25 9 5 5 6 4 0 0 0 0 0 2 55 100 7.50 2.167																					
66 Mike MacDougal, R ERA: 2.08	(7.1) 1.0 3 0 0 0 0 0 0 0 0 0 0 7 9 0.00 0.000																					
56 Hung-Chih Kuo, L ERA: 10.5	(8.1) 0.1 3 2 2 1 1 0 0 0 0 0 0 5 8 27.00 6.000																					
36 Blake Hawksworth, R ERA: 2.77	(8.1) 1.0 4 1 1 0 0 0 0 0 0 0 0 9 12 0.00 1.000																					
57 Scott Elbert, L ERA: 4.82	(9.1) 0.2 2 0 0 0 0 0 0 0 0 0 0 9 11 0.00 0.000																					

Batter	1	2	3	4	5	6	7	8	9	AB	R	H	RBI	BB	SO	LOB	BOTTOM					
9 Dee Strange-Gordon, L OBP: 0.270, SLG: 0.295										5	0	0	0	0	1	4	Los Angeles Angels @ Los Angeles Dodgers Dodger Stadium, Los Angeles, CA Fri Jun 24 2011, 7:16 PM - 10:18 PM PDT Att: 43,640 - Clear - 69 F livebaseballscorecards.com					
5 Juan Uribe, R OBP: 0.275, SLG: 0.312										5	0	0	0	0	2	2						
16 Andre Ethier, L OBP: 0.393, SLG: 0.464										4	2	3	0	0	0	0						
27 Matt Kemp, R OBP: 0.421, SLG: 0.629										4	1	2	2	0	1	1						
7 James Loney, L OBP: 0.324, SLG: 0.356										4	0	2	0	0	0	0						
33 Marcus Thames, R OBP: 0.258, SLG: 0.362										1	0	1	0	0	0	0						
10 Tony Gwynn Jr., L (2.FR) OBP: 0.260, SLG: 0.283										3	0	0	1	0	2	4						
30 Dioner Navarro, S OBP: 0.227, SLG: 0.275										4	0	0	0	0	0	5						
14 Jamey Carroll, R OBP: 0.367, SLG: 0.367										4	0	1	0	0	1	2						
41 Rubby De La Rosa, R ERA: 3.05										1	0	1	0	0	0	0						
23 Casey Blake, R ERA: 1.36, SLG: 0.390										0	0	0	0	0	0	0						
66 Mike MacDougal, S ERA: 2.08										0	0	0	0	0	0	0						
56 Hung-Chih Kuo, L ERA: 10.5										0	0	0	0	0	0	0						
36 Blake Hawksworth, R ERA: 2.77										0	0	0	0	0	0	0						
57 Scott Elbert, L ERA: 4.82										1	0	0	0	0	0	0						
6 Aaron Miles, S OBP: 0.195, SLG: 0.345										0	0	0	0	0	0	0						
Inning Stats	R: 2 E: 0 K: 1 S: 15	H: 2 LOB: 0 BB: 0 P: 22	R: 0 E: 0 K: 0 S: 18	H: 2 LOB: 2 BB: 0 P: 24	R: 0 E: 0 K: 2 S: 17	H: 3 LOB: 3 BB: 0 P: 27	R: 0 E: 0 K: 0 S: 8	H: 1 LOB: 1 BB: 0 P: 9	R: 1 E: 0 K: 0 S: 11	H: 2 LOB: 1 BB: 0 P: 16	R: 0 E: 0 K: 0 S: 14	H: 0 LOB: 1 BB: 1 P: 20	R: 0 E: 0 K: 1 S: 8	H: 0 LOB: 0 BB: 0 P: 12	R: 0 E: 0 K: 2 S: 10	H: 0 LOB: 0 BB: 0 P: 12	R: 0 E: 0 K: 1 S: 9	H: 0 LOB: 0 BB: 0 P: 13	1B: 6 2B: 3 3B: 0 HR: 1	SF: 0 SAC: 1 DP: 0 HBP: 0	WP: 1 PB: 0 SB: 1 CS: 0	PA: 38
PITCHER	IP WLS BF H R ER SO BB IBB HBP BLK WP HR S P ERA WHIP																					
24 Dan Haren, R ERA: 3.05	(1.1) 6.0 H 6 0 0 0 3 1 0 0 0 0 0 0 18 24 0.00 0.000																					
21 Hisanori Takahashi, L ERA: 3.44	(7.1) 2.0 3 0 0 0 3 0 0 0 0 0 0 9 13 0.00 0.000																					
58 Michael Kohn, R ERA: 6.4	(9.1) 1.0 3 0 0 0 1 0 0 0 0 0 0 9 13 0.00 0.000																					

Batter	1	2	3	4	5	6	7	8	9	AB	R	H	RBI	BB	SO	LOB	TOP					
13 Maicer Izturis, S OBP: 0.351, SLG: 0.414	G5-3			G6-3 SH1-4 1B		G5-3		G5-3		4	0	1	0	0	0	1	Los Angeles Angels @ Los Angeles Dodgers Dodger Stadium, Los Angeles, CA Sun Jun 26 2011, 1:11 PM - 4:01 PM PDT Att: 43,104 - Sunny - 80 F livebaseballscorecards.com					
2 Erick Aybar, S OBP: 0.322, SLG: 0.426	P6			SH1-4 1-2			2B 47 1B		P5	3	1	1	0	0	0	0						
47 Howie Kendrick, R OBP: 0.361, SLG: 0.484	K			G6-3 2-3			1B 2-H		G5-3	4	0	1	1	0	1	1						
10 Vernon Wells, R OBP: 0.240, SLG: 0.361		K		K			K		G5-3	4	1	1	1	0	3	2						
44 Mark Trumbo, R OBP: 0.299, SLG: 0.466	P2						P3		G4-3	4	0	0	0	0	1	1						
6 Alberto Gallespo, S OBP: 0.347, SLG: 0.354	K						K			3	0	0	0	0	3	1						
25 Peter Bourjos, R OBP: 0.307, SLG: 0.383				K			K			2	0	1	0	0	1	0						
5 Jeff Mathis, R OBP: 0.238, SLG: 0.287				G6-4-3 1-2			B1-6 2B 36 B1-6		K	3	0	1	0	0	1	2						
36 Jered Weaver, R OBP: 0.359, SLG: 0.381	L6						B1-6 2-2			2	0	0	0	0	0	1						
53 Bobby Abreu, L OBP: 0.399, SLG: 0.381									K	1	0	0	0	0	1	1						
37 Scott Downs, L OBP: 0.299, SLG: 0.466										0	0	0	0	0	0	0						
51 Jordan Walden, R OBP: 0.307, SLG: 0.383										0	0	0	0	0	0	0						
Inning Stats	R: 0 E: 0 K: 1 S: 6	H: 0 LOB: 0 BB: 0 P: 10	R: 0 E: 0 K: 2 S: 8	H: 0 LOB: 0 BB: 0 P: 11	R: 0 E: 0 K: 0 S: 4	H: 1 LOB: 0 BB: 0 P: 5	R: 0 E: 0 K: 1 S: 9	H: 1 LOB: 1 BB: 0 P: 15	R: 0 E: 0 K: 3 S: 9	H: 0 LOB: 0 BB: 0 P: 14	R: 0 E: 0 K: 0 S: 5	H: 1 LOB: 0 BB: 0 P: 9	R: 1 E: 0 K: 2 S: 15	H: 2 LOB: 1 BB: 0 P: 20	R: 0 E: 1 K: 2 S: 11	H: 0 LOB: 1 BB: 0 P: 15	R: 1 E: 0 K: 0 S: 10	H: 1 LOB: 0 BB: 0 P: 15	1B: 3 2B: 3 3B: 0 HR: 1	SF: 0 SAC: 1 DP: 2 HBP: 1	WP: 0 PB: 0 SB: 0 CS: 0	PA: 32
PITCHER 22 Clayton Kershaw, L ERA: 2.93	IP: 9.0 WLS: W BF: 32 H: 6 R: 2 ER: 2 SO: 11 BB: 0 IBB: 0 HBP: 1 BLK: 0 WP: 0 HR: 1 S: 77 P: 114 ERA: 2.00 WHIP: 0.667															PITCHER						

Batter	1	2	3	4	5	6	7	8	9	AB	R	H	RBI	BB	SO	LOB	BOTTOM					
10 Tony Gwynn Jr., L OBP: 0.276, SLG: 0.310	G3			F8						5	0	3	2	0	0	2	Los Angeles Angels @ Los Angeles Dodgers Dodger Stadium, Los Angeles, CA Sun Jun 26 2011, 1:11 PM - 4:01 PM PDT Att: 43,104 - Sunny - 80 F livebaseballscorecards.com					
23 Casey Blake, R OBP: 0.324, SLG: 0.374	P3			L8					F9	4	0	0	0	0	0	4						
16 Andre Ethier, L OBP: 0.389, SLG: 0.461	K			K					K2-3	4	0	2	0	0	2	1						
27 Matt Kemp, R OBP: 0.416, SLG: 0.619	FC6-4			F7					G6-3	4	0	1	0	0	1	2						
7 James Loney, L OBP: 0.322, SLG: 0.353	F8			F7					G3	4	0	0	0	0	0	3						
5 Juan Uribe, R OBP: 0.274, SLG: 0.307	P3			K						3	0	0	0	0	1	3						
9 Dee Strange-Gordon, L OBP: 0.294, SLG: 0.277										0	1	0	0	0	0	0						
30 Dioner Navarro, S OBP: 0.274, SLG: 0.296	K									2	0	0	0	2	1	0						
49 Trent Oeltgen, L OBP: 0.316, SLG: 0.250										0	1	0	0	0	0	0						
14 Jamey Carroll, R OBP: 0.368, SLG: 0.366	F7								SH1-4 1B	3	0	1	0	0	0	0						
22 Clayton Kershaw, L OBP: 0.333, SLG: 0.297	G4-3									3	1	1	0	0	0	2						
6 Aaron Miles, S OBP: 0.321, SLG: 0.348									SF8	0	0	0	1	0	0	0						
Inning Stats	R: 0 E: 0 K: 1 S: 10	H: 1 LOB: 1 BB: 0 P: 15	R: 0 E: 0 K: 1 S: 8	H: 0 LOB: 0 BB: 0 P: 12	R: 0 E: 0 K: 0 S: 7	H: 0 LOB: 0 BB: 0 P: 11	R: 0 E: 0 K: 1 S: 11	H: 2 LOB: 2 BB: 0 P: 17	R: 0 E: 0 K: 0 S: 11	H: 1 LOB: 1 BB: 1 P: 20	R: 0 E: 0 K: 1 S: 11	H: 1 LOB: 1 BB: 0 P: 15	R: 1 E: 0 K: 0 S: 12	H: 2 LOB: 1 BB: 0 P: 20	R: 0 E: 0 K: 1 S: 8	H: 0 LOB: 0 BB: 0 P: 9	R: 2 E: 0 K: 0 S: 15	H: 1 LOB: 2 BB: 2 P: 27	1B: 6 2B: 1 3B: 1 HR: 0	SF: 1 SAC: 1 DP: 0 HBP: 0	WP: 0 PB: 0 SB: 1 CS: 0	PA: 37
PITCHER 36 Jered Weaver, R ERA: 1.97	IP: 7.0 WLS: 3 BF: 29 H: 7 R: 1 ER: 1 SO: 4 BB: 1 IBB: 0 HBP: 0 BLK: 0 WP: 0 HR: 0 S: 70 P: 110 ERA: 1.29 WHIP: 1.143															PITCHER						
37 Scott Downs, L ERA: 1.75	IP: 1.0 WLS: 0 BF: 3 H: 0 R: 0 ER: 0 SO: 1 BB: 0 IBB: 0 HBP: 0 BLK: 0 WP: 0 HR: 0 S: 8 P: 9 ERA: 0.00 WHIP: 0.000															PITCHER						
51 Jordan Walden, R ERA: 2.94	IP: 0.2 WLS: L BF: 5 H: 1 R: 2 ER: 2 SO: 0 BB: 2 IBB: 0 HBP: 0 BLK: 0 WP: 0 HR: 0 S: 15 P: 27 ERA: 27.00 WHIP: 4.500															PITCHER						

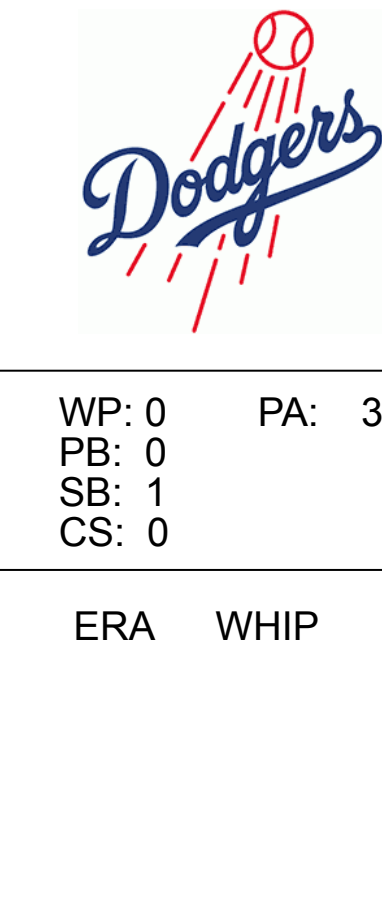
Los Angeles Angels @ Los Angeles Dodgers
 Dodger Stadium, Los Angeles, CA
 Sun Jun 26 2011, 1:11 PM - 4:01 PM PDT
 Att: 43,104 - Sunny - 80 F

AB	30
R	2
H	6
RBI	2
BB	0
SO	11
LOB	10



Los Angeles Angels @ Los Angeles Dodgers
 Dodger Stadium, Los Angeles, CA
 Sun Jun 26 2011, 1:11 PM - 4:01 PM PDT
 Att: 43,104 - Sunny - 80 F

AB	32
R	3
H	8
RBI	3
BB	3
SO	5
LOB	17




Batter	1	2	3	4	5	6	7	8	9	10	AB	R	H	RBI	BB	SO	LOB								
2 Roger Bernadina, L OBP: 0.330, SLG: 0.391 15 Jerry Hairston, R OBP: 0.329, SLG: 0.354 (10, 8)	G4-3		P6		F9			G4-3		P4	4	0	0	0	0	0	1								
28 Jayson Werth, R OBP: 0.329, SLG: 0.391 (1, 9)	P3		K		G5-3			K		K	5	0	0	0	0	3	2								
11 Ryan Zimmerman, R OBP: 0.320, SLG: 0.407 (1, 5)	1B				HR			G4-3		G3	4	1	2	1	0	0	0								
19 Laynce Nix, L OBP: 0.303, SLG: 0.508 (1, 7)	G3				G6-3			P6		F8	4	0	0	0	0	0	1								
38 Michael Morse, R OBP: 0.354, SLG: 0.563 (1, 3)	HR				G6-3			F9		G6-3	4	1	2	1	0	0	0								
8 Danny Espinosa, S OBP: 0.325, SLG: 0.475 (1, 4)	K2-3				G6-3			HR		HR	3	1	1	1	0	1	1								
3 Wilson Ramos, R OBP: 0.313, SLG: 0.389 (1, 2)	G6-3				F8			FC6-4		G5-3	4	0	0	0	0	0	2								
12 Matt Stairs, L OBP: 0.245, SLG: 0.133 43 Brian Bixler, R OBP: 0.293, SLG: 0.243 (10, PH)	K				K			BB		E4	2	0	0	0	1	2	0								
20 Ian Desmond, R OBP: 0.266, SLG: 0.318 (1, 6)	G3				1B			G6-4-3		SH2-3	3	0	1	0	0	0	2								
Inning Stats	R: 0 E: 0 K: 0 S: 13	H: 1 LOB: 0 BB: 19 P: 11	R: 1 E: 0 K: 2 S: 9	H: 1 LOB: 0 BB: 0 P: 11	R: 0 E: 0 K: 1 S: 6	H: 0 LOB: 0 BB: 0 P: 9	R: 1 E: 0 K: 0 S: 8	H: 2 LOB: 1 BB: 0 P: 12	R: 0 E: 0 K: 1 S: 9	H: 1 LOB: 1 BB: 0 P: 12	R: 0 E: 0 K: 0 S: 7	H: 0 LOB: 0 BB: 0 P: 10	R: 0 E: 1 K: 0 S: 4	H: 0 LOB: 1 BB: 1 P: 10	R: 0 E: 0 K: 1 S: 8	H: 0 LOB: 0 BB: 0 P: 10	R: 1 E: 0 K: 0 S: 7	H: 1 LOB: 0 BB: 0 P: 11	R: 0 E: 1 K: 1 S: 7	H: 0 LOB: 1 BB: 0 P: 11	1B: 2 2B: 1 3B: 0 HR: 3	SF: 0 SAC: 1 DP: 1 HBP: 1	WP: 0 PB: 0 SB: 0 CS: 0	PA: 38	
PITCHER	IP	WLS	BF	H	R	ER	SO	BB	IBB	HBP	BLK	WP	HR	S	P	ERA	WHIP								
54 Ervin Santana, R ERA: 4.08 51 Jordan Walden, R ERA: 3.12 37 Scott Downs, L ERA: 1.69	8.0		30	5	2	2	5	1	0	0	0	0	0	1	7	2.25	0.750								
	1.0	B	4	1	1	1	0	0	0	0	0	0	0	1	7	9.00	1.000								
	1.0	W	4	0	0	0	1	0	0	0	0	0	0	7	11	0.00	0.000								

Washington Nationals @ Los Angeles Angels
Angel Stadium of Anaheim, Anaheim, CA
Mon Jun 27 2011, 7:09 PM - 10:10 PM PDT
Att: 35,032 - Clear - 76 F

livebaseballscorecards.com

AB	35
R	3
H	6
RBI	3
BB	1
SO	6
LOB	10




Batter	1	2	3	4	5	6	7	8	9	10	AB	R	H	RBI	BB	SO	LOB								
13 Maicer Izturis, S OBP: 0.354, SLG: 0.414 (1, 4)	1B		G6-3		K			P6		1B	5	0	2	1	1	1	2								
2 Erick Aybar, S OBP: 0.324, SLG: 0.424 (1, 6)	1B		F7		L6			FC6		1B	4	0	1	0	0	0	4								
53 Bobby Abreu, L OBP: 0.405, SLG: 0.385 (1, 10)	K				HBP			1B		BB	3	1	2	0	2	1	2								
10 Vernon Wells, R OBP: 0.239, SLG: 0.357 (8, 7)	F8				FC6-4			F7		G6-4-3	5	1	1	0	0	0	6								
47 Howie Kendrick, R OBP: 0.356, SLG: 0.479 (8, 3)	FC6-4				F9			F8		F9	5	0	1	0	0	0	5								
44 Mark Trumbo, R OBP: 0.302, SLG: 0.465 48 Torii Hunter, R OBP: 0.313, SLG: 0.375 (8, 9)	G1-4-3				F8			G5-4-3		P2	3	0	1	0	1	0	3								
6 Alberto Callaspo, S OBP: 0.351, SLG: 0.359 (1, 5)	G1-4-3				1B			G6-3		G6-3	5	2	3	1	0	0	3								
25 Peter Bourjos, R OBP: 0.315, SLG: 0.395 (1, 8)	L8				1B			1B		1B	5	0	4	1	0	0	0								
46 Bobby Wilson, R OBP: 0.294, SLG: 0.276 (1, 2)	L4				1B			1B		1B	3	0	1	1	2	0	1								
Inning Stats	R: 0 E: 0 K: 1 S: 11	H: 2 LOB: 2 BB: 20 P: 20	R: 0 E: 0 K: 0 S: 8	H: 1 LOB: 0 BB: 0 P: 14	R: 0 E: 0 K: 0 S: 5	H: 0 LOB: 0 BB: 0 P: 8	R: 2 E: 0 K: 0 S: 14	H: 4 LOB: 2 BB: 0 P: 21	R: 0 E: 0 K: 1 S: 8	H: 0 LOB: 2 BB: 2 P: 22	R: 1 E: 0 K: 0 S: 16	H: 4 LOB: 3 BB: 1 P: 28	R: 0 E: 0 K: 0 S: 14	H: 1 LOB: 2 BB: 1 P: 24	R: 0 E: 0 K: 0 S: 8	H: 1 LOB: 1 BB: 0 P: 11	R: 0 E: 0 K: 0 S: 5	H: 0 LOB: 0 BB: 0 P: 12	R: 1 E: 0 K: 0 S: 9	H: 3 LOB: 3 BB: 1 P: 17	1B: 15 2B: 1 3B: 0 HR: 0	SF: 0 SAC: 0 DP: 3 HBP: 1	WP: 0 PB: 0 SB: 2 CS: 1	PA: 46	
PITCHER	IP	WLS	BF	H	R	ER	SO	BB	IBB	HBP	BLK	WP	HR	S	P	ERA	WHIP								
31 John Lannan, L ERA: 3.48 52 Ryan Mattheus, R ERA: 63 Henry Alberto Rodriguez, R ERA: 2.19 17 Sean Burnett, L ERA: 5.27	5.2		27	11	3	3	2	2	0	0	0	0	0	16	30	0.00	3.000								
	2.1		8	1	0	0	0	1	0	0	0	0	0	15	28	0.00	0.857								
	0.1	L	5	3	1	1	0	0	1	0	0	0	0	9	17	27.00	9.000								

Washington Nationals @ Los Angeles Angels
Angel Stadium of Anaheim, Anaheim, CA
Mon Jun 27 2011, 7:09 PM - 10:10 PM PDT
Att: 35,032 - Clear - 76 F

livebaseballscorecards.com

AB	39
R	4
H	16
RBI	4
BB	6
SO	2
LOB	26



Batter	1	2	3	4	5	6	7	8	9	AB	R	H	RBI	BB	SO	LOB	TOP					
2 Roger Bernadina, L (1, 8) OBP: 0.315, SLG: 0.372										4	0	0	0	0	1	1						
43 Brian Dixler, R (1, 9) OBP: 0.289, SLG: 0.244										4	0	1	0	0	2	0						
11 Ryan Zimmerman, R (1, 5) OBP: 0.321, SLG: 0.404										4	0	1	0	0	0	1						
12 Matt Stairs, L (1, 10) OBP: 0.246, SLG: 0.151										4	0	0	0	0	2	2						
38 Michael Morse, R (1, 3) OBP: 0.350, SLG: 0.550										4	0	0	0	0	1	1						
8 Danny Espinosa, S (1, 4) OBP: 0.323, SLG: 0.465										2	0	0	0	1	0	0						
15 Jerry Hairston, R (1, 7) OBP: 0.335, SLG: 0.352										1	0	0	0	0	0	0						
20 Ian Desmond, R (5, PR) OBP: 0.265, SLG: 0.313										1	0	0	0	0	1	0						
7 Ivan Rodriguez, R (1, 2) OBP: 0.276, SLG: 0.336										3	0	1	0	0	0	2						
13 Alex Cora, L (1, 6) OBP: 0.294, SLG: 0.275										2	0	0	0	0	0	2						
28 Jayson Werth, R (8, PH) OBP: 0.326, SLG: 0.390										1	0	0	0	0	1	1						
Inning Stats	R: 0 E: 0 K: 2 S: 9	H: 0 LOB: 0 BB: 0 P: 11	R: 0 E: 0 K: 1 S: 10	H: 0 LOB: 0 BB: 0 P: 16	R: 0 E: 0 K: 0 S: 10	H: 0 LOB: 0 BB: 0 P: 14	R: 0 E: 1 K: 0 S: 9	H: 1 LOB: 1 BB: 0 P: 16	R: 0 E: 0 K: 1 S: 15	H: 0 LOB: 2 BB: 1 P: 26	R: 0 E: 0 K: 1 S: 12	H: 0 LOB: 0 BB: 0 P: 18	R: 0 E: 0 K: 1 S: 9	H: 0 LOB: 0 BB: 0 P: 12	R: 0 E: 0 K: 2 S: 10	H: 1 LOB: 1 BB: 0 P: 17	R: 0 E: 0 K: 1 S: 11	H: 1 LOB: 1 BB: 0 P: 17	1B: 2 2B: 1 3B: 0 HR: 0	SF: 0 SAC: 0 DP: 0 HBP: 1	WP: 0 PB: 0 CS: 0	PA: 32
PITCHER	IP WLS BF H R ER SO BB IBB HBP BLK WP HR S P ERA WHIP																					
24 Dan Haren, R (1, 1) ERA: 2.85	7.1 W 26 2 0 0 6 1 0 1 0 0 0 78 120 0.00 0.409																					
37 Scott Downs, L (8, 1) ERA: 1.55	0.2 H 2 0 0 0 1 0 0 0 0 0 0 6 10 0.00 0.000																					
51 Jordan Walden, R (9, 1) ERA: 3.03	1.0 S 4 1 0 0 1 0 0 0 0 0 0 0 11 17 0.00 1.000																					

Washington Nationals @ Los Angeles Angels
 Angel Stadium of Anaheim, Anaheim, CA
 Wed Jun 29 2011, 4:08 PM - 6:25 PM PDT
 Att: 35,257 - Sunny - 75 F

livebaseballscorecards.com

AB 30
 R 0
 H 3
 RBI 0
 BB 1
 SO 8
 LOB 10

Batter	1	2	3	4	5	6	7	8	9	AB	R	H	RBI	BB	SO	LOB	BOTTOM			
2 Erick Aybar, S (1, 6) OBP: 0.319, SLG: 0.430										4	0	0	0	0	1	1				
48 Tori Hunter, R (1, 9) OBP: 0.310, SLG: 0.369										3	0	0	0	0	1	1				
53 Bobby Abreu, L (1, 10) OBP: 0.404, SLG: 0.382										2	1	1	0	1	0	0				
10 Vernon Wells, R (1, 7) OBP: 0.248, SLG: 0.381										3	0	0	0	0	1	1				
47 Howie Kendrick, R (1, 4) OBP: 0.362, SLG: 0.477										3	0	1	0	0	0	1				
6 Alberto Callaspo, S (1, 5) OBP: 0.355, SLG: 0.358										3	0	1	0	0	0	1				
44 Mark Trumbo, R (1, 3) OBP: 0.300, SLG: 0.462										3	0	0	0	0	2	2				
25 Peter Bourjos, R (1, 8) OBP: 0.314, SLG: 0.391										3	0	1	0	0	0	0				
5 Jeff Mathis, R (1, 2) OBP: 0.233, SLG: 0.281										3	0	0	0	0	1	1				
Inning Stats	R: 0 E: 0 K: 1 S: 8	H: 0 LOB: 0 BB: 0 P: 11	R: 0 E: 0 K: 1 S: 11	H: 1 LOB: 1 BB: 0 P: 16	R: 0 E: 0 K: 0 S: 6	H: 1 LOB: 1 BB: 0 P: 6	R: 1 E: 1 K: 0 S: 6	H: 0 LOB: 1 BB: 1 P: 15	R: 0 E: 0 K: 0 S: 4	H: 0 LOB: 0 BB: 0 P: 7	R: 0 E: 0 K: 1 S: 7	H: 1 LOB: 1 BB: 0 P: 11	R: 0 E: 0 K: 0 S: 9	H: 1 LOB: 0 BB: 0 P: 14	R: 0 E: 0 K: 1 S: 9	H: 0 LOB: 0 BB: 0 P: 13	1B: 4 2B: 0 3B: 0 HR: 0	SF: 0 SAC: 0 DP: 1 HBP: 0	WP: 1 PB: 0 CS: 0	PA: 28
PITCHER	IP WLS BF H R ER SO BB IBB HBP BLK WP HR S P ERA WHIP																			
27 Jordan Zimmermann, R (1, 1) ERA: 2.63	8.0 L 28 4 1 0 4 1 0 0 0 0 0 60 93 0.00 0.625																			

Washington Nationals @ Los Angeles Angels
 Angel Stadium of Anaheim, Anaheim, CA
 Wed Jun 29 2011, 4:08 PM - 6:25 PM PDT
 Att: 35,257 - Sunny - 75 F

livebaseballscorecards.com

AB 27
 R 1
 H 4
 RBI 0
 BB 1
 SO 4
 LOB 8

Batter	1	2	3	4	5	6	7	8	9	AB	R	H	RBI	BB	SO	LOB	TOP	
10 Tony Gwynn Jr., L (1, 7) OBP: 0.316, SLG: 0.333										3	2	3	1	3	0	0		
23 Casey Blake, R (1, 5) OBP: 0.346, SLG: 0.391										4	0	1	0	1	0	6		
16 Andre Ethier, L (1, 9) OBP: 0.389, SLG: 0.460										4	1	2	1	0	1	3		
27 Matt Kemp, R (1, 8) OBP: 0.412, SLG: 0.623										4	0	1	1	0	1	4		
7 James Loney, L (1, 3) OBP: 0.315, SLG: 0.344										5	0	0	0	0	0	5		
6 Aaron Miles, S (1, 4) OBP: 0.336, SLG: 0.375										4	1	4	1	1	0	0		
49 Trent Oeltjen, L (1, 10) OBP: 0.409, SLG: 0.600										4	0	1	0	1	1	4		
17 A.J. Ellis, R (1, 2) OBP: 0.410, SLG: 0.258										3	0	0	0	0	1	4		
9 Dee Strange-Gordon, L (1, 6) OBP: 0.259, SLG: 0.291										5	1	1	0	0	0	3		
Inning Stats	R: 1 H: 2 E: 0 K: 0 S: 9	H: 2 R: 1 ER: 0 LOB: 1 BB: 0 P: 14	R: 1 H: 3 E: 0 K: 1 S: 13	H: 3 R: 0 ER: 0 LOB: 2 BB: 0 P: 19	R: 1 H: 2 E: 1 K: 0 S: 16	H: 2 R: 0 ER: 0 LOB: 2 BB: 1 P: 21	R: 0 H: 1 E: 0 K: 1 S: 11	H: 1 R: 0 ER: 0 LOB: 2 BB: 1 P: 22	R: 1 H: 0 E: 0 K: 2 S: 16	H: 0 R: 0 ER: 0 LOB: 2 BB: 2 P: 32	R: 0 H: 1 E: 0 K: 0 S: 11	H: 1 R: 0 ER: 0 LOB: 1 BB: 1 P: 15	R: 0 H: 0 E: 0 K: 0 S: 6	H: 0 R: 0 ER: 0 LOB: 1 BB: 1 P: 12	1B: 11 2B: 2 3B: 0 HR: 0	SF: 2 SH: 0 DP: 0 HBP: 2	WP: 2 PA: 48 PB: 0 SB: 5 CS: 0	
PITCHER	IP WLS BF H R ER SO BB IBB HBP BLK WP HR S P ERA WHIP	5.0 L 30 12 4 4 1 1 1 1 0 1 0 64 99 7.20 2.600	1.1 8 0 1 1 1 3 0 0 1 0 0 14 35 6.75 2.250	0.2 2 0 0 0 2 0 0 0 0 1 0 10 15 0.00 0.000	2.0 8 1 0 0 0 1 0 0 0 0 0 17 27 0.00 1.000													

Los Angeles Dodgers @ Los Angeles Angels
Angel Stadium of Anaheim, Anaheim, CA
Fri Jul 01 2011, 7:10 PM - 10:27 PM PDT
Att: 41,253 - Clear - 79 F

livebaseballscorecards.com



Batter	1	2	3	4	5	6	7	8	9	AB	R	H	RBI	BB	SO	LOB	BOTTOM				
13 Maicer Izturis, S (1, 5) OBP: 0.356, SLG: 0.413										3	0	1	0	1	0	1					
48 Torii Hunter, R (1, 9) OBP: 0.313, SLG: 0.369										0	0	0	0	0	0	0					
6 Alberto Callaspo, S (7, 1) OBP: 0.355, SLG: 0.358										3	0	1	0	0	0	1					
53 Bobby Abreu, L (1, 10) OBP: 0.402, SLG: 0.380										4	0	1	0	0	0	3					
10 Vernon Wells, R (1, 7) OBP: 0.244, SLG: 0.374										4	0	0	0	0	1	3					
47 Howie Kendrick, R (1, 4) OBP: 0.364, SLG: 0.478										4	0	2	0	0	0	0					
2 Enck Aybar, S (1, 6) OBP: 0.315, SLG: 0.424										4	0	0	0	0	0	2					
44 Mark Trumbo, R (1, 3) OBP: 0.300, SLG: 0.457										3	0	0	0	0	1	2					
16 Hank Conger, L (1, 2) OBP: 0.303, SLG: 0.360										4	0	0	0	0	2	3					
25 Peter Bourjos, R (1, 8) OBP: 0.314, SLG: 0.394										3	0	1	0	0	1	0					
Inning Stats	R: 0 H: 1 E: 0 K: 0 S: 8	H: 1 R: 0 ER: 0 LOB: 1 BB: 0 P: 13	R: 0 H: 1 E: 0 K: 0 S: 8	H: 1 R: 0 ER: 0 LOB: 1 BB: 0 P: 12	R: 0 H: 0 E: 0 K: 1 S: 12	H: 0 R: 0 ER: 0 LOB: 1 BB: 1 P: 21	R: 0 H: 0 E: 0 K: 1 S: 13	H: 0 R: 0 ER: 0 LOB: 0 BB: 0 P: 16	R: 0 H: 1 E: 0 K: 1 S: 10	H: 1 R: 0 ER: 0 LOB: 2 BB: 0 P: 14	R: 0 H: 0 E: 0 K: 0 S: 5	H: 0 R: 0 ER: 0 LOB: 0 BB: 0 P: 8	R: 0 H: 0 E: 0 K: 1 S: 11	H: 0 R: 0 ER: 0 LOB: 1 BB: 0 P: 19	R: 0 H: 2 E: 0 K: 0 S: 10	H: 2 R: 0 ER: 0 LOB: 2 BB: 0 P: 17	R: 0 H: 1 E: 0 K: 1 S: 13	H: 1 R: 0 ER: 0 LOB: 1 BB: 0 P: 18	1B: 5 2B: 1 3B: 0 HR: 0	SF: 0 SH: 1 DP: 0 HBP: 2	WP: 0 PA: 35 PB: 0 SB: 0 CS: 1
PITCHER	IP WLS BF H R ER SO BB IBB HBP BLK WP HR S P ERA WHIP	7.0 W 26 3 0 0 0 1 0 0 2 0 0 67 103 0.00 0.571	1.0 5 2 0 0 0 0 0 0 0 0 0 10 17 0.00 2.000	1.0 4 1 0 0 1 0 0 0 0 0 0 13 18 0.00 1.000																	

Los Angeles Dodgers @ Los Angeles Angels
Angel Stadium of Anaheim, Anaheim, CA
Fri Jul 01 2011, 7:10 PM - 10:27 PM PDT
Att: 41,253 - Clear - 79 F

livebaseballscorecards.com



Batter	1	2	3	4	5	6	7	8	9	AB	R	H	RBI	BB	SO	LOB	TOP					
10 Tony Gwynn Jr., L (1, 8) OBP: 0.302, SLG: 0.315	G6-3		K 16 G4-3 15 S		K		G1-3			4	0	0	0	0	2	0						
15 Rafael Furcal, S (1, 6) OBP: 0.247, SLG: 0.271	F8		K				P5			4	1	1	0	0	1	1						
16 Andre Ethier, L (1, 9) OBP: 0.389, SLG: 0.464		2B	G4-3				L7		F8	4	0	1	0	0	0	2						
27 Matt Kemp, R (1, 10) OBP: 0.406, SLG: 0.609	G6-3		F8				P4		G2	4	0	0	0	0	0	3						
7 James Loney, L (1, 3) OBP: 0.230, SLG: 0.358				K2-3						4	0	3	1	0	1	0						
6 Aaron Miles, S (1, 5) OBP: 0.341, SLG: 0.378				G6-3						3	0	1	0	1	0	1						
49 Trent Oeltgen, L (1, 7) OBP: 0.395, SLG: 0.500										3	0	0	0	0	2	4						
5 Juan Uribe, R (9, PH) OBP: 0.274, SLG: 0.301			K				E1		F8	1	0	0	0	0	0	0						
17 A.J. Ellis, R (1, 2) OBP: 0.381, SLG: 0.235										3	0	0	0	0	1	5						
30 Dioner Navarro, S (9, PH) OBP: 0.230, SLG: 0.260			K2-3				G6-3		G4-3	1	0	0	0	0	0	0						
14 Jamey Carroll, R (1, 4) OBP: 0.365, SLG: 0.360							G6-3		F7	4	0	0	0	0	1	2						
Inning Stats	R: 0 H: 1 E: 0 K: 0 S: 11	H: 1 LOB: 1 BB: 0 P: 15	R: 0 H: 2 E: 0 K: 3 S: 12	H: 2 LOB: 2 BB: 0 P: 17	R: 0 H: 0 E: 1 K: 2 S: 12	H: 0 LOB: 1 BB: 0 P: 16	R: 0 H: 0 E: 0 K: 2 S: 8	H: 0 LOB: 0 BB: 0 P: 12	R: 0 H: 0 E: 0 K: 1 S: 6	H: 0 LOB: 0 BB: 0 P: 6	R: 1 H: 2 E: 0 K: 0 S: 16	H: 2 LOB: 3 BB: 1 P: 25	R: 0 H: 0 E: 0 K: 0 S: 7	H: 0 LOB: 0 BB: 0 P: 10	R: 0 H: 1 E: 0 K: 0 S: 8	H: 1 LOB: 1 BB: 0 P: 10	R: 0 H: 0 E: 0 K: 0 S: 8	H: 0 LOB: 0 BB: 0 P: 11	1B: 3 2B: 3 3B: 0 HR: 0	SF: 0 SAC: 0 DP: 0 HBP: 0	WP: 0 PB: 0 SB: 3 CS: 0	PA: 36
PITCHER	IP WLS BF H R ER SO BB IBB HBP BLK WP HR S P ERA WHIP																					
54 Ervin Santana, R (1, 1) ERA: 3.89	7.2 W 32 6 1 1 8 1 0 0 0 0 0 0 79 110 1.17 0.913																					
37 Scott Downs, L (8, 1) ERA: 1.53	0.1 H 1 0 0 0 0 0 0 0 0 0 0 0 1 1 0.00 0.000																					
51 Jordan Walden, R (9, 1) ERA: 2.95	1.0 S 3 0 0 0 0 0 0 0 0 0 0 0 8 11 0.00 0.000																					

Los Angeles Dodgers @ Los Angeles Angels
Angel Stadium of Anaheim, Anaheim, CA
Sun Jul 03 2011, 5:10 PM - 7:42 PM PDT
Att: 42,536 - Partly Cloudy - 76 F

livebaseballscorecards.com

AB 35
R 1
H 6
RBI 1
BB 1
SO 8
LOB 18




Batter	1	2	3	4	5	6	7	8	9	AB	R	H	RBI	BB	SO	LOB	BOTTOM	
13 Maicer Izturis, S (1, 4) OBP: 0.346, SLG: 0.399	G4-3		G6-4-3			K		K		4	0	0	0	0	2	1		
2 Erick Aybar, S (1, 6) OBP: 0.312, SLG: 0.418	G5-3			K2-3		F8		G3		4	0	0	0	0	1	0		
53 Bobby Abreu, L (1, 9) OBP: 0.400, SLG: 0.381										3	1	1	0	0	0	0		
48 Torii Hunter, R (9, 9) OBP: 0.313, SLG: 0.369	G6-3						10 WP 10 G4-3 2B			0	0	0	0	0	0	0		
10 Vernon Wells, R (1, 7) OBP: 0.241, SLG: 0.380		F8		K			G4-3			3	0	0	1	0	1	0		
47 Howie Kendrick, R (1, 3) OBP: 0.365, SLG: 0.475										2	1	1	0	0	0	0		
6 Alberto Callaspo, S (1, 5) OBP: 0.354, SLG: 0.353		F8								3	0	0	0	0	0	2		
39 Russell Branyan, L (1, 10) OBP: 0.274, SLG: 0.314										2	1	1	2	1	0	1		
16 Hank Conger, L (1, 2) OBP: 0.304, SLG: 0.355										2	0	0	0	1	1	1		
25 Peter Bourjos, R (1, 8) OBP: 0.316, SLG: 0.393										3	0	0	0	0	1	1		
Inning Stats	R: 0 H: 0 E: 0 K: 0 S: 5	H: 1 LOB: 1 BB: 0 P: 8	R: 0 H: 0 E: 0 K: 1 S: 7	H: 0 LOB: 0 BB: 1 P: 15	R: 0 H: 0 E: 0 K: 2 S: 10	H: 0 LOB: 0 BB: 0 P: 13	R: 0 H: 0 E: 0 K: 0 S: 7	H: 0 LOB: 1 BB: 1 P: 12	R: 0 H: 0 E: 0 K: 1 S: 5	H: 0 LOB: 0 BB: 0 P: 7	R: 3 H: 2 E: 0 K: 1 S: 18	H: 2 LOB: 0 BB: 0 P: 29	R: 0 H: 0 E: 0 K: 1 S: 7	H: 0 LOB: 0 BB: 0 P: 11	1B: 1 2B: 1 3B: 0 HR: 1	SF: 0 SAC: 0 DP: 1 HBP: 1	WP: 1 PB: 0 SB: 0 CS: 0	PA: 29
PITCHER	IP WLS BF H R ER SO BB IBB HBP BLK WP HR S P ERA WHIP																	
58 Chad Billingsley, R (1, 1) ERA: 4.15	8.0 L 29 3 3 3 6 2 0 1 0 0 1 1 68 108 3.38 0.625																	

Los Angeles Dodgers @ Los Angeles Angels
Angel Stadium of Anaheim, Anaheim, CA
Sun Jul 03 2011, 5:10 PM - 7:42 PM PDT
Att: 42,536 - Partly Cloudy - 76 F

livebaseballscorecards.com


AB 26
R 3
H 3
RBI 3
BB 2
SO 6
LOB 6



Batter	1	2	3	4	5	6	7	8	9	AB	R	H	RBI	BB	SO	LOB	TOP										
14 Austin Jackson, R OBP: 0.313, SLG: 0.359	F8		BB		F9			K		3	0	0	0	1	1	0											
26 Brennan Boesch, L OBP: 0.366, SLG: 0.503	G6-3		G4-3			1B		K		4	0	1	0	0	1	2											
30 Magglio Ordonez, R OBP: 0.284, SLG: 0.281	G4-3			41 G4-3 27 WP 1B		1B		G6-3		2	1	0	0	2	0	0											
24 Miguel Cabrera, R OBP: 0.444, SLG: 0.567		G4-3		L8		F8			BB	3	0	0	0	1	0	3											
41 Victor Martinez, S OBP: 0.375, SLG: 0.479		F8		G4-3		G4-6-3			F7	4	0	0	0	0	0	4											
27 Johnny Peralta, R OBP: 0.365, SLG: 0.542		G5-3							F8	4	0	2	1	0	0	1											
13 Alex Avila, L OBP: 0.373, SLG: 0.528				P6		G6-3			K	4	0	1	0	0	1	3											
25 Ryan Raburn, R OBP: 0.242, SLG: 0.344				K		G5-3				3	0	1	0	0	1	1											
15 Brandon Inge, R OBP: 0.265, SLG: 0.268				L6		F7				3	0	0	0	0	0	3											
Inning Stats	R: 0 E: 0 K: 0 S: 6	H: 0 LOB: 0 BB: 0 P: 9	R: 0 E: 0 K: 0 S: 6	H: 0 LOB: 0 BB: 0 P: 10	R: 0 E: 0 K: 1 S: 12	H: 1 LOB: 2 BB: 1 P: 20	R: 1 E: 0 K: 0 S: 11	H: 1 LOB: 1 BB: 1 P: 22	R: 0 E: 0 K: 0 S: 7	H: 0 LOB: 0 BB: 0 P: 8	R: 0 E: 0 K: 0 S: 5	H: 1 LOB: 1 BB: 1 P: 11	R: 0 E: 0 K: 0 S: 7	H: 2 LOB: 0 BB: 0 P: 10	R: 0 E: 0 K: 2 S: 8	H: 0 LOB: 0 BB: 0 P: 13	R: 0 E: 0 K: 1 S: 10	H: 0 LOB: 1 BB: 1 P: 15	1B: 3 2B: 2 3B: 0 HR: 0	SF: 0 SAC: 0 DP: 2 HBP: 0	WP: 1 PB: 0 SB: 0 CS: 0	PA: 34					
PITCHER	IP	WLS	BF	H	R	ER	SO	BB	IBB	HBP	BLK	WP	HR	S	P	ERA	WHIP										
35 Joel Poineiro, R ERA: 3.9	7.0	W	27	5	1	1	1	3	0	0	0	1	0	54	90	1.29	1.143										
37 Scott Downs, L ERA: 1.57	1.0	H	3	0	0	0	2	0	0	0	0	0	0	8	13	0.00	0.000										
58 Michael Kohn, R ERA: 4.15	1.0		4	0	0	0	1	1	0	0	0	0	0	10	15	0.00	1.000										

Detroit Tigers @ Los Angeles Angels
Angel Stadium of Anaheim, Anaheim, CA
Mon Jul 04 2011, 6:09 PM - 8:48 PM PDT
Att: 43,012 - Partly Cloudy - 78 F


AB 30
R 1
H 5
RBI 1
BB 4
SO 4
LOB 17



Batter	1	2	3	4	5	6	7	8	9	AB	R	H	RBI	BB	SO	LOB	BOTTOM										
2 Erick Aybar, S OBP: 0.311, SLG: 0.415	G3-1		G1-3					F7		4	0	1	1	0	0	0											
48 Torii Hunter, R OBP: 0.315, SLG: 0.378					1B				G6-3	3	1	1	1	1	0	1											
53 Bobby Abreu, L OBP: 0.395, SLG: 0.376	HR		CS					K		4	0	0	0	0	3	0											
10 Vernon Wells, R OBP: 0.245, SLG: 0.399										4	2	2	1	0	0	0											
47 Howie Kendrick, R OBP: 0.364, SLG: 0.475									HR	4	0	1	0	0	1	1											
44 Mark Trumbo, R OBP: 0.298, SLG: 0.451										4	0	2	1	0	0	1											
6 Alberto Callaspo, S OBP: 0.355, SLG: 0.353										3	1	1	0	1	2	1											
25 Peter Bourjos, R OBP: 0.317, SLG: 0.392										3	1	1	0	0	1	3											
5 Jeff Mathis, R OBP: 0.239, SLG: 0.292										2	0	0	0	0	1	1											
Inning Stats	R: 1 E: 0 K: 1 S: 9	H: 1 LOB: 0 BB: 0 P: 16	R: 0 E: 0 K: 1 S: 7	H: 0 LOB: 0 BB: 0 P: 7	R: 1 E: 0 K: 1 S: 10	H: 1 LOB: 0 BB: 1 P: 19	R: 0 E: 0 K: 1 S: 12	H: 1 LOB: 1 BB: 0 P: 13	R: 1 E: 0 K: 0 S: 9	H: 2 LOB: 1 BB: 0 P: 12	R: 1 E: 0 K: 0 S: 12	H: 2 LOB: 2 BB: 1 P: 18	R: 0 E: 0 K: 0 S: 6	H: 0 LOB: 0 BB: 0 P: 9	R: 1 E: 0 K: 3 S: 18	H: 2 LOB: 1 BB: 0 P: 24	1B: 5 2B: 2 3B: 0 HR: 2	SF: 0 SAC: 1 DP: 0 HBP: 0	WP: 1 PB: 0 SB: 3 CS: 1	PA: 35							
PITCHER	IP	WLS	BF	H	R	ER	SO	BB	IBB	HBP	BLK	WP	HR	S	P	ERA	WHIP										
49 Charlie Furbush, L ERA: 3.08	4.2	L	19	5	3	3	3	1	0	0	0	1	0	45	65	5.79	1.286										
44 Lester Oliveros, R ERA: 2.08	1.1		7	2	1	1	0	0	1	0	0	1	0	14	20	6.75	1.500										
45 Ryan Perry, R ERA: 7.78	1.0		3	0	0	0	0	0	0	0	0	0	0	6	9	0.00	0.000										
40 Phil Coke, L ERA: 4.96	1.0		5	2	1	1	3	0	0	0	0	0	1	18	24	9.00	2.000										

Detroit Tigers @ Los Angeles Angels
Angel Stadium of Anaheim, Anaheim, CA
Mon Jul 04 2011, 6:09 PM - 8:48 PM PDT
Att: 43,012 - Partly Cloudy - 78 F

AB 31
R 5
H 9
RBI 4
BB 2
SO 8
LOB 8




Batter	1	2	3	4	5	6	7	8	9	AB	R	H	RBI	BB	SO	LOB	TOP								
14 Austin Jackson, R OBP: 0.312, SLG: 0.363										4	0	1	0	0	0	0	Detroit Tigers @ Los Angeles Angels Angel Stadium of Anaheim, Anaheim, CA Tue Jul 05 2011, 7:08 PM - 9:40 PM PDT Att: 39,006 - Partly Cloudy - 81 F livebaseballscorecards.com								
26 Brennan Boesch, L OBP: 0.363, SLG: 0.500										2	0	0	0	0	1	1									
12 Andy Dirks, L OBP: 0.299, SLG: 0.455										2	0	0	0	0	1	0									
30 Magglio Ordonez, R OBP: 0.277, SLG: 0.274										4	0	0	0	0	1	1									
24 Miguel Cabrera, R OBP: 0.440, SLG: 0.561										3	0	0	0	0	1	1									
41 Victor Martinez, S OBP: 0.372, SLG: 0.473										3	0	0	0	0	0	0									
27 Johnny Peralta, R OBP: 0.365, SLG: 0.539										3	0	1	0	0	1	0									
13 Alex Avila, L OBP: 0.369, SLG: 0.522										3	0	0	0	0	2	1									
25 Ryan Raburn, R OBP: 0.239, SLG: 0.340										3	0	0	0	0	1	1									
32 Don Kelly, L OBP: 0.291, SLG: 0.333										3	0	0	0	0	1	1									
Inning Stats	R: 0 E: 0 K: 1 S: 9	H: 0 LOB: 1 BB: 0 P: 10	R: 0 E: 0 K: 1 S: 8	H: 0 LOB: 0 BB: 0 P: 12	R: 0 E: 0 K: 1 S: 14	H: 1 LOB: 1 BB: 0 P: 20	R: 0 E: 0 K: 0 S: 10	H: 0 LOB: 0 BB: 0 P: 17	R: 0 E: 0 K: 0 S: 9	H: 1 LOB: 1 BB: 0 P: 11	R: 0 E: 0 K: 1 S: 9	H: 0 LOB: 0 BB: 0 P: 16	R: 0 E: 0 K: 2 S: 10	H: 0 LOB: 0 BB: 0 P: 13	R: 0 E: 0 K: 2 S: 10	H: 0 LOB: 0 BB: 0 P: 14	R: 0 E: 0 K: 1 S: 8	H: 0 LOB: 0 BB: 0 P: 9	1B: 1 2B: 0 3B: 1 HR: 0	SF: 0 SAC: 0 DP: 0 HBP: 0	WP: 1 PB: 0 SB: 0 CS: 0	PA: 30			
PITCHER 24 Dan Haren, R ERA: 2.65	IP: 9.0 WLS: W BF: 30	H: 2 R: 0 ER: 0 SO: 9	BB: 0 IBB: 0 HBP: 0 BLK: 0	WP: 1 HR: 0 S: 87 P: 122	ERA: 0.00 WHIP: 0.222																				

Batter	1	2	3	4	5	6	7	8	9	AB	R	H	RBI	BB	SO	LOB	BOTTOM								
13 Maicer Izturis, S OBP: 0.344, SLG: 0.397										4	0	1	0	0	0	3	Detroit Tigers @ Los Angeles Angels Angel Stadium of Anaheim, Anaheim, CA Tue Jul 05 2011, 7:08 PM - 9:40 PM PDT Att: 39,006 - Partly Cloudy - 81 F livebaseballscorecards.com								
48 Torii Hunter, R OBP: 0.311, SLG: 0.373										4	0	0	0	0	0	4									
53 Bobby Abreu, L OBP: 0.394, SLG: 0.375										1	0	0	0	0	1	0									
39 Russell Branyan, L OBP: 0.275, SLG: 0.308										2	0	0	0	1	2	0									
10 Vernon Wells, R OBP: 0.245, SLG: 0.401										4	0	1	0	0	1	1									
47 Howie Kendrick, R OBP: 0.364, SLG: 0.473										3	1	1	0	0	1	1									
2 Enck Aybar, S OBP: 0.315, SLG: 0.421										3	0	2	1	0	0	0									
44 Mark Trumbo, R OBP: 0.299, SLG: 0.450										3	0	1	0	0	1	1									
25 Peter Bourjos, R OBP: 0.320, SLG: 0.393										2	0	1	0	1	0	1									
5 Jeff Mathis, R OBP: 0.234, SLG: 0.286										3	0	0	0	0	2	4									
Inning Stats	R: 0 E: 0 K: 1 S: 8	H: 2 LOB: 1 BB: 0 P: 14	R: 1 E: 0 K: 1 S: 14	H: 2 LOB: 1 BB: 0 P: 20	R: 0 E: 0 K: 1 S: 6	H: 0 LOB: 0 BB: 0 P: 9	R: 0 E: 0 K: 2 S: 11	H: 0 LOB: 0 BB: 0 P: 16	R: 0 E: 0 K: 1 S: 13	H: 2 LOB: 3 BB: 1 P: 23	R: 0 E: 0 K: 1 S: 7	H: 1 LOB: 0 BB: 0 P: 8	R: 0 E: 0 K: 1 S: 16	H: 1 LOB: 1 BB: 0 P: 22	R: 0 E: 0 K: 0 S: 11	H: 1 LOB: 1 BB: 1 P: 18	1B: 5 2B: 3 3B: 0 HR: 0	SF: 0 SAC: 0 DP: 2 HBP: 0	WP: 0 PB: 0 SB: 0 CS: 0	PA: 31					
PITCHER 35 Justin Verlander, R ERA: 2.26	IP: 7.2 WLS: L BF: 30	H: 7 R: 1 ER: 1 SO: 8	BB: 2 IBB: 0 HBP: 0 BLK: 0	WP: 0 HR: 0 S: 85 P: 129	ERA: 1.17 WHIP: 1.174																				
53 Joaquin Benoit, R ERA: 4.55	IP: 0.1 WLS: L BF: 1	H: 0 R: 0 ER: 0 SO: 0	BB: 0 IBB: 0 HBP: 0 BLK: 0	WP: 0 HR: 0 S: 1 P: 1	ERA: 0.00 WHIP: 0.000																				


Detroit Tigers @ Los Angeles Angels
 Angel Stadium of Anaheim, Anaheim, CA
 Tue Jul 05 2011, 7:08 PM - 9:40 PM PDT
 Att: 39,006 - Partly Cloudy - 81 F

AB 30
R 0
H 2
RBI 0
BB 0
SO 9
LOB 6



Detroit Tigers @ Los Angeles Angels
 Angel Stadium of Anaheim, Anaheim, CA
 Tue Jul 05 2011, 7:08 PM - 9:40 PM PDT
 Att: 39,006 - Partly Cloudy - 81 F


AB 29
R 1
H 7
RBI 1
BB 2
SO 8
LOB 15




Batter	1	2	3	4	5	6	7	8	9	AB	R	H	RBI	BB	SO	LOB	TOP					
51 Ichiro Suzuki, L (1,9) OBP: 0.320, SLG: 0.327	F9		26 2B		G5-3			G6-3		3	0	0	0	1	0	0	Seattle Mariners @ Los Angeles Angels Angel Stadium of Anaheim, Anaheim, CA Thu Jul 07 2011, 7:09 PM - 9:36 PM PDT Att: 41,223 - Clear - 80 F					
26 Brendan Ryan, R (1,6) OBP: 0.316, SLG: 0.311	K					F7				4	0	2	1	0	1	0						
4 Adam Kennedy, L (1,3) OBP: 0.307, SLG: 0.400	P5						G4-3	F7		4	0	0	0	0	0	3						
17 Justin Smoak, S (1,10) OBP: 0.338, SLG: 0.434		G1-3		F7						4	0	0	0	0	0	3						
13 Dustin Ackley, L (1,4) OBP: 0.359, SLG: 0.544	K				P5					4	0	1	0	0	1	0						
30 Miguel Olivo, R (1,2) OBP: 0.283, SLG: 0.391					F8					4	0	1	0	0	0	1						
15 Kyle Seager, L (1,5) OBP: 0.283, SLG: 0.391		1B								4	0	0	0	0	2	2						
21 Franklin Gutierrez, R (1,8) OBP: 0.283, SLG: 0.232										3	1	2	0	0	0	0						
8 Carlos Peguero, L (1,7) OBP: 0.243, SLG: 0.372										3	0	0	0	0	2	3						
Inning Stats	R: 0 E: 0 K: 1 S: 7	H: 0 LOB: 0 BB: 0 P: 10	R: 0 E: 0 K: 2 S: 8	H: 1 LOB: 1 BB: 0 P: 10	R: 1 E: 0 K: 1 S: 14	H: 2 LOB: 2 BB: 1 P: 25	R: 0 E: 0 K: 1 S: 7	H: 0 LOB: 0 BB: 0 P: 10	R: 0 E: 0 K: 0 S: 7	H: 0 LOB: 0 BB: 0 P: 11	R: 0 E: 0 K: 0 S: 8	H: 0 LOB: 0 BB: 0 P: 13	R: 0 E: 0 K: 1 S: 14	H: 2 LOB: 2 BB: 0 P: 20	R: 0 E: 0 K: 0 S: 6	H: 1 LOB: 1 BB: 0 P: 11	R: 0 E: 0 K: 0 S: 5	H: 0 LOB: 0 BB: 0 P: 6	1B: 5 2B: 1 3B: 0 HR: 0	SF: 0 SAC: 0 DP: 0 HBP: 0	WP: 1 PB: 0 SB: 1 CS: 1	PA: 34
PITCHER 36 Jered Weaver, R (1,1) ERA: 1.86	IP: 9.0 WLS: W BF: 34 H: 6 R: 1 ER: 1 SO: 6 BB: 1 IBB: 0 HBP: 0 BLK: 0 WP: 1 HR: 0 S: 76 P: 116 ERA: 1.00 WHIP: 0.778															PITCHER						

Batter	1	2	3	4	5	6	7	8	9	AB	R	H	RBI	BB	SO	LOB	BOTTOM			
13 Maicer Izturis, S (1,5) OBP: 0.338, SLG: 0.386	F8		FC4-6 48 1B		K			F8	F9	5	1	0	0	0	1	4	Seattle Mariners @ Los Angeles Angels Angel Stadium of Anaheim, Anaheim, CA Thu Jul 07 2011, 7:09 PM - 9:36 PM PDT Att: 41,223 - Clear - 80 F			
48 Torii Hunter, R (1,9) OBP: 0.315, SLG: 0.377	G1-3		53 1B					G5-3		4	1	2	0	0	0	0				
53 Bobby Abreu, L (1,10) OBP: 0.399, SLG: 0.375	L1		10 SF8							3	1	1	1	1	0	1				
10 Vernon Wells, R (1,7) OBP: 0.241, SLG: 0.398		G5-3	47 2B							3	0	0	1	0	0	1				
47 Howie Kendrick, R (1,4) OBP: 0.364, SLG: 0.472		K								3	0	1	1	0	2	0				
2 Enck Aybar, S (1,6) OBP: 0.317, SLG: 0.426										4	1	2	0	0	0	2				
44 Mark Trumbo, R (1,3) OBP: 0.297, SLG: 0.453										3	0	0	0	0	0	2				
25 Peter Bourjos, R (1,8) OBP: 0.323, SLG: 0.397										4	0	3	1	0	0	2				
6 Alberto Callaspo, S (8,PR) OBP: 0.351, SLG: 0.348										0	1	0	0	0	0	0				
5 Jeff Mathis, R (1,2) OBP: 0.241, SLG: 0.287										3	0	1	1	1	0	3				
Inning Stats	R: 0 E: 0 K: 0 S: 7	H: 0 LOB: 0 BB: 0 P: 11	R: 0 E: 0 K: 1 S: 13	H: 1 LOB: 2 BB: 0 P: 20	R: 3 E: 0 K: 0 S: 13	H: 3 LOB: 1 BB: 1 P: 25	R: 0 E: 0 K: 1 S: 14	H: 1 LOB: 1 BB: 0 P: 21	R: 0 E: 0 K: 0 S: 3	H: 1 LOB: 0 BB: 0 P: 4	R: 0 E: 0 K: 0 S: 12	H: 1 LOB: 2 BB: 0 P: 19	R: 0 E: 0 K: 0 S: 14	H: 0 LOB: 1 BB: 1 P: 21	R: 2 E: 0 K: 1 S: 12	H: 3 LOB: 2 BB: 0 P: 12	1B: 7 2B: 3 3B: 0 HR: 0	SF: 1 SAC: 0 DP: 1 HBP: 2	WP: 0 PB: 0 SB: 0 CS: 0	PA: 37
PITCHER 58 Doug Fister, R (1,1) ERA: 3.09	IP: 6.0 WLS: L BF: 27 H: 7 R: 3 ER: 3 SO: 2 BB: 1 IBB: 0 HBP: 0 BLK: 0 WP: 0 HR: 0 S: 62 P: 100 ERA: 4.50 WHIP: 1.333															PITCHER				
46 Chris Ray, R (7,1) ERA: 5.55	IP: 2.0 WLS: L BF: 10 H: 3 R: 2 ER: 2 SO: 1 BB: 1 IBB: 0 HBP: 0 BLK: 0 WP: 0 HR: 0 S: 26 P: 33 ERA: 9.00 WHIP: 2.000															PITCHER				

AB 33
 R 1
 H 6
 RBI 1
 BB 1
 SO 6
 LOB 12



AB 32
 R 5
 H 10
 RBI 5
 BB 2
 SO 3
 LOB 15



livebaseballscores.com

livebaseballscores.com

Batter	1	2	3	4	5	6	7	8	9	AB	R	H	RBI	BB	SO	LOB	TOP										
51 Ichiro Suzuki, L (1,9) OBP: 0.319, SLG: 0.326	G6-3		G3					G3		4	0	1	1	0	0	1	Seattle Mariners @ Los Angeles Angels Angel Stadium of Anaheim, Anaheim, CA Fri Jul 08 2011, 7:09 PM - 9:46 PM PDT Att. 40,161 - Clear - 72 F										
26 Brendan Ryan, R (1,6) OBP: 0.315, SLG: 0.311	G6-3		K					1B		3	0	1	1	0	1	1											
13 Dustin Ackley, L (1,4) OBP: 0.353, SLG: 0.525	K							K		4	1	1	0	0	2	2											
30 Miguel Olivo, R (1,2) OBP: 0.262, SLG: 0.388		G6-3						FC6-4		4	0	1	0	0	0	1											
17 Justin Smoak, S (1,3) OBP: 0.334, SLG: 0.429	F7		SF8					K		3	0	0	1	0	1	0											
29 Jack Cust, L (1,10) OBP: 0.353, SLG: 0.328	K		F9					G5-3		4	0	0	0	0	2	1											
21 Franklin Gutierrez, R (1,8) OBP: 0.224, SLG: 0.233			K					F8		4	1	1	0	0	1	1											
15 Kyle Seager, L (1,5)			F7					BB		2	0	0	0	1	0	1											
56 Greg Halman, R (1,7) OBP: 0.333, SLG: 0.442			1B					K2		3	1	2	0	0	1	1											
Inning Stats	R: 0 H: 0 E: 0 K: 1 S: 7	H: 0 LOB: 0 BB: 0 P: 9	R: 0 H: 0 E: 0 K: 1 S: 6	H: 0 LOB: 0 BB: 0 P: 13	R: 1 H: 2 E: 0 K: 1 S: 13	H: 2 LOB: 1 BB: 0 P: 18	R: 1 H: 2 E: 0 K: 1 S: 11	H: 2 LOB: 1 BB: 0 P: 21	R: 1 H: 2 E: 0 K: 0 S: 11	H: 2 LOB: 1 BB: 0 P: 14	R: 0 H: 0 E: 0 K: 1 S: 8	H: 0 LOB: 0 BB: 0 P: 14	R: 0 H: 0 E: 0 K: 1 S: 6	H: 0 LOB: 1 BB: 0 P: 13	R: 0 H: 1 E: 0 K: 1 S: 9	H: 1 LOB: 1 BB: 0 P: 13	R: 0 H: 0 E: 0 K: 1 S: 6	H: 0 LOB: 0 BB: 0 P: 11	1B: 6 2B: 2 3B: 0 HR: 0	SF: 2 SAC: 0 DP: 1 HBP: 0	WP: 0 PB: 0 SB: 2 CS: 0	PA: 34					
PITCHER	IP	WLS	BF	H	R	ER	SO	BB	IBB	HBP	BLK	WP	HR	S	P	ERA	WHIP	PITCHER									
54 Ervin Santana, R (1,1) ERA: 3.89	7.0		27	6	3	3	6	1	0	0	0	0	0	62	102	3.86	1.000										
37 Scott Downs, L (8,1) ERA: 1.52	1.0		4	1	0	0	1	0	0	0	0	0	0	9	13	0.00	1.000										
51 Jordan Walden, R (9,1) ERA: 2.87	1.0	W	3	0	0	0	1	0	0	0	0	0	0	6	11	0.00	0.000										

Batter	1	2	3	4	5	6	7	8	9	AB	R	H	RBI	BB	SO	LOB	BOTTOM										
2 Erick Aybar, S (1,6) OBP: 0.316, SLG: 0.433	HR		F7					F9		4	1	1	1	0	0	0	Seattle Mariners @ Los Angeles Angels Angel Stadium of Anaheim, Anaheim, CA Fri Jul 08 2011, 7:09 PM - 9:46 PM PDT Att. 40,161 - Clear - 72 F										
48 Torii Hunter, R (1,9) OBP: 0.315, SLG: 0.373	F9		G6-3					BB		3	0	0	0	1	0	0											
53 Bobby Abreu, L (1,10) OBP: 0.398, SLG: 0.372	F7		F7					BB		3	0	0	0	1	0	0											
10 Vernon Wells, R (1,7) OBP: 0.249, SLG: 0.415	1B							1B		4	1	3	1	0	0	0											
47 Howie Kendrick, R (1,4) OBP: 0.363, SLG: 0.469	1B		G6-3					FC5-2		4	0	1	0	0	0	4											
6 Alberto Callaspo, S (1,5) OBP: 0.350, SLG: 0.347	G1-3							FC6		4	0	1	0	0	0	5											
44 Mark Trumbo, R (1,3) OBP: 0.300, SLG: 0.464	L5		K					HR		4	1	2	1	0	1	1											
16 Hank Conger, L (1,2) OBP: 0.301, SLG: 0.370	G4-3		G4-3					HR		3	1	1	1	0	0	1											
27 Mike Trout, R (1,8)	F9							L8		3	0	0	0	0	0	0											
Inning Stats	R: 1 H: 3 E: 0 K: 0 S: 13	H: 3 LOB: 2 BB: 0 P: 24	R: 0 H: 0 E: 0 K: 0 S: 9	H: 0 LOB: 0 BB: 0 P: 13	R: 0 H: 0 E: 0 K: 0 S: 6	H: 0 LOB: 0 BB: 0 P: 10	R: 1 H: 2 E: 0 K: 1 S: 16	H: 2 LOB: 1 BB: 0 P: 19	R: 0 H: 0 E: 0 K: 0 S: 6	H: 0 LOB: 0 BB: 0 P: 11	R: 0 H: 0 E: 1 K: 0 S: 11	H: 0 LOB: 0 BB: 0 P: 13	R: 1 H: 2 E: 0 K: 0 S: 8	H: 2 LOB: 0 BB: 0 P: 14	R: 0 H: 1 E: 0 K: 0 S: 12	H: 1 LOB: 3 BB: 2 P: 22	R: 1 H: 1 E: 0 K: 0 S: 3	H: 1 LOB: 0 BB: 0 P: 4	1B: 5 2B: 0 3B: 0 HR: 4	SF: 0 SAC: 0 DP: 1 HBP: 0	WP: 0 PB: 0 SB: 0 CS: 1	PA: 34					
PITCHER	IP	WLS	BF	H	R	ER	SO	BB	IBB	HBP	BLK	WP	HR	S	P	ERA	WHIP	PITCHER									
49 Blake Beavan, R (1,1) ERA: 2.03	6.1		25	6	3	3	1	0	0	0	0	0	0	66	98	4.26	0.947										
50 Jamey Wright, R (7,1) ERA: 3.25	1.0	B	4	1	0	0	0	1	0	0	0	0	1	5	13	0.00	2.000										
32 Aaron Laffey, L (8,1) ERA: 1.87	0.0		2	1	0	0	0	1	0	0	0	0	0	6	10	∞	∞										
39 David Pauley, R (8,1) ERA: 1.55	0.2	L	3	1	1	1	0	0	0	0	0	0	1	7	9	13.50	1.500										

Batter	1	2	3	4	5	6	7	8	9	AB	R	H	RBI	BB	SO	LOB	TOP							
2 Erick Aybar, S OBP: 0.316, SLG: 0.431										5	0	2	1	0	2	3	Los Angeles Angels @ Oakland Athletics Oakland Coliseum, Oakland, CA Fri Jul 15 2011, 7:10 PM - 10:11 PM PDT Att: 18,470 - Overcast - 60 F							
47 Howie Kendrick, R OBP: 0.347, SLG: 0.461										5	0	1	0	0	2	3								
48 Toni Hunter, R OBP: 0.317, SLG: 0.392										4	0	0	0	0	1	4								
53 Bobby Abreu, L OBP: 0.392, SLG: 0.365										4	0	1	0	0	2	1								
6 Alberto Callaspo, S OBP: 0.353, SLG: 0.354										4	1	1	0	0	1	1								
44 Mark Trumbo, R OBP: 0.307, SLG: 0.482										3	1	1	0	1	0	0								
39 Russell Branyan, L OBP: 0.282, SLG: 0.303										2	1	0	0	2	0	1								
5 Jeff Mathis, R OBP: 0.244, SLG: 0.288										2	0	1	0	0	0	1								
13 Maicer Izturis, S OBP: 0.341, SLG: 0.388										0	0	0	1	1	0	0								
16 Hank Conger, L OBP: 0.304, SLG: 0.367										1	0	0	0	0	1	0								
27 Mike Trout, R OBP: 0.214, SLG: 0.154										4	0	1	1	0	1	2								
Inning Stats	R: 0 E: 0 K: 13 S: 13	H: 1 LOB: 1 BB: 0 P: 18	R: 0 E: 0 K: 0 S: 9	H: 1 LOB: 1 BB: 0 P: 15	R: 0 E: 0 K: 13 S: 13	H: 1 LOB: 0 BB: 0 P: 14	R: 0 E: 0 K: 2 S: 14	H: 0 LOB: 0 BB: 0 P: 20	R: 1 E: 0 K: 2 S: 17	H: 2 LOB: 2 BB: 1 P: 31	R: 2 E: 0 K: 1 S: 13	H: 2 LOB: 1 BB: 0 P: 13	R: 0 E: 0 K: 1 S: 7	H: 0 LOB: 0 BB: 0 P: 10	R: 0 E: 0 K: 2 S: 9	H: 0 LOB: 0 BB: 0 P: 13	1B: 5 2B: 3 3B: 0 HR: 0	SF: 0 SAC: 0 DP: 1 HBP: 0	WP: 2 PB: 0 SB: 1 CS: 0	PA: 38				
PITCHER	IP: 5.1 WLS: 3 BF: 23 ERA: 3.53	WLS: 3 BF: 0 ERA: 3.0	WLS: 0 BF: 0 ERA: 2.14	WLS: 0 BF: 0 ERA: 1.87	WLS: 0 BF: 0 ERA: 3.03	IP: 1.0 WLS: 1 BF: 3 ERA: 2.27	IP: 1.0 WLS: 3 BF: 0 ERA: 2.25	IP: 1.0 WLS: 0 BF: 0 ERA: 0.00	IP: 1.0 WLS: 0 BF: 0 ERA: 0.00	IP: 1.0 WLS: 0 BF: 0 ERA: 0.00	IP: 1.0 WLS: 0 BF: 0 ERA: 0.00	IP: 1.0 WLS: 0 BF: 0 ERA: 0.00	IP: 1.0 WLS: 0 BF: 0 ERA: 0.00	IP: 1.0 WLS: 0 BF: 0 ERA: 0.00	IP: 1.0 WLS: 0 BF: 0 ERA: 0.00	IP: 1.0 WLS: 0 BF: 0 ERA: 0.00	IP: 1.0 WLS: 0 BF: 0 ERA: 0.00	WP: 0 HR: 0 S: 7	HR: 0 S: 13	WP: 0 HR: 0 S: 13	WP: 0 HR: 0 S: 13	WP: 0 HR: 0 S: 13	ERA: 0.00 WHIP: 0.000	ERA: 0.00 WHIP: 0.000

Batter	1	2	3	4	5	6	7	8	9	AB	R	H	RBI	BB	SO	LOB	BOTTOM							
19 Jemile Weeks, S OBP: 0.318, SLG: 0.405										4	1	2	1	0	0	1	Los Angeles Angels @ Oakland Athletics Oakland Coliseum, Oakland, CA Fri Jul 15 2011, 7:10 PM - 10:11 PM PDT Att: 18,470 - Overcast - 60 F							
4 Coco Crisp, S OBP: 0.313, SLG: 0.391										4	0	1	0	0	0	2								
16 Josh Willingham, R OBP: 0.318, SLG: 0.446										4	1	3	2	0	0	1								
15 Ryan Sweeney, L OBP: 0.359, SLG: 0.331										0	1	0	0	0	0	0								
55 Hideki Matsui, L OBP: 0.289, SLG: 0.326										4	0	0	0	0	0	2								
12 David DeJesus, L OBP: 0.310, SLG: 0.337										3	1	1	0	0	1	0								
28 Conor Jackson, R OBP: 0.320, SLG: 0.317										3	0	1	1	0	0	0								
8 Kurt Suzuki, R OBP: 0.295, SLG: 0.349										3	1	2	0	0	0	0								
2 Cliff Pennington, S OBP: 0.287, SLG: 0.307										2	0	1	0	0	0	1								
Inning Stats	R: 0 E: 0 K: 0 S: 11	H: 1 LOB: 1 BB: 0 P: 16	R: 0 E: 0 K: 1 S: 10	H: 0 LOB: 0 BB: 0 P: 15	R: 3 E: 0 K: 0 S: 17	H: 3 LOB: 0 BB: 0 P: 24	R: 1 E: 0 K: 0 S: 10	H: 3 LOB: 1 BB: 0 P: 14	R: 0 E: 0 K: 1 S: 12	H: 2 LOB: 1 BB: 0 P: 17	R: 0 E: 0 K: 0 S: 12	H: 0 LOB: 0 BB: 0 P: 17	R: 0 E: 0 K: 0 S: 9	H: 1 LOB: 0 BB: 0 P: 15	R: 1 E: 0 K: 0 S: 14	H: 2 LOB: 1 BB: 0 P: 19		1B: 8 2B: 3 3B: 0 HR: 1	SF: 0 SAC: 1 DP: 1 HBP: 0	WP: 1 PB: 0 SB: 1 CS: 2	PA: 32			
PITCHER	IP: 6.1 WLS: 1 BF: 27 ERA: 2.75	IP: 1.0 WLS: 2 BF: 0 ERA: 3.52	IP: 0.2 WLS: 3 BF: 2 ERA: 6.4	IP: 0.2 WLS: 1 BF: 1 ERA: 0.00	IP: 1.0 WLS: 1 BF: 1 ERA: 0.00	IP: 1.0 WLS: 1 BF: 1 ERA: 0.00	IP: 1.0 WLS: 0 BF: 0 ERA: 0.00	IP: 1.0 WLS: 0 BF: 0 ERA: 0.00	IP: 1.0 WLS: 0 BF: 0 ERA: 0.00	IP: 1.0 WLS: 0 BF: 0 ERA: 0.00	IP: 1.0 WLS: 0 BF: 0 ERA: 0.00	IP: 1.0 WLS: 0 BF: 0 ERA: 0.00	IP: 1.0 WLS: 0 BF: 0 ERA: 0.00	IP: 1.0 WLS: 0 BF: 0 ERA: 0.00	IP: 1.0 WLS: 0 BF: 0 ERA: 0.00	IP: 1.0 WLS: 0 BF: 0 ERA: 0.00	IP: 1.0 WLS: 0 BF: 0 ERA: 0.00	WP: 0 HR: 1 S: 14	HR: 1 S: 19	WP: 0 HR: 1 S: 14	WP: 0 HR: 1 S: 14	WP: 0 HR: 1 S: 14	ERA: 0.00 WHIP: 3.000	ERA: 0.00 WHIP: 0.000



Batter	1	2	3	4	5	6	7	8	9	AB	R	H	RBI	BB	SO	LOB	TOP				
2 Erick Aybar, S OBP: 0.317, SLG: 0.440										5	2	2	1	0	1	1	Los Angeles Angels @ Oakland Athletics Oakland Coliseum, Oakland, CA Sat Jul 16 2011, 1:12 PM - 4:23 PM PDT Overcast - 63 F				
48 Toni Hunter, R OBP: 0.316, SLG: 0.387										4	0	0	0	1	1	2					
53 Bobby Abreu, L OBP: 0.392, SLG: 0.366										5	0	2	2	0	1	1					
10 Vernon Wells, R OBP: 0.255, SLG: 0.408										3	1	1	0	2	0	1					
6 Alberto Callaspo, S OBP: 0.360, SLG: 0.399										2	0	1	0	3	0	3					
47 Howie Kendrick, R OBP: 0.356, SLG: 0.456										3	0	0	1	1	1	4					
44 Mark Trumbo, R OBP: 0.304, SLG: 0.475										4	0	0	0	0	2	5					
5 Jeff Mathis, R OBP: 0.244, SLG: 0.283										3	1	0	0	1	2	1					
27 Mike Trout, R OBP: 0.167, SLG: 0.118										4	0	0	0	0	1	1					
Inning Stats	R: 1 E: 0 K: 1 S: 13	H: 2 LOB: 3 BB: 3 P: 31	R: 0 E: 0 K: 2 S: 10	H: 0 LOB: 0 BB: 0 P: 13	R: 0 E: 0 K: 1 S: 12	H: 0 LOB: 2 BB: 2 P: 22	R: 0 E: 0 K: 1 S: 5	H: 0 LOB: 0 BB: 0 P: 8	R: 0 E: 0 K: 0 S: 7	H: 2 LOB: 1 BB: 0 P: 10	R: 1 E: 0 K: 2 S: 12	H: 1 LOB: 0 BB: 0 P: 19	R: 0 E: 0 K: 1 S: 8	H: 0 LOB: 1 BB: 1 P: 20	R: 1 E: 1 K: 0 S: 11	H: 1 LOB: 3 BB: 2 P: 24		1B: 4 2B: 1 3B: 0 HR: 1	SF: 0 SAC: 0 DP: 0 HBP: 0	WP: 0 PB: 0 SB: 2 CS: 1	PA: 41
PITCHER	IP WLS BF H R ER SO BB IBB HBP BLK WP HR S P ERA WHIP	IP WLS BF H R ER SO BB IBB HBP BLK WP HR S P ERA WHIP	IP WLS BF H R ER SO BB IBB HBP BLK WP HR S P ERA WHIP	IP WLS BF H R ER SO BB IBB HBP BLK WP HR S P ERA WHIP	IP WLS BF H R ER SO BB IBB HBP BLK WP HR S P ERA WHIP	IP WLS BF H R ER SO BB IBB HBP BLK WP HR S P ERA WHIP	IP WLS BF H R ER SO BB IBB HBP BLK WP HR S P ERA WHIP	IP WLS BF H R ER SO BB IBB HBP BLK WP HR S P ERA WHIP	IP WLS BF H R ER SO BB IBB HBP BLK WP HR S P ERA WHIP	IP WLS BF H R ER SO BB IBB HBP BLK WP HR S P ERA WHIP	IP WLS BF H R ER SO BB IBB HBP BLK WP HR S P ERA WHIP	IP WLS BF H R ER SO BB IBB HBP BLK WP HR S P ERA WHIP	IP WLS BF H R ER SO BB IBB HBP BLK WP HR S P ERA WHIP	IP WLS BF H R ER SO BB IBB HBP BLK WP HR S P ERA WHIP	IP WLS BF H R ER SO BB IBB HBP BLK WP HR S P ERA WHIP	IP WLS BF H R ER SO BB IBB HBP BLK WP HR S P ERA WHIP	IP WLS BF H R ER SO BB IBB HBP BLK WP HR S P ERA WHIP	IP WLS BF H R ER SO BB IBB HBP BLK WP HR S P ERA WHIP	IP WLS BF H R ER SO BB IBB HBP BLK WP HR S P ERA WHIP	IP WLS BF H R ER SO BB IBB HBP BLK WP HR S P ERA WHIP	IP WLS BF H R ER SO BB IBB HBP BLK WP HR S P ERA WHIP

AB 33
R 4
H 6
RBI 4
BB 8
SO 9
LOB 19



Batter	1	2	3	4	5	6	7	8	9	AB	R	H	RBI	BB	SO	LOB	BOTTOM					
19 Jemile Weeks, S OBP: 0.336, SLG: 0.415										4	0	3	1	1	0	0						
4 Coco Crisp, S OBP: 0.305, SLG: 0.385										5	0	0	0	0	1	5						
16 Josh Willingham, R OBP: 0.317, SLG: 0.440										3	0	0	0	1	0	1						
55 Hideki Matsui, L OBP: 0.289, SLG: 0.328										4	0	1	0	0	0	3						
15 Ryan Sweeney, L OBP: 0.359, SLG: 0.531										3	1	2	0	1	1	0						
29 Scott Sizemore, R OBP: 0.326, SLG: 0.358										4	1	1	0	0	0	3						
12 David DeJesus, L OBP: 0.316, SLG: 0.344										3	0	1	1	0	0	0						
28 Conor Jackson, R OBP: 0.319, SLG: 0.316										4	0	1	0	0	0	0						
8 Kurt Suzuki, R OBP: 0.294, SLG: 0.352										4	0	1	0	0	0	0						
2 Cliff Pennington, S OBP: 0.286, SLG: 0.307										4	0	1	0	0	0	0						
Inning Stats	R: 0 E: 0 K: 1 S: 9	H: 0 LOB: 1 BB: 1 P: 17	R: 0 E: 0 K: 2 S: 10	H: 0 LOB: 0 BB: 0 P: 13	R: 0 E: 0 K: 0 S: 8	H: 0 LOB: 0 BB: 0 P: 13	R: 0 E: 0 K: 0 S: 6	H: 0 LOB: 0 BB: 0 P: 9	R: 0 E: 0 K: 0 S: 9	H: 2 LOB: 2 BB: 0 P: 16	R: 2 E: 0 K: 0 S: 14	H: 4 LOB: 2 BB: 0 P: 20	R: 2 E: 0 K: 0 S: 17	H: 1 LOB: 1 BB: 1 P: 29	R: 0 E: 0 K: 0 S: 9	H: 1 LOB: 2 BB: 1 P: 19	R: 0 E: 0 K: 0 S: 14	H: 1 LOB: 1 BB: 0 P: 18	1B: 6 2B: 3 3B: 0 HR: 0	SF: 1 SAC: 0 DP: 0 HBP: 0	WP: 2 PB: 0 SB: 1 CS: 0	PA: 38
PITCHER	IP WLS BF H R ER SO BB IBB HBP BLK WP HR S P ERA WHIP	IP WLS BF H R ER SO BB IBB HBP BLK WP HR S P ERA WHIP	IP WLS BF H R ER SO BB IBB HBP BLK WP HR S P ERA WHIP	IP WLS BF H R ER SO BB IBB HBP BLK WP HR S P ERA WHIP	IP WLS BF H R ER SO BB IBB HBP BLK WP HR S P ERA WHIP	IP WLS BF H R ER SO BB IBB HBP BLK WP HR S P ERA WHIP	IP WLS BF H R ER SO BB IBB HBP BLK WP HR S P ERA WHIP	IP WLS BF H R ER SO BB IBB HBP BLK WP HR S P ERA WHIP	IP WLS BF H R ER SO BB IBB HBP BLK WP HR S P ERA WHIP	IP WLS BF H R ER SO BB IBB HBP BLK WP HR S P ERA WHIP	IP WLS BF H R ER SO BB IBB HBP BLK WP HR S P ERA WHIP	IP WLS BF H R ER SO BB IBB HBP BLK WP HR S P ERA WHIP	IP WLS BF H R ER SO BB IBB HBP BLK WP HR S P ERA WHIP	IP WLS BF H R ER SO BB IBB HBP BLK WP HR S P ERA WHIP	IP WLS BF H R ER SO BB IBB HBP BLK WP HR S P ERA WHIP	IP WLS BF H R ER SO BB IBB HBP BLK WP HR S P ERA WHIP	IP WLS BF H R ER SO BB IBB HBP BLK WP HR S P ERA WHIP	IP WLS BF H R ER SO BB IBB HBP BLK WP HR S P ERA WHIP	IP WLS BF H R ER SO BB IBB HBP BLK WP HR S P ERA WHIP	IP WLS BF H R ER SO BB IBB HBP BLK WP HR S P ERA WHIP	IP WLS BF H R ER SO BB IBB HBP BLK WP HR S P ERA WHIP	IP WLS BF H R ER SO BB IBB HBP BLK WP HR S P ERA WHIP

AB 34
R 2
H 9
RBI 2
BB 3
SO 3
LOB 13



Batter	1	2	3	4	5	6	7	8	9	10	AB	R	H	RBI	BB	SO	LOB	TOP	
13 Maicer Izturis, S OBP: 0.335, SLG: 0.381	F7		F7		G3-1			K		G6-3	5	0	0	0	0	1	2		
48 Tori Hunter, R OBP: 0.312, SLG: 0.382	G6-3		K			F7		K			4	0	0	0	0	2	1		
53 Bobby Abreu, L OBP: 0.368, SLG: 0.361	G4-3		K			F7		P4			4	0	0	0	0	1	1		
10 Vernon Wells, R OBP: 0.254, SLG: 0.417		P6		K						F8	4	1	1	1	0	1	0		
6 Alberto Callaspo, S OBP: 0.359, SLG: 0.357		44 HR		L7				HR		K	4	1	1	0	0	2	0		
2 Erick Aybar, S OBP: 0.320, SLG: 0.439	P6									G4-3	3	0	1	0	1	0	1		
44 Mark Trumbo, R OBP: 0.303, SLG: 0.482																			
16 Hank Conger, L OBP: 0.297, SLG: 0.357																			
27 Mike Trout, R OBP: 0.227, SLG: 0.200																			
Inning Stats	R: 0 E: 0 K: 0 S: 8	H: 0 LOB: 0 BB: 0 P: 12	R: 2 E: 0 K: 0 S: 15	H: 2 LOB: 0 BB: 0 P: 20	R: 0 E: 0 K: 2 S: 10	H: 0 LOB: 1 BB: 1 P: 17	R: 0 E: 0 K: 1 S: 10	H: 1 LOB: 0 BB: 0 P: 14	R: 0 E: 0 K: 1 S: 11	H: 0 LOB: 0 BB: 0 P: 19	R: 0 E: 0 K: 3 S: 12	H: 0 LOB: 0 BB: 0 P: 15	R: 0 E: 0 K: 1 S: 12	H: 0 LOB: 0 BB: 0 P: 17	R: 0 E: 0 K: 0 S: 6	H: 1 LOB: 1 BB: 0 P: 11	1B: 2 2B: 1 3B: 0 HR: 2	SF: 0 SAC: 0 DP: 0 HBP: 0	WP: 0 PA: 37
PITCHER	IP WLS BF H R ER SO BB IBB HBP BLK WP HR S P ERA WHIP	18 Rich Harden, R ERA: 5.0	50 Grant Balfour, R ERA: 2.21	40 Andrew Bailey, R ERA: 2.12	31 Brad Ziegler, R ERA: 1.82	PITCHER													

Los Angeles Angels @ Oakland Athletics
Oakland Coliseum, Oakland, CA
Sat Jul 16 2011, 5:03 PM - 8:11 PM PDT
Att. 27,379 - Partly Cloudy - 62 F


AB 35
R 3
H 5
RBI 3
BB 2
SO 12
LOB 9



Batter	1	2	3	4	5	6	7	8	9	10	AB	R	H	RBI	BB	SO	LOB	BOTTOM			
19 Jemile Weeks, S OBP: 0.338, SLG: 0.415	K		K		E1				F8		5	0	2	0	0	2	1				
4 Coco Crisp, S OBP: 0.308, SLG: 0.382	G4-3			G4-3	G4-3			SH3-4			3	0	0	1	1	0	1				
15 Ryan Sweeney, L OBP: 0.360, SLG: 0.340																					
16 Josh Willingham, R OBP: 0.322, SLG: 0.439		F9																			
2 Cliff Pennington, S OBP: 0.286, SLG: 0.307																					
12 David DeJesus, L OBP: 0.315, SLG: 0.343																					
28 Conor Jackson, R OBP: 0.316, SLG: 0.313																					
11 Landon Powell, S OBP: 0.268, SLG: 0.270																					
29 Scott Sizemore, R OBP: 0.328, SLG: 0.359																					
28 Eric Sogard, L OBP: 0.500, SLG: 0.667																					
Inning Stats	R: 0 E: 0 K: 1 S: 8	H: 1 LOB: 1 BB: 0 P: 12	R: 0 E: 0 K: 1 S: 7	H: 0 LOB: 0 BB: 0 P: 12	R: 0 E: 0 K: 1 S: 9	H: 1 LOB: 1 BB: 0 P: 15	R: 2 E: 1 K: 2 S: 14	H: 4 LOB: 2 BB: 0 P: 24	R: 1 E: 1 K: 1 S: 12	H: 1 LOB: 1 BB: 1 P: 22	R: 0 E: 0 K: 0 S: 5	H: 1 LOB: 3 BB: 1 P: 20	R: 0 E: 0 K: 2 S: 9	H: 0 LOB: 0 BB: 0 P: 13	R: 0 E: 0 K: 0 S: 10	H: 0 LOB: 1 BB: 0 P: 15	R: 1 E: 0 K: 0 S: 14	H: 1 LOB: 2 BB: 2 P: 27	1B: 9 2B: 2 3B: 0 HR: 0	SF: 0 SAC: 2 DP: 1 HBP: 0	WP: 1 PA: 44
PITCHER	IP WLS BF H R ER SO BB IBB HBP BLK WP HR S P ERA WHIP	54 Ervin Santana, R ERA: 3.84	21 Hisanori Takahashi, L ERA: 3.29	63 Rich Thompson, R ERA: 3.18	PITCHER																

Los Angeles Angels @ Oakland Athletics
Oakland Coliseum, Oakland, CA
Sat Jul 16 2011, 5:03 PM - 8:11 PM PDT
Att. 27,379 - Partly Cloudy - 62 F

AB 36
R 4
H 11
RBI 4
BB 6
SO 10
LOB 19



Batter	1	2	3	4	5	6	7	8	9	AB	R	H	RBI	BB	SO	LOB	TOP				
5 Ian Kinsler, R OBP: 0.365, SLG: 0.461	G5-3	F8				P4				5	0	2	1	0	0	3					
1 Elvis Andrus, R OBP: 0.337, SLG: 0.349	G5-3		BB	CS		K		G5-3		3	1	0	0	2	1	3					
32 Josh Hamilton, L OBP: 0.354, SLG: 0.555	2B							HR		5	2	3	1	0	0	1					
29 Adrian Beltré, R OBP: 0.311, SLG: 0.497	2B		FC5-2-5			G4-6-3		HR		5	1	2	2	0	1	3					
10 Michael Young, R OBP: 0.359, SLG: 0.477	BB		G1-4-3					HR		3	0	1	1	2	0	1					
17 Nelson Cruz, R OBP: 0.337, SLG: 0.508	G5-3					K		P4		5	0	0	0	0	1	4					
18 Mitch Moreland, L OBP: 0.323, SLG: 0.440		G4-3		G3-1				F8	F8	5	0	1	0	0	0	1	AB 38				
25 Mike Napoli, R OBP: 0.372, SLG: 0.570			1B	BB				FC5-4		3	2	2	0	2	0	1	R 7				
9 Endy Chavez, L OBP: 0.376, SLG: 0.551		FC4-6		1B		G3		HR		4	1	2	2	0	0	3	H 13				
Inning Stats	R: 1 E: 0 K: 0 S: 17	H: 2 LOB: 2 BB: 1 P: 30	R: 0 E: 0 K: 0 S: 13	H: 1 LOB: 1 BB: 0 P: 19	R: 0 E: 0 K: 0 S: 11	H: 0 LOB: 1 BB: 1 P: 20	R: 1 E: 0 K: 0 S: 12	H: 2 LOB: 1 BB: 1 P: 20	R: 0 E: 0 K: 1 S: 12	H: 2 LOB: 2 BB: 0 P: 17	R: 0 E: 0 K: 1 S: 6	H: 0 LOB: 0 BB: 0 P: 9	R: 2 E: 1 K: 0 S: 12	H: 2 LOB: 1 BB: 1 P: 19	R: 2 E: 0 K: 0 S: 17	H: 2 LOB: 1 BB: 1 P: 26	1B: 7 2B: 3 3B: 0 HR: 3	SF: 0 SAC: 0 DP: 1 HBP: 0	WP: 0 PB: 0 SB: 1 CS: 1	PA: 45	
PITCHER	IP	WLS	BF	H	R	ER	SO	BB	IBB	HBP	BLK	WP	HR	S	P	ERA	WHIP				
52 Tyler Chatwood, R ERA: 3.71	5.0	L	24	7	3	3	1	4	0	0	0	0	0	63	108	5.40	2.200				
63 Rich Thompson, R ERA: 2.57	2.2		10	2	0	0	2	0	0	0	0	0	0	24	32	0.00	0.750				
58 Michael Kohn, R ERA: 7.3	1.1		10	4	4	4	0	2	0	0	0	0	3	23	39	27.00	4.500				

Texas Rangers @ Los Angeles Angels
Angel Stadium of Anaheim, Anaheim, CA
Tue Jul 19 2011, 7:29 PM - 10:30 PM PDT
Att. 43,103 - Clear - 79 F

AB 38
R 7
H 13
RBI 7
BB 6
SO 3
LOB 20



Batter	1	2	3	4	5	6	7	8	9	AB	R	H	RBI	BB	SO	LOB	BOTTOM				
13 Maicer Izturis, S OBP: 0.330, SLG: 0.374	G4-3		L5			P4		F9		4	0	0	0	0	0	3					
48 Torii Hunter, R OBP: 0.309, SLG: 0.376	K		BB			K		K		3	0	0	0	1	3	1					
53 Bobby Abreu, L OBP: 0.384, SLG: 0.357	F8		G3			F8		K		4	0	0	0	0	1	2					
10 Vernon Wells, R OBP: 0.248, SLG: 0.406		K		G3-1		G6-3		G5-3		4	0	0	0	0	1	0					
6 Alberto Callaspo, S OBP: 0.365, SLG: 0.362		BB			G6-3		L7	L4		3	0	1	0	1	0	0					
47 Howie Kendrick, R OBP: 0.348, SLG: 0.446		F8		G6-3		F9				3	0	0	0	0	0	2					
2 Erick Aybar, S OBP: 0.320, SLG: 0.439		P4				F8				3	0	1	0	0	0	1	AB 29				
44 Mark Trumbo, R OBP: 0.306, SLG: 0.486			2B					F9		3	0	2	0	0	0	0	R 0				
5 Jeff Mathis, R OBP: 0.240, SLG: 0.278			2B							2	0	0	0	0	1	2	H 4				
39 Russell Branyan, L (8,PH) OBP: 0.294, SLG: 0.303			F8							0	0	0	0	1	0	0	RBI 0				
46 Bobby Wilson, R OBP: 0.308, SLG: 0.324								BB		0	0	0	0	0	0	0	SO 6				
Inning Stats	R: 0 E: 0 K: 1 S: 7	H: 0 LOB: 0 BB: 0 P: 8	R: 0 E: 0 K: 1 S: 7	H: 0 LOB: 1 BB: 1 P: 12	R: 0 E: 0 K: 0 S: 14	H: 1 LOB: 2 BB: 1 P: 28	R: 0 E: 0 K: 0 S: 9	H: 1 LOB: 0 BB: 0 P: 13	R: 0 E: 0 K: 1 S: 10	H: 2 LOB: 1 BB: 0 P: 13	R: 0 E: 0 K: 1 S: 7	H: 0 LOB: 0 BB: 0 P: 11	R: 0 E: 0 K: 0 S: 10	H: 0 LOB: 1 BB: 1 P: 19	R: 0 E: 0 K: 1 S: 10	H: 0 LOB: 0 BB: 0 P: 16	1B: 1 2B: 3 3B: 0 HR: 0	SF: 0 SAC: 0 DP: 1 HBP: 0	WP: 1 PB: 0 SB: 1 CS: 0	PA: 32	
PITCHER	IP	WLS	BF	H	R	ER	SO	BB	IBB	HBP	BLK	WP	HR	S	P	ERA	WHIP				
41 Alexi Ogando, R ERA: 2.72	8.0	W	29	4	0	0	5	3	0	0	0	1	0	10	16	0.00	0.875				
28 Darren Oliver, L ERA: 2.35	1.0		3	0	0	0	1	0	0	0	0	0	0	10	16	0.00	0.000				

Texas Rangers @ Los Angeles Angels
Angel Stadium of Anaheim, Anaheim, CA
Tue Jul 19 2011, 7:29 PM - 10:30 PM PDT
Att. 43,103 - Clear - 79 F

AB 29
R 0
H 4
RBI 0
BB 3
SO 6
LOB 11



Batter	1	2	3	4	5	6	7	8	9	AB	R	H	RBI	BB	SO	LOB	TOP										
5 Ian Kinsler, R OBP: 0.365, SLG: 0.459	F7		BB		K			G6-3		4	1	1	0	1	1	2	Texas Rangers @ Los Angeles Angels Angel Stadium of Anaheim, Anaheim, CA Wed Jul 20 2011, 7:07 PM - 10:19 PM PDT Att: 40,052 - Clear - 72 F livebaseballscorecards.com										
1 Elvis Andrus, R OBP: 0.333, SLG: 0.345	G5-3		K		SH5-4			G6-3		4	0	0	0	0	2	1											
32 Josh Hamilton, L OBP: 0.354, SLG: 0.552	29 2B		F8		10 2B			L6		5	2	2	1	0	0	1											
29 Adrian Beltré, R OBP: 0.314, SLG: 0.500	1H 2B		F9		10 2B			K		4	1	2	1	1	1	0											
10 Michael Young, R OBP: 0.362, SLG: 0.484 23 Craig Gentry, R OBP: 0.341, SLG: 0.325	K		7 HR		1B			F9		5	2	3	2	0	1	2											
7 David Murphy, L OBP: 0.320, SLG: 0.354 17 Nelson Cruz, R OBP: 0.291, SLG: 0.505	K		HR		8 2B			F8		3	2	2	2	0	1	0											
8 Yorvit Torrealba, R OBP: 0.292, SLG: 0.376	G1-3		F8		8 2B			K		4	0	1	2	0	1	0											
18 Mitch Moreland, L OBP: 0.322, SLG: 0.441	G3		P6		2B			G6-3		4	0	1	0	0	0	1											
9 Endy Chavez, L OBP: 0.372, SLG: 0.537	G1-3		F8		BB			G1-3		3	0	0	0	1	0	1											
Inning Stats	R: 1 E: 0 K: 1 S: 11	H: 2 LOB: 1 BB: 0 P: 19	R: 0 E: 0 K: 1 S: 8	H: 0 LOB: 0 BB: 0 P: 11	R: 0 E: 0 K: 1 S: 9	H: 0 LOB: 1 BB: 1 P: 14	R: 2 E: 0 K: 0 S: 22	H: 3 LOB: 1 BB: 0 P: 31	R: 5 E: 0 K: 1 S: 21	H: 6 LOB: 2 BB: 1 P: 37	R: 0 E: 0 K: 1 S: 13	H: 0 LOB: 0 BB: 0 P: 18	R: 0 E: 0 K: 1 S: 7	H: 0 LOB: 0 BB: 0 P: 10	R: 0 E: 0 K: 0 S: 7	H: 0 LOB: 0 BB: 0 P: 9		R: 0 E: 0 K: 2 S: 16	H: 1 LOB: 2 BB: 0 P: 19	1B: 6 2B: 5 3B: 0 HR: 1	SF: 0 SAC: 1 DP: 0 HBP: 0	WP: 2 PB: 0 SB: 0 CS: 0	PA: 42				
PITCHER	IP	WLS	BF	H	R	ER	SO	BB	IBB	HBP	BLK	WP	HR	S	P	ERA	WHIP										
24 Dan Haren, R ERA: 3.1	4.1		23	9	7	7	3	1	0	0	0	0	1	59	89	14.54	2.308										
21 Hisanori Takahashi, L ERA: 3.38	1.2	W	9	2	1	1	2	2	0	0	0	1	0	25	41	5.40	2.400										
37 Scott Downs, L ERA: 1.26	2.0	H	6	0	0	0	1	0	0	0	0	0	0	14	19	0.00	0.000										
51 Jordan Walden, R ERA: 2.7	1.0	S	4	1	0	0	2	0	0	0	0	1	0	16	19	0.00	1.000										

Batter	1	2	3	4	5	6	7	8	9	AB	R	H	RBI	BB	SO	LOB	BOTTOM										
2 Erick Aybar, S OBP: 0.321, SLG: 0.441	L4		F9		1B			K		5	1	2	1	0	1	0	Texas Rangers @ Los Angeles Angels Angel Stadium of Anaheim, Anaheim, CA Wed Jul 20 2011, 7:07 PM - 10:19 PM PDT Att: 40,052 - Clear - 72 F livebaseballscorecards.com										
48 Torii Hunter, R OBP: 0.310, SLG: 0.383	10 1B		HR		K			G4-3		4	2	1	1	1	1	3											
53 Bobby Abreu, L OBP: 0.384, SLG: 0.355	10 1B		G4-3		G3			G5-3		4	2	1	1	1	0	1											
10 Vernon Wells, R OBP: 0.251, SLG: 0.404	47 1B		F9		L5			G5-3		4	1	1	0	1	0	1											
6 Alberto Callaspo, S OBP: 0.369, SLG: 0.364	K		1B		P5			IBB		4	0	2	0	1	1	3											
47 Howie Kendrick, R OBP: 0.352, SLG: 0.452	1B		K		1B			K		5	1	3	4	0	2	3											
44 Mark Trumbo, R OBP: 0.305, SLG: 0.483	F9		K		K			K		4	1	1	1	0	1	4											
46 Bobby Wilson, R OBP: 0.279, SLG: 0.289	P2		G5-3		G4-3			G5-3		4	0	0	0	0	0	1											
27 Mike Trout, R OBP: 0.233, SLG: 0.185	G4-3		2B		2B			K		3	1	1	1	1	1	0											
Inning Stats	R: 2 E: 0 K: 1 S: 19	H: 2 LOB: 2 BB: 2 P: 31	R: 0 E: 0 K: 0 S: 7	H: 0 LOB: 0 BB: 0 P: 8	R: 1 E: 0 K: 1 S: 10	H: 2 LOB: 1 BB: 0 P: 11	R: 0 E: 0 K: 2 S: 16	H: 1 LOB: 1 BB: 1 P: 28	R: 0 E: 0 K: 0 S: 9	H: 0 LOB: 0 BB: 0 P: 12	R: 6 E: 0 K: 0 S: 22	H: 7 LOB: 2 BB: 1 P: 31	R: 0 E: 0 K: 2 S: 8	H: 0 LOB: 0 BB: 0 P: 9	R: 0 E: 1 K: 1 S: 8	H: 0 LOB: 2 BB: 1 P: 18		1B: 9 2B: 2 3B: 0 HR: 1	SF: 0 SAC: 0 DP: 0 HBP: 0	WP: 0 PB: 0 SB: 1 CS: 0	PA: 42						
PITCHER	IP	WLS	BF	H	R	ER	SO	BB	IBB	HBP	BLK	WP	HR	S	P	ERA	WHIP										
45 Derek Holland, L ERA: 4.65	5.1	L	28	3	2	2	0	3	0	0	0	0	0	11	17	27.00	6.000										
35 Tommy Hunter, R ERA: 4.15	0.2		6	3	2	2	0	1	0	0	0	0	0	16	27	0.00	0.000										
22 Yoshinori Tateyama, R ERA: 3.86	2.0		8	0	0	0	3	0	1	0	0	0	0	16	27	0.00	0.000										

Batter	1	2	3	4	5	6	7	8	9	AB	R	H	RBI	BB	SO	LOB	TOP				
13 Maicer Izturis, S OBP: 0.330, SLG: 0.377	G4-3		F7		G3		48 2B		10 HR	4	2	1	1	1	0	1					
48 Toni Hunter, R OBP: 0.312, SLG: 0.382	K		BB		HBP		2B		K	3	0	1	1	1	2	2					
53 Bobby Abreu, L OBP: 0.382, SLG: 0.351	F7		K		K		G4-3		10 HR	4	1	0	0	1	2	4					
10 Vernon Wells, R OBP: 0.254, SLG: 0.413		F8				P2				5	1	3	4	0	0	0					
6 Alberto Callaspo, S OBP: 0.363, SLG: 0.358	G1-4-3					G4-3		F7	F8	5	0	1	0	0	0	1					
2 Enck Aybar, S OBP: 0.318, SLG: 0.435		L4				G4-3		F7		4	0	1	0	0	0	3					
44 Mark Trumbo, R OBP: 0.475	L7				FC1		G5-3		K	4	0	0	0	0	1	4					
27 Mike Trout, R OBP: 0.243, SLG: 0.235					F4		13 2B		E3	4	2	2	0	0	0	3					
5 Jeff Mathis, R OBP: 0.233, SLG: 0.269	SH1-4				G3		G6-3		SH3-4	2	0	0	0	0	0	4					
Inning Stats	R: 0 E: 0 K: 1 S: 7	H: 0 LOB: 0 BB: 0 P: 12	R: 0 E: 0 K: 0 S: 6	H: 1 LOB: 1 BB: 0 P: 9	R: 0 E: 0 K: 1 S: 12	H: 1 LOB: 2 BB: 1 P: 20	R: 0 E: 1 K: 0 S: 12	H: 2 LOB: 3 BB: 0 P: 15	R: 0 E: 0 K: 1 S: 10	H: 0 LOB: 1 BB: 0 P: 19	R: 2 E: 0 K: 0 S: 8	H: 3 LOB: 1 BB: 0 P: 22	R: 0 E: 0 K: 1 S: 8	H: 1 LOB: 1 BB: 0 P: 13	R: 4 E: 1 K: 1 S: 11	H: 1 LOB: 0 BB: 2 P: 24	1B: 5 2B: 4 3B: 0 HR: 1	SF: 0 SAC: 2 DP: 1 HBP: 1	WP: 0 PB: 0 SB: 3 CS: 1	PA: 41	
PITCHER	IP	WLS	BF	H	R	ER	SO	BB	IBB	HBP	BLK	WP	HR	S	P	ERA	WHIP				
55 Alfredo Simon, R ERA: 4.08	(1, 1)	6.2	L	28	6	2	2	3	1	0	1	0	0	0	59	96	2.70	1.050			
49 Jason Berken, R ERA: 5.4	(7, 1)	0.0		1	1	0	0	0	0	0	0	0	0	1	4	∞	∞				
51 Michael Gonzalez, L ERA: 5.66	(7, 1)	1.0		4	1	0	0	0	0	0	0	0	0	7	14	0.00	1.000				
52 Mark Worrell, R ERA: 20.25	(8, 1)	0.1		1	0	0	0	1	0	0	0	0	0	3	4	0.00	0.000				
63 Kevin Gregg, R ERA: 3.88	(9, 1)	1.0		7	1	4	0	1	1	1	0	0	0	11	24	0.00	2.000				

Los Angeles Angels @ Baltimore Orioles
 Oriole Park at Camden Yards, Baltimore, MD
 Fri Jul 22 2011, 7:08 PM - 9:57 PM EDT
 Att: 24,823 - Partly Cloudy - 104 F

AB 35
 R 6
 H 9
 RBI 6
 BB 3
 SO 5
 LOB 22





Batter	1	2	3	4	5	6	7	8	9	AB	R	H	RBI	BB	SO	LOB	BOTTOM					
2 J.J. Hardy, R OBP: 0.329, SLG: 0.483	F9		G5-3			F9				4	0	1	1	0	0	1						
21 Nick Markakis, L OBP: 0.336, SLG: 0.388	G5-3				F7		G6-3		G1-3	4	0	0	0	0	0	3						
10 Adam Jones, R OBP: 0.326, SLG: 0.471	F9				G5-3		G1-3		G5-3	4	0	0	0	0	0	0						
32 Matt Wieters, S OBP: 0.326, SLG: 0.416		L9			G3		G4-3		K	4	0	0	0	0	1	0						
25 Derrek Lee, R OBP: 0.292, SLG: 0.382		F9			L9		P3		K	4	0	0	0	0	1	0						
30 Luke Scott, L OBP: 0.301, SLG: 0.402		E4			K				F8	3	0	0	0	0	1	0						
12 Mark Reynolds, R OBP: 0.343, SLG: 0.482		F7			G6-3				18 1B	2	1	0	0	1	0	1						
18 Felix Pie, L OBP: 0.246, SLG: 0.277					G4-3		G6-3		2 1B	3	0	1	0	0	0	0						
28 Blake Davis, L OBP: 0.333, SLG: 0.308					F9				L8	3	0	1	0	0	0	2						
Inning Stats	R: 0 E: 0 K: 0 S: 9	H: 0 LOB: 0 BB: 0 P: 13	R: 0 E: 1 K: 0 S: 10	H: 0 LOB: 1 BB: 0 P: 14	R: 0 E: 0 K: 0 S: 6	H: 0 LOB: 0 BB: 0 P: 8	R: 0 E: 0 K: 0 S: 7	H: 0 LOB: 0 BB: 0 P: 10	R: 0 E: 0 K: 1 S: 11	H: 0 LOB: 0 BB: 0 P: 15	R: 0 E: 0 K: 0 S: 13	H: 1 LOB: 1 BB: 0 P: 21	R: 0 E: 0 K: 0 S: 6	H: 0 LOB: 0 BB: 0 P: 9	R: 1 E: 0 K: 0 S: 14	H: 2 LOB: 2 BB: 1 P: 24	R: 0 E: 0 K: 2 S: 10	H: 0 LOB: 0 BB: 0 P: 12	1B: 2 2B: 1 3B: 0 HR: 0	SF: 0 SAC: 0 DP: 0 HBP: 0	WP: 0 PB: 0 SB: 0 CS: 0	PA: 32
PITCHER	IP	WLS	BF	H	R	ER	SO	BB	IBB	HBP	BLK	WP	HR	S	P	ERA	WHIP					
54 Ervin Santana, R ERA: 3.89	(1, 1)	7.2	W	28	3	1	1	1	1	0	0	0	0	70	105	1.17	0.522					
21 Hisanori Takahashi, L ERA: 3.27	(8, 1)	1.1	S	4	0	0	0	2	0	0	0	0	0	16	21	0.00	0.000					

Los Angeles Angels @ Baltimore Orioles
 Oriole Park at Camden Yards, Baltimore, MD
 Fri Jul 22 2011, 7:08 PM - 9:57 PM EDT
 Att: 24,823 - Partly Cloudy - 104 F

AB 31
 R 1
 H 3
 RBI 1
 BB 1
 SO 3
 LOB 7



Batter	1	2	3	4	5	6	7	8	9	AB	R	H	RBI	BB	SO	LOB	TOP						
2 Erick Aybar, S OBP: 0.324, SLG: 0.442	1-1 G5-4-3 1B		0-2 G5-3 1B			2-2 2B		1-0 P3		4	0	3	0	0	0	0	Los Angeles Angels @ Baltimore Orioles Oriole Park at Camden Yards, Baltimore, MD Sat Jul 23 2011, 7:07 PM - 9:27 PM EDT Att: 20,311 - Clear - 102 F AB 31 R 2 H 8 RBI 2 BB 2 SO 5 LOB 12 						
48 Toni Hunter, R OBP: 0.311, SLG: 0.379	1-0 G5-4-3 1-2		1-0 G5-3 1-2			4-2 BB		1-3 K		3	0	0	0	1	2								
53 Bobby Abreu, L OBP: 0.361, SLG: 0.348	4-2 10 HR BB			1-2 K		1-3 K			0-1 G4-3	3	1	0	0	1	2								
10 Vernon Wells, R OBP: 0.254, SLG: 0.422	0-2 HR			0-0 G6-3		0-0 P4			2-1 G5-3	4	1	1	2	0	0								
6 Alberto Callaspo, S OBP: 0.365, SLG: 0.366	1-2 G4-3			2-0 2B		2-1 P2			2-0 2B	4	0	2	0	0	0								
27 Mike Trout, R OBP: 0.243, SLG: 0.235										0	0	0	0	0	0								
47 Howie Kendrick, R OBP: 0.354, SLG: 0.450		0-1 39 CS 1B		1-1 G3					3-3 K	4	0	2	0	0	1								
39 Russell Branyan, L OBP: 0.287, SLG: 0.295		2-1 G4-3 1-2			2-0 L4				1-2 G4-6-3 1-2	3	0	0	0	0	0								
25 Peter Bourjos, R OBP: 0.319, SLG: 0.393		1-0 G1-3			1-0 G5-3				1-0 G4-3	3	0	0	0	0	0								
5 Jeff Mathis, R OBP: 0.231, SLG: 0.266				0-0 F9					1-1 F8	2	0	0	0	0	1								
13 Maicer Izturis, S OBP: 0.329, SLG: 0.376										1	0	0	0	0	0								
46 Bobby Wilson, R OBP: 0.279, SLG: 0.289										0	0	0	0	0	0								
Inning Stats	R: 2 E: 0 K: 0 S: 14	H: 2 LOB: 0 BB: 1 P: 20	R: 0 E: 0 K: 0 S: 5	H: 1 LOB: 0 BB: 0 P: 8	R: 0 E: 0 K: 0 S: 6	H: 1 LOB: 1 BB: 0 P: 7	R: 0 E: 0 K: 1 S: 8	H: 0 LOB: 0 BB: 0 P: 12	R: 0 E: 0 K: 1 S: 15	H: 1 LOB: 2 BB: 1 P: 24	R: 0 E: 0 K: 0 S: 5	H: 0 LOB: 0 BB: 0 P: 7	R: 0 E: 0 K: 1 S: 6	H: 0 LOB: 0 BB: 0 P: 9	R: 0 E: 0 K: 1 S: 8	H: 1 LOB: 1 BB: 0 P: 15	1B: 4 2B: 3 3B: 0 HR: 1	SF: 0 SAC: 0 DP: 2 HBP: 0	WP: 0 PB: 0 SB: 0 CS: 2	PA: 33			
PITCHER	IP ERA WLS BF	H R ER SO	BB IBB HBP BLK	WP HR S P	ERA WHIP	PITCHER										IP ERA WLS BF	H R ER SO	BB IBB HBP BLK	WP HR S P	ERA WHIP			
35 Brad Bergesen, R ERA: 5.54	6.0 5.54	2 2 2 3	2 0 0 0	0 0 0 0	0 1 53 80	3.00 1.333											6.0 5.54	2 2 2 3	2 0 0 0	0 0 0 0	0 0 0 0	0 1 53 80	3.00 1.333
43 Jim Johnson, R ERA: 2.59	1.0 2.59	0 0 0 1	0 0 0 0	0 0 0 0	0 0 5 7	0.00 1.000											1.0 2.59	0 0 0 1	0 0 0 0	0 0 0 0	0 0 5 7	0.00 1.000	
19 Koji Uehara, R ERA: 1.8	1.0 1.8	0 0 0 1	0 0 0 0	0 0 0 0	0 0 6 9	0.00 0.000											1.0 1.8	0 0 0 1	0 0 0 0	0 0 6 9	0.00 0.000		
63 Kevin Gregg, R ERA: 3.79	1.0 3.79	0 0 0 1	0 0 0 0	0 0 0 0	0 0 8 15	0.00 1.000											1.0 3.79	0 0 0 1	0 0 0 0	0 0 8 15	0.00 1.000		

Batter	1	2	3	4	5	6	7	8	9	AB	R	H	RBI	BB	SO	LOB	BOTTOM				
2 J.J. Hardy, R OBP: 0.334, SLG: 0.487	0-1 1B		3-1 21 G4-6-3 1B		1-2 F9			3-2 21 G4-6-3 1B		4	0	3	0	0	0	2	Los Angeles Angels @ Baltimore Orioles Oriole Park at Camden Yards, Baltimore, MD Sat Jul 23 2011, 7:07 PM - 9:27 PM EDT Att: 20,311 - Clear - 102 F AB 31 R 3 H 13 RBI 3 BB 0 SO 2 LOB 13 				
21 Nick Markakis, L OBP: 0.336, SLG: 0.387	1-2 L4		1-2 G4-6-3 1-2		1-2 1B			2-2 G4-6-3		4	0	1	1	0	0	4					
10 Adam Jones, R OBP: 0.325, SLG: 0.478	2-2 G4-3			0-0 HR	1-0 SF7			2-1 F8		3	1	1	2	0	0	0					
12 Mark Reynolds, R OBP: 0.342, SLG: 0.479		2-2 F8		0-1 14 L5-4 25 1B	0-0 F8			0-3 K		4	0	1	0	0	1						
25 Derrek Lee, R OBP: 0.291, SLG: 0.380		2-2 F9		3-2 1B	3-2 G6-3			2-3 K		4	0	1	0	0	1						
14 Nolan Reimold, R OBP: 0.346, SLG: 0.449		1-1 1B		0-0 L5-4				2-2 50 L3-6 2B		3	0	2	0	0	0	2					
50 Josh Bell, S OBP: 0.250, SLG: 0.250		0-0 F7		2-2 F8				0-1 L3-6		3	0	0	0	0	0	3					
11 Robert Andino, R OBP: 0.336, SLG: 0.326			0-2 2 1B		0-1 2 F9 21 1B 15 1B			0-1 F8		3	1	2	0	0	0	0					
15 Craig Tatum, R OBP: 0.390, SLG: 0.361			0-1 L7		0-0 21 1B 10 SF7			2-1 2 1B		3	1	2	0	0	0	1					
Inning Stats	R: 0 E: 0 K: 0 S: 10	H: 1 LOB: 0 BB: 0 P: 13	R: 0 E: 0 K: 0 S: 9	H: 1 LOB: 1 BB: 0 P: 14	R: 0 E: 0 K: 0 S: 11	H: 2 LOB: 1 BB: 0 P: 15	R: 1 E: 0 K: 0 S: 10	H: 3 LOB: 1 BB: 0 P: 15	R: 2 E: 0 K: 0 S: 11	H: 3 LOB: 1 BB: 0 P: 14	R: 0 E: 0 K: 0 S: 8	H: 1 LOB: 0 BB: 0 P: 13	R: 0 E: 0 K: 0 S: 11	H: 2 LOB: 1 BB: 0 P: 18	R: 0 E: 0 K: 2 S: 8	H: 0 LOB: 0 BB: 0 P: 12		1B: 11 2B: 3 3B: 0 HR: 1	SF: 1 SAC: 0 DP: 4 HBP: 0	WP: 0 PB: 0 SB: 0 CS: 0	PA: 32
PITCHER	IP ERA WLS BF	H R ER SO	BB IBB HBP BLK	WP HR S P	ERA WHIP	PITCHER										IP ERA WLS BF	H R ER SO	BB IBB HBP BLK	WP HR S P	ERA WHIP	
35 Joel Pineiro, R ERA: 4.61	5.1 4.61	1 2 0 0	0 0 0 0	0 0 0 0	0 0 10 15	0.00 2.000											5.1 4.61	1 2 0 0	0 0 0 0	0 0 10 15	0.00 2.000
63 Rich Thompson, R ERA: 2.79	1.0 2.79	0 0 0 0	0 0 0 0	0 0 0 0	0 0 3 5	0.00 0.000											1.0 2.79	0 0 0 0	0 0 0 0	0 0 3 5	0.00 0.000
49 Horacio Ramirez, L ERA: 3.91	1.0 3.91	0 0 0 2	0 0 0 0	0 0 0 0	0 0 8 12	0.00 0.000											1.0 3.91	0 0 0 2	0 0 0 0	0 0 8 12	0.00 0.000

Batter	1	2	3	4	5	6	7	8	9	AB	R	H	RBI	BB	SO	LOB	TOP					
13 Maicer Izturis, S OBP: 0.335, SLG: 0.382	G4-3																					
48 Toni Hunter, R OBP: 0.311, SLG: 0.387	L8																					
53 Bobby Abreu, L OBP: 0.380, SLG: 0.354	G4-3																					
10 Vernon Wells, R OBP: 0.253, SLG: 0.414																						
6 Alberto Callaspo, S OBP: 0.372, SLG: 0.374																						
2 Enck Aybar, S OBP: 0.321, SLG: 0.436																						
44 Mark Trumbo, R OBP: 0.297, SLG: 0.467																						
25 Peter Bourjos, R OBP: 0.315, SLG: 0.388																						
5 Jeff Mathis, R OBP: 0.232, SLG: 0.273																						
Inning Stats	R: 0 H: 0 K: 0 S: 7	H: 0 LOB: 0 BB: 12	R: 0 H: 2 K: 0 S: 12	H: 1 LOB: 1 BB: 20	R: 0 H: 1 K: 2 S: 11	H: 0 LOB: 2 BB: 15	R: 0 H: 0 K: 0 S: 10	H: 0 LOB: 2 BB: 21	R: 0 H: 1 K: 1 S: 16	H: 0 LOB: 2 BB: 1	R: 0 H: 0 K: 1 S: 5	H: 0 LOB: 0 BB: 6	R: 0 H: 0 K: 1 S: 7	H: 0 LOB: 0 BB: 8	R: 2 H: 2 K: 0 S: 12	H: 2 LOB: 0 BB: 14	R: 0 H: 0 K: 1 S: 10	H: 0 LOB: 0 BB: 11	1B: 3 2B: 2 HR: 1	SF: 0 SAC: 0 DP: 0 HBP: 0	WP: 0 PB: 0 SB: 1 CS: 0	PA: 35
PITCHER	IP	WLS	BF	H	R	ER	SO	BB	IBB	HBP	BLK	WP	HR	S	P	ERA	WHIP					
55 Roberto Hernandez, R ERA: 5.34	6.0		24	4	0	0	3	3	0	0	0	0	0	61	100	0.00	1.167					
38 Joe Smith, R ERA: 1.14	1.0	H	3	0	0	0	1	0	0	0	0	0	0	7	8	0.00	0.000					
52 Vinnie Pestano, R ERA: 3.08	1.0	B	5	2	2	2	0	0	0	0	0	0	1	12	14	18.00	2.000					
49 Tony Sipp, L ERA: 3.07	1.0	W	3	0	0	0	1	0	0	0	0	0	0	10	11	0.00	0.000					

Los Angeles Angels @ Cleveland Indians
 Progressive Field, Cleveland, OH
 Mon Jul 25 2011, 7:08 PM - 10:11 PM EDT
 Att: 19,384 - Partly Cloudy - 82 F

AB	32
R	2
H	6
RBI	2
BB	3
SO	5
LOB	11



Batter	1	2	3	4	5	6	7	8	9	AB	R	H	RBI	BB	SO	LOB	BOTTOM					
12 Ezequiel Carrera, L OBP: 0.333, SLG: 0.257	K2-3																					
26 Austin Kearns, R OBP: 0.319, SLG: 0.318																						
23 Michael Brantley, L OBP: 0.337, SLG: 0.593																						
13 Asdrubal Cabrera, S OBP: 0.341, SLG: 0.490																						
48 Travis Hafner, L OBP: 0.403, SLG: 0.503																						
20 Orlando Cabrera, R(9, PR) OBP: 0.271, SLG: 0.319																						
41 Carlos Santana, S OBP: 0.353, SLG: 0.416																						
8 Lonnie Chisenhall, L OBP: 0.281, SLG: 0.426																						
9 Jack Hannahan, L OBP: 0.300, SLG: 0.338																						
28 Travis Buck, L OBP: 0.282, SLG: 0.352																						
22 Jason Kipnis, L OBP: 0.286, SLG: 0.167																						
6 Lou Marson, R OBP: 0.293, SLG: 0.344																						
7 Matt LaPorta, R(8, PH) OBP: 0.296, SLG: 0.398																						
Inning Stats	R: 1 H: 2 K: 2 S: 11	H: 0 LOB: 0 BB: 18	R: 0 H: 0 K: 2 S: 10	H: 0 LOB: 1 BB: 1	R: 0 H: 0 K: 1 S: 12	H: 0 LOB: 1 BB: 1	R: 0 H: 1 K: 2 S: 9	H: 0 LOB: 0 BB: 12	R: 0 H: 0 K: 1 S: 9	H: 0 LOB: 0 BB: 13	R: 0 H: 0 K: 0 S: 12	H: 0 LOB: 0 BB: 18	R: 0 H: 0 K: 1 S: 8	H: 0 LOB: 0 BB: 13	R: 0 H: 0 K: 1 S: 10	H: 0 LOB: 0 BB: 14	R: 2 H: 3 K: 1 S: 13	H: 3 LOB: 3 BB: 1 P: 23	1B: 4 2B: 2 HR: 0	SF: 0 SAC: 0 DP: 0 HBP: 1	WP: 0 PB: 0 SB: 1 CS: 1	PA: 36
PITCHER	IP	WLS	BF	H	R	ER	SO	BB	IBB	HBP	BLK	WP	HR	S	P	ERA	WHIP					
24 Dan Haren, R ERA: 3.01	7.2		27	3	1	1	10	2	0	0	0	0	0	2	3	0.00	0.652					
37 Scott Downs, L ERA: 1.31	0.1	H	1	0	0	0	0	0	0	0	0	0	0	2	3	0.00	0.000					
51 Jordan Walden, R ERA: 3.05	0.1	L	5	2	2	2	1	1	0	1	0	0	0	11	19	54.00	9.000					
21 Hisanori Takahashi, L ERA: 3.25	0.1		2	1	0	0	0	0	0	0	0	0	0	2	4	0.00	3.000					

Los Angeles Angels @ Cleveland Indians
 Progressive Field, Cleveland, OH
 Mon Jul 25 2011, 7:08 PM - 10:11 PM EDT
 Att: 19,384 - Partly Cloudy - 82 F

AB	31
R	3
H	6
RBI	3
BB	3
SO	11
LOB	9



Batter	1	2	3	4	5	6	7	8	9	AB	R	H	RBI	BB	SO	LOB	TOP								
13 Maicer Izturis, S OBP: 0.334, SLG: 0.384										4	0	1	0	0	1	1									
2 Erick Aybar, S OBP: 0.314, SLG: 0.427										4	0	0	0	0	2	3									
48 Torii Hunter, R OBP: 0.310, SLG: 0.387										4	1	1	0	0	2	0									
10 Vernon Wells, R OBP: 0.250, SLG: 0.406										4	0	1	0	0	1	1									
47 Howie Kendrick, R OBP: 0.361, SLG: 0.454										3	1	1	0	1	0	1									
44 Mark Trumbo, R OBP: 0.294, SLG: 0.463										4	0	0	0	0	1	4									
25 Peter Bourjos, R OBP: 0.315, SLG: 0.392										4	1	2	1	0	2	1									
27 Mike Trout, R OBP: 0.217, SLG: 0.286										3	0	0	1	0	0	1									
46 Bobby Wilson, R OBP: 0.275, SLG: 0.250										4	0	0	0	0	0	2									
Inning Stats	R: 0 E: 0 K: 1 S: 10	H: 0 LOB: 0 BB: 0 P: 14	R: 0 E: 0 K: 0 S: 11	H: 0 LOB: 0 BB: 0 P: 19	R: 0 E: 2 K: 2 S: 12	H: 0 LOB: 2 BB: 0 P: 18	R: 0 E: 1 K: 0 S: 9	H: 1 LOB: 1 BB: 0 P: 14	R: 1 E: 0 K: 2 S: 12	H: 2 LOB: 1 BB: 0 P: 16	R: 1 E: 0 K: 2 S: 10	H: 2 LOB: 1 BB: 0 P: 15	R: 0 E: 0 K: 1 S: 8	H: 0 LOB: 0 BB: 0 P: 12	R: 0 E: 0 K: 3 S: 10	H: 0 LOB: 0 BB: 0 P: 14	R: 1 E: 1 K: 0 S: 11	H: 1 LOB: 1 BB: 1 P: 20	1B: 3 2B: 2 3B: 1 HR: 0	SF: 1 SAC: 0 DP: 0 HBP: 0	WP: 0 PB: 1 SB: 3 CS: 0	PA: 36			
PITCHER	IP	WLS	BF	H	R	ER	SO	BB	IBB	HBP	BLK	WP	HR	S	P	ERA	WHIP								
31 David Huff, L ERA: 0.71	5.2	L	24	5	2	1	4	0	0	0	0	0	0	61	92	1.59	0.882								
36 Joe Smith, R ERA: 1.11	1.1		4	0	0	0	2	0	0	0	0	0	0	11	16	0.00	0.000								
52 Vinnie Pestano, R ERA: 3.0	1.0		3	0	0	0	3	0	0	0	0	0	0	10	14	0.00	0.000								
54 Chris Perez, R ERA: 2.95	1.0		5	1	1	0	0	1	0	0	0	0	0	11	20	0.00	2.000								

Los Angeles Angels @ Cleveland Indians
 Progressive Field, Cleveland, OH
 Wed Jul 27 2011, 12:06 PM - 2:27 PM EDT
 Att: 21,546 - Partly Cloudy - 81 F

AB	34
R	3
H	6
RBI	2
BB	1
SO	9
LOB	14



Batter	1	2	3	4	5	6	7	8	9	AB	R	H	RBI	BB	SO	LOB	BOTTOM								
12 Ezequiel Carrera, L OBP: 0.320, SLG: 0.244										4	1	0	0	0	1	0									
23 Michael Brantley, L OBP: 0.330, SLG: 0.365										4	0	0	0	0	0	1									
13 Asdrubal Cabrera, S OBP: 0.336, SLG: 0.482										3	0	0	0	0	1	1									
48 Travis Hafner, L OBP: 0.399, SLG: 0.493										3	0	0	0	0	2	0									
41 Carlos Santana, S OBP: 0.351, SLG: 0.413										3	0	0	0	0	1	0									
8 Lonnie Chisenhall, L OBP: 0.298, SLG: 0.409										2	0	0	0	1	0	0									
7 Matt LaPorta, R OBP: 0.292, SLG: 0.402										3	0	0	0	0	2	1									
22 Jason Kipnis, L OBP: 0.214, SLG: 0.231										3	0	0	0	0	1	1									
26 Austin Kearns, R OBP: 0.318, SLG: 0.313										2	0	0	0	0	1	0									
28 Travis Buck, L OBP: 0.275, SLG: 0.342										1	0	0	0	0	1	0									
Inning Stats	R: 1 E: 1 K: 1 S: 10	H: 0 LOB: 0 BB: 0 P: 15	R: 0 E: 0 K: 1 S: 8	H: 0 LOB: 0 BB: 0 P: 13	R: 0 E: 0 K: 1 S: 8	H: 0 LOB: 0 BB: 0 P: 10	R: 0 E: 0 K: 1 S: 8	H: 0 LOB: 0 BB: 0 P: 10	R: 0 E: 0 K: 1 S: 4	H: 0 LOB: 0 BB: 0 P: 6	R: 0 E: 0 K: 1 S: 7	H: 0 LOB: 0 BB: 0 P: 9	R: 0 E: 0 K: 1 S: 8	H: 0 LOB: 0 BB: 0 P: 9	R: 0 E: 0 K: 3 S: 15	H: 0 LOB: 1 BB: 1 P: 22	R: 0 E: 0 K: 1 S: 8	H: 0 LOB: 0 BB: 0 P: 11	1B: 0 2B: 0 3B: 0 HR: 0	SF: 0 SAC: 0 DP: 0 HBP: 0	WP: 1 PB: 0 SB: 1 CS: 0	PA: 29			
PITCHER	IP	WLS	BF	H	R	ER	SO	BB	IBB	HBP	BLK	WP	HR	S	P	ERA	WHIP								
54 Ervin Santana, R ERA: 3.47	9.0	W	29	4	1	0	10	1	0	0	0	1	0	76	105	0.00	0.111								

Los Angeles Angels @ Cleveland Indians
 Progressive Field, Cleveland, OH
 Wed Jul 27 2011, 12:06 PM - 2:27 PM EDT
 Att: 21,546 - Partly Cloudy - 81 F

AB	28
R	1
H	0
RBI	0
BB	1
SO	10
LOB	4



Batter	1	2	3	4	5	6	7	8	9	AB	R	H	RBI	BB	SO	LOB	TOP		
13 Maicer Izturis, S OBP: 0.337, SLG: 0.396	F7		G4-3		K			48 WP 2B		4	0	1	1	0	1	1	Los Angeles Angels @ Detroit Tigers Comerica Park, Detroit, MI Sat Jul 30 2011, 4:12 PM - 7:05 PM EDT Att: 40,753 - Sunny - 86 F		
48 Toni Hunter, R OBP: 0.309, SLG: 0.381	G5-3		K		L9			L8		5	0	1	1	0	1	4			
53 Bobby Abreu, L OBP: 0.376, SLG: 0.355	3B		10 E 10 S BB		F8			1B		4	0	2	0	1	1	1			
10 Vernon Wells, R OBP: 0.248, SLG: 0.397	P6		F9		L8			F8		5	0	1	0	0	0	2			
47 Howie Kendrick, R OBP: 0.360, SLG: 0.450	K		G4-3		L8			G6-3		4	1	0	0	1	1	1			
2 Erick Aybar, S OBP: 0.320, SLG: 0.431	25 S 44 S 1B		P4		25 HBP 5 SF9 2B			44 2B 1B		5	2	3	0	0	0	1			
44 Mark Trumbo, R OBP: 0.301, SLG: 0.483	K		K		5 SF9 25 HBP IBB			25 SH2-4 13 2B 1B		3	1	1	1	1	2	1			
25 Peter Bourjos, R OBP: 0.319, SLG: 0.395	5 S BB		5 S BB		48 1B HBP			SH2-4		0	1	0	1	1	0	0			
5 Jeff Mathis, R OBP: 0.230, SLG: 0.269	K2-3		K2-3		B2			K		3	0	0	1	0	2	4			
Inning Stats	R: 0 H: 1 E: 0 K: 0 S: 10	H: 1 LOB: 1 BB: 0 P: 17	R: 0 H: 0 E: 0 K: 3 S: 18	H: 0 LOB: 1 BB: 1 P: 18	R: 0 H: 0 E: 0 K: 1 S: 8	H: 0 LOB: 0 BB: 0 P: 9	R: 1 H: 1 E: 0 K: 1 S: 9	H: 1 LOB: 1 BB: 0 P: 16	R: 2 H: 3 E: 0 K: 0 S: 6	H: 1 LOB: 0 BB: 0 P: 9	R: 2 H: 3 E: 0 K: 1 S: 13	H: 1 LOB: 1 BB: 0 P: 14	R: 0 H: 1 E: 0 K: 1 S: 10	H: 1 LOB: 1 BB: 0 P: 15	1B: 5 2B: 3 3B: 1 HR: 0	SF: 1 SAC: 1 DP: 0 HBP: 3		WP: 1 PA: 42 PB: 0 SB: 6 CS: 0	
PITCHER	IP WLS BF H R ER SO BB IBB HBP BLK WP HR S P ERA WHIP	IP WLS BF H R ER SO BB IBB HBP BLK WP HR S P ERA WHIP	IP WLS BF H R ER SO BB IBB HBP BLK WP HR S P ERA WHIP	IP WLS BF H R ER SO BB IBB HBP BLK WP HR S P ERA WHIP	IP WLS BF H R ER SO BB IBB HBP BLK WP HR S P ERA WHIP	IP WLS BF H R ER SO BB IBB HBP BLK WP HR S P ERA WHIP	IP WLS BF H R ER SO BB IBB HBP BLK WP HR S P ERA WHIP	IP WLS BF H R ER SO BB IBB HBP BLK WP HR S P ERA WHIP	IP WLS BF H R ER SO BB IBB HBP BLK WP HR S P ERA WHIP	IP WLS BF H R ER SO BB IBB HBP BLK WP HR S P ERA WHIP	IP WLS BF H R ER SO BB IBB HBP BLK WP HR S P ERA WHIP	IP WLS BF H R ER SO BB IBB HBP BLK WP HR S P ERA WHIP	IP WLS BF H R ER SO BB IBB HBP BLK WP HR S P ERA WHIP	IP WLS BF H R ER SO BB IBB HBP BLK WP HR S P ERA WHIP	IP WLS BF H R ER SO BB IBB HBP BLK WP HR S P ERA WHIP	IP WLS BF H R ER SO BB IBB HBP BLK WP HR S P ERA WHIP			
50 Jacob Turner, R ERA: 3.38	5.1	L	23	3	2	2	6	3	0	1	0	0	0	0	57	96	3.38	1.125	
40 Phil Coke, L ERA: 4.85	2.1		14	5	3	3	1	0	1	2	0	0	0	0	22	34	11.57	2.143	
55 Daniel Schlereth, L ERA: 4.5	1.1		5	1	0	0	1	0	0	0	0	0	0	1	0	12	18	0.00	0.750

Batter	1	2	3	4	5	6	7	8	9	AB	R	H	RBI	BB	SO	LOB	BOTTOM				
12 Andy Dirks, L OBP: 0.307, SLG: 0.429	L8			26 30 1B		FC4-6		P4		4	1	1	0	0	0	2	Los Angeles Angels @ Detroit Tigers Comerica Park, Detroit, MI Sat Jul 30 2011, 4:12 PM - 7:05 PM EDT Att: 40,753 - Sunny - 86 F				
26 Brennan Boesch, L OBP: 0.348, SLG: 0.480	F8		G4-3		G5-3			P2		4	0	0	0	0	0	2					
30 Magglio Ordonez, R OBP: 0.296, SLG: 0.302	G5-3		24 1-3 1B		24 1B 41 1B			P6		4	0	2	1	0	0	0					
24 Miguel Cabrera, R OBP: 0.429, SLG: 0.558	G6-3		L1-3		41 FC3-6-2 1B			1B		4	0	2	0	0	0	1					
41 Victor Martinez, S OBP: 0.366, SLG: 0.443	G3-1		F9		FC3-6-2			G3-4-1		4	0	0	0	0	0	3					
27 Jhonny Peralta, R OBP: 0.364, SLG: 0.530	F7		F8		F7					3	0	0	0	0	0	1					
9 Carlos Guillen, S OBP: 0.294, SLG: 0.404	G4-3		P5		P4					3	0	0	0	0	0	0					
13 Alex Avila, L OBP: 0.368, SLG: 0.471	G3		G3		F9			K		3	0	0	0	0	1	0					
32 Don Kelly, L OBP: 0.291, SLG: 0.349	G1-3		G1-3		12 FC4-6 BB			1B		2	0	1	0	1	0	0					
Inning Stats	R: 0 H: 0 E: 0 K: 0 S: 9	H: 0 LOB: 0 BB: 0 P: 13	R: 0 H: 0 E: 0 K: 0 S: 7	H: 0 LOB: 0 BB: 0 P: 10	R: 0 H: 0 E: 0 K: 0 S: 9	H: 0 LOB: 0 BB: 0 P: 16	R: 1 H: 2 E: 0 K: 0 S: 5	H: 2 LOB: 0 BB: 0 P: 6	R: 0 H: 0 E: 0 K: 0 S: 4	H: 0 LOB: 0 BB: 0 P: 8	R: 0 H: 0 E: 0 K: 0 S: 12	H: 0 LOB: 1 BB: 1 P: 19	R: 0 H: 2 E: 0 K: 0 S: 14	H: 2 LOB: 1 BB: 0 P: 20	R: 0 H: 1 E: 0 K: 1 S: 8	H: 1 LOB: 1 BB: 0 P: 12		R: 0 H: 1 E: 0 K: 0 S: 6	H: 1 LOB: 1 BB: 0 P: 9	1B: 5 2B: 3 3B: 0 HR: 0	SF: 0 SAC: 0 DP: 2 HBP: 0
PITCHER	IP WLS BF H R ER SO BB IBB HBP BLK WP HR S P ERA WHIP	IP WLS BF H R ER SO BB IBB HBP BLK WP HR S P ERA WHIP	IP WLS BF H R ER SO BB IBB HBP BLK WP HR S P ERA WHIP	IP WLS BF H R ER SO BB IBB HBP BLK WP HR S P ERA WHIP	IP WLS BF H R ER SO BB IBB HBP BLK WP HR S P ERA WHIP	IP WLS BF H R ER SO BB IBB HBP BLK WP HR S P ERA WHIP	IP WLS BF H R ER SO BB IBB HBP BLK WP HR S P ERA WHIP	IP WLS BF H R ER SO BB IBB HBP BLK WP HR S P ERA WHIP	IP WLS BF H R ER SO BB IBB HBP BLK WP HR S P ERA WHIP	IP WLS BF H R ER SO BB IBB HBP BLK WP HR S P ERA WHIP	IP WLS BF H R ER SO BB IBB HBP BLK WP HR S P ERA WHIP	IP WLS BF H R ER SO BB IBB HBP BLK WP HR S P ERA WHIP	IP WLS BF H R ER SO BB IBB HBP BLK WP HR S P ERA WHIP	IP WLS BF H R ER SO BB IBB HBP BLK WP HR S P ERA WHIP	IP WLS BF H R ER SO BB IBB HBP BLK WP HR S P ERA WHIP	IP WLS BF H R ER SO BB IBB HBP BLK WP HR S P ERA WHIP					
24 Dan Haren, R ERA: 2.89	9.0	W	32	6	1	1	1	1	0	0	0	0	0	0	74	113	1.00	0.778			

Batter	1	2	3	4	5	6	7	8	9	AB	R	H	RBI	BB	SO	LOB	TOP			
2 Denard Span, L OBP: 0.359, SLG: 0.380										3	0	0	0	1	0	2				
24 Trevor Plouffe, R OBP: 0.291, SLG: 0.352										3	0	0	0	0	1	2				
7 Joe Mauer, L OBP: 0.363, SLG: 0.350										4	0	1	0	0	0	2				
5 Michael Cuddyer, R OBP: 0.371, SLG: 0.479										4	1	2	0	0	1	2				
16 Jason Kubel, L OBP: 0.358, SLG: 0.455										4	0	2	0	0	0	2				
25 Jim Thome, L OBP: 0.381, SLG: 0.465										4	0	1	1	0	1	3				
18 Jason Repko, R OBP: 0.287, SLG: 0.265										0	0	0	0	0	0	0				
22 Danny Valencia, R OBP: 0.289, SLG: 0.388										4	0	1	0	0	2	3				
21 Delmon Young, R OBP: 0.295, SLG: 0.341										3	0	0	0	1	1	2				
1 Tsuyoshi Nishioka, S OBP: 0.259, SLG: 0.233										4	0	1	0	0	1	1				
Inning Stats	R: 0 E: 0 K: 2 S: 10	H: 0 LOB: 1 BB: 1 P: 18	R: 0 E: 0 K: 0 S: 7	H: 2 LOB: 1 BB: 0 P: 9	R: 0 E: 0 K: 0 S: 8	H: 0 LOB: 1 BB: 0 P: 15	R: 1 E: 0 K: 1 S: 6	H: 1 LOB: 0 BB: 1 P: 7	R: 0 E: 0 K: 2 S: 14	H: 2 LOB: 2 BB: 0 P: 21	R: 0 E: 0 K: 1 S: 7	H: 0 LOB: 0 BB: 0 P: 8	R: 0 E: 0 K: 0 S: 10	H: 1 LOB: 1 BB: 0 P: 11	R: 0 E: 0 K: 1 S: 10	H: 1 LOB: 1 BB: 0 P: 17	1B: 7 2B: 1 3B: 0 HR: 0	SF: 0 SAC: 0 DP: 2 HBP: 1	WP: 0 PB: 0 SB: 1 CS: 0	PA: 36
PITCHER 54 Ervin Santana, R ERA: 3.32	IP: 9.0 WLS: W BF: 36 H: 8 R: 1 ER: 1 SO: 7 BB: 2 IBB: 0 HBP: 1 BLK: 0 WP: 0 HR: 0 S: 78 P: 121 ERA: 1.00 WHIP: 1.111																			

Minnesota Twins @ Los Angeles Angels
Angel Stadium of Anaheim, Anaheim, CA
Tue Aug 02 2011, 7:08 PM - 9:29 PM PDT
Att: 37,565 - Partly Cloudy - 81 F

AB	33
R	1
H	8
RBI	1
BB	2
SO	7
LOB	19



Batter	1	2	3	4	5	6	7	8	9	AB	R	H	RBI	BB	SO	LOB	BOTTOM			
13 Maicer Izturis, S OBP: 0.335, SLG: 0.391										3	0	0	0	1	0	1				
53 Bobby Abreu, L OBP: 0.376, SLG: 0.351										4	0	0	1	0	2	1				
48 Toni Hunter, R OBP: 0.306, SLG: 0.384										4	1	1	1	0	2	1				
10 Vernon Wells, R OBP: 0.251, SLG: 0.398										3	1	2	0	1	0	0				
47 Howie Kendrick, R OBP: 0.358, SLG: 0.449										4	1	1	0	0	0	2				
44 Mark Trumbo, R OBP: 0.298, SLG: 0.485										4	1	1	3	0	0	2				
2 Erick Aybar, S OBP: 0.315, SLG: 0.422										3	0	0	0	0	0	1				
25 Peter Bourjos, R OBP: 0.320, SLG: 0.397										3	1	2	0	0	0	0				
46 Bobby Wilson, R OBP: 0.268, SLG: 0.265										2	0	1	0	0	0	1				
Inning Stats	R: 0 E: 0 K: 2 S: 10	H: 0 LOB: 0 BB: 0 P: 17	R: 0 E: 0 K: 0 S: 7	H: 1 LOB: 1 BB: 0 P: 10	R: 1 E: 0 K: 0 S: 7	H: 1 LOB: 1 BB: 1 P: 14	R: 3 E: 0 K: 0 S: 17	H: 3 LOB: 1 BB: 1 P: 24	R: 1 E: 0 K: 1 S: 13	H: 2 LOB: 1 BB: 0 P: 24	R: 0 E: 0 K: 0 S: 6	H: 1 LOB: 0 BB: 0 P: 9	R: 0 E: 0 K: 1 S: 13	H: 0 LOB: 0 BB: 0 P: 18	R: 0 E: 0 K: 0 S: 11	H: 0 LOB: 0 BB: 0 P: 18	1B: 2 2B: 5 3B: 0 HR: 2	SF: 0 SAC: 1 DP: 1 HBP: 0	WP: 0 PB: 0 SB: 0 CS: 0	PA: 33
PITCHER 52 Brian Duensing, L ERA: 4.5	IP: 6.0 WLS: L BF: 27 H: 8 R: 5 ER: 3 SO: 3 BB: 2 IBB: 0 HBP: 0 BLK: 0 WP: 0 HR: 2 S: 60 P: 98 ERA: 7.50 WHIP: 1.667																			
31 Alex Burnett, R ERA: 5.91	IP: 1.0 WLS: 0 BF: 3 H: 0 R: 0 ER: 0 SO: 1 BB: 0 IBB: 0 HBP: 0 BLK: 0 WP: 0 HR: 0 S: 13 P: 18 ERA: 0.00 WHIP: 0.000																			
55 Matt Capps, R ERA: 4.24	IP: 1.0 WLS: 0 BF: 3 H: 0 R: 0 ER: 0 SO: 0 BB: 0 IBB: 0 HBP: 0 BLK: 0 WP: 0 HR: 0 S: 11 P: 18 ERA: 0.00 WHIP: 0.000																			


Minnesota Twins @ Los Angeles Angels
Angel Stadium of Anaheim, Anaheim, CA
Tue Aug 02 2011, 7:08 PM - 9:29 PM PDT
Att: 37,565 - Partly Cloudy - 81 F

AB	30
R	5
H	8
RBI	5
BB	2
SO	4
LOB	9




Batter	1	2	3	4	5	6	7	8	9	10	AB	R	H	RBI	BB	SO	LOB	TOP	
51 Ichiro Suzuki, L OBP: 0.312, SLG: 0.317											4	0	2	0	0	0	1	Seattle Mariners @ Los Angeles Angels Angel Stadium of Anaheim, Anaheim, CA Fri Aug 05 2011, 7:09 PM - 10:11 PM PDT Att: 38,727 - Clear - 70 F	
2 Jack Wilson, R OBP: 0.253, SLG: 0.241											4	0	0	0	0	2	3		
13 Dustin Ackley, L OBP: 0.374, SLG: 0.551											4	0	1	0	0	1	1		
20 Mike Carp, L OBP: 0.362, SLG: 0.432											4	0	1	0	0	1	2		
4 Adam Kennedy, L OBP: 0.367, SLG: 0.367											4	0	1	0	0	2	1		
30 Miguel Olivo, R OBP: 0.250, SLG: 0.373											4	0	0	0	0	0	1		
33 Casper Wells, R OBP: 0.338, SLG: 0.462											4	0	1	0	0	1	0		
21 Franklin Gutierrez, R OBP: 0.240, SLG: 0.229											2	0	0	0	1	1	0		
12 Trayvon Robinson, S OBP: 0.333, SLG: 0.333											3	0	1	0	0	1	2		
Inning Stats	R: 0 E: 0 K: 2 S: 8	H: 1 LOB: 0 BB: 0 P: 14	R: 0 E: 0 K: 3 S: 10	H: 1 LOB: 0 BB: 0 P: 17	R: 0 E: 0 K: 3 S: 9	H: 0 LOB: 0 BB: 0 P: 10	R: 0 E: 0 K: 2 S: 9	H: 1 LOB: 1 BB: 0 P: 14	R: 0 E: 0 K: 0 S: 5	H: 0 LOB: 0 BB: 0 P: 8	R: 0 E: 0 K: 0 S: 11	H: 1 LOB: 1 BB: 1 P: 20	R: 0 E: 0 K: 0 S: 10	H: 1 LOB: 1 BB: 0 P: 17	R: 0 E: 0 K: 1 S: 7	H: 0 LOB: 0 BB: 0 P: 14	1B: 7 2B: 2 3B: 0 HR: 0		SF: 0 SAC: 0 DP: 3 HBP: 0
PITCHER	IP 9.0	WLS 31	BF 7	H 0	R 0	ER 0	SO 8	BB 1	IBB 0	HBP 0	BLK 0	WP 0	HR 0	S 78	P 127	ERA 0.00	WHIP 0.889		
36 Jered Weaver, R ERA: 1.78	1.0	W	3	0	0	0	1	0	0	0	0	0	0	7	14	0.00	0.000		
51 Jordan Walden, R ERA: 2.84																			

AB	33
R	0
H	7
RBI	0
BB	1
SO	9
LOB	11



Batter	1	2	3	4	5	6	7	8	9	10	AB	R	H	RBI	BB	SO	LOB	BOTTOM					
2 Erick Aybar, S OBP: 0.310, SLG: 0.416											5	0	0	0	0	1	0	Seattle Mariners @ Los Angeles Angels Angel Stadium of Anaheim, Anaheim, CA Fri Aug 05 2011, 7:09 PM - 10:11 PM PDT Att: 38,727 - Clear - 70 F					
53 Bobby Abreu, L OBP: 0.371, SLG: 0.343											4	0	0	0	1	2	0						
48 Tori Hunter, R OBP: 0.317, SLG: 0.397											5	1	3	0	0	1	1						
10 Vernon Wells, R OBP: 0.248, SLG: 0.389											5	0	1	1	0	0	2						
47 Howie Kendrick, R OBP: 0.358, SLG: 0.448											4	0	2	0	0	1	0						
44 Mark Trumbo, R OBP: 0.301, SLG: 0.491											4	0	3	0	0	1	1						
6 Alberto Callaspo, S OBP: 0.309, SLG: 0.365											3	0	1	0	1	0	3						
25 Peter Bourjos, R OBP: 0.321, SLG: 0.406											3	0	0	0	0	0	5						
5 Jeff Mathis, R OBP: 0.226, SLG: 0.259											3	0	0	0	0	2	5						
13 Maicer Izturis, S OBP: 0.332, SLG: 0.383											1	0	0	0	0	0	0						
46 Bobby Wilson, R OBP: 0.268, SLG: 0.265											0	0	0	0	0	0	0						
Inning Stats	R: 0 E: 0 K: 0 S: 8	H: 1 LOB: 1 BB: 0 P: 12	R: 0 E: 0 K: 0 S: 11	H: 1 LOB: 1 BB: 0 P: 20	R: 0 E: 0 K: 0 S: 8	H: 0 LOB: 1 BB: 1 P: 15	R: 0 E: 0 K: 1 S: 20	H: 2 LOB: 3 BB: 0 P: 30	R: 0 E: 0 K: 0 S: 6	H: 1 LOB: 1 BB: 0 P: 11	R: 0 E: 0 K: 2 S: 14	H: 2 LOB: 2 BB: 0 P: 23	R: 0 E: 0 K: 2 S: 9	H: 0 LOB: 0 BB: 0 P: 13	R: 0 E: 0 K: 1 S: 14	H: 1 LOB: 2 BB: 1 P: 24	R: 0 E: 0 K: 2 S: 11	H: 0 LOB: 0 BB: 0 P: 14	R: 1 E: 0 K: 0 S: 5	H: 2 LOB: 1 BB: 0 P: 9	1B: 8 2B: 2 3B: 0 HR: 0	SF: 0 SAC: 0 DP: 0 HBP: 1	WP: 1 PB: 0 SB: 0 CS: 0
PITCHER	IP 6.0	WLS 27	BF 7	H 0	R 0	ER 0	SO 3	BB 1	IBB 0	HBP 1	BLK 0	WP 0	HR 0	S 67	P 111	ERA 0.00	WHIP 1.333						
38 Jason Vargas, L ERA: 4.02	0.2		0	0	0	1	0	0	0	0	0	0	0	6	9	0.00	0.000						
32 Aaron Laffey, L ERA: 3.48	1.1	6	1	0	0	2	1	0	0	0	0	0	0	17	28	0.00	1.500						
50 Jamey Wright, R ERA: 3.65	1.0	3	0	0	0	2	0	0	0	0	0	0	0	11	14	0.00	0.000						
31 Josh Lueke, R ERA: 9.24	0.0	L	2	2	1	1	0	0	0	0	0	0	0	5	9								
57 Dan Cortes, R ERA: 6.0																							

AB	37
R	1
H	10
RBI	1
BB	2
SO	8
LOB	17



Batter	1	2	3	4	5	6	7	8	9	AB	R	H	RBI	BB	SO	LOB	TOP			
51 Ichiro Suzuki, L (1, 9) OBP: 0.311, SLG: 0.317										4	1	1	0	0	0	0				
2 Jack Wilson, R (1, 6) OBP: 0.260, SLG: 0.255										4	1	2	0	0	2	1				
13 Dustin Ackley, L (1, 4) OBP: 0.377, SLG: 0.544										2	1	0	0	2	0	1				
20 Mike Carp, L (1, 10) OBP: 0.358, SLG: 0.434										4	1	1	1	0	1	3				
4 Adam Kennedy, L (1, 3) OBP: 0.290, SLG: 0.370										3	0	1	2	0	1	0				
30 Miguel Olivo, R (1, 2) OBP: 0.253, SLG: 0.374										4	0	2	1	0	2	1				
21 Franklin Gutierrez, R (1, 8) OBP: 0.236, SLG: 0.235										4	0	0	0	0	1	3				
15 Kyle Seager, L (1, 5) OBP: 0.200, SLG: 0.111										4	0	0	0	0	0	0				
12 Trayvon Robinson, S (1, 7) OBP: 0.333, SLG: 0.833										3	1	1	1	0	1	0				
Inning Stats	R: 2 E: 0 K: 3 S: 19	H: 2 LOB: 1 BB: 1 P: 28	R: 0 E: 0 K: 0 S: 10	H: 0 LOB: 0 BB: 0 P: 15	R: 2 E: 0 K: 0 S: 17	H: 3 LOB: 2 BB: 0 P: 24	R: 0 E: 0 K: 1 S: 6	H: 0 LOB: 0 BB: 0 P: 9	R: 0 E: 0 K: 1 S: 8	H: 1 LOB: 0 BB: 0 P: 12	R: 1 E: 0 K: 0 S: 10	H: 2 LOB: 0 BB: 0 P: 14	R: 0 E: 0 K: 2 S: 7	H: 0 LOB: 0 BB: 1 P: 15	R: 0 E: 0 K: 2 S: 8	H: 0 LOB: 0 BB: 0 P: 12	1B: 4 2B: 3 3B: 0 HR: 1	SF: 0 SAC: 0 DP: 1 HBP: 1	WP: 0 PB: 0 SB: 1 CS: 1	PA: 36
PITCHER	IP WLS BF H R ER SO BB IBB HBP BLK WP HR S P ERA WHIP																			
52 Tyler Chatwood, R (1, 1) ERA: 4.1	6.1 L 27 7 5 5 6 1 0 1 0 0 1 74 106 7.11 1.263																			
49 Horacio Ramirez, L (7, 1) ERA: 11.25	0.2 2 1 0 0 0 0 0 0 0 0 0 4 6 0.00 1.500																			
38 Bobby Cassevah, R (8, 1) ERA: 2.55	2.0 6 0 0 0 2 1 0 0 0 0 0 0 15 27 0.00 0.500																			

Seattle Mariners @ Los Angeles Angels
Angel Stadium of Anaheim, Anaheim, CA
Sat Aug 06 2011, 6:08 PM - 8:40 PM PDT
Att. 42,017 - Clear - 75 F

AB 32
R 5
H 8
RBI 5
BB 2
SO 8
LOB 9



Batter	1	2	3	4	5	6	7	8	9	AB	R	H	RBI	BB	SO	LOB	BOTTOM					
13 Maicer Izturis, S (1, 5) OBP: 0.331, SLG: 0.382										4	0	1	0	0	1	2						
2 Erick Aybar, S (1, 6) OBP: 0.307, SLG: 0.412										4	0	0	0	0	0	2						
48 Tori Hunter, R (1, 9) OBP: 0.319, SLG: 0.398										4	0	2	0	0	0	0						
53 Bobby Abreu, L (1, 10) OBP: 0.370, SLG: 0.345										4	0	1	0	0	1	1						
10 Vernon Wells, R (1, 7) OBP: 0.245, SLG: 0.384										4	0	0	0	0	0	2						
47 Howie Kendrick, R (1, 4) OBP: 0.356, SLG: 0.447										3	0	1	0	1	0	1						
44 Mark Trumbo, R (1, 3) OBP: 0.301, SLG: 0.488										4	1	1	0	0	0	2						
25 Peter Bourjos, R (1, 8) OBP: 0.321, SLG: 0.405										3	0	1	0	0	0	1						
46 Bobby Wilson, R (1, 2) OBP: 0.271, SLG: 0.288										3	0	1	1	0	0	2						
Inning Stats	R: 0 E: 0 K: 0 S: 10	H: 1 LOB: 0 BB: 0 P: 16	R: 0 E: 0 K: 0 S: 8	H: 1 LOB: 1 BB: 0 P: 11	R: 0 E: 0 K: 0 S: 9	H: 2 LOB: 1 BB: 0 P: 14	R: 0 E: 0 K: 0 S: 11	H: 1 LOB: 1 BB: 0 P: 15	R: 0 E: 0 K: 1 S: 11	H: 0 LOB: 1 BB: 0 P: 16	R: 0 E: 0 K: 0 S: 9	H: 1 LOB: 1 BB: 0 P: 12	R: 1 E: 0 K: 0 S: 7	H: 2 LOB: 1 BB: 0 P: 10	R: 0 E: 0 K: 1 S: 7	H: 0 LOB: 0 BB: 1 P: 9	R: 0 E: 0 K: 0 S: 8	H: 0 LOB: 0 BB: 0 P: 13	1B: 6 2B: 2 3B: 0 HR: 0	SF: 0 SAC: 0 DP: 2 HBP: 0	WP: 2 PB: 0 SB: 1 CS: 1	PA: 35
PITCHER	IP WLS BF H R ER SO BB IBB HBP BLK WP HR S P ERA WHIP																					
49 Blake Beavan, R (1, 1) ERA: 2.83	8.0 W 31 8 1 1 2 0 0 0 0 0 0 72 103 1.12 1.000																					
43 Brandon League, R (9, 1) ERA: 3.05	1.0 3 0 0 0 0 1 0 0 0 0 0 8 13 0.00 1.000																					

Seattle Mariners @ Los Angeles Angels
Angel Stadium of Anaheim, Anaheim, CA
Sat Aug 06 2011, 6:08 PM - 8:40 PM PDT
Att. 42,017 - Clear - 75 F

AB 33
R 1
H 8
RBI 1
BB 1
SO 2
LOB 13



Batter	1	2	3	4	5	6	7	8	9	AB	R	H	RBI	BB	SO	LOB	TOP										
51 Ichiro Suzuki, L (1, 10) OBP: 0.311, SLG: 0.316	G4-3		13 WP 2 FC1-2 1B		L6			G4-3		4	0	1	0	0	0	1	Seattle Mariners @ Los Angeles Angels Angel Stadium of Anaheim, Anaheim, CA Sun Aug 07 2011, 12:37 PM - 2:44 PM PDT Att: 38,823 - Sunny - 75 F										
2 Jack Wilson, R (1, 6) OBP: 0.253, SLG: 0.248	G6-3		FC1-2 13 WP 1-2 3-H		G5-3			K		4	0	0	0	0	1	2											
13 Dustin Ackley, L (1, 4) OBP: 0.308, SLG: 0.529	G5-3		P6							4	0	0	0	0	0	2											
20 Mike Carp, L (1, 3) OBP: 0.372, SLG: 0.476		1B			G4-3					4	1	3	1	0	0	0											
33 Casper Wells, R (1, 9) OBP: 0.229, SLG: 0.449		K								4	0	0	0	0	2	2											
3 Josh Bard, S (1, 2) OBP: 0.269, SLG: 0.367		P6								3	0	0	0	1	2	1											
21 Franklin Gutierrez, R (1, 8) OBP: 0.237, SLG: 0.236		F7								3	0	1	0	0	0	1											
12 Trayvon Robinson, S (1, 7) OBP: 0.222, SLG: 0.556			G4-3							3	0	0	0	0	2	2											
15 Kyle Seager, L (1, 5) OBP: 0.242, SLG: 0.167										3	0	2	0	0	1	0											
Inning Stats	R: 0 E: 0 K: 0 S: 7	H: 0 LOB: 0 BB: 0 P: 9	R: 0 E: 0 K: 1 S: 10	H: 1 LOB: 1 BB: 0 P: 14	R: 0 E: 0 K: 0 S: 10	H: 2 LOB: 2 BB: 0 P: 14	R: 0 E: 0 K: 2 S: 10	H: 1 LOB: 2 BB: 1 P: 19	R: 0 E: 0 K: 1 S: 12	H: 0 LOB: 0 BB: 0 P: 17	R: 0 E: 0 K: 0 S: 9	H: 1 LOB: 0 BB: 0 P: 13	R: 0 E: 0 K: 2 S: 9	H: 0 LOB: 0 BB: 0 P: 14	R: 0 E: 0 K: 1 S: 8	H: 1 LOB: 0 BB: 0 P: 11	R: 1 E: 0 K: 1 S: 9	H: 1 LOB: 0 BB: 0 P: 13	1B: 6 2B: 0 3B: 0 HR: 1	SF: 0 SAC: 0 DP: 1 HBP: 0	WP: 1 PB: 0 SB: 0 CS: 1	PA: 34					
PITCHER	IP	WLS	BF	H	R	ER	SO	BB	IBB	HBP	BLK	WP	HR	S	P	ERA	WHIP										
54 Ervin Santana, R (1, 1) ERA: 3.21	8.1	W	31	7	1	1	7	1	0	0	0	1	1	78	115	1.08	0.960										
51 Jordan Walden, R (9, 1) ERA: 2.6	0.2	S	2	0	0	0	1	0	0	0	0	0	0	6	9	0.00	0.000										



Batter	1	2	3	4	5	6	7	8	9	AB	R	H	RBI	BB	SO	LOB	BOTTOM										
2 Erick Aybar, S (1, 6) OBP: 0.304, SLG: 0.408	G3		K			F9		K2-3		4	0	0	0	0	2	0	Seattle Mariners @ Los Angeles Angels Angel Stadium of Anaheim, Anaheim, CA Sun Aug 07 2011, 12:37 PM - 2:44 PM PDT Att: 38,823 - Sunny - 75 F										
47 Howie Kendrick, R (1, 4) OBP: 0.355, SLG: 0.446	F9				K2-3					3	1	1	0	0	1	0											
48 Toni Hunter, R (1, 9) OBP: 0.319, SLG: 0.398	K				K					3	0	1	0	0	2	0											
53 Bobby Abreu, L (1, 10) OBP: 0.367, SLG: 0.342		K			K					3	0	0	0	0	2	2											
10 Vernon Wells, R (1, 7) OBP: 0.246, SLG: 0.383		K				G5-3				3	0	1	1	0	1	0											
6 Alberto Callaspo, S (1, 5) OBP: 0.366, SLG: 0.362		F8				F7				3	0	0	0	0	1	2											
44 Mark Trumbo, R (1, 3) OBP: 0.301, SLG: 0.495			HR			K				3	1	1	1	0	1	2											
25 Peter Bourjos, R (1, 8) OBP: 0.318, SLG: 0.402		P4								3	0	0	0	0	1	0											
46 Bobby Wilson, R (1, 2) OBP: 0.258, SLG: 0.273		G5-3								3	0	0	0	0	1	0											
Inning Stats	R: 0 E: 0 K: 1 S: 6	H: 0 LOB: 0 BB: 0 P: 7	R: 0 E: 0 K: 2 S: 9	H: 0 LOB: 0 BB: 0 P: 13	R: 1 E: 0 K: 1 S: 9	H: 1 LOB: 0 BB: 0 P: 14	R: 0 E: 0 K: 3 S: 11	H: 0 LOB: 0 BB: 0 P: 15	R: 0 E: 0 K: 1 S: 5	H: 0 LOB: 0 BB: 0 P: 7	R: 0 E: 0 K: 1 S: 12	H: 0 LOB: 0 BB: 0 P: 16	R: 1 E: 0 K: 1 S: 11	H: 3 LOB: 2 BB: 0 P: 17	R: 0 E: 0 K: 2 S: 7	H: 0 LOB: 0 BB: 0 P: 9	R: 0 E: 0 K: 2 S: 7	H: 0 LOB: 0 BB: 0 P: 9	1B: 3 2B: 0 3B: 0 HR: 1	SF: 0 SAC: 0 DP: 0 HBP: 0	WP: 0 PB: 0 SB: 0 CS: 0	PA: 28					
PITCHER	IP	WLS	BF	H	R	ER	SO	BB	IBB	HBP	BLK	WP	HR	S	P	ERA	WHIP										
34 Félix Hernández, R (1, 1) ERA: 3.31	8.0	L	28	4	2	2	12	0	0	0	0	0	1	70	98	2.25	0.500										



Batter	1	2	3	4	5	6	7	8	9	AB	R	H	RBI	BB	SO	LOB	TOP					
2 Erick Aybar, S OBP: 0.297, SLG: 0.399	G6-3		G4-3			G4-3		G1-3		4	0	0	0	0	0	0	Los Angeles Angels @ New York Yankees Yankee Stadium, Bronx, NY Wed Aug 10 2011, 7:09 PM - 9:52 PM EDT Att: 46,967 - Partly Cloudy - 81 F					
39 Russell Branyan, L OBP: 0.287, SLG: 0.295	G6-3		G1-3			G4-3		G4-3		4	0	0	0	0	0	0						
47 Howie Kendrick, R OBP: 0.351, SLG: 0.435	G6-3		G1-3			G4-3		G4-3		4	0	0	0	0	0	0						
53 Bobby Abreu, L OBP: 0.369, SLG: 0.358	BB				G3-1		F9			3	0	1	0	1	0	0						
48 Torii Hunter, R OBP: 0.323, SLG: 0.400	BB				G3					3	1	1	0	1	1	1						
18 Andrew Romine, S OBP: 0.143, SLG: 0.143	1B									0	0	0	0	0	0	0						
44 Mark Trumbo, R OBP: 0.302, SLG: 0.493	FC4				G1-3					4	1	2	0	0	0	2						
10 Vernon Wells, R OBP: 0.243, SLG: 0.378										4	0	1	1	0	0	1						
6 Alberto Callaspo, S OBP: 0.369, SLG: 0.364										3	0	1	0	1	0	0						
25 Peter Bourjos, R OBP: 0.322, SLG: 0.411										4	1	2	1	0	1	4						
5 Jeff Mathis, R OBP: 0.225, SLG: 0.263										3	0	0	0	0	0	1						
13 Maicer Izturis, S OBP: 0.334, SLG: 0.383										1	0	0	0	0	1	2						
Inning Stats	R: 0 E: 0 K: 0 S: 7	H: 1 LOB: 2 BB: 1 P: 13	R: 0 E: 0 K: 0 S: 10	H: 1 LOB: 0 BB: 0 P: 14	R: 0 E: 0 K: 0 S: 11	H: 0 LOB: 0 BB: 0 P: 15	R: 0 E: 0 K: 0 S: 8	H: 0 LOB: 0 BB: 0 P: 12	R: 1 E: 0 K: 0 S: 10	H: 1 LOB: 0 BB: 0 P: 16	R: 0 E: 0 K: 0 S: 6	H: 0 LOB: 0 BB: 0 P: 10	R: 2 E: 0 K: 0 S: 11	H: 2 LOB: 2 BB: 2 P: 20	R: 0 E: 0 K: 1 S: 12	H: 1 LOB: 1 BB: 0 P: 17	R: 0 E: 0 K: 2 S: 13	H: 2 LOB: 2 BB: 0 P: 18	1B: 6 2B: 3 3B: 0 HR: 1	SF: 0 SAC: 0 DP: 1 HBP: 0	WP: 0 PB: 0 SB: 0 CS: 1	PA: 37
PITCHER	IP WLS BF H R ER SO BB IBB HBP BLK WP HR S P ERA WHIP																					
47 Iván Nova, R ERA: 3.85	6.0 W 25 5 3 3 0 3 0 0 0 0 1 59 96 4.50 1.333																					
29 Rafael Soriano, R ERA: 4.05	1.0 H 2 0 0 0 0 0 0 0 0 0 0 4 4 0.00 0.000																					
38 Luis Ayala, R ERA: 1.43	2.0 9 3 0 0 3 0 0 0 0 0 0 25 35 0.00 1.500																					

Batter	1	2	3	4	5	6	7	8	9	AB	R	H	RBI	BB	SO	LOB	BOTTOM			
11 Brett Gardner, L OBP: 0.357, SLG: 0.399	BB									3	1	0	0	1	0	2	Los Angeles Angels @ New York Yankees Yankee Stadium, Bronx, NY Wed Aug 10 2011, 7:09 PM - 9:52 PM EDT Att: 46,967 - Partly Cloudy - 81 F			
2 Derek Jeter, R OBP: 0.334, SLG: 0.357	BB									3	1	0	0	1	1	0				
14 Curtis Granderson, L OBP: 0.367, SLG: 0.579	HR									3	3	2	4	1	0	0				
25 Mark Teixeira, S OBP: 0.341, SLG: 0.512	G4-3									4	0	0	0	0	1	1				
24 Robinson Canó, L OBP: 0.346, SLG: 0.519	2B									4	2	3	2	0	0	0				
33 Nick Swisher, S OBP: 0.377, SLG: 0.436	G3-1									4	2	2	1	0	0	1				
12 Eric Chavez, L OBP: 0.373, SLG: 0.427	G4-3									4	0	1	1	0	0	2				
55 Russell Martin, R OBP: 0.322, SLG: 0.383										4	0	1	1	0	0	1				
26 Eduardo Núñez, R OBP: 0.327, SLG: 0.403	F8									4	0	0	0	0	0	2				
Inning Stats	R: 3 E: 0 K: 0 S: 13	H: 2 LOB: 1 BB: 2 P: 25	R: 0 E: 0 K: 0 S: 8	H: 0 LOB: 0 BB: 0 P: 10	R: 0 E: 0 K: 0 S: 10	H: 0 LOB: 0 BB: 0 P: 15	R: 2 E: 0 K: 0 S: 17	H: 3 LOB: 1 BB: 0 P: 22	R: 1 E: 0 K: 2 S: 12	H: 1 LOB: 0 BB: 0 P: 19	R: 1 E: 0 K: 0 S: 15	H: 2 LOB: 1 BB: 0 P: 23	R: 2 E: 0 K: 0 S: 8	H: 1 LOB: 0 BB: 1 P: 16	R: 0 E: 0 K: 0 S: 4	H: 0 LOB: 0 BB: 0 P: 6		1B: 2 2B: 3 3B: 1 HR: 3	SF: 0 SAC: 0 DP: 0 HBP: 0	WP: 2 PB: 0 SB: 0 CS: 0
PITCHER	IP WLS BF H R ER SO BB IBB HBP BLK WP HR S P ERA WHIP																			
43 Garrett Richards, R ERA: 10.8	5.0 L 23 6 6 6 2 2 0 0 0 0 2 60 91 10.80 1.600																			
35 Joel Pineiro, R ERA: 5.42	3.0 13 3 3 3 0 1 0 0 0 0 1 27 45 9.00 1.333																			

Batter	1	2	3	4	5	6	7	8	9	AB	R	H	RBI	BB	SO	LOB	TOP										
2 Erick Aybar, S OBP: 0.296, SLG: 0.396										5	1	1	0	0	1	1	Los Angeles Angels @ New York Yankees Yankee Stadium, Bronx, NY Thu Aug 11 2011, 1:08 PM - 4:22 PM EDT Att: 47,431 - Partly Cloudy - 79 F										
6 Alberto Callaspo, S OBP: 0.369, SLG: 0.375										5	1	2	2	0	1	1											
53 Bobby Abreu, L OBP: 0.366, SLG: 0.354										4	0	0	0	0	1	1											
48 Tori Hunter, R OBP: 0.325, SLG: 0.399										3	0	1	0	1	0	0											
44 Mark Trumbo, R OBP: 0.300, SLG: 0.488										4	0	0	0	0	0	3											
10 Vernon Wells, R OBP: 0.241, SLG: 0.373										4	0	0	0	0	1	1											
13 Maicer Izturis, S OBP: 0.336, SLG: 0.384										4	1	2	0	0	0	0											
25 Peter Bourjos, R OBP: 0.324, SLG: 0.413										3	1	1	0	1	0	0											
46 Bobby Wilson, R OBP: 0.262, SLG: 0.276										3	0	1	0	0	0	3											
39 Russell Branyan, L (9, PH) OBP: 0.292, SLG: 0.327										1	1	1	3	0	0	0											
Inning Stats	R: 0 E: 0 K: 2 S: 10	H: 0 LOB: 0 BB: 0 P: 13	R: 0 E: 0 K: 0 S: 14	H: 2 LOB: 3 BB: 1 P: 21	R: 0 E: 0 K: 1 S: 9	H: 1 LOB: 2 BB: 1 P: 15	R: 0 E: 0 K: 0 S: 6	H: 0 LOB: 0 BB: 0 P: 9	R: 2 E: 0 K: 0 S: 11	H: 2 LOB: 0 BB: 0 P: 15	R: 0 E: 0 K: 0 S: 13	H: 0 LOB: 0 BB: 0 P: 17	R: 0 E: 0 K: 0 S: 12	H: 1 LOB: 1 BB: 0 P: 17	R: 0 E: 0 K: 0 S: 11	H: 0 LOB: 0 BB: 0 P: 17	R: 3 E: 0 K: 1 S: 14	H: 3 LOB: 0 BB: 0 P: 20	1B: 5 2B: 2 3B: 0 HR: 2	SF: 0 SAC: 0 DP: 0 HBP: 0	WP: 0 PB: 0 SB: 0 CS: 0	PA: 38					
PITCHER	IP	WLS	BF	H	R	ER	SO	BB	IBB	HBP	BLK	WP	HR	S	P	ERA	WHIP										
40 Bartolo Colon, R ERA: 3.31	6.0		25	5	2	2	3	2	0	0	0	0	1	63	90	3.00	1.167										
29 Rafael Soriano, R ERA: 3.85	1.0	W	4	1	0	0	0	0	0	0	0	0	0	12	17	0.00	1.000										
30 David Robertson, R ERA: 1.35	1.0		3	0	0	0	0	0	0	0	0	0	0	11	17	0.00	0.000										
53 Cory Wade, R ERA: 2.53	0.1		3	2	2	2	1	0	0	0	0	0	0	7	10	54.00	6.000										
42 Mariano Rivera, R ERA: 2.4	0.2	S	3	1	1	1	0	0	0	0	0	0	1	7	10	13.50	1.500										

Batter	1	2	3	4	5	6	7	8	9	AB	R	H	RBI	BB	SO	LOB	BOTTOM										
11 Brett Gardner, L OBP: 0.358, SLG: 0.401										3	0	1	0	1	0	0	Los Angeles Angels @ New York Yankees Yankee Stadium, Bronx, NY Thu Aug 11 2011, 1:08 PM - 4:22 PM EDT Att: 47,431 - Partly Cloudy - 79 F										
2 Derek Jeter, R OBP: 0.340, SLG: 0.362										3	2	3	0	1	0	0											
14 Curtis Granderson, L OBP: 0.367, SLG: 0.593										4	1	1	2	0	1	5											
25 Mark Teixeira, S OBP: 0.341, SLG: 0.509										4	1	1	0	0	1	2											
24 Robinson Canó, L OBP: 0.350, SLG: 0.528										4	1	3	4	0	0	1											
33 Nick Swisher, S OBP: 0.378, SLG: 0.435										3	0	1	0	1	0	2											
12 Eric Chavez, L OBP: 0.368, SLG: 0.410										3	0	0	0	1	1	5											
26 Eduardo Núñez, R OBP: 0.321, SLG: 0.395										4	0	0	0	0	1	4											
17 Francisco Cervelli, R OBP: 0.314, SLG: 0.319										2	0	0	0	1	0	0											
55 Russell Martin, R OBP: 0.321, SLG: 0.381										1	1	0	0	0	0	0											
Inning Stats	R: 0 E: 0 K: 0 S: 9	H: 1 LOB: 0 BB: 0 P: 16	R: 0 E: 0 K: 1 S: 15	H: 1 LOB: 2 BB: 1 P: 25	R: 0 E: 0 K: 0 S: 9	H: 2 LOB: 0 BB: 0 P: 17	R: 0 E: 0 K: 0 S: 8	H: 1 LOB: 1 BB: 0 P: 11	R: 0 E: 0 K: 0 S: 6	H: 0 LOB: 0 BB: 0 P: 12	R: 2 E: 0 K: 2 S: 16	H: 3 LOB: 2 BB: 1 P: 30	R: 4 E: 1 K: 1 S: 16	H: 2 LOB: 2 BB: 2 P: 30	R: 0 E: 0 K: 0 S: 8	H: 0 LOB: 0 BB: 1 P: 13	1B: 7 2B: 1 3B: 0 HR: 2	SF: 0 SAC: 1 DP: 2 HBP: 0	WP: 0 PB: 0 SB: 0 CS: 1	PA: 38							
PITCHER	IP	WLS	BF	H	R	ER	SO	BB	IBB	HBP	BLK	WP	HR	S	P	ERA	WHIP										
52 Tyler Chatwood, R ERA: 4.07	5.1		24	8	2	2	1	1	1	0	0	0	1	57	102	3.38	1.688										
21 Hisanori Takahashi, L ERA: 3.31	0.1		1	0	0	0	1	0	0	0	0	0	0	3	5	0.00	0.000										
56 Fernando Rodney, R ERA: 3.51	0.2	L	4	0	2	0	1	2	0	0	0	0	0	8	18	0.00	3.000										
37 Scott Downs, L ERA: 1.4	0.1		3	1	2	0	1	0	0	0	0	0	1	7	10	0.00	3.000										
36 Bobby Cassevah, R ERA: 2.37	1.1		5	1	0	0	0	1	0	0	0	0	0	12	19	0.00	1.500										

AB 36
R 5
H 9
RBI 5
BB 2
SO 4
LOB 10



AB 31
R 6
H 10
RBI 6
SO 4
LOB 19



Batter	1	2	3	4	5	6	7	8	9	AB	R	H	RBI	BB	SO	LOB	TOP				
2 Erick Aybar, S OBP: 0.293, SLG: 0.392	G3-1		P6		G5-3		FC6-4			4	0	0	0	0	0	2	Los Angeles Angels @ Toronto Blue Jays Rogers Centre, Toronto, ON Fri Aug 12 2011, 7:10 PM - 9:28 PM EDT Att: 24,731 - Clear - 77 F				
6 Alberto Callaspo, S OBP: 0.366, SLG: 0.374	F8		E9		P5		F8			4	1	1	1	0	0	1					
53 Bobby Abreu, L OBP: 0.365, SLG: 0.352	P5		48 2B		G6-3					3	1	0	0	1	1	0					
48 Torii Hunter, R OBP: 0.326, SLG: 0.401		F8			E1					3	1	1	2	1	0	0					
39 Russell Branyan, L OBP: 0.299, SLG: 0.336					E9					3	0	1	0	1	2	1					
44 Mark Trumbo, R OBP: 0.300, SLG: 0.488					F9-5					0	0	0	0	0	0	0					
10 Vernon Wells, R OBP: 0.241, SLG: 0.380					F9-5					4	1	1	1	0	0	4					
47 Howie Kendrick, R OBP: 0.348, SLG: 0.430					G3					4	0	0	0	0	1	0					
25 Peter Bourjos, R OBP: 0.324, SLG: 0.410					P4					3	1	0	0	1	1	0					
46 Bobby Wilson, R OBP: 0.265, SLG: 0.267					SH1-3					2	0	0	0	1	2	0					
Inning Stats	R: 0 E: 0 K: 0 S: 9	H: 0 LOB: 0 BB: 0 P: 12	R: 1 E: 0 K: 2 S: 12	H: 1 LOB: 0 BB: 0 P: 18	R: 3 E: 1 K: 0 S: 14	H: 2 LOB: 2 BB: 3 P: 27	R: 0 E: 0 K: 1 S: 7	H: 0 LOB: 0 BB: 0 P: 9	R: 0 E: 0 K: 0 S: 9	H: 0 LOB: 0 BB: 0 P: 12	R: 1 E: 0 K: 0 S: 10	H: 1 LOB: 0 BB: 0 P: 15	R: 0 E: 0 K: 0 S: 10	H: 0 LOB: 1 BB: 1 P: 17	R: 0 E: 0 K: 2 S: 9	H: 0 LOB: 1 BB: 1 P: 14	R: 0 E: 0 K: 2 S: 9	H: 0 LOB: 0 BB: 0 P: 13	1B: 1 2B: 3 3B: 0 HR: 1	SF: 0 SAC: 1 DP: 1 HBP: 0	WP: 0 PB: 0 CS: 1 PA: 36
PITCHER	IP WLS BF H R ER SO BB IBB HBP BLK WP HR S P ERA WHIP	7.0 L 29 4 5 4 3 4 0 0 0 0 1 71 110 5.14 1.143	1.0 4 0 0 0 2 1 0 0 0 0 0 9 14 0.00 1.000	1.0 3 0 0 0 2 0 0 0 0 0 0 9 13 0.00 0.000																	

Batter	1	2	3	4	5	6	7	8	9	AB	R	H	RBI	BB	SO	LOB	BOTTOM				
5 Yunel Escobar, R OBP: 0.380, SLG: 0.433	G6-3		2-4		F8					4	0	1	0	0	1	1	Los Angeles Angels @ Toronto Blue Jays Rogers Centre, Toronto, ON Fri Aug 12 2011, 7:10 PM - 9:28 PM EDT Att: 24,731 - Clear - 77 F				
14 Eric Thames, L OBP: 0.308, SLG: 0.459					K					4	1	2	1	0	1	1					
19 José Bautista, R OBP: 0.444, SLG: 0.627					G6-3					3	0	0	0	1	1	2					
26 Adam Lind, L OBP: 0.315, SLG: 0.456					P5					4	0	0	0	0	0	1					
10 Edwin Encarnación, R OBP: 0.337, SLG: 0.458					G5-3					3	0	1	0	0	0	0					
28 Colby Rasmus, L OBP: 0.321, SLG: 0.410					F8					3	0	0	0	0	2	1					
2 Aaron Hill, R OBP: 0.275, SLG: 0.312					G4-3					3	0	0	0	0	1	1					
8 José Molina, R OBP: 0.382, SLG: 0.459					G5-3					3	0	2	0	0	0	0					
13 Brett Lawrie, R OBP: 0.400, SLG: 0.696										2	0	1	0	1	0	2					
Inning Stats	R: 0 E: 0 K: 0 S: 4	H: 1 LOB: 0 BB: 0 P: 5	R: 0 E: 0 K: 1 S: 6	H: 0 LOB: 0 BB: 0 P: 7	R: 0 E: 0 K: 0 S: 5	H: 1 LOB: 1 BB: 1 P: 13	R: 0 E: 0 K: 1 S: 8	H: 1 LOB: 0 BB: 0 P: 11	R: 0 E: 0 K: 0 S: 7	H: 0 LOB: 0 BB: 0 P: 10	R: 0 E: 0 K: 0 S: 8	H: 1 LOB: 1 BB: 0 P: 9	R: 0 E: 0 K: 1 S: 6	H: 0 LOB: 0 BB: 0 P: 10	R: 0 E: 0 K: 2 S: 15	H: 2 LOB: 2 BB: 0 P: 19		R: 1 E: 0 K: 1 S: 10	H: 1 LOB: 0 BB: 1 P: 18	1B: 4 2B: 2 3B: 0 HR: 1	SF: 0 SAC: 0 DP: 3 HBP: 0
PITCHER	IP WLS BF H R ER SO BB IBB HBP BLK WP HR S P ERA WHIP	9.0 W 32 7 1 1 6 2 0 0 0 0 1 69 102 1.00 1.000																			

Batter	1	2	3	4	5	6	7	8	9	AB	R	H	RBI	BB	SO	LOB	TOP											
13 Maicer Izturis, S OBP: 0.333, SLG: 0.380	G6-3		F7		G1-3			P2		4	0	0	0	0	0	3	Los Angeles Angels @ Toronto Blue Jays Rogers Centre, Toronto, ON Sat Aug 13 2011, 1:10 PM - 3:48 PM EDT Att: 27,185 - Partly Cloudy - 73 F											
25 Peter Bourjos, R OBP: 0.323, SLG: 0.406	BB		G1-3			G5-3		K		3	0	0	0	1	2													
48 Tori Hunter, R OBP: 0.328, SLG: 0.405	BB				F8		K		3B	3	1	1	0	1	1	0												
44 Mark Trumbo, R OBP: 0.297, SLG: 0.485	G6-4-3				G4-3		G5-3		SF8	3	0	0	1	0	0	2												
10 Vernon Wells, R OBP: 0.239, SLG: 0.377		G5-3			G5-3			K2-3		3	0	0	0	0	1	0												
39 Russell Branyan, L OBP: 0.296, SLG: 0.333								K		1	0	0	0	0	1	0												
6 Alberto Callaspo, S OBP: 0.369, SLG: 0.386	F8					HR		P4		4	1	2	1	0	0	0												
47 Howie Kendrick, R OBP: 0.347, SLG: 0.429	G5-3							G4-3		4	0	1	0	0	1	1												
5 Jeff Mathis, R OBP: 0.231, SLG: 0.261										1	0	0	0	1	1	1												
18 Andrew Romine, S OBP: 0.111, SLG: 0.111								F8		2	0	0	0	0	0	2												
Inning Stats	R: 0 E: 0 K: 0 S: 5	H: 0 LOB: 1 BB: 2 P: 16	R: 0 E: 0 K: 0 S: 10	H: 0 LOB: 0 BB: 0 P: 13	R: 0 E: 0 K: 0 S: 7	H: 0 LOB: 1 BB: 0 P: 11	R: 0 E: 0 K: 0 S: 13	H: 0 LOB: 0 BB: 0 P: 15	R: 1 E: 0 K: 1 S: 15	H: 2 LOB: 1 BB: 0 P: 18	R: 0 E: 0 K: 1 S: 8	H: 0 LOB: 0 BB: 0 P: 10	R: 0 E: 0 K: 1 S: 10	H: 0 LOB: 0 BB: 0 P: 15	R: 0 E: 0 K: 1 S: 11	H: 0 LOB: 1 BB: 0 P: 19	R: 1 E: 0 K: 2 S: 13	H: 2 LOB: 1 BB: 0 P: 19	1B: 1 2B: 1 3B: 1 HR: 1	SF: 1 SAC: 1 DP: 1 HBP: 1	WP: 1 PB: 0 SB: 0 CS: 0	PA: 34						
PITCHER	IP	WLS	BF	H	R	ER	SO	BB	IBB	HBP	BLK	WP	HR	S	P	ERA	WHIP											
24 Ricky Romero, L ERA: 2.87	(1, 1)	7.0	W	25	2	1	1	3	2	0	1	0	0	1	68	98	1.29	0.571										
43 Trevor Miller, L ERA: 3.79	(8, 1)	1.0		4	0	0	0	1	1	0	0	0	1	0	11	19	0.00	1.000										
47 Luis Perez, L ERA: 3.86	(9, 1)	1.0		5	2	1	1	2	0	0	0	0	0	0	13	19	9.00	2.000										

Batter	1	2	3	4	5	6	7	8	9	AB	R	H	RBI	BB	SO	LOB	BOTTOM											
5 Yunel Escobar, R OBP: 0.380, SLG: 0.435	HR	G5-3			HR	FC6	G6-3			5	3	2	0	0	0	2	Los Angeles Angels @ Toronto Blue Jays Rogers Centre, Toronto, ON Sat Aug 13 2011, 1:10 PM - 3:48 PM EDT Att: 27,185 - Partly Cloudy - 73 F											
14 Eric Thames, L OBP: 0.316, SLG: 0.464	SH1-3		F9		HR	BB		G1		2	2	1	0	2	0	0												
10 Edwin Encarnación, R OBP: 0.341, SLG: 0.466	HR		K		HR	BB		K		4	2	2	3	1	2	1												
26 Adam Lind, L OBP: 0.314, SLG: 0.462	P5		P5		HR	SF8		G1		4	1	1	5	0	0	1												
9 J.P. Arencibia, R OBP: 0.275, SLG: 0.445	F7		G6-3		K			F7		5	0	1	1	0	1	1												
20 Mark Teahen, L OBP: 0.270, SLG: 0.320		K		G4-3		HR		G3		4	1	1	1	0	1	2												
13 Brett Lawrie, R OBP: 0.414, SLG: 0.741	F7							G5-3		4	0	2	0	0	0	2												
11 Rajai Davis, R OBP: 0.274, SLG: 0.351			F7		G5-3			G6-3		4	1	1	0	0	0	2												
6 John McDonald, R OBP: 0.280, SLG: 0.338			2B			P3		P5		4	1	2	1	0	0	0												
Inning Stats	R: 2 E: 0 K: 0 S: 10	H: 2 LOB: 0 BB: 0 P: 14	R: 1 E: 0 K: 1 S: 16	H: 2 LOB: 1 BB: 0 P: 23	R: 0 E: 0 K: 1 S: 6	H: 0 LOB: 0 BB: 0 P: 10	R: 0 E: 0 K: 0 S: 9	H: 1 LOB: 1 BB: 0 P: 15	R: 5 E: 0 K: 1 S: 17	H: 4 LOB: 1 BB: 2 P: 39	R: 3 E: 1 K: 0 S: 18	H: 3 LOB: 2 BB: 1 P: 31	R: 0 E: 0 K: 0 S: 7	H: 0 LOB: 0 BB: 0 P: 10	R: 0 E: 0 K: 1 S: 9	H: 1 LOB: 1 BB: 0 P: 12		R: 0 E: 0 K: 1 S: 9	H: 1 LOB: 1 BB: 0 P: 12	1B: 5 2B: 4 3B: 1 HR: 3	SF: 1 SAC: 1 DP: 0 HBP: 0	WP: 0 PB: 0 SB: 0 CS: 0	PA: 41					
PITCHER	IP	WLS	BF	H	R	ER	SO	BB	IBB	HBP	BLK	WP	HR	S	P	ERA	WHIP											
36 Jared Weaver, R ERA: 2.13	(1, 1)	4.2	L	24	8	8	3	0	0	0	0	0	0	0	3	7	0.00	3.000										
38 Bobby Cassevah, R ERA: 2.33	(6, 1)	0.1		2	1	0	0	0	0	0	0	0	0	3	7	0.00	3.000											
35 Joel Pinedo, R ERA: 5.48	(6, 1)	2.0		11	3	3	2	0	1	0	0	0	0	25	41	9.00	2.000											
63 Rich Thompson, R ERA: 3.07	(8, 1)	1.0		4	1	0	0	1	0	0	0	0	0	9	12	0.00	1.000											

Batter	1	2	3	4	5	6	7	8	9	AB	R	H	RBI	BB	SO	LOB	TOP	
5 Ian Kinsler, R (1,4) OBP: 0.351, SLG: 0.438	G6-3	FC5-4		G6-3		G5-3		G4-3		5	0	0	0	0	0	1		
1 Elvis Andrus, R (1,6) OBP: 0.333, SLG: 0.342	32 2B 10 1B BB	FC6-4		32 CS 1B		32 1B 10 SF8 1B		32 G4-6-3 BB		3	2	2	0	2	0	1		
32 Josh Hamilton, L (1,7) OBP: 0.349, SLG: 0.528										5	2	3	1	0	1	2		
23 Craig Gentry, R (8,8) OBP: 0.344, SLG: 0.321	10 1B 2B							G4-6-3		0	0	0	0	0	0	0		
10 Michael Young, R (1,5) OBP: 0.376, SLG: 0.498	17 1B 25 1B			25 1B 18 1B 1B		18 1B 8 1B 1B		SF8		4	2	3	3	0	0	0		
17 Nelson Cruz, R (1,9) OBP: 0.322, SLG: 0.531	25 1B			25 1B 18 1B BB		P4		L9		4	1	1	0	1	0	2		
25 Mike Napoli, R (1,2) OBP: 0.386, SLG: 0.588	FC1-2-5			8 G4-3 18 1B 1B		F7		G6-3		5	0	2	0	0	0	3		
18 Mitch Moreland, L (1,3) OBP: 0.341, SLG: 0.430	F8			8 G4-3 1B		G4-3		G4-3		5	0	3	2	0	0	2		
8 Yorvit Torrealba, R (1,10) OBP: 0.316, SLG: 0.405				G4-3		G4-3		G4-3		4	0	2	1	1	1	2		
9 Endy Chavez, L (1,8) OBP: 0.344, SLG: 0.480								G4-3		5	0	1	0	0	3	7		
Inning Stats	R: 2 H: 3 E: 0 K: 0 S: 16	H: 3 R: 5 ER: 5 SO: 1	R: 0 H: 1 E: 0 K: 1 S: 12	H: 1 R: 2 ER: 1 SO: 3	R: 3 H: 4 E: 0 K: 1 S: 14	H: 4 R: 1 ER: 0 SO: 0	R: 0 H: 1 E: 0 K: 1 S: 9	H: 1 R: 0 ER: 0 SO: 0	R: 1 H: 3 E: 0 K: 0 S: 10	H: 3 R: 2 ER: 1 SO: 13	R: 0 H: 0 E: 0 K: 0 S: 5	H: 0 R: 2 ER: 0 SO: 10	R: 0 H: 2 E: 0 K: 1 S: 16	H: 2 R: 1 ER: 1 SO: 26	1B: 15 2B: 1 3B: 0 HR: 1	SF: 1 SAC: 0 DP: 2 HBP: 0	WP: 0 PB: 0 SB: 0 CS: 1	PA: 45
PITCHER	IP WLS BF H R ER SO BB IBB HBP BLK WP HR S P ERA WHIP																	
52 Tyler Chatwood, R (1,1) ERA: 4.35	2.0 L 16 8 5 5 1 2 0 0 0 0 0 1 37 68 22.50 5.000																	
22 Trevor Bell, R (3,1) ERA: 3.35	4.1 17 6 2 2 3 0 0 0 0 0 0 43 64 4.15 1.385																	
49 Horacio Ramirez, L (7,1) ERA: 9.64	0.2 3 1 0 0 0 0 0 0 0 0 0 8 9 0.00 1.500																	
56 Fernando Rodney, R (8,1) ERA: 3.54	2.0 9 2 0 0 1 2 0 0 0 0 0 0 21 36 0.00 2.000																	

Texas Rangers @ Los Angeles Angels
Angel Stadium of Anaheim, Anaheim, CA
Tue Aug 16 2011, 7:10 PM - 10:13 PM PDT
Att. 43,711 - Clear - 77 F

AB	40
R	7
H	17
RBI	7
BB	4
SO	5
LOB	20



Batter	1	2	3	4	5	6	7	8	9	AB	R	H	RBI	BB	SO	LOB	BOTTOM	
25 Peter Bourjos, R (1,8) OBP: 0.328, SLG: 0.416	6 FC6-4 1B					G4-3				4	0	2	1	0	1	0		
6 Alberto Callaspo, S (1,5) OBP: 0.361, SLG: 0.376	FC6-4 53 G6-3 1B			CS		P6		G5-3		3	1	0	0	1	0	1		
53 Bobby Abreu, L (1,10) OBP: 0.364, SLG: 0.350	G6-3					G6-3				4	0	1	0	0	0	2		
48 Tori Hunter, R (1,9) OBP: 0.328, SLG: 0.410										4	1	2	1	0	1	1		
44 Mark Trumbo, R (1,3) OBP: 0.293, SLG: 0.478										4	0	1	1	0	1	2		
10 Vernon Wells, R (1,7) OBP: 0.234, SLG: 0.370										4	0	0	0	0	0	3		
47 Howie Kendrick, R (1,4) OBP: 0.346, SLG: 0.429										3	1	2	0	0	1	0		
2 Erick Aybar, S (1,6) OBP: 0.293, SLG: 0.392										3	0	1	0	0	1	1		
5 Jeff Mathis, R (1,2) OBP: 0.227, SLG: 0.256										3	0	0	0	0	2	2		
Inning Stats	R: 0 H: 1 E: 0 K: 0 S: 6	H: 1 R: 3 ER: 3 SO: 7	R: 0 H: 1 E: 0 K: 0 S: 6	H: 1 R: 0 ER: 0 SO: 7	R: 1 H: 3 E: 0 K: 1 S: 12	H: 3 R: 0 ER: 0 SO: 20	R: 0 H: 0 E: 0 K: 1 S: 7	H: 0 R: 0 ER: 0 SO: 11	R: 0 H: 1 E: 0 K: 1 S: 9	H: 1 R: 0 ER: 0 SO: 14	R: 0 H: 0 E: 0 K: 1 S: 7	H: 0 R: 2 ER: 0 SO: 15	R: 0 H: 2 E: 0 K: 1 S: 15	H: 2 R: 1 ER: 1 SO: 25	1B: 6 2B: 3 3B: 0 HR: 0	SF: 0 SAC: 0 DP: 2 HBP: 0	WP: 0 PB: 0 SB: 0 CS: 1	PA: 34
PITCHER	IP WLS BF H R ER SO BB IBB HBP BLK WP HR S P ERA WHIP																	
45 Derek Holland, L (1,1) ERA: 4.23	8.2 W 32 9 3 3 0 1 0 0 0 0 0 0 2 3 3.12 1.154																	
30 Neftali Feliz, R (9,1) ERA: 3.3	0.1 1 0 0 0 0 0 0 0 0 0 0 0 2 3 0.00 0.000																	


Texas Rangers @ Los Angeles Angels
Angel Stadium of Anaheim, Anaheim, CA
Tue Aug 16 2011, 7:10 PM - 10:13 PM PDT
Att. 43,711 - Clear - 77 F


AB	32
R	3
H	9
RBI	3
BB	1
SO	7
LOB	12



Batter	1	2	3	4	5	6	7	8	9	AB	R	H	RBI	BB	SO	LOB	TOP											
5 Ian Kinsler, R OBP: 0.350, SLG: 0.435	F8		G5-3		F7	P2		FC6-4		5	0	1	2	0	0	1	Texas Rangers @ Los Angeles Angels Angel Stadium of Anaheim, Anaheim, CA Wed Aug 17 2011, 7:08 PM - 9:59 PM PDT Att: 36,581 - Partly Cloudy - 77 F											
1 Elvis Andrus, R OBP: 0.333, SLG: 0.339	BB		BB		E6		P3	FC6-4		3	1	0	0	2	0	2												
32 Josh Hamilton, L OBP: 0.349, SLG: 0.526	1B		FC6		1B		E4		K	5	0	2	1	0	1	1												
10 Michael Young, R OBP: 0.378, SLG: 0.501	K		1B		1B		G6-4-3		2B	5	0	3	0	0	1	3												
17 Nelson Cruz, R OBP: 0.323, SLG: 0.528	F9		G6-3		K			2B	4	1	1	0	1	1	6													
25 Mike Napoli, R OBP: 0.386, SLG: 0.592		2B			F8	G5-3		2B	5	1	2	0	0	0	4													
18 Mitch Moreland, L OBP: 0.343, SLG: 0.437	G4-3		G4-3		G4-3	HR		5 1B	3	1	1	1	1	0	1													
8 Yorvit Torrealba, R OBP: 0.315, SLG: 0.403	FC3-2		FC3-2		F9			K	4	0	1	0	0	1	4													
9 Endy Chavez, L OBP: 0.342, SLG: 0.475	F7		L9		L9	1B		K	4	0	1	0	0	1	5													
Inning Stats	R: 0 E: 0 K: 1 S: 9	H: 1 LOB: 2 BB: 1 P: 15	R: 0 E: 0 K: 0 S: 8	H: 1 LOB: 1 BB: 0 P: 13	R: 0 E: 0 K: 0 S: 9	H: 1 LOB: 2 BB: 1 P: 15	R: 1 E: 1 K: 1 S: 13	H: 2 LOB: 2 BB: 0 P: 19	R: 1 E: 0 K: 0 S: 8	H: 2 LOB: 0 BB: 0 P: 14	R: 0 E: 1 K: 0 S: 5	H: 0 LOB: 0 BB: 0 P: 9	R: 2 E: 0 K: 2 S: 14	H: 2 LOB: 2 BB: 2 P: 31	R: 0 E: 0 K: 1 S: 6	H: 2 LOB: 1 BB: 0 P: 9		1B: 8 2B: 3 3B: 0 HR: 1	SF: 0 SAC: 0 DP: 2 HBP: 0	WP: 0 PB: 0 SB: 1 CS: 1	PA: 42							
PITCHER	IP	WLS	BF	H	R	ER	SO	BB	IBB	HBP	BLK	WP	HR	S	P	ERA	WHIP											
54 Ervin Santana, R ERA: 3.12	7.2	L	37	10	4	3	4	3	1	0	0	0	0	1	75	129	3.52	1.696										
37 Scott Downs, L ERA: 1.34	0.2		2	0	0	0	1	0	0	0	0	0	0	4	6	0.00	0.000											
57 Jerome Williams, R ERA:	0.2		3	2	0	0	0	0	0	0	0	0	0	3	5	0.00	3.000											

Batter	1	2	3	4	5	6	7	8	9	AB	R	H	RBI	BB	SO	LOB	BOTTOM										
13 Maicer Izturis, S OBP: 0.335, SLG: 0.383	K		1B		G4-3			F9		4	0	1	0	0	1	0	Texas Rangers @ Los Angeles Angels Angel Stadium of Anaheim, Anaheim, CA Wed Aug 17 2011, 7:08 PM - 9:59 PM PDT Att: 36,581 - Partly Cloudy - 77 F										
25 Peter Bourjos, R OBP: 0.327, SLG: 0.420	G4-3		K		B2-3			F8		4	1	1	0	0	1	1											
47 Howie Kendrick, R OBP: 0.347, SLG: 0.437	G4-3		1B		K			HR		4	1	2	2	0	1	0											
48 Torii Hunter, R OBP: 0.327, SLG: 0.408	E6		P3		P3			K		4	1	1	0	0	1	1											
44 Mark Trumbo, R OBP: 0.295, SLG: 0.480	2B		K		K			1B		4	0	2	1	0	2	1											
10 Vernon Wells, R OBP: 0.232, SLG: 0.366	F7		K		K			F8		4	0	0	0	0	1	2											
6 Alberto Callaspo, S OBP: 0.358, SLG: 0.372	G1-3		F9		F9			G3		4	0	0	0	0	0	1											
2 Erick Aybar, S OBP: 0.292, SLG: 0.389	F7		G5-3		G5-3			F9		3	0	0	0	1	0	1											
46 Bobby Wilson, R OBP: 0.250, SLG: 0.265	G6-3		F8		F8			P4		3	0	0	0	0	0	1											
Inning Stats	R: 2 E: 1 K: 1 S: 12	H: 2 LOB: 1 BB: 0 P: 16	R: 0 E: 0 K: 0 S: 9	H: 0 LOB: 0 BB: 0 P: 12	R: 0 E: 0 K: 1 S: 14	H: 2 LOB: 1 BB: 0 P: 22	R: 0 E: 0 K: 2 S: 16	H: 0 LOB: 0 BB: 0 P: 21	R: 0 E: 0 K: 0 S: 8	H: 0 LOB: 0 BB: 0 P: 10	R: 0 E: 0 K: 2 S: 10	H: 1 LOB: 1 BB: 0 P: 16	R: 0 E: 0 K: 0 S: 7	H: 0 LOB: 1 BB: 1 P: 13	R: 1 E: 0 K: 1 S: 10	H: 1 LOB: 0 BB: 0 P: 13		R: 0 E: 0 K: 0 S: 6	H: 1 LOB: 1 BB: 0 P: 11	1B: 4 2B: 1 3B: 1 HR: 1	SF: 0 SAC: 0 DP: 0 HBP: 0	WP: 0 PB: 0 SB: 0 CS: 1	PA: 35				
PITCHER	IP	WLS	BF	H	R	ER	SO	BB	IBB	HBP	BLK	WP	HR	S	P	ERA	WHIP										
36 C.J. Wilson, L ERA: 3.2	7.0	W	27	5	2	1	6	1	0	0	0	0	0	76	110	1.29	0.857										
19 Koji Uehara, R ERA: 1.98	1.0	H	4	1	1	1	1	0	0	0	0	0	1	10	13	9.00	1.000										
30 Neftali Feliz, R ERA: 3.23	1.0	S	4	1	0	0	0	0	0	0	0	0	0	6	11	0.00	1.000										

Batter	1	2	3	4	5	6	7	8	9	AB	R	H	RBI	BB	SO	LOB	TOP										
2 J.J. Hardy, R OBP: 0.310, SLG: 0.508	G6-3		G5-3					F9		5	1	2	0	0	0	3	<p>Baltimore Orioles @ Los Angeles Angels Angel Stadium of Anaheim, Anaheim, CA Fri Aug 19 2011, 7:08 PM - 9:46 PM PDT Att: 38,156 - Clear - 72 F</p> <p>livebaseballscorecards.com</p> <p>AB 36 R 3 H 12 RBI 3 BB 1 SO 11 LOB 24</p> 										
21 Nick Markakis, L OBP: 0.339, SLG: 0.407	K		K					F9		4	0	1	0	1	2	2											
10 Adam Jones, R OBP: 0.331, SLG: 0.486	F9							SF9		3	1	1	2	0	1	1											
27 Vladimir Guerrero, R OBP: 0.312, SLG: 0.400										5	0	2	0	0	1	3											
32 Matt Wieters, S OBP: 0.317, SLG: 0.395										3	0	2	1	0	1	1											
12 Mark Reynolds, R OBP: 0.317, SLG: 0.463	K		G1-3							4	0	0	0	0	3	5											
11 Robert Andino, R OBP: 0.336, SLG: 0.336										4	0	2	0	0	1	0											
14 Nolan Reimold, R OBP: 0.297, SLG: 0.389										4	0	1	0	0	1	3											
50 Josh Bell, S OBP: 0.244, SLG: 0.190	G3									4	1	1	0	0	1	6											
Inning Stats	R: 0 E: 0 K: 1 S: 8	H: 0 LOB: 0 BB: 0 P: 10	R: 0 E: 0 K: 2 S: 12	H: 2 LOB: 3 BB: 0 P: 20	R: 1 E: 0 K: 1 S: 13	H: 3 LOB: 2 BB: 0 P: 18	R: 0 E: 0 K: 1 S: 9	H: 0 LOB: 0 BB: 0 P: 13	R: 1 E: 0 K: 1 S: 13	H: 2 LOB: 1 BB: 0 P: 17	R: 0 E: 0 K: 1 S: 10	H: 0 LOB: 0 BB: 0 P: 15	R: 1 E: 0 K: 1 S: 10	H: 2 LOB: 0 BB: 0 P: 15	R: 0 E: 0 K: 2 S: 14	H: 3 LOB: 3 BB: 0 P: 22	R: 0 E: 0 K: 1 S: 9	H: 0 LOB: 0 BB: 0 P: 16	1B: 10 2B: 2 3B: 0 HR: 0	SF: 2 SAC: 0 DP: 1 HBP: 1	WP: 0 PB: 0 SB: 0 CS: 0	PA: 40					
PITCHER	IP	WLS	BF	H	R	ER	SO	BB	IBB	HBP	BLK	WP	HR	S	P	ERA	WHIP										
24 Dan Haren, R ERA: 2.98	7.0	W	31	9	3	3	8	0	0	1	0	0	0	75	108	3.86	1.286										
37 Scott Downs, L ERA: 1.31	1.0		6	3	0	0	2	0	0	0	0	0	0	14	22	0.00	3.000										
56 Fernando Rodney, R ERA: 3.41	1.0		3	0	0	0	1	1	0	0	0	0	0	9	16	0.00	1.000										

Batter	1	2	3	4	5	6	7	8	9	AB	R	H	RBI	BB	SO	LOB	BOTTOM										
25 Peter Bourjos, R OBP: 0.333, SLG: 0.435				K						5	2	3	1	0	2	1	<p>Baltimore Orioles @ Los Angeles Angels Angel Stadium of Anaheim, Anaheim, CA Fri Aug 19 2011, 7:08 PM - 9:46 PM PDT Att: 38,156 - Clear - 72 F</p> <p>livebaseballscorecards.com</p> <p>AB 35 R 8 H 12 RBI 8 BB 3 SO 9 LOB 11</p> 										
6 Alberto Callaspo, S OBP: 0.397, SLG: 0.371				FC6-4						5	2	2	0	0	2	2											
47 Howie Kendrick, R OBP: 0.346, SLG: 0.432										3	1	1	1	1	1	1											
48 Tori Hunter, R OBP: 0.330, SLG: 0.422										3	2	2	5	1	0	1											
44 Mark Trumbo, R OBP: 0.294, SLG: 0.483										4	0	0	0	0	1	2											
10 Vernon Wells, R OBP: 0.234, SLG: 0.365										3	0	1	0	1	1	1											
2 Erick Aybar, S OBP: 0.292, SLG: 0.386										4	0	1	0	0	1	2											
27 Mike Trout, R OBP: 0.216, SLG: 0.340										4	1	1	1	0	1	1											
46 Bobby Wilson, R OBP: 0.253, SLG: 0.268										3	0	1	0	0	0	0											
53 Bobby Abreu, L OBP: 0.363, SLG: 0.351										1	0	0	0	0	0	0											
5 Jeff Mathis, R OBP: 0.225, SLG: 0.254										0	0	0	0	0	0	0											
Inning Stats	R: 4 E: 0 K: 1 S: 24	H: 5 LOB: 1 BB: 0 P: 34	R: 1 E: 0 K: 1 S: 9	H: 1 LOB: 0 BB: 0 P: 10	R: 0 E: 0 K: 2 S: 10	H: 0 LOB: 1 BB: 1 P: 18	R: 0 E: 0 K: 2 S: 11	H: 1 LOB: 0 BB: 0 P: 13	R: 0 E: 0 K: 0 S: 11	H: 1 LOB: 2 BB: 2 P: 22	R: 0 E: 0 K: 1 S: 6	H: 0 LOB: 0 BB: 0 P: 8	R: 2 E: 0 K: 1 S: 14	H: 2 LOB: 0 BB: 0 P: 18	R: 1 E: 0 K: 0 S: 13	H: 2 LOB: 1 BB: 0 P: 21	1B: 7 2B: 1 3B: 0 HR: 4	SF: 0 SAC: 0 DP: 0 HBP: 0	WP: 0 PB: 0 SB: 2 CS: 0	PA: 38							
PITCHER	IP	WLS	BF	H	R	ER	SO	BB	IBB	HBP	BLK	WP	HR	S	P	ERA	WHIP										
45 Jo-Jo Reyes, L ERA: 5.44	5.0	L	25	8	5	5	6	3	0	0	0	0	0	2	65	9.00	2.200										
35 Brad Bergesen, R ERA: 5.29	1.0		3	0	0	0	1	0	0	0	0	0	0	6	8	0.00	0.000										
50 Willie Eyre, R ERA: 3.86	1.0		5	2	2	2	1	0	0	0	0	0	1	14	18	18.00	2.000										
63 Kevin Gregg, R ERA: 4.21	1.0		5	2	1	1	1	0	0	0	0	0	1	13	21	9.00	2.000										

Batter	1	2	3	4	5	6	7	8	9	AB	R	H	RBI	BB	SO	LOB	TOP					
2 J.J. Hardy, R OBP: 0.310, SLG: 0.505	G5-3			10 1B 21 1B 1B		F7		G5-3		4	0	1	0	0	0	1						
21 Nick Markakis, L OBP: 0.342, SLG: 0.409	K			10 1B 1B		1B		F8		4	0	2	0	0	1	1						
10 Adam Jones, R OBP: 0.337, SLG: 0.494	F8			32 G3-6-1 1B		P2		BB		3	0	1	0	1	0	1						
27 Vladimir Guerrero, R OBP: 0.307, SLG: 0.393	F8			1B		P3		F8		4	0	0	0	0	1	6						
32 Matt Wieters, S OBP: 0.319, SLG: 0.404	K			G3-6-1 1B		HR		G4-3		4	1	1	1	0	1	3						
11 Robert Andino, R OBP: 0.336, SLG: 0.337	L1			2B		P4		K		4	0	1	0	0	1	0						
18 Felix Pie, L OBP: 0.264, SLG: 0.280	K			F8		G4-3		BB		3	0	0	0	1	1	1						
15 Craig Tatum, R OBP: 0.286, SLG: 0.276	K			K		K		P2		4	0	0	0	0	2	2						
28 Blake Davis, L OBP: 0.323, SLG: 0.390	F9			G6-3		E7				3	0	0	0	0	0	1						
Inning Stats	R: 0 E: 0 K: 1 S: 10	H: 0 LOB: 0 BB: 0 P: 14	R: 0 E: 0 K: 1 S: 8	H: 0 LOB: 0 BB: 0 P: 12	R: 0 E: 0 K: 2 S: 9	H: 0 LOB: 0 BB: 0 P: 14	R: 0 E: 0 K: 1 S: 16	H: 3 LOB: 2 BB: 0 P: 22	R: 0 E: 0 K: 1 S: 12	H: 1 LOB: 1 BB: 0 P: 17	R: 0 E: 0 K: 0 S: 9	H: 1 LOB: 1 BB: 0 P: 15	R: 1 E: 0 K: 0 S: 8	H: 1 LOB: 0 BB: 0 P: 13	R: 0 E: 1 K: 0 S: 7	H: 0 LOB: 2 BB: 1 P: 16	R: 0 E: 0 K: 1 S: 9	H: 0 LOB: 1 BB: 1 P: 17	1B: 4 2B: 1 3B: 0 HR: 1	SF: 0 SAC: 0 DP: 1 HBP: 0	WP: 0 PB: 0 SB: 0 CS: 0	PA: 35
PITCHER	IP	WLS	BF	H	R	ER	SO	BB	IBB	HBP	BLK	WP	HR	S	P	ERA	WHIP					
57 Jerome Williams, R ERA: 1.17	7.0	W	26	6	1	1	6	0	0	0	0	0	1	72	107	1.29	0.857					
63 Rich Thompson, R ERA: 3.22	2.0		9	0	0	0	1	2	0	0	0	0	0	16	33	0.00	1.000					

Baltimore Orioles @ Los Angeles Angels
Angel Stadium of Anaheim, Anaheim, CA
Sun Aug 21 2011, 12:39 PM - 3:13 PM PDT
Att: 37,148 - Sunny - 77 F

AB 33
R 1
H 6
RBI 1
BB 2
SO 7
LOB 16



Batter	1	2	3	4	5	6	7	8	9	AB	R	H	RBI	BB	SO	LOB	BOTTOM					
13 Maicer Izturis, S OBP: 0.333, SLG: 0.382	E5 FC6-4 25 1B	1B		25 HR 2B	F8			K		5	1	2	1	0	1	3						
25 Peter Bourjos, R OBP: 0.339, SLG: 0.454	FC6-4 47 1B	1B		HR		F7		E5 1B		5	1	3	3	0	0	1						
47 Howie Kendrick, R OBP: 0.347, SLG: 0.439	1B	F9		L8		HR		P6		5	1	2	1	0	0	3						
48 Torii Hunter, R OBP: 0.328, SLG: 0.416	K			F8		F8		F9		5	0	0	0	0	2	3						
44 Mark Trumbo, R OBP: 0.297, SLG: 0.487	K			F9		P2		2B		4	0	1	0	0	1	2						
10 Vernon Wells, R OBP: 0.236, SLG: 0.369	1B	1B		2B		P4		K		4	1	2	0	0	1	1						
2 Erick Aybar, S OBP: 0.293, SLG: 0.383	L9-3	1B		B2		46 BB 27 1B		1B		3	0	1	0	1	0	1						
27 Mike Trout, R OBP: 0.250, SLG: 0.352	2B	2B		46 BB 13 SH1-3		46 BB		G5-4-3		3	2	2	0	1	0	1						
46 Bobby Wilson, R OBP: 0.268, SLG: 0.288	2B	2B		SH1-3		1B		G6-3		2	1	1	1	1	0	0						
Inning Stats	R: 0 E: 1 K: 2 S: 20	H: 1 LOB: 2 BB: 0 P: 26	R: 2 E: 0 K: 0 S: 14	H: 5 LOB: 2 BB: 0 P: 24	R: 1 E: 0 K: 0 S: 7	H: 1 LOB: 0 BB: 0 P: 12	R: 3 E: 0 K: 0 S: 13	H: 2 LOB: 1 BB: 1 P: 22	R: 0 E: 0 K: 0 S: 7	H: 1 LOB: 3 BB: 2 P: 18	R: 1 E: 0 K: 1 S: 11	H: 2 LOB: 1 BB: 0 P: 15	R: 0 E: 0 K: 0 S: 4	H: 1 LOB: 0 BB: 0 P: 7	R: 0 E: 1 K: 2 S: 11	H: 1 LOB: 1 BB: 0 P: 16	1B: 7 2B: 6 3B: 0 HR: 2	SF: 0 SAC: 1 DP: 2 HBP: 0	WP: 0 PB: 0 SB: 2 CS: 0	PA: 40		
PITCHER	IP	WLS	BF	H	R	ER	SO	BB	IBB	HBP	BLK	WP	HR	S	P	ERA	WHIP					
17 Brian Matusz, L ERA: 8.92	4.0	L	22	9	6	5	2	1	0	0	0	0	1	54	84	11.25	2.500					
35 Brad Bergesen, R ERA: 5.2	3.0		14	4	1	1	1	2	0	0	0	0	1	22	40	3.00	2.000					
50 Willie Eyre, R ERA: 3.18	1.0		4	1	0	0	2	0	0	0	0	0	0	11	16	0.00	1.000					

Baltimore Orioles @ Los Angeles Angels
Angel Stadium of Anaheim, Anaheim, CA
Sun Aug 21 2011, 12:39 PM - 3:13 PM PDT
Att: 37,148 - Sunny - 77 F


AB 36
R 7
H 14
RBI 6
BB 3
SO 5
LOB 15



Batter	1	2	3	4	5	6	7	8	9	AB	R	H	RBI	BB	SO	LOB	TOP										
1 Juan Pierre, L OBP: 0.335, SLG: 0.338	G4-3		F9		G6-3			G4-3		4	0	1	1	0	0	1	Chicago White Sox @ Los Angeles Angels Angel Stadium of Anaheim, Anaheim, CA Tue Aug 23 2011, 7:08 PM - 9:55 PM PDT Att: 37,728 - Clear - 78 F										
30 Alejandro De Aza, L OBP: 0.350, SLG: 0.474	K2-3		FC6-4		G6-3			14 S 1B		4	1	2	1	0	1	1											
14 Paul Konerko, R OBP: 0.400, SLG: 0.554 18 Brent Lillibridge, R OBP: 0.346, SLG: 0.509	F9		FC6-4		K			1H 1B		4	0	1	1	0	1	1											
51 Alex Rios, R OBP: 0.254, SLG: 0.323	G3				G1-6-3			L5		4	0	1	0	0	0	1											
10 Alexei Ramirez, R OBP: 0.326, SLG: 0.397	G5-3				BB			F7		3	0	0	0	1	0	0											
44 Adam Dunn, L OBP: 0.294, SLG: 0.294	F7				G1-6-3			K		4	0	0	0	0	1	2											
17 Tyler Flowers, R OBP: 0.420, SLG: 0.500			K		K			K		4	0	1	0	0	3	1											
22 Brent Morel, R OBP: 0.276, SLG: 0.330			15 2B 1B		15 G6-3 1 1B 2B			G4-3-5		3	2	2	0	0	0	1											
15 Gordon Beckham, R OBP: 0.296, SLG: 0.340			1 F9 30 1B 2B		G6-3			P2		3	1	1	1	0	0	1											
Inning Stats	R: 0 E: 0 K: 1 S: 8	H: 0 LOB: 0 BB: 0 P: 12	R: 0 E: 0 K: 0 S: 9	H: 0 LOB: 0 BB: 0 P: 14	R: 2 E: 0 K: 1 S: 17	H: 3 LOB: 1 BB: 0 P: 24	R: 0 E: 0 K: 1 S: 9	H: 1 LOB: 1 BB: 0 P: 19	R: 1 E: 0 K: 0 S: 8	H: 2 LOB: 0 BB: 0 P: 12	R: 0 E: 0 K: 1 S: 6	H: 0 LOB: 0 BB: 0 P: 10	R: 0 E: 0 K: 0 S: 7	H: 1 LOB: 0 BB: 0 P: 11	R: 1 E: 0 K: 0 S: 11	H: 2 LOB: 1 BB: 0 P: 13		R: 0 E: 0 K: 2 S: 11	H: 0 LOB: 0 BB: 0 P: 13	1B: 6 2B: 4 3B: 0 HR: 0	SF: 0 SAC: 0 DP: 3 HBP: 0	WP: 0 PB: 0 SB: 1 CS: 0	PA: 34				
PITCHER	IP	WLS	BF	H	R	ER	SO	BB	IBB	HBP	BLK	WP	HR	S	P	ERA	WHIP										
54 Ervin Santana, R ERA: 3.17	8.0		31	9	4	4	4	1	0	0	0	0	0	75	115	4.50	1.250										
51 Jordan Walden, R ERA: 2.72	1.0	W	3	0	0	0	2	0	0	0	0	0	0	11	13	0.00	0.000										

Batter	1	2	3	4	5	6	7	8	9	AB	R	H	RBI	BB	SO	LOB	BOTTOM										
13 Maicer Izturis, S OBP: 0.336, SLG: 0.385	G1-3		48 1B 2B		G1-3			F7		4	1	2	0	1	0	1	Chicago White Sox @ Los Angeles Angels Angel Stadium of Anaheim, Anaheim, CA Tue Aug 23 2011, 7:08 PM - 9:55 PM PDT Att: 37,728 - Clear - 78 F										
25 Peter Bourjos, R OBP: 0.337, SLG: 0.451	E6 48 1B E		K		P4			CS		5	1	1	1	0	1	1											
53 Bobby Abreu, L OBP: 0.360, SLG: 0.351	K		G1-3		G4-3			F8		4	0	0	0	0	1	2											
48 Torii Hunter, R OBP: 0.331, SLG: 0.418	E7 1H 1B		G6-3		G6-3			44 1B BB		3	0	2	1	1	0	0											
44 Mark Trumbo, R OBP: 0.297, SLG: 0.485	F7		F8		G6-3			G6-3		4	0	1	0	0	0	2											
47 Howie Kendrick, R OBP: 0.350, SLG: 0.453			HR		2 SF8 3B			10 2B BB		3	2	2	1	1	0	2											
10 Vernon Wells, R OBP: 0.236, SLG: 0.370	G1-3		L5		L5			K		4	0	1	0	0	1	1											
2 Erick Aybar, S OBP: 0.293, SLG: 0.383	G6-3		SF8		SF8			F9		3	1	1	1	0	0	0											
46 Bobby Wilson, R OBP: 0.271, SLG: 0.289 6 Alberto Callaspo, S OBP: 0.358, SLG: 0.311	P4		L9		L9			25 CS 1B		3	1	1	1	0	0	0											
								25 1B 1B		1	0	1	0	0	0	0											
Inning Stats	R: 1 E: 2 K: 1 S: 19	H: 2 LOB: 1 BB: 0 P: 28	R: 1 E: 0 K: 0 S: 14	H: 1 LOB: 0 BB: 0 P: 19	R: 1 E: 0 K: 1 S: 14	H: 2 LOB: 1 BB: 0 P: 24	R: 1 E: 0 K: 0 S: 11	H: 1 LOB: 0 BB: 0 P: 16	R: 0 E: 0 K: 0 S: 9	H: 0 LOB: 0 BB: 0 P: 10	R: 0 E: 0 K: 0 S: 9	H: 1 LOB: 2 BB: 1 P: 17	R: 0 E: 0 K: 0 S: 9	H: 1 LOB: 0 BB: 0 P: 14	R: 0 E: 0 K: 0 S: 11	H: 1 LOB: 2 BB: 1 P: 20	R: 1 E: 0 K: 1 S: 12	H: 3 LOB: 3 BB: 1 P: 19	1B: 8 2B: 2 3B: 1 HR: 1	SF: 1 SAC: 0 DP: 0 HBP: 0	WP: 0 PB: 0 SB: 0 CS: 1	PA: 39					
PITCHER	IP	WLS	BF	H	R	ER	SO	BB	IBB	HBP	BLK	WP	HR	S	P	ERA	WHIP										
56 Mark Buehrle, L ERA: 3.19	6.0		25	7	4	3	2	1	0	0	0	0	0	73	114	4.50	1.333										
26 Jesse Crain, R ERA: 2.35	1.1		4	1	0	0	0	0	0	0	0	0	0	11	17	0.00	0.750										
77 Will Ohman, L ERA: 4.1	0.1	L	1	0	0	0	0	0	0	0	0	0	0	1	1	0.00	0.000										
58 Jason Frasor, R ERA: 3.51	0.2	L	8	4	1	1	1	1	1	0	0	0	0	20	35	13.50	7.500										

AB	33
R	4
H	9
RBI	4
BB	1
SO	6
LOB	9



AB	34
R	5
H	12
RBI	4
BB	3
SO	3
LOB	9




Batter	1	2	3	4	5	6	7	8	9	AB	R	H	RBI	BB	SO	LOB	TOP								
1 Juan Pierre, L OBP: 0.335, SLG: 0.338 18 Brent Lillibridge, R OBP: 0.344, SLG: 0.509	F7		F8			1B		K		3	0	1	0	0	0	1									
30 Alejandro De Aza, L OBP: 0.359, SLG: 0.453	51 CS BB		2B			F9		K		3	0	1	0	1	1	1									
14 Paul Konerko, R OBP: 0.398, SLG: 0.550 56 Donny Lucy, R OBP: 0.250, SLG: 0.250	K		G5-3			F9		1B		3	0	0	0	0	1	4									
51 Alex Rios, R OBP: 0.252, SLG: 0.320	CS	K		K		F7		F7		4	0	0	0	0	2	2									
10 Alexei Ramirez, R OBP: 0.327, SLG: 0.398	1B		F7			44 G5-6-3 1B		G1-3		4	0	2	0	0	0	1									
44 Adam Dunn, L OBP: 0.292, SLG: 0.292	K		K			G5-6-3				3	0	0	0	0	2	2									
17 Tyler Flowers, R OBP: 0.396, SLG: 0.467	K		K			K		K		3	0	0	0	0	3	1									
22 Brent Morel, R OBP: 0.277, SLG: 0.328			30 2B BB			F8		G6-3		2	0	0	0	1	0	0									
15 Gordon Beckham, R OBP: 0.294, SLG: 0.338			F9			F9		K		3	0	0	0	0	1	1									
Inning Stats	R: 0 E: 0 K: 1 S: 14	H: 0 LOB: 0 BB: 1 P: 22	R: 0 E: 0 K: 3 S: 10	H: 1 LOB: 1 BB: 0 P: 15	R: 0 E: 0 K: 0 S: 9	H: 1 LOB: 2 BB: 1 P: 19	R: 0 E: 0 K: 2 S: 8	H: 0 LOB: 0 BB: 0 P: 10	R: 0 E: 0 K: 1 S: 6	H: 0 LOB: 0 BB: 0 P: 8	R: 0 E: 0 K: 0 S: 10	H: 1 LOB: 1 BB: 0 P: 14	R: 0 E: 0 K: 1 S: 7	H: 0 LOB: 0 BB: 0 P: 8	R: 0 E: 0 K: 2 S: 8	H: 0 LOB: 0 BB: 0 P: 10	R: 0 E: 0 K: 1 S: 9	H: 1 LOB: 1 BB: 0 P: 13	1B: 4 2B: 1 3B: 0 HR: 0	SF: 0 SAC: 0 DP: 1 HBP: 0	WP: 0 PB: 0 SB: 0 CS: 1	PA: 33			
PITCHER	IP	WLS	BF	H	R	ER	SO	BB	IBB	HBP	BLK	WP	HR	S	P	ERA	WHIP								
36 Jered Weaver, R ERA: 2.03	7.0	W	25	4	0	0	8	2	0	0	0	0	0	64	96	0.00	0.857								
38 Bobby Cassevah, R ERA: 2.77	1.0		3	0	0	0	2	0	0	0	0	0	0	8	10	0.00	0.000								
56 Fernando Rodney, R ERA: 3.26	1.0		4	1	0	0	1	0	0	0	0	0	0	9	13	0.00	1.000								

Chicago White Sox @ Los Angeles Angels
Angel Stadium of Anaheim, Anaheim, CA
Wed Aug 24 2011, 7:08 PM - 9:36 PM PDT
Att: 36,610 - Clear - 79 F

livebaseballscorecards.com

AB 30
R 0
H 5
RBI 0
BB 2
SO 11
LOB 13




Batter	1	2	3	4	5	6	7	8	9	AB	R	H	RBI	BB	SO	LOB	BOTTOM								
25 Peter Bourjos, R OBP: 0.334, SLG: 0.446	K	K			G4-3		F8			4	0	0	0	0	2	2									
6 Alberto Callaspo, S OBP: 0.397, SLG: 0.372	G1-3		G1-3		G4-3		53 2B 2H			4	1	1	1	0	0	0									
53 Bobby Abreu, L OBP: 0.359, SLG: 0.352	G4-3		G3			G3-1	2H 2B			4	0	1	1	0	0	0									
48 Torii Hunter, R OBP: 0.330, SLG: 0.423		G6-3	HR			F8	F9			4	1	1	1	0	0	1									
44 Mark Trumbo, R OBP: 0.296, SLG: 0.481		10 1B 2 1B BB	G6-3			G6-3		G4-3		3	1	0	0	1	0	0									
47 Howie Kendrick, R OBP: 0.348, SLG: 0.451		K		G6-3			2 PB 2 S 2B 1B	K		4	1	1	0	0	2	1									
10 Vernon Wells, R OBP: 0.242, SLG: 0.376 27 Mike Trout, R OBP: 0.262, SLG: 0.364		2 1B 5 2B 1B		5 CS 2B			2 PB 2B BB	1B		2	2	2	0	1	0	0									
2 Erick Aybar, S OBP: 0.294, SLG: 0.386		5 S 2B 1B		P4			1H 2H 2B	G4-3		4	2	2	3	0	0	2									
5 Jeff Mathis, R OBP: 0.227, SLG: 0.260		1H 3H 2B		CS		K		K		3	0	1	2	0	2	1									
Inning Stats	R: 0 E: 0 K: 1 S: 8	H: 0 LOB: 0 BB: 0 P: 11	R: 3 E: 0 K: 2 S: 17	H: 3 LOB: 1 BB: 1 P: 31	R: 1 E: 0 K: 0 S: 8	H: 1 LOB: 0 BB: 0 P: 10	R: 0 E: 0 K: 0 S: 7	H: 1 LOB: 0 BB: 0 P: 14	R: 0 E: 0 K: 1 S: 9	H: 0 LOB: 0 BB: 0 P: 12	R: 0 E: 0 K: 0 S: 4	H: 0 LOB: 0 BB: 0 P: 7	R: 4 E: 0 K: 1 S: 16	H: 4 LOB: 1 BB: 1 P: 29	R: 0 E: 0 K: 1 S: 11	H: 1 LOB: 1 BB: 0 P: 15	1B: 4 2B: 5 3B: 0 HR: 1	SF: 0 SAC: 0 DP: 0 HBP: 0	WP: 0 PB: 1 SB: 2 CS: 1	PA: 36					
PITCHER	IP	WLS	BF	H	R	ER	SO	BB	IBB	HBP	BLK	WP	HR	S	P	ERA	WHIP								
48 Zach Stewart, R ERA: 4.76	6.0	L	26	7	7	7	4	2	0	0	0	0	0	58	96	10.50	1.500								
52 Josh Kinney, R ERA: 1.8	2.0		9	3	1	1	2	0	0	0	0	0	0	22	33	4.50	1.500								

Chicago White Sox @ Los Angeles Angels
Angel Stadium of Anaheim, Anaheim, CA
Wed Aug 24 2011, 7:08 PM - 9:36 PM PDT
Att: 36,610 - Clear - 79 F

livebaseballscorecards.com

AB 33
R 8
H 10
RBI 8
BB 2
SO 6
LOB 7



Batter	1	2	3	4	5	6	7	8	9	AB	R	H	RBI	BB	SO	LOB	TOP						
13 Maicer Izturis, S OBP: 0.339, SLG: 0.389										4	0	2	0	1	0	0	Los Angeles Angels @ Texas Rangers Rangers Ballpark in Arlington, Arlington, TX Sat Aug 27 2011, 8:08 PM - 11:12 PM EDT Att: 48,453 - Clear - 104 F						
25 Peter Bourjos, R OBP: 0.331, SLG: 0.448										5	2	1	1	0	0	3							
47 Howie Kendrick, R OBP: 0.351, SLG: 0.464										5	2	1	0	2	2								
48 Torii Hunter, R OBP: 0.331, SLG: 0.424										5	1	2	1	0	1	2							
44 Mark Trumbo, R OBP: 0.295, SLG: 0.475										4	0	0	0	1	1	3							
10 Vernon Wells, R OBP: 0.249, SLG: 0.395										4	1	2	2	1	0	1							
2 Erick Aybar, S OBP: 0.294, SLG: 0.384										4	0	1	1	0	0	1							
27 Mike Trout, R OBP: 0.284, SLG: 0.426										4	1	2	1	0	0	2							
46 Bobby Wilson, R OBP: 0.283, SLG: 0.329										4	1	1	1	0	0	1							
Inning Stats	R: 0 E: 0 K: 0 S: 6	H: 1 LOB: 1 BB: 0 P: 11	R: 1 E: 1 K: 0 S: 14	H: 1 LOB: 1 BB: 0 P: 22	R: 1 E: 0 K: 2 S: 10	H: 2 LOB: 1 BB: 0 P: 14	R: 2 E: 0 K: 0 S: 11	H: 2 LOB: 0 BB: 0 P: 17	R: 2 E: 0 K: 0 S: 17	H: 4 LOB: 2 BB: 1 P: 33	R: 0 E: 0 K: 0 S: 6	H: 0 LOB: 0 BB: 0 P: 8	R: 2 E: 0 K: 0 S: 12	H: 3 LOB: 1 BB: 0 P: 19	R: 0 E: 0 K: 0 S: 9	H: 0 LOB: 0 BB: 1 P: 15	R: 0 E: 0 K: 2 S: 10	H: 0 LOB: 1 BB: 1 P: 19	1B: 5 2B: 3 3B: 1 HR: 5	SF: 0 SAC: 0 DP: 1 HBP: 0	WP: 0 PB: 1 SB: 1 CS: 0	PA: 42	
PITCHER	IP WLS BF H R ER SO BB IBB HBP BLK WP HR S P ERA WHIP	IP WLS BF H R ER SO BB IBB HBP BLK WP HR S P ERA WHIP	IP WLS BF H R ER SO BB IBB HBP BLK WP HR S P ERA WHIP	IP WLS BF H R ER SO BB IBB HBP BLK WP HR S P ERA WHIP	IP WLS BF H R ER SO BB IBB HBP BLK WP HR S P ERA WHIP	IP WLS BF H R ER SO BB IBB HBP BLK WP HR S P ERA WHIP	IP WLS BF H R ER SO BB IBB HBP BLK WP HR S P ERA WHIP	IP WLS BF H R ER SO BB IBB HBP BLK WP HR S P ERA WHIP	IP WLS BF H R ER SO BB IBB HBP BLK WP HR S P ERA WHIP	IP WLS BF H R ER SO BB IBB HBP BLK WP HR S P ERA WHIP	IP WLS BF H R ER SO BB IBB HBP BLK WP HR S P ERA WHIP	IP WLS BF H R ER SO BB IBB HBP BLK WP HR S P ERA WHIP	IP WLS BF H R ER SO BB IBB HBP BLK WP HR S P ERA WHIP	IP WLS BF H R ER SO BB IBB HBP BLK WP HR S P ERA WHIP	IP WLS BF H R ER SO BB IBB HBP BLK WP HR S P ERA WHIP	IP WLS BF H R ER SO BB IBB HBP BLK WP HR S P ERA WHIP	IP WLS BF H R ER SO BB IBB HBP BLK WP HR S P ERA WHIP	IP WLS BF H R ER SO BB IBB HBP BLK WP HR S P ERA WHIP	IP WLS BF H R ER SO BB IBB HBP BLK WP HR S P ERA WHIP	IP WLS BF H R ER SO BB IBB HBP BLK WP HR S P ERA WHIP	IP WLS BF H R ER SO BB IBB HBP BLK WP HR S P ERA WHIP	IP WLS BF H R ER SO BB IBB HBP BLK WP HR S P ERA WHIP	IP WLS BF H R ER SO BB IBB HBP BLK WP HR S P ERA WHIP
36 C.J. Wilson, L ERA: 3.29	5.0 L	26 10	6 6	2 2	1 0	0 0	0 0	0 0	0 0	0 0	4 6	58 9	97 18.00	10.80 2.200									
28 Darren Oliver, L ERA: 2.3	1.0	3	0	0	0	0	0	0	0	0	0	6	8	0.00	0.000								
19 Koji Uehara, R ERA: 2.38	1.0	6	3	2	2	0	0	0	0	0	1	12	19	18.00	3.000								
37 Mike Adams, R ERA: 1.34	1.0	3	0	0	0	0	0	0	0	0	0	9	15	0.00	1.000								
30 Neftali Feliz, R ERA: 3.04	1.0	4	0	0	0	2	1	0	0	0	0	10	19	0.00	1.000								
Batter	1	2	3	4	5	6	7	8	9	AB <td>R <td>H <td>RBI <td>BB <td>SO <td>LOB <td>BOTTOM</td> </td></td></td></td></td></td>	R <td>H <td>RBI <td>BB <td>SO <td>LOB <td>BOTTOM</td> </td></td></td></td></td>	H <td>RBI <td>BB <td>SO <td>LOB <td>BOTTOM</td> </td></td></td></td>	RBI <td>BB <td>SO <td>LOB <td>BOTTOM</td> </td></td></td>	BB <td>SO <td>LOB <td>BOTTOM</td> </td></td>	SO <td>LOB <td>BOTTOM</td> </td>	LOB <td>BOTTOM</td>	BOTTOM						
5 Ian Kinsler, R OBP: 0.346, SLG: 0.442										3	1	0	0	0	0	0	Los Angeles Angels @ Texas Rangers Rangers Ballpark in Arlington, Arlington, TX Sat Aug 27 2011, 8:08 PM - 11:12 PM EDT Att: 48,453 - Clear - 104 F						
1 Elvis Andrus, R OBP: 0.328, SLG: 0.329										3	1	0	0	1	0	0							
32 Josh Hamilton, L OBP: 0.340, SLG: 0.513										4	0	0	0	0	1	2							
10 Michael Young, R OBP: 0.375, SLG: 0.487										3	0	1	1	0	0	0							
25 Mike Napoli, R OBP: 0.388, SLG: 0.588										2	0	1	1	1	0	0							
18 Mitch Moreland, L OBP: 0.336, SLG: 0.441										4	0	0	0	0	2	4							
17 Nelson Cruz, R OBP: 0.322, SLG: 0.530										4	1	3	0	0	1	0							
7 David Murphy, L OBP: 0.310, SLG: 0.347										4	1	1	2	0	0	4							
9 Endy Chavez, L OBP: 0.332, SLG: 0.448										3	0	0	0	0	0	1							
Inning Stats	R: 0 E: 0 K: 0 S: 6	H: 0 LOB: 0 BB: 0 P: 10	R: 0 E: 0 K: 0 S: 10	H: 0 LOB: 0 BB: 0 P: 15	R: 0 E: 0 K: 1 S: 8	H: 0 LOB: 0 BB: 0 P: 13	R: 2 E: 0 K: 0 S: 9	H: 1 LOB: 1 BB: 1 P: 16	R: 2 E: 0 K: 0 S: 12	H: 2 LOB: 0 BB: 0 P: 17	R: 0 E: 0 K: 1 S: 11	H: 0 LOB: 1 BB: 0 P: 18	R: 0 E: 0 K: 0 S: 6	H: 1 LOB: 0 BB: 0 P: 6	R: 0 E: 0 K: 1 S: 8	H: 0 LOB: 0 BB: 0 P: 12	R: 0 E: 0 K: 1 S: 17	H: 2 LOB: 2 BB: 1 P: 28	1B: 5 2B: 0 3B: 0 HR: 1	SF: 1 SAC: 0 DP: 2 HBP: 2	WP: 3 PB: 0 SB: 0 CS: 0	PA: 35	
PITCHER	IP WLS BF H R ER SO BB IBB HBP BLK WP HR S P ERA WHIP	IP WLS BF H R ER SO BB IBB HBP BLK WP HR S P ERA WHIP	IP WLS BF H R ER SO BB IBB HBP BLK WP HR S P ERA WHIP	IP WLS BF H R ER SO BB IBB HBP BLK WP HR S P ERA WHIP	IP WLS BF H R ER SO BB IBB HBP BLK WP HR S P ERA WHIP	IP WLS BF H R ER SO BB IBB HBP BLK WP HR S P ERA WHIP	IP WLS BF H R ER SO BB IBB HBP BLK WP HR S P ERA WHIP	IP WLS BF H R ER SO BB IBB HBP BLK WP HR S P ERA WHIP	IP WLS BF H R ER SO BB IBB HBP BLK WP HR S P ERA WHIP	IP WLS BF H R ER SO BB IBB HBP BLK WP HR S P ERA WHIP	IP WLS BF H R ER SO BB IBB HBP BLK WP HR S P ERA WHIP	IP WLS BF H R ER SO BB IBB HBP BLK WP HR S P ERA WHIP	IP WLS BF H R ER SO BB IBB HBP BLK WP HR S P ERA WHIP	IP WLS BF H R ER SO BB IBB HBP BLK WP HR S P ERA WHIP	IP WLS BF H R ER SO BB IBB HBP BLK WP HR S P ERA WHIP	IP WLS BF H R ER SO BB IBB HBP BLK WP HR S P ERA WHIP	IP WLS BF H R ER SO BB IBB HBP BLK WP HR S P ERA WHIP	IP WLS BF H R ER SO BB IBB HBP BLK WP HR S P ERA WHIP	IP WLS BF H R ER SO BB IBB HBP BLK WP HR S P ERA WHIP	IP WLS BF H R ER SO BB IBB HBP BLK WP HR S P ERA WHIP	IP WLS BF H R ER SO BB IBB HBP BLK WP HR S P ERA WHIP	IP WLS BF H R ER SO BB IBB HBP BLK WP HR S P ERA WHIP	IP WLS BF H R ER SO BB IBB HBP BLK WP HR S P ERA WHIP
54 Ervin Santana, R ERA: 3.24	7.0 W	27 4	4 4	4 4	2 2	0 0	0 0	0 0	0 0	0 0	8 12	95 18.00	5.14 0.714										
37 Scott Downs, L ERA: 1.26	1.0	3	0	0	0	1	0	0	0	0	8	12	0.00	0.000									
51 Jordan Walden, R ERA: 2.7	0.1	4	2	0	0	1	1	0	0	1	0	15	24	0.00	9.000								
21 Hisanori Takahashi, L ERA: 3.86	0.2 S	1	0	0	0	0	0	0	0	0	0	2	4	0.00	0.000								

Batter	1	2	3	4	5	6	7	8	9	AB	R	H	RBI	BB	SO	LOB	TOP										
13 Maicer Izturis, S OBP: 0.339, SLG: 0.389										4	0	2	0	0	1	0	Los Angeles Angels @ Seattle Mariners Safeco Field, Seattle, WA Mon Aug 29 2011, 7:11 PM - 9:50 PM PDT Att: 18,044 - Partly Cloudy - 69 F										
47 Howie Kendrick, R OBP: 0.355, SLG: 0.472										4	0	0	0	0	1	2											
53 Bobby Abreu, L OBP: 0.359, SLG: 0.356										4	0	0	0	0	1												
48 Torii Hunter, R OBP: 0.330, SLG: 0.420										4	1	1	0	0	1	1											
44 Mark Trumbo, R OBP: 0.296, SLG: 0.484										4	1	2	2	0	0	0											
10 Vernon Wells, R OBP: 0.245, SLG: 0.392										4	1	1	0	0	0	1											
2 Erick Aybar, S OBP: 0.296, SLG: 0.391										3	0	2	1	0	0	0											
25 Peter Bourjos, R OBP: 0.328, SLG: 0.442										3	0	1	0	0	0	2											
16 Hank Conger, L OBP: 0.283, SLG: 0.340										3	0	0	0	0	0	0											
Inning Stats	R: 0 H: 1 E: 0 K: 0 S: 10	H: 1 LOB: 1 BB: 0 P: 17	R: 0 H: 0 E: 0 K: 0 S: 8	H: 0 LOB: 0 BB: 0 P: 11	R: 0 H: 1 E: 0 K: 0 S: 6	H: 1 LOB: 0 BB: 0 P: 10	R: 3 H: 4 E: 0 K: 0 S: 16	H: 4 LOB: 1 BB: 0 P: 28	R: 0 H: 1 E: 0 K: 0 S: 9	H: 0 LOB: 0 BB: 0 P: 12	R: 0 H: 1 E: 0 K: 0 S: 8	H: 1 LOB: 0 BB: 0 P: 13	R: 0 H: 0 E: 0 K: 2 S: 9	H: 0 LOB: 0 BB: 0 P: 15	R: 0 H: 1 E: 0 K: 1 S: 10	H: 1 LOB: 1 BB: 0 P: 16		1B: 6 2B: 3 HR: 1	SF: 0 SAC: 0 DP: 2 HBP: 0	WP: 0 PB: 0 SB: 0 CS: 0	PA: 33						
PITCHER	IP	WLS	BF	H	R	ER	SO	BB	IBB	HBP	BLK	WP	HR	S	P	ERA	WHIP										
49 Blake Beavan, R ERA: 4.11	7.0		26	8	3	3	0	0	0	0	0	0	1	63	99	3.86	1.143										
54 Tom Wilhelmson, R ERA: 4.09	1.0	W	3	0	0	0	2	0	0	0	0	0	0	9	15	0.00	0.000										
43 Brandon League, R ERA: 2.98	1.0	S	4	1	0	0	1	0	0	0	0	0	0	10	16	0.00	1.000										

Batter	1	2	3	4	5	6	7	8	9	AB	R	H	RBI	BB	SO	LOB	BOTTOM										
51 Ichiro Suzuki, L OBP: 0.314, SLG: 0.331										4	2	2	0	0	1	0	Los Angeles Angels @ Seattle Mariners Safeco Field, Seattle, WA Mon Aug 29 2011, 7:11 PM - 9:50 PM PDT Att: 18,044 - Partly Cloudy - 69 F										
21 Franklin Gutierrez, R OBP: 0.265, SLG: 0.279										4	0	1	0	0	0	1											
13 Dustin Ackley, L OBP: 0.365, SLG: 0.465										3	1	3	2	0	0	0											
20 Mike Carp, L OBP: 0.348, SLG: 0.484										4	1	1	2	0	0	2											
30 Miguel Olivo, R OBP: 0.257, SLG: 0.382										4	1	2	0	0	0	0											
4 Adam Kennedy, L OBP: 0.275, SLG: 0.359										4	0	1	0	0	0	2											
33 Casper Wells, R OBP: 0.335, SLG: 0.471										1	0	0	0	3	1	1											
15 Kyle Seager, L OBP: 0.350, SLG: 0.426										3	0	0	1	0	1	4											
26 Brendan Ryan, R OBP: 0.319, SLG: 0.333										4	0	0	0	0	0	3											
Inning Stats	R: 1 H: 2 E: 0 K: 0 S: 5	H: 2 LOB: 0 BB: 0 P: 9	R: 1 H: 1 E: 0 K: 0 S: 8	H: 1 LOB: 1 BB: 1 P: 14	R: 0 H: 1 E: 0 K: 1 S: 10	H: 1 LOB: 0 BB: 0 P: 14	R: 0 H: 1 E: 0 K: 1 S: 10	H: 1 LOB: 1 BB: 0 P: 14	R: 1 H: 2 E: 0 K: 0 S: 11	H: 2 LOB: 1 BB: 0 P: 19	R: 0 H: 0 E: 0 K: 0 S: 10	H: 0 LOB: 0 BB: 1 P: 19	R: 0 H: 0 E: 0 K: 0 S: 6	H: 0 LOB: 0 BB: 0 P: 9	R: 2 H: 3 E: 0 K: 1 S: 15	H: 3 LOB: 2 BB: 1 P: 27		1B: 3 2B: 5 3B: 1 HR: 1	SF: 2 SAC: 0 DP: 0 HBP: 0	WP: 0 PB: 0 SB: 1 CS: 0	PA: 36						
PITCHER	IP	WLS	BF	H	R	ER	SO	BB	IBB	HBP	BLK	WP	HR	S	P	ERA	WHIP										
35 Joel Pineiro, R ERA: 5.33	6.0		26	7	3	3	2	2	0	0	0	0	0	54	89	4.50	1.500										
21 Hisanori Takahashi, L ERA: 4.07	1.2	L	9	3	2	2	1	0	1	0	0	0	1	19	33	10.80	1.800										
63 Rich Thompson, R ERA: 3.06	0.1		1	0	0	0	0	0	0	0	0	0	0	2	3	0.00	0.000										

AB	33
R	3
H	9
RBI	3
BB	0
SO	3
LOB	7



AB	31
R	5
H	10
RBI	5
BB	3
SO	3
LOB	13



Batter	1	2	3	4	5	6	7	8	9	AB	R	H	RBI	BB	SO	LOB	TOP							
13 Maicer Izturis, S OBP: 0.340, SLG: 0.393										4	1	2	1	0	0	1	Los Angeles Angels @ Seattle Mariners Safeco Field, Seattle, WA Tue Aug 30 2011, 7:11 PM - 10:04 PM PDT Att: 16,597 - Partly Cloudy - 66 F							
25 Peter Bourjos, R OBP: 0.331, SLG: 0.445										4	1	2	1	1	0	0								
47 Howie Kendrick, R OBP: 0.351, SLG: 0.469										5	1	1	1	0	0	3								
48 Torii Hunter, R OBP: 0.331, SLG: 0.419										3	2	1	1	1	1	2								
39 Russell Branyan, L OBP: 0.303, SLG: 0.382										3	3	1	0	2	0	2								
44 Mark Trumbo, R OBP: 0.299, SLG: 0.483										3	3	1	0	2	0	2								
10 Vernon Wells, R OBP: 0.250, SLG: 0.390										2	1	0	1	1	0	2								
53 Bobby Abreu, L OBP: 0.360, SLG: 0.359										2	0	1	1	0	0	0								
27 Mike Trout, R OBP: 0.306, SLG: 0.523										4	3	2	5	1	1	1								
2 Erick Aybar, S OBP: 0.297, SLG: 0.392										4	1	1	2	1	0	0								
46 Bobby Wilson, R OBP: 0.278, SLG: 0.322										5	0	1	0	0	1	4								
Inning Stats	R: 0 E: 0 K: 1 S: 11	H: 1 LOB: 2 BB: 1 P: 19	R: 1 E: 0 K: 0 S: 11	H: 1 LOB: 0 BB: 0 P: 20	R: 0 E: 0 K: 0 S: 6	H: 0 LOB: 0 BB: 0 P: 10	R: 3 E: 1 K: 0 S: 13	H: 1 LOB: 0 BB: 2 P: 26	R: 8 E: 0 K: 1 S: 30	H: 6 LOB: 1 BB: 3 P: 47	R: 0 E: 0 K: 0 S: 10	H: 0 LOB: 0 BB: 0 P: 15	R: 0 E: 0 K: 0 S: 10	H: 1 LOB: 1 BB: 0 P: 14	R: 0 E: 0 K: 0 S: 6	H: 0 LOB: 0 BB: 0 P: 7	R: 1 E: 0 K: 1 S: 17	H: 2 LOB: 1 BB: 1 P: 30	1B: 6 2B: 4 3B: 0 HR: 2	SF: 1 SAC: 0 DP: 1 HBP: 0	WP: 1 PB: 0 SB: 0 CS: 0	PA: 45		
PITCHER	IP WLS BF H R ER SO BB IBB HBP BLK WP HR S P ERA WHIP	IP WLS BF H R ER SO BB IBB HBP BLK WP HR S P ERA WHIP	IP WLS BF H R ER SO BB IBB HBP BLK WP HR S P ERA WHIP	IP WLS BF H R ER SO BB IBB HBP BLK WP HR S P ERA WHIP	IP WLS BF H R ER SO BB IBB HBP BLK WP HR S P ERA WHIP	IP WLS BF H R ER SO BB IBB HBP BLK WP HR S P ERA WHIP	IP WLS BF H R ER SO BB IBB HBP BLK WP HR S P ERA WHIP	IP WLS BF H R ER SO BB IBB HBP BLK WP HR S P ERA WHIP	IP WLS BF H R ER SO BB IBB HBP BLK WP HR S P ERA WHIP	IP WLS BF H R ER SO BB IBB HBP BLK WP HR S P ERA WHIP	IP WLS BF H R ER SO BB IBB HBP BLK WP HR S P ERA WHIP	IP WLS BF H R ER SO BB IBB HBP BLK WP HR S P ERA WHIP	IP WLS BF H R ER SO BB IBB HBP BLK WP HR S P ERA WHIP	IP WLS BF H R ER SO BB IBB HBP BLK WP HR S P ERA WHIP	IP WLS BF H R ER SO BB IBB HBP BLK WP HR S P ERA WHIP	IP WLS BF H R ER SO BB IBB HBP BLK WP HR S P ERA WHIP	IP WLS BF H R ER SO BB IBB HBP BLK WP HR S P ERA WHIP	IP WLS BF H R ER SO BB IBB HBP BLK WP HR S P ERA WHIP	IP WLS BF H R ER SO BB IBB HBP BLK WP HR S P ERA WHIP	IP WLS BF H R ER SO BB IBB HBP BLK WP HR S P ERA WHIP	IP WLS BF H R ER SO BB IBB HBP BLK WP HR S P ERA WHIP	IP WLS BF H R ER SO BB IBB HBP BLK WP HR S P ERA WHIP	IP WLS BF H R ER SO BB IBB HBP BLK WP HR S P ERA WHIP	IP WLS BF H R ER SO BB IBB HBP BLK WP HR S P ERA WHIP

Batter	1	2	3	4	5	6	7	8	9	AB	R	H	RBI	BB	SO	LOB	BOTTOM							
51 Ichiro Suzuki, L OBP: 0.313, SLG: 0.330										5	0	1	2	0	0	2	Los Angeles Angels @ Seattle Mariners Safeco Field, Seattle, WA Tue Aug 30 2011, 7:11 PM - 10:04 PM PDT Att: 16,597 - Partly Cloudy - 66 F							
21 Franklin Gutierrez, R OBP: 0.296, SLG: 0.276										3	1	1	0	0	0	0								
12 Trayvon Robinson, S OBP: 0.314, SLG: 0.439										2	0	0	0	0	1	2								
13 Dustin Ackley, L OBP: 0.367, SLG: 0.466										4	2	2	0	0	1	0								
20 Mike Carp, L OBP: 0.351, SLG: 0.495										4	1	2	1	0	1	0								
30 Miguel Olivo, R OBP: 0.262, SLG: 0.386										4	1	3	2	0	0	0								
15 Kyle Seager, L OBP: 0.336, SLG: 0.412										3	0	0	1	0	0	3								
33 Casper Wells, R OBP: 0.329, SLG: 0.461										4	0	0	0	0	1	2								
29 Wily Mo Peña, R OBP: 0.241, SLG: 0.500										3	1	1	0	1	1	1								
26 Brendan Ryan, R OBP: 0.321, SLG: 0.332										1	0	0	0	1	1	0								
1 Luis Antonio Rodriguez, PH OBP: 0.294, SLG: 0.292										1	0	0	0	0	0	0								
Inning Stats	R: 0 E: 0 K: 0 S: 6	H: 0 LOB: 0 BB: 0 P: 9	R: 0 E: 0 K: 0 S: 4	H: 0 LOB: 0 BB: 0 P: 5	R: 0 E: 0 K: 2 S: 9	H: 0 LOB: 0 BB: 0 P: 10	R: 2 E: 0 K: 0 S: 13	H: 4 LOB: 1 BB: 0 P: 18	R: 0 E: 0 K: 1 S: 9	H: 0 LOB: 1 BB: 1 P: 18	R: 0 E: 0 K: 2 S: 9	H: 0 LOB: 0 BB: 0 P: 13	R: 2 E: 0 K: 1 S: 15	H: 3 LOB: 2 BB: 1 P: 25	R: 2 E: 0 K: 0 S: 12	H: 3 LOB: 1 BB: 0 P: 22	R: 0 E: 0 K: 0 S: 4	H: 0 LOB: 0 BB: 0 P: 5	1B: 8 2B: 2 3B: 0 HR: 0	SF: 1 SAC: 0 DP: 2 HBP: 1	WP: 1 PB: 0 SB: 0 CS: 0	PA: 38		
PITCHER	IP WLS BF H R ER SO BB IBB HBP BLK WP HR S P ERA WHIP	IP WLS BF H R ER SO BB IBB HBP BLK WP HR S P ERA WHIP	IP WLS BF H R ER SO BB IBB HBP BLK WP HR S P ERA WHIP	IP WLS BF H R ER SO BB IBB HBP BLK WP HR S P ERA WHIP	IP WLS BF H R ER SO BB IBB HBP BLK WP HR S P ERA WHIP	IP WLS BF H R ER SO BB IBB HBP BLK WP HR S P ERA WHIP	IP WLS BF H R ER SO BB IBB HBP BLK WP HR S P ERA WHIP	IP WLS BF H R ER SO BB IBB HBP BLK WP HR S P ERA WHIP	IP WLS BF H R ER SO BB IBB HBP BLK WP HR S P ERA WHIP	IP WLS BF H R ER SO BB IBB HBP BLK WP HR S P ERA WHIP	IP WLS BF H R ER SO BB IBB HBP BLK WP HR S P ERA WHIP	IP WLS BF H R ER SO BB IBB HBP BLK WP HR S P ERA WHIP	IP WLS BF H R ER SO BB IBB HBP BLK WP HR S P ERA WHIP	IP WLS BF H R ER SO BB IBB HBP BLK WP HR S P ERA WHIP	IP WLS BF H R ER SO BB IBB HBP BLK WP HR S P ERA WHIP	IP WLS BF H R ER SO BB IBB HBP BLK WP HR S P ERA WHIP	IP WLS BF H R ER SO BB IBB HBP BLK WP HR S P ERA WHIP	IP WLS BF H R ER SO BB IBB HBP BLK WP HR S P ERA WHIP	IP WLS BF H R ER SO BB IBB HBP BLK WP HR S P ERA WHIP	IP WLS BF H R ER SO BB IBB HBP BLK WP HR S P ERA WHIP	IP WLS BF H R ER SO BB IBB HBP BLK WP HR S P ERA WHIP	IP WLS BF H R ER SO BB IBB HBP BLK WP HR S P ERA WHIP	IP WLS BF H R ER SO BB IBB HBP BLK WP HR S P ERA WHIP	IP WLS BF H R ER SO BB IBB HBP BLK WP HR S P ERA WHIP


AB	37
R	13
H	12
RBI	13
BB	7
SO	3
LOB	15



Batter	1	2	3	4	5	6	7	8	9	AB	R	H	RBI	BB	SO	LOB	TOP					
2 Erick Aybar, S OBP: 0.296, SLG: 0.391	F7		K		F8			47 S 1B		4	0	1	0	0	1	1						
47 Howie Kendrick, R OBP: 0.351, SLG: 0.467	G4-3		1B			K		SAFE F CH 88 F FF 93 P FB 86 D CU 83 S CH 90		4	0	1	1	0	2	1						
53 Bobby Abreu, L OBP: 0.357, SLG: 0.356	K		G5-3			K				4	0	0	0	0	3	1						
48 Tori Hunter, R OBP: 0.330, SLG: 0.418		K			6 BB 6 S 1B					4	0	1	0	0	2	0						
44 Mark Trumbo, R OBP: 0.299, SLG: 0.481					K					4	0	1	0	0	1	1						
6 Alberto Callaspo, S OBP: 0.353, SLG: 0.365		F7			SAFE R CH 87 S CH 88 F FF 93 P FB 86 D CU 83 S CH 90					2	0	0	0	1	0	1						
25 Peter Bourjos, R OBP: 0.329, SLG: 0.442		FC6-4			G5-3					3	0	0	0	0	0	2						
27 Mike Trout, R OBP: 0.307, SLG: 0.515			5 SH5-3 47 1B 1B		F8					3	1	1	0	0	0	0						
5 Jeff Mathis, R OBP: 0.226, SLG: 0.258			SH5-3		G5-3					2	0	0	0	0	0	0						
Inning Stats	R: 0 E: 0 K: 1 S: 9	H: 0 LOB: 0 BB: 0 P: 10	R: 0 E: 0 K: 1 S: 7	H: 1 LOB: 1 BB: 0 P: 10	R: 1 E: 0 K: 1 S: 11	H: 2 LOB: 1 BB: 0 P: 15	R: 0 E: 0 K: 1 S: 15	H: 1 LOB: 1 BB: 1 P: 24	R: 0 E: 0 K: 0 S: 7	H: 0 LOB: 0 BB: 0 P: 11	R: 0 E: 0 K: 2 S: 8	H: 0 LOB: 0 BB: 0 P: 8	R: 0 E: 0 K: 0 S: 6	H: 0 LOB: 0 BB: 0 P: 8	R: 0 E: 0 K: 1 S: 9	H: 1 LOB: 1 BB: 0 P: 11	R: 0 E: 0 K: 2 S: 9	H: 0 LOB: 0 BB: 0 P: 12	1B: 5 2B: 0 3B: 0 HR: 0	SF: 0 SAC: 1 DP: 0 HBP: 0	WP: 0 PB: 0 SB: 3 CS: 0	PA: 32
PITCHER 34 Félix Hernández, R ERA: 3.27	IP: 9.0 WLS: W BF: 32 H: 5 R: 1 ER: 1 SO: 9 BB: 1 IBB: 0 HBP: 0 BLK: 0 WP: 0 HR: 0 S: 81 P: 109 ERA: 1.00 WHIP: 0.667																					

Los Angeles Angels @ Seattle Mariners
Safeco Field, Seattle, WA
Wed Aug 31 2011, 7:10 PM - 9:25 PM PDT
Att: 18,524 - Cloudy - 68 F


AB 30
R 1
H 5
RBI 1
BB 1
SO 9
LOB 7



Batter	1	2	3	4	5	6	7	8	9	AB	R	H	RBI	BB	SO	LOB	BOTTOM			
51 Ichiro Suzuki, L OBP: 0.311, SLG: 0.327	L7		K			G6-3		F7		4	0	0	0	0	1	0				
21 Franklin Gutierrez, R OBP: 0.265, SLG: 0.276	G6-3		K			F9		13 1B 20 2B 1B		4	1	1	0	0	1	0				
13 Dustin Ackley, L OBP: 0.369, SLG: 0.464						K		SAFE F CH 88 F FF 93 P FB 86 D CU 83 S CH 90		3	1	1	0	1	1	0				
20 Mike Carp, L OBP: 0.354, SLG: 0.500					G4-3			SAFE F CH 88 F FF 93 P FB 86 D CU 83 S CH 90		4	0	2	2	0	1	1				
30 Miguel Olivo, R OBP: 0.262, SLG: 0.383		F8			F8					3	0	0	0	1	0	1				
15 Kyle Seager, L OBP: 0.342, SLG: 0.426		2B			F8					4	0	2	0	0	0	2				
33 Casper Wells, R OBP: 0.324, SLG: 0.454		G5-3			G6-3					3	0	0	0	0	0	3				
26 Brendan Ryan, R OBP: 0.319, SLG: 0.330		F7			F9					3	0	0	0	0	0	4				
12 Trayvon Robinson, S OBP: 0.301, SLG: 0.420			K			K				3	0	0	0	0	3	0				
Inning Stats	R: 0 E: 0 K: 1 S: 7	H: 0 LOB: 1 BB: 1 P: 14	R: 0 E: 0 K: 0 S: 9	H: 1 LOB: 0 BB: 0 P: 11	R: 0 E: 0 K: 3 S: 11	H: 0 LOB: 0 BB: 0 P: 16	R: 0 E: 0 K: 1 S: 7	H: 0 LOB: 0 BB: 0 P: 13	R: 0 E: 0 K: 0 S: 7	H: 0 LOB: 0 BB: 0 P: 9	R: 0 E: 0 K: 1 S: 9	H: 0 LOB: 0 BB: 0 P: 13	R: 0 E: 0 K: 0 S: 14	H: 2 LOB: 3 BB: 0 P: 20	R: 2 E: 0 K: 1 S: 12	H: 3 LOB: 2 BB: 1 P: 21	1B: 4 2B: 2 3B: 0 HR: 0	SF: 0 SAC: 0 DP: 0 HBP: 0	WP: 0 PB: 0 SB: 0 CS: 0	PA: 33
PITCHER 24 Dan Haren, R ERA: 3.16 37 Scott Downs, L ERA: 1.45	IP: 7.2 WLS: L BF: 30 H: 7 R: 2 ER: 2 SO: 7 BB: 1 IBB: 0 HBP: 0 BLK: 0 WP: 0 HR: 0 S: 73 P: 107 ERA: 2.35 WHIP: 0.783																			

Los Angeles Angels @ Seattle Mariners
Safeco Field, Seattle, WA
Wed Aug 31 2011, 7:10 PM - 9:25 PM PDT
Att: 18,524 - Cloudy - 68 F

AB 31
R 2
H 6
RBI 2
BB 2
SO 7
LOB 11




Batter	1	2	3	4	5	6	7	8	9	AB	R	H	RBI	BB	SO	LOB	TOP			
13 Maicer Izturis, S OBP: 0.341, SLG: 0.392 18 Andrew Romine, S OBP: 0.091, SLG: 0.091	2-2 B SI 89 C SI 91 F FF 91 H CU 79 25 HR HBP	1-1 C SI 84 X CH 82 F8			1-3 C CH 77 F SI 80 B CH 75 S CH 80 K		0-3 C SI 90 S CU 80 K2-3		1-1 C SI 90 B SL 84 X SL 83 47 SH5-3 48 FC5-2 2B	1 1 0 0 0 0 2 0 0 0 0 2 0										
25 Peter Bourjos, R OBP: 0.330, SLG: 0.444	4-2 B FF 90 C SI 91 F FF 91 B SI 92 H CU 79 48 HR BB		2-3 L CH 77 B FF 91 S CH 79 B CU 76 S CH 82 K		1-3 S SI 89 B CH 85 C CU 78 S FF 90 K			0-0 X SI 89 SH5-3	3 1 1 0 1 2 0											
47 Howie Kendrick, R OBP: 0.351, SLG: 0.473	0-3 C SI 92 C CH 81 F SI 80 S CU 77 K		0-0 X CU 79 HR		3-2 B SI 90 C CH 80 F SI 83 B CH 80 X CU 76 G5-3			0-0 X SI 89 2-3	3 1 1 1 0 1 2											
48 Tori Hunter, R OBP: 0.332, SLG: 0.423	1-2 C SI 91 D CU 76 X SL 79 1-H 2-H HR		0-1 S SI 91 X CH 86 G1-3		4-2 B SI 90 B CH 80 F SI 90 B SI 90 44 G6-4-3 BB			0-1 C SI 92 X CU 79 3-H 44 CS FC5-2	3 1 1 3 1 0 1											
44 Mark Trumbo, R OBP: 0.297, SLG: 0.477	0-1 F SI 92 X CH 82 G6-3		0-1 F SI 91 X SI 92 F8		1-1 B CH 76 C SI 90 1 SAFE X CH 76 G6-4-3			0-0 1 SAFE 1 SAFE X SL 84 0-0 G6-3	4 0 0 0 0 0 1											
10 Vernon Wells, R OBP: 0.252, SLG: 0.391	1-1 F SI 92 B SL 80 X SI 90 1B			3-2 B CH 77 B SI 91 B CH 81 F SI 89 F CH 78 X FF 90 F7		1-0 B CU 76 X SI 91 1B		1-0 B SL 82 X SI 91 P6	4 0 2 0 0 0 0											
6 Alberto Callaspo, S OBP: 0.354, SLG: 0.365	1-3 C SI 91 B CU 76 F SI 91 S FF 91 K		4-0 B FF 90 B CH 78 B FF 90 B FF 90 46 FC6-4 BB		1-1 B SI 89 X FF 89 F8			1-1 B SI 91 C FC 86 X FC 89 27 HBP 1B	3 0 1 0 1 1 2											
27 Mike Trout, R OBP: 0.304, SLG: 0.493		3-1 B SI 91 E: 0 X SI 90 F9		1-1 B FF 89 X CH 78 F9		2-2 B SI 91 C SI 89 F SI 84 X CU 79 F9		3-1 B SI 89 B SI 89 B SI 90 H SI 90 1-2 HBP	3 0 0 0 0 0 1											
46 Bobby Wilson, R OBP: 0.270, SLG: 0.311 53 Bobby Abreu, L OBP: 0.359, SLG: 0.355 5 Jeff Mathis, R OBP: 0.226, SLG: 0.258	3-2 C SI 91 C CU 74 F FF 92 F CU 74 B SI 92 X CH 86 G4-3		1-1 B SI 90 X FF 89 FC6-4		0-3 C SI 92 S CU 78 K			2-3 C SI 91 C CU 79 D CU 81 S FC 90 K	3 0 0 0 0 1 1 1 0 0 0 0 1 2 0 0 0 0 0 0 0											
Inning Stats	R: 3 E: 0 K: 2 S: 20	H: 2 LOB: 1 P: 29	R: 0 E: 0 K: 0 S: 8	H: 0 LOB: 0 BB: 0 P: 15	R: 1 E: 0 K: 1 S: 8	H: 1 LOB: 0 BB: 0 P: 10	R: 0 E: 0 K: 0 S: 8	H: 0 LOB: 1 BB: 1 P: 17	R: 0 E: 0 K: 2 S: 9	H: 1 LOB: 1 BB: 1 P: 14	R: 0 E: 0 K: 2 S: 9	H: 0 LOB: 0 BB: 0 P: 11	R: 0 E: 0 K: 0 S: 5	H: 1 LOB: 0 BB: 0 P: 6	R: 0 E: 0 K: 1 S: 9	H: 1 LOB: 2 BB: 0 P: 16	1B: 3 2B: 1 3B: 0 HR: 2	SF: 0 SAC: 1 DP: 1 HBP: 2	WP: 0 PB: 0 SB: 0 CS: 1	PA: 37
PITCHER	IP WLS BF H R ER SO BB IBB HBP BLK WP HR S P ERA WHIP	IP WLS BF H R ER SO BB IBB HBP BLK WP HR S P ERA WHIP	IP WLS BF H R ER SO BB IBB HBP BLK WP HR S P ERA WHIP	IP WLS BF H R ER SO BB IBB HBP BLK WP HR S P ERA WHIP	IP WLS BF H R ER SO BB IBB HBP BLK WP HR S P ERA WHIP	IP WLS BF H R ER SO BB IBB HBP BLK WP HR S P ERA WHIP	IP WLS BF H R ER SO BB IBB HBP BLK WP HR S P ERA WHIP	IP WLS BF H R ER SO BB IBB HBP BLK WP HR S P ERA WHIP	IP WLS BF H R ER SO BB IBB HBP BLK WP HR S P ERA WHIP	IP WLS BF H R ER SO BB IBB HBP BLK WP HR S P ERA WHIP	IP WLS BF H R ER SO BB IBB HBP BLK WP HR S P ERA WHIP	IP WLS BF H R ER SO BB IBB HBP BLK WP HR S P ERA WHIP	IP WLS BF H R ER SO BB IBB HBP BLK WP HR S P ERA WHIP	IP WLS BF H R ER SO BB IBB HBP BLK WP HR S P ERA WHIP	IP WLS BF H R ER SO BB IBB HBP BLK WP HR S P ERA WHIP	IP WLS BF H R ER SO BB IBB HBP BLK WP HR S P ERA WHIP	IP WLS BF H R ER SO BB IBB HBP BLK WP HR S P ERA WHIP	IP WLS BF H R ER SO BB IBB HBP BLK WP HR S P ERA WHIP	IP WLS BF H R ER SO BB IBB HBP BLK WP HR S P ERA WHIP	IP WLS BF H R ER SO BB IBB HBP BLK WP HR S P ERA WHIP

Los Angeles Angels @ Seattle Mariners
Safeco Field, Seattle, WA
Thu Sep 01 2011, 7:11 PM - 9:52 PM PDT
Att: 19,468 - Clear - 65 F

livebaseballscores.com

AB 30
R 4
H 6
RBI 4
BB 3
SO 8
LOB 10






Batter	1	2	3	4	5	6	7	8	9	AB	R	H	RBI	BB	SO	LOB	BOTTOM			
51 Ichiro Suzuki, L OBP: 0.312, SLG: 0.330	0-0 X FF 91 G4-3		0-2 C SI 82 B SL 82 X SL 84 13 1B 2B		0-1 C SI 80 X FF 92 G3		3-2 C FF 93 B SI 83 F SI 82 F SI 84 F SI 83 F SI 83 F SI 83 F SI 83 F SI 83 1B		0-1 B SI 89 F SI 89 F SI 89 F SI 89 F SI 89 F SI 89 F SI 89 F SI 89 F SI 89 F SI 89 1B	4 1 2 1 0 0 0										
21 Franklin Gutierrez, R OBP: 0.265, SLG: 0.275	1-0 B FF 92 X FF 92 F8		2-2 B SI 83 B SI 83 F SI 83 X SL 85 F9		4-2 C FF 93 B SI 83 F SI 82 F SI 84 B SI 83 13 S BB		2-3 B FF 94 C SI 93 F SI 83 F SI 83 F SI 83 F SI 83 F SI 83 F SI 83 F SI 83 F SI 83 F SI 83 K		2-2 B SI 89 F SI 89 F SI 89 F SI 89 F SI 89 F SI 89 F SI 89 F SI 89 F SI 89 F SI 89 F SI 89 L8	3 0 0 0 1 1 3										
13 Dustin Ackley, L OBP: 0.371, SLG: 0.463	3-3 C FF 93 B SI 84 F SI 82 F SI 82 F SI 84 F SI 84 F SI 84 F SI 84 K		2-1 B SI 84 T FF 93 D FF 90 X SL 84 20 1B 1B		4-2 B FF 92 1 SAFE C SI 84 D FF 90 D FF 94 20 G6-3 BB		1-2 B SI 83 X SL 84 G6-3		2-2 B SI 89 F SI 89 F SI 89 F SI 89 F SI 89 F SI 89 F SI 89 F SI 89 F SI 89 F SI 89 F SI 89 L8	3 0 1 2 1 1 0										
20 Mike Carp, L OBP: 0.362, SLG: 0.500		4-2 B FF 93 F SI 83 F SI 83 F SI 83 F SI 83 F SI 83 F SI 83 F SI 83 F SI 83 F SI 83 F SI 83 15 BB BB		0-0 X FF 93 1-2 1B		1-0 B SI 83 X SL 84 G6-3			4-0 B CU 75 B CU 76 B SI 89 BB	2 0 1 0 2 0 2										
30 Miguel Olivo, R OBP: 0.259, SLG: 0.379		0-1 S SI 83 X SL 83 F8		0-3 F SI 87 T SI 85 S SI 85 K		0-0 X SL 82 L7		2-3 C SI 91 B SI 89 B SI 89 S CU 75 K	4 0 0 0 0 2 4											
15 Kyle Seager, L OBP: 0.339, SLG: 0.413	4-1 B FF 93 D FF 93 B FF 92 C FF 93 B FF 94 33 G5-4-3 BB		2-2 C FF 94 T SI 85 B SI 84 B SI 84 F7		1-1 B FF 92 C SI 84 X CH 86 G6-3			2-0 D CU 76 X SI 90 G4-3	3 0 0 0 1 0 3											
33 Casper Wells, R OBP: 0.318, SLG: 0.444	1-1 F SI 84 B SI 84 X SL 85 G5-4-3		0-3 C FF 90 F FF 93 F FF 94 K		0-0 X SL 81 F8			1-1 B FF 98 F FF 98 X FF 98 L9	4 0 0 0 0 1 2											
26 Brendan Ryan, R OBP: 0.320, SLG: 0.328		4-1 B FF 92 B SI 84 B SI 84 B SI 84 B SI 84 B SI 84 B SI 84 B SI 84 B SI 84 B SI 84 B SI 84 12 BB 2B		4-1 C FF 90 B SI 83 B SI 83 B SI 83 B SI 83 B SI 83 B SI 83 B SI 83 B SI 83 B SI 83 B SI 83 12 CS BB		0-0 X FF 90 G6-3		2-2 B FF 97 F SI 87 S SI 86 X FF 98 G4-3	2 1 0 0 2 0 0											
12 Trayvon Robinson, S OBP: 0.299, SLG: 0.403		4-2 D FF 92 B FF 92 F FF 94 1 SAFE 1 SAFE 1 SAFE 51 2B 13 1B BB		3-3 B FF 92 B FF 92 B FF 92 B FF 92 B FF 92 B FF 92 B FF 92 B FF 92 B FF 92 B FF 92 B FF 92 K		0-3 C FF 90 F FF 93 F FF 94 K			3-3 B SI 86 B SI 89 F SI 89 F SI 89 F SI 89 F SI 89 F SI 89 F SI 89 F SI 89 F SI 89 F SI 89 K	3 1 0 0 1 3 1										
Inning Stats	R: 0 E: 0 K: 1 S: 5	H: 0 LOB: 0 BB: 0 P: 9	R: 0 E: 0 K: 0 S: 8	H: 0 LOB: 2 BB: 2 P: 17	R: 3 E: 0 K: 1 S: 19	H: 3 LOB: 2 BB: 2 P: 33	R: 0 E: 0 K: 2 S: 7	H: 0 LOB: 1 BB: 1 P: 14	R: 0 E: 0 K: 0 S: 4	H: 0 LOB: 0 BB: 0 P: 5	R: 0 E: 0 K: 2 S: 17	H: 1 LOB: 1 BB: 0 P: 22	R: 0 E: 0 K: 1 S: 7	H: 0 LOB: 1 BB: 1 P: 17	R: 0 E: 0 K: 1 S: 10	H: 0 LOB: 0 BB: 0 P: 16	1B: 3 2B: 1 3B: 0 HR: 0	SF: 0 SAC: 0 DP: 2 HBP: 0	WP: 0 PB: 0 SB: 1 CS: 1	PA: 36
PITCHER	IP WLS BF H R ER SO BB IBB HBP BLK WP HR S P ERA WHIP	IP WLS BF H R ER SO BB IBB HBP BLK WP HR S P ERA WHIP	IP WLS BF H R ER SO BB IBB HBP BLK WP HR S P ERA WHIP	IP WLS BF H R ER SO BB IBB HBP BLK WP HR S P ERA WHIP	IP WLS BF H R ER SO BB IBB HBP BLK WP HR S P ERA WHIP	IP WLS BF H R ER SO BB IBB HBP BLK WP HR S P ERA WHIP	IP WLS BF H R ER SO BB IBB HBP BLK WP HR S P ERA WHIP	IP WLS BF H R ER SO BB IBB HBP BLK WP HR S P ERA WHIP	IP WLS BF H R ER SO BB IBB HBP BLK WP HR S P ERA WHIP	IP WLS BF H R ER SO BB IBB HBP BLK WP HR S P ERA WHIP	IP WLS BF H R ER SO BB IBB HBP BLK WP HR S P ERA WHIP	IP WLS BF H R ER SO BB IBB HBP BLK WP HR S P ERA WHIP	IP WLS BF H R ER SO BB IBB HBP BLK WP HR S P ERA WHIP	IP WLS BF H R ER SO BB IBB HBP BLK WP HR S P ERA WHIP	IP WLS BF H R ER SO BB IBB HBP BLK WP HR S P ERA WHIP	IP WLS BF H R ER SO BB IBB HBP BLK WP HR S P ERA WHIP	IP WLS BF H R ER SO BB IBB HBP BLK WP HR S P ERA WHIP	IP WLS BF H R ER SO BB IBB HBP BLK WP HR S P ERA WHIP	IP WLS BF H R ER SO BB IBB HBP BLK WP HR S P ERA WHIP	IP WLS BF H R ER SO BB IBB HBP BLK WP HR S P ERA WHIP

Los Angeles Angels @ Seattle Mariners
Safeco Field, Seattle, WA
Thu Sep 01 2011, 7:11 PM - 9:52 PM PDT
Att: 19,468 - Clear - 65 F

livebaseballscores.com

AB 28
R 3
H 4
RBI 3
BB 8
SO 8
LOB 15



Batter	1	2	3	4	5	6	7	8	9	AB	R	H	RBI	BB	SO	LOB	TOP					
11 Ben Revere, L (1,8) OBP: 0.300, SLG: 0.289	G4-3		G1-3	16 BB 5 1B 24 BB		K		G3		5	1	1	1	1	1	2	Minnesota Twins @ Los Angeles Angels Angel Stadium of Anaheim, Anaheim, CA Fri Sep 02 2011, 7:09 PM - 10:32 PM PDT Att: 37,198 - Clear - 74 F livebaseballscorecards.com					
24 Trevor Plouffe, R (1,4) OBP: 0.316, SLG: 0.426	HR			5 1B 22 BB			F8	G5-3		4	3	2	1	2	0	4						
16 Jason Kubel, L (1,10) OBP: 0.342, SLG: 0.459			F7	22 BB 5 1B					4 2 3 2 2 0 1													
5 Michael Cuddyer, R (1,9) OBP: 0.356, SLG: 0.473			G4-3	22 BB		F7			5 1 1 1 1 2 4													
22 Danny Valencia, R (1,5) OBP: 0.300, SLG: 0.396	F8								5 1 2 1 1 0 2													
23 Rene Tosoni, L (1,7) OBP: 0.273, SLG: 0.303	G6-3								5 3 2 1 1 0 4													
38 Luke Hughes, R (1,3) OBP: 0.309, SLG: 0.379	K								5 2 2 2 1 1 1													
1 Tsuyoshi Nishioka, S (1,6) OBP: 0.265, SLG: 0.244			G4-3			G1-3			5 0 1 0 0 1 6													
41 Drew Butera, R (1,2) OBP: 0.203, SLG: 0.243	P6					F7			5 0 1 2 0 1 4													
Inning Stats	R: 1 H: 1 E: 0 K: 1 S: 11	H: 1 BB: 1 P: 21	R: 0 H: 1 E: 0 K: 1 S: 11	H: 1 BB: 0 P: 15	R: 0 H: 0 E: 0 K: 0 S: 11	H: 0 BB: 1 P: 17	R: 5 H: 4 E: 1 K: 1 S: 18	H: 4 BB: 4 P: 42	R: 0 H: 0 E: 0 K: 0 S: 8	H: 0 BB: 0 P: 13	R: 1 H: 2 E: 0 K: 1 S: 12	H: 3 BB: 2 P: 17	R: 4 H: 3 E: 0 K: 0 S: 18	H: 3 BB: 3 P: 36	R: 1 H: 1 E: 0 K: 1 S: 13	H: 1 BB: 0 P: 23		1B: 10 2B: 4 3B: 0 HR: 1	SF: 0 SAC: 0 DP: 0 HBP: 0	WP: 0 PB: 0 SB: 0 CS: 0	PA: 52	
PITCHER	IP WLS BF H R ER SO	IP WLS BF H R ER SO	IP WLS BF H R ER SO	IP WLS BF H R ER SO	IP WLS BF H R ER SO	IP WLS BF H R ER SO	IP WLS BF H R ER SO	IP WLS BF H R ER SO	IP WLS BF H R ER SO	IP WLS BF H R ER SO	IP WLS BF H R ER SO	IP WLS BF H R ER SO	IP WLS BF H R ER SO	IP WLS BF H R ER SO	IP WLS BF H R ER SO	IP WLS BF H R ER SO	ERA WHIP	ERA WHIP				
52 Tyler Chatwood, R (1,1) ERA: 4.63	3.2 L 21 5 6 6 3																14.73 2.727					
57 Jerome Williams, R (4,1) ERA: 4.59	1.1 6 1 0 0 0																0.00 1.500					
49 Horacio Ramirez, L (6,1) ERA: 10.13	0.1 3 2 1 1 1																27.00 6.000					
63 Rich Thompson, R (6,1) ERA: 3.08	1.2 8 3 1 1 1																5.40 1.800					
56 Fernando Rodney, R (8,1) ERA: 4.6	0.0 5 2 4 4 0																∞ ∞					
2 Erick Aybar, S (1,6) OBP: 0.298, SLG: 0.400	G3									4	1	2	1	0	0	0	Minnesota Twins @ Los Angeles Angels Angel Stadium of Anaheim, Anaheim, CA Fri Sep 02 2011, 7:09 PM - 10:32 PM PDT Att: 37,198 - Clear - 74 F livebaseballscorecards.com					
18 Andrew Romine, S (9,6) OBP: 0.083, SLG: 0.083				47 1B					1 0 0 0 0 1 1													
47 Howie Kendrick, R (1,4) OBP: 0.352, SLG: 0.478				53 1B					4 2 2 1 0 0 1													
53 Bobby Abreu, L (1,10) OBP: 0.356, SLG: 0.355	SF7			53 SF7					3 0 1 1 0 0 1													
48 Torii Hunter, R (1,9) OBP: 0.332, SLG: 0.423	L7								3 0 1 1 0 0 2													
28 Jeremy Moore, L (8,PH) (9,9)									1 0 0 0 0 0 0													
44 Mark Trumbo, R (1,3) OBP: 0.295, SLG: 0.474	G5-3								3 0 0 0 0 1 1													
19 Efrén Navarro, L (8,PH) (9,3)									1 0 0 0 0 0 0													
6 Alberto Callaspo, S (1,5) OBP: 0.352, SLG: 0.363	G3								3 0 0 0 0 0 1													
27 Mike Trout, R (9,PH) OBP: 0.313, SLG: 0.493									0 1 0 0 0 1 0 0													
10 Vernon Wells, R (1,7) OBP: 0.252, SLG: 0.390	G6-3								4 0 1 0 0 1 1													
25 Peter Bourjos, R (1,8) OBP: 0.328, SLG: 0.440									3 1 0 0 0 1 1													
39 Russell Branyan, L (9,PH) OBP: 0.301, SLG: 0.379									1 0 0 0 0 0 1													
16 Hank Conger, L (1,2) OBP: 0.283, SLG: 0.343	G4-3								4 0 1 1 0 1 1													
Inning Stats	R: 1 H: 1 E: 0 K: 0 S: 13	H: 0 BB: 0 P: 20	R: 0 H: 0 E: 0 K: 0 S: 7	H: 0 BB: 0 P: 12	R: 1 H: 3 E: 0 K: 0 S: 18	H: 3 BB: 0 P: 23	R: 0 H: 0 E: 0 K: 2 S: 10	H: 0 BB: 0 P: 14	R: 0 H: 0 E: 0 K: 2 S: 9	H: 0 BB: 0 P: 13	R: 1 H: 1 E: 1 K: 1 S: 15	H: 1 BB: 0 P: 22	R: 1 H: 2 E: 0 K: 0 S: 12	H: 2 BB: 0 P: 15	R: 0 H: 0 E: 0 K: 0 S: 5	H: 0 BB: 0 P: 8	R: 1 H: 1 E: 0 K: 1 S: 15	H: 1 BB: 1 P: 25	1B: 4 2B: 1 3B: 3 HR: 0	SF: 1 SAC: 0 DP: 0 HBP: 0	WP: 0 PB: 0 SB: 0 CS: 0	PA: 37
PITCHER	IP WLS BF H R ER SO	IP WLS BF H R ER SO	IP WLS BF H R ER SO	IP WLS BF H R ER SO	IP WLS BF H R ER SO	IP WLS BF H R ER SO	IP WLS BF H R ER SO	IP WLS BF H R ER SO	IP WLS BF H R ER SO	IP WLS BF H R ER SO	IP WLS BF H R ER SO	IP WLS BF H R ER SO	IP WLS BF H R ER SO	IP WLS BF H R ER SO	IP WLS BF H R ER SO	IP WLS BF H R ER SO	ERA WHIP	ERA WHIP				
48 Carl Pavano, R (1,1) ERA: 4.6	6.2 W 28 7 4 4 3																4.05 1.050					
31 Alex Burnett, R (7,1) ERA: 5.1	1.1 4 0 0 0 0																0.00 0.000					
37 Jim Hoey, R (9,1) ERA: 7.8	1.0 5 1 1 1 1																9.00 2.000					

Batter	1	2	3	4	5	6	7	8	9	AB	R	H	RBI	BB	SO	LOB	TOP					
11 Ben Revere, L OBP: 0.299, SLG: 0.288										5	1	1	1	0	1	3						
24 Trevor Plouffe, R OBP: 0.318, SLG: 0.430										5	0	2	4	0	0	0						
16 Jason Kubel, L OBP: 0.340, SLG: 0.455										5	0	1	0	0	1	3						
5 Michael Cuddyer, R OBP: 0.352, SLG: 0.468										5	0	0	0	0	2	2						
22 Danny Valencia, R OBP: 0.300, SLG: 0.401										4	1	1	1	0	1	0						
23 Rene Tosoni, L OBP: 0.285, SLG: 0.293										4	0	0	0	0	3	0						
38 Luke Hughes, R OBP: 0.312, SLG: 0.379										3	1	1	0	1	1	0						
1 Tsuyoshi Nishioka, S OBP: 0.278, SLG: 0.251										2	2	2	0	2	0	0						
32 René Rivera, R OBP: 0.217, SLG: 0.235										4	1	1	0	0	0	5						
Inning Stats	R: 0 E: 0 K: 2 S: 13	H: 1 LOB: 1 BB: 0 P: 19	R: 3 E: 0 K: 2 S: 19	H: 4 LOB: 2 BB: 1 P: 30	R: 0 E: 0 K: 1 S: 7	H: 0 LOB: 0 BB: 0 P: 12	R: 3 E: 0 K: 1 S: 19	H: 3 LOB: 1 BB: 0 P: 29	R: 0 E: 0 K: 2 S: 9	H: 0 LOB: 2 BB: 2 P: 21	R: 0 E: 0 K: 0 S: 8	H: 0 LOB: 0 BB: 0 P: 11	R: 0 E: 0 K: 1 S: 7	H: 0 LOB: 0 BB: 0 P: 7	R: 0 E: 0 K: 0 S: 14	H: 1 LOB: 1 BB: 0 P: 23	R: 0 E: 0 K: 0 S: 8	H: 0 LOB: 0 BB: 0 P: 11	1B: 7 2B: 1 3B: 0 HR: 1	SF: 0 SAC: 0 DP: 0 HBP: 0	WP: 0 PB: 0 SB: 0 CS: 0	PA: 40
PITCHER	IP	WLS	BF	H	R	ER	SO	BB	IBB	HBP	BLK	WP	HR	S	P	ERA	WHIP					
36 Jered Weaver, R ERA: 2.49	5.0	W	27	8	6	6	8	3	0	0	0	0	1	67	111	10.80	2.200					
38 Bobby Cassevah, R ERA: 2.9	2.2	H	9	1	0	0	1	0	0	0	0	0	0	27	37	0.00	0.375					
37 Scott Downs, L ERA: 1.4	1.1		4	0	0	0	0	0	0	0	0	0	0	10	15	0.00	0.000					

Minnesota Twins @ Los Angeles Angels
Angel Stadium of Anaheim, Anaheim, CA
Sat Sep 03 2011, 6:09 PM - 9:12 PM PDT
Att: 39,102 - Clear - 75 F

livebaseballscores.com

AB 37
R 6
H 9
RBI 6
BB 3
SO 9
LOB 13

Batter	1	2	3	4	5	6	7	8	9	AB	R	H	RBI	BB	SO	LOB	BOTTOM				
25 Peter Bourjos, R OBP: 0.327, SLG: 0.445										5	1	1	1	0	2	2					
6 Alberto Callaspo, S OBP: 0.353, SLG: 0.365										5	2	2	1	0	0	1					
47 Howie Kendrick, R OBP: 0.350, SLG: 0.475										5	1	1	0	0	2	3					
48 Torii Hunter, R OBP: 0.336, SLG: 0.424										3	3	2	0	2	0	0					
44 Mark Trumbo, R OBP: 0.296, SLG: 0.480										5	1	2	4	0	2	4					
10 Vernon Wells, R OBP: 0.256, SLG: 0.398										4	1	2	2	1	0	1					
27 Mike Trout, R OBP: 0.341, SLG: 0.520										4	0	3	1	1	0	0					
2 Erick Aybar, S OBP: 0.301, SLG: 0.400										3	1	1	1	2	0	4					
5 Jeff Mathis, R OBP: 0.227, SLG: 0.256										2	0	0	0	1	0	4					
Inning Stats	R: 4 E: 0 K: 0 S: 17	H: 3 LOB: 0 BB: 1 P: 28	R: 1 E: 0 K: 1 S: 8	H: 1 LOB: 1 BB: 1 P: 17	R: 1 E: 0 K: 1 S: 10	H: 2 LOB: 2 BB: 2 P: 19	R: 0 E: 0 K: 1 S: 11	H: 0 LOB: 0 BB: 0 P: 16	R: 1 E: 0 K: 0 S: 9	H: 2 LOB: 2 BB: 2 P: 20	R: 3 E: 1 K: 2 S: 19	H: 4 LOB: 2 BB: 0 P: 29	R: 0 E: 0 K: 1 S: 11	H: 0 LOB: 1 BB: 1 P: 18	R: 0 E: 0 K: 0 S: 8	H: 2 LOB: 2 BB: 0 P: 9	1B: 9 2B: 2 3B: 0 HR: 3	SF: 0 SAC: 1 DP: 1 HBP: 0	WP: 0 PB: 0 SB: 0 CS: 0	PA: 44	
PITCHER	IP	WLS	BF	H	R	ER	SO	BB	IBB	HBP	BLK	WP	HR	S	P	ERA	WHIP				
52 Brian Duensing, L ERA: 5.34	1.1		3	5	5	0	0	2	0	0	0	0	0	19	35	33.75	3.750				
17 Lester Oliveros, R ERA: 5.87	2.2		12	3	1	1	3	2	0	0	0	0	0	27	45	3.38	1.875				
54 Phil Dumatra, L ERA: 4.29	1.1	L	10	4	4	2	1	2	0	0	0	0	2	19	35	13.50	4.500				
50 Jose Mijares, L ERA: 4.5	1.2		8	2	0	0	2	1	0	0	0	0	0	20	32	0.00	1.800				
53 Matt Capps, R ERA: 4.25	1.0		5	2	0	0	0	0	0	0	0	0	0	8	9	0.00	2.000				

Minnesota Twins @ Los Angeles Angels
Angel Stadium of Anaheim, Anaheim, CA
Sat Sep 03 2011, 6:09 PM - 9:12 PM PDT
Att: 39,102 - Clear - 75 F

livebaseballscores.com

AB 36
R 10
H 14
RBI 10
BB 7
SO 6
LOB 19

Batter	1	2	3	4	5	6	7	8	9	AB	R	H	RBI	BB	SO	LOB	TOP					
11 Ben Revere, L OBP: 0.298, SLG: 0.288										4	0	1	0	0	1	0	Minnesota Twins @ Los Angeles Angels Angel Stadium of Anaheim, Anaheim, CA Sun Sep 04 2011, 12:39 PM - 3:02 PM PDT Att: 36,638 - Partly Cloudy - 79 F livebaseballscorecards.com					
24 Trevor Plouffe, R OBP: 0.317, SLG: 0.426										4	0	1	0	0	1	1						
7 Joe Mauer, L OBP: 0.357, SLG: 0.373										2	1	1	1	2	0	1						
5 Michael Cuddyer, R OBP: 0.350, SLG: 0.464										4	0	0	0	0	0	4						
16 Jason Kubel, L OBP: 0.342, SLG: 0.455										4	0	2	0	0	1	1						
22 Danny Valencia, R OBP: 0.296, SLG: 0.398										3	0	0	0	0	0	2						
38 Luke Hughes, R OBP: 0.306, SLG: 0.374										3	0	0	0	0	1	2						
1 Tsuyoshi Nishioka, S OBP: 0.275, SLG: 0.248										3	0	0	0	0	0	1						
41 Drew Butera, R OBP: 0.200, SLG: 0.239										3	0	0	0	0	0	0						
Inning Stats	R: 0 E: 1 K: 0 S: 12	H: 1 LOB: 1 BB: 0 P: 20	R: 0 E: 0 K: 1 S: 9	H: 1 LOB: 1 BB: 0 P: 14	R: 0 E: 0 K: 0 S: 6	H: 0 LOB: 0 BB: 0 P: 7	R: 1 E: 0 K: 0 S: 13	H: 1 LOB: 0 BB: 0 P: 21	R: 0 E: 0 K: 0 S: 7	H: 0 LOB: 0 BB: 0 P: 8	R: 0 E: 0 K: 0 S: 8	H: 1 LOB: 2 BB: 1 P: 14	R: 0 E: 0 K: 0 S: 4	H: 1 LOB: 0 BB: 0 P: 6	R: 0 E: 0 K: 1 S: 7	H: 0 LOB: 1 BB: 0 P: 11	R: 0 E: 0 K: 2 S: 11	H: 0 LOB: 1 BB: 1 P: 19	1B: 4 2B: 1 3B: 0 HR: 1	SF: 0 SAC: 0 DP: 2 HBP: 0	WP: 0 PB: 0 SB: 0 CS: 2	PA: 32
PITCHER	IP WLS BF H R ER SO BB IBB HBP BLK WP HR S P ERA WHIP																					
35 Joel Pineiro, R ERA: 5.11	7.0 W 25 5 1 1 1 1 1 0 0 0 0 0 1 59 90 1.29 0.857																					
37 Scott Downs, L ERA: 1.37	1.0 H 3 0 0 0 1 0 0 0 0 0 0 0 7 11 0.00 0.000																					
51 Jordan Walden, R ERA: 2.6	1.0 S 4 0 0 0 2 1 0 0 0 0 0 0 0 11 19 0.00 1.000																					

Batter	1	2	3	4	5	6	7	8	9	AB	R	H	RBI	BB	SO	LOB	BOTTOM					
2 Erick Aybar, S OBP: 0.303, SLG: 0.400										4	0	2	0	0	0	1	Minnesota Twins @ Los Angeles Angels Angel Stadium of Anaheim, Anaheim, CA Sun Sep 04 2011, 12:39 PM - 3:02 PM PDT Att: 36,638 - Partly Cloudy - 79 F livebaseballscorecards.com					
47 Howie Kendrick, R OBP: 0.346, SLG: 0.472										3	1	0	1	0	0	2						
53 Bobby Abreu, L OBP: 0.357, SLG: 0.361										3	2	1	1	1	1	1						
48 Torii Hunter, R OBP: 0.337, SLG: 0.425										4	0	2	1	0	0	0						
44 Mark Trumbo, R OBP: 0.295, SLG: 0.478										4	0	1	0	0	1	3						
10 Vernon Wells, R OBP: 0.256, SLG: 0.397										4	0	1	1	0	1	2						
6 Alberto Callaspo, S OBP: 0.354, SLG: 0.365										3	0	1	0	1	0	1						
27 Mike Trout, R OBP: 0.326, SLG: 0.494										4	0	0	0	0	0	4						
16 Hank Conger, L OBP: 0.283, SLG: 0.343										3	1	1	0	0	1	1						
Inning Stats	R: 1 E: 0 K: 0 S: 10	H: 1 LOB: 0 BB: 0 P: 13	R: 0 E: 0 K: 0 S: 7	H: 0 LOB: 0 BB: 0 P: 11	R: 1 E: 0 K: 0 S: 8	H: 2 LOB: 1 BB: 0 P: 11	R: 0 E: 0 K: 1 S: 13	H: 1 LOB: 1 BB: 0 P: 15	R: 0 E: 0 K: 0 S: 10	H: 1 LOB: 1 BB: 0 P: 16	R: 0 E: 0 K: 2 S: 11	H: 1 LOB: 0 BB: 0 P: 12	R: 0 E: 0 K: 1 S: 14	H: 1 LOB: 1 BB: 0 P: 17	R: 2 E: 0 K: 0 S: 11	H: 2 LOB: 2 BB: 2 P: 22	R: 0 E: 0 K: 0 S: 11	H: 0 LOB: 1 BB: 1 P: 19	1B: 8 2B: 0 3B: 0 HR: 1	SF: 0 SAC: 0 DP: 1 HBP: 1	WP: 0 PB: 0 SB: 1 CS: 0	PA: 35
PITCHER	IP WLS BF H R ER SO BB IBB HBP BLK WP HR S P ERA WHIP																					
59 Kevin Slowey, R ERA: 5.31	7.0 L 28 7 2 2 4 2 2 0 0 0 0 0 4 73 95 2.57 1.000																					
31 Alex Burnett, R ERA: 5.48	0.0 3 1 2 2 0 1 0 1 0 0 0 0 4 10 ∞ ∞																					
37 Jim Hoey, R ERA: 7.31	1.0 4 1 0 0 0 1 0 0 0 0 0 0 7 12 0.00 2.000																					

Batter	1	2	3	4	5	6	7	8	9	AB	R	H	RBI	BB	SO	LOB	TOP
51 Ichiro Suzuki, L (1, 9) OBP: 0.310, SLG: 0.327	G3-1	G4-3			F7	G1-3			L7	5	0	0	0	0	0	3	Seattle Mariners @ Los Angeles Angels Angel Stadium of Anaheim, Anaheim, CA Mon Sep 05 2011, 6:08 PM - 8:31 PM PDT Att: 35,497 - Partly Cloudy - 85 F
26 Brendan Ryan, R (1, 6) OBP: 0.317, SLG: 0.332	G5-3	K			HR				G4-3	5	1	1	1	0	2	2	
13 Dustin Ackley, L (1, 4) OBP: 0.374, SLG: 0.469	1B				1B				G5-3	4	1	2	0	0	1	0	
20 Mike Carp, L (1, 7) OBP: 0.348, SLG: 0.476	1B				F7				K	3	0	1	0	0	1	0	
17 Justin Smoak, S (1, 10) OBP: 0.377, SLG: 0.384	1B				F9				G5-3	4	0	1	1	0	0	2	
4 Adam Kennedy, L (1, 3) OBP: 0.275, SLG: 0.361		2B			F9				F7	4	1	1	0	0	0	2	
15 Kyle Seager, L (1, 5) OBP: 0.338, SLG: 0.398		P5			1B				F8	4	0	2	0	0	0	1	
3 Josh Bard, S (1, 2) OBP: 0.263, SLG: 0.347		1B			F8				G4-3	4	0	1	1	0	1	2	
12 Trayvon Robinson, S (1, 8) OBP: 0.321, SLG: 0.436		2B			K				P4	4	0	2	0	0	1	1	
					1B												
Inning Stats	R: 1 H: 3 E: 0 K: 0 S: 16	H: 3 R: 2 ER: 0 LOB: 2 BB: 0 P: 24	R: 0 H: 0 E: 0 K: 1 S: 12	H: 0 R: 0 ER: 0 LOB: 0 BB: 0 P: 17	R: 0 H: 1 E: 0 K: 1 S: 11	H: 2 R: 0 ER: 0 LOB: 2 BB: 0 P: 19	R: 0 H: 1 E: 0 K: 0 S: 13	H: 0 R: 0 ER: 0 LOB: 0 BB: 0 P: 9	R: 0 H: 1 E: 0 K: 1 S: 7	H: 0 R: 0 ER: 0 LOB: 0 BB: 0 P: 7	1B: 8 2B: 2 3B: 0 HR: 1	SF: 0 SAC: 0 DP: 0 HBP: 1	WP: 0 PB: 0 SB: 1 CS: 0	PA: 38			
PITCHER	IP WLS BF H R ER SO BB IBB HBP BLK WP HR S P ERA WHIP																
24 Dan Haren, R (1, 1) ERA: 3.2	6.0 W 28 10 3 3 3 0 0 1 0 0 1 68 109 4.50 1.667																
38 Bobby Cassevah, R (7, 1) ERA: 2.81	1.0 3 0 0 0 2 0 0 0 0 0 0 7 9 0.00 0.000																
21 Hisanori Takahashi, L (8, 1) ERA: 3.79	2.0 7 1 0 0 1 0 0 0 0 0 0 12 16 0.00 0.500																

AB	37
R	3
H	11
RBI	3
BB	0
SO	6
LOB	13



Batter	1	2	3	4	5	6	7	8	9	AB	R	H	RBI	BB	SO	LOB	BOTTOM
13 Maicer Izturis, S (1, 5) OBP: 0.340, SLG: 0.389	G4-3				F8				G3	3	1	0	0	0	0	2	Seattle Mariners @ Los Angeles Angels Angel Stadium of Anaheim, Anaheim, CA Mon Sep 05 2011, 6:08 PM - 8:31 PM PDT Att: 35,497 - Partly Cloudy - 85 F
25 Peter Bourjos, R (1, 8) OBP: 0.328, SLG: 0.446	G4-3				G6-3				G6-3	3	2	1	0	1	0	1	
47 Howie Kendrick, R (1, 4) OBP: 0.347, SLG: 0.468	G4-3				FC5				G6-3	4	1	0	0	0	1	2	
48 Torii Hunter, R (1, 9) OBP: 0.335, SLG: 0.422	E8				SF8				E1	3	1	0	1	0	0	0	
44 Mark Trumbo, R (1, 3) OBP: 0.297, SLG: 0.486	HR				E9				G5-3	4	1	2	3	0	0	1	
10 Vernon Wells, R (1, 10) OBP: 0.256, SLG: 0.402	P3				P5				F9	4	1	1	1	0	0	1	
27 Mike Trout, R (1, 7) OBP: 0.312, SLG: 0.470					G4-3				HR	4	0	0	0	0	2	1	
2 Erick Aybar, S (1, 6) OBP: 0.304, SLG: 0.400	G6-3				BB				P4	3	0	1	0	1	0	0	
5 Jeff Mathis, R (1, 2) OBP: 0.228, SLG: 0.256	G6-3				K				F9	4	0	1	0	0	1	2	
					1B												
Inning Stats	R: 3 H: 2 E: 1 K: 0 S: 13	H: 0 R: 0 ER: 0 LOB: 0 BB: 0 P: 12	R: 3 H: 1 E: 2 K: 0 S: 12	H: 1 R: 0 ER: 1 LOB: 1 BB: 1 P: 27	R: 0 H: 0 E: 1 K: 1 S: 10	H: 0 R: 0 ER: 0 LOB: 0 BB: 1 P: 15	R: 0 H: 2 E: 0 K: 0 S: 14	H: 0 R: 0 ER: 0 LOB: 0 BB: 0 P: 12	R: 0 H: 1 E: 0 K: 1 S: 8	H: 1 R: 0 ER: 0 LOB: 1 BB: 0 P: 14	1B: 2 2B: 2 3B: 0 HR: 2	SF: 1 SAC: 0 DP: 0 HBP: 1	WP: 0 PB: 0 SB: 0 CS: 0	PA: 36			
PITCHER	IP WLS BF H R ER SO BB IBB HBP BLK WP HR S P ERA WHIP																
59 Anthony Vasquez, L (1, 1) ERA: 9.0	5.2 L 27 5 0 0 0 0 2 0 0 0 0 0 2 60 98 4.76 1.235																
23 Shawn Kelley, R (6, 1) ERA: 20.25	1.1 5 0 0 0 0 0 0 0 0 0 0 0 12 15 0.00 0.000																
37 Cesar Jimenez, L (8, 1) ERA: 20.25	1.0 4 1 0 0 1 0 0 0 0 0 0 0 8 14 0.00 1.000																

AB	32
R	7
H	6
RBI	5
BB	2
SO	4
LOB	10



Batter	1	2	3	4	5	6	7	8	9	AB	R	H	RBI	BB	SO	LOB	TOP				
51 Ichiro Suzuki, L (1,9) OBP: 0.311, SLG: 0.327	G1-3			G4-3		G6-3				4	0	1	0	1	0	2	Seattle Mariners @ Los Angeles Angels Angel Stadium of Anaheim, Anaheim, CA Tue Sep 06 2011, 7:07 PM - 9:54 PM PDT Att: 36,533 - Clear - 87 F				
26 Brendan Ryan, R (1,6) OBP: 0.316, SLG: 0.330	L1	F8		F7				K		5	0	1	0	0	1	5					
13 Dustin Ackley, L (1,4) OBP: 0.378, SLG: 0.477					P5	L4				4	0	2	0	1	0	2					
20 Mike Carp, L (1,10) OBP: 0.341, SLG: 0.465	G4-3			K		G1-3		K2-3	F8	5	0	0	0	0	2	4					
17 Justin Smoak, S (1,3) OBP: 0.318, SLG: 0.384				G3				G1-3		5	1	2	0	0	0	1					
30 Miguel Olivo, R (1,2) OBP: 0.256, SLG: 0.371				K					F7	5	0	2	0	0	1	2					
15 Kyle Seager, L (1,5) OBP: 0.333, SLG: 0.390									F8	5	1	1	0	0	0	4					
12 Trayvon Robinson, S (1,7) OBP: 0.318, SLG: 0.432									G4-3	3	0	1	1	0	2	2					
55 Michael Saunders, L (1,8) OBP: 0.224, SLG: 0.243										3	0	0	1	1	1	3					
Inning Stats	R: 0 E: 0 K: 0 S: 8	H: 1 LOB: 1 BB: 0 P: 12	R: 1 E: 2 K: 1 S: 12	H: 1 LOB: 3 BB: 1 P: 22	R: 0 E: 0 K: 2 S: 13	H: 1 LOB: 1 BB: 0 P: 20	R: 1 E: 1 K: 0 S: 10	H: 1 LOB: 1 BB: 0 P: 15	R: 0 E: 0 K: 1 S: 14	H: 2 LOB: 2 BB: 1 P: 24	R: 0 E: 0 K: 2 S: 13	H: 2 LOB: 2 BB: 0 P: 16	R: 0 E: 1 K: 1 S: 13	H: 1 LOB: 0 BB: 0 P: 11	R: 0 E: 0 K: 0 S: 6	H: 0 LOB: 0 BB: 0 P: 11	1B: 9 2B: 0 3B: 1 HR: 0	SF: 1 SAC: 0 DP: 0 HBP: 0	WP: 0 PB: 0 SB: 3 CS: 0	PA: 43	
PITCHER	IP WLS BF H R ER SO BB IBB HBP BLK WP HR S P ERA WHIP	IP WLS BF H R ER SO BB IBB HBP BLK WP HR S P ERA WHIP	IP WLS BF H R ER SO BB IBB HBP BLK WP HR S P ERA WHIP	IP WLS BF H R ER SO BB IBB HBP BLK WP HR S P ERA WHIP	IP WLS BF H R ER SO BB IBB HBP BLK WP HR S P ERA WHIP	IP WLS BF H R ER SO BB IBB HBP BLK WP HR S P ERA WHIP	IP WLS BF H R ER SO BB IBB HBP BLK WP HR S P ERA WHIP	IP WLS BF H R ER SO BB IBB HBP BLK WP HR S P ERA WHIP	IP WLS BF H R ER SO BB IBB HBP BLK WP HR S P ERA WHIP	IP WLS BF H R ER SO BB IBB HBP BLK WP HR S P ERA WHIP	IP WLS BF H R ER SO BB IBB HBP BLK WP HR S P ERA WHIP	IP WLS BF H R ER SO BB IBB HBP BLK WP HR S P ERA WHIP	IP WLS BF H R ER SO BB IBB HBP BLK WP HR S P ERA WHIP	IP WLS BF H R ER SO BB IBB HBP BLK WP HR S P ERA WHIP	IP WLS BF H R ER SO BB IBB HBP BLK WP HR S P ERA WHIP	IP WLS BF H R ER SO BB IBB HBP BLK WP HR S P ERA WHIP	IP WLS BF H R ER SO BB IBB HBP BLK WP HR S P ERA WHIP	IP WLS BF H R ER SO BB IBB HBP BLK WP HR S P ERA WHIP	IP WLS BF H R ER SO BB IBB HBP BLK WP HR S P ERA WHIP	IP WLS BF H R ER SO BB IBB HBP BLK WP HR S P ERA WHIP	IP WLS BF H R ER SO BB IBB HBP BLK WP HR S P ERA WHIP
54 Ervin Santana, R (1,1) ERA: 3.18	6.0	L	30	7	2	0	4	2	0	0	0	0	0	0	69	110	0.00	1.500			
43 Garrett Richards, R (7,1) ERA: 8.1	1.0		5	2	0	0	2	0	0	0	0	0	0	0	13	16	0.00	2.000			
49 Horacio Ramirez, L (8,1) ERA: 9.55	0.1		2	1	0	0	0	0	0	0	0	0	0	6	8	0.00	3.000				
63 Rich Thompson, R (8,1) ERA: 3.04	0.2		3	0	0	0	1	1	0	0	0	0	0	7	14	0.00	1.500				
22 Trevor Bell, R (9,1) ERA: 3.28	1.0		3	0	0	0	0	0	0	0	0	0	0	6	11	0.00	0.000				

AB 39
R 2
H 10
RBI 2
BB 3
SO 7
LOB 25



Batter	1	2	3	4	5	6	7	8	9	AB	R	H	RBI	BB	SO	LOB	BOTTOM				
13 Maicer Izturis, S (1,4) OBP: 0.339, SLG: 0.388	G4-3			G3						4	0	1	0	0	1	0	Seattle Mariners @ Los Angeles Angels Angel Stadium of Anaheim, Anaheim, CA Tue Sep 06 2011, 7:07 PM - 9:54 PM PDT Att: 36,533 - Clear - 87 F				
2 Erick Aybar, S (1,6) OBP: 0.304, SLG: 0.398	F9							K		3	0	0	0	1	1	2					
53 Bobby Abreu, L (1,10) OBP: 0.356, SLG: 0.363										4	0	1	0	0	1	1					
48 Torii Hunter, R (1,9) OBP: 0.336, SLG: 0.422									F9	3	1	1	0	1	1	0					
44 Mark Trumbo, R (1,3) OBP: 0.295, SLG: 0.482	FC5-4									4	0	0	0	0	1	3					
6 Alberto Callaspo, S (1,5) OBP: 0.353, SLG: 0.364										4	0	1	1	0	0	0					
10 Vernon Wells, R (1,7) OBP: 0.254, SLG: 0.399										4	0	0	0	0	0	1					
25 Peter Bourjos, R (1,8) OBP: 0.326, SLG: 0.443										3	0	0	0	0	1	0					
46 Bobby Wilson, R (1,2) OBP: 0.267, SLG: 0.308										1	0	0	0	0	0	0					
27 Mike Trout, R (5,PH) OBP: 0.309, SLG: 0.464										1	0	0	0	0	1	1					
5 Jeff Mathis, R (6,2) OBP: 0.228, SLG: 0.256										0	0	0	0	0	0	0					
47 Howie Kendrick, R (7,PH) OBP: 0.348, SLG: 0.467										1	0	0	0	0	0	0					
16 Hank Conger, L (8,2) OBP: 0.283, SLG: 0.343										0	0	0	0	0	0	0					
Inning Stats	R: 0 E: 0 K: 0 S: 7	H: 1 LOB: 2 BB: 1 P: 13	R: 0 E: 0 K: 0 S: 8	H: 0 LOB: 0 BB: 0 P: 11	R: 0 E: 0 K: 1 S: 7	H: 0 LOB: 1 BB: 1 P: 16	R: 0 E: 0 K: 2 S: 8	H: 0 LOB: 0 BB: 0 P: 11	R: 0 E: 0 K: 0 S: 12	H: 1 LOB: 2 BB: 0 P: 13	R: 1 E: 1 K: 0 S: 10	H: 2 LOB: 1 BB: 0 P: 15	R: 0 E: 0 K: 1 S: 9	H: 0 LOB: 0 BB: 0 P: 16	R: 0 E: 0 K: 0 S: 8	H: 0 LOB: 0 BB: 0 P: 13	1B: 3 2B: 1 3B: 0 HR: 0	SF: 0 SAC: 0 DP: 0 HBP: 0	WP: 0 PB: 1 SB: 1 CS: 0	PA: 34	
PITCHER	IP WLS BF H R ER SO BB IBB HBP BLK WP HR S P ERA WHIP	IP WLS BF H R ER SO BB IBB HBP BLK WP HR S P ERA WHIP	IP WLS BF H R ER SO BB IBB HBP BLK WP HR S P ERA WHIP	IP WLS BF H R ER SO BB IBB HBP BLK WP HR S P ERA WHIP	IP WLS BF H R ER SO BB IBB HBP BLK WP HR S P ERA WHIP	IP WLS BF H R ER SO BB IBB HBP BLK WP HR S P ERA WHIP	IP WLS BF H R ER SO BB IBB HBP BLK WP HR S P ERA WHIP	IP WLS BF H R ER SO BB IBB HBP BLK WP HR S P ERA WHIP	IP WLS BF H R ER SO BB IBB HBP BLK WP HR S P ERA WHIP	IP WLS BF H R ER SO BB IBB HBP BLK WP HR S P ERA WHIP	IP WLS BF H R ER SO BB IBB HBP BLK WP HR S P ERA WHIP	IP WLS BF H R ER SO BB IBB HBP BLK WP HR S P ERA WHIP	IP WLS BF H R ER SO BB IBB HBP BLK WP HR S P ERA WHIP	IP WLS BF H R ER SO BB IBB HBP BLK WP HR S P ERA WHIP	IP WLS BF H R ER SO BB IBB HBP BLK WP HR S P ERA WHIP	IP WLS BF H R ER SO BB IBB HBP BLK WP HR S P ERA WHIP	IP WLS BF H R ER SO BB IBB HBP BLK WP HR S P ERA WHIP	IP WLS BF H R ER SO BB IBB HBP BLK WP HR S P ERA WHIP	IP WLS BF H R ER SO BB IBB HBP BLK WP HR S P ERA WHIP	IP WLS BF H R ER SO BB IBB HBP BLK WP HR S P ERA WHIP	IP WLS BF H R ER SO BB IBB HBP BLK WP HR S P ERA WHIP
34 Félix Hernández, R (1,1) ERA: 3.15	8.0	W	31	4	1	0	0	2	0	0	0	0	0	0	72	111	0.00	0.750			
43 Brandon League, R (9,1) ERA: 2.87	1.0	S	3	0	0	0	0	0	0	0	0	8	13	0.00	0.000						

AB 32
R 1
H 4
RBI 1
BB 2
SO 7
LOB 8



Batter	1	2	3	4	5	6	7	8	9	AB	R	H	RBI	BB	SO	LOB	TOP					
51 Ichiro Suzuki, L (1,9) OBP: 0.309, SLG: 0.324	0-1		2-1			1-0			1-3	4	0	0	0	0	1	0						
26 Brendan Ryan, R (1,6) OBP: 0.313, SLG: 0.327	2-2			2-1		0-1			0-0	4	0	0	0	0	0	0						
13 Dustin Ackley, L (1,4) OBP: 0.374, SLG: 0.471	1-0			1-1			1-2			3	0	0	0	0	0	0						
20 Mike Carp, L (1,7) OBP: 0.340, SLG: 0.460		4-1		2-2			0-1			2	0	0	0	1	0	0						
17 Justin Smoak, S (1,3) OBP: 0.316, SLG: 0.381		1-3			1-3		2-1			3	0	0	0	0	2	1						
30 Miguel Olivo, R (1,2) OBP: 0.254, SLG: 0.368		0-3			0-1			0-0		3	0	0	0	0	1	1						
29 Wily Mo Peña, R (1,10) OBP: 0.233, SLG: 0.482		1-1			0-1			2-2		3	0	0	0	0	0	1						
12 Trayvon Robinson, S (1,8) OBP: 0.319, SLG: 0.464			0-0			0-1		0-3		3	1	1	1	0	1	0						
16 Alex Liddi, R (1,5) OBP: 0.331, SLG: 0.387		0-2			2-3			0-1		2	0	0	0	0	1	0						
15 Kyle Seager, L (9,PH) OBP: 0.331, SLG: 0.387								0-1		1	0	0	0	0	0	0						
Inning Stats	R: 0 E: 0 K: 0 S: 6	H: 0 LOB: 0 BB: 0 P: 9	R: 0 E: 0 K: 2 S: 10	H: 0 LOB: 1 BB: 1 P: 16	R: 0 E: 0 K: 0 S: 6	H: 0 LOB: 0 BB: 0 P: 8	R: 0 E: 0 K: 0 S: 7	H: 0 LOB: 0 BB: 0 P: 12	R: 0 E: 0 K: 1 S: 7	H: 0 LOB: 0 BB: 0 P: 8	R: 1 E: 0 K: 1 S: 8	H: 1 LOB: 0 BB: 0 P: 11	R: 0 E: 0 K: 0 S: 8	H: 0 LOB: 0 BB: 0 P: 11	R: 0 E: 0 K: 1 S: 7	H: 0 LOB: 2 BB: 0 P: 9	R: 0 E: 0 K: 1 S: 6	H: 0 LOB: 0 BB: 0 P: 7	1B: 0 2B: 0 3B: 0 HR: 1	SF: 0 SAC: 0 DP: 0 HBP: 0	WP: 0 PB: 0 SB: 0 CS: 0	PA: 29
PITCHER	IP WLS BF H R ER SO BB IBB HBP BLK WP HR S P ERA WHIP	IP WLS BF H R ER SO BB IBB HBP BLK WP HR S P ERA WHIP																				
57 Jerome Williams, R (1,1) ERA: 3.51	8.0	W	26	1	1	1	5	1	0	0	0	0	0	0	0	0	0	1.12	0.250			
51 Jordan Walden, R (9,1) ERA: 2.55	1.0	S	3	0	0	0	1	0	0	0	0	0	0	0	0	0	0	0.00	0.000			

Seattle Mariners @ Los Angeles Angels
Angel Stadium of Anaheim, Anaheim, CA
Wed Sep 07 2011, 7:08 PM - 9:09 PM PDT
Att: 37,459 - Partly Cloudy - 87 F

AB 28
R 1
H 1
RBI 1
BB 1
SO 6
LOB 3



Batter	1	2	3	4	5	6	7	8	9	AB	R	H	RBI	BB	SO	LOB	BOTTOM			
13 Maicer Izturis, S (1,5) OBP: 0.341, SLG: 0.394	0-3		0-0			3-2		2-0		4	1	2	2	0	1	0				
25 Peter Bourjos, R (1,8) OBP: 0.328, SLG: 0.444	1-1		0-0			2-2		1-0		4	0	2	1	0	0	1				
47 Howie Kendrick, R (1,4) OBP: 0.343, SLG: 0.463	0-0			1-0			0-1	0-3		4	0	0	0	0	1	2				
48 Torii Hunter, R (1,10) OBP: 0.333, SLG: 0.419	2-2			0-3			2-2	0-0		4	0	0	0	0	1	3				
44 Mark Trumbo, R (1,3) OBP: 0.295, SLG: 0.481		1-1			2-0			2-2		3	0	1	0	0	0	0				
10 Vernon Wells, R (1,7) OBP: 0.252, SLG: 0.396		2-0			1-3			1-1		3	0	0	0	0	1	1				
27 Mike Trout, R (1,9) OBP: 0.299, SLG: 0.448		1-0			1-2			2-1		3	0	0	0	0	0	0				
2 Erick Aybar, S (1,6) OBP: 0.304, SLG: 0.397			1-2			0-0		1-1		3	1	1	0	0	0	0				
46 Bobby Wilson, R (1,2) OBP: 0.262, SLG: 0.301			2-2			1-0		4-0		2	0	0	0	0	0	0				
6 Alberto Callaspo, S (8,PH) OBP: 0.354, SLG: 0.364								1-2		0	0	0	0	1	0	0				
28 Jeremy Moore, L (8,PR) OBP: 0.228, SLG: 0.256								1-2		0	1	0	0	0	0	0				
5 Jeff Mathis, R (9,2) OBP: 0.228, SLG: 0.256								1-2		0	0	0	0	0	0	0				
Inning Stats	R: 0 E: 0 K: 1 S: 10	H: 1 LOB: 1 BB: 0 P: 13	R: 0 E: 0 K: 0 S: 4	H: 0 LOB: 0 BB: 0 P: 8	R: 0 E: 0 K: 0 S: 12	H: 1 LOB: 1 BB: 0 P: 15	R: 0 E: 0 K: 1 S: 5	H: 0 LOB: 0 BB: 0 P: 8	R: 0 E: 0 K: 1 S: 8	H: 0 LOB: 0 BB: 0 P: 10	R: 0 E: 0 K: 0 S: 10	H: 0 LOB: 0 BB: 0 P: 16	R: 0 E: 0 K: 0 S: 11	H: 1 LOB: 1 BB: 0 P: 16	R: 3 E: 1 K: 1 S: 10	H: 3 LOB: 2 BB: 1 P: 20	1B: 4 2B: 2 3B: 0 HR: 0	SF: 0 SAC: 0 DP: 0 HBP: 0	WP: 1 PB: 0 SB: 0 CS: 0	PA: 31
PITCHER	IP WLS BF H R ER SO BB IBB HBP BLK WP HR S P ERA WHIP	IP WLS BF H R ER SO BB IBB HBP BLK WP HR S P ERA WHIP																		
41 Charlie Furbush, L (1,1) ERA: 4.84	7.1	L	28	5	3	3	3	1	0	0	0	0	0	0	0	0	0	3.68	0.818	
54 Tom Wilhelmson, R (8,1) ERA: 3.8	0.2		3	1	0	0	1	0	0	0	0	0	0	0	0	0	0	0.00	1.500	

Seattle Mariners @ Los Angeles Angels
Angel Stadium of Anaheim, Anaheim, CA
Wed Sep 07 2011, 7:08 PM - 9:09 PM PDT
Att: 37,459 - Partly Cloudy - 87 F

AB 30
R 3
H 6
RBI 3
BB 1
SO 4
LOB 7



Batter	1	2	3	4	5	6	7	8	9	AB	R	H	RBI	BB	SO	LOB	TOP					
2 Derek Jeter, R OBP: 0.354, SLG: 0.388										4	0	1	0	0	0	0	New York Yankees @ Los Angeles Angels Angel Stadium of Anaheim, Anaheim, CA Sat Sep 10 2011, 6:08 PM - 9:02 PM PDT Att: 42,774 - Partly Cloudy - 71 F livebaseballscorecards.com					
14 Curtis Granderson, L OBP: 0.370, SLG: 0.562										4	0	0	0	0	3	1						
25 Mark Teixeira, S OBP: 0.343, SLG: 0.496										3	0	0	0	0	2	1						
24 Robinson Cano, L OBP: 0.343, SLG: 0.520										3	0	0	0	0	0	1						
63 Jesus Montero, R OBP: 0.243, SLG: 0.739										3	0	1	0	0	0	0						
12 Eric Chavez, L OBP: 0.338, SLG: 0.362										3	0	1	0	0	1	1						
55 Russell Martin, R OBP: 0.326, SLG: 0.417										1	0	0	0	0	0	0						
20 Jorge Posada, S OBP: 0.318, SLG: 0.406										2	0	1	0	0	1	0						
26 Eduardo Núñez, R OBP: 0.304, SLG: 0.370										3	0	0	0	0	0	2						
11 Brett Gardner, L OBP: 0.349, SLG: 0.376										3	0	0	0	0	0	0						
Inning Stats	R: 0 E: 0 K: 0 S: 9	H: 1 LOB: 1 BB: 0 P: 14	R: 0 E: 0 K: 0 S: 4	H: 1 LOB: 1 BB: 0 P: 5	R: 0 E: 0 K: 0 S: 6	H: 0 LOB: 0 BB: 0 P: 12	R: 0 E: 0 K: 2 S: 8	H: 0 LOB: 0 BB: 0 P: 11	R: 0 E: 0 K: 2 S: 10	H: 0 LOB: 0 BB: 0 P: 12	R: 0 E: 0 K: 0 S: 11	H: 0 LOB: 0 BB: 0 P: 16	R: 0 E: 0 K: 2 S: 10	H: 0 LOB: 0 BB: 0 P: 13	R: 0 E: 0 K: 0 S: 9	H: 2 LOB: 1 BB: 0 P: 14	R: 0 E: 0 K: 1 S: 11	H: 0 LOB: 0 BB: 0 P: 16	1B: 3 2B: 1 3B: 0 HR: 0	SF: 0 SAC: 0 DP: 2 HBP: 0	WP: 0 PB: 0 SB: 0 CS: 0	PA: 29
PITCHER 24 Dan Haren, R ERA: 3.06	IP: 9.0 WLS: W BF: 29 H: 4 R: 0 ER: 0 SO: 7 BB: 0 IBB: 0 HBP: 0 BLK: 0 WP: 0 HR: 0 S: 78 P: 113 ERA: 0.00 WHIP: 0.444															PITCHER						

Batter	1	2	3	4	5	6	7	8	9	AB	R	H	RBI	BB	SO	LOB	BOTTOM			
13 Maicer Izturis, S OBP: 0.343, SLG: 0.400										4	0	2	1	1	1	1	New York Yankees @ Los Angeles Angels Angel Stadium of Anaheim, Anaheim, CA Sat Sep 10 2011, 6:08 PM - 9:02 PM PDT Att: 42,774 - Partly Cloudy - 71 F livebaseballscorecards.com			
25 Peter Bourjos, R OBP: 0.328, SLG: 0.440										5	0	1	0	0	1	5				
47 Howie Kendrick, R OBP: 0.341, SLG: 0.458										5	0	1	0	0	1	4				
48 Torii Hunter, R OBP: 0.335, SLG: 0.421										2	2	1	1	2	1	1				
44 Mark Trumbo, R OBP: 0.298, SLG: 0.480										4	1	3	0	1	1	0				
10 Vernon Wells, R OBP: 0.252, SLG: 0.392										5	0	1	0	0	1	8				
27 Mike Trout, R OBP: 0.304, SLG: 0.457										5	1	2	1	0	1	1				
2 Erick Aybar, S OBP: 0.305, SLG: 0.396										2	0	0	1	0	1	0				
5 Jeff Mathis, R OBP: 0.235, SLG: 0.277										2	2	2	2	1	0	0				
Inning Stats	R: 0 E: 0 K: 1 S: 17	H: 2 LOB: 3 BB: 1 P: 30	R: 1 E: 0 K: 0 S: 14	H: 2 LOB: 1 BB: 0 P: 17	R: 0 E: 0 K: 1 S: 9	H: 2 LOB: 1 BB: 0 P: 14	R: 0 E: 0 K: 2 S: 11	H: 0 LOB: 1 BB: 1 P: 16	R: 0 E: 0 K: 1 S: 9	H: 1 LOB: 2 BB: 1 P: 19	R: 0 E: 0 K: 0 S: 9	H: 1 LOB: 3 BB: 1 P: 23	R: 4 E: 0 K: 1 S: 24	H: 3 LOB: 1 BB: 1 P: 35	R: 1 E: 0 K: 2 S: 13	H: 2 LOB: 1 BB: 0 P: 17		1B: 7 2B: 4 3B: 0 HR: 2	SF: 1 SAC: 1 DP: 0 HBP: 2	WP: 1 PB: 0 SB: 0 CS: 1
PITCHER 52 CC Sabathia, L ERA: 2.93	IP: 6.0 WLS: L BF: 30 H: 8 R: 1 ER: 1 SO: 3 BB: 3 IBB: 1 HBP: 1 BLK: 0 WP: 0 HR: 0 S: 69 P: 119 ERA: 1.50 WHIP: 1.833															PITCHER				
64 Hector Noesi, R ERA: 4.09	0.2	7	3	4	4	1	1	0	1	0	1	1	23	33	54.00	6.000				
70 George Kontos, R ERA: 6.75	1.1	6	2	1	1	2	0	0	0	0	0	1	14	19	6.75	1.500				

Batter	1	2	3	4	5	6	7	8	9	AB	R	H	RBI	BB	SO	LOB	TOP							
2 Derek Jeter, R OBP: 0.355, SLG: 0.388										5	2	2	0	0	1	1								
14 Curtis Granderson, L OBP: 0.366, SLG: 0.954										5	1	1	2	0	1	2								
25 Mark Teixeira, S OBP: 0.342, SLG: 0.494										3	0	0	1	1	3	0								
24 Robinson Canó, L OBP: 0.343, SLG: 0.525										5	2	2	1	0	1	2								
63 Jesus Montero, R OBP: 0.400, SLG: 0.654										3	0	0	0	1	3	1								
71 Austin Romine, R (7.2)										0	0	0	0	0	0	0								
12 Eric Chavez, L OBP: 0.343, SLG: 0.374										4	0	2	1	0	1	2								
18 Andruw Jones, R OBP: 0.352, SLG: 0.473										2	0	0	0	2	1	1								
26 Eduardo Núñez, R OBP: 0.304, SLG: 0.366										3	0	0	0	1	0	2								
30 David Robertson, R (8.1)										0	0	0	0	0	0	0								
42 Mariano Rivera, R (9.1)										0	0	0	0	0	0	0								
11 Brett Gardner, L OBP: 0.350, SLG: 0.376										3	1	1	0	1	0	3								
Inning Stats	R: 0 K: 2 S: 9	H: 0 LOB: 0 BB: 0 P: 15	R: 1 E: 0 K: 2 S: 12	H: 2 LOB: 1 BB: 0 P: 14	R: 0 K: 0 S: 5	H: 0 LOB: 0 BB: 1 P: 13	R: 1 E: 0 K: 2 S: 14	H: 2 LOB: 3 BB: 2 P: 26	R: 2 K: 2 S: 10	H: 2 LOB: 0 BB: 0 P: 12	R: 0 K: 0 S: 5	H: 0 LOB: 0 BB: 1 P: 11	R: 2 K: 2 S: 13	H: 2 LOB: 2 BB: 1 P: 26	R: 0 K: 0 S: 6	H: 0 LOB: 0 BB: 0 P: 12	R: 0 K: 1 S: 9	H: 0 LOB: 0 BB: 1 P: 18	1B: 5 2B: 1 3B: 0 HR: 2	SF: 1 SAC: 0 DP: 1 HBP: 0	WP: 1 PB: 0 SB: 0 CS: 1	PA: 40		
PITCHER	IP WLS BF ERA WHIP	WLS BF ERA WHIP	H R ER SO BB IBB HBP BLK WP HR S P ERA WHIP	H R ER SO BB IBB HBP BLK WP HR S P ERA WHIP	H R ER SO BB IBB HBP BLK WP HR S P ERA WHIP	H R ER SO BB IBB HBP BLK WP HR S P ERA WHIP	H R ER SO BB IBB HBP BLK WP HR S P ERA WHIP	H R ER SO BB IBB HBP BLK WP HR S P ERA WHIP	H R ER SO BB IBB HBP BLK WP HR S P ERA WHIP	H R ER SO BB IBB HBP BLK WP HR S P ERA WHIP	H R ER SO BB IBB HBP BLK WP HR S P ERA WHIP	H R ER SO BB IBB HBP BLK WP HR S P ERA WHIP	H R ER SO BB IBB HBP BLK WP HR S P ERA WHIP	H R ER SO BB IBB HBP BLK WP HR S P ERA WHIP	H R ER SO BB IBB HBP BLK WP HR S P ERA WHIP	H R ER SO BB IBB HBP BLK WP HR S P ERA WHIP	H R ER SO BB IBB HBP BLK WP HR S P ERA WHIP	H R ER SO BB IBB HBP BLK WP HR S P ERA WHIP	H R ER SO BB IBB HBP BLK WP HR S P ERA WHIP	H R ER SO BB IBB HBP BLK WP HR S P ERA WHIP	H R ER SO BB IBB HBP BLK WP HR S P ERA WHIP	H R ER SO BB IBB HBP BLK WP HR S P ERA WHIP	H R ER SO BB IBB HBP BLK WP HR S P ERA WHIP	H R ER SO BB IBB HBP BLK WP HR S P ERA WHIP
54 Ervin Santana, R ERA: 3.3	6.0	L	28	8	6	5	8	4	0	0	0	0	1	2	59	98	7.50	2.000						
37 Scott Downs, L ERA: 1.34	1.0	B	5	0	0	0	2	0	1	0	0	0	0	0	9	18	0.00	0.000						
38 Bobby Cassevah, R ERA: 2.73	1.0		3	0	0	0	0	0	0	0	0	0	0	6	12	0.00	0.000							
21 Hisanori Takahashi, L ERA: 3.73	1.0		4	0	0	0	1	1	0	0	0	0	0	9	18	0.00	1.000							

New York Yankees @ Los Angeles Angels
Angel Stadium of Anaheim, Anaheim, CA
Sun Sep 11 2011, 12:46 PM - 3:59 PM PDT
Att: 42,581 - Sunny - 76 F

livebaseballscorecards.com

AB 33
R 6
H 8
RBI 5
BB 6
SO 11
LOB 14

Batter	1	2	3	4	5	6	7	8	9	AB	R	H	RBI	BB	SO	LOB	BOTTOM							
2 Erick Aybar, S OBP: 0.310, SLG: 0.400										5	1	4	0	0	0	0								
47 Howie Kendrick, R OBP: 0.342, SLG: 0.465										4	1	2	2	0	0	2								
53 Bobby Abreu, L OBP: 0.358, SLG: 0.364										3	0	1	0	1	1	1								
48 Torii Hunter, R OBP: 0.334, SLG: 0.419										3	0	0	0	1	1	3								
44 Mark Trumbo, R OBP: 0.295, SLG: 0.476										4	0	0	0	0	1	5								
6 Alberto Callaspo, S OBP: 0.357, SLG: 0.365										3	1	1	0	1	0	3								
25 Peter Bourjos, R OBP: 0.327, SLG: 0.445										4	1	1	2	0	0	1								
27 Mike Trout, R OBP: 0.292, SLG: 0.438										4	0	0	0	0	2	1								
46 Bobby Wilson, R OBP: 0.264, SLG: 0.302										3	1	1	0	0	0	0								
39 Russell Branyan, L (9,PH) OBP: 0.299, SLG: 0.376										1	0	0	0	0	0	0								
Inning Stats	R: 2 K: 1 S: 18	H: 2 LOB: 0 BB: 0 P: 24	R: 0 E: 0 K: 1 S: 11	H: 1 LOB: 0 BB: 0 P: 15	R: 1 K: 1 S: 11	H: 2 LOB: 1 BB: 0 P: 19	R: 2 K: 0 S: 10	H: 1 LOB: 0 BB: 1 P: 18	R: 0 K: 0 S: 7	H: 0 LOB: 0 BB: 0 P: 9	R: 0 K: 1 S: 17	H: 2 LOB: 2 BB: 0 P: 26	R: 0 K: 1 S: 8	H: 0 LOB: 0 BB: 0 P: 11	R: 0 K: 0 S: 10	H: 1 LOB: 0 BB: 0 P: 14	1B: 8 2B: 0 3B: 0 HR: 2	SF: 0 SAC: 1 DP: 1 HBP: 0	WP: 1 PB: 0 SB: 3 CS: 1	PA: 39				
PITCHER	IP WLS BF ERA WHIP	WLS BF ERA WHIP	H R ER SO BB IBB HBP BLK WP HR S P ERA WHIP	H R ER SO BB IBB HBP BLK WP HR S P ERA WHIP	H R ER SO BB IBB HBP BLK WP HR S P ERA WHIP	H R ER SO BB IBB HBP BLK WP HR S P ERA WHIP	H R ER SO BB IBB HBP BLK WP HR S P ERA WHIP	H R ER SO BB IBB HBP BLK WP HR S P ERA WHIP	H R ER SO BB IBB HBP BLK WP HR S P ERA WHIP	H R ER SO BB IBB HBP BLK WP HR S P ERA WHIP	H R ER SO BB IBB HBP BLK WP HR S P ERA WHIP	H R ER SO BB IBB HBP BLK WP HR S P ERA WHIP	H R ER SO BB IBB HBP BLK WP HR S P ERA WHIP	H R ER SO BB IBB HBP BLK WP HR S P ERA WHIP	H R ER SO BB IBB HBP BLK WP HR S P ERA WHIP	H R ER SO BB IBB HBP BLK WP HR S P ERA WHIP	H R ER SO BB IBB HBP BLK WP HR S P ERA WHIP	H R ER SO BB IBB HBP BLK WP HR S P ERA WHIP	H R ER SO BB IBB HBP BLK WP HR S P ERA WHIP	H R ER SO BB IBB HBP BLK WP HR S P ERA WHIP	H R ER SO BB IBB HBP BLK WP HR S P ERA WHIP	H R ER SO BB IBB HBP BLK WP HR S P ERA WHIP	H R ER SO BB IBB HBP BLK WP HR S P ERA WHIP	H R ER SO BB IBB HBP BLK WP HR S P ERA WHIP
36 Freddy Garcia, R ERA: 3.71	5.0		24	7	5	5	3	2	1	0	0	0	0	0	0	0								
53 Cory Wade, R ERA: 1.93	1.0	W	3	0	0	0	0	0	0	0	0	0	0	7	9	0.00	0.000							
29 Rafael Soriano, R ERA: 4.31	1.0	H	5	2	0	0	1	0	0	0	0	0	0	17	26	0.00	2.000							
30 David Robertson, R ERA: 1.19	1.0	H	3	0	0	0	1	0	0	0	0	0	0	8	11	0.00	0.000							
42 Mariano Rivera, R ERA: 2.09	1.0	S	3	1	0	0	0	0	0	0	0	0	0	10	14	0.00	1.000							

New York Yankees @ Los Angeles Angels
Angel Stadium of Anaheim, Anaheim, CA
Sun Sep 11 2011, 12:46 PM - 3:59 PM PDT
Att: 42,581 - Sunny - 76 F

livebaseballscorecards.com

AB 34
R 5
H 10
RBI 4
BB 3
SO 5
LOB 16

Batter	1	2	3	4	5	6	7	8	9	AB	R	H	RBI	BB	SO	LOB	TOP					
2 Erick Aybar, S OBP: 0.311, SLG: 0.405	F8		L4		L8		G4-3		HBP	4	0	0	0	0	0	1						
47 Howie Kendrick, R OBP: 0.345, SLG: 0.473	1B		G5-3			BB		G6-3	FC6-4	4	1	1	0	1	0	1						
53 Bobby Abreu, L OBP: 0.359, SLG: 0.365	1B			G4-3		2B		BB		3	2	2	1	1	0	0						
48 Tori Hunter, R OBP: 0.336, SLG: 0.418	G4-6-3			G4-3		2B				4	0	1	0	0	1	4						
44 Mark Trumbo, R OBP: 0.295, SLG: 0.478		G6-3		G5-3		HR				4	1	2	2	0	0	1						
6 Alberto Callaspo, S OBP: 0.357, SLG: 0.362		G3		L3		F8		E5		4	0	0	0	0	0	2						
10 Vernon Wells, R OBP: 0.251, SLG: 0.399					G5-3	P5		P6		4	0	1	0	0	0	2						
25 Peter Bourjos, R OBP: 0.324, SLG: 0.438							P4		G6-3	3	0	0	0	0	0	1						
5 Jeff Mathis, R OBP: 0.233, SLG: 0.274							K		F7	4	0	1	0	0	2	0						
Inning Stats	R: 0 H: 2 E: 0 K: 0 S: 7	H: 2 LOB: 1 BB: 0 P: 11	R: 0 H: 1 E: 0 K: 0 S: 14	H: 1 LOB: 1 BB: 0 P: 18	R: 0 H: 0 E: 0 K: 1 S: 8	H: 0 LOB: 0 BB: 0 P: 11	R: 0 H: 1 E: 0 K: 0 S: 6	H: 1 LOB: 1 BB: 0 P: 10	R: 0 H: 1 E: 0 K: 0 S: 11	H: 1 LOB: 1 BB: 0 P: 19	R: 3 H: 2 E: 0 K: 0 S: 14	H: 2 LOB: 0 BB: 1 P: 26	R: 0 H: 0 E: 0 K: 1 S: 8	H: 0 LOB: 0 BB: 0 P: 15	R: 1 H: 1 E: 1 K: 1 S: 15	H: 1 LOB: 2 BB: 1 P: 24	R: 0 H: 0 E: 0 K: 0 S: 10	H: 0 LOB: 1 BB: 0 P: 17	1B: 6 2B: 1 HR: 1	SF: 0 SAC: 0 DP: 1 HBP: 2	WP: 0 PB: 0 SB: 1 CS: 0	PA: 38
PITCHER	IP	WLS	BF	H	R	ER	SO	BB	IBB	HBP	BLK	WP	HR	S	P	ERA	WHIP					
18 Rich Harden, R ERA: 4.76	5.1	L	23	7	3	3	1	1	0	1	0	0	1	56	88	5.06	1.500					
60 Fautino De Los Santos, R ERA: 4.11	0.2		0	0	0	0	0	0	0	0	0	0	0	4	8	0.00	0.000					
56 Craig Breslow, L ERA: 3.93	1.0		3	0	0	0	1	0	0	0	0	0	0	8	15	0.00	0.000					
38 Andrew Carignan, R ERA: 4.76	1.0		6	1	1	0	1	1	0	0	0	0	0	15	24	0.00	2.000					
13 Jerry Blevins, L ERA: 3.94	1.0		4	0	0	0	0	0	0	1	0	0	0	10	17	0.00	0.000					

Los Angeles Angels @ Oakland Athletics
Oakland Coliseum, Oakland, CA
Wed Sep 14 2011, 12:38 PM - 3:24 PM PDT
Att: 14,743 - Cloudy - 60 F

AB 34
R 4
H 8
RBI 3
BB 2
SO 3
LOB 12



Batter	1	2	3	4	5	6	7	8	9	AB	R	H	RBI	BB	SO	LOB	BOTTOM					
2 Cliff Pennington, S OBP: 0.325, SLG: 0.366	1B	P5		F8			L4		K	5	0	1	0	0	1	3						
8 Kurt Suzuki, R OBP: 0.304, SLG: 0.392	SH5-3	P4		P3			G5-3			3	0	0	0	0	0	2						
55 Hideki Matsui, L OBP: 0.333, SLG: 0.397	P5		G3		F7		F7			4	0	0	0	0	0	1						
16 Josh Willingham, R OBP: 0.338, SLG: 0.486	HBP		HR		F8			F8		3	1	1	1	0	0	0						
12 David DeJesus, L OBP: 0.316, SLG: 0.360	BB		1B					G3		3	0	2	0	1	0	0						
29 Scott Sizemore, R OBP: 0.331, SLG: 0.393	F7		F9		F9			L3		4	0	0	0	0	0	5						
15 Ryan Sweeney, L OBP: 0.346, SLG: 0.341	F9		BB			G4-3			F8	2	0	0	0	1	0	0						
58 Jai Miller, R OBP: 0.167, SLG: 0.167										1	0	0	0	0	0	0						
14 Brandon Allen, L OBP: 0.304, SLG: 0.437	1B		K			F8				4	0	2	0	0	1	2						
28 Eric Sogard, L OBP: 0.255, SLG: 0.396	1B					F7				3	0	1	0	0	0	0						
19 Jemile Weeks, S OBP: 0.339, SLG: 0.410	1B				F9				K	1	0	0	0	0	1	1						
Inning Stats	R: 0 H: 1 E: 0 K: 0 S: 10	H: 1 LOB: 3 BB: 1 P: 20	R: 0 H: 2 E: 0 K: 0 S: 10	H: 2 LOB: 2 BB: 0 P: 15	R: 1 H: 2 E: 0 K: 1 S: 21	H: 2 LOB: 2 BB: 1 P: 32	R: 0 H: 0 E: 0 K: 0 S: 5	H: 0 LOB: 0 BB: 0 P: 5	R: 0 H: 1 E: 0 K: 0 S: 12	H: 1 LOB: 1 BB: 0 P: 19	R: 0 H: 0 E: 0 K: 0 S: 8	H: 0 LOB: 0 BB: 0 P: 13	R: 0 H: 0 E: 0 K: 0 S: 8	H: 0 LOB: 0 BB: 0 P: 11	R: 0 H: 0 E: 0 K: 2 S: 7	H: 0 LOB: 0 BB: 0 P: 13	R: 0 H: 1 E: 0 K: 2 S: 16	H: 1 LOB: 1 BB: 0 P: 23	1B: 5 2B: 1 HR: 1	SF: 0 SAC: 1 DP: 0 HBP: 1	WP: 0 PB: 0 SB: 0 CS: 0	PA: 37
PITCHER	IP	WLS	BF	H	R	ER	SO	BB	IBB	HBP	BLK	WP	HR	S	P	ERA	WHIP					
36 Jared Weaver, R ERA: 2.4	7.0		30	6	1	1	1	2	0	1	0	0	1	74	115	1.29	1.143					
37 Scott Downs, L ERA: 1.29	1.0	H	3	0	0	0	0	0	0	0	0	0	0	7	13	0.00	0.000					
51 Jordan Walden, R ERA: 2.41	1.0	S	4	1	0	0	2	0	0	0	0	0	0	16	23	0.00	1.000					

Los Angeles Angels @ Oakland Athletics
Oakland Coliseum, Oakland, CA
Wed Sep 14 2011, 12:38 PM - 3:24 PM PDT
Att: 14,743 - Cloudy - 60 F

AB 33
R 1
H 7
RBI 1
BB 2
SO 3
LOB 14



Batter	1	2	3	4	5	6	7	8	9	AB	R	H	RBI	BB	SO	LOB	TOP					
13 Maicer Izturis, S OBP: 0.339, SLG: 0.396	F7		FC6-4		G1-3			G6-4-3		4	0	0	0	0	0	3						
25 Peter Bourjos, R OBP: 0.321, SLG: 0.432	K			K		F9		F7		4	0	0	0	0	2	0						
47 Howie Kendrick, R OBP: 0.340, SLG: 0.467	K			L6		G6-3			10 DI 3B	3	1	0	0	1	1	0						
48 Torii Hunter, R OBP: 0.337, SLG: 0.417		F8						F9		3	0	0	0	1	1	1						
44 Mark Trumbo, R OBP: 0.293, SLG: 0.473	P6			K					K	4	0	1	0	0	2	2						
10 Vernon Wells, R OBP: 0.249, SLG: 0.399	F9									4	0	1	1	0	0	1						
27 Mike Trout, R OBP: 0.276, SLG: 0.406			K							4	1	1	0	0	2	2						
2 Erick Aybar, S OBP: 0.313, SLG: 0.408			K							3	0	1	0	0	1	1						
46 Bobby Wilson, R OBP: 0.269, SLG: 0.302										0	0	0	1	1	0	0						
6 Alberto Callaspo, S OBP: 0.361, SLG: 0.364										0	0	0	0	1	0	0						
5 Jeff Mathis, R OBP: 0.231, SLG: 0.272										0	0	0	0	0	0	0						
Inning Stats	R: 0 E: 0 K: 2 S: 12	H: 0 LOB: 0 BB: 0 P: 17	R: 0 E: 0 K: 0 S: 6	H: 0 LOB: 0 BB: 0 P: 10	R: 0 E: 0 K: 2 S: 15	H: 0 LOB: 1 BB: 1 P: 25	R: 0 E: 0 K: 2 S: 10	H: 0 LOB: 1 BB: 0 P: 20	R: 1 E: 0 K: 1 S: 7	H: 2 LOB: 1 BB: 0 P: 14	R: 0 E: 0 K: 1 S: 7	H: 0 LOB: 0 BB: 0 P: 10	R: 0 E: 0 K: 0 S: 6	H: 1 LOB: 1 BB: 0 P: 9	R: 0 E: 0 K: 0 S: 7	H: 0 LOB: 0 BB: 1 P: 14	R: 1 E: 0 K: 2 S: 11	H: 1 LOB: 1 BB: 1 P: 16	1B: 3 2B: 0 3B: 1 HR: 0	SF: 1 SAC: 0 DP: 1 HBP: 0	WP: 0 PB: 0 SB: 0 CS: 0	PA: 34
PITCHER	IP	WLS	BF	H	R	ER	SO	BB	IBB	HBP	BLK	WP	HR	S	P	ERA	WHIP					
53 Zack Britton, L ERA: 4.28	7.0	W	26	3	1	1	7	2	0	0	0	0	0	66	105	1.29	0.714					
47 Pedro Strop, R ERA: 2.3	1.0		3	0	0	0	0	1	0	0	0	0	0	7	14	0.00	1.000					
43 Jim Johnson, R ERA: 2.75	1.0		5	1	1	1	2	1	0	0	0	0	0	11	16	9.00	2.000					

Los Angeles Angels @ Baltimore Orioles
Oriole Park at Camden Yards, Baltimore, MD

AB 29
R 2
H 4
RBI 2
BB 4
SO 9
LOB 10



WP: 0 PA: 34
PB: 0
SB: 0
CS: 0

Los Angeles Angels @ Baltimore Orioles
Oriole Park at Camden Yards, Baltimore, MD

AB 30
R 6
H 7
RBI 5
BB 4
SO 4
LOB 13



WP: 0 PA: 36
PB: 0
SB: 1
CS: 0

Batter	1	2	3	4	5	6	7	8	9	AB	R	H	RBI	BB	SO	LOB	BOTTOM					
38 Matt Angle, L OBP: 0.262, SLG: 0.222						B5-3				2	1	0	0	2	0	2						
2 J.J. Hardy, R OBP: 0.306, SLG: 0.489		P5		G6-3				P3		4	1	1	2	0	0	1						
21 Nick Markakis, L OBP: 0.342, SLG: 0.394	F7		K		G4-3			L9		4	0	0	0	0	1	1						
27 Vladimir Guerrero, R OBP: 0.318, SLG: 0.413		L9						K2-3		4	1	1	0	0	1	0						
32 Matt Wieters, S OBP: 0.324, SLG: 0.448				G6-3					19 2B 19 E	2	2	1	0	2	0	0						
19 Chris Davis, L OBP: 0.296, SLG: 0.408	F7		K2-3		G1-3			E9		4	0	1	0	0	1	3						
12 Mark Reynolds, R OBP: 0.326, SLG: 0.476										1	1	1	3	0	0	0						
25 Josh Bell, S OBP: 0.250, SLG: 0.192										2	0	1	0	0	0	1						
14 Nolan Reimold, R OBP: 0.326, SLG: 0.432										3	0	0	0	0	1	3						
11 Robert Andino, R OBP: 0.329, SLG: 0.339										4	0	1	0	0	0	2						
Inning Stats	R: 5 E: 0 K: 0 S: 19	H: 4 LOB: 2 BB: 2 P: 38	R: 0 E: 0 K: 1 S: 6	H: 0 LOB: 0 BB: 0 P: 9	R: 0 E: 0 K: 1 S: 7	H: 0 LOB: 1 BB: 0 P: 12	R: 0 E: 0 K: 0 S: 7	H: 0 LOB: 1 BB: 1 P: 15	R: 0 E: 0 K: 0 S: 3	H: 1 LOB: 1 BB: 0 P: 17	R: 0 E: 0 K: 0 S: 9	H: 0 LOB: 0 BB: 0 P: 14	R: 0 E: 0 K: 1 S: 12	H: 2 LOB: 1 BB: 1 P: 18	R: 1 E: 1 K: 1 S: 12	H: 2 LOB: 1 BB: 1 P: 18	1B: 3 2B: 2 3B: 0 HR: 2	SF: 0 SAC: 0 DP: 1 HBP: 2	WP: 0 PB: 0 SB: 1 CS: 0	PA: 36		
PITCHER	IP	WLS	BF	H	R	ER	SO	BB	IBB	HBP	BLK	WP	HR	S	P	ERA	WHIP					
54 Ervin Santana, R ERA: 3.4	7.0	L	31	5	5	5	3	3	0	2	0	0	0	61	109	6.43	1.143					
43 Garrett Richards, R ERA: 8.22	1.0		5	2	1	1	1	1	0	0	0	0	0	12	18	9.00	3.000					

Sat Sep 17 2011, 7:20 PM - 9:42 PM EDT
Att: 31,099 - Overcast - 62 F

Batter	1	2	3	4	5	6	7	8	9	AB	R	H	RBI	BB	SO	LOB	TOP					
2 Erick Aybar, S OBP: 0.319, SLG: 0.427 28 Jeremy Moore, L (8, 9)	4-0 53 2B BB		3-2 HR	2-1 HR		1-1 2B		1-0 2B		4	5	4	4	1	0	0						
47 Howie Kendrick, R OBP: 0.342, SLG: 0.470	1-3 K		2-3 K	1-0 53 CS 1B		1-0 2B		0-0 53 G4-3 1B		5	1	3	3	0	2	1						
53 Bobby Abreu, L OBP: 0.357, SLG: 0.365	2-2 2B		2-0 G1-3	0-2 CS		1-3 K		1-0 G4-3		5	0	1	1	0	1	2						
48 Tori Hunter, R OBP: 0.336, SLG: 0.415 18 Andrew Romine, S (8, 6)	1-3 K		3-1 G6-3		2-2 G6-3		1-1 F9		0-1 1B	5	0	1	1	0	1	1						
44 Mark Trumbo, R OBP: 0.296, SLG: 0.478 19 Eren Navarro, L (9, 3)	1-0 HBP		1-2 G6-3		0-2 2B		3-1 G1-3 2B		0-2 G6-3	3	0	2	0	0	0	0						
6 Alberto Callespo, S OBP: 0.361, SLG: 0.363 19 Alexi Amarista, L (9, 7)	1-2 F7		0-0 10 HR 1B		3-1 G3		2-2 G1-3		0-1 P6	4	1	1	0	0	0	4						
10 Vernon Wells, R OBP: 0.252, SLG: 0.406 3 Gil Velazquez, R (9, 5)	1-2 G6-3		2-1 HR		0-1 5 CS 25 G6-3 1B		3-1 F8		0-0 F9	4	1	2	2	0	0	1						
25 Peter Bourjos, R OBP: 0.321, SLG: 0.429	1-2 P2		0-0 G6-3		1-2 G6-3		4-2 5 S 2 2B BB			3	1	0	0	1	0	1						
5 Jeff Mathis, R OBP: 0.235, SLG: 0.272	0-3 K		2-2 2 WP 2 HR 1B		2-0 2 2B 47 2B HBP		3-3 K			3	2	1	0	0	2	1						
Inning Stats	R: 1 E: 0 K: 2 S: 12	H: 1 LOB: 2 BB: 1 P: 22	R: 0 E: 0 K: 1 S: 9	H: 0 LOB: 0 BB: 0 P: 11	R: 1 E: 0 K: 1 S: 11	H: 1 LOB: 0 BB: 0 P: 21	R: 4 E: 0 K: 0 S: 16	H: 5 LOB: 0 BB: 0 P: 24	R: 0 E: 0 K: 1 S: 12	H: 1 LOB: 1 BB: 0 P: 18	R: 2 E: 0 K: 0 S: 10	H: 3 LOB: 1 BB: 0 P: 18	R: 0 E: 0 K: 0 S: 10	H: 1 LOB: 1 BB: 0 P: 19	R: 3 E: 0 K: 1 S: 11	H: 3 LOB: 1 BB: 1 P: 20	R: 0 E: 0 K: 0 S: 6	H: 0 LOB: 0 BB: 0 P: 6	1B: 6 2B: 6 3B: 0 HR: 3	SF: 0 SAC: 0 DP: 0 HBP: 2	WP: 1 PB: 0 SB: 1 CS: 2	PA: 44
PITCHER	IP WLS BF H R ER SO BB IBB HBP BLK WP HR S P ERA WHIP	5.0 L 24 8 6 6 5 1 0 1 0 1 3 60 96 10.80 1.800	0.2 5 3 2 2 0 0 0 0 1 0 0 0 8 13 27.00 4.500	0.1 1 0 0 0 0 0 0 0 0 0 0 0 2 5 0.00 0.000	1.0 4 1 0 0 0 0 0 0 0 0 0 0 10 19 0.00 1.000	1.0 6 3 3 3 1 1 0 0 0 0 0 0 11 20 27.00 4.000	1.0 3 3 0 0 0 0 0 0 0 0 0 0 8 13 27.00 4.500	0.9 1 0 0 0 0 0 0 0 0 0 0 0 2 5 0.00 0.000														

Los Angeles Angels @ Baltimore Orioles
 Oriole Park at Camden Yards, Baltimore, MD
 Sun Sep 18 2011, 1:40 PM - 4:31 PM EDT
 Att: 27,471 - Cloudy - 70 F

AB	39
R	11
H	15
RBI	11
BB	2
SO	6
LOB	11



Batter	1	2	3	4	5	6	7	8	9	AB	R	H	RBI	BB	SO	LOB	BOTTOM					
38 Matt Angle, L OBP: 0.262, SLG: 0.211	0-1 G1-3		2-1 F7		1-1 F9		4-1 27 BB BB			3	0	0	0	1	0	0						
2 J.J. Hardy, R OBP: 0.304, SLG: 0.486 61 Pedro Florimón, S (8, 6)	1-2 F9		1-2 F8		1-2 F8		2-3 K			3	0	0	0	0	0	0						
21 Nick Markakis, L OBP: 0.344, SLG: 0.396 9 Jake Fox, R (8, 7)	3-2 27 3B 1B		0-2 1B		2-2 F8		3-3 K			3	1	2	0	0	0	0						
27 Vladimir Guerrero, R OBP: 0.322, SLG: 0.424	2-2 3B		0-1 F8		1-0 HR		4-1 BB			3	1	2	2	1	0	1						
19 Chris Davis, L OBP: 0.301, SLG: 0.410	2-2 F9		1-2 25 G6-3 1B		1-2 25 G1-6-3 1B		1-2 G4-3			4	0	2	0	0	0	3						
25 Josh Bell, S OBP: 0.233, SLG: 0.179	2-3 K		0-1 G6-3		0-0 G1-6-3		1-3 K			4	0	0	0	0	2	2						
11 Robert Andino, R OBP: 0.329, SLG: 0.337 6 Ryan Adams, R OBP: 0.326, SLG: 0.318	4-2 51 SH5-3 BB		1-0 F8		0-1 F8		1-2 G6-3			2	0	0	0	1	0	1						
51 Kyle Hudson, L OBP: 0.174, SLG: 0.174 14 Nolan Reimold, R (7, 7)	0-0 SH5-3		2-2 P6		2-3 K		1-1 G5-3			1	0	0	0	0	0	1						
15 Craig Tatum, R OBP: 0.256, SLG: 0.241	3-3 K		0-1 F9		1-3 K					3	0	0	0	0	2	1						
Inning Stats	R: 1 E: 0 K: 0 S: 17	H: 2 LOB: 1 BB: 0 P: 25	R: 0 E: 0 K: 2 S: 10	H: 0 LOB: 1 BB: 1 P: 19	R: 0 E: 0 K: 0 S: 11	H: 1 LOB: 1 BB: 0 P: 14	R: 0 E: 0 K: 0 S: 10	H: 1 LOB: 0 BB: 0 P: 14	R: 0 E: 0 K: 0 S: 7	H: 0 LOB: 0 BB: 0 P: 9	R: 1 E: 0 K: 0 S: 12	H: 2 LOB: 0 BB: 0 P: 16	R: 0 E: 0 K: 2 S: 9	H: 0 LOB: 0 BB: 0 P: 12	R: 0 E: 0 K: 2 S: 12	H: 0 LOB: 2 BB: 2 P: 26	R: 0 E: 0 K: 1 S: 8	H: 0 LOB: 0 BB: 0 P: 11	1B: 4 2B: 0 3B: 1 HR: 1	SF: 0 SAC: 1 DP: 1 HBP: 0	WP: 0 PB: 0 SB: 0 CS: 0	PA: 35
PITCHER	IP WLS BF H R ER SO BB IBB HBP BLK WP HR S P ERA WHIP	6.0 W 24 6 2 2 2 1 0 0 0 0 1 67 97 3.00 1.167	1.0 3 0 0 0 0 0 0 0 0 0 0 0 9 12 0.00 0.000	1.0 5 0 0 0 0 2 2 0 0 0 0 0 12 26 0.00 2.000	1.0 3 0 0 0 0 1 0 0 0 0 0 0 8 11 0.00 0.000	1.0 3 0 0 0 0 0 0 0 0 0 0 0 8 11 0.00 0.000	1.0 3 0 0 0 0 0 0 0 0 0 0 0 8 11 0.00 0.000	0.9 1 0 0 0 0 0 0 0 0 0 0 0 2 5 0.00 0.000														

Los Angeles Angels @ Baltimore Orioles
 Oriole Park at Camden Yards, Baltimore, MD
 Sun Sep 18 2011, 1:40 PM - 4:31 PM EDT
 Att: 27,471 - Cloudy - 70 F

AB	31
R	2
H	6
RBI	2
BB	3
SO	7
LOB	11



Batter	1	2	3	4	5	6	7	8	9	10	AB	R	H	RBI	BB	SO	LOB	TOP										
13 Maicer Izturis, S OBP: 0.336, SLG: 0.392	G5-3		G4-3			G3-1		G1-3			4	0	0	0	0	0	0											
53 Bobby Abreu, L OBP: 0.357, SLG: 0.364	G6-3		G4-3			G4-3		G4-3			4	0	1	0	0	0	0											
47 Howie Kendrick, R OBP: 0.340, SLG: 0.467	G5-3		G5-3			K		G6-3			4	0	0	0	0	1	1											
48 Tori Hunter, R OBP: 0.337, SLG: 0.421	HR		F8			FC4		1B			4	1	2	1	0	0	1											
44 Mark Trumbo, R OBP: 0.296, SLG: 0.482	G6-3		HR			K2-3		K2-3			4	1	1	1	0	2	1											
10 Vernon Wells, R OBP: 0.254, SLG: 0.409	G5-3		HR			F8		SH1-4			4	0	2	0	0	0	0											
25 Peter Bourjos, R OBP: 0.319, SLG: 0.426	G6-3		G6-4-3			K2-3		SH1-4			3	0	0	0	0	1	1											
2 Erick Aybar, S OBP: 0.319, SLG: 0.426	G6-3		G6-3			G4-3		K			4	0	1	0	0	1	1											
46 Bobby Wilson, R OBP: 0.261, SLG: 0.293	G1-3		FC6			K2-3		G5-3			3	0	0	0	0	1	1											
6 Alberto Callaspo, S OBP: 0.306, SLG: 0.362											1	0	0	0	0	0	1											
5 Jeff Mathis, R OBP: 0.235, SLG: 0.272											0	0	0	0	0	0	0											
Inning Stats	R: 0 E: 0 K: 0 S: 7	H: 0 LOB: 0 BB: 0 P: 9	R: 1 E: 0 K: 0 S: 10	H: 1 LOB: 0 BB: 0 P: 14	R: 0 E: 0 K: 0 S: 8	H: 0 LOB: 0 BB: 0 P: 11	R: 0 E: 0 K: 0 S: 5	H: 0 LOB: 0 BB: 0 P: 8	R: 1 E: 0 K: 1 S: 11	H: 3 LOB: 1 BB: 0 P: 14	R: 0 E: 0 K: 2 S: 8	H: 0 LOB: 0 BB: 0 P: 13	R: 0 E: 0 K: 1 S: 9	H: 1 LOB: 1 BB: 0 P: 17	R: 0 E: 0 K: 1 S: 9	H: 1 LOB: 1 BB: 0 P: 14	R: 0 E: 0 K: 1 S: 9	H: 1 LOB: 1 BB: 0 P: 14	1B: 4 2B: 1 3B: 0 HR: 2	SF: 0 SAC: 1 DP: 1 HBP: 0	WP: 0 PB: 0 SB: 0 CS: 0	PA: 36						
PITCHER	IP 9.0	WLS 32	BF 6	H 2	R 2	ER 2	SO 5	BB 0	IBB 0	HBP 0	BLK 0	WP 0	HR 2	S 75	P 110	ERA 2.98	WHIP 0.667											
24 Ricky Romero, L ERA: 2.98	1.0	W	4	1	0	0	1	0	0	0	0	0	0	0	9	14	0.00	1.000										
44 Casey Janssen, R ERA: 1.9																												

Los Angeles Angels @ Toronto Blue Jays
Rogers Centre, Toronto, ON
Mon Sep 19 2011, 7:08 PM - 9:58 PM EDT
Att. 11,178 - Roof Closed - 68 F

livebaseballscorecards.com

AB 35
R 2
H 7
RBI 2
BB 0
SO 6
LOB 7



Batter	1	2	3	4	5	6	7	8	9	10	AB	R	H	RBI	BB	SO	LOB	BOTTOM									
18 Mike McCoy, R OBP: 0.304, SLG: 0.267	G5-3		K			L5		K		E6	5	1	0	0	0	2	1										
14 Eric Thames, L OBP: 0.313, SLG: 0.449	FC3-6		G6-3			CS		FC4-6		FC5-4	4	0	3	0	1	0	1										
19 José Bautista, R OBP: 0.447, SLG: 0.620	FC3-6		BB			K		FC4-6		FC5-4	4	0	1	0	1	1	3										
26 Adam Lind, L OBP: 0.298, SLG: 0.450	FC3-6		P2			G3		G3		FC9	5	0	0	1	0	0	6										
10 Edwin Encarnación, R OBP: 0.336, SLG: 0.459	G4-3		G3-2-3			G6-3		G6-3		SH1-4	3	0	1	0	1	0	2										
3 Dewayne Wise, L OBP: 0.232, SLG: 0.277			BB			F7					0	0	0	0	0	0	0										
2 Kelly Johnson, L OBP: 0.296, SLG: 0.406	CS		FC1			F7					4	1	2	0	0	0	1										
13 Brett Lawrie, R OBP: 0.372, SLG: 0.589	F9		BB			P3					2	1	0	0	1	0	1										
28 Colby Rasmus, L OBP: 0.308, SLG: 0.407	K		G3-2-3			L4					3	0	0	0	0	1	3										
8 José Molina, R OBP: 0.356, SLG: 0.430			G3-2-3			L4					1	0	0	0	0	1	3										
30 David Cooper, L OBP: 0.323, SLG: 0.442			G3-2-3			F7					0	0	0	0	0	0	0										
9 J.P. Arencibia, R OBP: 0.282, SLG: 0.457	G6-3		G6-3			F7					4	0	2	2	0	0	3										
Inning Stats	R: 0 E: 0 K: 0 S: 10	H: 2 LOB: 2 BB: 0 P: 15	R: 0 E: 0 K: 1 S: 9	H: 1 LOB: 0 BB: 0 P: 13	R: 0 E: 0 K: 1 S: 11	H: 1 LOB: 1 BB: 1 P: 21	R: 2 E: 1 K: 0 S: 10	H: 1 LOB: 0 BB: 2 P: 24	R: 0 E: 0 K: 1 S: 8	H: 1 LOB: 0 BB: 0 P: 9	R: 0 E: 0 K: 0 S: 5	H: 0 LOB: 0 BB: 0 P: 6	R: 0 E: 0 K: 0 S: 5	H: 0 LOB: 0 BB: 0 P: 7	R: 0 E: 0 K: 1 S: 12	H: 0 LOB: 1 BB: 1 P: 19	R: 0 E: 0 K: 1 S: 10	H: 2 LOB: 3 BB: 0 P: 12	R: 1 E: 1 K: 0 S: 9	H: 1 LOB: 2 BB: 0 P: 15	1B: 8 2B: 1 3B: 0 HR: 0	SF: 0 SAC: 1 DP: 1 HBP: 0	WP: 0 PB: 0 SB: 0 CS: 2	PA: 41			
PITCHER	IP 6.1	WLS 25	BF 6	H 2	R 0	ER 0	SO 3	BB 3	IBB 0	HBP 0	BLK 0	WP 0	HR 0	S 54	P 90	ERA 3.22	WHIP 1.421										
57 Jerome Williams, R ERA: 3.22	1.0		0	0	0	1	1	0	0	0	0	0	0	11	18	0.00	1.000										
21 Hisanori Takahashi, L ERA: 3.52	0.2		3	1	0	0	0	0	0	0	0	0	0	7	8	0.00	1.500										
38 Bobby Cassevah, R ERA: 2.52	1.1	L	8	2	1	0	1	0	0	0	0	0	0	17	25	0.00	1.500										
37 Scott Downs, L ERA: 1.25																											

Los Angeles Angels @ Toronto Blue Jays
Rogers Centre, Toronto, ON
Mon Sep 19 2011, 7:08 PM - 9:58 PM EDT
Att. 11,178 - Roof Closed - 68 F

livebaseballscorecards.com

AB 35
R 3
H 9
RBI 3
BB 4
SO 5
LOB 24



Batter	1	2	3	4	5	6	7	8	9	AB	R	H	RBI	BB	SO	LOB	TOP					
25 Peter Bourjos, R OBP: 0.322, SLG: 0.430										5	2	3	0	0	1	0						
6 Alberto Callaspo, S OBP: 0.362, SLG: 0.370										4	1	3	2	0	0	1						
47 Howie Kendrick, R OBP: 0.342, SLG: 0.469										4	2	2	1	1	1	2						
48 Tori Hunter, R OBP: 0.339, SLG: 0.422										4	2	2	0	1	1	3						
44 Mark Trumbo, R OBP: 0.297, SLG: 0.487										5	1	2	4	0	1	2						
10 Vernon Wells, R OBP: 0.339, SLG: 0.418										5	1	2	2	0	0	0						
27 Mike Trout, R OBP: 0.287, SLG: 0.391											4	0	0	0	0	1	2					
2 Erick Aybar, S OBP: 0.320, SLG: 0.427										3	1	1	0	1	1	0						
46 Bobby Wilson, R OBP: 0.254, SLG: 0.284										3	0	0	0	0	1	0						
Inning Stats	R: 0 E: 0 K: 3 S: 11	H: 1 LOB: 1 BB: 0 P: 14	R: 1 E: 0 K: 0 S: 12	H: 1 LOB: 2 BB: 1 P: 16	R: 3 E: 0 K: 0 S: 25	H: 4 LOB: 2 BB: 1 P: 35	R: 5 E: 1 K: 0 S: 16	H: 5 LOB: 0 BB: 0 P: 23	R: 0 E: 0 K: 0 S: 4	H: 0 LOB: 0 BB: 0 P: 10	R: 1 E: 0 K: 1 S: 12	H: 2 LOB: 1 BB: 1 P: 22	R: 0 E: 0 K: 2 S: 8	H: 0 LOB: 0 BB: 0 P: 11	R: 0 E: 0 K: 1 S: 7	H: 1 LOB: 1 BB: 0 P: 9	R: 0 E: 0 K: 0 S: 6	H: 1 LOB: 0 BB: 0 P: 8	1B: 7 2B: 8 3B: 0 HR: 2	SF: 1 SAC: 1 DP: 2 HBP: 0	WP: 1 PB: 0 CS: 2 SB: 1	PA: 43
PITCHER	IP WLS BF H R ER SO BB IBB HBP BLK WP HR S P ERA WHIP																					
27 Brett Cecil, L ERA: 4.56	3.0 L 16 6 4 4 3 2 0 0 0 0 1 48 65 12.00 2.667																					
4 Kyle Drabek, R ERA: 6.03	2.0 14 7 6 6 0 1 0 0 0 0 1 25 45 27.00 4.000																					
57 Shawn Camp, R ERA: 4.45	1.0 2 0 0 0 1 0 0 0 0 0 0 7 10 0.00 0.000																					
34 Joel Carreno, R ERA: 1.32	2.0 7 1 0 0 3 0 0 0 0 0 0 15 20 0.00 0.500																					
49 Danny Farquhar, R ERA: 16.2	1.0 3 1 0 0 0 0 0 0 0 0 0 6 8 0.00 1.000																					
Batter	1	2	3	4	5	6	7	8	9	AB	R	H	RBI	BB	SO	LOB	BOTTOM					
18 Mike McCoy, R OBP: 0.312, SLG: 0.283										5	2	3	1	0	0	1						
14 Eric Thames, L OBP: 0.317, SLG: 0.452										5	2	3	0	0	2	2						
19 José Bautista, R OBP: 0.445, SLG: 0.615										4	1	0	0	1	1	3						
10 Edwin Encarnación, R OBP: 0.337, SLG: 0.457										4	0	1	2	0	2	1						
2 Kelly Johnson, L OBP: 0.299, SLG: 0.407										4	0	2	1	1	0	2						
13 Brett Lawrie, R OBP: 0.373, SLG: 0.580										4	0	1	1	1	0	4						
28 Colby Rasmus, L OBP: 0.307, SLG: 0.407										5	1	1	0	0	2	5						
9 J.P. Arencibia, R OBP: 0.282, SLG: 0.453										3	0	0	0	1	0	0						
39 Adam Loewen, L OBP: 0.348, SLG: 0.400										4	0	0	0	0	2							
Inning Stats	R: 1 E: 0 K: 0 S: 14	H: 3 LOB: 2 BB: 0 P: 22	R: 1 E: 0 K: 1 S: 11	H: 1 LOB: 1 BB: 1 P: 18	R: 0 E: 0 K: 1 S: 13	H: 1 LOB: 2 BB: 1 P: 20	R: 0 E: 0 K: 1 S: 12	H: 1 LOB: 1 BB: 0 P: 17	R: 0 E: 0 K: 0 S: 7	H: 1 LOB: 1 BB: 0 P: 10	R: 0 E: 0 K: 0 S: 8	H: 0 LOB: 0 BB: 0 P: 12	R: 3 E: 0 K: 1 S: 17	H: 3 LOB: 1 BB: 1 P: 26	R: 0 E: 0 K: 0 S: 6	H: 0 LOB: 0 BB: 0 P: 9	R: 1 E: 1 K: 3 S: 16	H: 1 LOB: 2 BB: 1 P: 26	1B: 9 2B: 2 3B: 0 HR: 0	SF: 1 SAC: 0 DP: 0 HBP: 0	WP: 0 PB: 0 SB: 0 CS: 0	PA: 43
PITCHER	IP WLS BF H R ER SO BB IBB HBP BLK WP HR S P ERA WHIP																					
35 Joel Pineiro, R ERA: 5.38	6.0 W 29 9 4 4 3 2 0 0 0 0 0 69 104 6.00 1.833																					
63 Rich Thompson, R ERA: 3.1	1.0 5 1 1 1 1 1 0 0 0 0 0 13 21 9.00 2.000																					
38 Bobby Cassevah, R ERA: 2.45	1.0 3 0 0 0 0 0 0 0 0 0 0 6 9 0.00 0.000																					
43 Garrett Richards, R ERA: 7.56	0.2 5 1 1 0 2 1 0 0 0 0 0 13 23 0.00 3.000																					
37 Scott Downs, L ERA: 1.24	0.1 S 1 0 0 0 1 0 0 0 0 0 0 3 3 0.00 0.000																					

Los Angeles Angels @ Toronto Blue Jays
Rogers Centre, Toronto, ON
Tue Sep 20 2011, 7:08 PM - 10:13 PM EDT
Att: 13,514 - Clear - 68 F

AB	37
R	10
H	15
RBI	9
BB	3
SO	7
LOB	10



Los Angeles Angels @ Toronto Blue Jays
Rogers Centre, Toronto, ON
Tue Sep 20 2011, 7:08 PM - 10:13 PM EDT
Att: 13,514 - Clear - 68 F

AB	38
R	6
H	11
RBI	5
BB	4
SO	7
LOB	20



Batter	1	2	3	4	5	6	7	8	9	AB	R	H	RBI	BB	SO	LOB	TOP					
13 Maicer Izturis, S OBP: 0.339, SLG: 0.394	G3-1		1B			1B	P3			5	0	3	2	0	0	0	Los Angeles Angels @ Toronto Blue Jays Rogers Centre, Toronto, ON Wed Sep 21 2011, 7:09 PM - 9:59 PM EDT Att: 14,784 - Roof Closed - 68 F					
2 Erick Aybar, S OBP: 0.322, SLG: 0.430	2B		FC6-4		G3					4	0	2	0	1	0	2						
53 Bobby Abreu, L OBP: 0.353, SLG: 0.360	K		K					F7		5	0	0	0	0	4	5						
48 Torii Hunter, R OBP: 0.338, SLG: 0.421	K			K			F9			5	1	1	0	0	3	2						
44 Mark Trumbo, R OBP: 0.296, SLG: 0.487		G4-3		F8				G5-3		5	1	1	0	0	0	0						
6 Alberto Callaspo, S OBP: 0.365, SLG: 0.371				P5						4	1	2	0	1	1	0						
10 Vernon Wells, R OBP: 0.256, SLG: 0.424										5	1	2	4	0	3	1						
25 Peter Bourjos, R OBP: 0.325, SLG: 0.444										4	3	3	1	0	0	2						
5 Jeff Mathis, R OBP: 0.232, SLG: 0.268										4	0	0	0	0	2	4						
Inning Stats	R: 0 H: 1 E: 0 K: 2 S: 10	H: 1 LOB: 1 BB: 0 P: 16	R: 0 H: 0 E: 0 K: 2 S: 7	H: 0 LOB: 0 BB: 0 P: 9	R: 1 H: 2 E: 1 K: 1 S: 11	H: 2 LOB: 1 BB: 0 P: 17	R: 0 H: 0 E: 0 K: 1 S: 8	H: 0 LOB: 0 BB: 0 P: 11	R: 1 H: 2 E: 0 K: 2 S: 14	H: 2 LOB: 1 BB: 0 P: 26	R: 2 H: 3 E: 0 K: 1 S: 13	H: 3 LOB: 2 BB: 1 P: 27	R: 0 H: 1 E: 0 K: 1 S: 7	H: 1 LOB: 1 BB: 0 P: 12	R: 3 H: 4 E: 0 K: 1 S: 16	H: 4 LOB: 2 BB: 1 P: 29		R: 0 H: 1 E: 0 K: 2 S: 12	H: 1 LOB: 1 BB: 0 P: 14	1B: 8 2B: 3 3B: 1 HR: 2	SF: 0 SAC: 0 DP: 0 HBP: 0	WP: 1 PB: 0 SB: 2 CS: 0
PITCHER	IP	WLS	BF	H	R	ER	SO	BB	IBB	HBP	BLK	WP	HR	S	P	ERA	WHIP			ERA	WHIP	
29 Dustin McGowan, R ERA: 6.35	5.0	L	20	5	2	2	8	0	0	0	0	1	1	50	79	3.60	1.000			0.00	3.000	
51 Jesse Litsch, R ERA: 4.52	1.0		7	3	2	2	1	0	1	0	0	0	0	13	27	18.00	3.000			0.00	1.500	
47 Luis Perez, L ERA: 5.14	0.2		3	1	0	0	1	0	0	0	0	0	0	6	10	0.00	0.000			0.00	0.000	
57 Shawn Camp, R ERA: 4.43	0.1		1	0	0	0	0	0	0	0	0	0	0	1	2	40.50	6.000			0.00	6.000	
44 Casey Janssen, R ERA: 2.39	0.2		6	4	3	3	1	0	0	0	0	0	1	12	21	40.50	6.000			0.00	6.000	

Batter	1	2	3	4	5	6	7	8	9	AB	R	H	RBI	BB	SO	LOB	BOTTOM					
18 Mike McCoy, R OBP: 0.306, SLG: 0.276	G4-3		L6					G5-3		4	0	0	0	0	0	0	Los Angeles Angels @ Toronto Blue Jays Rogers Centre, Toronto, ON Wed Sep 21 2011, 7:09 PM - 9:59 PM EDT Att: 14,784 - Roof Closed - 68 F					
14 Eric Thames, L OBP: 0.316, SLG: 0.458	F7							L1-4-3		4	1	1	1	0	0	0						
19 José Bautista, R OBP: 0.444, SLG: 0.612	F7									4	0	1	0	0	0	0						
39 Adam Loewen, L OBP: 0.348, SLG: 0.400										0	1	0	0	0	0	0						
26 Adam Lind, L OBP: 0.300, SLG: 0.449										3	0	1	0	1	1	1						
10 Edwin Encarnación, R OBP: 0.336, SLG: 0.455										4	0	1	0	0	0	2						
2 Kelly Johnson, L OBP: 0.302, SLG: 0.412										3	0	2	1	1	0	0						
9 J.P. Arencibia, R OBP: 0.279, SLG: 0.449										4	0	0	0	0	1	6						
28 Colby Rasmus, L OBP: 0.305, SLG: 0.404										3	0	0	0	0	1	0						
30 David Cooper, L OBP: 0.308, SLG: 0.418										3	0	0	0	0	2	0						
Inning Stats	R: 0 H: 0 E: 0 K: 0 S: 8	H: 0 LOB: 0 BB: 0 P: 14	R: 0 H: 2 E: 0 K: 1 S: 11	H: 2 LOB: 1 BB: 0 P: 15	R: 0 H: 0 E: 0 K: 1 S: 6	H: 0 LOB: 0 BB: 0 P: 10	R: 0 H: 1 E: 0 K: 0 S: 11	H: 1 LOB: 3 BB: 2 P: 20	R: 0 H: 0 E: 0 K: 1 S: 7	H: 0 LOB: 0 BB: 0 P: 12	R: 1 H: 1 E: 0 K: 0 S: 7	H: 1 LOB: 0 BB: 0 P: 10	R: 0 H: 0 E: 0 K: 0 S: 9	H: 0 LOB: 0 BB: 0 P: 16	R: 0 H: 0 E: 0 K: 1 S: 12	H: 0 LOB: 0 BB: 0 P: 17	R: 1 H: 2 E: 0 K: 0 S: 13	H: 2 LOB: 2 BB: 0 P: 17	1B: 3 2B: 2 3B: 0 HR: 1	SF: 0 SAC: 0 DP: 1 HBP: 0	WP: 0 PB: 0 SB: 0 CS: 0	PA: 34
PITCHER	IP	WLS	BF	H	R	ER	SO	BB	IBB	HBP	BLK	WP	HR	S	P	ERA	WHIP			ERA	WHIP	
24 Dan Haren, R ERA: 3.16	8.0	W	29	4	1	1	4	2	0	0	0	0	0	71	114	1.12	0.750			9.00	2.000	
21 Hisanori Takahashi, L ERA: 3.6	1.0		5	2	1	1	1	0	0	0	0	0	0	13	17	9.00	2.000			0.00	2.000	

Batter	1	2	3	4	5	6	7	8	9	AB	R	H	RBI	BB	SO	LOB	TOP			
19 Jemile Weeks, S OBP: 0.340, SLG: 0.422			G5-3					E5		4	1	1	1	0	1	0	Oakland Athletics @ Los Angeles Angels Angel Stadium of Anaheim, Anaheim, CA Fri Sep 23 2011, 7:08 PM - 9:39 PM PDT Att: 39,217 - Cloudy - 68 F			
4 Coco Crisp, S OBP: 0.320, SLG: 0.387	F7		L3					FC6-4		4	0	0	0	0	1	1				
55 Hideki Matsui, L OBP: 0.321, SLG: 0.380	G4-3		K					P6		4	0	0	0	0	1	1				
16 Josh Willingham, R OBP: 0.338, SLG: 0.479										3	0	1	0	0	2	0				
12 David DeJesus, L OBP: 0.321, SLG: 0.373	K		G3-6-3							4	1	1	1	0	1	2				
2 Cliff Pennington, S OBP: 0.319, SLG: 0.369	K									4	0	1	0	0	1	0				
14 Brandon Allen, L OBP: 0.288, SLG: 0.396	L3		2B							4	0	0	0	0	1	1				
8 Kurt Suzuki, R OBP: 0.303, SLG: 0.388										3	1	2	0	0	0	0				
29 Scott Sizemore, R OBP: 0.332, SLG: 0.384	F7		G6-3					SH3-4		2	0	0	0	0	0	1				
Inning Stats	R: 1 H: 1 E: 0 K: 1 S: 9	H: 1 LOB: 1 BB: 0 P: 14	R: 0 H: 0 E: 0 K: 1 S: 9	H: 1 LOB: 1 BB: 0 P: 12	R: 0 H: 0 E: 0 K: 1 S: 7	H: 0 LOB: 0 BB: 0 P: 11	R: 0 H: 2 E: 0 K: 1 S: 8	H: 1 LOB: 1 BB: 0 P: 14	R: 0 H: 0 E: 0 K: 2 S: 8	H: 0 LOB: 0 BB: 0 P: 10	R: 0 H: 0 E: 0 K: 0 S: 7	H: 0 LOB: 0 BB: 0 P: 10	R: 1 H: 1 E: 0 K: 0 S: 16	H: 1 LOB: 1 BB: 0 P: 23	R: 1 H: 1 E: 0 K: 1 S: 11	H: 1 LOB: 0 BB: 0 P: 17	1B: 3 2B: 1 3B: 0 HR: 2	SF: 0 SAC: 1 DP: 1 HBP: 1	WP: 2 PB: 0 SB: 1 CS: 0	PA: 34
PITCHER	IP	WLS	BF	H	R	ER	SO	BB	IBB	HBP	BLK	WP	HR	S	P	ERA	WHIP			
36 Jered Weaver, R ERA: 2.41	8.1	L	32	6	3	2	8	0	0	1	0	2	2	76	116	2.16	0.720			
63 Rich Thompson, R ERA: 3.06	0.2		2	0	0	0	0	0	0	0	0	0	0	6	8	0.00	0.000			

Batter	1	2	3	4	5	6	7	8	9	AB	R	H	RBI	BB	SO	LOB	BOTTOM					
13 Maicer Izturis, S OBP: 0.337, SLG: 0.391	K		F8					G4-3		4	0	0	0	0	1	2	Oakland Athletics @ Los Angeles Angels Angel Stadium of Anaheim, Anaheim, CA Fri Sep 23 2011, 7:08 PM - 9:39 PM PDT Att: 39,217 - Cloudy - 68 F					
25 Peter Bourjos, R OBP: 0.325, SLG: 0.439	F8									3	0	0	0	1	0	0						
47 Howie Kendrick, R OBP: 0.340, SLG: 0.468	F9							BB		4	0	0	0	0	0	3						
48 Torii Hunter, R OBP: 0.334, SLG: 0.422	P4									4	1	1	1	0	0	0						
44 Mark Trumbo, R OBP: 0.295, SLG: 0.482										4	0	2	0	0	0	0						
10 Vernon Wells, R OBP: 0.252, SLG: 0.416										4	0	0	0	0	1	2						
27 Mike Trout, R OBP: 0.260, SLG: 0.381	F8									3	0	0	0	0	2	2						
2 Erick Aybar, S OBP: 0.321, SLG: 0.426	F9									2	0	0	0	1	1	1						
5 Jeff Mathis, R OBP: 0.229, SLG: 0.264										2	0	0	0	0	0	0						
6 Alberto Callaspo, S OBP: 0.364, SLG: 0.376										0	0	0	0	1	0	0						
28 Jeremy Moore, L OBP: 0.256, SLG: 0.286										0	0	0	0	0	0	0						
46 Bobby Wilson, R OBP: 0.256, SLG: 0.286										0	0	0	0	0	0	0						
Inning Stats	R: 0 H: 0 E: 0 K: 1 S: 6	H: 1 LOB: 0 BB: 0 P: 9	R: 0 H: 0 E: 0 K: 1 S: 10	H: 1 LOB: 0 BB: 0 P: 15	R: 0 H: 0 E: 0 K: 0 S: 6	H: 0 LOB: 0 BB: 0 P: 10	R: 0 H: 0 E: 0 K: 0 S: 7	H: 0 LOB: 0 BB: 0 P: 14	R: 0 H: 0 E: 0 K: 2 S: 10	H: 0 LOB: 1 BB: 0 P: 14	R: 0 H: 0 E: 0 K: 0 S: 7	H: 0 LOB: 0 BB: 0 P: 13	R: 1 H: 2 E: 0 K: 0 S: 7	H: 2 LOB: 0 BB: 0 P: 9	R: 0 H: 0 E: 0 K: 1 S: 11	H: 0 LOB: 3 BB: 3 P: 28	R: 0 H: 0 E: 0 K: 0 S: 7	H: 0 LOB: 0 BB: 0 P: 10	1B: 2 2B: 0 3B: 0 HR: 1	SF: 0 SAC: 0 DP: 1 HBP: 0	WP: 0 PB: 0 SB: 0 CS: 0	PA: 33
PITCHER	IP	WLS	BF	H	R	ER	SO	BB	IBB	HBP	BLK	WP	HR	S	P	ERA	WHIP					
47 Gio González, L ERA: 3.25	7.1	W	27	3	1	1	5	2	0	0	0	0	0	60	101	1.23	0.682					
50 Grant Balfour, R ERA: 2.47	0.2	H	3	0	0	0	0	1	0	0	0	0	0	4	11	0.00	1.500					
40 Andrew Bailey, R ERA: 3.4	1.0	S	3	0	0	0	0	0	0	0	0	0	0	7	10	0.00	0.000					

Batter	1	2	3	4	5	6	7	8	9	AB	R	H	RBI	BB	SO	LOB	TOP										
19 Jemile Weeks, S OBP: 0.344, SLG: 0.422										4	0	1	1	1	1	0	Oakland Athletics @ Los Angeles Angels Angel Stadium of Anaheim, Anaheim, CA Sun Sep 25 2011, 12:37 PM - 3:36 PM PDT Att: 40,794 - Overcast - 70 F										
4 Coco Crisp, S OBP: 0.317, SLG: 0.385										3	0	1	2	0	1	0											
55 Hideki Matsui, L OBP: 0.320, SLG: 0.375										5	0	1	0	0	0	4											
16 Josh Willingham, R OBP: 0.335, SLG: 0.479										4	1	1	1	0	1	2											
12 David DeJesus, L OBP: 0.321, SLG: 0.374										2	0	1	0	0	0	0											
23 Michael Taylor, R OBP: 0.357, SLG: 0.348										2	0	0	0	0	1	2											
29 Scott Sizemore, R OBP: 0.337, SLG: 0.385										4	2	2	0	0	0	1											
14 Brandon Allen, L OBP: 0.279, SLG: 0.382										2	0	0	0	0	0	0											
22 Chris Carter, R OBP: 0.175, SLG: 0.132										2	1	1	0	0	0	1											
28 Eric Sogard, L OBP: 0.243, SLG: 0.333										2	0	0	0	0	1	0											
56 Jai Miller, R OBP: 0.295, SLG: 0.286										1	1	1	0	0	0	0											
7 Adam Rosales, R OBP: 0.145, SLG: 0.182										1	1	0	0	0	0	1											
11 Landon Powell, S OBP: 0.244, SLG: 0.222										2	0	0	0	0	0	0											
8 Kurt Suzuki, R OBP: 0.304, SLG: 0.389										1	0	1	1	1	0	0											
Inning Stats	R: 0 E: 0 K: 1 S: 8	H: 0 LOB: 0 BB: 0 P: 12	R: 0 E: 0 K: 1 S: 11	H: 0 LOB: 0 BB: 0 P: 17	R: 0 E: 0 K: 1 S: 8	H: 0 LOB: 0 BB: 0 P: 10	R: 0 E: 0 K: 1 S: 6	H: 0 LOB: 0 BB: 0 P: 9	R: 0 E: 0 K: 0 S: 9	H: 1 LOB: 0 BB: 0 P: 9	R: 0 E: 0 K: 0 S: 6	H: 0 LOB: 0 BB: 0 P: 10	R: 0 E: 0 K: 0 S: 13	H: 2 LOB: 2 BB: 0 P: 22	R: 2 E: 0 K: 0 S: 14	H: 3 LOB: 2 BB: 1 P: 23	R: 4 E: 1 K: 1 S: 15	H: 4 LOB: 2 BB: 1 P: 24	1B: 8 2B: 1 3B: 0 HR: 1	SF: 2 SAC: 0 DP: 1 HBP: 0	WP: 0 PB: 0 SB: 1 CS: 0	PA: 39					
PITCHER	IP	WLS	BF	H	R	ER	SO	BB	IBB	HBP	BLK	WP	HR	S	P	ERA	WHIP										
35 Joel Pineiro, R ERA: 5.13	6.1		21	3	0	0	4	0	0	0	0	0	0	55	77	0.00	0.474										
38 Bobby Cassevah, R ERA: 2.87	0.2	H	3	1	1	0	0	0	0	0	0	0	0	16	13.50	1.500											
37 Scott Downs, L ERA: 1.34	0.2	H	5	2	1	1	0	1	0	0	0	0	0	10	18	13.50	4.500										
51 Jordan Walden, R ERA: 2.73	0.2	L	8	4	4	2	1	0	1	0	0	0	1	14	22	27.00	6.000										
21 Hisanori Takahashi, L ERA: 3.49	0.2		2	0	0	0	0	0	0	0	0	0	0	2	3	0.00	0.000										

AB 35
R 6
H 10
RBI 5
BB 2
SO 5
LOB 11



Batter	1	2	3	4	5	6	7	8	9	AB	R	H	RBI	BB	SO	LOB	BOTTOM										
2 Erick Aybar, S OBP: 0.320, SLG: 0.422										5	0	0	0	0	1	2	Oakland Athletics @ Los Angeles Angels Angel Stadium of Anaheim, Anaheim, CA Sun Sep 25 2011, 12:37 PM - 3:36 PM PDT Att: 40,794 - Overcast - 70 F										
47 Howie Kendrick, R OBP: 0.335, SLG: 0.467										4	1	1	0	1	0	0											
53 Bobby Abreu, L OBP: 0.355, SLG: 0.387										5	1	2	2	0	1	1											
48 Tori Hunter, R OBP: 0.336, SLG: 0.429										3	1	1	0	1	0	1											
44 Mark Trumbo, R OBP: 0.291, SLG: 0.477										3	0	0	0	0	3	2											
19 Efrén Navarro, L										0	0	0	0	0	0	0											
6 Alberto Callaspo, S OBP: 0.387, SLG: 0.378										3	1	2	0	1	0	0											
10 Vernon Wells, R OBP: 0.250, SLG: 0.418										4	1	1	1	0	1	5											
25 Peter Bourjos, R OBP: 0.328, SLG: 0.439										3	0	2	2	1	1	0											
5 Jeff Mathis, R OBP: 0.226, SLG: 0.261										3	0	0	0	0	0	3											
13 Maicer Izturis, S OBP: 0.336, SLG: 0.391										1	0	0	0	0	0	0											
Inning Stats	R: 1 E: 0 K: 1 S: 10	H: 2 LOB: 1 BB: 0 P: 18	R: 0 E: 0 K: 0 S: 11	H: 1 LOB: 2 BB: 1 P: 21	R: 1 E: 0 K: 1 S: 18	H: 3 LOB: 2 BB: 0 P: 24	R: 0 E: 0 K: 1 S: 10	H: 0 LOB: 0 BB: 0 P: 14	R: 0 E: 0 K: 1 S: 8	H: 0 LOB: 0 BB: 0 P: 13	R: 1 E: 0 K: 1 S: 11	H: 2 LOB: 1 BB: 0 P: 19	R: 0 E: 0 K: 1 S: 7	H: 0 LOB: 0 BB: 0 P: 11	R: 2 E: 0 K: 1 S: 11	H: 1 LOB: 2 BB: 0 P: 22		R: 0 E: 0 K: 0 S: 13	H: 0 LOB: 1 BB: 1 P: 19	1B: 5 2B: 1 3B: 1 HR: 2	SF: 0 SAC: 1 DP: 0 HBP: 0	WP: 0 PB: 0 SB: 3 CS: 1	PA: 40				
PITCHER	IP	WLS	BF	H	R	ER	SO	BB	IBB	HBP	BLK	WP	HR	S	P	ERA		WHIP									
18 Rich Harden, R ERA: 5.12	6.0		27	8	3	3	5	1	0	0	0	0	0	68	109	4.50	1.500										
40 Brian Fuentes, L ERA: 3.7	1.0		3	0	0	0	1	0	0	0	0	0	0	7	11	0.00	0.000										
60 Fautino De Los Santos, R ERA: 4.32	1.0	W	5	1	2	2	1	2	0	0	0	0	0	11	22	18.00	3.000										
40 Andrew Bailey, R ERA: 3.32	1.0	S	4	0	0	0	0	1	0	0	0	0	0	13	19	0.00	1.000										

AB 34
R 5
H 9
RBI 5
BB 4
SO 7
LOB 14



Batter	1	2	3	4	5	6	7	8	9	AB	R	H	RBI	BB	SO	LOB	TOP												
5 Ian Kinsler, R OBP: 0.352, SLG: 0.471										4	1	1	0	1	0	1	Texas Rangers @ Los Angeles Angels Angel Stadium of Anaheim, Anaheim, CA Mon Sep 26 2011, 7:08 PM - 10:10 PM PDT Att: 39,716 - Clear - 69 F												
1 Elvis Andrus, R OBP: 0.347, SLG: 0.365										5	1	4	0	0	0	2													
32 Josh Hamilton, L OBP: 0.348, SLG: 0.542										4	0	1	0	0	1	3													
10 Michael Young, R OBP: 0.381, SLG: 0.476									3	1	1	1	1	0	3														
29 Adrian Beltré, R OBP: 0.329, SLG: 0.556										4	1	1	2	0	1	2													
25 Mike Napoli, R OBP: 0.410, SLG: 0.599										4	0	0	0	0	3	1													
17 Nelson Cruz, R OBP: 0.312, SLG: 0.506										4	0	0	0	0	0	0													
7 David Murphy, L OBP: 0.328, SLG: 0.402										4	0	2	0	0	1	0													
8 Yorvit Torrealba, R OBP: 0.307, SLG: 0.400										4	0	0	0	0	3	2													
Inning Stats	R: 1 E: 1 K: 1 S: 11	H: 2 LOB: 1 BB: 0 P: 17	R: 0 E: 0 K: 2 S: 8	H: 0 LOB: 0 BB: 0 P: 12	R: 0 E: 0 K: 1 S: 11	H: 1 LOB: 1 BB: 0 P: 16	R: 2 E: 0 K: 1 S: 10	H: 1 LOB: 0 BB: 1 P: 16	R: 0 E: 0 K: 0 S: 9	H: 0 LOB: 2 BB: 0 P: 13	R: 0 E: 0 K: 2 S: 8	H: 0 LOB: 0 BB: 0 P: 10	R: 0 E: 0 K: 1 S: 10	H: 1 LOB: 1 BB: 0 P: 13	R: 1 E: 0 K: 0 S: 14	H: 2 LOB: 1 BB: 0 P: 21	R: 0 E: 0 K: 1 S: 11	H: 1 LOB: 2 BB: 1 P: 18	1B: 8 2B: 1 3B: 0 HR: 1	SF: 0 SAC: 0 DP: 1 HBP: 0	WP: 0 PB: 1 SB: 1 CS: 0	PA: 38							
PITCHER	IP WLS BF H R ER SO BB IBB HBP BLK WP HR S P ERA WHIP	8.0 L 33 9 4 3 8 1 0 0 0 0 1 81 118 3.38 1.250	1.0 5 1 0 0 1 1 0 0 0 0 0 11 18 0.00 2.000															IP WLS BF H R ER SO BB IBB HBP BLK WP HR S P ERA WHIP											
24 Dan Haren, R ERA: 3.17															30 Neftali Feliz, R ERA: 2.79														
63 Rich Thompson, R ERA: 3.0															30 Neftali Feliz, R ERA: 2.79														

AB	36
R	4
H	10
RBI	3
BB	2
SO	9
LOB	14



Batter	1	2	3	4	5	6	7	8	9	AB	R	H	RBI	BB	SO	LOB	BOTTOM												
13 Maicer Izturis, S OBP: 0.335, SLG: 0.388										5	0	1	0	0	0	6	Texas Rangers @ Los Angeles Angels Angel Stadium of Anaheim, Anaheim, CA Mon Sep 26 2011, 7:08 PM - 10:10 PM PDT Att: 39,716 - Clear - 69 F												
25 Peter Bourjos, R OBP: 0.339, SLG: 0.436										5	0	1	1	0	3	1													
47 Howie Kendrick, R OBP: 0.359, SLG: 0.465										4	0	1	0	1	1	1													
48 Tori Hunter, R OBP: 0.336, SLG: 0.429										4	1	1	0	0	2	3													
10 Vernon Wells, R OBP: 0.249, SLG: 0.415										4	0	0	0	0	4														
6 Alberto Callaspo, S OBP: 0.368, SLG: 0.377											3	1	1	0	1	0													
27 Mike Trout, R OBP: 0.268, SLG: 0.379										3	0	1	1	1	1	1													
2 Erick Aybar, S OBP: 0.323, SLG: 0.423										3	1	2	0	1	0	0													
5 Jeff Mathis, R OBP: 0.225, SLG: 0.259										2	0	0	0	0	2	2													
53 Bobby Abreu, L OBP: 0.356, SLG: 0.387										0	0	0	1	1	0	0													
46 Bobby Wilson, R OBP: 0.250, SLG: 0.278										0	0	0	0	0	0	0													
39 Russell Branyan, L OBP: 0.295, SLG: 0.370										1	0	0	0	0	1	1													
Inning Stats	R: 0 E: 0 K: 0 S: 7	H: 1 LOB: 2 BB: 1 P: 14	R: 0 E: 0 K: 0 S: 13	H: 1 LOB: 1 BB: 1 P: 24	R: 0 E: 0 K: 2 S: 12	H: 1 LOB: 1 BB: 0 P: 17	R: 0 E: 0 K: 0 S: 7	H: 0 LOB: 0 BB: 1 P: 13	R: 0 E: 0 K: 1 S: 7	H: 0 LOB: 0 BB: 0 P: 10	R: 2 E: 0 K: 0 S: 24	H: 3 LOB: 3 BB: 2 P: 42	R: 0 E: 0 K: 2 S: 12	H: 0 LOB: 0 BB: 0 P: 16	R: 0 E: 0 K: 1 S: 9	H: 0 LOB: 0 BB: 0 P: 12	R: 1 E: 0 K: 2 S: 15	H: 2 LOB: 1 BB: 0 P: 24	1B: 7 2B: 2 3B: 0 HR: 0	SF: 0 SAC: 0 DP: 1 HBP: 0	WP: 0 PB: 1 SB: 2 CS: 0	PA: 39							
PITCHER	IP WLS BF H R ER SO BB IBB HBP BLK WP HR S P ERA WHIP	2.0 W 13 2 1 1 3 1 0 0 0 0 0 36 55 2.46 0.818	0.0 4 2 1 1 0 2 0 0 0 0 0 10 23 ∞ ∞	1.1 H 4 0 0 0 2 0 0 0 0 0 0 16 20 0.00 0.000	1.0 H 3 0 0 0 9 12 0.00 0.000	1.0 S 5 2 1 0 2 0 0 0 0 0 2 15 24 0.00 2.000																							
36 C.J. Wilson, L ERA: 2.94															28 Darren Oliver, L ERA: 2.29														
58 Mark Hamberger, R ERA: 4.5															19 Koji Uehara, R ERA: 2.39														
28 Darren Oliver, L ERA: 2.29															37 Mike Adams, R ERA: 1.49														

AB	34
R	3
H	8
RBI	3
BB	5
SO	8
LOB	19



Batter	1	2	3	4	5	6	7	8	9	AB	R	H	RBI	BB	SO	LOB	TOP				
5 Ian Kinsler, R OBP: 0.355, SLG: 0.477	L5		CS			G6-3				2	0	0	0	2	0	0	Texas Rangers @ Los Angeles Angels Angel Stadium of Anaheim, Anaheim, CA Wed Sep 28 2011, 5:08 PM - 7:48 PM PDT Att: 39,612 - Clear - 71 F				
1 Elvis Andrus, R OBP: 0.347, SLG: 0.361	BB		CS		F8	G6-3		G4-3		3	0	0	0	1	0	2					
32 Josh Hamilton, L OBP: 0.346, SLG: 0.536	F9				L5					4	0	0	0	0	0	1					
10 Michael Young, R OBP: 0.380, SLG: 0.474	PO	G5-3			G4-3					4	1	1	0	0	0	0					
29 Adrian Beltré, R OBP: 0.331, SLG: 0.561			F8			F7				4	0	1	0	0	0	1					
25 Mike Napoli, R OBP: 0.414, SLG: 0.631			HR			BB				3	2	2	3	1	0	1					
17 Nelson Cruz, R OBP: 0.312, SLG: 0.509			L5			K				4	0	1	0	0	1	1					
7 David Murphy, L OBP: 0.328, SLG: 0.401			F9			BB				2	0	1	0	0	0	0					
18 Mitch Moreland, L OBP: 0.320, SLG: 0.414			G3			G4-3				2	0	0	0	0	0	0					
8 Yorvit Torrealba, R OBP: 0.366, SLG: 0.399						G4-3		G5-3		1	0	0	0	0	0	1					
Inning Stats	R: 0 H: 0 E: 0 K: 0 S: 10	H: 0 LOB: 0 BB: 1 P: 17	R: 1 H: 1 E: 0 K: 0 S: 9	H: 1 LOB: 0 BB: 0 P: 14	R: 0 H: 0 E: 0 K: 0 S: 5	H: 0 LOB: 0 BB: 1 P: 12	R: 0 H: 0 E: 0 K: 0 S: 8	H: 0 LOB: 0 BB: 0 P: 11	R: 0 H: 1 E: 0 K: 1 S: 9	H: 1 LOB: 2 BB: 1 P: 17	R: 0 H: 0 E: 0 K: 0 S: 8	H: 0 LOB: 0 BB: 0 P: 14	R: 0 H: 1 E: 0 K: 0 S: 9	H: 1 LOB: 2 BB: 0 P: 17	R: 2 H: 2 E: 0 K: 0 S: 8	H: 2 LOB: 0 BB: 0 P: 14	1B: 4 2B: 0 3B: 0 HR: 2	SF: 0 SAC: 1 DP: 0 HBP: 0	WP: 0 PB: 0 SB: 1 CS: 1	PA: 36	
PITCHER	IP	WLS	BF	H	R	ER	SO	BB	IBB	HBP	BLK	WP	HR	S	P	ERA	WHIP				
43 Garrett Richards, R ERA: 5.75	5.0		17	2	1	1	1	3	0	0	0	0	1	41	71	1.80	1.000				
38 Bobby Cassevah, R ERA: 2.72	2.0		8	2	0	0	0	0	0	0	0	0	0	9	31	0.00	1.000				
21 Hisanori Takahashi, L ERA: 0.44	1.0		4	0	0	0	0	0	1	0	0	0	0	7	14	0.00	0.000				
51 Jordan Walden, R ERA: 2.98	1.0	L	5	2	2	2	0	0	0	0	0	0	1	8	14	18.00	2.000				

AB 29
R 3
H 6
RBI 3
BB 4
SO 1
LOB 7



Batter	1	2	3	4	5	6	7	8	9	AB	R	H	RBI	BB	SO	LOB	BOTTOM				
2 Erick Aybar, S OBP: 0.322, SLG: 0.421	G4-3		L4							3	0	0	0	1	0	2	Texas Rangers @ Los Angeles Angels Angel Stadium of Anaheim, Anaheim, CA Wed Sep 28 2011, 5:08 PM - 7:48 PM PDT Att: 39,612 - Clear - 71 F				
27 Mike Trout, R OBP: 0.281, SLG: 0.390	G3		K							4	0	2	0	0	1	1					
25 Peter Bourjos, R OBP: 0.327, SLG: 0.438	G1-3									3	0	0	0	0	1	2					
10 Vernon Wells, R OBP: 0.248, SLG: 0.412										4	0	1	0	0	0	1					
6 Alberto Callaspo, S OBP: 0.366, SLG: 0.375	G1-3									4	0	1	0	0	0	2					
28 Jeremy Moore, L OBP: 0.125, SLG: 0.125										4	0	0	0	0	2	2					
46 Bobby Wilson, R OBP: 0.252, SLG: 0.298										3	1	1	0	0	1	1					
13 Maicer Izturis, S OBP: 0.334, SLG: 0.388										1	0	0	0	0	1	0					
19 Efrén Navarro, L OBP: 0.273, SLG: 0.300										4	0	2	0	0	0	1					
3 Gil Velazquez, R OBP: 0.429, SLG: 0.500										2	0	1	1	0	0	1					
53 Bobby Abreu, L OBP: 0.333, SLG: 0.365										1	0	0	0	0	1	1					
Inning Stats	R: 0 H: 0 E: 0 K: 0 S: 9	H: 1 LOB: 1 BB: 0 P: 13	R: 0 H: 1 E: 0 K: 1 S: 10	H: 1 LOB: 0 BB: 0 P: 13	R: 0 H: 1 E: 0 K: 1 S: 12	H: 1 LOB: 1 BB: 0 P: 17	R: 0 H: 0 E: 0 K: 1 S: 9	H: 0 LOB: 0 BB: 0 P: 14	R: 0 H: 1 E: 0 K: 1 S: 16	H: 1 LOB: 1 BB: 0 P: 23	R: 0 H: 1 E: 0 K: 0 S: 8	H: 1 LOB: 1 BB: 0 P: 13	R: 0 H: 1 E: 0 K: 2 S: 10	H: 1 LOB: 0 BB: 0 P: 15	1B: 6 2B: 2 3B: 0 HR: 0	SF: 1 SAC: 1 DP: 0 HBP: 0	WP: 0 PB: 0 SB: 0 CS: 0	PA: 36			
PITCHER	IP	WLS	BF	H	R	ER	SO	BB	IBB	HBP	BLK	WP	HR	S	P	ERA	WHIP				
54 Matt Harrison, L ERA: 3.39	6.0		24	5	1	1	4	1	0	0	0	0	0	60	90	1.50	1.000				
19 Koji Uehara, R ERA: 2.35	1.0		4	1	0	0	1	0	0	0	0	0	0	16	23	0.00	1.000				
37 Mike Adams, R ERA: 1.47	1.0	W	4	1	0	0	0	0	0	0	0	0	0	8	13	0.00	1.000				
30 Nefelí Feliz, R ERA: 2.74	1.0	S	4	1	0	0	2	0	0	0	0	0	0	10	15	0.00	1.000				

AB 33
R 1
H 8
RBI 1
BB 1
SO 7
LOB 14

