


Los Angeles Angels - 2012

Batter	1	2	3	4	5	6	7	8	9	AB	R	H	RBI	BB	SO	LOB	TOP				
2 Erick Aybar, S OBP: 0.750, SLG: 0.500 77 Kole Calhoun, L (1, 6) (5, 9)										2	2	1	0	2	0	2					
47 Howie Kendrick, R OBP: 1.000, SLG: 2.500 19 Alexi Amarista, L (1, 4) (5, PH) (5, 4)										2	2	2	2	1	0	0					
5 Albert Pujols, R OBP: 0.667, SLG: 1.000 3 Jorge Cantu, R (1, 3) (5, PH) (5, 5)										3	1	2	1	0	0	3					
48 Torii Hunter, R OBP: 0.250, SLG: 0.250 31 Eren Navarro, L (1, 9) (5, 3)										4	1	1	0	0	2	4					
10 Vernon Wells, R OBP: 0.500, SLG: 0.333 55 Doug Deeds, L (1, 7) (5, 7)										3	1	1	2	1	0	1					
6 Alberto Callaspo, S OBP: 0.667, SLG: 0.667 18 Andrew Romine, S (1, 5) (5, 6)										3	1	2	0	0	0	1					
17 Chris Iannetta, R OBP: 0.000, SLG: 2.000 96 Jett Bandy, R (1, 2) (6, PH) (6, 2)										2	1	1	3	1	0	1					
25 Peter Bourjos, R OBP: 0.333, SLG: 0.500 39 Ryan Langerhans, L (1, 8) (5, 8)										2	0	1	1	0	0	0					
16 Hank Conger, L (1, 10)										4	0	0	0	1	1	5					
Inning Stats	R: 3 E: 0 K: 1 S: 9	H: 4 LOB: 1 BB: 0 P: 10	R: 2 E: 0 K: 0 S: 7	H: 2 LOB: 1 BB: 1 P: 12	R: 2 E: 0 K: 0 S: 5	H: 3 LOB: 3 BB: 3 P: 17	R: 2 E: 0 K: 1 S: 7	H: 2 LOB: 2 BB: 2 P: 15	R: 0 E: 1 K: 1 S: 6	H: 0 LOB: 1 BB: 0 P: 6	R: 0 E: 0 K: 1 S: 5	H: 0 LOB: 0 BB: 0 P: 5	R: 0 E: 0 K: 0 S: 3	H: 0 LOB: 0 BB: 0 P: 3	R: 0 E: 0 K: 0 S: 2	H: 0 LOB: 0 BB: 1 P: 6	1B: 8 2B: 1 3B: 0 HR: 2	SF: 1 SAC: 0 DP: 1 HBP: 1	WP: 0 PB: 0 SB: 1 CS: 1	PA: 46	
PITCHER	IP WLS BF H R ER SO BB IBB HBP BLK WP HR S P ERA WHIP	IP WLS BF H R ER SO BB IBB HBP BLK WP HR S P ERA WHIP	IP WLS BF H R ER SO BB IBB HBP BLK WP HR S P ERA WHIP	IP WLS BF H R ER SO BB IBB HBP BLK WP HR S P ERA WHIP	IP WLS BF H R ER SO BB IBB HBP BLK WP HR S P ERA WHIP	IP WLS BF H R ER SO BB IBB HBP BLK WP HR S P ERA WHIP	IP WLS BF H R ER SO BB IBB HBP BLK WP HR S P ERA WHIP	IP WLS BF H R ER SO BB IBB HBP BLK WP HR S P ERA WHIP	IP WLS BF H R ER SO BB IBB HBP BLK WP HR S P ERA WHIP	IP WLS BF H R ER SO BB IBB HBP BLK WP HR S P ERA WHIP	IP WLS BF H R ER SO BB IBB HBP BLK WP HR S P ERA WHIP	IP WLS BF H R ER SO BB IBB HBP BLK WP HR S P ERA WHIP	IP WLS BF H R ER SO BB IBB HBP BLK WP HR S P ERA WHIP	IP WLS BF H R ER SO BB IBB HBP BLK WP HR S P ERA WHIP	IP WLS BF H R ER SO BB IBB HBP BLK WP HR S P ERA WHIP	IP WLS BF H R ER SO BB IBB HBP BLK WP HR S P ERA WHIP	IP WLS BF H R ER SO BB IBB HBP BLK WP HR S P ERA WHIP	IP WLS BF H R ER SO BB IBB HBP BLK WP HR S P ERA WHIP	IP WLS BF H R ER SO BB IBB HBP BLK WP HR S P ERA WHIP	IP WLS BF H R ER SO BB IBB HBP BLK WP HR S P ERA WHIP	IP WLS BF H R ER SO BB IBB HBP BLK WP HR S P ERA WHIP

Los Angeles Angels @ Oakland Athletics
 Phoenix Municipal Stadium, Phoenix, AZ
 Mon Mar 05 2012, 3:06 PM - 6:25 PM EST
 Att: 3,511 - Cloudy - 81 F


AB 36
R 9
H 11
RBI 9
BB 8
SO 5
LOB 22



Batter	1	2	3	4	5	6	7	8	9	AB	R	H	RBI	BB	SO	LOB	BOTTOM				
19 Jemile Weeks, S OBP: 0.333, SLG: 0.875 83 Tyler Ladendorf, R OBP: 0.500, SLG: 0.500 (1, 4) (6, 4)										2	0	0	1	0	1	0					
2 Cliff Pennington, S OBP: 0.455, SLG: 0.444 7 Adam Rosales, R (1, 6) (8, 6)										4	0	2	0	0	0	1					
4 Coco Crisp, S OBP: 0.333, SLG: 0.250 18 Cedric Hunter, L (1, 8) (6, 8)										3	0	1	0	0	0	2					
1 Manny Ramirez, R OBP: 0.333, SLG: 0.333 36 Grant Green, R (1, 10) (8, PH) (9, 10)										3	0	0	0	0	1	1					
20 Josh Donaldson, R OBP: 0.250, SLG: 0.100 89 Stephen Parker, L (1, 5) (8, PH) (9, 5)										2	0	0	0	1	0	0					
8 Kurt Suzuki, R OBP: 0.375, SLG: 0.286 72 Derek Norris, R OBP: 0.250, SLG: 0.250 (1, 2) (7, 2)										2	0	1	0	1	0	1					
25 Kila Ka'aihue, L OBP: 0.200, SLG: 0.300 (1, 3)										4	0	0	0	0	0	3					
23 Michael Taylor, R OBP: 0.333, SLG: 0.273 (1, 9)										4	1	2	0	0	0	1					
39 Jason Pridie, L OBP: 0.375, SLG: 0.333 (1, 7)										4	0	0	0	0	1	2					
Inning Stats	R: 0 E: 0 K: 0 S: 4	H: 1 LOB: 1 BB: 0 P: 4	R: 0 E: 0 K: 0 S: 3	H: 0 LOB: 1 BB: 1 P: 7	R: 0 E: 0 K: 2 S: 8	H: 1 LOB: 1 BB: 0 P: 8	R: 0 E: 0 K: 1 S: 5	H: 0 LOB: 1 BB: 1 P: 9	R: 0 E: 0 K: 0 S: 4	H: 1 LOB: 1 BB: 0 P: 4	R: 0 E: 0 K: 0 S: 4	H: 1 LOB: 1 BB: 0 P: 4	R: 0 E: 0 K: 1 S: 6	H: 0 LOB: 1 BB: 0 P: 6	R: 0 E: 1 K: 0 S: 3	H: 0 LOB: 1 BB: 0 P: 3	1B: 6 2B: 0 3B: 0 HR: 0	SF: 1 SAC: 0 DP: 0 HBP: 0	WP: 0 PB: 1 SB: 0 CS: 0	PA: 36	
PITCHER	IP WLS BF H R ER SO BB IBB HBP BLK WP HR S P ERA WHIP	IP WLS BF H R ER SO BB IBB HBP BLK WP HR S P ERA WHIP	IP WLS BF H R ER SO BB IBB HBP BLK WP HR S P ERA WHIP	IP WLS BF H R ER SO BB IBB HBP BLK WP HR S P ERA WHIP	IP WLS BF H R ER SO BB IBB HBP BLK WP HR S P ERA WHIP	IP WLS BF H R ER SO BB IBB HBP BLK WP HR S P ERA WHIP	IP WLS BF H R ER SO BB IBB HBP BLK WP HR S P ERA WHIP	IP WLS BF H R ER SO BB IBB HBP BLK WP HR S P ERA WHIP	IP WLS BF H R ER SO BB IBB HBP BLK WP HR S P ERA WHIP	IP WLS BF H R ER SO BB IBB HBP BLK WP HR S P ERA WHIP	IP WLS BF H R ER SO BB IBB HBP BLK WP HR S P ERA WHIP	IP WLS BF H R ER SO BB IBB HBP BLK WP HR S P ERA WHIP	IP WLS BF H R ER SO BB IBB HBP BLK WP HR S P ERA WHIP	IP WLS BF H R ER SO BB IBB HBP BLK WP HR S P ERA WHIP	IP WLS BF H R ER SO BB IBB HBP BLK WP HR S P ERA WHIP	IP WLS BF H R ER SO BB IBB HBP BLK WP HR S P ERA WHIP	IP WLS BF H R ER SO BB IBB HBP BLK WP HR S P ERA WHIP	IP WLS BF H R ER SO BB IBB HBP BLK WP HR S P ERA WHIP	IP WLS BF H R ER SO BB IBB HBP BLK WP HR S P ERA WHIP	IP WLS BF H R ER SO BB IBB HBP BLK WP HR S P ERA WHIP	IP WLS BF H R ER SO BB IBB HBP BLK WP HR S P ERA WHIP

Los Angeles Angels @ Oakland Athletics
 Phoenix Municipal Stadium, Phoenix, AZ
 Mon Mar 05 2012, 3:06 PM - 6:25 PM EST
 Att: 3,511 - Cloudy - 81 F

AB 33
R 1
H 6
RBI 1
BB 2
SO 4
LOB 15



Batter	1	2	3	4	5	6	7	8	9	AB	R	H	RBI	BB	SO	LOB	TOP										
19 Alexi Amarista, L (1,4) OBP: 0.400, SLG: 0.667	0-1 FC5-4 6 WP 1B	0-0 P5		0-0 1-H 2-H 3B		0-0 SH2-3		4-0 BB		3	1	2	2	1	0	0	Los Angeles Angels @ Cleveland Indians Goodyear Ballpark, Goodyear, AZ Thu Mar 08 2012, 3:07 PM - 6:25 PM EST Att: 3,469 - Sunny - 66 F										
53 Bobby Abreu, L (1,10) 35 Luis Jimenez, R (6,PH) OBP: 0.200, SLG: 0.200	0-0 L6		0-0 F9	0-0 F9		0-3 K		0-0 F8		3	0	0	0	0	0	2											
5 Albert Pujols, R (1,3) 31 Efrén Navarro, L (5,3)	4-0 FC5-4 1-2 BB		0-0 G6-3	0-0 G6-3		0-3 K		0-0 G6-3		2	0	0	0	1	0	1											
10 Vernon Wells, R (1,8) 16 Hank Conger, L (6,2)	0-0 FC5-4 6 WP 1-2 2-3 1B		0-0 E3		0-0 46 1B 2B		0-0 76 1B		0-0 P6	3	2	1	0	0	0	2											
6 Alberto Callaspo, S (1,5) 76 Matt Long, L (6,8)	1-0 1-H 3-H 1B		0-0 P5		0-0 P5		1-2 39 G1-6-3 1B		0-0 77 2B 1B	3	0	1	1	0	0	2											
77 Kole Calhoun, L (1,9)	4-0 1B		0-0 G6-3		0-0 F9		0-3 K		0-0 SAFE 1-2 2B	4	0	1	0	1	1	3											
46 Bobby Wilson, R (1,2) 39 Ryan Langerhans, L (6,7)	0-0 F9		0-0 18 1B 55 1B 2B		0-0 2-H 1B		0-0 G1-6-3 1-2		0-0 F9	3	1	2	1	0	0	2											
18 Andrew Romine, S (1,6) (6,5)		0-0 F8		0-0 55 1B 19 3B 1B		0-0 L8		0-0 G3		4	1	1	0	0	0	1											
55 Doug Deeds, L (1,7) 20 Jean Segura, R (6,PH) OBP: 0.167, SLG: 0.167		0-0 G6-3		0-0 1-2 2-3 1B		4-0 19 SH2-3 BB		4-0 19 S BB		2	1	1	1	0	0	0											
00 Inning Stats	R: 2 E: 0 K: 0 S: 6	H: 2 LOB: 2 BB: 2 P: 15	R: 0 E: 0 K: 0 S: 3	H: 0 LOB: 0 BB: 0 P: 3	R: 0 E: 1 K: 0 S: 4	H: 0 LOB: 1 BB: 0 P: 4	R: 3 E: 0 K: 0 S: 7	H: 4 LOB: 1 BB: 0 P: 7	R: 1 E: 0 K: 0 S: 5	H: 2 LOB: 1 BB: 0 P: 5	R: 0 E: 0 K: 1 S: 6	H: 2 LOB: 2 BB: 0 P: 6	R: 0 E: 0 K: 0 S: 3	H: 0 LOB: 2 BB: 0 P: 11	R: 0 E: 0 K: 0 S: 4	H: 2 LOB: 0 BB: 0 P: 4		1B: 8 2B: 3 3B: 1 HR: 0	SF: 0 SAC: 1 DP: 1 HBP: 0	WP: 1 PB: 0 SB: 2 CS: 0	PA: 43						
PITCHER	IP	WLS	BF	H	R	ER	SO	BB	IBB	HBP	BLK	WP	HR	S	P	ERA	WHIP										
30 Ubaldo Jiménez, R (1,1) ERA: 9.0	2.0	L	10	2	2	2	0	2	0	0	0	1	0	9	18	9.00	2.000										
43 Josh Tomlin, R (3,1) ERA: 7.2	3.0		16	6	4	4	0	0	0	0	0	0	0	16	16	12.00	2.000										
49 Tony Sipp, L (6,1) ERA: 9.0	1.0		4	0	0	0	2	1	0	0	0	0	0	7	11	0.00	1.000										
58 Jeanmar Gómez, R (7,1) ERA:	2.0		9	2	0	0	1	2	0	0	0	0	0	9	17	0.00	2.000										
70 Chris Seddon, L (9,1) ERA:	1.0		4	2	0	0	0	0	0	0	0	0	0	4	4	0.00	2.000										

Batter	1	2	3	4	5	6	7	8	9	AB	R	H	RBI	BB	SO	LOB	BOTTOM										
12 Ezequiel Carrera, L (1,8) 29 Felix Pie, L (6,8) OBP: 0.455, SLG: 0.375	0-3 K		0-3 K		0-0 1-2 2-H 3-H 1B		0-0 G6-3		0-0 P5	3	0	1	2	0	2	1	Los Angeles Angels @ Cleveland Indians Goodyear Ballpark, Goodyear, AZ Thu Mar 08 2012, 3:07 PM - 6:25 PM EST Att: 3,469 - Sunny - 66 F										
13 Adrián Beltrán, S (1,6) 68 Gregorio Petit, R (5,PH) OBP: 0.222, SLG: 0.125	0-3 K		0-0 G5-3		4-0 1-2 2-3 BB		4-0 BB		4-0 17 S BB	2	0	0	0	1	1	1											
48 Travis Hafner, L (1,10) 17 Shin-Soo Choo, L (5,PH) OBP: 0.375, SLG: 0.375	4-0 BB				0-3 K		0-0 SF8		4-0 1-2 BB	1	0	0	0	1	1	0											
47 Shelley Duncan, R (1,7) 1 Ryan Spilborghs, R (6,7)	0-0 G3-1				0-0 G5-3		0-0 P6		0-3 K	3	0	0	0	0	0	3											
79 Russ Canzler, R (1,3) OBP: 0.417, SLG: 0.300		0-0 G5-3		0-0 G4-3		0-0 4 HR 1B		0-0 G6-3		0-3 K	5	1	1	0	0	1		2									
8 Lonnie Chisenhall, L (1,5) 4 Jose Lopez, R (6,5) OBP: 0.500, SLG: 0.429		0-3 K			4-0 6 E 12 1B BB		0-2 1-H HR		0-0 G6-3	1	1	0	0	1	1	0											
2 Aaron Cunningham, R (1,9) 72 Chad Huffman, R (6,9)		0-0 L4			0-0 1-2 1B		0-3 K		4-0 16 2B BB	2	1	1	0	0	0	0											
46 Cord Phelps, S (1,4) 16 Jason Donald, R (6,4) OBP: 0.273, SLG: 0.300					0-0 E4 6 G4-3 1B		0-3 K		0-0 1-3 2B	2	0	0	0	0	0	2											
6 Lou Marson, R (1,2) 33 Matt Paganzzi, R (6,2)					0-0 G4-3		0-0 FC1 13 BB 12 1B 17 SF8		0-0 G5-3	2	1	0	0	0	0	3											
00 Inning Stats	R: 0 E: 0 K: 2 S: 7	H: 0 LOB: 1 BB: 1 P: 11	R: 0 E: 0 K: 1 S: 5	H: 0 LOB: 0 BB: 0 P: 5	R: 0 E: 1 K: 1 S: 6	H: 0 LOB: 1 BB: 0 P: 6	R: 3 E: 1 K: 0 S: 6	H: 2 LOB: 2 BB: 2 P: 14	R: 2 E: 0 K: 2 S: 11	H: 2 LOB: 1 BB: 0 P: 11	R: 0 E: 0 K: 2 S: 7	H: 0 LOB: 1 BB: 1 P: 11	R: 0 E: 0 K: 0 S: 4	H: 1 LOB: 2 BB: 1 P: 8	R: 0 E: 0 K: 2 S: 7	H: 0 LOB: 2 BB: 2 P: 15		1B: 3 2B: 1 3B: 0 HR: 1	SF: 1 SAC: 0 DP: 0 HBP: 0	WP: 0 PB: 0 SB: 1 CS: 0	PA: 41						
PITCHER	IP	WLS	BF	H	R	ER	SO	BB	IBB	HBP	BLK	WP	HR	S	P	ERA	WHIP										
24 Dan Haren, R (1,1) 21 Hisanori Takahashi, L (3,1) ERA:	2.0	W	7	0	0	0	3	1	0	0	0	0	0	11	11	0.00	0.500										
87 Matt Meyer, L (5,1) ERA: 6.75	0.1		6	2	3	1	0	2	0	0	0	0	0	4	12	27.00	12.000										
71 Steve Geltz, R (5,1) ERA:	0.2	H	2	0	0	0	0	0	0	0	0	0	0	2	2	0.00	0.000										
63 Rich Thompson, R (6,1) ERA: 9.0	1.0	H	5	2	2	2	2	0	0	0	0	0	1	11	11	18.00	2.000										
56 Ariel Peña, R (7,1) Ryan ERA:	1.0	S	5	0	0	0	2	2	0	0	0	0	0	7	15	0.00	2.000										
91 Ryan Brasier, R (9,1) ERA:																											



Batter	1	2	3	4	5	6	7	8	9	AB	R	H	RBI	BB	SO	LOB	TOP					
24 Cameron Maybin, R (1, 8) 72 Jaff Decker, L (4, 9) OBP: 0.400, SLG: 0.929	F9		14 1B BB		P6		HR	2B		1	0	0	0	1	0	0	San Diego Padres @ Los Angeles Angels Tempe Diablo Stadium, Tempe, AZ Fri Mar 09 2012, 3:11 PM - 6:15 PM EST Att: 9,562 - Sunny - 70 F					
14 Mark Kotsay, L (1, 7) 62 Rymer Liriano, R (5, PR) OBP: 0.375, SLG: 0.429	2B BB		1B		23 1B BB		89 HR 1B	F9		1	1	1	0	2	0	0						
23 Yonder Alonso, L (1, 3) 89 Matt Clark, L (6, 3)	K		BB		1B		HR	F8		2	0	1	1	1	1	1						
18 Carlos Quentin, R (1, 10) 22 James Darnell, R (7, PH) OBP: 0.214, SLG: 0.538	2B		BB		F8		F9	L7		3	0	1	1	0	0	4						
4 Nick Hundley, R (1, 2) 3 Andy Parrino, S (7, PH) OBP: 0.214, SLG: 0.214	K		BB		G4-3		F8	9 S 1B		2	0	1	0	0	0	0						
25 Will Venable, L (1, 9) 9 Blake Tekotte, L (6, 8) OBP: 0.333, SLG: 0.667		G4-3			70 F9-3 BB		F7	F8		2	0	0	0	1	0	1						
70 Jedd Gyorko, R (1, 5) 90 Cory Spangenberg, L (6, 4)	K		F9-3		F7		F7	G6-3		3	0	0	0	0	1	2						
60 Jeudy Valdez, R (1, 6)	F8				23 1B BB		2 SH2-3 BB	66 1B BB		1	2	0	0	3	0	0						
2 Everth Cabrera, S (1, 4) 66 Brad Davis, R (7, 2) OBP: 0.500, SLG: 0.333			K		SH2-3		G1-3	72 2B 1B		2	0	0	0	0	1	2						
										1	0	1	0	0	0	0						
Inning Stats	R: 1 E: 0 K: 2 S: 8	H: 1 LOB: 1 BB: 1 P: 12	R: 0 E: 0 K: 1 S: 5	H: 0 LOB: 0 BB: 0 P: 5	R: 0 E: 0 K: 1 S: 5	H: 1 LOB: 2 BB: 2 P: 13	R: 0 E: 0 K: 0 S: 2	H: 0 LOB: 0 BB: 1 P: 6	R: 1 E: 0 K: 0 S: 4	H: 1 LOB: 2 BB: 2 P: 12	R: 0 E: 0 K: 0 S: 4	H: 1 LOB: 0 BB: 1 P: 8	R: 3 E: 0 K: 0 S: 8	H: 3 LOB: 0 BB: 0 P: 10	R: 1 E: 0 K: 0 S: 4	H: 2 LOB: 1 BB: 1 P: 8	R: 0 E: 0 K: 1 S: 6	H: 1 LOB: 1 BB: 0 P: 7	1B: 6 2B: 3 3B: 0 HR: 2	SF: 0 SAC: 1 DP: 1 HBP: 0	WP: 0 PB: 0 SB: 1 CS: 0	PA: 42
PITCHER	IP WLS BF H R ER SO BB IBB HBP BLK WP HR S P ERA WHIP																					
54 Ervin Santana, R (1, 1) ERA: 4.5	2.0	8	1	1	1	3	1	0	0	0	0	0	0	0	13	17	4.50	1.000				
40 Kevin Jepsen, R (3, 1) ERA: 4.5	1.0	5	1	0	0	1	2	0	0	0	0	0	0	5	13	0.00	3.000					
49 Johnny Hellweg, R (4, 1) ERA: 4.5	2.0	9	1	1	1	0	3	0	0	0	0	0	0	6	18	4.50	2.000					
58 Michael Kohn, R (6, 1) ERA: 27.0	1.0	5	1	0	0	0	1	0	0	0	0	0	0	4	8	0.00	2.000					
89 Matt Oye, R (7, 1) ERA: 27.0	1.0	L 6	3	3	3	0	0	0	0	0	0	0	2	8	10	27.00	3.000					
90 Kevin Johnson, R (8, 1) ERA: 4.5	1.0	5	2	1	1	0	1	0	0	0	0	0	0	0	6	7	0.00	1.000				
81 Daniel Tillman, R (9, 1) ERA:	1.0	4	1	0	0	1	0	0	0	0	0	0	0	0	0	0	0.00	1.000				
Batter	1	2	3	4	5	6	7	8	9	AB	R	H	RBI	BB	SO	LOB	BOTTOM					
2 Erick Aybar, S (1, 6) 76 Matt Long, L (7, 8) OBP: 0.600, SLG: 0.625	47 G6-3 5 SF7 2B		47 WP 47 S 1B			K		P4		3	1	2	0	0	1	0	San Diego Padres @ Los Angeles Angels Tempe Diablo Stadium, Tempe, AZ Fri Mar 09 2012, 3:11 PM - 6:15 PM EST Att: 9,562 - Sunny - 70 F					
47 Howie Kendrick, R (1, 4) 98 Alberto Rosario, R (7, 2) 96 Jett Bandy, R (9, 2)	G6-3		G6-3		F9		F7			3	0	0	0	0	0	2						
5 Albert Pujols, R (1, 3) 72 Darwin Perez, S (6, PR) OBP: 0.565, SLG: 0.889	SF7				48 FC6-4 1B		48 2B	31 WP BB		2	0	2	1	0	0	0						
48 Torii Hunter, R (1, 9) 31 Eren Navarro, L (6, PR) OBP: 0.333, SLG: 0.444	G5-3		FC6-4 10 PB		2B		2B	L9		3	0	1	1	0	0	1						
10 Vernon Wells, R (1, 7) 39 Ryan Langerhans, L (7, 7)	G6-3		53 G4-6-3 BB		F8			20 DI BB		2	0	0	0	1	0	1						
53 Bobby Abreu, L (1, 10) 97 Carlos Ramirez, R (7, PR) OBP: 0.250, SLG: 0.286	G4-3		G4-6-3				35 1B 20 FC4-6 2B	K		3	0	1	0	0	0	2						
6 Alberto Callaspo, S (1, 5) 35 Luis Jimenez, R (6, 5) OBP: 0.286, SLG: 0.286	17 CS 1B				P3		20 FC4-6 1B	G2		2	0	1	0	0	0	0						
17 Chris Iannetta, R (1, 2) 20 Jean Segura, R (7, 6) OBP: 0.250, SLG: 0.250	SAFE CS		P6		K		FC4-6 77 CS 1B	G6-3		2	0	0	0	1	0	1						
25 Peter Bourjos, R (1, 8) 77 Kole Calhoun, L (7, 9) OBP: 0.333, SLG: 0.455			G6-3		K		K			2	0	0	0	1	0	1						
										1	0	0	0	0	1	2						
Inning Stats	R: 1 E: 0 K: 0 S: 4	H: 1 LOB: 0 BB: 0 P: 4	R: 0 E: 0 K: 0 S: 3	H: 1 LOB: 0 BB: 0 P: 3	R: 0 E: 0 K: 0 S: 5	H: 1 LOB: 1 BB: 0 P: 7	R: 0 E: 0 K: 0 S: 3	H: 1 LOB: 1 BB: 1 P: 7	R: 0 E: 0 K: 2 S: 7	H: 0 LOB: 0 BB: 0 P: 7	R: 1 E: 0 K: 1 S: 7	H: 2 LOB: 1 BB: 0 P: 7	R: 1 E: 0 K: 1 S: 6	H: 2 LOB: 2 BB: 0 P: 6	R: 0 E: 0 K: 0 S: 3	H: 0 LOB: 1 BB: 1 P: 8	R: 0 E: 0 K: 1 S: 6	H: 0 LOB: 1 BB: 1 P: 11	1B: 4 2B: 5 3B: 0 HR: 0	SF: 1 SAC: 0 DP: 2 HBP: 0	WP: 2 PB: 1 SB: 1 CS: 2	PA: 36
PITCHER	IP WLS BF H R ER SO BB IBB HBP BLK WP HR S P ERA WHIP																					
33 Clayton Richard, L (1, 1) ERA: 4.5	2.0	4	1	0	0	0	0	0	0	0	0	0	0	1	5	7	0.00	1.000				
40 Erik Hamren, R (3, 1) ERA:	1.0	4	1	0	0	0	1	0	0	0	0	0	0	3	7	0.00	2.000					
86 Dale Thayer, R (4, 1) ERA:	1.0	H 3	0	0	0	2	0	0	0	0	0	0	0	7	7	0.00	0.000					
85 Alex Hinshaw, L (5, 1) ERA:	1.0	W 5	2	1	1	1	0	0	0	0	0	0	0	7	7	9.00	2.000					
79 Miles Mikolas, R (6, 1) ERA: 4.5	1.0	W 5	2	1	1	1	0	0	0	0	0	0	0	7	7	9.00	2.000					
65 Jose De Paula, L (7, 1) ERA: 4.5	1.0	H 4	0	0	0	0	1	0	0	0	0	0	0	3	8	0.00	1.000					
87 Jorge Reyes, R (8, 1) ERA: 3.0	1.0	S 4	0	0	0	0	1	0	0	0	0	0	0	6	11	0.00	1.000					
58 Brad Brach, R (9, 1) ERA: 4.5	1.0	S 4	0	0	0	0	1	0	0	0	0	0	0	6	11	0.00	1.000					

Batter	1	2	3	4	5	6	7	8	9	AB	R	H	RBI	BB	SO	LOB	TOP																
7 Grégor Blanco, L (1,8) OBP: 0.526, SLG: 0.500 86 Jarrett Parker, L (6,9) 85 Ryan Lolis, L (9,PH) OBP: 1.000, SLG: 1.000										2	0	1	0	1	0	1	San Francisco Giants @ Los Angeles Angels Tempe Diablo Stadium, Tempe, AZ Sat Mar 10 2012, 3:12 PM - 6:13 PM EST Att: 9,638 - Sunny - 64 F																
2 Emmanuel Burriss, S (1,4) OBP: 0.471, SLG: 0.688										4	0	1	1	0	0	2																	
21 Freddy Sanchez, R (1,10) OBP: 0.286, SLG: 0.286 98 Daniel Mayora, R (7,PH) (7,10)										3	1	1	0	0	0	1																	
17 Aubrey Huff, L (1,3) OBP: 0.368, SLG: 0.647 67 Andrew Susac, R (6,2) OBP: 0.500, SLG: 0.500										3	2	2	1	0	0	1																	
50 Conor Gillaspie, L (1,5) OBP: 0.263, SLG: 0.353										4	1	1	1	0	0	1																	
22 Eli Whiteside, R (1,2) OBP: 0.417, SLG: 0.455 99 Luke Anders, L (6,3)										3	0	1	2	0	1	0																	
13 Joaquin Arias, R (1,6) 52 Ehire Adrianza, S (7,6)										3	0	0	0	0	0	1																	
56 Tyler Graham, R (1,9) (6,8)										3	0	0	0	1	1																		
51 Justin Christian, R (1,7) OBP: 0.250, SLG: 0.250										4	1	1	0	0	1																		
Inning Stats	R: 0 E: 0 K: 0 S: 3	H: 0 LOB: 1 BB: 1 P: 7	R: 0 E: 0 K: 1 S: 5	H: 0 LOB: 0 BB: 0 P: 5	R: 0 E: 0 K: 1 S: 5	H: 1 LOB: 0 BB: 0 P: 6	R: 3 E: 0 K: 0 S: 7	H: 4 LOB: 1 BB: 0 P: 7	R: 1 E: 0 K: 0 S: 4	H: 1 LOB: 0 BB: 0 P: 5	R: 1 E: 0 K: 0 S: 5	H: 1 LOB: 2 BB: 2 P: 12	R: 0 E: 0 K: 0 S: 3	H: 1 LOB: 1 BB: 1 P: 7	R: 0 E: 0 K: 1 S: 6	H: 1 LOB: 1 BB: 0 P: 6		1B: 7 2B: 3 3B: 0 HR: 1	SF: 0 SAC: 1 DP: 1 HBP: 0	WP: 0 PB: 0 SB: 1 CS: 2	PA: 39												
PITCHER	IP WLS BF H R ER SO BB IBB HBP BLK WP HR S P ERA WHIP																	PITCHER	IP WLS BF H R ER SO BB IBB HBP BLK WP HR S P ERA WHIP														
33 C.J. Wilson, L (1,1) ERA: 4.00	3.0	10	1	0	0	2	1	0	0	0	0	0	0	13	18	0.00	0.667																
32 LaTroy Hawkins, R (4,1) ERA: 27.0	1.0	B	7	4	3	3	0	0	0	0	0	0	0	7	7	27.00	4.000																
65 Loek Van Mil, R (5,1) ERA: 10.8	2.0	W	8	2	2	2	0	0	0	0	0	0	1	9	12	9.00	1.000																
67 Donn Roach, R (7,1) ERA:	1.0	H	5	1	0	0	0	2	0	0	0	0	0	3	12	0.00	3.000																
45 Francisco Rodriguez, R (8,1) ERA:	2.0	S	8	2	0	0	1	1	0	0	0	0	0	9	13	0.00	1.500																
Batter	1	2	3	4	5	6	7	8	9	AB	R	H	RBI	BB	SO	LOB	BOTTOM																
25 Peter Bourjos, R (1,8) OBP: 0.364, SLG: 0.556 76 Matt Long, L (5,8) OBP: 0.375, SLG: 0.286										2	1	1	0	1	1	0																	
2 Erick Aybar, S (1,6) OBP: 0.615, SLG: 0.636 79 Taylor Lindsey, L (5,4) OBP: 0.800, SLG: 1.400										3	1	2	0	0	0	2																	
47 Howie Kendrick, R (1,4) OBP: 0.456, SLG: 0.750 20 Jean Segura, R (5,6) OBP: 0.556, SLG: 0.500										0	1	0	1	0	0	0																	
44 Mark Trumbo, R (1,5) OBP: 0.333, SLG: 2.000 35 Luis Jimenez, R (6,5) OBP: 0.333, SLG: 0.667										2	1	1	3	0	0	2																	
3 Jorge Cantu, R (1,3) OBP: 0.364, SLG: 0.364 31 Efrén Navarro, L (7,3)										4	0	2	1	0	1	0																	
46 Bobby Wilson, R (1,2) OBP: 0.667, SLG: 0.714 18 Andrew Romine, S (5,FR) OBP: 0.250, SLG: 0.143 62 Robinson Diaz, R (6,2) OBP: 0.500, SLG: 0.500										2	0	1	0	1	0	2																	
16 Hank Conger, L (1,10) OBP: 0.313, SLG: 0.357									3	0	1	0	1	1	1																		
77 Kole Calhoun, L (1,9) OBP: 0.375, SLG: 0.467									4	0	2	0	0	1	3																		
55 Doug Deeds, L (1,7) OBP: 0.100, SLG: 0.100									4	0	0	0	0	0	3																		
Inning Stats	R: 2 E: 0 K: 1 S: 7	H: 2 LOB: 0 BB: 0 P: 7	R: 0 E: 0 K: 0 S: 3	H: 1 LOB: 1 BB: 1 P: 7	R: 1 E: 1 K: 1 S: 7	H: 2 LOB: 2 BB: 0 P: 8	R: 0 E: 0 K: 1 S: 6	H: 1 LOB: 2 BB: 1 P: 10	R: 2 E: 1 K: 0 S: 8	H: 3 LOB: 1 BB: 1 P: 13	R: 3 E: 0 K: 0 S: 8	H: 3 LOB: 1 BB: 0 P: 8	R: 0 E: 0 K: 1 S: 6	H: 1 LOB: 1 BB: 0 P: 6	R: 1 E: 0 K: 0 S: 4	H: 2 LOB: 0 BB: 0 P: 4	1B: 11 2B: 2 3B: 0 HR: 2	SF: 3 SAC: 0 DP: 3 HBP: 1	WP: 0 PB: 0 SB: 1 CS: 2	PA: 41													
PITCHER	IP WLS BF H R ER SO BB IBB HBP BLK WP HR S P ERA WHIP																	PITCHER	IP WLS BF H R ER SO BB IBB HBP BLK WP HR S P ERA WHIP														
78 Shane Loux, R (1,1) ERA: 3.86	2.1	12	4	3	2	2	1	0	0	0	0	0	0	3	3	0.00	1.500																
77 Mitch Lively, R (3,1) ERA:	0.2	3	1	0	0	0	0	0	0	0	0	0	0	3	3	0.00	1.500																
84 Matt Yourkin, L (4,1) ERA: 3.6	2.0	B	11	4	2	2	1	2	0	0	0	0	0	13	23	9.00	3.000																
43 Ramon Ortiz, R (6,1) ERA:	2.0	L	11	4	3	0	1	0	0	0	0	0	0	14	14	0.00	2.000																
74 Stephen Harold, R (8,1) ERA: 9.0	1.0	4	2	1	1	0	0	0	0	0	0	0	0	4	4	9.00	2.000																

Batter	1	2	3	4	5	6	7	8	9	AB	R	H	RBI	BB	SO	LOB	TOP			
12 Ezequiel Carrera, L OBP: 0.294, SLG: 0.200	G3		F8	K			K		G4-3	5	0	0	0	0	2	6				
22 Jason Kipnis, L OBP: 0.333, SLG: 0.615 46 Cord Phelps, S	G4-3		G4-3				P6			3	0	1	0	0	0	1				
13 Adrúbal Cabrera, S OBP: 0.417, SLG: 0.071 66 Juan Díaz, L OBP: 0.385, SLG: 0.692	G3-1			F9	F9			F8		3	0	0	0	0	0	1				
48 Travis Hafner, L OBP: 0.333, SLG: 0.462 71 Nick Weglarz, L OBP: 0.600, SLG: 0.667				HR	F8			K		3	1	2	1	0	0	1				
1 Ryan Spilborghs, R OBP: 0.214, SLG: 0.091	G1-6-3			HBP	G6-3			K		4	1	1	0	0	1	2				
7 Matt LaPorta, R OBP: 0.200, SLG: 0.143				HBP			F9			4	0	2	0	0	1	0				
Fred Lewis, L OBP: 0.125, SLG: 0.125 80 Trevor Crowe, S OBP: 0.200, SLG: 0.400	G3-1			HBP			K			2	0	0	0	0	1	1				
9 Jack Hannahan, L OBP: 0.182, SLG: 0.455 65 Thomas Neal, R			G3	G3			F7		G3-1	3	0	0	1	0	0	2				
6 Lou Marson, R OBP: 0.500, SLG: 0.400 45 Luke Carlin, S OBP: 0.400, SLG: 0.250							F9			2	0	1	0	1	0	0				
Inning Stats	R: 0 E: 0 K: 0 S: 3	H: 0 LOB: 0 BB: 0 P: 3	R: 0 E: 0 K: 0 S: 4	H: 2 LOB: 1 BB: 0 P: 4	R: 0 E: 0 K: 0 S: 4	H: 1 LOB: 1 BB: 0 P: 4	R: 2 E: 0 K: 1 S: 9	H: 3 LOB: 2 BB: 1 P: 17	R: 0 E: 0 K: 0 S: 4	H: 0 LOB: 0 BB: 0 P: 5	R: 0 E: 0 K: 1 S: 5	H: 0 LOB: 0 BB: 0 P: 5	R: 0 E: 0 K: 1 S: 7	H: 0 LOB: 0 BB: 0 P: 7	R: 0 E: 0 K: 1 S: 6	H: 1 LOB: 2 BB: 1 P: 10	1B: 6 2B: 1 3B: 0 HR: 1	SF: 0 SAC: 0 DP: 1 HBP: 1	WP: 0 PB: 0 SB: 1 CS: 0	PA: 37
PITCHER	IP	WLS	BF	H	R	ER	SO	BB	IBB	HBP	BLK	WP	HR	S	P	ERA	WHIP			
43 Garrett Richards, R ERA: 3.6	3.0	W	11	3	0	0	0	0	0	0	0	0	0	11	11	0.00	1.000			
37 Scott Downs, L ERA: 54.0	0.1		5	3	2	2	0	0	0	1	0	0	1	5	9	54.00	9.000			
88 Eddie McKiernan, R ERA:	0.2	H	3	0	0	0	1	1	0	0	0	0	0	4	8	0.00	1.500			
51 Jordan Walden, R ERA:	1.0		4	1	0	0	0	0	0	0	0	0	0	4	5	0.00	1.000			
41 Eric Hurley, R ERA:	3.0		9	0	0	0	4	0	0	0	0	0	0	17	17	0.00	0.000			
PITCHER	IP	WLS	BF	H	R	ER	SO	BB	IBB	HBP	BLK	WP	HR	S	P	ERA	WHIP			
91 Ryan Brasier, R ERA:	1.0		5	1	0	0	1	1	0	0	0	0	0	6	10	0.00	2.000			

Cleveland Indians @ Los Angeles Angels
Tempe Diablo Stadium, Tempe, AZ
Sun Mar 11 2012, 4:13 PM - 7:27 PM EDT
Att: 8,304 - Sunny - 74 F

AB 34
R 2
H 8
RBI 2
BB 2
SO 6
LOB 15



Batter	1	2	3	4	5	6	7	8	9	AB	R	H	RBI	BB	SO	LOB	BOTTOM			
2 Erick Aybar, S OBP: 0.588, SLG: 0.733 72 Darwin Perez, S	F8			F7		K		K		4	1	2	1	0	0	1				
47 Howie Kendrick, R OBP: 0.533, SLG: 0.833 79 Taylor Lindsey, L										4	2	3	1	0	0	0				
5 Albert Pujols, R OBP: 0.563, SLG: 0.818 20 Travis Witherspoon, R										2	2	1	2	1	0	2				
48 Torii Hunter, R OBP: 0.385, SLG: 0.417 76 Matt Long, L										3	1	1	2	1	0	2				
10 Vernon Wells, R OBP: 0.412, SLG: 0.571 83 Frazier Hall, L										4	2	2	5	0	0	1				
44 Mark Trumbo, R OBP: 0.571, SLG: 1.667 4 Ryan Mount, L										4	1	3	2	0	0	0				
16 Hank Conger, L OBP: 0.300, SLG: 0.333 96 Jett Bandy, R										4	0	1	0	0	1	7				
3 Jorge Cantu, R OBP: 0.400, SLG: 0.400 28 Kaleb Cowart, S										4	0	2	1	0	1	1				
39 Ryan Langerhans, L OBP: 0.500, SLG: 0.125 57 Angel Castillo, R										2	2	1	0	2	1	2				
Inning Stats	R: 4 E: 1 K: 1 S: 10	H: 4 LOB: 2 BB: 1 P: 14	R: 1 E: 0 K: 0 S: 4	H: 2 LOB: 0 BB: 0 P: 4	R: 0 E: 0 K: 1 S: 6	H: 1 LOB: 1 BB: 0 P: 6	R: 3 E: 0 K: 1 S: 9	H: 4 LOB: 2 BB: 1 P: 13	R: 6 E: 1 K: 0 S: 8	H: 3 LOB: 3 BB: 2 P: 20	R: 3 E: 1 K: 2 S: 11	H: 4 LOB: 2 BB: 0 P: 12	R: 0 E: 0 K: 3 S: 10	H: 1 LOB: 1 BB: 0 P: 10	R: 0 E: 0 K: 2 S: 8	H: 1 LOB: 1 BB: 0 P: 8	1B: 16 2B: 1 3B: 1 HR: 2	SF: 1 SAC: 0 DP: 1 HBP: 0	WP: 2 PB: 0 SB: 0 CS: 0	PA: 49
PITCHER	IP	WLS	BF	H	R	ER	SO	BB	IBB	HBP	BLK	WP	HR	S	P	ERA	WHIP			
31 David Huff, L ERA: 6.75	3.0	L	17	7	5	4	2	1	0	0	0	0	0	9	13	27.00	5.000			
37 Chris Ray, R ERA: 18.0	1.0		8	4	3	3	1	1	0	0	0	0	0	9	13	27.00	7.500			
67 Danny Salazar, R ERA: 27.0	0.2		8	3	6	2	0	2	0	0	0	1	2	7	19	27.00	7.500			
91 Bryan Price, R ERA: 18.0	1.0		7	4	3	2	1	0	0	0	0	0	0	9	9	18.00	4.000			
70 Chris Seddon, L ERA:	2.1		9	2	0	0	6	0	0	0	0	1	0	21	22	0.00	0.857			

Cleveland Indians @ Los Angeles Angels
Tempe Diablo Stadium, Tempe, AZ
Sun Mar 11 2012, 4:13 PM - 7:27 PM EDT
Att: 8,304 - Sunny - 74 F

AB 44
R 17
H 20
RBI 16
BB 4
SO 10
LOB 25




Batter	1	2	3	4	5	6	7	8	9	AB	R	H	RBI	BB	SO	LOB	TOP				
9 Dee Strange-Gordon, L (1,6) <small>OBP: 0.471, SLG: 0.308</small> 64 Lance Zawadzki, L (6,PH) <small>OBP: 0.333, SLG: 0.333</small>										3	1	1	0	0	1	0	Los Angeles Dodgers @ Los Angeles Angels Tempe Diablo Stadium, Tempe, AZ Mon Mar 12 2012, 4:10 PM - 7:20 PM EDT Att: 9,619 - Sunny - 73 F				
3 Adam Kennedy, L (1,4) <small>OBP: 0.308, SLG: 0.385</small> 12 Justin Sellers, R (6,PH) <small>OBP: 0.556, SLG: 0.692</small>										3	0	1	0	0	0	1					
27 Matt Kemp, R (1,8) <small>OBP: 0.444, SLG: 0.571</small> 49 Trent Oeltjen, L (6,PH) <small>OBP: 0.400, SLG: 0.467</small>										2	2	1	0	1	0	1					
16 Andre Ethier, L (1,9) <small>OBP: 0.583, SLG: 1.273</small> 76 Alex Castellanos, R (6,PH) <small>OBP: 0.333, SLG: 0.867</small>										3	1	1	1	0	0	3					
21 Juan Rivera, R (1,7) <small>OBP: 0.250, SLG: 0.875</small> 77 Scott Van Slyke, R (6,7) <small>OBP: 0.467, SLG: 0.583</small>										3	1	2	4	0	0	0					
6 Jerry Hairston, R (1,5) <small>OBP: 0.429, SLG: 0.545</small> 13 Ivan De Jesus Jr., R (6,5) <small>OBP: 0.333, SLG: 0.333</small>										2	0	0	0	1	1	0					
48 Cory Sullivan, L (1,10) <small>OBP: 0.444, SLG: 0.667</small> 82 Griff Erickson, S (9,PH) <small>OBP: 0.750, SLG: 1.000</small>										3	0	0	0	1	2	2					
17 A.J. Ellis, R (1,2) <small>OBP: 0.500, SLG: 0.600</small> 30 Josh Bard, S (6,2)										2	1	0	0	1	0	2					
37 Josh Fields, R (1,3) <small>OBP: 0.467, SLG: 0.733</small> 67 Jeff Baisley, R (6,3)										3	0	0	0	0	1	1					
Inning Stats	R: 3 E: 0 K: 1 S: 8	H: 3 LOB: 2 BB: 2 P: 17	R: 0 E: 1 K: 2 S: 9	H: 1 LOB: 2 BB: 0 P: 9	R: 1 E: 0 K: 1 S: 7	H: 1 LOB: 0 BB: 0 P: 8	R: 0 E: 0 K: 0 S: 3	H: 0 LOB: 0 BB: 0 P: 3	R: 1 E: 0 K: 1 S: 6	H: 1 LOB: 0 BB: 0 P: 7	R: 3 E: 0 K: 1 S: 8	H: 3 LOB: 1 BB: 1 P: 13	R: 0 E: 1 K: 2 S: 9	H: 1 LOB: 1 BB: 1 P: 13	R: 1 E: 0 K: 1 S: 7	H: 2 LOB: 1 BB: 0 P: 7		1B: 7 2B: 3 3B: 1 HR: 2	SF: 0 SAC: 0 DP: 1 HBP: 0	WP: 0 PB: 0 SB: 2 CS: 0	PA: 45
PITCHER	IP WLS BF H R ER SO BB IBB HBP BLK WP HR S P ERA WHIP	IP WLS BF H R ER SO BB IBB HBP BLK WP HR S P ERA WHIP	IP WLS BF H R ER SO BB IBB HBP BLK WP HR S P ERA WHIP	IP WLS BF H R ER SO BB IBB HBP BLK WP HR S P ERA WHIP	IP WLS BF H R ER SO BB IBB HBP BLK WP HR S P ERA WHIP	IP WLS BF H R ER SO BB IBB HBP BLK WP HR S P ERA WHIP	IP WLS BF H R ER SO BB IBB HBP BLK WP HR S P ERA WHIP	IP WLS BF H R ER SO BB IBB HBP BLK WP HR S P ERA WHIP	IP WLS BF H R ER SO BB IBB HBP BLK WP HR S P ERA WHIP	IP WLS BF H R ER SO BB IBB HBP BLK WP HR S P ERA WHIP	IP WLS BF H R ER SO BB IBB HBP BLK WP HR S P ERA WHIP	IP WLS BF H R ER SO BB IBB HBP BLK WP HR S P ERA WHIP	IP WLS BF H R ER SO BB IBB HBP BLK WP HR S P ERA WHIP	IP WLS BF H R ER SO BB IBB HBP BLK WP HR S P ERA WHIP	IP WLS BF H R ER SO BB IBB HBP BLK WP HR S P ERA WHIP	IP WLS BF H R ER SO BB IBB HBP BLK WP HR S P ERA WHIP	IP WLS BF H R ER SO BB IBB HBP BLK WP HR S P ERA WHIP	IP WLS BF H R ER SO BB IBB HBP BLK WP HR S P ERA WHIP	IP WLS BF H R ER SO BB IBB HBP BLK WP HR S P ERA WHIP	IP WLS BF H R ER SO BB IBB HBP BLK WP HR S P ERA WHIP	IP WLS BF H R ER SO BB IBB HBP BLK WP HR S P ERA WHIP
36 Jered Weaver, R (1,1) <small>ERA: 7.39</small> 12 Andrew Taylor, L (2,1) <small>ERA: 6.75</small> 21 Hisanori Takahashi, L (4,1) <small>ERA: 3.0</small> 40 Kevin Jepsen, R (5,1) <small>ERA: 3.0</small> 70 Matt Shoemaker, R (6,1) <small>ERA: 9.31</small>	IP WLS BF H R ER SO BB IBB HBP BLK WP HR S P ERA WHIP	IP WLS BF H R ER SO BB IBB HBP BLK WP HR S P ERA WHIP	IP WLS BF H R ER SO BB IBB HBP BLK WP HR S P ERA WHIP	IP WLS BF H R ER SO BB IBB HBP BLK WP HR S P ERA WHIP	IP WLS BF H R ER SO BB IBB HBP BLK WP HR S P ERA WHIP	IP WLS BF H R ER SO BB IBB HBP BLK WP HR S P ERA WHIP	IP WLS BF H R ER SO BB IBB HBP BLK WP HR S P ERA WHIP	IP WLS BF H R ER SO BB IBB HBP BLK WP HR S P ERA WHIP	IP WLS BF H R ER SO BB IBB HBP BLK WP HR S P ERA WHIP	IP WLS BF H R ER SO BB IBB HBP BLK WP HR S P ERA WHIP	IP WLS BF H R ER SO BB IBB HBP BLK WP HR S P ERA WHIP	IP WLS BF H R ER SO BB IBB HBP BLK WP HR S P ERA WHIP	IP WLS BF H R ER SO BB IBB HBP BLK WP HR S P ERA WHIP	IP WLS BF H R ER SO BB IBB HBP BLK WP HR S P ERA WHIP	IP WLS BF H R ER SO BB IBB HBP BLK WP HR S P ERA WHIP	IP WLS BF H R ER SO BB IBB HBP BLK WP HR S P ERA WHIP	IP WLS BF H R ER SO BB IBB HBP BLK WP HR S P ERA WHIP	IP WLS BF H R ER SO BB IBB HBP BLK WP HR S P ERA WHIP	IP WLS BF H R ER SO BB IBB HBP BLK WP HR S P ERA WHIP	IP WLS BF H R ER SO BB IBB HBP BLK WP HR S P ERA WHIP	IP WLS BF H R ER SO BB IBB HBP BLK WP HR S P ERA WHIP
2 Erick Aybar, S (1,6) <small>OBP: 0.500, SLG: 0.611</small> 77 Kole Calhoun, L (7,9) <small>OBP: 0.429, SLG: 0.526</small>											3	0	0	1	0	0	1	Los Angeles Dodgers @ Los Angeles Angels Tempe Diablo Stadium, Tempe, AZ Mon Mar 12 2012, 4:10 PM - 7:20 PM EDT Att: 9,619 - Sunny - 73 F			
47 Howie Kendrick, R (1,4) <small>OBP: 0.556, SLG: 0.800</small> 19 Alexi Amarista, L (7,4) <small>OBP: 0.429, SLG: 0.846</small>											3	0	2	0	0	0					
5 Albert Pujols, R (1,3) <small>OBP: 0.474, SLG: 0.643</small> 39 Ryan Langerhans, L (7,8) <small>OBP: 0.533, SLG: 0.222</small>										3	0	0	0	0	0	2					
48 Torii Hunter, R (1,9) <small>OBP: 0.375, SLG: 0.400</small> 35 Luis Jimenez, R (6,PR) <small>OBP: 0.273, SLG: 0.545</small>										3	0	1	0	0	0	1					
10 Vernon Wells, R (1,7) <small>OBP: 0.350, SLG: 0.471</small> 55 Doug Deeds, L (7,7) <small>OBP: 0.083, SLG: 0.083</small>										3	0	0	0	0	0	1					
53 Bobby Abreu, L (1,10) <small>OBP: 0.154, SLG: 0.167</small> 6 Alberto Callaspo, S (7,PH) <small>OBP: 0.500, SLG: 0.533</small>										2	0	0	0	0	1	0					
44 Mark Trumbo, R (1,5) <small>OBP: 0.444, SLG: 0.250</small> 20 Jean Segura, R (7,6) <small>OBP: 0.533, SLG: 0.455</small>										2	0	0	0	0	1	1					
17 Chris Iannetta, R (1,2) <small>OBP: 0.308, SLG: 0.583</small> 16 Hank Conger, R (7,2) <small>OBP: 0.384, SLG: 0.368</small>										2	1	2	0	0	0	0					
25 Peter Bourjos, R (1,8) <small>OBP: 0.313, SLG: 0.429</small> 3 Jorge Cantu, R (7,3) <small>OBP: 0.353, SLG: 0.353</small>										2	0	0	0	0	0	2					
Inning Stats	R: 0 E: 0 K: 0 S: 4	H: 1 LOB: 1 BB: 0 P: 5	R: 0 E: 0 K: 2 S: 7	H: 0 LOB: 0 BB: 0 P: 7	R: 1 E: 0 K: 0 S: 5	H: 2 LOB: 1 BB: 0 P: 5	R: 0 E: 0 K: 0 S: 3	H: 0 LOB: 0 BB: 0 P: 3	R: 0 E: 0 K: 0 S: 4	H: 1 LOB: 1 BB: 0 P: 4	R: 0 E: 0 K: 1 S: 8	H: 1 LOB: 3 BB: 2 P: 16	R: 0 E: 0 K: 1 S: 6	H: 1 LOB: 1 BB: 0 P: 6	R: 0 E: 0 K: 0 S: 4	H: 1 LOB: 1 BB: 0 P: 4	1B: 7 2B: 1 3B: 0 HR: 0		SF: 0 SAC: 0 DP: 0 HBP: 0	WP: 0 PB: 0 SB: 2 CS: 0	PA: 37
PITCHER	IP WLS BF H R ER SO BB IBB HBP BLK WP HR S P ERA WHIP	IP WLS BF H R ER SO BB IBB HBP BLK WP HR S P ERA WHIP	IP WLS BF H R ER SO BB IBB HBP BLK WP HR S P ERA WHIP	IP WLS BF H R ER SO BB IBB HBP BLK WP HR S P ERA WHIP	IP WLS BF H R ER SO BB IBB HBP BLK WP 																


Batter	1	2	3	4	5	6	7	8	9	AB	R	H	RBI	BB	SO	LOB	TOP										
2 Erick Aybar, S (1,6) OBP: 0.478, SLG: 0.571 18 Andrew Romine, S (7, PH) OBP: 0.200, SLG: 0.111	G6-3		47 1B 5 HR		FC9-4-6 47 S 1-2 HR		K		G4-6-3	3	2	1	0	0	0	1	Los Angeles Angels @ Chicago White Sox Camelback Ranch, Glendale, AZ Wed Mar 14, 2012, 4:15 PM - 7:06 PM EDT Att: 6,805 - Sunny - 77 F										
47 Howie Kendrick, R (1,4) OBP: 0.619, SLG: 1.000 3 Jorge Cantu, R (7, PH) OBP: 0.333, SLG: 0.333	48 PB 5 HBP		5 HR		HR		G6-3		F9	3	2	3	3	0	0	0											
5 Albert Pujols, R (1,3) OBP: 0.345, SLG: 1.063 35 Luis Jimenez, R (7, PH) OBP: 0.308, SLG: 0.615	48 L4 48 PB		5 HR		HR		G6-3			2	2	2	4	0	0	0											
48 Torii Hunter, R (1,9) OBP: 0.368, SLG: 0.389 19 Alexi Amarista, L (7,4) OBP: 0.444, SLG: 0.941	L4		5 HR		HR				K2-3	3	0	1	0	0	0	2											
10 Vernon Wells, R (1,7) OBP: 0.348, SLG: 0.450 77 Kole Calhoun, L (7,9) OBP: 0.423, SLG: 0.522			F9		F8				K	3	0	1	0	0	0	1											
53 Bobby Abreu, L (1,10) OBP: 0.263, SLG: 0.235 20 Jean Segura, R (8, PH) OBP: 0.474, SLG: 0.357					G6-3				44 S 1B	3	0	1	0	0	1	1											
44 Mark Trumbo, R (1,5) OBP: 0.143, SLG: 0.143	G5-3				K				55 1B BB	0	0	0	0	1	0	0											
17 Chris Iannetta, R (1,2) OBP: 0.250, SLG: 0.467 39 Ryan Langerhans, L (7,8) OBP: 0.500, SLG: 0.182			G6-3		G4-3				F8	3	0	0	0	0	0	1											
25 Peter Bourjos, R (1,8) OBP: 0.368, SLG: 0.471 62 Robinson Diaz, R (7,2) OBP: 0.250, SLG: 0.250 31 Efran Navarro, L (9, PR) OBP: 0.214, SLG: 0.154			2 1B 47 1B		1B				G5-3	3	1	2	0	0	0	1											
									18 G4-6-3 62 1B	0	0	0	0	1	0	0											
									18 G4-6-3 1B	1	0	1	0	0	0	0											
Inning Stats	R: 0 E: 0 K: 0 S: 3	H: 1 LOB: 1 BB: 0 P: 5	R: 0 E: 0 K: 1 S: 5	H: 1 LOB: 0 BB: 0 P: 5	R: 4 E: 0 K: 0 S: 8	H: 4 LOB: 0 BB: 0 P: 8	R: 0 E: 0 K: 1 S: 5	H: 0 LOB: 0 BB: 0 P: 5	R: 3 E: 0 K: 1 S: 6	H: 4 LOB: 1 BB: 0 P: 10	R: 0 E: 0 K: 1 S: 5	H: 0 LOB: 0 BB: 0 P: 5	R: 0 E: 0 K: 2 S: 7	H: 1 LOB: 2 BB: 1 P: 11	R: 0 E: 0 K: 0 S: 3	H: 1 LOB: 2 BB: 1 P: 7	1B: 10 2B: 2 3B: 0 HR: 3	SF: 0 SAC: 0 DP: 3 HBP: 1	WP: 0 PB: 1 SB: 3 CS: 2	PA: 38							
PITCHER	IP	WLS	BF	H	R	ER	SO	BB	IBB	HBP	BLK	WP	HR	S	P	ERA	WHIP										
49 Chris Sale, L (1,1) ERA: 9.82	4.1		19	7	5	5	2	0	0	0	0	0	1	23	25	10.38	1.615										
64 Anthony Carter, R (5,1) ERA: 5.79	0.2		4	3	2	2	0	0	0	0	0	0	2	6	8	27.00	4.500										
77 Will Ohman, L (6,1) ERA: 5.79	1.0		4	1	0	0	1	0	0	0	0	0	0	6	6	0.00	1.000										
37 Matt Thornton, L (7,1) ERA: 8.44	1.0		3	0	0	0	1	0	0	0	0	0	0	5	5	0.00	0.000										
63 Nestor Molina, R (8,1) ERA: 8.44	2.0	W	8	2	0	0	2	2	0	0	0	0	0	10	18	0.00	2.000										

Batter	1	2	3	4	5	6	7	8	9	AB	R	H	RBI	BB	SO	LOB	BOTTOM										
18 Brent Lillibridge, R (1,7) OBP: 0.476, SLG: 0.579 82 Jared Mitchell, L (8,7) OBP: 0.294, SLG: 0.529			K		86 S 1B		76 2B 51 WP		K	4	1	3	1	0	1	0	Los Angeles Angels @ Chicago White Sox Camelback Ranch, Glendale, AZ Wed Mar 14, 2012, 4:15 PM - 7:06 PM EDT Att: 6,805 - Sunny - 77 F										
86 Tyler Saladino, R (1,4) OBP: 0.250, SLG: 0.375	2B		G6-3		3-H 1B		51 WP 2B			3	0	0	0	0	2	2											
51 Alex Rios, R (1,9) OBP: 0.238, SLG: 0.167 67 Jordan Danks, L (8,9) OBP: 0.400, SLG: 0.571			G5-3				51 WP 2B		G6-3	4	0	0	0	0	2	2											
14 Paul Konerko, R (1,3) OBP: 0.273, SLG: 0.158 75 Jim Gallagher, L (8,3) OBP: 0.333, SLG: 0.111			L8		F8		44 HR 1B		F9	4	1	1	0	0	0	2											
44 Adam Dunn, L (1,10) OBP: 0.526, SLG: 0.846 45 Dallas McPherson, L (8, PR) OBP: 0.300, SLG: 0.125			1 G4-3 10 G1-3 17 WP		L4		1-H HR		1 WP 38 1B SH1-3	2	2	1	2	2	0	0											
10 Alexei Ramirez, R (1,6) OBP: 0.333, SLG: 0.333 66 Ray Olmedo, S (9,6) OBP: 0.444, SLG: 0.556			G1-3		G5-3				K	3	0	0	0	0	1	1											
1 Kosuke Fukudome, L (1,8) OBP: 0.381, SLG: 0.294 83 Travece Thompson, R (9,8) OBP: 0.714, SLG: 0.800			G4-3				38 FB 18 1B G5-3		K	3	1	1	0	0	1	1											
17 Tyler Flowers, R (1,2) OBP: 0.176, SLG: 0.529 70 Hector Gimenez, S (8,2) OBP: 0.500, SLG: 0.400					G5-3				L3	3	1	1	1	0	0	1											
38 Eduardo Escobar, S (1,5) OBP: 0.389, SLG: 0.444			G4-3		F8		18 1B 76 2B		82 S 1B	4	1	2	2	0	0	1											
									2-H 3-H	1	0	0	0	0	0	0											
Inning Stats	R: 0 E: 0 K: 2 S: 8	H: 1 LOB: 1 BB: 0 P: 8	R: 2 E: 0 K: 0 S: 6	H: 1 LOB: 0 BB: 1 P: 13	R: 0 E: 0 K: 1 S: 5	H: 0 LOB: 0 BB: 0 P: 5	R: 0 E: 0 K: 0 S: 3	H: 0 LOB: 0 BB: 0 P: 3	R: 1 E: 0 K: 1 S: 7	H: 2 LOB: 1 BB: 0 P: 7	R: 2 E: 0 K: 3 S: 13	H: 2 LOB: 0 BB: 0 P: 13	R: 2 E: 0 K: 0 S: 6	H: 3 LOB: 1 BB: 0 P: 7	R: 2 E: 0 K: 2 S: 8	H: 1 LOB: 2 BB: 2 P: 16	1B: 6 2B: 2 3B: 0 HR: 2	SF: 0 SAC: 1 DP: 0 HBP: 0	WP: 3 PB: 0 SB: 3 CS: 0	PA: 37							
PITCHER	IP	WLS	BF	H	R	ER	SO	BB	IBB	HBP	BLK	WP	HR	S	P	ERA	WHIP										
54 Ervin Santana, R (1,1) ERA: 5.4	1.1		6	1	1	1	1	0	0	0	0	1	1	10	13	6.75	1.500										
86 Eddie McKiernan, R (2,1) ERA: 3.86	1.2		6	1	1	1	1	0	0	0	0	1	1	10	13	5.40	0.600										
87 Matt Meyer, L (4,1) ERA: 6.0	1.0	H	4	1	1	1	0	0	0	0	0	0	0	4	4	9.00	1.000										
36 Jeremy Berg, R (5,1) ERA: 6.0	1.0		4	1	0	0	1	0	0	0	0	0	0	6	6	0.00	1.000										
51 Jordan Walden, R (6,1) ERA: 6.0	1.0		5	2	2	2	3	0	0	0	0	1	13	13	18.00	2.000											
PITCHER	IP	WLS	BF	H	R	ER	SO	BB	IBB	HBP	BLK	WP	HR	S	P	ERA	WHIP										
49 Johnny Hellweg, R (7,1) ERA: 11.25	2.0		12	4	4	4	2	2	0	0	0	2	0	14	23	18.00	3.000										

AB	35
R	7
H	13
RBI	7
BB	2
SO	6
LOB	12



AB	33
R	9
H	10
RBI	7
BB	3
SO	9
LOB	13



Batter	1	2	3	4	5	6	7	8	9	AB	R	H	RBI	BB	SO	LOB	TOP					
19 Alexi Amarista, L OBP: 0.417, SLG: 0.783										5	0	2	1	0	0	2	Los Angeles Angels @ San Diego Padres Peoria Stadium, Peoria, AZ Fri Mar 16 2012, 4:04 PM - 7:15 PM EDT Att: 6,398 - Sunny - 77 F					
20 Jean Segura, R OBP: 0.430, SLG: 0.750										5	3	2	2	0	1	4						
6 Alberto Callaspo, S OBP: 0.500, SLG: 0.500										4	1	3	0	0	0	0						
28 Kaleb Cowart, S OBP: 0.500, SLG: 0.500										1	0	1	0	0	0	0						
16 Hank Conger, L OBP: 0.387, SLG: 0.393										4	0	3	1	0	0	1						
97 Carlos Ramirez, R										1	0	0	0	0	0	1						
3 Jorge Cantu, R OBP: 0.308, SLG: 0.308										5	0	1	0	0	0	5						
64 Chris Giovinazzo, R										0	0	0	0	0	0	0						
77 Kole Calhoun, L OBP: 0.438, SLG: 0.621										5	2	3	1	0	1	1						
39 Ryan Langerhans, L OBP: 0.455, SLG: 0.333										3	1	1	1	0	0	2	AB 43 R 7 H 19 RBI 7 BB 2 SO 5 LOB 24					
79 Taylor Lindsey, L OBP: 0.778, SLG: 1.111										2	0	2	0	0	0	0						
55 Doug Deeds, L OBP: 0.211, SLG: 0.167										4	0	1	1	1	1	3						
69 Brad Mills, R										1	0	0	0	0	1	2						
86 Eddie McKiernan, R										0	0	0	0	0	0	1						
4 Jeremy Cruz, R										0	0	0	0	0	0	0						
41 Eric Hurley, R										0	0	0	0	0	0	0						
87 Matt Meyer, L										1	0	0	0	0	0	0						
71 Steve Gertz, R										1	0	0	0	0	0	0						
2 Rolando Gomez, L										0	0	0	0	0	0	0						
49 Francisco Rodriguez, R										1	0	0	0	0	0	0						
87 Canan Lugo, S										1	0	0	0	0	0	0						
Inning Stats	R: 1 E: 0 K: 0 S: 11	H: 3 LOB: 1 BB: 0 P: 14	R: 0 E: 0 K: 1 S: 13	H: 2 LOB: 2 BB: 0 P: 17	R: 4 E: 0 K: 0 S: 24	H: 6 LOB: 3 BB: 2 P: 39	R: 0 E: 0 K: 0 S: 5	H: 1 LOB: 0 BB: 0 P: 8	R: 1 E: 0 K: 0 S: 8	H: 1 LOB: 0 BB: 0 P: 10	R: 0 E: 0 K: 1 S: 10	H: 1 LOB: 1 BB: 0 P: 11	R: 0 E: 0 K: 1 S: 16	H: 1 LOB: 1 BB: 0 P: 24	R: 1 E: 0 K: 0 S: 10	H: 2 LOB: 1 BB: 0 P: 13	R: 0 E: 0 K: 2 S: 15	H: 2 LOB: 3 BB: 0 P: 25	1B: 14 2B: 2 3B: 2 HR: 2	SF: 0 SAC: 0 DP: 4 HBP: 0	WP: 1 PB: 0 SB: 2 CS: 0	PA: 45
PITCHER	IP WLS BF H R ER SO BB IBB HBP BLK WP HR S P ERA WHIP																					
46 Tim Stauffer, R ERA: 12.15	(1, 1) 2.2 0 19 11 5 5 1 2 0 0 0 0 0 1 47 67 16.88 4.875																					
79 Miles Mikolas, R ERA: 2.09	(3, 1) 1.1 4 1 0 0 0 0 0 0 0 0 0 0 0 6 11 0.00 0.750																					
57 Luke Gregerson, R ERA: 5.4	(5, 1) 1.0 4 1 1 1 0 0 0 0 0 0 0 0 0 8 10 9.00 1.000																					
58 Brad Brach, R ERA: 1.8	(6, 1) 2.0 W 8 2 0 0 2 0 0 0 0 0 1 0 26 35 0.00 1.000																					
87 Jorge Reyes, R ERA: 4.15	(8, 1) 1.1 H 8 4 1 1 0 0 0 0 0 0 0 1 19 26 6.75 3.000																					

Batter	1	2	3	4	5	6	7	8	9	AB	R	H	RBI	BB	SO	LOB	BOTTOM			
24 Cameron Maybin, R OBP: 0.357, SLG: 0.458										4	1	1	1	0	1	3	Los Angeles Angels @ San Diego Padres Peoria Stadium, Peoria, AZ Fri Mar 16 2012, 4:04 PM - 7:15 PM EDT Att: 6,398 - Sunny - 77 F			
22 James Darnell, R OBP: 0.300, SLG: 0.464										1	0	0	0	0	1	0				
25 Will Venable, L OBP: 0.414, SLG: 0.480										3	0	0	1	1	0	2				
83 Ali Solis, R										1	0	0	0	0	1	0				
15 Jesus Guzman, R OBP: 0.333, SLG: 0.259										2	0	0	0	0	0	2				
47 Jeremy Hermida, L OBP: 0.370, SLG: 0.435										2	1	1	1	0	0	0				
88 Kyle Blanks, R OBP: 0.280, SLG: 0.391										3	0	0	0	0	1	3				
89 Matt Clark, L OBP: 0.500, SLG: 0.867										0	1	0	0	1	0	0				
70 Jedd Gyorko, R OBP: 0.320, SLG: 0.227										3	1	1	0	1	0	1				
8 Jason Bartlett, R OBP: 0.214, SLG: 0.231										3	0	1	0	0	0	1				
60 Jeudy Valdez, R OBP: 0.409, SLG: 0.526										1	1	1	2	0	0	0				
3 Andy Parrino, S OBP: 0.226, SLG: 0.400										2	1	1	0	1	0	1				
73 Jonathan Galvez, R OBP: 0.467, SLG: 0.429										0	0	0	0	1	0	0				
66 Brad Davis, R OBP: 0.364, SLG: 0.222										3	1	1	1	1	0	4				
87 Jorge Reyes, R										0	0	0	0	0	0	0				
54 Joe Thatcher, L										0	0	0	0	0	0	0				
46 Tim Stauffer, R										0	0	0	0	0	0	0				
79 Miles Mikolas, R										1	0	0	0	0	0	1				
57 Luke Gregerson, L										0	0	0	0	0	0	0				
14 Mark Kotsay, L OBP: 0.265, SLG: 0.000										1	0	0	0	0	0	2				
58 Brad Brach, R										0	0	0	0	0	0	0				
72 Jeff Decker, L OBP: 0.438, SLG: 0.750										2	1	1	1	0	0	3				
Inning Stats	R: 0 E: 1 K: 1 S: 14	H: 0 LOB: 1 BB: 0 P: 19	R: 0 E: 0 K: 0 S: 8	H: 1 LOB: 0 BB: 0 P: 15	R: 0 E: 0 K: 0 S: 8	H: 0 LOB: 1 BB: 1 P: 16	R: 0 E: 0 K: 0 S: 6	H: 0 LOB: 0 BB: 0 P: 10	R: 0 E: 0 K: 1 S: 9	H: 1 LOB: 2 BB: 1 P: 20	R: 0 E: 0 K: 0 S: 7	H: 0 LOB: 1 BB: 1 P: 15	R: 8 E: 2 K: 0 S: 22	H: 6 LOB: 3 BB: 3 P: 40	R: 0 E: 0 K: 2 S: 10	H: 0 LOB: 0 BB: 0 P: 18	1B: 5 2B: 3 3B: 0 HR: 0	SF: 0 SAC: 0 DP: 2 HBP: 1	WP: 0 PB: 0 SB: 1 CS: 0	PA: 39
PITCHER	IP WLS BF H R ER SO BB IBB HBP BLK WP HR S P ERA WHIP																			
59 Brad Mills, L ERA: 3.38	(1, 1) 3.2 0 13 1 0 0 0 0 0 0 0 0 1 1 0.00 0.000																			
86 Eddie McKiernan, R ERA: 4.91	(4, 1) 0.1 1 0 0 0 0 0 0 0 0 0 0 1 1 0.00 0.000																			
41 Eric Hurley, R ERA: 4.91	(5, 1) 2.1 15 5 6 5 1 2 0 0 0 0 0 28 51 19.29 3.000																			
87 Matt Meyer, L ERA: 15.0	(7, 1) 0.0 L 4 2 1 1 0 2 0 0 0 0 0 0 3 12 ∞ ∞																			
71 Steve Gertz, R ERA: 4.15	(7, 1) 0.2 3 0 1 1 0 1 0 0 0 0 0 7 12 13.50 1.500																			

Batter	1	2	3	4	5	6	7	8	9	AB	R	H	RBI	BB	SO	LOB	TOP																			
23 Ricke Weeks Jr. R OBP: 0.538, SLG: 0.611 3 Cesar Izuris, S OBP: 0.267, SLG: 0.308										3	0	1	0	0	2	0																				
27 Carlos Gómez, R OBP: 0.288, SLG: 0.241 54 Caleb Gindl, L OBP: 0.357, SLG: 0.400										4	0	2	0	0	0	0																				
8 Ryan Braun, R OBP: 0.693, SLG: 0.287 22 Logan Schafer, L OBP: 0.462, SLG: 0.720										2	0	0	0	1	0	2																				
24 Mat Gamel, L OBP: 0.406, SLG: 0.704 51 Zelous Wheeler, R OBP: 0.429, SLG: 0.636										3	1	1	0	1	0	2																				
11 Alex Gonzalez, R OBP: 0.407, SLG: 0.615 29 Edwin Maysonet, R OBP: 0.250, SLG: 0.364										3	0	0	0	0	1	5																				
45 Travis Ishikawa, L OBP: 0.419, SLG: 0.630										4	0	1	0	0	1	5																				
20 Jonathan Lucroy, R OBP: 0.533, SLG: 0.826 9 George Kottaras, L OBP: 0.375, SLG: 0.591										2	0	1	1	0	0	0																				
14 Brooks Conrad, S OBP: 0.343, SLG: 0.393										3	0	0	0	1	1	2																				
7 Norichika Aoki, L OBP: 0.216, SLG: 0.250 5 Taylor Green, L OBP: 0.357, SLG: 0.440										3	0	1	0	0	0	1																				
Inning Stats	R: 0 E: 0 K: 1 S: 5	H: 0 LOB: 0 BB: 0 P: 6	R: 1 E: 0 K: 2 S: 9	H: 2 LOB: 1 BB: 0 P: 9	R: 0 E: 0 K: 1 S: 5	H: 0 LOB: 0 BB: 0 P: 5	R: 0 E: 0 K: 0 S: 3	H: 0 LOB: 1 BB: 1 P: 7	R: 0 E: 1 K: 0 S: 3	H: 0 LOB: 0 BB: 0 P: 3	R: 0 E: 1 K: 0 S: 5	H: 2 LOB: 3 BB: 1 P: 9	R: 0 E: 0 K: 1 S: 6	H: 2 LOB: 1 BB: 0 P: 6	R: 0 E: 0 K: 0 S: 3	H: 1 LOB: 0 BB: 0 P: 4	R: 0 E: 0 K: 1 S: 6	H: 1 LOB: 2 BB: 1 P: 10	1B: 5 2B: 3 3B: 0 HR: 0	SF: 0 SAC: 0 DP: 2 HBP: 0	WP: 0 PB: 0 SB: 1 CS: 1	PA: 36														
PITCHER	IP	WLS	BF	H	R	ER	SO	BB	IBB	HBP	BLK	WP	HR	S	P	ERA	WHIP	PITCHER	IP	WLS	BF	H	R	ER	SO	BB	IBB	HBP	BLK	WP	HR	S	P	ERA	WHIP	
36 Jered Weaver, R ERA: 4.7	4.0	W	15	2	1	1	4	1	0	0	0	0	0	22	27	2.25	0.750	58 Michael Kohn, R ERA:	1.0		5	1	0	0	1	1	0	0	0	0	6	10	0.00	2.000		
51 Jordan Walden, R ERA: 4.5	1.0	H	3	0	0	0	0	0	0	0	0	0	0	3	3	0.00	0.000																			
63 Rich Thompson, R ERA: 3.6	1.0	H	6	2	0	0	0	1	0	0	0	0	0	5	9	0.00	3.000																			
12 Andrew Taylor, L ERA: 3.86	1.0	H	4	2	0	0	1	0	0	0	0	0	0	6	6	0.00	2.000																			
91 Ryan Brasier, R ERA:	1.0	H	3	1	0	0	0	0	0	0	0	0	0	3	4	0.00	1.000																			

Milwaukee Brewers @ Los Angeles Angels
 Tempe Diablo Stadium, Tempe, AZ
 Sat Mar 17 2012, 4:11 PM - 6:57 PM EDT
 Att: 9,641 - Overcast - 73 F

AB 33
 R 1
 H 8
 RBI 1
 BB 3
 SO 6
 LOB 23



Batter	1	2	3	4	5	6	7	8	9	AB	R	H	RBI	BB	SO	LOB	BOTTOM																			
25 Peter Bourjos, R OBP: 0.370, SLG: 0.417 79 Taylor Lindsey, L OBP: 0.800, SLG: 1.200										3	0	1	0	0	1	0																				
2 Erick Aybar, S OBP: 0.438, SLG: 0.667 39 Ryan Langerhans, L OBP: 0.478, SLG: 0.333										3	0	0	0	0	1	1																				
47 Howie Kendrick, R OBP: 0.464, SLG: 0.519 18 Andrew Romine, S OBP: 0.250, SLG: 0.182										3	0	2	0	0	1	0																				
53 Bobby Abreu, L OBP: 0.240, SLG: 0.182 97 Carlos Ramirez, R OBP: 0.250, SLG: 0.250										2	1	0	0	1	0	1																				
48 Torii Hunter, R OBP: 0.393, SLG: 0.407 20 Jean Segura, R OBP: 0.462, SLG: 0.714										1	0	1	1	0	0	0																				
10 Vernon Wells, R OBP: 0.367, SLG: 0.462 19 Alexi Amarista, L OBP: 0.462, SLG: 0.800										2	1	2	2	0	0	0																				
6 Alberto Callaspo, S OBP: 0.464, SLG: 0.519 77 Kole Calhoun, L OBP: 0.441, SLG: 0.645										2	0	0	0	0	2	0																				
44 Mark Trumbo, R OBP: 0.286, SLG: 0.667 31 Eren Navarro, L OBP: 0.176, SLG: 0.125										1	0	0	2	0	1	0																				
9B Alberto Rosario, R OBP: 0.100, SLG: 0.100 3 Jorge Cantu, R OBP: 0.296, SLG: 0.296										2	0	0	0	0	0	0																				
Inning Stats	R: 0 E: 0 K: 2 S: 7	H: 0 LOB: 0 BB: 0 P: 7	R: 3 E: 0 K: 0 S: 5	H: 2 LOB: 0 BB: 1 P: 9	R: 0 E: 0 K: 0 S: 3	H: 1 LOB: 0 BB: 0 P: 4	R: 0 E: 0 K: 0 S: 4	H: 1 LOB: 1 BB: 0 P: 4	R: 0 E: 0 K: 2 S: 8	H: 1 LOB: 1 BB: 0 P: 8	R: 0 E: 0 K: 1 S: 5	H: 1 LOB: 1 BB: 0 P: 5	R: 1 E: 0 K: 0 S: 4	H: 1 LOB: 0 BB: 0 P: 5	R: 4 E: 0 K: 0 S: 7	H: 5 LOB: 1 BB: 1 P: 11	1B: 9 2B: 3 3B: 0 HR: 0	SF: 2 SAC: 0 DP: 2 HBP: 0	WP: 0 PB: 0 SB: 1 CS: 0	PA: 36																
PITCHER	IP	WLS	BF	H	R	ER	SO	BB	IBB	HBP	BLK	WP	HR	S	P	ERA	WHIP	PITCHER	IP	WLS	BF	H	R	ER	SO	BB	IBB	HBP	BLK	WP	HR	S	P	ERA	WHIP	
64 Mike Fiers, R ERA: 11.25	1.0	L	12	3	3	3	2	1	0	0	0	0	0	15	20	9.00	1.333																			
59 John Axford, R ERA: 1.8	1.0		4	1	0	0	0	0	0	0	0	0	0	4	4	0.00	1.000																			
57 Francisco Rodriguez, R ERA: 1.6	1.0		4	1	0	0	2	0	0	0	0	0	0	8	8	0.00	1.000																			
Mark Rogers, R ERA: 10.38	2.0		7	2	1	1	1	0	0	0	0	0	0	9	10	4.50	1.000																			
67 Santo Manzanillo, R ERA: 13.5	1.0		8	5	4	4	0	1	0	0	0	0	0	7	11	36.00	6.000																			

Milwaukee Brewers @ Los Angeles Angels
 Tempe Diablo Stadium, Tempe, AZ
 Sat Mar 17 2012, 4:11 PM - 6:57 PM EDT
 Att: 9,641 - Overcast - 73 F

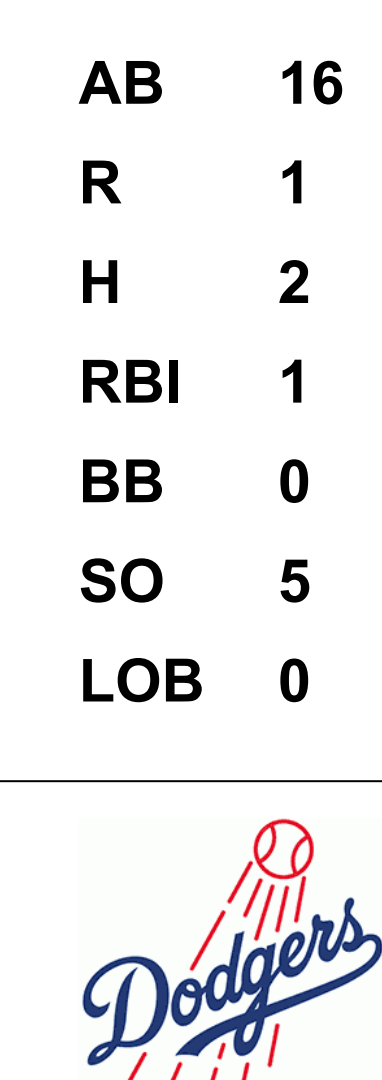
AB 31
 R 8
 H 12
 RBI 7
 BB 2
 SO 5
 LOB 9



Batter	1	2	3	4	5	6	7	8	9	AB	R	H	RBI	BB	SO	LOB	TOP																					
19 Alexi Amarista, L (1,4) OBP: 0.414, SLG: 0.714	G4-3		G3-1			G4-3				3	0	0	0	0	0	0	Los Angeles Angels @ Los Angeles Dodgers Camelback Ranch, Glendale, AZ Sun Mar 18 2012, 4:08 PM - 5:22 PM EDT Att: 13,648 - Cloudy - 52 F livebaseballscorecards.com																					
77 Kole Calhoun, L (1,7) OBP: 0.432, SLG: 0.618	5 1B 44 SF8 1B		F7			G4-3				3	1	1	0	0	0	0																						
5 Albert Pujols, R (1,3) OBP: 0.500, SLG: 1.000				F7						2	0	1	0	0	0	0																						
31 Efran Navarro, L (4,3) OBP: 0.167, SLG: 0.118	1-3 1B					G3				1	0	0	0	0	0	0																						
44 Mark Trumbo, R (1,5) OBP: 0.261, SLG: 0.632	SF8			F7						1	0	0	1	0	0	0																						
16 Hank Conger, L (1,2) OBP: 0.364, SLG: 0.367	3-H K					F9				2	0	0	0	0	1	1																						
39 Ryan Langerhans, L (1,9) OBP: 0.440, SLG: 0.294			K							2	0	0	0	0	2	0																						
18 Andrew Romine, S (1,6) OBP: 0.286, SLG: 0.308			F9			76 S 2B				2	0	1	0	0	0	0																						
76 Matt Long, L (1,8) OBP: 0.308, SLG: 0.250			G1-3			K				2	0	0	0	0	1	1																						
24 Dan Haren, R (1,1)				K						2	0	0	0	0	2	1																						
Inning Stats	R: 1 E: 0 K: 1 S: 7	H: 2 LOB: 1 BB: 0 P: 7	R: 0 E: 0 K: 1 S: 5	H: 0 LOB: 0 BB: 0 P: 5	R: 0 E: 0 K: 1 S: 5	H: 0 LOB: 0 BB: 0 P: 5	R: 0 E: 0 K: 0 S: 3	H: 0 LOB: 0 BB: 0 P: 3	R: 0 E: 0 K: 3 S: 10	H: 1 LOB: 1 BB: 0 P: 11	R: 0 E: 0 K: 0 S: 3	H: 0 LOB: 0 BB: 0 P: 3					1B: 2 2B: 1 3B: 0 HR: 0	SF: 1 SAC: 0 DP: 0 HBP: 0	WP: 0 PA: 21 PB: 0 SB: 1 CS: 0																			
PITCHER	IP	WLS	BF	H	R	ER	SO	BB	IBB	HBP	BLK	WP	HR	S	P	ERA	WHIP	PITCHER				IP	WLS	BF	H	R	ER	SO	BB	IBB	HBP	BLK	WP	HR	S	P	ERA	WHIP
35 Chris Capuano, L (1,1) ERA: 3.12	4.0		14	2	1	1	3	0	0	0	0	0	0	20	20	2.25	0.500																					
33 John Grabow, L (5,1) ERA:	1.0		4	1	0	0	3	0	0	0	0	0	0	10	11	0.00	1.000																					
66 Mike MacDougal, R (6,1) ERA: 10.8	1.0		3	0	0	0	0	0	0	0	0	0	0	3	3	0.00	0.000																					

Batter	1	2	3	4	5	6	7	8	9	AB	R	H	RBI	BB	SO	LOB	BOTTOM																					
9 Dee Strange-Gordon, L (1,6) OBP: 0.364, SLG: 0.250	G6-3			F9						2	0	0	0	0	0	0	Los Angeles Angels @ Los Angeles Dodgers Camelback Ranch, Glendale, AZ Sun Mar 18 2012, 4:08 PM - 5:22 PM EDT Att: 13,648 - Cloudy - 52 F livebaseballscorecards.com																					
14 Mark Ellis, R (1,4) OBP: 0.289, SLG: 0.400	P3			K						2	0	0	0	0	1	0																						
10 Tony Gwynn Jr., L (1,7) OBP: 0.360, SLG: 0.391										2	0	0	0	0	1	0																						
33 John Grabow, L (5,1) ERA:	G4-3									0	0	0	0	0	0	0																						
82 Griff Erickson, S (6,2) OBP: 0.600, SLG: 0.800										0	0	0	0	0	0	0																						
3 Adam Kennedy, L (1,3) OBP: 0.318, SLG: 0.545				F7						2	1	1	0	0	0	0																						
67 Jeff Baisley, R (6,3) OBP: 0.315, SLG: 0.286						5 1B 2B				0	0	0	0	0	0	0																						
5 Juan Uribe, R (1,5) OBP: 0.348, SLG: 0.250				G5-3						2	0	1	1	0	0	0																						
49 Trent Oeltjen, L (1,9) OBP: 0.393, SLG: 0.500				K						2	0	0	0	0	2	0																						
17 A.J. Ellis, R (1,2) OBP: 0.400, SLG: 0.550										2	0	0	0	0	1	0																						
66 Mike MacDougal, S (6,1) ERA:				F7						0	0	0	0	0	0	0																						
63 Matt Angle, L (1,8) OBP: 0.381, SLG: 0.235										1	0	0	0	0	0	0																						
35 Chris Capuano, L (1,1) ERA:										1	0	0	0	0	0	0																						
23 Jerry Sands, R (5,7) OBP: 0.308, SLG: 0.190										0	0	0	0	0	0	0																						
Inning Stats	R: 0 E: 0 K: 0 S: 3	H: 0 LOB: 0 BB: 0 P: 3	R: 0 E: 0 K: 1 S: 5	H: 0 LOB: 0 BB: 0 P: 5	R: 0 E: 0 K: 0 S: 3	H: 0 LOB: 0 BB: 0 P: 3	R: 0 E: 0 K: 2 S: 7	H: 0 LOB: 0 BB: 0 P: 7	R: 1 E: 0 K: 2 S: 8	H: 2 LOB: 0 BB: 0 P: 8	R: 0 E: 0 K: 0 S: 0	H: 0 LOB: 0 BB: 0 P: 0					1B: 1 2B: 1 3B: 0 HR: 0	SF: 0 SAC: 0 DP: 0 HBP: 0	WP: 0 PA: 16 PB: 0 SB: 0 CS: 0																			
PITCHER	IP	WLS	BF	H	R	ER	SO	BB	IBB	HBP	BLK	WP	HR	S	P	ERA	WHIP	PITCHER				IP	WLS	BF	H	R	ER	SO	BB	IBB	HBP	BLK	WP	HR	S	P	ERA	WHIP
24 Dan Haren, R (1,1) ERA: 0.9	5.0		16	2	1	1	5	0	0	0	0	0	0	26	26	1.80	0.400																					

AB	20
R	1
H	3
RBI	1
BB	0
SO	6
LOB	3



Batter	1	2	3	4	5	6	7	8	9	AB	R	H	RBI	BB	SO	LOB	TOP		
2 Erick Aybar, S (1,6) 19 Alexi Amarista, L (7,8) 47 Howie Kendrick, R (1,4) 45 Francisco Rodriguez, R (8,1)	1-0 G6-4-3 HBP		0-0 47 HR 1B		0-0 P4			0-0 G4-3		2	1	1	0	0	0	0	Los Angeles Angels @ Colorado Rockies Salt River Fields at Talking Stick, Scottsdale, AZ Mon Mar 19 2012, 4:11 PM - 6:33 PM EDT Att: 11,026 - Cloudy - 54 F		
5 Albert Pujols, R (1,3) 77 Kole Calhoun, L (7,7) (8,9)	0-0 G6-4-3		2-0 1-2 1-H 2-H HR		0-0 G5-3			0-0 F9		4	1	1	3	0	0	1			
48 Torii Hunter, R (1,9) 18 Andrew Romine, S (8,4)		0-0 G3	4-0 10 1B BB		0-3 K			0-0 F7		3	0	0	0	0	1	1			
10 Vernon Wells, R (1,7) 3 Jorge Cantu, R (7,5)		0-0 P4	0-0 F7		0-0 P4			0-0 F8		3	0	1	0	0	0	0			
6 Alberto Callaspo, S (1,5) 31 Eren Navarro, L (7,3)		0-0 2B	0-0 G4-3		0-0 1B			0-3 K		3	0	1	0	0	1	2			
25 Peter Bourjos, R (1,8) 72 Darwin Perez, S (7,6)		0-0 P4	0-3 K		0-0 K			0-0 F8		3	0	0	0	0	2	1			
46 Bobby Wilson, R (1,2) 39 Ryan Langerhans, L (8,7)			0-0 2 1B 47 HR 1B		0-0 P6			4-0 16 G4-6-3 BB		2	1	1	0	1	0	0			
54 Ervin Santana, R (1,1) 32 LaTroy Hawkins, R (5,1) 35 Jason Iiringhausen, R (6,1) 16 Hank Conger, L (7,PH) 40 Kevin Jepsen, R (7,1) 62 Robinson Diaz, R (8,2)			0-3 K		0-3 K			0-0 G4-6-3		2	0	0	0	0	2	1			
Inning Stats	R: 0 E: 0 K: 0 S: 2	H: 0 LOB: 0 BB: 0 P: 3	R: 0 E: 0 K: 0 S: 4	H: 1 LOB: 1 BB: 0 P: 4	R: 3 E: 0 K: 1 S: 9	H: 4 LOB: 2 BB: 1 P: 15	R: 0 E: 0 K: 2 S: 7	H: 0 LOB: 0 BB: 0 P: 7	R: 0 E: 0 K: 1 S: 5	H: 0 LOB: 0 BB: 0 P: 5	R: 0 E: 0 K: 0 S: 3	H: 0 LOB: 0 BB: 1 P: 3	R: 0 E: 0 K: 1 S: 6	H: 1 LOB: 1 BB: 0 P: 6	1B: 4 2B: 1 3B: 0 HR: 1	SF: 0 SAC: 0 DP: 2 HBP: 1		WP: 0 PB: 0 SB: 0 CS: 0	PA: 34
PITCHER	IP WLS BF H R ER SO BB IBB HBP BLK WP HR S P ERA WHIP																		
44 Juan Nicasio, R (1,1) 48 Esmil Rogers, R (6,1) 54 Zach Putnam, R (7,1) 30 Josh Roenicke, R (8,1) 59 Carlos Torres, R (9,1)	5.0 ERA: 2.25	21 3 0 3 W	5 0 0 0 1	3 0 0 0 0	3 0 0 0 0	4 2 0 0 1	1 0 0 0 0	0 0 0 0 0	0 0 0 0 0	0 0 0 0 0	1 7 4 3 6	27 7 4 3 6	34 7 8 3 6	5.40 0.00 0.00 0.00 0.00	1.200 0.000 1.000 0.000 1.000				

Los Angeles Angels @ Colorado Rockies
 Salt River Fields at Talking Stick, Scottsdale, AZ
 Mon Mar 19 2012, 4:11 PM - 6:33 PM EDT
 Att: 11,026 - Cloudy - 54 F

AB 31
R 3
H 6
RBI 3
BB 2
SO 8
LOB 9



Batter	1	2	3	4	5	6	7	8	9	AB	R	H	RBI	BB	SO	LOB	BOTTOM					
Dexter Fowler, S (1,8) 8 Charlie Blackmon, L (7,8)	0-3 K		0-0 19 FC5-4 1B			0-0 G4-3		0-0 F8		3	0	1	0	0	1	0	Los Angeles Angels @ Colorado Rockies Salt River Fields at Talking Stick, Scottsdale, AZ Mon Mar 19 2012, 4:11 PM - 6:33 PM EDT Att: 11,026 - Cloudy - 54 F					
19 Marco Scutaro, R (1,4) 18 Jonathan Herrera, S (7,4)	0-0 L7		0-0 FC5-4			0-0 G4-3		0-0 F7		3	0	0	0	0	1	0						
5 Carlos González, L (1,7) 12 Andrew Brown, R (7,7)	0-0 G3-1		0-0 G4-3			0-0 2 1B 17 WP 1B		0-0 HR		3	1	1	0	0	0	0						
2 Troy Tulowitzki, R (1,6) 21 Tyler Colvin, L (7,9)		4-0 55 FC6-4 BB	0-3 K			1-0 17 WP 1B		0-0 G3		2	0	1	0	1	1	0						
17 Todd Helton, L (1,3) 73 Chad Tracy, R (6,PR) (7,3)		0-3 K	0-0 1B			4-0 1-3 BB		0-0 F7		2	0	1	0	1	1	1						
3 Michael Cuddyer, R (1,9) 54 Zach Putnam, R (7,1) 30 Josh Roenicke, R (8,1) 59 Carlos Torres, R (9,1) 38 Wilkin Castillo, S (9,PH)		0-0 F8	0-0 FC6-4			0-0 F8		0-0 G3		3	0	0	0	0	4	0						
55 Ramón Hernández, R (1,2) 41 Wil Nieves, R (7,2)		0-0 FC6-4	0-0 G4-3			0-0 2 1B 17 WP 1B		0-0 HR		1	1	1	0	0	0	0						
7 Casey Blake, R (1,5) 48 Esmil Rogers, R (6,1) 16 Brandon Wood, R (7,6)			0-0 G6-3			0-0 L5		0-0 K		2	0	0	0	0	0	0						
44 Juan Nicasio, R (1,1) 10 Chris Nelson, R (5,PH) (6,5)			0-3 K			0-0 G4-3		0-0 G6-4-3		1	0	0	0	1	0	1						
Inning Stats	R: 0 E: 0 K: 1 S: 5	H: 0 LOB: 0 BB: 0 P: 5	R: 0 E: 0 K: 1 S: 5	H: 0 LOB: 1 BB: 1 P: 9	R: 0 E: 0 K: 1 S: 6	H: 1 LOB: 0 BB: 0 P: 6	R: 0 E: 0 K: 1 S: 6	H: 1 LOB: 1 BB: 0 P: 6	R: 0 E: 0 K: 0 S: 3	H: 0 LOB: 0 BB: 0 P: 3	R: 1 E: 0 K: 0 S: 5	H: 2 LOB: 2 BB: 1 P: 10	R: 0 E: 0 K: 1 S: 5	H: 1 LOB: 0 BB: 0 P: 5	R: 1 E: 0 K: 0 S: 4	H: 1 LOB: 0 BB: 0 P: 4		R: 2 E: 0 K: 0 S: 5	H: 3 LOB: 1 BB: 0 P: 5	1B: 7 2B: 1 3B: 0 HR: 1	SF: 1 SAC: 0 DP: 1 HBP: 0	WP: 1 PB: 0 SB: 1 CS: 0
PITCHER	IP WLS BF H R ER SO BB IBB HBP BLK WP HR S P ERA WHIP																					
54 Ervin Santana, R (1,1) 32 LaTroy Hawkins, R (5,1) 35 Jason Iringhausen, R (6,1) 40 Kevin Jepsen, R (7,1) 45 Francisco Rodriguez, R (8,1)	4.0 ERA: 2.45	H 3 H 6 H 3	2 1 1	0 1 0	0 1 0	0 1 0	0 1 0	0 5 5	10 9.00 3.000	26 0.750	0 3 5 9	3 5 10 9	22 3 5 9	0 0 5 9	0 10 5 9	0 10 5 9	16.20 2.400					

Los Angeles Angels @ Colorado Rockies
 Salt River Fields at Talking Stick, Scottsdale, AZ
 Mon Mar 19 2012, 4:11 PM - 6:33 PM EDT
 Att: 11,026 - Cloudy - 54 F

AB 33
R 4
H 9
RBI 3
BB 2
SO 5
LOB 9



Batter	1	2	3	4	5	6	7	8	9	AB	R	H	RBI	BB	SO	LOB	TOP								
2 Erick Aybar, S (1, 6) OBP: 0.436, SLG: 0.639 18 Andrew Romine, S (7, 6) OBP: 0.250, SLG: 0.267	F9		G3				F8		G4-3	4	0	1	1	0	0	2	Los Angeles Angels @ Kansas City Royals Surprise Stadium, Surprise, AZ Tue Mar 20 2012, 4:05 PM - 6:48 PM EDT Att: 6,564 - Sunny - 64 F livebaseballscorecards.com								
53 Bobby Abreu, L (1, 9) OBP: 0.207, SLG: 0.154 3 Jorge Cantu, R (8, 5) OBP: 0.321, SLG: 0.321	G4-3		G4-3		L8				K	4	0	0	0	0	1	4									
5 Albert Pujols, R (1, 3) OBP: 0.433, SLG: 0.800 31 Efran Navarro, L (8, 3) OBP: 0.158, SLG: 0.111	K			K	G5-3				K	4	0	0	0	0	3	3									
10 Vernon Wells, R (1, 7) OBP: 0.351, SLG: 0.515 39 Ryan Langerhans, L (8, 7) OBP: 0.440, SLG: 0.294	E6			F8		K			K	4	1	1	1	0	1	0									
44 Mark Trumbo, R (1, 5) OBP: 0.296, SLG: 0.652 59 Randal Grichuk, R (8, PR) OBP: 0.333, SLG: 0.667	13B 25 CS 2B			K		K			HR	4	1	2	0	0	2	0									
13 Maicer Izturis, S (1, 4) OBP: 0.400, SLG: 0.500 19 Alexi Amarista, L (5, PR) OBP: 0.375, SLG: 0.645	25 CS 1B				27 SF8 16 SF8 25 1B	G5-3			K2-3	2	0	2	0	0	0	0									
25 Peter Bourjos, R (1, 8) OBP: 0.333, SLG: 0.367 98 Alberto Rosario, R (7, 2) OBP: 0.100, SLG: 0.100 77 Kole Calhoun, L (9, PH) OBP: 0.410, SLG: 0.583	K				16 SF8 2 2B 27 E				L9	3	1	1	0	0	2	1									
27 Mike Trout, R (1, 10)				L8	FC1 2 2B 16 SF8				K	3	0	0	0	1	1	2									
16 Hank Conger, L (1, 2) OBP: 0.351, SLG: 0.394 76 Matt Long, L (7, 8) OBP: 0.357, SLG: 0.308	G3 2B				SF8				E1	2	0	1	1	0	0	1									
Inning Stats	R: 0 H: 0 E: 0 K: 1 S: 10	H: 0 LOB: 0 BB: 0 P: 12	R: 1 H: 2 E: 1 K: 1 S: 12	LOB: 0 BB: 0 P: 18	R: 0 H: 1 E: 0 K: 0 S: 9	H: 1 LOB: 1 BB: 0 P: 12	R: 0 H: 0 E: 0 K: 2 S: 9	H: 0 LOB: 0 BB: 0 P: 12	R: 2 H: 3 E: 1 K: 0 S: 14	H: 3 LOB: 3 BB: 0 P: 18	R: 0 H: 0 E: 0 K: 2 S: 8	H: 0 LOB: 1 BB: 1 P: 8	R: 0 H: 0 E: 1 K: 1 S: 10	H: 0 LOB: 1 BB: 1 P: 15	R: 1 H: 2 E: 0 K: 3 S: 23	H: 2 LOB: 1 BB: 0 P: 28	R: 0 H: 1 E: 0 K: 1 S: 9	H: 1 LOB: 1 BB: 0 P: 12	1B: 5 2B: 3 HR: 1	SF: 1 SAC: 0 DP: 0 HBP: 0	WP: 0 PB: 0 SB: 1 CS: 3	PA: 37			
PITCHER	IP	WLS	BF	H	R	ER	SO	BB	IBB	HBP	BLK	WP	HR	S	P	ERA	WHIP								
59 Felipe Paulino, R (1, 1) ERA: 5.0	4.0		14	3	1	1	4	0	0	0	0	0	0	40	54	2.25	0.750								
51 Jonathan Broxton, R (5, 1) ERA: 3.0	7.0		7	3	2	1	0	0	0	0	0	0	0	14	18	9.00	3.000								
43 Aaron Crow, R (6, 1) ERA: 2.57	2.0		7	0	0	0	3	1	0	0	0	0	0	18	23	0.00	0.500								
31 Louis Coleman, R (8, 1) ERA: 3.18	1.0	W	5	2	1	1	3	0	0	0	0	0	1	23	28	9.00	2.000								
40 Kelvin Herrera, R (9, 1) ERA: 1.28	1.0	S	4	1	0	0	1	0	0	0	0	0	0	9	12	0.00	1.000								

Batter	1	2	3	4	5	6	7	8	9	AB	R	H	RBI	BB	SO	LOB	BOTTOM								
4 Alex Gordon, L (1, 7) OBP: 0.429, SLG: 0.649 63 Greg Golson, R (7, 7) OBP: 0.077, SLG: 0.077	K			E5 1B		G1-3				3	1	2	0	0	1	0	Los Angeles Angels @ Kansas City Royals Surprise Stadium, Surprise, AZ Tue Mar 20 2012, 4:05 PM - 6:48 PM EDT Att: 6,564 - Sunny - 64 F livebaseballscorecards.com								
9 Johnny Giavotella, R (1, 4) OBP: 0.250, SLG: 0.314 17 Chris Getz, L (6, PH) OBP: 0.385, SLG: 0.391	K			G5-3		G4-3			K	2	0	0	0	0	1	1									
35 Eric Hosmer, L (1, 3) OBP: 0.458, SLG: 0.590 65 Max Ramirez, R (7, 3) OBP: 0.524, SLG: 0.941	K			K		16 2B 21 WP			K	3	1	1	1	0	2	1									
16 Billy Butler, R (1, 10) OBP: 0.486, SLG: 0.727 85 Brian Fletcher, R (6, PR) OBP: 0.600, SLG: 0.750	G5-3			F9		21 WP 21 1B			K	3	0	1	1	0	0	1									
21 Jeff Francoeur, R (1, 9) OBP: 0.243, SLG: 0.314 12 Mitch Maier, L (6, PR) OBP: 0.414, SLG: 0.500	G1-3				F8	6 S 1B			E9	3	0	1	1	0	0	0									
6 Lorenzo Cain, R (1, 8) OBP: 0.556, SLG: 0.906 1 Jarrod Dyson, L (7, 8) OBP: 0.214, SLG: 0.214	K					G6-3			G3	3	0	1	0	0	1	2									
11 Yuniesky Betancourt, R (1, 5) OBP: 0.257, SLG: 0.412 8 Mike Moustakas, L (6, PH) OBP: 0.258, SLG: 0.179				P3		G4-3				2	0	0	0	0	1	2									
27 Brayan Peña, S (1, 2) OBP: 0.346, SLG: 0.440 66 Cody Clark, R (7, 2) OBP: 0.412, SLG: 0.357					G1-3				F7	2	0	1	0	0	0	1									
2 Alcides Escobar, R (1, 6) OBP: 0.379, SLG: 0.500 64 Irving Falu, S (7, 6) OBP: 0.318, SLG: 0.400				G4-3		17 G4-3 35 1B 4 1B			B1-3	2	1	1	0	0	0	1									
Inning Stats	R: 0 H: 0 E: 0 K: 3 S: 10	H: 0 LOB: 0 BB: 0 P: 15	R: 0 H: 0 E: 0 K: 1 S: 7	LOB: 0 BB: 0 P: 12	R: 0 H: 1 E: 0 K: 0 S: 8	H: 1 LOB: 0 BB: 0 P: 11	R: 0 H: 1 E: 0 K: 1 S: 12	H: 1 LOB: 1 BB: 0 P: 21	R: 0 H: 1 E: 0 K: 0 S: 11	H: 1 LOB: 0 BB: 0 P: 16	R: 4 H: 5 E: 0 K: 0 S: 21	H: 5 LOB: 2 BB: 0 P: 30	R: 0 H: 0 E: 0 K: 0 S: 6	H: 0 LOB: 0 BB: 0 P: 11	R: 2 H: 3 E: 1 K: 1 S: 12	H: 3 LOB: 0 BB: 0 P: 19	1B: 8 2B: 3 3B: 0 HR: 0	SF: 0 SAC: 0 DP: 0 HBP: 0	WP: 2 PB: 0 SB: 1 CS: 1	PA: 33					
PITCHER	IP	WLS	BF	H	R	ER	SO	BB	IBB	HBP	BLK	WP	HR	S	P	ERA	WHIP								
33 C.J. Wilson, L (1, 1) ERA: 0.64	5.0		17	3	0	0	5	0	0	0	0	0	0	15	20	0.00	0.600								
51 Jordan Walden, R (6, 1) ERA: 12.46	0.1	B	6	5	4	4	0	0	0	0	0	0	0	6	10	0.00	0.000								
36 Jeremy Berg, R (6, 1) ERA:	0.2		2	0	0	0	0	0	0	0	0	0	0	6	11	0.00	0.000								
63 Rich Thompson, R (7, 1) ERA: 3.0	1.0		3	0	0	0	0	0	0	0	0	0	0	6	11	0.00	0.000								
91 Ryan Brasier, R (8, 1) ERA: 2.08	0.1	L	2	1	1	1	1	0	0	0	0	0	0	8	11	27.00	3.000								

Batter	1	2	3	4	5	6	7	8	9	AB	R	H	RBI	BB	SO	LOB	TOP			
4 Alex Gordon, L (1, 7) OBP: 0.460, SLG: 0.643																				
85 Terry Evans, R (7, 7) OBP: 0.333, SLG: 0.333																				
9 Johnny Giavotella, R (1, 4) OBP: 0.238, SLG: 0.293																				
Kurt Mertins, R (7, 4) OBP: 1.000, SLG: 1.000																				
35 Eric Hosmer, L (1, 3) OBP: 0.429, SLG: 0.553																				
13 Mario Lisson, R (7, 3)																				
65 Max Ramirez, R (1, 10) OBP: 0.481, SLG: 0.826																				
12 Mitch Maier, L (1, 9) OBP: 0.394, SLG: 0.500																				
Alex Llanos, R (7, 9) OBP: 1.000, SLG: 1.000																				
11 Yuniesky Betancourt, R (1, 5) OBP: 0.250, SLG: 0.438																				
78 Anthony Seratelli, S (7, 5) OBP: 0.200, SLG: 0.200																				
6 Lorenzo Cain, R (1, 8) OBP: 0.537, SLG: 1.000																				
22 Geulin Beltre, R (7, 8)																				
27 Brayan Peña, S (1, 2) OBP: 0.345, SLG: 0.429																				
84 Ben Theriot, L (7, 2)																				
2 Alcides Escobar, R (1, 6) OBP: 0.361, SLG: 0.471																				
8 Alex McClure, S (7, 6)																				
Inning Stats	R: 0 E: 0 K: 2 S: 9	H: 2 LOB: 2 BB: 0 P: 10	R: 2 E: 0 K: 1 S: 8	H: 2 LOB: 1 BB: 1 P: 12	R: 0 E: 0 K: 1 S: 6	H: 1 LOB: 1 BB: 0 P: 6	R: 2 E: 0 K: 0 S: 6	H: 3 LOB: 1 BB: 0 P: 6	R: 0 E: 0 K: 1 S: 6	H: 0 LOB: 0 BB: 0 P: 5	R: 0 E: 0 K: 1 S: 5	H: 0 LOB: 0 BB: 0 P: 3	R: 0 E: 0 K: 1 S: 6	H: 1 LOB: 1 BB: 0 P: 7	R: 0 E: 0 K: 1 S: 6	H: 1 LOB: 1 BB: 0 P: 7	1B: 7 2B: 3 3B: 0 HR: 1	SF: 1 SAC: 0 DP: 0 HBP: 0	WP: 0 PB: 1 SB: 1 CS: 0	PA: 39
PITCHER	IP WLS BF H R ER SO BB IBB HBP BLK WP HR S P ERA WHIP																			
36 Jared Weaver, R (1, 1) ERA: 5.84	4.2	W	24	9	4	4	4	1	0	0	0	0	0	0	1	32	37	7.71	2.143	
86 David Carpenter, R (5, 1) ERA:	0.1	H	1	0	0	0	1	0	0	0	0	0	0	0	0	3	3	0.00	0.000	
37 Scott Downs, L (6, 1) ERA: 7.71	1.0	H	3	0	0	0	1	0	0	0	0	0	0	0	5	5	0.00	0.000		
21 Hisanori Takahashi, L (7, 1) ERA:	2.0	H	7	1	0	0	1	0	0	0	0	0	0	0	9	10	0.00	0.500		
35 Jason Isringhausen, R (9, 1) ERA: 3.0	1.0	S	4	1	0	0	1	0	0	0	0	0	0	0	6	7	0.00	1.000		

Kansas City Royals @ Los Angeles Angels
 Tempe Diablo Stadium, Tempe, AZ
 Thu Mar 22 2012, 4:11 PM - 6:58 PM EDT
 Att: 9,589 - Sunny - 73 F

AB	37
R	4
H	11
RBI	4
BB	1
SO	8
LOB	15



Batter	1	2	3	4	5	6	7	8	9	AB	R	H	RBI	BB	SO	LOB	BOTTOM			
2 Erick Aybar, S (1, 6) OBP: 0.476, SLG: 0.667																				
13 Maicer Izturis, S (6, PH) OBP: 0.429, SLG: 0.500																				
47 Howie Kendrick, R (1, 4) OBP: 0.514, SLG: 0.875																				
44 Mark Trumbo, R (6, PH) OBP: 0.286, SLG: 0.625																				
5 Albert Pujols, R (1, 3) OBP: 0.425, SLG: 0.788																				
46 Bobby Wilson, R (6, PH) OBP: 0.615, SLG: 0.600																				
48 Torii Hunter, R (1, 9) OBP: 0.353, SLG: 0.344																				
19 Alexi Amarista, L (7, 4) OBP: 0.394, SLG: 0.556																				
10 Vernon Wells, R (1, 8) OBP: 0.375, SLG: 0.528																				
28 Kaleb Cowart, S (7, 5) OBP: 0.333, SLG: 0.333																				
8 Kendrys Morales, S (1, 10) OBP: 0.667, SLG: 0.667																				
4 Ryan Mount, L (7, PH) (8, 10)																				
53 Bobby Abreu, L (1, 7) OBP: 0.219, SLG: 0.207																				
39 Ryan Langerhans, L (6, 7) OBP: 0.423, SLG: 0.278																				
6 Alberto Callaspo, S (1, 5) OBP: 0.441, SLG: 0.515																				
57 Angel Castillo, R (7, 9)																				
17 Chris Iannetta, R (1, 2) OBP: 0.286, SLG: 0.550																				
25 Peter Bourjos, R (6, PH) OBP: 0.314, SLG: 0.344																				
Inning Stats	R: 1 E: 0 K: 0 S: 4	H: 2 LOB: 0 BB: 0 P: 6	R: 4 E: 0 K: 1 S: 10	H: 5 LOB: 1 BB: 0 P: 10	R: 0 E: 0 K: 0 S: 3	H: 1 LOB: 1 BB: 1 P: 7	R: 1 E: 0 K: 1 S: 6	H: 2 LOB: 0 BB: 0 P: 7	R: 1 E: 0 K: 1 S: 8	H: 3 LOB: 2 BB: 0 P: 8	R: 0 E: 0 K: 1 S: 6	H: 1 LOB: 1 BB: 0 P: 6	R: 0 E: 0 K: 0 S: 4	H: 1 LOB: 1 BB: 0 P: 5	R: 0 E: 0 K: 2 S: 7	H: 0 LOB: 0 BB: 0 P: 7	1B: 11 2B: 3 3B: 1 HR: 0	SF: 1 SAC: 0 DP: 0 HBP: 0	WP: 0 PB: 1 SB: 1 CS: 3	PA: 38
PITCHER	IP WLS BF H R ER SO BB IBB HBP BLK WP HR S P ERA WHIP																			
23 Danny Duffy, L (1, 1) ERA: 7.56	3.1	L	19	10	0	5	2	1	0	0	0	0	0	0	0	18	20	2.70	1.500	
37 Sean O'Sullivan, R (4, 1) ERA: 2.89	1.1		4	0	0	0	2	0	0	0	0	0	0	0	8	8	0.00	0.000		
46 Tommy Hottoy, L (7, 1) ERA:																				

Kansas City Royals @ Los Angeles Angels
 Tempe Diablo Stadium, Tempe, AZ
 Thu Mar 22 2012, 4:11 PM - 6:58 PM EDT
 Att: 9,589 - Sunny - 73 F

AB	35
R	7
H	15
RBI	7
BB	1
SO	6
LOB	17



Batter	1	2	3	4	5	6	7	8	9	AB	R	H	RBI	BB	SO	LOB	TOP										
25 Peter Bourjos, R OBP: 0.341, SLG: 0.333 20 Travis Witherspoon, R (8, PR) OBP: 0.250, SLG: 0.250										3	1	1	0	1	0	0											
19 Alexi Amarista, L OBP: 0.385, SLG: 0.632 31 Eren Navarro, L OBP: 0.143, SLG: 0.100										3	1	1	1	0	0	0											
6 Alberto Callaspo, S OBP: 0.390, SLG: 0.450										4	0	0	0	0	0	1											
8 Kendrys Morales, S OBP: 0.556, SLG: 0.889 27 Mike Trout, R (6, PR) (6, 10)										3	0	1	1	0	1	0											
44 Mark Trumbo, R OBP: 0.314, SLG: 0.710 66 Rian Kintiry, L (6, 7)										3	1	1	0	0	1	1											
16 Hank Conger, L OBP: 0.341, SLG: 0.378										3	0	1	0	0	1	1											
3 Jorge Cantu, R 79 Taylor Lindsey, L OBP: 0.667, SLG: 1.000										2	0	0	0	0	1	1											
18 Andrew Romine, S OBP: 0.227, SLG: 0.238										3	0	0	0	0	1	1											
77 Kole Calhoun, L OBP: 0.381, SLG: 0.538 62 Robinson Diaz, R OBP: 0.222, SLG: 0.222										2	0	0	0	0	1	2											
Inning Stats	R: 0 E: 0 K: 0 S: 7	H: 0 LOB: 0 BB: 0 P: 10	R: 0 E: 0 K: 0 S: 8	H: 1 LOB: 1 BB: 0 P: 12	R: 0 E: 0 K: 1 S: 9	H: 0 LOB: 0 BB: 0 P: 13	R: 0 E: 0 K: 1 S: 11	H: 0 LOB: 0 BB: 0 P: 15	R: 1 E: 0 K: 2 S: 11	H: 1 LOB: 2 BB: 0 P: 15	R: 2 E: 0 K: 1 S: 18	H: 3 LOB: 1 BB: 0 P: 24	R: 0 E: 0 K: 1 S: 6	H: 0 LOB: 1 BB: 0 P: 7	R: 0 E: 0 K: 0 S: 7	H: 0 LOB: 1 BB: 0 P: 14	R: 0 E: 0 K: 0 S: 6	H: 0 LOB: 0 BB: 0 P: 9	1B: 3 2B: 3 3B: 0 HR: 0	SF: 0 SAC: 0 DP: 2 HBP: 0	WP: 2 PB: 0 SB: 0 CS: 2	PA: 33					
PITCHER	IP	WLS	BF	H	R	ER	SO	BB	IBB	HBP	BLK	WP	HR	S	P	ERA	WHIP										
64 Greg Reynolds, R ERA: 3.75 36 Joe Nathan, R ERA: 14.4 19 Koji Uehara, R ERA: 14.21 97 Joe Beimel, L ERA: 4.5 57 Mark Lowe, R ERA: 3.0	5.0	L	18	2	1	1	4	0	0	0	0	1	0	46	65	1.80	0.400										

Los Angeles Angels @ Texas Rangers
Surprise Stadium, Surprise, AZ
Sat Mar 24 2012, 4:19 PM - 6:56 PM EDT
Att: 11,261 - Sunny - 81 F

AB	31
R	3
H	5
RBI	2
BB	1
SO	6
LOB	8



Batter	1	2	3	4	5	6	7	8	9	AB	R	H	RBI	BB	SO	LOB	BOTTOM										
5 Ian Kinsler, R OBP: 0.395, SLG: 0.684 3 Luis Hernandez, S OBP: 0.286, SLG: 0.429										3	1	1	1	0	0	0											
1 Elvis Andrus, R OBP: 0.420, SLG: 0.476 14 Alberto Gonzalez, R OBP: 0.333, SLG: 0.536										3	0	0	0	0	0	1											
32 Josh Hamilton, L OBP: 0.256, SLG: 0.293 95 Joey Butler, R OBP: 0.625, SLG: 0.400										3	0	2	0	0	0	0											
29 Adrián Beltré, R OBP: 0.279, SLG: 0.237 23 Craig Gentry, R OBP: 0.231, SLG: 0.130										3	0	0	0	0	1	2											
10 Michael Young, R OBP: 0.472, SLG: 0.516 21 Brandon Snyder, R OBP: 0.407, SLG: 0.450										1	0	0	0	1	0	0											
17 Nelson Cruz, R OBP: 0.341, SLG: 0.361 28 Conor Jackson, R OBP: 0.097, SLG: 0.167										2	0	0	0	0	1	1											
25 Mike Napoli, R OBP: 0.517, SLG: 0.316 15 Luis Martinez, R OBP: 0.500, SLG: 0.591 91 Renny Osuna, R OBP: 0.250, SLG: 1.000										3	0	1	0	0	0	1											
18 Mitch Moreland, L OBP: 0.298, SLG: 0.326 9 Brad Hawpe, L OBP: 0.350, SLG: 0.471										1	0	1	0	1	0	0											
20 Julio Borbon, L OBP: 0.390, SLG: 0.400										4	0	0	0	1	5												
Inning Stats	R: 0 E: 0 K: 1 S: 10	H: 1 LOB: 1 BB: 0 P: 14	R: 0 E: 0 K: 0 S: 7	H: 0 LOB: 2 BB: 2 P: 18	R: 0 E: 0 K: 0 S: 7	H: 1 LOB: 1 BB: 0 P: 12	R: 0 E: 0 K: 1 S: 13	H: 2 LOB: 2 BB: 0 P: 21	R: 1 E: 0 K: 0 S: 6	H: 1 LOB: 0 BB: 0 P: 9	R: 0 E: 0 K: 1 S: 9	H: 0 LOB: 0 BB: 0 P: 15	R: 1 E: 0 K: 1 S: 13	H: 2 LOB: 0 BB: 0 P: 19	R: 0 E: 0 K: 1 S: 7	H: 1 LOB: 0 BB: 0 P: 12	R: 0 E: 0 K: 1 S: 11	H: 0 LOB: 1 BB: 1 P: 20	1B: 5 2B: 1 3B: 0 HR: 2	SF: 0 SAC: 0 DP: 1 HBP: 0	WP: 0 PB: 0 SB: 0 CS: 1	PA: 36					
PITCHER	IP	WLS	BF	H	R	ER	SO	BB	IBB	HBP	BLK	WP	HR	S	P	ERA	WHIP										
54 Ervin Santana, R ERA: 2.19 32 LaTroy Hawkins, R ERA: 6.0 90 Kevin Johnson, R ERA: 2.7 12 Andrew Taylor, L ERA: 3.0	5.0	H	22	5	1	1	2	2	0	0	0	0	1	22	34	4.50	1.000										

Los Angeles Angels @ Texas Rangers
Surprise Stadium, Surprise, AZ
Sat Mar 24 2012, 4:19 PM - 6:56 PM EDT
Att: 11,261 - Sunny - 81 F

AB	33
R	2
H	8
RBI	2
BB	3
SO	6
LOB	13



Batter	1	2	3	4	5	6	7	8	9	AB	R	H	RBI	BB	SO	LOB	TOP			
20 Julio Borbon, L (1, 8) 77 Jared Bolden, L (8, 8)	G4-3				F8			G3	K	3	0	0	0	1	0	1				
23 Craig Gentry, R (1, 9) 28 Conor Jackson, R (3, PH) (3, 9)	K			G6-3	CS	F8		2 HR BB	92 1B	1	0	0	0	0	1	0				
7 David Murphy, L (1, 7) 92 Val Majewski, L (8, 7)	K					G4-3		F7		4	0	1	0	0	1	1				
25 Mike Napoli, R (1, 2) 2 Dusty Brown, R (7, 2)		K			FC5-4 21 F9 18 1B	F9		HR	F8	3	0	0	0	0	1	1				
18 Mitch Moreland, L (1, 3) 77 Brad Nelson, L (8, 3)								F7	G5-3	4	0	2	0	0	0	0				
21 Brandon Snyder, R (1, 5) 97 Leury Garcia, S (8, 5)									F7	3	0	1	0	0	0	3				
9 Brad Hawpe, L (1, 10) 87 Guilder Rodriguez, S (9, PR) (9, PR)								F8		3	0	0	0	1	0	4				
14 Alberto Gonzalez, R (1, 6)			G6-3							2	1	0	0	1	0	0				
3 Luis Hernandez, S (1, 4) 65 Greg Miclat, S (8, 4)			G4-3							2	0	0	0	1	0	2				
Inning Stats	R: 0 E: 0 K: 2 S: 7	H: 0 LOB: 0 BB: 7	R: 0 E: 0 K: 1 S: 6	H: 1 LOB: 1 BB: 0 P: 6	R: 0 E: 0 K: 0 S: 3	H: 0 LOB: 1 BB: 1 P: 7	R: 0 E: 0 K: 0 S: 5	H: 2 LOB: 2 BB: 0 P: 5	R: 0 E: 0 K: 0 S: 2	H: 0 LOB: 0 BB: 1 P: 7	R: 0 E: 0 K: 0 S: 3	H: 1 LOB: 2 BB: 1 P: 8	R: 2 E: 0 K: 0 S: 5	H: 1 LOB: 0 BB: 1 P: 9	R: 3 E: 0 K: 1 S: 8	H: 3 LOB: 2 BB: 1 P: 14	1B: 6 2B: 1 3B: 0 HR: 1	SF: 0 SAC: 0 DP: 0 HBP: 1	WP: 0 PB: 0 SB: 1 CS: 1	PA: 41
PITCHER	IP WLS BF H R ER SO	IP WLS BF H R ER SO	IP WLS BF H R ER SO	IP WLS BF H R ER SO	IP WLS BF H R ER SO	IP WLS BF H R ER SO	IP WLS BF H R ER SO	IP WLS BF H R ER SO	IP WLS BF H R ER SO	IP WLS BF H R ER SO	IP WLS BF H R ER SO	IP WLS BF H R ER SO	IP WLS BF H R ER SO	IP WLS BF H R ER SO	IP WLS BF H R ER SO	IP WLS BF H R ER SO	ERA WHIP	ERA WHIP	ERA WHIP	ERA WHIP
22 Trevor Bell, R (1, 1) ERA: 3.72	4.1 0 18 3 0 0 3	2.0 0 10 0 0 0 0	1.0 0 5 0 0 0 0	1.0 0 5 0 0 0 0	1.0 0 5 0 0 0 0	1.0 0 5 0 0 0 0	1.0 0 5 0 0 0 0	1.0 0 5 0 0 0 0	1.0 0 5 0 0 0 0	1.0 0 5 0 0 0 0	1.0 0 5 0 0 0 0	1.0 0 5 0 0 0 0	1.0 0 5 0 0 0 0	1.0 0 5 0 0 0 0	1.0 0 5 0 0 0 0	1.0 0 5 0 0 0 0	0.00 1.154	0.00 1.154	0.00 1.154	0.00 1.154
81 Daniel Tillman, R (5, 1) ERA: 5.4	0.2 0 3 0 0 0 0	0.2 0 3 0 0 0 0	0.2 0 3 0 0 0 0	0.2 0 3 0 0 0 0	0.2 0 3 0 0 0 0	0.2 0 3 0 0 0 0	0.2 0 3 0 0 0 0	0.2 0 3 0 0 0 0	0.2 0 3 0 0 0 0	0.2 0 3 0 0 0 0	0.2 0 3 0 0 0 0	0.2 0 3 0 0 0 0	0.2 0 3 0 0 0 0	0.2 0 3 0 0 0 0	0.2 0 3 0 0 0 0	0.2 0 3 0 0 0 0	0.00 0.000	0.00 0.000	0.00 0.000	0.00 0.000
37 Scott Downs, L (6, 1) ERA: 5.4	1.0 0 3 0 0 0 0	1.0 0 3 0 0 0 0	1.0 0 3 0 0 0 0	1.0 0 3 0 0 0 0	1.0 0 3 0 0 0 0	1.0 0 3 0 0 0 0	1.0 0 3 0 0 0 0	1.0 0 3 0 0 0 0	1.0 0 3 0 0 0 0	1.0 0 3 0 0 0 0	1.0 0 3 0 0 0 0	1.0 0 3 0 0 0 0	1.0 0 3 0 0 0 0	1.0 0 3 0 0 0 0	1.0 0 3 0 0 0 0	1.0 0 3 0 0 0 0	0.00 0.000	0.00 0.000	0.00 0.000	0.00 0.000
45 Francisco Rodriguez, R (7, 1) ERA: 3.12	1.0 0 5 1 0 0 0	1.0 0 5 1 0 0 0	1.0 0 5 1 0 0 0	1.0 0 5 1 0 0 0	1.0 0 5 1 0 0 0	1.0 0 5 1 0 0 0	1.0 0 5 1 0 0 0	1.0 0 5 1 0 0 0	1.0 0 5 1 0 0 0	1.0 0 5 1 0 0 0	1.0 0 5 1 0 0 0	1.0 0 5 1 0 0 0	1.0 0 5 1 0 0 0	1.0 0 5 1 0 0 0	1.0 0 5 1 0 0 0	1.0 0 5 1 0 0 0	0.00 2.000	0.00 2.000	0.00 2.000	0.00 2.000
40 Kevin Jepsen, R (8, 1) ERA: 5.14	1.0 0 5 1 2 2 0	1.0 0 5 1 2 2 0	1.0 0 5 1 2 2 0	1.0 0 5 1 2 2 0	1.0 0 5 1 2 2 0	1.0 0 5 1 2 2 0	1.0 0 5 1 2 2 0	1.0 0 5 1 2 2 0	1.0 0 5 1 2 2 0	1.0 0 5 1 2 2 0	1.0 0 5 1 2 2 0	1.0 0 5 1 2 2 0	1.0 0 5 1 2 2 0	1.0 0 5 1 2 2 0	1.0 0 5 1 2 2 0	1.0 0 5 1 2 2 0	18.00 2.000	18.00 2.000	18.00 2.000	18.00 2.000

Texas Rangers @ Los Angeles Angels
 Tempe Diablo Stadium, Tempe, AZ
 Sun Mar 25 2012, 4:11 PM - 7:09 PM EDT
 Att: 9,613 - Overcast - 79 F

AB	34
R	5
H	8
RBI	5
BB	5
SO	4
LOB	17



Batter	1	2	3	4	5	6	7	8	9	AB	R	H	RBI	BB	SO	LOB	BOTTOM			
2 Erick Aybar, S (1, 6) 77 Kole Calhoun, L (8, 3)	G4-3		K				L8			3	0	0	0	1	1	2				
47 Howie Kendrick, R (1, 4) 59 Randal Grichuk, R (8, 9)	G4-3		G6-3			G4-3		E7		3	0	0	0	0	0	2				
5 Albert Pujols, R (1, 3) 3 Jorge Cantu, R (8, 5)					F7	G6-3		HR		3	1	1	1	0	0	0				
48 Torii Hunter, R (1, 9) 39 Ryan Langerhans, L (8, 7) 81 Matt Scioscia, R (8, PH) 55 Doug Deeds, L (9, 7)										3	0	1	0	0	0	0				
10 Vernon Wells, R (1, 7) 19 Alexi Amarista, L (8, 6)			E3							2	1	1	0	1	0	0				
53 Bobby Abreu, L (1, 10)			G4-3			G4-6-3				4	0	0	0	0	0	4				
44 Mark Trumbo, R (1, 5) 72 Darwin Perez, S (7, PR) (8, 4)			SF8							2	0	1	1	0	1	0				
46 Bobby Wilson, R (1, 2)			G3-1							3	0	0	0	0	0	1				
25 Peter Bourjos, R (1, 8)			K							3	1	1	0	1	2	2				
Inning Stats	R: 1 E: 0 K: 0 S: 6	H: 1 LOB: 0 BB: 0 P: 6	R: 1 E: 1 K: 0 S: 4	H: 0 LOB: 0 BB: 0 P: 5	R: 0 E: 0 K: 2 S: 7	H: 0 LOB: 0 BB: 0 P: 7	R: 0 E: 0 K: 0 S: 3	H: 1 LOB: 1 BB: 1 P: 7	R: 0 E: 0 K: 1 S: 5	H: 0 LOB: 2 BB: 2 P: 13	R: 0 E: 0 K: 0 S: 4	H: 1 LOB: 2 BB: 0 P: 4	R: 0 E: 1 K: 0 S: 5	H: 1 LOB: 0 BB: 0 P: 6	R: 2 E: 0 K: 0 S: 5	H: 4 LOB: 2 BB: 0 P: 5	1B: 7 2B: 0 3B: 0 HR: 2	SF: 1 SAC: 1 DP: 1 HBP: 0	WP: 0 PB: 0 SB: 1 CS: 0	PA: 38
PITCHER	IP WLS BF H R ER SO	IP WLS BF H R ER SO	IP WLS BF H R ER SO	IP WLS BF H R ER SO	IP WLS BF H R ER SO	IP WLS BF H R ER SO	IP WLS BF H R ER SO	IP WLS BF H R ER SO	IP WLS BF H R ER SO	IP WLS BF H R ER SO	IP WLS BF H R ER SO	IP WLS BF H R ER SO	IP WLS BF H R ER SO	IP WLS BF H R ER SO	IP WLS BF H R ER SO	IP WLS BF H R ER SO	ERA WHIP	ERA WHIP	ERA WHIP	ERA WHIP
58 Mark Hamburger, R (1, 1) 46 Robbie Ross Jr., L (3, 1) ERA: 4.5	2.0 0 8 1 2 1 0	2.0 0 7 1 0 0 2	2.0 0 7 1 0 0 2	2.0 0 7 1 0 0 2	2.0 0 7 1 0 0 2	2.0 0 7 1 0 0 2	2.0 0 7 1 0 0 2	2.0 0 7 1 0 0 2	2.0 0 7 1 0 0 2	2.0 0 7 1 0 0 2	2.0 0 7 1 0 0 2	2.0 0 7 1 0 0 2	2.0 0 7 1 0 0 2	2.0 0 7 1 0 0 2	2.0 0 7 1 0 0 2	2.0 0 7 1 0 0 2	0.00 1.000	0.00 1.000	0.00 1.000	0.00 1.000
59 Sean Green, R (5, 1) 73 Neal Cotts, L (6, 1) ERA: 5.19	1.0 0 5 0 0 0 1	1.0 0 5 0 0 0 1	1.0 0 5 0 0 0 1	1.0 0 5 0 0 0 1	1.0 0 5 0 0 0 1	1.0 0 5 0 0 0 1	1.0 0 5 0 0 0 1	1.0 0 5 0 0 0 1	1.0 0 5 0 0 0 1	1.0 0 5 0 0 0 1	1.0 0 5 0 0 0 1	1.0 0 5 0 0 0 1	1.0 0 5 0 0 0 1	1.0 0 5 0 0 0 1	1.0 0 5 0 0 0 1	1.0 0 5 0 0 0 1	0.00 2.000	0.00 2.000	0.00 2.000	0.00 2.000
22 Yoshinori Tateyama, R (7, 1) ERA: 1.28	1.0 0 4 1 0 0 1	1.0 0 4 1 0 0 1	1.0 0 4 1 0 0 1	1.0 0 4 1 0 0 1	1.0 0 4 1 0 0 1	1.0 0 4 1 0 0 1	1.0 0 4 1 0 0 1	1.0 0 4 1 0 0 1	1.0 0 4 1 0 0 1	1.0 0 4 1 0 0 1	1.0 0 4 1 0 0 1	1.0 0 4 1 0 0 1	1.0 0 4 1 0 0 1	1.0 0 4 1 0 0 1	1.0 0 4 1 0 0 1	1.0 0 4 1 0 0 1	0.00 1.000	0.00 1.000	0.00 1.000	0.00 1.000
44 Michael Kirkman, L (8, 1) ERA: 8.71	1.1 0 10 5 4 3 0	1.1 0 10 5 4 3 0	1.1 0 10 5 4 3 0	1.1 0 10 5 4 3 0	1.1 0 10 5 4 3 0	1.1 0 10 5 4 3 0	1.1 0 10 5 4 3 0	1.1 0 10 5 4 3 0	1.1 0 10 5 4 3 0	1.1 0 10 5 4 3 0	1.1 0 10 5 4 3 0	1.1 0 10 5 4 3 0	1.1 0 10 5 4 3 0	1.1 0 10 5 4 3 0	1.1 0 10 5 4 3 0	1.1 0 10 5 4 3 0	4.50 0.500	4.50 0.500	4.50 0.500	4.50 0.500

Texas Rangers @ Los Angeles Angels
 Tempe Diablo Stadium, Tempe, AZ
 Sun Mar 25 2012, 4:11 PM - 7:09 PM EDT
 Att: 9,613 - Overcast - 79 F

AB	33
R	6
H	9
RBI	6
BB	3
SO	4
LOB	11



Batter	1	2	3	4	5	6	7	8	9	AB	R	H	RBI	BB	SO	LOB	TOP			
19 Marco Scutaro, R OBP: 0.400, SLG: 0.276 18 Jonathan Herrera, S OBP: 0.385, SLG: 0.954										1	1	0	0	3	0	1	Colorado Rockies @ Los Angeles Angels Tempe Diablo Stadium, Tempe, AZ Mon Mar 26 2012, 4:10 PM - 7:15 PM EDT Att: 8,907 - Sunny - 70 F			
Dexter Fowler, S OBP: 0.152, SLG: 0.205 38 Wilkin Castillo, S OBP: 0.353, SLG: 0.412										4	0	0	0	0	1	4				
5 Carlos González, L OBP: 0.275, SLG: 0.400 12 Andrew Brown, R OBP: 0.409, SLG: 0.800										4	1	2	2	0	0	1				
23 Jason Giambi, L OBP: 0.421, SLG: 0.438 10 Chris Nelson, R OBP: 0.293, SLG: 0.378										3	1	1	2	0	0	0				
3 Michael Cuddyer, R OBP: 0.317, SLG: 0.417 27 Jared Clark, R										3	1	1	0	0	0	0				
58 Jordan Pacheco, R OBP: 0.500, SLG: 0.641 26 Brendan Harris, R OBP: 0.407, SLG: 0.440										4	0	2	0	0	0	2				
20 Wilin Rosario, R OBP: 0.455, SLG: 0.890 41 Wil Nieves, R OBP: 0.388, SLG: 0.389										2	0	0	1	0	1	4				
21 Tyler Colvin, L OBP: 0.434, SLG: 0.600										4	1	2	1	0	1	2				
16 Brandon Wood, R OBP: 0.244, SLG: 0.425										4	0	0	0	0	2	3				
Inning Stats	R: 0 E: 0 K: 0 S: 2	H: 0 LOB: 0 BB: 1 P: 6	R: 0 E: 1 K: 1 S: 7	H: 1 LOB: 2 BB: 0 P: 7	R: 0 E: 0 K: 2 S: 7	H: 0 LOB: 0 BB: 0 P: 7	R: 2 E: 1 K: 1 S: 8	H: 2 LOB: 2 BB: 0 P: 10	R: 2 E: 0 K: 1 S: 8	H: 3 LOB: 2 BB: 1 P: 13	R: 0 E: 0 K: 0 S: 3	H: 0 LOB: 0 BB: 0 P: 3	R: 0 E: 0 K: 0 S: 3	H: 1 LOB: 0 BB: 0 P: 4	R: 0 E: 0 K: 1 S: 5	H: 0 LOB: 0 BB: 0 P: 5		1B: 8 2B: 1 3B: 0 HR: 0	SF: 1 SAC: 0 DP: 2 HBP: 1	WP: 2 PA: 41 PB: 0 SB: 1 CS: 1
PITCHER	IP WLS BF H R ER SO BB IBB HBP BLK WP HR S P ERA WHIP																			
43 Garrett Richards, R ERA: 3.77 65 Luke Van Mill, R ERA: 7.2 21 Hisanori Takahashi, L ERA: 51 Jordan Walden, R ERA: 8.53	5.1 L 28 7 6 4 5 3 0 1 0 0 2 0 34 49 6.75 1.875																			

Batter	1	2	3	4	5	6	7	8	9	AB	R	H	RBI	BB	SO	LOB	BOTTOM			
2 Erick Aybar, S OBP: 0.442, SLG: 0.583 13 Maicer Izturis, S OBP: 0.500, SLG: 0.692										2	0	1	0	0	0	0	Colorado Rockies @ Los Angeles Angels Tempe Diablo Stadium, Tempe, AZ Mon Mar 26 2012, 4:10 PM - 7:15 PM EDT Att: 8,907 - Sunny - 70 F			
47 Howie Kendrick, R OBP: 0.447, SLG: 0.707 19 Alexi Amarista, L OBP: 0.357, SLG: 0.585										3	1	0	0	0	1	2				
5 Albert Pujols, R OBP: 0.380, SLG: 0.714 3 Jorge Cantu, R OBP: 0.286, SLG: 0.371										3	0	0	0	0	0	2				
48 Torii Hunter, R OBP: 0.341, SLG: 0.357 39 Ryan Langerhans, L OBP: 0.407, SLG: 0.263										3	1	1	0	0	0	1				
10 Vernon Wells, R OBP: 0.340, SLG: 0.444 55 Doug Deeds, L OBP: 0.250, SLG: 0.167										3	0	0	0	0	2	2				
8 Kendrys Morales, S OBP: 0.615, SLG: 0.846 Andrew Romine, S OBP: 0.227, SLG: 0.238										4	0	3	1	0	1	1				
53 Bobby Abreu, L OBP: 0.150 66 Rian Kiniry, L										3	0	0	0	0	0	2				
46 Bobby Wilson, R OBP: 0.400, SLG: 0.353 0 Jeremy Cruz, R										1	0	0	0	0	0	2				
6 Alberto Callaspo, S OBP: 0.356, SLG: 0.409										4	0	0	0	0	3	0				
17 Chris Iannetta, R OBP: 0.345, SLG: 0.500 31 Efran Navarro, L OBP: 0.143, SLG: 0.100										2	0	1	0	2	1	0				
Inning Stats	R: 0 E: 0 K: 0 S: 3	H: 0 LOB: 0 BB: 0 P: 3	R: 0 E: 0 K: 1 S: 6	H: 1 LOB: 1 BB: 0 P: 6	R: 0 E: 0 K: 1 S: 6	H: 1 LOB: 2 BB: 1 P: 10	R: 1 E: 0 K: 0 S: 4	H: 2 LOB: 0 BB: 0 P: 4	R: 0 E: 0 K: 2 S: 7	H: 0 LOB: 0 BB: 0 P: 7	R: 1 E: 2 K: 2 S: 9	H: 0 LOB: 1 BB: 0 P: 9	R: 0 E: 0 K: 1 S: 6	H: 1 LOB: 2 BB: 1 P: 10	R: 0 E: 0 K: 2 S: 8	H: 1 LOB: 2 BB: 0 P: 9		1B: 7 2B: 1 3B: 0 HR: 0	SF: 0 SAC: 0 DP: 1 HBP: 0	WP: 0 PA: 38 PB: 0 SB: 0 CS: 0
PITCHER	IP WLS BF H R ER SO BB IBB HBP BLK WP HR S P ERA WHIP																			
13 Drew Pomeranz, L ERA: 0.82 61 Edgmer Escalona, R ERA: 6.95 51 Matt Reynolds, L ERA: 3.86 34 Matt Belisle, R ERA: 88 Josh Outman, L ERA: 4.66	4.0 W 16 4 1 1 2 1 0 0 0 0 0 0 7 7 0.00 0.000																			

AB	35
R	6
H	9
RBI	6
BB	3
SO	6
LOB	19

AB	35
R	2
H	7
RBI	1
BB	3
SO	10
LOB	17

Batter	1	2	3	4	5	6	7	8	9	AB	R	H	RBI	BB	SO	LOB	TOP										
25 Peter Bourjos, R OBP: 0.382, SLG: 0.362										3	0	0	0	1	2	3	Los Angeles Angels @ Cincinnati Reds Goodyear Ballpark, Goodyear, AZ Wed Mar 28, 2012, 4:06 PM - 6:45 PM EDT Att: 3,609 - Partly Cloudy - 78 F										
35 Jason Isringhausen, R (7, 1)										0	0	0	0	0	0	0											
40 Kevin Jepsen, R (8, 1)										0	0	0	0	0	0	0											
65 Loek Van Mil, R (9, 1)										0	0	0	0	0	0	0											
53 Bobby Abreu, L OBP: 0.160, SLG: 0.130										4	0	0	0	0	1	1											
99 Andy Workman, R (7, 9)										0	0	0	0	0	0	0											
13 Maicer Izturis, S OBP: 0.312, SLG: 0.563										3	0	0	0	0	0	0											
96 Drew Heid, L (7, 7)										1	0	0	0	0	0	0											
10 Vernon Wells, R OBP: 0.316, SLG: 0.462										3	1	1	1	0	0	0											
20 Travis Witherspoon, R OBP: 0.200, SLG: 0.200										1	0	0	0	0	1	0											
44 Mark Trumbo, R OBP: 0.311, SLG: 0.650										3	1	1	0	0	0	0											
28 Kaleb Cowart, S OBP: 0.250, SLG: 0.250										1	0	0	0	0	1	0											
6 Alberto Callaspo, S OBP: 0.333, SLG: 0.383										3	0	0	0	0	1	1											
17 Adam Heather, R (7, 4)										1	0	0	0	0	0	0											
17 Chris Iannetta, R OBP: 0.364, SLG: 0.483										3	1	1	0	1	1	0											
96 Jett Bandy, R OBP: 0.667, SLG: 0.500										0	0	0	0	0	0	0											
19 Alexi Amarista, L OBP: 0.354, SLG: 0.596										4	0	1	0	0	0	1											
24 Dan Haren, R (1, 1)										1	0	0	1	1	1	0											
71 Steve Geltz, R (6, 1)										0	0	0	0	0	0	0											
79 Roberto Lopez, R OBP: 1.000, SLG: 4.000										1	1	1	2	0	0	0											
Inning Stats	R: 0 E: 0 K: 1 S: 5	H: 0 LOB: 0 BB: 0 P: 5	R: 1 E: 0 K: 2 S: 10	H: 3 LOB: 3 BB: 1 P: 14	R: 1 E: 0 K: 0 S: 4	H: 1 LOB: 0 BB: 0 P: 5	R: 0 E: 0 K: 1 S: 5	H: 0 LOB: 0 BB: 0 P: 5	R: 0 E: 0 K: 1 S: 3	H: 0 LOB: 0 BB: 0 P: 3	R: 2 E: 0 K: 1 S: 6	H: 1 LOB: 1 BB: 2 P: 14	R: 0 E: 0 K: 2 S: 7	H: 0 LOB: 0 BB: 0 P: 7	R: 0 E: 0 K: 0 S: 3	H: 0 LOB: 0 BB: 0 P: 3	1B: 3 2B: 0 3B: 0 HR: 2	SF: 0 SAC: 0 DP: 0 HBP: 0	WP: 0 PB: 0 SB: 0 CS: 0	PA: 35							
PITCHER	IP	WLS	BF	H	R	ER	SO	BB	IBB	HBP	BLK	WP	HR	S	P	ERA	WHIP										
61 Bronson Arroyo, R ERA: 6.16	6.0		23	4	2	2	5	1	0	0	0	0	1	32	37	3.00	0.833										
44 Travis Webb, L ERA: 6.0	1.0		6	1	2	2	1	2	0	0	0	0	1	6	14	18.00	3.000										
66 Logan Ondrusek, R ERA: 1.74	2.0	W	6	0	0	0	2	0	0	0	0	0	0	10	10	0.00	0.000										

Batter	1	2	3	4	5	6	7	8	9	AB	R	H	RBI	BB	SO	LOB	BOTTOM										
4 Brandon Phillips, R OBP: 0.346, SLG: 0.480										2	1	2	0	0	0	0	Los Angeles Angels @ Cincinnati Reds Goodyear Ballpark, Goodyear, AZ Wed Mar 28, 2012, 4:06 PM - 6:45 PM EDT Att: 3,609 - Partly Cloudy - 78 F										
2 Brodie Greene, R OBP: 0.400, SLG: 0.250										2	0	0	0	0	0	0											
66 Logan Ondrusek, R (8, 1)										0	0	0	0	0	0	0											
15 Wilson Valdez, R OBP: 0.341, SLG: 0.316										2	0	1	0	0	0	1											
7 Paul Janish, R OBP: 0.405, SLG: 0.500										2	1	1	1	0	0	0											
19 Joey Votto, L OBP: 0.313, SLG: 0.262										2	0	0	0	0	1	2											
43 Miguel Cairo, R OBP: 0.378, SLG: 0.371										2	0	0	0	0	0	0											
27 Scott Rolen, R OBP: 0.400, SLG: 0.538										2	0	1	0	0	0	1											
25 Juan Francisco, L OBP: 0.163, SLG: 0.326										2	0	0	0	0	1	0											
32 Jay Bruce, L OBP: 0.400, SLG: 0.500										2	0	1	0	0	0	1											
9 Willie Harris, L OBP: 0.302, SLG: 0.308										2	0	1	0	0	0	0											
21 Todd Frazier, R OBP: 0.292, SLG: 0.568										3	0	0	0	0	0	2											
44 Travis Webb, L (7, 1)										0	0	0	0	0	0	0											
25 Jose Castro, S (8, 4)										1	0	0	0	0	0	0											
6 Drew Stubbs, R OBP: 0.333, SLG: 0.390										2	1	1	0	0	0	0											
28 Chris Heisey, R OBP: 0.288, SLG: 0.304										1	1	0	0	1	0	1											
29 Ryan Hanigan, R OBP: 0.297, SLG: 0.286										2	0	2	1	0	0	0											
39 Devin Mesoraco, R OBP: 0.257, SLG: 0.333										2	0	0	0	0	1	1											
61 Bronson Arroyo, R (1, 1)										2	0	0	0	0	1	2											
48 Ryan Ludwick, R OBP: 0.286, SLG: 0.368										2	1	1	2	0	0	0											
Inning Stats	R: 0 E: 0 K: 1 S: 6	H: 1 LOB: 1 BB: 0 P: 6	R: 1 E: 0 K: 1 S: 7	H: 3 LOB: 1 BB: 0 P: 7	R: 1 E: 0 K: 0 S: 5	H: 3 LOB: 1 BB: 0 P: 5	R: 0 E: 0 K: 0 S: 4	H: 1 LOB: 1 BB: 0 P: 4	R: 0 E: 0 K: 0 S: 3	H: 0 LOB: 0 BB: 0 P: 3	R: 0 E: 0 K: 1 S: 5	H: 0 LOB: 0 BB: 0 P: 5	R: 0 E: 0 K: 1 S: 7	H: 1 LOB: 0 BB: 0 P: 9	R: 2 E: 0 K: 0 S: 4	H: 1 LOB: 0 BB: 1 P: 10	1B: 6 2B: 2 3B: 1 HR: 2	SF: 0 SAC: 0 DP: 2 HBP: 0	WP: 0 PB: 1 SB: 1 CS: 0	PA: 36							
PITCHER	IP	WLS	BF	H	R	ER	SO	BB	IBB	HBP	BLK	WP	HR	S	P	ERA	WHIP										
24 Dan Haren, R ERA: 2.18	5.2		24	9	2	2	2	0	0	0	0	0	0	28	28	3.18	1.588										
71 Steve Geltz, R ERA: 7.71	0.1		1	0	0	0	0	0	0	0	0	0	0	1	1	0.00	0.000										
35 Jason Isringhausen, R ERA: 1.71	1.0	H	3	0	0	0	1	0	0	0	0	0	0	5	5	0.00	0.000										
40 Kevin Jepsen, R ERA: 5.0	1.0	H	4	1	1	1	1	0	0	0	0	0	1	7	9	9.00	1.000										
65 Loek Van Mil, R ERA: 9.53	0.2	L	4	1	2	2	0	1	0	0	0	0	1	4	10	27.00	3.000										

Batter	1	2	3	4	5	6	7	8	9	10	AB	R	H	RBI	BB	SO	LOB	TOP																				
2 Erick Aybar, S OBP: 0.424, SLG: 0.565 19 Alexi Amarista, L OBP: 0.365, SLG: 0.588	G6-3		G5-3		F9		1B			K	3	0	0	0	0	0	1	Los Angeles Angels @ Chicago Cubs Hohokam Park, Mesa, AZ Sat Mar 31 2012, 4:08 PM - 7:07 PM EDT Att. 12,413 - Sunny - 88 F																				
47 Howie Kendrick, R OBP: 0.433, SLG: 0.698 3 Jorge Cantu, R OBP: 0.275, SLG: 0.375	5 HR 2B		K		G6-3		P4			L7	3	1	1	0	0	1	1																					
5 Albert Pujols, R OBP: 0.460, SLG: 0.870 39 Ryan Langerhans, L (6, PR) OBP: 0.406, SLG: 0.417	2H HR		F9		F9		48 CS BB			K	2	1	1	2	1	0	0																					
48 Torii Hunter, R OBP: 0.352, SLG: 0.404 79 Roberto Lopez, R (6, PR) OBP: 0.500, SLG: 2.000	K		K		K		E6 10 1B 44 2B			G4-3	3	0	0	0	0	2	1																					
10 Vernon Wells, R OBP: 0.375, SLG: 0.483 4 Ryan Mount, L OBP: 0.250, SLG: 0.750	F9		K		K		44 2B 1B			G4-3	3	0	1	0	0	1	0																					
44 Mark Trumbo, R OBP: 0.321, SLG: 0.681 58 Brian Hernandez, R (6, PR) (6, 4)		E1 25 FC6-5-4 17 G3-1					1-3 2-H 2B			F9	2	0	0	0	1	0	2																					
17 Chris Iannetta, R OBP: 0.375, SLG: 0.441 46 Bobby Wilson, R OBP: 0.417, SLG: 0.429		G3-1			F9		BB			K	1	0	0	0	0	1	0																					
25 Peter Bourjos, R OBP: 0.375, SLG: 0.382 96 Drew Heid, L (6, 8)		FC6-5-4 43 S					2B			G6-3	3	0	1	0	0	1	4																					
43 Garrett Richards, R 32 LaTroy Hawkins, R 40 Kevin Jepsen, L 31 Ryan Jones, L 86 David Carpenter, R 65 Loek Van Mil, R		K					K			F9	3	0	0	0	0	3	5																					
Inning Stats	R: 2 E: 0 K: 1 S: 7	H: 2 LOB: 0 BB: 0 P: 7	R: 0 E: 1 K: 1 S: 6	H: 0 LOB: 1 BB: 0 P: 7	R: 0 E: 0 K: 1 S: 5	H: 0 LOB: 0 BB: 0 P: 5	R: 0 E: 0 K: 2 S: 7	H: 0 LOB: 1 BB: 1 P: 11	R: 0 E: 0 K: 1 S: 6	H: 1 LOB: 1 BB: 0 P: 6	R: 1 E: 0 K: 1 S: 9	H: 2 LOB: 3 BB: 2 P: 18	R: 0 E: 0 K: 0 S: 3	H: 0 LOB: 0 BB: 0 P: 3	R: 0 E: 0 K: 1 S: 5	H: 0 LOB: 0 BB: 0 P: 5	R: 0 E: 0 K: 2 S: 7		H: 0 LOB: 0 BB: 0 P: 7	1B: 2 2B: 3 3B: 0 HR: 1	SF: 0 SAC: 0 DP: 0 HBP: 0	WP: 0 PB: 0 SB: 1 CS: 2	PA: 39															
PITCHER	IP	WLS	BF	H	R	ER	SO	BB	IBB	HBP	BLK	WP	HR	S	P	ERA	WHIP	PITCHER				IP	WLS	BF	H	R	ER	SO	BB	IBB	HBP	BLK	WP	HR	S	P	ERA	WHIP
28 Paul Maholm, L ERA: 1.84 34 Kerry Wood, R ERA: 9.0 19 Rodrigo Lopez, R ERA: 2.45 49 Carlos Marmol, R ERA: 7.56 48 Rafael Dolis, R ERA:	4.2	0.1	19	3	2	2	6	1	0	0	0	0	0	1	30	3.86	0.857	40 James Russell, L (10, 1) ERA: 3.0				1.0	3	3	0	0	0	2	0	0	0	0	7	7	0.00	0.000		

AB	36
R	3
H	6
RBI	3
BB	3
SO	12
LOB	15



Batter	1	2	3	4	5	6	7	8	9	10	AB	R	H	RBI	BB	SO	LOB	BOTTOM																					
9 David DeJesus, L OBP: 0.357, SLG: 0.512 19 Rodrigo Lopez, R ERA: 2.45 87 Michael Burgess, L (7, PH) 49 Carlos Marmol, R ERA: 7.56 48 Rafael Dolis, R ERA: 7.56 40 James Russell, L ERA: 3.0 Matt Szczur, R OBP: 0.182, SLG: 0.143	G1-3		G4-3		1B		K			G6-3	3	0	1	0	0	0	0	Los Angeles Angels @ Chicago Cubs Hohokam Park, Mesa, AZ Sat Mar 31 2012, 4:08 PM - 7:07 PM EDT Att. 12,413 - Sunny - 88 F																					
15 Darwin Barney, R OBP: 0.423, SLG: 0.625 (7, 4)	F8		G1-3		L9					G5-3	5	0	1	0	0	0	2																						
2 Ian Stewart, L OBP: 0.358, SLG: 0.637 1 Tony Campana, L OBP: 0.250, SLG: 0.256	1B		G3				90 G4-3 11 G4-3 1B			L7	2	0	1	0	0	0	0																						
3 Jeff Baker, R OBP: 0.347, SLG: 0.467 90 Wes Darvill, L OBP: 0.500, SLG: 0.500 (7, 6)	G5-3		E1 1B		G4-3		G4-3			G1-3	2	0	1	0	0	0	1																						
11 Blake DeWitt, L OBP: 0.387, SLG: 0.396	G4-3		G6-3		G4-3		G4-3			G1-3	4	0	0	1	0	0	2																						
5 Reed Johnson, R OBP: 0.316, SLG: 0.306	K		G6-3		G6-3		51 1B 16 CS BB			F8	3	1	0	0	1	1	0																						
51 Steve Clevenger, L OBP: 0.326, SLG: 0.524 (1, 2)	G3-1		G4-3		G4-3		16 CS 1B			G6-3	4	0	1	0	0	0	0																						
16 Joe Mather, R OBP: 0.446, SLG: 0.717 (1, 9)			G4-3		G4-3		CS			K	4	1	1	0	0	1	0																						
28 Paul Maholm, L OBP: 0.333, SLG: 0.667 34 Kerry Wood, R ERA: 9.0 99 Alfredo Amezaga, S (6, PH) OBP: 0.326, SLG: 0.310 (6, 5)	G6-3		G6-3		E4 9 1B 2H		G4-3			P2	1	0	0	0	0	0	0																						
Inning Stats	R: 0 E: 0 K: 0 S: 4	H: 1 LOB: 1 BB: 0 P: 5	R: 0 E: 0 K: 1 S: 5	H: 0 LOB: 0 BB: 0 P: 5	R: 0 E: 0 K: 0 S: 3	H: 0 LOB: 0 BB: 0 P: 3	R: 0 E: 1 K: 0 S: 4	H: 1 LOB: 1 BB: 0 P: 4	R: 1 E: 1 K: 0 S: 6	H: 2 LOB: 2 BB: 0 P: 6	R: 2 E: 0 K: 0 S: 4	H: 2 LOB: 0 BB: 1 P: 10	R: 0 E: 0 K: 1 S: 5	H: 0 LOB: 0 BB: 0 P: 5	R: 0 E: 0 K: 1 S: 5	H: 0 LOB: 0 BB: 0 P: 5	R: 0 E: 0 K: 0 S: 4		H: 1 LOB: 1 BB: 0 P: 4	R: 0 E: 0 K: 0 S: 4	H: 0 LOB: 0 BB: 0 P: 5	R: 0 E: 0 K: 0 S: 4	H: 1 LOB: 1 BB: 0 P: 4	1B: 6 2B: 2 3B: 0 HR: 0	SF: 0 SAC: 0 DP: 0 HBP: 0	WP: 0 PB: 0 SB: 2 CS: 2	PA: 40												
PITCHER	IP	WLS	BF	H	R	ER	SO	BB	IBB	HBP	BLK	WP	HR	S	P	ERA	WHIP	PITCHER				IP	WLS	BF	H	R	ER	SO	BB	IBB	HBP	BLK	WP	HR	S	P	ERA	WHIP	
43 Garrett Richards, R ERA: 3.54 32 LaTroy Hawkins, R ERA: 5.14 40 Kevin Jepsen, R ERA: 4.5 86 David Carpenter, R ERA: 65 Loek Van Mil, R ERA: 5.1	1.1	1.0	3	0	0	0	1	0	0	0	0	0	0	5	5	0.00	1.000	43 Garrett Richards, R ERA: 3.54 32 LaTroy Hawkins, R ERA: 5.14 40 Kevin Jepsen, R ERA: 4.5 86 David Carpenter, R ERA: 65 Loek Van Mil, R ERA: 5.1				1.0	3	4	1	0	0	0	0	0	0	0	0	0	0	4	4	0.00	1.000

AB	38
R	3
H	8
RBI	1
BB	1
SO	3
LOB	7



Batter	1	2	3	4	5	6	7	8	9	AB	R	H	RBI	BB	SO	LOB	TOP			
9 David DeJesus, L (1,9) OBP: 0.313, SLG: 0.293										3	1	2	0	0	0	0	Chicago Cubs @ Los Angeles Angels Tempe Diablo Stadium, Tempe, AZ Sun Apr 01 2012, 4:11 PM - 6:42 PM EDT Att: 9,539 - Partly Cloudy - 70 F			
16 Joe Mather, R (6,9) OBP: 0.433, SLG: 0.694										2	0	0	0	0	1	1				
15 Darwin Barney, R (1,4) OBP: 0.418, SLG: 0.647										3	1	1	1	0	0	1				
91 Ronald Torreyes, R (6,4) OBP: 0.500, SLG: 0.500										2	0	1	1	0	0	0				
13 Starlin Castro, R (1,6) OBP: 0.296, SLG: 0.449										2	0	2	1	0	0	0				
99 Alfredo Amezaga, S (6,6) OBP: 0.313, SLG: 0.295										2	0	0	0	0	0	1				
12 Alfonso Soriano, R (1,7) OBP: 0.296, SLG: 0.765										3	0	0	0	0	1	2				
1 Tony Campana, L (6,7) OBP: 0.262, SLG: 0.268										2	1	1	0	0	0	0				
11 Blake DeWitt, L (1,3) OBP: 0.388, SLG: 0.386										4	2	1	0	1	0	2				
2 Ian Stewart, L (1,5) OBP: 0.354, SLG: 0.523										3	0	1	0	0	2	0				
3 Jeff Baker, R (6,3) OBP: 0.373, SLG: 0.543										1	1	1	3	1	0	0				
24 Marlon Byrd, R (1,8) OBP: 0.303, SLG: 0.426										3	0	1	1	0	2	0				
5 Reed Johnson, R (6,8) OBP: 0.322, SLG: 0.353										2	1	1	0	0	1	1				
18 Geovany Soto, R (1,10) OBP: 0.378, SLG: 0.650										2	1	1	1	2	0	0				
51 Steve Clevenger, L (1,2) OBP: 0.300, SLG: 0.478										4	0	0	0	0	1	5				
Inning Stats	R: 0 E: 0 K: 0 S: 5	H: 2 LOB: 2 BB: 0 P: 6	R: 0 E: 0 K: 2 S: 7	H: 0 LOB: 1 BB: 1 P: 11	R: 0 E: 0 K: 1 S: 4	H: 1 LOB: 0 BB: 0 P: 4	R: 0 E: 0 K: 1 S: 5	H: 0 LOB: 0 BB: 0 P: 5	R: 0 E: 0 K: 1 S: 10	H: 5 LOB: 3 BB: 1 P: 14	R: 0 E: 0 K: 0 S: 3	H: 0 LOB: 0 BB: 0 P: 3	R: 5 E: 0 K: 2 S: 12	H: 5 LOB: 1 BB: 1 P: 16	R: 0 E: 0 K: 1 S: 5	H: 0 LOB: 1 BB: 1 P: 9	1B: 8 2B: 2 3B: 2 HR: 1	SF: 1 SAC: 0 DP: 0 HBP: 0	WP: 1 PB: 0 SB: 1 CS: 1	PA: 44
PITCHER	IP	WLS	BF	H	R	ER	SO	BB	IBB	HBP	BLK	WP	HR	S	P	ERA	WHIP			
36 Jered Weaver, R (1,1) ERA: 3.4	6.0	L	27	8	3	3	5	2	0	0	0	0	0	36	45	4.50	1.667			
37 Scott Downs, L (7,1) ERA: 3.38	1.0		3	0	0	0	0	0	0	0	0	0	0	3	3	0.00	0.000			
55 Jason Iiringhausen, R (8,1) ERA: 12.79	0.2		8	5	5	5	2	1	0	0	0	1	1	11	15	67.50	9.000			
37 Dakota Robinson, L (8,1) ERA:	0.1		1	0	0	0	0	0	0	0	0	0	0	1	1	0.00	0.000			
81 Daniel Tillman, R (9,1) ERA: 1.29	1.0		4	0	0	0	1	1	0	0	0	0	0	5	9	0.00	1.000			

Batter	1	2	3	4	5	6	7	8	9	AB	R	H	RBI	BB	SO	LOB	BOTTOM			
13 Maicer Izturis, S (1,6) OBP: 0.364, SLG: 0.619										4	1	1	1	0	0	1	Chicago Cubs @ Los Angeles Angels Tempe Diablo Stadium, Tempe, AZ Sun Apr 01 2012, 4:11 PM - 6:42 PM EDT Att: 9,539 - Partly Cloudy - 70 F			
87 Brandon Brewer, L (9,4) OBP: 0.364, SLG: 0.619										0	0	0	0	0	0	0				
53 Bobby Abreu, L (1,7) OBP: 0.178, SLG: 0.154										3	0	0	0	0	2	0				
77 Kole Calhoun, L (7,9) OBP: 0.378, SLG: 0.524										1	0	0	0	0	0	0				
6 Alberto Callaspo, S (1,5) OBP: 0.256, SLG: 0.426										3	0	2	0	0	0	0				
28 Kaleb Cowart, S (7,5) OBP: 0.400, SLG: 0.400										1	0	1	0	0	0	0				
44 Mark Trumbo, R (1,9) OBP: 0.321, SLG: 0.660										3	0	1	0	0	1	4				
76 Matt Long, L (7,8) OBP: 0.333, SLG: 0.294										1	0	0	0	0	1	1				
8 Kendrys Morales, S (1,10) OBP: 0.435, SLG: 0.696										3	0	0	0	0	2	3				
81 Matt Scioscia, R (9,PH) OBP: 0.435, SLG: 0.696										1	0	0	0	0	1	0				
46 Bobby Wilson, R (1,2) OBP: 0.385, SLG: 0.391										2	0	0	0	0	0	0				
16 Hank Conger, L (7,2) OBP: 0.347, SLG: 0.455										2	0	0	0	0	0	0				
3 Jorge Cantu, R (1,3) OBP: 0.256, SLG: 0.349										3	0	0	0	0	1	0				
83 Frazier Hall, L (9,3) OBP: 0.256, SLG: 0.349										1	0	0	0	0	0	0				
19 Alexi Amarista, L (1,4) OBP: 0.345, SLG: 0.556										3	0	0	0	0	2	0				
39 Ryan Langerhans, L (1,8) OBP: 0.371, SLG: 0.370										3	0	0	0	0	1	0				
99 Andy Workman, R (9,7) OBP: 0.371, SLG: 0.370										0	0	0	0	0	0	0				
Inning Stats	R: 0 E: 1 K: 1 S: 7	H: 1 LOB: 2 BB: 0 P: 7	R: 0 E: 0 K: 1 S: 5	H: 0 LOB: 0 BB: 0 P: 5	R: 0 E: 0 K: 1 S: 5	H: 0 LOB: 0 BB: 0 P: 5	R: 0 E: 0 K: 1 S: 6	H: 1 LOB: 1 BB: 0 P: 6	R: 0 E: 0 K: 2 S: 7	H: 0 LOB: 0 BB: 0 P: 7	R: 1 E: 0 K: 2 S: 9	H: 2 LOB: 1 BB: 0 P: 10	R: 0 E: 0 K: 1 S: 5	H: 0 LOB: 0 BB: 0 P: 5	1B: 4 2B: 1 3B: 0 HR: 1	SF: 0 SAC: 0 DP: 1 HBP: 0	WP: 0 PB: 0 SB: 0 CS: 0	PA: 34		
PITCHER	IP	WLS	BF	H	R	ER	SO	BB	IBB	HBP	BLK	WP	HR	S	P	ERA	WHIP			
88 Chris Rusin, L (1,1) ERA: 0.9	5.1		20	2	0	0	3	0	0	0	0	0	0	12	12	0.00	0.375			
54 Shawn Camp, R (6,1) ERA: 3.38	1.2	H	6	1	0	0	3	0	0	0	0	0	0	12	12	0.00	0.600			
91 Frank Batista, R (8,1) ERA: 3.0	1.0		5	2	1	1	2	0	0	0	0	0	1	9	10	9.00	2.000			
Alberto Cabrera, R (9,1) ERA: 8.44	1.0		3	0	0	0	1	0	0	0	0	0	0	5	5	0.00	0.000			

Chicago Cubs @ Los Angeles Angels
 Tempe Diablo Stadium, Tempe, AZ
 Sun Apr 01 2012, 4:11 PM - 6:42 PM EDT
 Att: 9,539 - Partly Cloudy - 70 F

livebaseballscorecards.com

AB 38
R 8
H 13
RBI 8
BB 4
SO 8
LOB 13



Chicago Cubs @ Los Angeles Angels
 Tempe Diablo Stadium, Tempe, AZ
 Sun Apr 01 2012, 4:11 PM - 6:42 PM EDT
 Att: 9,539 - Partly Cloudy - 70 F

livebaseballscorecards.com

AB 34
R 1
H 5
RBI 1
BB 0
SO 9
LOB 11



Batter	1	2	3	4	5	6	7	8	9	AB	R	H	RBI	BB	SO	LOB	TOP											
9 Dee Strange-Gordon, L OBP: 0.451, SLG: 0.492 37 Josh Fields, R OBP: 0.350, SLG: 0.348										4	0	1	0	0	0	2	Los Angeles Dodgers @ Los Angeles Angels Angel Stadium of Anaheim, Anaheim, CA Mon Apr 02 2012, 7:07 PM - 10:43 PM PDT Att: 33,111 - Clear - 68 F livebaseballscorecards.com											
14 Mark Ellis, R OBP: 0.350, SLG: 0.377 63 Matt Angle, L OBP: 0.381, SLG: 0.343										4	1	2	0	0	0	2												
27 Matt Kemp, R OBP: 0.288, SLG: 0.419 98 Blake Smith, L										4	0	0	0	0	3	3												
16 Andre Ethier, L OBP: 0.429, SLG: 0.863 10 Tony Gwynn Jr., L OBP: 0.295, SLG: 0.295										3	0	1	0	0	1	1												
21 Juan Rivera, R OBP: 0.349, SLG: 0.586 6 Jerry Hairston, R OBP: 0.449, SLG: 0.463										3	0	2	1	0	1	1												
7 James Loney, L OBP: 0.328, SLG: 0.463 18 Matt Treanor, R OBP: 0.346, SLG: 0.364										3	0	0	0	0	0	3												
5 Juan Uribe, R OBP: 0.316, SLG: 0.311 12 Justin Sellers, R OBP: 0.370, SLG: 0.439										3	1	2	0	0	1	1												
17 A.J. Ellis, R OBP: 0.418, SLG: 0.455 65 Luis Alfonso Cruz, R OBP: 0.278, SLG: 0.444										3	0	1	0	0	0	1												
3 Adam Kennedy, L OBP: 0.316, SLG: 0.417 89 Luis Nunez, R										3	0	1	1	1	0	2												
Inning Stats	R: 0 E: 0 K: 1 S: 10	H: 0 LOB: 0 BB: 0 P: 13	R: 0 E: 0 K: 2 S: 13	H: 1 LOB: 1 BB: 0 P: 21	R: 0 E: 0 K: 0 S: 7	H: 0 LOB: 0 BB: 0 P: 10	R: 1 E: 0 K: 1 S: 14	H: 2 LOB: 1 BB: 0 P: 21	R: 0 E: 0 K: 1 S: 10	H: 1 LOB: 2 BB: 0 P: 16	R: 1 E: 0 K: 1 S: 14	H: 4 LOB: 2 BB: 0 P: 20	R: 0 E: 0 K: 0 S: 5	H: 1 LOB: 0 BB: 0 P: 9	R: 1 E: 1 K: 3 S: 17	H: 0 LOB: 3 BB: 2 P: 31		1B: 10 2B: 1 3B: 0 HR: 0	SF: 0 SAC: 0 DP: 1 HBP: 0	WP: 0 PB: 0 SB: 3 CS: 0	PA: 39							
PITCHER	IP	WLS	BF	H	R	ER	SO	BB	IBB	HBP	BLK	WP	HR	S	P	ERA	WHIP											
24 Dan Haren, R ERA: 2.05	5.2	W	23	6	1	1	5	0	0	0	0	0	0	64	94	1.59	1.059											
0 David Pauley, R ERA: 9.64	0.1	H	1	0	0	0	0	0	0	0	0	0	0	1	2	0.00	0.000											
55 Jason Isringhausen, R ERA: 12.89	0.2		5	4	1	1	0	0	0	0	0	0	0	11	17	13.50	6.000											
86 David Carpenter, R ERA:	0.1	H	1	0	0	0	1	0	0	0	0	0	0	3	3	0.00	0.000											
40 Kevin Jepsen, R ERA: 6.98	1.0		3	1	0	0	0	0	0	0	0	0	0	5	9	0.00	1.000											
51 Jordan Walden, R ERA: 6.75	0.2		5	0	1	0	2	2	0	0	0	0	0	0	13	24	0.00	3.000										
90 Kevin Johnson, R ERA: 1.93	0.1		1	0	0	0	1	0	0	0	0	0	0	0	4	7	0.00	0.000										

Batter	1	2	3	4	5	6	7	8	9	AB	R	H	RBI	BB	SO	LOB	BOTTOM										
2 Erick Aybar, S OBP: 0.429, SLG: 0.561 6 Alberto Callaspo, S OBP: 0.397, SLG: 0.465										4	1	2	0	0	2	0	Los Angeles Dodgers @ Los Angeles Angels Angel Stadium of Anaheim, Anaheim, CA Mon Apr 02 2012, 7:07 PM - 10:43 PM PDT Att: 33,111 - Clear - 68 F livebaseballscorecards.com										
47 Howie Kendrick, R OBP: 0.431, SLG: 0.684										4	2	1	0	1	2	3											
5 Albert Pujols, R OBP: 0.446, SLG: 0.825 19 Alexi Amarista, L OBP: 0.357, SLG: 0.564										3	0	0	1	1	0	3											
8 Kendrys Morales, S OBP: 0.423, SLG: 0.692 53 Bobby Abreu, L OBP: 0.207, SLG: 0.154										3	0	1	1	0	1	3											
48 Tori Hunter, R OBP: 0.362, SLG: 0.411 77 Kole Calhoun, L OBP: 0.391, SLG: 0.558										4	0	2	2	0	1	1											
10 Vernon Wells, R OBP: 0.343, SLG: 0.475 3 Jorge Cantu, R OBP: 0.250, SLG: 0.341										3	0	1	0	1	1	3											
44 Mark Trumbo, R OBP: 0.389, SLG: 0.370										4	1	1	3	0	1	4											
17 Chris Iannetta, R OBP: 0.356, SLG: 0.436										5	1	1	0	0	1	2											
25 Peter Bourjos, R OBP: 0.382, SLG: 0.390										4	1	2	1	0	0	2											
Inning Stats	R: 0 E: 0 K: 2 S: 10	H: 1 LOB: 1 BB: 0 P: 18	R: 3 E: 0 K: 3 S: 22	H: 3 LOB: 3 BB: 3 P: 43	R: 0 E: 1 K: 1 S: 12	H: 0 LOB: 0 BB: 0 P: 19	R: 1 E: 0 K: 0 S: 13	H: 2 LOB: 1 BB: 0 P: 21	R: 1 E: 0 K: 0 S: 18	H: 3 LOB: 1 BB: 0 P: 24	R: 3 E: 0 K: 1 S: 14	H: 2 LOB: 1 BB: 1 P: 27	R: 4 E: 0 K: 1 S: 16	H: 3 LOB: 1 BB: 2 P: 31	R: 4 E: 0 K: 1 S: 16	H: 3 LOB: 1 BB: 2 P: 31		1B: 8 2B: 5 3B: 0 HR: 1	SF: 0 SAC: 0 DP: 1 HBP: 0	WP: 1 PB: 1 SB: 0 CS: 0	PA: 44						
PITCHER	IP	WLS	BF	H	R	ER	SO	BB	IBB	HBP	BLK	WP	HR	S	P	ERA	WHIP										
28 Jamey Wright, R ERA: 4.38	2.0		7	1	0	0	3	2	0	0	0	0	0	20	31	0.00	0.500										
60 Todd Coffey, R	0.2	L	7	3	3	3	2	2	0	0	0	0	0	16	30	40.50	7.500										
52 Josh Lindblom, R ERA: 3.86	1.1		5	0	0	0	2	1	0	0	0	0	0	18	32	0.00	0.750										
66 Mike MacDougal, R ERA: 7.88	1.0		5	2	1	1	0	0	0	0	0	0	0	13	21	9.00	2.000										
57 Scott Elbert, L ERA: 4.15	0.2		5	3	1	1	0	0	0	0	0	0	0	16	22	13.50	4.500										
74 Kenley Jansen, R ERA: 5.0	1.0		6	2	3	3	1	1	0	0	0	0	0	15	26	27.00	3.000										
51 Ronald Belisario, R ERA: 7.45	1.1		9	3	4	3	1	2	0	0	0	0	0	17	34	20.25	3.750										



Batter	1	2	3	4	5	6	7	8	9	AB	R	H	RBI	BB	SO	LOB	TOP						
2 Erick Aybar, S OBP: 0.432, SLG: 0.557 3 Jorge Cantu, R OBP: 0.250, SLG: 0.341										4	1	2	0	0	0	0	0	Los Angeles Angels @ Los Angeles Dodgers Dodger Stadium, Los Angeles, CA Tue Apr 03 2012, 7:13 PM - 10:42 PM PDT Att: 20,009 - Partly Cloudy - 66 F					
53 Bobby Abreu, L OBP: 0.226, SLG: 0.164 39 Ryan Langerhans, L OBP: 0.389, SLG: 0.370										3	0	1	0	1	0	0	0						
5 Albert Pujols, R OBP: 0.429, SLG: 0.797 44 Mark Trumbo, R OBP: 0.328, SLG: 0.685										2	0	0	1	0	0	0	0						
48 Tori Hunter, R OBP: 0.344, SLG: 0.390 19 Alexi Amarista, L OBP: 0.351, SLG: 0.554										3	0	0	0	0	0	1	1						
10 Vernon Wells, R OBP: 0.343, SLG: 0.484 77 Kole Calhoun, L OBP: 0.404, SLG: 0.568										3	0	1	0	0	0	0	0						
6 Alberto Callaspo, S OBP: 0.333, SLG: 0.424										4	0	0	0	0	1	2							
13 Maicer Izturis, S OBP: 0.346, SLG: 0.542										3	0	0	0	1	0	0							
46 Bobby Wilson, R OBP: 0.345, SLG: 0.346										3	0	0	0	0	1	2							
54 Ervin Santana, R OBP: 0.388, SLG: 0.643 8 Kendrya Morales, S OBP: 0.339, SLG: 0.462 21 Hisanori Takahashi, L OBP: 0.351, SLG: 0.554 90 Kevin Johnson, L OBP: 0.351, SLG: 0.554 8 Kendrya Morales, S OBP: 0.339, SLG: 0.462 32 LaTroy Hawkins, R OBP: 0.351, SLG: 0.554										1	0	0	0	0	1	0							
Inning Stats	R: 0 E: 0 K: 0 S: 10	H: 0 LOB: 0 BB: 0 P: 17	R: 0 E: 0 K: 1 S: 13	H: 1 LOB: 2 BB: 1 P: 23	R: 0 E: 0 K: 1 S: 8	H: 0 LOB: 0 BB: 0 P: 13	R: 0 E: 0 K: 0 S: 6	H: 0 LOB: 0 BB: 0 P: 10	R: 0 E: 0 K: 1 S: 7	H: 0 LOB: 0 BB: 0 P: 11	R: 1 E: 0 K: 1 S: 12	H: 1 LOB: 1 BB: 1 P: 18	R: 0 E: 0 K: 0 S: 6	H: 0 LOB: 0 BB: 0 P: 8	R: 0 E: 0 K: 0 S: 10	H: 2 LOB: 3 BB: 1 P: 18	R: 0 E: 0 K: 0 S: 5		H: 1 LOB: 0 BB: 0 P: 9	1B: 4 2B: 1 3B: 0 HR: 0	SF: 1 SAC: 0 DP: 1 HBP: 0	WP: 0 PB: 0 SB: 0 CS: 0	PA: 34
PITCHER	IP WLS BF H R ER SO BB IBB HBP BLK WP HR S P ERA WHIP																						
44 Aaron Harang, R ERA: 2.63	4.0		14	1	0	0	2	1	0	0	0	0	0	0	0	0	0	0	0	37	63	0.00	0.500
55 Matt Guerrier, R ERA: 1.5	1.0	W	3	0	0	0	1	0	0	0	0	0	0	0	0	0	0	0	0	7	11	0.00	0.000
91 Angel Sánchez, R ERA: 4.5	2.0		8	1	1	1	1	1	0	0	0	1	0	0	0	0	0	0	0	18	26	4.50	1.000
73 Scott Rice, L ERA: 3.48	1.0	H	6	2	0	0	0	1	0	0	0	0	0	0	0	0	0	0	0	10	18	0.00	3.000
93 Shawn Tolleson, R ERA: 2.08	1.0	S	3	1	0	0	0	0	0	0	0	0	0	0	0	0	0	0	0	5	9	0.00	1.000

Batter	1	2	3	4	5	6	7	8	9	AB	R	H	RBI	BB	SO	LOB	BOTTOM			
9 Dee Strange-Gordon, L OBP: 0.446, SLG: 0.485 18 Matt Treanor, R OBP: 0.370, SLG: 0.391 65 Luis Alfonso Cruz, R OBP: 0.270, SLG: 0.432										3	0	1	0	0	0	1	1			
14 Mark Ellis, R OBP: 0.345, SLG: 0.375 37 Josh Fields, R OBP: 0.327, SLG: 0.340										3	0	1	0	0	1	5	1			
27 Matt Kemp, R OBP: 0.271, SLG: 0.400 98 Blake Smith, L										3	0	0	1	0	2	6	0			
7 James Loney, L OBP: 0.311, SLG: 0.439 91 Angel Sánchez, R 91 Jon Garcia, R 73 Scott Rice, L 93 Shawn Tolleson, R										3	0	0	0	0	0	3	0			
21 Juan Rivera, R OBP: 0.379, SLG: 0.623 63 Matt Angle, L OBP: 0.372, SLG: 0.333										3	0	3	0	0	0	0	1			
10 Tony Gwynn Jr., L OBP: 0.288, SLG: 0.319 31 Tim Federowicz, R OBP: 0.364, SLG: 0.321										3	1	2	0	0	0	1	1			
5 Juan Uribe, R OBP: 0.300, SLG: 0.298 55 Matt Guerrier, R 3 Adam Kennedy, L OBP: 0.308, SLG: 0.405										2	0	0	0	0	1	3	0			
17 A.J. Ellis, R OBP: 0.421, SLG: 0.444 12 Justin Sellers, R OBP: 0.396, SLG: 0.452										1	0	0	0	0	1	0	1			
44 Aaron Harang, R OBP: 0.333, SLG: 0.333 6 Jerry Hairston, R OBP: 0.462, SLG: 0.452										1	0	1	0	0	0	0	0			
Inning Stats	R: 0 E: 0 K: 1 S: 9	H: 1 LOB: 1 BB: 0 P: 13	R: 0 E: 0 K: 1 S: 8	H: 1 LOB: 0 BB: 0 P: 11	R: 0 E: 1 K: 2 S: 10	H: 1 LOB: 2 BB: 0 P: 16	R: 1 E: 0 K: 1 S: 16	H: 1 LOB: 1 BB: 1 P: 23	R: 3 E: 0 K: 0 S: 17	H: 4 LOB: 3 BB: 2 P: 30	R: 0 E: 0 K: 1 S: 8	H: 1 LOB: 1 BB: 0 P: 11	R: 0 E: 0 K: 0 S: 8	H: 0 LOB: 1 BB: 1 P: 16	R: 0 E: 0 K: 0 S: 8	H: 0 LOB: 1 BB: 1 P: 16	1B: 10 2B: 1 3B: 0 HR: 0	SF: 1 SAC: 1 DP: 2 HBP: 1	WP: 0 PB: 0 SB: 0 CS: 1	PA: 38
PITCHER	IP WLS BF H R ER SO BB IBB HBP BLK WP HR S P ERA WHIP																			
54 Ervin Santana, R ERA: 2.08	5.0		22	4	3	3	0	2	0	0	0	0	0	0	0	0	0			
21 Hisanori Takahashi, L ERA: 2.89	0.1	L	7	4	3	3	0	2	0	0	0	0	0	0	0	0	0			
90 Kevin Johnson, R ERA: 1.42	1.2		5	1	0	0	1	0	0	0	0	0	0	0	0	0	0			
32 LaTroy Hawkins, R ERA: 4.5	1.0		4	0	0	0	0	1	0	0	0	0	0	0	0	0	0			



Batter	1	2	3	4	5	6	7	8	9	AB	R	H	RBI	BB	SO	LOB	TOP			
4 Alex Gordon, L (1,7)										4	0	0	0	0	3	2				
6 Lorenzo Cain, R (1,8)										4	0	0	0	0	3	2				
35 Eric Hosmer, L (1,3)										4	0	0	0	0	2	2				
16 Billy Butler, R (1,10)										4	0	0	0	0	2	0				
21 Jeff Francoeur, R (1,9)										3	0	1	0	0	0	0				
11 Yuniesky Betancourt, R (1,4)										3	0	1	0	0	0	0				
8 Mike Moustakas, L (1,5)										3	0	0	0	0	0	2				
27 Brayan Peña, S (1,2)										3	0	1	0	0	0	0				
2 Alcides Escobar, R (1,6)										3	0	1	0	0	1	0				
Inning Stats	R: 0 E: 0 K: 1 S: 6	H: 0 LOB: 0 BB: 0 P: 10	R: 0 E: 1 K: 1 S: 11	H: 0 LOB: 1 BB: 0 P: 15	R: 0 E: 0 K: 3 S: 12	H: 2 LOB: 2 BB: 0 P: 19	R: 0 E: 0 K: 0 S: 5	H: 0 LOB: 0 BB: 0 P: 8	R: 0 E: 0 K: 1 S: 7	H: 0 LOB: 0 BB: 0 P: 9	R: 0 E: 0 K: 2 S: 10	H: 2 LOB: 1 BB: 0 P: 20	R: 0 E: 0 K: 1 S: 5	H: 0 LOB: 0 BB: 0 P: 8	R: 0 E: 0 K: 1 S: 8	H: 0 LOB: 0 BB: 0 P: 12	1B: 3 2B: 1 3B: 0 HR: 0	SF: 0 SAC: 0 DP: 0 HBP: 0	WP: 0 PB: 0 SB: 0 CS: 0	PA: 31
PITCHER	IP	WLS	BF	H	R	ER	SO	BB	IBB	HBP	BLK	WP	HR	S	P	ERA	WHIP			
36 Jered Weaver, R (1,1)	8.0	W	28	4	0	0	10	0	0	0	0	0	0	62	97	0.00	0.500			
37 Scott Downs, L (9,1)	1.0		3	0	0	0	1	0	0	0	0	0	0	8	12	0.00	0.000			

Kansas City Royals @ Los Angeles Angels
 Angel Stadium of Anaheim, Anaheim, CA
 Fri Apr 06 2012, 7:12 PM - 9:34 PM PDT
 Att: 44,106 - Clear - 69 F

livebaseballscorecards.com

AB 31
 R 0
 H 4
 RBI 0
 BB 0
 SO 11
 LOB 8

Batter	1	2	3	4	5	6	7	8	9	AB	R	H	RBI	BB	SO	LOB	BOTTOM			
2 Erick Aybar, S (1,6)										4	1	1	3	0	1	0				
47 Howie Kendrick, R (1,4)										4	0	1	0	0	3	2				
5 Albert Pujols, R (1,3)										3	0	0	0	1	1	2				
48 Torii Hunter, R (1,9)										4	0	1	1	0	1	1				
10 Vernon Wells, R (1,7)										4	0	1	0	0	0	2				
8 Kendrys Morales, S (1,10)										3	0	1	0	0	0	1				
19 Alexi Amarista, L (8,FR)										0	1	0	0	0	0	0				
44 Mark Trumbo, R (1,5)										3	1	1	0	0	1	0				
6 Alberto Callaspo, S (9,5)										0	0	0	0	0	0	0				
17 Chris Iannetta, R (1,2)										3	1	1	0	0	1	0				
25 Peter Bourjos, R (1,8)										3	1	2	1	0	0	0				
Inning Stats	R: 0 E: 0 K: 0 S: 8	H: 1 LOB: 0 BB: 0 P: 10	R: 0 E: 0 K: 0 S: 8	H: 1 LOB: 0 BB: 0 P: 10	R: 0 E: 0 K: 2 S: 10	H: 1 LOB: 0 BB: 0 P: 16	R: 0 E: 0 K: 2 S: 11	H: 0 LOB: 1 BB: 0 P: 15	R: 0 E: 0 K: 0 S: 10	H: 0 LOB: 0 BB: 0 P: 12	R: 0 E: 0 K: 3 S: 10	H: 0 LOB: 0 BB: 0 P: 14	R: 5 E: 0 K: 1 S: 24	H: 6 LOB: 2 BB: 1 P: 35	1B: 7 2B: 2 3B: 1 HR: 0	SF: 0 SAC: 0 DP: 2 HBP: 0	WP: 1 PB: 0 SB: 0 CS: 1	PA: 33		
PITCHER	IP	WLS	BF	H	R	ER	SO	BB	IBB	HBP	BLK	WP	HR	S	P	ERA	WHIP			
52 Bruce Chen, L (1,1)	6.0	L	7	3	3	3	3	0	0	0	0	0	0	20	26	20.25	2.250			
43 Aaron Crow, R (7,1)	1.1		7	3	3	3	3	0	0	0	0	0	0	20	26	20.25	2.250			
56 Greg Holland, R (8,1)	0.2		6	3	2	2	1	0	1	0	0	0	0	14	23	27.00	4.500			

Kansas City Royals @ Los Angeles Angels
 Angel Stadium of Anaheim, Anaheim, CA
 Fri Apr 06 2012, 7:12 PM - 9:34 PM PDT
 Att: 44,106 - Clear - 69 F

livebaseballscorecards.com

AB 31
 R 5
 H 9
 RBI 5
 BB 1
 SO 8
 LOB 8

Batter	1	2	3	4	5	6	7	8	9	AB	R	H	RBI	BB	SO	LOB	TOP										
4 Alex Gordon, L (1,7)	G4-3		G3-1		K	P6			G5-3	5	0	0	0	0	1	3	Kansas City Royals @ Los Angeles Angels Angel Stadium of Anaheim, Anaheim, CA Sun Apr 08 2012, 12:37 PM - 3:52 PM PDT Att: 32,227 - Sunny - 80 F livebaseballscorecards.com										
2 Alcides Escobar, R (1,6)	HBP		G6-3		F8			F8	4	1	1	0	0	0	1												
35 Eric Hosmer, L (1,3)	HBP		G4-3		HR			K	5	3	2	3	0	1	1												
16 Billy Butler, R (1,10)	HR				G6-3				3	1	2	3	1	0	0												
21 Jeff Francoeur, R (1,9)	G1-3				L5			L4	4	1	1	0	0	0	2												
8 Mike Moustakas, L (1,5)	G4-3				F8			F7	4	0	0	0	0	1	3												
6 Lorenzo Cain, R (1,8)			K					F9	3	0	0	0	1	1	1												
33 Humberto Quintero, R (1,2)			L8-6					F9	4	0	2	0	0	0	2												
17 Chris Getz, L (1,4)	L8-6							K	4	1	2	1	0	1	1												
Inning Stats	R: 3 H: 2 E: 0 K: 0 S: 12	H: 2 LOB: 0 BB: 0 P: 21	R: 0 H: 1 E: 0 K: 1 S: 7	H: 1 LOB: 0 BB: 0 P: 14	R: 0 H: 0 E: 0 K: 0 S: 6	H: 0 LOB: 0 BB: 0 P: 10	R: 0 H: 1 E: 0 K: 0 S: 7	H: 1 LOB: 3 BB: 2 P: 18	R: 2 H: 2 E: 1 K: 1 S: 11	H: 2 LOB: 2 BB: 0 P: 17	R: 1 H: 2 E: 0 K: 1 S: 13	H: 2 LOB: 1 BB: 0 P: 15	R: 0 H: 0 E: 0 K: 1 S: 11	H: 0 LOB: 0 BB: 0 P: 15	R: 0 H: 0 E: 0 K: 1 S: 7	H: 0 LOB: 0 BB: 0 P: 12		1B: 6 2B: 3 HR: 2	SF: 0 SAC: 0 DP: 1 HBP: 1	WP: 2 PB: 0 SB: 2 CS: 0	PA: 39						
PITCHER	IP	WLS	BF	H	R	ER	SO	BB	IBB	HBP	BLK	WP	HR	S	P	ERA	WHIP										
54 Ervin Santana, R (1,1)	5.2	L	26	7	6	5	2	2	0	1	0	1	2	53	96	7.94	1.588										
21 Hisanori Takahashi, L (6,1)	0.2		4	2	1	1	0	0	0	0	0	0	0	6	8	13.50	3.000										
55 Jason Istringhausen, R (7,1)	0.2		3	1	0	0	1	0	0	0	0	1	0	6	10	0.00	1.500										
40 Kevin Jepsen, R (8,1)	1.0		3	0	0	0	1	0	0	0	0	0	0	11	15	0.00	0.000										
51 Jordan Walden, R (9,1)	1.0		3	0	0	0	1	0	0	0	0	0	0	7	12	0.00	0.000										

Batter	1	2	3	4	5	6	7	8	9	AB	R	H	RBI	BB	SO	LOB	BOTTOM										
2 Erick Aybar, S (1,6)	P3		K		1B				G1-3	5	1	2	0	0	1	2	Kansas City Royals @ Los Angeles Angels Angel Stadium of Anaheim, Anaheim, CA Sun Apr 08 2012, 12:37 PM - 3:52 PM PDT Att: 32,227 - Sunny - 80 F livebaseballscorecards.com										
47 Howie Kendrick, R (1,4)	G5-3		G3		L6			G6-4-3	5	1	3	0	0	0	2												
5 Albert Pujols, R (1,3)	G5-3		G3		BB			BB	3	0	2	1	2	0	0												
48 Torii Hunter, R (1,9)	BB		G3		F3			G5-3	4	0	0	1	1	1	7												
10 Vernon Wells, R (1,7)	K		K		G6-3			HR	5	1	1	1	0	3	7												
8 Kendrys Morales, S (1,10)	K		G6-3		K			G4-3	5	0	0	0	0	3	4												
44 Mark Trumbo, R (1,5)	L6		G5-3		1B			1B	4	0	2	0	0	0	0												
17 Chris Iannetta, R (1,2)	BB		F9		P6			1B	3	0	1	0	1	0	1												
25 Peter Bourjos, R (1,8)	P6		G5-3		K			K	4	0	0	0	0	2	4												
Inning Stats	R: 1 H: 1 E: 1 K: 1 S: 13	H: 1 LOB: 1 BB: 1 P: 24	R: 0 H: 0 E: 0 K: 1 S: 10	H: 0 LOB: 1 BB: 1 P: 17	R: 1 H: 1 E: 0 K: 2 S: 16	H: 1 LOB: 2 BB: 1 P: 26	R: 0 H: 0 E: 0 K: 0 S: 9	H: 0 LOB: 0 BB: 0 P: 13	R: 0 H: 2 E: 0 K: 0 S: 11	H: 2 LOB: 2 BB: 0 P: 19	R: 0 H: 1 E: 0 K: 2 S: 13	H: 1 LOB: 1 BB: 0 P: 22	R: 0 H: 2 E: 0 K: 0 S: 6	H: 2 LOB: 1 BB: 0 P: 12	R: 1 H: 3 E: 0 K: 1 S: 14	H: 3 LOB: 2 BB: 0 P: 20		R: 0 H: 1 E: 0 K: 3 S: 13	H: 1 LOB: 2 BB: 1 P: 22	1B: 7 2B: 3 HR: 1	SF: 0 SAC: 0 DP: 1 HBP: 0	WP: 3 PB: 0 SB: 0 CS: 0	PA: 42				
PITCHER	IP	WLS	BF	H	R	ER	SO	BB	IBB	HBP	BLK	WP	HR	S	P	ERA	WHIP										
57 Jonathan Sánchez, L (1,1)	5.0	W	23	4	2	2	4	3	0	0	0	0	0	59	99	3.60	1.400										
50 Jose Mijares, L (6,1)	1.0		4	1	0	0	2	0	0	0	0	0	0	13	22	0.00	1.000										
40 Kelvin Herrera, R (7,1)	1.1		8	5	1	1	0	0	0	0	1	0	1	15	23	6.75	3.750										
43 Aaron Crow, R (8,1)	0.2	H	4	1	0	0	1	1	0	0	0	0	0	7	17	0.00	3.000										
51 Jonathan Broxton, R (9,1)	1.0	S	3	0	0	0	3	0	0	0	0	0	0	11	14	0.00	0.000										

Batter	1	2	3	4	5	6	7	8	9	AB	R	H	RBI	BB	SO	LOB	TOP				
2 Erick Aybar, S OBP: 0.250, SLG: 0.333										2	0	0	1	1	0	0					
47 Howie Kendrick, R OBP: 0.355, SLG: 0.438										4	0	0	0	0	1	1					
5 Albert Pujols, R OBP: 0.353, SLG: 0.357										4	1	0	0	0	0	1					
8 Kendrys Morales, S OBP: 0.375, SLG: 0.438										4	1	1	0	0	1	0					
48 Tori Hunter, R OBP: 0.353, SLG: 0.313										4	0	2	1	0	0	1					
53 Bobby Abreu, L OBP: 0.425, SLG: 0.800										2	1	1	1	1	0	0					
10 Vernon Wells, R OBP: 0.143, SLG: 0.357										1	0	0	0	0	1	1					
6 Alberto Callaspo, S OBP: 0.143, SLG: 0.143										4	1	1	0	0	0	2					
17 Chris Iannetta, R OBP: 0.364, SLG: 0.500										4	1	1	2	0	2	0					
25 Peter Bourjos, R OBP: 0.182, SLG: 0.182										4	0	0	0	0	1	1					
Inning Stats	R: 2 H: 3 E: 0 K: 0 S: 14	H: 3 LOB: 2 BB: 1 P: 25	R: 0 H: 0 E: 0 K: 1 S: 6	H: 0 LOB: 0 BB: 0 P: 12	R: 0 H: 0 E: 0 K: 0 S: 8	H: 0 LOB: 0 BB: 0 P: 14	R: 0 H: 0 E: 0 K: 1 S: 7	H: 0 LOB: 0 BB: 0 P: 9	R: 0 H: 0 E: 1 K: 1 S: 10	H: 0 LOB: 1 BB: 0 P: 14	R: 3 H: 2 E: 0 K: 0 S: 12	H: 2 LOB: 0 BB: 1 P: 21	R: 0 H: 1 E: 0 K: 2 S: 13	H: 1 LOB: 1 BB: 0 P: 19	R: 0 H: 0 E: 0 K: 1 S: 9	H: 0 LOB: 0 BB: 0 P: 13	1B: 4 2B: 2 3B: 0 HR: 0	SF: 0 SAC: 1 DP: 0 HBP: 0	WP: 0 PB: 0 SB: 0 CS: 0	PA: 36	
PITCHER	IP	WLS	BF	H	R	ER	SO	BB	IBB	HBP	BLK	WP	HR	S	P	ERA	WHIP				
53 Nick Blackburn, R ERA: 7.5	6.0	L	26	5	5	5	3	2	0	0	0	0	0	60	99	7.50	1.167				
61 Jared Burton, R ERA: 13.5	0.1		1	0	0	0	0	0	0	0	0	0	0	4	6	0.00	0.000				
15 Glen Perkins, L ERA:	1.2		6	1	0	0	2	0	0	0	0	0	0	17	26	0.00	0.600				
55 Matt Capps, R ERA:	1.0		3	0	0	0	1	0	0	0	0	0	0	9	13	0.00	0.000				

Los Angeles Angels @ Minnesota Twins
Target Field, Minneapolis, MN
Mon Apr 09 2012, 3:19 PM - 6:08 PM CDT
Att: 39,414 - Partly Cloudy - 45 F

livebaseballscorecards.com

AB 33
R 5
H 6
RBI 5
BB 2
SO 6
LOB 7

Batter	1	2	3	4	5	6	7	8	9	AB	R	H	RBI	BB	SO	LOB	BOTTOM					
2 Denard Span, L OBP: 0.313, SLG: 0.267										3	0	1	0	1	1	0						
8 Jamey Carroll, R										2	0	0	0	2	0	2						
7 Joe Mauer, L OBP: 0.250, SLG: 0.143										4	0	1	0	0	2	2						
33 Justin Morneau, L OBP: 0.400, SLG: 0.462										3	0	0	0	0	3							
16 Josh Willingham, R OBP: 0.467, SLG: 0.923										4	1	2	1	0	1	0						
18 Ryan Doumit, S OBP: 0.182, SLG: 0.100										3	0	1	0	1	0	2						
22 Danny Valencia, R OBP: 0.167, SLG: 0.091										4	0	0	0	0	1	3						
24 Trevor Plouffe, R										3	0	0	0	0	1							
12 Alexi Casilla, S OBP: 0.125, SLG: 0.125										3	0	0	0	0	0	0						
Inning Stats	R: 0 H: 0 E: 0 K: 1 S: 10	H: 0 LOB: 1 BB: 1 P: 15	R: 0 H: 0 E: 0 K: 2 S: 8	H: 0 LOB: 1 BB: 1 P: 15	R: 0 H: 1 E: 0 K: 1 S: 13	H: 1 LOB: 2 BB: 1 P: 24	R: 1 H: 1 E: 0 K: 0 S: 9	H: 1 LOB: 0 BB: 0 P: 12	R: 0 H: 0 E: 0 K: 0 S: 6	H: 0 LOB: 0 BB: 1 P: 11	R: 0 H: 0 E: 0 K: 1 S: 8	H: 0 LOB: 0 BB: 0 P: 13	R: 0 H: 1 E: 0 K: 0 S: 8	H: 1 LOB: 1 BB: 0 P: 14	R: 0 H: 1 E: 0 K: 0 S: 13	H: 1 LOB: 1 BB: 0 P: 19	R: 0 H: 1 E: 0 K: 0 S: 6	H: 1 LOB: 0 BB: 0 P: 10	1B: 4 2B: 1 3B: 0 HR: 1	SF: 0 SAC: 0 DP: 3 HBP: 1	WP: 1 PB: 0 SB: 0 CS: 0	PA: 34
PITCHER	IP	WLS	BF	H	R	ER	SO	BB	IBB	HBP	BLK	WP	HR	S	P	ERA	WHIP					
33 C.J. Wilson, L ERA: 1.29	7.0	W	26	3	1	1	5	4	0	0	0	0	0	62	104	1.29	1.000					
37 Scott Downs, L ERA:	1.0		4	1	0	0	0	0	0	0	0	0	0	13	19	0.00	1.000					
40 Kevin Jepsen, R ERA:	1.0		4	1	0	0	0	0	0	1	0	0	0	6	10	0.00	1.000					

Los Angeles Angels @ Minnesota Twins
Target Field, Minneapolis, MN
Mon Apr 09 2012, 3:19 PM - 6:08 PM CDT
Att: 39,414 - Partly Cloudy - 45 F

livebaseballscorecards.com

AB 29
R 1
H 5
RBI 1
BB 4
SO 5
LOB 13

Batter	1	2	3	4	5	6	7	8	9	AB	R	H	RBI	BB	SO	LOB	TOP	
2 Erick Aybar, S OBP: 0.250, SLG: 0.316	G5-3			FC1-6 1B	G3			G1-3		4	0	1	0	0	0	0	Los Angeles Angels @ Minnesota Twins Target Field, Minneapolis, MN Wed Apr 11 2012, 7:14 PM - 9:59 PM CDT Att: 31,413 - Clear - 50 F	
47 Howie Kendrick, R OBP: 0.286, SLG: 0.350	F9			FC1-6 1B			G6-3	K		4	1	0	0	0	1			
5 Albert Pujols, R OBP: 0.333, SLG: 0.333	G6-3						P3	K		4	0	1	1	0	1			
8 Kendrys Morales, S OBP: 0.300, SLG: 0.350	G4-3			F7			G3-1	G4-3		4	0	0	0	0	0			
48 Tori Hunter, R OBP: 0.381, SLG: 0.450	G6-3							G4-3 6 17 2B		4	1	2	0	0	1			
10 Vernon Wells, R OBP: 0.167, SLG: 0.333	G5-3							G6-3		4	1	1	0	0	2			
6 Alberto Callaspo, S OBP: 0.091, SLG: 0.091				F7			F9	G4-3		4	0	0	0	0	3			
17 Chris Iannetta, R OBP: 0.429, SLG: 0.615				K						3	1	2	1	0	1			
25 Peter Bourjos, R OBP: 0.214, SLG: 0.429				K				G5-3		3	1	1	3	0	1			
Inning Stats	R: 0 H: 0 E: 0 K: 0 S: 13	H: 0 LOB: 0 BB: 0 P: 18	R: 0 H: 0 E: 0 K: 0 S: 10	H: 0 LOB: 0 BB: 0 P: 15	R: 0 H: 0 E: 0 K: 2 S: 10	H: 0 LOB: 0 BB: 0 P: 11	R: 1 H: 2 E: 0 K: 0 S: 14	H: 3 LOB: 0 BB: 0 P: 21	R: 3 H: 3 E: 0 K: 1 S: 10	H: 0 LOB: 0 BB: 0 P: 8	R: 1 H: 2 E: 0 K: 0 S: 13	H: 2 LOB: 1 BB: 0 P: 18	R: 0 H: 0 E: 0 K: 2 S: 10	H: 1 LOB: 1 BB: 0 P: 15	1B: 4 2B: 3 3B: 0 HR: 1	SF: 0 SAC: 0 DP: 0 HBP: 0	WP: 0 PA: 34 SB: 0 CS: 1	
PITCHER	IP WLS BF H R ER SO BB IBB HBP BLK WP HR S P ERA WHIP	IP WLS BF H R ER SO BB IBB HBP BLK WP HR S P ERA WHIP	IP WLS BF H R ER SO BB IBB HBP BLK WP HR S P ERA WHIP	IP WLS BF H R ER SO BB IBB HBP BLK WP HR S P ERA WHIP	IP WLS BF H R ER SO BB IBB HBP BLK WP HR S P ERA WHIP	IP WLS BF H R ER SO BB IBB HBP BLK WP HR S P ERA WHIP	IP WLS BF H R ER SO BB IBB HBP BLK WP HR S P ERA WHIP	IP WLS BF H R ER SO BB IBB HBP BLK WP HR S P ERA WHIP	IP WLS BF H R ER SO BB IBB HBP BLK WP HR S P ERA WHIP	IP WLS BF H R ER SO BB IBB HBP BLK WP HR S P ERA WHIP	IP WLS BF H R ER SO BB IBB HBP BLK WP HR S P ERA WHIP	IP WLS BF H R ER SO BB IBB HBP BLK WP HR S P ERA WHIP	IP WLS BF H R ER SO BB IBB HBP BLK WP HR S P ERA WHIP	IP WLS BF H R ER SO BB IBB HBP BLK WP HR S P ERA WHIP	IP WLS BF H R ER SO BB IBB HBP BLK WP HR S P ERA WHIP	IP WLS BF H R ER SO BB IBB HBP BLK WP HR S P ERA WHIP		
48 Carl Pavano, R ERA: 5.93	6.2	26	7	5	5	3	0	0	0	0	0	0	0	0	0	0	6.75	1.050
60 Jeff Gray, R ERA:	0.1	1	0	0	0	0	0	0	0	0	0	0	0	0	0	0	0.00	0.000
15 Glen Perkins, L ERA:	1.0	3	0	0	0	2	0	0	0	0	0	0	0	0	0	0	0.00	0.000
55 Matt Capps, R ERA:	1.0	4	1	0	0	0	0	0	0	0	0	0	0	0	0	0	0.00	1.000

AB 34
R 5
H 8
RBI 5
BB 0
SO 5
LOB 7



Batter	1	2	3	4	5	6	7	8	9	AB	R	H	RBI	BB	SO	LOB	BOTTOM		
2 Denard Span, L OBP: 0.300, SLG: 0.222	G6-3 BB		F7		K			K		3	0	0	0	1	2	2	Los Angeles Angels @ Minnesota Twins Target Field, Minneapolis, MN Wed Apr 11 2012, 7:14 PM - 9:59 PM CDT Att: 31,413 - Clear - 50 F		
8 Jamey Carroll, R OBP: 0.250, SLG: 0.176	K			7 1B		G4-3				4	1	2	1	0	1				
7 Joe Mauer, L OBP: 0.250, SLG: 0.167	G6-3				16 HR		F8	L4		4	1	1	1	0	2				
33 Justin Morneau, L OBP: 0.368, SLG: 0.412				K				G3-1		4	0	1	0	0	2				
16 Josh Willingham, R OBP: 0.421, SLG: 0.941	G6-3							F9		4	1	1	2	0	1				
18 Ryan Doumit, S OBP: 0.200, SLG: 0.143					G3			P6		4	1	1	0	0	1				
22 Danny Valencia, R OBP: 0.200, SLG: 0.143										3	1	1	0	0	1				
27 Chris Parmelee, L OBP: 0.333, SLG: 0.455										3	1	2	2	0	0				
12 Alexi Casilla, S OBP: 0.091, SLG: 0.091										3	0	0	0	0	1	2			
Inning Stats	R: 0 H: 0 E: 0 K: 1 S: 9	H: 0 LOB: 0 BB: 1 P: 13	R: 0 H: 0 E: 0 K: 2 S: 9	H: 0 LOB: 0 BB: 0 P: 15	R: 0 H: 1 E: 0 K: 1 S: 7	H: 1 LOB: 1 BB: 0 P: 11	R: 3 H: 3 E: 0 K: 2 S: 14	H: 3 LOB: 0 BB: 0 P: 21	R: 0 H: 0 E: 0 K: 1 S: 9	H: 0 LOB: 0 BB: 0 P: 13	R: 0 H: 1 E: 0 K: 0 S: 15	H: 1 LOB: 1 BB: 0 P: 24	R: 3 H: 4 E: 0 K: 1 S: 23	H: 4 LOB: 1 BB: 0 P: 32	R: 0 H: 0 E: 0 K: 0 S: 5	H: 0 LOB: 0 BB: 0 P: 10	1B: 6 2B: 1 3B: 1 HR: 1	SF: 0 SAC: 0 DP: 1 HBP: 0	WP: 0 PA: 33 SB: 0 CS: 0
PITCHER	IP WLS BF H R ER SO BB IBB HBP BLK WP HR S P ERA WHIP	IP WLS BF H R ER SO BB IBB HBP BLK WP HR S P ERA WHIP	IP WLS BF H R ER SO BB IBB HBP BLK WP HR S P ERA WHIP	IP WLS BF H R ER SO BB IBB HBP BLK WP HR S P ERA WHIP	IP WLS BF H R ER SO BB IBB HBP BLK WP HR S P ERA WHIP	IP WLS BF H R ER SO BB IBB HBP BLK WP HR S P ERA WHIP	IP WLS BF H R ER SO BB IBB HBP BLK WP HR S P ERA WHIP	IP WLS BF H R ER SO BB IBB HBP BLK WP HR S P ERA WHIP	IP WLS BF H R ER SO BB IBB HBP BLK WP HR S P ERA WHIP	IP WLS BF H R ER SO BB IBB HBP BLK WP HR S P ERA WHIP	IP WLS BF H R ER SO BB IBB HBP BLK WP HR S P ERA WHIP	IP WLS BF H R ER SO BB IBB HBP BLK WP HR S P ERA WHIP	IP WLS BF H R ER SO BB IBB HBP BLK WP HR S P ERA WHIP	IP WLS BF H R ER SO BB IBB HBP BLK WP HR S P ERA WHIP	IP WLS BF H R ER SO BB IBB HBP BLK WP HR S P ERA WHIP	IP WLS BF H R ER SO BB IBB HBP BLK WP HR S P ERA WHIP			
36 Jared Weaver, R ERA: 3.21	6.0	25	7	5	5	7	1	0	0	0	0	0	0	0	0	0	7.50	1.333	
21 Hisanori Takahashi, L ERA: 10.8	0.0	1	1	0	0	0	0	0	0	0	0	0	0	0	0	0	-	-	
32 LaTroy Hawkins, R ERA:	1.0	4	1	1	1	1	0	0	0	0	0	0	0	0	0	0	9.00	1.000	
55 Jason Istringhausen, R ERA:	1.0	3	0	0	0	0	0	0	0	0	0	5	10	0	0	0	0.00	0.000	

AB 32
R 6
H 9
RBI 6
BB 1
SO 8
LOB 9



Batter	1	2	3	4	5	6	7	8	9	AB	R	H	RBI	BB	SO	LOB	TOP			
13 Maicer Izturis, S OBP: 0.500, SLG: 0.400										4	1	2	2	1	2	2	Los Angeles Angels @ Minnesota Twins Target Field, Minneapolis, MN Thu Apr 12 2012, 12:10 PM - 3:54 PM CDT Att: 31,782 - Partly Cloudy - 56 F			
47 Howie Kendrick, R OBP: 0.295, SLG: 0.292										4	0	0	0	1	1	5				
5 Albert Pujols, R OBP: 0.308, SLG: 0.304										5	1	1	0	0	0	3				
48 Torii Hunter, R OBP: 0.346, SLG: 0.400										5	1	1	0	0	1	2				
44 Mark Trumbo, R OBP: 0.500, SLG: 0.727										4	2	2	2	1	1	0				
10 Vernon Wells, R OBP: 0.217, SLG: 0.391										5	1	2	1	0	0	2				
6 Alberto Callaspo, S OBP: 0.125, SLG: 0.125										5	1	1	1	0	0	3				
46 Bobby Wilson, R OBP: 0.800, SLG: 0.667										2	1	2	0	1	0	0				
8 Kendrys Morales, S OBP: 0.295, SLG: 0.333										1	0	0	0	0	0	1				
17 Chris Iannetta, R OBP: 0.400, SLG: 0.571										1	0	0	0	0	0	1				
25 Peter Bourjos, R OBP: 0.294, SLG: 0.529										3	1	2	2	0	0	1				
Inning Stats	R: 0 E: 0 K: 0 S: 9	H: 1 LOB: 1 BB: 0 P: 14	R: 5 E: 0 K: 0 S: 21	H: 5 LOB: 1 BB: 1 P: 37	R: 0 E: 0 K: 1 S: 10	H: 0 LOB: 0 BB: 0 P: 12	R: 0 E: 0 K: 1 S: 9	H: 0 LOB: 1 BB: 1 P: 14	R: 1 E: 0 K: 0 S: 7	H: 1 LOB: 1 BB: 1 P: 14	R: 0 E: 0 K: 2 S: 11	H: 1 LOB: 0 BB: 0 P: 16	R: 1 E: 0 K: 0 S: 14	H: 2 LOB: 2 BB: 0 P: 24	R: 2 E: 0 K: 0 S: 17	H: 3 LOB: 1 BB: 0 P: 24	1B: 10 2B: 2 3B: 0 HR: 1	SF: 0 SAC: 1 DP: 0 HBP: 0	WP: 1 PB: 0 SB: 6 CS: 0	PA: 44
PITCHER	IP: 5.0 WLS: 0 BF: 25 ERA: 18.00	WLS: 1 LOB: 1 BB: 0 P: 14	H: 7 R: 0 ER: 5 SO: 3 BB: 0 IBB: 0 HBP: 0 BLK: 0	H: 6 R: 0 ER: 2 SO: 2 BB: 0 IBB: 0 HBP: 0 BLK: 0	H: 7 R: 0 ER: 0 SO: 0 BB: 0 IBB: 0 HBP: 0 BLK: 0	H: 6 R: 0 ER: 0 SO: 0 BB: 0 IBB: 0 HBP: 0 BLK: 0	H: 7 R: 0 ER: 0 SO: 0 BB: 0 IBB: 0 HBP: 0 BLK: 0	H: 8 R: 0 ER: 0 SO: 0 BB: 0 IBB: 0 HBP: 0 BLK: 0	H: 8 R: 0 ER: 0 SO: 0 BB: 0 IBB: 0 HBP: 0 BLK: 0	H: 8 R: 0 ER: 0 SO: 0 BB: 0 IBB: 0 HBP: 0 BLK: 0	H: 3 R: 2 ER: 2 SO: 0 BB: 0 IBB: 0 HBP: 0 BLK: 0	H: 6 R: 2 ER: 2 SO: 0 BB: 0 IBB: 0 HBP: 0 BLK: 0	H: 6 R: 0 ER: 0 SO: 0 BB: 0 IBB: 0 HBP: 0 BLK: 0	H: 3 R: 2 ER: 2 SO: 0 BB: 0 IBB: 0 HBP: 0 BLK: 0	H: 6 R: 0 ER: 0 SO: 0 BB: 0 IBB: 0 HBP: 0 BLK: 0	H: 6 R: 0 ER: 0 SO: 0 BB: 0 IBB: 0 HBP: 0 BLK: 0	H: 6 R: 0 ER: 0 SO: 0 BB: 0 IBB: 0 HBP: 0 BLK: 0	ERA: 9.00 WHIP: 2.000	ERA: 18.00 WHIP: 3.000	

Batter	1	2	3	4	5	6	7	8	9	AB	R	H	RBI	BB	SO	LOB	BOTTOM			
2 Denard Span, L OBP: 0.423, SLG: 0.391										5	1	4	1	1	0	2	Los Angeles Angels @ Minnesota Twins Target Field, Minneapolis, MN Thu Apr 12 2012, 12:10 PM - 3:54 PM CDT Att: 31,782 - Partly Cloudy - 56 F			
8 Jamey Carroll, R OBP: 0.308, SLG: 0.190										4	1	1	0	2	1	4				
7 Joe Mauer, L OBP: 0.320, SLG: 0.391										5	2	3	3	0	1	4				
33 Justin Morneau, L OBP: 0.333, SLG: 0.500										5	1	1	2	0	0	7				
16 Josh Willingham, R OBP: 0.458, SLG: 1.000										5	2	3	1	0	2	0				
27 Chris Parmelee, L OBP: 0.353, SLG: 0.500										5	1	2	0	0	2	1				
22 Danny Valencia, R OBP: 0.300, SLG: 0.316										5	2	3	1	0	2	2				
11 Ben Revere, L OBP: 0.182, SLG: 0.182										5	0	1	0	0	0	4				
12 Alexi Casilla, S OBP: 0.143, SLG: 0.143										3	0	1	0	0	1	0				
37 Sean Burroughs, L (7, PH)										0	0	0	0	0	0	0				
38 Luke Hughes, R OBP: 0.200, SLG: 0.250										1	0	1	2	0	0	0				
Inning Stats	R: 0 E: 0 K: 1 S: 11	H: 1 LOB: 1 BB: 0 P: 16	R: 0 E: 0 K: 2 S: 8	H: 0 LOB: 0 BB: 0 P: 10	R: 0 E: 0 K: 0 S: 17	H: 2 LOB: 3 BB: 1 P: 24	R: 0 E: 0 K: 2 S: 11	H: 1 LOB: 1 BB: 0 P: 14	R: 3 E: 0 K: 2 S: 19	H: 5 LOB: 2 BB: 0 P: 30	R: 0 E: 0 K: 0 S: 16	H: 2 LOB: 3 BB: 1 P: 28	R: 3 E: 0 K: 1 S: 16	H: 4 LOB: 1 BB: 0 P: 24	R: 4 E: 0 K: 1 S: 19	H: 5 LOB: 2 BB: 1 P: 34	1B: 14 2B: 3 3B: 0 HR: 3	SF: 1 SAC: 0 DP: 0 HBP: 0	WP: 1 PB: 0 SB: 2 CS: 0	PA: 47
PITCHER	IP: 5.0 WLS: 0 BF: 25 ERA: 45.00	WLS: 1 LOB: 1 BB: 0 P: 16	H: 5 R: 0 ER: 0 SO: 0 BB: 0 IBB: 0 HBP: 0 BLK: 0	H: 3 R: 0 ER: 0 SO: 0 BB: 0 IBB: 0 HBP: 0 BLK: 0	H: 6 R: 0 ER: 0 SO: 0 BB: 0 IBB: 0 HBP: 0 BLK: 0	H: 6 R: 0 ER: 0 SO: 0 BB: 0 IBB: 0 HBP: 0 BLK: 0	H: 6 R: 0 ER: 0 SO: 0 BB: 0 IBB: 0 HBP: 0 BLK: 0	H: 7 R: 0 ER: 0 SO: 0 BB: 0 IBB: 0 HBP: 0 BLK: 0	H: 8 R: 0 ER: 0 SO: 0 BB: 0 IBB: 0 HBP: 0 BLK: 0	H: 8 R: 0 ER: 0 SO: 0 BB: 0 IBB: 0 HBP: 0 BLK: 0	H: 3 R: 2 ER: 2 SO: 0 BB: 0 IBB: 0 HBP: 0 BLK: 0	H: 6 R: 2 ER: 2 SO: 0 BB: 0 IBB: 0 HBP: 0 BLK: 0	H: 6 R: 0 ER: 0 SO: 0 BB: 0 IBB: 0 HBP: 0 BLK: 0	H: 6 R: 0 ER: 0 SO: 0 BB: 0 IBB: 0 HBP: 0 BLK: 0	H: 6 R: 0 ER: 0 SO: 0 BB: 0 IBB: 0 HBP: 0 BLK: 0	H: 6 R: 0 ER: 0 SO: 0 BB: 0 IBB: 0 HBP: 0 BLK: 0	ERA: 5.40 WHIP: 4.500	ERA: 45.00 WHIP: 4.500		

Batter	1	2	3	4	5	6	7	8	9	AB	R	H	RBI	BB	SO	LOB	TOP										
2 Erick Aybar, S OBP: 0.292, SLG: 0.348										4	0	2	0	0	0	2	Los Angeles Angels @ New York Yankees Yankee Stadium, Bronx, NY Fri Apr 13 2012, 1:11 PM - 3:44 PM EDT Att: 49,386 - Sunny - 59 F										
53 Bobby Abreu, L OBP: 0.394, SLG: 0.556										4	0	1	0	0	0	2											
5 Albert Pujols, R OBP: 0.300, SLG: 0.296										4	0	1	0	0	1	2											
8 Kendrys Morales, S OBP: 0.240, SLG: 0.280										4	0	0	0	0	2	2											
44 Mark Trumbo, R OBP: 0.467, SLG: 0.615										2	0	0	0	1	0	1											
10 Vernon Wells, R OBP: 0.192, SLG: 0.346										3	0	0	0	0	2	1											
13 Maicer Izturis, S OBP: 0.444, SLG: 0.286										2	0	0	0	1	0	1											
17 Chris Iannetta, R OBP: 0.333, SLG: 0.471										3	0	0	0	0	1	1											
25 Peter Bourjos, R OBP: 0.300, SLG: 0.500										3	0	1	0	0	1	0											
Inning Stats	R: 0 E: 0 K: 1 S: 14	H: 1 LOB: 1 BB: 0 P: 19	R: 0 E: 0 K: 1 S: 5	H: 0 LOB: 0 BB: 0 P: 11	R: 0 E: 0 K: 2 S: 10	H: 1 LOB: 1 BB: 0 P: 13	R: 0 E: 0 K: 0 S: 9	H: 1 LOB: 0 BB: 0 P: 12	R: 0 E: 0 K: 0 S: 7	H: 0 LOB: 0 BB: 0 P: 15	R: 0 E: 0 K: 1 S: 7	H: 0 LOB: 0 BB: 0 P: 11	R: 0 E: 0 K: 1 S: 10	H: 0 LOB: 0 BB: 0 P: 15	R: 0 E: 0 K: 0 S: 6	H: 0 LOB: 0 BB: 0 P: 8	R: 0 E: 0 K: 1 S: 9	H: 1 LOB: 0 BB: 0 P: 13	1B: 5 2B: 0 3B: 0 HR: 0	SF: 0 SAC: 0 DP: 3 HBP: 0	WP: 0 PB: 0 SB: 1 CS: 0	PA: 31					
PITCHER	IP	WLS	BF	H	R	ER	SO	BB	IBB	HBP	BLK	WP	HR	S	P	ERA	WHIP										
18 Hiroki Kuroda, R ERA: 2.63	8.0	W	29	5	0	0	6	2	0	0	0	0	0	71	109	0.00	0.875										
30 David Robertson, R ERA:	1.0		2	0	0	0	1	0	0	0	0	0	0	6	8	0.00	0.000										

Batter	1	2	3	4	5	6	7	8	9	AB	R	H	RBI	BB	SO	LOB	BOTTOM										
2 Derek Jeter, R OBP: 0.394, SLG: 0.548										4	0	1	0	0	1	2	Los Angeles Angels @ New York Yankees Yankee Stadium, Bronx, NY Fri Apr 13 2012, 1:11 PM - 3:44 PM EDT Att: 49,386 - Sunny - 59 F										
14 Curtis Granderson, L OBP: 0.363, SLG: 0.517										4	1	1	1	0	3	2											
13 Alex Rodriguez, R OBP: 0.394, SLG: 0.444										4	2	3	1	0	0	1											
24 Robinson Cano, L OBP: 0.294, SLG: 0.323										3	1	0	0	1	0	1											
25 Mark Teixeira, S OBP: 0.303, SLG: 0.250										3	1	0	0	1	0	1											
33 Nick Swisher, S OBP: 0.382, SLG: 0.571										4	0	2	3	0	1	0											
27 Raul Ibanez, L OBP: 0.227, SLG: 0.368										4	0	0	0	0	1	2											
55 Russell Martin, R OBP: 0.440, SLG: 0.222										3	0	1	0	0	0	0											
11 Brett Gardner, L OBP: 0.381, SLG: 0.316										2	0	0	0	1	0	0											
Inning Stats	R: 3 E: 0 K: 2 S: 14	H: 2 LOB: 1 BB: 2 P: 28	R: 0 E: 0 K: 1 S: 7	H: 1 LOB: 1 BB: 1 P: 14	R: 1 E: 0 K: 1 S: 7	H: 1 LOB: 0 BB: 0 P: 12	R: 0 E: 0 K: 0 S: 12	H: 0 LOB: 0 BB: 0 P: 18	R: 1 E: 0 K: 0 S: 7	H: 2 LOB: 1 BB: 0 P: 14	R: 0 E: 0 K: 1 S: 8	H: 0 LOB: 0 BB: 0 P: 14	R: 0 E: 0 K: 1 S: 10	H: 1 LOB: 1 BB: 0 P: 13	R: 0 E: 0 K: 0 S: 8	H: 1 LOB: 1 BB: 0 P: 16	R: 0 E: 0 K: 1 S: 8	H: 1 LOB: 1 BB: 0 P: 16	1B: 4 2B: 2 3B: 0 HR: 2	SF: 0 SAC: 0 DP: 0 HBP: 0	WP: 0 PB: 1 SB: 2 CS: 0	PA: 34					
PITCHER	IP	WLS	BF	H	R	ER	SO	BB	IBB	HBP	BLK	WP	HR	S	P	ERA	WHIP										
54 Ervin Santana, R ERA: 7.71	6.0	L	26	6	5	5	5	3	0	0	0	0	2	55	100	7.50	1.500										
55 Jason Istringhausen, R ERA:	1.0		4	1	0	0	1	0	0	0	0	0	0	10	13	0.00	1.000										
52 David Carpenter, R ERA:	1.0		4	1	0	0	0	0	0	0	0	0	0	8	16	0.00	1.000										

AB	29
R	0
H	5
RBI	0
BB	2
SO	7
LOB	12

AB	31
R	5
H	8
RBI	5
BB	3
SO	6
LOB	9

Batter	1	2	3	4	5	6	7	8	9	AB	R	H	RBI	BB	SO	LOB	TOP									
19 Jemile Weeks, S OBP: 0.260, SLG: 0.370										4	0	0	0	1	1	3	Oakland Athletics @ Los Angeles Angels Angel Stadium of Anaheim, Anaheim, CA Mon Apr 16 2012, 7:08 PM - 9:55 PM PDT Att: 27,338 - Clear - 71 F									
4 Coco Crisp, S OBP: 0.235, SLG: 0.146										4	0	0	0	0	0	1										
16 Josh Reddick, L OBP: 0.256, SLG: 0.368										4	0	2	0	0	2	1										
15 Seth Smith, L OBP: 0.367, SLG: 0.250										3	0	1	0	0	1	1										
31 Jonny Gomes, R OBP: 0.234, SLG: 0.571										1	0	0	0	0	0	1										
8 Kurt Suzuki, R OBP: 0.211, SLG: 0.278										4	0	1	0	0	0	2										
10 Danic Barton, L OBP: 0.261, SLG: 0.238										4	0	0	0	0	1	1										
2 Cliff Pennington, S OBP: 0.250, SLG: 0.398										4	0	1	0	0	1	0										
25 Kila Ka'aihue, L OBP: 0.438, SLG: 0.500										4	0	1	0	0	0	3										
28 Eric Sogard, L OBP: 0.263, SLG: 0.353										3	0	0	0	1	1	3										
Inning Stats	R: 0 E: 0 K: 1 S: 10	H: 0 LOB: 0 BB: 0 P: 17	R: 0 E: 0 K: 2 S: 10	H: 0 LOB: 0 BB: 0 P: 16	R: 0 E: 0 K: 1 S: 7	H: 0 LOB: 0 BB: 0 P: 11	R: 0 E: 0 K: 0 S: 6	H: 2 LOB: 2 BB: 0 P: 10	R: 0 E: 0 K: 1 S: 12	H: 1 LOB: 1 BB: 0 P: 16	R: 0 E: 0 K: 1 S: 8	H: 0 LOB: 1 BB: 1 P: 19	R: 0 E: 0 K: 0 S: 12	H: 2 LOB: 2 BB: 0 P: 20	R: 0 E: 0 K: 0 S: 8	H: 1 LOB: 1 BB: 0 P: 14	R: 0 E: 2 K: 1 S: 19	H: 0 LOB: 3 BB: 1 P: 31	1B: 4 2B: 2 3B: 0 HR: 0	SF: 0 SAC: 0 DP: 0 HBP: 0	WP: 0 PB: 0 SB: 1 CS: 0	PA: 37				
PITCHER	IP	WLS	BF	H	R	ER	SO	BB	IBB	HBP	BLK	WP	HR	S	P	ERA	WHIP									
36 Jered Weaver, R ERA: 2.18	6.2	W	26	5	0	0	6	1	0	0	0	0	0	0	63	105	0.00	0.900								
40 Kevin Jepsen, R ERA: 6.75	0.1	H	1	0	0	0	0	0	0	0	0	0	0	2	4	0.00	0.000									
37 Scott Downs, L ERA:	1.0	H	4	1	0	0	0	0	0	0	0	0	0	8	14	0.00	1.000									
32 LaTroy Hawkins, R ERA:	1.0		6	0	0	0	1	1	0	0	0	0	0	19	31	0.00	1.000									

Batter	1	2	3	4	5	6	7	8	9	AB	R	H	RBI	BB	SO	LOB	BOTTOM								
2 Erick Aybar, S OBP: 0.231, SLG: 0.243										5	0	0	0	0	0	5	Oakland Athletics @ Los Angeles Angels Angel Stadium of Anaheim, Anaheim, CA Mon Apr 16 2012, 7:08 PM - 9:55 PM PDT Att: 27,338 - Clear - 71 F								
47 Howie Kendrick, R OBP: 0.350, SLG: 0.526										4	1	1	0	0	2	1									
5 Albert Pujols, R OBP: 0.318, SLG: 0.366										4	2	2	0	0	0	0									
8 Kendrys Morales, S OBP: 0.265, SLG: 0.412										4	1	3	4	0	0	0									
44 Mark Trumbo, R OBP: 0.474, SLG: 0.750										0	1	0	0	0	0	0									
48 Tori Hunter, R OBP: 0.333, SLG: 0.361										4	0	2	0	0	1	1									
10 Vernon Wells, R OBP: 0.256, SLG: 0.421										3	1	1	0	1	0	2									
13 Maicer Izturis, S OBP: 0.588, SLG: 0.538										3	0	1	0	1	0	2									
17 Chris Iannetta, R OBP: 0.400, SLG: 0.654										3	0	0	1	1	1	2									
25 Peter Bourjos, R OBP: 0.286, SLG: 0.407										3	0	1	0	0	0	2									
Inning Stats	R: 3 E: 0 K: 1 S: 15	H: 4 LOB: 1 BB: 0 P: 20	R: 0 E: 0 K: 1 S: 10	H: 0 LOB: 1 BB: 0 P: 14	R: 0 E: 0 K: 0 S: 9	H: 2 LOB: 1 BB: 0 P: 13	R: 0 E: 0 K: 0 S: 9	H: 2 LOB: 1 BB: 0 P: 12	R: 0 E: 0 K: 0 S: 5	H: 0 LOB: 0 BB: 0 P: 8	R: 0 E: 0 K: 1 S: 10	H: 1 LOB: 1 BB: 0 P: 15	R: 0 E: 0 K: 1 S: 7	H: 0 LOB: 0 BB: 0 P: 11	R: 3 E: 0 K: 0 S: 14	H: 2 LOB: 3 BB: 3 P: 31	R: 0 E: 0 K: 1 S: 19	H: 0 LOB: 3 BB: 1 P: 31	1B: 7 2B: 4 3B: 0 HR: 1	SF: 0 SAC: 0 DP: 1 HBP: 1	WP: 1 PB: 0 SB: 0 CS: 0	PA: 37			
PITCHER	IP	WLS	BF	H	R	ER	SO	BB	IBB	HBP	BLK	WP	HR	S	P	ERA	WHIP								
32 Brandon McCarthy, R ERA: 3.8	7.0	L	31	11	5	5	4	0	0	0	0	0	0	69	99	6.43	1.571								
38 Andrew Carignan, R ERA: 6.23	1.0		6	0	1	1	0	3	0	0	0	1	0	10	25	9.00	3.000								

OAKLAND ATHLETICS

Oakland Athletics @ Los Angeles Angels
 Angel Stadium of Anaheim, Anaheim, CA
 Mon Apr 16 2012, 7:08 PM - 9:55 PM PDT
 Att: 27,338 - Clear - 71 F

Batter	1	2	3	4	5	6	7	8	9	AB	R	H	RBI	BB	SO	LOB	TOP										
19 Jemile Weeks, S OBP: 0.254, SLG: 0.345										4	0	0	0	0	2	2											
2 Cliff Pennington, S OBP: 0.294, SLG: 0.290										4	0	0	0	0	1	2											
16 Josh Reddick, L OBP: 0.288, SLG: 0.412										4	0	0	0	0	2	2											
52 Yoenis Cespedes, R OBP: 0.340, SLG: 0.533										3	1	0	0	1	0	1											
31 Jonny Gomes, R OBP: 0.346, SLG: 0.619										3	1	1	0	1	1	0											
15 Seth Smith, L OBP: 0.372, SLG: 0.212										3	2	0	0	1	0	0											
8 Kurt Suzuki, R OBP: 0.200, SLG: 0.271										4	0	1	1	0	1	1											
25 Kila Ka'aihue, L OBP: 0.450, SLG: 0.474										3	0	1	1	0	0	1											
10 Danic Barton, L OBP: 0.250, SLG: 0.310										0	0	0	0	0	0	0											
20 Josh Donaldson, R OBP: 0.094, SLG: 0.094										3	0	0	0	0	2	2											
Inning Stats	R: 0 E: 0 K: 2 S: 8	H: 0 LOB: 0 BB: 0 P: 12	R: 1 E: 0 K: 1 S: 13	H: 1 LOB: 1 BB: 1 P: 25	R: 0 E: 1 K: 1 S: 12	H: 0 LOB: 1 BB: 0 P: 18	R: 3 E: 1 K: 3 S: 19	H: 1 LOB: 1 BB: 2 P: 31	R: 0 E: 0 K: 0 S: 11	H: 0 LOB: 0 BB: 0 P: 15	R: 0 E: 0 K: 1 S: 9	H: 0 LOB: 1 BB: 0 P: 16	R: 0 E: 0 K: 0 S: 8	H: 1 LOB: 0 BB: 0 P: 11	R: 0 E: 0 K: 0 S: 8	H: 0 LOB: 0 BB: 0 P: 11	1B: 2 2B: 1 3B: 0 HR: 0	SF: 0 SAC: 0 DP: 0 HBP: 1	WP: 0 PB: 0 SB: 0 CS: 1	PA: 37							
PITCHER	IP	WLS	BF	H	R	ER	SO	BB	IBB	HBP	BLK	WP	HR	S	P	ERA	WHIP										
33 C.J. Wilson, L ERA: 2.37	6.0	L	25	2	4	3	8	3	0	0	0	0	0	71	112	4.50	0.833										
40 Kavin Jepsen, R ERA: 11.81	1.0		4	0	0	0	1	0	0	1	0	0	0	9	16	0.00	0.000										
32 LaTroy Hawkins, R ERA:	1.0		3	1	0	0	0	0	0	0	0	0	0	8	11	0.00	1.000										
55 Jason Iiringhausen, R ERA: 1.35	1.0		3	0	0	0	0	0	0	0	0	0	0	8	11	0.00	0.000										

Oakland Athletics @ Los Angeles Angels
Angel Stadium of Anaheim, Anaheim, CA
Thu Apr 19 2012, 7:10 PM - 10:19 PM PDT
Att: 27,864 - Partly Cloudy - 67 F

livebaseballscorecards.com

AB 31
R 4
H 3
RBI 2
BB 3
SO 9
LOB 11

Batter	1	2	3	4	5	6	7	8	9	AB	R	H	RBI	BB	SO	LOB	BOTTOM										
13 Maicer Izturis, S OBP: 0.440, SLG: 0.381										5	0	0	0	0	3	3											
47 Howie Kendrick, R OBP: 0.283, SLG: 0.412										5	0	1	0	0	1	0											
5 Albert Pujols, R OBP: 0.333, SLG: 0.426										5	1	3	0	0	0	1											
48 Tori Hunter, R OBP: 0.365, SLG: 0.348										3	0	1	0	2	0	2											
10 Vernon Wells, R OBP: 0.255, SLG: 0.460										4	1	1	1	0	0	6											
44 Mark Trumbo, R OBP: 0.476, SLG: 0.684										3	0	1	1	1	1	2											
17 Chris Iannetta, R OBP: 0.342, SLG: 0.529										4	0	1	0	0	0	1											
2 Erick Aybar, S OBP: 0.250, SLG: 0.283										4	0	2	0	0	0	2											
25 Peter Bourjos, R OBP: 0.229, SLG: 0.324										4	0	0	0	0	2	5											
Inning Stats	R: 0 E: 0 K: 1 S: 14	H: 2 LOB: 2 BB: 0 P: 19	R: 0 E: 0 K: 0 S: 9	H: 0 LOB: 0 BB: 0 P: 13	R: 0 E: 0 K: 1 S: 7	H: 0 LOB: 0 BB: 0 P: 9	R: 2 E: 0 K: 0 S: 21	H: 4 LOB: 2 BB: 0 P: 29	R: 0 E: 0 K: 1 S: 16	H: 1 LOB: 2 BB: 1 P: 24	R: 0 E: 0 K: 1 S: 11	H: 1 LOB: 2 BB: 1 P: 20	R: 0 E: 0 K: 1 S: 8	H: 1 LOB: 1 BB: 1 P: 18	R: 0 E: 0 K: 2 S: 12	H: 1 LOB: 0 BB: 0 P: 17	R: 0 E: 1 K: 0 S: 7	H: 0 LOB: 0 BB: 0 P: 9	1B: 6 2B: 4 3B: 0 HR: 0	SF: 0 SAC: 0 DP: 1 HBP: 0	WP: 0 PB: 0 SB: 0 CS: 0	PA: 40					
PITCHER	IP	WLS	BF	H	R	ER	SO	BB	IBB	HBP	BLK	WP	HR	S	P	ERA	WHIP										
57 Tommy Milone, L ERA: 2.94	5.0	W	23	7	2	2	3	1	0	0	0	0	0	5	12	"	"										
60 Fautino De Los Santos, R ERA:	0.0		2	1	0	0	0	1	0	0	0	0	0	5	12	"	"										
77 Jordan Norberto, L ERA: 4.76	1.0	H	3	0	0	0	1	0	0	0	0	0	0	6	8	0.00	0.000										
48 Ryan Cook, R ERA:	1.0	H	5	1	0	0	1	1	0	0	0	0	0	6	18	0.00	2.000										
40 Erian Fuentes, L ERA: 1.59	1.0	H	4	1	0	0	2	0	0	0	0	0	0	12	17	0.00	1.000										

Oakland Athletics @ Los Angeles Angels
Angel Stadium of Anaheim, Anaheim, CA
Thu Apr 19 2012, 7:10 PM - 10:19 PM PDT
Att: 27,864 - Partly Cloudy - 67 F

livebaseballscorecards.com

AB 37
R 2
H 10
RBI 2
BB 3
SO 7
LOB 22

Batter	1	2	3	4	5	6	7	8	9	AB	R	H	RBI	BB	SO	LOB	TOP								
14 Nolan Reimold, R OBP: 0.383, SLG: 0.783										5	2	3	2	0	1	1	Baltimore Orioles @ Los Angeles Angels Angel Stadium of Anaheim, Anaheim, CA Fri Apr 20 2012, 7:10 PM - 9:58 PM PDT Att: 32,272 - Clear - 63 F								
2 J.J. Hardy, R OBP: 0.293, SLG: 0.365										4	0	1	1	0	1	1									
21 Nick Markakis, L OBP: 0.323, SLG: 0.415										3	0	2	0	1	0	1									
10 Adam Jones, R OBP: 0.333, SLG: 0.632										4	0	0	0	0	0	4									
32 Matt Wieters, S OBP: 0.380, SLG: 0.581										4	0	0	0	0	2	2									
24 Wilson Betemit, S OBP: 0.171, SLG: 0.343										4	0	0	0	0	0	2									
12 Mark Reynolds, R OBP: 0.286, SLG: 0.244										2	0	0	0	2	1	0									
19 Chris Davis, L OBP: 0.348, SLG: 0.511										4	1	1	0	0	2	2									
11 Robert Andino, R OBP: 0.321, SLG: 0.451										4	0	0	0	0	1	2									
Inning Stats	R: 0 E: 0 K: 2 S: 14	H: 1 LOB: 1 BB: 0 P: 18	R: 0 E: 0 K: 0 S: 8	H: 0 LOB: 1 BB: 1 P: 16	R: 1 E: 0 K: 0 S: 15	H: 2 LOB: 1 BB: 0 P: 23	R: 0 E: 0 K: 2 S: 9	H: 0 LOB: 0 BB: 0 P: 14	R: 0 E: 0 K: 2 S: 10	H: 1 LOB: 1 BB: 0 P: 16	R: 0 E: 0 K: 0 S: 6	H: 1 LOB: 0 BB: 0 P: 7	R: 2 E: 0 K: 0 S: 10	H: 2 LOB: 0 BB: 0 P: 16	R: 0 E: 0 K: 1 S: 9	H: 0 LOB: 1 BB: 1 P: 13	R: 0 E: 0 K: 1 S: 16	H: 0 LOB: 1 BB: 1 P: 27	1B: 4 2B: 2 HR: 1	SF: 0 SAC: 0 DP: 0 HBP: 0	WP: 1 PB: 0 SB: 0 CS: 0	PA: 37			
PITCHER	IP WLS BF H R ER SO BB IBB HBP BLK WP HR S P ERA WHIP	IP WLS BF H R ER SO BB IBB HBP BLK WP HR S P ERA WHIP																							
57 Jerome Williams, R ERA: 7.71	6.2 W 28 7 3 3 6 1 0 0 0 0 0 1 67 102 4.05 1.200	32 LaTroy Hawkins, R ERA:	0.1 H 1 0 0 0 0 0 0 0 0 0 0 5 8 0.00 0.000	37 Scott Downs, L ERA:	1.0 H 4 0 0 0 1 1 0 0 0 0 0 0 9 13 0.00 1.000	51 Jordan Walden, R ERA: 4.91	1.0 S 4 0 0 0 1 1 0 0 0 0 1 0 16 27 0.00 1.000																		

Batter	1	2	3	4	5	6	7	8	9	AB	R	H	RBI	BB	SO	LOB	BOTTOM						
2 Erick Aybar, S OBP: 0.283, SLG: 0.300										4	1	2	0	1	1	0	Baltimore Orioles @ Los Angeles Angels Angel Stadium of Anaheim, Anaheim, CA Fri Apr 20 2012, 7:10 PM - 9:58 PM PDT Att: 32,272 - Clear - 63 F						
47 Howie Kendrick, R OBP: 0.310, SLG: 0.464										5	1	3	3	0	0	2							
5 Albert Pujols, R OBP: 0.323, SLG: 0.397										4	0	0	0	1	0	4							
48 Torii Hunter, R OBP: 0.357, SLG: 0.360										4	1	1	1	0	2	4							
44 Mark Trumbo, R OBP: 0.481, SLG: 0.696										4	0	2	1	0	2	1							
25 Peter Bourjos, R OBP: 0.229, SLG: 0.324										0	0	0	0	0	0	0							
10 Vernon Wells, R OBP: 0.255, SLG: 0.463										4	0	1	0	0	1	2							
8 Kendrys Morales, S OBP: 0.261, SLG: 0.370										4	0	1	0	0	1	1							
17 Chris Iannetta, R OBP: 0.333, SLG: 0.486										3	1	0	0	1	2	3							
6 Alberto Callaspo, S OBP: 0.194, SLG: 0.167										4	2	1	0	0	1	1							
Inning Stats	R: 2 E: 0 K: 2 S: 18	H: 3 LOB: 1 BB: 0 P: 25	R: 1 E: 1 K: 0 S: 16	H: 2 LOB: 2 BB: 0 P: 21	R: 0 E: 0 K: 2 S: 14	H: 2 LOB: 2 BB: 0 P: 17	R: 0 E: 1 K: 0 S: 7	H: 1 LOB: 2 BB: 1 P: 13	R: 0 E: 0 K: 2 S: 8	H: 0 LOB: 0 BB: 0 P: 10	R: 3 E: 1 K: 2 S: 15	H: 2 LOB: 1 BB: 2 P: 25	R: 0 E: 0 K: 2 S: 15	H: 1 LOB: 1 BB: 0 P: 20	R: 0 E: 0 K: 0 S: 7	H: 0 LOB: 0 BB: 0 P: 12	1B: 6 2B: 6 3B: 0 HR: 0	SF: 0 SAC: 0 DP: 1 HBP: 0	WP: 0 PB: 0 SB: 0 CS: 0	PA: 39			
PITCHER	IP WLS BF H R ER SO BB IBB HBP BLK WP HR S P ERA WHIP	IP WLS BF H R ER SO BB IBB HBP BLK WP HR S P ERA WHIP																					
17 Brian Matusz, L ERA: 7.98	5.0 L 28 9 6 4 6 2 1 0 0 0 0 0 25 31 0.00 1.000	56 Darren O'Day, R ERA: 1.29	2.0 8 2 0 0 4 0 0 0 0 0 0 7 12 0.00 0.000	38 Luis Ayala, R ERA:	1.0 3 0 0 0 0 0 0 0 0 0 0 0 7 12 0.00 0.000																		

AB 34
R 3
H 7
RBI 3
BB 3
SO 8
LOB 15



AB 36
R 6
H 11
RBI 5
BB 3
SO 10
LOB 18



Batter	1	2	3	4	5	6	7	8	9	AB	R	H	RBI	BB	SO	LOB	TOP					
9 Endy Chavez, L (1.7) OBP: 0.222, SLG: 0.167	G6-3			P6		F8			K	4	0	0	0	0	1	1	<p>Baltimore Orioles @ Los Angeles Angels Angel Stadium of Anaheim, Anaheim, CA</p> <p>Sat Apr 21 2012, 6:08 PM - 8:31 PM PDT Att: 38,054 - Clear - 64 F</p> <p>livebaseballscorecards.com</p>					
2 J.J. Hardy, R (1.6) OBP: 0.295, SLG: 0.339	F9			F9		G5-4-3			F7	4	0	0	0	0	1							
21 Nick Markakis, L (1.9) OBP: 0.318, SLG: 0.404	K			G6-3					G4-3	4	0	1	0	0	1	0						
10 Adam Jones, R (1.8) OBP: 0.344, SLG: 0.656		G1-3							G4-3	4	2	2	0	0	0	1						
32 Matt Wieters, S (1.2) OBP: 0.377, SLG: 0.630		K							P3	3	1	1	3	0	1	0						
36 Nick Johnson, L (1.10)		G4-3								3	0	0	0	0	0	0						
12 Mark Reynolds, R (1.5) OBP: 0.269, SLG: 0.227				K						3	0	0	0	0	2	0						
19 Chris Davis, L (1.3) OBP: 0.327, SLG: 0.479				F7					G3-1	3	0	0	0	0	0	0						
11 Robert Andino, R (1.4) OBP: 0.321, SLG: 0.444				F7					G5-3	3	0	1	0	0	0	0						
Inning Stats	R: 0 E: 0 K: 1 S: 7	H: 0 LOB: 0 BB: 0 P: 10	R: 0 E: 0 K: 1 S: 11	H: 0 LOB: 0 BB: 0 P: 15	R: 0 E: 0 K: 1 S: 9	H: 0 LOB: 0 BB: 0 P: 14	R: 0 E: 0 K: 0 S: 7	H: 0 LOB: 0 BB: 0 P: 9	R: 2 E: 0 K: 0 S: 11	H: 2 LOB: 0 BB: 0 P: 19	R: 0 E: 0 K: 0 S: 5	H: 1 LOB: 0 BB: 0 P: 7	R: 1 E: 0 K: 0 S: 8	H: 1 LOB: 0 BB: 0 P: 10	R: 0 E: 0 K: 1 S: 7	H: 0 LOB: 0 BB: 0 P: 14	R: 0 E: 0 K: 1 S: 11	H: 1 LOB: 1 BB: 0 P: 16	1B: 3 2B: 0 3B: 1 HR: 1	SF: 0 SAC: 0 DP: 1 HBP: 0	WP: 0 PB: 0 SB: 0 CS: 0	PA: 31
PITCHER 36 Jered Weaver, R (1.1) ERA: 2.43	IP: 9.0 WLS: W BF: 31 H: 5 R: 3 ER: 3 SO: 5 BB: 0 IBB: 0 HBP: 0 BLK: 0 WP: 0 HR: 1 S: 76 P: 114 ERA: 3.00 WHIP: 0.556																					

Batter	1	2	3	4	5	6	7	8	9	AB	R	H	RBI	BB	SO	LOB	BOTTOM			
2 Erick Aybar, S (1.6) OBP: 0.293, SLG: 0.309	5E 1B		G3			K			P2	5	1	2	1	0	1	3	<p>Baltimore Orioles @ Los Angeles Angels Angel Stadium of Anaheim, Anaheim, CA</p> <p>Sat Apr 21 2012, 6:08 PM - 8:31 PM PDT Att: 38,054 - Clear - 64 F</p> <p>livebaseballscorecards.com</p>			
53 Bobby Abreu, L (1.7) OBP: 0.261, SLG: 0.300	F8			K					G6-3	3	0	1	2	0	1	1				
10 Vernon Wells, R (6.7) OBP: 0.246, SLG: 0.446									P4	2	0	0	0	0	2					
5 Albert Pujols, R (1.3) OBP: 0.318, SLG: 0.377	G5-3			K					E5	3	1	0	0	1	1					
8 Kendrys Morales, S (1.10) OBP: 0.280, SLG: 0.380	G1-3								G6-3	4	0	2	1	0	0	1				
48 Torii Hunter, R (1.9) OBP: 0.350, SLG: 0.352									G6-3	4	1	1	1	0	1	4				
44 Mark Trumbo, R (1.5) OBP: 0.467, SLG: 0.654										3	1	1	1	0	1	3				
6 Alberto Callaspo, S (6.5) OBP: 0.188, SLG: 0.161									F8	1	0	0	0	0	0	1				
13 Maicer Izturis, S (1.4) OBP: 0.448, SLG: 0.375									G3	3	1	1	0	1	0	0				
17 Chris Iannetta, R (1.2) OBP: 0.348, SLG: 0.512										4	0	2	0	0	1	2				
25 Peter Bourjos, R (1.8) OBP: 0.231, SLG: 0.297										3	1	0	0	1	0	3				
Inning Stats	R: 0 E: 1 K: 0 S: 4	H: 1 LOB: 1 BB: 0 P: 9	R: 0 E: 0 K: 2 S: 9	H: 0 LOB: 0 BB: 0 P: 13	R: 0 E: 0 K: 0 S: 5	H: 0 LOB: 0 BB: 0 P: 11	R: 0 E: 0 K: 2 S: 11	H: 0 LOB: 0 BB: 0 P: 18	R: 0 E: 0 K: 1 S: 23	H: 5 LOB: 3 BB: 3 P: 41	R: 0 E: 0 K: 1 S: 9	H: 1 LOB: 1 BB: 0 P: 15	R: 1 E: 1 K: 0 S: 12	H: 1 LOB: 1 BB: 0 P: 18	R: 0 E: 0 K: 0 S: 9	H: 2 LOB: 2 BB: 0 P: 11	1B: 9 2B: 1 3B: 0 HR: 0	SF: 0 SAC: 0 DP: 0 HBP: 0	WP: 1 PB: 0 SB: 0 CS: 0	PA: 38
PITCHER 34 Jake Arrieta, R (1.1) ERA: 4.01 27 Matt Lindstrom, R (5.1) ERA: 3B Luis Ayala, R (7.1) ERA: 40 Troy Patton, L (8.1) ERA: 4.91	IP: 4.1 WLS: L BF: 22 H: 6 R: 1 ER: 0 SO: 5 BB: 0 IBB: 0 HBP: 0 BLK: 1 WP: 1 HR: 0 S: 14 P: 21 ERA: 0.00 WHIP: 0.600																			

AB 31
R 3
H 5
RBI 3
BB 0
SO 5
LOB 3

AB 35
R 6
H 10
RBI 6
BB 3
SO 6
LOB 21



Batter	1	2	3	4	5	6	7	8	9	AB	R	H	RBI	BB	SO	LOB	TOP					
2 Erick Aybar, S OBP: 0.299, SLG: 0.317	G5-3			BB		B5-3			1B	3	0	1	0	1	0	0	Los Angeles Angels @ Tampa Bay Rays Tropicana Field, St. Petersburg, FL Tue Apr 24 2012, 7:11 PM - 9:36 PM EDT Att: 14,933 - Dome - 72 F livebaseballscorecards.com					
47 Howie Kendrick, R OBP: 0.294, SLG: 0.462	K		FC1-6			K			K	4	0	0	0	0	3	2						
5 Albert Pujols, R OBP: 0.284, SLG: 0.333	F9		L6						F7	4	0	0	0	0	0	2						
48 Torii Hunter, R OBP: 0.353, SLG: 0.344	F7		G6-3						1B	4	0	2	0	0	0	1						
44 Mark Trumbo, R OBP: 0.395, SLG: 0.529	G6-3								K	4	0	1	0	0	1	3						
10 Vernon Wells, R OBP: 0.234, SLG: 0.429	L1		G5-4-3						F7	3	0	0	0	0	0	2						
13 Maicer Izturis, S OBP: 0.424, SLG: 0.357			G6-3						F8	3	0	1	0	0	0	0						
17 Chris Iannetta, R OBP: 0.327, SLG: 0.477	F9		F9						L3	3	0	0	0	0	1	1						
25 Peter Bourjos, R OBP: 0.222, SLG: 0.279	G6-3		G6-3						F8	3	0	0	0	0	1	0						
Inning Stats	R: 0 H: 0 E: 0 K: 1 S: 7	H: 0 LOB: 0 BB: 0 P: 7	R: 0 H: 0 E: 0 K: 0 S: 8	H: 0 LOB: 0 BB: 0 P: 11	R: 0 H: 0 E: 0 K: 0 S: 7	H: 0 LOB: 1 BB: 1 P: 11	R: 0 H: 0 E: 0 K: 0 S: 7	H: 0 LOB: 1 BB: 1 P: 16	R: 0 H: 2 E: 0 K: 1 S: 9	H: 0 LOB: 1 BB: 0 P: 14	R: 0 H: 0 E: 0 K: 2 S: 10	H: 0 LOB: 0 BB: 0 P: 14	R: 0 H: 1 E: 0 K: 1 S: 12	H: 0 LOB: 0 BB: 0 P: 18	R: 0 H: 0 E: 0 K: 0 S: 10	H: 0 LOB: 0 BB: 0 P: 13	R: 0 H: 2 E: 0 K: 1 S: 10	H: 2 LOB: 2 BB: 0 P: 15	1B: 5 2B: 0 3B: 0 HR: 0	SF: 0 SAC: 0 DP: 1 HBP: 0	WP: 0 PB: 0 SB: 1 CS: 0	PA: 32
PITCHER 14 David Price, L ERA: 2.63	IP: 9.0 WLS: W BF: 32 H: 5 R: 0 ER: 0 SO: 6 BB: 1 IBB: 0 HBP: 0 BLK: 0 WP: 0 HR: 0 S: 80 P: 119 ERA: 0.00 WHIP: 0.667															PITCHER IP: 9.0 WLS: W BF: 32 H: 5 R: 0 ER: 0 SO: 6 BB: 1 IBB: 0 HBP: 0 BLK: 0 WP: 0 HR: 0 S: 80 P: 119 ERA: 0.00 WHIP: 0.667						

Batter	1	2	3	4	5	6	7	8	9	AB	R	H	RBI	BB	SO	LOB	BOTTOM					
8 Desmond Jennings, R OBP: 0.316, SLG: 0.420	HR		F8		FC5-4				K	4	1	1	1	0	1	1	Los Angeles Angels @ Tampa Bay Rays Tropicana Field, St. Petersburg, FL Tue Apr 24 2012, 7:11 PM - 9:36 PM EDT Att: 14,933 - Dome - 72 F livebaseballscorecards.com					
18 Ben Zobrist, S OBP: 0.333, SLG: 0.333	K		F8		G4-3				K	4	0	0	0	0	2	1						
23 Carlos Pena, L OBP: 0.440, SLG: 0.567	F9				K				HR	4	1	1	1	0	2	0						
3 Evan Longoria, R OBP: 0.446, SLG: 0.581					G6-3				G6-3	3	1	1	0	1	0	0						
30 Luke Scott, L OBP: 0.326, SLG: 0.659	P6				HR				G1-3	4	1	2	1	0	0	1						
20 Matt Joyce, L OBP: 0.377, SLG: 0.600					K				F7	3	0	1	0	0	1	2						
2 B.J. Upton, R OBP: 0.286, SLG: 0.600	G4-3				HR				SF7	2	1	1	2	0	0	1						
28 José Molina, R OBP: 0.316, SLG: 0.324	P3				K				K	3	0	1	0	0	1	1						
1 Sean Rodriguez, R OBP: 0.302, SLG: 0.267					FC6-4				K	3	0	0	0	0	2	1						
Inning Stats	R: 1 H: 1 E: 0 K: 1 S: 12	H: 1 LOB: 1 BB: 1 P: 22	R: 0 H: 1 E: 0 K: 0 S: 5	H: 1 LOB: 0 BB: 0 P: 8	R: 0 H: 0 E: 0 K: 1 S: 9	H: 0 LOB: 0 BB: 0 P: 16	R: 1 H: 1 E: 0 K: 2 S: 12	H: 1 LOB: 0 BB: 0 P: 20	R: 1 H: 2 E: 0 K: 0 S: 14	H: 2 LOB: 1 BB: 0 P: 17	R: 2 H: 3 E: 0 K: 1 S: 15	H: 3 LOB: 1 BB: 0 P: 25	R: 0 H: 0 E: 0 K: 3 S: 9	H: 0 LOB: 0 BB: 0 P: 14	R: 0 H: 0 E: 0 K: 1 S: 9	H: 0 LOB: 0 BB: 0 P: 13	R: 0 H: 0 E: 0 K: 1 S: 9	H: 0 LOB: 0 BB: 0 P: 15	1B: 4 2B: 0 3B: 0 HR: 4	SF: 1 SAC: 0 DP: 1 HBP: 0	WP: 1 PB: 0 SB: 1 CS: 0	PA: 32
PITCHER 54 Ervin Santana, R ERA: 7.23 52 David Carpenter, R ERA: 2.84 21 Hisanori Takahashi, L ERA: 7.5	IP: 5.0 WLS: L BF: 23 H: 8 R: 5 ER: 5 SO: 4 BB: 1 IBB: 0 HBP: 0 BLK: 0 WP: 1 HR: 0 S: 14 P: 21 ERA: 9.00 WHIP: 1.800															PITCHER IP: 5.0 WLS: L BF: 23 H: 8 R: 5 ER: 5 SO: 4 BB: 1 IBB: 0 HBP: 0 BLK: 0 WP: 1 HR: 0 S: 14 P: 21 ERA: 9.00 WHIP: 1.800						

Batter	1	2	3	4	5	6	7	8	9	AB	R	H	RBI	BB	SO	LOB	TOP		
13 Maicer Izturis, S OBP: 0.390, SLG: 0.343	G4-3		G4-3		G4-3			BB		3	0	0	0	1	0	1	Los Angeles Angels @ Cleveland Indians Progressive Field, Cleveland, OH Fri Apr 27 2012, 7:06 PM - 10:00 PM EDT Att: 12,597 - Clear - 48 F		
6 Alberto Callaspo, S OBP: 0.222, SLG: 0.186	G1-3		G1-3			F8		G3		4	0	0	0	0	0	1			
5 Albert Pujols, R OBP: 0.279, SLG: 0.313	1B			G4-3		G5-3		P3		4	1	1	0	0	0	1			
8 Kendrys Morales, S OBP: 0.305, SLG: 0.375	1B			G3		G4-1			BB	2	0	0	0	2	0	0			
47 Howie Kendrick, R OBP: 0.290, SLG: 0.438	BB								BB	0	0	0	0	0	0	0			
48 Torii Hunter, R OBP: 0.363, SLG: 0.397	1B			HR					G6-3	4	1	2	2	0	1	1			
44 Mark Trumbo, R OBP: 0.400, SLG: 0.610				K						3	0	1	0	0	2	0			
25 Peter Bourjos, R OBP: 0.245, SLG: 0.267				K					BB	0	0	0	0	1	0	0			
10 Vernon Wells, R OBP: 0.250, SLG: 0.446	G1-3					F7		G5-3		4	0	0	0	0	1	3			
2 Erick Aybar, S OBP: 0.256, SLG: 0.270	G6-3					G4-3		K		4	0	0	0	0	2	4			
17 Chris Iannetta, R OBP: 0.327, SLG: 0.438								K		2	0	0	0	1	1	0			
Inning Stats	R: 1 H: 2 E: 0 K: 0 S: 10	H: 2 LOB: 2 BB: 1 P: 18	R: 0 H: 0 E: 0 K: 1 S: 6	H: 0 LOB: 0 BB: 0 P: 8	R: 0 H: 0 E: 0 K: 1 S: 6	H: 0 LOB: 0 BB: 0 P: 8	R: 1 H: 1 E: 0 K: 1 S: 9	H: 1 LOB: 0 BB: 0 P: 14	R: 0 H: 0 E: 0 K: 0 S: 9	H: 0 LOB: 1 BB: 0 P: 18	R: 0 H: 1 E: 0 K: 2 S: 9	H: 2 LOB: 2 BB: 0 P: 12	R: 0 H: 0 E: 0 K: 1 S: 9	H: 0 LOB: 1 BB: 1 P: 16	R: 0 H: 0 E: 0 K: 2 S: 7	H: 0 LOB: 3 BB: 2 P: 18	1B: 3 2B: 0 3B: 0 HR: 1	SF: 0 SAC: 0 DP: 0 HBP: 0	WP: 2 PA: 35 PB: 0 SB: 0 CS: 0
PITCHER	IP WLS BF H R ER SO BB IBB HBP BLK WP HR S P ERA WHIP	8.1 33 4 2 2 5 5 0 0 0 1 1 63 112 2.16 1.080	(1, 1)	63 Justin Masterson, R ERA: 5.4	(9, 1)	0.2 W 2 0 0 0 2 0 0 0 0 1 0 6 9 0.00 0.000	(9, 1)	52 Vinny Pestano, R ERA: 2.88											

Batter	1	2	3	4	5	6	7	8	9	AB	R	H	RBI	BB	SO	LOB	BOTTOM								
23 Michael Brantley, L OBP: 0.303, SLG: 0.533	1B		1B		F9			BB		5	1	3	1	0	0	2	Los Angeles Angels @ Cleveland Indians Progressive Field, Cleveland, OH Fri Apr 27 2012, 7:06 PM - 10:00 PM EDT Att: 12,597 - Clear - 48 F								
22 Jason Kipnis, L OBP: 0.335, SLG: 0.457	G4-6-3		K		K			BB		5	0	2	1	0	2	3									
13 Asdrubal Cabrera, S OBP: 0.377, SLG: 0.518	BB		1B			G3-1		G4-6-3		5	0	3	1	0	0	1									
48 Travis Hafner, L OBP: 0.486, SLG: 0.509	BB		1B		BB			F7		2	0	1	0	2	0	0									
41 Carlos Santana, S OBP: 0.421, SLG: 0.439	BB		1B		BB			G4-3		2	0	1	0	2	0	0									
9 Jack Hannahan, L OBP: 0.385, SLG: 0.429	K		K		K			1B		4	0	1	0	0	2	5									
47 Shelley Duncan, R OBP: 0.377, SLG: 0.564	K		K		K			1B		4	0	1	0	0	2	2									
35 Casey Kotchman, L OBP: 0.235, SLG: 0.262	F8		K		K			FC3-6		4	1	1	0	0	1	2									
2 Aaron Cunningham, R OBP: 0.324, SLG: 0.323	K							BB		4	1	2	0	0	1	1									
Inning Stats	R: 0 H: 2 E: 0 K: 1 S: 11	H: 2 LOB: 3 BB: 2 P: 23	R: 0 H: 0 E: 0 K: 2 S: 12	H: 0 LOB: 0 BB: 0 P: 17	R: 0 H: 3 E: 0 K: 1 S: 12	H: 3 LOB: 1 BB: 1 P: 23	R: 0 H: 0 E: 0 K: 3 S: 18	H: 0 LOB: 0 BB: 0 P: 24	R: 0 H: 1 E: 0 K: 1 S: 6	H: 1 LOB: 1 BB: 0 P: 9	R: 0 H: 1 E: 0 K: 0 S: 9	H: 3 LOB: 0 BB: 0 P: 17	R: 0 H: 2 E: 0 K: 0 S: 8	H: 2 LOB: 2 BB: 0 P: 16	R: 1 H: 3 E: 0 K: 0 S: 7	H: 3 LOB: 2 BB: 0 P: 14		1B: 12 2B: 5 3B: 0 HR: 0	SF: 0 SAC: 0 DP: 4 HBP: 0	WP: 0 PA: 39 PB: 0 SB: 0 CS: 2					
PITCHER	IP WLS BF H R ER SO BB IBB HBP BLK WP HR S P ERA WHIP	6.0 25 7 2 2 2 4 0 0 0 0 0 9 11 54.00 6.000	(1, 1)	36 Jared Weaver, R ERA: 2.02	(7, 1)	0.1 H 3 2 2 2 0 0 0 0 0 0 9 11 54.00 6.000	(7, 1)	21 Hisanori Takahashi, L ERA: 9.55	(7, 1)	0.2 B 2 1 0 0 0 0 0 0 0 0 3 6 0.00 1.500	(8, 1)	1.0 5 2 0 0 0 0 0 0 0 0 8 16 0.00 2.000	(8, 1)	40 Kevin Jepsen, R ERA: 10.5	(9, 1)	0.1 L 4 3 1 1 0 0 0 0 0 0 7 14 27.00 9.000	(9, 1)	52 David Carpenter, R ERA: 4.05							

Batter	1	2	3	4	5	6	7	8	9	AB	R	H	RBI	BB	SO	LOB	TOP					
27 Mike Trout, R (1,7)										4	0	0	0	0	1	0	Los Angeles Angels @ Cleveland Indians Progressive Field, Cleveland, OH Sat Apr 28 2012, 3:33 PM - 6:04 PM EDT Att: 11,316 - Cloudy - 43 F					
47 Howie Kendrick, R (1,4)										3	1	1	0	1	0	0						
5 Albert Pujols, R (1,3)										4	0	1	0	0	1	1						
8 Kendrys Morales, S (1,10)										4	0	1	1	0	1	1						
48 Tori Hunter, R (1,9)										4	1	1	1	0	3	2						
44 Mark Trumbo, R (1,5)										2	0	0	0	1	1	2						
2 Erick Aybar, S (1,6)										4	0	2	0	0	0	0						
46 Bobby Wilson, R (1,2)										4	0	0	0	0	0	3						
25 Peter Bourjos, R (1,8)										3	0	0	0	0	2	1						
Inning Stats	R: 1 E: 0 K: 1 S: 14	H: 2 LOB: 2 P: 22	R: 0 E: 0 K: 1 S: 8	H: 0 LOB: 0 BB: 0 P: 12	R: 0 E: 0 K: 1 S: 10	H: 1 LOB: 1 BB: 0 P: 18	R: 1 E: 0 K: 2 S: 11	H: 2 LOB: 1 BB: 0 P: 18	R: 0 E: 0 K: 1 S: 8	H: 0 LOB: 0 BB: 0 P: 10	R: 0 E: 0 K: 1 S: 13	H: 1 LOB: 2 BB: 1 P: 20	R: 0 E: 0 K: 0 S: 7	H: 0 LOB: 0 BB: 0 P: 12	R: 0 E: 0 K: 2 S: 9	H: 0 LOB: 0 BB: 0 P: 11	R: 0 E: 0 K: 1 S: 6	H: 0 LOB: 0 BB: 0 P: 9	1B: 5 2B: 0 3B: 0 HR: 1	SF: 0 SAC: 0 DP: 0 HBP: 0	WP: 0 PB: 1 SB: 0 CS: 0	PA: 35
PITCHER	IP WLS BF H R ER SO BB IBB HBP BLK WP HR S P ERA WHIP																					
58 Jeanmar Gómez, R (1,1)	6.0 L 26 6 2 2 7 2 0 0 0 0 0 1 64 100 3.00 1.333																					
36 Joe Smith, R (7,1)	2.0 6 0 0 0 2 0 0 0 0 0 0 0 16 23 0.00 0.000																					
50 Nick Hagadone, L (9,1)	1.0 3 0 0 0 1 0 0 0 0 0 0 0 6 9 0.00 0.000																					

Batter	1	2	3	4	5	6	7	8	9	AB	R	H	RBI	BB	SO	LOB	BOTTOM					
23 Michael Brantley, L (1,8)										4	0	1	0	0	0	0	Los Angeles Angels @ Cleveland Indians Progressive Field, Cleveland, OH Sat Apr 28 2012, 3:33 PM - 6:04 PM EDT Att: 11,316 - Cloudy - 43 F					
22 Jason Kipnis, L (1,4)										4	1	1	0	0	1	1						
13 Asdrúbal Cabrera, S (1,6)										3	0	0	0	1	2	1						
48 Travis Hafner, L (1,10)										4	0	0	0	0	1	3						
41 Carlos Santana, S (1,2)										4	0	0	0	0	3	2						
9 Jack Hannahan, L (1,5)										4	0	1	1	0	0	0						
47 Shelley Duncan, R (1,7)										3	0	1	0	0	1	2						
35 Casey Kotchman, L (1,3)										2	0	0	0	1	0	0						
2 Aaron Cunningham, R (1,9)										3	0	0	0	0	0	2						
Inning Stats	R: 0 E: 0 K: 0 S: 10	H: 1 LOB: 1 P: 15	R: 0 E: 0 K: 1 S: 9	H: 0 LOB: 0 BB: 0 P: 14	R: 0 E: 0 K: 0 S: 7	H: 0 LOB: 0 BB: 0 P: 10	R: 1 E: 0 K: 2 S: 15	H: 2 LOB: 2 BB: 1 P: 27	R: 0 E: 0 K: 0 S: 5	H: 0 LOB: 0 BB: 0 P: 6	R: 0 E: 0 K: 2 S: 8	H: 0 LOB: 0 BB: 0 P: 12	R: 0 E: 0 K: 0 S: 10	H: 1 LOB: 1 BB: 1 P: 19	R: 0 E: 0 K: 2 S: 10	H: 0 LOB: 0 BB: 0 P: 16	R: 0 E: 0 K: 1 S: 7	H: 0 LOB: 0 BB: 0 P: 14	1B: 3 2B: 1 3B: 0 HR: 0	SF: 0 SAC: 0 DP: 0 HBP: 0	WP: 1 PB: 0 SB: 0 CS: 0	PA: 33
PITCHER	IP WLS BF H R ER SO BB IBB HBP BLK WP HR S P ERA WHIP																					
24 Dan Haren, R (1,1)	8.0 W 30 4 1 1 7 2 0 0 0 0 0 0 74 119 1.12 0.750																					
37 Scott Downs, L (9,1)	1.0 S 3 0 0 0 1 0 0 0 0 0 0 0 7 14 0.00 0.000																					

Batter	1	2	3	4	5	6	7	8	9	AB	R	H	RBI	BB	SO	LOB	TOP			
27 Mike Trout, R (1,8)	G6-3		L5			L9		BB		3	0	0	0	1	0	1	Los Angeles Angels @ Cleveland Indians Progressive Field, Cleveland, OH Sun Apr 29 2012, 1:07 PM - 3:28 PM EDT Att: 15,421 - Partly Cloudy - 52 F			
47 Howie Kendrick, R (1,4) 46 Bobby Wilson, R (8,2)	P4			G6-3			K	K		4	0	0	0	0	2	3				
5 Albert Pujols, R (1,3)	G5-3			G6-3			G5-3		K	4	0	0	0	0	1	0				
8 Kendrys Morales, S (1,10)				G6-3					F8	4	0	2	0	0	0	0				
48 Tori Hunter, R (1,9)				L3			G5-3		K	4	0	0	0	0	1	2				
44 Mark Trumbo, R (1,5)				G1-3						3	0	0	0	0	0	0				
10 Vernon Wells, R (1,7)										3	0	0	0	0	0	0				
13 Maicer Izturis, S (1,6) (8,4)										1	0	0	0	2	0	0				
17 Chris Iannetta, R (1,2) 25 Peter Bourjos, R (8,PR) 2 Erick Aybar, S (8,6)										3	0	1	0	0	0	1				
Inning Stats	R: 0 E: 0 K: 0 S: 6	H: 0 LOB: 0 BB: 0 P: 11	R: 0 E: 0 K: 0 S: 9	H: 1 LOB: 0 BB: 0 P: 13	R: 0 E: 0 K: 0 S: 7	H: 0 LOB: 1 BB: 1 P: 16	R: 0 E: 0 K: 0 S: 7	H: 0 LOB: 0 BB: 0 P: 9	R: 0 E: 0 K: 0 S: 5	H: 0 LOB: 0 BB: 0 P: 8	R: 0 E: 0 K: 1 S: 12	H: 1 LOB: 1 BB: 0 P: 19	R: 0 E: 0 K: 1 S: 16	H: 1 LOB: 3 BB: 2 P: 32	R: 0 E: 0 K: 2 S: 12	H: 0 LOB: 0 BB: 0 P: 15		1B: 3 2B: 1 3B: 0 HR: 0	SF: 0 SAC: 0 DP: 1 HBP: 0	WP: 0 PB: 0 SB: 1 CS: 0
PITCHER	IP WLS BF H R ER SO BB IBB HBP BLK WP HR S P ERA WHIP																			
26 Derek Lowe, R (1,1) ERA: 2.27	7.2 W 27 3 0 0 1 2 0 0 0 0 0 0 62 107 0.00 0.652																			
52 Vinnie Pestano, R (8,1) ERA: 2.79	0.1 H 2 0 0 0 1 1 0 0 0 0 0 0 6 10 0.00 3.000																			
54 Chris Perez, R (9,1) ERA: 4.0	1.0 3 0 0 0 2 0 0 0 0 0 0 0 12 15 0.00 0.000																			

Batter	1	2	3	4	5	6	7	8	9	AB	R	H	RBI	BB	SO	LOB	BOTTOM			
23 Michael Brantley, L (1,8)	G1-6-3		K							3	1	2	0	1	1	0	Los Angeles Angels @ Cleveland Indians Progressive Field, Cleveland, OH Sun Apr 29 2012, 1:07 PM - 3:28 PM EDT Att: 15,421 - Partly Cloudy - 52 F			
22 Jason Kipnis, L (1,4)	G1-6-3		P6				F8			4	0	1	0	0	1	4				
13 Asdrubal Cabrera, S (1,6)	G1-6-3						G3-1			4	0	1	2	0	1	4				
48 Travis Hafner, L (1,10) 16 Jason Donald, R (8,PR) (9,10)	F7						F8			4	0	1	0	0	0	2				
41 Carlos Santana, S (1,2)										4	1	3	0	0	0	0				
9 Jack Hannahan, L (1,5)										2	0	0	0	1	0	1				
47 Shelley Duncan, R (1,7)										3	0	0	1	0	0	3				
35 Casey Kotchman, L (1,3)										4	0	1	0	0	0	3				
2 Aaron Cunningham, R (1,9)										3	1	1	0	0	0	1				
Inning Stats	R: 0 E: 0 K: 0 S: 11	H: 2 LOB: 1 BB: 0 P: 16	R: 0 E: 0 K: 0 S: 11	H: 1 LOB: 0 BB: 0 P: 20	R: 0 E: 0 K: 1 S: 8	H: 0 LOB: 0 BB: 0 P: 12	R: 0 E: 0 K: 1 S: 10	H: 1 LOB: 2 BB: 1 P: 18	R: 2 E: 0 K: 0 S: 12	H: 2 LOB: 1 BB: 1 P: 24	R: 0 E: 0 K: 0 S: 6	H: 0 LOB: 0 BB: 0 P: 11	R: 0 E: 0 K: 0 S: 8	H: 2 LOB: 2 BB: 0 P: 9	R: 2 E: 0 K: 0 S: 9	H: 2 LOB: 1 BB: 0 P: 14		1B: 8 2B: 3 3B: 0 HR: 0	SF: 1 SAC: 1 DP: 2 HBP: 0	WP: 0 PB: 0 SB: 0 CS: 0
PITCHER	IP WLS BF H R ER SO BB IBB HBP BLK WP HR S P ERA WHIP																			
54 Ervin Santana, R (1,1) ERA: 6.16	7.0 L 30 8 2 2 2 3 2 0 0 0 0 0 66 110 2.57 1.429																			
40 Kevin Jepsen, R (8,1) ERA: 10.29	1.0 5 2 2 1 0 0 0 0 0 0 0 0 9 14 9.00 2.000																			

AB	29
R	0
H	3
RBI	0
BB	3
SO	4
LOB	7



AB	31
R	4
H	10
RBI	3
BB	2
SO	3
LOB	18



Batter	1	2	3	4	5	6	7	8	9	AB	R	H	RBI	BB	SO	LOB	TOP				
2 Denard Span, L (1, 8) OBP: 0.378, SLG: 0.418	G6-3		K			F8		G4-3		5	0	1	1	0	1	2					
8 Jamey Carroll, R (1, 6) OBP: 0.320, SLG: 0.250	G6-3		K			G3		FC1-6 37 FC3-6 16 1B		4	1	0	0	0	1	2					
16 Josh Willingham, R (1, 7) OBP: 0.447, SLG: 0.681	P3					P3		FC3-6 37 FC3-6 1B		4	0	1	0	0	0	0					
33 Justin Morneau, L (1, 10) OBP: 0.313, SLG: 0.459		G3-1								2	0	0	0	0	1	0					
37 Sean Burroughs, L (7, PH) OBP: 0.167, SLG: 0.176										2	0	0	0	0	0	2					
22 Danny Valencia, R (1, 5) OBP: 0.260, SLG: 0.387		G1-3								4	0	2	1	0	0	0					
18 Ryan Doumit, S (1, 2) OBP: 0.265, SLG: 0.344										3	0	1	0	1	0	3					
24 Trevor Plouffe, R (1, 9) OBP: 0.275, SLG: 0.242										4	0	0	0	0	1	2					
27 Chris Parmelee, L (1, 3) OBP: 0.310, SLG: 0.358										3	1	0	0	0	0	0					
12 Alexi Casilla, S (1, 4) OBP: 0.323, SLG: 0.367										4	1	3	1	0	0	0					
Inning Stats	R: 0 H: 0 E: 0 K: 0 S: 5	H: 0 LOB: 0 BB: 0 P: 7	R: 0 H: 0 E: 0 K: 1 S: 11	H: 0 LOB: 1 BB: 1 P: 17	R: 0 H: 1 E: 0 K: 2 S: 13	H: 1 LOB: 1 BB: 0 P: 19	R: 0 H: 1 E: 0 K: 1 S: 8	H: 1 LOB: 1 BB: 0 P: 14	R: 0 H: 0 E: 0 K: 0 S: 8	H: 0 LOB: 0 BB: 0 P: 13	R: 0 H: 1 E: 0 K: 0 S: 8	H: 1 LOB: 1 BB: 0 P: 9	R: 3 H: 4 E: 0 K: 0 S: 17	H: 4 LOB: 2 BB: 0 P: 28	R: 0 H: 1 E: 0 K: 0 S: 9	H: 1 LOB: 1 BB: 0 P: 12	1B: 7 2B: 1 3B: 0 HR: 0	SF: 0 SAC: 0 DP: 1 HBP: 1	WP: 0 PB: 0 SB: 2 CS: 0	PA: 37	
PITCHER	IP	WLS	BF	H	R	ER	SO	BB	IBB	HBP	BLK	WP	HR	S	P	ERA	WHIP				
33 C.J. Wilson, L (1, 1) ERA: 2.7	7.1	W	29	5	3	3	4	1	0	1	0	0	0	69	108	3.68	0.818				
32 LaTroy Hawkins, R (8, 1) ERA: 1.17	0.1	H	3	2	0	0	0	0	0	0	0	0	0	7	10	0.00	6.000				
37 Scott Downs, L (8, 1) ERA:	1.1	S	5	1	0	0	0	0	0	0	0	0	0	11	15	0.00	0.750				

Minnesota Twins @ Los Angeles Angels
Angel Stadium of Anaheim, Anaheim, CA
Mon Apr 30 2012, 7:08 PM - 9:34 PM PDT
Att: 27,027 - Cloudy - 64 F

AB 35
R 3
H 8
RBI 3
BB 1
SO 4
LOB 11



Batter	1	2	3	4	5	6	7	8	9	AB	R	H	RBI	BB	SO	LOB	BOTTOM				
27 Mike Trout, R (1, 8) OBP: 0.167, SLG: 0.182	G6-3		L3-6 2B			F7		G3-1		4	0	1	0	0	0	0					
13 Maicer Izturis, S (1, 5) OBP: 0.375, SLG: 0.300	K		L3-6			F9		F8		4	0	0	0	0	1	1					
5 Albert Pujols, R (1, 3) OBP: 0.265, SLG: 0.304	4B 1B 2B		F8			K		F8		4	1	1	0	0	1	0					
8 Kendrys Morales, S (1, 10) OBP: 0.338, SLG: 0.388	4B 1B BB					4B HR 1B		P5		3	1	2	0	1	0	0					
48 Torii Hunter, R (1, 9) OBP: 0.348, SLG: 0.447	47 FC6-4 1B					1B HR		G4-3		4	1	2	3	0	0	1					
47 Howie Kendrick, R (1, 4) OBP: 0.297, SLG: 0.398	FC6-4					G6-3		F8		3	0	0	0	0	0	3					
10 Vernon Wells, R (1, 7) OBP: 0.244, SLG: 0.425						1B		F8		3	0	1	0	0	0	1					
2 Erick Aybar, S (1, 6) OBP: 0.259, SLG: 0.272						F8		F8		3	0	0	0	0	0	1					
17 Chris Iannetta, R (1, 2) OBP: 0.328, SLG: 0.481						G6-3		HR		3	1	1	1	0	0	1					
Inning Stats	R: 1 H: 2 E: 0 K: 1 S: 16	H: 2 LOB: 2 BB: 1 P: 31	R: 0 H: 0 E: 0 K: 0 S: 5	H: 0 LOB: 0 BB: 0 P: 8	R: 0 H: 1 E: 0 K: 0 S: 4	H: 1 LOB: 0 BB: 0 P: 6	R: 2 H: 3 E: 0 K: 0 S: 10	H: 3 LOB: 1 BB: 0 P: 18	R: 0 H: 1 E: 0 K: 0 S: 7	H: 1 LOB: 0 BB: 0 P: 10	R: 1 H: 1 E: 0 K: 0 S: 7	H: 1 LOB: 0 BB: 0 P: 11	R: 0 H: 0 E: 0 K: 0 S: 6	H: 0 LOB: 0 BB: 0 P: 9	1B: 4 2B: 3 3B: 0 HR: 2	SF: 0 SAC: 0 DP: 1 HBP: 0	WP: 0 PB: 0 SB: 0 CS: 0	PA: 32			
PITCHER	IP	WLS	BF	H	R	ER	SO	BB	IBB	HBP	BLK	WP	HR	S	P	ERA	WHIP				
53 Nick Blackburn, R (1, 1) ERA: 6.64	6.0	L	25	7	3	3	2	1	0	0	0	0	1	50	85	4.50	1.333				
31 Alex Burnett, R (7, 1) ERA: 1.42	1.0		4	1	1	1	0	0	0	0	0	0	1	7	11	9.00	1.000				
61 Jared Burton, R (8, 1) ERA: 2.7	1.0		3	0	0	0	0	0	0	0	0	0	0	6	9	0.00	0.000				

Minnesota Twins @ Los Angeles Angels
Angel Stadium of Anaheim, Anaheim, CA
Mon Apr 30 2012, 7:08 PM - 9:34 PM PDT
Att: 27,027 - Cloudy - 64 F

AB 31
R 4
H 8
RBI 4
BB 1
SO 2
LOB 8



Batter	1	2	3	4	5	6	7	8	9	AB	R	H	RBI	BB	SO	LOB	TOP					
2 Denard Span, L OBP: 0.392, SLG: 0.426										3	0	2	0	1	0	0	Minnesota Twins @ Los Angeles Angels Angel Stadium of Anaheim, Anaheim, CA Tue May 01 2012, 7:06 PM - 9:16 PM PDT Att: 30,039 - Overcast - 60 F					
12 Alexi Casilla, S OBP: 0.303, SLG: 0.344										4	0	0	0	0	1	2						
7 Joe Mauer, L OBP: 0.406, SLG: 0.422										3	0	0	0	0	0	0						
16 Josh Willingham, R OBP: 0.432, SLG: 0.653										3	0	0	0	0	0	0						
22 Danny Valencia, R OBP: 0.250, SLG: 0.372										3	0	0	0	0	0	0						
18 Ryan Doumit, S OBP: 0.288, SLG: 0.343										3	0	1	0	0	0	0						
27 Chris Parmelee, L OBP: 0.295, SLG: 0.339										3	0	0	0	0	1	1						
36 Clete Thomas, L OBP: 0.192, SLG: 0.320										3	0	0	0	0	2	0						
8 Jamey Carroll, R OBP: 0.310, SLG: 0.241										3	0	0	0	0	2	0						
Inning Stats	R: 0 E: 0 K: 0 S: 7	H: 1 LOB: 0 BB: 0 P: 10	R: 0 E: 0 K: 0 S: 8	H: 1 LOB: 1 BB: 0 P: 13	R: 0 E: 0 K: 2 S: 9	H: 1 LOB: 0 BB: 0 P: 13	R: 0 E: 0 K: 0 S: 7	H: 0 LOB: 0 BB: 0 P: 8	R: 0 E: 0 K: 1 S: 7	H: 0 LOB: 0 BB: 0 P: 11	R: 0 E: 0 K: 0 S: 10	H: 0 LOB: 0 BB: 0 P: 13	R: 0 E: 0 K: 0 S: 8	H: 0 LOB: 0 BB: 0 P: 15	R: 0 E: 0 K: 0 S: 9	H: 0 LOB: 0 BB: 0 P: 9	R: 0 E: 0 K: 3 S: 11	H: 0 LOB: 1 BB: 1 P: 17	1B: 3 2B: 0 3B: 0 HR: 0	SF: 0 SAC: 0 DP: 1 HBP: 0	WP: 0 PB: 0 SB: 0 CS: 0	PA: 30
PITCHER 57 Jerome Williams, R ERA: 3.55	IP: 9.0 WLS: W BF: 29 H: 3 R: 0 ER: 0 SO: 6 BB: 1 IBB: 0 HBP: 0 BLK: 0 WP: 0 HR: 0 S: 76 P: 109 ERA: 0.00 WHIP: 0.444															PITCHER						

Batter	1	2	3	4	5	6	7	8	9	AB	R	H	RBI	BB	SO	LOB	BOTTOM			
27 Mike Trout, R OBP: 0.250, SLG: 0.214										3	1	1	0	1	1	0	Minnesota Twins @ Los Angeles Angels Angel Stadium of Anaheim, Anaheim, CA Tue May 01 2012, 7:06 PM - 9:16 PM PDT Att: 30,039 - Overcast - 60 F			
6 Alberto Callaspo, S OBP: 0.294, SLG: 0.170										3	0	0	0	0	1	1				
5 Albert Pujols, R OBP: 0.295, SLG: 0.292										4	0	0	1	0	0	2				
48 Torii Hunter, R OBP: 0.375, SLG: 0.494										2	1	2	2	1	0	0				
44 Mark Trumbo, R OBP: 0.345, SLG: 0.500										4	0	0	0	0	2	4				
47 Howie Kendrick, R OBP: 0.288, SLG: 0.471										4	1	3	1	0	0	1				
10 Vernon Wells, R OBP: 0.247, SLG: 0.422										3	0	1	0	0	0	1				
2 Erick Aybar, S OBP: 0.250, SLG: 0.262										3	0	0	0	0	1	2				
17 Chris Iannetta, R OBP: 0.328, SLG: 0.464										2	1	0	0	1	0	1				
Inning Stats	R: 0 E: 0 K: 1 S: 9	H: 0 LOB: 0 BB: 0 P: 12	R: 2 E: 0 K: 2 S: 10	H: 2 LOB: 0 BB: 0 P: 17	R: 2 E: 0 K: 0 S: 10	H: 2 LOB: 1 BB: 1 P: 19	R: 0 E: 0 K: 0 S: 7	H: 1 LOB: 1 BB: 0 P: 13	R: 0 E: 0 K: 2 S: 9	H: 0 LOB: 2 BB: 2 P: 20	R: 0 E: 0 K: 0 S: 8	H: 2 LOB: 0 BB: 0 P: 14	R: 0 E: 0 K: 0 S: 8	H: 0 LOB: 0 BB: 0 P: 10	R: 0 E: 0 K: 0 S: 8	H: 0 LOB: 1 BB: 0 P: 13	1B: 4 2B: 0 3B: 1 HR: 2	SF: 0 SAC: 1 DP: 1 HBP: 1	WP: 0 PB: 0 SB: 1 CS: 0	PA: 33
PITCHER 47 Francisco Liriano, L ERA: 9.97 51 Anthony Swarzak, R ERA: 4.64 60 Jeff Gray, R ERA: 1.68	IP: 5.1 WLS: L BF: 25 H: 7 R: 4 ER: 4 SO: 5 BB: 2 IBB: 0 HBP: 0 BLK: 0 WP: 0 HR: 2 S: 51 P: 91 ERA: 6.75 WHIP: 1.688															PITCHER				

AB	28
R	0
H	3
RBI	0
BB	1
SO	6
LOB	3



AB	28
R	4
H	7
RBI	4
BB	3
SO	5
LOB	12



Batter	1	2	3	4	5	6	7	8	9	AB	R	H	RBI	BB	SO	LOB	TOP			
2 Denard Span, L (1,8) OBP: 0.377, SLG: 0.408										4	0	0	0	0	1	0	Minnesota Twins @ Los Angeles Angels Angel Stadium of Anaheim, Anaheim, CA Wed May 02 2012, 7:08 PM - 9:35 PM PDT Att: 27,288 - Cloudy - 63 F			
12 Alexi Casilla, S (1,4) OBP: 0.286, SLG: 0.324										4	0	0	0	0	2	0				
7 Joe Mauer, L (1,10) OBP: 0.394, SLG: 0.407										3	0	0	0	0	0	0				
16 Josh Willingham, R (1,7) OBP: 0.429, SLG: 0.636										2	0	0	0	1	1	0				
18 Ryan Doumit, S (1,2) OBP: 0.257, SLG: 0.329										3	0	0	0	0	1	1				
27 Chris Parmelee, L (1,3) OBP: 0.281, SLG: 0.322										3	0	0	0	0	2	0				
24 Trevor Plouffe, R (1,5) OBP: 0.256, SLG: 0.222										3	0	0	0	0	0	1				
36 Clete Thomas, L (1,9) OBP: 0.172, SLG: 0.286										3	0	0	0	0	1	0				
8 Jamey Carroll, R (1,6) OBP: 0.301, SLG: 0.233										3	0	0	0	0	1	0				
Inning Stats	R: 0 E: 0 K: 1 S: 8	H: 0 LOB: 0 BB: 0 P: 12	R: 0 E: 0 K: 3 S: 10	H: 0 LOB: 1 BB: 0 P: 16	R: 0 E: 0 K: 1 S: 7	H: 0 LOB: 0 BB: 0 P: 10	R: 0 E: 0 K: 0 S: 9	H: 0 LOB: 0 BB: 0 P: 14	R: 0 E: 0 K: 1 S: 10	H: 0 LOB: 0 BB: 0 P: 14	R: 0 E: 0 K: 1 S: 9	H: 0 LOB: 1 BB: 1 P: 18	R: 0 E: 0 K: 0 S: 8	H: 0 LOB: 0 BB: 0 P: 13	R: 0 E: 0 K: 1 S: 7	H: 0 LOB: 0 BB: 0 P: 10	1B: 0 2B: 0 3B: 0 HR: 0	SF: 0 SAC: 0 DP: 0 HBP: 0	WP: 0 PB: 1 SB: 0 CS: 0	PA: 29
PITCHER 36 Jered Weaver, R (1,1) ERA: 1.61	IP: 9.0 WLS: W BF: 29 H: 0 R: 0 ER: 0 SO: 9 BB: 1 IBB: 0 HBP: 0 BLK: 0 WP: 0 HR: 0 S: 77 P: 121 ERA: 0.00 WHIP: 0.111															PITCHER IP: 1.0 WLS: L BF: 3 H: 0 R: 0 ER: 0 SO: 0 BB: 0 IBB: 0 HBP: 0 BLK: 0 WP: 0 HR: 0 S: 7 P: 9 ERA: 0.00 WHIP: 0.000				

AB	28
R	0
H	0
RBI	0
BB	1
SO	9
LOB	2



Batter	1	2	3	4	5	6	7	8	9	AB	R	H	RBI	BB	SO	LOB	BOTTOM			
2 Erick Aybar, S (1,6) OBP: 0.247, SLG: 0.258										5	0	1	1	0	1	3	Minnesota Twins @ Los Angeles Angels Angel Stadium of Anaheim, Anaheim, CA Wed May 02 2012, 7:08 PM - 9:35 PM PDT Att: 27,288 - Cloudy - 63 F			
10 Vernon Wells, R (1,7) OBP: 0.244, SLG: 0.409										5	1	1	0	0	0	3				
5 Albert Pujols, R (1,3) OBP: 0.252, SLG: 0.287										5	1	1	0	0	0	1				
8 Kendrys Morales, S (1,10) OBP: 0.355, SLG: 0.458										5	1	3	2	0	1	1				
48 Torii Hunter, R (1,9) OBP: 0.380, SLG: 0.495										4	2	2	0	0	0	2				
47 Howie Kendrick, R (1,4) OBP: 0.318, SLG: 0.527										4	3	4	3	0	0	0				
44 Mark Trumbo, R (1,5) OBP: 0.356, SLG: 0.519										4	1	2	2	0	0	2				
17 Chris Iannetta, R (1,2) OBP: 0.324, SLG: 0.441										3	0	0	0	0	1	2				
25 Peter Bourjos, R (1,8) OBP: 0.255, SLG: 0.280										2	0	1	1	1	1	0				
Inning Stats	R: 1 E: 0 K: 1 S: 11	H: 2 LOB: 1 BB: 0 P: 19	R: 2 E: 0 K: 0 S: 13	H: 3 LOB: 1 BB: 0 P: 21	R: 3 E: 0 K: 0 S: 18	H: 3 LOB: 2 BB: 0 P: 30	R: 3 E: 0 K: 1 S: 18	H: 3 LOB: 0 BB: 0 P: 22	R: 0 E: 0 K: 1 S: 10	H: 2 LOB: 2 BB: 0 P: 17	R: 0 E: 0 K: 1 S: 6	H: 0 LOB: 0 BB: 0 P: 12	R: 0 E: 0 K: 1 S: 7	H: 0 LOB: 0 BB: 0 P: 7	R: 0 E: 0 K: 0 S: 7	H: 0 LOB: 0 BB: 0 P: 9	1B: 10 2B: 3 3B: 0 HR: 2	SF: 0 SAC: 1 DP: 1 HBP: 1	WP: 0 PB: 0 SB: 2 CS: 0	PA: 40
PITCHER 62 Liam Hendriks, R (1,1) ERA: 9.0	IP: 2.1 WLS: L BF: 16 H: 9 R: 6 ER: 6 SO: 0 BB: 0 IBB: 0 HBP: 1 BLK: 0 WP: 0 HR: 1 S: 35 P: 60 ERA: 23.14 WHIP: 3.857															PITCHER 55 Matt Capps, R (8,1) ERA: 5.0				
44 Matt Maloney, L (3,1) ERA: 7.35	IP: 0.2 WLS: L BF: 3 H: 1 R: 0 ER: 0 SO: 0 BB: 0 IBB: 0 HBP: 0 BLK: 0 WP: 0 HR: 0 S: 7 P: 10 ERA: 0.00 WHIP: 1.500																			
31 Alex Burnett, R (4,1) ERA: 3.07	IP: 2.0 WLS: L BF: 10 H: 3 R: 3 ER: 3 SO: 2 BB: 1 IBB: 0 HBP: 0 BLK: 0 WP: 0 HR: 1 S: 28 P: 39 ERA: 13.50 WHIP: 2.000																			
52 Brian Duensing, L (6,1) ERA: 3.72	IP: 1.0 WLS: L BF: 5 H: 2 R: 0 ER: 0 SO: 0 BB: 0 IBB: 0 HBP: 0 BLK: 0 WP: 0 HR: 0 S: 6 P: 12 ERA: 0.00 WHIP: 2.000																			
15 Glen Perkins, L (7,1) ERA: 5.79	IP: 1.0 WLS: L BF: 3 H: 0 R: 0 ER: 0 SO: 1 BB: 0 IBB: 0 HBP: 0 BLK: 0 WP: 0 HR: 0 S: 7 P: 7 ERA: 0.00 WHIP: 0.000																			

AB	37
R	9
H	15
RBI	9
BB	1
SO	4
LOB	14



Batter	1	2	3	4	5	6	7	8	9	AB	R	H	RBI	BB	SO	LOB	TOP					
2 Kelly Johnson, L (1,4) OBP: 0.391, SLG: 0.473										3	1	2	0	1	1	0	Toronto Blue Jays @ Los Angeles Angels Angel Stadium of Anaheim, Anaheim, CA Thu May 03 2012, 7:08 PM - 9:19 PM PDT Att: 28,359 - Partly Cloudy - 66 F					
5 Yunel Escobar, R (1,6) OBP: 0.279, SLG: 0.322										4	1	2	0	0	0	1						
19 José Bautista, R (1,9) OBP: 0.310, SLG: 0.323										4	0	0	0	0	2	4						
26 Adam Lind, L (1,3) OBP: 0.280, SLG: 0.301										4	0	0	0	0	3	4						
10 Edwin Encarnación, R (1,10) OBP: 0.363, SLG: 0.653										4	0	0	0	0	0	2						
14 Eric Thames, L (1,7) OBP: 0.333, SLG: 0.408										4	0	0	0	0	1	1						
13 Brett Lawrie, R (1,5) OBP: 0.336, SLG: 0.406										3	1	2	0	1	0	0						
28 Colby Rasmus, L (1,8) OBP: 0.278, SLG: 0.404										4	1	1	0	0	0	2						
9 J.P. Arencibia, R (1,2) OBP: 0.250, SLG: 0.352										3	1	1	3	0	0	0						
Inning Stats	R: 0 E: 0 K: 1 S: 8	H: 0 LOB: 0 BB: 0 P: 10	R: 0 E: 0 K: 1 S: 8	H: 0 LOB: 0 BB: 0 P: 12	R: 3 E: 0 K: 0 S: 9	H: 4 LOB: 0 BB: 0 P: 14	R: 0 E: 0 K: 1 S: 9	H: 0 LOB: 0 BB: 0 P: 13	R: 0 E: 0 K: 0 S: 10	H: 0 LOB: 0 BB: 0 P: 15	R: 2 E: 1 K: 2 S: 19	H: 1 LOB: 1 BB: 1 P: 29	R: 0 E: 0 K: 0 S: 4	H: 0 LOB: 0 BB: 1 P: 8	R: 0 E: 0 K: 2 S: 15	H: 2 LOB: 2 BB: 0 P: 19	R: 0 E: 0 K: 0 S: 5	H: 1 LOB: 0 BB: 0 P: 8	1B: 7 2B: 0 3B: 0 HR: 1	SF: 0 SAC: 0 DP: 3 HBP: 0	WP: 0 PB: 0 SB: 0 CS: 0	PA: 35
PITCHER	IP WLS BF H R ER SO BB IBB HBP BLK WP HR S P ERA WHIP																					
24 Dan Haren, R (1,1) ERA: 3.43	7.0 L 27 5 5 3 5 2 0 0 0 0 0 1 67 101 3.86 1.000																					
51 Jordan Walden, R (8,1) ERA: 8.75	1.0 5 2 0 0 2 0 0 0 0 0 0 0 15 19 0.00 2.000																					
52 David Carpenter, R (9,1) ERA: 3.52	1.0 3 1 0 0 0 0 0 0 0 0 0 0 5 8 0.00 1.000																					

AB	33
R	5
H	8
RBI	3
BB	2
SO	7
LOB	14



Batter	1	2	3	4	5	6	7	8	9	AB	R	H	RBI	BB	SO	LOB	BOTTOM					
27 Mike Trout, R (1,8) OBP: 0.300, SLG: 0.278										4	0	2	0	0	1	1	Toronto Blue Jays @ Los Angeles Angels Angel Stadium of Anaheim, Anaheim, CA Thu May 03 2012, 7:08 PM - 9:19 PM PDT Att: 28,359 - Partly Cloudy - 66 F					
10 Vernon Wells, R (1,7) OBP: 0.237, SLG: 0.396										3	0	0	0	0	0	2						
5 Albert Pujols, R (1,3) OBP: 0.245, SLG: 0.279										3	0	0	0	0	0	1						
8 Kendrys Morales, S (1,10) OBP: 0.342, SLG: 0.440										3	0	0	0	0	1	0						
48 Torii Hunter, R (1,9) OBP: 0.369, SLG: 0.479										3	0	0	0	0	1	0						
47 Howie Kendrick, R (1,4) OBP: 0.309, SLG: 0.511										3	0	0	0	0	2	0						
44 Mark Trumbo, R (1,5) OBP: 0.355, SLG: 0.526										3	0	1	0	0	1	0						
2 Erick Aybar, S (1,6) OBP: 0.240, SLG: 0.250										3	0	0	0	0	0	1						
46 Bobby Wilson, R (1,2) OBP: 0.300, SLG: 0.176										2	0	0	0	0	1	0						
13 Maicer Izturis, S (9,PH) OBP: 0.367, SLG: 0.293										1	0	0	0	0	1	1						
Inning Stats	R: 0 E: 0 K: 0 S: 6	H: 1 LOB: 0 BB: 0 P: 9	R: 0 E: 0 K: 2 S: 9	H: 0 LOB: 0 BB: 0 P: 13	R: 0 E: 0 K: 1 S: 7	H: 0 LOB: 0 BB: 0 P: 10	R: 0 E: 0 K: 0 S: 6	H: 1 LOB: 0 BB: 0 P: 10	R: 0 E: 0 K: 1 S: 6	H: 0 LOB: 0 BB: 0 P: 12	R: 0 E: 0 K: 1 S: 10	H: 0 LOB: 0 BB: 0 P: 12	R: 0 E: 0 K: 0 S: 6	H: 0 LOB: 0 BB: 0 P: 8	R: 0 E: 0 K: 1 S: 8	H: 0 LOB: 0 BB: 0 P: 11	R: 0 E: 0 K: 2 S: 13	H: 1 LOB: 1 BB: 0 P: 17	1B: 2 2B: 1 3B: 0 HR: 0	SF: 0 SAC: 0 DP: 2 HBP: 0	WP: 0 PB: 0 SB: 0 CS: 0	PA: 28
PITCHER	IP WLS BF H R ER SO BB IBB HBP BLK WP HR S P ERA WHIP																					
23 Brandon Morrow, R (1,1) ERA: 2.38	9.0 W 28 3 0 0 8 0 0 0 0 0 0 0 75 102 0.00 0.333																					

AB	28
R	0
H	3
RBI	0
BB	0
SO	8
LOB	6



Batter	1	2	3	4	5	6	7	8	9	AB	R	H	RBI	BB	SO	LOB	TOP								
2 Kelly Johnson, L OBP: 0.374, SLG: 0.448										5	0	0	0	0	2	4	Toronto Blue Jays @ Los Angeles Angels Angel Stadium of Anaheim, Anaheim, CA Fri May 04 2012, 7:08 PM - 9:17 PM PDT Att: 33,160 - Partly Cloudy - 67 F								
5 Yunel Escobar, R OBP: 0.286, SLG: 0.336										4	1	2	1	0	0	0									
19 José Bautista, R OBP: 0.317, SLG: 0.354										3	1	1	2	1	1	1									
26 Adam Lind, L OBP: 0.278, SLG: 0.299										4	0	1	0	0	2	1									
10 Edwin Encarnación, R OBP: 0.350, SLG: 0.629										4	1	0	0	0	1	1									
14 Eric Thames, L OBP: 0.330, SLG: 0.400										4	0	1	0	0	1	0									
13 Brett Lawrie, R OBP: 0.325, SLG: 0.390										4	0	0	1	0	1	1									
28 Colby Rasmus, L OBP: 0.277, SLG: 0.391										3	0	0	0	1	1	1									
6 Jeff Mathis, R OBP: 0.400, SLG: 0.650										3	1	0	0	1	2	2									
Inning Stats	R: 0 H: 0 E: 0 K: 2 S: 11	H: 0 LOB: 1 BB: 1 P: 19	R: 0 H: 0 E: 0 K: 3 S: 10	H: 0 LOB: 0 BB: 0 P: 15	R: 3 H: 2 E: 0 K: 2 S: 18	H: 2 LOB: 1 BB: 1 P: 27	R: 0 H: 0 E: 0 K: 0 S: 7	H: 0 LOB: 0 BB: 0 P: 11	R: 0 H: 0 E: 0 K: 1 S: 5	H: 0 LOB: 0 BB: 0 P: 6	R: 0 H: 0 E: 0 K: 0 S: 6	H: 0 LOB: 0 BB: 0 P: 10	R: 0 H: 0 E: 1 K: 0 S: 7	H: 0 LOB: 1 BB: 0 P: 8	R: 0 H: 1 E: 0 K: 2 S: 10	H: 1 LOB: 1 BB: 0 P: 15	R: 1 H: 2 E: 1 K: 1 S: 13	H: 2 LOB: 3 BB: 1 P: 22	1B: 3 2B: 1 HR: 1	SF: 0 SAC: 0 HBP: 0	WP: 0 PB: 0 SB: 1 CS: 0	PA: 37			
PITCHER	IP	WLS	BF	H	R	ER	SO	BB	IBB	HBP	BLK	WP	HR	S	P	ERA	WHIP								
54 Ervin Santana, R ERA: 3.59	8.0	L	30	3	3	3	10	2	0	0	0	0	1	74	111	3.38	0.625								
55 Jason Istringhausen, R ERA: 3.12	1.0		7	2	1	1	1	0	1	0	0	0	0	13	22	9.00	2.000								

Toronto Blue Jays @ Los Angeles Angels
Angel Stadium of Anaheim, Anaheim, CA
Fri May 04 2012, 7:08 PM - 9:17 PM PDT
Att: 33,160 - Partly Cloudy - 67 F

AB 34
R 4
H 5
RBI 4
BB 3
SO 11
LOB 11



Batter	1	2	3	4	5	6	7	8	9	AB	R	H	RBI	BB	SO	LOB	BOTTOM								
27 Mike Trout, R OBP: 0.250, SLG: 0.227										4	0	0	0	0	2	2	Toronto Blue Jays @ Los Angeles Angels Angel Stadium of Anaheim, Anaheim, CA Fri May 04 2012, 7:08 PM - 9:17 PM PDT Att: 33,160 - Partly Cloudy - 67 F								
13 Maicer Izturis, S OBP: 0.358, SLG: 0.311										4	0	1	0	0	0	1									
5 Albert Pujols, R OBP: 0.237, SLG: 0.269										4	0	0	0	0	1	1									
8 Kendrys Morales, S OBP: 0.337, SLG: 0.430										4	0	1	0	0	0	1									
48 Torii Hunter, R OBP: 0.374, SLG: 0.474										3	0	1	0	1	0	2									
47 Howie Kendrick, R OBP: 0.310, SLG: 0.505										3	0	1	0	0	0	2									
44 Mark Trumbo, R OBP: 0.338, SLG: 0.500										3	0	0	0	0	0	2									
2 Erick Aybar, S OBP: 0.242, SLG: 0.263										3	0	1	0	0	0	0									
46 Bobby Wilson, R OBP: 0.273, SLG: 0.158										2	0	0	0	0	0	1									
6 Alberto Callaspo, S OBP: 0.220, SLG: 0.188										1	0	1	0	0	0	0									
17 Chris Iannetta, R OBP: 0.234, SLG: 0.441										0	0	0	0	0	0	0									
Inning Stats	R: 0 H: 0 E: 0 K: 0 S: 8	H: 1 LOB: 1 BB: 0 P: 10	R: 0 H: 1 E: 0 K: 1 S: 9	H: 1 LOB: 0 BB: 0 P: 11	R: 0 H: 1 E: 0 K: 0 S: 6	H: 1 LOB: 1 BB: 0 P: 8	R: 0 H: 0 E: 0 K: 2 S: 8	H: 0 LOB: 0 BB: 0 P: 10	R: 0 H: 1 E: 0 K: 0 S: 5	H: 1 LOB: 0 BB: 0 P: 8	R: 0 H: 1 E: 0 K: 0 S: 11	H: 1 LOB: 1 BB: 0 P: 16	R: 0 H: 1 E: 0 K: 0 S: 8	H: 1 LOB: 1 BB: 0 P: 13	1B: 4 2B: 2 HR: 0	SF: 0 SAC: 0 HBP: 0	WP: 0 PB: 0 SB: 0 CS: 0	PA: 32							
PITCHER	IP	WLS	BF	H	R	ER	SO	BB	IBB	HBP	BLK	WP	HR	S	P	ERA	WHIP								
37 Henderson Alvarez III, R ERA: 2.83	9.0	W	32	6	0	0	3	1	0	0	0	0	0	71	97	0.00	0.778								

Toronto Blue Jays @ Los Angeles Angels
Angel Stadium of Anaheim, Anaheim, CA
Fri May 04 2012, 7:08 PM - 9:17 PM PDT
Att: 33,160 - Partly Cloudy - 67 F

AB 31
R 0
H 6
RBI 0
BB 1
SO 3
LOB 12



Batter	1	2	3	4	5	6	7	8	9	AB	R	H	RBI	BB	SO	LOB	TOP																			
2 Kelly Johnson, L OBP: 0.370, SLG: 0.440 17 Omar Vizquel, S OBP: 0.167, SLG: 0.091	G4-3			G4-3 1B		K		K		4	1	1	0	0	2	1	Toronto Blue Jays @ Los Angeles Angels Angel Stadium of Anaheim, Anaheim, CA Sat May 05 2012, 6:08 PM - 9:02 PM PDT Att: 39,018 - Clear - 68 F																			
5 Yunel Escobar, R OBP: 0.292, SLG: 0.336	K			G4-3				1B		3	0	1	0	1	1																					
19 José Bautista, R OBP: 0.315, SLG: 0.350	K			1B		F7		K		4	0	1	1	0	2	3																				
10 Edwin Encarnación, R OBP: 0.347, SLG: 0.611		BB		P4		F8		F7		3	0	0	0	1	0	4																				
26 Adam Lind, L OBP: 0.287, SLG: 0.333	G4-6-3			K						3	1	1	1	1	1	2																				
13 Brett Lawrie, R OBP: 0.331, SLG: 0.404	G4-3									4	0	2	0	0	1	1																				
11 Rajai Davis, R OBP: 0.278, SLG: 0.313 14 Eric Thames, L OBP: 0.326, SLG: 0.395				G6-3		K2-3		F9		3	0	0	0	0	1	2																				
28 Colby Rasmus, L OBP: 0.267, SLG: 0.376	K			F8		F8		K		4	0	0	0	0	3	2																				
9 J.P. Arencibia, R OBP: 0.253, SLG: 0.342	F8					BB		F8		2	0	0	0	1	0	1																				
Inning Stats	R: 0 H: 0 E: 0 K: 2 S: 8	H: 0 LOB: 0 BB: 0 P: 13	R: 0 H: 0 E: 0 K: 0 S: 6	H: 0 LOB: 0 BB: 0 P: 14	R: 0 H: 0 E: 0 K: 1 S: 6	H: 0 LOB: 0 BB: 0 P: 9	R: 1 H: 2 E: 0 K: 1 S: 13	H: 2 LOB: 1 BB: 0 P: 20	R: 0 H: 1 E: 0 K: 1 S: 7	H: 1 LOB: 0 BB: 0 P: 8	R: 0 H: 0 E: 0 K: 1 S: 8	H: 0 LOB: 1 BB: 2 P: 17	R: 1 H: 2 E: 0 K: 1 S: 8	H: 2 LOB: 1 BB: 0 P: 10	R: 0 H: 1 E: 0 K: 2 S: 8	H: 1 LOB: 1 BB: 1 P: 12		R: 0 H: 0 E: 0 K: 3 S: 13	H: 0 LOB: 1 BB: 1 P: 21	1B: 4 2B: 1 3B: 0 HR: 1	SF: 0 SAC: 0 DP: 1 HBP: 0	WP: 0 PB: 0 SB: 1 CS: 1	PA: 35													
PITCHER	IP	WLS	BF	H	R	ER	SO	BB	IBB	HBP	BLK	WP	HR	S	P	ERA	WHIP	PITCHER		IP	WLS	BF	H	R	ER	SO	BB	IBB	HBP	BLK	WP	HR	S	P	ERA	WHIP
33 C.J. Wilson, L ERA: 2.61 49 Ernesto Frieri, R ERA: 2.13	8.0	W	31	6	2	2	9	3	0	0	0	0	1	64	103	2.25	1.125			1.0	4	0	0	0	3	1	0	0	0	0	0	13	21	0.00	1.000	

AB	31
R	2
H	6
RBI	2
BB	4
SO	12
LOB	18



Batter	1	2	3	4	5	6	7	8	9	AB	R	H	RBI	BB	SO	LOB	BOTTOM																			
27 Mike Trout, R OBP: 0.276, SLG: 0.423	K	FC6-4			HR	SF8		2B		4	2	2	2	0	1	1	Toronto Blue Jays @ Los Angeles Angels Angel Stadium of Anaheim, Anaheim, CA Sat May 05 2012, 6:08 PM - 9:02 PM PDT Att: 39,018 - Clear - 68 F																			
6 Alberto Callaspo, S OBP: 0.256, SLG: 0.212	G4-3			1B	BB	E1		1B		4	0	2	1	1	0	1																				
48 Tori Hunter, R OBP: 0.366, SLG: 0.455	BB			G6-4-3	BB	K		F9		4	0	0	0	1	1	6																				
8 Kendrys Morales, S OBP: 0.352, SLG: 0.440 25 Peter Bourjos, R OBP: 0.255, SLG: 0.280	BB			L5		E3		1B		5	0	3	1	0	0	1																				
47 Howie Kendrick, R OBP: 0.295, SLG: 0.480	1B					1B		1B		0	0	0	0	0	0	0																				
44 Mark Trumbo, R OBP: 0.397, SLG: 0.547		G6-3		BB		HR		G4-3		5	0	0	0	0	1	9																				
10 Vernon Wells, R OBP: 0.258, SLG: 0.409						HR		G4-3		4	1	2	1	1	0	3																				
2 Erick Aybar, S OBP: 0.243, SLG: 0.263						BB		G4-3		2	2	1	0	2	0	1																				
46 Bobby Wilson, R OBP: 0.308, SLG: 0.217						BB		G4-3		4	1	1	0	0	1	4																				
Inning Stats	R: 0 H: 1 E: 0 K: 1 S: 10	H: 1 LOB: 2 BB: 1 P: 20	R: 1 H: 2 E: 0 K: 1 S: 12	H: 2 LOB: 1 BB: 0 P: 18	R: 0 H: 1 E: 0 K: 0 S: 5	H: 1 LOB: 0 BB: 0 P: 8	R: 0 H: 0 E: 0 K: 0 S: 7	H: 0 LOB: 2 BB: 2 P: 16	R: 1 H: 1 E: 1 K: 0 S: 12	H: 1 LOB: 2 BB: 1 P: 25	R: 3 H: 4 E: 0 K: 2 S: 18	H: 4 LOB: 3 BB: 1 P: 30	R: 0 H: 1 E: 0 K: 0 S: 6	H: 1 LOB: 0 BB: 0 P: 9	R: 1 H: 3 E: 1 K: 0 S: 8	H: 3 LOB: 2 BB: 0 P: 14		1B: 9 2B: 2 3B: 0 HR: 2	SF: 1 SAC: 0 DP: 3 HBP: 0	WP: 2 PB: 0 SB: 0 CS: 0	PA: 42															
PITCHER	IP	WLS	BF	H	R	ER	SO	BB	IBB	HBP	BLK	WP	HR	S	P	ERA	WHIP	PITCHER		IP	WLS	BF	H	R	ER	SO	BB	IBB	HBP	BLK	WP	HR	S	P	ERA	WHIP
4 Kyle Drabek, R ERA: 3.34 54 Jason Frasor, R ERA: 4.22 34 Joel Carreno, R ERA: 5.4 47 Luis Perez, L ERA: 2.3	5.0	L	27	5	1	0	2	5	0	0	0	0	0	12	18	0.00	1.000			1.0	5	1	0	0	2	0	0	0	0	0	0	11	19	6.75	2.250	

AB	36
R	6
H	13
RBI	6
BB	5
SO	4
LOB	27



Batter	1	2	3	4	5	6	7	8	9	AB	R	H	RBI	BB	SO	LOB	TOP										
2 Kelly Johnson, L (1,4) OBP: 0.374, SLG: 0.442										4	0	2	1	0	1	3	Toronto Blue Jays @ Los Angeles Angels Angel Stadium of Anaheim, Anaheim, CA Sun May 06 2012, 12:37 PM - 3:29 PM PDT Att: 37,548 - Sunny - 71 F										
14 Eric Thames, L (1,7) OBP: 0.323, SLG: 0.388										4	0	1	1	0	2	5											
19 José Bautista, R (1,9) OBP: 0.313, SLG: 0.356										4	1	1	0	0	1	4											
26 Adam Lind, L (1,10) OBP: 0.286, SLG: 0.323										3	0	0	0	1	0	1											
11 Rajai Davis, R (8, PR) OBP: 0.276, SLG: 0.313										3	0	0	1	0	0	1											
10 Edwin Encarnación, R (1,3) OBP: 0.336, SLG: 0.595										3	0	0	0	1	2	1											
13 Brett Lawrie, R (1,5) OBP: 0.328, SLG: 0.393										4	0	1	0	0	0	1											
9 J.P. Arencibia, R (1,2) OBP: 0.277, SLG: 0.364										4	2	3	0	0	0	1											
6 Jeff Mathis, R (9, PR) OBP: 0.400, SLG: 0.650										0	0	0	0	0	0	0											
17 Omar Vizquel, S (1,6) OBP: 0.188, SLG: 0.133										4	0	1	0	0	0	3											
Inning Stats	R: 0 E: 0 K: 1 S: 6	H: 1 LOB: 0 BB: 0 P: 9	R: 0 E: 0 K: 0 S: 6	H: 0 LOB: 1 BB: 1 P: 16	R: 1 E: 0 K: 0 S: 7	H: 2 LOB: 1 BB: 0 P: 9	R: 0 E: 0 K: 0 S: 6	H: 0 LOB: 0 BB: 0 P: 10	R: 0 E: 0 K: 2 S: 11	H: 2 LOB: 2 BB: 0 P: 19	R: 1 E: 0 K: 1 S: 6	H: 1 LOB: 0 BB: 0 P: 8	R: 1 E: 1 K: 1 S: 13	H: 2 LOB: 2 BB: 0 P: 23	R: 0 E: 0 K: 1 S: 10	H: 0 LOB: 1 BB: 1 P: 16	R: 0 E: 0 K: 0 S: 6	H: 1 LOB: 1 BB: 0 P: 7	1B: 8 2B: 3 3B: 0 HR: 0	SF: 1 SAC: 0 DP: 3 HBP: 0	WP: 0 PB: 0 SB: 0 CS: 0	PA: 36					
PITCHER	IP	WLS	BF	H	R	ER	SO	BB	IBB	HBP	BLK	WP	HR	S	P	ERA	WHIP										
57 Jerome Williams, R (1,1) ERA: 3.38	6.2	W	29	8	3	2	4	1	0	0	0	0	0	51	88	2.70	1.350										
52 David Carpenter, R (7,1) ERA: 3.35	0.1	H	1	0	0	0	1	0	0	0	0	0	0	4	6	0.00	0.000										
49 Ernesto Frieri, R (8,1) ERA: 1.98	1.0	H	3	0	0	0	1	1	0	0	0	0	0	10	16	0.00	1.000										
37 Scott Downs, L (9,1) ERA:	0.1	H	2	1	0	0	0	0	0	0	0	0	0	4	5	0.00	3.000										
32 LaTroy Hawkins, R (9,1) ERA: 1.08	0.2	S	1	0	0	0	0	0	0	0	0	0	0	2	2	0.00	0.000										

Batter	1	2	3	4	5	6	7	8	9	AB	R	H	RBI	BB	SO	LOB	BOTTOM										
27 Mike Trout, R (1,8) OBP: 0.273, SLG: 0.433										4	1	1	0	0	3	0	Toronto Blue Jays @ Los Angeles Angels Angel Stadium of Anaheim, Anaheim, CA Sun May 06 2012, 12:37 PM - 3:29 PM PDT Att: 37,548 - Sunny - 71 F										
13 Maicer Izturis, S (1,4) OBP: 0.368, SLG: 0.327										4	1	2	0	0	1												
5 Albert Pujols, R (1,3) OBP: 0.237, SLG: 0.295										4	1	1	2	0	1	2											
8 Kendrys Morales, S (1,10) OBP: 0.348, SLG: 0.432										4	1	1	0	0	1	1											
44 Mark Trumbo, R (1,9) OBP: 0.370, SLG: 0.552										3	0	2	1	0	0	0											
48 Torii Hunter, R (8,9) OBP: 0.363, SLG: 0.451										1	0	0	0	0	1	0											
10 Vernon Wells, R (1,7) OBP: 0.257, SLG: 0.412										4	0	1	0	0	1	3											
6 Alberto Callaspo, S (1,5) OBP: 0.271, SLG: 0.232										4	0	2	1	0	0	1											
2 Erick Aybar, S (1,6) OBP: 0.236, SLG: 0.255										3	0	0	0	0	0	4											
17 Chris Iannetta, R (1,2) OBP: 0.310, SLG: 0.419										3	0	0	0	0	2	2											
Inning Stats	R: 0 E: 0 K: 1 S: 7	H: 0 LOB: 0 BB: 0 P: 10	R: 0 E: 0 K: 1 S: 13	H: 1 LOB: 1 BB: 0 P: 21	R: 0 E: 0 K: 2 S: 7	H: 0 LOB: 0 BB: 0 P: 9	R: 2 E: 0 K: 1 S: 14	H: 4 LOB: 2 BB: 0 P: 22	R: 2 E: 0 K: 1 S: 11	H: 2 LOB: 0 BB: 0 P: 18	R: 0 E: 0 K: 0 S: 11	H: 2 LOB: 2 BB: 0 P: 15	R: 0 E: 0 K: 1 S: 10	H: 1 LOB: 1 BB: 0 P: 15	R: 0 E: 0 K: 2 S: 11	H: 0 LOB: 0 BB: 0 P: 14	1B: 7 2B: 2 3B: 0 HR: 1	SF: 0 SAC: 0 DP: 0 HBP: 0	WP: 0 PB: 0 SB: 1 CS: 0	PA: 34							
PITCHER	IP	WLS	BF	H	R	ER	SO	BB	IBB	HBP	BLK	WP	HR	S	P	ERA	WHIP										
36 Drew Hutchison, R (1,1) ERA: 6.65	5.1	L	24	8	4	4	6	0	0	0	0	0	0	4	4	0.00	3.000										
38 Darren Oliver, L (6,1) ERA: 2.16	0.1		2	1	0	0	0	0	0	0	0	0	0	4	4	0.00	3.000										
54 Jason Frasor, R (6,1) ERA: 4.05	0.1		1	0	0	0	0	0	0	0	0	0	0	3	4	0.00	0.000										
44 Casey Janssen, R (7,1) ERA: 5.23	1.0		4	1	0	0	1	0	0	0	1	0	0	10	15	0.00	1.000										
33 Carlos Villanueva, R (8,1) ERA: 4.22	1.0		3	0	0	0	2	0	0	0	0	0	0	11	14	0.00	0.000										



Batter	1	2	3	4	5	6	7	8	9	AB	R	H	RBI	BB	SO	LOB	TOP								
13 Maicer Izturis, S OBP: 0.393, SLG: 0.346	(1, 6) 2-1 B SI 92 B CH 91 C SI 92 X SI 93 6 G4-3 5 G6-3 6 WP 1B		(1, 4) 4-1 B CH 83 B SI 92 C SI 93 C CH 93 6 HR BB	(1, 3) 2-3 F SL 84 B SI 92 C SI 93 2-3 K			(1, 2) 3-2 C FF 91 B SI 92 B FF 92 B SI 91 X SI 92 5 1B			(1, 1) 1-1 L FF 93 B SI 93 C SI 92 X SI 92 SH5-4 1-3	3	2	0	1	1	2		Los Angeles Angels @ Minnesota Twins Target Field, Minneapolis, MN Mon May 07 2012, 7:11 PM - 10:11 PM CDT Att: 31,382 - Partly Cloudy - 65 F livebaseballscorecards.com							
6 Alberto Callaspo, S OBP: 0.297, SLG: 0.300	(1, 5) 3-1 B SI 92 B CH 93 C SI 92 X SI 93 G4-3 1-3		(1, 3) 3-2 B SI 93 D SL 84 B SI 93 B SI 92 F SI 93 F SI 94 X SI 83 1-H HR		(1, 4) 4-0 B SL 82 B CH 82 B CH 89 B FF 92 5 G5-4-3 BB		(1, 2) 2-3 1 SAFE F FF 93 F FF 92 B SI 93 B SI 92 C SI 93 2-3 K		(1, 1) 1-1 D FF 96 D SL 86 X SI 84 48 BB E 1B	4	2	2	3	1	1	3									
5 Albert Pujols, R OBP: 0.336, SLG: 0.291	(1, 3) 2-0 B SI 92 B SI 93 X SI 93 G6-3 3-H		(1, 2) 2-0 B CH 85 B CH 84 X SI 92 F8		(1, 2) 0-1 F SI 90 X SI 92 G5-4-3 1-2		(1, 1) 1-1 B FF 92 X SI 92 F SI 91 48 FC6-4 1B		(1, 2) 1-1 B SI 95 C SI 94 X SI 85 P5	5	0	1	2	0	0	2									
48 Tori Hunter, R OBP: 0.356, SLG: 0.434	(1, 9) 0-3 C CH 87 B SI 88 F SI 88 F SI 85 F SI 85 S SI 85 K 3-H		(1, 3) 0-0 X SI 92 G4-3		(1, 3) 0-1 S SI 92 X SI 92 L6		(1, 2) 0-2 C FF 93 X SI 87 3-H FC6-4 1B		(1, 2) 4-2 B SI 84 D SL 85 D SL 85 1 SAFE F SI 84 D SL 84 D SL 86 B SI 86 1-2 44 E BB	4	1	0	0	1	1	2									
44 Mark Trumbo, R OBP: 0.346, SLG: 0.514	(1, 10) 1-3 B SI 92 C SI 92 S SI 86 K2-3		(1, 1) 0-1 F SI 92 X SI 82 P5		(1, 2) 2-2 C FF 92 B SI 80 B SI 93 B SI 93 X FF 93 P3		(1, 0) 0-2 C SL 87 F SI 87 X SI 86 G6-3		(1, 1) 0-0 X SI 94 E7	5	0	0	0	0	1	0									
47 Howie Kendrick, R OBP: 0.300, SLG: 0.486	(1, 4) 1-3 C SL 82 S CH 86 S SI 85 K K		(1, 0) 0-0 X SI 92 17 BB 10 1B 25 SF9		(1, 2) 0-2 C FF 92 S SI 82 X SI 80 F8		(1, 0) 0-0 X SI 88 10 G6-3 2B		(1, 3) 1-3 C SL 86 S SI 85 S SI 85 S SI 85 F SI 85 F SI 85 K	5	1	2	0	0	2	1									
10 Vernon Wells, R OBP: 0.267, SLG: 0.416	(1, 7) 3-2 C SI 81 B SI 93 B CH 86 B SI 92 B SI 93 X SI 83 1B		(1, 0) 1-0 D SI 92 X SI 92 25 SF9 17 BB 1B		(1, 3) 2-3 C SI 80 B SI 83 B SI 83 B SI 83 F SI 93 K		(1, 0) 0-1 C FF 93 X FF 93 G6-3			4	0	2	0	0	1	1									
17 Chris Iannetta, R OBP: 0.320, SLG: 0.406	(1, 2) 3-2 B SI 92 1 SAFE B SI 84 B SI 84 X SI 84 1 SAFE 1 SAFE B CH 83 S SI 82 G4-3		(1, 4) 4-1 B SI 92 B SI 92 B SI 93 1-2 2-3 BB		(1, 1) 4-1 C SI 80 B SI 83 B SI 83 B SI 83 F SI 92 13 1B 25 SH5-3 5 1B BB		(1, 3) 1-3 S SI 86 F SI 87 F SI 84 F SI 87 K			2	1	0	0	2	1	2									
25 Peter Bourjos, R OBP: 0.259, SLG: 0.288	(1, 8) 2-1 B SI 92 B SI 92 X SI 94 F9		(1, 3) 3-1 B SI 92 B SI 92 X SI 84 SF9		(1, 0) 0-0 X FF 90 SH5-3		(1, 0) 0-0 X FF 94 13 SH5-4 6 1B E 1B			2	1	1	1	0	0	0									
Inning Stats	R: 1 E: 0 K: 1 S: 11	H: 1 LOB: 0 BB: 0 P: 18	R: 0 E: 0 K: 2 S: 16	H: 1 LOB: 1 BB: 0 P: 24	R: 2 E: 0 K: 0 S: 9	H: 1 LOB: 0 BB: 1 P: 20	R: 1 E: 0 K: 1 S: 10	H: 2 LOB: 2 BB: 1 P: 20	R: 0 E: 0 K: 0 S: 4	H: 0 LOB: 0 BB: 0 P: 8	R: 0 E: 0 K: 1 S: 10	H: 0 LOB: 0 BB: 0 P: 14	R: 1 E: 0 K: 1 S: 13	H: 2 LOB: 2 BB: 1 P: 23	R: 0 E: 0 K: 1 S: 9	H: 1 LOB: 1 BB: 0 P: 10	R: 3 E: 2 K: 1 S: 14	H: 2 LOB: 1 BB: 1 P: 22	1B: 8 2B: 1 3B: 0 HR: 1	SF: 1 SAC: 2 DP: 1 HBP: 0	WP: 1 PB: 0 SB: 0 CS: 0	PA: 42			
PITCHER	IP WLS BF H R ER SO BB IBB HBP BLK WP HR S P ERA WHIP	IP WLS BF H R ER SO BB IBB HBP BLK WP HR S P ERA WHIP	IP WLS BF H R ER SO BB IBB HBP BLK WP HR S P ERA WHIP	IP WLS BF H R ER SO BB IBB HBP BLK WP HR S P ERA WHIP	IP WLS BF H R ER SO BB IBB HBP BLK WP HR S P ERA WHIP	IP WLS BF H R ER SO BB IBB HBP BLK WP HR S P ERA WHIP	IP WLS BF H R ER SO BB IBB HBP BLK WP HR S P ERA WHIP	IP WLS BF H R ER SO BB IBB HBP BLK WP HR S P ERA WHIP	IP WLS BF H R ER SO BB IBB HBP BLK WP HR S P ERA WHIP	IP WLS BF H R ER SO BB IBB HBP BLK WP HR S P ERA WHIP	IP WLS BF H R ER SO BB IBB HBP BLK WP HR S P ERA WHIP	IP WLS BF H R ER SO BB IBB HBP BLK WP HR S P ERA WHIP	IP WLS BF H R ER SO BB IBB HBP BLK WP HR S P ERA WHIP	IP WLS BF H R ER SO BB IBB HBP BLK WP HR S P ERA WHIP	IP WLS BF H R ER SO BB IBB HBP BLK WP HR S P ERA WHIP	IP WLS BF H R ER SO BB IBB HBP BLK WP HR S P ERA WHIP	IP WLS BF H R ER SO BB IBB HBP BLK WP HR S P ERA WHIP	IP WLS BF H R ER SO BB IBB HBP BLK WP HR S P ERA WHIP	IP WLS BF H R ER SO BB IBB HBP BLK WP HR S P ERA WHIP	IP WLS BF H R ER SO BB IBB HBP BLK WP HR S P ERA WHIP	IP WLS BF H R ER SO BB IBB HBP BLK WP HR S P ERA WHIP	IP WLS BF H R ER SO BB IBB HBP BLK WP HR S P ERA WHIP	IP WLS BF H R ER SO BB IBB HBP BLK WP HR S P ERA WHIP	IP WLS BF H R ER SO BB IBB HBP BLK WP HR S P ERA WHIP	IP WLS BF H R ER SO BB IBB HBP BLK WP HR S P ERA WHIP


Batter	1	2	3	4	5	6	7	8	9	AB	R	H	RBI	BB	SO	LOB	BOTTOM									
2 Denard Span, L OBP: 0.350, SLG: 0.368	(1, 8) 0-1 C FF 87 X SI 88 F9		(1, 3) 0-0 X SI 88 E6		(1, 2) 2-1 B CU 72 C CH 79 B CU 72 X FF 89 FC6-4					4	0	0	1	0	1	4										
20 Brian Dozier, R OBP: 0.250, SLG: 0.250	(1, 6) 1-1 B FF 88 F FF 88 X FC 88 F8		(1, 3) 3-2 B SL 80 C FC 88 D SL 81 F CH 81 F FC 86 B CH 78 F FF 88 X CH 79 L8		(1, 0) 1-0 B CU 73 X FC 88 G4-3					4	1	1	0	0	0	4										
7 Joe Mauer, L OBP: 0.371, SLG: 0.366	(1, 2) 2-3 B SI 87 B SI 88 C CH 82 S CH 79 K2-3			(1, 1) 1-1 B CU 71 C SI 86 X CH 79 G3-1						4	0	1	1	0	1	0										
18 Ryan Doumit, S OBP: 0.270, SLG: 0.390	(1, 10) 1-0 B SI 86 X FF 87 F8		(1, 1) 1-1 C SI 88 X SI 88 G5-3		(1, 3) 1-3 C CH 79 B CU 72 F SI 86 C CH 79 K					3	0	0	1	0	1	0										
22 Danny Valencia, R OBP: 0.221, SLG: 0.315	(1, 5) 2-2 B SL 80 C SL 82 C SL 80 X FC 80 G6-3		(1, 0) 0-1 C SL 79 X FC 87 F8		(1, 0) 0-0 X FC 86 F9					4	0	0	0	0	1	1										
27 Chris Parmelee, L OBP: 0.266, SLG: 0.301	(1, 3) 1-1 C CU 71 X CH 80 F8			(1, 0) 1-0 B CU 68 X SI 86 25 1B 2 FC6-4 1B						4	1	1	0	0	0	0										
24 Trevor Plouffe, R OBP: 0.286, SLG: 0.205	(1, 9) 4-1 B FF 86 B SI 78 C CH 82 B FC 89 8 L4-6 25 1B BB		(1, 4) 4-0 B FC 86 B SI 84 B FF 89 B FC 89 2 FC6-4 25 1B BB							2	0	0	0	2	0	0										
25 Erik Komatsu, L OBP: 0.281, SLG: 0.207	(1, 7) 3-2 L FF 86 D CH 79 B SI 86 B SI 87 C FF 86 F SI 87 F SI 87 F SI 87 F SI 87 C SI 88 2 E 1-2 1B		(1, 2) 2-2 B FF 86 D CH 79 C SI 87 C FF 86 F SI 87 F SI 87 F SI 87 C SI 88 2 FC6-4 1B		(1, 2) 2-2 B CU 69 B FF 89 C SI 87 C FF 86 D SL 80 X SI 88 G5-3					4	0	2	0	0	0	0										
8 Jamey Carroll, R OBP: 0.305, SLG: 0.250	(1, 4) 2-1 B FC 88 D FF 87 C FF 87 X FF 88 L4-6		(1, 2) 2-2 C SL 80 B SI 88 B SI 88 X CH 79 P4							3	1	1	0	0	0	5										
Inning Stats	R: 0 E: 0 K: 1 S: 7	H: 0 LOB: 0 BB: 0 P: 10	R: 0 E: 0 K: 0 S: 6	H: 0 LOB: 0 BB: 0 P: 10	R: 0 E: 1 K: 0 S: 16	H: 1 LOB: 2 BB: 1 P: 28	R: 0 E: 0 K: 0 S: 6	H: 0 LOB: 0 BB: 0 P: 8	R: 1 E: 0 K: 0 S: 11	H: 2 LOB: 2 BB: 1 P: 23	R: 0 E: 0 K: 1 S: 7	H: 0 LOB: 0 BB: 0 P: 10	R: 0 E: 0 K: 0 S: 7	H: 0 LOB: 0 BB: 0 P: 9	R: 2 E: 0 K: 2 S: 15	H: 3 LOB: 1 BB: 0 P: 26	R: 0 E: 0 K: 0 S: 9	H: 0 LOB: 0 BB: 0 P: 14	1B: 5 2B: 2 3B: 0 HR: 0	SF: 1 SAC: 0 DP: 1 HBP: 0	WP: 1 PB: 0 SB: 0 CS: 0	PA: 35				
PITCHER	IP WLS BF H R ER SO BB IBB HBP BLK WP HR S P ERA WHIP	IP WLS BF H R ER SO BB IBB HBP BLK WP HR S P ERA WHIP	IP WLS BF H R ER SO BB IBB HBP BLK WP HR S P ERA WHIP	IP WLS BF H R ER SO BB IBB HBP BLK WP HR S P ERA WHIP	IP WLS BF H R ER SO BB IBB HBP BLK WP HR S P ERA WHIP	IP WLS BF H R ER SO BB IBB HBP BLK WP HR S P ERA WHIP	IP WLS BF H R ER SO BB IBB HBP BLK WP HR S P ERA WHIP	IP WLS BF H R ER SO BB IBB HBP BLK WP HR S P ERA WHIP	IP WLS BF H R ER SO BB IBB HBP BLK WP HR S P ERA WHIP	IP WLS BF H R ER SO BB IBB HBP BLK WP HR S P ERA WHIP	IP WLS BF H R ER SO BB IBB HBP BLK WP HR S P ERA WHIP	IP WLS BF H R ER SO BB IBB HBP BLK WP HR S P ERA WHIP	IP WLS BF H R ER SO BB IBB HBP BLK WP HR S P ERA WHIP	IP WLS BF H R ER SO BB IBB HBP BLK WP HR S P ERA WHIP	IP WLS BF H R ER SO BB IBB HBP BLK WP HR S P ERA WHIP	IP WLS BF H R ER SO BB IBB HBP BLK WP HR S P ERA WHIP	IP WLS BF H R ER SO BB IBB HBP BLK WP HR S P ERA WHIP	IP WLS BF H R ER SO BB IBB HBP BLK WP HR S P ERA WHIP	IP WLS BF H R ER SO BB IBB HBP BLK WP HR S P ERA WHIP	IP WLS BF H R ER SO BB IBB HBP BLK WP HR S P ERA WHIP	IP WLS BF H R ER SO BB IBB HBP BLK WP HR S P ERA WHIP	IP WLS BF H R ER SO BB IBB HBP BLK WP HR S P ERA WHIP	IP WLS BF H R ER SO BB IBB HBP BLK WP HR S P ERA WHIP	IP WLS BF H R ER SO BB IBB HBP BLK WP HR S P ERA WHIP	IP WLS BF H R ER SO BB IBB HBP BLK WP HR S P ERA WHIP	IP WLS BF H R ER SO BB IBB HBP BLK WP HR S P ERA WHIP



Batter	1	2	3	4	5	6	7	8	9	AB	R	H	RBI	BB	SO	LOB	TOP										
27 Mike Trout, R OBP: 0.297, SLG: 0.424										3	0	1	0	1	1	0											
6 Alberto Callaspo, S OBP: 0.279, SLG: 0.281										4	0	0	0	0	0	2											
5 Albert Pujols, R OBP: 0.228, SLG: 0.281										4	0	0	0	0	0	1											
48 Torii Hunter, R OBP: 0.344, SLG: 0.418										4	0	0	0	0	3	0											
44 Mark Trumbo, R OBP: 0.346, SLG: 0.520										3	0	1	0	0	2	0											
47 Howie Kendrick, R OBP: 0.301, SLG: 0.482										3	0	1	0	0	0	1											
10 Vernon Wells, R OBP: 0.269, SLG: 0.413										3	0	1	0	0	0	1											
2 Erick Aybar, S OBP: 0.229, SLG: 0.248										3	0	0	0	0	1	2											
17 Chris Iannetta, R OBP: 0.312, SLG: 0.394										2	0	0	0	0	1	0											
13 Maicer Izturis, S OBP: 0.367, SLG: 0.340										1	0	0	0	0	0	0											
46 Bobby Wilson, R OBP: 0.308, SLG: 0.217										0	0	0	0	0	0	0											
Inning Stats	R: 0 E: 0 K: 0 S: 9	H: 1 LOB: 0 BB: 0 P: 13	R: 0 E: 0 K: 2 S: 12	H: 2 LOB: 2 BB: 0 P: 17	R: 0 E: 0 K: 1 S: 8	H: 0 LOB: 1 BB: 1 P: 19	R: 0 E: 0 K: 0 S: 8	H: 1 LOB: 1 BB: 0 P: 14	R: 0 E: 0 K: 1 S: 7	H: 0 LOB: 0 BB: 0 P: 13	R: 0 E: 0 K: 1 S: 7	H: 0 LOB: 0 BB: 0 P: 11	R: 0 E: 0 K: 1 S: 11	H: 0 LOB: 0 BB: 0 P: 15	R: 0 E: 0 K: 1 S: 7	H: 0 LOB: 0 BB: 0 P: 10	R: 0 E: 0 K: 1 S: 8	H: 0 LOB: 0 BB: 0 P: 13	1B: 3 2B: 1 3B: 0 HR: 0	SF: 0 SAC: 0 DP: 1 HBP: 0	WP: 0 PB: 1 SB: 0 CS: 0	PA: 31					
PITCHER	IP	WLS	BF	H	R	ER	SO	BB	IBB	HBP	BLK	WP	HR	S	P	ERA	WHIP										
58 Scott Diamond, L ERA: 2.25	7.0	W	25	4	0	0	6	1	0	0	0	0	0	62	102	0.00	0.714										
61 Jared Burton, R ERA: 4.09	1.0		3	0	0	0	1	0	0	0	0	0	0	7	10	0.00	0.000										
55 Matt Capps, R ERA: 4.09	1.0		3	0	0	0	1	0	0	0	0	0	0	8	13	0.00	0.000										

Los Angeles Angels @ Minnesota Twins
Target Field, Minneapolis, MN
Tue May 08 2012, 7:13 PM - 9:48 PM CDT
Att: 30,776 - Partly Cloudy - 52 F


AB	30
R	0
H	4
RBI	0
BB	1
SO	8
LOB	7



Batter	1	2	3	4	5	6	7	8	9	AB	R	H	RBI	BB	SO	LOB	BOTTOM										
25 Erik Komatsu, L OBP: 0.243, SLG: 0.182										4	0	0	1	0	0	2											
20 Brian Dozier, R OBP: 0.444, SLG: 0.375										4	1	2	1	1	0	1											
7 Joe Mauer, L OBP: 0.380, SLG: 0.381										4	0	2	0	1	0	2											
16 Josh Willingham, R OBP: 0.415, SLG: 0.584										3	1	2	1	1	0	2											
18 Ryan Doumit, S OBP: 0.280, SLG: 0.424										3	1	1	2	1	1	3											
22 Danny Valencia, R OBP: 0.212, SLG: 0.302										4	0	0	0	0	1	3											
24 Trevor Plouffe, R OBP: 0.302, SLG: 0.233										4	1	2	0	0	0	0											
41 Drew Butera, R OBP: 0.167, SLG: 0.167										4	1	1	0	0	1	1											
8 Jamey Carroll, R OBP: 0.314, SLG: 0.271										3	0	2	0	0	0	0											
Inning Stats	R: 3 E: 0 K: 0 S: 16	H: 3 LOB: 0 BB: 0 P: 23	R: 0 E: 0 K: 0 S: 11	H: 1 LOB: 1 BB: 0 P: 17	R: 0 E: 0 K: 0 S: 11	H: 1 LOB: 2 BB: 2 P: 22	R: 2 E: 0 K: 0 S: 13	H: 4 LOB: 2 BB: 0 P: 22	R: 0 E: 0 K: 0 S: 11	H: 1 LOB: 1 BB: 0 P: 18	R: 0 E: 0 K: 1 S: 14	H: 2 LOB: 3 BB: 1 P: 28	R: 0 E: 0 K: 2 S: 9	H: 0 LOB: 0 BB: 0 P: 10	R: 0 E: 0 K: 0 S: 9	H: 0 LOB: 1 BB: 1 P: 18	1B: 8 2B: 3 3B: 0 HR: 1	SF: 1 SAC: 1 DP: 1 HBP: 0	WP: 0 PB: 0 SB: 1 CS: 0	PA: 39							
PITCHER	IP	WLS	BF	H	R	ER	SO	BB	IBB	HBP	BLK	WP	HR	S	P	ERA	WHIP										
24 Dan Haren, R ERA: 4.19	3.2	L	20	4	0	0	5	0	0	0	0	0	0	48	78	12.27	2.727										
35 David Pauley, R ERA: 9.22	4.0		18	4	0	0	3	1	1	0	0	0	0	45	77	0.00	1.250										
21 Hisanori Takahashi, L ERA: 9.22	0.1		1	0	0	0	0	0	0	0	0	0	0	1	3	0.00	0.000										

Los Angeles Angels @ Minnesota Twins
Target Field, Minneapolis, MN
Tue May 08 2012, 7:13 PM - 9:48 PM CDT
Att: 30,776 - Partly Cloudy - 52 F

AB	33
R	5
H	12
RBI	5
BB	4
SO	3
LOB	14



Batter	1	2	3	4	5	6	7	8	9	AB	R	H	RBI	BB	SO	LOB	TOP			
27 Mike Trout, R OBP: 0.333, SLG: 0.500										5	2	3	2	0	1	0	Los Angeles Angels @ Minnesota Twins Target Field, Minneapolis, MN Wed May 09 2012, 7:12 PM - 9:54 PM CDT Att: 31,915 - Partly Cloudy - 65 F			
6 Alberto Callaspo, S OBP: 0.391, SLG: 0.399										4	2	2	1	1	0	2				
5 Albert Pujols, R OBP: 0.285, SLG: 0.286										5	0	2	2	0	0	1				
8 Kendrys Morales, S OBP: 0.344, SLG: 0.424										4	0	1	0	0	1	1				
48 Tori Hunter, R OBP: 0.333, SLG: 0.404										4	0	0	0	0	0	3				
47 Howie Kendrick, R OBP: 0.316, SLG: 0.500										4	1	3	0	0	0	0				
10 Vernon Wells, R OBP: 0.259, SLG: 0.398										4	0	0	0	0	0	3				
2 Erick Aybar, S OBP: 0.239, SLG: 0.257										4	1	2	0	0	0	1				
46 Bobby Wilson, R OBP: 0.300, SLG: 0.222										4	0	1	0	0	0	3				
Inning Stats	R: 0 H: 0 E: 0 K: 1 S: 11	H: 0 LOB: 0 BB: 0 P: 16	R: 0 H: 2 E: 0 K: 0 S: 6	H: 2 LOB: 1 BB: 0 P: 9	R: 3 H: 4 E: 1 K: 0 S: 14	H: 4 LOB: 1 BB: 0 P: 16	R: 0 H: 2 E: 0 K: 0 S: 10	H: 2 LOB: 1 BB: 0 P: 16	R: 2 H: 3 E: 0 K: 1 S: 13	H: 3 LOB: 0 BB: 0 P: 17	R: 0 H: 0 E: 0 K: 0 S: 11	H: 0 LOB: 0 BB: 0 P: 16	R: 0 H: 0 E: 0 K: 0 S: 5	H: 0 LOB: 0 BB: 0 P: 8	R: 0 H: 0 E: 0 K: 0 S: 13	H: 0 LOB: 1 BB: 1 P: 21	1B: 10 2B: 4 3B: 0 HR: 0	SF: 0 SAC: 0 DP: 3 HBP: 0	WP: 0 PB: 0 SB: 1 CS: 0	PA: 39
PITCHER	IP WLS BF H R ER SO BB IBB HBP BLK WP HR S P ERA WHIP																			
48 Carl Pavano, R ERA: 5.02	(1, 1) 4.0 L 20 10 5 4 1 0 0 0 0 0 0 0 45 62 9.00 2.500																			
31 Alex Burnett, R ERA: 3.06	(5, 1) 2.0 9 4 1 1 1 0 0 0 0 0 0 22 31 4.50 2.000																			
52 Brian Duensing, L ERA: 2.45	(7, 1) 3.0 10 0 0 0 0 0 1 0 0 0 0 29 45 0.00 0.333																			


Batter	1	2	3	4	5	6	7	8	9	AB	R	H	RBI	BB	SO	LOB	BOTTOM			
2 Denard Span, L OBP: 0.346, SLG: 0.364										4	0	1	0	0	0	3	Los Angeles Angels @ Minnesota Twins Target Field, Minneapolis, MN Wed May 09 2012, 7:12 PM - 9:54 PM CDT Att: 31,915 - Partly Cloudy - 65 F			
20 Brian Dozier, R OBP: 0.308, SLG: 0.250										4	0	0	0	0	1	1				
7 Joe Mauer, L OBP: 0.376, SLG: 0.370										3	0	0	0	1	0	0				
16 Josh Willingham, R OBP: 0.418, SLG: 0.624										4	1	2	1	0	1	2				
18 Ryan Doumit, S OBP: 0.289, SLG: 0.443										3	1	1	0	1	1	2				
22 Danny Valencia, R OBP: 0.204, SLG: 0.250										4	0	0	1	0	0	2				
25 Erik Komatsu, L OBP: 0.268, SLG: 0.171										2	0	0	0	2	0	2				
41 Drew Butera, R OBP: 0.333, SLG: 0.333										3	0	2	0	0	0	0				
27 Chris Parmelee, L OBP: 0.263, SLG: 0.297										1	0	0	0	0	0	1				
8 Jamey Carroll, R OBP: 0.312, SLG: 0.264										3	0	0	0	1	0	4				
Inning Stats	R: 0 H: 0 E: 0 K: 1 S: 8	H: 1 LOB: 1 BB: 1 P: 11	R: 0 H: 1 E: 0 K: 0 S: 7	H: 1 LOB: 1 BB: 1 P: 16	R: 0 H: 0 E: 0 K: 0 S: 9	H: 0 LOB: 0 BB: 0 P: 16	R: 0 H: 0 E: 0 K: 0 S: 7	H: 0 LOB: 0 BB: 0 P: 9	R: 1 H: 1 E: 0 K: 0 S: 11	H: 1 LOB: 2 BB: 0 P: 17	R: 0 H: 1 E: 0 K: 0 S: 8	H: 1 LOB: 1 BB: 0 P: 12	R: 0 H: 1 E: 0 K: 2 S: 16	H: 1 LOB: 2 BB: 1 P: 28	R: 0 H: 0 E: 0 K: 0 S: 7	H: 0 LOB: 1 BB: 1 P: 14	1B: 3 2B: 1 3B: 1 HR: 1	SF: 0 SAC: 0 DP: 2 HBP: 0	WP: 0 PB: 0 SB: 0 CS: 0	PA: 36
PITCHER	IP WLS BF H R ER SO BB IBB HBP BLK WP HR S P ERA WHIP																			
54 Ervin Santana, R ERA: 5.09	(1, 1) 7.1 W 29 6 2 2 2 3 0 0 0 0 0 0 68 11 2.46 1.227																			
49 Ernesto Frieri, R ERA: 1.98	(8, 1) 0.2 3 0 0 0 2 1 0 0 0 0 0 8 17 0.00 1.500																			
51 Jordan Walden, R ERA: 5.14	(9, 1) 1.0 4 0 0 0 0 1 0 0 0 0 0 7 14 0.00 1.000																			

Batter	1	2	3	4	5	6	7	8	9	AB	R	H	RBI	BB	SO	LOB	TOP				
19 Jemile Weeks, S OBP: 0.276, SLG: 0.298	G6-3		K			P4		L7		4	0	0	0	0	1	2					
2 Cliff Pennington, S OBP: 0.268, SLG: 0.295	G3							L7	G6-3	4	1	1	0	1	0	0					
16 Josh Reddick, L OBP: 0.340, SLG: 0.549	HR		G1-6-3					F9	P6	4	2	1	1	1	0	2					
31 Jonny Gomes, R OBP: 0.375, SLG: 0.472	L7								BB	3	0	0	0	2	1	3					
15 Seth Smith, L OBP: 0.395, SLG: 0.396	G3-1								P6	5	1	2	2	0	1	2					
20 Josh Donaldson, R OBP: 0.103, SLG: 0.132	F8									3	1	1	1	0	0	2					
10 Daric Barton, L OBP: 0.308, SLG: 0.286										2	0	0	0	2	1	3					
8 Kurt Suzuki, R OBP: 0.259, SLG: 0.291										4	0	2	1	0	1	1					
12 Collin Cowgill, R OBP: 0.273, SLG: 0.111										4	0	1	0	0	1	3					
Inning Stats	R: 1 H: 1 E: 0 K: 0 S: 11	L: 1 LOB: 0 BB: 0 P: 15	R: 0 H: 0 E: 0 K: 1 S: 8	L: 0 LOB: 1 BB: 1 P: 14	R: 0 H: 1 E: 0 K: 1 S: 7	L: 1 LOB: 1 BB: 1 P: 13	R: 1 H: 2 E: 0 K: 1 S: 16	L: 2 LOB: 2 BB: 1 P: 25	R: 2 H: 0 E: 0 K: 1 S: 15	L: 2 LOB: 0 BB: 0 P: 10	R: 0 H: 0 E: 0 K: 1 S: 7	L: 0 LOB: 1 BB: 1 P: 16	R: 1 H: 2 E: 0 K: 0 S: 9	L: 2 LOB: 1 BB: 0 P: 16	R: 0 H: 0 E: 0 K: 0 S: 8	L: 0 LOB: 1 BB: 1 P: 19	1B: 4 2B: 3 3B: 0 HR: 1	SF: 1 SAC: 0 DP: 1 HBP: 1	WP: 1 PB: 0 SB: 2 CS: 0	PA: 41	
PITCHER	IP	WLS	BF	H	R	ER	SO	BB	IBB	HBP	BLK	WP	HR	S	P	ERA	WHIP				
24 Dan Haren, R ERA: 4.41	6.0	L	28	6	4	4	5	3	1	1	0	1	1	64	106	6.00	1.500				
21 Hisanori Takahashi, L ERA: 7.27	1.0		4	0	0	0	1	1	0	0	0	0	0	10	16	0.00	1.000				
55 Jason Istringhausen, R ERA: 2.84	1.0		5	2	1	1	0	0	0	0	0	0	0	9	16	9.00	2.000				
51 Jordan Walden, R ERA: 4.0	1.0		4	0	0	0	0	1	0	0	0	0	0	8	19	0.00	1.000				

Oakland Athletics @ Los Angeles Angels
Angel Stadium of Anaheim, Anaheim, CA
Mon May 14 2012, 7:08 PM - 10:05 PM PDT
Att: 32,851 - Clear - 70 F

livebaseballscorecards.com

AB 33
R 5
H 8
RBI 5
BB 6
SO 6
LOB 18




Batter	1	2	3	4	5	6	7	8	9	AB	R	H	RBI	BB	SO	LOB	BOTTOM				
27 Mike Trout, R OBP: 0.344, SLG: 0.491	G6-3		P3			G6-3		K		4	0	0	0	0	1	0					
13 Maicer Izturis, S OBP: 0.377, SLG: 0.338										4	0	3	0	0	0	0					
41 John Hester, R OBP: 0.500, SLG: 0.500										0	0	0	0	0	0	0					
5 Albert Pujols, R OBP: 0.235, SLG: 0.275										4	0	1	0	0	1	2					
8 Kendrys Morales, S OBP: 0.340, SLG: 0.434										3	0	0	0	1	1	3					
44 Mark Trumbo, R OBP: 0.398, SLG: 0.614										4	0	2	0	0	0	2					
6 Alberto Callaspo, S OBP: 0.271, SLG: 0.275										4	0	1	0	0	1	2					
10 Vernon Wells, R OBP: 0.258, SLG: 0.498										4	0	1	0	0	1	2					
2 Erick Aybar, S OBP: 0.220, SLG: 0.235										4	0	0	0	0	0	3					
46 Bobby Wilson, R OBP: 0.325, SLG: 0.250										2	0	0	0	0	0	2					
25 Peter Bourjos, R OBP: 0.294, SLG: 0.281										1	0	0	0	0	0	0					
47 Howie Kendrick, R OBP: 0.308, SLG: 0.464										0	0	0	0	0	0	0					
Inning Stats	R: 0 H: 1 E: 0 K: 0 S: 20	L: 1 LOB: 1 BB: 0 P: 31	R: 0 H: 1 E: 0 K: 0 S: 6	L: 0 LOB: 0 BB: 0 P: 8	R: 0 H: 0 E: 0 K: 1 S: 8	L: 0 LOB: 0 BB: 0 P: 10	R: 0 H: 2 E: 0 K: 0 S: 7	L: 2 LOB: 2 BB: 0 P: 11	R: 0 H: 1 E: 0 K: 1 S: 10	L: 0 LOB: 1 BB: 1 P: 20	R: 0 H: 0 E: 0 K: 1 S: 9	L: 0 LOB: 0 BB: 0 P: 12	R: 0 H: 2 E: 0 K: 1 S: 14	L: 2 LOB: 2 BB: 0 P: 22	R: 0 H: 1 E: 0 K: 1 S: 10	L: 0 LOB: 1 BB: 0 P: 15	1B: 8 2B: 0 3B: 0 HR: 0	SF: 0 SAC: 0 DP: 1 HBP: 0	WP: 1 PB: 0 SB: 2 CS: 0	PA: 35	
PITCHER	IP	WLS	BF	H	R	ER	SO	BB	IBB	HBP	BLK	WP	HR	S	P	ERA	WHIP				
66 Tyson Ross, R ERA: 6.25	6.0	W	23	5	0	0	2	1	0	0	0	0	0	59	94	0.00	1.000				
50 Grant Balfour, R ERA: 4.0	1.0		3	0	0	0	1	0	0	0	0	0	0	9	12	0.00	0.000				
77 Jordan Norberto, L ERA: 3.44	1.0		5	2	0	0	1	0	0	0	0	0	0	14	22	0.00	2.000				
48 Ryan Cook, R ERA:	1.0		4	1	0	0	1	0	0	0	0	1	0	10	15	0.00	1.000				

Oakland Athletics @ Los Angeles Angels
Angel Stadium of Anaheim, Anaheim, CA
Mon May 14 2012, 7:08 PM - 10:05 PM PDT
Att: 32,851 - Clear - 70 F

livebaseballscorecards.com

AB 34
R 0
H 8
RBI 0
BB 1
SO 5
LOB 16




Batter	1	2	3	4	5	6	7	8	9	AB	R	H	RBI	BB	SO	LOB	TOP			
19 Jemile Weeks, S OBP: 0.275, SLG: 0.296	G4-3		K2-3					F7		4	0	1	0	0	1	1	Oakland Athletics @ Los Angeles Angels Angel Stadium of Anaheim, Anaheim, CA Tue May 15 2012, 4:07 PM - 6:34 PM PDT Att: 31,762 - Sunny - 74 F			
2 Cliff Pennington, S OBP: 0.274, SLG: 0.304	2B		G4-3			16 BB		G3		3	0	1	0	1	0	1				
16 Josh Reddick, L OBP: 0.344, SLG: 0.542	F9		K							2	0	0	0	2	1	1				
15 Seth Smith, L OBP: 0.385, SLG: 0.383	G3-1		K							3	0	0	0	0	2	4				
31 Jonny Gomes, R OBP: 0.371, SLG: 0.466			K							1	0	0	0	0	0	2				
25 Kila Ka'aihue, L OBP: 0.349, SLG: 0.434	F8									4	0	1	0	0	2	0				
20 Josh Donaldson, R OBP: 0.293, SLG: 0.119	F8									4	0	0	0	0	1	1				
10 Daric Barton, L OBP: 0.305, SLG: 0.284	G3-1									4	0	1	0	0	1	1				
8 Kurt Suzuki, R OBP: 0.250, SLG: 0.281	F8									4	0	0	0	0	2	2				
12 Collin Cowgill, R OBP: 0.280, SLG: 0.143	G6-3									3	0	1	0	0	1	0				
Inning Stats	R: 0 H: 1 E: 0 K: 0 S: 11	H: 1 LOB: 1 BB: 0 P: 15	R: 0 H: 0 E: 0 K: 0 S: 6	H: 0 LOB: 0 BB: 0 P: 10	R: 0 H: 0 E: 0 K: 1 S: 7	H: 0 LOB: 0 BB: 0 P: 11	R: 0 H: 0 E: 0 K: 2 S: 10	H: 0 LOB: 0 BB: 0 P: 16	R: 0 H: 1 E: 0 K: 2 S: 14	H: 1 LOB: 3 BB: 2 P: 26	R: 0 H: 1 E: 0 K: 2 S: 9	H: 1 LOB: 1 BB: 0 P: 10	R: 0 H: 1 E: 0 K: 0 S: 11	H: 1 LOB: 2 BB: 1 P: 18	R: 0 H: 1 E: 0 K: 2 S: 14	H: 1 LOB: 1 BB: 0 P: 21	1B: 3 2B: 2 3B: 0 HR: 0	SF: 0 SAC: 0 DP: 0 HBP: 0	WP: 0 PB: 0 SB: 2 CS: 0	PA: 35
PITCHER	IP WLS BF H R ER SO BB IBB HBP BLK WP HR S P ERA WHIP	IP WLS BF H R ER SO BB IBB HBP BLK WP HR S P ERA WHIP	IP WLS BF H R ER SO BB IBB HBP BLK WP HR S P ERA WHIP	IP WLS BF H R ER SO BB IBB HBP BLK WP HR S P ERA WHIP	IP WLS BF H R ER SO BB IBB HBP BLK WP HR S P ERA WHIP	IP WLS BF H R ER SO BB IBB HBP BLK WP HR S P ERA WHIP	IP WLS BF H R ER SO BB IBB HBP BLK WP HR S P ERA WHIP	IP WLS BF H R ER SO BB IBB HBP BLK WP HR S P ERA WHIP	IP WLS BF H R ER SO BB IBB HBP BLK WP HR S P ERA WHIP	IP WLS BF H R ER SO BB IBB HBP BLK WP HR S P ERA WHIP	IP WLS BF H R ER SO BB IBB HBP BLK WP HR S P ERA WHIP	IP WLS BF H R ER SO BB IBB HBP BLK WP HR S P ERA WHIP	IP WLS BF H R ER SO BB IBB HBP BLK WP HR S P ERA WHIP	IP WLS BF H R ER SO BB IBB HBP BLK WP HR S P ERA WHIP	IP WLS BF H R ER SO BB IBB HBP BLK WP HR S P ERA WHIP	IP WLS BF H R ER SO BB IBB HBP BLK WP HR S P ERA WHIP	IP WLS BF H R ER SO BB IBB HBP BLK WP HR S P ERA WHIP			
54 Ervin Santana, R ERA: 4.36	7.2	W	30	4	0	0	9	3	0	0	0	0	0	0	0	0	0.00	0.913		
37 Scott Downs, L ERA:	1.0	H	4	1	0	0	1	0	0	0	0	0	0	0	0	0	0.00	1.000		
49 Ernesto Frieri, R ERA: 1.65	0.1		1	0	0	0	1	0	0	0	0	0	0	0	0	0	0.00	0.000		
Batter	1	2	3	4	5	6	7	8	9	AB	R	H	RBI	BB	SO	LOB	BOTTOM			
27 Mike Trout, R OBP: 0.369, SLG: 0.561	K		6 2B		6 5 1B					4	3	3	1	0	1	0	Oakland Athletics @ Los Angeles Angels Angel Stadium of Anaheim, Anaheim, CA Tue May 15 2012, 4:07 PM - 6:34 PM PDT Att: 31,762 - Sunny - 74 F			
6 Alberto Callaspo, S OBP: 0.281, SLG: 0.288	1B		5 1B							4	1	2	1	0	1	1				
5 Albert Pujols, R OBP: 0.248, SLG: 0.288	1B		2B							4	0	3	2	0	0	0				
8 Kendrys Morales, S OBP: 0.336, SLG: 0.427	K		F7							4	0	1	0	0	1	2				
44 Mark Trumbo, R OBP: 0.392, SLG: 0.598	F8									4	0	1	0	0	0	0				
25 Peter Bourjos, R OBP: 0.254, SLG: 0.281	G6-3		G1-3							0	0	0	0	0	0	0				
47 Howie Kendrick, R OBP: 0.306, SLG: 0.453	G6-3		G6-3							3	0	0	0	1	0	3				
10 Vernon Wells, R OBP: 0.266, SLG: 0.411	F8		G6-3							4	0	2	0	0	0	1				
2 Erick Aybar, S OBP: 0.213, SLG: 0.228	F7		F7							4	0	0	0	0	0	3				
46 Bobby Wilson, R OBP: 0.302, SLG: 0.231	F7		F7							3	0	0	0	0	0	1				
Inning Stats	R: 0 H: 2 E: 0 K: 2 S: 11	H: 0 LOB: 0 BB: 0 P: 7	R: 2 H: 3 E: 0 K: 0 S: 10	H: 3 LOB: 1 BB: 0 P: 18	R: 0 H: 1 E: 0 K: 0 S: 7	H: 1 LOB: 1 BB: 0 P: 11	R: 1 H: 4 E: 1 K: 1 S: 13	H: 4 LOB: 3 BB: 0 P: 20	R: 0 H: 1 E: 0 K: 0 S: 6	H: 1 LOB: 0 BB: 0 P: 7	R: 1 H: 1 E: 0 K: 0 S: 9	H: 1 LOB: 0 BB: 0 P: 16	R: 0 H: 0 E: 0 K: 0 S: 9	H: 0 LOB: 1 BB: 1 P: 16	R: 0 H: 2 E: 0 K: 2 S: 11	H: 2 LOB: 1 BB: 0 P: 18	1B: 10 2B: 1 3B: 0 HR: 1	SF: 0 SAC: 0 DP: 1 HBP: 0	WP: 0 PB: 0 SB: 1 CS: 0	PA: 35
PITCHER	IP WLS BF H R ER SO BB IBB HBP BLK WP HR S P ERA WHIP	IP WLS BF H R ER SO BB IBB HBP BLK WP HR S P ERA WHIP	IP WLS BF H R ER SO BB IBB HBP BLK WP HR S P ERA WHIP	IP WLS BF H R ER SO BB IBB HBP BLK WP HR S P ERA WHIP	IP WLS BF H R ER SO BB IBB HBP BLK WP HR S P ERA WHIP	IP WLS BF H R ER SO BB IBB HBP BLK WP HR S P ERA WHIP	IP WLS BF H R ER SO BB IBB HBP BLK WP HR S P ERA WHIP	IP WLS BF H R ER SO BB IBB HBP BLK WP HR S P ERA WHIP	IP WLS BF H R ER SO BB IBB HBP BLK WP HR S P ERA WHIP	IP WLS BF H R ER SO BB IBB HBP BLK WP HR S P ERA WHIP	IP WLS BF H R ER SO BB IBB HBP BLK WP HR S P ERA WHIP	IP WLS BF H R ER SO BB IBB HBP BLK WP HR S P ERA WHIP	IP WLS BF H R ER SO BB IBB HBP BLK WP HR S P ERA WHIP	IP WLS BF H R ER SO BB IBB HBP BLK WP HR S P ERA WHIP	IP WLS BF H R ER SO BB IBB HBP BLK WP HR S P ERA WHIP	IP WLS BF H R ER SO BB IBB HBP BLK WP HR S P ERA WHIP	IP WLS BF H R ER SO BB IBB HBP BLK WP HR S P ERA WHIP			
21 Bartolo Colon, R ERA: 4.13	6.2	L	30	12	4	4	3	0	0	0	0	0	0	0	0	0	0.00	1.800		
13 Jerry Blevins, L ERA: 1.65	0.1		1	0	0	0	0	0	0	0	0	0	0	0	0	0	0.00	0.000		
38 Andrew Carignan, R ERA: 7.11	1.0		4	0	0	0	0	0	0	0	0	0	0	0	0	0	0.00	1.000		

Batter	1	2	3	4	5	6	7	8	9	AB	R	H	RBI	BB	SO	LOB	TOP					
30 Alejandro De Aza, L (1, 8) OBP: 0.360, SLG: 0.438	G4-3		15 2B			K	G4-3			4	1	1	0	0	1	1						
15 Gordon Beckham, R (1, 4) OBP: 0.282, SLG: 0.316	G5-3		1-H 2B				12 F8 14 1B	G3		4	0	2	1	0	0	0						
44 Adam Dunn, L (1, 10)	K		G4-3			K		G1-3		4	0	0	0	0	2	2						
14 Paul Konerko, R (1, 3)		F8								4	0	3	0	0	0	0						
12 A.J. Pierzynski, L (1, 2)			51 G6-4-3 1B			FC4-6				4	0	1	0	0	1	4						
51 Alex Rios, R (1, 9)			G6-4-3			L7				4	0	0	0	0	0	4						
10 Alexei Ramirez, R (1, 6)			G5-3			G6-3				4	0	0	0	0	1	1						
24 Dayan Viedelo, R (1, 7)							22 G6-4-3 1B			4	1	3	1	0	1	1						
22 Brent Morel, R (1, 5)			G6-3			G6-4-3				4	0	0	0	0	2	3						
Inning Stats	R: 0 E: 0 K: 1 S: 9	H: 0 LOB: 0 BB: 0 P: 16	R: 0 E: 0 K: 0 S: 6	H: 1 LOB: 0 BB: 0 P: 9	R: 2 E: 0 K: 0 S: 14	H: 3 LOB: 1 BB: 0 P: 21	R: 0 E: 0 K: 0 S: 8	H: 1 LOB: 1 BB: 0 P: 11	R: 0 E: 0 K: 1 S: 6	H: 1 LOB: 0 BB: 0 P: 9	R: 0 E: 0 K: 1 S: 12	H: 2 LOB: 2 BB: 0 P: 17	R: 0 E: 0 K: 1 S: 6	H: 1 LOB: 1 BB: 0 P: 9	R: 0 E: 0 K: 1 S: 9	H: 1 LOB: 1 BB: 0 P: 13	R: 0 E: 0 K: 3 S: 13	H: 0 LOB: 1 BB: 0 P: 16	1B: 8 2B: 1 3B: 0 HR: 1	SF: 0 SAC: 0 DP: 2 HBP: 0	WP: 1 PB: 0 SB: 0 CS: 0	PA: 36
PITCHER	IP	WLS	BF	H	R	ER	SO	BB	IBB	HBP	BLK	WP	HR	S	P	ERA	WHIP					
57 Jerome Williams, R (1, 1) ERA: 3.86	8.0	W	32	10	2	2	5	0	0	0	0	0	1	70	105	2.25	1.250					
55 Jason Istringhausen, R (9, 1) ERA: 2.63	1.0		4	0	0	0	3	0	0	0	0	1	0	13	16	0.00	0.000					

Chicago White Sox @ Los Angeles Angels
 Angel Stadium of Anaheim, Anaheim, CA
 Wed May 16 2012, 7:08 PM - 9:32 PM PDT
 Att: 39,027 - Clear - 76 F

livebaseballscorecards.com

AB 36
 R 2
 H 10
 RBI 2
 BB 0
 SO 8
 LOB 16




Batter	1	2	3	4	5	6	7	8	9	AB	R	H	RBI	BB	SO	LOB	BOTTOM				
27 Mike Trout, R (1, 8) OBP: 0.391, SLG: 0.567	K		6 5 HR							3	1	2	0	1	1	0					
6 Alberto Callaspo, S (1, 5)			5 HR			G3				4	1	3	0	0	0	0					
5 Albert Pujols, R (1, 3)	P4					K				4	1	1	3	0	1	2					
8 Kendrys Morales, S (1, 10)	G4-3		1-H 3-H HR							4	1	1	0	0	1	2					
44 Mark Trumbo, R (1, 9) OBP: 0.406, SLG: 0.615										4	1	3	0	0	1	0					
25 Peter Bourjos, R (8, PR) OBP: 0.254, SLG: 0.281			47 FC6-4 1B							0	0	0	0	0	0	0					
47 Howie Kendrick, R (1, 4)										3	0	0	1	0	0	2					
10 Vernon Wells, R (1, 7)										3	2	1	2	1	0	1					
2 Erick Aybar, S (1, 6)										3	0	1	1	0	1	0					
46 Bobby Wilson, R (1, 2)										3	0	0	0	0	0	1					
Inning Stats	R: 0 E: 0 K: 1 S: 10	H: 1 LOB: 1 BB: 0 P: 14	R: 1 E: 0 K: 1 S: 10	H: 1 LOB: 1 BB: 1 P: 16	R: 3 E: 0 K: 0 S: 16	H: 4 LOB: 0 BB: 0 P: 23	R: 0 E: 0 K: 1 S: 8	H: 0 LOB: 0 BB: 0 P: 11	R: 0 E: 0 K: 1 S: 9	H: 1 LOB: 0 BB: 0 P: 11	R: 3 E: 0 K: 0 S: 14	H: 3 LOB: 0 BB: 0 P: 21	R: 0 E: 0 K: 1 S: 11	H: 1 LOB: 1 BB: 1 P: 18	R: 0 E: 0 K: 0 S: 6	H: 1 LOB: 1 BB: 0 P: 9	1B: 8 2B: 2 3B: 0 HR: 2	SF: 1 SAC: 0 DP: 1 HBP: 0	WP: 0 PB: 0 SB: 0 CS: 1	PA: 35	
PITCHER	IP	WLS	BF	H	R	ER	SO	BB	IBB	HBP	BLK	WP	HR	S	P	ERA	WHIP				
34 Gavin Floyd, R (1, 1) ERA: 3.44	6.0	L	27	10	7	7	4	1	0	0	0	0	0	11	18	0.00	2.000				
26 Jesse Crain, R (7, 1) ERA: 2.25	1.0		4	1	0	0	1	1	0	0	0	0	0	6	9	0.00	1.000				
77 Will Ohman, L (8, 1) ERA: 7.24	1.0		3	1	0	0	0	0	0	0	0	0	0	6	9	0.00	1.000				

Chicago White Sox @ Los Angeles Angels
 Angel Stadium of Anaheim, Anaheim, CA
 Wed May 16 2012, 7:08 PM - 9:32 PM PDT
 Att: 39,027 - Clear - 76 F

livebaseballscorecards.com

AB 31
 R 7
 H 12
 RBI 7
 BB 2
 SO 5
 LOB 8



Batter	1	2	3	4	5	6	7	8	9	AB	R	H	RBI	BB	SO	LOB	TOP					
27 Mike Trout, R OBP: 0.397, SLG: 0.574										4	1	3	1	1	1	0						
13 Maicer Izturis, S OBP: 0.360, SLG: 0.307										3	1	0	0	2	0	4						
5 Albert Pujols, R OBP: 0.253, SLG: 0.323										4	2	1	0	1	1	3						
44 Mark Trumbo, R OBP: 0.426, SLG: 0.635										4	0	1	1	1	1	2						
49 Ernesto Frieri, R										4	1	1	1	1	0	2						
47 Howie Kendrick, R OBP: 0.293, SLG: 0.424										5	1	2	1	0	0	4						
10 Vernon Wells, R OBP: 0.277, SLG: 0.422										5	1	2	1	0	0	4						
2 Erick Aybar, S OBP: 0.221, SLG: 0.250										5	0	2	2	0	1	3						
46 Bobby Wilson, R OBP: 0.250, SLG: 0.188										5	0	0	0	0	1	2						
36 Jered Weaver, R OBP: 0.667, SLG: 0.500										2	1	1	0	1	1	0						
8 Kendrys Morales, S OBP: 0.330, SLG: 0.417										1	0	0	0	0	0	0						
37 Scott Downs, L										0	0	0	0	0	0	0						
25 Peter Bourjos, R OBP: 0.284, SLG: 0.288										0	0	0	0	0	0	0						
Inning Stats	R: 0 E: 0 K: 0 S: 10	H: 0 LOB: 2 BB: 2 P: 21	R: 1 E: 0 K: 0 S: 12	H: 3 LOB: 2 BB: 1 P: 21	R: 0 E: 0 K: 0 S: 7	H: 0 LOB: 0 BB: 0 P: 10	R: 0 E: 0 K: 0 S: 9	H: 0 LOB: 0 BB: 0 P: 12	R: 3 E: 0 K: 0 S: 15	H: 3 LOB: 2 BB: 2 P: 28	R: 0 E: 1 K: 2 S: 15	H: 1 LOB: 2 BB: 1 P: 24	R: 0 E: 0 K: 1 S: 10	H: 1 LOB: 1 BB: 0 P: 14	R: 0 E: 0 K: 1 S: 10	H: 0 LOB: 0 BB: 0 P: 15	R: 3 E: 0 K: 2 S: 16	H: 3 LOB: 1 BB: 1 P: 24	1B: 8 2B: 2 3B: 1 HR: 0	SF: 0 SAC: 0 DP: 1 HBP: 0	WP: 0 PB: 0 SB: 1 CS: 0	PA: 44
PITCHER	IP WLS BF H R ER SO BB IBB HBP BLK WP HR S P ERA WHIP	IP WLS BF H R ER SO BB IBB HBP BLK WP HR S P ERA WHIP	IP WLS BF H R ER SO BB IBB HBP BLK WP HR S P ERA WHIP	IP WLS BF H R ER SO BB IBB HBP BLK WP HR S P ERA WHIP	IP WLS BF H R ER SO BB IBB HBP BLK WP HR S P ERA WHIP	IP WLS BF H R ER SO BB IBB HBP BLK WP HR S P ERA WHIP	IP WLS BF H R ER SO BB IBB HBP BLK WP HR S P ERA WHIP	IP WLS BF H R ER SO BB IBB HBP BLK WP HR S P ERA WHIP	IP WLS BF H R ER SO BB IBB HBP BLK WP HR S P ERA WHIP	IP WLS BF H R ER SO BB IBB HBP BLK WP HR S P ERA WHIP	IP WLS BF H R ER SO BB IBB HBP BLK WP HR S P ERA WHIP	IP WLS BF H R ER SO BB IBB HBP BLK WP HR S P ERA WHIP	IP WLS BF H R ER SO BB IBB HBP BLK WP HR S P ERA WHIP	IP WLS BF H R ER SO BB IBB HBP BLK WP HR S P ERA WHIP	IP WLS BF H R ER SO BB IBB HBP BLK WP HR S P ERA WHIP	IP WLS BF H R ER SO BB IBB HBP BLK WP HR S P ERA WHIP	IP WLS BF H R ER SO BB IBB HBP BLK WP HR S P ERA WHIP	IP WLS BF H R ER SO BB IBB HBP BLK WP HR S P ERA WHIP	IP WLS BF H R ER SO BB IBB HBP BLK WP HR S P ERA WHIP	IP WLS BF H R ER SO BB IBB HBP BLK WP HR S P ERA WHIP	IP WLS BF H R ER SO BB IBB HBP BLK WP HR S P ERA WHIP	IP WLS BF H R ER SO BB IBB HBP BLK WP HR S P ERA WHIP

Los Angeles Angels @ San Diego Padres
Petco Park, San Diego, CA
Fri May 18 2012, 7:07 PM - 10:11 PM PDT
Att: 31,389 - Overcast - 65 F

AB	37
R	7
H	11
RBI	6
BB	7
SO	6
LOB	20



Batter	1	2	3	4	5	6	7	8	9	AB	R	H	RBI	BB	SO	LOB	BOTTOM					
25 Will Venable, L OBP: 0.336, SLG: 0.414										4	1	1	1	0	2	0						
24 Cameron Maybin, R OBP: 0.316, SLG: 0.311										4	0	1	0	0	0	0						
7 Chase Headley, S OBP: 0.381, SLG: 0.423										3	0	0	0	1	0	0						
23 Yonder Alonso, L OBP: 0.356, SLG: 0.398										4	0	1	0	0	1	2						
15 Jesus Guzman, R OBP: 0.327, SLG: 0.347										3	1	0	0	1	0	3						
21 John Baker, L OBP: 0.356, SLG: 0.342										2	0	0	0	2	1	3						
2 Everth Cabrera, S OBP: 0.356, SLG: 0.342										4	0	0	0	0	2	4						
5 Alexi Amarista, L OBP: 0.167, SLG: 0.167										3	0	0	1	0	0	1						
36 Jered Weaver, R OBP: 0.667, SLG: 0.500										1	0	0	0	0	0	0						
3 Andy Parrino, S OBP: 0.330, SLG: 0.417										0	0	0	0	0	0	0						
39 Miles Mikolas, R OBP: 0.330, SLG: 0.417										0	0	0	0	0	0	0						
13 Chris Denorfia, R OBP: 0.330, SLG: 0.417										0	0	0	0	0	0	0						
57 Luke Gregerson, L OBP: 0.284, SLG: 0.288										0	0	0	0	0	0	0						
58 Brad Brach, R OBP: 0.284, SLG: 0.288										0	0	0	0	0	0	0						
Inning Stats	R: 0 E: 0 K: 1 S: 8	H: 0 LOB: 0 BB: 0 P: 14	R: 0 E: 0 K: 1 S: 10	H: 1 LOB: 1 BB: 0 P: 14	R: 0 E: 0 K: 0 S: 7	H: 0 LOB: 0 BB: 0 P: 12	R: 0 E: 0 K: 1 S: 11	H: 1 LOB: 2 BB: 1 P: 20	R: 0 E: 0 K: 1 S: 7	H: 0 LOB: 0 BB: 0 P: 11	R: 1 E: 0 K: 0 S: 10	H: 1 LOB: 0 BB: 0 P: 13	R: 1 E: 0 K: 0 S: 13	H: 0 LOB: 1 BB: 2 P: 26	R: 0 E: 0 K: 1 S: 8	H: 0 LOB: 0 BB: 0 P: 12	R: 0 E: 0 K: 2 S: 9	H: 0 LOB: 1 BB: 1 P: 17	1B: 2 2B: 0 3B: 0 HR: 1	SF: 0 SAC: 0 DP: 0 HBP: 0	WP: 0 PB: 0 SB: 1 CS: 0	PA: 34

Batter	1	2	3	4	5	6	7	8	9	10	11	12	13	AB	R	H	RBI	BB	SO	LOB
27 Mike Trout, R OBP: 0.420, SLG: 0.605 (1.8) (3, 7) (10, 8)														4	2	3	1	2	0	0
13 Maicer Izturis, S OBP: 0.333, SLG: 0.280 (1.5) (11, 4)														6	0	0	0	0	0	6
5 Albert Pujols, R OBP: 0.256, SLG: 0.313 (1.3) (11, 5)														4	0	0	0	2	0	1
44 Mark Trumbo, R OBP: 0.416, SLG: 0.807 (1.8)														4	0	1	1	2	0	0
47 Howie Kendrick, R OBP: 0.293, SLG: 0.412 (1.4) (11, 7)														6	0	2	0	0	3	6

10 Vernon Wells, R OBP: 0.282, SLG: 0.422 (3, 8)																					
25 Peter Bourjos, R OBP: 0.288, SLG: 0.281 (10, 1)																					
52 David Carpenter, R (10, 1)																					
24 Dan Haren, R (13, PH)																					
35 David Pauley, R (13, 1)																					
2 Erick Aybar, S OBP: 0.247, SLG: 0.296 (1, 8)																					
46 Bobby Wilson, R OBP: 0.246, SLG: 0.189 (1, 2) (11, 3)																					
40 Ervin Santana, R 4 Anthony Bass, R 57 Luke Gregerson, R 34 Andrew Cashner, R 55 Dale Thayer, R 58 Brad Brach, R																					

Inning Stats	R: 1	H: 2	E: 0	K: 1	S: 13	WLS	BF	H	R	ER	SO	BB	IBB	HBP	BLK	WP	HR	S	P	ERA	WHIP
45 Anthony Bass, R ERA: 2.89	6.0	24	5	2	2	6	3	0	0	0	0	0	0	0	0	0	1	53	97	3.00	1.333
54 Joe Thatcher, L ERA: 2.38	1.0	5	1	0	0	1	0	0	0	0	0	0	0	0	0	0	0	7	15	0.00	2.000
39 Miles Mikolas, R ERA: 4.4	2.0	6	0	0	0	1	0	0	0	0	0	0	0	0	0	0	0	17	26	0.00	0.000

Batter	1	2	3	4	5	6	7	8	9	10	11	12	13	AB	R	H	RBI	BB	SO	LOB
25 Will Venable, L OBP: 0.341, SLG: 0.403 (1, 9)															4	1	2	0	0	1
24 Cameron Maybin, R OBP: 0.315, SLG: 0.306 (1, 8)														5	1	1	0	1	1	
7 Chase Headley, S OBP: 0.371, SLG: 0.415 (1, 5)														6	0	1	0	0	2	
23 Yonder Alonso, L OBP: 0.371, SLG: 0.414 (1, 3)														4	0	2	2	2	1	
4 Nick Hundley, R OBP: 0.236, SLG: 0.274 (1, 2)														5	0	1	0	1	2	
5 Alexi Amarista, L OBP: 0.333, SLG: 0.429 (1, 4)														6	0	1	0	0	1	

Inning Stats	R: 0	H: 2	E: 0	K: 2	S: 11	WLS	BF	H	R	ER	SO	BB	IBB	HBP	BLK	WP	HR	S	P	ERA	WHIP
54 Ervin Santana, R ERA: 4.22	6.0	28	6	2	2	6	2	0	2	0	0	0	0	0	0	0	0	57	92	3.00	1.333
52 David Carpenter, R ERA: 4.73	2.1	8	2	0	0	2	0	0	0	0	0	0	0	0	0	0	0	17	31	0.00	0.857
35 David Pauley, R ERA: 4.82	0.2	4	2	1	0	0	0	0	0	0	0	0	0	0	0	0	0	12	19	0.00	3.000

Los Angeles Angels @ San Diego Padres
Petco Park, San Diego, CA
Sun May 20 2012, 1:09 PM - 5:32 PM PDT
Att. 33,975 - Sunny - 71 F

AB 44
R 2
H 10
RBI 2
BB 7
SO 11
LOB 24



TOP

Los Angeles Angels @ San Diego Padres
Petco Park, San Diego, CA
Sun May 20 2012, 1:09 PM - 5:32 PM PDT
Att. 33,975 - Sunny - 71 F

AB 47
R 3
H 11
RBI 2
BB 5
SO 12
LOB 24




BOTTOM

Batter	1	2	3	4	5	6	7	8	9	AB	R	H	RBI	BB	SO	LOB	TOP										
27 Mike Trout, R OBP: 0.413, SLG: 0.600	F8		P3		2B			L9		4	0	1	1	0	0	1											
6 Alberto Callaspo, S OBP: 0.274, SLG: 0.287	G6-3			1B	P3			F7		4	0	1	0	0	0	2											
5 Albert Pujols, R OBP: 0.296, SLG: 0.318	G6-3		P4			G6-3		P3		4	0	1	0	0	0	1											
44 Mark Trumbo, R OBP: 0.403, SLG: 0.586		F9		K		K		G4-3		4	0	0	0	0	2	2											
8 Kendrys Morales, S OBP: 0.314, SLG: 0.395		G5-3		G5-3		G6-3		G6-3		4	0	0	0	0	0	2											
47 Howie Kendrick, R OBP: 0.292, SLG: 0.408		L3			46 BB	G6-3		G6-3		4	1	1	0	0	0	1											
2 Erick Aybar, S OBP: 0.248, SLG: 0.297			L6			G1-3				3	0	1	0	0	0	1											
25 Peter Bourjos, R OBP: 0.276, SLG: 0.269			P4		F9			F7		3	0	0	0	0	0	2											
46 Bobby Wilson, R OBP: 0.250, SLG: 0.182			K			G6-3		G6-3		2	0	0	0	1	1	1											
Inning Stats	R: 0 E: 0 K: 0 S: 7	H: 0 LOB: 0 BB: 0 P: 10	R: 0 E: 0 K: 0 S: 8	H: 0 LOB: 0 BB: 0 P: 12	R: 0 E: 0 K: 1 S: 13	H: 1 LOB: 1 BB: 0 P: 18	R: 0 E: 0 K: 1 S: 10	H: 1 LOB: 1 BB: 0 P: 15	R: 1 E: 0 K: 0 S: 18	H: 2 LOB: 2 BB: 1 P: 30	R: 0 E: 0 K: 1 S: 10	H: 1 LOB: 1 BB: 0 P: 12	R: 0 E: 0 K: 0 S: 7	H: 0 LOB: 0 BB: 0 P: 11	R: 0 E: 0 K: 0 S: 6	H: 0 LOB: 0 BB: 0 P: 10	R: 0 E: 0 K: 0 S: 8	H: 0 LOB: 0 BB: 0 P: 11	1B: 3 2B: 2 3B: 0 HR: 0	SF: 0 SAC: 0 DP: 0 HBP: 0	WP: 0 PB: 0 SB: 0 CS: 0	PA: 33					
PITCHER	IP	WLS	BF	H	R	ER	SO	BB	IBB	HBP	BLK	WP	HR	S	P	ERA	WHIP										
57 Tommy Milone, L ERA: 3.75	7.0	W	27	5	1	1	3	1	0	0	0	0	0	73	108	1.29	0.857										
48 Ryan Cook, R ERA:	1.0	H	3	0	0	0	0	0	0	0	0	0	0	6	10	0.00	0.000										
40 Brian Fuentes, L ERA: 3.18	1.0	S	3	0	0	0	0	0	0	0	0	0	0	8	11	0.00	0.000										

Los Angeles Angels @ Oakland Athletics
Oakland Coliseum, Oakland, CA
Mon May 21, 2012, 7:09 PM - 9:54 PM PDT
Att: 11,292 - Partly Cloudy - 59 F


AB 32
R 1
H 5
RBI 1
BB 1
SO 3
LOB 13



Batter	1	2	3	4	5	6	7	8	9	AB	R	H	RBI	BB	SO	LOB	BOTTOM										
19 Jemile Weeks, S OBP: 0.290, SLG: 0.314	G4-3		HBP		G4-3			F8		3	0	0	0	0	0	2											
4 Coco Crisp, S OBP: 0.280, SLG: 0.211	G3-1		FC6-4					F7		4	1	1	0	0	0	1											
16 Josh Reddick, L OBP: 0.335, SLG: 0.536	BB		1B		K			1B		3	0	2	0	1	1	1											
25 Kila Ka'aihue, L OBP: 0.313, SLG: 0.380	G4-3		1B		G4-6-3			K		4	0	1	1	0	1	3											
15 Seth Smith, L OBP: 0.375, SLG: 0.360										2	1	1	0	2	0	0											
12 Collin Cowgill, R OBP: 0.231, SLG: 0.143			BB					IBB		0	0	0	0	0	0	0											
20 Josh Donaldson, R OBP: 0.138, SLG: 0.250			1B		L6-4			FC6-4		4	0	1	0	0	0	5											
10 Daric Barton, L OBP: 0.336, SLG: 0.287			BB							1	0	0	0	2	0	0											
8 Kurt Suzuki, R OBP: 0.259, SLG: 0.288					K			F8		3	0	0	0	0	1	3											
2 Cliff Pennington, S OBP: 0.277, SLG: 0.305					G4-3					2	0	0	0	1	0	2											
Inning Stats	R: 0 E: 0 K: 0 S: 7	H: 0 LOB: 1 BB: 1 P: 12	R: 1 E: 0 K: 0 S: 11	H: 2 LOB: 1 BB: 1 P: 21	R: 1 E: 0 K: 0 S: 13	H: 2 LOB: 2 BB: 1 P: 23	R: 0 E: 0 K: 1 S: 9	H: 0 LOB: 1 BB: 1 P: 20	R: 0 E: 0 K: 1 S: 7	H: 1 LOB: 0 BB: 0 P: 10	R: 0 E: 0 K: 0 S: 9	H: 0 LOB: 0 BB: 0 P: 12	R: 0 E: 0 K: 0 S: 9	H: 0 LOB: 1 BB: 1 P: 16	R: 0 E: 0 K: 1 S: 9	H: 1 LOB: 2 BB: 1 P: 18	1B: 5 2B: 2 3B: 0 HR: 0	SF: 0 SAC: 0 DP: 3 HBP: 1	WP: 0 PB: 0 SB: 2 CS: 1	PA: 34							
PITCHER	IP	WLS	BF	H	R	ER	SO	BB	IBB	HBP	BLK	WP	HR	S	P	ERA	WHIP										
57 Jerome Williams, R ERA: 3.74	6.1	L	27	5	2	2	2	5	0	1	0	0	0	63	110	2.84	1.579										
21 Hisanori Takahashi, L ERA: 5.56	0.2		1	0	0	0	0	0	0	0	0	0	0	2	4	0.00	0.000										
55 Jason Istringhausen, R ERA: 2.3	1.0		5	1	0	0	1	0	1	0	0	0	0	9	18	0.00	1.000										

Los Angeles Angels @ Oakland Athletics
Oakland Coliseum, Oakland, CA
Mon May 21, 2012, 7:09 PM - 9:54 PM PDT
Att: 11,292 - Partly Cloudy - 59 F

AB 26
R 2
H 6
RBI 1
BB 6
SO 3
LOB 17



Batter	1	2	3	4	5	6	7	8	9	AB	R	H	RBI	BB	SO	LOB	TOP					
27 Mike Trout, R OBP: 0.402, SLG: 0.571										4	1	0	0	1	3	4	Los Angeles Angels @ Oakland Athletics Oakland Coliseum, Oakland, CA Tue May 22 2012, 7:09 PM - 9:53 PM PDT Att: 12,894 - Clear - 63 F livebaseballscorecards.com					
13 Maicer Izturis, S OBP: 0.327, SLG: 0.276									5	1	1	0	0	1	0							
5 Albert Pujols, R OBP: 0.254, SLG: 0.333										4	1	1	2	0	1	0						
8 Kendrys Morales, S OBP: 0.325, SLG: 0.398										4	2	2	0	1	1	0						
44 Mark Trumbo, R OBP: 0.403, SLG: 0.579										5	0	2	1	0	0	2						
56 Kole Calhoun, L										0	0	0	0	0	0	0						
47 Howie Kendrick, R OBP: 0.297, SLG: 0.406										3	0	1	1	1	0	1						
2 Erick Aybar, S OBP: 0.297										3	0	1	1	0	1	1						
6 Alberto Callaspo, S OBP: 0.274, SLG: 0.287										0	0	0	0	0	0	0						
25 Peter Bourjos, R OBP: 0.275, SLG: 0.268										4	0	1	0	0	1	3						
41 John Hester, R OBP: 0.385, SLG: 0.273										3	0	1	0	1	0	2						
Inning Stats	R: 3 E: 0 K: 0 S: 10	H: 4 LOB: 2 BB: 2 P: 25	R: 0 E: 0 K: 1 S: 5	H: 0 LOB: 1 BB: 1 P: 14	R: 1 E: 0 K: 1 S: 10	H: 2 LOB: 1 BB: 0 P: 14	R: 0 E: 0 K: 1 S: 10	H: 1 LOB: 1 BB: 0 P: 15	R: 0 E: 0 K: 1 S: 12	H: 1 LOB: 1 BB: 0 P: 15	R: 0 E: 1 K: 1 S: 12	H: 2 LOB: 2 BB: 0 P: 18	R: 1 E: 1 K: 1 S: 14	H: 1 LOB: 3 BB: 1 P: 25	R: 0 E: 0 K: 1 S: 8	H: 0 LOB: 0 BB: 0 P: 12	R: 0 E: 0 K: 1 S: 8	H: 0 LOB: 0 BB: 0 P: 11	1B: 9 2B: 1 3B: 0 HR: 1	SF: 1 SAC: 0 DP: 1 HBP: 1	WP: 0 PB: 0 SB: 0 CS: 2	PA: 41
PITCHER	IP WLS BF H R ER SO BB IBB HBP BLK WP HR S P ERA WHIP																					
45 Graham Godfrey, R ERA: 6.16	3.0 L 15 6 4 4 2 3 0 0 0 0 0 1 25 53 12.00 3.000																					
54 Travis Blackley, L ERA: 4.09	3.2 16 3 1 0 3 0 0 0 0 0 0 0 39 56 0.00 0.818																					
53 Jim Miller, R ERA: 1.69	1.1 7 1 0 0 2 1 0 0 1 0 0 0 17 29 0.00 1.500																					
13 Jerry Blevins, L ERA: 2.33	1.0 3 0 0 0 1 0 0 0 0 0 0 0 8 11 0.00 0.000																					

Batter	1	2	3	4	5	6	7	8	9	AB	R	H	RBI	BB	SO	LOB	BOTTOM					
4 Coco Crisp, S OBP: 0.247, SLG: 0.200										4	0	0	0	0	1	2	Los Angeles Angels @ Oakland Athletics Oakland Coliseum, Oakland, CA Tue May 22 2012, 7:09 PM - 9:53 PM PDT Att: 12,894 - Clear - 63 F livebaseballscorecards.com					
12 Collin Cowgill, R OBP: 0.209, SLG: 0.128										4	0	0	0	0	2	1						
15 Seth Smith, L OBP: 0.364, SLG: 0.348										4	0	0	0	0	1	0						
31 Jonny Gomes, R OBP: 0.352, SLG: 0.432										3	0	0	0	0	1	0						
20 Josh Donaldson, R OBP: 0.132, SLG: 0.239										3	0	0	0	0	0	0						
2 Cliff Pennington, S OBP: 0.278, SLG: 0.306										3	0	1	0	0	1	0						
17 Adam Rosales, R OBP: 0.625, SLG: 0.250										2	0	0	0	1	0	1						
10 Daric Barton, L OBP: 0.336, SLG: 0.281										2	0	0	0	1	2	1						
26 Anthony Recker, R OBP: 0.250, SLG: 0.161										3	0	0	0	0	1	3						
Inning Stats	R: 0 E: 0 K: 1 S: 8	H: 0 LOB: 0 BB: 0 P: 14	R: 0 E: 0 K: 1 S: 10	H: 0 LOB: 0 BB: 0 P: 14	R: 0 E: 0 K: 0 S: 11	H: 0 LOB: 0 BB: 1 P: 19	R: 0 E: 0 K: 0 S: 9	H: 0 LOB: 0 BB: 0 P: 14	R: 0 E: 0 K: 0 S: 6	H: 1 LOB: 0 BB: 0 P: 11	R: 0 E: 0 K: 3 S: 13	H: 0 LOB: 1 BB: 0 P: 20	R: 0 E: 0 K: 1 S: 7	H: 0 LOB: 0 BB: 0 P: 12	R: 0 E: 0 K: 1 S: 11	H: 0 LOB: 1 BB: 1 P: 21		R: 0 E: 0 K: 2 S: 8	H: 0 LOB: 0 BB: 0 P: 15	1B: 1 2B: 0 3B: 0 HR: 0	SF: 0 SAC: 0 DP: 1 HBP: 0	WP: 0 PB: 1 SB: 0 CS: 0
PITCHER	IP WLS BF H R ER SO BB IBB HBP BLK WP HR S P ERA WHIP																					
33 C.J. Wilson, L ERA: 2.9	8.0 W 27 1 0 0 7 2 0 0 0 0 0 0 75 125 0.00 0.375																					
49 Ernesto Frieri, R ERA: 1.4	1.0 3 0 0 0 2 0 0 0 0 0 0 0 8 15 0.00 0.000																					

AB 35
R 5
H 10
RBI 5
BB 4
SO 8
LOB 13



AB 28
R 0
H 1
RBI 0
BB 2
SO 9
LOB 8



Batter	1	2	3	4	5	6	7	8	9	10	11	AB	R	H	RBI	BB	SO	LOB	TOP							
27 Mike Trout, R OBP: 0.382, SLG: 0.539	G5-3		F8		K2-3			L9		G6-3		5	0	0	0	0	1	3								
13 Maicer Izturis, S OBP: 0.290, SLG: 0.275	F8									G3		4	0	1	1	1	1	0								
5 Albert Pujols, R OBP: 0.298, SLG: 0.331	K		G5-3								F8	4	0	1	0	1	1	2								
8 Kendrys Morales, S OBP: 0.328, SLG: 0.393	G5-3											4	0	1	0	1	0	2								
25 Peter Bourjos, R OBP: 0.275, SLG: 0.268											47 1B 6 2B BB	0	1	0	0	0	0	0								
44 Mark Trumbo, R OBP: 0.388, SLG: 0.556	K											5	0	0	0	0	2	2								
47 Howie Kendrick, R OBP: 0.294, SLG: 0.400	G5-3											5	1	1	0	0	1	0								
6 Alberto Callaspo, S OBP: 0.288, SLG: 0.288												3	1	1	2	2	1	0								
56 Kole Calhoun, L OBP: 0.200, SLG: 0.400												5	0	1	0	0	2	4								
46 Bobby Wilson, R OBP: 0.254, SLG: 0.190												3	0	1	0	0	1	1								
2 Erick Aybar, S OBP: 0.253, SLG: 0.295												1	0	0	0	0	0	0								
41 John Hester, R OBP: 0.385, SLG: 0.273												0	0	0	0	0	0	0								
Inning Stats	R: 0 E: 0 K: 1 S: 9	H: 0 LOB: 0 BB: 0 P: 12	R: 0 E: 0 K: 1 S: 8	H: 0 LOB: 0 BB: 0 P: 11	R: 1 E: 0 K: 1 S: 14	H: 2 LOB: 2 BB: 1 P: 26	R: 0 E: 0 K: 0 S: 5	H: 0 LOB: 0 BB: 0 P: 6	R: 0 E: 0 K: 1 S: 12	H: 1 LOB: 1 BB: 0 P: 14	R: 0 E: 0 K: 2 S: 11	H: 2 LOB: 1 BB: 0 P: 16	R: 0 E: 0 K: 2 S: 7	H: 0 LOB: 0 BB: 0 P: 10	R: 0 E: 0 K: 1 S: 10	H: 0 LOB: 2 BB: 2 P: 24	R: 0 E: 0 K: 0 S: 5	H: 0 LOB: 1 BB: 1 P: 11	R: 0 E: 0 K: 0 S: 13	H: 0 LOB: 0 BB: 0 P: 18	R: 2 E: 0 K: 1 S: 19	H: 2 LOB: 2 BB: 1 P: 27	1B: 5 2B: 2 3B: 0 HR: 0	SF: 0 SAC: 0 DP: 0 HBP: 0	WP: 0 PB: 0 SB: 1 CS: 0	PA: 44
PITCHER	IP ERA WLS BF H R ER SO BB IBB HBP BLK WP HR S P ERA WHIP	11 Jarrod Parker, R ERA: 3.36	48 Ryan Cook, R ERA:	40 Brian Fuentes, L ERA: 3.0	50 Grant Balfour, R ERA: 4.09	77 Jordan Norberto, L ERA: 9.57	PITCHER	IP WLS BF H R ER SO BB IBB HBP BLK WP HR S P ERA WHIP	11 Jarrod Parker, R ERA: 3.36	48 Ryan Cook, R ERA:	40 Brian Fuentes, L ERA: 3.0	50 Grant Balfour, R ERA: 4.09	77 Jordan Norberto, L ERA: 9.57													

Los Angeles Angels @ Oakland Athletics
Oakland Coliseum, Oakland, CA
Wed May 23 2012, 12:39 PM - 3:48 PM PDT
Att: 23,617 - Sunny - 65 F

livebaseballscores.com

AB 39
R 3
H 7
RBI 3
BB 5
SO 10
LOB 14



Batter	1	2	3	4	5	6	7	8	9	10	11	AB	R	H	RBI	BB	SO	LOB	BOTTOM							
19 Jemile Weeks, S OBP: 0.287, SLG: 0.311	K											5	0	1	0	0	2	0								
4 Coco Crisp, S OBP: 0.233, SLG: 0.188	G6-3											5	0	0	0	0	1	1								
16 Josh Reddick, L OBP: 0.337, SLG: 0.527												3	0	0	0	2	0	1								
15 Seth Smith, L OBP: 0.359, SLG: 0.367	F8											5	1	1	1	0	2	2								
31 Jonny Gomes, R OBP: 0.267, SLG: 0.433												2	0	1	0	2	0	0								
25 Kila Ka'aihue, L OBP: 0.301, SLG: 0.365												4	0	0	0	0	0	3								
8 Kurt Suzuki, R OBP: 0.252, SLG: 0.279												4	0	0	0	0	1	2								
20 Josh Donaldson, R OBP: 0.125, SLG: 0.225												4	0	0	0	0	0	1								
2 Cliff Pennington, S OBP: 0.272, SLG: 0.288												4	0	0	0	0	1	0								
Inning Stats	R: 0 E: 0 K: 1 S: 9	H: 0 LOB: 1 BB: 1 P: 16	R: 0 E: 0 K: 1 S: 10	H: 1 LOB: 1 BB: 0 P: 15	R: 0 E: 0 K: 1 S: 10	H: 1 LOB: 1 BB: 0 P: 16	R: 0 E: 0 K: 0 S: 13	H: 0 LOB: 1 BB: 1 P: 23	R: 0 E: 0 K: 0 S: 8	H: 0 LOB: 0 BB: 0 P: 14	R: 1 E: 0 K: 0 S: 9	H: 1 LOB: 0 BB: 0 P: 15	R: 0 E: 0 K: 0 S: 4	H: 0 LOB: 0 BB: 0 P: 5	R: 0 E: 0 K: 0 S: 6	H: 0 LOB: 0 BB: 0 P: 8	R: 0 E: 0 K: 0 S: 10	H: 0 LOB: 1 BB: 1 P: 17	R: 0 E: 0 K: 0 S: 8	H: 0 LOB: 0 BB: 0 P: 10	R: 0 E: 0 K: 3 S: 12	H: 0 LOB: 1 BB: 1 P: 20	1B: 2 2B: 0 3B: 0 HR: 1	SF: 0 SAC: 0 DP: 0 HBP: 0	WP: 0 PB: 0 SB: 0 CS: 0	PA: 40
PITCHER	IP ERA WLS BF H R ER SO BB IBB HBP BLK WP HR S P ERA WHIP	36 Jared Weaver, R ERA: 2.61	37 Scott Downs, L ERA:	51 Jordan Walden, R ERA: 2.77	49 Ernesto Frieri, R ERA: 1.33	PITCHER	IP WLS BF H R ER SO BB IBB HBP BLK WP HR S P ERA WHIP	36 Jared Weaver, R ERA: 2.61	37 Scott Downs, L ERA:	51 Jordan Walden, R ERA: 2.77	49 Ernesto Frieri, R ERA: 1.33															

Los Angeles Angels @ Oakland Athletics
Oakland Coliseum, Oakland, CA
Wed May 23 2012, 12:39 PM - 3:48 PM PDT
Att: 23,617 - Sunny - 65 F

livebaseballscores.com


AB 36
R 1
H 3
RBI 1
BB 4
SO 7
LOB 10



Batter	1	2	3	4	5	6	7	8	9	AB	R	H	RBI	BB	SO	LOB	TOP				
27 Mike Trout, R OBP: 0.360, SLG: 0.500 (1, 8)										5	0	0	0	0	2	3					
13 Maicer Izturis, S OBP: 0.333, SLG: 0.274 (1, 4)										4	1	1	0	1	0	2					
5 Albert Pujols, R OBP: 0.273, SLG: 0.373 (1, 3)										3	1	1	3	1	0	2					
8 Kendrys Morales, S OBP: 0.324, SLG: 0.385 (1, 10)										4	0	0	0	0	0	2					
44 Mark Trumbo, R OBP: 0.374, SLG: 0.530 25 Peter Bourjos, R OBP: 0.274, SLG: 0.267 (9, PR)										4	0	1	0	0	0	0					
6 Alberto Callaspo, S OBP: 0.286, SLG: 0.288 (1, 5)										3	1	1	0	1	0	0					
2 Erick Aybar, S OBP: 0.241, SLG: 0.280 (1, 6)										4	1	0	0	0	0	2					
56 Kole Calhoun, L OBP: 0.444, SLG: 0.429 (9, 9)										2	0	1	0	2	0	1					
41 John Hester, R OBP: 0.375, SLG: 0.286 47 Howie Kendrick, R OBP: 0.291, SLG: 0.394 46 Bobby Wilson, R OBP: 0.246, SLG: 0.183 (9, PH)										3	1	1	0	0	0	2					
Inning Stats	R: 0 E: 1 K: 0 S: 13	H: 0 LOB: 1 BB: 0 P: 18	R: 0 E: 0 K: 0 S: 5	H: 0 LOB: 0 BB: 0 P: 8	R: 0 E: 0 K: 1 S: 12	H: 1 LOB: 0 BB: 0 P: 15	R: 0 E: 0 K: 0 S: 5	H: 1 LOB: 0 BB: 0 P: 7	R: 0 E: 0 K: 0 S: 7	H: 1 LOB: 1 BB: 0 P: 11	R: 3 E: 0 K: 0 S: 14	H: 2 LOB: 0 BB: 1 P: 21	R: 0 E: 0 K: 1 S: 10	H: 0 LOB: 1 BB: 1 P: 17	R: 3 E: 1 K: 0 S: 11	H: 2 LOB: 2 BB: 2 P: 20	1B: 6 2B: 0 3B: 0 HR: 1	SF: 0 SAC: 0 DP: 3 HBP: 0	WP: 0 PB: 0 SB: 2 CS: 0	PA: 38	
PITCHER	IP	WLS	BF	H	R	ER	SO	BB	IBB	HBP	BLK	WP	HR	S	P	ERA	WHIP				
49 Blake Beavan, R ERA: 4.38 (1, 1)	7.0		27	5	3	3	1	2	0	0	0	0	1	69	101	3.86	1.000				
54 Tom Wilhelmson, R ERA: 4.44 (8, 1)	1.0	H	4	0	0	0	1	1	0	0	0	0	0	10	17	0.00	1.000				
43 Brandon League, R ERA: 4.43 (9, 1)	1.0	L	7	2	3	2	0	1	1	0	0	0	0	11	20	18.00	3.000				

Los Angeles Angels @ Seattle Mariners
Safeco Field, Seattle, WA
Fri May 25 2012, 7:11 PM - 10:02 PM PDT
Att: 23,517 - Partly Cloudy - 69 F


AB 33
R 6
H 7
RBI 5
BB 5
SO 2
LOB 14



Batter	1	2	3	4	5	6	7	8	9	AB	R	H	RBI	BB	SO	LOB	BOTTOM					
55 Michael Saunders, L OBP: 0.306, SLG: 0.391 (1, 8)										4	1	1	0	1	1	1						
16 Alex Liddi, R OBP: 0.323, SLG: 0.424 (1, 5)										4	0	0	0	1	2	2						
51 Ichiro Suzuki, L OBP: 0.316, SLG: 0.385 (1, 9)										4	1	1	0	0	0	2						
15 Kyle Seager, L OBP: 0.313, SLG: 0.455 (1, 4)										2	1	1	0	2	0	1						
17 Justin Smoak, S OBP: 0.257, SLG: 0.340 (1, 3)										4	1	2	4	0	0	3						
27 John Jaso, L OBP: 0.328, SLG: 0.419 (1, 10)										2	0	0	0	2	0	0						
63 Jesus Montero, R OBP: 0.281, SLG: 0.493 (1, 2)										4	0	0	0	0	0	5						
20 Mike Carp, L OBP: 0.226, SLG: 0.393 9 Chone Figgins, S OBP: 0.245, SLG: 0.290 (9, 7)										3	0	0	0	1	2	0						
61 Munenori Kawasaki, L OBP: 0.244, SLG: 0.162 26 Brendan Ryan, R OBP: 0.253, SLG: 0.260 (9, PH)										3	0	0	0	0	0	1						
Inning Stats	R: 1 E: 0 K: 0 S: 14	H: 1 LOB: 3 BB: 3 P: 31	R: 0 E: 0 K: 1 S: 16	H: 0 LOB: 1 BB: 1 P: 21	R: 1 E: 0 K: 0 S: 9	H: 2 LOB: 1 BB: 1 P: 14	R: 0 E: 0 K: 2 S: 12	H: 0 LOB: 1 BB: 1 P: 16	R: 2 E: 0 K: 0 S: 14	H: 1 LOB: 0 BB: 1 P: 24	R: 0 E: 0 K: 1 S: 8	H: 0 LOB: 0 BB: 0 P: 8	R: 0 E: 0 K: 1 S: 8	H: 1 LOB: 1 BB: 0 P: 16	R: 0 E: 0 K: 0 S: 7	H: 0 LOB: 0 BB: 0 P: 8	R: 0 E: 0 K: 0 S: 4	H: 0 LOB: 0 BB: 0 P: 7	1B: 2 2B: 2 3B: 0 HR: 1	SF: 0 SAC: 0 DP: 1 HBP: 0	WP: 0 PB: 0 SB: 1 CS: 0	PA: 38
PITCHER	IP	WLS	BF	H	R	ER	SO	BB	IBB	HBP	BLK	WP	HR	S	P	ERA	WHIP					
54 Ervin Santana, R ERA: 4.45 (1, 1)	5.0		25	4	4	4	3	7	0	0	0	0	0	65	106	7.20	2.200					
21 Hisanori Takahashi, L ERA: 4.73 (6, 1)	2.0		7	1	0	0	2	0	0	0	0	0	0	16	24	0.00	0.500					
55 Jason Istringhausen, R ERA: 2.16 (8, 1)	1.0	W	3	0	0	0	0	0	0	0	0	0	0	7	8	0.00	0.000					
37 Scott Downs, L ERA: (9, 1)	1.0	S	3	0	0	0	0	0	0	0	0	0	0	4	7	0.00	0.000					

Los Angeles Angels @ Seattle Mariners
Safeco Field, Seattle, WA
Fri May 25 2012, 7:11 PM - 10:02 PM PDT
Att: 23,517 - Partly Cloudy - 69 F

AB 31
R 4
H 5
RBI 4
BB 7
SO 5
LOB 15



Batter	1	2	3	4	5	6	7	8	9	AB	R	H	RBI	BB	SO	LOB	TOP					
27 Mike Trout, R OBP: 0.367, SLG: 0.491										3	1	1	0	1	0	0	Los Angeles Angels @ Seattle Mariners Safeco Field, Seattle, WA Sun May 27 2012, 1:11 PM - 3:41 PM PDT Att: 24,467 - Cloudy - 60 F					
6 Alberto Callaspo, S OBP: 0.260, SLG: 0.308										4	0	0	0	0	0	2						
5 Albert Pujols, R OBP: 0.271, SLG: 0.387										4	0	0	0	0	0	2						
8 Kendrys Morales, S OBP: 0.327, SLG: 0.413										4	2	3	2	0	0	0						
44 Mark Trumbo, R OBP: 0.381, SLG: 0.549										4	1	1	1	0	0	2						
56 Kole Calhoun, L OBP: 0.385, SLG: 0.364										0	0	0	0	0	0	0						
47 Howie Kendrick, R OBP: 0.290, SLG: 0.350											3	0	0	1	0	0						
2 Erick Aybar, S OBP: 0.247, SLG: 0.276										3	0	0	0	1	0	0						
25 Peter Bourjos, R OBP: 0.276, SLG: 0.282										3	0	1	0	0	0	0						
46 Bobby Wilson, R OBP: 0.229, SLG: 0.169										3	0	0	0	0	0	1						
Inning Stats	R: 1 E: 0 K: 0 S: 15	H: 2 LOB: 1 BB: 0 P: 21	R: 0 E: 0 K: 0 S: 6	H: 0 LOB: 0 BB: 0 P: 8	R: 0 E: 0 K: 0 S: 10	H: 0 LOB: 1 BB: 1 P: 17	R: 1 E: 0 K: 0 S: 7	H: 1 LOB: 0 BB: 0 P: 10	R: 0 E: 0 K: 0 S: 5	H: 0 LOB: 0 BB: 0 P: 8	R: 0 E: 0 K: 0 S: 8	H: 0 LOB: 0 BB: 0 P: 12	R: 1 E: 0 K: 0 S: 11	H: 2 LOB: 1 BB: 1 P: 17	R: 0 E: 0 K: 0 S: 6	H: 0 LOB: 0 BB: 0 P: 9	R: 1 E: 0 K: 0 S: 9	H: 1 LOB: 0 BB: 0 P: 14	1B: 2 2B: 2 3B: 0 HR: 2	SF: 1 SAC: 0 DP: 0 HBP: 0	WP: 0 PB: 0 SB: 2 CS: 1	PA: 34
PITCHER	IP WLS BF H R ER SO BB IBB HBP BLK WP HR S P ERA WHIP																					
45 Hector Noesi, R ERA: 5.01	(1, 1) 8.0 L 30 5 3 3 0 2 0 0 0 0 0 2 68 102 3.38 0.875																					
23 Shawn Kelley, R ERA: 3.6	(9, 1) 1.0 4 1 1 1 0 0 0 0 0 0 0 9 14 9.00 1.000																					

Batter	1	2	3	4	5	6	7	8	9	AB	R	H	RBI	BB	SO	LOB	BOTTOM					
13 Dustin Ackley, L OBP: 0.308, SLG: 0.347										3	0	0	0	1	0	1	Los Angeles Angels @ Seattle Mariners Safeco Field, Seattle, WA Sun May 27 2012, 1:11 PM - 3:41 PM PDT Att: 24,467 - Cloudy - 60 F					
9 Chone Figgins, S OBP: 0.250, SLG: 0.287										1	0	0	0	1	0	0						
55 Michael Saunders, L OBP: 0.307, SLG: 0.385										1	0	0	0	0	1	1						
51 Ichiro Suzuki, L OBP: 0.304, SLG: 0.369										4	0	0	0	0	1	2						
63 Jesus Montero, R OBP: 0.286, SLG: 0.407										3	2	1	0	1	1	1						
17 Justin Smoak, S OBP: 0.263, SLG: 0.359										4	0	2	1	0	0	1						
15 Kyle Seager, L OBP: 0.305, SLG: 0.438										4	0	0	0	0	2	3						
16 Alex Liddi, R OBP: 0.313, SLG: 0.409										3	0	0	0	0	2	0						
30 Miguel Olivo, R OBP: 0.207, SLG: 0.311										2	0	0	0	0	0	0						
27 John Jaso, L OBP: 0.346, SLG: 0.431										0	0	0	0	1	0	0						
26 Brendan Ryan, R OBP: 0.288, SLG: 0.250										2	0	0	0	0	2	1						
Inning Stats	R: 0 E: 0 K: 1 S: 9	H: 0 LOB: 1 BB: 1 P: 14	R: 0 E: 0 K: 0 S: 7	H: 0 LOB: 0 BB: 0 P: 10	R: 0 E: 1 K: 1 S: 9	H: 0 LOB: 0 BB: 0 P: 17	R: 1 E: 0 K: 1 S: 11	H: 2 LOB: 1 BB: 0 P: 18	R: 0 E: 0 K: 2 S: 8	H: 0 LOB: 0 BB: 0 P: 10	R: 0 E: 0 K: 0 S: 10	H: 0 LOB: 0 BB: 1 P: 19	R: 1 E: 0 K: 2 S: 10	H: 0 LOB: 0 BB: 1 P: 20	R: 0 E: 0 K: 1 S: 8	H: 0 LOB: 1 BB: 1 P: 13	R: 0 E: 0 K: 1 S: 8	H: 1 LOB: 1 BB: 0 P: 10	1B: 2 2B: 2 3B: 0 HR: 0	SF: 0 SAC: 2 DP: 2 HBP: 0	WP: 2 PB: 1 SB: 1 CS: 1	PA: 33
PITCHER	IP WLS BF H R ER SO BB IBB HBP BLK WP HR S P ERA WHIP																					
33 C.J. Wilson, L ERA: 2.77	(1, 1) 6.0 W 21 2 1 1 5 2 0 0 0 0 0 2 10 20 1.50 0.667																					
51 Jordan Walden, R ERA: 3.07	(7, 1) 1.0 H 4 0 1 1 2 1 0 0 0 0 2 0 10 20 9.00 1.000																					
49 Ernesto Frieri, R ERA: 1.19	(8, 1) 1.0 H 4 0 0 0 1 1 0 0 0 0 0 0 8 13 0.00 1.000																					
37 Scott Downs, L ERA:	(9, 1) 1.0 S 4 1 0 0 1 0 0 0 0 0 0 0 8 10 0.00 1.000																					

Batter	1	2	3	4	5	6	7	8	9	AB	R	H	RBI	BB	SO	LOB	TOP			
2 Derek Jeter, R OBP: 0.384, SLG: 0.459	G6-3		13 1B		G6-3		1B		13 HBP BB	4	0	2	0	1	0	0	New York Yankees @ Los Angeles Angels Angel Stadium of Anaheim, Anaheim, CA Tue May 29 2012, 7:09 PM - 9:44 PM PDT Att: 42,065 - Clear - 72 F livebaseballscorecards.com			
14 Curtis Granderson, L OBP: 0.356, SLG: 0.529	K		K		G3		G3		F7	5	0	0	0	0	2	6				
13 Alex Rodriguez, R OBP: 0.372, SLG: 0.431	1B		1B		K				25 1B 24 G3-4	4	0	3	0	0	1	0				
24 Robinson Cano, L OBP: 0.347, SLG: 0.497	F7		K			L3		G3-4	K	5	0	0	0	0	2	8				
25 Mark Teixeira, S OBP: 0.328, SLG: 0.486	F7				G3-1		K			4	0	1	0	0	1	0				
27 Raul Ibanez, L OBP: 0.313, SLG: 0.530	K				33 1B		K		1B	3	1	1	0	0	2	0				
22 Andrew Jones, R OBP: 0.312, SLG: 0.463	K				2B		K		K	1	0	0	0	0	1	2				
33 Nick Swisher, S OBP: 0.301, SLG: 0.467	F7				12 G1 1B		F8		F8	4	0	1	1	0	0	2				
12 Eric Chavez, L OBP: 0.308, SLG: 0.451			F7		G1		G6-3		K	3	0	0	0	0	0	1				
17 Jayson Nix, R OBP: 0.276, SLG: 0.481					1-2					1	0	0	0	0	1	0				
55 Russell Martin, R OBP: 0.333, SLG: 0.339	E5 13 1B 2 1B				G4-3		1B		13 HBP 2 DI BB	3	0	1	0	1	0	1				
Inning Stats	R: 0 E: 0 K: 1 S: 7	H: 1 LOB: 1 BB: 0 P: 11	R: 0 E: 0 K: 1 S: 8	H: 0 LOB: 0 BB: 0 P: 10	R: 0 E: 1 K: 2 S: 18	H: 2 LOB: 3 BB: 0 P: 26	R: 1 E: 0 K: 0 S: 9	H: 2 LOB: 1 BB: 0 P: 14	R: 0 E: 0 K: 1 S: 8	H: 0 LOB: 0 BB: 0 P: 12	R: 0 E: 0 K: 0 S: 10	H: 2 LOB: 2 BB: 0 P: 14	R: 0 E: 0 K: 1 S: 11	H: 2 LOB: 2 BB: 0 P: 17	R: 0 E: 0 K: 2 S: 14	H: 0 LOB: 3 BB: 2 P: 24	1B: 8 2B: 1 3B: 0 HR: 0	SF: 0 SAC: 0 DP: 0 HBP: 1	WP: 0 PB: 0 SB: 0 CS: 0	PA: 40
PITCHER	IP WLS BF H R ER SO BB IBB HBP BLK WP HR S P ERA WHIP	IP WLS BF H R ER SO BB IBB HBP BLK WP HR S P ERA WHIP	IP WLS BF H R ER SO BB IBB HBP BLK WP HR S P ERA WHIP	IP WLS BF H R ER SO BB IBB HBP BLK WP HR S P ERA WHIP	IP WLS BF H R ER SO BB IBB HBP BLK WP HR S P ERA WHIP	IP WLS BF H R ER SO BB IBB HBP BLK WP HR S P ERA WHIP	IP WLS BF H R ER SO BB IBB HBP BLK WP HR S P ERA WHIP	IP WLS BF H R ER SO BB IBB HBP BLK WP HR S P ERA WHIP	IP WLS BF H R ER SO BB IBB HBP BLK WP HR S P ERA WHIP	IP WLS BF H R ER SO BB IBB HBP BLK WP HR S P ERA WHIP	IP WLS BF H R ER SO BB IBB HBP BLK WP HR S P ERA WHIP	IP WLS BF H R ER SO BB IBB HBP BLK WP HR S P ERA WHIP	IP WLS BF H R ER SO BB IBB HBP BLK WP HR S P ERA WHIP	IP WLS BF H R ER SO BB IBB HBP BLK WP HR S P ERA WHIP	IP WLS BF H R ER SO BB IBB HBP BLK WP HR S P ERA WHIP	IP WLS BF H R ER SO BB IBB HBP BLK WP HR S P ERA WHIP	IP WLS BF H R ER SO BB IBB HBP BLK WP HR S P ERA WHIP			
24 Dan Haren, R ERA: 3.52	7.0	W	30	8	1	1	7	0	0	0	0	0	0	0	0	0	1.29	1.143		
37 Scott Downs, L ERA: 1.14	1.0	H	4	1	0	0	1	0	0	0	0	0	0	0	0	0	0.00	1.000		
49 Ernesto Frieri, R ERA: 1.14	1.0		6	0	0	0	2	2	0	1	0	0	0	0	0	0	0.00	2.000		

Batter	1	2	3	4	5	6	7	8	9	AB	R	H	RBI	BB	SO	LOB	BOTTOM			
27 Mike Trout, R OBP: 0.364, SLG: 0.522	F8		13 FC5-2 3B		G5-3		K			4	0	1	1	0	1	0	New York Yankees @ Los Angeles Angels Angel Stadium of Anaheim, Anaheim, CA Tue May 29 2012, 7:09 PM - 9:44 PM PDT Att: 42,065 - Clear - 72 F livebaseballscorecards.com			
13 Maicer Izturis, S OBP: 0.322, SLG: 0.262	5 FC1-4 1B		5 HR		G5-3		L5			4	1	1	0	0	0	1				
5 Albert Pujols, R OBP: 0.282, SLG: 0.406	FC1-4		HR		K2-3				44 47 1B G5-3	4	2	2	2	0	1	1				
44 Mark Trumbo, R OBP: 0.390, SLG: 0.609	K		47 S 1B		HR		G5-3		G5-3	4	1	2	1	0	1	2				
47 Howie Kendrick, R OBP: 0.293, SLG: 0.391	G5-3		G1-3		G6-3		G6-3		2 1B 48 G6-3	4	0	1	1	0	0	1				
48 Torii Hunter, R OBP: 0.326, SLG: 0.408	F8				G6-3		2 1B		G6-3	4	0	1	0	0	0	1				
2 Erick Aybar, S OBP: 0.253, SLG: 0.281	G5-3				G4-3		1B		1B	4	0	2	0	0	0	0				
25 Peter Bourjos, R OBP: 0.274, SLG: 0.279			46 SH1-4 27 3B		G6-3		1B		F8	4	1	1	0	0	1	4				
46 Bobby Wilson, R OBP: 0.240, SLG: 0.174	SH1-4				P4				F9	2	0	0	0	0	0	0				
Inning Stats	R: 0 E: 0 K: 1 S: 11	H: 1 LOB: 1 BB: 0 P: 16	R: 0 E: 0 K: 0 S: 8	H: 0 LOB: 0 BB: 0 P: 12	R: 3 E: 0 K: 0 S: 11	H: 4 LOB: 1 BB: 0 P: 17	R: 0 E: 0 K: 0 S: 8	H: 0 LOB: 0 BB: 0 P: 16	R: 0 E: 0 K: 1 S: 12	H: 3 LOB: 2 BB: 0 P: 16	R: 1 E: 0 K: 1 S: 10	H: 0 LOB: 0 BB: 0 P: 13	R: 0 E: 0 K: 1 S: 9	H: 0 LOB: 0 BB: 0 P: 11	R: 1 E: 0 K: 1 S: 14	H: 3 LOB: 2 BB: 0 P: 20		1B: 8 2B: 0 3B: 1 HR: 2	SF: 0 SAC: 1 DP: 0 HBP: 0	WP: 0 PB: 0 SB: 1 CS: 0
PITCHER	IP WLS BF H R ER SO BB IBB HBP BLK WP HR S P ERA WHIP	IP WLS BF H R ER SO BB IBB HBP BLK WP HR S P ERA WHIP	IP WLS BF H R ER SO BB IBB HBP BLK WP HR S P ERA WHIP	IP WLS BF H R ER SO BB IBB HBP BLK WP HR S P ERA WHIP	IP WLS BF H R ER SO BB IBB HBP BLK WP HR S P ERA WHIP	IP WLS BF H R ER SO BB IBB HBP BLK WP HR S P ERA WHIP	IP WLS BF H R ER SO BB IBB HBP BLK WP HR S P ERA WHIP	IP WLS BF H R ER SO BB IBB HBP BLK WP HR S P ERA WHIP	IP WLS BF H R ER SO BB IBB HBP BLK WP HR S P ERA WHIP	IP WLS BF H R ER SO BB IBB HBP BLK WP HR S P ERA WHIP	IP WLS BF H R ER SO BB IBB HBP BLK WP HR S P ERA WHIP	IP WLS BF H R ER SO BB IBB HBP BLK WP HR S P ERA WHIP	IP WLS BF H R ER SO BB IBB HBP BLK WP HR S P ERA WHIP	IP WLS BF H R ER SO BB IBB HBP BLK WP HR S P ERA WHIP	IP WLS BF H R ER SO BB IBB HBP BLK WP HR S P ERA WHIP	IP WLS BF H R ER SO BB IBB HBP BLK WP HR S P ERA WHIP				
46 Andy Pettitte, L ERA: 3.49	7.0	L	30	9	5	5	3	0	0	0	0	0	0	0	0	0	6.43	1.286		
38 Cody Eppley, R ERA: 3.35	1.0		5	2	0	0	1	0	0	0	0	0	0	0	0	0	0.00	2.000		



Batter	1	2	3	4	5	6	7	8	9	AB	R	H	RBI	BB	SO	LOB	TOP										
2 Derek Jeter, R OBP: 0.382, SLG: 0.455	G4-3		14 HR	F9			F8			4	1	1	0	0	0	0											
14 Curtis Granderson, L OBP: 0.359, SLG: 0.549	2B		HR		G3		K2-3			4	1	2	3	0	1	0											
13 Alex Rodriguez, R OBP: 0.370, SLG: 0.424	K		24 HR	K			F9			3	1	0	0	0	2	1											
24 Robinson Cano, L OBP: 0.346, SLG: 0.508	K		HR	G4-3			G3-1			4	1	1	2	0	1	1											
25 Mark Teixeira, S OBP: 0.299, SLG: 0.475	G3-1	G4-3			F9		G1-3			4	0	0	0	0	0	0											
27 Raul Ibanez, L OBP: 0.318, SLG: 0.543	3B	P6					F7			4	1	2	0	0	0	0											
45 Dewayne Wise, L OBP: 0.167, SLG: 0.174	1B						F8			0	0	0	0	0	0	0											
33 Nick Swisher, S OBP: 0.299, SLG: 0.464	1B	K			SF7		F8			3	0	1	1	0	1	0											
12 Eric Chavez, L OBP: 0.293, SLG: 0.427	G3-6-3			P5			K			4	0	0	0	0	1	2											
55 Russell Martin, R OBP: 0.333, SLG: 0.333	2B		14 HR	F8			G6-3			2	1	0	0	1	0	0											
Inning Stats	R: 0 H: 1 E: 0 K: 2 S: 10	H: 1 LOB: 1 BB: 0 P: 15	R: 0 H: 2 E: 0 K: 0 S: 11	H: 2 LOB: 1 BB: 0 P: 18	R: 5 H: 3 E: 0 K: 1 S: 26	H: 3 LOB: 0 BB: 1 P: 48	R: 0 H: 0 E: 0 K: 0 S: 6	H: 0 LOB: 0 BB: 0 P: 7	R: 0 H: 0 E: 0 K: 1 S: 11	H: 0 LOB: 0 BB: 0 P: 19	R: 1 H: 1 E: 0 K: 1 S: 9	H: 1 LOB: 0 BB: 0 P: 14	R: 0 H: 0 E: 0 K: 1 S: 7	H: 0 LOB: 0 BB: 0 P: 11	R: 0 H: 0 E: 0 K: 0 S: 5	H: 0 LOB: 0 BB: 0 P: 7	R: 0 H: 0 E: 0 K: 0 S: 9	H: 0 LOB: 0 BB: 0 P: 14	1B: 3 2B: 1 3B: 1 HR: 2	SF: 1 DP: 1 HBP: 1	WP: 0 PB: 0 SB: 1 CS: 0	PA: 35					
PITCHER	IP	WLS	BF	H	R	ER	SO	BB	IBB	HBP	BLK	WP	HR	S	P	ERA	WHIP										
54 Ervin Santana, R ERA: 4.78	5.0		22	6	5	5	4	1	0	1	0	0	2	64	107	9.00	1.400										
21 Hisanori Takahashi, L ERA: 5.06	1.0	L	4	1	1	1	1	0	0	0	0	0	0	9	14	9.00	1.000										
55 Jason Iseringhausen, R ERA: 2.41	1.0		3	0	0	0	1	0	0	0	0	0	0	7	11	0.00	0.000										
37 Scott Downs, L ERA:	1.0		3	0	0	0	0	0	0	0	0	0	0	5	7	0.00	0.000										
43 Garrett Richards, R ERA:	1.0		3	0	0	0	0	0	0	0	0	0	0	9	14	0.00	0.000										

New York Yankees @ Los Angeles Angels
Angel Stadium of Anaheim, Anaheim, CA
Wed May 30 2012, 7:08 PM - 10:14 PM PDT
Att: 40,111 - Clear - 68 F

AB 32
R 6
H 7
RBI 6
BB 1
SO 6
LOB 4



Batter	1	2	3	4	5	6	7	8	9	AB	R	H	RBI	BB	SO	LOB	BOTTOM										
27 Mike Trout, R OBP: 0.366, SLG: 0.521	44 SF9		F8	2B		G5-3			G6-3	4	1	1	2	0	0	1											
6 Alberto Callaspo, S OBP: 0.292, SLG: 0.308	5 BB		F8	5 BB		G4-3			48 FC5	3	0	1	0	2	0	1											
5 Albert Pujols, R OBP: 0.290, SLG: 0.408	44 SF9		G6-4-3			G5-3			48 FC5	4	0	2	0	1	0	1											
8 Kendrys Morales, S OBP: 0.333, SLG: 0.418	K		44 HR	BB		K			44 FC5	3	1	1	0	1	2	4											
48 Tori Hunter, R OBP: 0.324, SLG: 0.405	K		44 HR	BB		K			44 FC5	1	0	0	0	0	0	2											
44 Mark Trumbo, R OBP: 0.396, SLG: 0.632	SF9		47 G6-4-3	HR		47 G6-4-3			F7	4	1	3	3	0	0	2											
47 Howie Kendrick, R OBP: 0.287, SLG: 0.383	F9		G5-3	1B		G6-4-3			K	4	0	0	0	0	1	6											
2 Erick Aybar, S OBP: 0.233, SLG: 0.280	G5-3		46 1B	2B		G5-3			G3	4	1	1	0	0	0	0											
25 Peter Bourjos, R OBP: 0.273, SLG: 0.278	G6-3		F8	1B		K			K	4	0	1	0	0	1	1											
46 Bobby Wilson, R OBP: 0.244, SLG: 0.181	F7		27 2B	1B		F7			K	3	1	1	0	0	0	1											
13 Maicer Izturis, S OBP: 0.320, SLG: 0.259			27 2B	1B		F7			K	1	0	0	0	0	1	0											
41 John Hester, R OBP: 0.353, SLG: 0.267			27 2B	1B					K	0	0	0	0	0	0	0											
Inning Stats	R: 1 H: 1 E: 0 K: 1 S: 9	H: 1 LOB: 2 BB: 1 P: 19	R: 0 H: 0 E: 0 K: 0 S: 4	H: 0 LOB: 0 BB: 0 P: 7	R: 0 H: 0 E: 0 K: 0 S: 6	H: 0 LOB: 1 BB: 1 P: 11	R: 4 H: 4 E: 0 K: 0 S: 18	H: 4 LOB: 1 BB: 1 P: 26	R: 0 H: 2 E: 0 K: 1 S: 7	H: 2 LOB: 1 BB: 0 P: 10	R: 0 H: 1 E: 0 K: 0 S: 9	H: 1 LOB: 1 BB: 0 P: 14	R: 0 H: 2 E: 0 K: 1 S: 16	H: 2 LOB: 2 BB: 0 P: 25	R: 0 H: 0 E: 0 K: 2 S: 8	H: 0 LOB: 0 BB: 0 P: 11	R: 0 H: 1 E: 0 K: 0 S: 14	H: 1 LOB: 2 BB: 1 P: 22	1B: 9 2B: 1 3B: 0 HR: 1	SF: 1 DP: 2 HBP: 1	WP: 0 PB: 0 SB: 0 CS: 0	PA: 41					
PITCHER	IP	WLS	BF	H	R	ER	SO	BB	IBB	HBP	BLK	WP	HR	S	P	ERA	WHIP										
47 Ivan Nova, R ERA: 5.6	6.2	W	30	8	5	5	2	3	0	1	0	0	1	58	95	6.75	1.650										
48 Boone Logan, L ERA: 2.89	0.0		2	2	0	0	0	0	0	0	0	0	0	5	8												
53 Cory Wade, R ERA: 2.35	1.1	H	4	0	0	0	3	0	0	0	0	0	0	14	20	0.00	0.000										
29 Rafael Soriano, R ERA: 1.96	1.0	S	5	1	0	0	0	1	0	0	0	0	0	14	22	0.00	2.000										

New York Yankees @ Los Angeles Angels
Angel Stadium of Anaheim, Anaheim, CA
Wed May 30 2012, 7:08 PM - 10:14 PM PDT
Att: 40,111 - Clear - 68 F

AB 35
R 5
H 11
RBI 5
BB 4
SO 5
LOB 19



Batter	1	2	3	4	5	6	7	8	9	AB	R	H	RBI	BB	SO	LOB	TOP			
5 Ian Kinsler, R OBP: 0.350, SLG: 0.465										4	0	1	0	0	0	0	Texas Rangers @ Los Angeles Angels Angel Stadium of Anaheim, Anaheim, CA Fri Jun 01 2012, 7:14 PM - 9:43 PM PDT Att: 40,080 - Clear - 66 F			
1 Elvis Andrus, R OBP: 0.382, SLG: 0.414										3	0	0	0	1	0	2				
32 Josh Hamilton, L OBP: 0.417, SLG: 0.758										4	1	1	0	0	1	1				
29 Adrian Beltré, R OBP: 0.343, SLG: 0.548										4	0	2	1	0	1	1				
10 Michael Young, R OBP: 0.305, SLG: 0.370										4	1	1	0	0	2	2				
7 David Murphy, L OBP: 0.338, SLG: 0.422										3	0	1	0	0	0	0				
21 Brandon Snyder, R (PH) OBP: 0.366, SLG: 0.579										1	0	0	0	0	1	0				
17 Nelson Cruz, R OBP: 0.318, SLG: 0.431										4	0	1	0	0	2	2				
25 Mike Napoli, R OBP: 0.333, SLG: 0.467										3	0	1	1	1	0	1				
18 Mitch Moreland, L OBP: 0.338, SLG: 0.520										3	0	0	0	0	0	5				
Inning Stats	R: 1 H: 2 E: 0 K: 1 S: 15	H: 2 LOB: 1 BB: 0 P: 18	R: 0 H: 1 E: 0 K: 0 S: 12	H: 1 LOB: 1 BB: 1 P: 19	R: 0 H: 0 E: 0 K: 1 S: 9	H: 0 LOB: 1 BB: 1 P: 15	R: 1 H: 3 E: 0 K: 1 S: 10	H: 3 LOB: 2 BB: 0 P: 13	R: 0 H: 0 E: 0 K: 1 S: 6	H: 0 LOB: 0 BB: 0 P: 9	R: 0 H: 1 E: 1 K: 0 S: 8	H: 1 LOB: 2 BB: 0 P: 11	R: 0 H: 1 E: 0 K: 1 S: 6	H: 1 LOB: 0 BB: 0 P: 9	R: 0 H: 0 E: 0 K: 2 S: 9	H: 0 LOB: 0 BB: 0 P: 15	1B: 6 2B: 2 3B: 0 HR: 0	SF: 0 SAC: 0 DP: 3 HBP: 0	WP: 0 PB: 0 SB: 3 CS: 0	PA: 35
PITCHER	IP WLS BF ERA WHIP	WLS BF ERA WHIP	H R ER SO BB IBB HBP BLK WP HR S P ERA WHIP	H R ER SO BB IBB HBP BLK WP HR S P ERA WHIP	H R ER SO BB IBB HBP BLK WP HR S P ERA WHIP	H R ER SO BB IBB HBP BLK WP HR S P ERA WHIP	H R ER SO BB IBB HBP BLK WP HR S P ERA WHIP	H R ER SO BB IBB HBP BLK WP HR S P ERA WHIP	H R ER SO BB IBB HBP BLK WP HR S P ERA WHIP	H R ER SO BB IBB HBP BLK WP HR S P ERA WHIP	H R ER SO BB IBB HBP BLK WP HR S P ERA WHIP	H R ER SO BB IBB HBP BLK WP HR S P ERA WHIP	H R ER SO BB IBB HBP BLK WP HR S P ERA WHIP	H R ER SO BB IBB HBP BLK WP HR S P ERA WHIP	H R ER SO BB IBB HBP BLK WP HR S P ERA WHIP	H R ER SO BB IBB HBP BLK WP HR S P ERA WHIP	1B: 6 2B: 2 3B: 0 HR: 0	SF: 0 SAC: 0 DP: 3 HBP: 0	WP: 0 PB: 0 SB: 3 CS: 0	PA: 35

Batter	1	2	3	4	5	6	7	8	9	AB	R	H	RBI	BB	SO	LOB	BOTTOM			
27 Mike Trout, R OBP: 0.370, SLG: 0.537										4	1	2	3	0	1	0	Texas Rangers @ Los Angeles Angels Angel Stadium of Anaheim, Anaheim, CA Fri Jun 01 2012, 7:14 PM - 9:43 PM PDT Att: 40,080 - Clear - 66 F			
6 Alberto Callaspo, S OBP: 0.291, SLG: 0.306										4	0	1	0	0	0	3				
5 Albert Pujols, R OBP: 0.289, SLG: 0.404										2	0	0	1	1	0	0				
8 Kendrys Morales, S OBP: 0.331, SLG: 0.413										4	0	1	0	0	2	2				
44 Mark Trumbo, R OBP: 0.387, SLG: 0.616										4	0	0	0	0	2	3				
25 Peter Bourjos, R OBP: 0.273, SLG: 0.278										0	0	0	0	0	0	0				
48 Torii Hunter, R OBP: 0.315, SLG: 0.392										4	0	0	0	0	1	1				
47 Howie Kendrick, R OBP: 0.288, SLG: 0.382										3	1	1	0	0	0	0				
2 Erick Aybar, S OBP: 0.254, SLG: 0.277										2	1	0	0	0	0	0				
41 John Hester, R OBP: 0.368, SLG: 0.353										2	1	1	0	0	0	0				
13 Maicer Izturis, S OBP: 0.317, SLG: 0.257										1	0	0	0	0	0	2				
46 Bobby Wilson, R OBP: 0.244, SLG: 0.181										0	0	0	0	0	0	0				
Inning Stats	R: 0 H: 0 E: 0 K: 1 S: 8	H: 0 LOB: 0 BB: 0 P: 13	R: 0 H: 0 E: 0 K: 2 S: 10	H: 0 LOB: 0 BB: 0 P: 13	R: 0 H: 0 E: 0 K: 0 S: 11	H: 0 LOB: 0 BB: 0 P: 15	R: 0 H: 1 E: 0 K: 2 S: 11	H: 1 LOB: 2 BB: 1 P: 17	R: 0 H: 0 E: 0 K: 0 S: 10	H: 0 LOB: 0 BB: 0 P: 15	R: 2 H: 2 E: 0 K: 0 S: 10	H: 2 LOB: 2 BB: 0 P: 17	R: 2 H: 2 E: 1 K: 0 S: 20	H: 2 LOB: 2 BB: 0 P: 26	R: 0 H: 1 E: 0 K: 1 S: 10	H: 1 LOB: 1 BB: 0 P: 14	1B: 4 2B: 1 3B: 1 HR: 0	SF: 1 SAC: 0 DP: 0 HBP: 1	WP: 0 PB: 0 SB: 0 CS: 0	PA: 33
PITCHER	IP WLS BF ERA WHIP	WLS BF ERA WHIP	H R ER SO BB IBB HBP BLK WP HR S P ERA WHIP	H R ER SO BB IBB HBP BLK WP HR S P ERA WHIP	H R ER SO BB IBB HBP BLK WP HR S P ERA WHIP	H R ER SO BB IBB HBP BLK WP HR S P ERA WHIP	H R ER SO BB IBB HBP BLK WP HR S P ERA WHIP	H R ER SO BB IBB HBP BLK WP HR S P ERA WHIP	H R ER SO BB IBB HBP BLK WP HR S P ERA WHIP	H R ER SO BB IBB HBP BLK WP HR S P ERA WHIP	H R ER SO BB IBB HBP BLK WP HR S P ERA WHIP	H R ER SO BB IBB HBP BLK WP HR S P ERA WHIP	H R ER SO BB IBB HBP BLK WP HR S P ERA WHIP	H R ER SO BB IBB HBP BLK WP HR S P ERA WHIP	H R ER SO BB IBB HBP BLK WP HR S P ERA WHIP	H R ER SO BB IBB HBP BLK WP HR S P ERA WHIP	1B: 4 2B: 1 3B: 1 HR: 0	SF: 1 SAC: 0 DP: 0 HBP: 1	WP: 0 PB: 0 SB: 0 CS: 0	PA: 33

Batter	1	2	3	4	5	6	7	8	9	AB	R	H	RBI	BB	SO	LOB	TOP				
5 Ian Kinsler, R OBP: 0.351, SLG: 0.459										3	0	0	0	2	0	4					
1 Elvis Andrus, R OBP: 0.337, SLG: 0.411										4	1	1	0	1	0	3					
32 Josh Hamilton, L OBP: 0.412, SLG: 0.742										4	0	0	0	1	2	5					
29 Adrian Beltré, R OBP: 0.321, SLG: 0.537										4	0	0	0	0	4	2					
10 Michael Young, R OBP: 0.313, SLG: 0.374										3	0	2	0	1	0	0					
17 Nelson Cruz, R OBP: 0.371, SLG: 0.437										4	1	2	0	0	2	2					
25 Mike Napoli, R OBP: 0.343, SLG: 0.467										2	0	1	0	2	1	0					
8 Yorvit Torrealba, R OBP: 0.298, SLG: 0.357										3	0	1	0	0	0	5					
18 Mitch Moreland, L OBP: 0.336, SLG: 0.516										1	0	0	0	0	1	1					
23 Craig Gentry, R OBP: 0.371, SLG: 0.388										2	0	1	0	0	0	1					
7 David Murphy, L OBP: 0.333, SLG: 0.419										1	0	0	1	0	0	1					
Inning Stats	R: 0 H: 0 E: 0 K: 1 S: 15	H: 0 LOB: 1 BB: 2 P: 28	R: 0 H: 0 E: 0 K: 0 S: 8	H: 1 LOB: 1 BB: 1 P: 15	R: 0 H: 2 E: 0 K: 0 S: 6	H: 2 LOB: 1 BB: 0 P: 10	R: 0 H: 1 E: 0 K: 2 S: 10	H: 1 LOB: 1 BB: 0 P: 15	R: 0 H: 1 E: 0 K: 1 S: 15	H: 1 LOB: 0 BB: 0 P: 24	R: 0 H: 0 E: 0 K: 1 S: 8	H: 0 LOB: 0 BB: 0 P: 13	R: 1 H: 1 E: 1 K: 3 S: 13	H: 1 LOB: 1 BB: 1 P: 21	R: 1 H: 1 E: 1 K: 3 S: 13	H: 1 LOB: 3 BB: 1 P: 29	1B: 6 2B: 3 3B: 0 HR: 0	SF: 1 SAC: 0 DP: 4 HBP: 0	WP: 0 PB: 0 SB: 0 CS: 1	PA: 39	
PITCHER	IP WLS BF H R ER SO BB IBB HBP BLK WP HR S P ERA WHIP	IP WLS BF H R ER SO BB IBB HBP BLK WP HR S P ERA WHIP	IP WLS BF H R ER SO BB IBB HBP BLK WP HR S P ERA WHIP	IP WLS BF H R ER SO BB IBB HBP BLK WP HR S P ERA WHIP	IP WLS BF H R ER SO BB IBB HBP BLK WP HR S P ERA WHIP	IP WLS BF H R ER SO BB IBB HBP BLK WP HR S P ERA WHIP	IP WLS BF H R ER SO BB IBB HBP BLK WP HR S P ERA WHIP	IP WLS BF H R ER SO BB IBB HBP BLK WP HR S P ERA WHIP	IP WLS BF H R ER SO BB IBB HBP BLK WP HR S P ERA WHIP	IP WLS BF H R ER SO BB IBB HBP BLK WP HR S P ERA WHIP	IP WLS BF H R ER SO BB IBB HBP BLK WP HR S P ERA WHIP	IP WLS BF H R ER SO BB IBB HBP BLK WP HR S P ERA WHIP	IP WLS BF H R ER SO BB IBB HBP BLK WP HR S P ERA WHIP	IP WLS BF H R ER SO BB IBB HBP BLK WP HR S P ERA WHIP	IP WLS BF H R ER SO BB IBB HBP BLK WP HR S P ERA WHIP	IP WLS BF H R ER SO BB IBB HBP BLK WP HR S P ERA WHIP	IP WLS BF H R ER SO BB IBB HBP BLK WP HR S P ERA WHIP	IP WLS BF H R ER SO BB IBB HBP BLK WP HR S P ERA WHIP	IP WLS BF H R ER SO BB IBB HBP BLK WP HR S P ERA WHIP	IP WLS BF H R ER SO BB IBB HBP BLK WP HR S P ERA WHIP	IP WLS BF H R ER SO BB IBB HBP BLK WP HR S P ERA WHIP

Texas Rangers @ Los Angeles Angels
Angel Stadium of Anaheim, Anaheim, CA
Sat Jun 02 2012, 7:11 PM - 10:42 PM PDT
Att: 44,227 - Overcast - 66 F

AB	31
R	2
H	8
RBI	1
BB	7
SO	10
LOB	24



Batter	1	2	3	4	5	6	7	8	9	AB	R	H	RBI	BB	SO	LOB	BOTTOM				
27 Mike Trout, R OBP: 0.373, SLG: 0.543										4	1	2	0	0	0	0					
6 Alberto Callaspo, S OBP: 0.297, SLG: 0.313										4	0	2	1	0	0	2					
5 Albert Pujols, R OBP: 0.297, SLG: 0.405										2	1	1	0	2	0	1					
8 Kendrys Morales, S OBP: 0.323, SLG: 0.405										3	0	0	1	0	1	4					
44 Mark Trumbo, R OBP: 0.379, SLG: 0.601										4	0	0	1	0	1	4					
25 Peter Bourjos, R OBP: 0.273, SLG: 0.278										0	0	0	0	0	0	0					
48 Torii Hunter, R OBP: 0.313, SLG: 0.383										3	0	0	0	1	1	1					
47 Howie Kendrick, R OBP: 0.287, SLG: 0.379										4	0	1	0	0	1	4					
2 Erick Aybar, S OBP: 0.254, SLG: 0.276										4	1	1	0	0	0	1					
46 Bobby Wilson, R OBP: 0.232, SLG: 0.171										4	0	0	0	0	3	2					
Inning Stats	R: 0 H: 0 E: 1 K: 0 S: 10	H: 0 LOB: 1 BB: 0 P: 18	R: 0 H: 0 E: 0 K: 1 S: 8	H: 0 LOB: 0 BB: 0 P: 12	R: 0 H: 0 E: 0 K: 1 S: 8	H: 0 LOB: 0 BB: 0 P: 12	R: 0 H: 1 E: 0 K: 0 S: 8	H: 1 LOB: 3 BB: 2 P: 18	R: 0 H: 1 E: 0 K: 1 S: 10	H: 1 LOB: 1 BB: 0 P: 12	R: 1 H: 1 E: 2 K: 3 S: 15	H: 1 LOB: 1 BB: 0 P: 21	R: 2 H: 3 E: 0 K: 1 S: 25	H: 3 LOB: 2 BB: 1 P: 34	R: 0 H: 1 E: 0 K: 0 S: 5	H: 1 LOB: 1 BB: 0 P: 10	1B: 6 2B: 1 3B: 0 HR: 0	SF: 1 SAC: 0 DP: 0 HBP: 0	WP: 0 PB: 1 SB: 3 CS: 0	PA: 36	
PITCHER	IP WLS BF H R ER SO BB IBB HBP BLK WP HR S P ERA WHIP	IP WLS BF H R ER SO BB IBB HBP BLK WP HR S P ERA WHIP	IP WLS BF H R ER SO BB IBB HBP BLK WP HR S P ERA WHIP	IP WLS BF H R ER SO BB IBB HBP BLK WP HR S P ERA WHIP	IP WLS BF H R ER SO BB IBB HBP BLK WP HR S P ERA WHIP	IP WLS BF H R ER SO BB IBB HBP BLK WP HR S P ERA WHIP	IP WLS BF H R ER SO BB IBB HBP BLK WP HR S P ERA WHIP	IP WLS BF H R ER SO BB IBB HBP BLK WP HR S P ERA WHIP	IP WLS BF H R ER SO BB IBB HBP BLK WP HR S P ERA WHIP	IP WLS BF H R ER SO BB IBB HBP BLK WP HR S P ERA WHIP	IP WLS BF H R ER SO BB IBB HBP BLK WP HR S P ERA WHIP	IP WLS BF H R ER SO BB IBB HBP BLK WP HR S P ERA WHIP	IP WLS BF H R ER SO BB IBB HBP BLK WP HR S P ERA WHIP	IP WLS BF H R ER SO BB IBB HBP BLK WP HR S P ERA WHIP	IP WLS BF H R ER SO BB IBB HBP BLK WP HR S P ERA WHIP	IP WLS BF H R ER SO BB IBB HBP BLK WP HR S P ERA WHIP	IP WLS BF H R ER SO BB IBB HBP BLK WP HR S P ERA WHIP	IP WLS BF H R ER SO BB IBB HBP BLK WP HR S P ERA WHIP	IP WLS BF H R ER SO BB IBB HBP BLK WP HR S P ERA WHIP	IP WLS BF H R ER SO BB IBB HBP BLK WP HR S P ERA WHIP	IP WLS BF H R ER SO BB IBB HBP BLK WP HR S P ERA WHIP

Texas Rangers @ Los Angeles Angels
Angel Stadium of Anaheim, Anaheim, CA
Sat Jun 02 2012, 7:11 PM - 10:42 PM PDT
Att: 44,227 - Overcast - 66 F


AB	32
R	3
H	7
RBI	3
BB	3
SO	7
LOB	19



Batter	1	2	3	4	5	6	7	8	9	AB	R	H	RBI	BB	SO	LOB	TOP										
51 Ichiro Suzuki, L (1,9) OBP: 0.287, SLG: 0.368	G6-3		F7			K		F8		4	0	0	0	0	1	0											
13 Dustin Ackley, L (1,4) OBP: 0.318, SLG: 0.358	G3		F7			K		K		4	0	1	0	0	1	0											
15 Kyle Seager, L (1,5) OBP: 0.314, SLG: 0.472	FC6-4					F8		F8		3	0	0	0	1	1	1											
63 Jesus Montero, R (1,10) OBP: 0.298, SLG: 0.420	FC6-4					FC6-4		1B		4	0	1	0	0	0	2											
17 Justin Smoak, S (1,3)		K				G4-3		F8		4	0	0	0	0	1	1											
27 John Jaso, L (1,2) OBP: 0.350, SLG: 0.443		K				G4-3		K		3	0	0	0	1	2	0											
20 Mike Carp, L (1,7) OBP: 0.287, SLG: 0.347		K				G4-3		K		3	0	0	0	1	2	2											
55 Michael Saunders, L (1,8) OBP: 0.340, SLG: 0.458						HR		G4-3		4	1	3	1	0	0	2											
26 Brendan Ryan, R (1,6) OBP: 0.271, SLG: 0.258						K		F7		3	0	0	0	0	2	3											
Inning Stats	R: 0 E: 0 K: 0 S: 7	H: 0 LOB: 1 BB: 1 P: 13	R: 0 E: 0 K: 3 S: 9	H: 0 LOB: 0 BB: 0 P: 11	R: 1 E: 0 K: 1 S: 9	H: 1 LOB: 0 BB: 0 P: 16	R: 0 E: 0 K: 1 S: 8	H: 0 LOB: 0 BB: 0 P: 11	R: 0 E: 0 K: 1 S: 12	H: 1 LOB: 1 BB: 0 P: 19	R: 0 E: 0 K: 1 S: 12	H: 1 LOB: 1 BB: 0 P: 21	R: 0 E: 0 K: 1 S: 13	H: 1 LOB: 2 BB: 1 P: 19	R: 0 E: 0 K: 1 S: 6	H: 0 LOB: 0 BB: 0 P: 8	R: 0 E: 0 K: 1 S: 10	H: 1 LOB: 2 BB: 1 P: 19	1B: 3 2B: 1 3B: 0 HR: 1	SF: 0 SAC: 0 DP: 0 HBP: 0	WP: 1 PB: 0 SB: 0 CS: 0	PA: 35					
PITCHER	IP	WLS	BF	H	R	ER	SO	BB	IBB	HBP	BLK	WP	HR	S	P	ERA	WHIP										
43 Garrett Richards, R (1,1) ERA: 1.13	7.0	W	27	4	1	1	8	2	0	0	0	0	1	70	110	1.29	0.857										
55 Jason Istringhausen, R (8,1) ERA: 2.18	1.0		3	0	0	0	1	0	0	0	0	0	0	6	8	0.00	0.000										
51 Jordan Walden, R (9,1) ERA: 2.89	1.0		5	1	0	0	1	1	0	0	0	1	0	10	19	0.00	2.000										

Seattle Mariners @ Los Angeles Angels
Angel Stadium of Anaheim, Anaheim, CA
Tue Jun 05 2012, 7:08 PM - 9:36 PM PDT
Att: 35,021 - Clear - 71 F

AB 32
R 1
H 5
RBI 1
BB 3
SO 10
LOB 11



Batter	1	2	3	4	5	6	7	8	9	AB	R	H	RBI	BB	SO	LOB	BOTTOM										
27 Mike Trout, R (1,8) OBP: 0.385, SLG: 0.547	G4-3		F7		G5-3		BB			3	0	0	0	1	0	1											
13 Maicer Izturis, S (1,4) OBP: 0.316, SLG: 0.269	K		1B			P6		G6-3		4	1	1	0	0	1	1											
5 Albert Pujols, R (1,3) OBP: 0.298, SLG: 0.400	G6-3		1B			HR		K		4	2	2	1	0	1	0											
8 Kendrys Morales, S (1,10) OBP: 0.322, SLG: 0.436		K	1B			F7		G4-3		4	0	1	0	0	1	1											
44 Mark Trumbo, R (1,7) OBP: 0.384, SLG: 0.634			1B					G4-3		4	2	4	4	0	0	0											
25 Peter Bourjos, R (8,PR) OBP: 0.275, SLG: 0.280		HR	1B			HR		2B		0	0	0	0	0	0	0											
48 Torii Hunter, R (1,9) OBP: 0.319, SLG: 0.392		HR	F7			F8		G4-3		4	1	1	1	0	0	3											
6 Alberto Callaspo, S (1,5) OBP: 0.293, SLG: 0.301		1B				G3-1		G4-3		4	0	1	0	0	0	2											
16 Hank Conger, L (1,2) OBP: 0.333, SLG: 0.333		G3-6-3				G6-3		G4-3		3	0	1	0	0	0	1											
2 Erick Aybar, S (1,6) OBP: 0.254, SLG: 0.276			G4-3			G4-3		G5-3		3	0	0	0	0	0	1											
Inning Stats	R: 0 E: 0 K: 1 S: 8	H: 3 LOB: 0 BB: 0 P: 10	R: 2 E: 0 K: 1 S: 10	H: 3 LOB: 0 BB: 0 P: 12	R: 2 E: 0 K: 0 S: 16	H: 4 LOB: 2 BB: 0 P: 26	R: 0 E: 0 K: 0 S: 9	H: 1 LOB: 1 BB: 0 P: 16	R: 2 E: 0 K: 0 S: 13	H: 2 LOB: 0 BB: 0 P: 20	R: 0 E: 0 K: 0 S: 6	H: 0 LOB: 0 BB: 0 P: 10	R: 0 E: 0 K: 1 S: 7	H: 0 LOB: 0 BB: 1 P: 12	R: 0 E: 0 K: 0 S: 7	H: 1 LOB: 2 BB: 0 P: 9	1B: 6 2B: 2 3B: 0 HR: 3	SF: 0 SAC: 0 DP: 2 HBP: 0	WP: 0 PB: 0 SB: 1 CS: 0	PA: 34							
PITCHER	IP	WLS	BF	H	R	ER	SO	BB	IBB	HBP	BLK	WP	HR	S	P	ERA	WHIP										
49 Blake Beavan, R (1,1) ERA: 5.22	5.0	L	24	10	6	6	2	0	0	0	0	0	3	56	84	10.80	2.000										
18 Hisashi Iwakuma, R (6,1) ERA: 4.74	3.0		10	1	0	0	1	1	0	0	0	0	0	20	31	0.00	0.667										

Seattle Mariners @ Los Angeles Angels
Angel Stadium of Anaheim, Anaheim, CA
Tue Jun 05 2012, 7:08 PM - 9:36 PM PDT
Att: 35,021 - Clear - 71 F

AB 33
R 6
H 11
RBI 6
BB 1
SO 3
LOB 10



Batter	1	2	3	4	5	6	7	8	9	AB	R	H	RBI	BB	SO	LOB	TOP			
27 Mike Trout, R OBP: 0.407, SLG: 0.548										5	2	2	0	1	2	2				
48 Toni Hunter, R OBP: 0.347, SLG: 0.468										6	3	3	3	0	3	2				
5 Albert Pujols, R OBP: 0.309, SLG: 0.437										5	3	2	0	0	1	3				
44 Mark Trumbo, R 49 Ernesto Frieri, R 37 Scott Downs, L										3	2	2	6	2	0	1				
47 Howie Kendrick, R OBP: 0.298, SLG: 0.374										4	0	2	1	1	1	1				
6 Alberto Callaspo, S OBP: 0.256, SLG: 0.308									5	0	1	0	0	0	3					
2 Erick Aybar, S OBP: 0.287									4	0	2	0	1	0	2					
41 John Hester, R OBP: 0.350, SLG: 0.389									5	0	1	0	0	1	7					
54 Ervin Santana, R 32 LaTroy Hawkins, R 13 Malcom Izturis, S 55 Jason Istringhausen, R 25 Peter Bourjos, R										2	0	0	0	0	2	2				
Inning Stats	R: 4 H: 6 E: 0 K: 1 S: 21	H: 6 LOB: 1 BB: 0 P: 33	R: 2 H: 1 E: 0 K: 1 S: 10	H: 1 LOB: 1 BB: 2 P: 23	R: 0 H: 1 E: 0 K: 2 S: 14	H: 1 LOB: 2 BB: 1 P: 23	R: 3 H: 2 E: 1 K: 1 S: 13	H: 2 LOB: 0 BB: 0 P: 19	R: 0 H: 2 E: 0 K: 2 S: 13	H: 2 LOB: 2 BB: 0 P: 16	R: 0 H: 0 E: 0 K: 0 S: 9	H: 0 LOB: 0 BB: 0 P: 12	R: 1 H: 2 E: 1 K: 0 S: 10	H: 2 LOB: 2 BB: 0 P: 10	R: 0 H: 0 E: 0 K: 1 S: 10	H: 0 LOB: 0 BB: 0 P: 15	1B: 9 2B: 3 3B: 0 HR: 3	SF: 0 SAC: 1 DP: 1 HBP: 0	WP: 0 PA: 47 PB: 0 SB: 1 CS: 1	
PITCHER	IP WLS BF H R ER SO BB IBB HBP BLK WP HR S P ERA WHIP	IP WLS BF H R ER SO BB IBB HBP BLK WP HR S P ERA WHIP	IP WLS BF H R ER SO BB IBB HBP BLK WP HR S P ERA WHIP	IP WLS BF H R ER SO BB IBB HBP BLK WP HR S P ERA WHIP	IP WLS BF H R ER SO BB IBB HBP BLK WP HR S P ERA WHIP	IP WLS BF H R ER SO BB IBB HBP BLK WP HR S P ERA WHIP	IP WLS BF H R ER SO BB IBB HBP BLK WP HR S P ERA WHIP	IP WLS BF H R ER SO BB IBB HBP BLK WP HR S P ERA WHIP	IP WLS BF H R ER SO BB IBB HBP BLK WP HR S P ERA WHIP	IP WLS BF H R ER SO BB IBB HBP BLK WP HR S P ERA WHIP	IP WLS BF H R ER SO BB IBB HBP BLK WP HR S P ERA WHIP	IP WLS BF H R ER SO BB IBB HBP BLK WP HR S P ERA WHIP	IP WLS BF H R ER SO BB IBB HBP BLK WP HR S P ERA WHIP	IP WLS BF H R ER SO BB IBB HBP BLK WP HR S P ERA WHIP	IP WLS BF H R ER SO BB IBB HBP BLK WP HR S P ERA WHIP	IP WLS BF H R ER SO BB IBB HBP BLK WP HR S P ERA WHIP	IP WLS BF H R ER SO BB IBB HBP BLK WP HR S P ERA WHIP	IP WLS BF H R ER SO BB IBB HBP BLK WP HR S P ERA WHIP	IP WLS BF H R ER SO BB IBB HBP BLK WP HR S P ERA WHIP	IP WLS BF H R ER SO BB IBB HBP BLK WP HR S P ERA WHIP

Los Angeles Angels @ Colorado Rockies
Coors Field, Denver, CO
Sun Jun 10 2012, 1:12 PM - 4:44 PM MDT
Att: 37,722 - Sunny - 66 F

AB 41
R 10
H 15
RBI 10
BB 5
SO 10
LOB 23



Batter	1	2	3	4	5	6	7	8	9	AB	R	H	RBI	BB	SO	LOB	BOTTOM			
21 Tyler Colvin, L OBP: 0.322, SLG: 0.564										4	2	3	3	1	1	0				
19 Marco Scutaro, R OBP: 0.317, SLG: 0.367										4	1	2	2	0	2					
5 Carlos González, L OBP: 0.388, SLG: 0.626										5	2	3	2	0	1	2				
3 Michael Cuddyer, R OBP: 0.333, SLG: 0.490										5	0	2	1	0	0	1				
17 Todd Helton, L OBP: 0.330, SLG: 0.407										5	0	0	0	0	3					
22 Jordan Pacheco, R 34 Matt Belisle, R 63 Rafael Betancourt, R										4	0	1	0	0	1	2				
20 Wilin Rosario, R OBP: 0.266, SLG: 0.525									4	0	0	0	0	0	1					
10 Chris Nelson, R OBP: 0.323, SLG: 0.356									4	1	0	0	0	1	1					
53 Christian Friedrich, R 1 Eric Young Jr., S 30 Josh Roenicke, R 41 Wil Nieves, R 49 Rex Brothers, L 9 DJ LeMahieu, R										0	1	0	0	1	0	0				
Inning Stats	R: 1 H: 2 E: 0 K: 1 S: 16	H: 4 LOB: 0 BB: 1 P: 18	R: 0 H: 0 E: 0 K: 1 S: 6	H: 0 LOB: 0 BB: 0 P: 10	R: 1 H: 2 E: 0 K: 1 S: 13	H: 2 LOB: 1 BB: 0 P: 18	R: 0 H: 0 E: 1 K: 0 S: 8	H: 1 LOB: 2 BB: 1 P: 16	R: 0 H: 1 E: 0 K: 2 S: 9	H: 1 LOB: 1 BB: 0 P: 13	R: 0 H: 0 E: 0 K: 2 S: 9	H: 0 LOB: 0 BB: 0 P: 13	R: 1 H: 3 E: 0 K: 0 S: 13	H: 3 LOB: 1 BB: 0 P: 18	1B: 7 2B: 5 3B: 0 HR: 2	SF: 1 SAC: 0 DP: 2 HBP: 0	WP: 1 PA: 41 PB: 0 SB: 1 CS: 0			
PITCHER	IP WLS BF H R ER SO BB IBB HBP BLK WP HR S P ERA WHIP	IP WLS BF H R ER SO BB IBB HBP BLK WP HR S P ERA WHIP	IP WLS BF H R ER SO BB IBB HBP BLK WP HR S P ERA WHIP	IP WLS BF H R ER SO BB IBB HBP BLK WP HR S P ERA WHIP	IP WLS BF H R ER SO BB IBB HBP BLK WP HR S P ERA WHIP	IP WLS BF H R ER SO BB IBB HBP BLK WP HR S P ERA WHIP	IP WLS BF H R ER SO BB IBB HBP BLK WP HR S P ERA WHIP	IP WLS BF H R ER SO BB IBB HBP BLK WP HR S P ERA WHIP	IP WLS BF H R ER SO BB IBB HBP BLK WP HR S P ERA WHIP	IP WLS BF H R ER SO BB IBB HBP BLK WP HR S P ERA WHIP	IP WLS BF H R ER SO BB IBB HBP BLK WP HR S P ERA WHIP	IP WLS BF H R ER SO BB IBB HBP BLK WP HR S P ERA WHIP	IP WLS BF H R ER SO BB IBB HBP BLK WP HR S P ERA WHIP	IP WLS BF H R ER SO BB IBB HBP BLK WP HR S P ERA WHIP	IP WLS BF H R ER SO BB IBB HBP BLK WP HR S P ERA WHIP	IP WLS BF H R ER SO BB IBB HBP BLK WP HR S P ERA WHIP	IP WLS BF H R ER SO BB IBB HBP BLK WP HR S P ERA WHIP	IP WLS BF H R ER SO BB IBB HBP BLK WP HR S P ERA WHIP	IP WLS BF H R ER SO BB IBB HBP BLK WP HR S P ERA WHIP	IP WLS BF H R ER SO BB IBB HBP BLK WP HR S P ERA WHIP

Los Angeles Angels @ Colorado Rockies
Coors Field, Denver, CO
Sun Jun 10 2012, 1:12 PM - 4:44 PM MDT
Att: 37,722 - Sunny - 66 F

AB 38
R 8
H 13
RBI 8
BB 2
SO 5
LOB 12



Batter	1	2	3	4	5	6	7	8	9	AB	R	H	RBI	BB	SO	LOB	TOP						
27 Mike Trout, R OBP: 0.406, SLG: 0.552										4	0	0	0	1	2	4	Los Angeles Angels @ Los Angeles Dodgers Dodger Stadium, Los Angeles, CA Tue Jun 12 2012, 7:14 PM - 10:01 PM PDT Att: 55,279 - Partly Cloudy - 66 F livebaseballscorecards.com						
48 Toni Hunter, R OBP: 0.343, SLG: 0.467										4	0	1	0	1	1	1							
5 Albert Pujols, R OBP: 0.316, SLG: 0.441										5	0	2	0	0	1	2							
8 Kendrys Morales, S OBP: 0.330, SLG: 0.443										3	1	0	0	1	0	4							
6 Alberto Callaspo, S OBP: 0.307, SLG: 0.302										0	0	0	0	0	0	0							
44 Mark Trumbo, R OBP: 0.324, SLG: 0.619										3	0	1	0	1	1	3							
13 Maicer Izturis, S OBP: 0.310, SLG: 0.250										4	0	0	0	0	1	4							
2 Erick Aybar, S OBP: 0.256, SLG: 0.290										4	0	0	0	0	2	2							
16 Hank Conger, L OBP: 0.273, SLG: 0.300										4	0	1	0	0	0	0							
57 Jerome Williams, R OBP: 0.250, SLG: 0.500										4	1	1	0	0	0	2							
51 Jordan Walden, R OBP: 0.273, SLG: 0.300										0	0	0	0	0	0	0							
Inning Stats	R: 0 H: 0 E: 0 K: 0 S: 8	H: 0 LOB: 1 BB: 1 P: 17	R: 0 H: 0 E: 0 K: 2 S: 7	H: 0 LOB: 0 BB: 0 P: 9	R: 1 H: 2 E: 1 K: 0 S: 10	H: 2 LOB: 3 BB: 1 P: 20	R: 0 H: 0 E: 0 K: 0 S: 9	H: 0 LOB: 0 BB: 0 P: 16	R: 0 H: 1 E: 0 K: 1 S: 9	H: 1 LOB: 1 BB: 0 P: 17	R: 1 H: 2 E: 0 K: 2 S: 12	H: 2 LOB: 3 BB: 1 P: 23	R: 0 H: 1 E: 0 K: 0 S: 7	H: 1 LOB: 2 BB: 1 P: 16	R: 0 H: 0 E: 0 K: 1 S: 9	H: 0 LOB: 0 BB: 0 P: 13	R: 0 H: 0 E: 0 K: 2 S: 9	H: 0 LOB: 0 BB: 0 P: 10	1B: 4 2B: 2 3B: 0 HR: 0	SF: 0 SAC: 0 DP: 0 HBP: 0	WP: 1 PB: 0 SB: 0 CS: 0	PA: 39	
PITCHER	IP WLS BF H R ER SO BB IBB HBP BLK WP HR S P ERA WHIP	IP WLS BF H R ER SO BB IBB HBP BLK WP HR S P ERA WHIP	IP WLS BF H R ER SO BB IBB HBP BLK WP HR S P ERA WHIP	IP WLS BF H R ER SO BB IBB HBP BLK WP HR S P ERA WHIP	IP WLS BF H R ER SO BB IBB HBP BLK WP HR S P ERA WHIP	IP WLS BF H R ER SO BB IBB HBP BLK WP HR S P ERA WHIP	IP WLS BF H R ER SO BB IBB HBP BLK WP HR S P ERA WHIP	IP WLS BF H R ER SO BB IBB HBP BLK WP HR S P ERA WHIP	IP WLS BF H R ER SO BB IBB HBP BLK WP HR S P ERA WHIP	IP WLS BF H R ER SO BB IBB HBP BLK WP HR S P ERA WHIP	IP WLS BF H R ER SO BB IBB HBP BLK WP HR S P ERA WHIP	IP WLS BF H R ER SO BB IBB HBP BLK WP HR S P ERA WHIP	IP WLS BF H R ER SO BB IBB HBP BLK WP HR S P ERA WHIP	IP WLS BF H R ER SO BB IBB HBP BLK WP HR S P ERA WHIP	IP WLS BF H R ER SO BB IBB HBP BLK WP HR S P ERA WHIP	IP WLS BF H R ER SO BB IBB HBP BLK WP HR S P ERA WHIP	IP WLS BF H R ER SO BB IBB HBP BLK WP HR S P ERA WHIP	IP WLS BF H R ER SO BB IBB HBP BLK WP HR S P ERA WHIP	IP WLS BF H R ER SO BB IBB HBP BLK WP HR S P ERA WHIP	IP WLS BF H R ER SO BB IBB HBP BLK WP HR S P ERA WHIP	IP WLS BF H R ER SO BB IBB HBP BLK WP HR S P ERA WHIP	IP WLS BF H R ER SO BB IBB HBP BLK WP HR S P ERA WHIP	IP WLS BF H R ER SO BB IBB HBP BLK WP HR S P ERA WHIP


Batter	1	2	3	4	5	6	7	8	9	AB	R	H	RBI	BB	SO	LOB	BOTTOM						
9 Dee Strange-Gordon, L OBP: 0.284, SLG: 0.289										3	1	1	0	1	1	1	Los Angeles Angels @ Los Angeles Dodgers Dodger Stadium, Los Angeles, CA Tue Jun 12 2012, 7:14 PM - 10:01 PM PDT Att: 55,279 - Partly Cloudy - 66 F livebaseballscorecards.com						
17 A.J. Ellis, R OBP: 0.435, SLG: 0.472										3	2	1	0	1	2	2							
16 Andre Ethier, L OBP: 0.350, SLG: 0.509										4	1	2	1	0	0	2							
21 Juan Rivera, R OBP: 0.272, SLG: 0.358										4	1	2	4	0	1	2							
6 Jerry Hairston, R OBP: 0.415, SLG: 0.491										0	0	0	0	0	0	0							
23 Bobby Abreu, L OBP: 0.396, SLG: 0.419										4	0	0	0	0	0	2							
74 Kenley Jansen, S										0	0	0	0	0	0	0							
3 Adam Kennedy, L OBP: 0.321, SLG: 0.290										3	0	0	0	0	1	2							
28 Jamey Wright, R										0	0	0	0	0	0	0							
7 James Loney, L OBP: 0.327, SLG: 0.356										0	0	0	0	0	0	0							
5 Juan Uribe, R OBP: 0.300, SLG: 0.325										3	0	0	0	0	1	0							
10 Tony Gwynn Jr., L OBP: 0.310, SLG: 0.335										3	0	0	0	0	1	0							
44 Aaron Harang, R OBP: 0.037, SLG: 0.037										2	0	0	0	0	0	0							
37 Elian Herrera, S OBP: 0.400, SLG: 0.378										0	0	0	0	1	0	0							
Inning Stats	R: 0 H: 1 E: 0 K: 2 S: 12	H: 0 LOB: 0 BB: 0 P: 16	R: 0 H: 0 E: 0 K: 1 S: 9	H: 0 LOB: 0 BB: 0 P: 10	R: 0 H: 0 E: 0 K: 1 S: 8	H: 0 LOB: 0 BB: 0 P: 9	R: 1 H: 3 E: 0 K: 0 S: 7	H: 3 LOB: 1 BB: 0 P: 11	R: 0 H: 0 E: 0 K: 1 S: 6	H: 0 LOB: 0 BB: 0 P: 10	R: 0 H: 0 E: 0 K: 1 S: 9	H: 0 LOB: 1 BB: 1 P: 15	R: 0 H: 0 E: 0 K: 1 S: 8	H: 0 LOB: 0 BB: 0 P: 8	R: 4 H: 2 E: 1 K: 0 S: 14	H: 2 LOB: 0 BB: 2 P: 31	R: 0 H: 0 E: 0 K: 2 S: 9	H: 0 LOB: 0 BB: 0 P: 10	1B: 5 2B: 0 3B: 0 HR: 1	SF: 0 SAC: 0 DP: 1 HBP: 0	WP: 0 PB: 0 SB: 3 CS: 1	PA: 33	
PITCHER	IP WLS BF H R ER SO BB IBB HBP BLK WP HR S P ERA WHIP	IP WLS BF H R ER SO BB IBB HBP BLK WP HR S P ERA WHIP	IP WLS BF H R ER SO BB IBB HBP BLK WP HR S P ERA WHIP	IP WLS BF H R ER SO BB IBB HBP BLK WP HR S P ERA WHIP	IP WLS BF H R ER SO BB IBB HBP BLK WP HR S P ERA WHIP	IP WLS BF H R ER SO BB IBB HBP BLK WP HR S P ERA WHIP	IP WLS BF H R ER SO BB IBB HBP BLK WP HR S P ERA WHIP	IP WLS BF H R ER SO BB IBB HBP BLK WP HR S P ERA WHIP	IP WLS BF H R ER SO BB IBB HBP BLK WP HR S P ERA WHIP	IP WLS BF H R ER SO BB IBB HBP BLK WP HR S P ERA WHIP	IP WLS BF H R ER SO BB IBB HBP BLK WP HR S P ERA WHIP	IP WLS BF H R ER SO BB IBB HBP BLK WP HR S P ERA WHIP	IP WLS BF H R ER SO BB IBB HBP BLK WP HR S P ERA WHIP	IP WLS BF H R ER SO BB IBB HBP BLK WP HR S P ERA WHIP	IP WLS BF H R ER SO BB IBB HBP BLK WP HR S P ERA WHIP	IP WLS BF H R ER SO BB IBB HBP BLK WP HR S P ERA WHIP	IP WLS BF H R ER SO BB IBB HBP BLK WP HR S P ERA WHIP	IP WLS BF H R ER SO BB IBB HBP BLK WP HR S P ERA WHIP	IP WLS BF H R ER SO BB IBB HBP BLK WP HR S P ERA WHIP	IP WLS BF H R ER SO BB IBB HBP BLK WP HR S P ERA WHIP	IP WLS BF H R ER SO BB IBB HBP BLK WP HR S P ERA WHIP	IP WLS BF H R ER SO BB IBB HBP BLK WP HR S P ERA WHIP	IP WLS BF H R ER SO BB IBB HBP BLK WP HR S P ERA WHIP

Los Angeles Angels @ Los Angeles Dodgers
 Dodger Stadium, Los Angeles, CA
 Tue Jun 12 2012, 7:14 PM - 10:01 PM PDT
 Att: 55,279 - Partly Cloudy - 66 F
livebaseballscorecards.com

Los Angeles Angels @ Los Angeles Dodgers
 Dodger Stadium, Los Angeles, CA
 Tue Jun 12 2012, 7:14 PM - 10:01 PM PDT
 Att: 55,279 - Partly Cloudy - 66 F
livebaseballscorecards.com

AB	35
R	2
H	6
RBI	0
BB	4
SO	8
LOB	22

AB	29
R	5
H	6
RBI	5
BB	3
SO	7
LOB	11



Batter	1	2	3	4	5	6	7	8	9	AB	R	H	RBI	BB	SO	LOB	TOP			
27 Mike Trout, R OBP: 0.401, SLG: 0.541	E6 48 G5-3		G6-3				FC5-4 48 S		K2-3	5	0	1	0	0	1	1	Los Angeles Angels @ Los Angeles Dodgers Dodger Stadium, Los Angeles, CA Wed Jun 13 2012, 7:12 PM - 10:20 PM PDT Att. 43,494 - Clear - 67 F			
48 Toni Hunter, R OBP: 0.347, SLG: 0.459	G5-3		G1-3		G4-3		G5-4-3 5 BB			3	0	0	0	1	0	2				
5 Albert Pujols, R OBP: 0.319, SLG: 0.440	44 2B		P3				G5-4-3			3	0	1	0	1	0	2				
44 Mark Trumbo, R OBP: 0.385, SLG: 0.622																				
49 Ernesto Frieri, R																				
47 Howie Kendrick, R OBP: 0.297, SLG: 0.367	K2-3																			
6 Alberto Callaspo, S OBP: 0.317, SLG: 0.329																				
2 Erick Aybar, S OBP: 0.255, SLG: 0.303																				
41 John Hester, R OBP: 0.333, SLG: 0.349																				
33 C.J. Wilson, L																				
32 LaTroy Hawkins, R																				
8 Kendrys Morales, S OBP: 0.328, SLG: 0.440																				
25 Peter Bourjos, R OBP: 0.274, SLG: 0.278																				
Inning Stats	R: 0 H: 2 E: 1 K: 1 S: 14	H: 2 LOB: 2 BB: 0 P: 21	R: 1 H: 1 E: 0 K: 1 S: 11	H: 1 LOB: 0 BB: 0 P: 15	R: 0 H: 0 E: 0 K: 0 S: 8	H: 0 LOB: 2 BB: 0 P: 13	R: 0 H: 2 E: 0 K: 1 S: 12	H: 1 LOB: 2 BB: 1 P: 20	R: 0 H: 1 E: 0 K: 0 S: 6	H: 1 LOB: 1 BB: 0 P: 12	R: 0 H: 0 E: 0 K: 0 S: 11	H: 0 LOB: 1 BB: 2 P: 22	R: 0 H: 0 E: 0 K: 0 S: 5	H: 0 LOB: 0 BB: 0 P: 9	R: 1 H: 1 E: 0 K: 2 S: 13	H: 1 LOB: 0 BB: 0 P: 18	1B: 5 2B: 1 3B: 0 HR: 2	SF: 0 SAC: 0 DP: 2 HBP: 0	WP: 0 PB: 0 SB: 1 CS: 0	PA: 37
PITCHER	IP WLS BF H R ER SO BB IBB HBP BLK WP HR S P ERA WHIP																			
50 Nathan Eovaldi, R ERA: 1.82	(1, 1) 6.0 26 7 1 1 4 1 1 0 0 0 1 59 98 1.50 1.333																			
51 Ronald Belisario, R ERA: 0.98	(7, 1) 1.0 4 0 0 0 0 2 0 0 0 0 0 11 22 0.00 2.000																			
52 Josh Lindblom, R ERA: 2.15	(8, 1) 1.0 3 0 0 0 0 0 0 0 0 0 0 5 9 0.00 0.000																			
74 Kenley Jansen, R ERA: 2.59	(9, 1) 0.2 L 3 1 1 1 1 0 0 0 0 0 1 10 14 13.50 1.500																			
60 Todd Coffey, R ERA: 5.68	(9, 1) 0.1 1 0 0 0 1 0 0 0 0 0 0 3 4 0.00 0.000																			

Batter	1	2	3	4	5	6	7	8	9	AB	R	H	RBI	BB	SO	LOB	BOTTOM			
9 Dee Strange-Gordon, L OBP: 0.279, SLG: 0.284	K									4	0	0	0	0	2	2	Los Angeles Angels @ Los Angeles Dodgers Dodger Stadium, Los Angeles, CA Wed Jun 13 2012, 7:12 PM - 10:20 PM PDT Att. 43,494 - Clear - 67 F			
23 Bobby Abreu, L OBP: 0.353, SLG: 0.415	G1-3									1	0	0	0	0	2					
37 Elian Herrera, S OBP: 0.394, SLG: 0.366										3	1	0	0	1	1					
21 Juan Rivera, R OBP: 0.280, SLG: 0.358										3	0	1	0	1	0					
74 Kenley Jansen, S										0	0	0	0	0	0					
60 Todd Coffey, R										0	0	0	0	0	0					
16 Andre Ethier, L OBP: 0.352, SLG: 0.511										3	0	1	1	1	0					
6 Jerry Hairston, R OBP: 0.417, SLG: 0.482										2	0	0	0	2	0					
17 A.J. Ellis, R OBP: 0.436, SLG: 0.467										2	0	0	0	2	0					
7 James Loney, L OBP: 0.330, SLG: 0.359										4	0	2	0	0	3					
5 Juan Uribe, R OBP: 0.298, SLG: 0.322										4	0	1	0	0	2					
50 Nathan Eovaldi, R										2	0	0	0	0	1					
51 Ronald Belisario, R										0	0	0	0	0	0					
13 Ivan De Jesus Jr., R										1	0	0	0	0	0					
52 Josh Lindblom, R										0	0	0	0	0	0					
10 Tony Gwynn Jr., L OBP: 0.308, SLG: 0.333										1	0	0	0	0	1					
Inning Stats	R: 1 H: 1 E: 0 K: 1 S: 10	H: 1 LOB: 1 BB: 1 P: 22	R: 0 H: 2 E: 0 K: 1 S: 15	H: 2 LOB: 2 BB: 0 P: 21	R: 0 H: 1 E: 0 K: 0 S: 8	H: 0 LOB: 0 BB: 0 P: 8	R: 0 H: 0 E: 0 K: 0 S: 5	H: 0 LOB: 3 BB: 1 P: 12	R: 0 H: 0 E: 0 K: 1 S: 6	H: 0 LOB: 0 BB: 0 P: 11	R: 0 H: 0 E: 0 K: 0 S: 9	H: 0 LOB: 3 BB: 3 P: 24	R: 0 H: 0 E: 0 K: 1 S: 7	H: 0 LOB: 1 BB: 1 P: 15	R: 0 H: 1 E: 0 K: 1 S: 12	H: 1 LOB: 2 BB: 1 P: 22	1B: 4 2B: 1 3B: 0 HR: 0	SF: 0 SAC: 0 DP: 2 HBP: 0	WP: 0 PB: 0 SB: 0 CS: 0	PA: 37
PITCHER	IP WLS BF H R ER SO BB IBB HBP BLK WP HR S P ERA WHIP																			
33 C.J. Wilson, L ERA: 2.3	(1, 1) 7.0 28 4 1 1 3 5 0 0 0 0 0 62 112 1.286																			
32 LaTroy Hawkins, R ERA: 0.79	(8, 1) 1.0 W 4 0 0 0 1 1 0 0 0 0 0 7 15 0.00 1.000																			
49 Ernesto Frieri, R ERA: 0.9	(9, 1) 1.0 S 5 1 0 0 1 1 0 0 0 0 0 12 22 0.00 2.000																			

Batter	1	2	3	4	5	6	7	8	9	AB	R	H	RBI	BB	SO	LOB	TOP					
24 Chris Young, R OBP: 0.343, SLG: 0.437	G5-3			F7			K		F7	4	0	0	0	0	1	1	Arizona Diamondbacks @ Los Angeles Angels Angel Stadium of Anaheim, Anaheim, CA Sat Jun 16 2012, 7:09 PM - 9:37 PM PDT Att: 42,483 - Clear - 69 F livebaseballscorecards.com					
18 Willie Bloomquist, R OBP: 0.321, SLG: 0.389	P3			G6-3			G4-3		F9	4	0	0	0	0	0	1						
10 Justin Upton, R OBP: 0.348, SLG: 0.366	F8			K						3	0	1	0	0	1	0						
44 Paul Goldschmidt, R OBP: 0.353, SLG: 0.497		K			G4-3				F8	3	0	0	0	0	1	1						
13 Jason Kubel, L OBP: 0.367, SLG: 0.477		F7			F7				F8	3	0	0	0	0	0	0						
2 Aaron Hill, R OBP: 0.348, SLG: 0.447		F7			F8				F7	3	0	0	0	0	0	0						
14 Ryan Roberts, R OBP: 0.355				G6-3					G5-3	3	0	0	0	0	0	0						
8 Gerardo Parra, L OBP: 0.325, SLG: 0.409				K					K	3	0	0	0	0	2	0						
12 Henry Blanco, R OBP: 0.184, SLG: 0.188				F7						2	0	0	0	0	0	0						
26 Miguel Montero, L (9, PH) OBP: 0.358, SLG: 0.401					G6-3				BB	0	0	0	0	1	0	0						
Inning Stats	R: 0 E: 0 K: 0 S: 5	H: 0 LOB: 0 BB: 0 P: 10	R: 0 E: 0 K: 1 S: 7	H: 0 LOB: 0 BB: 0 P: 12	R: 0 E: 0 K: 1 S: 9	H: 0 LOB: 0 BB: 0 P: 15	R: 0 E: 0 K: 1 S: 9	H: 0 LOB: 0 BB: 0 P: 13	R: 0 E: 0 K: 0 S: 5	H: 0 LOB: 0 BB: 0 P: 8	R: 0 E: 0 K: 0 S: 6	H: 0 LOB: 0 BB: 0 P: 11	R: 0 E: 0 K: 1 S: 9	H: 1 LOB: 0 BB: 0 P: 11	R: 0 E: 0 K: 0 S: 5	H: 0 LOB: 0 BB: 0 P: 9	R: 0 E: 0 K: 1 S: 6	H: 0 LOB: 1 BB: 1 P: 13	1B: 1 2B: 0 3B: 0 HR: 0	SF: 0 SAC: 0 DP: 0 HBP: 0	WP: 0 PB: 0 SB: 0 CS: 0	PA: 29
PITCHER 54 Ervin Santana, R ERA: 5.16	IP: 9.0 WLS: W BF: 29 H: 1 R: 0 ER: 0 SO: 5 BB: 1 IBB: 0 HBP: 0 BLK: 0 WP: 0 HR: 0 S: 61 P: 102 ERA: 0.00 WHIP: 0.222															PITCHER						

Batter	1	2	3	4	5	6	7	8	9	AB	R	H	RBI	BB	SO	LOB	BOTTOM			
27 Mike Trout, R OBP: 0.385, SLG: 0.517	P4			FC4			F9			4	0	0	0	0	1	5	Arizona Diamondbacks @ Los Angeles Angels Angel Stadium of Anaheim, Anaheim, CA Sat Jun 16 2012, 7:09 PM - 9:37 PM PDT Att: 42,483 - Clear - 69 F livebaseballscorecards.com			
48 Tori Hunter, R OBP: 0.348, SLG: 0.455		G5-3								4	1	3	0	0	0	1				
5 Albert Pujols, R OBP: 0.310, SLG: 0.426				L5			F9		G4-3	4	0	0	0	0	1	3				
44 Mark Trumbo, R OBP: 0.380, SLG: 0.620				G6-3			F7			3	1	1	2	1	0	1				
25 Peter Bourjos, R (7, PR) OBP: 0.274, SLG: 0.278										0	0	0	0	0	0	0				
8 Kendrys Morales, S OBP: 0.325, SLG: 0.429				F9			K		K	4	0	1	0	0	2	2				
47 Howie Kendrick, R OBP: 0.305, SLG: 0.382				G4-3						4	0	3	0	0	0	0				
13 Maicer Izturis, S OBP: 0.311, SLG: 0.252										3	0	1	0	0	1	3				
2 Erick Aybar, S OBP: 0.261, SLG: 0.308				F8						3	0	1	0	1	1	1				
41 John Hester, R OBP: 0.327, SLG: 0.326										3	0	0	0	1	2	5				
Inning Stats	R: 2 E: 0 K: 1 S: 17	H: 4 LOB: 2 BB: 0 P: 28	R: 0 E: 0 K: 1 S: 9	H: 0 LOB: 1 BB: 1 P: 17	R: 0 E: 0 K: 0 S: 8	H: 0 LOB: 0 BB: 0 P: 13	R: 0 E: 0 K: 0 S: 8	H: 2 LOB: 2 BB: 0 P: 15	R: 0 E: 0 K: 1 S: 8	H: 1 LOB: 1 BB: 0 P: 15	R: 0 E: 0 K: 1 S: 17	H: 1 LOB: 2 BB: 1 P: 27	R: 0 E: 0 K: 1 S: 9	H: 1 LOB: 1 BB: 1 P: 15	R: 0 E: 0 K: 3 S: 15	H: 1 LOB: 1 BB: 0 P: 21	1B: 7 2B: 2 3B: 0 HR: 1	SF: 0 SAC: 1 DP: 1 HBP: 0	WP: 0 PB: 0 SB: 0 CS: 0	PA: 36
PITCHER 34 Joe Saunders, L ERA: 3.44	IP: 6.0 WLS: L BF: 28 H: 8 R: 2 ER: 2 SO: 2 BB: 2 IBB: 0 HBP: 0 BLK: 0 WP: 0 HR: 1 S: 67 P: 115 ERA: 3.00 WHIP: 1.667															PITCHER				
29 Brad Ziegler, R ERA: 2.42	IP: 1.0 WLS: 0 BF: 4 H: 1 R: 0 ER: 0 SO: 1 BB: 1 IBB: 0 HBP: 0 BLK: 0 WP: 0 HR: 0 S: 9 P: 15 ERA: 0.00 WHIP: 2.000																			
39 Bryan Shaw, R ERA: 3.38	IP: 1.0 WLS: 0 BF: 4 H: 1 R: 0 ER: 0 SO: 3 BB: 0 IBB: 0 HBP: 0 BLK: 0 WP: 0 HR: 0 S: 15 P: 21 ERA: 0.00 WHIP: 1.000																			

Batter	1	2	3	4	5	6	7	8	9	AB	R	H	RBI	BB	SO	LOB	TOP				
7 Grégor Blanco, L OBP: 0.359, SLG: 0.420	G4-3	G6-3		G4-3		SH1-4		L3		4	0	0	0	0	0	2	San Francisco Giants @ Los Angeles Angels Angel Stadium of Anaheim, Anaheim, CA Mon Jun 18 2012, 7:08 PM - 10:29 PM PDT Att. 41,234 - Clear - 71 F				
5 Ryan Theriot, R OBP: 0.316, SLG: 0.324	G4-3		G6-3	G6-3		53 1B		53 1B		5	0	3	2	0	0						
53 Melky Cabrera, S OBP: 0.401, SLG: 0.535			16 1B	P3		28 1B		K		5	1	3	0	0	1						
28 Buster Posey, R OBP: 0.352, SLG: 0.465	F9		9 BB	16 1B		K		G6-3		5	0	1	0	0	1						
16 Ángel Pagán, S OBP: 0.347, SLG: 0.442	G4-3	G4-3	9 BB	1B		G6-3		G3		5	0	1	1	0	0						
48 Pablo Sandoval, S OBP: 0.362, SLG: 0.473		9 BB	F8			K		F9		4	1	0	0	1	2						
9 Brandon Belt, L OBP: 0.379, SLG: 0.428		35 3B						F9		2	1	2	0	2	0						
35 Brandon Crawford, L OBP: 0.286, SLG: 0.324				G3-1		G3-1		G4-3		4	0	1	2	0	0						
13 Joaquin Arias, R OBP: 0.279, SLG: 0.320	K			G4-3		7 1B		F9		4	2	2	0	0	1						
Inning Stats	R: 0 H: 1 E: 0 K: 0 S: 10	H: 1 LOB: 1 BB: 0 P: 14	R: 2 H: 1 E: 0 K: 1 S: 10	H: 1 LOB: 1 BB: 2 P: 21	R: 1 H: 3 E: 0 K: 0 S: 14	H: 3 LOB: 3 BB: 1 P: 29	R: 1 H: 2 E: 0 K: 1 S: 12	H: 2 LOB: 1 BB: 0 P: 21	R: 0 H: 1 E: 0 K: 0 S: 8	H: 1 LOB: 1 BB: 0 P: 16	R: 1 H: 3 E: 0 K: 0 S: 11	H: 3 LOB: 1 BB: 0 P: 17	R: 0 H: 1 E: 0 K: 1 S: 9	H: 1 LOB: 1 BB: 0 P: 13	R: 0 H: 1 E: 0 K: 1 S: 10	H: 0 LOB: 0 BB: 0 P: 17		1B: 10 2B: 2 3B: 1 HR: 0	SF: 0 SAC: 1 DP: 1 HBP: 0	WP: 0 PB: 0 SB: 3 CS: 0	PA: 42
PITCHER	IP WLS BF H R ER SO	IP WLS BF H R ER SO	IP WLS BF H R ER SO	IP WLS BF H R ER SO	IP WLS BF H R ER SO	IP WLS BF H R ER SO	IP WLS BF H R ER SO	IP WLS BF H R ER SO	IP WLS BF H R ER SO	IP WLS BF H R ER SO	IP WLS BF H R ER SO	IP WLS BF H R ER SO	IP WLS BF H R ER SO	IP WLS BF H R ER SO	IP WLS BF H R ER SO	IP WLS BF H R ER SO	ERA WHIP	ERA WHIP			
57 Jerome Williams, R ERA: 4.46	3.1 L 20 7 4 4 1	2.0 8 2 1 1 2	4.2 2 1 1 2	4.2 2 1 1 2	4.2 2 1 1 2	4.2 2 1 1 2	4.2 2 1 1 2	4.2 2 1 1 2	4.2 2 1 1 2	4.2 2 1 1 2	4.2 2 1 1 2	4.2 2 1 1 2	4.2 2 1 1 2	4.2 2 1 1 2	4.2 2 1 1 2	4.2 2 1 1 2	10.80 3.000	4.50 1.000	0.00 1.800	0.00 1.000	0.00 0.000
21 Hisanori Takahashi, L ERA: 4.5	2.0 8 2 1 1 2	1.2 7 3 0 0 0	1.0 4 1 0 0 1	1.0 4 1 0 0 1	1.0 4 1 0 0 1	1.0 4 1 0 0 1	1.0 4 1 0 0 1	1.0 4 1 0 0 1	1.0 4 1 0 0 1	1.0 4 1 0 0 1	1.0 4 1 0 0 1	1.0 4 1 0 0 1	1.0 4 1 0 0 1	1.0 4 1 0 0 1	1.0 4 1 0 0 1	1.0 4 1 0 0 1	0.00 1.000	0.00 1.000	0.00 0.000	0.00 0.000	
32 LaTroy Hawkins, R ERA: 0.69	1.0 4 1 0 0 1	1.0 4 1 0 0 1	1.0 4 1 0 0 1	1.0 4 1 0 0 1	1.0 4 1 0 0 1	1.0 4 1 0 0 1	1.0 4 1 0 0 1	1.0 4 1 0 0 1	1.0 4 1 0 0 1	1.0 4 1 0 0 1	1.0 4 1 0 0 1	1.0 4 1 0 0 1	1.0 4 1 0 0 1	1.0 4 1 0 0 1	1.0 4 1 0 0 1	1.0 4 1 0 0 1	0.00 0.000	0.00 0.000	0.00 0.000	0.00 0.000	
51 Jordan Walden, R ERA: 3.0	1.0 4 1 0 0 1	1.0 4 1 0 0 1	1.0 4 1 0 0 1	1.0 4 1 0 0 1	1.0 4 1 0 0 1	1.0 4 1 0 0 1	1.0 4 1 0 0 1	1.0 4 1 0 0 1	1.0 4 1 0 0 1	1.0 4 1 0 0 1	1.0 4 1 0 0 1	1.0 4 1 0 0 1	1.0 4 1 0 0 1	1.0 4 1 0 0 1	1.0 4 1 0 0 1	1.0 4 1 0 0 1	0.00 0.000	0.00 0.000	0.00 0.000	0.00 0.000	
55 Jason Istringhausen, R ERA: 1.88	1.0 4 1 0 0 1	1.0 4 1 0 0 1	1.0 4 1 0 0 1	1.0 4 1 0 0 1	1.0 4 1 0 0 1	1.0 4 1 0 0 1	1.0 4 1 0 0 1	1.0 4 1 0 0 1	1.0 4 1 0 0 1	1.0 4 1 0 0 1	1.0 4 1 0 0 1	1.0 4 1 0 0 1	1.0 4 1 0 0 1	1.0 4 1 0 0 1	1.0 4 1 0 0 1	1.0 4 1 0 0 1	0.00 0.000	0.00 0.000	0.00 0.000	0.00 0.000	

Batter	1	2	3	4	5	6	7	8	9	AB	R	H	RBI	BB	SO	LOB	BOTTOM			
27 Mike Trout, R OBP: 0.383, SLG: 0.511	48 5 SF9		G1-3	FC1-2		G5-3		G4-3		4	1	1	0	1	0	2	San Francisco Giants @ Los Angeles Angels Angel Stadium of Anaheim, Anaheim, CA Mon Jun 18 2012, 7:08 PM - 10:29 PM PDT Att. 41,234 - Clear - 71 F			
48 Toni Hunter, R OBP: 0.347, SLG: 0.448	F8		G1-3	FC5-4		K		K		3	0	0	0	1	1					
5 Albert Pujols, R OBP: 0.308, SLG: 0.432	SF9		HBP	FC5-4		G4-3		G4-3		2	0	0	1	0	0					
8 Kendrys Morales, S OBP: 0.317, SLG: 0.413	K		K			L3		L3		3	0	0	0	1	2					
44 Mark Trumbo, R OBP: 0.376, SLG: 0.620	HR		F9			K		P4		4	1	1	1	0	1					
6 Alberto Callaspo, S OBP: 0.369, SLG: 0.325	F8			2 1B		P6		F9		4	1	1	0	0	0					
13 Maicer Izturis, S OBP: 0.316, SLG: 0.261	2 1B		2 1B	46 SF7		K		G5-3		3	0	1	0	1	1					
2 Erick Aybar, S OBP: 0.273, SLG: 0.325	46 1B		27 FC1-2	46 SF7		G1-3		G3		4	0	2	0	0	0					
46 Bobby Wilson, R OBP: 0.224, SLG: 0.167	G6-4-3		46 1B			K		K		2	0	0	1	0	1					
47 Howie Kendrick, R OBP: 0.300, SLG: 0.375	G6-4-3		46 1B			K		K		1	0	0	0	0	1					
Inning Stats	R: 1 H: 1 E: 0 K: 1 S: 9	H: 3 LOB: 1 BB: 0 P: 16	R: 0 H: 0 E: 0 K: 1 S: 17	H: 0 LOB: 2 BB: 1 P: 27	R: 0 H: 2 E: 0 K: 0 S: 14	H: 2 LOB: 3 BB: 2 P: 29	R: 0 H: 0 E: 0 K: 2 S: 7	H: 0 LOB: 0 BB: 0 P: 15	R: 0 H: 0 E: 0 K: 1 S: 7	H: 0 LOB: 0 BB: 0 P: 13	R: 0 H: 0 E: 0 K: 1 S: 6	H: 0 LOB: 0 BB: 0 P: 8	R: 0 H: 0 E: 0 K: 0 S: 6	H: 0 LOB: 0 BB: 0 P: 11	R: 0 H: 0 E: 0 K: 1 S: 8	H: 0 LOB: 0 BB: 0 P: 12	1B: 4 2B: 1 3B: 0 HR: 1	SF: 2 SAC: 0 DP: 1 HBP: 1	WP: 0 PB: 0 SB: 3 CS: 0	PA: 37
PITCHER	IP WLS BF H R ER SO	IP WLS BF H R ER SO	IP WLS BF H R ER SO	IP WLS BF H R ER SO	IP WLS BF H R ER SO	IP WLS BF H R ER SO	IP WLS BF H R ER SO	IP WLS BF H R ER SO	IP WLS BF H R ER SO	IP WLS BF H R ER SO	IP WLS BF H R ER SO	IP WLS BF H R ER SO	IP WLS BF H R ER SO	IP WLS BF H R ER SO	IP WLS BF H R ER SO	IP WLS BF H R ER SO	ERA WHIP	ERA WHIP		
18 Matt Cain, R ERA: 2.34	5.0 W 25 6 3 3 4	1.0 H 3 0 0 0 1	1.1 H 4 0 0 0 1	1.1 H 4 0 0 0 1	1.1 H 4 0 0 0 1	1.1 H 4 0 0 0 1	1.1 H 4 0 0 0 1	1.1 H 4 0 0 0 1	1.1 H 4 0 0 0 1	1.1 H 4 0 0 0 1	1.1 H 4 0 0 0 1	1.1 H 4 0 0 0 1	1.1 H 4 0 0 0 1	1.1 H 4 0 0 0 1	1.1 H 4 0 0 0 1	1.1 H 4 0 0 0 1	0.00 0.000	0.00 0.000	0.00 0.000	0.00 0.000
61 Shane Loux, R ERA: 1.35	1.0 H 3 0 0 0 1	1.1 H 4 0 0 0 1	1.1 H 4 0 0 0 1	1.1 H 4 0 0 0 1	1.1 H 4 0 0 0 1	1.1 H 4 0 0 0 1	1.1 H 4 0 0 0 1	1.1 H 4 0 0 0 1	1.1 H 4 0 0 0 1	1.1 H 4 0 0 0 1	1.1 H 4 0 0 0 1	1.1 H 4 0 0 0 1	1.1 H 4 0 0 0 1	1.1 H 4 0 0 0 1	1.1 H 4 0 0 0 1	1.1 H 4 0 0 0 1	0.00 0.000	0.00 0.000	0.00 0.000	0.00 0.000
54 Sergio Romo, R ERA: 0.93	1.1 H 4 0 0 0 1	1.1 H 4 0 0 0 1	1.1 H 4 0 0 0 1	1.1 H 4 0 0 0 1	1.1 H 4 0 0 0 1	1.1 H 4 0 0 0 1	1.1 H 4 0 0 0 1	1.1 H 4 0 0 0 1	1.1 H 4 0 0 0 1	1.1 H 4 0 0 0 1	1.1 H 4 0 0 0 1	1.1 H 4 0 0 0 1	1.1 H 4 0 0 0 1	1.1 H 4 0 0 0 1	1.1 H 4 0 0 0 1	1.1 H 4 0 0 0 1	0.00 0.000	0.00 0.000	0.00 0.000	0.00 0.000
41 Jeremy Affeldt, L ERA: 2.84	0.2 H 2 0 0 0 0	0.2 H 2 0 0 0 0	0.2 H 2 0 0 0 0	0.2 H 2 0 0 0 0	0.2 H 2 0 0 0 0	0.2 H 2 0 0 0 0	0.2 H 2 0 0 0 0	0.2 H 2 0 0 0 0	0.2 H 2 0 0 0 0	0.2 H 2 0 0 0 0	0.2 H 2 0 0 0 0	0.2 H 2 0 0 0 0	0.2 H 2 0 0 0 0	0.2 H 2 0 0 0 0	0.2 H 2 0 0 0 0	0.2 H 2 0 0 0 0	0.00 0.000	0.00 0.000	0.00 0.000	0.00 0.000
46 Santiago Casilla, R ERA: 1.32	1.0 S 3 0 0 0 1	1.0 S 3 0 0 0 1	1.0 S 3 0 0 0 1	1.0 S 3 0 0 0 1	1.0 S 3 0 0 0 1	1.0 S 3 0 0 0 1	1.0 S 3 0 0 0 1	1.0 S 3 0 0 0 1	1.0 S 3 0 0 0 1	1.0 S 3 0 0 0 1	1.0 S 3 0 0 0 1	1.0 S 3 0 0 0 1	1.0 S 3 0 0 0 1	1.0 S 3 0 0 0 1	1.0 S 3 0 0 0 1	1.0 S 3 0 0 0 1	0.00 0.000	0.00 0.000	0.00 0.000	0.00 0.000

Batter	1	2	3	4	5	6	7	8	9	AB	R	H	RBI	BB	SO	LOB	TOP										
7 Grégor Blanco, L (1.9) OBP: 0.350, SLG: 0.409										5	1	0	0	0	2	5	San Francisco Giants @ Los Angeles Angels Angel Stadium of Anaheim, Anaheim, CA Tue Jun 19 2012, 7:12 PM - 10:28 PM PDT Att: 38,010 - Clear - 69 F livebaseballscorecards.com										
5 Ryan Theriot, R (1.4) OBP: 0.312, SLG: 0.322										4	1	1	1	0	0	2											
53 Melky Cabrera, S (1.7) OBP: 0.405, SLG: 0.540										5	0	3	1	0	0	1											
28 Buster Posey, R (1.10) OBP: 0.351, SLG: 0.462										4	0	1	1	0	0	3											
12 Nate Schierholz, L (9. PH) OBP: 0.315, SLG: 0.426										1	0	0	0	0	1	0											
16 Ángel Pagán, S (1.8) OBP: 0.344, SLG: 0.437										5	1	1	1	0	0	3											
48 Pablo Sandoval, S (1.5) OBP: 0.372, SLG: 0.477										3	0	2	1	1	0	2											
9 Brandon Belt, L (1.3) OBP: 0.376, SLG: 0.423										4	0	1	0	0	2	5											
29 Héctor Sánchez, S (1.2) OBP: 0.260, SLG: 0.370										4	1	1	0	0	1	4											
13 Joaquín Arias, R (1.6) OBP: 0.290, SLG: 0.338										4	1	3	0	0	0	0											
Inning Stats	R: 0 H: 1 E: 0 K: 0 S: 18	H: 1 LOB: 1 BB: 0 P: 24	R: 1 H: 1 E: 1 K: 0 S: 7	H: 1 LOB: 0 BB: 0 P: 10	R: 0 H: 0 E: 0 K: 1 S: 7	H: 0 LOB: 0 BB: 0 P: 9	R: 0 H: 1 E: 0 K: 1 S: 8	H: 1 LOB: 2 BB: 1 P: 15	R: 2 H: 2 E: 1 K: 0 S: 13	H: 2 LOB: 1 BB: 0 P: 22	R: 0 H: 2 E: 0 K: 1 S: 9	H: 2 LOB: 1 BB: 0 P: 16	R: 2 H: 4 E: 0 K: 0 S: 16	H: 4 LOB: 2 BB: 0 P: 28	R: 0 H: 2 E: 0 K: 2 S: 15	H: 2 LOB: 2 BB: 0 P: 19	R: 0 H: 0 E: 0 K: 1 S: 8	H: 0 LOB: 0 BB: 0 P: 13	1B: 11 2B: 2 3B: 0 HR: 0	SF: 1 SAC: 0 DP: 2 HBP: 0	WP: 1 PB: 0 SB: 0 CS: 0	PA: 41					
PITCHER	IP	WLS	BF	H	R	ER	SO	BB	IBB	HBP	BLK	WP	HR	S	P	ERA	WHIP										
33 C.J. Wilson, L (1.1) ERA: 2.44	6.1	W	30	10	5	3	3	1	0	0	0	1	0	73	113	4.26	1.737										
32 LaTroy Hawkins, R (7.1) ERA: 0.96	0.2		3	1	0	0	0	0	0	0	0	0	0	5	11	0.00	1.500										
37 Scott Downs, L (8.1) ERA: 0.4	0.2		4	2	0	0	2	0	0	0	0	0	0	14	18	0.00	3.000										
49 Ernesto Frieri, R (8.1) ERA: 0.96	0.1	H	1	0	0	0	0	0	0	0	0	0	0	1	1	0.00	0.000										
52 David Carpenter, R (9.1) ERA: 4.99	1.0		3	0	0	0	1	0	0	0	0	0	0	8	13	0.00	0.000										

Batter	1	2	3	4	5	6	7	8	9	AB	R	H	RBI	BB	SO	LOB	BOTTOM										
27 Mike Trout, R (1.7) OBP: 0.397, SLG: 0.532										4	4	4	0	1	0	0	San Francisco Giants @ Los Angeles Angels Angel Stadium of Anaheim, Anaheim, CA Tue Jun 19 2012, 7:12 PM - 10:28 PM PDT Att: 38,010 - Clear - 69 F livebaseballscorecards.com										
48 Torii Hunter, R (1.9) OBP: 0.348, SLG: 0.446										5	2	2	1	0	1	4											
5 Albert Pujols, R (1.3) OBP: 0.316, SLG: 0.446										3	2	2	4	2	0	0											
18 Andrew Romine, S (9.4) OBP: 0.290, SLG: 0.338										0	0	0	0	0	0	0											
44 Mark Trumbo, R (1.10) OBP: 0.380, SLG: 0.629										5	2	3	5	0	0	1											
47 Howie Kendrick, R (1.4) OBP: 0.302, SLG: 0.372										2	0	0	1	2	0	0											
6 Alberto Callaspo, S (1.5) OBP: 0.302, SLG: 0.317										4	0	0	0	0	1	3											
2 Erick Aybar, S (1.6) OBP: 0.277, SLG: 0.325										3	0	1	0	1	2	0											
25 Peter Bourjos, R (1.8) OBP: 0.274, SLG: 0.275										3	1	1	1	0	1	1											
41 John Hester, R (1.2) OBP: 0.321, SLG: 0.320										4	1	1	0	0	1	3											
Inning Stats	R: 4 H: 4 E: 0 K: 0 S: 23	H: 4 LOB: 2 BB: 2 P: 35	R: 1 H: 2 E: 0 K: 0 S: 7	H: 2 LOB: 0 BB: 0 P: 10	R: 0 H: 1 E: 0 K: 0 S: 12	H: 1 LOB: 1 BB: 0 P: 19	R: 4 H: 3 E: 0 K: 2 S: 16	H: 3 LOB: 1 BB: 1 P: 25	R: 0 H: 0 E: 0 K: 3 S: 9	H: 0 LOB: 0 BB: 0 P: 10	R: 0 H: 1 E: 0 K: 0 S: 6	H: 1 LOB: 0 BB: 0 P: 11	R: 0 H: 0 E: 0 K: 0 S: 5	H: 0 LOB: 0 BB: 0 P: 5	R: 3 H: 3 E: 1 K: 1 S: 16	H: 3 LOB: 3 BB: 3 P: 35	1B: 10 2B: 2 3B: 1 HR: 1	SF: 2 SAC: 1 DP: 2 HBP: 0	WP: 0 PB: 0 SB: 1 CS: 0	PA: 42							
PITCHER	IP	WLS	BF	H	R	ER	SO	BB	IBB	HBP	BLK	WP	HR	S	P	ERA	WHIP										
75 Barry Zito, L (1.1) ERA: 4.35	3.1	L	21	9	8	8	1	3	0	0	0	0	0	52	80	21.60	3.600										
70 George Kontos, R (4.1) ERA: 1.59	2.2		9	2	1	1	4	0	0	0	0	0	0	21	30	3.38	0.750										
34 Clay Hensley, R (7.1) ERA: 3.67	1.2		10	3	3	3	1	1	1	0	0	0	0	18	33	16.20	2.400										
49 Javier López, L (8.1) ERA: 3.07	0.1		2	0	0	0	0	1	0	0	0	0	0	3	7	0.00	3.000										

Batter	1	2	3	4	5	6	7	8	9	AB	R	H	RBI	BB	SO	LOB	TOP								
7 Grégor Blanco, L OBP: 0.346, SLG: 0.402 51 Justin Christian, R (8, PH) (8, 10)										3	0	0	0	0	1	1	San Francisco Giants @ Los Angeles Angels Angel Stadium of Anaheim, Anaheim, CA Wed Jun 20 2012, 7:10 PM - 9:47 PM PDT Att: 40,321 - Clear - 68 F livebaseballscorecards.com								
5 Ryan Theriot, R OBP: 0.317, SLG: 0.322										3	0	1	0	1	0	0									
53 Melky Cabrera, S OBP: 0.399, SLG: 0.532										4	0	0	0	0	1	2									
28 Buster Posey, R OBP: 0.349, SLG: 0.458										4	0	1	0	0	2	2									
16 Ángel Pagán, S OBP: 0.339, SLG: 0.431										4	0	0	0	0	1	2									
48 Pablo Sandoval, S OBP: 0.365, SLG: 0.467										3	0	0	0	0	1	1									
9 Brandon Belt, L OBP: 0.375, SLG: 0.421										3	0	1	0	0	0	1									
12 Nate Schierholtz, L OBP: 0.315, SLG: 0.419										2	0	0	0	1	1	0									
35 Brandon Crawford, L OBP: 0.288, SLG: 0.325 13 Joaquín Arias, R OBP: 0.286, SLG: 0.335 (8, PH) (8, 6)										2	0	1	0	0	0	2									
Inning Stats	R: 0 E: 0 K: 1 S: 7	H: 0 LOB: 0 BB: 0 P: 11	R: 0 E: 0 K: 1 S: 8	H: 0 LOB: 0 BB: 0 P: 10	R: 0 E: 0 K: 1 S: 10	H: 1 LOB: 1 BB: 0 P: 15	R: 0 E: 0 K: 0 S: 5	H: 0 LOB: 0 BB: 1 P: 13	R: 0 E: 0 K: 0 S: 13	H: 1 LOB: 2 BB: 1 P: 22	R: 0 E: 0 K: 0 S: 5	H: 0 LOB: 0 BB: 0 P: 7	R: 0 E: 0 K: 2 S: 15	H: 1 LOB: 1 BB: 0 P: 22	R: 0 E: 0 K: 0 S: 6	H: 0 LOB: 0 BB: 0 P: 9	R: 0 E: 0 K: 2 S: 13	H: 1 LOB: 1 BB: 0 P: 19	1B: 4 2B: 0 3B: 0 HR: 0	SF: 0 SAC: 0 DP: 0 HBP: 0	WP: 0 PB: 0 SB: 0 CS: 1	PA: 32			
PITCHER	IP	WLS	BF	H	R	ER	SO	BB	IBB	HBP	BLK	WP	HR	S	P	ERA	WHIP								
36 Jared Weaver, R ERA: 2.4	6.0	W	21	2	0	0	3	2	0	0	0	0	0	48	78	0.00	0.667								
55 Jason Istringhausen, R ERA: 1.8	1.0	H	4	1	0	0	2	0	0	0	0	0	0	15	22	0.00	1.000								
37 Scott Downs, L ERA: 0.39	1.0	H	3	0	0	0	0	0	0	0	0	0	0	6	9	0.00	0.000								
51 Jordan Walden, R ERA: 2.86	1.0	4	1	0	0	0	2	0	0	0	0	0	0	13	19	0.00	1.000								

Batter	1	2	3	4	5	6	7	8	9	AB	R	H	RBI	BB	SO	LOB	BOTTOM								
27 Mike Trout, R OBP: 0.397, SLG: 0.528 (9, 7)										5	0	2	1	0	1	2	San Francisco Giants @ Los Angeles Angels Angel Stadium of Anaheim, Anaheim, CA Wed Jun 20 2012, 7:10 PM - 9:47 PM PDT Att: 40,321 - Clear - 68 F livebaseballscorecards.com								
48 Tori Hunter, R OBP: 0.346, SLG: 0.439										3	0	0	0	0	1	3									
5 Albert Pujols, R OBP: 0.312, SLG: 0.439										4	0	0	0	0	0	4									
8 Kendrys Morales, S OBP: 0.316, SLG: 0.425										4	1	1	1	0	1	0									
44 Mark Trumbo, R OBP: 0.378, SLG: 0.636 25 Peter Bourjos, R OBP: 0.274, SLG: 0.275										4	1	1	1	0	1	0									
6 Alberto Callaspo, S OBP: 0.368, SLG: 0.345										4	1	2	1	0	1	0									
47 Howie Kendrick, R OBP: 0.305, SLG: 0.382										4	2	2	0	0	1	1									
2 Erick Aybar, S OBP: 0.281, SLG: 0.328										4	1	2	1	0	0	1									
46 Bobby Wilson, R OBP: 0.239, SLG: 0.188										2	0	1	1	0	0	0									
Inning Stats	R: 0 E: 0 K: 0 S: 8	H: 0 LOB: 0 BB: 0 P: 13	R: 1 E: 0 K: 2 S: 12	H: 1 LOB: 0 BB: 0 P: 19	R: 0 E: 0 K: 1 S: 6	H: 1 LOB: 1 BB: 0 P: 7	R: 0 E: 0 K: 0 S: 7	H: 0 LOB: 0 BB: 0 P: 11	R: 2 E: 0 K: 2 S: 13	H: 3 LOB: 2 BB: 0 P: 17	R: 0 E: 0 K: 1 S: 12	H: 1 LOB: 1 BB: 0 P: 18	R: 0 E: 0 K: 0 S: 15	H: 1 LOB: 2 BB: 0 P: 24	R: 3 E: 0 K: 0 S: 14	H: 4 LOB: 1 BB: 0 P: 19	1B: 4 2B: 4 3B: 0 HR: 3	SF: 0 SAC: 1 DP: 0 HBP: 2	WP: 0 PB: 0 SB: 0 CS: 0	PA: 37					
PITCHER	IP	WLS	BF	H	R	ER	SO	BB	IBB	HBP	BLK	WP	HR	S	P	ERA	WHIP								
32 Ryan Vogelsong, R ERA: 2.41	7.0	L	30	7	3	3	6	0	0	0	0	0	0	73	109	3.86	1.000								
61 Shane Loux, R ERA: 3.14	1.0	7	4	3	3	0	0	0	0	0	0	0	2	14	19	27.00	4.000								



Batter	1	2	3	4	5	6	7	8	9	AB	R	H	RBI	BB	SO	LOB	TOP				
9 Dee Strange-Gordon, L OBP: 0.289, SLG: 0.286	G1-3	G3	K			G4-6-3		F7		5	0	0	0	0	1	3					
6 Jerry Hairston, R OBP: 0.391, SLG: 0.431	16 HR 23 1B	21 1B 16 1B		F9		F9		L6		5	2	2	1	0	0	0					
16 Andre Ethier, L OBP: 0.353, SLG: 0.489	23 HR 1-2	21 1B 1B		23 HR G3-6-3 1B		G4-3		23 DI BB		4	1	3	0	1	0	0					
23 Bobby Abreu, L OBP: 0.384, SLG: 0.415	2H HR	K		G3-6-3		G4-3		L5		5	1	1	3	0	1	4					
21 Juan Rivera, R OBP: 0.288, SLG: 0.364	P6	1-2 2H 1B		1B		37 1B 1B		K		5	0	3	1	0	1	1					
7 James Loney, L OBP: 0.324, SLG: 0.348	3 BB BB	F8		1B		1B		1B		2	0	0	0	1	1	3					
37 Elian Herrera, S OBP: 0.382, SLG: 0.373										1	0	1	0	0	0	0					
3 Adam Kennedy, L OBP: 0.330, SLG: 0.281										2	0	0	0	1	1	1					
5 Juan Uribe, R OBP: 0.278, SLG: 0.324	1-2 BB									1	0	0	0	0	0	2					
17 A.J. Ellis, R OBP: 0.419, SLG: 0.440	P3									4	0	1	0	0	1	3					
10 Tony Gwynn Jr., L OBP: 0.301, SLG: 0.326										3	1	1	0	1	0	1					
Inning Stats	R: 3 E: 0 K: 0 S: 16	H: 3 LOB: 2 BB: 2 P: 25	R: 2 E: 0 K: 1 S: 14	H: 3 LOB: 2 BB: 1 P: 21	R: 0 E: 0 K: 1 S: 16	H: 1 LOB: 0 BB: 0 P: 26	R: 0 E: 0 K: 0 S: 8	H: 1 LOB: 1 BB: 0 P: 14	R: 0 E: 0 K: 3 S: 12	H: 1 LOB: 1 BB: 0 P: 16	R: 0 E: 0 K: 0 S: 9	H: 1 LOB: 2 BB: 0 P: 13	R: 0 E: 0 K: 0 S: 10	H: 0 LOB: 0 BB: 0 P: 15	R: 0 E: 0 K: 1 S: 9	H: 0 LOB: 1 BB: 1 P: 17	1B: 11 2B: 0 3B: 0 HR: 1	SF: 0 SAC: 0 DP: 2 HBP: 0	WP: 0 PB: 0 SB: 1 CS: 0	PA: 41	
PITCHER	IP WLS BF H R ER SO BB IBB HBP BLK WP HR S P ERA WHIP	IP WLS BF H R ER SO BB IBB HBP BLK WP HR S P ERA WHIP	IP WLS BF H R ER SO BB IBB HBP BLK WP HR S P ERA WHIP	IP WLS BF H R ER SO BB IBB HBP BLK WP HR S P ERA WHIP	IP WLS BF H R ER SO BB IBB HBP BLK WP HR S P ERA WHIP	IP WLS BF H R ER SO BB IBB HBP BLK WP HR S P ERA WHIP	IP WLS BF H R ER SO BB IBB HBP BLK WP HR S P ERA WHIP	IP WLS BF H R ER SO BB IBB HBP BLK WP HR S P ERA WHIP	IP WLS BF H R ER SO BB IBB HBP BLK WP HR S P ERA WHIP	IP WLS BF H R ER SO BB IBB HBP BLK WP HR S P ERA WHIP	IP WLS BF H R ER SO BB IBB HBP BLK WP HR S P ERA WHIP	IP WLS BF H R ER SO BB IBB HBP BLK WP HR S P ERA WHIP	IP WLS BF H R ER SO BB IBB HBP BLK WP HR S P ERA WHIP	IP WLS BF H R ER SO BB IBB HBP BLK WP HR S P ERA WHIP	IP WLS BF H R ER SO BB IBB HBP BLK WP HR S P ERA WHIP	IP WLS BF H R ER SO BB IBB HBP BLK WP HR S P ERA WHIP	IP WLS BF H R ER SO BB IBB HBP BLK WP HR S P ERA WHIP	IP WLS BF H R ER SO BB IBB HBP BLK WP HR S P ERA WHIP	IP WLS BF H R ER SO BB IBB HBP BLK WP HR S P ERA WHIP	IP WLS BF H R ER SO BB IBB HBP BLK WP HR S P ERA WHIP	IP WLS BF H R ER SO BB IBB HBP BLK WP HR S P ERA WHIP

Los Angeles Dodgers @ Los Angeles Angels
Angel Stadium of Anaheim, Anaheim, CA
Fri Jun 22 2012, 7:08 PM - 10:29 PM PDT
Att: 44,548 - Clear - 71 F

livebaseballscorecards.com

AB 37
R 5
H 12
RBI 5
BB 4
SO 6
LOB 18



Batter	1	2	3	4	5	6	7	8	9	AB	R	H	RBI	BB	SO	LOB	BOTTOM				
27 Mike Trout, R OBP: 0.402, SLG: 0.540	B5-3	K		HR		48 1B BB		BB		3	2	1	1	2	1	1					
48 Torii Hunter, R OBP: 0.347, SLG: 0.438	5 G6-4-3 1B	B2-3		K		5 G5-3 1B		G5-3		5	0	2	2	0	1	1					
5 Albert Pujols, R OBP: 0.311, SLG: 0.436	G6-4-3			1B		F9		G5-3		4	0	1	0	0	0	2					
8 Kendrys Morales, S OBP: 0.319, SLG: 0.431		44 1B 6 2B		K		6 WP 2B		K		4	1	2	0	0	2	2					
44 Mark Trumbo, R OBP: 0.376, SLG: 0.629				G1-3		K				4	1	1	0	0	2	2					
25 Peter Bourjos, R OBP: 0.274, SLG: 0.275		6 2B 47 SF8								0	0	0	0	0	0	0					
6 Alberto Callaspo, S OBP: 0.316, SLG: 0.356		47 SF8 2 G4-3		2 3B 1B						3	2	2	1	1	1	0					
47 Howie Kendrick, R OBP: 0.300, SLG: 0.378		SF8		K		F9		G4-3		3	0	0	1	0	1	3					
2 Erick Aybar, S OBP: 0.284, SLG: 0.343		G4-3				46 FC1-5 2B		G4-3		4	1	2	2	0	0	0					
46 Bobby Wilson, R OBP: 0.242, SLG: 0.193				SH1-2-3		48 1B 27 BB		G3-1		3	1	1	1	0	0	1					
Inning Stats	R: 0 E: 0 K: 0 S: 6	H: 1 LOB: 0 BB: 0 P: 9	R: 3 E: 0 K: 1 S: 18	H: 4 LOB: 1 BB: 0 P: 32	R: 0 E: 0 K: 1 S: 8	H: 1 LOB: 0 BB: 0 P: 10	R: 3 E: 0 K: 2 S: 14	H: 3 LOB: 0 BB: 0 P: 20	R: 0 E: 0 K: 1 S: 11	H: 1 LOB: 2 BB: 1 P: 19	R: 2 E: 1 K: 1 S: 16	H: 2 LOB: 1 BB: 1 P: 24	R: 0 E: 0 K: 2 S: 9	H: 0 LOB: 0 BB: 0 P: 14	R: 0 E: 0 K: 0 S: 13	H: 0 LOB: 1 BB: 1 P: 21	1B: 7 2B: 3 3B: 1 HR: 1	SF: 1 SAC: 1 DP: 1 HBP: 0	WP: 1 PB: 0 SB: 0 CS: 0	PA: 38	
PITCHER	IP WLS BF H R ER SO BB IBB HBP BLK WP HR S P ERA WHIP	IP WLS BF H R ER SO BB IBB HBP BLK WP HR S P ERA WHIP	IP WLS BF H R ER SO BB IBB HBP BLK WP HR S P ERA WHIP	IP WLS BF H R ER SO BB IBB HBP BLK WP HR S P ERA WHIP	IP WLS BF H R ER SO BB IBB HBP BLK WP HR S P ERA WHIP	IP WLS BF H R ER SO BB IBB HBP BLK WP HR S P ERA WHIP	IP WLS BF H R ER SO BB IBB HBP BLK WP HR S P ERA WHIP	IP WLS BF H R ER SO BB IBB HBP BLK WP HR S P ERA WHIP	IP WLS BF H R ER SO BB IBB HBP BLK WP HR S P ERA WHIP	IP WLS BF H R ER SO BB IBB HBP BLK WP HR S P ERA WHIP	IP WLS BF H R ER SO BB IBB HBP BLK WP HR S P ERA WHIP	IP WLS BF H R ER SO BB IBB HBP BLK WP HR S P ERA WHIP	IP WLS BF H R ER SO BB IBB HBP BLK WP HR S P ERA WHIP	IP WLS BF H R ER SO BB IBB HBP BLK WP HR S P ERA WHIP	IP WLS BF H R ER SO BB IBB HBP BLK WP HR S P ERA WHIP	IP WLS BF H R ER SO BB IBB HBP BLK WP HR S P ERA WHIP	IP WLS BF H R ER SO BB IBB HBP BLK WP HR S P ERA WHIP	IP WLS BF H R ER SO BB IBB HBP BLK WP HR S P ERA WHIP	IP WLS BF H R ER SO BB IBB HBP BLK WP HR S P ERA WHIP	IP WLS BF H R ER SO BB IBB HBP BLK WP HR S P ERA WHIP	IP WLS BF H R ER SO BB IBB HBP BLK WP HR S P ERA WHIP

Los Angeles Dodgers @ Los Angeles Angels
Angel Stadium of Anaheim, Anaheim, CA
Fri Jun 22 2012, 7:08 PM - 10:29 PM PDT
Att: 44,548 - Clear - 71 F

livebaseballscorecards.com

AB 33
R 8
H 12
RBI 8
BB 3
SO 8
LOB 12



Batter	1	2	3	4	5	6	7	8	9	AB	R	H	RBI	BB	SO	LOB	TOP								
27 Mike Trout, R OBP: 0.395, SLG: 0.528										5	1	1	0	0	1	1	Los Angeles Angels @ Baltimore Orioles Oriole Park at Camden Yards, Baltimore, MD Tue Jun 26 2012, 7:08 PM - 10:00 PM EDT Att: 24,296 - Clear - 78 F								
48 Toni Hunter, R OBP: 0.342, SLG: 0.429										5	1	2	1	0	0	1									
5 Albert Pujols, R OBP: 0.320, SLG: 0.449										5	1	2	2	0	0	2									
44 Mark Trumbo, R OBP: 0.373, SLG: 0.622										4	1	2	1	0	1	1									
47 Howie Kendrick, R OBP: 0.308, SLG: 0.386										5	0	3	0	0	1	2									
2 Erick Aybar, S OBP: 0.290, SLG: 0.344										5	0	1	0	0	1	4									
13 Maicer Izturis, S OBP: 0.311, SLG: 0.259										5	1	2	0	0	0	3									
25 Peter Bourjos, R OBP: 0.289, SLG: 0.349										4	1	1	2	0	1	3									
41 John Hester, R OBP: 0.349, SLG: 0.404										4	1	3	1	0	0	2									
Inning Stats	R: 0 E: 0 K: 0 S: 6	H: 1 LOB: 1 BB: 0 P: 8	R: 0 E: 0 K: 0 S: 12	H: 2 LOB: 2 BB: 0 P: 18	R: 1 E: 0 K: 0 S: 14	H: 3 LOB: 1 BB: 0 P: 19	R: 0 E: 0 K: 0 S: 8	H: 2 LOB: 2 BB: 0 P: 11	R: 2 E: 0 K: 1 S: 14	H: 3 LOB: 1 BB: 0 P: 18	R: 2 E: 0 K: 1 S: 17	H: 3 LOB: 1 BB: 0 P: 25	R: 1 E: 0 K: 1 S: 11	H: 1 LOB: 0 BB: 0 P: 14	R: 1 E: 0 K: 1 S: 14	H: 1 LOB: 0 BB: 0 P: 22	R: 0 E: 0 K: 1 S: 10	H: 1 LOB: 2 BB: 0 P: 15	1B: 11 2B: 2 3B: 0 HR: 4	SF: 0 SAC: 0 DP: 1 HBP: 1	WP: 0 PB: 0 SB: 0 CS: 0	PA: 43			
PITCHER	IP WLS BF H R ER SO BB IBB HBP BLK WP HR S P ERA WHIP	IP WLS BF H R ER SO BB IBB HBP BLK WP HR S P ERA WHIP	IP WLS BF H R ER SO BB IBB HBP BLK WP HR S P ERA WHIP	IP WLS BF H R ER SO BB IBB HBP BLK WP HR S P ERA WHIP	IP WLS BF H R ER SO BB IBB HBP BLK WP HR S P ERA WHIP	IP WLS BF H R ER SO BB IBB HBP BLK WP HR S P ERA WHIP	IP WLS BF H R ER SO BB IBB HBP BLK WP HR S P ERA WHIP	IP WLS BF H R ER SO BB IBB HBP BLK WP HR S P ERA WHIP	IP WLS BF H R ER SO BB IBB HBP BLK WP HR S P ERA WHIP	IP WLS BF H R ER SO BB IBB HBP BLK WP HR S P ERA WHIP	IP WLS BF H R ER SO BB IBB HBP BLK WP HR S P ERA WHIP	IP WLS BF H R ER SO BB IBB HBP BLK WP HR S P ERA WHIP	IP WLS BF H R ER SO BB IBB HBP BLK WP HR S P ERA WHIP	IP WLS BF H R ER SO BB IBB HBP BLK WP HR S P ERA WHIP	IP WLS BF H R ER SO BB IBB HBP BLK WP HR S P ERA WHIP	IP WLS BF H R ER SO BB IBB HBP BLK WP HR S P ERA WHIP	IP WLS BF H R ER SO BB IBB HBP BLK WP HR S P ERA WHIP	IP WLS BF H R ER SO BB IBB HBP BLK WP HR S P ERA WHIP	IP WLS BF H R ER SO BB IBB HBP BLK WP HR S P ERA WHIP	IP WLS BF H R ER SO BB IBB HBP BLK WP HR S P ERA WHIP	IP WLS BF H R ER SO BB IBB HBP BLK WP HR S P ERA WHIP	IP WLS BF H R ER SO BB IBB HBP BLK WP HR S P ERA WHIP	IP WLS BF H R ER SO BB IBB HBP BLK WP HR S P ERA WHIP	IP WLS BF H R ER SO BB IBB HBP BLK WP HR S P ERA WHIP	IP WLS BF H R ER SO BB IBB HBP BLK WP HR S P ERA WHIP

Los Angeles Angels @ Baltimore Orioles
 Oriole Park at Camden Yards, Baltimore, MD
 Tue Jun 26 2012, 7:08 PM - 10:00 PM EDT
 Att: 24,296 - Clear - 78 F

AB 42
 R 7
 H 17
 RBI 7
 BB 0
 SO 5
 LOB 19



Batter	1	2	3	4	5	6	7	8	9	AB	R	H	RBI	BB	SO	LOB	BOTTOM								
1 Brian Roberts, S OBP: 0.269, SLG: 0.229										4	0	0	0	0	1	2	Los Angeles Angels @ Baltimore Orioles Oriole Park at Camden Yards, Baltimore, MD Tue Jun 26 2012, 7:08 PM - 10:00 PM EDT Att: 24,296 - Clear - 78 F								
2 J.J. Hardy, R OBP: 0.276, SLG: 0.407										5	0	0	0	0	3	3									
10 Adam Jones, R OBP: 0.344, SLG: 0.555										5	0	1	0	0	0	3									
32 Matt Wieters, S OBP: 0.338, SLG: 0.444										3	1	1	0	1	0	0									
12 Mark Reynolds, R OBP: 0.338, SLG: 0.399										4	0	0	0	0	0	4									
24 Wilson Betemit, S OBP: 0.320, SLG: 0.444										4	1	2	2	0	0	2									
51 Steve Pearce, R OBP: 0.333, SLG: 0.462										4	1	2	1	0	0	0									
6 Steve Tolleson, R OBP: 0.278, SLG: 0.380										3	0	1	0	1	0	3									
11 Robert Andino, R OBP: 0.298, SLG: 0.316										2	0	0	0	2	0	4									
Inning Stats	R: 0 E: 0 K: 1 S: 6	H: 0 LOB: 0 BB: 0 P: 8	R: 0 E: 0 K: 0 S: 5	H: 0 LOB: 0 BB: 0 P: 9	R: 0 E: 0 K: 0 S: 8	H: 0 LOB: 1 BB: 1 P: 14	R: 0 E: 0 K: 0 S: 14	H: 2 LOB: 2 BB: 0 P: 21	R: 1 E: 0 K: 0 S: 10	H: 2 LOB: 3 BB: 1 P: 20	R: 0 E: 0 K: 0 S: 9	H: 0 LOB: 0 BB: 0 P: 14	R: 2 E: 0 K: 0 S: 11	H: 1 LOB: 1 BB: 0 P: 20	R: 0 E: 0 K: 2 S: 14	H: 0 LOB: 1 BB: 1 P: 20	1B: 5 2B: 0 3B: 0 HR: 2	SF: 0 SAC: 1 DP: 0 HBP: 0	WP: 0 PB: 0 SB: 2 CS: 0	PA: 39					
PITCHER	IP WLS BF H R ER SO BB IBB HBP BLK WP HR S P ERA WHIP	IP WLS BF H R ER SO BB IBB HBP BLK WP HR S P ERA WHIP	IP WLS BF H R ER SO BB IBB HBP BLK WP HR S P ERA WHIP	IP WLS BF H R ER SO BB IBB HBP BLK WP HR S P ERA WHIP	IP WLS BF H R ER SO BB IBB HBP BLK WP HR S P ERA WHIP	IP WLS BF H R ER SO BB IBB HBP BLK WP HR S P ERA WHIP	IP WLS BF H R ER SO BB IBB HBP BLK WP HR S P ERA WHIP	IP WLS BF H R ER SO BB IBB HBP BLK WP HR S P ERA WHIP	IP WLS BF H R ER SO BB IBB HBP BLK WP HR S P ERA WHIP	IP WLS BF H R ER SO BB IBB HBP BLK WP HR S P ERA WHIP	IP WLS BF H R ER SO BB IBB HBP BLK WP HR S P ERA WHIP	IP WLS BF H R ER SO BB IBB HBP BLK WP HR S P ERA WHIP	IP WLS BF H R ER SO BB IBB HBP BLK WP HR S P ERA WHIP	IP WLS BF H R ER SO BB IBB HBP BLK WP HR S P ERA WHIP	IP WLS BF H R ER SO BB IBB HBP BLK WP HR S P ERA WHIP	IP WLS BF H R ER SO BB IBB HBP BLK WP HR S P ERA WHIP	IP WLS BF H R ER SO BB IBB HBP BLK WP HR S P ERA WHIP	IP WLS BF H R ER SO BB IBB HBP BLK WP HR S P ERA WHIP	IP WLS BF H R ER SO BB IBB HBP BLK WP HR S P ERA WHIP	IP WLS BF H R ER SO BB IBB HBP BLK WP HR S P ERA WHIP	IP WLS BF H R ER SO BB IBB HBP BLK WP HR S P ERA WHIP	IP WLS BF H R ER SO BB IBB HBP BLK WP HR S P ERA WHIP	IP WLS BF H R ER SO BB IBB HBP BLK WP HR S P ERA WHIP	IP WLS BF H R ER SO BB IBB HBP BLK WP HR S P ERA WHIP	IP WLS BF H R ER SO BB IBB HBP BLK WP HR S P ERA WHIP

Los Angeles Angels @ Baltimore Orioles
 Oriole Park at Camden Yards, Baltimore, MD
 Tue Jun 26 2012, 7:08 PM - 10:00 PM EDT
 Att: 24,296 - Clear - 78 F

AB 34
 R 3
 H 7
 RBI 3
 BB 4
 SO 4
 LOB 21



Batter	1	2	3	4	5	6	7	8	9	AB	R	H	RBI	BB	SO	LOB	TOP								
27 Mike Trout, R OBP: 0.402, SLG: 0.543										5	1	2	2	0	1	2									
48 TONI Hunter, R OBP: 0.343, SLG: 0.437										5	0	0	0	0	0	1									
5 Albert Pujols, R OBP: 0.332, SLG: 0.461										5	3	4	0	0	1	0									
44 Mark Trumbo, R OBP: 0.366, SLG: 0.625										5	1	2	3	0	1	2									
47 Howie Kendrick, R OBP: 0.307, SLG: 0.380										4	1	1	1	1	1	1									
6 Alberto Callespo, S OBP: 0.337, SLG: 0.384										4	1	2	1	1	2	2									
2 Erick Aybar, S OBP: 0.289, SLG: 0.341										4	1	2	0	0	1	1									
25 Peter Bourjos, R OBP: 0.291, SLG: 0.368										3	1	1	2	0	2	2									
46 Bobby Wilson, R OBP: 0.245, SLG: 0.204										2	0	0	0	1	1	0									
Inning Stats	R: 0 E: 0 K: 1 S: 8	H: 0 LOB: 0 BB: 0 P: 9	R: 1 E: 0 K: 1 S: 9	H: 1 LOB: 0 BB: 0 P: 13	R: 0 E: 0 K: 2 S: 11	H: 1 LOB: 1 BB: 0 P: 16	R: 3 E: 0 K: 1 S: 11	H: 3 LOB: 2 BB: 2 P: 21	R: 1 E: 0 K: 1 S: 12	H: 2 LOB: 1 BB: 0 P: 14	R: 3 E: 1 K: 1 S: 12	H: 4 LOB: 1 BB: 1 P: 18	R: 0 E: 0 K: 2 S: 12	H: 1 LOB: 1 BB: 1 P: 21	R: 0 E: 0 K: 1 S: 8	H: 0 LOB: 0 BB: 0 P: 11	R: 1 E: 0 K: 1 S: 15	H: 2 LOB: 1 BB: 0 P: 21	1B: 7 2B: 3 3B: 1 HR: 3	SF: 1 SAC: 2 DP: 0 HBP: 0	WP: 1 PB: 0 SB: 0 CS: 0	PA: 44			
PITCHER	IP WLS BF H R ER SO BB IBB HBP BLK WP HR S P ERA WHIP	IP WLS BF H R ER SO BB IBB HBP BLK WP HR S P ERA WHIP	IP WLS BF H R ER SO BB IBB HBP BLK WP HR S P ERA WHIP	IP WLS BF H R ER SO BB IBB HBP BLK WP HR S P ERA WHIP	IP WLS BF H R ER SO BB IBB HBP BLK WP HR S P ERA WHIP	IP WLS BF H R ER SO BB IBB HBP BLK WP HR S P ERA WHIP	IP WLS BF H R ER SO BB IBB HBP BLK WP HR S P ERA WHIP	IP WLS BF H R ER SO BB IBB HBP BLK WP HR S P ERA WHIP	IP WLS BF H R ER SO BB IBB HBP BLK WP HR S P ERA WHIP	IP WLS BF H R ER SO BB IBB HBP BLK WP HR S P ERA WHIP	IP WLS BF H R ER SO BB IBB HBP BLK WP HR S P ERA WHIP	IP WLS BF H R ER SO BB IBB HBP BLK WP HR S P ERA WHIP	IP WLS BF H R ER SO BB IBB HBP BLK WP HR S P ERA WHIP	IP WLS BF H R ER SO BB IBB HBP BLK WP HR S P ERA WHIP	IP WLS BF H R ER SO BB IBB HBP BLK WP HR S P ERA WHIP	IP WLS BF H R ER SO BB IBB HBP BLK WP HR S P ERA WHIP	IP WLS BF H R ER SO BB IBB HBP BLK WP HR S P ERA WHIP	IP WLS BF H R ER SO BB IBB HBP BLK WP HR S P ERA WHIP	IP WLS BF H R ER SO BB IBB HBP BLK WP HR S P ERA WHIP	IP WLS BF H R ER SO BB IBB HBP BLK WP HR S P ERA WHIP	IP WLS BF H R ER SO BB IBB HBP BLK WP HR S P ERA WHIP	IP WLS BF H R ER SO BB IBB HBP BLK WP HR S P ERA WHIP	IP WLS BF H R ER SO BB IBB HBP BLK WP HR S P ERA WHIP	IP WLS BF H R ER SO BB IBB HBP BLK WP HR S P ERA WHIP	IP WLS BF H R ER SO BB IBB HBP BLK WP HR S P ERA WHIP

Los Angeles Angels @ Toronto Blue Jays
Rogers Centre, Toronto, ON
Thu Jun 28 2012, 7:08 PM - 10:23 PM EDT
Att: 24,668 - Clear - 73 F

livebaseballscorecards.com

AB 37
R 9
H 14
RBI 9
BB 3
SO 11
LOB 11

Batter	1	2	3	4	5	6	7	8	9	AB	R	H	RBI	BB	SO	LOB	BOTTOM									
13 Brett Lawrie, R OBP: 0.341, SLG: 0.427										5	0	2	1	0	0	1										
28 Colby Rasmus, L OBP: 0.319, SLG: 0.486										5	1	1	0	0	2	3										
19 José Bautista, R OBP: 0.355, SLG: 0.550										4	1	1	3	1	0	1										
10 Edwin Encarnación, R OBP: 0.360, SLG: 0.574										4	2	1	0	1	0	4										
2 Kelly Johnson, L OBP: 0.323, SLG: 0.370										4	0	1	0	0	0	1										
5 Yunel Escobar, R OBP: 0.299, SLG: 0.323										4	0	1	1	0	1	1										
11 Rajai Davis, R OBP: 0.327, SLG: 0.425										3	0	1	1	0	1	1										
26 Adam Lind, L OBP: 0.271, SLG: 0.310										3	0	0	0	0	1	2										
9 J.P. Arencibia, R OBP: 0.280, SLG: 0.403										1	0	0	0	0	1	1										
8 Ben Francisco, R OBP: 0.302, SLG: 0.350										0	0	0	0	0	0	0										
6 Jeff Mathis, R OBP: 0.290, SLG: 0.484										4	3	4	1	0	0	0										
Inning Stats	R: 0 E: 0 K: 0 S: 8	H: 0 LOB: 0 BB: 0 P: 12	R: 1 E: 0 K: 0 S: 13	H: 1 LOB: 1 BB: 1 P: 21	R: 1 E: 0 K: 1 S: 9	H: 1 LOB: 0 BB: 0 P: 12	R: 1 E: 0 K: 1 S: 12	H: 2 LOB: 1 BB: 0 P: 17	R: 3 E: 0 K: 0 S: 13	H: 3 LOB: 1 BB: 0 P: 20	R: 0 E: 0 K: 1 S: 6	H: 0 LOB: 0 BB: 0 P: 9	R: 1 E: 0 K: 0 S: 14	H: 2 LOB: 1 BB: 0 P: 20	R: 0 E: 0 K: 2 S: 12	H: 1 LOB: 1 BB: 0 P: 18	R: 0 E: 0 K: 1 S: 21	H: 2 LOB: 2 BB: 1 P: 26	1B: 8 2B: 2 3B: 0 HR: 2	SF: 1 SAC: 0 DP: 1 HBP: 0	WP: 0 PB: 0 SB: 2 CS: 0	PA: 40				
PITCHER	IP WLS BF H R ER SO BB IBB HBP BLK WP HR S P ERA WHIP	IP WLS BF H R ER SO BB IBB HBP BLK WP HR S P ERA WHIP	IP WLS BF H R ER SO BB IBB HBP BLK WP HR S P ERA WHIP	IP WLS BF H R ER SO BB IBB HBP BLK WP HR S P ERA WHIP	IP WLS BF H R ER SO BB IBB HBP BLK WP HR S P ERA WHIP	IP WLS BF H R ER SO BB IBB HBP BLK WP HR S P ERA WHIP	IP WLS BF H R ER SO BB IBB HBP BLK WP HR S P ERA WHIP	IP WLS BF H R ER SO BB IBB HBP BLK WP HR S P ERA WHIP	IP WLS BF H R ER SO BB IBB HBP BLK WP HR S P ERA WHIP	IP WLS BF H R ER SO BB IBB HBP BLK WP HR S P ERA WHIP	IP WLS BF H R ER SO BB IBB HBP BLK WP HR S P ERA WHIP	IP WLS BF H R ER SO BB IBB HBP BLK WP HR S P ERA WHIP	IP WLS BF H R ER SO BB IBB HBP BLK WP HR S P ERA WHIP	IP WLS BF H R ER SO BB IBB HBP BLK WP HR S P ERA WHIP	IP WLS BF H R ER SO BB IBB HBP BLK WP HR S P ERA WHIP	IP WLS BF H R ER SO BB IBB HBP BLK WP HR S P ERA WHIP	IP WLS BF H R ER SO BB IBB HBP BLK WP HR S P ERA WHIP	IP WLS BF H R ER SO BB IBB HBP BLK WP HR S P ERA WHIP	IP WLS BF H R ER SO BB IBB HBP BLK WP HR S P ERA WHIP	IP WLS BF H R ER SO BB IBB HBP BLK WP HR S P ERA WHIP	IP WLS BF H R ER SO BB IBB HBP BLK WP HR S P ERA WHIP	IP WLS BF H R ER SO BB IBB HBP BLK WP HR S P ERA WHIP	IP WLS BF H R ER SO BB IBB HBP BLK WP HR S P ERA WHIP	IP WLS BF H R ER SO BB IBB HBP BLK WP HR S P ERA WHIP	IP WLS BF H R ER SO BB IBB HBP BLK WP HR S P ERA WHIP	IP WLS BF H R ER SO BB IBB HBP BLK WP HR S P ERA WHIP

Los Angeles Angels @ Toronto Blue Jays
Rogers Centre, Toronto, ON
Thu Jun 28 2012, 7:08 PM - 10:23 PM EDT
Att: 24,668 - Clear - 73 F

livebaseballscorecards.com

AB 37
R 7
H 12
RBI 7
BB 2
SO 6
LOB 15

Batter	1	2	3	4	5	6	7	8	9	AB	R	H	RBI	BB	SO	LOB	TOP										
27 Mike Trout, R OBP: 0.398, SLG: 0.535	G1-3		K		K		K		K	5	0	1	0	0	3	0	Los Angeles Angels @ Toronto Blue Jays Rogers Centre, Toronto, ON Fri Jun 29 2012, 7:10 PM - 10:21 PM EDT Att: 24,538 - Partly Cloudy - 88 F										
48 Toni Hunter, R OBP: 0.350, SLG: 0.442	G4-3		K		K		K			4	1	3	1	0	0	0											
5 Albert Pujols, R OBP: 0.334, SLG: 0.465	F9		K		K		K			4	0	2	1	0	1	2											
8 Kendrys Morales, S OBP: 0.322, SLG: 0.427			K		K		K			4	0	1	0	0	1	5											
44 Mark Trumbo, R OBP: 0.365, SLG: 0.620	K		K		K		K			4	1	1	0	0	1	1											
6 Alberto Callaspo, S OBP: 0.335, SLG: 0.381	L3		K		K		K			4	0	1	0	0	0	2											
47 Howie Kendrick, R OBP: 0.307, SLG: 0.378	K		K		K		K			4	0	1	0	0	1	2											
2 Erick Aybar, S OBP: 0.288, SLG: 0.341			K		K		K			3	1	1	1	0	0	0											
41 John Hester, R OBP: 0.364, SLG: 0.458			K		K		K			2	2	1	2	1	1	0											
13 Maicer Izturis, S OBP: 0.309, SLG: 0.257			K		K		K			1	0	0	0	0	1	0											
Inning Stats	R: 0 E: 0 K: 0 S: 8	H: 0 LOB: 0 BB: 0 P: 13	R: 0 E: 0 K: 2 S: 11	H: 1 LOB: 1 BB: 0 P: 17	R: 1 E: 0 K: 2 S: 19	H: 2 LOB: 2 BB: 1 P: 28	R: 1 E: 0 K: 0 S: 6	H: 2 LOB: 0 BB: 0 P: 11	R: 1 E: 0 K: 2 S: 13	H: 2 LOB: 1 BB: 0 P: 23	R: 0 E: 0 K: 0 S: 7	H: 0 LOB: 0 BB: 0 P: 12	R: 2 E: 0 K: 1 S: 12	H: 4 LOB: 1 BB: 0 P: 18	R: 0 E: 0 K: 0 S: 14	H: 1 LOB: 0 BB: 0 P: 20	R: 0 E: 0 K: 2 S: 9	H: 0 LOB: 0 BB: 0 P: 15	1B: 9 2B: 2 3B: 0 HR: 1	SF: 1 SAC: 0 DP: 2 HBP: 0	WP: 0 PB: 0 SB: 1 CS: 1	PA: 38					
PITCHER	IP	WLS	BF	H	R	ER	SO	BB	IBB	HBP	BLK	WP	HR	S	P	ERA	WHIP										
33 Carlos Villanueva, R ERA: 3.52	5.0		22	7	3	3	6	1	0	0	0	0	0	57	92	5.40	1.600										
57 Scott Richmond, R ERA: 7.71	1.1	B	7	3	2	2	1	0	0	0	0	0	1	15	24	13.50	2.250										
48 Francisco Cordero, R ERA: 4.5	0.2	W	2	1	0	0	0	0	0	0	0	0	0	4	6	0.00	1.500										
38 Darren Oliver, L ERA: 1.59	1.0	H	3	1	0	0	0	0	0	0	0	0	0	14	20	0.00	1.000										
44 Casey Janssen, R ERA: 2.84	1.0	S	3	0	0	0	2	0	0	0	0	0	0	9	15	0.00	0.000										

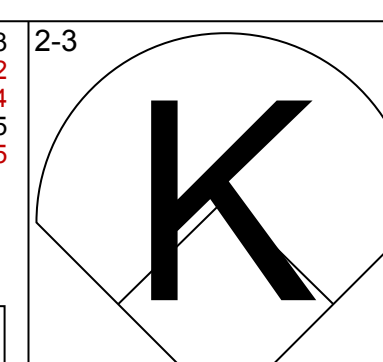
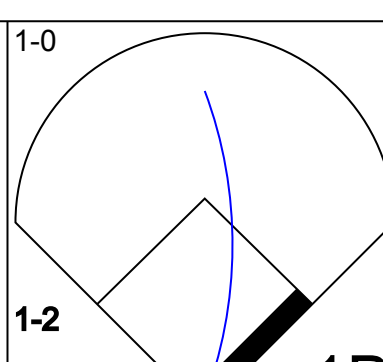
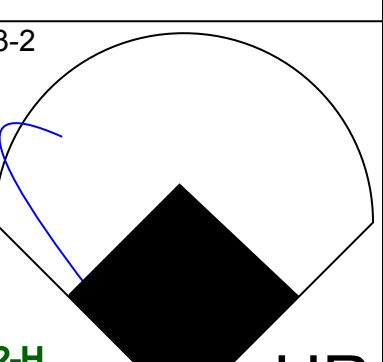
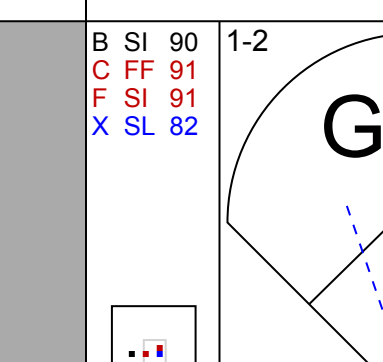
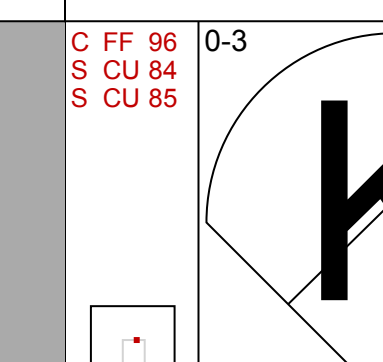
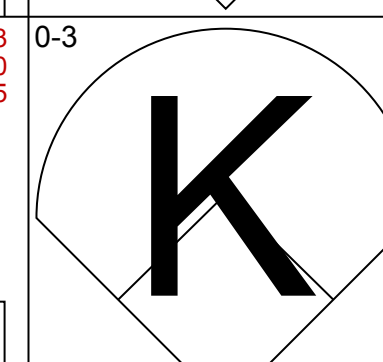
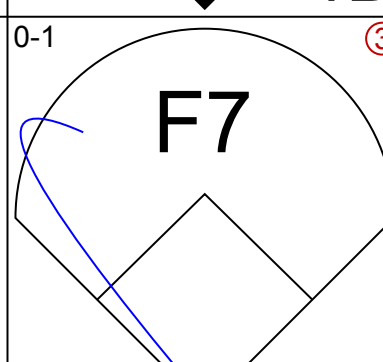
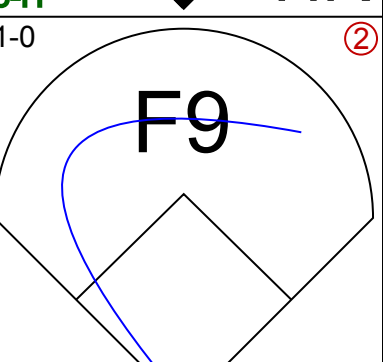
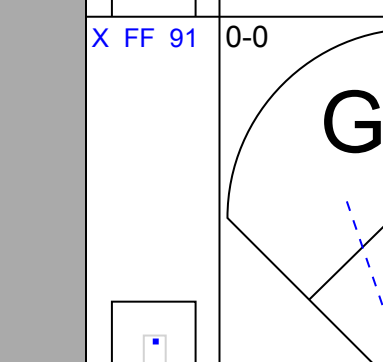
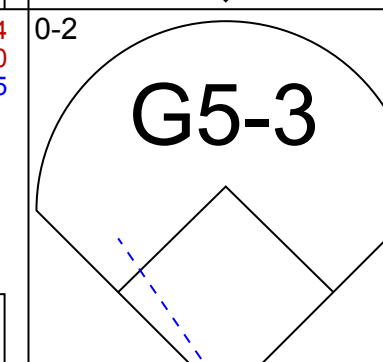
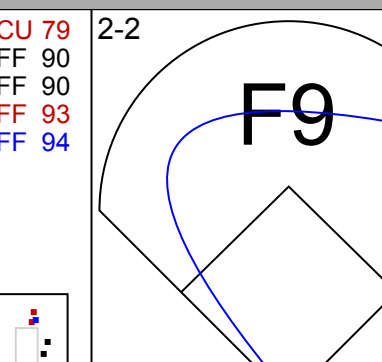
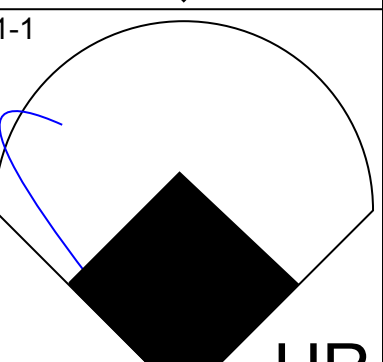
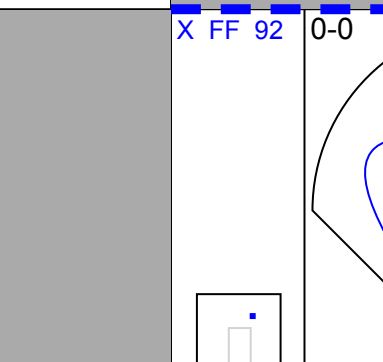
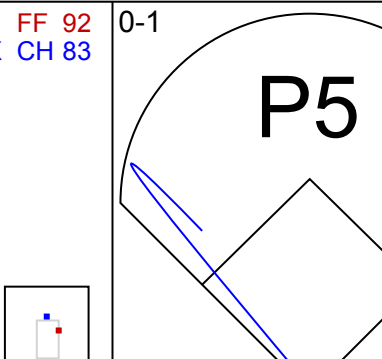
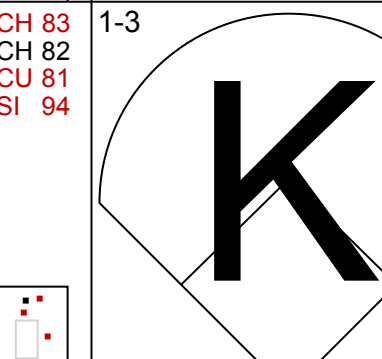
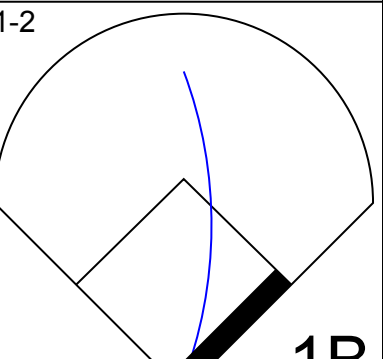
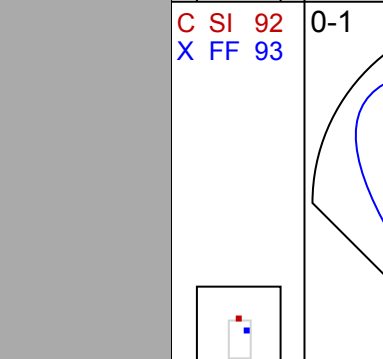
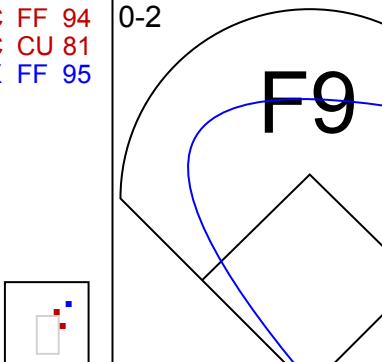
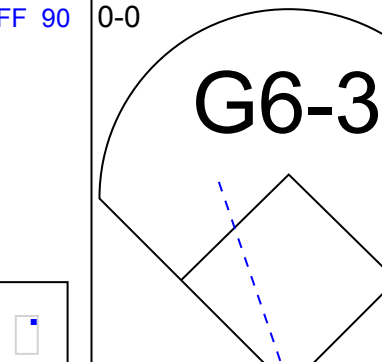
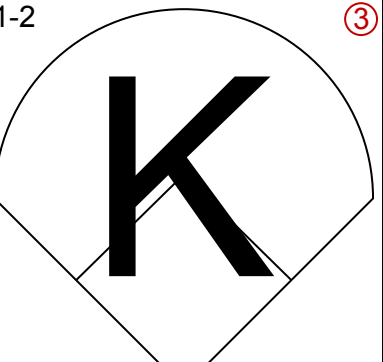
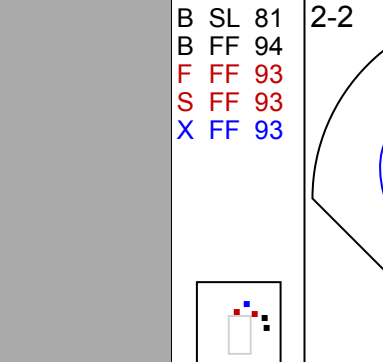
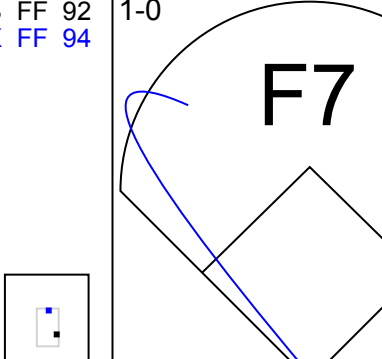
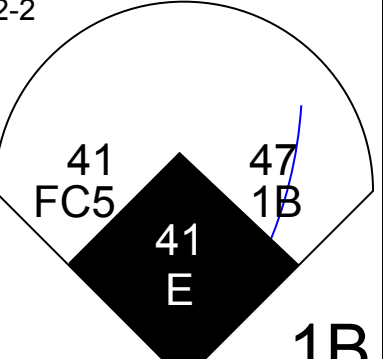
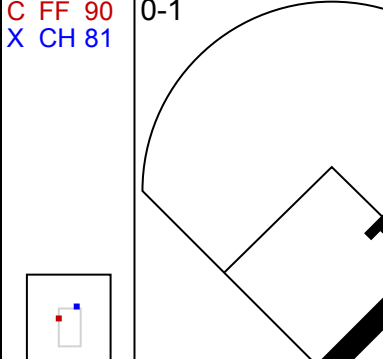
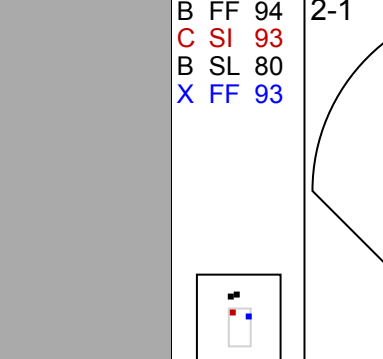
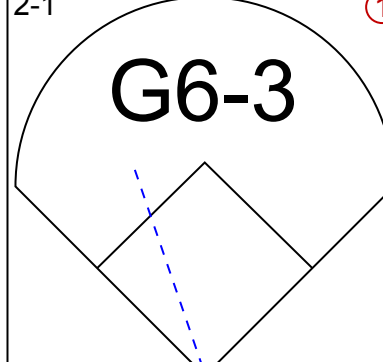
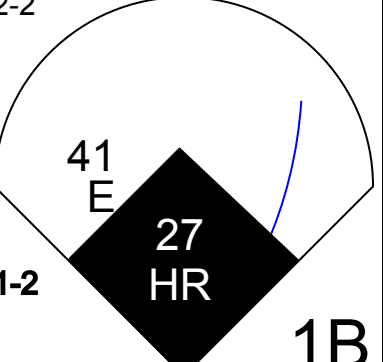
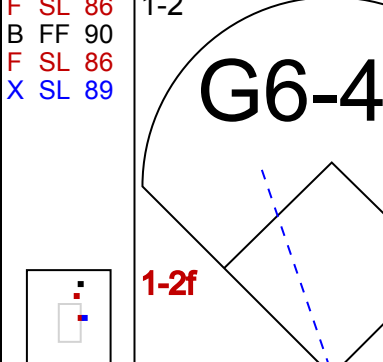
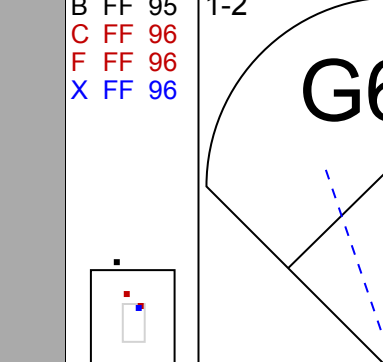
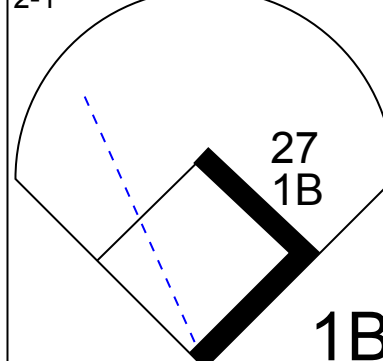
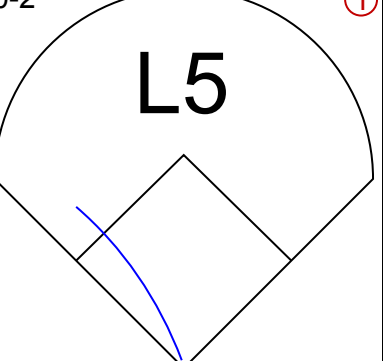
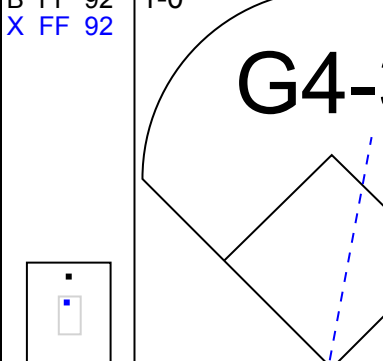
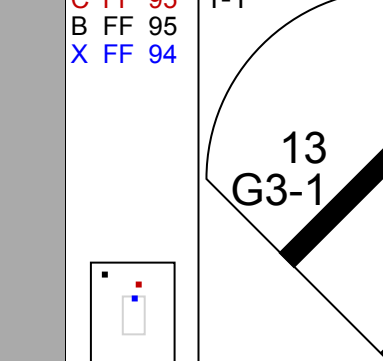

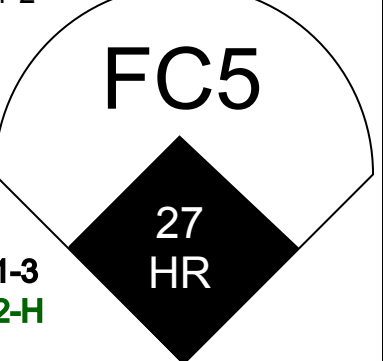
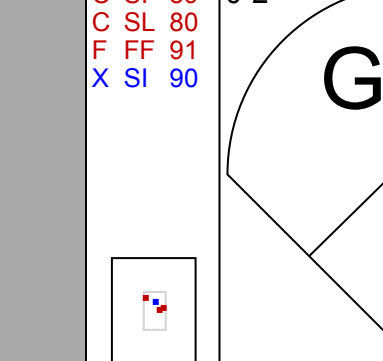
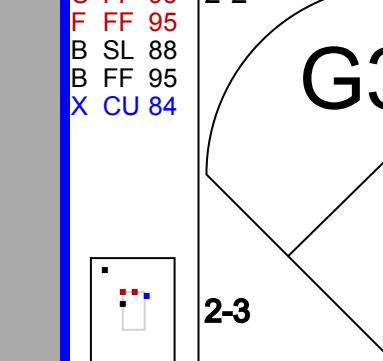
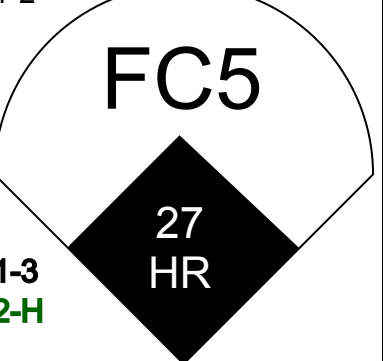
Batter	1	2	3	4	5	6	7	8	9	AB	R	H	RBI	BB	SO	LOB	BOTTOM										
13 Brett Lawrie, R OBP: 0.335, SLG: 0.420	G4-3		F8		G6-3		L5-3		G5-3	5	0	0	0	0	0	3	Los Angeles Angels @ Toronto Blue Jays Rogers Centre, Toronto, ON Fri Jun 29 2012, 7:10 PM - 10:21 PM EDT Att: 24,538 - Partly Cloudy - 88 F										
28 Colby Rasmus, L OBP: 0.314, SLG: 0.477	P5		L3		G4-3		K		K	5	0	0	0	0	2	1											
19 José Bautista, R OBP: 0.356, SLG: 0.550			BB		K		P6		K	4	1	1	0	1	2	1											
10 Edwin Encarnación, R OBP: 0.365, SLG: 0.575	F9		BB		K		K		K	3	2	2	1	0	0	1											
2 Kelly Johnson, L OBP: 0.326, SLG: 0.369	G3-1		BB		K		K		K	1	0	0	0	2	0	0											
5 Yunel Escobar, R OBP: 0.304, SLG: 0.332			BB		K		K		K	4	1	3	2	0	0	2											
11 Rajai Davis, R OBP: 0.331, SLG: 0.433	F8		BB		K		K		K	4	1	2	0	0	0	3											
26 Adam Lind, L OBP: 0.285, SLG: 0.364	K		BB		K		K		K	3	2	2	4	1	1	1											
9 J.P. Arencibia, R OBP: 0.259, SLG: 0.404	P4		F8		K		K		K	4	0	1	0	0	1	2											
Inning Stats	R: 0 E: 0 K: 0 S: 8	H: 0 LOB: 1 BB: 1 P: 16	R: 0 E: 0 K: 1 S: 10	H: 1 LOB: 0 BB: 0 P: 13	R: 0 E: 0 K: 0 S: 6	H: 0 LOB: 0 BB: 0 P: 8	R: 5 E: 0 K: 0 S: 14	H: 5 LOB: 0 BB: 0 P: 23	R: 0 E: 1 K: 1 S: 9	H: 0 LOB: 2 BB: 1 P: 19	R: 0 E: 0 K: 1 S: 8	H: 1 LOB: 1 BB: 1 P: 12	R: 1 E: 0 K: 0 S: 19	H: 2 LOB: 2 BB: 1 P: 34	R: 1 E: 0 K: 2 S: 16	H: 2 LOB: 1 BB: 0 P: 28	1B: 5 2B: 5 3B: 0 HR: 2	SF: 0 SAC: 1 DP: 1 HBP: 1	WP: 0 PB: 0 SB: 4 CS: 0	PA: 39							
PITCHER	IP	WLS	BF	H	R	ER	SO	BB	IBB	HBP	BLK	WP	HR	S	P	ERA	WHIP										
54 Ervin Santana, R ERA: 5.12	5.0		26	7	5	5	2	3	0	1	0	0	1	50	85	9.00	2.000										
52 David Carpenter, R ERA: 4.44	1.0		2	0	0	0	1	0	0	0	0	0	0	5	6	0.00	0.000										
51 Jordan Walden, R ERA: 3.0	1.0	L	6	2	1	1	1	1	0	0	0	0	0	19	34	9.00	3.000										
21 Hisanori Takahashi, L ERA: 4.33	1.0		5	2	1	1	2	0	0	0	0	0	1	16	28	9.00	2.000										

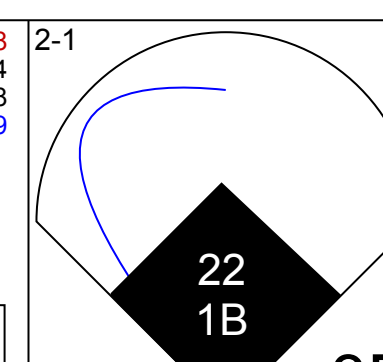
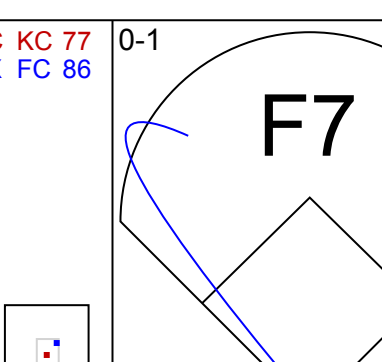
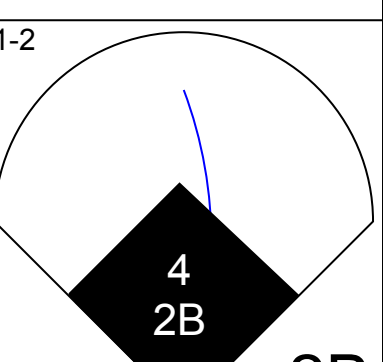
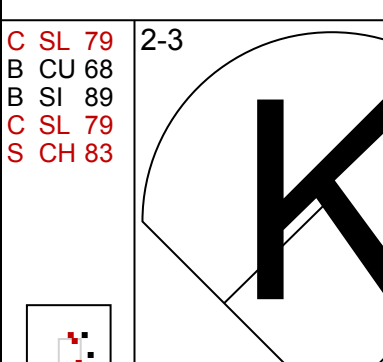
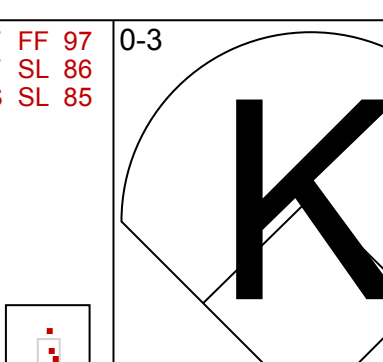
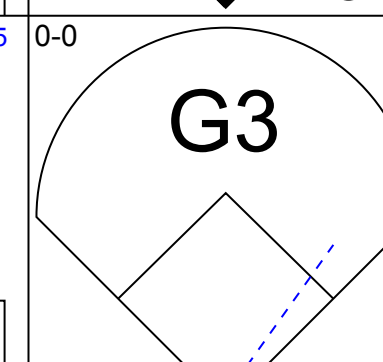
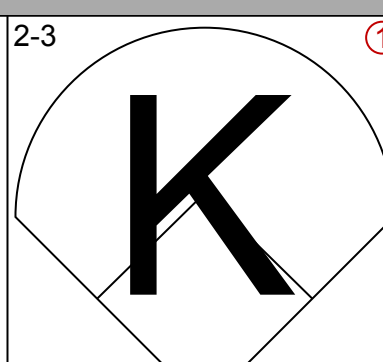
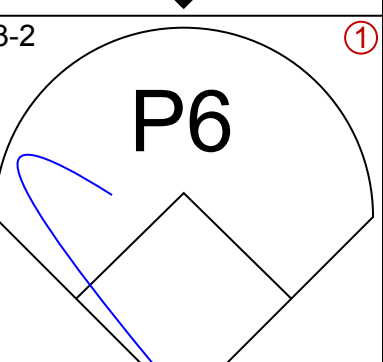
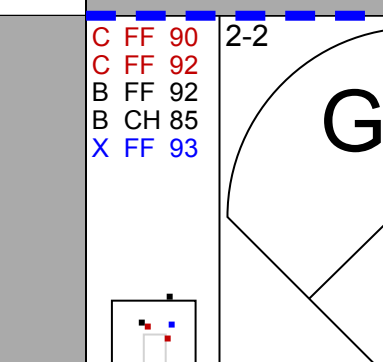
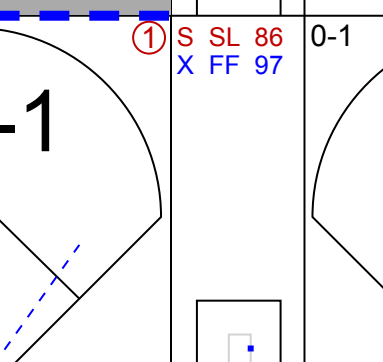
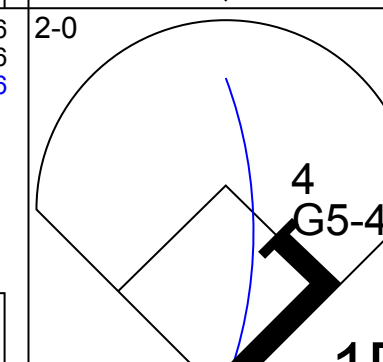
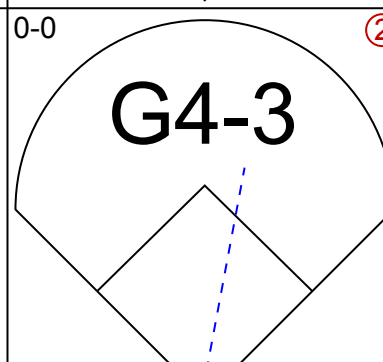
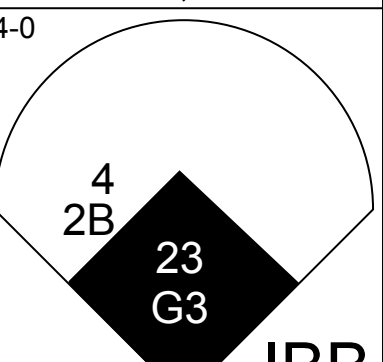

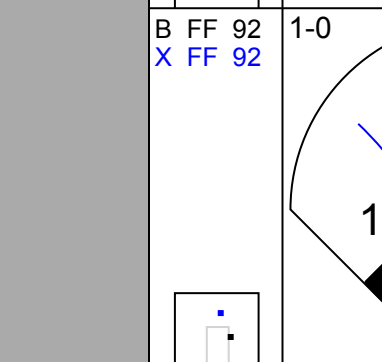
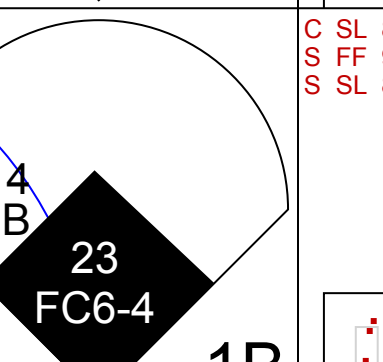
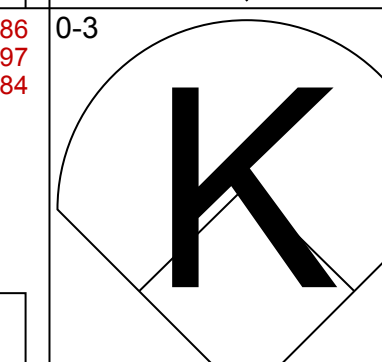
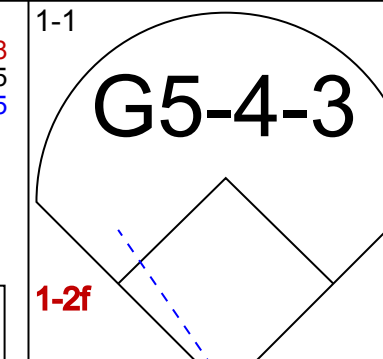
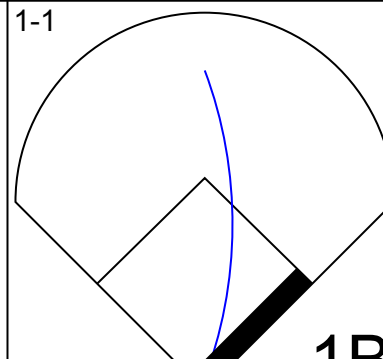
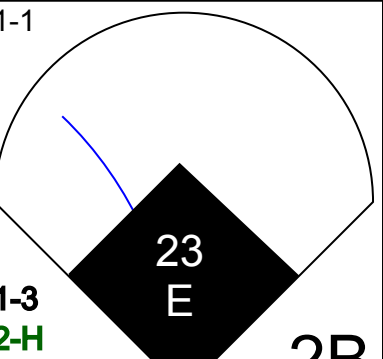

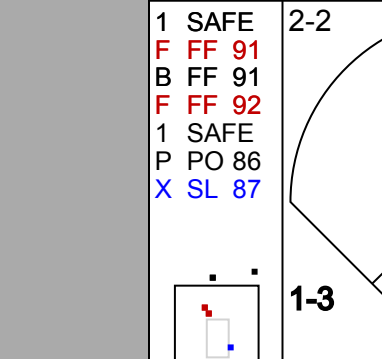
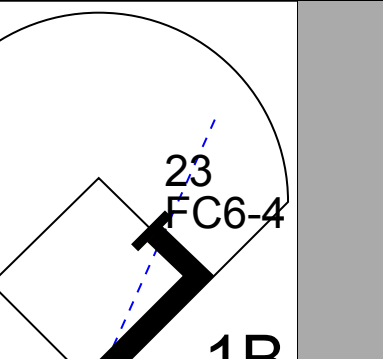

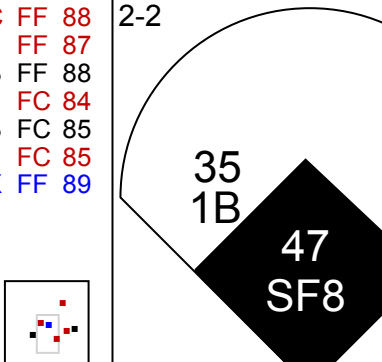
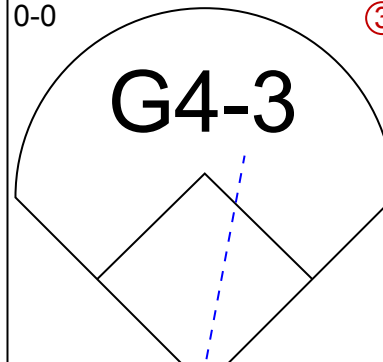
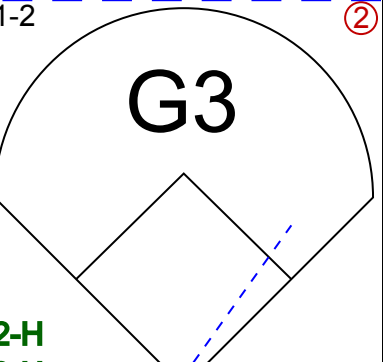
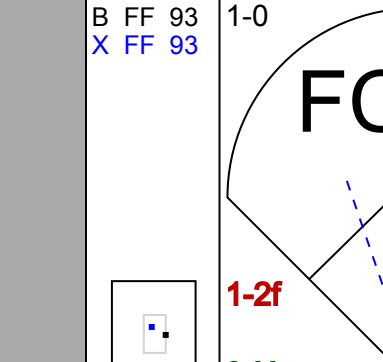

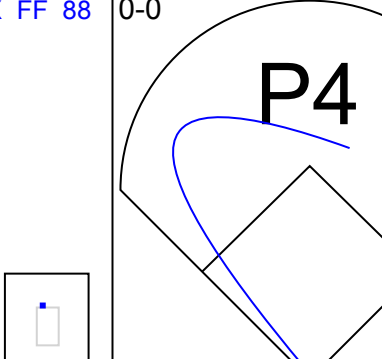
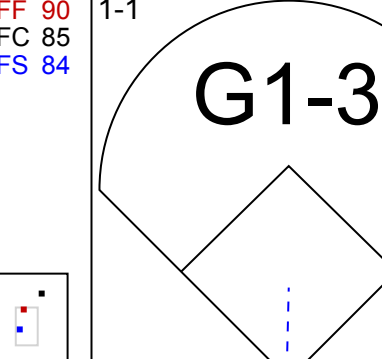
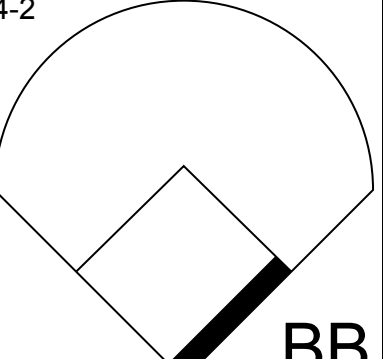
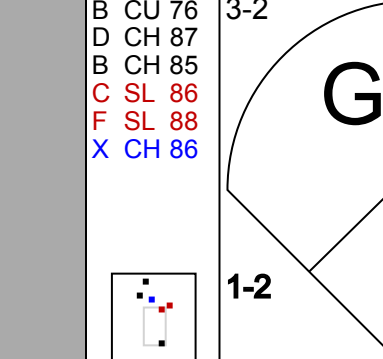

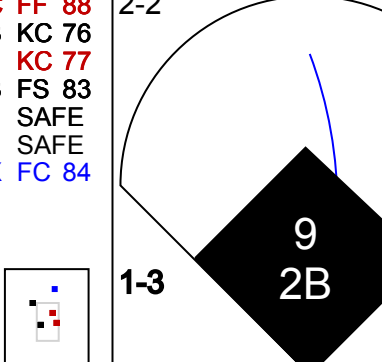

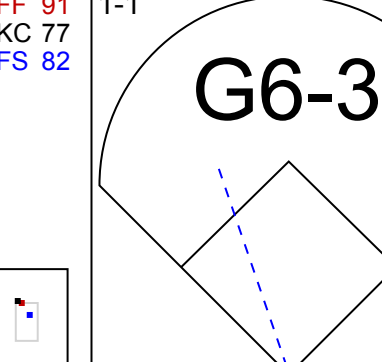
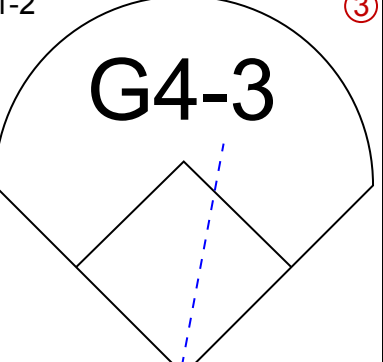
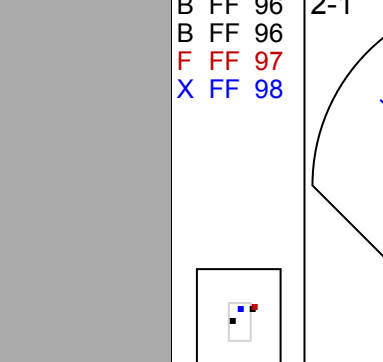
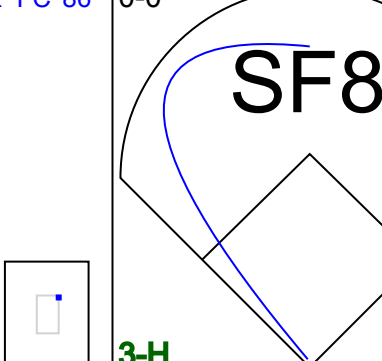
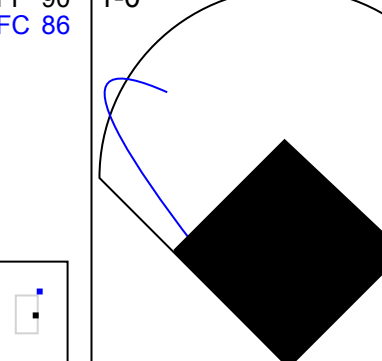

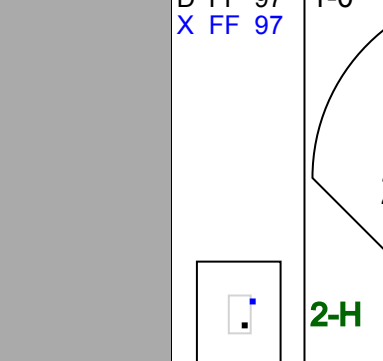
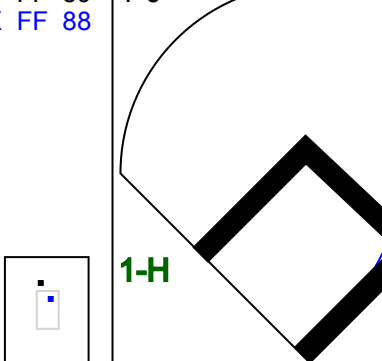
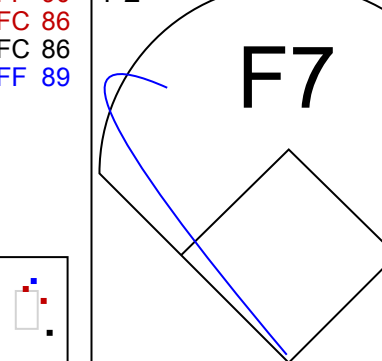

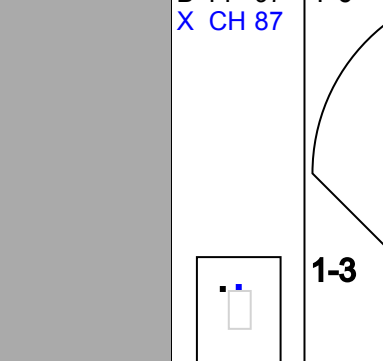
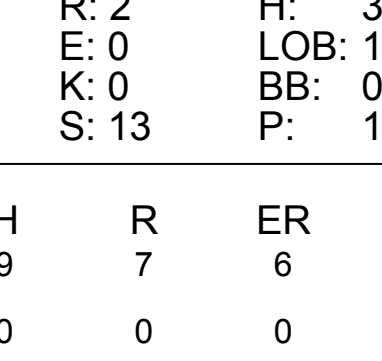
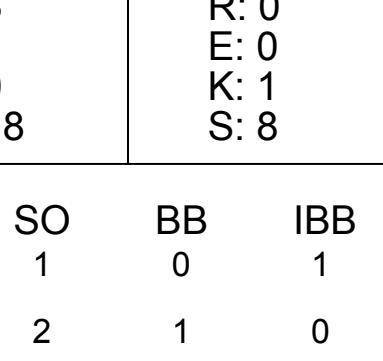
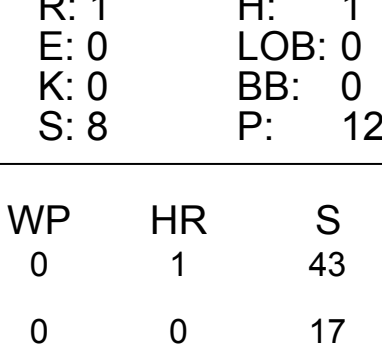
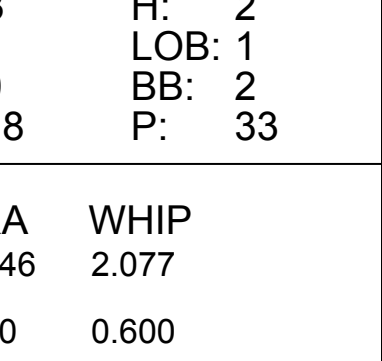
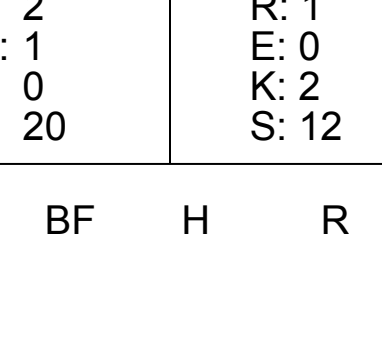
Batter	1	2	3	4	5	6	7	8	9	AB R H RBI BB SO LOB	TOP											
27 Mike Trout, R OBP: 0.395, SLG: 0.542 (1, 8)										4 3 2 1 1 1 1	Los Angeles Angels @ Toronto Blue Jays Rogers Centre, Toronto, ON Sun Jul 01 2012, 3:13 PM - 6:38 PM EDT Att: 34,853 - Partly Cloudy - 77 F											
48 Toni Hunter, R OBP: 0.343, SLG: 0.434 (1, 9)										4 0 0 1 0 1 2												
5 Albert Pujols, R OBP: 0.331, SLG: 0.458 (1, 3)										5 2 2 1 0 2 0												
44 Mark Trumbo, R OBP: 0.361, SLG: 0.620 25 Peter Bourjos, R OBP: 0.295, SLG: 0.370 (8, 8)										4 1 1 2 0 0 0 1 0 1 1 0 0 0												
8 Kendrys Morales, S OBP: 0.322, SLG: 0.428 (1, 10)										5 0 1 1 0 1 1												
47 Howie Kendrick, R OBP: 0.312, SLG: 0.382 (1, 4)										5 1 3 0 0 0 1												
6 Alberto Callaspo, S OBP: 0.326, SLG: 0.394 (1, 5)										5 1 1 2 0 1 4												
2 Erick Aybar, S OBP: 0.294, SLG: 0.347 (1, 6)										4 1 2 0 1 0 3												
41 John Hester, R OBP: 0.343, SLG: 0.429 (1, 2)										4 1 0 0 0 1 4												
Inning Stats	R: 1 H: 1 E: 0 K: 0 S: 16	H: 1 LOB: 0 BB: 0 P: 24	R: 0 H: 0 E: 0 K: 0 S: 5	H: 0 LOB: 0 BB: 0 P: 9	R: 0 H: 1 E: 0 K: 1 S: 11	H: 1 LOB: 1 BB: 0 P: 16	R: 0 H: 0 E: 0 K: 1 S: 7	H: 0 LOB: 0 BB: 0 P: 11	R: 2 H: 2 E: 0 K: 1 S: 12	H: 2 LOB: 0 BB: 0 P: 19		R: 0 H: 0 E: 0 K: 1 S: 9	H: 0 LOB: 0 BB: 0 P: 14	R: 0 H: 1 E: 0 K: 2 S: 12	H: 1 LOB: 2 BB: 1 P: 19	R: 3 H: 4 E: 0 K: 1 S: 16	H: 4 LOB: 1 BB: 0 P: 29	R: 4 H: 4 E: 2 K: 0 S: 21	H: 3 LOB: 3 BB: 1 P: 33	1B: 7 2B: 3 3B: 0 HR: 3	SF: 1 SAC: 0 DP: 0 HBP: 0	WP: 1 PB: 0 SB: 0 CS: 0
PITCHER	IP WLS BF H R ER SO BB IBB HBP BLK WP HR S P ERA WHIP											IP WLS BF H R ER SO BB IBB HBP BLK WP HR S P ERA WHIP										
32 Aaron Laffey, L ERA: 2.14 (1, 1)	6.0 22 4 3 2 4 0 0 0 0 0 1 60 93 3.00 0.667											32 Aaron Laffey, L ERA: 2.14 (1, 1)										
47 Luis Perez, L ERA: 3.18 (7, 1)	1.0 5 1 0 0 2 1 0 0 0 0 0 12 19 0.00 2.000											47 Luis Perez, L ERA: 3.18 (7, 1)										
48 Francisco Cordero, R ERA: 5.29 (8, 1)	0.1 5 4 3 3 0 0 0 0 0 0 2 10 20 81.00 12.000											48 Francisco Cordero, R ERA: 5.29 (8, 1)										
20 Jesse Chavez, R ERA: 8.15 (8, 1)	1.0 7 2 4 2 1 1 0 0 0 0 0 15 23 18.00 3.000											20 Jesse Chavez, R ERA: 8.15 (8, 1)										
57 Scott Richmond, R ERA: 6.0 (9, 1)	0.2 5 2 0 0 0 0 0 0 0 0 1 0 12 19 0.00 3.000											57 Scott Richmond, R ERA: 6.0 (9, 1)										

Batter	1	2	3	4	5	6	7	8	9	AB R H RBI BB SO LOB	BOTTOM									
13 Brett Lawrie, R OBP: 0.338, SLG: 0.434 (1, 5)										5 1 1 0 0 0 2	Los Angeles Angels @ Toronto Blue Jays Rogers Centre, Toronto, ON Sun Jul 01 2012, 3:13 PM - 6:38 PM EDT Att: 34,853 - Partly Cloudy - 77 F									
28 Colby Rasmus, L OBP: 0.277, SLG: 0.486 (1, 8)										2 1 1 3 2 1 0										
19 José Bautista, R OBP: 0.356, SLG: 0.543 (1, 10)										5 0 1 1 0 1 3										
10 Edwin Encarnación, R OBP: 0.373, SLG: 0.572 (7, 7)										1 0 1 0 2 0 0										
5 Yunel Escobar, R OBP: 0.303, SLG: 0.340 (1, 6)										4 0 1 0 0 1 7										
8 Ben Francisco, R OBP: 0.277, SLG: 0.318 26 Adam Lind, L OBP: 0.280, SLG: 0.351 (6, FH) (7, 3)										2 0 0 0 0 1 1 2 0 0 0 0 1 4										
11 Rajai Davis, R OBP: 0.322, SLG: 0.414 (1, 9)										3 1 0 0 1 1 1										
9 J.P. Arencibia, R OBP: 0.263, SLG: 0.414 (1, 2)										4 1 1 1 0 1 1										
17 Omar Vizquel, S OBP: 0.275, SLG: 0.219 (1, 4)										2 2 0 0 2 0 0										
Inning Stats	R: 0 H: 0 E: 0 K: 0 S: 10	H: 2 LOB: 1 BB: 0 P: 15	R: 0 H: 0 E: 0 K: 0 S: 4	H: 0 LOB: 0 BB: 0 P: 6	R: 0 H: 0 E: 0 K: 1 S: 10	H: 0 LOB: 0 BB: 0 P: 19	R: 0 H: 0 E: 0 K: 1 S: 8	H: 0 LOB: 0 BB: 0 P: 16	R: 2 H: 1 E: 1 K: 0 S: 14	H: 1 LOB: 2 BB: 3 P: 32		R: 1 H: 1 E: 0 K: 0 S: 13	H: 1 LOB: 0 BB: 0 P: 15	R: 0 H: 1 E: 2 K: 2 S: 16	H: 1 LOB: 2 BB: 0 P: 22	R: 3 H: 1 E: 0 K: 2 S: 11	H: 1 LOB: 0 BB: 2 P: 25	1B: 4 2B: 2 3B: 0 HR: 2	SF: 0 SAC: 0 DP: 2 HBP: 2	WP: 0 PB: 0 SB: 0 CS: 2
PITCHER	IP WLS BF H R ER SO BB IBB HBP BLK WP HR S P ERA WHIP											IP WLS BF H R ER SO BB IBB HBP BLK WP HR S P ERA WHIP								
33 C.J. Wilson, L ERA: 2.33 (1, 1)	5.0 22 3 2 1 3 5 0 1 0 0 0 49 97 1.80 1.600											33 C.J. Wilson, L ERA: 2.33 (1, 1)								
32 LaTroy Hawkins, R ERA: 1.1 (6, 1)	1.0 H 2 0 0 0 0 0 0 0 0 0 6 9 0.00 0.000											32 LaTroy Hawkins, R ERA: 1.1 (6, 1)								
55 Jason Isringhausen, R ERA: 2.57 (7, 1)	1.0 W 4 1 1 1 0 0 0 0 0 0 1 13 15 9.00 1.000											55 Jason Isringhausen, R ERA: 2.57 (7, 1)								
49 Ernesto Frieri, R ERA: 0.75 (8, 1)	1.0 H 5 1 0 0 2 0 0 0 1 0 0 16 22 0.00 1.000											49 Ernesto Frieri, R ERA: 0.75 (8, 1)								
51 Jordan Walden, R ERA: 3.96 (9, 1)	1.0 6 1 3 3 2 2 0 0 0 0 0 1 11 25 27.00 3.000											51 Jordan Walden, R ERA: 3.96 (9, 1)								

Batter	1	2	3	4	5	6	7	8	9	AB	R	H	RBI	BB	SO	LOB	TOP					
2 Erick Aybar, S OBP: 0.296, SLG: 0.349										4	1	2	1	0	0	0	Los Angeles Angels @ Cleveland Indians Progressive Field, Cleveland, OH Mon Jul 02 2012, 7:08 PM - 9:42 PM EDT Att: 21,616 - Clear - 83 F livebaseballscorecards.com					
48 Toni Hunter, R OBP: 0.341, SLG: 0.431										4	0	1	0	0	1	2						
5 Albert Pujols, R OBP: 0.336, SLG: 0.458										2	0	1	0	2	0	1						
8 Kendrys Morales, S OBP: 0.321, SLG: 0.429										4	0	1	0	0	0	4						
44 Mark Trumbo, R OBP: 0.360, SLG: 0.613 27 Mike Trout, R OBP: 0.395, SLG: 0.542										3	0	0	0	1	0	3						
6 Alberto Callaspo, S OBP: 0.329, SLG: 0.383										3	0	1	1	1	1	1						
47 Howie Kendrick, R OBP: 0.314, SLG: 0.393										3	2	1	1	0	0	3						
25 Peter Bourjos, R OBP: 0.287, SLG: 0.358										4	0	0	0	0	1	1						
46 Bobby Wilson, R OBP: 0.245, SLG: 0.208										4	0	1	0	0	1	0						
Inning Stats	R: 0 E: 0 K: 0 S: 9	H: 3 LOB: 2 BB: 0 P: 14	R: 0 E: 0 K: 1 S: 7	H: 0 LOB: 0 BB: 0 P: 8	R: 0 E: 0 K: 2 S: 8	H: 0 LOB: 0 BB: 0 P: 12	R: 0 E: 0 K: 0 S: 8	H: 1 LOB: 1 BB: 0 P: 12	R: 1 E: 0 K: 1 S: 7	H: 1 LOB: 1 BB: 0 P: 13	R: 0 E: 0 K: 0 S: 8	H: 0 LOB: 0 BB: 1 P: 13	R: 1 E: 0 K: 0 S: 8	H: 2 LOB: 0 BB: 0 P: 16	R: 1 E: 0 K: 0 S: 9	H: 1 LOB: 3 BB: 3 P: 25		R: 0 E: 0 K: 0 S: 7	H: 0 LOB: 0 BB: 0 P: 12	1B: 6 2B: 1 3B: 0 HR: 1	SF: 1 SAC: 0 DP: 0 HBP: 1	WP: 1 PB: 0 SB: 2 CS: 2
PITCHER	IP WLS BF H R ER SO BB IBB HBP BLK WP HR S P ERA WHIP	7.2 L 33 8 3 3 4 2 2 1 0 1 1 63 112 3.52 1.304	1.1 4 0 0 0 0 0 0 0 0 0 0 8 13 0.00 0.000																			

Batter	1	2	3	4	5	6	7	8	9	AB	R	H	RBI	BB	SO	LOB	BOTTOM					
17 Shin-Soo Choo, L OBP: 0.381, SLG: 0.465										4	0	2	0	0	1	0	Los Angeles Angels @ Cleveland Indians Progressive Field, Cleveland, OH Mon Jul 02 2012, 7:08 PM - 9:42 PM EDT Att: 21,616 - Clear - 83 F livebaseballscorecards.com					
13 Asdrubal Cabrera, S OBP: 0.374, SLG: 0.468										4	0	0	0	0	0	3						
22 Jason Kipnis, L OBP: 0.335, SLG: 0.420										3	0	0	0	1	0	1						
23 Michael Brantley, L OBP: 0.326, SLG: 0.383										4	0	1	0	0	0	0						
41 Carlos Santana, S OBP: 0.339, SLG: 0.336										3	0	1	0	1	0	0						
33 Johnny Damon, L OBP: 0.279, SLG: 0.329										4	0	0	0	0	0	4						
35 Casey Kotchman, L OBP: 0.279, SLG: 0.332										3	0	0	0	0	0	4						
47 Shelley Duncan, R OBP: 0.316, SLG: 0.388										2	0	0	0	1	1	3						
9 Jack Hannahan, L OBP: 0.327, SLG: 0.360										3	0	1	0	0	0	1						
Inning Stats	R: 0 E: 0 K: 0 S: 8	H: 0 LOB: 0 BB: 0 P: 11	R: 0 E: 0 K: 1 S: 7	H: 1 LOB: 1 BB: 0 P: 18	R: 0 E: 0 K: 1 S: 7	H: 0 LOB: 0 BB: 0 P: 11	R: 0 E: 0 K: 0 S: 5	H: 0 LOB: 0 BB: 0 P: 7	R: 0 E: 0 K: 0 S: 9	H: 0 LOB: 0 BB: 0 P: 12	R: 0 E: 0 K: 0 S: 8	H: 1 LOB: 1 BB: 1 P: 14	R: 0 E: 0 K: 1 S: 14	H: 1 LOB: 3 BB: 2 P: 25	R: 0 E: 0 K: 0 S: 9	H: 2 LOB: 1 BB: 0 P: 16		R: 0 E: 0 K: 0 S: 6	H: 0 LOB: 0 BB: 0 P: 10	1B: 5 2B: 0 3B: 0 HR: 0	SF: 0 SAC: 0 DP: 2 HBP: 0	WP: 0 PB: 0 SB: 0 CS: 0
PITCHER	IP WLS BF H R ER SO BB IBB HBP BLK WP HR S P ERA WHIP	7.0 W 28 5 0 0 2 3 3 0 0 0 0 67 107 0.00 1.143	2.0 S 5 0 0 0 0 0 0 0 0 0 0 10 17 0.00 0.000																			

Batter	1	2	3	4	5	6	7	8	9	AB	R	H	RBI	BB	SO	LOB	TOP										
27 Mike Trout, R OBP: 0.396, SLG: 0.552										5	1	2	3	0	2	1	Los Angeles Angels @ Cleveland Indians Progressive Field, Cleveland, OH Tue Jul 03 2012, 7:08 PM - 11:25 PM EDT Att: 29,292 - Overcast - 85 F										
48 Toni Hunter, R OBP: 0.336, SLG: 0.424										4	0	0	0	0	1	2											
5 Albert Pujols, R OBP: 0.335, SLG: 0.465										4	1	1	1	0	0	0											
8 Kendrys Morales, S OBP: 0.324, SLG: 0.435										4	0	2	0	0	1	0											
44 Mark Trumbo, R OBP: 0.355, SLG: 0.604										4	0	0	0	0	1	2											
6 Alberto Callaspo, S OBP: 0.332, SLG: 0.385										4	1	2	0	0	0	1											
47 Howie Kendrick, R OBP: 0.313, SLG: 0.391										4	1	1	0	0	0	1											
2 Erick Aybar, S OBP: 0.298, SLG: 0.355										4	0	2	0	0	0	2											
41 John Hester, R OBP: 0.329, SLG: 0.409										3	1	0	0	0	1	2											
13 Maicer Izturis, S OBP: 0.311, SLG: 0.268									1	0	0	0	0	0	1												
Inning Stats	R: 0 E: 0 K: 2 S: 9	H: 0 LOB: 0 BB: 0 P: 11	R: 0 E: 0 K: 0 S: 6	H: 0 LOB: 0 BB: 0 P: 7	R: 0 E: 0 K: 1 S: 11	H: 2 LOB: 2 BB: 0 P: 16	R: 0 E: 0 K: 1 S: 7	H: 0 LOB: 0 BB: 0 P: 10	R: 5 E: 1 K: 1 S: 28	H: 5 LOB: 1 BB: 0 P: 40	R: 0 E: 0 K: 0 S: 6	H: 1 LOB: 0 BB: 0 P: 8	R: 0 E: 0 K: 0 S: 8	H: 0 LOB: 0 BB: 0 P: 9	R: 0 E: 0 K: 0 S: 8	H: 1 LOB: 1 BB: 0 P: 12	R: 0 E: 0 K: 1 S: 11	H: 1 LOB: 1 BB: 0 P: 15	1B: 6 2B: 2 3B: 0 HR: 2	SF: 0 SAC: 0 DP: 1 HBP: 0	WP: 0 PB: 0 SB: 0 CS: 0	PA: 37					
PITCHER	IP	WLS	BF	H	R	ER	SO	BB	IBB	HBP	BLK	WP	HR	S	P	ERA	WHIP										
34 Zach McAllister, R ERA: 3.93	6.0	W	26	8	5	3	5	0	0	0	0	0	2	67	92	4.50	1.333										
36 Joe Smith, R ERA: 3.22	1.0	H	3	0	0	0	0	0	0	0	0	0	0	8	9	0.00	0.000										
52 Vinnie Pestano, R ERA: 1.91	1.0	H	4	1	0	0	0	0	0	0	0	0	0	8	12	0.00	1.000										
32 Esmil Rogers, R ERA: 6.08	1.0		4	1	0	0	1	0	0	0	0	0	0	11	15	0.00	1.000										

Batter	1	2	3	4	5	6	7	8	9	AB	R	H	RBI	BB	SO	LOB	BOTTOM										
17 Shin-Soo Choo, L OBP: 0.381, SLG: 0.474										5	2	2	0	0	2	3	Los Angeles Angels @ Cleveland Indians Progressive Field, Cleveland, OH Tue Jul 03 2012, 7:08 PM - 11:25 PM EDT Att: 29,292 - Overcast - 85 F										
13 Adrián Cabrera, S OBP: 0.368, SLG: 0.419										5	0	0	0	0	1	4											
22 Jason Kipnis, L OBP: 0.339, SLG: 0.421										4	2	2	1	1	1	2											
4 Jose Lopez, R OBP: 0.294, SLG: 0.421										4	1	3	1	0	0	1											
23 Michael Brantley, L OBP: 0.325, SLG: 0.382										4	1	1	2	0	0	2											
41 Carlos Santana, S OBP: 0.338, SLG: 0.332										3	0	0	0	1	0	2											
35 Casey Kotchman, L OBP: 0.283, SLG: 0.339										4	2	2	0	0	0	1											
47 Shelley Duncan, R OBP: 0.317, SLG: 0.409										2	1	1	2	0	0	0											
2 Aaron Cunningham, R OBP: 0.253, SLG: 0.241										1	0	1	1	0	0	0											
9 Jack Hannahan, L OBP: 0.331, SLG: 0.379										4	0	2	1	0	1	0											
Inning Stats	R: 1 E: 0 K: 0 S: 6	H: 2 LOB: 0 BB: 0 P: 11	R: 2 E: 0 K: 0 S: 13	H: 3 LOB: 1 BB: 0 P: 18	R: 0 E: 0 K: 1 S: 8	H: 1 LOB: 1 BB: 0 P: 11	R: 1 E: 0 K: 0 S: 8	H: 1 LOB: 0 BB: 0 P: 12	R: 3 E: 1 K: 0 S: 18	H: 2 LOB: 1 BB: 2 P: 33	R: 0 E: 0 K: 2 S: 7	H: 0 LOB: 0 BB: 0 P: 11	R: 1 E: 0 K: 0 S: 12	H: 2 LOB: 1 BB: 0 P: 20	R: 1 E: 0 K: 2 S: 12	H: 3 LOB: 2 BB: 0 P: 16	1B: 7 2B: 5 3B: 1 HR: 1	SF: 1 SAC: 0 DP: 1 HBP: 0	WP: 0 PB: 0 SB: 1 CS: 0	PA: 39							
PITCHER	IP	WLS	BF	H	R	ER	SO	BB	IBB	HBP	BLK	WP	HR	S	P	ERA	WHIP										
24 Dan Haren, R ERA: 4.88	4.1	L	22	9	7	6	1	0	1	0	0	0	0	43	69	12.46	2.077										
21 Hisanori Takahashi, L ERA: 4.08	1.2		6	0	0	0	2	1	0	0	0	0	0	17	27	0.00	0.600										
32 LaTroy Hawkins, R ERA: 1.56	1.0		5	2	1	1	0	0	0	0	0	0	0	12	20	9.00	2.000										
51 Jordan Walden, R ERA: 4.15	1.0		6	3	1	1	2	0	0	0	0	0	0	12	16	9.00	3.000										

AB	37
R	5
H	10
RBI	4
BB	0
SO	6
LOB	12



AB	36
R	9
H	14
RBI	8
BB	2
SO	5
LOB	15



Batter	1	2	3	4	5	6	7	8	9	AB	R	H	RBI	BB	SO	LOB	TOP							
27 Mike Trout, R OBP: 0.399, SLG: 0.551																								
48 Torii Hunter, R OBP: 0.332, SLG: 0.418																								
25 Peter Bourjos, R OBP: 0.290, SLG: 0.355																								
5 Albert Pujols, R OBP: 0.335, SLG: 0.418																								
18 Andrew Romine, S OBP: 0.667, SLG: 0.667																								
8 Kendrys Morales, S OBP: 0.327, SLG: 0.436																								
44 Mark Trumbo, R OBP: 0.360, SLG: 0.606																								
6 Alberto Callaspo, S OBP: 0.330, SLG: 0.385																								
2 Erick Aybar, S OBP: 0.341, SLG: 0.358																								
41 John Hester, R OBP: 0.324, SLG: 0.403																								
13 Maicer Izturis, S OBP: 0.310, SLG: 0.268																								
46 Bobby Wilson, R OBP: 0.237, SLG: 0.200																								
Inning Stats	R: 0 E: 0 K: 0 S: 5	H: 1 LOB: 0 BB: 0 P: 8	R: 1 E: 0 K: 1 S: 14	H: 2 LOB: 2 BB: 0 P: 24	R: 0 E: 0 K: 0 S: 7	H: 1 LOB: 1 BB: 0 P: 11	R: 0 E: 0 K: 0 S: 11	H: 2 LOB: 2 BB: 0 P: 13	R: 0 E: 0 K: 0 S: 13	H: 1 LOB: 1 BB: 0 P: 20	R: 2 E: 0 K: 0 S: 11	H: 4 LOB: 2 BB: 1 P: 16	R: 0 E: 0 K: 1 S: 14	H: 1 LOB: 0 BB: 0 P: 22	R: 0 E: 0 K: 0 S: 6	H: 0 LOB: 0 BB: 0 P: 11	R: 0 E: 0 K: 0 S: 5	H: 0 LOB: 1 BB: 1 P: 11	1B: 11 2B: 1 3B: 0 HR: 0	SF: 1 SAC: 0 DP: 3 HBP: 0	WP: 0 PB: 0 SB: 2 CS: 0	PA: 38		
PITCHER	IP: 6.0 WLS: W BF: 27 ERA: 4.43	IP: 1.0 WLS: 5 BF: 1 ERA: 5.84	IP: 1.0 WLS: 3 BF: 0 ERA: 6.15	IP: 1.0 WLS: 3 BF: 0 ERA: 3.8	IP: 6.0 WLS: W BF: 27 ERA: 4.43	IP: 1.0 WLS: 5 BF: 1 ERA: 5.84	IP: 1.0 WLS: 3 BF: 0 ERA: 6.15	IP: 1.0 WLS: 3 BF: 0 ERA: 3.8	IP: 6.0 WLS: W BF: 27 ERA: 4.43	IP: 1.0 WLS: 5 BF: 1 ERA: 5.84	IP: 1.0 WLS: 3 BF: 0 ERA: 6.15	IP: 1.0 WLS: 3 BF: 0 ERA: 3.8	IP: 6.0 WLS: W BF: 27 ERA: 4.43	IP: 1.0 WLS: 5 BF: 1 ERA: 5.84	IP: 1.0 WLS: 3 BF: 0 ERA: 6.15	IP: 1.0 WLS: 3 BF: 0 ERA: 3.8	IP: 6.0 WLS: W BF: 27 ERA: 4.43	IP: 1.0 WLS: 5 BF: 1 ERA: 5.84	IP: 1.0 WLS: 3 BF: 0 ERA: 6.15	IP: 1.0 WLS: 3 BF: 0 ERA: 3.8	IP: 6.0 WLS: W BF: 27 ERA: 4.43	IP: 1.0 WLS: 5 BF: 1 ERA: 5.84	IP: 1.0 WLS: 3 BF: 0 ERA: 6.15	IP: 1.0 WLS: 3 BF: 0 ERA: 3.8

Los Angeles Angels @ Cleveland Indians
 Progressive Field, Cleveland, OH
 Wed Jul 04 2012, 4:07 PM - 7:02 PM EDT
 Att: 20,979 - Partly Cloudy - 92 F

AB	35
R	3
H	12
RBI	3
BB	2
SO	3
LOB	23



Batter	1	2	3	4	5	6	7	8	9	AB	R	H	RBI	BB	SO	LOB	BOTTOM							
17 Shin-Soo Choo, L OBP: 0.380, SLG: 0.475																								
2 Aaron Cunningham, R OBP: 0.291, SLG: 0.262																								
13 Adrián Beltrán, S OBP: 0.370, SLG: 0.483																								
16 Jason Donald, R OBP: 0.226, SLG: 0.268																								
22 Jason Kipnis, L OBP: 0.341, SLG: 0.420																								
4 Jose Lopez, R OBP: 0.292, SLG: 0.418																								
48 Travis Hafner, L OBP: 0.386, SLG: 0.437																								
23 Michael Brantley, L OBP: 0.323, SLG: 0.388																								
35 Casey Kotchman, L OBP: 0.288, SLG: 0.355																								
9 Jack Hannahan, L OBP: 0.329, SLG: 0.375																								
33 Johnny Damon, L OBP: 0.290, SLG: 0.340																								
6 Lou Marson, R OBP: 0.394, SLG: 0.398																								
Inning Stats	R: 3 E: 0 K: 0 S: 18	H: 1 LOB: 1 BB: 3 P: 32	R: 6 E: 0 K: 1 S: 21	H: 6 LOB: 0 BB: 0 P: 36	R: 0 E: 0 K: 1 S: 7	H: 0 LOB: 0 BB: 0 P: 12	R: 0 E: 0 K: 1 S: 12	H: 1 LOB: 1 BB: 0 P: 18	R: 3 E: 0 K: 0 S: 18	H: 5 LOB: 1 BB: 0 P: 27	R: 0 E: 0 K: 0 S: 8	H: 0 LOB: 1 BB: 1 P: 14	R: 0 E: 0 K: 0 S: 8	H: 2 LOB: 1 BB: 0 P: 13	R: 0 E: 0 K: 1 S: 6	H: 0 LOB: 0 BB: 0 P: 9	R: 0 E: 0 K: 0 S: 4	H: 0 LOB: 0 BB: 0 P: 11	1B: 10 2B: 3 3B: 0 HR: 2	SF: 0 SAC: 0 DP: 2 HBP: 0	WP: 0 PB: 0 SB: 0 CS: 0	PA: 41		
PITCHER	IP: 1.1 WLS: L BF: 13 ERA: 5.75	IP: 1.2 WLS: 6 BF: 1 ERA: 4.15	IP: 1.0 WLS: 4 BF: 1 ERA: 1.41	IP: 1.0 WLS: 7 BF: 5 ERA: 3.41	IP: 3.0 WLS: 11 BF: 2 ERA: 3.77	IP: 1.1 WLS: L BF: 13 ERA: 5.75	IP: 1.2 WLS: 6 BF: 1 ERA: 4.15	IP: 1.0 WLS: 4 BF: 1 ERA: 1.41	IP: 1.0 WLS: 7 BF: 5 ERA: 3.41	IP: 3.0 WLS: 11 BF: 2 ERA: 3.77	IP: 1.1 WLS: L BF: 13 ERA: 5.75	IP: 1.2 WLS: 6 BF: 1 ERA: 4.15	IP: 1.0 WLS: 4 BF: 1 ERA: 1.41	IP: 1.0 WLS: 7 BF: 5 ERA: 3.41	IP: 3.0 WLS: 11 BF: 2 ERA: 3.77	IP: 1.1 WLS: L BF: 13 ERA: 5.75	IP: 1.2 WLS: 6 BF: 1 ERA: 4.15	IP: 1.0 WLS: 4 BF: 1 ERA: 1.41	IP: 1.0 WLS: 7 BF: 5 ERA: 3.41	IP: 3.0 WLS: 11 BF: 2 ERA: 3.77	IP: 1.1 WLS: L BF: 13 ERA: 5.75	IP: 1.2 WLS: 6 BF: 1 ERA: 4.15	IP: 1.0 WLS: 4 BF: 1 ERA: 1.41	IP: 1.0 WLS: 7 BF: 5 ERA: 3.41

Los Angeles Angels @ Cleveland Indians
 Progressive Field, Cleveland, OH
 Wed Jul 04 2012, 4:07 PM - 7:02 PM EDT
 Att: 20,979 - Partly Cloudy - 92 F

AB	37
R	12
H	15
RBI	11
BB	4
SO	4
LOB	15



Batter	1	2	3	4	5	6	7	8	9	AB	R	H	RBI	BB	SO	LOB	TOP								
13 Xavier Avery, L OBP: 0.323, SLG: 0.381										4	2	2	0	1	0	1	Baltimore Orioles @ Los Angeles Angels Angel Stadium of Anaheim, Anaheim, CA Thu Jul 05 2012, 7:10 PM - 10:30 PM PDT Att: 38,104 - Partly Cloudy - 69 F								
2 J.J. Hardy, R OBP: 0.271, SLG: 0.393										3	1	0	0	2	0	3									
32 Matt Wieters, S OBP: 0.332, SLG: 0.441										5	1	2	4	0	1	2									
10 Adam Jones, R OBP: 0.334, SLG: 0.543										5	0	0	0	0	2	4									
25 Jim Thome, L OBP: 0.326, SLG: 0.444										5	0	2	1	0	2	1									
24 Wilson Betemit, S OBP: 0.320, SLG: 0.430										4	0	0	0	0	2	3									
12 Mark Reynolds, R OBP: 0.336, SLG: 0.396										3	1	1	1	0	0	0									
3 Ryan Flaherty, L OBP: 0.242, SLG: 0.277										3	1	2	1	0	0	2									
51 Steve Pearce, R OBP: 0.224, SLG: 0.424										1	0	1	0	0	0	0									
11 Robert Andino, R OBP: 0.297, SLG: 0.320										4	1	1	0	0	0	4									
Inning Stats	R: 1 E: 0 K: 1 S: 16	H: 2 LOB: 2 BB: 1 P: 23	R: 3 E: 0 K: 1 S: 13	H: 4 LOB: 1 BB: 0 P: 22	R: 0 E: 0 K: 1 S: 5	H: 0 LOB: 0 BB: 0 P: 8	R: 3 E: 0 K: 0 S: 14	H: 3 LOB: 0 BB: 1 P: 21	R: 0 E: 0 K: 1 S: 10	H: 0 LOB: 0 BB: 0 P: 15	R: 0 E: 0 K: 2 S: 10	H: 0 LOB: 0 BB: 0 P: 15	R: 0 E: 0 K: 0 S: 11	H: 1 LOB: 1 BB: 0 P: 17	R: 0 E: 0 K: 1 S: 9	H: 0 LOB: 1 BB: 1 P: 14	1B: 8 2B: 0 3B: 0 HR: 3	SF: 0 SAC: 0 DP: 0 HBP: 1	WP: 1 PB: 0 SB: 1 CS: 0	PA: 41					
PITCHER	IP: 4.1 WLS: 2 BF: 25	H: 10 R: 7 ER: 7 SO: 3	BB: 2 IBB: 0 HBP: 1 BLK: 0	WP: 1 HR: 3 S: 53 P: 84	ERA: 14.54 WHIP: 2.769	IP: 1.0 WLS: 0 BF: 4	H: 0 R: 0 ER: 0 SO: 1	BB: 1 IBB: 0 HBP: 0 BLK: 0	WP: 0 HR: 0 S: 9 P: 14	ERA: 0.00 WHIP: 1.000															
43 Garrett Richards, R ERA: 4.21	(1, 1)											49 Ernesto Frieri, R ERA: 0.73	(9, 1)												
32 LaTroy Hawkins, R ERA: 1.42	(5, 1)																								
40 Kevin Jepsen, R ERA: 9.0	(6, 1)																								
55 Jason Istringhausen, R ERA: 3.3	(7, 1)																								
37 Scott Downs, L ERA: 0.31	(8, 1)																								
Batter	1	2	3	4	5	6	7	8	9	AB	R	H	RBI	BB	SO	LOB	BOTTOM								
27 Mike Trout, R OBP: 0.403, SLG: 0.555										2	2	2	2	1	0	0	Baltimore Orioles @ Los Angeles Angels Angel Stadium of Anaheim, Anaheim, CA Thu Jul 05 2012, 7:10 PM - 10:30 PM PDT Att: 38,104 - Partly Cloudy - 69 F								
48 Toni Hunter, R OBP: 0.330, SLG: 0.414										5	1	1	1	0	1	4									
5 Albert Pujols, R OBP: 0.334, SLG: 0.461										4	1	1	0	0	1										
8 Kendrys Morales, S OBP: 0.333, SLG: 0.441										4	0	3	3	0	0	0									
44 Mark Trumbo, R OBP: 0.355, SLG: 0.597										4	0	0	0	0	1	3									
25 Pedro Strop, R OBP: 0.290, SLG: 0.355										0	0	0	0	0	0	0									
6 Alberto Callaspo, S OBP: 0.333, SLG: 0.381										2	2	0	0	2	0	0									
47 Howie Kendrick, R OBP: 0.319, SLG: 0.394										3	2	2	1	1	1	0									
2 Erick Aybar, S OBP: 0.301, SLG: 0.364										4	1	2	1	0	0	1									
41 John Hester, R OBP: 0.312, SLG: 0.386										3	0	0	0	0	2	3									
Inning Stats	R: 1 E: 0 K: 1 S: 14	H: 2 LOB: 1 BB: 0 P: 22	R: 2 E: 0 K: 0 S: 12	H: 1 LOB: 2 BB: 2 P: 24	R: 0 E: 0 K: 1 S: 8	H: 0 LOB: 0 BB: 0 P: 13	R: 5 E: 1 K: 1 S: 25	H: 5 LOB: 1 BB: 1 P: 38	R: 0 E: 0 K: 0 S: 16	H: 1 LOB: 1 BB: 0 P: 21	R: 1 E: 0 K: 0 S: 7	H: 1 LOB: 1 BB: 1 P: 20	R: 0 E: 0 K: 1 S: 6	H: 0 LOB: 0 BB: 0 P: 7	R: 0 E: 0 K: 1 S: 8	H: 1 LOB: 0 BB: 0 P: 10	1B: 10 2B: 1 3B: 0 HR: 0	SF: 2 SAC: 1 DP: 1 HBP: 0	WP: 0 PB: 1 SB: 4 CS: 0	PA: 38					
PITCHER	IP: 3.2 WLS: 1 BF: 19	H: 6 R: 6 ER: 6 SO: 3	BB: 3 IBB: 0 HBP: 0 BLK: 0	WP: 0 HR: 0 S: 51 P: 84	ERA: 14.73 WHIP: 3.000	IP: 1.1 WLS: 0 BF: 5	H: 0 R: 0 ER: 0 SO: 0	BB: 0 IBB: 0 HBP: 0 BLK: 0	WP: 0 HR: 0 S: 7 P: 20	ERA: 0.00 WHIP: 0.000	IP: 1.0 WLS: 1 BF: 4	H: 0 R: 0 ER: 0 SO: 1	BB: 1 IBB: 0 HBP: 0 BLK: 0	WP: 0 HR: 0 S: 9 P: 14	ERA: 0.00 WHIP: 1.000										
34 Jake Arrieta, R ERA: 6.13	(1, 1)																								
36 Luis Ayala, R ERA: 2.37	(4, 1)																								
27 Matt Lindstrom, R ERA: 2.65	(6, 1)																								
63 Kevin Gregg, R ERA: 4.24	(7, 1)																								
47 Pedro Strop, R ERA: 1.69	(8, 1)																								

Batter	1	2	3	4	5	6	7	8	9	AB	R	H	RBI	BB	SO	LOB	TOP					
13 Xavier Avery, L (1,7) OBP: 0.313, SLG: 0.360 51 Steve Pearce, R (9,PH) OBP: 0.319, SLG: 0.460	P6		K			G3			F9	3	0	0	0	0	1	1						
2 J.J. Hardy, R (1,6) OBP: 0.265, SLG: 0.384	F8		K			B2-3			G5-3	4	0	0	0	0	1	1						
19 Chris Davis, L (1,9) OBP: 0.312, SLG: 0.475	E4					G6-3			K	4	0	0	0	0	2	0						
10 Adam Jones, R (1,8) OBP: 0.333, SLG: 0.540	K					F8			P6	3	0	0	0	0	1	1						
25 Jim Thome, L (1,10) OBP: 0.337, SLG: 0.446		G6-3								2	0	1	0	1	0	0						
32 Matt Wieters, S (1,2) OBP: 0.328, SLG: 0.434		G2-3								3	0	0	0	0	0	1						
24 Wilson Betemit, S (1,5) OBP: 0.319, SLG: 0.430										3	0	1	0	0	1	0						
54 Joe Mahoney, L (1,3)										3	0	0	0	0	0	1						
11 Robert Andino, R (1,4) OBP: 0.293, SLG: 0.315										3	0	1	0	0	0	0						
Inning Stats	R: 0 H: 0 E: 1 K: 1 S: 11	H: 0 LOB: 1 BB: 0 P: 19	R: 0 H: 1 E: 0 K: 0 S: 12	H: 1 LOB: 1 BB: 0 P: 17	R: 0 H: 1 E: 0 K: 2 S: 12	H: 1 LOB: 0 BB: 0 P: 17	R: 0 H: 0 E: 0 K: 0 S: 6	H: 0 LOB: 1 BB: 1 P: 13	R: 0 H: 0 E: 0 K: 1 S: 9	H: 0 LOB: 0 BB: 0 P: 15	R: 0 H: 0 E: 0 K: 1 S: 10	H: 0 LOB: 0 BB: 0 P: 13	R: 0 H: 1 E: 0 K: 0 S: 6	H: 0 LOB: 0 BB: 0 P: 9	R: 0 H: 0 E: 0 K: 0 S: 5	H: 0 LOB: 0 BB: 0 P: 6	R: 0 H: 0 E: 0 K: 1 S: 7	H: 0 LOB: 0 BB: 0 P: 10	1B: 2 2B: 1 3B: 0 HR: 0	SF: 0 SAC: 0 DP: 0 HBP: 0	WP: 0 PB: 0 SB: 0 CS: 1	PA: 30
PITCHER	IP	WLS	BF	H	R	ER	SO	BB	IBB	HBP	BLK	WP	HR	S	P	ERA	WHIP					
36 Jered Weaver, R (1,1) ERA: 1.96	8.0	W	27	3	0	0	5	1	0	0	0	0	0	71	109	0.00	0.500					
37 Scott Downs, L (9,1) ERA: 0.3	1.0	S	3	0	0	0	1	0	0	0	0	0	0	7	10	0.00	0.000					

Baltimore Orioles @ Los Angeles Angels
 Angel Stadium of Anaheim, Anaheim, CA
 Sat Jul 07 2012, 7:15 PM - 9:28 PM PDT
 Att: 41,147 - Clear - 75 F

livebaseballscorecards.com

AB 29
R 0
H 3
RBI 0
BB 1
SO 6
LOB 5



Batter	1	2	3	4	5	6	7	8	9	AB	R	H	RBI	BB	SO	LOB	BOTTOM					
27 Mike Trout, R (1,8) OBP: 0.399, SLG: 0.555	G6-3									3	1	0	0	1	0	3						
48 Tori Hunter, R (1,9) OBP: 0.331, SLG: 0.424	F7									4	1	1	1	0	2	2						
5 Albert Pujols, R (1,10) OBP: 0.332, SLG: 0.452	K									3	0	0	0	1	1	2						
8 Kendrys Morales, S (1,3) OBP: 0.327, SLG: 0.431		P6								4	0	1	1	0	0	2						
44 Mark Trumbo, R (1,7) OBP: 0.359, SLG: 0.602 25 Peter Bourjos, R (8,8) OBP: 0.290, SLG: 0.355	K									4	1	1	0	0	1	2						
6 Alberto Callaspo, S (1,5) OBP: 0.331, SLG: 0.373										0	0	0	0	0	0	0						
47 Howie Kendrick, R (1,4) OBP: 0.317, SLG: 0.388										3	0	0	0	1	0	1						
2 Erick Aybar, S (1,6) OBP: 0.294, SLG: 0.355										3	0	1	1	0	0	0						
46 Bobby Wilson, R (1,2) OBP: 0.256, SLG: 0.215										4	0	0	0	0	0	3						
Inning Stats	R: 0 H: 0 E: 0 K: 1 S: 10	H: 0 LOB: 0 BB: 0 P: 15	R: 0 H: 0 E: 0 K: 1 S: 8	H: 0 LOB: 2 BB: 1 P: 15	R: 0 H: 1 E: 0 K: 1 S: 14	H: 1 LOB: 2 BB: 1 P: 24	R: 1 H: 3 E: 1 K: 0 S: 11	H: 3 LOB: 2 BB: 0 P: 14	R: 0 H: 0 E: 0 K: 1 S: 10	H: 0 LOB: 0 BB: 0 P: 15	R: 0 H: 0 E: 0 K: 0 S: 8	H: 0 LOB: 0 BB: 0 P: 11	R: 2 H: 2 E: 0 K: 0 S: 8	H: 2 LOB: 2 BB: 2 P: 17	R: 0 H: 0 E: 0 K: 0 S: 6	H: 0 LOB: 0 BB: 0 P: 9	R: 0 H: 0 E: 0 K: 1 S: 7	H: 0 LOB: 0 BB: 0 P: 10	1B: 5 2B: 1 3B: 0 HR: 0	SF: 0 SAC: 0 DP: 0 HBP: 1	WP: 0 PB: 0 SB: 0 CS: 0	PA: 35
PITCHER	IP	WLS	BF	H	R	ER	SO	BB	IBB	HBP	BLK	WP	HR	S	P	ERA	WHIP					
39 Jason Hammel, R (1,1) ERA: 3.47	6.2	L	31	6	3	3	4	3	1	0	0	0	0	68	110	4.05	1.350					
47 Pedro Strop, R (7,1) ERA: 1.07	0.1		1	0	0	0	0	0	0	0	0	0	0	1	1	0.00	0.000					
37 Dana Eveland, L (8,1) ERA: 3.98	1.0		3	0	0	0	0	0	0	0	0	0	0	6	9	0.00	0.000					

Baltimore Orioles @ Los Angeles Angels
 Angel Stadium of Anaheim, Anaheim, CA
 Sat Jul 07 2012, 7:15 PM - 9:28 PM PDT
 Att: 41,147 - Clear - 75 F

livebaseballscorecards.com

AB 30
R 3
H 6
RBI 3
BB 4
SO 4
LOB 15



Batter	1	2	3	4	5	6	7	8	9	AB	R	H	RBI	BB	SO	LOB	TOP										
11 Robert Andino, R OBP: 0.293, SLG: 0.318										4	0	1	0	0	1	2	<p>Baltimore Orioles @ Los Angeles Angels Angel Stadium of Anaheim, Anaheim, CA Sun Jul 08 2012, 12:39 PM - 3:10 PM PDT Att: 37,108 - Sunny - 79 F</p> <p>livebaseballscorecards.com</p>										
2 J.J. Hardy, R OBP: 0.292, SLG: 0.380										4	0	0	0	0	1	3											
32 Matt Wieters, S OBP: 0.327, SLG: 0.431										4	0	1	0	0	2	1											
10 Adam Jones, R OBP: 0.330, SLG: 0.534										4	0	0	0	0	1	2											
12 Mark Reynolds, R OBP: 0.324, SLG: 0.383										4	0	0	0	0	1	1											
19 Chris Davis, L OBP: 0.315, SLG: 0.474										3	0	1	0	1	2	0											
51 Steve Pearce, R OBP: 0.324, SLG: 0.462										2	0	1	0	0	0	1											
13 Xavier Avery, L OBP: 0.317, SLG: 0.356										1	0	0	0	1	1	2											
6 Steve Tolleson, R OBP: 0.268, SLG: 0.365										2	0	0	0	0	1	2											
24 Wilson Betemit, S OBP: 0.316, SLG: 0.429										1	0	0	0	0	1	1											
28 Ronny Paulino, R OBP: 0.266, SLG: 0.302										3	0	1	0	0	0	1											
Inning Stats	R: 0 H: 1 E: 0 K: 2 S: 15	H: 1 LOB: 1 BB: 0 P: 22	R: 0 H: 0 E: 0 K: 0 S: 12	H: 1 LOB: 1 BB: 0 P: 17	R: 0 H: 0 E: 0 K: 1 S: 8	H: 0 LOB: 0 BB: 0 P: 12	R: 0 H: 0 E: 0 K: 1 S: 15	H: 0 LOB: 0 BB: 0 P: 23	R: 0 H: 1 E: 0 K: 2 S: 9	H: 1 LOB: 1 BB: 0 P: 14	R: 0 H: 0 E: 0 K: 1 S: 7	H: 0 LOB: 0 BB: 0 P: 10	R: 0 H: 0 E: 0 K: 1 S: 6	H: 0 LOB: 0 BB: 0 P: 9	R: 0 H: 1 E: 0 K: 1 S: 12	H: 1 LOB: 2 BB: 1 P: 21	R: 0 H: 1 E: 0 K: 2 S: 11	H: 1 LOB: 2 BB: 1 P: 21	1B: 4 2B: 1 3B: 0 HR: 0	SF: 0 SAC: 0 DP: 0 HBP: 0	WP: 0 PB: 0 SB: 0 CS: 0	PA: 34					
PITCHER	IP	WLS	BF	H	R	ER	SO	BB	IBB	HBP	BLK	WP	HR	S	P	ERA	WHIP										
59 Brad Mills, L ERA: 1.35	5.0	W	18	3	0	0	6	0	0	0	0	0	0	59	88	0.00	0.600										
32 LaTroy Hawkins, R ERA: 1.35	1.0		3	0	0	0	1	0	0	0	0	0	0	7	10	0.00	0.000										
40 Kevin Jepsen, R ERA: 7.2	1.0		3	0	0	0	1	0	0	0	0	0	0	6	9	0.00	0.000										
51 Jordan Walden, R ERA: 3.86	1.0		5	1	0	0	1	1	0	0	0	0	0	12	21	0.00	2.000										
49 Ernesto Frieri, R ERA: 0.71	1.0		5	1	0	0	2	1	0	0	0	0	0	11	21	0.00	2.000										

Batter	1	2	3	4	5	6	7	8	9	AB	R	H	RBI	BB	SO	LOB	BOTTOM										
27 Mike Trout, R OBP: 0.397, SLG: 0.562										4	1	1	1	0	0	2	<p>Baltimore Orioles @ Los Angeles Angels Angel Stadium of Anaheim, Anaheim, CA Sun Jul 08 2012, 12:39 PM - 3:10 PM PDT Att: 37,108 - Sunny - 79 F</p> <p>livebaseballscorecards.com</p>										
48 Torii Hunter, R OBP: 0.333, SLG: 0.427										3	1	1	0	1	0	0											
5 Albert Pujols, R OBP: 0.334, SLG: 0.460										3	1	1	2	1	0	1											
44 Mark Trumbo, R OBP: 0.358, SLG: 0.608										4	1	1	1	0	1	1											
47 Howie Kendrick, R OBP: 0.313, SLG: 0.382										4	0	0	0	0	2	1											
2 Erick Aybar, S OBP: 0.297, SLG: 0.365										3	2	1	1	1	0	1											
25 Peter Bourjos, R OBP: 0.291, SLG: 0.349										2	0	0	0	1	0	0											
13 Maicer Izturis, S OBP: 0.309, SLG: 0.268										3	0	1	1	0	1	0											
41 John Hester, R OBP: 0.293, SLG: 0.360										3	0	0	0	0	2	2											
Inning Stats	R: 0 H: 4 E: 0 K: 0 S: 7	H: 0 LOB: 0 BB: 0 P: 9	R: 1 H: 1 E: 0 K: 1 S: 8	H: 1 LOB: 0 BB: 0 P: 12	R: 3 H: 3 E: 0 K: 2 S: 15	H: 3 LOB: 0 BB: 0 P: 20	R: 1 H: 1 E: 0 K: 2 S: 14	H: 1 LOB: 2 BB: 2 P: 25	R: 1 H: 1 E: 0 K: 0 S: 8	H: 1 LOB: 0 BB: 1 P: 16	R: 0 H: 0 E: 0 K: 0 S: 5	H: 0 LOB: 0 BB: 0 P: 9	R: 0 H: 0 E: 0 K: 1 S: 10	H: 0 LOB: 0 BB: 0 P: 14	R: 0 H: 0 E: 0 K: 0 S: 8	H: 0 LOB: 1 BB: 1 P: 15		1B: 1 2B: 2 3B: 0 HR: 4	SF: 0 SAC: 0 DP: 1 HBP: 0	WP: 0 PB: 0 SB: 0 CS: 0	PA: 33						
PITCHER	IP	WLS	BF	H	R	ER	SO	BB	IBB	HBP	BLK	WP	HR	S	P	ERA	WHIP										
16 Wei-Yin Chen, L ERA: 3.93	1.1		20	5	6	6	5	3	0	0	0	0	0	11	19	0.00	0.500										
38 Luis Ayala, R ERA: 2.49	2.0		6	1	0	0	0	0	0	0	0	0	0	1	11	0.00	0.500										
27 Matt Lindstrom, R ERA: 2.5	1.0		3	0	0	0	1	0	0	0	0	0	0	10	14	0.00	0.000										
63 Kevin Gregg, R ERA: 4.07	1.0		4	0	0	0	0	1	0	0	0	0	0	8	15	0.00	1.000										

Baltimore Orioles @ Los Angeles Angels
Angel Stadium of Anaheim, Anaheim, CA
Sun Jul 08 2012, 12:39 PM - 3:10 PM PDT
Att: 37,108 - Sunny - 79 F

AB 32
R 0
H 5
RBI 0
BB 2
SO 11
LOB 16



Baltimore Orioles @ Los Angeles Angels
Angel Stadium of Anaheim, Anaheim, CA
Sun Jul 08 2012, 12:39 PM - 3:10 PM PDT
Att: 37,108 - Sunny - 79 F

AB 29
R 6
H 6
RBI 6
BB 4
SO 6
LOB 8



Batter	1	2	3	4	5	6	7	8	9	AB	R	H	RBI	BB	SO	LOB	TOP										
27 Mike Trout, R OBP: 0.398, SLG: 0.565 (1, 8)										4	1	2	0	0	0	0											
48 Toni Hunter, R OBP: 0.329, SLG: 0.421 (1, 9)										4	0	0	0	0	1	2											
5 Albert Pujols, R OBP: 0.336, SLG: 0.464 (1, 3)										4	1	2	1	0	1	0											
8 Kendrys Morales, S OBP: 0.326, SLG: 0.426 (1, 10)										3	1	0	0	0	0	1											
44 Mark Trumbo, R OBP: 0.360, SLG: 0.616 25 Peter Bourjos, R OBP: 0.291, SLG: 0.349 (8, 8)										4	1	2	3	0	0	1											
6 Alberto Callaspo, S OBP: 0.329, SLG: 0.368 (1, 5)										3	0	0	0	1	2	1											
47 Howie Kendrick, R OBP: 0.316, SLG: 0.387 (1, 4)										4	0	2	0	0	0	1											
2 Erick Aybar, S OBP: 0.297, SLG: 0.373 (1, 6)										4	1	1	1	0	2	2											
41 John Hester, R OBP: 0.282, SLG: 0.346 13 Maicer Izturis, S OBP: 0.309, SLG: 0.268 (9, PH)										3	0	0	0	0	1	1											
Inning Stats	R: 0 E: 0 K: 1 S: 6	H: 0 LOB: 0 BB: 0 P: 9	R: 0 E: 0 K: 0 S: 5	H: 1 LOB: 0 BB: 0 P: 8	R: 1 E: 0 K: 0 S: 11	H: 2 LOB: 1 BB: 0 P: 18	R: 0 E: 0 K: 0 S: 6	H: 0 LOB: 0 BB: 0 P: 11	R: 0 E: 0 K: 1 S: 5	H: 0 LOB: 0 BB: 1 P: 9	R: 0 E: 0 K: 0 S: 5	H: 0 LOB: 0 BB: 0 P: 9	R: 3 E: 0 K: 3 S: 18	H: 3 LOB: 1 BB: 0 P: 26	R: 1 E: 0 K: 1 S: 12	H: 2 LOB: 1 BB: 0 P: 17	R: 0 E: 0 K: 1 S: 10	H: 1 LOB: 1 BB: 0 P: 16	1B: 4 2B: 3 3B: 0 HR: 2	SF: 0 SAC: 0 DP: 0 HBP: 1	WP: 0 PB: 0 SB: 2 CS: 2	PA: 35					
PITCHER	IP	WLS	BF	H	R	ER	SO	BB	IBB	HBP	BLK	WP	HR	S	P	ERA	WHIP										
18 Hiroki Kuroda, R ERA: 3.67 (1, 1)	7.1		30	8	5	5	6	1	0	1	0	0	2	63	101	6.14	1.227										
40 Chad Qualls, R ERA: 4.33 (8, 1)	0.2	W	2	0	0	0	0	0	0	0	0	0	0	5	6	0.00	0.000										
29 Rafael Soriano, R ERA: 1.56 (9, 1)	1.0	S	4	1	0	0	1	0	0	0	0	0	0	10	16	0.00	1.000										

Los Angeles Angels @ New York Yankees
Yankee Stadium, Bronx, NY
Fri Jul 13 2012, 7:10 PM - 10:08 PM EDT
Att: 47,873 - Cloudy - 81 F

AB 33
R 5
H 9
RBI 5
BB 1
SO 7
LOB 9



Batter	1	2	3	4	5	6	7	8	9	AB	R	H	RBI	BB	SO	LOB	BOTTOM										
2 Derek Jeter, R OBP: 0.355, SLG: 0.415 (1, 6)										4	2	2	0	0	1	0											
14 Curtis Granderson, L OBP: 0.353, SLG: 0.506 (1, 8)										3	1	1	0	1	2	1											
25 Mark Teixeira, S OBP: 0.336, SLG: 0.493 (1, 3)										4	2	2	5	0	0	1											
13 Alex Rodriguez, R OBP: 0.353, SLG: 0.430 (1, 5)										4	0	0	0	0	1	1											
24 Robinson Cano, L OBP: 0.373, SLG: 0.574 (1, 4)										4	0	1	0	0	0	1											
33 Nick Swisher, S OBP: 0.342, SLG: 0.480 45 Dewayne Wise, L OBP: 0.288, SLG: 0.520 (8, FR)										2	0	1	0	2	0	1											
22 Andruw Jones, R OBP: 0.300, SLG: 0.533 27 Raul Ibanez, L OBP: 0.300, SLG: 0.457 26 Darrell McDonald, R OBP: 0.297, SLG: 0.352 (8, PH)										3	0	0	0	0	2	3											
55 Russell Martin, R OBP: 0.304, SLG: 0.348 (1, 2)										3	0	1	1	1	0	3											
17 Jayson Nix, R OBP: 0.273, SLG: 0.394 12 Eric Chavez, L OBP: 0.333, SLG: 0.500 (8, PH)										3	0	0	0	0	1	2											
Inning Stats	R: 0 E: 0 K: 1 S: 9	H: 0 LOB: 0 BB: 0 P: 12	R: 0 E: 1 K: 2 S: 11	H: 0 LOB: 2 BB: 1 P: 19	R: 2 E: 0 K: 1 S: 10	H: 2 LOB: 0 BB: 0 P: 15	R: 0 E: 0 K: 1 S: 8	H: 1 LOB: 0 BB: 0 P: 12	R: 0 E: 0 K: 1 S: 8	H: 0 LOB: 0 BB: 1 P: 16	R: 0 E: 0 K: 0 S: 8	H: 1 LOB: 1 BB: 0 P: 11	R: 0 E: 0 K: 1 S: 11	H: 1 LOB: 1 BB: 0 P: 16	R: 4 E: 0 K: 0 S: 18	H: 3 LOB: 2 BB: 3 P: 35	R: 0 E: 0 K: 1 S: 10	H: 0 LOB: 0 BB: 0 P: 16	1B: 3 2B: 2 3B: 1 HR: 2	SF: 0 SAC: 0 DP: 2 HBP: 0	WP: 0 PB: 0 SB: 1 CS: 0	PA: 36					
PITCHER	IP	WLS	BF	H	R	ER	SO	BB	IBB	HBP	BLK	WP	HR	S	P	ERA	WHIP										
33 C.J. Wilson, L ERA: 2.43 (1, 1)	7.0		27	5	2	2	7	2	0	0	0	0	1	65	101	2.57	1.000										
37 Scott Downs, L ERA: 1.47 (8, 1)	0.2	L	6	2	4	4	0	2	0	0	0	0	1	14	25	54.00	6.000										
40 Kevin Jepsen, R ERA: 6.97 (8, 1)	0.1		3	1	0	0	0	0	1	0	0	0	0	4	10	0.00	3.000										

Los Angeles Angels @ New York Yankees
Yankee Stadium, Bronx, NY
Fri Jul 13 2012, 7:10 PM - 10:08 PM EDT
Att: 47,873 - Cloudy - 81 F

AB 31
R 6
H 8
RBI 6
BB 5
SO 7
LOB 15



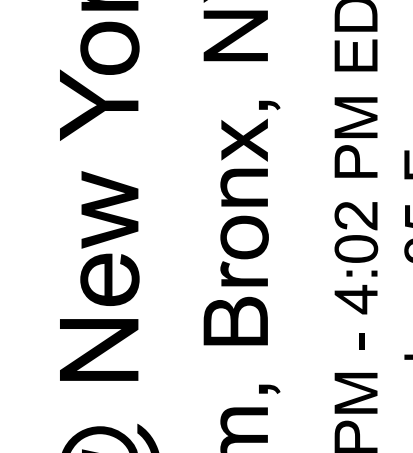
Batter	1	2	3	4	5	6	7	8	9	AB	R	H	RBI	BB	SO	LOB	TOP										
27 Mike Trout, R OBP: 0.401, SLG: 0.569										5	1	3	0	0	1	1	Los Angeles Angels @ New York Yankees Yankee Stadium, Bronx, NY Sat Jul 14 2012, 1:10 PM - 4:02 PM EDT Att: 47,789 - Cloudy - 85 F										
2 Erick Aybar, S OBP: 0.298, SLG: 0.372										4	1	1	0	1	0	2											
5 Albert Pujols, R OBP: 0.334, SLG: 0.458										4	0	0	0	1	1	4											
8 Kendrys Morales, S OBP: 0.325, SLG: 0.421										3	0	0	0	1	1	3											
44 Mark Trumbo, R OBP: 0.358, SLG: 0.610										3	0	0	0	1	1	2											
6 Alberto Callaspo, S OBP: 0.328, SLG: 0.366										4	0	1	2	0	1	2											
47 Howie Kendrick, R OBP: 0.315, SLG: 0.383										3	1	0	0	1	1	3											
25 Peter Bourjos, R OBP: 0.290, SLG: 0.346										4	0	1	0	0	1	1											
46 Bobby Wilson, R OBP: 0.258, SLG: 0.218										3	0	1	1	0	1	0											
13 Maicer Izturis, S OBP: 0.307, SLG: 0.266										1	0	0	0	0	0	1											
41 John Hester, R OBP: 0.282, SLG: 0.346										0	0	0	0	0	0	0											
Inning Stats	R: 2 H: 3 E: 0 K: 1 S: 17	WLS: 3 BF: 2 LOB: 2 P: 28	R: 0 H: 1 E: 0 K: 2 S: 10	LOB: 1 BB: 0 P: 14	R: 0 H: 0 E: 0 K: 1 S: 8	LOB: 0 BB: 1 P: 16	R: 1 H: 1 E: 0 K: 0 S: 14	LOB: 2 BB: 2 P: 28	R: 0 H: 1 E: 0 K: 0 S: 9	LOB: 1 BB: 0 P: 13	R: 0 H: 0 E: 0 K: 0 S: 11	LOB: 0 BB: 0 P: 17	R: 0 H: 1 E: 0 K: 2 S: 13	LOB: 1 BB: 0 P: 15	R: 0 H: 0 E: 0 K: 2 S: 9	LOB: 0 BB: 0 P: 13	1B: 6 2B: 1 3B: 0 HR: 0	SF: 0 SAC: 0 DP: 0 HBP: 0	WP: 1 PB: 0 SB: 3 CS: 0	PA: 39							
PITCHER	IP	WLS	BF	H	R	ER	SO	BB	IBB	HBP	BLK	WP	HR	S	P	ERA	WHIP										
36 Freddy Garcia, R ERA: 5.25	5.0	W	25	5	3	3	4	5	0	0	0	1	0	55	98	5.40	2.000										
38 Cody Eppley, R ERA: 2.49	2.0	H	7	1	0	0	0	0	0	0	0	0	0	20	30	0.00	0.500										
30 David Robertson, R ERA: 2.45	1.0	H	4	1	0	0	2	0	0	0	0	0	0	13	15	0.00	1.000										
29 Rafael Soriano, R ERA: 1.51	1.0	S	3	0	0	0	2	0	0	0	0	0	0	9	13	0.00	0.000										

Batter	1	2	3	4	5	6	7	8	9	AB	R	H	RBI	BB	SO	LOB	BOTTOM										
2 Derek Jeter, R OBP: 0.354, SLG: 0.413										4	1	1	0	0	0	1	Los Angeles Angels @ New York Yankees Yankee Stadium, Bronx, NY Sat Jul 14 2012, 1:10 PM - 4:02 PM EDT Att: 47,789 - Cloudy - 85 F										
14 Curtis Granderson, L OBP: 0.332, SLG: 0.512										4	1	1	2	0	1	1											
13 Alex Rodriguez, R OBP: 0.355, SLG: 0.435										4	1	2	0	0	0	1											
24 Robinson Cano, L OBP: 0.374, SLG: 0.582										4	1	2	3	0	1	1											
25 Mark Teixeira, S OBP: 0.333, SLG: 0.489										3	0	0	0	0	0	1											
33 Nick Swisher, S OBP: 0.342, SLG: 0.477										2	0	0	0	1	1	0											
27 Raul Ibanez, L ERA: 4.87										3	0	1	0	0	1	1											
45 Dewayne Wise, L OBP: 0.288, SLG: 0.520										0	0	0	0	0	0	0											
12 Eric Chavez, L OBP: 0.327, SLG: 0.489										3	0	0	0	0	1	1											
19 Chris Stewart, R OBP: 0.278, SLG: 0.294										3	1	1	0	0	1	0											
Inning Stats	R: 2 H: 2 E: 0 K: 0 S: 12	WLS: 2 BF: 2 LOB: 0 P: 21	R: 0 H: 0 E: 0 K: 1 S: 8	LOB: 0 BB: 1 P: 16	R: 2 H: 2 E: 0 K: 0 S: 15	LOB: 2 BB: 0 P: 24	R: 0 H: 1 E: 0 K: 2 S: 12	LOB: 1 BB: 0 P: 17	R: 0 H: 0 E: 0 K: 1 S: 7	LOB: 0 BB: 0 P: 11	R: 1 H: 2 E: 0 K: 0 S: 7	LOB: 0 BB: 0 P: 12	R: 0 H: 0 E: 0 K: 1 S: 5	LOB: 0 BB: 0 P: 6	R: 0 H: 1 E: 0 K: 1 S: 9	LOB: 1 BB: 0 P: 15	1B: 5 2B: 3 3B: 0 HR: 2	SF: 0 SAC: 0 DP: 2 HBP: 0	WP: 1 PB: 0 SB: 1 CS: 1	PA: 31							
PITCHER	IP	WLS	BF	H	R	ER	SO	BB	IBB	HBP	BLK	WP	HR	S	P	ERA	WHIP										
57 Jerome Williams, R ERA: 4.87	6.0	L	24	7	5	5	4	1	0	0	0	1	2	61	101	7.50	1.333										
21 Hisanori Takahashi, L ERA: 4.02	1.0		3	0	0	0	1	0	0	0	0	0	0	5	6	0.00	0.000										
32 LaTroy Hawkins, R ERA: 1.29	1.0		4	1	0	0	1	0	0	0	0	0	0	9	15	0.00	1.000										

AB 34
R 3
H 7
RBI 3
BB 5
SO 8
LOB 19



AB 30
R 5
H 8
RBI 5
BB 1
SO 6
LOB 7



Batter	1	2	3	4	5	6	7	8	9	AB	R	H	RBI	BB	SO	LOB	TOP									
27 Mike Trout, R OBP: 0.403, SLG: 0.569										4	1	1	1	1	2	2										
48 Toni Hunter, R OBP: 0.337, SLG: 0.436										5	1	4	3	0	1	0										
5 Albert Pujols, R OBP: 0.339, SLG: 0.470										5	0	2	1	0	0	4										
8 Kendrys Morales, S OBP: 0.325, SLG: 0.415										3	0	0	0	1	1											
44 Mark Trumbo, R OBP: 0.361, SLG: 0.625										4	1	1	1	0	1	2										
47 Howie Kendrick, R OBP: 0.311, SLG: 0.378										4	0	0	0	0	2	0										
2 Erick Aybar, S OBP: 0.306, SLG: 0.383										3	0	1	0	0	0	0										
13 Maicer Izturis, S OBP: 0.314, SLG: 0.291										4	1	1	0	0	2	2										
41 John Hester, R OBP: 0.295, SLG: 0.350										2	2	1	0	1	0	1										
6 Alberto Callaspo, S OBP: 0.350, SLG: 0.358										1	0	0	0	0	0	0										
Inning Stats	R: 0 E: 0 K: 1 S: 7	H: 1 LOB: 0 BB: 0 P: 11	R: 0 E: 0 K: 0 S: 5	H: 0 LOB: 0 BB: 0 P: 5	R: 0 E: 0 K: 0 S: 17	H: 1 LOB: 2 BB: 1 P: 28	R: 0 E: 0 K: 2 S: 10	H: 0 LOB: 0 BB: 0 P: 11	R: 4 E: 0 K: 0 S: 12	H: 4 LOB: 1 BB: 2 P: 22	R: 0 E: 0 K: 2 S: 11	H: 2 LOB: 2 BB: 0 P: 14	R: 0 E: 0 K: 1 S: 5	H: 1 LOB: 0 BB: 0 P: 6	R: 1 E: 0 K: 2 S: 9	H: 1 LOB: 0 BB: 0 P: 12	R: 0 E: 1 K: 1 S: 9	H: 1 LOB: 1 BB: 0 P: 13	1B: 6 2B: 4 3B: 0 HR: 1	SF: 0 SAC: 0 DP: 3 HBP: 1	WP: 1 PB: 0 SB: 2 CS: 0	PA: 39				
PITCHER	IP: 5.2 ERA: 4.66	WLS: 1 BF: 27	H: 8 R: 5 ER: 5 SO: 5	R: 5 LOB: 0 BB: 0 P: 11	BB: 3 IBB: 0 HBP: 1 BLK: 0	WP: 1 HR: 0 S: 60 P: 89	ERA: 7.94 WHIP: 1.941		PITCHER	IP: 6.0 ERA: 3.52	WLS: 1 BF: 4	H: 1 R: 0 ER: 0 SO: 1	R: 0 LOB: 0 BB: 0 P: 12	BB: 0 IBB: 0 HBP: 0 BLK: 0	WP: 0 HR: 7 S: 18 P: 12	ERA: 0.00 WHIP: 0.750		PITCHER	IP: 1.0 ERA: 3.0	WLS: 0 BF: 4	H: 1 R: 0 ER: 0 SO: 1	R: 0 LOB: 0 BB: 0 P: 13	BB: 0 IBB: 0 HBP: 0 BLK: 0	WP: 0 HR: 1 S: 13 P: 13	ERA: 0.00 WHIP: 1.000	
21 Rick Porcello, R ERA: 4.66																										
20 Octavio Dotel, R ERA: 3.52																										
53 Joaquin Benoit, R ERA: 3.0																										
46 Jose Valverde, R ERA: 3.96																										

Los Angeles Angels @ Detroit Tigers
Comerica Park, Detroit, MI
Mon Jul 16 2012, 7:10 PM - 10:17 PM EDT
Att: 36,806 - Partly Cloudy - 93 F

AB	35
R	6
H	11
RBI	6
BB	3
SO	9
LOB	12



Batter	1	2	3	4	5	6	7	8	9	AB	R	H	RBI	BB	SO	LOB	BOTTOM									
14 Austin Jackson, R OBP: 0.405, SLG: 0.533										4	1	1	0	1	0	1										
52 Quintin Berry, L OBP: 0.376, SLG: 0.400										5	2	3	1	0	0	2										
24 Miguel Cabrera, R OBP: 0.387, SLG: 0.585										3	1	0	1	2	0	1										
28 Prince Fielder, L OBP: 0.385, SLG: 0.501										3	2	2	1	2	0	3										
21 Delmon Young, R OBP: 0.299, SLG: 0.414										4	0	2	2	0	1	4										
26 Brennan Boesch, L OBP: 0.281, SLG: 0.382										4	1	1	2	0	0	3										
32 Don Kelly, L OBP: 0.282, SLG: 0.258										0	0	0	0	0	0	0										
27 Jhonny Peralta, R OBP: 0.334, SLG: 0.411										4	0	1	0	0	1	2										
13 Alex Avila, L OBP: 0.345, SLG: 0.383										3	1	0	0	1	0	3										
39 Ramon Santiago, S OBP: 0.303, SLG: 0.303										4	0	1	0	0	1	1										
Inning Stats	R: 1 E: 1 K: 1 S: 8	H: 1 LOB: 1 BB: 0 P: 12	R: 0 E: 0 K: 0 S: 7	H: 0 LOB: 0 BB: 0 P: 10	R: 0 E: 0 K: 0 S: 8	H: 1 LOB: 0 BB: 0 P: 11	R: 1 E: 1 K: 0 S: 10	H: 1 LOB: 2 BB: 1 P: 20	R: 2 E: 0 K: 1 S: 16	H: 3 LOB: 1 BB: 1 P: 26	R: 0 E: 0 K: 0 S: 10	H: 2 LOB: 0 BB: 0 P: 18	R: 3 E: 0 K: 1 S: 14	H: 2 LOB: 0 BB: 1 P: 25	R: 1 E: 0 K: 0 S: 11	H: 1 LOB: 3 BB: 3 P: 27	1B: 10 2B: 1 3B: 0 HR: 1	SF: 1 SAC: 0 DP: 2 HBP: 0	WP: 0 PB: 0 SB: 3 CS: 0	PA: 41						
PITCHER	IP: 6.0 ERA: 5.6	WLS: 1 BF: 1	H: 1 R: 1 ER: 1 SO: 0	R: 2 LOB: 0 BB: 0 P: 10	BB: 2 IBB: 0 HBP: 0 BLK: 0	WP: 0 HR: 0 S: 59 P: 97	ERA: 3.00 WHIP: 1.667		PITCHER	IP: 7.1 ERA: 4.31	WLS: 1 BF: 5	H: 2 R: 2 ER: 2 SO: 1	R: 1 LOB: 0 BB: 0 P: 12	BB: 0 IBB: 0 HBP: 0 BLK: 0	WP: 0 HR: 1 S: 23 P: 23	ERA: 18.00 WHIP: 1.000		PITCHER	IP: 1.0 ERA: 2.05	WLS: 1 BF: 7	H: 1 R: 1 ER: 1 SO: 0	R: 0 LOB: 0 BB: 0 P: 10	BB: 3 IBB: 0 HBP: 0 BLK: 0	WP: 0 HR: 1 S: 11 P: 11	ERA: 9.00 WHIP: 4.000	
54 Ervin Santana, R ERA: 5.6																										
21 Hisanori Takahashi, L ERA: 4.31																										
32 LaTroy Hawkins, R ERA: 2.05																										
52 David Carpenter, R ERA: 3.94																										

Los Angeles Angels @ Detroit Tigers
Comerica Park, Detroit, MI
Mon Jul 16 2012, 7:10 PM - 10:17 PM EDT
Att: 36,806 - Partly Cloudy - 93 F

AB	34
R	8
H	11
RBI	7
BB	6
SO	3
LOB	20



Batter	1	2	3	4	5	6	7	8	9	AB	R	H	RBI	BB	SO	LOB	TOP								
27 Mike Trout, R OBP: 0.408, SLG: 0.582										6	3	4	2	0	2	1	Los Angeles Angels @ Detroit Tigers Comerica Park, Detroit, MI Tue Jul 17 2012, 7:07 PM - 10:15 PM EDT Att: 33,950 - Partly Cloudy - 100 F								
48 Tori Hunter, R OBP: 0.338, SLG: 0.433										4	2	1	0	1	2	1									
25 Peter Bourjos, R OBP: 0.298, SLG: 0.360										1	0	1	1	0	0	0									
5 Albert Pujols, R OBP: 0.344, SLG: 0.491										4	3	3	2	1	0	0									
56 Kole Calhoun, L OBP: 0.333, SLG: 0.308										1	0	0	0	0	1	1									
44 Mark Trumbo, R OBP: 0.361, SLG: 0.634										5	1	2	3	0	1	4									
8 Kendrys Morales, S OBP: 0.330, SLG: 0.428										4	2	2	2	1	0	1									
6 Alberto Callaspo, S OBP: 0.318, SLG: 0.388										5	1	1	3	0	0	4									
47 Howie Kendrick, R OBP: 0.315, SLG: 0.382										5	0	3	0	0	1	0									
2 Erick Aybar, S OBP: 0.301, SLG: 0.378										4	0	0	0	0	0	4									
13 Maicer Izturis, S OBP: 0.312, SLG: 0.289										1	0	0	0	0	0	0									
46 Bobby Wilson, R OBP: 0.269, SLG: 0.229										4	1	1	0	1	1	1									
Inning Stats	R: 4 H: 3 E: 0 K: 1 S: 16	L: 3 LOB: 1 BB: 1 P: 25	R: 3 H: 3 E: 0 K: 0 S: 15	L: 3 LOB: 1 BB: 1 P: 27	R: 0 H: 1 E: 0 K: 0 S: 8	L: 1 LOB: 0 BB: 0 P: 9	R: 0 H: 1 E: 0 K: 1 S: 13	L: 3 LOB: 3 BB: 2 P: 23	R: 0 H: 2 E: 0 K: 1 S: 8	L: 1 LOB: 1 BB: 0 P: 10	R: 4 H: 5 E: 0 K: 0 S: 16	L: 5 LOB: 1 BB: 0 P: 24	R: 0 H: 0 E: 0 K: 2 S: 12	L: 0 LOB: 0 BB: 0 P: 15	R: 1 H: 1 E: 0 K: 1 S: 12	L: 1 LOB: 0 BB: 0 P: 18	R: 1 H: 2 E: 0 K: 2 S: 20	L: 1 LOB: 1 BB: 0 P: 27	1B: 10 2B: 3 HR: 5	SF: 0 SAC: 0 DP: 2 HBP: 0	WP: 1 PB: 0 SB: 0 CS: 0	PA: 48			
PITCHER	IP WLS BF ERA WHIP	IP WLS BF ERA WHIP	IP WLS BF ERA WHIP	IP WLS BF ERA WHIP	IP WLS BF ERA WHIP	IP WLS BF ERA WHIP	IP WLS BF ERA WHIP	IP WLS BF ERA WHIP	IP WLS BF ERA WHIP	IP WLS BF ERA WHIP	IP WLS BF ERA WHIP	IP WLS BF ERA WHIP	IP WLS BF ERA WHIP	IP WLS BF ERA WHIP	IP WLS BF ERA WHIP	IP WLS BF ERA WHIP	IP WLS BF ERA WHIP	IP WLS BF ERA WHIP	IP WLS BF ERA WHIP	IP WLS BF ERA WHIP	IP WLS BF ERA WHIP	IP WLS BF ERA WHIP	IP WLS BF ERA WHIP		
50 Jacob Turner, R ERA: 10.29	2.0	L	15	6	7	7	1	2	0	0	0	0	1	3	31	52	31.50	4.000							
64 Duane Below, L ERA: 3.27	3.1		18	8	4	4	2	2	0	0	0	0	0	1	41	61	10.80	3.000							
60 Brayan Villarreal, R ERA: 1.47	1.2		6	1	0	0	2	0	0	0	0	0	0	0	16	20	0.00	0.600							
38 Darin Downs, L ERA: 2.45	2.0		9	3	2	2	3	0	0	0	0	0	0	1	32	45	9.00	1.500							

Los Angeles Angels @ Detroit Tigers
 Comerica Park, Detroit, MI
 Tue Jul 17 2012, 7:07 PM - 10:15 PM EDT
 Att: 33,950 - Partly Cloudy - 100 F

AB 44
 R 13
 H 18
 RBI 13
 BB 4
 SO 8
 LOB 17

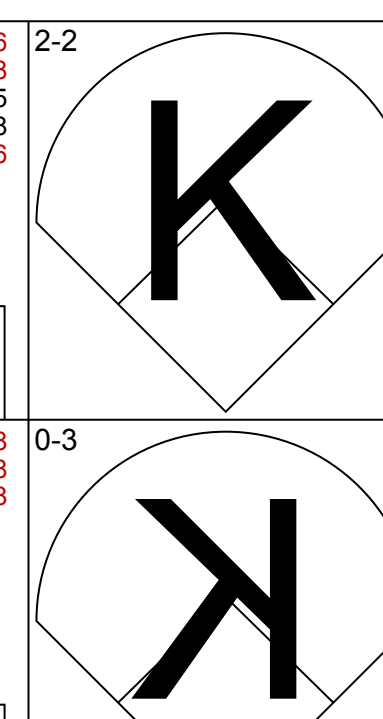
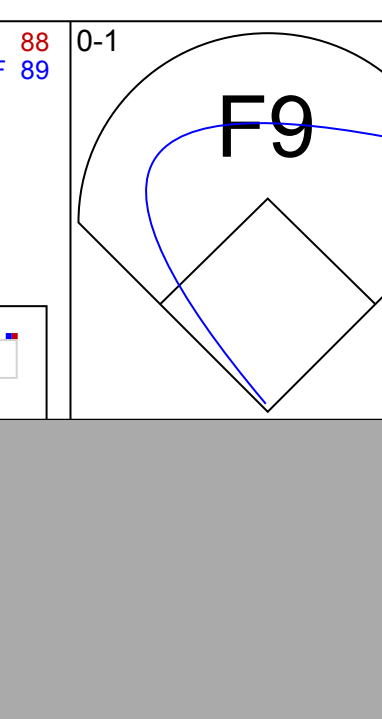
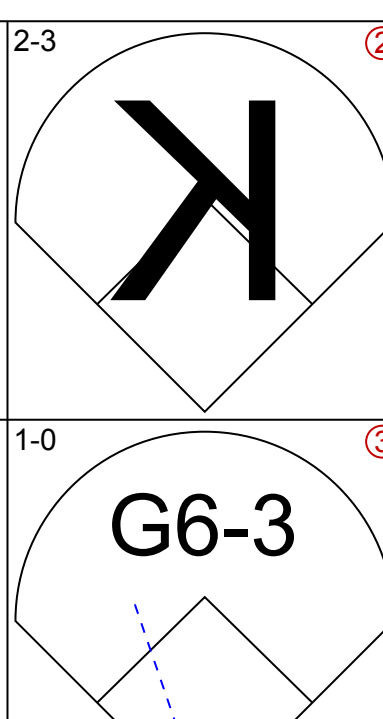
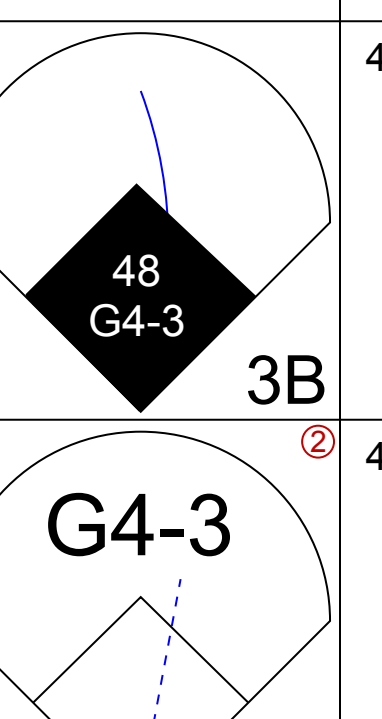
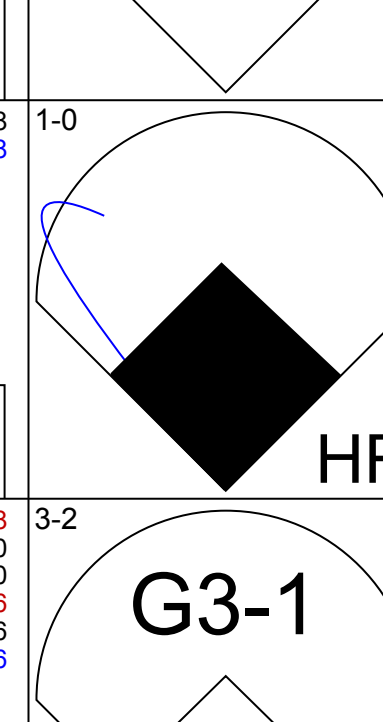
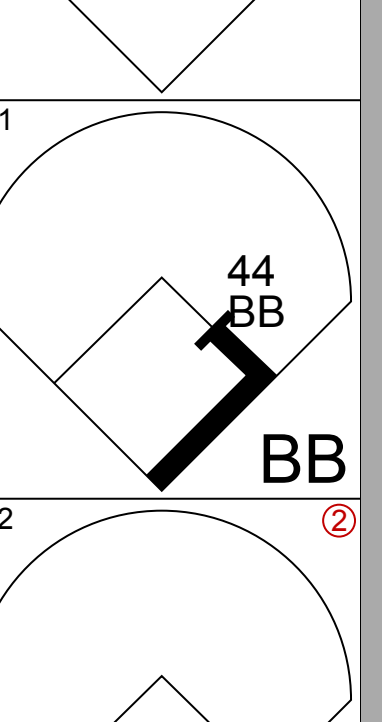

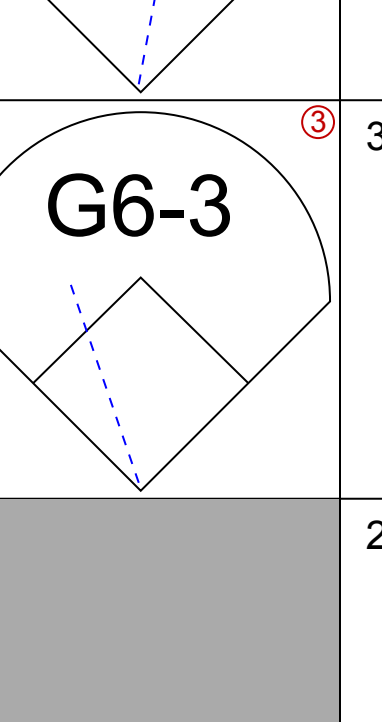

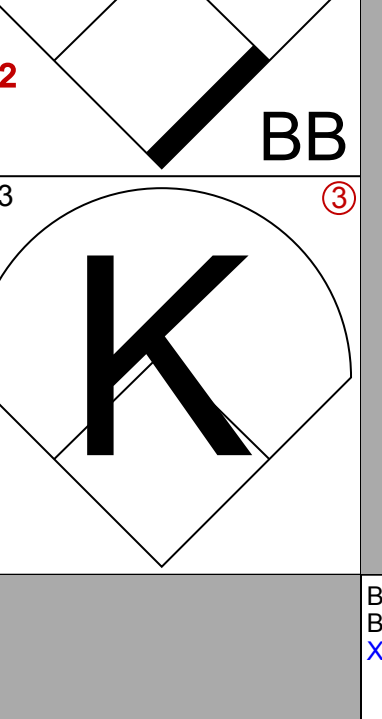





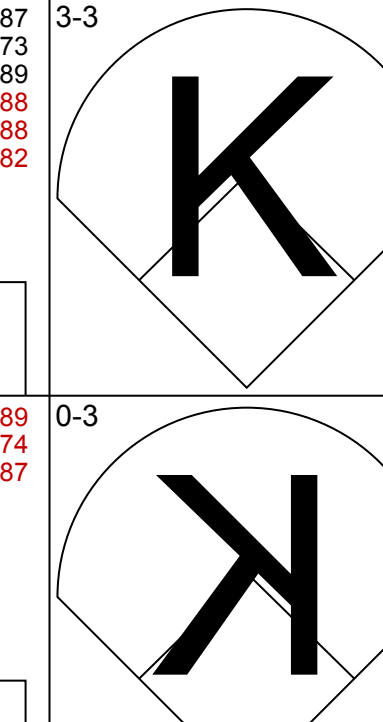
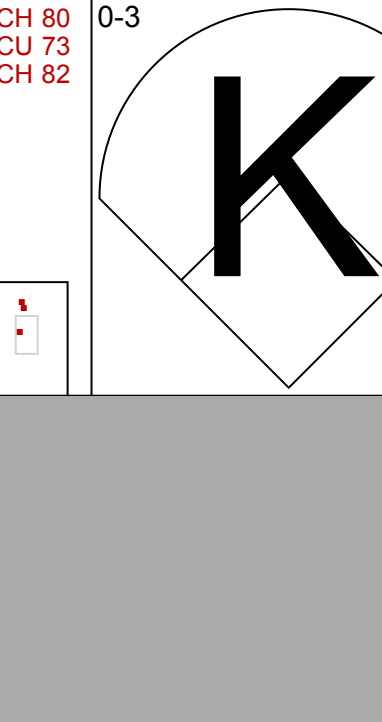

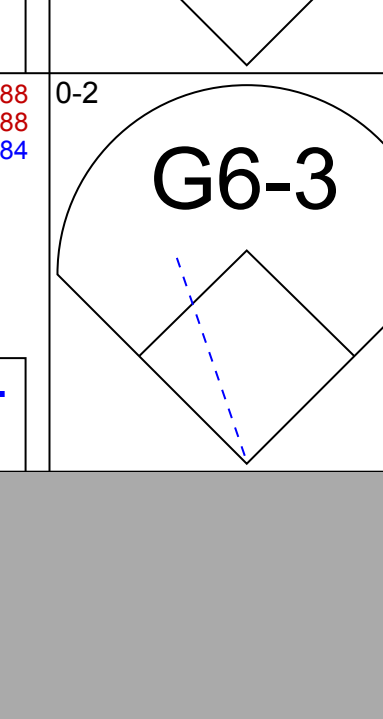
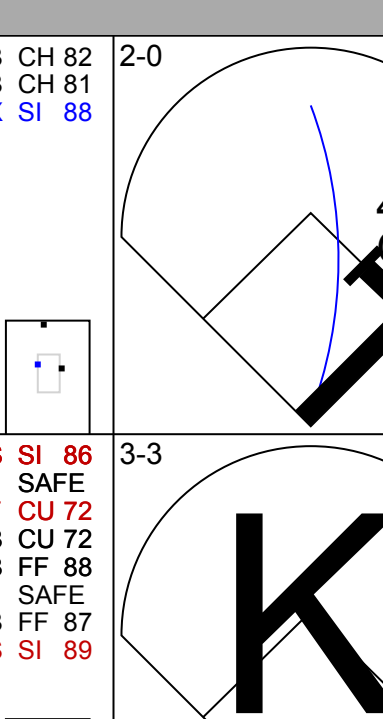
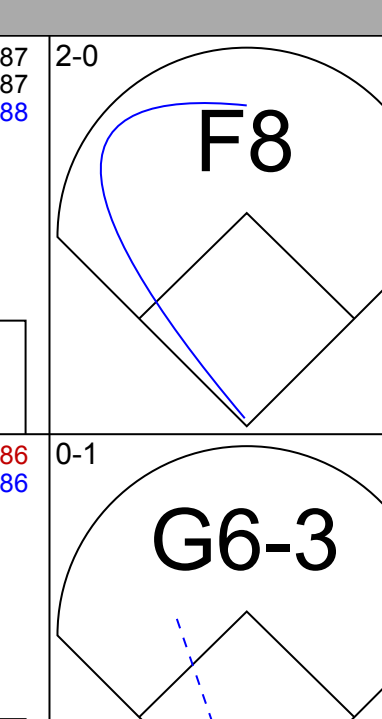

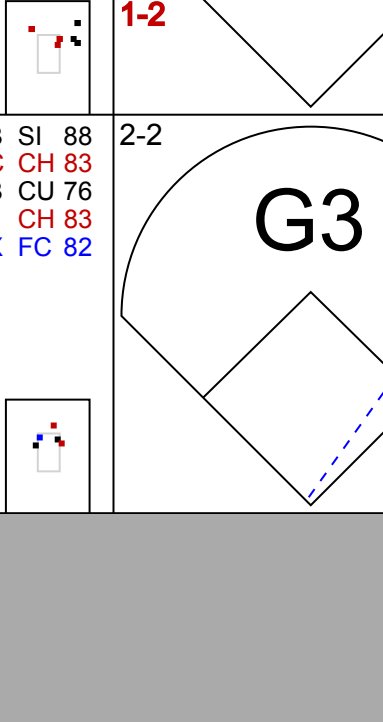
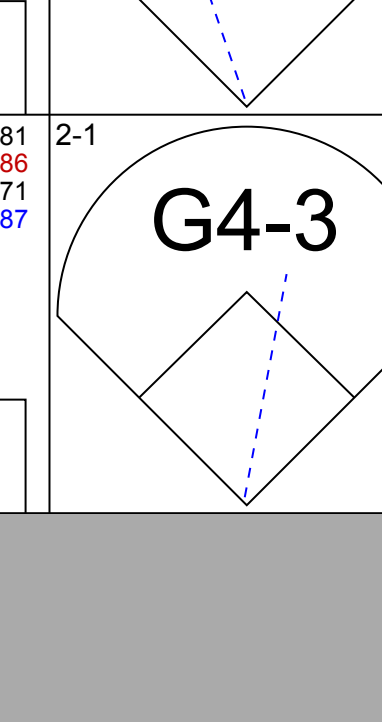
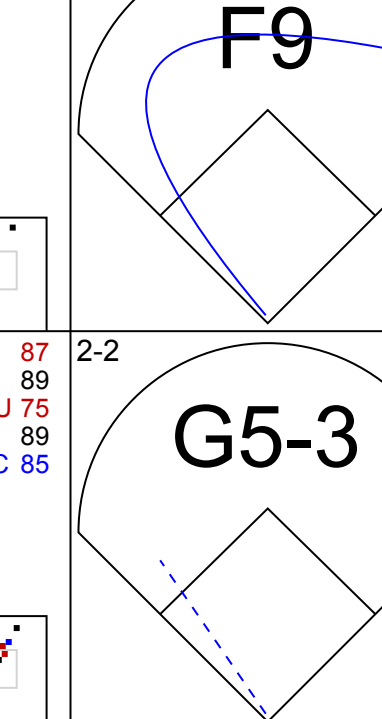
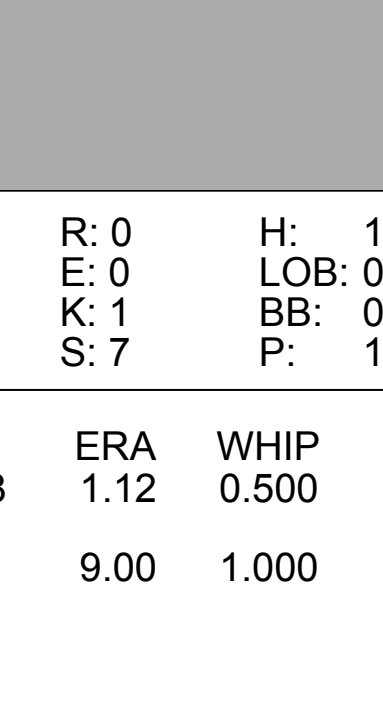
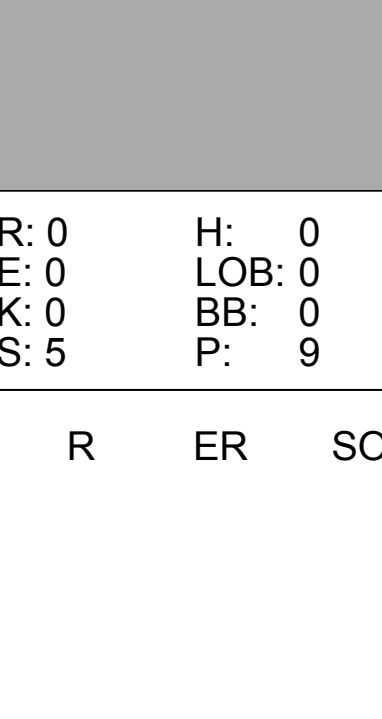
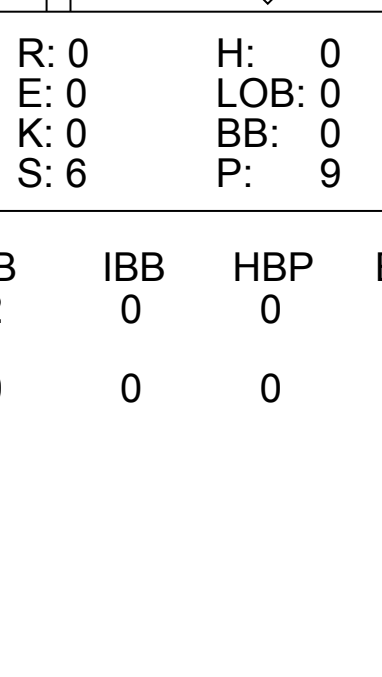
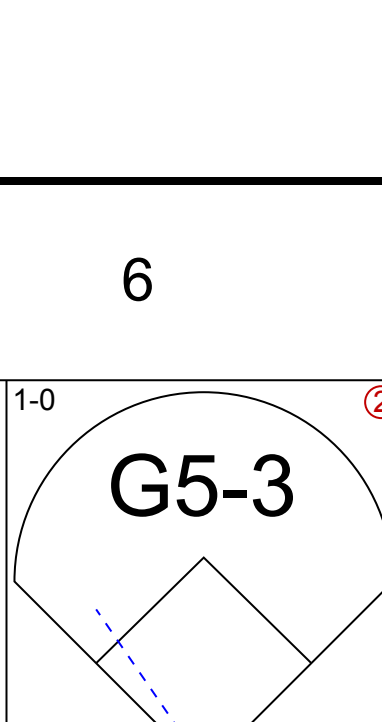
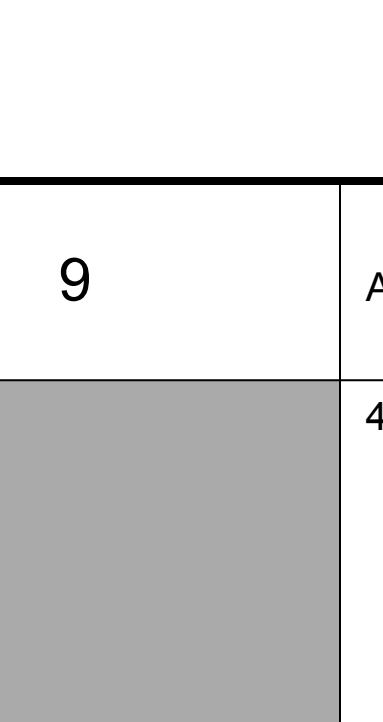


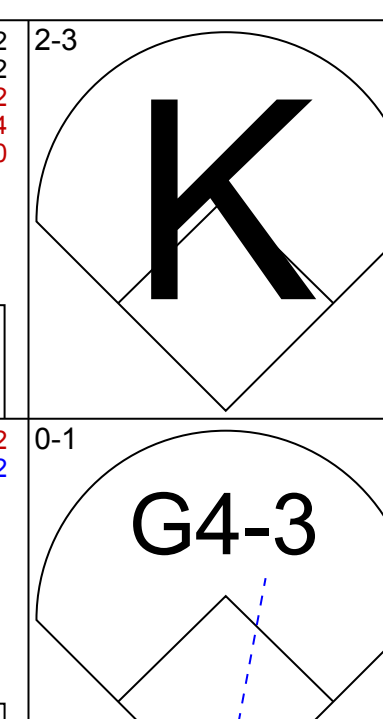
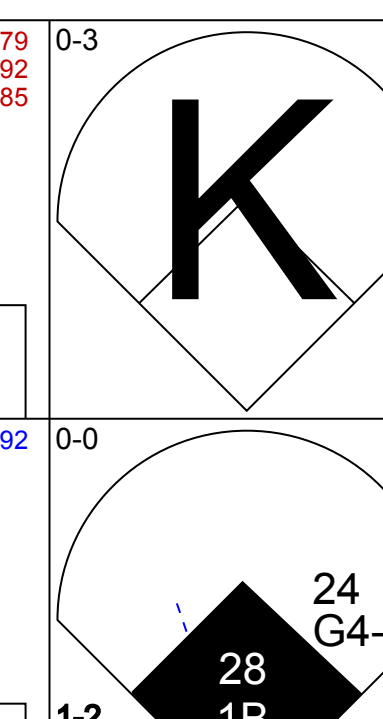
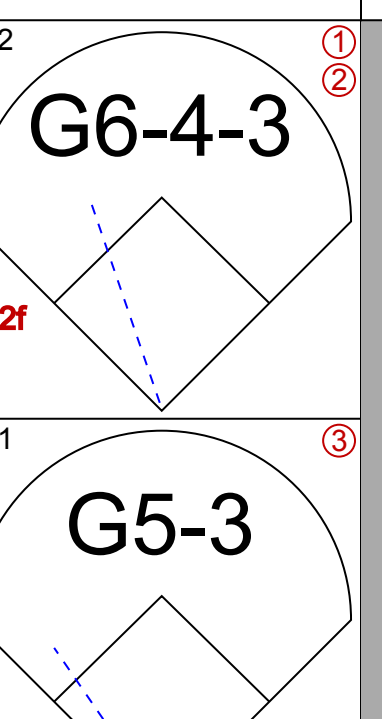
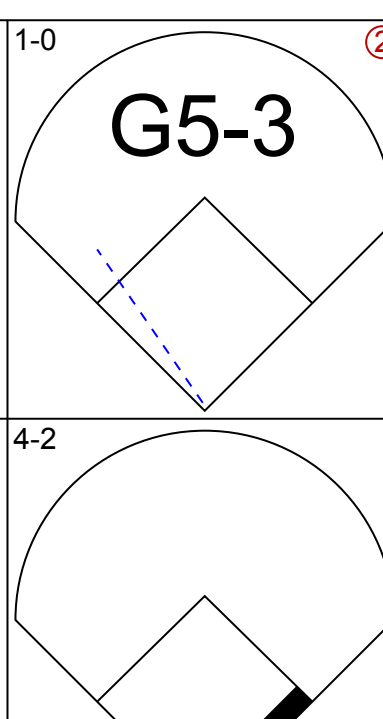
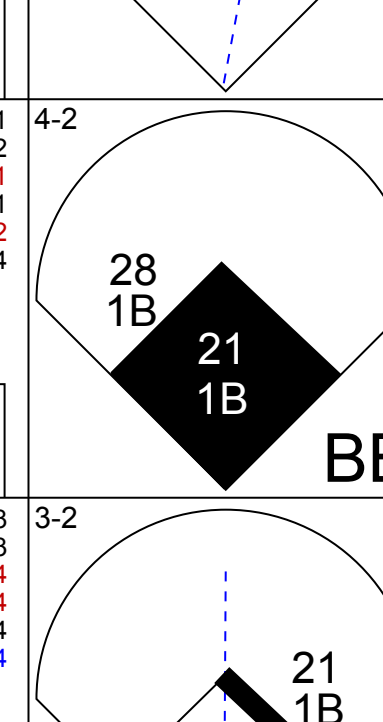
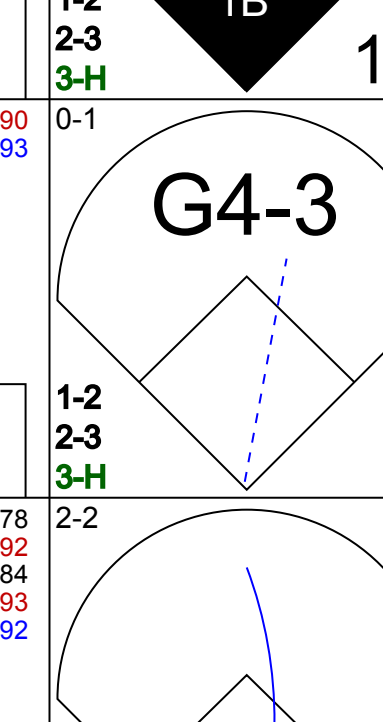

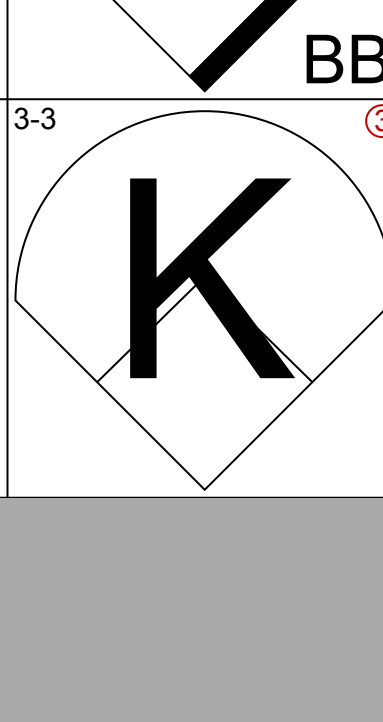

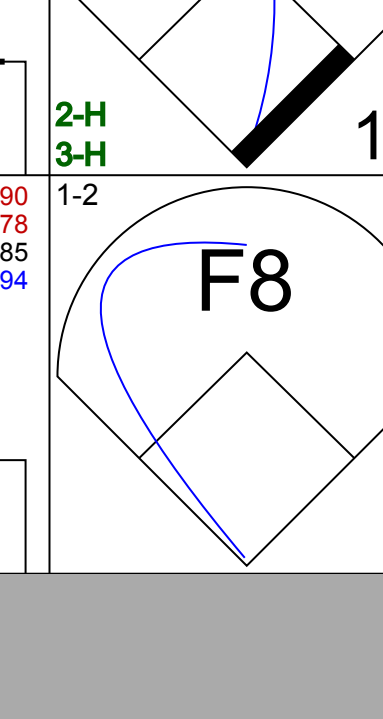
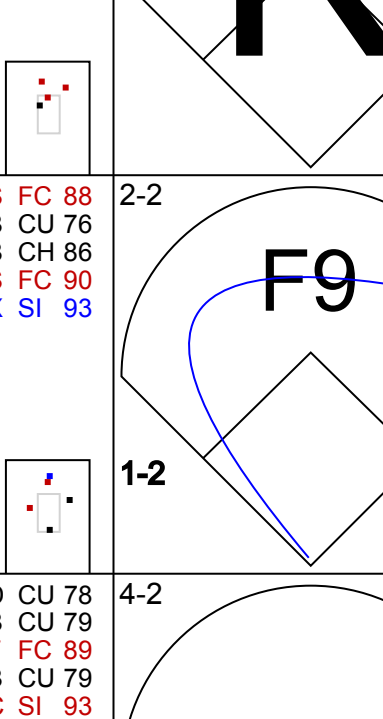

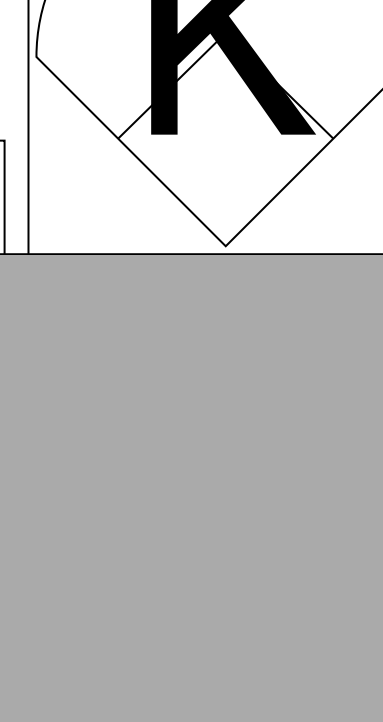
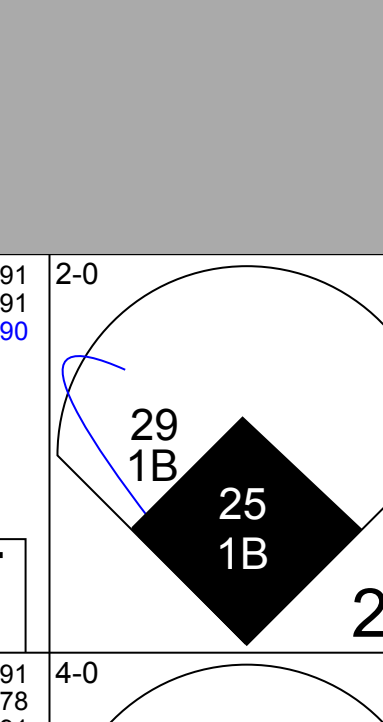
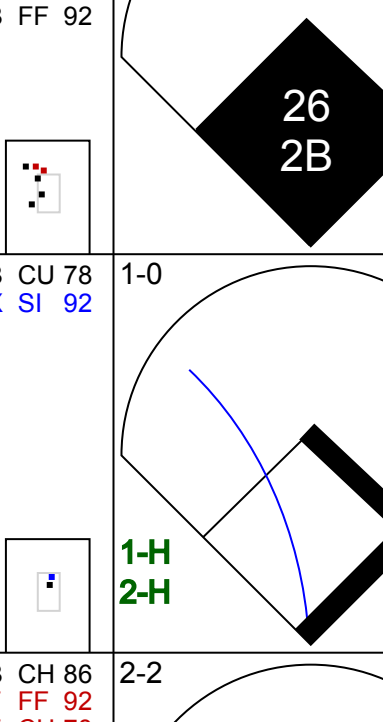
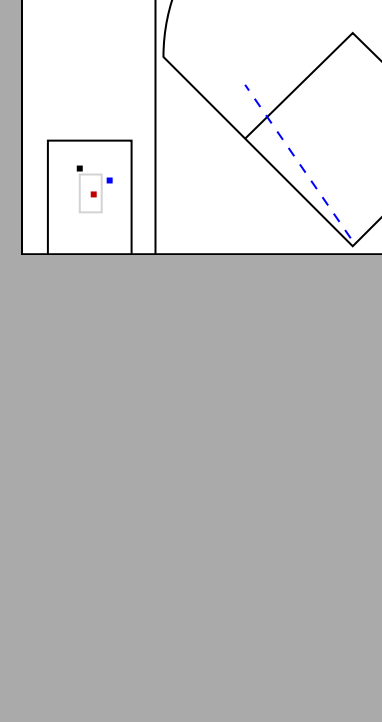

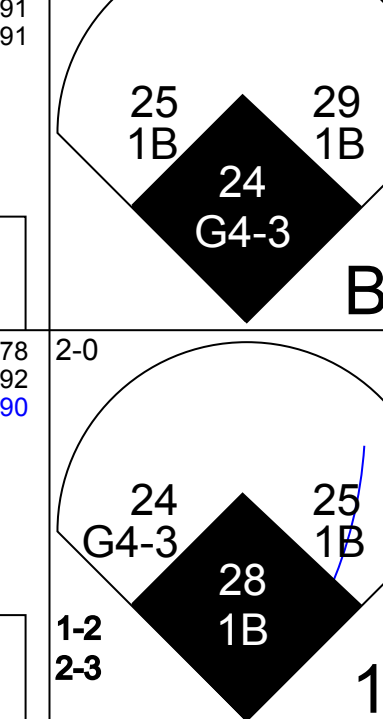
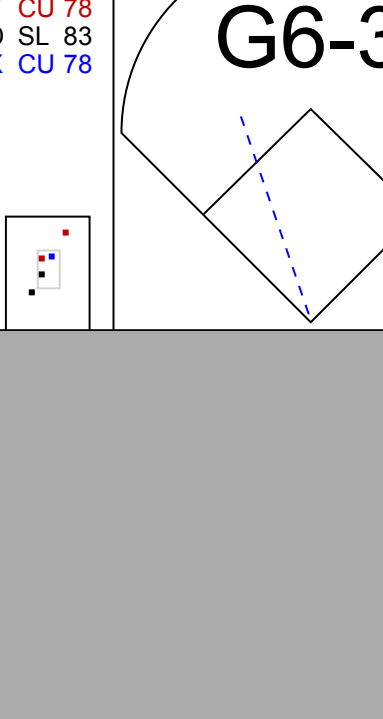

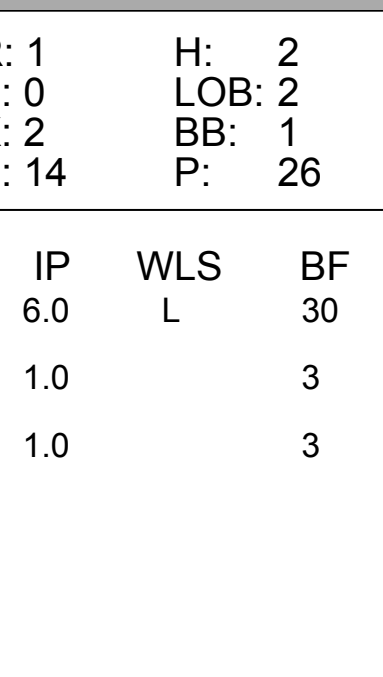
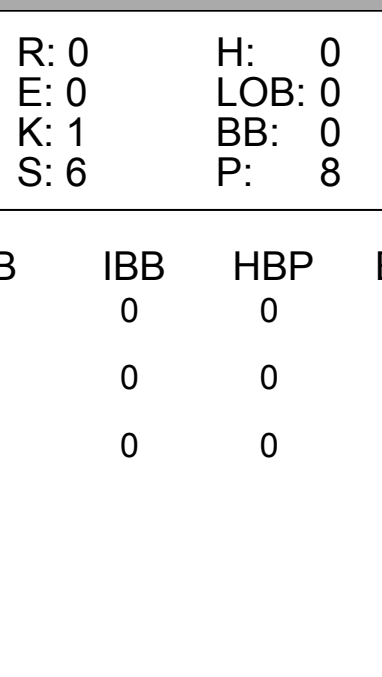
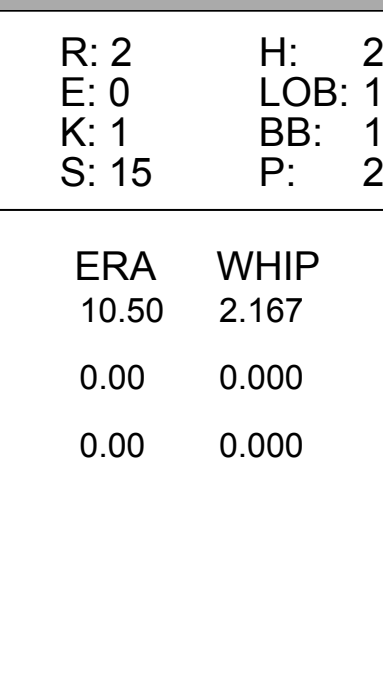
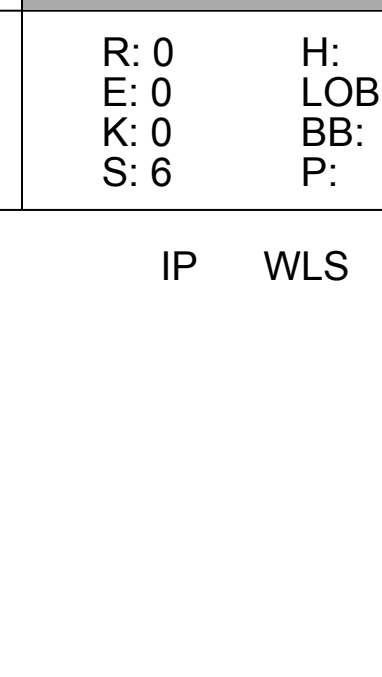
Batter	1	2	3	4	5	6	7	8	9	AB	R	H	RBI	BB	SO	LOB	BOTTOM								
14 Austin Jackson, R OBP: 0.401, SLG: 0.527										3	0	0	0	0	1	2	Los Angeles Angels @ Detroit Tigers Comerica Park, Detroit, MI Tue Jul 17 2012, 7:07 PM - 10:15 PM EDT Att: 33,950 - Partly Cloudy - 100 F								
25 Ryan Raburn, R OBP: 0.223, SLG: 0.251										2	0	0	0	0	1	3									
52 Quintin Berry, L OBP: 0.374, SLG: 0.393										3	0	0	0	1	0	0									
24 Miguel Cabrera, R OBP: 0.366, SLG: 0.593										3	0	1	0	0	0	0									
29 Danny Worth, R OBP: 0.273, SLG: 0.224										3	0	1	0	0	0	0									
28 Prince Fielder, L OBP: 0.387, SLG: 0.500										1	0	0	0	1	0	1									
32 Don Kelly, L OBP: 0.275, SLG: 0.255										1	0	0	0	0	0	1									
21 Delmon Young, R OBP: 0.299, SLG: 0.412										4	0	1	0	0	0	3									
26 Brennan Boesch, L OBP: 0.284, SLG: 0.379										2	0	0	0	2	0	2									
27 Jhonny Peralta, R OBP: 0.333, SLG: 0.408										4	0	1	0	0	0	3									
13 Alex Avila, L OBP: 0.347, SLG: 0.382										3	0	1	0	1	0	1									
39 Ramon Santiago, S OBP: 0.302, SLG: 0.298										3	0	0	0	1	1	3									
Inning Stats	R: 0 H: 0 E: 0 K: 1 S: 7	L: 0 LOB: 0 BB: 0 P: 10	R: 0 H: 0 E: 0 K: 0 S: 5	L: 0 LOB: 2 BB: 1 P: 15	R: 0 H: 0 E: 0 K: 0 S: 6	L: 0 LOB: 0 BB: 0 P: 7	R: 0 H: 1 E: 0 K: 0 S: 11	L: 1 LOB: 0 BB: 0 P: 19	R: 0 H: 0 E: 0 K: 1 S: 10	L: 0 LOB: 2 BB: 2 P: 20	R: 0 H: 1 E: 0 K: 0 S: 11	L: 1 LOB: 2 BB: 0 P: 18	R: 0 H: 1 E: 0 K: 0 S: 8	L: 1 LOB: 1 BB: 0 P: 11	R: 0 H: 0 E: 0 K: 0 S: 5	L: 0 LOB: 1 BB: 1 P: 11	R: 0 H: 1 E: 0 K: 1 S: 6	L: 1 LOB: 2 BB: 1 P: 13	1B: 4 2B: 0 3B: 0 HR: 0	SF: 0 SAC: 0 DP: 1 HBP: 1	WP: 0 PB: 0 SB: 0 CS: 0	PA: 37			
PITCHER	IP WLS BF ERA WHIP	IP WLS BF ERA WHIP	IP WLS BF ERA WHIP	IP WLS BF ERA WHIP	IP WLS BF ERA WHIP	IP WLS BF ERA WHIP	IP WLS BF ERA WHIP	IP WLS BF ERA WHIP	IP WLS BF ERA WHIP	IP WLS BF ERA WHIP	IP WLS BF ERA WHIP	IP WLS BF ERA WHIP	IP WLS BF ERA WHIP	IP WLS BF ERA WHIP	IP WLS BF ERA WHIP	IP WLS BF ERA WHIP	IP WLS BF ERA WHIP	IP WLS BF ERA WHIP	IP WLS BF ERA WHIP	IP WLS BF ERA WHIP	IP WLS BF ERA WHIP	IP WLS BF ERA WHIP	IP WLS BF ERA WHIP		
43 Garrett Richards, R ERA: 3.53	7.0	W	28	3	0	0	2	4	0	1	0	0	0	0	11	24	0.00	1.000							
52 David Carpenter, R ERA: 3.71	2.0		9	1	0	0	1	2	0	0	0	0	0	0	11	24	0.00	1.500							

Los Angeles Angels @ Detroit Tigers
 Comerica Park, Detroit, MI
 Tue Jul 17 2012, 7:07 PM - 10:15 PM EDT
 Att: 33,950 - Partly Cloudy - 100 F

AB 30
 R 0
 H 4
 RBI 0
 BB 6
 SO 3
 LOB 20



Batter	1	2	3	4	5	6	7	8	9	AB	R	H	RBI	BB	SO	LOB	TOP										
27 Mike Trout, R OBP: 0.406, SLG: 0.584										4	1	1	0	0	2	0	Los Angeles Angels @ Detroit Tigers Comerica Park, Detroit, MI Wed Jul 18 2012, 7:07 PM - 9:33 PM EDT Att: 37,915 - Partly Cloudy - 83 F										
48 Toni Hunter, R OBP: 0.333, SLG: 0.426										4	0	0	1	0	2	0											
5 Albert Pujols, R OBP: 0.346, SLG: 0.489										3	1	1	1	1	1	0											
44 Mark Trumbo, R OBP: 0.361, SLG: 0.630										2	0	0	0	1	0	0											
8 Kendrys Morales, S OBP: 0.326, SLG: 0.423										3	0	0	0	0	2	1											
6 Alberto Callaspo, S OBP: 0.318, SLG: 0.367										3	0	1	0	0	1	0											
47 Howie Kendrick, R OBP: 0.313, SLG: 0.378										3	0	0	0	0	1	1											
2 Erick Aybar, S OBP: 0.299, SLG: 0.374										3	0	0	0	0	0	0											
41 John Hester, R OBP: 0.289, SLG: 0.341										2	0	0	0	0	1	0											
13 Maicer Izturis, S OBP: 0.310, SLG: 0.287										1	0	0	0	0	0	0											
Inning Stats	R: 1 H: 1 E: 0 K: 2 S: 10	H: 1 LOB: 0 BB: 0 P: 16	R: 0 H: 0 E: 0 K: 2 S: 9	H: 0 LOB: 0 BB: 0 P: 12	R: 0 H: 0 E: 0 K: 0 S: 6	H: 0 LOB: 0 BB: 0 P: 9	R: 0 H: 0 E: 0 K: 2 S: 9	H: 1 LOB: 0 BB: 0 P: 18	R: 0 H: 0 E: 0 K: 1 S: 7	H: 0 LOB: 0 BB: 0 P: 14	R: 0 H: 0 E: 0 K: 2 S: 9	H: 0 LOB: 0 BB: 0 P: 14	R: 0 H: 0 E: 0 K: 0 S: 5	H: 0 LOB: 0 BB: 0 P: 9	R: 0 H: 0 E: 0 K: 0 S: 5	H: 0 LOB: 0 BB: 0 P: 11	R: 1 H: 1 E: 0 K: 0 S: 8	H: 1 LOB: 0 BB: 0 P: 11	1B: 1 2B: 1 3B: 1 HR: 1	SF: 0 SAC: 0 DP: 1 HBP: 0	WP: 0 PB: 0 SB: 0 CS: 1	PA: 30					
PITCHER	IP	WLS	BF	H	R	ER	SO	BB	IBB	HBP	BLK	WP	HR	S	P	ERA	WHIP										
58 Doug Fister, R ERA: 4.04	8.0	W	26	2	1	1	10	2	0	0	0	0	1	66	108	1.12	0.500										
53 Joaquin Benoit, R ERA: 3.14	1.0		4	1	1	1	0	0	0	0	0	0	0	8	11	9.00	1.000										

Batter	1	2	3	4	5	6	7	8	9	AB	R	H	RBI	BB	SO	LOB	BOTTOM										
14 Austin Jackson, R OBP: 0.396, SLG: 0.520										4	0	0	0	0	2	4	Los Angeles Angels @ Detroit Tigers Comerica Park, Detroit, MI Wed Jul 18 2012, 7:07 PM - 9:33 PM EDT Att: 37,915 - Partly Cloudy - 83 F										
25 Ryan Raburn, R OBP: 0.228, SLG: 0.253										3	1	1	1	1	0	0											
24 Miguel Cabrera, R OBP: 0.387, SLG: 0.581										3	2	1	1	1	1	3											
28 Prince Fielder, L OBP: 0.388, SLG: 0.500										4	0	2	2	0	1	1											
21 Delmon Young, R OBP: 0.298, SLG: 0.410										4	0	1	1	0	0	2											
27 Jhonny Peralta, R OBP: 0.332, SLG: 0.404										3	1	0	0	1	1	2											
26 Brennan Boesch, L ERA: 2.82										3	1	2	2	0	1	0											
32 Don Kelly, L OBP: 0.277, SLG: 0.253										1	0	0	0	0	0	0											
9 Gerald Laird, R OBP: 0.348, SLG: 0.404										3	1	0	0	1	0	1											
29 Danny Worth, R OBP: 0.286, SLG: 0.230										3	1	1	0	1	2	0											
Inning Stats	R: 1 H: 2 E: 0 K: 2 S: 14	H: 2 LOB: 2 BB: 1 P: 26	R: 4 H: 4 E: 0 K: 1 S: 14	H: 4 LOB: 1 BB: 1 P: 25	R: 0 H: 0 E: 0 K: 1 S: 6	H: 0 LOB: 0 BB: 0 P: 8	R: 0 H: 0 E: 0 K: 0 S: 7	H: 0 LOB: 1 BB: 1 P: 13	R: 2 H: 2 E: 0 K: 1 S: 15	H: 2 LOB: 1 BB: 1 P: 27	R: 0 H: 0 E: 0 K: 2 S: 9	H: 0 LOB: 0 BB: 1 P: 20	R: 0 H: 0 E: 0 K: 0 S: 6	H: 0 LOB: 0 BB: 0 P: 10	R: 0 H: 0 E: 0 K: 1 S: 10	H: 0 LOB: 0 BB: 0 P: 14	R: 0 H: 0 E: 0 K: 0 S: 10	H: 0 LOB: 0 BB: 0 P: 14	1B: 6 2B: 2 3B: 0 HR: 0	SF: 0 SAC: 0 DP: 1 HBP: 0	WP: 1 PB: 0 SB: 0 CS: 0	PA: 36					
PITCHER	IP	WLS	BF	H	R	ER	SO	BB	IBB	HBP	BLK	WP	HR	S	P	ERA	WHIP										
33 C.J. Wilson, L ERA: 2.82	6.0	L	30	8	7	7	7	5	0	0	0	0	0	65	119	10.50	2.167										
21 Hisanori Takahashi, L ERA: 4.18	1.0		3	0	0	0	0	0	0	0	0	0	0	6	10	0.00	0.000										
40 Kevin Jepsen, R ERA: 6.17	1.0		3	0	0	0	1	0	0	0	0	0	0	10	14	0.00	0.000										

Batter	1	2	3	4	5	6	7	8	9	AB	R	H	RBI	BB	SO	LOB	TOP	
27 Mike Trout, R OBP: 0.404, SLG: 0.590										4	1	1	1	0	2	1	Los Angeles Angels @ Detroit Tigers Comerica Park, Detroit, MI Thu Jul 19 2012, 1:07 PM - 3:53 PM EDT Att: 40,311 - Cloudy - 69 F	
2 Erick Aybar, S OBP: 0.295, SLG: 0.370										4	0	0	0	0	0	0		
5 Albert Pujols, R OBP: 0.345, SLG: 0.485										3	0	0	0	1	0	0		
44 Mark Trumbo, R OBP: 0.357, SLG: 0.622										4	0	0	0	0	2	1		
8 Kendrys Morales, S OBP: 0.325, SLG: 0.419										3	0	0	0	1	2	1		
6 Alberto Callaspo, S OBP: 0.321, SLG: 0.371											3	0	1	0	1	0		1
13 Maicer Izturis, S OBP: 0.316, SLG: 0.290										2	0	1	0	1	0	1		
25 Peter Bourjos, R OBP: 0.292, SLG: 0.353										3	0	0	0	0	2	4		
46 Bobby Wilson, R OBP: 0.265, SLG: 0.225										2	0	0	0	0	1	3		
56 Kole Calhoun, L OBP: 0.313, SLG: 0.286										1	0	0	0	0	1	1		
41 John Hester, R OBP: 0.289, SLG: 0.341										0	0	0	0	0	0	0		
Inning Stats	R: 0 E: 0 K: 1 S: 7	H: 0 LOB: 0 BB: 0 P: 10	R: 0 E: 0 K: 1 S: 5	H: 0 LOB: 0 BB: 1 P: 10	R: 0 E: 0 K: 2 S: 12	H: 1 LOB: 1 BB: 0 P: 15	R: 0 E: 0 K: 1 S: 12	H: 0 LOB: 0 BB: 2 P: 16	R: 0 E: 0 K: 2 S: 12	H: 1 LOB: 1 BB: 0 P: 20	R: 0 E: 0 K: 0 S: 9	H: 0 LOB: 0 BB: 0 P: 13	R: 0 E: 0 K: 1 S: 7	H: 0 LOB: 0 BB: 0 P: 11	1B: 1 2B: 1 3B: 0 HR: 1	SF: 0 SAC: 0 DP: 1 HBP: 0	WP: 0 PB: 0 SB: 0 CS: 0	PA: 33
PITCHER	IP WLS BF H R ER SO BB IBB HBP BLK WP HR S P ERA WHIP																	
37 Max Scherzer, R ERA: 4.61	7.0 W 27 3 1 1 9 4 0 0 0 0 1 70 109 1.29 1.000																	
53 Joaquin Benoit, R ERA: 3.07	1.0 3 0 0 0 0 0 0 0 0 0 0 9 13 0.00 0.000																	
46 Jose Valverde, R ERA: 3.86	1.0 3 0 0 0 1 0 0 0 0 0 0 7 11 0.00 0.000																	

Batter	1	2	3	4	5	6	7	8	9	AB	R	H	RBI	BB	SO	LOB	BOTTOM			
14 Austin Jackson, R OBP: 0.397, SLG: 0.520										4	0	2	0	0	0	1	Los Angeles Angels @ Detroit Tigers Comerica Park, Detroit, MI Thu Jul 19 2012, 1:07 PM - 3:53 PM EDT Att: 40,311 - Cloudy - 69 F			
52 Quintin Berry, L OBP: 0.286, SLG: 0.384										4	0	0	0	0	2	3				
24 Miguel Cabrera, R OBP: 0.386, SLG: 0.566										4	1	1	1	0	2	3				
28 Prince Fielder, L OBP: 0.392, SLG: 0.504										3	1	2	0	1	0	0				
21 Delmon Young, R OBP: 0.294, SLG: 0.405										4	0	0	0	0	1	6				
26 Brennan Boesch, L OBP: 0.285, SLG: 0.385										3	0	0	0	0	0	1				
32 Don Kelly, L OBP: 0.274, SLG: 0.250										1	0	0	0	0	1	0				
27 Jhonny Peralta, R OBP: 0.334, SLG: 0.409										4	2	2	1	0	0	0				
13 Alex Avila, L OBP: 0.346, SLG: 0.394										4	1	1	2	0	1	1				
29 Danny Worth, R OBP: 0.301, SLG: 0.254										2	0	1	1	1	0	0				
Inning Stats	R: 0 E: 0 K: 1 S: 7	H: 0 LOB: 0 BB: 0 P: 8	R: 3 E: 0 K: 0 S: 12	H: 3 LOB: 0 BB: 0 P: 16	R: 0 E: 0 K: 2 S: 12	H: 2 LOB: 2 BB: 0 P: 19	R: 1 E: 1 K: 0 S: 12	H: 2 LOB: 1 BB: 0 P: 18	R: 1 E: 0 K: 0 S: 9	H: 1 LOB: 0 BB: 0 P: 17	R: 0 E: 0 K: 0 S: 6	H: 0 LOB: 0 BB: 0 P: 6	R: 0 E: 0 K: 2 S: 16	H: 1 LOB: 3 BB: 2 P: 27	R: 0 E: 0 K: 2 S: 8	H: 0 LOB: 0 BB: 0 P: 12	1B: 4 2B: 3 3B: 0 HR: 2	SF: 0 SAC: 0 DP: 0 HBP: 0	WP: 0 PB: 0 SB: 0 CS: 0	PA: 35
PITCHER	IP WLS BF H R ER SO BB IBB HBP BLK WP HR S P ERA WHIP																			
57 Jerome Williams, R ERA: 4.85	6.0 L 28 9 0 0 5 3 1 0 0 0 0 2 64 95 7.50 1.667																			
21 Hisanori Takahashi, L ERA: 4.09	0.2 3 0 0 0 2 1 0 0 0 0 0 8 14 0.00 1.500																			
32 LaTroy Hawkins, R ERA: 2.01	0.1 1 0 0 0 0 0 0 0 0 0 0 2 2 0.00 0.000																			
49 Ernesto Frieri, R ERA: 1.38	1.0 3 0 0 0 2 0 0 0 0 0 0 8 12 0.00 0.000																			

Batter	1	2	3	4	5	6	7	8	9	AB	R	H	RBI	BB	SO	LOB	TOP								
5 Ian Kinsler, R OBP: 0.336, SLG: 0.442	F9	G5-3	FC5-4			K		HR		5	2	3	0	1	2										
1 Elvis Andrus, R OBP: 0.396, SLG: 0.396	FC6-4	G5-3		G6-3				P2		5	1	2	0	0	0	1									
32 Josh Hamilton, L OBP: 0.367, SLG: 0.607	FC6-4	G6-3		G6-3		K		P4		5	0	1	0	0	1	3									
29 Adrian Beltré, R OBP: 0.349, SLG: 0.526	FC6-4	HR		F8			F9	F9		5	1	1	2	0	0	2									
10 Michael Young, R OBP: 0.299, SLG: 0.345	F8			F8		G4-3		G6-3		5	0	1	1	0	0	0									
17 Nelson Cruz, R OBP: 0.323, SLG: 0.433	F9		F8		K		25 S	BB		4	0	1	0	1	1	2									
25 Mike Napoli, R OBP: 0.346, SLG: 0.436		HR	HR		F8			FC6-4		4	2	2	2	1	0	1									
8 Yorvit Torrealba, R OBP: 0.287, SLG: 0.338		HR		FC5-4		1B		F8		5	1	3	1	0	0	3									
23 Craig Gentry, R OBP: 0.406, SLG: 0.448	5 2B		F9			F7		5 HR		4	2	2	0	0	0	2									
Inning Stats	R: 1 E: 0 K: 0 S: 15	H: 3 LOB: 2 BB: 0 P: 24	R: 5 E: 0 K: 0 S: 16	H: 5 LOB: 0 BB: 0 P: 26	R: 1 E: 0 K: 0 S: 11	H: 2 LOB: 1 BB: 0 P: 21	R: 0 E: 0 K: 0 S: 4	H: 0 LOB: 0 BB: 0 P: 7	R: 0 E: 0 K: 1 S: 7	H: 0 LOB: 0 BB: 0 P: 10	R: 0 E: 0 K: 2 S: 17	H: 2 LOB: 2 BB: 0 P: 23	R: 0 E: 0 K: 0 S: 10	H: 1 LOB: 2 BB: 1 P: 19	R: 2 E: 0 K: 0 S: 11	H: 2 LOB: 1 BB: 0 P: 17	R: 0 E: 0 K: 0 S: 7	H: 0 LOB: 1 BB: 1 P: 12	1B: 7 2B: 3 3B: 0 HR: 5	SF: 0 SAC: 0 DP: 0 HBP: 0	WP: 0 PB: 0 SB: 1 CS: 0	PA: 44			
PITCHER	IP	WLS	BF	H	R	ER	SO	BB	IBB	HBP	BLK	WP	HR	S	P	ERA	WHIP								
54 Ervin Santana, R ERA: 6.0	1.2	L	13	8	6	6	0	0	0	0	0	0	3	30	47	32.40	4.800								
52 David Carpenter, R ERA: 3.55	4.0		15	3	1	1	2	0	0	0	0	0	1	32	52	2.25	0.750								
32 LaTroy Hawkins, R ERA: 1.9	1.1		7	2	0	0	1	1	0	0	0	0	0	18	31	0.00	2.250								
21 Hisanori Takahashi, L ERA: 4.37	2.0		9	2	2	2	0	1	0	0	0	0	1	18	29	9.00	1.500								

Texas Rangers @ Los Angeles Angels
Angel Stadium of Anaheim, Anaheim, CA
Sat Jul 21 2012, 1:08 PM - 4:21 PM PDT
Att: 39,086 - Sunny - 82 F

AB	42
R	9
H	15
RBI	9
BB	2
SO	3
LOB	16



Batter	1	2	3	4	5	6	7	8	9	AB	R	H	RBI	BB	SO	LOB	BOTTOM								
27 Mike Trout, R OBP: 0.407, SLG: 0.596	F7					K				3	1	1	1	1	1	1									
48 Toni Hunter, R OBP: 0.328, SLG: 0.418	K		K					F9		4	0	1	1	0	2	2									
5 Albert Pujols, R OBP: 0.349, SLG: 0.485	G6-3		L5-4					K		4	0	0	0	0	2	3									
25 Peter Bourjos, R OBP: 0.287, SLG: 0.345								K		0	0	0	0	0	0	0									
44 Mark Trumbo, R OBP: 0.354, SLG: 0.622		F9		G5-3		K		K		4	0	0	0	0	2	0									
8 Kendrys Morales, S OBP: 0.324, SLG: 0.416		K		K		K		6 G3		4	0	1	0	0	3	0									
6 Alberto Callaspo, S OBP: 0.324, SLG: 0.370		BB		1B		F7		G3		3	0	1	0	1	0	1									
47 Howie Kendrick, R OBP: 0.311, SLG: 0.376		K		F9				G6-3		3	0	0	0	1	1	3									
2 Erick Aybar, S OBP: 0.296, SLG: 0.370								F8		2	1	0	0	1	1	1									
13 Maicer Izturis, S OBP: 0.314, SLG: 0.288			41 HBP							1	0	0	0	0	0	1									
41 John Hester, R OBP: 0.293, SLG: 0.337			27 1B							1	0	0	0	0	1	0									
56 Kole Calhoun, L OBP: 0.294, SLG: 0.287			5 27 1B							1	0	0	0	0	0	1									
46 Bobby Wilson, R OBP: 0.267, SLG: 0.221										0	0	0	0	0	0	0									
Inning Stats	R: 0 E: 0 K: 1 S: 8	H: 0 LOB: 0 BB: 0 P: 12	R: 0 E: 0 K: 2 S: 11	H: 0 LOB: 1 BB: 1 P: 19	R: 1 E: 0 K: 1 S: 12	H: 1 LOB: 1 BB: 1 P: 18	R: 0 E: 0 K: 1 S: 12	H: 1 LOB: 0 BB: 0 P: 18	R: 1 E: 0 K: 2 S: 12	H: 1 LOB: 1 BB: 1 P: 20	R: 0 E: 0 K: 2 S: 8	H: 0 LOB: 0 BB: 0 P: 11	R: 0 E: 0 K: 2 S: 12	H: 0 LOB: 1 BB: 1 P: 19	R: 0 E: 0 K: 2 S: 8	H: 0 LOB: 0 BB: 0 P: 12	R: 0 E: 0 K: 0 S: 13	H: 1 LOB: 1 BB: 0 P: 20	1B: 4 2B: 1 3B: 0 HR: 0	SF: 0 SAC: 0 DP: 1 HBP: 1	WP: 0 PB: 0 SB: 2 CS: 0	PA: 35			
PITCHER	IP	WLS	BF	H	R	ER	SO	BB	IBB	HBP	BLK	WP	HR	S	P	ERA	WHIP								
11 Yu Darvish, R ERA: 3.88	7.0	W	28	3	2	2	11	4	0	1	0	0	0	8	17	2.57	1.000								
41 Alexi Ogando, R ERA: 2.17	1.0		3	0	0	0	2	0	0	0	0	0	0	8	12	0.00	0.000								
36 Joe Nathan, R ERA: 2.11	1.0		4	1	0	0	0	0	0	0	0	0	0	13	20	0.00	1.000								

Texas Rangers @ Los Angeles Angels
Angel Stadium of Anaheim, Anaheim, CA
Sat Jul 21 2012, 1:08 PM - 4:21 PM PDT
Att: 39,086 - Sunny - 82 F

AB	30
R	2
H	4
RBI	2
BB	4
SO	13
LOB	13



Batter	1	2	3	4	5	6	7	8	9	AB	R	H	RBI	BB	SO	LOB	TOP			
5 Ian Kinsler, R OBP: 0.335, SLG: 0.438	G4-3		G5-3		G6-3		K			4	0	0	0	1	1	0				
1 Elvis Andrus, R OBP: 0.389, SLG: 0.401	HBP		G6-3		1B			2B	SF8	3	1	2	1	0	0	0				
32 Josh Hamilton, L OBP: 0.362, SLG: 0.598	G5-3		G5-3		K			K	K	5	0	0	0	0	3	5				
29 Adrián Beltré, R OBP: 0.347, SLG: 0.521	BB			G6-3	FC6-4			F8		3	0	0	0	1	0	2				
10 Michael Young, R OBP: 0.301, SLG: 0.347	K			1B		F9		1B		4	1	2	1	0	1	2				
17 Nelson Cruz, R OBP: 0.322, SLG: 0.439		K		HR		F8		FC5-4		4	1	1	2	0	1	1				
7 David Murphy, L OBP: 0.374, SLG: 0.456	G6-3			BB		G1-3			1B	3	1	1	0	1	0	0				
25 Mike Napoli, R OBP: 0.345, SLG: 0.431			F7				K		K	3	0	0	0	1	2	2				
8 Yorvit Torrealba, R OBP: 0.287, SLG: 0.331	F9			G3-1			P4		BB	3	0	0	0	1	0	2				
Inning Stats	R: 0 H: 0 E: 0 K: 1 S: 14	H: 0 LOB: 2 BB: 1 P: 25	R: 0 H: 0 E: 0 K: 1 S: 10	H: 0 LOB: 1 BB: 1 P: 14	R: 0 H: 0 E: 0 K: 0 S: 5	H: 0 LOB: 0 BB: 0 P: 6	R: 2 H: 2 E: 0 K: 0 S: 14	H: 2 LOB: 1 BB: 1 P: 23	R: 0 H: 1 E: 0 K: 1 S: 10	H: 0 LOB: 0 BB: 0 P: 12	R: 0 H: 0 E: 0 K: 2 S: 7	H: 0 LOB: 0 BB: 0 P: 13	R: 1 H: 2 E: 0 K: 1 S: 10	H: 2 LOB: 1 BB: 0 P: 10	R: 1 H: 1 E: 0 K: 2 S: 14	H: 1 LOB: 2 BB: 2 P: 29	1B: 4 2B: 1 3B: 0 HR: 1	SF: 1 SAC: 0 DP: 0 HBP: 1	WP: 0 PA: 39 PB: 0 SB: 0 CS: 0	
PITCHER	IP	WLS	BF	H	R	ER	SO	BB	IBB	HBP	BLK	WP	HR	S	P	ERA	WHIP			
24 Dan Haren, R ERA: 4.76	6.0	W	25	3	2	2	3	3	0	1	0	0	1	63	95	3.00	1.000			
40 Kevin Jepsen, R ERA: 5.27	1.0	H	3	0	0	0	2	0	0	0	0	0	0	7	13	0.00	0.000			
37 Scott Downs, L ERA: 1.95	1.0		6	3	2	2	1	0	0	0	0	0	0	12	16	18.00	3.000			
49 Ernesto Frieri, R ERA: 1.35	1.0		5	0	0	0	2	2	0	0	0	0	0	12	26	0.00	2.000			

Texas Rangers @ Los Angeles Angels
Angel Stadium of Anaheim, Anaheim, CA
Sun Jul 22 2012, 5:08 PM - 8:16 PM PDT
Att. 42,160 - Clear - 77 F

AB 32
R 4
H 6
RBI 4
BB 5
SO 8
LOB 14



Batter	1	2	3	4	5	6	7	8	9	AB	R	H	RBI	BB	SO	LOB	BOTTOM			
27 Mike Trout, R OBP: 0.412, SLG: 0.603	2B	BB			BB		F8	1B		3	1	2	0	2	0	0				
48 Torii Hunter, R OBP: 0.329, SLG: 0.417	K	K			G4-3		5 HR	1B	44 G3-6-1	5	1	2	1	0	2	4				
5 Albert Pujols, R OBP: 0.346, SLG: 0.495	2B	G6-3			L5-6-3		HR	F9		5	1	2	3	0	0	5				
44 Mark Trumbo, R OBP: 0.355, SLG: 0.619	G4-3		G6-4-3		P6		G6-3	G3-6-1		5	0	2	0	0	0	4				
47 Howie Kendrick, R OBP: 0.313, SLG: 0.381	G6-3					2B	6 G6-3	1B		4	0	2	0	0	0	2				
6 Alberto Callaspo, S OBP: 0.323, SLG: 0.368		13 2B	K			F9	G6-3			4	1	1	0	0	1	3				
13 Maicer Izturis, S OBP: 0.318, SLG: 0.295		25 PB		G5-3		P2		HBP		3	1	1	0	0	0	1				
25 Peter Bourjos, R OBP: 0.280, SLG: 0.336		K		G4-3		G4-3	G1-3			4	0	0	0	0	1	5				
46 Bobby Wilson, R OBP: 0.281, SLG: 0.270		27 BB		G4-3			HR	2B		4	2	3	2	0	0	0				
Inning Stats	R: 1 H: 2 E: 0 K: 1 S: 13	H: 3 LOB: 2 BB: 1 P: 26	R: 0 H: 1 E: 0 K: 1 S: 8	H: 0 LOB: 0 BB: 0 P: 11	R: 0 H: 0 E: 0 K: 0 S: 4	H: 0 LOB: 0 BB: 0 P: 6	R: 0 H: 1 E: 0 K: 0 S: 8	H: 1 LOB: 1 BB: 0 P: 12	R: 3 H: 5 E: 0 K: 0 S: 21	H: 5 LOB: 3 BB: 0 P: 32	R: 1 H: 3 E: 0 K: 0 S: 9	H: 3 LOB: 1 BB: 0 P: 13	1B: 8 2B: 4 3B: 1 HR: 2	SF: 0 SAC: 0 DP: 2 HBP: 1	WP: 0 PA: 40 PB: 1 SB: 0 CS: 0					
PITCHER	IP	WLS	BF	H	R	ER	SO	BB	IBB	HBP	BLK	WP	HR	S	P	ERA	WHIP			
54 Matt Harrison, L ERA: 3.02	6.0	L	27	8	4	4	4	2	0	0	0	0	1	15	23	54.00	12.000			
41 Alexi Ogando, R ERA: 2.63	0.1		5	4	2	2	0	0	0	0	0	0	0	5	6	0.00	0.000			
28 Robbie Ross Jr., L ERA: 1.1	0.2		3	0	0	0	0	0	0	1	0	0	0	5	6	0.00	0.000			
37 Mike Adams, R ERA: 3.13	1.0		5	3	1	1	0	0	0	0	0	0	0	9	13	9.00	3.000			

Texas Rangers @ Los Angeles Angels
Angel Stadium of Anaheim, Anaheim, CA
Sun Jul 22 2012, 5:08 PM - 8:16 PM PDT
Att. 42,160 - Clear - 77 F

AB 37
R 7
H 15
RBI 6
BB 2
SO 4
LOB 24



Batter	1	2	3	4	5	6	7	8	9	AB	R	H	RBI	BB	SO	LOB	TOP					
4 Alex Gordon, L (1, 7) OBP: 0.375, SLG: 0.429										5	0	2	1	0	1	1	Kansas City Royals @ Los Angeles Angels Angel Stadium of Anaheim, Anaheim, CA Mon Jul 23 2012, 7:09 PM - 10:29 PM PDT Att: 35,047 - Clear - 77 F livebaseballscorecards.com					
2 Alcides Escobar, R (1, 6) OBP: 0.352, SLG: 0.429										3	0	1	0	0	0	2						
6 Lorenzo Cain, R (1, 8) OBP: 0.310, SLG: 0.481										3	0	1	1	0	1	3						
16 Billy Butler, R (1, 10) OBP: 0.365, SLG: 0.497										3	0	1	0	1	1	2						
8 Mike Moustakas, L (1, 5) OBP: 0.322, SLG: 0.472										4	0	0	0	0	1	4						
11 Yuniesky Betancourt, R (1, 4) OBP: 0.279, SLG: 0.435										4	0	2	0	0	0	2						
21 Jeff Francoeur, R (1, 9) OBP: 0.283, SLG: 0.371										4	0	0	0	0	2	3						
35 Eric Hosmer, L (1, 3) OBP: 0.300, SLG: 0.365										4	2	2	0	0	2	0						
27 Brayan Peña, S (1, 2) OBP: 0.291, SLG: 0.354										4	1	2	1	0	0	0						
Inning Stats	R: 0 H: 1 E: 0 K: 1 S: 8	H: 1 LOB: 0 BB: 0 P: 11	R: 0 H: 0 E: 0 K: 0 S: 8	H: 1 LOB: 0 BB: 0 P: 16	R: 2 H: 3 E: 0 K: 0 S: 14	H: 3 LOB: 2 BB: 1 P: 23	R: 0 H: 0 E: 0 K: 1 S: 10	H: 0 LOB: 0 BB: 0 P: 17	R: 0 H: 1 E: 0 K: 2 S: 13	H: 1 LOB: 1 BB: 0 P: 17	R: 1 H: 3 E: 0 K: 2 S: 18	H: 3 LOB: 2 BB: 0 P: 25	R: 0 H: 1 E: 0 K: 1 S: 10	H: 1 LOB: 1 BB: 0 P: 17	R: 0 H: 0 E: 0 K: 1 S: 9	H: 0 LOB: 0 BB: 0 P: 14		1B: 10 2B: 1 3B: 0 HR: 0	SF: 1 DP: 1 HBP: 0	WP: 1 PA: 38 PB: 0 SB: 1 CS: 1		
PITCHER	IP WLS BF H R ER SO BB IBB HBP BLK WP HR S P ERA WHIP	IP WLS BF H R ER SO BB IBB HBP BLK WP HR S P ERA WHIP	IP WLS BF H R ER SO BB IBB HBP BLK WP HR S P ERA WHIP	IP WLS BF H R ER SO BB IBB HBP BLK WP HR S P ERA WHIP	IP WLS BF H R ER SO BB IBB HBP BLK WP HR S P ERA WHIP	IP WLS BF H R ER SO BB IBB HBP BLK WP HR S P ERA WHIP	IP WLS BF H R ER SO BB IBB HBP BLK WP HR S P ERA WHIP	IP WLS BF H R ER SO BB IBB HBP BLK WP HR S P ERA WHIP	IP WLS BF H R ER SO BB IBB HBP BLK WP HR S P ERA WHIP	IP WLS BF H R ER SO BB IBB HBP BLK WP HR S P ERA WHIP	IP WLS BF H R ER SO BB IBB HBP BLK WP HR S P ERA WHIP	IP WLS BF H R ER SO BB IBB HBP BLK WP HR S P ERA WHIP	IP WLS BF H R ER SO BB IBB HBP BLK WP HR S P ERA WHIP	IP WLS BF H R ER SO BB IBB HBP BLK WP HR S P ERA WHIP	IP WLS BF H R ER SO BB IBB HBP BLK WP HR S P ERA WHIP	IP WLS BF H R ER SO BB IBB HBP BLK WP HR S P ERA WHIP	IP WLS BF H R ER SO BB IBB HBP BLK WP HR S P ERA WHIP					
33 C.J. Wilson, L (1, 1) ERA: 2.89	6.2	28	9	3	3	6	1	0	0	0	0	0	0	0	0	0	1	0	73	118	4.05	1.500
40 Kevin Jepsen, R (7, 1) ERA: 4.5	1.1	6	2	0	0	1	0	0	0	0	0	0	0	0	0	0	0	0	15	23	0.00	1.500
37 Scott Downs, L (9, 1) ERA: 1.89	1.0	3	0	0	0	1	0	0	0	0	0	0	0	0	0	0	0	0	9	14	0.00	0.000


Batter	1	2	3	4	5	6	7	8	9	AB	R	H	RBI	BB	SO	LOB	BOTTOM					
27 Mike Trout, R (1, 7) OBP: 0.412, SLG: 0.600										5	1	2	0	0	0	1	Kansas City Royals @ Los Angeles Angels Angel Stadium of Anaheim, Anaheim, CA Mon Jul 23 2012, 7:09 PM - 10:29 PM PDT Att: 35,047 - Clear - 77 F livebaseballscorecards.com					
48 Torii Hunter, R (1, 9) OBP: 0.327, SLG: 0.417										5	1	1	0	0	2	2						
5 Albert Pujols, R (1, 3) OBP: 0.345, SLG: 0.492										4	0	1	1	0	0	1						
44 Mark Trumbo, R (1, 10) OBP: 0.354, SLG: 0.613										3	0	0	0	1	2	1						
47 Howie Kendrick, R (1, 4) OBP: 0.315, SLG: 0.383										3	1	1	1	1	0	2						
6 Alberto Callaspo, S (1, 5) OBP: 0.322, SLG: 0.366										4	1	1	0	0	0	2						
13 Maicer Izturis, S (1, 6) OBP: 0.322, SLG: 0.305										4	1	2	1	0	0	0						
25 Peter Bourjos, R (1, 8) OBP: 0.285, SLG: 0.331										2	1	0	0	1	1	1						
46 Bobby Wilson, R (1, 2) OBP: 0.275, SLG: 0.264										3	0	0	0	0	2	2						
8 Kendry Morales, S (8, PH) ERA: 2.7										1	0	1	3	0	0	0						
41 John Hester, R (9, 2) OBP: 0.293, SLG: 0.337										0	0	0	0	0	0	0						
Inning Stats	R: 0 H: 1 E: 0 K: 1 S: 12	H: 0 LOB: 2 BB: 1 P: 21	R: 0 H: 0 E: 0 K: 1 S: 11	H: 0 LOB: 0 BB: 0 P: 16	R: 2 H: 3 E: 0 K: 0 S: 16	H: 3 LOB: 1 BB: 0 P: 24	R: 0 H: 0 E: 0 K: 0 S: 14	H: 0 LOB: 0 BB: 0 P: 17	R: 0 H: 1 E: 0 K: 2 S: 13	H: 1 LOB: 1 BB: 1 P: 24	R: 0 H: 0 E: 0 K: 0 S: 9	H: 0 LOB: 0 BB: 0 P: 15	R: 3 H: 4 E: 0 K: 2 S: 19	H: 4 LOB: 2 BB: 1 P: 32	R: 0 H: 1 E: 0 K: 2 S: 13	H: 1 LOB: 1 BB: 1 P: 14	1B: 6 2B: 3 3B: 0 HR: 0	SF: 0 SAC: 0 DP: 0 HBP: 1	WP: 0 PA: 38 PB: 0 SB: 3 CS: 0			
PITCHER	IP WLS BF H R ER SO BB IBB HBP BLK WP HR S P ERA WHIP	IP WLS BF H R ER SO BB IBB HBP BLK WP HR S P ERA WHIP	IP WLS BF H R ER SO BB IBB HBP BLK WP HR S P ERA WHIP	IP WLS BF H R ER SO BB IBB HBP BLK WP HR S P ERA WHIP	IP WLS BF H R ER SO BB IBB HBP BLK WP HR S P ERA WHIP	IP WLS BF H R ER SO BB IBB HBP BLK WP HR S P ERA WHIP	IP WLS BF H R ER SO BB IBB HBP BLK WP HR S P ERA WHIP	IP WLS BF H R ER SO BB IBB HBP BLK WP HR S P ERA WHIP	IP WLS BF H R ER SO BB IBB HBP BLK WP HR S P ERA WHIP	IP WLS BF H R ER SO BB IBB HBP BLK WP HR S P ERA WHIP	IP WLS BF H R ER SO BB IBB HBP BLK WP HR S P ERA WHIP	IP WLS BF H R ER SO BB IBB HBP BLK WP HR S P ERA WHIP	IP WLS BF H R ER SO BB IBB HBP BLK WP HR S P ERA WHIP	IP WLS BF H R ER SO BB IBB HBP BLK WP HR S P ERA WHIP	IP WLS BF H R ER SO BB IBB HBP BLK WP HR S P ERA WHIP	IP WLS BF H R ER SO BB IBB HBP BLK WP HR S P ERA WHIP	IP WLS BF H R ER SO BB IBB HBP BLK WP HR S P ERA WHIP					
52 Bruce Chen, L (1, 1) ERA: 5.54	5.1	25	5	0	0	2	0	0	0	0	0	0	0	0	0	0	0	0	15	25	0.00	0.000
40 Kelvin Herrera, R (6, 1) ERA: 2.7	1.2	5	0	0	0	2	0	0	0	0	0	0	0	0	0	0	0	0	15	25	0.00	0.000
56 Greg Holland, R (8, 1) ERA: 3.93	0.2	7	4	3	3	1	1	0	0	0	0	0	0	0	0	0	0	0	16	26	40.50	7.500
43 Aaron Crow, R (8, 1) ERA: 3.86	0.1	1	0	0	0	1	0	0	0	0	0	0	0	0	0	0	0	0	3	6	0.00	0.000

Batter	1	2	3	4	5	6	7	8	9	AB	R	H	RBI	BB	SO	LOB	TOP										
5 Sam Fuld, L OBP: 0.538, SLG: 0.667 8 Desmond Jennings, R OBP: 0.399, SLG: 0.396	G3		2B			G6-3		18 G5-3 1B		3	0	1	0	0	0	0											
2 B.J. Upton, R OBP: 0.307, SLG: 0.378	P5		G5-3			G5-3		K		4	0	0	0	0	1	2											
18 Ben Zobrist, S OBP: 0.371, SLG: 0.444	F9					2B		G5-3		4	0	1	0	0	1	1											
20 Matt Joyce, L OBP: 0.380, SLG: 0.485 36 Brooks Conrad, S OBP: 0.186, SLG: 0.319	K					F9		P4		3	0	0	0	0	2	1											
7 Jeff Keppinger, R OBP: 0.399, SLG: 0.455	HR					2B		G6-3		4	1	3	1	0	0	0											
23 Carlos Pena, L OBP: 0.323, SLG: 0.350	K					BB		F7		3	0	0	0	1	2	1											
19 Ryan Roberts, R OBP: 0.310, SLG: 0.362	F8					G5-3		F9		4	0	0	0	0	1	2											
59 Jose Lobaton, S OBP: 0.352, SLG: 0.315	F8					G3-1		F9		3	0	0	0	0	0	2											
9 Elliot Johnson, S OBP: 0.316, SLG: 0.351	P6					K		K		3	0	0	0	0	2	2											
Inning Stats	R: 0 E: 0 K: 0 S: 7	H: 0 LOB: 0 BB: 0 P: 13	R: 1 E: 0 K: 2 S: 10	H: 1 LOB: 0 BB: 0 P: 15	R: 0 E: 0 K: 0 S: 7	H: 1 LOB: 1 BB: 0 P: 12	R: 0 E: 0 K: 3 S: 12	H: 1 LOB: 1 BB: 0 P: 19	R: 0 E: 0 K: 1 S: 13	H: 0 LOB: 0 BB: 0 P: 18	R: 0 E: 0 K: 0 S: 7	H: 1 LOB: 1 BB: 0 P: 11	R: 0 E: 0 K: 1 S: 15	H: 1 LOB: 2 BB: 1 P: 28	R: 0 E: 0 K: 1 S: 7	H: 0 LOB: 0 BB: 0 P: 11	R: 0 E: 0 K: 1 S: 9	H: 0 LOB: 0 BB: 0 P: 11	1B: 2 2B: 3 HR: 1	SF: 0 SAC: 0 DP: 0 HBP: 0	WP: 0 PB: 0 SB: 1 CS: 0	PA: 34					
PITCHER	IP	WLS	BF	H	R	ER	SO	BB	IBB	HBP	BLK	WP	HR	S	P	ERA	WHIP										
24 Dan Haren, R ERA: 4.59	6.0	W	24	5	1	1	6	1	0	0	0	0	1	60	97	1.50	1.000										
40 Kevin Jepsen, R ERA: 4.41	1.0	H	3	0	0	0	1	0	0	0	0	0	0	11	19	0.00	0.000										
37 Scott Downs, L ERA: 2.57	1.0	H	4	1	0	0	1	0	0	0	0	0	0	7	9	0.00	1.000										
49 Ernesto Frieri, R ERA: 1.5	1.0	S	3	0	0	0	1	0	0	0	0	0	0	9	11	0.00	0.000										

Tampa Bay Rays @ Los Angeles Angels
Angel Stadium of Anaheim, Anaheim, CA
Fri Jul 27 2012, 7:09 PM - 9:41 PM PDT
Att. 40,136 - Clear - 73 F

livebaseballscorecards.com

AB 33
R 1
H 6
RBI 1
BB 1
SO 9
LOB 12



Batter	1	2	3	4	5	6	7	8	9	AB	R	H	RBI	BB	SO	LOB	BOTTOM										
27 Mike Trout, R OBP: 0.411, SLG: 0.601	P3		48 1B 5 2B			L4		K		4	1	1	0	0	1	2											
48 Torii Hunter, R OBP: 0.339, SLG: 0.434	1B		5 2B			G1-3		FC3-6 5 WP 5 S		4	1	2	0	0	0	2											
5 Albert Pujols, R OBP: 0.348, SLG: 0.493	44 G4-3 1B		44 1B 2H			8 C 44 S		K		4	1	3	2	0	1	1											
44 Mark Trumbo, R OBP: 0.358, SLG: 0.608 25 Peter Bourjos, R OBP: 0.290, SLG: 0.336	G4-3		1B			K		K		3	0	1	1	0	1	3											
8 Kendrys Morales, S OBP: 0.317, SLG: 0.404	K					G5-3		G5-3		3	0	0	0	0	1	1											
6 Alberto Callaspo, S OBP: 0.325, SLG: 0.371	F7					G3-1		F8		3	0	0	0	0	0	0											
47 Howie Kendrick, R OBP: 0.314, SLG: 0.378	K					G4-3		G4-3		3	0	0	0	0	1	0											
13 Maicer Izturis, S OBP: 0.314, SLG: 0.303	G1-3					G3-1		G4-3		3	0	0	0	0	0	0											
46 Bobby Wilson, R OBP: 0.286, SLG: 0.299	B1-3					1B		48 FC3-6 1B		3	0	2	0	0	0	0											
Inning Stats	R: 0 E: 0 K: 0 S: 16	H: 2 LOB: 1 BB: 0 P: 21	R: 0 E: 0 K: 2 S: 7	H: 0 LOB: 0 BB: 0 P: 10	R: 3 E: 0 K: 0 S: 10	H: 4 LOB: 1 BB: 0 P: 14	R: 0 E: 0 K: 0 S: 7	H: 0 LOB: 0 BB: 0 P: 11	R: 0 E: 0 K: 1 S: 10	H: 1 LOB: 1 BB: 0 P: 14	R: 0 E: 0 K: 1 S: 8	H: 0 LOB: 0 BB: 0 P: 14	R: 0 E: 0 K: 0 S: 7	H: 0 LOB: 0 BB: 0 P: 9	R: 0 E: 0 K: 2 S: 11	H: 1 LOB: 1 BB: 0 P: 14	R: 0 E: 0 K: 2 S: 11	H: 0 LOB: 0 BB: 0 P: 11	1B: 8 2B: 1 3B: 0 HR: 0	SF: 0 SAC: 0 DP: 1 HBP: 0	WP: 1 PB: 0 SB: 2 CS: 1	PA: 30					
PITCHER	IP	WLS	BF	H	R	ER	SO	BB	IBB	HBP	BLK	WP	HR	S	P	ERA	WHIP										
53 Alex Cobb, R ERA: 4.93	7.0	L	26	8	3	3	3	0	0	0	0	0	0	65	93	3.86	1.143										
43 Kyle Farnsworth, R ERA: 5.63	1.0		4	1	0	0	2	0	0	0	0	1	0	11	14	0.00	1.000										

Tampa Bay Rays @ Los Angeles Angels
Angel Stadium of Anaheim, Anaheim, CA
Fri Jul 27 2012, 7:09 PM - 9:41 PM PDT
Att. 40,136 - Clear - 73 F

livebaseballscorecards.com

AB 30
R 3
H 9
RBI 3
BB 0
SO 5
LOB 9



Batter	1	2	3	4	5	6	7	8	9	AB	R	H	RBI	BB	SO	LOB	TOP						
8 Desmond Jennings, R OBP: 0.309, SLG: 0.588										4	1	1	0	0	1	0							
2 B.J. Upton, R OBP: 0.391, SLG: 0.444										4	0	2	0	0	1	0							
18 Ben Zobrist, S OBP: 0.395, SLG: 0.453										2	1	1	2	1	0	0							
7 Jeff Keppinger, R OBP: 0.391, SLG: 0.444										4	0	0	0	0	0	3							
23 Carlos Pena, L OBP: 0.323, SLG: 0.350										0	0	0	0	0	0	0							
19 Ryan Roberts, R OBP: 0.306, SLG: 0.356										4	0	0	0	0	2	1							
1 Sean Rodriguez, R OBP: 0.288, SLG: 0.328										2	1	0	0	2	1	0							
20 Matt Joyce, L OBP: 0.374, SLG: 0.477										4	0	0	0	0	2	1							
36 Brooks Conrad, S OBP: 0.183, SLG: 0.309										3	0	0	0	0	1	2							
9 Elliot Johnson, S OBP: 0.316, SLG: 0.351										0	0	0	0	0	0	0							
28 José Molina, R OBP: 0.249, SLG: 0.301										3	0	0	0	0	1	0							
Inning Stats	R: 1 E: 0 K: 0 S: 6	H: 2 W: 1 BB: 0 P: 11	R: 1 E: 0 K: 1 S: 10	H: 0 W: 0 LOB: 0 BB: 1 P: 20	R: 1 E: 0 K: 2 S: 14	H: 1 W: 0 LOB: 1 BB: 1 P: 22	R: 0 E: 0 K: 2 S: 9	H: 0 W: 0 LOB: 0 BB: 1 P: 18	R: 0 E: 0 K: 1 S: 10	H: 1 W: 0 LOB: 2 BB: 1 P: 17	R: 0 E: 0 K: 1 S: 12	H: 0 W: 0 LOB: 0 BB: 0 P: 20	R: 0 E: 0 K: 1 S: 11	H: 0 W: 0 LOB: 0 BB: 0 P: 17	R: 0 E: 0 K: 0 S: 6	H: 0 W: 0 LOB: 0 BB: 0 P: 9	R: 0 E: 0 K: 2 S: 9	H: 0 W: 0 LOB: 0 BB: 0 P: 15	1B: 2 2B: 2 HR: 1	SF: 1 SAC: 0 DP: 1 HBP: 0	WP: 0 PB: 0 SB: 3 CS: 1	PA: 34	
PITCHER	IP WLS BF H R ER SO BB IBB HBP BLK WP HR S P ERA WHIP	IP WLS BF H R ER SO BB IBB HBP BLK WP HR S P ERA WHIP	IP WLS BF H R ER SO BB IBB HBP BLK WP HR S P ERA WHIP	IP WLS BF H R ER SO BB IBB HBP BLK WP HR S P ERA WHIP	IP WLS BF H R ER SO BB IBB HBP BLK WP HR S P ERA WHIP	IP WLS BF H R ER SO BB IBB HBP BLK WP HR S P ERA WHIP	IP WLS BF H R ER SO BB IBB HBP BLK WP HR S P ERA WHIP	IP WLS BF H R ER SO BB IBB HBP BLK WP HR S P ERA WHIP	IP WLS BF H R ER SO BB IBB HBP BLK WP HR S P ERA WHIP	IP WLS BF H R ER SO BB IBB HBP BLK WP HR S P ERA WHIP	IP WLS BF H R ER SO BB IBB HBP BLK WP HR S P ERA WHIP	IP WLS BF H R ER SO BB IBB HBP BLK WP HR S P ERA WHIP	IP WLS BF H R ER SO BB IBB HBP BLK WP HR S P ERA WHIP	IP WLS BF H R ER SO BB IBB HBP BLK WP HR S P ERA WHIP	IP WLS BF H R ER SO BB IBB HBP BLK WP HR S P ERA WHIP	IP WLS BF H R ER SO BB IBB HBP BLK WP HR S P ERA WHIP	IP WLS BF H R ER SO BB IBB HBP BLK WP HR S P ERA WHIP	IP WLS BF H R ER SO BB IBB HBP BLK WP HR S P ERA WHIP	IP WLS BF H R ER SO BB IBB HBP BLK WP HR S P ERA WHIP	IP WLS BF H R ER SO BB IBB HBP BLK WP HR S P ERA WHIP	IP WLS BF H R ER SO BB IBB HBP BLK WP HR S P ERA WHIP	IP WLS BF H R ER SO BB IBB HBP BLK WP HR S P ERA WHIP	IP WLS BF H R ER SO BB IBB HBP BLK WP HR S P ERA WHIP

Tampa Bay Rays @ Los Angeles Angels
Angel Stadium of Anaheim, Anaheim, CA
Sat Jul 28 2012, 6:09 PM - 9:05 PM PDT
Att: 41,232 - Clear - 80 F

AB 30
R 3
H 4
RBI 2
BB 3
SO 9
LOB 7



Batter	1	2	3	4	5	6	7	8	9	AB	R	H	RBI	BB	SO	LOB	BOTTOM						
27 Mike Trout, R OBP: 0.407, SLG: 0.594										4	0	0	0	0	2	1							
48 Torii Hunter, R OBP: 0.344, SLG: 0.436										3	0	2	0	1	0	0							
5 Albert Pujols, R OBP: 0.347, SLG: 0.490										3	0	0	0	0	1	5							
44 Mark Trumbo, R OBP: 0.357, SLG: 0.604										4	0	1	0	0	2	2							
47 Howie Kendrick, R OBP: 0.313, SLG: 0.376										4	0	1	0	0	2	3							
6 Alberto Callaspo, S OBP: 0.324, SLG: 0.367										3	0	0	0	1	0	3							
10 Vernon Wells, R OBP: 0.274, SLG: 0.410										4	0	0	0	0	1	4							
13 Maicer Izturis, S OBP: 0.308, SLG: 0.296										4	0	0	0	0	1	1							
46 Bobby Wilson, R OBP: 0.287, SLG: 0.307										3	0	1	0	0	2	0							
Inning Stats	R: 0 E: 0 K: 3 S: 14	H: 1 W: 0 LOB: 1 BB: 0 P: 17	R: 0 E: 0 K: 1 S: 12	H: 0 W: 0 LOB: 0 BB: 1 P: 18	R: 0 E: 0 K: 1 S: 11	H: 1 W: 0 LOB: 2 BB: 0 P: 19	R: 0 E: 0 K: 0 S: 17	H: 1 W: 0 LOB: 1 BB: 0 P: 9	R: 0 E: 0 K: 2 S: 12	H: 0 W: 0 LOB: 0 BB: 0 P: 18	R: 0 E: 0 K: 2 S: 12	H: 1 W: 0 LOB: 1 BB: 0 P: 17	R: 0 E: 0 K: 1 S: 8	H: 0 W: 0 LOB: 0 BB: 0 P: 12	1B: 4 2B: 1 3B: 0 HR: 0	SF: 0 SAC: 0 DP: 0 HBP: 1	WP: 0 PB: 0 SB: 0 CS: 0	PA: 35					
PITCHER	IP WLS BF H R ER SO BB IBB HBP BLK WP HR S P ERA WHIP	IP WLS BF H R ER SO BB IBB HBP BLK WP HR S P ERA WHIP	IP WLS BF H R ER SO BB IBB HBP BLK WP HR S P ERA WHIP	IP WLS BF H R ER SO BB IBB HBP BLK WP HR S P ERA WHIP	IP WLS BF H R ER SO BB IBB HBP BLK WP HR S P ERA WHIP	IP WLS BF H R ER SO BB IBB HBP BLK WP HR S P ERA WHIP	IP WLS BF H R ER SO BB IBB HBP BLK WP HR S P ERA WHIP	IP WLS BF H R ER SO BB IBB HBP BLK WP HR S P ERA WHIP	IP WLS BF H R ER SO BB IBB HBP BLK WP HR S P ERA WHIP	IP WLS BF H R ER SO BB IBB HBP BLK WP HR S P ERA WHIP	IP WLS BF H R ER SO BB IBB HBP BLK WP HR S P ERA WHIP	IP WLS BF H R ER SO BB IBB HBP BLK WP HR S P ERA WHIP	IP WLS BF H R ER SO BB IBB HBP BLK WP HR S P ERA WHIP	IP WLS BF H R ER SO BB IBB HBP BLK WP HR S P ERA WHIP	IP WLS BF H R ER SO BB IBB HBP BLK WP HR S P ERA WHIP	IP WLS BF H R ER SO BB IBB HBP BLK WP HR S P ERA WHIP	IP WLS BF H R ER SO BB IBB HBP BLK WP HR S P ERA WHIP	IP WLS BF H R ER SO BB IBB HBP BLK WP HR S P ERA WHIP	IP WLS BF H R ER SO BB IBB HBP BLK WP HR S P ERA WHIP	IP WLS BF H R ER SO BB IBB HBP BLK WP HR S P ERA WHIP	IP WLS BF H R ER SO BB IBB HBP BLK WP HR S P ERA WHIP	IP WLS BF H R ER SO BB IBB HBP BLK WP HR S P ERA WHIP	IP WLS BF H R ER SO BB IBB HBP BLK WP HR S P ERA WHIP

Tampa Bay Rays @ Los Angeles Angels
Angel Stadium of Anaheim, Anaheim, CA
Sat Jul 28 2012, 6:09 PM - 9:05 PM PDT
Att: 41,232 - Clear - 80 F

AB 32
R 0
H 5
RBI 0
BB 2
SO 11
LOB 19



Batter	1	2	3	4	5	6	7	8	9	AB	R	H	RBI	BB	SO	LOB	TOP										
8 Desmond Jennings, R OBP: 0.307, SLG: 0.586										4	0	1	0	0	1	2											
5 Sam Fuld, L OBP: 0.412, SLG: 0.500										4	1	0	0	0	1	2											
18 Ben Zobrist, S OBP: 0.371, SLG: 0.451										4	0	1	0	0	0	1											
20 Matt Joyce, L OBP: 0.372, SLG: 0.473										4	0	1	1	0	2	1											
7 Jeff Keppinger, R OBP: 0.388, SLG: 0.440										4	0	1	0	0	1	2											
23 Carlos Pena, L OBP: 0.323, SLG: 0.352										4	1	1	0	0	1	1											
19 Ryan Roberts, R OBP: 0.309, SLG: 0.353										2	0	0	0	2	0	1	AB 31										
59 Jose Lobaton, S OBP: 0.351, SLG: 0.315										3	0	1	0	0	2	1	R 2										
9 Elliot Johnson, S OBP: 0.317, SLG: 0.356										2	0	1	0	0	1	0	H 7										
Inning Stats	R: 0 E: 0 K: 2 S: 12	H: 1 LOB: 1 BB: 0 P: 17	R: 0 E: 0 K: 1 S: 11	H: 1 LOB: 1 BB: 1 P: 20	R: 0 E: 0 K: 1 S: 7	H: 0 LOB: 0 BB: 0 P: 12	R: 0 E: 0 K: 1 S: 8	H: 0 LOB: 0 BB: 0 P: 14	R: 0 E: 0 K: 1 S: 6	H: 0 LOB: 0 BB: 0 P: 9	R: 1 E: 0 K: 2 S: 12	H: 3 LOB: 2 BB: 0 P: 17	R: 1 E: 0 K: 0 S: 14	H: 2 LOB: 1 BB: 0 P: 22	R: 0 E: 0 K: 0 S: 8	H: 0 LOB: 0 BB: 0 P: 13	R: 0 E: 0 K: 1 S: 4	H: 0 LOB: 0 BB: 1 P: 11	1B: 5 2B: 2 3B: 0 HR: 0	SF: 0 SAC: 1 DP: 1 HBP: 0	WP: 2 PB: 2 CS: 1	PA: 35					
PITCHER	IP	WLS	BF	H	R	ER	SO	BB	IBB	HBP	BLK	WP	HR	S	P	ERA	WHIP										
23 Zack Greinke, R ERA: 3.39	7.0	L	28	7	2	2	8	1	0	0	0	2	0	70	111	2.57	1.143										
32 LaTroy Hawkins, R ERA: 1.73	1.0		3	0	0	0	0	0	0	0	0	0	0	8	13	0.00	0.000										
55 Jason Istringhausen, R ERA: 2.91	1.0		3	0	0	0	1	1	0	0	0	0	0	4	11	0.00	1.000										

Tampa Bay Rays @ Los Angeles Angels
Angel Stadium of Anaheim, Anaheim, CA
Sun Jul 29 2012, 12:37 PM - 3:27 PM PDT
Att: 35,477 - Sunny - 78 F

livebaseballscorecards.com



Batter	1	2	3	4	5	6	7	8	9	AB	R	H	RBI	BB	SO	LOB	BOTTOM										
13 Maicer Izturis, S OBP: 0.312, SLG: 0.301										4	0	2	0	0	1	1											
47 Howie Kendrick, R OBP: 0.314, SLG: 0.376										3	0	1	0	0	0	1											
5 Albert Pujols, R OBP: 0.344, SLG: 0.484										4	0	0	0	0	1	3											
44 Mark Trumbo, R OBP: 0.354, SLG: 0.599										3	0	0	0	0	1	1											
8 Kendrys Morales, S OBP: 0.314, SLG: 0.400										3	0	0	0	0	2	0											
6 Alberto Callaspo, S OBP: 0.321, SLG: 0.383										3	0	0	0	0	1	0											
10 Vernon Wells, R OBP: 0.288, SLG: 0.401										3	0	0	0	0	1	0											
17 Chris Iannetta, R OBP: 0.313, SLG: 0.391										3	0	1	0	0	0	0											
25 Peter Bourjos, R OBP: 0.288, SLG: 0.333										1	0	0	0	0	1	0	AB 28										
48 Tori Hunter, R OBP: 0.343, SLG: 0.435										1	0	0	0	0	0	0	R 0										
Inning Stats	R: 0 E: 0 K: 0 S: 8	H: 0 LOB: 0 BB: 0 P: 14	R: 0 E: 0 K: 1 S: 7	H: 0 LOB: 0 BB: 0 P: 11	R: 0 E: 0 K: 1 S: 9	H: 0 LOB: 0 BB: 0 P: 16	R: 0 E: 0 K: 1 S: 10	H: 1 LOB: 1 BB: 0 P: 16	R: 0 E: 0 K: 1 S: 8	H: 0 LOB: 0 BB: 0 P: 12	R: 0 E: 0 K: 1 S: 12	H: 1 LOB: 1 BB: 0 P: 17	R: 0 E: 0 K: 2 S: 8	H: 0 LOB: 0 BB: 0 P: 14	R: 0 E: 0 K: 1 S: 7	H: 0 LOB: 0 BB: 0 P: 10	R: 0 E: 0 K: 0 S: 12	H: 2 LOB: 1 BB: 0 P: 18	1B: 4 2B: 0 3B: 0 HR: 0	SF: 0 SAC: 2 DP: 1 HBP: 0	WP: 0 PB: 0 CS: 0	PA: 30					
PITCHER	IP	WLS	BF	H	R	ER	SO	BB	IBB	HBP	BLK	WP	HR	S	P	ERA	WHIP										
58 Jeremy Hellickson, R ERA: 3.23	6.0	W	20	2	0	0	5	0	0	0	0	0	0	54	86	0.00	0.333										
43 Kyle Farnsworth, R ERA: 5.0	1.0	H	3	0	0	0	2	0	0	0	0	0	0	8	14	0.00	0.000										
62 Joel Peralta, R ERA: 3.95	1.0	H	3	0	0	0	1	0	0	0	0	0	0	7	10	0.00	0.000										
56 Fernando Rodney, R ERA: 0.77	1.0	S	4	2	0	0	0	0	0	0	0	0	0	12	18	0.00	2.000										

Tampa Bay Rays @ Los Angeles Angels
Angel Stadium of Anaheim, Anaheim, CA
Sun Jul 29 2012, 12:37 PM - 3:27 PM PDT
Att: 35,477 - Sunny - 78 F

livebaseballscorecards.com



Batter	1	2	3	4	5	6	7	8	9	AB	R	H	RBI	BB	SO	LOB	TOP					
27 Mike Trout, R OBP: 0.411, SLG: 0.608										4	2	2	2	1	1	1	<p>Los Angeles Angels @ Texas Rangers Rangers Ballpark in Arlington, Arlington, TX Tue Jul 31 2012, 8:10 PM - 10:46 PM EDT Att: 34,918 - Clear - 103 F</p> <p>AB 35 R 6 H 9 RBI 6 BB 4 SO 6 LOB 9</p>					
48 Toni Hunter, R OBP: 0.344, SLG: 0.435										5	0	2	2	0	1	0						
5 Albert Pujols, R OBP: 0.350, SLG: 0.506										5	2	2	2	0	0	3						
44 Mark Trumbo, R OBP: 0.353, SLG: 0.594										3	0	0	0	1	2	0						
47 Howie Kendrick, R OBP: 0.317, SLG: 0.378										4	0	2	0	0	1	1						
6 Alberto Callaspo, S OBP: 0.312, SLG: 0.351										4	0	0	0	0	0	2						
10 Vernon Wells, R OBP: 0.261, SLG: 0.390										4	0	0	0	0	1	1						
13 Maicer Izturis, S OBP: 0.317, SLG: 0.322										4	1	1	0	0	0	0						
17 Chris Iannetta, R OBP: 0.321, SLG: 0.380										2	1	0	0	2	0	1						
Inning Stats	R: 0 E: 0 K: 1 S: 9	H: 0 LOB: 0 BB: 0 P: 13	R: 0 E: 0 K: 1 S: 6	H: 0 LOB: 0 BB: 0 P: 7	R: 0 E: 0 K: 0 S: 9	H: 0 LOB: 1 BB: 1 P: 16	R: 1 E: 0 K: 0 S: 7	H: 1 LOB: 0 BB: 1 P: 13	R: 0 E: 0 K: 0 S: 6	H: 0 LOB: 0 BB: 0 P: 8	R: 3 E: 0 K: 2 S: 17	H: 3 LOB: 1 BB: 1 P: 30	R: 2 E: 0 K: 1 S: 10	H: 2 LOB: 1 BB: 1 P: 16	R: 0 E: 0 K: 1 S: 10	H: 1 LOB: 1 BB: 0 P: 15	R: 0 E: 0 K: 0 S: 10	H: 2 LOB: 2 BB: 0 P: 14	1B: 5 2B: 1 3B: 0 HR: 3	SF: 0 SAC: 0 DP: 1 HBP: 0	WP: 0 PB: 0 SB: 0 CS: 0	PA: 39
PITCHER	IP WLS BF H R ER SO BB IBB HBP BLK WP HR S P ERA WHIP																					
45 Derek Holland, L ERA: 4.98	(1, 1) 6.2 L 28 5 6 6 5 4 0 0 0 0 0 3 60 97 8.10 1.350																					
52 Tanner Scheppers, R ERA: 5.82	(7, 1) 0.1 2 1 0 0 0 0 0 0 0 0 0 0 4 6 0.00 3.000																					
41 Alexi Ogando, R ERA: 2.98	(8, 1) 1.0 4 1 0 0 1 0 0 0 0 0 0 0 10 15 0.00 1.000																					
33 Martin Pérez, L ERA: 4.05	(9, 1) 1.0 5 2 0 0 0 0 0 0 0 0 0 0 10 14 0.00 2.000																					


Batter	1	2	3	4	5	6	7	8	9	AB	R	H	RBI	BB	SO	LOB	BOTTOM					
5 Ian Kinsler, R OBP: 0.337, SLG: 0.428										4	0	0	0	0	1	2	<p>Los Angeles Angels @ Texas Rangers Rangers Ballpark in Arlington, Arlington, TX Tue Jul 31 2012, 8:10 PM - 10:46 PM EDT Att: 34,918 - Clear - 103 F</p> <p>AB 32 R 2 H 5 RBI 2 BB 1 SO 5 LOB 9</p>					
1 Elvis Andrus, R OBP: 0.383, SLG: 0.386										4	0	0	0	0	0	2						
29 Adrian Beltré, R OBP: 0.343, SLG: 0.504										4	0	0	0	0	0	2						
17 Nelson Cruz, R OBP: 0.323, SLG: 0.453										4	0	0	0	0	3	0						
32 Josh Hamilton, L OBP: 0.356, SLG: 0.586										4	1	1	0	0	0	0						
10 Michael Young, R OBP: 0.297, SLG: 0.347										4	1	2	0	0	1	0						
7 David Murphy, L OBP: 0.381, SLG: 0.478										3	0	1	2	0	0	1						
25 Mike Napoli, R OBP: 0.344, SLG: 0.442										2	0	0	0	1	0	1						
18 Mitch Moreland, L OBP: 0.324, SLG: 0.503										3	0	1	0	0	0	1						
Inning Stats	R: 0 E: 0 K: 1 S: 8	H: 0 LOB: 0 BB: 0 P: 13	R: 0 E: 0 K: 0 S: 7	H: 0 LOB: 0 BB: 0 P: 9	R: 0 E: 0 K: 0 S: 8	H: 0 LOB: 0 BB: 0 P: 14	R: 0 E: 0 K: 0 S: 4	H: 0 LOB: 0 BB: 0 P: 8	R: 0 E: 0 K: 1 S: 13	H: 1 LOB: 1 BB: 0 P: 20	R: 0 E: 0 K: 0 S: 13	H: 1 LOB: 2 BB: 1 P: 18	R: 2 E: 0 K: 1 S: 13	H: 3 LOB: 1 BB: 0 P: 22	R: 0 E: 0 K: 0 S: 7	H: 0 LOB: 0 BB: 0 P: 11	R: 0 E: 0 K: 2 S: 8	H: 0 LOB: 0 BB: 0 P: 10	1B: 4 2B: 1 3B: 0 HR: 0	SF: 0 SAC: 0 DP: 0 HBP: 0	WP: 0 PB: 0 SB: 0 CS: 0	PA: 33
PITCHER	IP WLS BF H R ER SO BB IBB HBP BLK WP HR S P ERA WHIP																					
36 Jared Weaver, R ERA: 2.29	(1, 1) 6.1 W 25 2 2 2 2 3 1 0 0 0 0 0 0 3 7 2.84 0.947																					
40 Kevin Jepsen, R ERA: 4.24	(7, 1) 0.2 2 0 0 0 0 0 0 0 0 0 0 0 3 7 0.00 0.000																					
55 Jason Istringhausen, R ERA: 2.83	(8, 1) 1.0 3 0 0 0 0 0 0 0 0 0 0 0 7 11 0.00 0.000																					
49 Ernesto Frieri, R ERA: 1.47	(9, 1) 1.0 3 0 0 0 0 2 0 0 0 0 0 0 8 10 0.00 0.000																					

Batter	1	2	3	4	5	6	7	8	9	10	AB	R	H	RBI	BB	SO	LOB	TOP									
27 Mike Trout, R OBP: 0.408, SLG: 0.603	G4-3	HR		G6-4-3 1B		F9		G6-3		K	6	1	2	2	0	1	2	Los Angeles Angels @ Chicago White Sox U.S. Cellular Field, Chicago, IL Fri Aug 03 2012, 8:10 PM - 11:45 PM EDT Att: 32,060 - Clear - 80 F									
48 Tori Hunter, R OBP: 0.351, SLG: 0.449	G3-1	G3-1		G6-4-3		P6		K		K	6	1	2	0	0	1	3										
5 Albert Pujols, R OBP: 0.352, SLG: 0.529	F9		K			HR		44 WP IBB		G1-3	5	1	2	1	1	1	3										
44 Mark Trumbo, R OBP: 0.348, SLG: 0.585	1B		G6-3	G6-3		K		K		K	5	0	1	1	0	2	3										
8 Kendrys Morales, S OBP: 0.322, SLG: 0.432	1B		6 BB 47 1B		G6-3		47 G4-6-3 6 BB 1B			K	4	1	2	0	1	1	0										
6 Alberto Callaspo, S OBP: 0.254, SLG: 0.366	G6-3		47 1B 13 1B		G5-3		47 G4-6-3 BB			K	3	1	0	0	2	1	2										
47 Howie Kendrick, R OBP: 0.321, SLG: 0.378	G6-3		13 1B		13 1B BB		G4-6-3			F9	4	0	1	1	1	0	2										
13 Maicer Izturis, S OBP: 0.318, SLG: 0.322	F7		17 FC6-4 1B		1B		F8			G4-3	5	0	2	1	0	0	1										
17 Chris Iannetta, R OBP: 0.351, SLG: 0.416	FC6-4		FC6-4		F9		44 WP 27 G6-3 1B			48 1B BB	3	1	1	0	1	0	4										
25 Peter Bourjos, R OBP: 0.296, SLG: 0.306	HR		HR								0	0	0	0	0	0	0										
46 Bobby Wilson, R OBP: 0.296, SLG: 0.306	HR		HR								0	0	0	0	1	0	0										
Inning Stats	R: 1 E: 0 K: 0 S: 14	H: 3 LOB: 2 BB: 0 P: 18	R: 2 E: 0 K: 0 S: 10	H: 1 LOB: 0 BB: 1 P: 17	R: 2 E: 0 K: 1 S: 17	H: 2 LOB: 2 BB: 2 P: 30	R: 0 E: 0 K: 0 S: 7	H: 2 LOB: 1 BB: 0 P: 13	R: 0 E: 0 K: 0 S: 13	H: 1 LOB: 2 BB: 1 P: 21	R: 1 E: 0 K: 1 S: 9	H: 1 LOB: 0 BB: 0 P: 16	R: 0 E: 0 K: 0 S: 9	H: 1 LOB: 3 BB: 1 P: 21	R: 0 E: 0 K: 2 S: 9	H: 0 LOB: 0 BB: 0 P: 15	R: 0 E: 0 K: 1 S: 12	H: 1 LOB: 2 BB: 1 P: 19	1B: 9 2B: 2 3B: 0 HR: 2	SF: 0 SAC: 0 DP: 2 HBP: 0	WP: 1 PB: 0 SB: 0 CS: 0	PA: 48					
PITCHER	IP 5.2	WLS 3	BF 30	H 10	R 6	ER 6	SO 1	BB 4	IBB 0	HBP 0	BLK 0	WP 0	HR 2	S 67	P 109	ERA 9.53	WHIP 2.471										
41 Philip Humber, R ERA: 6.14																											
65 Nate Jones, R ERA: 3.32																											
39 Brett Myers, R ERA: 3.06																											
26 Jesse Crain, R ERA: 2.33																											
37 Matt Thornton, L ERA: 3.52																											

Los Angeles Angels @ Chicago White Sox
 U.S. Cellular Field, Chicago, IL
 Fri Aug 03 2012, 8:10 PM - 11:45 PM EDT
 Att: 32,060 - Clear - 80 F

livebaseballscorecards.com

AB 41
 R 6
 H 13
 RBI 6
 BB 7
 SO 7
 LOB 20




Batter	1	2	3	4	5	6	7	8	9	10	AB	R	H	RBI	BB	SO	LOB	BOTTOM									
30 Alejandro De Aza, L OBP: 0.353, SLG: 0.414	FC5-2 1B	1B		G4-3		G4-3		K		K	5	0	3	1	0	1	0	Los Angeles Angels @ Chicago White Sox U.S. Cellular Field, Chicago, IL Fri Aug 03 2012, 8:10 PM - 11:45 PM EDT Att: 32,060 - Clear - 80 F									
20 Kevin Youkilis, R OBP: 0.337, SLG: 0.402	FC5-2 1B	K		F7		F7		G5-3		G5-3	4	1	1	0	1	1	1										
44 Adam Dunn, L OBP: 0.349, SLG: 0.499	FC5-2 1B	BB		K		K		P5		51 HR 1B	4	0	1	0	1	1	2										
7 Jordan Danks, L OBP: 0.306, SLG: 0.343	FC5-2 1B	BB		G6-3		G6-3		G4-3		51 HR 1B	0	1	0	0	0	0	0										
14 Paul Konerko, R OBP: 0.392, SLG: 0.507	FC5-2 1B	BB		G6-3		G1-3		G4-3		K	5	1	0	0	0	1	6										
51 Alex Rios, R OBP: 0.351, SLG: 0.545	HR	1B		F7		HR		G5-3		HR	5	3	3	4	0	0	0										
12 A.J. Pierzynski, L OBP: 0.343, SLG: 0.533	HR	HR		K		F7		BB		HR	3	1	1	3	1	1	0										
24 Dayan Viciedo, R OBP: 0.292, SLG: 0.430	G5-3			G6-3		K		K		HR	4	0	0	0	0	2	1										
10 Alexei Ramirez, R OBP: 0.280, SLG: 0.353	G6-3			G6-3		K		F9		HR	4	1	3	0	0	0	1										
15 Gordon Beckham, R OBP: 0.280, SLG: 0.351	G6-3			G6-3		SH5-3 1B		SH5-3		K	3	0	0	0	0	1	2										
Inning Stats	R: 4 E: 0 K: 0 S: 12	H: 4 LOB: 0 BB: 1 P: 23	R: 0 E: 0 K: 1 S: 10	H: 2 LOB: 1 BB: 0 P: 15	R: 0 E: 0 K: 1 S: 9	H: 1 LOB: 1 BB: 0 P: 10	R: 0 E: 0 K: 1 S: 14	H: 0 LOB: 0 BB: 0 P: 19	R: 1 E: 0 K: 0 S: 9	H: 1 LOB: 2 BB: 1 P: 16	R: 0 E: 0 K: 1 S: 10	H: 0 LOB: 1 BB: 1 P: 19	R: 0 E: 0 K: 2 S: 13	H: 0 LOB: 0 BB: 0 P: 16	R: 2 E: 0 K: 1 S: 9	H: 2 LOB: 1 BB: 0 P: 15	1B: 8 2B: 1 3B: 0 HR: 3	SF: 0 SAC: 1 DP: 0 HBP: 0	WP: 0 PB: 0 SB: 1 CS: 1	PA: 41							
PITCHER	IP 7.0	WLS 4	BF 31	H 10	R 6	ER 6	SO 4	BB 2	IBB 0	HBP 0	BLK 0	WP 0	HR 2	S 72	P 112	ERA 7.71	WHIP 1.714										
23 Zack Greinke, R ERA: 3.61																											
40 Kevin Jepsen, R ERA: 4.26																											
55 Jason Iringhausen, R ERA: 2.97																											
21 Hisanori Takahashi, L ERA: 4.95																											
52 David Carpenter, R ERA: 4.19																											

Los Angeles Angels @ Chicago White Sox
 U.S. Cellular Field, Chicago, IL
 Fri Aug 03 2012, 8:10 PM - 11:45 PM EDT
 Att: 32,060 - Clear - 80 F

livebaseballscorecards.com

AB 37
 R 8
 H 12
 RBI 8
 BB 3
 SO 8
 LOB 13



Batter	1	2	3	4	5	6	7	8	9	10	AB	R	H	RBI	BB	SO	LOB	TOP					
27 Mike Trout, R OBP: 0.411, SLG: 0.602	(1, 8) C FF 92 2-2 B SI 93 1 SAFE B CU 93 1 SAFE F FC 87 H FF 94	(1, 8) F FC 92 0-2 B SI 93 1 SAFE B CU 93 1 SAFE X CU 80		(1, 0) B FF 92 1-0 X FC 87		(3, 2) C SI 90 3-2 1 SAFE B FF 92 B CU 80 B FF 93 B CH 81 S CU 80 X CU 79			(1, 3) B FF 93 3-3 C FF 93 B CU 73 F FF 93 B CH 81 S FF 93		4	2	2	0	0	1	1	Los Angeles Angels @ Chicago White Sox U.S. Cellular Field, Chicago, IL Sat Aug 04 2012, 7:32 PM - 10:57 PM EDT Att: 28,571 - Overcast - 72 F					
13 Maicer Izturis, S OBP: 0.315, SLG: 0.324	(1, 6) C FF 91 2-2 1 SAFE B SI 90 F FC 87 B FC 87 X FC 87	(1, 1) B FF 90 1-1 X FF 90		(2, 3) C SI 91 0-1 1 SAFE X SI 90		(2, 3) B FF 91 2-3 C FF 91 B CU 81 F FF 92 F FC 92 C CU 81			(2, 2) C FF 93 0-1 X CU 71		5	1	1	0	0	1	2						
5 Albert Pujols, R OBP: 0.353, SLG: 0.535	(1, 3) F FC 87 0-1 X SI 94	(2, 2) B FC 89 0-0 X FC 89		(1, 2) C CU 81 1-2 F CH 88 B CU 80 X FC 87		(1, 0) B FF 92 1-0 X FC 87			(3, 2) X FF 94 0-0		5	1	2	2	0	0	1						
44 Mark Trumbo, R OBP: 0.348, SLG: 0.578	(1, 9) B SI 93 1-2 C FC 89 F SI 90 B FC 89 B CU 81 C FC 89	(3, 3) B FC 89 3-3 F SI 90 B FC 89 B CU 81 C FC 89		(1, 0) H CH 86		(2, 3) C SI 98 2-3 C SI 98 B SI 98 B SI 98 S SI 87			(1, 1) C FF 96 1-1 B SI 95 X FF 95		4	1	0	1	0	2	1		Los Angeles Angels @ Chicago White Sox U.S. Cellular Field, Chicago, IL Sat Aug 04 2012, 7:32 PM - 10:57 PM EDT Att: 28,571 - Overcast - 72 F				
48 Torii Hunter, R OBP: 0.351, SLG: 0.449	(10, 9) F FC 86 1-3 3-H										0	0	0	0	0	0	0						
8 Kendrys Morales, S OBP: 0.326, SLG: 0.453	(1, 10) C FC 88 4-1 B CH 85 B FC 87 B FC 87 B FC 92	(2, 2) B CH 85 2-2 F FC 84 F SI 90 B CU 80 X FC 88		(2, 2) B SI 92 2-2 1 SAFE C SI 89 B CH 86 X FC 91		(2, 2) C SI 98 0-2 C SI 98 X SI 98			(2, 1) B FF 94 2-1 B FF 94 F SI 95 X FF 95		4	0	2	0	1	0	1						
6 Alberto Callaspo, S OBP: 0.326, SLG: 0.371	(1, 9) C FF 90 4-1 B CH 86 B FC 87 B FC 93 B SI 92	(2, 1) B SI 90 2-1 C FC 90 B CH 86 X FF 92		(1, 0) B CH 86 1-0 X FF 91		(1, 1) B SI 97 1-1 C CH 88 F SI 98 X SI 98			(3, 2) C SI 80 3-2 B SI 81 B SI 81 F SI 80 B FF 95 X SI 81		4	1	2	0	1	0	2						
47 Howie Kendrick, R OBP: 0.325, SLG: 0.379	(1, 4) B FC 89 4-0 B SI 92 B SI 93 B FF 91	(1, 1) B FF 91 1-1 X FC 88		(2, 2) S FC 87 2-2 S CU 81 F FC 87 X FC 87		(2, 2) C FF 91 2-2 B SI 92 C CU 74 B SI 92 B SI 93 X SI 92			(1, 1) S FF 96 1-1 B FF 96 X FF 96		4	0	2	2	1	0	2						
10 Vernon Wells, R OBP: 0.255, SLG: 0.380	(1, 7) C FC 88 2-3 B SI 93 F FC 88 O CU 81 S FC 88	(2, 3) F FC 88 2-3 B SI 93 F FC 88 S CU 81		(1, 0) B FC 86 1-0 F SI 91 S CU 81		(3, 2) B SI 84 3-2 B FF 92 C CU 75 B SI 93 X SI 92					4	0	0	0	0	2	5						
17 Chris Iannetta, R OBP: 0.337, SLG: 0.395	(1, 2) B FC 88 2-3 B FF 93 C FC 88 F FC 88 S CU 78			(1, 1) P PO 90 1-3 F FC 85 F FC 85 S CU 80		(3, 1) B SI 85 3-1 B SI 92 B SI 92 X SI 92					4	0	0	0	0	2	4						
Inning Stats	R: 3 E: 0 K: 2 S: 20	H: 2 LOB: 3 BB: 3 P: 41	R: 1 E: 0 K: 1 S: 9	H: 1 LOB: 0 BB: 0 P: 13	R: 0 E: 0 K: 1 S: 10	H: 2 LOB: 1 BB: 0 P: 16	R: 0 E: 0 K: 0 S: 5	H: 1 LOB: 0 BB: 0 P: 7	R: 0 E: 0 K: 1 S: 11	H: 1 LOB: 1 BB: 0 P: 17	R: 1 E: 0 K: 2 S: 13	H: 2 LOB: 1 BB: 0 P: 19	R: 0 E: 0 K: 0 S: 9	H: 0 LOB: 0 BB: 0 P: 17	R: 0 E: 0 K: 1 S: 6	H: 0 LOB: 0 BB: 0 P: 9	R: 1 E: 0 K: 0 S: 10	H: 2 LOB: 1 BB: 0 P: 17		1B: 8 2B: 2 3B: 0 HR: 1	SF: 0 SAC: 0 DP: 2 HBP: 2	WP: 1 PB: 0 SB: 1 CS: 0	PA: 43
PITCHER	IP WLS BF H R ER SO	IP WLS BF H R ER SO	IP WLS BF H R ER SO	IP WLS BF H R ER SO	IP WLS BF H R ER SO	IP WLS BF H R ER SO	IP WLS BF H R ER SO	IP WLS BF H R ER SO	IP WLS BF H R ER SO	IP WLS BF H R ER SO	IP WLS BF H R ER SO	IP WLS BF H R ER SO	IP WLS BF H R ER SO	IP WLS BF H R ER SO	IP WLS BF H R ER SO	IP WLS BF H R ER SO	IP WLS BF H R ER SO	IP WLS BF H R ER SO		ERA WHIP	ERA WHIP		
34 Gavin Floyd, R ERA: 4.43	(1, 1) 6.1	(7, 1) 0.2	(8, 1) 1.0	(9, 1) 1.0	(10, 1) 1.0																		
65 Nate Jones, R ERA: 3.27																							
39 Brett Myers, R ERA: 2.97																							
26 Jesse Crain, R ERA: 2.25																							
37 Matt Thornton, L ERA: 3.64																							

Batter	1	2	3	4	5	6	7	8	9	10	AB	R	H	RBI	BB	SO	LOB	BOTTOM					
30 Alejandro De Aza, L OBP: 0.354, SLG: 0.416	(1, 8) C FF 90 0-1 X FF 91		(1, 0) C FF 90 0-1 X CH 85	(1, 3) 1 SAFE P PO 86 C SI 83 F FC 82 S CU 82			(3, 2) B FF 90 3-2 P PO 86 B FF 91 F FC 91 B SI 91 F FC 91 X FF 92			(2, 2) B SI 97 3-2 F FC 91 B FF 98 X SI 98 B FF 99 F FC 98 F FC 98 F FC 97 X SI 96		5	2	2	0	0	1	1	Los Angeles Angels @ Chicago White Sox U.S. Cellular Field, Chicago, IL Sat Aug 04 2012, 7:32 PM - 10:57 PM EDT Att: 28,571 - Overcast - 72 F				
20 Kevin Youkilis, R OBP: 0.344, SLG: 0.427	(1, 5) B FF 92 2-0 X FF 91		(2, 2) C FF 91 2-2 B SI 86 H FF 92		(2, 2) B FF 91 2-2 B SI 82 X SI 82			(1, 1) C FF 92 1-1 X SI 90	(4, 2) C FC 94 4-2 B CU 96 B FC 94 F SI 97 B CU 86 B FC 92		3	2	2	3	1	0	0						
44 Adam Dunn, L OBP: 0.346, SLG: 0.493	(1, 10) X FF 91		(0, 0) X FF 91		(4, 2) C SI 81 4-2 B SI 82 B SI 83 B SI 82			(2, 3) C FF 92 2-3 B FF 91 F FC 92 C FF 92	(1, 1) B FF 96 1-1 F FC 97 X SI 96		4	0	0	0	1	1	3						
14 Paul Konerko, R OBP: 0.389, SLG: 0.501	(1, 3) S FF 91 1-2 S SI 84 H FF 92		(3, 2) B FF 92 3-2 S SI 84 B SI 82 F FC 91 F FC 91 X FC 92		(1, 2) C FF 90 1-2 B SI 90 F FC 92			(1, 0) B FF 92 1-0 X FF 91		(2, 0) B FF 95 2-0 X FF 94		4	0	0	1	0	1	2					
51 Alex Rios, R OBP: 0.349, SLG: 0.541	(1, 9) C SI 83 2-2 B SI 84 F FC 92 D SI 83 X SI 85		(1, 3) C SI 84 1-3 F FC 91 D SI 83 C FC 83		(1, 1) 1 SAFE B SI 84 C SI 85 X FC 90			(3, 0) C SI 87 0-3 B SI 78 S CU 78		(2, 0) B SI 96 2-0 C SI 82 S SI 97		5	0	1	0	0	2	3					
12 A.J. Pierzynski, L OBP: 0.341, SLG: 0.537	(1, 2) F CH 85 0-1 X FF 93		(1, 2) F FC 84 1-2 B FF 92 B FF 92			(1, 1) B FF 90 1-1 F FC 90 X CH 85			(2, 2) C FF 91 2-2 B SI 76 C SI 86 X SI 92		5	1	1	1	0	1	4						
24 Dayan Viciedo, R OBP: 0.289, SLG: 0.425		(1, 0) C FF 91 0-1 X FF 90		(3, 2) F FC 90 3-2 B SI 82 F FC 91 F FC 92 X FC 92				(0, 0) X FF 90				4	0	0	0	0	0						
10 Alexei Ramirez, R OBP: 0.290, SLG: 0.352		(1, 2) C FF 92 1-2 B FF 91 X FF 92		(0, 1) C SI 83 0-1 X FF 90				(1, 1) B SI 81 1-1 B FF 90 X SI 79		(2, 1) B CU 78 2-1 B SI 89 C SI 91 X SI 91		4	0	1	0	0	0	0					
15 Gordon Beckham, R (1, 4) OBP: 0.278, SLG: 0.348			(0, 1) C SI 83 0-1 X CH 84			(1, 2) C SI 83 1-2 B FF 90 F FC 92 X FC 92			(1, 2) B FF 97 1-2 S FF 97 X CU 86		4	0	0	0	0	0	1						
Inning Stats	R: 1 E: 0 K: 0 S: 11	H: 2 LOB: 2 BB: 0 P: 16	R: 0 E: 0 K: 0 S: 7	H: 0 LOB: 0 BB: 0 P: 8	R: 1 E: 1 K: 1 S: 17	H: 1 LOB: 2 BB: 0 P: 24	R: 0 E: 0 K: 1 S: 12	H: 1 LOB: 1 BB: 0 P: 15	R: 0 E: 0 K: 1 S: 11	H: 0 LOB: 1 BB: 0 P: 19	R: 2 E: 0 K: 2 S: 13	H: 2 LOB: 0 BB: 0 P: 20	R: 0 E: 0 K: 0 S: 7	H: 0 LOB: 0 BB: 0 P: 14	R: 0 E: 0 K: 0 S: 15	H: 0 LOB: 1 BB: 0 P: 24	R: 0 E: 0 K: 1 S: 5	H: 0 LOB: 0 BB: 0 P: 10		1B: 3 2B: 1 3B: 0 HR: 3	SF: 0 SAC: 0 DP: 0 HBP: 2	WP: 0 PB: 0 SB: 0 CS: 0	PA: 42
PITCHER	IP WLS BF H R ER SO	IP WLS BF H R ER SO	IP WLS BF H R ER SO	IP WLS BF H R ER SO	IP WLS BF H R ER SO	IP WLS BF H R ER SO	IP WLS BF H R ER SO	IP WLS BF H R ER SO	IP WLS BF H R ER SO	IP WLS BF H R ER SO	IP WLS BF H R ER SO	IP WLS BF H R ER SO	IP WLS BF H R ER SO	IP WLS BF H R ER SO	IP WLS BF H R ER SO	IP WLS BF H R ER SO	IP WLS BF H R ER SO	IP WLS BF H R ER SO	ERA WHIP	ERA WHIP			
54 Ervin Santana, R ERA: 5.83	(1, 1) 6.0	(7, 1) 2.0	(9, 1) 1.0	(10, 1) 1.0																			
32 LaTroy Hawkins, R ERA: 2.1																							
40 Kevin Jepsen, R ERA: 4.05																							
49 Ernesto Frieri, R ERA: 2.0																							

AB	38
R	6
H	11
RBI	5
BB	3
SO	8
LOB	19



WP:	1	PA:	43
PB:	0	SB:	1
CS:	0		

AB	38
R	5
H	7
RBI	5
BB	2
SO	6
LOB	14



WP:	0	PA:	42
PB:	0	SB:	0
CS:	0		

Batter	1	2	3	4	5	6	7	8	9	AB	R	H	RBI	BB	SO	LOB	TOP				
27 Mike Trout, R OBP: 0.411, SLG: 0.598										3	0	2	1	1	0	2	Los Angeles Angels @ Oakland Athletics Oakland Coliseum, Oakland, CA Mon Aug 06 2012, 7:08 PM - 9:40 PM PDT Att: 13,341 - Clear - 67 F				
48 Toni Hunter, R OBP: 0.348, SLG: 0.443										5	0	1	2	0	3	4					
5 Albert Pujols, R OBP: 0.352, SLG: 0.531										3	0	0	0	1	0	1					
44 Mark Trumbo, R OBP: 0.346, SLG: 0.572										4	0	0	0	0	3	3					
25 Peter Bourjos, R OBP: 0.299, SLG: 0.327										1	0	0	0	0	1	2					
8 Kendrys Morales, S OBP: 0.325, SLG: 0.432											4	1	1	0	0	1		0			
6 Alberto Callaspo, S OBP: 0.330, SLG: 0.370										3	0	1	0	1	0	1					
47 Howie Kendrick, R OBP: 0.322, SLG: 0.375										4	0	0	0	0	1	3					
2 Erick Aybar, S OBP: 0.301, SLG: 0.375										4	2	3	1	0	0	1					
17 Chris Iannetta, R OBP: 0.340, SLG: 0.395										4	1	2	0	0	0	1					
Inning Stats	R: 0 H: 0 E: 0 K: 0 S: 9	H: 0 R: 0 ER: 0 BB: 0 P: 17	R: 2 H: 4 E: 0 K: 2 S: 15	H: 4 R: 0 ER: 0 BB: 0 P: 27	R: 0 H: 0 E: 0 K: 1 S: 6	H: 1 R: 0 ER: 0 BB: 0 P: 8	R: 0 H: 1 E: 0 K: 0 S: 8	H: 1 R: 0 ER: 0 BB: 0 P: 17	R: 0 H: 1 E: 0 K: 1 S: 7	H: 0 R: 0 ER: 0 BB: 0 P: 7	R: 2 H: 3 E: 0 K: 1 S: 12	H: 3 R: 0 ER: 0 BB: 0 P: 18	R: 0 H: 1 E: 0 K: 0 S: 6	H: 1 R: 0 ER: 0 BB: 0 P: 7	R: 0 H: 0 E: 0 K: 2 S: 11	H: 0 R: 0 ER: 0 BB: 2 P: 23	1B: 9 2B: 1 3B: 0 HR: 0	SF: 0 SAC: 0 DP: 1 HBP: 2	WP: 1 PB: 0 SB: 4 CS: 0	PA: 40	
PITCHER	IP WLS BF H R ER SO BB IBB HBP BLK WP HR S P ERA WHIP	IP WLS BF H R ER SO BB IBB HBP BLK WP HR S P ERA WHIP	IP WLS BF H R ER SO BB IBB HBP BLK WP HR S P ERA WHIP	IP WLS BF H R ER SO BB IBB HBP BLK WP HR S P ERA WHIP	IP WLS BF H R ER SO BB IBB HBP BLK WP HR S P ERA WHIP	IP WLS BF H R ER SO BB IBB HBP BLK WP HR S P ERA WHIP	IP WLS BF H R ER SO BB IBB HBP BLK WP HR S P ERA WHIP	IP WLS BF H R ER SO BB IBB HBP BLK WP HR S P ERA WHIP	IP WLS BF H R ER SO BB IBB HBP BLK WP HR S P ERA WHIP	IP WLS BF H R ER SO BB IBB HBP BLK WP HR S P ERA WHIP	IP WLS BF H R ER SO BB IBB HBP BLK WP HR S P ERA WHIP	IP WLS BF H R ER SO BB IBB HBP BLK WP HR S P ERA WHIP	IP WLS BF H R ER SO BB IBB HBP BLK WP HR S P ERA WHIP	IP WLS BF H R ER SO BB IBB HBP BLK WP HR S P ERA WHIP	IP WLS BF H R ER SO BB IBB HBP BLK WP HR S P ERA WHIP	IP WLS BF H R ER SO BB IBB HBP BLK WP HR S P ERA WHIP	IP WLS BF H R ER SO BB IBB HBP BLK WP HR S P ERA WHIP	IP WLS BF H R ER SO BB IBB HBP BLK WP HR S P ERA WHIP	IP WLS BF H R ER SO BB IBB HBP BLK WP HR S P ERA WHIP	IP WLS BF H R ER SO BB IBB HBP BLK WP HR S P ERA WHIP	IP WLS BF H R ER SO BB IBB HBP BLK WP HR S P ERA WHIP

AB 35
R 4
H 10
RBI 4
BB 3
SO 9
LOB 18



Batter	1	2	3	4	5	6	7	8	9	AB	R	H	RBI	BB	SO	LOB	BOTTOM					
4 Coco Crisp, S OBP: 0.312, SLG: 0.364										4	0	0	0	0	0	1	Los Angeles Angels @ Oakland Athletics Oakland Coliseum, Oakland, CA Mon Aug 06 2012, 7:08 PM - 9:40 PM PDT Att: 13,341 - Clear - 67 F					
19 Jemile Weeks, S OBP: 0.302, SLG: 0.299										4	0	0	0	0	0	1						
16 Josh Reddick, L OBP: 0.330, SLG: 0.511										4	0	0	0	0	1	0						
22 Chris Carter, R OBP: 0.388, SLG: 0.590										3	0	0	0	0	2	0						
37 Brandon Moss, L OBP: 0.311, SLG: 0.526										3	0	1	0	0	1	0						
31 Jonny Gomes, R OBP: 0.371, SLG: 0.455										3	0	0	0	0	2	1						
7 Brandon Inge, R OBP: 0.267, SLG: 0.387										3	0	2	0	0	1	1						
36 Derek Norris, R OBP: 0.267, SLG: 0.333										3	0	1	0	0	2	2						
28 Eric Sogard, L OBP: 0.206, SLG: 0.275										3	0	0	0	0	0	3						
Inning Stats	R: 0 H: 0 E: 0 K: 0 S: 6	H: 0 R: 0 ER: 0 BB: 0 P: 10	R: 0 H: 0 E: 0 K: 1 S: 7	H: 0 R: 0 ER: 0 BB: 0 P: 12	R: 0 H: 1 E: 0 K: 1 S: 6	H: 0 R: 0 ER: 0 BB: 0 P: 8	R: 0 H: 0 E: 0 K: 1 S: 14	H: 0 R: 0 ER: 0 BB: 0 P: 18	R: 0 H: 1 E: 0 K: 3 S: 11	H: 1 R: 0 ER: 0 BB: 0 P: 15	R: 0 H: 1 E: 0 K: 0 S: 8	H: 1 R: 0 ER: 0 BB: 0 P: 14	R: 0 H: 0 E: 0 K: 1 S: 9	H: 0 R: 0 ER: 0 BB: 0 P: 13	R: 0 H: 1 E: 0 K: 2 S: 14	H: 1 R: 0 ER: 0 BB: 0 P: 18	R: 0 H: 0 E: 0 K: 0 S: 5	H: 0 R: 0 ER: 0 BB: 2 P: 9	1B: 3 2B: 1 3B: 0 HR: 0	SF: 0 SAC: 0 DP: 1 HBP: 0	WP: 0 PB: 0 SB: 0 CS: 0	PA: 30
PITCHER	IP WLS BF H R ER SO BB IBB HBP BLK WP HR S P ERA WHIP	IP WLS BF H R ER SO BB IBB HBP BLK WP HR S P ERA WHIP	IP WLS BF H R ER SO BB IBB HBP BLK WP HR S P ERA WHIP	IP WLS BF H R ER SO BB IBB HBP BLK WP HR S P ERA WHIP	IP WLS BF H R ER SO BB IBB HBP BLK WP HR S P ERA WHIP	IP WLS BF H R ER SO BB IBB HBP BLK WP HR S P ERA WHIP	IP WLS BF H R ER SO BB IBB HBP BLK WP HR S P ERA WHIP	IP WLS BF H R ER SO BB IBB HBP BLK WP HR S P ERA WHIP	IP WLS BF H R ER SO BB IBB HBP BLK WP HR S P ERA WHIP	IP WLS BF H R ER SO BB IBB HBP BLK WP HR S P ERA WHIP	IP WLS BF H R ER SO BB IBB HBP BLK WP HR S P ERA WHIP	IP WLS BF H R ER SO BB IBB HBP BLK WP HR S P ERA WHIP	IP WLS BF H R ER SO BB IBB HBP BLK WP HR S P ERA WHIP	IP WLS BF H R ER SO BB IBB HBP BLK WP HR S P ERA WHIP	IP WLS BF H R ER SO BB IBB HBP BLK WP HR S P ERA WHIP	IP WLS BF H R ER SO BB IBB HBP BLK WP HR S P ERA WHIP	IP WLS BF H R ER SO BB IBB HBP BLK WP HR S P ERA WHIP	IP WLS BF H R ER SO BB IBB HBP BLK WP HR S P ERA WHIP	IP WLS BF H R ER SO BB IBB HBP BLK WP HR S P ERA WHIP	IP WLS BF H R ER SO BB IBB HBP BLK WP HR S P ERA WHIP	IP WLS BF H R ER SO BB IBB HBP BLK WP HR S P ERA WHIP	

AB 30
R 0
H 4
RBI 0
BB 0
SO 9
LOB 9



Batter	1	2	3	4	5	6	7	8	9	AB	R	H	RBI	BB	SO	LOB	TOP					
27 Mike Trout, R OBP: 0.409, SLG: 0.601										5	1	1	1	0	3	1	Los Angeles Angels @ Oakland Athletics Oakland Coliseum, Oakland, CA Tue Aug 07 2012, 7:08 PM - 10:05 PM PDT Att: 15,458 - Clear - 67 F					
48 Torii Hunter, R OBP: 0.348, SLG: 0.442										3	0	1	0	0	0	0						
10 Vernon Wells, R OBP: 0.253, SLG: 0.377										3	0	0	0	0	1	1						
5 Albert Pujols, R OBP: 0.350, SLG: 0.527										1	0	0	0	0	1	0						
25 Peter Bourjos, R OBP: 0.287, SLG: 0.325										4	0	1	0	0	0	0						
44 Mark Trumbo, R OBP: 0.345, SLG: 0.568										4	1	0	0	0	0	2						
8 Kendrys Morales, S OBP: 0.321, SLG: 0.427										3	1	0	0	1	0	1						
6 Alberto Callaspo, S OBP: 0.293, SLG: 0.366										4	1	2	2	0	1	0						
2 Erick Aybar, S OBP: 0.303, SLG: 0.385										4	0	1	1	0	0	1						
13 Maicer Izturis, S OBP: 0.317, SLG: 0.326										4	0	1	1	0	0	1						
46 Bobby Wilson, R OBP: 0.293, SLG: 0.302										4	0	1	0	0	1	3						
Inning Stats	R: 0 H: 2 E: 0 K: 2 S: 14	H: 2 LOB: 2 BB: 0 P: 18	R: 0 H: 0 E: 0 K: 1 S: 12	H: 0 LOB: 0 BB: 0 P: 16	R: 0 H: 0 E: 0 K: 1 S: 9	H: 0 LOB: 0 BB: 0 P: 12	R: 0 H: 0 E: 0 K: 0 S: 6	H: 0 LOB: 0 BB: 0 P: 8	R: 0 H: 0 E: 1 K: 0 S: 9	H: 0 LOB: 1 BB: 0 P: 11	R: 0 H: 0 E: 0 K: 0 S: 6	H: 0 LOB: 0 BB: 0 P: 8	R: 1 H: 2 E: 0 K: 1 S: 16	H: 2 LOB: 2 BB: 0 P: 20	R: 1 H: 1 E: 0 K: 1 S: 9	H: 1 LOB: 0 BB: 1 P: 13	R: 2 H: 2 E: 0 K: 1 S: 10	H: 2 LOB: 1 BB: 1 P: 14	1B: 5 2B: 0 3B: 0 HR: 2	SF: 0 SAC: 0 DP: 0 HBP: 0	WP: 0 PB: 0 SB: 0 CS: 0	PA: 37
PITCHER	IP WLS BF H R ER SO BB IBB HBP BLK WP HR S P ERA WHIP																					
21 Bartolo Colon, R ERA: 3.38	7.0 W 27 4 1 0 5 0 0 0 0 0 0 72 93 0.00 0.571																					
54 Travis Blackley, L ERA: 3.66	2.0 10 3 3 3 2 1 0 0 0 0 0 2 19 27 13.50 2.000																					

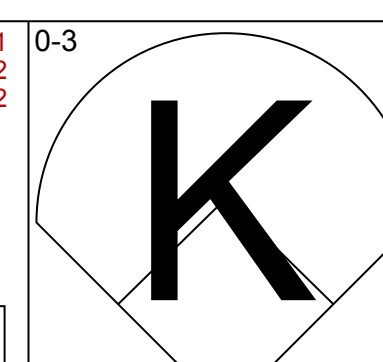
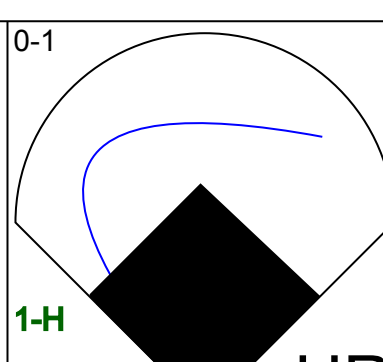
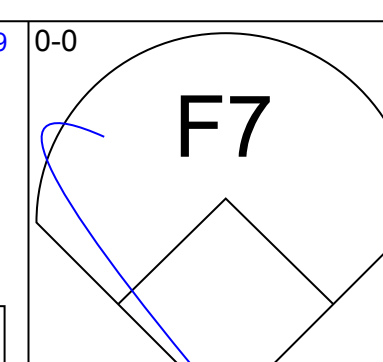
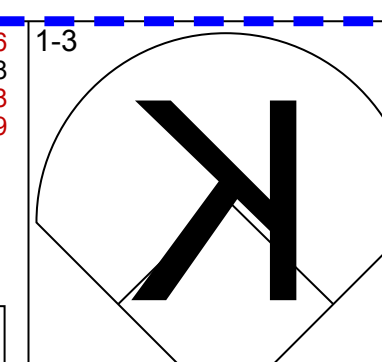
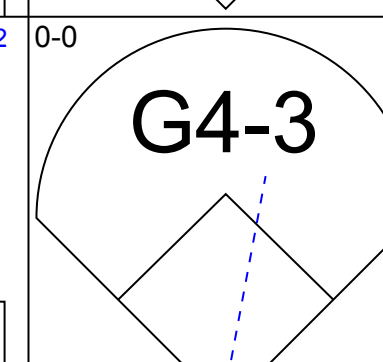
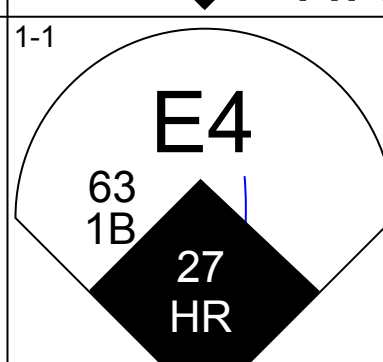
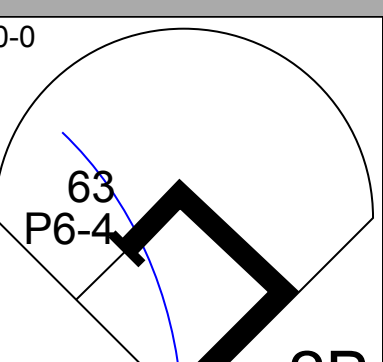
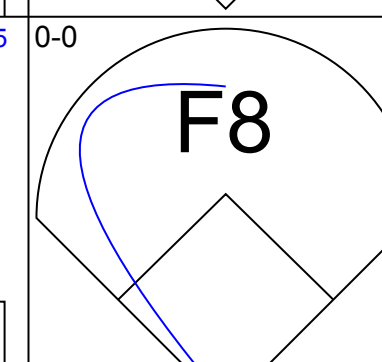
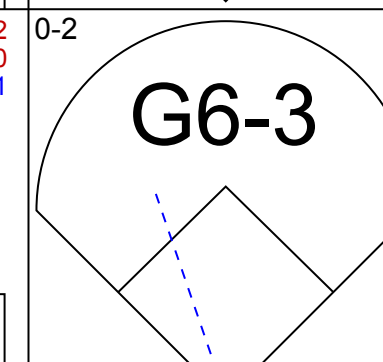
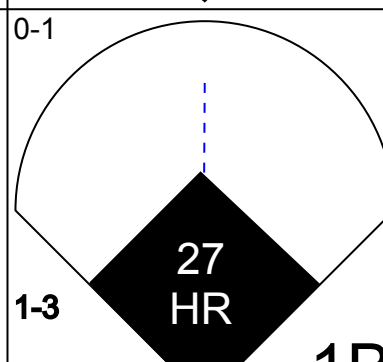
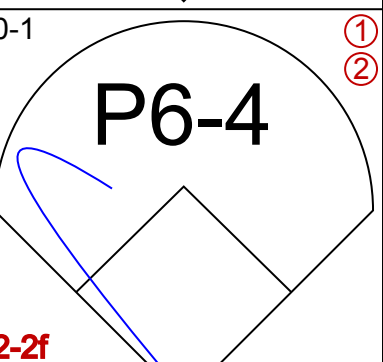
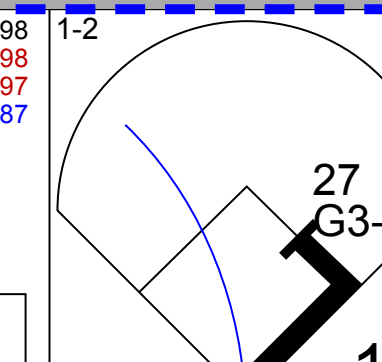

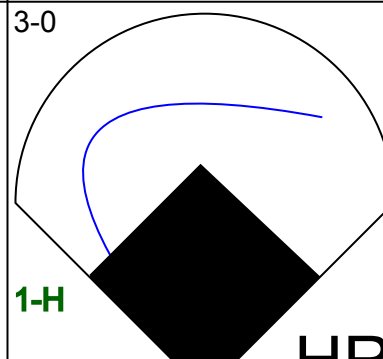
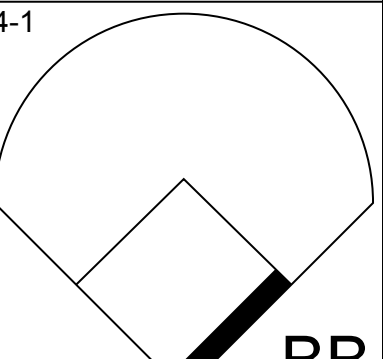
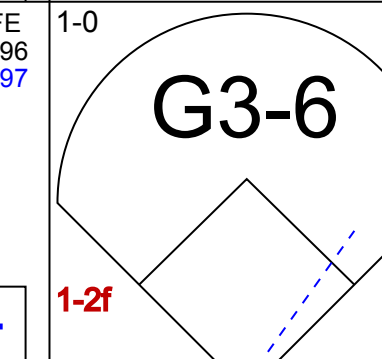
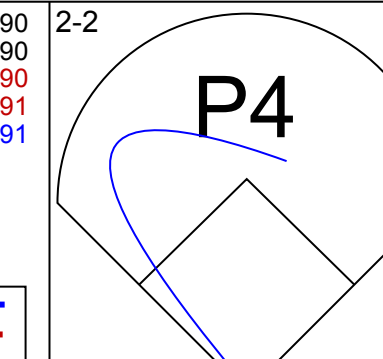
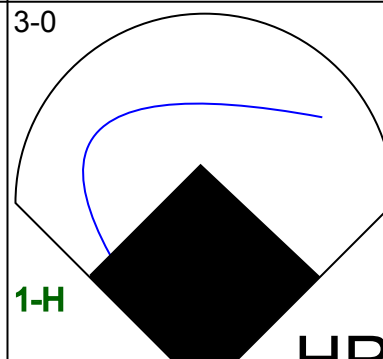

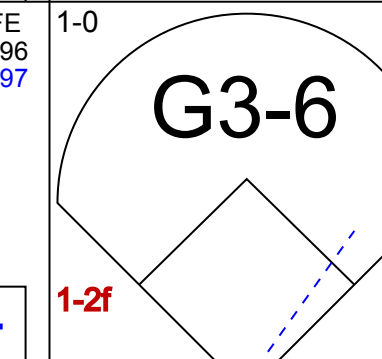
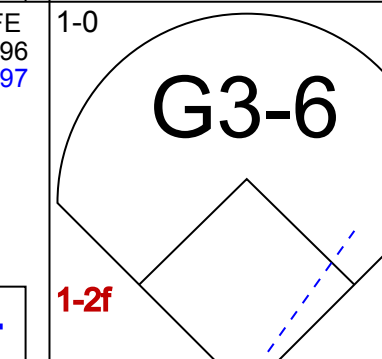
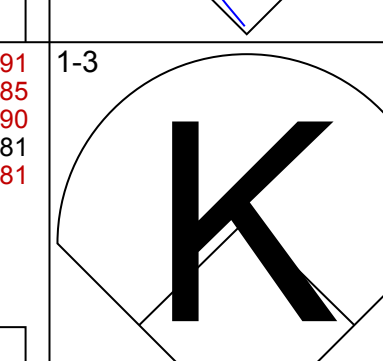
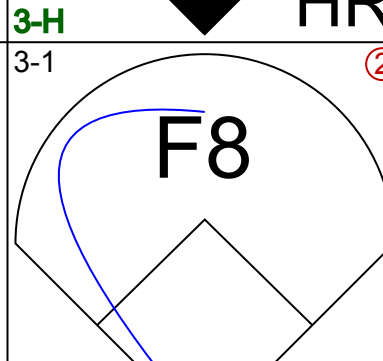
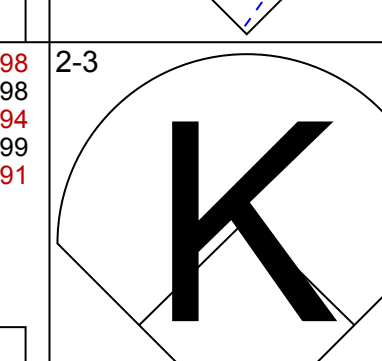
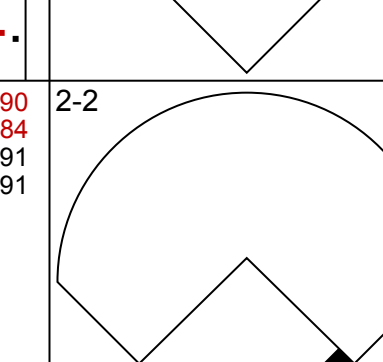
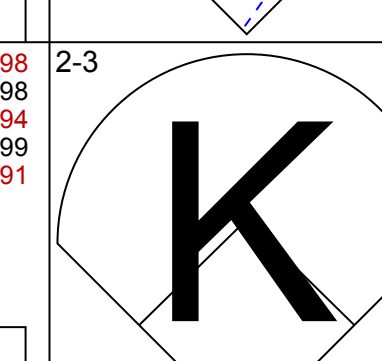
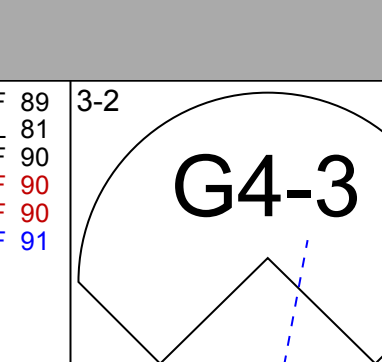
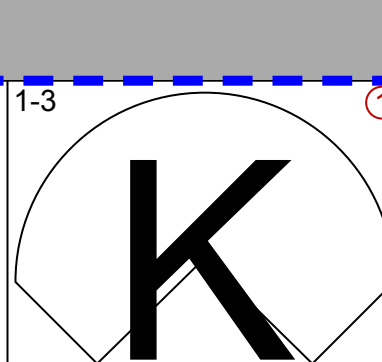
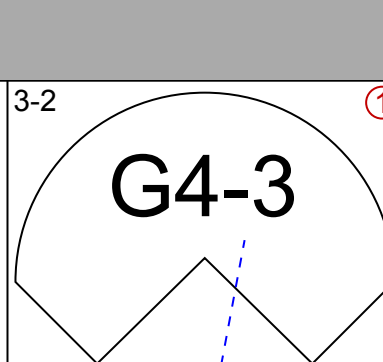
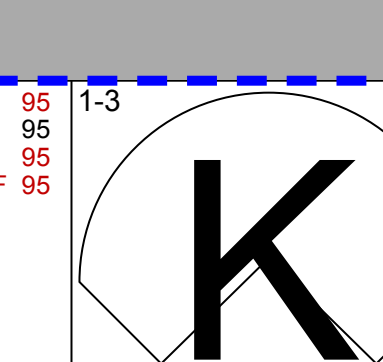
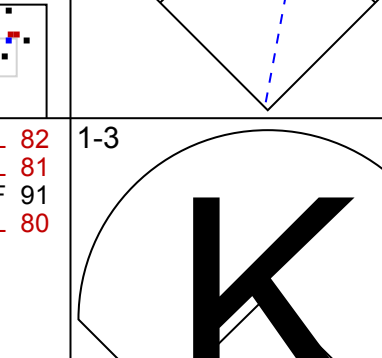
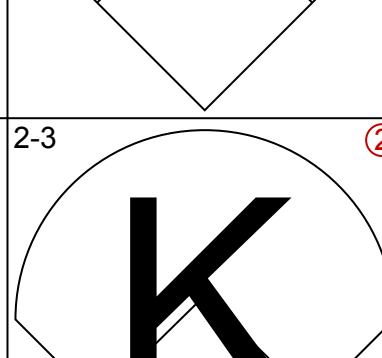
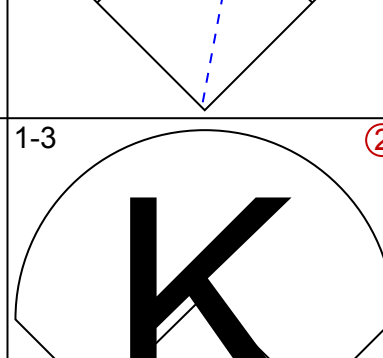
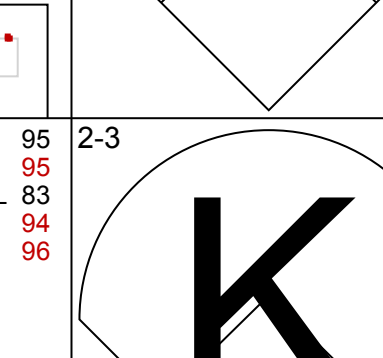
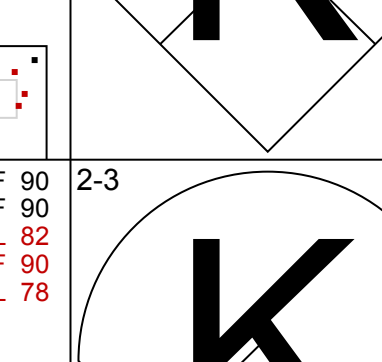
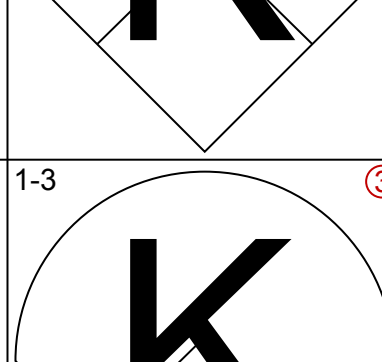
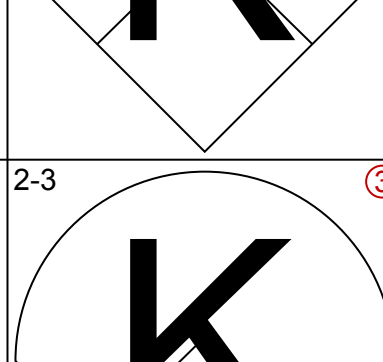
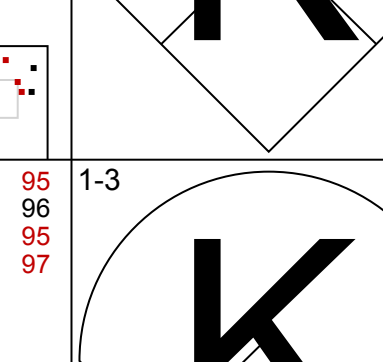

Batter	1	2	3	4	5	6	7	8	9	AB	R	H	RBI	BB	SO	LOB	BOTTOM			
4 Coco Crisp, S OBP: 0.313, SLG: 0.366										4	1	1	0	1	0	1	Los Angeles Angels @ Oakland Athletics Oakland Coliseum, Oakland, CA Tue Aug 07 2012, 7:08 PM - 10:05 PM PDT Att: 15,458 - Clear - 67 F			
31 Jonny Gomes, R OBP: 0.372, SLG: 0.468										5	1	2	2	0	1	1				
16 Josh Reddick, L OBP: 0.333, SLG: 0.518										4	1	2	1	1	0	1				
52 Yoenis Cespedes, R OBP: 0.366, SLG: 0.521										5	1	2	0	0	1	1				
22 Chris Carter, R OBP: 0.398, SLG: 0.598										4	1	2	0	1	0	0				
7 Brandon Inge, R OBP: 0.272, SLG: 0.386										3	2	1	0	2	0	3				
36 Derek Norris, R OBP: 0.284, SLG: 0.357										5	2	1	3	0	1	7				
17 Adam Rosales, R OBP: 0.360, SLG: 0.289										3	1	1	2	0	2	0				
19 Jemile Weeks, S OBP: 0.301, SLG: 0.304										4	0	1	1	0	0	0				
Inning Stats	R: 1 E: 0 K: 1 S: 15	H: 3 LOB: 3 BB: 1 P: 24	R: 0 H: 0 E: 0 K: 2 S: 9	H: 0 LOB: 1 BB: 1 P: 19	R: 4 H: 3 E: 1 K: 0 S: 19	H: 3 LOB: 1 BB: 1 P: 31	R: 0 H: 1 E: 0 K: 0 S: 10	H: 1 LOB: 3 BB: 2 P: 19	R: 1 H: 2 E: 0 K: 1 S: 13	H: 2 LOB: 1 BB: 0 P: 21	R: 3 H: 3 E: 0 K: 0 S: 15	H: 3 LOB: 0 BB: 0 P: 25	R: 1 H: 1 E: 0 K: 1 S: 10	H: 1 LOB: 0 BB: 0 P: 16	R: 0 H: 0 E: 0 K: 0 S: 9	H: 0 LOB: 0 BB: 0 P: 14	1B: 6 2B: 2 3B: 1 HR: 4	SF: 1 SAC: 0 DP: 0 HBP: 0	WP: 0 PB: 0 SB: 2 CS: 0	PA: 43
PITCHER	IP WLS BF H R ER SO BB IBB HBP BLK WP HR S P ERA WHIP																			
33 C.J. Wilson, L ERA: 3.34	5.0 L 30 6 3 3 0 5 0 0 0 0 0 0 15 25 27.00 3.000																			
52 David Carpenter, R ERA: 4.76	1.0 6 3 3 3 0 0 0 0 0 0 0 2 15 25 27.00 3.000																			
57 Jerome Williams, R ERA: 5.03	1.0 4 1 1 1 1 0 0 0 0 0 0 1 10 16 9.00 1.000																			
21 Hisanori Takahashi, L ERA: 4.74	1.0 3 0 0 0 0 0 0 0 0 0 0 0 9 14 0.00 0.000																			

AB	36
R	4
H	7
RBI	4
BB	1
SO	7
LOB	9



AB	37
R	10
H	13
RBI	9
BB	5
SO	5
LOB	14




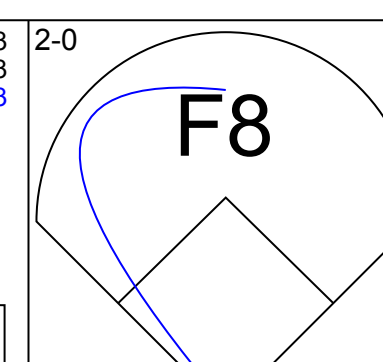
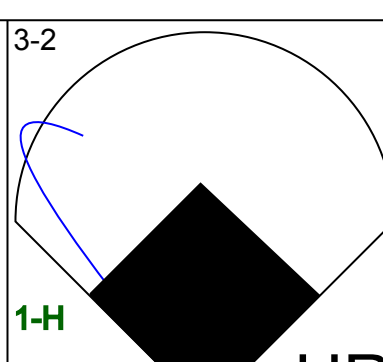
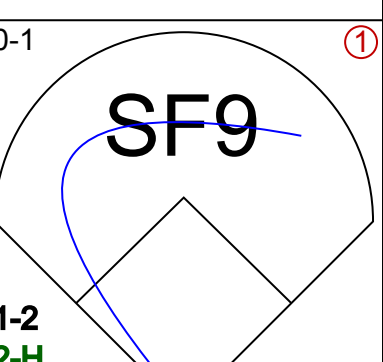
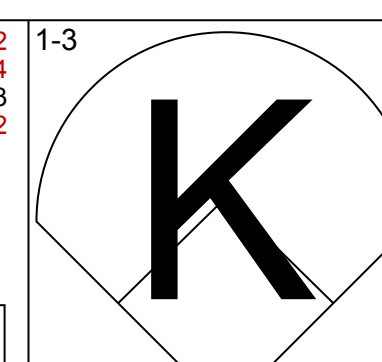
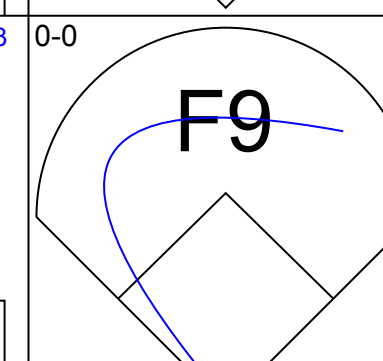
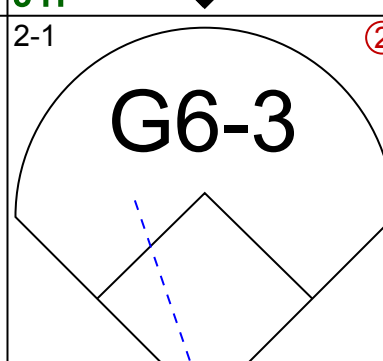
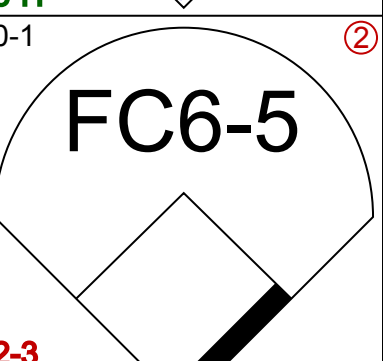
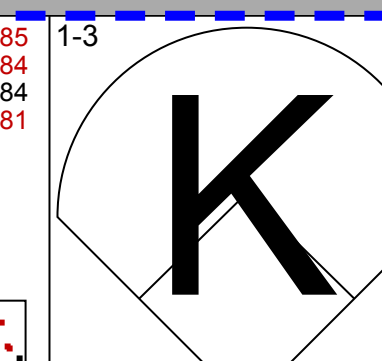
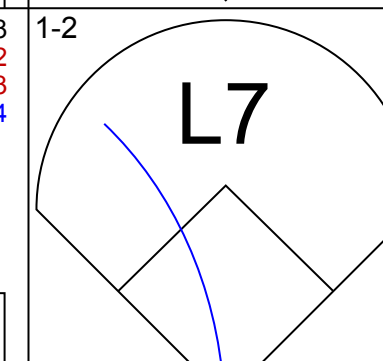
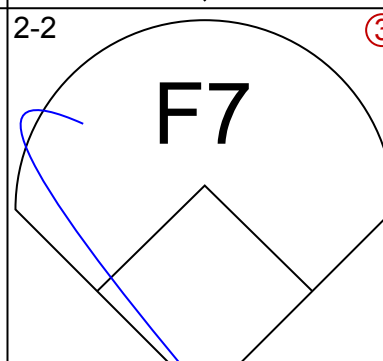
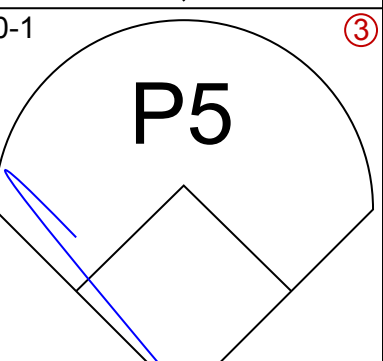
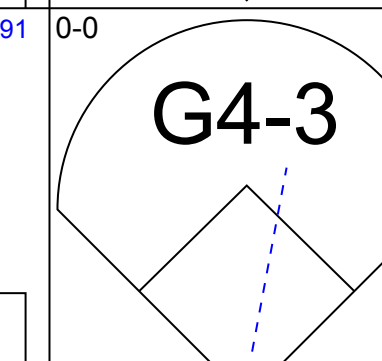
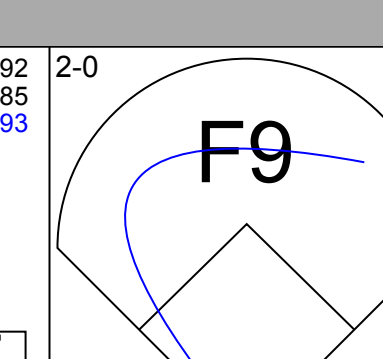
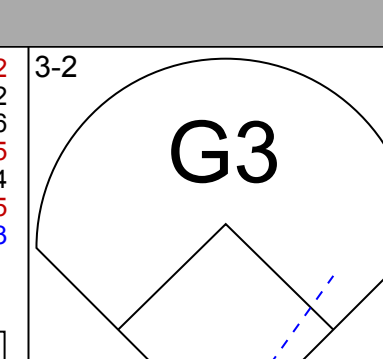
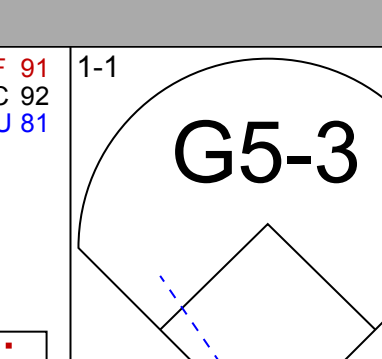
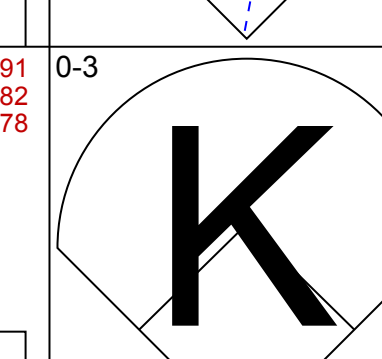
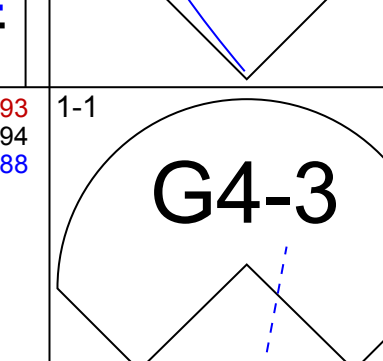


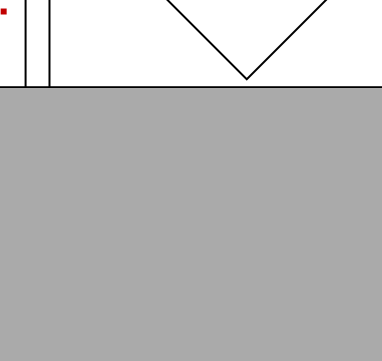
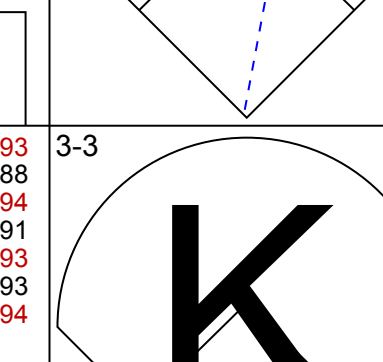



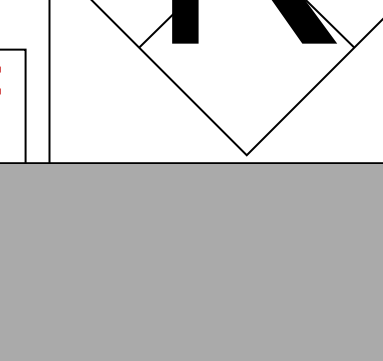
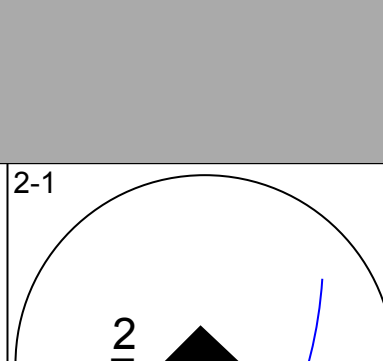
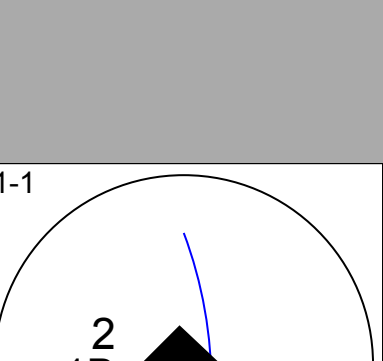

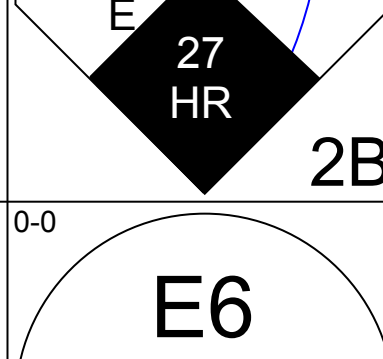
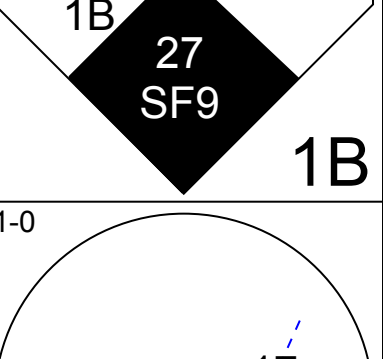
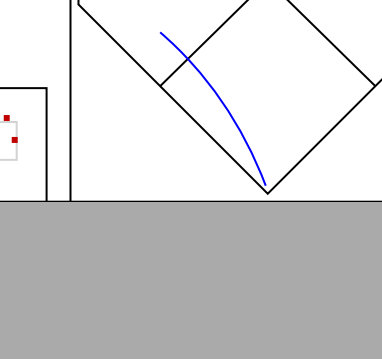
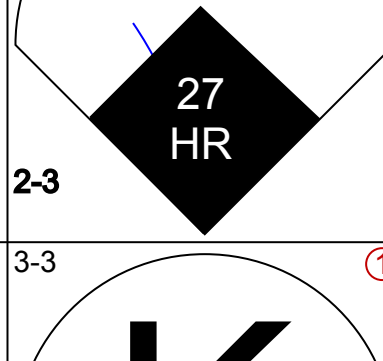
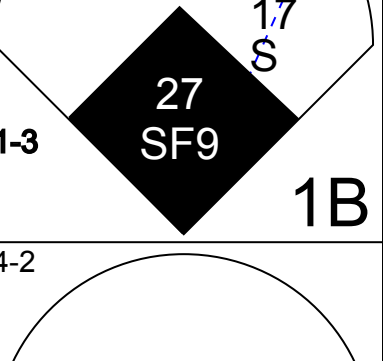
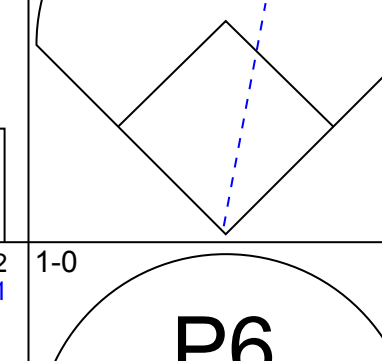
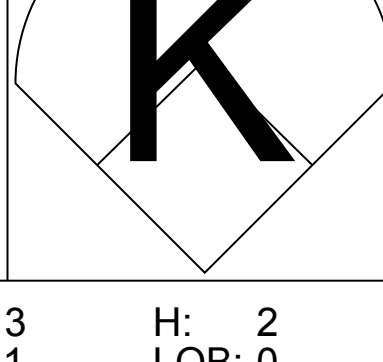
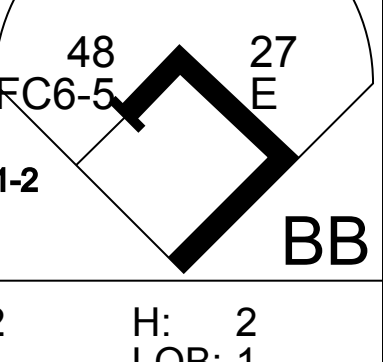
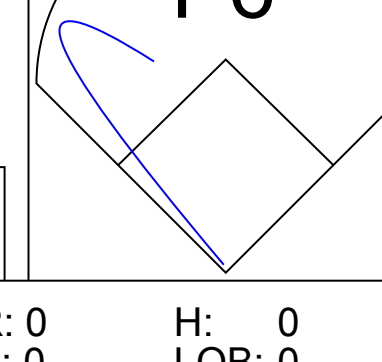
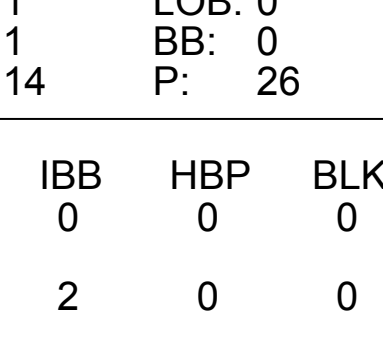
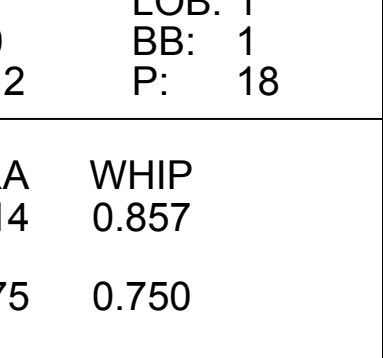
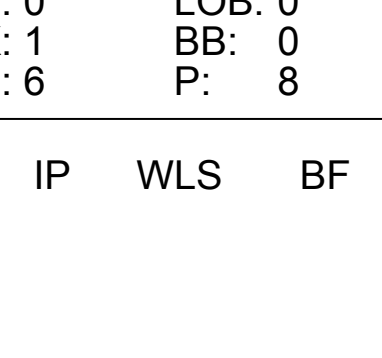
Batter	1	2	3	4	5	6	7	8	9	AB	R	H	RBI	BB	SO	LOB	TOP																		
13 Dustin Ackley, L (1,4) OBP: 0.298, SLG: 0.333										4	1	1	2	0	2	1																			
55 Michael Saunders, L (1,8) OBP: 0.302, SLG: 0.464										4	1	1	0	0	0	0																			
63 Jesus Montero, R (1,10) OBP: 0.313, SLG: 0.395										4	1	2	0	0	0	1																			
9 Chone Figgins, S (8, PR) OBP: 0.248, SLG: 0.263										0	0	0	0	0	0	0																			
27 John Jaso, L (1,2) OBP: 0.392, SLG: 0.471										3	1	1	3	1	0	1																			
15 Kyle Seager, L (1,5) OBP: 0.312, SLG: 0.410										4	0	0	0	0	2	2																			
20 Mike Carp, L (1,3) OBP: 0.316, SLG: 0.368										3	0	0	0	0	1	0																			
33 Casper Wells, R (1,7) OBP: 0.297, SLG: 0.393										4	0	0	0	0	2	1																			
10 Eric Thames, L (1,9) OBP: 0.282, SLG: 0.371										4	1	1	0	0	2	0																			
26 Brendan Ryan, R (1,6) OBP: 0.295, SLG: 0.296										3	0	0	0	0	2	2																			
Inning Stats	R: 0 K: 1 S: 7	H: 0 LOB: 0 BB: 7	R: 0 K: 1 S: 10	H: 0 LOB: 1 BB: 15	R: 5 K: 1 S: 21	H: 4 LOB: 0 BB: 34	R: 0 K: 1 S: 8	H: 0 LOB: 1 BB: 8	R: 0 K: 0 S: 5	H: 1 LOB: 1 BB: 9	R: 0 K: 2 S: 9	H: 0 LOB: 0 BB: 15	R: 0 K: 1 S: 6	H: 0 LOB: 0 BB: 8	R: 0 K: 1 S: 7	H: 1 LOB: 1 BB: 11	R: 0 K: 3 S: 9	H: 0 LOB: 0 BB: 13	1B: 3 2B: 2 3B: 0 HR: 2	SF: 0 SAC: 0 DP: 2 HBP: 1	WP: 0 PB: 0 SB: 0 CS: 0	PA: 35													
PITCHER	IP WLS BF H R ER SO BB IBB HBP BLK WP HR S P ERA WHIP																																		
54 Ervin Santana, R (1,1) ERA: 5.82	6.1	27	5	5	4	6	1	0	1	0	0	2	62	91	5.68	0.947																			
21 Hisanori Takahashi, L (7,1) ERA: 4.62	0.2	2	0	0	0	1	0	0	0	0	0	0	4	5	0.00	0.000																			
40 Kevin Jepsen, R (8,1) ERA: 3.68	1.0	3	1	0	0	1	0	0	0	0	0	0	7	11	0.00	1.000																			
49 Ernesto Frieri, R (9,1) ERA: 1.96	1.0	W	3	0	0	0	3	0	0	0	0	0	9	13	0.00	0.000																			

Seattle Mariners @ Los Angeles Angels
 Angel Stadium of Anaheim, Anaheim, CA
 Fri Aug 10 2012, 7:09 PM - 9:39 PM PDT
 Att: 39,016 - Partly Cloudy - 85 F

livebaseballscorecards.com

AB 33
R 5
H 6
RBI 5
BB 1
SO 11
LOB 8




Batter	1	2	3	4	5	6	7	8	9	AB	R	H	RBI	BB	SO	LOB	BOTTOM																			
27 Mike Trout, R (1,8) OBP: 0.407, SLG: 0.603										3	1	1	5	0	1	0																				
48 Torii Hunter, R (1,9) OBP: 0.345, SLG: 0.445										4	0	0	0	0	1	1																				
5 Albert Pujols, R (1,3) OBP: 0.346, SLG: 0.518										4	0	0	0	0	0	1																				
44 Mark Trumbo, R (1,7) OBP: 0.343, SLG: 0.568										4	0	0	0	0	1	0																				
8 Kendrys Morales, S (1,10) OBP: 0.327, SLG: 0.455										4	0	2	0	0	0	0																				
25 Peter Bourjos, R (9, PR) OBP: 0.287, SLG: 0.325										0	1	0	0	0	0	0																				
6 Alberto Callaspo, S (1,5) OBP: 0.330, SLG: 0.359										3	0	0	0	1	1	1																				
47 Howie Kendrick, R (1,4) OBP: 0.325, SLG: 0.380										3	2	2	0	0	0	1																				
2 Erick Aybar, S (1,6) OBP: 0.307, SLG: 0.385										3	2	1	0	1	0	1																				
17 Chris Iannetta, R (1,2) OBP: 0.336, SLG: 0.413										2	0	0	0	1	1	2																				
13 Maicer Izturis, S (9, PH) OBP: 0.317, SLG: 0.326										1	0	0	0	0	0	2																				
Inning Stats	R: 0 K: 0 S: 5	H: 0 LOB: 0 BB: 8	R: 0 K: 1 S: 7	H: 0 LOB: 0 BB: 13	R: 3 K: 1 S: 14	H: 2 LOB: 0 BB: 26	R: 0 K: 0 S: 10	H: 0 LOB: 0 BB: 17	R: 2 K: 0 S: 12	H: 2 LOB: 1 BB: 18	R: 0 K: 0 S: 11	H: 1 LOB: 1 BB: 14	R: 0 K: 1 S: 6	H: 0 LOB: 0 BB: 8	R: 0 K: 2 S: 7	H: 0 LOB: 0 BB: 8	R: 0 K: 0 S: 5	H: 1 LOB: 2 BB: 16	1B: 2 2B: 3 3B: 0 HR: 1	SF: 1 SAC: 1 DP: 0 HBP: 0	WP: 1 PB: 0 SB: 1 CS: 0	PA: 36														
PITCHER	IP WLS BF H R ER SO BB IBB HBP BLK WP HR S P ERA WHIP																																			
34 Félix Hernández, R (1,1) ERA: 2.74	7.0	28	5	5	4	3	1	0	0	0	1	65	104	5.14	0.857																					
53 Josh Kinney, R (8,1) ERA: 5.4	1.1	L	8	1	1	1	2	0	2	0	0	1	0	12	24	6.75	0.750																			

Seattle Mariners @ Los Angeles Angels
 Angel Stadium of Anaheim, Anaheim, CA
 Fri Aug 10 2012, 7:09 PM - 9:39 PM PDT
 Att: 39,016 - Partly Cloudy - 85 F

livebaseballscorecards.com

AB 31
R 6
H 6
RBI 5
BB 3
SO 5
LOB 9



Batter	1	2	3	4	5	6	7	8	9	AB	R	H	RBI	BB	SO	LOB	TOP				
13 Dustin Ackley, L (1,4) OBP: 0.296, SLG: 0.331	G6-3		P6		K			K		4	0	0	0	0	2	1					
55 Michael Saunders, L (1,8) OBP: 0.296, SLG: 0.394	F7		G6-3			K		K		4	0	0	0	0	2	0					
15 Kyle Seager, L (1,5) OBP: 0.311, SLG: 0.404				G4-3		F8		K2-3		3	0	0	0	1	1	0					
27 John Jaso, L (1,10) OBP: 0.400, SLG: 0.487																					
63 Jesus Montero, R (1,2) OBP: 0.315, SLG: 0.412																					
20 Mike Carp, L (1,3) OBP: 0.311, SLG: 0.355																					
9 Chone Figgins, S (6,PH) OBP: 0.257, SLG: 0.286																					
10 Eric Thames, L (1,9) OBP: 0.276, SLG: 0.361																					
12 Trayvon Robinson, S (1,7) OBP: 0.324, SLG: 0.303																					
26 Brendan Ryan, R (1,6) OBP: 0.292, SLG: 0.291																					
Inning Stats	R: 0 H: 0 E: 0 K: 0 S: 9	H: 0 LOB: 1 BB: 1 P: 18	R: 1 H: 1 E: 0 K: 1 S: 11	H: 1 LOB: 0 BB: 0 P: 16	R: 0 H: 0 E: 0 K: 0 S: 8	H: 0 LOB: 0 BB: 0 P: 9	R: 0 H: 0 E: 0 K: 0 S: 9	H: 0 LOB: 1 BB: 1 P: 16	R: 0 H: 0 E: 0 K: 2 S: 8	H: 3 LOB: 0 BB: 0 P: 23	R: 0 H: 0 E: 0 K: 1 S: 15	H: 0 LOB: 0 BB: 0 P: 10	R: 0 H: 0 E: 0 K: 3 S: 11	H: 0 LOB: 0 BB: 0 P: 17	R: 1 H: 1 E: 0 K: 2 S: 13	H: 1 LOB: 1 BB: 1 P: 24	1B: 2 2B: 0 3B: 1 HR: 2	SF: 0 SAC: 0 DP: 0 HBP: 0	WP: 0 PB: 0 SB: 2 CS: 1	PA: 36	
PITCHER	IP WLS BF H R ER SO BB IBB HBP BLK WP HR S P ERA WHIP	IP WLS BF H R ER SO BB IBB HBP BLK WP HR S P ERA WHIP	IP WLS BF H R ER SO BB IBB HBP BLK WP HR S P ERA WHIP	IP WLS BF H R ER SO BB IBB HBP BLK WP HR S P ERA WHIP	IP WLS BF H R ER SO BB IBB HBP BLK WP HR S P ERA WHIP	IP WLS BF H R ER SO BB IBB HBP BLK WP HR S P ERA WHIP	IP WLS BF H R ER SO BB IBB HBP BLK WP HR S P ERA WHIP	IP WLS BF H R ER SO BB IBB HBP BLK WP HR S P ERA WHIP	IP WLS BF H R ER SO BB IBB HBP BLK WP HR S P ERA WHIP	IP WLS BF H R ER SO BB IBB HBP BLK WP HR S P ERA WHIP	IP WLS BF H R ER SO BB IBB HBP BLK WP HR S P ERA WHIP	IP WLS BF H R ER SO BB IBB HBP BLK WP HR S P ERA WHIP	IP WLS BF H R ER SO BB IBB HBP BLK WP HR S P ERA WHIP	IP WLS BF H R ER SO BB IBB HBP BLK WP HR S P ERA WHIP	IP WLS BF H R ER SO BB IBB HBP BLK WP HR S P ERA WHIP	IP WLS BF H R ER SO BB IBB HBP BLK WP HR S P ERA WHIP	IP WLS BF H R ER SO BB IBB HBP BLK WP HR S P ERA WHIP	IP WLS BF H R ER SO BB IBB HBP BLK WP HR S P ERA WHIP	IP WLS BF H R ER SO BB IBB HBP BLK WP HR S P ERA WHIP	IP WLS BF H R ER SO BB IBB HBP BLK WP HR S P ERA WHIP	IP WLS BF H R ER SO BB IBB HBP BLK WP HR S P ERA WHIP

Seattle Mariners @ Los Angeles Angels
Angel Stadium of Anaheim, Anaheim, CA
Sun Aug 12 2012, 12:40 PM - 3:16 PM PDT
Att: 36,505 - Sunny - 91 F

AB 31
R 4
H 5
RBI 4
BB 4
SO 10
LOB 8



Batter	1	2	3	4	5	6	7	8	9	AB	R	H	RBI	BB	SO	LOB	BOTTOM				
27 Mike Trout, R (1,8) OBP: 0.402, SLG: 0.592	B1-3		FC3-6 44 1B 48 1B		G5-3			G5-3		4	0	0	0	0	0	1					
48 Torii Hunter, R (1,9) OBP: 0.348, SLG: 0.446	F7									4	0	2	0	0	1	0					
5 Albert Pujols, R (1,10) OBP: 0.340, SLG: 0.509	P3									4	0	0	0	0	0	3					
44 Mark Trumbo, R (1,3) OBP: 0.342, SLG: 0.565																					
47 Howie Kendrick, R (1,4) OBP: 0.324, SLG: 0.381																					
2 Erick Aybar, S (1,6) OBP: 0.308, SLG: 0.387																					
10 Vernon Wells, R (1,7) OBP: 0.261, SLG: 0.491																					
13 Maicer Izturis, S (1,5) OBP: 0.313, SLG: 0.322																					
46 Bobby Wilson, R (1,2) OBP: 0.293, SLG: 0.303																					
Inning Stats	R: 0 H: 0 E: 0 K: 0 S: 6	H: 0 LOB: 0 BB: 0 P: 8	R: 1 H: 1 E: 0 K: 1 S: 11	H: 1 LOB: 1 BB: 1 P: 17	R: 0 H: 3 E: 0 K: 1 S: 14	H: 3 LOB: 0 BB: 0 P: 16	R: 0 H: 1 E: 0 K: 1 S: 8	H: 1 LOB: 0 BB: 0 P: 11	R: 0 H: 0 E: 0 K: 1 S: 5	H: 0 LOB: 0 BB: 0 P: 6	R: 0 H: 0 E: 0 K: 0 S: 7	H: 0 LOB: 0 BB: 0 P: 8	R: 0 H: 1 E: 0 K: 0 S: 6	H: 1 LOB: 0 BB: 0 P: 11	R: 0 H: 1 E: 0 K: 1 S: 10	H: 1 LOB: 0 BB: 0 P: 12	1B: 5 2B: 1 3B: 1 HR: 0	SF: 1 SAC: 0 DP: 1 HBP: 0	WP: 0 PB: 0 SB: 1 CS: 0	PA: 34	
PITCHER	IP WLS BF H R ER SO BB IBB HBP BLK WP HR S P ERA WHIP	IP WLS BF H R ER SO BB IBB HBP BLK WP HR S P ERA WHIP	IP WLS BF H R ER SO BB IBB HBP BLK WP HR S P ERA WHIP	IP WLS BF H R ER SO BB IBB HBP BLK WP HR S P ERA WHIP	IP WLS BF H R ER SO BB IBB HBP BLK WP HR S P ERA WHIP	IP WLS BF H R ER SO BB IBB HBP BLK WP HR S P ERA WHIP	IP WLS BF H R ER SO BB IBB HBP BLK WP HR S P ERA WHIP	IP WLS BF H R ER SO BB IBB HBP BLK WP HR S P ERA WHIP	IP WLS BF H R ER SO BB IBB HBP BLK WP HR S P ERA WHIP	IP WLS BF H R ER SO BB IBB HBP BLK WP HR S P ERA WHIP	IP WLS BF H R ER SO BB IBB HBP BLK WP HR S P ERA WHIP	IP WLS BF H R ER SO BB IBB HBP BLK WP HR S P ERA WHIP	IP WLS BF H R ER SO BB IBB HBP BLK WP HR S P ERA WHIP	IP WLS BF H R ER SO BB IBB HBP BLK WP HR S P ERA WHIP	IP WLS BF H R ER SO BB IBB HBP BLK WP HR S P ERA WHIP	IP WLS BF H R ER SO BB IBB HBP BLK WP HR S P ERA WHIP	IP WLS BF H R ER SO BB IBB HBP BLK WP HR S P ERA WHIP	IP WLS BF H R ER SO BB IBB HBP BLK WP HR S P ERA WHIP	IP WLS BF H R ER SO BB IBB HBP BLK WP HR S P ERA WHIP	IP WLS BF H R ER SO BB IBB HBP BLK WP HR S P ERA WHIP	IP WLS BF H R ER SO BB IBB HBP BLK WP HR S P ERA WHIP

Seattle Mariners @ Los Angeles Angels
Angel Stadium of Anaheim, Anaheim, CA
Sun Aug 12 2012, 12:40 PM - 3:16 PM PDT
Att: 36,505 - Sunny - 91 F

AB 32
R 1
H 7
RBI 1
BB 1
SO 6
LOB 13



Batter	1	2	3	4	5	6	7	8	9	AB	R	H	RBI	BB	SO	LOB	TOP										
22 Jason Kipnis, L (1, 10) OBP: 0.333, SLG: 0.384										5	0	1	1	0	2	2	Cleveland Indians @ Los Angeles Angels Angel Stadium of Anaheim, Anaheim, CA Tue Aug 14 2012, 7:08 PM - 10:07 PM PDT Att: 39,827 - Clear - 86 F										
13 Asdrúbal Cabrera, S (1, 6) OBP: 0.343, SLG: 0.434										5	0	0	0	0	1	3											
17 Shin-Soo Choo, L (1, 9) OBP: 0.367, SLG: 0.464										4	0	1	0	0	0	0											
41 Carlos Santana, S (1, 2) OBP: 0.365, SLG: 0.403										3	1	0	0	0	1	1											
23 Michael Brantley, L (1, 8) OBP: 0.343, SLG: 0.426										4	3	3	2	0	0	0											
35 Casey Kotchman, L (1, 3) OBP: 0.290, SLG: 0.357										4	1	2	2	0	0	1											
16 Jason Donald, R (1, 4) OBP: 0.260, SLG: 0.282										4	1	2	0	0	1	1											
9 Jack Hannahan, L (1, 5) OBP: 0.298, SLG: 0.335										3	0	1	0	1	0	1											
12 Ezequiel Carrera, L (1, 7) OBP: 0.400, SLG: 0.636										4	0	1	1	0	1	1											
Inning Stats	R: 0 E: 0 K: 0 S: 5	H: 1 LOB: 0 BB: 0 P: 5	R: 0 E: 0 K: 0 S: 10	H: 1 LOB: 1 BB: 0 P: 15	R: 0 E: 0 K: 2 S: 8	H: 0 LOB: 0 BB: 0 P: 12	R: 2 E: 0 K: 0 S: 9	H: 1 LOB: 0 BB: 0 P: 12	R: 0 E: 0 K: 1 S: 9	H: 0 LOB: 0 BB: 0 P: 16	R: 0 E: 0 K: 1 S: 10	H: 1 LOB: 1 BB: 0 P: 17	R: 2 E: 0 K: 1 S: 23	H: 4 LOB: 2 BB: 0 P: 35	R: 2 E: 0 K: 0 S: 11	H: 3 LOB: 1 BB: 0 P: 19		R: 0 E: 0 K: 1 S: 14	H: 0 LOB: 0 BB: 0 P: 16	1B: 8 2B: 2 3B: 0 HR: 2	SF: 0 SAC: 0 DP: 2 HBP: 1	WP: 0 PB: 0 SB: 0 CS: 0	PA: 38				
PITCHER	IP	WLS	BF	H	R	ER	SO	BB	IBB	HBP	BLK	WP	HR	S	P	ERA	WHIP										
23 Zack Greinke, R (1, 1) ERA: 3.81	7.0	W	29	8	4	4	5	1	0	1	0	0	1	74	112	5.14	1.286										
32 LaTroy Hawkins, R (8, 1) ERA: 3.96	0.2		4	2	2	2	0	0	0	0	0	0	1	7	12	27.00	3.000										
40 Kevin Jepsen, R (8, 1) ERA: 3.63	0.1	H	2	1	0	0	0	0	0	0	0	0	0	4	7	0.00	3.000										
49 Ernesto Frieri, R (9, 1) ERA: 2.06	1.0	S	3	0	0	0	1	0	0	0	0	0	0	14	16	0.00	0.000										

Batter	1	2	3	4	5	6	7	8	9	AB	R	H	RBI	BB	SO	LOB	BOTTOM										
27 Mike Trout, R (1, 8) OBP: 0.404, SLG: 0.591										5	2	2	0	0	0	7	Cleveland Indians @ Los Angeles Angels Angel Stadium of Anaheim, Anaheim, CA Tue Aug 14 2012, 7:08 PM - 10:07 PM PDT Att: 39,827 - Clear - 86 F										
48 Torii Hunter, R (1, 9) OBP: 0.348, SLG: 0.443										5	2	2	1	0	1	2											
5 Albert Pujols, R (1, 3) OBP: 0.344, SLG: 0.524										4	2	2	4	1	1	0											
8 Kendrys Morales, S (1, 10) OBP: 0.321, SLG: 0.452										5	0	1	1	0	1	1											
44 Mark Trumbo, R (1, 7) OBP: 0.340, SLG: 0.559										4	1	1	1	0	3	1											
25 Peter Bourjos, R (9, 8) OBP: 0.287, SLG: 0.325										0	0	0	0	0	0	0											
6 Alberto Callaspo, S (1, 5) OBP: 0.327, SLG: 0.353										4	0	0	0	0	0	3											
47 Howie Kendrick, R (1, 4) OBP: 0.327, SLG: 0.382										3	0	1	0	0	1	0											
2 Erick Aybar, S (1, 6) OBP: 0.310, SLG: 0.394										4	1	2	1	0	0	4											
17 Chris Iannetta, R (1, 2) OBP: 0.347, SLG: 0.400										2	1	2	1	2	0	0											
Inning Stats	R: 4 E: 0 K: 0 S: 14	H: 5 LOB: 3 BB: 1 P: 26	R: 0 E: 0 K: 0 S: 4	H: 0 LOB: 0 BB: 0 P: 8	R: 0 E: 0 K: 1 S: 9	H: 0 LOB: 0 BB: 0 P: 13	R: 4 E: 0 K: 3 S: 17	H: 3 LOB: 0 BB: 1 P: 25	R: 0 E: 0 K: 0 S: 10	H: 1 LOB: 2 BB: 1 P: 19	R: 1 E: 0 K: 1 S: 18	H: 2 LOB: 1 BB: 0 P: 22	R: 0 E: 0 K: 1 S: 8	H: 2 LOB: 0 BB: 0 P: 12	R: 0 E: 0 K: 1 S: 6	H: 0 LOB: 0 BB: 0 P: 10	1B: 9 2B: 2 3B: 0 HR: 2	SF: 0 SAC: 0 DP: 1 HBP: 1	WP: 1 PB: 0 SB: 1 CS: 0	PA: 40							
PITCHER	IP	WLS	BF	H	R	ER	SO	BB	IBB	HBP	BLK	WP	HR	S	P	ERA	WHIP										
30 Ubaldo Jiménez, R (1, 1) ERA: 5.62	4.0	L	23	8	8	8	4	2	0	1	0	0	2	44	72	18.00	2.500										
44 Chris Seddon, L (5, 1) ERA: 4.85	2.1		13	5	1	1	2	1	0	0	0	0	0	33	50	3.86	2.571										
56 Frank Herrmann, R (7, 1) ERA: 2.08	1.2		4	0	0	0	1	0	0	0	0	0	0	9	13	0.00	0.000										

Batter	1	2	3	4	5	6	7	8	9	AB	R	H	RBI	BB	SO	LOB	TOP					
22 Jason Kipnis, L OBP: 0.334, SLG: 0.384											3	1	1	0	1	0	1					
13 Asdrúbal Cabrera, S OBP: 0.344, SLG: 0.437										4	0	2	1	0	1	3	3					
17 Shin-Soo Choo, L OBP: 0.368, SLG: 0.470										3	1	1	3	1	1	1	1					
41 Carlos Santana, S OBP: 0.361, SLG: 0.399										4	0	0	0	0	1	3	1					
23 Michael Brantley, L OBP: 0.340, SLG: 0.422										4	0	0	0	0	1	2	1					
35 Casey Kotchman, L OBP: 0.287, SLG: 0.352										4	0	0	0	0	2	0	1					
1 Brent Lillibridge, R OBP: 0.229, SLG: 0.273										4	0	0	0	0	1	0	1					
9 Jack Hannahan, L OBP: 0.299, SLG: 0.335										3	1	1	0	0	0	0	1					
12 Ezequiel Carrera, L OBP: 0.293, SLG: 0.611										3	1	1	0	0	0	1	1					
Inning Stats	R: 0 E: 0 K: 1 S: 9	H: 1 LOB: 0 BB: 0 P: 14	R: 0 E: 0 K: 0 S: 7	H: 0 LOB: 0 BB: 0 P: 11	R: 0 E: 0 K: 0 S: 6	H: 0 LOB: 0 BB: 0 P: 9	R: 0 E: 0 K: 1 S: 14	H: 1 LOB: 2 BB: 0 P: 21	R: 0 E: 0 K: 1 S: 7	H: 0 LOB: 0 BB: 0 P: 13	R: 1 E: 0 K: 0 S: 14	H: 2 LOB: 1 BB: 0 P: 22	R: 0 E: 0 K: 1 S: 9	H: 0 LOB: 0 BB: 0 P: 14	R: 3 E: 0 K: 1 S: 14	H: 2 LOB: 0 BB: 1 P: 26	R: 0 E: 0 K: 2 S: 9	H: 0 LOB: 0 BB: 0 P: 12	1B: 4 2B: 1 3B: 0 HR: 1	SF: 0 SAC: 0 DP: 0 HBP: 0	WP: 0 PB: 0 SB: 0 CS: 1	PA: 34
PITCHER	IP WLS BF H R ER SO BB IBB HBP BLK WP HR S P ERA WHIP																					
54 Ervin Santana, R ERA: 3.89	(1, 1)	7.0 W 25 4 1 1 4 1 0 0 0 0 0 66 104 1.29 0.714																				
55 Jason Istringhausen, R ERA: 3.89	(8, 7)	1.0 6 2 3 3 1 1 0 0 0 0 0 1 14 26 27.00 3.000																				
40 Kevin Jepsen, R ERA: 3.47	(9, 1)	1.0 3 0 0 0 2 0 0 0 0 0 0 0 9 12 0.00 0.000																				

Cleveland Indians @ Los Angeles Angels
Angel Stadium of Anaheim, Anaheim, CA

AB 32
R 4
H 6
RBI 4
BB 2
SO 7
LOB 11



Wed Aug 15 2012, 7:08 PM - 9:54 PM PDT
Att: 37,554 - Partly Cloudy - 76 F

Batter	1	2	3	4	5	6	7	8	9	AB	R	H	RBI	BB	SO	LOB	BOTTOM			
27 Mike Trout, R OBP: 0.403, SLG: 0.595										4	2	1	1	0	0	2	1			
2 Nick Aybar, S OBP: 0.309, SLG: 0.398										4	0	1	1	0	0	0	1			
48 Toni Hunter, R OBP: 0.347, SLG: 0.440										3	0	0	0	0	0	1	1			
25 Peter Bourjos, R OBP: 0.287, SLG: 0.325										0	0	0	0	0	0	0	1			
8 Kendrys Morales, S OBP: 0.325, SLG: 0.458										4	2	3	0	0	0	0	1			
44 Mark Trumbo, R OBP: 0.342, SLG: 0.558										4	1	2	0	0	0	2	1			
6 Alberto Callaspo, S OBP: 0.332, SLG: 0.356										3	1	2	1	1	0	1	1			
10 Vernon Wells, R OBP: 0.260, SLG: 0.394										3	1	0	2	1	0	2	1			
13 Maicer Izturis, S OBP: 0.313, SLG: 0.321										4	0	1	0	0	0	3	1			
17 Chris Iannetta, R OBP: 0.344, SLG: 0.427										3	1	1	2	0	0	3	1			
Inning Stats	R: 0 E: 0 K: 0 S: 8	H: 5 LOB: 1 BB: 0 P: 26	R: 1 E: 0 K: 0 S: 7	H: 2 LOB: 0 BB: 0 P: 13	R: 1 E: 0 K: 0 S: 6	H: 1 LOB: 0 BB: 0 P: 13	R: 0 E: 0 K: 0 S: 9	H: 1 LOB: 1 BB: 0 P: 14	R: 1 E: 0 K: 0 S: 9	H: 1 LOB: 0 BB: 0 P: 14	R: 0 E: 0 K: 0 S: 7	H: 0 LOB: 0 BB: 0 P: 9	R: 0 E: 0 K: 0 S: 17	H: 1 LOB: 2 BB: 2 P: 29	R: 0 E: 0 K: 0 S: 17	H: 0 LOB: 0 BB: 0 P: 12	1B: 7 2B: 1 3B: 1 HR: 2	SF: 1 SAC: 0 DP: 1 HBP: 1	WP: 1 PB: 0 SB: 1 CS: 1	PA: 37
PITCHER	IP WLS BF H R ER SO BB IBB HBP BLK WP HR S P ERA WHIP																			
55 Roberto Hernandez, R ERA: 7.5	(1, 1)	6.0 L 28 8 5 0 0 0 0 0 0 0 0 2 56 91 7.50 1.667																		
32 Esmil Rogers, R ERA: 4.99	(7, 1)	1.0 3 0 0 0 0 0 0 0 0 0 0 0 7 9 0.00 0.000																		
37 Cody Allen, R ERA:	(8, 1)	1.0 5 1 0 0 0 2 0 0 0 0 0 0 17 29 0.00 3.000																		

Cleveland Indians @ Los Angeles Angels
Angel Stadium of Anaheim, Anaheim, CA

AB 32
R 8
H 11
RBI 7
BB 2
SO 0
LOB 14



Wed Aug 15 2012, 7:08 PM - 9:54 PM PDT
Att: 37,554 - Partly Cloudy - 76 F

Batter	1	2	3	4	5	6	7	8	9	AB	R	H	RBI	BB	SO	LOB	TOP							
8 Desmond Jennings, R OBP: 0.316, SLG: 0.587										5	0	0	0	0	2	3								
2 B.J. Upton, R OBP: 0.299, SLG: 0.406										4	1	1	1	0	1	0								
20 Matt Joyce, L OBP: 0.366, SLG: 0.478										3	1	0	0	1	0	0								
3 Evan Longoria, R OBP: 0.388, SLG: 0.504										4	2	2	2	0	1	0								
18 Ben Zobrist, S OBP: 0.372, SLG: 0.452										4	2	2	1	0	1	0								
7 Jeff Keppinger, R OBP: 0.371, SLG: 0.444										3	1	1	2	0	0	0								
9 Elliot Johnson, S OBP: 0.311, SLG: 0.338										3	0	1	0	1	2	0								
23 Carlos Pena, L OBP: 0.322, SLG: 0.342										3	0	0	1	0	1	2								
19 Ryan Roberts, R OBP: 0.308, SLG: 0.345										3	0	0	1	0	0	1								
28 José Molina, R OBP: 0.257, SLG: 0.298										4	0	1	0	0	1	1								
Inning Stats	R: 0 H: 0 E: 0 K: 1 S: 11	H: 0 LOB: 0 BB: 0 P: 18	R: 1 H: 1 E: 0 K: 1 S: 12	H: 1 LOB: 0 BB: 0 P: 18	R: 0 H: 0 E: 0 K: 0 S: 5	H: 0 LOB: 0 BB: 0 P: 7	R: 4 H: 6 E: 0 K: 1 S: 16	H: 6 LOB: 2 BB: 0 P: 22	R: 2 H: 1 E: 0 K: 2 S: 13	H: 1 LOB: 0 BB: 1 P: 21	R: 0 H: 0 E: 0 K: 1 S: 9	H: 0 LOB: 0 BB: 0 P: 15	R: 0 H: 0 E: 0 K: 0 S: 7	H: 0 LOB: 0 BB: 0 P: 9	R: 0 H: 0 E: 0 K: 2 S: 7	H: 0 LOB: 0 BB: 0 P: 11	R: 0 H: 0 E: 0 K: 1 S: 9	H: 0 LOB: 1 BB: 1 P: 16	1B: 4 2B: 1 3B: 0 HR: 3	SF: 1 SAC: 0 DP: 0 HBP: 0	WP: 0 PB: 0 SB: 0 CS: 0	PA: 37		
PITCHER	IP: 3.2 WLS: L BF: 18	H: 7 R: 5 ER: 5 SO: 2	BB: 0 IBB: 0 HBP: 0 BLK: 0	WP: 0 HR: 2 S: 41 P: 61	ERA: 12.27 WHIP: 1.909	IP: 4.1 WLS: 1 BF: 15	H: 2 R: 2 ER: 2 SO: 6	BB: 1 IBB: 0 HBP: 0 BLK: 0	WP: 0 HR: 1 S: 39 P: 60	ERA: 4.15 WHIP: 0.462	IP: 0.1 WLS: 0 BF: 4	H: 0 R: 0 ER: 0 SO: 1	BB: 0 IBB: 0 HBP: 0 BLK: 0	WP: 0 HR: 0 S: 9 P: 16	1B: 0 2B: 0 3B: 0 HR: 0	SF: 0 SAC: 0 DP: 0 HBP: 0	WP: 0 PB: 0 SB: 0 CS: 0	PA: 37						
24 Dan Haren, R ERA: 4.9																								
57 Jerome Williams, R ERA: 4.75																								
65 Steve Geltz, R ERA:																								

Tampa Bay Rays @ Los Angeles Angels
Angel Stadium of Anaheim, Anaheim, CA
Thu Aug 16 2012, 7:10 PM - 9:48 PM PDT
Att: 38,591 - Clear - 83 F

AB	34
R	7
H	8
RBI	7
BB	2
SO	9
LOB	5



Batter	1	2	3	4	5	6	7	8	9	AB	R	H	RBI	BB	SO	LOB	BOTTOM							
27 Mike Trout, R OBP: 0.404, SLG: 0.593										3	0	1	0	1	2	0								
48 Torii Hunter, R OBP: 0.343, SLG: 0.435										4	0	0	0	0	1	2								
5 Albert Pujols, R OBP: 0.341, SLG: 0.520										4	0	0	0	0	0	0								
44 Mark Trumbo, R OBP: 0.341, SLG: 0.555										4	0	1	0	0	2	0								
47 Howie Kendrick, R OBP: 0.326, SLG: 0.383										4	0	1	0	0	2	1								
6 Alberto Callaspo, S OBP: 0.333, SLG: 0.361										4	0	2	0	0	0	2								
10 Vernon Wells, R OBP: 0.262, SLG: 0.389										2	0	0	0	1	1	2								
2 Erick Aybar, S OBP: 0.307, SLG: 0.395										3	0	0	0	0	0	2								
17 Chris Iannetta, R OBP: 0.336, SLG: 0.415										3	0	0	0	0	1	1								
Inning Stats	R: 0 H: 0 E: 0 K: 2 S: 8	H: 1 LOB: 0 BB: 0 P: 10	R: 0 H: 1 E: 0 K: 1 S: 13	H: 1 LOB: 0 BB: 0 P: 18	R: 0 H: 0 E: 0 K: 0 S: 8	H: 0 LOB: 1 BB: 1 P: 17	R: 0 H: 0 E: 0 K: 1 S: 6	H: 0 LOB: 0 BB: 0 P: 7	R: 0 H: 1 E: 0 K: 1 S: 8	H: 1 LOB: 1 BB: 1 P: 16	R: 0 H: 0 E: 0 K: 1 S: 10	H: 0 LOB: 0 BB: 0 P: 16	R: 0 H: 1 E: 0 K: 2 S: 14	H: 1 LOB: 0 BB: 0 P: 19	R: 0 H: 1 E: 0 K: 0 S: 8	H: 1 LOB: 1 BB: 0 P: 9	R: 0 H: 1 E: 0 K: 1 S: 13	H: 1 LOB: 1 BB: 0 P: 20	1B: 3 2B: 2 3B: 0 HR: 0	SF: 0 SAC: 0 DP: 1 HBP: 0	WP: 1 PB: 0 SB: 0 CS: 0	PA: 33		
PITCHER	IP: 7.0 WLS: W BF: 25	H: 3 R: 0 ER: 0 SO: 8	BB: 2 IBB: 0 HBP: 0 BLK: 0	WP: 1 HR: 0 S: 67 P: 103	ERA: 0.00 WHIP: 0.714	IP: 1.0 WLS: 0 BF: 4	H: 1 R: 0 ER: 0 SO: 0	BB: 0 IBB: 0 HBP: 0 BLK: 0	WP: 0 HR: 0 S: 8 P: 9	ERA: 0.00 WHIP: 1.000	IP: 0.1 WLS: 0 BF: 1	H: 0 R: 0 ER: 0 SO: 0	BB: 0 IBB: 0 HBP: 0 BLK: 0	WP: 0 HR: 0 S: 13 P: 20	1B: 0 2B: 0 3B: 0 HR: 0	SF: 0 SAC: 0 DP: 0 HBP: 0	WP: 1 PB: 0 SB: 0 CS: 0	PA: 33						
14 David Price, L ERA: 2.39																								
31 Burke Badenhop, R ERA: 3.39																								
40 Wade Davis, R ERA: 2.49																								

Tampa Bay Rays @ Los Angeles Angels
Angel Stadium of Anaheim, Anaheim, CA
Thu Aug 16 2012, 7:10 PM - 9:48 PM PDT
Att: 38,591 - Clear - 83 F

AB	31
R	0
H	5
RBI	0
BB	2
SO	9
LOB	10



Batter	1	2	3	4	5	6	7	8	9	AB	R	H	RBI	BB	SO	LOB	TOP			
8 Desmond Jennings, R OBP: 0.315, SLG: 0.585										4	1	0	1	1	1	2				
2 B.J. Upton, R OBP: 0.304, SLG: 0.418										5	0	1	0	0	3	3				
18 Ben Zobrist, S OBP: 0.373, SLG: 0.460										5	1	1	3	0	1	1				
3 Evan Longoria, R OBP: 0.385, SLG: 0.512										4	1	1	2	1	1	0				
7 Jeff Keppinger, R OBP: 0.371, SLG: 0.440										4	1	1	0	0	1	1				
1 Sean Rodriguez, R OBP: 0.277, SLG: 0.329										3	1	1	0	0	0	1				
23 Carlos Pena, L OBP: 0.323, SLG: 0.350										1	1	1	2	0	0	0				
19 Ryan Roberts, R OBP: 0.311, SLG: 0.349										4	2	2	0	0	0	1				
59 Jose Lobaton, S OBP: 0.329, SLG: 0.304										2	1	0	1	1	1	0				
5 Sam Fuld, L OBP: 0.347, SLG: 0.391										3	1	2	1	1	0	0				
Inning Stats	R: 0 E: 0 K: 1 S: 9	H: 1 LOB: 0 BB: 0 P: 14	R: 0 E: 0 K: 0 S: 8	H: 0 LOB: 1 BB: 1 P: 18	R: 0 E: 0 K: 0 S: 7	H: 0 LOB: 0 BB: 0 P: 10	R: 0 E: 0 K: 2 S: 12	H: 1 LOB: 0 BB: 0 P: 16	R: 1 E: 0 K: 0 S: 10	H: 1 LOB: 1 BB: 1 P: 22	R: 0 E: 0 K: 2 S: 8	H: 0 LOB: 0 BB: 0 P: 10	R: 2 E: 0 K: 1 S: 15	H: 3 LOB: 1 BB: 0 P: 23	R: 0 E: 0 K: 0 S: 7	H: 0 LOB: 0 BB: 0 P: 11	1B: 6 2B: 2 3B: 0 HR: 2	SF: 1 SAC: 0 DP: 0 HBP: 0	WP: 0 PB: 1 SB: 0 CS: 1	PA: 40
PITCHER	IP WLS BF H R ER SO BB IBB HBP BLK WP HR S P ERA WHIP																			
33 C.J. Wilson, L ERA: 3.82	(1, 1) 4.2 22 6 7 7 4 3 0 0 0 0 0 1 53 90 13.50 1.929																			
55 Jason Istringhausen, R ERA: 3.92	(5, 1) 1.0 5 1 1 0 1 1 0 0 0 0 0 0 10 22 0.00 2.000																			
37 Scott Downs, L ERA: 2.25	(6, 1) 0.1 1 0 0 0 0 0 0 0 0 0 0 0 3 3 0.00 0.000																			
40 Kevin Jepsen, R ERA: 3.96	(7, 1) 1.2 L 8 3 2 2 3 0 0 0 0 0 0 1 22 31 10.80 1.800																			
57 Jerome Williams, R ERA: 4.74	(8, 1) 0.1 1 0 0 0 0 0 0 0 0 0 0 0 1 2 0.00 0.000																			

Tampa Bay Rays @ Los Angeles Angels
Angel Stadium of Anaheim, Anaheim, CA
Sat Aug 18 2012, 6:39 PM - 10:08 PM PDT
Att: 41,086 - Clear - 84 F

livebaseballscorecards.com

AB 35
R 10
H 10
RBI 10
BB 4
SO 8
LOB 9

Batter	1	2	3	4	5	6	7	8	9	AB	R	H	RBI	BB	SO	LOB	BOTTOM					
27 Mike Trout, R OBP: 0.407, SLG: 0.604										4	2	3	3	1	0	0						
48 Torii Hunter, R OBP: 0.350, SLG: 0.443										5	2	3	1	0	2	1						
5 Albert Pujols, R OBP: 0.341, SLG: 0.523										5	2	2	2	0	0	2						
8 Kendrys Morales, S OBP: 0.325, SLG: 0.454										4	0	2	1	1	0	0						
44 Mark Trumbo, R OBP: 0.338, SLG: 0.548										5	0	2	1	0	2	1						
47 Howie Kendrick, R OBP: 0.326, SLG: 0.390										4	0	1	0	0	1	5						
6 Alberto Callaspo, S OBP: 0.332, SLG: 0.366										4	0	0	0	1	0	4						
25 Peter Bourjos, R OBP: 0.287, SLG: 0.325										0	0	0	0	0	0	0						
2 Erick Aybar, S OBP: 0.311, SLG: 0.405										5	2	2	0	0	1	2						
17 Chris Iannetta, R OBP: 0.326, SLG: 0.398										4	0	0	0	0	1	2						
13 Maicer Izturis, S OBP: 0.311, SLG: 0.319										1	0	0	0	0	0	3						
Inning Stats	R: 3 E: 0 K: 0 S: 12	H: 5 LOB: 1 BB: 0 P: 19	R: 4 E: 0 K: 1 S: 19	H: 5 LOB: 0 BB: 0 P: 28	R: 1 E: 0 K: 0 S: 16	H: 3 LOB: 2 BB: 0 P: 21	R: 0 E: 0 K: 1 S: 8	H: 1 LOB: 1 BB: 0 P: 15	R: 0 E: 0 K: 2 S: 11	H: 0 LOB: 1 BB: 1 P: 17	R: 0 E: 0 K: 1 S: 12	H: 1 LOB: 2 BB: 1 P: 21	R: 0 E: 0 K: 0 S: 5	H: 0 LOB: 0 BB: 0 P: 5	R: 0 E: 0 K: 1 S: 8	H: 0 LOB: 0 BB: 0 P: 12	R: 0 E: 0 K: 1 S: 11	H: 0 LOB: 3 BB: 1 P: 20	1B: 11 2B: 2 3B: 0 HR: 2	SF: 0 SAC: 0 DP: 1 HBP: 1	WP: 1 PB: 0 SB: 3 CS: 0	PA: 45
PITCHER	IP WLS BF H R ER SO BB IBB HBP BLK WP HR S P ERA WHIP																					
53 Alex Cobb, R ERA: 4.74	(1, 1) 2.2 19 12 8 8 1 0 0 0 0 0 0 0 14 24 0.00 1.500																					
31 Burke Badenhop, R ERA: 2.68	(5, 1) 1.0 4 0 0 0 2 1 0 0 0 0 0 0 11 17 0.00 1.000																					
43 Kyle Farnsworth, R ERA: 3.88	(6, 1) 1.0 5 1 0 0 1 1 0 0 0 0 0 0 12 21 0.00 2.000																					
57 Jake McGee, L ERA: 2.43	(7, 1) 1.0 W 3 0 0 0 0 0 0 0 0 0 0 5 5 0.00 0.000																					
62 Joel Peralta, R ERA: 3.35	(8, 1) 1.0 S 5 0 0 0 1 1 0 0 0 0 0 1 1 0 1 0 0 0.00 1.000																					
56 Fernando Rodney, R ERA: 0.79	(9, 1) 1.0 S 5 0 0 0 1 1 0 0 0 0 0 1 1 0 1 0 0 0.00 1.000																					

Tampa Bay Rays @ Los Angeles Angels
Angel Stadium of Anaheim, Anaheim, CA
Sat Aug 18 2012, 6:39 PM - 10:08 PM PDT
Att: 41,086 - Clear - 84 F

livebaseballscorecards.com

AB 41
R 8
H 15
RBI 8
BB 3
SO 7
LOB 20


Batter	1	2	3	4	5	6	7	8	9	AB	R	H	RBI	BB	SO	LOB	TOP			
27 Mike Trout, R OBP: 0.407, SLG: 0.603	G1-4-3		G6-4-3		FC5-2	48 BB		K		4	0	1	0	1	1	2	Los Angeles Angels @ Boston Red Sox Fenway Park, Boston, MA Wed Aug 22 2012, 7:13 PM - 10:25 PM EDT Att: 37,373 - Partly Cloudy - 74 F			
48 Toni Hunter, R OBP: 0.344, SLG: 0.433	K		G6-3		F8	10 BB		G5-3		5	0	1	2	0	1	2				
5 Albert Pujols, R OBP: 0.344, SLG: 0.533					FC5-2	48 BB				2	1	2	0	0	0	0				
10 Vernon Wells, R OBP: 0.256, SLG: 0.382					FC5-2	44 BB				3	0	0	0	0	1	4				
8 Kendrys Morales, S OBP: 0.320, SLG: 0.444					G6-3	8 BB				5	0	0	0	0	0	3				
44 Mark Trumbo, R OBP: 0.336, SLG: 0.547					G6-3	47 CS				4	0	1	1	0	3	0				
47 Howie Kendrick, R OBP: 0.327, SLG: 0.398					F8	13 BB				4	2	2	1	0	0	0				
13 Maicer Izturis, S OBP: 0.318, SLG: 0.326					G6-3	2 BB				4	2	3	1	0	0	0				
2 Erick Aybar, S OBP: 0.314, SLG: 0.405					F9	17 BB				4	2	2	0	0	0	1				
17 Chris Iannetta, R OBP: 0.336, SLG: 0.421					G6-4-3	27 BB				4	0	3	1	0	1	2				
Inning Stats	R: 0 E: 0 K: 1 S: 8	H: 1 LOB: 1 BB: 0 P: 13	R: 0 E: 0 K: 1 S: 9	H: 0 LOB: 0 BB: 0 P: 11	R: 2 E: 0 K: 0 S: 11	H: 3 LOB: 0 BB: 0 P: 15	R: 2 E: 0 K: 0 S: 15	H: 4 LOB: 1 BB: 0 P: 19	R: 0 E: 0 K: 0 S: 5	H: 1 LOB: 2 BB: 1 P: 13	R: 3 E: 0 K: 2 S: 23	H: 5 LOB: 2 BB: 0 P: 32	R: 0 E: 0 K: 1 S: 8	H: 1 LOB: 1 BB: 0 P: 10	R: 0 E: 0 K: 1 S: 11	H: 0 LOB: 0 BB: 0 P: 12	1B: 11 2B: 2 3B: 1 HR: 1	SF: 0 SAC: 0 DP: 1 HBP: 0	WP: 0 PB: 0 SB: 1 CS: 1	PA: 40
PITCHER	IP WLS BF H R ER SO BB IBB HBP BLK WP HR S P ERA WHIP	5.1 L 26 12 7 7 3 1 0 0 0 0 1 57 82 11.81 2.438	2.2 11 3 0 0 3 0 0 0 0 0 0 0 33 46 0.00 1.125	1.0 3 0 0 0 1 0 0 0 0 0 0 0 9 12 0.00 0.000	PITCHER										IP WLS BF H R ER SO BB IBB HBP BLK WP HR S P ERA WHIP	5.1 L 26 12 7 7 3 1 0 0 0 0 1 57 82 11.81 2.438				

Batter	1	2	3	4	5	6	7	8	9	AB	R	H	RBI	BB	SO	LOB	BOTTOM			
26 Scott Podsednik, L OBP: 0.392, SLG: 0.457	G6-4-3		G4-3		G4-3					5	0	3	0	0	1	2	Los Angeles Angels @ Boston Red Sox Fenway Park, Boston, MA Wed Aug 22 2012, 7:13 PM - 10:25 PM EDT Att: 37,373 - Partly Cloudy - 74 F			
2 Jacoby Ellsbury, L OBP: 0.298, SLG: 0.345	G6-4-3		F9		F8					5	0	1	0	0	0	4				
15 Dustin Pedroia, R OBP: 0.332, SLG: 0.420			L7		F9					4	1	1	0	0	1	2				
28 Adrián González, L OBP: 0.345, SLG: 0.473					G6-3					5	0	0	0	0	1	4				
7 Cody Ross, R OBP: 0.338, SLG: 0.518					G5-3					4	0	1	0	0	1	0				
39 Jarrod Saltalamacchia, R OBP: 0.297, SLG: 0.467					G1-3					4	1	1	0	0	2	1				
20 Ryan Lavanway, R OBP: 0.216, SLG: 0.296					P3					3	1	1	1	1	0	0				
3 Mike Aviles, R OBP: 0.285, SLG: 0.391										3	0	1	1	1	0	2				
23 Pedro Ciriaco, R OBP: 0.339, SLG: 0.448										3	0	1	0	0	1	1				
66 Daniel Nava, S OBP: 0.370, SLG: 0.392										1	0	0	0	0	1	0				
Inning Stats	R: 0 E: 0 K: 2 S: 10	H: 1 LOB: 1 BB: 0 P: 15	R: 0 E: 0 K: 0 S: 7	H: 0 LOB: 0 BB: 0 P: 12	R: 0 E: 0 K: 1 S: 10	H: 1 LOB: 1 BB: 1 P: 19	R: 2 E: 0 K: 0 S: 13	H: 4 LOB: 2 BB: 0 P: 19	R: 0 E: 0 K: 0 S: 6	H: 0 LOB: 0 BB: 0 P: 11	R: 0 E: 0 K: 2 S: 10	H: 0 LOB: 0 BB: 0 P: 16	R: 0 E: 0 K: 1 S: 14	H: 2 LOB: 1 BB: 1 P: 26	R: 0 E: 0 K: 2 S: 14	H: 1 LOB: 2 BB: 0 P: 25	1B: 7 2B: 3 3B: 0 HR: 0	SF: 0 SAC: 0 DP: 1 HBP: 1	WP: 0 PB: 1 SB: 3 CS: 0	PA: 40
PITCHER	IP WLS BF H R ER SO BB IBB HBP BLK WP HR S P ERA WHIP	7.0 W 29 7 2 2 5 1 0 0 0 0 0 63 102 2.57 1.143	0.2 5 2 1 0 1 1 0 0 0 0 0 0 13 25 0.00 4.500	1.0 H 4 1 0 0 2 0 0 0 0 0 0 11 18 0.00 1.000	0.1 2 0 0 0 0 0 0 0 1 0 0 0 4 8 0.00 0.000	PITCHER										IP WLS BF H R ER SO BB IBB HBP BLK WP HR S P ERA WHIP	7.0 W 29 7 2 2 5 1 0 0 0 0 0 63 102 2.57 1.143			

Batter	1	2	3	4	5	6	7	8	9	AB	R	H	RBI	BB	SO	LOB	TOP											
27 Mike Trout, R OBP: 0.405, SLG: 0.594	G5-3		FC5		G6-3		K		L9	5	0	0	0	0	1	3	Los Angeles Angels @ Detroit Tigers Comerica Park, Detroit, MI Fri Aug 24 2012, 7:07 PM - 10:07 PM EDT Att: 39,356 - Clear - 85 F											
13 Maicer Izturis, S OBP: 0.325, SLG: 0.333	1B		G4-6-3			1B	1B			4	1	3	0	0	0	2												
48 Toni Hunter, R OBP: 0.347, SLG: 0.431	F9				K		K			3	0	0	0	0	2	2												
8 Kendrys Morales, S OBP: 0.319, SLG: 0.447		G5-3			K		K		G4-3	4	0	0	0	0	2	2												
44 Mark Trumbo, R OBP: 0.335, SLG: 0.540	1B				K		FC5-4		K	4	1	1	0	0	2	2												
47 Howie Kendrick, R OBP: 0.330, SLG: 0.404	K				G1-3		2B		2B	4	0	2	2	0	1	1												
2 Erick Aybar, S OBP: 0.316, SLG: 0.406	G4-3				L8		BB		L5	3	0	0	0	1	0	2												
10 Vernon Wells, R OBP: 0.263, SLG: 0.402			G5-3		1B		K		G5-3	4	0	1	0	0	1	2												
17 Chris Iannetta, R OBP: 0.346, SLG: 0.427	1B				1B				F9	4	0	2	0	0	1	0												
Inning Stats	R: 0 H: 1 E: 0 K: 0 S: 6	H: 1 LOB: 0 BB: 0 P: 9	R: 0 H: 0 E: 0 K: 1 S: 9	H: 1 LOB: 1 BB: 0 P: 12	R: 0 H: 1 E: 1 K: 0 S: 11	H: 1 LOB: 1 BB: 0 P: 17	R: 0 H: 0 E: 0 K: 3 S: 11	H: 0 LOB: 0 BB: 0 P: 15	R: 0 H: 2 E: 0 K: 0 S: 12	H: 2 LOB: 2 BB: 1 P: 18	R: 2 H: 2 E: 0 K: 2 S: 17	H: 2 LOB: 1 BB: 0 P: 30	R: 0 H: 1 E: 0 K: 3 S: 11	H: 1 LOB: 1 BB: 0 P: 11	R: 0 H: 1 E: 0 K: 1 S: 12	H: 1 LOB: 1 BB: 0 P: 15		R: 0 H: 0 E: 0 K: 0 S: 8	H: 0 LOB: 0 BB: 0 P: 10	1B: 7 2B: 2 3B: 0 HR: 0	SF: 0 SAC: 0 DP: 1 HBP: 1	WP: 1 PB: 0 SB: 1 CS: 1	PA: 37					
PITCHER	IP	WLS	BF	H	R	ER	SO	BB	IBB	HBP	BLK	WP	HR	S	P	ERA	WHIP											
21 Rick Porcello, R ERA: 4.8	(1, 1)	6.0	L	26	7	2	2	6	1	0	1	0	0	0	66	101	3.00	1.333										
60 Brayan Villarreal, R ERA: 2.16	(7, 1)	2.0		8	2	0	0	4	0	0	0	0	1	0	23	26	0.00	1.000										
20 Octavio Dotel, R ERA: 3.18	(9, 1)	1.0		3	0	0	0	0	0	0	0	0	0	0	8	10	0.00	0.000										

Batter	1	2	3	4	5	6	7	8	9	AB	R	H	RBI	BB	SO	LOB	BOTTOM											
14 Austin Jackson, R OBP: 0.390, SLG: 0.498	F9		F7			F9		G5-3		4	0	0	0	0	0	1	Los Angeles Angels @ Detroit Tigers Comerica Park, Detroit, MI Fri Aug 24 2012, 7:07 PM - 10:07 PM EDT Att: 39,356 - Clear - 85 F											
4 Omar Infante, R OBP: 0.311, SLG: 0.449	1B		F8			P3		G5-3		4	0	1	0	0	0	1												
24 Miguel Cabrera, R OBP: 0.394, SLG: 0.591	F8		K			2B		HR		4	1	2	1	0	1	2												
28 Prince Fielder, L OBP: 0.403, SLG: 0.509	BB				F9		K		G3	3	0	0	0	1	1	1												
26 Brennan Boesch, L OBP: 0.287, SLG: 0.382	P1				K		1B		G4-3	4	0	1	0	0	1	2												
21 Delmon Young, R OBP: 0.297, SLG: 0.397	G6-3				G3		F7		K	4	0	0	0	0	1	1												
27 Jhonny Peralta, R OBP: 0.322, SLG: 0.408	G6-3				G6-3		K		K	4	0	0	0	0	2	1												
13 Alex Avila, L OBP: 0.355, SLG: 0.395	F7				F7					2	0	0	0	1	0	0												
39 Ramon Santiago, S OBP: 0.295, SLG: 0.284					F7		BB			2	0	1	0	0	0	0												
12 Andy Dirks, L OBP: 0.386, SLG: 0.497							K			1	0	0	0	0	1	2												
18 Jeff Baker, R OBP: 0.294, SLG: 0.418	1B									0	0	0	0	0	0	0												
Inning Stats	R: 0 H: 1 E: 0 K: 0 S: 9	H: 0 LOB: 0 BB: 0 P: 16	R: 0 H: 0 E: 0 K: 0 S: 9	H: 0 LOB: 0 BB: 0 P: 14	R: 0 H: 1 E: 0 K: 1 S: 9	H: 1 LOB: 1 BB: 0 P: 12	R: 0 H: 0 E: 0 K: 1 S: 5	H: 0 LOB: 0 BB: 0 P: 5	R: 0 H: 0 E: 0 K: 0 S: 5	H: 0 LOB: 0 BB: 0 P: 10	R: 0 H: 1 E: 0 K: 1 S: 14	H: 1 LOB: 1 BB: 0 P: 22	R: 0 H: 1 E: 0 K: 2 S: 11	H: 1 LOB: 2 BB: 1 P: 25	R: 1 H: 1 E: 0 K: 0 S: 12	H: 1 LOB: 0 BB: 0 P: 16	R: 0 H: 0 E: 0 K: 2 S: 8	H: 0 LOB: 0 BB: 0 P: 9	1B: 3 2B: 1 3B: 0 HR: 1	SF: 0 SAC: 0 DP: 0 HBP: 0	WP: 0 PB: 0 SB: 1 CS: 0	PA: 34						
PITCHER	IP	WLS	BF	H	R	ER	SO	BB	IBB	HBP	BLK	WP	HR	S	P	ERA	WHIP											
23 Zack Greinke, R ERA: 3.87	(1, 1)	7.2	W	30	5	1	5	2	0	0	0	0	0	0	71	115	1.17	0.913										
37 Scott Downs, L ERA: 2.89	(8, 1)	0.2	H	2	0	0	0	0	0	0	0	0	0	5	7	0.00	0.000											
Garrett Richards, R ERA: 4.56	(9, 1)	0.2	S	2	0	0	0	2	0	0	0	0	0	6	7	0.00	0.000											

AB	35
R	2
H	9
RBI	2
BB	1
SO	10
LOB	16



AB	32
R	1
H	5
RBI	1
BB	2
SO	7
LOB	11



Batter	1	2	3	4	5	6	7	8	9	AB	R	H	RBI	BB	SO	LOB	TOP			
27 Mike Trout, R OBP: 0.402, SLG: 0.589	G6-3		F8		K		G3			4	0	0	0	0	1	1	Los Angeles Angels @ Detroit Tigers Comerica Park, Detroit, MI Sat Aug 25 2012, 7:07 PM - 10:04 PM EDT Att: 41,970 - Clear - 88 F			
48 Toni Hunter, R OBP: 0.346, SLG: 0.428	BB		G1-3		G6-4-3		K		3	0	0	0	1	1	2					
47 Howie Kendrick, R OBP: 0.332, SLG: 0.405	K				E5		1B		4	0	2	1	0	1	1					
44 Mark Trumbo, R OBP: 0.333, SLG: 0.535	K		K		K		1B		4	0	0	0	0	3	4					
6 Alberto Callaspo, S OBP: 0.337, SLG: 0.352	G6-3		G5-3		BB		1B		3	0	1	0	1	0	0					
8 Kendrys Morales, S OBP: 0.316, SLG: 0.442	G6-3		E8		G5-4-3		F7		4	1	0	0	0	0	3					
2 Erick Aybar, S OBP: 0.315, SLG: 0.407	G6-3		2B		G5-3		G3		4	0	1	1	0	0	0					
10 Vernon Wells, R OBP: 0.266, SLG: 0.421			HR		1B		P3		4	1	2	1	0	0	0					
46 Bobby Wilson, R OBP: 0.289, SLG: 0.293			E4		K		F8		3	1	0	0	0	1	1					
13 Maicer Izturis, S OBP: 0.323, SLG: 0.332			1B				F8		1	0	0	0	0	0	0					
Inning Stats	R: 0 E: 0 K: 2 S: 10	H: 0 LOB: 1 BB: 1 P: 16	R: 0 E: 0 K: 0 S: 7	H: 2 LOB: 0 BB: 0 P: 12	R: 2 E: 1 K: 1 S: 14	H: 2 LOB: 1 BB: 0 P: 22	R: 1 E: 1 K: 1 S: 13	H: 2 LOB: 1 BB: 0 P: 20	R: 0 E: 1 K: 2 S: 9	H: 0 LOB: 1 BB: 1 P: 13	R: 0 E: 0 K: 0 S: 9	H: 0 LOB: 0 BB: 0 P: 11	R: 0 E: 0 K: 1 S: 13	H: 2 LOB: 2 BB: 0 P: 18	R: 0 E: 0 K: 0 S: 7	H: 0 LOB: 0 BB: 0 P: 9	1B: 4 2B: 1 3B: 0 HR: 1	SF: 0 SAC: 0 DP: 2 HBP: 0	WP: 1 PB: 0 SB: 0 CS: 1	PA: 36
PITCHER	IP WLS BF H R ER SO BB IBB HBP BLK WP HR S P ERA WHIP	IP WLS BF H R ER SO BB IBB HBP BLK WP HR S P ERA WHIP	IP WLS BF H R ER SO BB IBB HBP BLK WP HR S P ERA WHIP	IP WLS BF H R ER SO BB IBB HBP BLK WP HR S P ERA WHIP	IP WLS BF H R ER SO BB IBB HBP BLK WP HR S P ERA WHIP	IP WLS BF H R ER SO BB IBB HBP BLK WP HR S P ERA WHIP	IP WLS BF H R ER SO BB IBB HBP BLK WP HR S P ERA WHIP	IP WLS BF H R ER SO BB IBB HBP BLK WP HR S P ERA WHIP	IP WLS BF H R ER SO BB IBB HBP BLK WP HR S P ERA WHIP	IP WLS BF H R ER SO BB IBB HBP BLK WP HR S P ERA WHIP	IP WLS BF H R ER SO BB IBB HBP BLK WP HR S P ERA WHIP	IP WLS BF H R ER SO BB IBB HBP BLK WP HR S P ERA WHIP	IP WLS BF H R ER SO BB IBB HBP BLK WP HR S P ERA WHIP	IP WLS BF H R ER SO BB IBB HBP BLK WP HR S P ERA WHIP	IP WLS BF H R ER SO BB IBB HBP BLK WP HR S P ERA WHIP	IP WLS BF H R ER SO BB IBB HBP BLK WP HR S P ERA WHIP				

Batter	1	2	3	4	5	6	7	8	9	AB	R	H	RBI	BB	SO	LOB	BOTTOM			
14 Austin Jackson, R OBP: 0.386, SLG: 0.492	F9		K		G6-4-3		L6		G6-3	5	0	0	0	0	1	5	Los Angeles Angels @ Detroit Tigers Comerica Park, Detroit, MI Sat Aug 25 2012, 7:07 PM - 10:04 PM EDT Att: 41,970 - Clear - 88 F			
4 Omar Infante, R OBP: 0.310, SLG: 0.450	K		K		2B		P4		4	1	1	0	0	2	1					
24 Miguel Cabrera, R OBP: 0.391, SLG: 0.586	F8		F9		K		F9		4	0	0	0	0	1	1					
28 Prince Fielder, L OBP: 0.406, SLG: 0.513	2B		1B		G4-3		1B		4	1	3	0	0	0	1					
21 Delmon Young, R OBP: 0.301, SLG: 0.405	2B		1B		2B		F8		4	1	3	1	0	0	1					
52 Quintin Berry, L OBP: 0.352, SLG: 0.374	2B		1B		2B		F8		0	0	0	0	0	0	0					
12 Andy Dirks, L OBP: 0.388, SLG: 0.497	K		G6-3		1B		1B		4	1	2	1	0	1	3					
27 Jhonny Peralta, R OBP: 0.324, SLG: 0.411	K		1B		G4-3		1B		4	1	2	2	0	1	2					
13 Alex Avila, L OBP: 0.353, SLG: 0.393	G4-3		K		K		K		4	0	1	1	0	2	1					
18 Jeff Baker, R OBP: 0.299, SLG: 0.420	F7		FC1		1B		1B		4	0	2	0	0	0	1					
39 Ramon Santiago, S OBP: 0.295, SLG: 0.284									0	0	0	0	0	0	0					
Inning Stats	R: 0 E: 0 K: 1 S: 10	H: 2 LOB: 1 BB: 0 P: 15	R: 0 E: 0 K: 2 S: 15	H: 2 LOB: 1 BB: 0 P: 20	R: 0 E: 0 K: 1 S: 7	H: 0 LOB: 0 BB: 0 P: 9	R: 0 E: 0 K: 1 S: 14	H: 2 LOB: 2 BB: 0 P: 20	R: 0 E: 1 K: 1 S: 9	H: 1 LOB: 1 BB: 0 P: 15	R: 2 E: 0 K: 1 S: 11	H: 3 LOB: 1 BB: 0 P: 18	R: 0 E: 0 K: 1 S: 10	H: 1 LOB: 1 BB: 0 P: 18	R: 3 E: 0 K: 0 S: 17	H: 5 LOB: 2 BB: 0 P: 27	1B: 9 2B: 5 3B: 0 HR: 0	SF: 0 SAC: 0 DP: 1 HBP: 0	WP: 0 PB: 0 SB: 0 CS: 0	PA: 37
PITCHER	IP WLS BF H R ER SO BB IBB HBP BLK WP HR S P ERA WHIP	IP WLS BF H R ER SO BB IBB HBP BLK WP HR S P ERA WHIP	IP WLS BF H R ER SO BB IBB HBP BLK WP HR S P ERA WHIP	IP WLS BF H R ER SO BB IBB HBP BLK WP HR S P ERA WHIP	IP WLS BF H R ER SO BB IBB HBP BLK WP HR S P ERA WHIP	IP WLS BF H R ER SO BB IBB HBP BLK WP HR S P ERA WHIP	IP WLS BF H R ER SO BB IBB HBP BLK WP HR S P ERA WHIP	IP WLS BF H R ER SO BB IBB HBP BLK WP HR S P ERA WHIP	IP WLS BF H R ER SO BB IBB HBP BLK WP HR S P ERA WHIP	IP WLS BF H R ER SO BB IBB HBP BLK WP HR S P ERA WHIP	IP WLS BF H R ER SO BB IBB HBP BLK WP HR S P ERA WHIP	IP WLS BF H R ER SO BB IBB HBP BLK WP HR S P ERA WHIP	IP WLS BF H R ER SO BB IBB HBP BLK WP HR S P ERA WHIP	IP WLS BF H R ER SO BB IBB HBP BLK WP HR S P ERA WHIP	IP WLS BF H R ER SO BB IBB HBP BLK WP HR S P ERA WHIP	IP WLS BF H R ER SO BB IBB HBP BLK WP HR S P ERA WHIP				


AB	34
R	3
H	6
RBI	3
BB	2
SO	7
LOB	12



Batter	1	2	3	4	5	6	7	8	9	AB	R	H	RBI	BB	SO	LOB	TOP																						
27 Mike Trout, R OBP: 0.401, SLG: 0.585										4	1	1	0	0	3	2																							
13 Maicer Izturis, S OBP: 0.322, SLG: 0.331										4	0	1	0	0	0	1	0																						
48 Toni Hunter, R OBP: 0.345, SLG: 0.425										3	1	0	0	0	0	0	1																						
8 Kendrys Morales, S OBP: 0.318, SLG: 0.445										4	0	2	1	0	1	0																							
44 Mark Trumbo, R OBP: 0.332, SLG: 0.531										3	0	0	0	1	2	2																							
47 Howie Kendrick, R OBP: 0.331, SLG: 0.403										4	0	1	0	0	2	2																							
2 Erick Aybar, S OBP: 0.312, SLG: 0.403										4	0	0	0	0	0	3																							
10 Vernon Wells, R OBP: 0.269, SLG: 0.416										2	0	0	0	1	0	1																							
17 Chris Iannetta, R OBP: 0.340, SLG: 0.418										3	0	0	0	0	3	2																							
Inning Stats	R: 1 H: 3 E: 0 K: 1 S: 14	H: 3 LOB: 1 BB: 0 P: 20	R: 0 H: 1 E: 0 K: 2 S: 14	H: 1 LOB: 2 BB: 1 P: 23	R: 0 H: 0 E: 0 K: 0 S: 12	H: 0 LOB: 0 BB: 0 P: 17	R: 0 H: 0 E: 0 K: 2 S: 10	H: 0 LOB: 0 BB: 0 P: 14	R: 0 H: 0 E: 0 K: 2 S: 13	H: 0 LOB: 0 BB: 0 P: 17	R: 0 H: 0 E: 0 K: 2 S: 13	H: 0 LOB: 1 BB: 0 P: 16	R: 0 H: 0 E: 0 K: 0 S: 7	H: 0 LOB: 1 BB: 1 P: 13	R: 0 H: 0 E: 0 K: 2 S: 7	H: 0 LOB: 0 BB: 0 P: 10	R: 1 H: 1 E: 0 K: 1 S: 13	H: 1 LOB: 1 BB: 0 P: 20	1B: 4 2B: 1 3B: 0 HR: 0	SF: 0 SAC: 0 DP: 1 HBP: 1	WP: 0 PB: 0 SB: 0 CS: 0	PA: 34																	
PITCHER	IP	WLS	BF	H	R	ER	SO	BB	IBB	HBP	BLK	WP	HR	S	P	ERA	WHIP					PITCHER	IP	WLS	BF	H	R	ER	SO	BB	IBB	HBP	BLK	WP	HR	S	P	ERA	WHIP
37 Max Scherzer, R ERA: 4.13	7.0	W	26	4	1	1	9	2	0	0	0	0	0	83	120	1.29	0.857																						
53 Joaquin Benoit, R ERA: 3.16	1.0	H	3	0	0	0	2	0	0	0	0	0	0	7	10	0.00	0.000																						
46 Jose Valverde, R ERA: 3.52	1.0	5	1	1	1	1	1	0	0	1	0	0	0	13	20	9.00	1.000																						

Los Angeles Angels @ Detroit Tigers
Comerica Park, Detroit, MI
Sun Aug 26 2012, 1:10 PM - 3:53 PM EDT
Att: 40,074 - Sunny - 81 F

AB 31
R 2
H 5
RBI 1
BB 2
SO 12
LOB 13



Batter	1	2	3	4	5	6	7	8	9	AB	R	H	RBI	BB	SO	LOB	BOTTOM
14 Austin Jackson, R OBP: 0.383, SLG: 0.487										4	0	0	0	0	2	1	
4 Omar Infante, R OBP: 0.310, SLG: 0.447										3	1	0	0	1	2	1	
12 Andy Dirks, L OBP: 0.395, SLG: 0.510										3	2	2	1	1	0	0	
28 Prince Fielder, L OBP: 0.407, SLG: 0.520										4	1	2	2	0	0	1	
21 Delmon Young, R OBP: 0.302, SLG: 0.415										4	1	2	1	0	1	2	
26 Brennan Boesch, L OBP: 0.287, SLG: 0.380										2	0	0	0	1	1	0	
52 Quintin Berry, L OBP: 0.351, SLG: 0.374										0	0	0	1	0	0	0	
27 Jhonny Peralta, R OBP: 0.321, SLG: 0.407										4	0	0	0	0	0	3	
18 Jeff Baker, R OBP: 0.299, SLG: 0.418										3	0	1	0	0	0	2	
39 Ramon Santiago, S OBP: 0.235, SLG: 0.294										0	0	0	0	0	0	0	
9 Gerald Laird, R OBP: 0.340, SLG: 0.385										3	0	0	0	0	0	1	
Inning Stats	R: 0 H: 0 E: 0 K: 1 S: 7	H: 0 LOB: 0 BB: 0 P: 10	R: 0 H: 1 E: 0 K: 0 S: 12	H: 1 LOB: 2 BB: 1 P: 2													

Batter	1	2	3	4	5	6	7	8	9	AB	R	H	RBI	BB	SO	LOB	TOP										
26 Scott Podsednik, L (1,7) OBP: 0.385, SLG: 0.431	G4-3		G4-3		F7		K			4	0	0	0	0	1	1	Boston Red Sox @ Los Angeles Angels Angel Stadium of Anaheim, Anaheim, CA Tue Aug 28 2012, 7:08 PM - 10:10 PM PDT Att: 38,745 - Overcast - 86 F										
15 Dustin Pedroia, R (1,4) OBP: 0.337, SLG: 0.439	K				F7			E4	4	1	1	0	0	1	0												
2 Jacoby Ellsbury, L (1,8)	F8							F7	4	2	2	0	0	0	1												
20 Ryan Lavarnway, R (1,2) OBP: 0.259, SLG: 0.250		G5-3							2	1	1	1	1	0	0												
22 James Loney, L (1,3) OBP: 0.302, SLG: 0.341	G4-3								3	0	1	1	1	0	0												
39 Jarrod Saltalamacchia, B (10) OBP: 0.286, SLG: 0.469									4	1	2	2	0	1	2												
55 Ryan Kalish, L (1,9) OBP: 0.247, SLG: 0.241	K								4	0	1	0	0	1	2												
10 Jose Iglesias, R (1,6)									4	0	0	0	0	1	2												
23 Pedro Ciriaco, R (1,5) OBP: 0.363, SLG: 0.483									4	0	1	0	0	1	0	AB 33 R 5 H 9 RBI 4 BB 2 SO 6 LOB 8											
Inning Stats	R: 0 H: 0 E: 0 K: 1 S: 8	H: 0 LOB: 0 BB: 0 P: 10	R: 1 H: 1 E: 0 K: 1 S: 10	H: 1 LOB: 0 BB: 0 P: 16	R: 0 H: 0 E: 0 K: 1 S: 8	H: 0 LOB: 0 BB: 0 P: 10	R: 3 H: 4 E: 0 K: 0 S: 18	H: 4 LOB: 1 BB: 0 P: 33	R: 0 H: 0 E: 0 K: 0 S: 5	H: 0 LOB: 0 BB: 0 P: 7	R: 1 H: 1 E: 0 K: 0 S: 9	H: 1 LOB: 0 BB: 0 P: 12	R: 0 H: 1 E: 0 K: 2 S: 13	H: 1 LOB: 2 BB: 0 P: 18	R: 0 H: 1 E: 1 K: 1 S: 15		H: 1 LOB: 2 BB: 0 P: 25	R: 0 H: 1 E: 0 K: 0 S: 7	H: 1 LOB: 0 BB: 0 P: 10	1B: 7 2B: 1 3B: 0 HR: 1	SF: 1 DP: 2 HBP: 0	WP: 0 PB: 0 SB: 2 CS: 1	PA: 36				
PITCHER	IP	WLS	BF	H	R	ER	SO	BB	IBB	HBP	BLK	WP	HR	S	P	ERA	WHIP										
36 Jared Weaver, R (1,1) ERA: 2.85	7.0		28	7	5	4	5	1	0	0	0	0	1	71	106	5.14	1.143										
Garrett Richards, R (8,1) ERA: 4.84	1.0		5	1	0	0	1	1	0	0	0	0	0	15	25	0.00	2.000										
40 Kevin Jepsen, R (9,1) ERA: 3.45	1.0	W	3	1	0	0	0	0	0	0	0	0	0	7	10	0.00	1.000										

Batter	1	2	3	4	5	6	7	8	9	AB	R	H	RBI	BB	SO	LOB	BOTTOM										
27 Mike Trout, R (1,8) OBP: 0.403, SLG: 0.593	HR									5	1	3	2	0	1	1	Boston Red Sox @ Los Angeles Angels Angel Stadium of Anaheim, Anaheim, CA Tue Aug 28 2012, 7:08 PM - 10:10 PM PDT Att: 38,745 - Overcast - 86 F										
48 Torii Hunter, R (1,9) OBP: 0.344, SLG: 0.422	HR									3	1	0	1	1	1	1											
5 Albert Pujols, R (1,10) OBP: 0.345, SLG: 0.539	BB									4	1	2	1	0	0	1											
8 Kendrys Morales, S (1,3) OBP: 0.315, SLG: 0.440										4	0	0	0	0	2	2											
44 Mark Trumbo, R (1,7) OBP: 0.331, SLG: 0.529										2	1	0	1	1	0	0											
47 Howie Kendrick, R (1,4) OBP: 0.331, SLG: 0.404										4	0	1	1	0	0	1											
13 Maicer Izturis, S (1,5) OBP: 0.321, SLG: 0.327										3	0	0	0	1	1	0											
2 Erick Aybar, S (1,6) OBP: 0.312, SLG: 0.400										3	1	0	0	0	0	2											
17 Chris Iannetta, R (1,2) OBP: 0.340, SLG: 0.416										3	0	1	0	0	1	0	AB 31 R 6 H 7 RBI 6 BB 4 SO 6 LOB 8										
6 Alberto Callaspo, S (9,PH) OBP: 0.336, SLG: 0.332										0	1	0	0	1	0	0											
Inning Stats	R: 2 H: 2 E: 0 K: 1 S: 10	H: 2 LOB: 1 BB: 1 P: 19	R: 0 H: 1 E: 0 K: 1 S: 9	H: 1 LOB: 0 BB: 0 P: 16	R: 0 H: 0 E: 0 K: 1 S: 5	H: 0 LOB: 0 BB: 0 P: 8	R: 0 H: 0 E: 0 K: 1 S: 8	H: 0 LOB: 0 BB: 0 P: 11	R: 0 H: 0 E: 0 K: 0 S: 7	H: 0 LOB: 0 BB: 0 P: 11	R: 2 H: 2 E: 0 K: 0 S: 18	H: 2 LOB: 2 BB: 2 P: 31	R: 0 H: 1 E: 1 K: 1 S: 8	H: 1 LOB: 0 BB: 0 P: 13	R: 0 H: 0 E: 0 K: 1 S: 10	H: 0 LOB: 0 BB: 0 P: 12	R: 2 H: 1 E: 0 K: 0 S: 7	H: 1 LOB: 1 BB: 1 P: 12	1B: 4 2B: 1 3B: 0 HR: 2	SF: 2 DP: 0 HBP: 1	WP: 0 PB: 0 SB: 1 CS: 0	PA: 38					
PITCHER	IP	WLS	BF	H	R	ER	SO	BB	IBB	HBP	BLK	WP	HR	S	P	ERA	WHIP										
11 Clay Buchholz, R (1,1) ERA: 4.5	7.0		30	6	4	4	5	3	0	0	0	0	2	65	109	5.14	1.286										
91 Alfredo Aceves, R (8,1) ERA: 4.75	1.2	L	8	1	2	2	1	1	0	1	0	0	0	17	24	10.80	1.200										

Batter	1	2	3	4	5	6	7	8	9	AB	R	H	RBI	BB	SO	LOB	TOP					
26 Scott Podsednik, L (1.7) OBP: 0.374, SLG: 0.419	P3		K2-3		K		G1-3		K	5	0	0	0	0	3	2	Boston Red Sox @ Los Angeles Angels Angel Stadium of Anaheim, Anaheim, CA Thu Aug 30 2012, 7:09 PM - 9:51 PM PDT Att: 39,013 - Overcast - 80 F					
15 Dustin Pedroia, R (1.4) OBP: 0.339, SLG: 0.440	K		G1-6-3 2B		G5-3				22 BB 1B	3	0	1	0	1	1	0						
2 Jacoby Ellsbury, L (1.8) OBP: 0.311, SLG: 0.376	G3		G1-6-3						P6	4	0	0	0	0	1	2						
22 James Loney, L (1.3) OBP: 0.309, SLG: 0.356		20 BB 3 SF8 39 BB 1B	L7						1B	4	2	3	1	0	0	1						
7 Cody Ross, R (1.9) OBP: 0.341, SLG: 0.514	L9								1B	4	0	1	0	0	0	3						
39 Jarrod Saltalamacchia, R (1.0) OBP: 0.286, SLG: 0.465		3 SF8 20 BB 1B							1B	3	0	0	0	1	2	3						
20 Ryan Lavarnway, R (1.2) OBP: 0.258, SLG: 0.237										3	0	0	0	1	1	1						
3 Mike Aviles, R (1.6) OBP: 0.288, SLG: 0.404	SF8								26 BB 23 G4-3 1B	3	0	2	1	0	0	1						
23 Pedro Ciriaco, R (1.5) OBP: 0.348, SLG: 0.461	K								G4-3	4	0	0	0	0	1	4						
Inning Stats	R: 0 E: 0 K: 1 S: 7	H: 0 LOB: 0 BB: 0 P: 14	R: 1 E: 0 K: 1 S: 12	H: 1 LOB: 2 BB: 2 P: 23	R: 0 E: 0 K: 1 S: 10	H: 1 LOB: 1 BB: 0 P: 13	R: 0 E: 0 K: 1 S: 8	H: 1 LOB: 1 BB: 0 P: 16	R: 0 E: 0 K: 1 S: 8	H: 0 LOB: 0 BB: 0 P: 11	R: 1 E: 0 K: 2 S: 11	H: 1 LOB: 0 BB: 0 P: 16	R: 0 E: 0 K: 0 S: 7	H: 1 LOB: 1 BB: 0 P: 14	R: 0 E: 0 K: 0 S: 12	H: 1 LOB: 2 BB: 1 P: 19	R: 0 E: 0 K: 2 S: 15	H: 1 LOB: 1 BB: 0 P: 25	1B: 5 2B: 1 3B: 0 HR: 1	SF: 1 SAC: 0 DP: 0 HBP: 0	WP: 0 PB: 1 SB: 0 CS: 0	PA: 37
PITCHER	IP	WLS	BF	H	R	ER	SO	BB	IBB	HBP	BLK	WP	HR	S	P	ERA	WHIP					
23 Zack Greinke, R (1.1) ERA: 3.82	7.0	W	28	5	2	2	7	2	0	0	0	0	1	63	107	2.57	1.000					
40 Kevin Jepsen, R (8.1) ERA: 3.34	1.0	H	5	1	0	0	0	1	0	0	0	0	0	12	19	0.00	2.000					
49 Ernesto Frieri, R (9.1) ERA: 2.19	1.0	S	4	1	0	0	2	0	0	0	0	0	0	15	25	0.00	1.000					

Batter	1	2	3	4	5	6	7	8	9	AB	R	H	RBI	BB	SO	LOB	BOTTOM				
27 Mike Trout, R (1.8) OBP: 0.400, SLG: 0.584	48 BB 5 2B		G6-3		G6-4-3		F9			3	1	0	0	1	0	2	Boston Red Sox @ Los Angeles Angels Angel Stadium of Anaheim, Anaheim, CA Thu Aug 30 2012, 7:09 PM - 9:51 PM PDT Att: 39,013 - Overcast - 80 F				
48 Torii Hunter, R (1.9) OBP: 0.351, SLG: 0.433										4	2	3	0	0	0	0					
5 Albert Pujols, R (1.10) OBP: 0.348, SLG: 0.539										4	1	2	2	0	0	1					
44 Mark Trumbo, R (1.3) OBP: 0.331, SLG: 0.524										4	0	2	1	0	1	1					
47 Howie Kendrick, R (1.4) OBP: 0.331, SLG: 0.404										1	0	0	0	0	0	1					
6 Alberto Callaspo, S (3. Ph) OBP: 0.340, SLG: 0.354										3	0	1	1	0	0	1					
2 Enck Aybar, S (1.6) OBP: 0.311, SLG: 0.402										4	0	0	0	0	0	3					
13 Maicer Izturis, S (1.5) OBP: 0.317, SLG: 0.322										4	0	0	0	0	1	2					
10 Vernon Wells, R (1.7) OBP: 0.269, SLG: 0.410										3	1	0	0	1	0	0					
17 Chris Iannetta, R (1.2) OBP: 0.349, SLG: 0.441										2	0	1	0	1	0	0					
Inning Stats	R: 2 E: 0 K: 1 S: 9	H: 2 LOB: 1 BB: 1 P: 16	R: 0 E: 0 K: 0 S: 5	H: 0 LOB: 0 BB: 0 P: 7	R: 2 E: 0 K: 0 S: 17	H: 4 LOB: 2 BB: 0 P: 26	R: 1 E: 0 K: 0 S: 10	H: 2 LOB: 1 BB: 1 P: 19	R: 0 E: 0 K: 0 S: 8	H: 0 LOB: 0 BB: 0 P: 11	R: 0 E: 0 K: 1 S: 10	H: 0 LOB: 1 BB: 1 P: 17	R: 0 E: 0 K: 0 S: 10	H: 1 LOB: 1 BB: 0 P: 14	R: 0 E: 0 K: 0 S: 8	H: 0 LOB: 0 BB: 0 P: 11	1B: 8 2B: 1 3B: 0 HR: 0	SF: 0 SAC: 0 DP: 1 HBP: 0	WP: 0 PB: 0 SB: 0 CS: 0	PA: 35	
PITCHER	IP	WLS	BF	H	R	ER	SO	BB	IBB	HBP	BLK	WP	HR	S	P	ERA	WHIP				
31 Jon Lester, L (1.1) ERA: 5.01	8.0	L	35	9	5	5	2	3	0	0	0	0	0	77	121	5.62	1.500				

Batter	1	2	3	4	5	6	7	8	9	AB	R	H	RBI	BB	SO	LOB	TOP							
27 Mike Trout, R OBP: 0.399, SLG: 0.580	F9	E5		BB		BB			K		5	3	1	0	1	2	2							
48 Tori Hunter, R OBP: 0.356, SLG: 0.439					L9						5	1	4	1	0	0	1							
56 Kole Calhoun, L OBP: 0.263, SLG: 0.235	HR								F8		1	0	0	0	0	0	0							
5 Albert Pujols, R OBP: 0.350, SLG: 0.539						G5-3					4	1	2	1	1	1	2							
8 Kendrys Morales, S OBP: 0.319, SLG: 0.458											5	1	2	4	0	0	4							
44 Mark Trumbo, R OBP: 0.332, SLG: 0.522											4	0	1	0	1	2	4							
10 Vernon Wells, R OBP: 0.269, SLG: 0.410											0	0	0	0	0	0	0							
2 Erick Aybar, S OBP: 0.312, SLG: 0.407	F8										5	1	2	0	0	0	2							
6 Alberto Callaspo, S OBP: 0.341, SLG: 0.356											5	1	2	1	0	2	2							
13 Maicer Izturis, S OBP: 0.322, SLG: 0.322											3	0	1	0	2	0	1							
46 Bobby Wilson, R OBP: 0.285, SLG: 0.307											5	1	1	2	0	1	5							
Inning Stats	R: 3 H: 3 E: 0 K: 1 S: 15	H: 3 LOB: 1 BB: 1 P: 29	R: 1 H: 2 E: 1 K: 0 S: 17	H: 2 LOB: 2 BB: 0 P: 25	R: 0 H: 1 E: 0 K: 0 S: 10	H: 1 LOB: 2 BB: 2 P: 19	R: 1 H: 2 E: 0 K: 0 S: 17	H: 2 LOB: 1 BB: 1 P: 24	R: 0 H: 1 E: 0 K: 0 S: 14	H: 1 LOB: 2 BB: 0 P: 20	R: 1 H: 2 E: 0 K: 1 S: 14	H: 2 LOB: 1 BB: 0 P: 16	R: 0 H: 1 E: 0 K: 3 S: 14	H: 1 LOB: 2 BB: 1 P: 22	R: 0 H: 1 E: 0 K: 2 S: 12	H: 1 LOB: 1 BB: 0 P: 15	R: 3 H: 3 E: 0 K: 1 S: 12	H: 3 LOB: 0 BB: 0 P: 18	1B: 11 2B: 2 3B: 1 HR: 2	SF: 0 SAC: 0 DP: 2 HBP: 0	WP: 1 PB: 0 CS: 2 SB: 0	PA: 47		
PITCHER	IP WLS BF H R ER SO BB IBB HBP BLK WP HR S P ERA WHIP	IP WLS BF H R ER SO BB IBB HBP BLK WP HR S P ERA WHIP	IP WLS BF H R ER SO BB IBB HBP BLK WP HR S P ERA WHIP	IP WLS BF H R ER SO BB IBB HBP BLK WP HR S P ERA WHIP	IP WLS BF H R ER SO BB IBB HBP BLK WP HR S P ERA WHIP	IP WLS BF H R ER SO BB IBB HBP BLK WP HR S P ERA WHIP	IP WLS BF H R ER SO BB IBB HBP BLK WP HR S P ERA WHIP	IP WLS BF H R ER SO BB IBB HBP BLK WP HR S P ERA WHIP	IP WLS BF H R ER SO BB IBB HBP BLK WP HR S P ERA WHIP	IP WLS BF H R ER SO BB IBB HBP BLK WP HR S P ERA WHIP	IP WLS BF H R ER SO BB IBB HBP BLK WP HR S P ERA WHIP	IP WLS BF H R ER SO BB IBB HBP BLK WP HR S P ERA WHIP	IP WLS BF H R ER SO BB IBB HBP BLK WP HR S P ERA WHIP	IP WLS BF H R ER SO BB IBB HBP BLK WP HR S P ERA WHIP	IP WLS BF H R ER SO BB IBB HBP BLK WP HR S P ERA WHIP	IP WLS BF H R ER SO BB IBB HBP BLK WP HR S P ERA WHIP	IP WLS BF H R ER SO BB IBB HBP BLK WP HR S P ERA WHIP	IP WLS BF H R ER SO BB IBB HBP BLK WP HR S P ERA WHIP	IP WLS BF H R ER SO BB IBB HBP BLK WP HR S P ERA WHIP	IP WLS BF H R ER SO BB IBB HBP BLK WP HR S P ERA WHIP	IP WLS BF H R ER SO BB IBB HBP BLK WP HR S P ERA WHIP	IP WLS BF H R ER SO BB IBB HBP BLK WP HR S P ERA WHIP	IP WLS BF H R ER SO BB IBB HBP BLK WP HR S P ERA WHIP	IP WLS BF H R ER SO BB IBB HBP BLK WP HR S P ERA WHIP

Los Angeles Angels @ Seattle Mariners
Safeco Field, Seattle, WA
Fri Aug 31 2012, 7:11 PM - 10:14 PM PDT
Att: 17,739 - Clear - 66 F

AB 42
R 9
H 16
RBI 9
BB 5
SO 8
LOB 23



Batter	1	2	3	4	5	6	7	8	9	AB	R	H	RBI	BB	SO	LOB	BOTTOM								
13 Dustin Ackley, L OBP: 0.301, SLG: 0.335	P6										4	0	2	0	0	0	0								
21 Franklin Gutierrez, R OBP: 0.354, SLG: 0.441											4	1	2	0	0	0	1								
15 Kyle Seager, L OBP: 0.311, SLG: 0.404	F7										4	0	0	0	0	1	3								
27 John Jaso, L OBP: 0.394, SLG: 0.463											4	0	1	1	0	0	2								
63 Jesus Montero, R OBP: 0.296, SLG: 0.395											4	0	1	0	0	0	3								
55 Michael Saunders, L OBP: 0.299, SLG: 0.413											1	0	0	0	0	1	0								
10 Eric Thames, L OBP: 0.280, SLG: 0.397											2	0	0	0	0	0	1								
17 Justin Smoak, S OBP: 0.258, SLG: 0.316											3	0	1	0	0	1	0								
12 Trayvon Robinson, S OBP: 0.300, SLG: 0.337											3	0	0	0	0	0	1								
26 Brendan Ryan, R OBP: 0.288, SLG: 0.286											3	0	0	0	0	1	0								
Inning Stats	R: 1 H: 2 E: 1 K: 0 S: 16	H: 2 LOB: 1 BB: 0 P: 28	R: 0 H: 1 E: 0 K: 1 S: 6	H: 1 LOB: 0 BB: 0 P: 7	R: 0 H: 1 E: 0 K: 0 S: 10	H: 1 LOB: 0 BB: 0 P: 15	R: 0 H: 0 E: 0 K: 1 S: 7	H: 0 LOB: 0 BB: 0 P: 11	R: 0 H: 0 E: 0 K: 0 S: 8	H: 0 LOB: 0 BB: 0 P: 14	R: 0 H: 0 E: 0 K: 0 S: 9	H: 0 LOB: 0 BB: 0 P: 14	R: 0 H: 1 E: 0 K: 0 S: 9	H: 1 LOB: 1 BB: 0 P: 11	R: 0 H: 0 E: 0 K: 1 S: 7	H: 0 LOB: 0 BB: 0 P: 7	R: 0 H: 2 E: 0 K: 0 S: 9	H: 2 LOB: 2 BB: 0 P: 14	1B: 7 2B: 0 3B: 0 HR: 0	SF: 0 SAC: 0 DP: 2 HBP: 0	WP: 0 PB: 0 CS: 0 SB: 0	PA: 32			
PITCHER	IP WLS BF H R ER SO BB IBB HBP BLK WP HR S P ERA WHIP	IP WLS BF H R ER SO BB IBB HBP BLK WP HR S P ERA WHIP	IP WLS BF H R ER SO BB IBB HBP BLK WP HR S P ERA WHIP	IP WLS BF H R ER SO BB IBB HBP BLK WP HR S P ERA WHIP	IP WLS BF H R ER SO BB IBB HBP BLK WP HR S P ERA WHIP	IP WLS BF H R ER SO BB IBB HBP BLK WP HR S P ERA WHIP	IP WLS BF H R ER SO BB IBB HBP BLK WP HR S P ERA WHIP	IP WLS BF H R ER SO BB IBB HBP BLK WP HR S P ERA WHIP	IP WLS BF H R ER SO BB IBB HBP BLK WP HR S P ERA WHIP	IP WLS BF H R ER SO BB IBB HBP BLK WP HR S P ERA WHIP	IP WLS BF H R ER SO BB IBB HBP BLK WP HR S P ERA WHIP	IP WLS BF H R ER SO BB IBB HBP BLK WP HR S P ERA WHIP	IP WLS BF H R ER SO BB IBB HBP BLK WP HR S P ERA WHIP	IP WLS BF H R ER SO BB IBB HBP BLK WP HR S P ERA WHIP	IP WLS BF H R ER SO BB IBB HBP BLK WP HR S P ERA WHIP	IP WLS BF H R ER SO BB IBB HBP BLK WP HR S P ERA WHIP	IP WLS BF H R ER SO BB IBB HBP BLK WP HR S P ERA WHIP	IP WLS BF H R ER SO BB IBB HBP BLK WP HR S P ERA WHIP	IP WLS BF H R ER SO BB IBB HBP BLK WP HR S P ERA WHIP	IP WLS BF H R ER SO BB IBB HBP BLK WP HR S P ERA WHIP	IP WLS BF H R ER SO BB IBB HBP BLK WP HR S P ERA WHIP	IP WLS BF H R ER SO BB IBB HBP BLK WP HR S P ERA WHIP	IP WLS BF H R ER SO BB IBB HBP BLK WP HR S P ERA WHIP	IP WLS BF H R ER SO BB IBB HBP BLK WP HR S P ERA WHIP	IP WLS BF H R ER SO BB IBB HBP BLK WP HR S P ERA WHIP

Los Angeles Angels @ Seattle Mariners
Safeco Field, Seattle, WA
Fri Aug 31 2012, 7:11 PM - 10:14 PM PDT
Att: 17,739 - Clear - 66 F

AB 32
R 1
H 7
RBI 1
BB 0
SO 4
LOB 11



Batter	1	2	3	4	5	6	7	8	9	AB	R	H	RBI	BB	SO	LOB	TOP										
27 Mike Trout, R OBP: 0.396, SLG: 0.573	G6-3		K			G6-3		F9		4	0	0	0	0	1	4	Los Angeles Angels @ Seattle Mariners Safeco Field, Seattle, WA Sun Sep 02 2012, 1:11 PM - 3:58 PM PDT Att: 20,584 - Partly Cloudy - 60 F										
48 Toni Hunter, R OBP: 0.358, SLG: 0.438	K			K		G3-1		F8		4	0	0	0	0	2	4											
5 Albert Pujols, R OBP: 0.348, SLG: 0.537	G6-3			G6-3		G5-3		G6-3		4	0	1	0	0	0	1											
8 Kendrys Morales, S OBP: 0.317, SLG: 0.450		L7		G6-3		G3-1			4-0	3	0	0	0	1	0	1											
10 Vernon Wells, R OBP: 0.299, SLG: 0.410				G6-3					47 DI 1B	0	1	0	0	0	0	0											
44 Mark Trumbo, R OBP: 0.329, SLG: 0.515		K		K		F8			1-3	4	0	0	0	0	3	2											
47 Howie Kendrick, R OBP: 0.332, SLG: 0.404		K				G5-3			1-2	4	0	1	1	0	1	0											
2 Erick Aybar, S OBP: 0.315, SLG: 0.407						L8			2-2	4	0	1	0	0	1	1											
13 Maicer Izturis, S OBP: 0.322, SLG: 0.322				FC5-2		L7			1-1	3	0	1	0	0	0	1											
17 Chris Iannetta, R OBP: 0.347, SLG: 0.440				G5-3					2-2	3	0	2	0	0	0	1											
Andrew Romine, S OBP: 0.429, SLG: 0.333										0	0	0	0	0	0	0											
46 Bobby Wilson, R OBP: 0.285, SLG: 0.307										0	0	0	0	0	0	0											
Inning Stats	R: 0 E: 0 K: 1 S: 8	H: 0 LOB: 0 BB: 0 P: 10	R: 0 E: 0 K: 2 S: 11	H: 0 LOB: 0 BB: 0 P: 14	R: 0 E: 0 K: 1 S: 15	H: 1 LOB: 1 BB: 0 P: 23	R: 0 E: 0 K: 2 S: 12	H: 1 LOB: 1 BB: 0 P: 16	R: 0 E: 0 K: 0 S: 10	H: 0 LOB: 0 BB: 0 P: 10	R: 0 E: 0 K: 0 S: 10	H: 1 LOB: 1 BB: 0 P: 13	R: 0 E: 0 K: 0 S: 11	H: 2 LOB: 3 BB: 0 P: 16	R: 1 E: 0 K: 1 S: 12	H: 1 LOB: 2 BB: 1 P: 22	1B: 4 2B: 2 3B: 0 HR: 0	SF: 0 SAC: 0 DP: 0 HBP: 0	WP: 1 PB: 0 SB: 2 CS: 0	PA: 34							
PITCHER	IP	WLS	BF	H	R	ER	SO	BB	IBB	HBP	BLK	WP	HR	S	P	ERA	WHIP										
18 Hisashi Iwakuma, R ERA: 3.14	7.1	W	27	5	0	0	7	0	0	0	0	1	0	76	101	0.00	0.682										
53 Josh Kinney, R ERA: 3.98	0.2	H	2	0	0	0	0	0	0	0	0	0	0	5	8	0.00	0.000										
54 Tom Wilhelmson, R ERA: 2.66	1.0	S	5	1	1	1	1	1	0	0	0	0	0	12	22	9.00	2.000										

Batter	1	2	3	4	5	6	7	8	9	AB	R	H	RBI	BB	SO	LOB	BOTTOM										
13 Dustin Ackley, L OBP: 0.302, SLG: 0.335	F8							G6-3		4	0	2	0	0	0	0	Los Angeles Angels @ Seattle Mariners Safeco Field, Seattle, WA Sun Sep 02 2012, 1:11 PM - 3:58 PM PDT Att: 20,584 - Partly Cloudy - 60 F										
21 Franklin Gutierrez, R OBP: 0.342, SLG: 0.404								G3		3	0	0	0	1	1	2											
15 Kyle Seager, L OBP: 0.310, SLG: 0.400	F8							G4-3		3	0	0	0	1	1	2											
27 John Jaso, L OBP: 0.387, SLG: 0.452		G4-3						G3		4	0	1	0	0	0	2											
63 Jesus Montero, R OBP: 0.298, SLG: 0.403								G2-3		4	1	2	1	0	1	1											
17 Justin Smoak, S OBP: 0.280, SLG: 0.318								G6-3		3	0	1	0	1	0	1											
12 Trayvon Robinson, S OBP: 0.321, SLG: 0.375										2	0	1	0	1	0	2											
4 Carlos Peguero, L OBP: 0.196, SLG: 0.378										3	1	2	1	0	1	2											
26 Brendan Ryan, R OBP: 0.284, SLG: 0.281										3	0	0	0	0	2	2											
Inning Stats	R: 0 E: 0 K: 0 S: 9	H: 0 LOB: 0 BB: 1 P: 13	R: 0 E: 0 K: 0 S: 7	H: 2 LOB: 2 BB: 1 P: 16	R: 0 E: 0 K: 2 S: 10	H: 1 LOB: 1 BB: 0 P: 14	R: 1 E: 0 K: 0 S: 9	H: 2 LOB: 0 BB: 0 P: 9	R: 1 E: 0 K: 1 S: 13	H: 2 LOB: 2 BB: 1 P: 24	R: 0 E: 0 K: 2 S: 10	H: 1 LOB: 2 BB: 1 P: 19	R: 0 E: 0 K: 0 S: 7	H: 0 LOB: 0 BB: 0 P: 10	R: 0 E: 0 K: 1 S: 7	H: 1 LOB: 0 BB: 0 P: 10		1B: 7 2B: 0 3B: 0 HR: 2	SF: 0 SAC: 0 DP: 1 HBP: 0	WP: 0 PB: 0 SB: 0 CS: 2	PA: 34						
PITCHER	IP	WLS	BF	H	R	ER	SO	BB	IBB	HBP	BLK	WP	HR	S	P	ERA	WHIP										
36 Jered Weaver, R ERA: 2.86	5.1	L	25	4	2	2	3	4	0	0	0	0	0	0	0	3.38	2.250										
63 Nick Maronde, L ERA	0.1		1	0	0	0	1	0	0	0	0	0	0	3	3	0.00	0.000										
57 Jerome Williams, R ERA: 4.59	2.1		7	1	0	0	2	0	0	0	0	0	0	17	26	0.00	0.429										



Batter	1	2	3	4	5	6	7	8	9	AB	R	H	RBI	BB	SO	LOB	TOP							
27 Mike Trout, R OBP: 0.396, SLG: 0.570										4	1	1	0	1	2	3								
48 Toni Hunter, R OBP: 0.358, SLG: 0.446										4	1	2	2	0	0	2								
5 Albert Pujols, R OBP: 0.346, SLG: 0.536										5	0	1	0	0	1	3								
44 Mark Trumbo, R OBP: 0.326, SLG: 0.510										5	0	0	0	0	2	2								
47 Howie Kendrick, R OBP: 0.333, SLG: 0.404										5	1	2	0	0	0	1								
2 Erick Aybar, S OBP: 0.316, SLG: 0.407										5	1	2	1	0	0	2								
6 Alberto Callaspo, S OBP: 0.337, SLG: 0.352										4	1	1	0	0	1	2								
10 Vernon Wells, R OBP: 0.283, SLG: 0.432										2	2	2	2	2	0	0								
17 Chris Iannetta, R OBP: 0.356, SLG: 0.474										4	1	3	3	0	0	1								
Inning Stats	R: 0 E: 0 K: 0 S: 9	H: 2 LOB: 1 BB: 0 P: 14	R: 2 E: 0 K: 0 S: 20	H: 4 LOB: 1 BB: 0 P: 31	R: 2 E: 0 K: 1 S: 14	H: 3 LOB: 1 BB: 0 P: 19	R: 1 E: 0 K: 1 S: 13	H: 2 LOB: 0 BB: 0 P: 17	R: 0 E: 0 K: 0 S: 8	H: 0 LOB: 0 BB: 0 P: 12	R: 3 E: 0 K: 1 S: 12	H: 1 LOB: 0 BB: 2 P: 25	R: 0 E: 0 K: 1 S: 15	H: 1 LOB: 1 BB: 0 P: 19	R: 0 E: 0 K: 1 S: 10	H: 0 LOB: 1 BB: 2 P: 20	R: 0 E: 0 K: 1 S: 10	H: 1 LOB: 1 BB: 0 P: 12	1B: 9 2B: 2 3B: 0 HR: 3	SF: 1 SAC: 0 DP: 1 HBP: 0	WP: 0 PB: 0 SB: 2 CS: 0	PA: 42		
PITCHER	IP WLS BF H R ER SO BB IBB HBP BLK WP HR S P ERA WHIP	IP WLS BF H R ER SO BB IBB HBP BLK WP HR S P ERA WHIP	IP WLS BF H R ER SO BB IBB HBP BLK WP HR S P ERA WHIP	IP WLS BF H R ER SO BB IBB HBP BLK WP HR S P ERA WHIP	IP WLS BF H R ER SO BB IBB HBP BLK WP HR S P ERA WHIP	IP WLS BF H R ER SO BB IBB HBP BLK WP HR S P ERA WHIP	IP WLS BF H R ER SO BB IBB HBP BLK WP HR S P ERA WHIP	IP WLS BF H R ER SO BB IBB HBP BLK WP HR S P ERA WHIP	IP WLS BF H R ER SO BB IBB HBP BLK WP HR S P ERA WHIP	IP WLS BF H R ER SO BB IBB HBP BLK WP HR S P ERA WHIP	IP WLS BF H R ER SO BB IBB HBP BLK WP HR S P ERA WHIP	IP WLS BF H R ER SO BB IBB HBP BLK WP HR S P ERA WHIP	IP WLS BF H R ER SO BB IBB HBP BLK WP HR S P ERA WHIP	IP WLS BF H R ER SO BB IBB HBP BLK WP HR S P ERA WHIP	IP WLS BF H R ER SO BB IBB HBP BLK WP HR S P ERA WHIP	IP WLS BF H R ER SO BB IBB HBP BLK WP HR S P ERA WHIP	IP WLS BF H R ER SO BB IBB HBP BLK WP HR S P ERA WHIP	IP WLS BF H R ER SO BB IBB HBP BLK WP HR S P ERA WHIP	IP WLS BF H R ER SO BB IBB HBP BLK WP HR S P ERA WHIP	IP WLS BF H R ER SO BB IBB HBP BLK WP HR S P ERA WHIP	IP WLS BF H R ER SO BB IBB HBP BLK WP HR S P ERA WHIP	IP WLS BF H R ER SO BB IBB HBP BLK WP HR S P ERA WHIP	IP WLS BF H R ER SO BB IBB HBP BLK WP HR S P ERA WHIP	IP WLS BF H R ER SO BB IBB HBP BLK WP HR S P ERA WHIP
57 Tommy Milone, L ERA: 3.94	3.0	17	10	5	5	1	0	0	0	0	0	0	0	2	45	67	15.00	3.333						
40 Pat Neshek, R ERA: 0.75	1.2	6	1	0	0	1	0	0	0	0	0	0	0	1	17	24	0.00	0.600						
65 Pedro Figueroa, L ERA: 2.08	0.2	5	1	3	2	0	2	0	0	0	0	1	5	15	15	27.00	4.500							
66 Tyson Ross, R ERA: 6.21	2.2	10	1	0	0	3	1	0	0	0	0	0	34	51	0.00	0.750								
58 Evan Scribner, R ERA: 2.7	1.0	4	1	0	0	1	0	0	0	0	0	0	10	12	0.00	1.000								

Los Angeles Angels @ Oakland Athletics
Oakland Coliseum, Oakland, CA
Mon Sep 03 2012, 1:09 PM - 4:32 PM PDT
Att: 20,180 - Sunny - 73 F

AB	38
R	8
H	14
RBI	8
BB	3
SO	6
LOB	16



Batter	1	2	3	4	5	6	7	8	9	AB	R	H	RBI	BB	SO	LOB	BOTTOM							
4 Coco Crisp, S OBP: 0.323, SLG: 0.413										3	0	0	0	2	0	0								
31 Jonny Gomes, R OBP: 0.369, SLG: 0.487										3	1	2	0	1	0	0								
16 Josh Reddick, L OBP: 0.325, SLG: 0.498										4	0	1	1	0	0	5								
52 Yoenis Cespedes, R OBP: 0.353, SLG: 0.488										4	0	0	0	0	1	1								
22 Chris Carter, R OBP: 0.378, SLG: 0.596										4	1	2	1	0	1	1								
20 Josh Donaldson, R OBP: 0.288, SLG: 0.408										4	1	2	1	0	0	1								
36 Derek Norris, R OBP: 0.270, SLG: 0.335										4	0	0	0	0	2	1								
5 Stephen Drew, L OBP: 0.303, SLG: 0.331										4	0	1	0	0	1	0								
17 Adam Rosales, R OBP: 0.318, SLG: 0.342										3	0	0	0	0	2	1								
37 Brandon Moss, L OBP: 0.322, SLG: 0.549										1	0	0	0	0	1	0								
Inning Stats	R: 0 E: 0 K: 0 S: 7	H: 0 LOB: 0 BB: 0 P: 11	R: 0 E: 0 K: 0 S: 10	H: 1 LOB: 0 BB: 0 P: 16	R: 0 E: 0 K: 1 S: 5	H: 0 LOB: 0 BB: 0 P: 9	R: 1 E: 1 K: 0 S: 12	H: 2 LOB: 1 BB: 0 P: 18	R: 1 E: 0 K: 2 S: 22	H: 2 LOB: 3 BB: 2 P: 35	R: 0 E: 0 K: 3 S: 16	H: 1 LOB: 1 BB: 0 P: 19	R: 0 E: 0 K: 1 S: 8	H: 1 LOB: 2 BB: 1 P: 14	R: 1 E: 0 K: 0 S: 7	H: 1 LOB: 0 BB: 0 P: 13	R: 0 E: 0 K: 1 S: 11	H: 0 LOB: 0 BB: 0 P: 18	1B: 4 2B: 2 3B: 0 HR: 2	SF: 0 SAC: 0 DP: 1 HBP: 0	WP: 0 PB: 0 SB: 0 CS: 0	PA: 37		
PITCHER	IP WLS BF H R ER SO BB IBB HBP BLK WP HR S P ERA WHIP	IP WLS BF H R ER SO BB IBB HBP BLK WP HR S P ERA WHIP	IP WLS BF H R ER SO BB IBB HBP BLK WP HR S P ERA WHIP	IP WLS BF H R ER SO BB IBB HBP BLK WP HR S P ERA WHIP	IP WLS BF H R ER SO BB IBB HBP BLK WP HR S P ERA WHIP	IP WLS BF H R ER SO BB IBB HBP BLK WP HR S P ERA WHIP	IP WLS BF H R ER SO BB IBB HBP BLK WP HR S P ERA WHIP	IP WLS BF H R ER SO BB IBB HBP BLK WP HR S P ERA WHIP	IP WLS BF H R ER SO BB IBB HBP BLK WP HR S P ERA WHIP	IP WLS BF H R ER SO BB IBB HBP BLK WP HR S P ERA WHIP	IP WLS BF H R ER SO BB IBB HBP BLK WP HR S P ERA WHIP	IP WLS BF H R ER SO BB IBB HBP BLK WP HR S P ERA WHIP	IP WLS BF H R ER SO BB IBB HBP BLK WP HR S P ERA WHIP	IP WLS BF H R ER SO BB IBB HBP BLK WP HR S P ERA WHIP	IP WLS BF H R ER SO BB IBB HBP BLK WP HR S P ERA WHIP	IP WLS BF H R ER SO BB IBB HBP BLK WP HR S P ERA WHIP	IP WLS BF H R ER SO BB IBB HBP BLK WP HR S P ERA WHIP	IP WLS BF H R ER SO BB IBB HBP BLK WP HR S P ERA WHIP	IP WLS BF H R ER SO BB IBB HBP BLK WP HR S P ERA WHIP	IP WLS BF H R ER SO BB IBB HBP BLK WP HR S P ERA WHIP	IP WLS BF H R ER SO BB IBB HBP BLK WP HR S P ERA WHIP	IP WLS BF H R ER SO BB IBB HBP BLK WP HR S P ERA WHIP	IP WLS BF H R ER SO BB IBB HBP BLK WP HR S P ERA WHIP	IP WLS BF H R ER SO BB IBB HBP BLK WP HR S P ERA WHIP
33 C.J. Wilson, L ERA: 3.85	5.0	21	5	2	2	3	2	0	0	0	0	0	0	16	19	0.00	1.000							
Garrett Richards, R ERA: 4.68	1.0	4	1	0	0	3	0	0	0	0	0	0	0	8	14	0.00	2.000							
37 Scott Downs, L ERA: 3.0	1.0	5	1	0	0	1	1	0	0	0	0	0	7	13	9.00	1.000								
32 LaTroy Hawkins, R ERA: 3.69	1.0	4	1	1	1	0	0	0	0	0	0	1	7	13	9.00	1.000								
51 Jordan Walden, R ERA: 3.86	1.0	3	0	0	0	1	0	0	0	0	0	0	11	18	0.00	0.000								

Los Angeles Angels @ Oakland Athletics
Oakland Coliseum, Oakland, CA
Mon Sep 03 2012, 1:09 PM - 4:32 PM PDT
Att: 20,180 - Sunny - 73 F

AB	34
R	3
H	8
RBI	3
BB	3
SO	8
LOB	10



Batter	1	2	3	4	5	6	7	8	9	AB	R	H	RBI	BB	SO	LOB	TOP										
27 Mike Trout, R OBP: 0.396, SLG: 0.568										5	0	2	1	0	1	1											
48 Toni Hunter, R OBP: 0.356, SLG: 0.442										4	1	0	0	1	3	3											
5 Albert Pujols, R OBP: 0.347, SLG: 0.536										5	0	2	0	0	0	4											
8 Kendrys Morales, S OBP: 0.320, SLG: 0.455										5	1	3	1	0	1	2											
47 Howie Kendrick, R OBP: 0.331, SLG: 0.402										5	1	1	0	0	1	3											
2 Enck Aybar, S OBP: 0.316, SLG: 0.409										3	1	1	1	0	0	1											
6 Alberto Callaspo, S OBP: 0.339, SLG: 0.395										3	1	2	2	0	0	0											
10 Vernon Wells, R OBP: 0.278, SLG: 0.423										4	0	0	0	0	0	3											
17 Chris Iannetta, R OBP: 0.359, SLG: 0.471										3	1	1	0	1	0	0											
Inning Stats	R: 0 E: 0 K: 1 S: 10	H: 1 LOB: 1 BB: 0 P: 15	R: 0 E: 0 K: 0 S: 5	H: 0 LOB: 0 BB: 0 P: 11	R: 0 E: 0 K: 1 S: 13	H: 1 LOB: 1 BB: 0 P: 19	R: 0 E: 0 K: 1 S: 9	H: 1 LOB: 1 BB: 0 P: 14	R: 1 E: 0 K: 0 S: 10	H: 3 LOB: 2 BB: 0 P: 19	R: 1 E: 0 K: 0 S: 10	H: 2 LOB: 1 BB: 0 P: 12	R: 0 E: 0 K: 1 S: 8	H: 0 LOB: 0 BB: 0 P: 14	R: 2 E: 0 K: 1 S: 21	H: 3 LOB: 1 BB: 2 P: 28	R: 2 E: 1 K: 0 S: 17	H: 1 LOB: 1 BB: 2 P: 28	1B: 9 2B: 3 3B: 0 HR: 0	SF: 1 SAC: 1 DP: 0 HBP: 0	WP: 0 PB: 0 SB: 2 CS: 0	PA: 41					
PITCHER	IP	WLS	BF	H	R	ER	SO	BB	IBB	HBP	BLK	WP	HR	S	P	ERA	WHIP										
11 Jarrod Parker, R ERA: 3.67	7.0	L	29	8	2	2	5	0	0	0	0	0	0	69	104	2.57	1.143										
62 Sean Doolittle, L ERA: 3.62	0.2		5	3	2	2	1	0	0	0	0	0	0	16	20	27.00	4.500										
58 Evan Scribner, R ERA: 2.66	0.1		1	0	0	0	0	0	0	0	0	0	0	5	8	0.00	0.000										
53 Jim Miller, R ERA: 2.23	0.2		4	0	2	1	0	2	0	0	0	0	0	10	18	13.50	3.000										
13 Jerry Blevins, L ERA: 2.65	0.1		2	1	0	0	0	0	0	0	0	0	0	7	10	0.00	3.000										

Los Angeles Angels @ Oakland Athletics
Oakland Coliseum, Oakland, CA
Tue Sep 04 2012, 7:09 PM - 9:59 PM PDT
Att. 11,688 - Clear - 61 F

livebaseballscorecards.com

AB 37
R 6
H 12
RBI 5
BB 2
SO 6
LOB 17

Batter	1	2	3	4	5	6	7	8	9	AB	R	H	RBI	BB	SO	LOB	BOTTOM										
4 Coco Crisp, S OBP: 0.320, SLG: 0.408										4	0	0	0	0	0	0											
15 Seth Smith, L OBP: 0.348, SLG: 0.444										3	0	1	0	0	0	0											
31 Jonny Gomes, R OBP: 0.368, SLG: 0.485										1	0	0	0	0	1	0											
16 Josh Reddick, L OBP: 0.324, SLG: 0.495										3	0	0	0	1	0	1											
52 Yoenis Cespedes, R OBP: 0.352, SLG: 0.486										4	0	1	0	0	0	0											
37 Brandon Moss, L OBP: 0.320, SLG: 0.559										4	1	1	1	0	2	2											
20 Josh Donaldson, R OBP: 0.288, SLG: 0.405										4	0	1	0	0	0	0											
5 Stephen Drew, L OBP: 0.303, SLG: 0.328										2	0	0	0	1	0	1											
14 George Kottaras, L OBP: 0.376, SLG: 0.395										3	0	0	0	0	1	1											
2 Cliff Pennington, S OBP: 0.267, SLG: 0.300										3	0	0	0	0	1	1											
Inning Stats	R: 0 E: 0 K: 1 S: 12	H: 1 LOB: 2 BB: 1 P: 21	R: 0 E: 0 K: 1 S: 9	H: 0 LOB: 0 BB: 0 P: 14	R: 0 E: 0 K: 1 S: 12	H: 1 LOB: 1 BB: 0 P: 17	R: 0 E: 0 K: 0 S: 8	H: 1 LOB: 0 BB: 0 P: 12	R: 0 E: 0 K: 0 S: 6	H: 0 LOB: 0 BB: 0 P: 10	R: 1 E: 0 K: 0 S: 12	H: 1 LOB: 1 BB: 1 P: 21	R: 0 E: 0 K: 1 S: 6	H: 0 LOB: 0 BB: 0 P: 7	R: 0 E: 0 K: 0 S: 7	H: 0 LOB: 0 BB: 0 P: 10	1B: 2 2B: 1 3B: 0 HR: 1	SF: 0 SAC: 0 DP: 0 HBP: 0	WP: 0 PB: 0 SB: 0 CS: 0	PA: 33							
PITCHER	IP	WLS	BF	H	R	ER	SO	BB	IBB	HBP	BLK	WP	HR	S	P	ERA	WHIP										
23 Zack Greinke, R ERA: 3.72	7.0	W	27	4	1	1	4	2	0	0	0	0	0	64	105	1.29	0.857										
37 Scott Downs, L ERA: 2.93	1.0	H	3	0	0	0	1	0	0	0	0	0	0	6	7	0.00	0.000										
55 Jason Istringhausen, R ERA: 3.92	1.0		3	0	0	0	0	0	0	0	0	0	0	7	10	0.00	0.000										

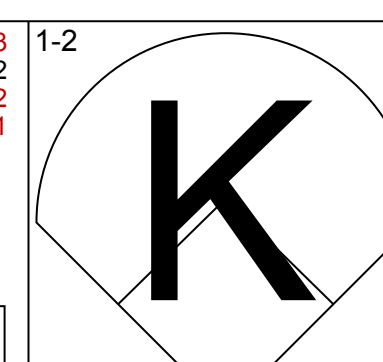
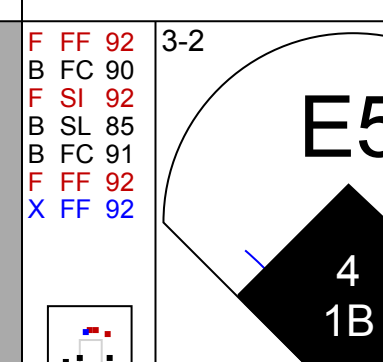
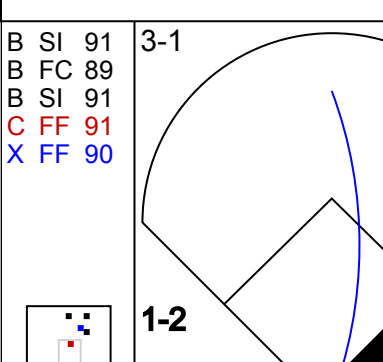
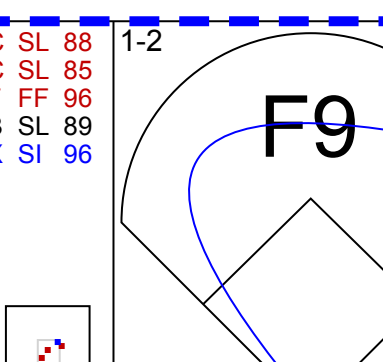
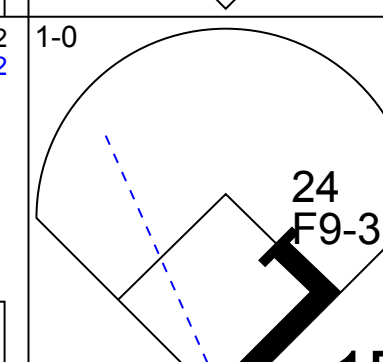
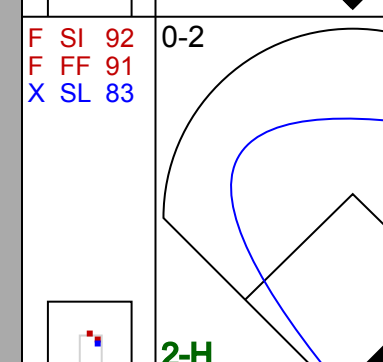
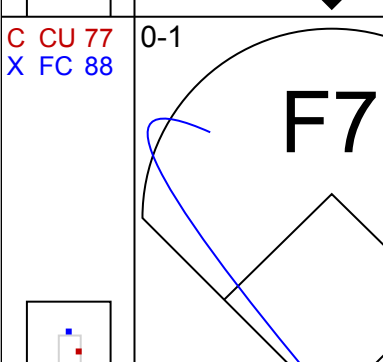
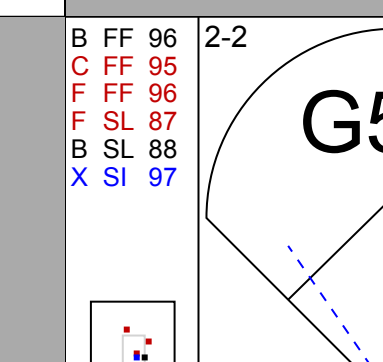
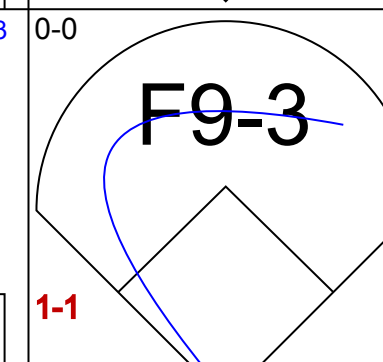
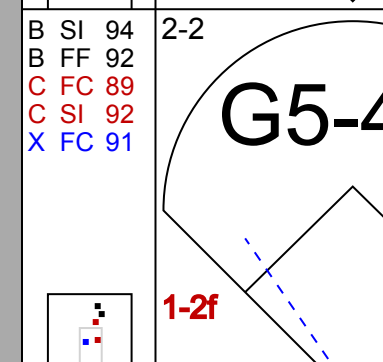

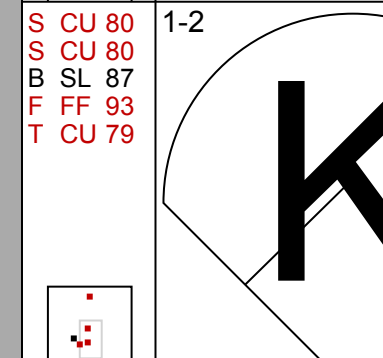
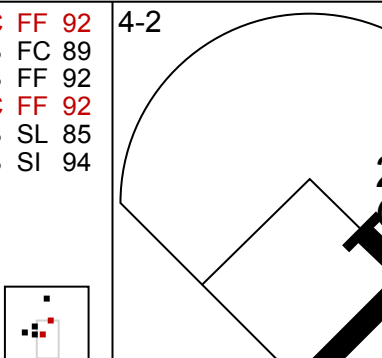
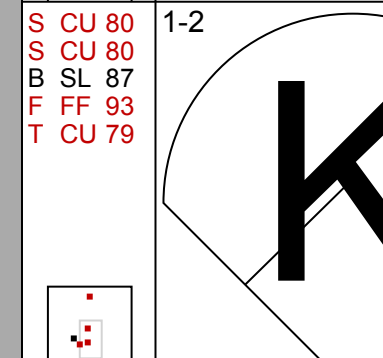
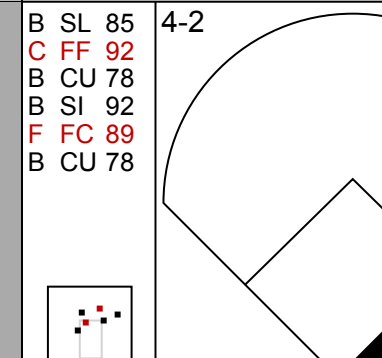
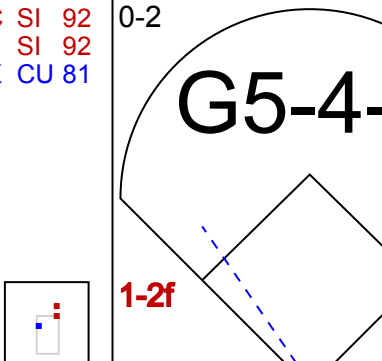
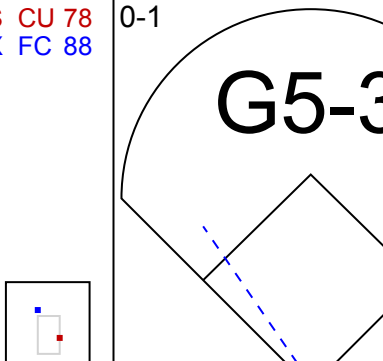
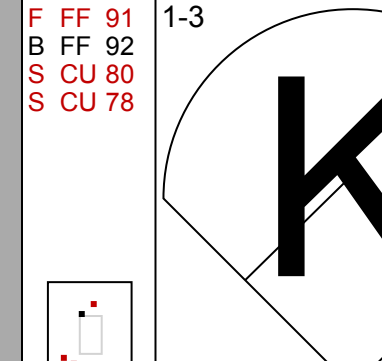
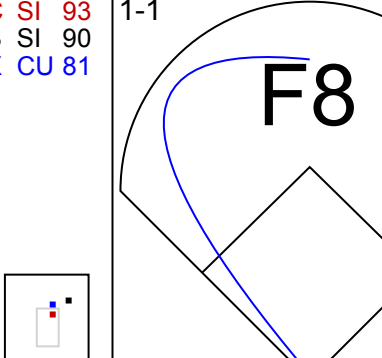
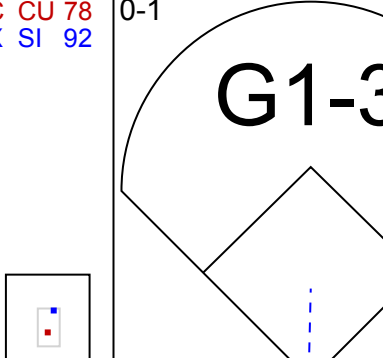
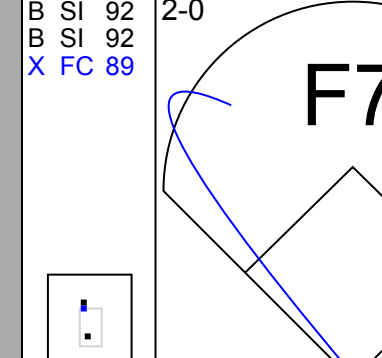
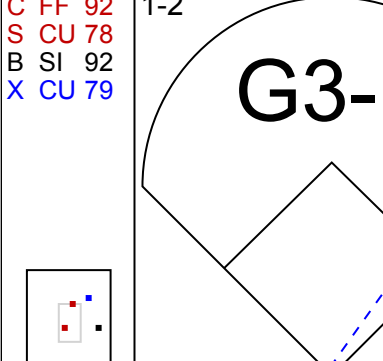
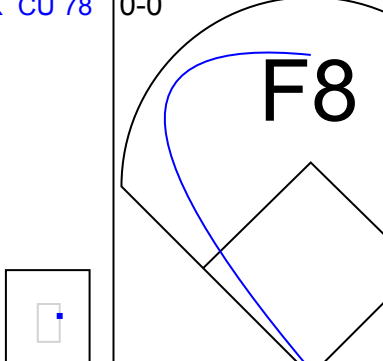
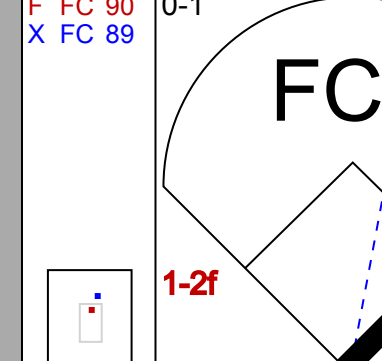
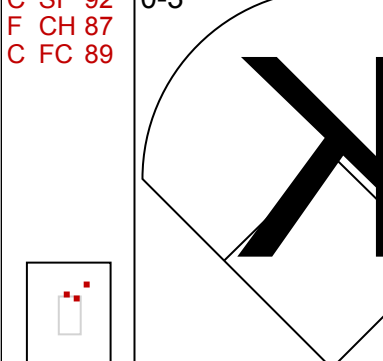
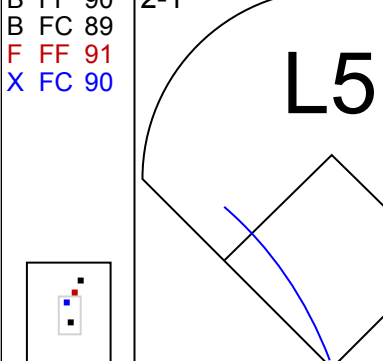
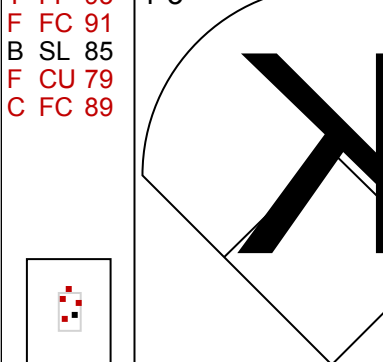
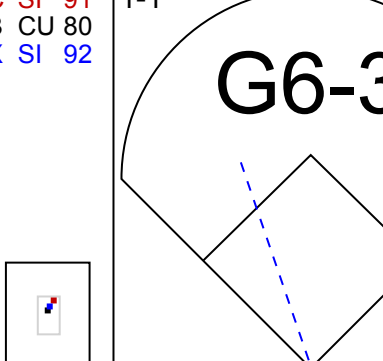
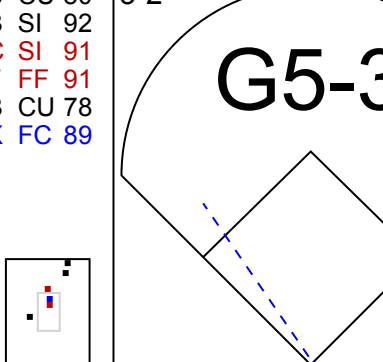
Los Angeles Angels @ Oakland Athletics
Oakland Coliseum, Oakland, CA
Tue Sep 04 2012, 7:09 PM - 9:59 PM PDT
Att. 11,688 - Clear - 61 F

livebaseballscorecards.com

AB 31
R 1
H 4
RBI 1
BB 2
SO 5
LOB 6

Batter	1	2	3	4	5	6	7	8	9	AB	R	H	RBI	BB	SO	LOB	TOP										
14 Austin Jackson, R OBP: 0.396, SLG: 0.486	F8		F8		F9			F9		4	0	0	0	0	0	2	Detroit Tigers @ Los Angeles Angels Angel Stadium of Anaheim, Anaheim, CA Fri Sep 07 2012, 7:11 PM - 9:58 PM PDT Att: 40,104 - Partly Cloudy - 81 F										
12 Andy Dirks, L OBP: 0.372, SLG: 0.481	K		F8			F7		G3		4	0	0	0	0	1	0											
24 Miguel Cabrera, R OBP: 0.395, SLG: 0.593	K			K		K			1B	4	0	1	0	0	3	0											
28 Prince Fielder, L OBP: 0.412, SLG: 0.529		HR		K					K	4	1	2	1	0	2	1											
21 Delmon Young, R OBP: 0.308, SLG: 0.437		F9		K						4	0	1	0	0	2	1											
52 Quintin Berry, L OBP: 0.343, SLG: 0.365				K						0	0	0	0	0	0	0											
26 Brennan Boesch, L OBP: 0.327, SLG: 0.380				K						4	0	1	0	0	3	1											
27 Jhonny Peralta, R OBP: 0.314, SLG: 0.408					L8					4	0	0	0	0	1	3											
13 Alex Avila, L OBP: 0.351, SLG: 0.387										2	1	1	1	2	1	2											
39 Ramon Santiago, S OBP: 0.289, SLG: 0.277										2	0	0	0	0	0	2											
25 Ryan Raburn, R OBP: 0.224, SLG: 0.256										1	0	0	0	0	0	1											
4 Omar Infante, R OBP: 0.299, SLG: 0.426										0	0	0	0	0	0	0											
Inning Stats	R: 0 K: 2 S: 14	H: 0 LOB: 0 BB: 0 P: 20	R: 1 E: 0 K: 1 S: 11	H: 1 LOB: 0 BB: 0 P: 15	R: 1 E: 0 K: 0 S: 8	H: 1 LOB: 0 BB: 0 P: 11	R: 0 E: 0 K: 3 S: 13	H: 0 LOB: 0 BB: 0 P: 19	R: 0 E: 0 K: 0 S: 7	H: 1 LOB: 2 BB: 1 P: 11	R: 0 K: 2 S: 9	H: 1 LOB: 1 BB: 0 P: 15	R: 0 K: 1 S: 10	H: 0 LOB: 1 BB: 1 P: 17	R: 0 K: 1 S: 8	H: 1 LOB: 1 BB: 0 P: 12	R: 0 K: 2 S: 12	H: 1 LOB: 2 BB: 0 P: 15	1B: 3 2B: 1 3B: 0 HR: 2	SF: 0 SAC: 0 DP: 0 HBP: 0	WP: 0 PB: 0 SB: 1 CS: 0	PA: 35					
PITCHER	IP	WLS	BF	H	R	ER	SO	BB	IBB	HBP	BLK	WP	HR	S	P	ERA	WHIP										
54 Ervin Santana, R ERA: 5.21	(1, 1)	6.2	25	4	2	2	10	1	0	0	0	0	2	68	100	2.70	0.750										
37 Scott Downs, L ERA: 2.93	(7, 1)	0.0	1	0	0	0	0	1	0	0	0	0	0	3	7	∞	∞										
Garrett Richards, R ERA: 4.62	(7, 1)	0.1	1	0	0	0	0	0	0	0	0	0	1	1	0.00	0.000											
40 Kevin Jepsen, R ERA: 3.06	(8, 1)	1.0	4	1	0	0	1	0	0	0	0	0	0	8	12	0.00	1.000										
49 Ernesto Frieri, R ERA: 2.98	(9, 1)	1.0	W	4	1	0	2	0	0	0	0	0	0	12	15	0.00	1.000										

Batter	1	2	3	4	5	6	7	8	9	AB	R	H	RBI	BB	SO	LOB	BOTTOM										
27 Mike Trout, R OBP: 0.393, SLG: 0.563	48 1B		K		B1-3			G5-3		4	1	1	0	0	1	0	Detroit Tigers @ Los Angeles Angels Angel Stadium of Anaheim, Anaheim, CA Fri Sep 07 2012, 7:11 PM - 9:58 PM PDT Att: 40,104 - Partly Cloudy - 81 F										
48 Toni Hunter, R OBP: 0.356, SLG: 0.439	5 FC5-4		K			F9		G5-3		4	0	1	1	0	1	0											
5 Albert Pujols, R OBP: 0.343, SLG: 0.531	FC5-4		P6			K			P6	4	1	0	0	0	1	1											
8 Kendrys Morales, S OBP: 0.330, SLG: 0.465	47 G4-3		G4-3							4	0	3	0	0	0	0											
25 Peter Bourjos, R OBP: 0.291, SLG: 0.325	47 G4-3									0	1	0	0	0	0	0											
47 Howie Kendrick, R OBP: 0.330, SLG: 0.402	G4-3		G4-3							4	0	0	1	0	1	3											
2 Erick Aybar, S OBP: 0.317, SLG: 0.410	G6-3									4	0	2	0	0	0	1											
44 Mark Trumbo, R OBP: 0.322, SLG: 0.503										3	0	0	0	0	2	1											
6 Alberto Callaspo, S OBP: 0.340, SLG: 0.357										1	0	1	1	0	0	0											
13 Maicer Izturis, S OBP: 0.321, SLG: 0.318										3	0	0	0	0	1	0											
17 Chris Iannetta, R OBP: 0.353, SLG: 0.463										3	0	0	0	0	2	0											
Inning Stats	R: 2 K: 0 S: 13	H: 3 LOB: 1 BB: 0 P: 19	R: 0 E: 0 K: 3 S: 9	H: 0 LOB: 0 BB: 0 P: 14	R: 0 E: 0 K: 2 S: 8	H: 0 LOB: 0 BB: 0 P: 11	R: 0 E: 0 K: 0 S: 10	H: 1 LOB: 1 BB: 0 P: 14	R: 0 E: 0 K: 0 S: 5	H: 0 LOB: 0 BB: 0 P: 5	R: 0 K: 2 S: 15	H: 1 LOB: 1 BB: 0 P: 22	R: 0 K: 1 S: 7	H: 0 LOB: 0 BB: 0 P: 9	R: 0 K: 1 S: 12	H: 0 LOB: 0 BB: 0 P: 16	R: 1 K: 0 S: 12	H: 3 LOB: 2 BB: 0 P: 13	1B: 4 2B: 3 3B: 1 HR: 0	SF: 0 SAC: 0 DP: 0 HBP: 0	WP: 0 PB: 0 SB: 0 CS: 0	PA: 34					
PITCHER	IP	WLS	BF	H	R	ER	SO	BB	IBB	HBP	BLK	WP	HR	S	P	ERA	WHIP										
37 Max Scherzer, R ERA: 3.85	(1, 1)	8.0	L	5	3	1	0	0	0	0	0	0	0	12	13	13.50	4.500										
20 Octavio Dotel, R ERA: 3.0	(9, 1)	0.2	L	5	3	1	0	0	0	0	0	0	0	12	13	13.50	4.500										

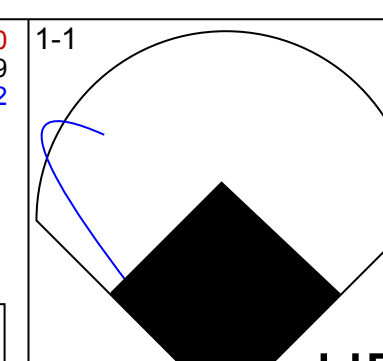
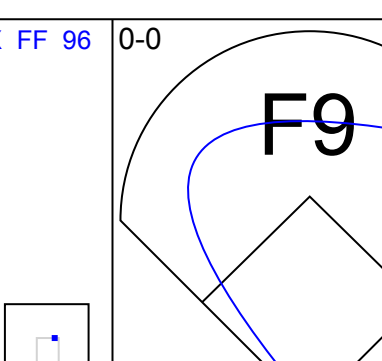
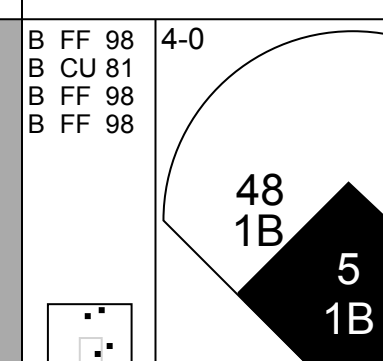
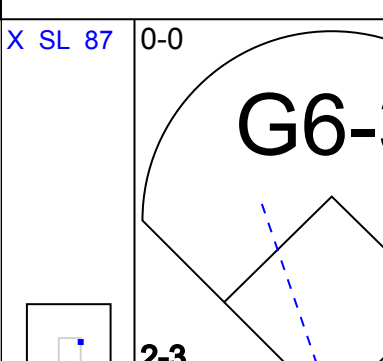
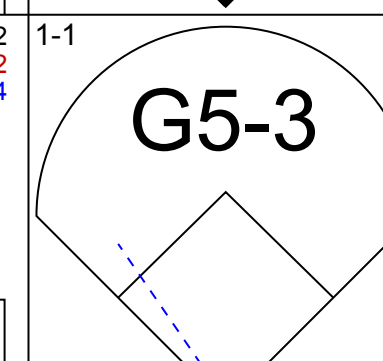
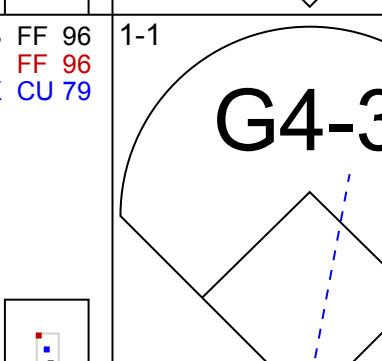
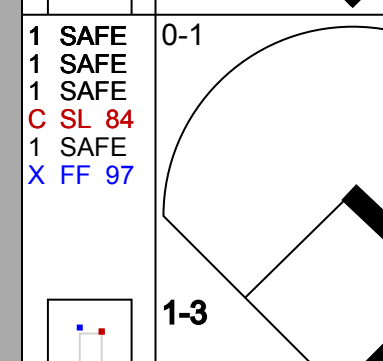
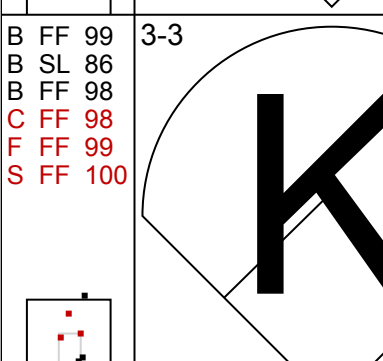
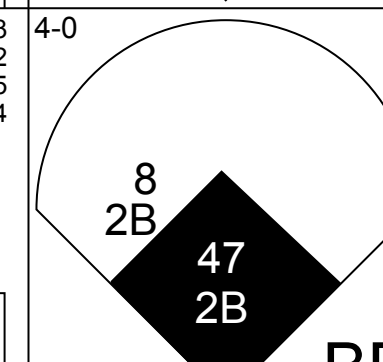
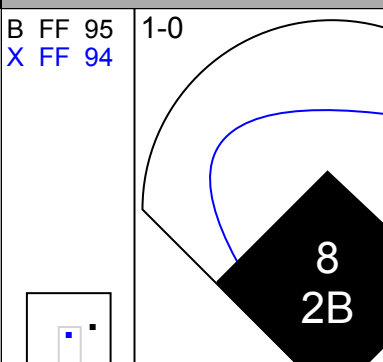
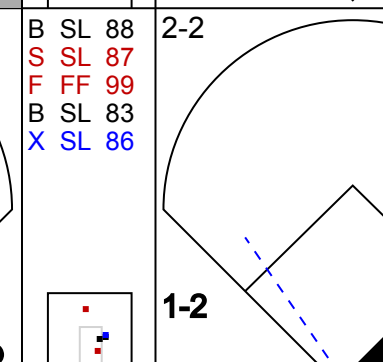
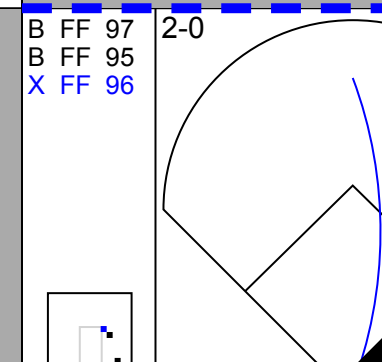
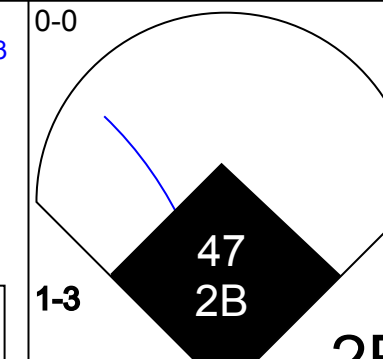
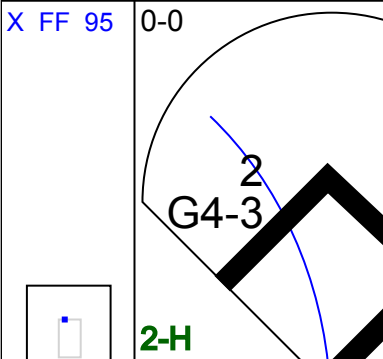
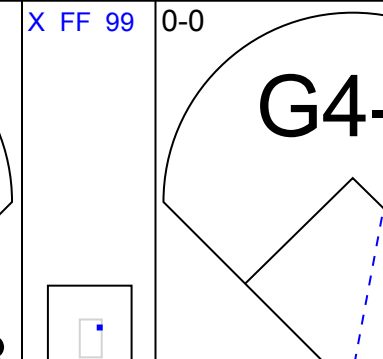
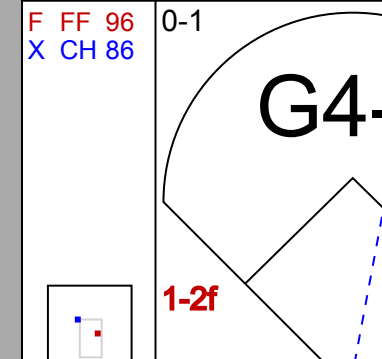
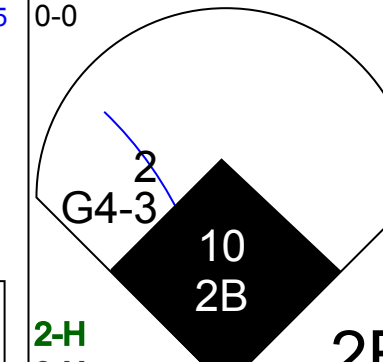
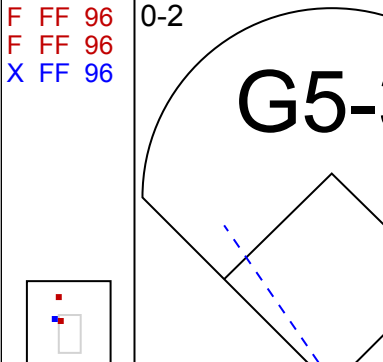
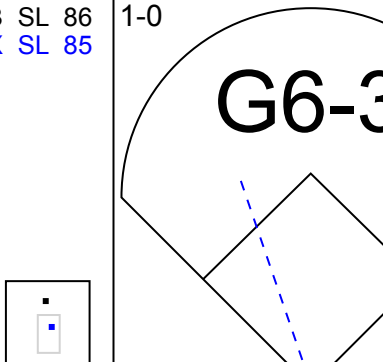
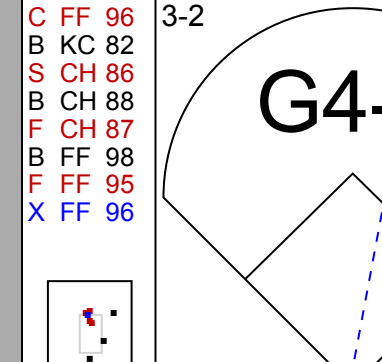
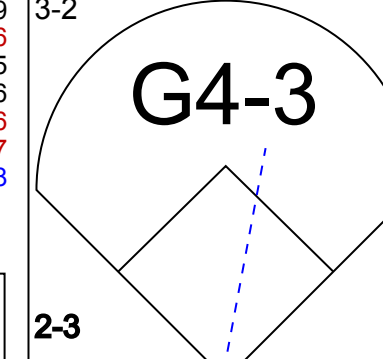
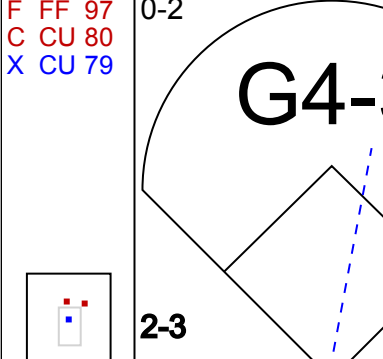

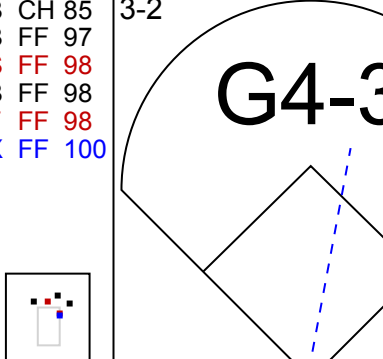
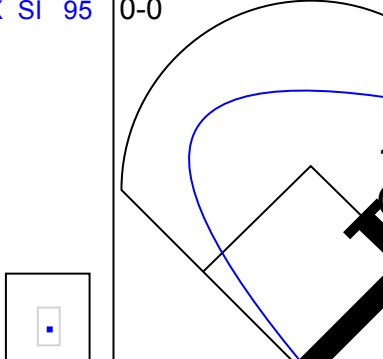
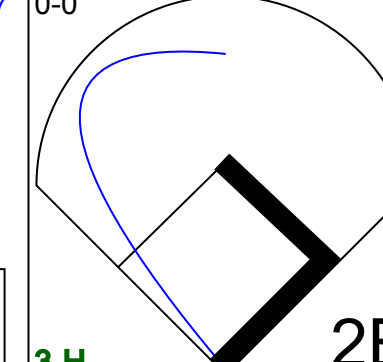
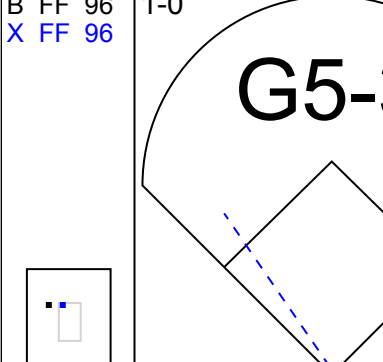
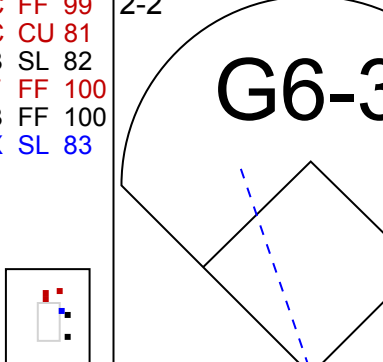
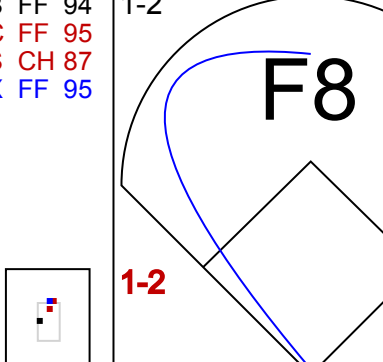
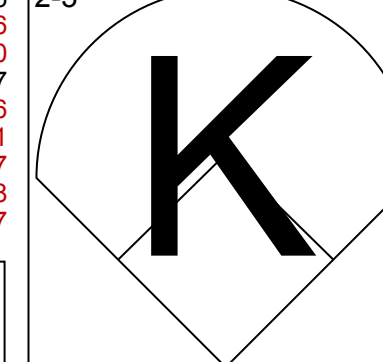
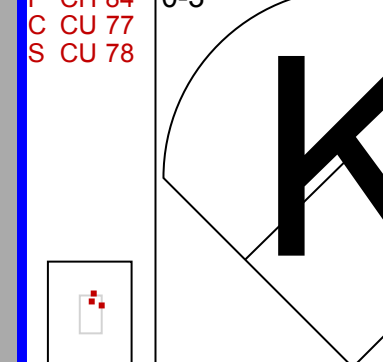
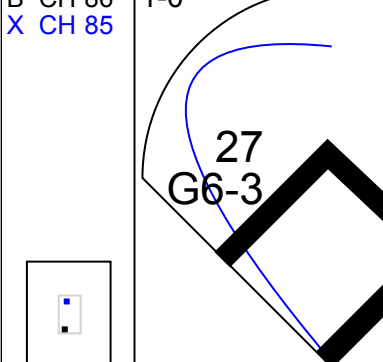
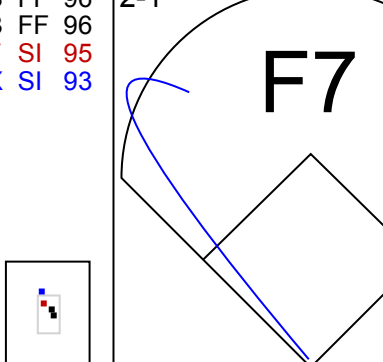
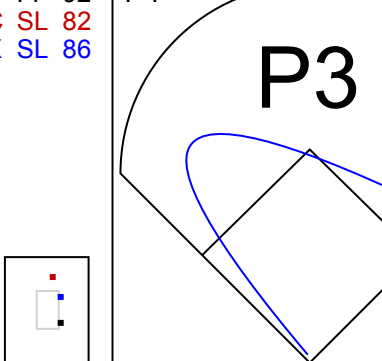
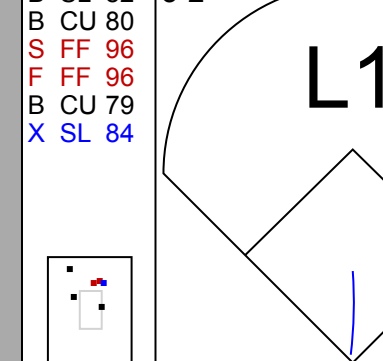
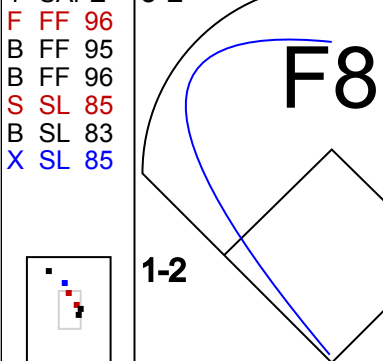
Batter	1	2	3	4	5	6	7	8	9	AB	R	H	RBI	BB	SO	LOB	TOP							
14 Austin Jackson, R OBP: 0.385, SLG: 0.484										4	1	1	0	0	1	0								
4 Omar Infante, R OBP: 0.301, SLG: 0.427										4	0	2	1	0	0	2								
24 Miguel Cabrera, R OBP: 0.393, SLG: 0.591										2	0	0	0	0	0	2								
27 Jhonny Peralta, R OBP: 0.312, SLG: 0.407										2	0	0	0	0	1	2								
28 Prince Fielder, L OBP: 0.412, SLG: 0.527										2	0	0	0	2	1	0								
21 Delmon Young, R OBP: 0.306, SLG: 0.434										3	0	0	0	0	1	2								
25 Ryan Raburn, R OBP: 0.221, SLG: 0.252										3	0	0	0	0	0	1								
34 Avisail Garcia, R OBP: 0.417, SLG: 0.364										3	0	0	0	0	0	1								
9 Gerald Laird, R OBP: 0.331, SLG: 0.367										3	0	0	0	0	1	0								
29 Danny Worth, R OBP: 0.321, SLG: 0.254										3	0	1	0	0	1	0								
										3	0	1	0	0	1	0								
Inning Stats	R: 0 E: 0 K: 1 S: 5	H: 1 LOB: 0 BB: 0 P: 7	R: 0 E: 0 K: 0 S: 7	H: 0 LOB: 0 BB: 1 P: 12	R: 0 E: 0 K: 2 S: 10	H: 0 LOB: 0 BB: 0 P: 12	R: 1 E: 1 K: 1 S: 14	H: 1 LOB: 0 BB: 0 P: 20	R: 0 E: 0 K: 0 S: 5	H: 0 LOB: 0 BB: 0 P: 5	R: 0 E: 0 K: 1 S: 12	H: 2 LOB: 2 BB: 1 P: 21	R: 0 E: 0 K: 1 S: 8	H: 0 LOB: 1 BB: 1 P: 15	R: 0 E: 0 K: 0 S: 9	H: 0 LOB: 0 BB: 0 P: 14	R: 0 E: 0 K: 0 S: 11	H: 0 LOB: 0 BB: 0 P: 16	1B: 4 2B: 1 3B: 0 HR: 0	SF: 0 SAC: 0 DP: 3 HBP: 0	WP: 0 PB: 0 SB: 0 CS: 0	PA: 31		
PITCHER	IP WLS BF H R ER SO BB IBB HBP BLK WP HR S P ERA WHIP	IP WLS BF H R ER SO BB IBB HBP BLK WP HR S P ERA WHIP	IP WLS BF H R ER SO BB IBB HBP BLK WP HR S P ERA WHIP	IP WLS BF H R ER SO BB IBB HBP BLK WP HR S P ERA WHIP	IP WLS BF H R ER SO BB IBB HBP BLK WP HR S P ERA WHIP	IP WLS BF H R ER SO BB IBB HBP BLK WP HR S P ERA WHIP	IP WLS BF H R ER SO BB IBB HBP BLK WP HR S P ERA WHIP	IP WLS BF H R ER SO BB IBB HBP BLK WP HR S P ERA WHIP	IP WLS BF H R ER SO BB IBB HBP BLK WP HR S P ERA WHIP	IP WLS BF H R ER SO BB IBB HBP BLK WP HR S P ERA WHIP	IP WLS BF H R ER SO BB IBB HBP BLK WP HR S P ERA WHIP	IP WLS BF H R ER SO BB IBB HBP BLK WP HR S P ERA WHIP	IP WLS BF H R ER SO BB IBB HBP BLK WP HR S P ERA WHIP	IP WLS BF H R ER SO BB IBB HBP BLK WP HR S P ERA WHIP	IP WLS BF H R ER SO BB IBB HBP BLK WP HR S P ERA WHIP	IP WLS BF H R ER SO BB IBB HBP BLK WP HR S P ERA WHIP	IP WLS BF H R ER SO BB IBB HBP BLK WP HR S P ERA WHIP	IP WLS BF H R ER SO BB IBB HBP BLK WP HR S P ERA WHIP	IP WLS BF H R ER SO BB IBB HBP BLK WP HR S P ERA WHIP	IP WLS BF H R ER SO BB IBB HBP BLK WP HR S P ERA WHIP	IP WLS BF H R ER SO BB IBB HBP BLK WP HR S P ERA WHIP	IP WLS BF H R ER SO BB IBB HBP BLK WP HR S P ERA WHIP	IP WLS BF H R ER SO BB IBB HBP BLK WP HR S P ERA WHIP	IP WLS BF H R ER SO BB IBB HBP BLK WP HR S P ERA WHIP

Detroit Tigers @ Los Angeles Angels
Angel Stadium of Anaheim, Anaheim, CA
Sat Sep 08 2012, 6:08 PM - 8:44 PM PDT
Att: 41,154 - Partly Cloudy - 80 F

livebaseballscorecards.com

AB 29
R 1
H 4
RBI 1
BB 2
SO 6
LOB 10



Batter	1	2	3	4	5	6	7	8	9	AB	R	H	RBI	BB	SO	LOB	BOTTOM							
27 Mike Trout, R OBP: 0.394, SLG: 0.568										3	2	1	1	1	0	1								
48 Torii Hunter, R OBP: 0.355, SLG: 0.438										4	0	1	0	0	1	1								
5 Albert Pujols, R OBP: 0.348, SLG: 0.536										3	2	3	1	1	0	0								
8 Kendrys Morales, S OBP: 0.331, SLG: 0.470										4	1	2	1	0	0	3								
47 Howie Kendrick, R OBP: 0.329, SLG: 0.403										4	1	1	2	0	0	1								
2 Enck Aybar, S OBP: 0.316, SLG: 0.409										4	0	1	0	0	0	2								
10 Vernon Wells, R OBP: 0.277, SLG: 0.424										4	0	1	1	0	0	2								
13 Maicer Izturis, S OBP: 0.320, SLG: 0.317										1	0	0	0	0	1	1								
6 Alberto Callaspo, S OBP: 0.340, SLG: 0.396										3	0	1	0	0	1	0								
17 Chris Iannetta, R OBP: 0.348, SLG: 0.454										3	0	0	0	0	0	1								
Inning Stats	R: 4 E: 0 K: 1 S: 18	H: 4 LOB: 1 BB: 1 P: 29	R: 0 E: 0 K: 0 S: 5	H: 0 LOB: 0 BB: 0 P: 7	R: 1 E: 0 K: 0 S: 9	H: 2 LOB: 1 BB: 0 P: 11	R: 1 E: 0 K: 1 S: 12	H: 2 LOB: 1 BB: 1 P: 21	R: 0 E: 0 K: 0 S: 8	H: 0 LOB: 0 BB: 0 P: 14	R: 0 E: 0 K: 1 S: 8	H: 1 LOB: 1 BB: 0 P: 15	R: 0 E: 0 K: 0 S: 8	H: 1 LOB: 0 BB: 0 P: 13	R: 0 E: 0 K: 0 S: 6	H: 1 LOB: 0 BB: 0 P: 9	R: 0 E: 0 K: 0 S: 11	H: 0 LOB: 0 BB: 0 P: 16	1B: 5 2B: 5 3B: 0 HR: 1	SF: 0 SAC: 0 DP: 1 HBP: 0	WP: 0 PB: 0 SB: 1 CS: 1	PA: 35		
PITCHER	IP WLS BF H R ER SO BB IBB HBP BLK WP HR S P ERA WHIP	IP WLS BF H R ER SO BB IBB HBP BLK WP HR S P ERA WHIP	IP WLS BF H R ER SO BB IBB HBP BLK WP HR S P ERA WHIP	IP WLS BF H R ER SO BB IBB HBP BLK WP HR S P ERA WHIP	IP WLS BF H R ER SO BB IBB HBP BLK WP HR S P ERA WHIP	IP WLS BF H R ER SO BB IBB HBP BLK WP HR S P ERA WHIP	IP WLS BF H R ER SO BB IBB HBP BLK WP HR S P ERA WHIP	IP WLS BF H R ER SO BB IBB HBP BLK WP HR S P ERA WHIP	IP WLS BF H R ER SO BB IBB HBP BLK WP HR S P ERA WHIP	IP WLS BF H R ER SO BB IBB HBP BLK WP HR S P ERA WHIP	IP WLS BF H R ER SO BB IBB HBP BLK WP HR S P ERA WHIP	IP WLS BF H R ER SO BB IBB HBP BLK WP HR S P ERA WHIP	IP WLS BF H R ER SO BB IBB HBP BLK WP HR S P ERA WHIP	IP WLS BF H R ER SO BB IBB HBP BLK WP HR S P ERA WHIP	IP WLS BF H R ER SO BB IBB HBP BLK WP HR S P ERA WHIP	IP WLS BF H R ER SO BB IBB HBP BLK WP HR S P ERA WHIP	IP WLS BF H R ER SO BB IBB HBP BLK WP HR S P ERA WHIP	IP WLS BF H R ER SO BB IBB HBP BLK WP HR S P ERA WHIP	IP WLS BF H R ER SO BB IBB HBP BLK WP HR S P ERA WHIP	IP WLS BF H R ER SO BB IBB HBP BLK WP HR S P ERA WHIP	IP WLS BF H R ER SO BB IBB HBP BLK WP HR S P ERA WHIP	IP WLS BF H R ER SO BB IBB HBP BLK WP HR S P ERA WHIP	IP WLS BF H R ER SO BB IBB HBP BLK WP HR S P ERA WHIP	IP WLS BF H R ER SO BB IBB HBP BLK WP HR S P ERA WHIP

Detroit Tigers @ Los Angeles Angels
Angel Stadium of Anaheim, Anaheim, CA
Sat Sep 08 2012, 6:08 PM - 8:44 PM PDT
Att: 41,154 - Partly Cloudy - 80 F

livebaseballscorecards.com

AB 33
R 6
H 11
RBI 6
BB 2
SO 3
LOB 12



Batter	1	2	3	4	5	6	7	8	9	AB	R	H	RBI	BB	SO	LOB	TOP										
14 Austin Jackson, R OBP: 0.384, SLG: 0.481	L8		G4-3			12 CS 1B		L8		4	0	1	0	0	0	3	Detroit Tigers @ Los Angeles Angels Angel Stadium of Anaheim, Anaheim, CA Sun Sep 09 2012, 12:38 PM - 3:23 PM PDT Att: 38,216 - Partly Cloudy - 91 F										
12 Andy Dirks, L OBP: 0.370, SLG: 0.490	G4-3			HR				K		4	1	1	1	0	2	3											
9 Gerald Laird, R OBP: 0.331, SLG: 0.367	G4-3							K		0	0	0	0	0	0	0											
24 Miguel Cabrera, R OBP: 0.417, SLG: 0.364	F9			L6				K		3	0	0	0	1	1	0											
34 Avisail Garcia, R OBP: 0.417, SLG: 0.364	F9			L6				K		0	0	0	0	0	0	0											
28 Prince Fielder, L OBP: 0.411, SLG: 0.524		BB		L7				F8		3	0	0	0	1	1	1											
21 Delmon Young, R OBP: 0.306, SLG: 0.432	G6-4-3			K				E6		4	1	1	0	0	2	2											
26 Brennan Boesch, L OBP: 0.387, SLG: 0.381	K			F8				2B		4	0	1	1	0	1	1											
27 Jhonny Peralta, R OBP: 0.312, SLG: 0.405				F8				K		4	0	1	0	0	1	3											
13 Alex Avila, L OBP: 0.351, SLG: 0.385				K				SH3		2	0	0	0	1	2	1											
52 Quintin Berry, L OBP: 0.343, SLG: 0.365				K				BB		0	0	0	0	0	0	0											
4 Omar Infante, R OBP: 0.300, SLG: 0.425	F7			F7				SH3		2	0	0	0	0	0	1											
Inning Stats	R: 0 E: 0 K: 0 S: 6	H: 0 LOB: 0 BB: 0 P: 8	R: 0 E: 0 K: 1 S: 7	H: 0 LOB: 0 BB: 1 P: 12	R: 0 E: 0 K: 1 S: 12	H: 1 LOB: 1 BB: 0 P: 18	R: 1 E: 0 K: 1 S: 14	H: 1 LOB: 0 BB: 0 P: 20	R: 0 E: 0 K: 1 S: 9	H: 0 LOB: 0 BB: 0 P: 14	R: 0 E: 0 K: 1 S: 8	H: 1 LOB: 0 BB: 0 P: 15	R: 1 E: 0 K: 2 S: 12	H: 2 LOB: 1 BB: 0 P: 18	R: 0 E: 0 K: 1 S: 8	H: 0 LOB: 2 BB: 1 P: 17	R: 0 E: 1 K: 2 S: 22	H: 0 LOB: 2 BB: 1 P: 32	1B: 3 2B: 1 3B: 0 HR: 1	SF: 0 SAC: 1 DP: 1 HBP: 0	WP: 1 PB: 0 SB: 0 CS: 1	PA: 34					
PITCHER	IP	WLS	BF	H	R	ER	SO	BB	IBB	HBP	BLK	WP	HR	S	P	ERA	WHIP										
23 Zack Greinke, R ERA: 3.88	7.0	W	25	5	2	2	7	1	0	0	0	1	1	68	105	2.57	0.857										
40 Kevin Jepsen, R ERA: 3.0	0.2	H	3	0	0	0	0	1	0	0	0	0	0	4	11	0.00	1.500										
49 Ernesto Frieri, R ERA: 2.03	1.1	S	6	0	0	0	3	1	0	0	0	0	0	26	38	0.00	0.750										

Batter	1	2	3	4	5	6	7	8	9	AB	R	H	RBI	BB	SO	LOB	BOTTOM										
27 Mike Trout, R OBP: 0.393, SLG: 0.571	HR		K		P3			K		4	1	1	1	0	2	0	Detroit Tigers @ Los Angeles Angels Angel Stadium of Anaheim, Anaheim, CA Sun Sep 09 2012, 12:38 PM - 3:23 PM PDT Att: 38,216 - Partly Cloudy - 91 F										
48 Torii Hunter, R OBP: 0.356, SLG: 0.439	G5-3		F9		2B			BB		3	0	1	0	1	0	0											
5 Albert Pujols, R OBP: 0.347, SLG: 0.535	F7		WP		P2			P3		4	0	1	0	0	2	2											
8 Kendrys Morales, S OBP: 0.328, SLG: 0.466	G4-3		K		F9			K		4	0	0	0	0	2	2											
47 Howie Kendrick, R OBP: 0.329, SLG: 0.401	G4-3			K				G4-3		4	0	1	0	0	1	1											
2 Erick Aybar, S OBP: 0.316, SLG: 0.408	HR		K		F8			F8		3	1	1	0	0	1	1											
44 Mark Trumbo, R OBP: 0.322, SLG: 0.592	F8				1B			G4-3		3	0	1	0	0	2	2											
25 Peter Bourjos, R OBP: 0.291, SLG: 0.325	F8				1B			G4-3		0	0	0	0	0	0	0											
6 Alberto Callaspo, S OBP: 0.339, SLG: 0.364	HR			G3				L8		3	1	1	2	0	0	1											
17 Chris Iannetta, R OBP: 0.342, SLG: 0.446	F9				K			G5-3		3	0	0	0	0	1	0											
Inning Stats	R: 1 E: 0 K: 0 S: 5	H: 1 LOB: 0 BB: 0 P: 9	R: 2 E: 0 K: 0 S: 12	H: 2 LOB: 0 BB: 0 P: 16	R: 0 E: 0 K: 2 S: 14	H: 1 LOB: 1 BB: 0 P: 19	R: 0 E: 0 K: 2 S: 10	H: 1 LOB: 1 BB: 0 P: 13	R: 0 E: 0 K: 1 S: 8	H: 1 LOB: 1 BB: 0 P: 11	R: 0 E: 0 K: 0 S: 10	H: 1 LOB: 0 BB: 0 P: 15	R: 0 E: 0 K: 1 S: 9	H: 0 LOB: 0 BB: 0 P: 15	R: 0 E: 0 K: 1 S: 9	H: 0 LOB: 1 BB: 1 P: 16	R: 0 E: 1 K: 2 S: 22	H: 0 LOB: 2 BB: 1 P: 32	1B: 3 2B: 2 3B: 0 HR: 2	SF: 0 SAC: 0 DP: 0 HBP: 0	WP: 1 PB: 0 SB: 0 CS: 0	PA: 32					
PITCHER	IP	WLS	BF	H	R	ER	SO	BB	IBB	HBP	BLK	WP	HR	S	P	ERA	WHIP										
19 Anibal Sanchez, R ERA: 4.07	7.0	L	28	7	3	3	6	0	0	0	0	0	0	9	16	0.00	1.000										
60 Brayan Villarreal, R ERA: 2.06	1.0		4	0	0	0	1	1	0	0	0	0	0	9	16	0.00	1.000										

AB	30
R	2
H	5
RBI	2
BB	3
SO	10
LOB	15



AB	31
R	3
H	7
RBI	3
BB	1
SO	7
LOB	9



Batter	1	2	3	4	5	6	7	8	9	AB	R	H	RBI	BB	SO	LOB	TOP					
4 Coco Crisp, S OBP: 0.320, SLG: 0.408										4	1	1	0	0	1	0	Oakland Athletics @ Los Angeles Angels Angel Stadium of Anaheim, Anaheim, CA Mon Sep 10 2012, 7:08 PM - 9:32 PM PDT Att: 36,064 - Partly Cloudy - 78 F					
15 Seth Smith, L OBP: 0.347, SLG: 0.440										4	0	0	1	0	0	0						
12 Collin Cowgill, R OBP: 0.343, SLG: 0.313										4	0	0	0	0	1	0						
16 Josh Reddick, L OBP: 0.316, SLG: 0.477										4	0	0	0	0	1	0						
52 Yoenis Cespedes, R OBP: 0.341, SLG: 0.470										4	0	0	0	0	1	0						
37 Brandon Moss, L OBP: 0.323, SLG: 0.563										4	1	2	1	0	2	0						
14 George Kottaras, L OBP: 0.373, SLG: 0.425										3	0	0	0	1	1	1						
20 Josh Donaldson, R OBP: 0.281, SLG: 0.416										3	0	2	0	1	0	0						
5 Stephen Drew, L OBP: 0.299, SLG: 0.317										4	0	0	0	0	2	6						
2 Cliff Pennington, S OBP: 0.276, SLG: 0.318										3	1	1	1	0	0	3						
Inning Stats	R: 1 E: 0 K: 0 S: 5	H: 1 LOB: 0 BB: 0 P: 6	R: 0 E: 0 K: 2 S: 7	H: 0 LOB: 0 BB: 0 P: 10	R: 0 E: 0 K: 1 S: 8	H: 0 LOB: 0 BB: 0 P: 11	R: 0 E: 0 K: 1 S: 8	H: 0 LOB: 0 BB: 0 P: 12	R: 1 E: 0 K: 0 S: 11	H: 2 LOB: 0 BB: 0 P: 17	R: 1 E: 0 K: 0 S: 11	H: 1 LOB: 0 BB: 0 P: 16	R: 0 E: 0 K: 1 S: 14	H: 1 LOB: 3 BB: 2 P: 24	R: 0 E: 0 K: 1 S: 10	H: 0 LOB: 0 BB: 0 P: 13	R: 0 E: 0 K: 2 S: 11	H: 1 LOB: 2 BB: 0 P: 15	1B: 3 2B: 0 3B: 1 HR: 2	SF: 0 SAC: 0 DP: 1 HBP: 0	WP: 1 PB: 0 SB: 0 CS: 0	PA: 35
PITCHER	IP WLS BF H R ER SO BB IBB HBP BLK WP HR S P ERA WHIP																					
24 Dan Haren, R ERA: 4.45	(1, 1) 6.1 L 22 4 3 3 4 0 0 0 0 0 2 53 76 4.26 0.632																					
63 Nick Maronde, L ERA: 3.88	(7, 1) 0.0 2 1 0 0 0 1 0 0 0 0 0 6 10 ∞ ∞																					
55 Jason Istringhausen, R ERA: 3.88	(7, 1) 0.2 3 0 0 0 1 1 0 0 0 0 0 5 10 0.00 1.500																					
32 LaTroy Hawkins, R ERA: 3.6	(8, 1) 1.0 3 0 0 0 1 0 0 0 0 0 0 10 13 0.00 0.000																					
51 Jordan Walden, R ERA: 3.74	(9, 1) 1.0 5 1 0 0 2 0 0 0 0 1 0 11 15 0.00 1.000																					

AB	33
R	3
H	6
RBI	3
BB	2
SO	8
LOB	10



Batter	1	2	3	4	5	6	7	8	9	AB	R	H	RBI	BB	SO	LOB	BOTTOM					
27 Mike Trout, R OBP: 0.393, SLG: 0.570										3	1	1	0	1	0	0	Oakland Athletics @ Los Angeles Angels Angel Stadium of Anaheim, Anaheim, CA Mon Sep 10 2012, 7:08 PM - 9:32 PM PDT Att: 36,064 - Partly Cloudy - 78 F					
48 Tori Hunter, R OBP: 0.355, SLG: 0.440										4	0	1	1	0	0	1						
5 Albert Pujols, R OBP: 0.345, SLG: 0.531										4	0	0	0	0	0	2						
8 Kendrys Morales, S OBP: 0.328, SLG: 0.464										4	0	1	0	0	1	0						
47 Howie Kendrick, R OBP: 0.326, SLG: 0.398										4	0	0	0	0	1	1						
2 Erick Aybar, S OBP: 0.318, SLG: 0.409										4	0	2	0	0	1	0						
44 Mark Trumbo, R OBP: 0.322, SLG: 0.500										2	0	0	0	1	1	3						
6 Alberto Callaspo, S OBP: 0.337, SLG: 0.361										3	0	0	0	0	0	1						
17 Chris Iannetta, R OBP: 0.337, SLG: 0.438										3	0	0	0	0	0	0						
Inning Stats	R: 0 E: 0 K: 0 S: 5	H: 0 LOB: 0 BB: 0 P: 8	R: 0 E: 0 K: 2 S: 11	H: 1 LOB: 1 BB: 0 P: 18	R: 1 E: 1 K: 0 S: 12	H: 1 LOB: 1 BB: 1 P: 22	R: 0 E: 0 K: 0 S: 8	H: 2 LOB: 0 BB: 0 P: 12	R: 0 E: 0 K: 0 S: 6	H: 0 LOB: 0 BB: 0 P: 7	R: 0 E: 0 K: 0 S: 10	H: 0 LOB: 1 BB: 1 P: 16	R: 0 E: 0 K: 0 S: 7	H: 0 LOB: 1 BB: 1 P: 15	R: 0 E: 0 K: 0 S: 8	H: 1 LOB: 0 BB: 0 P: 13		R: 0 E: 0 K: 2 S: 10	H: 0 LOB: 0 BB: 0 P: 14	1B: 4 2B: 1 3B: 0 HR: 0	SF: 0 SAC: 0 DP: 1 HBP: 0	WP: 0 PB: 0 SB: 1 CS: 0
PITCHER	IP WLS BF H R ER SO BB IBB HBP BLK WP HR S P ERA WHIP																					
11 Jarrod Parker, R ERA: 3.56	(1, 1) 7.0 W 26 4 1 1 2 0 0 0 0 0 0 59 98 1.29 0.857																					
48 Ryan Cook, R ERA: 2.49	(8, 1) 1.0 H 4 1 0 0 0 0 0 0 0 0 0 8 13 0.00 1.000																					
50 Grant Balfour, R ERA: 2.69	(9, 1) 1.0 S 3 0 0 0 2 0 0 0 0 0 0 10 14 0.00 0.000																					

AB	31
R	1
H	5
RBI	1
BB	2
SO	4
LOB	8



Batter	1	2	3	4	5	6	7	8	9	AB R H RBI BB SO LOB	TOP												
4 Coco Crisp, S OBP: 0.319, SLG: 0.410	G1-3		K2-3		G1-3		L6		E9	5 1 1 1 0 1 0	Oakland Athletics @ Los Angeles Angels Angel Stadium of Anaheim, Anaheim, CA Tue Sep 11 2012, 7:07 PM - 10:21 PM PDT Att: 37,794 - Overcast - 73 F livebaseballscorecards.com												
15 Seth Smith, L OBP: 0.345, SLG: 0.435	G4-3		K				G1-3		K	4 0 0 0 1 2 0													
12 Collin Cowgill, R OBP: 0.343, SLG: 0.313	G4-3		K				G1-3		K	0 0 0 0 0 0 0													
16 Josh Reddick, L OBP: 0.313, SLG: 0.473	G3			F7	P4		K			4 0 0 0 0 1 1													
52 Yoenis Cespedes, R(1, 10) OBP: 0.342, SLG: 0.478		HR		37 HR	1B		L8		K	4 2 2 1 0 1 1													
37 Brandon Moss, L OBP: 0.326, SLG: 0.574		BB		1B	HR		G4-3		K	3 1 1 2 1 1 0													
20 Josh Donaldson, R OBP: 0.285, SLG: 0.418		BB		14 1B	5 SF7		FC3-6		14 BB	4 1 2 0 0 2 1													
14 George Kottaras, L OBP: 0.376, SLG: 0.423		BB		1B	1B		FC3-6		5 BB	3 0 1 0 1 1 1													
5 Stephen Drew, L OBP: 0.294, SLG: 0.312		L4		1B	SF7		FC3-6		G3-1	3 0 0 1 0 0 3													
2 Cliff Pennington, S OBP: 0.276, SLG: 0.317			F8		F8		K		4 E	4 1 1 0 0 1 3													
Inning Stats	R: 0 E: 0 K: 0 S: 7	H: 0 LOB: 0 BB: 0 P: 12	R: 1 E: 0 K: 2 S: 14	H: 1 LOB: 1 BB: 1 P: 24	R: 0 E: 0 K: 2 S: 10	H: 0 LOB: 0 BB: 0 P: 16	R: 3 E: 0 K: 0 S: 12	H: 4 LOB: 1 BB: 1 P: 16	R: 0 E: 0 K: 1 S: 13	H: 1 LOB: 2 BB: 1 P: 19	R: 0 E: 0 K: 1 S: 8	H: 0 LOB: 0 BB: 0 P: 9	R: 0 E: 0 K: 3 S: 12	H: 0 LOB: 0 BB: 0 P: 20	R: 2 E: 1 K: 1 S: 10	H: 2 LOB: 0 BB: 0 P: 17	1B: 5 2B: 0 3B: 1 HR: 2	SF: 1 SAC: 0 DP: 0 HBP: 0	WP: 0 PB: 0 SB: 0 CS: 0	PA: 38			
PITCHER	IP WLS BF H R ER SO BB IBB HBP BLK WP HR S P ERA WHIP											IP WLS BF H R ER SO BB IBB HBP BLK WP HR S P ERA WHIP											
57 Jerome Williams, R ERA: 4.75	(1, 1) 3.1 L 16 5 4 4 4 1 0 0 0 0 0 2 41 66 10.80 1.800											40 Kevin Jepsen, R ERA: 3.18	(9, 1) 1.0 5 2 2 1 1 0 0 0 0 0 0 6 11 0.00 0.750										
63 Nick Maronde, L ERA: 4.43	(4, 1) 1.1 5 0 0 0 0 1 0 0 0 0 0 0 6 11 0.00 1.500																						
Garrett Richards, R ERA: 2.85	(5, 1) 1.1 6 1 0 0 1 1 0 0 0 0 0 0 15 21 0.00 1.500																						
37 Scott Downs, L ERA: 2.85	(7, 1) 1.0 3 0 0 0 1 0 0 0 0 0 0 0 8 9 0.00 0.000																						
51 Jordan Walden, R ERA: 3.63	(8, 1) 1.0 3 0 0 0 3 0 0 0 0 0 0 0 12 20 0.00 0.000																						

Batter	1	2	3	4	5	6	7	8	9	AB R H RBI BB SO LOB	BOTTOM											
27 Mike Trout, R OBP: 0.397, SLG: 0.571	48 1B	1B		1B			F9		48 1B	4 1 3 0 1 0 0	Oakland Athletics @ Los Angeles Angels Angel Stadium of Anaheim, Anaheim, CA Tue Sep 11 2012, 7:07 PM - 10:21 PM PDT Att: 37,794 - Overcast - 73 F livebaseballscorecards.com											
48 Tori Hunter, R OBP: 0.358, SLG: 0.448	1B	K		K			HR		5 1B	5 1 3 2 0 2 3												
5 Albert Pujols, R OBP: 0.344, SLG: 0.528	F9	F9			P4		E6		47 1B	5 0 1 1 0 0 4												
25 Peter Bourjos, R OBP: 0.291, SLG: 0.325	F9	F9					E6		G5-4-3	0 0 0 0 0 0 0												
8 Kendrys Morales, S OBP: 0.326, SLG: 0.459	K			FC4-6			G1-3		K	4 0 0 0 1 3 5												
47 Howie Kendrick, R OBP: 0.323, SLG: 0.394	K			L5			F8		E5	5 0 0 0 0 1 5												
2 Enck Aybar, S OBP: 0.317, SLG: 0.408	10 HR	1B		FC4-6			F8		B2	4 1 1 0 0 0 2												
10 Vernon Wells, R OBP: 0.276, SLG: 0.436	1B	HR		K			G5-3		P4	4 1 1 2 0 1 2												
6 Alberto Callaspo, S OBP: 0.334, SLG: 0.358	G6-3						F8		FC6-4	4 0 0 0 0 1 1												
17 Chris Iannetta, R OBP: 0.340, SLG: 0.433	27 1B	HBP		F7			K		27 BB	2 1 0 0 1 1 0												
Inning Stats	R: 0 E: 0 K: 2 S: 15	H: 2 LOB: 2 BB: 0 P: 21	R: 2 E: 0 K: 1 S: 17	H: 3 LOB: 0 BB: 0 P: 26	R: 0 E: 0 K: 1 S: 12	H: 0 LOB: 1 BB: 1 P: 19	R: 0 E: 0 K: 2 S: 10	H: 1 LOB: 0 BB: 0 P: 15	R: 0 E: 0 K: 1 S: 5	H: 0 LOB: 0 BB: 0 P: 6	R: 0 E: 0 K: 0 S: 4	H: 0 LOB: 0 BB: 0 P: 6	R: 1 E: 1 K: 1 S: 10	H: 1 LOB: 1 BB: 0 P: 16	R: 0 E: 1 K: 0 S: 7	H: 0 LOB: 1 BB: 0 P: 8	R: 2 E: 0 K: 1 S: 17	H: 2 LOB: 2 BB: 2 P: 30	1B: 7 2B: 0 3B: 0 HR: 2	SF: 0 SAC: 0 DP: 1 HBP: 1	WP: 0 PB: 0 SB: 1 CS: 0	PA: 41
PITCHER	IP WLS BF H R ER SO BB IBB HBP BLK WP HR S P ERA WHIP											IP WLS BF H R ER SO BB IBB HBP BLK WP HR S P ERA WHIP										
67 Dan Straily, R ERA: 3.42	(1, 1) 6.2 W 29 7 3 3 3 1 0 0 0 0 0 0 1 2 4.05 1.200																					
40 Pat Neshek, R ERA: 0.66	(7, 1) 0.0 1 0 0 0 0 0 0 0 0 0 0 0 1 2 0.00 0.000																					
62 Sean Doolittle, L ERA: 3.25	(7, 1) 1.1 H 5 0 0 0 0 0 0 0 0 0 0 0 9 11 0.00 0.000																					
50 Grant Balfour, R ERA: 2.97	(9, 1) 0.0 4 2 2 2 0 2 0 0 0 0 0 0 11 22 0.00 0.000																					
13 Jerry Blevins, L ERA: 2.51	(9, 1) 1.0 S 2 0 0 0 1 0 0 0 0 0 0 0 6 8 0.00 0.000																					

AB	34
R	6
H	8
RBI	5
BB	3
SO	10
LOB	10



AB	37
R	5
H	9
RBI	5
BB	3
SO	9
LOB	22



Batter	1	2	3	4	5	6	7	8	9	AB	R	H	RBI	BB	SO	LOB	TOP	
27 Mike Trout, R OBP: 0.397, SLG: 0.565										3	0	1	0	1	1	0	Los Angeles Angels @ Kansas City Royals Kauffman Stadium, Kansas City, MO Sat Sep 15 2012, 6:14 PM - 8:36 PM CDT Att: 23,027 - Partly Cloudy - 70 F	
48 Toni Hunter, R OBP: 0.360, SLG: 0.451										4	0	1	1	0	0	1		
5 Albert Pujols, R OBP: 0.342, SLG: 0.524										4	0	0	0	0	0	2		
8 Kendrys Morales, S OBP: 0.326, SLG: 0.470											4	1	1	1	0	0		
47 Howie Kendrick, R OBP: 0.320, SLG: 0.392											4	0	1	0	0	1		
2 Erick Aybar, S OBP: 0.321, SLG: 0.414											4	0	0	0	0	1		
10 Vernon Wells, R OBP: 0.274, SLG: 0.417											4	1	2	0	0	1		
6 Alberto Callaspo, S OBP: 0.332, SLG: 0.353										3	0	0	0	0	2	AB 33 R 2 H 6 RBI 2 BB 1 SO 2 LOB 10		
17 Chris Iannetta, R OBP: 0.335, SLG: 0.421										3	0	0	0	0	3			
Inning Stats	R: 0 E: 0 K: 1 S: 7	H: 0 LOB: 0 BB: 0 P: 8	R: 0 E: 0 K: 0 S: 6	H: 0 LOB: 0 BB: 0 P: 9	R: 0 E: 0 K: 0 S: 6	H: 1 LOB: 0 BB: 0 P: 9	R: 1 E: 1 K: 0 S: 14	H: 2 LOB: 2 BB: 0 P: 20	R: 0 E: 0 K: 1 S: 8	H: 0 LOB: 0 BB: 0 P: 12	R: 1 E: 0 K: 0 S: 18	H: 2 LOB: 2 BB: 1 P: 30	R: 0 E: 1 K: 0 S: 9	H: 1 LOB: 1 BB: 0 P: 12	1B: 5 2B: 0 3B: 0 HR: 1	SF: 0 SAC: 0 DP: 0 HBP: 0	WP: 0 PB: 0 SB: 1 CS: 0	PA: 34
PITCHER	IP: 8.0 WLS: 30 BF: 5	WLS: 2 R: 2 ER: 2 SO: 2	BB: 1 IBB: 0 HBP: 0 BLK: 0	WP: 0 HR: 1 S: 71 P: 107	ERA: 2.25 WHIP: 0.750	IP: 1.0 WLS: 4 BF: 1	WLS: 0 R: 0 ER: 0 SO: 0	BB: 0 IBB: 0 HBP: 0 BLK: 0	WP: 0 HR: 0 S: 9 P: 12	ERA: 0.00 WHIP: 1.000								

Batter	1	2	3	4	5	6	7	8	9	AB	R	H	RBI	BB	SO	LOB	BOTTOM			
7 David Lough, L OBP: 0.294, SLG: 0.355										4	0	0	0	0	1	1	Los Angeles Angels @ Kansas City Royals Kauffman Stadium, Kansas City, MO Sat Sep 15 2012, 6:14 PM - 8:36 PM CDT Att: 23,027 - Partly Cloudy - 70 F			
2 Alcides Escobar, R OBP: 0.337, SLG: 0.396										4	0	2	0	0	1	0				
4 Alex Gordon, L OBP: 0.360, SLG: 0.445										4	1	2	0	0	0	1				
16 Billy Butler, R OBP: 0.372, SLG: 0.506										4	1	1	2	0	0	2				
13 Salvador Perez, R OBP: 0.337, SLG: 0.510										4	1	1	1	0	0	2				
8 Mike Moustakas, L OBP: 0.302, SLG: 0.429										3	0	0	0	0	0	0				
21 Jeff Francoeur, R OBP: 0.288, SLG: 0.370										3	0	1	0	0	0	0				
35 Eric Hosmer, L OBP: 0.316, SLG: 0.375										1	0	0	0	2	0	1				
9 Johnny Giavotella, R OBP: 0.275, SLG: 0.303										3	0	0	0	0	1	3				
Inning Stats	R: 0 E: 0 K: 0 S: 13	H: 2 LOB: 2 BB: 0 P: 21	R: 0 E: 0 K: 1 S: 9	H: 0 LOB: 1 BB: 1 P: 16	R: 0 E: 0 K: 0 S: 5	H: 1 LOB: 0 BB: 0 P: 8	R: 0 E: 0 K: 0 S: 5	H: 0 LOB: 0 BB: 0 P: 8	R: 0 E: 0 K: 1 S: 7	H: 0 LOB: 0 BB: 0 P: 9	R: 0 E: 0 K: 0 S: 8	H: 0 LOB: 0 BB: 0 P: 15	R: 0 E: 0 K: 0 S: 10	H: 1 LOB: 1 BB: 0 P: 12	R: 3 E: 0 K: 1 S: 8	H: 3 LOB: 0 BB: 0 P: 10	1B: 5 2B: 0 3B: 0 HR: 2	SF: 0 SAC: 0 DP: 2 HBP: 0	WP: 0 PB: 0 SB: 1 CS: 0	PA: 32
PITCHER	IP: 8.1 WLS: 30 BF: 5	WLS: 1 R: 1 ER: 1 SO: 3	BB: 2 IBB: 0 HBP: 0 BLK: 0	WP: 0 HR: 0 S: 68 P: 109	ERA: 1.08 WHIP: 0.840	IP: 0.0 WLS: 2 BF: 2	WLS: 2 R: 2 ER: 2 SO: 0	BB: 0 IBB: 0 HBP: 0 BLK: 0	WP: 0 HR: 3 S: 4 P: 4	ERA: 0.00 WHIP: 0.000										



Batter	1	2	3	4	5	6	7	8	9	AB	R	H	RBI	BB	SO	LOB	TOP							
5 Ian Kinsler, R OBP: 0.329, SLG: 0.438 2 Jurickson Profar, S OBP: 0.214, SLG: 0.371	(1,4) F FC 89 X FF 88 P3		X FF 88 0-0 HR		B FF 87 B CH 88 X FC 86 2-0 F6			B FF 91 B FF 90 X FF 91 2-0 G3		3	1	1	2	0	0	2								
1 Elvis Andrus, R OBP: 0.354, SLG: 0.386	(1,6) B FC 89 B FC 87 B FC 89 C FC 89 X FC 89 F8		C SL 83 X CH 79 0-1 G5-3		D SL 81 B FC 88 B CH 82 C FF 89 X SL 82 2-2 G6-3			C FF 91 X FF 92 0-1 G3		4	0	0	0	0	0	2								
32 Josh Hamilton, L OBP: 0.358, SLG: 0.588 27 Leonys Martin, L OBP: 0.240, SLG: 0.378	(1,8) C SI 88 B SI 89 B SI 89 B CH 80 4-1 BB		S SL 82 B SL 88 B FC 88 S SL 82 X CH 80 2-2 G3-1		B SI 85 C SI 84 S CH 77 X SI 86 1-2 P2			X FF 90 0-0 F7		1	0	0	0	1	0	0								
29 Adrian Beltré, R OBP: 0.355, SLG: 0.557 8 Geovany Soto, R OBP: 0.250, SLG: 0.342	(1,10) C FC 89 F FC 89 T FF 91 0-2 K		F FC 88 B SI 88 B FC 88 S SL 82 X SL 82 3-2 L5		X FF 87 0-0 F7			B SI 90 B SI 91 X FF 91 1-2 E5 23 1B		3	0	0	0	0	1	1								
17 Nelson Cruz, R OBP: 0.318, SLG: 0.450 23 Craig Gentry, R OBP: 0.375, SLG: 0.392	(1,9) F FF 87 X FF 89 0-1 F9		C SI 86 B SI 86 X FC 90 1-2 F9		X SL 82 0-0 F8			F FF 91 B FF 90 X FF 90 1-1 F7		3	0	0	0	0	0	0								
10 Michael Young, R OBP: 0.307, SLG: 0.364 21 Brandon Snyder, R OBP: 0.309, SLG: 0.446	(1,5) C FF 86 F FC 88 X SI 88 0-2 G5-3		X FF 86 0-0 G3-6-1 1B		B CU 70 X CH 83 1-0 F7			C SL 82 B SL 82 S SI 90 X SL 86 2-2 F9		3	0	1	0	0	0	0								
7 David Murphy, L OBP: 0.388, SLG: 0.487	(1,7) B SI 89 C SI 87 X SI 88 1-1 F7		C FC 87 X CH 79 0-1 G3-6-1 1B		B CH 80 B FF 85 F CH 82 X SI 86 2-1 G4-3			C FF 91 F CU 76 B FF 92 F CU 77 X FF 93 0-2 F7		4	0	0	0	0	0	3								
25 Mike Napoli, R OBP: 0.349, SLG: 0.448 15 Luis Martinez, R OBP: 0.156, SLG: 0.111	(1,2) F FF 88 X SL 82 0-1 HR		B FF 86 B SI 86 X FC 90 3-2 1B		C CH 93 B CU 71 B CH 79 F FF 88 F FF 88 B CU 72 S CH 76 3-3 K			C FF 91 F CU 76 B FF 92 F CU 77 X FF 93 2-2 G6-3		3	1	2	1	0	1	0								
18 Mitch Moreland, L OBP: 0.331, SLG: 0.495	(1,3) X SI 90 0-0 5 HR 1B		C FC 87 B SI 76 F SL 81 X CH 80 2-2 G6-3 1B							3	1	2	0	0	0	0								
Inning Stats	R: 0 E: 0 K: 1 S: 9	H: 0 LOB: 1 BB: 1 P: 16	R: 0 E: 0 K: 0 S: 7	H: 0 LOB: 0 BB: 0 P: 8	R: 3 E: 0 K: 0 S: 13	H: 3 LOB: 0 BB: 0 P: 18	R: 0 E: 0 K: 0 S: 6	H: 1 LOB: 0 BB: 0 P: 7	R: 0 E: 0 K: 0 S: 10	H: 2 LOB: 1 BB: 0 P: 19	R: 0 E: 0 K: 0 S: 5	H: 0 LOB: 0 BB: 0 P: 6	R: 0 E: 0 K: 1 S: 7	H: 0 LOB: 0 BB: 0 P: 13	R: 0 E: 0 K: 0 S: 7	H: 0 LOB: 0 BB: 0 P: 11	R: 0 E: 1 K: 0 S: 13	H: 1 LOB: 2 BB: 0 P: 17	1B: 5 2B: 0 3B: 0 HR: 2	SF: 0 SAC: 0 DP: 2 HBP: 0	WP: 0 PB: 0 SB: 0 CS: 0	PA: 34		
PITCHER	IP WLS BF H R ER SO BB IBB HBP BLK WP HR S P ERA WHIP	IP WLS BF H R ER SO BB IBB HBP BLK WP HR S P ERA WHIP	IP WLS BF H R ER SO BB IBB HBP BLK WP HR S P ERA WHIP	IP WLS BF H R ER SO BB IBB HBP BLK WP HR S P ERA WHIP	IP WLS BF H R ER SO BB IBB HBP BLK WP HR S P ERA WHIP	IP WLS BF H R ER SO BB IBB HBP BLK WP HR S P ERA WHIP	IP WLS BF H R ER SO BB IBB HBP BLK WP HR S P ERA WHIP	IP WLS BF H R ER SO BB IBB HBP BLK WP HR S P ERA WHIP	IP WLS BF H R ER SO BB IBB HBP BLK WP HR S P ERA WHIP	IP WLS BF H R ER SO BB IBB HBP BLK WP HR S P ERA WHIP	IP WLS BF H R ER SO BB IBB HBP BLK WP HR S P ERA WHIP	IP WLS BF H R ER SO BB IBB HBP BLK WP HR S P ERA WHIP	IP WLS BF H R ER SO BB IBB HBP BLK WP HR S P ERA WHIP	IP WLS BF H R ER SO BB IBB HBP BLK WP HR S P ERA WHIP	IP WLS BF H R ER SO BB IBB HBP BLK WP HR S P ERA WHIP	IP WLS BF H R ER SO BB IBB HBP BLK WP HR S P ERA WHIP	IP WLS BF H R ER SO BB IBB HBP BLK WP HR S P ERA WHIP	IP WLS BF H R ER SO BB IBB HBP BLK WP HR S P ERA WHIP	IP WLS BF H R ER SO BB IBB HBP BLK WP HR S P ERA WHIP	IP WLS BF H R ER SO BB IBB HBP BLK WP HR S P ERA WHIP	IP WLS BF H R ER SO BB IBB HBP BLK WP HR S P ERA WHIP	IP WLS BF H R ER SO BB IBB HBP BLK WP HR S P ERA WHIP	IP WLS BF H R ER SO BB IBB HBP BLK WP HR S P ERA WHIP	IP WLS BF H R ER SO BB IBB HBP BLK WP HR S P ERA WHIP

Texas Rangers @ Los Angeles Angels
Angel Stadium of Anaheim, Anaheim, CA
Tue Sep 18 2012, 7:08 PM - 10:16 PM PDT
Att: 36,948 - Clear - 79 F

AB	33
R	3
H	7
RBI	3
BB	1
SO	2
LOB	10



Batter	1	2	3	4	5	6	7	8	9	AB	R	H	RBI	BB	SO	LOB	BOTTOM							
27 Mike Trout, R OBP: 0.396, SLG: 0.558	(1,8) B FF 91 B FF 90 X FC 88 2-0 G5-3		B SL 83 C SI 83 B FC 89 B FF 85 C SI 89 X FC 88 2-2 G3-1	C SI 91 B FF 92 B FC 89 B PS 82 D SI 91 1 SAFE 1-2 2 HBP E BB	B SI 89 C SI 89 B CU 73 B SI 87 4-2 2 S BB		B FF 92 B FF 93 F FF 92 F FF 94 X FF 93 2-3 K			3	2	0	0	2	1	0								
2 Erick Aybar, S OBP: 0.328, SLG: 0.422 Andrew Romine, S OBP: 0.429, SLG: 0.333	(1,6) B FF 88 X FF 90 1-0 48 S 1B		F SI 86 F FF 88 X FS 82 0-2 8 BB 48 HBP 1B	H CU 82 1-0 48 WP 8 1B HBP 1B	1 SAFE B SI 86 B CU 73 F SI 87 X SI 87 3-2 48 G4-3 1B		S FF 92 B FF 93 F FF 92 F FF 94 X SI 93 1-2 G3			4	2	3	1	0	0	0								
48 Toni Hunter, R OBP: 0.362, SLG: 0.449 56 Kole Calhoun, L OBP: 0.286, SLG: 0.263	(1,9) B SI 91 B SI 86 D CD 82 X SI 92 3-2 8 G4-6-3 1B		1 SAFE P FO 85 H SI 91 2-1 8 BB 1B	B SI 84 B SI 84 D SI 84 X SI 84 4-2 8 1B BB	B CU 72 1 SAFE 1 SAFE X SI 88 1-2 47 1B BB		X FF 93 0-0 8 G1-4-3 13 G3-1 WP 1B			2	1	1	1	1	0	1								
8 Kendrys Morales, S OBP: 0.327, SLG: 0.468	(1,3) 1 SAFE B FF 91 B FF 90 F FF 92 F FF 92 X FS 82 2-2 G4-6-3 1B		B FS 82 B FS 82 S FF 82 B SI 94 4-1 47 1B 1B	S SL 85 X SL 85 0-2 47 1B 10 SF7 1B	B SI 87 B SI 87 B SC 89 X SL 77 2-2 47 1B G4-3		B CU 78 F CU 78 C FF 93 X CU 78 1-2 8 G1-4-3 1B			4	1	1	1	1	0	3								
47 Howie Kendrick, R OBP: 0.317, SLG: 0.388 13 Maicer Izturis, S OBP: 0.318, SLG: 0.316	(1,4) B SI 89 C SL 84 B SL 87 X SL 83 2-2 G6-3		F SL 85 X SI 91 0-1 G4-3	C SI 84 B FC 84 C SI 83 F FF 93 X FS 93 3-2 6 2B 1B		C FF 95 B FF 96 F FF 96 X SL 82 1-2 F9		C FF 93 B CH 83 X CH 83 1-1 G3-1		4	1	1	1	0	0	3								
10 Vernon Wells, R OBP: 0.280, SLG: 0.420	(1,7) B FF 89 B FF 91 X SL 84 2-1 6 G6-3 1B		B SI 89 B SI 89 X SL 84 1-0 G6-3	C SI 84 B FC 84 C SI 83 F FF 93 X FS 93 3-2 6 2B 1B		B FF 96 X FF 94 1-0 G4-3		C CU 80 B FF 95 T FF 95 1-2 K		4	1	2	1	0	1	0								
6 Alberto Callaspo, S OBP: 0.337, SLG: 0.357	(1,5) B SI 90 X SL 84 1-0 G6-3		B SI 84 B SI 84 D SI 84 X SI 84 4-2 44 BB 1B	C SI 84 B FC 84 C SI 83 F FF 93 X FS 93 3-2 6 2B 1B		B FF 96 B FF 96 F FF 96 X SL 82 0-2 BB		B SI 89 B SI 89 X SL 84 1-1 G3-1		2	1	1	1	2	0	1								
44 Mark Trumbo, R OBP: 0.317, SLG: 0.495	(1,10) B SI 91 B SI 82 C FF 88 X FF 92 3-1 P3		B SI 84 B SI 84 D SI 84 X SI 84 4-2 44 BB 1B	C SI 84 B FC 84 C SI 83 F FF 93 X FS 93 3-2 6 2B 1B		F FF 92 F FF 94 F FF 95 X FF 95 0-2 L9		B SI 89 B SI 89 X SL 84 1-1 G3-1		4	0	0	0	0	0	5								
17 Chris Iannetta, R OBP: 0.333, SLG: 0.417	(1,2) B FF 87 C SI 89 B SI 89 B SI 89 X SI 91 3-2 G4-3		X SI 91 0-0 2 HBP 27 BB 48 WP 1B	B SI 87 X SI 88 1-0 F7		B FF 92 B FF 93 X FF 93 2-1 G6-3				4	1	1	2	0	0	0								
Inning Stats	R: 1 E: 0 K: 0 S: 11	H: 2 LOB: 0 BB: 0 P: 19	R: 0 E: 0 K: 0 S: 8	H: 1 LOB: 1 BB: 0 P: 16	R: 0 E: 0 K: 0 S: 16	H: 1 LOB: 1 BB: 1 P: 26	R: 8 E: 0 K: 0 S: 27	H: 5 LOB: 1 BB: 3 P: 49	R: 1 E: 0 K: 0 S: 12	H: 1 LOB: 1 BB: 1 P: 23	R: 0 E: 0 K: 0 S: 14	H: 0 LOB: 0 BB: 1 P: 20	R: 0 E: 0 K: 1 S: 11	H: 0 LOB: 0 BB: 0 P: 16	R: 1 E: 0 K: 1 S: 9	H: 1 LOB: 0 BB: 0 P: 12	1B: 10 2B: 1 3B: 0 HR: 0	SF: 1 SAC: 0 DP: 1 HBP: 2	WP: 4 PB: 0 SB: 2 CS: 0	PA: 42				
PITCHER	IP WLS BF H R ER SO BB IBB HBP BLK WP HR S P ERA WHIP	IP WLS BF H R ER SO BB IBB HBP BLK WP HR S P ERA WHIP	IP WLS BF H R ER SO BB IBB HBP BLK WP HR S P ERA WHIP	IP WLS BF H R ER SO BB IBB HBP BLK WP HR S P ERA WHIP	IP WLS BF H R ER SO BB IBB HBP BLK WP HR S P ERA WHIP	IP WLS BF H R ER SO BB IBB HBP BLK WP HR S P ERA WHIP	IP WLS BF H R ER SO BB IBB HBP BLK WP HR S P ERA WHIP	IP WLS BF H R ER SO BB IBB HBP BLK WP HR S P ERA WHIP	IP WLS BF H R ER SO BB IBB HBP BLK WP HR S P ERA WHIP	IP WLS BF H R ER SO BB IBB HBP BLK WP HR S P ERA WHIP	IP WLS BF H R ER SO BB IBB HBP BLK WP HR S P ERA WHIP	IP WLS BF H R ER SO BB IBB HBP BLK WP HR S P ERA WHIP	IP WLS BF H R ER SO BB IBB HBP BLK WP HR S P ERA WHIP	IP WLS BF H R ER SO BB IBB HBP BLK WP HR S P ERA WHIP	IP WLS BF H R ER SO BB IBB HBP BLK WP HR S P ERA WHIP	IP WLS BF H R ER SO BB IBB HBP BLK WP HR S P ERA WHIP	IP WLS BF H R ER SO BB IBB HBP BLK WP HR S P ERA WHIP	IP WLS BF H R ER SO BB IBB HBP BLK WP HR S P ERA WHIP	IP WLS BF H R ER SO BB IBB HBP BLK WP HR S P ERA WHIP	IP WLS BF H R ER SO BB IBB HBP BLK WP HR S P ERA WHIP	IP WLS BF H R ER SO BB IBB HBP BLK WP HR S P ERA WHIP	IP WLS BF H R ER SO BB IBB HBP BLK WP HR S P ERA WHIP	IP WLS BF H R ER SO BB IBB HBP BLK WP HR S P ERA WHIP	IP WLS BF H R ER SO BB IBB HBP BLK WP HR S P ERA WHIP

Texas Rangers @ Los Angeles Angels
Angel Stadium of Anaheim, Anaheim, CA
Tue Sep 18 2012, 7:08 PM - 10:16 PM PDT
Att: 36,948 - Clear - 79 F

AB	33
R	11
H	11
RBI	9
BB	6
SO	2
LOB	13



Batter	1	2	3	4	5	6	7	8	9	AB	R	H	RBI	BB	SO	LOB	TOP										
5 Ian Kinsler, R OBP: 0.331, SLG: 0.436										4	0	0	0	0	0	0											
1 Elvis Andrus, R OBP: 0.351, SLG: 0.386										4	0	0	0	0	2	0											
10 Michael Young, R OBP: 0.309, SLG: 0.367										4	1	2	0	0	1	0											
29 Adrian Beltré, R OBP: 0.354, SLG: 0.560										4	1	1	2	0	1	1											
17 Nelson Cruz, R OBP: 0.323, SLG: 0.453										4	1	2	0	0	0	0											
7 David Murphy, L OBP: 0.385, SLG: 0.481										4	0	1	0	0	1	1											
8 Geovany Soto, R OBP: 0.279, SLG: 0.351										3	0	1	1	0	1	1											
18 Mitch Moreland, L OBP: 0.324, SLG: 0.483										3	0	0	0	0	1	2											
23 Craig Gentry, R OBP: 0.368, SLG: 0.384										3	0	0	0	0	1	1											
Inning Stats	R: 0 E: 0 K: 2 S: 8	H: 0 LOB: 0 BB: 0 P: 13	R: 0 E: 0 K: 2 S: 10	H: 1 LOB: 1 BB: 0 P: 15	R: 0 E: 0 K: 0 S: 9	H: 0 LOB: 0 BB: 0 P: 13	R: 0 E: 0 K: 1 S: 11	H: 0 LOB: 0 BB: 0 P: 13	R: 1 E: 0 K: 2 S: 10	H: 2 LOB: 1 BB: 0 P: 14	R: 0 E: 0 K: 1 S: 10	H: 1 LOB: 1 BB: 0 P: 12	R: 0 E: 0 K: 0 S: 7	H: 0 LOB: 0 BB: 0 P: 13	R: 2 E: 0 K: 0 S: 11	H: 2 LOB: 0 BB: 0 P: 15	1B: 6 2B: 0 3B: 0 HR: 1	SF: 1 SAC: 0 DP: 0 HBP: 0	WP: 0 PB: 0 SB: 0 CS: 0	PA: 34							
PITCHER	IP	WLS	BF	H	R	ER	SO	BB	IBB	HBP	BLK	WP	HR	S	P	ERA	WHIP										
23 Zack Greinke, R ERA: 3.47	8.0		29	5	1	1	8	0	0	0	0	0	0	74	109	1.12	0.625										
49 Ernesto Frieri, R ERA: 2.96	1.0	L	5	2	2	2	0	0	0	0	0	0	1	11	15	18.00	2.000										

Texas Rangers @ Los Angeles Angels
Angel Stadium of Anaheim, Anaheim, CA
Thu Sep 20 2012, 7:08 PM - 9:47 PM PDT
Att: 38,205 - Clear - 81 F

livebaseballscorecards.com

AB 33
R 3
H 7
RBI 3
BB 0
SO 8
LOB 6

Batter	1	2	3	4	5	6	7	8	9	AB	R	H	RBI	BB	SO	LOB	BOTTOM										
27 Mike Trout, R OBP: 0.392, SLG: 0.551										4	0	0	0	0	2	4											
48 Torii Hunter, R OBP: 0.358, SLG: 0.446										4	0	0	1	0	1	1											
5 Albert Pujols, R OBP: 0.342, SLG: 0.523										4	0	1	0	0	1	1											
8 Kendrys Morales, S OBP: 0.324, SLG: 0.464										4	0	0	0	0	1	1											
6 Alberto Callaspo, S OBP: 0.336, SLG: 0.363										3	0	1	0	0	0	0											
47 Howie Kendrick, R OBP: 0.315, SLG: 0.387										3	0	0	0	0	1	1											
2 Erick Aybar, S OBP: 0.329, SLG: 0.420										2	0	0	0	1	1	0											
44 Mark Trumbo, R OBP: 0.316, SLG: 0.492										2	0	1	0	0	0	1											
25 Peter Bourjos, R OBP: 0.291, SLG: 0.325										0	1	0	0	0	0	0											
10 Vernon Wells, R OBP: 0.278, SLG: 0.413										1	0	0	0	0	1	0											
17 Chris Iannetta, R OBP: 0.338, SLG: 0.420										3	0	2	0	0	1	0											
Inning Stats	R: 0 E: 0 K: 0 S: 8	H: 0 LOB: 0 BB: 0 P: 13	R: 0 E: 0 K: 1 S: 6	H: 0 LOB: 0 BB: 0 P: 7	R: 0 E: 0 K: 1 S: 9	H: 1 LOB: 2 BB: 1 P: 17	R: 0 E: 0 K: 2 S: 7	H: 0 LOB: 0 BB: 0 P: 9	R: 0 E: 0 K: 1 S: 7	H: 0 LOB: 0 BB: 0 P: 13	R: 1 E: 0 K: 1 S: 11	H: 2 LOB: 1 BB: 0 P: 16	R: 0 E: 0 K: 0 S: 13	H: 1 LOB: 0 BB: 0 P: 17	R: 0 E: 0 K: 3 S: 9	H: 0 LOB: 0 BB: 0 P: 16	R: 0 E: 0 K: 0 S: 11	H: 1 LOB: 1 BB: 0 P: 14	1B: 4 2B: 2 3B: 0 HR: 0	SF: 0 SAC: 0 DP: 2 HBP: 0	WP: 0 PB: 0 SB: 0 CS: 1	PA: 31					
PITCHER	IP	WLS	BF	H	R	ER	SO	BB	IBB	HBP	BLK	WP	HR	S	P	ERA	WHIP										
11 Yu Darvish, R ERA: 3.9	8.0		27	4	1	1	9	1	0	0	0	0	0	70	108	1.12	0.625										
36 Joe Nathan, R ERA: 2.73	1.0	S	4	1	0	0	0	0	0	0	0	0	0	11	14	0.00	1.000										

Texas Rangers @ Los Angeles Angels
Angel Stadium of Anaheim, Anaheim, CA
Thu Sep 20 2012, 7:08 PM - 9:47 PM PDT
Att: 38,205 - Clear - 81 F

livebaseballscorecards.com

AB 30
R 1
H 5
RBI 1
BB 1
SO 9
LOB 9

Batter	1	2	3	4	5	6	7	8	9	AB	R	H	RBI	BB	SO	LOB	TOP										
30 Alejandro De Aza, L OBP: 0.345, SLG: 0.414										4	1	2	1	0	2	1	Chicago White Sox @ Los Angeles Angels Angel Stadium of Anaheim, Anaheim, CA Fri Sep 21 2012, 7:09 PM - 9:41 PM PDT Att: 39,326 - Partly Cloudy - 82 F										
20 Kevin Youkilis, R OBP: 0.336, SLG: 0.417										4	0	0	0	0	1	3											
44 Adam Dunn, L OBP: 0.339, SLG: 0.480										4	0	0	0	0	3	2											
14 Paul Konerko, R OBP: 0.373, SLG: 0.487										4	0	0	0	0	0	0											
51 Alex Rios, R OBP: 0.330, SLG: 0.517										4	0	0	0	0	2	0											
12 A.J. Pierzynski, L OBP: 0.324, SLG: 0.504										4	0	0	0	0	2	0											
24 Dayan Viedro, R OBP: 0.294, SLG: 0.426										3	1	1	0	0	2	0											
10 Alexei Ramirez, R OBP: 0.292, SLG: 0.374										3	0	1	0	0	0	1											
15 Gordon Beckham, R OBP: 0.301, SLG: 0.386										2	0	1	1	1	0	1											
Inning Stats	R: 1 E: 0 K: 2 S: 12	H: 1 LOB: 0 BB: 0 P: 18	R: 0 E: 0 K: 2 S: 9	H: 0 LOB: 0 BB: 0 P: 14	R: 0 E: 0 K: 1 S: 8	H: 0 LOB: 1 BB: 1 P: 15	R: 0 E: 0 K: 2 S: 9	H: 0 LOB: 0 BB: 0 P: 13	R: 0 E: 0 K: 1 S: 10	H: 1 LOB: 1 BB: 0 P: 17	R: 0 E: 0 K: 1 S: 6	H: 0 LOB: 0 BB: 0 P: 9	R: 0 E: 0 K: 1 S: 14	H: 0 LOB: 0 BB: 0 P: 22	R: 1 E: 0 K: 1 S: 15	H: 3 LOB: 2 BB: 0 P: 23		R: 0 E: 0 K: 0 S: 5	H: 0 LOB: 0 BB: 0 P: 7	1B: 3 2B: 1 3B: 0 HR: 1	SF: 0 SAC: 0 DP: 0 HBP: 0	WP: 0 PB: 0 SB: 1 CS: 0	PA: 33				
PITCHER	IP	WLS	BF	H	R	ER	SO	BB	IBB	HBP	BLK	WP	HR	S	P	ERA	WHIP										
54 Ervin Santana, R ERA: 4.93	7.0	W	24	2	1	1	11	1	0	0	0	0	1	68	108	1.29	0.429										
40 Kevin Jepsen, R ERA: 3.13	0.2		5	3	1	1	0	0	0	0	0	0	0	12	18	13.50	4.500										
37 Scott Downs, L ERA: 2.74	0.1	H	1	0	0	0	1	0	0	0	0	0	0	3	5	0.00	0.000										
Garrett Richards, R ERA: 4.54	1.0		3	0	0	0	0	0	0	0	0	0	0	5	7	0.00	0.000										

Batter	1	2	3	4	5	6	7	8	9	AB	R	H	RBI	BB	SO	LOB	BOTTOM										
27 Mike Trout, R OBP: 0.395, SLG: 0.560										3	2	2	1	1	1	0	Chicago White Sox @ Los Angeles Angels Angel Stadium of Anaheim, Anaheim, CA Fri Sep 21 2012, 7:09 PM - 9:41 PM PDT Att: 39,326 - Partly Cloudy - 82 F										
48 Torii Hunter, R OBP: 0.357, SLG: 0.444										4	0	1	2	0	1	2											
5 Albert Pujols, R OBP: 0.343, SLG: 0.522										3	0	1	2	1	0	2											
8 Kendrys Morales, S OBP: 0.326, SLG: 0.470										3	1	1	1	1	1	1											
6 Alberto Callaspo, S OBP: 0.335, SLG: 0.362										4	0	1	0	0	1	3											
2 Erick Aybar, S OBP: 0.328, SLG: 0.418										4	1	1	0	0	0	1											
44 Mark Trumbo, R OBP: 0.316, SLG: 0.490										2	1	0	0	1	0	1											
25 Peter Bourjos, R OBP: 0.290, SLG: 0.323										1	0	0	0	0	1	0											
13 Maicer Izturis, S OBP: 0.319, SLG: 0.316										3	0	1	0	0	0	0											
17 Chris Iannetta, R OBP: 0.338, SLG: 0.418										3	1	1	0	0	1	2											
Inning Stats	R: 0 E: 0 K: 1 S: 12	H: 0 LOB: 0 BB: 0 P: 16	R: 1 E: 0 K: 0 S: 12	H: 3 LOB: 1 BB: 0 P: 21	R: 2 E: 0 K: 1 S: 9	H: 3 LOB: 1 BB: 0 P: 12	R: 2 E: 0 K: 1 S: 10	H: 2 LOB: 2 BB: 2 P: 21	R: 0 E: 0 K: 0 S: 7	H: 0 LOB: 0 BB: 0 P: 11	R: 0 E: 0 K: 0 S: 10	H: 0 LOB: 0 BB: 0 P: 24	R: 1 E: 0 K: 2 S: 10	H: 1 LOB: 2 BB: 2 P: 24	R: 0 E: 0 K: 1 S: 7	H: 0 LOB: 0 BB: 0 P: 10	1B: 6 2B: 2 3B: 0 HR: 2	SF: 0 SAC: 1 DP: 1 HBP: 0	WP: 0 PB: 0 SB: 1 CS: 2	PA: 36							
PITCHER	IP	WLS	BF	H	R	ER	SO	BB	IBB	HBP	BLK	WP	HR	S	P	ERA	WHIP										
44 Jake Peavy, R ERA: 3.4	5.0	L	24	4	5	3	3	2	0	0	0	0	1	52	81	9.00	2.000										
48 Brian Omogrosso, R ERA: 3.6	1.1		6	1	1	1	1	1	0	0	0	0	1	13	24	6.75	1.500										
53 Héctor Santiago, L ERA: 3.45	0.2		2	0	0	0	1	1	0	0	0	0	0	4	11	0.00	1.500										
60 Deunte Heath, R ERA:	1.0		3	0	0	0	1	0	0	0	0	0	0	7	10	0.00	0.000										

Batter	1	2	3	4	5	6	7	8	9	AB	R	H	RBI	BB	SO	LOB	TOP																		
30 Alejandro De Aza, L OBP: 0.345, SLG: 0.413										4	0	1	0	0	2	1	Chicago White Sox @ Los Angeles Angels Angel Stadium of Anaheim, Anaheim, CA Sat Sep 22 2012, 6:09 PM - 8:57 PM PDT Att: 41,440 - Cloudy - 86 F																		
20 Kevin Youkilis, R OBP: 0.338, SLG: 0.416										3	0	1	0	1	1																				
44 Adam Dunn, L OBP: 0.337, SLG: 0.476										4	0	0	0	0	3																				
14 Paul Konerko, R OBP: 0.372, SLG: 0.491										4	1	1	1	0	0																				
51 Alex Rios, R OBP: 0.333, SLG: 0.518										4	1	3	0	0	0																				
12 A.J. Pierzynski, L OBP: 0.324, SLG: 0.504										4	0	1	0	0	1																				
24 Dayan Viciedo, R OBP: 0.293, SLG: 0.424										2	0	0	0	0	0																				
28 Dewayne Wise, L OBP: 0.302, SLG: 0.466										2	0	0	1	0	0																				
10 Alexei Ramirez, R OBP: 0.292, SLG: 0.374										3	0	1	0	0	0																				
15 Gordon Beckham, R OBP: 0.300, SLG: 0.384										3	0	0	0	0	0																				
Inning Stats	R: 0 H: 0 K: 3 S: 10	H: 0 LOB: 0 BB: 0 P: 14	R: 1 H: 1 K: 0 S: 10	H: 1 LOB: 0 BB: 0 P: 18	R: 0 H: 2 K: 1 S: 11	H: 2 LOB: 2 BB: 0 P: 12	R: 0 H: 1 K: 0 S: 7	H: 1 LOB: 1 BB: 0 P: 10	R: 0 H: 1 K: 0 S: 12	H: 0 LOB: 0 BB: 1 P: 20	R: 0 H: 0 K: 0 S: 8	H: 0 LOB: 0 BB: 0 P: 15	R: 1 H: 2 K: 0 S: 12	H: 2 LOB: 1 BB: 0 P: 16	R: 0 H: 0 K: 2 S: 9	H: 0 LOB: 0 BB: 0 P: 12	R: 0 H: 1 K: 1 S: 13	H: 1 LOB: 1 BB: 0 P: 14	1B: 6 2B: 1 3B: 0 HR: 1	SF: 0 SAC: 0 DP: 2 HBP: 0	WP: 0 PB: 0 SB: 1 CS: 1	PA: 34													
PITCHER	IP WLS BF H R ER SO BB IBB HBP BLK WP HR S P ERA WHIP																																		
24 Dan Haren, R ERA: 4.35	(1, 1)	6.0	W	23	6	2	2	4	1	0	0	0	0	0	1	60	92	3.00	1.167																
63 Nick Maronde, L ERA: 4.48	(7, 1)	0.0		1	1	0	0	0	0	0	0	0	0	0	0	2	4	∞	∞																
Garrett Richards, R ERA: 4.48	(7, 1)	1.0	H	3	0	0	0	0	0	0	0	0	0	0	0	8	9	0.00	0.000																
37 Scott Downs, L ERA: 2.69	(8, 1)	1.0	H	3	0	0	0	2	0	0	0	0	0	0	0	9	12	0.00	0.000																
49 Ernesto Frieri, R ERA: 2.52	(9, 1)	1.0	S	4	1	0	0	1	0	0	0	0	0	0	0	13	14	0.00	1.000																


Batter	1	2	3	4	5	6	7	8	9	AB	R	H	RBI	BB	SO	LOB	BOTTOM																		
27 Mike Trout, R OBP: 0.395, SLG: 0.558										2	1	0	0	2	2	0	Chicago White Sox @ Los Angeles Angels Angel Stadium of Anaheim, Anaheim, CA Sat Sep 22 2012, 6:09 PM - 8:57 PM PDT Att: 41,440 - Cloudy - 86 F																		
2 Erick Aybar, S OBP: 0.326, SLG: 0.416										3	1	0	0	0	1	3																			
5 Albert Pujols, R OBP: 0.342, SLG: 0.522										4	1	1	1	0	0	4																			
48 Torii Hunter, R OBP: 0.357, SLG: 0.443										4	0	1	1	0	0	3																			
47 Howie Kendrick, R OBP: 0.317, SLG: 0.387										3	1	1	0	1	0	0																			
6 Alberto Callaspo, S OBP: 0.337, SLG: 0.366										4	0	2	0	0	0	2																			
44 Mark Trumbo, R OBP: 0.316, SLG: 0.488										4	0	1	2	0	1	2																			
10 Vernon Wells, R OBP: 0.282, SLG: 0.412										3	0	1	0	1	1	1																			
17 Chris Iannetta, R OBP: 0.338, SLG: 0.414										2	0	0	0	1	0	2																			
Inning Stats	R: 4 H: 3 K: 0 S: 21	H: 3 LOB: 3 BB: 0 P: 37	R: 0 H: 0 K: 1 S: 7	H: 0 LOB: 0 BB: 0 P: 8	R: 0 H: 2 K: 1 S: 10	H: 2 LOB: 1 BB: 0 P: 15	R: 0 H: 1 K: 1 S: 20	H: 1 LOB: 3 BB: 2 P: 33	R: 0 H: 0 K: 0 S: 8	H: 0 LOB: 0 BB: 0 P: 10	R: 0 H: 0 K: 1 S: 6	H: 0 LOB: 0 BB: 0 P: 10	R: 0 H: 0 K: 0 S: 5	H: 0 LOB: 0 BB: 0 P: 7	R: 0 H: 1 K: 1 S: 11	H: 1 LOB: 0 BB: 0 P: 16		1B: 5 2B: 2 3B: 0 HR: 0	SF: 0 SAC: 1 DP: 1 HBP: 0	WP: 0 PB: 0 SB: 1 CS: 0	PA: 35														
PITCHER	IP WLS BF H R ER SO BB IBB HBP BLK WP HR S P ERA WHIP																																		
62 Jose Quintana, L ERA: 3.62	(1, 1)	5.0	L	25	6	4	1	3	5	0	0	0	0	0	0	66	103	1.80	2.200																
65 Nate Jones, R ERA: 2.44	(6, 1)	2.0		6	0	0	0	1	0	0	0	0	0	0	11	17	0.00	0.000																	
39 Brett Myers, R ERA: 3.43	(8, 1)	1.0		4	1	0	0	1	0	0	0	0	0	0	11	16	0.00	1.000																	

Batter	1	2	3	4	5	6	7	8	9	AB	R	H	RBI	BB	SO	LOB	TOP										
28 Dewayne Wise, L OBP: 0.297, SLG: 0.457	L7	G3-1			F8		K			4	0	0	0	0	1	2											
20 Kevin Youkilis, R OBP: 0.337, SLG: 0.415	44 2B		G6-3			F7		F9		4	0	1	0	0	0	0											
44 Adam Dunn, L OBP: 0.338, SLG: 0.477	1B			F8		P3		14 G5-4-3 BB		3	0	1	0	1	0	0											
14 Paul Konerko, R OBP: 0.373, SLG: 0.490	2B			L7				12 FC6 BB	G5-4-3	3	0	1	0	1	0	1											
51 Alex Rios, R OBP: 0.331, SLG: 0.515	K				F8		L7		G5-3	4	0	0	0	0	1	4											
12 J. Pierzynski, L OBP: 0.324, SLG: 0.505	FC6				K				G6-3	3	1	1	0	0	1	3											
5 Orlando Hudson, S OBP: 0.256, SLG: 0.297					K					1	0	0	0	0	0	0											
24 Dayan Viedro, R OBP: 0.293, SLG: 0.422		F7			G5-3					2	0	0	1	1	0	0											
10 Alexei Ramirez, R OBP: 0.292, SLG: 0.373					K					4	0	1	0	0	2	1											
15 Gordon Beckham, R OBP: 0.300, SLG: 0.383					G4-3					3	0	1	0	0	1	1											
Inning Stats	R: 0 H: 2 E: 0 K: 1 S: 20	H: 2 LOB: 3 BB: 1 P: 33	R: 0 H: 1 E: 0 K: 1 S: 10	H: 1 LOB: 1 BB: 0 P: 13	R: 0 H: 0 E: 0 K: 0 S: 9	H: 0 LOB: 0 BB: 0 P: 15	R: 0 H: 0 E: 0 K: 1 S: 9	H: 0 LOB: 0 BB: 0 P: 13	R: 0 H: 0 E: 0 K: 1 S: 9	H: 0 LOB: 0 BB: 0 P: 11	R: 0 H: 1 E: 0 K: 0 S: 10	H: 1 LOB: 1 BB: 0 P: 19	R: 1 H: 2 E: 0 K: 2 S: 14	H: 2 LOB: 1 BB: 0 P: 19	R: 0 H: 0 E: 0 K: 0 S: 6	H: 0 LOB: 0 BB: 1 P: 11	R: 0 H: 0 E: 0 K: 0 S: 6	H: 0 LOB: 1 BB: 1 P: 11	1B: 4 2B: 2 3B: 0 HR: 0	SF: 1 SAC: 0 DP: 1 HBP: 0	WP: 1 PB: 0 SB: 2 CS: 0	PA: 35					
PITCHER	IP	WLS	BF	H	R	ER	SO	BB	IBB	HBP	BLK	WP	HR	S	P	ERA	WHIP										
36 Jered Weaver, R ERA: 2.74	6.1	W	25	5	1	1	4	1	0	0	0	1	0	73	112	1.42	0.947										
40 Kevin Jepsen, R ERA: 3.0	1.2	H	6	1	0	0	2	1	0	0	0	0	0	14	22	0.00	1.200										
Garrett Richards, R ERA: 4.46	0.1	H	1	0	0	0	0	0	0	0	0	0	0	1	2	0.00	0.000										
37 Scott Downs, L ERA: 2.66	0.1	H	1	0	0	0	0	0	0	0	0	0	0	1	1	0.00	0.000										
49 Ernesto Frieri, R ERA: 2.51	0.1		2	0	0	0	0	1	0	0	0	0	0	4	8	0.00	3.000										

Chicago White Sox @ Los Angeles Angels
 Angel Stadium of Anaheim, Anaheim, CA
 Sun Sep 23 2012, 12:39 PM - 3:17 PM PDT
 Att: 36,546 - Sunny - 94 F

livebaseballscorecards.com

AB	31
R	1
H	6
RBI	1
BB	3
SO	6
LOB	12




Batter	1	2	3	4	5	6	7	8	9	AB	R	H	RBI	BB	SO	LOB	BOTTOM										
27 Mike Trout, R OBP: 0.394, SLG: 0.554	K		G6-3					K		3	1	0	0	1	2	0											
48 Torii Hunter, R OBP: 0.356, SLG: 0.441	K							G6-3		4	1	1	0	0	2	0											
5 Albert Pujols, R OBP: 0.345, SLG: 0.525	1B							G1		4	1	3	2	0	0	0											
8 Kendrys Morales, S OBP: 0.326, SLG: 0.476	K									3	1	1	2	0	1	2											
6 Alberto Callaspo, S OBP: 0.335, SLG: 0.363	K									3	0	0	0	0	3	0											
47 Howie Kendrick, R OBP: 0.317, SLG: 0.388	G5-3									3	0	1	0	0	0	0											
2 Erick Aybar, S OBP: 0.326, SLG: 0.414	F9									2	0	0	0	1	0	1											
10 Vernon Wells, R OBP: 0.282, SLG: 0.411										3	0	1	0	0	1	2											
17 Chris Iannetta, R OBP: 0.333, SLG: 0.408	G5-4-3									3	0	0	0	1	1												
Inning Stats	R: 0 H: 1 E: 0 K: 3 S: 10	H: 0 LOB: 0 BB: 0 P: 18	R: 0 H: 0 E: 0 K: 1 S: 8	H: 0 LOB: 0 BB: 0 P: 11	R: 0 H: 1 E: 0 K: 0 S: 4	H: 1 LOB: 0 BB: 0 P: 9	R: 0 H: 1 E: 0 K: 1 S: 7	H: 1 LOB: 0 BB: 0 P: 10	R: 0 H: 1 E: 0 K: 2 S: 10	H: 1 LOB: 1 BB: 0 P: 17	R: 4 H: 3 E: 0 K: 1 S: 11	H: 3 LOB: 0 BB: 1 P: 19	R: 0 H: 0 E: 0 K: 1 S: 10	H: 0 LOB: 0 BB: 1 P: 15	R: 0 H: 0 E: 0 K: 1 S: 8	H: 0 LOB: 0 BB: 0 P: 11	1B: 4 2B: 2 3B: 0 HR: 1	SF: 0 SAC: 0 DP: 2 HBP: 0	WP: 0 PB: 0 SB: 0 CS: 0	PA: 30							
PITCHER	IP	WLS	BF	H	R	ER	SO	BB	IBB	HBP	BLK	WP	HR	S	P	ERA	WHIP										
34 Gavin Floyd, R ERA: 4.96	6.0	L	24	7	4	4	8	1	0	0	0	0	1	50	84	6.00	1.333										
26 Jesse Crain, R ERA: 2.7	1.0		3	0	0	0	1	1	0	0	0	0	0	10	15	0.00	1.000										
43 Addison Reed, R ERA: 4.73	1.0		3	0	0	0	1	0	0	0	0	0	0	8	11	0.00	0.000										

Chicago White Sox @ Los Angeles Angels
 Angel Stadium of Anaheim, Anaheim, CA
 Sun Sep 23 2012, 12:39 PM - 3:17 PM PDT
 Att: 36,546 - Sunny - 94 F

livebaseballscorecards.com

AB	28
R	4
H	7
RBI	4
BB	2
SO	10
LOB	6



Batter	1	2	3	4	5	6	7	8	9	AB	R	H	RBI	BB	SO	LOB	TOP					
27 Mike Trout, R OBP: 0.395, SLG: 0.560										4	2	2	1	1	2	2						
48 Toni Hunter, R OBP: 0.362, SLG: 0.450										5	1	4	2	0	0	1						
5 Albert Pujols, R OBP: 0.348, SLG: 0.523										4	0	2	1	1	0	1						
8 Kendrys Morales, S OBP: 0.322, SLG: 0.471										4	0	0	1	0	2	4						
6 Alberto Callaspo, S OBP: 0.335, SLG: 0.363										4	0	1	0	0	0	1						
2 Enck Aybar, S OBP: 0.324, SLG: 0.416										4	0	1	0	0	1	1						
44 Mark Trumbo, R OBP: 0.313, SLG: 0.485										4	0	0	0	0	1	3						
46 Bobby Wilson, R OBP: 0.281, SLG: 0.298										0	0	0	0	0	0	0						
13 Maicer Izturis, S OBP: 0.318, SLG: 0.315										4	1	1	0	0	0	0						
17 Chris Iannetta, R OBP: 0.339, SLG: 0.411										3	0	0	0	1	2	0						
25 Peter Bourjos, R OBP: 0.290, SLG: 0.323										0	1	0	0	0	0	0						
Inning Stats	R: 0 E: 0 K: 1 S: 6	H: 0 LOB: 0 BB: 1 P: 14	R: 0 E: 0 K: 1 S: 13	H: 1 LOB: 1 BB: 0 P: 16	R: 1 E: 0 K: 1 S: 12	H: 3 LOB: 2 BB: 0 P: 19	R: 0 E: 0 K: 1 S: 9	H: 0 LOB: 0 BB: 0 P: 15	R: 0 E: 0 K: 2 S: 9	H: 0 LOB: 0 BB: 0 P: 15	R: 1 E: 0 K: 1 S: 17	H: 3 LOB: 2 BB: 0 P: 21	R: 1 E: 0 K: 1 S: 14	H: 2 LOB: 1 BB: 0 P: 23	R: 0 E: 0 K: 0 S: 5	H: 0 LOB: 0 BB: 0 P: 8	R: 2 E: 0 K: 1 S: 13	H: 2 LOB: 2 BB: 2 P: 28	1B: 7 2B: 4 3B: 0 HR: 1	SF: 1 SAC: 0 DP: 1 HBP: 0	WP: 0 PB: 0 SB: 1 CS: 0	PA: 40
PITCHER	IP WLS BF H R ER SO BB IBB HBP BLK WP HR S P ERA WHIP																					
11 Yu Darvish, R ERA: 3.9	(1, 1) 6.2 29 9 3 3 7 1 0 0 0 0 1 77 117 4.05 1.500																					
41 Alexi Ogando, R ERA: 3.05	(7, 1) 1.1 H 4 0 0 0 0 0 0 0 0 0 0 8 14 0.00 0.000																					
36 Joe Nathan, R ERA: 2.84	(9, 1) 1.0 L 7 2 2 2 1 1 1 0 0 0 0 0 13 28 18.00 3.000																					

Los Angeles Angels @ Texas Rangers
Rangers Ballpark in Arlington, Arlington, TX
Sun Sep 30 2012, 1:10 PM - 4:21 PM EDT
Att: 46,713 - Cloudy - 66 F

AB 36
R 5
H 11
RBI 5
BB 3
SO 8
LOB 13



Batter	1	2	3	4	5	6	7	8	9	AB	R	H	RBI	BB	SO	LOB	BOTTOM					
5 Ian Kinsler, R OBP: 0.331, SLG: 0.433										4	0	1	0	0	0	0						
1 Elvis Andrus, R OBP: 0.348, SLG: 0.383										2	1	1	0	1	0	0						
32 Josh Hamilton, L OBP: 0.356, SLG: 0.583										4	1	1	1	0	3	1						
29 Adrián Beltré, R OBP: 0.358, SLG: 0.565										3	1	2	1	1	0	0						
17 Nelson Cruz, R OBP: 0.322, SLG: 0.464										4	1	1	2	0	0	3						
10 Michael Young, R OBP: 0.309, SLG: 0.362										4	0	0	0	0	0	0						
7 David Murphy, L ERA: 3.48										2	0	0	0	1	0	0						
23 Craig Gentry, R OBP: 0.370, SLG: 0.395										1	0	0	0	0	0	0						
8 Geovany Soto, R OBP: 0.272, SLG: 0.346										3	0	0	0	0	0	1						
25 Mike Napoli, R OBP: 0.341, SLG: 0.445																						
18 Mitch Moreland, L OBP: 0.320, SLG: 0.470																						
Inning Stats	R: 0 E: 0 K: 1 S: 9	H: 2 LOB: 0 BB: 0 P: 10	R: 2 E: 0 K: 0 S: 11	H: 2 LOB: 0 BB: 0 P: 21	R: 2 E: 0 K: 0 S: 11	H: 2 LOB: 1 BB: 1 P: 21	R: 0 E: 0 K: 0 S: 5	H: 0 LOB: 0 BB: 0 P: 9	R: 0 E: 0 K: 1 S: 6	H: 0 LOB: 0 BB: 0 P: 9	R: 0 E: 0 K: 1 S: 12	H: 0 LOB: 1 BB: 1 P: 22	R: 0 E: 0 K: 1 S: 10	H: 1 LOB: 2 BB: 1 P: 16	R: 0 E: 0 K: 0 S: 6	H: 0 LOB: 0 BB: 0 P: 13	R: 0 E: 0 K: 0 S: 6	H: 0 LOB: 0 BB: 0 P: 13	1B: 4 2B: 1 3B: 0 HR: 1	SF: 0 SAC: 1 DP: 0 HBP: 0	WP: 0 PB: 0 SB: 0 CS: 0	PA: 36
PITCHER	IP WLS BF H R ER SO BB IBB HBP BLK WP HR S P ERA WHIP																					
23 Zack Greinke, R ERA: 3.2	(1, 1) 7.1 29 6 4 4 3 2 0 1 0 0 0 66 110 4.91 1.091																					
37 Scott Downs, L ERA: 3.2	(8, 1) 0.1 2 0 0 0 0 1 0 1 0 0 0 3 7 0.00 0.000																					
Garrett Richards, R ERA: 4.71	(8, 1) 0.1 W 1 0 0 0 0 0 0 0 0 0 0 3 3 0.00 0.000																					
49 Ernesto Frieri, R ERA: 2.35	(9, 1) 1.0 S 3 0 0 0 0 0 0 0 0 0 0 6 13 0.00 0.000																					

Los Angeles Angels @ Texas Rangers
Rangers Ballpark in Arlington, Arlington, TX
Sun Sep 30 2012, 1:10 PM - 4:21 PM EDT
Att: 46,713 - Cloudy - 66 F

AB 31
R 4
H 6
RBI 4
BB 3
SO 4
LOB 6



Batter	1	2	3	4	5	6	7	8	9	AB	R	H	RBI	BB	SO	LOB	TOP						
27 Mike Trout, R OBP: 0.395, SLG: 0.557										3	0	0	0	2	2	0	Los Angeles Angels @ Texas Rangers Rangers Ballpark in Arlington, Arlington, TX Sun Sep 30 2012, 7:09 PM - 10:24 PM EDT Att: 48,089 - Cloudy - 71 F						
2 Erick Aybar, S OBP: 0.324, SLG: 0.416										2	1	1	0	0	0	0							
13 Maicer Izturis, S OBP: 0.315, SLG: 0.312										3	0	0	0	0	1	3							
5 Albert Pujols, R OBP: 0.347, SLG: 0.522										5	1	1	1	0	0	0							
48 Torii Hunter, R OBP: 0.366, SLG: 0.453										4	2	3	1	1	0	0							
44 Mark Trumbo, R OBP: 0.316, SLG: 0.492										5	2	3	2	0	0	2							
6 Alberto Callaspo, S OBP: 0.336, SLG: 0.369										4	0	2	0	0	1	3							
8 Kendrys Morales, S OBP: 0.322, SLG: 0.470										1	0	0	0	0	0	1							
47 Howie Kendrick, R OBP: 0.318, SLG: 0.394										4	1	2	3	0	1	3							
10 Vernon Wells, R OBP: 0.279, SLG: 0.403										4	0	0	0	0	0	2							
46 Bobby Wilson, R OBP: 0.278, SLG: 0.294										2	0	0	0	0	1	0							
17 Chris Iannetta, R OBP: 0.336, SLG: 0.407										2	0	0	0	0	2	1							
Inning Stats	R: 4 H: 5 E: 0 K: 1 S: 19	L: 5 BB: 0 P: 28	R: 0 H: 0 E: 0 K: 1 S: 6	R: 0 H: 2 E: 0 K: 1 S: 13	L: 2 BB: 0 P: 15	R: 0 H: 0 E: 0 K: 0 S: 9	H: 1 LOB: 1 BB: 0 P: 11	R: 0 H: 1 E: 0 K: 1 S: 9	H: 1 LOB: 2 BB: 1 P: 17	R: 3 H: 3 E: 0 K: 1 S: 18	H: 3 LOB: 0 BB: 0 P: 25	R: 0 H: 0 E: 0 K: 0 S: 15	H: 0 LOB: 1 BB: 1 P: 23	R: 0 H: 0 E: 0 K: 0 S: 10	H: 0 LOB: 1 BB: 1 P: 14	1B: 7 2B: 3 3B: 0 HR: 2	SF: 0 SAC: 0 DP: 0 HBP: 0	WP: 0 PB: 0 SB: 0 CS: 0	PA: 42				
PITCHER	IP WLS BF H R ER SO BB IBB HBP BLK WP HR S P ERA WHIP	IP WLS BF H R ER SO BB IBB HBP BLK WP HR S P ERA WHIP	IP WLS BF H R ER SO BB IBB HBP BLK WP HR S P ERA WHIP	IP WLS BF H R ER SO BB IBB HBP BLK WP HR S P ERA WHIP	IP WLS BF H R ER SO BB IBB HBP BLK WP HR S P ERA WHIP	IP WLS BF H R ER SO BB IBB HBP BLK WP HR S P ERA WHIP	IP WLS BF H R ER SO BB IBB HBP BLK WP HR S P ERA WHIP	IP WLS BF H R ER SO BB IBB HBP BLK WP HR S P ERA WHIP	IP WLS BF H R ER SO BB IBB HBP BLK WP HR S P ERA WHIP	IP WLS BF H R ER SO BB IBB HBP BLK WP HR S P ERA WHIP	IP WLS BF H R ER SO BB IBB HBP BLK WP HR S P ERA WHIP	IP WLS BF H R ER SO BB IBB HBP BLK WP HR S P ERA WHIP	IP WLS BF H R ER SO BB IBB HBP BLK WP HR S P ERA WHIP	IP WLS BF H R ER SO BB IBB HBP BLK WP HR S P ERA WHIP	IP WLS BF H R ER SO BB IBB HBP BLK WP HR S P ERA WHIP	IP WLS BF H R ER SO BB IBB HBP BLK WP HR S P ERA WHIP	IP WLS BF H R ER SO BB IBB HBP BLK WP HR S P ERA WHIP	IP WLS BF H R ER SO BB IBB HBP BLK WP HR S P ERA WHIP	IP WLS BF H R ER SO BB IBB HBP BLK WP HR S P ERA WHIP	IP WLS BF H R ER SO BB IBB HBP BLK WP HR S P ERA WHIP			
45 Derek Holland, L ERA: 4.69	6.2 W 34 12 7 7 5 2 0 0 0 0 2 75 113 9.45 2.100	6.2 W 34 12 7 7 5 2 0 0 0 0 2 75 113 9.45 2.100	6.2 W 34 12 7 7 5 2 0 0 0 0 2 75 113 9.45 2.100	6.2 W 34 12 7 7 5 2 0 0 0 0 2 75 113 9.45 2.100	6.2 W 34 12 7 7 5 2 0 0 0 0 2 75 113 9.45 2.100	6.2 W 34 12 7 7 5 2 0 0 0 0 2 75 113 9.45 2.100	6.2 W 34 12 7 7 5 2 0 0 0 0 2 75 113 9.45 2.100	6.2 W 34 12 7 7 5 2 0 0 0 0 2 75 113 9.45 2.100	6.2 W 34 12 7 7 5 2 0 0 0 0 2 75 113 9.45 2.100	6.2 W 34 12 7 7 5 2 0 0 0 0 2 75 113 9.45 2.100	6.2 W 34 12 7 7 5 2 0 0 0 0 2 75 113 9.45 2.100	6.2 W 34 12 7 7 5 2 0 0 0 0 2 75 113 9.45 2.100	6.2 W 34 12 7 7 5 2 0 0 0 0 2 75 113 9.45 2.100	6.2 W 34 12 7 7 5 2 0 0 0 0 2 75 113 9.45 2.100	6.2 W 34 12 7 7 5 2 0 0 0 0 2 75 113 9.45 2.100	6.2 W 34 12 7 7 5 2 0 0 0 0 2 75 113 9.45 2.100	6.2 W 34 12 7 7 5 2 0 0 0 0 2 75 113 9.45 2.100	6.2 W 34 12 7 7 5 2 0 0 0 0 2 75 113 9.45 2.100	6.2 W 34 12 7 7 5 2 0 0 0 0 2 75 113 9.45 2.100	6.2 W 34 12 7 7 5 2 0 0 0 0 2 75 113 9.45 2.100	6.2 W 34 12 7 7 5 2 0 0 0 0 2 75 113 9.45 2.100		
28 Robbie Ross Jr., L ERA: 2.24	0.1 H 1 0 0 0 0 0 0 0 0 0 5 8 0.00 0.000	0.1 H 1 0 0 0 0 0 0 0 0 0 5 8 0.00 0.000	0.1 H 1 0 0 0 0 0 0 0 0 0 5 8 0.00 0.000	0.1 H 1 0 0 0 0 0 0 0 0 0 5 8 0.00 0.000	0.1 H 1 0 0 0 0 0 0 0 0 0 5 8 0.00 0.000	0.1 H 1 0 0 0 0 0 0 0 0 0 5 8 0.00 0.000	0.1 H 1 0 0 0 0 0 0 0 0 0 5 8 0.00 0.000	0.1 H 1 0 0 0 0 0 0 0 0 0 5 8 0.00 0.000	0.1 H 1 0 0 0 0 0 0 0 0 0 5 8 0.00 0.000	0.1 H 1 0 0 0 0 0 0 0 0 0 5 8 0.00 0.000	0.1 H 1 0 0 0 0 0 0 0 0 0 5 8 0.00 0.000	0.1 H 1 0 0 0 0 0 0 0 0 0 5 8 0.00 0.000	0.1 H 1 0 0 0 0 0 0 0 0 0 5 8 0.00 0.000	0.1 H 1 0 0 0 0 0 0 0 0 0 5 8 0.00 0.000	0.1 H 1 0 0 0 0 0 0 0 0 0 5 8 0.00 0.000	0.1 H 1 0 0 0 0 0 0 0 0 0 5 8 0.00 0.000	0.1 H 1 0 0 0 0 0 0 0 0 0 5 8 0.00 0.000	0.1 H 1 0 0 0 0 0 0 0 0 0 5 8 0.00 0.000	0.1 H 1 0 0 0 0 0 0 0 0 0 5 8 0.00 0.000	0.1 H 1 0 0 0 0 0 0 0 0 0 5 8 0.00 0.000	0.1 H 1 0 0 0 0 0 0 0 0 0 5 8 0.00 0.000	0.1 H 1 0 0 0 0 0 0 0 0 0 5 8 0.00 0.000	
19 Koji Uehara, R ERA: 1.87	1.0 H 3 0 0 0 3 1 0 0 0 0 0 15 23 0.00 0.000	1.0 H 3 0 0 0 3 1 0 0 0 0 0 15 23 0.00 0.000	1.0 H 3 0 0 0 3 1 0 0 0 0 0 15 23 0.00 0.000	1.0 H 3 0 0 0 3 1 0 0 0 0 0 15 23 0.00 0.000	1.0 H 3 0 0 0 3 1 0 0 0 0 0 15 23 0.00 0.000	1.0 H 3 0 0 0 3 1 0 0 0 0 0 15 23 0.00 0.000	1.0 H 3 0 0 0 3 1 0 0 0 0 0 15 23 0.00 0.000	1.0 H 3 0 0 0 3 1 0 0 0 0 0 15 23 0.00 0.000	1.0 H 3 0 0 0 3 1 0 0 0 0 0 15 23 0.00 0.000	1.0 H 3 0 0 0 3 1 0 0 0 0 0 15 23 0.00 0.000	1.0 H 3 0 0 0 3 1 0 0 0 0 0 15 23 0.00 0.000	1.0 H 3 0 0 0 3 1 0 0 0 0 0 15 23 0.00 0.000	1.0 H 3 0 0 0 3 1 0 0 0 0 0 15 23 0.00 0.000	1.0 H 3 0 0 0 3 1 0 0 0 0 0 15 23 0.00 0.000	1.0 H 3 0 0 0 3 1 0 0 0 0 0 15 23 0.00 0.000	1.0 H 3 0 0 0 3 1 0 0 0 0 0 15 23 0.00 0.000	1.0 H 3 0 0 0 3 1 0 0 0 0 0 15 23 0.00 0.000	1.0 H 3 0 0 0 3 1 0 0 0 0 0 15 23 0.00 0.000	1.0 H 3 0 0 0 3 1 0 0 0 0 0 15 23 0.00 0.000	1.0 H 3 0 0 0 3 1 0 0 0 0 0 15 23 0.00 0.000	1.0 H 3 0 0 0 3 1 0 0 0 0 0 15 23 0.00 0.000	1.0 H 3 0 0 0 3 1 0 0 0 0 0 15 23 0.00 0.000	1.0 H 3 0 0 0 3 1 0 0 0 0 0 15 23 0.00 0.000
36 Joe Nathan, R ERA: 2.8	1.0 S 4 0 0 0 0 1 0 0 0 0 0 0 10 14 0.00 1.000	1.0 S 4 0 0 0 0 1 0 0 0 0 0 0 10 14 0.00 1.000	1.0 S 4 0 0 0 0 1 0 0 0 0 0 0 10 14 0.00 1.000	1.0 S 4 0 0 0 0 1 0 0 0 0 0 0 10 14 0.00 1.000	1.0 S 4 0 0 0 0 1 0 0 0 0 0 0 10 14 0.00 1.000	1.0 S 4 0 0 0 0 1 0 0 0 0 0 0 10 14 0.00 1.000	1.0 S 4 0 0 0 0 1 0 0 0 0 0 0 10 14 0.00 1.000	1.0 S 4 0 0 0 0 1 0 0 0 0 0 0 10 14 0.00 1.000	1.0 S 4 0 0 0 0 1 0 0 0 0 0 0 10 14 0.00 1.000	1.0 S 4 0 0 0 0 1 0 0 0 0 0 0 10 14 0.00 1.000	1.0 S 4 0 0 0 0 1 0 0 0 0 0 0 10 14 0.00 1.000	1.0 S 4 0 0 0 0 1 0 0 0 0 0 0 10 14 0.00 1.000	1.0 S 4 0 0 0 0 1 0 0 0 0 0 0 10 14 0.00 1.000	1.0 S 4 0 0 0 0 1 0 0 0 0 0 0 10 14 0.00 1.000	1.0 S 4 0 0 0 0 1 0 0 0 0 0 0 10 14 0.00 1.000	1.0 S 4 0 0 0 0 1 0 0 0 0 0 0 10 14 0.00 1.000	1.0 S 4 0 0 0 0 1 0 0 0 0 0 0 10 14 0.00 1.000	1.0 S 4 0 0 0 0 1 0 0 0 0 0 0 10 14 0.00 1.000	1.0 S 4 0 0 0 0 1 0 0 0 0 0 0 10 14 0.00 1.000	1.0 S 4 0 0 0 0 1 0 0 0 0 0 0 10 14 0.00 1.000	1.0 S 4 0 0 0 0 1 0 0 0 0 0 0 10 14 0.00 1.000	1.0 S 4 0 0 0 0 1 0 0 0 0 0 0 10 14 0.00 1.000	1.0 S 4 0 0 0 0 1 0 0 0 0 0 0 10 14 0.00 1.000
Batter	1	2	3	4	5	6	7	8	9	AB	R	H	RBI	BB	SO	LOB	BOTTOM						
5 Ian Kinsler, R OBP: 0.329, SLG: 0.429										5	0	0	0	0	0	3	Los Angeles Angels @ Texas Rangers Rangers Ballpark in Arlington, Arlington, TX Sun Sep 30 2012, 7:09 PM - 10:24 PM EDT Att: 48,089 - Cloudy - 71 F						
1 Elvis Andrus, R OBP: 0.348, SLG: 0.382										4	1	1	0	1	0	1							
32 Josh Hamilton, L OBP: 0.358, SLG: 0.585										5	0	3	1	0	2	2							
29 Adrian Beltré, R OBP: 0.357, SLG: 0.563										3	0	0	0	0	0	2							
9 Mike Olt, R OBP: 0.250, SLG: 0.182										1	0	0	0	0	0	1							
17 Nelson Cruz, R OBP: 0.323, SLG: 0.463										3	1	1	0	1	0	2							
10 Michael Young, R OBP: 0.310, SLG: 0.362										3	1	1	0	1	0	4							
2 Jurickson Profar, S OBP: 0.170, SLG: 0.471										0	0	0	0	0	0	0							
7 David Murphy, L OBP: 0.382, SLG: 0.484																							

Batter	1	2	3	4	5	6	7	8	9	AB	R	H	RBI	BB	SO	LOB	TOP										
27 Mike Trout, R OBP: 0.397, SLG: 0.561	G6-3		1B		K		K		K	5	0	1	0	0	3	3	Los Angeles Angels @ Seattle Mariners Safeco Field, Seattle, WA Tue Oct 02 2012, 7:11 PM - 9:59 PM PDT Att: 14,353 - Clear - 57 F										
47 Howie Kendrick, R OBP: 0.318, SLG: 0.402	1B		K		K		K		E8	5	0	3	1	0	2	2											
5 Albert Pujols, R OBP: 0.345, SLG: 0.518	K		K		K		G4-3		P6	5	0	0	0	0	3	6											
8 Kendrys Morales, S OBP: 0.318, SLG: 0.464	1B		G4-3		G4-3		G4-3		K	4	0	1	0	0	1	1											
6 Alberto Callaspo, S OBP: 0.332, SLG: 0.363	K		L7		E3		P5		P5	4	0	0	0	0	1	2											
44 Mark Trumbo, R OBP: 0.318, SLG: 0.493	K		G3		G3-6		1B		2B	4	0	2	0	0	1	0											
56 Kole Calhoun, L OBP: 0.261, SLG: 0.238										0	0	0	0	0	0	0											
16 Hank Conger, L OBP: 0.250, SLG: 0.176	G3-1		F8		FC3-6		P4			4	0	0	0	0	0	3											
25 Peter Bourjos, R OBP: 0.293, SLG: 0.317	S		L7		G1-3		K		K	3	0	0	0	1	1	2											
Andrew Romine, S OBP: 0.500, SLG: 0.400	L7		1B		BB		BB		1B	3	1	2	0	1	0	1											
Inning Stats	R: 0 H: 2 E: 0 K: 2 S: 13	H: 2 LOB: 2 BB: 0 P: 19	R: 0 H: 0 E: 0 K: 1 S: 10	H: 0 LOB: 1 BB: 1 P: 18	R: 0 H: 1 E: 0 K: 2 S: 16	H: 1 LOB: 1 BB: 0 P: 20	R: 0 H: 0 E: 0 K: 0 S: 6	H: 0 LOB: 0 BB: 0 P: 7	R: 0 H: 2 E: 0 K: 2 S: 15	H: 2 LOB: 2 BB: 0 P: 23	R: 0 H: 1 E: 0 K: 0 S: 12	H: 1 LOB: 2 BB: 0 P: 18	R: 0 H: 0 E: 0 K: 2 S: 12	H: 0 LOB: 1 BB: 1 P: 20	R: 0 H: 1 E: 0 K: 1 S: 11	H: 1 LOB: 1 BB: 0 P: 17	R: 1 H: 2 E: 1 K: 2 S: 13	H: 2 LOB: 1 BB: 1 P: 16	1B: 8 2B: 1 3B: 0 HR: 0	SF: 0 SAC: 0 DP: 0 HBP: 0	WP: 1 PB: 1 SB: 3 CS: 0	PA: 39					
PITCHER	IP	WLS	BF	H	R	ER	SO	BB	IBB	HBP	BLK	WP	HR	S	P	ERA	WHIP										
18 Hisashi Iwakuma, R ERA: 3.16	6.0	W	26	6	0	0	7	1	0	0	0	1	0	72	105	0.00	1.167										
58 Carter Capps, R ERA: 3.95	2.0		8	1	0	0	3	1	0	0	0	0	0	23	37	0.00	1.000										
54 Tom Wilhelmson, R ERA: 2.5	1.0		5	2	1	1	2	0	0	0	0	0	0	13	16	9.00	2.000										

Batter	1	2	3	4	5	6	7	8	9	AB	R	H	RBI	BB	SO	LOB	BOTTOM										
13 Dustin Ackley, L OBP: 0.295, SLG: 0.330	P5		F7		K		G4-3			4	0	0	0	0	1	1	Los Angeles Angels @ Seattle Mariners Safeco Field, Seattle, WA Tue Oct 02 2012, 7:11 PM - 9:59 PM PDT Att: 14,353 - Clear - 57 F										
33 Casper Wells, R OBP: 0.294, SLG: 0.383	G3-1		F8		K		F8			4	0	0	0	0	1	1											
15 Kyle Seager, L OBP: 0.315, SLG: 0.421	HR		G1-3		G1-3		P3		P3	4	2	2	1	0	0	0											
27 John Jaso, L OBP: 0.394, SLG: 0.455	K		E4		E9		BB		BB	3	2	1	0	1	1	0											
17 Justin Smoak, S OBP: 0.289, SLG: 0.365	K		55 2B		G4-6-3		1B		63 1B	4	1	2	0	0	1	1											
63 Jesus Montero, R OBP: 0.296, SLG: 0.384	G6-3		K		55 2B		1B		1B	4	1	2	1	0	1	2											
55 Michael Saunders, L OBP: 0.307, SLG: 0.435	P5		K		K		E9		P5	4	0	2	3	0	0	2											
12 Trayvon Robinson, S OBP: 0.288, SLG: 0.319	K		K		K		G5-3		FC6-4	4	0	0	0	0	2	4											
61 Munenori Kawasaki, L OBP: 0.257, SLG: 0.202	HBP		K		K		K		K	2	0	0	0	0	2	0											
Inning Stats	R: 1 H: 1 E: 0 K: 1 S: 10	H: 1 LOB: 0 BB: 0 P: 16	R: 0 H: 0 E: 0 K: 1 S: 8	H: 0 LOB: 0 BB: 0 P: 11	R: 0 H: 0 E: 0 K: 1 S: 11	H: 0 LOB: 1 BB: 0 P: 21	R: 2 H: 2 E: 1 K: 2 S: 15	H: 2 LOB: 1 BB: 0 P: 24	R: 0 H: 0 E: 0 K: 3 S: 9	H: 0 LOB: 0 BB: 0 P: 12	R: 2 H: 4 E: 2 K: 0 S: 11	H: 4 LOB: 1 BB: 0 P: 14	R: 0 H: 0 E: 0 K: 1 S: 9	H: 0 LOB: 0 BB: 0 P: 14	R: 1 H: 2 E: 0 K: 0 S: 11	H: 2 LOB: 2 BB: 1 P: 19		R: 1 H: 4 E: 1 K: 2 S: 13	H: 4 LOB: 1 BB: 1 P: 16	1B: 4 2B: 4 3B: 0 HR: 1	SF: 0 SAC: 0 DP: 1 HBP: 1	WP: 0 PB: 0 SB: 1 CS: 0	PA: 35				
PITCHER	IP	WLS	BF	H	R	ER	SO	BB	IBB	HBP	BLK	WP	HR	S	P	ERA	WHIP										
24 Dan Haren, R ERA: 4.33	6.0	L	26	7	5	3	8	0	0	1	0	0	0	9	14	0.00	0.000										
51 Jordan Walden, R ERA: 3.55	1.0		3	0	0	0	1	0	0	0	0	0	0	9	14	0.00	0.000										
64 Andrew Taylor, L ERA: 5.4	1.0		6	2	1	1	0	1	0	0	0	0	0	11	19	9.00	3.000										

AB	37
R	1
H	9
RBI	1
BB	2
SO	12
LOB	20



AB	33
R	6
H	9
RBI	5
BB	1
SO	9
LOB	11



Batter	1	2	3	4	5	6	7	8	9	AB	R	H	RBI	BB	SO	LOB	TOP										
27 Mike Trout, R OBP: 0.399, SLG: 0.564										3	0	2	0	0	0	1											
48 Tori Hunter, R OBP: 0.385, SLG: 0.451										2	0	0	0	0	0	2											
56 Kole Calhoun, L OBP: 0.240, SLG: 0.217										2	0	0	0	0	0	3											
5 Albert Pujols, R OBP: 0.343, SLG: 0.516										3	0	0	0	0	0	1											
25 Peter Bourjos, R OBP: 0.291, SLG: 0.315										1	0	0	0	0	0	2											
8 Kendrys Morales, S OBP: 0.320, SLG: 0.467										3	0	2	0	0	0	0											
46 Bobby Wilson, R OBP: 0.277, SLG: 0.292										2	0	0	0	0	0	1											
6 Alberto Callaspo, S OBP: 0.331, SLG: 0.361										2	0	1	0	0	0	0											
Andrew Romine, S OBP: 0.500, SLG: 0.412										2	0	1	0	0	0	0											
44 Mark Trumbo, R OBP: 0.317, SLG: 0.491										4	0	1	0	0	1	3											
47 Howie Kendrick, R OBP: 0.325, SLG: 0.400										3	0	0	0	0	0	4											
13 Maicer Izturis, S OBP: 0.320, SLG: 0.315										2	0	1	0	1	0	1											
17 Chris Iannetta, R OBP: 0.332, SLG: 0.398										2	0	0	0	0	0	2											
16 Hank Conger, L OBP: 0.238, SLG: 0.167										1	0	0	0	0	0	1											
Inning Stats	R: 0 E: 0 K: 0 S: 7	H: 0 LOB: 0 BB: 0 P: 10	R: 0 E: 0 K: 0 S: 7	H: 1 LOB: 1 BB: 0 P: 7	R: 0 E: 0 K: 0 S: 9	H: 1 LOB: 1 BB: 0 P: 13	R: 0 E: 0 K: 0 S: 4	H: 0 LOB: 0 BB: 0 P: 7	R: 0 E: 0 K: 0 S: 13	H: 1 LOB: 1 BB: 0 P: 16	R: 0 E: 0 K: 0 S: 6	H: 1 LOB: 0 BB: 0 P: 8	R: 0 E: 0 K: 0 S: 14	H: 2 LOB: 1 BB: 0 P: 19	R: 0 E: 0 K: 0 S: 11	H: 1 LOB: 2 BB: 0 P: 19	R: 0 E: 0 K: 2 S: 11	H: 0 LOB: 0 BB: 0 P: 15	1B: 5 2B: 3 3B: 0 HR: 0	SF: 0 SAC: 0 DP: 2 HBP: 1	WP: 0 PB: 0 SB: 1 CS: 1	PA: 33					
PITCHER	IP	WLS	BF	H	R	ER	SO	BB	IBB	HBP	BLK	WP	HR	S	P	ERA	WHIP										
49 Blake Beavan, R ERA: 4.43	8.0	W	30	7	0	0	0	1	0	1	0	0	0	71	99	0.00	1.000										
46 Stephen Pryor, R ERA: 3.91	1.0		3	0	0	0	2	0	0	0	0	0	0	11	15	0.00	0.000										

Los Angeles Angels @ Seattle Mariners
Safeco Field, Seattle, WA
Wed Oct 03 2012, 3:42 PM - 6:37 PM PDT
Att: 15,614 - Sunny - 64 F

AB	31
R	0
H	7
RBI	0
BB	1
SO	2
LOB	21



Batter	1	2	3	4	5	6	7	8	9	AB	R	H	RBI	BB	SO	LOB	BOTTOM										
13 Dustin Ackley, L OBP: 0.294, SLG: 0.328										4	1	0	0	1	0	5											
33 Casper Wells, R OBP: 0.302, SLG: 0.396										3	2	2	5	1	0	1											
15 Kyle Seager, L OBP: 0.316, SLG: 0.423										5	2	2	1	0	1	3											
27 John Jaso, L OBP: 0.394, SLG: 0.456										4	1	1	0	1	1	3											
17 Justin Smoak, S OBP: 0.290, SLG: 0.364										4	1	1	0	1	1	4											
63 Jesus Montero, R OBP: 0.286, SLG: 0.386										4	2	2	3	1	0	3											
55 Michael Saunders, L OBP: 0.306, SLG: 0.432										4	1	0	0	1	1	6											
12 Trayvon Robinson, S OBP: 0.294, SLG: 0.324										4	1	2	0	0	1	0											
1 Carlos Triunfel, R OBP: 0.261, SLG: 0.318										4	1	1	2	0	1	3											
Inning Stats	R: 2 E: 0 K: 1 S: 13	H: 2 LOB: 2 BB: 2 P: 25	R: 0 E: 0 K: 1 S: 7	H: 0 LOB: 0 BB: 0 P: 12	R: 2 E: 0 K: 2 S: 15	H: 2 LOB: 1 BB: 0 P: 26	R: 0 E: 0 K: 1 S: 8	H: 0 LOB: 0 BB: 0 P: 11	R: 0 E: 0 K: 0 S: 5	H: 0 LOB: 1 BB: 1 P: 12	R: 2 E: 0 K: 1 S: 17	H: 2 LOB: 2 BB: 2 P: 30	R: 6 E: 1 K: 0 S: 24	H: 5 LOB: 0 BB: 1 P: 41	R: 0 E: 1 K: 0 S: 8	H: 0 LOB: 1 BB: 0 P: 12	1B: 7 2B: 3 3B: 0 HR: 1	SF: 0 SAC: 0 DP: 0 HBP: 1	WP: 1 PB: 0 SB: 0 CS: 0	PA: 43							
PITCHER	IP	WLS	BF	H	R	ER	SO	BB	IBB	HBP	BLK	WP	HR	S	P	ERA	WHIP										
36 Jered Weaver, R ERA: 2.81	1.0	L	7	2	2	2	2	2	0	0	0	0	0	13	25	18.00	4.000										
57 Jerome Williams, R ERA: 4.58	4.0		16	2	2	2	4	1	0	1	0	0	0	35	61	4.50	0.750										
64 Andrew Taylor, L ERA: 11.57	0.2		5	1	2	2	0	2	0	0	0	1	0	10	20	27.00	4.500										
63 Nick Maronde, L ERA: 1.5	0.1		2	1	0	0	1	0	0	0	0	0	0	7	10	0.00	3.000										
45 Barry Enright, R ERA: 14.73	1.0		9	5	6	6	0	1	0	0	0	0	1	24	41	54.00	6.000										
PITCHER	IP	WLS	BF	H	R	ER	SO	BB	IBB	HBP	BLK	WP	HR	S	P	ERA	WHIP										
51 Jordan Walden, R ERA: 3.46	1.0		4	0	0	0	0	0	0	0	0	0	0	8	12	0.00	0.000										

Los Angeles Angels @ Seattle Mariners
Safeco Field, Seattle, WA
Wed Oct 03 2012, 3:42 PM - 6:37 PM PDT
Att: 15,614 - Sunny - 64 F

AB	36
R	12
H	11
RBI	11
BB	6
SO	6
LOB	28

