Los Angeles Angels - 2013

Chicago Cubs @ Los Angeles Angels

Tempe Diablo Stadium, Tempe, AZ

Sat Feb 23 2013, 3:07 PM - 6:09 PM EST

Att. 6,235 - Sunny - 62 F

TOP

livebaseballscorecards.com

Batter	1	2	3	4	5	6	7	8	9	AB	R	H	RBI	BB	SO	LOB
74 Logan Watkins, L (1, 4) OBP: 0.333, SLG: 1.000 6 Alberto Gonzalez, R (5, 4)	G4-3		21 1B 3B	K		K		K		3 2	1 0	1 0	0 0	0 0	1 2	0 2
17 Dave Sappelt, R (1, 8) 72 Matt Szczur, R (5, 8)	F8		K	F8			G5-3	K		3 2	0 0	0 0	0 0	0 0	1 1	1 2
44 Anthony Rizzo, L (1, 3) OBP: 0.667, SLG: 1.000 75 Brad Nelson, L (5, 3) OBP: 1.000, SLG: 2.000	BB		K	2B			1B	1-H 2-H 3B		2 2	0 0	1 2	0 2	1 0	1 0	1 0
21 Scott Hairston, R (1, 9) OBP: 0.333, SLG: 0.333 66 Brian Bogusevic, L (5, 9)	K		24 BB 53 1B 3-H 1B	K			K	L7		3 2	1 0	1 0	1 0	0 0	2 1	2 2
24 Luis Valbuena, L (1, 5) OBP: 1.000, SLG: 4.000 73 Junior Lake, R (5, PH) OBP: 0.333, SLG: 1.333 (5, 5)		HR	53 1B 7 3B 1-2 BB		K		K		HR	1 3	2 1	1 1	1 1	1 0	0 2	0 1
53 Welington Castillo, R (1, 2) OBP: 0.333, SLG: 0.333 51 Steve Clevenger, L (5, 2)	G6-3		7 3B 1-2 2-H 1B		F9			68 2B BB	F8	3 1	1 1	1 0	1 0	0 1	0 0	0 0
7 Brett Jackson, L (1, 7) OBP: 1.000, SLG: 3.000 68 Jorge Soler, R (5, PH) OBP: 0.333, SLG: 0.667 (5, 7)	20 FC4-2 3B		20 1B 1-H 2-H 3B		K			70 1B 79 1B 1-H 2B	G5-3	2 3	1 1	2 1	2 1	0 0	0 1	0 0
20 Brent Lillibridge, R (1, 6) OBP: 0.500, SLG: 0.500 70 Javier Báez, R (5, 6) OBP: 0.333, SLG: 0.333	FC4-2 3-H		16 S 3-H 1B			F7		79 1B 75 3B 2-3 1B	F8	2 3	0 1	1 1	1 1	0 0	0 0	1 0
16 Darnell McDonald, R (1, 10) 79 J.C. Boscan, R (6, PH) OBP: 0.500, SLG: 0.500 (6, 10)	F9		K 1-2			K		75 3B 1-2 3-H 1B		2 2	0 1	0 1	0 1	0 0	1 1	2 0

Inning Stats	1	2	3	4	5	6	7	8	9
	R: 0 E: 0 K: 1 S: 5	H: 0 LOB: 1 BB: 1 P: 9	R: 1 E: 0 K: 0 S: 6	H: 2 LOB: 1 BB: 0 P: 6	R: 5 E: 0 K: 3 S: 14	H: 5 LOB: 1 BB: 1 P: 19	R: 0 E: 0 K: 2 S: 8	H: 1 LOB: 1 BB: 0 P: 8	R: 0 E: 0 K: 2 S: 7	H: 0 LOB: 0 BB: 0 P: 7	R: 0 E: 0 K: 2 S: 7	H: 0 LOB: 0 BB: 0 P: 7	R: 0 E: 0 K: 2 S: 8	H: 1 LOB: 1 BB: 0 P: 8	R: 4 E: 0 K: 2 S: 11	H: 4 LOB: 1 BB: 1 P: 15	R: 1 E: 0 K: 0 S: 4	H: 1 LOB: 0 BB: 0 P: 4

	AB	41
	R	11
	H	14
	RBI	11
	BB	3
	SO	14
	LOB	14

	1B: 6	SF: 0
	2B: 2	SAC: 0
	3B: 4	DP: 0
	HR: 2	HBP: 0

	WP: 0	PA: 44
	PB: 0	
	SB: 1	
	CS: 0	

PITCHER		IP	WLS	BF	H	R	ER	SO	BB	IBB	HBP	BLK	WP	HR	S	P	ERA	WHIP
57 Jerome Williams, R ERA: 4.5	(1, 1)	2.0		9	2	1	1	1	1	0	0	0	0	1	11	15	4.50	1.500
63 Nick Maronde, L ERA: 40.5	(3, 1)	0.2	L	5	2	3	3	2	1	0	0	0	0	0	8	12	40.50	4.500
75 Caleb Graham, R ERA: 54.0	(3, 1)	0.1		4	3	2	2	1	0	0	0	0	0	0	6	7	54.00	9.000
62 Ryan Brasier, R ERA:	(4, 1)	1.0		4	1	0	0	2	0	0	0	0	0	0	8	8	0.00	1.000
58 Michael Kohn, R ERA:	(5, 1)	1.0		3	0	0	0	2	0	0	0	0	0	0	7	7	0.00	0.000
69 Fernando Cabrera, R ERA:	(6, 1)	1.0		3	0	0	0	2	0	0	0	0	0	0	7	7	0.00	0.000
28 David Carpenter, R ERA:	(7, 1)	1.0		4	1	0	0	2	0	0	0	0	0	0	8	8	0.00	1.000
84 Robert Coello, R ERA: 36.0	(8, 1)	1.0		8	4	4	4	2	1	0	0	0	0	0	11	15	36.00	5.000
65 Steve Geltz, R ERA: 9.0	(9, 1)	1.0		4	1	1	1	0	0	0	0	0	0	1	4	4	9.00	1.000

BOTTOM

Chicago Cubs @ Los Angeles Angels

Tempe Diablo Stadium, Tempe, AZ

Sat Feb 23 2013, 3:07 PM - 6:09 PM EST

Att. 6,235 - Sunny - 62 F

livebaseballscorecards.com

Batter	1	2	3	4	5	6	7	8	9	AB	R	H	RBI	BB	SO	LOB
25 Peter Bourjos, R (1, 8) OBP: 1.000, SLG: 1.000 79 Taylor Lindsey, L (6, 4)	BBBB 4-0 2 2B BB		X 0-0 2 F8 2 E 1B			X 0-0 ① F8		S S S 0-3 ② K		1 2	1 0	1 0	0 0	1 0	0 1	0 0
2 Erick Aybar, S (1, 6) OBP: 0.500, SLG: 1.000 71 Kaleb Cowart, S (6, 5) OBP: 0.500, SLG: 0.500	X 0-0 44 G6-3 16 G6-3 1-H 2B		1 SAFE X 0-0 ② F8 1-3			X 0-0 98 FC6-4 1B		X 0-0 ③ G4-3		2 2	1 0	1 1	1 0	0 0	0 0	1 0
44 Mark Trumbo, R (1, 3) 85 Randal Grichuk, R (6, 9)	X 0-0 ① G6-3 2-3		X 0-0 ③ L6			X 0-0 ② P6			X 0-0 ① P3	2 2	0 0	0 0	0 0	0 0	0 0	2 1
16 Hank Conger, L (1, 2) OBP: 0.500, SLG: 0.500 98 Jett Bandy, R (6, 2)	X 0-0 ② G6-3 3-H			X 0-0 3 L4-6 0 G4-3 1B		X 0-0 ③ FC6-4 1-2f			X 0-0 ② P5	2 2	0 0	1 0	1 0	0 0	0 0	0 1
0 Bill Hall, R (1, 5) 19 Travis Witherspoon, R (6, 8)	X 0-0 ③ G5-3			X 0-0 ① G4-3 1-2			X 0-0 ① G6-3		X 0-0 ③ G5-3	2 2	0 0	0 0	0 0	0 0	0 0	1 0
3 Scott Cousins, L (1, 9) 74 Eric Stamets, R (6, 6)	C C C 0-3 ① K			X 0-0 ② ③ L4-6 2-2			X 0-0 ② G6-3			2 1	0 0	0 0	0 0	0 0	1 0	1 0
54 Trent Oeltjen, L (1, 7) OBP: 0.500, SLG: 0.500 12 Matt Long, L (6, 7) OBP: 1.000, SLG: 3.000	S S S 0-3 ② K				X 0-0 8 G6-4-3 1B		X 0-0 3B			2 1	0 0	1 1	0 0	0 0	1 0	0 0
8 Luis Antonio Rodriguez, S (1, 4) 79 Roberto Lopez, R (6, 3)	X 0-0 ③ F8				X 0-0 ① ② G6-4-3 1-2f		X 0-0 ③ F8			2 1	0 0	0 0	0 0	0 0	0 0	1 1
77 Luke Carlin, S (1, 10)			X 0-0 ① G6-3		X 0-0 ③ P6			X 0-0 ① F7		3	0	0	0	0	0	0

	AB	31
	R	2
	H	6
	RBI	2
	BB	1
	SO	3
	LOB	9

Inning Stats	1	2	3	4	5	6	7	8	9	1B: 4	SF: 0	WP: 0	PA: 32
	R: 2 E: 0 K: 0 S: 4	H: 1 LOB: 0 BB: 1 P: 8	R: 0 E: 0 K: 2 S: 7	H: 0 LOB: 0 BB: 0 P: 7	R: 0 E: 1 K: 0 S: 4	H: 1 LOB: 1 BB: 0 P: 4	R: 0 E: 0 K: 0 S: 3	H: 1 LOB: 0 BB: 0 P: 3	R: 0 E: 0 K: 0 S: 3	H: 1 LOB: 0 BB: 0 P: 3	R: 0 E: 0 K: 0 S: 4	H: 1 LOB: 1 BB: 0 P: 4	R: 0 E: 0 K: 0 S: 4	H: 1 LOB: 1 BB: 0 P: 4	R: 0 E: 0 K: 1 S: 5	H: 0 LOB: 0 BB: 0 P: 5	R: 0 E: 0 K: 0 S: 3	H: 0 LOB: 0 BB: 0 P: 3	2B: 2 3B: 1 HR: 0	SAC: 0 DP: 2 HBP: 0	PB: 0 SB: 0 CS: 0	

PITCHER		IP	WLS	BF	H	R	ER	SO	BB	IBB	HBP	BLK	WP	HR	S	P	ERA	WHIP
37 Travis Wood, L ERA: 9.0	(1, 1)	2.0	W	8	1	2	2	2	1	0	0	0	0	0	11	15	9.00	1.000
71 Trey McNutt, R ERA:	(3, 1)	1.0		4	1	0	0	0	0	0	0	0	0	0	4	4	0.00	1.000
47 Hisanori Takahashi, L ERA:	(4, 1)	2.0		6	2	0	0	0	0	0	0	0	0	0	6	6	0.00	1.000
48 Rafael Dolis, R ERA:	(6, 1)	1.0		4	1	0	0	0	0	0	0	0	0	0	4	4	0.00	1.000
56 Héctor Rondón, R ERA:	(7, 1)	1.0		4	1	0	0	0	0	0	0	0	0	0	4	4	0.00	1.000

PITCHER		IP	WLS	BF	H	R	ER	SO	BB	IBB	HBP	BLK	WP	HR	S	P	ERA	WHIP
63 Zach Putnam, R ERA:	(8, 1)	1.0		3	0	0	0	1	0	0	0	0	0	0	5	5	0.00	0.000
37 Jaye Chapman, R ERA:	(9, 1)	1.0		3	0	0	0	0	0	0	0	0	0	0	3	3	0.00	0.000

Batter	1	2	3	4	5	6	7	8	9	AB	R	H	RBI	BB	SO	LOB
7 Andrew Romine, S (1, 6) 12 Tommy Field, R (6, 6)	G4-3		F7		G4-3		81 S BB		L1 1-2	3 1	0 0	0 0	0 0	0 1	0 0	0 1
56 Kole Calhoun, L (1, 9) 99 Andy Workman, R (6, 9)	P6		20 S BB		G4-3		F9			2 1	0 0	0 0	0 0	1 0	0 0	0 1
20 Brendan Harris, R (1, 4) OBP: 0.667, SLG: 0.500 81 Alex Yarbrough, S (6, 4)	18 FC5-4 1B		P4 1-2		18 2B BB		L3 1-2			2 1	0 0	1 0	0 0	1 0	0 0	1 1
18 Luis Jimenez, R (1, 5) OBP: 0.333, SLG: 0.667 Sherman Johnson, L (6, 5)	FC5-4 1-2f		L8		1-3 2B			K		3 1	0 0	1 0	0 0	0 0	0 1	2 0
68 Efren Navarro, L (1, 3) OBP: 0.333, SLG: 0.333 Brian Hernandez, R (6, 3) OBP: 1.000, SLG: 1.000		G3-1		41 1B 39 SH2-3 22 G5-3 1B	G1			88 G4-6-3 1B		3 1	1 0	1 1	0 0	0 0	0 0	2 0
39 JB Shuck, L (1, 8) 88 Chevy Clarke, S (6, 8)		F8		SH2-3 1-2		K		G4-6-3 1-2f		2 1	0 0	0 0	0 0	0 0	1 0	0 1
41 Matt Young, L (1, 7) OBP: 1.000, SLG: 1.000 56 Brennan Gowens, L (6, 7)		22 BB 1B		22 G5-3 2-3 1B		22 G5-4-3 1B			G6-3	3 1	0 0	3 0	0 0	0 0	0 0	0 0
22 John Hester, R (1, 2) 95 Zach Wright, R (6, 2)		BB 1-2		G5-3 1-2 3-H		G5-4-3 1-2f			97 FC6-4 BB	2 0	0 0	0 0	0 0	1 1	0 0	2 0
97 Carlos Ramirez, R (1, 10)		F8		K			F7		FC6-4 12 DI 1-2f	4	0	0	0	0	1	4

Inning Stats									
	R: 0 E: 0 K: 0 S: 4	H: 1 LOB: 1 BB: 0 P: 4	R: 0 E: 0 K: 0 S: 4	H: 1 LOB: 2 BB: 1 P: 8	R: 0 E: 0 K: 0 S: 3	H: 0 LOB: 1 BB: 1 P: 8	R: 1 E: 0 K: 1 S: 7	H: 2 LOB: 1 BB: 0 P: 7	R: 0 E: 0 K: 0 S: 4	H: 1 LOB: 2 BB: 1 P: 8
	R: 0 E: 0 K: 1 S: 5	H: 1 LOB: 0 BB: 0 P: 5	R: 0 E: 0 K: 0 S: 3	H: 0 LOB: 1 BB: 1 P: 8	R: 0 E: 0 K: 1 S: 5	H: 1 LOB: 0 BB: 0 P: 5	R: 0 E: 0 K: 0 S: 3	H: 0 LOB: 1 BB: 1 P: 8	1B: 6 2B: 1 3B: 0 HR: 0	SF: 0 SAC: 1 DP: 2 HBP: 0	WP: 0 PB: 0 SB: 2 CS: 0	PA: 37

PITCHER		IP	WLS	BF	H	R	ER	SO	BB	IBB	HBP	BLK	WP	HR	S	P	ERA	WHIP
32 Ryan Vogelsong, R ERA:	(1, 1)	2.0		9	2	0	0	0	1	0	0	0	0	0	8	12	0.00	1.500
53 Chad Gaudin, R ERA: 4.5	(3, 1)	2.0	W	9	2	1	1	1	1	0	0	0	0	0	10	15	4.50	1.500
41 Jeremy Affeldt, L ERA:	(5, 1)	1.0	H	5	1	0	0	0	1	0	0	0	0	0	4	8	0.00	2.000
54 Sergio Romo, R ERA:	(6, 1)	1.0	H	3	1	0	0	1	0	0	0	0	0	0	5	5	0.00	1.000
51 Scott Proctor, R ERA:	(7, 1)	1.0	H	4	0	0	0	0	1	0	0	0	0	0	3	8	0.00	1.000
70 George Kontos, R ERA:	(8, 1)	1.0	H	3	1	0	0	1	0	0	0	0	0	0	5	5	0.00	1.000
63 Jean Machi, R ERA:	(9, 1)	1.0	S	4	0	0	0	0	1	0	0	0	0	0	3	8	0.00	1.000

TOP

Los Angeles Angels @ San Francisco Giants

Scottsdale Stadium, Scottsdale, AZ

Sat Feb 23 2013, 3:04 PM - 5:32 PM EST

Att. 10,779 - Sunny - 58 F

livebaseballscorecards.com

AB	31
R	1
H	7
RBI	1
BB	5
SO	3
LOB	15

Batter	1	2	3	4	5	6	7	8	9	AB	R	H	RBI	BB	SO	LOB
16 Ángel Pagán, S (1, 8) OBP: 0.500, SLG: 0.500 10 Gary Brown, R (6, 8) OBP: 0.500, SLG: 1.000	G6-3			19 G4-3 / 19 S / 48 1B / 1B		88 G6-3 / 37 G5-3 / 2B	K			2 2	1 1	1 1	0 0	0 0	0 1	0 2
19 Marco Scutaro, R (1, 4) 88 Kensuke Tanaka, L (5, 4)	G5-3			G4-3 1-3		G6-3 2-3		G5-3		2 2	0 0	0 0	0 0	0 0	0 0	1 1
48 Pablo Sandoval, S (1, 5) OBP: 0.500, SLG: 0.500 37 Wilson Valdez, R (5, 5)	K			62 2B / 1B 3-H		G5-3 3-H		G5-3		2 2	1 0	1 0	1 1	0 0	1 0	0 0
28 Buster Posey, R (1, 2) 62 Jackson Williams, R (4, 2) OBP: 0.500, SLG: 1.000 86 Tyler LaTorre, L (8, PH) (9, 2)		F9		1-H 2B		G5-3		G6-3		1 2 1	0 0 0	0 1 0	0 1 0	0 0 0	0 0 0	0 0 0
8 Hunter Pence, R (1, 9) 23 Roger Kieschnick, L (5, 9)		F7		G5-3			G6-3			2 1	0 0	0 0	0 0	0 0	0 0	1 0
13 Joaquin Arias, R (1, 6) 64 Nick Noonan, L (5, 6)		G4-3		F8			G1-3			2 1	0 0	0 0	0 0	0 0	0 0	1 0
9 Brandon Belt, L (1, 10) 79 Johnny Monell, L (7, PH) OBP: 1.000, SLG: 1.000 (8, 10)		K		G1-3			2 1B / 85 1B / 1B			2 1	0 1	0 1	0 0	0 0	1 0	0 0
6 Brett Pill, R (1, 3) 2 Cole Gillespie, R (6, 7) OBP: 1.000, SLG: 1.000		P3		G4-3			85 1B / 1-3 / 1B			2 1	0 0	0 1	0 0	0 0	0 0	0 0
68 Juan Carlos Perez, R (1, 7) 85 Ricky Oropesa, L (6, 3) OBP: 1.000, SLG: 1.000		K2-3		G6-3			1-3 3-H 1B			2 1	0 0	0 1	0 1	0 0	1 0	0 0
Inning Stats	R: 0 E: 0 K: 1 S: 5 H: 0 LOB: 0 BB: 0 P: 5	R: 0 E: 0 K: 0 S: 3 H: 0 LOB: 0 BB: 0 P: 3	R: 0 E: 0 K: 2 S: 7 H: 0 LOB: 0 BB: 0 P: 7	R: 2 E: 0 K: 0 S: 6 H: 3 LOB: 1 BB: 0 P: 7	R: 0 E: 0 K: 0 S: 3 H: 0 LOB: 0 BB: 0 P: 3	R: 1 E: 0 K: 0 S: 4 H: 1 LOB: 0 BB: 0 P: 4	R: 1 E: 0 K: 1 S: 8 H: 3 LOB: 2 BB: 0 P: 8	R: 0 E: 0 K: 0 S: 3 H: 0 LOB: 0 BB: 0 P: 3		1B: 5 2B: 2 3B: 0 HR: 0 SF: 0 SAC: 0 DP: 0 HBP: 0						

PITCHER		IP	WLS	BF	H	R	ER	SO	BB	IBB	HBP	BLK	WP	HR	S	P	ERA	WHIP
59 Brad Mills, L ERA:	(1, 1)	2.0		6	0	0	0	1	0	0	0	0	0	0	8	8	0.00	0.000
31 Billy Buckner, R ERA: 9.0	(3, 1)	2.0	L	9	3	2	2	2	0	0	0	0	0	0	13	14	9.00	1.500
10 Matt Shoemaker, R ERA: 4.5	(5, 1)	2.0		7	1	1	1	0	0	0	0	0	0	0	7	7	4.50	0.500
36 Jeremy Berg, R ERA: 9.0	(7, 1)	1.0		6	3	1	1	1	0	0	0	0	0	0	8	8	9.00	3.000
51 Mike Piazza, R ERA:	(8, 1)	1.0		3	0	0	0	0	0	0	0	0	0	0	3	3	0.00	0.000

PITCHER	IP	WLS	BF	H	R	ER	SO	BB	IBB	HBP	BLK	WP	HR	S	P	ERA	WHIP

BOTTOM

Los Angeles Angels @ San Francisco Giants

Scottsdale Stadium, Scottsdale, AZ

Sat Feb 23 2013, 3:04 PM - 5:32 PM EST

Att. 10,779 - Sunny - 58 F

livebaseballscorecards.com

AB	31
R	4
H	7
RBI	4
BB	0
SO	4
LOB	6

WP: 0 PA: 31
PB: 0
SB: 1
CS: 0

Batter	1	2	3	4	5	6	7	8	9	AB	R	H	RBI	BB	SO	LOB
4 Coco Crisp, S (1, 8) OBP: 0.667, SLG: 1.000	25 2B 1B	F7		15 SF9 1-3 2B		K		F7		3	1	2	0	0	0	1
63 Shane Peterson, L (4, 7) OBP: 0.250, SLG: 0.500										2	0	0	0	0	1	1
25 Chris Young, R (1, 9) OBP: 0.333, SLG: 0.667	15 2B 1-H 2B	K		L4		FC5-4 1-2f		K		1	1	1	1	0	0	0
23 Michael Taylor, R (2, PH) (2, 9)										4	0	0	0	0	2	4
15 Seth Smith, L (1, 10) OBP: 0.400, SLG: 0.667	8 FC4-6 29 SF9 2-H 2B	K		SF9 2-3 3-H		F9		32 E 2B		2	1	1	2	0	1	1
7 Addison Russell, R (6, PH) OBP: 0.500, SLG: 1.000 (6, 10)										2	1	1	0	0	0	1
52 Yoenis Cespedes, R (1, 7)	BB		G5-3	P3			28 2B 72 2B 2B	E7 2-H 1B		2	0	0	0	1	0	1
32 Michael Choice, R (4, 8) OBP: 0.750, SLG: 1.000	8 FC4-6 BB									2	1	2	1	0	0	0
8 Jed Lowrie, S (1, 6)	FC4-6 10 1B 1-2f 2-3		10 1B 29 BB BB		P5		72 2B 2-3 2B	G4-3		2	0	0	0	1	0	2
28 Eric Sogard, L (5, 4) OBP: 0.500, SLG: 1.000										2	1	1	0	0	0	1
29 Scott Sizemore, R (1, 4) OBP: 0.500, SLG: 0.333	SF9 3-H		10 1B 1-2 BB		F9		2-H 3-H 2B		F9	1	0	0	1	1	0	0
72 Darwin Perez, S (5, 6) OBP: 0.500, SLG: 1.000										2	0	1	2	0	0	0
10 Daric Barton, L (1, 3) OBP: 1.000, SLG: 1.000	1-3 1B		36 G5-4-3 1-2 2-3 1B		BB		G4-3		71 FC6-4 BB	2	0	2	0	1	0	0
18 Scott Moore, L (5, 3)										1	0	0	0	1	0	0
36 Derek Norris, R (1, 2)	G3		G5-4-3 1-2f		K		BB		FC6-4 74 FC4-6 1-2f	3	0	0	0	0	1	6
71 Luke Montz, R (6, 2)										1	0	0	0	1	0	1
17 Adam Rosales, R (1, 5)		BB		4 2B 15 SF9 BB		E5 23 FC5-4	K		FC4-6 1-2f	0	1	0	0	2	0	0
74 Miles Head, R (6, PH) (6, 5)										3	0	0	0	0	1	2

TOP

Oakland Athletics @ Los Angeles Angels

Tempe Diablo Stadium, Tempe, AZ

Sun Feb 24 2013, 3:11 PM - 6:52 PM EST

Att. 5,213 - Sunny - 55 F

livebaseballscorecards.com

AB	35
R	7
H	11
RBI	7
BB	8
SO	6
LOB	21

Inning Stats	1	2	3	4	5	6	7	8	9
	R: 3 E: 0 K: 0 S: 7	H: 4 LOB: 2 BB: 1 P: 11	R: 0 E: 0 K: 2 S: 7	H: 0 LOB: 1 BB: 1 P: 11	R: 0 E: 0 K: 0 S: 3	H: 1 LOB: 2 BB: 2 P: 11	R: 1 E: 0 K: 0 S: 4	H: 1 LOB: 1 BB: 1 P: 8	R: 0 E: 0 K: 1 S: 5	H: 0 LOB: 1 BB: 1 P: 9
	R: 0 E: 1 K: 1 S: 6	H: 0 LOB: 1 BB: 0 P: 6	R: 2 E: 0 K: 1 S: 7	H: 3 LOB: 1 BB: 1 P: 11	R: 1 E: 1 K: 1 S: 7	H: 2 LOB: 1 BB: 0 P: 7	R: 0 E: 0 K: 0 S: 3	H: 0 LOB: 1 BB: 1 P: 7	1B: 4 2B: 7 3B: 0 HR: 0	SF: 2 SAC: 0 DP: 1 HBP: 0
	WP: 0 PB: 0 SB: 0 CS: 0	PA: 45								

PITCHER		IP	WLS	BF	H	R	ER	SO	BB	IBB	HBP	BLK	WP	HR	S	P	ERA	WHIP
45 Barry Enright, R ERA: 40.5	(1, 1)	0.2		7	4	3	3	0	1	0	0	0	0	0	6	10	40.50	7.500
90 Jarrett Grube, R ERA:	(1, 1)	1.1		5	0	0	0	2	1	0	0	0	0	0	8	12	0.00	0.750
38 Bobby Cassevah, R ERA:	(3, 1)	1.0		5	1	0	0	0	2	0	0	0	0	0	3	11	0.00	3.000
89 Hiroyuki Kobayashi, R ERA: 4.5	(4, 1)	2.0	B	9	1	1	1	1	2	0	0	0	0	0	9	17	4.50	1.500
86 Kevin Johnson, R ERA:	(6, 1)	1.0		4	0	0	0	1	0	0	0	0	0	0	6	6	0.00	0.000

PITCHER		IP	WLS	BF	H	R	ER	SO	BB	IBB	HBP	BLK	WP	HR	S	P	ERA	WHIP
64 Andrew Taylor, L ERA: 18.0	(7, 1)	1.0	L	6	3	2	2	1	1	0	0	0	0	0	7	11	18.00	4.000
66 Manny Correa, R ERA: 9.0	(8, 1)	1.0		5	2	1	1	1	0	0	0	0	0	0	7	7	9.00	2.000
84 Buddy Boshers, L ERA:	(9, 1)	1.0		4	0	0	0	0	1	0	0	0	0	0	3	7	0.00	1.000

BOTTOM

Oakland Athletics @ Los Angeles Angels

Tempe Diablo Stadium, Tempe, AZ

Sun Feb 24 2013, 3:11 PM - 6:52 PM EST

Att. 5,213 - Sunny - 55 F

Batter	1	2	3	4	5	6	7	8	9	AB	R	H	RBI	BB	SO	LOB
12 Tommy Field, R (1, 6) OBP: 0.400, SLG: 0.250	10 1B	FC6-4 1-2f		K		FC6-4 1-2f		K 1-2 2-3		3	0	1	0	0	1	2
85 Randal Grichuk, R (6, 9)										2	0	0	0	0	1	3
10 Vernon Wells, R (1, 7) OBP: 0.500, SLG: 0.500	SAFE 20 S 44 1B 1-2		E6 56 2B	G6-3			G4-3	K		2	1	1	0	0	0	0
3 Scott Cousins, L (4, 7)	1B									3	0	0	0	0	1	4
44 Mark Trumbo, R (1, 10) OBP: 0.250, SLG: 0.250	20 S 1-2		L6		G5-3		K		F7	2	0	1	0	0	0	1
18 Luis Jimenez, R (5, PH) OBP: 0.167, SLG: 0.333 (6, 10)	1B									3	0	0	0	0	1	0
56 Kole Calhoun, L (1, 9) OBP: 0.333, SLG: 0.400	K		20 3B 3-H		G4-3		BB		K	3	1	1	1	0	1	2
74 Eric Stamets, R (6, 6)			2B							1	0	0	0	1	1	0
20 Brendan Harris, R (1, 4) OBP: 0.600, SLG: 1.000	F9 1-2 2-3		71 SF8 2-H		8 S		G4-3		FC8	2	1	1	1	0	0	2
7 Andrew Romine, S (5, 4) OBP: 0.167, SLG: 0.167			3B		1B					3	0	1	0	0	0	1
71 Kaleb Cowart, S (1, 5) OBP: 0.500, SLG: 0.500		41 G6-3 77 E 68 G4-3 BB	SF8 3-H		P2 1-2			0 2B		0	1	0	1	1	0	0
8 Luis Antonio Rodriguez, S (6, PH) (6, 5) OBP: 0.250, SLG: 0.250								1B		2	0	1	0	0	0	1
68 Efren Navarro, L (1, 3) OBP: 0.200, SLG: 0.200		G4-3 1-2	G3			FC8		19 1B 1-H		2	0	0	0	0	0	1
0 Bill Hall, R (5, 3) OBP: 0.250, SLG: 0.500								2B		2	1	1	0	0	0	0
41 Matt Young, L (1, 8) OBP: 0.833, SLG: 1.000		G6-3 2-3		77 F9 2B		97 CS 1B		85 WP 97 1B 2-H		3	0	2	0	0	0	1
19 Travis Witherspoon, R (7, 8) OBP: 0.333, SLG: 0.333								1B		1	0	1	1	0	0	0
77 Luke Carlin, S (1, 2)		E5 12 FC6-4 3-H		F9 2-3		4-1 BB 1-2		85 WP 1-2		2	0	0	0	0	0	1
97 Carlos Ramirez, R (6, 2) OBP: 0.333, SLG: 0.200								1B		1	0	1	0	1	0	0
81 Alex Yarbrough, S (8, PR)										0	0	0	0	0	0	0
98 Jett Bandy, R (9, 2)										0	0	0	0	0	0	0
Inning Stats	R: 0 E: 0 K: 1 S: 7 H: 3 LOB: 2 BB: 0 P: 8	R: 1 E: 1 K: 0 S: 4 H: 0 LOB: 1 BB: 1 P: 8	R: 3 E: 1 K: 0 S: 6 H: 2 LOB: 0 BB: 0 P: 6	R: 0 E: 0 K: 1 S: 6 H: 1 LOB: 1 BB: 0 P: 6	R: 0 E: 0 K: 0 S: 5 H: 1 LOB: 1 BB: 0 P: 5	R: 0 E: 0 K: 0 S: 4 H: 1 LOB: 1 BB: 1 P: 8	R: 0 E: 0 K: 1 S: 5 H: 0 LOB: 1 BB: 1 P: 9	R: 1 E: 0 K: 2 S: 10 H: 4 LOB: 3 BB: 0 P: 11	R: 0 E: 0 K: 1 S: 5 H: 0 LOB: 0 BB: 0 P: 5							

PITCHER		IP	WLS	BF	H	R	ER	SO	BB	IBB	HBP	BLK	WP	HR	S	P	ERA	WHIP
54 Travis Blackley, L	(1, 1)	1.0		5	3	0	0	1	0	0	0	0	0	0	7	8	0.00	3.000
ERA:																		
26 Brian Gordon, R	(2, 1)	2.0	B	11	2	4	1	0	1	0	0	0	0	0	10	14	4.50	1.500
ERA: 4.5																		
65 Pedro Figueroa, L	(4, 1)	1.0		4	1	0	0	1	0	0	0	0	0	0	6	6	0.00	1.000
ERA:																		
44 Chris Resop, R	(5, 1)	1.0		4	1	0	0	0	0	0	0	0	0	0	5	5	0.00	1.000
ERA:																		
47 Pat Neshek, R	(6, 1)	1.0	W	4	1	0	0	0	1	0	0	0	0	0	4	8	0.00	2.000
ERA:																		

PITCHER		IP	WLS	BF	H	R	ER	SO	BB	IBB	HBP	BLK	WP	HR	S	P	ERA	WHIP
55 Kyler Newby, R	(7, 1)	1.2	H	9	4	1	1	2	1	0	0	0	1	0	12	17	5.40	3.000
ERA: 5.4																		
90 Blake Hassebrock, R	(8, 1)	0.1	H	1	0	0	0	1	0	0	0	0	0	0	3	3	0.00	0.000
ERA:																		
61 James Simmons, R	(9, 1)	1.0	S	3	0	0	0	1	0	0	0	0	0	0	5	5	0.00	0.000
ERA:																		

livebaseballscorecards.com

AB	37
R	5
H	12
RBI	4
BB	3
SO	6
LOB	19

1B: 8 SF: 1
2B: 3 SAC: 0
3B: 1 DP: 0
HR: 0 HBP: 0

WP: 1 PA: 41
PB: 0
SB: 3
CS: 1

Los Angeles Angels @ Seattle Mariners

Peoria Stadium, Peoria, AZ

Mon Feb 25 2013, 3:04 PM - 6:09 PM EST

Att. 3,455 - Sunny - 57 F

TOP

livebaseballscorecards.com

Batter	1	2	3	4	5	6	7	8	9	AB	R	H	RBI	BB	SO	LOB
27 Mike Trout, R (1, 7) OBP: 0.667, SLG: 0.500	C FF 89 B SI 90 X SI 90 1-1 2 G5-3 16 HR 1B		C FF 86 B CH 85 C CU 76 B SL 84 X FF 88 2-2 ① P6		C CH 86 B FF 87 B CH 77 B CH 78 D SL 88 4-1 25 1B 2 BB 16 1B BB	B CH 85 S SI 84 1 SAFE B CU 76 1 SAFE F CU 77 C CH 83 2-3 ① K		X SI 90 0-0 2-H 1B	2 2 1 0 1 0 0						
7 Andrew Romine, S (6, PH) OBP: 0.250, SLG: 0.250 (6, 6)										2 0 1 1 0 1 1						
2 Erick Aybar, S (1, 6) OBP: 0.400, SLG: 0.500	C FF 89 F SI 89 F SI 90 1 SAFE X SL 81 0-2 ① G5-3 1-2		X FF 88 0-0 ② F7		B SI 87 D CH 88 B FF 87 C FF 87 B FF 87 4-1 25 1B 16 1B 1-2 BB	B CU 72 B CU 73 1 SAFE X CH 84 2-0 ②③ G4-6-3 1-2f		D CU 77 B SI 89 B SI 92 C SI 89 S SL 86 B SL 85 4-2 BB		2 1 0 0 1 0 1						
39 JB Shuck, L (6, PH) (6, 7)										1 0 0 0 1 0 1						
25 Peter Bourjos, R (1, 8) OBP: 1.000, SLG: 1.000	C SI 90 B SL 81 B SL 80 B SI 89 B SI 89 4-1 16 HR BB		C FF 87 B SL 85 B CU 75 B FF 88 F FF 88 B CH 81 4-2 17 WP BB		B CH 87 C CH 77 C CH 78 X FF 87 1-2 16 1B 56 1B 1-2 2-3 1B		C FC 92 B FF 93 X FF 93 1-1 17 1B 79 G1-2-3 1B	C SL 85 F SI 88 C SI 93 0-3 ② K		1 2 1 0 2 0 0						
22 John Hester, R (6, 2) OBP: 0.400, SLG: 0.250										2 0 1 0 0 1 2						
17 Chris Iannetta, R (1, 10) OBP: 0.250, SLG: 0.250	X FF 88 0-0 ② F4		D CH 87 F FF 87 1 SAFE F CH 86 F CU 76 F FF 88 B CH 85 B FF 88 X CH 78 3-2 ③ G5-3 1-3		B CH 78 S FF 88 S CH 78 T CH 79 1-2 ① K		B FF 92 B FF 93 X FF 92 2-0 68 1B 1-3 1B	B SL 86 X SI 88 1-0 ③ F7		4 0 1 0 0 1 6						
12 Tommy Field, R (8, PH) OBP: 0.333, SLG: 0.200 (8, 10)										1 0 0 0 0 0 2						
16 Hank Conger, L (1, 2) OBP: 0.800, SLG: 1.600	B SI 89 F SI 89 X SL 78 1-1 1-H 2-H HR			C FF 87 S CH 79 B CH 80 X FF 88 1-2 56 PB 56 SF7 2B	X CH 87 0-0 56 1B 1-3 2-H 3-H 1B		C FF 93 D SL 86 B FF 92 X FF 92 2-1 1-2 1B		C FC 75 B CH 82 B FC 77 B FC 84 F FF 85 B FF 84 4-2 85 1B BB	3 2 3 5 0 0 0						
68 Efren Navarro, L (6, 3) OBP: 0.429, SLG: 0.333										1 0 1 0 1 0 0						
56 Kole Calhoun, L (1, 3) OBP: 0.300, SLG: 0.375	X SI 87 0-0 ③ L7			B FC 86 X CH 79 1-0 ① SF7 2-H	F CH 88 D SL 85 X FF 87 1-1 1-2 3-H 1B		B FF 92 F FF 92 S SL 86 B FF 93 B SL 85 S SL 86 3-3 ① K		C FF 85 B SL 76 F SL 78 B FC 86 X FF 84 2-2 71 G5-4-3 1-2 1B	3 0 1 2 0 1 3						
85 Randal Grichuk, R (7, 9) OBP: 0.200, SLG: 0.200										1 0 1 0 0 0 0						
54 Trent Oeltjen, L (1, 9) OBP: 0.400, SLG: 0.400		S FF 94 B SL 85 S CH 85 T FF 96 1-2 ① K		C FF 87 X CU 77 0-1 8 G4-3 1B	C FF 87 C SL 77 S SL 78 0-3 ② K		B FF 91 B FF 92 F FF 91 X FF 91 2-1 ②③ G1-2-3 3-Hf		S FF 84 B FF 85 F FC 78 B FF 86 C FF 85 2-3 ① K	3 0 1 0 0 2 2						
79 Taylor Lindsey, L (6, 4)										2 0 0 0 0 1 5						
8 Luis Antonio Rodriguez, S (1, 4) OBP: 0.286, SLG: 0.286		B FF 95 X SI 92 1-0 18 G4-6-3 1B		C FF 87 X CH 80 0-1 ② G4-3 1-2	X FF 87 0-0 ③ G1-3			C SI 92 X SI 90 0-1 19 G1-3 7 1B 1B	C FC 78 B FF 86 X FF 86 1-1 ②③ G5-4-3 1-2f	3 0 1 0 0 0 3						
71 Kaleb Cowart, S (6, 5) OBP: 0.500, SLG: 0.500										2 1 1 0 0 0 2						
18 Luis Jimenez, R (1, 5) OBP: 0.222, SLG: 0.250		X FF 94 0-0 ②③ G4-6-3 1-2f		C CU 74 X CH 84 0-1 ③ G5-3		C SI 86 S CU 74 B CU 74 B CU 74 B SI 87 D CU 73 4-2 39 G4-6-3 BB		D SI 90 1 SAFE T SI 88 X SI 89 1-1 ① G1-3 1-2		2 0 0 0 1 0 2						
19 Travis Witherspoon, R (6, 8) OBP: 0.250, SLG: 0.250										1 0 0 0 0 0 1						

Inning Stats										
	R: 3	H: 2	R: 0	H: 1	R: 0	H: 0	R: 1	H: 2	R: 3	H: 3
	E: 0	LOB: 0	E: 0	LOB: 0	E: 0	LOB: 1	E: 0	LOB: 1	E: 0	LOB: 2
	K: 0	BB: 1	K: 1	BB: 0	K: 0	BB: 1	K: 0	BB: 0	K: 2	BB: 2
	S: 11	P: 17	S: 5	P: 7	S: 11	P: 20	S: 10	P: 12	S: 15	P: 26

Inning Stats										
	R: 0	H: 0	R: 0	H: 3	R: 1	H: 2	R: 0	H: 1	1B: 12	SF: 1
	E: 0	LOB: 2	E: 0	LOB: 2	E: 0	LOB: 1	E: 0	LOB: 1	2B: 1	SAC: 0
	K: 1	BB: 1	K: 1	BB: 1	K: 1	BB: 1	K: 1	BB: 1	3B: 0	DP: 4
	S: 6	P: 14	S: 10	P: 20	S: 11	P: 17	S: 10	P: 19	HR: 1	HBP: 0

Inning Stats	
WP: 2	PA: 44
PB: 1	
SB: 0	
CS: 0	

	AB	36
	R	8
	H	14
	RBI	8
	BB	7
	SO	7
	LOB	31

PITCHER		IP	WLS	BF	H	R	ER	SO	BB	IBB	HBP	BLK	WP	HR	S	P	ERA	WHIP
32 Jeremy Bonderman, R	(1, 1)	1.0		6	2	3	3	0	1	0	0	0	0	1	11	17	27.00	3.000
ERA: 27.0																		
37 Brandon Maurer, R	(2, 1)	1.0		3	1	0	0	1	0	0	0	0	0	0	5	7	0.00	1.000
ERA:																		
67 Andrew Carraway, R	(3, 1)	2.0		9	2	1	1	0	1	0	0	0	1	0	21	32	4.50	1.500
ERA: 3.0																		
64 Anthony Fernandez, L	(5, 1)	1.0		8	3	3	3	2	2	0	0	0	0	0	15	26	27.00	5.000
ERA: 13.5																		
40 D.J. Mitchell, R	(6, 1)	1.0		3	0	0	0	1	1	0	0	0	0	0	6	14	0.00	1.000
ERA:																		

PITCHER		IP	WLS	BF	H	R	ER	SO	BB	IBB	HBP	BLK	WP	HR	S	P	ERA	WHIP
71 Logan Bawcom, R	(7, 1)	1.0		5	3	0	0	1	0	0	0	0	0	0	10	20	0.00	3.000
ERA:																		
57 Chance Ruffin, R	(8, 1)	1.0		6	2	1	1	1	1	0	0	0	0	0	11	17	9.00	3.000
ERA: 4.5																		
72 Brian Moran, L	(9, 1)	1.0	W	4	1	0	0	1	1	0	0	0	0	0	10	19	0.00	2.000
ERA:																		

Batter	1	2	3	4	5	6	7	8	9	AB	R	H	RBI	BB	SO	LOB
13 Dustin Ackley, L (1, 4) OBP: 0.333, SLG: 1.000 77 Brad Miller, L (6, 4) OBP: 0.250, SLG: 0.375	C FF 94 B FF 95 C FF 94 B FF 94 F FF 95 S FF 94 2-3 K		B FF 88 C CH 83 B SI 83 F FF 90 B SI 90 X SI 89 3-2 L9		B CH 80 C FA 87 B FA 87 B FA 86 X FA 86 3-1 3B		C FF 88 F CU 80 C FF 89 0-3 K		C FF 96 B FF 95 B CU 78 F FF 96 X FF 96 2-2 G2-3	3 2	0 0	1 0	0 0	0 0	1 1	0 0
33 Casper Wells, R (1, 8) OBP: 0.125, SLG: 0.500 66 Francisco Martinez, R (6, 8) OBP: 0.500, SLG: 1.000	X FF 95 0-0 E5 12 G6-4-3		F SI 90 B SI 84 B SI 82 X SI 89 2-1 F8		T FA 86 S CH 78 D CU 78 C FA 88 1-3 K			B FF 94 B FF 94 C FF 94 C FF 96 B FF 96 X FF 94 3-2 76 2B 9 1B 1B	B FF 96 B FF 96 B FF 96 C FF 96 X FF 96 3-1 76 1B 3B	3 2	0 2	0 2	0 0	0 0	1 0	1 0
12 Jason Bay, R (1, 7) OBP: 0.500, SLG: 1.000 76 Julio Morban, L (7, 7) OBP: 0.667, SLG: 1.000	C FF 94 C SL 86 B SL 87 X SI 93 1-2 G6-4-3 1-2f		C SI 82 B SI 89 C SL 80 X SI 90 1-2 P2			B FF 91 X FF 90 1-0 F9		S FF 95 X FF 96 0-1 9 1B 27 1B 1-3 2B	X FF 95 0-0 3-H 1B	3 2	0 1	0 2	0 1	0 0	0 0	1 0
8 Kendrys Morales, S (1, 10) 9 John Hicks, R (8, PH) OBP: 1.000, SLG: 1.000 (9, 10)		F FF 94 X CU 76 0-1 G3	B FA 89 C FA 89 F FA 89 X CU 79 1-2 G3			B FF 90 B CH 84 F SI 92 B CH 86 X FF 91 3-1 G6-3		F FF 96 F SL 85 D SL 85 F FF 95 D SL 87 B FF 96 X FF 95 3-2 27 1B 35 WP 2-3 3-H 1B		3 1	0 1	0 1	0 1	0 0	0 0	0 0
63 Jesus Montero, R (1, 2) OBP: 0.556, SLG: 0.625 27 Ronny Paulino, R (6, 2) OBP: 0.200, SLG: 0.200		B FC 93 X FF 93 1-0 17 2B 1B	C CU 74 B FA 88 C FA 88 S CH 79 1-3 K			B SI 91 B FF 90 S FF 90 X FF 91 2-1 G1-3		X SL 85 0-0 35 WP 35 1B 1-2 3-H 1B		2 2	0 1	1 1	0 1	0 0	1 0	0 0
17 Justin Smoak, S (1, 3) OBP: 0.600, SLG: 1.400 35 Mike Jacobs, L (6, 3) OBP: 0.500, SLG: 1.000		B FF 93 F SI 94 C FF 94 B SL 84 X SI 93 2-2 10 E 1-H 2B	X FA 88 0-0 1B				S SI 88 B FF 89 B FF 89 F FF 88 X FF 88 2-2 16 HR 1B	D FF 95 F FF 94 B FF 93 B SL 84 X FF 94 3-1 16 G5-3 10 HBP 1-H 2-H 1B		2 2	1 1	2 2	0 1	0 0	0 0	0 0
10 Eric Thames, L (1, 9)		C SL 85 F FF 94 B FF 94 X FF 94 1-2 E3 16 FC5-4 2-H	B FA 87 C FA 86 D CU 71 B FA 87 F FA 87 X FA 88 3-2 F7				X FF 89 0-0 F9	D SI 91 B FF 91 F SL 82 F SL 81 B SL 83 H FF 92 4-2 16 G5-3 1-2 HBP		3	0	0	0	0	0	2
16 Alex Liddi, R (1, 5) OBP: 0.111, SLG: 0.444		1 SAFE B FC 94 X FC 94 1-0 FC5-4 1-2f			C FA 86 B FA 86 X CU 72 1-1 E5 26 G1-6-3		B FF 90 X SI 88 1-0 1-H HR	C SL 83 F SL 82 B FF 91 F SL 82 X SL 82 1-2 G5-3 1-2 2-3f		4	1	1	2	0	0	3
26 Brendan Ryan, R (1, 6) OBP: 0.500, SLG: 2.000 1 Carlos Triunfel, R (6, 6)			B SI 89 C SI 89 B SL 80 F FF 90 B SI 90 X SI 90 3-2 HR		B FA 86 X FA 86 1-0 G1-6-3 1-2f		B CH 81 X SI 88 1-0 G5-3	C SL 81 2 SAFE F FF 90 D SL 83 B SL 82 F SL 81 C FF 91 2-3		2 2	1 0	1 0	1 0	0 0	0 1	1 1
Inning Stats	R: 0 E: 1 K: 1 S: 8 H: 0 LOB: 0 BB: 0 P: 11	R: 1 E: 1 K: 0 S: 10 H: 2 LOB: 1 BB: 0 P: 15	R: 1 E: 0 K: 0 S: 11 H: 1 LOB: 0 BB: 0 P: 20	R: 0 E: 0 K: 1 S: 10 H: 1 LOB: 1 BB: 0 P: 15	R: 0 E: 1 K: 1 S: 8 H: 1 LOB: 1 BB: 0 P: 14	R: 0 E: 0 K: 0 S: 5 H: 0 LOB: 0 BB: 0 P: 11	R: 2 E: 0 K: 1 S: 9 H: 2 LOB: 0 BB: 0 P: 13	R: 4 E: 0 K: 1 S: 22 H: 5 LOB: 1 BB: 0 P: 38	R: 1 E: 0 K: 0 S: 6 H: 2 LOB: 1 BB: 0 P: 11	1B: 8 2B: 2 3B: 2 HR: 2 SF: 0 SAC: 0 DP: 3 HBP: 1						

PITCHER		IP	WLS	BF	H	R	ER	SO	BB	IBB	HBP	BLK	WP	HR	S	P	ERA	WHIP
Garrett Richards, R ERA:	(1, 1)	2.0		8	2	1	0	1	0	0	0	0	0	0	18	26	0.00	1.000
61 Chad Cordero, R ERA: 9.0	(3, 1)	1.0	H	4	1	1	1	0	0	0	0	0	0	1	11	20	9.00	1.000
80 Brandon Hynick, R ERA:	(4, 1)	2.0	H	8	2	0	0	2	0	0	0	0	0	0	18	29	0.00	1.000
60 Michael Roth, L ERA:	(6, 1)	1.0		3	0	0	0	0	0	0	0	0	0	0	5	11	0.00	0.000
89 Matt Oye, R ERA: 18.0	(7, 1)	1.0		5	2	2	2	1	0	0	0	0	0	1	9	13	18.00	2.000

PITCHER		IP	WLS	BF	H	R	ER	SO	BB	IBB	HBP	BLK	WP	HR	S	P	ERA	WHIP
25 Mark Sappington, R ERA:	(8, 1)	0.0		5	5	4	4	0	0	0	0	0	1	0	12	21	∞	∞
35 Ben Fritz, R ERA:	(8, 1)	1.0		3	0	0	0	1	0	0	1	0	0	0	10	17	0.00	0.000
53 R.J. Alvarez, R ERA: 27.0	(9, 1)	0.1	L	3	2	1	1	0	0	0	0	0	0	0	6	11	27.00	6.000

BOTTOM

Los Angeles Angels @ Seattle Mariners

Peoria Stadium, Peoria, AZ

Mon Feb 25 2013, 3:04 PM - 6:09 PM EST

Att. 3,455 - Sunny - 57 F

livebaseballscorecards.com

AB	38
R	9
H	14
RBI	7
BB	0
SO	5
LOB	9

WP: 2 PB: 0 SB: 0 CS: 0 PA: 39

Batter	1	2	3	4	5	6	7	8	9	AB	R	H	RBI	BB	SO	LOB
18 Willie Bloomquist, R (1, 6) OBP: 0.400, SLG: 0.800	8 HR 2B	G6-3 ②		8 SF8-4-6 1-3 2-H 1B		F8 ③		L6-4 ②③ 2-2		4	1	2	1	0	0	0
64 Chris Owings, R (6, 6)										1	0	0	0	0	0	2
8 Gerardo Parra, L (1, 8) OBP: 0.300, SLG: 0.625	2-1 HR 2-H	4-0 BB		0-0 ①② SF8-4-6 1-2 3-H			11 SH2-3 22 1B 1B		G6-3 ①	2	2	2	3	1	0	0
22 Brent Clevlen, R (7, 9)										1	0	0	0	0	0	0
11 AJ Pollock, R (1, 10) OBP: 0.200, SLG: 0.200	70 S 39 1B 1B	F8 ③		G4-3 ③			SH2-3 ① 1-2		F8 ②	4	1	1	0	0	0	1
22 Eric Hinske, L (1, 3) OBP: 0.556, SLG: 0.500	L3 ①	G4-3 ①		P4 ①			70 G6-3 2-H 1B		F8 ③	4	0	1	1	0	0	1
12 Evan Frey, L (7, PR) (7, 8)										1	0	0	0	0	0	0
70 Matt Davidson, R (1, 5) OBP: 0.273, SLG: 0.200	1-0 F8 ② 1-2	0-0 F9 ②		4-0 BB			G6-3 ② 1-2			3	0	0	0	1	0	2
23 Brandon Drury, R (7, 5)										0	0	0	0	0	0	0
39 Brad Snyder, L (1, 9) OBP: 0.286, SLG: 0.286	0-0 28 2B 2-H 1B	0-0 F9 ③		0-0 F8 ②			0-3 K ③			4	0	1	1	0	1	3
5 Taylor Harbin, R (7, 4)										0	0	0	0	0	0	0
28 Rod Barajas, R (1, 2) OBP: 0.857, SLG: 1.833	0-0 1-3 2B			2-0 HR	0-0 F8 ③			0-0 64 L6-4 66 1B 1B		3	1	2	1	0	0	1
68 Rossmel Perez, L (5, 2) OBP: 0.500, SLG: 0.500										1	0	1	0	0	0	0
66 Alfredo Marte, R (1, 7) OBP: 0.333, SLG: 0.444	0-3 K ③			0-0 16 1B 18 1B 1B		0-3 K ①		0-0 1-2 1B		4	1	2	0	0	2	2
4 Ollie Linton, L (8, PR) (8, 7)										0	0	0	0	0	0	0
16 John McDonald, R (1, 4) OBP: 0.429, SLG: 0.333		0-0 P3 ①		0-0 18 1B 8 SF8-4-6 1-2 1B		0-3 K ②		0-3 K ①		3	1	1	0	0	1	0
33 Kila Ka'aihue, L (7, 3) OBP: 0.200, SLG: 0.200										1	0	0	0	0	1	2
Inning Stats	R: 3 E: 0 K: 1 S: 11 H: 5 LOB: 2 BB: 0 P: 14	R: 0 E: 0 K: 0 S: 3 H: 0 LOB: 1 BB: 1 P: 7	R: 0 E: 0 K: 0 S: 3 H: 0 LOB: 0 BB: 0 P: 3	R: 3 E: 0 K: 0 S: 6 H: 4 LOB: 0 BB: 0 P: 8	R: 0 E: 0 K: 0 S: 3 H: 0 LOB: 1 BB: 1 P: 7	R: 0 E: 0 K: 2 S: 7 H: 0 LOB: 0 BB: 0 P: 7	R: 1 E: 0 K: 1 S: 7 H: 2 LOB: 2 BB: 0 P: 7	R: 0 E: 0 K: 1 S: 6 H: 2 LOB: 1 BB: 0 P: 6	R: 0 E: 0 K: 0 S: 3 H: 0 LOB: 0 BB: 0 P: 3	1B: 9 2B: 4 3B: 0 HR: 2		SF: 1 SAC: 1 DP: 2 HBP: 0				

TOP

Arizona Diamondbacks @ Los Angeles Angels

Tempe Diablo Stadium, Tempe, AZ

Tue Feb 26 2013, 3:12 PM - 6:31 PM EST

Att. 3,094 - Sunny - 57 F

livebaseballscorecards.com

AB	36
R	7
H	13
RBI	7
BB	2
SO	5
LOB	14

WP: 0 PB: 0 SB: 1 CS: 0 PA: 40

PITCHER		IP	WLS	BF	H	R	ER	SO	BB	IBB	HBP	BLK	WP	HR	S	P	ERA	WHIP
87 A.J. Schugel, R ERA: 13.5	(1, 1)	2.0		12	5	3	3	1	1	0	0	0	0	1	14	21	13.50	3.000
28 David Carpenter, R ERA:	(3, 1)	1.0		3	0	0	0	0	0	0	0	0	0	0	3	3	0.00	0.000
62 Ryan Brasier, R ERA: 13.5	(4, 1)	1.0		6	4	3	3	0	0	0	0	0	0	1	6	8	27.00	4.000
69 Fernando Cabrera, R ERA:	(5, 1)	1.0		4	0	0	0	0	1	0	0	0	0	0	3	7	0.00	1.000
84 Robert Coello, R ERA: 18.0	(6, 1)	1.0		3	0	0	0	2	0	0	0	0	0	0	7	7	0.00	0.000
81 Austin Wood, R ERA: 9.0	(7, 1)	1.0		5	2	1	1	1	0	0	0	0	0	0	0	0	9.00	2.000
48 Daniel Tillman, R ERA:	(8, 1)	1.0		4	2	0	0	1	0	0	0	0	0	0	6	6	0.00	2.000
65 Steve Geltz, R ERA: 4.5	(9, 1)	1.0		3	0	0	0	0	0	0	0	0	0	0	3	3	0.00	0.000

BOTTOM

Batter	1	2	3	4	5	6	7	8	9	AB	R	H	RBI	BB	SO	LOB
25 Peter Bourjos, R (1, 8) OBP: 0.750, SLG: 0.600	CCC 0-3 ① K		x 0-0 ② 2 1B 1-2 1B	x 0-0 ③ G6-3		BBBB 4-0 68 BB 1-2 BB		BBBB 4-0 68 G4-6-3 BB		3	0	1	0	0	1	1
18 Luis Jimenez, R (6, 5) OBP: 0.364, SLG: 0.250										0	0	0	0	2	0	0
2 Erick Aybar, S (1, 6) OBP: 0.375, SLG: 0.429	x 0-0 ② B1-3		x 0-0 ① 1-3 2-H 1B		x 0-0 ① F9	BBBB 4-0 39 FC4 1-2 2-3 3-H BB		x 0-0 ① ② G4-6-3 1-2f 2-3		3	0	1	1	0	0	0
68 Efren Navarro, L (6, 3) OBP: 0.444, SLG: 0.286										1	0	0	1	1	0	2
47 Howie Kendrick, R (1, 4) OBP: 0.333, SLG: 0.333	x 0-0 ③ F9		x 0-0 ③ G1-3		x 0-0 1B	x 0-0 ③ FC4 1-2f		x 0-0 ③ G1-4-3		3	0	1	0	0	0	2
39 JB Shuck, L (6, 7)										2	0	0	0	0	0	5
32 Josh Hamilton, L (1, 9)		x 0-0 ① G6-3		x 0-0 ① F8	x 0-0 ② F8		x 0-0 ① L4		x 0-0 ① F9	3	0	0	0	0	0	1
81 Alex Yarbrough, S (6, 4)										2	0	0	0	0	0	0
44 Mark Trumbo, R (1, 3) OBP: 0.286, SLG: 0.571	CCC 0-3 ② K		x 0-0 ③ G6-3	x 0-0 10 SF7 3B			CCC 0-3 ② K		SSS 0-3 ② K	3	1	1	0	0	1	1
95 Zach Wright, R (6, 2)										2	0	0	0	0	2	0
10 Vernon Wells, R (1, 7) OBP: 0.250, SLG: 0.333	x 0-0 ③ F8		x 0-0 ② SF7 3-H			x 0-0 SSS 3 E 41 G4-3 68 BB 1B	SSS 0-3 ③ K		x 0-0 41 1B 1B	1	0	0	1	0	0	0
20 Brendan Harris, R (6, 6) OBP: 0.625, SLG: 0.857										3	1	2	0	0	1	0
85 Randal Grichuk, R (9, PR) OBP: 0.200, SLG: 0.200										0	0	0	0	0	0	0
6 Alberto Callaspo, S (1, 5) OBP: 0.500, SLG: 0.500			SSS 0-3 ① K	x 0-0 0 WP 17 E 0 2B 1B		x 0-0 ① G4-3 1-2		BBBB 4-0 3 1B 0 2B BB	x 0-0 3 DI 1-3 1B	2	1	1	0	0	1	0
41 Matt Young, L (6, 8) OBP: 0.778, SLG: 0.875										2	1	1	0	1	0	1
17 Chris Iannetta, R (1, 2) OBP: 0.333, SLG: 0.200			BBBB 4-0 25 1B 2 1B BB	x 0-0 E6 0 WP 0 2B 1-2		2 SAFE BBBB 4-0 68 BB 18 S 2-3 BB		x 0-0 B SSS 1-3 0 2B 1-3 1B	1-3 ③ K 1-2	1	2	0	0	1	0	1
3 Scott Cousins, L (6, 9) OBP: 0.250, SLG: 0.143										2	1	1	0	1	1	2
0 Bill Hall, R (1, 10) OBP: 0.375, SLG: 0.750			x 0-0 ② L8	B x 1-0 1-H 2-H 2B		SSS 0-3 ② K		x 0-0 68 G4-6-3 1-H 3-H 2B		4	0	2	4	0	1	3
19 Travis Witherspoon, R (8, PR) OBP: 0.250, SLG: 0.250										0	0	0	0	0	0	0
(9, 10)																

Inning Stats	1	2	3	4	5	6	7	8	9
	R: 0 E: 0 K: 1 S: 5 H: 0 LOB: 0 BB: 0 P: 5	R: 0 E: 0 K: 1 S: 5 H: 0 LOB: 0 BB: 0 P: 5	R: 1 E: 0 K: 1 S: 7 H: 2 LOB: 2 BB: 1 P: 11	R: 3 E: 1 K: 0 S: 7 H: 3 LOB: 1 BB: 0 P: 8	R: 0 E: 0 K: 0 S: 4 H: 1 LOB: 1 BB: 0 P: 4	R: 1 E: 1 K: 1 S: 6 H: 1 LOB: 3 BB: 3 P: 18	R: 0 E: 0 K: 2 S: 7 H: 0 LOB: 0 BB: 0 P: 7	R: 2 E: 0 K: 0 S: 4 H: 2 LOB: 2 BB: 2 P: 12	R: 0 E: 0 K: 2 S: 9 H: 2 LOB: 3 BB: 0 P: 10

1B: 8 2B: 2 3B: 1 HR: 0 SF: 1 SAC: 0 DP: 1 HBP: 0

WP: 1 PB: 0 SB: 1 CS: 0 PA: 44

PITCHER		IP	WLS	BF	H	R	ER	SO	BB	IBB	HBP	BLK	WP	HR	S	P	ERA	WHIP
71 David Holmberg, L ERA:	(1, 1)	1.0		3	0	0	0	1	0	0	0	0	0	0	5	5	0.00	0.000
52 Eddie Bonine, R ERA: 4.5	(2, 1)	2.0	H	9	2	1	1	2	1	0	0	0	0	0	12	16	4.50	1.500
67 Zeke Spruill, R ERA: 4.5	(4, 1)	2.0		11	4	3	1	0	0	0	0	0	1	0	11	12	4.50	2.000
74 Evan Marshall, R ERA: 18.0	(6, 1)	1.0	H	7	1	1	1	1	3	0	0	0	0	0	6	18	9.00	4.000
43 Garrett Mock, R ERA: 9.0	(7, 1)	1.0	H	3	0	0	0	2	0	0	0	0	0	0	7	7	0.00	0.000

PITCHER		IP	WLS	BF	H	R	ER	SO	BB	IBB	HBP	BLK	WP	HR	S	P	ERA	WHIP
58 Bo Schultz, R ERA: 9.0	(8, 1)	1.0	B	6	2	2	2	0	2	0	0	0	0	0	4	12	18.00	4.000
22 Ray Hernandez, R ERA:	(9, 1)	1.0		5	2	0	0	2	0	0	0	0	0	0	9	10	0.00	2.000

Arizona Diamondbacks @ Los Angeles Angels

Tempe Diablo Stadium, Tempe, AZ

Tue Feb 26 2013, 3:12 PM - 6:31 PM EST

Att. 3,094 - Sunny - 57 F

livebaseballscorecards.com

AB	37
R	7
H	11
RBI	7
BB	6
SO	8
LOB	19

Batter	1	2	3	4	5	6	7	8	9	AB	R	H	RBI	BB	SO	LOB
16 Ángel Pagán, S (1, 8) OBP: 0.300, SLG: 0.600	F7	K		F7		HR (1-H, 3-H)			G5-3	4	1	1	3	0	1	1
68 Juan Carlos Perez, R (6, 8) OBP: 0.125, SLG: 0.125										1	0	0	0	0	0	1
19 Marco Scutaro, R (1, 4) OBP: 0.500, SLG: 0.429	8 E, 48 BB, 1B		BB (2 HBP, 8 1B, 13 SF8)		G1-3	K			G4-3 (2-3)	2	2	1	0	1	0	0
88 Kensuke Tanaka, L (5, 4)										2	0	0	0	0	1	1
48 Pablo Sandoval, S (1, 5) OBP: 0.545, SLG: 0.700	BB (8 S, 1-2)		K		1B (8 G5-4-3)		G5-3		1B (3-H)	2	0	1	0	1	1	1
37 Wilson Valdez, R (5, 5) OBP: 0.375, SLG: 0.167										2	0	1	1	0	0	0
8 Hunter Pence, R (1, 9) OBP: 0.375, SLG: 0.571	K (1-2, 2-H)		1B (2 HBP, 1-2)		G5-4-3 (1-2f)		F8		F8	3	0	1	0	0	1	2
23 Roger Kieschnick, L (5, 9) OBP: 0.222, SLG: 0.333										2	0	0	0	0	0	1
2 Cole Gillespie, R (1, 7) OBP: 0.625, SLG: 0.833	G6-3		HBP (1-2, 2-3)			BB (6, 3B)	K			1	1	0	0	1	0	1
14 Francisco Peguero, R (6, 7) OBP: 0.625, SLG: 0.714										1	0	0	0	0	1	0
13 Joaquin Arias, R (1, 6) OBP: 0.286, SLG: 0.333		1B (29 2B)	SF8 (3-H)			F9		F9		2	1	1	1	0	0	1
57 Ehire Adrianza, S (6, 6)										1	0	0	0	0	0	0
6 Brett Pill, R (1, 3) OBP: 0.333, SLG: 0.929	F9	F9				3B (16 HR, 1-H)		F8		3	1	1	1	0	0	3
85 Ricky Oropesa, L (6, 3) OBP: 0.400, SLG: 0.250										1	0	0	0	0	0	0
29 Héctor Sánchez, S (1, 10) OBP: 0.333, SLG: 0.500	2B (1-H)			F8	F8			K		4	0	1	1	0	1	1
62 Jackson Williams, R (1, 2) OBP: 0.286, SLG: 0.333	P3			F8		BB (16 HR)			2B (88 G4-3, 37 1B)	2	1	0	0	1	0	1
67 Andrew Susac, R (6, 2) OBP: 0.500, SLG: 1.000										1	1	1	0	0	0	0
Inning Stats	R: 1 E: 1 K: 1 S: 6 H: 1 LOB: 1 BB: 1 P: 10	R: 1 E: 0 K: 1 S: 7 H: 2 LOB: 1 BB: 0 P: 7	R: 1 E: 0 K: 1 S: 6 H: 1 LOB: 2 BB: 1 P: 11	R: 0 E: 0 K: 0 S: 3 H: 0 LOB: 0 BB: 0 P: 3	R: 0 E: 0 K: 0 S: 3 H: 1 LOB: 0 BB: 0 P: 3	R: 4 E: 0 K: 1 S: 7 H: 2 LOB: 0 BB: 2 P: 15	R: 0 E: 0 K: 1 S: 5 H: 0 LOB: 0 BB: 0 P: 5	R: 0 E: 0 K: 1 S: 5 H: 0 LOB: 0 BB: 0 P: 5	R: 1 E: 0 K: 0 S: 5 H: 2 LOB: 0 BB: 0 P: 5	1B: 5 2B: 2 3B: 1 HR: 1 SF: 1 SAC: 0 DP: 1 HBP: 1							

PITCHER		IP	WLS	BF	H	R	ER	SO	BB	IBB	HBP	BLK	WP	HR	S	P	ERA	WHIP
63 Nick Maronde, L ERA: 18.0	(1, 1)	1.1		8	3	2	1	1	1	0	0	0	0	0	9	13	6.75	3.000
89 Matt Oye, R ERA: 10.8	(2, 1)	0.2		2	0	0	0	1	0	0	0	0	0	0	4	4	0.00	0.000
58 Michael Kohn, R ERA: 4.5	(3, 1)	1.0		6	1	1	1	1	1	0	1	0	0	0	6	11	9.00	2.000
51 Brandon Sisk, L ERA:	(4, 1)	1.0		3	0	0	0	0	0	0	0	0	0	0	3	3	0.00	0.000
31 Billy Buckner, R ERA: 6.0	(5, 1)	1.0		3	1	0	0	0	0	0	0	0	0	0	3	3	0.00	1.000

PITCHER		IP	WLS	BF	H	R	ER	SO	BB	IBB	HBP	BLK	WP	HR	S	P	ERA	WHIP
64 Andrew Taylor, L ERA: 27.0	(6, 1)	0.2		5	1	3	3	0	2	0	0	0	0	0	3	11	40.50	4.500
88 Eddie McKiernan, R ERA: 27.0	(6, 1)	0.1		2	1	1	1	1	0	0	0	0	0	1	4	4	27.00	3.000
10 Matt Shoemaker, R ERA: 2.25	(7, 1)	2.0		6	0	0	0	2	0	0	0	0	0	0	10	10	0.00	0.000
86 Kevin Johnson, R ERA: 4.5	(9, 1)	1.0		5	2	1	1	0	0	0	0	0	0	0	5	5	9.00	2.000

TOP

San Francisco Giants @ Los Angeles Angels

Tempe Diablo Stadium, Tempe, AZ

Wed Feb 27 2013, 3:12 PM - 6:39 PM EST

Att. 4,042 - Sunny - 61 F

livebaseballscorecards.com

AB	34
R	8
H	9
RBI	7
BB	4
SO	6
LOB	14

WP: 0 PB: 0 SB: 1 CS: 0 PA: 40

BOTTOM

Batter	1	2	3	4	5	6	7	8	9	AB	R	H	RBI	BB	SO	LOB
27 Mike Trout, R (1, 8) OBP: 0.667, SLG: 0.500 19 Travis Witherspoon, R (6, 8) OBP: 0.333, SLG: 0.500	0-0 56 G4-6-3 1B			0-0 F9	4-0 8 WP BB		0-0 77 G3 1-H 3-H 2B	0-3 K		2	0	1	1	1	0	0
										2	0	1	2	0	1	1
8 Luis Antonio Rodriguez, S (1, 4) OBP: 0.300, SLG: 0.300 77 Luke Carlin, S (6, 2)	0-3 K			0-0 71 FC5-4 1B	1-0 F8 1-2 2-3 3-H		0-0 G3 2-3		0-0 G3-1	3	0	1	0	0	1	3
										2	0	0	0	0	0	1
56 Kole Calhoun, L (1, 9) OBP: 0.231, SLG: 0.273 12 Tommy Field, R (7, 6) OBP: 0.500, SLG: 0.333	0-0 G4-6-3 1-2f			0-0 F9		0-3 K	4-0 BB		0-0 E7 71 2B 1B	3	0	0	0	0	1	2
										1	1	1	0	1	0	0
0 Bill Hall, R (1, 5) OBP: 0.333, SLG: 0.667 71 Kaleb Cowart, S (3, 5) OBP: 0.500, SLG: 0.625 74 Eric Stamets, R (9, PR)		0-0 F7		0-0 FC5-4 1-2f		0-0 39 FC6 1B	0-0 F8		0-0 39 1B 2-H 2B	1	0	0	0	0	0	0
										4	0	2	1	0	0	3
										0	1	0	0	0	0	0
16 Hank Conger, L (1, 2) OBP: 0.571, SLG: 1.143 39 JB Shuck, L (6, 7) OBP: 0.222, SLG: 0.125		0-3 K			0-3 K	0-0 FC6 1-2f		0-0 F8	0-0 85 G6-3 2-H 1B	2	0	0	0	0	2	0
										3	0	1	1	0	0	1
7 Andrew Romine, S (1, 6) OBP: 0.273, SLG: 0.273 85 Randal Grichuk, R (7, 9) OBP: 0.286, SLG: 0.286		0-0 G3-1			0-0 54 BB 18 S 27 BB 1B	0-0 G1-3		0-0 18 2B 79 1B 1B	0-0 G6-3 1-2	3	1	1	0	0	0	1
										2	1	1	0	0	0	2
18 Luis Jimenez, R (1, 10) OBP: 0.438, SLG: 0.364			0-0 G6-3		4-0 27 BB 54 BB 8 WP 1-2 BB		4-0 79 1B 79 S 19 2B BB	0-0 79 1B 1-3 2B	0-3 K	3	3	1	0	2	1	1
68 Efren Navarro, L (1, 3) OBP: 0.333, SLG: 0.200 79 Roberto Lopez, R (8, 3)			0-3 K		0-0 F7		0-0 F8	0-0 P3		3	0	0	0	0	1	3
										1	0	0	0	0	0	2
54 Trent Oeltjen, L (1, 7) OBP: 0.429, SLG: 0.333 79 Taylor Lindsey, L (6, 4) OBP: 0.333, SLG: 0.333			0-3 K		4-0 8 WP 27 BB 1-2 2-3 BB		0-1 19 2B 1-3 1B	0-0 2-H 3-H 1B		1	0	0	0	1	1	0
										2	1	2	2	0	0	0
Inning Stats	R: 0 E: 0 K: 1 S: 5 H: 1 LOB: 0 BB: 0 P: 5	R: 0 E: 0 K: 1 S: 5 H: 0 LOB: 0 BB: 0 P: 5	R: 0 E: 0 K: 2 S: 7 H: 0 LOB: 0 BB: 0 P: 7	R: 0 E: 0 K: 0 S: 4 H: 1 LOB: 1 BB: 0 P: 4	R: 2 E: 0 K: 1 S: 6 H: 1 LOB: 2 BB: 3 P: 19	R: 0 E: 0 K: 1 S: 6 H: 1 LOB: 1 BB: 0 P: 6	R: 2 E: 0 K: 0 S: 6 H: 2 LOB: 2 BB: 2 P: 14	R: 2 E: 0 K: 1 S: 8 H: 3 LOB: 1 BB: 0 P: 8	R: 2 E: 1 K: 1 S: 8 H: 3 LOB: 1 BB: 0 P: 8	1B: 9 2B: 3 3B: 0 HR: 0		SF: 0 SAC: 0 DP: 1 HBP: 0				

PITCHER		IP	WLS	BF	H	R	ER	SO	BB	IBB	HBP	BLK	WP	HR	S	P	ERA	WHIP
32 Ryan Vogelsong, R ERA:	(1, 1)	3.0		9	1	0	0	4	0	0	0	0	0	0	17	17	0.00	0.333
75 Barry Zito, L ERA: 10.8	(4, 1)	1.2	H	8	2	2	2	1	1	0	0	0	0	0	9	13	10.80	1.800
53 Chad Gaudin, R ERA: 2.7	(5, 1)	1.1	H	7	1	0	0	1	2	0	0	0	1	0	7	16	0.00	2.250
46 Santiago Casilla, R ERA: 9.0	(7, 1)	1.0		7	2	2	2	0	2	0	0	0	0	0	6	14	18.00	4.000
50 Jose Mijares, L ERA: 9.0	(8, 1)	1.0	H	6	3	2	2	1	0	0	0	0	0	0	8	8	18.00	3.000

PITCHER		IP	WLS	BF	H	R	ER	SO	BB	IBB	HBP	BLK	WP	HR	S	P	ERA	WHIP
54 Sergio Romo, R ERA: 6.0	(9, 1)	1.0	B	6	3	2	2	1	0	0	0	0	0	0	8	8	18.00	3.000

San Francisco Giants @ Los Angeles Angels

Tempe Diablo Stadium, Tempe, AZ

Wed Feb 27 2013, 3:12 PM - 6:39 PM EST

Att. 4,042 - Sunny - 61 F

livebaseballscorecards.com

AB	38
R	8
H	12
RBI	7
BB	5
SO	8
LOB	20

WP: 1 PA: 43
PB: 0
SB: 2
CS: 0

Batter	1	2	3	4	5	6	7	8	9	AB	R	H	RBI	BB	SO	LOB
25 Peter Bourjos, R (1, 8) OBP: 0.545, SLG: 0.375	CCC 0-3 ① K		SSS 0-3 ① K	SSS 0-3 ③ K			SSS 0-3 ② K		H 1-0 68 G6-3 / 68 DI / 12 G5-3 / HBP	3	0	0	0	0	3	1
20 Brendan Harris, R (5, 6) OBP: 0.600, SLG: 0.750										1	1	0	0	0	1	0
2 Erick Aybar, S (1, 6) OBP: 0.364, SLG: 0.400	CCC 0-3 ② K		X 0-0 ① 47 2B / 1B		X 0-0 ① F8		SSS 0-3 ③ K		B X 1-0 ① G6-3 / 1-3 / 3-H	3	1	1	0	0	1	0
68 Efren Navarro, L (5, 3) OBP: 0.286, SLG: 0.167										2	0	0	1	0	1	1
47 Howie Kendrick, R (1, 4) OBP: 0.667, SLG: 1.333	X 0-0 E6 / 44 1B / 1B		X 0-0 1-H 10 1B / 2B		SSB X 1-2 HR			X 0-0 39 1B / 19 1B / 2B	X 0-0 ② G5-3 / 3-H	3	3	3	2	0	0	0
12 Tommy Field, R (5, 4) OBP: 0.500, SLG: 0.500										2	1	1	1	0	0	0
44 Mark Trumbo, R (1, 3) OBP: 0.300, SLG: 0.500	X 0-0 2-H 1B		X 0-0 ② G5-3		X 0-0 ② P6			X 0-0 71 G3 / 19 1B / 56 SF7 / 2-3 / 1B	X 0-0 ③ G5-3	3	0	1	1	0	0	1
39 JB Shuck, L (5, 7) OBP: 0.273, SLG: 0.200										2	1	1	0	0	0	0
10 Vernon Wells, R (1, 7) OBP: 0.286, SLG: 0.333	CCC 0-3 ③ K		X 0-0 2-H 1B		SSS 0-3 ③ K			X 0-0 71 G3 / 1-2 / 3-H / 1B		3	0	1	1	0	2	1
19 Travis Witherspoon, R (5, 8) OBP: 0.429, SLG: 0.571										1	0	1	1	0	0	0
6 Alberto Callaspo, S (1, 5) OBP: 0.200, SLG: 0.200		SSS 0-3 ① K	CCC 0-3 ③ K			X 0-0 ① F7		X 0-0 ① G3 / 1-2 / 2-3		3	0	0	0	0	2	1
71 Kaleb Cowart, S (6, 5) OBP: 0.455, SLG: 0.556										1	0	0	0	0	0	2
17 Chris Iannetta, R (1, 10) OBP: 0.333, SLG: 0.375		X 0-0 ② G6-3		X 0-0 22 F9 / 2B		X 0-0 ② F9		X 0-0 ② SF7 / 3-H		3	0	1	0	0	0	0
56 Kole Calhoun, L (8, PH) OBP: 0.214, SLG: 0.273										0	0	0	1	0	0	0
(8, 10)																
22 John Hester, R (1, 2) OBP: 0.375, SLG: 0.286		X 0-0 1B		X 0-0 ① F9 / 2-3		X 0-0 ③ P4		X 0-0 ③ G5-3		3	0	1	0	0	0	1
98 Jett Bandy, R (6, 2)										1	0	0	0	0	0	1
85 Randal Grichuk, R (1, 9) OBP: 0.273, SLG: 0.455		SSS 0-3 ③ K		SSS 0-3 ② K			X 0-0 ① P4		X 0-0 68 G6-3 / 3B	4	1	1	0	0	2	2

TOP

Los Angeles Angels @ Los Angeles Dodgers

Camelback Ranch, Glendale, AZ

Thu Feb 28 2013, 3:05 PM - 6:02 PM EST

Att. 5,083 - Sunny - 68 F

livebaseballscorecards.com

AB	38
R	8
H	12
RBI	8
BB	0
SO	12
LOB	11

Inning Stats	1	2	3	4	5	6	7	8	9	1B: 7	SF: 1	WP: 0	PA: 40
R:	1	0	2	0	1	0	0	2	2	2B: 3	SAC: 0	PB: 0	
E:	1	0	0	0	0	0	0	0	0	3B: 1	DP: 0	SB: 0	
K:	3	2	2	2	1	0	2	0	4	HR: 1	HBP: 1	CS: 0	
S:	11	8	10	8	8	3	7	6	6				
LOB:	2	1	1	1	0	0	0	1	0				
BB:	1	0	1	1	0	0	0	0	0				
P:	11	8	10	8	9	3	7	6	6				

PITCHER	IP	WLS	BF	H	R	ER	SO	BB	IBB	HBP	BLK	WP	HR	S	P	ERA	WHIP
22 Clayton Kershaw, L (1, 1) ERA: 7.2	3.0	W	15	6	3	2	7	0	0	0	0	0	0	29	29	6.00	2.000
76 Peter Moylan, R (4, 1) ERA: 10.8	1.0	H	4	1	0	0	2	0	0	0	0	0	0	8	8	0.00	1.000
29 Ted Lilly, L (5, 1) ERA: 4.5	2.0	H	7	1	1	1	1	0	0	0	0	0	1	11	12	4.50	0.500
46 Josh Wall, R (7, 1) ERA:	1.0		3	0	0	0	2	0	0	0	0	0	0	7	7	0.00	0.000
79 Steve Ames, R (8, 1) ERA: 9.0	1.0		6	3	2	2	0	0	0	0	0	0	0	6	6	18.00	3.000

PITCHER	IP	WLS	BF	H	R	ER	SO	BB	IBB	HBP	BLK	WP	HR	S	P	ERA	WHIP
92 Andres Santiago, R (9, 1) ERA: 18.0	1.0		5	1	2	2	0	0	0	1	0	0	0	4	6	18.00	1.000

Batter	1	2	3	4	5	6	7	8	9	AB	R	H	RBI	BB	SO	LOB
3 Skip Schumaker, L (1, 8) OBP: 0.333, SLG: 0.375	G3-1	14 1B 1-2 1B		SH3 1-3	2-H 3-H 1B	K				2	0	1	0	0	0	0
37 Elian Herrera, S (5, 8) OBP: 0.455, SLG: 0.500										2	0	1	2	0	1	1
14 Mark Ellis, R (1, 4) OBP: 0.444, SLG: 0.444	G1-3	47 FC5-4 1-2 2-H 1B		47 WP 66 S 3-H 1B	K			64 F8-4 66 1B BB		3	0	2	2	0	0	0
9 Dee Strange-Gordon, L (5, 6)										1	0	0	0	1	1	1
16 Andre Ethier, L (1, 10) OBP: 0.500, SLG: 0.667	47 HR BB	F7		F7 1-2		F8		64 F8-4 1-2 1B		1	1	0	0	1	0	2
66 Yasiel Puig, R (4, PH) OBP: 0.357, SLG: 0.429										3	0	1	0	0	0	1
(5, 10)																
47 Luis Alfonso Cruz, R (1, 5) OBP: 0.222, SLG: 0.889	1-H HR	FC5-4 1-2f		F8 2-3		G6-3		F8-4 1-2 2-3		3	1	1	2	0	0	3
64 Osvaldo Martínez, R (5, 5)										2	0	0	0	0	0	2
60 Jeremy Moore, L (1, 7) OBP: 0.667, SLG: 1.000	G4-3		17 CS BB		48 FC5-4 44 2B BB	F9		F8		1	0	0	0	1	0	0
49 Alex Castellanos, R (5, 9) OBP: 0.273, SLG: 0.800										2	1	0	0	1	0	1
17 A.J. Ellis, R (1, 2) OBP: 0.429, SLG: 0.200		7 1B 0 1B BB	K 1-2		48 FC5-4 1-2 BB		P3			1	1	0	0	2	1	1
70 Jesus Flores, R (7, 2)										1	0	0	0	0	0	0
7 Nick Punto, S (1, 6) OBP: 0.545, SLG: 0.500	5 S 0 1B 1-3 1B		2B		FC5-4 44 2B 37 1B 1-2f 2-3		63 1B 2B			2	1	2	0	0	0	0
48 Brian Barden, R (5, 4) OBP: 0.727, SLG: 0.778										2	2	1	0	0	0	2
5 Juan Uribe, R (1, 3) OBP: 0.125, SLG: 0.125	K 1-2	F8			37 1B 1-3 3-H 2B		K			2	0	0	0	0	1	3
44 Dallas McPherson, L (5, 3) OBP: 0.222, SLG: 0.250										2	1	1	1	0	1	1
0 Alfredo Amezaga, S (1, 9) OBP: 0.455, SLG: 0.455	3 1B 14 1B 2-H 3-H 1B			3 SH3 3 S 14 1B 1B		F9	2-H 1B			2	2	2	2	0	0	0
63 Nick Evans, R (5, 7) OBP: 0.333, SLG: 0.250										2	0	1	1	0	0	2
Inning Stats	R: 2 E: 0 K: 0 S: 4 H: 1 LOB: 0 BB: 1 P: 10	R: 3 E: 0 K: 1 S: 10 H: 4 LOB: 2 BB: 1 P: 14	R: 0 E: 0 K: 1 S: 5 H: 1 LOB: 1 BB: 1 P: 9	R: 1 E: 0 K: 0 S: 6 H: 2 LOB: 1 BB: 0 P: 8	R: 3 E: 0 K: 1 S: 7 H: 2 LOB: 1 BB: 2 P: 15	R: 0 E: 0 K: 0 S: 3 H: 0 LOB: 0 BB: 0 P: 3	R: 1 E: 0 K: 2 S: 9 H: 2 LOB: 1 BB: 0 P: 9	R: 0 E: 0 K: 0 S: 3 H: 1 LOB: 1 BB: 1 P: 7		1B: 9 2B: 4 3B: 0 HR: 1	SF: 0 SAC: 1 DP: 1 HBP: 0						

BOTTOM

Los Angeles Angels @ Los Angeles Dodgers

Camelback Ranch, Glendale, AZ

Thu Feb 28 2013, 3:05 PM - 6:02 PM EST

Att. 5,083 - Sunny - 68 F

livebaseballscorecards.com

AB	34
R	10
H	13
RBI	10
BB	6
SO	5
LOB	20

WP: 1 PB: 0 SB: 3 CS: 1 PA: 41

PITCHER		IP	WLS	BF	H	R	ER	SO	BB	IBB	HBP	BLK	WP	HR	S	P	ERA	WHIP
57 Jerome Williams, R ERA: 11.25	(1, 1)	2.0	L	13	5	5	4	1	2	0	0	0	0	1	14	24	18.00	3.500
89 Hiroyuki Kobayashi, R ERA: 3.0	(3, 1)	1.0		4	1	0	0	1	1	0	0	0	0	0	5	9	0.00	2.000
59 Brad Mills, L ERA: 9.0	(4, 1)	2.0		12	4	4	4	1	2	0	0	0	1	0	13	23	18.00	3.000
60 Michael Roth, L ERA:	(6, 1)	1.0		3	0	0	0	0	0	0	0	0	0	0	3	3	0.00	0.000
61 Chad Cordero, R ERA: 9.0	(7, 1)	1.0		5	2	1	1	2	0	0	0	0	0	0	9	9	9.00	2.000

PITCHER		IP	WLS	BF	H	R	ER	SO	BB	IBB	HBP	BLK	WP	HR	S	P	ERA	WHIP
53 R.J. Alvarez, R ERA: 6.75	(8, 1)	1.0		4	1	0	0	0	1	0	0	0	0	0	3	7	0.00	2.000

Batter	1	2	3	4	5	6	7	8	9	AB	R	H	RBI	BB	SO	LOB
9 Dee Strange-Gordon, L (1, 6) OBP: 0.500, SLG: 0.125 64 Osvaldo Martinez, R (6, 6)	66 S 3 S 47 2B 1B		66 WP 3 G5-3 66 2B BB 1-2	F7		3 FC6-4 BB	F7			2 1	2 0	1 0	0 0	2 0	0 0	2 1
3 Skip Schumaker, L (1, 4) OBP: 0.308, SLG: 0.500 83 Rafael Ynoa, S (6, 4)	F7 1-2		G5-3 1-2 2-3f		66 SF8 3B	FC6-4 1-2f		G4-3		4 1	1 0	1 0	0 0	0 0	0 0	5 0
66 Yasiel Puig, R (1, 9) OBP: 0.353, SLG: 0.500 84 Rusty Ryal, R (6, 9) OBP: 1.000, SLG: 2.500	K 2-3		47 2B 2B 2-H		SF8 3-H		HR	48 1B HBP		2 1	1 1	1 1	2 1	0 0	1 0	1 0
47 Luis Alfonso Cruz, R (1, 5) OBP: 0.417, SLG: 1.083 48 Brian Barden, R (5, 5) OBP: 0.692, SLG: 0.727	2B 3-H		2B 2-H		1B		F9	1B 1-2		3 2	0 0	3 1	2 0	0 0	0 0	0 0
60 Jeremy Moore, L (1, 8) OBP: 0.500, SLG: 0.667 91 Blake Smith, L (7, PH) OBP: 0.500, SLG: 0.500 (7, 8)	K		F8		K		81 BB 63 1B 1B	K		3 2	0 1	0 1	0 0	0 1	2 2	3 2
5 Juan Uribe, R (1, 3) OBP: 0.182, SLG: 0.182 44 Dallas McPherson, L (6, 3) OBP: 0.182, SLG: 0.200		P6		10 1B 1B	P6		K	K		3 2	0 0	1 0	0 0	0 0	0 2	1 3
18 Tim Federowicz, R (1, 2) OBP: 0.400, SLG: 0.375 81 Matt Wallach, L (6, 2) OBP: 0.429, SLG: 0.200		P6	F9			K	63 1B 46 2B 1-2 BB		46 G3-6-1 BB	3 0	0 1	0 0	0 0	0 2	1 0	1 0
10 Tony Gwynn Jr., L (1, 7) OBP: 0.625, SLG: 0.250 63 Nick Evans, R (6, 7) OBP: 0.364, SLG: 0.300		F9		1-2 1B		F8	46 2B 1-3 2-H 1B		P4	3 2	0 1	1 1	0 1	0 0	0 0	0 1
65 Wilkin Castillo, S (1, 10) OBP: 0.571, SLG: 0.714 46 Chris O'Brien, S (7, PH) OBP: 0.500, SLG: 1.000 (7, 10)			3 G5-3 9 S 1B	F7		2B	1-H 3-H 2B		G3-6-1 1-2f	3 2	0 0	2 1	0 2	0 0	0 0	2 1
Inning Stats	R: 1 E: 0 K: 2 S: 9 H: 2 LOB: 1 BB: 0 P: 11	R: 0 E: 0 K: 0 S: 3 H: 0 LOB: 0 BB: 0 P: 3	R: 2 E: 0 K: 0 S: 5 H: 3 LOB: 1 BB: 1 P: 10	R: 0 E: 0 K: 0 S: 5 H: 2 LOB: 2 BB: 0 P: 5	R: 1 E: 0 K: 1 S: 7 H: 2 LOB: 1 BB: 0 P: 7	R: 0 E: 0 K: 1 S: 6 H: 1 LOB: 2 BB: 1 P: 10	R: 4 E: 0 K: 1 S: 9 H: 4 LOB: 1 BB: 1 P: 13	R: 0 E: 0 K: 2 S: 9 H: 1 LOB: 2 BB: 0 P: 10	R: 0 E: 0 K: 0 S: 2 H: 0 LOB: 0 BB: 1 P: 6	1B: 8 2B: 5 3B: 1 HR: 1	SF: 1 SAC: 0 DP: 2 HBP: 1					

PITCHER		IP	WLS	BF	H	R	ER	SO	BB	IBB	HBP	BLK	WP	HR	S	P	ERA	WHIP
36 Jered Weaver, R ERA: 4.5	(1, 1)	2.0		8	2	1	1	2	0	0	0	0	0	0	12	14	4.50	1.000
40 Kevin Jepsen, R ERA: 18.0	(3, 1)	1.0	W	6	3	2	2	0	1	0	0	0	1	0	5	10	18.00	4.000
45 Barry Enright, R ERA: 13.5	(4, 1)	2.0		10	4	1	1	1	0	0	0	0	0	0	12	12	4.50	2.000
28 David Carpenter, R ERA:	(6, 1)	1.0		5	1	0	0	1	1	0	0	0	0	0	6	10	0.00	2.000
69 Fernando Cabrera, R ERA: 10.8	(7, 1)	1.1		11	5	4	4	1	1	0	1	0	0	1	12	17	27.00	4.500

PITCHER		IP	WLS	BF	H	R	ER	SO	BB	IBB	HBP	BLK	WP	HR	S	P	ERA	WHIP
81 Austin Wood, R ERA: 5.4	(8, 1)	0.2		2	0	0	0	2	0	0	0	0	0	0	6	6	0.00	0.000
65 Steve Geltz, R ERA: 3.0	(9, 1)	1.0		3	0	0	0	0	1	0	0	0	0	0	2	6	0.00	1.000

TOP

Los Angeles Dodgers @ Los Angeles Angels

Tempe Diablo Stadium, Tempe, AZ

Fri Mar 01 2013, 3:14 PM - 6:44 PM EST

Att. 6,744 - Sunny - 68 F

livebaseballscorecards.com

AB	39
R	8
H	15
RBI	8
BB	4
SO	7
LOB	23

1B: 8	SF: 1	WP: 1	PA: 45
2B: 5	SAC: 0	PB: 0	
3B: 1	DP: 2	SB: 3	
HR: 1	HBP: 1	CS: 0	

Batter	1	2	3	4	5	6	7	8	9	AB	R	H	RBI	BB	SO	LOB
27 Mike Trout, R (1, 7) OBP: 0.600, SLG: 0.333	BBBB 4-0 32 HR BB	X 0-0 ③ F9	BBBB 4-0 25 3B BB 1-2 2-3 3-H		SSS 0-3 ② K		X 0-0 ② L6	CCC 0-3 ③ K		2	2	0	0	2	1	2
97 Carlos Ramirez, R (6, 2) OBP: 0.250, SLG: 0.143										2	0	0	0	0	1	2
25 Peter Bourjos, R (1, 8) OBP: 0.467, SLG: 0.500	CCC 0-3 ① K		P2		SSS 0-3 ③ K		X 0-0 20 E 56 S 41 3B 1-H 1B			4	0	1	3	0	2	1
74 Eric Stamets, R (6, 6) OBP: 0.500, SLG: 0.333			0-0 1-H 2-H 3-H 3B							1	1	1	1	0	0	0
32 Josh Hamilton, L (1, 10) OBP: 0.400, SLG: 1.000	BBBCCX 3-2 1-H HR		0-0 44 E 44 1B			BBBB 4-0 41 G4-3 41 WP 39 1B BB	BBBB 4-0 20 E 41 3B 1-2 BB			2	1	2	2	0	0	0
56 Kole Calhoun, L (3, PR) OBP: 0.294, SLG: 0.250			F9							1	2	0	0	2	0	2
44 Mark Trumbo, R (1, 3) OBP: 0.308, SLG: 0.417	X 0-0 ② G6-3		1 SAFE X 0-0 ② FC3-2-5-2 17 E 8 1B 1-H	BBB 4-0 8 1B 18 SF7 BB		CCC 0-3 ① K	X 0-0 E6 41 3B 1-2 2-3			2	2	0	0	1	0	1
20 Brendan Harris, R (6, 5) OBP: 0.500, SLG: 0.600										2	1	0	0	0	1	3
17 Chris Iannetta, R (1, 2) OBP: 0.250, SLG: 0.273	SSS 0-3 ③ K		X 0-0 E5 8 1B 18 1B 2-3	CCC 0-3 ① K		B X 1-0 ② G4-3 1-3	X 0-0 39 E 1-H 2-H 3-H 3B			3	1	0	0	0	2	3
41 Matt Young, L (6, 7) OBP: 0.727, SLG: 1.000										2	1	1	3	0	0	1
8 Luis Antonio Rodriguez, S (1, 4) OBP: 0.462, SLG: 0.462		X 0-0 18 1B 1B	X 0-0 18 1B 7 1B 1-2 3-H 1B	X 0-0 1-3 1B		X 0-0 3-H 1B	B X 1-0 ③ P6 3-H			3	1	3	1	0	0	0
39 JB Shuck, L (6, 8) OBP: 0.308, SLG: 0.250										2	0	1	1	0	0	0
18 Luis Jimenez, R (1, 5) OBP: 0.474, SLG: 0.462	X 0-0 ① 7 1B 1-3 1B	X 0-0 7 1B 27 WP 1-2 2-H 1B	X 0-0 ② SF7 3-H			SSS 0-3 ③ K		X 0-0 68 G5-3 1B		2	1	2	2	0	0	0
54 Trent Oeltjen, L (6, 9) OBP: 0.444, SLG: 0.375										2	0	1	0	0	1	1
7 Andrew Romine, S (1, 6) OBP: 0.357, SLG: 0.357	X 0-0 1-2 1B	X 0-0 27 WP 3 S 25 3B 1-3 2-H 1B	X 0-0 ③ F7				X 0-0 ① G6-3	X 0-0 ① G5-3 1-2		3	1	2	1	0	0	1
68 Efren Navarro, L (6, 3) OBP: 0.250, SLG: 0.143										2	0	0	0	0	0	1
3 Scott Cousins, L (1, 9) OBP: 0.273, SLG: 0.111	CCC 0-3 ② K	BBBB 4-0 27 WP 25 3B 1-2 BB			X 0-0 ① G5-3		X 0-0 74 BLK 74 1B 1B	CCC 0-3 ② K		2	1	0	0	1	1	2
79 Taylor Lindsey, L (6, 4) OBP: 0.375, SLG: 0.375										2	1	1	0	0	1	1
Inning Stats	R: 2 E: 0 K: 2 S: 10 H: 1 LOB: 0 BB: 1 P: 17	R: 0 E: 0 K: 1 S: 7 H: 3 LOB: 2 BB: 0 P: 7	R: 7 E: 2 K: 0 S: 9 H: 5 LOB: 2 BB: 2 P: 17	R: 1 E: 0 K: 1 S: 6 H: 1 LOB: 1 BB: 1 P: 10	R: 0 E: 0 K: 2 S: 7 H: 0 LOB: 0 BB: 0 P: 7	R: 1 E: 0 K: 2 S: 8 H: 1 LOB: 1 BB: 1 P: 13	R: 5 E: 1 K: 0 S: 7 H: 3 LOB: 0 BB: 1 P: 12	R: 0 E: 0 K: 2 S: 8 H: 1 LOB: 1 BB: 0 P: 8		1B: 12 2B: 0 3B: 2 HR: 1	SF: 1 SAC: 0 DP: 0 HBP: 0					

BOTTOM

Los Angeles Dodgers @ Los Angeles Angels

Tempe Diablo Stadium, Tempe, AZ

Fri Mar 01 2013, 3:14 PM - 6:44 PM EST

Att. 6,744 - Sunny - 68 F

livebaseballscorecards.com

AB	39
R	16
H	15
RBI	14
BB	6
SO	10
LOB	21

PITCHER		IP	WLS	BF	H	R	ER	SO	BB	IBB	HBP	BLK	WP	HR	S	P	ERA	WHIP
99 Hyun Jin Ryu, L ERA: 6.0	(1, 1)	2.0		10	4	2	2	3	1	0	0	0	0	1	17	24	9.00	2.500
36 Matt Palmer, R ERA:	(3, 1)	0.2	L	10	5	7	0	0	2	0	0	0	1	0	8	16	0.00	10.500
38 Shawn Tolleson, R ERA: 3.86	(3, 1)	1.1		6	1	1	1	1	1	0	0	0	0	0	7	11	6.75	1.500
75 Paco Rodríguez, L ERA:	(5, 1)	1.0		3	0	0	0	2	0	0	0	0	0	0	7	7	0.00	0.000
Chris Reed, L ERA: 9.0	(6, 1)	1.0		5	1	1	1	2	1	0	0	0	1	0	8	13	9.00	2.000

PITCHER		IP	WLS	BF	H	R	ER	SO	BB	IBB	HBP	BLK	WP	HR	S	P	ERA	WHIP
88 Sean White, R ERA: 13.5	(7, 1)	0.2		7	3	5	1	0	1	0	0	1	0	0	6	10	13.50	6.000
88 Eric Eadington, L ERA:	(7, 1)	1.1		5	1	0	0	2	0	0	0	0	0	0	9	10	0.00	0.750

1B: 12 2B: 0 3B: 2 HR: 1 SF: 1 SAC: 0 DP: 0 HBP: 0

WP: 2 PB: 0 SB: 2 CS: 0 PA: 46

Batter	1	2	3	4	5	6	7	8	9	AB	R	H	RBI	BB	SO	LOB
2 Erick Aybar, S (1, 6) OBP: 0.357, SLG: 0.385	F8		47 E 1B			F9	K			3	0	1	0	0	0	0
20 Brendan Harris, R (6, 6) OBP: 0.462, SLG: 0.545										1	0	0	0	0	1	2
6 Alberto Callaspo, S (1, 5) OBP: 0.250, SLG: 0.143	F9		F8			10 BB 47 1B 16 1B BB		E5 41 G6-3 18 1B		2	0	0	0	1	0	1
12 Tommy Field, R (6, PR) OBP: 0.455, SLG: 0.444										1	1	0	0	0	0	0
(6, 4)																
47 Howie Kendrick, R (1, 4) OBP: 0.556, SLG: 1.000	F9		G6-3 1-3			10 BB 16 1B 1-2 1B		41 G6-3 1-2 1B		3	0	1	0	0	0	1
18 Luis Jimenez, R (6, PR) OBP: 0.500, SLG: 0.500										1	1	1	0	0	0	0
(6, 5)																
10 Vernon Wells, R (1, 7) OBP: 0.400, SLG: 0.750		HR	F8			16 1B 1-2 2-3 BB		G6-3 1-2f 2-3		2	1	1	1	1	0	0
41 Matt Young, L (6, PR) OBP: 0.667, SLG: 0.909										1	0	0	0	0	0	2
(6, 7)																
16 Hank Conger, L (1, 2) OBP: 0.500, SLG: 0.900	K		K			1-3 2-H 3-H 1B	K	K		3	0	1	2	0	2	0
22 John Hester, R (6, 2) OBP: 0.333, SLG: 0.250										1	0	0	0	0	1	1
56 Kole Calhoun, L (1, 9) OBP: 0.286, SLG: 0.200	BB 68 G4-3 68 S		F8			K			G4-3	3	0	0	0	1	1	1
(7, 3)																
68 Efren Navarro, L (1, 3) OBP: 0.263, SLG: 0.125	G4-3 1-3				G6-3		BB 71 FC3-6		BB 71 FC4-6	2	0	0	0	1	0	1
85 Randal Grichuk, R (7, PR) OBP: 0.273, SLG: 0.455										0	0	0	0	0	0	0
(7, 9)																
3 Scott Cousins, L (9, PH) OBP: 0.333, SLG: 0.111										0	0	0	0	1	0	0
(9, 9)																
71 Kaleb Cowart, S (1, 10) OBP: 0.333, SLG: 0.385	G4-3				F7		FC3-6 39 G4-3 1-2f		FC4-6 39 CS 1-2f	4	0	0	0	0	0	3
19 Travis Witherspoon, R (1, 8) OBP: 0.333, SLG: 0.444		G6-3			K		G4-3 1-2		CS 1-2	2	0	0	0	0	1	0
39 JB Shuck, L (6, 8) OBP: 0.286, SLG: 0.231										1	0	0	0	0	0	1
Inning Stats	R: 0 E: 0 K: 0 S: 3 H: 0 LOB: 0 BB: 0 P: 3	R: 1 E: 0 K: 1 S: 7 H: 1 LOB: 1 BB: 1 P: 11	R: 0 E: 0 K: 0 S: 5 H: 1 LOB: 1 BB: 0 P: 5	R: 0 E: 0 K: 1 S: 5 H: 0 LOB: 0 BB: 0 P: 5	R: 0 E: 0 K: 1 S: 5 H: 0 LOB: 0 BB: 0 P: 5	R: 2 E: 0 K: 1 S: 6 H: 2 LOB: 1 BB: 2 P: 14	R: 0 E: 0 K: 1 S: 5 H: 0 LOB: 2 BB: 1 P: 9	R: 0 E: 1 K: 1 S: 6 H: 1 LOB: 1 BB: 0 P: 6	R: 0 E: 0 K: 0 S: 3 H: 0 LOB: 0 BB: 1 P: 7	1B: 4 2B: 0 3B: 0 HR: 1 SF: 0 SAC: 0 DP: 1 HBP: 0						

PITCHER	IP	WLS	BF	H	R	ER	SO	BB	IBB	HBP	BLK	WP	HR	S	P	ERA	WHIP
46 Hiram Burgos, R (1, 1) ERA: 4.05	4.0		15	2	1	1	2	1	0	0	0	0	1	20	24	2.25	0.750
31 Burke Badenhop, R (5, 1) ERA:	1.0	H	3	0	0	0	1	0	0	0	0	0	0	5	5	0.00	0.000
63 Tyler Thornburg, R (6, 1) ERA: 9.0	2.0	B	10	2	2	2	2	3	0	0	0	0	0	11	23	9.00	2.500
48 Donovan Hand, R (8, 1) ERA:	1.0		4	1	0	0	1	0	0	0	0	0	0	6	6	0.00	1.000
54 Josh Stinson, R (9, 1) ERA: 1.8	1.0	W	3	0	0	0	0	1	0	0	0	0	0	3	7	0.00	1.000

PITCHER	IP	WLS	BF	H	R	ER	SO	BB	IBB	HBP	BLK	WP	HR	S	P	ERA	WHIP

TOP

Los Angeles Angels @ Milwaukee Brewers

Maryvale Baseball Park, Phoenix, AZ

Sat Mar 02 2013, 3:07 PM - 6:01 PM EST

Att. 5,732 - Sunny - 76 F

livebaseballscorecards.com

AB	30
R	3
H	5
RBI	3
BB	5
SO	6
LOB	13

1B: 4	SF: 0	WP: 0	PA: 36
2B: 0	SAC: 0	PB: 0	
3B: 0	DP: 1	SB: 1	
HR: 1	HBP: 0	CS: 1	

Batter	1	2	3	4	5	6	7	8	9	AB	R	H	RBI	BB	SO	LOB
22 Logan Schafer, L (1, 9) OBP: 0.294, SLG: 0.412	F8	F8		G6-3			K			3	0	0	0	0	0	2
93 Kentrail Davis, L (7, PH) OBP: 0.100, SLG: 0.100 (8, 9)										1	0	0	0	0	1	0
23 Rickie Weeks Jr., R (1, 4) OBP: 0.286, SLG: 0.538	K		18 P4-5 2B		HR		G4-3			3	1	2	1	0	1	0
3 Scooter Gennett, L (6, 4) OBP: 0.308, SLG: 0.182										1	0	0	0	0	0	0
18 Khris Davis, R (1, 10) OBP: 0.294, SLG: 0.500	1B		P4-5 2-3f		F8		BB			3	0	1	0	1	0	1
16 Aramis Ramirez, R (1, 5) OBP: 0.091, SLG: 0.182	P3		20 1B 2B		G5-3		G5-3			2	0	1	0	0	0	1
12 Martin Maldonado, R (3, PR) OBP: 0.154, SLG: 0.083 (4, 3) (8, 2)										2	0	0	0	0	0	1
20 Jonathan Lucroy, R (1, 2) OBP: 0.357, SLG: 0.500		14 1B 5 2B 1B	2-3 1B		G5-3			P4		3	1	2	0	0	0	0
62 Sean Halton, R (8, 3) OBP: 0.273, SLG: 0.364										1	0	0	0	0	0	0
14 Jeff Bianchi, R (1, 6) OBP: 0.200, SLG: 0.200		5 2B 1B 1-2	G4-3			F7		F9		3	1	1	0	0	0	3
21 Donnie Murphy, R (8, PH) OBP: 0.250, SLG: 0.100 (9, 6)										1	0	0	0	0	0	0
5 Taylor Green, L (1, 3) OBP: 0.250, SLG: 0.125 (4, 5)		58 FC6-5 2B 1-H 2-H		K		G4-3		G4-3		3	0	1	2	0	1	0
94 Blake Davis, L (7, 5) OBP: 0.250, SLG: 0.250										1	0	0	0	0	0	0
58 Josh Prince, R (1, 7) OBP: 0.200, SLG: 0.357		FC6-5 15 S 2-3		K		15 S 1B			15 SF8 3B	3	0	1	0	0	1	1
28 Rene Tosoni, L (9, PH) OBP: 0.667, SLG: 1.500										1	1	1	0	0	0	0
15 Caleb Gindl, L (1, 8) OBP: 0.563, SLG: 0.769		1-2		2B		F8 1-2			SF8 3-H	3	0	1	1	0	1	2
Inning Stats	R: 0 E: 0 K: 1 S: 6 H: 1 LOB: 1 BB: 0 P: 6	R: 2 E: 0 K: 1 S: 8 H: 3 LOB: 1 BB: 0 P: 8	R: 0 E: 0 K: 0 S: 5 H: 3 LOB: 3 BB: 0 P: 5	R: 0 E: 0 K: 2 S: 8 H: 1 LOB: 1 BB: 0 P: 8	R: 1 E: 0 K: 0 S: 4 H: 1 LOB: 0 BB: 0 P: 4	R: 0 E: 0 K: 0 S: 5 H: 1 LOB: 1 BB: 0 P: 5	R: 0 E: 0 K: 1 S: 5 H: 0 LOB: 1 BB: 1 P: 9	R: 0 E: 0 K: 0 S: 3 H: 0 LOB: 0 BB: 0 P: 3	R: 1 E: 0 K: 0 S: 2 H: 1 LOB: 0 BB: 0 P: 2	1B: 5 2B: 5 3B: 1 HR: 1	SF: 1 SAC: 0 DP: 1 HBP: 0						

BOTTOM

Los Angeles Angels @ Milwaukee Brewers

Maryvale Baseball Park, Phoenix, AZ

Sat Mar 02 2013, 3:07 PM - 6:01 PM EST

Att. 5,732 - Sunny - 76 F

livebaseballscorecards.com

AB	34
R	4
H	11
RBI	4
BB	1
SO	5
LOB	11

PITCHER		IP	WLS	BF	H	R	ER	SO	BB	IBB	HBP	BLK	WP	HR	S	P	ERA	WHIP
33 C.J. Wilson, L ERA: 10.8	(1, 1)	1.2		9	4	2	2	2	0	0	0	0	0	0	13	13	10.80	2.400
36 Jeremy Berg, R ERA: 6.75	(2, 1)	0.1		1	0	0	0	0	0	0	0	0	0	0	1	1	0.00	0.000
Garrett Richards, R ERA: 1.8	(3, 1)	3.0		13	5	1	1	2	0	0	0	0	0	1	17	17	3.00	1.667
49 Ernesto Frieri, R ERA:	(6, 1)	1.0		4	1	0	0	0	0	0	0	0	0	0	5	5	0.00	1.000
86 Kevin Johnson, R ERA: 3.0	(7, 1)	1.0		4	0	0	0	1	1	0	0	0	0	0	5	9	0.00	1.000

PITCHER		IP	WLS	BF	H	R	ER	SO	BB	IBB	HBP	BLK	WP	HR	S	P	ERA	WHIP
62 Ryan Brasier, R ERA: 9.0	(8, 1)	1.0		3	0	0	0	0	0	0	0	0	0	0	3	3	0.00	0.000
84 Robert Coello, R ERA: 19.29	(9, 1)	0.1	L	2	1	1	1	0	0	0	0	0	0	0	2	2	27.00	3.000

PA: 36

WP: 0 PB: 0 SB: 2 CS: 0

Chicago Cubs @ Los Angeles Angels

Tempe Diablo Stadium, Tempe, AZ

Sun Mar 03 2013, 3:12 PM - 5:35 PM EST

Att. 7,119 - Overcast - 72 F

TOP

livebaseballscorecards.com

Batter	1	2	3	4	5	6	7	8	9	AB	R	H	RBI	BB	SO	LOB
9 David DeJesus, L (1, 8)	G4-3		F7		F9		F7			3	0	0	0	0	0	1
88 Albert Almora Jr., R (6, 8)										1	0	0	0	0	0	0
17 Dave Sappelt, R (1, 9) OBP: 0.222, SLG: 0.444	P6			F7		F9		K		3	0	0	0	0	0	0
68 Jorge Soler, R (6, 9) OBP: 0.286, SLG: 0.462										1	0	0	0	0	1	0
66 Brian Bogusevic, L (1, 10) OBP: 0.688, SLG: 1.231	HR			30 1B 2B		75 E 2B		K		3	2	3	1	0	0	0
25 Dustin Geiger, R (8, PH) (8, 10)										1	0	0	0	0	1	0
75 Brad Nelson, L (1, 3) OBP: 0.333, SLG: 0.643	K			F7		E9 2-3 1B		HR		4	1	2	1	0	1	1
30 Dioner Navarro, S (1, 2) OBP: 0.308, SLG: 0.500		P6		2-H 1B		G4-3		F9		3	0	1	1	0	0	2
82 Raffy Lopez, L (6, 2)										1	0	0	0	0	0	0
61 Christian Villanueva, R (1, 5) OBP: 0.143, SLG: 0.333		K		K		P3			BB	3	0	0	0	1	2	3
80 Johermyn Chavez, R (1, 7) OBP: 0.267, SLG: 0.429		G5-3			P3	83 G4-3 6 SF7 2B			G5-4-3 1-2f	4	1	1	0	0	0	1
65 Edwin Maysonet, R (1, 4) OBP: 0.286, SLG: 0.250			P2		6 G6-3 1B	G4-3 2-3			K	2	0	1	0	0	0	0
83 Elliot Soto, R (7, PH) (7, 4)										2	0	0	0	0	1	1
6 Alberto Gonzalez, R (1, 6) OBP: 0.214, SLG: 0.250			P6		G6-3 1-2		SF7 3-H			2	0	0	1	0	0	1
Inning Stats	R: 1 E: 0 K: 1 S: 7 H: 1 LOB: 0 BB: 0 P: 7	R: 0 E: 0 K: 1 S: 5 H: 0 LOB: 0 BB: 0 P: 5	R: 0 E: 0 K: 0 S: 3 H: 0 LOB: 0 BB: 0 P: 3	R: 1 E: 0 K: 1 S: 7 H: 2 LOB: 1 BB: 0 P: 7	R: 0 E: 0 K: 0 S: 4 H: 1 LOB: 1 BB: 0 P: 4	R: 0 E: 1 K: 0 S: 5 H: 2 LOB: 2 BB: 0 P: 5	R: 1 E: 0 K: 0 S: 4 H: 1 LOB: 0 BB: 0 P: 4	R: 1 E: 0 K: 2 S: 9 H: 1 LOB: 0 BB: 0 P: 9	R: 0 E: 0 K: 1 S: 4 H: 0 LOB: 0 BB: 1 P: 8	1B: 3 2B: 3 3B: 0 HR: 2	SF: 1 SAC: 0 DP: 1 HBP: 0						

	AB	33
	R	4
	H	8
	RBI	4
	BB	1
	SO	6
	LOB	10

WP: 0 PB: 0 SB: 0 CS: 0 PA: 35

PITCHER		IP	WLS	BF	H	R	ER	SO	BB	IBB	HBP	BLK	WP	HR	S	P	ERA	WHIP
55 Joe Blanton, R (1, 1) ERA: 4.5		2.0		7	1	1	1	2	0	0	0	0	0	1	12	12	4.50	0.500
58 Michael Kohn, R (3, 1) ERA: 3.0		1.0		3	0	0	0	0	0	0	0	0	0	0	3	3	0.00	0.000
87 A.J. Schugel, R (4, 1) ERA: 7.2		3.0		14	5	1	1	1	0	0	0	0	0	0	16	16	3.00	1.667
51 Brandon Sisk, L (7, 1) ERA: 4.5		1.0	L	4	1	1	1	0	0	0	0	0	0	0	4	4	9.00	1.000
89 Hiroyuki Kobayashi, R (8, 1) ERA: 4.5		1.0		4	1	1	1	2	0	0	0	0	0	1	9	9	9.00	1.000

PITCHER		IP	WLS	BF	H	R	ER	SO	BB	IBB	HBP	BLK	WP	HR	S	P	ERA	WHIP
65 Steve Geltz, R (9, 1) ERA: 2.25		1.0		3	0	0	0	1	1	0	0	0	0	0	4	8	0.00	1.000

BOTTOM

Chicago Cubs @ Los Angeles Angels

Tempe Diablo Stadium, Tempe, AZ

Sun Mar 03 2013, 3:12 PM - 5:35 PM EST

Att. 7,119 - Overcast - 72 F

Batter	1	2	3	4	5	6	7	8	9	AB	R	H	RBI	BB	SO	LOB
27 Mike Trout, R (1, 7) OBP: 0.462, SLG: 0.222	L4		FC6-5 2-3		K 25 FC6-4			G4-3		3	0	0	0	0	1	1
3 Scott Cousins, L (6, 9) OBP: 0.308, SLG: 0.100										1	0	0	0	0	0	0
25 Peter Bourjos, R (1, 8) OBP: 0.389, SLG: 0.400	G4-3		L4		FC6-4 1-2f			G4-3		3	0	0	0	0	0	2
56 Kole Calhoun, L (6, 3) OBP: 0.273, SLG: 0.188										1	0	0	0	0	0	0
32 Josh Hamilton, L (1, 10) OBP: 0.429, SLG: 0.857	L9			17 HBP 44 1B 7 G4-6-3 1B		81 G4-3 3B		G5-3		2	1	1	0	0	0	0
20 Brendan Harris, R (6, PH) OBP: 0.467, SLG: 0.692 (7, 10)										2	1	1	0	0	0	0
44 Mark Trumbo, R (1, 9) OBP: 0.333, SLG: 0.429		F9		7 G4-6-3 17 HBP 1-2 1B		G4-3 3-H			G4-3	2	0	1	0	0	0	0
81 Alex Yarbrough, S (6, 4)										2	0	0	1	0	0	0
17 Chris Iannetta, R (1, 2) OBP: 0.333, SLG: 0.308						L5				2	0	1	0	0	0	0
98 Jett Bandy, R (7, 2) OBP: 0.250, SLG: 0.250		7 G6-3 1B		1-0 7 G4-6-3 1-2 2-3 HBP					1B	1	0	1	0	0	0	0
19 Travis Witherspoon, R (9, PR) OBP: 0.333, SLG: 0.444										0	0	0	0	0	0	0
7 Andrew Romine, S (1, 6) OBP: 0.313, SLG: 0.313		G6-3 1-2		G4-6-3 1-2f 2-3 3-H		F7			F8	2	0	0	0	0	0	3
18 Luis Jimenez, R (6, 5) OBP: 0.455, SLG: 0.438										2	0	0	0	0	0	1
71 Kaleb Cowart, S (1, 5) OBP: 0.294, SLG: 0.333		K		L4		B5-3			F9	2	0	0	0	0	1	2
12 Tommy Field, R (6, 6) OBP: 0.385, SLG: 0.364										2	0	0	0	0	0	1
8 Luis Antonio Rodriguez, S (1, 4) OBP: 0.467, SLG: 0.467			F7		68 G1-6-3 1B	G6-3				2	0	1	0	0	0	0
41 Matt Young, L (6, 8) OBP: 0.615, SLG: 0.833										1	0	0	0	0	0	0
68 Efren Navarro, L (1, 3) OBP: 0.286, SLG: 0.222			27 FC6-5 2B		G1-6-3 1-2f	G4-3				2	0	1	0	0	0	1
39 JB Shuck, L (6, 7) OBP: 0.267, SLG: 0.214										1	0	0	0	0	0	0
Inning Stats	R: 0 H: 0 E: 0 LOB: 0 K: 0 BB: 0 S: 3 P: 3	R: 0 H: 1 E: 0 LOB: 1 K: 1 BB: 0 S: 6 P: 6	R: 0 H: 1 E: 0 LOB: 1 K: 0 BB: 0 S: 4 P: 4	R: 1 H: 2 E: 0 LOB: 1 K: 0 BB: 0 S: 4 P: 5	R: 0 H: 1 E: 0 LOB: 1 K: 1 BB: 0 S: 6 P: 6	R: 1 H: 1 E: 0 LOB: 0 K: 0 BB: 0 S: 4 P: 4	R: 0 H: 0 E: 0 LOB: 0 K: 0 BB: 0 S: 3 P: 3	R: 0 H: 0 E: 0 LOB: 0 K: 0 BB: 0 S: 3 P: 3	R: 0 H: 1 E: 0 LOB: 1 K: 0 BB: 0 S: 4 P: 4	1B: 5 SF: 0 2B: 1 SAC: 0 3B: 1 DP: 2 HR: 0 HBP: 1						

livebaseballscorecards.com

AB	33
R	2
H	7
RBI	1
BB	0
SO	2
LOB	11

WP: 0 PA: 34
PB: 1
SB: 0
CS: 0

PITCHER		IP	WLS	BF	H	R	ER	SO	BB	IBB	HBP	BLK	WP	HR	S	P	ERA	WHIP
81 Nick Struck, R ERA: 1.8	(1, 1)	3.0		11	2	0	0	1	0	0	0	0	0	0	13	13	0.00	0.667
49 Carlos Marmol, R ERA: 6.0	(4, 1)	1.0	H	5	2	1	1	0	0	0	1	0	0	0	4	5	9.00	2.000
18 Chris Rusin, L ERA: 1.8	(5, 1)	3.0	W	11	2	1	1	1	0	0	0	0	0	0	13	13	3.00	0.667
56 Héctor Rondón, R ERA:	(8, 1)	1.0	H	3	0	0	0	0	0	0	0	0	0	0	3	3	0.00	0.000
60 Jensen Lewis, R ERA: 3.0	(9, 1)	1.0	S	4	1	0	0	0	0	0	0	0	0	0	4	4	0.00	1.000

PITCHER	IP	WLS	BF	H	R	ER	SO	BB	IBB	HBP	BLK	WP	HR	S	P	ERA	WHIP

Batter	1	2	3	4	5	6	7	8	9	AB	R	H	RBI	BB	SO	LOB
27 Mike Trout, R (1, 10) OBP: 0.563, SLG: 0.500	0-0 6 FC6 47 1B 2B	0-0 1B			0-0 47 G5-3 6 S 10 HR 1B	0-0 ③ FC5-4 1-2f			0-0 2B	3	2	3	0	0	0	0
18 Luis Jimenez, R (6, PH) OBP: 0.458, SLG: 0.500 (6, 10)										2	0	1	0	0	0	1
6 Alberto Callaspo, S (1, 5) OBP: 0.273, SLG: 0.111	0-0 FC6 10 FC5-4 47 1B 2-3	0-0 ③ L9			B B B 4-0 47 G5-3 10 HR 1-2 BB		0-0 ① F8		0-0 ② P6	2	1	0	0	1	0	2
8 Luis Antonio Rodriguez, S (5, 5) OBP: 0.412, SLG: 0.412										2	0	0	0	0	0	1
47 Howie Kendrick, R (1, 4) OBP: 0.500, SLG: 0.833	0-0 10 FC5-4 1-2 3-H 1B	S S S 0-3 ① K			0-0 ② G5-3 1-2 2-3		0-0 ② F8		0-0 ③ G4-3	3	0	1	1	0	1	2
79 Taylor Lindsey, L (5, 4) OBP: 0.300, SLG: 0.300										2	0	0	0	0	0	1
10 Vernon Wells, R (1, 8) OBP: 0.385, SLG: 0.909	0-0 ① FC5-4 16 S 1-2f 2-3	C C C 0-3 ② K			0-0 2-H 3-H HR		0-0 1B			3	1	1	3	0	1	2
19 Travis Witherspoon, R (5, 8) OBP: 0.400, SLG: 0.500										1	0	1	0	0	0	0
16 Hank Conger, L (1, 2) OBP: 0.462, SLG: 0.769	B S S S 1-3 ② K 1-2	S S S 0-3 ③ K			0-0 56 1B 1B		0-0 ③ G4-3			3	0	1	0	0	2	2
41 Matt Young, L (6, 7) OBP: 0.571, SLG: 0.769										1	0	0	0	0	0	1
56 Kole Calhoun, L (1, 3) OBP: 0.269, SLG: 0.200 (6, 9)	0-0 ③ G1-3		C C C 0-3 ① K		0-0 ③ 1-3 1B			0-0 ① G3-1		4	0	1	0	0	1	2
99 Andy Workman, R (8, 9)										0	0	0	0	0	0	0
7 Andrew Romine, S (1, 6) OBP: 0.333, SLG: 0.389	0-0 39 G3-1 3 SF7 2B	S S S 0-3 ② K			0-0 ① G6-3			0-0 ② F8		2	1	1	0	0	1	0
20 Brendan Harris, R (6, PH) OBP: 0.412, SLG: 0.600 (6, 3)										2	0	0	0	0	0	0
39 JB Shuck, L (1, 7) OBP: 0.235, SLG: 0.188	0-0 ① G3-1 2-3	C C C 0-3 ③ K			0-0 18 FC5-4 1B			0-0 ③ G1-3		2	0	0	0	0	1	1
12 Tommy Field, R (6, PH) OBP: 0.400, SLG: 0.385 (6, 6)										2	0	1	0	0	0	0
3 Scott Cousins, L (1, 9) OBP: 0.267, SLG: 0.091	0-0 ② SF7 3-H				S S S 0-3 ① K	0-0 ② F8			S S S 0-3 ① K	1	0	0	1	0	1	0
77 Luke Carlin, S (6, PH) (6, 2)										2	0	0	0	0	1	1
Inning Stats	R: 1 E: 0 K: 1 S: 8 / H: 2 LOB: 2 BB: 0 P: 9	R: 1 E: 0 K: 0 S: 5 / H: 2 LOB: 1 BB: 0 P: 5	R: 0 E: 0 K: 3 S: 9 / H: 0 LOB: 0 BB: 0 P: 9	R: 0 E: 0 K: 3 S: 9 / H: 0 LOB: 0 BB: 0 P: 9	R: 3 E: 0 K: 1 S: 8 / H: 4 LOB: 2 BB: 1 P: 12	R: 0 E: 0 K: 0 S: 4 / H: 1 LOB: 1 BB: 0 P: 4	R: 0 E: 0 K: 0 S: 4 / H: 1 LOB: 1 BB: 0 P: 4	R: 0 E: 0 K: 0 S: 3 / H: 0 LOB: 0 BB: 0 P: 3	R: 0 E: 0 K: 1 S: 6 / H: 1 LOB: 1 BB: 0 P: 6	1B: 7 2B: 3 3B: 0 HR: 1	SF: 1 SAC: 0 DP: 0 HBP: 0					

PITCHER		IP	WLS	BF	H	R	ER	SO	BB	IBB	HBP	BLK	WP	HR	S	P	ERA	WHIP
67 Dan Straily, R ERA: 9.82	(1, 1)	2.1		12	4	2	2	2	0	0	0	0	0	0	16	17	7.71	1.714
44 Chris Resop, R ERA:	(3, 1)	0.2		2	0	0	0	2	0	0	0	0	0	0	6	6	0.00	0.000
62 Sean Doolittle, L ERA:	(4, 1)	1.0		3	0	0	0	3	0	0	0	0	0	0	9	9	0.00	0.000
48 Ryan Cook, R ERA: 13.5	(5, 1)	1.0	W	7	4	3	3	1	1	0	0	0	0	1	8	12	27.00	5.000
13 Jerry Blevins, L ERA: 10.8	(6, 1)	1.0	H	4	1	0	0	0	0	0	0	0	0	0	4	4	0.00	1.000

PITCHER		IP	WLS	BF	H	R	ER	SO	BB	IBB	HBP	BLK	WP	HR	S	P	ERA	WHIP
77 Jordan Norberto, L ERA: 13.5	(7, 1)	1.0	H	4	1	0	0	0	0	0	0	0	0	0	4	4	0.00	1.000
92 Travis Banwart, R ERA:	(8, 1)	1.0	H	3	0	0	0	0	0	0	0	0	0	0	3	3	0.00	0.000
60 Jesse Chavez, R ERA: 1.8	(9, 1)	1.0		4	1	0	0	1	0	0	0	0	0	0	6	6	0.00	1.000

TOP

Los Angeles Angels @ Oakland Athletics

Phoenix Municipal Stadium, Phoenix, AZ

Mon Mar 04 2013, 3:07 PM - 6:21 PM EST

Att. 3,751 - Sunny - 74 F

livebaseballscorecards.com

AB	37
R	5
H	11
RBI	5
BB	1
SO	9
LOB	16

1B: 7	SF: 1	WP: 0	PA: 39
2B: 3	SAC: 0	PB: 0	
3B: 0	DP: 0	SB: 2	
HR: 1	HBP: 0	CS: 0	

Batter	1	2	3	4	5	6	7	8	9	AB	R	H	RBI	BB	SO	LOB
25 Chris Young, R (1, 10) OBP: 0.333, SLG: 0.417	F8		P6		17 G5-3 16 2B 1B	G4-3		12 G4-3 35 1B 71 SF7 3-H 1B		2	0	0	0	0	0	1
15 Seth Smith, L (5, PH) (6, 10)										2	1	1	0	0	0	0
76 Ryan Ortiz, R (8, PH) OBP: 1.000, SLG: 1.000 (9, 10)										1	1	1	1	0	0	0
17 Adam Rosales, R (1, 4) OBP: 0.611, SLG: 0.455	BB		FC5-4 1-2f		G5-3 1-2	12 1B 2B		12 G4-3 72 1B 1-2 1B		2	0	0	0	1	0	2
35 Grant Green, R (6, 4) OBP: 0.500, SLG: 0.750										2	2	2	0	0	0	0
16 Josh Reddick, L (1, 9) OBP: 0.438, SLG: 0.615	P6			G4-3	8 1B 2-H 2B	2-H 1B		G4-3 1-2 2-3		3	1	1	1	0	0	1
12 Andy Parrino, S (6, 9) OBP: 0.412, SLG: 0.600										2	0	1	1	0	0	2
52 Yoenis Cespedes, R (1, 7) OBP: 0.333, SLG: 0.077	G6-3			37 1B 5 3B 1B	8 1B 37 1B BB	G3		72 1B 73 2B HBP		2	2	1	0	1	0	1
18 Scott Moore, L (6, 7) OBP: 0.385, SLG: 0.200										1	1	0	0	0	0	1
8 Jed Lowrie, S (1, 6) OBP: 0.412, SLG: 0.357		K		F7	20 FC4-6 37 1B 1-3 2-H 1B		K2-3	SF7 3-H		3	0	1	1	0	1	1
71 Luke Montz, R (6, 3)										1	0	0	1	0	1	0
37 Brandon Moss, L (1, 3) OBP: 0.294, SLG: 0.471		P5		20 BB 5 3B 1-3 1B	20 FC4-6 1-2 3-H 1B		73 G6-4-3 BB	73 2B 1-2 2-H 1B		3	1	2	1	0	0	0
72 Darwin Perez, S (6, 6) OBP: 0.455, SLG: 0.500										1	1	1	1	1	0	0
20 Josh Donaldson, R (1, 5) OBP: 0.200, SLG: 0.059	L5			5 3B 1-2 BB	FC4-6 1-2f 2-3		G6-4-3 1-2f	1-H 2-H		2	1	0	0	1	0	2
73 Jefry Marte, R (6, 5) OBP: 0.444, SLG: 0.667										2	0	1	2	0	0	1
5 John Jaso, L (1, 2) OBP: 0.333, SLG: 0.364			17 FC5-4 BB	1-H 2-H 3-H 3B	P3			63 3B 2B F8		2	0	1	3	1	0	2
70 David Freitas, R (6, 2) OBP: 0.625, SLG: 1.125										2	1	1	0	0	0	1
32 Michael Choice, R (1, 8) OBP: 0.500, SLG: 0.818			FC	FC9		F8		76 1B 2-H 3B		2	0	0	0	0	0	2
63 Shane Peterson, L (6, 8) OBP: 0.458, SLG: 0.870										2	1	1	1	0	0	0
Inning Stats	R: 0 E: 0 K: 0 S: 3 H: 0 LOB: 1 BB: 1 P: 7	R: 0 E: 0 K: 1 S: 5 H: 0 LOB: 0 BB: 0 P: 5	R: 0 E: 0 K: 0 S: 5 H: 0 LOB: 1 BB: 1 P: 9	R: 3 E: 0 K: 0 S: 6 H: 3 LOB: 1 BB: 1 P: 10	R: 3 E: 0 K: 0 S: 7 H: 4 LOB: 2 BB: 1 P: 11	R: 1 E: 0 K: 0 S: 5 H: 2 LOB: 1 BB: 0 P: 5	R: 0 E: 0 K: 1 S: 4 H: 0 LOB: 0 BB: 1 P: 8	R: 6 E: 0 K: 0 S: 9 H: 6 LOB: 1 BB: 0 P: 10		1B: 9 2B: 4 3B: 2 HR: 0 SF: 1 SAC: 0 DP: 1 HBP: 1						

BOTTOM

Los Angeles Angels @ Oakland Athletics

Phoenix Municipal Stadium, Phoenix, AZ

Mon Mar 04 2013, 3:07 PM - 6:21 PM EST

Att. 3,751 - Sunny - 74 F

livebaseballscorecards.com

AB	37
R	13
H	15
RBI	13
BB	5
SO	2
LOB	17

WP: 0 PB: 0 SB: 0 CS: 0 PA: 44

PITCHER	IP	WLS	BF	H	R	ER	SO	BB	IBB	HBP	BLK	WP	HR	S	P	ERA	WHIP
60 Jason Vargas, L (1, 1) ERA:	2.0		7	0	0	0	1	1	0	0	0	0	0	8	12	0.00	0.500
63 Nick Maronde, L (3, 1) ERA: 17.18	1.2	B	10	3	3	3	1	2	0	0	0	0	0	10	18	16.20	3.000
84 Robert Coello, R (4, 1) ERA: 16.88	0.1		1	0	0	0	0	0	0	0	0	0	0	1	1	0.00	0.000
28 David Carpenter, R (5, 1) ERA: 7.36	0.2	L	7	4	3	3	0	1	0	0	0	0	0	6	10	40.50	7.500
90 Jarrett Grube, R (5, 1) ERA:	0.1		1	0	0	0	0	0	0	0	0	0	0	1	1	0.00	0.000

PITCHER	IP	WLS	BF	H	R	ER	SO	BB	IBB	HBP	BLK	WP	HR	S	P	ERA	WHIP
31 Billy Buckner, R (6, 1) ERA: 5.4	2.0		8	2	1	1	1	1	0	0	0	0	0	9	13	4.50	1.500
61 Chad Cordero, R (8, 1) ERA: 27.0	0.2		8	5	6	6	0	0	0	1	0	0	0	7	8	81.00	7.500
10 Matt Shoemaker, R (8, 1) ERA: 2.08	0.1		2	1	0	0	0	0	0	0	0	0	0	2	2	0.00	3.000

Batter	1	2	3	4	5	6	7	8	9	AB	R	H	RBI	BB	SO	LOB
17 Shin-Soo Choo, L (1, 10) OBP: 0.353, SLG: 0.267 68 Tucker Barnhart, L (7, PH) OBP: 0.273, SLG: 0.111 (7, 10)	F8		F7		19 CS 6 WP 1B		G4-3 1-2		F8	3 0 1 0 0 0 0 2 0 0 0 0 0 1						
6 Billy Hamilton, S (1, 8) OBP: 0.200, SLG: 0.111 77 Yorman Rodriguez, R (5, 8) OBP: 0.412, SLG: 0.857	G3-1		K		P6 1-2		BB		HR	3 0 0 0 0 1 1 1 1 1 1 1 0 0						
19 Joey Votto, L (1, 3) OBP: 0.522, SLG: 0.667 9 Jack Hannahan, L (5, 3) OBP: 0.400, SLG: 0.353	1B		BB		K 2-3		F8		G4-3	2 0 1 0 1 1 1 2 0 0 0 0 0 2						
48 Ryan Ludwick, R (1, 7) OBP: 0.200, SLG: 0.211 26 Xavier Paul, L (6, PR) OBP: 0.304, SLG: 0.524 (6, 7)	L7		F7			28 F9 16 FC6-2 2B		G4-3	G6-3	3 0 1 0 0 0 2 2 0 0 0 0 0 0						
32 Jay Bruce, L (1, 9) OBP: 0.235, SLG: 0.563 28 Chris Heisey, R (5, 9) OBP: 0.250, SLG: 0.444		HR		HR		F9 2-3		3 1B 2B		2 2 2 2 0 0 0 2 1 1 0 0 0 1						
21 Todd Frazier, R (1, 5) OBP: 0.267, SLG: 0.154 16 Jason Donald, R (5, 5) OBP: 0.458, SLG: 0.421		F8		F9		FC6-2 3 FC6-4 3-H		3 1B BB		2 0 0 0 0 0 0 1 0 0 0 1 0 2						
2 Zack Cozart, R (1, 6) OBP: 0.222, SLG: 0.471 3 Cesar Izturis, S (5, 6) OBP: 0.333, SLG: 0.238		39 G4-3 2B		G1-3		FC6-4 1-2f		1-2 2-H 1B		2 0 1 0 0 0 0 2 0 1 1 0 0 2						
39 Devin Mesoraco, R (1, 2) OBP: 0.385, SLG: 0.923 80 Nevin Ashley, R (5, 2) OBP: 0.167, SLG: 0.091		G4-3 2-3		1B			F9	K		2 0 1 0 0 0 1 2 0 0 0 0 1 2						
36 Henry Alejandro Rodriguez, S (4, 4) OBP: 0.474, SLG: 0.556 64 Kristopher Negrón, R (5, 4) OBP: 0.692, SLG: 1.222		L5		G4-3			68 G4-3 HBP	K		2 0 0 0 0 0 2 1 0 0 0 0 1 2						
Inning Stats	R: 0 H: 1 E: 0 LOB: 1 K: 0 BB: 0 S: 4 P: 4	R: 1 H: 2 E: 0 LOB: 1 K: 0 BB: 0 S: 5 P: 7	R: 0 H: 0 E: 0 LOB: 1 K: 1 BB: 1 S: 5 P: 9	R: 1 H: 2 E: 0 LOB: 1 K: 0 BB: 0 S: 6 P: 8	R: 0 H: 1 E: 0 LOB: 0 K: 1 BB: 0 S: 5 P: 6	R: 0 H: 1 E: 0 LOB: 2 K: 0 BB: 0 S: 4 P: 4	R: 0 H: 0 E: 0 LOB: 2 K: 0 BB: 1 S: 3 P: 8	R: 1 H: 2 E: 0 LOB: 2 K: 2 BB: 1 S: 9 P: 13	R: 1 H: 1 E: 0 LOB: 0 K: 0 BB: 0 S: 4 P: 4	1B: 4 SF: 0 2B: 3 SAC: 0 3B: 0 DP: 0 HR: 3 HBP: 1						

PITCHER		IP	WLS	BF	H	R	ER	SO	BB	IBB	HBP	BLK	WP	HR	S	P	ERA	WHIP
48 Tommy Hanson, R ERA: 4.5	(1, 1)	2.0		9	3	1	1	0	0	0	0	0	0	1	9	11	4.50	1.500
49 Ernesto Frieri, R ERA:	(3, 1)	1.0		4	0	0	0	1	1	0	0	0	0	0	5	9	0.00	1.000
37 Scott Downs, L ERA: 9.0	(4, 1)	1.0		5	2	1	1	0	0	0	0	0	0	1	6	8	9.00	2.000
40 Kevin Jepsen, R ERA: 9.0	(5, 1)	1.0		3	1	0	0	1	0	0	0	0	1	0	5	6	0.00	1.000
59 Brad Mills, L ERA: 6.0	(6, 1)	2.0	W	9	1	0	0	0	1	0	1	0	0	0	7	12	0.00	1.000

PITCHER		IP	WLS	BF	H	R	ER	SO	BB	IBB	HBP	BLK	WP	HR	S	P	ERA	WHIP
86 Kevin Johnson, R ERA: 4.91	(8, 1)	0.2		5	2	1	1	1	1	0	0	0	0	0	6	10	13.50	4.500
62 Ryan Brasier, R ERA: 8.31	(8, 1)	1.1	S	5	1	1	1	1	0	0	0	0	0	1	7	7	6.75	0.750

TOP

Cincinnati Reds @ Los Angeles Angels

Tempe Diablo Stadium, Tempe, AZ

Tue Mar 05 2013, 3:11 PM - 6:05 PM EST

Att. 4,170 - Partly Cloudy - 73 F

livebaseballscorecards.com

AB	36
R	4
H	10
RBI	4
BB	3
SO	4
LOB	19

WP: 1 PA: 40
PB: 0
SB: 0
CS: 1

Cincinnati Reds @ Los Angeles Angels

Tempe Diablo Stadium, Tempe, AZ

Tue Mar 05 2013, 3:11 PM - 6:05 PM EST

Att. 4,170 - Partly Cloudy - 73 F

livebaseballscorecards.com

BOTTOM

Batter	1	2	3	4	5	6	7	8	9	AB	R	H	RBI	BB	SO	LOB
27 Mike Trout, R (1, 7) OBP: 0.579, SLG: 0.500 8 Luis Antonio Rodriguez, S (7, 3) OBP: 0.444, SLG: 0.444	S S S 0-3 ① K		X 0-0 47 CS 1B		B B B 4-0 BB		X 0-0 56 WP 81 1B 39 1B 1B 1-3 2-H 3-H			2 0 1 0 1 1 0 1 1 1 2 0 0 0						
47 Howie Kendrick, R (1, 4) OBP: 0.533, SLG: 1.000 81 Alex Yarbrough, S (7, 4) OBP: 0.167, SLG: 0.167	X 0-0 32 PO 5 G5-3 1B		S 0-1 ③ CS 1-2	B B S X 2-1 HR	X 0-0 ③ F8		X 0-0 56 WP 39 1B 1B 1-2 3-H			3 1 2 1 0 0 1 1 1 1 1 0 0 0						
5 Albert Pujols, R (1, 10) 56 Kole Calhoun, L (7, PH) OBP: 0.259, SLG: 0.190 (8, 10)	X 0-0 ② G5-3 1-2			S S S 0-3 ① K		X 0-0 ① G6-3	B X 1-0 ① G3 1-2 2-3			3 0 0 0 0 1 1 1 0 0 0 0 0 2						
32 Josh Hamilton, L (1, 9) OBP: 0.500, SLG: 0.800 39 JB Shuck, L (6, PR) OBP: 0.278, SLG: 0.235 (7, 7) (8, 8)	S 2 SAFE 0-1 ③ PO 2-3	X 0-0 44 G4-6-3 1B		X 0-0 ② F7		X 0-0 1B	X 0-0 85 S 1B 2-H 3-H			3 0 2 0 0 0 0 1 0 1 2 0 0 0						
44 Mark Trumbo, R (1, 3) OBP: 0.333, SLG: 0.412 85 Randal Grichuk, R (7, 9) OBP: 0.333, SLG: 0.455		X 0-0 ① ② G4-6-3 1-2f		X 0-0 17 1B 1B		S S S 0-3 ② K	B B B B 4-0 22 G5-4-3 BB 1-2			3 0 1 0 0 1 2 0 0 0 0 1 0 0						
17 Chris Iannetta, R (1, 2) OBP: 0.412, SLG: 0.467 22 John Hester, R (6, 2) OBP: 0.273, SLG: 0.200		X 0-0 2B	X 0-0 1-2 1B			X 0-0 ③ G3	X 0-0 ② ③ G5-4-3 1-2f			2 0 2 0 0 0 0 2 0 0 0 0 0 3						
25 Peter Bourjos, R (1, 8) OBP: 0.381, SLG: 0.500 12 Tommy Field, R (8, 6) OBP: 0.375, SLG: 0.357	C C C 0-3 ③ K		X 0-0 ③ G5-3				X 0-0 ① 8 1B 3B	X 0-0 ① G5-3		3 1 1 0 0 1 3 1 0 0 0 0 0 0						
7 Andrew Romine, S (1, 6) OBP: 0.333, SLG: 0.350 71 Kaleb Cowart, S (8, 5) OBP: 0.278, SLG: 0.313			X 0-0 ① G4-3		X 0-0 ① G4-3		B B B B 4-0 20 S 8 1B BB	X 0-0 ② F7		2 1 0 0 1 0 0 1 0 0 0 0 0 0						
20 Brendan Harris, R (1, 5) OBP: 0.400, SLG: 0.529 3 Scott Cousins, L (7, PR) OBP: 0.250, SLG: 0.083 (8, 7)			X 0-0 ② G6-3		X 0-0 ② F7		B B B B 4-0 8 1B 81 1B 1-2 BB	S S S 0-3 ③ K		2 0 0 0 1 0 0 1 1 0 0 0 1 0						
Inning Stats	R: 0 H: 1 E: 0 LOB: 0 K: 1 BB: 0 S: 6 P: 6	R: 0 H: 2 E: 0 LOB: 1 K: 1 BB: 0 S: 6 P: 6	R: 0 H: 1 E: 0 LOB: 0 K: 0 BB: 0 S: 4 P: 4	R: 1 H: 3 E: 0 LOB: 2 K: 1 BB: 0 S: 9 P: 11	R: 0 H: 0 E: 0 LOB: 1 K: 0 BB: 1 S: 3 P: 7	R: 0 H: 1 E: 0 LOB: 1 K: 1 BB: 0 S: 6 P: 6	R: 5 H: 4 E: 0 LOB: 2 K: 0 BB: 3 S: 6 P: 19	R: 0 H: 0 E: 0 LOB: 0 K: 1 BB: 0 S: 5 P: 5		1B: 9 SF: 0 2B: 1 SAC: 0 3B: 1 DP: 2 HR: 1 HBP: 0					WP: 1 PA: 38 PB: 0 SB: 2 CS: 1	

	AB	R	H	RBI	BB	SO	LOB
AB	**32**						
R		**6**					
H			**12**				
RBI				**6**			
BB					**4**		
SO						**5**	
LOB							**12**

PITCHER		IP	WLS	BF	H	R	ER	SO	BB	IBB	HBP	BLK	WP	HR	S	P	ERA	WHIP
44 Mike Leake, R ERA: 1.8	(1, 1)	3.0		10	4	0	0	2	0	0	0	0	0	0	16	16	0.00	1.333
54 Aroldis Chapman, L ERA: 2.25	(4, 1)	2.0	H	10	3	1	1	1	1	0	0	0	0	1	12	18	4.50	2.000
79 Wilkin De La Rosa, L ERA: 4.91	(6, 1)	1.0	H	4	1	0	0	1	0	0	0	0	0	0	6	6	0.00	1.000
76 Josh Ravin, R ERA: 40.5	(7, 1)	0.1	L	6	3	5	5	0	2	0	0	0	1	0	4	13	135.00	15.000
86 Chad Rogers, R ERA: 5.06	(7, 1)	0.2		3	1	0	0	0	1	0	0	0	0	0	2	6	0.00	3.000

PITCHER		IP	WLS	BF	H	R	ER	SO	BB	IBB	HBP	BLK	WP	HR	S	P	ERA	WHIP
82 Nick Christiani, R ERA: 5.79	(8, 1)	1.0		3	0	0	0	1	0	0	0	0	0	0	5	5	0.00	0.000

Italy @ Los Angeles Angels

Tempe Diablo Stadium, Tempe, AZ

Wed Mar 06 2013, 3:12 PM - 6:22 PM EST

Att. 2,663 - Partly Cloudy - 75 F

livebaseballscorecards.com

Batter	1	2	3	4	5	6	7	8	9	AB	R	H	RBI	BB	SO	LOB
8 Nick Punto, S (1, 4) 18 Alessandro Vaglio, R (6, 4) OBP: 0.333, SLG: 0.333	K		G3			K	L8		50 E 10 1B 1B	3 2	0 1	0 1	0 0	0 0	2 0	0 2
11 Chris Denorfia, R (1, 8) OBP: 0.600, SLG: 0.800 50 Stefano Desimoni, R (3, PR) OBP: 0.250, SLG: 0.250 (3, 8)	44 S 16 2B 1B		2B			16 HR 1B		G4-3	E5 10 1B 1-3	2 3	1 1	2 1	0 0	0 0	0 0	0 1
44 Anthony Rizzo, L (1, 10) OBP: 0.200, SLG: 0.800 10 Lorenzo Avagnina, L (6, PH) OBP: 0.750, SLG: 0.667 (6, 10)	K 1-2		K			P2		25 2B 1B	6 FC4-6 1B 1-2 3-H	2 3	0 1	0 2	0 1	0 0	2 0	2 1
16 Alex Liddi, R (1, 5) OBP: 0.333, SLG: 1.000 6 Juan Infante, S (6, 5)	2B 2-H			G6-3		HR 1-H		F9	FC4-6 1-2f	3 2	1 0	2 0	3 0	0 0	0 3	0 0
25 Chris Colabello, R (1, 3) OBP: 0.375, SLG: 0.857	K			K		G5-3		4 2B 1-H	2B	4	1	1	1	0	2	1
4 Mike Costanzo, L (1, 7) OBP: 0.500, SLG: 0.714		K		G4-3			32 45 G4-6-3 1B	2B 2-H		4	0	2	1	0	1	0
45 Mario Chiarini, R (1, 9) OBP: 0.125, SLG: 0.125		F9			P4		32 G4-6-3 1B 1-2	F8		4	0	1	0	0	0	1
41 Drew Butera, R (1, 2) 32 Tyler LaTorre, L (5, 2)		P2			F7		G4-6-3 1-2f 2-3		K	2 2	0 0	0 0	0 0	0 1	0 2	0 2
3 Anthony Granato, R (1, 6)			F8		G1		BB		F8	3	0	0	0	1	0	0

TOP	
AB	39
R	6
H	12
RBI	6
BB	1
SO	8
LOB	13



Inning Stats	1	2	3	4	5	6	7	8	9
	R: 1 E: 0 K: 3 S: 11	R: 0 E: 0 K: 1 S: 5	R: 0 E: 0 K: 1 S: 6	R: 0 E: 0 K: 1 S: 5	R: 0 E: 0 K: 0 S: 3	R: 2 E: 0 K: 1 S: 7	R: 0 E: 0 K: 0 S: 4	R: 2 E: 0 K: 0 S: 6	R: 1 E: 1 K: 1 S: 8
	H: 2 LOB: 1 BB: 0 P: 11	H: 0 LOB: 0 BB: 0 P: 5	H: 1 LOB: 1 BB: 0 P: 6	H: 0 LOB: 0 BB: 0 P: 5	H: 0 LOB: 0 BB: 0 P: 3	H: 2 LOB: 0 BB: 0 P: 7	H: 2 LOB: 2 BB: 1 P: 8	H: 3 LOB: 1 BB: 0 P: 6	H: 2 LOB: 2 BB: 0 P: 8

1B: 7	SF: 0	WP: 0
2B: 4	SAC: 0	PB: 0
3B: 0	DP: 1	SB: 1
HR: 1	HBP: 0	CS: 0

PA: 40

PITCHER		IP	WLS	BF	H	R	ER	SO	BB	IBB	HBP	BLK	WP	HR	S	P	ERA	WHIP
36 Jered Weaver, R ERA: 3.0	(1, 1)	3.0		12	3	1	1	5	0	0	0	0	0	0	22	22	3.00	1.000
57 Jerome Williams, R ERA: 6.0	(4, 1)	3.0	H	11	2	2	2	2	0	0	0	0	0	1	15	15	6.00	0.667
45 Barry Enright, R ERA: 9.0	(7, 1)	2.0	W	11	5	2	2	0	1	0	0	0	0	0	10	14	9.00	3.000
51 Brandon Sisk, L ERA:	(9, 1)	1.0		6	2	1	0	1	0	0	0	0	0	0	8	8	0.00	2.000

PITCHER	IP	WLS	BF	H	R	ER	SO	BB	IBB	HBP	BLK	WP	HR	S	P	ERA	WHIP

Italy @ Los Angeles Angels

Tempe Diablo Stadium, Tempe, AZ

Wed Mar 06 2013, 3:12 PM - 6:22 PM EST

Att. 2,663 - Partly Cloudy - 75 F

BOTTOM

Batter	1	2	3	4	5	6	7	8	9	AB	R	H	RBI	BB	SO	LOB
41 Matt Young, L (1, 8) 85 Randal Grichuk, R (6, 9) OBP: 0.667, SLG: 1.500	G3	B5-3		G6-3		BBBB 4-0 BB		81 1B 3B K		3 2	0 1	0 1	0 2	0 1	0 1	0 3
39 JB Shuck, L (1, 7) OBP: 0.667, SLG: 1.500 81 Alex Yarbrough, S (6, 4) OBP: 0.500, SLG: 0.500	71 2B 3B	BBB 4-0 16 1B BB		CCC 0-3 K		G1-3		20 2B 1B (3-H)		2 2	1 1	1 1	0 1	1 0	1 0	0 2
16 Hank Conger, L (1, 2) OBP: 1.000, SLG: 1.000 20 Brendan Harris, R (5, PH) OBP: 0.667, SLG: 1.000 (6, 5) 2 Rolando Gomez, L (9, 5)	BBBB 4-0 18 HBP 71 2B BB	0-0 1-3 1B			G4-3		BBBB 4-0 56 G4-3 BB	56 2B 2B (1-H)		1 2 0	1 1 0	1 1 0	0 1 0	1 1 0	0 0 0	0 0 0
18 Luis Jimenez, R (1, 3) 56 Kole Calhoun, L (5, PH) OBP: 0.333, SLG: 0.667 (6, 3)	H 1-0 1-2 71 2B HBP	SSS 0-3 K			G6-3		G4-3 1-2	77 E 3 1B 2B (2-H)		1 3	1 1	0 1	0 1	0 0	1 0	2 1
71 Kaleb Cowart, S (1, 5) OBP: 1.000, SLG: 1.500 77 Luke Carlin, S (5, PH) (6, 2)	12 G6-3 2B (1-H 2-H 3-H)		54 1B 12 G5-3 1B		G1-3		SSS 0-3 K	E6 3 1B 71 1B (2-3)		2 3	1 1	2 0	3 0	0 0	0 1	0 2
12 Tommy Field, R (1, 6) 3 Scott Cousins, L (6, 7) OBP: 0.667, SLG: 1.667	G6-3 (2-3)		G5-3 (1-2)			BSB X 2-1 HR	G1-3	74 BB 71 1B (1-2 3-H)		2 3	0 1	0 2	0 2	0 0	0 0	2 1
22 John Hester, R (1, 10) 97 Carlos Ramirez, R (6, PH) (7, 10) 71 Abel Baker, L (8, PH) OBP: 1.000, SLG: 1.000 (9, 10)	BBBB 4-0 BB	SSS 0-3 K				G6-3		K 74 BB 1B (1-2 2-H)		1 2 1	0 0 0	0 0 1	0 0 1	1 1 0	1 0 0	1 0 0
54 Trent Oeltjen, L (1, 9) OBP: 0.500, SLG: 0.500 74 Eric Stamets, R (6, 6) OBP: 0.667, SLG: 0.500	P4	2-H 1B				P4		19 S 85 3B 1B BB (1-2 2-3)		2 2	0 1	1 1	1 0	0 1	0 0	2 0
79 Taylor Lindsey, L (1, 4) 19 Travis Witherspoon, R (6, 8) OBP: 0.667, SLG: 1.000	F9			G4-3		85 S 2B		BB (1-2) K		2 2	0 1	0 1	0 1	0 1	0 1	0 3
Inning Stats	R: 3 E: 0 K: 0 S: 5 H: 2 LOB: 2 BB: 2 P: 14	R: 0 E: 0 K: 1 S: 6 H: 1 LOB: 2 BB: 1 P: 10	R: 1 E: 0 K: 1 S: 6 H: 2 LOB: 1 BB: 0 P: 6	R: 0 E: 0 K: 1 S: 5 H: 0 LOB: 0 BB: 0 P: 5	R: 0 E: 0 K: 0 S: 3 H: 0 LOB: 0 BB: 0 P: 3	R: 1 E: 0 K: 0 S: 6 H: 2 LOB: 2 BB: 1 P: 12	R: 0 E: 0 K: 1 S: 5 H: 0 LOB: 1 BB: 1 P: 9	R: 7 E: 1 K: 3 S: 17 H: 7 LOB: 3 BB: 2 P: 25		1B: 7 2B: 4 3B: 2 HR: 1	SF: 0 SAC: 0 DP: 0 HBP: 1			WP: 0 PB: 0 SB: 2 CS: 0	PA: 46		

livebaseballscorecards.com

	AB	R	H	RBI	BB	SO	LOB
	38	12	14	12	7	7	19

PITCHER

PITCHER		IP	WLS	BF	H	R	ER	SO	BB	IBB	HBP	BLK	WP	HR	S	P	ERA	WHIP
Carlos Richetti, R ERA: 12.0	(1, 1)	3.0		17	5	4	4	2	3	0	1	0	0	0	17	30	12.00	2.667
21 Marco Grifantini, R ERA:	(4, 1)	2.0		6	0	0	0	1	0	0	0	0	0	0	8	8	0.00	0.000
41 Yovany D'Amico, R ERA: 13.5	(6, 1)	0.2		5	2	1	1	0	1	0	0	0	0	1	5	11	13.50	4.500
99 Alex Burkard, L ERA:	(6, 1)	0.2		3	0	0	0	0	1	0	0	0	0	0	2	6	0.00	1.500
9 Justin Cicatello, R ERA: 27.0	(7, 1)	1.0	L	6	2	3	3	2	1	0	0	0	0	0	9	13	27.00	3.000
40 Carmine Giardina, L ERA:	(8, 1)	0.0		3	3	2	2	0	0	0	0	0	0	0	3	3	∞	∞
98 Mike Piazza, R ERA:	(8, 1)	0.2		6	2	2	1	2	1	0	0	0	0	0	9	13	13.50	4.500

Los Angeles Angels @ San Diego Padres

Peoria Stadium, Peoria, AZ

Thu Mar 07 2013, 3:22 PM - 5:54 PM EST

Att. 3,781 - Sunny - 66 F

TOP

livebaseballscorecards.com

Batter	1	2	3	4	5	6	7	8	9	AB	R	H	RBI	BB	SO	LOB
27 Mike Trout, R (1, 7) OBP: 0.545, SLG: 0.471	C SI 85 C SI 87 S CU 71 0-3 K		C SL 79 X FS 80 0-1 G5-3			B CU 79 F FF 91 X SI 92 1-1 6 G1-6-3 1B	B FF 87 B SI 87 F SI 88 C SL 83 S CU 77 2-3 K		B FF 94 B FF 93 B FF 94 C FF 95 F FF 96 X FF 95 3-2 8 BB 79 HR 1B	3	0	1	0	0	1	0
3 Scott Cousins, L (6, PR) OBP: 0.278, SLG: 0.143 (6, 7)										2	1	1	0	0	1	1
6 Alberto Callaspo, S (1, 5) OBP: 0.214, SLG: 0.083	B SI 86 B FA 84 F SI 86 X CH 79 2-1 G4-3		B CH 78 C CH 79 B CU 71 X CH 79 2-1 L3			B SI 90 1 SAFE F SI 91 X CH 84 1-1 G1-6-3 1-2f	X SL 89 0-0 79 1B 19 HR 1-2 1B		B FF 94 B FF 95 B FF 95 C FF 95 B FF 94 4-1 79 HR 1-2 BB	3	0	0	0	0	0	1
8 Luis Antonio Rodriguez, S (6, 5) OBP: 0.500, SLG: 0.474										1	2	1	0	1	0	0
47 Howie Kendrick, R (1, 4) OBP: 0.556, SLG: 1.111	B SI 87 X SI 87 1-0 HR		B SI 87 B FS 82 C FS 81 B FS 80 X SL 79 3-1 L3			B CU 81 B SI 88 C SI 92 S CU 81 X SI 92 2-2 44 1B 17 BB 1B	C SL 82 X FF 89 0-1 19 HR 1-2 2-H 1B		B SL 84 F FF 94 C SL 82 X FF 95 1-2 1-H 2-H HR	3	1	2	1	0	0	0
79 Taylor Lindsey, L (6, PR) OBP: 0.417, SLG: 0.667 (6, 4)										2	3	2	4	0	0	0
44 Mark Trumbo, R (1, 3) OBP: 0.333, SLG: 0.400	C SI 87 X SL 80 0-1 G6-3			C SI 94 B SI 93 S CU 80 B CU 82 X SI 90 2-2 G6-3		B FF 92 F CH 87 X SI 92 1-1 17 BB 10 S 25 1B 1-3 1B	B SL 83 F FF 88 B FF 87 2 SAFE S SL 83 B CU 79 F SL 82 F SI 88 X SL 82 3-2 1-H 2-H HR		B FF 96 C SL 83 B SL 84 X FF 95 2-1 G5-3	3	0	1	0	0	0	0
19 Travis Witherspoon, R (6, PR) OBP: 0.417, SLG: 0.750 (6, 8)										2	2	1	3	0	0	0
10 Vernon Wells, R (1, 9) OBP: 0.438, SLG: 0.846		C FS 78 X CU 70 0-1 17 HR 1B		B CU 81 X SI 93 1-0 G6-3		B SI 93 C CH 88 F CU 81 3 SAFE B CU 81 H CH 86 3-2 17 BB 25 1B 1-2 HBP	C FF 91 X FF 90 0-1 1B		C SL 83 X SL 86 0-1 2B	2	1	1	0	0	0	0
85 Randal Grichuk, R (6, PR) OBP: 0.429, SLG: 0.615 (6, 9)										2	0	2	0	0	0	0
17 Chris Iannetta, R (1, 2) OBP: 0.450, SLG: 0.647		B SI 86 F SI 87 X CH 79 1-1 1-H HR		F SI 93 S SI 92 C CU 83 0-3 K		B FF 91 F SI 90 B CU 82 F SI 91 B SI 92 B SI 91 4-2 25 1B 1-2 2-3 3-H BB	X FF 91 0-0 F9		B FF 96 B FF 95 B FF 95 C FF 95 S FF 95 C SL 83 3-3 K	2	1	1	3	1	1	0
22 John Hester, R (6, 2) OBP: 0.231, SLG: 0.167										2	0	0	0	0	1	2
25 Peter Bourjos, R (1, 8) OBP: 0.375, SLG: 0.476		C SI 87 B FS 80 F SI 86 S SL 81 1-3 K			B SI 92 L SI 89 X CU 79 1-1 B3-4	C SI 93 B SI 91 X CU 82 1-1 1-2 2-H 3-H 1B		C SI 94 F SI 94 B SI 94 B SL 83 S SI 94 2-3 K	B SL 84 C FF 94 X SL 84 1-1 L7	3	0	1	1	0	1	0
12 Tommy Field, R (6, 6) OBP: 0.333, SLG: 0.313										2	0	0	0	0	1	1
18 Luis Jimenez, R (1, 10) OBP: 0.407, SLG: 0.429		B CH 79 X SI 86 1-0 F7			C FF 93 B FF 93 F CH 87 B CU 81 X SI 91 2-2 G5-3		F SL 88 S SL 84 B CU 77 B CU 80 F SL 82 B SI 90 C SI 87 3-3 K	C SL 83 B SI 94 C SL 83 F SL 82 X SI 94 1-2 G3		3	0	0	0	0	1	0
16 Hank Conger, L (8, PH) OBP: 0.429, SLG: 0.714 (8, 10)										1	0	0	0	0	0	0
7 Andrew Romine, S (1, 6) OBP: 0.304, SLG: 0.318		C CH 78 C CH 79 T CH 80 0-2 K			C CU 80 B FF 92 X CH 86 1-1 G4-3		C FF 88 X SI 87 0-1 8 1B 79 1B 1B	B SL 83 X SI 94 1-0 G6-3		2	0	0	0	0	1	0
20 Brendan Harris, R (6, 3) OBP: 0.409, SLG: 0.526										2	1	1	0	0	0	0
Inning Stats	R: 1 E: 0 K: 1 S: 8 H: 1 LOB: 0 BB: 0 P: 11	R: 2 E: 0 K: 2 S: 11 H: 2 LOB: 0 BB: 0 P: 14	R: 0 E: 0 K: 0 S: 6 H: 0 LOB: 0 BB: 0 P: 11	R: 0 E: 0 K: 1 S: 7 H: 0 LOB: 0 BB: 0 P: 10	R: 0 E: 0 K: 0 S: 7 H: 0 LOB: 0 BB: 0 P: 11	R: 2 E: 0 K: 0 S: 15 H: 4 LOB: 2 BB: 1 P: 28	R: 4 E: 0 K: 2 S: 20 H: 5 LOB: 1 BB: 0 P: 28	R: 0 E: 0 K: 1 S: 8 H: 0 LOB: 0 BB: 0 P: 12	R: 3 E: 0 K: 1 S: 16 H: 3 LOB: 1 BB: 1 P: 30	1B: 10 2B: 1 3B: 0 HR: 4 SF: 0 SAC: 0 DP: 1 HBP: 1	WP: 0 PB: 0 SB: 1 CS: 0 PA: 43					

	AB	40
	R	12
	H	15
	RBI	12
	BB	2
	SO	8
	LOB	5

PITCHER		IP	WLS	BF	H	R	ER	SO	BB	IBB	HBP	BLK	WP	HR	S	P	ERA	WHIP
41 Freddy Garcia, R ERA: 13.5	(1, 1)	3.0	L	12	3	3	3	3	0	0	0	0	0	2	25	36	9.00	1.000
49 Casey Kelly, R ERA: 7.71	(4, 1)	3.0		13	4	2	2	1	1	0	1	0	0	0	29	49	6.00	1.667
40 Tommy Layne, L ERA: 11.57	(7, 1)	0.2		6	4	4	4	2	0	0	0	0	0	1	17	25	54.00	6.000
56 Arturo Lopez, L ERA: 2.7	(7, 1)	0.1		2	1	0	0	0	0	0	0	0	0	0	3	3	0.00	3.000
55 Dale Thayer, R ERA:	(8, 1)	1.0		3	0	0	0	1	0	0	0	0	0	0	8	12	0.00	0.000

PITCHER		IP	WLS	BF	H	R	ER	SO	BB	IBB	HBP	BLK	WP	HR	S	P	ERA	WHIP
72 Daniel Stange, R ERA: 6.75	(9, 1)	1.0		7	3	3	3	1	1	0	0	0	0	1	16	30	27.00	4.000

BOTTOM

Batter	1	2	3	4	5	6	7	8	9	AB	R	H	RBI	BB	SO	LOB
2 Everth Cabrera, S (1, 6) OBP: 0.367, SLG: 0.280 70 Jonathan Galvez, R (7, 7) OBP: 0.412, SLG: 0.625	B FC 90 C FC 90 B FC 89 F FC 90 X FC 90 2-2 ① 1B	B FC 90 F CH 85 C FC 91 X SL 83 1-2 ③ G1-3			C SI 95 X FA 89 0-1 ② G4-3			C FF 93 X FF 92 0-1 ① F9		3 0 1 0 0 0 3 1 0 0 0 0 0 0						
25 Will Venable, L (1, 9) OBP: 0.296, SLG: 0.480 5 Alexi Amarista, L (6, 9) OBP: 0.333, SLG: 0.481 (7, 8)	C FC 90 F CH 84 S SL 82 0-3 K 7 G6-4-3		C CU 78 X CU 77 0-1 ① G4-3		B SI 94 F FF 95 B CH 87 C SI 94 B SL 85 X FF 94 3-2 HR			B FF 94 B FF 94 X SI 93 2-0 HR		3 1 1 1 0 1 0 1 1 1 1 0 0 0						
7 Chase Headley, S (1, 5) OBP: 0.600, SLG: 0.706 60 Jeudy Valdez, R (5, PR) OBP: 0.350, SLG: 0.588 (6, 5) (7, 6)	X FC 91 0-0 ② ③ G6-4-3 1-2f		X SL 85 0-0 15 CS 1B		C FF 93 B SL 85 X SI 92 1-1 15 CS 1B			B FF 92 F FF 92 S SL 79 F SL 76 S FF 92 1-3 ② K		3 0 2 0 0 0 1 1 0 0 0 0 1 0						
15 Jesus Guzman, R (1, 7) OBP: 0.500, SLG: 0.737 63 Jaff Decker, L (6, 7) OBP: 0.258, SLG: 0.370 (7, 9)		C FC 90 C CH 85 B SL 83 B FC 90 B FC 92 F FC 91 X FC 90 3-2 HR	C FC 91 B CU 76 B FC 91 B FC 88 C CH 85 1 SAFE S SL 84 3-3 ② ③ K 1-2		1 SAFE C FF 93 B FF 93 1 SAFE F FF 93 1 SAFE F SL 85 1 SAFE P PO 90 2-2 ③ CS 1-2	S SI 93 B FF 93 B SL 85 B FF 93 B FF 94 4-1 23 G4-6-3 BB		C SL 77 F FF 92 F FF 93 F SI 86 X FF 91 0-2 ③ F7		2 1 1 1 0 1 1 1 0 0 0 1 0 0						
23 Yonder Alonso, L (1, 3) OBP: 0.160, SLG: 0.200 73 Gregorio Petit, R (7, 5) OBP: 0.235, SLG: 0.529		X FC 91 0-0 4 1B 11 FC5-2 2B	X FF 92 0-0 ① F8			X SI 93 0-0 ① ② G4-6-3 1-2f			B SI 89 B SI 88 F SI 88 S SI 88 X SL 78 2-2 ① G6-3	3 0 1 0 0 0 1 1 0 0 0 0 0 0						
24 Cameron Maybin, R (1, 8) OBP: 0.381, SLG: 0.550 74 Eddy Rodriguez, R (7, 2) OBP: 0.500, SLG: 1.167		X CH 84 0-0 ① L7	B SI 93 F SI 93 F FF 87 F SI 94 F FF 93 X FF 87 1-2 ② G5-3			B SL 85 F FF 93 F SL 85 X FF 93 1-2 ③ G4-3			C SI 89 B SL 79 S SL 76 S SI 89 1-3 ② K	3 0 0 0 0 0 1 1 0 0 0 0 1 0						
4 Nick Hundley, R (1, 2) OBP: 0.545, SLG: 0.857 88 Kyle Blanks, R (7, 3) OBP: 0.545, SLG: 0.792		B FC 91 B CH 83 F FC 88 X FC 88 2-1 61 1B 11 FC5-2 2-3 1B	C SI 92 B FF 87 X SI 94 1-1 1B				C FF 93 F FC 93 B SI 94 X SL 86 1-2 ① G6-3		C SI 90 B SI 90 C SL 76 B SL 79 B SI 89 F SI 88 B SI 89 4-2 BB	2 0 2 0 0 0 0 1 0 0 0 1 0 0						
11 Logan Forsythe, R (1, 4) OBP: 0.286, SLG: 0.450 9 Jedd Gyorko, R (6, 4) OBP: 0.276, SLG: 0.630		C SL 81 S FC 90 F CU 78 X FC 92 0-2 ② FC5-2 61 1B 1-2 3-H	B SL 86 1 SAFE B CH 86 X SI 93 2-0 ③ F9			B SL 85 F FF 93 X FF 93 1-1 ② F9			S SI 88 B SL 77 F SI 87 B SI 88 B SL 78 S SI 88 3-3 ③ K	2 0 0 0 0 0 3 2 0 0 0 0 1 1						
61 Edinson Rincon, R (1, 10) OBP: 0.143, SLG: 0.077 27 Travis Buck, L (5, PH) OBP: 0.370, SLG: 0.423 (6, 10)		X FC 91 0-0 1-2 2-3 1B			B FF 94 F SI 95 B SI 94 X SI 93 2-1 ① G2-3		X SI 93 0-0 ③ G4-3			1 0 1 0 0 0 0 2 0 0 0 0 0 0						
Inning Stats	R: 0 E: 0 K: 1 S: 7 H: 1 LOB: 0 BB: 0 P: 9	R: 1 E: 0 K: 0 S: 16 H: 4 LOB: 3 BB: 0 P: 22	R: 0 E: 0 K: 1 S: 6 H: 1 LOB: 1 BB: 0 P: 9	R: 0 E: 0 K: 0 S: 9 H: 1 LOB: 1 BB: 0 P: 13	R: 1 E: 0 K: 0 S: 13 H: 2 LOB: 1 BB: 0 P: 20	R: 0 E: 0 K: 0 S: 5 H: 0 LOB: 0 BB: 1 P: 10	R: 0 E: 0 K: 0 S: 6 H: 0 LOB: 0 BB: 0 P: 8	R: 1 E: 0 K: 1 S: 12 H: 1 LOB: 0 BB: 0 P: 15	R: 0 E: 0 K: 2 S: 12 H: 0 LOB: 1 BB: 1 P: 22	1B: 6 2B: 2 3B: 0 HR: 3 SF: 0 SAC: 0 DP: 3 HBP: 0							

PITCHER		IP	WLS	BF	H	R	ER	SO	BB	IBB	HBP	BLK	WP	HR	S	P	ERA	WHIP
33 C.J. Wilson, L ERA: 5.79	(1, 1)	3.0	W	13	6	1	1	2	0	0	0	0	0	1	29	40	3.00	2.000
49 Ernesto Frieri, R ERA:	(4, 1)	1.0	H	4	1	0	0	0	0	0	0	0	0	0	9	13	0.00	1.000
Garrett Richards, R ERA: 2.25	(5, 1)	3.0	H	10	2	1	1	0	1	0	0	0	0	1	24	38	3.00	1.000
58 Michael Kohn, R ERA: 4.5	(8, 1)	1.0		4	1	1	1	1	0	0	0	0	0	1	12	15	9.00	1.000
28 David Carpenter, R ERA: 5.79	(9, 1)	1.0		4	0	0	0	2	1	0	0	0	0	0	12	22	0.00	1.000

PITCHER	IP	WLS	BF	H	R	ER	SO	BB	IBB	HBP	BLK	WP	HR	S	P	ERA	WHIP

Los Angeles Angels @ San Diego Padres

Peoria Stadium, Peoria, AZ

Thu Mar 07 2013, 3:22 PM - 5:54 PM EST

Att. 3,781 - Sunny - 66 F

livebaseballscorecards.com

AB	33
R	3
H	10
RBI	3
BB	2
SO	5
LOB	11

WP: 0 PA: 36
PB: 1
SB: 0
CS: 2

Batter	1	2	3	4	5	6	7	8	9	AB	R	H	RBI	BB	SO	LOB
Inning Stats																

Arizona Diamondbacks @ Los Angeles Angels

Tempe Diablo Stadium, Tempe, AZ

Fri Mar 08 2013, 3:05 PM EST

livebaseballscorecards.com

TOP

AB	0
R	0
H	0
RBI	0
BB	0
SO	0
LOB	0

1B: 0
2B: 0
3B: 0
HR: 0

SF: 0
SAC: 0
DP: 0
HBP: 0

WP: 0
PB: 0
SB: 0
CS: 0

PA: 0

PITCHER	IP	WLS	BF	H	R	ER	SO	BB	IBB	HBP	BLK	WP	HR	S	P	ERA	WHIP

PITCHER	IP	WLS	BF	H	R	ER	SO	BB	IBB	HBP	BLK	WP	HR	S	P	ERA	WHIP

Batter	1	2	3	4	5	6	7	8	9	AB R H RBI BB SO LOB
Inning Stats										1B: 0 SF: 0 2B: 0 SAC: 0 3B: 0 DP: 0 HR: 0 HBP: 0

BOTTOM

Arizona Diamondbacks @ Los Angeles Angels

Tempe Diablo Stadium, Tempe, AZ

Fri Mar 08 2013, 3:05 PM EST

livebaseballscorecards.com

AB	0
R	0
H	0
RBI	0
BB	0
SO	0
LOB	0

WP: 0 PA: 0
PB: 0
SB: 0
CS: 0

PITCHER	IP	WLS	BF	H	R	ER	SO	BB	IBB	HBP	BLK	WP	HR	S	P	ERA	WHIP

PITCHER	IP	WLS	BF	H	R	ER	SO	BB	IBB	HBP	BLK	WP	HR	S	P	ERA	WHIP

Colorado Rockies @ Los Angeles Angels

Tempe Diablo Stadium, Tempe, AZ

Sat Mar 09 2013, 3:13 PM - 6:17 PM EST

Att. 9,288 - Sunny - 52 F

TOP

livebaseballscorecards.com

Batter	1	2	3	4	5	6	7	8	9	AB	R	H	RBI	BB	SO	LOB
1 Eric Young Jr., S (1, 8) OBP: 0.524, SLG: 0.474	0-0 9 L4-3 1B	0-0 1-2 1B		0-0 1B		0-3 ② K			0-0 6 1B 64 1B 1B	3	0	3	0	0	0	0
27 Tim Wheeler, L (5, 8) OBP: 0.278, SLG: 0.438										2	1	1	0	0	1	1
9 DJ LeMahieu, R (1, 4) OBP: 0.333, SLG: 0.400	0-0 ①② L4-3 1-2	0-0 ③ L6		0-0 ③ L9		0-0 ③ F8			0-0 23 WP 64 1B 77 SF5 1-3 1B	3	0	0	0	0	0	4
6 Tommy Manzella, R (5, 6) OBP: 0.167, SLG: 0.091										2	1	1	0	0	0	1
15 Jordan Pacheco, R (1, 2) OBP: 0.455, SLG: 0.476	0-0 ③ F9		0-0 ① G4-3		0-0 21 1B 1B		0-0 ① F9		0-0 77 SF5 23 WP 12 1B 1-2 3-H 1B	3	0	1	0	0	0	0
64 Gustavo Molina, R (6, 2) OBP: 0.417, SLG: 0.500										2	1	1	1	0	0	0
2 Troy Tulowitzki, R (1, 6) OBP: 0.316, SLG: 0.500		0-0 21 1B 28 2B 2B	S S B B X 2-2 HR		0-0 ① F9		0-0 77 1B 2B		B S S S 1-3 ① K 1-2 2-3	3	2	2	1	0	0	1
23 Charlie Culberson, R (5, 4) OBP: 0.286, SLG: 0.692										2	1	1	0	0	1	2
21 Tyler Colvin, L (1, 7) OBP: 0.278, SLG: 0.333	0-0 28 2B 2-3 1B	0-0 1B		0-0 1-2 1B		0-0 12 CS 2-H 1B			0-0 ② SF5 2-3 3-H	3	1	3	0	0	0	0
77 Corey Dickerson, L (5, 7) OBP: 0.429, SLG: 0.600										1	0	1	2	0	0	0
28 Nolan Arenado, R (1, 5) OBP: 0.400, SLG: 1.150	0-0 66 1B 67 SF9 2-H 3-H 2B	0-0 ② P4		0-0 ② F7		1 SAFE 0-0 ②③ G3 1-2			0-0 3-H 1B	3	1	1	2	0	0	3
12 Ryan Wheeler, L (6, 3) OBP: 0.188, SLG: 0.188										2	0	1	1	0	0	1
66 Ben Paulsen, L (1, 3) OBP: 0.467, SLG: 0.429	0-0 1 1B 2-3 1B	0-0 ③ G4-3		0-0 ③ F7				0-0 ① F8	0-0 ③ P6	3	0	1	0	0	0	3
18 Jonathan Herrera, S (6, 5) OBP: 0.273, SLG: 0.273										2	0	0	0	0	0	1
67 Kent Matthes, R (1, 9) OBP: 0.211, SLG: 0.611	0-0 ① SF9 3-H			0-0 ① G6-3		S S S 0-3 ① K		0-0 ② F8		2	0	0	1	0	1	0
71 Kyle Parker, R (6, 9) OBP: 0.286, SLG: 0.091										1	0	0	0	0	0	0
7 Matt McBride, R (1, 10) OBP: 0.333, SLG: 0.471	0-0 ② F8			0-0 ② G4-3		0-0 1B		S S S 0-3 ③ K		3	0	1	0	0	0	1
65 Cristhian Adames, S (8, PH) (8, 10) OBP: 0.200, SLG: 0.200										1	0	0	0	0	1	0

	AB	41
	R	8
	H	18
	RBI	8
	BB	0
	SO	4
	LOB	18

Inning Stats																												
	R: 0	H: 1	R: 3	H: 5	R: 1	H: 2	R: 0	H: 1	R: 0	H: 2	R: 0	H: 1	R: 1	H: 2	R: 0	H: 0	R: 3	H: 4	1B: 14	SF: 2	WP: 1	PA: 43
	E: 0	LOB: 0	E: 0	LOB: 2	E: 0	LOB: 1	E: 0	LOB: 1	E: 0	LOB: 2	E: 0	LOB: 0	E: 0	LOB: 0	E: 0	LOB: 0	E: 0	LOB: 1	2B: 4	SAC: 0	PB: 0	
	K: 0	BB: 0	K: 0	BB: 0	K: 0	BB: 0	K: 2	BB: 0	K: 0	BB: 0	K: 0	BB: 0	K: 0	BB: 0	K: 1	BB: 0	K: 1	BB: 0	3B: 0	DP: 1	SB: 0	
	S: 3	P: 3	S: 8	P: 8	S: 7	P: 9	S: 4	P: 4	S: 5	P: 5	S: 8	P: 8	S: 4	P: 4	S: 5	P: 5	S: 9	P: 10	HR: 1	HBP: 0	CS: 1	

PITCHER		IP	WLS	BF	H	R	ER	SO	BB	IBB	HBP	BLK	WP	HR	S	P	ERA	WHIP
60 Jason Vargas, L (1, 1) ERA: 7.2		3.0		16	8	4	4	0	0	0	0	0	0	1	18	20	12.00	2.667
37 Scott Downs, L (4, 1) ERA: 4.5		1.0		4	1	0	0	0	0	0	0	0	0	0	4	4	0.00	1.000
40 Kevin Jepsen, R (5, 1) ERA: 6.0		1.0		5	2	0	0	0	0	0	0	0	0	0	5	5	0.00	2.000
63 Nick Maronde, L (6, 1) ERA: 12.71		2.0		8	3	1	1	2	0	0	0	0	0	0	12	12	4.50	1.500
31 Billy Buckner, R (8, 1) ERA: 4.5		1.0	H	3	0	0	0	1	0	0	0	0	0	0	5	5	0.00	0.000

PITCHER		IP	WLS	BF	H	R	ER	SO	BB	IBB	HBP	BLK	WP	HR	S	P	ERA	WHIP
62 Ryan Brasier, R (9, 1) ERA: 11.81		1.0	L	7	4	3	3	1	0	0	0	0	1	0	9	10	27.00	4.000

Batter	1	2	3	4	5	6	7	8	9	AB	R	H	RBI	BB	SO	LOB
27 Mike Trout, R (1, 7) OBP: 0.520, SLG: 0.421 54 Trent Oeltjen, L (6, 9) OBP: 0.364, SLG: 0.300	S S S 0-3 ① K		X 0-0 ① L9		B B B 4-0 5 G5-2-3 47 FC6 1-2 BB		X 0-0 ① L7		X 0-0 ③ G6-3	2 0 0 0 1 1 0 2 0 0 0 0 0 1						
47 Howie Kendrick, R (1, 4) OBP: 0.524, SLG: 1.000 8 Luis Antonio Rodriguez, S (5, PR) OBP: 0.476, SLG: 0.450 (6, 4)	X 0-0 32 PO 1B		X 0-0 ② G6-3		X 0-0 FC6 5 G5-2-3 1-2 2-3		X 0-0 ② F7			3 0 1 0 0 0 2 1 0 0 0 0 0 0						
5 Albert Pujols, R (1, 10) OBP: 0.167, SLG: 0.667 16 Hank Conger, L (7, PH) OBP: 0.400, SLG: 0.667 (8, 10)	S S S 0-3 ② K		B B X 2-0 HR		X 0-0 ①② G5-2-3 1-2 2-3 3-Hf		X 0-0 ③ G4-3			3 1 1 1 0 1 4 1 0 0 0 0 0 0						
32 Josh Hamilton, L (1, 9) OBP: 0.385, SLG: 0.615 77 Luke Carlin, S (6, 2)	1 SAFE 0-0 ③ PO 1-2	C C C 0-3 ① K	X 0-0 F8		X 0-0 G4-3			X 0-0 G6-3		3 0 0 0 0 1 3 1 0 0 0 0 0 0						
44 Mark Trumbo, R (1, 3) OBP: 0.391, SLG: 0.429 20 Brendan Harris, R (6, 6) OBP: 0.375, SLG: 0.476		X 0-0 6 1B 25 3B 1B		B B B 4-0 6 G4-6-3 BB		X 0-0 G5-3		X 0-0 P3		1 1 1 0 1 0 0 2 0 0 0 0 0 0						
6 Alberto Callaspo, S (1, 5) OBP: 0.235, SLG: 0.133 18 Luis Jimenez, R (7, 5) OBP: 0.393, SLG: 0.409		X 0-0 25 3B 1-2 1B	X 0-0 ①② G4-6-3 1-2f			X 0-0 ② F7		C C C 0-3 ③ K		3 1 1 0 0 0 1 1 0 0 0 0 1 0						
25 Peter Bourjos, R (1, 8) OBP: 0.407, SLG: 0.583 41 Matt Young, L (7, 7) OBP: 0.533, SLG: 0.714		X 0-0 17 1B 1-H 2-H 3B	X 0-0 17 G3 1B			X 0-0 F8			X 0-0 ① F8	3 1 2 2 0 0 0 1 0 0 0 0 0 0						
17 Chris Iannetta, R (1, 2) OBP: 0.455, SLG: 0.632 39 JB Shuck, L (6, 7) OBP: 0.350, SLG: 0.368 (7, 8)		X 0-0 7 G4-6-3 3-H 1B	X 0-0 ③ G3 1-2				X 0-0 56 HR 1B		X 0-0 2B	2 0 1 1 0 0 1 2 1 2 0 0 0 0						
7 Andrew Romine, S (1, 6) OBP: 0.320, SLG: 0.304 56 Kole Calhoun, L (6, 3) OBP: 0.276, SLG: 0.348		X 0-0 ②③ G4-6-3 1-2f		B B B 4-0 47 FC6 27 BB 5 G5-2-3 BB			X 0-0 1-H HR		S S S 0-3 ② K	1 0 0 0 1 0 1 2 1 1 2 0 1 1						
Inning Stats	R: 0 H: 1 E: 0 LOB: 0 K: 2 BB: 0 S: 7 P: 7	R: 3 H: 4 E: 0 LOB: 0 K: 1 BB: 0 S: 8 P: 8	R: 1 H: 1 E: 0 LOB: 0 K: 0 BB: 0 S: 4 P: 6	R: 0 H: 1 E: 0 LOB: 1 K: 0 BB: 1 S: 3 P: 7	R: 0 H: 0 E: 0 LOB: 3 K: 0 BB: 2 S: 3 P: 11	R: 0 H: 0 E: 0 LOB: 0 K: 0 BB: 0 S: 3 P: 3	R: 2 H: 2 E: 0 LOB: 0 K: 0 BB: 0 S: 5 P: 5	R: 0 H: 0 E: 0 LOB: 0 K: 1 BB: 0 S: 5 P: 5	R: 0 H: 1 E: 0 LOB: 1 K: 1 BB: 0 S: 6 P: 6	1B: 6 SF: 0 2B: 1 SAC: 0 3B: 1 DP: 3 HR: 2 HBP: 0						

PITCHER	IP	WLS	BF	H	R	ER	SO	BB	IBB	HBP	BLK	WP	HR	S	P	ERA	WHIP
44 Juan Nicasio, R (1, 1) ERA: 6.97	3.2		16	7	4	4	3	1	0	0	0	0	1	21	27	9.82	2.182
54 Mike McClendon, R (4, 1) ERA:	0.1		1	0	0	0	0	0	0	0	0	0	0	1	1	0.00	0.000
88 Josh Outman, L (5, 1) ERA: 3.0	2.0		8	0	0	0	0	2	0	0	0	0	0	6	14	0.00	1.000
59 Wilton Lopez, R (7, 1) ERA: 4.5	1.0	B	5	2	2	2	0	0	0	0	0	0	1	5	5	18.00	2.000
37 Adam Ottavino, R (8, 1) ERA: 6.75	1.0	W	3	0	0	0	1	0	0	0	0	0	0	5	5	0.00	0.000

PITCHER	IP	WLS	BF	H	R	ER	SO	BB	IBB	HBP	BLK	WP	HR	S	P	ERA	WHIP
62 Rob Scahill, R (9, 1) ERA: 2.45	1.0	S	4	1	0	0	1	0	0	0	0	0	0	6	6	0.00	1.000

BOTTOM

Colorado Rockies @ Los Angeles Angels

Tempe Diablo Stadium, Tempe, AZ

Sat Mar 09 2013, 3:13 PM - 6:17 PM EST

Att. 9,288 - Sunny - 52 F

livebaseballscorecards.com

AB	34
R	6
H	10
RBI	6
BB	3
SO	5
LOB	14

Los Angeles Angels @ Cleveland Indians

Goodyear Ballpark, Goodyear, AZ

Mon Mar 11 2013, 4:06 PM - 6:47 PM EDT

Att. 5,277 - Sunny - 70 F

TOP

livebaseballscorecards.com

Batter	1	2	3	4	5	6	7	8	9	AB	R	H	RBI	BB	SO	LOB
25 Peter Bourjos, R (1, 8) OBP: 0.367, SLG: 0.519 8 Luis Antonio Rodriguez, S (6, 4) OBP: 0.400, SLG: 0.391	G1-3		G6-3 1-2 2-3		L8			L8		3 0 0 0 0 0 3 1 0 0 0 0 0 1						
6 Alberto Callaspo, S (1, 5) OBP: 0.261, SLG: 0.190 39 JB Shuck, L (6, 8) OBP: 0.333, SLG: 0.348	F9		F9			F8		G3 2-3		3 0 0 0 0 0 2 1 0 0 0 0 0 1						
32 Josh Hamilton, L (1, 9) OBP: 0.316, SLG: 0.474 18 Luis Jimenez, R (6, 5) OBP: 0.419, SLG: 0.417	K			L1		44 FC1-6 1B		BB		3 0 1 0 0 1 0 0 0 0 0 1 0 0						
44 Mark Trumbo, R (1, 3) OBP: 0.345, SLG: 0.370 54 Trent Oeltjen, L (6, 9) OBP: 0.357, SLG: 0.538		47 G5-4-3 1B		K		FC1-6 47 FC6-4 1-2f		P3		3 0 1 0 0 1 1 1 0 0 0 0 0 2						
47 Howie Kendrick, R (1, 4) OBP: 0.481, SLG: 0.852 68 Efren Navarro, L (6, 3) OBP: 0.273, SLG: 0.211		G5-4-3 1-2f		10 S 1B		FC6-4 1-2f			P5	3 0 1 0 0 0 2 1 0 0 0 0 0 0						
10 Vernon Wells, R (1, 7) OBP: 0.455, SLG: 0.889 22 John Hester, R (7, 2) OBP: 0.250, SLG: 0.200	K			L9 1-2			P3		K	3 0 0 0 0 1 1 1 0 0 0 0 1 0						
56 Kole Calhoun, L (1, 10) OBP: 0.306, SLG: 0.414			K		K		K		F8	4 0 0 0 0 3 0						
17 Chris Iannetta, R (1, 2) OBP: 0.480, SLG: 0.636 41 Matt Young, L (7, 7) OBP: 0.588, SLG: 0.733 12 Tommy Field, R (9, 7) OBP: 0.300, SLG: 0.278 3 Scott Cousins, L (9, 7) OBP: 0.300, SLG: 0.133			25 G6-3 7 BB 1B		1B		K			3 0 2 0 0 1 0 0 0 0 0 0 0 0 0 0 0 0 0 0 0 0 0 0 0 0 0 0						
7 Andrew Romine, S (1, 6) OBP: 0.357, SLG: 0.360			25 G6-3 1-2 BB		F7			39 G3 2B		2 0 1 0 1 0 1						

Inning Stats	R: 0 E: 0 K: 1 S: 5	H: 0 LOB: 0 BB: 0 P: 5	R: 0 E: 0 K: 1 S: 5	H: 1 LOB: 0 BB: 0 P: 5	R: 0 E: 0 K: 1 S: 6	H: 1 LOB: 2 BB: 1 P: 10	R: 0 E: 0 K: 1 S: 6	H: 1 LOB: 1 BB: 0 P: 7	R: 0 E: 0 K: 1 S: 6	H: 1 LOB: 1 BB: 0 P: 6	R: 0 E: 0 K: 0 S: 4	H: 1 LOB: 1 BB: 0 P: 4	R: 0 E: 0 K: 2 S: 7	H: 0 LOB: 0 BB: 0 P: 7	R: 0 E: 0 K: 0 S: 4	H: 1 LOB: 2 BB: 1 P: 8	R: 0 E: 0 K: 1 S: 5	H: 0 LOB: 0 BB: 0 P: 5

	AB	32
	R	0
	H	6
	RBI	0
	BB	2
	SO	8
	LOB	14

1B: 5 SF: 0
2B: 1 SAC: 0
3B: 0 DP: 1
HR: 0 HBP: 0

WP: 0 PA: 34
PB: 0
SB: 1
CS: 0

PITCHER	IP	WLS	BF	H	R	ER	SO	BB	IBB	HBP	BLK	WP	HR	S	P	ERA	WHIP
26 Scott Kazmir, L (1, 1) ERA:	4.0		15	3	0	0	4	1	0	0	0	0	0	22	27	0.00	1.000
38 Joe Smith, R (5, 1) ERA: 9.0	1.0		4	1	0	0	1	0	0	0	0	0	0	6	6	0.00	1.000
20 Daisuke Matsuzaka, R (6, 1) ERA: 2.25	1.0		4	1	0	0	0	0	0	0	0	0	0	4	4	0.00	1.000
78 Matt Langwell, R (7, 1) ERA: 2.25	2.0		8	1	0	0	2	1	0	0	0	0	0	11	15	0.00	1.000
79 Preston Guilmet, R (9, 1) ERA:	1.0		3	0	0	0	1	0	0	0	0	0	0	5	5	0.00	0.000

PITCHER	IP	WLS	BF	H	R	ER	SO	BB	IBB	HBP	BLK	WP	HR	S	P	ERA	WHIP

Batter	1	2	3	4	5	6	7	8	9	AB	R	H	RBI	BB	SO	LOB
24 Michael Bourn, L (1, 8) OBP: 0.276, SLG: 0.333	0-0 23 1B 1B		0-0 22 G4-3 2B		0-0 L6 ②		0-3 K ③		0-0 9 FC5-2-5-1 9 S 1-3 1B	3	0	2	0	0	0	0
62 Cedric Hunter, L (6, 8) OBP: 0.286, SLG: 0.320										2	0	1	0	0	1	2
23 Michael Brantley, L (1, 7) OBP: 0.545, SLG: 0.909	0-0 1-2 1B		0-0 F7 ①		0-0 G1-3 ③			0-3 K ①	1-0 FC5-2-5-1 46 S 1-3 3-H ②	3	0	1	0	0	0	1
9 Ryan Raburn, R (6, 7) OBP: 0.533, SLG: 1.000										2	0	0	0	0	1	2
22 Jason Kipnis, L (1, 4) OBP: 0.258, SLG: 0.357	0-0 F9 ①		0-0 G4-3 2-3 ②			0-3 K ①		0-0 89 HBP 61 1B 1B	1-0 G4-3 1-2 ③	3	0	0	0	0	1	3
46 Cord Phelps, S (7, 4) OBP: 0.433, SLG: 0.520										2	0	1	0	0	0	2
33 Nick Swisher, S (1, 3) OBP: 0.483, SLG: 0.815	0-3 K ②		0-3 K ③			0-0 G3-1 ②		0-0 89 HBP 1-2 1B		3	0	0	0	0	2	3
61 Mike McDade, S (7, 3) OBP: 0.406, SLG: 0.567										1	0	1	0	0	0	0
25 Jason Giambi, L (1, 10) OBP: 0.333, SLG: 0.300	0-3 K ③			4-0 BB		0-0 F8 ③		0-3 K ②		2	0	0	0	1	1	2
40 Yan Gomes, R (8, PH) OBP: 0.435, SLG: 0.714										1	0	0	0	0	1	2
(9, 10)																
8 Lonnie Chisenhall, L (1, 5) OBP: 0.433, SLG: 0.680		0-3 K ①		0-0 F9 ①			0-0 G4-3 ①	1-0 1-2 2-3 HBP		3	0	0	0	0	1	1
89 Ryan Rohlinger, R (8, 5) OBP: 0.364, SLG: 0.125										0	0	0	0	0	0	0
11 Drew Stubbs, R (1, 9) OBP: 0.310, SLG: 0.444		4-0 6 S BB		0-3 K ②			0-0 6 BB 1B	0-3 K ③		2	0	1	0	1	1	1
68 Omir Santos, R (8, 2) OBP: 0.273, SLG: 0.400										1	0	0	0	0	1	3
6 Lou Marson, R (1, 2) OBP: 0.500, SLG: 0.214		1-0 F8 1-2 ②		0-0 P3 ③			4-0 1-2 BB		0-0 62 1B 9 FC5-2-5-1 1B	2	0	0	0	1	0	2
91 Tyler Holt, R (7, PR) OBP: 1.000, SLG: 1.500										1	0	1	0	0	0	0
(8, 9)																
66 Juan Diaz, L (1, 6) OBP: 0.320, SLG: 0.545	0-3 K ③				0-0 G4-3 ①		0-3 K ②		0-0 F8 ①	3	0	0	0	0	2	3
82 Luis Hernandez, S (8, 6) OBP: 0.250, SLG: 0.227										1	0	0	0	0	0	1
Inning Stats	R: 0 E: 0 K: 2 S: 9 H: 2 LOB: 2 BB: 0 P: 9	R: 0 E: 0 K: 2 S: 7 H: 0 LOB: 1 BB: 1 P: 12	R: 0 E: 0 K: 1 S: 6 H: 1 LOB: 1 BB: 0 P: 6	R: 0 E: 0 K: 1 S: 5 H: 0 LOB: 1 BB: 1 P: 9	R: 0 E: 0 K: 0 S: 3 H: 0 LOB: 0 BB: 0 P: 3	R: 0 E: 0 K: 1 S: 5 H: 0 LOB: 0 BB: 0 P: 5	R: 0 E: 0 K: 2 S: 8 H: 1 LOB: 2 BB: 1 P: 12	R: 0 E: 0 K: 3 S: 11 H: 2 LOB: 3 BB: 0 P: 12	R: 0 E: 0 K: 0 S: 5 H: 2 LOB: 2 BB: 0 P: 7	1B: 7 2B: 1 3B: 0 HR: 0	SF: 0 SAC: 0 DP: 0 HBP: 1						

PITCHER	IP	WLS	BF	H	R	ER	SO	BB	IBB	HBP	BLK	WP	HR	S	P	ERA	WHIP
36 Jered Weaver, R (1, 1) ERA: 1.5	4.0		17	3	0	0	6	2	0	0	0	0	0	27	36	0.00	1.250
57 Jerome Williams, R (5, 1) ERA: 5.0	5.0		22	5	0	0	6	1	0	1	0	0	0	32	39	0.00	1.200

PITCHER	IP	WLS	BF	H	R	ER	SO	BB	IBB	HBP	BLK	WP	HR	S	P	ERA	WHIP

BOTTOM

Los Angeles Angels @ Cleveland Indians

Goodyear Ballpark, Goodyear, AZ

Mon Mar 11 2013, 4:06 PM - 6:47 PM EDT

Att. 5,277 - Sunny - 70 F

livebaseballscorecards.com

AB	35
R	0
H	8
RBI	0
BB	3
SO	12
LOB	28

1B: 7	SF: 0	WP: 0	PA: 39
2B: 1	SAC: 0	PB: 0	
3B: 0	DP: 0	SB: 3	
HR: 0	HBP: 1	CS: 0	

Batter	1	2	3	4	5	6	7	8	9	AB	R	H	RBI	BB	SO	LOB
27 Mike Trout, R (1, 7) OBP: 0.516, SLG: 0.542 18 Luis Jimenez, R (6, 3) OBP: 0.424, SLG: 0.462	C SI 89 B FF 90 B SL 84 B SI 88 X SL 88 3-1 6 2B 3B		C CU 77 X SI 89 0-1 6 G4-3 2B		F FF 90 B FF 91 B SL 86 B SL 83 B SL 84 4-1 6 5 G3-1 2B BB		X SL 86 0-0 3 1B 2B		C CU 81 F CU 81 S CU 82 0-3 ③ K	2 2	2 1	2 1	0 0	1 0	0 1	0 0
6 Alberto Callaspo, S (1, 5) OBP: 0.269, SLG: 0.250 20 Brendan Harris, R (6, 5) OBP: 0.321, SLG: 0.400	X SL 89 0-0 5 FC5 3-H 2B		C SL 83 F CH 83 F CU 80 F FF 90 X SL 86 0-2 ② G4-3 2-3		X CH 87 0-0 ② G3-1 1-2		C SL 84 B SI 87 F SL 85 C CU 77 1-3 ① K			3 1	0 0	1 0	1 0	0 0	0 1	2 1
5 Albert Pujols, R (1, 10) OBP: 0.417, SLG: 1.000 3 Scott Cousins, L (5, PR) OBP: 0.333, SLG: 0.188 (5, 10)	B CU 81 S SL 84 X SI 89 1-1 ① FC5 32 G3-6-1 2-3		C SL 84 X SI 90 0-1 ③ F9		C CU 82 X SL 85 0-1 32 2B 2-H 2B		D SL 83 X SI 87 1-0 8 G6-3 2-H 1B			3 1	0 1	1 1	1 1	0 0	0 0	2 0
32 Josh Hamilton, L (1, 9) OBP: 0.318, SLG: 0.500 8 Luis Antonio Rodriguez, S (6, 4) OBP: 0.385, SLG: 0.375	C SI 89 X SI 89 0-1 ②③ G3-6-1 1-2f			X CU 77 0-0 ① G3-1	C SI 89 F SI 89 X SL 91 0-2 2-H 2B		B CH 79 X SI 88 1-0 ②③ G6-3 1-2f			3 1	0 0	1 0	1 0	0 0	0 0	1 1
44 Mark Trumbo, R (1, 3) OBP: 0.344, SLG: 0.367 39 JB Shuck, L (6, 8) OBP: 0.320, SLG: 0.333		C CU 75 S FF 88 B SI 90 X SL 85 1-2 ① P2		B SL 87 B CH 81 B SL 88 C CH 88 X CH 88 3-1 25 HR 1B	F CU 76 C SL 88 X FF 91 0-2 ③ G6-3			B FF 92 B FF 92 X FF 92 2-0 ① P3		3 1	1 0	1 0	0 0	0 0	0 0	1 0
47 Howie Kendrick, R (1, 4) OBP: 0.467, SLG: 0.800 12 Tommy Field, R (6, 6) OBP: 0.333, SLG: 0.278		C CH 82 X SI 89 0-1 25 E 25 1B 1B		B CH 82 C SL 83 B SL 88 F SL 88 S SL 84 2-3 ② K		B FF 93 B SL 86 X FF 92 2-0 ① F9		C FF 92 B FF 92 H SL 78 2-1 56 CS HBP		3 0	0 0	1 0	0 0	0 0	1 0	1 0
25 Peter Bourjos, R (1, 8) OBP: 0.394, SLG: 0.633 56 Kole Calhoun, L (6, 9) OBP: 0.297, SLG: 0.400		X FF 91 0-0 E2 17 L9-2-6 17 S 1-3 1B		C CH 88 X SL 89 0-1 1-H HR		C FF 93 X SL 86 0-1 ② F7		B FF 92 F FF 91 S CH 87 F SL 79 X FF 92 1-2 ②③ F7 1-2		3 1	1 0	2 0	2 0	0 0	0 0	0 1
17 Chris Iannetta, R (1, 2) OBP: 0.464, SLG: 0.600 77 Luke Carlin, S (8, 2)		1 SAFE 1 SAFE B FF 90 F SL 84 C CH 83 B SI 90 X CH 84 2-2 ②③ L9-2-6 1-2		B SI 88 B SI 88 C CH 83 F SL 83 X CH 88 2-2 ③ F8		B FF 94 X FF 91 1-0 1B		F FF 90 B FF 92 C CH 82 B CU 82 B SI 91 F SI 91 B FF 91 4-2 41 G6-4-3 BB		3 0	0 0	1 0	0 0	0 1	0 0	2 0
7 Andrew Romine, S (1, 6) OBP: 0.323, SLG: 0.321 41 Matt Young, L (6, 7) OBP: 0.556, SLG: 0.688			B SL 87 S SL 88 B SI 89 X CH 88 2-1 ① G6-3		X SL 89 0-0 ① B1-3	C FF 92 B FF 94 B SL 87 D FF 94 F FF 92 X FF 93 3-2 ③ G4-3			B SI 91 B FF 90 C FF 91 X FF 90 2-1 ①② G6-4-3 1-2f	3 1	0 0	0 0	0 0	0 0	0 0	1 1
Inning Stats	R: 1 E: 0 K: 0 S: 7 H: 2 LOB: 0 BB: 0 P: 11	R: 0 E: 1 K: 0 S: 9 H: 2 LOB: 1 BB: 0 P: 12	R: 0 E: 0 K: 0 S: 11 H: 1 LOB: 1 BB: 0 P: 13	R: 2 E: 0 K: 1 S: 11 H: 2 LOB: 0 BB: 0 P: 18	R: 2 E: 0 K: 0 S: 11 H: 2 LOB: 1 BB: 1 P: 15	R: 0 E: 0 K: 0 S: 7 H: 1 LOB: 1 BB: 0 P: 13	R: 1 E: 0 K: 1 S: 6 H: 2 LOB: 0 BB: 0 P: 9	R: 0 E: 0 K: 0 S: 6 H: 0 LOB: 0 BB: 0 P: 11	R: 0 E: 0 K: 1 S: 8 H: 0 LOB: 0 BB: 1 P: 14	1B: 5 2B: 6 3B: 1 HR: 1 SF: 0 SAC: 0 DP: 4 HBP: 1						

PITCHER		IP	WLS	BF	H	R	ER	SO	BB	IBB	HBP	BLK	WP	HR	S	P	ERA	WHIP
33 Clayton Richard, L ERA: 6.43	(1, 1)	5.0		23	9	5	5	1	1	0	0	0	0	1	49	69	9.00	2.000
71 Jason Ray, R ERA: 4.5	(6, 1)	1.0		4	1	0	0	0	0	0	0	0	0	0	7	13	0.00	1.000
40 Tommy Layne, L ERA: 10.5	(7, 1)	1.0		4	2	1	1	1	0	0	0	0	0	0	6	9	9.00	2.000
83 Branch Kloess, R ERA: 6.75	(8, 1)	1.0	W	3	0	0	0	0	0	0	1	0	0	0	6	11	0.00	0.000
87 Thad Weber, R ERA: 3.86	(9, 1)	1.0	S	3	0	0	0	1	1	0	0	0	0	0	8	14	0.00	1.000

PITCHER	IP	WLS	BF	H	R	ER	SO	BB	IBB	HBP	BLK	WP	HR	S	P	ERA	WHIP

TOP

Los Angeles Angels @ San Diego Padres

Peoria Stadium, Peoria, AZ

Wed Mar 13 2013, 4:07 PM - 6:47 PM EDT

Att. 5,733 - Sunny - 83 F

livebaseballscorecards.com

AB	34
R	6
H	12
RBI	6
BB	2
SO	3
LOB	14

WP: 0 PB: 0 SB: 1 CS: 1 PA: 37

BOTTOM

Batter	1	2	3	4	5	6	7	8	9	AB	R	H	RBI	BB	SO	LOB
63 Jaff Decker, L (1, 8) OBP: 0.261, SLG: 0.325	C FF 87 X SI 88 0-1 7 L4-6 2B	X FF 86 0-0 ① P5	F SI 88 B FF 88 D CH 82 X CH 83 2-1 ③ G3	B SI 91 B SI 90 C SI 89 S SI 89 S SI 89 2-3 ② K	B FF 90 B SL 78 X FF 90 2-0 ③ 1-3 2-H 1B	3	0	1	0	0	0	1
Yasmani Grandal, S (7, PH) OBP: 0.625, SLG: 0.455						1	0	0	0	0	1	2
83 Branch Kloess, R (8, 1)						0	0	0	0	0	0	0
91 Maxx Tissenbaum, L (8, PH) OBP: 0.500, SLG: 0.500						1	0	1	1	0	0	0
87 Thad Weber, R (9, 1)						0	0	0	0	0	0	0
1 Cody Ransom, R (1, 6) OBP: 0.304, SLG: 0.524	X SI 88 0-0 ① F9	C SI 87 S CH 81 B CH 81 X SI 89 1-2 E5 7 G3-6	T SI 92 F SI 94 B SL 86 X SL 87 1-2 ① G5-3	F SI 92 D SI 91 X SI 90 1-1 ③ FC5 1-2 2-3f		1	0	0	0	0	0	1
60 Jeudy Valdez, R (2, 6) OBP: 0.296, SLG: 0.435						3	0	0	0	0	0	2
7 Chase Headley, S (1, 5) OBP: 0.483, SLG: 0.520	F SI 88 S SI 88 X FF 89 0-2 ②③ L4-6 2-2	B SI 88 X CH 82 1-0 ②③ G3-6 1-2f	C FF 93 X SI 88 0-1 ② G4-3	F FF 91 B SI 92 B SI 93 B SI 92 B FF 92 4-1 94 2B 97 FC5-2 BB		3	0	0	0	0	0	2
40 Tommy Layne, L (7, 1)						0	0	0	0	0	0	0
74 Eddy Rodriguez, R (8, 2) OBP: 0.500, SLG: 1.000						0	0	0	0	1	0	0
88 Kyle Blanks, R (1, 3) OBP: 0.489, SLG: 0.743	S FF 86 F CH 81 X CH 81 0-2 4 2B 70 FC5-4-5 1B	S CH 80 X FF 88 0-1 ① G5-3	B FF 93 B SI 94 X SI 93 2-0 ③ P3	X SL 79 0-0 ① F9		3	1	1	0	0	0	0
Luis Tejada, R (8, 3)						1	0	0	0	0	0	1
4 Nick Hundley, R (1, 2) OBP: 0.500, SLG: 0.793	B SI 87 B SL 82 F SI 87 B CH 82 X SI 87 3-1 70 FC5-4-5 1-3 2B	B FF 88 S CH 81 S CH 81 B CH 81 F CU 77 C SI 88 2-3 ② K	X CH 87 0-0 92 1B 70 1B 73 1B 1B	X FF 91 0-0 97 FC5-2 1-3 92 E 2B		3	0	2	0	0	1	0
94 Jeremy Baltz, R (7, PR) OBP: 0.500, SLG: 1.000						1	2	1	0	0	0	0
(8, 7)												
27 Travis Buck, L (1, 7) OBP: 0.341, SLG: 0.436	F SI 88 X CH 82 0-1 ① G1-3	C SI 89 B CU 74 X FF 88 1-1 ③ F9	C CH 87 D SL 79 B FF 87 F CH 86 F CH 87 X CH 87 2-2 ① P6	B SL 78 X SL 77 1-0 ② FC5-2 92 E 2-3 3-H		2	0	0	0	0	0	2
97 Kyle Gaedele, R (5, 7) OBP: 0.250, SLG: 0.250						2	1	0	0	0	0	3
(8, 9)												
70 Jonathan Galvez, R (1, 4) OBP: 0.444, SLG: 0.680	X SI 89 0-0 ② FC5-4-5 92 3B 2-3 3-H	C CU 75 B CH 81 X CH 81 1-1 ① P3	C FF 88 S CH 81 1 SAFE B CH 87 X SL 78 1-2 92 1B 73 1B 1-2 1B	B SL 80 B FF 90 S SL 78 S FF 92 F FF 93 B SL 79 B SL 78 4-2 92 E BB		3	3	1	1	1	0	1
92 Daniel Robertson, R (1, 9) OBP: 0.500, SLG: 1.000	1 SAFE B SI 87 X FF 88 1-0 1-H 3B	C CU 76 B CU 76 C SI 88 F SI 89 F SL 78 X CH 82 1-2 ② G5-3	C SI 88 B SL 76 F SI 88 X SL 78 1-2 60 FC5 73 1B 1-2 2-3 1B	X FF 91 0-0 E7 91 1B 1-H 2-H 3-H		4	1	2	1	0	0	0
(8, 8)												
33 Clayton Richard, L (1, 1)	F SI 88 F FF 89 B FF 89 C SI 88 1-3 ③ K	X SI 88 0-0 1B	B SI 88 B SI 88 C SI 88 C SI 87 X SI 88 2-2 60 FC5 1-2 2-H 3-H 1B	B FF 91 B FF 89 B FF 90 B FF 89 4-0 91 1B BB		1	0	0	0	0	1	1
8 John Baker, L (5, PH) OBP: 0.190, SLG: 0.238						1	0	1	0	0	0	0
71 Jason Ray, R (6, 1)						0	0	0	0	0	0	0
73 Gregorio Petit, R (7, 5) OBP: 0.280, SLG: 0.435						1	0	1	2	1	0	0
Inning Stats	R: 0 E: 0 K: 0 S: 6 H: 1 LOB: 0 BB: 0 P: 6	R: 2 E: 0 K: 1 S: 12 H: 3 LOB: 1 BB: 0 P: 17	R: 0 E: 1 K: 0 S: 5 H: 0 LOB: 0 BB: 0 P: 7	R: 0 E: 0 K: 1 S: 8 H: 0 LOB: 0 BB: 0 P: 11	R: 0 E: 0 K: 0 S: 10 H: 1 LOB: 1 BB: 0 P: 14	R: 0 E: 0 K: 0 S: 6 H: 0 LOB: 0 BB: 0 P: 9	R: 2 E: 0 K: 1 S: 19 H: 4 LOB: 2 BB: 0 P: 28	R: 4 E: 2 K: 0 S: 9 H: 2 LOB: 2 BB: 3 P: 24		1B: 7 2B: 4 3B: 1 HR: 0 SF: 0 SAC: 0 DP: 2 HBP: 0					

PITCHER		IP	WLS	BF	H	R	ER	SO	BB	IBB	HBP	BLK	WP	HR	S	P	ERA	WHIP
55 Joe Blanton, R ERA: 3.86	(1, 1)	5.0		19	5	2	2	2	0	0	0	0	0	0	41	55	3.60	1.000
49 Ernesto Frieri, R ERA: 10.38	(6, 1)	1.0	H	3	0	0	0	0	0	0	0	0	0	0	6	9	0.00	0.000
24 Sean Burnett, L ERA: 54.0	(7, 1)	0.1		5	4	2	2	0	0	0	0	0	0	0	14	20	54.00	12.000
28 David Carpenter, R ERA: 4.26	(7, 1)	0.2	H	2	0	0	0	1	0	0	0	0	0	0	5	8	0.00	0.000
58 Michael Kohn, R ERA: 8.44	(8, 1)	1.0	L	8	2	4	0	0	3	0	0	0	0	0	9	24	0.00	5.000

PITCHER	IP	WLS	BF	H	R	ER	SO	BB	IBB	HBP	BLK	WP	HR	S	P	ERA	WHIP

Los Angeles Angels @ San Diego Padres

Peoria Stadium, Peoria, AZ

Wed Mar 13 2013, 4:07 PM - 6:47 PM EDT

Att. 5,733 - Sunny - 83 F

livebaseballscorecards.com

AB	34
R	8
H	11
RBI	5
BB	3
SO	3
LOB	16

WP: 0 PA: 37
PB: 0
SB: 0
CS: 0

Chicago White Sox @ Los Angeles Angels

Tempe Diablo Stadium, Tempe, AZ

Thu Mar 14 2013, 4:11 PM - 7:22 PM EDT

Att. 9,101 - Sunny - 84 F

TOP

livebaseballscorecards.com

Batter	1	2	3	4	5	6	7	8	9	AB	R	H	RBI	BB	SO	LOB
28 Dewayne Wise, L (1, 9) OBP: 0.333, SLG: 0.556	G4-3		P4			HR		77 WP 1B	1-2 3-H 1B	3	1	1	1	0	0	1
20 Jordan Danks, L (6, 9) OBP: 0.227, SLG: 0.150										2	0	2	1	0	0	0
15 Gordon Beckham, R (1, 4) OBP: 0.289, SLG: 0.432	K		P5			F7		1-0 G5-3 1-2	G1-4-3	3	0	0	0	0	1	1
77 Yolmer Sánchez, S (6, 4) OBP: 0.174, SLG: 0.095										2	0	0	0	0	0	3
44 Adam Dunn, L (1, 3) OBP: 0.273, SLG: 0.357	F7			F7		F9		F7		3	0	0	0	0	0	0
22 Brent Morel, R (6, 3) OBP: 0.250, SLG: 0.419										1	0	0	0	0	0	1
24 Dayan Viciedo, R (1, 7) OBP: 0.344, SLG: 0.484		G6-3		K		K		K		3	0	0	0	0	2	0
29 Jared Mitchell, L (6, 7) OBP: 0.406, SLG: 0.667										1	0	0	0	0	1	1
12 Conor Gillaspie, L (1, 5) OBP: 0.355, SLG: 0.704		L4		F7			10 HBP BB		G6-3	2	0	0	0	1	0	0
5 Angel Sanchez, R (7, 5) OBP: 0.333, SLG: 0.400										1	0	0	0	0	0	0
10 Alexei Ramirez, R (1, 6) OBP: 0.423, SLG: 0.500		L1			K		1-2 HBP		36 1B 38 1B 18 SF9 1B	2	0	0	0	0	1	0
74 Steve Tolleson, R (7, PR) OBP: 0.412, SLG: 0.429										1	1	1	0	0	0	0
(7, 6)																
25 Josh Bell, S (1, 10) OBP: 0.444, SLG: 0.938			K		K		K		18 SF9 36 1B 1-2 20 1B	3	0	0	0	0	3	2
38 Hector Gimenez, S (9, PH) OBP: 0.588, SLG: 0.563									1B	1	1	1	0	0	0	0
21 Tyler Flowers, R (1, 2) OBP: 0.480, SLG: 0.632			18 3B BB		2B		F8		20 1B 1-2 2-3 1B	2	1	1	0	1	0	2
36 Josh Phegley, R (7, 2) OBP: 0.440, SLG: 0.652										1	0	1	0	0	0	0
18 Blake Tekotte, L (1, 8) OBP: 0.276, SLG: 0.375			1-H 3B		F9		K		SF9 2-3 3-H	3	0	1	2	0	1	3

	AB	R	H	RBI	BB	SO	LOB
	34	4	8	4	2	9	14

Inning Stats																														
	R: 0	H: 0		R: 0	H: 0		R: 1	H: 0		R: 0	H: 0		R: 0	H: 1		R: 1	H: 1		R: 0	H: 0		R: 0	H: 1		R: 2	H: 4		1B: 5	SF: 1		WP: 1	PA: 38
	E: 0	LOB: 0		E: 0	LOB: 0		E: 0	LOB: 0		E: 0	LOB: 0		E: 0	LOB: 1		E: 0	LOB: 0		E: 0	LOB: 2		E: 0	LOB: 1		E: 0	LOB: 2		2B: 1	SAC: 0		PB: 0	
	K: 1	BB: 0		K: 0	BB: 0		K: 1	BB: 0		K: 1	BB: 0		K: 2	BB: 0		K: 1	BB: 0		K: 2	BB: 1		K: 1	BB: 0		K: 0	BB: 0		3B: 1	DP: 0		SB: 0	
	S: 5	P: 5		S: 3	P: 3		S: 6	P: 10		S: 5	P: 5		S: 8	P: 8		S: 7	P: 7		S: 7	P: 12		S: 6	P: 7		S: 7	P: 7		HR: 1	HBP: 1		CS: 0	

PITCHER		IP	WLS	BF	H	R	ER	SO	BB	IBB	HBP	BLK	WP	HR	S	P	ERA	WHIP
60 Jason Vargas, L ERA: 4.66	(1, 1)	4.2	W	17	2	1	1	5	1	0	0	0	0	0	26	30	1.93	0.643
89 Matt Oye, R ERA: 9.0	(5, 1)	0.1		1	0	0	0	0	0	0	0	0	0	0	1	1	0.00	0.000
37 Scott Downs, L ERA: 6.0	(6, 1)	1.0		4	1	1	1	1	0	0	0	0	0	1	7	7	9.00	1.000
63 Nick Maronde, L ERA: 10.8	(7, 1)	1.0		5	0	0	0	2	1	0	1	0	0	0	7	12	0.00	1.000
62 Ryan Brasier, R ERA: 9.95	(8, 1)	1.0		4	1	0	0	1	0	0	0	0	1	0	6	7	0.00	1.000

PITCHER		IP	WLS	BF	H	R	ER	SO	BB	IBB	HBP	BLK	WP	HR	S	P	ERA	WHIP
86 Kevin Johnson, R ERA: 6.35	(9, 1)	1.0		7	4	2	2	0	0	0	0	0	0	0	7	7	18.00	4.000

BOTTOM

Chicago White Sox @ Los Angeles Angels

Tempe Diablo Stadium, Tempe, AZ

Thu Mar 14 2013, 4:11 PM - 7:22 PM EDT

Att. 9,101 - Sunny - 84 F

livebaseballscorecards.com

Batter	1	2	3	4	5	6	7	8	9	AB	R	H	RBI	BB	SO	LOB
27 Mike Trout, R (1, 8) OBP: 0.529, SLG: 0.704	HR		E7	FC6-4		1-3 F9	K	1-3		3	3	2	2	0	0	1
18 Luis Jimenez, R (6, 5) OBP: 0.429, SLG: 0.464			2B	3B		1B		2B		2	0	1	0	0	1	2
77 Luke Carlin, S (8, PH) OBP: 0.167, SLG: 0.182										1	0	1	0	0	0	0
3 Wendell Soto, S (9, 6)										0	0	0	0	0	0	0
47 Howie Kendrick, R (1, 4) OBP: 0.485, SLG: 0.879	K		G4-3			1-2	K			3	2	2	2	0	1	0
22 John Hester, R (6, 2) OBP: 0.278, SLG: 0.188			2B	3B		HBP				1	0	0	0	0	1	2
5 Albert Pujols, R (1, 10) OBP: 0.467, SLG: 0.929	1B		G4-3			SF7		BB		3	0	2	1	0	0	1
8 Luis Antonio Rodriguez, S (5, PR) OBP: 0.393, SLG: 0.375 (5, 10)										0	1	0	1	1	0	0
32 Josh Hamilton, L (1, 9) OBP: 0.320, SLG: 0.478	BB		SF7	E5		F9	1-3 56 1B			1	0	0	1	1	0	1
39 JB Shuck, L (6, 8) OBP: 0.333, SLG: 0.346							1B			2	0	1	2	0	0	2
44 Mark Trumbo, R (1, 3) OBP: 0.314, SLG: 0.333	K		G1-3	FC5		BB	1-3 7 FC4-6			3	0	0	0	0	1	4
56 Kole Calhoun, L (6, 9) OBP: 0.333, SLG: 0.419							1B			1	0	1	1	1	0	0
10 Vernon Wells, R (1, 7) OBP: 0.400, SLG: 0.762	F8			F8	P4	G5-3	FC4-6			3	0	0	0	0	0	2
7 Andrew Romine, S (6, 4) OBP: 0.303, SLG: 0.300										2	0	0	0	0	0	5
6 Alberto Callaspo, S (1, 5) OBP: 0.276, SLG: 0.296		P3			F7		3 E 18 WP	L9		3	1	1	0	0	0	0
68 Efren Navarro, L (6, 3) OBP: 0.292, SLG: 0.200				2B			BB			1	1	0	0	1	0	0
16 Hank Conger, L (1, 2) OBP: 0.429, SLG: 0.800		G6-3			P4		E8			3	1	1	1	0	0	0
3 Scott Cousins, L (6, 7) OBP: 0.348, SLG: 0.222				2B			1-3	1B		2	1	1	0	0	0	1
20 Brendan Harris, R (1, 6) OBP: 0.333, SLG: 0.407		G4-3				18 1B 8 SF7		F7		2	0	1	0	0	0	0
12 Tommy Field, R (6, PH) OBP: 0.375, SLG: 0.300 (7, 6) (9, 5)				1B		1B	1-2 18 WP			2	2	1	0	1	0	1
Inning Stats	R: 1 E: 0 K: 2 S: 10 H: 2 LOB: 2 BB: 1 P: 15	R: 0 E: 0 K: 0 S: 3 H: 0 LOB: 0 BB: 0 P: 3	R: 2 E: 1 K: 0 S: 5 H: 2 LOB: 0 BB: 0 P: 5	R: 4 E: 1 K: 0 S: 9 H: 5 LOB: 2 BB: 0 P: 10	R: 0 E: 0 K: 0 S: 3 H: 0 LOB: 0 BB: 0 P: 3	R: 1 E: 0 K: 0 S: 5 H: 2 LOB: 3 BB: 1 P: 10	R: 4 E: 1 K: 2 S: 10 H: 2 LOB: 2 BB: 3 P: 22	R: 0 E: 0 K: 0 S: 4 H: 2 LOB: 2 BB: 0 P: 4		1B: 8 2B: 5 3B: 1 HR: 1	SF: 2 SAC: 0 DP: 0 HBP: 1						

AB	38
R	12
H	15
RBI	11
BB	5
SO	4
LOB	22

WP: 1 PB: 0 SB: 1 CS: 0 PA: 46

PITCHER	IP	WLS	BF	H	R	ER	SO	BB	IBB	HBP	BLK	WP	HR	S	P	ERA	WHIP
50 John Danks, L (1, 1) ERA: 11.74	3.1	L	18	7	6	6	2	1	0	0	0	0	1	22	27	16.20	2.400
40 Ramon Troncoso, R (4, 1) ERA: 1.93	0.2		5	2	1	1	0	0	0	0	0	0	0	5	6	13.50	3.000
53 Héctor Santiago, L (5, 1) ERA: 4.5	2.0		10	2	1	1	0	1	0	1	0	0	0	8	13	4.50	1.500
57 Jhan Mariñez, R (7, 1) ERA: 1.8	0.2		7	1	4	0	2	3	0	0	0	1	0	8	20	0.00	6.000
45 Zach Stewart, R (7, 1) ERA: 1.13	0.1		2	1	0	0	0	0	0	0	0	0	0	2	2	0.00	3.000

PITCHER	IP	WLS	BF	H	R	ER	SO	BB	IBB	HBP	BLK	WP	HR	S	P	ERA	WHIP
91 Tony Pena Jr., R (8, 1) ERA:	1.0		4	2	0	0	0	0	0	0	0	0	0	4	4	0.00	2.000

Batter	1	2	3	4	5	6	7	8	9	AB	R	H	RBI	BB	SO	LOB
55 Michael Saunders, L (1, 7) OBP: 0.192, SLG: 0.500	P5		G4-3			61 1B 2B	F7		K	5	1	1	0	0	1	0
61 Nick Franklin, S (1, 4) OBP: 0.231, SLG: 0.375	P6		F8			28 2B 1B	K			4	1	1	1	0	1	0
28 Raul Ibanez, L (1, 10) OBP: 0.448, SLG: 0.769	F8			F8		63 1B 2B		HR 1B		3	1	1	1	0	0	0
76 Luke Guarnaccia, S (8, PH) OBP: 1.000, SLG: 1.000 (8, 10)										1	1	1	0	0	0	0
17 Justin Smoak, S (1, 3) OBP: 0.432, SLG: 0.765		BB HR		HR		K		F8		2	2	1	1	1	1	1
75 Nate Tenbrink, L (6, 3)										1	0	0	0	0	0	1
63 Jesus Montero, R (1, 2) OBP: 0.400, SLG: 0.609	F8		K			G3-1 BB 1B		F8		3	0	1	1	0	1	1
2 Jesús Sucre, R (7, 2) OBP: 0.267, SLG: 0.214										1	0	0	0	0	0	1
Julio Morban, L (1, 9) OBP: 0.382, SLG: 0.600	HR		G4-3			G4-3 BB		HR		3	2	2	4	1	0	0
Carlos Triunfel, R (1, 6) OBP: 0.265, SLG: 0.333	P5		P3			G3-1		F8		4	0	0	0	0	0	2
Vinnie Catricala, R (1, 5) OBP: 0.323, SLG: 0.269	F9		F8			G5-3			G6-3	4	0	0	0	0	0	2
Francisco Martinez, R (1, 8) OBP: 0.345, SLG: 0.385			L6		G5-3		F8		K	4	0	0	0	0	1	0
Inning Stats	R: 0 E: 0 K: 0 S: 3 H: 0 LOB: 0 BB: 0 P: 3	R: 2 E: 0 K: 0 S: 6 H: 1 LOB: 0 BB: 1 P: 12	R: 0 E: 0 K: 0 S: 3 H: 0 LOB: 0 BB: 0 P: 3	R: 1 E: 0 K: 1 S: 8 H: 1 LOB: 0 BB: 0 P: 11	R: 0 E: 0 K: 0 S: 3 H: 0 LOB: 0 BB: 0 P: 3	R: 3 E: 0 K: 1 S: 9 H: 4 LOB: 2 BB: 1 P: 13	R: 0 E: 0 K: 1 S: 5 H: 0 LOB: 0 BB: 0 P: 5	R: 2 E: 0 K: 0 S: 6 H: 2 LOB: 0 BB: 0 P: 6	R: 0 E: 0 K: 2 S: 7 H: 0 LOB: 0 BB: 0 P: 7	1B: 3 2B: 2 3B: 0 HR: 3	SF: 0 SAC: 0 DP: 0 HBP: 0						

TOP

Seattle Mariners @ Los Angeles Angels

Tempe Diablo Stadium, Tempe, AZ

Fri Mar 15 2013, 4:11 PM - 6:55 PM EDT

Att. 9,662 - Sunny - 81 F

livebaseballscorecards.com

AB	35
R	8
H	8
RBI	8
BB	2
SO	5
LOB	8

PITCHER	IP	WLS	BF	H	R	ER	SO	BB	IBB	HBP	BLK	WP	HR	S	P	ERA	WHIP
48 Tommy Hanson, R (1, 1) ERA: 9.0	4.0	L	15	2	3	3	1	1	0	0	0	0	2	20	29	6.75	0.750
49 Ernesto Frieri, R (5, 1) ERA: 8.44	1.0		3	0	0	0	0	0	0	0	0	0	0	3	3	0.00	0.000
61 Chad Cordero, R (6, 1) ERA: 24.75	0.1		6	4	3	3	1	1	0	0	0	0	0	7	11	81.00	15.000
36 Jeremy Berg, R (6, 1) ERA: 4.5	0.2		2	0	0	0	0	0	0	0	0	0	0	2	2	0.00	0.000
31 Billy Buckner, R (7, 1) ERA: 5.63	2.0		8	2	2	2	1	0	0	0	0	0	1	11	11	9.00	1.000

PITCHER	IP	WLS	BF	H	R	ER	SO	BB	IBB	HBP	BLK	WP	HR	S	P	ERA	WHIP
84 Robert Coello, R (9, 1) ERA: 12.27	1.0		3	0	0	0	2	0	0	0	0	0	0	7	7	0.00	0.000

BOTTOM

Batter	1	2	3	4	5	6	7	8	9	AB	R	H	RBI	BB	SO	LOB
25 Peter Bourjos, R (1, 8) OBP: 0.417, SLG: 0.727	0-0 32 G4-3 47 G5-3 1B		0-3 K		B 1-0 CS 1-2	B 1-0 HR		0-0 G6-3 1-2	0-0 FC4-6 1-2f 2-3 3-H	3	1	2	1	0	1	0
77 Luke Carlin, S (7, 2) OBP: 0.143, SLG: 0.154										2	0	0	1	0	0	3
47 Howie Kendrick, R (1, 4) OBP: 0.500, SLG: 0.861	0-0 G5-3 1-2		0-0 32 G4-6-3 1B			0-0 1B		0-0 G4-3 2-3	0-0 F9	3	0	2	0	0	0	1
3 Scott Cousins, L (6, PR) (7, 7) (8, 9) OBP: 0.320, SLG: 0.200										2	0	0	0	0	0	3
32 Josh Hamilton, L (1, 10) OBP: 0.296, SLG: 0.440	0-0 G4-3 2-3		0-0 G4-6-3 1-2f			0-0 P4		4-0 BB		2	0	0	0	0	0	2
16 Hank Conger, L (6, PH) (7, 10) OBP: 0.435, SLG: 0.762										1	0	0	0	1	0	1
44 Mark Trumbo, R (1, 3) OBP: 0.289, SLG: 0.306	0-0 L9			0-0 G5-3		0-0 P6		0-0 G5-3		3	0	0	0	0	0	2
8 Luis Antonio Rodriguez, S (7, 4) OBP: 0.379, SLG: 0.360										1	0	0	0	0	0	2
10 Vernon Wells, R (1, 7) OBP: 0.429, SLG: 0.750		0-0 17 2B 1B		0-0 17 G6-4-3 1B		0-0 F7			0-0 41 1B 20 1B 1B	3	1	2	0	0	0	1
68 Efren Navarro, L (7, 3) OBP: 0.320, SLG: 0.238										1	1	1	0	0	0	0
17 Chris Iannetta, R (1, 2) OBP: 0.467, SLG: 0.630		0-0 39 SH1-3 18 G5-3 1-H 2B		0-0 G6-4-3 1-2f			0-0 G3-1		0-0 20 1B 54 S 77 FC4-6 1-3 1B	2	1	1	1	0	0	1
41 Matt Young, L (7, 8) OBP: 0.550, SLG: 0.667										2	1	1	0	0	0	0
39 JB Shuck, L (1, 9) OBP: 0.310, SLG: 0.321	0-0 SH1-3 2-3				0-0 P6		0-0 G4-3	4-0 77 FC4-6 20 1B 1-2 BB		2	0	0	0	0	0	0
54 Trent Oeltjen, L (8, 7) OBP: 0.400, SLG: 0.538										0	0	0	0	1	0	0
18 Luis Jimenez, R (1, 5) OBP: 0.432, SLG: 0.467	0-0 G5-3 3-H				0-0 12 FC4-6 1B		0-3 K		0-0 77 FC4-6 1-2 2-3 3-H 1B	2	0	1	1	0	0	0
20 Brendan Harris, R (6, 5) OBP: 0.344, SLG: 0.414										2	0	1	1	0	1	0
12 Tommy Field, R (1, 6) OBP: 0.346, SLG: 0.273	0-3 K				0-0 FC4-6 25 CS 1-2f			0-0 3 G4-3 77 G6-3 1B	0-0 L7	2	0	0	0	0	1	1
7 Andrew Romine, S (6, 6) OBP: 0.314, SLG: 0.313										2	0	1	0	0	0	3
Inning Stats	R: 0 E: 0 K: 0 S: 4 H: 1 LOB: 1 BB: 0 P: 4	R: 2 E: 0 K: 1 S: 7 H: 2 LOB: 0 BB: 0 P: 7	R: 0 E: 0 K: 1 S: 5 H: 1 LOB: 0 BB: 0 P: 5	R: 0 E: 0 K: 0 S: 3 H: 1 LOB: 0 BB: 0 P: 3	R: 0 E: 0 K: 0 S: 3 H: 1 LOB: 0 BB: 0 P: 4	R: 1 E: 0 K: 0 S: 5 H: 2 LOB: 1 BB: 0 P: 6	R: 0 E: 0 K: 1 S: 5 H: 0 LOB: 0 BB: 0 P: 5	R: 0 E: 0 K: 0 S: 4 H: 1 LOB: 2 BB: 1 P: 8	R: 2 E: 0 K: 0 S: 6 H: 3 LOB: 2 BB: 1 P: 10	1B: 10 2B: 1 3B: 0 HR: 1	SF: 0 SAC: 1 DP: 2 HBP: 0						

PITCHER	IP	WLS	BF	H	R	ER	SO	BB	IBB	HBP	BLK	WP	HR	S	P	ERA	WHIP
32 Jeremy Bonderman, R (1, 1) ERA: 7.2	4.0	W	15	5	2	2	2	0	0	0	0	0	0	19	19	4.50	1.250
67 Andrew Carraway, R (5, 1) ERA: 7.88	2.0	H	8	3	1	1	0	0	0	0	0	0	1	8	10	4.50	1.500
73 Carson Smith, R (7, 1) ERA:	1.0	H	3	0	0	0	1	0	0	0	0	0	0	5	5	0.00	0.000
Bobby LaFromboise, L (8, 1) ERA: 4.5	1.0		5	1	0	0	0	1	0	0	0	0	0	4	8	0.00	2.000
Yoervis Medina, R (9, 1) ERA: 9.0	1.0		7	3	2	2	0	1	0	0	0	0	0	6	10	18.00	4.000

PITCHER	IP	WLS	BF	H	R	ER	SO	BB	IBB	HBP	BLK	WP	HR	S	P	ERA	WHIP

Seattle Mariners @ Los Angeles Angels

Tempe Diablo Stadium, Tempe, AZ

Fri Mar 15 2013, 4:11 PM - 6:55 PM EDT

Att. 9,662 - Sunny - 81 F

livebaseballscorecards.com

AB	35
R	5
H	12
RBI	5
BB	2
SO	3
LOB	20

WP: 0 PB: 0 SB: 1 CS: 1 PA: 39

Batter	1	2	3	4	5	6	7	8	9	AB	R	H	RBI	BB	SO	LOB
27 Mike Trout, R (1, 7) OBP: 0.541, SLG: 0.690	B B B B	S S C 0-3 K		x 0-0 25 S 1-H 1B		C S S 0-3 K		x 0-0 41 1B 81 1B 1B	x 0-0 81 SF8 41 BB 71 G3-1 1-2 3-H 1B	2	1	1	1	1	1	0
39 JB Shuck, L (4, 7) OBP: 0.344, SLG: 0.355	4-0 25 E 25 1B 6 2B BB									3	2	2	1	0	1	1
(6, 8)																
25 Peter Bourjos, R (1, 8) OBP: 0.400, SLG: 0.676	x 0-0 E1 6 S 6 2B 1-3 1B		C S S 0-3 K	C S S 0-3 K 1-2		x 0-0 FC6-4 81 1B 71 2B 1-2f		x 0-0 81 1B 71 SF7 1-3 1B	B B B B 4-0 71 G3-1 81 SF8 1-2 2-3 BB	4	1	1	0	0	2	2
41 Matt Young, L (6, PR) OBP: 0.591, SLG: 0.684										1	2	1	0	1	0	0
(6, 7)																
5 Albert Pujols, R (1, 10) OBP: 0.389, SLG: 0.765	x 0-0 P3	S C S 0-3 K			x 0-0 P2	x 0-0 71 2B 1-3 1B		x 0-0 22 1B 1-3 3-H 1B	0-0 SF8 1-2 2-3 3-H	3	0	0	0	0	1	2
81 Alex Yarbrough, S (6, PH) OBP: 0.333, SLG: 0.375										2	0	2	2	0	0	0
(6, 10)																
6 Alberto Callaspo, S (1, 5) OBP: 0.344, SLG: 0.433	B x 1-0 16 1B 18 SF9 1-H 3-H 2B		x 0-0 16 1B 1B		x 0-0 18 1B 2B	x 0-0 1-3 3-H 2B		x 0-0 SF7 3-H	x 0-0 G3-1 2-3 3-H	3	1	3	2	0	0	0
71 Kaleb Cowart, S (5, PR) OBP: 0.286, SLG: 0.389										2	1	1	3	0	0	1
(5, 5)																
16 Hank Conger, L (1, 2) OBP: 0.462, SLG: 0.750	x 0-0 18 SF9 2-3 1B		x 0-0 1-2 1B		x 0-0 F7	x 0-0 F9		x 0-0 18 FC5-4 1-3 1B	B B B B 4-0 74 FC6-4 BB	3	0	2	0	0	0	1
22 John Hester, R (5, 2) OBP: 0.333, SLG: 0.222										2	0	1	0	1	0	3
18 Luis Jimenez, R (1, 3) OBP: 0.405, SLG: 0.441	x 0-0 SF9 1-2 3-H		x 0-0 L8		x 0-0 2-H 1B		x 0-0 G5-3	x 0-0 FC5-4 1-2f	0-0 FC6-4 1-2f	4	0	1	2	0	0	4
74 Eric Stamets, R (8, 6) OBP: 0.400, SLG: 0.250										1	0	0	0	0	0	3
20 Brendan Harris, R (1, 6) OBP: 0.324, SLG: 0.412	x 0-0 G5-3			x 0-0 F8	x 0-0 F7		x 0-0 F7		x 0-0 85 PB 8 1B 2B	5	0	1	0	0	0	3
(8, 3)																
99 Andy Workman, R (9, PR)										0	1	0	0	0	0	0
68 Efren Navarro, L (9, 3) OBP: 0.320, SLG: 0.238										0	0	0	0	0	0	0
56 Kole Calhoun, L (1, 9) OBP: 0.310, SLG: 0.382		x 0-0 L3		x 0-0 F7		x 0-0 E8 8 E	x 0-0 F7		B B B B 4-0 8 1B 8 WP 39 1B 2-3 BB	3	1	0	0	0	0	0
85 Randal Grichuk, R (7, PH) OBP: 0.438, SLG: 0.571										1	1	0	0	1	0	0
(7, 9)																
8 Luis Antonio Rodriguez, S (1, 4) OBP: 0.382, SLG: 0.367		x 0-0 G5-3		x 0-0 27 BLK 27 1B 1B		x 0-0 E4 25 FC6-4 3-H		x 0-0 F8	B x 1-0 41 BB 39 1B 81 SF8 1-3 3-H 1B	5	1	2	1	0	0	0
Jimmy Swift, R (9, PR)										0	1	0	0	0	0	0
(9, 4)																
Inning Stats	R: 3 E: 1 K: 0 S: 6 H: 3 LOB: 1 BB: 1 P: 11	R: 0 E: 0 K: 1 S: 5 H: 0 LOB: 0 BB: 0 P: 5	R: 0 E: 0 K: 2 S: 9 H: 2 LOB: 2 BB: 0 P: 9	R: 1 E: 0 K: 1 S: 7 H: 2 LOB: 1 BB: 0 P: 7	R: 1 E: 0 K: 0 S: 5 H: 2 LOB: 2 BB: 0 P: 5	R: 2 E: 2 K: 1 S: 9 H: 2 LOB: 3 BB: 0 P: 9	R: 0 E: 0 K: 0 S: 3 H: 0 LOB: 0 BB: 0 P: 3	R: 2 E: 0 K: 0 S: 7 H: 4 LOB: 2 BB: 0 P: 7	R: 4 E: 0 K: 0 S: 6 H: 3 LOB: 3 BB: 3 P: 19	1B: 14 2B: 4 3B: 0 HR: 0	SF: 3 SAC: 0 DP: 0 HBP: 0						

PITCHER		IP	WLS	BF	H	R	ER	SO	BB	IBB	HBP	BLK	WP	HR	S	P	ERA	WHIP
54 Travis Blackley, L ERA: 16.43	(1, 1)	3.0		15	5	3	3	3	1	0	0	0	0	0	20	25	9.00	2.000
58 Evan Scribner, R ERA: 5.14	(4, 1)	2.0		10	4	2	2	1	0	0	0	1	0	0	12	12	9.00	2.000
13 Jerry Blevins, L ERA: 4.5	(6, 1)	2.0		10	2	2	0	1	0	0	0	0	0	0	12	12	0.00	1.000
61 James Simmons, R ERA: 10.8	(8, 1)	1.0	B	7	4	2	2	0	0	0	0	0	0	0	7	7	18.00	4.000
46 T.J. Walz, R ERA: 108.0	(9, 1)	0.0	B	4	3	4	4	0	1	0	0	0	1	0	3	8	∞	∞

PITCHER		IP	WLS	BF	H	R	ER	SO	BB	IBB	HBP	BLK	WP	HR	S	P	ERA	WHIP
98 Carlos Fisher, R ERA: 20.25	(9, 1)	1.0		5	0	0	0	0	2	0	0	0	0	0	3	11	0.00	2.000

TOP

Los Angeles Angels @ Oakland Athletics

Phoenix Municipal Stadium, Phoenix, AZ

Sat Mar 16 2013, 4:07 PM - 7:50 PM EDT

Att. 8,739 - Sunny - 88 F

livebaseballscorecards.com

AB	44
R	13
H	18
RBI	12
BB	4
SO	5
LOB	20

1B: 14	SF: 3	WP: 1	PA: 51
2B: 4	SAC: 0	PB: 1	
3B: 0	DP: 0	SB: 2	
HR: 0	HBP: 0	CS: 0	

Batter	1	2	3	4	5	6	7	8	9	AB	R	H	RBI	BB	SO	LOB
4 Coco Crisp, S (1, 8) OBP: 0.357, SLG: 0.320	BBBB 4-0 8 2B 16 HR BB	BBBB 4-0 8 FC4-6 1-2 BB		CSS 0-3 ① K		X 0-0 ③ G4-3		X 0-0 ③ P5		2	1	0	0	2	1	1
81 Johnni Turbo, R (7, 8)										1	0	0	0	0	0	1
8 Jed Lowrie, S (1, 4) OBP: 0.429, SLG: 0.633	X 0-0 16 HR 1-3 2B	X 0-0 ① FC4-6 16 FC1-6-5 16 BLK 1-2f 2-3		X 0-0 ② ③ G6-4-3 1-2f			X 0-0 ① F7		B X 1-0 HR	3	1	1	0	0	0	3
18 Scott Moore, L (7, 3) OBP: 0.333, SLG: 0.389										2	1	1	1	0	0	0
16 Josh Reddick, L (1, 9) OBP: 0.424, SLG: 0.679	BX 1-0 2-H 3-H HR	X 0-0 ② FC1-6-5 52 HR 1-3 3-H			X 0-0 37 3B 1B		X 0-0 63 G3 2B		H 1-0 63 2B HBP	3	3	2	3	0	0	1
17 Adam Rosales, R (7, 4) OBP: 0.517, SLG: 0.400										1	1	1	0	0	0	0
52 Yoenis Cespedes, R (1, 7) OBP: 0.324, SLG: 0.323	X 0-0 ① G5-3	CBSX 1-2 2-H HR		SCS 0-3 ① K			X 0-0 ② G3 2-3		X 0-0 35 1B 1-H 2B	3	1	1	2	0	1	1
63 Shane Peterson, L (6, 7) OBP: 0.488, SLG: 0.744										2	1	1	1	0	0	1
(7, 9)																
37 Brandon Moss, L (1, 3) OBP: 0.343, SLG: 0.455	X 0-0 ② G4-3	X 0-0 ③ F8			X 0-0 1-H 3B		X 0-0 ③ G5-3		SSS 0-3 ① K	3	0	1	1	0	0	0
92 Chad Oberacker, L (7, 7)										2	0	0	0	0	1	2
15 Seth Smith, L (1, 10) OBP: 0.419, SLG: 0.630	X 0-0 ③ F8		X 0-0 ① G3		X 0-0 ② G1-3			X 0-0 ① F7	X 0-0 2-H 1B	4	0	0	0	0	0	1
35 Josh Horton, L (9, PH) OBP: 1.000, SLG: 1.000										1	0	1	1	0	0	0
28 Eric Sogard, L (1, 5) OBP: 0.483, SLG: 0.615		X 0-0 71 HR 2B	X 0-0 ② P3		X 0-0 ③ G4-3			X 0-0 68 1B 2B	B B B B 4-0 68 G1-6-3 BB	4	2	2	0	1	0	1
71 Luke Montz, R (1, 2) OBP: 0.111, SLG: 0.250	CBSX 1-2 2-H HR	CSS 0-3 ③ K				CSS 0-3 ① K		X 0-0 2-H 1B	X 0-0 ② ③ G1-6-3 1-2f	3	1	1	2	0	2	0
68 Ryan Lipkin, R (8, 2) OBP: 0.500, SLG: 0.500										2	0	1	1	0	0	2
12 Andy Parrino, S (1, 6) OBP: 0.438, SLG: 0.607	X 0-0 8 FC4-6 4 S 16 BLK 1B		X 0-0 8 G6-4-3 1B			SCS 0-3 ② K		SSS 0-3 ② K		4	1	2	0	0	2	1
Inning Stats	R: 3 H: 2 E: 0 LOB: 0 K: 0 BB: 1 S: 5 P: 10	R: 5 H: 4 E: 0 LOB: 0 K: 0 BB: 1 S: 11 P: 17	R: 0 H: 0 E: 0 LOB: 0 K: 1 BB: 0 S: 5 P: 5	R: 0 H: 1 E: 0 LOB: 0 K: 1 BB: 0 S: 5 P: 5	R: 1 H: 2 E: 0 LOB: 1 K: 1 BB: 0 S: 7 P: 7	R: 0 H: 0 E: 0 LOB: 0 K: 2 BB: 0 S: 7 P: 7	R: 0 H: 1 E: 0 LOB: 1 K: 0 BB: 0 S: 4 P: 4	R: 1 H: 2 E: 0 LOB: 1 K: 1 BB: 0 S: 7 P: 7	R: 3 H: 3 E: 0 LOB: 1 K: 1 BB: 1 S: 7 P: 13	1B: 5 SF: 0 2B: 5 SAC: 0 3B: 1 DP: 2 HR: 4 HBP: 1						

PITCHER		IP	WLS	BF	H	R	ER	SO	BB	IBB	HBP	BLK	WP	HR	S	P	ERA	WHIP
36 Jered Weaver, R ERA: 10.13	(1, 1)	2.0		14	6	8	8	0	2	0	0	1	0	3	16	27	36.00	4.000
35 Ben Fritz, R ERA:	(3, 1)	1.0		3	0	0	0	1	0	0	0	0	0	0	5	5	0.00	0.000
24 Sean Burnett, L ERA: 13.5	(4, 1)	1.0		3	1	0	0	1	0	0	0	0	0	0	5	5	0.00	1.000
86 Kevin Johnson, R ERA: 6.75	(5, 1)	1.0		5	2	1	1	1	0	0	0	0	0	0	7	7	9.00	2.000
28 David Carpenter, R ERA: 3.68	(6, 1)	1.0		3	0	0	0	2	0	0	0	0	0	0	7	7	0.00	0.000

PITCHER		IP	WLS	BF	H	R	ER	SO	BB	IBB	HBP	BLK	WP	HR	S	P	ERA	WHIP
10 Matt Shoemaker, R ERA: 2.84	(7, 1)	2.0		9	3	1	1	1	0	0	0	0	0	0	11	11	4.50	1.500
88 Eddie McKiernan, R ERA: 54.0	(9, 1)	0.1	B	6	3	3	3	1	1	0	1	0	0	1	6	12	81.00	12.000
89 Matt Oye, R ERA: 6.75	(9, 1)	0.2		1	0	0	0	0	0	0	0	0	0	0	1	1	0.00	0.000

BOTTOM

Los Angeles Angels @ Oakland Athletics

Phoenix Municipal Stadium, Phoenix, AZ

Sat Mar 16 2013, 4:07 PM - 7:50 PM EDT

Att. 8,739 - Sunny - 88 F

livebaseballscorecards.com

AB	40
R	13
H	15
RBI	12
BB	3
SO	7
LOB	15

OAKLAND A'S ATHLETICS™

San Diego Padres @ Los Angeles Angels

Tempe Diablo Stadium, Tempe, AZ

Sun Mar 17 2013, 4:13 PM - 7:09 PM EDT

Att. 9,204 - Sunny - 79 F

TOP

livebaseballscorecards.com

Batter	1	2	3	4	5	6	7	8	9	AB	R	H	RBI	BB	SO	LOB
2 Everth Cabrera, S (1, 6) OBP: 0.426, SLG: 0.385 93 Jace Peterson, L (7, PH) (7, 6)	E5 7 1B		13 1B 2B		13 CS BB		5 G1 BB		91 BB 5 1B 1-2 BB	2 0	1 0	1 0	0 0	1 2	0 0	0 0
13 Chris Denorfia, R (1, 9) OBP: 0.455, SLG: 0.421 5 Alexi Amarista, L (5, 9) OBP: 0.375, SLG: 0.511 (7, 8)	F7 ①		60 WP 2-H 1B		K ② ③ 1-2		G1 ② 1-2		91 BB 1-2 2-3 1B	3 2	0 0	1 1	1 0	0 0	1 0	3 1
7 Chase Headley, S (1, 5) OBP: 0.500, SLG: 0.552 60 Jeudy Valdez, R (2, 5) OBP: 0.265, SLG: 0.400	15 G4-6-3 1-3 1B		L5 ③ 1-2			F9 ①	G5-3 ③		F9 ①	1 4	0 0	1 0	0 0	0 0	0 0	0 5
15 Jesus Guzman, R (1, 10) OBP: 0.410, SLG: 0.688 Travis Whitmore, L (8, PH) (8, 10)	G4-6-3 ② ③ 1-2f			F9 ①		G5-3 ②		8 BB HBP	K ②	3 1	0 0	0 0	0 0	0 1	0 1	2 3
23 Yonder Alonso, L (1, 3) OBP: 0.227, SLG: 0.381 91 Maxx Tissenbaum, L (7, 4) OBP: 0.500, SLG: 0.333		G3 ①		F7 ②		9 2B BB		K ①	1-2 2-3 3-H BB	2 1	1 0	0 0	0 1	1 1	0 1	0 1
9 Jedd Gyorko, R (1, 4) OBP: 0.327, SLG: 0.596 98 Brian Adams, R (7, 9)		F8 ②		1B		4 2B 1-H 2B		K ②	K ③	3 2	1 0	2 0	1 0	0 0	0 2	0 4
4 Nick Hundley, R (1, 2) OBP: 0.472, SLG: 0.829 8 John Baker, L (8, PH) OBP: 0.222, SLG: 0.308 (8, 2)		F8 ③		F8 ③		2-H 2B		1-2 BB		3 0	0 0	1 0	1 0	0 1	0 0	1 0
24 Cameron Maybin, R (1, 8) OBP: 0.370, SLG: 0.520 96 Lee Orr, R (7, 3)		F8 ①			94 F7 2B	K ③		G4-3 ③		3 1	0 0	1 0	0 0	0 0	1 0	1 2
94 Jeremy Baltz, R (1, 7) OBP: 0.375, SLG: 0.429		K ②			F7 ① 2-3		G4-3 ①		5 1B 93 WP 91 BB BB	3	1	0	0	1	1	1
Inning Stats	R: 0 E: 1 K: 0 S: 4 H: 1 LOB: 1 BB: 0 P: 4	R: 0 E: 0 K: 0 S: 3 H: 0 LOB: 0 BB: 0 P: 3	R: 1 E: 0 K: 1 S: 7 H: 2 LOB: 0 BB: 0 P: 8	R: 0 E: 0 K: 0 S: 4 H: 1 LOB: 1 BB: 0 P: 4	R: 0 E: 0 K: 1 S: 5 H: 1 LOB: 2 BB: 1 P: 9	R: 2 E: 0 K: 1 S: 7 H: 2 LOB: 1 BB: 1 P: 11	R: 0 E: 0 K: 0 S: 3 H: 0 LOB: 1 BB: 1 P: 7	R: 0 E: 0 K: 2 S: 7 H: 0 LOB: 2 BB: 1 P: 12	R: 1 E: 0 K: 2 S: 8 H: 1 LOB: 3 BB: 3 P: 20	1B: 4 2B: 5 3B: 0 HR: 0 SF: 0 SAC: 0 DP: 2 HBP: 1						

	AB	R	H	RBI	BB	SO	LOB
	34	4	8	4	7	7	24

WP: 2 PB: 0 SB: 0 CS: 1 PA: 42

PITCHER		IP	WLS	BF	H	R	ER	SO	BB	IBB	HBP	BLK	WP	HR	S	P	ERA	WHIP
33 C.J. Wilson, L ERA: 3.6	(1, 1)	5.1	W	21	5	1	1	2	1	0	0	0	1	0	24	29	1.69	1.125
35 Mitch Stetter, L ERA: 27.0	(6, 1)	0.2		5	2	2	2	1	1	0	0	0	0	0	6	10	27.00	4.500
37 Scott Downs, L ERA: 4.5	(7, 1)	1.0		4	0	0	0	0	1	0	0	0	0	0	3	7	0.00	1.000
63 Nick Maronde, L ERA: 9.39	(8, 1)	1.0		5	0	0	0	2	1	0	1	0	0	0	7	12	0.00	1.000
53 R.J. Alvarez, R ERA: 13.5	(9, 1)	0.0		3	1	1	1	0	2	0	0	0	1	0	1	9	∞	∞

PITCHER		IP	WLS	BF	H	R	ER	SO	BB	IBB	HBP	BLK	WP	HR	S	P	ERA	WHIP
79 Ty Kelley, R ERA:	(9, 1)	1.0	S	4	0	0	0	2	1	0	0	0	0	0	7	11	0.00	1.000

San Diego Padres @ Los Angeles Angels

Tempe Diablo Stadium, Tempe, AZ

Sun Mar 17 2013, 4:13 PM - 7:09 PM EDT

Att. 9,204 - Sunny - 79 F

livebaseballscorecards.com

BOTTOM

Batter	1	2	3	4	5	6	7	8	9	AB	R	H	RBI	BB	SO	LOB
27 Mike Trout, R (1, 8) OBP: 0.525, SLG: 0.719 20 Brendan Harris, R (6, PH) OBP: 0.316, SLG: 0.400 (7, 4)	F7		6 SF9 3B 1-H 2-H		K	F9				3 1	1 0	1 0	2 0	0 0	1 0	0 2
6 Alberto Callaspo, S (1, 5) OBP: 0.343, SLG: 0.469 18 Luis Jimenez, R (7, 5) OBP: 0.395, SLG: 0.429	K		SF9 3-H		5 1B 2B		E5 68 G4-3			2 1	1 0	1 0	1 0	0 0	1 0	0 0
5 Albert Pujols, R (1, 10) OBP: 0.381, SLG: 0.700 8 Luis Antonio Rodriguez, S (6, PH) OBP: 0.371, SLG: 0.355 (8, 10)	F8		G5-3		2-H 1B		P6			3 1	0 0	1 0	1 0	0 0	0 0	0 1
32 Josh Hamilton, L (1, 9) OBP: 0.267, SLG: 0.393 68 Efren Navarro, L (7, 3) OBP: 0.308, SLG: 0.227		G4-3		F9	F9		G4-3 1-2			3 1	0 0	0 0	0 0	0 0	0 0	1 1
44 Mark Trumbo, R (1, 3) OBP: 0.268, SLG: 0.282 12 Tommy Field, R (7, 6) OBP: 0.333, SLG: 0.261		K		L5		K	G6-3			3 1	0 0	0 0	0 0	0 0	2 0	0 1
47 Howie Kendrick, R (1, 4) OBP: 0.513, SLG: 0.923 39 JB Shuck, L (6, PR) OBP: 0.333, SLG: 0.344 (7, 8)		K		10 HR 2B		10 SF8 3B		E3 22 F8 41 S		3 1	1 1	2 0	0 0	0 0	1 0	0 0
10 Vernon Wells, R (1, 7) OBP: 0.452, SLG: 0.923 41 Matt Young, L (7, 7) OBP: 0.565, SLG: 0.650			27 3B 2B	2-H HR		SF8 3-H		K 1-2		2 1	2 0	2 0	3 0	0 0	0 1	0 1
17 Chris Iannetta, R (1, 2) OBP: 0.455, SLG: 0.586 22 John Hester, R (8, 2) OBP: 0.318, SLG: 0.211			P4	G5-3		7 2B BB		F8 2-3		2 1	0 0	0 0	0 0	1 0	0 0	1 1
7 Andrew Romine, S (1, 6) OBP: 0.342, SLG: 0.353 3 Scott Cousins, L (7, 9) OBP: 0.308, SLG: 0.190			27 3B BB		B1-3	1-3 2B		F9		2 1	1 0	0 0	1 0	0 0	0 0	1 1
Inning Stats	R: 0 E: 0 K: 1 S: 5 H: 0 LOB: 0 BB: 0 P: 5	R: 0 E: 0 K: 2 S: 7 H: 0 LOB: 0 BB: 0 P: 7	R: 3 E: 0 K: 0 S: 5 H: 2 LOB: 0 BB: 1 P: 9	R: 2 E: 0 K: 0 S: 5 H: 2 LOB: 0 BB: 0 P: 5	R: 1 E: 0 K: 1 S: 7 H: 2 LOB: 1 BB: 0 P: 7	R: 1 E: 0 LOB: 2 K: 1 BB: 1 S: 7 P: 11	R: 0 E: 1 K: 0 S: 4 H: 0 LOB: 1 BB: 0 P: 4	R: 0 E: 1 K: 1 S: 6 H: 0 LOB: 1 BB: 0 P: 6		1B: 1 2B: 4 3B: 2 HR: 1 SF: 2 SAC: 0 DP: 0 HBP: 0		WP: 0 PB: 0 SB: 1 CS: 0 PA: 36			

	AB	32
	R	7
	H	8
	RBI	7
	BB	2
	SO	6
	LOB	10

PITCHER		IP	WLS	BF	H	R	ER	SO	BB	IBB	HBP	BLK	WP	HR	S	P	ERA	WHIP
41 Freddy Garcia, R ERA: 9.77	(1, 1)	5.0	L	22	6	6	6	4	1	0	0	0	0	1	29	33	10.80	1.400
58 Brad Brach, R ERA: 1.5	(6, 1)	1.0		6	2	1	1	1	1	0	0	0	0	0	7	11	9.00	3.000
55 Dale Thayer, R ERA: 7.94	(7, 1)	1.0		4	0	0	0	0	0	0	0	0	0	0	4	4	0.00	0.000
54 Joe Thatcher, L ERA: 3.86	(8, 1)	0.1		2	0	0	0	1	0	0	0	0	0	0	4	4	0.00	0.000
29 Brad Boxberger, R ERA: 3.0	(8, 1)	0.2		2	0	0	0	0	0	0	0	0	0	0	2	2	0.00	0.000

PITCHER	IP	WLS	BF	H	R	ER	SO	BB	IBB	HBP	BLK	WP	HR	S	P	ERA	WHIP

Batter	1	2	3	4	5	6	7	8	9	AB	R	H	RBI	BB	SO	LOB
27 Mike Trout, R (1, 8) OBP: 0.512, SLG: 0.686	F9		1B		G4-3 2-3 3-H			K		3	0	1	1	0	0	1
20 Brendan Harris, R (6, 5) OBP: 0.308, SLG: 0.389										1	0	0	0	0	1	1
6 Alberto Callaspo, S (1, 5) OBP: 0.316, SLG: 0.429	G6-3		F9		F8			K		3	0	0	0	0	0	2
54 Trent Oeltjen, L (6, 9) OBP: 0.375, SLG: 0.500										1	0	0	0	0	1	1
5 Albert Pujols, R (1, 3) OBP: 0.375, SLG: 0.636	HBP		F8			P4		G4-3		2	0	0	0	0	0	1
41 Matt Young, L (6, 8) OBP: 0.542, SLG: 0.619 (6, 7)										1	0	0	0	0	0	1
32 Josh Hamilton, L (1, 9) OBP: 0.273, SLG: 0.387	G4-3			44 CS 1B		F7			G3-1	3	0	1	0	0	0	1
68 Efren Navarro, L (6, 3) OBP: 0.296, SLG: 0.217										1	0	0	0	0	0	0
44 Mark Trumbo, R (1, 7) OBP: 0.250, SLG: 0.262		G6-3		K 1-2		F9			G4-3	3	0	0	0	0	1	1
28 David Carpenter, R (6, 1)										0	0	0	0	0	0	0
61 Chad Cordero, R (7, 1)										0	0	0	0	0	0	0
36 Jeremy Berg, R (7, 1)										0	0	0	0	0	0	0
86 Kevin Johnson, L (8, 1)										0	0	0	0	0	0	0
39 JB Shuck, L (9, PH) OBP: 0.324, SLG: 0.333										1	0	0	0	0	0	0
47 Howie Kendrick, R (1, 4) OBP: 0.524, SLG: 0.902		G6-3		17 CS 1B			BB	G6-3		2	0	1	0	1	0	0
46 Chris Snyder, R (7, 2) OBP: 0.250, SLG: 0.368							17 G4-3			1	0	0	0	0	0	0
17 Chris Iannetta, R (1, 2) OBP: 0.472, SLG: 0.594			CS 1-2		7 1B 27 G4-3		G4-3 1-2f			3	1	2	0	0	0	1
12 Tommy Field, R (7, 6) OBP: 0.333, SLG: 0.261	1B				1B					0	0	0	0	0	0	0
7 Andrew Romine, S (1, 6) OBP: 0.350, SLG: 0.361	F8				27 G4-3 60 SH1-4 1-3		F9			2	0	1	0	0	0	1
8 Luis Antonio Rodriguez, S (6, PH) OBP: 0.361, SLG: 0.344 (7, 4)					1B					1	0	0	0	0	0	0
60 Jason Vargas, L (1, 1)			K		SH1-4 1-2			E6		1	0	0	0	0	1	0
25 Peter Bourjos, R (6, 8) OBP: 0.415, SLG: 0.684								1B		1	0	1	0	0	0	0
Inning Stats	R: 0 H: 0 E: 0 LOB: 1 K: 0 BB: 0 S: 3 P: 4	R: 0 H: 1 E: 0 LOB: 1 K: 0 BB: 0 S: 4 P: 4	R: 0 H: 1 E: 0 LOB: 1 K: 1 BB: 0 S: 6 P: 6	R: 0 H: 2 E: 0 LOB: 0 K: 1 BB: 0 S: 6 P: 6	R: 1 H: 2 E: 0 LOB: 1 K: 0 BB: 0 S: 5 P: 5	R: 0 H: 0 E: 0 LOB: 0 K: 0 BB: 0 S: 3 P: 3	R: 0 H: 0 E: 0 LOB: 0 K: 0 BB: 1 S: 2 P: 6	R: 0 H: 1 E: 1 LOB: 1 K: 2 BB: 0 S: 8 P: 8	R: 0 H: 0 E: 0 LOB: 0 K: 0 BB: 0 S: 3 P: 3	1B: 7 SF: 0 2B: 1 SAC: 1 3B: 0 DP: 2 HR: 0 HBP: 1						

PITCHER		IP	WLS	BF	H	R	ER	SO	BB	IBB	HBP	BLK	WP	HR	S	P	ERA	WHIP
60 Wily Peralta, R ERA: 3.48	(1, 1)	6.0	W	23	6	1	1	2	0	0	1	0	0	0	27	28	1.50	1.000
51 Michael Gonzalez, L ERA: 6.35	(7, 1)	1.0		3	0	0	0	0	1	0	0	0	0	0	2	6	0.00	1.000
29 Jim Henderson, R ERA: 8.31	(8, 1)	1.0		4	1	0	0	2	0	0	0	0	0	0	8	8	0.00	1.000
48 Donovan Hand, R ERA:	(9, 1)	1.0		3	0	0	0	0	0	0	0	0	0	0	3	3	0.00	0.000

PITCHER	IP	WLS	BF	H	R	ER	SO	BB	IBB	HBP	BLK	WP	HR	S	P	ERA	WHIP

Los Angeles Angels @ Milwaukee Brewers

Maryvale Baseball Park, Phoenix, AZ

Tue Mar 19 2013, 4:09 PM - 7:49 PM EDT

Att. 5,566 - Sunny - 80 F

TOP

livebaseballscorecards.com

AB	30
R	1
H	7
RBI	1
BB	1
SO	4
LOB	11

WP: 0 PA: 34
PB: 0
SB: 0
CS: 2

BOTTOM

Los Angeles Angels @ Milwaukee Brewers

Maryvale Baseball Park, Phoenix, AZ

Tue Mar 19 2013, 4:09 PM - 7:49 PM EDT

Att. 5,566 - Sunny - 80 F

livebaseballscorecards.com

Batter	1	2	3	4	5	6	7	8	9	AB	R	H	RBI	BB	SO	LOB
7 Norichika Aoki, L (1, 9) OBP: 0.357, SLG: 0.324	0-0 23 HR 1B		0-0 23 2B 16 1B 1B	0-0 F8 ③			0-1 HR			3	2	2	0	0	0	0
62 Sean Halton, R (7, 3) OBP: 0.308, SLG: 0.520										1	1	1	1	0	0	0
23 Rickie Weeks Jr., R (1, 4) OBP: 0.425, SLG: 0.676	1-1 1-H HR		0-0 16 1B 1-3 2B		4-0 8 CS BB		4-0 20 1B 21 E BB			2	2	2	2	1	0	0
70 Nick Shaw, L (7, 4) OBP: 0.625, SLG: 0.400										0	0	0	0	1	0	0
8 Ryan Braun, R (1, 7) OBP: 0.286, SLG: 0.455	0-0 G5-3 ①		0-0 G5-3 ①		0-3 K2-3 ①② 1-2		0-3 K ②			3	0	0	0	0	1	3
18 Khris Davis, R (6, 7) OBP: 0.400, SLG: 0.784										1	0	0	0	0	1	1
16 Aramis Ramirez, R (1, 5) OBP: 0.273, SLG: 0.500	0-3 K ②		0-0 20 1B 2-H 3-H 1B		0-0 HR		0-0 FC5 20 1B 1-2			3	1	2	3	0	1	0
21 Donnie Murphy, R (6, 5) OBP: 0.316, SLG: 0.273										1	0	0	0	0	0	1
(7, 6)																
20 Jonathan Lucroy, R (1, 2) OBP: 0.381, SLG: 0.476	0-0 P6 ③		0-0 1-2 1B		0-0 G5-3 ③		0-0 1-2 2-3 1B			4	0	2	0	0	0	0
48 Donovan Hand, R (9, 1)										0	0	0	0	0	0	0
11 Alex Gonzalez, R (1, 3) OBP: 0.241, SLG: 0.444	0-0 F7 ①		0-0 F9 ②			0-0 P4 ①	0-0 F7 ③			3	0	0	0	0	0	2
90 T.J. Mittelstaedt, L (7, 5)										1	0	0	0	0	0	3
9 Jean Segura, R (1, 6) OBP: 0.366, SLG: 0.500	0-0 1B		0-0 P6 ③			0-0 G5-3 ②		0-0 G4-3 ①		3	0	1	0	0	0	2
51 Michael Gonzalez, R (7, 1)										0	0	0	0	0	0	0
29 Jim Henderson, L (8, 1)										0	0	0	0	0	0	0
50 Blake Lalli, L (8, PH) OBP: 0.429, SLG: 0.563										1	0	0	0	0	0	0
(9, 2)																
22 Logan Schafer, L (1, 8) OBP: 0.364, SLG: 0.463	0-0 F8 ②			0-0 F8 ①		0-0 G3 ③		0-3 K ②		3	0	0	0	0	0	1
Cole Garner, R (8, 8) OBP: 0.500, SLG: 0.778										1	0	0	0	0	1	0
60 Wily Peralta, R (1, 1)	0-3 K ③			0-3 K ②			0-0 F8 ①	0-0 F8 ③		2	0	0	0	0	2	1
15 Caleb Gindl, L (7, 9) OBP: 0.295, SLG: 0.325										2	0	0	0	0	0	0
Inning Stats	R: 2 E: 0 K: 1 S: 8 H: 2 LOB: 0 BB: 0 P: 9		R: 2 E: 0 K: 0 S: 7 H: 4 LOB: 2 BB: 0 P: 7	R: 0 E: 0 K: 1 S: 5 H: 0 LOB: 0 BB: 0 P: 5	R: 1 E: 0 K: 1 S: 5 H: 1 LOB: 0 BB: 1 P: 9	R: 0 E: 0 K: 0 S: 3 H: 0 LOB: 0 BB: 0 P: 3	R: 1 E: 1 K: 1 S: 9 H: 2 LOB: 3 BB: 1 P: 13	R: 0 E: 0 K: 1 S: 5 H: 0 LOB: 0 BB: 0 P: 5		1B: 6 2B: 1 3B: 0 HR: 3	SF: 0 SAC: 0 DP: 0 HBP: 0				WP: 0 PB: 0 SB: 0 CS: 1	PA: 36	

	AB	34
	R	6
	H	10
	RBI	6
	BB	2
	SO	6
	LOB	14

PITCHER		IP	WLS	BF	H	R	ER	SO	BB	IBB	HBP	BLK	WP	HR	S	P	ERA	WHIP
60 Jason Vargas, L ERA: 6.0	(1, 1)	5.1	L	24	8	5	5	4	1	0	0	0	0	2	32	37	8.44	1.688
28 David Carpenter, R ERA: 3.38	(6, 1)	0.2		2	0	0	0	0	0	0	0	0	0	0	2	2	0.00	0.000
61 Chad Cordero, R ERA: 23.14	(7, 1)	0.2		6	2	1	1	1	1	0	0	0	0	1	8	12	13.50	4.500
36 Jeremy Berg, R ERA: 3.86	(7, 1)	0.1		1	0	0	0	0	0	0	0	0	0	0	1	1	0.00	0.000
86 Kevin Johnson, R ERA: 5.87	(8, 1)	1.0		3	0	0	0	1	0	0	0	0	0	0	5	5	0.00	0.000

PITCHER		IP	WLS	BF	H	R	ER	SO	BB	IBB	HBP	BLK	WP	HR	S	P	ERA	WHIP

Cleveland Indians @ Los Angeles Angels

Tempe Diablo Stadium, Tempe, AZ

Wed Mar 20 2013, 4:11 PM - 7:31 PM EDT

Att. 8,752 - Partly Cloudy - 77 F

livebaseballscorecards.com

Batter	1	2	3	4	5	6	7	8	9	AB	R	H	RBI	BB	SO	LOB
24 Michael Bourn, L (1, 8) OBP: 0.289, SLG: 0.293 1 Ezequiel Carrera, L (5, PH) (5, 7) OBP: 0.350, SLG: 0.371	F7		G4-3	BBBB 4-0 13 BB 1-2 2-3 BB	FC4 1-2f			B1-3		2 0 0 0 1 0 0 2 0 0 0 0 0 3						
13 Asdrúbal Cabrera, S (1, 6) OBP: 0.367, SLG: 0.556 84 Francisco Lindor, S (4, PR) (4, 6) OBP: 0.267, SLG: 0.214	L9		P5	BBBB 4-0 1-2 2-3 3-H BB		G5-6-3		F8		2 0 0 1 1 0 0 2 0 0 0 0 0 0						
46 Cord Phelps, S (1, 4) OBP: 0.438, SLG: 0.634 89 Ryan Rohlinger, R (6, 4) OBP: 0.308, SLG: 0.100	0-0 33 BB 23 2B 1B		0-0 2B	0-0 F6		SSS 0-3 K		G6-3		4 1 2 0 0 1 3 1 0 0 0 0 0 0						
33 Nick Swisher, S (1, 10) OBP: 0.488, SLG: 0.703 9 Ryan Raburn, R (6, PH) OBP: 0.465, SLG: 0.771 (6, 10)	BBBB 4-0 1-2 23 2B BB		SSS 0-3 K	SSS 0-3 K		0-0 G5-3			0-0 G5-3	2 1 0 0 1 2 4 2 0 0 0 0 0 0						
23 Michael Brantley, L (1, 7) OBP: 0.444, SLG: 0.600 88 Tyler Naquin, L (5, PR) OBP: 0.167, SLG: 0.167 (5, 8)	0-0 1-H 2-H 2B			0-0 12 PB 8 HR 1B	8 1B 12 1B 1B		F7		0-0 83 WP 71 S 1B	3 1 3 2 0 0 0 2 0 1 0 0 0 0						
12 Mark Reynolds, R (1, 3) OBP: 0.410, SLG: 0.657 71 Chris McGuiness, L (5, PR) OBP: 0.256, SLG: 0.200 (5, 3)	SSS 0-3 K			SSS 0-3 K 1-2	8 1B 1-2 1B		0-0 11 WP 82 1B 1B		BBBB 4-0 1-2 BB	3 0 1 0 0 2 2 1 0 1 0 1 0 0						
8 Lonnie Chisenhall, L (1, 5) OBP: 0.467, SLG: 0.821 82 Luis Hernandez, S (5, 5) OBP: 0.286, SLG: 0.250		0-0 G6-3	BBBCX 3-1 2-H HR	0-0 1 FC4 1-2 2-3 1B			0-0 11 WP 1-2 1B		SSS 0-3 K	3 1 2 2 0 0 0 2 0 1 0 0 1 2						
11 Drew Stubbs, R (1, 9) OBP: 0.283, SLG: 0.386 83 Matt Carson, R (7, 9) OBP: 0.432, SLG: 0.700	CCC 0-3 K		0-0 24 BB 73 BB 13 BB 1B	0-0 L4			BCCC 1-3 K 1-2 2-3		BSSS 1-3 K 2-3	4 1 1 0 0 2 5 1 0 0 0 0 1 2						
73 Brian Jeroloman, L (1, 2) OBP: 0.286, SLG: 0.176 77 Roberto Pérez, R (7, 2) OBP: 0.125, SLG: 0.500	SSS 0-3 K		BBBB 4-0 13 BB 24 BB 1-2 BB	CCC 0-3 K			0-0 F9			3 0 0 0 1 2 5 0 0 0 0 0 0 0						

TOP	
AB	39
R	5
H	12
RBI	5
BB	5
SO	11
LOB	26

Inning Stats	1	2	3	4	5	6	7	8	9
	R: 2 H: 2 E: 0 LOB: 1 K: 1 BB: 1 S: 7 P: 11	R: 0 H: 0 E: 0 LOB: 0 K: 2 BB: 0 S: 7 P: 7	R: 0 H: 1 E: 0 LOB: 1 K: 1 BB: 0 S: 6 P: 6	R: 3 H: 3 E: 0 LOB: 3 K: 2 BB: 3 S: 11 P: 26	R: 0 H: 3 E: 0 LOB: 3 K: 1 BB: 0 S: 8 P: 8	R: 0 H: 0 E: 0 LOB: 0 K: 1 BB: 0 S: 5 P: 5	R: 0 H: 2 E: 0 LOB: 2 K: 1 BB: 0 S: 7 P: 8	R: 0 H: 0 E: 0 LOB: 0 K: 0 BB: 0 S: 3 P: 3	R: 0 H: 1 E: 0 LOB: 2 K: 2 BB: 1 S: 8 P: 13

1B: 9	SF: 0	WP: 2	PA: 44
2B: 2	SAC: 0	PB: 1	
3B: 0	DP: 0	SB: 1	
HR: 1	HBP: 0	CS: 0	

PITCHER		IP	WLS	BF	H	R	ER	SO	BB	IBB	HBP	BLK	WP	HR	S	P	ERA	WHIP
48 Tommy Hanson, R ERA: 8.25	(1, 1)	3.0		13	3	2	2	4	1	0	0	0	0	0	20	24	6.00	1.333
24 Sean Burnett, L ERA: 27.0	(4, 1)	0.1	B	5	3	3	3	1	1	0	0	0	0	1	7	14	81.00	12.000
47 Ryan Chaffee, R ERA:	(4, 1)	0.2		4	0	0	0	1	2	0	0	0	0	0	4	12	0.00	3.000
49 Ernesto Frieri, R ERA: 7.11	(5, 1)	1.0	W	6	3	0	0	1	0	0	0	0	0	0	8	8	0.00	3.000
63 Nick Maronde, L ERA: 8.31	(6, 1)	1.0	H	3	0	0	0	1	0	0	0	0	0	0	5	5	0.00	0.000

PITCHER		IP	WLS	BF	H	R	ER	SO	BB	IBB	HBP	BLK	WP	HR	S	P	ERA	WHIP
89 Matt Oye, R ERA: 4.91	(7, 1)	1.0	H	5	2	0	0	1	0	0	0	0	1	0	7	8	0.00	2.000
75 Caleb Graham, R ERA: 13.5	(8, 1)	1.0	H	3	0	0	0	0	0	0	0	0	0	0	3	3	0.00	0.000
79 Ty Kelley, R ERA:	(9, 1)	1.0	S	5	1	0	0	2	1	0	0	0	1	0	8	13	0.00	2.000

Cleveland Indians @ Los Angeles Angels

Tempe Diablo Stadium, Tempe, AZ

Wed Mar 20 2013, 4:11 PM - 7:31 PM EDT

Att. 8,752 - Partly Cloudy - 77 F

livebaseballscorecards.com

BOTTOM

Batter	1	2	3	4	5	6	7	8	9	AB	R	H	RBI	BB	SO	LOB
27 Mike Trout, R (1, 8) OBP: 0.522, SLG: 0.667	BBBB 4-0 47 G6-4-3 BB		BBBB 4-0 47 E 5 G6-3 BB	X 0-0 ③ F9			X 0-0 ① P5			1	1	0	0	2	0	1
18 Luis Jimenez, R (5, 5) OBP: 0.386, SLG: 0.417										1	0	0	0	0	0	0
47 Howie Kendrick, R (1, 4) OBP: 0.522, SLG: 0.889	X 0-0 ①② G6-4-3 1-2f		X 0-0 E8 32 1B 1-3 2-H 1B		X 0-0 ① G5-3		X 0-0 5 WP 2B			4	1	2	1	0	0	1
7 Andrew Romine, S (7, PR) OBP: 0.350, SLG: 0.361 (8, 4)										0	0	0	0	0	0	0
5 Albert Pujols, R (1, 10) OBP: 0.357, SLG: 0.615	X 0-0 ③ G5-3		X 0-0 ② G6-3 3-H		X 0-0 32 G3-1 44 1B 2B		BCCC 1-3 ② K 2-3			4	1	1	1	0	1	2
32 Josh Hamilton, L (1, 9) OBP: 0.297, SLG: 0.382		BBBB 4-0 6 CS 44 1B BB	X 0-0 44 WP 2-H 1B		X 0-0 ② G3-1 2-3		X 0-0 ③ G1-3			3	0	1	1	1	0	3
3 Scott Cousins, L (8, 9) OBP: 0.308, SLG: 0.190										0	0	0	0	0	0	0
44 Mark Trumbo, R (1, 3) OBP: 0.271, SLG: 0.283		X 0-0 6 L3-6 6 CS 1-2 1B	B X 1-0 ③ L5 1-2		X 0-0 25 S 3-H 1B			CCC 0-3 ① K		4	0	2	1	0	1	1
6 Alberto Callaspo, S (1, 5) OBP: 0.325, SLG: 0.417		B 2 SAFE X 1-0 ①②③ L3-6 1-2 2-3		BBBB 4-0 17 S 20 1B BB	CCC 0-3 ③ K 1-2			X 0-0 ② G5-3		1	1	0	0	1	0	2
25 Peter Bourjos, R (5, 8) OBP: 0.395, SLG: 0.650										2	0	0	0	0	1	1
10 Vernon Wells, R (1, 7) OBP: 0.400, SLG: 0.800			X 0-0 ① F7	X 0-0 ① F8		CCC 0-3 ① K		X 0-0 ③ G5-3		4	0	0	0	0	1	1
17 Chris Iannetta, R (1, 2) OBP: 0.462, SLG: 0.600			X 0-0 20 2B 2B	CCC 0-3 ② K 1-2		X 0-0 ② F8				3	1	1	0	0	1	1
46 Chris Snyder, R (7, 2) OBP: 0.250, SLG: 0.368										0	0	0	0	0	0	0
20 Brendan Harris, R (1, 6) OBP: 0.333, SLG: 0.436			X 0-0 47 E 2-H 2B	X 0-0 2-H 1B		X 0-0 ③ F8				3	1	2	2	0	0	0
74 Eric Stamets, R (9, 6) OBP: 0.400, SLG: 0.250										0	0	0	0	0	0	0

Inning Stats	1	2	3	4	5	6	7	8	9
R:	0	0	4	1	1	0	0	0	
E:	0	0	1	0	0	0	0	0	
K:	0	0	0	1	1	0	1	0	
S:	2	2	7	6	7	5	6	5	
H:	0	1	4	1	2	0	1	0	
LOB:	0	0	1	1	1	0	2	0	
BB:	1	1	1	1	0	0	0	0	
P:	6	7	12	10	7	5	7	5	

1B:	5
2B:	5
3B:	0
HR:	0
SF:	0
SAC:	0
DP:	2
HBP:	0
WP:	2
PB:	0
SB:	2
CS:	2
PA:	34

AB	30
R	6
H	9
RBI	6
BB	4
SO	5
LOB	13

PITCHER		IP	WLS	BF	H	R	ER	SO	BB	IBB	HBP	BLK	WP	HR	S	P	ERA	WHIP
47 Trevor Bauer, R ERA: 4.5	(1, 1)	3.0		14	5	4	3	0	3	0	0	0	1	0	11	25	9.00	2.667
31 David Huff, L ERA: 5.4	(4, 1)	1.1	L	7	2	2	2	1	1	0	0	0	0	0	8	12	13.50	2.250
50 Nick Hagadone, L ERA:	(5, 1)	1.2		6	1	0	0	2	0	0	0	0	0	0	10	10	0.00	0.600
52 Vinnie Pestano, R ERA: 4.5	(7, 1)	1.0		4	1	0	0	1	0	0	0	0	1	0	6	7	0.00	1.000
32 Matt Albers, R ERA: 9.0	(8, 1)	1.0		3	0	0	0	1	0	0	0	0	0	0	5	5	0.00	0.000

PITCHER	IP	WLS	BF	H	R	ER	SO	BB	IBB	HBP	BLK	WP	HR	S	P	ERA	WHIP

Los Angeles Angels @ Texas Rangers

Surprise Stadium, Surprise, AZ

Thu Mar 21 2013, 9:05 PM - 12:13 AM EDT

Att. 8,939 - Partly Cloudy - 82 F

TOP

livebaseballscorecards.com

Batter	1	2	3	4	5	6	7	8	9	AB	R	H	RBI	BB	SO	LOB
27 Mike Trout, R (1, 7) OBP: 0.510, SLG: 0.632	G4-3			BB	F9		L3	K		2	1	0	0	1	0	0
20 Brendan Harris, R (6, 3) OBP: 0.318, SLG: 0.415 (7, 6)										2	0	0	0	0	1	2
2 Erick Aybar, S (1, 6) OBP: 0.333, SLG: 0.529	G3-1			F7	G5-3		HR		G5-3	4	1	1	1	0	0	1
12 Tommy Field, R (7, 4) OBP: 0.321, SLG: 0.250										1	0	0	0	0	0	0
5 Albert Pujols, R (1, 3) OBP: 0.387, SLG: 0.724	1B			HR	G4-3		2B		F7	3	1	2	1	0	0	0
39 JB Shuck, L (6, 7) OBP: 0.333, SLG: 0.371										2	0	1	0	0	0	0
32 Josh Hamilton, L (1, 9) OBP: 0.300, SLG: 0.459		G6-3		HR		F7	G4-3		F9	3	1	1	1	0	0	0
85 Randal Grichuk, R (6, 9) OBP: 0.412, SLG: 0.533										1	0	0	0	0	0	1
8 Luis Antonio Rodriguez, S (6, PH) OBP: 0.351, SLG: 0.333										1	0	0	0	0	0	0
3 Scott Cousins, L (9, 9) OBP: 0.308, SLG: 0.190										0	0	0	0	0	0	0
44 Mark Trumbo, R (1, 10) OBP: 0.269, SLG: 0.280		1B		G4-3	K		G4-3			4	0	1	0	0	1	1
47 Howie Kendrick, R (1, 4) OBP: 0.531, SLG: 0.938		G6-4-3		HR	BB	1B		HBP		3	2	2	1	0	0	1
68 Efren Navarro, L (7, 3) OBP: 0.321, SLG: 0.217										0	0	0	0	0	0	0
6 Alberto Callaspo, S (1, 5) OBP: 0.349, SLG: 0.421			G4-3	1B	BB			G6-3		2	2	1	0	1	0	0
18 Luis Jimenez, R (7, 5) OBP: 0.378, SLG: 0.405										1	0	0	0	0	0	1
16 Hank Conger, L (1, 2) OBP: 0.467, SLG: 0.893			F7	HR	3B			K		4	1	2	4	0	1	1
77 Luke Carlin, S (8, 2) OBP: 0.143, SLG: 0.154										0	0	0	0	0	0	0
25 Peter Bourjos, R (1, 8) OBP: 0.383, SLG: 0.605			K	G4-3	K			BB		3	0	0	0	1	2	1

	AB	36
	R	9
	H	11
	RBI	8
	BB	3
	SO	5
	LOB	9

Inning Stats																												
	R: 0	H: 1	R: 0	H: 1	R: 0	H: 0	R: 6	H: 5	R: 0	H: 0	R: 2	H: 2	R: 1	H: 2	R: 0	H: 0	R: 0	H: 0	1B: 4	SF: 0	WP: 2	PA: 40
	E: 0	LOB: 1	E: 0	LOB: 0	E: 0	LOB: 0	E: 0	LOB: 0	E: 0	LOB: 0	E: 0	LOB: 1	E: 0	LOB: 1	E: 0	LOB: 2	E: 0	LOB: 0	2B: 1	SAC: 0	PB: 0	
	K: 0	BB: 0	K: 0	BB: 0	K: 1	BB: 0	K: 0	BB: 1	K: 0	BB: 0	K: 2	BB: 1	K: 0	BB: 0	K: 2	BB: 1	K: 0	BB: 0	3B: 1	DP: 1	SB: 2	
	S: 6	P: 9	S: 4	P: 7	S: 11	P: 16	S: 18	P: 33	S: 10	P: 16	S: 14	P: 23	S: 12	P: 13	S: 10	P: 19	S: 7	P: 8	HR: 5	HBP: 1	CS: 0	

PITCHER		IP	WLS	BF	H	R	ER	SO	BB	IBB	HBP	BLK	WP	HR	S	P	ERA	WHIP
55 Derek Lowe, R ERA: 6.23	(1, 1)	3.2		17	7	6	6	1	1	0	0	0	1	4	37	61	14.73	2.182
36 Ben Rowen, R ERA:	(4, 1)	1.1	H	4	0	0	0	0	0	0	0	0	0	0	12	20	0.00	0.000
25 Josh Lindblom, R ERA: 7.56	(6, 1)	1.0	B	6	2	2	2	2	1	0	0	0	0	0	14	23	18.00	3.000
60 Coty Woods, R ERA: 2.61	(7, 1)	1.0		5	2	1	1	0	0	0	0	0	0	1	12	13	9.00	2.000
65 Johan Yan, R ERA: 2.16	(8, 1)	1.0		5	0	0	0	2	1	0	1	0	1	0	10	19	0.00	1.000

PITCHER		IP	WLS	BF	H	R	ER	SO	BB	IBB	HBP	BLK	WP	HR	S	P	ERA	WHIP
52 Tanner Scheppers, R ERA: 6.0	(9, 1)	1.0	W	3	0	0	0	0	0	0	0	0	0	0	7	8	0.00	0.000

BOTTOM

Los Angeles Angels @ Texas Rangers

Surprise Stadium, Surprise, AZ

Thu Mar 21 2013, 9:05 PM - 12:13 AM EDT

Att. 8,939 - Partly Cloudy - 82 F

livebaseballscorecards.com

Batter	1	2	3	4	5	6	7	8	9	AB	R	H	RBI	BB	SO	LOB
5 Ian Kinsler, R (1, 4) OBP: 0.304, SLG: 0.388 3 Leury García, S (7, PH) (8, 4) OBP: 0.350, SLG: 0.500	C SI 92 S SI 92 F SI 92 X FF 92 0-2 1 1B 2B	L FC 89 L FC 89 X SI 92 0-2 1 CS 1 1B 1B 1-2 2-H	B SI 86 C SI 86 X CU 71 1-1 ② F7		B FS 83 B FF 90 C FF 90 X FF 91 2-1 ③ L8 1-2		S FF 89 F FF 89 X SL 83 0-2 ③ G3			4 1	2 0	2 0	1 0	0 0	0 0	2 1
1 Elvis Andrus, R (1, 6) OBP: 0.436, SLG: 0.528 13 Jurickson Profar, S (8, 6) OBP: 0.341, SLG: 0.297	X FF 92 0-0 27 FC5-4 1B 2-H	C SI 92 S FC 88 B FC 89 1 SAFE X SI 93 1-2 ① 27 S 27 2B 1B 1-H 2-3	S SI 86 B SI 86 B SI 86 X SI 86 2-1 ③ G4-3			B FF 91 X FF 90 1-0 29 G6-4-3 27 BB 1B		X FF 92 0-0 ① F9		4 1	1 0	3 0	2 0	0 0	0 0	0 0
27 Lance Berkman, S (1, 10) OBP: 0.383, SLG: 0.361 6 Eli Whiteside, R (8, PH) (9, 10) OBP: 0.167, SLG: 0.333	B SI 92 D FA 86 1 SAFE 1 SAFE X SI 90 2-0 ① FC5-4 29 FC5-4 1-2f	C FC 89 X SI 87 0-1 29 E 2B 1-H		C FF 92 C FF 91 B CH 78 F FF 92 X 1-2 ① G6-3		B FF 90 1 SAFE 1 SAFE B FF 90 B FF 90 C FF 90 B SI 92 4-1 29 G6-4-3 BB 1-2		B FF 91 S SL 84 X FF 91 1-1 ② G4-3		3 1	1 0	1 0	1 0	1 0	0 0	1 0
29 Adrián Beltré, R (1, 5) OBP: 0.237, SLG: 0.389 63 Yangervis Solarte, S (8, 5) OBP: 0.286, SLG: 0.333	C FC 88 B SI 91 F SI 92 B FC 88 X FC 88 2-2 ② FC5-4 17 1B 1-2f	B FC 88 S FC 88 B FF 92 X FC 89 2-1 E6 17 2B 1B 2-H		C FF 92 B FF 92 X FF 93 1-1 ② F8		2 SAFE B CH 83 S FF 90 B FF 90 F FF 90 B FF 91 F SL 84 X FF 90 3-2 ①② G6-4-3 1-2f 2-3		B FF 92 X FF 91 1-0 ③ L7		4 1	1 0	1 0	0 0	0 0	0 0	3 0
17 Nelson Cruz, R (1, 9) OBP: 0.364, SLG: 0.571 15 Jeff Baker, R (8, 9) OBP: 0.472, SLG: 0.580	C FF 92 X FF 91 0-1 1-2 1B	B SI 92 S FC 88 X SI 93 1-1 2-H 2B		B FF 93 C FF 93 C FF 92 B CU 79 F FF 93 S FF 93 2-3 ③ K		S SL 84 B FF 91 D FF 90 D SL 85 B CH 84 4-1 BB			C SL 82 B FF 89 X SL 83 1-1 ① F9	3 1	0 0	2 0	1 0	1 0	1 0	0 0
7 David Murphy, L (1, 7) OBP: 0.357, SLG: 0.431 20 Julio Borbon, L (8, 7) OBP: 0.429, SLG: 0.535	C SI 92 B CU 79 B SI 92 S FC 87 S FA 87 2-3 K	B SI 80 B FF 82 S FF 81 B FF 81 B FF 80 3 4-1 18 FC4 BB			X FF 92 0-0 ① G4-3	C FF 91 B FF 90 X FF 89 1-1 ③ G5-3			C FF 91 B SI 91 F SL 82 X FF 91 1-2 8 1B 2 2B 2B	3 1	0 1	0 1	0 0	1 0	1 0	4 0
12 A.J. Pierzynski, L (1, 2) OBP: 0.273, SLG: 0.415 8 Geovany Soto, R (6, 2) OBP: 0.233, SLG: 0.179 90 Chih-Hsien Chiang, L (9, PR)	B SI 91 X SI 92 1-0 18 1B 2 2B 2B X FF 82 0-0 ② F8				C FF 93 B CU 81 B SL 81 X FF 92 2-1 ② P6		S FF 89 B FA 89 X SL 81 1-1 ① F8		B FF 90 S FF 90 X FF 90 1-1 71 BB 2 2B 1B 2-3	3 2 0	1 0 1	1 1 0	0 0 0	0 0 0	0 0 0	2 0 0
18 Mitch Moreland, L (1, 3) OBP: 0.469, SLG: 0.682 71 James Adduci, L (7, PR) (8, 3) OBP: 0.476, SLG: 0.703	B FC 87 C CH 85 X FF 92 1-1 2 1B 5 1B 1B 2-3 C FF 82 X SL 74 0-1 ③ FC4 1-2f				B FF 92 B FF 93 B FF 92 C FF 92 B SI 92 4-1 2 1B BB		S FF 88 B CH 82 F SI 89 F FF 90 X CH 83 1-2 2B		B FF 90 B SI 90 B FF 90 B CU 88 4-0 2 2B BB 1-2	3 0	1 1	2 0	0 1	1 0	0 0	2 0
2 Leonys Martin, L (1, 8) OBP: 0.431, SLG: 0.533	F SI 92 B FF 91 X FF 91 1-1 1 CS 5 1B 1-2 3-H 1B	C SI 86 B SI 86 S SI 86 X CU 70 1-2 ① F9			B FF 91 B FF 91 B FF 90 C FF 92 S FF 92 X FF 92 3-2 5 S 1B 1-3		C FF 88 B FA 89 F CH 83 S CH 84 1-3 ② K		C CH 86 D SL 77 F SL 86 D SL 77 X FF 88 2-2 1-H 2-H 3-H 2B	5	0	3	4	0	1	1
Inning Stats	R: 1 E: 0 K: 1 S: 14 H: 3 LOB: 2 BB: 0 P: 20	R: 6 E: 1 K: 0 S: 21 H: 8 LOB: 2 BB: 1 P: 32	R: 0 E: 0 K: 0 S: 7 H: 0 LOB: 0 BB: 0 P: 11	R: 0 E: 0 K: 1 S: 10 H: 0 LOB: 0 BB: 0 P: 14	R: 0 E: 0 K: 0 S: 9 H: 1 LOB: 2 BB: 1 P: 20	R: 0 E: 0 K: 0 S: 9 H: 1 LOB: 2 BB: 2 P: 22	R: 0 E: 0 K: 1 S: 12 H: 1 LOB: 1 BB: 0 P: 15	R: 0 E: 0 K: 0 S: 4 H: 0 LOB: 0 BB: 0 P: 6	R: 3 E: 0 K: 0 S: 10 H: 3 LOB: 2 BB: 1 P: 19	1B: 10 2B: 7 3B: 0 HR: 0 SF: 0 SAC: 0 DP: 1 HBP: 0	WP: 0 PB: 0 SB: 2 CS: 2 PA: 45					

	AB	40
	R	10
	H	17
	RBI	9
	BB	5
	SO	3
	LOB	16

PITCHER		IP	WLS	BF	H	R	ER	SO	BB	IBB	HBP	BLK	WP	HR	S	P	ERA	WHIP
57 Jerome Williams, R ERA: 10.45	(1, 1)	1.1		14	11	7	7	1	0	0	0	0	0	0	31	44	47.25	8.250
35 Mitch Stetter, L ERA: 13.5	(2, 1)	0.2		3	0	0	0	0	1	0	0	0	0	0	4	8	0.00	1.500
37 Scott Downs, L ERA: 3.6	(3, 1)	1.0		3	0	0	0	0	0	0	0	0	0	0	7	11	0.00	0.000
84 Robert Coello, R ERA: 9.64	(4, 1)	1.0		3	0	0	0	1	0	0	0	0	0	0	10	14	0.00	0.000
84 Buddy Boshers, L ERA:	(5, 1)	1.0		7	2	0	0	0	2	0	0	0	0	0	11	27	0.00	4.000

PITCHER		IP	WLS	BF	H	R	ER	SO	BB	IBB	HBP	BLK	WP	HR	S	P	ERA	WHIP
51 Mike Piazza, R ERA:	(6, 1)	2.0	H	7	1	0	0	1	1	0	0	0	0	0	19	30	0.00	1.000
35 Ben Fritz, R ERA: 8.1	(8, 1)	1.1	L	7	2	3	3	0	1	0	0	0	0	0	11	20	20.25	2.250
37 Eswarlin Jimenez, L ERA:	(9, 1)	0.0	B	1	1	0	0	0	0	0	0	0	0	0	3	5	∞	∞

Kansas City Royals @ Los Angeles Angels

Tempe Diablo Stadium, Tempe, AZ

Fri Mar 22 2013, 4:15 PM - 7:47 PM EDT

Att. 9,682 - Sunny - 75 F

livebaseballscorecards.com

TOP

Batter	1	2	3	4	5	6	7	8	9	AB	R	H	RBI	BB	SO	LOB
4 Alex Gordon, L (1, 7) OBP: 0.492, SLG: 0.673	S S S 0-3 ① K		FC4 16 SF8 2 1B 13 1B 1-2		X 0-0 ③ P2		C X 0-1 19 G3-1 80 1B 1-2 1B		S S S 0-3 ③ K	4	1	0	0	0	1	2
7 David Lough, L (7, PH) (7, 7) OBP: 0.512, SLG: 0.700			X 0-0 G1-3							2	1	1	0	0	1	0
2 Alcides Escobar, R (1, 6) OBP: 0.326, SLG: 0.395	X 0-0 ② 8 PB 8 2B 1B		X 0-0 8 BB 13 1B 1-2 2-3 1B	B B B D 4-0 16 E 16 1B BB		B B B B 4-0 16 1B 13 SF7 BB	X 0-0 ② G3-1 1-2 2-3			2	4	2	0	2	0	0
19 Irving Falu, S (7, PH) (7, 6) OBP: 0.250, SLG: 0.267										1	0	0	0	0	0	2
16 Billy Butler, R (1, 10) OBP: 0.397, SLG: 0.418	S S S 0-3 ② K		X 0-0 ① SF8 2-3 3-H	B X 1-0 13 1B 1-H 1B		X 0-0 35 S 35 1B 1-3 1B	X 0-0 2-H 3-H 1B			3	0	2	2	0	1	1
80 Brian Fletcher, R (6, PR) (6, 10) OBP: 0.500, SLG: 0.500										1	1	1	2	0	0	0
8 Mike Moustakas, L (1, 5) OBP: 0.473, SLG: 0.811	B X 1-0 1-H 2B		B B B B 4-0 13 1B 35 HR 1-2 BB	S S S 0-3 ① K		X 0-0 ① P3	X 0-0 ③ G5-3			3	1	1	1	1	1	3
24 Miguel Tejada, R (7, PH) (7, 5) OBP: 0.278, SLG: 0.333										1	0	0	0	0	0	1
13 Salvador Perez, R (1, 2) OBP: 0.395, SLG: 0.488	X 0-0 ③ G6-3		X 0-0 35 HR 1-3 2-H 3-H 1B	X 0-0 1-2 1B		X 0-0 ② SF7 3-H		X 0-0 ① G3		3	1	2	3	0	0	1
12 Brett Hayes, R (7, 2) OBP: 0.303, SLG: 0.467										1	0	0	0	0	0	0
35 Eric Hosmer, L (1, 3) OBP: 0.425, SLG: 0.649		S S S 0-3 ① K	C X 0-1 1-H 3-H HR	X 0-0 ② L9		B X 1-0 1-H 1B		X 0-0 ② G5-3		4	1	2	4	0	1	2
63 Max Ramirez, R (6, PR) (6, 3) OBP: 0.467, SLG: 0.605										1	0	0	0	0	0	0
6 Lorenzo Cain, R (1, 8) OBP: 0.520, SLG: 0.619		X 0-0 ② G6-3	S S S 0-3 ② K	S S S 0-3 ③ K		S S S 0-3 ③ K		S S S 0-3 ③ K		4	0	0	0	0	3	3
1 Jarrod Dyson, L (7, 8) OBP: 0.326, SLG: 0.357										1	0	0	0	0	1	0
21 Jeff Francoeur, R (1, 9) OBP: 0.286, SLG: 0.458		S S S 0-3 ③ K	X 0-0 HR		X 0-0 ① G6-3		B B B B 4-0 19 G3-1 7 S 80 1B BB		S S S 0-3 ① K	3	1	1	1	1	1	0
23 Elliot Johnson, S (7, PR) (7, 9) OBP: 0.279, SLG: 0.350										1	1	0	0	0	1	0
17 Chris Getz, L (1, 4) OBP: 0.426, SLG: 0.512			X 0-0 2 1B 4 E 16 SF8 1B		X 0-0 ② F7		X 0-0 ① F8		X 0-0 ② G5-3	4	1	2	0	0	0	1
9 Johnny Giavotella, R (7, 4) OBP: 0.283, SLG: 0.400			X 0-0 1B							1	0	0	0	0	0	0

	AB	R	H	RBI	BB	SO	LOB
	40	13	14	13	4	11	16

Inning Stats	1	2	3	4	5	6	7	8	9
R	1	0	7	1	0	2	2	0	0
E	0	0	1	0	0	0	0	0	0
K	2	2	1	2	0	1	0	1	2
S	9	7	13	9	3	7	6	5	7
H	2	0	6	2	0	2	2	0	0
LOB	1	0	2	2	0	2	1	0	0
BB	0	0	1	1	0	1	0	0	0
P	10	7	17	14	3	12	10	5	7

1B	11
2B	1
3B	0
HR	2
SF	2
SAC	0
DP	0
HBP	0

WP	0
PB	1
SB	2
CS	0
PA	46

PITCHER		IP	WLS	BF	H	R	ER	SO	BB	IBB	HBP	BLK	WP	HR	S	P	ERA	WHIP
33 C.J. Wilson, L ERA: 7.11	(1, 1)	2.2		18	8	8	6	5	1	0	0	0	0	2	28	33	20.25	3.375
28 David Carpenter, R ERA: 3.86	(3, 1)	1.1		7	2	1	1	2	1	0	0	0	0	0	10	15	6.75	2.250
24 Sean Burnett, L ERA: 16.88	(5, 1)	1.0		3	0	0	0	0	0	0	0	0	0	0	3	3	0.00	0.000
69 Fernando Cabrera, R ERA: 12.46	(6, 1)	1.0	L	6	2	2	2	1	1	0	0	0	0	0	7	12	18.00	3.000
36 Jeremy Berg, R ERA: 8.1	(7, 1)	1.0		6	2	2	2	0	1	0	0	0	0	0	6	10	18.00	3.000
12 Mike Morin, R ERA:	(8, 1)	1.0		3	0	0	0	1	0	0	0	0	0	0	5	5	0.00	0.000
79 Ty Kelley, R ERA:	(9, 1)	1.0		3	0	0	0	2	0	0	0	0	0	0	7	7	0.00	0.000

Batter	1	2	3	4	5	6	7	8	9	AB	R	H	RBI	BB	SO	LOB
27 Mike Trout, R (1, 8) OBP: 0.519, SLG: 0.683 25 Peter Bourjos, R (5, 8) OBP: 0.388, SLG: 0.591	0-0 32 FC3-6 44 WP 2B	0-0 1-H 32 3B 3-H 2B		0-0 L5		0-0 B2-3		4-0 1-2 BB		3 2 2 2 0 0 0 1 0 0 0 1 0 0						
2 Erick Aybar, S (1, 6) OBP: 0.381, SLG: 0.632 8 Luis Antonio Rodriguez, S (6, 4) OBP: 0.333, SLG: 0.314	4-0 32 FC3-6 BB	0-0 F8		0-0 5 G5-3 3B		0-0 F9		0-3 K		2 1 1 0 1 0 1 2 0 0 0 0 1 2						
5 Albert Pujols, R (1, 10) OBP: 0.371, SLG: 0.656 C.J. Cron, R (9, PH) 2 Rolando Gomez, L (9, PR)	0-3 K	4-0 32 3B BB		0-0 G5-3 3-H			0-0 F9		4-0 22 G6-4-3 BB	3 1 0 1 1 1 2 0 0 0 0 1 0 0 0 0 0 0 0 0 0						
32 Josh Hamilton, L (1, 9) OBP: 0.302, SLG: 0.500 39 JB Shuck, L (5, 9) OBP: 0.351, SLG: 0.371 (7, 7) 22 John Hester, R (9, PH) OBP: 0.304, SLG: 0.200	0-0 FC3-6 44 WP 44 2B 1-2f 2-3	0-0 1-H 44 1B 2-H 3B		0-0 F8			4-0 18 G6-3 BB		0-0 G6-4-3 1-2f	3 2 1 2 0 0 2 0 0 0 0 1 0 0 1 0 0 0 0 0 1						
44 Mark Trumbo, R (1, 3) OBP: 0.309, SLG: 0.327 18 Luis Jimenez, R (5, PR) OBP: 0.362, SLG: 0.385 (6, 5)	1-0 1-H 3-H 2B	0-0 47 FC4-6 3-H 1B			4-0 47 G5-3 6 1B BB		0-0 G6-3 1-2		0-0 F7	2 0 2 2 1 0 0 2 0 0 0 0 0 2						
47 Howie Kendrick, R (1, 4) OBP: 0.500, SLG: 0.882 46 Chris Snyder, R (6, 2) OBP: 0.238, SLG: 0.350	0-0 G6-3	0-0 FC4-6 1-2f			0-0 G5-3 1-2		0-3 K			3 0 0 0 0 0 3 1 0 0 0 0 1 1						
6 Alberto Callaspo, S (1, 5) OBP: 0.370, SLG: 0.439 68 Efren Navarro, L (5, PR) OBP: 0.310, SLG: 0.208 (6, 3)	0-3 K	0-0 10 P5-4 1B			0-0 10 E 2-H 1B			0-0 G3		3 0 2 0 0 1 0 1 1 0 0 0 0 0						
10 Vernon Wells, R (1, 7) OBP: 0.421, SLG: 0.788 12 Matt Long, L (7, 9) OBP: 1.000, SLG: 3.000	0-0 17 1B 27 2B 1B	0-0 P5-4 1-2f			0-0 E5 17 CS 2-H 1B			4-0 25 BB BB		3 1 2 0 0 0 1 0 0 0 0 1 0 0						
17 Chris Iannetta, R (1, 2) OBP: 0.463, SLG: 0.595 20 Brendan Harris, R (6, 6) OBP: 0.304, SLG: 0.395	0-0 27 2B 1-3 1B	0-0 G5-3			1 SAFE 0-0 CS 1-2	0-3 K		0-0 P3		2 1 1 0 0 0 0 2 0 0 0 0 1 1						
Inning Stats	R: 2 H: 2 E: 0 LOB: 1 K: 1 BB: 1 S: 7 P: 12	R: 5 H: 5 E: 0 LOB: 1 K: 1 BB: 1 S: 10 P: 14	R: 0 H: 1 E: 0 LOB: 0 K: 0 BB: 0 S: 3 P: 3	R: 1 H: 1 E: 0 LOB: 0 K: 0 BB: 0 S: 4 P: 4	R: 1 H: 2 E: 1 LOB: 2 K: 0 BB: 1 S: 3 P: 7	R: 0 H: 0 E: 0 LOB: 0 K: 1 BB: 0 S: 5 P: 5	R: 0 H: 0 E: 0 LOB: 1 K: 1 BB: 1 S: 5 P: 9	R: 0 H: 0 E: 0 LOB: 2 K: 1 BB: 2 S: 5 P: 13	R: 0 H: 0 E: 0 LOB: 1 K: 0 BB: 1 S: 2 P: 6	1B: 6 SF: 0 2B: 4 SAC: 0 3B: 2 DP: 2 HR: 0 HBP: 0						

PITCHER		IP	WLS	BF	H	R	ER	SO	BB	IBB	HBP	BLK	WP	HR	S	P	ERA	WHIP
33 James Shields, R ERA: 7.9	(1, 1)	5.0	W	26	11	9	8	2	3	0	0	0	1	0	27	40	14.40	2.800
44 Luke Hochevar, R ERA: 4.5	(6, 1)	1.0	H	3	0	0	0	1	0	0	0	0	0	0	5	5	0.00	0.000
40 Kelvin Herrera, R ERA:	(7, 1)	1.0		4	0	0	0	1	1	0	0	0	0	0	5	9	0.00	1.000
56 Greg Holland, R ERA: 4.7	(8, 1)	1.0		5	0	0	0	1	2	0	0	0	0	0	5	13	0.00	2.000
67 Francisley Bueno, L ERA: 2.45	(9, 1)	1.0		3	0	0	0	0	1	0	0	0	0	0	2	6	0.00	1.000

PITCHER	IP	WLS	BF	H	R	ER	SO	BB	IBB	HBP	BLK	WP	HR	S	P	ERA	WHIP

BOTTOM

Kansas City Royals @ Los Angeles Angels

Tempe Diablo Stadium, Tempe, AZ

Fri Mar 22 2013, 4:15 PM - 7:47 PM EDT

Att. 9,682 - Sunny - 75 F

livebaseballscorecards.com

AB	34
R	9
H	11
RBI	7
BB	7
SO	5
LOB	16

1B: 6 SF: 0
2B: 4 SAC: 0
3B: 2 DP: 2
HR: 0 HBP: 0

WP: 1 PA: 42
PB: 0
SB: 0
CS: 1

Batter	1	2	3	4	5	6	7	8	9	AB	R	H	RBI	BB	SO	LOB
39 JB Shuck, L (1, 8) OBP: 0.381, SLG: 0.400	F8		2-H 1B		G4-3 1-2		1B		41 1B	5	0	3	1	0	0	1
8 Luis Antonio Rodriguez, S (1, 4) OBP: 0.302, SLG: 0.282 41 Matt Young, L (7, 7) OBP: 0.560, SLG: 0.636	F7		G3-1		F9		G5-3		1 SAFE 1-2 1B	4 1	0 0	0 1	0 0	0 0	0 0	2 0
56 Kole Calhoun, L (1, 9) OBP: 0.311, SLG: 0.405 71 Kaleb Cowart, S (7, PH) OBP: 0.261, SLG: 0.350 (7, 5)	K			G3-1	2-H 2B		K		F8	3 2	0 0	1 0	1 0	0 0	1 1	0 1
17 Chris Iannetta, R (1, 2) OBP: 0.455, SLG: 0.575 46 Chris Snyder, R (7, 2) OBP: 0.261, SLG: 0.333	G6-3			3 WP 20 1B 3 2B 1B	K			BBB 4-0 3 FC3-6 20 HBP 68 FC3-2 BB	G5-3	3 1	1 0	1 0	0 0	0 1	1 0	1 1
20 Brendan Harris, R (1, 5) OBP: 0.340, SLG: 0.435 (7, 4) Sherman Johnson, L (8, PR) (8, 4)	G6-3			3 WP 1-2 3 2B 1B		68 2B 2B		H 1-0 3 FC3-6 1-2 HBP		3 0	2 0	2 0	0 0	0 0	0 0	0 0
3 Scott Cousins, L (1, 7) OBP: 0.300, SLG: 0.240 (7, 9) 79 Roberto Lopez, R (8, 3)	G6-3			B 1-0 1-H 2-H 2B		F8		FC3-6 68 FC3-2 68 S 7 PB 1-2f 2-3		4 0	1 0	1 0	2 0	0 0	0 0	3 0
68 Efren Navarro, L (1, 3) OBP: 0.333, SLG: 0.286 99 Andy Workman, R (8, PR) (8, 9)			55 SH3-4 39 1B 1B	F9		7 G4-3 2-H 2B		B 1-0 FC3-2 7 PB 1-3 3-H		4 0	1 0	2 0	1 0	0 0	0 0	3 0
7 Andrew Romine, S (1, 6) OBP: 0.341, SLG: 0.333			F8	F7		G4-3 2-3		BBBB 4-0 1-2 3-H BB		3	0	0	0	1	0	3
55 Joe Blanton, R (1, 1) OBP: 0.500, SLG: 0.500 63 Nick Maronde, S (7, 1) 81 Alex Yarbrough, S (8, PH) OBP: 0.300, SLG: 0.333 49 Ernesto Frieri, R (8, 1)			SH3-4 1-2		39 G4-3 56 2B 1B	K		G6-3		2 0 1 0	1 0 0 0	1 0 0 0	0 0 0 0	0 0 0 0	1 0 0 0	1 0 2 0

Inning Stats	1	2	3	4	5	6	7	8	9
	R: 0 E: 0 K: 1 S: 5 H: 0 LOB: 0 BB: 0 P: 5	R: 0 E: 0 K: 0 S: 3 H: 0 LOB: 0 BB: 0 P: 3	R: 1 E: 0 K: 0 S: 5 H: 2 LOB: 0 BB: 0 P: 5	R: 2 E: 0 K: 0 S: 6 H: 3 LOB: 1 BB: 0 P: 7	R: 1 E: 0 K: 1 S: 7 H: 2 LOB: 1 BB: 0 P: 7	R: 1 E: 0 K: 1 S: 7 H: 2 LOB: 1 BB: 0 P: 7	R: 0 E: 0 K: 1 S: 5 H: 1 LOB: 0 BB: 0 P: 5	R: 1 E: 0 K: 0 S: 3 H: 0 LOB: 2 BB: 2 P: 13	R: 0 E: 0 K: 0 S: 4 H: 2 LOB: 1 BB: 0 P: 4

1B: 8 SF: 0
2B: 4 SAC: 1
3B: 0 DP: 0
HR: 0 HBP: 1

WP: 1 PA: 40
PB: 1
SB: 1
CS: 0

PITCHER		IP	WLS	BF	H	R	ER	SO	BB	IBB	HBP	BLK	WP	HR	S	P	ERA	WHIP
36 Edwin Jackson, R ERA: 4.05	(1, 1)	5.0		23	8	5	5	2	0	0	0	0	1	0	27	28	9.00	1.600
47 Hisanori Takahashi, L ERA: 3.29	(6, 1)	2.0		7	2	0	0	2	0	0	0	0	0	0	11	11	0.00	1.000
49 Carlos Marmol, R ERA: 1.86	(8, 1)	1.0	W	6	0	1	0	0	2	0	1	0	0	0	3	13	0.00	2.000
48 Rafael Dolis, R ERA: 4.76	(9, 1)	1.0	S	4	2	0	0	0	0	0	0	0	0	0	4	4	0.00	2.000

PITCHER	IP	WLS	BF	H	R	ER	SO	BB	IBB	HBP	BLK	WP	HR	S	P	ERA	WHIP

TOP

Los Angeles Angels @ Chicago Cubs

Hohokam Park, Mesa, AZ

Sat Mar 23 2013, 4:07 PM - 7:02 PM EDT

Att. 13,012 - Sunny - 76 F

livebaseballscorecards.com

AB	36
R	6
H	12
RBI	5
BB	2
SO	4
LOB	18

BOTTOM

Batter	1	2	3	4	5	6	7	8	9	AB	R	H	RBI	BB	SO	LOB
9 David DeJesus, L (1, 8) OBP: 0.438, SLG: 0.568	G6-3		F7		1B (1-2)		1B (6 2B; 1-3, 3-H)	P3		5	1	2	1	0	0	3
13 Starlin Castro, R (1, 6) OBP: 0.485, SLG: 0.621 6 Alberto Gonzalez, R (7, 6) OBP: 0.324, SLG: 0.500	K			1B	F8		2B (2-H, 3-H)			3 1	0 0	1 1	0 2	0 0	1 0	2 0
44 Anthony Rizzo, L (1, 3) OBP: 0.278, SLG: 0.324	G4-3			K	1B (21 FC6-4)		G6-3			4	0	1	0	0	1	1
21 Scott Hairston, R (1, 7) OBP: 0.208, SLG: 0.370		F7		P6		FC6-4 (19 2B; 1-2f)	HR			4	2	1	1	0	0	2
19 Nate Schierholtz, L (1, 9) OBP: 0.362, SLG: 0.529		K		F9		2B (1-H)	F7			4	0	1	1	0	1	1
30 Dioner Navarro, S (1, 2) OBP: 0.341, SLG: 0.526 51 Steve Clevenger, L (7, 2) OBP: 0.400, SLG: 0.459 90 Shawon Dunston Jr., L (8, PR) 48 Rafael Dolis, R (9, 1)	G3				G6-3	F7		P3 (20 G4-3; 53 WP)		3 1 0 0	0 0 1 0	0 1 0 0	0 0 0 0	0 0 0 0	0 0 0 0	1 0 0 0
24 Luis Valbuena, L (1, 5) OBP: 0.278, SLG: 0.320			G4-3		F9	K		P3		4	0	0	0	0	1	2
15 Darwin Barney, R (1, 4) OBP: 0.283, SLG: 0.382 20 Brent Lillibridge, R (7, 4) OBP: 0.500, SLG: 0.871			K		2B (36 1B)		3B (9 1B)	G4-3 (2-3)		2 2	1 1	1 1	0 0	0 0	1 0	0 1
36 Edwin Jackson, R (1, 1) OBP: 0.286, SLG: 0.286 47 Hisanori Takahashi, L (6, 1) 17 Dave Sappelt, R (7, PH) OBP: 0.234, SLG: 0.409 49 Carlos Marmol, R (8, 1) 53 Welington Castillo, R (8, PH) OBP: 0.302, SLG: 0.405 (9, 2)			1B		2B (9 1B; 2-H)		BB (9 1B; 6 2B)	BB (3-H)		2 0 0 0 0	0 0 1 0 0	2 0 0 0 1	1 0 0 0 0	0 0 1 0 0	0 0 0 0 0	0 0 0 0 0
Inning Stats	R: 0 E: 0 K: 1 S: 5 H: 0 LOB: 0 BB: 0 P: 5	R: 0 E: 0 K: 1 S: 5 H: 0 LOB: 0 BB: 0 P: 5	R: 0 E: 0 K: 1 S: 6 H: 1 LOB: 1 BB: 0 P: 6	R: 0 E: 0 K: 1 S: 6 H: 1 LOB: 1 BB: 0 P: 6	R: 1 E: 0 K: 0 S: 6 H: 3 LOB: 2 BB: 0 P: 6	R: 1 E: 0 K: 1 S: 7 H: 2 LOB: 1 BB: 0 P: 7	R: 4 E: 0 K: 0 S: 7 H: 4 LOB: 0 BB: 1 P: 11	R: 1 E: 0 K: 0 S: 4 H: 1 LOB: 2 BB: 1 P: 8		1B: 6 2B: 4 3B: 1 HR: 1	SF: 0 SAC: 0 DP: 0 HBP: 0						

PITCHER		IP	WLS	BF	H	R	ER	SO	BB	IBB	HBP	BLK	WP	HR	S	P	ERA	WHIP
55 Joe Blanton, R ERA: 3.46	(1, 1)	6.0		25	7	2	2	5	0	0	0	0	0	0	35	35	3.00	1.167
63 Nick Maronde, L ERA: 11.17	(7, 1)	1.0	B	7	4	4	4	0	1	0	0	0	0	1	7	11	36.00	5.000
49 Ernesto Frieri, R ERA: 7.36	(8, 1)	1.0	L	5	1	1	1	0	1	0	0	0	1	0	4	8	9.00	2.000

PITCHER	IP	WLS	BF	H	R	ER	SO	BB	IBB	HBP	BLK	WP	HR	S	P	ERA	WHIP

Los Angeles Angels @ Chicago Cubs
Hohokam Park, Mesa, AZ
Sat Mar 23 2013, 4:07 PM - 7:02 PM EDT
Att. 13,012 - Sunny - 76 F

livebaseballscorecards.com

AB	35
R	7
H	12
RBI	6
BB	2
SO	5
LOB	13

WP: 1	PA: 37		
PB: 0			
SB: 0			
CS: 0			

Batter	1	2	3	4	5	6	7	8	9	AB	R	H	RBI	BB	SO	LOB
22 Logan Schafer, L (1, 8) OBP: 0.333, SLG: 0.400	C X 0-1 ① G6-3		X 0-0 ③ F9		X 0-0 ③ G1-3			X 0-0 90 FC3-6 1B		3	0	0	0	0	0	0
28 Rene Tosoni, L (7, 9) OBP: 0.333, SLG: 0.500										1	0	1	0	0	0	0
9 Jean Segura, R (1, 6) OBP: 0.348, SLG: 0.511	X 0-0 ② G6-3			X 0-0 16 2B 3B		S S S 0-3 ① K		X 0-0 ② FC3-6 20 WP 1-2f		3	1	1	0	0	1	0
90 T.J. Mittelstaedt, L (6, 5)										1	0	0	0	0	0	1
20 Jonathan Lucroy, R (1, 2) OBP: 0.286, SLG: 0.357	X 0-0 ③ G5-3			X 0-0 ① G1-3		C C C 0-3 ② K		D X 1-0 ③ G6-3 1-2		4	0	0	0	0	1	2
Rob Wooten, R (8, 1)										0	0	0	0	0	0	0
16 Aramis Ramirez, R (1, 5) OBP: 0.226, SLG: 0.419		S S S 0-3 ① K		X 0-0 3-H 2B		X 0-0 ③ P4			X 0-0 ① G6-3	3	0	1	1	0	1	0
32 Tom Gorzelanny, R (6, 1)										0	0	0	0	0	0	0
53 Brandon Kintzler, R (6, 1)										0	0	0	0	0	0	0
97 Joey Paciorek, R (8, 3)										1	0	0	0	0	0	0
11 Alex Gonzalez, R (1, 4) OBP: 0.237, SLG: 0.371		X 0-0 ② P3		B B B B 4-0 BB			X 0-0 ① P3		X 0-0 ② F7	2	0	0	0	1	0	0
21 Donnie Murphy, R (7, 7) OBP: 0.304, SLG: 0.366										1	0	0	0	0	0	0
15 Caleb Gindl, L (1, 9) OBP: 0.278, SLG: 0.320		X 0-0 18 S 1B		S S S 0-3 ② K			X 0-0 ② L4		X 0-0 ③ P3	3	0	1	0	0	1	2
93 Tyrone Taylor, R (7, 8)										1	0	0	0	0	0	0
18 Khris Davis, R (1, 7) OBP: 0.373, SLG: 0.723		S X 0-1 ③ G4-3 1-2		X 0-0 ③ G5-3			F B B B B 4-1 50 S BB			2	0	0	0	1	0	3
70 Brandon Macias, R (7, 4)										0	0	0	0	0	0	0
50 Blake Lalli, L (1, 3) OBP: 0.364, SLG: 0.463			X 0-0 ① G4-3		X 0-0 ① G6-3		C S S 0-3 ③ K 1-2			3	0	0	0	0	1	1
(8, 2)																
41 Marco Estrada, R (1, 1)			C C C 0-3 ② K		X 0-0 ② G3-1			S S S 0-3 ① K		2	0	0	0	0	1	0
94 Blake Davis, L (6, 6) OBP: 0.400, SLG: 0.308										1	0	0	0	0	1	0
Inning Stats	R: 0 H: 0 E: 0 LOB: 0 K: 0 BB: 0 S: 4 P: 4	R: 0 H: 1 E: 0 LOB: 1 K: 1 BB: 0 S: 7 P: 7	R: 0 H: 0 E: 0 LOB: 0 K: 1 BB: 0 S: 5 P: 5	R: 1 H: 2 E: 0 LOB: 2 K: 1 BB: 1 S: 7 P: 11	R: 0 H: 0 E: 0 LOB: 0 K: 0 BB: 0 S: 3 P: 3	R: 0 H: 0 E: 0 LOB: 0 K: 2 BB: 0 S: 7 P: 7	R: 0 H: 0 E: 0 LOB: 1 K: 1 BB: 1 S: 6 P: 10	R: 0 H: 1 E: 0 LOB: 1 K: 1 BB: 0 S: 6 P: 7	R: 0 H: 0 E: 0 LOB: 0 K: 0 BB: 0 S: 3 P: 3	1B: 2 SF: 0 2B: 1 SAC: 0 3B: 1 DP: 0 HR: 0 HBP: 0						

TOP

Milwaukee Brewers @ Los Angeles Angels

Tempe Diablo Stadium, Tempe, AZ

Sat Mar 23 2013, 4:13 PM - 6:53 PM EDT

Att. 9,662 - Sunny - 76 F

livebaseballscorecards.com

AB	31
R	1
H	4
RBI	1
BB	2
SO	7
LOB	9

PITCHER		IP	WLS	BF	H	R	ER	SO	BB	IBB	HBP	BLK	WP	HR	S	P	ERA	WHIP
Garrett Richards, R ERA: 1.88	(1, 1)	6.1	W	23	3	1	1	5	1	0	0	0	0	0	34	38	1.42	0.632
35 Mitch Stetter, L ERA: 9.0	(7, 1)	0.2	H	3	0	0	0	1	1	0	0	0	0	0	5	9	0.00	1.500
86 Kevin Johnson, R ERA: 5.19	(8, 1)	1.0	H	4	1	0	0	1	0	0	0	0	1	0	6	7	0.00	1.000
61 Chad Cordero, R ERA: 19.06	(9, 1)	1.0		3	0	0	0	0	0	0	0	0	0	0	3	3	0.00	0.000

PITCHER	IP	WLS	BF	H	R	ER	SO	BB	IBB	HBP	BLK	WP	HR	S	P	ERA	WHIP

Batter	1	2	3	4	5	6	7	8	9	AB	R	H	RBI	BB	SO	LOB
27 Mike Trout, R (1, 7) OBP: 0.527, SLG: 0.674 12 Matt Long, L (7, 7) OBP: 0.667, SLG: 1.500 (8, 8)	0-0 32 F8 · 2 BB 44 PB 1B		4-0 2 SH5-4 · 2 S BB		0-0 ② ③ G6-4-3 1-2f		0-0 ③ G5-3			2 1	1 0	1 0	0 0	1 0	0 0	1 2
2 Erick Aybar, S (1, 6) OBP: 0.435, SLG: 0.700 12 Tommy Field, R (6, PR) OBP: 0.310, SLG: 0.240 (7, 6)	4-0 44 PB · 32 E 47 3B 1-2 BB		0-1 ① SH5-4 1-3			0-0 2B		0-0 E4 79 1B 54 WP		1 1	1 1	1 0	0 0	1 0	0 0	0 0
32 Josh Hamilton, L (1, 10) OBP: 0.283, SLG: 0.465 C.J. Cron, R (8, PH) (9, 10)	0-0 ① F8 1-2 2-3		0-3 ② K			0-0 ① P5		0-0 ① F7		3 1	0 0	0 0	0 0	0 0	1 0	4 1
44 Mark Trumbo, R (1, 3) OBP: 0.293, SLG: 0.309 18 Luis Jimenez, R (7, 3) OBP: 0.354, SLG: 0.375	0-3 ② K 2-3 3-H		0-3 ③ K			0-0 ② G6-3		0-0 ② G6-3		3 1	0 0	0 0	0 0	0 0	2 0	3 1
47 Howie Kendrick, R (1, 4) OBP: 0.491, SLG: 0.889 79 Taylor Lindsey, L (7, 4) OBP: 0.462, SLG: 0.692	0-0 3B 3-H			0-0 ① L6		0-0 ③ P4		0-0 54 WP 54 1B 2-3 1B		3 1	0 1	1 1	1 1	0 0	0 0	1 0
6 Alberto Callaspo, S (1, 5) OBP: 0.367, SLG: 0.432 54 Trent Oeltjen, L (7, PR) OBP: 0.412, SLG: 0.533 (8, 7)	0-0 ③ F7			0-0 ② F8			0-0 16 G6-3 · 16 S 25 2B 1B	1-0 1-H 3-H 1B		3 1	0 1	1 1	0 1	0 0	0 0	1 0
10 Vernon Wells, R (1, 9) OBP: 0.390, SLG: 0.722 22 John Hester, R (8, 2) OBP: 0.292, SLG: 0.190		0-0 ① F7		0-0 ③ F7			0-3 ① K	0-3 ③ K		3 1	0 0	0 0	0 0	0 0	1 1	1 1
16 Hank Conger, L (1, 2) OBP: 0.455, SLG: 0.833 85 Randal Grichuk, R (8, 9) OBP: 0.412, SLG: 0.533		0-0 ② F7			4-0 27 G6-4-3 BB		0-1 ② G6-3 1-3			2 0	0 0	0 0	0 0	1 0	0 0	1 0
25 Peter Bourjos, R (1, 8) OBP: 0.385, SLG: 0.596 Brian Hernandez, R (8, 5) OBP: 1.000, SLG: 1.000		0-0 ③ F8			0-3 ① K		0-0 2B 3-H			3 0	0 0	1 0	1 0	0 0	1 0	1 0
Inning Stats	R: 2 E: 1 K: 1 S: 7 H: 2 LOB: 1 BB: 1 P: 11	R: 0 E: 0 K: 0 S: 3 H: 0 LOB: 0 BB: 0 P: 3	R: 0 E: 0 K: 2 S: 8 H: 0 LOB: 1 BB: 1 P: 12	R: 0 E: 0 K: 0 S: 3 H: 0 LOB: 0 BB: 0 P: 3	R: 0 E: 0 K: 1 S: 4 H: 0 LOB: 0 BB: 1 P: 8	R: 0 E: 0 K: 0 S: 4 H: 1 LOB: 1 BB: 0 P: 4	R: 1 E: 0 K: 1 S: 8 H: 2 LOB: 2 BB: 0 P: 8	R: 2 E: 1 K: 1 S: 8 H: 2 LOB: 1 BB: 0 P: 9		1B: 4 2B: 2 3B: 1 HR: 0	SF: 0 SAC: 1 DP: 1 HBP: 0						

PITCHER		IP	WLS	BF	H	R	ER	SO	BB	IBB	HBP	BLK	WP	HR	S	P	ERA	WHIP
41 Marco Estrada, R ERA: 1.88	(1, 1)	5.0	L	19	2	2	2	4	3	0	0	0	0	0	25	37	3.60	1.000
32 Tom Gorzelanny, L ERA: 3.38	(6, 1)	0.2		3	1	0	0	0	0	0	0	0	0	0	3	3	0.00	1.500
53 Brandon Kintzler, R ERA: 5.11	(6, 1)	1.1		6	2	1	1	1	0	0	0	0	0	0	9	9	6.75	1.500
Rob Wooten, R ERA: 5.79	(8, 1)	1.0		6	2	2	0	1	0	0	0	0	1	0	8	9	0.00	2.000

PITCHER	IP	WLS	BF	H	R	ER	SO	BB	IBB	HBP	BLK	WP	HR	S	P	ERA	WHIP

BOTTOM

Milwaukee Brewers @ Los Angeles Angels

Tempe Diablo Stadium, Tempe, AZ

Sat Mar 23 2013, 4:13 PM - 6:53 PM EDT

Att. 9,662 - Sunny - 76 F

livebaseballscorecards.com

AB	30
R	5
H	7
RBI	3
BB	3
SO	6
LOB	18

WP: 1 PB: 1 SB: 2 CS: 0 PA: 34

Batter	1	2	3	4	5	6	7	8	9	AB	R	H	RBI	BB	SO	LOB
16 Ángel Pagán, S (1, 8) OBP: 0.292, SLG: 0.417 10 Gary Brown, R (8, 8) OBP: 0.265, SLG: 0.406	P3		F9		L8		1B	F8		5 0	0 0	1 0	0 0	0 0	0 0	3 0
19 Marco Scutaro, R (1, 4) OBP: 0.276, SLG: 0.231 Nick Noonan, L (5, 4) OBP: 0.232, SLG: 0.370 (8, 5)	F9		F9		K		K		F8	3 2	0 0	0 0	0 0	0 0	1 1	1 2
8 Hunter Pence, R (1, 9) OBP: 0.429, SLG: 0.649 72 Heath Hembree, R (9, 1)	1B		2B		F7			13 WP 28 1B 13 G6-3 HBP	28 S 28 1B BB	3 0	2 0	2 0	0 0	1 0	0 0	1 0
28 Buster Posey, R (1, 10) OBP: 0.333, SLG: 0.278 14 Francisco Peguero, R (9, PR) OBP: 0.358, SLG: 0.462 (9, 9)	F9		F9			G5-3		13 WP 35 2B 1B	66 S 1B	5 0	1 0	2 0	1 0	0 0	0 0	2 0
13 Joaquin Arias, R (1, 5) OBP: 0.231, SLG: 0.294 (8, 3)		G5-3		K2-3		G5-3		G6-3	K	5	0	0	1	0	2	2
56 Andres Torres, S (1, 7) OBP: 0.395, SLG: 0.500 66 Joe Panik, L (8, 4) OBP: 0.231, SLG: 0.091		12 BB 1B		G4-3		F9		35 2B BB	K	3 1	0 0	1 0	0 0	1 1	0 1	0 1
35 Brandon Crawford, L (1, 6) OBP: 0.418, SLG: 0.563		K		12 S 1B			12 G1-3 85 1B BB	12 2B 2B		3	2	2	1	1	1	1
12 Guillermo Quiroz, R (1, 2) OBP: 0.353, SLG: 0.357		BB		K			G1-3	2B		3	0	1	1	1	1	2
85 Ricky Oropesa, L (1, 3) OBP: 0.379, SLG: 0.577 2 Cole Gillespie, R (8, PH) OBP: 0.375, SLG: 0.458 (8, 7)		K			2B		16 CS 1B	BB		3 0	0 0	2 0	1 0	0 1	1 0	2 0
Inning Stats	R: 0 E: 0 K: 0 S: 4 H: 1 LOB: 1 BB: 0 P: 4	R: 0 E: 0 K: 2 S: 8 H: 1 LOB: 2 BB: 1 P: 12	R: 0 E: 0 K: 0 S: 4 H: 1 LOB: 1 BB: 0 P: 4	R: 0 E: 0 K: 2 S: 8 H: 1 LOB: 1 BB: 0 P: 8	R: 0 E: 0 K: 1 S: 6 H: 1 LOB: 1 BB: 0 P: 6	R: 0 E: 0 K: 0 S: 3 H: 0 LOB: 0 BB: 0 P: 3	R: 1 E: 0 K: 1 S: 6 H: 2 LOB: 2 BB: 1 P: 10	R: 3 E: 0 K: 0 S: 5 H: 3 LOB: 2 BB: 2 P: 15	R: 1 E: 0 K: 2 S: 9 H: 1 LOB: 2 BB: 1 P: 13	1B: 7 2B: 5 3B: 0 HR: 0 SF: 0 SAC: 0 DP: 1 HBP: 1						

PITCHER		IP	WLS	BF	H	R	ER	SO	BB	IBB	HBP	BLK	WP	HR	S	P	ERA	WHIP
60 Jason Vargas, L ERA: 4.71	(1, 1)	6.0		25	5	1	1	5	2	0	0	0	0	0	33	41	1.50	1.167
84 Robert Coello, R ERA: 7.94	(7, 1)	1.0	B	4	2	0	0	1	0	0	0	0	0	0	6	6	0.00	2.000
37 Scott Downs, L ERA: 7.94	(8, 1)	0.2	B	7	3	3	3	0	2	0	1	0	1	0	4	14	40.50	7.500
12 Mike Morin, R ERA:	(8, 1)	0.1		1	0	0	0	0	0	0	0	0	0	0	1	1	0.00	0.000
49 Ernesto Frieri, R ERA: 7.88	(9, 1)	0.2	L	4	1	1	1	1	1	0	0	0	0	0	6	10	13.50	3.000

PITCHER		IP	WLS	BF	H	R	ER	SO	BB	IBB	HBP	BLK	WP	HR	S	P	ERA	WHIP
79 Ty Kelley, R ERA:	(9, 1)	0.1		1	0	0	0	1	0	0	0	0	0	0	3	3	0.00	0.000

TOP

San Francisco Giants @ Los Angeles Angels

Tempe Diablo Stadium, Tempe, AZ

Sun Mar 24 2013, 4:12 PM - 7:53 PM EDT

Att. 9,657 - Sunny - 73 F

livebaseballscorecards.com

AB	36
R	5
H	11
RBI	5
BB	5
SO	8
LOB	17

WP: 1 PB: 0 SB: 3 CS: 1 PA: 42

Batter	1	2	3	4	5	6	7	8	9	AB	R	H	RBI	BB	SO	LOB
27 Mike Trout, R (1, 7) OBP: 0.508, SLG: 0.660 39 JB Shuck, L (8, 7) OBP: 0.381, SLG: 0.400 18 Luis Jimenez, R (8, PH) OBP: 0.367, SLG: 0.375 (9, 5)	F8		F8		F8 2-3		2 SH3-4 32 2B 3-H 2B	DBBO BB		4 0 0	1 0 0	1 0 0	1 0 0	0 0 1	0 0 0	2 0 0
2 Erick Aybar, S (1, 6) OBP: 0.370, SLG: 0.583	G5-3		G6-3		CCC K		SH3-4 2-3	L4		4	0	0	0	0	1	4
5 Albert Pujols, R (1, 3) OBP: 0.421, SLG: 0.706 68 Efren Navarro, L (7, 3) OBP: 0.333, SLG: 0.286 8 Luis Antonio Rodriguez, S (6, PH) OBP: 0.311, SLG: 0.275 (8, 3)	32 2B 1B			32 G1-4-3 47 1B 2B	BBBB 1-2 BB	B 32 2B IBB	F7			2 0 1	1 0 1	2 0 1	0 0 0	1 0 1	0 0 0	0 0 0
32 Josh Hamilton, L (1, 9) OBP: 0.300, SLG: 0.511 56 Kole Calhoun, L (7, PR) OBP: 0.304, SLG: 0.395 (8, 9)	1-3 2B			G1-4-3 2-3	SCS K		1-H 3-H 2B		SSS K	4 1	0 0	2 0	2 0	0 0	1 1	4 0
44 Mark Trumbo, R (1, 10) OBP: 0.302, SLG: 0.317	F8			SSS K		6 G6-3 1B	P3		1B	5	0	2	0	0	1	4
47 Howie Kendrick, R (1, 4) OBP: 0.475, SLG: 0.845 7 Andrew Romine, S (8, 4) OBP: 0.333, SLG: 0.325		F8		17 CS 6 BB 3-H 1B		F9	SSS K		G1-3	4 1	0 0	1 0	1 0	0 0	1 0	2 1
6 Alberto Callaspo, S (1, 5) OBP: 0.396, SLG: 0.447 21 Kevin Moesquit, R (8, PR) 84 Zach Borenstein, L (9, 7)		17 G5-4-3 1B		BBBB 1-2 BB		G6-3 1-2		46 SH1-4 1B		3 0 0	0 0 0	2 0 0	0 0 0	1 0 0	0 0 0	1 0 0
17 Chris Iannetta, R (1, 2) OBP: 0.447, SLG: 0.548 46 Chris Snyder, R (8, 2) OBP: 0.261, SLG: 0.333	G5-4-3 1-2f			B CS 2-3	BBBB 27 F8 25 1B BB		F8		SH1-4 1-2	2 0	0 0	0 0	0 0	1 0	0 0	2 0
25 Peter Bourjos, R (1, 8) OBP: 0.393, SLG: 0.627			SSS K		5 BB 1-2 1B		27 2B 3B	SSS K		4	1	2	0	0	2	2
Inning Stats	R: 0 E: 0 K: 0 S: 5 H: 2 LOB: 2 BB: 0 P: 5	R: 0 E: 0 K: 0 S: 3 H: 1 LOB: 0 BB: 0 P: 3	R: 0 E: 0 K: 1 S: 5 H: 0 LOB: 0 BB: 0 P: 5	R: 1 E: 0 K: 1 S: 6 H: 2 LOB: 1 BB: 1 P: 11	R: 0 E: 0 K: 2 S: 8 H: 1 LOB: 3 BB: 2 P: 16	R: 0 E: 0 K: 0 S: 4 H: 1 LOB: 1 BB: 0 P: 4	R: 3 E: 0 K: 1 S: 8 H: 3 LOB: 1 BB: 1 P: 12	R: 0 E: 0 K: 1 S: 6 H: 1 LOB: 2 BB: 1 P: 10	R: 0 E: 0 K: 1 S: 6 H: 1 LOB: 1 BB: 0 P: 6	1B: 7 2B: 4 3B: 1 HR: 0 SF: 0 SAC: 2 DP: 1 HBP: 0						

PITCHER		IP	WLS	BF	H	R	ER	SO	BB	IBB	HBP	BLK	WP	HR	S	P	ERA	WHIP
75 Barry Zito, L ERA: 3.0	(1, 1)	5.0		22	6	1	1	4	3	0	0	0	0	0	27	40	1.80	1.800
51 Scott Proctor, R ERA: 4.91	(6, 1)	1.0		4	1	0	0	0	0	0	0	0	0	0	4	4	0.00	1.000
50 Jose Mijares, L ERA: 19.29	(7, 1)	0.1		5	3	3	3	0	0	1	0	0	0	0	4	8	81.00	9.000
53 Chad Gaudin, R ERA: 2.81	(7, 1)	0.2		2	0	0	0	1	0	0	0	0	0	0	4	4	0.00	0.000
41 Jeremy Affeldt, L ERA: 4.26	(8, 1)	1.0	W	5	1	0	0	1	1	0	0	0	0	0	6	10	0.00	2.000

PITCHER		IP	WLS	BF	H	R	ER	SO	BB	IBB	HBP	BLK	WP	HR	S	P	ERA	WHIP
72 Heath Hembree, R ERA: 5.63	(9, 1)	1.0	S	4	1	0	0	1	0	0	0	0	0	0	6	6	0.00	1.000

BOTTOM

San Francisco Giants @ Los Angeles Angels

Tempe Diablo Stadium, Tempe, AZ

Sun Mar 24 2013, 4:12 PM - 7:53 PM EDT

Att. 9,657 - Sunny - 73 F

livebaseballscorecards.com

AB	35
R	4
H	12
RBI	4
BB	5
SO	7
LOB	22

WP: 0 PA: 43
PB: 0
SB: 0
CS: 1

Los Angeles Angels @ Chicago White Sox

Camelback Ranch, Glendale, AZ

Mon Mar 25 2013, 4:08 PM - 7:08 PM EDT

Att. 8,911 - Sunny - 81 F

TOP

livebaseballscorecards.com

Batter	1	2	3	4	5	6	7	8	9	AB	R	H	RBI	BB	SO	LOB
27 Mike Trout, R (1, 7) OBP: 0.492, SLG: 0.627	S S S 0-3 ① K	S S S 0-3 ② K	x 0-0 ③ F8			x 0-0 2 F7-4 1B		x 0-0 ③ G3-1	x 0-0 ③ F8	4	0	1	0	0	2	2
20 Brendan Harris, R (8, PH) OBP: 0.327, SLG: 0.417 (8, 5)										2	0	0	0	0	0	3
2 Erick Aybar, S (1, 6) OBP: 0.355, SLG: 0.571	x 0-0 ② B1-3	x 0-0 ③ G6-3		x 0-0 32 G1-3 2B		x 0-0 ② F7-4 1-2			B B B B 4-0 8 BLK 16 G3 8 2B BB	4	0	1	0	0	0	2
68 Efren Navarro, L (8, 3) OBP: 0.353, SLG: 0.286										0	1	0	0	1	0	0
5 Albert Pujols, R (1, 10) OBP: 0.429, SLG: 0.684	x 0-0 32 1B 1B	x 0-0 32 1B 44 2B 1B	S S S 0-3 ① K				S S S 0-3 ① K		x 0-0 ① G3 1-2	4	1	2	0	0	2	1
16 Hank Conger, L (9, PH) OBP: 0.441, SLG: 0.806 (9, 10)										1	0	0	0	0	0	1
32 Josh Hamilton, L (1, 9) OBP: 0.315, SLG: 0.510	x 0-0 1-2 1B	x 0-0 44 2B 1-3 1B	x 0-0 ② G1-3 2-3				x 0-0 ② G3-1		x 0-0 54 3B 2-H 2B	4	1	2	0	0	0	1
8 Luis Antonio Rodriguez, S (8, 4) OBP: 0.326, SLG: 0.317										1	1	1	1	0	0	0
44 Mark Trumbo, R (1, 3) OBP: 0.299, SLG: 0.328	S S S 0-3 ③ K	x 0-0 ① 2-H 3-H 2B	S S S 0-3 ③ K2-3				x 0-0 ③ F8		x 0-0 39 E 2-H 3B	4	0	1	2	0	2	3
54 Trent Oeltjen, L (8, 7) OBP: 0.444, SLG: 0.688										1	1	1	1	0	0	0
47 Howie Kendrick, R (1, 4) OBP: 0.484, SLG: 0.833	B B B B 4-0 17 HR BB	x 0-0 6 PB 6 HR 1B			x 0-0 ① F8			x 0-0 7 2B 2B	x 0-0 E3 22 1B 7 1B 3-H	2	2	1	0	1	0	0
39 JB Shuck, L (8, PH) OBP: 0.386, SLG: 0.429 (8, 8)										2	2	1	1	0	0	0
6 Alberto Callaspo, S (1, 5) OBP: 0.393, SLG: 0.500	x 0-0 ① P3	B x 1-0 1-H HR			x 0-0 ② G6-3			x 0-0 ① F8	S S S 0-3 ② K	3	1	1	2	0	0	1
56 Kole Calhoun, L (8, PH) OBP: 0.292, SLG: 0.375 (8, 9)										2	0	0	0	0	1	2
17 Chris Iannetta, R (1, 2) OBP: 0.440, SLG: 0.600	x 0-0 1-H HR	x 0-0 ② F9			x 0-0 ③ G4-3			x 0-0 ② G6-3	x 0-0 7 1B 1-2 1B	3	1	1	2	0	0	0
22 John Hester, R (6, 2) OBP: 0.308, SLG: 0.217										2	0	1	0	0	0	1
25 Peter Bourjos, R (1, 8) OBP: 0.407, SLG: 0.630	x 0-0 1B	x 0-0 1B				x 0-0 ① P5		x 0-0 2-H 2B	x 0-0 1-2 2-H 1B	3	0	2	0	0	0	0
7 Andrew Romine, S (8, PH) OBP: 0.362, SLG: 0.381 (8, 6)										2	0	2	2	0	0	0

	AB	44
	R	11
	H	18
	RBI	11
	BB	2
	SO	7
	LOB	17

Inning Stats	1	2	3	4	5	6	7	8	9
	R: 0 E: 0 K: 2 S: 9	H: 2 LOB: 2 BB: 0 P: 9	R: 2 E: 0 K: 1 S: 7	H: 2 LOB: 1 BB: 1 P: 11	R: 4 E: 0 K: 0 S: 8	H: 6 LOB: 1 BB: 0 P: 9	R: 0 E: 0 K: 2 S: 8	H: 1 LOB: 1 BB: 0 P: 8	R: 0 E: 0 K: 0 S: 3	H: 0 LOB: 0 BB: 0 P: 3	R: 0 E: 0 K: 0 S: 3	H: 1 LOB: 0 BB: 0 P: 3	R: 0 E: 0 K: 1 S: 5	H: 0 LOB: 0 BB: 0 P: 5	R: 1 E: 0 K: 0 S: 5	H: 2 LOB: 1 BB: 0 P: 5	R: 4 E: 1 K: 1 S: 10	H: 4 LOB: 2 BB: 1 P: 14

1B: 10	SF: 0
2B: 6	SAC: 0
3B: 1	DP: 1
HR: 2	HBP: 0

WP: 0	PA: 46
PB: 1	
SB: 0	
CS: 0	

PITCHER		IP	WLS	BF	H	R	ER	SO	BB	IBB	HBP	BLK	WP	HR	S	P	ERA	WHIP
34 Gavin Floyd, R ERA: 6.1	(1, 1)	7.0	L	33	13	7	7	6	1	0	0	0	0	2	44	49	9.00	2.000
65 Nate Jones, R ERA:	(8, 1)	1.0		4	1	0	0	0	0	0	0	0	0	0	4	4	0.00	1.000
26 Jesse Crain, R ERA: 16.2	(9, 1)	0.2		7	3	4	3	1	1	0	0	1	0	0	8	12	40.50	6.000
40 Ramon Troncoso, R ERA: 3.18	(9, 1)	0.1		2	1	0	0	0	0	0	0	0	0	0	2	2	0.00	3.000

PITCHER		IP	WLS	BF	H	R	ER	SO	BB	IBB	HBP	BLK	WP	HR	S	P	ERA	WHIP

BOTTOM

Los Angeles Angels @ Chicago White Sox

Camelback Ranch, Glendale, AZ

Mon Mar 25 2013, 4:08 PM - 7:08 PM EDT

Att. 8,911 - Sunny - 81 F

livebaseballscorecards.com

Batter	1	2	3	4	5	6	7	8	9	AB	R	H	RBI	BB	SO	LOB
30 Alejandro De Aza, L (1, 8) OBP: 0.387, SLG: 0.519	G3-1		G4-3 1-3		3B			10 WP 10 G6-3 2B	G6-3	3	0	1	0	0	0	1
86 Brandon Short, R (8, 8) OBP: 0.385, SLG: 0.455										2	1	1	0	0	0	0
10 Alexei Ramirez, R (1, 6) OBP: 0.291, SLG: 0.340	G5-3		G6-3 3-H		F9			G6-3 2-H		4	0	0	2	0	0	1
5 Angel Sanchez, R (9, 6) OBP: 0.333, SLG: 0.333										0	0	0	0	0	0	0
7 Jeff Keppinger, R (1, 5) OBP: 0.543, SLG: 0.590	1B		F8			P3		25 1B 2B		3	0	1	0	0	0	0
12 Conor Gillaspie, L (7, 5) OBP: 0.380, SLG: 0.585										1	1	1	0	0	0	0
44 Adam Dunn, L (1, 3) OBP: 0.339, SLG: 0.388	K			K		F9		2-H 1B		3	0	0	0	0	2	1
25 Josh Bell, S (7, 3) OBP: 0.379, SLG: 0.704										1	0	1	1	0	0	0
14 Paul Konerko, R (1, 10) OBP: 0.381, SLG: 0.627		G5-3		G6-3		K		G3		4	0	0	0	0	1	1
24 Dayan Viciedo, R (1, 7) OBP: 0.304, SLG: 0.500		28 G4-3 2B		BB			K	78 HR 1B		2	0	1	0	1	1	0
76 Stefan Gartrell, R (8, 7) OBP: 0.333, SLG: 0.438										1	1	1	0	0	0	0
28 Dewayne Wise, L (1, 9) OBP: 0.309, SLG: 0.500		G4-3 2-3		G3			F8	K		3	0	0	0	0	0	2
87 Jim Gallagher, L (8, 9) OBP: 0.200, SLG: 0.200										1	0	0	0	0	1	1
21 Tyler Flowers, R (1, 2) OBP: 0.386, SLG: 0.500		K			K		F9	K		4	0	0	0	0	3	2
15 Gordon Beckham, R (1, 4) OBP: 0.303, SLG: 0.492			30 G4-3 10 G6-3 30 S 1B		G4-3			F8	HR 1-H	3	1	1	0	0	0	0
78 Tyler Saladino, R (9, 4) OBP: 0.556, SLG: 0.875										1	1	1	2	0	0	0

Inning Stats	1	2	3	4	5	6	7	8	9
	R: 0 E: 0 K: 1 S: 6 H: 1 LOB: 1 BB: 0 P: 6	R: 0 E: 0 K: 1 S: 6 H: 1 LOB: 1 BB: 0 P: 6	R: 1 E: 0 K: 0 S: 4 H: 1 LOB: 0 BB: 0 P: 5	R: 0 E: 0 K: 1 S: 5 H: 0 LOB: 1 BB: 1 P: 9	R: 0 E: 0 K: 1 S: 6 H: 1 LOB: 1 BB: 0 P: 6	R: 0 E: 0 K: 1 S: 5 H: 0 LOB: 0 BB: 0 P: 5	R: 0 E: 0 K: 1 S: 5 H: 0 LOB: 0 BB: 0 P: 5	R: 2 E: 0 K: 0 S: 6 H: 3 LOB: 1 BB: 0 P: 7	R: 2 E: 0 K: 2 S: 11 H: 2 LOB: 0 BB: 0 P: 13

AB	36
R	5
H	9
RBI	5
BB	1
SO	8
LOB	9

1B: 4 SF: 0 WP: 1 PA: 37
2B: 3 SAC: 0 PB: 0
3B: 1 DP: 0 SB: 1
HR: 1 HBP: 0 CS: 0

PITCHER		IP	WLS	BF	H	R	ER	SO	BB	IBB	HBP	BLK	WP	HR	S	P	ERA	WHIP
87 A.J. Schugel, R ERA: 5.14	(1, 1)	2.0	W	8	2	0	0	2	0	0	0	0	0	0	12	12	0.00	1.000
40 Kevin Jepsen, R ERA: 6.75	(3, 1)	1.0		4	1	1	1	0	0	0	0	0	0	0	4	5	9.00	1.000
24 Sean Burnett, L ERA: 12.27	(4, 1)	1.0		4	0	0	0	1	1	0	0	0	0	0	5	9	0.00	1.000
62 Jairo Díaz, R ERA:	(5, 1)	1.1		5	1	0	0	1	0	0	0	0	0	0	7	7	0.00	0.750
35 Mitch Stetter, L ERA: 6.75	(6, 1)	0.2		2	0	0	0	1	0	0	0	0	0	0	4	4	0.00	0.000

PITCHER		IP	WLS	BF	H	R	ER	SO	BB	IBB	HBP	BLK	WP	HR	S	P	ERA	WHIP
75 Caleb Graham, R ERA: 7.71	(7, 1)	1.0		3	0	0	0	1	0	0	0	0	0	0	5	5	0.00	0.000
Michael Cisco, R ERA: 18.0	(8, 1)	1.0		6	3	2	2	0	0	0	0	0	1	0	6	7	18.00	3.000
28 David Carpenter, R ERA: 5.23	(9, 1)	1.0		5	2	2	2	2	0	0	0	0	0	1	11	13	18.00	2.000

Los Angeles Angels @ Arizona Diamondbacks

Salt River Fields at Talking Stick, Scottsdale, AZ

Tue Mar 26 2013, 10:11 PM - 12:48 AM EDT

Att. 12,272 - Clear - 82 F

livebaseballscorecards.com

TOP

Batter	1	2	3	4	5	6	7	8	9	AB	R	H	RBI	BB	SO	LOB
25 Peter Bourjos, R (1, 8) OBP: 0.403, SLG: 0.614	0-0 56 K2-3 56 WP 1B		0-3 ③ K			0-3 ③ K		1-0 ③ CS 1-2	0-3 ① K	3	0	1	0	0	2	0
28 David Carpenter, R (8, 1)										0	0	0	0	0	0	0
35 Mitch Stetter, L (8, 1)										0	0	0	0	0	0	0
12 Matt Long, L (8, 7) OBP: 0.500, SLG: 1.000										1	0	0	0	0	1	0
39 JB Shuck, L (1, 7) OBP: 0.375, SLG: 0.413	0-0 ① F8			0-0 ① G4-3			0-0 E2 56 SH2-3 1B		0-3 ② K	4	0	1	0	0	1	1
(8, 8)																
56 Kole Calhoun, L (1, 9) OBP: 0.275, SLG: 0.349	1-3 ② K2-3 1-3			0-3 ② K			0-0 ① SH2-3 2-3		0-0 ③ G5-3	3	0	0	0	0	2	1
16 Hank Conger, L (1, 2) OBP: 0.405, SLG: 0.735	0-3 ③ K			0-3 ③ K			0-0 ② F9			3	0	0	0	0	2	2
22 John Hester, R (8, 2) OBP: 0.308, SLG: 0.217										0	0	0	0	0	0	0
20 Brendan Harris, R (1, 4) OBP: 0.333, SLG: 0.408		0-0 ① G1-6-3			4-0 18 CS BB		0-0 ③ P5			1	0	0	0	1	0	0
8 Luis Antonio Rodriguez, S (6, PH) OBP: 0.319, SLG: 0.310										1	0	0	0	0	0	1
(7, 4)																
68 Efren Navarro, L (1, 3) OBP: 0.351, SLG: 0.323		0-0 ② G3			0-0 ① F7			0-0 71 1B 2B		3	1	1	0	0	0	1
18 Luis Jimenez, R (1, 5) OBP: 0.353, SLG: 0.357		0-0 ③ P4			1-0 ② ③ F7 1-2			0-0 54 CS 2-H 1B		2	0	0	0	0	0	1
71 Kaleb Cowart, S (6, 5) OBP: 0.292, SLG: 0.381										1	0	1	1	0	0	0
7 Andrew Romine, S (1, 6) OBP: 0.340, SLG: 0.356			0-0 ① F9			0-0 ① L5		0-0 ① B1		3	0	0	0	0	0	1
36 Jered Weaver, R (1, 1)			0-3 ② K			0-3 ② K		4-0 ② 25 CS 1-2 BB		2	0	0	0	0	2	0
54 Trent Oeltjen, L (8, PH) OBP: 0.474, SLG: 0.688										0	0	0	0	1	0	0
(8, 7)																
84 Robert Coello, R (8, 1)										0	0	0	0	0	0	0
Inning Stats	R: 0 E: 0 K: 2 S: 8 H: 1 LOB: 1 BB: 0 P: 9	R: 0 E: 0 K: 0 S: 3 H: 0 LOB: 0 BB: 0 P: 3	R: 0 E: 0 K: 2 S: 7 H: 0 LOB: 0 BB: 0 P: 7	R: 0 E: 0 K: 2 S: 7 H: 0 LOB: 0 BB: 0 P: 7	R: 0 E: 0 K: 0 S: 2 H: 0 LOB: 0 BB: 1 P: 7	R: 0 E: 0 K: 2 S: 7 H: 0 LOB: 0 BB: 0 P: 7	R: 0 E: 1 K: 0 S: 4 H: 1 LOB: 1 BB: 0 P: 4	R: 1 E: 0 K: 0 S: 4 H: 2 LOB: 0 BB: 1 P: 8	R: 0 E: 0 K: 2 S: 7 H: 0 LOB: 0 BB: 0 P: 7	1B: 3 2B: 1 3B: 0 HR: 0		SF: 0 SAC: 1 DP: 0 HBP: 0				

AB	27
R	1
H	4
RBI	1
BB	2
SO	10
LOB	8

WP: 1 PB: 0 SB: 0 CS: 3 PA: 31

PITCHER		IP	WLS	BF	H	R	ER	SO	BB	IBB	HBP	BLK	WP	HR	S	P	ERA	WHIP
31 Ian Kennedy, R ERA: 4.67	(1, 1)	6.2		22	2	0	0	8	1	0	0	0	1	0	37	43	0.00	0.450
29 Brad Ziegler, R ERA: 1.0	(7, 1)	0.1		1	0	0	0	0	0	0	0	0	0	0	1	1	0.00	0.000
21 Heath Bell, R ERA: 1.8	(8, 1)	1.0	W	4	2	1	1	0	1	0	0	0	0	0	4	8	9.00	3.000
40 J.J. Putz, R ERA: 1.8	(9, 1)	1.0		3	0	0	0	2	0	0	0	0	0	0	7	7	0.00	0.000

PITCHER		IP	WLS	BF	H	R	ER	SO	BB	IBB	HBP	BLK	WP	HR	S	P	ERA	WHIP

BOTTOM

Los Angeles Angels @ Arizona Diamondbacks

Salt River Fields at Talking Stick, Scottsdale, AZ

Tue Mar 26 2013, 10:11 PM - 12:48 AM EDT

Att. 12,272 - Clear - 82 F

livebaseballscorecards.com

Batter	1	2	3	4	5	6	7	8	9	AB	R	H	RBI	BB	SO	LOB
18 Willie Bloomquist, R (1, 6) OBP: 0.289, SLG: 0.378	P4		K			8 SH1-3 1B		8 CS 2B		1	0	0	0	0	0	0
4 Cliff Pennington, S (3, PH) (4, 6) OBP: 0.357, SLG: 0.429										3	0	2	0	0	1	0
8 Gerardo Parra, L (1, 9) OBP: 0.382, SLG: 0.625	2 HBP BB		L3			SH1-3		22 WP 14 S 22 2B BB		1	1	0	0	2	0	0
14 Martín Prado, R (1, 5) OBP: 0.288, SLG: 0.271	L4			F8		L8		22 2B IBB		3	1	0	0	1	0	2
2 Aaron Hill, R (1, 4) OBP: 0.460, SLG: 0.636	HBP			G5-3		P6		27 E 2B		0	0	0	0	0	0	0
10 Josh Wilson, R (2, 4) OBP: 0.270, SLG: 0.333										2	0	0	0	0	0	1
22 Eric Hinske, L (8, PH) OBP: 0.432, SLG: 0.432										1	1	1	2	0	0	0
5 Taylor Harbin, R (9, 4) OBP: 0.333, SLG: 0.333										0	0	0	0	0	0	0
26 Miguel Montero, L (1, 2) OBP: 0.250, SLG: 0.333	G3-1			F7		P6	K	E7 HR 1B		3	0	0	0	0	1	2
27 Wil Nieves, R (8, 2) OBP: 0.367, SLG: 0.400										1	1	1	0	0	0	0
44 Paul Goldschmidt, R (1, 3) OBP: 0.485, SLG: 0.589		G6-3			F8		G6-3	HR BB		3	1	0	0	1	0	0
13 Jason Kubel, L (1, 7) OBP: 0.292, SLG: 0.225		G4-3			G1-3		F8			1	0	0	0	0	0	0
Alfredo Marte, R (5, 7) OBP: 0.237, SLG: 0.400										3	1	1	3	0	0	0
12 Evan Frey, L (9, 7) OBP: 0.364, SLG: 0.400										0	0	0	0	0	0	0
11 AJ Pollock, R (1, 8) OBP: 0.325, SLG: 0.353		F8			1B			F8 F8		4	0	1	0	0	0	0
6 Evan Marzilli, L (9, 8) OBP: 0.200, SLG: 0.111										0	0	0	0	0	0	0
31 Ian Kennedy, R (1, 1) OBP: 0.250, SLG: 0.250			K		G6-3			HR		2	0	0	0	0	1	1
29 Brad Ziegler, R (7, 1)										0	0	0	0	0	0	0
21 Heath Bell, R (8, 1)										0	0	0	0	0	0	0
12 Eric Chavez, L (8, PH) OBP: 0.368, SLG: 0.639										1	1	1	1	0	0	0
40 J.J. Putz, R (9, 1)										0	0	0	0	0	0	0
Inning Stats	R: 0 E: 0 K: 0 S: 3 H: 0 LOB: 2 BB: 1 P: 8	R: 0 E: 0 K: 0 S: 3 H: 0 LOB: 0 BB: 0 P: 3	R: 0 E: 0 K: 2 S: 7 H: 0 LOB: 0 BB: 0 P: 8	R: 0 E: 0 K: 0 S: 3 H: 0 LOB: 0 BB: 0 P: 3	R: 0 E: 0 K: 0 S: 4 H: 1 LOB: 1 BB: 0 P: 4	R: 0 E: 0 K: 0 S: 4 H: 1 LOB: 1 BB: 0 P: 4	R: 0 E: 0 K: 1 S: 5 H: 0 LOB: 0 BB: 0 P: 5	R: 7 E: 1 K: 0 S: 11 H: 5 LOB: 0 BB: 3 P: 27		1B: 3 2B: 2 3B: 0 HR: 2 SF: 0 SAC: 1 DP: 0 HBP: 1							

AB	29
R	7
H	7
RBI	6
BB	4
SO	3
LOB	6

WP: 1 PB: 0 SB: 1 CS: 1 PA: 35

PITCHER		IP	WLS	BF	H	R	ER	SO	BB	IBB	HBP	BLK	WP	HR	S	P	ERA	WHIP
36 Jered Weaver, R ERA: 5.4	(1, 1)	7.0		25	2	0	0	3	1	0	1	0	0	0	29	35	0.00	0.429
28 David Carpenter, R ERA: 5.91	(8, 1)	0.1	B	3	2	2	2	0	0	0	0	0	0	1	5	7	54.00	6.000
35 Mitch Stetter, L ERA: 9.0	(8, 1)	0.1	L	1	0	0	0	0	1	0	0	0	0	0	0	4	0.00	3.000
84 Robert Coello, R ERA: 15.0	(8, 1)	0.1		6	3	5	5	0	1	1	0	0	1	1	6	16	135.00	12.000

PITCHER	IP	WLS	BF	H	R	ER	SO	BB	IBB	HBP	BLK	WP	HR	S	P	ERA	WHIP

Batter	1	2	3	4	5	6	7	8	9	AB	R	H	RBI	BB	SO	LOB
5 Ian Kinsler, R (1, 4) OBP: 0.294, SLG: 0.350	0-0 1 G6-4-3 1B		0-3 K		0-0 G3		0-0 13 S 1B 2-3	0-0 SF8 3-H		2	0	1	0	0	1	0
3 Leury García, S (3, 4) OBP: 0.343, SLG: 0.414										2	0	1	1	0	0	0
1 Elvis Andrus, R (1, 6) OBP: 0.444, SLG: 0.600	0-0 G6-4-3 1-2f		0-0 27 2B 1B		0-3 K		0-1 P4 1-2	0-0 FC6-4 1-2f		2	0	1	0	0	0	1
13 Jurickson Profar, S (3, PR) OBP: 0.327, SLG: 0.292 (3, 6)										3	1	0	0	0	1	4
27 Lance Berkman, S (1, 10) OBP: 0.390, SLG: 0.457	0-3 K		0-0 29 1B 1-H 2B		0-0 F9		H 1-0 HBP		0-0 P5	2	0	1	1	0	1	0
63 Yangervis Solarte, S (3, PR) OBP: 0.300, SLG: 0.370 (3, 10)										2	1	0	0	0	0	0
29 Adrián Beltré, R (1, 5) OBP: 0.265, SLG: 0.370		0-0 12 2B 1B	0-0 2-H 1B			0-0 71 SH1-3 20 1B 1B	0-3 K		0-0 F9	2	0	2	1	0	0	0
15 Jeff Baker, R (3, PR) OBP: 0.458, SLG: 0.545 (3, 5)										3	0	1	0	0	1	3
7 David Murphy, L (1, 7) OBP: 0.348, SLG: 0.459		0-0 F8	0-3 K			0-0 71 SH1-3 1-2 1B	0-0 F8		0-3 K	2	0	0	0	0	1	3
20 Julio Borbon, L (3, 7) OBP: 0.400, SLG: 0.456										3	0	1	0	0	1	3
17 Nelson Cruz, R (1, 9) OBP: 0.278, SLG: 0.486		0-0 P6		0-0 G5-3		0-0 SH1-3 1-2 2-3		0-0 2 1B 74 1B 3 SF8 1B		2	0	0	0	0	0	1
71 James Adduci, L (4, 9) OBP: 0.481, SLG: 0.652										1	1	1	0	0	0	0
12 A.J. Pierzynski, L (1, 2) OBP: 0.304, SLG: 0.491		0-0 1-3 2B		0-0 18 G4-3 18 S 1B		0-3 K		0-0 2 1B 1-2 1B		2	0	2	0	0	0	0
74 Jose Heberto Felix, R (4, 2) OBP: 0.364, SLG: 0.636										2	0	1	0	0	1	2
18 Mitch Moreland, L (1, 3) OBP: 0.453, SLG: 0.702		0-3 K		0-1 G4-3 1-3		0-3 K		0-0 L5		2	0	0	0	0	1	3
Brandon Snyder, R (4, 3) OBP: 0.258, SLG: 0.308										2	0	0	0	0	1	4
2 Leonys Martin, L (1, 8) OBP: 0.397, SLG: 0.483			0-0 G4-3	0-3 K			0-0 3 1B 2B	0-0 13 FC6-4 1-2 2-3 1B		4	0	2	0	0	1	1
Inning Stats	R: 0 E: 0 K: 1 S: 5 H: 1 LOB: 0 BB: 0 P: 5	R: 0 E: 0 K: 1 S: 7 H: 2 LOB: 2 BB: 0 P: 7	R: 2 E: 0 K: 2 S: 10 H: 3 LOB: 2 BB: 0 P: 10	R: 0 E: 0 K: 1 S: 7 H: 1 LOB: 1 BB: 0 P: 7	R: 0 E: 0 K: 1 S: 5 H: 0 LOB: 0 BB: 0 P: 5	R: 0 E: 0 K: 2 S: 9 H: 2 LOB: 2 BB: 0 P: 9	R: 0 E: 0 K: 1 S: 8 H: 2 LOB: 3 BB: 0 P: 9	R: 1 E: 0 K: 0 S: 6 H: 3 LOB: 2 BB: 0 P: 6	R: 0 E: 0 K: 1 S: 5 H: 0 LOB: 0 BB: 0 P: 5	1B: 11 2B: 3 3B: 0 HR: 0	SF: 1 SAC: 1 DP: 1 HBP: 1						

TOP

Texas Rangers @ Los Angeles Angels

Tempe Diablo Stadium, Tempe, AZ

Wed Mar 27 2013, 3:12 PM - 6:08 PM EDT

Att. 8,299 - Cloudy - 79 F

livebaseballscorecards.com

AB	38
R	3
H	14
RBI	3
BB	0
SO	10
LOB	25

PITCHER		IP	WLS	BF	H	R	ER	SO	BB	IBB	HBP	BLK	WP	HR	S	P	ERA	WHIP
Garrett Richards, R ERA: 1.62	(1, 1)	2.1		9	3	0	0	2	0	0	0	0	0	0	13	13	0.00	1.286
57 Jerome Williams, R ERA: 9.0	(3, 1)	3.2	W	17	6	2	2	6	0	0	0	0	0	0	30	30	4.91	1.636
40 Kevin Jepsen, R ERA: 5.4	(7, 1)	1.0	H	6	2	0	0	1	0	0	1	0	0	0	8	9	0.00	2.000
24 Sean Burnett, L ERA: 11.57	(8, 1)	1.0		6	3	1	1	0	0	0	0	0	0	0	6	6	9.00	3.000
49 Ernesto Frieri, R ERA: 7.0	(9, 1)	1.0	S	3	0	0	0	1	0	0	0	0	0	0	5	5	0.00	0.000

PITCHER	IP	WLS	BF	H	R	ER	SO	BB	IBB	HBP	BLK	WP	HR	S	P	ERA	WHIP

Texas Rangers @ Los Angeles Angels

Tempe Diablo Stadium, Tempe, AZ

Wed Mar 27 2013, 3:12 PM - 6:08 PM EDT

Att. 8,299 - Cloudy - 79 F

livebaseballscorecards.com

BOTTOM

Batter	1	2	3	4	5	6	7	8	9	AB	R	H	RBI	BB	SO	LOB
25 Peter Bourjos, R (1, 8) OBP: 0.385, SLG: 0.583 68 Efren Navarro, L (6, 3) OBP: 0.368, SLG: 0.344	S S S 0-3 ① K		X 0-0 ① F9		P X 1-0 ① ② F9 1-2		X 0-0 79 FC1-6 1B			3 0 0 0 0 1 2 1 0 1 0 0 0 0						
8 Luis Antonio Rodriguez, S (1, 4) OBP: 0.340, SLG: 0.356 79 Taylor Lindsey, L (6, 4) OBP: 0.429, SLG: 0.643	X 0-0 1B		X 0-0 20 F8 1-H 2B		X 0-0 ③ L3		X 0-0 ① FC1-6 20 FC6 20 E 1-2f			3 0 2 1 0 0 0 1 1 0 0 0 0 1						
20 Brendan Harris, R (1, 3) OBP: 0.328, SLG: 0.396 (6, 6)	X 0-0 ② F7		X 0-0 ② F8 2-3			X 0-0 22 FC1-5 16 BB 1B	X 0-0 FC6 21 E 22 SH1-3 1-H			4 1 1 0 0 0 2						
16 Hank Conger, L (1, 2) OBP: 0.400, SLG: 0.694 21 Ryan Jones, L (6, PR) (7, 7)	X 0-0 ③ F8		S S S 0-3 ③ K			B B B B 4-0 22 FC1-5 71 3B 1-2 BB	X 0-0 E3 71 1B 22 SH1-3 46 CS 2-3			2 0 0 0 1 1 2 1 1 0 0 0 0 1						
22 John Hester, R (1, 10) OBP: 0.310, SLG: 0.269		X 0-0 18 F8 39 FC3-2-5 2B		X 0-0 F7		X 0-0 ① FC1-5 71 3B 1-2 2-3f	X 0-0 ② SH1-3 1-2 3-H			3 1 1 1 0 0 2						
18 Luis Jimenez, R (1, 5) OBP: 0.340, SLG: 0.341 71 Kaleb Cowart, S (6, 5) OBP: 0.346, SLG: 0.522		X 0-0 ① F8 2-3		X 0-0 ② P4		X 0-0 46 1B 1-H 2-H 3B	X 0-0 2-3 1B			2 0 0 0 0 0 1 2 1 2 2 0 0 0						
39 JB Shuck, L (1, 7) OBP: 0.380, SLG: 0.417 (6, 8) 46 Chris Snyder, R (6, PH) OBP: 0.280, SLG: 0.348 (7, 2)		X 0-0 ② FC3-2-5 3-H		X 0-0 1B		X 0-0 3-H 1B	1 SAFE 0-0 ③ CS 3-H	S S S 0-3 ① K		2 0 1 0 0 0 1 2 0 1 1 0 1 0						
85 Randal Grichuk, R (1, 9) OBP: 0.333, SLG: 0.421		X 0-0 ③ P3		S S S 0-3 ③ K		X 0-0 ② F9		X 0-0 ② F8		4 0 0 0 0 1 3						
7 Andrew Romine, S (1, 6) OBP: 0.365, SLG: 0.356 56 Kole Calhoun, L (6, 7) OBP: 0.264, SLG: 0.333 (7, 8)			B B B B 4-0 8 2B BB		B B B B 4-0 25 CS BB	X 0-0 ③ F7		S S S 0-3 ③ K		0 1 0 0 2 0 0 2 0 0 0 0 1 1						
Inning Stats	R: 0 H: 1 E: 0 LOB: 1 K: 1 BB: 0 S: 6 P: 6	R: 0 H: 1 E: 0 LOB: 1 K: 0 BB: 0 S: 4 P: 4	R: 1 H: 1 E: 0 LOB: 1 K: 1 BB: 1 S: 6 P: 10	R: 0 H: 1 E: 0 LOB: 1 K: 1 BB: 0 S: 6 P: 6	R: 0 H: 0 E: 0 LOB: 0 K: 0 BB: 1 S: 3 P: 7	R: 3 H: 3 E: 0 LOB: 1 K: 0 BB: 0 S: 6 P: 10	R: 2 H: 2 E: 2 LOB: 1 K: 0 BB: 0 S: 6 P: 6	R: 0 H: 0 E: 0 LOB: 0 K: 2 BB: 0 S: 7 P: 7		1B: 6 SF: 0 2B: 2 SAC: 1 3B: 1 DP: 0 HR: 0 HBP: 0						

	AB	32
	R	6
	H	9
	RBI	5
	BB	3
	SO	5
	LOB	16

PITCHER		IP	WLS	BF	H	R	ER	SO	BB	IBB	HBP	BLK	WP	HR	S	P	ERA	WHIP
Brad Mills, L ERA: 4.5	(1, 1)	4.0		17	4	1	1	3	1	0	0	0	0	0	22	26	2.25	1.250
Yoshinori Tateyama, R ERA: 3.6	(5, 1)	1.0	H	3	0	0	0	0	1	0	0	0	0	0	3	7	0.00	1.000
50 Michael Kirkman, L ERA: 2.7	(6, 1)	1.0	L	7	3	3	3	0	1	0	0	0	0	0	6	10	27.00	4.000
88 Jimmy Reyes, L ERA:	(7, 1)	0.2		6	2	2	0	0	0	0	0	0	0	0	6	6	0.00	3.000
32 Nate Robertson, L ERA: 1.59	(7, 1)	0.1		0	0	0	0	0	0	0	0	0	0	0	0	0	0.00	0.000

PITCHER		IP	WLS	BF	H	R	ER	SO	BB	IBB	HBP	BLK	WP	HR	S	P	ERA	WHIP
52 Tanner Scheppers, R ERA: 4.0	(8, 1)	1.0		3	0	0	0	2	0	0	0	0	0	0	7	7	0.00	0.000

Batter	1	2	3	4	5	6	7	8	9	AB	R	H	RBI	BB	SO	LOB
3 Skip Schumaker, L (1, 7) (8, 4) OBP: 0.292, SLG: 0.383	C FF 88 X FF 89 0-1 F7		C CU 75 S CH 83 B SI 90 B CH 84 B CU 77 X CH 83 3-2 ① G4-3		B CU 75 B CH 81 C SI 87 B SI 86 X SI 87 3-1 1B		X SL 85 0-0 ③ G3		C SI 86 B SI 86 B SI 88 X SI 87 2-1 ① G4-3	5	0	1	0	0	0	1
14 Mark Ellis, R (1, 4) OBP: 0.349, SLG: 0.386 37 Elian Herrera, S (8, 9) OBP: 0.340, SLG: 0.360	C FF 89 B FF 90 F FF 89 F CH 83 F CH 84 F CH 83 B SI 91 X CH 83 2-2 ② G1-3		B CU 79 C SL 82 X SI 90 1-1 1B		1 SAFE B FF 88 C SL 80 C SL 80 P PO 82 S SL 84 2-3 ③ K			C FF 95 X FF 95 0-1 27 3B 1B	B SI 87 X SI 87 1-0 ② F8	4 1	1 0	2 0	0 0	0 0	1 0	1 0
27 Matt Kemp, R (1, 8) OBP: 0.304, SLG: 0.383 91 Joc Pederson, L (8, 7) OBP: 0.200, SLG: 0.222	X FF 90 0-0 1B		C SI 90 C CH 84 S FC 86 0-3 ② K			B SI 87 C SI 87 B SL 84 B CU 77 F CH 83 X SL 84 3-2 ① F9		C FF 95 X FF 95 0-1 1-H 16 SF8 3B	B CU 72 S SI 87 B CU 72 X SI 87 2-1 ③ G3	4 1	1 0	2 0	1 0	0 0	1 0	1 0
16 Andre Ethier, L (1, 9) OBP: 0.393, SLG: 0.633 74 Kenley Jansen, S (8, 1) 31 Brandon League, R (9, 1)	1 SAFE X SI 89 0-0 ③ G4-3		S CH 84 S CH 85 1 SAFE F CH 83 F FF 91 X CU 79 0-2 ③ F8			C CU 73 F FF 89 F CH 82 F FF 89 S CH 83 0-3 ② K		B FF 95 B SL 84 X FF 95 2-0 ① SF8 3-H		3 0 0	0 0 0	0 0 0	1 0 0	0 0 0	1 0 0	2 0 0
17 A.J. Ellis, R (1, 2) OBP: 0.451, SLG: 0.405 55 Matt Guerrier, R (6, 1) 51 Ronald Belisario, R (6, 1) 82 Matt Angle, L (8, PH) OBP: 0.500, SLG: 0.800 (8, 8)		C SI 88 F SI 89 X FC 85 0-2 ① F8	C SL 80 B CH 82 X CH 83 1-1 ① L5			C FF 87 S FC 84 F CH 82 B CU 77 X SI 89 1-2 ③ F9		B FF 95 B FF 95 S FF 95 B FF 96 X FF 95 3-1 ② F7		3 0 0 1	0 0 0 0	0 0 0 0	0 0 0 0	0 0 0 0	0 0 0 0	0 0 0 0
5 Juan Uribe, R (1, 5) OBP: 0.367, SLG: 0.479 7 Nick Punto, S (8, PH) OBP: 0.333, SLG: 0.242 (8, 5)		C FF 90 B FC 86 C SI 89 B CH 84 F FF 90 X CU 78 2-2 1B 1B	C CU 78 B FF 88 B SL 80 F CH 83 B FC 90 F SI 90 S CH 83 3-3 ② K				B FF 95 C FF 95 X FF 95 1-1 94 G4-3 18 1B 1B	H SL 85 1-0 WP 94 BB HBP		3 0	1 0	2 0	0 0	0 0	1 0	0 0
94 Scott Van Slyke, R (1, 3) OBP: 0.261, SLG: 0.286		B SL 83 X FF 89 1-0 ② P2	C SL 82 B FF 89 F CH 84 B SL 80 X CH 84 2-2 ③ G6-3				S FF 95 B SL 86 B SL 86 F FF 95 X FF 95 2-2 ① G4-3 1-2	B FF 96 B FF 94 B FF 96 B FF 93 4-0 WP 1-2 BB		3	0	0	0	1	0	2
Justin Sellers, R (1, 6) OBP: 0.286, SLG: 0.200		C SI 90 X CH 84 0-1 1-2 1B			F SI 87 B SI 89 X SI 88 1-1 ① L7		B FF 95 F FF 94 C SL 86 B SL 85 B FF 95 X FF 94 3-2 ② F7	B SL 78 B SI 89 B SI 90 C SI 89 B SI 89 4-1 1-2 2-3 BB		3	0	1	0	1	0	1
99 Hyun Jin Ryu, R (1, 1) OBP: 0.200, SLG: 0.200 91 Blake Smith, L (5, PH) OBP: 0.400, SLG: 0.250 75 Paco Rodríguez, L (5, 1) 77 Kevin Gregg, R (5, 1) 18 Tim Federowicz, R (6, 2) OBP: 0.318, SLG: 0.359		X SI 89 0-0 ③ G1-3			X SI 88 0-0 ② G4-3		B FF 94 X FF 94 1-0 2-H 1B	B SI 90 F SI 89 B SI 90 F SI 90 S SI 90 2-3 ③ K		1 1 0 0 2	0 0 0 0 0	0 0 0 0 1	0 0 0 0 1	0 0 0 0 0	0 0 0 0 1	2 0 0 0 3
Inning Stats	R: 0 H: 1 E: 0 LOB: 1 K: 0 BB: 0 S: 10 P: 12	R: 0 H: 2 E: 0 LOB: 2 K: 0 BB: 0 S: 11 P: 14	R: 0 H: 1 E: 0 LOB: 1 K: 1 BB: 0 S: 13 P: 17	R: 0 H: 0 E: 0 LOB: 0 K: 1 BB: 0 S: 9 P: 15	R: 0 H: 1 E: 0 LOB: 1 K: 1 BB: 0 S: 9 P: 14	R: 0 H: 0 E: 0 LOB: 0 K: 1 BB: 0 S: 12 P: 16	R: 1 H: 2 E: 0 LOB: 1 K: 0 BB: 0 S: 10 P: 17	R: 2 H: 2 E: 0 LOB: 3 K: 1 BB: 2 S: 11 P: 27	R: 0 H: 0 E: 0 LOB: 0 K: 0 BB: 0 S: 5 P: 10	1B: 8 2B: 0 3B: 1 HR: 0	SF: 1 SAC: 0 DP: 0 HBP: 1					

TOP

Los Angeles Dodgers @ Los Angeles Angels

Angel Stadium of Anaheim, Anaheim, CA

Thu Mar 28 2013, 7:08 PM - 9:33 PM PDT

Att. 30,235 - Partly Cloudy - 67 F

livebaseballscorecards.com

AB	35
R	3
H	9
RBI	3
BB	2
SO	5
LOB	13

WP: 1 PA: 39
PB: 0
SB: 0
CS: 0

PITCHER		IP	WLS	BF	H	R	ER	SO	BB	IBB	HBP	BLK	WP	HR	S	P	ERA	WHIP
55 Joe Blanton, R ERA: 2.37	(1, 1)	6.0		23	5	0	0	4	0	0	0	0	0	0	64	88	0.00	0.833
38 Mark Lowe, R ERA: 4.66	(7, 1)	1.0	L	5	2	1	1	0	0	0	0	0	0	0	10	17	9.00	2.000
81 Austin Wood, R ERA: 11.57	(8, 1)	0.2		6	2	2	2	0	1	0	1	0	0	0	7	17	27.00	4.500
28 David Carpenter, R ERA: 5.73	(8, 1)	0.1		2	0	0	0	1	1	0	0	0	1	0	4	10	0.00	3.000
37 Scott Downs, L ERA: 6.75	(9, 1)	1.0		3	0	0	0	0	0	0	0	0	0	0	5	10	0.00	0.000

PITCHER	IP	WLS	BF	H	R	ER	SO	BB	IBB	HBP	BLK	WP	HR	S	P	ERA	WHIP

Batter	1	2	3	4	5	6	7	8	9	AB	R	H	RBI	BB	SO	LOB
27 Mike Trout, R (1, 7) OBP: 0.478, SLG: 0.593	C FF 87 C FF 89 B FF 90 B FF 91 F FF 91 B CH 81 F FF 91 X FF 91 3-2 ① F9			X FF 87 0-0 ① F8		B FF 92 B FC 87 B FC 88 I 4-0 IBB			C SI 94 X FS 86 0-1 ① G5-3	3	0	0	0	1	0	0
2 Erick Aybar, S (1, 6) OBP: 0.314, SLG: 0.500	X CH 82 0-0 ② G5-3			B FF 90 C FF 90 F SL 83 X FF 91 1-2 ② G6-3		C SI 87 B SI 94 C SI 94 D SI 88 X SI 96 2-2 ③ G4-3			B SI 95 X SI 94 1-0 ② G3-1	4	0	0	0	0	0	2
5 Albert Pujols, R (1, 3) OBP: 0.400, SLG: 0.634 68 Efren Navarro, L (8, 3) OBP: 0.359, SLG: 0.333	C FF 91 X CH 80 0-1 ③ G1-3			C CU 73 S CU 72 B CH 82 S FF 92 1-3 ③ K			C SI 95 B SL 85 X SI 95 1-1 ① G6-3		C FS 85 B FS 86 S SI 95 X FS 86 1-2 ③ F8	3 1	0 0	0 0	0 0	0 0	1 0	0 0
32 Josh Hamilton, L (1, 9) OBP: 0.298, SLG: 0.481 22 John Hester, R (8, 2) OBP: 0.310, SLG: 0.269		B FF 89 B FF 89 S FF 91 X FF 91 2-1 ① F7			C CU 80 S CU 80 S CU 80 0-3 ① K		X SI 89 0-0 ② G5-3			3 0	0 0	0 0	0 0	0 0	1 0	0 0
44 Mark Trumbo, R (1, 10) OBP: 0.286, SLG: 0.313		C CU 70 F FF 91 F FF 90 S CU 72 0-3 ② K2-3			C FF 92 F SL 81 B FF 92 X FF 93 1-2 ② F9		F SI 96 B SI 96 X SI 96 1-1 ③ G6-3			3	0	0	0	0	1	0
47 Howie Kendrick, R (1, 4) OBP: 0.462, SLG: 0.794 8 Luis Antonio Rodriguez, S (9, 4) OBP: 0.340, SLG: 0.356		B FF 92 S CH 79 B CU 68 F CU 70 S FF 92 2-3 ③ K			C SI 94 B FF 92 S FS 84 X FF 93 1-2 ③ L9			B FC 91 B FC 89 X FC 89 2-0 ① G4-3		3 0	0 0	0 0	0 0	0 0	1 0	0 0
6 Alberto Callaspo, S (1, 5) OBP: 0.390, SLG: 0.491 18 Luis Jimenez, R (9, 5) OBP: 0.340, SLG: 0.341			B FF 89 B CH 78 F FF 90 X CH 80 2-1 ① G6-3			B SI 90 X SI 90 1-0 25 G5-3 1B		B FC 89 X FC 89 1-0 ② P2		3 0	0 0	1 0	0 0	0 0	0 0	0 0
17 Chris Iannetta, R (1, 2) OBP: 0.423, SLG: 0.574 39 JB Shuck, L (8, 9) OBP: 0.392, SLG: 0.429 (9, 8)			B CU 71 B SI 91 S CH 79 F FF 90 F CU 72 X FF 92 2-2 ② F9			D FC 86 F SI 90 1 SAFE F FC 88 S FC 88 1-3 ① K		B FC 93 B FF 93 C FC 89 C FC 90 B FC 90 X FC 92 3-2 25 S 1B		2 1	0 0	0 1	0 0	0 0	1 0	1 0
25 Peter Bourjos, R (1, 8) OBP: 0.368, SLG: 0.556 85 Randal Grichuk, R (9, 9) OBP: 0.333, SLG: 0.421			C FF 91 B CU 70 F SL 82 S FF 92 1-3 ③ K			1 SAFE B FF 90 X FC 88 1-0 ② G5-3 1-2		B FC 90 C FC 90 F FC 92 B FC 93 C FC 92 2-3 ③ K 1-2		3 0	0 0	0 0	0 0	0 0	2 0	2 0
Inning Stats	R: 0 H: 0 E: 0 LOB: 0 K: 0 BB: 0 S: 8 P: 11	R: 0 H: 0 E: 0 LOB: 0 K: 2 BB: 0 S: 9 P: 13	R: 0 H: 0 E: 0 LOB: 0 K: 1 BB: 0 S: 9 P: 14	R: 0 H: 0 E: 0 LOB: 0 K: 1 BB: 0 S: 7 P: 9	R: 0 H: 0 E: 0 LOB: 0 K: 1 BB: 0 S: 9 P: 11	R: 0 H: 1 E: 0 LOB: 2 K: 1 BB: 1 S: 8 P: 17	R: 0 H: 0 E: 0 LOB: 0 K: 0 BB: 0 S: 5 P: 7	R: 0 H: 1 E: 0 LOB: 1 K: 1 BB: 0 S: 8 P: 16	R: 0 H: 0 E: 0 LOB: 0 K: 0 BB: 0 S: 6 P: 8	1B: 2 2B: 0 3B: 0 HR: 0	SF: 0 SAC: 0 DP: 0 HBP: 0					

PITCHER	IP	WLS	BF	H	R	ER	SO	BB	IBB	HBP	BLK	WP	HR	S	P	ERA	WHIP
99 Hyun Jin Ryu, L (1, 1) ERA: 3.29	4.0		12	0	0	0	4	0	0	0	0	0	0	33	47	0.00	0.000
75 Paco Rodriguez, L (5, 1) ERA: 3.18	0.1		1	0	0	0	1	0	0	0	0	0	0	3	3	0.00	0.000
77 Kevin Gregg, R (5, 1) ERA: 0.87	0.2		2	0	0	0	0	0	0	0	0	0	0	6	8	0.00	0.000
55 Matt Guerrier, R (6, 1) ERA: 6.48	0.2		4	1	0	0	1	0	1	0	0	0	0	5	12	0.00	1.500
51 Ronald Belisario, R (6, 1) ERA: 2.25	1.1	W	4	0	0	0	0	0	0	0	0	0	0	8	12	0.00	0.000

PITCHER	IP	WLS	BF	H	R	ER	SO	BB	IBB	HBP	BLK	WP	HR	S	P	ERA	WHIP
74 Kenley Jansen, R (8, 1) ERA: 1.42	1.0	H	4	1	0	0	1	0	0	0	0	0	0	8	16	0.00	1.000
31 Brandon League, R (9, 1) ERA: 7.36	1.0	S	3	0	0	0	0	0	0	0	0	0	0	6	8	0.00	0.000

BOTTOM

Los Angeles Dodgers @ Los Angeles Angels

Angel Stadium of Anaheim, Anaheim, CA

Thu Mar 28 2013, 7:08 PM - 9:33 PM PDT

Att. 30,235 - Partly Cloudy - 67 F

livebaseballscorecards.com

AB	29
R	0
H	2
RBI	0
BB	1
SO	7
LOB	5

WP: 0 PA: 30
PB: 0
SB: 1
CS: 0

Batter	1	2	3	4	5	6	7	8	9	AB	R	H	RBI	BB	SO	LOB
27 Mike Trout, R (1, 8) OBP: 0.486, SLG: 0.649	C FF 91 B CU 73 B FF 91 X SI 91 2-1 5 S 5 1B 1B		X SI 91 0-0 ① B5-3	D CU 77 C CU 76 B FC 88 B FF 90 F FF 91 X CU 78 3-2 1-H 2-H HR		C CH 81 S SL 80 D SL 79 C SI 87 1-3 ③ K			F SI 93 B SI 93 X SI 93 1-1 ① L3 1-2	3	2	2	3	0	0	0
Garrett Richards, R (4, 1)										0	0	0	0	0	0	0
20 Brendan Harris, R (6, PH) OBP: 0.317, SLG: 0.382										2	0	0	0	0	1	3
(6, 5)																
2 Erick Aybar, S (1, 6) OBP: 0.308, SLG: 0.500	F SI 91 X CH 84 0-1 ① P6		B SI 90 B CH 87 B SI 90 C FF 91 F FC 89 F SI 91 X SI 92 3-2 32 2B 2B	C CH 86 B CH 86 X SI 90 1-1 ③ F8			L SI 84 S SL 78 S SL 77 0-3 ① K2-3		X SI 93 0-0 85 WP 2-3 3-H 1B	4	1	1	0	0	1	1
7 Andrew Romine, S (7, 6) OBP: 0.377, SLG: 0.370										1	0	1	1	0	0	0
5 Albert Pujols, R (1, 3) OBP: 0.408, SLG: 0.622	C FF 91 B CU 75 C CU 76 X CU 76 1-2 32 G6-3 1-H 1B		B FF 90 F SI 91 2 SAFE F SI 91 F CH 84 C CH 89 1-3 ② K		B SI 94 B SI 93 X SI 92 2-0 44 FC6-5 32 G3 1B		F SI 90 F FS 82 B SL 78 B SI 91 S FS 83 2-3 ② K		B SI 92 1 SAFE 1 SAFE F SI 92 F SI 93 S FS 85 1-3 ② K 1-2	4	0	2	1	0	2	1
85 Randal Grichuk, R (7, 9) OBP: 0.318, SLG: 0.400										1	0	0	0	0	1	2
32 Josh Hamilton, L (1, 9) OBP: 0.295, SLG: 0.483	B SI 91 B SI 91 S CH 84 X CH 85 2-1 ②③ G6-3 1-2f		C FF 92 F CU 77 B CU 78 X FF 90 1-2 2-H 2B		B SI 92 X SI 93 1-0 ① G3 1-2		X FS 82 0-0 ③ G4-3		C CH 82 F SL 85 D CH 84 C CU 80 1-3 ③ K	4	0	1	1	0	0	2
24 Sean Burnett, L (7, 1)										0	0	0	0	0	0	0
56 Kole Calhoun, L (8, 7) OBP: 0.264, SLG: 0.333										0	0	0	0	0	0	0
18 Luis Jimenez, R (9, PH) OBP: 0.333, SLG: 0.333										1	0	0	0	0	1	2
44 Mark Trumbo, R (1, 7) OBP: 0.270, SLG: 0.296		C FF 90 B FF 91 C CU 77 T FF 90 1-2 ① K	D CU 77 X CU 76 1-0 ③ G5-3		S FC 86 C CU 77 B FC 87 F FC 87 X CU 79 1-2 ② FC6-5 47 WP 2-3			F FC 89 F FC 92 B FC 92 S FC 92 1-3 ① K		4	0	0	0	0	2	2
38 Mark Lowe, L (8, 1)										0	0	0	0	0	0	0
47 Howie Kendrick, R (1, 4) OBP: 0.456, SLG: 0.773		C FF 92 B SI 91 X SI 91 1-1 ① 6 HR 1B	C SI 90 C CU 75 S CU 76 0-3 ① K	S FC 87 F FC 87 F SI 90 F CU 79 X FF 90 0-2 ③ F9 1-2				C FC 88 B SI 91 X FC 91 1-1 ② F9		3	1	1	0	0	1	1
8 Luis Antonio Rodriguez, S (6, 4) OBP: 0.333, SLG: 0.348										1	0	0	0	0	0	0
6 Alberto Callaspo, S (1, 5) OBP: 0.403, SLG: 0.554		1 SAFE C SI 90 B FC 89 S CH 86 1 SAFE 1 SAFE 1 SAFE X SI 91 1-2 1-H HR	B CH 86 B CH 90 F SI 90 X FC 89 2-1 16 1B 27 HR 1B			B SI 86 B SI 86 X CH 78 2-0 ① G5-3		C FC 90 C FC 90 X FC 93 0-2 ③ G1-3		3	2	2	2	0	0	0
40 Kevin Jepsen, R (6, 1)										0	0	0	0	0	0	0
68 Efren Navarro, L (7, 3) OBP: 0.350, SLG: 0.324										1	0	0	0	0	0	0
16 Hank Conger, L (1, 2) OBP: 0.405, SLG: 0.684	C CU 72 S CU 77 F SI 91 B SI 92 S CU 76 1-3 ② K		S CH 85 S CH 85 F FF 91 F CU 77 D CU 72 X CU 76 1-2 27 HR 1-2 1B			B SI 86 B SI 85 C CH 79 C SL 79 B SL 79 B SL 79 4-2 BB			B SI 93 B SI 93 C SI 91 B SI 92 C SI 92 B SI 94 4-2 39 1B 7 1B BB	2	1	1	0	0	1	0
46 Chris Snyder, R (6, PH) OBP: 0.333, SLG: 0.348										0	1	0	0	2	0	0
(6, 2)																
60 Jason Vargas, L (1, 1)	C SI 92 F SI 92 B CU 76 B SI 92 B SI 91 F SI 90 C SI 92 3-3 ③ K		B SI 90 X SI 91 1-0 ② L7			B SI 86 S FF 87 C SL 79 S SL 80 1-3 ② K			B SI 92 C SI 91 B FS 85 C SI 92 B SI 91 X SI 92 3-2 7 1B 20 WP 1-3 1B	1	0	0	0	0	1	0
35 Mitch Stetter, L (2, 1)										0	0	0	0	0	0	0
28 David Carpenter, R (3, 1)										0	0	0	0	0	0	0
39 JB Shuck, L (4, PH) OBP: 0.389, SLG: 0.423										3	0	1	0	0	1	3
(4, 8)																
Inning Stats	R: 1 E: 0 K: 0 S: 9 H: 2 LOB: 0 BB: 0 P: 14	R: 2 E: 0 K: 3 S: 16 H: 2 LOB: 0 BB: 0 P: 23	R: 1 E: 0 K: 1 S: 13 H: 2 LOB: 1 BB: 0 P: 19	R: 3 E: 0 K: 1 S: 16 H: 3 LOB: 0 BB: 0 P: 24	R: 0 E: 0 K: 0 S: 11 H: 1 LOB: 1 BB: 0 P: 15	R: 0 E: 0 K: 2 S: 9 H: 0 LOB: 1 BB: 1 P: 17	R: 0 E: 0 K: 2 S: 7 H: 0 LOB: 0 BB: 0 P: 9	R: 0 E: 0 K: 1 S: 8 H: 0 LOB: 0 BB: 0 P: 10	R: 1 E: 0 K: 2 S: 14 H: 2 LOB: 2 BB: 1 P: 24	1B: 8 2B: 2 3B: 0 HR: 2 SF: 0 SAC: 0 DP: 1 HBP: 0						

PITCHER		IP	WLS	BF	H	R	ER	SO	BB	IBB	HBP	BLK	WP	HR	S	P	ERA	WHIP
61 Josh Beckett, R ERA: 7.79	(1, 1)	4.0	W	20	9	7	7	5	0	0	0	0	0	2	54	80	15.75	2.250
51 Ronald Belisario, R ERA: 2.16	(5, 1)	0.1	H	2	1	0	0	0	0	0	0	0	0	0	2	5	0.00	3.000
55 Matt Guerrier, R ERA: 6.0	(5, 1)	0.2	H	2	0	0	0	0	0	0	0	0	1	0	9	10	0.00	0.000
56 J.P. Howell, L ERA: 4.0	(6, 1)	1.1	H	5	0	0	0	3	1	0	0	0	0	0	12	20	0.00	0.750
77 Kevin Gregg, R ERA: 0.82	(7, 1)	0.2	H	2	0	0	0	1	0	0	0	0	0	0	4	6	0.00	0.000

PITCHER		IP	WLS	BF	H	R	ER	SO	BB	IBB	HBP	BLK	WP	HR	S	P	ERA	WHIP
74 Kenley Jansen, R ERA: 1.23	(8, 1)	1.0	H	3	0	0	0	1	0	0	0	0	0	0	8	10	0.00	0.000
31 Brandon League, R ERA: 7.88	(9, 1)	0.2		5	2	1	1	1	1	0	0	0	2	0	11	20	13.50	4.500
75 Paco Rodríguez, L ERA: 3.09	(9, 1)	0.1	S	1	0	0	0	1	0	0	0	0	0	0	3	4	0.00	0.000

TOP

Los Angeles Angels @ Los Angeles Dodgers

Dodger Stadium, Los Angeles, CA

Fri Mar 29 2013, 7:13 PM - 10:37 PM PDT

Att. 34,157 - Cloudy - 58 F

livebaseballscorecards.com

AB	38
R	8
H	12
RBI	8
BB	2
SO	12
LOB	17

Los Angeles Angels @ Los Angeles Dodgers

Dodger Stadium, Los Angeles, CA

Fri Mar 29 2013, 7:13 PM - 10:37 PM PDT

Att. 34,157 - Cloudy - 58 F

livebaseballscorecards.com

BOTTOM

Batter	1	2	3	4	5	6	7	8	9	AB	R	H	RBI	BB	SO	LOB
25 Carl Crawford, L (1, 7) OBP: 0.414, SLG: 0.481 7 Nick Punto, S (8, 4) OBP: 0.350, SLG: 0.242	C FF 88 F SI 88 B FF 88 B FF 88 X FC 83 2-2 14 1B 27 2B 1B	B FF 88 X SI 88 1-0 23 FC6-5 27 BB 1-2 1B	B SI 90 B SI 88 B SI 88 C SI 89 X SI 89 3-1 ② ③ FC4-6-5-2 1-2 2-H			C FF 94 B FF 94 D FC 90 X FF 94 2-1 ② FC3-6 1-2f		B FF 95 B FF 94 B FF 94 B FF 93 4-0 BB		4 0	1 0	2 0	0 0	0 1	0 0	3 0
14 Mark Ellis, R (1, 4) OBP: 0.343, SLG: 0.377 Yasiel Puig, R (8, 9) OBP: 0.500, SLG: 0.828	B FF 89 1 SAFE F FF 89 X CH 81 1-1 27 2B 17 HR 1-2 1B	C CH 82 B CH 80 F FF 89 B FC 82 F CH 81 S CH 81 2-3 ① K	B FC 95 C FC 95 C FF 95 X FF 93 1-2 G5-3			P PO 82 X FF 94 1-0 ③ P3		S SL 84 X FF 94 0-1 ③ F9		4 1	1 0	1 0	0 0	0 0	1 0	3 1
27 Matt Kemp, R (1, 8) OBP: 0.317, SLG: 0.400 37 Elian Herrera, S (8, 8) OBP: 0.340, SLG: 0.360	X CH 82 0-0 17 HR 1-3 2-H 2B	C FF 88 B FC 87 B FF 89 D CH 82 B CH 82 4-1 23 FC6-5 47 2B 1-2 2-3 BB		S FF 96 B FC 96 S SL 86 T FF 94 1-2 ② K			C SI 87 B CH 82 B SI 87 F SI 88 X SI 88 2-2 G6-3 ①			3 0	2 0	1 0	1 0	1 0	1 0	0 0
23 Adrián González, L (1, 3) OBP: 0.321, SLG: 0.375 49 Alex Castellanos, R (8, 7) OBP: 0.315, SLG: 0.479	C SI 89 F SI 90 B FC 84 T CH 82 1-2 K ① B FC 81 X FF 88 1-0 ② FC6-5 47 2B 1-2 2-3f 3-H	B FF 96 S FF 96 B FF 96 T SI 95 B FC 94 X FF 94 3-2 ③ G3-1				C SI 87 X SI 87 0-1 ② G4-3			4 0	1 0	0 0	1 0	0 0	1 0	4 0
47 Luis Alfonso Cruz, R (1, 5) OBP: 0.321, SLG: 0.611 (6, 6) 94 Scott Van Slyke, R (8, 3) OBP: 0.261, SLG: 0.286	C FC 82 B FF 89 B CH 82 S CH 81 F CH 82 T FF 90 2-2 ② K	B SI 88 C FC 82 F FF 88 X CH 80 1-2 1-H 2-H 2B			B SL 84 C FF 94 X FF 94 1-1 ① G6-3		B CH 81 B CH 87 X CH 86 2-0 16 E 1B			4 0	1 0	2 0	2 0	0 0	1 0	2 0
16 Andre Ethier, L (1, 9) OBP: 0.383, SLG: 0.596 89 Miguel Rojas, R (8, 6) OBP: 0.250, SLG: 0.143	B CU 78 B FC 84 B FF 90 B FF 89 4-0 17 HR BB	B FF 81 B SL 73 S FF 81 X FF 81 2-1 ③ G1-3			F SI 95 X FF 94 0-1 ② F7		1 SAFE B SL 78 X SI 87 1-0 E6 1-H			3 0	1 0	0 0	0 0	1 0	0 0	1 0
17 A.J. Ellis, R (1, 2) OBP: 0.463, SLG: 0.489 56 J.P. Howell, L (6, 1) 77 Kevin Gregg, R (7, 1) 6 Jerry Hairston, R (7, PH) OBP: 0.277, SLG: 0.341 74 Kenley Jansen, S (8, 1) 31 Brandon League, R (9, 1) 75 Paco Rodríguez, L (9, 1)	B FF 90 C FF 90 D CH 83 X FF 89 2-1 1-H 2-H 3-H HR	C SI 89 B SI 89 S SL 76 B SL 78 F SI 88 X SL 77 2-2 1B 25 FC4-6-5-2 1B			B FC 94 C SL 85 F SI 95 F FF 95 B FF 94 S SL 86 2-3 ③ K		D CH 79 F SI 88 S CH 80 D CH 82 F SI 88 F SI 89 X SL 76 2-2 ③ G5-3			3 0 0 1 0 0 0	1 0 0 0 0 0 0	2 0 0 0 0 0 0	4 0 0 0 0 0 0	0 0 0 0 0 0 0	1 0 0 0 0 0 0	0 0 0 1 0 0 0
Justin Sellers, R (1, 6) OBP: 0.300, SLG: 0.222 5 Juan Uribe, R (6, 5) OBP: 0.373, SLG: 0.469	B FF 89 T FF 89 B FC 89 S FF 90 F FF 89 B CH 82 F FF 90 X FF 89 3-2 ③ F8		B SI 88 X SI 87 1-0 25 FC4-6-5-2 1-2 1B			B FF 95 S FF 94 B FF 96 B FC 92 B FF 96 4-1 25 FC3-6 BB		F FF 94 X SL 85 0-2 ① G6-3		2 1	0 0	1 0	0 0	0 1	0 0	0 0
61 Josh Beckett, R (1, 1) OBP: 0.250, SLG: 0.250 51 Ronald Belisario, R (5, 1) 55 Matt Guerrier, R (5, 1) 18 Tim Federowicz, R (6, 2) OBP: 0.304, SLG: 0.341		B FF 87 F FF 86 C FC 82 B FF 88 F FC 88 X FF 89 2-2 27 BB 25 1B 23 FC6-5 1B	B SI 85 B SI 87 2 SAFE S SI 87 C SI 86 T SI 89 2-2 ① K			C FF 94 B FF 94 C CU 81 S FF 96 1-3 ① K		C SL 85 S SL 85 F FF 95 F SL 85 S SL 84 0-3 ② K2-3		2 0 0 2	1 0 0 0	1 0 0 0	0 0 0 0	0 0 0 0	1 0 0 2	2 0 0 1
Inning Stats	R: 5 E: 0 K: 2 S: 20 H: 4 LOB: 0 BB: 1 P: 35	R: 3 E: 0 K: 1 S: 16 H: 3 LOB: 1 BB: 1 P: 29	R: 0 E: 0 K: 1 S: 10 H: 2 LOB: 1 BB: 0 P: 18	R: 0 E: 0 K: 1 S: 9 H: 0 LOB: 0 BB: 0 P: 14	R: 0 E: 0 K: 1 S: 8 H: 0 LOB: 0 BB: 0 P: 11	R: 0 E: 0 K: 1 S: 8 H: 0 LOB: 1 BB: 1 P: 15	R: 1 E: 1 K: 0 S: 12 H: 1 LOB: 1 BB: 0 P: 19	R: 0 E: 0 K: 1 S: 10 H: 0 LOB: 1 BB: 1 P: 14		1B: 7 2B: 3 3B: 0 HR: 1 SF: 0 SAC: 0 DP: 1 HBP: 0		WP: 0 PB: 0 SB: 0 CS: 0 PA: 38		

PITCHER		IP	WLS	BF	H	R	ER	SO	BB	IBB	HBP	BLK	WP	HR	S	P	ERA	WHIP
60 Jason Vargas, L ERA: 7.54	(1, 1)	1.2	L	14	7	8	8	3	2	0	0	0	0	1	34	60	43.20	5.400
35 Mitch Stetter, L ERA: 8.1	(2, 1)	0.1		1	0	0	0	0	0	0	0	0	0	0	2	4	0.00	0.000
28 David Carpenter, R ERA: 5.25	(3, 1)	1.0		4	2	0	0	1	0	0	0	0	0	0	10	18	0.00	2.000
Garrett Richards, R ERA: 1.45	(4, 1)	2.0		6	0	0	0	2	0	0	0	0	0	0	17	25	0.00	0.000
40 Kevin Jepsen, R ERA: 4.5	(6, 1)	1.0		4	0	0	0	1	1	0	0	0	0	0	8	15	0.00	1.000

PITCHER		IP	WLS	BF	H	R	ER	SO	BB	IBB	HBP	BLK	WP	HR	S	P	ERA	WHIP
24 Sean Burnett, L ERA: 9.53	(7, 1)	1.0		5	1	1	0	0	0	0	0	0	0	0	12	19	0.00	1.000
38 Mark Lowe, R ERA: 4.22	(8, 1)	1.0		4	0	0	0	1	1	0	0	0	0	0	10	14	0.00	1.000

AB	34
R	9
H	10
RBI	8
BB	4
SO	8
LOB	18

Los Angeles Dodgers @ Los Angeles Angels

Angel Stadium of Anaheim, Anaheim, CA

Sat Mar 30 2013, 6:09 PM - 8:53 PM PDT

Att. 44,717 - Clear - 65 F

livebaseballscorecards.com

TOP

Batter	1	2	3	4	5	6	7	8	9	AB	R	H	RBI	BB	SO	LOB
25 Carl Crawford, L (1, 7) OBP: 0.419, SLG: 0.464 6 Jerry Hairston, R (5, PH) OBP: 0.265, SLG: 0.326 (5, 7)	B FF 88 F FF 88 B FF 89 B FF 89 B FF 89 4-1 14 G6-3 14 S 27 SF9 BB		C FF 89 F CH 79 X FF 89 0-2 ② L9		B CU 73 B SL 81 C FF 89 C SL 80 F FF 90 F CU 73 S SL 81 2-3 ③ K		S FC 89 X FC 89 0-1 ③ P3			1 2	1 0	0 0	0 0	1 0	0 1	0 2
14 Mark Ellis, R (1, 4) OBP: 0.333, SLG: 0.365 3 Skip Schumaker, L (5, 4) OBP: 0.284, SLG: 0.371	C FF 90 C SL 84 D CU 72 X CU 73 1-2 ① G6-3 1-3		B SL 82 C FF 89 B SL 82 F FF 90 S CU 73 2-3 ③ K2-3			C FF 87 B CU 72 X CH 79 1-1 ① P4		C SI 85 B SI 86 F SI 86 X CU 73 1-2 ① F8		2 2	0 0	0 0	0 0	0 0	1 0	1 0
27 Matt Kemp, R (1, 8) OBP: 0.333, SLG: 0.423 Elian Herrera, S (6, PR) OBP: 0.333, SLG: 0.353 (6, 8)	B SL 82 B FF 91 C SL 82 X FF 89 2-1 ② SF9 3-H			F CU 71 X CH 79 0-1 23 1B 1B		B FF 88 B FF 89 B SL 80 C FF 89 X FF 89 3-1 1B		C CU 72 B SI 86 F SI 88 X CU 73 1-2 ② G5-3		2 1	0 0	2 0	1 0	0 0	0 0	0 0
23 Adrián González, L (1, 3) OBP: 0.322, SLG: 0.373 94 Scott Van Slyke, R (6, 3) OBP: 0.250, SLG: 0.273	C FF 90 F FF 90 B CU 72 B FF 90 S SL 82 2-3 ③ K			1 SAFE X FF 88 0-0 1-3 1B		1 SAFE 1 SAFE B FF 88 F FF 88 1 SAFE X CU 71 1-1 ② F7		C CU 71 B SI 86 B SI 87 X CU 72 2-1 ③ G6-3		3 1	0 0	1 0	0 0	0 0	1 0	1 0
16 Andre Ethier, L (1, 9) OBP: 0.387, SLG: 0.585 Alex Castellanos, R (5, 9) OBP: 0.304, SLG: 0.460		B FF 87 B FF 87 C SL 81 C SL 81 F CU 72 F FF 90 B SL 82 B FF 90 4-2 BB		B FF 88 B SL 82 B FF 89 C FF 89 S FF 90 3-3 ① K		P PO 76 1 SAFE 1 SAFE C FF 88 C SL 81 X FF 88 1-2 ③ F8			B FF 93 F FF 93 C FF 93 B FF 93 C SI 94 2-3 ① K	1 2	0 0	0 0	0 0	1 0	1 1	2 1
47 Luis Alfonso Cruz, R (1, 5) OBP: 0.310, SLG: 0.589 5 Juan Uribe, R (5, 5) OBP: 0.358, SLG: 0.451		1 SAFE C SL 83 X FF 90 0-1 ① P6		C SL 81 F CH 83 B SL 81 X CU 73 1-2 ② F7			C SL 81 B CU 71 C CU 71 B FF 89 S SL 82 2-3 ① K2-3		X SL 88 0-0 ② F9	2 2	0 0	0 0	0 0	0 0	0 1	3 0
18 Tim Federowicz, R (1, 2) OBP: 0.306, SLG: 0.341 81 Matt Wallach, L (8, 2) OBP: 0.231, SLG: 0.130		C SL 82 X SL 83 0-1 ② F7		C CU 73 S SL 81 B FF 91 F CU 73 S CU 72 1-3 ③ K			X FF 92 0-0 91 G3-1 7 1B 1B		X FF 93 0-0 ③ F7	3 1	0 0	1 0	0 0	0 0	1 0	3 0
Justin Sellers, R (1, 6) OBP: 0.290, SLG: 0.214 7 Nick Punto, S (5, PH) OBP: 0.357, SLG: 0.257 (5, 6)		C SL 82 X FF 89 0-1 ③ F9			X CH 86 0-0 ① P6		B SI 91 C SI 91 B FC 89 1 SAFE X SI 92 2-1 91 G3-1 1-2 1B			1 2	0 0	0 1	0 0	0 0	0 0	1 0
21 Zack Greinke, R (1, 1) Josh Wall, R (6, 1) 91 Joc Pederson, L (7, PH) OBP: 0.182, SLG: 0.200 35 Chris Capuano, L (7, 1) 76 Peter Moylan, R (8, 1) 90 Yimi García, R (9, 1)			X FF 87 0-0 ① G6-3		B CH 86 B FF 87 B FF 88 C FF 87 C FF 88 X FF 89 3-2 ② G5-3		F SI 92 S FC 89 B SI 92 X FC 84 1-2 ② G3-1 1-2 2-3			2 0 1 0 0 0	0 0 0 0 0 0	0 0 0 0 0 0	0 0 0 0 0 0	0 0 0 0 0 0	0 0 2 0 0 0	0 0 0 0 0 0

Inning Stats	1	2	3	4	5	6	7	8	9	1B: 5	SF: 1	WP: 0	PA: 34
	R: 1 E: 0 K: 1 S: 9 H: 0 LOB: 0 BB: 1 P: 18	R: 0 E: 0 K: 0 S: 10 H: 0 LOB: 1 BB: 1 P: 14	R: 0 E: 0 K: 1 S: 7 H: 0 LOB: 0 BB: 0 P: 9	R: 0 E: 0 K: 2 S: 13 H: 2 LOB: 2 BB: 0 P: 18	R: 0 E: 0 K: 1 S: 9 H: 0 LOB: 0 BB: 0 P: 14	R: 0 E: 0 K: 0 S: 10 H: 1 LOB: 1 BB: 0 P: 15	R: 0 E: 0 K: 1 S: 11 H: 2 LOB: 2 BB: 0 P: 16	R: 0 E: 0 K: 0 S: 8 H: 0 LOB: 0 BB: 0 P: 12	R: 0 E: 0 K: 1 S: 5 H: 0 LOB: 0 BB: 0 P: 7	2B: 0 3B: 0 HR: 0	SAC: 0 DP: 0 HBP: 0	PB: 0 SB: 1 CS: 0	

	AB	31
	R	1
	H	5
	RBI	1
	BB	2
	SO	7
	LOB	16

PITCHER		IP	WLS	BF	H	R	ER	SO	BB	IBB	HBP	BLK	WP	HR	S	P	ERA	WHIP
48 Tommy Hanson, R ERA: 5.89	(1, 1)	6.1		24	3	1	1	6	2	0	0	0	0	0	61	93	1.42	0.789
57 Jerome Williams, R ERA: 8.59	(7, 1)	0.2		4	2	0	0	0	0	0	0	0	0	0	8	11	0.00	3.000
37 Scott Downs, L ERA: 5.87	(8, 1)	1.0		3	0	0	0	0	0	0	0	0	0	0	8	12	0.00	0.000
49 Ernesto Frieri, R ERA: 6.3	(9, 1)	1.0	W	3	0	0	0	1	0	0	0	0	0	0	5	7	0.00	0.000

PITCHER		IP	WLS	BF	H	R	ER	SO	BB	IBB	HBP	BLK	WP	HR	S	P	ERA	WHIP

BOTTOM

Los Angeles Dodgers @ Los Angeles Angels

Angel Stadium of Anaheim, Anaheim, CA

Sat Mar 30 2013, 6:09 PM - 8:53 PM PDT

Att. 44,717 - Clear - 65 F

livebaseballscorecards.com

Batter	1	2	3	4	5	6	7	8	9	AB	R	H	RBI	BB	SO	LOB
27 Mike Trout, R (1, 7) OBP: 0.466, SLG: 0.617 39 JB Shuck, L (8, 7) OBP: 0.382, SLG: 0.415	C SI 91 B FF 93 B CU 74 X FF 92 2-1 ① F9		B CU 74 C FF 92 B FF 93 X FF 92 2-1 ② G6-3 2-H			C FF 94 X SL 86 0-1 ① G6-3		B SI 88 B SI 88 C SI 88 X SI 88 2-1 ③ G4-3		3 1	0 0	0 0	1 0	0 0	0 0	0 0
2 Erick Aybar, S (1, 6) OBP: 0.310, SLG: 0.487 20 Brendan Harris, R (8, 4) OBP: 0.311, SLG: 0.375	B FF 91 B CH 86 C FF 88 S CU 75 X FF 93 2-2 5 WP 1B		B CU 72 B CH 87 C SI 91 F CH 87 B SL 83 C FF 92 3-3 ③ K			B FF 93 B SL 83 C FF 95 B FF 95 C FF 92 X FF 93 3-2 ② L9			B FF 89 F FF 88 F FF 90 B SL 81 S SL 79 2-3 ① K	3 1	0 0	1 0	0 0	0 0	1 1	0 0
5 Albert Pujols, R (1, 3) OBP: 0.385, SLG: 0.583 Kole Calhoun, L (8, 9) OBP: 0.259, SLG: 0.326	C FF 91 B CU 73 2 SAFE F FF 92 F SL 81 B FF 95 F SI 94 D CH 88 X FF 92 3-2 ② G5-3 1-2			B FC 86 B SI 90 B FF 92 X FF 88 3-0 ① G6-3		B SL 84 B SL 82 X FF 94 2-0 ③ G6-3			C FF 90 B CH 84 S FF 90 B FF 92 B FF 90 S FF 89 3-3 ② K	3 1	0 0	0 0	0 0	0 0	0 1	1 0
32 Josh Hamilton, L (1, 10) OBP: 0.297, SLG: 0.467 16 Hank Conger, L (9, PH) OBP: 0.419, SLG: 0.769	B CU 69 F FF 89 F FC 88 B FF 93 D CH 86 X CU 71 3-2 ③ G6-3			B FF 91 B CH 85 B FF 92 C CH 83 B FF 91 4-1 44 S BB			B SI 89 S SL 82 C SI 89 X SI 90 1-2 ① G6-3		B SL 79 X FF 89 1-0 HR	2 1	0 1	0 1	0 1	1 0	0 0	1 0
44 Mark Trumbo, R (1, 9) OBP: 0.273, SLG: 0.297 7 Andrew Romine, S (8, 6) OBP: 0.377, SLG: 0.370		C FF 92 X SI 91 0-1 47 CS 1B		D CU 74 B SI 91 S CU 73 B FF 91 C FC 86 1 SAFE S SI 92 3-3 ② K 1-2			C SI 89 S CH 80 F SI 90 S SI 91 0-3 ② K			3 0	0 0	1 0	0 0	0 0	2 0	1 0
47 Howie Kendrick, R (1, 4) OBP: 0.451, SLG: 0.754 68 Efren Navarro, L (8, 3) OBP: 0.350, SLG: 0.324		B SI 92 F FC 86 1 SAFE B SI 91 F FF 92 B SI 93 S FC 88 3-3 ①② K 1-2		B CU 71 X FC 85 1-0 ③ G5-3			B CU 76 C CH 78 S SL 81 X SL 82 1-2 1B			3 0	0 0	1 0	0 0	0 0	1 0	2 0
6 Alberto Callaspo, S (1, 5) OBP: 0.385, SLG: 0.525 Luis Jimenez, R (8, 5) OBP: 0.333, SLG: 0.333		C FF 93 F CH 87 B SI 93 X CH 87 1-2 ③ G1-3			X FF 91 0-0 ① P5		B SI 88 F CH 78 1 SAFE 1 SAFE X CH 77 1-1 ③ G6-3			3 0	0 0	0 0	0 0	0 0	0 0	1 0
17 Chris Iannetta, R (1, 2) OBP: 0.418, SLG: 0.580 John Hester, R (9, 2) OBP: 0.310, SLG: 0.269			F FF 91 B FF 91 X FC 86 1-1 27 WP 27 G6-3 2B		C CU 72 S SL 80 F FF 92 B SL 80 B FC 86 B CH 85 T FF 91 3-2 ② K			S SL 75 B SL 76 B SI 88 F SI 88 X SI 89 2-2 ① G4-3		3 0	1 0	1 0	0 0	0 0	1 0	0 0
25 Peter Bourjos, R (1, 8) OBP: 0.352, SLG: 0.530			B FC 84 B FF 89 F FF 91 F FF 92 C FF 92 2-3 ① K		S CU 72 S CH 89 X CU 66 0-2 ③ G1-3			S SI 88 S SL 77 B SL 76 B SL 76 F SI 89 F SI 86 X SI 87 2-2 ② G5-3		3 0	0 0	0 0	0 0	0 0	1 0	1 0
Inning Stats	R: 0 E: 0 K: 0 S: 13 H: 1 LOB: 1 BB: 0 P: 23	R: 0 E: 0 K: 1 S: 8 H: 1 LOB: 0 BB: 0 P: 12	R: 1 E: 0 K: 2 S: 10 H: 1 LOB: 0 BB: 0 P: 18	R: 0 E: 0 K: 1 S: 6 H: 0 LOB: 1 BB: 1 P: 17	R: 0 E: 0 K: 1 S: 8 H: 0 LOB: 0 BB: 0 P: 11	R: 0 E: 0 K: 0 S: 6 H: 0 LOB: 0 BB: 0 P: 11	R: 0 E: 0 K: 1 S: 12 H: 1 LOB: 1 BB: 0 P: 15	R: 0 E: 0 K: 0 S: 10 H: 0 LOB: 0 BB: 0 P: 16	R: 1 E: 0 K: 2 S: 7 H: 1 LOB: 0 BB: 0 P: 13	1B: 3 2B: 2 3B: 0 HR: 1	SF: 0 SAC: 0 DP: 1 HBP: 0						

	AB	30
	R	2
	H	5
	RBI	2
	BB	1
	SO	8
	LOB	7

WP: 2 PA: 31
PB: 0
SB: 1
CS: 1

PITCHER		IP	WLS	BF	H	R	ER	SO	BB	IBB	HBP	BLK	WP	HR	S	P	ERA	WHIP
21 Zack Greinke, R ERA: 5.54	(1, 1)	5.0		18	3	1	1	5	1	0	0	0	2	0	45	81	1.80	0.800
Josh Wall, R ERA: 3.55	(6, 1)	1.0		3	0	0	0	0	0	0	0	0	0	0	6	11	0.00	0.000
35 Chris Capuano, L ERA: 6.75	(7, 1)	1.0		4	1	0	0	1	0	0	0	0	0	0	12	15	0.00	1.000
76 Peter Moylan, R ERA: 6.75	(8, 1)	1.0		3	0	0	0	0	0	0	0	0	0	0	10	16	0.00	0.000
90 Yimi García, R ERA: 3.38	(9, 1)	0.2	L	3	1	1	1	2	0	0	0	0	0	1	7	13	13.50	1.500

PITCHER	IP	WLS	BF	H	R	ER	SO	BB	IBB	HBP	BLK	WP	HR	S	P	ERA	WHIP

Batter	1	2	3	4	5	6	7	8	9	10	11	12	13	AB	R	H	RBI	BB	SO	LOB
27 Mike Trout, R (1, 8) OBP: 0.167, SLG: 0.167 (11, 7)	C FF 92 B FC 86 C SL 85 B CH 84 S CH 84 2-3 K		C SL 85 X SL 86 0-1 G4-3			B CH 85 F SI 94 F CH 85 X FC 88 1-2 1B		B SI 91 B FF 92 F FF 93 X SL 90 2-1 G5-3		B FF 90 B SL 81 C SI 89 B SL 80 X FF 90 3-1 F8		B FF 92 B FF 92 F FF 91 C FF 93 B FF 93 S FF 93 3-3 K		6	0	1	0	0	2	2
2 Erick Aybar, S (1, 6)	B FC 89 C SI 92 S CH 84 X SI 92 1-2 L9			C SL 86 B CH 83 C FC 88 X FC 89 1-2 G3-1		C FC 88 1 SAFE C FC 87 X FF 92 0-2 F7		C SI 93 S SL 90 B FF 95 S SL 93 1-3 K		X SI 88 0-0 G4-3		C FF 93 B FF 93 S FF 92 B FF 93 X FF 92 2-2 G4-3		6	0	0	0	0	1	3
5 Albert Pujols, R (1, 3) 7 Andrew Romine, S (11, PR) (11, 5)	C FF 93 B CH 86 X CH 84 1-1 G5-3			C SL 84 X SL 85 0-1 E4		B SL 85 C SI 92 1 SAFE B SI 92 1 SAFE X SI 92 2-1 G5-3		B SL 91 F SI 95 S SL 86 B FF 96 B SL 88 S SL 92 3-3 K			B SL 83 B SL 82 B FF 91 B FF 90 4-0 32 G3-1 BB		B FF 91 F FF 90 B FF 91 C FF 90 S CU 74 2-3 K	4 1	0 0	0 0	0 0	1 0	1 1	1 0
32 Josh Hamilton, L (1, 9)		X CH 82 0-0 L8		B FF 90 S CH 82 X FF 90 1-1 P5			B CH 82 B B FC 87 C FF 91 B CH 82 4-1 47 SH1-4 44 1B BB		C FF 95 C SL 82 F FF 97 C SL 86 0-3 K		S SI 89 1 SAFE X CH 83 0-1 G3-1 1-2		B FF 93 F SL 78 S FF 92 B SL 79 B FF 91 B FF 92 4-2 16 HBP 44 G5-3 17 1B BB	4	1	0	0	2	1	2
44 Mark Trumbo, R (1, 7) OBP: 0.333, SLG: 0.200 (11, 3)	C FF 92 B SL 83 F SI 93 S CH 85 1-3 K			S SL 84 B SL 85 S SL 85 B FC 87 T FC 87 2-2 K			C FF 91 F SI 91 D FC 87 B SI 93 1 SAFE X SI 93 2-2 47 SH1-4 1-2 1B		B FF 97 T FF 96 B FF 96 B FF 95 B FF 94 4-1 BB		S SL 81 F FF 90 B SL 81 B SL 80 X SL 80 2-2 F9		X FF 90 0-0 G5-3 1-2	5	0	1	0	1	2	4
47 Howie Kendrick, R (1, 4)		C FF 93 F FF 93 X CH 86 0-2 G5-3			B SL 85 F FF 92 S SL 85 F FF 93 S FC 87 1-3 K		L SL 83 X SI 92 0-1 SH1-4 1-2 2-3		1 SAFE F FF 95 1 SAFE 1 SAFE B FF 94 X FF 94 1-1 L8		B SL 81 B SI 89 B KC 78 B FF 89 4-0 BB		I IN 74 I IN 72 I IN 67 I IN 66 4-0 16 HBP 17 1B IBB	3	1	0	0	2	1	1
6 Alberto Callaspo, S (1, 5)			B SL 84 B FC 88 C FF 90 F SI 91 X CH 84 2-2 G6-3		C FC 88 F CH 86 B FC 88 B FC 90 F CH 86 S FC 87 2-3 K		I IN 63 I IN 63 I IN 62 I IN 59 4-0 IBB		B FF 96 C FF 94 S FF 97 F FF 98 F FF 97 F SL 86 B FF 98 C FF 95 2-3 K		B SI 87 F CH 82 X CH 82 1-1 F7		B FF 90 F FF 91 C FF 91 H SL 80 2-2 17 1B 1-2 2-3 HBP	4	0	0	0	1	2	3
38 Mark Lowe, L (11, 1)														0	0	0	0	0	0	0
16 Hank Conger, L (13, PH)														0	0	0	0	0	0	0
49 Ernesto Frieri, R (13, 1)														0	0	0	0	0	0	0
17 Chris Iannetta, R (1, 2) OBP: 0.333, SLG: 0.833			S SL 84 X CH 84 0-1 HR		F FF 92 S FC 87 B FF 94 B FC 88 B SI 94 X FC 88 3-2 G6-3		B SI 92 F SL 86 S FC 86 D FC 87 B FF 93 S SL 86 3-3 K			C FF 90 S SL 81 B FF 90 C SI 89 1-3 K		F FF 92 S SL 82 0-3 K	B FF 91 F FF 90 F FF 91 B FF 91 B FF 92 F FF 91 F FF 92 X FF 92 3-2 1-3 2-H 3-H 1B	6	1	2	3	0	3	3
36 Jered Weaver, R (1, 1)			F FF 90 F SI 91 B FC 88 S FF 90 1-3 K			C FF 89 S SL 83 F FC 87 C SL 84 0-3 K	C FC 89 B CH 85 C FC 89 S SL 85 1-3 K			C FF 90 F FF 90 B SI 90 B SI 90 B KC 77 X FF 90 3-2 1B		C FF 93 C FF 93 B SL 81 X SL 80 1-2 3B	X FF 91 0-0 L8	2 1 0 0 0 1 0 0 2	0 0 0 0 0 0 1 0 0	0 0 0 0 0 0 0 0 1	0 0 0 0 0 0 0 0 0	0 0 0 0 0 0 0 0 0	2 3 0 0 0 0 0 0 2	0 3 0 0 0 0 0 0 0
39 JB Shuck, L (7, PH)																				
Garrett Richards, R (7, 1)																				
24 Sean Burnett, L (8, 1)																				
40 Kevin Jepsen, R (9, 1)																				
20 Brendan Harris, R (10, PH) OBP: 1.000, SLG: 1.000																				
37 Scott Downs, L (10, 1)																				
25 Peter Bourjos, R (11, 8) OBP: 0.500, SLG: 1.500																				

Inning Stats	1	2	3	4	5	6	7	8	9	10	11	12	13
	R: 0 E: 0 K: 1 S: 8 H: 0 LOB: 0 BB: 0 P: 12	R: 0 E: 0 K: 1 S: 7 H: 0 LOB: 0 BB: 0 P: 8	R: 1 E: 0 K: 1 S: 10 H: 1 LOB: 0 BB: 0 P: 13	R: 0 E: 1 K: 1 S: 10 H: 0 LOB: 1 BB: 0 P: 14	R: 0 E: 0 K: 2 S: 11 H: 0 LOB: 0 BB: 0 P: 17	R: 0 E: 0 K: 1 S: 12 H: 1 LOB: 1 BB: 0 P: 15	R: 0 E: 0 K: 2 S: 12 H: 1 LOB: 3 BB: 2 P: 26	R: 0 E: 0 K: 2 S: 8 H: 0 LOB: 0 BB: 0 P: 14	R: 0 E: 0 K: 2 S: 13 H: 0 LOB: 1 BB: 1 P: 20	R: 0 E: 0 K: 1 S: 9 H: 1 LOB: 1 BB: 0 P: 16	R: 0 E: 0 K: 0 S: 7 H: 0 LOB: 2 BB: 2 P: 18	R: 0 E: 0 K: 2 S: 12 H: 1 LOB: 1 BB: 0 P: 18	R: 2 E: 0 K: 1 S: 14 H: 1 LOB: 2 BB: 2 P: 29

PITCHER	IP	WLS	BF	H	R	ER	SO	BB	IBB	HBP	BLK	WP	HR	S	P	ERA	WHIP
47 Johnny Cueto, R (1, 1) ERA: 1.29	7.0		27	3	1	1	9	1	1	0	0	0	1	70	105	1.29	0.571
51 Jonathan Broxton, R (8, 1) ERA:	1.0		3	0	0	0	2	0	0	0	0	0	0	8	14	0.00	0.000
54 Aroldis Chapman, L (9, 1) ERA:	1.0		4	0	0	0	2	1	0	0	0	0	0	13	20	0.00	1.000
63 Sam LeCure, R (10, 1) ERA:	2.0		9	1	0	0	1	2	0	0	0	0	0	16	34	0.00	1.500
60 J.J. Hoover, R (12, 1) ERA: 9.0	2.0	L	11	2	2	2	3	1	1	1	0	0	0	26	47	9.00	1.500

PITCHER	IP	WLS	BF	H	R	ER	SO	BB	IBB	HBP	BLK	WP	HR	S	P	ERA	WHIP

TOP

Los Angels Angels @ Cincinnati Reds

Great American Ball Park, Cincinnati, OH

Mon Apr 01 2013, 4:13 PM - 8:57 PM EDT

Att. 43,168 - Partly Cloudy - 47 F

livebaseballscorecards.com

AB	45
R	3
H	6
RBI	3
BB	7
SO	17
LOB	24

1B: 4	SF: 0	WP: 0	PA: 54
2B: 0	SAC: 1	PB: 0	
3B: 1	DP: 0	SB: 0	
HR: 1	HBP: 1	CS: 0	

Los Angeles Angels @ Cincinnati Reds

Great American Ball Park, Cincinnati, OH

Mon Apr 01 2013, 4:13 PM - 8:57 PM EDT

Att. 43,168 - Partly Cloudy - 47 F

livebaseballscorecards.com

BOTTOM

Batter	1	2	3	4	5	6	7	8	9	10	11	12	13	AB	R	H	RBI	BB	SO	LOB
17 Shin-Soo Choo, L (1, 8) OBP: 0.500, SLG: 0.600	B SI 86 S SI 87 H SI 86 2-1 48 BB HBP		B FF 86 B CU 89 C CH 82 B SI 86 F CH 77 X FF 87 3-2 4 G6-3 32 WP 2B		X CU 69 0-0 F7			F FF 94 B SL 86 B FC 94 F FF 94 F SL 83 X FF 93 2-2 4 SH1-3 1-2 1B		B SI 87 F SI 86 B CU 74 X SI 86 2-2 G6-3		S SL 83 B SL 83 F FF 93 B SL 83 F FF 94 F FF 84 B SL 84 C SL 83 3-3		5	1	2	0	0	1	0
4 Brandon Phillips, R (1, 4)	B FF 88 1 SAFE S FF 88 B SL 81 1 SAFE F SL 80 1 SAFE S FC 89 2-3 K		C SL 80 B CH 78 M FF 87 X FC 84 1-2 G6-3 2-3		B SL 78 X FC 84 1-0 L8			B FC 93 T FC 94 2 SAFE X FF 94 1-1 SH1-3 1-2 2-3		B SI 87 X SI 87 1-0 G6-3			C FF 91 S FF 92 X SI 93 0-2 G6-3	5	0	0	0	0	1	2
19 Joey Votto, L (1, 3)	X SI 88 0-0 F7		B CU 69 C CH 79 C SI 87 D SL 80 F FC 88 X SI 87 2-2 G3			C CU 70 B FF 86 B SI 85 S CH 76 C FC 87 2-3 K		I IN 82 I IN 81 I IN 82 I IN 81 4-0 IBB			C FF 94 B SL 84 F SL 86 X FF 95 1-2 E6 28 SH1-3		C FF 92 B FF 92 B FF 93 F FF 92 B FF 93 B FF 92 4-2 32 DI BB	4	0	0	0	2	1	2
48 Ryan Ludwick, R (1, 7) 28 Chris Heisey, R (3, PR) (4, 7)	B SL 81 B FF 87 B FC 87 B FF 86 4-0 1-2 BB		F FC 87 F SI 85 B FF 86 B CH 79 F CH 80 D SL 81 B FC 89 4-2 BB			B FC 84 F SL 82 X SL 78 1-1 B2-3		B FF 93 S FC 94 C SL 85 S FF 94 1-3 K			X FF 93 0-0 SH1-3 1-2		F FF 92 B SL 87 F FF 93 D SL 85 S FF 93 2-3 K	0 3	0 0	0 0	0 0	2 0	0 2	0 4
32 Jay Bruce, L (1, 9)	C SI 86 S CU 71 B FC 84 C FF 87 1-3 K		B CH 81 S CH 78 S CU 70 B FF 89 F CU 68 F SI 86 F CU 69 F CH 77 F FF 87 2-2 X CH 77 P6 1-3 3-H			B FF 84 B FF 84 S CH 76 S CU 70 S CH 78 2-3 K		C SI 88 B SI 87 F SI 87 F SL 75 D SI 86 S SI 88 2-3 K			I IN 56 I IN 53 I IN 53 4-0 IBB		S FF 92 B FF 93 F FF 92 C FF 95 1-3 K	5	0	0	0	1	4	7
21 Todd Frazier, R (1, 5) OBP: 0.200, SLG: 0.200		F FC 85 X SI 85 0-1 29 G6-3 1B		B SL 76 B SL 79 X FF 85 2-0 G5-3			C FC 94 X FC 95 0-1 G6-3		C FC 90 B FF 94 B FF 95 B FF 94 F FF 93 F FF 95 S FF 95 3-3 K			D SL 84 F FF 93 C FF 93 S FF 94 1-3 K		5	0	1	0	0	2	2
2 Zack Cozart, R (1, 6) 63 Sam LeCure, R (10, 1) 9 Jack Hannahan, L (11, PH) 60 J.J. Hoover, R (12, 1)		F FC 86 D SL 79 F SL 79 X FC 88 1-2 F9		B SL 81 S FF 83 B SL 76 C FF 84 B CH 76 F CH 75 X SL 78 3-2 G5-3			C FF 95 B SL 86 S FC 95 F SL 85 X FF 94 1-2 L8		B FF 95 B FF 95 X FF 94 2-0 P4			S SL 84 D FF 93 S SL 84 X SL 84 1-2 G1-3		4 0 1 0	0 0 0 0	0 0 0 0	0 0 0 0	0 0 0 0	0 0 2 0	1 0 0 0
29 Ryan Hanigan, R (1, 2)	1 SAFE B FC 86 B SL 79 B FC 83 C FC 83 C FF 85 X FC 85 3-2 G6-3 1-2			B FF 83 C FC 84 B SL 78 X FC 85 2-1 P5			F FC 94 F FF 95 X FF 94 0-2 L9		F FF 96 B FF 95 F FF 95 B CU 81 F FF 95 S FF 95 2-3 K			C FF 93 B FF 94 B SL 85 X FF 93 2-1 L1-3	5	0	0	0	0	1	1
47 Johnny Cueto, R (1, 1) 51 Jonathan Broxton, R (8, 1) 26 Xavier Paul, L (8, PH) 54 Aroldis Chapman, L (9, 1) 3 Cesar Izturis, S (10, 6)	X FC 86 0-0 F9				C FC 84 X FF 83 0-1 F8			B SL 83 X FF 94 1-0 E4 4 SH1-3 17 1B		C SI 85 B SI 85 X SI 86 1-1 G4-3		B FF 93 B FF 92 F FF 93 F FF 93 F SL 85 S SL 84 2-3 K	2 0 1 0 2	0 0 0 0 0	0 0 0 0 0	0 0 0 0 0	0 0 0 0 1	0 0 0 0 0	1 0 0 0 0
Inning Stats	R: 0 E: 0 K: 2 S: 8 H: 0 LOB: 2 BB: 1 P: 17	R: 0 E: 0 K: 0 S: 9 H: 1 LOB: 1 BB: 0 P: 13	R: 1 E: 0 K: 0 S: 21 H: 1 LOB: 1 BB: 1 P: 33	R: 0 E: 0 K: 0 S: 7 H: 0 LOB: 0 BB: 0 P: 14	R: 0 E: 0 K: 0 S: 4 H: 0 LOB: 0 BB: 0 P: 5	R: 0 E: 0 K: 2 S: 8 H: 0 LOB: 0 BB: 0 P: 13	R: 0 E: 0 K: 0 S: 9 H: 0 LOB: 0 BB: 0 P: 10	R: 0 E: 1 K: 2 S: 14 H: 1 LOB: 3 BB: 1 P: 25	R: 0 E: 0 K: 2 S: 9 H: 0 LOB: 0 BB: 0 P: 16	R: 0 E: 0 K: 0 S: 6 H: 0 LOB: 0 BB: 0 P: 10	R: 0 E: 1 K: 1 S: 10 H: 0 LOB: 2 BB: 1 P: 17	R: 0 E: 0 K: 2 S: 12 H: 0 LOB: 0 BB: 0 P: 19	R: 0 E: 0 K: 2 S: 11 H: 0 LOB: 1 BB: 1 P: 18	1B: 2 2B: 1 3B: 0 HR: 0	SF: 0 SAC: 2 DP: 0 HBP: 1	WP: 2 PB: 0 SB: 0 CS: 0	PA: 50			

	AB	42
	R	1
	H	3
	RBI	0
	BB	5
	SO	13
	LOB	22

PITCHER		IP	WLS	BF	H	R	ER	SO	BB	IBB	HBP	BLK	WP	HR	S	P	ERA	WHIP
36 Jered Weaver, R ERA: 1.5	(1, 1)	6.0		23	2	1	1	4	2	0	1	0	1	0	57	95	1.50	0.667
Garrett Richards, R ERA:	(7, 1)	1.2		8	1	0	0	1	0	1	0	0	0	0	19	29	0.00	0.600
24 Sean Burnett, L ERA:	(8, 1)	0.1		1	0	0	0	1	0	0	0	0	0	0	4	6	0.00	0.000
40 Kevin Jepsen, R ERA:	(9, 1)	1.0		3	0	0	0	2	0	0	0	0	0	0	9	16	0.00	0.000
37 Scott Downs, L ERA:	(10, 1)	1.0		3	0	0	0	0	0	0	0	0	0	0	6	10	0.00	0.000

PITCHER		IP	WLS	BF	H	R	ER	SO	BB	IBB	HBP	BLK	WP	HR	S	P	ERA	WHIP
38 Mark Lowe, R ERA:	(11, 1)	2.0	W	8	0	0	0	3	0	1	0	0	0	0	22	36	0.00	0.000
49 Ernesto Frieri, R ERA:	(13, 1)	1.0	S	4	0	0	0	2	1	0	0	0	0	0	11	18	0.00	1.000

Batter	1	2	3	4	5	6	7	8	9	AB	R	H	RBI	BB	SO	LOB
27 Mike Trout, R (1, 8) OBP: 0.182, SLG: 0.273	C FC 90 C FF 94 B SL 87 B SL 88 S SL 87 2-3 ① **K**		X FF 91 0-0 ③ **2B** 1-3			C SL 89 B FF 88 B SL 85 X FF 88 2-1 ① **G5-3**	C FF 91 B SL 79 C FF 91 C FF 92 1-3 ③ **K**		1 SAFE X FF 95 0-0 ③ **P4**	5	0	1	0	0	2	3
2 Erick Aybar, S (1, 6) OBP: 0.200, SLG: 0.200	X FF 90 0-0 ② **G4-3**		B SI 89 F SI 90 B SI 90 C FF 88 F SI 91 F SI 91 X SI 92 2-2 ③ **G3-1**			C SI 88 X SI 90 0-1 **5 G5-4-3 1B**		B FF 91 X SI 93 1-0 **32 G4-3 · 5 E · 44 G6-3 1B**		4	1	2	0	0	0	2
5 Albert Pujols, R (1, 3)	B FF 93 C FC 92 B FC 93 F FF 91 F FC 94 F FF 94 B SL 84 D FC 93 4-2 **32 CS BB**			C FC 90 S SL 89 B SI 90 F FF 93 B SL 88 S FF 93 2-3 ① **K**		1 SAFE S SL 89 1 SAFE S SL 86 X SL 84 0-2 ②③ **G5-4-3** 1-2f		1 SAFE C CH 89 X FF 91 0-1 **FC5 32 G4-3** 1-2		3	0	0	0	1	1	2
32 Josh Hamilton, L (1, 9)	S SI 91 C SI 91 B SI 92 1-2 ③ **CS** 1-2	S CU 80 F FF 90 F SI 92 B SL 86 B SL 88 S SL 88 2-3 ① **K**		B SI 91 F FC 92 B FF 92 S CU 76 B SI 92 C SI 92 3-3 ② **K**			B CU 80 F SI 89 B FC 91 C SI 90 F CU 78 X SI 91 2-2 ① **F7**	F SI 92 B SI 91 B SI 92 F SL 91 X SL 92 2-2 ① **G4-3** 1-2 2-3		4	0	0	0	2	2
44 Mark Trumbo, R (1, 7) OBP: 0.300, SLG: 0.222		B SL 87 S FF 92 S SL 87 F FC 93 B SL 87 C SL 88 2-3 ② **K**		S CU 78 S SL 88 S SL 87 0-3 ③ **K**			B FC 90 C SL 86 X SL 85 1-1 **6 HR 1B**	X SL 90 0-0 ② **G6-3** 3-H		4	1	1	1	0	2	1
47 Howie Kendrick, R (1, 4) OBP: 0.333, SLG: 0.571		B FC 93 X SI 90 1-0 ③ **F9**			B FF 88 F FC 89 B FC 90 F FC 89 X FC 91 2-2 **HR**		C FC 90 F SL 85 D SL 88 B SL 87 F SL 88 F FF 92 1 SAFE C CU 77 2-3 ② **K**	S SL 86 D SL 86 X SL 86 1-1 ③ **F9**		4	1	1	1	0	1	2
6 Alberto Callaspo, S (1, 5) OBP: 0.333, SLG: 0.625			C SI 89 B SL 85 B SL 85 X SI 89 2-1 ① **F9**		X SI 90 0-0 **17 G6-4-3 1B**		C FF 89 X SI 90 0-1 **1-H HR**		C FF 96 C FF 97 F FF 98 B FF 99 C FF 98 1-3 ① **K**	4	1	2	2	0	1	0
17 Chris Iannetta, R (1, 2) OBP: 0.400, SLG: 0.667			X SL 87 0-0 **27 2B 1B**		T SL 89 F SL 87 X SL 85 0-2 ①② **G6-4-3** 1-2f		B FF 91 S SL 79 C FF 91 B SL 78 B FF 92 B FF 91 4-2 **39 1B BB**		F FF 97 X FF 96 0-1 ② **L8**	3	0	1	0	1	0	1
33 C.J. Wilson, L (1, 1) 39 JB Shuck, L (7, PH) OBP: 0.500, SLG: 0.500 24 Sean Burnett, L (7, 1) 40 Kevin Jepsen, R (7, 1) Garrett Richards, R (8, 1) 20 Brendan Harris, R (9, PH) OBP: 1.000, SLG: 1.000 37 Scott Downs, L (9, 1)			C X SI 91 0-1 ② **B5**		C FC 91 S SI 92 S SI 92 0-3 ③ **K**		C FF 91 B FF 91 X CH 83 1-1 **1-2 1B**		B FF 96 C FF 95 B FF 97 B FF 95 C FF 94 F FF 96 B FF 95 4-2 **BB**	2 1 0 0 0 0 0 0	0 0 0 0 0 0 0 0	0 1 0 0 0 0 1 0	0 0 0 0 0 0 0 0	0 0 0 0 0 0 0 0	1 0 0 0 0 0 0 0	1 0 0 0 0 0 0 0
Inning Stats	R: 0 E: 0 K: 1 S: 10 H: 0 LOB: 0 BB: 1 P: 17	R: 0 E: 0 K: 2 S: 9 H: 0 LOB: 0 BB: 0 P: 14	R: 0 E: 0 K: 0 S: 11 H: 2 LOB: 2 BB: 0 P: 15	R: 0 E: 0 K: 3 S: 10 H: 0 LOB: 0 BB: 0 P: 15	R: 1 E: 0 K: 1 S: 10 H: 2 LOB: 0 BB: 0 P: 12	R: 0 E: 0 K: 0 S: 7 H: 1 LOB: 0 BB: 0 P: 9	R: 2 E: 0 K: 2 S: 20 H: 3 LOB: 2 BB: 1 P: 31	R: 1 E: 1 K: 0 S: 9 H: 1 LOB: 1 BB: 0 P: 13	R: 0 E: 0 K: 1 S: 10 H: 0 LOB: 1 BB: 1 P: 15	1B: 6 2B: 1 3B: 0 HR: 2	SF: 0 SAC: 0 DP: 2 HBP: 0					

PITCHER		IP	WLS	BF	H	R	ER	SO	BB	IBB	HBP	BLK	WP	HR	S	P	ERA	WHIP
55 Mat Latos, R ERA: 4.05	(1, 1)	6.2		25	7	3	3	8	1	0	0	0	0	2	70	100	4.05	1.200
60 J.J. Hoover, R ERA: 7.71	(7, 1)	0.1	H	3	1	0	0	1	1	0	0	0	0	0	7	13	0.00	6.000
51 Jonathan Broxton, R ERA:	(8, 1)	1.0	B	5	1	1	0	0	0	0	0	0	0	0	9	13	0.00	1.000
54 Aroldis Chapman, L ERA:	(9, 1)	1.0	W	4	0	0	0	1	1	0	0	0	0	0	10	15	0.00	1.000

PITCHER	IP	WLS	BF	H	R	ER	SO	BB	IBB	HBP	BLK	WP	HR	S	P	ERA	WHIP

TOP

Los Angeles Angels @ Cincinnati Reds

Great American Ball Park, Cincinnati, OH

Wed Apr 03 2013, 7:13 PM - 10:18 PM EDT

Att. 35,257 - Clear - 49 F

livebaseballscorecards.com

AB	34
R	4
H	9
RBI	4
BB	3
SO	10
LOB	14

WP: 0 PA: 38
PB: 0
SB: 0
CS: 1

BOTTOM

Batter	1	2	3	4	5	6	7	8	9	AB	R	H	RBI	BB	SO	LOB
17 Shin-Soo Choo, L (1, 8) OBP: 0.455, SLG: 0.375	C FF 90 C FC 90 X SL 82 0-2 ① G3			C FF 89 F CU 77 B SL 82 T FC 87 1-2 ① K	C FF 90 C FF 90 X SL 81 0-2 ① F7		S SI 86 B SL 75 F SI 85 B SL 77 B SI 87 B SI 86 4-2 19 BB		H SI 86 1-0 28 SH1-4 19 1B HBP	3	1	0	0	1	1	0
28 Chris Heisey, R (1, 7) OBP: 0.286, SLG: 0.167	X FF 90 0-0 ② F9			B FF 90 B FF 89 B FF 90 B FF 88 4-0 19 BB 4 HR BB	C CU 77 X CU 77 0-1 4 S 1B		1 SAFE B SI 87 B SI 86 1 SAFE T FF 87 S SI 87 S SI 86 2-3 ① K		X SI 86 0-0 ① SH1-4 1-2	3	1	1	0	1	1	1
19 Joey Votto, L (1, 3) OBP: 0.455, SLG: 0.143	B FF 90 F FF 91 B CH 84 C FC 90 X SL 82 2-2 ③ G6-3			B FF 90 B FF 89 C FF 89 B FF 89 B FF 90 4-1 4 HR 1-2 BB	C SI 91 B FF 90 1 SAFE C CU 79 S SL 81 1-3 ② K		D SI 89 B SI 88 C SI 87 D SL 75 B SI 86 4-1 1-2 BB		X CU 72 0-0 2-H 1B	3	1	1	1	2	1	1
4 Brandon Phillips, R (1, 4) OBP: 0.222, SLG: 0.500		C FF 89 X CH 84 0-1 ① F7		B CU 74 F FF 90 X FC 88 1-1 1-H 2-H HR	B FF 91 I IN 75 I IN 75 I IN 74 4-0 1-2 IBB		C FF 93 S SI 90 D CU 80 F FF 94 D FC 90 F FF 95 F FF 92 S FF 95 2-3 ② K			3	1	1	3	1	1	2
32 Jay Bruce, L (1, 9) OBP: 0.200, SLG: 0.222		C FF 89 B FF 90 X FF 90 1-1 ② G6-3		C FF 91 F FF 90 B CU 78 X SI 90 1-2 E7 21 1B 2B	C CU 77 T SL 80 X CU 79 0-2 ③ P4		C FF 94 B FF 94 C FF 94 S CU 80 1-3 ③ K			4	1	1	0	0	1	4
21 Todd Frazier, R (1, 5) OBP: 0.222, SLG: 0.222		C FF 90 C FC 88 S CU 78 0-3 ③ K		B FF 90 B CH 84 B FF 90 C SI 91 X FF 89 3-1 2 G6-3 3-H 1B		C CU 76 X CH 84 0-1 ① G4-3		C FC 94 S SL 86 X SL 85 0-2 ① G5-3		4	0	1	1	0	1	0
2 Zack Cozart, R (1, 6)			B CH 82 C FF 89 B FF 89 X FF 89 2-1 ① G6-3	B CH 84 X FC 86 1-0 ② G6-3 1-2		C CH 82 B FF 89 B FC 87 X FF 88 2-1 ② F8		B FF 95 T FF 94 B SL 85 B FF 94 C FC 94 S FC 94 3-3 ② K		4	0	0	0	0	1	1
29 Ryan Hanigan, R (1, 2) OBP: 0.222, SLG: 0.125			B FC 89 C FF 89 F FF 89 X SL 81 1-2 ② F7	I IN 72 I IN 74 I IN 73 I IN 74 4-0 IBB		C FF 89 C CU 77 X CU 76 0-2 55 FC6 1B		B SL 85 B FC 91 C FC 93 X FF 94 2-1 E6		3	0	1	0	1	0	0
55 Mat Latos, R (1, 1)			B FF 91 F FF 88 C SI 90 B FF 89 X FF 90 2-2 ③ F9	C CU 76 F SI 91 C CU 76 0-3 ③ K		C CU 76 X FF 90 0-1 ③ FC6 1-2f		D SL 86 B SL 84 C SL 83 B SL 84 S SL 85 S SL 84 3-3 ③ K		3	0	0	0	0	1	3
60 J.J. Hoover, R (7, 1)										0	0	0	0	0	0	0
51 Jonathan Broxton, R (8, 1)										0	0	0	0	0	0	0
26 Xavier Paul, L (8, PH)										1	0	0	0	0	1	1
54 Aroldis Chapman, L (9, 1)										0	0	0	0	0	0	0
Inning Stats	R: 0 E: 0 K: 0 S: 7 H: 0 LOB: 0 BB: 0 P: 9	R: 0 E: 0 K: 1 S: 7 H: 0 LOB: 0 BB: 0 P: 8	R: 0 E: 0 K: 0 S: 8 H: 0 LOB: 0 BB: 0 P: 13	R: 4 E: 1 K: 2 S: 15 H: 3 LOB: 2 BB: 3 P: 34	R: 0 E: 0 K: 1 S: 11 H: 1 LOB: 2 BB: 1 P: 16	R: 0 E: 0 K: 0 S: 9 H: 1 LOB: 1 BB: 0 P: 11	R: 0 E: 0 K: 3 S: 15 H: 0 LOB: 2 BB: 2 P: 28	R: 0 E: 1 K: 2 S: 11 H: 0 LOB: 1 BB: 0 P: 19	R: 1 E: 0 K: 0 S: 2 H: 1 LOB: 1 BB: 0 P: 3	1B: 4 2B: 1 3B: 0 HR: 1 SF: 0 SAC: 1 DP: 0 HBP: 1						

PITCHER		IP	WLS	BF	H	R	ER	SO	BB	IBB	HBP	BLK	WP	HR	S	P	ERA	WHIP
33 C.J. Wilson, L ERA: 4.5	(1, 1)	6.0		27	5	4	3	4	2	2	0	0	0	1	57	91	4.50	1.167
24 Sean Burnett, L ERA:	(7, 1)	0.1		3	0	0	0	1	2	0	0	0	0	0	6	16	0.00	6.000
40 Kevin Jepsen, R ERA:	(7, 1)	0.2		2	0	0	0	2	0	0	0	0	0	0	9	12	0.00	0.000
Garrett Richards, R ERA:	(8, 1)	1.0		4	0	0	0	2	0	0	0	0	0	0	11	19	0.00	0.000
37 Scott Downs, L ERA: 6.75	(9, 1)	0.1	L	3	1	1	1	0	0	0	1	0	0	0	2	3	27.00	3.000

PITCHER	IP	WLS	BF	H	R	ER	SO	BB	IBB	HBP	BLK	WP	HR	S	P	ERA	WHIP

Los Angeles Angels @ Cincinnati Reds
Great American Ball Park, Cincinnati, OH
Wed Apr 03 2013, 7:13 PM - 10:18 PM EDT
Att. 35,257 - Clear - 49 F

livebaseballscorecards.com

AB	31
R	5
H	6
RBI	5
BB	6
SO	9
LOB	13

WP: 0	PA: 39					
PB: 0						
SB: 1						
CS: 0						

Los Angeles Angels @ Cincinnati Reds

Great American Ball Park, Cincinnati, OH

Thu Apr 04 2013, 12:38 PM - 3:29 PM EDT

Att. 23,795 - Partly Cloudy - 50 F

TOP

livebaseballscorecards.com

Batter	1	2	3	4	5	6	7	8	9	AB	R	H	RBI	BB	SO	LOB
27 Mike Trout, R (1, 8) OBP: 0.313, SLG: 0.400	C CU 67 B SL 74 S SL 76 S SL 76 1-3 ① K		X SI 87 0-0 ② G5-3		B CH 76 B SI 85 B CH 78 C CH 78 B FF 86 4-1 2 1B 5 SF8 BB		B FF 92 F SI 94 C FC 88 X FC 89 1-2 2 G4-3 5 G5-3 2B		C FF 92 B SL 81 X FF 95 1-1 2 SH1-4 1B	4	2	2	0	1	1	0
2 Erick Aybar, S (1, 6) OBP: 0.357, SLG: 0.429	S CH 77 F SI 87 X FF 88 0-2 5 G6-3 2B		C CU 71 C SL 73 B SI 88 B CH 77 X CH 75 2-2 5 2B 32 1B 1B		C SI 86 D SI 87 1 SAFE X SI 86 1-1 1-3 1B		X SI 94 0-0 ① G4-3 2-3		X FF 95 0-0 ① SH1-4 1-2	4	1	3	0	0	0	1
5 Albert Pujols, R (1, 3) OBP: 0.214, SLG: 0.182	C FF 88 F CH 78 X SL 79 0-2 ② G6-3 2-3		1 SAFE X SI 87 0-0 32 1B 1-3 2B		X CH 78 0-0 ① SF8 3-H		B FC 89 F FC 89 F SI 95 F CU 77 B CU 77 F CU 78 F CU 77 X SI 94 2-2 ② G5-3 3-H		X FF 96 0-0 ② L9	4	1	1	2	0	0	2
32 Josh Hamilton, L (1, 9) OBP: 0.267, SLG: 0.083	B SI 87 B SI 87 S CH 79 B SL 76 F CU 70 F SL 76 S CH 76 3-3 ③ K		X SI 87 0-0 2-H 3-H 1B		B CH 77 F CU 71 F SI 86 1 SAFE 1 SAFE F CH 77 S CH 77 1-3 ② K		B FF 94 F CU 75 B CU 77 F CU 76 H CU 73 3-2 44 2B HBP		C FF 97 F FF 98 F FF 99 T FF 98 0-2 ③ K	4	0	1	2	0	3	3
44 Mark Trumbo, R (1, 7) OBP: 0.286, SLG: 0.308		B CH 76 C CU 66 C SI 87 B SL 77 F SL 76 S CU 69 2-3 ① K	B CH 78 F CH 76 C SL 75 X SL 77 1-2 ③ G4-3		1 SAFE C FF 85 F SI 86 1 SAFE D SL 76 D SL 74 X CU 68 2-2 ③ F8		1 SAFE D FF 94 X FC 90 1-0 1-3 2B			4	0	1	0	0	1	2
47 Howie Kendrick, R (1, 4) OBP: 0.385, SLG: 0.545		B FF 86 X SI 86 1-0 6 FC6-4 1B	B CH 75 B CU 67 B CU 71 C CH 78 X CU 71 3-1 ① F8		C CU 72 B SI 83 X FF 87 1-1 1B		C FF 94 S CU 77 D CU 80 X CU 76 1-2 ③ F9			4	0	2	0	0	0	2
6 Alberto Callaspo, S (1, 5) OBP: 0.231, SLG: 0.417		B SI 86 C CU 72 B CH 78 1 SAFE X CH 77 2-1 ② FC6-4 16 FC3-6 1-2f	F FF 85 B CH 76 B CU 71 F FC 83 X SL 76 2-2 ② P5		F CH 79 X SL 77 0-1 ① F8			C FF 90 S CH 84 B KC 78 C CH 83 1-3 ① K		4	0	0	0	0	1	2
16 Hank Conger, L (1, 2) OBP: 0.400, SLG: 0.250		1 SAFE B SI 86 C SI 87 D CH 79 X CH 80 2-1 ③ FC3-6 1-2f	S CU 68 X CH 76 0-1 1B		X SI 86 0-0 ② P6			C KC 74 B SI 90 B FF 90 S KC 74 B KC 77 S FF 89 3-3 ② K		4	0	1	0	0	1	2
55 Joe Blanton, R (1, 1) 39 JB Shuck, L (6, PH) OBP: 0.333, SLG: 0.333 38 Mark Lowe, L (6, 1) 20 Brendan Harris, R (8, PH) OBP: 0.667, SLG: 0.500 24 Sean Burnett, L (8, 1)			C SI 86 B CU 69 B SL 73 C CU 69 S SI 86 2-3 ① K	C SI 84 S SI 86 X SL 75 0-2 ③ G6-3		B CU 70 C CU 69 X SI 86 1-1 ③ F7		S FF 91 B KC 77 C SI 88 T FF 90 1-2 ③ K		2 1 0 1 0	0 0 0 0 0	0 0 0 0 0	0 0 0 0 0	1 0 0 1 0	1 1 0 0 0
Inning Stats	R: 0 E: 0 K: 2 S: 13 H: 1 LOB: 1 BB: 0 P: 17	R: 0 E: 0 K: 1 S: 9 H: 1 LOB: 1 BB: 0 P: 16	R: 2 E: 0 K: 1 S: 12 H: 3 LOB: 1 BB: 0 P: 17	R: 0 E: 0 K: 0 S: 10 H: 1 LOB: 1 BB: 0 P: 15	R: 1 E: 0 K: 1 S: 11 H: 1 LOB: 1 BB: 1 P: 19	R: 0 E: 0 K: 0 S: 7 H: 1 LOB: 1 BB: 0 P: 9	R: 1 E: 0 K: 0 S: 16 H: 2 LOB: 2 BB: 0 P: 24	R: 0 E: 0 K: 3 S: 9 H: 0 LOB: 0 BB: 0 P: 14	R: 0 E: 0 K: 1 S: 8 H: 1 LOB: 1 BB: 0 P: 9	1B: 7 2B: 4 3B: 0 HR: 0 SF: 1 SAC: 1 DP: 0 HBP: 1						

	AB	36
	R	4
	H	11
	RBI	4
	BB	1
	SO	9
	LOB	16

WP: 0 PB: 0 SB: 0 CS: 0 PA: 40

PITCHER	IP	WLS	BF	H	R	ER	SO	BB	IBB	HBP	BLK	WP	HR	S	P	ERA	WHIP
61 Bronson Arroyo, R (1, 1) ERA: 4.5	6.0	W	27	8	3	3	5	1	0	0	0	0	0	62	93	4.50	1.500
31 Alfredo Simon, R (7, 1) ERA: 9.0	1.0	H	6	2	1	1	0	0	0	1	0	0	0	16	24	9.00	2.000
63 Sam LeCure, R (8, 1) ERA:	1.0	H	3	0	0	0	3	0	0	0	0	0	0	9	14	0.00	0.000
54 Aroldis Chapman, L (9, 1) ERA:	1.0	S	4	1	0	0	1	0	0	0	0	0	0	8	9	0.00	1.000

PITCHER	IP	WLS	BF	H	R	ER	SO	BB	IBB	HBP	BLK	WP	HR	S	P	ERA	WHIP

Los Angeles Angels @ Cincinnati Reds

Great American Ball Park, Cincinnati, OH

Thu Apr 04 2013, 12:38 PM - 3:29 PM EDT

Att. 23,795 - Partly Cloudy - 50 F

livebaseballscorecards.com

BOTTOM

Batter	1	2	3	4	5	6	7	8	9	AB	R	H	RBI	BB	SO	LOB
17 Shin-Soo Choo, L (1, 8) OBP: 0.467, SLG: 0.667	X FF 86 0-0 HR		F FC 84 X CH 82 0-1 ① G4-3		L CU 72 X FC 84 0-1 28 HR 1B		C FF 92 S SL 84 B FF 93 B FF 92 B SL 85 S FF 93 3-3 ② K			4	2	2	1	0	1	0
28 Chris Heisey, R (1, 7) OBP: 0.273, SLG: 0.500	B SI 87 F SI 87 X FC 84 1-1 ① L7		C FF 87 B FF 87 S CH 81 S CH 81 1-3 ② K		B SL 82 1 SAFE X SL 81 1-0 1-H HR		F FF 93 B FF 93 B SL 83 B SL 82 X FF 92 3-1 ③ L7			4	1	1	2	0	1	0
19 Joey Votto, L (1, 3) OBP: 0.400, SLG: 0.100	F FC 84 B FF 88 C CH 81 B SI 88 X CH 81 2-2 ② G6-3		B CH 82 C FF 88 B FF 88 B FC 84 C CH 82 F FF 88 B CH 81 4-2 4 1B BB		B CH 81 B SI 87 F SL 82 C CH 81 F CH 80 F SL 82 X FF 89 2-2 ① F7			C SL 73 F SI 86 X SI 88 0-2 ① L7		3	0	0	0	1	0	0
4 Brandon Phillips, R (1, 4) OBP: 0.308, SLG: 0.583	C SI 88 B FC 86 C SI 88 X FF 88 1-2 2B		B FC 85 B SL 82 C FC 85 1 SAFE C FF 89 X CH 82 2-2 1-3 1B		C FF 86 B FF 87 F FF 87 B FC 84 X FF 88 2-2 ② F9			F SI 87 C CH 80 B SI 86 X SI 88 1-2 ② G6-3		4	0	2	0	0	0	0
32 Jay Bruce, L (1, 9) OBP: 0.143, SLG: 0.154	B CU 75 F CH 82 B FC 85 X CU 75 2-1 ③ G3		S CH 82 S CH 82 B CH 82 F FF 90 F CH 82 1 SAFE S FF 90 1-3 ③ K		C SI 88 B FF 89 C FF 89 S FF 90 1-3 ③ K			C SI 87 X SI 86 0-1 ③ G3		4	0	0	0	0	2	3
21 Todd Frazier, R (1, 5) OBP: 0.333, SLG: 0.667		C SL 82 C SI 86 B SL 82 F CH 81 X FF 89 1-2 HR		C SL 80 X FF 88 0-1 E8 29 SF9 2B		B SL 83 X FF 92 1-0 ① P6				3	2	2	1	0	0	0
2 Zack Cozart, R (1, 6) 31 Alfredo Simon, R (7, 1) 63 Sam LeCure, R (8, 1) 54 Aroldis Chapman, L (9, 1)		C FF 87 X CH 81 0-1 ① G5-3		C SL 82 B SL 82 C SI 88 D CU 78 X FC 85 2-2 ① P4		X FF 92 0-0 ② F9				3 0 0 0	0 0 0 0	0 0 0 0	0 0 0 0	0 0 0 0	0 0 0 0	1 0 0 0
29 Ryan Hanigan, R (1, 2) OBP: 0.167, SLG: 0.100		C SL 83 C SL 81 B SL 81 B FF 88 X FF 87 2-2 ② F9		C SL 81 F FF 90 X FF 90 0-2 ② SF9 3-H		F FF 93 B FF 92 B SL 84 X FF 92 2-1 ③ F8				2	0	0	1	0	0	0
61 Bronson Arroyo, R (1, 1) 3 Cesar Izturis, S (7, 6)		X FF 87 0-0 ③ F7		F FF 87 C SL 79 B SL 80 F FF 88 S CU 76 1-3 ③ K			B FF 92 B FF 92 X FF 92 2-0 ① L7			2 1	0 0	0 0	0 0	0 0	1 0	0 0
Inning Stats	R: 1 E: 0 K: 0 S: 11 H: 2 LOB: 1 BB: 0 P: 17	R: 1 E: 0 K: 0 S: 10 H: 1 LOB: 0 BB: 0 P: 13	R: 0 E: 0 K: 2 S: 16 H: 1 LOB: 2 BB: 1 P: 24	R: 1 E: 1 K: 1 S: 12 H: 1 LOB: 0 BB: 0 P: 15	R: 2 E: 0 K: 1 S: 14 H: 2 LOB: 0 BB: 0 P: 20	R: 0 E: 0 K: 0 S: 4 H: 0 LOB: 0 BB: 0 P: 7	R: 0 E: 0 K: 1 S: 6 H: 0 LOB: 0 BB: 0 P: 14	R: 0 E: 0 K: 0 S: 8 H: 0 LOB: 0 BB: 0 P: 9		1B: 2 2B: 2 3B: 0 HR: 3 SF: 1 SAC: 0 DP: 0 HBP: 0						

	AB	30
	R	5
	H	7
	RBI	5
	BB	1
	SO	5
	LOB	4

WP: 0 PA: 32
PB: 0
SB: 0
CS: 0

PITCHER		IP	WLS	BF	H	R	ER	SO	BB	IBB	HBP	BLK	WP	HR	S	P	ERA	WHIP
55 Joe Blanton, R ERA: 7.2	(1, 1)	5.0	L	23	7	5	4	4	1	0	0	0	0	3	63	89	7.20	1.600
38 Mark Lowe, R ERA:	(6, 1)	2.0		6	0	0	0	1	0	0	0	0	0	0	10	21	0.00	0.000
24 Sean Burnett, L ERA:	(8, 1)	1.0		3	0	0	0	0	0	0	0	0	0	0	8	9	0.00	0.000

PITCHER		IP	WLS	BF	H	R	ER	SO	BB	IBB	HBP	BLK	WP	HR	S	P	ERA	WHIP

Batter	1	2	3	4	5	6	7	8	9	AB	R	H	RBI	BB	SO	LOB
27 Mike Trout, R (1, 7) OBP: 0.300, SLG: 0.421	C SI 94 X SI 95 0-1 ① G6-3		C SI 93 F SI 93 B SL 82 F CH 83 F SI 94 F SI 94 S SL 82 1-3 ② K		S SL 81 B SI 93 B SI 93 S SL 80 X SL 80 2-2 2-H 2B			F FF 96 S FF 96 B CU 86 X FF 97 1-2 ② G1-3		4	0	1	1	0	1	0
2 Erick Aybar, S (1, 6) OBP: 0.278, SLG: 0.333	T SI 94 B SI 95 F SI 94 X SL 81 1-2 ② F7		C CH 81 B SI 94 F SI 92 B SI 96 X SL 82 2-2 ③ F7		B CH 81 B CH 81 X SI 91 2-0 ③ G6-3			X FF 96 0-0 ③ F9		4	0	0	0	0	0	1
5 Albert Pujols, R (1, 3) OBP: 0.222, SLG: 0.143	X SI 95 0-0 ③ L6			B SI 93 B CH 81 B SI 94 B SI 92 4-0 BB	B SI 92 F CH 80 F KC 73 B SI 93 S SL 79 2-3 ① K				C FF 92 B SL 85 X SL 84 1-1 ① F7	3	0	0	0	1	1	0
32 Josh Hamilton, L (1, 9) OBP: 0.211, SLG: 0.063		C SI 92 F SL 83 B SL 82 S SL 83 1-3 ① K		F SI 93 F SI 94 S SL 83 0-3 ① K	S SL 82 X SL 82 0-1 ② L9				X CU 79 0-0 ② L8	4	0	0	0	0	2	1
44 Mark Trumbo, R (1, 10) OBP: 0.278, SLG: 0.250 7 Andrew Romine, S (9, PR)		C KC 75 S CH 81 B SI 95 F SI 95 X CH 81 1-2 ② F8		X SI 94 0-0 ② F7	C SI 94 X SI 94 0-1 ③ L4				S FF 92 C FF 92 B SI 92 B SL 85 B SL 85 B CU 81 4-2 BB	3 0	0 0	0 0	0 0	1 0	0 0	1 0
47 Howie Kendrick, R (1, 4) OBP: 0.412, SLG: 0.533	F SI 95 X SI 94 0-1 6 S 1B		C SI 94 D CH 82 F SI 94 B FF 94 D SL 81 X CH 82 3-2 ③ G5-3				F SI 91 X SI 93 0-1 6 G5-4-3 1B		B SL 84 X FF 92 1-0 ③ F8	4	0	2	0	0	0	2
6 Alberto Callaspo, S (1, 5) OBP: 0.250, SLG: 0.400		F SI 92 C KC 78 B SI 94 1 SAFE 1 SAFE B SI 94 F SI 93 X CH 81 2-2 ③ P6 1-2			B SL 78 F SI 93 X SI 93 1-1 25 CS 17 1B 1B		C SI 89 F KC 73 X CH 80 0-2 ①② G5-4-3 1-2f			3	0	1	0	0	0	2
17 Chris Iannetta, R (1, 2) OBP: 0.462, SLG: 0.917			X KC 71 0-0 HR		B SI 93 1 SAFE S CH 81 B SI 93 1 SAFE S CH 80 B CH 80 X CH 81 3-2 25 CS 27 2B 1-2 1B		B SI 93 B SI 92 C CH 81 S SL 82 B SI 94 X SL 79 3-2 ③ F8			3	2	2	1	0	0	0
25 Peter Bourjos, R (1, 8) OBP: 0.200, SLG: 0.600			B SI 92 X SI 92 1-0 ① G6-3		2 SAFE B SI 92 C SI 93 C SI 93 S KC 76 1-3 ①② K2-3 1-2 2-3			C FF 94 B FF 95 F FF 95 B CU 81 S FF 95 2-3 ① K		3	0	0	0	0	2	2
Inning Stats	R: 0 E: 0 K: 0 S: 6 H: 0 LOB: 0 BB: 0 P: 7	R: 0 E: 0 K: 1 S: 13 H: 1 LOB: 1 BB: 0 P: 17	R: 1 E: 0 K: 1 S: 11 H: 1 LOB: 0 BB: 0 P: 15	R: 0 E: 0 K: 1 S: 7 H: 0 LOB: 1 BB: 1 P: 14	R: 1 E: 0 K: 1 S: 12 H: 3 LOB: 1 BB: 0 P: 21	R: 0 E: 0 K: 1 S: 7 H: 0 LOB: 0 BB: 0 P: 9	R: 0 E: 0 K: 0 S: 8 H: 1 LOB: 0 BB: 0 P: 11	R: 0 E: 0 K: 1 S: 7 H: 0 LOB: 0 BB: 0 P: 10	R: 0 E: 0 K: 0 S: 6 H: 0 LOB: 1 BB: 1 P: 12	1B: 4 2B: 1 3B: 0 HR: 1 SF: 0 SAC: 0 DP: 1 HBP: 0						

PITCHER		IP	WLS	BF	H	R	ER	SO	BB	IBB	HBP	BLK	WP	HR	S	P	ERA	WHIP
45 Derek Holland, L ERA: 2.57	(1, 1)	7.0		26	6	2	2	5	1	0	0	0	0	1	64	94	2.57	1.000
52 Tanner Scheppers, R ERA:	(8, 1)	1.0	W	3	0	0	0	1	0	0	0	0	0	0	7	10	0.00	0.000
36 Joe Nathan, R ERA:	(9, 1)	1.0	S	4	0	0	0	0	1	0	0	0	0	0	6	12	0.00	1.000

PITCHER	IP	WLS	BF	H	R	ER	SO	BB	IBB	HBP	BLK	WP	HR	S	P	ERA	WHIP

TOP

Los Angeles Angels @ Texas Rangers

Rangers Ballpark in Arlington, Arlington, TX

Fri Apr 05 2013, 2:08 PM - 4:54 PM EDT

Att. 48,845 - Sunny - 64 F

livebaseballscorecards.com

AB	31
R	2
H	6
RBI	2
BB	2
SO	6
LOB	9

Batter	1	2	3	4	5	6	7	8	9	AB	R	H	RBI	BB	SO	LOB
5 Ian Kinsler, R (1, 4) OBP: 0.316, SLG: 0.412	F FF 87 C FF 88 X KC 78 0-2 ① G5-3	X CH 82 0-0 ③ L4		D CH 82 S CH 82 B CH 81 B CH 81 X SI 88 3-1 1-2 1B		C FF 95 F FF 94 D CU 82 B FF 95 X FF 96 2-2 ③ F8		B CU 74 B SI 86 X SI 87 2-0 2-H 1B		5	0	2	1	0	0	3
1 Elvis Andrus, R (1, 6) OBP: 0.316, SLG: 0.471	B SI 89 B SI 87 B CH 81 C FF 88 B SI 87 4-1 BB		B CH 81 C SI 86 B CH 81 X SI 87 2-1 ① L4	B SI 88 X CH 81 1-0 ③ L7			B FC 95 X FC 95 1-0 ① G6-3	B SI 87 C SI 87 X SI 86 1-1 ③ L4		4	0	0	0	1	0	3
27 Lance Berkman, S (1, 10) OBP: 0.588, SLG: 0.643	S CH 82 B FF 87 C SI 88 1 SAFE 1 SAFE S CH 82 1-3 ② K		X FF 88 0-0 ② P4		S CH 80 B CH 80 B FF 87 B KC 74 C CH 80 X FF 88 3-2 2B		B FF 95 F FF 94 B SL 85 S FF 94 X FF 94 2-2 ② G4-3			4	0	1	0	0	1	1
29 Adrian Beltré, R (1, 5) OBP: 0.235, SLG: 0.412	B KC 78 D CH 82 1 SAFE X SI 88 2-0 ③ P4		C CH 82 B CH 82 S CH 82 X FF 88 1-2 17 1B 1B		F CH 81 C FF 87 F CH 81 D KC 76 X FF 87 1-2 ① F9		S SL 85 S FC 94 F FF 94 B SL 83 X FC 94 1-2 HR			4	1	2	1	0	0	2
17 Nelson Cruz, R (1, 9) OBP: 0.588, SLG: 0.688		X KC 76 0-0 7 G3 12 3B 2B	F FF 88 X CH 81 0-1 1-3 1B		S CH 81 T FF 87 S CH 81 0-3 ② K		B FF 94 C SL 84 B SL 83 X FC 93 2-1 1B			4	1	3	0	0	1	1
7 David Murphy, L (1, 7) OBP: 0.235, SLG: 0.133		F SI 88 X SI 88 0-1 ① G3 2-3	B KC 80 X SI 88 1-0 ③ G4-3		B KC 77 C SI 88 D KC 78 B SI 88 F SI 86 F CH 81 C FF 88 3-3 ③ K		B SL 85 F FF 94 1 SAFE B FF 92 F FF 93 S SL 85 3-3 ③ K			4	0	0	0	0	2	5
12 A.J. Pierzynski, L (1, 2) OBP: 0.438, SLG: 0.571		B SI 88 F SI 88 X SI 88 1-1 3-H 3B		B KC 77 X CH 80 1-0 5 1B 1B		B SI 86 B SI 86 B SI 87 C SI 86 X SI 87 3-1 18 G4-3 23 SH1-3 1B		B SI 86 F SI 87 X SI 88 1-1 ① G4-3		4	0	3	1	0	0	0
23 Craig Gentry, R (1, 8) OBP: 0.429, SLG: 0.857		X CH 82 0-0 ② G3		B SI 87 F CH 80 C SI 87 X FF 87 1-2 ① F9		D CH 80 F SI 87 X SI 86 1-1 ① SH1-3 1-2		B SI 87 X SI 87 1-0 15 S 5 1B 1B		3	1	1	0	0	0	2
18 Mitch Moreland, L (1, 3) 15 Jeff Baker, R (8, PH) (9, 3)		C KC 77 D KC 78 S SI 87 B FC 82 B FF 88 F SI 89 D KC 79 4-2 BB		S SI 88 F SI 88 B SI 88 D FC 83 D KC 78 C SI 88 3-3 ② K		C KC 77 X KC 76 0-1 ② G4-3 2-3		F SI 87 1 SAFE F CU 73 1 SAFE B SI 88 F CU 74 C SI 87 1-3 ② 1-2 K		2 1	0 0	0 0	0 0	1 0	1 1	2 1
Inning Stats	R: 0 E: 0 K: 1 S: 8 H: 0 LOB: 1 BB: 1 P: 15	R: 1 E: 0 K: 0 S: 10 H: 2 LOB: 2 BB: 1 P: 15	R: 0 E: 0 K: 0 S: 9 H: 2 LOB: 2 BB: 0 P: 13	R: 0 E: 0 K: 1 S: 10 H: 2 LOB: 2 BB: 0 P: 19	R: 0 E: 0 K: 2 S: 14 H: 1 LOB: 1 BB: 0 P: 21	R: 0 E: 0 K: 0 S: 9 H: 1 LOB: 1 BB: 0 P: 15	R: 1 E: 0 K: 1 S: 13 H: 2 LOB: 1 BB: 0 P: 22	R: 1 E: 0 K: 1 S: 10 H: 2 LOB: 1 BB: 0 P: 16		1B: 8 2B: 2 3B: 1 HR: 1 SF: 0 SAC: 1 DP: 0 HBP: 0						

BOTTOM

Los Angeles Angels @ Texas Rangers

Rangers Ballpark in Arlington, Arlington, TX

Fri Apr 05 2013, 2:08 PM - 4:54 PM EDT

Att. 48,845 - Sunny - 64 F

livebaseballscorecards.com

AB	35
R	3
H	12
RBI	3
BB	2
SO	6
LOB	20

PITCHER		IP	WLS	BF	H	R	ER	SO	BB	IBB	HBP	BLK	WP	HR	S	P	ERA	WHIP
60 Jason Vargas, L ERA: 1.59	(1, 1)	5.2		27	8	1	1	4	2	0	0	0	0	0	57	93	1.59	1.765
40 Kevin Jepsen, R ERA:	(6, 1)	0.1	H	1	0	0	0	0	0	0	0	0	0	0	3	5	0.00	0.000
Garrett Richards, R ERA: 2.45	(7, 1)	1.0	B	5	2	1	1	1	0	0	0	0	0	1	13	22	9.00	2.000
37 Scott Downs, L ERA: 7.71	(8, 1)	1.0	L	5	2	1	1	1	0	0	0	0	0	0	10	16	9.00	2.000

PITCHER	IP	WLS	BF	H	R	ER	SO	BB	IBB	HBP	BLK	WP	HR	S	P	ERA	WHIP

Los Angeles Angels @ Texas Rangers

Rangers Ballpark in Arlington, Arlington, TX

Sat Apr 06 2013, 4:08 PM - 7:07 PM EDT

Att. 47,201 - Sunny - 72 F

livebaseballscorecards.com

TOP

Batter	1	2	3	4	5	6	7	8	9	AB	R	H	RBI	BB	SO	LOB
27 Mike Trout, R (1, 7) OBP: 0.320, SLG: 0.417	G4-3	G4-3 1-2 2-3		2 G1-5-3 1B		G3		2 G4-3 1B		5	0	2	0	0	0	2
2 Erick Aybar, S (1, 6) OBP: 0.261, SLG: 0.364	5 HR 2B	SF8 3-H		G1-5-3 1-2		G3		G4-3 1-2		4	1	1	1	0	0	2
5 Albert Pujols, R (1, 10) OBP: 0.391, SLG: 0.625	2-H HR	IBB		IBB		HR		IBB		2	2	2	3	3	0	0
32 Josh Hamilton, L (1, 9) OBP: 0.208, SLG: 0.050	44 HR BB	K		K		F7		F7		4	1	0	0	1	2	6
44 Mark Trumbo, R (1, 3) OBP: 0.304, SLG: 0.476	1-H HR		G5-3		L4		6 SH1-4 17 SF9 2B	L4		5	2	2	2	0	0	2
47 Howie Kendrick, R (1, 4) OBP: 0.364, SLG: 0.421	G6-3		G4-3	6 2B BB			E5 17 SF9 6 SH1-4		G6-3	4	0	0	0	1	0	1
6 Alberto Callaspo, S (1, 5) OBP: 0.350, SLG: 0.500	F8	1B			1-H 2B		SH1-4 1-2 2-3		17 G4-6-3 BB	3	0	2	0	1	0	0
17 Chris Iannetta, R (1, 2) OBP: 0.389, SLG: 0.750		27 G4-3 25 1B 2 SF8 1B	K		G6-3		SF9 2-3 3-H		G4-6-3 1-2f	4	1	1	1	0	1	3
25 Peter Bourjos, R (1, 8) OBP: 0.333, SLG: 0.889		27 G4-3 1-2 1B		G6-3		HR	K2-3			4	1	2	1	0	1	1

Inning Stats	R: 4 E: 0 K: 0 S: 15	H: 3 LOB: 0 BB: 1 P: 25	R: 1 E: 0 K: 1 S: 10	H: 2 LOB: 2 BB: 1 P: 18	R: 0 E: 0 K: 1 S: 11	H: 1 LOB: 1 BB: 0 P: 18	R: 0 E: 0 K: 1 S: 12	H: 1 LOB: 2 BB: 1 P: 20	R: 0 E: 0 K: 0 S: 7	H: 1 LOB: 1 BB: 1 P: 15	R: 2 E: 0 K: 0 S: 16	H: 2 LOB: 0 BB: 0 P: 23	R: 1 E: 1 K: 1 S: 12	H: 1 LOB: 1 BB: 0 P: 15	R: 0 E: 0 K: 0 S: 9	H: 1 LOB: 2 BB: 1 P: 16	R: 0 E: 0 K: 0 S: 6	H: 0 LOB: 0 BB: 1 P: 10	1B: 5 2B: 3 3B: 0 HR: 4	SF: 2 SAC: 1 DP: 1 HBP: 0	WP: 0 PB: 0 SB: 0 CS: 0	PA: 44

PITCHER		IP	WLS	BF	H	R	ER	SO	BB	IBB	HBP	BLK	WP	HR	S	P	ERA	WHIP
54 Matt Harrison, L ERA: 8.44	(1, 1)	5.0	L	26	8	5	5	3	2	2	0	0	0	2	55	96	9.00	2.000
44 Jason Frasor, R ERA: 10.8	(6, 1)	0.2		4	2	2	2	0	0	0	0	0	0	2	12	16	27.00	3.000
58 Joe Ortiz, L ERA: 3.0	(6, 1)	2.0		10	2	1	0	1	0	1	0	0	0	0	23	35	0.00	1.000
46 Robbie Ross Jr., L ERA:	(8, 1)	1.1		4	0	0	0	0	1	0	0	0	0	0	8	13	0.00	0.750

PITCHER	IP	WLS	BF	H	R	ER	SO	BB	IBB	HBP	BLK	WP	HR	S	P	ERA	WHIP

BOTTOM

Los Angeles Angels @ Texas Rangers

Rangers Ballpark in Arlington, Arlington, TX

Sat Apr 06 2013, 4:08 PM - 7:07 PM EDT

Att. 47,201 - Sunny - 72 F

Batter	1	2	3	4	5	6	7	8	9	AB	R	H	RBI	BB	SO	LOB
5 Ian Kinsler, R (1, 4) OBP: 0.304, SLG: 0.524	B SL 79 X FF 86 1-0 ① P6		C SL 80 B FF 88 X FF 88 1-1 HR		1 SAFE C SL 79 1 SAFE X SL 79 0-1 ③ P4		B SI 87 C SI 87 F SI 87 D CH 80 X SL 76 2-2 ③ F7			4	1	1	1	0	0	2
1 Elvis Andrus, R (1, 6) OBP: 0.304, SLG: 0.429	C FF 87 C SL 79 F CU 70 B FF 87 B FF 88 X SL 80 2-2 ② G6-3		B SL 80 C SL 80 B FF 88 X SL 80 2-1 ③ G6-3			C SL 77 X FF 86 0-1 7 WP 29 S 7 3B 1B		C FF 95 B FF 93 X FF 94 1-1 ① G4-3		4	1	1	0	0	0	0
27 Lance Berkman, S (1, 10) OBP: 0.550, SLG: 0.647 3 Leury García, S (8, PH) (9, 10)	X FF 88 0-0 ③ G3			C FF 86 B SL 79 B FF 87 C SL 78 B CU 72 X SL 79 3-2 17 WP 2B		C FF 84 B FF 85 1 SAFE B SL 78 C FF 86 1 SAFE S CU 70 2-3 ① K		C FF 97 B SI 96 S SI 95 C FF 96 1-3 ② K		3 1	0 0	1 0	0 0	0 0	1 1	1 0
29 Adrian Beltré, R (1, 5) OBP: 0.238, SLG: 0.429		B FF 88 B FF 85 S SL 78 B FF 88 C SL 79 X SL 81 3-2 ① F7		F SL 79 B FF 87 B CH 79 S SL 78 X CU 71 2-2 ① F8		C SL 77 B SL 78 B SL 78 D SL 80 X FF 88 3-1 ② G1-3 1-2		F FF 95 B FC 90 X FF 95 1-1 2B		4	0	1	0	0	0	2
7 David Murphy, L (1, 7) OBP: 0.238, SLG: 0.263		C FF 88 F FF 88 C CU 71 0-3 ② K		C SL 78 B CH 79 X FF 88 1-1 ② F7		B SL 79 X FF 87 1-0 2-H 3B		B FF 95 X FF 93 1-0 ③ F7		4	0	1	1	0	1	2
17 Nelson Cruz, R (1, 9) OBP: 0.524, SLG: 0.750		X FF 89 0-0 ③ F8		B CU 70 C SL 79 S FF 87 D CU 72 X FF 88 2-2 ③ F8 2-3		C SL 80 S CU 72 S CU 72 0-3 ③ K2-3			C SI 93 B SL 85 B SL 87 X SI 93 2-1 HR	4	1	1	1	0	1	2
12 A.J. Pierzynski, L (1, 2) OBP: 0.400, SLG: 0.500			C FF 86 B CH 79 B CU 69 X SL 78 2-1 ① P5		B FF 86 B SL 78 X FF 86 2-0 2 FC1-6 1B		C SI 86 S SI 87 F SL 76 B SL 76 S SI 86 1-3 ① K		B FF 94 F FF 92 X FF 93 1-1 ① G4-3	4	0	1	0	0	1	0
18 Mitch Moreland, L (1, 3) OBP: 0.105, SLG: 0.235			B CU 71 S FF 86 C SL 79 B FF 88 X SL 78 2-2 HR		C SL 77 C FF 86 X CU 70 0-2 ① F8		C SI 87 S SI 87 B SL 77 F SI 87 B SL 75 F FF 87 S SI 87 2-3 ② K		B FF 93 S SI 93 F FF 94 B SI 93 B FF 92 S FF 93 3-3 ② K	4	1	1	1	0	2	1
2 Leonys Martin, L (1, 8) OBP: 0.182, SLG: 0.100			C SL 79 C SL 79 B CU 71 B FF 88 B SL 81 C FF 88 3-3 ② K		B SL 77 C SL 77 B FF 86 F SL 76 X CU 70 2-2 ② FC1-6 1-2f		S SI 86 B SI 86 X SI 89 1-1 1B		S FF 94 S FF 95 S FF 94 0-3 ③ K	4	0	1	0	0	2	1
Inning Stats	R: 0 H: 0 E: 0 LOB: 0 K: 0 BB: 0 S: 6 P: 9	R: 0 H: 0 E: 0 LOB: 0 K: 1 BB: 0 S: 7 P: 10	R: 2 H: 2 E: 0 LOB: 0 K: 1 BB: 0 S: 12 P: 22	R: 0 H: 1 E: 0 LOB: 1 K: 0 BB: 0 S: 11 P: 19	R: 0 H: 1 E: 0 LOB: 1 K: 0 BB: 0 S: 9 P: 13	R: 1 H: 2 E: 0 LOB: 1 K: 2 BB: 0 S: 11 P: 17	R: 0 H: 1 E: 0 LOB: 1 K: 2 BB: 0 S: 14 P: 20	R: 0 H: 1 E: 0 LOB: 1 K: 1 BB: 0 S: 8 P: 12	R: 1 H: 1 E: 0 LOB: 0 K: 2 BB: 0 S: 10 P: 16	1B: 3 2B: 2 3B: 1 HR: 3	SF: 0 SAC: 0 DP: 0 HBP: 0			WP: 2 PB: 0 SB: 1 CS: 0	PA: 36		

livebaseballscorecards.com

	AB	36
	R	4
	H	9
	RBI	4
	BB	0
	SO	9
	LOB	11

PITCHER		IP	WLS	BF	H	R	ER	SO	BB	IBB	HBP	BLK	WP	HR	S	P	ERA	WHIP
48 Tommy Hanson, R ERA: 4.5	(1, 1)	6.0	W	24	6	3	3	4	0	0	0	0	2	2	56	90	4.50	1.000
24 Sean Burnett, L ERA:	(7, 1)	1.0		4	1	0	0	2	0	0	0	0	0	0	14	20	0.00	1.000
40 Kevin Jepsen, R ERA:	(8, 1)	1.0		4	1	0	0	1	0	0	0	0	0	0	8	12	0.00	1.000
49 Ernesto Frieri, R ERA: 4.5	(9, 1)	1.0		4	1	1	1	2	0	0	0	0	0	1	10	16	9.00	1.000

PITCHER	IP	WLS	BF	H	R	ER	SO	BB	IBB	HBP	BLK	WP	HR	S	P	ERA	WHIP

Los Angeles Angels @ Texas Rangers

Rangers Ballpark in Arlington, Arlington, TX

Sun Apr 07 2013, 8:10 PM - 11:09 PM EDT

Att. 42,034 - Cloudy - 73 F

TOP

livebaseballscorecards.com

Batter	1	2	3	4	5	6	7	8	9	AB	R	H	RBI	BB	SO	LOB
27 Mike Trout, R (1, 7) OBP: 0.300, SLG: 0.357	C FF 91 B FC 91 B ST 83 B FF 94 B FC 89 4-1 5 BB 2 HBP 32 G4-6-3 BB	C FF 92 F FC 90 C FF 94 0-3 ② K	B ST 82 X FC 89 1-0 ③ F9	D SL 83 B FF 88 C FF 90 B SL 82 X FF 90 3-1 ② L8	C SL 88 C FF 90 S FF 90 0-3 ① K	4	1	0	0	1	2	4
2 Erick Aybar, S (1, 6) OBP: 0.286, SLG: 0.346	C FC 91 F FC 90 D ST 85 H ST 85 2-2 32 G4-6-3 5 BB 44 1B 1-2 HBP	F FF 92 B FC 90 F FC 90 D FS 93 T FS 93 2-2 ③ K	B ST 77 B FF 89 C FC 87 X FC 89 2-1 5 G5-4-3 1B	C SL 84 B FF 90 S FF 89 C FF 90 1-3 ③ K	C FF 90 B CU 78 C CU 78 X SL 84 1-2 ② G3-1	4	1	1	0	0	2	4
5 Albert Pujols, R (1, 10) OBP: 0.429, SLG: 0.579	B FC 90 B FF 93 B FF 96 B FF 93 4-0 32 G4-6-3 1-2 2-3 BB	B ST 81 S SI 90 C FC 88 B SI 91 B ST 83 F ST 80 B FF 93 4-2 32 2B BB	B FS 87 C ST 81 X FS 88 1-1 ①② G5-4-3 1-2f	X FF 96 0-0 ① L9	B FF 90 F FF 91 X SL 85 1-1 1B	3	0	1	0	2	0	1
32 Josh Hamilton, L (1, 9) OBP: 0.276, SLG: 0.200	F FC 91 X ST 80 0-1 ①② G4-6-3 1-2f 2-3 3-H	F ST 78 X FC 88 0-1 1-3 2B	B FF 95 X ST 77 1-0 44 2B 1B	S FF 96 S FF 96 X CU 83 0-2 47 FC6-4 1B	S CU 78 X CU 78 0-1 ③ G6-3	5	1	3	0	0	0	3
44 Mark Trumbo, R (1, 3) OBP: 0.333, SLG: 0.520	B FF 95 S ST 82 C FC 90 X ST 83 2-1 3-H 1B	C SI 91 S FS 91 D FS 93 S ST 85 1-3 ① K	S FC 88 1 SAFE D SI 90 B ST 82 B FC 90 X ST 82 3-1 1-H 2B	S FF 97 B FF 96 C FF 97 F FF 96 X FF 97 1-2 ② F9	4	0	2	2	0	1	3
47 Howie Kendrick, R (1, 4) OBP: 0.308, SLG: 0.348	C FF 93 C ST 84 S FF 94 0-3 ③ K	F SI 91 F FS 90 S FS 92 0-3 ② K	F SI 90 B FS 90 B FS 91 F SI 91 F ST 84 X FS 91 2-2 ③ G6-3	X FF 96 0-0 ③ FC6-4 1-2f	4	0	0	0	0	2	5
6 Alberto Callaspo, S (1, 5) OBP: 0.375, SLG: 0.500	B FF 92 C FC 88 X FC 89 1-1 25 BB 1B	X FC 91 0-0 ③ F8	C FF 89 X FF 89 0-1 25 1B 1B	B FF 94 F FF 96 C CU 85 C FF 96 1-3 ① K	4	0	2	0	0	1	2
17 Chris Iannetta, R (1, 2) OBP: 0.318, SLG: 0.600	S FC 87 X SI 89 0-1 ① P4	B ST 78 C FF 88 S FS 88 T FS 91 1-2 ① K	X CH 88 0-0 ① P6	F FF 96 F FF 95 S FF 96 0-3 ② K	4	0	0	0	0	2	2
25 Peter Bourjos, R (1, 8) OBP: 0.385, SLG: 0.750	B FF 90 1 SAFE B ST 80 C FC 90 B ST 81 B FF 92 4-1 1-2 BB	L FC 86 X SI 90 0-1 ② G5-3	C FF 89 X SL 83 0-1 1-2 1B	F FF 95 F FF 96 X FF 98 0-2 ③ G1-3	3	0	1	0	1	0	0
Inning Stats	R: 2 E: 0 K: 1 S: 10 H: 1 LOB: 1 BB: 2 P: 22	R: 0 E: 0 K: 2 S: 11 H: 1 LOB: 2 BB: 1 P: 18	R: 0 E: 0 K: 2 S: 12 H: 1 LOB: 2 BB: 1 P: 17	R: 0 E: 0 K: 1 S: 6 H: 0 LOB: 0 BB: 0 P: 8	R: 1 E: 0 K: 0 S: 11 H: 3 LOB: 1 BB: 0 P: 20	R: 0 E: 0 K: 1 S: 10 H: 2 LOB: 2 BB: 0 P: 14	R: 0 E: 0 K: 0 S: 9 H: 1 LOB: 1 BB: 0 P: 10	R: 0 E: 0 K: 2 S: 9 H: 0 LOB: 0 BB: 0 P: 10	R: 0 E: 0 K: 1 S: 10 H: 1 LOB: 1 BB: 0 P: 12	1B: 8 2B: 2 3B: 0 HR: 0 SF: 0 SAC: 0 DP: 2 HBP: 1	WP: 0 PB: 0 SB: 0 CS: 0 PA: 40					

	AB	35
	R	3
	H	10
	RBI	2
	BB	4
	SO	10
	LOB	24

PITCHER		IP	WLS	BF	H	R	ER	SO	BB	IBB	HBP	BLK	WP	HR	S	P	ERA	WHIP
11 Yu Darvish, R ERA: 1.98	(1, 1)	5.0	W	24	6	3	3	6	4	0	1	0	0	0	50	85	5.40	2.000
46 Robbie Ross Jr., L ERA:	(6, 1)	1.0	H	5	2	0	0	1	0	0	0	0	0	0	10	14	0.00	2.000
52 Tanner Scheppers, R ERA:	(7, 1)	2.0		7	1	0	0	2	0	0	0	0	0	0	18	20	0.00	0.500
36 Joe Nathan, R ERA:	(9, 1)	1.0		4	1	0	0	1	0	0	0	0	0	0	10	12	0.00	1.000

PITCHER	IP	WLS	BF	H	R	ER	SO	BB	IBB	HBP	BLK	WP	HR	S	P	ERA	WHIP

Los Angeles Angels @ Texas Rangers

Rangers Ballpark in Arlington, Arlington, TX

Sun Apr 07 2013, 8:10 PM - 11:09 PM EDT

Att. 42,034 - Cloudy - 73 F

livebaseballscorecards.com

BOTTOM

Batter	1	2	3	4	5	6	7	8	9	AB	R	H	RBI	BB	SO	LOB
5 Ian Kinsler, R (1, 4) OBP: 0.407, SLG: 0.708	B FC 87 B FF 86 B FC 86 C FF 85 B FF 86 4-1 27 HR BB	B SL 80 S CH 80 C SL 79 B SL 81 B CH 80 X FC 87 3-2 1 PB 1B		B CU 70 B CH 78 X SL 79 2-0 2-H 1B		D SL 85 B FF 94 B FF 92 C FF 92 F FF 92 X FF 94 3-2 1-H 3-H HR				3	2	3	4	1	0	0
1 Elvis Andrus, R (1, 6) OBP: 0.296, SLG: 0.375	1 SAFE B SL 79 1 SAFE C FC 85 X SL 79 1-1 ① L8	C SL 79 1 SAFE S CH 78 B FC 87 B SL 79 B SI 86 X CH 79 3-2 ③ G5-3 1-2		B FF 85 B FC 86 B CH 79 B FF 84 4-0 27 FC6 BB		C FC 94 S SL 86 S SL 86 0-3 ② K				3	0	0	0	1	1	2
27 Lance Berkman, S (1, 10) OBP: 0.542, SLG: 0.750	1 SAFE C FF 85 X CU 73 0-1 1-H HR		B SI 85 C CH 79 B CH 80 C FF 85 B FF 88 B CH 78 4-2 7 BB BB	X CH 79 0-0 ③ FC6 1-2f		C FC 95 C FC 96 F FC 95 B SL 86 X SL 86 1-2 ③ G1-3				3	1	1	2	1	0	2
29 Adrián Beltré, R (1, 5) OBP: 0.200, SLG: 0.360	C SL 80 X FF 86 0-1 ② P6		B FC 87 B FF 86 B CH 78 C FC 83 C SL 80 X FC 87 3-2 ① F8		X FF 83 0-0 ① F8		C FC 88 X SI 93 0-1 ① F7			4	0	0	0	0	0	1
7 David Murphy, L (1, 7) OBP: 0.280, SLG: 0.409	X SI 86 0-0 HR		C CH 79 B CH 78 B FF 86 B FF 85 S CH 79 F CU 72 B CH 73 4-2 17 G5-4-3 1-2 BB		C SI 83 B SI 85 X CU 71 1-1 ② F8		C FF 93 F SL 80 F FF 93 B SL 82 C FC 88 1-3 ② K			3	1	1	1	1	1	0
17 Nelson Cruz, R (1, 9) OBP: 0.480, SLG: 0.667	C FC 87 F FF 87 B SL 81 X CU 74 1-2 1B		D SL 79 B CH 80 X SL 80 2-0 ② ③ G5-4-3 1-2f		C FF 84 F FF 85 B FC 84 B CH 78 X CU 71 2-2 ③ F8		C FF 93 B FF 93 S SI 93 B FC 88 S SL 83 2-3 ③ K2-3			4	0	1	0	0	1	2
18 Mitch Moreland, L (1, 3) OBP: 0.130, SLG: 0.238	B FF 86 B FF 86 F CH 80 C SI 85 X SI 86 2-2 ③ L8			C FF 84 B CH 79 X CU 70 1-1 ① F8		F FF 84 F FF 84 B FC 84 X FF 84 1-2 8 SH5-4 8 WP 5 HR 1B		S FC 88 X FC 87 0-1 ① F9		4	1	1	0	0	0	1
8 Geovany Soto, R (1, 2) OBP: 0.333, SLG: 0.667		C FC 84 B CH 78 B FF 84 F FC 86 B CH 79 F FC 86 S SL 80 3-3 ① K		C SI 84 B SL 77 F FC 85 X SL 79 1-2 5 1B 2B		B FF 92 L FF 93 X FF 93 1-1 ① SH5-4 1-3		X FC 87 0-0 ② L8		3	1	1	0	0	1	0
2 Leonys Martin, L (1, 8) OBP: 0.200, SLG: 0.077		B CU 70 X SI 86 1-0 ② P5		C CH 77 C SI 84 F FC 85 D SL 79 C SI 84 1-3 ② K		B SL 85 B FF 93 F SL 85 D SL 86 S FF 93 B FF 93 4-2 5 HR BB		F SI 93 C FC 87 X FF 92 0-2 ③ G4-3		3	1	0	0	1	1	1
Inning Stats	R: 3 E: 0 K: 0 S: 14 H: 3 LOB: 1 BB: 1 P: 22	R: 0 E: 0 K: 1 S: 11 H: 1 LOB: 1 BB: 0 P: 21	R: 0 E: 0 K: 0 S: 9 H: 0 LOB: 1 BB: 2 P: 22	R: 1 E: 0 K: 1 S: 11 H: 2 LOB: 2 BB: 1 P: 20	R: 0 E: 0 K: 0 S: 6 H: 0 LOB: 0 BB: 0 P: 9	R: 3 E: 0 K: 1 S: 17 H: 2 LOB: 0 BB: 1 P: 27	R: 0 E: 0 K: 2 S: 9 H: 0 LOB: 0 BB: 0 P: 12	R: 0 E: 0 K: 0 S: 6 H: 0 LOB: 0 BB: 0 P: 6		1B: 4 2B: 1 3B: 0 HR: 3 SF: 0 SAC: 1 DP: 1 HBP: 0					

	AB	30
	R	7
	H	8
	RBI	7
	BB	5
	SO	5
	LOB	9

WP: 1 PB: 1 SB: 0 CS: 0 PA: 36

PITCHER		IP	WLS	BF	H	R	ER	SO	BB	IBB	HBP	BLK	WP	HR	S	P	ERA	WHIP
36 Jered Weaver, R ERA: 4.91	(1, 1)	5.0	L	25	7	5	5	2	4	0	0	0	0	2	54	98	9.00	2.200
38 Mark Lowe, R ERA: 4.15	(6, 1)	0.1		3	1	2	2	0	1	0	0	0	1	1	7	15	54.00	6.000
Garrett Richards, R ERA: 2.08	(6, 1)	0.2		2	0	0	0	1	0	0	0	0	0	0	7	8	0.00	0.000
57 Jerome Williams, R ERA:	(7, 1)	2.0		6	0	0	0	2	0	0	0	0	0	0	15	18	0.00	0.000

PITCHER	IP	WLS	BF	H	R	ER	SO	BB	IBB	HBP	BLK	WP	HR	S	P	ERA	WHIP

Oakland Athletics @ Los Angeles Angels

Angel Stadium of Anaheim, Anaheim, CA

Tue Apr 09 2013, 7:11 PM - 10:55 PM PDT

Att. 44,014 - Clear - 68 F

TOP

livebaseballscorecards.com

Batter	1	2	3	4	5	6	7	8	9	AB	R	H	RBI	BB	SO	LOB
4 Coco Crisp, S (1, 8) OBP: 0.395, SLG: 0.829	C FF 91 X SI 92 0-1 G5-3	B FF 89 X FF 89 1-0 HR		C CU 79 B FC 89 B CH 86 C SI 92 S SL 82 2-3 K			B SI 86 X SI 85 1-0 5 HR 52 S 1B	C SI 90 D CH 82 X SI 88 1-1 G4-3 1-2		5	2	2	1	0	1	1
25 Chris Young, R (1, 9) OBP: 0.391, SLG: 0.611	C FF 93 B SI 88 C FF 90 F SL 83 B SI 93 X CH 88 2-2 G6-3	C CU 78 B CH 86 X FF 88 1-1 F8			C CU 78 B CH 86 F FC 88 B FF 90 C SI 92 2-3 K		S SI 87 S SI 87 F SI 88 B SI 88 F CU 74 B SI 88 C SI 88 2-3 K	B SI 89 C SI 88 B CH 82 X SI 88 2-1 G6-3 2-3		5	0	0	0	0	2	2
8 Jed Lowrie, S (1, 6) OBP: 0.514, SLG: 0.867	B FF 91 B FF 91 C SI 93 B FF 90 B SI 92 4-1 52 BB 36 1B BB	C FF 90 B FC 89 F FF 90 B CU 77 B FF 91 X FC 88 3-2 G5-3			X SI 91 0-0 L9		B CU 74 C SI 88 B SI 88 X SI 88 2-1 F8	B SI 88 B SI 89 B SI 87 C SI 88 X SI 87 3-1 G5-3		4	1	0	0	1	0	2
52 Yoenis Cespedes, R (1, 7) OBP: 0.250, SLG: 0.393	B CU 79 B FF 91 C FF 92 B CH 86 B FF 91 4-1 20 1B 36 1B 37 1B 1-2 BB	B CU 79 F SI 92 S FF 92 S FC 90 1-3 K			B CU 77 B FF 91 F CH 85 B CH 85 X FC 90 3-1 1B		1 SAFE P PO 86 B SI 94 S FF 96 F FF 96 B CU 82 B FF 96 4-2 5 HR 1-2 BB		B SL 79 B FF 93 X FF 92 2-0 5 G4-6-3 1B	3	2	2	0	2	1	0
36 Derek Norris, R (1, 2) OBP: 0.385, SLG: 0.333 5 John Jaso, L (7, PH) OBP: 0.400, SLG: 0.579 (7, 2)	B FF 92 C CH 86 B CU 78 B FF 91 X SI 91 3-1 20 1B 37 1B 1-2 2-H 1B		B FF 89 S FF 90 F CH 87 B FF 92 X SI 93 2-2 G4-3		S FF 90 B CU 78 B FF 92 1 SAFE F CH 85 C FF 90 2-3 K		B FF 95 X FF 95 1-0 1-H 2-H HR		C SL 79 X SL 80 0-1 G4-6-3 1-2f	3 2	1 1	1 1	1 3	0 0	1 1	1 1
20 Josh Donaldson, R (1, 5) OBP: 0.194, SLG: 0.200	X FF 90 0-0 37 1B 1-2 2-3 1B		C FF 92 X FF 92 0-1 F9			C CU 79 X CH 86 0-1 F7	B FF 95 B FF 95 F FF 95 C FF 94 B FF 94 X FF 95 3-2 37 HR 1B		S SL 83 X FF 94 0-1 G5-3	5	1	2	0	0	0	0
37 Brandon Moss, L (1, 3) OBP: 0.417, SLG: 0.476	B CU 79 B FF 92 C FF 91 B FF 92 C FC 91 F SI 92 X FF 92 3-2 7 BB 1-3 2-H 3-H 1B		C CU 80 B SI 91 X SL 81 1-1 P5			X CU 79 0-0 1B	B CU 82 X FF 93 1-0 1-H HR			4	1	3	4	0	0	0
7 Nate Freiman, R (1, 10) OBP: 0.231, SLG: 0.182	C FF 92 F FF 92 B FF 92 D SL 83 B FF 92 B FF 90 4-2 29 FC5-4 1-2 BB			C FF 90 B CU 79 C FF 91 T FF 91 1-2 K		F FF 89 F CU 79 B FF 90 S SL 82 1-3 K	X FF 95 0-0 F9		3	0	0	0	1	2	1
29 Scott Sizemore, R (1, 4) OBP: 0.167, SLG: 0.333 28 Eric Sogard, L (4, 4) OBP: 0.292, SLG: 0.190	C SI 91 F CU 79 F SL 82 B FF 92 B SI 89 X CU 78 2-2 FC5-4 1-2f			B CH 86 C FF 91 B FC 89 F FF 91 X FF 92 2-2 G6-3		D CU 79 B FF 90 C FF 90 C FF 89 1 SAFE S SL 83 2-3 K		B SI 88 F SI 88 C SI 87 B SL 78 F SI 88 X SI 90 2-2 25 WP 4 G4-3 1B	2 2	0 0	0 1	0 0	0 0	0 1	3 1

Inning Stats									
	R: 3 E: 0 K: 0 S: 21	H: 3 LOB: 3 BB: 3 P: 43	R: 1 E: 0 K: 1 S: 9	H: 1 LOB: 0 BB: 0 P: 15	R: 0 E: 0 K: 0 S: 7	H: 0 LOB: 0 BB: 0 P: 10	R: 0 E: 0 K: 2 S: 9	H: 0 LOB: 0 BB: 0 P: 14	R: 0 E: 0 K: 2 S: 9	H: 1 LOB: 1 BB: 0 P: 16
	R: 0 E: 0 K: 2 S: 9	H: 1 LOB: 1 BB: 0 P: 12	R: 5 E: 0 K: 1 S: 17	H: 4 LOB: 0 BB: 1 P: 30	R: 0 E: 0 K: 0 S: 10	H: 1 LOB: 1 BB: 0 P: 18	R: 0 E: 0 K: 0 S: 5	H: 1 LOB: 0 BB: 0 P: 7	1B: 9 2B: 0 3B: 0 HR: 3	SF: 0 SAC: 0 DP: 1 HBP: 0	WP: 1 PB: 0 SB: 1 CS: 0	PA: 42

PITCHER		IP	WLS	BF	H	R	ER	SO	BB	IBB	HBP	BLK	WP	HR	S	P	ERA	WHIP
33 C.J. Wilson, L ERA: 5.25	(1, 1)	6.0		27	6	4	4	7	3	0	0	0	0	1	64	110	6.00	1.500
37 Scott Downs, L ERA: 9.0	(7, 1)	0.2	H	3	1	1	1	1	0	0	0	0	0	0	8	13	13.50	1.500
40 Kevin Jepsen, R ERA: 10.8	(7, 1)	0.1	L	5	3	4	4	0	1	0	0	0	0	2	9	17	108.00	12.000
24 Sean Burnett, L ERA:	(8, 1)	1.0		4	1	0	0	0	0	0	0	0	1	0	10	18	0.00	1.000
65 Dane De La Rosa, R ERA:	(9, 1)	1.0		3	1	0	0	0	0	0	0	0	0	0	5	7	0.00	1.000

PITCHER	IP	WLS	BF	H	R	ER	SO	BB	IBB	HBP	BLK	WP	HR	S	P	ERA	WHIP

AB	38
R	9
H	12
RBI	9
BB	4
SO	8
LOB	12

Oakland Athletics @ Los Angeles Angels

Angel Stadium of Anaheim, Anaheim, CA

Tue Apr 09 2013, 7:11 PM - 10:55 PM PDT

Att. 44,014 - Clear - 68 F

livebaseballscorecards.com

BOTTOM

Batter	1	2	3	4	5	6	7	8	9	AB	R	H	RBI	BB	SO	LOB
27 Mike Trout, R (1, 7) OBP: 0.343, SLG: 0.438	4-0: 2 1B BB	1-0: F8 ③		2-0: 32 FC1-2 20 SH1-4 1B 1-2		0-1: 20 SF 3B	3-3: K ③			4	1	2	0	1	1	2
2 Erick Aybar, S (1, 6) OBP: 0.333, SLG: 0.393 20 Brendan Harris, R (3, PR) OBP: 0.400, SLG: 0.333 (4, 6)	1-2: 5 BB 1B 1-3		3-2: 5 44 1B 1B	0-0: SH1-4 ① 1-2 2-3		0-2: SF 5 E 32 SF8 3-H		1-1: F8 ①		2 1	0 2	2 0	0 1	0 0	0 0	0 0
5 Albert Pujols, R (1, 3) OBP: 0.455, SLG: 0.545	4-2: 44 G5-4-3 BB 1-2		3-0: 32 F7-5-3 1B 1-2	2-0: 32 FC1-2 HBP		1-1: E6 44 FC6-4 2-3		1-2: P4 ②		3	0	1	0	1	0	1
32 Josh Hamilton, L (1, 9) OBP: 0.235, SLG: 0.172	0-3: K ①		3-2: F7-5-3 ①② 1B 1-1	3-2: FC1-2 ② 1-2 2-3 3-Hf		0-2: SF8 ① 3-H		2-2: G3 ③		4	0	0	1	0	1	8
44 Mark Trumbo, R (1, 10) OBP: 0.344, SLG: 0.500	1-2: G5-4-3 ②③ 1-2f		2-2: 47 6 1B 1B 2-H	1-0: G5-3 ③		1-1: FC6-4 ② 1-2f			2-2: 17 WP 6 G4-3 1B	5	2	2	1	0	0	7
47 Howie Kendrick, R (1, 4) OBP: 0.387, SLG: 0.481		4-0: 17 FC5-4 BB	1-0: 17 FC5 6 1B 1B 1-2		1-2: 6 S 1B	2-2: 3B 1-H			3-1: L9 ①	4	0	3	1	1	0	1
6 Alberto Callaspo, S (1, 5) OBP: 0.345, SLG: 0.444	1-1: L7 ①		0-0: 17 FC5 1B 1-2 2-H		2-3: K ① 1-2	0-3: K ③			0-0: G4-3 ② 1-2	5	0	1	1	0	2	4
17 Chris Iannetta, R (1, 2) OBP: 0.296, SLG: 0.500	0-1: FC5-4 ② 25 1B 1-2f		1-2: FC5 ③ 1-2 2-3f		1-2: K ②		2-1: F7 ①		4-2: 25 DI BB 2-3	4	0	0	0	1	1	4
25 Peter Bourjos, R (1, 8) OBP: 0.389, SLG: 0.647	1-2: 1B 1-2			0-2: 20 SH1-4 27 1B 32 FC1-2 1B	0-1: G6-3 ③		1-3: K ②		1-1: F9 ③ 1-2	5	0	2	0	0	1	3
Inning Stats	R: 0 E: 0 K: 1 S: 11 H: 1 LOB: 2 BB: 2 P: 21	R: 0 E: 0 K: 0 S: 8 H: 1 LOB: 2 BB: 1 P: 15	R: 2 E: 0 K: 0 S: 16 H: 5 LOB: 2 BB: 0 P: 29	R: 0 E: 0 K: 0 S: 10 H: 2 LOB: 3 BB: 0 P: 18	R: 0 E: 0 K: 2 S: 16 H: 1 LOB: 1 BB: 0 P: 20	R: 3 E: 2 K: 1 S: 21 H: 2 LOB: 1 BB: 0 P: 25	R: 0 E: 0 K: 2 S: 11 H: 0 LOB: 0 BB: 0 P: 17	R: 0 E: 0 K: 0 S: 11 H: 0 LOB: 0 BB: 0 P: 15	R: 0 E: 0 K: 0 S: 11 H: 1 LOB: 2 BB: 1 P: 21	1B: 11 2B: 1 3B: 2 HR: 0	SF: 2 SAC: 1 DP: 2 HBP: 1						

AB	37
R	5
H	13
RBI	5
BB	4
SO	6
LOB	30

WP: 1 PB: 0 SB: 1 CS: 0 PA: 45

PITCHER		IP	WLS	BF	H	R	ER	SO	BB	IBB	HBP	BLK	WP	HR	S	P	ERA	WHIP
11 Jarrod Parker, R ERA: 6.48	(1, 1)	3.1		21	9	2	2	1	3	0	1	0	0	0	40	74	5.40	3.600
44 Chris Resop, R ERA:	(4, 1)	1.2		6	1	0	0	2	0	0	0	0	0	0	21	29	0.00	0.600
47 Pat Neshek, R ERA: 10.8	(6, 1)	0.0		3	1	3	1	0	0	0	0	0	0	0	8	9	∞	∞
13 Jerry Blevins, L ERA:	(6, 1)	0.1	B	1	0	0	0	0	0	0	0	0	0	0	3	3	0.00	0.000
48 Ryan Cook, R ERA: 2.08	(6, 1)	1.2	W	6	1	0	0	3	0	0	0	0	0	0	21	30	0.00	0.600

PITCHER		IP	WLS	BF	H	R	ER	SO	BB	IBB	HBP	BLK	WP	HR	S	P	ERA	WHIP
62 Sean Doolittle, L ERA:	(8, 1)	1.0		3	0	0	0	0	0	0	0	0	0	0	11	15	0.00	0.000
50 Grant Balfour, R ERA: 3.0	(9, 1)	1.0		5	1	0	0	0	1	0	0	0	1	0	11	21	0.00	2.000

Oakland Athletics @ Los Angeles Angels

Angel Stadium of Anaheim, Anaheim, CA

Wed Apr 10 2013, 7:08 PM - 10:55 PM PDT

Att. 36,011 - Clear - 72 F

TOP

livebaseballscorecards.com

Batter	1	2	3	4	5	6	7	8	9	AB	R	H	RBI	BB	SO	LOB
4 Coco Crisp, S (1, 8) OBP: 0.409, SLG: 0.769	C FF 90 B CH 84 X SI 91 1-1 5 G3-1 5 S 8 G4-3 1B		C CU 77 S CU 76 F FF 93 F CU 78 X CH 85 0-2 ① G4-3 2-3	B CH 84 B FC 85 C SI 90 B CH 83 B CH 83 4-1 BB		B FF 94 B FF 94 X FF 93 2-0 ① F9	B SI 93 B SI 94 B SI 93 B SI 93 4-0 52 E 37 1B BB	F CH 86 F FC 89 X SL 83 0-2 ③ G1-3		4	2	1	0	2	0	3
5 John Jaso, L (1, 2) OBP: 0.385, SLG: 0.520	C CH 83 X CU 78 0-1 ① G3-1 1-3		F CH 84 T FF 91 B CU 77 X SL 82 1-2 52 F8 8 1B 37 3B 3-H 1B	B CH 83 C CU 77 X CU 76 1-1 ③ G4-3		B SL 85 1 SAFE S SL 85 F FF 94 F SL 86 X SL 85 1-2 52 BB 8 BB 37 BB 1-3 1B	C SI 93 X SI 92 0-1 ① F7		T FF 92 B CH 86 S FF 92 B FF 93 X FF 94 2-2 ① P6	6	2	2	1	0	0	4
8 Jed Lowrie, S (1, 6) OBP: 0.500, SLG: 0.794 12 Andy Parrino, S (8, 6)	B FF 93 F FF 92 S CH 84 F CH 85 B FF 93 X SL 83 2-2 ② G4-3 3-H		B SI 90 X FF 90 1-0 ① 37 3B 1-2 1B		B CH 82 X FF 88 1-0 ① F9	B FF 94 B FF 94 B FF 94 C FF 93 B SL 84 4-1 37 BB 52 BB 15 1B 1-2 BB	C SI 92 B SI 93 B SI 93 X FC 88 2-1 ② F7		B FF 93 X FF 93 1-0 ② F8	4 1	2 0	1 0	1 0	1 0	0 0	1 0
52 Yoenis Cespedes, R (1, 7) OBP: 0.263, SLG: 0.394	B SL 80 B FF 92 C CH 85 X CH 85 2-1 ③ G3-1		D SL 84 B CU 79 X CH 84 2-0 ② F8 2-3		C SI 89 B FF 90 B FF 91 B SL 82 C SI 90 X CU 78 3-2 ② F8	D SL 84 S SL 84 B SL 85 F FF 93 B FF 93 D SL 85 4-2 37 BB 15 1B 1-2 2-3 3-H BB	B SI 94 B SL 81 F FF 94 B FF 93 X FC 89 3-1 E5 37 1B 1-3		X SL 86 0-0 2B	5	1	1	1	1	0	3
37 Brandon Moss, L (1, 3) OBP: 0.500, SLG: 0.720		C FF 90 X FC 87 0-1 ① F8	X CH 85 0-0 1-H 3-H 3B		B CU 77 C SI 90 F SI 90 B FF 90 B FC 85 X CH 83 3-2 HR	B SL 80 F FF 89 F FC 88 F FF 90 B SL 80 B FF 92 4-2 15 1B 20 1B 1-2 2-3 3-H BB	B SL 81 X CH 88 1-0 1-3 3-H 1B		F FF 94 B FF 94 B FF 93 S FF 93 B FF 93 4-2 BB	4	2	3	5	2	0	0
25 Chris Young, R (1, 9) OBP: 0.345, SLG: 0.500		C FF 89 B SL 82 S CH 84 X FC 87 1-2 ② G5-3	B SI 91 X FC 84 1-0 ③ G5-3		C SL 80 X CU 78 0-1 15 S 1B	F FF 91 S FC 90 S FF 94 0-3 ② K	C FC 89 F FC 89 B SL 81 B FF 93 F FC 88 S SL 82 2-3 ③ K		X FF 93 0-0 ③ P5	6	0	1	0	0	2	8
15 Seth Smith, L (1, 10) OBP: 0.500, SLG: 0.824		B FF 91 F FF 91 X FC 87 1-1 2B	X SI 87 0-0 20 G4-3 2B		1 SAFE C CU 76 B CU 76 1 SAFE B SI 88 B CH 83 I IN 65 4-1 20 FC6-4 1-2 IBB	C FF 93 X FF 94 0-1 20 1B 1-2 2-H 3-H 1B		B CU 78 S CH 87 X SI 93 1-1 ① G4-3		4	0	3	2	1	0	0
20 Josh Donaldson, R (1, 5) OBP: 0.222, SLG: 0.257		D SL 82 F CH 84 B CH 84 B FC 83 X CH 83 3-1 ③ F9	F CU 78 F FC 85 D CH 83 X SL 82 1-2 ① G4-3 2-3		B SL 81 X SI 90 1-0 ③ FC6-4 1-2f	T SL 80 B FF 92 S SL 81 D SL 82 F FF 93 B FF 93 X FF 92 3-2 1-3 2-H 1B		C SI 92 B CH 88 B FC 88 X SI 93 2-1 2B		5	0	2	1	0	0	4
28 Eric Sogard, L (1, 4) OBP: 0.310, SLG: 0.231			B SI 88 F SI 88 X CH 82 1-1 E9 4 G4-3 5 1B 1B	B FF 90 B FF 90 C FC 84 X FF 90 2-1 ② G3		X FF 87 0-0 5 1B 52 BB 1B 2-2 R FF 92 B FF 92 B FF 88 X FF 88 F8 ③		B SI 93 B SI 92 C FF 91 X SI 93 2-1 ② L7		5	2	2	0	0	0	4
Inning Stats	R: 1 E: 0 K: 0 S: 10 H: 1 LOB: 0 BB: 0 P: 15	R: 0 E: 0 K: 0 S: 9 H: 1 LOB: 1 BB: 0 P: 14	R: 3 E: 1 K: 0 S: 14 H: 4 LOB: 0 BB: 0 P: 20	R: 0 E: 0 K: 0 S: 9 H: 1 LOB: 2 BB: 1 P: 17	R: 1 E: 0 K: 0 S: 11 H: 2 LOB: 2 BB: 1 P: 23	R: 5 E: 0 K: 1 S: 22 H: 4 LOB: 2 BB: 3 P: 42	R: 1 E: 1 K: 1 S: 11 H: 1 LOB: 2 BB: 1 P: 23	R: 0 E: 0 K: 0 S: 9 H: 1 LOB: 1 BB: 0 P: 14	R: 0 E: 0 K: 0 S: 8 H: 1 LOB: 2 BB: 1 P: 15	1B: 10 2B: 4 3B: 1 HR: 1 SF: 0 SAC: 0 DP: 0 HBP: 0						

	AB	44
	R	11
	H	16
	RBI	11
	BB	7
	SO	2
	LOB	27

WP: 0 PB: 0 SB: 2 CS: 0 PA: 51

PITCHER	IP	WLS	BF	H	R	ER	SO	BB	IBB	HBP	BLK	WP	HR	S	P	ERA	WHIP
55 Joe Blanton, R (1, 1) ERA: 9.0	5.0	L	27	10	6	6	0	1	1	0	0	0	1	54	90	10.80	2.200
38 Mark Lowe, R (6, 1) ERA: 9.64	0.1		4	1	0	0	0	2	0	0	0	0	0	8	19	0.00	9.000
65 Dane De La Rosa, R (6, 1) ERA: 5.4	0.2		5	2	4	4	1	1	0	0	0	0	0	13	22	54.00	4.500
57 Jerome Williams, R (7, 1) ERA:	2.0		10	2	1	0	1	1	0	0	0	0	0	20	37	0.00	1.500
49 Ernesto Frieri, R (9, 1) ERA: 3.0	1.0		5	1	0	0	0	1	0	0	0	0	0	8	15	0.00	2.000

PITCHER	IP	WLS	BF	H	R	ER	SO	BB	IBB	HBP	BLK	WP	HR	S	P	ERA	WHIP

Oakland Athletics @ Los Angeles Angels

Angel Stadium of Anaheim, Anaheim, CA

Wed Apr 10 2013, 7:08 PM - 10:55 PM PDT

Att. 36,011 - Clear - 72 F

livebaseballscorecards.com

BOTTOM

Batter	1	2	3	4	5	6	7	8	9	AB	R	H	RBI	BB	SO	LOB
27 Mike Trout, R (1, 7) OBP: 0.333, SLG: 0.417	B FF 86 B FF 86 F FF 87 B FF 87 F FF 88 X CH 80 3-2 ① G5-3	D CU 76 B FF 87 C CH 80 X CH 81 2-1 ③ F9		B CU 76 C FF 86 S CH 80 B FF 86 C FF 87 2-3 ③ K		B SI 91 B SI 93 F SI 92 X SI 91 2-1 6 S 1B		B SI 89 B SL 80 C SI 87 S SL 80 B CH 73 S CH 71 3-3 ② K		4	0	1	0	0	1	2
39 JB Shuck, L (8, 7) OBP: 0.250, SLG: 0.250										1	0	0	0	0	1	1
6 Alberto Callaspo, S (1, 5) OBP: 0.382, SLG: 0.433	B FF 87 C CH 80 B FF 87 C CH 80 X FF 88 2-2 5 2B 32 SF8 1B		B CU 75 B CH 81 B FF 86 C FF 85 C FF 84 X FF 86 3-2 ① G5-3		B FF 84 S CH 78 B FF 86 B CH 81 F FF 85 F FF 86 B FF 86 4-2 5 2B 47 1B BB	D CU 81 B FF 90 F SI 90 X FF 93 2-1 ③ F7 1-2		B SI 88 B SL 79 C SL 80 B SL 80 C SL 80 B CH 73 4-2 16 1B 1-2 BB		3	2	1	0	2	0	1
5 Albert Pujols, R (1, 10) OBP: 0.514, SLG: 0.692	C FF 88 B FF 87 B FF 88 B CH 81 1 SAFE S CH 80 X CH 80 3-2 1-3 2B	B FF 87 B CH 80 C FF 87 X CH 81 2-1 32 2B 44 E 1B		C FF 87 B FF 88 B FF 87 X FF 88 2-1 47 1B 1-3 2B			C SI 90 B CH 84 C SI 91 F CU 73 F CU 73 B SI 90 F SI 90 B SL 84 X SI 91 3-2 44 2B 1B	F SI 90 X CH 75 0-1 1-3 2-H 1B		4	2	4	0	0	0	0
16 Hank Conger, L (8, PH) OBP: 0.500, SLG: 0.400										1	0	1	1	0	0	0
32 Josh Hamilton, L (1, 9) OBP: 0.237, SLG: 0.219	C CU 77 X FF 88 0-1 ② SF8 3-H	X FF 88 0-0 47 FC5-4 1-3 2B		B CU 77 S CU 77 F CU 76 B CU 75 B FF 86 S CU 75 3-3 ① K			C CU 72 S CU 73 D CU 74 S CU 72 1-3 ① K	B SI 89 F SI 88 F SL 82 D SL 77 X CH 71 2-2 ③ L8		3	0	1	1	0	2	3
7 Andrew Romine, S (8, 6)										1	0	0	0	0	0	2
44 Mark Trumbo, R (1, 3) OBP: 0.324, SLG: 0.486	X FF 88 0-0 ③ P4	X CH 80 0-0 E6 47 FC5-4 3-H	B FF 87 F CH 82 L FF 87 X CH 80 1-2 ② FC5-4 20 FC5-4 1-2f 2-3		B SI 87 B FF 88 B FF 87 S SI 87 F CU 76 S FF 88 3-3 ② K		B SI 90 C SL 83 F SL 85 X SI 92 1-2 2B 1-3		B FF 91 C FF 89 B FF 90 B CU 70 X FF 89 3-1 ① P4	5	0	1	1	0	1	4
(8, 9)																
47 Howie Kendrick, R (1, 4) OBP: 0.417, SLG: 0.500	C FF 85 S CH 79 X CH 79 0-2 17 BB 1B	B FF 87 F CH 82 L FF 87 X CH 80 1-2 ② FC5-4 20 FC5-4 1-2f 2-3	C FF 88 B CH 82 X CH 82 1-1 2-H 3-H 1B			F SI 92 S SI 86 S SL 85 0-3 ② K			C FF 91 S CU 72 B CU 73 X CU 72 1-2 20 1B 1B	5	0	3	2	0	1	4
20 Brendan Harris, R (1, 6) OBP: 0.300, SLG: 0.250	C FF 86 B CU 76 1 SAFE F CH 80 1 SAFE F FF 85 D CU 75 C FF 87 2-3 ① K	C CH 81 X CH 81 0-1 ③ FC5-4 1-2f	F FF 87 C FF 87 1 SAFE B FF 84 X CH 80 1-2 ③ L9			C CU 73 C SI 92 X SL 86 0-2 ③ G5-3			F FF 90 X FF 88 0-1 1-3 1B	5	0	1	0	0	1	6
(8, 3)																
17 Chris Iannetta, R (1, 2) OBP: 0.313, SLG: 0.444	D CU 76 D CU 77 1 SAFE B FF 86 C FF 87 B FF 87 4-1 1-2 BB			F FF 84 B FF 84 S CH 80 F CU 74 B FF 86 B CH 80 F CH 79 B CH 78 4-2 25 G6-4-3 BB		X SI 91 0-0 ① F9		C SI 88 B SL 82 F SL 80 F SL 83 X SL 82 1-2 ① G1-3	B FF 90 B FF 89 X FF 90 2-0 ② F9		3	0	0	0	2	0	2
25 Peter Bourjos, R (1, 8) OBP: 0.348, SLG: 0.545	C FF 86 S CH 80 B SI 86 S CH 80 1-3 ② K			L FF 87 1 SAFE B FF 87 X CH 80 1-1 ①② G6-4-3 1-2f		B FF 91 F SI 90 B SL 88 B FF 93 C SI 93 X FF 93 3-2 ② G3		C SL 79 B SL 83 S SL 80 F SL 82 X SL 82 1-2 6 BB 16 1B 1B	X FF 90 0-0 ③ P4	5	1	1	0	0	1	5
Inning Stats	R: 1 H: 2 E: 0 LOB: 1 K: 0 BB: 0 S: 12 P: 20	R: 0 H: 1 E: 0 LOB: 2 K: 2 BB: 1 S: 13 P: 22	R: 1 H: 2 E: 1 LOB: 2 K: 0 BB: 0 S: 12 P: 18	R: 0 H: 0 E: 0 LOB: 0 K: 1 BB: 1 S: 9 P: 16	R: 2 H: 2 E: 0 LOB: 1 K: 2 BB: 1 S: 16 P: 30	R: 0 H: 1 E: 0 LOB: 1 K: 0 BB: 0 S: 8 P: 15	R: 0 H: 2 E: 0 LOB: 2 K: 2 BB: 0 S: 18 P: 23	R: 1 H: 2 E: 0 LOB: 2 K: 1 BB: 1 S: 18 P: 29	R: 0 H: 2 E: 0 LOB: 2 K: 0 BB: 0 S: 9 P: 15	1B: 10 SF: 1 2B: 4 SAC: 0 3B: 0 DP: 1 HR: 0 HBP: 0						

	AB	40
	R	5
	H	14
	RBI	5
	BB	4
	SO	8
	LOB	30

WP: 0 PA: 45
PB: 0
SB: 1
CS: 0

PITCHER		IP	WLS	BF	H	R	ER	SO	BB	IBB	HBP	BLK	WP	HR	S	P	ERA	WHIP
57 Tommy Milone, L ERA: 4.5	(1, 1)	5.0	W	25	7	4	4	5	3	0	0	0	0	0	62	106	7.20	2.000
44 Chris Resop, R ERA:	(6, 1)	1.0		4	1	0	0	0	0	0	0	0	0	0	8	15	0.00	1.000
13 Jerry Blevins, L ERA:	(7, 1)	1.0		5	2	0	0	2	0	0	0	0	0	0	18	23	0.00	2.000
47 Pat Neshek, R ERA: 10.13	(8, 1)	1.0		6	2	1	1	1	1	0	0	0	0	0	18	29	9.00	3.000
58 Evan Scribner, R ERA: 3.38	(9, 1)	1.0		5	2	0	0	0	0	0	0	0	0	0	9	15	0.00	2.000

PITCHER	IP	WLS	BF	H	R	ER	SO	BB	IBB	HBP	BLK	WP	HR	S	P	ERA	WHIP

Oakland Athletics @ Los Angeles Angels

Angel Stadium of Anaheim, Anaheim, CA

Thu Apr 11 2013, 7:09 PM - 10:07 PM PDT

Att. 43,533 - Clear - 61 F

TOP

livebaseballscorecards.com

Batter	1	2	3	4	5	6	7	8	9	AB	R	H	RBI	BB	SO	LOB
4 Coco Crisp, S (1, 8) OBP: 0.400, SLG: 0.705	B FF 89 C SI 88 F KC 78 B CH 83 X CH 83 2-2 ① F7		C KC 77 C SI 89 B FF 89 B FF 89 D CH 83 X CH 82 3-2 ① F8		S CH 81 B FC 83 X FF 88 1-1 8 G6-4-3 25 BB 1B	I IN 65 I IN 65 I IN 64 I IN 63 4-0 25 2B IBB		B FF 92 F FF 92 X SL 86 1-1 ① F7	F CH 87 X CH 87 0-1 ③ G6-3	5	1	1	0	1	0	2
25 Chris Young, R (1, 9) OBP: 0.353, SLG: 0.500	C KC 77 B FF 89 S CH 82 S CH 83 1-3 ② K		C KC 76 B SI 89 F CH 82 X SI 90 1-2 ② F9		B FF 87 1 SAFE 1 SAFE B CH 80 1 SAFE 1 SAFE 1 SAFE B SI 87 1 SAFE 4-0 B SI 88 1-2 8 G6-4-3 BB	C FC 89 F FF 96 D CU 81 D CU 81 F FC 90 F FF 95 D FC 90 X SI 95 3-2 1-H 2-H 2B		B SL 82 C SL 82 B SL 82 S FF 91 F CH 86 F SL 82 X FF 92 2-2 ② G4-3		4	0	1	2	1	1	1
8 Jed Lowrie, S (1, 6) OBP: 0.489, SLG: 0.769	B FF 89 B FF 88 C FF 89 X CH 83 2-1 ③ F9		X FF 89 0-0 2-H 1B		B CH 81 2 SAFE S SI 88 F CH 82 B SI 89 X KC 77 2-2 ① ② G6-4-3 1-2f 2-3	C FF 96 F FC 90 B SI 95 F FC 90 S CU 82 1-3 ③ K		B SL 82 B FF 91 X FF 91 2-0 2B		5	0	2	1	0	1	3
52 Yoenis Cespedes, R (1, 7) OBP: 0.279, SLG: 0.474		C FF 89 B CH 82 F SI 88 X CH 82 1-2 36 F8 37 1B 1B	C CH 81 B SI 89 S FC 82 B SI 88 S CH 83 2-3 ③ K		D CH 82 S CH 82 X CH 81 1-1 ③ F9		B SI 88 B SI 87 C SI 87 X SI 88 2-1 HR	B SL 84 S SL 84 B SL 84 F SL 83 S SL 83 2-3 ③ K		5	1	2	1	0	2	3
37 Brandon Moss, L (1, 3) OBP: 0.457, SLG: 0.633		X SI 88 0-0 1-2 20 BB 1B	C KC 75 X SI 88 0-1 ① G4-3		F KC 76 B FC 82 B SI 89 F SI 88 B KC 77 F SI 86 C FF 88 3-3 ① K	C SI 88 X SI 88 0-1 ① G3-1		C CU 79 X CH 85 0-1 ① G3-1		5	0	1	0	0	1	0
36 Derek Norris, R (1, 2) OBP: 0.500, SLG: 0.467		B CH 81 C CH 81 X CH 82 1-1 ① F8 2-3	C KC 75 B KC 76 C SI 88 F CH 81 B SI 88 X CH 82 2-2 15 1B 15 S 1B		B CH 82 X FF 88 1-0 20 HR 2B	B SI 88 B SI 87 B SI 88 C SI 87 B SI 87 4-1 15 1B BB		C FC 87 B SL 83 B CH 86 H FF 92 3-1 20 1B 15 2B HBP		3	2	2	0	1	0	2
20 Josh Donaldson, R (1, 5) OBP: 0.268, SLG: 0.359		D CH 82 B SI 89 B CH 82 B FF 89 4-0 15 G4-6-3 1-2 BB	D CH 82 S CH 80 B FF 88 S CH 82 S CH 80 2-3 ② K		X KC 76 0-0 2-H HR	C SI 88 B SI 87 B SI 87 C SI 87 C SI 87 2-3 ② K		X FF 92 0-0 15 2B 15 E 1-3 1B		4	2	2	2	1	2	2
15 Seth Smith, L (1, 10) OBP: 0.560, SLG: 0.909		C SI 90 X SI 89 0-1 ② ③ G4-6-3 1-2f	B SI 88 B KC 78 X SI 89 2-0 1-3 1B		C FF 88 B CH 81 X SI 87 1-1 25 2B 2B	B SL 74 D SL 75 B SI 88 C SI 87 S SI 87 X SI 87 3-2 1-3 1B		S SI 92 B CH 88 F SI 93 X SL 82 1-2 E4 1-H 3-H 2B		5	1	4	1	0	0	3
12 Andy Parrino, S (1, 4) OBP: 0.167, SLG: 0.333			F SI 87 C FF 88 B FF 89 X CH 82 1-2 8 1B 2B	C FF 89 B FF 90 B FF 89 D CH 82 X FF 89 3-1 ③ P2	B FF 88 X CH 81 1-0 ② F8	B SI 87 X SI 88 1-0 ③ P4		S SI 93 F CH 86 B FF 92 F CH 85 S SL 82 1-3 ② K		5	1	1	0	0	1	6

Inning Stats	R: 0 E: 0 K: 1 S: 8	H: 0 LOB: 0 BB: 0 P: 13	R: 0 E: 0 K: 0 S: 8	H: 2 LOB: 2 BB: 1 P: 14	R: 1 E: 0 K: 1 S: 13	H: 2 LOB: 1 BB: 0 P: 20	R: 0 E: 0 K: 1 S: 12	H: 2 LOB: 2 BB: 0 P: 21	R: 0 E: 0 K: 0 S: 7	H: 1 LOB: 1 BB: 1 P: 15	R: 4 E: 0 K: 2 S: 18	H: 4 LOB: 1 BB: 1 P: 32	R: 1 E: 0 K: 1 S: 12	H: 2 LOB: 2 BB: 1 P: 24	R: 0 E: 0 K: 1 S: 11	H: 1 LOB: 1 BB: 0 P: 18	R: 2 E: 1 K: 1 S: 13	H: 2 LOB: 1 BB: 0 P: 18	1B: 8 2B: 6 3B: 0 HR: 2	SF: 0 SAC: 0 DP: 2 HBP: 1	WP: 0 PB: 0 SB: 1 CS: 0	PA: 46

PITCHER		IP	WLS	BF	H	R	ER	SO	BB	IBB	HBP	BLK	WP	HR	S	P	ERA	WHIP
60 Jason Vargas, L ERA: 4.76	(1, 1)	5.2	L	28	10	5	5	4	2	1	0	0	0	1	57	102	7.94	2.118
40 Kevin Jepsen, R ERA: 9.82	(6, 1)	0.1		2	1	0	0	1	0	0	0	0	0	0	9	13	0.00	3.000
24 Sean Burnett, L ERA: 1.93	(7, 1)	1.0		6	2	1	1	1	1	0	0	0	0	1	12	24	9.00	3.000
38 Mark Lowe, R ERA: 7.94	(8, 1)	1.0		4	1	0	0	1	0	0	0	0	0	0	11	18	0.00	1.000
57 Jerome Williams, R ERA: 1.8	(9, 1)	1.0		6	2	2	1	1	0	0	1	0	0	0	13	18	9.00	2.000

PITCHER	IP	WLS	BF	H	R	ER	SO	BB	IBB	HBP	BLK	WP	HR	S	P	ERA	WHIP

AB	41
R	8
H	16
RBI	7
BB	4
SO	8
LOB	22

BOTTOM

Batter	1	2	3	4	5	6	7	8	9	AB	R	H	RBI	BB	SO	LOB
6 Alberto Callaspo, S (1, 5) OBP: 0.351, SLG: 0.394 20 Brendan Harris, R (8, 5) OBP: 0.273, SLG: 0.222	B FF 91 C FF 91 F CH 83 X CU 72 1-2 F8 ①		B CH 83 1 SAFE C FF 91 C FF 91 X CH 82 1-2 G4-3 ② 1-2		B CU 70 S FF 89 B FF 90 X FF 91 2-1 F8 ②			C CU 69 B FF 87 F FF 89 X CU 68 1-2 F7 ②		3 1	0 0	0 0	0 0	0 0	0 0	1 0
27 Mike Trout, R (1, 7) OBP: 0.302, SLG: 0.375	C FF 91 B FF 91 B FF 92 F FF 88 F FF 92 B CU 70 X FF 92 3-2 F9 ②		B CU 71 C FF 91 B FF 89 B FF 90 X FF 91 3-1 G5-3 ③		F SL 86 B CU 68 F FF 90 X CU 68 1-2 F8 ③			B FF 89 B FF 89 C FF 89 X FF 90 2-1 G6-3 ③		4	0	0	0	0	0	1
5 Albert Pujols, R (1, 3) OBP: 0.463, SLG: 0.600	X FF 92 0-0 G5-3 ③			C SL 84 B FF 89 B CU 70 X FF 90 2-1 F8 ①		C FF 89 C CH 81 X CU 68 0-2 G1-3 ①			B FF 89 B FF 88 B FF 88 C FF 88 F FF 88 X FF 88 3-2 F9 ①	4	0	0	0	0	0	0
32 Josh Hamilton, L (1, 9) OBP: 0.286, SLG: 0.257		X CH 82 0-0 1B		B FF 91 X CH 83 1-0 44 1B 47 2B 1B		F CU 70 F FF 90 B CU 68 B FF 90 B CH 81 B FF 91 4-2 44 G5-4-3 BB			S CU 70 B FF 90 X CU 72 1-1 F8 ②	3	1	2	0	1	0	0
44 Mark Trumbo, R (1, 10) OBP: 0.317, SLG: 0.462		C FF 90 F FF 89 B FF 90 D CU 70 F FF 90 B FF 91 X FF 90 3-2 F7 ①		C CU 70 X FF 90 0-1 47 2B 1-2 1B		X CU 69 0-0 G5-4-3 ②③ 1-2f			B FF 90 C FF 90 B FF 89 F FF 88 X FF 89 2-2 P4 ③	4	0	1	0	0	0	2
47 Howie Kendrick, R (1, 4) OBP: 0.410, SLG: 0.514		1 SAFE C FF 90 X FF 86 0-1 F9 ②		B CU 68 S FF 89 B FF 86 S FF 90 X CU 69 2-2 1-3 2-H 2B			C FF 88 B FF 87 F CU 69 F CU 66 X CU 69 1-2 F8 ①			3	0	1	1	0	0	1
17 Chris Iannetta, R (1, 2) OBP: 0.286, SLG: 0.400		B CU 70 X FF 90 1-0 F9 ③		S CU 71 F FF 91 S CU 69 0-3 K ②			C FF 89 B SL 84 B FF 90 X FF 90 2-1 L7 ②			3	0	0	0	0	1	3
25 Peter Bourjos, R (1, 8) OBP: 0.346, SLG: 0.520			B CU 70 C FF 89 F CU 71 X FF 90 1-2 6 G4-3 1B	X SL 86 0-0 G5-3 ③			C FF 86 B CU 69 C FF 89 B CU 67 X FF 90 2-2 G4-3 ③			3	0	1	0	0	0	2
7 Andrew Romine, S (1, 6)			L FF 90 L FF 91 F FF 91 1 SAFE F CH 82 F FF 91 D CH 82 B FF 91 X CU 70 2-2 F7 ①		F FF 90 C SL 84 B CH 80 X FF 90 1-2 L8 ①			F FF 86 C CH 81 B FF 89 S SL 83 1-3 K ①		3	0	0	0	0	1	1
Inning Stats	R: 0 E: 0 K: 0 S: 8 H: 0 LOB: 0 BB: 0 P: 12	R: 0 E: 0 K: 0 S: 8 H: 1 LOB: 1 BB: 0 P: 12	R: 0 E: 0 K: 0 S: 14 H: 1 LOB: 1 BB: 0 P: 21	R: 1 E: 0 K: 1 S: 12 H: 3 LOB: 2 BB: 0 P: 17	R: 0 E: 0 K: 0 S: 8 H: 0 LOB: 0 BB: 0 P: 12	R: 0 E: 0 K: 0 S: 6 H: 0 LOB: 0 BB: 1 P: 10	R: 0 E: 0 K: 0 S: 9 H: 0 LOB: 0 BB: 0 P: 14	R: 0 E: 0 K: 1 S: 8 H: 0 LOB: 0 BB: 0 P: 12	R: 0 E: 0 K: 0 S: 8 H: 0 LOB: 0 BB: 0 P: 14	1B: 4 2B: 1 3B: 0 HR: 0	SF: 0 SAC: 0 DP: 1 HBP: 0			WP: 0 PB: 0 SB: 0 CS: 0	PA: 32		

Oakland Athletics @ Los Angeles Angels

Angel Stadium of Anaheim, Anaheim, CA

Thu Apr 11 2013, 7:09 PM - 10:07 PM PDT

Att. 43,533 - Clear - 61 F

livebaseballscorecards.com

AB	31
R	1
H	5
RBI	1
BB	1
SO	2
LOB	11

PITCHER		IP	WLS	BF	H	R	ER	SO	BB	IBB	HBP	BLK	WP	HR	S	P	ERA	WHIP
64 A.J. Griffin, R ERA: 1.93	(1, 1)	8.0	W	29	5	1	1	2	1	0	0	0	0	0	73	110	1.12	0.750
58 Evan Scribner, R ERA: 2.84	(9, 1)	1.0		3	0	0	0	0	0	0	0	0	0	0	8	14	0.00	0.000

PITCHER	IP	WLS	BF	H	R	ER	SO	BB	IBB	HBP	BLK	WP	HR	S	P	ERA	WHIP

Houston Astros @ Los Angeles Angels

Angel Stadium of Anaheim, Anaheim, CA

Fri Apr 12 2013, 7:08 PM - 10:32 PM PDT

Att. 37,674 - Clear - 66 F

livebaseballscorecards.com

Batter	1	2	3	4	5	6	7	8	9	AB	R	H	RBI	BB	SO	LOB
27 Jose Altuve, R (1, 4) OBP: 0.391, SLG: 0.477	C FF 90 X FF 90 0-1 44 2B 1B	B SL 79 C SL 80 X CU 73 1-1 ② G6-3		F FF 88 C FF 88 B FF 87 B FF 88 X SL 82 2-2 ① L9		1 SAFE B SL 81 B FF 93 1 SAFE C FF 92 B FF 92 1 SAFE 1 SAFE S FF 91 3-2 ③ CS 1-2	B FF 90 F FF 91 B FF 92 X FC 91 2-1 1B		C FF 93 F FF 93 F FF 93 X FF 94 0-2 E4 1B	5	1	3	0	0	0	0
44 Justin Maxwell, R (1, 8) OBP: 0.419, SLG: 0.590	F FF 89 1 SAFE X SL 82 0-1 ① 1-H 2B	C FF 89 B FF 88 B CU 74 X SL 80 2-1 HR		B CU 72 X FF 88 1-0 ② F8			C FF 90 S FF 93 F FF 94 S FF 93 0-3 ① K		F FF 94 F FF 94 B SL 86 B FF 95 B FF 94 F FF 94 B FF 95 4-2 BB	4	1	2	2	1	1	1
15 Jason Castro, L (1, 2) OBP: 0.263, SLG: 0.405	B FF 89 B SL 82 B FF 89 C FF 89 F FF 90 X FF 90 3-2 12 E 23 1B 28 1B 1B	B FF 90 C SL 81 B FF 89 X FF 89 2-1 ③ F8		F FF 88 B FF 88 B SL 83 C FF 89 B FF 90 F FF 90 X FF 89 3-2 ③ G3-1			B SL 81 C FF 92 C FF 92 X SL 81 1-2 ② L7		C FF 94 X FF 94 0-1 ① F6	5	1	1	0	0	0	3
23 Chris Carter, R (1, 10) OBP: 0.302, SLG: 0.537	C SL 83 B FF 89 B CU 73 B SL 83 1 SAFE C SL 83 F FF 90 1 SAFE F FF 90 3-2 X SL 83 12 E 28 1B 1-2 1B	C SL 80 B FF 88 F FF 88 B SL 79 B SL 79 B FF 88 4-2 12 2B 14 FC6-2 BB		C FF 87 B FF 86 B FF 86 X SL 81 2-1 ① P6			C FF 93 B FF 95 D SL 82 X FF 93 2-1 ③ F8		F SL 86 S FF 93 S FF 95 0-3 ② K	4	1	1	0	1	1	3
12 Carlos Pena, L (1, 3) OBP: 0.289, SLG: 0.361	D CU 72 C CU 73 2 SAFE B FF 88 F CU 72 B FF 89 F SL 83 B SL 82 4-2 28 1B 1-2 2-3 BB	B SL 80 B FF 88 C SL 82 F FF 88 X CU 72 2-2 14 FC6-2 28 2B 1-3 2B		B SL 80 S SL 80 S FF 88 F FF 89 F CU 72 F CU 72 X SL 80 1-2 ② P5				X SI 87 0-0 ① G5-3	S FF 94 B FF 95 S FF 94 F SI 95 B SI 95 S SL 86 2-3 ③ K	4	1	1	0	1	1	2
14 J.D. Martinez, R (1, 7) OBP: 0.259, SLG: 0.400 2 Brandon Barnes, R (8, PR) OBP: 0.545, SLG: 0.500 (8, 7)	S SL 83 S SL 82 S SL 83 0-3 ② K	D SL 82 B FF 90 C FF 89 F FF 89 B SL 83 F SL 83 X SL 82 3-2 ① FC6-2 28 2B 2-3 3-H		B FF 87 X FF 88 1-0 ③ F8				C SI 86 B SI 87 S SI 87 F SI 88 B CU 74 F SI 88 B SI 88 B SI 87 4-2 30 BB BB		3 0	0 0	0 0	1 0	1 0	5 0
28 Rick Ankiel, L (1, 9) OBP: 0.182, SLG: 0.500	F SL 82 B FF 89 D CU 73 B FF 89 S SL 82 F SL 83 X FF 90 3-2 1-3 2-H 3-H 1B	X FF 88 0-0 1-3 3-H 2B				C FF 91 B SL 80 B FS 85 F FF 92 S FF 94 2-3 ① K		F SI 89 B SI 88 C CU 74 D CU 74 F SI 88 S CU 75 2-3 ② K		4	0	2	3	0	2	1
30 Matt Dominguez, R (1, 5) OBP: 0.306, SLG: 0.303	C FF 90 X SL 82 0-1 ③ G6-3		S SL 81 B FF 89 X SL 82 1-1 ② G6-3			C FF 95 B FF 94 B FF 95 B FF 94 B FF 92 4-1 9 FC4-6 BB		B SI 88 B SI 88 B SI 87 C SI 88 B SI 88 4-1 9 FC6-4 1-2 BB		2	0	0	0	2	0	4
9 Marwin Gonzalez, S (1, 6) OBP: 0.462, SLG: 0.682		C FF 88 C SL 80 B CU 72 B FF 89 F FF 90 F FF 89 X SL 81 2-2 ① F9	B SL 83 C FF 89 L FF 89 C CU 72 1-3 ③ K			C FF 93 F FF 94 X SL 82 0-2 ② FC4-6 27 CS 1-2f		C SI 87 B SI 87 F SI 88 X SI 88 1-2 ③ FC6-4 1-2f		4	0	0	0	0	1	5

Inning Stats									
	R: 3 E: 1 K: 1 S: 24	H: 5 LOB: 2 BB: 1 P: 37	R: 1 E: 0 K: 0 S: 11	H: 1 LOB: 0 BB: 0 P: 18	R: 1 E: 0 K: 1 S: 15	H: 2 LOB: 2 BB: 1 P: 26	R: 0 E: 0 K: 0 S: 8	H: 0 LOB: 0 BB: 0 P: 14	R: 0 E: 0 K: 0 S: 9	H: 0 LOB: 0 BB: 0 P: 13
	R: 0 E: 0 K: 1 S: 9	H: 0 LOB: 0 BB: 1 P: 18	R: 0 E: 0 K: 1 S: 11	H: 1 LOB: 1 BB: 0 P: 16	R: 0 E: 0 K: 1 S: 13	H: 0 LOB: 2 BB: 2 P: 24	R: 0 E: 1 K: 2 S: 16	H: 1 LOB: 2 BB: 1 P: 22	1B: 6 2B: 3 3B: 0 HR: 1	SF: 0 SAC: 0 DP: 0 HBP: 0

	AB	35
	R	5
	H	10
	RBI	5
	BB	6
	SO	7
	LOB	24

WP: 0 PA: 42
PB: 0
SB: 0
CS: 1

PITCHER		IP	WLS	BF	H	R	ER	SO	BB	IBB	HBP	BLK	WP	HR	S	P	ERA	WHIP
48 Tommy Hanson, R ERA: 6.55	(1, 1)	5.0	L	24	8	5	5	2	2	0	0	0	0	1	67	108	9.00	2.000
65 Dane De La Rosa, R ERA: 2.45	(6, 1)	2.0		7	1	0	0	2	1	0	0	0	0	0	20	34	0.00	1.000
37 Scott Downs, L ERA: 6.75	(8, 1)	1.0		5	0	0	0	1	2	0	0	0	0	0	13	24	0.00	2.000
49 Ernesto Frieri, R ERA: 2.25	(9, 1)	1.0		5	1	0	0	2	1	0	0	0	0	0	16	22	0.00	2.000

PITCHER	IP	WLS	BF	H	R	ER	SO	BB	IBB	HBP	BLK	WP	HR	S	P	ERA	WHIP

Batter	1	2	3	4	5	6	7	8	9	AB	R	H	RBI	BB	SO	LOB
25 Peter Bourjos, R (1, 8) OBP: 0.333, SLG: 0.464	B SI 91 C FF 91 S SL 82 F SL 84 B SL 84 H FF 93 3-2 27 G6-4-3 HBP		C FF 92 F SL 85 B SL 82 F FF 93 S SL 86 1-3 ② K			L FF 90 F SL 84 F SL 84 S SL 86 0-3 ① K		B FF 92 X FF 92 1-0 ② G6-3		3	0	0	0	0	2	1
27 Mike Trout, R (1, 7) OBP: 0.277, SLG: 0.341	1 SAFE F FF 93 1 SAFE X FF 93 0-1 ① ② G6-4-3 1-2f		C SL 86 B FF 93 B FF 92 S FF 93 S SL 85 2-3 ③ K			C SL 85 C FF 91 F SL 84 X FF 93 0-2 ② F9		C FF 92 C SL 85 S SL 85 0-3 ③ K		4	0	0	0	0	2	2
5 Albert Pujols, R (1, 3) OBP: 0.489, SLG: 0.594	B FF 93 F FF 94 C CH 86 B SL 84 B FF 94 F SL 85 B FF 93 4-2 BB			B SL 85 X FF 94 1-0 ① G6-3		B FF 93 B CH 86 C FF 92 C SL 84 F SL 85 B SL 84 B FF 93 4-2 BB			C FF 90 X CU 78 0-1 32 FC4-6 1B	2	0	1	0	2	0	0
32 Josh Hamilton, L (1, 9) OBP: 0.261, SLG: 0.231	B CH 87 F CH 87 C FF 94 F SL 86 B FF 93 C FF 94 2-3 ③ K			F SL 84 S CH 84 B FF 93 B CH 86 B SL 86 F CH 87 F SL 86 X FF 94 3-2 ② F7		X CH 86 0-0 ③ L8			C SI 89 X SI 88 0-1 ① FC4-6 44 P2-4 1-2f	4	0	0	0	0	1	3
44 Mark Trumbo, R (1, 10) OBP: 0.311, SLG: 0.442		F FF 93 S FF 94 X FF 93 0-2 ① F8		B FF 93 C FF 92 F FF 94 B SL 85 X FF 94 2-2 1B			C SL 83 B SL 84 X SL 83 1-1 ① F8		C SI 97 B SL 83 X SI 97 1-1 ② ③ P2-4 1-1f	4	0	1	0	0	0	1
47 Howie Kendrick, R (1, 4) OBP: 0.381, SLG: 0.474		C FF 94 C SL 85 X SL 85 0-2 ② G3		X FF 93 0-0 ③ F9			C FF 92 X CH 84 0-1 ② F8			3	0	0	0	0	0	1
16 Hank Conger, L (1, 2) OBP: 0.444, SLG: 0.375		X CH 86 0-0 ③ B1-3			B FF 91 C FF 92 F CH 86 X FF 93 1-2 ① G5-3		B CH 83 B FF 92 F SL 84 X FF 92 2-1 1B			3	0	1	0	0	0	0
18 Luis Jimenez, R (1, 5)			C FF 92 S SL 84 B SL 84 X SL 85 1-2 ① G5-3		C SL 85 S SL 86 S SL 86 0-3 ② K		X FF 92 0-0 ③ P4			3	0	0	0	0	1	1
20 Brendan Harris, R (1, 6) OBP: 0.286, SLG: 0.250			C SI 93 X FF 93 0-1 1B		B SI 92 B SL 85 X FF 93 2-0 ③ G1-3			C FF 91 X FF 92 0-1 ① G5-3		3	0	1	0	0	0	0
Inning Stats	R: 0 E: 0 K: 1 S: 12 H: 0 LOB: 1 BB: 1 P: 21	R: 0 E: 0 K: 0 S: 7 H: 0 LOB: 0 BB: 0 P: 7	R: 0 E: 0 K: 2 S: 12 H: 1 LOB: 1 BB: 0 P: 16	R: 0 E: 0 K: 0 S: 10 H: 1 LOB: 1 BB: 0 P: 16	R: 0 E: 0 K: 1 S: 7 H: 0 LOB: 0 BB: 0 P: 10	R: 0 E: 0 K: 1 S: 12 H: 0 LOB: 1 BB: 1 P: 16	R: 0 E: 0 K: 0 S: 7 H: 1 LOB: 1 BB: 0 P: 10	R: 0 E: 0 K: 1 S: 6 H: 0 LOB: 0 BB: 0 P: 7	R: 0 E: 0 K: 0 S: 6 H: 1 LOB: 0 BB: 0 P: 7	1B: 4 2B: 1 3B: 0 HR: 0	SF: 0 SAC: 0 DP: 2 HBP: 1			WP: 0 PB: 0 SB: 0 CS: 0	PA: 32		

PITCHER		IP	WLS	BF	H	R	ER	SO	BB	IBB	HBP	BLK	WP	HR	S	P	ERA	WHIP
20 Bud Norris, R ERA: 1.96	(1, 1)	7.0	W	26	3	0	0	5	2	0	1	0	0	0	67	96	0.00	0.714
62 Hector Ambriz, R ERA: 7.2	(8, 1)	1.0		4	1	0	0	1	0	0	0	0	0	0	8	9	0.00	1.000
53 Wesley Wright, L ERA: 4.15	(9, 1)	0.1		1	0	0	0	0	0	0	0	0	0	0	2	2	0.00	0.000
55 Rhiner Cruz, R ERA: 1.5	(9, 1)	0.2		1	0	0	0	0	0	0	0	0	0	0	2	3	0.00	0.000

PITCHER	IP	WLS	BF	H	R	ER	SO	BB	IBB	HBP	BLK	WP	HR	S	P	ERA	WHIP

BOTTOM

Houston Astros @ Los Angeles Angels

Angel Stadium of Anaheim, Anaheim, CA

Fri Apr 12 2013, 7:08 PM - 10:32 PM PDT

Att. 37,674 - Clear - 66 F

livebaseballscorecards.com

AB	29
R	0
H	4
RBI	0
BB	2
SO	6
LOB	9

Houston Astros @ Los Angeles Angels

Angel Stadium of Anaheim, Anaheim, CA

Sat Apr 13 2013, 6:08 PM - 9:17 PM PDT

Att. 43,520 - Cloudy - 60 F

TOP

livebaseballscorecards.com

Batter	1	2	3	4	5	6	7	8	9	AB	R	H	RBI	BB	SO	LOB
27 Jose Altuve, R (1, 4) OBP: 0.400, SLG: 0.457	G6-3			15 G4-3 23 HR BB		44 G3-1 44 WP BB	F8			2	1	0	0	2	0	2
44 Justin Maxwell, R (1, 8) OBP: 0.383, SLG: 0.535	G5-3			L7		G3-1		G6-3		4	0	0	0	0	0	2
15 Jason Castro, L (1, 2) OBP: 0.238, SLG: 0.366	F7			G4-3		L8		K		4	0	0	0	0	1	2
23 Chris Carter, R (1, 7) OBP: 0.319, SLG: 0.600 2 Brandon Barnes, R (8, 7) OBP: 0.545, SLG: 0.500		G5-3		HR			14 2B 30 1B 1B	K		4 0	2 0	2 0	2 0	0 0	1 0	0 0
12 Carlos Pena, L (1, 10) OBP: 0.262, SLG: 0.325		G1-3		G4-3			F7		K	4	0	0	0	0	1	1
14 J.D. Martinez, R (1, 9) OBP: 0.258, SLG: 0.414 28 Rick Ankiel, L (9, 9) OBP: 0.182, SLG: 0.500		G6-3			G6-3		30 1B 9 SH3-4 2B		K	4 0	1 0	1 0	0 0	0 0	1 0	0 0
29 Brett Wallace, L (1, 3) OBP: 0.115, SLG: 0.042			G4-3		G1-3		9 SH3-4 30 1B BB		P6	3	0	0	0	1	0	0
30 Matt Dominguez, R (1, 5) OBP: 0.308, SLG: 0.306			P3		L4		9 SH3-4 1B			3	0	1	1	0	0	0
9 Marwin Gonzalez, S (1, 6) OBP: 0.429, SLG: 0.625			F9			K	SH3-4			2	0	0	1	0	1	0

	AB	30
	R	4
	H	4
	RBI	4
	BB	3
	SO	5
	LOB	7

Inning Stats																		
	R: 0	H: 0	R: 0	H: 0	R: 0	H: 0	R: 2	H: 1	R: 0	H: 0	R: 0	H: 0	R: 2	H: 3	R: 0	H: 0	R: 0	H: 0
	E: 0	LOB: 0	E: 0	LOB: 0	E: 0	LOB: 0	E: 0	LOB: 0	E: 0	LOB: 0	E: 0	LOB: 1	E: 0	LOB: 2	E: 0	LOB: 0	E: 0	LOB: 0
	K: 0	BB: 0	K: 0	BB: 0	K: 0	BB: 0	K: 0	BB: 1	K: 0	BB: 0	K: 1	BB: 1	K: 0	BB: 1	K: 2	BB: 0	K: 2	BB: 0
	S: 7	P: 11	S: 7	P: 12	S: 5	P: 6	S: 7	P: 14	S: 6	P: 8	S: 10	P: 18	S: 14	P: 22	S: 8	P: 12	S: 7	P: 10

	1B: 2	SF: 0
	2B: 1	SAC: 1
	3B: 0	DP: 0
	HR: 1	HBP: 0

	WP: 1	PA: 34
	PB: 0	
	SB: 0	
	CS: 0	

PITCHER		IP	WLS	BF	H	R	ER	SO	BB	IBB	HBP	BLK	WP	HR	S	P	ERA	WHIP
Garrett Richards, R ERA: 4.22	(1, 1)	6.1		25	3	4	4	1	3	0	0	0	1	1	52	86	5.68	0.947
24 Sean Burnett, L ERA: 1.69	(7, 1)	0.2		3	1	0	0	0	0	0	0	0	0	0	4	5	0.00	1.500
51 Michael Roth, L ERA:	(8, 1)	2.0	W	6	0	0	0	4	0	0	0	0	0	0	15	22	0.00	0.000

PITCHER		IP	WLS	BF	H	R	ER	SO	BB	IBB	HBP	BLK	WP	HR	S	P	ERA	WHIP

Batter	1	2	3	4	5	6	7	8	9	AB	R	H	RBI	BB	SO	LOB
39 JB Shuck, L (1, 7) OBP: 0.333, SLG: 0.375	C SI 92 F SI 92 B SI 92 F SI 93 X FF 94 1-2 ① P5		B FF 93 D CH 82 C SI 93 B SL 90 F FF 92 F SI 93 B CU 82 4-2 2-3 BB		C SI 92 B FF 92 F SI 90 B SI 93 F FF 89 S CH 81 2-3 ③ K		C FF 92 X FF 94 0-1 1-3 2B		B SI 94 1 SAFE C SI 94 B CU 78 C SI 94 B SI 93 1 SAFE X SI 94 3-2 ② F7	4	0	1	0	1	1	3
27 Mike Trout, R (1, 8) OBP: 0.288, SLG: 0.347	C SI 94 X FF 90 0-1 ② G5-3		B SI 93 C SI 94 1 SAFE X SI 93 1-1 ③ G5-3			C CU 80 B SI 91 B SL 88 X SI 92 2-1 5 G6-4-3 1B	B SL 88 C FF 94 X SI 94 1-1 ③ G5-3		F SI 95 X SI 94 0-1 1-2 5 2B 1B	5	1	2	0	0	0	4
5 Albert Pujols, R (1, 10) OBP: 0.480, SLG: 0.595	C SI 94 X SI 93 0-1 ③ G5-3			B SL 88 C SI 93 F SI 93 X SI 93 1-2 ① G4-3		B CU 81 1 SAFE F SI 92 S SL 87 B FF 93 X SL 87 2-2 ① ② G6-4-3 1-2f		B SL 84 B SI 96 B FF 97 C FF 96 X FF 98 3-1 44 2B 47 SF 1B	B CU 79 X SI 95 1-0 1-H 2-H 2B	5	1	2	2	0	0	1
32 Josh Hamilton, L (1, 9) OBP: 0.260, SLG: 0.302		B SI 93 F SI 92 B SL 88 F CH 84 F SI 94 X FF 91 2-2 ① G3-1		B CH 84 X CH 84 1-0 ② G4-3		B SI 92 F CH 84 B SI 92 S SL 88 X FF 93 2-2 HR		C SI 97 S SI 89 B SI 96 S CH 89 1-3 ① K		4	1	1	1	0	1	1
44 Mark Trumbo, R (1, 3) OBP: 0.327, SLG: 0.468		C SL 90 B SI 94 C SI 93 B SL 84 B FC 90 X SI 94 3-2 ② G5-3		C SI 93 B FF 93 F CU 84 B SL 89 B SL 84 C SI 94 3-3 ③ K		B SL 88 C SI 94 X SL 88 1-1 47 FC5-4 1B		F SI 96 C SL 84 X CH 88 0-2 47 SF 1-3 17 SF8-6-4 2B		4	1	2	0	0	1	0
47 Howie Kendrick, R (1, 4) OBP: 0.370, SLG: 0.463		B SI 95 C SI 94 F FF 89 C SI 94 1-3 ③ K		C SI 92 B SL 88 B SI 93 F SI 94 B SI 94 X SI 94 3-2 18 2B 1B		B SL 84 F SI 92 B FF 92 F FF 92 1 SAFE X SL 86 2-2 ③ FC5-4 1-2f		C SL 84 X FF 96 0-1 SF 17 SF8-6-4 2-3 3-H		3	0	1	1	0	1	1
17 Chris Iannetta, R (1, 2) OBP: 0.308, SLG: 0.424			C SI 94 B FF 89 B SL 87 X SI 93 2-1 39 PB 7 SH1-3 1B		F SI 94 B FF 88 F SI 92 1 SAFE 1 SAFE D CU 82 F SI 92 C SI 93 2-3 ① K		B FF 91 S FF 90 F FF 92 B SL 86 F FF 92 X SL 86 2-2 7 G4-3 1B	X SL 83 0-0 ② ③ SF8-6-4 2-3 3-H		3	0	2	1	0	1	1
7 Andrew Romine, S (1, 6) 16 Hank Conger, L (9, PH) OBP: 0.400, SLG: 0.333			X SI 93 0-0 ① SH1-3 1-2		1 SAFE S SI 92 T SI 91 S SI 90 0-3 ② K		C SI 92 X SI 92 0-1 ① ② G4-3 1-2f		C SI 93 C CU 77 S CU 77 0-3 ① K	2 1	0 0	0 0	0 0	0 0	1 1	2 0
18 Luis Jimenez, R (1, 5) OBP: 0.429, SLG: 0.500			B SL 88 C SI 94 X SI 93 1-1 ② G5-3		C SI 92 B SL 88 X FF 93 1-1 1-3 2B		C FF 93 C SL 86 B FF 94 B CU 81 X SI 94 2-2 39 2B 1B		C SI 94 B CU 78 C SI 95 B CU 79 B CU 78 B SI 95 4-2 27 1B 5 2B BB	3	1	2	0	1	0	1
Inning Stats	R: 0 H: 0 E: 0 LOB: 0 K: 0 BB: 0 S: 8 P: 9	R: 0 H: 0 E: 0 LOB: 0 K: 1 BB: 0 S: 10 P: 16	R: 0 H: 1 E: 0 LOB: 2 K: 0 BB: 1 S: 10 P: 18	R: 0 H: 0 E: 0 LOB: 0 K: 1 BB: 0 S: 7 P: 12	R: 0 H: 2 E: 0 LOB: 2 K: 3 BB: 0 S: 16 P: 24	R: 1 H: 3 E: 0 LOB: 1 K: 0 BB: 0 S: 13 P: 22	R: 0 H: 3 E: 0 LOB: 2 K: 0 BB: 0 S: 13 P: 18	R: 2 H: 2 E: 1 LOB: 0 K: 1 BB: 0 S: 11 P: 15	R: 2 H: 2 E: 0 LOB: 1 K: 1 BB: 1 S: 11 P: 19	1B: 8 SF: 2 2B: 5 SAC: 1 3B: 0 DP: 3 HR: 1 HBP: 0						

PITCHER		IP	WLS	BF	H	R	ER	SO	BB	IBB	HBP	BLK	WP	HR	S	P	ERA	WHIP
64 Lucas Harrell, R ERA: 5.63	(1, 1)	5.2		23	6	1	1	5	1	0	0	0	0	1	61	96	1.59	1.235
62 Hector Ambriz, R ERA: 5.68	(6, 1)	1.1	H	6	3	0	0	0	0	0	0	0	0	0	16	23	0.00	2.250
55 Rhiner Cruz, R ERA: 2.57	(8, 1)	1.0	H	5	2	2	1	1	0	0	0	0	0	0	11	15	9.00	2.000
41 Jose Veras, R ERA: 9.64	(9, 1)	0.2	L	5	2	2	2	1	1	0	0	0	0	0	11	19	27.00	4.500

PITCHER	IP	WLS	BF	H	R	ER	SO	BB	IBB	HBP	BLK	WP	HR	S	P	ERA	WHIP

BOTTOM

Houston Astros @ Los Angeles Angels

Angel Stadium of Anaheim, Anaheim, CA

Sat Apr 13 2013, 6:08 PM - 9:17 PM PDT

Att. 43,520 - Cloudy - 60 F

livebaseballscorecards.com

AB	34
R	5
H	13
RBI	5
BB	2
SO	7
LOB	14

Houston Astros @ Los Angeles Angels

Angel Stadium of Anaheim, Anaheim, CA

Sun Apr 14 2013, 12:39 PM - 3:40 PM PDT

Att. 36,126 - Cloudy - 63 F

TOP

livebaseballscorecards.com

Batter	1	2	3	4	5	6	7	8	9	AB	R	H	RBI	BB	SO	LOB
27 Jose Altuve, R (1, 4) OBP: 0.382, SLG: 0.431	C FF 92 B FF 93 C SL 84 B SL 84 C FF 94 2-3 ① K	X FC 88 0-0 ②③ L5-4 2-2			S CH 85 C FF 91 X FF 92 0-2 ① FC3-6 44 FC5-4 1-2f		X SI 87 0-0 ② G5-3		C SI 94 X SI 96 0-1 44 DI 1B	5	0	1	0	0	1	2
44 Justin Maxwell, R (1, 8) OBP: 0.346, SLG: 0.479	B FC 91 C FF 94 X FF 93 1-1 ② G5-3		C CH 85 C SL 82 B FF 92 B FF 92 B SI 92 S FF 92 3-3 ① K		1 SAFE 1 SAFE S CU 79 X FF 92 0-1 ② FC5-4 1-2f		B SI 87 S SI 88 S SI 88 X SI 87 1-2 ③ G5-3		C SL 84 B SI 96 S SL 86 S SI 96 1-3 ③ K 1-2	5	0	0	0	0	2	2
14 J.D. Martinez, R (1, 7) OBP: 0.286, SLG: 0.406	C FF 92 B FF 88 F FF 92 F FF 93 B FF 93 B SL 84 X FC 91 3-2 12 BB 23 BB 1B		B FC 90 S SL 84 B SL 83 B FF 92 C FF 91 F FF 92 F SI 91 B FF 93 4-2 BB		1 SAFE F FC 90 F FC 90 X FC 89 0-2 ③ F8			F SI 86 B SI 86 C CU 72 X SI 88 1-2 ① G6-3		3	0	1	0	1	0	1
23 Chris Carter, R (1, 10) OBP: 0.333, SLG: 0.574	1 SAFE 1 SAFE B SI 91 B CH 83 C FF 91 B SL 83 B SI 91 4-1 12 BB 1-2 BB		C FC 89 S SL 84 D SL 81 B FF 92 D SL 80 C FF 92 3-3 ② K			C CU 80 B FF 92 B FF 92 F CU 80 B FF 92 X SL 83 3-2 ① F8		C SI 86 B SI 87 B SI 87 S SI 86 B SI 87 B SI 88 4-2 22 1B BB		2	0	0	0	2	1	1
12 Carlos Pena, L (1, 3) OBP: 0.283, SLG: 0.310	F FC 88 B FF 92 C SL 82 B FF 92 B SL 83 B SL 83 4-2 1-2 2-3 BB		S FF 91 X FF 92 0-1 ③ G5-3			B SI 94 F CU 78 B FF 93 B FF 92 S FF 91 B SI 94 4-2 22 1B 13 FC1-2 BB		B CU 74 S SI 88 B SI 88 S SI 88 S CU 74 2-3 ② K		2	0	0	0	2	1	2
22 Carlos Corporán, S (1, 2) OBP: 0.250, SLG: 0.250 9 Marwin Gonzalez, S (8, PR) OBP: 0.429, SLG: 0.625 (8, 6)	B SI 90 F FF 92 X FC 90 1-1 ③ G5-3			C FF 90 X SI 92 0-1 ① G3		F FC 88 B FF 91 1 SAFE D CU 76 1 SAFE F FC 88 X SL 83 2-2 13 FC1-2 1-3 1B		S SI 87 F SI 87 F CU 74 B SI 88 X SI 88 1-2 1-2 1B		4 0	0 0	2 0	0 0	0 0	0 0	3 0
13 Ronny Cedeno, R (1, 6) OBP: 0.278, SLG: 0.333 15 Jason Castro, L (8, PH) OBP: 0.233, SLG: 0.357 (8, 2)		B FF 90 C FF 90 X CU 79 1-1 30 2B 2B		C FF 91 C SI 92 B SI 92 X FF 92 1-2 ② F9		X FC 87 0-0 ② FC1-2 2-3 3-H		B SI 95 B FF 94 C FF 95 B FF 94 S FF 94 S SI 95 3-3 ③ K		3 1	1 0	1 0	0 0	0 0	0 1	2 2
30 Matt Dominguez, R (1, 5) OBP: 0.302, SLG: 0.325		B FC 88 C CU 78 B SI 91 B FC 89 C FF 90 F SL 83 X FF 92 3-2 27 L5-4 2-H 2B		F FF 92 B SI 92 S SL 81 X FF 92 1-2 ③ G3		B FC 88 S FC 87 F FF 90 F CU 78 B FF 90 D SL 82 F FC 89 X FC 88 3-2 ③ F7			B SI 93 B SI 93 C SI 92 F SI 93 S FF 94 2-3 ① K	4	0	1	1	0	1	2
2 Brandon Barnes, R (1, 9) OBP: 0.500, SLG: 0.455 28 Rick Ankiel, L (9, PH) OBP: 0.174, SLG: 0.478		B CU 79 2 SAFE B FF 91 X FC 87 2-0 ① G5-3			B FF 90 C FF 90 B CH 86 B FC 90 C SI 91 X FF 91 3-2 27 FC3-6 1B		C SI 87 F SI 88 B SI 88 B SL 78 B SI 88 X SI 87 3-2 ① G6-3		B SI 94 B FF 93 C SI 94 S SI 95 B FF 95 F SI 95 S FF 95 3-3 ② K	3 1	0 0	1 0	0 0	0 0	0 1	1 0

	AB	33
	R	1
	H	7
	RBI	1
	BB	5
	SO	8
	LOB	18

Inning Stats																																		
	R: 0	H: 1		R: 1	H: 2		R: 0	H: 0		R: 0	H: 0		R: 0	H: 1		R: 0	H: 1		R: 0	H: 0		R: 0	H: 1		R: 0	H: 1		1B: 5	SF: 0		WP: 0	PA: 38	
	E: 0	LOB: 3		E: 0	LOB: 0		E: 0	LOB: 1		E: 0	LOB: 0		E: 0	LOB: 1		E: 0	LOB: 2		E: 0	LOB: 0		E: 0	LOB: 2		E: 0	LOB: 1		2B: 3	SAC: 0		PB: 0		
	K: 1	BB: 2		K: 0	BB: 0		K: 2	BB: 1		K: 0	BB: 0		K: 0	BB: 1		K: 0	BB: 1		K: 0	BB: 0		K: 2	BB: 1		K: 3	BB: 0		3B: 0	DP: 1		SB: 0		
	S: 14	P: 29		S: 8	P: 14		S: 12	P: 22		S: 8	P: 10		S: 11	P: 14		S: 14	P: 26		S: 7	P: 11		S: 15	P: 26		S: 12	P: 18		HR: 0	HBP: 0		CS: 0		

PITCHER		IP	WLS	BF	H	R	ER	SO	BB	IBB	HBP	BLK	WP	HR	S	P	ERA	WHIP
33 C.J. Wilson, L ERA: 4.0	(1, 1)	6.0	W	26	5	1	1	3	4	0	0	0	0	0	67	115	1.50	1.500
24 Sean Burnett, L ERA: 1.42	(7, 1)	1.0	H	3	0	0	0	0	0	0	0	0	0	0	7	11	0.00	0.000
37 Scott Downs, L ERA: 5.79	(8, 1)	0.2	H	4	1	0	0	1	1	0	0	0	0	0	12	20	0.00	3.000
49 Ernesto Frieri, R ERA: 1.69	(8, 1)	1.1	S	5	1	0	0	4	0	0	0	0	0	0	15	24	0.00	0.750

PITCHER	IP	WLS	BF	H	R	ER	SO	BB	IBB	HBP	BLK	WP	HR	S	P	ERA	WHIP

Batter	1	2	3	4	5	6	7	8	9	AB	R	H	RBI	BB	SO	LOB
25 Peter Bourjos, R (1, 8) OBP: 0.294, SLG: 0.406	C SI 90 C SI 90 F SI 91 C CU 79 0-3 ① K		B CU 77 X FF 89 1-0 ① L8		X CH 87 0-0 ① G5-3		1 SAFE X FF 90 0-0 ③ B5-3			4	0	0	0	0	1	1
27 Mike Trout, R (1, 7) OBP: 0.321, SLG: 0.442	B SI 91 X SL 83 1-0 5 G4-3 32 1B 2B		C FF 89 B FF 89 X FF 89 1-1 HR		B SI 89 C SI 89 B SL 83 S SL 83 X SL 80 2-2 ② G6-3			B SL 82 B SI 96 F FF 95 F SI 96 B FF 95 B FF 96 4-2 32 HR BB		3	3	2	1	1	0	0
5 Albert Pujols, R (1, 10) OBP: 0.444, SLG: 0.537	C SI 90 F FF 90 X FF 90 0-2 ② G4-3 2-3		C FF 90 S SL 82 B SL 82 X CU 79 1-2 ② G5-3		S CU 77 B FF 88 C FF 89 B SL 84 F FF 91 X SL 85 2-2 ③ F8			B SL 83 F FF 96 1 SAFE X SI 94 1-1 ① F8		4	0	0	0	0	0	2
32 Josh Hamilton, L (1, 9) OBP: 0.296, SLG: 0.447	C SI 92 B CH 86 B SI 91 B FF 91 C CH 85 F SI 92 X CU 80 3-2 44 FC5-4 3-H 1B		S SI 90 S SI 90 B CU 79 B FF 90 X CU 80 2-2 3B		X FF 87 0-0 ① G6-3			1 SAFE B CH 87 1 SAFE F SI 96 B CH 87 X SI 96 2-1 1-H HR		4	1	3	3	0	0	0
44 Mark Trumbo, R (1, 3) OBP: 0.321, SLG: 0.440	S SL 85 F FF 91 B CU 81 X SL 83 1-2 ③ FC5-4 1-2f		D SL 83 B SI 90 D SL 82 B SL 84 4-0 BB			C SI 88 C SI 89 S CU 80 0-3 ② K		X SL 82 0-0 ② G5-3		3	0	0	0	1	1	1
47 Howie Kendrick, R (1, 4) OBP: 0.360, SLG: 0.444		B FF 88 F FF 89 C CU 77 S SL 82 1-3 ① K	B FF 89 X SI 90 1-0 ③ G5-3			C SI 88 B SL 84 B SI 89 C SI 90 X SL 84 2-2 ③ G3-1		X FF 97 0-0 16 CS 1B		4	0	1	0	0	1	2
16 Hank Conger, L (1, 2) OBP: 0.385, SLG: 0.417		B CH 84 B SI 90 F SI 89 X SI 89 2-1 ② 2B		B FF 88 X CH 82 1-0 ① G3			C SI 87 B CH 86 F CH 82 X CU 81 1-2 ① G3-1	D CH 87 B SI 94 2-0 ③ CS 1-2		3	0	1	0	0	0	0
18 Luis Jimenez, R (1, 5) OBP: 0.400, SLG: 0.556		B SL 82 F SI 90 X FF 89 1-1 2B		X SI 88 0-0 ② G6-3			C SI 89 B SL 81 C CU 78 S CU 81 1-3 ② K			3	0	1	0	0	1	0
7 Andrew Romine, S (1, 6) OBP: 0.100, SLG: 0.100		C CU 78 F SI 89 X CU 79 0-2 ③ G6-3		C SI 88 X CH 83 0-1 ③ G3			C CH 83 B CU 80 X SI 89 1-1 1B			3	0	1	0	0	0	1
Inning Stats	R: 1 E: 0 K: 1 S: 15 H: 2 LOB: 1 BB: 0 P: 20	R: 0 E: 0 K: 1 S: 10 H: 2 LOB: 1 BB: 0 P: 14	R: 1 E: 0 K: 0 S: 10 H: 2 LOB: 2 BB: 1 P: 20	R: 0 E: 0 K: 0 S: 4 H: 0 LOB: 0 BB: 0 P: 5	R: 0 E: 0 K: 0 S: 8 H: 0 LOB: 0 BB: 0 P: 12	R: 0 E: 0 K: 1 S: 7 H: 0 LOB: 0 BB: 0 P: 9	R: 0 E: 0 K: 1 S: 9 H: 1 LOB: 1 BB: 0 P: 12	R: 2 E: 0 K: 0 S: 8 H: 2 LOB: 0 BB: 1 P: 17		1B: 3 2B: 3 3B: 1 HR: 2 SF: 0 SAC: 0 DP: 0 HBP: 0						

PITCHER	IP	WLS	BF	H	R	ER	SO	BB	IBB	HBP	BLK	WP	HR	S	P	ERA	WHIP
59 Philip Humber, R (1, 1) ERA: 2.89	7.0	L	28	7	2	2	4	1	0	0	0	0	1	63	92	2.57	1.143
55 Rhiner Cruz, R (8, 1) ERA: 4.5	1.0		5	2	2	2	0	1	0	0	0	0	1	8	17	18.00	3.000

PITCHER	IP	WLS	BF	H	R	ER	SO	BB	IBB	HBP	BLK	WP	HR	S	P	ERA	WHIP

BOTTOM

Houston Astros @ Los Angeles Angels

Angel Stadium of Anaheim, Anaheim, CA

Sun Apr 14 2013, 12:39 PM - 3:40 PM PDT

Att. 36,126 - Cloudy - 63 F

livebaseballscorecards.com

AB	31
R	4
H	9
RBI	4
BB	2
SO	4
LOB	7

Los Angeles Angels @ Minnesota Twins

Target Field, Minneapolis, MN

Mon Apr 15 2013, 7:12 PM - 10:00 PM CDT

Att. 23,535 - Cloudy - 38 F

TOP

livebaseballscorecards.com

Batter	1	2	3	4	5	6	7	8	9	AB	R	H	RBI	BB	SO	LOB
25 Peter Bourjos, R (1, 8) OBP: 0.289, SLG: 0.472	C FC 89 F SL 87 B CU 77 B CU 77 X SL 86 2-2 HR		B SL 87 X FF 89 1-0 ① ② G4-3 1-2f		L SL 87 B CH 87 S SL 85 B CU 77 X CH 85 2-2 ① ② G5-3 1-2		C FF 89 C FF 90 F CU 76 B SI 89 B FF 89 S SL 86 2-3 ③ K			4	1	1	1	0	1	3
27 Mike Trout, R (1, 7) OBP: 0.333, SLG: 0.464	C SL 87 F FF 90 B FF 90 S SL 87 1-3 ① K		B CH 85 X SL 87 1-0 2B		B CH 86 B CH 86 X FF 89 2-0 1B			B FF 89 B FF 89 C FF 90 B CH 85 X FF 91 3-1 ① G2-3		4	0	2	0	0	1	0
5 Albert Pujols, R (1, 3) OBP: 0.431, SLG: 0.511	C SL 86 X FF 90 0-1 ② P2		X FF 88 0-0 ③ G5-3		B FF 90 X FF 90 1-0 ③ G6-3			C SL 84 F SL 85 X FF 91 0-2 1B		4	0	1	0	0	0	2
32 Josh Hamilton, L (1, 9) OBP: 0.276, SLG: 0.412	C CU 76 B FF 89 B CH 85 B CH 86 F SL 87 C CH 84 3-3 ③ K			B CU 76 F SL 88 B CU 77 B CH 85 X CH 85 3-1 ① G4-3		F CH 84 X SL 88 0-1 ① P6		C FF 91 B CH 86 F CH 86 F CH 87 S CH 85 1-3 ② K		4	0	0	0	0	2	1
44 Mark Trumbo, R (1, 10) OBP: 0.333, SLG: 0.463		B FC 88 X FF 89 1-0 47 G4-6-3 1B		B FF 90 C CU 78 B FF 90 F CH 86 X SL 88 2-2 47 G3 2B		C FF 89 S SI 90 B CU 77 B SL 88 S SL 87 2-3 ② K		X SL 84 0-0 ③ G3		4	0	2	0	0	1	1
47 Howie Kendrick, R (1, 4) OBP: 0.333, SLG: 0.408		C CH 88 F CH 85 B CH 85 X CH 85 1-2 ① ② G4-6-3 1-2f		X FF 90 0-0 ② G3 2-3		C CU 76 S CU 76 B FF 89 B CH 86 F CH 84 F SL 87 X SL 87 2-2 ③ G6-3			B FF 89 C FF 89 T FF 90 X SL 86 1-2 ① P4	4	0	0	0	0	0	2
17 Chris Iannetta, R (1, 2) OBP: 0.302, SLG: 0.389		B SL 88 B FF 90 X SL 87 2-0 ③ F8		C FF 91 B FF 91 C FF 90 F FF 90 B FF 92 F FF 90 B CU 79 B FC 90 4-2 BB			X SL 86 0-0 ① P5		S FF 90 X FF 90 0-1 ② L7	3	0	0	0	1	0	0
20 Brendan Harris, R (1, 6) OBP: 0.278, SLG: 0.438			C FF 89 B FF 90 S FF 90 B FC 88 B FF 90 X SL 87 3-2 HR	C FF 88 B SI 90 S FF 90 X FF 90 1-2 ③ F9			B FF 88 X FF 89 1-0 E7		C FF 90 T SL 84 B FF 90 B FF 91 B SL 86 X SL 85 3-2 ③ L8	4	1	1	1	0	0	2
18 Luis Jimenez, R (1, 5) OBP: 0.462, SLG: 0.583			C SL 88 B CH 87 X FF 90 1-1 25 G4-3 1B		X FF 90 0-0 25 CS 1B		C SL 87 C SL 86 D CU 77 S CU 76 1-3 ② K			3	0	2	0	0	1	1

Inning Stats	1	2	3	4	5	6	7	8	9
	R: 1 E: 0 K: 2 S: 11	H: 1 LOB: 0 BB: 0 P: 17	R: 0 E: 0 K: 0 S: 5	H: 1 LOB: 0 BB: 0 P: 9	R: 1 E: 0 K: 0 S: 8	H: 3 LOB: 1 BB: 0 P: 14	R: 0 E: 0 K: 0 S: 13	H: 1 LOB: 2 BB: 1 P: 23	R: 0 E: 0 K: 0 S: 6	H: 2 LOB: 1 BB: 0 P: 11	R: 0 E: 0 K: 1 S: 10	H: 0 LOB: 0 BB: 0 P: 14	R: 0 E: 1 K: 2 S: 9	H: 0 LOB: 1 BB: 0 P: 13	R: 0 E: 0 K: 1 S: 10	H: 1 LOB: 1 BB: 0 P: 14	R: 0 E: 0 K: 0 S: 8	H: 0 LOB: 0 BB: 0 P: 12

1B: 5	SF: 0	WP: 0
2B: 2	SAC: 0	PB: 0
3B: 0	DP: 2	SB: 0
HR: 2	HBP: 0	CS: 1

PA: 35

AB	34
R	2
H	9
RBI	2
BB	1
SO	6
LOB	12

PITCHER		IP	WLS	BF	H	R	ER	SO	BB	IBB	HBP	BLK	WP	HR	S	P	ERA	WHIP
30 Kevin Correia, R ERA: 2.95	(1, 1)	7.0	W	28	8	2	2	5	1	0	0	0	0	2	62	101	2.57	1.286
61 Jared Burton, R ERA:	(8, 1)	1.0	H	4	1	0	0	1	0	0	0	0	0	0	10	14	0.00	1.000
50 Casey Fien, R ERA: 5.14	(9, 1)	1.0		3	0	0	0	0	0	0	0	0	0	0	8	12	0.00	0.000

PITCHER		IP	WLS	BF	H	R	ER	SO	BB	IBB	HBP	BLK	WP	HR	S	P	ERA	WHIP

BOTTOM

Los Angeles Angels @ Minnesota Twins

Target Field, Minneapolis, MN

Mon Apr 15 2013, 7:12 PM - 10:00 PM CDT

Att. 23,535 - Cloudy - 38 F

livebaseballscorecards.com

Batter	1	2	3	4	5	6	7	8	9	AB	R	H	RBI	BB	SO	LOB
19 Darin Mastroianni, R (1, 8) (8, 7) OBP: 0.300, SLG: 0.222	C FC 86 X SL 82 0-1 G1-3 ①		C SL 81 F SL 80 B FF 88 F CU 76 X FC 84 1-2 7 S 33 2B 1B	1 SAFE X SL 79 0-0 F8 ③		B SI 86 F SI 86 2 SAFE B FC 84 F SI 86 S SL 81 2-3 K ② 2-3		B FF 91 F FF 91 X FF 92 1-1 G6-3 ①		5	1	1	0	0	1	3
7 Joe Mauer, L (1, 2) OBP: 0.382, SLG: 0.558	C FF 87 B CH 82 C FF 88 B CH 82 X CH 82 2-2 9 1B 2B		C FF 86 B SL 81 B FF 88 B SL 81 F CH 82 S FF 88 2-3 K ① 1-2		C CU 76 X FF 87 0-1 HR	C SI 86 F SI 88 F SL 75 X SI 87 0-2 3-H 1B		C FF 93 F FF 93 X SL 81 0-2 2-H 1B		5	2	4	3	0	1	1
33 Justin Morneau, L (1, 3) OBP: 0.333, SLG: 0.426	C FF 88 T FF 89 D CU 76 S FF 88 B CH 82 S CH 82 2-3 K ②		B SL 80 B CH 83 F CH 83 S FF 88 F CU 75 F FF 88 B CH 83 X CH 83 3-2 2-H 2B		C CU 79 B CU 73 X SL 83 1-1 F8 ①	F SI 87 X SI 86 0-1 G5-3 ③		C SL 79 X FF 92 0-1 F7 ②		5	0	1	1	0	1	3
9 Ryan Doumit, S (1, 10) OBP: 0.255, SLG: 0.239	C CU 76 B CH 82 X FF 88 1-1 2-H 1B		C CH 82 S CH 82 S CH 83 0-3 K ②		B CU 73 X CH 81 1-0 G4-3 ②		C SI 87 X FC 84 0-1 F9 ① B CU 72 C SI 87 C SI 88 F SL 77 F SI 88 B SL 80 F FC 85 B SI 87 F SI 88 3-2 K ②	B FF 93 C SL 79 S SL 80 S SL 80 1-3 K ③		5	0	1	1	0	2	2
27 Chris Parmelee, L (1, 9) OBP: 0.350, SLG: 0.333	C CH 82 B SL 80 F CU 79 X CH 82 1-2 G4-3 ③		B SL 81 F CH 82 D CH 82 F FF 88 S CH 82 2-3 K ③		C FF 87 B CH 82 B SL 80 B CH 81 D SL 80 4-1 24 2B BB					3	0	0	0	1	2	2
24 Trevor Plouffe, R (1, 5) OBP: 0.348, SLG: 0.538		C FF 86 F FF 87 X FC 85 0-2 G6-3 ①		X CH 85 0-0 HR	C FC 84 D SL 81 X FC 84 1-1 1-3 2B		B SL 81 B FF 93 B FF 92 F FF 90 C FF 92 S SL 82 3-3 K ③			4	1	2	1	0	1	0
31 Oswaldo Arcia, L (1, 7) OBP: 0.333, SLG: 0.333 32 Aaron Hicks, S (8, 8) OBP: 0.128, SLG: 0.047		B FF 87 X FF 87 1-0 E9 1B	C CU 77 B CU 71 X CH 81 1-1 F8 ① X SL 80 0-0 F7 ③					B FF 93 F FF 93 C FF 92 B SL 83 B SL 82 D SL 82 4-2 2 WP 2 S 25 2B BB		3 0	0 1	1 0	0 0	0 1	0 0	2 0
2 Brian Dozier, R (1, 4) OBP: 0.237, SLG: 0.212		B CU 77 C FF 88 F FF 88 X FC 84 1-2 G2-3 ②	X SL 83 0-0 G5-3 ②			B SI 86 B SI 87 B SI 87 C SI 87 B SI 86 4-1 19 WP 25 SH1-4 7 1B BB			1 SAFE C FF 92 P PO 86 1 SAFE 1 SAFE F FF 92 F SL 83 B FF 92 B SL 82 4-2 B FF 92 1-3 25 2B BB		2	2	0	0	2	0	1
25 Pedro Florimón, S (1, 6) OBP: 0.481, SLG: 0.429		X FF 87 0-0 F8 ③	C FF 86 X FC 87 0-1 1B			X SI 88 0-0 SH1-4 ① 1-2		C FF 91 F FF 92 X FF 92 0-2 1-H 7 1B 2B 3-H		3	1	2	2	0	0	1
Inning Stats	R: 1 H: 2 E: 0 LOB: 1 K: 1 BB: 0 S: 14 P: 20	R: 0 H: 1 E: 1 LOB: 1 K: 0 BB: 0 S: 8 P: 10	R: 1 H: 2 E: 0 LOB: 1 K: 3 BB: 0 S: 19 P: 27	R: 1 H: 2 E: 0 LOB: 1 K: 0 BB: 0 S: 7 P: 8	R: 1 H: 2 E: 0 LOB: 2 K: 0 BB: 1 S: 9 P: 16	R: 1 H: 1 E: 0 LOB: 1 K: 1 BB: 1 S: 11 P: 17	R: 0 H: 0 E: 0 LOB: 0 K: 2 BB: 0 S: 12 P: 18	R: 3 H: 2 E: 0 LOB: 1 K: 1 BB: 2 S: 19 P: 28		1B: 6 2B: 4 3B: 0 HR: 2	SF: 0 SAC: 1 DP: 0 HBP: 0			WP: 2 PB: 0 SB: 2 CS: 0	PA: 40	

	AB	35
	R	8
	H	12
	RBI	8
	BB	4
	SO	8
	LOB	15

PITCHER		IP	WLS	BF	H	R	ER	SO	BB	IBB	HBP	BLK	WP	HR	S	P	ERA	WHIP
55 Joe Blanton, R ERA: 8.59	(1, 1)	4.2	L	24	9	4	4	4	1	0	0	0	0	2	56	80	7.71	2.143
51 Michael Roth, L ERA: 2.25	(5, 1)	2.0		8	1	1	1	2	1	0	0	0	1	0	21	30	4.50	1.000
38 Mark Lowe, R ERA: 12.0	(7, 1)	0.1		4	1	3	3	1	2	0	0	0	1	0	12	22	81.00	9.000
65 Dane De La Rosa, R ERA: 1.93	(8, 1)	1.0		4	1	0	0	1	0	0	0	0	0	0	10	12	0.00	1.000

PITCHER	IP	WLS	BF	H	R	ER	SO	BB	IBB	HBP	BLK	WP	HR	S	P	ERA	WHIP

Batter	1	2	3	4	5	6	7	8	9	AB	R	H	RBI	BB	SO	LOB
25 Peter Bourjos, R (1, 8) OBP: 0.256, SLG: 0.415	C FF 93 B SI 92 X SI 92 1-1 P4		B SI 92 F SI 92 X SI 91 1-1 FC6-4 27 1B 5 1B 1-2f 2-3 3-H	X FF 91 0-0 F9			B FF 90 C SL 79 X FF 90 1-1 L8		B FF 92 C FF 93 S FF 95 S SL 86 1-3 K	5	1	0	1	0	1	6
27 Mike Trout, R (1, 7) OBP: 0.354, SLG: 0.483	B FF 93 X CU 74 1-0 F8		B FF 89 1 SAFE B SL 85 S SL 84 B FF 90 X SL 85 3-1 5 1B 1-2 3-H 1B		B CU 73 S SL 86 B FS 86 B SI 92 S FF 93 B SI 92 4-2 BB		C SL 76 C SL 82 C SL 81 0-3		C FF 94 B SL 86 S SL 85 B FF 95 F FF 96 B SL 85 F SL 83 F SL 84 X FF 95 3-2 1-H 2-H 2B	4	0	2	3	1	1	0
5 Albert Pujols, R (1, 10) OBP: 0.413, SLG: 0.480	C FF 93 B SL 88 F FF 93 B SI 93 X SL 88 2-2 F9		B SI 89 C FF 90 X SI 90 1-1 32 G4-6-3 1-2 2-H 1B		B FF 90 X FF 89 1-0 P5			C SI 88 F SL 76 F SL 80 F SL 80 X FF 89 0-2 G5-3	X FF 93 0-0 G6-3	5	0	1	1	0	0	2
32 Josh Hamilton, L (1, 9) OBP: 0.258, SLG: 0.382		S FF 91 B SI 91 X FS 86 1-1 L8	X SL 86 0-0 G4-6-3 1-2f		1 SAFE F FF 90 B SI 90 B SI 91 1 SAFE F FS 83 F SL 85 F FF 91 F FS 86 2-3 S FS 84 K			C FF 90 B CH 82 X CH 82 1-1 G4-3		4	0	0	0	0	1	3
44 Mark Trumbo, R (1, 3) OBP: 0.344, SLG: 0.466		F FF 92 B SI 91 B SI 91 F FS 86 S SI 92 2-3 K	B FS 84 X SI 91 1-0 47 FC6-4 1B		C CU 74 B SI 90 1 SAFE B FF 91 X SI 90 2-1 G5-3			X SL 76 0-0 1B		4	0	2	0	0	1	1
47 Howie Kendrick, R (1, 4) OBP: 0.310, SLG: 0.377		B CU 75 B CU 73 C FF 93 S FS 85 F SI 92 B FS 86 F SI 92 X SI 93 3-2 G4-3	F FF 90 B CU 74 F SI 91 B FS 84 F FS 85 X SI 91 2-2 FC6-4 18 1B 17 1B 7 FC6-4 1-2f			C SL 77 S SL 82 S SL 83 0-3 K		B FF 89 C SL 76 X SL 80 1-1 G5-3		4	1	0	0	0	1	2
17 Chris Iannetta, R (1, 2) OBP: 0.319, SLG: 0.400			C FF 91 B FF 91 B SL 85 S SI 91 B SI 92 X SI 92 3-2 18 2B 25 FC6-4 1B	1 SAFE B SL 85 X SI 90 1-0 7 FC6-4 18 1B 1-2 1B		C FF 92 C SI 91 B SL 83 S SL 83 1-3 K			B SI 90 F SL 79 B SI 91 X FF 90 2-1 F8	4	1	2	0	0	1	0
18 Luis Jimenez, R (1, 5) OBP: 0.471, SLG: 0.625			C SI 90 B FF 90 F SI 90 X FF 88 1-2 25 FC6-4 27 1B 1-3 2B	B FF 91 C SL 86 B FS 86 X SL 87 2-1 7 FC6-4 1-2 2-3 1B		C SL 78 F FF 92 F SL 82 B SL 82 S SL 82 1-3 K			C SL 78 C SL 80 X SL 80 0-2 E5 39 1B 27 2B	4	2	2	0	0	1	0
7 Andrew Romine, S (1, 6) OBP: 0.154, SLG: 0.083 39 JB Shuck, L (9, PH) OBP: 0.400, SLG: 0.444			B SI 90 S FF 91 F SI 91 B SL 86 B SI 91 B SI 93 4-2 25 FC6-4 BB	F FF 92 F SI 92 B SI 91 B SI 91 B SL 88 F FF 92 X SI 92 3-2 FC6-4 1-2f 2-3 3-H			C SI 90 X FF 90 0-1 G4-3		C CH 86 S SI 87 B SL 82 F SL 79 B FF 90 X FF 88 2-2 27 2B 1-2 1B	2 1	0 1	0 1	1 0	1 0	0 0	2 0
Inning Stats	R: 0 E: 0 K: 0 S: 6 H: 0 LOB: 0 BB: 0 P: 10	R: 0 E: 0 K: 1 S: 10 H: 0 LOB: 0 BB: 0 P: 16	R: 3 E: 0 K: 0 S: 15 H: 4 LOB: 1 BB: 1 P: 28	R: 1 E: 0 K: 0 S: 13 H: 3 LOB: 2 BB: 0 P: 22	R: 0 E: 0 K: 1 S: 11 H: 0 LOB: 1 BB: 1 P: 20	R: 0 E: 0 K: 3 S: 10 H: 0 LOB: 0 BB: 0 P: 12	R: 0 E: 0 K: 1 S: 7 H: 0 LOB: 0 BB: 0 P: 8	R: 0 E: 0 K: 0 S: 10 H: 1 LOB: 1 BB: 0 P: 12	R: 2 E: 1 K: 1 S: 19 H: 2 LOB: 1 BB: 0 P: 27	1B: 8 2B: 2 3B: 0 HR: 0 SF: 0 SAC: 0 DP: 1 HBP: 0						

PITCHER	IP	WLS	BF	H	R	ER	SO	BB	IBB	HBP	BLK	WP	HR	S	P	ERA	WHIP
37 Mike Pelfrey, R (1, 1) ERA: 7.3	5.0	W	23	7	4	4	2	2	0	0	0	0	0	55	96	7.20	1.800
51 Anthony Swarzak, R (6, 1) ERA: 1.04	3.1	H	13	2	2	0	4	0	0	0	0	0	0	36	45	0.00	0.600
15 Glen Perkins, L (9, 1) ERA: 3.86	0.2	S	3	1	0	0	1	0	0	0	0	0	0	10	14	0.00	1.500

PITCHER	IP	WLS	BF	H	R	ER	SO	BB	IBB	HBP	BLK	WP	HR	S	P	ERA	WHIP

TOP

Los Angeles Angels @ Minnesota Twins

Target Field, Minneapolis, MN

Tue Apr 16 2013, 7:12 PM - 10:42 PM CDT

Att. 23,299 - Partly Cloudy - 45 F

livebaseballscorecards.com

AB	37
R	6
H	10
RBI	6
BB	2
SO	7
LOB	16

WP: 0	PA: 39
PB: 0	
SB: 0	
CS: 0	

BOTTOM

Los Angeles Angels @ Minnesota Twins

Target Field, Minneapolis, MN

Tue Apr 16 2013, 7:12 PM - 10:42 PM CDT

Att. 23,299 - Partly Cloudy - 45 F

livebaseballscorecards.com

Batter	1	2	3	4	5	6	7	8	9	AB	R	H	RBI	BB	SO	LOB
2 Brian Dozier, R (1, 4) OBP: 0.279, SLG: 0.243	C SI 88 B SI 88 B SI 89 F FF 88 F FF 89 F FF 88 B CH 83 F SI 90 F SI 89 3-2 X SI 89 F8	B SI 87 D CH 82 B SI 88 B SI 89 4-1 7 1B 1-2 2-3 BB		L FF 86 C KC 76 F KC 75 X FF 88 0-2 7 1B 33 1B 1B	B SI 93 C SI 92 F FF 93 X FF 93 1-2 1-3 2-H 3-H 1B		B CU 78 B FC 88 C FC 89 F FC 89 F FF 93 X SL 79 2-2 F9			4	1	2	2	1	0	2
7 Joe Mauer, L (1, 2) OBP: 0.417, SLG: 0.579	C FF 90 F SI 89 B SI 89 B FF 88 F SI 88 X SI 90 2-2 1B	C KC 77 C SI 89 B SI 88 X KC 77 1-2 1-3 2-H 3-H 1B		B FF 87 C FF 87 X FF 87 1-1 33 1B 1-2 1B	B CU 79 B CH 86 C FF 92 X CH 87 2-1 L7		B SI 92 B FF 93 C CH 86 C FC 89 B FF 93 F SI 92 X FC 89 3-2 1-3 2-H 1B			5	0	4	3	0	0	2
33 Justin Morneau, L (1, 3) OBP: 0.339, SLG: 0.423	X SI 89 0-0 L6	T SI 88 B KC 76 F SI 88 X FF 88 1-2 F7		X SI 87 0-0 24 L3 1-3 2-H 1B		B SI 93 F SI 92 S FF 92 B CH 86 X SI 92 2-2 9 FC4-6 1B	C SL 78 F SL 79 X FF 93 0-2 P6			5	0	2	1	0	0	5
24 Trevor Plouffe, R (1, 5) OBP: 0.314, SLG: 0.477	B SI 88 X CH 81 1-0 F7		C KC 75 B SI 86 C FF 86 X CH 80 1-2 G4-3	B FC 88 S FF 92 X FC 89 1-1 L3 1-1		X FC 88 0-0 P4		B SL 76 C FC 90 C FF 92 S FC 94 1-3 K		5	0	0	0	0	1	4
9 Ryan Doumit, S (1, 10) OBP: 0.286, SLG: 0.280		C SI 87 C SI 88 B SI 88 X CH 82 1-2 22 1B 27 G5-3 25 SF8 1B	C SI 88 B FC 82 S CH 80 X CH 81 1-2 27 1B 22 SF7 2B		B FF 92 X SI 92 1-0 G6-3	B CH 86 C SI 93 S SL 80 X SL 82 1-2 FC4-6 27 WP 1-2f		B FF 93 B FF 92 B FF 89 B FF 90 4-0 BB		4	2	2	0	1	0	1
27 Chris Parmelee, L (1, 9) OBP: 0.333, SLG: 0.316		C SI 89 X SI 88 0-1 G5-3 1-2	C SI 86 B SI 88 C CH 80 F SI 87 X FC 83 1-2 2-3 1B		S SI 92 B FC 90 B FF 93 X SI 93 2-1 G1-3	F FF 93 B CH 86 C FF 93 B SI 92 C SL 81 2-3 K 1-2		B SL 77 B FF 89 X FF 91 2-0 L8		5	0	1	0	0	1	3
22 Wilkin Ramirez, R (1, 7) OBP: 0.308, SLG: 0.417 5 Eduardo Escobar, S (5, PR) OBP: 0.412, SLG: 0.647 (6, 7)		B CH 81 F SI 88 B FF 89 F SI 89 F CH 82 B SI 87 F SI 89 F SI 88 X SI 89 3-2 2 BB 32 BB 7 1B 2-3 1B	X KC 76 0-0 SF7 3-H		C SL 79 B FC 90 X FC 89 1-1 25 BB 32 BB 2 1B 1B		X SI 92 0-0 25 1B 7 1B 1B	C SL 78 S FF 92 X FS 83 0-2 F7		2 2	1 2	2 1	1 0	0 0	0 1	0
32 Aaron Hicks, S (1, 8) OBP: 0.157, SLG: 0.044		B KC 76 S SI 88 F CH 81 F SI 88 B CH 81 D CH 82 1 SAFE B CH 81 4-2 2 BB 7 1B 1-2 BB	B FF 88 S CH 81 B FF 87 S CH 80 1 SAFE X CH 79 2-2 G5-3		1 SAFE D SI 92 B CH 84 C SI 92 1 SAFE 1 SAFE B SI 92 B SI 92 4-1 25 BB 2 1B 1-2 BB		1 SAFE B FF 91 X FC 89 1-0 P5		2	2	0	0	2	0	2
25 Pedro Florimón, S (1, 6) OBP: 0.484, SLG: 0.435		B SI 88 F SI 87 X SI 88 1-1 SF8 3-H	C SI 85 S SI 86 F CH 80 B SI 85 F SI 87 X SI 87 1-2 L7		B FC 88 B SI 93 B SI 92 B SI 92 4-0 2 1B 1-2 2-3 BB		F SI 91 X FC 88 0-1 7 1B 1-2 1B			2	0	1	1	1	0	0

Inning Stats	1	2	3	4	5	6	7	8	9
	R: 0 E: 0 K: 0 S: 13 H: 1 LOB: 1 BB: 0 P: 19	R: 3 E: 0 K: 0 S: 23 H: 3 LOB: 2 BB: 2 P: 38	R: 1 E: 0 K: 0 S: 14 H: 2 LOB: 1 BB: 0 P: 19	R: 1 E: 0 K: 0 S: 14 H: 3 LOB: 1 BB: 0 P: 17	R: 2 E: 0 K: 0 S: 11 H: 2 LOB: 2 BB: 2 P: 26	R: 0 E: 0 K: 1 S: 10 H: 1 LOB: 1 BB: 0 P: 15	R: 1 E: 0 K: 0 S: 15 H: 3 LOB: 2 BB: 0 P: 21	R: 0 E: 0 K: 1 S: 7 H: 0 LOB: 1 BB: 1 P: 14	

1B: 14	SF: 2
2B: 2	SAC: 0
3B: 0	DP: 1
HR: 0	HBP: 0

WP: 1	PA: 43
PB: 0	
SB: 0	
CS: 0	

AB	36
R	8
H	15
RBI	8
BB	5
SO	2
LOB	20

PITCHER	IP	WLS	BF	H	R	ER	SO	BB	IBB	HBP	BLK	WP	HR	S	P	ERA	WHIP
60 Jason Vargas, L (1, 1) ERA: 6.75	3.1	L	21	9	5	5	0	2	0	0	0	0	0	62	90	13.50	3.300
57 Jerome Williams, R (4, 1) ERA: 4.32	3.1		17	6	3	3	1	2	0	0	0	1	0	35	62	8.10	2.400
65 Dane De La Rosa, R (7, 1) ERA: 1.5	1.1		5	0	0	0	1	1	0	0	0	0	0	10	17	0.00	0.750

PITCHER	IP	WLS	BF	H	R	ER	SO	BB	IBB	HBP	BLK	WP	HR	S	P	ERA	WHIP

Batter	1	2	3	4	5	6	7	8	9	AB	R	H	RBI	BB	SO	LOB
14 Austin Jackson, R (1, 8) OBP: 0.398, SLG: 0.440	B FF 90 F FF 91 B FF 91 B FF 90 X FF 89 3-1 F8		B SL 80 B FF 88 B FF 89 B FF 88 4-0 48 G6-3 48 S BB		C SL 79 X SL 77 0-1 G1-3		B FF 92 C FF 93 S SL 84 B SL 85 B FF 94 F FF 93 B FF 93 4-2 24 1B 48 S BB		C FF 94 S SL 80 X FF 96 0-2 L9	3	0	0	0	2	0	0
48 Torii Hunter, R (1, 9) OBP: 0.451, SLG: 0.597	B FF 91 F FF 91 B FF 91 S FF 91 X FF 92 2-2 24 1B 1B		1 SAFE C FF 88 1 SAFE P PO 76 B FF 89 X FF 89 2-1 G6-3 1-3		C FF 86 B FF 88 F SL 79 F CU 73 F FF 90 X CU 73 1-2 G5-3		B FF 93 C FF 94 B FF 93 B FF 93 S FF 92 B FF 93 4-2 24 1B 1-2 BB		C FF 95 B FF 96 S SL 80 X SL 80 1-2 24 1B 2B	4	1	2	0	1	0	1
24 Miguel Cabrera, R (1, 5) OBP: 0.416, SLG: 0.493	S FF 91 X FF 90 0-1 28 G4-6-3 1-2 1B		X SL 82 0-0 G5-3		B FF 90 C SL 81 B FF 88 B FF 89 B SL 80 4-1 28 BB BB		C SI 90 X CH 83 0-1 28 G4-6-3 1-2 2-3 1B		X FF 94 0-0 2-H 1B	4	0	3	1	1	0	1
28 Prince Fielder, L (1, 3) OBP: 0.427, SLG: 0.623	C FF 90 D CH 82 C FF 90 X CU 73 1-2 G4-6-3 1-2f		B CU 72 B FF 90 X FF 88 2-0 P6		B CH 79 B FF 89 B FF 89 C FF 89 F SL 81 D CU 73 4-2 1-2 BB		S SL 77 B SI 89 B SL 78 X SI 89 2-1 G4-6-3 1-2f		B SL 79 C FF 91 X FF 94 1-1 F8	4	0	0	0	1	0	7
41 Victor Martinez, S (1, 10) OBP: 0.328, SLG: 0.232		C FF 87 C SL 80 B FF 88 X CU 72 1-2 13 1B 1B		C FF 88 B CH 81 B FF 88 C SL 79 B CU 72 B FF 89 4-2 27 FC5-4 12 1B BB	B SL 80 C FF 89 T SL 81 S CU 72 1-3 K			X SI 86 0-0 G6-3		3	0	1	0	1	1	2
12 Andy Dirks, L (1, 7) OBP: 0.300, SLG: 0.214 18 Matt Tuiasosopo, R (8, PH) OBP: 0.500, SLG: 0.417 (8, 7)		B SL 79 X FF 89 1-0 P5		S FF 89 B SL 81 B SL 81 X FF 90 2-1 27 FC5-4 1-2 1B		C FF 87 F CH 78 B SL 81 X FF 89 1-2 L3		C SI 87 C CU 74 S CU 74 0-3 K	3 1	0 0	1 0	0 0	0 0	0 1	1 0
27 Jhonny Peralta, R (1, 6) OBP: 0.333, SLG: 0.413		C SL 80 X FF 90 0-1 F8		F FF 89 B SL 81 X SL 81 1-1 FC5-4 13 1B 1-2 2-3		C FF 88 B CU 71 X SL 76 1-1 F8		B SI 88 B SI 87 B SI 88 C FF 88 X FF 88 3-1 2B	4	0	1	0	0	0	3
13 Alex Avila, L (1, 2) OBP: 0.218, SLG: 0.302		B SL 79 B FF 89 C FF 88 X FF 89 2-1 1-2 1B		F FF 89 B SL 81 C SL 80 D CU 73 X FF 89 2-2 1-3 1B		B SL 78 F FF 89 S SL 80 B CU 73 X SL 80 2-2 L7		X CU 75 0-0 G3	4	0	2	0	0	0	1
39 Ramon Santiago, S (1, 4) OBP: 0.111, SLG: 0.222		C SL 80 D CU 72 B FF 90 B FF 90 F FF 89 S SL 83 3-3 K		B SL 79 C FF 90 X FF 90 1-1 F7			B FF 93 F FF 93 B FF 94 X FF 93 2-1 B1-3		C FF 91 B FF 92 B FF 91 F FF 91 B SL 79 F FF 91 F FF 92 X FF 92 3-2 G1-4-3	4	0	0	0	0	1	4
Inning Stats	R: 0 H: 2 E: 0 LOB: 1 K: 0 BB: 0 S: 10 P: 16	R: 0 H: 2 E: 0 LOB: 2 K: 1 BB: 0 S: 11 P: 18	R: 0 H: 0 E: 0 LOB: 1 K: 0 BB: 1 S: 5 P: 12	R: 0 H: 2 E: 0 LOB: 2 K: 0 BB: 1 S: 11 P: 21	R: 0 H: 0 E: 0 LOB: 2 K: 1 BB: 2 S: 13 P: 23	R: 0 H: 0 E: 0 LOB: 0 K: 0 BB: 0 S: 8 P: 12	R: 0 H: 1 E: 0 LOB: 2 K: 0 BB: 2 S: 11 P: 23	R: 0 H: 1 E: 0 LOB: 1 K: 1 BB: 0 S: 7 P: 10	R: 1 H: 2 E: 0 LOB: 1 K: 0 BB: 0 S: 14 P: 19	1B: 8 SF: 0 2B: 2 SAC: 0 3B: 0 DP: 3 HR: 0 HBP: 0						

PITCHER		IP	WLS	BF	H	R	ER	SO	BB	IBB	HBP	BLK	WP	HR	S	P	ERA	WHIP
48 Tommy Hanson, R ERA: 4.24	(1, 1)	6.0	W	26	6	0	0	2	4	0	0	0	0	0	58	102	0.00	1.667
38 Mark Lowe, R ERA: 11.37	(7, 1)	0.1	H	3	0	0	0	0	2	0	0	0	0	0	7	17	0.00	6.000
24 Sean Burnett, L ERA: 1.29	(7, 1)	0.2	H	2	1	0	0	0	0	0	0	0	0	0	4	6	0.00	1.500
37 Scott Downs, L ERA: 4.76	(8, 1)	1.0	H	4	1	0	0	1	0	0	0	0	0	0	7	10	0.00	1.000
65 Dane De La Rosa, R ERA: 2.57	(9, 1)	1.0		5	2	1	1	0	0	0	0	0	0	0	14	19	9.00	2.000

PITCHER	IP	WLS	BF	H	R	ER	SO	BB	IBB	HBP	BLK	WP	HR	S	P	ERA	WHIP

TOP

Detroit Tigers @ Los Angeles Angels

Angel Stadium of Anaheim, Anaheim, CA

Fri Apr 19 2013, 7:09 PM - 10:11 PM PDT

Att. 39,023 - Clear - 77 F

livebaseballscorecards.com

AB	34
R	1
H	10
RBI	1
BB	6
SO	3
LOB	20

WP: 0 PA: 40
PB: 0
SB: 2
CS: 0

BOTTOM

Detroit Tigers @ Los Angeles Angels

Angel Stadium of Anaheim, Anaheim, CA

Fri Apr 19 2013, 7:09 PM - 10:11 PM PDT

Att. 39,023 - Clear - 77 F

livebaseballscorecards.com

Batter	1	2	3	4	5	6	7	8	9	AB	R	H	RBI	BB	SO	LOB
25 Peter Bourjos, R (1, 8) OBP: 0.298, SLG: 0.489	B FF 91 X FF 90 1-0 5 1B 1B		X SI 90 0-0 2-3 1B		C FF 91 F FS 85 B SL 86 B SL 85 X FS 87 2-2 ① G6-3		M FF 90 1 SAFE X FF 90 0-1 ① SH1-3 1-2	B FF 90 B FF 90 F FF 89 X FF 89 2-1 27 2B 1-H 2-H 3-H 3B		4	1	3	3	0	0	0
27 Mike Trout, R (1, 7) OBP: 0.343, SLG: 0.484	B FF 92 C SL 84 1 SAFE S SL 84 1 SAFE B FF 95 S SL 83 2-3 ① K		X FF 93 0-0 ① SF9 3-H		C CU 79 B FF 94 B FF 92 B FS 85 C FF 92 X SL 86 3-2 ② G6-3		C SL 84 B FF 90 X FS 83 1-1 ② F7 2-3	B FF 91 B SL 81 X FF 91 2-0 5 1B 3-H 2B		4	1	1	2	0	1	2
5 Albert Pujols, R (1, 10) OBP: 0.426, SLG: 0.491 39 JB Shuck, L (8, PR) OBP: 0.400, SLG: 0.444 (9, 10)	B FF 94 C FS 84 F SL 85 1 SAFE F FF 94 1 SAFE 1 SAFE X SL 87 1-2 ② 32 1B 1-3 1B		B CU 79 S SL 84 X FS 85 1-1 ② L5		C FF 93 B FF 93 X FS 88 1-1 ③ G4-3		C CU 80 X FF 93 0-1 3-H 1B	X FF 96 0-0 2-H 1B		5 0	0 0	3 0	2 0	0 0	0 0	1 0
32 Josh Hamilton, L (1, 9) OBP: 0.254, SLG: 0.367	B FS 87 B FF 94 F SI 93 X FS 86 2-1 44 FC6-4 1-2 1B		X CU 79 0-0 ③ F7			B FF 92 F FS 87 S CH 80 F SI 94 F SL 87 F SI 94 B CH 72 X SI 90 2-2 ① F8	B FC 82 B SI 90 B SI 90 C SI 89 S SI 90 S FC 87 3-3 ③ K	S FF 96 F FF 97 B FF 96 F SL 84 B FF 96 X FF 96 2-2 ③ F7		5	0	1	0	0	1	3
44 Mark Trumbo, R (1, 3) OBP: 0.354, SLG: 0.468	B FF 95 X FS 86 1-0 ③ FC6-4 1-2f			C FF 92 S FS 84 B FF 94 B SL 87 S FS 85 2-3 ① K		X SL 86 0-0 17 FC4 47 1B 1B		F FF 89 B FF 90 B FF 89 F FF 90 B FF 92 F SL 80 F FF 89 F FF 90 F FF 89 3-2 X FF 90 47 FC3-6 1B		4	0	2	0	0	1	2
47 Howie Kendrick, R (1, 4) OBP: 0.306, SLG: 0.368		C FF 90 X FF 92 0-1 ① F9		C CU 79 S SL 86 B FF 94 S FS 87 1-3 ② K		C FS 86 X SI 92 0-1 17 FC4 1-2 1B		C FF 91 S SL 81 F FF 90 X FF 90 0-2 ① FC3-6 17 2B 25 3B 1-2f		4	1	1	0	0	1	1
17 Chris Iannetta, R (1, 2) OBP: 0.333, SLG: 0.432		S SL 86 X CU 79 0-1 ② P3		B FS 87 F FC 94 X SL 86 1-1 20 WP 20 2B 1B		B FS 85 B SL 84 X FF 93 2-0 ② FC4 1-2f 2-3		B FF 90 B FF 88 X FF 90 2-0 25 3B 1-3 2B		4	2	2	0	0	0	2
20 Brendan Harris, R (1, 6) OBP: 0.286, SLG: 0.474 7 Andrew Romine, S (7, 6) OBP: 0.143, SLG: 0.077		B FF 92 X FF 93 1-0 ③ G6-3		B FF 92 B SL 84 F FF 92 X CU 79 2-1 1-H 2B		B SI 92 C FS 86 B CH 79 B FF 94 X FC 94 3-1 ③ L4		X FF 91 0-0 ② G3		3 1	0 0	1 0	1 0	0 0	0 0	2 2
18 Luis Jimenez, R (1, 5) OBP: 0.524, SLG: 0.632			X SL 84 0-0 E6 25 1B 27 SF9 1B	X SL 85 0-0 ③ F8			B FF 90 B CU 75 F FF 90 X FS 85 2-1 27 F7 25 SH1-3 5 1B 1B	L SL 80 B FF 92 B SL 80 B FF 89 B FF 89 4-1 25 3B BB		3	3	2	0	1	0	1
Inning Stats	R: 0 E: 0 K: 1 S: 11 H: 3 LOB: 2 BB: 0 P: 18	R: 0 E: 0 K: 0 S: 5 H: 0 LOB: 0 BB: 0 P: 6	R: 1 E: 1 K: 0 S: 6 H: 2 LOB: 1 BB: 0 P: 7	R: 1 E: 0 K: 2 S: 11 H: 2 LOB: 1 BB: 0 P: 17	R: 0 E: 0 K: 0 S: 8 H: 0 LOB: 0 BB: 0 P: 14	R: 0 E: 0 K: 0 S: 12 H: 2 LOB: 2 BB: 0 P: 19	R: 1 E: 0 K: 1 S: 11 H: 2 LOB: 1 BB: 0 P: 17	R: 5 E: 0 K: 0 S: 22 H: 5 LOB: 1 BB: 1 P: 37		1B: 12 2B: 3 3B: 1 HR: 0 SF: 1 SAC: 1 DP: 0 HBP: 0						

	AB	37
	R	8
	H	16
	RBI	8
	BB	1
	SO	4
	LOB	16

PITCHER		IP	WLS	BF	H	R	ER	SO	BB	IBB	HBP	BLK	WP	HR	S	P	ERA	WHIP
19 Aníbal Sánchez, R ERA: 1.75	(1, 1)	6.2	L	30	11	3	2	3	0	0	0	0	1	0	61	92	2.70	1.650
38 Darin Downs, L ERA: 2.16	(7, 1)	0.1		1	0	0	0	1	0	0	0	0	0	0	3	6	0.00	0.000
20 Octavio Dotel, R ERA: 13.5	(8, 1)	0.2		7	4	5	5	0	1	0	0	0	0	0	17	30	67.50	7.500
60 Brayan Villarreal, R ERA: 30.38	(8, 1)	0.1		2	1	0	0	0	0	0	0	0	0	0	5	7	0.00	3.000

PITCHER	IP	WLS	BF	H	R	ER	SO	BB	IBB	HBP	BLK	WP	HR	S	P	ERA	WHIP

Batter	1	2	3	4	5	6	7	8	9	AB	R	H	RBI	BB	SO	LOB
14 Austin Jackson, R (1, 8) OBP: 0.379, SLG: 0.418	C FF 95 F FF 95 B SL 86 F FC 95 X FF 95 1-2 ① G5-3		B FF 95 C FF 95 C SL 85 B SL 86 F FF 95 S SL 87 2-3 ③ K			B FF 95 F FF 96 B CU 77 T FF 94 B FF 96 F FF 96 S FF 96 3-3 ② K		B SI 92 F SI 91 S CH 83 C FF 89 1-3 ③ K		4	0	0	0	0	3	1
48 Torii Hunter, R (1, 9) OBP: 0.432, SLG: 0.571 32 Don Kelly, L (6, 9) OBP: 0.222, SLG: 0.125	B FF 96 X FF 96 1-0 ② F9			C FF 95 B FF 96 B FF 96 F FF 96 X FC 95 2-2 ① G6-3		B FF 97 F FF 94 F FF 95 B SL 88 X FF 95 2-2 ③ G6-3			F FF 96 H FF 95 1-1 HBP	3 0	0 0	0 0	0 0	0 0	0 0	0 0
24 Miguel Cabrera, R (1, 5) OBP: 0.413, SLG: 0.500 39 Ramon Santiago, S (7, 5) OBP: 0.105, SLG: 0.211	B FF 96 F FF 95 F FF 96 B FF 96 B SL 86 T FF 95 3-2 ③ K			F SL 88 S SL 87 S SL 84 0-3 ② K			S SL 88 B SL 88 X FF 95 1-1 28 G4-3 2B		B FF 95 C FF 95 B FF 94 B FF 94 F FF 94 X FF 96 3-2 ① L3	3 1	0 0	1 0	0 0	0 0	2 0	0 1
28 Prince Fielder, L (1, 3) OBP: 0.423, SLG: 0.609 18 Matt Tuiasosopo, R (7, 3) OBP: 0.471, SLG: 0.385		B SI 95 C FF 95 B SI 96 X FF 96 2-1 12 G3 41 G4-3 1B		C CU 77 S CU 78 F FF 95 S SL 84 0-3 K			F SI 94 B FF 95 D FF 96 B FF 95 X SI 96 3-1 ① G4-3 2-3		B FF 94 C FF 93 B FF 94 S FF 95 S FF 94 2-3 ② K	3 1	0 0	1 0	0 0	0 0	1 1	1 1
41 Victor Martinez, S (1, 10) OBP: 0.310, SLG: 0.217		C FF 95 B FF 91 X FF 96 1-1 ① G4-3 1-2		D FF 95 S FF 95 C CU 78 S SL 87 1-3 ③ K			C SI 95 B CU 77 F FF 96 S SL 86 1-3 ② K		B FF 94 X FF 94 1-0 ③ F9	4	0	0	0	0	2	4
12 Andy Dirks, L (1, 7) OBP: 0.283, SLG: 0.200		B SL 87 D SI 96 B FF 96 C FF 95 X SI 96 3-1 ② G3 2-3			C FF 95 B CH 88 B SI 96 B FF 95 F FF 94 X FF 94 3-2 ① G1-3		F FF 94 B FF 96 B SL 85 X FF 94 2-1 ③ G4-3			3	0	0	0	0	0	2
27 Jhonny Peralta, R (1, 6) OBP: 0.333, SLG: 0.409		C FF 95 C SL 86 D SL 86 X CU 76 1-2 ③ G5-3			F FF 96 F FF 96 X SL 86 0-2 ② G5-3			B SI 90 X SI 90 1-0 4 L5-4 13 1B 1B		3	0	1	0	0	0	1
13 Alex Avila, L (1, 2) OBP: 0.224, SLG: 0.304			C FF 95 B FF 96 B FF 95 F FF 96 S SL 87 2-3 ① K		F FF 95 X FF 96 0-1 ③ G4-3			F SI 90 B SI 91 S SI 91 B SL 81 B SI 92 X SI 91 3-2 1-2 1B		3	0	1	0	0	1	0
4 Omar Infante, R (1, 4) OBP: 0.263, SLG: 0.241			C FF 94 X FF 94 0-1 ② F9			B FF 96 X FF 95 1-0 ① G4-3		F SI 90 B CH 82 X SI 90 1-1 ① ② L5-4 2-2		3	0	0	0	0	0	2
Inning Stats	R: 0 E: 0 K: 1 S: 8 H: 0 LOB: 0 BB: 0 P: 13	R: 0 E: 0 K: 0 S: 9 H: 1 LOB: 1 BB: 0 P: 16	R: 0 E: 0 K: 2 S: 9 H: 0 LOB: 0 BB: 0 P: 13	R: 0 E: 0 K: 3 S: 13 H: 0 LOB: 1 BB: 0 P: 16	R: 0 E: 0 K: 0 S: 8 H: 0 LOB: 0 BB: 0 P: 11	R: 0 E: 0 K: 1 S: 8 H: 0 LOB: 0 BB: 0 P: 14	R: 0 E: 0 K: 1 S: 9 H: 1 LOB: 1 BB: 0 P: 16	R: 0 E: 0 K: 1 S: 9 H: 2 LOB: 1 BB: 0 P: 15	R: 0 E: 0 K: 1 S: 8 H: 0 LOB: 1 BB: 0 P: 15	1B: 3 2B: 2 3B: 0 HR: 0	SF: 0 SAC: 0 DP: 1 HBP: 1		WP: 1 PB: 0 SB: 0 CS: 0	PA: 32			

Detroit Tigers @ Los Angeles Angels

Angel Stadium of Anaheim, Anaheim, CA

Sat Apr 20 2013, 12:08 PM - 2:58 PM PDT

Att. 35,081 - Sunny - 77 F

TOP

livebaseballscorecards.com

AB	31
R	0
H	4
RBI	0
BB	0
SO	10
LOB	13

PITCHER		IP	WLS	BF	H	R	ER	SO	BB	IBB	HBP	BLK	WP	HR	S	P	ERA	WHIP
Garrett Richards, R ERA: 2.55	(1, 1)	7.0	W	24	2	0	0	8	0	0	0	0	1	0	64	99	0.00	0.286
51 Michael Roth, L ERA: 1.8	(8, 1)	1.0		4	2	0	0	1	0	0	0	0	0	0	9	15	0.00	2.000
58 Michael Kohn, R ERA:	(9, 1)	1.0		4	0	0	0	1	0	0	1	0	0	0	8	15	0.00	0.000

PITCHER	IP	WLS	BF	H	R	ER	SO	BB	IBB	HBP	BLK	WP	HR	S	P	ERA	WHIP

Detroit Tigers @ Los Angeles Angels

Angel Stadium of Anaheim, Anaheim, CA

Sat Apr 20 2013, 12:08 PM - 2:58 PM PDT

Att. 35,081 - Sunny - 77 F

BOTTOM

livebaseballscorecards.com

Batter	1	2	3	4	5	6	7	8	9	AB	R	H	RBI	BB	SO	LOB
25 Peter Bourjos, R (1, 8) OBP: 0.327, SLG: 0.510	C FF 93 X SI 94 0-1 27 1B 5 1B 27 WP 1B C CU 78 F CU 80 X SI 92 0-2 1-2 2-3 27 HR 1B	X SI 90 0-0 1B	C SI 87 T FC 83 F SI 90 B KC 79 C SI 92 1-3 ① K	F FF 97 B FF 96 F FF 97 B SL 85 B SL 86 F FF 96 X FF 96 3-2 ② SF7 3-H	4	2	3	1	0	1	0
27 Mike Trout, R (1, 7) OBP: 0.347, SLG: 0.522	D FF 94 D SI 94 B SI 94 C SL 84 C SI 94 X SI 94 3-2 5 1B 44 1B 1B 1-3 F SI 93 C CU 80 F FF 93 B CH 83 X CU 79 1-2 1-H 2-H 3-H HR	C SI 89 X FC 83 0-1 ② F8	B SI 92 C SI 92 X KC 79 1-1 ② G5-3	X FF 96 0-0 ③ F9	5	2	2	4	0	0	2
5 Albert Pujols, R (1, 10) OBP: 0.431, SLG: 0.508	B CU 80 D SI 94 D SI 94 C SL 84 X SI 94 2-2 44 1B 32 BB 47 1B 1B 1-3 3-H F SI 93 B KC 74 F FC 82 X KC 77 F-2 2B	D KC 78 F SI 90 X FC 84 1-1 ③ F8	C SI 91 B SI 90 S SI 92 F SI 92 F FC 84 S SI 93 1-3 ③ K	4	1	2	1	0	1	1
32 Josh Hamilton, L (1, 9) OBP: 0.254, SLG: 0.349 7 Andrew Romine, S (8, 6) OBP: 0.143, SLG: 0.077	F SI 93 D SI 94 D CH 84 F FF 94 B FF 94 B CH 82 F SI 94 D SI 94 4-2 44 1B 47 1B 1-2 BB B SI 91 B SI 91 B SI 90 F SI 91 X SI 90 3-1 F8 ③	S FC 82 S FC 84 B FC 84 F SI 92 F FC 84 S KC 79 1-3 ① K2-3	F SI 91 F SI 91 C KC 79 0-3 ① K	3	1	0	0	1	2	1
										0	0	0	0	0	0	0
44 Mark Trumbo, R (1, 3) OBP: 0.362, SLG: 0.470	X SI 94 0-0 17 G5-4-3 47 1B 20 1B 1B 1-2 2-3 3-H C SI 89 B KC 75 B SI 90 S FC 83 F FC 84 C SI 92 2-3 ① K	F SI 91 B SI 91 F KC 78 F FC 86 F SI 93 F KC 79 X FC 85 1-2 ② F8	B KC 78 B SI 90 F SI 90 F SI 91 X SI 92 2-2 47 G1-6-3 1B	4	1	2	1	0	1	0
47 Howie Kendrick, R (1, 4) OBP: 0.303, SLG: 0.361 12 Tommy Field, R (9, 4)	X SI 93 0-0 17 G5-4-3 1B 1-2 2-H 3-H X SI 90 0-0 ② F9	C SI 91 S KC 78 X SI 93 0-2 ③ G1-3	F FF 96 X FF 96 0-1 ② ③ G1-6-3 1-2f	4	0	1	2	0	0	1
										0	0	0	0	0	0	0
17 Chris Iannetta, R (1, 2) OBP: 0.345, SLG: 0.447	C CU 80 B CH 83 B SI 93 F SI 93 X CU 80 2-2 ① ② G5-4-3 1-2f 2-3 B SI 91 X KC 78 1-0 2B	S SI 88 C SI 89 B FC 83 F FC 85 B SI 93 X SI 91 2-2 ① G6-3	F FF 97 B FF 98 B SL 84 S FF 96 B FF 97 F FF 96 F FF 97 B FF 96 4-2 39 2B 25 SF7 BB	3	1	1	0	1	0	2
20 Brendan Harris, R (1, 6) OBP: 0.292, SLG: 0.455 39 JB Shuck, L (8, 9) OBP: 0.455, SLG: 0.600	C SI 93 B SI 92 F FF 94 F CH 84 F SI 93 F SI 93 B CU 81 B SI 94 X CH 84 3-2 25 1B 18 1B 27 HR 1B 3-H D SI 91 F SI 89 B FC 85 X SI 91 2-1 ③ L3	X SI 91 0-0 ② F8	B FF 96 X FF 95 1-0 1-3 2B	3	1	1	1	0	0	1
										1	0	1	0	0	0	0
18 Luis Jimenez, R (1, 5) OBP: 0.480, SLG: 0.565	C CH 84 X SI 93 0-1 25 1B 27 HR 1B 1-2	C SI 88 B FC 83 B SI 89 F SI 89 F KC 77 F FC 83 F SI 92 S FC 82 2-3 ① K2-3	B SI 91 S KC 77 B KC 78 F SI 92 F SI 90 S FC 83 2-3 ③ K	C FF 96 F FF 96 S SL 85 0-3 ① K	4	1	1	0	0	3	2
Inning Stats	R: 9 E: 0 K: 0 S: 37 H: 10 LOB: 1 BB: 1 P: 56	R: 0 E: 0 K: 1 S: 8 H: 1 LOB: 1 BB: 0 P: 13	R: 0 E: 0 K: 1 S: 11 H: 1 LOB: 1 BB: 0 P: 14	R: 0 E: 0 K: 1 S: 14 H: 0 LOB: 0 BB: 0 P: 16	R: 0 E: 0 K: 1 S: 9 H: 0 LOB: 0 BB: 0 P: 13	R: 0 E: 0 K: 2 S: 11 H: 0 LOB: 0 BB: 0 P: 14	R: 0 E: 0 K: 1 S: 8 H: 1 LOB: 0 BB: 0 P: 10	R: 1 E: 0 K: 1 S: 13 H: 1 LOB: 1 BB: 1 P: 21		1B: 10 2B: 3 3B: 0 HR: 1	SF: 1 SAC: 0 DP: 2 HBP: 0			WP: 1 PB: 0 SB: 0 CS: 0	PA: 38	

	AB	35
	R	10
	H	14
	RBI	10
	BB	2
	SO	8
	LOB	10

PITCHER		IP	WLS	BF	H	R	ER	SO	BB	IBB	HBP	BLK	WP	HR	S	P	ERA	WHIP
21 Rick Porcello, R ERA: 11.08	(1, 1)	0.2	L	11	9	9	9	0	1	0	0	0	1	1	32	47	121.50	15.000
33 Drew Smyly, L ERA: 1.8	(1, 1)	5.2		21	4	0	0	7	0	0	0	0	0	0	64	87	0.00	0.706
60 Brayan Villarreal, R ERA: 20.77	(7, 1)	1.2		6	1	1	1	1	1	0	0	0	0	0	15	23	5.40	1.200

PITCHER	IP	WLS	BF	H	R	ER	SO	BB	IBB	HBP	BLK	WP	HR	S	P	ERA	WHIP

Batter	1	2	3	4	5	6	7	8	9	10	11	12	13	AB	R	H	RBI	BB	SO	LOB
14 Austin Jackson, R (1, 8) OBP: 0.351, SLG: 0.384	C FF 92 B FC 90 X FF 92 1-1 F9 ①	C FC 89 B FF 90 X SL 82 1-1 FC6-5 ② 24 BB 48 BB 1-3 2-H		C SI 91 X FC 89 0-1 G5-3 ③			B FF 93 S FF 94 B FF 94 S FF 94 B FF 96 S FF 94 3-3 K ①		L FF 94 X SI 93 0-1 FC1-6 ① 28 BB 48 S 1-2!		C FF 94 S FC 90 B FC 89 F SL 83 B FF 93 F FC 89 C FF 94 2-3 K ②		B SL 80 S FC 89 B FC 90 S FF 92 F SL 84 F FC 90 X SL 83 2-2 G5-3 ③	7	0	0	1	0	2	3
48 Torii Hunter, R (1, 9) OBP: 0.438, SLG: 0.554	B FC 90 F FF 91 X FF 93 1-1 28 1B 24 1B 1B	1 SAFE 1 SAFE 1 SAFE B SL 84 S SL 84 B SI 91 B FF 92 1 SAFE B FF 92 4-1 24 BB 1-2 BB			B CH 83 B FF 92 B FC 89 B FF 91 4-0 28 HR BB		X FF 96 0-0 P4 ② C SL 80 B FF 97 C FF 95 B FF 97 B FF 97 C SL 82 3-3 K ③		1 SAFE 1 SAFE B SL 86 B SL 87 1 SAFE C FF 95 S FF 95 B SI 96 F FF 94 3-3 S FF 95 K ② 1-2		C SI 93 F FC 90 F SI 93 B SI 94 F FF 94 S FC 88 1-3 K ③			4	1	1	0	2	2	1
24 Miguel Cabrera, R (1, 5) OBP: 0.430, SLG: 0.500	C FF 92 X SL 84 0-1 28 1B 1-2 1B	F SL 82 B FF 91 S FF 92 F FF 92 D SL 86 B CU 77 B SI 93 4-2 1-2 2-3 BB			C FF 91 S SL 83 S SL 83 0-3 K ①				B SL 87 B SI 95 S FF 96 B FF 96 B FF 94 4-1 28 BB BB			X FC 89 0-0 1B		4	0	2	0	2	2	1
28 Prince Fielder, L (1, 3) OBP: 0.429, SLG: 0.638	D SL 84 B SL 83 C SI 93 C SI 93 B CU 78 X SI 94 3-2 1-2 2-3 1B	S FF 92 B SI 92 F FF 92 X SI 92 1-2 G1-3 ③			C SL 82 B SL 82 1 SAFE X FF 91 1-1 1-H HR			C SL 77 C SI 88 B SL 78 F SL 77 S SL 78 1-3 K ①	B SI 95 B SI 94 C SI 94 B FF 95 F SL 84 B SI 95 4-2 1-2 2-3 BB		X SI 92 0-0 F7 ①		5	1	2	2	1	1	4
41 Victor Martinez, S (1, 10) OBP: 0.286, SLG: 0.197	B SL 84 F SF 94 B FF 90 F FF 90 B SL 85 F SI 93 S FF 93 3-3 K ②		X FF 92 0-0 P4 ①		B CU 79 B FC 89 C FC 89 C FC 88 X FF 92 2-2 G5-3 ②			B SI 89 C SI 89 C SI 89 B SI 89 S SI 90 2-3 K ②	C FF 94 C FF 95 F SI 95 B FF 94 B FF 94 F FF 94 F FF 95 X FF 94 2-2 F7 ③		X SI 92 0-0 L7 ②		6	0	0	0	0	2	7
18 Matt Tuiasosopo, R (1, 7) OBP: 0.409, SLG: 0.333 32 Don Kelly, L (10, 7) OBP: 0.211, SLG: 0.118	S SL 83 B FF 93 B SL 84 B FF 93 F FF 92 F FF 93 X FF 92 3-2 F9 ③		C FF 91 S FC 90 S SL 82 0-3 K ②		B FC 89 C FF 90 B SL 84 X FF 91 2-1 F9 ③			B SI 89 B SL 77 X SI 89 2-0 27 1B 1B		B SI 86 C SI 87 C CU 73 B CU 74 F SI 88 B SI 89 F SI 88 X SI 88 3-2 L9 ①		F CU 78 X SI 93 0-1 G5-3 ③		5 1	0 0	1 0	0 0	0 0	1 0	3 1
27 Jhonny Peralta, R (1, 6) OBP: 0.333, SLG: 0.394		B FF 91 B FC 88 C FF 91 B FF 91 B FF 92 4-1 14 BLK 4 1B 14 FC6-5 BB	C FF 91 B FF 91 B FF 90 C FF 91 X FF 91 2-2 G6-3 ③			B CU 76 F FF 91 F FC 90 F SL 84 B SI 91 S FF 91 2-3 K ①		X SI 89 0-0 1-3 1B		B FF 86 X SI 88 1-0 G6-3 ②		C CU 78 X FC 89 0-1 F9 ①	5	1	1	0	1	1	0
55 Brayan Peña, S (1, 2) OBP: 0.263, SLG: 0.316		C SL 82 B SL 84 X SL 82 1-1 F7 ①	C FF 90 C SL 81 F FF 91 B SL 83 X FC 89 1-2 G1-3 ①			B CH 85 X SL 82 1-0 G5-3 ②		B SI 89 C SI 88 D SL 77 C SI 89 F SI 89 F FF 90 X SL 78 2-2 F8 ③		C SI 88 X SI 88 0-1 G6-3 ③		S CU 76 X CU 78 0-1 1B	6	0	1	0	0	0	3
4 Omar Infante, R (1, 4) OBP: 0.270, SLG: 0.250		B FF 90 1 SAFE X CH 84 1-0 14 FC6-5 14 BLK 1-2 1B		C SI 91 C FF 91 X FF 92 0-2 F8 ②		C CU 78 B FF 92 F FF 91 B SL 85 X SL 85 2-2 F7 ③			B SI 94 C SI 94 L SI 94 F SI 95 X FF 95 1-2 14 FC1-6 1B		C FC 90 S SI 93 X SI 94 0-2 G5-3 ①		B FC 88 B FC 87 1 SAFE F SI 93 X FF 93 1-2 F8 ②	6	0	2	0	0	0	1
Inning Stats	R: 0 E: 0 K: 1 S: 17 H: 3 LOB: 3 BB: 0 P: 28	R: 1 E: 0 K: 0 S: 13 H: 1 LOB: 3 BB: 3 P: 29	R: 0 E: 0 K: 1 S: 7 H: 0 LOB: 0 BB: 0 P: 9	R: 0 E: 0 K: 0 S: 9 H: 0 LOB: 0 BB: 0 P: 10	R: 2 E: 0 K: 1 S: 10 H: 1 LOB: 0 BB: 1 P: 19	R: 0 E: 0 K: 1 S: 9 H: 0 LOB: 0 BB: 0 P: 14	R: 0 E: 0 K: 2 S: 7 H: 0 LOB: 0 BB: 0 P: 13	R: 0 E: 0 K: 2 S: 14 H: 2 LOB: 2 BB: 0 P: 21	R: 0 E: 0 K: 1 S: 19 H: 1 LOB: 3 BB: 2 P: 33	R: 0 E: 0 K: 0 S: 8 H: 0 LOB: 0 BB: 0 P: 12	R: 0 E: 0 K: 2 S: 13 H: 0 LOB: 0 BB: 0 P: 16	R: 0 E: 0 K: 0 S: 5 H: 1 LOB: 1 BB: 0 P: 5	R: 0 E: 0 K: 0 S: 12 H: 1 LOB: 1 BB: 0 P: 15	1B: 9 2B: 0 3B: 0 HR: 1 SF: 0 SAC: 0 DP: 0 HBP: 0	WP: 0 PB: 0 SB: 1 CS: 0 PA: 55	

PITCHER		IP	WLS	BF	H	R	ER	SO	BB	IBB	HBP	BLK	WP	HR	P	S	ERA	WHIP
33 C.J. Wilson, L ERA: 4.13	(1, 1)	6.0		27	5	3	3	4	4	0	0	1	0	1	109	65	4.50	1.500
65 Dane De La Rosa, R ERA: 2.25	(7, 1)	1.0		3	0	0	0	2	0	0	0	0	0	0	13	7	0.00	0.000
24 Sean Burnett, L ERA: 1.13	(8, 1)	1.0		5	2	0	0	2	0	0	0	0	0	0	21	14	0.00	2.000
49 Ernesto Frieri, R ERA: 1.42	(9, 1)	1.0		6	1	0	0	1	2	0	0	0	0	0	33	19	0.00	3.000
37 Scott Downs, L ERA: 4.05	(10, 1)	1.0		3	0	0	0	0	0	0	0	0	0	0	12	8	0.00	0.000

PITCHER		IP	WLS	BF	H	R	ER	SO	BB	IBB	HBP	BLK	WP	HR	P	S	ERA	WHIP
57 Jerome Williams, R ERA: 3.18	(11, 1)	3.0	W	11	2	0	0	2	0	0	0	0	0	0	36	30	0.00	0.667

TOP

Detroit Tigers @ Los Angeles Angels

Angel Stadium of Anaheim, Anaheim, CA

Sun Apr 21 2013, 12:39 PM - 5:06 PM PDT

Att. 41,147 - Sunny - 74 F

livebaseballscorecards.com

AB	49
R	3
H	10
RBI	3
BB	6
SO	11
LOB	24

Batter	1	2	3	4	5	6	7	8	9	10	11	12	13	AB	R	H	RBI	BB	SO	LOB
25 Peter Bourjos, R (1, 8) OBP: 0.333, SLG: 0.491	C SI 89 F SI 89 B CU 75 B SI 89 C FF 89 2-3 K		X SI 88 0-0 SH5-3 1-2	H SI 90 1-0 HBP 1-2			L SI 88 B SI 87 X CU 72 1-1 27 G6-4-3 1B 1-2		F SI 94 X SL 87 0-1 G4-3			C CH 82 B SI 92 F SI 92 B FF 94 S CH 83 2-3 K		4	0	1	0	0	2	0
27 Mike Trout, R (1, 7) OBP: 0.346, SLG: 0.507	B FC 87 X CH 82 1-0 G1-3		C SI 90 B SI 90 B FC 88 F CH 77 X CU 75 2-2 5 E 1B 2-3	C CU 74 B CH 83 C CU 75 X SI 90 1-2 G4-3			B SI 88 C CU 74 X CH 79 1-1 G6-4-3 1-2f 2-3			F SL 87 B SI 94 X CH 84 1-1 47 S 5 S 1B		B SI 94 X CH 84 1-0 F8		6	1	2	0	0	0	4
5 Albert Pujols, R (1, 10) OBP: 0.423, SLG: 0.476	B CU 72 B CH 80 C CH 79 B FF 90 S CH 81 F SI 91 S CU 76 3-3 K		S CU 76 1 SAFE B SI 90 B SI 89 1 SAFE B CH 83 X CU 75 3-1 E5 44 E 1-H 3-H		C CU 73 S SI 88 B CU 74 B FC 89 B SI 90 C CH 83 3-3 K		B FC 83 I IN 74 I IN 77 I IN 75 4-0 IBB			C SI 93 F SI 93 1 SAFE B FF 95 X CH 85 1-2 F7 1-2		I IN 67 I IN 69 I IN 70 I IN 71 4-0 IBB		4	1	0	0	0	2	1
32 Josh Hamilton, L (1, 9) OBP: 0.247, SLG: 0.324		B FC 86 X CH 79 1-0 G1-6-3	C CH 82 S CU 75 H FC 85 1-2 44 FC5-4 HBP		C FF 88 S CU 75 B CU 76 F FC 86 B SI 92 F CU 76 X CU 74 2-2 L9		D CH 81 F CU 76 B SI 92 X CH 83 2-1 L8			C SI 93 B FF 94 F CH 84 S SI 94 1-3 K		C FF 92 F FF 93 S FF 92 0-3 K		5	0	0	0	0	2	4
44 Mark Trumbo, R (1, 3) OBP: 0.373, SLG: 0.500		C FC 88 B FF 90 B SI 90 B CU 76 B CH 81 4-1 20 FC1-6 47 1B BB	T SI 90 F SI 90 B SI 90 X CU 76 1-2 FC5-4 1-2f 2-H		B CU 73 S CU 75 C CH 83 X SI 89 1-2 G5-3			S SL 86 C FF 96 S SL 89 0-3 K		I I IN 62 I IN 66 I IN 68 4-0 47 S IBB			B CH 83 B CH 81 S CH 81 B SI 93 X CH 83 3-1 HR	4	1	1	1	2	1	1
47 Howie Kendrick, R (1, 4) OBP: 0.296, SLG: 0.348	X SI 89 0-0 20 FC1-6 1-2 1B		D CU 76 X SI 91 1-0 G4-3			B CU 72 C SI 89 B CH 82 S CH 82 X SI 90 2-2 G1-3		C SL 87 S SL 88 C SI 97 0-3 K		F SI 93 B SL 87 B SI 95 B SI 94 C SL 87 F SI 95 F CH 86 F SL 89 S CH 84 3-3 K 1-2 2-3				5	0	1	0	0	2	3
20 Brendan Harris, R (1, 6) OBP: 0.321, SLG: 0.462 7 Andrew Romine, S (9, 6) OBP: 0.143, SLG: 0.077 17 Chris Iannetta, R (11, PH) OBP: 0.339, SLG: 0.438 (12, 2)	C SI 88 C SI 90 X SI 87 0-2 FC1-6 1-2f 2-3		C SI 88 B SI 90 S CU 75 B SI 92 X CU 75 2-2 25 HBP 1B			C SI 89 B SI 90 X SI 89 0-2 16 G4-6-3 1B		C FF 95 F SI 96 B SI 96 B SL 86 C SL 87 2-3 K			B SI 91 S CH 84 S CH 84 S FF 93 2-3 K		4 0 1	0 0 0	2 0 0	0 0 0	0 0 0	1 0 1	2 0 0
16 Hank Conger, L (1, 2) OBP: 0.278, SLG: 0.294 12 Tommy Field, R (12, 6)	S CU 74 X CH 81 0-1 G4-3		B CH 82 F CH 82 1 SAFE F CH 82 1 SAFE S CU 73 1-3 K			F CU 73 B CH 80 B FC 84 X CH 80 2-1 G4-6-3 1-2f			S SL 86 B SL 87 F SL 87 S SL 86 1-3 K			S CH 83 B CH 84 B SL 80 X CH 85 2-1 G4-3		5 0	0 0	0 0	0 0	2 0	0 0	4 0
18 Luis Jimenez, R (1, 5) OBP: 0.433, SLG: 0.481			B SI 87 H SI 89 2-0 27 1B 25 SH5-3 5 E HBP	F SI 90 1 SAFE D SI 90 S CU 75 S SI 91 1-3 K			S CU 72 B CU 72 X CU 73 1-1 E6 27 G6-4-3 25 1B		S SL 85 C SI 95 S SL 87 0-3 K			B CH 84 C CH 84 S SL 80 B FF 92 S CH 84 2-3 K		4	1	0	0	0	3	1

Inning Stats														
	R: 0 E: 0 K: 2 S: 8	H: 0 LOB: 0 BB: 0 P: 14	R: 0 E: 0 K: 0 S: 8	H: 1 LOB: 2 BB: 1 P: 13	R: 3 E: 2 K: 0 S: 12	H: 1 LOB: 1 BB: 0 P: 22	R: 0 E: 0 K: 2 S: 12	H: 1 LOB: 2 BB: 0 P: 18	R: 0 E: 0 K: 1 S: 11	H: 0 LOB: 0 BB: 0 P: 17	R: 0 E: 0 K: 0 S: 8	H: 1 LOB: 0 BB: 0 P: 12	R: 0 E: 1 K: 0 S: 8	H: 1 LOB: 2 BB: 1 P: 17
	R: 0 E: 0 K: 3 S: 9	H: 0 LOB: 0 BB: 0 P: 11	R: 0 E: 0 K: 2 S: 8	H: 0 LOB: 0 BB: 0 P: 9	R: 0 E: 0 K: 2 S: 14	H: 1 LOB: 2 BB: 1 P: 24	R: 0 E: 0 K: 2 S: 8	H: 0 LOB: 0 BB: 0 P: 14	R: 0 E: 0 K: 2 S: 7	H: 0 LOB: 1 BB: 1 P: 14	R: 1 E: 0 K: 0 S: 2	H: 1 LOB: 0 BB: 0 P: 5	1B: 6 2B: 0 3B: 0 HR: 1	SF: 0 SAC: 1 DP: 2 HBP: 3

PITCHER		IP	WLS	BF	H	R	ER	SO	BB	IBB	HBP	BLK	WP	HR	S	P	ERA	WHIP
58 Doug Fister, R ERA: 2.0	(1, 1)	7.0		31	5	3	0	5	1	1	3	0	0	0	67	113	0.00	0.857
62 Al Alburquerque, R ERA: 2.0	(8, 1)	2.0		6	0	0	0	5	0	0	0	0	0	0	17	20	0.00	0.000
53 Joaquín Benoit, R ERA: 2.0	(10, 1)	1.0		5	1	0	0	2	0	1	0	0	0	0	14	24	0.00	1.000
40 Phil Coke, L ERA: 4.91	(11, 1)	2.0	L	8	1	1	1	4	0	1	0	0	0	1	17	33	4.50	0.500

PITCHER	IP	WLS	BF	H	R	ER	SO	BB	IBB	HBP	BLK	WP	HR	S	P	ERA	WHIP

BOTTOM

Detroit Tigers @ Los Angeles Angels

Angel Stadium of Anaheim, Anaheim, CA

Sun Apr 21 2013, 12:39 PM - 5:06 PM PDT

Att. 41,147 - Sunny - 74 F

livebaseballscorecards.com

AB	42
R	4
H	7
RBI	1
BB	4
SO	16
LOB	20

Texas Rangers @ Los Angeles Angels

Angel Stadium of Anaheim, Anaheim, CA

Mon Apr 22 2013, 7:09 PM - 10:16 PM PDT

Att. 36,192 - Partly Cloudy - 62 F

livebaseballscorecards.com

TOP

Batter	1	2	3	4	5	6	7	8	9	AB	R	H	RBI	BB	SO	LOB
5 Ian Kinsler, R (1, 4) OBP: 0.383, SLG: 0.521	C SL 82 B FF 91 X FF 92 1-1 1 1B 27 E 1B	X FC 87 0-0 ②③ G5-3 1-2 2-3f		B FF 90 X FC 86 1-0 ③ G5-3		C SL 83 F FC 87 F FC 87 D SL 82 X SL 80 1-2 ③ F8		X SI 88 0-0 ② G6-3		5	1	1	0	0	0	3
1 Elvis Andrus, R (1, 6) OBP: 0.280, SLG: 0.276	B SI 90 1 SAFE 1 SAFE C SL 83 1 SAFE X FF 90 1-1 27 FC3-6 1-2 1B		C SI 89 B CH 83 X SL 82 1-1 12 F7 29 1B 1B		B SL 82 C FF 89 B CH 83 F FF 90 X CH 85 2-2 ① G5-3		C SI 88 X CH 82 0-1 29 BB 27 1B 12 1B 1B	X SI 88 0-0 ③ G4-3		5	1	3	0	0	0	0
27 Lance Berkman, S (1, 10) OBP: 0.484, SLG: 0.520	B FF 91 C CH 85 B FF 92 F CH 86 D CH 85 F SL 82 X FF 91 3-2 ① FC3-6 1-2f 2-H		1 SAFE 1 SAFE S CH 83 X CH 81 0-1 ① F9		B CU 77 C SI 90 C CH 82 B FC 86 X SI 91 2-2 ② G1-3		C SI 90 F FF 89 B CH 83 X FF 89 1-2 12 1B 29 BB 17 FC6-4 1-2 1B		S FF 93 X FF 94 0-1 ① F7	5	1	1	0	0	0	2
29 Adrian Beltré, R (1, 5) OBP: 0.299, SLG: 0.423	B FC 85 X FF 92 1-0 ② F9	X FC 86 0-0 17 BB 1-2 1B			C FC 87 X SI 90 0-1 2B		B SL 80 B SL 79 B FF 94 C FF 94 C SL 80 B SL 79 4-2 17 FC6-4 12 1B 15 E 1-2 2-3 BB		B FF 93 X FF 94 1-0 ② F7	4	1	2	0	1	0	1
12 A.J. Pierzynski, L (1, 2) OBP: 0.328, SLG: 0.552	X FF 91 0-0 ③ G4-3		C CH 84 X CH 84 0-1 ② F7 2-3		B SI 90 X CH 84 1-0 ③ G6-3		B FS 87 B FF 95 F FF 93 X FF 94 2-1 17 FC6-4 1-2 2-3 3-H 1B		X FF 93 0-0 HR	5	1	2	2	0	0	4
17 Nelson Cruz, R (1, 9) OBP: 0.312, SLG: 0.452		B FF 90 B SL 83 S CH 84 S CH 85 B FC 87 X CH 84 3-2 ① G6-3	C FF 92 B FF 86 F SI 90 D CH 85 F FF 92 D CH 84 B SL 82 4-2 1-2 BB			C CU 78 S FC 86 B CH 84 X CH 84 1-2 ① L5	B SL 84 B FF 93 C SL 82 S SL 84 X SL 81 2-2 ① FC6-4 15 E 1-2f 2-3 3-H		C SL 86 X FF 94 0-1 ③ G1-3	4	0	0	1	1	0	2
7 David Murphy, L (1, 7) OBP: 0.239, SLG: 0.358 15 Jeff Baker, R (7, PH) OBP: 0.444, SLG: 0.600 (7, 7) 23 Craig Gentry, R (9, 8) OBP: 0.367, SLG: 0.538		B FF 91 C FF 90 B CH 85 X CH 85 2-1 18 1B 2 1B 1B	C SL 82 B FF 92 X CH 84 1-1 ③ G4-3			B CU 77 C CH 85 B FF 91 C CH 83 X FC 85 2-2 18 2B 2B	B SI 89 X SI 87 1-0 E1 18 G1-6-3 1-2 3-H			3 1 0	2 0 0	2 0 0	0 1 0	0 0 0	0 0 0	3 1 0
18 Mitch Moreland, L (1, 3) OBP: 0.262, SLG: 0.390		B FF 91 X SI 91 1-0 5 G5-3 2 1B 1-2 1B		C FF 90 F FF 89 X SL 83 0-2 2 G6-3 1B		X FF 91 0-0 2 G3 2-H 2B	C CU 74 B SI 89 S CU 74 X CU 74 1-2 ②③ G1-6-3 1-2f			4	0	3	1	0	0	2
2 Leonys Martin, L (1, 8) OBP: 0.317, SLG: 0.378 (9, 7)		B SL 81 X FF 91 1-0 5 G5-3 1-2 2-H 1B		M CH 84 B CH 84 X CH 83 1-1 ①② G6-3 1-2f		S CU 78 B CU 79 X CH 84 1-1 ② G3 2-3		B CU 72 B CU 73 C SI 87 B SI 89 C SI 88 F SI 88 F CU 74 F SI 89 S SI 89 3-3 ① K		4	0	1	1	0	1	2
Inning Stats	R: 1 E: 1 K: 0 S: 10 H: 2 LOB: 1 BB: 0 P: 16	R: 1 E: 0 K: 0 S: 8 H: 3 LOB: 1 BB: 0 P: 15	R: 0 E: 0 K: 0 S: 12 H: 2 LOB: 3 BB: 1 P: 18	R: 0 E: 0 K: 0 S: 6 H: 1 LOB: 0 BB: 0 P: 8	R: 0 E: 0 K: 0 S: 9 H: 1 LOB: 1 BB: 0 P: 14	R: 1 E: 0 K: 0 S: 13 H: 2 LOB: 1 BB: 0 P: 18	R: 3 E: 1 K: 0 S: 16 H: 3 LOB: 1 BB: 1 P: 27	R: 0 E: 0 K: 1 S: 8 H: 0 LOB: 0 BB: 0 P: 11	R: 1 E: 0 K: 0 S: 6 H: 1 LOB: 0 BB: 0 P: 7	1B: 11 2B: 3 3B: 0 HR: 1 SF: 0 SAC: 0 DP: 3 HBP: 0	WP: 0 PB: 0 SB: 0 CS: 0 PA: 42					

	AB	40
	R	7
	H	15
	RBI	6
	BB	2
	SO	1
	LOB	20

PITCHER		IP	WLS	BF	H	R	ER	SO	BB	IBB	HBP	BLK	WP	HR	S	P	ERA	WHIP
55 Joe Blanton, R ERA: 7.84	(1, 1)	6.0		29	12	4	4	0	1	0	0	0	0	0	60	91	6.00	2.167
51 Michael Roth, L ERA: 3.6	(7, 1)	0.0		1	1	0	0	0	0	0	0	0	0	0	3	4	∞	∞
65 Dane De La Rosa, R ERA: 3.24	(7, 1)	0.1	H	3	1	1	1	0	1	0	0	0	0	0	7	15	27.00	6.000
37 Scott Downs, L ERA: 3.24	(7, 1)	1.2	B	5	0	1	1	1	0	0	0	0	0	0	12	17	5.40	0.000
49 Ernesto Frieri, R ERA: 2.45	(9, 1)	1.0	L	4	1	1	1	0	0	0	0	0	0	1	6	7	9.00	1.000

PITCHER	IP	WLS	BF	H	R	ER	SO	BB	IBB	HBP	BLK	WP	HR	S	P	ERA	WHIP

Batter	1	2	3	4	5	6	7	8	9	AB	R	H	RBI	BB	SO	LOB
25 Peter Bourjos, R (1, 8) OBP: 0.355, SLG: 0.482	B SI 94 B SI 94 B SI 94 C SI 94 F SI 95 X SI 96 3-2 ① F8		B SI 93 B FF 93 B SI 94 B SI 94 4-0 27 BB BB		C KC 76 S SL 84 X SL 83 0-2 ① G6-3	B FF 92 C SL 82 B FF 92 C FF 92 B FF 92 F FF 92 B SL 83 4-2 27 WP BB			C FF 90 F SL 84 X SL 84 0-2 1B	3	0	1	0	2	0	0
27 Mike Trout, R (1, 7) OBP: 0.337, SLG: 0.481	C SI 94 B SI 95 X CH 85 1-1 ② G1-4-3		B SI 93 B SL 80 1 SAFE B SI 94 C SI 94 C SI 95 B SI 96 4-2 5 G5-4-3 1-2 BB		C SI 95 C SI 95 B SI 96 S SL 83 1-3 ② K2-3	F CH 85 C FF 91 B CH 87 B FF 91 X SL 83 2-2 ③ L4 1-2 2-3			B FF 90 1 SAFE X SL 84 1-0 ① F9	4	0	0	0	1	1	3
5 Albert Pujols, R (1, 10) OBP: 0.398, SLG: 0.441	C SI 94 B SI 95 S KC 78 F SL 84 F SI 96 F SL 83 S SL 85 1-3 ③ K		C CH 84 X SL 83 0-1 ②③ G5-4-3 1-2f		C SI 95 S SL 84 B SL 86 S SL 85 1-3 ③ K		C FF 97 F FF 97 S FF 97 0-3 ① K		B FF 91 1 SAFE B SI 91 C SL 86 1 SAFE X SI 93 2-1 ② L4	5	0	0	0	0	3	3
44 Mark Trumbo, R (1, 3) OBP: 0.363, SLG: 0.473		T KC 76 X KC 77 0-1 ① G5-3	B SI 94 B KC 76 F SI 95 F SI 95 F SI 96 B SL 84 F SL 84 B SI 96 4-2 32 1B 47 2B BB			F SL 83 S SL 83 B SI 96 F SL 84 S CH 86 1-3 ① K	X FF 96 0-0 ② G6-3		C SL 86 1 SAFE C SI 92 S FF 93 0-3 ③ K	4	1	0	0	1	2	1
32 Josh Hamilton, L (1, 9) OBP: 0.284, SLG: 0.361		X SI 94 0-0 47 BB 1B	B SI 95 F SI 95 B SL 84 X SI 95 2-1 47 2B 1-3 1B			F SI 95 B SL 86 X KC 80 1-1 47 1B 17 2B 1B	S CU 83 S FF 98 X CU 83 0-2 1B			4	2	4	0	0	0	0
47 Howie Kendrick, R (1, 4) OBP: 0.320, SLG: 0.377		B SI 94 B KC 76 C CH 83 B SI 95 B SI 96 4-1 1-2 BB	C KC 77 X SL 84 0-1 20 WP 17 SF7 1-H 3-H 2B			B KC 76 F SI 95 X SI 94 1-1 17 2B 18 1B 1-2 1B	X FF 96 0-0 ③ L4			3	2	2	2	1	0	1
20 Brendan Harris, R (1, 6) OBP: 0.290, SLG: 0.414 7 Andrew Romine, S (7, 6) OBP: 0.143, SLG: 0.077 39 JB Shuck, L (8, PH) OBP: 0.417, SLG: 0.545 12 Tommy Field, R (9, 6)		B SI 95 F SI 95 B SI 94 C SI 94 F SL 82 X CH 85 2-2 ② L8	B SI 93 B SI 94 X SI 94 2-0 ① G4-3 2-3			S SL 84 F SI 94 F SI 94 D SL 83 S SL 84 1-3 ② K	F FF 95 B FF 96 F FF 96 X CU 85 1-2 ① F8		3 0 1 0	0 0 0 0	0 0 0 0	0 0 0 0	1 0 0 0	5 0 0 0
17 Chris Iannetta, R (1, 2) OBP: 0.333, SLG: 0.451		B SI 96 F SI 96 S SL 83 F SL 83 S SL 84 1-3 ③ K	S CH 84 X SL 83 0-1 ② SF7 3-H			C SI 95 B SI 95 B SI 95 C CH 84 B SI 94 X SL 84 3-2 18 1B 1-3 2-H 2B	S FF 97 X FF 97 0-1 ② G5-3		3	1	1	2	0	1	2
18 Luis Jimenez, R (1, 5) OBP: 0.412, SLG: 0.452			X SI 94 0-0 ① F8	B KC 77 C SL 82 F SI 95 S SL 84 1-3 ③ K		C SL 82 B FF 92 X SL 82 1-1 27 WP 2-H 3-H 1B	B FF 98 B FF 97 F FF 96 X FF 96 2-1 ③ G5-3			4	0	1	2	0	1	0
Inning Stats	R: 0 E: 0 K: 1 S: 11 H: 0 LOB: 0 BB: 0 P: 16	R: 0 E: 0 K: 1 S: 12 H: 1 LOB: 2 BB: 1 P: 19	R: 0 E: 0 K: 0 S: 5 H: 0 LOB: 1 BB: 2 P: 13	R: 3 E: 0 K: 1 S: 14 H: 2 LOB: 0 BB: 1 P: 23	R: 0 E: 0 K: 2 S: 9 H: 0 LOB: 0 BB: 0 P: 11	R: 3 E: 0 K: 2 S: 23 H: 4 LOB: 2 BB: 1 P: 37	R: 0 E: 0 K: 1 S: 8 H: 1 LOB: 1 BB: 0 P: 8	R: 0 E: 0 K: 0 S: 7 H: 0 LOB: 0 BB: 0 P: 10	R: 0 E: 0 K: 1 S: 9 H: 1 LOB: 1 BB: 0 P: 12	1B: 7 2B: 2 3B: 0 HR: 0 SF: 1 SAC: 0 DP: 1 HBP: 0						

PITCHER		IP	WLS	BF	H	R	ER	SO	BB	IBB	HBP	BLK	WP	HR	S	P	ERA	WHIP
45 Derek Holland, L ERA: 3.25	(1, 1)	5.2		26	6	6	6	7	4	0	0	0	1	0	66	104	9.53	1.765
44 Jason Frasor, R ERA: 3.38	(6, 1)	0.1		3	1	0	0	0	1	0	0	0	1	0	8	15	0.00	6.000
52 Tanner Scheppers, R ERA:	(7, 1)	2.0	W	7	1	0	0	1	0	0	0	0	0	0	15	18	0.00	0.500
36 Joe Nathan, R ERA: 1.23	(9, 1)	1.0	S	4	1	0	0	1	0	0	0	0	0	0	9	12	0.00	1.000

PITCHER	IP	WLS	BF	H	R	ER	SO	BB	IBB	HBP	BLK	WP	HR	S	P	ERA	WHIP

BOTTOM

Texas Rangers @ Los Angeles Angels

Angel Stadium of Anaheim, Anaheim, CA

Mon Apr 22 2013, 7:09 PM - 10:16 PM PDT

Att. 36,192 - Partly Cloudy - 62 F

livebaseballscorecards.com

AB	34
R	6
H	9
RBI	6
BB	5
SO	9
LOB	15

Batter	1	2	3	4	5	6	7	8	9	10	11	AB	R	H	RBI	BB	SO	LOB
5 Ian Kinsler, R (1, 4) OBP: 0.379, SLG: 0.493	F SI 89 H FF 89 1-1 1 G3-1 HBP		B CH 82 B SI 90 X CH 82 2-0 ②③ G5-4-3 1-2f		C SI 89 B CH 82 B CH 81 B CH 82 C FF 89 F CH 82 F CH 81 X FC 84 3-2 ③ F9		T CH 81 X SI 88 0-1 ① P3		B SL 82 B SL 82 B SI 93 B FF 93 4-0 29 WP 1 SH1-4 BB		B SL 79 B FF 94 F FF 92 X FS 86 2-1 ③ G5-3	4	0	0	0	1	0	2
1 Elvis Andrus, R (1, 6) OBP: 0.279, SLG: 0.275	B SI 89 C SI 90 X CH 83 1-1 ① G3-1 1-2			C SI 88 B CH 82 F FC 83 B CH 83 C FF 90 2-3 ① K	C FF 87 B FC 80 B SI 88 X FF 89 2-1 29 G4-3 27 BB 17 HR 1B		B FF 88 B FF 88 S CH 80 C CH 81 X CH 81 2-2 ② G1-5-3		X FF 94 0-0 ① SH1-4 1-2			4	1	1	0	0	1	1
27 Lance Berkman, S (1, 10) OBP: 0.463, SLG: 0.481	C FF 90 B FC 84 X CH 82 1-1 ② F7			C FC 82 S CH 83 B FF 90 B SI 90 C CH 82 2-3 ② K		D FC 83 B CH 80 C SI 88 B FF 88 B CH 80 4-1 29 G4-3 17 HR BB 1-2	B CH 82 X CH 81 1-0 ③ P4		C SI 94 T FF 94 B SL 86 S SI 94 1-3 ② K			4	1	0	0	1	2	2
29 Adrián Beltré, R (1, 5) OBP: 0.305, SLG: 0.421	B SI 90 B FF 90 X CH 83 2-0 ③ F8			C SI 90 B FC 82 F FF 89 B CH 83 X FF 90 2-2 17 BB 1B		C FC 82 F CH 81 D FC 81 X CH 81 1-2 ① G4-3 1-2 2-3		F SI 87 X SI 87 0-1 17 E 17 FC6 7 G4-6-3 1B	C SL 85 B SL 84 F FF 94 F SL 86 B SL 86 X FF 95 2-2 ③ L7 2-3			5	1	2	0	0	0	4
17 Nelson Cruz, R (1, 9) OBP: 0.329, SLG: 0.487		B SI 89 C CH 82 B CH 82 C FF 90 B CH 84 B FF 91 4-2 12 G3-6-1 BB		F SI 89 B SI 89 B CH 81 B CH 81 B FF 89 4-1 1-2 BB		B CH 81 B SI 88 B CH 81 F SI 89 D CH 82 X FC 82 3-2 2-H 3-H HR		D SI 89 B SI 88 F SI 87 X SI 87 2-1 FC6 7 G4-6-3 12 FC3 1-3		B FF 93 F SL 79 F FF 95 S FF 95 1-3 ① K		3	1	1	3	2	1	1
12 A.J. Pierzynski, L (1, 2) OBP: 0.318, SLG: 0.524		B FF 89 C SI 90 X SI 89 1-1 ①② G3-6-1 1-2f		F FC 82 B FF 89 F CH 82 F SI 90 X KC 78 1-2 ③ G4-3		X SI 89 0-0 7 1B 1B		X SI 89 0-0 FC3 7 G4-6-3 1-2			C FS 86 B FF 94 X FS 88 1-1 ② G1-3	5	0	1	0	0	0	5
15 Jeff Baker, R (1, 7) OBP: 0.444, SLG: 0.600 7 David Murphy, L (1, 7) OBP: 0.237, SLG: 0.347		B SI 89 B FF 90 C FF 90 X KC 77 2-1 ③ F7			B FF 88 B FF 87 X KC 76 2-0 ① F8	C FF 88 D KC 76 X FF 88 1-1 1-2 1B		B SI 88 C SI 89 X SI 89 1-1 ①② G4-6-3 1-2f 2-3 3-H		C FF 95 X FF 95 0-1 ③ P6		0 5	0 0	0 1	0 0	0 0	0 0	0 2
23 Craig Gentry, R (1, 8) OBP: 0.353, SLG: 0.483 2 Leonys Martin, L (11, PH) OBP: 0.310, SLG: 0.368 (11, 8)			B FF 89 C CH 81 B CH 82 X SI 89 2-1 ① F8		C CH 82 B SI 90 X SI 89 1-1 ② G6-3	X CH 80 0-0 ② P3	I IN 66 I IN 67 I IN 70 I IN 67 4-0 IBB				C FS 84 F FS 86 F FF 93 X FF 94 0-2 ① G1-3	3 1	0 0	0 0	0 0	1 0	0 0	2 0
18 Mitch Moreland, L (1, 3) OBP: 0.271, SLG: 0.406			C FF 90 X SI 90 0-1 5 G5-4-3 1B		F FC 82 X SI 90 0-1 G6-3 2B	C KC 77 X FF 88 0-1 ③ G6-3		B SI 88 S SI 88 1 SAFE S SI 88 F SI 89 S SI 90 1-3 ③ K			C FF 93 F FF 94 B FS 88 X FS 87 1-2 ② F8	5	0	2	0	0	1	4
Inning Stats	R: 0 H: 0 E: 0 LOB: 1 K: 0 BB: 0 S: 6 P: 11	R: 0 H: 0 E: 0 LOB: 0 K: 0 BB: 1 S: 6 P: 13	R: 0 H: 1 E: 0 LOB: 0 K: 0 BB: 0 S: 5 P: 9	R: 0 H: 1 E: 0 LOB: 2 K: 2 BB: 1 S: 14 P: 25	R: 0 H: 1 E: 0 LOB: 1 K: 0 BB: 0 S: 10 P: 16	R: 3 H: 4 E: 0 LOB: 2 K: 0 BB: 1 S: 15 P: 26	R: 0 H: 0 E: 0 LOB: 0 K: 0 BB: 0 S: 6 P: 9	R: 1 H: 1 E: 1 LOB: 2 K: 1 BB: 1 S: 11 P: 19	R: 0 H: 0 E: 0 LOB: 1 K: 1 BB: 1 S: 8 P: 15	R: 0 H: 0 E: 0 LOB: 0 K: 1 BB: 0 S: 7 P: 9	R: 0 H: 0 E: 0 LOB: 0 K: 0 BB: 0 S: 9 P: 12	1B: 6 2B: 1 3B: 0 HR: 1	SF: 0 SAC: 1 DP: 3 HBP: 1			WP: 1 PB: 0 SB: 0 CS: 0	PA: 46	

PITCHER	IP	WLS	BF	H	R	ER	SO	BB	IBB	HBP	BLK	WP	HR	S	P	ERA	WHIP
60 Jason Vargas, L (1, 1) ERA: 5.82	7.0		30	7	3	3	2	3	0	1	0	0	1	62	109	3.86	1.429
37 Scott Downs, L (8, 1) ERA: 2.89	1.0	B	6	1	1	0	1	0	1	0	0	0	0	11	19	0.00	1.000
49 Ernesto Frieri, R (9, 1) ERA: 2.16	1.0		4	0	0	0	1	1	0	0	0	1	0	8	15	0.00	1.000
65 Dane De La Rosa, R (10, 1) ERA: 2.61	2.0	W	6	0	0	0	1	0	0	0	0	0	0	16	21	0.00	0.000

PITCHER	IP	WLS	BF	H	R	ER	SO	BB	IBB	HBP	BLK	WP	HR	S	P	ERA	WHIP

TOP

Texas Rangers @ Los Angeles Angels

Angel Stadium of Anaheim, Anaheim, CA

Tue Apr 23 2013, 7:07 PM - 10:21 PM PDT

Att. 35,353 - Clear - 64 F

livebaseballscorecards.com

AB	39
R	4
H	8
RBI	3
BB	5
SO	5
LOB	23

Texas Rangers @ Los Angeles Angels

Angel Stadium of Anaheim, Anaheim, CA

Tue Apr 23 2013, 7:07 PM - 10:21 PM PDT

Att. 35,353 - Clear - 64 F

livebaseballscorecards.com

Batter	1	2	3	4	5	6	7	8	9	10	11	AB	R	H	RBI	BB	SO	LOB
25 Peter Bourjos, R (1, 8) OBP: 0.373, SLG: 0.483	B FF 92 B FF 93 C FF 93 F FF 94 X FF 96 2-2 G4-3 ①		B SL 78 X FF 93 1-0 P4 ①		C SL 76 C SL 78 X FF 91 0-2 27 G6-3 1B			S CH 82 S SL 78 H SL 80 1-2 27 G6-4-3 HBP		X FF 91 0-0 5 FC5-2 27 BB 1-2 1B		4	0	2	0	0	0	0
27 Mike Trout, R (1, 7) OBP: 0.341, SLG: 0.463	C FF 95 C SL 81 B FF 96 S SL 83 1-3 K 5 BB 44 1B		B FF 94 B FF 94 B FF 95 B FF 92 4-0 5 G4-3 BB		S CH 84 D CH 86 1 SAFE X SL 80 1-1 ①② G6-3 1-2			X FF 91 0-0 ①② G6-4-3 1-2f		B FF 92 B FF 92 F FF 92 B FF 91 C FF 92 D SL 83 4-2 5 FC5-2 1-2 2-3 BB		3	1	0	0	2	1	2
5 Albert Pujols, R (1, 10) OBP: 0.386, SLG: 0.417	F FF 95 F SL 80 B SL 83 1 SAFE B SL 82 1 SAFE B SL 82 B SL 81 4-2 44 1B 47 1B 1-2 BB		B SI 92 X FF 93 1-0 ②③ G4-3 1-2f		B CH 84 X SL 79 1-0 ③ G4-3			B FF 92 X FF 92 1-0 ③ G6-3		B CH 84 S FF 90 X CH 84 1-1 ② FC5-2 1-2 2-3 3-H#		4	1	0	0	1	0	4
32 Josh Hamilton, L (1, 9) OBP: 0.279, SLG: 0.351	X FF 93 0-0 ② L7			B CH 84 S CH 84 S SL 80 B FF 94 X SL 80 2-2 ① F7		X SL 75 0-0 ① F8			B FF 91 X SL 86 1-0 47 FC3-6 1B	S SL 86 F SI 92 B SI 92 X SI 92 1-2 ③ G4-3		5	0	1	0	0	0	5
44 Mark Trumbo, R (1, 3) OBP: 0.365, SLG: 0.481	C SL 80 X SL 82 0-1 47 1B 1-2 2-H 1B			B FF 94 X FF 94 1-0 47 HR 2B		S CH 83 B CH 84 S FF 91 S CH 85 1-3 ② K			C FF 92 X FF 92 0-1 ① F8		B SL 81 B SL 84 B FF 91 C FF 89 C SI 90 C SL 85 3-3 ① K	5	1	2	1	0	2	1
47 Howie Kendrick, R (1, 4) OBP: 0.338, SLG: 0.473	B FF 95 B SL 81 C SL 80 F FF 94 F FF 96 B FF 96 F FF 95 X SL 84 3-2 ③ 1-3 2-H 1B			B FF 93 X FF 94 1-0 2-H HR		C SL 78 S CH 83 B SL 80 X CH 84 1-2 ③ G6-3			B FC 91 B FF 92 B FF 92 C FF 92 C FF 93 X SL 86 3-2 ② FC3-6 7 FC6 1-2f		B FF 91 S CH 83 X SI 90 1-1 HR	5	2	3	4	0	0	1
20 Brendan Harris, R (1, 6) OBP: 0.294, SLG: 0.406 7 Andrew Romine, S (8, 6) OBP: 0.133, SLG: 0.071		C FF 93 X FF 94 0-1 17 CS 1B		B SL 78 C SL 78 C SL 80 B SL 80 B SL 82 F FF 94 C SL 79 3-3 ② K			B SL 75 X CH 88 1-0 ① F9		1 SAFE C FF 92 F FF 93 B FF 94 B FF 93 X FF 94 2-2 ③ FC6 1-2f			3 1	0 0	1 0	0 0	0 0	1 0	0 1
17 Chris Iannetta, R (1, 2) OBP: 0.328, SLG: 0.426		C FF 94 B FF 94 1 SAFE T SI 93 B SL 83 B FF 94 S FF 93 3-3 ①② K 1-2		B FF 91 B SL 78 B SL 78 B FF 90 4-0 18 FC6-4 BB			S CH 82 B FF 91 S CH 84 B FF 92 C SL 78 2-3 ② K			F FF 92 X FF 92 0-1 ① F9		3	0	0	0	1	2	1
18 Luis Jimenez, R (1, 5) OBP: 0.395, SLG: 0.429		C FF 95 C SL 82 B FF 95 X FF 94 1-2 ③ G1-3		B FF 92 F FF 92 X FF 92 1-1 ③ FC6-4 1-2f			C SL 78 X CH 86 0-1 ③ G1-3			C FF 92 F FF 93 B SL 85 B FF 93 F SL 84 F FF 93 X SL 84 2-2 27 BB 25 1B 5 FC5-2 1B		4	0	1	0	0	0	1
Inning Stats	R: 2 E: 0 K: 1 S: 16 H: 2 LOB: 2 BB: 1 P: 26	R: 0 E: 0 K: 1 S: 8 H: 1 LOB: 0 BB: 0 P: 12	R: 0 E: 0 K: 0 S: 2 H: 0 LOB: 0 BB: 1 P: 8	R: 2 E: 0 K: 1 S: 11 H: 2 LOB: 1 BB: 1 P: 23	R: 0 E: 0 K: 0 S: 6 H: 1 LOB: 0 BB: 0 P: 8	R: 0 E: 0 K: 1 S: 7 H: 0 LOB: 0 BB: 0 P: 9	R: 0 E: 0 K: 1 S: 6 H: 0 LOB: 0 BB: 0 P: 9	R: 0 E: 0 K: 0 S: 4 H: 0 LOB: 0 BB: 0 P: 6	R: 0 E: 0 K: 0 S: 9 H: 1 LOB: 1 BB: 0 P: 15	R: 0 E: 0 K: 0 S: 15 H: 2 LOB: 3 BB: 1 P: 23	R: 1 E: 0 K: 1 S: 5 H: 1 LOB: 0 BB: 0 P: 9	1B: 7 2B: 2 3B: 0 HR: 2	SF: 0 SAC: 0 DP: 3 HBP: 1	WP: 0 PB: 0 SB: 0 CS: 1	PA: 42			

AB	37
R	5
H	10
RBI	5
BB	4
SO	6
LOB	16

PITCHER		IP	WLS	BF	H	R	ER	SO	BB	IBB	HBP	BLK	WP	HR	S	P	ERA	WHIP
41 Alexi Ogando, R ERA: 3.12	(1, 1)	7.0		28	6	4	2	5	3	0	1	0	0	1	58	98	2.57	1.286
46 Robbie Ross Jr., L ERA: 1.0	(8, 1)	2.1		10	3	0	0	0	1	0	0	0	0	0	21	34	0.00	1.714
58 Joe Ortiz, L ERA: 1.42	(10, 1)	1.0	L	4	1	1	1	1	0	0	0	0	0	1	10	16	9.00	1.000

PITCHER	IP	WLS	BF	H	R	ER	SO	BB	IBB	HBP	BLK	WP	HR	S	P	ERA	WHIP

Texas Rangers @ Los Angeles Angels

Angel Stadium of Anaheim, Anaheim, CA

Wed Apr 24 2013, 7:11 PM - 10:30 PM PDT

Att. 37,154 - Cloudy - 63 F

TOP

livebaseballscorecards.com

Batter	1	2	3	4	5	6	7	8	9	AB	R	H	RBI	BB	SO	LOB
5 Ian Kinsler, R (1, 4) OBP: 0.385, SLG: 0.487 3 Leury García, S (6, 4) OBP: 0.273, SLG: 0.400	C SI 90 B SI 90 F CH 82 B CH 84 F SI 91 F SI 92 C FF 89 2-3 K		C CH 81 F FF 88 B SI 89 F SI 89 B SI 84 B FF 87 X CH 80 3-2 27 FC5 1 G1-3 1B	B SI 89 B SI 87 B SI 87 C SI 89 B SI 90 4-1 27 1B 29 WP 1-2 2-3 3-H BB	B FF 90 C FF 90 B CH 85 B FF 89 C FF 90 X FF 90 3-2 F7		B SI 93 X CH 88 1-0 F8		3 1 1 1 1 1 0 1 0 0 0 0 0 0						
1 Elvis Andrus, R (1, 6) OBP: 0.286, SLG: 0.294	B FF 91 B SI 90 B SI 91 C SI 90 F FF 90 X CH 82 3-2 1B		C SL 83 S CH 78 1 SAFE X CH 80 0-2 G1-3 1-2	F FO 90 C SI 90 B SL 79 B SI 91 F SI 90 S SI 89 2-3 K		C FF 93 F FF 94 B FF 95 B SL 85 X SL 85 2-2 27 HR 2B		F FC 88 F SL 80 B FF 93 F FC 89 X SI 93 1-2 G6-3		5 1 2 0 0 1 4						
27 Lance Berkman, S (1, 10) OBP: 0.472, SLG: 0.534	B SI 90 1 SAFE 1 SAFE B SI 89 F SI 90 1 SAFE 1 SAFE B FF 90 F SI 90 3-2 1 SAFE X FF 90 F8		C FF 87 F FF 87 D SI 84 X CH 81 1-2 FC5 2-3	C SI 89 B CH 78 X SI 89 1-1 29 WP 17 HR 1B 1-3 2-H 3-H		B FF 94 B FF 94 B FF 94 C FF 94 X FF 92 3-1 2-H HR		B SI 93 C SI 93 S FC 90 B FF 94 B FC 88 B SI 93 4-2 BB		4 2 2 4 1 0 2						
29 Adrian Beltré, R (1, 5) OBP: 0.310, SLG: 0.405	B SI 91 X SI 91 1-0 G6-3			B CH 79 4-1 F SI 88 B SL 83 D FF 89 B CH 82 17 1B 12 1B BB B FF 87 B SL 79 D SI 88 B SI 89 4-0 17 HR 1-2 3-H BB		B SL 85 X FF 94 1-0 F9		F FF 93 X FF 93 0-1 F9		3 2 0 0 2 0 2						
17 Nelson Cruz, R (1, 9) OBP: 0.349, SLG: 0.538 2 Leonys Martin, L (8, PH) OBP: 0.302, SLG: 0.359 (8, 9)		B SI 88 C SI 89 S CH 81 X SI 89 1-2 G1-3		F SI 89 0-1 X CH 81 23 BB 12 1B 7 1B 1-3 1B X FO 90 0-0 1-H 2-H HR		B SL 86 S SL 85 C SL 84 X FF 94 1-2 1B		C CU 77 S CH 86 B SI 94 X FC 89 1-2 P5		4 2 3 3 0 0 0 1 0 0 0 0 0 1						
12 A.J. Pierzynski, L (1, 2) OBP: 0.324, SLG: 0.507		C SI 90 F SL 78 B CU 73 X SL 77 1-2 F9		C CH 80 0-1 X SI 88 7 1B 23 BB 5 BB 1-2 3-H 1B B FF 90 4-2 F FF 92 B SL 82 B SL 84 BB		F FF 94 S FF 94 B FF 93 F SL 86 F FF 92 X CH 88 1-2 L5			F SI 91 X FC 89 0-1 F7	4 1 1 1 1 0 1						
23 Craig Gentry, R (1, 8) OBP: 0.359, SLG: 0.455		B SI 88 X FC 88 1-0 7 S 1B		B SI 88 4-1 F CH 80 B SL 88 A SL 81 B SI 88 5 BB 7 1B 27 1B 1-2 2-3 BB B FF 92 C FF 92 C FF 92 S SL 84 1-3 K		F FF 94 F SL 85 S SL 84 0-3 K			C FC 89 S CH 86 S FC 90 0-3 K	4 1 1 0 1 3 2						
7 David Murphy, L (1, 7) OBP: 0.235, SLG: 0.338		1 SAFE 1 SAFE 1 SAFE C SI 88 1 SAFE C SL 78 1 SAFE B SI 87 B SL 77 2-2 X SI 87 P6 1-2		X SI 88 0-0 5 BB 27 1B 1B 1-2 2-3 3-H	B FF 91 C FF 89 C SL 83 X FF 91 1-2 G1-3		F SI 93 B CU 78 B CH 87 B FF 93 F FF 92 X FF 93 3-2 G4-3		B FC 88 S FC 90 F SC 90 S CH 85 1-3 K	5 1 1 1 0 1 1						
18 Mitch Moreland, L (1, 3) OBP: 0.257, SLG: 0.382			C SI 88 F FF 88 B FF 88 X SL 81 1-2 F9	B SL 76 S SI 87 S SI 88 F SI 87 D SL 77 S CH 78 2-3 K	X FF 90 0-0 F7		S FC 90 X CH 87 0-1 G4-3			4 0 0 0 0 1 3						
Inning Stats	R: 0 E: 0 K: 1 S: 12 H: 1 LOB: 1 BB: 0 P: 21	R: 0 E: 0 K: 0 S: 10 H: 1 LOB: 1 BB: 0 P: 15	R: 0 E: 0 K: 0 S: 13 H: 1 LOB: 1 BB: 0 P: 18	R: 9 E: 0 K: 3 S: 25 H: 5 LOB: 1 BB: 5 P: 51	R: 0 E: 0 K: 0 S: 7 H: 0 LOB: 0 BB: 0 P: 11	R: 2 E: 0 K: 1 S: 17 H: 3 LOB: 1 BB: 0 P: 25	R: 0 E: 0 K: 0 S: 6 H: 0 LOB: 0 BB: 0 P: 10	R: 0 E: 0 K: 0 S: 11 H: 0 LOB: 1 BB: 1 P: 17	R: 0 E: 0 K: 2 S: 8 H: 0 LOB: 0 BB: 0 P: 9	1B: 8 2B: 1 3B: 0 HR: 2 SF: 0 SAC: 0 DP: 0 HBP: 0	WP: 1 PB: 0 SB: 1 CS: 0 PA: 44					

	AB	38
	R	11
	H	11
	RBI	10
	BB	6
	SO	7
	LOB	16

PITCHER		IP	WLS	BF	H	R	ER	SO	BB	IBB	HBP	BLK	WP	HR	S	P	ERA	WHIP
51 Michael Roth, L ERA: 7.56	(1, 1)	3.1	L	18	6	5	5	2	2	0	0	0	0	0	46	75	13.50	2.400
28 David Carpenter, R ERA: 108.0	(4, 1)	0.1		5	2	4	4	1	2	0	0	0	1	1	8	19	108.00	12.000
63 Nick Maronde, L ERA:	(4, 1)	1.1		5	0	0	0	1	1	0	0	0	0	0	13	22	0.00	0.750
58 Michael Kohn, R ERA: 9.0	(6, 1)	1.0		6	3	2	2	1	0	0	0	0	0	1	17	25	18.00	3.000
57 Jerome Williams, R ERA: 2.51	(7, 1)	3.0		10	0	0	0	2	1	0	0	0	0	0	25	36	0.00	0.333

PITCHER	IP	WLS	BF	H	R	ER	SO	BB	IBB	HBP	BLK	WP	HR	S	P	ERA	WHIP

Texas Rangers @ Los Angeles Angels

Angel Stadium of Anaheim, Anaheim, CA

Wed Apr 24 2013, 7:11 PM - 10:30 PM PDT

Att. 37,154 - Cloudy - 63 F

livebaseballscorecards.com

BOTTOM

Batter	1	2	3	4	5	6	7	8	9	AB	R	H	RBI	BB	SO	LOB
25 Peter Bourjos, R (1, 8) OBP: 0.380, SLG: 0.476	B FF 90 C FF 90 S ST 82 B FF 95 B ST 79 B ST 81 4-2 BB		C FF 95 B SI 93 C ST 84 B FF 96 X ST 85 2-2 ③ G5-3			S ST 78 S ST 85 F FF 93 F FF 94 B ST 85 S ST 84 1-3 ① K		S SI 88 X FC 86 0-1 16 G6-4-3 39 1B 27 BB 1-2 3-H 1B		3	1	1	1	1	1	0
27 Mike Trout, R (1, 7) OBP: 0.337, SLG: 0.447	C FF 92 F SI 91 B FF 96 F FF 94 S ST 84 1-3 ① K			C FF 89 B ST 82 S SI 90 B FF 96 X ST 85 2-2 ① G1-3		C ST 80 B FF 92 S FF 90 C CU 62 1-3 ② K		B SI 87 B SI 88 B SI 89 B SI 89 4-0 16 G6-4-3 1-2 2-3 BB		3	0	0	0	1	2	1
5 Albert Pujols, R (1, 10) OBP: 0.385, SLG: 0.413 16 Hank Conger, L (6, PR) OBP: 0.263, SLG: 0.278 (7, 10)	F SI 92 C FF 96 S FF 95 0-3 ② K			F FF 94 S FF 96 X FF 97 0-2 ② F8		C ST 84 B FF 92 X FC 89 1-1 1B		B SI 88 B SI 89 B SI 88 C SI 88 C SI 88 X SI 87 3-2 ① ② G6-4-3 1-2f 2-3 3-H		3 1	0 0	1 0	0 0	0 0	1 0	1 2
32 Josh Hamilton, L (1, 9) OBP: 0.281, SLG: 0.350 39 JB Shuck, L (7, 9) OBP: 0.462, SLG: 0.583	D SI 95 B SI 95 X ST 82 2-0 ③ F7			S CU 61 B FF 98 C FF 97 X ST 83 1-2 1B		D FF 91 F ST 80 B FF 96 F ST 80 F ST 83 S SI 95 2-3 ③ K		B SI 93 B SI 92 C SI 92 X SI 92 2-1 3-H 1B		3 1	0 0	1 1	0 1	0 0	1 0	2 0
44 Mark Trumbo, R (1, 3) OBP: 0.360, SLG: 0.470		S ST 83 S ST 85 X ST 85 0-2 20 G6-3 1B		B SI 94 C ST 84 F FF 96 B FF 96 X ST 86 2-2 ③ G1-3			B SI 87 B SI 88 C SI 88 B SI 88 S SI 88 C SI 89 3-3 ① K	F SI 94 B SI 94 S SL 82 C SI 95 1-3 ③ K		4	0	1	0	0	2	2
47 Howie Kendrick, R (1, 4) OBP: 0.337, SLG: 0.468 7 Andrew Romine, S (7, PR) OBP: 0.125, SLG: 0.067 (8, 6)		F FF 94 C ST 83 C FF 96 0-3 ① K			B ST 80 F FF 94 S FF 95 S ST 86 1-3 ① K		X FC 87 0-0 20 G6-4-3 1B		B FF 92 F FF 91 B CH 85 F FF 92 X CH 84 2-2 ① G1-3	3 1	0 0	1 0	0 0	0 0	2 0	1 0
20 Brendan Harris, R (1, 6) OBP: 0.289, SLG: 0.417 (8, 4)		C FF 95 C FF 96 X FF 95 0-2 ② ③ G6-3 1-2f			C ST 81 B FF 94 S ST 83 B ST 86 F ST 83 S FF 94 2-3 ② K		B SI 88 B SI 89 C SI 88 B SI 88 X SI 88 3-1 ② ③ G6-4-3 1-2f		C FF 92 B CH 87 X FF 92 1-1 17 G4-3 2B	4	0	1	0	0	1	2
17 Chris Iannetta, R (1, 2) OBP: 0.338, SLG: 0.439			B ST 80 F FF 92 C ST 82 B ST 85 S ST 85 2-3 ① K		S FF 93 C FF 96 B FF 94 B CU 64 B ST 85 B ST 82 4-2 BB			F SI 88 F SI 88 F SI 88 B SL 81 F SI 89 B SI 89 X SI 88 2-2 18 1B 25 1B 2B	X FF 92 0-0 ② G4-3 2-3	3	1	1	0	1	1	1
18 Luis Jimenez, R (1, 5) OBP: 0.381, SLG: 0.410			S ST 83 B ST 84 B FF 93 S ST 83 F ST 86 B ST 84 S ST 84 3-3 ② K		F FF 94 B FF 94 C FF 94 F FF 95 S CU 64 1-3 ③ K			B SI 88 F SI 88 C SI 88 X SI 88 1-2 27 BB 25 1B 16 G6-4-3 2-3 1B	C FF 92 C FF 93 F FF 92 S CH 86 0-3 ③ K2-3	4	1	1	0	0	3	2
Inning Stats	R: 0 E: 0 K: 2 S: 10 H: 0 LOB: 1 BB: 1 P: 17	R: 0 E: 0 K: 1 S: 9 H: 1 LOB: 0 BB: 0 P: 9	R: 0 E: 0 K: 2 S: 10 H: 0 LOB: 0 BB: 0 P: 17	R: 0 E: 0 K: 0 S: 12 H: 1 LOB: 1 BB: 0 P: 17	R: 0 E: 0 K: 3 S: 13 H: 0 LOB: 1 BB: 1 P: 21	R: 0 E: 0 K: 3 S: 14 H: 1 LOB: 1 BB: 0 P: 19	R: 0 E: 0 K: 1 S: 6 H: 1 LOB: 1 BB: 0 P: 12	R: 3 E: 0 K: 1 S: 18 H: 4 LOB: 1 BB: 1 P: 31	R: 0 E: 0 K: 1 S: 10 H: 1 LOB: 1 BB: 0 P: 13	1B: 7 2B: 2 3B: 0 HR: 0 SF: 0 SAC: 0 DP: 3 HBP: 0						WP: 0 PB: 0 SB: 0 CS: 0 PA: 36	

	AB	33
	R	3
	H	9
	RBI	2
	BB	3
	SO	14
	LOB	14

PITCHER		IP	WLS	BF	H	R	ER	SO	BB	IBB	HBP	BLK	WP	HR	S	P	ERA	WHIP
11 Yu Darvish, R ERA: 1.65	(1, 1)	6.0	W	22	3	0	0	11	2	0	0	0	0	0	68	100	0.00	0.833
55 Derek Lowe, R ERA: 4.82	(7, 1)	1.2		8	4	3	3	1	1	0	0	0	0	0	19	35	16.20	3.000
50 Michael Kirkman, L ERA: 4.82	(8, 1)	0.1		2	1	0	0	1	0	0	0	0	0	0	5	8	0.00	3.000
44 Jason Frasor, R ERA: 2.84	(9, 1)	1.0		4	1	0	0	1	0	0	0	0	0	0	10	13	0.00	1.000

PITCHER	IP	WLS	BF	H	R	ER	SO	BB	IBB	HBP	BLK	WP	HR	S	P	ERA	WHIP

Batter	1	2	3	4	5	6	7	8	9	AB	R	H	RBI	BB	SO	LOB
25 Peter Bourjos, R (1, 8) OBP: 0.373, SLG: 0.463	C SI 91 B SI 89 F SI 93 C SI 95 1-3 ① K		F SI 91 B SI 92 X SI 95 1-1 1B		B SI 90 X SL 83 1-0 ②③ G5-4-3 1-2f			C KC 78 C SL 85 B SL 84 F FF 95 B SI 97 B FF 93 X FF 94 3-2 ② P5		4	0	1	0	0	1	2
27 Mike Trout, R (1, 7) OBP: 0.333, SLG: 0.438	B SI 94 C SL 86 F SI 91 S SI 95 1-3 ② K		1 SAFE X SL 84 0-0 ③ L7			C CH 80 S SL 85 F SI 93 X CU 74 0-2 5 CS 1B		B SI 96 C FF 96 X SL 85 1-1 ③ F8		4	0	1	0	0	1	1
5 Albert Pujols, R (1, 3) OBP: 0.379, SLG: 0.405	T SI 93 B SL 89 X SL 88 1-1 ③ G6-3			B SI 89 C FF 91 B CU 74 S SL 85 X SI 94 2-2 ① G1-3		B SI 92 B SI 92 B SL 87 C SI 90 C SI 90 X SL 86 3-2 ① 32 G3-6 1-2 1B			C FF 97 F FF 97 X CU 78 0-2 ① G5-3	4	0	1	0	0	0	0
32 Josh Hamilton, L (1, 9) OBP: 0.280, SLG: 0.345		B SI 89 B CH 84 X SI 91 2-0 ① G1-3		X CH 84 0-0 1B		C CH 89 F SL 83 X CH 82 0-2 ②③ G3-6 1-2f			X SI 97 0-0 ② G4-3	4	0	1	0	0	0	1
44 Mark Trumbo, R (1, 10) OBP: 0.355, SLG: 0.460		C SL 87 S SL 86 X SI 93 0-2 47 FC5-4 1B		C SI 92 B SI 91 X SI 92 1-1 ② F8			S CU 71 S SL 84 B SI 91 S SL 84 1-3 ① K		F FF 97 T FF 98 C SI 96 0-3 ③ K	4	0	1	0	0	2	1
47 Howie Kendrick, R (1, 4) OBP: 0.337, SLG: 0.463		F SL 86 X SI 92 0-1 ② FC5-4 1-2f		B SI 91 S SL 84 1 SAFE F SL 89 B CU 75 F SI 92 S SL 85 2-3 ③ K			S SI 91 F SL 86 B CU 77 F SI 93 B SL 85 X SL 87 2-2 20 HBP 1B			3	0	1	0	0	1	2
20 Brendan Harris, R (1, 6) OBP: 0.293, SLG: 0.395		1 SAFE C SI 92 C SL 85 P PO 83 1 SAFE B SL 87 S SL 88 2-3 ③ K			C SL 84 B SL 86 F SI 88 C CU 76 1-3 ① K		B SL 84 1 SAFE H SI 89 2-0 17 G6-4-3 HBP 1-2			2	0	0	0	0	2	1
17 Chris Iannetta, R (1, 2) OBP: 0.338, SLG: 0.424			S SL 84 F SI 93 B SI 94 X SL 88 1-2 ① G6-3		C SL 84 C CU 73 B SI 94 B SL 87 B SL 87 B SL 85 4-2 18 1B BB		B SL 84 X FF 95 1-0 ②③ G6-4-3 1-2f			2	0	0	0	1	0	2
18 Luis Jimenez, R (1, 5) OBP: 0.378, SLG: 0.405			F SI 92 C SI 94 B SL 87 X SL 86 1-2 ② F7		C SL 84 B CU 72 F SI 90 F SI 93 1 SAFE X SL 87 1-2 25 G5-4-3 1-2 1B			B FF 94 B FF 95 C FF 93 T FF 95 S FF 94 2-3 ① K		3	0	1	0	0	1	0
Inning Stats	R: 0 H: 0 E: 0 LOB: 0 K: 2 BB: 0 S: 8 P: 11	R: 0 H: 1 E: 0 LOB: 1 K: 1 BB: 0 S: 10 P: 13	R: 0 H: 1 E: 0 LOB: 1 K: 0 BB: 0 S: 9 P: 12	R: 0 H: 1 E: 0 LOB: 1 K: 1 BB: 0 S: 10 P: 15	R: 0 H: 1 E: 0 LOB: 1 K: 1 BB: 1 S: 10 P: 17	R: 0 H: 2 E: 0 LOB: 0 K: 0 BB: 0 S: 10 P: 13	R: 0 H: 1 E: 0 LOB: 1 K: 1 BB: 0 S: 8 P: 14	R: 0 H: 0 E: 0 LOB: 0 K: 1 BB: 0 S: 9 P: 15	R: 0 H: 0 E: 0 LOB: 0 K: 1 BB: 0 S: 7 P: 7	1B: 7 SF: 0 2B: 0 SAC: 0 3B: 0 DP: 3 HR: 0 HBP: 1						

PITCHER		IP	WLS	BF	H	R	ER	SO	BB	IBB	HBP	BLK	WP	HR	S	P	ERA	WHIP
37 Brandon Maurer, R ERA: 5.61	(1, 1)	6.1	W	25	7	0	0	6	1	0	1	0	0	0	64	93	0.00	1.263
58 Carter Capps, R ERA: 5.11	(7, 1)	1.2	H	4	0	0	0	1	0	0	0	0	0	0	10	17	0.00	0.000
54 Tom Wilhelmsen, R ERA: 0.9	(9, 1)	1.0		3	0	0	0	1	0	0	0	0	0	0	7	7	0.00	0.000

PITCHER	IP	WLS	BF	H	R	ER	SO	BB	IBB	HBP	BLK	WP	HR	S	P	ERA	WHIP

TOP

Los Angeles Angels @ Seattle Mariners

Safeco Field, Seattle, WA

Thu Apr 25 2013, 7:11 PM - 9:39 PM PDT

Att. 13,012 - Clear - 66 F

livebaseballscorecards.com

AB	30
R	0
H	7
RBI	0
BB	1
SO	8
LOB	10

WP: 0 PA: 32
PB: 0
SB: 0
CS: 1

BOTTOM

Los Angeles Angels @ Seattle Mariners

Safeco Field, Seattle, WA

Thu Apr 25 2013, 7:11 PM - 9:39 PM PDT

Att. 13,012 - Clear - 66 F

livebaseballscorecards.com

Batter	1	2	3	4	5	6	7	8	9	AB	R	H	RBI	BB	SO	LOB
9 Endy Chavez, L (1, 8) OBP: 0.326, SLG: 0.357	B SI 96 C SI 96 S SI 95 F SI 96 B CU 80 F SI 96 F SI 96 X FC 96 2-2 8 G4-6-3 1B		B SL 87 X SI 95 1-0 15 1B 1-2 1B			C SL 88 C SL 89 S CU 79 0-3 ① K		B SL 86 C SI 94 F SL 86 B CU 79 X SI 92 2-2 15 HR 1B		4	1	3	0	0	1	0
15 Kyle Seager, L (1, 5) OBP: 0.379, SLG: 0.529	1 SAFE B SI 94 1 SAFE B SI 95 X SI 95 2-0 ① F8		C SI 94 B SL 87 X SI 96 1-1 8 G4-6-3 1-2 2-H 1B			B SI 96 X SI 96 1-0 8 CS 1B		C SI 91 B SL 84 1 SAFE B FF 91 X SI 92 2-1 1-H HR		4	1	3	3	0	0	1
8 Kendrys Morales, S (1, 10) OBP: 0.354, SLG: 0.422	B SI 97 X SI 94 1-0 ②③ G4-6-3 1-2f		B CU 79 S SI 95 X SL 87 1-1 ②③ G4-6-3 1-2f			B SI 96 S FC 96 1 SAFE B SI 96 F SI 96 F SL 89 S SI 96 2-3 ②③ K 1-2		B CH 84 X SI 90 1-0 17 G5-4-3 1B		4	0	1	0	0	1	4
17 Justin Smoak, S (1, 3) OBP: 0.319, SLG: 0.280		S SI 96 B CH 89 B SI 96 S SI 96 S SL 88 2-3 ① K	C SI 95 B SL 87 X SI 96 1-1 ① L1				B SI 95 B SI 95 B SI 94 C SI 95 B SI 95 4-1 7 SH3-4 13 1B 12 1B BB	X SI 91 0-0 ①② G5-4-3 1-2f		3	1	0	0	1	1	1
13 Dustin Ackley, L (1, 4) OBP: 0.259, SLG: 0.269		C SI 95 B SI 96 B SI 95 X SI 96 2-1 ② F7	B SI 96 X SI 96 1-0 ② G5-3				C SI 96 D SL 88 B SI 94 F SI 94 D SL 87 1 SAFE F SI 94 X SI 95 3-2 7 SH3-4 12 1B 1-2 1B	B SL 82 C SI 91 C SL 82 S SL 83 1-3 ③ K		4	1	1	0	0	1	0
7 Kelly Shoppach, R (1, 2) OBP: 0.368, SLG: 0.455		B FC 96 B FC 96 X FF 96 2-0 ③ P6	B SL 89 C SI 96 C FC 96 S FF 96 1-3 ③ K				L FF 95 B SI 94 X SI 95 1-1 ① SH3-4 1-2 2-3			2	0	0	0	0	1	0
4 Carlos Peguero, L (1, 9) OBP: 0.667, SLG: 2.000			C SI 95 F SI 95 B SL 87 B CU 79 F SI 96 B SI 95 F SI 95 X SL 88 3-2 HR	C FF 96 X SI 95 0-1 ① G4-3			I IN 78 I IN 80 I IN 80 I IN 80 4-0 12 1B IBB			2	1	1	1	1	0	0
12 Jason Bay, R (1, 7) OBP: 0.333, SLG: 0.317			B FF 96 B FF 95 F SI 95 B FC 95 X FC 95 3-1 9 1B 15 1B 1B	C SI 96 F SL 87 X SL 88 0-2 ② F7			B FC 95 C SL 86 X FC 94 1-1 3 G4-6-3 1-2 2-H 3-H 1B			3	1	2	2	0	0	0
3 Robert Andino, R (1, 6) OBP: 0.205, SLG: 0.216			B FC 95 1 SAFE S FC 95 X FC 95 1-1 ① F9	C FC 95 F FF 95 B SL 88 S SI 94 1-3 ③ K			C SL 87 C SL 86 D SL 86 X SI 94 1-2 ②③ G4-6-3 1-2f			3	0	0	0	0	1	3

Inning Stats	1	2	3	4	5	6	7	8	9
	R: 0 E: 0 K: 0 S: 8 H: 1 LOB: 0 BB: 0 P: 13	R: 0 E: 0 K: 1 S: 6 H: 0 LOB: 0 BB: 0 P: 12	R: 2 E: 0 K: 0 S: 14 H: 4 LOB: 1 BB: 0 P: 24	R: 0 E: 0 K: 1 S: 6 H: 0 LOB: 0 BB: 0 P: 9	R: 0 E: 0 K: 1 S: 8 H: 0 LOB: 0 BB: 0 P: 9	R: 0 E: 0 K: 2 S: 8 H: 1 LOB: 1 BB: 0 P: 11	R: 2 E: 0 K: 0 S: 12 H: 2 LOB: 1 BB: 2 P: 26	R: 2 E: 0 K: 1 S: 10 H: 3 LOB: 0 BB: 0 P: 16	

	AB	29
	R	6
	H	11
	RBI	6
	BB	2
	SO	6
	LOB	9

1B: 9 SF: 0 PA: 32
2B: 1 SAC: 1
3B: 0 DP: 5
HR: 2 HBP: 0

WP: 0
PB: 0
SB: 0
CS: 1

PITCHER		IP	WLS	BF	H	R	ER	SO	BB	IBB	HBP	BLK	WP	HR	S	P	ERA	WHIP
Garrett Richards, R ERA: 3.65	(1, 1)	7.0	L	28	9	5	5	5	1	1	0	0	0	1	65	109	6.43	1.429
63 Nick Maronde, L ERA: 3.86	(8, 1)	1.0		4	2	1	1	1	0	0	0	0	0	1	7	11	9.00	2.000

PITCHER	IP	WLS	BF	H	R	ER	SO	BB	IBB	HBP	BLK	WP	HR	S	P	ERA	WHIP

Batter	1	2	3	4	5	6	7	8	9	AB	R	H	RBI	BB	SO	LOB
25 Peter Bourjos, R (1, 8) OBP: 0.375, SLG: 0.472	C SI 88 X SI 88 0-1 27 1B 5 SF8 1B	C CU 74 B SL 81 C FF 89 B SL 82 X SI 90 2-2 ③ G6-3		X FF 95 0-0 ③ G3			L SI 94 B SI 93 B FF 93 X CU 84 2-1 27 WP 5 SF9 2B		F FF 94 X SI 94 0-1 ① G5-3	5	2	2	0	0	0	0
27 Mike Trout, R (1, 7) OBP: 0.346, SLG: 0.435	B SI 89 C SI 90 B SL 82 1 SAFE F FF 90 X SL 82 2-2 32 WP 5 SF8 1-3 1B		B CU 74 F FF 88 B SL 81 B SI 87 B SI 90 4-1 5 G5-4-3 BB		C SI 93 F FF 95 X SL 87 0-2 ① G6-3		B SI 94 F SI 93 F SI 94 F CU 78 B CH 84 B FF 94 F SL 85 B SI 95 4-2 44 S 2-3 BB		C CU 83 S CU 86 B CU 84 F SI 95 C SI 94 1-3 ② K	3	0	1	0	2	1	0
5 Albert Pujols, R (1, 3) OBP: 0.370, SLG: 0.402	X SI 89 0-0 ① SF8 1-2 3-H		F SI 88 B FF 87 X SL 80 1-1 ①② G5-4-3 1-2f		C SI 95 F FF 95 B FF 95 X CH 86 1-2 1B		B FF 93 X SI 92 1-0 ① SF9 3-H		C FF 95 C CU 86 S CU 85 0-3 ③ K	3	0	1	2	0	1	1
32 Josh Hamilton, L (1, 10) OBP: 0.278, SLG: 0.341	B CH 81 B SI 89 F SI 91 S FF 88 S CU 74 2-3 ② K 2-3		F SI 89 F CU 75 X CU 73 0-2 44 HR 1B		S CH 86 F FF 94 F FF 94 S CH 87 0-3 ② K		F CU 78 S SL 79 S CU 78 0-3 ② K			4	1	1	0	0	3	3
44 Mark Trumbo, R (1, 9) OBP: 0.351, SLG: 0.484	B SL 82 B SI 90 S SI 91 X SI 91 2-1 ③ L8		X SL 79 0-0 ③ 1-H HR		X SL 87 0-0 ③ L8		C CU 86 B CU 85 C FF 94 S CU 86 1-3 ③ K 1-2			4	1	1	2	0	1	3
47 Howie Kendrick, R (1, 4) OBP: 0.333, SLG: 0.446		B SI 88 F SI 89 X FF 88 1-1 ① G6-3	C FF 89 F FF 87 B CU 75 B SL 80 B FF 88 B SI 88 4-2 20 FC6-4 BB		C SI 93 S SL 86 B SI 95 X SL 87 1-2 ① F9			B SI 94 B SI 94 X SI 95 2-0 ① L9		3	0	0	0	1	0	0
20 Brendan Harris, R (1, 6) OBP: 0.333, SLG: 0.439 7 Andrew Romine, S (8, PR) OBP: 0.125, SLG: 0.067 (8, 6)		F FF 88 B CU 75 X SI 89 1-1 16 HR 1B	C FF 89 X SL 80 0-1 ③ FC6-4 1-2f		B SL 86 B FF 95 C SL 86 B FF 95 B FF 95 4-1 BB			C CU 85 B FF 94 C SI 94 X CU 85 1-2 16 G4-3 2B		3 0	1 0	2 0	0 0	1 0	0 0	1 0
16 Hank Conger, L (1, 2) OBP: 0.261, SLG: 0.409		B SI 89 B SI 88 X SI 88 2-0 1-H HR	B SI 95 C SI 94 S FF 95 S CH 88 1-3 ① K		S CH 86 B SI 94 1 SAFE B SI 93 F SI 93 X SI 94 2-2 ② F7			B SI 94 X SI 94 1-0 ② G4-3 2-3		4	1	1	2	0	1	2
18 Luis Jimenez, R (1, 5) OBP: 0.347, SLG: 0.370		B SI 88 C SL 80 F FF 88 B SL 80 B SI 90 F SI 90 X SI 90 3-2 ② G5-3	F SI 95 C FF 96 B SL 88 C SL 86 1-3 ② K		C SL 85 X SL 86 0-1 ③ P3			L FF 95 X SI 95 0-1 ③ F9		4	0	0	0	0	1	3
Inning Stats	R: 1 E: 0 K: 1 S: 11 H: 2 LOB: 1 BB: 0 P: 17	R: 2 E: 0 K: 0 S: 12 H: 2 LOB: 0 BB: 0 P: 21	R: 2 E: 0 K: 0 S: 11 H: 2 LOB: 1 BB: 2 P: 20	R: 0 E: 0 K: 2 S: 7 H: 0 LOB: 0 BB: 0 P: 9	R: 0 E: 0 K: 1 S: 11 H: 1 LOB: 1 BB: 0 P: 12	R: 0 E: 0 K: 0 S: 9 H: 0 LOB: 1 BB: 1 P: 16	R: 1 E: 0 K: 2 S: 13 H: 1 LOB: 1 BB: 1 P: 21	R: 0 E: 0 K: 0 S: 7 H: 1 LOB: 2 BB: 0 P: 11	R: 0 E: 0 K: 2 S: 9 H: 0 LOB: 0 BB: 0 P: 10	1B: 5 2B: 2 3B: 0 HR: 2 SF: 2 SAC: 0 DP: 1 HBP: 0						

PITCHER	IP	WLS	BF	H	R	ER	SO	BB	IBB	HBP	BLK	WP	HR	S	P	ERA	WHIP
39 Aaron Harang, R (1, 1) ERA: 11.37	3.0	L	16	6	5	5	1	2	0	0	0	1	2	34	58	15.00	2.667
45 Hector Noesí, R (4, 1) ERA: 1.23	3.1		14	2	1	1	3	2	0	0	0	1	0	34	51	2.70	1.200
41 Charlie Furbush, L (7, 1) ERA: 4.5	0.1		1	0	0	0	1	0	0	0	0	0	0	3	3	0.00	0.000
31 Yoervis Medina, R (7, 1) ERA: 3.6	2.1		8	1	0	0	3	0	0	0	0	0	0	19	25	0.00	0.429

PITCHER	IP	WLS	BF	H	R	ER	SO	BB	IBB	HBP	BLK	WP	HR	S	P	ERA	WHIP

TOP

Los Angeles Angels @ Seattle Mariners

Safeco Field, Seattle, WA

Fri Apr 26 2013, 7:11 PM - 10:44 PM PDT

Att. 31,545 - Partly Cloudy - 63 F

livebaseballscorecards.com

AB	33
R	6
H	9
RBI	6
BB	4
SO	8
LOB	13

WP: 2 PA: 39
PB: 0
SB: 1
CS: 0

BOTTOM

Batter	1	2	3	4	5	6	7	8	9	AB	R	H	RBI	BB	SO	LOB
12 Jason Bay, R (1, 7) OBP: 0.340, SLG: 0.311	C FF 91 B SI 92 X FC 89 1-1 ① P6		C CU 74 B FF 91 C SI 90 D SL 83 X SI 92 2-2 ③ G5-3		D CH 86 C FC 89 S CU 77 1 SAFE B SL 83 F CU 78 X SI 90 2-2 8 BB 1-2 1B	B SI 89 C SI 89 B SI 89 B SI 89 B SI 89 4-1 BB		C SI 89 B SI 88 B CU 76 B SI 89 C SI 88 F SI 88 X SI 89 3-2 ①② G6-3 1-2f 2-3		4	0	1	0	1	0	3
15 Kyle Seager, L (1, 5) OBP: 0.370, SLG: 0.511	C FF 92 B SL 84 C SL 84 S FF 92 1-3 ② K			C FF 90 B FC 87 S SL 82 X SL 85 1-2 38 BB 8 1B 7 HBP 1B	C SI 91 B SI 91 B FF 92 S SL 84 B FF 92 S FF 92 3-3 ① K	C SL 79 F SI 89 B SI 89 X SL 78 1-2 ③ F8		C CU 75 D SI 88 F SI 88 F SI 88 S CU 75 1-3 ③ K		5	1	1	0	0	3	4
8 Kendrys Morales, S (1, 10) OBP: 0.356, SLG: 0.414	C SI 92 B SI 92 C SI 92 B SI 93 X FF 92 2-2 ③ G1-4-3			C SI 90 B SI 90 F SL 83 B SL 84 X SI 91 2-2 7 HBP 38 BB 1-2 1B	B CU 78 B FC 90 B FC 88 C FC 89 F SI 91 B FF 92 4-2 1-2 2-3 BB		C FF 94 C FF 95 F FF 96 B FF 94 B FF 95 X FF 94 2-2 ① G6-3		X FF 95 0-0 E7	4	0	1	0	1	0	0
38 Michael Morse, R (1, 9) OBP: 0.273, SLG: 0.463		B FF 90 X FC 88 1-0 ① G5-3		D SL 83 F SI 90 B SI 91 F SI 90 F SI 92 B FC 89 F SI 91 F FF 92 B SI 93 4-2 7 HBP 1-2 2-3 BB	F SI 91 X SI 92 0-1 ② F4		C FF 95 S FF 95 B FF 97 S FF 95 1-3 ② K		X SI 96 0-0 ① P4	4	0	0	0	1	1	4
17 Justin Smoak, S (1, 3) OBP: 0.323, SLG: 0.279		B CH 84 X SI 91 1-0 ② G5-3		C SL 84 C SI 93 D FC 86 S SL 84 1-3 ① K	B SI 91 C SL 83 B SI 91 S FC 88 F SL 84 D CU 78 S FC 88 3-3 ③ K		C FF 93 F FF 94 X FF 95 0-2 7 1B 13 1B 1B		S SL 86 B FF 96 B SI 94 B FF 95 B FF 95 4-1 BB	4	0	1	0	1	2	6
7 Kelly Shoppach, R (1, 2) OBP: 0.395, SLG: 0.459		B SL 85 B SI 91 C SI 91 C FC 89 C SI 92 2-3 ③ K		B FC 89 H FC 88 2-0 1-2 2-3 3-H HBP	S SI 88 C SL 81 F SL 81 B SI 92 B FF 92 F SL 82 F SI 90 X FC 88 2-2 3 2B 9 SF8 1B	X FF 93 0-0 13 1B 1-2 1B			S SI 95 B FF 96 X SI 96 1-1 ② P5	4	1	2	1	0	1	2
3 Robert Andino, R (1, 4) OBP: 0.238, SLG: 0.275 13 Dustin Ackley, L (7, PH) OBP: 0.265, SLG: 0.275 (8, 4)			C FF 89 X FC 89 0-1 1B	F FC 88 C SI 92 C SI 91 0-3 ② K		F CH 86 F FC 88 F SI 91 X SL 82 0-2 9 SF8 26 SH3-4 1-3 2B	B CU 72 C SI 87 F SI 89 B CU 73 X SI 90 2-2 ③ 1-2 2-H 1B		C FF 94 C FF 95 X SI 95 0-2 ③ G5-3	3 2	1 0	2 1	0 0	0 0	1 0	3 2
9 Endy Chavez, L (1, 8) OBP: 0.319, SLG: 0.356			B SL 81 C FF 90 S SL 82 T SL 84 1-2 ① K	S SL 85 B SL 85 B SL 83 F FF 92 S SI 92 2-3 ③ K		X CU 77 0-0 ① SF8 2-3 3-H		B SI 87 B SI 86 C SI 87 X SI 88 2-1 12 G6-3 26 BB 1B		3	0	1	1	0	2	4
26 Brendan Ryan, R (1, 6) OBP: 0.231, SLG: 0.155			F FF 90 S CH 84 S SI 91 0-3 ② K		S CU 77 C CU 77 X SI 90 0-2 8 BB 12 1B 1B	X SI 88 0-0 ② SH3-4 3-H		B SI 88 B SI 89 B SI 88 C SI 88 B SI 87 4-1 12 G6-3 1-2 BB		2	0	1	1	1	1	1

Inning Stats																								
	R: 0	E: 0	K: 1	S: 8	H: 0	LOB: 0	BB: 0	P: 12	R: 0	E: 0	K: 1	S: 5	H: 0	LOB: 0	BB: 0	P: 9	R: 0	E: 0	K: 2	S: 11	H: 1	LOB: 1	BB: 0	P: 14
	R: 1	E: 0	K: 3	S: 20	H: 2	LOB: 3	BB: 1	P: 32	R: 0	E: 0	K: 2	S: 18	H: 2	LOB: 3	BB: 1	P: 30	R: 2	E: 0	K: 0	S: 16	H: 2	LOB: 1	BB: 1	P: 23
	R: 0	E: 0	K: 1	S: 15	H: 3	LOB: 2	BB: 0	P: 20	R: 0	E: 0	K: 1	S: 11	H: 1	LOB: 1	BB: 1	P: 21	R: 0	E: 1	K: 0	S: 8	H: 0	LOB: 2	BB: 1	P: 13

	1B: 10	SF: 1	WP: 0	PA: 43
	2B: 1	SAC: 1	PB: 0	
	3B: 0	DP: 1	SB: 0	
	HR: 0	HBP: 1	CS: 0	

PITCHER		IP	WLS	BF	H	R	ER	SO	BB	IBB	HBP	BLK	WP	HR	S	P	ERA	WHIP
33 C.J. Wilson, L ERA: 4.3	(1, 1)	5.1	W	26	7	3	3	9	2	0	1	0	0	0	73	110	5.06	1.688
24 Sean Burnett, L ERA: 1.04	(6, 1)	0.2	H	3	0	0	0	0	1	0	0	0	0	0	5	10	0.00	1.500
65 Dane De La Rosa, R ERA: 2.45	(7, 1)	0.2	H	4	2	0	0	1	0	0	0	0	0	0	11	14	0.00	3.000
37 Scott Downs, L ERA: 2.53	(7, 1)	1.1	H	5	2	0	0	1	1	0	0	0	0	0	15	27	0.00	2.250
49 Ernesto Frieri, R ERA: 1.93	(9, 1)	1.0	S	5	0	0	0	0	1	0	0	0	0	0	8	13	0.00	1.000

PITCHER	IP	WLS	BF	H	R	ER	SO	BB	IBB	HBP	BLK	WP	HR	S	P	ERA	WHIP

Los Angeles Angels @ Seattle Mariners

Safeco Field, Seattle, WA

Fri Apr 26 2013, 7:11 PM - 10:44 PM PDT

Att. 31,545 - Partly Cloudy - 63 F

livebaseballscorecards.com

AB	35
R	3
H	11
RBI	3
BB	5
SO	11
LOB	29

Batter	1	2	3	4	5	6	7	8	9	AB	R	H	RBI	BB	SO	LOB
25 Peter Bourjos, R (1, 8) OBP: 0.369, SLG: 0.461	C FC 91 C FC 91 F SI 88 B FF 92 S FF 93 1-3 ① **K**		B SL 82 X SI 90 1-0 27 E, 27 S, 27 SF9 **1B**		M FF 90 B CU 80 B FF 91 S SL 83 F CH 89 S FC 92 2-3 ② **K**			B CU 79 S SL 82 B FF 91 S FC 91 X SI 90 2-2 ② **G5-3**		4	1	1	0	0	2	0
27 Mike Trout, R (1, 7) OBP: 0.343, SLG: 0.442	B FF 93 F FC 90 S FC 92 B FF 93 F FF 93 X FF 94 2-2 **2B**		1 SAFE B SI 90 C SL 84 1 SAFE S FF 91 X SI 89 1-2 ② **SF9** 1-H		B FC 92 B SL 85 C SL 84 B FF 92 X FF 92 3-1 ③ **L8**			C FF 91 X FF 92 0-1 ③ **F9**		3	0	1	1	0	0	0
5 Albert Pujols, R (1, 3) OBP: 0.356, SLG: 0.384	B FF 93 C FF 93 B SL 86 X FF 92 2-1 ② **G5-3**		X FF 91 0-0 ③ **F8**			C FF 89 F SI 90 F SI 88 B CU 78 B SI 88 X SL 84 2-2 ① **G5-3**			B FF 96 X FF 96 1-0 ① **F8**	4	0	0	0	0	0	1
32 Josh Hamilton, L (1, 9) OBP: 0.277, SLG: 0.337	C FF 93 X SI 88 0-1 ③ **G3**			X CU 78 0-0 ① **G4-3**		X SI 87 0-0 ② **G3**			X FF 96 0-0 47 S, **1B**	4	0	1	0	0	0	1
44 Mark Trumbo, R (1, 10) OBP: 0.356, SLG: 0.479		X FF 91 0-0 47 G6-4-3 **1B**		B FF 90 B FF 89 B FF 91 C SI 90 F SI 90 B FF 92 4-2 47 1B, 20 FC1-2 **BB**		F SL 83 S SI 89 S SI 89 0-3 ③ **K**			S FF 97 D SI 96 F SI 97 B CU 79 1 SAFE S CU 78 2-3 ② **K**	3	0	1	0	1	2	1
47 Howie Kendrick, R (1, 4) OBP: 0.330, SLG: 0.437		F FF 90 X FF 91 0-1 ① ② **G6-4-3** 1-2f		B FF 91 X FF 91 1-0 20 FC1-2 1-3 **1B**			B FF 90 B FC 89 F FF 90 X SL 83 2-1 ① **F8**		D CU 78 S FF 95 B CU 77 X FF 95 2-1 ③ **L4** 1-2	4	0	1	0	0	0	2
20 Brendan Harris, R (1, 6) OBP: 0.313, SLG: 0.409		C FF 91 S FF 91 B SI 89 S FC 92 1-3 ③ **K**		X SI 92 0-0 ② **FC1-2** 1-2 3-H			B FF 90 C SL 83 F FF 91 S SI 90 1-3 ② **K**			3	0	0	0	0	2	2
17 Chris Iannetta, R (1, 2) OBP: 0.338, SLG: 0.468			X CU 82 0-0 **HR**	X FC 92 0-0 ③ **L9**			B FF 91 C FF 93 S FF 92 B FF 90 S SI 90 2-3 ③ **K**			3	1	1	1	0	1	2
18 Luis Jimenez, R (1, 5) OBP: 0.327, SLG: 0.347			X FF 89 0-0 ① **F7**		C CU 81 X CU 78 0-1 ① **G5-3**			B SL 83 C FF 89 B SL 84 F FF 90 F SI 89 F FC 92 F SI 89 C FF 91 2-3 ① **K**		3	0	0	0	0	1	0
Inning Stats	R: 0 E: 0 K: 1 S: 12 H: 1 LOB: 1 BB: 0 P: 17	R: 0 E: 0 K: 1 S: 6 H: 1 LOB: 0 BB: 0 P: 7	R: 2 E: 0 K: 0 S: 7 H: 2 LOB: 0 BB: 0 P: 9	R: 0 E: 0 K: 0 S: 6 H: 1 LOB: 2 BB: 1 P: 11	R: 0 E: 0 K: 1 S: 8 H: 0 LOB: 0 BB: 0 P: 13	R: 0 E: 0 K: 1 S: 8 H: 0 LOB: 0 BB: 0 P: 10	R: 0 E: 0 K: 2 S: 8 H: 0 LOB: 0 BB: 0 P: 13	R: 0 E: 0 K: 1 S: 11 H: 0 LOB: 0 BB: 0 P: 15	R: 0 E: 0 K: 1 S: 7 H: 1 LOB: 1 BB: 0 P: 12	1B: 4 2B: 1 3B: 0 HR: 1 SF: 1 SAC: 0 DP: 1 HBP: 0						

PITCHER	IP	WLS	BF	H	R	ER	SO	BB	IBB	HBP	BLK	WP	HR	S	P	ERA	WHIP
34 Félix Hernández, R (1, 1) ERA: 1.9	8.0	W	29	5	2	1	7	1	0	0	0	0	1	66	95	1.12	0.750
54 Tom Wilhelmsen, R (9, 1) ERA: 0.82	1.0	S	4	1	0	0	1	0	0	0	0	0	0	7	12	0.00	1.000

PITCHER	IP	WLS	BF	H	R	ER	SO	BB	IBB	HBP	BLK	WP	HR	S	P	ERA	WHIP

TOP

Los Angeles Angels @ Seattle Mariners

Safeco Field, Seattle, WA

Sat Apr 27 2013, 6:11 PM - 8:47 PM PDT

Att. 31,914 - Overcast - 57 F

livebaseballscorecards.com

AB	31
R	2
H	6
RBI	2
BB	1
SO	8
LOB	9

WP: 0 PA: 33
PB: 0
SB: 2
CS: 0

Batter	1	2	3	4	5	6	7	8	9	AB	R	H	RBI	BB	SO	LOB
9 Endy Chavez, L (1, 8) OBP: 0.327, SLG: 0.360	C FF 87 X SI 90 0-1 13 WP 1B		C CU 75 X FC 85 0-1 ① L3		B CH 83 X FF 89 1-0 15 BB 13 FC1-5 1-2 1B	B SL 81 C SL 80 B FF 90 B SL 80 F FF 89 S CH 83 3-3 ② K 1-2		X FC 90 0-0 ② G3		5	0	2	0	0	1	1
13 Dustin Ackley, L (1, 4) OBP: 0.273, SLG: 0.274	B FF 89 B CH 83 C FF 89 B CH 84 S FF 89 B SI 90 4-2 1-2 BB		C FC 85 B FF 89 B SI 90 X FF 89 2-1 15 G4-3 1B		X FF 89 0-0 ① FC1-5 15 BB 1-2 2-3f	B SL 81 B FF 90 X FF 91 2-0 ③ F7		C FC 90 B FC 90 B CH 86 X SI 93 2-1 ③ G3-1		4	0	1	0	1	0	3
15 Kyle Seager, L (1, 5) OBP: 0.375, SLG: 0.505	F FF 90 C FF 91 S CU 78 0-3 ① K		F FF 89 B CH 84 F FF 90 D CU 79 1 SAFE X CH 85 2-2 ② G4-3 1-2		B FF 91 B FF 91 B CH 84 B SI 90 4-0 1-2 2-3 BB		B CH 89 X FF 89 1-0 38 1B 8 1B 1B			3	1	1	0	1	1	3
38 Michael Morse, R (1, 7) OBP: 0.272, SLG: 0.453	X SI 90 0-0 ② L6		B FF 91 F SL 82 F FF 91 X FF 90 1-2 ③ F9		F FF 91 F FF 91 F FC 87 B FC 87 S FF 91 1-3 ② K		B SI 90 C FF 90 X SI 90 1-1 8 1B 1-2 1B			4	0	1	0	0	1	6
17 Justin Smoak, S (1, 3) OBP: 0.311, SLG: 0.267	B SL 82 X FF 90 1-0 ③ P4			B SL 80 C FF 90 B FF 89 F SL 81 C FF 89 2-3 ① K	F FF 91 F FF 91 D SL 80 B FF 92 B FF 90 X FF 90 3-2 ③ G3		B FF 89 F SI 88 F SI 89 B FF 88 S SI 88 2-3 ① K			4	0	0	0	0	2	7
28 Raul Ibanez, L (1, 10) OBP: 0.217, SLG: 0.304 8 Kendrys Morales, S (7, PH) OBP: 0.363, SLG: 0.420 (8, 10)		F FF 89 C CH 83 X CH 84 0-2 1B		S FC 86 C SL 80 B FF 89 F CH 84 X SL 82 1-2 ② F8		B CU 76 B FF 88 B FF 89 C FF 89 B SI 89 4-1 63 HR BB	B CH 80 X SI 89 1-0 1-2 2-H 1B			2 1	1 0	1 1	0 1	1 0	0 0	0 0
63 Jesus Montero, R (1, 2) OBP: 0.250, SLG: 0.351		C CH 89 X SL 82 0-1 ① F9		X SL 82 0-0 1B		X FC 86 0-0 1-H HR	S FF 93 B FF 92 F SL 79 B FF 93 S FF 93 2-3 ② K			4	1	2	2	0	1	3
4 Carlos Peguero, L (1, 9) OBP: 0.429, SLG: 0.833		F FF 90 C FF 90 F FF 90 B FF 89 S FF 90 1-3 ② K		B FF 91 X FF 90 1-0 ③ G4-3		C FF 91 B FF 90 X FF 91 1-1 9 S 1B	F FF 94 S FF 95 T FF 96 0-2 ③ K			4	0	1	0	0	2	4
26 Brendan Ryan, R (1, 6) OBP: 0.232, SLG: 0.148		C SI 90 C FF 90 D SL 79 X SI 90 1-2 ③ G5-3			B SL 83 B SI 89 C FF 88 B FF 89 B CH 87 4-1 13 FC1-5 9 1B BB	M SI 90 L SL 83 F FC 86 1 SAFE F CU 78 F FF 90 P PO 83 1 SAFE X FC 84 1-2 ① L7		F FF 93 S FF 94 X FF 94 0-2 ① L6		3	0	0	0	1	0	2
Inning Stats	R: 0 E: 0 K: 1 S: 9 H: 1 LOB: 2 BB: 1 P: 14	R: 0 E: 0 K: 1 S: 12 H: 1 LOB: 1 BB: 0 P: 14	R: 0 E: 0 K: 0 S: 10 H: 1 LOB: 1 BB: 0 P: 15	R: 0 E: 0 K: 1 S: 9 H: 1 LOB: 1 BB: 0 P: 13	R: 0 E: 0 K: 1 S: 10 H: 1 LOB: 3 BB: 2 P: 23	R: 2 E: 0 K: 1 S: 15 H: 2 LOB: 1 BB: 1 P: 25	R: 1 E: 0 K: 3 S: 13 H: 3 LOB: 2 BB: 0 P: 20	R: 0 E: 0 K: 0 S: 6 H: 0 LOB: 0 BB: 0 P: 8		1B: 9 2B: 0 3B: 0 HR: 1 SF: 0 SAC: 0 DP: 0 HBP: 0				WP: 1 PB: 0 SB: 1 CS: 0 PA: 38		

PITCHER		IP	WLS	BF	H	R	ER	SO	BB	IBB	HBP	BLK	WP	HR	S	P	ERA	WHIP
55 Joe Blanton, R ERA: 7.09	(1, 1)	6.0	L	31	9	3	3	5	4	0	0	0	1	1	68	109	4.50	2.167
51 Michael Roth, L ERA: 7.27	(7, 1)	0.1		2	1	0	0	1	0	0	0	0	0	0	4	7	0.00	3.000
65 Dane De La Rosa, R ERA: 2.31	(7, 1)	0.2		2	0	0	0	2	0	0	0	0	0	0	6	8	0.00	0.000
57 Jerome Williams, R ERA: 2.35	(8, 1)	1.0		3	0	0	0	0	0	0	0	0	0	0	6	8	0.00	0.000

PITCHER	IP	WLS	BF	H	R	ER	SO	BB	IBB	HBP	BLK	WP	HR	S	P	ERA	WHIP

BOTTOM

Los Angeles Angels @ Seattle Mariners

Safeco Field, Seattle, WA

Sat Apr 27 2013, 6:11 PM - 8:47 PM PDT

Att. 31,914 - Overcast - 57 F

livebaseballscorecards.com

AB	34
R	3
H	10
RBI	3
BB	4
SO	8
LOB	29

Batter	1	2	3	4	5	6	7	8	9	AB	R	H	RBI	BB	SO	LOB
25 Peter Bourjos, R (1, 8) OBP: 0.379, SLG: 0.481	C FF 87 S FF 89 X SI 89 0-2 5 G4-3 1B		C SL 83 B CU 70 B SL 80 S FF 91 S FS 86 2-3 ② K			1 SAFE C FS 86 B SI 85 B FF 87 1 SAFE X FS 86 2-1 ① SH1-3 1-2		C SL 85 B SL 86 X FF 97 1-1 2B		3	0	2	0	0	1	0
27 Mike Trout, R (1, 7) OBP: 0.330, SLG: 0.424	1 SAFE 1 SAFE B SI 87 F SL 82 B SI 89 S FF 90 T FF 91 2-2 ① K		C CU 72 S CU 72 F SI 87 F FS 86 F FF 92 S FF 90 0-3 ③ K			B SL 83 B FF 91 C SL 82 C X FF 87 2-2 E6 2-H		B B FF 98 C FF 98 B SL 85 F FF 97 X FF 96 3-2 ③ F9		4	0	0	0	0	2	2
5 Albert Pujols, R (1, 10) OBP: 0.343, SLG: 0.367	S FF 91 X SL 79 0-1 ② G4-3 1-2			B SL 81 X SI 89 1-0 ① F9		F FF 89 F SL 82 F FS 86 F FF 89 B SL 79 F FF 88 1 SAFE F SI 90 C SL 80 1-3 ② K			F FF 97 F CU 78 X FF 97 0-2 ① F8	4	0	0	0	0	1	2
32 Josh Hamilton, L (1, 9) OBP: 0.267, SLG: 0.323	S SI 90 B FS 86 F FF 92 B SI 87 X CU 73 2-2 ③ F7			S FS 85 F SI 86 B FS 86 S FF 90 1-3 ② K		X SI 85 0-0 ③ G4-3			B CU 76 S CH 89 F CH 90 S FF 97 1-3 ② K	4	0	0	0	0	2	2
44 Mark Trumbo, R (1, 3) OBP: 0.343, SLG: 0.459		C FF 89 S SL 82 S SI 86 0-3 ① K		C SL 81 B FF 91 B CU 70 X SL 83 2-1 ③ F8			X FF 93 0-0 ① P4		S FF 97 C CU 78 F CU 78 B CU 78 X FF 97 1-2 ③ G4-3	4	0	0	0	0	1	0
47 Howie Kendrick, R (1, 4) OBP: 0.330, SLG: 0.444		F FF 90 B SI 89 X FF 90 1-1 17 G6-3 2B			B FF 90 C SL 81 F FS 84 B SI 87 F SL 80 F SI 91 B SI 87 X FF 92 3-2 ① G4-3		C FF 96 S SL 86 F KC 80 S SL 86 0-3 ② K			3	0	1	0	0	1	0
17 Chris Iannetta, R (1, 2) OBP: 0.325, SLG: 0.446		B SL 83 X SL 83 1-0 ② G6-3 2-3			B CU 73 B FF 91 C SI 91 T SL 82 X FF 90 2-2 ② G5-3		S SL 83 F SL 84 B SL 83 S FF 98 1-3 ③ K			3	0	0	0	0	1	1
18 Luis Jimenez, R (1, 5) OBP: 0.309, SLG: 0.327		C FF 90 D SL 81 S FF 91 B SI 88 B FF 92 F FF 93 X SI 89 3-2 ③ F8			F FF 90 C CU 71 S FF 90 0-3 ③ K			C FF 96 B KC 78 C FF 96 S SL 83 1-3 ① K		3	0	0	0	0	2	1
7 Andrew Romine, S (1, 6) OBP: 0.158, SLG: 0.111			C FF 88 C FF 89 F SI 85 B SI 87 C FF 90 1-3 ① K			S FF 87 X CU 71 0-1 25 SH1-3 27 E 1B		B FF 95 B FF 95 X 2-0 ② G6-3		3	1	1	0	0	1	0
Inning Stats	R: 0 E: 0 K: 1 S: 11 H: 1 LOB: 1 BB: 0 P: 15	R: 0 E: 0 K: 1 S: 10 H: 1 LOB: 1 BB: 0 P: 15	R: 0 E: 0 K: 3 S: 13 H: 0 LOB: 0 BB: 0 P: 16	R: 0 E: 0 K: 1 S: 6 H: 0 LOB: 0 BB: 0 P: 10	R: 0 E: 0 K: 1 S: 11 H: 0 LOB: 0 BB: 0 P: 16	R: 1 E: 1 K: 1 S: 15 H: 1 LOB: 1 BB: 0 P: 20	R: 0 E: 0 K: 2 S: 8 H: 0 LOB: 0 BB: 0 P: 9	R: 0 E: 0 K: 1 S: 9 H: 1 LOB: 1 BB: 0 P: 16	R: 0 E: 0 K: 1 S: 10 H: 0 LOB: 0 BB: 0 P: 12	1B: 2 2B: 2 3B: 0 HR: 0 SF: 0 SAC: 1 DP: 0 HBP: 0	WP: 0 PB: 0 SB: 0 CS: 0 PA: 32					

PITCHER	IP	WLS	BF	H	R	ER	SO	BB	IBB	HBP	BLK	WP	HR	S	P	ERA	WHIP
18 Hisashi Iwakuma, R (1, 1) ERA: 1.67	6.0		22	3	1	0	8	0	0	0	0	0	0	66	92	0.00	0.500
58 Carter Capps, R (7, 1) ERA: 4.4	2.0	W	7	1	0	0	3	0	0	0	0	0	0	17	25	0.00	0.500
54 Tom Wilhelmsen, R (9, 1) ERA: 0.75	1.0	S	3	0	0	0	1	0	0	0	0	0	0	10	12	0.00	0.000

PITCHER	IP	WLS	BF	H	R	ER	SO	BB	IBB	HBP	BLK	WP	HR	S	P	ERA	WHIP

TOP

Los Angeles Angels @ Seattle Mariners

Safeco Field, Seattle, WA

Sun Apr 28 2013, 1:12 PM - 3:42 PM PDT

Att. 20,648 - Cloudy - 56 F

livebaseballscorecards.com

AB	31
R	1
H	4
RBI	0
BB	0
SO	12
LOB	8

Batter	1	2	3	4	5	6	7	8	9	AB	R	H	RBI	BB	SO	LOB
9 Endy Chavez, L (1, 8) OBP: 0.321, SLG: 0.352	C FF 88 B SI 88 F SI 89 X KC 77 1-2 G4-3 ①		L SI 88 C KC 78 D KC 77 1 SAFE X SI 89 1-2 P5 ①		X SI 89 0-0 15 FC4-6 1B 1-2		B KC 77 C CH 81 X KC 77 1-1 P4 ②			4	0	1	0	0	0	1
15 Kyle Seager, L (1, 5) OBP: 0.361, SLG: 0.485	C FF 89 B FF 90 X SI 89 1-1 G3 ②		C FF 90 1 SAFE 1 SAFE C KC 78 F CH 83 S FF 88 0-3 K ②		X SI 88 0-0 FC4-6 ② 1-2f 2-3		C KC 76 F FF 88 B FF 88 X FF 88 1-2 P4 ③			4	0	0	0	0	1	3
8 Kendrys Morales, S (1, 3) OBP: 0.349, SLG: 0.402	B FF 90 X FF 89 1-0 F9 ③		S CH 82 1 SAFE S CH 81 1 SAFE X CH 83 0-2 G6-3 ③		B FF 89 S CH 82 B FF 89 X CH 82 2-1 G6-3 ③			X FF 87 0-0 F8 ①		4	0	0	0	0	0	3
38 Michael Morse, R (1, 9) OBP: 0.281, SLG: 0.489		X SI 89 0-0 P3 ①		C FF 88 S CH 82 B FF 89 S CH 81 1-3 K ①		X FF 86 0-0 1B		B CH 80 F FF 88 S CH 81 F FF 88 X FF 88 1-2 HR		4	1	2	1	0	1	0
7 Kelly Shoppach, R (1, 2) OBP: 0.383, SLG: 0.463		C FF 90 S KC 77 C FF 90 0-3 K ②		B CH 82 S FF 89 B FF 90 X FF 89 2-1 2B		S CH 81 S CH 80 B CH 80 X CH 80 1-2 F8 ①		F CH 82 S CH 82 F CH 81 B CH 82 B FF 90 T CH 83 2-2 K ②		4	0	1	0	0	2	1
63 Jesus Montero, R (1, 10) OBP: 0.250, SLG: 0.333	S FF 90 B SI 90 B FF 90 B FF 91 B FF 90 4-1 13 1B BB			X CH 81 0-0 F9 ②		C FF 88 B FF 88 S FF 88 D CH 82 S FF 89 2-3 K ②		X CH 81 0-0 G1-3 ③		3	0	0	0	1	1	2
13 Dustin Ackley, L (1, 4) OBP: 0.275, SLG: 0.276	B FF 90 C FF 89 C KC 78 B SI 90 F KC 78 F SI 90 X FC 83 2-2 1-2 1B			X SI 88 0-0 G3 ③		C KC 77 C FF 88 D CH 81 1 SAFE X KC 77 1-2 L7 ③				3	0	1	0	0	0	2
12 Jason Bay, R (1, 7) OBP: 0.339, SLG: 0.375	C FF 89 C CH 82 B SI 90 S CH 83 1-3 K ③				C KC 77 B FF 88 S CH 80 B CH 81 S CH 80 2-3 K ①		X FF 86 0-0 HR			3	1	1	1	0	2	2
3 Robert Andino, R (1, 6) OBP: 0.244, SLG: 0.262			B FF 88 C FF 88 X FF 90 1-1 E4		B FF 88 B FF 87 F FF 88 B CH 81 F FF 89 F CH 81 B CH 80 4-2 15 FC4-6 9 1B BB		X FF 88 0-0 F9 ①			2	0	0	0	1	0	0
Inning Stats	R: 0 E: 0 K: 0 S: 6 H: 0 LOB: 0 BB: 0 P: 9	R: 0 E: 0 K: 2 S: 13 H: 1 LOB: 2 BB: 1 P: 20	R: 0 E: 1 K: 1 S: 12 H: 0 LOB: 1 BB: 0 P: 14	R: 0 E: 0 K: 1 S: 7 H: 1 LOB: 1 BB: 0 P: 10	R: 0 E: 0 K: 1 S: 10 H: 1 LOB: 2 BB: 1 P: 18	R: 0 E: 0 K: 1 S: 10 H: 1 LOB: 1 BB: 0 P: 14	R: 1 E: 0 K: 0 S: 7 H: 1 LOB: 0 BB: 0 P: 9	R: 1 E: 0 K: 1 S: 10 H: 1 LOB: 0 BB: 0 P: 13		1B: 3 2B: 1 3B: 0 HR: 2 SF: 0 SAC: 0 DP: 0 HBP: 0						

PITCHER	IP	WLS	BF	H	R	ER	SO	BB	IBB	HBP	BLK	WP	HR	S	P	ERA	WHIP
60 Jason Vargas, L (1, 1) ERA: 4.85	8.0	L	33	6	2	2	7	2	0	0	0	0	2	75	107	2.25	1.000

PITCHER	IP	WLS	BF	H	R	ER	SO	BB	IBB	HBP	BLK	WP	HR	S	P	ERA	WHIP

BOTTOM

Los Angeles Angels @ Seattle Mariners

Safeco Field, Seattle, WA

Sun Apr 28 2013, 1:12 PM - 3:42 PM PDT

Att. 20,648 - Cloudy - 56 F

livebaseballscorecards.com

AB	31
R	2
H	6
RBI	2
BB	2
SO	7
LOB	14

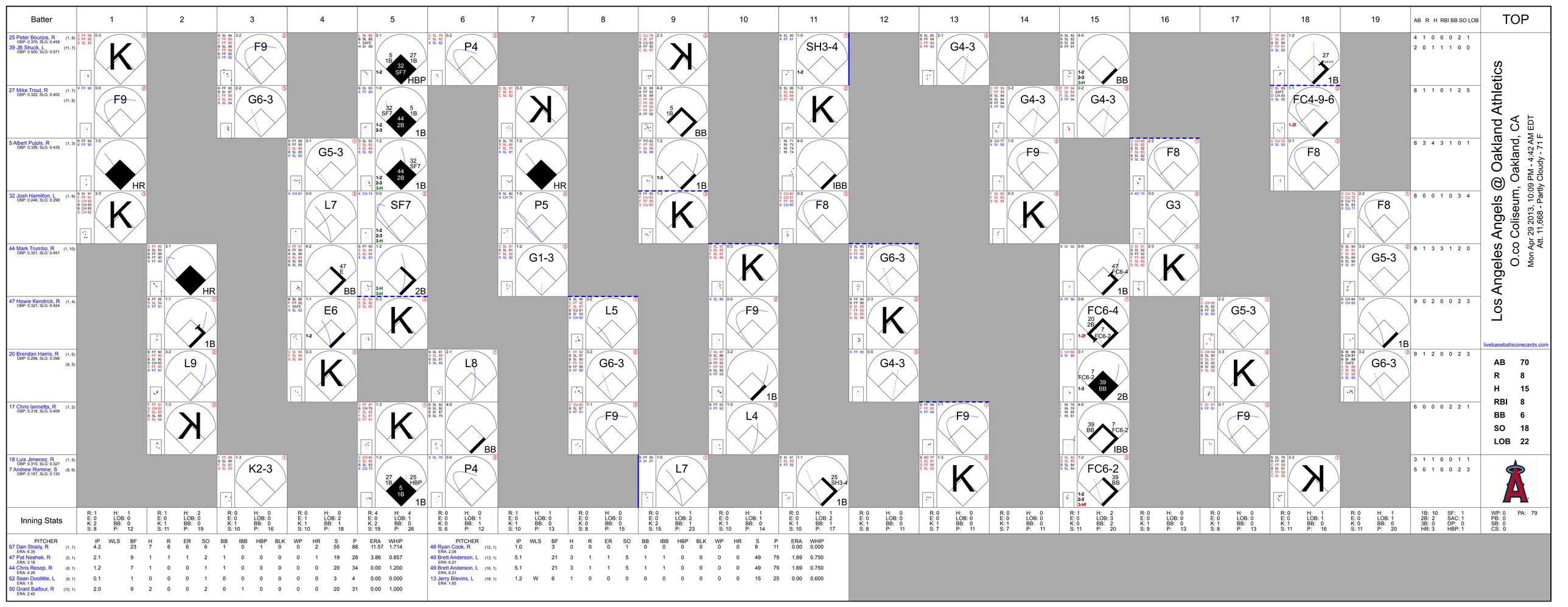
Batter
1
2
3
4
5
6
7
8
9
10
11
12
13
14
15
16
17
18
19
AB R H RBI BB SO LOB
TOP
25 Peter Bourjos, R (1, 8)
OBP: 0.370, SLG: 0.458
39 JB Shuck, L (11, 7)
OBP: 0.500, SLG: 0.571
27 Mike Trout, R (1, 7)
OBP: 0.322, SLG: 0.402
(11, 8)
5 Albert Pujols, R (1, 3)
OBP: 0.359, SLG: 0.439
32 Josh Hamilton, L (1, 9)
OBP: 0.246, SLG: 0.298
44 Mark Trumbo, R (1, 10)
OBP: 0.351, SLG: 0.491
47 Howie Kendrick, R (1, 4)
OBP: 0.321, SLG: 0.424
20 Brendan Harris, R (1, 6)
OBP: 0.298, SLG: 0.396
(8, 5)
17 Chris Iannetta, R (1, 2)
OBP: 0.318, SLG: 0.408
18 Luis Jimenez, R (1, 5)
OBP: 0.310, SLG: 0.327
7 Andrew Romine, S (8, 6)
OBP: 0.167, SLG: 0.130
Los Angeles Angels @ Oakland Athletics
O.co Coliseum, Oakland, CA
Mon Apr 29 2013, 10:09 PM - 4:42 AM EDT
Att. 11,668 - Partly Cloudy - 71 F
livebaseballscorecards.com
AB 70
R 8
H 15
RBI 8
BB 6
SO 18
LOB 22
Inning Stats
PITCHER IP WLS BF H R ER SO BB IBB HBP BLK WP HR S P ERA WHIP
67 Dan Straily, R (1, 1) ERA: 6.35 4.2 23 7 6 6 6 1 0 1 0 0 2 55 88 11.57 1.714
47 Pat Neshek, R (5, 1) ERA: 3.18 2.1 9 1 1 1 2 1 0 0 0 0 1 19 28 3.86 0.857
44 Chris Resop, R (8, 1) ERA: 4.26 1.2 7 1 0 0 1 1 0 0 0 0 0 20 34 0.00 1.200
62 Sean Doolittle, L (9, 1) ERA: 1.8 0.1 1 0 0 0 1 0 0 0 0 0 0 3 4 0.00 0.000
50 Grant Balfour, R (10, 1) ERA: 2.45 2.0 9 2 0 0 2 0 1 0 0 0 0 20 31 0.00 1.000
PITCHER IP WLS BF H R ER SO BB IBB HBP BLK WP HR S P ERA WHIP
48 Ryan Cook, R (12, 1) ERA: 2.08 1.0 3 0 0 0 1 0 0 0 0 0 0 8 11 0.00 0.000
49 Brett Anderson, L (13, 1) ERA: 6.21 5.1 21 3 1 1 5 1 1 0 0 0 0 49 79 1.69 0.750
49 Brett Anderson, L (16, 1) ERA: 6.21 5.1 21 3 1 1 5 1 1 0 0 0 0 49 79 1.69 0.750
13 Jerry Blevins, L (18, 1) ERA: 1.65 1.2 W 6 1 0 0 0 0 0 0 0 0 0 15 25 0.00 0.600

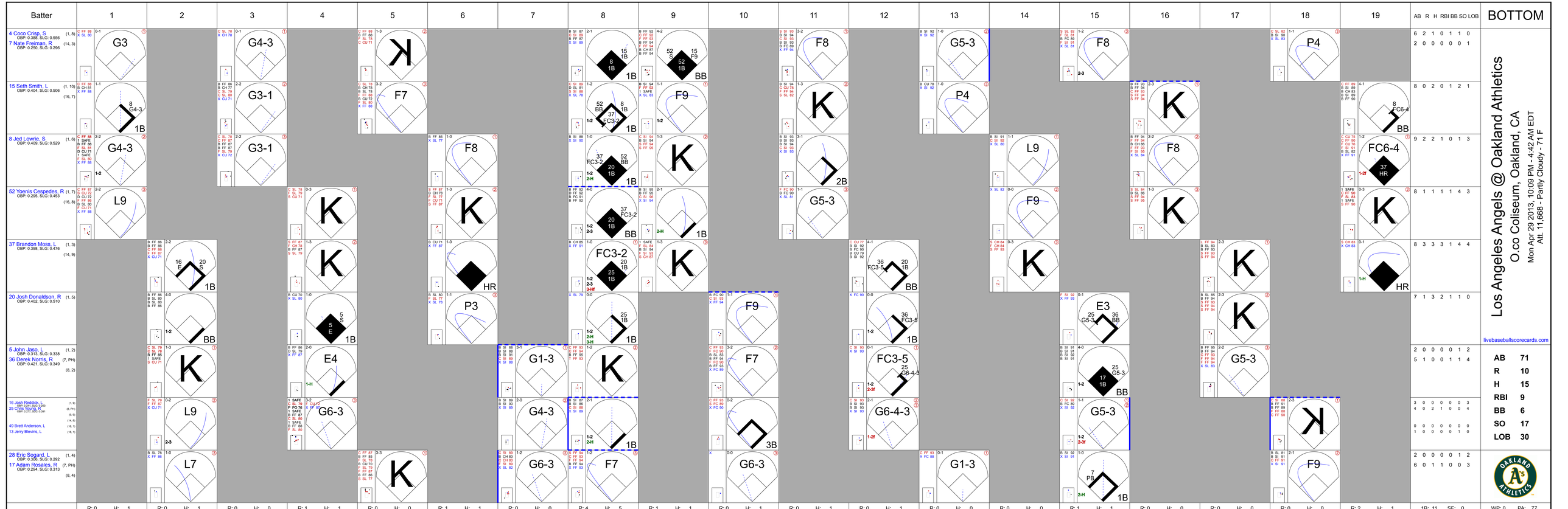
Batter
1
2
3
4
5
6
7
8
9
10
11
12
13
14
15
16
17
18
19
AB R H RBI BB SO LOB
BOTTOM
4 Coco Crisp, S (1, 8) OBP: 0.366, SLG: 0.556
7 Nate Freiman, R (14, 3) OBP: 0.250, SLG: 0.296
15 Seth Smith, L (1, 10) (16, 7) OBP: 0.404, SLG: 0.506
8 Jed Lowrie, S (1, 6) OBP: 0.409, SLG: 0.529
52 Yoenis Cespedes, R (1, 7) (16, 8) OBP: 0.295, SLG: 0.453
37 Brandon Moss, L (1, 3) (14, 9) OBP: 0.398, SLG: 0.476
20 Josh Donaldson, R (1, 5) OBP: 0.402, SLG: 0.510
5 John Jaso, L (1, 2) OBP: 0.313, SLG: 0.338
36 Derek Norris, R (7, PH) (8, 2) OBP: 0.421, SLG: 0.349
16 Josh Reddick, L (1, 9)
25 Chris Young, R (8, PH) (9, 9)
(14, 8)
49 Brett Anderson, L (16, 1)
13 Jerry Blevins, L (16, 1)
28 Eric Sogard, L (1, 4) OBP: 0.306, SLG: 0.292
17 Adam Rosales, R (7, PH) OBP: 0.294, SLG: 0.313 (8, 4)
Inning Stats
Los Angeles Angels @ Oakland Athletics
O.co Coliseum, Oakland, CA
Mon Apr 29 2013, 10:09 PM - 4:42 AM EDT
Att. 11,668 - Partly Cloudy - 71 F
livebaseballscorecards.com
AB 71
R 10
H 15
RBI 9
BB 6
SO 17
LOB 30
1B: 11 SF: 0
2B: 1 SAC: 0
3B: 1 DP: 2
HR: 2 HBP: 0
WP: 0 PA: 77
PB: 1
SB: 3
CS: 0
PITCHER IP WLS BF H R ER SO BB IBB HBP BLK WP HR S P ERA WHIP
48 Tommy Hanson, R (1, 1) ERA: 3.52 6.0 24 4 2 1 6 1 0 0 0 0 1 66 100 1.50 0.833
51 Michael Roth, L (7, 1) ERA: 9.31 1.0 6 3 3 3 0 0 0 0 0 0 0 13 23 27.00 3.000
65 Jaime De La Rosa, R (8, 1) ERA: 2.92 0.2 H 4 1 0 0 1 1 0 0 0 0 0 0 5 11 0.00 3.000
37 Scott Downs, L (8, 1) ERA: 2.53 0.0 1 1 1 1 0 0 0 0 0 0 0 2 4 ∞ ∞
49 Ernesto Frieri, R (8, 1) ERA: 2.53 1.1 B 6 1 1 1 2 1 0 0 0 0 0 17 27 6.75 1.500
PITCHER IP WLS BF H R ER SO BB IBB HBP BLK WP HR S P ERA WHIP
57 Jerome Williams, R (10, 1) ERA: 1.69 6.0 23 4 1 0 2 2 0 0 0 0 0 0 45 73 0.00 1.000
58 Michael Kohn, R (16, 1) ERA: 4.5 2.0 6 0 0 0 4 0 0 0 0 0 0 0 20 31 0.00 0.000
45 Barry Enright, R (18, 1) ERA: 10.8 1.2 L 7 1 2 2 2 1 0 0 0 0 0 1 18 28 10.80 1.200

Batter	1	2	3	4	5	6	7	8	9	AB	R	H	RBI	BB	SO	LOB
2 Erick Aybar, S (1, 6) OBP: 0.343, SLG: 0.375	F FF 92 B CH 81 X FF 92 1-1 ① G3		L SI 90 S CH 80 X SI 92 0-2 ① G3 2-3		X CH 80 0-0 27 2B 1-3 1B		B SI 90 B SI 90 B FF 90 C FF 91 B SI 90 4-1 27 S 27 3B BB	B FF 94 F FF 93 C FF 94 F FF 95 B FF 95 X FF 94 2-2 ③ G6-3		4	2	1	0	1	0	1
27 Mike Trout, R (1, 8) OBP: 0.333, SLG: 0.432	C FF 92 B FF 93 X FF 93 1-1 ② G4-3		X SI 92 0-0 E6 5 G5-4-3 3-H		B SI 92 1 SAFE F FF 93 1 SAFE B SI 93 X SI 91 2-1 1-H 3-H 2B		C FF 89 B FF 88 B FF 89 F FF 89 X CU 72 2-2 5 G4-3 1-H 3B		B FF 92 F FF 93 B SL 86 B FF 92 B FF 93 4-1 44 G4-3 BB	4	1	2	4	1	0	0
5 Albert Pujols, R (1, 10) OBP: 0.344, SLG: 0.417	B FF 94 C SI 93 F CH 81 S CH 82 1-3 ③ K		X SI 91 0-0 ② ③ G5-4-3 1-2f		B CH 80 B FF 92 X SI 92 2-0 ② F9		B CU 71 B FF 89 X FF 89 2-0 ① G4-3 3-H		B SL 86 C SL 85 S SL 84 B SL 85 D SL 86 X FF 92 3-2 ① F8	5	0	0	1	0	1	3
44 Mark Trumbo, R (1, 3) OBP: 0.353, SLG: 0.509		C FF 92 C SL 82 B SL 85 B SL 86 B SI 92 F FF 94 F FF 93 F CH 81 S SI 93 3-3 ① K		B SL 81 X FF 91 1-0 ① G6-3	B SL 82 B SI 92 S FF 92 B SL 82 B SI 92 4-1 BB		B FF 89 B FF 89 C FF 88 X FF 88 2-1 HR		C SL 85 B SL 84 F FF 93 X SL 85 1-2 ② G4-3 1-2	4	1	1	1	1	1	1
32 Josh Hamilton, L (1, 9) OBP: 0.252, SLG: 0.296		B FF 94 X SI 92 1-0 47 WP 1B	C CH 81 C CH 80 B CH 83 B CH 81 B CH 81 B SI 93 4-2 BB	S CH 80 B CH 81 S CH 81 X CH 81 1-2 ③ G4-3		X CU 71 0-0 ② G4-3		B CU 81 B FF 91 F FF 92 B FF 92 X CU 80 3-1 ③ F9	4	0	1	0	1	0	3
47 Howie Kendrick, R (1, 4) OBP: 0.318, SLG: 0.417		B SI 92 B SI 93 B FF 92 C FF 92 F SI 91 S CH 82 3-3 ② K 1-2	B SL 83 1 SAFE X SI 91 1-0 ② L6		C FF 90 S CH 81 X CH 80 0-2 ① G6-3	B FF 90 C FC 84 B CU 72 X FF 88 2-1 1B				4	0	1	0	0	1	2
16 Hank Conger, L (1, 2) OBP: 0.296, SLG: 0.440		C CH 80 H FF 92 1-1 20 FC5-4 HBP	X FF 91 0-0 ③ G4-3		C SL 85 X CH 80 0-1 20 WP 20 FC1-5-2-1-3 2B	B FF 93 B FF 92 B FF 93 C FF 93 F FF 94 S FF 94 3-3 ③ K				3	0	1	0	0	1	2
20 Brendan Harris, R (1, 5) OBP: 0.279, SLG: 0.368		S SL 84 X SL 85 0-1 ③ FC5-4 1-2f		C SI 89 S CH 82 S CH 81 0-3 ① K	C SL 82 B FF 92 B SL 80 B SI 91 X SI 91 3-1 ② FC1-5-2-1-3 2-H			C FF 91 S FF 92 X FF 92 0-2 ① G3		4	0	0	0	0	1	3
39 JB Shuck, L (1, 7) OBP: 0.526, SLG: 0.588 17 Chris Iannetta, R (8, PH) OBP: 0.314, SLG: 0.403 3 Scott Cousins, L (8, 7)			C FF 93 S CH 81 X CH 83 0-2 E5 2 G3 27 E 1B	C SI 92 B SL 83 C FF 92 B CH 84 B FF 93 F SI 92 X CH 82 3-2 2 1B 27 2B 1B	C SL 83 F FF 92 B SI 93 X CH 82 1-2 ③ G4-3		S FF 93 F FF 93 S CH 85 0-3 ② K	3 2 2 0 0 0 1 1 0 0 0 0 1 0 0 0 0 0 0 0 0						
Inning Stats	R: 0 E: 0 K: 1 S: 7 H: 0 LOB: 0 BB: 0 P: 10	R: 0 E: 0 K: 2 S: 13 H: 1 LOB: 2 BB: 0 P: 21	R: 1 E: 2 K: 0 S: 8 H: 1 LOB: 0 BB: 0 P: 8	R: 0 E: 0 K: 0 S: 5 H: 0 LOB: 1 BB: 1 P: 11	R: 2 E: 0 K: 1 S: 15 H: 3 LOB: 2 BB: 1 P: 27	R: 0 E: 0 K: 0 S: 10 H: 1 LOB: 1 BB: 0 P: 14	R: 3 E: 0 K: 1 S: 13 H: 3 LOB: 1 BB: 1 P: 28	R: 0 E: 0 K: 1 S: 10 H: 0 LOB: 0 BB: 0 P: 12	R: 0 E: 0 K: 0 S: 9 H: 0 LOB: 1 BB: 1 P: 20	1B: 5 2B: 2 3B: 1 HR: 1 SF: 0 SAC: 0 DP: 1 HBP: 1						

PITCHER		IP	WLS	BF	H	R	ER	SO	BB	IBB	HBP	BLK	WP	HR	S	P	ERA	WHIP
11 Jarrod Parker, R ERA: 7.36	(1, 1)	6.0	W	28	6	4	3	4	3	0	1	0	2	0	59	96	4.50	1.500
58 Evan Scribner, R ERA: 5.4	(7, 1)	0.2		5	3	2	2	0	0	0	0	0	0	1	9	17	27.00	4.500
62 Sean Doolittle, L ERA: 1.59	(7, 1)	1.1	H	4	0	0	0	2	0	0	0	0	0	0	13	18	0.00	0.000
50 Grant Balfour, R ERA: 2.25	(9, 1)	1.0		4	0	0	0	0	1	0	0	0	0	0	9	20	0.00	1.000

PITCHER	IP	WLS	BF	H	R	ER	SO	BB	IBB	HBP	BLK	WP	HR	S	P	ERA	WHIP

TOP

Los Angeles Angels @ Oakland Athletics

O.co Coliseum, Oakland, CA

Tue Apr 30 2013, 10:09 PM - 1:47 AM EDT

Att. 14,764 - Partly Cloudy - 71 F

livebaseballscorecards.com

AB	36
R	6
H	9
RBI	6
BB	4
SO	6
LOB	16

WP: 2	PA: 41
PB: 0	
SB: 1	
CS: 0	

Batter	1	2	3	4	5	6	7	8	9	AB	R	H	RBI	BB	SO	LOB
5 John Jaso, L (1, 10) OBP: 0.330, SLG: 0.350	B FF 96 C FF 95 B SL 87 B SI 96 X FF 95 3-1 G6-3 ①		B CH 89 D SL 88 S SL 87 F FF 96 X SL 86 2-2 G4-3 ② 1-3		S SL 88 D FF 95 F SL 86 D SL 88 X SL 86 2-2 52 3B 2B 3-H	B SL 80 B FF 88 B FF 89 B FF 89 4-0 17 WP 15 2B BB 1-2		D CH 83 C SI 89 B SI 89 1 SAFE B CH 83 B SI 88 4-1 52 SF9 17 SH2-4 BB 1-2		3	2	1	1	2	0	1
17 Adam Rosales, R (1, 6) OBP: 0.333, SLG: 0.278	C FF 95 B SL 88 B SL 88 B FF 94 X FF 95 3-1 F9 ②		S SL 87 B FF 94 C SL 87 S SL 86 1-3 K ③		C FF 94 B FF 94 B SL 86 B SL 86 B FF 95 4-1 52 3B BB	C FF 89 B FF 90 1 SAFE B FF 90 B FF 90 I IN 76 4-1 15 2B IBB 1-2 2-3 3-H		X FF 90 0-0 SH2-4 ① 1-2 2-3		2	2	0	0	2	1	1
15 Seth Smith, L (1, 7) OBP: 0.415, SLG: 0.519	F FF 95 F FF 95 F FF 94 B SL 87 S SL 88 1-3 K ③			B CH 88 X FF 94 1-0 52 E 1B	C SI 95 C FF 94 B SL 87 X SL 86 1-2 F9 ②	C SI 89 B CH 82 F CH 81 B SI 90 B FF 90 F SI 89 X SI 90 3-2 1-H 2-H 3-H 2B		I IN 48 I IN 48 I IN 52 I IN 54 4-0 IBB		4	1	2	3	1	1	2
52 Yoenis Cespedes, R (1, 8) OBP: 0.303, SLG: 0.509		X SL 85 0-0 G5-3 ①		B FF 95 B SL 86 1 SAFE C SL 87 X FF 94 2-1 E6 37 WP 2B 1-H	C FF 94 F FF 95 X FF 94 0-2 3B 1-H 2-H	C SL 82 F SL 83 X CU 74 0-2 P3 ③		C SL 79 F FF 93 X SL 80 0-2 SF9 ② 2-3 3-H		4	1	2	4	0	0	1
37 Brandon Moss, L (1, 3) OBP: 0.398, SLG: 0.477		B SI 94 C FF 94 X FF 94 1-1 2B		S SL 87 B FF 95 S SL 88 B SL 88 F SL 88 F FF 94 B FF 95 X SL 88 3-2 F8 ① 3-H	S SL 88 D FF 95 F SL 88 S SL 86 1-3 K ③		F SI 89 B SI 88 B CU 76 B SL 81 4-1 BB	B SL 80 X FF 92 1-0 F8 ③		4	0	1	0	1	1	3
20 Josh Donaldson, R (1, 5) OBP: 0.388, SLG: 0.490		C SL 87 C FF 94 C SL 86 0-3 K ②		S SL 88 X FC 95 0-1 P6 ②		B FF 94 B FF 93 B SL 86 C FF 93 S FF 93 X FF 95 3-2 F8 ①	C SL 81 F SI 89 B FF 89 1 SAFE B FF 90 S SL 82 2-3 K ①			4	0	0	0	0	2	2
16 Josh Reddick, L (1, 9) OBP: 0.231, SLG: 0.241		F SL 85 S FC 93 B FF 95 X FF 95 1-2 F7 ③		C FF 96 X CH 89 0-1 F7 ③		F SL 87 B FF 94 B SI 93 B SL 86 C FF 94 F FF 94 X FF 94 3-2 G3 ②	B CH 83 1 SAFE B CH 82 S FF 90 F SI 89 S SI 90 2-3 K ②			4	0	0	0	0	1	2
36 Derek Norris, R (1, 2) OBP: 0.443, SLG: 0.370			B FF 96 B SL 86 B FC 94 C FF 94 X FF 96 3-1 5 G4-3 5 S 1B		B SL 87 B FF 95 X FF 95 2-0 28 G3 28 WP 5 2B 1B	C SL 87 B SL 87 B SI 94 B SL 88 B FF 94 4-1 28 1B 17 WP BB	C SL 81 F SI 89 X FF 89 0-2 P3 ③			3	2	2	0	1	0	1
28 Eric Sogard, L (1, 4) OBP: 0.316, SLG: 0.304			C SI 95 D FF 95 C SL 86 F FC 95 1 SAFE X FF 94 1-2 F7 ①		B SI 94 X FF 93 1-0 G3 ① 1-3	1 SAFE D FF 94 C SL 86 D SL 86 1 SAFE X FF 94 2-1 17 WP 15 2B 5 BB 1B 1-3		B FF 89 F SI 89 X CU 75 1-1 17 SH2-4 52 SF9 5 BB 1B		4	2	2	0	0	0	2
Inning Stats	R: 0 E: 0 K: 1 S: 8 H: 0 LOB: 0 BB: 0 P: 15	R: 0 E: 0 K: 1 S: 9 H: 1 LOB: 1 BB: 0 P: 11	R: 0 E: 0 K: 1 S: 12 H: 1 LOB: 1 BB: 0 P: 19	R: 2 E: 1 K: 0 S: 12 H: 2 LOB: 0 BB: 0 P: 18	R: 3 E: 0 K: 1 S: 15 H: 3 LOB: 1 BB: 1 P: 26	R: 4 E: 0 K: 0 S: 18 H: 2 LOB: 1 BB: 3 P: 41	R: 0 E: 0 K: 2 S: 10 H: 0 LOB: 1 BB: 1 P: 18	R: 1 E: 0 K: 0 S: 8 H: 1 LOB: 2 BB: 2 P: 18		1B: 5 2B: 4 3B: 1 HR: 0	SF: 1 SAC: 1 DP: 0 HBP: 0		WP: 3 PB: 0 SB: 1 CS: 0	PA: 41		

PITCHER		IP	WLS	BF	H	R	ER	SO	BB	IBB	HBP	BLK	WP	HR	S	P	ERA	WHIP
Garrett Richards, R ERA: 5.04	(1, 1)	5.2	L	27	8	7	7	4	2	0	0	0	2	0	66	111	11.12	1.765
63 Nick Maronde, L ERA: 11.57	(6, 1)	0.0		2	0	0	0	0	1	1	0	0	1	0	1	9	∞	∞
45 Barry Enright, R ERA: 9.0	(6, 1)	1.1		8	2	3	3	2	2	0	0	0	0	0	20	36	20.25	3.000
65 Dane De La Rosa, R ERA: 2.7	(8, 1)	1.0		4	0	0	0	0	0	1	0	0	0	0	5	10	0.00	0.000

PITCHER	IP	WLS	BF	H	R	ER	SO	BB	IBB	HBP	BLK	WP	HR	S	P	ERA	WHIP

BOTTOM

Los Angeles Angels @ Oakland Athletics

O.co Coliseum, Oakland, CA

Tue Apr 30 2013, 10:09 PM - 1:47 AM EDT

Att. 14,764 - Partly Cloudy - 71 F

livebaseballscorecards.com

AB	32
R	10
H	10
RBI	8
BB	7
SO	6
LOB	15

Batter	1	2	3	4	5	6	7	8	9	AB	R	H	RBI	BB	SO	LOB
2 Erick Aybar, S (1, 6) OBP: 0.333, SLG: 0.361	C FF 86 X CH 80 0-1 ① B3		F CH 81 F FF 87 F SI 86 S CH 79 0-3 ③ K		C CU 76 F FC 86 S CH 79 0-3 ③ K2-3			B FF 86 C FF 86 X CH 79 1-1 ① 27 CS 1B		4	0	1	0	0	2	2
27 Mike Trout, R (1, 8) OBP: 0.338, SLG: 0.478	C FC 86 F FC 86 X FF 85 0-2 ② G5-3			C FF 85 S CH 80 B SI 86 B SI 86 F CH 80 F FF 86 S FC 84 2-3 ① K		B CU 76 C SI 86 X FF 85 1-1 HR		B SL 80 C SL 80 C SL 80 B SL 82 X SL 80 2-2 ① 1-2 5 SF7 3B		4	2	2	1	0	1	0
5 Albert Pujols, R (1, 3) OBP: 0.333, SLG: 0.406	B FF 87 F FF 87 S FF 86 B CH 81 B FF 87 X CH 80 3-2 ③ G5-3			C CU 75 X FF 86 0-1 ② F7		C SI 88 B CH 79 X CH 80 1-1 ① F8		B SL 81 S SL 81 X SL 82 1-1 ② 3-H SF7		3	0	0	1	0	0	0
44 Mark Trumbo, R (1, 9) OBP: 0.358, SLG: 0.531		C FF 86 B FF 86 B CH 81 C CH 80 F SI 87 F SI 87 T CH 80 2-2 ① K		S FF 84 B SI 86 C SI 86 S CH 80 1-3 ③ K		X SI 86 0-0 HR		B SL 79 B SL 81 B SL 80 C SL 81 C SL 77 B SL 78 4-2 47 1B 32 1B BB		3	1	1	1	1	2	0
32 Josh Hamilton, L (1, 10) OBP: 0.260, SLG: 0.304		C FF 88 X CU 75 0-1 ② F8			S CU 74 B FF 86 B CU 73 X CH 80 2-1 47 1B 39 1B 1B	C CU 74 X CU 72 0-1 ② P6		C SI 90 B SL 81 S CH 72 B CH 71 X SL 83 2-2 47 1B 1-2 1B		4	1	2	0	0	0	0
47 Howie Kendrick, R (1, 4) OBP: 0.333, SLG: 0.458		C FF 87 S FC 86 X CU 73 0-2 HR			B SI 86 F FF 86 L FF 85 X CH 79 1-2 39 1B 1B	F CH 81 B CH 83 C SI 86 S CH 80 1-3 ③ K		S SL 81 S SL 82 F SL 82 B SL 82 X SL 80 1-2 ③ 1-3 2-3 1B		4	1	3	1	0	1	0
18 Luis Jimenez, R (1, 5) OBP: 0.290, SLG: 0.305		B CH 80 F FF 87 F CH 79 F CH 78 B FF 86 C FC 86 2-3 ③ K			L CH 80 L CH 79 F CH 78 D CH 76 C FF 87 1-3 ① K		C CH 78 B FF 86 F FC 84 B FF 85 X CH 79 2-2 ① F7		S FF 95 B SL 84 B SL 82 B FF 95 F FF 94 F FF 95 F FF 95 F FF 95 S FF 96 3-3 ① K	4	0	0	0	0	3	2
16 Hank Conger, L (1, 2) OBP: 0.258, SLG: 0.379			C FF 85 F FF 85 X SI 85 0-2 ① F9		X FC 85 0-0 ② F7		C FF 86 S CH 79 S CH 79 0-3 ② K		B SI 94 S CH 87 F FF 95 F CH 88 S CH 86 1-3 ② K	4	0	0	0	0	2	2
39 JB Shuck, L (1, 7) OBP: 0.478, SLG: 0.524			C CU 73 F FF 85 B FF 86 B CU 75 B CH 80 C FF 87 3-3 ② K		B FF 86 C FF 86 B FF 87 X FC 86 2-1 1-2 2-H 1B		B CU 76 F FF 87 B CU 77 F FF 86 X CH 79 2-2 ③ G3		X FF 95 0-0 ③ G3	4	0	1	1	0	1	0
Inning Stats	R: 0 E: 0 K: 0 S: 8 H: 0 LOB: 0 BB: 0 P: 11	R: 1 E: 0 K: 2 S: 14 H: 1 LOB: 0 BB: 0 P: 18	R: 0 E: 0 K: 2 S: 10 H: 0 LOB: 0 BB: 0 P: 13	R: 0 E: 0 K: 2 S: 10 H: 0 LOB: 0 BB: 0 P: 13	R: 1 E: 0 K: 2 S: 15 H: 3 LOB: 2 BB: 0 P: 21	R: 2 E: 0 K: 1 S: 10 H: 2 LOB: 0 BB: 0 P: 13	R: 0 E: 0 K: 1 S: 9 H: 0 LOB: 0 BB: 0 P: 13	R: 1 E: 0 K: 0 S: 16 H: 4 LOB: 3 BB: 1 P: 27	R: 0 E: 0 K: 2 S: 11 H: 0 LOB: 0 BB: 0 P: 15	1B: 6 2B: 0 3B: 1 HR: 3 SF: 1 SAC: 0 DP: 0 HBP: 0						

PITCHER		IP	WLS	BF	H	R	ER	SO	BB	IBB	HBP	BLK	WP	HR	S	P	ERA	WHIP
57 Tommy Milone, L ERA: 3.69	(1, 1)	7.0	L	28	7	5	5	10	0	0	0	0	0	3	78	105	6.43	1.000
47 Pat Neshek, R ERA: 3.65	(8, 1)	1.0		5	3	0	0	0	1	0	0	0	0	0	14	24	0.00	4.000
48 Ryan Cook, R ERA: 1.93	(9, 1)	1.0		3	0	0	0	2	0	0	0	0	0	0	11	15	0.00	0.000

PITCHER	IP	WLS	BF	H	R	ER	SO	BB	IBB	HBP	BLK	WP	HR	S	P	ERA	WHIP

TOP

Los Angeles Angels @ Oakland Athletics

O.co Coliseum, Oakland, CA

Wed May 01 2013, 3:38 PM - 7:13 PM EDT

Att. 17,139 - Sunny - 79 F

livebaseballscorecards.com

AB	34
R	5
H	10
RBI	5
BB	1
SO	12
LOB	6

Batter	1	2	3	4	5	6	7	8	9	AB	R	H	RBI	BB	SO	LOB
8 Jed Lowrie, S (1, 4) OBP: 0.412, SLG: 0.519	C FF 90 C CH 83 B CU 76 F SI 91 B SI 90 F CU 78 F CH 85 B FF 92 F FF 89 4-2 B FF 89 52 1B 36 G6-3 BB	1 SAFE 1 SAFE B CH 84 F SI 90 1 SAFE B FF 90 B SI 89 C FF 89 X FF 90 3-2 ③ F9		X CU 77 0-0 ① SH1-3 2-3		B SI 88 D SL 81 C CU 80 S SI 90 B SI 90 B SL 82 4-2 1-2 BB		D SL 83 F FF 93 X FF 93 1-1 ② F7		2	0	0	0	2	0	2
36 Derek Norris, R (1, 2) OBP: 0.415, SLG: 0.340 5 John Jaso, L (8, PH) OBP: 0.337, SLG: 0.350 (9, 2)	C FC 88 C SL 81 1 SAFE F SL 81 B FF 90 B FF 90 B FC 88 X FF 90 3-2 ① G6-3 1-2		B FF 90 C FF 89 X FC 88 1-1 ① G1-6-3	B SL 80 X SL 82 1-0 ② G5-3		C SI 90 F CH 86 X CU 77 0-2 ②③ G5-3 2-3f		1 SAFE B SI 92 C CH 85 F SI 93 D SL 84 1 SAFE B SL 84 B FF 93 4-2 1-2 BB		4 0	0 0	0 0	0 0	0 1	0 0	5 0
15 Seth Smith, L (1, 7) OBP: 0.394, SLG: 0.488	C SL 81 S SL 81 B SL 83 C SL 82 1-3 ② K		C FF 90 B FF 91 B SI 90 X SL 83 2-1 ② F8	B SL 83 F SL 81 F SI 90 S SL 83 1-3 ③ K			C FF 90 B SL 82 F SL 83 S FF 91 1-3 ① K	C SI 94 B FF 94 B FF 94 S FF 94 F FF 94 T FF 95 2-2 ③ K		5	0	0	0	4	4
52 Yoenis Cespedes, R (1, 8) OBP: 0.324, SLG: 0.500	B CU 76 B CH 85 C CU 79 X SL 83 2-1 2-3 20 BB 1B	S SI 88 F CU 80 H FF 92 1-2 20 2B HBP			B FC 87 B CH 85 S FF 90 X SL 84 2-1 ① G5-3		C SL 82 S FF 93 B FF 93 S FF 95 1-3 ② K		B SL 81 H FF 92 2-0 20 CS HBP	3	1	1	0	0	1	0
20 Josh Donaldson, R (1, 5) OBP: 0.397, SLG: 0.495	C SL 81 F FF 90 B CU 80 F FF 91 B FC 87 F SL 82 B CU 75 F SL 82 B CU 79 4-2 1-2 BB	1 SAFE C FF 89 X FC 87 0-1 1-H 7 2B 2B			B CH 85 B CH 86 C FF 90 F FF 91 C FF 91 2-3 ② K		S FF 93 S FF 94 C FF 94 F SL 86 B FF 93 S FF 94 1-3 ③ K		1 SAFE B SL 83 C FF 94 S FF 94 B FF 94 B FF 96 B FF 94 4-2 ① 1-2 16 BB BB	3	1	1	1	2	2	0
7 Nate Freiman, R (1, 3) OBP: 0.278, SLG: 0.333 37 Brandon Moss, L (9, PH) OBP: 0.394, SLG: 0.472	C FF 89 X CU 76 0-1 ③ L8	X FF 90 0-0 2-H 2B			B FC 88 S SL 82 B SI 90 F SL 81 F SL 82 B CU 79 F SL 81 F SI 91 X SL 83 3-2 ③ G6-3			B FF 92 S FF 92 B SL 82 B FF 92 F FF 91 H FF 93 4-2 16 FC3-6 HBP X SI 93	0-0 ② F7	3 1	0 0	1 0	1 0	0 0	0 0	3 1
16 Josh Reddick, L (1, 9) OBP: 0.260, SLG: 0.247		C FF 90 X SI 90 0-1 1B	B SI 90 B SL 81 B SL 83 C FF 88 F CU 80 F SL 82 F FF 91 B CU 77 4-2 BB			C SL 82 B CU 74 B SL 84 B FF 89 C FF 90 F FF 90 B FF 91 4-2 17 1B 22 F9 BB		S SI 87 X SI 88 0-1 ① FC3-6 22 2B 1-2f	B SL 82 C FF 93 1 SAFE S SL 83 B SL 84 F SI 94 F FF 94 F SI 94 1 SAFE 4-2 B FF 84 D SL 81 1-2 BB	2	1	1	0	3	0	1
22 Luke Montz, R (1, 10) OBP: 0.250, SLG: 0.500 28 Eric Sogard, L (9, PH) OBP: 0.312, SLG: 0.300		C CH 87 X CH 83 0-1 ① F7	B SL 82 X SI 90 1-0 ③ P5			D SL 81 X FF 90 1-0 ① F9 1-2		B SI 88 F SI 87 X SI 87 1-1 1-H 17 1B 2B	C FF 91 X FF 94 0-1 ③ P5	4 1	1 0	1 0	1 0	0 0	0 0	4 2
17 Adam Rosales, R (1, 6) OBP: 0.400, SLG: 0.409		C CU 75 B SL 81 C SI 89 C SL 81 1-3 ② K		X SI 88 0-0 8 SH1-3 2B		C CU 77 X SL 82 0-1 36 G5-3 8 BB 2-3 1B		C SI 88 B CU 72 X SI 88 1-1 2-H 5 BB 1B		4	0	3	1	0	1	1
Inning Stats	R: 0 E: 0 K: 1 S: 22 H: 1 LOB: 3 BB: 2 P: 36	R: 0 E: 0 K: 1 S: 10 H: 1 LOB: 1 BB: 0 P: 14	R: 2 E: 0 K: 0 S: 14 H: 2 LOB: 2 BB: 1 P: 23	R: 0 E: 0 K: 1 S: 6 H: 1 LOB: 1 BB: 0 P: 8	R: 0 E: 0 K: 1 S: 11 H: 0 LOB: 0 BB: 0 P: 18	R: 0 E: 0 K: 0 S: 11 H: 1 LOB: 2 BB: 2 P: 20	R: 0 E: 0 K: 3 S: 11 H: 0 LOB: 0 BB: 0 P: 14	R: 2 E: 0 K: 1 S: 16 H: 2 LOB: 2 BB: 1 P: 29	R: 0 E: 0 K: 0 S: 10 H: 0 LOB: 2 BB: 2 P: 20	1B: 4 2B: 4 3B: 0 HR: 0 SF: 0 SAC: 1 DP: 1 HBP: 3	WP: 0 PB: 0 SB: 0 CS: 1 PA: 44					

PITCHER		IP	WLS	BF	H	R	ER	SO	BB	IBB	HBP	BLK	WP	HR	S	P	ERA	WHIP
33 C.J. Wilson, L ERA: 4.04	(1, 1)	6.1	W	30	6	2	2	5	5	0	1	0	0	0	77	123	2.84	1.737
58 Michael Kohn, R ERA: 5.79	(7, 1)	0.2	H	3	0	1	1	2	0	0	1	0	0	0	10	16	13.50	0.000
37 Scott Downs, L ERA: 3.27	(8, 1)	0.1	H	3	2	1	1	0	0	0	0	0	0	0	6	8	27.00	6.000
49 Ernesto Frieri, R ERA: 2.19	(8, 1)	1.2	S	8	0	0	0	1	3	0	1	0	0	0	18	35	0.00	1.800

PITCHER	IP	WLS	BF	H	R	ER	SO	BB	IBB	HBP	BLK	WP	HR	S	P	ERA	WHIP

BOTTOM

Los Angeles Angels @ Oakland Athletics

O.co Coliseum, Oakland, CA

Wed May 01 2013, 3:38 PM - 7:13 PM EDT

Att. 17,139 - Sunny - 79 F

livebaseballscorecards.com

AB	32
R	4
H	8
RBI	4
BB	8
SO	8
LOB	23

Batter	1	2	3	4	5	6	7	8	9	AB	R	H	RBI	BB	SO	LOB
9 Nate McLouth, L (1, 7) OBP: 0.431, SLG: 0.517	C FF 88 X SI 90 0-1 ① F7		C CH 83 X CH 83 0-1 21 G3 13 1B 1-2 1B		X CH 83 0-0 ② G3-1		B FF 90 X CH 83 1-0 ② G4-3 2-3		B SI 95 1 SAFE B FF 94 X FF 94 2-0 1-H HR	5	1	2	2	0	0	1
13 Manny Machado, R (1, 5) OBP: 0.359, SLG: 0.504	C FF 90 F CH 84 F FF 91 X CH 84 0-2 21 G1-6-3 1B		C FF 90 B CH 83 X CH 83 1-1 21 G3 1-2 2-H 1B		B SI 90 C FF 89 X FF 89 1-1 ③ G6-3		S SL 80 D SL 80 B CH 82 B FF 90 B CH 83 4-1 21 2B BB		X FF 94 0-0 ② P4	4	0	2	1	1	0	0
21 Nick Markakis, L (1, 9) OBP: 0.326, SLG: 0.380	S CH 83 ② B FF 91 1 SAFE T CH 84 F CH 84 1 SAFE B SI 90 X CH 84 2-2 ③ G1-6-3 1-2f		D FF 90 B CU 76 X CH 82 2-0 ② G3 1-2 2-3			C SI 89 X FF 90 0-1 ① G4-3	C CH 84 X CH 82 0-1 1-3 3-H 2B		X CH 86 0-0 ③ F9	5	0	1	1	0	0	3
10 Adam Jones, R (1, 8) OBP: 0.352, SLG: 0.521		B CH 83 X FF 90 1-0 ① G1-3	X FF 90 0-0 ③ G6-3			C CH 84 B FF 90 C CU 78 F CH 84 B FF 90 X CH 84 2-2 19 2B 1B	F FF 90 F FF 90 B FF 91 B FF 90 X FF 91 2-2 ③ G6-3			4	1	1	0	0	0	4
19 Chris Davis, L (1, 3) OBP: 0.438, SLG: 0.704		B FF 90 X CH 84 1-0 ② F8		B SI 89 B FF 90 B CH 83 B SI 90 4-0 32 FC1-6 BB		F FF 90 X FF 90 0-1 32 G3-1 1-H 2B		B FF 90 F SI 90 B FF 91 F CH 83 S SL 79 2-3 ① K2-3		3	0	1	1	1	1	0
32 Matt Wieters, S (1, 2) OBP: 0.296, SLG: 0.396		B SI 90 B CH 84 X FF 90 2-0 1B		B CH 82 S CH 83 F FF 90 F CU 78 X CH 83 1-2 ① FC1-6 2 G5-3 1-2f		B CH 83 X CH 84 1-0 ② G3-1 2-3		C CU 76 C FF 89 F SL 80 B FF 91 C CH 84 1-3 ② K		4	0	1	0	0	1	2
2 J.J. Hardy, R (1, 6) OBP: 0.227, SLG: 0.304		F CH 84 B CH 83 X FF 90 1-1 ③ F9		B SL 83 B FF 90 X CH 84 2-0 ② G5-3 1-2		C CH 83 B CH 84 X FF 90 1-1 ③ G5-3		B FF 91 C CH 84 C SL 83 X FF 91 1-2 ③ G6-3		4	0	0	0	0	0	3
3 Ryan Flaherty, L (1, 4) OBP: 0.186, SLG: 0.203			C SI 89 B CU 76 X CH 83 1-1 ① F8	B CH 84 F FF 91 B FF 90 F CH 83 B CH 84 X CH 84 3-2 ③ G4-3			S CH 83 S CH 83 S CH 83 0-3 ① K		F SI 95 B FF 95 C FF 95 S SL 88 1-3 ① K	4	0	0	0	0	2	1
14 Nolan Reimold, R (1, 10) OBP: 0.303, SLG: 0.359			C FF 90 X FF 90 0-1 9 1B 13 1B 1B		B FF 89 F CH 83 S CH 83 B CH 84 B FF 90 X SI 90 3-2 ① P4		S CH 83 B FF 90 X FF 90 1-1 E5 9 G4-3 21 2B		B FF 95 X FF 94 1-0 9 HR 1B	4	3	2	0	0	0	0
Inning Stats	R: 0 H: 1 E: 0 LOB: 0 K: 0 BB: 0 S: 10 P: 12	R: 0 H: 1 E: 0 LOB: 1 K: 0 BB: 0 S: 5 P: 10	R: 1 H: 3 E: 0 LOB: 2 K: 0 BB: 0 S: 10 P: 14	R: 0 H: 0 E: 0 LOB: 1 K: 0 BB: 1 S: 8 P: 18	R: 0 H: 0 E: 0 LOB: 0 K: 0 BB: 0 S: 6 P: 10	R: 1 H: 2 E: 0 LOB: 1 K: 0 BB: 0 S: 11 P: 15	R: 1 H: 1 E: 1 LOB: 2 K: 1 BB: 1 S: 13 P: 21	R: 0 H: 0 E: 0 LOB: 0 K: 2 BB: 0 S: 10 P: 14	R: 2 H: 2 E: 0 LOB: 0 K: 1 BB: 0 S: 7 P: 11	1B: 7 SF: 0 2B: 2 SAC: 0 3B: 0 DP: 1 HR: 1 HBP: 0						

PITCHER		IP	WLS	BF	H	R	ER	SO	BB	IBB	HBP	BLK	WP	HR	S	P	ERA	WHIP
55 Joe Blanton, R ERA: 5.97	(1, 1)	8.0	L	34	8	3	2	3	2	0	0	0	0	0	73	114	2.25	1.250
62 Ryan Brasier, R ERA: 18.0	(9, 1)	1.0		5	2	2	2	1	0	0	0	0	0	1	7	11	18.00	2.000

PITCHER	IP	WLS	BF	H	R	ER	SO	BB	IBB	HBP	BLK	WP	HR	S	P	ERA	WHIP

TOP

Baltimore Orioles @ Los Angeles Angels

Angel Stadium of Anaheim, Anaheim, CA

Thu May 02 2013, 7:10 PM - 9:37 PM PDT

Att. 35,118 - Clear - 88 F

livebaseballscorecards.com

AB	37
R	5
H	10
RBI	5
BB	2
SO	4
LOB	14

BOTTOM

Batter	1	2	3	4	5	6	7	8	9	AB	R	H	RBI	BB	SO	LOB
2 Erick Aybar, S (1, 6) OBP: 0.326, SLG: 0.350	F FF 90 X FF 92 0-1 B1-3		B KC 76 F FF 92 B FF 91 B FF 91 X FF 91 3-1 F8			B FF 91 C FF 92 F FF 91 B KC 77 X FF 94 2-2 1B		B CH 84 B FF 93 C FF 94 X FF 95 2-1 F7		4	0	1	0	0	0	0
27 Mike Trout, R (1, 8) OBP: 0.336, SLG: 0.466	C FF 93 B KC 78 B FF 93 F FF 94 B KC 78 F FC 93 F FC 93 D CH 86 4-2 44 BB 32 1B BB		X FF 92 0-0 G6-3			C FF 92 1 SAFE X FF 92 0-1 F9			C SI 93 B SI 94 B SI 95 F FF 94 X SI 95 2-2 G6-3	3	0	0	0	1	0	1
5 Albert Pujols, R (1, 3) OBP: 0.331, SLG: 0.427	C FF 94 S FF 94 D KC 79 B KC 78 1 SAFE X FF 94 2-2 F8		B FF 93 B KC 77 B CH 84 C FF 93 S FF 94 X FF 94 3-2 P2			C SL 88 X FF 94 0-1 F8			C SI 96 X SI 95 0-1 HR	4	1	1	1	0	0	2
44 Mark Trumbo, R (1, 10) OBP: 0.354, SLG: 0.517	F SL 88 D FF 95 C FF 93 F FF 93 F FF 94 B FF 94 D FC 89 D FC 90 4-2 32 1B 1-2 BB			C FC 91 B FF 92 X FF 92 1-1 F9		1 SAFE S CH 84 X FF 91 0-1 P5			C SI 95 F SI 95 C CU 81 0-3 K	3	0	0	0	1	1	1
32 Josh Hamilton, L (1, 9) OBP: 0.260, SLG: 0.302	X CH 85 0-0 1-2 2-H 1B			T KC 77 F KC 77 B FF 93 T FF 93 1-2 K			T FC 91 B FC 92 F KC 76 B FF 93 B CH 83 X FF 94 3-2 G4-3		C CU 80 B CH 90 B SI 95 S CU 80 B SI 97 S CU 82 3-3 K	4	0	1	0	0	2	0
47 Howie Kendrick, R (1, 4) OBP: 0.325, SLG: 0.445		C FF 90 B SL 86 F FF 91 S FF 94 1-3 K		F FF 93 B KC 77 S FF 92 X FC 94 1-2 G6-3			C CH 83 X FF 93 0-1 G4-3			3	0	0	0	0	1	0
16 Hank Conger, L (1, 2) OBP: 0.265, SLG: 0.375		C FF 94 C KC 78 F FF 94 F KC 80 B FF 94 B CH 86 F CH 85 F FC 94 B KC 79 3-2 X CH 86 20 G6-3 1B			C KC 76 X FF 91 0-1 F9		S CH 85 B FF 95 X FF 94 1-1 F7			3	0	1	0	0	0	0
20 Brendan Harris, R (1, 5) OBP: 0.270, SLG: 0.356 3 Scott Cousins, L (8, PH) 18 Luis Jimenez, R (9, 5) OBP: 0.290, SLG: 0.305		B FF 93 X FF 89 1-0 G6-3 1-2			F FF 94 B KC 76 B SL 88 X FF 92 2-1 G6-3			C KC 76 C KC 76 B FF 94 F FF 94 C FF 92 1-3 K		2 1 0	0 0 0	0 0 0	0 0 0	0 1 0	0 0 0	1 0 0
39 JB Shuck, L (1, 7) OBP: 0.423, SLG: 0.458		F FF 92 B FF 92 X FF 92 1-1 L8			C FF 93 F FF 94 B FF 93 B KC 77 X FF 94 2-2 G4-3			C FF 94 B KC 80 S CH 84 B FF 95 B CH 85 X FF 94 3-2 F8		3	0	0	0	0	0	1

Inning Stats	1	2	3	4	5	6	7	8	9
	R: 0 E: 0 K: 0 S: 14	R: 0 E: 0 K: 1 S: 13	R: 0 E: 0 K: 0 S: 6	R: 0 E: 0 K: 1 S: 8	R: 0 E: 0 K: 0 S: 7	R: 0 E: 0 K: 0 S: 9	R: 0 E: 0 K: 0 S: 7	R: 0 E: 0 K: 1 S: 9	R: 1 E: 0 K: 2 S: 11
	H: 1 LOB: 2 BB: 2 P: 24	H: 1 LOB: 1 BB: 0 P: 19	H: 0 LOB: 0 BB: 0 P: 12	H: 0 LOB: 0 BB: 0 P: 11	H: 0 LOB: 0 BB: 0 P: 11	H: 1 LOB: 1 BB: 0 P: 11	H: 0 LOB: 0 BB: 0 P: 11	H: 0 LOB: 0 BB: 0 P: 15	H: 1 LOB: 0 BB: 0 P: 16

| | | |

Baltimore Orioles @ Los Angeles Angels

Angel Stadium of Anaheim, Anaheim, CA

Fri May 03 2013, 7:08 PM - 9:22 PM PDT

Att. 40,140 - Partly Cloudy - 83 F

TOP

livebaseballscorecards.com

Batter	1	2	3	4	5	6	7	8	9	AB	R	H	RBI	BB	SO	LOB
14 Nolan Reimold, R (1, 7) OBP: 0.290, SLG: 0.341	C FF 88 B FF 88 X FF 88 1-1 ① F9		B FF 89 C CH 81 C FF 89 B CH 82 B CH 81 S CH 81 3-3 ③ K			B SI 88 X SI 87 1-0 ① G6-3		X SI 88 0-0 ③ F9		4	0	0	0	0	1	0
13 Manny Machado, R (1, 5) OBP: 0.348, SLG: 0.488	B FF 88 C SI 89 B CH 82 X SI 88 2-1 ② L9			C CH 80 B SI 88 X KC 75 1-1 ① G5-3		C CH 81 F CH 79 F CH 81 B CH 81 B FF 89 X CH 81 2-2 ② G5-3			C FF 88 S CH 80 B CH 80 C FF 89 1-3 ① K	4	0	0	0	0	1	0
21 Nick Markakis, L (1, 9) OBP: 0.324, SLG: 0.384	X SI 88 0-0 ③ F7			B SI 89 F CH 80 F SI 89 X SI 88 1-2 ② F8		C KC 78 B CH 82 C KC 77 F FF 90 B CH 81 X SI 89 2-2 ③ G4-3			X FF 88 0-0 2B	4	0	1	0	0	0	0
10 Adam Jones, R (1, 8) OBP: 0.349, SLG: 0.520		C FF 88 F CH 82 B FF 88 X CH 82 1-2 ① F9		B KC 78 X CH 81 1-0 ③ G5-3			C CH 81 C FF 89 B FF 89 F FF 89 B CH 81 X CH 82 2-2 3 G4-3 32 FC5-2-5 2B		C KC 79 F CH 82 S KC 78 0-3 ② K2-3	4	0	1	0	0	1	1
19 Chris Davis, L (1, 3) OBP: 0.431, SLG: 0.690 3 Ryan Flaherty, L (5, 3) OBP: 0.183, SLG: 0.200 48 Chris Snyder, R (9, PH)		L SI 89 L SI 88 F KC 77 F SI 89 X SI 89 0-2 ② G5-3			X SI 88 0-0 ① G5-3		C SI 88 F KC 76 F FF 88 X KC 77 0-2 ① G4-3 2-3		B KC 79 B CH 82 B SI 90 C SI 89 X FF 90 3-1 ③ G5-3	2 1 1	0 0 0	0 0 0	0 0 0	0 0 0	0 0 0	0 1 1
32 Matt Wieters, S (1, 2) OBP: 0.297, SLG: 0.388		B FF 90 B CH 83 F FF 90 B FF 89 S CH 82 B FF 91 4-2 2 FC6-4 BB			B FF 88 C SI 88 X CH 81 1-1 ② P4		B FF 88 X CH 82 1-0 ② FC5-2-5 2 FC6-4 3-H			2	0	0	0	1	0	1
2 J.J. Hardy, R (1, 6) OBP: 0.230, SLG: 0.304		C SI 89 X SI 89 0-1 ③ FC6-4 1-2f			C CH 80 X SI 88 0-1 28 BB 1B		B CH 81 C CH 81 X CH 81 1-1 ③ FC6-4 1-2f			3	0	1	0	0	0	2
28 Steve Pearce, R (1, 10) OBP: 0.286, SLG: 0.300			B FF 88 X FF 88 1-0 ① P4		1 SAFE B SI 89 B CH 81 B CH 82 B SI 89 4-0 1-2 BB			C FF 87 B KC 76 S CH 80 B FF 89 X CH 80 2-2 ① F8		2	0	0	0	1	0	0
12 Alexi Casilla, S (1, 4) OBP: 0.222, SLG: 0.257			X FF 88 0-0 ② G5-3		B SI 88 C SI 89 B CH 82 X SI 90 2-1 ③ G1-4-3			C KC 77 X KC 76 0-1 ② G1-3		3	0	0	0	0	0	2

Inning Stats																																			
	R: 0	H: 0		R: 0	H: 0		R: 0	H: 0		R: 0	H: 0		R: 0	H: 1		R: 0	H: 0		R: 0	H: 1		R: 0	H: 0		R: 0	H: 1		1B: 1	SF: 0		WP: 0	PA: 32	
	E: 0	LOB: 0		E: 0	LOB: 1		E: 0	LOB: 0		E: 0	LOB: 0		E: 0	LOB: 2		E: 0	LOB: 0		E: 0	LOB: 1		E: 0	LOB: 0		E: 0	LOB: 1		2B: 2	SAC: 0		PB: 0		
	K: 0	BB: 0		K: 0	BB: 1		K: 1	BB: 0		K: 0	BB: 0		K: 0	BB: 1		K: 0	BB: 0		S: 11	BB: 0		K: 6	BB: 0		K: 2	BB: 0		3B: 0	DP: 0		SB: 0		
	S: 5	P: 8		S: 12	P: 17		S: 5	P: 9		S: 6	P: 9		S: 7	P: 14		S: 9	P: 14			P: 15		S: 6	P: 8		S: 9	P: 13		HR: 0	HBP: 0		CS: 0		

PITCHER	IP	WLS	BF	H	R	ER	SO	BB	IBB	HBP	BLK	WP	HR	S	P	ERA	WHIP
60 Jason Vargas, L (1, 1) ERA: 3.72	9.0	W	32	3	0	0	3	2	0	0	0	0	0	70	107	0.00	0.556

PITCHER	IP	WLS	BF	H	R	ER	SO	BB	IBB	HBP	BLK	WP	HR	S	P	ERA	WHIP

AB	30
R	0
H	3
RBI	0
BB	2
SO	3
LOB	8

Baltimore Orioles @ Los Angeles Angels

Angel Stadium of Anaheim, Anaheim, CA

Fri May 03 2013, 7:08 PM - 9:22 PM PDT

Att. 40,140 - Partly Cloudy - 83 F

livebaseballscorecards.com

BOTTOM

Batter	1	2	3	4	5	6	7	8	9	AB	R	H	RBI	BB	SO	LOB
2 Erick Aybar, S (1, 6) OBP: 0.319, SLG: 0.364	B FF 91 X SI 92 1-0 G3 ①		B FF 93 C CH 83 B FF 93 F FF 92 X FF 92 2-2 27 WP 2B		1 SAFE 1 SAFE B SI 91 1 SAFE S CH 82 B SI 90 X SI 91 2-1 G4-3 ② 1-2		F SI 88 B SI 88 B SL 80 X SI 88 2-1 P3 ②			4	0	1	0	0	0	3
27 Mike Trout, R (1, 8) OBP: 0.341, SLG: 0.492	B FF 93 X FF 92 1-0 L8 ②		B SI 92 C SI 92 B SI 91 B CU 78 C SL 87 F CU 80 F CH 83 S FF 93 3-3 K ③ 2-3		C SL 86 X SL 85 0-1 HR 2-H		B SI 88 F CH 82 B SI 88 X SI 88 2-1 1B 1-3 2-H			4	1	2	3	0	1	1
5 Albert Pujols, R (1, 3) OBP: 0.328, SLG: 0.421	X FF 93 0-0 P3 ③			C CU 78 F FF 93 F FF 93 X SI 87 0-2 47 1B 1B	B CU 78 C CU 78 X SL 86 1-1 G5-3 ③		C SI 97 S SL 84 C SL 83 0-3 K ③			4	0	1	0	0	1	2
44 Mark Trumbo, R (1, 9) OBP: 0.351, SLG: 0.533 3 Scott Cousins, L (9, 9)		X FF 92 0-0 HR		D SL 87 C SI 92 F CH 84 S SI 93 1-3 K ①		X CH 84 0-0 G6-3 ①		F SL 83 B SL 84 B SI 97 X SL 83 2-1 G5-3 ①		4 0	1 0	1 0	1 0	0 0	1 0	1 0
32 Josh Hamilton, L (1, 10) OBP: 0.252, SLG: 0.292		S SI 92 S SI 92 C FF 93 0-3 K ①		X FF 93 0-0 P5 ②		S SI 92 S SI 93 S SI 92 0-3 K ②		C SL 83 B SI 96 B SL 83 F SI 96 F CH 90 F SL 83 B SI 97 S SL 84 3-3 K ②		4	0	0	0	0	3	1
47 Howie Kendrick, R (1, 4) OBP: 0.322, SLG: 0.439		C SL 84 S FF 92 B FF 93 X SI 93 1-2 G4-3 ②		B FF 93 B FF 93 X FF 93 2-0 1B 1-2		B FF 93 C CH 85 F SI 93 F FF 93 F CH 84 F SI 92 F SL 84 X FF 93 1-2 G6-3 ③		B SI 97 X SI 97 1-0 G6-3 ③		4	0	1	0	0	0	0
6 Alberto Callaspo, S (1, 5) OBP: 0.350, SLG: 0.371		C FF 92 C CU 78 X SI 87 0-2 G4-3 ③		B SI 94 F CU 80 X FF 93 1-1 P4 ③			F SI 87 B SL 78 F SI 89 B CU 77 B SI 89 F SI 88 B SL 78 4-2 27 39 1B 1B BB			2	1	0	0	1	0	2
17 Chris Iannetta, R (1, 2) OBP: 0.303, SLG: 0.387			C SL 85 B FF 92 C FF 92 B FF 93 S SI 93 2-3 K ①		F FF 92 X SI 93 0-1 G5-3 ①		1 SAFE B SI 87 B SI 88 X SI 88 2-0 F7 ①			3	0	0	0	0	1	1
39 JB Shuck, L (1, 7) OBP: 0.448, SLG: 0.481			C FF 93 S CU 78 B CH 86 X FF 92 1-2 G3-1 ②		B FF 93 C CU 77 X CU 77 1-1 2 G4-3 27 HR 1B		C SI 88 X SL 82 0-1 27 1B 1B 1-2			3	1	2	0	0	0	0
Inning Stats	R: 0 E: 0 K: 0 S: 3 H: 0 LOB: 0 BB: 0 P: 5	R: 1 E: 0 K: 1 S: 10 H: 1 LOB: 0 BB: 0 P: 11	R: 0 E: 0 K: 2 S: 14 H: 1 LOB: 1 BB: 0 P: 22	R: 0 E: 0 K: 1 S: 11 H: 2 LOB: 2 BB: 0 P: 15	R: 2 E: 0 K: 0 S: 10 H: 2 LOB: 0 BB: 0 P: 14	R: 0 E: 0 K: 1 S: 12 H: 0 LOB: 0 BB: 0 P: 13	R: 1 E: 0 K: 1 S: 13 H: 2 LOB: 2 BB: 1 P: 23	R: 0 E: 0 K: 1 S: 8 H: 0 LOB: 0 BB: 0 P: 14		1B: 5 2B: 1 3B: 0 HR: 2 SF: 0 SAC: 0 DP: 0 HBP: 0						

	AB	32
	R	4
	H	8
	RBI	4
	BB	1
	SO	7
	LOB	11

WP: 1 PB: 0 SB: 0 CS: 0 PA: 33

PITCHER		IP	WLS	BF	H	R	ER	SO	BB	IBB	HBP	BLK	WP	HR	S	P	ERA	WHIP
50 Miguel González, R ERA: 4.58	(1, 1)	6.0	L	24	6	3	3	5	0	0	0	0	1	2	60	80	4.50	1.000
40 Troy Patton, L ERA: 2.92	(7, 1)	0.2		5	2	1	1	0	1	0	0	0	0	0	10	20	13.50	4.500
47 Pedro Strop, R ERA: 6.1	(7, 1)	1.1		4	0	0	0	2	0	0	0	0	0	0	11	17	0.00	0.000

PITCHER	IP	WLS	BF	H	R	ER	SO	BB	IBB	HBP	BLK	WP	HR	S	P	ERA	WHIP

Batter	1	2	3	4	5	6	7	8	9	10	AB	R	H	RBI	BB	SO	LOB
9 Nate McLouth, L (1, 7) OBP: 0.411, SLG: 0.489	B FF 86 C FF 85 B FF 86 B SL 78 C FF 86 X FF 87 3-2 ① G4-3	C SL 76 X SL 76 0-1 ②③ G4-6-3 1-2f		C SL 76 X FF 87 0-1 ③ F7		C FF 95 C FF 95 F FF 95 D SL 87 F FF 94 B SL 88 X SL 84 2-2 ② F9			C SI 92 C SI 93 F FF 93 B SI 94 S SI 94 1-3 ① K		5	0	0	0	0	1	7
13 Manny Machado, R (1, 5) OBP: 0.350, SLG: 0.508	B FF 87 B FF 86 X SL 79 2-0 HR		X FF 86 0-0 ① G6-3		C FF 86 F FF 86 X FF 85 0-2 21 G3 21 S 14 SF7 1B	B SL 86 B FF 94 B SL 85 X FF 93 3-0 ③ P2			B SL 83 B SL 83 C SI 94 F SI 94 B SI 95 S SI 93 3-3 ② K		5	2	2	1	0	1	2
21 Nick Markakis, L (1, 9) OBP: 0.319, SLG: 0.377	C SL 78 S FF 86 X CU 70 0-2 ② P2		B FF 86 B SL 77 C SL 76 F SL 76 X CU 70 2-2 ② F8		C FF 85 1 SAFE P PO 73 1 SAFE S SL 76 F CU 68 F FF 86 X CU 69 1-2 ① G3 1-3		B FF 93 X FF 94 1-0 10 G4-6-3 1B		S SI 94 F SI 94 F SI 95 S SL 84 0-3 ③ K		5	0	1	0	0	1	1
10 Adam Jones, R (1, 8) OBP: 0.358, SLG: 0.519	C SL 77 F FF 86 S FF 87 0-3 ③ K		B CU 68 F SL 75 B FF 86 X SL 77 2-1 14 S 1B		B FF 86 B FF 86 S FF 88 S SL 78 F CU 71 B FF 87 B CH 80 4-2 14 S BB		B FF 94 F FF 94 F SL 79 X FF 96 1-2 ①② G4-6-3 1-2f			C SL 85 B FF 96 X FF 95 1-1 14 FC4-6 1B	4	0	2	0	1	1	1
14 Nolan Reimold, R (1, 10) OBP: 0.286, SLG: 0.372		F FF 85 C SL 78 B FF 86 B CU 70 B CU 69 F SL 78 X CH 78 3-2 ① F7	1 SAFE 1 SAFE P PO 75 1 SAFE F FF 86 P PO 73 B SL 78 S SL 77 S SL 77 3-3 ③ K 1-2		C SL 77 B SL 77 C FF 87 X SL 78 1-2 ② SF7 1-2 3-H		C FF 96 S FS 88 F FS 89 B FF 94 B FF 95 X SL 82 2-2 HR		B SL 88 C SL 87 C FF 95 B SL 86 X FF 96 2-2 ① FC4-6 2 G6-3 28 1B 1-2f	4	2	1	2	0	1	2
2 J.J. Hardy, R (1, 6) OBP: 0.236, SLG: 0.333		X FF 87 0-0 HR		C SL 76 B SL 75 X FF 86 1-1 3 WP 28 HBP 1B	B SL 77 X SL 77 1-0 ③ F7		C FF 95 B FS 88 F FF 94 F FF 96 B FF 96 S FS 87 2-3 ③ K			C SL 87 X SL 88 0-1 ② G6-3 1-2	5	1	2	1	0	1	2
28 Steve Pearce, R (1, 3) OBP: 0.350, SLG: 0.382		B SL 78 C SL 77 X FF 87 1-1 48 BB 3 1B 1B		B FF 85 1 SAFE C SL 76 1 SAFE F SL 79 B CU 68 1 SAFE H CU 68 3-2 3 WP 1-2 HBP		B FF 94 C FF 94 X FF 94 1-1 2B		C FF 92 S FS 87 S FF 94 0-3 ① K		C SL 87 X FF 96 0-1 2-H 1B	4	0	3	1	0	1	0
3 Ryan Flaherty, L (1, 4) OBP: 0.211, SLG: 0.206		X FF 86 0-0 48 BB 1-2 1B		F SL 76 B FF 86 C SL 76 B CU 69 S SL 76 2-3 ① K 1-2 2-3		B FF 94 B FF 94 S FF 95 B FF 94 F FF 94 B FF 95 4-2 BB		C FF 95 B FF 94 B FS 87 F FF 94 F FF 96 B FS 88 X FF 93 3-2 ② G4-3	I IN 78 I IN 81 I IN 79 I IN 78 4-0 IBB	3	0	1	0	2	1	2
48 Chris Snyder, R (1, 2) 32 Matt Wieters, S (10, PH) OBP: 0.295, SLG: 0.384 (10, 2)		D SL 79 B FF 86 C SL 78 F FF 86 D CU 70 B SL 77 4-2 9 G4-6-3 1-2 2-3 BB		X SL 77 0-0 ② L4		L FF 93 B FF 93 C FF 94 B SL 86 C FF 93 2-3 ① K		C FF 95 B SL 83 S FF 95 F FF 96 B FF 96 B FS 87 X FF 94 3-2 ③ P2		F SL 86 F SL 86 B FF 95 X SL 86 1-2 ③ G3-1	3 1	0 0	0 0	0 0	1 0	1 0	4 2
Inning Stats	R: 1 H: 1 E: 0 LOB: 0 K: 1 BB: 0 S: 10 P: 15	R: 1 H: 3 E: 0 LOB: 2 K: 0 BB: 1 S: 12 P: 20	R: 0 H: 1 E: 0 LOB: 1 K: 1 BB: 0 S: 11 P: 16	R: 0 H: 1 E: 0 LOB: 2 K: 1 BB: 0 S: 10 P: 16	R: 1 H: 1 E: 0 LOB: 1 K: 0 BB: 1 S: 16 P: 22	R: 0 H: 1 E: 0 LOB: 2 K: 1 BB: 1 S: 14 P: 26	R: 1 H: 2 E: 0 LOB: 0 K: 1 BB: 0 S: 12 P: 18	R: 0 H: 0 E: 0 LOB: 0 K: 1 BB: 0 S: 11 P: 17	R: 0 H: 0 E: 0 LOB: 0 K: 3 BB: 0 S: 11 P: 15	R: 1 H: 2 E: 0 LOB: 2 K: 0 BB: 1 S: 12 P: 20	1B: 8 SF: 1 2B: 1 SAC: 0 3B: 0 DP: 2 HR: 3 HBP: 1						

PITCHER		IP	WLS	BF	H	R	ER	SO	BB	IBB	HBP	BLK	WP	HR	S	P	ERA	WHIP
48 Tommy Hanson, R ERA: 3.86	(1, 1)	5.0		24	7	3	3	3	2	0	1	0	1	2	59	89	5.40	1.800
58 Michael Kohn, R ERA: 4.76	(6, 1)	1.0		5	1	0	0	1	1	0	0	0	0	0	14	26	0.00	2.000
65 Dane De La Rosa, R ERA: 2.93	(7, 1)	2.0		7	2	1	1	2	0	0	0	0	0	1	23	35	4.50	1.000
49 Ernesto Frieri, R ERA: 2.03	(9, 1)	1.0		3	0	0	0	3	0	0	0	0	0	0	11	15	0.00	0.000
Garrett Richards, R ERA: 5.17	(10, 1)	1.0	L	6	2	1	1	0	0	1	0	0	0	0	12	20	9.00	2.000

PITCHER	IP	WLS	BF	H	R	ER	SO	BB	IBB	HBP	BLK	WP	HR	S	P	ERA	WHIP

TOP

Baltimore Orioles @ Los Angeles Angels

Angel Stadium of Anaheim, Anaheim, CA

Sat May 04 2013, 1:09 PM - 4:52 PM PDT

Att. 32,136 - Sunny - 70 F

livebaseballscorecards.com

AB	39
R	5
H	12
RBI	5
BB	4
SO	9
LOB	23

WP: 1	PA: 45		
PB: 0			
SB: 3			
CS: 0			

Batter	1	2	3	4	5	6	7	8	9	10	AB	R	H	RBI	BB	SO	LOB
2 Erick Aybar, S (1, 6) OBP: 0.308, SLG: 0.347	C SI 87 C SI 87 B FS 79 F CH 78 B SI 89 B CH 80 X SI 88 3-2 G4-3 ①			C SI 86 B CU 72 X SI 87 1-1 F9 ①			B SI 86 X SI 87 1-0 44 HR 1B	F SI 86 F SL 79 X SI 85 0-2 G4-3 ② 2-3 3-H		B SI 95 X SI 96 1-0 G4-3 ③	5	1	1	1	0	0	1
27 Mike Trout, R (1, 8) OBP: 0.338, SLG: 0.484	C SI 89 X CU 70 0-1 G6-3 ②			C CU 70 X SI 88 0-1 L5 ②			X SI 88 0-0 P6 ① 1B	B SI 86 C SL 78 B FF 86 S SL 80 X SI 86 2-2 1B 3-H			4	0	1	1	0	0	1
5 Albert Pujols, R (1, 3) OBP: 0.319, SLG: 0.407	S SI 88 B CU 71 F SI 89 F CU 73 X FS 78 1-2 G4-3 ③			C SI 88 S FS 78 S FS 79 0-3 K ③			C SI 87 X SI 88 0-1 F9 ② 1B	S SI 87 F SI 86 B SL 80 S FF 87 1-3 K ③			4	0	0	0	0	2	2
44 Mark Trumbo, R (1, 9) OBP: 0.363, SLG: 0.557		B SL 80 C SI 88 B SI 88 B CU 74 B SL 82 4-1 47 G6-4-3 BB			S CU 71 C FS 78 B SL 78 B SI 88 X SL 78 2-2 F8 ①		B SL 80 C CU 69 D CU 72 X SI 88 2-1 1-H HR		B FC 94 C FF 98 B FF 98 S FF 98 B FF 99 B FF 95 4-2 6 CS BB		2	1	1	2	2	0	0
6 Alberto Callaspo, S (1, 5) OBP: 0.341, SLG: 0.359		X SI 87 0-0 L9 ①			B CU 72 B CH 79 C SI 87 C SI 88 X SI 88 2-2 L9 ②		B CH 80 B SI 88 C SI 87 X SI 88 2-1 1B		B FF 96 S FF 97 X FF 97 1-1 F7 ① ② 1-2		4	0	1	0	0	0	2
47 Howie Kendrick, R (1, 4) OBP: 0.320, SLG: 0.432 Garrett Richards, R (10, 1)		L SI 88 B SI 88 X SI 88 1-1 G6-4-3 ② ③ 1-2f			B CU 71 X SI 88 1-0 L8 ③		1 SAFE B SL 81 C SL 78 B FF 87 C SI 86 S FF 88 2-3 K ③		B CU 82 F SI 96 S CH 91 F FF 97 F CU 82 B FF 97 F FF 98 F FC 94 X FF 96 2-2 16 S 1B		4 0	0 0	1 0	0 0	0 0	1 0	2 0
16 Hank Conger, L (1, 10) OBP: 0.263, SLG: 0.361 (9, 2)			X SI 86 0-0 B1-3 ①			C CU 68 X CU 71 0-1 G3 ①		B SI 86 C SL 78 X SI 88 1-1 39 SH5-4 3 BB 2 G4-3 1B	B FC 92 B SI 96 F FF 96 S CH 92 B SI 97 X CU 82 3-2 G3 ③ 1-2		4	1	1	0	0	0	1
17 Chris Iannetta, R (1, 2) OBP: 0.297, SLG: 0.377 3 Scott Cousins, L (8, PH) 49 Ernesto Frieri, R (9, 1) 20 Brendan Harris, R (10, 4) OBP: 0.270, SLG: 0.356 32 Josh Hamilton, L (10, PH) OBP: 0.250, SLG: 0.289			B SI 88 C SL 80 X SI 88 1-1 G6-3 ②			B FS 79 C SI 88 B SI 88 S CU 71 B FS 78 S CU 71 3-3 K ②		B SL 79 B SI 86 B SI 85 B SI 87 4-0 2 G4-3 39 SH5-4 27 1B 1-2 BB		C SI 94 X SI 94 0-1 F7 ①	2 0 0 0 1	0 1 0 0 0	0 0 0 0 0	0 0 0 0 1	1 0 0 0 0	0 0 0 0 0
39 JB Shuck, L (1, 7) OBP: 0.406, SLG: 0.433			F SI 88 C SI 88 B SI 88 B CH 80 B SI 88 F SI 88 F SI 88 X SI 88 3-2 G6-3 ③			C CU 72 X SL 77 0-1 F7 ③		B FF 87 B FF 87 B FF 87 C SI 86 X FF 86 3-1 SH5-4 ① 1-2 2-3		B SI 95 C FF 94 S CU 82 B SI 95 F SI 95 F CU 82 X SI 96 2-2 F7 ②	3	0	0	0	0	0	0

| Inning Stats | | |

Baltimore Orioles @ Los Angeles Angels

Angel Stadium of Anaheim, Anaheim, CA

Sun May 05 2013, 12:38 PM - 4:12 PM PDT

Att. 38,047 - Overcast - 65 F

TOP

livebaseballscorecards.com

Batter	1	2	3	4	5	6	7	8	9	AB	R	H	RBI	BB	SO	LOB
9 Nate McLouth, L (1, 7) OBP: 0.411, SLG: 0.490	B SI 92 F SI 92 X SI 93 1-1 21 G4-3 10 2B 2B		B SI 92 B FC 87 X FF 90 2-0 ① P4		B CU 76 C CH 86 B FF 93 B FC 88 B SI 93 4-1 13 S 13 HR BB		F SI 88 X CU 73 0-1 ③ L8		X FF 94 0-0 ① G4-3	4	2	1	0	1	0	0
13 Manny Machado, R (1, 5) OBP: 0.352, SLG: 0.522	D SI 94 X FF 93 1-0 ① P3		C SL 79 S SI 92 B CH 86 F FC 89 X FC 90 1-2 ② G4-3		C FC 90 B FF 93 X FF 93 1-1 1-H HR			B FF 93 B FF 92 B FF 91 B FF 92 4-0 21 G4-3 21 E 19 1B BB	C SL 88 F CH 86 B FF 95 B FF 94 F FF 94 F SL 86 S SL 87 2-3 ② K	4	2	1	2	1	1	1
21 Nick Markakis, L (1, 9) OBP: 0.322, SLG: 0.368	B SL 80 B B SI 93 C SI 92 F SI 93 X FC 91 3-2 ② G4-3 2-3		B FC 90 C CH 86 X FF 91 1-1 ③ G6-3		F FC 90 B CH 86 B FC 90 F SI 92 B SI 91 B FC 88 4-2 10 CS BB			B FF 94 1 SAFE B FF 92 1 SAFE B FF 91 C FF 92 X FF 93 3-1 ① G4-3 1-3	B FF 95 F FF 94 B FF 93 B SI 93 F SI 94 B FF 94 4-2 BB	3	0	0	0	2	0	2
10 Adam Jones, R (1, 8) OBP: 0.360, SLG: 0.519	F FC 91 B CH 87 S FC 91 F FF 94 X SL 82 1-2 3-H 2B			C SI 92 B SI 92 B FC 90 B FF 92 F FC 89 B SI 94 4-2 19 S 2 HR BB	B SL 84 S FF 93 B FF 94 B FF 93 S FF 94 X FF 94 3-2 ②③ F9 1-2			X FF 94 0-0 ② G4-3	B FF 95 B FF 94 F FF 94 S SL 86 S SL 88 2-3 ③ K	4	1	1	1	1	1	3
19 Chris Davis, L (1, 3) OBP: 0.425, SLG: 0.673	F FF 93 B FC 92 S SL 82 D SL 84 S FC 91 2-3 ③ K			1 SAFE B FC 89 B SI 91 S SI 93 1 SAFE B SI 92 S CH 87 C CH 86 3-3 ① K 1-2		F SI 95 X FF 94 0-1 ① F8		S FS 86 B FS 86 X FF 95 1-1 2 1B 32 1B 3 1B 3-H 1B		4	1	1	1	0	2	2
32 Matt Wieters, S (1, 2) OBP: 0.293, SLG: 0.379		B SI 92 C SI 91 F FC 90 B SI 92 T CH 85 2-2 ① K		S SI 93 S CH 86 F SI 93 F FC 90 X FC 90 0-2 ② L3		X FF 94 0-0 ② F7		C FF 94 D FS 87 S FS 86 X FS 85 1-2 2 1B 3 1B 1-2 1B		4	1	1	0	0	1	1
2 J.J. Hardy, R (1, 6) OBP: 0.244, SLG: 0.363		C FF 93 X FC 89 0-1 E6 3 FC4-6		C FC 89 X FC 89 0-1 2-H HR		C SL 86 B SI 94 X FF 94 1-1 ③ L4		C SL 87 F SL 87 X FF 94 0-2 3 1B 1-2 2-3 1B		4	1	2	2	0	0	0
3 Ryan Flaherty, L (1, 4) OBP: 0.213, SLG: 0.208		F SI 91 F FC 90 B CH 86 X FC 87 1-2 ② FC4-6 1-2f		B CU 78 B SI 93 C FC 88 F CH 87 C SI 93 2-3 ③ K			B CU 71 B SI 88 S SI 87 S SI 88 B SI 88 X SI 88 3-2 ① G3	B FF 95 S SI 94 S SL 87 X SL 87 1-2 1-2 2-H 3-H 1B	4	0	1	2	0	1	1
14 Nolan Reimold, R (1, 10) OBP: 0.275, SLG: 0.356		B FF 93 F FC 88 S FF 93 B FC 90 1 SAFE S FC 90 2-3 ③ K		S SI 92 F SI 93 B SL 84 F FC 90 B SI 93 F SI 93 S FC 89 2-3 ① K			B SI 88 B SI 88 B SI 88 X SI 88 3-0 ② G5-3	C FF 96 F FF 94 D SL 87 F SL 86 B FF 96 F FF 95 F SL 87 B FF 93 X SL 86 3-2 ③ L6	4	0	0	0	0	2	3

Inning Stats										
	R: 1	H: 2	R: 0	H: 0	R: 0	H: 0	R: 2	H: 1	R: 2	H: 1
	E: 0	LOB: 1	E: 1	LOB: 1	E: 0	LOB: 0	E: 0	LOB: 0	E: 0	LOB: 0
	K: 1	BB: 0	K: 2	BB: 0	K: 0	BB: 0	K: 2	BB: 1	K: 1	BB: 2
	S: 13	P: 21	S: 11	P: 16	S: 7	P: 11	S: 15	P: 24	S: 13	P: 27

Inning Stats										
	R: 0	H: 0	R: 0	H: 4	R: 0	H: 0	1B: 4	SF: 0	WP: 0	PA: 40
	E: 0	LOB: 0	E: 0	LOB: 2	E: 0	LOB: 1	2B: 2	SAC: 0	PB: 0	
	K: 0	BB: 0	K: 0	BB: 1	K: 2	BB: 1	3B: 0	DP: 0	SB: 2	
	S: 5	P: 6	S: 6	P: 12	S: 20	P: 33	S: 11	P: 19	HR: 2	HBP: 0	CS: 1	

PITCHER		IP	WLS	BF	H	R	ER	SO	BB	IBB	HBP	BLK	WP	HR	S	P	ERA	WHIP
57 Jerome Williams, R ERA: 3.16	(1, 1)	4.1	L	21	4	5	5	6	3	0	0	0	0	2	56	93	10.38	1.615
58 Michael Kohn, R ERA: 3.68	(5, 1)	1.2		4	0	0	0	0	0	0	0	0	0	0	8	12	0.00	0.000
37 Scott Downs, L ERA: 3.0	(7, 1)	1.0		3	0	0	0	0	0	0	0	0	0	0	6	12	0.00	0.000
65 Dane De La Rosa, R ERA: 4.5	(8, 1)	0.2		5	2	3	3	0	1	0	0	0	0	0	8	17	40.50	4.500
Garrett Richards, R ERA: 5.12	(8, 1)	0.1		3	2	0	0	0	0	0	0	0	0	0	12	16	0.00	6.000

PITCHER		IP	WLS	BF	H	R	ER	SO	BB	IBB	HBP	BLK	WP	HR	S	P	ERA	WHIP
62 Ryan Brasier, R ERA: 9.0	(9, 1)	1.0		4	0	0	0	2	1	0	0	0	0	0	11	19	0.00	1.000

AB	35
R	8
H	8
RBI	8
BB	5
SO	8
LOB	13

Batter	1	2	3	4	5	6	7	8	9	AB	R	H	RBI	BB	SO	LOB
2 Erick Aybar, S (1, 6) OBP: 0.316, SLG: 0.370	C SI 93 C CU 78 F SI 94 F SI 94 F SI 94 S SL 85 0-3 K	C SI 89 X SI 91 0-1 B1-3		B SL 85 X SI 93 1-0 P4		B CU 79 X SI 94 1-0 27 WP 1B		C SL 78 F CU 79 B SI 89 F SL 80 X SL 81 1-2 1-3 2B		5	0	2	0	0	1	0
27 Mike Trout, R (1, 8) OBP: 0.340, SLG: 0.504	B FF 95 B SL 85 X SI 94 2-0 32 S 6 1B 1B	B CU 78 B CH 86 C SI 91 F SI 91 F FF 94 B SI 94 X SL 86 3-2 G5-3		S SL 86 B FF 92 C CU 78 B FF 94 X CH 87 2-2 HR		B SI 93 B FF 94 C FF 94 B SL 87 F FF 94 C CU 78 3-3 K 1-2		B SL 79 X SL 78 1-0 G3-1		5	2	2	1	0	1	3
32 Josh Hamilton, L (1, 9) OBP: 0.255, SLG: 0.296	B SI 93 B SI 94 S SI 94 B SI 94 B SI 93 4-1 6 1B 47 1B 1-2 BB	X CU 77 0-0 F9		B FF 93 F SI 92 X CU 78 1-1 G4-3			S SL 87 C SL 86 B SL 86 B SL 87 S FF 93 2-3 K		C SL 79 B FF 86 C SL 79 F SL 79 X FF 87 1-2 6 G4-3 2B	4	1	1	0	1	1	0
44 Mark Trumbo, R (1, 3) OBP: 0.364, SLG: 0.548	B SL 86 F SI 93 S SL 86 C SI 93 1-3 K	C SL 84 X SI 91 0-1 16 G3 47 1B 1B		C SI 93 X CH 87 0-1 G5-3			B SL 82 B SI 96 B SL 80 C SI 95 B SI 96 4-1 6 FC1-5-6-5 6 BLK BB		C SL 79 F SI 85 B SL 78 B SL 79 C FF 87 2-3 K	4	0	1	0	1	2	3
6 Alberto Callaspo, S (1, 5) OBP: 0.347, SLG: 0.364	X FF 93 0-0 47 1B 16 1B 1-2 2-H 1B	B SI 90 X SI 92 1-0 L8			C CU 76 C CU 77 B SI 92 X CH 85 1-2 47 G4-6-3 1B		B SI 96 F SI 96 X SI 96 1-1 FC1-5-6-5 1-3		B SL 79 C FF 86 F SL 78 B FF 87 B FF 86 X SL 79 3-2 G4-3 2-3	5	1	2	1	0	0	3
47 Howie Kendrick, R (1, 4) OBP: 0.323, SLG: 0.431	C SL 87 F FF 94 X SI 94 0-2 16 1B 1-3 2-H 1B	X SI 92 0-0 16 G3 1-2 1B			F SI 92 1 SAFE F SI 93 X SI 93 0-2 G4-6-3 1-2f		C SL 82 X SI 96 0-1 G5-3		B SI 87 C SL 79 C FF 87 X SL 78 1-2 G5-3	5	0	2	1	0	0	3
16 Hank Conger, L (1, 10) OBP: 0.286, SLG: 0.359	B CU 79 B FF 93 F SI 93 1 SAFE F SI 94 X CU 78 2-2 17 BB 1-3 3-H 1B	S SI 92 B SI 92 B SI 92 B CU 78 F SI 93 X SI 93 3-2 G3 1-2 2-3			B CU 78 B CH 86 C FF 92 F SI 94 T FF 93 2-2 K			B SI 87 C SI 87 B SI 89 S CH 82 B SI 90 F SI 88 B CH 80 4-2 17 G3-6-1 BB		3	0	1	1	1	1	2
17 Chris Iannetta, R (1, 2) OBP: 0.305, SLG: 0.367	B FF 94 F SI 94 F SI 94 B SL 86 B SL 85 B SL 85 4-2 1-2 BB	F SI 93 B SI 94 F FF 92 B FF 94 B SL 84 B FF 94 4-2 BB				B SL 83 S SL 86 X SI 92 1-1 G6-3		B SI 88 X SI 87 1-0 G3-6-1 1-2f		2	0	0	0	2	0	1
39 JB Shuck, L (1, 7) OBP: 0.371, SLG: 0.394 20 Brendan Harris, R (8, PH) OBP: 0.281, SLG: 0.356 3 Scott Cousins, L (9, 7)	S FF 93 F FF 93 B SI 94 F SL 85 S SI 92 1-3 K	L SI 93 B CU 79 F FF 94 X SI 94 1-2 F7				B FF 94 C FF 93 X SI 93 1-1 F7		C SI 89 F SL 81 B SI 90 B SI 90 F SI 90 B CU 74 D SI 88 4-2 2 2B BB		3 0 0	0 0 0	0 0 0	0 0 0	1 1 0	0 0 0	6 0 0
Inning Stats	R: 3 E: 0 K: 3 S: 24 H: 4 LOB: 3 BB: 2 P: 38	R: 0 E: 0 K: 0 S: 7 H: 0 LOB: 0 BB: 0 P: 10	R: 0 E: 0 K: 0 S: 12 H: 2 LOB: 3 BB: 1 P: 21	R: 1 E: 0 K: 0 S: 8 H: 1 LOB: 0 BB: 0 P: 12	R: 0 E: 0 K: 1 S: 9 H: 1 LOB: 0 BB: 0 P: 12	R: 0 E: 0 K: 1 S: 8 H: 1 LOB: 1 BB: 0 P: 14	R: 0 E: 0 K: 1 S: 8 H: 0 LOB: 1 BB: 1 P: 15	R: 0 E: 0 K: 0 S: 12 H: 1 LOB: 2 BB: 2 P: 23	R: 0 E: 0 K: 1 S: 13 H: 1 LOB: 1 BB: 0 P: 20	1B: 8 2B: 2 3B: 0 HR: 1 SF: 0 SAC: 0 DP: 2 HBP: 0						WP: 1 PB: 0 SB: 1 CS: 0 PA: 42

PITCHER		IP	WLS	BF	H	R	ER	SO	BB	IBB	HBP	BLK	WP	HR	S	P	ERA	WHIP
39 Jason Hammel, R ERA: 4.1	(1, 1)	6.0	W	29	9	4	4	5	3	0	0	0	1	1	68	107	6.00	2.000
17 Brian Matusz, L ERA: 2.84	(7, 1)	0.1	H	1	0	0	0	1	0	0	0	0	0	0	3	5	0.00	0.000
47 Pedro Strop, R ERA: 5.73	(7, 1)	0.2	H	3	0	0	0	0	1	0	0	1	0	0	5	10	0.00	1.500
40 Troy Patton, L ERA: 2.77	(8, 1)	0.2		4	1	0	0	0	2	0	0	0	0	0	11	21	0.00	4.500
56 Darren O'Day, R ERA: 1.65	(8, 1)	1.1	S	5	1	0	0	1	0	0	0	0	0	0	14	22	0.00	0.750

PITCHER	IP	WLS	BF	H	R	ER	SO	BB	IBB	HBP	BLK	WP	HR	S	P	ERA	WHIP

BOTTOM

Baltimore Orioles @ Los Angeles Angels

Angel Stadium of Anaheim, Anaheim, CA

Sun May 05 2013, 12:38 PM - 4:12 PM PDT

Att. 38,047 - Overcast - 65 F

livebaseballscorecards.com

AB	36
R	4
H	11
RBI	4
BB	6
SO	7
LOB	21

Batter	1	2	3	4	5	6	7	8	9	AB	R	H	RBI	BB	SO	LOB
2 Erick Aybar, S (1, 6) OBP: 0.306, SLG: 0.373	X FF 92 0-0 27 F9 44 HR 2B		C FF 90 X FF 91 0-1 ① B4-3		B SI 92 C FF 92 B SL 84 F SI 91 C SI 93 2-3 ① K		B CU 71 X SI 89 1-0 ① B2		B CU 77 B SI 94 F SI 93 X SI 93 2-1 ② P3	5	1	1	0	0	1	1
27 Mike Trout, R (1, 8) OBP: 0.342, SLG: 0.504	B FF 92 X SL 88 1-0 ① F9 2-3		B FF 94 F FF 93 X CU 79 1-1 ① 2B		C FF 94 B FF 90 F SL 88 H FF 90 2-2 44 FC6-4 HBP		B CU 77 B FF 92 C FF 93 X FF 94 2-1 ② F9		B CU 79 F SI 94 C SI 95 B CU 78 B SI 94 S CU 78 3-3 ③ K	4	0	1	0	0	1	1
5 Albert Pujols, R (1, 3) OBP: 0.317, SLG: 0.397	B FF 95 B SI 91 S FF 92 B FF 95 S SL 88 B FF 92 4-2 44 HR BB		C SL 85 S FF 94 B CU 79 S FF 94 1-3 ② K		B SL 86 F CU 79 B SL 87 B SL 86 X FF 93 3-1 ② F9		S SL 84 C FF 94 S FF 94 0-3 ③ K			3	1	0	0	1	2	3
44 Mark Trumbo, R (1, 10) OBP: 0.361, SLG: 0.562	X FF 92 0-0 1-H 3-H HR		C SL 86 F SL 85 F SL 84 S CU 81 0-3 ③ K		C SL 88 S SL 88 B SL 87 X CU 81 1-2 ③ FC6-4 1-2f			C FF 91 S SL 86 C FF 93 0-3 ① K		4	1	1	3	0	2	3
32 Josh Hamilton, L (1, 9) OBP: 0.248, SLG: 0.287	F CH 84 S FF 93 B CU 81 B CH 83 T CH 82 2-2 ② K			C FF 92 B SI 92 F SI 92 B CU 80 X SI 93 2-2 ① G4-3		F FF 91 X SL 80 0-1 ① G4-3		B FF 92 B FF 91 F FF 91 C FF 93 C SL 87 2-3 ② K		4	0	0	0	0	2	0
47 Howie Kendrick, R (1, 4) OBP: 0.321, SLG: 0.449	B FF 94 C FF 93 B SL 86 S FF 94 F FF 94 F CU 81 S CU 81 2-3 ③ K2-3			B CU 75 T FF 94 F SL 86 F FF 95 X FF 91 1-2 ② G5-3		C FF 90 X CH 78 0-1 HR		F SL 85 X FF 93 0-1 E6 6 HR		4	2	1	1	0	1	0
6 Alberto Callaspo, S (1, 5) OBP: 0.358, SLG: 0.426		C FF 91 B CH 82 X FF 91 1-1 ① G3		B SI 91 B CH 83 B FF 92 B SL 88 4-0 BB		C SI 90 X SI 92 0-1 ② F9		B SI 93 X SI 92 1-0 1-H HR		3	1	1	2	1	0	0
16 Hank Conger, L (1, 2) OBP: 0.283, SLG: 0.349		B FF 92 C SI 92 B CH 80 F FF 92 S CU 79 2-3 ② K		B SI 93 X CH 81 1-0 ③ L3		C SI 90 X SI 91 0-1 1B		B CH 82 B SI 93 B SI 92 C SI 91 C SI 92 S SI 92 3-3 ③ K		4	0	1	0	0	2	1
39 JB Shuck, L (1, 7) OBP: 0.359, SLG: 0.405		B FF 93 B SI 93 X SI 92 2-0 ③ G1-3			C CU 73 X FF 92 0-1 2B	X FF 92 0-0 ③ L6			C SI 93 C CU 76 X CU 77 0-2 ① G3	4	0	1	0	0	0	1
Inning Stats	R: 3 E: 0 K: 2 S: 13 H: 2 LOB: 0 BB: 1 P: 22	R: 0 E: 0 K: 1 S: 6 H: 0 LOB: 0 BB: 0 P: 11	R: 0 E: 0 K: 2 S: 11 H: 1 LOB: 1 BB: 0 P: 13	R: 0 E: 0 K: 0 S: 8 H: 0 LOB: 1 BB: 1 P: 16	R: 0 E: 0 K: 1 S: 12 H: 1 LOB: 2 BB: 0 P: 20	R: 1 E: 0 K: 0 S: 9 H: 2 LOB: 1 BB: 0 P: 9	R: 0 E: 0 K: 1 S: 6 H: 0 LOB: 0 BB: 0 P: 9	R: 2 E: 1 K: 3 S: 12 H: 1 LOB: 0 BB: 0 P: 18	R: 0 E: 0 K: 1 S: 8 H: 0 LOB: 0 BB: 0 P: 13	1B: 1 2B: 3 3B: 0 HR: 3 SF: 0 SAC: 0 DP: 0 HBP: 1						

PITCHER		IP	WLS	BF	H	R	ER	SO	BB	IBB	HBP	BLK	WP	HR	S	P	ERA	WHIP
18 Jordan Lyles, R ERA: 4.5	(1, 1)	5.0	W	22	4	3	3	6	2	0	1	0	0	1	50	82	5.40	1.200
60 Dallas Keuchel, L ERA: 4.96	(6, 1)	1.1	H	6	2	1	1	0	0	0	0	0	0	1	10	11	6.75	1.500
62 Hector Ambriz, R ERA: 4.24	(7, 1)	1.1	H	5	0	1	1	3	0	0	0	0	0	0	13	17	6.75	0.000
54 Travis Blackley, L ERA: 4.35	(8, 1)	0.1	H	2	1	1	0	1	0	0	0	0	0	1	4	8	0.00	3.000
41 Jose Veras, R ERA: 4.85	(9, 1)	1.0	S	3	0	0	0	1	0	0	0	0	0	0	8	13	0.00	0.000

PITCHER	IP	WLS	BF	H	R	ER	SO	BB	IBB	HBP	BLK	WP	HR	S	P	ERA	WHIP

TOP

Los Angeles Angels @ Houston Astros

Minute Maid Park, Houston, TX

Tue May 07 2013, 7:11 PM - 9:57 PM CDT

Att. 15,265 - Clear - 85 F

livebaseballscorecards.com

AB	35
R	6
H	7
RBI	6
BB	2
SO	11
LOB	10

Batter	1	2	3	4	5	6	7	8	9	AB	R	H	RBI	BB	SO	LOB
19 Robbie Grossman, S (1, 7) OBP: 0.322, SLG: 0.275	C SI 91 C SI 91 X SI 91 0-2 ① G6-3		1 SAFE X SI 90 0-0 SH 38 2B 27 1B 1-2	C SL 82 B FC 88 F SI 92 S CU 78 1-3 ② K			X CH 87 0-0 14 S 38 S 14 E 1B			3	2	1	0	0	1	0
38 Jimmy Paredes, S (1, 9) OBP: 0.250, SLG: 0.500	B SI 90 C SI 90 X SI 91 1-1 ② G1-3		M SL 82 2 SAFE X SL 82 0-1 27 1B 23 HR 1-3 2-H 2B	C CU 78 F SI 91 F SI 89 S SL 82 0-3 K			1 SAFE M SI 89 B SI 90 1 SAFE F SL 81 F FC 88 1 SAFE D SL 82 F FF 90 2-3 ① F CU 78 S SI 93 K 1-2			4	1	1	1	0	2	1
27 Jose Altuve, R (1, 4) OBP: 0.384, SLG: 0.459	B SI 91 C SL 81 B SI 91 S FF 91 B FF 92 F SI 91 F SI 92 X SI 92 3-2 HR		F SI 91 B SI 92 F SL 83 F SL 83 B FC 89 X SL 83 2-2 23 HR 2-3 3-H 1B	X SI 93 0-0 ③ G4-3			I IN 69 I IN 68 I IN 73 I IN 74 4-0 14 S 14 K IBB			3	2	2	2	1	0	1
14 J.D. Martinez, R (1, 10) OBP: 0.269, SLG: 0.449	B SI 92 S SL 82 X CH 85 1-1 2B		1 SAFE B SL 83 C SI 93 1 SAFE F SI 92 T SI 92 1-2 ① K		X SI 91 0-0 ① L7		C SL 82 F FF 95 B SL 82 S FF 93 1-3 ②③ K 1-H 2-H			4	0	1	0	0	2	3
22 Carlos Corporán, S (1, 2) OBP: 0.378, SLG: 0.475	X SL 81 0-0 ③ G4-3		F CH 88 1 SAFE S SI 91 B FF 91 F FC 88 1 SAFE S SL 82 1-3 ② K		C FF 90 B CU 79 B SL 80 C SI 91 B FF 89 S FC 88 3-3 ② K			F FF 94 B CH 86 F FF 94 F SL 84 F SL 84 B FF 93 B FF 94 F FF 95 B FF 93 4-2 13 G6-4-3 BB		3	0	0	0	1	2	3
23 Chris Carter, R (1, 3) OBP: 0.281, SLG: 0.426		C FF 91 B SI 91 S SI 91 B SL 83 B SL 84 X SI 93 3-2 ① F8	1 SAFE B SI 91 C SL 82 X SI 91 1-1 1-H 3-H HR		B FF 92 C FF 91 B CH 86 X SI 93 2-1 ③ G5-3			C SL 82 X FF 94 0-1 ① F8		4	1	1	3	0	0	1
13 Ronny Cedeno, R (1, 6) OBP: 0.308, SLG: 0.408		C SI 92 F FF 89 S CH 83 0-3 ② K	B SI 92 B SL 83 F SI 91 F FF 91 B SL 82 B SI 92 4-2 BB			C FF 90 B SI 90 F SI 91 S SL 83 1-3 ① K		X FF 93 0-0 ②③ G6-4-3 1-2f		3	0	0	0	1	2	1
30 Matt Dominguez, R (1, 5) OBP: 0.288, SLG: 0.306		S SL 84 F SI 92 S SL 84 0-3 ③ K	C FC 88 C CU 77 1 SAFE S FF 92 0-3 ③ K			C SI 92 B CU 80 X CH 86 1-1 ② G1-3				3	0	0	0	0	2	1
2 Brandon Barnes, R (1, 8) OBP: 0.417, SLG: 0.442			X FF 90 0-0 38 E 19 SH 38 2B 1B	B CU 77 B SL 84 C FF 91 F SI 91 C SI 90 2-3 ① K		F CH 85 F SL 83 F SL 82 B FF 92 B FF 89 F CU 79 F FF 90 S SL 84 2-3 ③ K				3	1	1	0	0	2	0
Inning Stats	R: 1 E: 0 K: 0 S: 13 H: 2 LOB: 1 BB: 0 P: 18	R: 0 E: 0 K: 2 S: 9 H: 0 LOB: 0 BB: 0 P: 12	R: 5 E: 2 K: 3 S: 22 H: 4 LOB: 1 BB: 1 P: 31	R: 0 E: 0 K: 3 S: 11 H: 0 LOB: 1 BB: 0 P: 14	R: 0 E: 0 K: 1 S: 6 H: 0 LOB: 0 BB: 0 P: 11	R: 0 E: 0 K: 2 S: 11 H: 0 LOB: 0 BB: 0 P: 15	R: 1 E: 0 K: 2 S: 10 H: 1 LOB: 1 BB: 1 P: 17	R: 0 E: 0 K: 0 S: 8 H: 0 LOB: 0 BB: 1 P: 12			1B: 3 2B: 2 3B: 0 HR: 2 SF: 0 SAC: 1 DP: 1 HBP: 0				WP: 1 PB: 0 SB: 4 CS: 0 PA: 34	

PITCHER		IP	WLS	BF	H	R	ER	SO	BB	IBB	HBP	BLK	WP	HR	S	P	ERA	WHIP
33 C.J. Wilson, L ERA: 3.86	(1, 1)	6.1	L	30	7	7	2	12	1	1	0	0	1	2	79	114	2.84	1.263
38 Mark Lowe, R ERA: 9.0	(7, 1)	1.2		4	0	0	0	1	1	0	0	0	0	0	11	16	0.00	0.600

PITCHER	IP	WLS	BF	H	R	ER	SO	BB	IBB	HBP	BLK	WP	HR	S	P	ERA	WHIP

BOTTOM

Los Angeles Angels @ Houston Astros

Minute Maid Park, Houston, TX

Tue May 07 2013, 7:11 PM - 9:57 PM CDT

Att. 15,265 - Clear - 85 F

livebaseballscorecards.com

AB	30
R	7
H	7
RBI	6
BB	3
SO	13
LOB	11

Los Angeles Angels @ Houston Astros

Minute Maid Park, Houston, TX

Wed May 08 2013, 7:10 PM - 9:40 PM CDT

Att. 12,906 - Partly Cloudy - 78 F

TOP

livebaseballscorecards.com

Batter	1	2	3	4	5	6	7	8	9	AB	R	H	RBI	BB	SO	LOB
2 Erick Aybar, S (1, 6) OBP: 0.303, SLG: 0.365	X FF 91 0-0 27 G6-4-3 1B		B SL 83 X FF 92 1-0 ③ F7			S SL 84 B FF 94 X CH 86 1-1 ② G3-1		X CH 86 0-0 ②③ G3-6-3 1-2f		4	0	1	0	0	0	1
27 Mike Trout, R (1, 8) OBP: 0.346, SLG: 0.511	1 SAFE B FF 92 F FF 92 1 SAFE X SL 84 1-1 ①② G6-4-3 1-2f			C SL 82 X FF 92 0-1 ① G6-3		C SL 85 X CH 85 0-1 2B			C FF 93 B SL 85 B FF 93 X SL 85 2-1 5 1B 1B	4	0	2	0	0	0	1
5 Albert Pujols, R (1, 10) OBP: 0.322, SLG: 0.408 18 Luis Jimenez, R (9, PR) OBP: 0.290, SLG: 0.305	B FF 93 B FF 92 X FC 92 2-0 2B			B FF 92 X SL 83 1-0 ② P4		B FF 93 C CH 86 X FF 93 1-1 ③ G5-3			C SL 86 B SL 84 X FF 93 1-1 32 HBP 1B 1-3	4 0	0 0	2 0	0 0	0 0	0 0	1 0
44 Mark Trumbo, R (1, 3) OBP: 0.358, SLG: 0.552	C SL 85 B FC 93 F FF 93 X SL 85 1-2 ③ L6			X CH 85 0-0 32 CS 1B			C FF 92 B SL 83 B SL 83 B FF 94 C FF 94 S FF 94 3-3 ① K		C CU 74 F CU 77 S CU 76 0-3 ① K	4	0	1	0	0	2	3
32 Josh Hamilton, L (1, 9) OBP: 0.255, SLG: 0.311		B FF 92 F FF 92 X FF 88 1-1 ① G4-3		B CH 86 1-0 ③ CS 1-2	X CH 87 0-0 ① F9		X SL 83 0-0 HR		B FS 83 F FS 82 F SI 92 D CU 78 H CU 78 3-2 47 G6-4-3 HBP 1-2	3	1	1	1	0	0	0
47 Howie Kendrick, R (1, 4) OBP: 0.319, SLG: 0.443		F FF 92 F FF 93 X SL 86 0-2 ② G5-3			C FF 91 F CH 86 B SL 87 F SL 86 X SL 84 1-2 6 1B 1B		B FF 93 F SL 86 X CH 86 1-1 ② F8		X SI 94 0-0 ②③ G6-4-3 1-2f	4	0	1	0	0	0	3
6 Alberto Callaspo, S (1, 5) OBP: 0.357, SLG: 0.420		C FF 92 X CH 88 0-1 ③ F7			X FF 93 0-0 17 G6-4-3 1B 1-3		B FF 93 C FF 94 S SL 87 B FF 95 F SL 88 B CH 87 X CH 87 3-2 ③ L8			3	0	1	0	0	0	0
17 Chris Iannetta, R (1, 2) OBP: 0.299, SLG: 0.358 3 Scott Cousins, L (8, PH) 16 Hank Conger, L (8, 2) OBP: 0.283, SLG: 0.349			B FF 91 X FC 91 1-0 ① F9		X SL 82 0-0 ②③ G6-4-3 1-2f			S FF 91 C CH 85 S SL 87 0-3 ① K		2 1 0	0 0 0	0 0 0	0 0 0	0 1 0	0 0 0	2 0 0
39 JB Shuck, L (1, 7) OBP: 0.357, SLG: 0.385			X FF 91 0-0 ② G3-1			C FF 92 X SL 84 0-1 ① G4-3		C FF 92 C FF 92 F FF 94 B SL 87 B FF 93 F SL 87 B FF 94 B FF 94 4-2 2 G3-6-3 BB		2	0	0	0	1	0	0

Inning Stats	1	2	3	4	5	6	7	8	9
	R: 0 E: 0 K: 0 S: 7	H: 2 LOB: 1 BB: 0 P: 11	R: 0 E: 0 K: 0 S: 7	H: 0 LOB: 0 BB: 0 P: 8	R: 0 E: 0 K: 0 S: 3	H: 0 LOB: 0 BB: 0 P: 5	R: 0 E: 0 K: 0 S: 4	H: 1 LOB: 0 BB: 0 P: 6	R: 0 E: 0 K: 0 S: 7	H: 2 LOB: 1 BB: 0 P: 8
	R: 0 E: 0 K: 0 S: 8	H: 1 LOB: 1 BB: 0 P: 10	R: 1 E: 0 K: 1 S: 10	H: 1 LOB: 0 BB: 0 P: 17	R: 0 E: 0 K: 1 S: 8	H: 0 LOB: 0 BB: 1 P: 12	R: 0 E: 0 K: 1 S: 10	H: 2 LOB: 3 BB: 0 P: 16	1B: 6 2B: 2 3B: 0 HR: 1	SF: 0 SAC: 0 DP: 4 HBP: 1

AB	31
R	1
H	9
RBI	1
BB	1
SO	3
LOB	11

WP: 0 PB: 0 SB: 0 CS: 1 PA: 34

PITCHER		IP	WLS	BF	H	R	ER	SO	BB	IBB	HBP	BLK	WP	HR	S	P	ERA	WHIP
20 Bud Norris, R ERA: 3.4	(1, 1)	8.0	W	30	9	1	1	2	1	0	0	0	0	1	58	84	1.12	1.250
41 Jose Veras, R ERA: 4.5	(9, 1)	1.0	S	3	0	0	0	1	0	0	1	0	0	0	6	9	0.00	0.000

PITCHER	IP	WLS	BF	H	R	ER	SO	BB	IBB	HBP	BLK	WP	HR	S	P	ERA	WHIP

Batter	1	2	3	4	5	6	7	8	9	AB	R	H	RBI	BB	SO	LOB
19 Robbie Grossman, S (1, 8) (8, 7) OBP: 0.302, SLG: 0.255	B FF 87 C FF 88 X FF 88 1-1 G4-3 ①		D CH 83 B FF 89 X FF 90 2-0 L8 ②		C CH 82 X FF 89 0-1 G3 ③		B FF 95 T FF 95 C FF 95 B FC 95 S FC 95 2-3 K ③			4	0	0	0	0	1	3
38 Jimmy Paredes, S (1, 9) OBP: 0.375, SLG: 0.750	C FF 88 F FF 89 B CH 84 B CH 84 F FF 89 S CH 82 2-3 K ②		X CU 77 0-0 2-H 2B			B CH 82 B CH 82 S CH 82 F CH 81 F CH 82 B CH 82 F CH 82 C FF 89 3-3 K ①		C SL 84 F FF 94 B FC 94 F FF 94 F FF 95 X SL 84 1-2 27 L9 8 FC1-2 2B		4	0	2	1	0	2	0
27 Jose Altuve, R (1, 4) OBP: 0.380, SLG: 0.453	F FF 89 F FF 90 S FF 90 0-3 K ③		B FF 90 B FF 89 F CH 83 X CH 83 2-1 F9 ③			X FF 90 0-0 15 1B 1B		L SL 85 X FC 94 0-1 L9 ① 2-3		4	0	1	0	0	1	2
15 Jason Castro, L (1, 2) OBP: 0.302, SLG: 0.404		B FF 88 B FF 89 F FF 89 X FF 89 2-1 L7 ①		X FF 89 0-0 L9 ①		1 SAFE B CH 83 1 SAFE 1 SAFE X CH 83 1-0 14 G6-4-3 1-2 1B		B SL 86 F SL 86 B FC 95 T SL 85 B FC 94 B FF 94 4-2 8 FC1-2 BB		3	0	1	0	1	0	0
14 J.D. Martinez, R (1, 10) OBP: 0.255, SLG: 0.423 8 Trevor Crowe, S (8, PH) (9, 10)		C FF 89 C FF 89 S CH 83 0-3 K ②		C SL 83 S CH 83 B FF 90 B CH 83 F FF 89 F FF 89 T FF 89 2-2 K ②		X SL 82 0-0 G6-4-3 ②③ 1-2f		X FF 93 0-0 FC1-2 ② 1-2 3-H		3 1	0 0	0 0	0 0	0 0	2 0	2 2
12 Carlos Pena, L (1, 3) OBP: 0.331, SLG: 0.372		C FF 90 X CU 76 0-1 G4-3 ③		S FC 87 B FF 90 S CU 77 B FF 89 F FC 86 S CH 84 2-3 K ③			B CU 76 F CH 83 X FF 90 1-1 G4-3 ① B FC 94 S FC 94 B FC 94 B FF 93 F FC 95 X SL 80 3-2 G4-3 ③			4	0	0	0	0	1	2
23 Chris Carter, R (1, 7) OBP: 0.282, SLG: 0.449 2 Brandon Barnes, R (8, 8) OBP: 0.417, SLG: 0.442			C FF 89 B FF 89 X FF 89 1-1 G6-3 ①		B SL 82 X FF 89 1-0 HR		B SL 84 S CH 83 C FF 90 F CU 78 X CH 83 1-2 G5-3 ②			3 0	1 0	1 0	1 0	0 0	0 0	0 0
30 Matt Dominguez, R (1, 5) OBP: 0.298, SLG: 0.325			B FF 90 X FF 89 1-0 9 WP 9 2B 2B		X FF 88 0-0 G6-3 ①		C SL 83 B CU 78 X CH 84 1-1 9 1B 1B			3	1	2	0	0	0	0
9 Marwin Gonzalez, S (1, 6) OBP: 0.287, SLG: 0.434			C FF 89 B CH 84 X FF 90 1-1 38 2B 2-H 2B		B CU 76 S CH 82 F FF 88 X FF 90 1-2 F8 ②		F CH 83 1 SAFE B FF 91 X CH 83 1-1 1-2 1B			3	1	2	1	0	0	0
Inning Stats	R: 0 E: 0 K: 2 S: 9 H: 0 LOB: 0 BB: 0 P: 12	R: 0 E: 0 K: 1 S: 7 H: 0 LOB: 0 BB: 0 P: 9	R: 2 E: 0 K: 0 S: 9 H: 3 LOB: 1 BB: 0 P: 16	R: 0 E: 0 K: 2 S: 10 H: 0 LOB: 0 BB: 0 P: 14	R: 1 E: 0 K: 0 S: 7 H: 1 LOB: 0 BB: 0 P: 9	R: 0 E: 0 K: 1 S: 8 H: 2 LOB: 1 BB: 0 P: 12	R: 0 E: 0 K: 1 S: 13 H: 2 LOB: 2 BB: 0 P: 19	R: 0 E: 0 K: 0 S: 13 H: 1 LOB: 2 BB: 1 P: 21		1B: 4 2B: 4 3B: 0 HR: 1 SF: 0 SAC: 0 DP: 1 HBP: 0				WP: 1 PB: 0 SB: 0 CS: 0 PA: 33		

PITCHER	IP	WLS	BF	H	R	ER	SO	BB	IBB	HBP	BLK	WP	HR	S	P	ERA	WHIP
55 Joe Blanton, R (1, 1) ERA: 5.66	6.2	L	27	8	3	3	6	0	0	0	0	1	1	60	86	4.05	1.200
58 Michael Kohn, R (7, 1) ERA: 3.38	0.2		4	1	0	0	1	1	0	0	0	0	0	12	19	0.00	3.000
65 Dane De La Rosa, R (8, 1) ERA: 4.32	0.2		2	0	0	0	0	0	0	0	0	0	0	4	7	0.00	0.000

PITCHER	IP	WLS	BF	H	R	ER	SO	BB	IBB	HBP	BLK	WP	HR	S	P	ERA	WHIP

BOTTOM

Los Angeles Angels @ Houston Astros

Minute Maid Park, Houston, TX

Wed May 08 2013, 7:10 PM - 9:40 PM CDT

Att. 12,906 - Partly Cloudy - 78 F

livebaseballscorecards.com

AB	32
R	3
H	9
RBI	3
BB	1
SO	7
LOB	11

Batter	1	2	3	4	5	6	7	8	9	AB	R	H	RBI	BB	SO	LOB
2 Erick Aybar, S (1, 6) OBP: 0.290, SLG: 0.348	C SI 91 B SI 92 X FF 92 1-1 L7 ①	C CH 81 X CH 82 0-1 F7 ②		C CU 80 B CH 80 X SI 92 1-1 G4-3 ①		C FF 94 B FF 95 X FF 95 1-1 HR		B FF 92 C FF 92 X SL 84 1-1 5 BB, 27 BB, 44 2B, 1B	X FF 92 0-0 F9 ②	3	0	0	0	0	0	3
20 Brendan Harris, R (4, 6) OBP: 0.299, SLG: 0.419										3	2	2	1	0	0	0
27 Mike Trout, R (1, 8) OBP: 0.346, SLG: 0.497	B FF 93 C FF 93 B SL 91 F FF 93 F FF 93 X SI 94 2-2 E5, 5 F8	C FF 91 F FF 91 X FF 93 0-2 F9 ③		B SL 87 F SI 91 C FF 91 X SI 92 1-2 G5-3 ②		B FF 94 F FF 95 B CH 84 B CH 84 X FF 94 3-1 F7 ①		B FF 94 D FF 95 F FF 93 S FF 93 B FF 94 B FF 96 4-2 5 BB, 44 2B, 1-2 BB	B FF 91 B FF 91 B FF 92 C FF 91 B FF 91 4-1 5 E BB	4	1	0	0	2	0	3
5 Albert Pujols, R (1, 10) OBP: 0.322, SLG: 0.400	B SL 92 X SI 92 1-0 F8 ② 2-3		C FF 90 C SL 88 B FF 91 F FF 92 B SL 88 F FF 92 F SI 93 X SL 88 2-2 F8 ①	C SI 92 F CH 84 X SI 93 0-2 44 FC4-6, 1B		C FF 93 B CH 84 F CH 85 F FF 95 C CU 77 1-3 K ②		B FF 95 B SL 88 B FF 93 B FF 94 4-0 44 2B, 6 SF8, 1-2, 2-3 BB	B FF 90 F FF 91 X FF 90 1-1 E5, 1-3	5	1	1	0	1	1	2
44 Mark Trumbo, R (1, 3) OBP: 0.351, SLG: 0.543	C CU 83 C SI 92 B SL 89 C FF 92 1-3 K ③		X CU 81 0-0 E5, 47 BB, 32 BB, 6 SF9	B SI 92 B SI 91 X SI 91 2-0 FC4-6 ③ 1-2f		B FF 96 F FF 95 F FF 95 B CU 79 S CU 76 2-3 K ③		B SL 87 S FF 94 S FF 94 F FF 94 X FF 92 1-2 2B, 1-3, 2-H, 3-H	B FF 91 F SI 90 S CU 81 S CU 81 1-3 K ③	6	1	1	2	0	3	4
32 Josh Hamilton, L (1, 9) OBP: 0.267, SLG: 0.346		F FF 90 B SI 91 X FF 84 1-1 HR	D FF 92 S CH 83 B FF 91 F SL 89 D CU 81 D CH 82 4-2 6 SF9, 47 BB, 1-2 BB		S CH 81 B FF 90 C FF 91 F CH 80 X CU 81 1-2 2B		F FF 93 F CH 85 B CH 85 C CU 78 1-3 K ①	B FF 89 X SI 93 1-0 G6-3 ①		4	1	2	1	1	1	2
47 Howie Kendrick, R (1, 4) OBP: 0.336, SLG: 0.448		C SI 93 C SI 92 B FF 92 B FF 93 F SI 92 B CU 81 F SI 94 F SI 93 X SI 93 3-2 39 BB, 6 L1-3, 1B	B SI 91 S CH 81 B SI 93 F FF 92 F CH 81 B FF 91 F SI 93 2 SAFE B FF 92 4-2 6 SF9, 1-2, 2-3 BB		X CH 80 0-0 G6-3 ①		B FF 96 X FF 94 1-0 3 WP, 6 G4-3, 1B	I IN 76 I IN 77 I IN 76 4-0 IBB	3	0	2	0	2	0	1
6 Alberto Callaspo, S (1, 5) OBP: 0.328, SLG: 0.396		B FF 91 X SI 90 1-0 L1-3, 1-2 ①	B CH 83 B FF 91 X FF 92 2-0 SF9, 1-2, 2-3, 3-H ②		C SI 88 B CH 80 2 SAFE X CU 80 1-1 P6 ②		B FF 92 X FF 92 1-0 G4-3, 1-2 ②	F SI 90 X CH 83 0-1 SF8, 3-H ②		3	0	0	2	0	0	3
17 Chris Iannetta, R (1, 2) OBP: 0.324, SLG: 0.354		B SI 91 C SI 92 D CU 83 B SI 91 B FF 92 4-1 39 BB, BB	B SL 88 B SI 93 C SI 93 B FF 93 D SI 93 4-1 BB		C CU 81 B SI 91 D CU 82 B SI 92 C SI 92 B SI 92 4-2 BB		B CU 75 B FF 95 B FF 95 B FF 94 4-0 3 WP, BB	B FF 91 T FF 92 F FF 92 C CU 80 1-3 K ③		1	0	0	0	4	1	2
39 JB Shuck, L (1, 7) OBP: 0.356, SLG: 0.366 18 Luis Jimenez, R (7, PH) OBP: 0.290, SLG: 0.305 3 Scott Cousins, L (7, PH) (7, 7)		B SI 91 B FF 91 B SL 88 B SI 92 4-0 1-2, 2-3 BB	X SI 91 0-0 G4-3 ③		S CU 79 D CU 79 X SI 90 1-1 L1 ③		C CU 77 F FF 92 B SL 85 B CU 81 F SL 86 F FF 94 X SL 86 2-2 F7, 1-2, 2-3 ③		C FF 90 B SL 84 S FF 91 F FF 91 B CU 81 F FF 92 F FF 92 S CU 81 2-3 K ①	2	0	0	0	1	0	5
										0	0	0	0	0	0	0
										2	0	0	0	0	1	2
Inning Stats	R: 0 E: 1 K: 1 S: 10 H: 0 LOB: 1 BB: 0 P: 15	R: 1 E: 0 K: 0 S: 15 H: 2 LOB: 3 BB: 2 P: 28	R: 1 E: 1 K: 0 S: 16 H: 0 LOB: 3 BB: 3 P: 32	R: 0 E: 0 K: 0 S: 9 H: 1 LOB: 1 BB: 0 P: 13	R: 0 E: 0 K: 0 S: 11 H: 1 LOB: 2 BB: 1 P: 18	R: 1 E: 0 K: 2 S: 11 H: 1 LOB: 0 BB: 0 P: 18	R: 0 E: 0 K: 1 S: 10 H: 1 LOB: 2 BB: 1 P: 19	R: 3 E: 0 K: 1 S: 14 H: 2 LOB: 2 BB: 3 P: 30	R: 0 E: 1 K: 2 S: 13 H: 0 LOB: 2 BB: 1 P: 21	1B: 4 2B: 2 3B: 0 HR: 2 SF: 2 SAC: 0 DP: 0 HBP: 0						

PITCHER		IP	WLS	BF	H	R	ER	SO	BB	IBB	HBP	BLK	WP	HR	S	P	ERA	WHIP
64 Lucas Harrell, R ERA: 4.67	(1, 1)	5.0		27	4	2	1	1	6	0	0	0	0	1	61	106	1.80	2.000
56 Paul Clemens, R ERA: 4.84	(6, 1)	1.2	B	8	2	1	1	3	1	0	0	0	0	1	16	30	5.40	1.800
53 Wesley Wright, L ERA: 2.4	(7, 1)	0.0		0	0	0	0	0	0	0	0	0	0	0	0	0	∞	∞
62 Hector Ambriz, R ERA: 5.71	(7, 1)	0.1	L	5	2	3	3	0	2	0	0	0	1	0	13	25	81.00	12.000
54 Travis Blackley, L ERA: 4.09	(8, 1)	0.2		3	0	0	0	0	0	1	0	0	0	0	3	8	0.00	0.000

PITCHER		IP	WLS	BF	H	R	ER	SO	BB	IBB	HBP	BLK	WP	HR	S	P	ERA	WHIP
59 Philip Humber, R ERA: 8.49	(8, 1)	1.1		6	0	0	0	3	1	0	0	0	0	0	16	25	0.00	0.750

TOP

Los Angeles Angels @ Houston Astros

Minute Maid Park, Houston, TX

Thu May 09 2013, 7:10 PM - 11:17 PM CDT

Att. 13,001 - Roof Closed - 73 F

livebaseballscorecards.com

AB	36
R	6
H	8
RBI	6
BB	11
SO	7
LOB	27

WP: 1	PA: 49		
PB: 0			
SB: 0			
CS: 0			

Los Angeles Angels @ Houston Astros

Minute Maid Park, Houston, TX

Thu May 09 2013, 7:10 PM - 11:17 PM CDT

Att. 13,001 - Roof Closed - 73 F

livebaseballscorecards.com

BOTTOM

Batter	1	2	3	4	5	6	7	8	9	AB	R	H	RBI	BB	SO	LOB
19 Robbie Grossman, S (1, 7) (9, 8) OBP: 0.294, SLG: 0.250	C SI 88 C SI 88 S CH 82 0-3 ① K		S KC 76 B SI 89 C SI 89 B CH 81 X CH 82 2-2 ② F8		1 SAFE F CH 80 1 SAFE X SI 88 0-1 ② F8		B FC 96 F FF 95 X FF 95 1-1 27 G4-6-3 38 BB 1B		B FF 92 B FF 92 C FF 92 S FF 92 F FF 94 B FF 94 S FF 93 3-3 ① K	5	0	1	0	0	2	1
38 Jimmy Paredes, S (1, 9) OBP: 0.308, SLG: 0.500	S SI 89 B CH 83 C CH 82 C CH 81 1-3 ② K		B SI 89 S CH 82 B SI 89 X CH 82 2-1 ③ P3		F CH 81 1 SAFE B SI 89 S CH 82 S CH 82 1-3 ③ K 1-2		1 SAFE B FF 94 1 SAFE B FF 94 1 SAFE C FC 94 1 SAFE L FC 95 B FF 96 4-2 1 SAFE F FF 95 B SI 95 1-2 27 G4-6-3 BB		S FF 95 S FF 95 B FF 94 F FF 95 S FF 96 1-3 ② K	4	0	0	0	1	3	1
27 Jose Altuve, R (1, 4) OBP: 0.387, SLG: 0.458	F SI 89 B SI 90 X CH 81 1-1 1B			C SI 87 X SI 87 0-1 15 G4-3 15 S 23 1B 1B		C KC 76 B CH 81 X KC 76 1-1 14 K 1B	C SL 87 X SL 87 0-1 ① ② G4-6-3 1-2f 2-3		C FF 95 X FF 96 0-1 ③ L8	5	1	3	0	0	0	2
14 J.D. Martinez, R (1, 10) OBP: 0.241, SLG: 0.400 8 Trevor Crowe, S (7, PH) (8, 10)	B SI 89 B SI 89 1 SAFE 1 SAFE S CH 81 C CH 81 S CH 82 2-3 ③ K			B SI 88 X CH 80 1-0 ① P3		S CH 81 1 SAFE 1 SAFE F SI 88 S CH 80 0-3 ① ② K 1-2	B SL 86 C FC 95 B FC 95 F SL 87 F SL 86 X FC 95 2-2 ③ F8			3 1	0 0	0 0	0 0	0 0	2 0	3 1
15 Jason Castro, L (1, 2) OBP: 0.308, SLG: 0.416		C SI 88 X SI 89 0-1 ① G4-3		B SI 88 X SI 88 1-0 ② G4-3 1-3		C KC 77 B CH 81 F SI 88 X CH 81 1-2 13 BB 30 1B 2B		C SI 88 B SI 88 C CU 72 X CU 74 1-2 13 SH3 23 1B 1B		4	1	2	0	0	0	1
23 Chris Carter, R (1, 3) (9, 7) OBP: 0.296, SLG: 0.455		C KC 76 B SI 89 F CH 82 B CH 83 C SI 89 2-3 ② K		B CH 81 S CH 82 X CH 81 1-1 ③ 3-H 1B		B SI 89 S CH 80 F SI 89 B CH 82 D CH 82 F CH 81 B KC 77 4-2 13 BB 30 1B BB		B SI 89 C SI 89 X SI 88 1-1 13 SH3 1-2 1B		3	1	2	1	1	1	0
13 Ronny Cedeno, R (1, 6) OBP: 0.345, SLG: 0.451		C SI 88 X FF 89 0-1 30 S 30 1B 1B			B KC 74 X SI 87 1-0 30 SH1-3 2 1B 2B	B CH 80 2 SAFE B CH 81 B SI 89 C SI 89 C CH 82 B CH 81 4-2 30 1B 1-2 2-3 BB		X SI 89 0-0 ① SH3 1-2 2-3		2	2	2	0	1	0	0
30 Matt Dominguez, R (1, 5) OBP: 0.306, SLG: 0.333		1 SAFE C CH 82 B CH 82 X SI 89 1-1 ③ 1-H 1B			X SI 87 0-0 ① SH1-3 2-3	X CH 78 0-0 1-3 2-H 3-H 1B		F FF 95 F FF 95 C FF 95 0-3 ② K		3	0	2	3	0	1	2
2 Brandon Barnes, R (1, 8) OBP: 0.413, SLG: 0.436 12 Carlos Pena, L (8, PH) (9, 3) OBP: 0.328, SLG: 0.368			B SI 87 S CH 80 S CH 81 B SI 88 F CH 81 F CH 82 S SI 89 2-3 ① K		B SI 88 B SI 88 F CH 81 X CH 81 2-1 38 S 3-H 1B	F FF 93 F SL 83 3 SAFE F FC 94 X SL 86 0-2 ③ L6		S FF 95 B FF 95 X FF 94 1-1 ③ G1-3		3 1	0 0	1 0	1 0	0 0	1 0	2 2
Inning Stats	R: 0 E: 0 K: 3 S: 11 H: 1 LOB: 1 BB: 0 P: 15	R: 1 E: 0 K: 1 S: 9 H: 2 LOB: 1 BB: 0 P: 12	R: 0 E: 0 K: 1 S: 10 H: 0 LOB: 0 BB: 0 P: 16	R: 1 E: 0 K: 0 S: 6 H: 2 LOB: 1 BB: 0 P: 9	R: 1 E: 0 K: 1 S: 9 H: 2 LOB: 1 BB: 0 P: 13	R: 2 E: 0 K: 1 S: 18 H: 3 LOB: 2 BB: 2 P: 28	R: 0 E: 0 K: 0 S: 11 H: 1 LOB: 1 BB: 1 P: 18	R: 0 E: 0 K: 1 S: 11 H: 2 LOB: 2 BB: 0 P: 14	R: 0 E: 0 K: 2 S: 10 H: 0 LOB: 0 BB: 0 P: 14	1B: 11 2B: 2 3B: 0 HR: 0	SF: 0 SAC: 2 DP: 1 HBP: 0					PA: 39

	AB	34
	R	5
	H	13
	RBI	5
	BB	3
	SO	10
	LOB	15

PITCHER		IP	WLS	BF	H	R	ER	SO	BB	IBB	HBP	BLK	WP	HR	S	P	ERA	WHIP
60 Jason Vargas, L ERA: 4.26	(1, 1)	5.2		26	10	5	5	7	2	0	0	0	0	0	59	89	7.94	2.118
58 Michael Kohn, R ERA: 3.24	(6, 1)	0.1		1	0	0	0	0	0	0	0	0	0	0	4	4	0.00	0.000
Garrett Richards, R ERA: 4.96	(7, 1)	1.0	W	4	1	0	0	0	1	0	0	0	0	0	11	18	0.00	2.000
37 Scott Downs, L ERA: 2.92	(8, 1)	0.1	H	3	2	0	0	0	0	0	0	0	0	0	6	8	0.00	6.000
49 Ernesto Frieri, R ERA: 1.8	(8, 1)	1.2	S	5	0	0	0	3	0	0	0	0	0	0	15	20	0.00	0.000

PITCHER	IP	WLS	BF	H	R	ER	SO	BB	IBB	HBP	BLK	WP	HR	S	P	ERA	WHIP

Batter	1	2	3	4	5	6	7	8	9	AB	R	H	RBI	BB	SO	LOB
39 JB Shuck, L (1, 7) OBP: 0.340, SLG: 0.356	B SI 86 C FF 86 C FF 86 B SL 82 X SI 86 2-2 G4-3		X SI 87 0-0 ① SF9 3-H	C CU 73 S CU 73 B FF 88 B CH 80 S SL 83 2-3 ③ K			C SI 96 B SL 87 P PO 92 X SI 96 2-1 27 1B 5 PB 1-3 1B	B SL 83 B SI 96 X SI 97 2-0 ② FC5-4 1-2f 2-3		4	1	1	1	0	1	2
27 Mike Trout, R (1, 8) OBP: 0.347, SLG: 0.493	X SL 82 0-0 ② G6-3		C SI 86 X FF 89 0-1 5 2B 5 E 1-2 1B		B FF 89 C CU 72 B SI 87 C CU 71 F FF 88 X CU 72 2-2 ① P4		X SI 96 0-0 44 BB 5 BB 32 FC5-2 1-3 3-H 1B	B SI 97 B SL 84 C SI 97 X SI 97 2-1 ③ G6-3		5	1	2	1	0	0	2
5 Albert Pujols, R (1, 10) OBP: 0.325, SLG: 0.403	C FF 87 C FF 90 X FF 91 0-2 ③ G4-3		X FF 89 0-0 E8 44 1B 1-H 2-H 2B		C SL 82 B CU 72 C CU 70 F FF 92 C CH 77 1-3 ② K		B SL 89 B SL 87 B SI 96 D FF 95 4-0 32 FC5-2 44 BB 1-2 3-H BB		C SL 86 C SL 86 B SI 98 F SI 97 F SL 87 F CH 87 S SL 88 1-3 ① K	4	1	1	1	1	2	0
44 Mark Trumbo, R (1, 3) OBP: 0.352, SLG: 0.535		F SL 80 S FF 88 X FF 86 0-2 ① L9	B SL 82 C CU 74 F SL 82 X CU 72 1-2 2-H 1B		X CU 72 0-0 ③ P4		C SL 87 S SL 87 B SI 97 B FF 96 B SL 88 B SL 86 4-2 32 FC5-2 1-2 2-3 BB		X SI 96 0-0 ② G6-3	4	0	1	1	1	0	0
32 Josh Hamilton, L (1, 9) OBP: 0.258, SLG: 0.333		C SI 89 B SI 90 S CU 74 S SI 90 1-3 ② K	X CH 80 0-0 ② F7			F CH 79 F SL 81 B FF 87 B CU 72 S CH 79 2-3 ① K	X SI 96 0-0 FC5-2 1-2 2-3 3-Hf		B CU 80 S SI 97 F CH 90 X CH 90 1-2 ③ G1-3	5	0	0	0	0	2	4
47 Howie Kendrick, R (1, 4) OBP: 0.333, SLG: 0.442		B SI 89 X SI 88 1-0 1B	1 SAFE C SL 82 S SL 82 1 SAFE S SI 89 0-3 ③ K			F FF 89 S CU 73 B SI 85 F CH 82 S CU 72 1-3 ② K2-3	S SL 88 B SL 88 F FF 96 X SL 86 1-2 ③ G6-3			4	0	1	0	0	2	4
6 Alberto Callaspo, S (1, 5) OBP: 0.323, SLG: 0.386		B SI 85 F SL 81 X CH 79 1-1 ③ G1-3		B CU 72 B SI 87 X SI 85 2-0 ① F8		C CH 80 B CH 80 B CU 72 F FF 87 X CH 80 2-2 ③ G4-3		B SI 96 C SI 95 S SI 96 X SI 97 1-2 39 FC5-4 20 1B 1B		4	0	1	0	0	0	1
16 Hank Conger, L (1, 2) OBP: 0.300, SLG: 0.370			B SI 86 F FF 85 S SL 81 B SL 80 X FF 87 2-2 20 1B 39 SF9 2B	C CU 72 B SI 85 B SL 82 S CH 80 B CU 75 B CH 82 4-2 20 CS BB			B CH 80 B CH 79 F SL 80 F CU 71 F SL 82 X CU 72 2-2 E5 39 1B 27 1B	F SI 97 1 SAFE F CH 88 S SI 98 0-3 ① K		3	2	1	0	1	1	1
20 Brendan Harris, R (1, 6) OBP: 0.324, SLG: 0.485			C SL 81 X SI 86 0-1 27 1B 5 2B 2-3 1B	B SL 82 1 SAFE F SL 81 B FF 84 X SL 81 2-1 ② 1-2 HR			L FF 95 1 SAFE T SI 95 F SI 97 T SI 96 0-2 ① K	1 SAFE C SI 97 B SI 99 1 SAFE B SI 96 1 SAFE S SL 86 X SI 97 2-2 39 FC5-4 1-2 1B		4	2	3	1	0	1	1
Inning Stats	R: 0 E: 0 K: 0 S: 7 H: 0 LOB: 0 BB: 0 P: 9	R: 0 E: 0 K: 1 S: 9 H: 1 LOB: 1 BB: 0 P: 12	R: 4 E: 1 K: 1 S: 16 H: 5 LOB: 1 BB: 0 P: 19	R: 1 E: 0 K: 1 S: 8 H: 1 LOB: 0 BB: 1 P: 18	R: 0 E: 0 K: 1 S: 9 H: 0 LOB: 0 BB: 0 P: 12	R: 0 E: 0 K: 2 S: 10 H: 0 LOB: 0 BB: 0 P: 15	R: 2 E: 1 K: 1 S: 18 H: 2 LOB: 3 BB: 2 P: 30	R: 0 E: 0 K: 1 S: 12 H: 2 LOB: 2 BB: 0 P: 19	R: 0 E: 0 K: 1 S: 10 H: 0 LOB: 0 BB: 0 P: 12	1B: 8 2B: 2 3B: 0 HR: 1	SF: 1 SAC: 0 DP: 0 HBP: 0	WP: 0 PB: 1 SB: 0 CS: 1	PA: 41				

PITCHER		IP	WLS	BF	H	R	ER	SO	BB	IBB	HBP	BLK	WP	HR	S	P	ERA	WHIP
33 Dylan Axelrod, R ERA: 4.17	(1, 1)	6.0	L	26	7	6	6	6	1	0	0	0	0	1	63	91	9.00	1.333
27 Matt Lindstrom, R ERA: 4.2	(7, 1)	1.0		7	2	1	0	1	2	0	0	0	0	0	14	24	0.00	4.000
65 Nate Jones, R ERA: 5.06	(8, 1)	2.0		8	2	0	0	2	0	0	0	0	0	0	22	31	0.00	1.000

PITCHER	IP	WLS	BF	H	R	ER	SO	BB	IBB	HBP	BLK	WP	HR	S	P	ERA	WHIP

TOP

Los Angeles Angels @ Chicago White Sox

U.S. Cellular Field, Chicago, IL

Fri May 10 2013, 8:12 PM - 11:46 PM EDT

Att. 22,638 - Cloudy - 40 F

livebaseballscorecards.com

AB	37
R	7
H	11
RBI	5
BB	3
SO	9
LOB	15

Batter	1	2	3	4	5	6	7	8	9	AB	R	H	RBI	BB	SO	LOB
30 Alejandro De Aza, L (1, 8) OBP: 0.293, SLG: 0.466	C FF 89 F SI 91 B SI 93 B CH 83 X SI 92 2-2 HR		C CU 75 B CH 84 X CH 83 1-1 G4-1 ②	C FF 93 B FF 94 C FF 92 1 SAFE D SL 84 B FF 92 X FF 92 3-2 1-3 1B		S CH 86 X CH 87 0-1 G3 ③			C SI 94 B CH 86 S SI 94 S SI 94 1-3 K ②	5	1	2	1	0	1	2
7 Jeff Keppinger, R (1, 4) OBP: 0.188, SLG: 0.209	C SI 92 S SL 84 B SL 81 B SL 82 F FF 93 X FF 92 2-2 1B		X SI 90 0-0 L6 ③	1 SAFE B FF 93 X FF 93 1-0 G6-3 ③			B FF 94 C FF 93 B SL 83 X FF 93 2-1 G6-3 ①		F SI 93 C SI 94 C SI 94 0-3 1-2 K ③	5	0	1	0	0	1	3
51 Alex Rios, R (1, 9) OBP: 0.348, SLG: 0.516	D SL 80 C FF 91 1 SAFE 1 SAFE X SL 82 1-1 F9 ①			B FF 90 X SI 91 1-0 14 BB 24 WP 2B	C FF 92 F FF 92 B SL 84 B SL 83 F FF 92 X FF 93 2-2 14 F8 44 G4-3 1B		C FF 94 B FF 94 S FF 94 F FF 96 C FF 94 1-3 K ②			4	1	2	0	0	1	1
44 Adam Dunn, L (1, 3) OBP: 0.242, SLG: 0.319	C SI 91 B SI 92 X SI 90 1-1 F8 ②			B CH 82 B CH 83 C CH 84 F SI 92 B FF 91 F SL 82 B SI 92 4-2 24 WP 14 BB 24 2B BB	1 SAFE B FF 92 1 SAFE X FF 93 1-0 G4-3 ① 1-2		C FF 93 F FS 88 F FF 95 B FF 95 F FF 96 B SL 81 F FS 88 S FS 88 2-3 K ③			3	1	0	0	1	1	2
14 Paul Konerko, R (1, 10) OBP: 0.275, SLG: 0.361	B SL 82 C FF 90 B FF 90 X SL 82 2-1 F8 ③			S SL 81 B CH 83 B SI 91 C SL 82 B FF 91 B SI 92 4-2 24 WP 24 2B BB 1-2 2-3	B FF 93 C FF 90 F FF 92 D SL 84 X SL 83 2-2 F8 ② 2-3			C FF 93 C FF 95 X FF 94 0-2 G5-3 ①		3	1	0	0	1	0	2
12 Conor Gillaspie, L (1, 5) OBP: 0.340, SLG: 0.444		C FF 90 X CU 75 0-1 G5-3 ①		F CU 75 B CH 84 B SL 83 D CH 84 F SI 91 F FF 90 F FF 91 F FF 91 F FF 91 3-3 C FF 90 K ①	B SL 83 F FF 93 B FF 93 X FF 92 2-1 F7 ③			C FF 93 F FF 93 B FF 93 F FF 94 S FS 88 1-3 K ②		4	0	0	0	0	2	4
24 Dayan Viciedo, R (1, 7) OBP: 0.250, SLG: 0.431		B SI 90 B SL 81 C SL 81 S FF 91 S FF 91 2-3 K ②		S SL 81 F FF 91 D SL 80 B SL 79 F FF 90 D CU 75 X SL 81 3-2 10 G4-3 21 1B 2B 1-H 2-H 3-H		C FF 94 B SL 87 B FF 95 B FF 95 B FF 95 4-1 BB		B FF 95 F FF 94 F FF 94 B SL 81 F FF 94 B FF 95 F FF 94 F FF 94 X FF 95 3-2 G3 ③		3	1	1	2	1	1	0
10 Alexei Ramirez, R (1, 6) OBP: 0.294, SLG: 0.331		C FF 89 X SL 81 0-1 G6-3 ③		C SL 84 F FF 92 B FF 93 X FF 95 1-2 G4-3 ② 2-3		B SL 85 F FF 94 1 SAFE B FF 94 1 SAFE X FF 93 2-1 P4 ①			B FF 92 B SI 94 B SI 92 B SI 91 4-0 7 DI BB	3	0	0	0	1	0	2
21 Tyler Flowers, R (1, 2) 28 Dewayne Wise, L (9, PH) OBP: 0.271, SLG: 0.340			B SI 91 S FF 91 B FF 91 X SL 80 2-1 F9 ①	B FF 94 C FF 95 B FF 95 B SL 83 X FF 94 3-1 30 1B 1B 3-H		1 SAFE S FF 93 B FF 94 F SL 84 B FF 94 1 SAFE C FF 94 2-3 K ②			C SI 92 S SI 93 F FF 93 S SI 94 0-3 K ①	3 1	0 0	1 0	1 0	0 0	1 1	1 1
Inning Stats	R: 1 H: 2 E: 0 LOB: 1 K: 0 BB: 0 S: 13 P: 21	R: 0 H: 0 E: 0 LOB: 0 K: 1 BB: 0 S: 7 P: 9	R: 0 H: 0 E: 0 LOB: 0 K: 0 BB: 0 S: 5 P: 8	R: 4 H: 4 E: 0 LOB: 2 K: 1 BB: 2 S: 26 P: 49	R: 0 H: 1 E: 0 LOB: 1 K: 0 BB: 0 S: 10 P: 17	R: 0 H: 0 E: 0 LOB: 1 K: 1 BB: 1 S: 8 P: 16	R: 0 H: 0 E: 0 LOB: 0 K: 2 BB: 0 S: 12 P: 17	R: 0 H: 0 E: 0 LOB: 0 K: 1 BB: 0 S: 13 P: 17	R: 0 H: 0 E: 0 LOB: 1 K: 3 BB: 1 S: 10 P: 15	1B: 4 SF: 0 2B: 2 SAC: 0 3B: 0 DP: 0 HR: 1 HBP: 0					WP: 1 PA: 38 PB: 0 SB: 0 CS: 0	

PITCHER	IP	WLS	BF	H	R	ER	SO	BB	IBB	HBP	BLK	WP	HR	S	P	ERA	WHIP
45 Barry Enright, R (1, 1) ERA: 11.37	3.1		16	4	5	5	2	2	0	0	0	1	1	42	70	13.50	1.800
38 Mark Lowe, R (4, 1) ERA: 7.45	1.2		8	3	0	0	0	0	0	0	0	0	0	19	34	0.00	1.800
58 Michael Kohn, R (6, 1) ERA: 2.89	1.0	W	4	0	0	0	1	1	0	0	0	0	0	8	16	0.00	1.000
65 Dane De La Rosa, R (7, 1) ERA: 3.86	2.0	H	6	0	0	0	3	0	0	0	0	0	0	25	34	0.00	0.000
49 Ernesto Frieri, R (9, 1) ERA: 1.69	1.0	S	4	0	0	0	3	1	0	0	0	0	0	10	15	0.00	1.000

PITCHER	IP	WLS	BF	H	R	ER	SO	BB	IBB	HBP	BLK	WP	HR	S	P	ERA	WHIP

BOTTOM

Los Angeles Angels @ Chicago White Sox

U.S. Cellular Field, Chicago, IL

Fri May 10 2013, 8:12 PM - 11:46 PM EDT

Att. 22,638 - Cloudy - 40 F

livebaseballscorecards.com

AB	34
R	5
H	7
RBI	4
BB	4
SO	9
LOB	18

Los Angeles Angels @ Chicago White Sox

U.S. Cellular Field, Chicago, IL

Sat May 11 2013, 7:13 PM - 10:10 PM EDT

Att. 28,774 - Partly Cloudy - 51 F

TOP

livebaseballscorecards.com

Batter	1	2	3	4	5	6	7	8	9	AB	R	H	RBI	BB	SO	LOB
6 Alberto Callaspo, S (1, 5) OBP: 0.333, SLG: 0.383	C FF 91 F SL 88 B SI 93 F FF 92 X CU 80 1-2 27 HR 1B	S SL 89 F CU 81 1 SAFE S SL 88 0-3 ③ K			C FF 90 B SI 91 B SL 89 X FF 90 2-1 ① F8			B SL 84 B FF 95 C SL 84 B SL 84 B FF 95 4-1 5 G6-4-3 BB		3	1	1	0	1	1	1
27 Mike Trout, R (1, 8) OBP: 0.351, SLG: 0.513	C FF 92 X FF 93 0-1 1-H HR		C CU 79 B FF 91 S CU 80 B FF 91 B CH 87 X CU 80 3-2 5 CS 1B		C FF 91 B FF 91 B CH 86 B FF 91 X FF 91 3-1 ② G6-3			C FF 94 S FF 96 B FF 96 B SL 87 F FF 95 C FF 94 2-3 ① K		4	1	2	2	0	1	1
5 Albert Pujols, R (1, 10) OBP: 0.323, SLG: 0.399	B FF 92 S SL 89 B FF 93 S FF 90 B FF 90 F CH 88 X CU 80 3-2 ① P3		C FF 92 D CH 86 F SL 89 F FF 92 D CH 87 1 SAFE D CH 86 F CU 82 F SL 88 1-2 3-2 ① 1 SAFE X SL 89 32 E 47 PB 1B		B FF 91 C FF 91 B FF 91 X SL 86 2-1 ③ E3			X SL 85 0-0 ②③ G6-4-3 1-2f		4	1	1	0	0	0	1
44 Mark Trumbo, R (1, 7) OBP: 0.350, SLG: 0.527 (7, 3)	C FF 90 F SL 89 S CU 80 0-3 ② K		X FF 92 0-0 ② F9			B FF 91 C FF 90 X SL 88 1-1 ① G6-3			B SL 85 C SL 85 X SL 86 1-1 1B	4	0	1	0	0	1	1
32 Josh Hamilton, L (1, 9) OBP: 0.258, SLG: 0.338	C FF 93 S SL 88 F CU 81 B CU 82 X SL 87 2-2 E8 2B		B FF 91 S CU 84 F FF 93 D CU 83 X FF 90 2-2 E4 47 PB 1-3			B SL 89 F SL 87 S CU 80 B FF 91 B FF 92 S FF 92 3-3 ② K			S SL 86 C CU 73 X CH 84 0-2 ① F8	4	0	1	0	0	1	2
47 Howie Kendrick, R (1, 4) OBP: 0.325, SLG: 0.430	B FF 93 X CU 80 1-0 ③ L5		C FF 92 B FF 92 1 SAFE S SI 92 D CH 87 B FF 90 F CU 81 F FF 92 S FF 93 1-2 3-H 3-3 ③ K			F FF 91 B FF 90 B FF 92 F FF 91 X FF 90 2-2 ③ G6-3			B FF 94 1 SAFE S FF 95 B FF 94 1 SAFE S FF 94 S FF 95 2-3 ② K	4	0	0	0	0	2	3
20 Brendan Harris, R (1, 6) OBP: 0.307, SLG: 0.457		S FF 90 C FF 92 B FF 92 B SL 88 T CH 87 2-2 ① K		C FF 90 B SL 88 C SL 88 B FF 93 X CU 79 2-2 ① G6-3			B FF 94 X FF 95 1-0 ① G5-3		C SL 85 B CU 74 C CU 73 1 SAFE B FF 94 B FF 94 F FF 94 C SL 85 3-3 ③ K	4	0	0	0	0	2	1
17 Chris Iannetta, R (1, 2) OBP: 0.333, SLG: 0.357		C FF 92 B SL 89 B CH 86 B CH 87 C FF 92 B CH 88 4-2 BB		C FF 92 B SL 88 B FF 91 B CH 87 X FF 90 3-1 ② F9			F FF 95 B FF 96 B FC 88 X FF 95 2-1 18 G4-6-3 1B			2	0	1	0	1	0	0
18 Luis Jimenez, R (1, 3) OBP: 0.277, SLG: 0.290 39 JB Shuck, L (7, 7) OBP: 0.340, SLG: 0.356		S SL 89 1 SAFE S FF 92 F FF 93 F CU 82 F SL 88 B FF 93 X CU 83 1-2 ② L7		F SL 88 B CH 86 C FF 92 B CU 82 F FF 91 X SL 87 2-2 ③ L7			F FF 94 C FF 95 D SL 83 B FF 95 X FF 96 2-2 ②③ G4-6-3 1-2f			3 0	0 0	0 0	0 0	0 0	0 0	2 0

Inning Stats									
	R: 2 E: 1 K: 1 S: 17	H: 3 LOB: 1 BB: 0 P: 24	R: 0 E: 0 K: 2 S: 14	H: 0 LOB: 1 BB: 1 P: 21	R: 1 E: 1 K: 1 S: 18	H: 2 LOB: 1 BB: 0 P: 29	R: 0 E: 0 K: 0 S: 9	H: 0 LOB: 0 BB: 0 P: 16	R: 0 E: 1 K: 0 S: 6	H: 0 LOB: 1 BB: 0 P: 13
	R: 0 E: 0 K: 1 S: 8	H: 0 LOB: 0 BB: 0 P: 14	R: 0 E: 0 K: 0 S: 6	H: 1 LOB: 0 BB: 0 P: 11	R: 0 E: 0 K: 1 S: 6	H: 0 LOB: 0 BB: 1 P: 12	R: 0 E: 0 K: 2 S: 12	H: 1 LOB: 1 BB: 0 P: 18	1B: 5 2B: 1 3B: 0 HR: 1	SF: 0 SAC: 0 DP: 2 HBP: 0

	AB	32
	R	3
	H	7
	RBI	2
	BB	2
	SO	8
	LOB	12

PITCHER		IP	WLS	BF	H	R	ER	SO	BB	IBB	HBP	BLK	WP	HR	S	P	ERA	WHIP
62 Jose Quintana, L ERA: 3.72	(1, 1)	6.0	L	24	5	3	2	5	1	0	0	0	0	1	72	117	3.00	1.000
37 Matt Thornton, L ERA: 2.38	(7, 1)	1.0		3	1	0	0	0	0	0	0	0	0	0	6	11	0.00	1.000
26 Jesse Crain, R ERA: 1.06	(8, 1)	2.0		7	1	0	0	3	1	0	0	0	0	0	18	30	0.00	1.000

PITCHER		IP	WLS	BF	H	R	ER	SO	BB	IBB	HBP	BLK	WP	HR	S	P	ERA	WHIP

Batter	1	2	3	4	5	6	7	8	9	AB	R	H	RBI	BB	SO	LOB
30 Alejandro De Aza, L (1, 8) OBP: 0.292, SLG: 0.459	B SI 92 B SI 93 C SI 93 X SI 94 2-1 G4-3 ①	B CH 86 B SI 92 F SI 93 B SI 93 X SI 92 3-1 1-3 2-H 3-H 1B ③			L SL 79 C CH 86 F SI 92 B CH 86 B FC 89 B SI 93 F FF 92 X SI 92 3-2 F8 ②		B SI 88 F SI 86 C SI 88 B CU 75 S SI 89 2-3 K ③			4	0	1	1	0	1	0
10 Alexei Ramirez, R (1, 6) OBP: 0.285, SLG: 0.320	B SI 94 F FF 93 B SI 93 L FC 90 X FF 93 2-2 G4-3 ②		X SI 91 0-0 F8 ①		B FC 89 X SI 92 1-0 L8 ③			B FF 97 B FF 95 X FF 94 2-0 G4-3 ①		4	0	0	0	0	0	0
51 Alex Rios, R (1, 9) OBP: 0.345, SLG: 0.508	C FC 90 F FF 94 F SI 94 F FC 90 B SL 82 B SI 93 X SI 93 2-2 F8 ③		C SI 92 C SL 80 X CH 85 0-2 F7 ②			X SI 92 0-0 24 1B 1B		B FF 96 B FF 97 F FF 96 X FF 95 2-1 F8 ②		4	0	1	0	0	0	0
14 Paul Konerko, R (1, 10) OBP: 0.274, SLG: 0.358		C SI 92 B SI 92 S CH 86 B SI 93 X FF 90 2-2 7 1B 24 1B 1 1B 1B	C FC 89 B SL 81 F SI 93 B CH 86 X FF 93 2-2 L8 ③			1 SAFE F FF 91 X SI 92 0-1 F7 ①		C SL 88 B SL 89 B FF 95 X FF 96 2-1 F8 ③		4	1	1	0	0	0	1
44 Adam Dunn, L (1, 3) OBP: 0.235, SLG: 0.308		F SI 92 F SI 90 S CH 85 0-3 K ①		C CU 76 B CU 74 S CH 84 S CH 85 1-3 K ①		1 SAFE 1 SAFE B SI 90 B CH 84 X CH 84 2-0 F8 ②			S SI 94 S SI 95 S SI 94 0-3 K ①	4	0	0	0	0	3	2
24 Dayan Viciedo, R (1, 7) OBP: 0.304, SLG: 0.463 28 Dewayne Wise, L (9, PR) OBP: 0.271, SLG: 0.340		X SI 91 0-0 1 1B 7 1B 30 1B 1-2 1B		C CU 76 F FC 89 B SI 94 B FC 86 B FF 93 B SI 93 4-2 BB		X SI 91 0-0 7 FC6-4 1-2 1B			C SI 95 F SI 94 B SL 86 B SI 96 X SI 95 2-2 1B	3 0	1 0	3 0	0 0	1 0	0 0	0 0
7 Jeff Keppinger, R (1, 5) OBP: 0.190, SLG: 0.210		D FF 90 B FC 89 X SI 92 2-0 1 1B 30 1B 1-2 2-3 1B		X SI 92 0-0 F8 ②		B FF 92 X FF 92 1-0 FC6-4 1-2f ③			1 SAFE B SL 86 X SI 95 1-0 F7 ②	4	0	1	0	0	0	4
21 Tyler Flowers, R (1, 2) OBP: 0.247, SLG: 0.348		B SI 93 B SI 92 F SI 93 S SI 92 X CH 86 2-2 F9 ②		S SI 92 X SL 82 0-1 L5 ③			S SI 91 F FC 89 X SL 83 0-2 F8 ①		1 SAFE S SI 95 C SI 93 X SI 95 0-2 P3 ③	4	0	0	0	0	0	5
1 Tyler Greene, R (1, 4) OBP: 0.324, SLG: 0.469		X SI 92 0-0 30 1B 1-2 2-3 3-H 1B			B FF 91 F FF 91 F FC 88 B FF 92 S SI 92 2-3 K ①		C FC 88 B FC 89 B SI 91 X SI 92 2-1 F9 ②			3	0	1	1	0	1	0
Inning Stats	R: 0 E: 0 K: 0 S: 10 H: 0 LOB: 0 BB: 0 P: 16	R: 2 E: 0 K: 1 S: 14 H: 5 LOB: 3 BB: 0 P: 23	R: 0 E: 0 K: 0 S: 7 H: 0 LOB: 0 BB: 0 P: 9	R: 0 E: 0 K: 1 S: 8 H: 0 LOB: 1 BB: 1 P: 13	R: 0 E: 0 K: 1 S: 9 H: 0 LOB: 0 BB: 0 P: 15	R: 0 E: 0 K: 0 S: 6 H: 2 LOB: 2 BB: 0 P: 9	R: 0 E: 0 K: 1 S: 8 H: 0 LOB: 0 BB: 0 P: 12	R: 0 E: 0 K: 0 S: 5 H: 0 LOB: 0 BB: 0 P: 11	R: 0 E: 0 K: 1 S: 10 H: 1 LOB: 1 BB: 0 P: 13	1B: 8 2B: 0 3B: 0 HR: 0 SF: 0 SAC: 0 DP: 0 HBP: 0						

PITCHER		IP	WLS	BF	H	R	ER	SO	BB	IBB	HBP	BLK	WP	HR	S	P	ERA	WHIP
57 Jerome Williams, R ERA: 3.06	(1, 1)	6.2	W	27	7	2	2	3	1	0	0	0	0	0	59	92	2.70	1.200
37 Scott Downs, L ERA: 2.84	(7, 1)	0.1	H	1	0	0	0	1	0	0	0	0	0	0	3	5	0.00	0.000
Garrett Richards, R ERA: 4.81	(8, 1)	1.0	H	3	0	0	0	0	0	0	0	0	0	0	5	11	0.00	0.000
49 Ernesto Frieri, R ERA: 1.59	(9, 1)	1.0	S	4	1	0	0	1	0	0	0	0	0	0	10	13	0.00	1.000

PITCHER	IP	WLS	BF	H	R	ER	SO	BB	IBB	HBP	BLK	WP	HR	S	P	ERA	WHIP

BOTTOM

Los Angeles Angels @ Chicago White Sox

U.S. Cellular Field, Chicago, IL

Sat May 11 2013, 7:13 PM - 10:10 PM EDT
Att. 28,774 - Partly Cloudy - 51 F

livebaseballscorecards.com

AB	34
R	2
H	8
RBI	2
BB	1
SO	5
LOB	12

Batter	1	2	3	4	5	6	7	8	9	AB	R	H	RBI	BB	SO	LOB
6 Alberto Callaspo, S (1, 5) OBP: 0.315, SLG: 0.359	C SI 94 B SI 95 X CH 84 1-1 G1-3 ①			X CH 82 0-0 P6 ①			C SI 93 X SI 93 0-1 G6-3 ①		C SI 94 C SL 80 F CH 84 X SI 95 0-2 F9 ③	4	0	0	0	0	0	0
27 Mike Trout, R (1, 8) OBP: 0.351, SLG: 0.510	C SI 94 F SI 94 B SI 92 B SL 80 S CH 84 2-3 K ②			C SL 78 B CH 82 C SI 89 B CH 84 F SL 83 X CH 82 2-2 F9 ②			B CH 83 B SI 93 X SI 94 2-0 44 S 5 G5-3 1B			3	0	1	0	0	1	0
5 Albert Pujols, R (1, 3) OBP: 0.317, SLG: 0.390	X SI 94 0-0 G6-3 ③			C SI 94 S SI 95 B SL 81 B SL 80 X CH 82 2-2 G6-3 ③			C CH 83 F SI 93 B SI 94 1 SAFE X CH 81 1-2 G5-3 ② 1-2			3	0	0	0	0	0	1
44 Mark Trumbo, R (1, 7) OBP: 0.343, SLG: 0.517		X SI 94 0-0 L6 ①			B SI 92 F CH 82 X CH 82 1-1 G6-3 ①		C SL 76 S SL 80 F SI 95 F CH 82 B SL 81 S SI 95 1-3 K ③ 2-3			3	0	0	0	0	1	1
32 Josh Hamilton, L (1, 9) OBP: 0.253, SLG: 0.331		B SI 93 X SL 76 1-0 F8 ②			B SL 79 F SI 90 X SL 79 1-1 G4-3 ②			X SI 93 0-0 F7 ①		3	0	0	0	0	0	0
47 Howie Kendrick, R (1, 4) OBP: 0.318, SLG: 0.421		C SI 89 X SI 94 0-1 F9 ③			X SI 93 0-0 F9 ③			C CH 85 B SI 93 F SI 94 S CH 82 1-3 K ②		3	0	0	0	0	1	0
20 Brendan Harris, R (1, 6) OBP: 0.295, SLG: 0.438			B SI 91 B SI 94 B SI 94 C SI 90 X SI 93 3-1 G5-3 ①			C SL 79 B SI 93 B SI 94 F SI 91 C SL 79 2-3 K ①		F SI 93 B SL 77 S SI 93 S FF 96 1-3 K ③		3	0	0	0	0	2	0
17 Chris Iannetta, R (1, 2) OBP: 0.324, SLG: 0.345			B SI 94 F SI 93 B SI 93 C CH 84 F SI 94 S SI 94 2-3 K ②			B CH 82 S CH 83 S CH 83 B SL 80 F CH 84 F SI 95 F SL 78 S CH 82 2-3 K ②			B CH 83 X SI 92 1-0 E6 18 G5-4-3	3	0	0	0	0	2	0
18 Luis Jimenez, R (1, 10) OBP: 0.265, SLG: 0.277			B SI 90 X SI 94 1-0 G4-3 ③			S CH 83 B CH 84 S CH 84 B CH 84 F SI 96 X CH 84 2-2 P4 ③			C CH 83 B SI 95 X CH 82 1-1 G5-4-3 ①② 1-2f	3	0	0	0	0	0	1
Inning Stats	R: 0 E: 0 K: 1 S: 6 H: 0 LOB: 0 BB: 0 P: 9	R: 0 E: 0 K: 0 S: 4 H: 0 LOB: 0 BB: 0 P: 5	R: 0 E: 0 K: 1 S: 7 H: 0 LOB: 0 BB: 0 P: 13	R: 0 E: 0 K: 0 S: 8 H: 0 LOB: 0 BB: 0 P: 12	R: 0 E: 0 K: 0 S: 5 H: 0 LOB: 0 BB: 0 P: 7	R: 0 E: 0 K: 2 S: 13 H: 0 LOB: 0 BB: 0 P: 19	R: 0 E: 0 K: 1 S: 11 H: 1 LOB: 1 BB: 0 P: 15	R: 0 E: 0 K: 2 S: 7 H: 0 LOB: 0 BB: 0 P: 9	R: 0 E: 1 K: 0 S: 7 H: 0 LOB: 0 BB: 0 P: 9	1B: 1 2B: 0 3B: 0 HR: 0	SF: 0 SAC: 0 DP: 1 HBP: 0					

PITCHER	IP	WLS	BF	H	R	ER	SO	BB	IBB	HBP	BLK	WP	HR	S	P	ERA	WHIP
49 Chris Sale, L (1, 1) ERA: 2.88	9.0	W	28	1	0	0	7	0	0	0	0	0	0	68	98	0.00	0.111

PITCHER	IP	WLS	BF	H	R	ER	SO	BB	IBB	HBP	BLK	WP	HR	S	P	ERA	WHIP

TOP

Los Angeles Angels @ Chicago White Sox

U.S. Cellular Field, Chicago, IL

Sun May 12 2013, 8:07 PM - 10:39 PM EDT

Att. 22,088 - Partly Cloudy - 52 F

livebaseballscorecards.com

AB	28
R	0
H	1
RBI	0
BB	0
SO	7
LOB	3

BOTTOM

Los Angeles Angels @ Chicago White Sox

U.S. Cellular Field, Chicago, IL

Sun May 12 2013, 8:07 PM - 10:39 PM EDT

Att. 22,088 - Partly Cloudy - 52 F

livebaseballscorecards.com

Batter	1	2	3	4	5	6	7	8	9	AB	R	H	RBI	BB	SO	LOB
30 Alejandro De Aza, L (1, 8) OBP: 0.284, SLG: 0.446	C FF 92 X SI 92 0-1 ① L6		X SI 91 0-0 ② G4-3		B CU 79 B CU 79 C FF 92 B SI 91 C FF 92 F FF 92 F SL 86 S FF 91 3-3 ③ K		S SL 83 S SL 82 B SL 84 B SI 92 X SL 82 2-2 ② G3 1-2 2-3			4	0	0	0	0	1	2
10 Alexei Ramirez, R (1, 6) OBP: 0.299, SLG: 0.341	B FF 92 F FF 90 X SI 92 1-1 2B		B CU 79 X CH 86 1-0 ③ P4			C CU 79 F FF 91 B SI 93 X SI 92 1-2 24 S 14 S 1B	D SL 84 D SL 84 B FF 90 F FF 91 X SL 83 3-1 51 2B 1B 2-H 3-H			4	1	3	2	0	0	0
51 Alex Rios, R (1, 9) OBP: 0.342, SLG: 0.507	C FF 93 B CU 77 X CU 78 1-1 ② P3			C FF 92 X FC 88 0-1 ① P2		1 SAFE B CU 77 C SI 92 1 SAFE X CU 77 1-1 ① F9	1 SAFE C SI 94 P PO 87 1 SAFE F FF 94 1 SAFE X SL 87 1-2 1-H 2B			4	0	1	1	0	0	2
14 Paul Konerko, R (1, 3) OBP: 0.273, SLG: 0.349	B CU 77 X FF 92 1-0 ③ G5-3			B CU 79 B FF 92 C CU 78 B SL 82 B FF 92 4-1 24 BB BB		B CU 79 1 SAFE 1 SAFE 1 SAFE C SL 82 B FC 90 X CH 86 2-1 ② G6-3 1-2	S FF 93 C FF 94 F FF 94 F FF 94 D SL 86 T FF 94 1-2 ③ K			3	0	0	0	1	1	3
24 Dayan Viciedo, R (1, 10) OBP: 0.333, SLG: 0.464		C FF 92 B FC 89 B SL 82 B FF 92 F SI 92 S SL 85 3-3 ① K		B CU 74 F FF 92 F SL 84 B CU 76 F SI 93 D SL 83 B CH 86 4-2 1-2 BB		B SL 83 2 SAFE B SL 83 S SL 83 B FF 92 F SL 84 F FC 91 B CU 77 4-2 2-3 BB		B FF 93 F FF 92 B FF 92 F FF 92 B FF 94 X FF 92 3-2 1B		2	0	1	0	2	1	0
7 Jeff Keppinger, R (1, 5) OBP: 0.184, SLG: 0.203		C FF 92 X FF 92 0-1 ② F8		C FC 88 X FF 91 0-1 ② L7		B FF 91 B SL 83 C FF 91 X FF 91 2-1 ③ L7		1 SAFE B FF 92 F FF 90 1 SAFE B FF 91 X FF 91 2-1 ① F9		4	0	0	0	0	0	5
39 Casper Wells, R (1, 7) OBP: 0.133, SLG: 0.143		C CU 78 B CU 78 X SI 92 1-1 21 1B 2B		S CU 79 D CU 78 X SL 82 1-1 ③ F9			B CU 79 X FC 88 1-0 ① G6-3	C CU 79 C FF 91 D FO 78 S FF 92 1-3 ② K		4	0	1	0	0	1	3
21 Tyler Flowers, R (1, 2) OBP: 0.257, SLG: 0.348		B FF 91 X FF 91 1-0 ③ 2-H 1B			S CU 79 F CU 78 B FF 92 X SL 82 1-2 ① F8		B CU 78 B CH 85 B FF 92 C SI 92 B FC 89 4-1 30 WP 1 1B 10 1B BB	C FF 92 B FF 92 S FF 91 S FO 80 1-3 ③ K		3	1	1	0	1	1	1
1 Tyler Greene, R (1, 4) OBP: 0.324, SLG: 0.457			C FF 91 B SL 81 F CU 78 C FF 92 1-3 ① K		X FF 92 0-0 ② G6-3		C FC 87 F CU 78 B FF 91 F SI 91 F SL 82 X SI 91 1-2 1-2 30 WP 10 1B 1B			3	1	1	0	0	1	0

Inning Stats																								
	R: 0	H: 1	R: 0	H: 2	R: 0	H: 0	R: 0	H: 0	R: 0	H: 0	R: 0	H: 1	R: 3	H: 3	R: 0	H: 1	1B: 5	SF: 0	WP: 1	PA: 35
	E: 0	LOB: 1	E: 0	LOB: 2	E: 0	LOB: 0	E: 0	LOB: 2	E: 0	LOB: 0	E: 0	LOB: 2	E: 0	LOB: 1	E: 0	LOB: 1	2B: 3	SAC: 0	PB: 0	
	K: 0	BB: 0	K: 1	BB: 0	K: 1	BB: 0	K: 0	BB: 2	K: 1	BB: 0	K: 0	BB: 1	K: 1	BB: 1	K: 2	BB: 0	3B: 0	DP: 0	SB: 2	
	S: 7	P: 10	S: 8	P: 13	S: 5	P: 7	S: 10	P: 19	S: 9	P: 13	S: 12	P: 22	S: 21	P: 33	S: 11	P: 18	HR: 0	HBP: 0	CS: 0	

PITCHER		IP	WLS	BF	H	R	ER	SO	BB	IBB	HBP	BLK	WP	HR	S	P	ERA	WHIP
33 C.J. Wilson, L ERA: 3.88	(1, 1)	6.2	L	29	6	3	3	3	4	0	0	0	1	0	63	107	4.05	1.500
58 Michael Kohn, R ERA: 2.79	(7, 1)	0.1		2	1	0	0	1	0	0	0	0	0	0	9	10	0.00	3.000
59 Robert Coello, R ERA:	(8, 1)	1.0		4	1	0	0	2	0	0	0	0	0	0	11	18	0.00	1.000

PITCHER	IP	WLS	BF	H	R	ER	SO	BB	IBB	HBP	BLK	WP	HR	S	P	ERA	WHIP

AB	31
R	3
H	8
RBI	3
BB	4
SO	6
LOB	16

Batter	1	2	3	4	5	6	7	8	9	AB	R	H	RBI	BB	SO	LOB
1 Jarrod Dyson, L (1, 8) OBP: 0.270, SLG: 0.541	C FF 89 S CH 83 B SI 90 F SI 90 X CH 84 1-2 **G3-1** ①		B CU 76 C CH 82 X CH 83 1-1 2 1B, 2 S, 16 1B → 1B	X CH 83 0-0 **1-3** **2-H** → 2B		B SI 87 B SL 83 C SI 89 F SI 89 F SI 89 F FC 85 X SI 90 2-2 **G3** ①	C SI 90 C FF 89 B FC 85 S SI 90 1-3 **K** ②		X FF 93 0-0 **P6** ③	6	1	2	1	0	1	1
2 Alcides Escobar, R (1, 6) OBP: 0.299, SLG: 0.377 23 Elliot Johnson, S (8, 6) OBP: 0.293, SLG: 0.375	B FF 90 F FF 90 B CH 84 C FC 83 F FF 90 B CH 85 S CH 83 3-3 **K** ②		B SI 90 1 SAFE C FF 90 X CH 83 1-1 16 S, **1-3** 16 1B → 1B	S SL 83 D SL 83 X FF 89 1-1 **G5-3** ③		C SI 90 X SI 84 0-1 4 1B, 16 2B → 1B	B CU 72 F SI 89 B FF 88 B SI 90 X SI 90 3-1 **1-H** → 2B			5	2	3	1	0	1	2
										0	0	0	0	0	0	0
4 Alex Gordon, L (1, 7) OBP: 0.342, SLG: 0.520	S SL 82 X FF 91 0-1 16 2B → 1B		3 SAFE 1 SAFE C CH 84 F SI 90 1 SAFE D CH 82 P PO 84 S CH 84 2-3 **K** ②		B SI 88 C FF 88 X FF 89 1-1 **L7** ①	B FC 86 B SI 91 1 SAFE F FF 90 1 SAFE B FC 84 X SI 90 3-1 16 2B, **1-2** → 1B	D FC 86 X SI 90 1-0 **G3-1** ③			5	2	2	0	0	1	3
16 Billy Butler, R (1, 10) OBP: 0.373, SLG: 0.420	C FF 90 1 SAFE X FF 90 0-1 **1-H** → 2B		S CH 84 D CH 84 F FF 90 D SL 80 D CH 84 X CH 84 3-2 **1-H** **3-H** → 1B		B CU 78 F FF 91 X FF 91 1-1 35 1B, 6 1B → 1B	B SI 90 B FF 89 X SI 91 2-0 35 G4-3, 6 1B, **1-H** **2-H** → 2B		C FF 93 F CU 82 B FO 80 X FO 80 1-2 → 1B		5	2	5	5	0	0	0
35 Eric Hosmer, L (1, 3) OBP: 0.338, SLG: 0.345	C FF 90 B FF 90 S CH 85 S CH 83 1-3 **K** ③		S CH 84 B FF 91 B FF 90 F CH 84 X FF 90 2-2 **G4-3** ③		B FF 90 S FF 90 S FF 89 F FF 91 X CU 78 1-2 6 1B, 13 2B, **1-2** → 1B	B FF 88 B SI 91 C FF 91 F SI 91 X FC 86 2-2 **G4-3** ② **2-3**		C FF 92 F FF 91 X FO 80 0-2 **L7** ①		5	1	1	0	0	1	4
6 Lorenzo Cain, R (1, 9) OBP: 0.386, SLG: 0.440		C FF 89 B FC 84 B FF 90 F CH 83 S CH 83 2-3 **K** ①		C FF 88 F CU 78 B CH 82 X SL 84 1-2 13 1B, 1 2B → 1B	F FF 90 B FF 91 X FF 90 1-1 13 2B, **1-3** **2-H** → 1B	X SI 92 0-0 **3-H** → 1B		C FF 92 B FF 92 S FF 91 T FF 92 1-2 **K** ②		5	2	3	2	0	2	1
8 Mike Moustakas, L (1, 5) OBP: 0.277, SLG: 0.348		S CH 83 B FF 91 B CH 84 B FF 91 F SI 90 S CH 83 3-3 **K** ②		C FF 89 1 SAFE S CH 83 B CH 83 1 SAFE 1 SAFE 1 SAFE S CH 83 1-3 **K** ①	D CH 84 C FF 90 X CH 84 1-1 **G4-3** ②	B FC 85 X SI 91 1-0 **G6-3** ③		B CU 81 S FF 92 B FF 91 F FF 93 S FO 80 2-3 **K** ③		5	0	0	0	0	3	5
13 Salvador Perez, R (1, 2) OBP: 0.318, SLG: 0.395 26 George Kottaras, L (8, 2) OBP: 0.389, SLG: 0.462		C FF 91 C FF 91 B FC 86 F FF 91 S FF 92 1-3 **K** ③		B FF 89 X FF 89 1-0 1 2B, **1-2** → 1B	F FF 90 B SI 90 B CH 83 X FC 84 2-1 **2-H** **3-H** → 2B		S SI 86 C FF 88 B SL 81 X SI 88 1-2 2 2B → 1B		C FF 91 S FF 92 B FF 93 F FF 92 B FF 93 B FO 80 S FF 92 3-3 **K** ①	4	1	3	2	0	1	0
										1	0	0	0	0	1	0
17 Chris Getz, L (1, 4) OBP: 0.221, SLG: 0.301			C FF 89 B FF 89 B CH 83 X FF 89 2-1 **F7** ①	B CU 76 X CH 83 1-0 **F8** ②	B SI 88 C SI 88 X SL 83 1-1 **G3** ③		C SI 89 F FF 89 F SL 83 F SI 89 B FF 88 T FC 85 1-2 **K** ①		C FF 92 B CU 81 C FF 92 B FO 82 F FF 93 S FF 93 2-3 **K** ②	5	0	0	0	0	2	4
Inning Stats	R: 1 E: 0 K: 2 S: 15 H: 2 LOB: 1 BB: 0 P: 20	R: 0 E: 0 K: 3 S: 10 H: 0 LOB: 0 BB: 0 P: 16	R: 2 E: 0 K: 1 S: 16 H: 3 LOB: 1 BB: 0 P: 26	R: 1 E: 0 K: 1 S: 11 H: 3 LOB: 2 BB: 0 P: 16	R: 3 E: 0 K: 0 S: 16 H: 4 LOB: 1 BB: 0 P: 24	R: 3 E: 0 K: 0 S: 15 H: 4 LOB: 1 BB: 0 P: 25	R: 1 E: 0 K: 2 S: 14 H: 2 LOB: 1 BB: 0 P: 21	R: 0 E: 0 K: 2 S: 12 H: 1 LOB: 1 BB: 0 P: 16	R: 0 E: 0 K: 2 S: 9 H: 0 LOB: 0 BB: 0 P: 14	1B: 14 2B: 5 3B: 0 HR: 0	SF: 0 SAC: 0 DP: 0 HBP: 0						

PITCHER		IP	WLS	BF	H	R	ER	SO	BB	IBB	HBP	BLK	WP	HR	S	P	ERA	WHIP
55 Joe Blanton, R ERA: 6.46	(1, 1)	4.2	L	26	12	7	7	7	0	0	0	0	0	0	66	99	13.50	2.571
51 Michael Roth, L ERA: 10.5	(5, 1)	2.1		13	6	4	4	2	0	0	0	0	0	0	31	49	15.43	2.571
59 Robert Coello, R ERA:	(8, 1)	2.0		7	1	0	0	4	0	0	0	0	0	0	21	30	0.00	0.500

PITCHER	IP	WLS	BF	H	R	ER	SO	BB	IBB	HBP	BLK	WP	HR	S	P	ERA	WHIP

TOP

Kansas City Royals @ Los Angeles Angels

Angel Stadium of Anaheim, Anaheim, CA

Mon May 13 2013, 7:09 PM - 10:14 PM PDT

Att. 32,203 - Clear - 86 F

livebaseballscorecards.com

AB	46
R	11
H	19
RBI	11
BB	0
SO	13
LOB	20

WP: 0 PA: 46
PB: 0
SB: 2
CS: 0

Kansas City Royals @ Los Angeles Angels

Angel Stadium of Anaheim, Anaheim, CA

Mon May 13 2013, 7:09 PM - 10:14 PM PDT

Att. 32,203 - Clear - 86 F

livebaseballscorecards.com

BOTTOM

Batter	1	2	3	4	5	6	7	8	9	AB	R	H	RBI	BB	SO	LOB
39 JB Shuck, L (1, 7) (7, 9) OBP: 0.333, SLG: 0.367	B SI 91 C SI 92 C FF 92 S SL 84 1-3 ① K		B SI 94 B SI 93 C SI 93 L SI 92 F SL 83 F SL 83 X FF 93 2-2 ② FC4-6 1-2f			B SI 90 C SI 92 X SI 92 1-1 ① G3-1	C FF 97 B KC 82 B FC 92 X FF 96 2-1 2B 1-H			4	0	1	1	0	1	1
27 Mike Trout, R (1, 8) OBP: 0.348, SLG: 0.503	B SI 93 X SI 93 1-0 ② G6-3		C SL 83 1 SAFE F SI 92 S SL 84 0-3 ③ K			F SI 91 X SI 92 0-1 5 2B 1B	C FC 92 D KC 81 C FC 91 B FC 89 F FC 91 B SI 96 S FC 92 3-3 ③ K			4	1	1	0	0	2	2
5 Albert Pujols, R (1, 3) OBP: 0.315, SLG: 0.393	B SI 92 C SL 82 B SI 93 F SI 93 X FF 93 2-2 ③ G5-3			B SI 91 C SI 92 F SI 93 B SL 84 X SL 84 2-2 ① G4-3		C SI 92 X FF 92 0-1 44 WP 44 G5-3 1-H 2B		S FF 95 C FF 96 F FF 96 X FC 92 0-2 ① F8		4	1	1	1	0	0	0
44 Mark Trumbo, R (1, 10) OBP: 0.335, SLG: 0.503		B SI 92 C SI 93 B SI 93 X SI 94 2-1 ① G6-3		B SI 94 B SI 93 S SI 94 F SI 94 S SL 85 2-3 ② K2-3		B SI 92 B SI 91 X SI 91 2-0 ② G5-3 2-H		B FF 96 F FF 96 B KC 80 F FF 96 S FC 92 2-3 ② K		4	0	0	1	0	2	0
32 Josh Hamilton, L (1, 9) OBP: 0.261, SLG: 0.344 18 Luis Jimenez, R (7, 6) OBP: 0.261, SLG: 0.273		S SL 84 B SL 84 B FF 93 B FF 93 X SI 94 3-1 ② G6-3		B FF 93 S SL 83 S SI 94 X SL 84 1-2 1B		S SL 84 B SI 92 B SL 82 X SL 81 2-1 47 WP 2B		X FF 96 0-0 ③ L7		3 1	0 0	2 0	0 0	0 0	0 0	0 0
47 Howie Kendrick, R (1, 4) OBP: 0.310, SLG: 0.409		B FF 93 B SL 82 B SI 94 C FF 93 F SI 93 F SI 94 X SI 94 3-2 ③ G6-3		C SL 80 S SL 83 B FF 93 S SL 82 1-3 ③ K2-3		F SI 92 B SI 91 D SL 82 F SI 92 T SL 83 2-2 ③ K 2-3			S FF 95 B FF 95 F FC 91 B KC 83 X FC 92 2-2 ① L4	4	0	0	0	0	2	2
6 Alberto Callaspo, S (1, 5) OBP: 0.325, SLG: 0.382			C SI 91 X CH 83 0-1 20 F9 17 1B 2B	C FF 91 B SI 92 B SI 92 X SI 93 2-1 ① G4-3			C FF 96 B KC 82 B SI 97 B FF 96 C FF 97 X FF 98 3-2 39 2B 1B		C FF 96 B KC 79 B KC 79 X FF 96 2-1 ② P5	4	2	2	0	0	0	0
20 Brendan Harris, R (1, 6) (7, 7) OBP: 0.284, SLG: 0.421 16 Hank Conger, L (9, PH) OBP: 0.314, SLG: 0.383			B SI 91 F SI 92 B SL 82 F SI 92 X SL 82 2-2 ① F9 2-3	C FF 92 B SI 93 S SI 94 B SL 86 S SI 94 2-3 ② K			X SI 96 0-0 ① F8		C FF 96 C FC 90 X FF 96 0-2 1B	3 1	0 0	0 1	0 0	0 0	1 0	2 0
17 Chris Iannetta, R (1, 2) OBP: 0.321, SLG: 0.341			S SI 93 B SI 93 B SL 83 D SI 93 X SI 93 3-1 39 FC4-6 3-H 1B	C FF 93 B FF 93 B SL 82 C FF 94 B SL 84 X FF 94 3-2 ③ P6			C FF 96 F FC 92 C FC 92 0-3 ② K		B FF 96 C SI 95 F FC 92 B FF 96 F FC 91 B FF 96 S FC 91 3-3 ③ K	4	0	1	1	0	2	2
Inning Stats	R: 0 E: 0 K: 1 S: 7 H: 0 LOB: 0 BB: 0 P: 11	R: 0 E: 0 K: 0 S: 8 H: 0 LOB: 0 BB: 0 P: 16	R: 1 E: 0 K: 1 S: 15 H: 2 LOB: 1 BB: 0 P: 22	R: 0 E: 0 K: 2 S: 12 H: 1 LOB: 1 BB: 0 P: 18	R: 0 E: 0 K: 1 S: 8 H: 0 LOB: 0 BB: 0 P: 15	R: 2 E: 0 K: 1 S: 12 H: 3 LOB: 1 BB: 0 P: 19	R: 1 E: 0 K: 2 S: 13 H: 2 LOB: 1 BB: 0 P: 21	R: 0 E: 0 K: 1 S: 8 H: 0 LOB: 0 BB: 0 P: 10	R: 0 E: 0 K: 1 S: 12 H: 1 LOB: 1 BB: 0 P: 19	1B: 5 2B: 4 3B: 0 HR: 0	SF: 0 SAC: 0 DP: 0 HBP: 0						

	AB	36
	R	4
	H	9
	RBI	4
	BB	0
	SO	10
	LOB	9

WP: 2 PB: 0 SB: 0 CS: 0 PA: 36

PITCHER		IP	WLS	BF	H	R	ER	SO	BB	IBB	HBP	BLK	WP	HR	S	P	ERA	WHIP
39 Luis Mendoza, R ERA: 6.0	(1, 1)	6.0	W	24	6	3	3	6	0	0	0	0	2	0	62	101	4.50	1.000
44 Luke Hochevar, R ERA: 1.17	(7, 1)	3.0	S	12	3	1	1	4	0	0	0	0	0	0	33	50	3.00	1.000

PITCHER	IP	WLS	BF	H	R	ER	SO	BB	IBB	HBP	BLK	WP	HR	S	P	ERA	WHIP

Kansas City Royals @ Los Angeles Angels

Angel Stadium of Anaheim, Anaheim, CA

Tue May 14 2013, 7:10 PM - 9:40 PM PDT

Att. 33,028 - Clear - 71 F

livebaseballscorecards.com

TOP

Batter	1	2	3	4	5	6	7	8	9	AB	R	H	RBI	BB	SO	LOB
6 Lorenzo Cain, R (1, 8) OBP: 0.382, SLG: 0.429	C SI 87 S SI 88 B CH 80 B SI 88 C SI 88 F SI 89 S CH 81 3-3 ① **K**		C CH 81 S FF 89 B SI 88 S CH 80 1-3 ③ **K**		F SI 89 B FF 89 F CH 81 B CH 81 S KC 76 2-3 ③ **K2-3**			B CH 80 B FF 88 B FF 87 B FF 87 4-0 4 G3 4 S **BB**		3	0	0	0	1	3	1
2 Alcides Escobar, R (1, 6) OBP: 0.297, SLG: 0.373	B FF 89 X FF 88 1-0 ② **P2**			C FF 86 F FC 82 X CH 80 0-2 16 2B **1B**		C KC 76 X CH 81 0-1 ① **G4-3**		B FF 93 1 SAFE B FF 91 B FF 93 C FF 93 C FF 94 X FF 93 3-2 ① **P4**		4	1	1	0	0	0	1
4 Alex Gordon, L (1, 7) OBP: 0.340, SLG: 0.519	C FF 88 X FF 88 0-1 **2B**			B SI 89 1 SAFE C SI 88 1 SAFE C CH 81 X FC 84 1-2 ① **F7**		B KC 76 C FF 87 B FC 82 F SI 88 S KC 76 2-3 ② **K**		B FF 96 B FF 95 C FF 94 X FF 94 2-1 ② **G3** 1-3		4	0	1	0	0	1	2
16 Billy Butler, R (1, 10) OBP: 0.377, SLG: 0.455	C FF 88 B FF 89 B FF 89 X CH 82 2-1 ③ **G4-3**			X FF 88 0-0 1-H **2B**		B FF 88 B KC 78 C CH 82 X FF 90 2-1 **HR**		B FF 96 B FF 96 C FF 94 X FF 96 2-1 ③ **L8**		4	1	2	2	0	0	2
35 Eric Hosmer, L (1, 3) OBP: 0.328, SLG: 0.333		B FF 87 S SI 87 X SI 88 1-1 ① **F8**		B FF 88 B SI 88 X FF 88 2-0 ② **G1-3**		B FF 89 B CH 82 C FF 89 F FF 89 B KC 76 X KC 77 3-2 ③ **G1-3**			S FF 88 S SI 88 F SI 89 F CU 75 B CU 74 F SI 89 B CU 74 X SI 90 2-2 ① **G4-3**	4	0	0	0	0	0	1
13 Salvador Perez, R (1, 2) OBP: 0.316, SLG: 0.391 23 Elliot Johnson, S (9, PR) OBP: 0.293, SLG: 0.375		B FF 88 C FF 87 C CH 81 X SI 88 1-2 ② **G5-3**		B CH 81 S CH 81 S CH 82 B FF 88 F CH 81 B FF 90 F CH 82 S KC 77 3-3 ③ **K**			C FF 87 B SI 87 X KC 76 1-1 ① **G6-3**		B SI 89 B SI 88 B SI 87 C SI 88 F SI 89 X SI 88 3-2 8 G1-3 **1B**	4 0	0 0	1 0	0 0	0 0	1 0	1 0
8 Mike Moustakas, L (1, 5) OBP: 0.269, SLG: 0.336		F SI 89 S SI 88 C SI 89 0-3 ③ **K**			B SI 88 C KC 76 B KC 76 F SI 88 X KC 79 2-2 ① **G4-3**		B FF 88 C KC 76 B KC 75 X FF 89 2-1 ② **F8**		C SI 88 X SI 89 0-1 ② **G1-3** 1-2	4	0	0	0	0	1	1
21 Jeff Francoeur, R (1, 9) OBP: 0.258, SLG: 0.311			S CH 80 F FF 88 B FC 82 S CH 81 1-3 ① **K**		X CH 81 0-0 ② **P6**		B FF 89 B FC 82 B SI 88 C FF 88 F CH 81 X CH 81 3-2 24 FC6-4 **E3**		X FF 93 0-0 ③ **P4**	4	0	0	0	0	1	2
24 Miguel Tejada, R (1, 4) OBP: 0.375, SLG: 0.391			F SI 88 X KC 77 0-1 ② **G6-3**		C CH 81 X CH 81 0-1 **1B**		C SI 88 C FF 89 X KC 78 0-2 ③ **FC6-4** 1-2f			3	0	1	0	0	0	1
Inning Stats	R: 0 H: 1 E: 0 LOB: 1 K: 1 BB: 0 S: 9 P: 15	R: 0 H: 0 E: 0 LOB: 0 K: 1 BB: 0 S: 8 P: 10	R: 0 H: 0 E: 0 LOB: 0 K: 2 BB: 0 S: 8 P: 10	R: 1 H: 2 E: 0 LOB: 1 K: 1 BB: 0 S: 13 P: 19	R: 0 H: 1 E: 0 LOB: 1 K: 1 BB: 0 S: 9 P: 13	R: 1 H: 1 E: 0 LOB: 0 K: 1 BB: 0 S: 10 P: 17	R: 0 H: 0 E: 1 LOB: 1 K: 0 BB: 0 S: 10 P: 16	R: 0 H: 0 E: 0 LOB: 1 K: 0 BB: 1 S: 7 P: 18	R: 0 H: 1 E: 0 LOB: 2 K: 0 BB: 0 S: 12 P: 17	1B: 3 SF: 0 2B: 2 SAC: 0 3B: 0 DP: 0 HR: 1 HBP: 0						

	AB	34
	R	2
	H	6
	RBI	2
	BB	1
	SO	7
	LOB	12

WP: 0 PA: 35
PB: 0
SB: 1
CS: 0

PITCHER		IP	WLS	BF	H	R	ER	SO	BB	IBB	HBP	BLK	WP	HR	S	P	ERA	WHIP
60 Jason Vargas, L ERA: 4.03	(1, 1)	7.0	W	28	5	2	2	7	1	0	0	0	0	1	67	104	2.57	0.857
65 Dane De La Rosa, R ERA: 3.66	(8, 1)	1.0	H	3	0	0	0	0	0	0	0	0	0	0	7	14	0.00	0.000
37 Scott Downs, L ERA: 2.7	(9, 1)	0.2		3	1	0	0	0	0	0	0	0	0	0	11	16	0.00	1.500
49 Ernesto Frieri, R ERA: 1.56	(9, 1)	0.1		1	0	0	0	0	0	0	0	0	0	0	1	1	0.00	0.000

PITCHER	IP	WLS	BF	H	R	ER	SO	BB	IBB	HBP	BLK	WP	HR	S	P	ERA	WHIP

BOTTOM

Kansas City Royals @ Los Angeles Angels

Angel Stadium of Anaheim, Anaheim, CA

Tue May 14 2013, 7:10 PM - 9:40 PM PDT

Att. 33,028 - Clear - 71 F

livebaseballscorecards.com

Batter	1	2	3	4	5	6	7	8	9	AB	R	H	RBI	BB	SO	LOB
2 Erick Aybar, S (1, 6) OBP: 0.301, SLG: 0.357	F FF 90 B CH 84 B CU 76 F FF 89 F FF 94 F SL 85 F CH 87 X FF 94 2-2 ① G4-3		C CU 77 1 SAFE X FF 92 0-1 1-2 27 G6-3 1B		B SL 83 X CH 84 1-0 1-3 1B		B FF 90 F CH 85 F SL 83 F FF 93 X CH 87 1-2 ② G1-3			4	0	2	0	0	0	0
27 Mike Trout, R (1, 8) OBP: 0.352, SLG: 0.522	B SL 84 B FF 90 B FF 94 B FF 92 4-0 44 S BB		D CH 88 C SI 92 B FF 93 X SL 86 2-1 ②③ G6-3 1-2 2-3		B SL 84 X SI 93 1-0 ② SF8 3-H		C SL 84 B SL 84 X FF 93 1-1 HR			2	1	1	2	1	0	2
5 Albert Pujols, R (1, 3) OBP: 0.320, SLG: 0.416	B SI 92 C FF 93 C CU 75 B SL 86 D CH 87 X FF 94 3-2 ② P4			B SL 83 B CH 86 X FF 92 2-0 HR	B SI 92 X SL 84 1-0 ③ P6		B CU 73 F SL 82 X SL 83 1-1 1B			4	1	2	1	0	0	2
44 Mark Trumbo, R (1, 9) OBP: 0.328, SLG: 0.491	F FF 94 1 SAFE B SL 87 X FF 94 1-1 ③ G2-3 1-2			C FF 93 F SL 85 B FF 92 B FF 94 X FF 93 2-2 ① P2	C FF 92 F FF 92 X SL 85 0-2 ① L4		X FF 92 0-0 ③ P2			4	0	0	0	0	0	2
32 Josh Hamilton, L (1, 10) OBP: 0.266, SLG: 0.364		B CH 88 B CH 88 F FF 95 S FF 94 F SL 87 B SL 88 B SL 87 4-2 6 G3-6-1 BB		X CU 77 0-0 ② G4-3	X FF 89 0-0 HR			B SL 85 B SI 95 C SI 95 B SL 83 X SI 96 3-1 ① L6		3	1	1	1	1	0	0
47 Howie Kendrick, R (1, 4) OBP: 0.321, SLG: 0.438		C FF 93 B SL 87 X FF 91 1-1 ① F8		C FF 91 X CH 86 0-1 HR	B CU 76 B FF 93 B FF 92 C FF 94 F FF 93 F FF 95 X FF 94 3-2 6 1B 1B			X SI 96 0-0 6 WP 6 S 17 G4-3 1B		4	2	3	1	0	0	1
6 Alberto Callaspo, S (1, 5) OBP: 0.333, SLG: 0.380		C FF 89 C SL 85 B FF 93 B FF 94 X SL 86 2-2 ②③ G3-6-1 1-2f		B FF 92 X CH 88 1-0 ③ F9	F FF 91 1 SAFE B SL 86 F SL 83 F SI 92 B EP 63 X SL 85 2-2 17 G6-4-3 1-3 1B			B SI 95 F SI 96 B SL 85 B SL 85 B SI 94 4-1 17 G4-3 1-3 BB		3	0	1	0	1	0	1
17 Chris Iannetta, R (1, 2) OBP: 0.319, SLG: 0.330			B FF 90 B FF 93 B CH 88 C FF 90 B FF 93 4-1 39 1B BB		C FF 90 X CU 75 0-1 ① F9	C SI 91 X SL 84 0-1 ②③ G6-4-3 1-2f		F SI 94 P PO 85 B SI 95 X SI 95 2-1 ② G4-3 1-2 3-H		3	0	0	1	1	0	3
39 JB Shuck, L (1, 7) OBP: 0.345, SLG: 0.377			L CH 87 B CH 85 X FF 92 1-1 ① 27 G6-3 2 1B 1-3 1B		C FF 90 X CU 76 0-1 2 1B 27 SF8 1B		X CU 74 0-0 ① G3	B SI 95 X SI 94 1-0 ③ F7		4	1	2	0	0	0	1
Inning Stats	R: 0 E: 0 K: 0 S: 11 H: 0 LOB: 1 BB: 1 P: 21	R: 0 E: 0 K: 0 S: 8 H: 0 LOB: 0 BB: 1 P: 15	R: 0 E: 0 K: 0 S: 7 H: 2 LOB: 2 BB: 1 P: 14	R: 2 E: 0 K: 0 S: 8 H: 2 LOB: 0 BB: 0 P: 13	R: 1 E: 0 K: 0 S: 7 H: 2 LOB: 1 BB: 0 P: 10	R: 1 E: 0 K: 0 S: 14 H: 3 LOB: 1 BB: 0 P: 19	R: 1 E: 0 K: 0 S: 10 H: 2 LOB: 0 BB: 0 P: 13	R: 1 E: 0 K: 0 S: 8 H: 1 LOB: 1 BB: 1 P: 17		1B: 8 2B: 0 3B: 0 HR: 4 SF: 1 SAC: 0 DP: 2 HBP: 0				WP: 1 PB: 0 SB: 2 CS: 0 PA: 36	

PITCHER		IP	WLS	BF	H	R	ER	SO	BB	IBB	HBP	BLK	WP	HR	S	P	ERA	WHIP
11 Jeremy Guthrie, R ERA: 2.82	(1, 1)	7.0	L	31	11	5	5	0	3	0	0	0	0	4	65	105	6.43	2.000
43 Aaron Crow, R ERA: 1.74	(8, 1)	1.0		5	1	1	1	0	1	0	0	0	1	0	8	17	9.00	2.000

PITCHER	IP	WLS	BF	H	R	ER	SO	BB	IBB	HBP	BLK	WP	HR	S	P	ERA	WHIP

AB	31
R	6
H	12
RBI	6
BB	4
SO	0
LOB	12

Batter	1	2	3	4	5	6	7	8	9	AB	R	H	RBI	BB	SO	LOB
1 Jarrod Dyson, L (1, 8) OBP: 0.286, SLG: 0.561 21 Jeff Francoeur, R (8, 9) OBP: 0.258, SLG: 0.311	B FF 89 C SI 89 X SI 91 1-1 G6-3		C FF 90 C CH 83 B FF 91 B FF 92 B FF 90 B SI 89 4-2 4 BB, 2 1B, 16 1B BB B FF 93 F FF 93 B FF 92 B FF 92 X FF 91 3-2 1-H 3-H 3B			1 SAFE C SI 95 1 SAFE X SI 96 0-1 FC4-6 16 BB, 4 1B 1-2f	F SI 95 B SL 87 F FC 94 B SL 86 X FF 94 2-2 G6-3			4	1	1	1	1	0	2
										0	0	0	0	0	0	0
2 Alcides Escobar, R (1, 6) OBP: 0.294, SLG: 0.368	C SI 90 B SI 93 F SI 92 X SL 81 1-2 G4-3		1 SAFE 1 SAFE X FF 90 0-0 4 BB, 16 1B 1-2 1B B FF 94 B SL 83 B SL 92 B FF 92 X FF 92 3-1 F7			1 SAFE B FF 96 1 SAFE X FF 96 1-0 L7		C FF 94 F SL 84 S FF 95 0-3 K		5	1	1	0	0	1	2
4 Alex Gordon, L (1, 7) OBP: 0.353, SLG: 0.525	C CH 82 S SI 92 F SI 92 B FF 92 B CH 84 X SI 91 2-2 1B		F SI 90 B CU 76 B SI 91 F SI 91 D SL 83 2 SAFE B FF 91 4-2 35 BB, 16 1B, 6 2B 1-2 2-3 BB	X SI 88 0-0 16 G5-4-3 1B		C SI 95 1 SAFE B SL 86 B SI 95 1 SAFE S FF 95 X FF 95 2-2 16 BB 1-2 1B		C FF 94 B CH 86 F FF 94 X FF 94 2-1 P5		4	1	3	0	1	0	0
16 Billy Butler, R (1, 10) OBP: 0.377, SLG: 0.449	C SL 81 F SI 91 B CU 77 1 SAFE X FF 92 1-2 F7		C SL 83 B FF 91 X SL 83 1-1 35 BB, 6 2B 1-2 2-H 3-H 1B	C SI 88 B FF 88 F CH 79 X FF 88 1-2 G5-4-3 1-2f		B SL 88 B FF 96 B FC 96 C FF 96 F FC 96 B SL 85 4-2 1-2 2-3 BB		C SL 84 X FF 94 0-1 L8		4	1	1	2	1	0	2
35 Eric Hosmer, L (1, 3) OBP: 0.324, SLG: 0.323		C SL 80 B SI 91 F SI 91 B FF 91 X CU 76 2-2 G1-3	B FF 93 F FF 92 B SL 83 B FF 92 D FF 93 4-1 6 2B 1-2 2-3 BB	B CU 71 C SI 89 F FF 88 B FC 84 F SI 89 B SI 88 S FC 84 3-3 K		B SI 94 X FF 94 1-0 G3-1			B FF 90 S FF 90 X FF 91 1-1 G4-3	4	1	0	0	1	1	3
6 Lorenzo Cain, R (1, 9) OBP: 0.383, SLG: 0.444 (8, 8)		C FF 91 X SI 90 0-1 L7	B FF 93 C FF 93 X FF 92 1-1 23 1B, 1 PB, 6 2B 1-H 2-H 3-H 2B	C SI 87 B CH 80 S CH 79 F CH 79 B FF 87 C FF 87 2-3 K			C FF 95 C SL 87 F SL 87 X SL 86 0-2 13 S, 13 1B 2B		B FF 92 S FF 92 B FF 92 F FF 90 B FO 79 F FF 91 C FF 91 3-3 K	5	2	2	3	0	2	0
8 Mike Moustakas, L (1, 5) OBP: 0.266, SLG: 0.339		B CU 77 F SI 91 B FF 92 X SL 83 2-1 13 2B 2B	B FF 92 B FF 93 C FF 91 X FF 92 2-1 P5	S SI 88 X CU 71 0-1 G4-3			B SI 94 X FF 95 1-0 G6-3		C CU 76 B FF 91 B FF 90 X FF 92 2-1 G4-3	5	1	1	0	0	0	2
13 Salvador Perez, R (1, 2) OBP: 0.321, SLG: 0.402		B SI 92 B SL 81 F SI 92 X SI 91 2-1 23 1B 2-H 2B	B SL 83 F FF 93 T FF 93 F SL 83 B FF 92 X FF 92 2-2 G6-3	C SI 88 B FF 88 F CH 81 B FF 88 B FF 89 X FF 88 3-2 G6-3			C FF 95 S SL 87 D SL 87 F FF 95 B FF 94 F SL 87 X FC 95 2-2 2-H 1B			4	0	2	2	0	0	1
23 Elliot Johnson, S (1, 4) OBP: 0.333, SLG: 0.395		B SI 91 X SI 90 1-0 2-H 1B	C FF 92 B FF 92 F FF 93 X SL 84 1-2 1 PB, 1 S, 1 3B 2-3 1B			B FF 96 B FF 96 C FF 96 B FF 96 B FF 96 4-1 1 FC4-6 BB	F FF 95 S SL 86 S SL 87 0-3 K			3	1	2	0	1	1	1
Inning Stats	R: 0 E: 0 K: 0 S: 12 H: 1 LOB: 1 BB: 0 P: 17	R: 1 E: 0 K: 0 S: 10 H: 3 LOB: 2 BB: 0 P: 17	R: 7 E: 0 K: 0 S: 24 H: 5 LOB: 1 BB: 3 P: 49	R: 0 E: 0 K: 1 S: 8 H: 1 LOB: 0 BB: 0 P: 12	R: 0 E: 0 K: 1 S: 9 H: 0 LOB: 0 BB: 0 P: 14	R: 0 E: 0 K: 0 S: 10 H: 1 LOB: 3 BB: 2 P: 22	R: 1 E: 0 K: 1 S: 16 H: 2 LOB: 1 BB: 0 P: 21	R: 0 E: 0 K: 1 S: 7 H: 0 LOB: 0 BB: 0 P: 9	R: 0 E: 0 K: 1 S: 8 H: 0 LOB: 0 BB: 0 P: 14	1B: 8 2B: 4 3B: 1 HR: 0	SF: 0 SAC: 0 DP: 1 HBP: 0	WP: 0 PB: 1 SB: 2 CS: 0	PA: 43			

PITCHER		IP	WLS	BF	H	R	ER	SO	BB	IBB	HBP	BLK	WP	HR	S	P	ERA	WHIP
45 Barry Enright, R ERA: 12.96	(1, 1)	2.0	L	12	5	4	4	0	2	0	0	0	0	0	27	47	18.00	3.500
38 Mark Lowe, R ERA: 10.13	(3, 1)	1.0		8	4	4	4	0	1	0	0	0	0	0	19	36	36.00	5.000
51 Michael Roth, L ERA: 9.0	(4, 1)	2.0		6	1	0	0	2	0	0	0	0	0	0	17	26	0.00	0.500
Garrett Richards, R ERA: 4.79	(6, 1)	2.0		11	3	1	1	1	2	0	0	0	0	0	26	43	4.50	2.500
58 Michael Kohn, R ERA: 2.53	(8, 1)	1.0		3	0	0	0	1	0	0	0	0	0	0	7	9	0.00	0.000

PITCHER		IP	WLS	BF	H	R	ER	SO	BB	IBB	HBP	BLK	WP	HR	S	P	ERA	WHIP
59 Robert Coello, R ERA:	(9, 1)	1.0		3	0	0	0	1	0	0	0	0	0	0	8	14	0.00	0.000

TOP

Kansas City Royals @ Los Angeles Angels

Angel Stadium of Anaheim, Anaheim, CA

Wed May 15 2013, 7:08 PM - 10:44 PM PDT

Att. 31,917 - Clear - 67 F

livebaseballscorecards.com

AB	38
R	9
H	13
RBI	8
BB	5
SO	5
LOB	13

Batter	1	2	3	4	5	6	7	8	9	AB	R	H	RBI	BB	SO	LOB
2 Erick Aybar, S (1, 6) OBP: 0.282, SLG: 0.333	C SI 88 F CH 84 B CH 83 B KC 80 X FF 91 2-2 ① L5		C FF 90 B KC 80 B CH 85 F FF 91 X CH 86 2-2 ② P6	B KC 81 X FF 91 1-0 ②③ G6-3 1-2f		C CU 74 X CH 83 0-1 ② F8		B FF 98 C FF 98 X CH 89 1-1 ② F8		5	0	0	0	0	0	6
27 Mike Trout, R (1, 8) OBP: 0.364, SLG: 0.549	C FF 89 B SI 89 X SI 91 1-1 ② F9		C KC 80 C FF 91 B FC 87 B FF 92 X CH 86 2-2 5 1B 2B		B KC 78 B FF 91 B SI 90 C FF 91 C FF 93 B FF 93 4-2 5 G5-4-3 BB	B SI 95 B SI 94 B SI 94 B SI 95 4-0 1-2 2-3 3-H BB		C FF 100 B SI 98 B FF 98 X FF 98 2-1 HR		3	2	2	2	2	0	0
5 Albert Pujols, R (1, 10) OBP: 0.328, SLG: 0.418	F FF 90 X KC 80 0-1 44 FC5-4 1B		B FF 91 B FC 86 X FF 92 2-0 2-H 1B		C KC 81 B FF 92 B FC 88 X FC 88 2-1 ①② G5-4-3 1-2f	C SI 94 S SL 85 D SL 86 B SL 84 X SL 84 2-2 ③ G5-3		C FF 98 B CU 84 B SI 96 F CH 90 B FF 97 B FF 98 4-2 44 WP BB		4	0	2	1	1	0	4
44 Mark Trumbo, R (1, 3) OBP: 0.324, SLG: 0.488	F FF 90 F SI 89 X SI 87 0-2 ③ FC5-4 1-2f		S FF 91 B FC 87 X FF 92 1-1 ③ P3		C FF 92 B FC 88 B FC 88 B KC 82 S FF 93 S FF 93 3-3 ③ K		C FF 100 B SI 98 F SI 99 X FF 99 1-2 47 G3-1 2B	C CH 88 S FF 98 F FF 99 B CH 87 X CH 88 1-2 ③ G6-3 1-2		5	0	1	0	0	1	3
32 Josh Hamilton, L (1, 9) OBP: 0.264, SLG: 0.358		C FF 90 B KC 79 B KC 80 F KC 81 X SI 91 2-2 ① P6		X FF 90 0-0 ① P5		C KC 78 B KC 80 B FF 90 X KC 82 2-1 47 1B 6 SF8 1B	B FF 99 S CH 89 B FF 99 S CH 88 S FF 98 2-3 ① K		B FF 93 F FF 93 B FF 94 S FF 95 F SL 90 X SL 89 2-2 ① F7	5	1	1	0	0	1	1
47 Howie Kendrick, R (1, 4) OBP: 0.323, SLG: 0.437		C FF 89 F SI 89 B FC 86 B FC 88 X SI 91 2-2 ② G6-3		B FF 89 F FF 90 C KC 80 X SI 90 1-2 6 1B 17 1B 1B		B SI 89 C FF 90 X SI 90 1-1 39 1B 17 BB 27 BB 1-3 1B	B SI 99 X SI 99 1-0 ② G3-1 2-3		B FF 93 C FF 94 B SL 88 F FF 94 F FF 95 F FF 96 X SL 88 2-2 ② F7	5	2	2	0	0	0	1
6 Alberto Callaspo, S (1, 5) OBP: 0.349, SLG: 0.392		C FF 88 X CH 85 0-1 1B		C SI 89 B KC 82 C SI 90 B KC 83 F SI 88 X FC 86 2-2 17 1B 1-2 1B		F SI 90 F SI 88 B FF 92 D KC 82 X FC 88 2-2 ① SF8 3-H	B FF 99 F FF 99 B FF 99 B FF 97 B SI 99 4-1 BB		C FF 94 X FS 85 0-1 ③ G4-3	3	0	2	1	1	0	0
17 Chris Iannetta, R (1, 2) OBP: 0.325, SLG: 0.330		X FC 86 0-0 ③ G3		B FF 90 S FC 87 X FC 88 1-1 39 BB 1-3 2-H 1B		B SI 91 B SI 91 B FF 92 C FF 91 S FF 92 B FF 94 4-2 27 BB 39 1B 1-2 BB	B SI 99 S CH 88 B CH 85 B SI 98 F SI 96 X FF 98 3-2 ③ F9			3	0	1	1	1	0	3
39 JB Shuck, L (1, 7) OBP: 0.355, SLG: 0.375			C FF 87 C FF 89 B CH 85 F CH 84 B SI 91 C FF 91 2-3 ① K	B KC 82 B SI 90 B SI 91 C FF 91 3 SAFE B FF 92 4-1 2 G6-3 1-2 BB		B FF 94 F FF 93 F CH 84 B CU 74 X CH 83 2-2 27 BB 1-2 2-3 1B		B FF 97 C FF 98 B FF 98 X FF 98 2-1 ① G6-3		3	0	1	0	1	1	0
Inning Stats	R: 0 E: 0 K: 0 S: 10 H: 1 LOB: 1 BB: 0 P: 13	R: 0 E: 0 K: 0 S: 9 H: 1 LOB: 1 BB: 0 P: 13	R: 1 E: 0 K: 1 S: 13 H: 2 LOB: 1 BB: 0 P: 22	R: 1 E: 0 K: 0 S: 12 H: 3 LOB: 2 BB: 1 P: 21	R: 0 E: 0 K: 1 S: 7 H: 0 LOB: 0 BB: 1 P: 16	R: 2 E: 0 K: 0 S: 17 H: 3 LOB: 3 BB: 2 P: 34	R: 0 E: 0 K: 1 S: 11 H: 1 LOB: 2 BB: 1 P: 22	R: 1 E: 0 K: 0 S: 12 H: 1 LOB: 1 BB: 1 P: 22	R: 0 E: 0 K: 0 S: 11 H: 0 LOB: 0 BB: 0 P: 15	1B: 9 2B: 2 3B: 0 HR: 1 SF: 1 SAC: 0 DP: 2 HBP: 0						

PITCHER		IP	WLS	BF	H	R	ER	SO	BB	IBB	HBP	BLK	WP	HR	S	P	ERA	WHIP
22 Wade Davis, R ERA: 5.98	(1, 1)	5.1	W	26	9	4	4	2	3	0	0	0	0	0	60	103	6.75	2.250
55 Tim Collins, L ERA: 4.15	(6, 1)	0.1		2	1	0	0	0	0	0	0	0	0	0	5	7	0.00	3.000
43 Aaron Crow, R ERA: 1.69	(6, 1)	0.1	H	2	0	0	0	0	1	0	0	0	0	0	3	9	0.00	3.000
40 Kelvin Herrera, R ERA: 4.42	(7, 1)	2.0		10	2	1	1	1	2	0	0	0	1	1	23	44	4.50	2.000
56 Greg Holland, R ERA: 3.21	(9, 1)	1.0		3	0	0	0	0	0	0	0	0	0	0	11	15	0.00	0.000

PITCHER	IP	WLS	BF	H	R	ER	SO	BB	IBB	HBP	BLK	WP	HR	S	P	ERA	WHIP

BOTTOM

Kansas City Royals @ Los Angeles Angels

Angel Stadium of Anaheim, Anaheim, CA

Wed May 15 2013, 7:08 PM - 10:44 PM PDT

Att. 31,917 - Clear - 67 F

livebaseballscorecards.com

AB	36
R	5
H	12
RBI	5
BB	6
SO	3
LOB	18

WP: 1 PA: 43
PB: 0
SB: 0
CS: 0

Batter	1	2	3	4	5	6	7	8	9	AB	R	H	RBI	BB	SO	LOB
30 Alejandro De Aza, L (1, 8) (8, 7) OBP: 0.296, SLG: 0.444	B SI 93 X SI 93 1-0 ① G3-1			B SI 93 C SI 93 B SI 93 F FF 93 B SI 94 X SI 94 3-2 10 L6-3 1B	C CH 85 S SI 92 S SL 84 0-3 ③ K2-3			B FF 91 B FF 92 C FF 92 S FF 92 X FF 94 2-2 10 1B 51 K2-3 1B	F FF 90 L FO 77 B FF 92 B FO 78 C FF 91 2-3 ① K	5	1	2	0	0	2	1
10 Alexei Ramirez, R (1, 6) OBP: 0.309, SLG: 0.354	F FF 94 X FF 93 0-1 ② G6-3			1 SAFE B SI 92 X FC 90 1-0 ①② L6-3 1-1		B SI 91 B SI 92 X SI 93 2-0 ① F8		B FF 91 X FF 93 1-0 51 K2-3 1-3 44 1B 1B	B FF 92 C FF 92 F FF 91 F CU 80 B CU 80 X FF 92 2-2 ② G4-3	5	1	1	0	0	0	1
51 Alex Rios, R (1, 9) OBP: 0.353, SLG: 0.533	C FF 94 B FF 94 X FF 94 1-1 ③ F9			X FC 91 0-0 HR		B FF 93 B SI 92 C SI 93 X SI 93 2-1 ② F8		C FF 92 B FF 95 F FF 92 S SL 85 1-3 ① K2-3 2-3 3-H	F FF 92 B FF 93 X FF 92 1-1 ③ P4	5	1	1	1	0	1	1
44 Adam Dunn, L (1, 3) OBP: 0.262, SLG: 0.402		B SI 93 X SI 93 1-0 ① G4-3		B CH 86 B SI 92 B CH 86 X SI 92 3-0 2B		F SI 92 S FC 90 B CH 87 B FC 89 B FC 87 X SI 93 3-2 ③ F7		B FF 95 C FF 94 X FF 96 1-1 24 BB 14 G1-3 7 BB 3-H 1B		4	1	2	1	0	0	0
14 Paul Konerko, R (1, 10) OBP: 0.277, SLG: 0.343		B SI 94 B FF 94 B FF 94 C FF 93 C FC 90 F FF 94 S SI 94 3-3 ② K		B SI 93 X SI 93 1-0 ③ G6-3			X FF 91 0-0 12 FC3-6 1B	B FF 94 X FF 94 1-0 ② G1-3 1-2		4	0	1	0	0	1	2
12 Conor Gillaspie, L (1, 5) OBP: 0.360, SLG: 0.451		X SI 94 0-0 ③ G4-3			B SI 91 B SI 92 B SI 91 C SI 91 X SI 92 3-1 24 G4-3 7 E 2B		B SI 89 B SI 88 B SI 88 C SI 88 F SI 88 X SI 88 3-2 ① FC3-6 7 E 7 1B 1-2f	C FF 94 F FF 94 D SL 86 B FF 96 B FF 95 F FF 95 B FF 94 4-2 7 BB 24 BB BB		3	1	1	0	1	0	1
24 Dayan Viciedo, R (1, 7) OBP: 0.325, SLG: 0.507 28 Dewayne Wise, L (8, PR) OBP: 0.263, SLG: 0.339 (8, 8)			C FF 93 B SI 94 S FC 91 X SL 82 1-2 ① G5-3		F FF 92 C SL 80 X SL 83 0-2 ① G4-3 2-3		X FF 92 0-0 ② F9	B SL 86 B FF 94 F FF 94 B FF 94 B FF 94 4-1 7 BB 1-2 2-3 BB		3 0	0 0	0 0	0 0	1 0	0 0	2 0
7 Jeff Keppinger, R (1, 4) OBP: 0.191, SLG: 0.210			C FF 94 F FF 94 B SI 93 X FF 94 1-2 ② F9		S FC 91 X FC 90 0-1 E6 21 PB 3-H		B FF 94 C FF 94 X FF 94 1-1 E6 1-3 1B	B FF 94 B FF 93 B FF 93 B FF 92 4-0 1-2 2-3 3-H BB		3	0	1	2	1	0	0
21 Tyler Flowers, R (1, 2) OBP: 0.265, SLG: 0.356			C FF 94 F FF 93 B FC 91 S SL 81 1-3 ③ K		D FC 89 B FF 91 X FF 92 2-0 ② L5 1-2		C SL 83 S FC 87 D SL 87 B FF 96 S SL 85 2-3 ③ K	S FF 90 B FF 91 S FF 90 F FO 76 S FF 91 1-3 ③ K		4	0	0	0	0	3	6
Inning Stats	R: 0 E: 0 K: 0 S: 5 H: 0 LOB: 0 BB: 0 P: 7	R: 0 E: 0 K: 1 S: 6 H: 0 LOB: 0 BB: 0 P: 10	R: 0 E: 0 K: 1 S: 9 H: 0 LOB: 0 BB: 0 P: 12	R: 1 E: 0 K: 0 S: 7 H: 3 LOB: 1 BB: 0 P: 15	R: 1 E: 1 K: 1 S: 11 H: 1 LOB: 1 BB: 0 P: 16	R: 0 E: 0 K: 0 S: 6 H: 0 LOB: 0 BB: 0 P: 13	R: 0 E: 1 K: 1 S: 10 H: 2 LOB: 2 BB: 0 P: 16	R: 3 E: 0 K: 2 S: 18 H: 3 LOB: 3 BB: 3 P: 37	R: 0 E: 0 K: 1 S: 9 H: 0 LOB: 0 BB: 0 P: 14	1B: 6 2B: 3 3B: 0 HR: 1 SF: 0 SAC: 0 DP: 1 HBP: 0						

PITCHER		IP	WLS	BF	H	R	ER	SO	BB	IBB	HBP	BLK	WP	HR	S	P	ERA	WHIP
57 Jerome Williams, R ERA: 3.05	(1, 1)	6.0		23	5	2	2	3	0	0	0	0	0	1	45	74	3.00	0.833
37 Scott Downs, L ERA: 2.63	(7, 1)	0.1	H	1	0	0	0	0	0	0	0	0	0	0	3	6	0.00	0.000
65 Dane De La Rosa, R ERA: 4.79	(7, 1)	1.0	L	7	4	3	3	2	0	0	0	0	0	0	15	23	27.00	4.000
58 Michael Kohn, R ERA: 2.45	(8, 1)	0.1		4	0	0	0	0	3	0	0	0	0	0	5	18	0.00	9.000
59 Robert Coello, R ERA:	(8, 1)	1.1		4	0	0	0	2	0	0	0	0	0	0	13	19	0.00	0.000

PITCHER	IP	WLS	BF	H	R	ER	SO	BB	IBB	HBP	BLK	WP	HR	S	P	ERA	WHIP

TOP

Chicago White Sox @ Los Angeles Angels

Angel Stadium of Anaheim, Anaheim, CA

Thu May 16 2013, 7:08 PM - 10:15 PM PDT

Att. 37,711 - Partly Cloudy - 66 F

livebaseballscorecards.com

AB	36
R	5
H	9
RBI	4
BB	3
SO	7
LOB	14

Batter	1	2	3	4	5	6	7	8	9	AB	R	H	RBI	BB	SO	LOB
2 Erick Aybar, S (1, 6) OBP: 0.280, SLG: 0.329	C FF 92 B SI 92 X CH 87 1-1 ① G6-3		X FF 92 0-0 ③ 2-H 1B		B SL 89 F SL 88 X CH 87 1-1 ② 2-3 G1-6-3		X FF 90 0-0 ② F8			4	0	1	0	0	0	1
27 Mike Trout, R (1, 8) OBP: 0.361, SLG: 0.539	C FF 92 B SI 91 B SI 92 F CH 87 B FF 92 S FF 92 3-3 ② K			B CU 80 C CU 78 B FF 91 B CH 85 B FF 91 4-1 5 HR BB	B CH 87 B CH 86 C FF 89 B FF 89 X CH 86 3-1 ③ F8		B SI 96 C FF 95 F SL 87 F FF 96 B SL 86 B SI 96 X FF 95 3-2 ③ F9			3	1	0	0	1	1	1
5 Albert Pujols, R (1, 3) OBP: 0.326, SLG: 0.433	B FF 91 T FF 91 F FF 90 X SL 89 1-2 ③ P3			X SI 92 0-0 1-H HR		B SL 88 C CU 79 B CU 80 S CH 85 F SL 87 F FF 91 X CU 78 2-2 ① F8		B CU 72 F FF 93 B CU 72 F SL 85 F FF 94 F FF 95 X SL 85 2-2 ① G5-3		4	1	1	2	0	0	0
44 Mark Trumbo, R (1, 9) OBP: 0.328, SLG: 0.491		C FF 92 B SL 88 F FF 91 F FF 92 B CU 80 S FF 91 2-3 ① K		S CU 79 B SL 89 F CU 79 X CU 77 1-2 ① G5-3		S CL 85 C SL 88 B CU 77 B CU 78 B FF 91 F FF 90 F FF 91 B CH 86 4-2 32 1B 47 2B BB		C SL 84 B SL 85 C FF 95 B SL 85 X CU 72 2-2 32 F8 2B		3	1	1	0	1	1	0
32 Josh Hamilton, L (1, 10) OBP: 0.264, SLG: 0.356		C FF 92 B CU 79 S CU 78 F FF 93 F FF 92 B CU 79 X SL 87 2-2 ② F7		B CU 80 B CU 79 S SL 87 C FF 91 F FF 92 S CU 77 2-3 ② K		B SL 89 F SL 88 X SL 86 1-1 1-2 47 2B 1B		B SL 84 S SL 85 X SL 85 1-1 ② 2-3 F8		4	1	1	0	0	1	1
47 Howie Kendrick, R (1, 4) OBP: 0.327, SLG: 0.444		C FF 92 B SI 91 B FF 92 S FF 90 F FF 92 S FF 92 2-3 ③ K		X CU 78 0-0 6 FC6-4 1B		B FF 91 S FF 91 X SL 89 1-1 1-H 2-H 2B		C FF 94 F FF 95 B FF 94 X FF 95 1-2 ③ G4-3		4	0	2	2	0	1	1
6 Alberto Callaspo, S (1, 5) OBP: 0.333, SLG: 0.372			B FF 91 X FF 91 1-0 ① G4-3	B SL 87 1 SAFE 1 SAFE B FF 91 X CH 86 2-0 ③ FC6-4 1-2f		S CH 86 B FF 92 B CH 86 F SL 89 X CH 85 2-2 ② F9			C FF 93 F SL 85 B FF 93 B CH 85 X FF 94 2-2 ① G5-3	4	0	0	0	0	0	2
17 Chris Iannetta, R (1, 2) OBP: 0.333, SLG: 0.333 16 Hank Conger, L (9, PH) OBP: 0.308, SLG: 0.375			C FF 90 B CH 84 B FF 92 X FF 90 2-1 39 SH2-3 2 1B 1B	B CU 79 B CH 84 C FF 91 B CH 85 B FF 91 4-1 2 G1-6-3 39 SH2-3 BB	C CU 80 B CU 80 X SL 86 1-1 ③ F9			F SL 85 S SL 85 X FF 93 0-2 ② F7	2 1	0 0	1 0	0 0	1 0	0 0	1 0
39 JB Shuck, L (1, 7) OBP: 0.344, SLG: 0.362			X FF 92 0-0 ② SH2-3 1-2	C FF 92 1 SAFE X SL 89 0-1 ① SH2-3 1-2		B CH 88 C FF 90 F CU 80 B CU 79 B FF 90 X FF 89 3-2 ① G3		C FF 94 X FF 94 0-1 ③ G3		2	0	0	0	0	0	0
Inning Stats	R: 0 E: 0 K: 1 S: 8 H: 0 LOB: 0 BB: 0 P: 13	R: 0 E: 0 K: 2 S: 13 H: 0 LOB: 0 BB: 0 P: 19	R: 0 E: 0 K: 0 S: 5 H: 2 LOB: 2 BB: 0 P: 8	R: 2 E: 0 K: 1 S: 11 H: 2 LOB: 1 BB: 1 P: 20	R: 0 E: 0 K: 0 S: 7 H: 0 LOB: 1 BB: 1 P: 15	R: 2 E: 0 K: 0 S: 18 H: 2 LOB: 1 BB: 1 P: 29	R: 0 E: 0 K: 0 S: 8 H: 0 LOB: 0 BB: 0 P: 14	R: 0 E: 0 K: 0 S: 13 H: 1 LOB: 1 BB: 0 P: 19	R: 0 E: 0 K: 0 S: 8 H: 0 LOB: 0 BB: 0 P: 10	1B: 4 2B: 2 3B: 0 HR: 1 SF: 0 SAC: 2 DP: 0 HBP: 0						

PITCHER		IP	WLS	BF	H	R	ER	SO	BB	IBB	HBP	BLK	WP	HR	S	P	ERA	WHIP
62 Jose Quintana, L ERA: 3.97	(1, 1)	6.2		28	6	4	4	4	3	0	0	0	0	1	66	111	5.40	1.350
27 Matt Lindstrom, R ERA: 4.5	(7, 1)	0.1	W	1	0	0	0	0	0	0	0	0	0	0	4	7	0.00	0.000
26 Jesse Crain, R ERA: 0.95	(8, 1)	1.0	H	4	1	0	0	0	0	0	0	0	0	0	13	19	0.00	1.000
43 Addison Reed, R ERA: 2.5	(9, 1)	1.0	S	3	0	0	0	0	0	0	0	0	0	0	8	10	0.00	0.000

PITCHER	IP	WLS	BF	H	R	ER	SO	BB	IBB	HBP	BLK	WP	HR	S	P	ERA	WHIP

BOTTOM

Chicago White Sox @ Los Angeles Angels

Angel Stadium of Anaheim, Anaheim, CA

Thu May 16 2013, 7:08 PM - 10:15 PM PDT

Att. 37,711 - Partly Cloudy - 66 F

livebaseballscorecards.com

AB	31
R	4
H	7
RBI	4
BB	3
SO	4
LOB	7

Batter	1	2	3	4	5	6	7	8	9	AB	R	H	RBI	BB	SO	LOB
30 Alejandro De Aza, L (1, 8) (9, 7) OBP: 0.295, SLG: 0.436	C FF 91 C SL 82 X SL 84 0-2 F7		C CH 85 B FF 91 B SL 83 S SL 84 B SI 93 B FF 91 4-2 10 CS BB		C FF 91 X FF 91 0-1 F8			B FF 95 B FC 95 C FF 95 B FF 95 C FF 96 X FF 95 3-2 F7		3	0	0	0	1	0	1
10 Alexei Ramirez, R (1, 6) OBP: 0.301, SLG: 0.345	C FF 92 S CH 86 F FF 91 X FF 92 0-2 L1		1 SAFE C SL 80 1 SAFE 1 SAFE F FC 88 1 SAFE 0-2 CS 1-2	X CH 86 0-0 F8		C CU 78 C CU 79 B FF 91 X SI 91 1-2 G1-3		F FC 95 X SL 87 0-1 F7		4	0	0	0	0	0	0
51 Alex Rios, R (1, 9) OBP: 0.363, SLG: 0.555	C FC 88 C FF 92 X FC 89 0-2 HR			C FF 92 B CU 80 B SL 84 C FF 92 B FC 90 F SL 85 X FC 89 3-2 14 1B		C CU 79 B CU 79 B SL 80 C CH 87 F SI 93 F FF 93 B FF 94 F SL 85 F SL 84 4-2 14 G5-4-3 BB		B FC 96 F FF 94 X FF 94 1-1 G6-3		3	1	2	1	1	0	0
14 Paul Konerko, R (1, 10) OBP: 0.276, SLG: 0.341	C FF 91 B SL 83 C FF 91 F SL 84 B CU 78 X FF 92 2-2 L1			1 SAFE C FF 90 X SI 90 0-1 1-2 1B		1 SAFE X FC 87 0-0 G5-4-3 1-2f			B FF 95 X FF 95 1-0 G6-3	4	0	1	0	0	0	1
44 Adam Dunn, L (1, 3) OBP: 0.261, SLG: 0.419		C FF 91 B FF 92 C SL 83 B FF 91 F SL 84 X FF 94 2-2 F8		S SL 84 S FF 92 B SI 92 S SL 84 1-3 K			B FF 91 C FF 91 B FF 91 X FF 91 2-1 L9		B SI 96 X FF 96 1-0 HR	4	1	1	1	0	1	2
24 Dayan Viciedo, R (1, 7) OBP: 0.333, SLG: 0.507 28 Dewayne Wise, L (9, PR) (9, 8) OBP: 0.263, SLG: 0.339		B CU 76 S SL 84 S FF 92 B SL 84 F SI 93 F FC 89 X CU 79 2-2 G6-3		D SL 80 B FC 88 D SL 84 S SL 84 X SL 82 3-1 G4-3			C FF 92 C FF 91 X FF 90 0-2 7 G5-3 12 1B		F FF 95 B SL 86 X FF 94 1-1 7 CS	4 0	1 0	2 0	0 0	0 0	0 0	2 0
7 Jeff Keppinger, R (1, 4) OBP: 0.186, SLG: 0.204		C SL 83 B FF 91 B CU 79 X FF 91 2-1 G4-3			C CH 85 F FF 90 B SL 84 B FF 91 X FC 90 2-2 F9		1 SAFE F FC 88 B CU 78 1 SAFE X CU 78 1-1 G5-3 1-2		1 SAFE B FF 94 1 SAFE 1 SAFE 1 SAFE P PO 91 B FF 94 C FF 94 3-1 X FF 95 F9 1-2	4	0	0	0	0	0	2
12 Conor Gillaspie, L (1, 5) OBP: 0.359, SLG: 0.448			B FC 90 F FF 90 B FF 92 F SL 85 X CU 79 2-2 L3		B FC 89 F SI 91 X SL 84 1-1 G4-3		B SL 84 S SL 83 X FF 90 1-1 2-H 1B			3	0	1	1	0	0	0
21 Tyler Flowers, R (1, 2) OBP: 0.267, SLG: 0.355			C FF 92 C FC 89 T SL 82 0-2 K		S FC 89 X FF 92 0-1 1B		S SL 83 S SL 82 F SL 84 D FF 91 S SL 84 1-3 K			3	0	1	0	0	2	1
Inning Stats	R: 1 E: 0 K: 0 S: 14 H: 1 LOB: 0 BB: 0 P: 16	R: 0 E: 0 K: 0 S: 11 H: 0 LOB: 0 BB: 0 P: 17	R: 0 E: 0 K: 1 S: 10 H: 0 LOB: 0 BB: 1 P: 16	R: 0 E: 0 K: 1 S: 12 H: 2 LOB: 2 BB: 0 P: 19	R: 0 E: 0 K: 0 S: 9 H: 1 LOB: 1 BB: 0 P: 12	R: 0 E: 0 K: 0 S: 10 H: 0 LOB: 0 BB: 1 P: 15	R: 1 E: 0 K: 1 S: 13 H: 2 LOB: 1 BB: 0 P: 18	R: 0 E: 0 K: 0 S: 7 H: 0 LOB: 0 BB: 0 P: 11	R: 1 E: 0 K: 0 S: 7 H: 2 LOB: 1 BB: 0 P: 12	1B: 6 2B: 0 3B: 0 HR: 2 SF: 0 SAC: 0 DP: 1 HBP: 0						

TOP

Chicago White Sox @ Los Angeles Angels

Angel Stadium of Anaheim, Anaheim, CA

Fri May 17 2013, 7:09 PM - 9:57 PM PDT

Att. 37,546 - Partly Cloudy - 69 F

livebaseballscorecards.com

AB	32
R	3
H	8
RBI	3
BB	2
SO	3
LOB	9

PITCHER		IP	WLS	BF	H	R	ER	SO	BB	IBB	HBP	BLK	WP	HR	S	P	ERA	WHIP
33 C.J. Wilson, L ERA: 3.72	(1, 1)	7.0	L	27	6	2	2	3	2	0	0	0	0	1	79	113	2.57	1.143
Garrett Richards, R ERA: 4.78	(8, 1)	2.0		7	2	1	1	0	0	0	0	0	0	1	14	23	4.50	1.000

PITCHER		IP	WLS	BF	H	R	ER	SO	BB	IBB	HBP	BLK	WP	HR	S	P	ERA	WHIP

Batter	1	2	3	4	5	6	7	8	9	AB	R	H	RBI	BB	SO	LOB
2 Erick Aybar, S (1, 6) OBP: 0.267, SLG: 0.313	X SI 92 0-0 ① G1-3		B SI 91 C SI 91 X CH 82 1-1 ② G4-3		C CH 82 X SL 79 0-1 ③ FC6-4 1-2f			B SI 94 C CH 82 C SL 79 B SI 94 F SL 79 F SI 95 F SI 94 F CH 84 C SI 95 2-3 ② K		4	0	0	0	0	1	1
27 Mike Trout, R (1, 8) OBP: 0.359, SLG: 0.529	C SI 89 S SI 95 B SI 93 F SI 94 B SI 94 F SI 90 B SI 95 B SI 93 4-2 44E 44S BB		B SI 92 C SI 93 B SI 93 F SI 93 F SI 94 B SI 94 X SI 94 3-2 ③ L8			B SI 91 C CH 83 F CH 82 B SL 81 B SI 94 C SL 80 3-3 ① K		C FF 95 B SL 85 F FF 95 B FF 94 X CH 85 2-2 ③ F8		3	0	0	0	1	1	0
5 Albert Pujols, R (1, 3) OBP: 0.319, SLG: 0.422	C SI 90 B CH 82 S CH 82 F SI 93 F CH 83 1 SAFE 1 SAFE B FF 93 C SL 79 2-3 ② K			C CH 82 F SI 93 F SL 80 S SL 80 0-3 ① K2-3		F SI 95 X SI 94 0-1 ② L6			B SL 82 F FF 92 X FF 93 1-1 ① G5-3	4	0	0	0	0	2	1
44 Mark Trumbo, R (1, 7) OBP: 0.332, SLG: 0.494	B SI 92 1 SAFE B SI 92 B SI 94 B SI 94 4-0 1-3 BB			X SI 94 0-0 2B		B CH 83 C CH 82 C SL 79 B SL 80 C SI 94 2-3 ③ K			B FF 94 C FF 92 F SL 82 F SL 87 X FF 93 1-2 ② P2	3	0	1	0	1	1	0
32 Josh Hamilton, L (1, 9) OBP: 0.258, SLG: 0.347	C SL 79 F SL 80 D SL 80 X SI 94 1-2 ③ P5			F SL 78 F SI 92 S SL 80 0-3 ② K S CH 82 B CH 82 S SI 93 B SI 94 S SL 80 2-3 ③ K			C SI 94 S SI 94 S SL 80 0-3 ① K		B FF 94 B FF 93 X FF 93 2-0 ③ L1	4	0	0	0	0	2	3
47 Howie Kendrick, R (1, 4) OBP: 0.333, SLG: 0.445		C SI 91 B SI 91 B SI 92 B SI 92 X SI 92 3-1 6 G6-4-3 1B					B SI 94 S SI 92 B CH 83 B SI 93 S SI 94 F SI 96 F SI 96 B SI 93 4-2 BB		2	0	1	0	1	1	1
6 Alberto Callaspo, S (1, 10) OBP: 0.323, SLG: 0.358		C SI 94 1 SAFE X CH 82 0-1 ① ② G6-4-3 1-2f			C CH 82 F SI 92 X SL 81 0-2 ① G4-3		B CH 83 B CH 82 X SI 93 2-0 ② F8			3	0	0	0	0	0	2
16 Hank Conger, L (1, 2) OBP: 0.296, SLG: 0.360 17 Chris Iannetta, R (7, PH) OBP: 0.331, SLG: 0.330 (8, 2)		C SI 93 F SI 93 F CH 83 C SL 79 0-3 ③ K			C SL 78 B CH 82 S CH 84 S CH 84 1-3 ② K		C SI 94 C SL 78 S SL 80 0-3 ③ K			2	0	0	0	0	2	0
										1	0	0	0	0	1	1
18 Luis Jimenez, R (1, 5) OBP: 0.264, SLG: 0.275			C SI 93 F SI 93 S SI 93 0-3 ① K		C SI 93 X SI 94 0-1 2 FC6-4 1B			C CH 82 X SI 94 0-1 ① P4		3	0	1	0	0	1	0
Inning Stats	R: 0 H: 0 E: 0 LOB: 2 K: 1 BB: 2 S: 13 P: 24	R: 0 H: 1 E: 0 LOB: 0 K: 1 BB: 0 S: 8 P: 11	R: 0 H: 0 E: 0 LOB: 0 K: 1 BB: 0 S: 9 P: 13	R: 0 H: 1 E: 0 LOB: 1 K: 3 BB: 0 S: 11 P: 13	R: 0 H: 1 E: 0 LOB: 1 K: 1 BB: 0 S: 10 P: 11	R: 0 H: 0 E: 0 LOB: 0 K: 2 BB: 0 S: 8 P: 13	R: 0 H: 0 E: 0 LOB: 1 K: 2 BB: 1 S: 11 P: 17	R: 0 H: 0 E: 0 LOB: 0 K: 1 BB: 0 S: 12 P: 16	R: 0 H: 0 E: 0 LOB: 0 K: 0 BB: 0 S: 7 P: 11	1B: 2 SF: 0 2B: 1 SAC: 0 3B: 0 DP: 1 HR: 0 HBP: 0						

PITCHER		IP	WLS	BF	H	R	ER	SO	BB	IBB	HBP	BLK	WP	HR	S	P	ERA	WHIP
49 Chris Sale, L ERA: 2.53	(1, 1)	7.2	W	28	3	0	0	12	3	0	0	0	0	0	79	113	0.00	0.783
26 Jesse Crain, R ERA: 0.93	(8, 1)	0.1	H	1	0	0	0	0	0	0	0	0	0	0	3	5	0.00	0.000
43 Addison Reed, R ERA: 2.37	(9, 1)	1.0	S	3	0	0	0	0	0	0	0	0	0	0	7	11	0.00	0.000

PITCHER	IP	WLS	BF	H	R	ER	SO	BB	IBB	HBP	BLK	WP	HR	S	P	ERA	WHIP

BOTTOM

Chicago White Sox @ Los Angeles Angels

Angel Stadium of Anaheim, Anaheim, CA

Fri May 17 2013, 7:09 PM - 9:57 PM PDT

Att. 37,546 - Partly Cloudy - 69 F

livebaseballscorecards.com

AB	29
R	0
H	3
RBI	0
BB	3
SO	12
LOB	9

Batter	1	2	3	4	5	6	7	8	9	AB	R	H	RBI	BB	SO	LOB
28 Dewayne Wise, L (1, 8) OBP: 0.254, SLG: 0.311	B FF 88 C FF 88 X SI 89 1-1 P6 ①	C CH 82 1 SAFE S CH 83 1 SAFE B FF 91 X CH 83 1-2 G1-3 ③		B CU 76 X CH 83 1-0 P6 ②	B CH 84 B CH 84 B SI 90 B SI 89 4-0 1-2 2-3 BB		F FF 94 F FF 96 X SL 84 0-2 G3 ③		B SI 92 C SI 92 S FF 93 B FF 94 S SI 95 2-3 K ①	5	0	0	0	1	1	5
10 Alexei Ramirez, R (1, 6) OBP: 0.315, SLG: 0.353	F SL 83 C FF 90 X FC 86 0-2 51 1B 1B		B FF 90 F FF 90 X SI 90 1-1 14 1B 1B	F CH 84 H FF 91 1-1 51 2B 44 1B 1-2 HBP	F FF 91 B FF 91 B FF 92 F FF 91 D CU 78 S FF 91 3-3 K ②			C FF 98 B SL 87 B FF 96 X FF 96 2-1 7 1B 14 1B 1B	C FF 95 F SL 83 C FF 96 0-3 K ②	5	2	3	0	0	2	3
51 Alex Rios, R (1, 9) OBP: 0.366, SLG: 0.560 39 Casper Wells, R (8, PH) OBP: 0.143, SLG: 0.150 (8, 9)	1 SAFE C FF 89 1 SAFE 1 SAFE B FF 90 F FF 89 X SL 79 1-2 1B		C SI 89 F CH 82 S FF 92 0-3 K ①	C FF 92 B FF 92 X FF 93 1-1 44 1B 1-3 2-H 3-H 2B	C FF 91 C FF 92 S FF 92 0-3 K ③			S FF 95 F FF 96 B SL 88 S FF 95 1-3 K ①	C SI 96 B SI 96 B SL 86 B FF 96 S FF 95 C FF 95 3-3 K ③	4	1	2	2	0	2	4
										2	0	0	0	0	2	1
44 Adam Dunn, L (1, 3) OBP: 0.263, SLG: 0.417 7 Jeff Keppinger, R (5, 3) OBP: 0.190, SLG: 0.208	F FF 91 S CH 83 B CH 84 B FF 92 S CU 78 2-3 K ②		B CU 76 1 SAFE C SI 90 F FF 90 C CH 83 1-3 K ②	X FF 92 0-0 14 1B 2-H 3-H 1B		C FF 90 B FF 92 B FF 91 B FF 90 F FF 90 X FF 91 3-2 P6 ①		B FF 96 C FF 95 X SI 96 1-1 14 1B 24 1B 1-2 1B		3	0	1	2	0	2	3
										2	1	1	0	0	0	0
14 Paul Konerko, R (1, 10) OBP: 0.287, SLG: 0.350	B SI 90 F SI 90 B FF 90 S CH 84 D CH 84 S FF 90 3-3 K ③		C SL 80 X CH 83 0-1 1-3 1B	C CU 78 X FF 91 0-1 1-2 1B		B FF 92 X FF 92 1-0 F9 ②		B FF 96 C FF 95 X FF 97 1-1 24 1B 38 HR 1-2 2-H 1B		5	1	3	1	0	1	2
12 Conor Gillaspie, L (1, 5) OBP: 0.344, SLG: 0.427		C CU 76 B SI 89 X SI 89 1-1 F7 ①	S CH 83 B CH 82 B FF 91 S CH 83 S CH 83 2-3 K ③	F CH 82 B CH 82 F FF 90 X CU 79 1-2 F8 ③		B FF 91 F FF 92 C FF 91 C FO 79 1-3 K ③		F FF 96 C SL 87 C SL 87 0-3 K ②		5	0	0	0	0	3	6
24 Dayan Viciedo, R (1, 7) OBP: 0.360, SLG: 0.513		C SI 90 X SI 89 0-1 1 1B 1B	B FF 89 F FF 89 B CU 79 F CH 82 F FF 91 B SL 81 B CH 81 4-2 38 1B 51 2B BB	C FF 89 B FC 84 S CH 81 F FF 91 B CH 83 F SL 79 H FF 90 3-2 28 BB 38 1B HBP			C FF 94 F SL 85 X SL 84 0-2 L4 ① 1B	B FF 96 X FF 95 1-0 38 HR 1-2 2-H 1B		3	2	2	1	1	0	0
38 Hector Gimenez, S (1, 2) OBP: 0.314, SLG: 0.483		X SI 90 0-0 F7 ②	F SI 89 X CH 83 0-1 10 HBP 51 2B 1-3 1B	B SI 89 B SI 89 1 SAFE C CH 82 X SI 89 2-1 28 BB 1-2 1B			C FF 94 B FS 89 C FF 94 X FS 87 1-2 1B	B SI 94 X FF 93 1-0 1-H 2-H HR		5	2	4	3	0	0	1
1 Tyler Greene, R (1, 4) OBP: 0.283, SLG: 0.386		C SI 90 X FF 90 0-1 1-3 1B	F SI 90 B FF 90 S CH 83 F FF 91 S CH 84 1-3 K ①	B FF 89 B SL 79 X CH 82 1-1 P2 ①			B FF 94 S FC 94 S FF 95 C FF 96 1-3 K ②	B SI 95 S SI 94 X SI 94 1-1 F9 ③		5	0	1	0	0	2	5
Inning Stats	R: 0 E: 0 K: 2 S: 14 H: 2 LOB: 2 BB: 0 P: 21	R: 0 E: 0 K: 0 S: 10 H: 2 LOB: 2 BB: 0 P: 12	R: 0 E: 0 K: 3 S: 13 H: 2 LOB: 2 BB: 0 P: 17	R: 4 E: 0 K: 1 S: 19 H: 4 LOB: 3 BB: 1 P: 28	R: 0 E: 0 K: 2 S: 14 H: 1 LOB: 3 BB: 1 P: 27	R: 0 E: 0 K: 1 S: 7 H: 0 LOB: 0 BB: 0 P: 12	R: 0 E: 0 K: 1 S: 12 H: 1 LOB: 1 BB: 0 P: 14	R: 5 E: 0 K: 2 S: 16 H: 5 LOB: 0 BB: 0 P: 24	R: 0 E: 0 K: 3 S: 9 H: 0 LOB: 0 BB: 0 P: 14	1B: 15 2B: 1 3B: 0 HR: 1 SF: 0 SAC: 0 DP: 0 HBP: 2	WP: 0 PB: 0 SB: 0 CS: 0 PA: 48					

PITCHER		IP	WLS	BF	H	R	ER	SO	BB	IBB	HBP	BLK	WP	HR	S	P	ERA	WHIP
55 Joe Blanton, R ERA: 6.62	(1, 1)	4.1		28	11	4	4	6	2	0	2	0	0	0	64	96	8.31	3.000
59 Robert Coello, R ERA:	(5, 1)	1.2	W	5	0	0	0	3	0	0	0	0	0	0	13	21	0.00	0.000
65 Dane De La Rosa, R ERA: 4.57	(7, 1)	1.0	H	4	1	0	0	1	0	0	0	0	0	0	12	14	0.00	1.000
Garrett Richards, R ERA: 5.63	(8, 1)	0.2		6	4	4	4	2	0	0	0	0	0	0	13	19	54.00	6.000
49 Ernesto Frieri, R ERA: 1.93	(8, 1)	1.1	S	5	1	1	1	3	0	0	0	0	0	1	12	19	6.75	0.750

PITCHER	IP	WLS	BF	H	R	ER	SO	BB	IBB	HBP	BLK	WP	HR	S	P	ERA	WHIP

TOP

Chicago White Sox @ Los Angeles Angels

Angel Stadium of Anaheim, Anaheim, CA

Sat May 18 2013, 1:08 PM - 4:57 PM PDT

Att. 37,165 - Partly Cloudy - 72 F

livebaseballscorecards.com

AB	44
R	9
H	17
RBI	9
BB	2
SO	15
LOB	30

BOTTOM

Chicago White Sox @ Los Angeles Angels

Angel Stadium of Anaheim, Anaheim, CA

Sat May 18 2013, 1:08 PM - 4:57 PM PDT

Att. 37,165 - Partly Cloudy - 72 F

livebaseballscorecards.com

Batter	1	2	3	4	5	6	7	8	9	AB	R	H	RBI	BB	SO	LOB
2 Erick Aybar, S (1, 6) OBP: 0.253, SLG: 0.299	X SI 92 0-0 ① L7		C FF 93 F FF 94 F FC 88 X CH 81 0-2 ② FC3-6 27 HBP 1-2f 2-3	X SI 97 0-0 ② SF9 2-3 3-H		C SI 98 X CH 91 0-1 ③ F8	S SI 94 B CH 84 B CU 78 B FF 94 F FF 93 S CU 79 3-3 ③ K			4	0	0	1	0	1	3
27 Mike Trout, R (1, 8) OBP: 0.370, SLG: 0.529	C SI 93 B FF 94 F FC 90 B FF 94 F FC 90 X CH 84 2-2 5 G5-4-3 1B		B CH 83 H FC 91 2-0 1-2 HBP	B SI 98 F SI 97 C SL 87 C SL 88 1-3 ③ K 1-2			B SI 98 C SI 98 B SL 87 B SI 97 C SI 98 F SI 98 B SI 99 4-2 5 CS BB	B CU 77 B FF 92 B SI 93 B FF 91 4-0 5 1B 47 2B BB		2	1	1	0	2	1	2
5 Albert Pujols, R (1, 10) OBP: 0.321, SLG: 0.428	C CH 82 F FC 86 B FF 94 1 SAFE X CU 76 1-2 ② ③ G5-4-3 1-2f		C CH 83 X FC 88 0-1 ③ G6-3		C SL 86 X SL 88 0-1 44 2B 2B		S SI 98 B SL 88 B SI 96 F SI 97 B SL 88 C SL 87 3-3 ① ② K 1-2	C SI 95 X SI 95 0-1 47 2B 6 SF7 1-3 1B		5	2	2	0	0	1	5
44 Mark Trumbo, R (1, 9) OBP: 0.339, SLG: 0.517 (7, 3)		C FF 95 F FC 90 B FF 95 B CH 79 X FF 92 2-2 ① F9		C SI 93 C CH 85 X CU 78 0-2 HR	F SI 98 F SI 99 X SI 99 0-2 47 G3 6 SF9 2-H 2B		B SL 87 B SL 86 B SI 98 B SI 97 4-0 47 1B 6 HR BB	C SI 95 D SL 86 C SL 86 S SL 86 1-3 ① K		4	3	2	2	1	1	2
47 Howie Kendrick, R (1, 4) OBP: 0.335, SLG: 0.450		C SI 94 B FF 95 F FC 89 B SI 96 S FC 90 2-3 ② K		B SI 95 T SI 93 X CH 83 1-1 ① F7	B SI 98 X SL 86 1-0 ① G3 2-3		B SI 98 B SI 97 C SI 98 X SI 97 2-1 6 HR 1-2 1B	F SI 96 F SL 86 D SL 86 X SL 86 1-2 17 PB 1-3 3-H 2B		5	1	2	1	0	1	1
6 Alberto Callaspo, S (1, 5) OBP: 0.327, SLG: 0.405		B SI 95 F CH 85 F FC 90 B SC 74 X FF 93 2-2 ③ F7		C SI 95 B CH 84 F SI 94 F FF 96 B CH 83 X CH 85 2-2 17 WP 20 BB 39 BB 1B	X CH 85 0-0 ② SF9 3-H		B FF 94 C CU 78 C CU 78 X SI 94 1-2 1-H 2-H HR	B SI 95 C SI 95 D SL 87 X SI 95 2-1 ② SF7 3-H		3	2	2	5	0	0	0
20 Brendan Harris, R (1, 3) OBP: 0.286, SLG: 0.410 32 Josh Hamilton, L (7, 9) OBP: 0.266, SLG: 0.351			B FF 92 B SI 92 B SI 91 C FF 92 F SI 92 F SI 94 F SI 95 S CH 85 3-3 ① K	B CU 75 B CH 82 F FC 87 F SI 93 B FC 85 F SI 94 1 SAFE B FC 84 4-2 39 BB 17 WP 2 SF9 1-2 BB	C SI 100 X SL 87 0-1 ③ G6-3		C CU 79 B CU 79 X FF 93 1-1 17 BB 39 2B 1B	D SL 88 B CH 87 I IN 72 I IN 74 4-0 17 PB IBB		2 1	1 1	0 1	0 1	1 0	1 0	0 0
17 Chris Iannetta, R (1, 2) OBP: 0.349, SLG: 0.327			B FF 95 B CH 84 B SI 93 B FF 93 4-0 2 FC3-6 39 1B BB	C SI 92 B CH 82 B FC 86 C SI 94 B CH 81 B CH 82 4-2 2 SF9 39 BB 1-2 2-3 BB		C SI 98 S SL 86 B SL 89 B SL 87 B SL 88 X SI 98 3-2 ① G3-1	C SI 94 B CU 80 C CU 77 D CU 79 B CU 79 D SI 93 4-2 39 2B 1-2 BB	B SI 95 B SI 97 C SI 94 C SL 85 B SI 96 B SI 95 4-2 1-2 2-3 BB		1	1	0	0	4	0	0
39 JB Shuck, L (1, 7) OBP: 0.362, SLG: 0.387			C FF 91 1 SAFE B FF 92 1 SAFE B FF 92 X FF 90 2-1 2 FC3-6 1-2 1B	C FF 94 B FC 88 B FC 91 B FF 93 B SI 94 4-1 27 PB 1-2 2-3 3-H BB		C SL 88 F SI 98 X SI 98 0-2 ② P6	B SI 94 X FF 93 1-0 1-H 2-H 2B	C SI 94 D SL 86 X SI 95 1-1 ③ G4-3		4	0	2	3	1	0	3
Inning Stats	R: 0 E: 0 K: 0 S: 8 H: 1 LOB: 0 BB: 0 P: 11	R: 0 E: 0 K: 1 S: 9 H: 0 LOB: 0 BB: 0 P: 15	R: 0 E: 0 K: 1 S: 13 H: 1 LOB: 3 BB: 1 P: 24	R: 3 E: 0 K: 1 S: 19 H: 2 LOB: 2 BB: 3 P: 35	R: 2 E: 0 K: 0 S: 9 H: 2 LOB: 0 BB: 0 P: 10	R: 0 E: 0 K: 0 S: 8 H: 0 LOB: 0 BB: 0 P: 11	R: 5 E: 0 K: 2 S: 20 H: 4 LOB: 1 BB: 3 P: 43	R: 2 E: 0 K: 1 S: 14 H: 2 LOB: 3 BB: 3 P: 31		1B: 6 2B: 4 3B: 0 HR: 2 SF: 3 SAC: 0 DP: 1 HBP: 1					

AB	31
R	12
H	12
RBI	12
BB	10
SO	6
LOB	16

WP: 1 PA: 45
PB: 2
SB: 0
CS: 1

PITCHER		IP	WLS	BF	H	R	ER	SO	BB	IBB	HBP	BLK	WP	HR	S	P	ERA	WHIP
53 Héctor Santiago, L ERA: 2.78	(1, 1)	3.1		18	4	3	3	2	4	0	1	0	1	1	45	80	8.10	2.400
65 Nate Jones, R ERA: 5.75	(4, 1)	3.1	L	14	3	4	4	2	2	0	0	0	0	0	30	48	10.80	1.500
46 Donnie Veal, L ERA: 9.45	(7, 1)	0.1		6	3	4	4	1	2	0	0	0	0	1	11	25	108.00	15.000
27 Matt Lindstrom, R ERA: 4.76	(8, 1)	1.0		7	2	1	1	1	1	1	0	0	0	0	14	27	9.00	3.000

PITCHER	IP	WLS	BF	H	R	ER	SO	BB	IBB	HBP	BLK	WP	HR	S	P	ERA	WHIP

Chicago White Sox @ Los Angeles Angels

Angel Stadium of Anaheim, Anaheim, CA

Sun May 19 2013, 12:40 PM - 3:42 PM PDT

Att. 38,190 - Sunny - 74 F

livebaseballscorecards.com

Batter	1	2	3	4	5	6	7	8	9	AB	R	H	RBI	BB	SO	LOB
30 Alejandro De Aza, L (1, 8) OBP: 0.292, SLG: 0.428	C FF 87 F FF 87 B KC 76 B KC 77 F SI 88 B SI 88 B KC 78 4-2 10 G1-6-3 BB		S FF 88 B FF 87 C FF 88 1 SAFE F SI 88 1 SAFE B FF 88 B KC 78 X FF 88 3-2 ③ G4-3		C FF 88 B FF 87 B CH 82 F FF 88 S CH 81 2-3 ③ K			B FF 93 C FF 93 B FF 94 B FF 91 X FF 92 3-1 ① F7	B SI 95 X SI 94 1-0 ② SF9 3-H	3	0	0	1	1	1	3
10 Alexei Ramirez, R (1, 6) OBP: 0.317, SLG: 0.350	C FF 89 B FF 89 X SI 88 1-1 ①② G1-6-3 1-2f			B FF 87 S CH 80 S CH 81 X FF 88 1-2 ① L6		B FF 86 X FF 87 1-0 14 FC5-4 1B		B FF 94 B FF 94 B FF 92 B FF 93 4-0 51 2B BB	X SI 95 0-0 ③ F9	4	1	1	0	1	0	3
51 Alex Rios, R (1, 9) OBP: 0.363, SLG: 0.558	C FF 88 B FF 88 B FF 89 B CH 81 F FF 89 X CH 80 3-2 ③ L6			C FF 87 X KC 76 0-1 ② G5-3		F FF 88 B FF 88 C CH 80 B FF 88 T CH 81 2-2 ① K		B FF 93 S SL 81 F FF 94 X SL 82 1-2 1-H 2B		4	0	1	1	0	1	1
44 Adam Dunn, L (1, 10) OBP: 0.263, SLG: 0.408		B KC 76 C SI 86 B CH 81 C FF 88 C FF 88 2-3 ① K		B KC 77 C FF 88 S SI 88 B KC 78 F FF 88 B KC 77 B CH 82 4-2 BB		C FF 89 B SI 87 B SI 88 B FF 89 C FF 89 3-3 ② K		F SI 88 C SI 89 D CU 75 B SI 89 B SI 89 S SI 88 3-3 ② K		3	0	0	0	1	3	2
14 Paul Konerko, R (1, 3) OBP: 0.280, SLG: 0.340		F FF 88 B SI 88 B CU 78 X FF 88 2-1 ② P4		C FF 88 1 SAFE X SI 88 0-1 ③ L5		B CH 80 F FF 88 F FF 88 B CH 80 X KC 77 2-2 ③ FC5-4 1-2f		B FF 94 X FF 95 1-0 ③ F7		4	0	0	0	0	0	3
12 Conor Gillaspie, L (1, 5) OBP: 0.349, SLG: 0.434		C FF 88 B FF 88 X SI 88 1-1 ③ L8			C FF 86 B FF 88 F FF 88 S CH 80 1-3 ① K		F FF 87 F KC 76 B FC 80 B SI 88 B CH 80 X FF 89 3-2 7 L8 2B		B FF 92 F SI 93 B SI 94 B SI 94 B FF 93 4-1 21 BB 7 DI 30 SF9 BB	3	1	1	0	1	1	0
24 Dayan Viciedo, R (1, 7) OBP: 0.344, SLG: 0.488			X FF 86 0-0 ① F8		B FF 88 B CH 80 S SI 88 B CH 80 F FF 88 S CH 80 3-3 ② K		X FF 87 0-0 ① F9		C FF 94 X FF 95 0-1 ① F9	4	0	0	0	0	1	2
7 Jeff Keppinger, R (1, 4) OBP: 0.205, SLG: 0.218			B FF 86 B FF 88 C FF 88 C FF 88 B CH 81 X SI 88 3-2 1B		C FF 88 B FF 88 X FF 88 1-1 21 BB 1B		B FF 87 B CH 80 C FF 88 X FF 88 2-1 ② L8 2-3		B SI 95 B SI 95 B SI 94 B SI 95 4-0 21 BB 1-2 BB	3	0	2	0	1	0	1
21 Tyler Flowers, R (1, 2) OBP: 0.275, SLG: 0.349			B FF 87 1 SAFE X FF 88 1-0 ② F9		B FF 89 F FF 88 B FF 88 B CH 79 S CH 81 D CH 80 4-2 1-2 BB		S SI 89 X CH 80 0-1 ③ G4-3		C FF 94 B FF 95 S SI 95 F FF 96 B SI 96 F FF 95 F SL 85 F SI 95 F SL 84 4-2 B SI 86 B SI 95 1-2 2-3 BB	2	0	0	0	2	0	2

TOP	
AB	30
R	2
H	5
RBI	2
BB	7
SO	7
LOB	17

Inning Stats	1	2	3	4	5	6	7	8	9					
	R: 0 E: 0 K: 0 S: 8	H: 0 LOB: 0 BB: 1 P: 16	R: 0 E: 0 K: 1 S: 7	H: 0 LOB: 0 BB: 0 P: 12	R: 0 E: 0 K: 0 S: 9	H: 1 LOB: 1 BB: 0 P: 16	R: 0 E: 0 K: 0 S: 10	H: 0 LOB: 1 BB: 1 P: 15	R: 0 E: 0 K: 3 S: 13	H: 1 LOB: 2 BB: 1 P: 24	R: 0 E: 0 K: 2 S: 10	H: 1 LOB: 1 BB: 0 P: 18	R: 0 E: 0 K: 0 S: 8	H: 1 LOB: 1 BB: 0 P: 13	R: 1 E: 0 K: 1 S: 9	H: 1 LOB: 1 BB: 1 P: 21	R: 1 E: 0 K: 0 S: 12	H: 0 LOB: 2 BB: 3 P: 25	1B: 3 2B: 2 3B: 0 HR: 0	SF: 1 SAC: 0 DP: 1 HBP: 0	WP: 0 PB: 0 SB: 0 CS: 0	PA: 38

PITCHER		IP	WLS	BF	H	R	ER	SO	BB	IBB	HBP	BLK	WP	HR	S	P	ERA	WHIP
60 Jason Vargas, L ERA: 3.55	(1, 1)	7.0	W	27	4	0	0	6	3	0	0	0	0	0	65	114	0.00	1.000
65 Dane De La Rosa, R ERA: 4.91	(8, 1)	0.1		3	1	1	1	0	1	0	0	0	0	0	5	13	27.00	6.000
37 Scott Downs, L ERA: 2.57	(8, 1)	0.1	H	1	0	0	0	1	0	0	0	0	0	0	3	6	0.00	0.000
49 Ernesto Frieri, R ERA: 2.25	(8, 1)	1.1	S	7	0	1	1	0	3	0	0	0	0	0	13	27	6.75	2.250

PITCHER	IP	WLS	BF	H	R	ER	SO	BB	IBB	HBP	BLK	WP	HR	S	P	ERA	WHIP

Batter	1	2	3	4	5	6	7	8	9	AB	R	H	RBI	BB	SO	LOB
2 Erick Aybar, S (1, 6) OBP: 0.263, SLG: 0.311	B SI 90 C SI 90 X FC 87 1-1 ① G3		S FC 88 X SI 91 0-1 ① 1-H 3-H 2B	C CU 82 F CH 83 F SI 93 B CU 80 B SI 92 B CH 84 B CU 81 4-2 1-2 2-3 3-H BB			F FF 93 B CU 73 B CU 79 S CU 80 X CU 76 2-2 ② G4-3			3	0	1	3	1	0	0
27 Mike Trout, R (1, 8) OBP: 0.363, SLG: 0.517	C SI 92 S FF 92 B FF 92 F SI 92 B FF 91 C SI 92 2-3 ② K		C SI 92 F CU 81 B FF 92 S SI 91 1-3 ② K	F FC 88 X FC 88 0-1 ③ P4			C FF 93 S SL 80 B FF 93 C FF 94 1-3 ③ K			4	0	0	0	0	3	3
5 Albert Pujols, R (1, 3) OBP: 0.314, SLG: 0.418	B SI 92 S FC 87 F SI 92 X FF 93 1-2 ③ F8		B FC 87 F FC 86 X CU 81 1-1 ③ G5-3		C FC 85 F SI 90 B FC 85 F SL 82 S FC 87 1-3 ① K			B CU 79 B FF 90 B FF 92 X FF 91 3-0 ① P6		4	0	0	0	0	1	0
44 Mark Trumbo, R (1, 10) OBP: 0.342, SLG: 0.514		S SI 91 F SI 91 S FC 87 0-3 ① K		B FC 86 S FC 86 C SI 90 B FC 87 B FC 87 F FF 92 B FF 91 4-2 47 1B 17 BB BB	F SI 90 B SI 90 X FC 87 1-1 ② F7			C FF 93 C FF 95 X SL 82 0-2 32 BB 47 2B 1B		3	2	1	0	1	1	0
32 Josh Hamilton, L (1, 9) OBP: 0.271, SLG: 0.351		B SI 91 B CU 80 S SI 88 F CU 80 X FC 88 2-2 1B		1 SAFE B FC 88 X FC 87 1-0 ① L7	B CU 79 B CU 79 F FC 87 S CH 83 F CH 83 B CH 82 F FC 87 X FF 91 3-2 ③ F7			B CU 75 F CU 80 B CU 78 1 SAFE B CH 85 B CU 77 4-1 1-2 47 2B BB		3	1	1	0	1	0	1
47 Howie Kendrick, R (1, 4) OBP: 0.339, SLG: 0.457		B FC 86 C FC 87 1 SAFE 1 SAFE S FC 86 X FF 92 1-2 ② F9		S FC 88 1 SAFE X FC 88 0-1 17 BB 6 BB 2 BB 1-3 1B		C SL 84 C SI 88 B SI 90 F FC 86 S SI 91 1-3 ① K		F FF 92 F FF 95 F SI 94 B FF 95 X SL 83 1-2 17 1B 1-H 2-H 2B		4	1	2	2	0	1	1
6 Alberto Callaspo, S (1, 5) OBP: 0.324, SLG: 0.391		X SI 91 0-0 ③ F8		C SI 90 B CH 84 F FC 88 B FF 93 D CH 84 1 SAFE B FC 89 4-2 2 BB 17 BB 1-2 BB		C FC 85 B CU 79 B CH 82 C SL 84 B CH 83 C SI 89 3-3 ② K		B CU 79 C FF 93 B FF 92 B CU 79 C FF 93 C FF 93 3-3 ② K		3	0	0	0	1	2	2
17 Chris Iannetta, R (1, 2) OBP: 0.361, SLG: 0.330			B FC 87 B SI 91 B SI 91 C FF 89 F FF 90 F SI 91 B SI 91 4-2 39 1B 2 2B BB	S FC 88 F SI 92 B FC 86 F FC 88 D SI 92 B FF 94 F SI 92 B FF 92 4-2 2 BB 1-2 2-3 3-H BB		S FC 86 S FC 85 B SI 91 F SI 91 F FC 85 B SI 91 S FC 86 2-3 ③ K		B CU 80 F FF 92 B FF 94 S FF 94 X FF 94 2-2 2-3 1B	2	1	1	1	2	1	0
39 JB Shuck, L (1, 7) OBP: 0.356, SLG: 0.379			B CU 79 F SI 91 1 SAFE L FC 88 F SI 91 X SI 91 1-2 1-3 2 2B 1B	B CU 81 X FC 89 1-0 ② F6			C FF 91 B CH 85 B FF 92 X FF 91 2-1 ① G6-3	C FF 93 X FF 93 0-1 ③ G3-1		4	1	1	0	0	0	5
Inning Stats	R: 0 E: 0 K: 1 S: 9 H: 0 LOB: 0 BB: 0 P: 13	R: 0 E: 0 K: 1 S: 10 H: 1 LOB: 1 BB: 0 P: 13	R: 2 E: 0 K: 1 S: 14 H: 2 LOB: 0 BB: 1 P: 21	R: 2 E: 0 K: 0 S: 18 H: 1 LOB: 3 BB: 4 P: 36	R: 0 E: 0 K: 1 S: 11 H: 0 LOB: 0 BB: 0 P: 16	R: 0 E: 0 K: 3 S: 12 H: 0 LOB: 0 BB: 0 P: 18	R: 0 E: 0 K: 1 S: 8 H: 0 LOB: 0 BB: 0 P: 13	R: 2 E: 0 K: 1 S: 17 H: 3 LOB: 2 BB: 1 P: 30		1B: 5 2B: 2 3B: 0 HR: 0 SF: 0 SAC: 0 DP: 0 HBP: 0				WP: 0 PB: 0 SB: 0 CS: 0 PA: 36		

PITCHER	IP	WLS	BF	H	R	ER	SO	BB	IBB	HBP	BLK	WP	HR	S	P	ERA	WHIP
44 Jake Peavy, R (1, 1) ERA: 3.31	6.0	L	26	4	4	4	7	5	0	0	0	0	0	74	117	6.00	1.500
48 Brian Omogrosso, R (7, 1) ERA: 5.79	2.0		10	3	2	2	2	1	0	0	0	0	0	25	43	9.00	2.000

PITCHER	IP	WLS	BF	H	R	ER	SO	BB	IBB	HBP	BLK	WP	HR	S	P	ERA	WHIP

BOTTOM

Chicago White Sox @ Los Angeles Angels

Angel Stadium of Anaheim, Anaheim, CA

Sun May 19 2013, 12:40 PM - 3:42 PM PDT

Att. 38,190 - Sunny - 74 F

livebaseballscorecards.com

AB	30
R	6
H	7
RBI	6
BB	6
SO	9
LOB	12

Batter	1	2	3	4	5	6	7	8	9	AB	R	H	RBI	BB	SO	LOB
55 Michael Saunders, L (1, 8) OBP: 0.304, SLG: 0.412	B SI 92 F SI 93 X SI 94 1-1 13 FC4-6 1B		C SI 92 1 SAFE S CH 84 B SI 94 F SI 93 1 SAFE S FC 90 1-3 ① K		X SI 93 0-0 ③ G3			C SI 92 B CH 84 B SI 92 C SI 91 S CH 84 2-3 ① K		4	0	1	0	0	2	1
13 Dustin Ackley, L (1, 4) OBP: 0.284, SLG: 0.273	1 SAFE 1 SAFE B SI 91 C SI 92 B SI 92 1 SAFE X SI 91 2-1 ① FC4-6 15 G1-3 1-2f		B SI 92 1 SAFE B SI 90 B CH 85 B FF 91 4-0 15 G6-4-3 1-2 BB			B SI 90 C SI 91 B CH 84 X SI 91 2-1 ① G5-3		X SI 91 0-0 ② G4-3		3	0	0	0	1	0	1
15 Kyle Seager, L (1, 5) OBP: 0.344, SLG: 0.468	C SI 91 X CH 84 0-1 ② G1-3 1-2		B CH 85 B SI 92 B SI 91 C SI 92 F SI 93 X SI 92 3-2 ②③ G6-4-3 1-2f			B CU 75 B SI 93 F SI 91 X SI 91 2-1 ② L7		C SI 90 B CH 83 X SI 91 1-1 1B		4	0	1	0	0	0	3
8 Kendrys Morales, S (1, 10) OBP: 0.353, SLG: 0.436	S CH 85 F SI 93 S SL 81 0-3 ③ K			C FF 93 S CU 78 S CH 85 0-3 ① K		B SI 92 F SI 92 X FC 90 1-1 2B		F SI 91 B CH 84 X FF 90 1-1 ③ G4-3		4	0	1	0	0	2	2
38 Michael Morse, R (1, 9) OBP: 0.305, SLG: 0.464		X FF 91 0-0 ① G5-3		C CU 75 F SI 94 F FF 94 B FC 89 X FF 93 1-2 ② G5-3	X SI 92 0-0 ③ F9			F FF 94 F FF 94 B FF 94 X SL 84 1-2 ① F9		4	0	0	0	0	0	1
28 Raul Ibanez, L (1, 7) OBP: 0.275, SLG: 0.531		B SI 92 C SI 92 S CH 86 B CH 86 B FF 92 F SI 92 X SI 93 3-2 ② G6-3		B CU 75 X SI 92 1-0 1B			B SI 91 B SI 90 B SI 90 C FF 89 X SI 91 3-1 ① F8		B FF 96 C FF 95 S CH 87 F FF 94 B FF 96 B FF 95 B FF 94 4-2 BB	3	0	1	0	1	0	0
17 Justin Smoak, S (1, 3) OBP: 0.363, SLG: 0.359		B SI 92 B SI 93 B SI 92 B SI 92 4-0 BB		B FF 93 B SI 92 X SI 92 2-0 ③ G3			C SI 92 F SI 93 F FF 92 B CH 85 X SI 93 1-2 ② G3-1		X FF 94 0-0 ② F9	3	0	0	0	1	0	2
7 Kelly Shoppach, R (1, 2) OBP: 0.351, SLG: 0.409		X FF 92 0-0 ③ G5-3			C FF 92 C FF 92 F FC 89 S SL 82 0-3 ① K		B SI 93 B SI 93 F SI 94 X SI 94 2-1 1B		X FF 94 0-0 ③ F7	4	0	1	0	0	1	2
3 Robert Andino, R (1, 6) OBP: 0.253, SLG: 0.247			B FF 92 X FF 92 1-0 13 BB 1B		B FC 89 C FF 93 F SI 94 B FF 94 C FF 94 2-3 ② K		C SI 92 S FC 90 F FC 91 X SI 92 0-2 ③ F9			3	0	1	0	0	1	1
Inning Stats	R: 0 E: 0 K: 1 S: 9 H: 1 LOB: 1 BB: 0 P: 12	R: 0 E: 0 K: 0 S: 6 H: 0 LOB: 1 BB: 1 P: 13	R: 0 E: 0 K: 1 S: 8 H: 1 LOB: 1 BB: 1 P: 17	R: 0 E: 0 K: 1 S: 9 H: 1 LOB: 1 BB: 0 P: 13	R: 0 E: 0 K: 2 S: 8 H: 0 LOB: 0 BB: 0 P: 10	R: 0 E: 0 K: 0 S: 7 H: 1 LOB: 1 BB: 0 P: 12	R: 0 E: 0 K: 0 S: 12 H: 1 LOB: 1 BB: 0 P: 18	R: 0 E: 0 K: 1 S: 8 H: 1 LOB: 1 BB: 0 P: 12	R: 0 E: 0 K: 0 S: 8 H: 0 LOB: 1 BB: 1 P: 13	1B: 5 2B: 1 3B: 0 HR: 0 SF: 0 SAC: 0 DP: 1 HBP: 0						

PITCHER		IP	WLS	BF	H	R	ER	SO	BB	IBB	HBP	BLK	WP	HR	S	P	ERA	WHIP
57 Jerome Williams, R ERA: 2.53	(1, 1)	8.0	W	31	6	0	0	6	2	0	0	0	0	0	67	107	0.00	1.000
38 Mark Lowe, R ERA: 9.26	(9, 1)	1.0		4	0	0	0	0	1	0	0	0	0	0	8	13	0.00	1.000

PITCHER	IP	WLS	BF	H	R	ER	SO	BB	IBB	HBP	BLK	WP	HR	S	P	ERA	WHIP

Seattle Mariners @ Los Angeles Angels

Angel Stadium of Anaheim, Anaheim, CA

Tue May 21 2013, 7:08 PM - 9:54 PM PDT

Att. 34,095 - Clear - 69 F

TOP

livebaseballscorecards.com

AB	32
R	0
H	6
RBI	0
BB	3
SO	6
LOB	13

WP: 0 PA: 35
PB: 0
SB: 0
CS: 0

Batter	1	2	3	4	5	6	7	8	9	AB	R	H	RBI	BB	SO	LOB
2 Erick Aybar, S (1, 6) OBP: 0.276, SLG: 0.344	B SI 89 X SI 88 1-0 5 1B 2B		C CU 71 F CH 82 F SI 89 X SL 82 0-2 ① P4	F CH 83 B SI 91 B CU 73 B SI 92 X SI 91 3-1 27 3B 2-H 2B		C FF 93 D FC 92 B FC 91 B CU 94 B FF 94 4-1 27 2B 1-2 2-3 BB		C FF 90 B CH 85 B CH 85 X SI 92 2-1 ① G5-3	3	2	2	1	0	0	0
20 Brendan Harris, R (6, PH) OBP: 0.291, SLG: 0.405 (7, 6)										1	1	0	0	1	0	0
27 Mike Trout, R (1, 8) OBP: 0.373, SLG: 0.558	C FF 90 F SL 82 C FF 91 0-3 ① K		F SI 90 X SL 82 0-1 44 S 1B	C CU 75 X SL 82 0-1 2-H 3B		X FF 91 0-0 5 1B 1-H 2-H 3-H 2B		B SI 91 B SI 86 X SI 90 2-0 HR		5	2	4	5	0	1	1
5 Albert Pujols, R (1, 10) OBP: 0.318, SLG: 0.420	B FF 91 B FF 92 C FF 91 F FF 90 X FF 93 2-2 32 HR 2-H 1B		C SL 81 B FF 91 1 SAFE S CU 75 B SL 82 S FF 92 2-3 ② K	B FF 94 F FC 90 F FC 92 B FF 94 F FC 91 S CU 80 2-3 ③ K		B CU 76 X SI 92 1-0 2-H 1B		C FF 91 B CH 85 B SL 86 F SL 86 B CU 76 F SI 91 X FF 90 3-2 ② G4-3	4	1	2	2	0	2	2
16 Hank Conger, L (6, PR) OBP: 0.291, SLG: 0.353 (7, 10)										1	0	0	0	0	0	0
44 Mark Trumbo, R (1, 3) OBP: 0.338, SLG: 0.505	X SI 91 0-0 ② F7		B SL 83 B SL 83 S FF 92 X FF 92 2-1 ③ P4 1-2		B FF 94 F FC 92 B FC 92 S CU 82 F SI 97 B CU 80 F FC 91 C CU 79 3-3 ① K	C SI 92 B CU 76 S SL 86 S CU 76 1-3 ① K		B SL 84 B FF 90 C FF 90 F SI 90 F CU 77 X SL 85 2-2 1B	5	0	1	0	0	2	3
32 Josh Hamilton, L (1, 9) OBP: 0.275, SLG: 0.381	B CH 84 B SI 92 F SI 91 B FF 90 F SI 92 X SI 94 3-2 1-H HR			F SI 89 X CU 74 0-1 47 HR 3B	B FC 92 S CU 79 B FC 92 B FC 93 F SI 96 S CU 78 3-3 ② K	B CU 75 S FF 90 S SL 86 S CU 77 1-3 ② K		C SL 86 B SL 85 X FF 90 1-1 ③ G3-1	5	2	2	2	0	2	2
47 Howie Kendrick, R (1, 4) OBP: 0.342, SLG: 0.475	C FF 92 B SL 82 B FF 90 F FF 91 S SL 84 2-3 ③ K			X SL 81 0-0 3-H HR	B FF 96 F FC 90 B FC 90 S FC 90 F FF 95 F CU 80 X FF 97 2-2 1B	X SI 90 0-0 ③ G5-3				4	1	2	2	0	1	1
6 Alberto Callaspo, S (1, 5) OBP: 0.324, SLG: 0.400		B SI 87 B SI 87 S SI 87 F SI 89 F SI 91 X CH 85 2-2 ① L4		B SI 90 B CU 77 F SI 90 B SI 91 X SI 89 3-1 2 2B 2B	C FC 90 B CU 79 B FC 91 X SI 94 2-1 ③ G1-4-3		C FF 90 B CU 75 B SL 86 S SL 86 C FF 92 2-3 ① K		3	1	1	0	0	0	1
8 Chris Nelson, R (7, PH) OBP: 0.266, SLG: 0.301 (8, 5)										1	0	0	0	0	1	0
17 Chris Iannetta, R (1, 2) OBP: 0.358, SLG: 0.321		B SL 82 B FF 89 C FF 90 F SI 91 X SL 82 2-2 ② G5-3		C SL 81 B CU 76 S FF 91 C FF 91 1-3 ① K		S FC 91 B FF 96 B CU 79 S FC 91 F FC 91 B FF 94 B CU 78 4-2 20 BB 39 1B 27 2B BB		C SL 86 B CU 75 C FF 91 S CU 77 1-3 ② K		3	1	0	0	1	2	1
39 JB Shuck, L (1, 7) OBP: 0.351, SLG: 0.371		B SI 90 X SI 91 1-0 ③ F8		X CH 83 0-0 ② L8		B SI 94 C SI 94 B FC 90 X SI 93 2-1 20 BB 27 2B 1-2 1B	X FF 91 0-0 ③ G4-3			4	1	1	0	0	0	1
Inning Stats	R: 3 E: 0 K: 2 S: 14 H: 3 LOB: 0 BB: 0 P: 22	R: 0 E: 0 K: 0 S: 8 H: 0 LOB: 0 BB: 0 P: 13	R: 0 E: 0 K: 1 S: 11 H: 1 LOB: 1 BB: 0 P: 15	R: 4 E: 0 K: 2 S: 17 H: 5 LOB: 1 BB: 0 P: 26	R: 0 E: 0 K: 2 S: 15 H: 1 LOB: 1 BB: 0 P: 25	R: 4 E: 0 K: 2 S: 15 H: 3 LOB: 1 BB: 2 P: 28	R: 0 E: 0 K: 2 S: 7 H: 0 LOB: 0 BB: 0 P: 10	R: 1 E: 0 K: 0 S: 13 H: 2 LOB: 1 BB: 0 P: 23		1B: 6 2B: 4 3B: 2 HR: 3 SF: 0 SAC: 0 DP: 0 HBP: 0					

PITCHER	IP	WLS	BF	H	R	ER	SO	BB	IBB	HBP	BLK	WP	HR	S	P	ERA	WHIP
39 Aaron Harang, R (1, 1) ERA: 8.58	3.2	L	20	9	7	7	4	0	0	0	0	0	2	46	70	17.18	2.455
40 Danny Farquhar, R (4, 1) ERA: 6.75	1.1		8	2	3	3	3	2	0	0	0	0	0	25	47	20.25	3.000
44 Lucas Luetge, L (6, 1) ERA: 8.1	3.0		13	4	2	2	4	0	0	0	0	0	1	29	45	6.00	1.333

PITCHER	IP	WLS	BF	H	R	ER	SO	BB	IBB	HBP	BLK	WP	HR	S	P	ERA	WHIP

BOTTOM

Seattle Mariners @ Los Angeles Angels

Angel Stadium of Anaheim, Anaheim, CA

Tue May 21 2013, 7:08 PM - 9:54 PM PDT

Att. 34,095 - Clear - 69 F

livebaseballscorecards.com

AB	39
R	12
H	15
RBI	12
BB	2
SO	11
LOB	12

WP: 0 PA: 41
PB: 0
SB: 1
CS: 0

Seattle Mariners @ Los Angeles Angels

Angel Stadium of Anaheim, Anaheim, CA

Wed May 22 2013, 4:09 PM - 6:53 PM PDT

Att. 33,313 - Sunny - 71 F

TOP

livebaseballscorecards.com

Batter	1	2	3	4	5	6	7	8	9	AB	R	H	RBI	BB	SO	LOB
12 Jason Bay, R (1, 7) OBP: 0.333, SLG: 0.402	C FF 91 X FF 90 0-1 F9		C FF 91 F CH 86 X FF 92 0-2 F9		F CH 85 S SL 83 X CU 78 0-2 G5-3			F FC 88 S FF 91 B SL 83 S SL 83 1-3 K 1-3	C FF 93 B SL 83 T FF 95 F FF 95 D SL 85 X FF 95 2-2 G6-3 1-2	5	0	0	0	0	1	4
55 Michael Saunders, L (1, 8) OBP: 0.303, SLG: 0.406	C FF 91 F SL 81 F FF 90 S FF 91 0-3 K		C FC 87 F FF 91 X FF 90 0-2 38 WP 1B			X FF 90 0-0 G3		X SL 82 0-0 G3 3-H		4	0	1	1	0	1	0
38 Michael Morse, R (1, 9) OBP: 0.310, SLG: 0.462	B FF 91 C CH 86 B FF 92 B FF 92 S FF 90 B FC 89 4-2 8 1B BB		B FC 87 X CH 85 1-0 P4 1-2			T FF 90 X FC 89 0-1 G6-3		X SL 82 0-0 8 2B 1B		3	0	1	0	1	0	1
8 Kendrys Morales, S (1, 3) OBP: 0.362, SLG: 0.449	X FF 90 0-0 17 FC5-4 1-2 1B			B FC 90 B SL 82 C FF 90 C SL 83 X CH 86 2-2 G1-3		B CU 80 F FF 92 X SL 83 1-1 1B		X CH 84 0-0 1-3 2B		4	0	3	0	0	0	0
17 Justin Smoak, S (1, 10) OBP: 0.355, SLG: 0.349	S CH 85 B FF 92 F SL 82 F FC 88 B SL 81 X CH 86 2-2 FC5-4 1-2f			C FF 90 B CU 79 C SL 82 S SL 85 1-3 K		C SI 91 D SL 83 B CH 87 C FF 91 B FF 88 S FF 91 3-3 K		D SI 92 D SL 84 F CH 85 F FF 92 B FF 92 S SL 82 3-3 K		4	0	0	0	0	3	5
7 Kelly Shoppach, R (1, 2) OBP: 0.333, SLG: 0.386		B FF 89 F FF 89 X FC 87 1-1 G6-3		C SL 82 C SI 92 B FF 92 C SI 91 1-3 K			C SL 82 X CU 78 0-1 F9		C FF 93 S FF 95 B FF 97 X FF 95 1-2 P4	4	0	0	0	0	1	0
13 Dustin Ackley, L (1, 4) OBP: 0.277, SLG: 0.265		B FF 90 B FC 87 X FF 90 2-0 F8			B SL 82 B FF 90 C FF 90 F FF 90 X SL 83 2-2 F9		B CU 78 C FF 90 F FC 87 C SI 90 1-3 K		B FF 93 C FF 93 X FF 96 1-1 G4-3	4	0	0	0	0	1	0
3 Robert Andino, R (1, 5) OBP: 0.253, SLG: 0.237		C FF 90 B CH 85 F FF 91 C FC 88 1-3 K			B FC 88 X FC 90 1-0 F8		C CH 86 F FF 91 B CU 77 S SL 83 1-3 K2-3		B FF 95 F FF 94 B FF 94 S FF 94 F FF 94 F FF 96 B FS 86 B FF 94 4-2 26 1B BB	3	0	0	0	1	2	0
26 Brendan Ryan, R (1, 6) OBP: 0.262, SLG: 0.236			C FF 90 B CU 72 F CH 88 F SL 82 B SL 83 C FF 91 2-3 K		X FF 90 0-0 2B			B SL 81 B FF 90 C FF 90 C FC 89 B SL 82 F FF 90 B FF 91 4-2 12 WP 55 G3 BB	F FF 93 C FF 96 B FF 96 B SL 84 F FF 95 X FF 95 2-2 12 DI 1-3 1B	3	1	2	0	1	1	0
Inning Stats	R: 0 E: 0 K: 1 S: 13 H: 1 LOB: 2 BB: 1 P: 19	R: 0 E: 0 K: 1 S: 6 H: 0 LOB: 0 BB: 0 P: 10	R: 0 E: 0 K: 1 S: 11 H: 1 LOB: 1 BB: 0 P: 14	R: 0 E: 0 K: 2 S: 9 H: 0 LOB: 0 BB: 0 P: 13	R: 0 E: 0 K: 0 S: 8 H: 1 LOB: 1 BB: 0 P: 11	R: 0 E: 0 K: 1 S: 8 H: 1 LOB: 1 BB: 0 P: 12	R: 0 E: 0 K: 2 S: 8 H: 0 LOB: 0 BB: 0 P: 10	R: 1 E: 0 K: 2 S: 12 H: 2 LOB: 2 BB: 1 P: 20	R: 0 E: 0 K: 0 S: 17 H: 1 LOB: 2 BB: 1 P: 27	1B: 5 2B: 2 3B: 0 HR: 0 SF: 0 SAC: 0 DP: 0 HBP: 0						

	AB	34
	R	1
	H	7
	RBI	1
	BB	3
	SO	10
	LOB	10

WP: 2 PA: 37
PB: 0
SB: 0
CS: 0

PITCHER	IP	WLS	BF	H	R	ER	SO	BB	IBB	HBP	BLK	WP	HR	S	P	ERA	WHIP
33 C.J. Wilson, L (1, 1) ERA: 3.39	8.0	W	32	6	1	1	10	2	0	0	0	2	0	75	109	1.12	1.000
65 Dane De La Rosa, R (9, 1) ERA: 4.7	1.0		5	1	0	0	0	1	0	0	0	0	0	17	27	0.00	2.000

PITCHER	IP	WLS	BF	H	R	ER	SO	BB	IBB	HBP	BLK	WP	HR	S	P	ERA	WHIP

Batter	1	2	3	4	5	6	7	8	9	AB	R	H	RBI	BB	SO	LOB
2 Erick Aybar, S (1, 6) OBP: 0.284, SLG: 0.344	B SI 92 B SI 91 B SI 92 C SI 90 B SI 93 4-1 27 CS BB	B SL 83 F FF 93 X CH 85 1-1 ① G4-3	S SL 84 B SI 92 B CU 74 B SI 92 X SI 93 3-1 3-H 1B			C CU 75 X SL 81 0-1 ② G1-3				3	0	1	1	1	0	0
27 Mike Trout, R (1, 8) OBP: 0.376, SLG: 0.568	B FF 93 C SL 88 B CU 77 X SL 88 2-1 ① 44 1B 5 1B 32 1B 1-2 1B	C CU 75 B SL 86 B FF 94 X SI 93 3-1 5 1B 3B	C FF 92 T FF 93 B CU 76 B FF 95 C SI 92 2-3 ③ K			F SI 91 B SI 91 B SL 82 B FF 92 C CU 75 C SL 80 3-3 ③ K				4	2	2	0	0	2	1
5 Albert Pujols, R (1, 10) OBP: 0.322, SLG: 0.421	B SI 95 1 SAFE 1 SAFE C SL 86 S SL 87 1 SAFE B SI 94 X FF 95 2-2 44 1B 32 1B 1-2 1B	X SL 88 0-0 32 BB 44 1B 3-H 1B		C FF 91 F CH 86 F SL 80 X FF 91 0-2 ① F8			F FF 95 F SI 95 C CU 84 0-3 ① K			4	1	2	1	0	1	0
44 Mark Trumbo, R (1, 3) OBP: 0.346, SLG: 0.516	X SL 88 0-0 47 FC4-6 32 1B 6 2B 1-2 2-3 1B	F SI 93 B SL 82 S SL 86 X SI 94 1-2 32 BB 1-2 1B		S CU 75 X CU 77 0-1 ② L7			B CU 84 C CU 84 F SI 95 B CU 86 X FF 94 2-2 2B			4	1	3	0	0	0	0
32 Josh Hamilton, L (1, 9) OBP: 0.284, SLG: 0.382	B FF 95 X SL 87 1-0 47 FC4-6 1-2 2-H 3-H 1B	B CU 74 D CH 86 B SI 92 B SI 92 4-0 47 G4-6-3 1-2 2-3 BB		C FF 92 C SL 81 S SL 80 0-3 ③ K			B FF 95 S CU 85 B SI 94 B SI 94 D SI 94 4-1 47 G6-4-3 BB			2	0	1	2	2	1	0
47 Howie Kendrick, R (1, 4) OBP: 0.335, SLG: 0.464	C SL 87 X FF 95 0-1 ② FC4-6 6 WP 6 2B 1-2f 2-3 3-H	B SI 94 C SL 86 X SI 94 1-1 ②③ G4-6-3 1-2f			X SI 90 0-0 ① G6-3		X SI 95 0-0 ②③ G6-4-3 1-2f			4	1	0	0	0	0	7
6 Alberto Callaspo, S (1, 5) OBP: 0.330, SLG: 0.415	C SI 94 B CU 76 B SI 93 F SL 88 X FF 94 2-2 16 1B 1-H 3-H 2B	B SI 89 F FF 92 B CU 74 X SL 85 2-1 39 WP 16 G4-3 2 1B 1B			C FF 91 B CU 76 S SL 80 S SL 80 1-3 ② K2-3		B FF 95 C FF 95 C CU 77 B CU 80 X SI 96 2-2 ① G6-3			4	2	2	2	0	1	0
16 Hank Conger, L (1, 2) OBP: 0.305, SLG: 0.352	B SI 93 B SI 92 X SI 94 2-0 2-H 1B	C SI 90 D CH 85 B FF 94 F FF 92 B FF 95 X SI 91 3-2 ① G4-3 1-2		C CU 75 C SL 80 X SL 80 0-2 ③ G5-3			B FF 96 B CH 89 B FF 96 B FF 96 4-0 39 G6-3 BB			3	0	1	1	1	0	1
39 JB Shuck, L (1, 7) OBP: 0.333, SLG: 0.351	C SI 92 B CU 74 X SL 86 1-1 ③ L5	C SI 92 B SL 85 C SI 90 S CU 74 1-3 ② K2-3 2-3				C FF 91 X SL 80 0-1 ① G4-3		C SI 95 B FF 96 X SI 95 1-1 ②③ G6-3 1-2f		4	0	0	0	0	1	3
Inning Stats	R: 5 H: 6 E: 0 LOB: 1 K: 0 BB: 1 S: 16 P: 30	R: 1 H: 3 E: 0 LOB: 2 K: 0 BB: 1 S: 10 P: 20	R: 1 H: 2 E: 0 LOB: 1 K: 2 BB: 0 S: 13 P: 24	R: 0 H: 0 E: 0 LOB: 0 K: 1 BB: 0 S: 9 P: 9	R: 0 H: 0 E: 0 LOB: 0 K: 1 BB: 0 S: 7 P: 8	R: 0 H: 0 E: 0 LOB: 0 K: 1 BB: 0 S: 7 P: 10	R: 0 H: 1 E: 0 LOB: 1 K: 1 BB: 1 S: 8 P: 14	R: 0 H: 0 E: 0 LOB: 0 K: 0 BB: 1 S: 5 P: 12		1B: 9 SF: 0 2B: 2 SAC: 0 3B: 1 DP: 3 HR: 0 HBP: 0						

BOTTOM

Seattle Mariners @ Los Angeles Angels

Angel Stadium of Anaheim, Anaheim, CA

Wed May 22 2013, 4:09 PM - 6:53 PM PDT

Att. 33,313 - Sunny - 71 F

livebaseballscorecards.com

AB	32
R	7
H	12
RBI	7
BB	4
SO	6
LOB	12

WP: 2 PA: 36
PB: 0
SB: 0
CS: 1

PITCHER		IP	WLS	BF	H	R	ER	SO	BB	IBB	HBP	BLK	WP	HR	S	P	ERA	WHIP
37 Brandon Maurer, R ERA: 6.8	(1, 1)	3.0	L	20	11	7	7	2	2	0	0	0	2	0	39	74	21.00	4.333
41 Charlie Furbush, L ERA: 4.42	(4, 1)	3.0		9	0	0	0	3	0	0	0	0	0	0	23	27	0.00	0.000
31 Yoervis Medina, R ERA: 3.46	(7, 1)	1.0		4	1	0	0	1	1	0	0	0	0	0	8	14	0.00	2.000
54 Tom Wilhelmsen, R ERA: 0.45	(8, 1)	1.0		3	0	0	0	0	1	0	0	0	0	0	5	12	0.00	1.000

PITCHER	IP	WLS	BF	H	R	ER	SO	BB	IBB	HBP	BLK	WP	HR	S	P	ERA	WHIP

Batter	1	2	3	4	5	6	7	8	9	AB	R	H	RBI	BB	SO	LOB
2 Erick Aybar, S (1, 6) OBP: 0.283, SLG: 0.340	F FF 91 B SL 82 X FF 91 1-1 ① L8		C FF 93 X CH 86 0-1 27 FC6-4 1B		X FF 92 0-0 ② F7			C FF 90 B SL 81 S SL 81 X FF 93 1-2 ① G1-3		4	0	1	0	0	0	0
27 Mike Trout, R (1, 8) OBP: 0.378, SLG: 0.582	C FF 93 X FF 93 0-1 HR		B FF 94 B SL 85 C FF 95 1 SAFE X SL 86 2-1 ③ FC6-4 1-2f		C FF 94 F SL 85 F FF 94 S SL 83 0-3 ③ K			B SI 93 C FF 93 X SL 85 1-1 44 S 44 HR 1B		4	2	2	1	0	1	1
5 Albert Pujols, R (1, 10) OBP: 0.320, SLG: 0.434	B FF 92 C SL 84 B SL 84 B FF 93 F FF 93 S SL 84 3-3 ② K			B FF 92 X FF 92 1-0 HR		B FF 92 C SL 84 X SL 82 1-1 ① G6-3		C FF 93 D CH 84 1 SAFE B SL 84 F SI 93 1 SAFE D SL 84 X SL 85 3-2 ② P4		4	1	1	1	0	1	1
44 Mark Trumbo, R (1, 3) OBP: 0.349, SLG: 0.532	X SI 93 0-0 ③ F8			C FF 93 X SL 85 0-1 1B		S SL 84 S SL 84 B FF 93 S FF 94 1-3 ② K		1 SAFE P PO 88 1 SAFE B SL 83 B SL 84 X SL 86 1-H 3-0 HR		4	1	2	2	0	1	0
32 Josh Hamilton, L (1, 9) OBP: 0.279, SLG: 0.374		C SI 92 S SL 83 B SL 82 B SL 82 B FF 93 S SL 84 3-3 ① K		S SL 83 B FF 94 C FF 92 1 SAFE D SL 83 S SL 84 2-3 ① K		X FF 93 0-0 ③ G5-3		F CU 75 F FF 94 X CU 74 0-2 ③ G3-1		4	0	0	0	0	2	1
47 Howie Kendrick, R (1, 4) OBP: 0.328, SLG: 0.454		B FF 94 B FF 92 B SL 84 C FF 92 F FF 93 X FF 93 3-2 ② G6-3		C SL 83 X FF 92 0-1 ② F9			B FF 92 B SL 83 F FF 92 C SL 84 S SL 84 2-3 ① K		C FF 90 B SL 82 B FF 90 S SI 89 X SL 82 2-2 ① L7	4	0	0	0	0	1	1
6 Alberto Callaspo, S (1, 5) OBP: 0.327, SLG: 0.418		C FF 91 S SL 83 B SL 84 B SL 84 F FF 92 F SL 85 X CH 86 2-2 ③ G3-1		C SL 82 F FF 91 B FF 92 S SL 84 1-3 ③ K2-3			C SL 81 X FF 92 0-1 2B		B FF 90 C SI 88 C SL 80 X FF 90 1-2 ② F7	4	0	1	0	0	1	1
17 Chris Iannetta, R (1, 2) OBP: 0.362, SLG: 0.349			C FF 92 S SL 84 C FF 93 0-3 ① K		B FF 91 C SL 82 X SL 84 1-1 HR		C SL 84 B FF 94 F SI 93 X SL 85 1-2 ② G5-3		F SL 82 B FF 90 B SI 89 F FF 90 B SI 89 F SI 88 B FF 89 4-2 BB	3	1	1	1	1	1	1
39 JB Shuck, L (1, 7) OBP: 0.318, SLG: 0.333			C FF 92 X CH 85 0-1 ② G4-3		B FF 90 C FF 90 B SL 81 B FF 91 X FF 91 3-1 ① F9		X SL 80 0-0 ③ G4-3		C FF 90 F SL 80 X FF 90 0-2 ③ G4-3	4	0	0	0	0	0	2
Inning Stats	R: 1 E: 0 K: 1 S: 8 H: 1 LOB: 0 BB: 0 P: 12	R: 0 E: 0 K: 1 S: 11 H: 0 LOB: 0 BB: 0 P: 19	R: 0 E: 0 K: 1 S: 9 H: 1 LOB: 1 BB: 0 P: 11	R: 1 E: 0 K: 2 S: 11 H: 2 LOB: 1 BB: 0 P: 15	R: 1 E: 0 K: 1 S: 9 H: 1 LOB: 0 BB: 0 P: 13	R: 0 E: 0 K: 1 S: 6 H: 0 LOB: 0 BB: 0 P: 8	R: 0 E: 0 K: 1 S: 9 H: 1 LOB: 1 BB: 0 P: 12	R: 2 E: 0 K: 0 S: 13 H: 2 LOB: 0 BB: 0 P: 20	R: 0 E: 0 K: 0 S: 12 H: 0 LOB: 1 BB: 1 P: 19	1B: 3 2B: 1 3B: 0 HR: 4 SF: 0 SAC: 0 DP: 0 HBP: 0						

TOP

Los Angeles Angels @ Kansas City Royals

Kauffman Stadium, Kansas City, MO

Thu May 23 2013, 7:12 PM - 10:06 PM CDT

Att. 18,779 - Cloudy - 66 F

livebaseballscorecards.com

AB	35
R	5
H	8
RBI	5
BB	1
SO	8
LOB	8

WP: 0 PA: 36
PB: 0
SB: 1
CS: 0

PITCHER		IP	WLS	BF	H	R	ER	SO	BB	IBB	HBP	BLK	WP	HR	S	P	ERA	WHIP
54 Ervin Santana, R ERA: 3.14	(1, 1)	7.2	L	31	8	5	5	8	0	0	0	0	0	4	73	107	5.87	1.043
55 Tim Collins, L ERA: 3.77	(8, 1)	0.1		1	0	0	0	0	0	0	0	0	0	0	3	3	0.00	0.000
31 Louis Coleman, R ERA:	(9, 1)	1.0		4	0	0	0	0	1	0	0	0	0	0	12	19	0.00	1.000

PITCHER		IP	WLS	BF	H	R	ER	SO	BB	IBB	HBP	BLK	WP	HR	S	P	ERA	WHIP

Batter	1	2	3	4	5	6	7	8	9	AB	R	H	RBI	BB	SO	LOB
17 Chris Getz, L (1, 4) OBP: 0.267, SLG: 0.319	B CH 86 C FF 86 X CH 87 1-1 ① F8			B FF 86 C SI 86 B SI 87 X FF 86 2-1 G4-3 2 4 G4-3 2B		C FF 86 B CU 75 X CH 82 1-1 ① P6		B FF 94 B FF 94 B FF 93 B FF 92 4-0 4 BB BB	B SI 93 B SI 92 C SI 93 S SI 93 B FF 93 B SI 92 4-2 1-2 BB	3	1	1	0	2	0	0
2 Alcides Escobar, R (1, 6) OBP: 0.276, SLG: 0.337	X FF 88 0-0 ② P6			C FF 89 X SL 79 0-1 ① G4-3 2-3		C FF 89 B CH 84 F FC 86 B SL 80 X CH 84 2-2 16 S 1B		C FF 92 F FF 93 B FF 94 F FF 92 X SL 82 1-2 ② L8	C FF 88 F FF 90 X FO 78 0-2 ③ F9	5	0	1	0	0	0	4
4 Alex Gordon, L (1, 7) OBP: 0.384, SLG: 0.524	B FF 86 C FF 86 X CH 88 1-1 ③ F7			S CH 82 F FF 90 B CH 82 B FF 90 D CH 84 X CH 83 3-2 ② G4-3 3-H		1 SAFE 1 SAFE C CH 88 B CH 83 1 SAFE X CH 82 1-1 ② P6		B CU 74 B SI 88 B SI 89 B FF 88 4-0 16 FC6 1-2 BB		3	0	0	1	1	0	1
16 Billy Butler, R (1, 10) OBP: 0.361, SLG: 0.409		C FF 86 B FF 87 C FF 88 X FF 88 1-2 ① G5-3		B SI 89 S FC 85 S CH 83 X SI 89 1-2 ③ G6-3		B FF 90 C FF 90 C SL 83 F FF 92 D FF 88 F FF 91 B CH 84 S FC 85 3-3 ③ K 1-2		B SL 88 S FF 97 X FF 98 1-1 ③ FC6 1-2f		4	0	0	0	0	1	3
35 Eric Hosmer, L (1, 3) OBP: 0.337, SLG: 0.342		X CH 88 0-0 6 G5-4-3 1B			C FF 88 X CU 74 0-1 ① G4-3		B FF 88 C CH 82 B CH 82 C FF 88 X CH 82 2-2 6 FC6-4 1B		B FF 93 C SI 93 S SI 94 B SI 94 C SI 94 2-3 ① K	4	0	2	0	0	1	0
6 Lorenzo Cain, R (1, 8) OBP: 0.373, SLG: 0.414		F FF 88 X CH 88 0-1 ②③ G5-4-3 1-2f			B CH 88 C FC 84 X FF 88 1-1 13 1B 8 FC6-4 2B		B CH 83 C FF 88 1 SAFE F CH 83 F FF 91 X CH 83 1-2 ① FC6-4 13 1B 1-2f		B SI 94 C SI 94 C SI 95 F SL 83 B SI 95 B SI 96 X SI 95 3-2 13 DI 13 1B 1B	4	2	2	0	0	0	2
13 Salvador Perez, R (1, 2) OBP: 0.336, SLG: 0.422 7 David Lough, L (9, PR) OBP: 0.231, SLG: 0.308			C FF 88 C FF 88 F CH 88 F CH 88 B CU 78 B FC 85 X FF 89 2-2 ① L7		X FF 89 0-0 8 FC6-4 2-3 1B		D FC 84 1 SAFE X CH 82 1-0 24 G6-4-3 1-3 1B		B SI 95 B SI 94 C FF 93 X FF 93 2-1 26 DI 26 1B 1-H 1B	4 0	0 1	3 0	1 0	0 0	0 0	0 0
8 Mike Moustakas, L (1, 5) OBP: 0.244, SLG: 0.299 24 Miguel Tejada, R (7, PH) OBP: 0.345, SLG: 0.464 (8, 5) 23 Elliot Johnson, S (9, PH) OBP: 0.295, SLG: 0.339			B CH 88 X FF 89 1-0 ② F7		C CH 83 F FF 89 D CU 78 X CH 83 1-2 ② FC6-4 1-2f 3-H		C SI 87 F SI 88 D SL 79 X SI 89 1-2 ②③ G6-4-3 1-2f		B FF 93 C FF 92 B FF 92 F FF 93 F FF 94 B SI 94 F SI 94 X SI 93 3-2 ② P4	2 1 1	0 0 0	0 0 0	1 0 0	0 0 0	0 0 0	1 2 1
21 Jeff Francoeur, R (1, 9) OBP: 0.259, SLG: 0.321 26 George Kottaras, L (9, PH) OBP: 0.400, SLG: 0.409			S FC 86 B FC 85 F CH 84 B CU 78 F FC 85 X SL 83 2-2 ③ G5-3		X SL 83 0-0 ③ G5-3			C FF 93 F FF 93 S FF 94 0-3 ① K	B FF 94 C SI 95 B FF 94 S FF 94 X SI 94 2-2 17 BB 1-H 1B	3 1	0 0	0 1	0 1	0 0	1 0	1 0
Inning Stats	R: 0 E: 0 K: 0 S: 5 H: 0 LOB: 0 BB: 0 P: 7	R: 0 E: 0 K: 0 S: 6 H: 1 LOB: 0 BB: 0 P: 7	R: 0 E: 0 K: 0 S: 10 H: 0 LOB: 0 BB: 0 P: 15	R: 1 E: 0 K: 0 S: 10 H: 1 LOB: 0 BB: 0 P: 16	R: 1 E: 0 K: 0 S: 9 H: 2 LOB: 1 BB: 0 P: 11	R: 0 E: 0 K: 1 S: 12 H: 1 LOB: 1 BB: 0 P: 19	R: 0 E: 0 K: 0 S: 11 H: 2 LOB: 1 BB: 0 P: 16	R: 0 E: 0 K: 1 S: 9 H: 0 LOB: 2 BB: 2 P: 19	R: 2 E: 0 K: 1 S: 22 H: 3 LOB: 2 BB: 1 P: 38	1B: 8 2B: 2 3B: 0 HR: 0 SF: 0 SAC: 0 DP: 2 HBP: 0						WP: 0 PB: 0 SB: 1 CS: 0 PA: 38	

PITCHER		IP	WLS	BF	H	R	ER	SO	BB	IBB	HBP	BLK	WP	HR	S	P	ERA	WHIP
55 Joe Blanton, R ERA: 6.19	(1, 1)	6.1	W	25	7	2	2	1	0	0	0	0	0	0	60	87	2.84	1.105
24 Sean Burnett, L ERA: 0.96	(7, 1)	0.2	H	1	0	0	0	0	0	0	0	0	0	0	3	4	0.00	0.000
58 Michael Kohn, R ERA: 2.31	(8, 1)	0.2	H	3	0	0	0	1	1	0	0	0	0	0	7	12	0.00	1.500
37 Scott Downs, L ERA: 2.57	(8, 1)	0.0		1	0	0	0	0	1	0	0	0	0	0	0	4	∞	∞
Garrett Richards, R ERA: 5.59	(8, 1)	0.1	H	1	0	0	0	0	0	0	0	0	0	0	2	3	0.00	0.000

PITCHER		IP	WLS	BF	H	R	ER	SO	BB	IBB	HBP	BLK	WP	HR	S	P	ERA	WHIP
49 Ernesto Frieri, R ERA: 3.05	(9, 1)	0.2	H	6	3	2	2	1	1	0	0	0	0	0	19	35	27.00	6.000
59 Robert Coello, R ERA:	(9, 1)	0.1	S	1	0	0	0	0	0	0	0	0	0	0	3	3	0.00	0.000

BOTTOM

Los Angeles Angels @ Kansas City Royals

Kauffman Stadium, Kansas City, MO

Thu May 23 2013, 7:12 PM - 10:06 PM CDT

Att. 18,779 - Cloudy - 66 F

livebaseballscorecards.com

AB	35
R	4
H	10
RBI	4
BB	3
SO	3
LOB	15

Batter	1	2	3	4	5	6	7	8	9	AB	R	H	RBI	BB	SO	LOB
2 Erick Aybar, S (1, 6) OBP: 0.279, SLG: 0.343	B FF 90 C FF 92 F SL 82 X SL 82 1-2 27 G6-3 2B	1 SAFE B FF 92 F FF 91 X FF 93 1-1 ③ G3		F FF 93 X SL 83 0-1 ②③ G4-6-3 1-2f		B KC 79 B KC 79 M SI 96 X SI 96 2-1 ②③ G3-1 3-H		B SI 94 1 SAFE C FF 94 C CU 82 F CU 83 B SI 93 B CH 86 F SI 95 X SI 95 3-2 ①② F7 1-2		5	0	1	0	0	0	5
27 Mike Trout, R (1, 8) OBP: 0.383, SLG: 0.580	B FF 91 F FF 91 X SL 84 1-1 ① G6-3 2-3		C FF 90 C SL 83 B FF 93 B SL 85 F SL 84 F FF 92 F SL 85 B FF 95 X FF 92 3-2 44 G1-4-3 5 1B 32 WP 1B		B CU 78 X FF 92 1-0 32 1B 1B		B FF 94 C FF 94 B KC 80 S FC 90 B FC 89 F FC 89 B FC 89 4-2 5 S 44 1B BB	C CU 84 F FF 94 X CU 83 0-2 ③ L4		4	2	2	0	1	0	1
5 Albert Pujols, R (1, 10) OBP: 0.327, SLG: 0.432	F FF 92 D SL 83 B FF 92 B SL 82 D SL 82 4-1 32 BB BB		C FF 91 B FF 92 X SL 84 1-1 44 G1-4-3 1-2 1B		X FF 92 0-0 ① F8		B SI 94 B SL 83 F SI 95 B SI 95 B SI 94 4-1 32 F8 44 1B 47 SF8 1-2 BB		C FF 94 B CU 84 F CU 85 B CU 84 X FF 95 2-2 ① F9	3	1	1	0	2	0	1
44 Mark Trumbo, R (1, 3) OBP: 0.346, SLG: 0.523	B FF 91 F FF 92 S FF 93 S SL 84 1-3 ② K		C FF 92 X FF 92 0-1 ①② G1-4-3 1-2f 2-3		S FF 92 1 SAFE F FF 92 D SL 84 B FF 92 S SL 84 2-3 ② K		X SI 95 0-0 32 F8 6 2B 1-2 2-H 1B		C FF 96 B SI 95 B SI 94 B CU 84 S FF 95 F FF 95 X FF 95 3-2 ② F8	5	1	1	1	0	2	5
32 Josh Hamilton, L (1, 9) OBP: 0.286, SLG: 0.373	B SL 82 D SL 83 B FF 93 C FF 92 D SL 83 4-1 1-2 BB		F SL 82 D SL 84 B SL 83 B FF 91 B FF 92 4-1 47 WP 3-H BB		1 SAFE B FF 91 T FF 92 X SL 84 1-1 1-3 1B		B SI 95 B SL 84 X SI 96 2-0 ① F8 1-2 2-3		B SI 94 X CU 82 1-0 ③ G4-3	3	0	1	0	2	0	2
47 Howie Kendrick, R (1, 4) OBP: 0.322, SLG: 0.447	B FF 92 C FF 93 X FF 92 1-1 ③ G6-3		F FF 91 B FF 91 F FF 91 D SL 83 D SL 83 X FF 91 3-2 ③ L4 1-2		F FF 93 X FF 92 0-1 ③ F8		C SL 85 X SI 94 0-1 ② SF8 3-H			3	0	0	1	0	0	6
6 Alberto Callaspo, S (1, 5) OBP: 0.333, SLG: 0.441		B FF 90 F FF 92 C SL 81 X FF 92 1-2 ① G6-3		C FF 90 B SL 82 B FF 90 B FF 91 X FF 90 3-1 39 1B 2B		B FF 94 B SI 95 X FF 94 2-0 ① G4-3	B SI 94 C SL 82 D SL 83 T SI 94 F SL 83 X SL 81 2-2 2-H 2B			4	0	2	1	0	0	0
17 Chris Iannetta, R (1, 2) OBP: 0.366, SLG: 0.375		B FF 91 B FF 92 B FF 91 B FF 92 4-0 39 FC3-6 BB		X FF 91 0-0 ① F8		B FF 96 X FC 91 1-0 HR	X SI 95 0-0 ③ L9			3	1	1	1	1	0	2
39 JB Shuck, L (1, 7) OBP: 0.337, SLG: 0.370		B FF 91 C FF 91 C FF 91 X SL 84 1-2 ② FC3-6 1-2f		X FF 92 0-0 2 G4-6-3 2-3 1B		B FF 95 C FF 96 B KC 80 B FF 96 X FF 95 3-1 2 CS 3B		B SI 94 B SI 94 B SI 94 C FF 94 C FF 95 B SI 94 4-2 2 CS BB		3	0	2	0	1	0	1
Inning Stats	R: 0 E: 0 K: 1 S: 12 H: 1 LOB: 3 BB: 2 P: 24	R: 0 E: 0 K: 0 S: 8 H: 0 LOB: 1 BB: 1 P: 15	R: 1 E: 0 K: 0 S: 14 H: 2 LOB: 1 BB: 1 P: 25	R: 0 E: 0 K: 0 S: 6 H: 2 LOB: 1 BB: 0 P: 9	R: 0 E: 0 K: 1 S: 9 H: 2 LOB: 2 BB: 0 P: 13	R: 1 E: 0 K: 0 S: 6 H: 2 LOB: 0 BB: 0 P: 14	R: 3 E: 0 K: 0 S: 13 H: 2 LOB: 1 BB: 2 P: 25	R: 0 E: 0 K: 0 S: 10 H: 0 LOB: 0 BB: 1 P: 17	R: 0 E: 0 K: 0 S: 8 H: 0 LOB: 0 BB: 0 P: 14	1B: 6 2B: 3 3B: 1 HR: 1	SF: 1 SAC: 0 DP: 2 HBP: 0	WP: 2 PB: 0 SB: 1 CS: 2	PA: 41				

PITCHER		IP	WLS	BF	H	R	ER	SO	BB	IBB	HBP	BLK	WP	HR	S	P	ERA	WHIP
39 Luis Mendoza, R ERA: 5.05	(1, 1)	5.0		24	7	1	1	2	4	0	0	0	2	0	49	86	1.80	2.200
44 Luke Hochevar, R ERA: 2.08	(6, 1)	1.0	L	5	2	2	2	0	1	0	0	0	0	1	9	21	18.00	3.000
43 Aaron Crow, R ERA: 2.63	(7, 1)	1.0		6	2	2	2	0	1	0	0	0	0	0	10	18	18.00	3.000
27 Juan Gutierrez, R ERA: 3.95	(8, 1)	2.0		6	0	0	0	0	1	0	0	0	0	0	18	31	0.00	0.500

PITCHER	IP	WLS	BF	H	R	ER	SO	BB	IBB	HBP	BLK	WP	HR	S	P	ERA	WHIP

TOP

Los Angeles Angels @ Kansas City Royals

Kauffman Stadium, Kansas City, MO

Fri May 24 2013, 7:10 PM - 10:10 PM CDT

Att. 32,148 - Partly Cloudy - 71 F

livebaseballscorecards.com

AB	33
R	5
H	11
RBI	4
BB	7
SO	2
LOB	23

BOTTOM

Los Angeles Angels @ Kansas City Royals

Kauffman Stadium, Kansas City, MO

Fri May 24 2013, 7:10 PM - 10:10 PM CDT

Att. 32,148 - Partly Cloudy - 71 F

livebaseballscorecards.com

Batter	1	2	3	4	5	6	7	8	9	AB	R	H	RBI	BB	SO	LOB
17 Chris Getz, L (1, 4) OBP: 0.267, SLG: 0.316	C FF 87 C FF 87 B KC 76 F FF 88 S SI 88 1-3 K ①		B FF 87 C FF 88 X CH 80 1-1 P4 ②		D KC 78 C FF 88 F FF 88 D KC 77 F SI 88 X CH 82 2-2 2 S 1-3 2-H 1B		B FF 88 C FF 87 B FF 87 X SI 87 2-1 G4-6-3 ②③ 1-2f			4	0	1	1	0	1	2
2 Alcides Escobar, R (1, 6) OBP: 0.276, SLG: 0.332	B FF 88 X FF 88 1-0 G3 ②		C FF 88 S KC 76 B FF 89 F FF 89 B CH 82 F KC 78 B CH 82 X FF 89 3-2 F8 ③		B FF 88 B CH 81 B FF 89 B FF 89 4-0 1-2 BB			B FF 86 B FF 86 C FF 87 X FF 87 2-1 F8 ①		3	0	0	0	1	0	0
4 Alex Gordon, L (1, 7) OBP: 0.381, SLG: 0.519	C FF 88 X KC 77 0-1 G4-3 ③			B FF 87 C KC 77 C FF 88 X KC 77 1-2 P5 ①	B FF 88 B FF 89 X FF 88 2-0 L7 ③			C FF 87 B SI 86 X KC 76 1-1 1B		4	0	1	0	0	0	3
16 Billy Butler, R (1, 10) OBP: 0.364, SLG: 0.404		B FF 87 B CH 80 C FF 88 B FF 88 B CH 81 4-1 13 FC5-4 BB		B KC 77 X CH 81 1-0 G5-3 ②		B FF 87 C FF 87 B FF 87 B KC 76 C CH 80 B FF 87 4-2 35 FC6-4 BB		C FF 96 S SL 87 S SL 88 0-3 K ②		2	0	0	0	2	1	1
35 Eric Hosmer, L (1, 3) OBP: 0.329, SLG: 0.333		C FF 89 X FF 88 0-1 F7 ①		C FF 88 B KC 77 B FF 88 X FF 89 2-1 G1-3 ③		C FF 87 C FF 87 X FF 87 0-2 FC6-4 13 CS 1-2f		F SI 95 F SI 96 S SL 88 0-3 K ③		4	0	0	0	0	1	3
6 Lorenzo Cain, R (1, 8) OBP: 0.376, SLG: 0.423		C FF 88 X CH 82 0-1 F8 ②			C FF 87 X CH 80 0-1 13 S 17 1B 1B	D CH 81 B FF 87 1 SAFE C FF 87 1 SAFE S CH 80 F FF 88 1 SAFE F CH 80 2-2 X FF 88 F8 ②			B FF 96 C FC 95 X FF 97 1-1 2B	4	1	2	0	0	0	2
13 Salvador Perez, R (1, 2) OBP: 0.327, SLG: 0.411		X FF 88 0-0 FC5-4 1-2f ③			B FF 88 1 SAFE 1 SAFE B CH 80 F FF 88 F CH 80 C FF 88 2-3 K ① 1-2	1 SAFE 0-0 CS ③ 1-2	B FF 86 F FF 86 B CH 79 F CH 79 X FF 87 2-2 F9 ①		B FF 97 C FF 97 X SL 89 1-1 F8 ①	4	0	0	0	0	1	3
21 Jeff Francoeur, R (1, 9) OBP: 0.258, SLG: 0.319			C FF 87 X CH 80 0-1 G1-3 ①		B CH 80 C FF 88 D CH 82 X CH 81 2-1 F8 ②		C FF 87 X FF 88 0-1 24 E 24 FC6 1B		C SL 88 X SL 86 0-1 G5-3 ②	4	0	1	0	0	0	2
24 Miguel Tejada, R (1, 5) OBP: 0.364, SLG: 0.548			B FF 87 X FF 88 1-0 HR		I IN 69 I IN 69 I IN 66 I IN 72 4-0 17 1B IBB		B FF 87 X CH 79 1-0 FC6 17 G4-6-3 1-3		B FF 97 B FF 96 C FF 96 X FF 96 2-1 F8 ③	3	1	1	1	1	0	2
Inning Stats	R: 0 E: 0 K: 1 S: 7 H: 0 LOB: 0 BB: 0 P: 9	R: 0 E: 0 K: 0 S: 6 H: 0 LOB: 1 BB: 1 P: 10	R: 1 E: 0 K: 0 S: 10 H: 1 LOB: 0 BB: 0 P: 15	R: 0 E: 0 K: 0 S: 6 H: 0 LOB: 0 BB: 0 P: 10	R: 1 E: 0 K: 1 S: 12 H: 2 LOB: 3 BB: 2 P: 28	R: 0 E: 0 K: 0 S: 10 H: 0 LOB: 0 BB: 1 P: 16	R: 0 E: 1 K: 0 S: 8 H: 1 LOB: 1 BB: 0 P: 13	R: 0 E: 0 K: 2 S: 10 H: 1 LOB: 1 BB: 0 P: 13	R: 0 E: 0 K: 0 S: 8 H: 1 LOB: 1 BB: 0 P: 12	1B: 4 2B: 1 3B: 0 HR: 1 SF: 0 SAC: 0 DP: 1 HBP: 0						

	AB	32
	R	2
	H	6
	RBI	2
	BB	4
	SO	4
	LOB	18

WP: 0 PA: 37
PB: 0
SB: 2
CS: 1

PITCHER		IP	WLS	BF	H	R	ER	SO	BB	IBB	HBP	BLK	WP	HR	S	P	ERA	WHIP
60 Jason Vargas, L ERA: 3.43	(1, 1)	7.1	W	30	5	2	2	2	3	1	0	0	0	1	63	108	2.46	1.091
Garrett Richards, R ERA: 5.36	(8, 1)	1.2	S	6	1	0	0	2	0	0	0	0	0	0	14	18	0.00	0.600

PITCHER	IP	WLS	BF	H	R	ER	SO	BB	IBB	HBP	BLK	WP	HR	S	P	ERA	WHIP

Batter	1	2	3	4	5	6	7	8	9	AB	R	H	RBI	BB	SO	LOB
2 Erick Aybar, S (1, 6) OBP: 0.270, SLG: 0.330	B FF 89 X FF 89 1-0 ① G4-3			C CU 74 B CU 74 X FF 91 1-1 ① G4-3		C CU 72 X CU 74 0-1 ② P4		L FF 92 X CH 82 0-1 ① SH5-4 1-2 2-3	S FF 95 S FS 87 F FS 88 F FF 96 S FS 87 0-3 ② K	4	0	0	0	0	1	1
27 Mike Trout, R (1, 8) OBP: 0.383, SLG: 0.574	B FF 88 B FF 92 X FF 90 2-0 ② F8			B FF 90 B SL 84 C CH 85 B FF 93 B FF 92 4-1 5 E 5 S 5 G5-3 BB		C FF 93 B FF 92 X FF 92 1-1 ③ G6-3		X FF 93 0-0 5 HBP 44 1B 3-H 1B	B SL 89 F FF 96 S SL 90 S SL 90 1-3 ③ K	4	2	1	1	1	1	1
5 Albert Pujols, R (1, 3) OBP: 0.326, SLG: 0.426	B FF 91 B FF 93 C FF 93 X FF 92 2-1 ③ L6			B FF 92 1 SAFE C SL 82 F FF 93 B FF 91 F CH 86 F FF 92 X SL 85 2-2 ② G5-3 1-H			B SL 83 X FF 93 1-0 ① F8	H FF 94 1-0 44 1B 47 1B 1-2 2-3 HBP		3	1	0	1	0	0	0
44 Mark Trumbo, R (1, 9) OBP: 0.344, SLG: 0.518		C FF 91 F FF 92 B FF 91 B FF 93 F SL 84 C FF 93 2-3 ① K		F CU 75 B FF 94 X CU 75 1-1 ③ L7			C FF 92 F SL 85 F FF 92 F FF 93 F FF 94 X CH 85 0-2 ② G5-3	B FF 90 X SI 90 1-0 47 1B 1-2 2-H 3-H 1B		4	0	1	2	0	1	0
32 Josh Hamilton, L (1, 10) OBP: 0.286, SLG: 0.386		C FF 93 B CU 76 B FF 93 F CU 75 B FF 93 F FF 94 S CH 83 3-3 ② K			X CU 74 0-0 ① F7		B CU 76 B CU 74 X FF 94 2-0 HR	C SL 81 S FF 89 D SL 81 S SL 80 1-3 ② K		4	1	1	1	0	2	2
47 Howie Kendrick, R (1, 4) OBP: 0.325, SLG: 0.445		C FF 92 B SL 85 X FF 94 1-1 ③ G5-3			C FF 91 X FF 92 0-1 ② P4		C SL 83 H FF 94 1-1 HBP	X FF 89 0-0 1-2 2-H 1B		3	0	1	1	0	0	0
6 Alberto Callaspo, S (1, 5) OBP: 0.322, SLG: 0.425			B FF 89 B FF 89 B FF 89 C FF 89 X FF 90 3-1 ① L7		C FF 90 B CH 84 B CH 84 F FF 92 B CU 74 F FF 92 X CH 85 3-2 ③ G4-3		1 SAFE C CU 73 X FF 92 0-1 ③ G6-3	B CU 73 B FF 93 F FF 93 C CH 84 X FF 94 2-2 ③ F7		4	0	0	0	0	0	3
16 Hank Conger, L (1, 2) OBP: 0.317, SLG: 0.414			C FF 90 F CU 72 B FF 90 X CH 84 1-2 ② G4-3		S CU 72 X FF 92 0-1 HR			C FF 92 F CU 74 F SL 84 F SL 84 B FF 93 F CH 85 B FF 94 B CH 86 F CU 75 3-2 F FF 93 X CU 74 2 SH5-4 39 1B 27 1B 1B	C FF 94 S FS 86 X FS 86 0-2 ① G4-3	4	2	2	1	0	0	0
39 JB Shuck, L (1, 7) OBP: 0.344, SLG: 0.376			C FF 92 X CH 84 0-1 ③ F7		C FF 90 X SL 83 0-1 ① F7			L FF 92 B CH 83 X FF 92 1-1 5 HBP 2 SH5-4 44 1B 1-2 1B	B FF 94 X FF 95 1-0 1B	4	1	2	0	0	0	0
Inning Stats	R: 0 E: 0 K: 0 S: 4 H: 0 LOB: 0 BB: 0 P: 9	R: 0 E: 0 K: 2 S: 10 H: 0 LOB: 0 BB: 0 P: 16	R: 0 E: 0 K: 0 S: 7 H: 0 LOB: 0 BB: 0 P: 11	R: 1 E: 0 K: 0 S: 10 H: 0 LOB: 0 BB: 1 P: 18	R: 0 E: 0 K: 0 S: 7 H: 0 LOB: 0 BB: 0 P: 10	R: 1 E: 0 K: 0 S: 8 H: 1 LOB: 0 BB: 0 P: 9	R: 1 E: 0 K: 0 S: 11 H: 1 LOB: 1 BB: 0 P: 15	R: 4 E: 0 K: 1 S: 21 H: 5 LOB: 2 BB: 0 P: 30	R: 0 E: 0 K: 2 S: 12 H: 1 LOB: 1 BB: 0 P: 14	1B: 6 2B: 0 3B: 0 HR: 2	SF: 0 SAC: 1 DP: 0 HBP: 2						

PITCHER		IP	WLS	BF	H	R	ER	SO	BB	IBB	HBP	BLK	WP	HR	S	P	ERA	WHIP
11 Jeremy Guthrie, R ERA: 3.92	(1, 1)	7.1	L	30	5	7	6	2	1	0	2	0	0	2	70	106	7.36	0.818
31 Louis Coleman, R ERA:	(8, 1)	0.1		3	2	0	0	1	0	0	0	0	0	0	5	7	0.00	6.000
55 Tim Collins, L ERA: 3.68	(8, 1)	0.1		1	0	0	0	0	0	0	0	0	0	0	3	5	0.00	0.000
56 Greg Holland, R ERA: 2.81	(9, 1)	1.0		4	1	0	0	2	0	0	0	0	0	0	12	14	0.00	1.000

PITCHER	IP	WLS	BF	H	R	ER	SO	BB	IBB	HBP	BLK	WP	HR	S	P	ERA	WHIP

TOP

Los Angeles Angels @ Kansas City Royals

Kauffman Stadium, Kansas City, MO

Sat May 25 2013, 1:11 PM - 3:54 PM CDT

Att. 27,957 - Partly Cloudy - 80 F

livebaseballscorecards.com

AB	34
R	7
H	8
RBI	7
BB	1
SO	5
LOB	7

WP: 0	PB: 0	SB: 1	CS: 0
PA: 38			

Batter	1	2	3	4	5	6	7	8	9	AB	R	H	RBI	BB	SO	LOB
17 Chris Getz, L (1, 4) OBP: 0.259, SLG: 0.307	C FF 87 B CU 76 X SI 87 1-1 ① L4		X FF 88 0-0 ③ L4		F CH 82 F FF 88 F CU 80 D CU 79 X CH 81 1-2 ②③ G4-6-3 1-2f			C FF 93 F FF 92 B FO 80 F FO 80 B FF 93 X FF 92 2-2 1B		3	0	0	0	0	0	2
23 Elliot Johnson, S (7, 4) OBP: 0.306, SLG: 0.350										1	0	1	0	0	0	0
2 Alcides Escobar, R (1, 6) OBP: 0.275, SLG: 0.330	C FF 88 X SI 89 0-1 ② G6-3			B CU 75 C CU 76 B SI 88 C SI 86 F SI 88 X CU 81 2-2 6 S 16 WP 1B		C FF 90 F SL 80 X FF 94 0-2 ① F9		X FF 91 0-0 ③ F9		4	0	1	0	0	0	1
4 Alex Gordon, L (1, 7) OBP: 0.374, SLG: 0.508	B CH 80 X FF 89 1-0 ③ G4-3			1 SAFE 1 SAFE B SI 86 B CH 81 1 SAFE B FF 86 F FF 87 1 SAFE F FF 86 3-2 ① F8 F FF 86 1 SAFE X FF 85		C FF 93 F FS 85 B FS 90 S FF 94 1-3 ② K			B FF 94 F FF 95 B FF 94 X FF 94 2-1 ① G3-1	4	0	0	0	0	1	1
16 Billy Butler, R (1, 10) OBP: 0.367, SLG: 0.399		B CU 75 B CU 78 C SI 88 B FF 88 B FF 87 4-1 35 SH5-3 BB		P PO 76 B FF 86 B CU 75 B FF 87 4-0 6 FC5-4 1-2 BB		B FF 96 B FF 94 C FF 92 X FC 94 2-1 ③ G3-1			B FF 95 B FF 96 C FF 94 F FF 94 B SL 86 X FF 94 3-2 ② F7	2	0	0	0	2	0	0
35 Eric Hosmer, L (1, 3) OBP: 0.330, SLG: 0.333		X FF 87 0-0 ① SH5-3 1-2		B SI 87 X SI 86 1-0 ② L4			X SI 88 0-0 6 G6-4-3 1B		B FF 94 F FF 95 B CH 85 X FF 92 2-1 ③ F7	3	0	1	0	0	0	2
6 Lorenzo Cain, R (1, 8) OBP: 0.370, SLG: 0.414		F SI 88 F CU 80 D CU 80 D SI 88 F FF 89 X FF 89 2-2 ② F9		B CU 78 C FF 87 B SI 88 X CH 82 2-1 ③ FC5-4 1-2f 2-3			D SI 88 C SI 89 X SI 90 1-1 ①② G6-4-3 1-2f			3	0	0	0	0	0	4
7 David Lough, L (1, 9) OBP: 0.188, SLG: 0.250		B CH 81 B CH 79 C FF 88 C CU 77 C FF 90 2-3 ③ K			B SI 87 S SI 86 F SI 86 F CU 78 B CU 79 S CH 82 2-3 ① K		F SI 88 B SI 89 C SI 89 B CU 75 B SI 89 X SI 89 3-2 ③ G3			3	0	0	0	0	2	1
8 Mike Moustakas, L (1, 5) OBP: 0.252, SLG: 0.308			C FF 86 F SI 87 H SI 90 1-2 26 CS HBP		X CH 82 0-0 26 WP 2B			B FF 91 B FF 89 C FF 90 F FF 90 S FF 92 2-3 ① K		2	0	1	0	0	1	0
26 George Kottaras, L (1, 2) OBP: 0.394, SLG: 0.375			C SI 88 B CU 80 1 SAFE D CU 78 B SI 89 X FF 87 3-1 ①② G3 1-2		B CH 82 F SI 88 F FF 89 B SI 87 B SI 89 B CU 77 4-2 17 G4-6-3 2-3 BB			B FF 91 B FF 91 C FF 91 C FF 91 C FF 91 2-3 ② K		2	0	0	0	1	1	1
Inning Stats	R: 0 E: 0 K: 0 S: 5 H: 0 LOB: 0 BB: 0 P: 7	R: 0 E: 0 K: 1 S: 9 H: 0 LOB: 1 BB: 1 P: 17	R: 0 E: 0 K: 0 S: 5 H: 0 LOB: 0 BB: 0 P: 9	R: 0 E: 0 K: 0 S: 12 H: 1 LOB: 2 BB: 1 P: 23	R: 0 E: 0 K: 1 S: 11 H: 1 LOB: 1 BB: 1 P: 18	R: 0 E: 0 K: 1 S: 8 H: 0 LOB: 0 BB: 0 P: 11	R: 0 E: 0 K: 0 S: 6 H: 1 LOB: 0 BB: 0 P: 10	R: 0 E: 0 K: 2 S: 11 H: 1 LOB: 1 BB: 0 P: 17	R: 0 E: 0 K: 0 S: 7 H: 0 LOB: 0 BB: 0 P: 14	1B: 3 2B: 1 3B: 0 HR: 0 SF: 0 SAC: 1 DP: 2 HBP: 1						

PITCHER		IP	WLS	BF	H	R	ER	SO	BB	IBB	HBP	BLK	WP	HR	S	P	ERA	WHIP
31 Billy Buckner, R ERA:	(1, 1)	5.0	W	19	2	0	0	2	3	0	1	0	2	0	42	74	0.00	1.000
65 Dane De La Rosa, R ERA: 4.5	(6, 1)	1.0	H	3	0	0	0	1	0	0	0	0	0	0	8	11	0.00	0.000
37 Scott Downs, L ERA: 2.4	(7, 1)	1.0	H	3	1	0	0	0	0	0	0	0	0	0	6	10	0.00	1.000
59 Robert Coello, R ERA:	(8, 1)	1.0		4	1	0	0	2	0	0	0	0	0	0	11	17	0.00	1.000
58 Michael Kohn, R ERA: 2.13	(9, 1)	1.0		3	0	0	0	0	0	0	0	0	0	0	7	14	0.00	0.000

PITCHER	IP	WLS	BF	H	R	ER	SO	BB	IBB	HBP	BLK	WP	HR	S	P	ERA	WHIP

BOTTOM

Los Angeles Angels @ Kansas City Royals

Kauffman Stadium, Kansas City, MO

Sat May 25 2013, 1:11 PM - 3:54 PM CDT

Att. 27,957 - Partly Cloudy - 80 F

livebaseballscorecards.com

AB	27
R	0
H	4
RBI	0
BB	3
SO	5
LOB	12

Los Angeles Angels @ Kansas City Royals

Kauffman Stadium, Kansas City, MO

Sun May 26 2013, 1:15 PM - 4:53 PM CDT

Att. 24,475 - Cloudy - 81 F

livebaseballscorecards.com

TOP

Batter	1	2	3	4	5	6	7	8	9	AB	R	H	RBI	BB	SO	LOB
2 Erick Aybar, S (1, 6) OBP: 0.277, SLG: 0.336	C FF 88 X FF 90 0-1 44 WP 1B		1 SAFE X KC 80 0-0 ① SH5-3 1-2		S KC 78 F FC 89 X FC 88 0-2 ③ G5-3		X CU 74 0-0 1-2 2-H 1B	B SI 95 B SL 84 F SI 94 C SL 84 X SL 84 2-2 ③ G5-3		4	0	2	1	0	0	2
27 Mike Trout, R (1, 8) OBP: 0.379, SLG: 0.564	C FF 90 C KC 80 T SI 92 0-2 ① K		C KC 81 B SI 92 F FC 89 C FC 88 1-3 ② K			B SI 87 X SI 89 1-0 5 G5-4-3 1B	C KC 79 X SI 95 0-1 ② F8		B CU 81 B FF 94 S FF 96 C FF 96 F FF 96 F FF 96 T SI 96 2-2 ① K	5	0	1	0	0	3	4
5 Albert Pujols, R (1, 10) OBP: 0.318, SLG: 0.415	X FF 91 0-0 ② F8		B FF 92 B KC 82 F SI 92 F FF 93 D FF 90 X FF 94 3-2 ③ L7			B FC 88 F SI 90 X SI 91 1-1 ①② G5-4-3 1-2f	D KC 82 B KC 79 B FF 96 F FF 95 F FF 95 X FC 90 3-2 ③ G5-3		F FF 96 F CU 85 B CU 85 X FF 96 1-2 ② F8	5	0	0	0	0	0	5
44 Mark Trumbo, R (1, 3) OBP: 0.341, SLG: 0.507	C FF 90 C FF 91 B KC 82 B CH 81 S FC 87 2-3 ③ K 1-2			B KC 81 X FC 89 1-0 ① G5-3		C FF 92 B SI 90 B SI 91 F FF 93 X FF 93 2-2 ③ F9		B FF 94 B SI 94 B FF 95 C FF 94 B FC 91 4-1 47 S 17 1B BB	C CU 85 B SI 96 S CU 86 B CU 85 B SI 95 S CU 84 3-3 ③ K	4	1	0	0	1	2	1
32 Josh Hamilton, L (1, 9) OBP: 0.285, SLG: 0.399		X KC 80 0-0 ① F8		B KC 82 S FF 90 S FC 91 C FF 94 1-3 ② K			X FC 90 0-0 HR	X KC 80 0-0 ① F8		4	1	1	1	0	1	1
47 Howie Kendrick, R (1, 4) OBP: 0.333, SLG: 0.446		C SI 89 F FF 91 B FF 93 B FF 93 F FC 88 B KC 84 S KC 82 3-3 ② K		X SI 91 0-0 1B			F FF 92 B FF 90 B FC 87 B FF 92 B FF 92 4-1 17 39 BB 1B BB	B SI 95 C KC 80 F SI 96 F FC 91 H FC 88 2-2 17 1B 39 1-2 1B HBP		2	2	1	0	1	1	0
6 Alberto Callaspo, S (1, 5) OBP: 0.320, SLG: 0.418		C FF 91 B FF 92 C FF 93 F KC 82 X SI 94 1-2 1B		C KC 80 B FF 89 C KC 81 B FC 89 1 SAFE F KC 82 F FF 93 F SI 87 F FC 90 2-2 ③ X FF 93 F8			C KC 81 C SI 88 D KC 82 X FF 93 1-2 ① P5	B SI 94 C SL 84 X SI 94 1-1 ② F7		4	0	1	0	0	0	4
17 Chris Iannetta, R (1, 2) OBP: 0.369, SLG: 0.374		C SI 93 B FF 94 S FF 92 F FF 93 B FF 94 X KC 84 2-2 ③ G1-3			C KC 80 T SI 89 B FF 92 F SI 90 B KC 82 B FC 89 S FF 93 3-3 ① K		1 SAFE P PO 82 B SI 89 B SI 92 C FF 92 B SI 90 4-1 39 1B 2 1B 1-2 BB	B SL 84 C SL 84 B SI 96 S SL 86 X SL 85 2-2 39 1B 1-3 2-H 1B		3	1	1	1	1	1	1
39 JB Shuck, L (1, 7) OBP: 0.361, SLG: 0.393			B FF 89 B FF 90 C SI 91 X FF 92 2-1 2 SH5-3 1B		B KC 80 B FF 91 B FF 92 C FF 90 C FF 90 X FF 93 3-2 ② G6-3		X SI 82 0-0 2 1B 1-2 2-H 1B	C SL 83 X SI 94 0-1 1-2 3-H 1B		4	0	3	2	0	0	0
Inning Stats	R: 0 H: 1 E: 0 LOB: 1 K: 2 BB: 0 S: 9 P: 11	R: 0 H: 1 E: 0 LOB: 1 K: 1 BB: 0 S: 13 P: 19	R: 0 H: 1 E: 0 LOB: 1 K: 1 BB: 0 S: 9 P: 15	R: 0 H: 1 E: 0 LOB: 1 K: 1 BB: 0 S: 12 P: 16	R: 0 H: 0 E: 0 LOB: 0 K: 1 BB: 0 S: 10 P: 16	R: 0 H: 1 E: 0 LOB: 0 K: 0 BB: 0 S: 6 P: 10	R: 3 H: 3 E: 0 LOB: 2 K: 0 BB: 2 S: 14 P: 25	R: 2 H: 2 E: 0 LOB: 2 K: 0 BB: 1 S: 15 P: 26	R: 0 H: 0 E: 0 LOB: 0 K: 2 BB: 0 S: 11 P: 17	1B: 9 SF: 0 2B: 0 SAC: 1 3B: 0 DP: 1 HR: 1 HBP: 1						

	AB	35
	R	5
	H	10
	RBI	5
	BB	3
	SO	8
	LOB	18

PITCHER		IP	WLS	BF	H	R	ER	SO	BB	IBB	HBP	BLK	WP	HR	S	P	ERA	WHIP
22 Wade Davis, R ERA: 5.71	(1, 1)	6.1	L	26	6	3	3	6	2	0	0	0	1	1	66	102	4.26	1.263
52 Bruce Chen, L ERA: 1.76	(7, 1)	0.0	B	2	2	0	0	0	0	0	0	0	0	0	2	2	∞	∞
44 Luke Hochevar, R ERA: 2.95	(7, 1)	1.0		5	0	2	2	0	1	0	1	0	0	0	10	19	18.00	1.000
43 Aaron Crow, R ERA: 2.51	(8, 1)	0.2		4	2	0	0	0	0	0	0	0	0	0	10	15	0.00	3.000
27 Juan Gutierrez, R ERA: 3.68	(9, 1)	1.0		3	0	0	0	2	0	0	0	0	0	0	11	17	0.00	0.000

PITCHER	IP	WLS	BF	H	R	ER	SO	BB	IBB	HBP	BLK	WP	HR	S	P	ERA	WHIP

WP: 1 PA: 40
PB: 0
SB: 1
CS: 0

Batter	1	2	3	4	5	6	7	8	9	AB	R	H	RBI	BB	SO	LOB
17 Chris Getz, L (1, 4) OBP: 0.265, SLG: 0.305	C SI 92 F SI 93 X SL 80 0-2 ① F8		L SI 92 X SI 93 0-1 ② G5-3		S SI 95 X SI 94 0-1 ② P6 1-2		C SI 88 B SL 75 C SI 86 F SL 75 B SL 75 X SI 85 2-2 2 S 1B		B SI 93 C SI 92 B SI 93 B SI 94 B SI 93 4-1 2 1B BB	4	0	1	0	1	0	1
2 Alcides Escobar, R (1, 6) OBP: 0.283, SLG: 0.337	B FF 92 X FF 93 1-0 ② F7		C FC 90 B FC 91 X SI 94 1-1 4 1B 1B		C FC 90 B FF 91 X SI 94 1-1 4 1B 2-3		S SI 86 C FF 95 B FF 95 S FF 90 1-3 ② K 1-2		C SI 95 X SI 95 0-1 1-2 1B	5	0	3	0	0	1	1
4 Alex Gordon, L (1, 7) OBP: 0.374, SLG: 0.503	B SI 93 X SI 93 1-0 ③ G4-3		X SI 92 0-0 ③ G3		1 SAFE 1 SAFE C SI 92 P PO 81 B SI 92 S CH 84 1 SAFE X CH 85 2-2 1-2 3-H 1B		I IN 60 I IN 57 I IN 51 I IN 48 4-0 IBB		S SI 95 B SL 84 F SI 96 S SI 96 1-3 ① K	4	0	1	0	1	1	3
16 Billy Butler, R (1, 10) OBP: 0.372, SLG: 0.400 21 Jeff Francoeur, R (7, PH) OBP: 0.255, SLG: 0.315 (8, 10)		C SI 93 B FC 91 X SI 93 1-1 6 FC5-4 35 1B 1B		F SI 92 B CH 86 B FC 90 B SI 93 B SI 94 4-1 35 G4-3 BB	B SI 94 S FF 93 F FF 91 C FF 92 1-3 ③ K		C FF 91 F SI 95 D CU 82 D FC 91 X SI 94 2-2 ③ P4		S SI 96 F SL 84 B SI 96 F SI 96 F SI 96 F SI 96 B FF 96 F FF 95 F SL 86 3-2 ② F8	2 2	0 0	1 0	0 0	1 0	1 0	2 4
35 Eric Hosmer, L (1, 3) OBP: 0.331, SLG: 0.341		F SI 93 X SI 94 0-1 6 FC5-4 1-2 1B		B CH 86 B SI 94 X SI 92 2-0 ① G4-3 1-2		B SI 91 F SI 92 B SI 94 X SI 93 2-1 7 G4-3 2B		C FF 97 B SL 88 F FF 96 B SL 88 F FF 98 F SL 87 X FF 96 2-2 ① G4-3	B SI 95 B SI 95 C SI 94 S SI 96 X SI 96 2-2 ③ G6-3	5	0	2	0	0	0	3
6 Lorenzo Cain, R (1, 8) OBP: 0.362, SLG: 0.404		B SI 94 F SI 94 X SI 94 1-1 ① ② FC5-4 7 S 7 3B 1-2 2-3		C FF 94 F CH 86 S FF 91 0-3 ② K		C FC 91 B SI 93 B FF 94 F FC 90 F FC 91 B SI 94 F FC 90 F SI 94 S CH 85 3-3 ① K		C FF 97 S SI 96 F SL 87 F FF 96 F SI 96 B SL 86 S FF 96 1-3 ② K		4	1	0	0	0	3	4
7 David Lough, L (1, 9) OBP: 0.200, SLG: 0.350		1 SAFE B SI 91 F FC 89 B SI 94 X SI 93 2-1 1-H 3B		D CU 77 B SI 92 X CH 85 2-0 ③ F9		B CU 77 X SI 93 1-0 ② G4-3 2-3		B SI 96 C SI 95 F FF 96 B SL 87 F SI 96 B FF 96 X FF 96 3-2 E3 23 1B		4	0	1	1	0	0	2
23 Elliot Johnson, S (1, 5) OBP: 0.303, SLG: 0.344		B CU 75 X CH 86 1-0 ③ G6-3			B SI 92 X CH 84 1-0 ① G3		F CH 86 F FF 90 D SL 84 X SI 94 1-2 ③ L7		B FF 95 B FF 96 C FF 96 S SI 96 X SL 86 2-2 32 FC5-4 1-3 1B	4	0	1	0	0	0	2
26 George Kottaras, L (1, 2) OBP: 0.389, SLG: 0.346 32 Adam Moore, R (8, PH) (9, 2)			C SI 92 B FF 90 C SI 92 F CH 85 C FF 89 1-3 ① K		B SI 92 B CH 85 C SI 93 F SI 94 B SI 95 F CH 87 F FF 95 F FF 94 B CH 87 4-2 2 1B 17 S 4 E BB		C SI 87 B SI 87 X SI 88 1-1 ① G4-3	F SI 88 1 SAFE D CU 74 D SI 88 S SI 89 1 SAFE F SI 89 X SI 89 2-2 ③ FC5-4 1-2f		2 1	1 0	0 0	0 0	1 0	1 0	0 2
Inning Stats	R: 0 H: 0 E: 0 LOB: 0 K: 0 BB: 0 S: 5 P: 7	R: 1 H: 3 E: 0 LOB: 1 K: 0 BB: 0 S: 9 P: 14	R: 0 H: 1 E: 0 LOB: 1 K: 1 BB: 0 S: 9 P: 11	R: 0 H: 0 E: 0 LOB: 1 K: 1 BB: 1 S: 6 P: 14	R: 1 H: 2 E: 1 LOB: 2 K: 1 BB: 1 S: 17 P: 25	R: 0 H: 1 E: 0 LOB: 1 K: 1 BB: 0 S: 12 P: 19	R: 0 H: 1 E: 0 LOB: 2 K: 1 BB: 1 S: 12 P: 22	R: 0 H: 1 E: 1 LOB: 2 K: 1 BB: 0 S: 22 P: 32	R: 0 H: 1 E: 0 LOB: 2 K: 1 BB: 1 S: 18 P: 28	1B: 8 2B: 1 3B: 1 HR: 0	SF: 0 SAC: 0 DP: 1 HBP: 0					

PITCHER		IP	WLS	BF	H	R	ER	SO	BB	IBB	HBP	BLK	WP	HR	S	P	ERA	WHIP
57 Jerome Williams, R ERA: 2.58	(1, 1)	6.0	W	26	7	2	2	4	2	0	0	0	0	0	58	90	3.00	1.500
24 Sean Burnett, L ERA: 0.93	(7, 1)	0.1	H	2	1	0	0	0	0	0	0	0	0	0	6	9	0.00	3.000
40 Kevin Jepsen, R ERA: 8.31	(7, 1)	0.2	H	3	0	0	0	1	0	1	0	0	0	0	6	13	0.00	0.000
Garrett Richards, R ERA: 5.27	(8, 1)	0.2	H	4	1	0	0	1	0	0	0	0	0	0	18	26	0.00	1.500
37 Scott Downs, L ERA: 2.35	(8, 1)	0.1	H	1	0	0	0	0	0	0	0	0	0	0	4	6	0.00	0.000

PITCHER		IP	WLS	BF	H	R	ER	SO	BB	IBB	HBP	BLK	WP	HR	S	P	ERA	WHIP
49 Ernesto Frieri, R ERA: 2.91	(9, 1)	1.0	S	5	1	0	0	1	1	0	0	0	0	0	18	28	0.00	2.000

BOTTOM

Los Angeles Angels @ Kansas City Royals

Kauffman Stadium, Kansas City, MO

Sun May 26 2013, 1:15 PM - 4:53 PM CDT

Att. 24,475 - Cloudy - 81 F

livebaseballscorecards.com

AB	37
R	2
H	10
RBI	1
BB	4
SO	7
LOB	24

Los Angeles Angels @ Los Angeles Dodgers

Dodger Stadium, Los Angeles, CA

Mon May 27 2013, 5:13 PM - 8:49 PM PDT

Att. 49,953 - Partly Cloudy - 71 F

livebaseballscorecards.com

Batter	1	2	3	4	5	6	7	8	9	AB	R	H	RBI	BB	SO	LOB
2 Erick Aybar, S (1, 6) OBP: 0.282, SLG: 0.347	L9	FC4-6 27 FC6 1-2f 2-3		27 3B 2-H 2B		E6 5 F7		F9-3 1B		5	1	2	1	0	0	2
27 Mike Trout, R (1, 8) OBP: 0.380, SLG: 0.570	5 2B 44 PB 1B	FC6 1-2f		5 SF8 2-H 3B		K		F9-3 1-1		5	2	2	1	0	1	4
5 Albert Pujols, R (1, 3) OBP: 0.324, SLG: 0.431 8 Chris Nelson, R (9, PR) OBP: 0.266, SLG: 0.301	44 E 1-3 2B		47 2B 2B	SF8 3-H		F7 1-2			44 G6-4-3 1B	4 0	2 0	3 0	1 0	0 0	0 0	1 0
44 Mark Trumbo, R (1, 7) OBP: 0.338, SLG: 0.500	K 47 FC6-4 2-H 3-H		G6-3 1B			K			G6-4-3 1-2f	5	0	1	0	0	2	3
32 Josh Hamilton, L (1, 9) OBP: 0.283, SLG: 0.399	F8		L1	F7			47 1B 2B		G4-3	5	1	1	0	0	0	4
47 Howie Kendrick, R (1, 4) OBP: 0.341, SLG: 0.457	FC6-4 1-2f		6 WP 2-H 2B		16 G4-6-3 6 BB 1B		1B 2-H			4	0	3	2	0	0	1
6 Alberto Callaspo, S (1, 5) OBP: 0.333, SLG: 0.420		2 FC4-6 33 SH 1B	G3 2-3		16 G4-6-3 1-2 BB		16 G1-6-3 BB			2	0	1	0	2	0	1
16 Hank Conger, L (1, 2) OBP: 0.313, SLG: 0.403 59 Robert Coello, R (7, 1)	K			33 SH2-4 2 2B 1B	G4-6-3 1-2f 2-3		G1-6-3 1-2f			4 0	1 0	1 0	0 0	0 0	1 0	4 0
33 C.J. Wilson, L (1, 1) 58 Michael Kohn, R (5, 1) 65 Dane De La Rosa, R (6, 1) 17 Chris Iannetta, R (7, 2) OBP: 0.367, SLG: 0.371	SH 2 FC4-6 1-2			SH2-4 1-2	K			F9		1 0 0 1	0 0 0 0	0 0 0 0	0 0 0 0	1 0 0 0	1 0 0 0	1 0 0 0
Inning Stats	R: 2 E: 1 K: 1 S: 13 H: 2 LOB: 1 BB: 0 P: 16	R: 0 E: 1 K: 1 S: 10 H: 1 LOB: 2 BB: 0 P: 14	R: 1 E: 0 K: 0 S: 7 H: 2 LOB: 1 BB: 0 P: 11	R: 3 E: 0 K: 0 S: 13 H: 4 LOB: 1 BB: 0 P: 22	R: 0 E: 0 K: 1 S: 9 H: 1 LOB: 1 BB: 1 P: 18	R: 0 E: 1 K: 2 S: 12 H: 0 LOB: 1 BB: 0 P: 19	R: 1 E: 0 K: 0 S: 9 H: 2 LOB: 0 BB: 1 P: 19	R: 0 E: 0 K: 0 S: 12 H: 1 LOB: 0 BB: 0 P: 17	R: 0 E: 0 K: 0 S: 6 H: 1 LOB: 1 BB: 0 P: 8	1B: 8 2B: 6 3B: 1 HR: 0 SF: 1 SAC: 2 DP: 4 HBP: 0						

TOP	
AB	36
R	7
H	14
RBI	5
BB	2
SO	5
LOB	21
WP: 1 PB: 1 SB: 0 CS: 0	PA: 41

PITCHER		IP	WLS	BF	H	R	ER	SO	BB	IBB	HBP	BLK	WP	HR	S	P	ERA	WHIP
21 Zack Greinke, R ERA: 4.38	(1, 1)	4.0		25	10	6	4	2	1	0	0	0	1	0	46	72	9.00	2.750
54 Matt Guerrier, R ERA: 3.54	(5, 1)	1.0		2	0	0	0	1	0	0	0	0	0	0	6	9	0.00	0.000
48 Javy Guerra, R ERA: 6.3	(6, 1)	1.1		7	2	1	1	2	1	0	0	0	0	0	17	32	6.75	2.250
51 Ronald Belisario, R ERA: 3.33	(7, 1)	0.2	W	1	0	0	0	0	0	0	0	0	0	0	4	6	0.00	0.000
74 Kenley Jansen, R ERA: 3.28	(8, 1)	1.0	H	3	1	0	0	0	0	0	0	0	0	0	12	17	0.00	1.000

PITCHER		IP	WLS	BF	H	R	ER	SO	BB	IBB	HBP	BLK	WP	HR	S	P	ERA	WHIP
31 Brandon League, R ERA: 4.66	(9, 1)	1.0	S	3	1	0	0	0	0	0	0	0	0	0	6	8	0.00	1.000

Los Angeles Angels @ Los Angeles Dodgers

Dodger Stadium, Los Angeles, CA

Mon May 27 2013, 5:13 PM - 8:49 PM PDT

Att. 49,953 - Partly Cloudy - 71 F

livebaseballscorecards.com

BOTTOM

Batter	1	2	3	4	5	6	7	8	9	AB	R	H	RBI	BB	SO	LOB
7 Nick Punto, S (1, 6) OBP: 0.413, SLG: 0.404	C FF 90 C SI 91 B SL 84 X CH 86 1-2 ① P3		B CH 84 C CH 84 T FC 88 B FF 91 S FF 90 2-3 ① K		C CU 74 C FF 91 B FF 90 B FF 90 F CU 77 F SL 81 B CU 76 X FF 89 3-2 ① FC3-6 (14 2B) 1-2f 2-3	X FF 94 0-0 ② SF9 2-3 3-H		B FF 88 X FF 87 1-0 ① SH2-4 1-2		3	1	0	0	1	3
17 A.J. Ellis, R (6, 2) OBP: 0.365, SLG: 0.370										0	0	0	1	0	0	0
14 Mark Ellis, R (1, 4) OBP: 0.315, SLG: 0.388	B FC 89 C FC 90 F CH 85 B FC 89 X FF 92 2-2 ② F7		B CU 76 F CH 85 X FF 91 1-1 ② F9		B CU 74 1 SAFE 1 SAFE S SL 81 1 SAFE C FF 90 F SL 82 B FF 92 X SL 80 2-2 23 1B 2B 1-H 3-H	S FF 94 X SL 83 0-1 ③ F9		B FF 90 F FF 90 B FF 91 X FF 92 2-1 ② F8 2-3		5	1	1	2	0	0	3
27 Matt Kemp, R (1, 8) OBP: 0.304, SLG: 0.333	B FF 93 B CH 85 B FF 91 C FF 91 X FF 91 3-1 ③ L6		C FF 91 F FF 91 D SL 83 S FC 88 1-3 ③ K		B SL 83 S CH 83 F FF 90 B FF 91 S SL 82 2-3 ② K		S FF 92 F FF 92 C FO 80 0-3 ① K	B FF 92 S FF 90 S FF 91 S FF 92 1-3 ③ K		5	0	0	0	0	4	3
23 Adrián González, L (1, 3) OBP: 0.395, SLG: 0.515		X FF 92 0-0 33 2B 2B	B FF 90 B SL 81 X FF 90 2-0 55 WP 55 SF9 2B		C SL 82 B FC 90 X SL 80 1-1 33 2B 1B 2-H		T FF 93 S FO 80 B FF 93 B FO 79 F FF 93 X FF 94 2-2 16 BB 6 1B 1B			4	4	4	1	0	0	0
33 Scott Van Slyke, R (1, 9) OBP: 0.367, SLG: 0.778 (8, 7)		B FF 90 C SL 80 X FF 89 1-1 2-H 2B	C FF 90 X CH 84 0-1 ① F8	F CH 85 D SL 82 B CH 86 X CH 85 2-1 1-H 2B		B FF 92 C FF 91 F FF 91 S FF 92 1-3 ② K			4	0	2	2	0	1	2
55 Ramon Hernandez, R (1, 2) OBP: 0.219, SLG: 0.259 48 Javy Guerra, R (6, 1) 51 Ronald Belisario, R (7, 1) 16 Andre Ethier, L (7, PH) OBP: 0.350, SLG: 0.386 (8, 9)	C SL 81 S SL 82 D SL 84 F FF 90 T FC 89 1-2 ① K		B FF 91 B FF 90 C FF 89 S SL 82 X SL 81 2-2 ② SF9 2-H	B SL 85 B FF 94 B SI 93 X FF 94 3-0 ③ F9		B CU 76 C FF 92 B FO 80 B FF 93 B FF 91 4-1 6 1B BB 1-2			2 0 0 0	0 0 0 0	0 0 0 0	1 0 0 0	0 0 0 1	1 0 0 0	2 0 0 0
6 Jerry Hairston, R (1, 7) OBP: 0.300, SLG: 0.345 74 Kenley Jansen, S (8, 1) 31 Brandon League, R (9, 1)		C FF 90 X CH 84 0-1 ② G5-3	C FF 89 B CU 76 C FF 90 X FC 89 1-2 ③ G6-3			C FF 92 B FF 94 B SL 85 B FF 94 F FF 94 S FF 93 3-3 ① K	B FF 92 B FF 91 F FF 91 F FF 92 F FO 78 X CU 79 2-2 1-2 2-H 1B		4 0 0	0 0 0	1 0 0	1 0 0	0 0 0	1 0 0	1 0 0
47 Luis Alfonso Cruz, R (1, 5) OBP: 0.138, SLG: 0.105 (6, 6)		C FC 88 B CH 86 B FF 93 X SL 83 2-1 ③ F8			X FF 89 0-0 7 FC3-6 5 1B 14 2B 1B	C FF 94 B FF 94 B FF 94 B FF 94 B FF 94 4-1 5 2B 17 SF9 BB	C FF 90 S FF 91 B FF 92 S FF 92 1-3 ③ K			3	2	1	0	1	1	3
21 Zack Greinke, R (1, 1) OBP: 0.545, SLG: 0.500 54 Matt Guerrier, R (5, 1) 5 Juan Uribe, R (5, PH) OBP: 0.389, SLG: 0.405 (6, 5)			C CU 71 B CU 79 F SI 92 X SL 83 1-2 1B		C CH 83 D SL 81 C FF 90 D SL 81 F CH 84 X FC 88 2-2 7 FC3-6 1-2 1B	D SL 87 1 SAFE F FF 94 F FF 94 F SL 86 1 SAFE B FF 93 X SL 87 2-2 17 SF9 1-3 2B		C CU 78 B CU 78 B FF 91 F FF 91 F FF 93 B FO 79 X FF 91 3-2 14 F8 17 SH2-4 1B		1 0 3	0 0 0	1 0 3	0 0 0	0 0 0	0 0 0	0 0 0
Inning Stats	R: 0 E: 0 K: 0 S: 8 H: 0 LOB: 0 BB: 0 P: 14	R: 1 E: 0 K: 1 S: 11 H: 2 LOB: 1 BB: 0 P: 15	R: 0 E: 0 K: 2 S: 11 H: 1 LOB: 1 BB: 0 P: 16	R: 1 E: 0 K: 0 S: 9 H: 1 LOB: 0 BB: 0 P: 14	R: 4 E: 0 K: 1 S: 22 H: 5 LOB: 1 BB: 0 P: 37	R: 1 E: 0 K: 1 S: 11 H: 1 LOB: 1 BB: 1 P: 20	R: 1 E: 0 K: 3 S: 18 H: 2 LOB: 2 BB: 1 P: 28	R: 0 E: 0 K: 1 S: 10 H: 1 LOB: 1 BB: 0 P: 17		1B: 7 2B: 6 3B: 0 HR: 0 SF: 2 SAC: 1 DP: 0 HBP: 0					WP: 1 PB: 0 SB: 0 CS: 0 PA: 39	

	AB	34
	R	8
	H	13
	RBI	8
	BB	2
	SO	9
	LOB	17

PITCHER		IP	WLS	BF	H	R	ER	SO	BB	IBB	HBP	BLK	WP	HR	S	P	ERA	WHIP
33 C.J. Wilson, L ERA: 3.95	(1, 1)	4.2		23	9	6	6	4	0	0	0	0	1	0	60	92	11.57	1.929
58 Michael Kohn, R ERA: 2.7	(5, 1)	0.2		4	1	1	1	1	1	0	0	0	0	0	9	21	13.50	3.000
65 Dane De La Rosa, R ERA: 4.38	(6, 1)	0.2		2	0	0	0	0	0	0	0	0	0	0	3	3	0.00	0.000
59 Robert Coello, R ERA: 0.87	(7, 1)	2.0	L	10	3	1	1	4	1	0	0	0	0	0	28	45	4.50	2.000

PITCHER	IP	WLS	BF	H	R	ER	SO	BB	IBB	HBP	BLK	WP	HR	S	P	ERA	WHIP

Los Angeles Angels @ Los Angeles Dodgers

Dodger Stadium, Los Angeles, CA

Tue May 28 2013, 7:12 PM - 9:24 PM PDT

Att. 46,443 - Clear - 73 F

livebaseballscorecards.com

TOP

Batter	1	2	3	4	5	6	7	8	9	AB	R	H	RBI	BB	SO	LOB
2 Erick Aybar, S (1, 6) OBP: 0.273, SLG: 0.336	X FF 88 0-0 ① F7		C FF 90 C CU 72 F CH 76 F CH 79 B FF 92 B FF 94 X CU 73 2-2 ③ F7			C CH 76 T SL 81 S CH 74 0-3 ③ K			C FF 94 B CH 75 F FF 93 B CU 76 X CH 78 2-2 ② G5-3	4	0	0	0	0	1	0
27 Mike Trout, R (1, 8) OBP: 0.373, SLG: 0.559	B FF 88 C FF 90 S SL 82 B FF 91 B FF 93 F FF 94 X FF 92 3-2 ② F9			B FF 90 B CH 78 B FF 91 C FF 89 X FF 92 3-1 ① G4-3			C S CH 75 B CH 74 C FF 93 1-3 ① K		C FF 94 X FF 94 0-1 ③ G4-3	4	0	0	0	0	1	0
5 Albert Pujols, R (1, 3) OBP: 0.320, SLG: 0.425	B SL 80 X FF 93 1-0 ③ L8			B CH 77 C FF 89 X CU 70 1-1 ② G5-3			B CH 74 X SL 80 1-0 ② L4			3	0	0	0	0	0	0
44 Mark Trumbo, R (1, 9) OBP: 0.333, SLG: 0.493		B CU 68 F FF 90 F FF 91 F FF 90 B CH 78 F FF 92 X CU 72 2-2 ① G5-3		F CU 70 C CH 76 F FF 92 X FF 91 0-2 ③ G1-3			X CH 75 0-0 ③ G6-3			3	0	0	0	0	0	0
47 Howie Kendrick, R (1, 4) OBP: 0.341, SLG: 0.455		C FF 91 F FF 90 X FF 92 0-2 6 L1-3 1B			B FF 87 X SL 78 1-0 ① G4-3			C FF 88 B FF 90 C FF 90 B FF 93 F FF 93 B SL 82 F SI 94 F FF 94 S CH 79 3-3 ① K		3	0	1	0	0	1	0
6 Alberto Callaspo, S (1, 5) OBP: 0.326, SLG: 0.409		B FF 90 B CH 79 B FF 90 C FF 89 F FF 90 F FF 93 X CH 80 3-2 ② L1-3 1-2			C FF 90 B FF 91 X CH 76 1-1 ② G6-3			C FF 93 B CH 76 X CH 76 1-1 ② G6-3		3	0	0	0	0	0	1
17 Chris Iannetta, R (1, 2) OBP: 0.366, SLG: 0.378		C FF 91 C FF 91 B CU 76 C FF 92 1-3 ③ K			B CU 68 C FF 91 C FF 91 B FF 91 F CU 72 C FF 92 2-3 ③ K			B CH 77 X FF 94 1-0 2B		3	0	1	0	0	2	1
39 JB Shuck, L (1, 7) OBP: 0.350, SLG: 0.380			B FF 89 C FF 89 C SL 83 B FF 91 X FF 92 2-2 ① G6-3			C FF 88 X FF 89 0-1 ① L7		C FF 92 B SL 86 S SL 82 X SL 85 1-2 ③ G6-3		3	0	0	0	0	0	1
55 Joe Blanton, R (1, 1) 65 Dane De La Rosa, R (8, 1) 20 Brendan Harris, R (9, PH) OBP: 0.287, SLG: 0.400			C FF 90 X FF 89 0-1 ② G3-1			C FF 87 S CH 76 S CH 76 0-3 ② K			B FF 90 C FF 92 B CH 78 C FF 93 C FF 93 2-3 ① K	2 0 1	0 0 0	0 0 0	0 0 0	0 0 0	1 0 1	0 0 0
Inning Stats	R: 0 E: 0 K: 0 S: 6 H: 0 LOB: 0 BB: 0 P: 10	R: 0 E: 0 K: 1 S: 15 H: 1 LOB: 1 BB: 0 P: 21	R: 0 E: 0 K: 0 S: 10 H: 0 LOB: 0 BB: 0 P: 14	R: 0 E: 0 K: 0 S: 8 H: 0 LOB: 0 BB: 0 P: 12	R: 0 E: 0 K: 1 S: 7 H: 0 LOB: 0 BB: 0 P: 11	R: 0 E: 0 K: 2 S: 8 H: 0 LOB: 0 BB: 0 P: 8	R: 0 E: 0 K: 1 S: 5 H: 0 LOB: 0 BB: 0 P: 7	R: 0 E: 0 K: 1 S: 12 H: 1 LOB: 1 BB: 0 P: 18	R: 0 E: 0 K: 1 S: 8 H: 0 LOB: 0 BB: 0 P: 12	1B: 1 2B: 1 3B: 0 HR: 0 SF: 0 SAC: 0 DP: 0 HBP: 0						

AB	29
R	0
H	2
RBI	0
BB	0
SO	7
LOB	3

WP: 0 PA: 29
PB: 0
SB: 0
CS: 0

PITCHER	IP	WLS	BF	H	R	ER	SO	BB	IBB	HBP	BLK	WP	HR	S	P	ERA	WHIP
99 Hyun Jin Ryu, L (1, 1) ERA: 2.89	9.0	W	29	2	0	0	7	0	0	0	0	0	0	79	113	0.00	0.222

PITCHER	IP	WLS	BF	H	R	ER	SO	BB	IBB	HBP	BLK	WP	HR	S	P	ERA	WHIP

Batter	1	2	3	4	5	6	7	8	9	AB	R	H	RBI	BB	SO	LOB
25 Carl Crawford, L (1, 7) OBP: 0.361, SLG: 0.457	B FF 89 F FF 87 X FF 89 1-1 ① F8		C FF 88 F CU 76 S CH 83 0-3 ② K		F FF 90 X CH 83 0-1 ② G4-3		C CH 88 B CU 74 X CH 82 1-1 ③ F8			4	0	0	0	0	1	1
14 Mark Ellis, R (1, 4) OBP: 0.322, SLG: 0.387	B FF 89 S FF 89 B FF 89 F FF 89 X FF 90 2-2 ② G5-3		X FC 85 0-0 ③ G6-3		C FC 84 B FF 88 C CH 83 F CH 83 B FF 90 F CH 83 B CH 82 X FF 89 3-2 1B			B FF 93 B FF 92 C FF 92 F FF 95 F FF 94 B FF 96 B FF 93 4-2 23 G5-6-3 BB		3	0	1	0	1	0	1
23 Adrián González, L (1, 3) OBP: 0.386, SLG: 0.503	C FF 89 X FF 90 0-1 ③ P4			C FF 88 F FC 84 B FF 90 X CH 83 1-2 ① F7	1 SAFE B CH 82 T FF 89 B CH 83 F FF 90 1 SAFE B SL 79 S CH 84 3-3 ③ K			1 SAFE C FF 92 X FF 95 0-1 ①② G5-6-3 1-2f		4	0	0	0	0	1	2
16 Andre Ethier, L (1, 9) OBP: 0.348, SLG: 0.389		C FF 88 B FF 89 C FF 88 F CU 77 B FF 90 X CH 83 2-2 ① G4-3		C CU 74 S CH 83 X FF 90 0-2 27 F8 2B		X FF 88 0-0 ① G3		B FF 95 C FF 95 B FS 89 X FF 95 2-1 ③ G3-1		4	0	1	0	0	0	0
27 Matt Kemp, R (1, 8) OBP: 0.309, SLG: 0.340 3 Skip Schumaker, L (9, 8) OBP: 0.323, SLG: 0.287		C FF 90 H SI 88 1-1 5 FC6-4 HBP		B SL 79 S FF 90 B FF 90 S CH 83 F FC 85 X FF 90 2-2 ② F8 2-3		B SL 82 C SI 88 B SL 81 X CH 83 2-1 17 1B 2B				2 0	1 0	1 0	0 0	0 0	0 0	1 0
17 A.J. Ellis, R (1, 2) OBP: 0.364, SLG: 0.370		X FF 88 0-0 ② F9		B FC 85 B FF 90 C CH 83 C FC 86 F FF 89 C CU 79 2-3 ③ K		C CH 83 B FF 91 F CH 83 B FF 91 X FC 85 2-2 ② 2-H 1B				3	0	1	1	0	1	2
5 Juan Uribe, R (1, 5) OBP: 0.388, SLG: 0.402		B FC 85 B FF 90 1 SAFE X FF 89 2-0 ③ FC6-4 1-2f			X FF 88 0-0 47 HR 1B	B SL 83 F SL 82 B SL 82 S CH 83 X SL 80 2-2 ③ F7				3	1	1	0	0	0	1
47 Luis Alfonso Cruz, R (1, 6) OBP: 0.145, SLG: 0.152			B FF 89 T FF 88 F FF 90 T CH 82 1-2 ① K		S SL 84 S FC 85 D SL 79 B FF 89 F CH 84 X FF 88 2-2 1-H HR		B SL 81 F SL 83 X SL 82 1-1 ① G1-3			3	1	1	2	0	1	0
99 Hyun Jin Ryu, R (1, 1) OBP: 0.280, SLG: 0.333			C FF 87 C FC 84 B FF 90 X FF 89 1-2 2B		C FF 89 B SL 82 F FF 89 S CU 78 1-3 ① K		C SL 80 B SL 81 B FF 89 C FF 88 B CU 78 X FF 88 3-2 ② G3-1			3	0	1	0	0	1	0
Inning Stats	R: 0 E: 0 K: 0 S: 7 H: 0 LOB: 0 BB: 0 P: 10	R: 0 E: 0 K: 0 S: 7 H: 0 LOB: 1 BB: 0 P: 12	R: 0 E: 0 K: 2 S: 10 H: 1 LOB: 1 BB: 0 P: 12	R: 0 E: 0 K: 1 S: 14 H: 1 LOB: 1 BB: 0 P: 19	R: 2 E: 0 K: 2 S: 18 H: 3 LOB: 1 BB: 0 P: 27	R: 1 E: 0 K: 0 S: 9 H: 2 LOB: 0 BB: 0 P: 15	R: 0 E: 0 K: 0 S: 7 H: 0 LOB: 0 BB: 0 P: 12	R: 0 E: 0 K: 0 S: 7 H: 0 LOB: 0 BB: 1 P: 13		1B: 3 2B: 3 3B: 0 HR: 1	SF: 0 SAC: 0 DP: 1 HBP: 1			WP: 0 PB: 0 SB: 0 CS: 0	PA: 31	

PITCHER	IP	WLS	BF	H	R	ER	SO	BB	IBB	HBP	BLK	WP	HR	S	P	ERA	WHIP
55 Joe Blanton, R (1, 1) ERA: 5.94	7.0	L	28	7	3	3	5	0	0	1	0	0	1	72	107	3.86	1.000
65 Dane De La Rosa, R (8, 1) ERA: 4.21	1.0		3	0	0	0	0	1	0	0	0	0	0	7	13	0.00	1.000

PITCHER	IP	WLS	BF	H	R	ER	SO	BB	IBB	HBP	BLK	WP	HR	S	P	ERA	WHIP

BOTTOM

Los Angeles Angels @ Los Angeles Dodgers

Dodger Stadium, Los Angeles, CA

Tue May 28 2013, 7:12 PM - 9:24 PM PDT

Att. 46,443 - Clear - 73 F

livebaseballscorecards.com

AB	29
R	3
H	7
RBI	3
BB	1
SO	5
LOB	8

Batter	1	2	3	4	5	6	7	8	9	AB	R	H	RBI	BB	SO	LOB
25 Carl Crawford, L (1, 10) OBP: 0.354, SLG: 0.446	B SI 86 C SI 87 F SI 88 S FF 91 1-3 ① K			B SI 86 T SI 85 X CU 71 1-1 ① F8	S CH 81 B SI 87 X CU 74 1-1 ③ G3			F FF 97 T FF 96 X SL 88 0-2 ② G3		4	0	0	0	0	1	3
7 Nick Punto, S (1, 6) (7, 4) OBP: 0.400, SLG: 0.389	B SI 87 L SI 88 C SI 89 B SL 83 F SI 89 B FF 89 C SI 88 3-3 ② K			B SI 86 B SI 85 F SI 85 C CU 71 B CH 79 X CH 77 3-2 ② G4-3		B SI 85 C SI 85 B SI 86 F SI 86 S SL 81 2-3 ① K		B SI 97 S SI 95 F SI 96 S SL 87 1-3 ③ K2-3		4	0	0	0	0	3	0
23 Adrián González, L (1, 3) OBP: 0.389, SLG: 0.520	B SI 88 F SI 88 F SI 88 F SL 83 X CU 71 1-2 ③ G4-3			F SI 87 B FF 87 B CH 78 X SI 87 2-1 ③ F7		F CU 73 B CH 80 X CH 78 1-1 1B			B SI 95 S SI 95 F SI 95 B SL 86 F SI 95 F SI 95 B FF 94 X SI 94 3-2 HR	4	1	2	1	0	0	0
16 Andre Ethier, L (1, 9) OBP: 0.346, SLG: 0.392		B SI 85 X SI 86 1-0 ① P5			C CU 72 B CH 78 B FF 86 X SI 85 2-1 3 1B 2B	B SI 85 B CH 80 X SI 86 2-0 ② F8			C SI 95 F SI 96 F FF 96 F SI 95 S SI 95 0-3 ① K	4	1	1	0	0	1	1
27 Matt Kemp, R (1, 8) OBP: 0.305, SLG: 0.335 5 Juan Uribe, R (7, 5) OBP: 0.384, SLG: 0.398		C FF 87 B FF 88 X FF 87 1-1 ② G5-3			S SI 87 S CH 79 S FC 83 0-3 ① K	B FF 87 S SL 80 S CH 80 F FF 88 S SL 81 1-3 ③ K			B SI 95 B SI 94 S FF 94 F SI 95 F FF 94 X SI 95 2-2 ② F9	3 1	0 0	0 0	0 0	0 0	2 0	2 0
33 Scott Van Slyke, R (1, 7) OBP: 0.353, SLG: 0.806		B FF 87 C SL 82 C SL 82 S FF 86 1-3 ③ K			S SL 81 S FF 86 D CH 81 S SL 81 1-3 ② K		F FF 97 B FC 91 X FF 96 1-1 ① F8		B SL 84 C SI 94 X SI 95 1-1 HR	4	1	1	1	0	2	1
3 Skip Schumaker, L (1, 4) (7, 8) OBP: 0.320, SLG: 0.286			C SI 86 C CU 72 X FF 87 0-2 ① L7		X CH 79 0-0 47 1B 17 1B 2-H 1B		X FF 96 0-0 ② G6-3		C SI 95 S SI 94 F SI 95 X SI 95 0-2 ③ F7	4	0	1	1	0	0	0
17 A.J. Ellis, R (1, 2) OBP: 0.364, SLG: 0.369			C FF 87 C FF 88 B FF 88 X SL 83 1-2 ② G6-3		B SL 82 X FF 87 1-0 47 1B 1-2 1B		C FF 98 S FF 96 B FF 96 B FF 96 F FC 91 S FC 92 2-3 ③ K			3	0	1	0	0	1	0
47 Luis Alfonso Cruz, R (1, 5) (7, 6) OBP: 0.151, SLG: 0.159			B SL 82 B FF 87 F FF 87 F SL 82 X FF 89 2-2 ③ P3		B SL 81 F FF 87 X SL 80 1-1 1-2 2-3 1B			C FF 97 X FF 96 0-1 ① P3		3	0	1	0	0	0	0
Inning Stats	R: 0 E: 0 K: 2 S: 11 H: 0 LOB: 0 BB: 0 P: 16	R: 0 E: 0 K: 1 S: 6 H: 0 LOB: 0 BB: 0 P: 9	R: 0 E: 0 K: 0 S: 9 H: 0 LOB: 0 BB: 0 P: 12	R: 0 E: 0 K: 0 S: 7 H: 0 LOB: 0 BB: 0 P: 13	R: 1 E: 0 K: 2 S: 14 H: 4 LOB: 3 BB: 0 P: 20	R: 0 E: 0 K: 2 S: 10 H: 1 LOB: 1 BB: 0 P: 16	R: 0 E: 0 K: 1 S: 7 H: 0 LOB: 0 BB: 0 P: 10	R: 0 E: 0 K: 1 S: 8 H: 0 LOB: 0 BB: 0 P: 9	R: 2 E: 0 K: 1 S: 20 H: 2 LOB: 0 BB: 0 P: 26	1B: 4 2B: 1 3B: 0 HR: 2 SF: 0 SAC: 0 DP: 0 HBP: 0					WP: 0 PB: 0 SB: 0 CS: 0	PA: 34	

TOP

Los Angeles Dodgers @ Los Angeles Angels

Angel Stadium of Anaheim, Anaheim, CA

Wed May 29 2013, 7:11 PM - 9:59 PM PDT

Att. 39,172 - Clear - 73 F

livebaseballscorecards.com

AB	34
R	3
H	7
RBI	3
BB	0
SO	10
LOB	7

PITCHER		IP	WLS	BF	H	R	ER	SO	BB	IBB	HBP	BLK	WP	HR	S	P	ERA	WHIP
36 Jered Weaver, R ERA: 3.71	(1, 1)	6.0	W	23	5	1	1	7	0	0	0	0	0	0	57	86	1.50	0.833
40 Kevin Jepsen, R ERA: 6.75	(7, 1)	1.0	H	3	0	0	0	1	0	0	0	0	0	0	7	10	0.00	0.000
Garrett Richards, R ERA: 5.14	(8, 1)	1.0	H	3	0	0	0	1	0	0	0	0	0	0	8	9	0.00	0.000
49 Ernesto Frieri, R ERA: 3.57	(9, 1)	1.0	S	5	2	2	2	1	0	0	0	0	0	2	20	26	18.00	2.000

PITCHER		IP	WLS	BF	H	R	ER	SO	BB	IBB	HBP	BLK	WP	HR	S	P	ERA	WHIP

Batter	1	2	3	4	5	6	7	8	9	AB	R	H	RBI	BB	SO	LOB
2 Erick Aybar, S (1, 6) OBP: 0.288, SLG: 0.357	B SI 90 B SI 88 C SI 89 X CH 79 2-1 27 FC5-4 1B	X CH 78 0-0 3-H 2B			C SI 88 X CU 74 0-1 27 CS 1B	B FF 92 X FF 91 1-0 ③ F9				4	0	3	1	0	0	2
27 Mike Trout, R (1, 8) OBP: 0.371, SLG: 0.558	1 SAFE B SI 88 F SI 88 F SI 90 B SI 90 F CH 79 X CH 80 2-2 ① FC5-4 32 BB 44 BB 1-2f	C SI 89 B SI 90 B CH 79 X CH 78 2-1 ③ F9			C SI 90 B SI 89 B SI 90 X SI 90 2-1 ①② G3-1 1-2		F SL 88 S FF 93 B FF 94 X FF 94 1-2 5 1B 44 SF7 2B			4	1	1	0	0	0	3
5 Albert Pujols, R (1, 10) OBP: 0.323, SLG: 0.424	1 SAFE B SI 90 F SI 90 X SI 90 1-1 ② P4		B SL 82 C CH 78 F SL 81 X CH 76 1-2 ① G6-3		B CH 79 B CH 79 B SI 90 B SI 90 4-0 44 HR BB		B FF 95 X SL 87 1-0 32 FC4-6 2-3 1B			3	1	1	0	1	0	1
44 Mark Trumbo, R (1, 3) OBP: 0.336, SLG: 0.507	1 SAFE B SI 89 B CH 79 B CH 78 B SI 89 4-0 32 BB 1-2 BB		B CU 75 X SI 90 1-0 ② P3		S SI 91 B SI 91 X SI 92 1-1 1-H HR		F FF 94 B FF 94 B FF 94 T FF 93 F FF 95 X SL 88 2-2 ① SF7 3-H			2	1	1	3	1	0	0
32 Josh Hamilton, L (1, 9) OBP: 0.283, SLG: 0.393	B SI 90 B SI 90 B SI 90 B SI 90 4-0 1-2 2-3 BB		B SL 80 S SL 79 F SL 82 S SL 83 1-3 ③ K		X SL 83 0-0 ③ G5-3		B SI 88 C SI 88 B SI 88 B SI 89 X SI 88 3-1 ② FC4-6 1-2f			3	0	0	0	1	1	1
47 Howie Kendrick, R (1, 4) OBP: 0.339, SLG: 0.448	F SI 90 B SI 90 S CH 81 B CH 78 C SI 91 2-3 ③ K			B CH 78 F SI 90 B SL 82 B SI 90 B SI 90 4-1 17 G4-3 6 G1-3 BB		X SI 87 0-0 ① F8	X SI 88 0-0 ③ F9			3	0	0	0	1	1	4
6 Alberto Callaspo, S (1, 5) OBP: 0.316, SLG: 0.395		X SI 88 0-0 ① F9		B SI 88 1 SAFE C SI 89 B CH 79 B CH 78 F SI 90 F CH 77 X SI 88 3-2 ① G1-3 1-2		B SI 88 X SI 87 1-0 ② F9		B SI 88 B SI 87 F SI 88 X SI 88 2-1 ① G6-3		4	0	0	0	0	0	1
17 Chris Iannetta, R (1, 2) OBP: 0.369, SLG: 0.398		C SI 89 X SI 90 0-1 39 G4-3 2 2B 2B		B SI 89 X CH 79 1-0 ② G4-3 2-3		F SI 90 B CH 79 B CH 78 X CH 78 2-1 39 E 2B		C SI 88 B KC 82 F KC 82 S KC 81 1-3 ② K		4	1	2	0	0	1	1
39 JB Shuck, L (1, 7) OBP: 0.337, SLG: 0.365		X SI 90 0-0 ② G4-3 2-3		B SI 90 X SI 90 1-0 ③ G3		C SI 90 F SL 83 B SI 91 X SI 90 1-2 E4 2-3		F SI 89 X KC 82 0-1 ③ G6-3		4	0	0	0	0	0	3
Inning Stats	R: 0 E: 0 K: 1 S: 11 H: 1 LOB: 3 BB: 2 P: 26	R: 1 E: 0 K: 0 S: 7 H: 2 LOB: 1 BB: 0 P: 9	R: 0 E: 0 K: 1 S: 7 H: 0 LOB: 0 BB: 0 P: 10	R: 0 E: 0 K: 0 S: 7 H: 0 LOB: 1 BB: 1 P: 16	R: 2 E: 0 K: 0 S: 7 H: 2 LOB: 0 BB: 1 P: 14	R: 0 E: 1 K: 0 S: 8 H: 1 LOB: 2 BB: 0 P: 13	R: 1 E: 0 K: 0 S: 11 H: 2 LOB: 1 BB: 0 P: 18	R: 0 E: 0 K: 1 S: 7 H: 0 LOB: 0 BB: 0 P: 10		1B: 3 2B: 4 3B: 0 HR: 1 SF: 1 SAC: 0 DP: 0 HBP: 0						

BOTTOM

Angeles Dodgers @ Los Angeles Angels

Angel Stadium of Anaheim, Anaheim, CA

Wed May 29 2013, 7:11 PM - 9:59 PM PDT

Att. 39,172 - Clear - 73 F

livebaseballscorecards.com

AB	31
R	4
H	8
RBI	4
BB	4
SO	3
LOB	16

PITCHER		IP	WLS	BF	H	R	ER	SO	BB	IBB	HBP	BLK	WP	HR	S	P	ERA	WHIP
35 Chris Capuano, L ERA: 5.45	(1, 1)	5.2	L	27	6	3	3	2	4	0	0	0	0	1	46	86	4.76	1.765
48 Javy Guerra, R ERA: 6.75	(6, 1)	0.2		4	2	1	1	0	0	0	0	0	0	0	9	14	13.50	3.000
56 J.P. Howell, L ERA: 2.45	(7, 1)	1.2		5	0	0	0	1	0	0	0	0	0	0	10	16	0.00	0.000

PITCHER	IP	WLS	BF	H	R	ER	SO	BB	IBB	HBP	BLK	WP	HR	S	P	ERA	WHIP

Batter	1	2	3	4	5	6	7	8	9	AB	R	H	RBI	BB	SO	LOB
25 Carl Crawford, L (1, 7) OBP: 0.352, SLG: 0.453	C FF 87 X SI 87 0-1 23 SF7 3B	B KC 78 C FF 89 C FF 89 X FF 89 1-2 ③ F7			X FF 88 0-0 ② F7		C FF 88 S KC 79 D CH 82 C SI 89 1-3 ③ K			4	1	1	0	0	1	4
14 Mark Ellis, R (1, 4) OBP: 0.319, SLG: 0.382	B FF 88 F SI 88 X FF 89 1-1 ① L3		B SI 88 B SI 88 C SI 87 X FF 87 2-1 ① F7		C KC 75 F CH 80 B KC 77 X CH 81 1-2 1B			B FF 97 C FF 96 B FF 97 S FF 97 X FF 97 2-2 ① F9		4	0	1	0	0	0	1
23 Adrián González, L (1, 3) OBP: 0.381, SLG: 0.511	B FF 88 X FF 89 1-0 ② SF7 3-H		C FF 88 F KC 77 B KC 77 F SI 89 B FF 89 S CH 82 2-3 ② K		B KC 78 1 SAFE 1 SAFE X FF 87 1-0 ③ F7			C FF 97 F SL 88 F SL 86 F FF 96 F SL 87 B FF 96 X FF 96 1-2 ② G6-3		3	0	0	1	0	1	1
33 Scott Van Slyke, R (1, 9) OBP: 0.316, SLG: 0.714	B SI 88 C FF 88 S FF 89 X FF 89 1-2 ③ P3		X KC 77 0-0 ③ F7			S CH 79 B FF 87 S CH 81 B CH 81 S CH 81 2-3 ① K		S SL 88 B FC 94 C SL 88 F SL 88 X FC 95 1-2 ③ F8		4	0	0	0	0	1	0
6 Jerry Hairston, R (1, 5) OBP: 0.297, SLG: 0.339		C FF 87 C FF 88 F FF 89 B SI 89 B FF 89 X CH 81 2-2 ① F8		B FF 87 F FF 88 X KC 77 1-1 ① F8		B KC 77 F FF 88 B CH 81 T FF 88 X FF 89 2-2 ② G4-3			C SI 92 T FF 94 X SL 84 0-2 1B	4	0	1	0	0	0	0
16 Andre Ethier, L (1, 8) OBP: 0.344, SLG: 0.388		C SI 88 B SI 89 X FF 88 1-1 55 2B 1B		C KC 77 X FF 88 0-1 ② G4-3		B FF 88 C SI 88 X FF 88 1-1 ③ P6			S SI 94 1 SAFE 1 SAFE S SI 94 B SI 94 1 SAFE S SI 94 1-3 ① K	4	0	1	0	0	1	1
18 Tim Federowicz, R (1, 2) OBP: 0.182, SLG: 0.143		X SI 88 0-0 ② P4		B FF 88 C CH 81 B FF 88 S CH 82 S CH 80 2-3 ③ K			C CH 80 T FF 87 S CH 80 0-3 ① K		X SI 94 0-0 ② P4	4	0	0	0	0	2	2
55 Ramon Hernandez, R (1, 10) OBP: 0.278, SLG: 0.433		C FF 88 X CH 80 0-1 1-3 2B			X SI 86 0-0 HR		B FF 88 B CH 81 C FF 88 B KC 78 B CH 81 4-1 BB		B SI 94 F FF 94 B FF 94 C FF 92 F FF 95 C SI 94 2-3 ③ K	3	1	2	1	1	1	1
7 Nick Punto, S (1, 6) OBP: 0.398, SLG: 0.382		B FF 88 B FF 89 B FF 89 C FF 88 B CH 82 4-1 BB			B FF 87 B CH 80 C FF 87 F CH 81 F SI 88 X KC 77 2-2 ① L9		B FF 88 C FF 88 C FF 89 F FF 89 S CH 81 1-3 ② K			2	0	0	0	1	1	1
Inning Stats	R: 1 E: 0 K: 0 S: 8 H: 1 LOB: 0 BB: 0 P: 11	R: 0 E: 0 K: 0 S: 13 H: 2 LOB: 3 BB: 1 P: 21	R: 0 E: 0 K: 1 S: 7 H: 0 LOB: 0 BB: 0 P: 11	R: 0 E: 0 K: 1 S: 7 H: 0 LOB: 0 BB: 0 P: 10	R: 1 E: 0 K: 0 S: 10 H: 2 LOB: 1 BB: 0 P: 14	R: 0 E: 0 K: 1 S: 8 H: 0 LOB: 0 BB: 0 P: 13	R: 0 E: 0 K: 3 S: 11 H: 0 LOB: 1 BB: 1 P: 17	R: 0 E: 0 K: 0 S: 13 H: 0 LOB: 0 BB: 0 P: 17	R: 0 E: 0 K: 2 S: 11 H: 1 LOB: 1 BB: 0 P: 14	1B: 3 2B: 1 3B: 1 HR: 1 SF: 1 SAC: 0 DP: 0 HBP: 0						

PITCHER		IP	WLS	BF	H	R	ER	SO	BB	IBB	HBP	BLK	WP	HR	S	P	ERA	WHIP
60 Jason Vargas, L ERA: 3.34	(1, 1)	7.0	W	28	5	2	2	6	2	0	0	0	0	1	64	97	2.57	1.000
Garrett Richards, R ERA: 5.02	(8, 1)	1.0	H	3	0	0	0	0	0	0	0	0	0	0	13	17	0.00	0.000
49 Ernesto Frieri, R ERA: 3.42	(9, 1)	1.0	S	4	1	0	0	2	0	0	0	0	0	0	11	14	0.00	1.000

PITCHER	IP	WLS	BF	H	R	ER	SO	BB	IBB	HBP	BLK	WP	HR	S	P	ERA	WHIP

TOP

Los Angeles Dodgers @ Los Angeles Angels

Angel Stadium of Anaheim, Anaheim, CA

Thu May 30 2013, 7:08 PM - 9:52 PM PDT

Att. 42,231 - Clear - 71 F

livebaseballscorecards.com

AB	32
R	2
H	6
RBI	2
BB	2
SO	8
LOB	11

BOTTOM

Los Angeles Dodgers @ Los Angeles Angels

Angel Stadium of Anaheim, Anaheim, CA

Thu May 30 2013, 7:08 PM - 9:52 PM PDT

Att. 42,231 - Clear - 71 F

livebaseballscorecards.com

Batter	1	2	3	4	5	6	7	8	9	AB	R	H	RBI	BB	SO	LOB
2 Erick Aybar, S (1, 6) OBP: 0.277, SLG: 0.344	C FF 88 X FF 88 0-1 G6-3		X SL 82 0-0 G1-3		C SI 86 F CH 79 X FF 88 0-2 P6	B SI 95 B SI 95 X SI 95 2-0 G3-1		C FC 94 X FC 95 0-1 G4-3		5	0	0	0	0	0	5
27 Mike Trout, R (1, 8) OBP: 0.369, SLG: 0.550	C FF 87 C CU 88 X SI 90 0-2 F9		B SL 80 B SL 82 B FF 90 B SI 90 4-0 BB		C CH 80 C FF 89 X CH 81 0-2 F7		C FF 95 B SI 95 X SL 86 1-1 F9			3	0	0	0	1	0	0
5 Albert Pujols, R (1, 3) OBP: 0.318, SLG: 0.415	S CH 81 B SI 82 X SI 90 1-1 F7		1 SAFE B SL 83 X SI 91 1-0 F9		C CU 67 S CU 73 B CH 81 B CH 82 B FF 90 X SL 81 3-2 F9		C SI 96 X SI 95 0-1 L6-3			4	0	0	0	0	0	1
44 Mark Trumbo, R (1, 9) OBP: 0.339, SLG: 0.505 32 Josh Hamilton, L (8, 9) OBP: 0.283, SLG: 0.393		B FF 87 B SI 88 B CU 67 C SI 88 S FF 90 B SL 83 4-2 47 FC6-4 BB	C CU 67 B CH 81 X CH 80 1-1 F7		X CU 70 0-0 G6-3	B SI 96 C SI 96 B SI 96 X SI 94 2-1 1B			3 0	0 0	1 0	0 0	1 0	0 0	0 0
47 Howie Kendrick, R (1, 4) OBP: 0.342, SLG: 0.464		C FF 89 C CH 81 D CU 74 X CU 74 1-2 FC6-4 17 2B 1-2f	B SI 88 F SL 82 X SL 81 1-1 6 1B 3B		C FF 87 F CU 71 B FF 89 F FF 89 B FF 89 B FF 89 F FF 90 X FF 89 3-2 17 S 8 1B 2B	C SL 86 1 SAFE 1 SAFE S SL 86 F SL 88 S SL 87 0-3 K			4	3	2	0	0	1	2
6 Alberto Callaspo, S (1, 5) OBP: 0.314, SLG: 0.390		C SI 90 X CH 81 0-1 L7	B FF 89 F FF 89 F FF 90 X CU 74 1-2 8 1B 3-H 1B		C CH 81 S CH 80 S SI 89 0-3 K			B FC 92 C FC 91 C FC 92 S FC 92 1-3 K		4	0	1	1	0	2	2
17 Chris Iannetta, R (1, 2) OBP: 0.379, SLG: 0.408		1 SAFE S SI 89 X CU 73 0-1 1-H 2B	1 SAFE D CH 80 S CH 80 S CH 80 S CH 80 D CH 80 S CH 82 2-3 K		B FF 89 C SI 90 C CH 80 F SI 88 D CH 81 B FF 88 F SI 89 F FF 90 B FF 89 4-2 39 1B 8 1B 2-3 BB			F SL 82 H FC 92 1-1 39 1B HBP		2	0	1	1	1	1	1
8 Chris Nelson, R (1, 10) OBP: 0.274, SLG: 0.308		C FF 89 D CU 74 B CH 82 F CH 82 B FF 90 S CU 75 3-3 K	B CU 69 X CH 81 1-0 1-2 1B		C SI 95 X SL 88 0-1 39 1B 1-2 3-H 1B			C FC 91 S FC 92 1 SAFE F FC 94 S FC 93 0-3 K		4	0	2	1	0	2	2
39 JB Shuck, L (1, 7) OBP: 0.343, SLG: 0.370			B CH 79 C CH 82 B SI 86 X SI 86 2-1 G4-3	X SI 88 0-0 F8	C SI 94 B CH 89 B SL 89 X SI 96 2-1 1-2 2-3 1B			X FC 92 0-0 1-2 1B		4	0	2	0	0	0	2
Inning Stats	R: 0 E: 0 K: 0 S: 7 H: 0 LOB: 0 BB: 0 P: 8	R: 1 E: 0 K: 1 S: 12 H: 1 LOB: 1 BB: 1 P: 20	R: 0 E: 0 K: 0 S: 4 H: 0 LOB: 1 BB: 1 P: 11	R: 1 E: 0 K: 1 S: 12 H: 3 LOB: 2 BB: 0 P: 18	R: 0 E: 0 K: 0 S: 9 H: 0 LOB: 0 BB: 0 P: 12	R: 1 E: 0 K: 1 S: 19 H: 3 LOB: 3 BB: 1 P: 30	R: 0 E: 0 K: 1 S: 10 H: 1 LOB: 1 BB: 0 P: 13	R: 0 E: 0 K: 2 S: 11 H: 1 LOB: 2 BB: 0 P: 13		1B: 6 2B: 2 3B: 1 HR: 0 SF: 0 SAC: 0 DP: 0 HBP: 1						

AB	33
R	3
H	9
RBI	3
BB	3
SO	6
LOB	15

WP: 0 PA: 37
PB: 0
SB: 1
CS: 0

PITCHER		IP	WLS	BF	H	R	ER	SO	BB	IBB	HBP	BLK	WP	HR	S	P	ERA	WHIP
29 Ted Lilly, L ERA: 4.26	(1, 1)	5.2	L	25	5	3	3	3	3	0	0	0	0	0	58	90	4.76	1.412
51 Ronald Belisario, R ERA: 3.16	(6, 1)	1.1		7	3	0	0	1	0	0	0	0	0	0	15	22	0.00	2.250
74 Kenley Jansen, R ERA: 3.16	(8, 1)	1.0		5	1	0	0	2	0	0	1	0	0	0	11	13	0.00	1.000

PITCHER	IP	WLS	BF	H	R	ER	SO	BB	IBB	HBP	BLK	WP	HR	S	P	ERA	WHIP

Houston Astros @ Los Angeles Angels

Angel Stadium of Anaheim, Anaheim, CA

Fri May 31 2013, 7:08 PM - 10:18 PM PDT

Att. 34,401 - Partly Cloudy - 72 F

livebaseballscorecards.com

TOP

Batter	1	2	3	4	5	6	7	8	9	AB	R	H	RBI	BB	SO	LOB
2 Brandon Barnes, R (1, 8) OBP: 0.359, SLG: 0.410	B FF 91 X FF 91 1-0 ① P6		B FF 88 C FF 87 X SL 80 1-1 ② P6		X FF 88 0-0 ① F8		B FF 90 C FF 90 X SL 80 1-1 27 1B; 15 E; 1B 3-H	C FF 89 X FF 90 0-1 ② L9		5	1	1	1	0	0	1
27 Jose Altuve, R (1, 4) OBP: 0.341, SLG: 0.390	F FF 91 B FF 90 X FF 90 1-1 ② F9		X SL 81 0-0 ③ L9		B FF 89 C SL 80 C SL 81 B FF 89 X SL 80 2-2 ② F8		1 SAFE P PO 81 1 SAFE F FF 93 1 SAFE F SL 80 1 SAFE X SL 81 1-2 14 S; 15 E; 12 1B; 1B	B FF 89 X FF 90 1-0 ③ F7		5	1	1	0	0	0	1
15 Jason Castro, L (1, 2) OBP: 0.337, SLG: 0.491	B FF 90 F FF 91 X FF 90 1-1 ③ F7			C SL 77 F FF 87 F CU 73 X FF 87 0-2 HR	C SL 80 B CH 81 B FF 89 B SL 76 C SL 78 X SL 79 3-2 ③ F8		B FF 95 C FF 93 S FF 94 D SL 83 X FF 95 2-2 E4; 12 1B 1-2 2-H		C FF 95 F FF 95 F CH 89 B FF 96 S FF 96 1-3 ① K	5	1	1	1	0	1	1
14 J.D. Martinez, R (1, 7) OBP: 0.305, SLG: 0.484		X FF 88 0-0 ① F9		B SL 81 F FF 90 X FF 90 1-1 12 2B; 23 SF7; 1B		X FF 86 0-0 ① P3	B FF 95 S FF 94 S FF 95 S FF 95 1-3 ② K 2-3		X FF 96 0-0 ② F9	5	1	1	0	0	1	2
12 Carlos Pena, L (1, 10) OBP: 0.348, SLG: 0.376		C FF 90 B CH 80 X FF 89 1-1 23 S; 1B		D SL 81 1 SAFE 1 SAFE F FF 88 F FF 88 X CU 72 1-2 38 1B; 30 SF9; 2B 1-3		C FF 88 B CH 80 B FF 87 F SL 78 X SL 78 2-2 ② F7	B FF 95 F FF 94 X FF 95 1-1 23 BB; 1B 1-3 3-H		F FF 96 S CH 91 F FF 96 B CH 91 X FF 96 1-2 ③ F7	5	1	3	1	0	0	0
23 Chris Carter, R (1, 3) OBP: 0.306, SLG: 0.422		B FF 90 F FF 90 1 SAFE B SL 81 2 SAFE F FF 89 F CU 72 B FF 90 B SL 82 4-2 1-2 BB		X SL 80 0-0 ① SF7 3-H		S SL 77 B SL 78 B FF 90 X SL 79 2-1 1B	D FF 95 B FF 95 1 SAFE B FF 93 B FF 92 4-0 1-2 BB			1	0	1	1	2	0	0
38 Jimmy Paredes, S (1, 9) OBP: 0.279, SLG: 0.349 8 Trevor Crowe, S (7, 9) OBP: 0.300, SLG: 0.324		F SL 82 D CH 82 F SL 81 S CU 73 1-3 ② K		B SL 80 S SL 81 2 SAFE B SL 81 F SL 79 X CU 73 2-2 30 SF9; 1B 2-3		D SL 81 X SL 79 1-0 ③ G3-1	F FF 93 F FF 95 B FF 96 X FF 96 1-2 ③ L6			4 0	0 0	1 0	0 0	0 0	1 0	6 0
30 Matt Dominguez, R (1, 5) OBP: 0.266, SLG: 0.410		C SL 81 D CU 73 C SL 81 B FF 91 S CU 74 2-3 ③ K		D FF 91 X SL 80 1-0 ② SF9 2-3 3-H			C FF 90 B SL 80 X SL 80 1-1 ① G2-3	B FF 89 X FF 89 1-0 1B		3	0	1	1	0	1	2
13 Ronny Cedeno, R (1, 6) OBP: 0.325, SLG: 0.403			X FF 88 0-0 ① P4	S SL 81 S SL 80 B SL 78 D CU 72 B FF 91 X SL 80 3-2 ③ F9			X SL 80 0-0 2 1B; 3B	B FF 90 1 SAFE X FF 90 1-0 ① P4		4	1	1	0	0	0	2
Inning Stats	R: 0 E: 0 K: 0 S: 5 H: 0 LOB: 0 BB: 0 P: 8	R: 0 E: 0 K: 2 S: 12 H: 1 LOB: 2 BB: 1 P: 20	R: 0 E: 0 K: 0 S: 4 H: 0 LOB: 0 BB: 0 P: 5	R: 3 E: 0 K: 0 S: 17 H: 4 LOB: 1 BB: 0 P: 25	R: 0 E: 0 K: 0 S: 7 H: 0 LOB: 0 BB: 0 P: 12	R: 0 E: 0 K: 0 S: 7 H: 1 LOB: 1 BB: 0 P: 12	R: 3 E: 1 K: 1 S: 20 H: 4 LOB: 3 BB: 1 P: 31	R: 0 E: 0 K: 0 S: 5 H: 1 LOB: 1 BB: 0 P: 8	R: 0 E: 0 K: 1 S: 9 H: 0 LOB: 0 BB: 0 P: 11	1B: 8 2B: 1 3B: 1 HR: 1 SF: 2 SAC: 0 DP: 0 HBP: 0						

	AB	37
	R	6
	H	11
	RBI	5
	BB	2
	SO	4
	LOB	15

WP: 0 PB: 0 SB: 2 CS: 0 PA: 41

PITCHER	IP	WLS	BF	H	R	ER	SO	BB	IBB	HBP	BLK	WP	HR	S	P	ERA	WHIP
48 Tommy Hanson, R (1, 1) ERA: 4.19	6.1	L	28	8	5	4	2	1	0	0	0	0	1	57	89	5.68	1.421
65 Dane De La Rosa, R (7, 1) ERA: 4.1	0.2		6	2	1	0	1	1	0	0	0	0	0	15	24	0.00	4.500
59 Robert Coello, R (8, 1) ERA: 0.79	1.0		4	1	0	0	0	0	0	0	0	0	0	5	8	0.00	1.000
58 Michael Kohn, R (9, 1) ERA: 2.51	1.0		3	0	0	0	1	0	0	0	0	0	0	9	11	0.00	0.000

PITCHER	IP	WLS	BF	H	R	ER	SO	BB	IBB	HBP	BLK	WP	HR	S	P	ERA	WHIP

BOTTOM

Houston Astros @ Los Angeles Angels

Angel Stadium of Anaheim, Anaheim, CA

Fri May 31 2013, 7:08 PM - 10:18 PM PDT

Att. 34,401 - Partly Cloudy - 72 F

livebaseballscorecards.com

Batter	1	2	3	4	5	6	7	8	9	AB	R	H	RBI	BB	SO	LOB
2 Erick Aybar, S (1, 6) OBP: 0.284, SLG: 0.370	C FF 88 C SI 90 F FF 88 X CH 79 0-2 P3		F FF 90 F CU 76 F SL 78 X CH 78 0-2 G5-3		C CH 76 T FC 89 X CH 78 0-2 2-3 1B			C FF 94 B FF 97 B CH 86 F FF 93 F FF 96 F FF 95 F FF 96 B FF 94 X FF 92 3-2 HR		4	1	2	1	0	0	0
27 Mike Trout, R (1, 8) OBP: 0.372, SLG: 0.548	C FF 91 B CH 79 C FF 92 S FF 91 1-3 K		B CH 78 B CU 75 X SI 90 2-0 47 G1-6-3 1B		B CU 74 X FF 89 1-0 G5-3			B FF 96 B FF 96 B FF 95 B FF 94 4-0 47 L8 47 E BB		3	0	1	0	1	1	2
47 Howie Kendrick, R (1, 4) OBP: 0.336, SLG: 0.455	C FF 91 B CU 75 S FF 90 S SL 81 1-3 K		X SI 91 0-0 G1-6-3 1-2f			B FF 88 C FF 88 X CU 74 1-1 G6-3		C FF 94 1 SAFE 1 SAFE 1 SAFE B CH 86 X CH 86 1-1 L8 1-3		4	0	0	0	0	1	2
44 Mark Trumbo, R (1, 9) OBP: 0.342, SLG: 0.507		F FF 90 F CH 77 X FC 90 0-2 32 1B 17 1B 2B		B CH 76 X FF 90 1-0 G5-3		C CU 74 B CH 76 S CH 78 B SI 90 B CU 76 X SI 90 3-2 G1-3		B FF 96 B FF 96 B CH 86 B FF 95 4-0 BB		3	1	1	0	1	0	0
32 Josh Hamilton, L (1, 10) OBP: 0.282, SLG: 0.390		X FF 88 0-0 20 SH1-4 8 G5-3 17 1B 2-3 1B		X CU 74 0-0 G3-1		B FF 89 S FC 87 F CU 75 C SI 90 1-3 K		B FC 90 1 SAFE X SI 94 1-0 P5		4	1	1	0	0	1	2
17 Chris Iannetta, R (1, 2) OBP: 0.376, SLG: 0.403		B FF 89 C FF 91 D CU 76 F FF 90 B FF 90 F FF 92 X FF 90 3-2 8 G5-3 20 SH1-4 1-2 3-H 1B	B SI 90 B FF 90 B FF 90 C FF 89 X FF 88 3-1 G4-3			C FF 86 B CU 75 C CH 76 F FF 88 B SI 89 B FC 87 X SI 88 3-2 E5 8 G4-6-3		C SI 93 B CU 77 C SI 95 S CU 79 1-3 K	4	0	1	1	0	1	0
20 Brendan Harris, R (1, 3) OBP: 0.281, SLG: 0.390 6 Alberto Callaspo, S (9, PH) OBP: 0.312, SLG: 0.387		X FF 91 0-0 SH1-4 1-2 2-3			X FF 90 0-0 G5-3		C SI 89 X CH 77 0-1 F9		C SI 94 C FS 84 B CU 78 B CU 80 B SI 94 X SI 94 3-2 G6-3	2 1	0 0	0 0	0 0	0 0	0 0	1 0
8 Chris Nelson, R (1, 5) OBP: 0.276, SLG: 0.309 16 Hank Conger, L (9, PH) OBP: 0.309, SLG: 0.397		B SL 80 B SI 90 F SI 90 X CH 78 2-1 G5-3 2-3 3-H			C FF 90 C CH 78 F FF 90 X CU 77 0-2 2 1B 39 S 1B		B CH 76 1 SAFE B SI 88 B SI 89 C FF 89 F FF 90 X FF 88 3-2 G4-6-3 1-2f		C SI 94 B CU 78 F SI 94 B CU 79 T FS 79 2-2 K	3 1	0 0	1 0	1 0	0 0	0 1	2 0
39 JB Shuck, L (1, 7) OBP: 0.333, SLG: 0.359		C SL 81 X SL 81 0-1 G1-3			B SL 80 1 SAFE 1 SAFE B SI 90 B FF 88 C FF 90 F SI 90 S SL 81 3-3 K 1-2			X FF 93 0-0 F8		3	0	0	0	0	1	2
Inning Stats	R: 0 E: 0 K: 2 S: 10 H: 0 LOB: 0 BB: 0 P: 12	R: 2 E: 0 K: 0 S: 13 H: 3 LOB: 1 BB: 0 P: 18	R: 0 E: 0 K: 0 S: 6 H: 1 LOB: 0 BB: 0 P: 8	R: 0 E: 0 K: 0 S: 4 H: 0 LOB: 0 BB: 0 P: 8	R: 0 E: 0 K: 1 S: 12 H: 2 LOB: 2 BB: 0 P: 16	R: 0 E: 0 K: 1 S: 8 H: 0 LOB: 0 BB: 0 P: 13	R: 0 E: 1 K: 0 S: 9 H: 0 LOB: 0 BB: 0 P: 15	R: 1 E: 1 K: 0 S: 10 H: 1 LOB: 2 BB: 2 P: 23	R: 0 E: 0 K: 2 S: 9 H: 0 LOB: 0 BB: 0 P: 15	1B: 5 2B: 1 3B: 0 HR: 1 SF: 0 SAC: 1 DP: 2 HBP: 0						WP: 0 PB: 0 SB: 1 CS: 0 PA: 35

	AB	32
	R	3
	H	7
	RBI	3
	BB	2
	SO	6
	LOB	11

PITCHER		IP	WLS	BF	H	R	ER	SO	BB	IBB	HBP	BLK	WP	HR	S	P	ERA	WHIP
60 Dallas Keuchel, L ERA: 5.1	(1, 1)	7.0	W	26	6	2	2	4	0	0	0	0	0	0	62	90	2.57	0.857
56 Paul Clemens, R ERA: 4.32	(8, 1)	0.2		5	1	1	1	0	2	0	0	0	0	1	9	21	13.50	4.500
54 Travis Blackley, L ERA: 3.6	(8, 1)	0.1	H	1	0	0	0	0	0	0	0	0	0	0	1	2	0.00	0.000
41 Jose Veras, R ERA: 4.5	(9, 1)	1.0	S	3	0	0	0	2	0	0	0	0	0	0	9	15	0.00	0.000

PITCHER	IP	WLS	BF	H	R	ER	SO	BB	IBB	HBP	BLK	WP	HR	S	P	ERA	WHIP

Houston Astros @ Los Angeles Angels

Angel Stadium of Anaheim, Anaheim, CA

Sat Jun 01 2013, 7:09 PM - 10:22 PM PDT

Att. 40,087 - Clear - 70 F

TOP

livebaseballscorecards.com

Batter	1	2	3	4	5	6	7	8	9	AB	R	H	RBI	BB	SO	LOB
2 Brandon Barnes, R (1, 8) OBP: 0.354, SLG: 0.395	B FF 93 B SI 93 C FF 93 B FF 93 D SI 94 4-1 BB		B FF 93 B FC 90 C FF 93 X FF 92 2-1 ② F9			C CU 79 F SI 94 F FC 90 F SL 81 B FF 94 S CH 87 1-3 ② K		B FF 97 X FF 96 1-0 ② L5		3	0	0	0	1	1	0
27 Jose Altuve, R (1, 4) OBP: 0.339, SLG: 0.388	**B SI 93** **C SI 92** **1 SAFE** **F SI 93** 1 SAFE F FF 92 B FC 90 1 SAFE X FC 90 2-2 ① P4		C FF 92 F CH 87 B FC 89 C SI 92 1-3 ③ K			X FC 90 0-0 ③ F8		C FF 93 C FF 97 X SI 97 0-2 15 1B 1B		4	0	1	0	0	1	1
15 Jason Castro, L (1, 2) OBP: 0.335, SLG: 0.486	X SI 92 0-0 ② L8			C SI 92 X CH 87 0-1 ① G4-3			C CH 84 F CH 85 X SI 92 0-2 ① L8	1 SAFE B FF 96 B FF 97 1 SAFE F FF 94 S FF 94 X FF 91 2-2 1-3 14 S 1B		4	0	1	0	0	0	1
14 J.D. Martinez, R (1, 7) OBP: 0.303, SLG: 0.476	C FF 92 1 SAFE F SI 93 B FC 88 X FC 90 1-2 ③ G4-3			C CU 78 S FC 89 F SI 94 B FC 91 X SI 93 1-2 ② G5-3			B SI 92 X FC 89 1-0 23 HR 1B	S FF 96 F FF 96 B FC 92 F FF 97 B FF 97 B FF 96 F FF 95 F FF 95 T FF 95 3-2 ③ K 1-2		4	1	1	0	0	1	3
12 Carlos Pena, L (1, 10) OBP: 0.351, SLG: 0.381		S SI 92 B SI 92 S SI 92 B SI 93 F SI 94 B CH 87 X SI 93 3-2 38 G3 2B		B CU 77 B FF 93 S FC 88 B SI 92 B SI 94 4-1 23 CS BB			**C CH 85** **1 SAFE** **T SI 90** D CH 84 B SI 90 1 SAFE S FC 90 2-3 ② K		C FF 92 X CU 79 0-1 ① F8	3	0	1	0	1	1	1
23 Chris Carter, R (1, 3) OBP: 0.305, SLG: 0.435		C SI 92 S SI 92 B FC 91 S FC 89 1-3 ① K		B FF 92 B FC 90 2-0 ③ CS 1-2	C CU 78 F SI 92 F FC 89 B FC 90 F FF 93 B CH 86 S FC 90 2-3 ① K		X SI 92 0-0 1-H HR		C FF 91 B CU 78 S FF 90 X CU 79 1-2 ② P5	4	1	1	2	0	2	1
38 Jimmy Paredes, S (1, 9) OBP: 0.282, SLG: 0.338 8 Trevor Crowe, S (7, 9) OBP: 0.317, SLG: 0.324		S CU 78 T FC 90 F SL 80 X SL 81 0-2 ② G3 2-3			B FC 90 X CH 86 1-0 ② F8		S CH 86 B CH 85 B FC 91 B CU 77 B SI 92 4-1 BB		B FF 91 C FF 91 B FF 91 B FF 89 S FF 91 F FF 91 F FF 91 B FF 91 4-2 BB	2 0	0 0	0 0	0 0	1 1	0 0	1 0
30 Matt Dominguez, R (1, 5) OBP: 0.261, SLG: 0.401		C FF 93 X FC 91 0-1 ③ F8			B FF 92 F FC 90 F SI 94 B FC 85 X FC 90 2-2 ③ L8		1 SAFE 1 SAFE B FC 90 B FC 89 1 SAFE C SI 92 X SI 92 2-1 ③ G4-3		1 SAFE F FF 89 P PO 84 X FF 91 1-1 ③ F8	4	0	0	0	0	0	3
13 Ronny Cedeno, R (1, 6) OBP: 0.314, SLG: 0.388			C FC 87 B FF 92 F FF 92 X SI 93 1-2 ① L9			B FF 91 F FF 90 S SI 92 F FC 91 C FF 92 1-3 ① K		C FF 96 C FF 97 B FF 92 S FF 97 1-3 ① K		3	0	0	0	0	2	0
Inning Stats	R: 0 E: 0 K: 0 S: 9 H: 0 LOB: 1 BB: 1 P: 16	R: 0 E: 0 K: 1 S: 13 H: 1 LOB: 1 BB: 0 P: 17	R: 0 E: 0 K: 1 S: 8 H: 0 LOB: 0 BB: 0 P: 12	R: 0 E: 0 K: 0 S: 7 H: 0 LOB: 0 BB: 1 P: 14	R: 0 E: 0 K: 1 S: 9 H: 0 LOB: 0 BB: 0 P: 14	R: 0 E: 0 K: 2 S: 10 H: 0 LOB: 0 BB: 0 P: 12	R: 2 E: 0 K: 1 S: 11 H: 2 LOB: 1 BB: 1 P: 20	R: 0 E: 0 K: 2 S: 16 H: 2 LOB: 2 BB: 0 P: 23	R: 0 E: 0 K: 0 S: 12 H: 0 LOB: 1 BB: 1 P: 17	1B: 3 2B: 1 3B: 0 HR: 1 SF: 0 SAC: 0 DP: 0 HBP: 0						

	AB	31
	R	2
	H	5
	RBI	2
	BB	4
	SO	8
	LOB	11

WP: 0 PA: 36
PB: 0
SB: 1
CS: 1

PITCHER		IP	WLS	BF	H	R	ER	SO	BB	IBB	HBP	BLK	WP	HR	S	P	ERA	WHIP
57 Jerome Williams, R ERA: 2.58	(1, 1)	7.0	L	26	3	2	2	6	3	0	0	0	0	1	67	105	2.57	0.857
40 Kevin Jepsen, R ERA: 5.68	(8, 1)	1.0		5	2	0	0	2	0	0	0	0	0	0	16	23	0.00	2.000
59 Robert Coello, R ERA: 0.73	(9, 1)	1.0		4	0	0	0	0	1	0	0	0	0	0	12	17	0.00	1.000

PITCHER	IP	WLS	BF	H	R	ER	SO	BB	IBB	HBP	BLK	WP	HR	S	P	ERA	WHIP

BOTTOM

Batter	1	2	3	4	5	6	7	8	9	AB	R	H	RBI	BB	SO	LOB
2 Erick Aybar, S (1, 6) OBP: 0.288, SLG: 0.371	B FF 92 X FF 93 1-0 ① F8		C SI 94 B CH 88 B CH 87 S SI 94 F SL 82 B FF 94 F FF 95 F SL 86 X FF 94 3-2 ② F8			B CH 84 C CH 86 X SI 94 1-1 ① G5-3	C SI 91 X CH 86 0-1 1-2 1B		X SI 95 0-0 1-3 27 FC5-4 1B	5	0	2	0	0	0	0
27 Mike Trout, R (1, 8) OBP: 0.372, SLG: 0.553	C FF 92 X FF 94 0-1 2B		C FF 95 F SL 86 B FF 95 S SL 86 1-3 ③ K			F SL 85 B FF 94 C FF 94 B SI 94 B FF 95 X FF 94 3-2 5 BB 2B	D SL 84 X CH 87 1-0 ③ G5-3		1 SAFE B CU 78 1 SAFE C SI 95 F SI 94 F SI 94 X CU 77 1-2 ③ FC5-4 1-2f	5	0	2	0	0	1	4
5 Albert Pujols, R (1, 10) OBP: 0.317, SLG: 0.410	B FF 94 B SL 84 C FF 94 F FF 94 C FF 94 2-3 ② K			S SL 85 S SL 86 F FF 94 B SL 84 B SL 85 B SI 94 X FF 94 3-2 ① G6-3		B SL 84 2 SAFE B SL 85 B SL 86 F FF 95 F FF 95 B FF 95 4-2 ② 32 1B 44 BB 2-3 BB		B SL 84 S FF 92 B SI 93 B FF 93 X FF 93 3-1 ① P6		3	0	0	0	1	1	1
44 Mark Trumbo, R (1, 3) OBP: 0.340, SLG: 0.500	S SL 84 C FF 94 D SL 84 S SL 86 1-3 ③ K			X FF 94 0-0 ② P2		B FF 94 B SL 86 C FF 94 S SL 86 B SL 86 B FF 95 4-2 32 1B 1-2 BB		B FF 94 B CU 81 C FF 93 B CU 81 X FF 94 3-1 E7		3	0	0	0	1	1	1
32 Josh Hamilton, L (1, 9) OBP: 0.281, SLG: 0.388		F CH 86 B CH 86 F FF 94 S SL 88 1-3 ① K		B SI 94 B CH 86 C FF 94 S CH 87 X SL 85 2-2 ③ F7		F SI 94 X CH 87 0-1 1-2 2-3 1B		C CH 88 S SI 93 D CH 86 D CU 81 S CH 87 2-3 ② K		4	0	1	0	0	2	1
47 Howie Kendrick, R (1, 4) OBP: 0.335, SLG: 0.449		B SI 94 B FF 93 B FF 94 B FF 93 4-0 6 G1-6-3 BB			C FF 93 X FF 93 0-1 ① L9	C SL 84 S SL 85 B SL 84 B FF 96 S SL 85 2-3 ③ K		B CU 79 B FF 92 X FF 92 2-0 ③ F8		3	0	0	0	1	1	4
6 Alberto Callaspo, S (1, 5) OBP: 0.310, SLG: 0.383		B SI 93 B SL 84 1 SAFE C FF 92 1 SAFE B SL 84 F FF 94 F FF 93 1 SAFE 3-2 F FF 94 1 SAFE X FF 94 1-2 ② G1-6-3			B FF 93 B FF 92 B FF 94 C FF 94 X FF 93 3-1 ② F8		C FF 92 X SI 92 0-1 39 FC4-6 1B		B SI 93 F SI 93 X SI 94 1-1 ① F7	4	0	1	0	0	0	1
17 Chris Iannetta, R (1, 2) OBP: 0.373, SLG: 0.398	C SL 85 C FF 94 B SL 86 X SL 83 1-2 ③ L6				X SL 87 0-0 1B		B FF 92 S CU 80 X CU 81 1-1 ① L6		B CU 78 C SI 94 F SI 94 B SI 95 C SI 96 2-3 ② K	4	0	1	0	0	1	2
39 JB Shuck, L (1, 7) OBP: 0.330, SLG: 0.349			C SI 94 C SL 85 S SL 85 0-3 ① K		B SL 85 X FF 93 1-0 ③ F8		D SI 91 X CH 86 1-0 ② FC4-6 2 1B 1-2f		C SI 94 H CU 79 1-1 2 1B HBP	3	0	0	0	0	1	2

Inning Stats																																			
	R: 0	H: 1	E: 0	LOB: 1	K: 2	BB: 0	S: 9	P: 13	R: 0	H: 0	E: 0	LOB: 1	K: 1	BB: 1	S: 11	P: 20	R: 0	H: 0	E: 0	LOB: 0	K: 2	BB: 0	S: 12	P: 16	R: 0	H: 0	E: 0	LOB: 0	S: 8	P: 13	R: 0	H: 1	E: 0	LOB: 1	K: 0	BB: 0	S: 6	P: 10
	R: 0	H: 2	E: 0	LOB: 3	K: 1	BB: 2	S: 14	P: 28	R: 0	H: 2	E: 0	LOB: 2	K: 0	BB: 0	S: 8	P: 11	R: 0	H: 0	E: 1	LOB: 1	K: 1	BB: 0	S: 8	P: 18	R: 0	H: 1	E: 0	LOB: 2	K: 1	BB: 0	S: 11	P: 16						

PITCHER		IP	WLS	BF	H	R	ER	SO	BB	IBB	HBP	BLK	WP	HR	S	P	ERA	WHIP
20 Bud Norris, R ERA: 3.39	(1, 1)	6.0	W	24	4	0	0	6	3	0	0	0	0	0	60	100	0.00	1.167
68 José Cisnero, R ERA: 2.88	(7, 1)	2.0	H	9	2	0	0	1	0	0	0	0	0	0	16	29	0.00	1.000
41 Jose Veras, R ERA: 4.32	(9, 1)	1.0	S	5	1	0	0	1	0	0	1	0	0	0	11	16	0.00	1.000

PITCHER	IP	WLS	BF	H	R	ER	SO	BB	IBB	HBP	BLK	WP	HR	S	P	ERA	WHIP

Houston Astros @ Los Angeles Angels

Angel Stadium of Anaheim, Anaheim, CA

Sat Jun 01 2013, 7:09 PM - 10:22 PM PDT

Att. 40,087 - Clear - 70 F

livebaseballscorecards.com

AB	34
R	0
H	7
RBI	0
BB	3
SO	8
LOB	16

1B: 5	SF: 0	WP: 0	PA: 38
2B: 2	SAC: 0	PB: 0	
3B: 0	DP: 0	SB: 0	
HR: 0	HBP: 1	CS: 0	

Houston Astros @ Los Angeles Angels

Angel Stadium of Anaheim, Anaheim, CA

Sun Jun 02 2013, 12:41 PM - 4:00 PM PDT

Att. 35,515 - Overcast - 69 F

TOP

livebaseballscorecards.com

Batter	1	2	3	4	5	6	7	8	9	AB	R	H	RBI	BB	SO	LOB
2 Brandon Barnes, R (1, 8) OBP: 0.356, SLG: 0.407	C FF 92 C FF 92 S SL 84 0-3 K2-3 ①		S SL 82 B SI 91 F SL 84 C FF 92 1-3 K ②			C CH 86 B FF 91 X SI 91 1-1 27 F7 14 1B 2B		S CU 77 X CU 77 0-1 27 2B 1B	L SL 88 X SI 95 0-1 FC1-2 ② 2-3 3-H	5	1	2	0	0	2	2
27 Jose Altuve, R (1, 4) OBP: 0.336, SLG: 0.388	B FF 92 B FF 91 F FF 91 C FF 92 F SI 94 C SI 92 2-3 K ②		F FF 91 B SL 83 B FF 92 B SL 81 X SI 92 3-1 G6-3 ③			T SL 83 X FF 91 0-1 F7 ① 2-3		1 SAFE C FF 91 B SI 92 1 SAFE 1 SAFE X FC 88 1-1 1-3 2B	C SL 80 F FF 95 1 SAFE S FF 95 0-3 K ③	5	0	1	0	0	2	3
22 Carlos Corporán, S (1, 2) OBP: 0.384, SLG: 0.538	S FF 93 X FF 88 0-1 HR			C CU 78 S FF 92 B FF 92 C FF 92 1-3 K ①		C SL 82 S SL 82 S SL 83 0-3 K ②		F SL 88 B FF 95 B FF 96 F SL 89 B FF 96 S FF 96 3-3 K ②		4	1	1	1	0	3	3
14 J.D. Martinez, R (1, 7) OBP: 0.301, SLG: 0.469	C FF 91 B FF 92 C FF 92 S SL 83 1-3 K ③			S SL 82 B SL 83 F SI 92 B FF 93 X SL 82 2-2 E5 23 G5-4-3		B FF 92 T SL 80 X SL 82 1-1 23 S 3-H 1B		F FF 95 B FF 94 C FF 96 F FF 95 F FF 94 B SL 88 S SL 88 2-3 K ③		4	0	1	1	0	2	2
23 Chris Carter, R (1, 3) OBP: 0.304, SLG: 0.431		C SL 82 S FF 92 B SL 82 B FC 88 B FF 92 S SI 94 3-3 K ①		B SL 82 X SI 92 1-0 G5-4-3 ②③ 1-2f		S CH 84 B SI 92 B SL 83 T SL 82 D FC 89 S SL 83 3-3 K ③ 1-2			C SL 86 F FF 97 B FF 97 X FF 96 1-2 8 E 12 1B 30 1B 1B	4	1	1	0	0	2	2
12 Carlos Pena, L (1, 10) OBP: 0.353, SLG: 0.400		C FF 92 X SI 94 0-1 G6-3 ②			X FF 91 0-0 HR		B FC 89 B SI 93 X FC 89 2-0 G4-3 ①		X SI 96 0-0 8 E 30 1B 1-2 1B	4	2	2	1	0	0	0
38 Jimmy Paredes, S (1, 9) OBP: 0.284, SLG: 0.328 8 Trevor Crowe, S (7, 9) OBP: 0.310, SLG: 0.316		S SL 84 H FC 90 1-1 HBP			C FF 90 C SI 91 X SL 82 0-2 P3 ①		B CH 86 X SI 92 1-0 G6-3 ②		M SI 98 2 SAFE X FF 97 0-1 FC5 13 SH3-4 30 1B 2 FC1-2 1-2 2-3	2 1	0 0	0 0	0 0	0 0	0 0	0 2
30 Matt Dominguez, R (1, 5) OBP: 0.261, SLG: 0.398		B FC 90 B SL 80 B SI 90 C FF 90 1 SAFE 1 SAFE X SI 90 3-1 G4-3 ③			C FF 91 X CU 78 0-1 F8 ②		B CU 78 S SL 83 B SI 91 X SI 91 2-1 G4-3 ③		S SL 87 X SL 88 0-1 2 FC1-2 13 SH3-4 1-2 2-H 3-H 1B	4	0	1	2	0	0	1
13 Ronny Cedeno, R (1, 6) OBP: 0.303, SLG: 0.373			B FC 90 B FF 90 X FF 90 2-0 L8 ①		C CH 84 X SI 92 0-1 G6-3 ③			C CU 79 C FF 92 F FF 91 B SI 92 B SL 83 F FF 91 F SL 83 F SL 82 B SI 92 3-3 F SI 92 F SL 83 S SI 92 K ①	M FF 96 X FF 98 0-1 SH3-4 ① 1-2 2-3	3	0	0	0	0	1	0

Inning Stats																															
	R: 1	H: 1		R: 0	H: 0		R: 0	H: 0		R: 0	H: 0		R: 1	H: 1		R: 1	H: 2		R: 0	H: 0		R: 0	H: 2		R: 2	H: 3		1B: 5	SF: 0		WP: 0	PA: 38
	E: 0	LOB: 0		E: 0	LOB: 1		E: 0	LOB: 0		E: 1	LOB: 0		E: 0	LOB: 0		E: 0	LOB: 1		E: 0	LOB: 0		E: 0	LOB: 2		E: 1	LOB: 2		2B: 2	SAC: 1		PB: 0	
	K: 3	BB: 0		K: 1	BB: 0		K: 1	BB: 0		K: 1	BB: 0		K: 0	BB: 0		K: 2	BB: 0		K: 0	BB: 0		K: 3	BB: 0		K: 1	BB: 0		3B: 0	DP: 1		SB: 1	
	S: 12	P: 15		S: 8	P: 15		S: 6	P: 12		S: 7	P: 11		S: 8	P: 8		S: 12	P: 17		S: 4	P: 9		S: 21	P: 30		S: 15	P: 16		HR: 2	HBP: 1		CS: 0	

PITCHER		IP	WLS	BF	H	R	ER	SO	BB	IBB	HBP	BLK	WP	HR	S	P	ERA	WHIP
33 C.J. Wilson, L ERA: 3.93	(1, 1)	7.1	L	29	6	3	3	9	0	0	1	0	0	2	70	104	3.68	0.818
58 Michael Kohn, R ERA: 2.4	(8, 1)	0.2		2	0	0	0	2	0	0	0	0	0	0	8	13	0.00	0.000
Garrett Richards, R ERA: 5.15	(9, 1)	0.2		6	3	2	1	0	0	0	0	0	0	0	12	13	13.50	4.500
65 Dane De La Rosa, R ERA: 4.05	(9, 1)	0.1		1	0	0	0	1	0	0	0	0	0	0	3	3	0.00	0.000

PITCHER	IP	WLS	BF	H	R	ER	SO	BB	IBB	HBP	BLK	WP	HR	S	P	ERA	WHIP

AB	36
R	5
H	9
RBI	5
BB	0
SO	12
LOB	15

Houston Astros @ Los Angeles Angels

Angel Stadium of Anaheim, Anaheim, CA

Sun Jun 02 2013, 12:41 PM - 4:00 PM PDT

Att. 35,515 - Overcast - 69 F

livebaseballscorecards.com

BOTTOM

Batter	1	2	3	4	5	6	7	8	9	AB	R	H	RBI	BB	SO	LOB
2 Erick Aybar, S (1, 6) OBP: 0.278, SLG: 0.359	B SI 92 C SI 94 C SI 92 B CU 82 B SI 94 C SI 93 3-3 K ①		L SI 93 B SI 92 B CH 81 1 SAFE X SI 93 2-1 G6-3 ① 1-2		C CU 77 X SI 94 0-1 B2 ②		B CU 78 B FF 91 F FF 91 F CH 82 X FC 89 2-2 L7 ②		B SI 94 C FF 94 F CU 78 X SI 94 1-2 G4-3 ②	5	0	0	0	0	1	1
27 Mike Trout, R (1, 8) OBP: 0.369, SLG: 0.545	C SI 94 C FF 95 B SI 94 X SI 93 1-2 G6-3 ②		C SI 94 S SI 94 B SL 88 S CU 82 1-3 K 5 1B 2-3		B CU 78 C SI 94 B SI 94 X SI 90 2-1 1B		F FF 92 X FF 92 0-1 F8 ③		B SL 86 F FF 94 X FF 93 1-1 P3 ③	5	0	1	0	0	1	1
5 Albert Pujols, R (1, 10) OBP: 0.320, SLG: 0.416	B CU 79 C SI 92 B SL 88 F SI 95 F SI 92 B FF 94 X FF 95 3-2 E6 44 WP		**B SI 91** **B FF 94** **1 SAFE** **C FF 94** 1 SAFE 1 SAFE F FF 94 X SI 91 2-2 44 G4-6-3 1-3 1B 3-H		B FF 94 1 SAFE C FF 94 B SL 87 1 SAFE F SI 90 S SI 94 2-3 K ③			C FF 92 B FF 93 X FF 93 1-1 2B		4	0	2	1	0	1	1
44 Mark Trumbo, R (1, 3) OBP: 0.343, SLG: 0.511	S SL 87 B SL 88 F SL 87 X CU 81 1-2 F9 ③ 1-2		T FF 94 B FF 95 F FF 94 X SI 94 1-2 G4-6-3 ② ③ 1-2f			B SL 86 B FF 94 C SL 84 B FF 93 X SI 93 3-1 HR		B KC 73 B FF 92 B SL 81 F FF 92 B FF 93 4-1 47 G6-4-3 BB		3	1	1	1	1	0	3
32 Josh Hamilton, L (1, 9) OBP: 0.277, SLG: 0.380		B SI 92 B SL 87 X SI 92 2-0 L8 ①		F CH 80 B CU 80 F SL 88 S CU 80 1-3 K ①		B CH 84 F SI 93 T SI 92 B CU 81 F SI 93 F SL 87 F SI 94 F SI 93 X FF 93 2-2 L9 ①		X CH 81 0-0 F8 ①		4	0	0	0	0	1	2
47 Howie Kendrick, R (1, 4) OBP: 0.338, SLG: 0.450		C SI 90 X SI 91 0-1 1B		C CU 79 X SI 91 0-1 6 FC4-6 1B		C FF 95 F FF 94 S SL 86 0-3 K2-3 ②		D KC 76 X FF 93 1-0 G6-4-3 ② ③ 1-2f		4	0	2	0	0	1	2
6 Alberto Callaspo, S (1, 5) OBP: 0.315, SLG: 0.377		1 SAFE B SI 92 X SI 92 1-0 F7 ②		B CH 82 F SI 93 **B FF 92** 1 SAFE X SI 93 2-1 FC4-6 ② 1-2f		B CU 77 F CH 83 B SL 88 F SI 93 B SI 93 B CH 82 4-2 BB			C FF 91 B FF 92 B CH 81 B FF 92 C FF 93 B FF 93 4-2 16 HR BB	2	1	0	0	2	0	2
16 Hank Conger, L (1, 2) OBP: 0.306, SLG: 0.433		B SI 92 C SI 93 B CH 80 X SI 92 2-1 F8 ③		B SI 93 F SI 92 B CH 81 X SI 93 2-1 F7 ③		**B SI 89** **B SI 91** **F SI 90** **B FC 89** 1 SAFE 1 SAFE X SI 91 3-1 F7 ③			C FF 92 C FF 93 B FF 92 X FF 94 1-2 1-H HR	4	1	1	2	0	0	3
39 JB Shuck, L (1, 7) OBP: 0.328, SLG: 0.345			C FF 92 X SI 93 0-1 27 WP 2 G6-3 5 1B 1B		B FF 92 C CH 82 X FF 92 1-1 B5 ①		B SI 91 X SI 91 1-0 L9 ①		C FF 93 X CU 77 0-1 G6-3 ①	4	1	1	0	0	0	0

Inning Stats	1	2	3	4	5	6	7	8	9
	R: 0 E: 1 K: 1 S: 13	R: 0 E: 0 K: 0 S: 6	R: 1 E: 0 K: 1 S: 13	R: 0 E: 0 K: 1 S: 9	R: 0 E: 0 K: 1 S: 9	R: 1 E: 0 K: 1 S: 16	R: 0 E: 0 K: 0 S: 6	R: 0 E: 0 K: 0 S: 5	R: 2 E: 0 K: 0 S: 12
	H: 0 LOB: 1 BB: 0 P: 21	H: 1 LOB: 1 BB: 0 P: 11	H: 2 LOB: 1 BB: 0 P: 19	H: 1 LOB: 1 BB: 0 P: 14	H: 1 LOB: 1 BB: 0 P: 14	H: 1 LOB: 1 BB: 1 P: 28	H: 0 LOB: 0 BB: 0 P: 9	H: 1 LOB: 1 BB: 1 P: 11	H: 1 LOB: 0 BB: 1 P: 19

	AB	35
	R	4
	H	8
	RBI	4
	BB	3
	SO	5
	LOB	15

	1B: 5	SF: 0
	2B: 1	SAC: 0
	3B: 0	DP: 2
	HR: 2	HBP: 0

	WP: 2	PA: 38
	PB: 0	
	SB: 0	
	CS: 0	

PITCHER		IP	WLS	BF	H	R	ER	SO	BB	IBB	HBP	BLK	WP	HR	S	P	ERA	WHIP
18 Jordan Lyles, R ERA: 4.3	(1, 1)	5.2	W	25	6	2	2	5	1	0	0	0	2	1	64	102	3.18	1.235
54 Travis Blackley, L ERA: 3.43	(6, 1)	1.0	H	3	0	0	0	0	0	0	0	0	0	0	6	12	0.00	0.000
43 Brad Peacock, R ERA: 8.77	(7, 1)	1.1	H	7	2	2	2	0	2	0	0	0	0	1	12	23	13.50	3.000
62 Hector Ambriz, R ERA: 4.5	(9, 1)	1.0	S	3	0	0	0	0	0	0	0	0	0	0	7	9	0.00	0.000

PITCHER		IP	WLS	BF	H	R	ER	SO	BB	IBB	HBP	BLK	WP	HR	S	P	ERA	WHIP

Batter	1	2	3	4	5	6	7	8	9	AB	R	H	RBI	BB	SO	LOB
2 Brandon Barnes, R (1, 8) OBP: 0.343, SLG: 0.394	C FF 88 F FF 91 B FF 93 B FF 88 F FF 91 S FF 91 2-3 ① K			X FF 89 0-0 ① G4-3		3 SAFE X FF 91 0-0 ② SF8 3-H			F FF 97 X FF 97 0-1 ① P6	3	0	0	1	0	1	0
27 Jose Altuve, R (1, 4) OBP: 0.335, SLG: 0.386	F FF 90 F FF 90 B FC 87 F CH 84 F FF 92 X FC 88 1-2 ② G5-3			C FF 88 B FF 91 B CH 84 X FF 90 2-1 ② L8		C SL 82 B FF 91 X FC 87 1-1 1B			B FF 97 X FF 96 1-0 ② L7	4	0	1	0	0	0	0
15 Jason Castro, L (1, 2) OBP: 0.328, SLG: 0.475	C FF 92 F FF 88 S FF 92 0-3 ③ K			B CH 84 S FC 86 C FF 91 F CH 84 D SL 80 B CH 84 X CH 84 3-2 ③ G3		B FF 90 X FF 91 1-0 ③ G4-3			B FF 97 F FF 96 F FF 96 S CU 82 1-3 ③ K	4	0	0	0	0	2	1
14 J.D. Martinez, R (1, 7) OBP: 0.295, SLG: 0.459		F FF 90 F SI 89 B CH 83 C FC 86 1-3 ① K			S FF 90 B FC 84 F FF 90 B SL 81 B FC 87 F CH 85 F FF 91 S CH 84 3-3 ① K		C CU 77 S CH 82 B CH 82 X CH 82 1-2 ① L6			3	0	0	0	0	2	0
12 Carlos Pena, L (1, 10) OBP: 0.349, SLG: 0.394		C SI 90 F FF 91 B CH 85 F FF 91 B CU 78 B CH 84 S CH 84 3-3 ② K			C FF 91 B FC 86 S FF 92 S FF 92 1-3 ② K		F FF 90 S CH 84 B FF 90 B CU 78 S FC 84 2-3 ② K			3	0	0	0	0	3	0
23 Chris Carter, R (1, 3) OBP: 0.304, SLG: 0.445		S FC 86 B CH 84 F FF 91 B CH 85 X FC 87 2-2 ③ P3			B CH 85 X FF 86 1-0 HR		C FF 93 B FF 91 B CH 84 F FF 92 S SL 82 2-3 ③ K			3	1	1	1	0	1	0
38 Jimmy Paredes, S (1, 9) OBP: 0.273, SLG: 0.314 8 Trevor Crowe, S (8, 9) OBP: 0.310, SLG: 0.316			C CU 75 B CH 83 F CH 83 F FF 91 S CH 84 1-3 ① K		S CH 84 X CH 84 0-1 ③ G3			M CH 83 B FF 90 F CU 77 F CH 84 B CH 83 S CH 84 2-3 ① K		3 0	0 0	0 0	0 0	0 0	2 0	0 0
30 Matt Dominguez, R (1, 5) OBP: 0.262, SLG: 0.402			C FF 91 B FC 86 F FF 91 B FC 87 B CH 84 X CH 84 3-2 E5 9 A-1 D-8			F FF 90 B FC 86 X CH 84 1-1 SH5-3 9 2 SF8 2B		C SL 86 B CH 83 F FC 86 X SL 81 1-2 ② G5-3		3	1	1	0	0	0	0
9 Marwin Gonzalez, S (1, 6) OBP: 0.259, SLG: 0.353			C FF 90 B CH 84 M FF 91 2 SAFE B CH 85 B FF 90 C FF 89 3-3 ② ③ K 2-3			X CH 82 0-0 ① SH5-3 2-3		C CU 77 X CH 84 0-1 ③ G6-3		2	0	0	0	0	1	1
Inning Stats	R: 0 E: 0 K: 2 S: 12 H: 0 LOB: 0 BB: 0 P: 15	R: 0 E: 0 K: 2 S: 10 H: 0 LOB: 0 BB: 0 P: 16	R: 0 E: 1 K: 2 S: 10 H: 0 LOB: 0 BB: 0 P: 17	R: 0 E: 0 K: 0 S: 7 H: 0 LOB: 0 BB: 0 P: 12	R: 1 E: 0 K: 2 S: 11 H: 1 LOB: 0 BB: 0 P: 16	R: 1 E: 0 K: 0 S: 7 H: 2 LOB: 1 BB: 0 P: 10	R: 0 E: 0 K: 2 S: 9 H: 0 LOB: 0 BB: 0 P: 14	R: 0 E: 0 K: 1 S: 9 H: 0 LOB: 0 BB: 0 P: 12	R: 0 E: 0 K: 1 S: 6 H: 0 LOB: 0 BB: 0 P: 8	1B: 1 2B: 1 3B: 0 HR: 1	SF: 1 SAC: 1 DP: 0 HBP: 0			WP: 0 PB: 0 SB: 0 CS: 0	PA: 30	

PITCHER	IP	WLS	BF	H	R	ER	SO	BB	IBB	HBP	BLK	WP	HR	S	P	ERA	WHIP
55 Joe Blanton, R (1, 1) ERA: 5.53	8.0	L	27	3	2	2	11	0	0	0	0	0	1	75	112	2.25	0.375
40 Kevin Jepsen, R (9, 1) ERA: 4.91	1.0		3	0	0	0	1	0	0	0	0	0	0	6	8	0.00	0.000

PITCHER	IP	WLS	BF	H	R	ER	SO	BB	IBB	HBP	BLK	WP	HR	S	P	ERA	WHIP

TOP

Houston Astros @ Los Angeles Angels

Angel Stadium of Anaheim, Anaheim, CA

Mon Jun 03 2013, 7:10 PM - 9:46 PM PDT

Att. 30,010 - Partly Cloudy - 67 F

livebaseballscorecards.com

AB	28
R	2
H	3
RBI	2
BB	0
SO	12
LOB	2

Houston Astros @ Los Angeles Angels

Angel Stadium of Anaheim, Anaheim, CA

Mon Jun 03 2013, 7:10 PM - 9:46 PM PDT

Att. 30,010 - Partly Cloudy - 67 F

livebaseballscorecards.com

BOTTOM

Batter	1	2	3	4	5	6	7	8	9	AB	R	H	RBI	BB	SO	LOB
2 Erick Aybar, S (1, 6) OBP: 0.284, SLG: 0.362	C FS 83 S SI 85 X SI 86 0-2 5 G5-3 27 F7 1B		B CU 72 C FS 82 C FS 81 B FF 90 X CU 76 2-2 2-3 1B			B FF 88 F FF 88 M FC 88 S FS 79 1-3 ① K		C FF 91 C CH 86 X FF 91 0-2 ② G5-3		4	0	2	0	0	1	0
27 Mike Trout, R (1, 8) OBP: 0.371, SLG: 0.547	F FS 81 X CH 73 0-1 ① F7 1-2		X SI 90 0-0 ② SF9 3-H			C CU 74 B FF 90 S FS 80 B FC 90 F FF 90 F FS 80 F FS 80 B FF 91 X FS 82 3-2 44 BB 1B		B FF 93 F FF 92 X KC 77 1-1 1B		3	0	2	1	0	0	1
5 Albert Pujols, R (1, 10) OBP: 0.315, SLG: 0.408	C FS 82 X FF 86 0-1 ② G5-3 2-3		C SI 86 F FF 90 X FS 83 0-2 ③ L7			F FF 89 F FF 90 X FF 90 0-2 ② P3		C FF 92 X CH 78 0-1 ③ L8		4	0	0	0	0	0	4
44 Mark Trumbo, R (1, 9) OBP: 0.341, SLG: 0.504	C SI 85 B FF 88 F FF 87 X CU 71 1-2 ③ F9			X FF 89 0-0 ① P2		B FF 92 B CH 78 F FF 89 B CH 78 B FF 87 4-1 47 FC6-4 1-2 BB			C SI 94 B CU 76 X CU 78 1-1 ① G5-3	3	0	0	0	1	0	1
47 Howie Kendrick, R (1, 4) OBP: 0.336, SLG: 0.446		F FS 82 B SI 85 B CU 74 X FS 82 2-1 ① F8		B FF 88 X FF 89 1-0 ② 1B		C CU 76 B SI 91 F FF 89 X FS 80 1-2 ③ FC6-4 1-2f			C CU 76 C SI 95 S CU 77 0-3 ② K	4	0	1	0	0	1	2
6 Alberto Callaspo, S (1, 5) OBP: 0.314, SLG: 0.381 8 Chris Nelson, R (9, PR) OBP: 0.276, SLG: 0.309		B SI 84 F SI 88 B CH 72 X FF 88 2-1 ② P3		X FF 86 0-0 ③ P4			C SI 86 C FF 88 B SI 91 X CH 78 1-2 ① G4-3		F SI 94 B FS 83 B SI 94 X SI 94 2-1 2B	4 0	0 0	1 0	0 0	0 0	0 0	0 0
17 Chris Iannetta, R (1, 2) OBP: 0.366, SLG: 0.390 32 Josh Hamilton, L (9, PH) OBP: 0.280, SLG: 0.380	C SI 87 C FF 90 B FF 88 B CU 71 X FF 91 2-2 ③ P4		C FF 88 F FF 89 B FF 90 B FF 88 B FF 91 X FS 81 3-2 ① F9				X FF 89 0-0 ② F7		C SI 95 F CU 78 D CU 78 F CU 78 B SI 94 D CU 78 B CU 79 4-2 BB	3 0	0 0	0 0	0 0	0 1	0 0	0 0
20 Brendan Harris, R (1, 3) OBP: 0.272, SLG: 0.376 16 Hank Conger, L (9, PH) OBP: 0.301, SLG: 0.426			C FS 82 B SI 88 X CH 74 1-1 ① P4		C SI 89 B FF 88 B CH 72 B FS 82 F SI 84 X FF 89 3-2 ② F7		C SI 88 F FS 81 B FF 89 S FC 90 1-3 ③ K		B CU 79 S FS 83 D SI 95 S SI 94 C CU 78 2-3 ③ K	3 1	0 0	0 0	0 0	1 1	0 2	0 2
39 JB Shuck, L (1, 7) OBP: 0.328, SLG: 0.354			B SI 85 X SI 86 1-0 2 1B 27 SF9 2B		C FF 89 B FF 91 F FF 90 X SI 91 1-2 ③ L8			C SL 82 X SL 84 0-1 ① G5-3		3	1	1	0	0	0	0

Inning Stats	1	2	3	4	5	6	7	8	9
	R: 0 H: 1 E: 0 LOB: 1 K: 0 BB: 0 S: 10 P: 11	R: 0 H: 0 E: 0 LOB: 0 K: 0 BB: 0 S: 7 P: 13	R: 1 H: 2 E: 0 LOB: 1 K: 0 BB: 0 S: 10 P: 14	R: 0 H: 1 E: 0 LOB: 0 K: 0 BB: 0 S: 3 P: 4	R: 0 H: 0 E: 0 LOB: 0 K: 0 BB: 0 S: 9 P: 16	R: 0 H: 1 E: 0 LOB: 2 K: 1 BB: 1 S: 16 P: 25	R: 0 H: 0 E: 0 LOB: 0 K: 1 BB: 0 S: 7 P: 9	R: 0 H: 1 E: 0 LOB: 1 K: 0 BB: 0 S: 9 P: 10	R: 0 H: 1 E: 0 LOB: 2 K: 2 BB: 1 S: 13 P: 22

1B: 5	SF: 1	WP: 0 PA: 35
2B: 2	SAC: 0	PB: 0
3B: 0	DP: 0	SB: 0
HR: 0	HBP: 0	CS: 0

AB	32
R	1
H	7
RBI	1
BB	2
SO	4
LOB	10

PITCHER		IP	WLS	BF	H	R	ER	SO	BB	IBB	HBP	BLK	WP	HR	S	P	ERA	WHIP
45 Erik Bedard, L ERA: 4.76	(1, 1)	7.0	W	26	5	1	1	2	1	0	0	0	0	0	62	92	1.29	0.857
53 Wesley Wright, L ERA: 4.09	(8, 1)	0.2	H	2	0	0	0	0	0	0	0	0	0	0	5	5	0.00	0.000
35 Josh Fields, R ERA:	(8, 1)	0.1	H	2	1	0	0	0	0	0	0	0	0	0	4	5	0.00	3.000
41 Jose Veras, R ERA: 4.15	(9, 1)	1.0	S	5	1	0	0	2	1	0	0	0	0	0	13	22	0.00	2.000

PITCHER	IP	WLS	BF	H	R	ER	SO	BB	IBB	HBP	BLK	WP	HR	S	P	ERA	WHIP

Chicago Cubs @ Los Angeles Angels

Angel Stadium of Anaheim, Anaheim, CA

Tue Jun 04 2013, 7:10 PM - 10:09 PM PDT

Att. 32,223 - Clear - 69 F

livebaseballscorecards.com

Batter	1	2	3	4	5	6	7	8	9	AB	R	H	RBI	BB	SO	LOB
9 David DeJesus, L (1, 8) OBP: 0.338, SLG: 0.455	C SI 85 B SI 88 B SI 87 B CU 71 X SI 87 3-1 F9 ①		B SI 86 C CU 71 X CH 78 1-1 E5 44 BB 12 1B ①	C SI 87 S FF 86 F SL 80 B SI 87 F CH 78 C FF 89 1-3 K ③			B SI 88 C SI 88 B SI 87 F SI 88 S SI 88 2-3 K ①		B SI 96 F SI 94 X SI 95 1-1 G3 ② 1-2	5	1	0	0	0	2	1
24 Luis Valbuena, L (1, 5) OBP: 0.357, SLG: 0.436	C SI 88 B SI 87 S CU 71 H SL 81 2-2 44 1B 19 1B HBP		B CH 81 S CH 78 X SI 86 1-1 P4 ①		B SI 84 B CH 78 X SI 84 2-0 P5 ①		B SI 88 B SI 88 C SI 89 B SI 88 C FF 87 F FF 89 F SI 88 F FF 89 S SI 88 3-3 K ②		F SI 95 F SI 95 S FF 96 0-3 K ③	4	1	0	0	0	2	2
44 Anthony Rizzo, L (1, 3) OBP: 0.325, SLG: 0.491	B SI 86 C CU 72 B SI 88 1 SAFE X SI 87 2-1 19 1B 1-2 1B		B CH 77 B SI 86 B CU 71 B FF 86 4-0 12 1B 6 1B 1-2 BB		X CU 70 0-0 P5 ②		C SI 88 B CU 74 S CU 74 B SI 90 B SI 89 X SI 90 3-2 G4-3 ③			3	1	1	0	1	0	0
12 Alfonso Soriano, R (1, 10) OBP: 0.307, SLG: 0.425	C FF 87 F SL 80 B FF 85 S SL 82 1-3 K ②		2 SAFE B FF 87 2 SAFE B SL 79 S FF 86 X SL 81 2-1 6 1B 1-2 2-H 1B		B FF 85 C FF 86 S FF 87 X CH 78 1-2 2B			F FF 90 F CU 79 S FF 93 0-3 K ①		4	0	2	1	0	2	2
19 Nate Schierholtz, L (1, 9) OBP: 0.315, SLG: 0.519	F CU 72 F CU 72 B CH 80 B SI 87 F SI 87 X FF 88 3-2 1-3 2-H 1B		C SI 87 B CU 72 S CH 78 B FF 87 X SI 87 2-2 L9 ②		F SI 87 F SL 75 S SI 86 0-3 K ③			F FF 90 X FO 79 0-1 F7 ②		4	0	1	1	0	1	3
6 Ryan Sweeney, L (1, 7) OBP: 0.429, SLG: 0.541	B SI 87 C CU 73 F CH 80 S SL 78 1-3 K ③		X CU 71 0-0 1-2 2-H 1B			C CH 78 B FF 84 X CU 71 1-1 1B		C FF 91 X CU 80 0-1 1B		4	0	3	1	0	1	2
13 Starlin Castro, R (1, 6) OBP: 0.289, SLG: 0.350		B FF 86 C SL 79 F FF 88 X SL 81 1-2 G6-3 ① X FF 87 0-0 P6 ③				C FF 85 F FC 86 B FF 84 B FF 87 F SL 82 X SL 80 2-2 P2 ①		B FF 90 C FF 91 B FF 90 D FF 91 X FF 91 3-1 F9 ③		4	0	0	0	0	0	4
53 Welington Castillo, R (1, 2) OBP: 0.308, SLG: 0.348		B FF 86 X FF 86 1-0 G5-3 ②		C FC 85 B CH 78 X SL 78 1-1 G5-3 ①		C FF 86 S CH 78 B FF 86 S FF 88 1-3 K ②			C SI 95 B FF 95 S SI 96 S FF 96 1-3 K ①	4	0	0	0	0	2	1
15 Darwin Barney, R (1, 4) OBP: 0.301, SLG: 0.347		C FF 86 B FF 88 X SL 80 1-1 P6 ③		B SL 80 F SL 78 F FF 86 X CH 78 1-2 F7 ②		X CH 78 0-0 F9 ③			C FF 96 C SI 96 F SI 96 X SI 96 0-2 9 G3 1B	4	0	1	0	0	0	1
Inning Stats	R: 1 E: 0 K: 2 S: 15 H: 2 LOB: 2 BB: 0 P: 27	R: 0 E: 0 K: 0 S: 6 H: 0 LOB: 0 BB: 0 P: 9	R: 2 E: 1 K: 0 S: 11 H: 2 LOB: 2 BB: 1 P: 21	R: 0 E: 0 K: 1 S: 10 H: 0 LOB: 0 BB: 0 P: 13	R: 0 E: 0 K: 1 S: 8 H: 1 LOB: 1 BB: 0 P: 11	R: 0 E: 0 K: 1 S: 10 H: 1 LOB: 1 BB: 0 P: 14	R: 0 E: 0 K: 2 S: 12 H: 0 LOB: 0 BB: 0 P: 20	R: 0 E: 0 K: 1 S: 9 H: 1 LOB: 1 BB: 0 P: 12	R: 0 E: 0 K: 2 S: 12 H: 1 LOB: 1 BB: 0 P: 14	1B: 7 2B: 1 3B: 0 HR: 0 SF: 0 SAC: 0 DP: 0 HBP: 1						

TOP	
AB	36
R	3
H	8
RBI	3
BB	1
SO	10
LOB	16

WP: 0	PA: 38
PB: 0	
SB: 0	
CS: 0	

PITCHER		IP	WLS	BF	H	R	ER	SO	BB	IBB	HBP	BLK	WP	HR	S	P	ERA	WHIP
36 Jered Weaver, R ERA: 3.13	(1, 1)	6.0		27	6	3	1	5	1	0	1	0	0	0	60	95	1.50	1.167
37 Scott Downs, L ERA: 2.2	(7, 1)	1.0		3	0	0	0	2	0	0	0	0	0	0	12	20	0.00	0.000
59 Robert Coello, R ERA: 0.68	(8, 1)	1.0	W	4	1	0	0	1	0	0	0	0	0	0	9	12	0.00	1.000
49 Ernesto Frieri, R ERA: 3.28	(9, 1)	1.0	S	4	1	0	0	2	0	0	0	0	0	0	12	14	0.00	1.000

PITCHER	IP	WLS	BF	H	R	ER	SO	BB	IBB	HBP	BLK	WP	HR	S	P	ERA	WHIP

Batter	1	2	3	4	5	6	7	8	9	AB	R	H	RBI	BB	SO	LOB
2 Erick Aybar, S (1, 6) OBP: 0.289, SLG: 0.373	C CH 86 B CU 75 X FC 88 1-1 27 1B 5 SF7 2B		C CU 76 B SI 89 X CU 77 1-1 ① F7		B CU 76 S CU 77 B SI 91 F CU 76 X CU 77 2-2 ③ G1-3			L CU 74 X SL 83 0-1 27 F8 5 HR 1B		4	2	2	0	0	0	0
27 Mike Trout, R (1, 8) OBP: 0.369, SLG: 0.542	B FC 87 C SI 90 F SI 90 X CU 77 1-2 5 S 2-3 1B		B SI 90 X SI 90 1-0 ② L8			B CU 76 C FC 88 F SI 90 X FC 87 1-2 ① F9		1 SAFE B FF 89 S CH 81 X FF 89 1-1 ① F8 1-2		4	0	1	0	0	0	1
5 Albert Pujols, R (1, 3) OBP: 0.313, SLG: 0.421	B SI 90 B SI 92 C FC 89 X SI 92 2-1 ① SF7 1-2 3-H		C FC 89 C SI 91 B SI 93 S CU 77 1-3 ③ K			B SI 90 X FC 88 1-0 ② G1-3		X FF 89 0-0 2-H HR		3	1	1	3	0	1	0
44 Mark Trumbo, R (1, 10) (9, 7) OBP: 0.336, SLG: 0.496	B FC 88 B SI 90 X CH 84 2-0 ② L7			C CU 76 C FF 89 B SI 91 B CU 77 X CU 78 2-2 ① G6-3		C FC 88 B CU 79 C SI 90 B FC 87 B SI 91 X SI 91 3-2 ③ G4-3		B FF 88 B CH 82 C CH 81 F CU 75 S SL 83 2-3 ② K		4	0	0	0	0	1	1
32 Josh Hamilton, L (1, 9) OBP: 0.279, SLG: 0.382	B FC 89 B SI 88 X FC 89 2-0 ③ L6			B CH 85 B CH 86 F FC 91 S FF 90 B CU 79 X FC 90 3-2 ② G4-3			F FC 87 S CH 83 F FC 88 B CU 77 B CH 85 X SI 88 2-2 47 1B 2B	X CH 83 0-0 ③ F7		4	1	1	0	0	0	1
47 Howie Kendrick, R (1, 4) (8, 7) (9, 4) OBP: 0.344, SLG: 0.453		C SI 90 B FC 87 X FC 89 1-1 17 S 6 G6-3 1B		C CU 76 F FC 88 F FC 86 B SI 91 B CU 78 X SI 90 2-2 1B			S CU 77 D FC 88 B CU 75 C SI 89 X CU 78 2-2 6 SH1-3 2-H 1B			3	0	3	1	0	0	0
6 Alberto Callaspo, S (1, 5) OBP: 0.310, SLG: 0.375		1 SAFE B SI 88 X FC 88 1-0 ① G6-3 1-2		1 SAFE S CU 75 B FC 89 1 SAFE D CU 76 C CH 86 F CU 78 F SI 91 1 SAFE 3-2 B FC 90 X FF 91 ③ G4-3			1 SAFE 1 SAFE C FF 89 X SL 83 0-1 ① SH1-3 1-2			2	0	0	0	0	0	2
17 Chris Iannetta, R (1, 2) OBP: 0.366, SLG: 0.384		C SI 90 B FC 87 B SI 90 B SI 90 D SI 92 4-1 39 G1-3 2-3 BB			C SI 89 B FC 88 C SI 91 B SI 91 F SI 91 B CU 77 X SI 91 3-2 ① F8		C SL 83 B FF 88 D SL 83 T CH 82 C SI 89 2-3 ② K			2	0	0	0	1	1	1
39 JB Shuck, L (1, 7) OBP: 0.323, SLG: 0.348 8 Chris Nelson, R (7, PH) (8, 4) OBP: 0.274, SLG: 0.306 49 Ernesto Frieri, R (9, 1)		C CU 77 B FC 89 1 SAFE B CU 79 X FC 90 2-1 ②③ G1-3 1-2			C CU 76 B CU 77 F FC 89 F CU 78 F FC 89 X SI 90 1-2 ② G1-3		B SL 82 C SL 81 C SL 82 X CH 82 1-2 ③ F9			2 1 0	0 0 0	0 0 0	0 0 0	0 0 0	0 0 0	2 1 0
Inning Stats	R: 1 E: 0 K: 0 S: 9 H: 2 LOB: 1 BB: 0 P: 17	R: 0 E: 0 K: 0 S: 6 H: 1 LOB: 1 BB: 1 P: 14	R: 0 E: 0 K: 1 S: 6 H: 0 LOB: 0 BB: 0 P: 9	R: 0 E: 0 K: 0 S: 15 H: 1 LOB: 1 BB: 0 P: 25	R: 0 E: 0 K: 0 S: 12 H: 0 LOB: 0 BB: 0 P: 18	R: 0 E: 0 K: 0 S: 7 H: 0 LOB: 0 BB: 0 P: 12	R: 1 E: 0 K: 1 S: 15 H: 2 LOB: 1 BB: 0 P: 22	R: 2 E: 0 K: 1 S: 9 H: 2 LOB: 0 BB: 0 P: 12		1B: 5 2B: 2 3B: 0 HR: 1 SF: 1 SAC: 1 DP: 0 HBP: 0						

PITCHER		IP	WLS	BF	H	R	ER	SO	BB	IBB	HBP	BLK	WP	HR	S	P	ERA	WHIP
46 Scott Feldman, R ERA: 2.84	(1, 1)	6.0		24	6	2	2	1	1	0	0	0	0	0	62	106	3.00	1.167
40 James Russell, L ERA: 1.23	(7, 1)	1.0	H	3	0	0	0	1	0	0	0	0	0	0	8	11	0.00	0.000
33 Carlos Villanueva, R ERA: 3.81	(8, 1)	1.0	L	5	2	2	2	1	0	0	0	0	0	1	9	12	18.00	2.000

PITCHER	IP	WLS	BF	H	R	ER	SO	BB	IBB	HBP	BLK	WP	HR	S	P	ERA	WHIP

BOTTOM

Chicago Cubs @ Los Angeles Angels

Angel Stadium of Anaheim, Anaheim, CA

Tue Jun 04 2013, 7:10 PM - 10:09 PM PDT

Att. 32,223 - Clear - 69 F

livebaseballscorecards.com

AB	29
R	4
H	8
RBI	4
BB	1
SO	3
LOB	9

WP: 0 PA: 32
PB: 0
SB: 2
CS: 0

Chicago Cubs @ Los Angeles Angels

Angel Stadium of Anaheim, Anaheim, CA

Wed Jun 05 2013, 4:09 PM - 8:22 PM PDT

Att. 30,171 - Sunny - 75 F

livebaseballscorecards.com

Batter	1	2	3	4	5	6	7	8	9	10	AB	R	H	RBI	BB	SO	LOB
15 Darwin Barney, R (1, 4) OBP: 0.302, SLG: 0.347	B FF 87 C FF 88 C FF 88 S SI 89 1-3 K ①		F SI 87 B CH 81 X SI 88 1-1 G6-3 ① 3-H		B SI 88 X FF 88 1-0 1 HR 1-2 1B	C FF 95 F FF 95 D SL 89 B FF 95 F FF 96 F FF 94 F SL 87 F FF 94 X FF 95 2-2 P5 ①		C FF 96 B FF 93 B FF 96 F FF 95 S FF 96 2-3 K ③		X FF 91 0-0 24 DI 44 2B 1-3 1B	6	2	2	1	0	2	2
1 Cody Ransom, R (1, 5) OBP: 0.276, SLG: 0.514 24 Luis Valbuena, L (9, PH) OBP: 0.365, SLG: 0.436 (9, 5)	C SI 88 X FF 88 0-1 P4 ②		S CH 79 S CH 80 F CH 80 F FF 88 B KC 78 F CH 81 X CH 81 1-2 44 G3 2B		X CH 80 0-0 1-H 2-H HR	C FF 96 X FF 95 0-1 P4 ②			B FF 94 F FF 94 B SL 85 B FF 95 B FF 94 4-1 44 1B BB	B FF 92 B FF 92 C FF 92 B FF 92 S FF 92 F FF 92 B FF 92 4-2 44 2B 1-2 BB	4 0	1 1	2 0	3 0	0 2	0 0	2 0
44 Anthony Rizzo, L (1, 3) OBP: 0.325, SLG: 0.491	C FF 89 X SI 89 0-1 G3-1 ③		X SI 87 0-0 G3 ② 2-3		F SI 88 X KC 77 0-1 G3 ②	C SI 86 S CU 73 X CU 73 0-2 G3-1 ③			1 SAFE C SI 94 C SI 95 F SI 95 B SI 95 B SI 96 1 SAFE F SI 95 X FF 96 2-2 1B	B FF 92 B FF 91 S FF 91 X FF 90 2-1 1-H 2-H 3-H 2B	6	0	2	3	0	0	3
12 Alfonso Soriano, R (1, 7) OBP: 0.307, SLG: 0.432		X FF 86 0-0 53 G4-3 2B	C FF 88 S CH 80 D CH 81 X SI 88 1-2 F9 ③		X FF 87 0-0 53 S 2B		X FF 96 0-0 L7 ①		F SL 85 C SI 96 F SI 95 B SI 96 X SL 86 1-2 P4 ①	B FF 92 S FC 91 S SI 93 X SI 94 1-2 F9 ③	6	0	2	0	0	0	5
21 Scott Hairston, R (1, 9) OBP: 0.213, SLG: 0.403 19 Nate Schierholtz, L (7, PH) OBP: 0.317, SLG: 0.519 (7, 9)		C FF 87 F CH 80 T CH 81 0-2 K ①	C KC 76 B CH 80 F FF 87 C FF 89 1-3 K ①		B CH 80 C FF 88 B SI 88 D CH 82 B CH 80 4-1 53 S BB		B FF 96 X FF 95 1-0 1B		S SI 96 F CH 88 F FF 95 F SL 86 X SI 96 0-2 P5 ②		2 2	0 0	0 1	0 0	1 0	2 0	1 2
53 Welington Castillo, R (1, 2) OBP: 0.305, SLG: 0.344		X FF 88 0-0 G4-3 ② 2-3	B FF 87 C FF 89 X FF 88 1-1 13 G6-4-3 1B		B CH 82 F FF 88 B CH 82 S CH 82 B CH 81 X FF 89 3-2 L8 ③ 1-2 2-3		B SL 87 1 SAFE B FF 96 X FF 95 2-0 F8 ②		X SI 95 0-0 P6 ③		5	0	1	0	0	0	6
13 Starlin Castro, R (1, 6) OBP: 0.291, SLG: 0.353		B KC 78 B KC 79 B FF 88 B FF 88 4-0 BB	B FF 87 X FF 89 1-0 G6-4-3 ②③ 1-2f			X FF 87 0-0 30 1B 6 1B 2B	1 SAFE P PO 93 1 SAFE C FC 96 1 SAFE F FF 96 D SL 87 T FF 95 2-2 K ③			C FF 91 B FF 92 F FF 90 B FF 92 S CU 79 2-3 K ①	4	1	1	0	1	2	2
30 Dioner Navarro, S (1, 10) OBP: 0.319, SLG: 0.538 20 Julio Borbon, L (10, PR) OBP: 0.314, SLG: 0.326 (10, 10)		B FF 89 D CH 82 F FF 88 S CH 82 1 SAFE 1 SAFE S CH 80 2-3 K ③			B FC 85 C FF 87 X CH 80 1-1 15 1B 1 HR 1B	X FF 87 0-0 6 1B 2-3 1B		F FF 97 C FF 95 B CU 82 B CU 83 F FF 97 B FF 96 S FF 96 3-3 K ①		B FF 92 B FF 92 C FF 91 B FF 92 B FF 91 4-1 15 1B 44 2B BB	4 0	1 1	2 0	0 0	1 0	2 0	2 0
6 Ryan Sweeney, L (1, 8) OBP: 0.426, SLG: 0.571			B FF 87 C SI 87 B SI 87 B FF 88 X FF 88 3-1 15 G6-3 3B		C SI 88 C KC 77 X SI 88 1-2 P6 ①	F SI 88 X SI 88 0-1 1-2 3-H 1B		X FF 97 0-0 G6-3 ②		C FF 91 1 SAFE C FF 90 C FF 91 0-3 K ②	5	1	2	1	0	1	2
Inning Stats	R: 0 E: 0 K: 1 S: 7 H: 0 LOB: 0 BB: 0 P: 8	R: 0 E: 0 K: 2 S: 8 H: 1 LOB: 2 BB: 1 P: 14	R: 1 E: 0 K: 0 S: 14 H: 2 LOB: 1 BB: 0 P: 20	R: 0 E: 0 K: 1 S: 6 H: 1 LOB: 0 BB: 0 P: 9	R: 3 E: 0 K: 0 S: 14 H: 4 LOB: 2 BB: 1 P: 24	R: 1 E: 0 K: 0 S: 16 H: 3 LOB: 2 BB: 0 P: 18	R: 0 E: 0 K: 1 S: 7 H: 1 LOB: 1 BB: 0 P: 11	R: 0 E: 0 K: 2 S: 8 H: 0 LOB: 0 BB: 0 P: 13	R: 0 E: 0 K: 0 S: 16 H: 1 LOB: 2 BB: 1 P: 23	R: 3 E: 0 K: 2 S: 16 H: 2 LOB: 2 BB: 2 P: 29	1B: 8 2B: 5 3B: 1 HR: 1	SF: 0 SAC: 0 DP: 1 HBP: 0		WP: 0 PB: 0 SB: 2 CS: 0	PA: 49		

TOP	AB	44
	R	8
	H	15
	RBI	8
	BB	5
	SO	9
	LOB	27

PITCHER		IP	WLS	BF	H	R	ER	SO	BB	IBB	HBP	BLK	WP	HR	S	P	ERA	WHIP
60 Jason Vargas, L ERA: 3.71	(1, 1)	5.0		27	11	5	5	4	2	0	0	0	0	1	53	79	9.00	2.600
58 Michael Kohn, R ERA: 2.3	(6, 1)	0.2		2	0	0	0	0	0	0	0	0	0	0	9	11	0.00	0.000
37 Scott Downs, L ERA: 2.16	(6, 1)	0.1		1	0	0	0	0	0	0	0	0	0	0	3	3	0.00	0.000
Garrett Richards, R ERA: 5.04	(7, 1)	1.0		4	1	0	0	1	0	0	0	0	0	0	7	11	0.00	1.000
40 Kevin Jepsen, R ERA: 4.32	(8, 1)	1.0		3	0	0	0	2	0	0	0	0	0	0	8	13	0.00	0.000

PITCHER		IP	WLS	BF	H	R	ER	SO	BB	IBB	HBP	BLK	WP	HR	S	P	ERA	WHIP
49 Ernesto Frieri, R ERA: 3.16	(9, 1)	1.0		5	1	0	0	0	1	0	0	0	0	0	16	23	0.00	2.000
59 Robert Coello, R ERA: 2.57	(10, 1)	0.2	L	6	2	3	3	2	2	0	0	0	0	0	13	25	40.50	6.000
57 Jerome Williams, R ERA: 2.56	(10, 1)	0.1		1	0	0	0	0	0	0	0	0	0	0	3	4	0.00	0.000

Batter	1	2	3	4	5	6	7	8	9	10	AB	R	H	RBI	BB	SO	LOB
2 Erick Aybar, S (1, 6) OBP: 0.280, SLG: 0.361	B FF 89 X FF 92 1-0 F8 ①		B CU 75 B SL 84 X SI 92 2-0 L8 ①	B FF 93 B FF 94 1 SAFE 2-0 PO ③ 1-2	C CU 72 F SI 92 S SL 85 0-3 K2-3 ①		B SL 81 B FF 88 X SL 82 2-0 P2 ②		B SL 81 D SL 81 C SI 84 X SI 93 2-1 G4-3 ② 2-3		5	0	0	0	0	1	3
27 Mike Trout, R (1, 8) OBP: 0.366, SLG: 0.533	X SI 91 0-0 F8 ②		C CU 76 B SI 95 B CH 87 X FF 96 2-1 L3 ②		B FF 94 B CU 73 C FF 92 F SI 94 X SL 86 3-2 F9 ②		B CH 80 B SL 83 B CH 81 D SL 84 4-0 BB		B CU 80 B FF 93 C FF 92 C FF 92 S FS 85 2-3 K2-3 ③		4	0	0	0	1	1	2
5 Albert Pujols, R (1, 10) OBP: 0.311, SLG: 0.420	X FF 94 0-0 2B		C SL 87 F FF 96 B FF 96 X SI 97 1-2 F7 ③		B FF 95 C CH 83 B SL 85 C FF 95 S FF 94 2-3 K ③		1 SAFE C SL 82 B SL 82 1 SAFE S CH 82 F CH 82 X FC 85 1-2 L8 ③			C CU 79 B FF 92 X FF 92 1-1 F9 ①	5	0	1	0	0	1	2
44 Mark Trumbo, R (1, 3) OBP: 0.341, SLG: 0.521	F FF 92 X CU 74 0-1 G1-3 ③			B CU 76 B SL 83 C FF 95 B SI 94 B FF 94 4-1 32 FC4-6 BB	C SL 82 S FF 93 S FF 91 0-3 K 32 G3-6-3			C CH 80 X CU 73 0-1 HR		C FF 92 T FF 93 B FS 84 X FS 84 1-2 HR	4	2	2	2	1	1	1
32 Josh Hamilton, L (1, 9) OBP: 0.278, SLG: 0.383		B SI 91 F FF 92 X CU 74 1-1 47 HR 2B		C SI 92 F FF 95 D SL 88 X SL 86 1-2 FC4-6 ① 47 1B 17 1B 1-2f		B FF 91 B FF 89 B CH 81 C FF 90 X FF 94 3-1 G3-6-3 ①② 1-2f		B CU 74 X FF 89 1-0 P6 ①		B FF 93 T FF 92 C FF 92 B FF 92 S FS 85 2-3 K ②	5	2	1	0	0	1	2
47 Howie Kendrick, R (1, 4) OBP: 0.354, SLG: 0.474		X SI 93 0-0 2-H HR		D SL 86 X SI 94 1-0 17 1B 39 1B 1-3 1B		B CU 75 S SL 84 B FF 95 X FF 94 2-1 1B		B CH 82 C SL 81 F FF 89 S FC 87 1-3 K ②		B CU 79 C FF 92 X FF 92 1-1 6 BB 1B	5	2	4	2	0	1	0
6 Alberto Callaspo, S (1, 5) OBP: 0.306, SLG: 0.364 20 Brendan Harris, R (10, PR) OBP: 0.272, SLG: 0.376	C SI 94 X SL 85 0-1 G4-3 ①			1 SAFE 1 SAFE C FF 90 B SI 93 D CU 76 B FF 94 1 SAFE C FF 94 X FF 95 3-2 P6 ②	1 SAFE C FF 92 D SL 84 B SI 91 X FF 92 2-1 L8 ③			B FF 89 B SL 81 B FF 89 C FF 87 X SI 87 3-1 G3-1 ③		B FF 93 B FF 92 B FF 92 B FF 93 4-0 1-2 BB	4 0	0 0	0 0	0 0	1 0	0 0	3 0
17 Chris Iannetta, R (1, 2) OBP: 0.369, SLG: 0.383 8 Chris Nelson, R (9, PR) OBP: 0.274, SLG: 0.306 16 Hank Conger, L (10, 2) OBP: 0.297, SLG: 0.420	S SI 94 B FF 93 B FF 91 F SI 94 S SL 85 2-3 K ②		C FF 94 B SI 94 D SL 87 1 SAFE B FF 94 F FF 94 X FF 94 3-2 39 1B 1-3 3-H 1B				F FF 92 B FF 92 B SL 83 S FF 93 C FF 94 2-3 K ①		C FF 93 B FF 93 C FF 94 B FF 95 B FF 92 F FF 95 B FF 94 4-2 2 G4-3 39 SH1-4 BB	C CU 81 S CU 80 B FF 92 D FS 85 B FS 84 S CU 80 3-3 K ③	3 0 1	0 0 0	1 0 0	1 0 0	2 0 1	0 0 2
39 JB Shuck, L (1, 7) OBP: 0.323, SLG: 0.347	C FF 94 F FF 94 B SL 86 F SL 87 B FF 94 X SI 95 2-2 G6-3 ③		B FF 91 D CU 76 C FF 94 X FF 93 2-1 2 PO 1-2 3-H 1B				B CU 75 C FF 93 C CU 75 B SL 85 X SL 85 2-2 E9		1 SAFE B FF 94 X FF 92 1-0 SH1-4 ① 1-2		3	0	1	1	0	0	0
Inning Stats	R: 0 E: 0 K: 0 S: 5 H: 1 LOB: 1 BB: 0 P: 6	R: 2 E: 0 K: 1 S: 12 H: 2 LOB: 0 BB: 0 P: 17	R: 0 E: 0 K: 0 S: 6 H: 0 LOB: 0 BB: 0 P: 11	R: 2 E: 0 K: 0 S: 13 H: 3 LOB: 1 BB: 1 P: 29	R: 0 E: 0 K: 2 S: 9 H: 0 LOB: 0 BB: 0 P: 14	R: 0 E: 0 K: 1 S: 9 H: 1 LOB: 1 BB: 0 P: 16	R: 0 E: 1 K: 1 S: 11 H: 0 LOB: 2 BB: 1 P: 22	R: 1 E: 0 K: 1 S: 8 H: 1 LOB: 0 BB: 0 P: 13	R: 0 E: 0 K: 1 S: 9 H: 0 LOB: 2 BB: 1 P: 18	R: 1 E: 0 K: 2 S: 13 H: 2 LOB: 2 BB: 1 P: 25	1B: 5 2B: 2 3B: 0 HR: 3 SF: 0 SAC: 1 DP: 1 HBP: 0	WP: 0 PB: 1 SB: 0 CS: 0 PA: 45					

PITCHER	IP	WLS	BF	H	R	ER	SO	BB	IBB	HBP	BLK	WP	HR	S	P	ERA	WHIP
22 Matt Garza, R (1, 1) ERA: 4.03	6.1		27	7	4	4	5	1	0	0	0	0	1	60	103	5.68	1.263
40 James Russell, L (7, 1) ERA: 1.52	1.2	B	7	1	1	1	1	1	0	0	0	0	1	13	25	5.40	1.200
56 Héctor Rondón, R (9, 1) ERA: 6.16	0.2		3	0	0	0	0	1	0	0	0	0	0	6	13	0.00	1.500
63 Kevin Gregg, R (9, 1) ERA: 1.08	1.1	W	7	2	1	1	3	1	0	0	0	0	1	16	30	6.75	2.250

PITCHER	IP	WLS	BF	H	R	ER	SO	BB	IBB	HBP	BLK	WP	HR	S	P	ERA	WHIP

BOTTOM

Chicago Cubs @ Los Angeles Angels

Angel Stadium of Anaheim, Anaheim, CA

Wed Jun 05 2013, 4:09 PM - 8:22 PM PDT

Att. 30,171 - Sunny - 75 F

livebaseballscorecards.com

AB	39
R	6
H	10
RBI	6
BB	4
SO	9
LOB	15

Batter	1	2	3	4	5	6	7	8	9	AB	R	H	RBI	BB	SO	LOB
27 Mike Trout, R (1, 8) OBP: 0.372, SLG: 0.543	C FF 88 S SI 90 F FF 91 F FF 91 B FF 91 B SI 90 X CH 82 2-2 ① G6-3		C CU 70 B FC 85 X SI 88 1-1 5 S 5 SF8 2B		S FF 90 B FF 90 F CH 81 B FF 90 F CH 81 S FF 91 2-3 ① K		B FF 93 B FF 91 F FF 92 X CH 83 2-1 44 2B 2B	C FF 90 C SL 85 X SL 84 0-2 5 G6-3 32 G4-1 1B	B SL 84 F FF 94 B SL 86 B SL 85 B FF 95 4-1 32 E 1-2 2-3 3-H BB	5	2	3	1	1	1	1
32 Josh Hamilton, L (1, 9) OBP: 0.279, SLG: 0.383	B FF 91 X FF 91 1-0 2B		S CU 71 B FC 86 D SI 87 F FC 84 B FF 91 F FC 86 F FF 92 B FF 90 4-2 5 SF8 5 S 44 G6-4-3 BB		C CH 81 D FF 91 S CU 73 B CH 84 F FF 92 D CU 73 S CH 81 3-3 ② K		B FF 92 B CU 70 X FF 90 2-0 ② F8	X FF 90 0-0 ① G4-1 1-2	S SL 85 S SL 85 B FF 97 X SL 86 1-2 E3 5 FC6-4 1-2 2-3 3-H	5	1	1	0	1	1	5
5 Albert Pujols, R (1, 10) OBP: 0.312, SLG: 0.417	F FF 91 F FF 91 X FF 88 0-2 ② L3		C FC 86 F FC 86 X CU 74 0-2 ① SF8 1-3 2-H		X FF 91 0-0 1-3 1B		I I I IN 55 I IN 53 4-0 44 2B 6 BB IBB	B CH 83 B SI 88 S SL 84 X FF 89 2-1 ② G6-3 2-3	B SL 86 B FF 94 X FF 94 2-0 ③ FC6-4 1-2f	4	1	1	1	1	0	5
44 Mark Trumbo, R (1, 3) OBP: 0.338, SLG: 0.519	D CU 74 B FF 90 X FC 84 2-0 ③ G6-3		F CH 80 X FF 91 0-1 ② G6-4-3 3-H		F CH 82 D FC 87 X FF 91 1-1 ③ G4-3		C CH 85 B FF 91 F FF 91 X FF 94 1-2 6 BB 17 BB 1-3 2-H 2B	C FF 91 D SL 84 C SL 83 F CH 84 D SL 85 X CH 84 2-2 ③ F7		5	1	1	2	0	0	4
47 Howie Kendrick, R (1, 4) OBP: 0.359, SLG: 0.474		B FF 88 F FF 88 X FC 85 1-1 6 G3 2 1B 1B	B FF 90 B SI 89 C FF 89 B CH 82 X SI 90 3-1 ③ L8			B CH 88 B CH 80 S FF 89 X CH 81 2-1 ① G4-3	B SI 92 S CH 82 B SI 92 F CH 85 B FF 92 D CH 83 4-2 17 BB 6 BB 2 1B BB		X SI 89 0-0 2 BB 6 1B 39 FC3-2 1B	4	2	2	0	1	0	0
6 Alberto Callaspo, S (1, 5) OBP: 0.315, SLG: 0.375		1 SAFE B FF 89 C FF 89 X SI 90 1-1 ① G3 1-2		B CH 86 X FF 89 1-0 ① F9		B FF 90 X CH 82 1-0 17 F9 2B	B FF 92 D FF 92 1 SAFE B SI 91 B FF 91 4-0 2 1B 17 BB 1-2 2-3 3-H BB		F FF 88 D SL 83 B CH 82 1 SAFE X FF 87 2-1 39 FC3-2 2 BB 27 BB 1-2 1B	4	1	2	1	1	0	1
17 Chris Iannetta, R (1, 2) OBP: 0.364, SLG: 0.372	S SI 89 B FF 90 2 SAFE B CH 81 C CH 80 B FF 91 X FF 90 3-2 ② G5-3		C CU 73 S CH 81 B FF 90 S CH 82 1-3 ② K		S CH 81 X FF 90 0-1 ② F9 2-3	D CU 72 B FF 91 B FF 91 B FF 89 4-0 2 1B 1-2 2-3 3-H BB			S FF 88 C SL 84 B FF 87 B CH 84 F CH 82 D SI 88 X SI 87 3-2 ① P5	4	0	0	1	1	1	4
2 Erick Aybar, S (1, 6) OBP: 0.290, SLG: 0.364	D CU 74 C FF 90 F CU 72 X CU 74 1-2 2-H 1B		B FF 88 C CH 81 L FF 90 X CU 76 1-2 ③ L5			C FC 86 X SI 91 0-1 ③ G3	B SL 85 B SL 82 C FF 88 F CH 83 B FF 88 X SL 84 3-2 1-2 2-3 3-H 1B		B SL 85 S SL 84 B FF 96 B FF 94 B FF 94 4-1 27 BB 39 FC3-2 32 E 1-2 2-3 BB	4	1	2	2	1	0	1
39 JB Shuck, L (1, 7) OBP: 0.318, SLG: 0.336		F FF 90 F FC 85 C FF 91 0-3 ③ K			B FF 88 B FF 89 B FF 88 C FF 88 B FF 89 4-1 5 1B BB		X FF 90 0-0 ① G3 C FF 90 0-1 ③ X SL 84 F8		B FF 95 F FF 95 B FF 95 F SL 86 B FF 97 X SL 88 3-2 ② FC3-2 32 E 27 BB 1-2 2-3 3-Hf	4	0	0	0	1	1	7
Inning Stats	R: 0 E: 0 K: 0 S: 10 H: 1 LOB: 1 BB: 0 P: 15	R: 1 E: 0 K: 1 S: 13 H: 2 LOB: 1 BB: 0 P: 19	R: 2 E: 0 K: 0 S: 13 H: 1 LOB: 0 BB: 1 P: 21	R: 0 E: 0 K: 1 S: 7 H: 0 LOB: 0 BB: 0 P: 10	R: 0 E: 0 K: 2 S: 12 H: 1 LOB: 2 BB: 1 P: 22	R: 0 E: 0 K: 0 S: 7 H: 1 LOB: 1 BB: 0 P: 10	R: 4 E: 0 K: 0 S: 14 H: 3 LOB: 3 BB: 4 P: 38	R: 0 E: 0 K: 0 S: 10 H: 1 LOB: 1 BB: 0 P: 14	R: 2 E: 1 K: 0 S: 16 H: 2 LOB: 3 BB: 2 P: 35	1B: 7 2B: 5 3B: 0 HR: 0 SF: 1 SAC: 0 DP: 0 HBP: 0						

TOP

Los Angeles Angels @ Boston Red Sox

Fenway Park, Boston, MA

Sat Jun 08 2013, 1:08 PM - 5:06 PM EDT

Att. 34,499 - Cloudy - 68 F

livebaseballscorecards.com

AB	39
R	9
H	12
RBI	8
BB	8
SO	4
LOB	28

PITCHER		IP	WLS	BF	H	R	ER	SO	BB	IBB	HBP	BLK	WP	HR	S	P	ERA	WHIP
22 Felix Doubront, L ERA: 4.84	(1, 1)	6.0	L	26	6	3	3	4	2	0	0	0	0	0	62	97	4.50	1.333
56 Franklin Morales, L ERA: 9.53	(7, 1)	0.2		8	2	4	4	0	3	1	0	0	0	0	9	30	54.00	7.500
59 Clayton Mortensen, R ERA: 5.52	(7, 1)	1.2		9	4	2	1	0	0	0	0	0	0	0	22	34	5.40	2.400
30 Andrew Miller, L ERA: 3.1	(9, 1)	0.2		5	0	0	0	0	2	0	0	0	0	0	9	23	0.00	3.000

PITCHER		IP	WLS	BF	H	R	ER	SO	BB	IBB	HBP	BLK	WP	HR	S	P	ERA	WHIP

WP: 0	PA: 48		
PB: 0			
SB: 2			
CS: 0			

Batter	1	2	3	4	5	6	7	8	9	AB	R	H	RBI	BB	SO	LOB
2 Jacoby Ellsbury, L (1, 8) OBP: 0.347, SLG: 0.388	B FF 88 X FF 89 1-0 29 29 S FC1-5-1 1B	B SL 81 C SL 81 X SL 83 1-1 ③ G4-3		B CU 72 F CH 83 B CH 82 B SL 80 B SL 79 4-1 29 S 29 E BB		B FF 94 C FF 94 X FF 94 1-1 ① FC3-6 29 1B 1-2f		B FF 95 F FF 96 1-1 CI 1-2	C FF 91 B FF 93 C FF 92 B FF 94 F FF 94 F FF 94 S FF 94 2-3 ③ K 1-2	4	1	1	0	1	1	5
29 Daniel Nava, S (1, 9) OBP: 0.397, SLG: 0.481	B FF 89 1 SAFE 1 SAFE C FF 89 X CH 83 1-1 ① FC1-5-1 15 2B 1-3		C FF 87 C SL 78 F CU 71 B FF 88 X SL 79 1-2 15 1B 1B	1 SAFE 1 SAFE C FF 88 P PO 81 D FF 89 X SL 79 2-1 E9 15 WP 1-H 1B		X FF 93 0-0 15 G6-4-3 1-2 1B		B FF 96 B SL 87 F FF 96 S FF 95 X SL 86 2-2 ③ G4-3		5	0	3	1	0	0	3
15 Dustin Pedroia, R (1, 4) OBP: 0.415, SLG: 0.461	B FF 89 C FF 88 1 SAFE X FF 90 1-1 1-3 2B		C SL 79 B FF 89 1 SAFE X FF 89 1-1 1-2 1B	B CU 73 B SL 81 C SL 80 D SL 81 B SL 80 4-1 2-3 BB		C FF 94 B SL 85 X FF 94 1-1 ② ③ G6-4-3 1-2f			C FC 95 B SL 85 B FF 95 C FF 96 X SL 86 2-2 ① G1-3	4	0	2	0	1	0	2
34 David Ortiz, L (1, 10) OBP: 0.388, SLG: 0.605	C SL 81 S FF 90 S CU 73 0-3 ② K		S FF 89 B SL 77 B SL 81 C SL 79 S CU 73 2-3 ① K	X SL 81 0-0 ③ G4-3			B SI 87 F SI 87 B CU 72 X SI 88 2-1 ① F7		B SI 96 X FF 96 1-0 ② G3	5	0	0	0	0	2	6
12 Mike Napoli, R (1, 3) OBP: 0.353, SLG: 0.485	C SL 83 C CU 74 D CU 74 B FF 91 X CU 74 2-2 ③ G5-3		C FF 90 B FF 89 C FF 90 D CU 74 C CU 72 2-3 ② K		B SL 77 B FF 87 C SL 79 C CH 80 F CU 72 B CU 72 X SL 77 3-2 ① F8		B SI 88 C SI 89 B SI 88 B SI 87 X SI 88 3-1 ② L8		C FF 96 B SI 96 X SL 86 1-1 39 1B 37 1B 1B	5	1	1	0	0	1	4
39 Jarrod Saltalamacchia, S (1, 2) OBP: 0.337, SLG: 0.478		B SL 78 B SL 77 B FF 89 B FF 88 4-0 10 F9 7 BB BB	X SL 79 0-0 ③ P5		C CU 71 B FF 89 S CU 72 F SL 78 B CU 72 B CH 82 X SL 78 3-2 ② G3		B SI 88 B SI 87 C SI 87 C SI 88 S SL 83 2-3 ③ K2-3		C FF 96 X SI 96 0-1 37 1B 7 2B 1-2 1B	4	1	1	0	1	1	2
37 Mike Carp, L (1, 7) OBP: 0.360, SLG: 0.659		B FF 88 C FF 89 B SL 81 B FF 90 X FF 90 3-1 ① F8		C SL 79 C CU 72 B CU 71 X FF 89 1-2 HR	C SL 81 B SL 78 B SL 77 X CH 82 2-1 1B			B FF 96 C FF 95 B SI 95 X SI 96 2-1 G1-3	S FF 96 X SL 86 ① 0-1 7 2B 1-2 2-H 1B	5	2	3	2	0	0	1
7 Stephen Drew, L (1, 6) OBP: 0.333, SLG: 0.417		B FF 89 B SL 82 B FF 90 C FF 89 B FF 89 4-1 1-2 BB		B FF 90 B FF 89 C SL 81 F SL 81 B CU 72 X SL 78 3-2 ① P6	C SL 79 1 SAFE F SL 79 D CU 73 F SL 80 S CU 73 1-3 ③ K			C SI 96 S SL 87 B SL 87 B FF 95 B FF 95 F FF 94 C SI 95 3-3 ② K	B FC 96 X FF 96 1-0 10 1B 1-H 2-H 2B	4	0	1	2	1	2	1
10 Jose Iglesias, R (1, 5) OBP: 0.493, SLG: 0.576		C FF 88 C SL 81 1 SAFE D CU 74 F FF 90 B CU 72 B SL 81 F SL 80 X SL 82 3-2 ② F9 2-3		B FF 89 C FF 88 L SL 79 F CU 72 B CU 72 X FF 89 2-2 ② P6		B FF 95 B FF 95 B FF 95 B FF 95 4-0 2 FC3-6 BB		B FC 95 C FF 95 X FF 95 1-1 2 CI 1B	C SL 86 X SL 86 0-1 2 DI 2-3 1B	4	0	2	0	1	0	2
Inning Stats	R: 0 H: 2 E: 0 LOB: 2 K: 1 BB: 0 S: 11 P: 16	R: 0 H: 0 E: 0 LOB: 2 K: 0 BB: 2 S: 10 P: 25	R: 0 H: 2 E: 0 LOB: 2 K: 2 BB: 0 S: 13 P: 19	R: 2 H: 2 E: 1 LOB: 2 K: 0 BB: 2 S: 16 P: 31	R: 0 H: 1 E: 0 LOB: 1 K: 1 BB: 0 S: 14 P: 23	R: 0 H: 1 E: 0 LOB: 1 K: 0 BB: 1 S: 5 P: 11	R: 0 H: 0 E: 0 LOB: 0 K: 1 BB: 0 S: 7 P: 14	R: 0 H: 1 E: 1 LOB: 2 K: 1 BB: 0 S: 12 P: 21	R: 3 H: 5 E: 0 LOB: 2 K: 1 BB: 0 S: 18 P: 25	1B: 11 SF: 0 2B: 2 SAC: 0 3B: 0 DP: 1 HR: 1 HBP: 0						WP: 1 PA: 46 PB: 0 SB: 2 CS: 0

PITCHER		IP	WLS	BF	H	R	ER	SO	BB	IBB	HBP	BLK	WP	HR	S	P	ERA	WHIP
48 Tommy Hanson, R ERA: 4.12	(1, 1)	5.0	W	26	7	2	2	4	4	0	0	0	1	1	64	114	3.60	2.200
58 Michael Kohn, R ERA: 2.16	(6, 1)	1.0	H	4	1	0	0	0	1	0	0	0	0	0	5	11	0.00	2.000
37 Scott Downs, L ERA: 2.04	(7, 1)	1.0		3	0	0	0	1	0	0	0	0	0	0	7	14	0.00	0.000
Garrett Richards, R ERA: 5.44	(8, 1)	1.2		12	6	3	3	1	0	0	0	0	0	0	25	39	16.20	3.600
49 Ernesto Frieri, R ERA: 3.12	(9, 1)	0.1	S	1	0	0	0	1	0	0	0	0	0	0	5	7	0.00	0.000

PITCHER	IP	WLS	BF	H	R	ER	SO	BB	IBB	HBP	BLK	WP	HR	S	P	ERA	WHIP

BOTTOM

Los Angeles Angels @ Boston Red Sox

Fenway Park, Boston, MA

Sat Jun 08 2013, 1:08 PM - 5:06 PM EDT

Att. 34,499 - Cloudy - 68 F

livebaseballscorecards.com

AB	40
R	5
H	14
RBI	5
BB	5
SO	7
LOB	26

Batter	1	2	3	4	5	6	7	8	9	AB	R	H	RBI	BB	SO	LOB
27 Mike Trout, R (1, 8) OBP: 0.371, SLG: 0.538	C FF 92 B FC 89 B FF 92 X FC 88 2-1 P5 ①		F FF 92 X FC 88 0-1 5 BB 3-H 1B		C FF 91 B FC 87 S SI 91 X CU 79 1-2 F8 ③		B SI 88 C SI 89 F CH 78 F SL 84 X CH 77 1-2 G5-3 ③			4	0	1	1	0	0	1
32 Josh Hamilton, L (1, 9) OBP: 0.278, SLG: 0.385	S FC 89 F CU 80 X SI 94 0-2 G4-3 ②		X CH 83 0-0 L9 ②			F FC 84 S FS 83 X CU 76 0-2 5 G6-3 44 SF9 2B		F SI 87 X SI 87 0-1 G4-3 ①		4	1	1	0	0	0	1
5 Albert Pujols, R (1, 10) OBP: 0.311, SLG: 0.412	X FF 92 0-0 P4 ③		1 SAFE B FC 86 B FC 88 B FF 93 C FC 88 S FF 93 F CU 79 1 SAFE B FC 87 4-2 1-2 BB			X CH 80 0-0 G6-3 ① 2-3		B SI 89 X SL 85 1-0 F8 ②		3	0	0	0	1	0	1
44 Mark Trumbo, R (1, 3) OBP: 0.333, SLG: 0.512		C FF 91 B FF 92 F FC 88 B SI 93 B SI 93 S FC 90 3-3 K ①	C CU 78 B FF 94 S FF 94 X FF 95 1-2 F8 ③			X FC 86 0-0 SF9 ② 3-H		F SI 90 C SI 91 B FF 90 B CU 70 X CH 80 2-2 F9 ③		3	0	0	1	0	1	2
47 Howie Kendrick, R (1, 4) OBP: 0.365, SLG: 0.479		B FF 92 C FF 94 B FC 90 F FC 88 X SI 94 2-2 1B		C FF 89 C CU 78 F SI 92 X FF 92 0-2 F8 ①		F FC 86 S CH 82 X CU 78 0-2 1B			B FF 92 X FF 92 1-0 6 G3 10 G1-3 1B	4	0	3	0	0	0	0
10 Brad Hawpe, L (1, 7)		1 SAFE S CH 81 B CU 77 C CU 78 1 SAFE C SI 92 1-3 K ②		S CU 76 S CU 78 F FS 86 B FC 88 B FC 87 F SI 93 F SI 93 F FS 86 S FF 93 2-3 K ②		B FF 88 1 SAFE B FC 84 S FC 90 C CU 77 C FF 90 2-3 K ③			X FO 85 0-0 G1-3 ① 1-2	4	0	0	0	0	3	3
6 Alberto Callaspo, S (1, 5) OBP: 0.308, SLG: 0.365		C FF 92 X FC 87 0-1 F9 ③		B SI 91 C SI 92 C CU 78 X FC 88 1-2 G1 ③			C FC 84 B CU 74 B CU 74 B SI 90 X FC 85 3-1 L4 ①		B FF 93 C FF 92 B FO 87 X FO 84 2-1 G3 ② 2-3	4	0	0	0	0	0	2
16 Hank Conger, L (1, 2) OBP: 0.308, SLG: 0.438			C FC 89 X FS 84 0-1 2 G3-1 27 1B 2B		C FC 86 X FC 88 0-1 F7 ①		C CU 76 B FC 86 F FC 85 X SI 91 1-2 2 FC4-6 1B		C FF 94 B CU 70 S FO 87 S FF 94 1-3 K ③	4	1	2	0	0	1	1
2 Erick Aybar, S (1, 6) OBP: 0.285, SLG: 0.358			B FF 88 C CU 76 F FC 87 F FF 90 F FF 91 D CH 83 F CH 80 F CU 79 F SI 92 2-2 X FC 88 G3-1 ① 2-3		F SI 90 B SI 90 X CH 80 1-1 G4-3 ②		F FC 85 F FF 90 B FF 90 1 SAFE F CU 76 X SI 91 1-2 FC4-6 ② 1-2f			3	0	0	0	0	0	2
Inning Stats	R: 0 E: 0 K: 0 S: 6 H: 0 LOB: 0 BB: 0 P: 8	R: 0 E: 0 K: 2 S: 11 H: 1 LOB: 1 BB: 0 P: 17	R: 1 E: 0 K: 0 S: 19 H: 2 LOB: 2 BB: 1 P: 26	R: 0 E: 0 K: 1 S: 14 H: 0 LOB: 0 BB: 0 P: 17	R: 0 E: 0 K: 0 S: 7 H: 0 LOB: 0 BB: 0 P: 9	R: 1 E: 0 K: 1 S: 11 H: 2 LOB: 1 BB: 0 P: 13	R: 0 E: 0 K: 0 S: 13 H: 1 LOB: 1 BB: 0 P: 19	R: 0 E: 0 K: 0 S: 6 H: 0 LOB: 0 BB: 0 P: 9	R: 0 E: 0 K: 1 S: 7 H: 1 LOB: 1 BB: 0 P: 11	1B: 5 2B: 2 3B: 0 HR: 0 SF: 1 SAC: 0 DP: 0 HBP: 0						

PITCHER	IP	WLS	BF	H	R	ER	SO	BB	IBB	HBP	BLK	WP	HR	S	P	ERA	WHIP
11 Clay Buchholz, R (1, 1) ERA: 1.71	6.2	W	27	6	2	2	4	1	0	0	0	0	0	77	104	2.70	1.050
32 Craig Breslow, L (7, 1) ERA: 2.3	1.1		4	0	0	0	0	0	0	0	0	0	0	10	14	0.00	0.000
36 Junichi Tazawa, R (9, 1) ERA: 2.3	1.0		4	1	0	0	1	0	0	0	0	0	0	7	11	0.00	1.000

PITCHER	IP	WLS	BF	H	R	ER	SO	BB	IBB	HBP	BLK	WP	HR	S	P	ERA	WHIP

TOP

Los Angeles Angels @ Boston Red Sox

Fenway Park, Boston, MA

Sat Jun 08 2013, 7:18 PM - 10:42 PM EDT

Att. 36,518 - Partly Cloudy - 77 F

livebaseballscorecards.com

AB	33
R	2
H	7
RBI	2
BB	1
SO	5
LOB	13

WP: 0	PA: 35				
PB: 0					
SB: 0					
CS: 0					

BOTTOM

Batter	1	2	3	4	5	6	7	8	9	AB	R	H	RBI	BB	SO	LOB
18 Shane Victorino, S (1, 8) OBP: 0.338, SLG: 0.356	C FF 90 X SI 91 0-1 5 2B 1B	C SI 91 B CU 77 L FC 88 X SI 92 1-2 ② G5-3		C CU 76 F SL 80 X SL 82 0-2 ① F7		1 SAFE C FF 93 B SI 92 S CH 87 B FC 89 F FF 93 2 SAFE D SL 82 S FC 90 3-3 ① K 1-2	F CH 86 B SI 92 S FC 89 1 SAFE P PO 76 F FC 89 B FC 87 F SI 93 X FC 90 3-2 ③ G3-1 1-2			5	1	1	0	0	1	3
5 Jonny Gomes, R (1, 7) OBP: 0.340, SLG: 0.342	B FF 90 1 SAFE C CU 76 X CH 85 1-1 15 2B 1-H 2B	B CU 75 B SI 92 B FF 90 C FF 90 C FF 91 X FC 89 3-2 15 BB 34 2B 1B		C SL 81 B SI 91 B SI 92 C FF 90 X SL 82 2-2 ② G5-3		B FC 88 X FC 91 1-0 ② P4		C FF 93 X FC 89 0-1 ① P4		5	2	2	1	0	0	1
15 Dustin Pedroia, R (1, 4) OBP: 0.418, SLG: 0.465	C CU 76 B SI 93 X SL 81 1-1 3 BB 2-H 2B	1 SAFE B FF 92 S FF 88 B SI 92 D SL 82 1 SAFE B FF 90 4-1 34 2B 1-2 BB		C SI 90 X CH 86 0-1 ③ G1-3		B FC 91 B FC 90 B FC 90 C SI 92 F FC 90 X SI 93 3-2 34 HR 2-H 1B		B FC 88 F FF 93 C FF 93 X FC 88 1-2 ② G4-3		4	1	2	2	1	0	0
34 David Ortiz, L (1, 10) OBP: 0.388, SLG: 0.623	B SI 93 S SL 82 B SL 84 X SL 84 2-1 ① F7	X SI 91 0-0 1-3 2-H 2B			C FC 88 X SL 82 0-1 ① G5-3	C CH 87 1 SAFE X FC 90 0-1 1-H HR		B FF 94 X FF 93 1-0 E7		5	1	2	3	0	0	1
12 Mike Napoli, R (1, 3) OBP: 0.350, SLG: 0.478	C CU 76 S FF 93 B SI 93 S SI 93 1-3 ② K	C SL 83 B FF 92 C SI 93 S SL 82 1-3 ③ K			C SI 90 C CH 87 B CH 85 X FC 88 1-2 E5 3 1B 1B	C FC 89 X FC 89 0-1 ③ G4-3		C FC 88 B FC 90 F FF 92 S SL 80 1-3 ③ K		5	1	1	0	0	3	4
29 Daniel Nava, S (1, 9) OBP: 0.399, SLG: 0.479	D SL 81 F SI 92 B SI 92 C FF 92 B SI 93 B FF 93 4-2 3 BB BB		B CH 86 C FF 90 B FF 89 C FF 90 F SI 92 F SI 92 F FF 90 X SL 82 2-2 3 SH5-3 1B		B FC 89 2 SAFE X CH 84 1-0 ② F9		B FF 92 C SI 92 S FF 93 T FF 92 1-2 ① K			3	0	1	0	1	1	1
3 David Ross, R (1, 2) OBP: 0.303, SLG: 0.448	B CU 76 B FF 92 F SI 92 B FF 91 B FF 92 4-1 1-2 2-3 BB		X FF 89 0-0 ① SH5-3 1-2		S CU 78 D SL 82 B FF 89 X CU 77 2-1 2-H 1B		C FC 89 C SI 93 B SL 80 X FC 88 1-2 ② F8			2	0	1	1	1	0	0
7 Stephen Drew, L (1, 6) OBP: 0.332, SLG: 0.413	C FF 92 B SL 83 F SI 92 B SL 83 S SI 92 2-3 ③ K		C SL 81 F FF 91 B SL 83 F SI 92 B FF 91 F SL 85 B CU 78 C SL 81 3-3 ② K		F FF 92 C SI 91 F SL 81 S CU 77 0-3 ③ K		X FF 92 0-0 10 1B 1B			4	0	1	0	0	3	5
10 Jose Iglesias, R (1, 5) OBP: 0.494, SLG: 0.571		B FF 89 B FF 90 C SI 91 X SL 82 2-1 ① G5-3	C CU 78 C SL 83 D SL 84 B FF 91 X SI 92 2-2 ③ F8			B FF 92 B FF 94 C FF 94 X FC 90 2-1 15 PB 18 E 15 1B 1B	B FC 88 C FF 93 C FC 88 X SI 91 1-2 18 S 1-3 1B			4	1	2	0	0	0	1
Inning Stats	R: 2 E: 0 K: 2 S: 17 H: 3 LOB: 3 BB: 2 P: 32	R: 1 E: 0 K: 1 S: 13 H: 2 LOB: 2 BB: 1 P: 24	R: 0 E: 0 K: 1 S: 15 H: 1 LOB: 1 BB: 0 P: 22	R: 0 E: 0 K: 0 S: 8 H: 0 LOB: 0 BB: 0 P: 10	R: 1 E: 1 K: 1 S: 12 H: 2 LOB: 1 BB: 0 P: 16	R: 3 E: 1 K: 1 S: 14 H: 3 LOB: 0 BB: 0 P: 23	R: 0 E: 0 K: 1 S: 16 H: 2 LOB: 2 BB: 0 P: 21	R: 0 E: 1 K: 1 S: 9 H: 0 LOB: 1 BB: 0 P: 12		1B: 9 2B: 3 3B: 0 HR: 1 SF: 0 SAC: 1 DP: 0 HBP: 0						

PITCHER	IP	WLS	BF	H	R	ER	SO	BB	IBB	HBP	BLK	WP	HR	S	P	ERA	WHIP
33 C.J. Wilson, L (1, 1) ERA: 4.02	5.0	L	26	8	4	3	5	3	0	0	0	0	0	65	104	5.40	2.200
57 Jerome Williams, R (6, 1) ERA: 2.87	3.0		15	5	3	3	3	0	0	0	0	0	1	39	56	9.00	1.667

PITCHER	IP	WLS	BF	H	R	ER	SO	BB	IBB	HBP	BLK	WP	HR	S	P	ERA	WHIP

Los Angeles Angels @ Boston Red Sox

Fenway Park, Boston, MA

Sat Jun 08 2013, 7:18 PM - 10:42 PM EDT

Att. 36,518 - Partly Cloudy - 77 F

livebaseballscorecards.com

AB	37
R	7
H	13
RBI	7
BB	3
SO	8
LOB	16

1B: 9	SF: 0	WP: 0	PA: 41
2B: 3	SAC: 1	PB: 1	
3B: 0	DP: 0	SB: 1	
HR: 1	HBP: 0	CS: 0	

Los Angeles Angels @ Boston Red Sox

Fenway Park, Boston, MA

Sun Jun 09 2013, 1:44 PM - 5:15 PM EDT

Att. 37,054 - Sunny - 76 F

TOP

livebaseballscorecards.com

Batter	1	2	3	4	5	6	7	8	9	AB	R	H	RBI	BB	SO	LOB
27 Mike Trout, R (1, 8) OBP: 0.375, SLG: 0.547	K		G1-3		44 1B 2B		32 G6-3 2B	1-3 2-3 1B		5	1	3	0	0	1	1
32 Josh Hamilton, L (1, 9) OBP: 0.273, SLG: 0.377	G6-3		L9		K		2-3 G6-3		K	5	0	0	0	0	2	3
5 Albert Pujols, R (1, 10) OBP: 0.313, SLG: 0.422	HR		44 BB HBP		F8		P3		P3	4	1	1	1	0	0	2
44 Mark Trumbo, R (1, 3) OBP: 0.342, SLG: 0.514	1B		1-2 2-3 47 FC6-4 BB		2-H 47 FC4-6 1B			G6-3	BB	3	0	2	1	2	0	0
47 Howie Kendrick, R (1, 4) OBP: 0.362, SLG: 0.471	K		1-2f FC6-4		1-2f FC4-6			6 FC3-6 HBP	K	4	0	0	0	0	2	6
6 Alberto Callaspo, S (1, 5) OBP: 0.312, SLG: 0.384		2 G4-6-3 BB		HR	K			FC3-6 17 BB 2 BB 39 1B		3	2	1	1	1	1	1
2 Erick Aybar, S (1, 6) OBP: 0.284, SLG: 0.351		1-2f G4-6-3		L7	L7			17 BB 1-2 39 1B BB		3	1	0	0	1	0	1
17 Chris Iannetta, R (1, 2) OBP: 0.362, SLG: 0.365		K		P4	K			1-2 2-3 27 1B 39 1B BB		3	0	0	0	1	2	0
39 JB Shuck, L (1, 7) OBP: 0.324, SLG: 0.349			44 WP 2B	P6			B5	1-2 2-H 3-H 27 1B 1B		4	0	2	2	0	0	0
Inning Stats	R: 1 E: 0 K: 2 S: 14 H: 2 LOB: 1 BB: 0 P: 25	R: 0 E: 0 K: 1 S: 6 H: 0 LOB: 0 BB: 1 P: 13	R: 0 E: 0 K: 0 S: 11 H: 1 LOB: 3 BB: 1 P: 21	R: 1 E: 0 K: 0 S: 13 H: 1 LOB: 0 BB: 0 P: 19	R: 1 E: 0 K: 1 S: 12 H: 2 LOB: 1 BB: 0 P: 17	R: 0 E: 0 K: 2 S: 10 H: 0 LOB: 0 BB: 0 P: 15	R: 0 E: 0 K: 0 S: 7 H: 1 LOB: 1 BB: 0 P: 9	R: 2 E: 0 K: 0 S: 21 H: 2 LOB: 3 BB: 2 P: 36	R: 0 E: 0 K: 2 S: 14 H: 0 LOB: 1 BB: 1 P: 24	1B: 4 2B: 3 3B: 0 HR: 2	SF: 0 SAC: 0 DP: 1 HBP: 2						

	AB	34
	R	5
	H	9
	RBI	5
	BB	5
	SO	8
	LOB	14

WP: 1 PB: 0 SB: 0 CS: 0 PA: 41

PITCHER		IP	WLS	BF	H	R	ER	SO	BB	IBB	HBP	BLK	WP	HR	S	P	ERA	WHIP
46 Ryan Dempster, R ERA: 4.4	(1, 1)	6.0	W	26	6	3	3	6	2	0	1	0	1	2	66	110	4.50	1.333
32 Craig Breslow, L ERA: 2.16	(7, 1)	1.0		4	1	0	0	0	0	0	0	0	0	0	7	9	0.00	1.000
19 Koji Uehara, R ERA: 2.59	(8, 1)	0.2		6	1	2	2	0	2	0	1	0	0	0	18	31	27.00	4.500
30 Andrew Miller, L ERA: 3.05	(8, 1)	0.1		1	1	0	0	0	0	0	0	0	0	0	3	5	0.00	3.000
40 Andrew Bailey, R ERA: 1.47	(9, 1)	1.0		4	0	0	0	2	1	0	0	0	0	0	14	24	0.00	1.000

PITCHER		IP	WLS	BF	H	R	ER	SO	BB	IBB	HBP	BLK	WP	HR	S	P	ERA	WHIP

BOTTOM

Los Angeles Angels @ Boston Red Sox

Fenway Park, Boston, MA

Sun Jun 09 2013, 1:44 PM - 5:15 PM EDT

Att. 37,054 - Sunny - 76 F

livebaseballscorecards.com

Batter	1	2	3	4	5	6	7	8	9	AB	R	H	RBI	BB	SO	LOB
2 Jacoby Ellsbury, L (1, 8) OBP: 0.348, SLG: 0.393	C FF 86 X FF 88 0-1 L7		B FF 89 F FF 89 L CU 76 X CH 83 1-2 FC3-6 29 S 29 1B 1-2f	B FF 90 D CH 83 C FF 90 F FF 91 B CH 84 X FF 89 3-2 3B 3-H		B FF 95 C FF 95 F FF 94 D CH 89 F FC 94 X FF 95 2-2 F9	F CU 79 B FF 90 F FF 89 B FO 78 B FF 89 B FF 88 4-2 BB			4	1	1	1	1	0	2
29 Daniel Nava, S (1, 9) OBP: 0.395, SLG: 0.472	B FF 88 B FF 89 C FF 87 C FF 88 F CU 78 B CH 83 X FF 88 3-2 L8		D FF 90 C FF 89 1 SAFE 1 SAFE C FF 90 F CH 84 D CH 85 X FC 86 2-2 15 1B 34 HR 1-H 1B	C FF 91 X CU 77 0-1 F8		B FF 94 B FF 94 C FF 95 B FF 94 C FF 94 F FF 94 F FF 95 S FF 94 3-3 K	F SI 87 B SI 87 B SI 87 C SI 86 X CU 72 2-2 L7			5	1	1	1	0	1	5
15 Dustin Pedroia, R (1, 4) OBP: 0.416, SLG: 0.462 23 Pedro Ciriaco, R (8, 5) OBP: 0.293, SLG: 0.353	B FF 90 X FF 89 1-0 G5-3		C FF 90 B FC 86 B CH 83 1 SAFE X FF 89 2-1 34 HR 1-2 1B		B SL 81 C FF 89 B FF 90 F CH 83 B CU 79 F FF 90 X CH 83 3-2 P4		B FF 90 F FF 90 B FF 91 X FF 90 2-1 F7	F FF 97 F FF 95 X FC 93 0-2 G3		4 1	1 0	1 0	0 0	0 0	0 0	0 0
34 David Ortiz, L (1, 10) OBP: 0.394, SLG: 0.637		B SI 90 F FF 90 F FF 90 X FF 91 1-2 37 BB 1B	B CH 84 F FF 90 X CH 85 1-1 1-H 2-H HR		C CU 76 S FF 90 C FF 91 0-3 K		B FF 91 B FF 92 B FF 90 C FF 90 B FF 90 4-1 12 BB 39 HR BB	B FF 95 X FF 96 1-0 G6-3		4	2	2	3	1	1	0
12 Mike Napoli, R (1, 3) OBP: 0.347, SLG: 0.470		F FF 90 C FF 90 S CH 82 0-3 K	B SL 82 C FF 91 T FF 91 C FF 90 1-3 K		S CH 83 B FC 85 B FF 89 S CH 84 S FF 90 2-3 K		B FF 91 B FF 90 B FF 90 C FF 90 S FF 89 B FF 90 4-2 39 HR 1-2 BB	B FF 97 F FF 95 B FF 96 F FF 95 F FC 91 S FC 91 2-3 K		4	1	0	0	1	4	1
39 Jarrod Saltalamacchia, S (1, 2) OBP: 0.341, SLG: 0.515		C FF 90 C CU 78 S CH 83 0-3 K	B CU 74 X FF 90 1-0 G4-3			S CH 82 B CH 84 X FF 90 1-1 HR	B FF 91 X FF 90 1-0 1-H 2-H HR			4	2	2	4	0	1	1
37 Mike Carp, L (1, 7) OBP: 0.366, SLG: 0.682		B CU 77 B FF 90 B CH 82 B FF 89 4-0 1-2 BB	C CU 75 C FF 88 B CH 83 X CH 83 1-2 E5 10 WP 2 3B			X CU 76 0-0 HR	C FF 90 B CU 77 B FF 89 F FF 88 X CU 78 2-2 F8			3	2	1	1	1	0	0
7 Stephen Drew, L (1, 6) OBP: 0.330, SLG: 0.409		X FF 90 0-0 P5	B CH 83 C FF 88 1 SAFE S CH 83 B CH 83 S CU 76 2-3 K			C FF 95 B FF 96 F FF 96 F FF 96 B SL 88 F FF 95 B FF 91 X FF 95 3-2 E4 10 PB	C FF 89 C FF 90 F CU 78 X FF 90 0-2 10 2B 1B			4	0	1	0	0	1	3
10 Jose Iglesias, R (1, 5) OBP: 0.494, SLG: 0.581 (8, 4)			C FF 88 C FF 88 X FF 89 0-2 2 FC3-6 1B	1 SAFE C FF 88 L FC 85 1 SAFE F FF 88 B FF 89 B CH 84 B SL 83 X CH 83 3-2 P3 1-3		F FF 93 1 SAFE B FC 93 S FF 94 F FF 94 F FF 95 F FF 94 D SL 88 F SL 85 2-2 X FF 94 F9 1-2	X FF 90 0-0 1-3 2B			4	0	2	0	0	0	2
Inning Stats	R: 0 E: 0 K: 0 S: 7 H: 0 LOB: 0 BB: 0 P: 11	R: 0 E: 0 K: 2 S: 10 H: 1 LOB: 2 BB: 1 P: 15	R: 4 E: 0 K: 1 S: 18 H: 4 LOB: 0 BB: 0 P: 26	R: 1 E: 1 K: 1 S: 15 H: 1 LOB: 1 BB: 0 P: 24	R: 0 E: 0 K: 2 S: 10 H: 0 LOB: 0 BB: 0 P: 15	R: 2 E: 1 K: 1 S: 24 H: 2 LOB: 1 BB: 0 P: 35	R: 3 E: 0 K: 0 S: 19 H: 3 LOB: 3 BB: 3 P: 38	R: 0 E: 0 K: 1 S: 8 H: 0 LOB: 0 BB: 0 P: 11		1B: 5 2B: 1 3B: 1 HR: 4 SF: 0 SAC: 0 DP: 0 HBP: 0				WP: 2 PB: 1 SB: 1 CS: 0 PA: 41		

	AB	37
	R	10
	H	11
	RBI	10
	BB	4
	SO	8
	LOB	14

PITCHER		IP	WLS	BF	H	R	ER	SO	BB	IBB	HBP	BLK	WP	HR	S	P	ERA	WHIP
55 Joe Blanton, R ERA: 5.87	(1, 1)	5.0	L	25	8	7	6	6	1	0	0	0	1	3	63	95	10.80	1.800
58 Michael Kohn, R ERA: 2.04	(6, 1)	1.0		4	0	0	0	1	0	0	0	0	0	0	21	31	0.00	0.000
59 Robert Coello, R ERA: 4.3	(7, 1)	0.2		8	3	3	3	0	3	0	0	0	0	1	16	33	40.50	9.000
37 Scott Downs, L ERA: 2.0	(7, 1)	0.1		1	0	0	0	0	0	0	0	0	0	0	3	5	0.00	0.000
40 Kevin Jepsen, R ERA: 3.86	(8, 1)	1.0		3	0	0	0	1	0	0	0	0	0	0	8	11	0.00	0.000

PITCHER	IP	WLS	BF	H	R	ER	SO	BB	IBB	HBP	BLK	WP	HR	S	P	ERA	WHIP

Los Angeles Angels @ Baltimore Orioles

Oriole Park at Camden Yards, Baltimore, MD

Mon Jun 10 2013, 7:12 PM - 11:47 PM EDT

Att. 15,514 - Rain - 75 F

livebaseballscorecards.com

Batter	1	2	3	4	5	6	7	8	9	AB	R	H	RBI	BB	SO	LOB
27 Mike Trout, R (1, 7) OBP: 0.375, SLG: 0.554	C FF 86 B SI 86 F CU 71 B SI 87 F SL 77 S SL 78 2-3 ① K		B SI 87 X SI 87 1-0 HR		B FF 87 X CU 71 1-0 ③ G5-3		B FF 96 C FF 94 T FF 96 F FF 96 F SI 96 B FC 92 F FF 96 F FF 98 B FF 97 4-2 B FC 94 32 FC3 BB 1-2 2-3		B SI 94 F FF 94 B SI 94 S FF 94 X FF 94 2-2 ② G6-3	4	1	1	1	1	1	1
32 Josh Hamilton, L (1, 9) OBP: 0.275, SLG: 0.390	X CU 73 0-0 5 G4-3 1B		B FS 79 S FS 81 B FF 87 S FS 81 F CH 81 X FS 81 2-2 ② G3-1			F FF 84 X FS 79 0-1 HR	C FF 98 F FF 97 F FF 98 X CU 82 0-2 FC3 1-2 2-3 3-H		X CH 88 0-0 ③ G4-3	5	1	2	2	0	0	2
5 Albert Pujols, R (1, 10) OBP: 0.312, SLG: 0.419	B FF 86 S CH 80 X SI 86 1-1 ② G4-3 1-2		C CU 70 B SL 80 F CH 80 B FS 78 X FS 79 2-2 ③ P4			C SL 79 S FS 78 F FS 79 B FS 80 F FS 78 X SL 80 1-2 44 G5-3 1B	F FC 92 F FF 97 T FF 98 0-2 ② K			4	0	1	0	0	1	4
44 Mark Trumbo, R (1, 3) OBP: 0.344, SLG: 0.512	B SL 81 B CH 81 B CH 81 B FF 88 4-0 BB			B CH 79 B SI 87 X SI 87 2-0 47 G5-4-3 1B		C CU 72 F SL 78 X FS 79 0-2 ① G5-3 1-2	S FF 98 X FF 97 0-1 ③ G4-3			3	0	1	0	1	0	4
47 Howie Kendrick, R (1, 4) OBP: 0.356, SLG: 0.463	C FF 88 B SI 88 X SI 88 1-1 ③ L9			B SI 87 S SL 79 X SI 86 1-1 ① ② G5-4-3 1-2f		F SI 88 S CH 81 F FS 79 F FS 80 S FS 81 0-3 ② K		X SI 85 0-0 ① L9		4	0	0	0	0	1	4
6 Alberto Callaspo, S (1, 5) OBP: 0.305, SLG: 0.374		B CH 79 X CH 79 1-0 ① F8		C SI 86 C SI 86 X FS 78 0-2 ③ L5		F SL 80 X SL 79 0-1 ③ G1-3		C SL 79 X SL 80 0-1 ② G1-3		4	0	0	0	0	0	1
2 Erick Aybar, S (1, 6) OBP: 0.283, SLG: 0.349		C FF 86 X SL 80 0-1 ② F7			F FF 85 B CU 73 B CH 79 X FF 85 2-1 ① L9		X FF 96 0-0 ① G1-3	X SI 85 0-0 1B		4	0	1	0	0	0	0
17 Chris Iannetta, R (1, 2) OBP: 0.361, SLG: 0.360 16 Hank Conger, L (8, PH) OBP: 0.304, SLG: 0.432 (8, 2)		F SI 87 S SL 76 B SL 78 B FS 77 B FF 87 C SL 79 3-3 ③ K			X SL 80 0-0 ② F8		S FF 96 B FF 96 F FF 96 B CU 82 B FC 93 B FC 95 4-2 27 BB 25 1B 32 FC3 BB	C SL 79 F FF 87 1 SAFE F FF 87 B SL 79 X FF 88 1-2 ③ P3		2 1	1 0	0 0	0 0	1 0	1 0	0 1
25 Peter Bourjos, R (1, 8) OBP: 0.375, SLG: 0.460			B SI 86 F FF 86 X FS 80 1-1 ① F8		B SI 86 F SL 75 B SL 78 F CH 79 B CH 80 X SI 88 3-2 1B		C FF 97 X FC 92 0-1 32 FC3 27 BB 1-2 1B		B CU 79 C SI 93 X FF 93 1-1 ① G1-3	4	0	2	0	0	0	0

Inning Stats																				
	R: 0	H: 1	R: 0	H: 0	R: 1	H: 1	R: 0	H: 1	R: 1	H: 2	R: 1	H: 1	R: 0	H: 0	R: 0	H: 1	1B: 6	SF: 0	WP: 0	PA: 38
	E: 0	LOB: 2	E: 0	LOB: 0	E: 0	LOB: 0	E: 0	LOB: 1	E: 0	LOB: 1	E: 0	LOB: 3	E: 0	LOB: 0	E: 0	LOB: 0	2B: 0	SAC: 0	PB: 0	
	K: 1	BB: 1	K: 1	BB: 0	K: 0	BB: 0	K: 0	BB: 0	K: 1	BB: 0	K: 1	BB: 2	K: 0	BB: 0	K: 0	BB: 0	3B: 0	DP: 1	SB: 0	
	S: 9	P: 17	S: 6	P: 10	S: 10	P: 16	S: 6	P: 9	S: 7	P: 13	S: 17	P: 18	S: 20	P: 28	S: 8	P: 9	HR: 2	HBP: 0	CS: 0	

PITCHER		IP	WLS	BF	H	R	ER	SO	BB	IBB	HBP	BLK	WP	HR	S	P	ERA	WHIP
38 Freddy Garcia, R ERA: 4.47	(1, 1)	6.0	W	24	6	2	2	3	1	0	0	0	0	2	55	83	3.00	1.167
29 Tommy Hunter, R ERA: 2.06	(7, 1)	1.0	H	7	1	1	1	1	2	0	0	0	0	0	20	28	9.00	3.000
56 Darren O'Day, R ERA: 1.55	(8, 1)	1.0	H	4	1	0	0	0	0	0	0	0	0	0	8	9	0.00	1.000
43 Jim Johnson, R ERA: 4.15	(9, 1)	1.0	S	3	0	0	0	0	0	0	0	0	0	0	6	9	0.00	0.000

PITCHER	IP	WLS	BF	H	R	ER	SO	BB	IBB	HBP	BLK	WP	HR	S	P	ERA	WHIP

TOP

AB	35
R	3
H	8
RBI	3
BB	3
SO	4
LOB	17

Batter	1	2	3	4	5	6	7	8	9	AB	R	H	RBI	BB	SO	LOB
9 Nate McLouth, L (1, 7) OBP: 0.365, SLG: 0.413	C FF 85 X SI 87 0-1 ① G4-3		B FF 86 C CU 71 S CU 71 C SL 81 1-3 ③ K			B FF 84 X CH 76 1-0 13 S 13 E 1B	B FF 93 F FF 94 X SL 84 1-1 ③ L7			4	1	1	0	0	1	0
13 Manny Machado, R (1, 5) OBP: 0.352, SLG: 0.484	C FF 86 B FF 88 S FC 88 F FF 89 B FC 87 X SL 83 2-2 ② F9			S FF 87 B SL 81 B FF 86 B SL 81 X FC 87 3-1 ① F9		B FF 85 B FF 85 F CH 78 X SL 81 2-1 E9 21 1B 10 SF9 1-H 1B		B SL 86 X FC 93 1-0 ① G4-3		4	1	1	0	0	0	0
21 Nick Markakis, L (1, 9) OBP: 0.339, SLG: 0.424	B FF 88 C SI 88 X CU 72 1-1 ③ F9			B SL 80 F FF 86 B FF 88 B SI 86 S CH 79 F FF 87 B FF 89 4-2 10 HR BB		C FF 85 X CH 79 0-1 19 FC5-6 2-3 1B		B FF 93 C FF 93 F FF 93 X FC 94 1-2 ② G4-3		3	1	1	0	1	0	0
10 Adam Jones, R (1, 8) OBP: 0.330, SLG: 0.522		B FF 86 F FF 88 B SL 82 X FF 86 2-1 ① P4		F CH 79 X CH 78 0-1 1-H HR		S FF 87 X FF 87 0-1 ① SF9 3-H		B SL 86 S SL 86 F FF 93 F SL 85 F SL 84 X SL 86 1-2 ③ F7		3	1	1	3	0	0	0
19 Chris Davis, L (1, 3) OBP: 0.411, SLG: 0.684		B SI 87 B SI 86 B FF 86 X SI 87 3-0 ② G4-3		F FF 86 F SI 85 F SL 80 X CH 77 0-2 ② G4-3		B SI 86 X CU 71 1-0 ② FC5-6 32 1B 1-2f				3	0	0	0	0	0	1
32 Matt Wieters, S (1, 2) OBP: 0.301, SLG: 0.429		X FC 87 0-0 1B		C CH 80 X CH 78 0-1 ③ G4-3		D FF 94 F FF 94 S FC 94 X FC 94 1-2 2 FC6-4 1-3 1B				3	0	2	0	0	0	0
2 J.J. Hardy, R (1, 6) OBP: 0.307, SLG: 0.486		B FF 87 B FF 87 B CH 82 X FF 88 3-0 ③ F7		C FF 85 C FF 87 B FF 86 X FF 87 1-2 36 FC4-6 1B		B FC 94 B FC 94 X FC 94 2-0 ③ FC6-4 1-2f				3	0	1	0	0	0	3
36 Chris Dickerson, L (1, 10) OBP: 0.286, SLG: 0.471			S FF 85 C SI 86 B FF 87 T SL 82 1-2 ① K	B CH 76 1 SAFE F CU 71 C FF 87 X FC 85 1-2 ① FC4-6 3 L3 1-2f			B SL 85 X FF 94 1-0 ① F8			3	0	0	0	1	1	
3 Ryan Flaherty, L (1, 4) OBP: 0.233, SLG: 0.254			B CU 71 F SI 87 B FF 86 F CU 72 B FF 86 S FF 86 3-3 ② K	B CH 78 S CU 72 F FF 87 B CH 74 1 SAFE 1 SAFE X FF 86 2-2 ② ③ L3 1-1			B FF 94 B FF 94 S FF 94 S FF 94 B SL 85 X FF 94 3-2 ② G4-3			3	0	0	0	1	1	
Inning Stats	R: 0 E: 0 K: 0 S: 8 H: 0 LOB: 0 BB: 0 P: 11	R: 0 E: 0 K: 0 S: 5 H: 1 LOB: 1 BB: 0 P: 13	R: 0 E: 0 K: 3 S: 9 H: 0 LOB: 0 BB: 0 P: 14	R: 2 E: 0 K: 0 S: 13 H: 1 LOB: 0 BB: 1 P: 20	R: 0 E: 0 K: 0 S: 9 H: 1 LOB: 0 BB: 0 P: 13	R: 2 E: 1 K: 0 S: 12 H: 4 LOB: 2 BB: 0 P: 19	R: 0 E: 0 K: 0 S: 6 H: 0 LOB: 0 BB: 0 P: 11	R: 0 E: 0 K: 0 S: 9 H: 0 LOB: 0 BB: 0 P: 12		1B: 6 2B: 1 3B: 0 HR: 1 SF: 1 SAC: 0 DP: 1 HBP: 0				WP: 0 PB: 0 SB: 1 CS: 0 PA: 31		

PITCHER		IP	WLS	BF	H	R	ER	SO	BB	IBB	HBP	BLK	WP	HR	S	P	ERA	WHIP
36 Jered Weaver, R ERA: 3.77	(1, 1)	5.2	L	23	6	4	4	3	1	0	0	0	0	1	52	83	6.35	1.235
Garrett Richards, R ERA: 5.18	(6, 1)	2.1		8	1	0	0	0	0	0	0	0	0	0	19	30	0.00	0.429

PITCHER	IP	WLS	BF	H	R	ER	SO	BB	IBB	HBP	BLK	WP	HR	S	P	ERA	WHIP

BOTTOM

Los Angeles Angels @ Baltimore Orioles

Oriole Park at Camden Yards, Baltimore, MD

Mon Jun 10 2013, 7:12 PM - 11:47 PM EDT

Att. 15,514 - Rain - 75 F

livebaseballscorecards.com

AB	29
R	4
H	7
RBI	3
BB	1
SO	3
LOB	6

Los Angeles Angels @ Baltimore Orioles

Oriole Park at Camden Yards, Baltimore, MD

Tue Jun 11 2013, 7:06 PM - 9:47 PM EDT

Att. 22,834 - Partly Cloudy - 81 F

TOP

livebaseballscorecards.com

Batter	1	2	3	4	5	6	7	8	9	AB	R	H	RBI	BB	SO	LOB
27 Mike Trout, R (1, 7) OBP: 0.373, SLG: 0.561	F FF 91 B FF 92 X CU 75 1-1 ① G5-3			C SL 84 B SI 92 X CH 85 1-1 HR		B FF 91 C FF 92 B SI 92 X FF 92 2-1 ② F9			B CU 80 B CU 79 F SI 94 X SI 94 2-1 ② G5-3	4	1	1	1	0	0	0
32 Josh Hamilton, L (1, 10) OBP: 0.275, SLG: 0.392	T FF 91 F FF 91 B FF 92 X FF 93 1-2 ② L8			F CU 78 X CH 86 0-1 ① G4-3		F CH 83 S FF 92 T FF 92 0-2 ③ K			F FF 94 F SI 94 X CU 80 0-2 5 1B 2B	4	1	1	0	0	1	0
5 Albert Pujols, R (1, 3) OBP: 0.314, SLG: 0.418 10 Brad Hawpe, L (9, PR)	B CU 77 F FF 91 C CU 81 X CH 82 1-2 ③ G5-3			C CH 83 B FF 91 F FF 91 X FF 92 1-2 ② F9			B FF 90 B FF 90 B CU 81 B FF 90 4-0 47 G1-6-3 BB		B SI 94 C SI 93 B CU 79 X SI 93 2-1 2-H 1B	3	0	1	1	1	0	0
										0	0	0	0	0	0	0
44 Mark Trumbo, R (1, 9) OBP: 0.339, SLG: 0.504		B CU 82 C FF 91 B CH 82 S CH 83 C FF 92 2-3 ① K		B CH 85 S SL 83 X CH 85 1-1 ③ G5-3			C FF 91 C FF 91 S FF 90 0-3 ① K		F SI 93 T CU 81 F SI 95 C SI 95 0-3 ③ K	4	0	0	0	0	3	2
47 Howie Kendrick, R (1, 4) OBP: 0.360, SLG: 0.466		S FF 91 B FF 91 B FF 91 X SL 83 2-1 2 L3 1B			F FF 90 X SI 91 0-1 20 G6-3 1B		C SL 83 F FF 91 F FF 91 B FF 92 F FF 92 F CH 83 F FF 92 X SI 92 1-2 ② ③ G1-6-3 1-2f			3	0	2	0	0	0	1
2 Erick Aybar, S (1, 6) OBP: 0.279, SLG: 0.343		X SI 90 0-0 ② ③ L3 1-1			C CU 77 X FF 90 0-1 ① F8			C CH 82 B FF 90 B CU 76 X FF 91 2-1 ① F9		3	0	0	0	0	0	2
20 Brendan Harris, R (1, 5) OBP: 0.266, SLG: 0.368 39 JB Shuck, L (8, PH) OBP: 0.321, SLG: 0.346 16 Hank Conger, L (8, 2) OBP: 0.304, SLG: 0.432			C FF 91 C SL 84 C FF 92 0-3 ① K		X SI 90 0-0 ② G6-3 1-2			C CU 76 B FF 91 F CH 84 B FF 91 F SI 90 X CH 81 2-2 ② G3		2	0	0	0	0	1	1
										1	0	0	0	0	0	0
										0	0	0	0	0	0	0
17 Chris Iannetta, R (1, 2) OBP: 0.363, SLG: 0.362 6 Alberto Callaspo, S (8, PH) OBP: 0.303, SLG: 0.372 (8, 5)			B SL 83 B FF 92 X FF 91 2-0 25 G5-4-3 1B		S SI 91 B FF 92 C FF 92 B SL 84 S FF 92 2-3 ③ K			C CU 77 X CH 83 0-1 ③ G4-3		2	0	1	0	0	1	1
										1	0	0	0	0	0	0
25 Peter Bourjos, R (1, 8) OBP: 0.364, SLG: 0.444			F FF 91 F SI 90 B FF 91 D CH 81 F SI 90 X CU 77 2-2 ② ③ G5-4-3 1-2f			B CU 76 S FF 90 F FF 91 B CH 84 F FF 91 B FF 92 X FF 91 3-2 ① G1-3			L SI 92 B FF 93 B SI 92 X SI 92 2-1 ① P2	3	0	0	0	0	0	1

Inning Stats	1	2	3	4	5	6	7	8	9
	R: 0 E: 0 K: 0 S: 8	H: 0 LOB: 0 BB: 0 P: 11	R: 0 E: 0 K: 1 S: 6	H: 1 LOB: 0 BB: 0 P: 10	R: 0 E: 0 K: 1 S: 8	H: 1 LOB: 0 BB: 0 P: 12	R: 1 E: 0 K: 0 S: 9	H: 1 LOB: 0 BB: 0 P: 12	R: 0 E: 0 K: 1 S: 8	H: 1 LOB: 1 BB: 0 P: 10	R: 0 E: 0 K: 1 S: 9	H: 0 LOB: 0 BB: 0 P: 14	R: 0 E: 0 K: 1 S: 10	H: 0 LOB: 0 BB: 1 P: 15	R: 0 E: 0 K: 0 S: 8	H: 0 LOB: 0 BB: 0 P: 12	R: 1 E: 0 K: 1 S: 13	H: 2 LOB: 1 BB: 0 P: 19

| | | | | | | | | | |

Batter	1	2	3	4	5	6	7	8	9	AB	R	H	RBI	BB	SO	LOB
21 Nick Markakis, L (1, 9) OBP: 0.342, SLG: 0.425	C FF 86 C FF 86 B SI 87 B KC 78 X SI 88 2-2 ① G6-3		B KC 75 C SI 87 B FF 88 B CH 81 F FF 88 C SI 88 3-3 ③ K			C SI 87 F SI 87 X KC 76 0-2 E8 13 G4-3 1-3 1B	B SI 86 X SI 88 1-0 1B 1-2 2-H 3-H			4	0	2	2	0	1	0
13 Manny Machado, R (1, 5) OBP: 0.350, SLG: 0.480	B FF 87 B FF 88 X FF 88 2-0 10 PO 1B			C SI 85 X FF 87 0-1 ① G1		S FF 87 F CH 80 X FF 87 0-2 ① G4-3 2-3 3-H	B FF 95 F FF 95 2 SAFE F FF 95 F FF 94 S SL 89 1-3 ③ K			4	0	1	1	0	1	3
2 J.J. Hardy, R (1, 6) OBP: 0.302, SLG: 0.478	C SI 87 B SI 88 1 SAFE 1 SAFE X SI 87 1-1 ② F8			B SI 86 B FF 87 B CH 80 C SI 88 X CH 80 3-1 ② F		B CH 80 C FF 87 X CH 80 1-1 ② G6-3		C FF 95 F FF 96 B FC 91 B FC 92 F FF 94 X FF 96 2-2 ① G3		4	0	0	0	0	0	2
10 Adam Jones, R (1, 8) OBP: 0.325, SLG: 0.515	B SI 87 S CH 81 1 SAFE 1-1 ③ PO 1-2	B FF 87 C CH 80 C FF 88 X FF 88 1-2 ① G5-3		C FF 86 X KC 76 0-1 ③ F9		S CH 80 F SI 88 F KC 76 X CH 80 0-2 ③ G2-3		B FF 95 B FF 95 F FF 94 F FF 94 S CU 82 2-3 ② K		4	0	0	0	0	1	1
19 Chris Davis, L (1, 3) OBP: 0.416, SLG: 0.683		B KC 77 B SI 88 X SI 88 2-0 35 FC6-4 1B			B SI 86 B SI 87 B CH 80 B FF 88 4-0 BB		S SI 86 B KC 76 F CH 81 F SI 86 B SI 88 X CH 81 2-2 ① G4-3	C FF 94 B FF 94 B CU 80 F FF 94 B FF 95 B FF 94 4-2 BB		2	0	1	0	2	0	0
32 Matt Wieters, S (1, 2) OBP: 0.296, SLG: 0.421		X FF 87 0-0 ② F9		C SI 87 X SI 87 0-1 ① F8		C FF 86 B SI 87 C SI 87 B FF 87 F CH 80 X CH 80 2-2 ② G5-3		X FF 93 0-0 ③ G4-3		4	0	0	0	0	0	3
35 Danny Valencia, R (1, 10) OBP: 0.310, SLG: 0.590		C FF 87 D CH 81 F FF 87 D KC 77 F SI 88 1 SAFE X CH 79 2-2 ③ FC6-4 1-2f		B FF 87 B FF 87 C CH 78 X CH 79 2-1 ② P6			C KC 75 B CH 80 S CH 79 X FF 87 1-2 3 1B 28 1B 21 1B 1B			3	1	1	0	0	0	2
28 Steve Pearce, R (1, 7) OBP: 0.329, SLG: 0.408 36 Chris Dickerson, L (8, 7) OBP: 0.286, SLG: 0.471			B FF 86 B CH 80 C FF 87 X FF 87 2-1 ① G5-3	B SI 87 C FF 86 B CH 79 F KC 76 1 SAFE F CH 79 X FF 87 2-2 ③ P3			B CH 79 C FF 86 B KC 76 S FF 87 X CH 80 2-2 3 1B 21 1B 1B 1-2			3 0	1 0	1 0	0 0	0 0	0 0	1 0
3 Ryan Flaherty, L (1, 4) OBP: 0.243, SLG: 0.264			B FF 87 C FF 88 B SI 88 B SI 88 X FF 88 3-1 ② G4-3			C FF 84 F KC 76 B FF 86 B KC 76 B KC 76 X FF 87 3-2 21 E 13 G4-3 1B	B SI 87 C CH 80 B CH 81 F SI 87 F CH 81 X SI 87 2-2 21 1B 1B 1-2 2-3			3	1	2	0	0	0	0
Inning Stats	R: 0 E: 0 K: 0 S: 7 H: 1 LOB: 0 BB: 0 P: 13	R: 0 E: 0 K: 0 S: 9 H: 1 LOB: 1 BB: 0 P: 14	R: 0 E: 0 K: 1 S: 7 H: 0 LOB: 0 BB: 0 P: 15	R: 0 E: 0 K: 0 S: 6 H: 0 LOB: 0 BB: 0 P: 9	R: 0 E: 0 K: 0 S: 8 H: 0 LOB: 1 BB: 1 P: 16	R: 1 E: 1 K: 0 S: 15 H: 2 LOB: 1 BB: 0 P: 19	R: 2 E: 0 K: 1 S: 23 H: 4 LOB: 2 BB: 0 P: 34	R: 0 E: 0 K: 1 S: 10 H: 0 LOB: 1 BB: 1 P: 18		1B: 8 2B: 0 3B: 0 HR: 0 SF: 0 SAC: 0 DP: 0 HBP: 0						

PITCHER		IP	WLS	BF	H	R	ER	SO	BB	IBB	HBP	BLK	WP	HR	S	P	ERA	WHIP
60 Jason Vargas, L ERA: 3.74	(1, 1)	6.2	L	27	7	3	3	1	1	0	0	0	0	0	70	113	4.05	1.200
37 Scott Downs, L ERA: 2.0	(7, 1)	0.0		1	1	0	0	0	0	0	0	0	0	0	1	2	∞	∞
58 Michael Kohn, R ERA: 2.0	(7, 1)	0.1		1	0	0	0	1	0	0	0	0	0	0	4	5	0.00	0.000
40 Kevin Jepsen, R ERA: 3.48	(8, 1)	1.0		4	0	0	0	1	1	0	0	0	0	0	10	18	0.00	1.000

PITCHER	IP	WLS	BF	H	R	ER	SO	BB	IBB	HBP	BLK	WP	HR	S	P	ERA	WHIP

BOTTOM

Los Angeles Angels @ Baltimore Orioles

Oriole Park at Camden Yards, Baltimore, MD

Tue Jun 11 2013, 7:06 PM - 9:47 PM EDT

Att. 22,834 - Partly Cloudy - 81 F

livebaseballscorecards.com

AB	31
R	3
H	8
RBI	3
BB	2
SO	3
LOB	12



Batter	1	2	3	4	5	6	7	8	9	AB	R	H	RBI	BB	SO	LOB
27 Mike Trout, R (1, 8) (7, 7) OBP: 0.367, SLG: 0.550	B FF 93 B FF 93 F FF 92 F FF 93 X SL 83 2-2 ① F8		B FF 93 F SI 93 X CU 78 1-1 ②③ L3 1-1		F SL 85 F SI 93 1 SAFE F SI 93 D SL 84 1 SAFE X SI 93 1-2 ③ P3		C SI 96 B SL 84 S CH 88 F CH 89 F FF 97 B FF 96 B SL 84 X SL 82 3-2 ① G5-3		C FF 91 B CH 84 S CH 84 X FF 93 1-2 ① F9	5	0	0	0	0	0	2
39 JB Shuck, L (1, 7) OBP: 0.326, SLG: 0.346 44 Mark Trumbo, R (7, 3) OBP: 0.338, SLG: 0.502	C FF 93 B SI 93 B CH 86 L SI 93 F SL 84 X SI 94 2-2 5 G5-4-3 1B			B SL 83 L FF 92 X SL 84 1-1 ① G6-3		C SL 83 B SI 91 X CH 84 1-1 ① F7	B FF 95 B SI 96 B SI 96 B FF 95 4-0 5 HR BB		F FF 92 X CH 84 0-1 E6 5 2B 32 SF9	3 1	1 1	1 0	0 0	1 0	0 0	0 0
5 Albert Pujols, R (1, 10) OBP: 0.319, SLG: 0.438 20 Brendan Harris, R (9, PR) (9, 10) OBP: 0.266, SLG: 0.368	F FF 92 C SI 93 F SI 93 1 SAFE B SL 85 F SL 85 X CU 78 1-2 ②③ G5-4-3 1-2f			C SI 91 C CU 74 F FF 92 X CU 77 0-2 ② F7		X FF 92 0-0 47 FC5 32 G4-3 1B	S SL 82 C SI 96 X CH 88 0-2 1-H HR		B SL 85 F FF 90 T FF 91 B CH 84 X CH 83 2-2 32 SF9 1-3 2B	5 0	1 0	3 0	2 0	0 0	0 0	1 0
32 Josh Hamilton, L (1, 9) OBP: 0.274, SLG: 0.390		B FF 91 X SI 91 1-0 ① L8		B CU 74 B SI 92 C CU 75 S CH 85 X CH 86 2-2 47 2B 1B		F CU 77 S CH 85 X CH 85 0-2 ② G4-3 1-2	S SL 79 C SI 90 S SL 81 0-3 ② K		F SL 86 F FF 91 X SL 82 0-2 ② SF9 2-3 3-H	4	1	1	1	0	1	1
47 Howie Kendrick, R (1, 4) OBP: 0.364, SLG: 0.474		C SI 93 F FF 93 B SL 83 F CU 76 F FF 93 X CU 77 1-2 ② P4		B FF 92 X SI 93 1-0 1-H 2B		C SL 84 X SI 92 0-1 ③ FC5 2-3	X SI 89 0-0 2B		I IN 68 I IN 67 I IN 69 I IN 71 4-0 IBB	4	0	2	1	1	0	1
6 Alberto Callaspo, S (1, 5) OBP: 0.301, SLG: 0.366		C SI 93 F SL 83 X FF 93 0-2 ③ P3		X SL 84 0-0 ③ L9			B SL 80 2-2 16 10 2 E 1B B SL 88 2-0 F9		B FF 91 B FF 91 D CH 84 C FF 90 X FF 92 3-1 ③ G5-3	5	1	1	0	0	0	5
10 Brad Hawpe, L (1, 3) 25 Peter Bourjos, R (7, 8) OBP: 0.360, SLG: 0.440			B FF 92 F SI 92 S CH 85 F FF 92 T CU 76 1-2 ① K		B SI 91 F CH 85 B SI 92 B FF 92 B SI 91 4-1 16 FC3-6 BB		B SI 91 B SI 92 B FF 92 1 SAFE B FF 92 4-0 16 1B 2 E 1-2 BB	C SI 88 F CH 83 F SL 81 B SL 80 S SI 90 1-3 ① K		1 1	1 0	0 0	2 0	1 1	0 0	0 0
16 Hank Conger, L (1, 2) OBP: 0.313, SLG: 0.474			B FF 92 B FF 92 X SI 92 2-0 HR		F SL 83 F FF 93 B CU 77 F FF 93 X CH 86 1-2 ① FC3-6 2 FC3-6 1-2f		X SI 94 0-0 2 E 1-2 2-3 1B	C SI 90 S CH 85 B SI 89 F SL 80 S SL 78 1-3 ② K		4	2	2	1	0	1	1
2 Erick Aybar, S (1, 6) OBP: 0.283, SLG: 0.358			S SL 85 S SL 85 F FF 94 B CU 78 B FF 93 F FF 93 F CH 86 F SL 82 F SL 84 3-2 F SI 94 B FF 94 X SL 85 27 L3 1B		C FF 93 F FF 93 B FF 94 X FF 93 1-2 ② FC3-6 1-2f		B SL 81 B SI 94 F SI 96 X SI 96 2-1 E4 1-H 2-H 3-H 3B	B SI 90 F SI 89 F CH 83 S CU 76 1-3 ③ K2-3		4	1	2	3	0	1	1

TOP

Los Angeles Angels @ Baltimore Orioles

Oriole Park at Camden Yards, Baltimore, MD

Wed Jun 12 2013, 12:39 PM - 3:50 PM EDT
Att. 25,964 - Cloudy - 79 F

livebaseballscorecards.com

AB	37
R	9
H	12
RBI	8
BB	4
SO	5
LOB	12

Inning Stats	1	2	3	4	5	6	7	8	9	1B: 6 SF: 1	WP: 0 PA: 42
	R: 0 H: 1 E: 0 LOB: 0 K: 0 BB: 0 S: 12 P: 17	R: 0 H: 0 E: 0 LOB: 0 K: 0 BB: 0 S: 9 P: 11	R: 1 H: 2 E: 0 LOB: 0 K: 1 BB: 0 S: 16 P: 23	R: 1 H: 2 E: 0 LOB: 1 K: 0 BB: 0 S: 11 P: 15	R: 0 H: 0 E: 0 LOB: 1 K: 0 BB: 1 S: 12 P: 19	R: 0 H: 1 E: 0 LOB: 1 K: 0 BB: 0 S: 8 P: 9	R: 6 H: 5 E: 1 LOB: 1 K: 1 BB: 2 S: 20 P: 37	R: 0 H: 0 E: 0 LOB: 0 K: 3 BB: 0 S: 11 P: 14	R: 1 H: 1 E: 1 LOB: 3 K: 0 BB: 1 S: 13 P: 23	2B: 4 SAC: 0 3B: 1 DP: 2 HR: 2 HBP: 0	PB: 0 SB: 0 CS: 0

PITCHER		IP	WLS	BF	H	R	ER	SO	BB	IBB	HBP	BLK	WP	HR	S	P	ERA	WHIP
39 Jason Hammel, R ERA: 5.24	(1, 1)	6.0		25	7	4	4	1	2	0	0	0	0	1	72	104	6.00	1.500
47 Pedro Strop, R ERA: 7.58	(7, 1)	0.1	L	5	3	4	4	0	1	0	0	0	0	1	11	20	108.00	12.000
40 Troy Patton, L ERA: 4.66	(7, 1)	1.2		6	1	0	0	4	0	0	0	0	0	0	16	21	0.00	0.600
17 Brian Matusz, L ERA: 3.86	(9, 1)	1.0		6	1	1	0	0	0	1	0	0	0	0	13	23	0.00	1.000

PITCHER	IP	WLS	BF	H	R	ER	SO	BB	IBB	HBP	BLK	WP	HR	S	P	ERA	WHIP

BOTTOM

Los Angeles Angels @ Baltimore Orioles

Oriole Park at Camden Yards, Baltimore, MD

Wed Jun 12 2013, 12:39 PM - 3:50 PM EDT

Att. 25,964 - Cloudy - 79 F

livebaseballscorecards.com

Batter	1	2	3	4	5	6	7	8	9	AB	R	H	RBI	BB	SO	LOB
9 Nate McLouth, L (1, 7) OBP: 0.366, SLG: 0.412	B SI 90 B SI 91 X SI 91 2-0 13 2B 21 G3-1 1B		X SI 91 0-0 21 CS 1B		C FC 90 B FF 92 F CH 85 X SL 82 1-2 ② G4-3		C FC 91 B SL 80 B FF 93 F FC 90 X FF 93 2-2 ① G3		B FF 92 C FF 92 F FF 93 B FF 94 X FF 93 2-2 ② F8	5	1	2	0	0	0	0
13 Manny Machado, R (1, 5) OBP: 0.351, SLG: 0.482	1 SAFE B FF 89 B FC 86 1 SAFE X FC 88 2-0 21 G3-1 10 G6-3 1-3 2B		1 SAFE 1 SAFE L FC 88 P PO 83 1 SAFE S SI 91 B SI 92 1 SAFE X FC 88 2-2 ① P4		C FC 90 B CH 85 F SI 92 B FC 88 X FF 94 2-2 1B		C FC 93 B FC 94 B FF 91 F FF 91 B FF 94 F FC 90 F FF 92 S FF 93 3-3 ② K		C FF 93 F SL 86 B FF 95 B SL 85 F FF 95 X FF 94 2-2 ③ P3	5	1	2	0	0	1	1
21 Nick Markakis, L (1, 9) OBP: 0.340, SLG: 0.422	X CH 85 0-0 ① G3-1 2-3 3-H		B FF 91 1 SAFE B CH 86 C SI 92 B FC 89 X FF 92 3-1 ② 1-2 1B		C CH 84 1 SAFE S CH 83 B FF 91 X FC 90 1-2 ③ L3-4-3		B FF 94 F FC 92 X FF 94 1-1 ③ G3			4	0	1	1	0	0	2
10 Adam Jones, R (1, 8) OBP: 0.324, SLG: 0.522	S FC 88 B FC 88 F FF 92 X SL 80 1-2 ② G6-3 3-H		B SI 92 T FC 88 F FC 89 F FC 88 1 SAFE F FF 92 X SL 82 1-2 ③ G4-3			C CU 75 X FC 88 0-1 HR		C FF 93 C FF 96 B FF 94 F FF 95 F FC 91 F CU 83 X FF 95 1-2 E9 19 G3		4	2	1	2	0	0	1
19 Chris Davis, L (1, 3) OBP: 0.417, SLG: 0.697	B SI 91 B CH 86 B FF 91 F FF 92 T SI 92 X SI 92 3-2 ③ F8			F CU 75 X SI 92 0-1 HR		X FC 87 0-0 31 FC5 2B		X FF 93 0-0 ① G3 3-H		4	1	2	2	0	0	0
2 J.J. Hardy, R (1, 6) OBP: 0.301, SLG: 0.475		C FF 91 F SI 92 B FC 89 B FF 92 X FF 92 2-2 1B		C FC 89 F FF 92 X SI 93 0-2 ① G1-3		B FC 89 S FC 88 F CH 85 F CU 79 S SI 91 1-3 ① K		C FF 94 B FC 91 X FF 94 1-1 ② F8		4	0	1	0	0	1	1
36 Chris Dickerson, L (1, 10) OBP: 0.284, SLG: 0.472		X CH 86 0-0 ① P6		C SI 93 S FC 90 C SI 93 0-3 ② K		S CU 74 B CH 85 B FC 88 F CH 84 F FF 92 D SL 81 T FC 89 3-2 ② K		B FF 92 B FF 94 X FF 94 2-0 2B		4	0	1	0	0	2	2
3 Ryan Flaherty, L (1, 4) OBP: 0.243, SLG: 0.258		X SI 92 0-0 ② P6		X SI 93 0-0 ③ G3-1		B CU 75 B CH 83 B FC 88 I IN 60 4-0 31 FC5 IBB		B FF 94 B FF 92 C FF 94 X FF 93 2-1 ③ G4-3		3	0	0	0	1	0	2
31 Taylor Teagarden, R (1, 2) 32 Matt Wieters, S (9, PH) OBP: 0.295, SLG: 0.419		C FF 91 S FC 89 C FC 89 0-3 ③ K	B FC 86 X FF 90 1-0 ① G5-3		B FC 88 F FC 88 X FC 90 1-1 ③ FC5 1-2 2-3f				B FF 92 C FF 92 F FF 94 T FF 94 1-2 ① K	3 1	0 0	0 0	0 0	0 0	1 0	3 0
Inning Stats	R: 2 H: 2 E: 0 LOB: 0 K: 0 BB: 0 S: 9 P: 17	R: 0 H: 1 E: 0 LOB: 1 K: 1 BB: 0 S: 8 P: 10	R: 0 H: 2 E: 0 LOB: 1 K: 0 BB: 0 S: 12 P: 17	R: 1 H: 1 E: 0 LOB: 0 K: 1 BB: 0 S: 9 P: 9	R: 0 H: 1 E: 0 LOB: 1 K: 0 BB: 0 S: 10 P: 15	R: 1 H: 2 E: 0 LOB: 2 K: 2 BB: 1 S: 13 P: 22	R: 0 H: 0 E: 0 LOB: 0 K: 1 BB: 0 S: 10 P: 16	R: 1 H: 1 E: 1 LOB: 1 K: 0 BB: 0 S: 12 P: 18	R: 0 H: 0 E: 0 LOB: 0 K: 1 BB: 0 S: 10 P: 15	1B: 5 SF: 0 2B: 3 SAC: 0 3B: 0 DP: 0 HR: 2 HBP: 0						WP: 0 PA: 38 PB: 0 SB: 0 CS: 1	

PITCHER	IP	WLS	BF	H	R	ER	SO	BB	IBB	HBP	BLK	WP	HR	S	P	ERA	WHIP
57 Jerome Williams, R (1, 1) ERA: 3.15	6.0	W	27	9	4	4	4	0	1	0	0	0	2	61	90	6.00	1.500
65 Dane De La Rosa, R (7, 1) ERA: 3.9	1.0		3	0	0	0	1	0	0	0	0	0	0	10	16	0.00	0.000
40 Kevin Jepsen, R (8, 1) ERA: 3.18	1.0		5	1	1	0	0	0	0	0	0	0	0	12	18	0.00	1.000
49 Ernesto Frieri, R (9, 1) ERA: 3.0	1.0		3	0	0	0	1	0	0	0	0	0	0	10	15	0.00	0.000

PITCHER	IP	WLS	BF	H	R	ER	SO	BB	IBB	HBP	BLK	WP	HR	S	P	ERA	WHIP

AB	37
R	5
H	10
RBI	5
BB	1
SO	6
LOB	12

Batter	1	2	3	4	5	6	7	8	9	AB	R	H	RBI	BB	SO	LOB
11 Brett Gardner, L (1, 8) OBP: 0.351, SLG: 0.445	C SI 91 X SI 92 0-1 ① G3		C SI 92 B FF 92 F FC 88 B CU 80 F FC 88 B CU 78 F FF 91 X SI 91 3-2 ③ F7		B CU 79 C SI 90 F FF 91 X SL 82 1-2 25 FC6-5 17 F8 1B		F SI 90 F SI 91 B CU 79 S FF 90 1-3 ③ K			4	0	1	0	0	1	0
17 Jayson Nix, R (1, 5) OBP: 0.312, SLG: 0.298	B FC 91 F FF 92 B SL 83 S FF 92 X SI 93 1-2 ② F7			C CU 76 C FF 91 B SI 92 F SL 83 B FF 92 X SI 93 2-2 ① G6-3	X FF 91 0-0 ① F8 1-2			C FF 96 X FF 96 0-1 25 BB 1B		4	0	1	0	0	0	1
25 Mark Teixeira, S (1, 3) OBP: 0.279, SLG: 0.353	B FF 93 F SI 93 B SL 83 B FF 92 C SI 92 B SI 93 4-2 24 FC4-6 BB			F SI 92 X SL 82 0-1 ② G5-3	D SI 90 X CU 79 1-0 ② FC6-5 2-3			C FF 92 B FF 95 F SI 95 D CU 82 B SI 94 B SI 95 4-2 1-2 BB		2	0	0	0	2	0	1
24 Robinson Canó, L (1, 10) OBP: 0.353, SLG: 0.517	B SI 91 F FF 90 T SI 92 B SI 94 X SL 82 2-2 ③ FC4-6 1-2f			C SI 92 B SI 94 B SI 91 S FF 92 X FF 92 2-2 12 1B 39 1B 1B	X SL 82 0-0 ③ G6-3			B FF 96 B FF 96 B SI 95 C FF 95 X FF 95 3-1 ① F7		4	1	1	0	0	0	4
12 Vernon Wells, R (1, 7) OBP: 0.273, SLG: 0.383		X SI 87 0-0 ① F7		B SI 91 X SI 88 1-0 22 BB 39 1B 1-3 1B		B SI 91 B FF 90 F FF 90 B FF 90 T FC 87 X SL 83 3-2 ① G5-3		C FC 91 D FF 92 B FF 96 B FF 95 F FF 94 F FC 90 X FF 95 3-2 ② F9		4	1	1	0	0	0	2
22 Thomas Neal, R (1, 9) OBP: 0.667, SLG: 0.500 31 Ichiro Suzuki, L (8, PH) OBP: 0.301, SLG: 0.333 (8, 9)		B SI 91 C FC 89 B SI 91 X SI 90 2-1 ② G1-3		C CU 79 B SI 93 F SI 91 1 SAFE D SL 82 1 SAFE B SL 81 B SI 92 4-2 40 BB 39 1B 1-2 BB		B CU 80 X SI 91 1-0 39 G4-6-3 1B		B FF 94 X FF 95 1-0 ③ F7		2 1	0 0	1 0	0 0	1 0	0 0	0 2
39 David Adams, R (1, 4) OBP: 0.240, SLG: 0.342		B FC 90 C SI 90 S SI 92 F SL 82 F FF 93 B CU 79 C FC 89 2-3 ③ K		S CU 80 B SI 92 D CU 80 X SI 92 2-1 40 BB 1-2 2-H 3-H 1B	C FF 90 D CU 80 1 SAFE B CU 75 X SI 91 2-1 ② ③ G4-6-3 1-2f				B FF 92 F FF 92 C FF 93 B FF 95 S FF 94 2-3 ① K	4	0	1	2	0	2	1
40 Reid Brignac, L (1, 6) OBP: 0.235, SLG: 0.284			S SI 91 F FF 92 F SI 90 B CU 79 F SI 93 X SL 82 1-2 E1 53 G6-4-3	B FF 91 B SI 91 B FF 91 C FF 91 F FC 90 F FF 90 B FF 90 4-2 53 FC6-4 1-2 2-3 BB			C FC 89 B CU 78 F FF 91 S FF 92 1-3 ① K		X FF 94 0-0 ② F7	3	0	0	0	1	1	0
53 Austin Romine, R (1, 2) OBP: 0.148, SLG: 0.170 33 Travis Hafner, L (9, PH) OBP: 0.330, SLG: 0.438			C SI 91 X SI 92 0-1 ① ② G6-4-3 1-2f	X CU 78 0-0 ③ FC6-4 1-2f			F SI 92 F FF 92 B SI 91 F SI 92 B SL 86 F SI 93 S SI 92 2-3 ② K		T FF 95 B FF 95 F SL 87 T FF 95 1-2 ③ K	3 1	0 0	0 0	0 0	0 0	1 1	4 0

Inning Stats	1	2	3	4	5	6	7	8	9
	R: 0 H: 0 E: 0 LOB: 1 K: 0 BB: 1 S: 10 P: 17	R: 0 H: 0 E: 0 LOB: 0 K: 1 BB: 0 S: 8 P: 12	R: 0 H: 0 E: 1 LOB: 0 K: 0 BB: 0 S: 12 P: 16	R: 2 H: 3 E: 0 LOB: 3 K: 0 BB: 2 S: 18 P: 33	R: 0 H: 1 E: 0 LOB: 1 K: 0 BB: 0 S: 6 P: 8	R: 0 H: 1 E: 0 LOB: 0 K: 0 BB: 0 S: 6 P: 12	R: 0 H: 0 E: 0 LOB: 0 K: 3 BB: 0 S: 11 P: 15	R: 0 H: 1 E: 0 LOB: 2 K: 0 BB: 1 S: 11 P: 22	R: 0 H: 0 E: 0 LOB: 0 K: 2 BB: 0 S: 7 P: 10

PITCHER	IP	WLS	BF	H	R	ER	SO	BB	IBB	HBP	BLK	WP	HR	S	P	ERA	WHIP
33 C.J. Wilson, L (1, 1) ERA: 3.9	7.0	W	28	5	2	2	4	3	0	0	0	0	0	71	113	2.57	1.143
40 Kevin Jepsen, R (8, 1) ERA: 2.92	1.0	H	5	1	0	0	0	1	0	0	0	0	0	11	22	0.00	2.000
49 Ernesto Frieri, R (9, 1) ERA: 2.89	1.0	S	3	0	0	0	2	0	0	0	0	0	0	7	10	0.00	0.000

PITCHER	IP	WLS	BF	H	R	ER	SO	BB	IBB	HBP	BLK	WP	HR	S	P	ERA	WHIP

TOP

New York Yankees @ Los Angeles Angels

Angel Stadium of Anaheim, Anaheim, CA

Fri Jun 14 2013, 7:09 PM - 10:01 PM PDT

Att. 40,621 - Clear - 67 F

livebaseballscorecards.com

AB	32
R	2
H	6
RBI	2
BB	4
SO	6
LOB	15

1B: 6	SF: 0	WP: 0	PA: 36
2B: 0	SAC: 0	PB: 0	
3B: 0	DP: 2	SB: 0	
HR: 0	HBP: 0	CS: 0	

BOTTOM

New York Yankees @ Los Angeles Angels

Angel Stadium of Anaheim, Anaheim, CA

Fri Jun 14 2013, 7:09 PM - 10:01 PM PDT

Att. 40,621 - Clear - 67 F

livebaseballscorecards.com

Batter	1	2	3	4	5	6	7	8	9	AB	R	H	RBI	BB	SO	LOB
27 Mike Trout, R (1, 7) OBP: 0.368, SLG: 0.547	C FF 88 B FC 88 X FF 88 1-1 32 FC4-6 1B	C CU 77 B SL 85 F FF 89 B SL 82 B CH 81 X FF 91 3-2 ① G4-3	C FF 89 B CH 83 F CH 82 B SL 84 X FF 89 2-2 ② F9	1 SAFE C CU 76 1 SAFE T FF 90 B FF 89 S FF 87 1-3 ① K	X SL 86 0-0 32 BB 1-2 3-H 1B	5	0	2	1	0	1	1
32 Josh Hamilton, L (1, 9) OBP: 0.272, SLG: 0.383	D SL 82 S SL 82 X FF 89 1-1 ① FC4-6 5 47 2B 1B 1-2f	B FF 92 X CU 77 1-0 ② F9	X FF 89 0-0 ③ F7	T SL 85 S FC 86 S FC 86 0-3 ② K	D SL 86 C FF 90 F SL 85 F SL 84 D CU 80 F FC 88 D SL 84 B FF 89 4-2 1-2 2-3 BB	4	1	0	0	1	1	2
5 Albert Pujols, R (1, 10) OBP: 0.324, SLG: 0.445	B FF 90 F FF 89 X SL 82 1-1 47 2B 1-2 1B	C FF 89 C FF 90 B SL 83 F SL 84 F SL 82 F FF 88 B CH 83 S SL 83 2-3 ③ K	C CU 77 F SL 82 B FF 91 X FF 90 1-2 44 1B 2B	1 SAFE C FF 90 X CH 82 0-1 44 1B 1-2 1B	X FF 88 0-0 ③ P6	5	0	3	0	0	1	3
44 Mark Trumbo, R (1, 3) OBP: 0.344, SLG: 0.506	S CU 76 F FF 89 S SL 84 0-3 ② K	B FF 88 B CH 79 X FF 89 2-0 6 SH1-4 47 1B 17 SF7 1B	F CU 78 X CH 83 0-1 ① 6 F9 17 1B 2-H 1B	B FF 90 B CU 77 X CU 77 2-0 1-2 2-H 1B	4	2	3	1	0	1	2
47 Howie Kendrick, R (1, 4) OBP: 0.370, SLG: 0.480	F FF 90 X FF 89 0-1 1-3 2-H 2B	B CH 79 C FF 90 B FF 88 F FF 89 X FF 90 2-2 6 SH1-4 1-2 1B	I IN 64 I IN 68 I IN 64 I IN 67 4-0 17 1B IBB	S CH 82 B FF 89 X FF 89 1-1 ③ G6-3	3	0	2	1	1	0	2
6 Alberto Callaspo, S (1, 5) OBP: 0.301, SLG: 0.362	C SL 83 X SL 84 0-1 ③ G4-3	X FF 88 0-0 ① SH1-4 1-2 2-3	X CH 82 0-0 ② F9 2-3	B FF 89 C FF 89 S FF 88 B CU 78 B FF 89 F FF 89 F FF 89 D FF 90 4-2 17 1B 25 FC4-2 BB	2	0	0	0	1	0	4
17 Chris Iannetta, R (1, 2) OBP: 0.365, SLG: 0.368	C FF 88 B FF 88 X FF 89 1-1 ① L8	X CU 78 0-0 ② SF7 3-H	B FF 90 C FC 90 B CH 84 C FF 89 X SL 83 2-2 1-3 3-H 1B	F FC 89 1 SAFE C SL 84 B FF 90 B FF 90 B FF 89 F FF 90 X FF 90 3-2 25 FC4-2 2 DI 27 1B 1-3 1B	3	1	2	2	0	0	0
2 Erick Aybar, S (1, 6) OBP: 0.277, SLG: 0.350	C FF 88 X CH 81 0-1 ② G5-3	B FF 89 S CH 81 B SL 82 B CH 80 S FF 89 X FF 90 3-2 ③ G4-3	C FF 90 X FF 89 0-1 ③ G1-3	F FF 89 B FC 90 F FC 89 S SL 86 1-3 ① K 1-2	4	0	0	0	0	1	5
25 Peter Bourjos, R (1, 8) OBP: 0.356, SLG: 0.432	B CU 75 C CU 75 S SL 84 X FF 90 1-2 ③ G1-3	B CU 76 X SL 83 1-0 ① F7	C FF 88 B FF 89 X CH 79 1-1 5 1B 44 1B 1B	X FF 90 0-0 ② FC4-2 32 BB 27 1B 2-3 3-H	4	1	1	0	0	0	2
Inning Stats	R: 1 E: 0 K: 1 S: 13 H: 3 LOB: 2 BB: 0 P: 16	R: 0 E: 0 K: 0 S: 7 H: 0 LOB: 0 BB: 0 P: 9	R: 0 E: 0 K: 1 S: 10 H: 0 LOB: 0 BB: 0 P: 16	R: 1 E: 0 K: 0 S: 9 H: 2 LOB: 1 BB: 0 P: 16	R: 0 E: 0 K: 0 S: 5 H: 0 LOB: 0 BB: 0 P: 8	R: 1 E: 0 K: 0 S: 11 H: 3 LOB: 2 BB: 1 P: 18	R: 1 E: 0 K: 2 S: 13 H: 3 LOB: 2 BB: 0 P: 18	R: 1 E: 0 K: 1 S: 18 H: 2 LOB: 3 BB: 2 P: 30		1B: 11 2B: 2 3B: 0 HR: 0 SF: 1 SAC: 1 DP: 0 HBP: 0				

	AB	34
	R	5
	H	13
	RBI	5
	BB	3
	SO	5
	LOB	21

WP: 0 PB: 0 SB: 0 CS: 0 PA: 39

PITCHER		IP	WLS	BF	H	R	ER	SO	BB	IBB	HBP	BLK	WP	HR	S	P	ERA	WHIP
46 Andy Pettitte, L ERA: 3.95	(1, 1)	7.0	L	32	11	4	4	4	0	1	0	0	0	0	68	101	5.14	1.571
34 Chris Bootcheck, R ERA: 9.0	(8, 1)	1.0		7	2	1	1	1	2	0	0	0	0	0	18	30	9.00	4.000

PITCHER	IP	WLS	BF	H	R	ER	SO	BB	IBB	HBP	BLK	WP	HR	S	P	ERA	WHIP

New York Yankees @ Los Angeles Angels

Angel Stadium of Anaheim, Anaheim, CA

Sat Jun 15 2013, 4:18 PM - 7:26 PM PDT

Att. 40,486 - Sunny - 72 F

TOP

livebaseballscorecards.com

Batter	1	2	3	4	5	6	7	8	9	AB	R	H	RBI	BB	SO	LOB
11 Brett Gardner, L (1, 8) OBP: 0.350, SLG: 0.450	B3		1-0 3B		P5			K		4	1	1	1	0	1	1
17 Jayson Nix, R (1, 5) OBP: 0.311, SLG: 0.297	K		3-2 1B		2-3 K			G1-3		4	0	1	1	0	2	1
24 Robinson Canó, L (1, 4) OBP: 0.351, SLG: 0.511	P5		4-1 IBB			K		G4-3		3	0	0	0	1	1	0
25 Mark Teixeira, S (1, 3) 39 David Adams, R (4, 3) OBP: 0.270, SLG: 0.340 OBP: 0.234, SLG: 0.333		F9	P5			G5-3			K	2 2	0 0	0 0	0 0	0 0	0 1	2 0
55 Lyle Overbay, L (1, 10) OBP: 0.282, SLG: 0.439		K		K		G1-3			K	4	0	0	0	0	3	0
31 Ichiro Suzuki, L (1, 9) OBP: 0.304, SLG: 0.341		F7		1-0 2B			0-1 1B		K	4	0	2	0	0	1	0
22 Thomas Neal, R (1, 7) OBP: 0.333, SLG: 0.200			0-3 K	1-3 K2-3			3-3 K			3	0	0	0	0	3	2
40 Reid Brignac, L (1, 6) OBP: 0.227, SLG: 0.274			0-0 G4-3		0-0 G3-1		2-3 K			3	0	0	0	0	1	1
19 Chris Stewart, R (1, 2) OBP: 0.328, SLG: 0.357			1-1 1B		0-0 E1		0-3 K			3	1	1	0	0	1	1
Inning Stats	R: 0 E: 0 K: 1 S: 7 H: 0 LOB: 0 BB: 0 P: 11	R: 0 E: 0 K: 1 S: 6 H: 0 LOB: 0 BB: 0 P: 11	R: 2 E: 0 K: 1 S: 12 H: 3 LOB: 2 BB: 1 P: 21	R: 0 E: 0 K: 2 S: 7 H: 1 LOB: 0 BB: 0 P: 9	R: 0 E: 1 K: 1 S: 6 H: 0 LOB: 1 BB: 0 P: 8	R: 0 E: 0 K: 1 S: 11 H: 0 LOB: 0 BB: 0 P: 16	R: 0 E: 0 K: 3 S: 12 H: 1 LOB: 1 BB: 0 P: 16	R: 0 E: 0 K: 1 S: 6 H: 0 LOB: 0 BB: 0 P: 10	R: 0 E: 0 K: 3 S: 10 H: 0 LOB: 0 BB: 0 P: 10	1B: 3 2B: 1 3B: 1 HR: 0 SF: 0 SAC: 0 DP: 0 HBP: 0	WP: 0 PB: 0 SB: 4 CS: 1 PA: 33					

	AB	32
	R	2
	H	5
	RBI	2
	BB	1
	SO	14
	LOB	8

PITCHER		IP	WLS	BF	H	R	ER	SO	BB	IBB	HBP	BLK	WP	HR	S	P	ERA	WHIP
48 Tommy Hanson, R ERA: 3.94	(1, 1)	6.1	W	25	5	2	2	8	0	1	0	0	0	0	55	84	2.84	0.789
37 Scott Downs, L ERA: 1.96	(7, 1)	0.1	H	1	0	0	0	1	0	0	0	0	0	0	3	5	0.00	0.000
58 Michael Kohn, R ERA: 1.96	(7, 1)	0.1	H	1	0	0	0	1	0	0	0	0	0	0	3	3	0.00	0.000
40 Kevin Jepsen, R ERA: 2.7	(8, 1)	1.0	H	3	0	0	0	1	0	0	0	0	0	0	6	10	0.00	0.000
49 Ernesto Frieri, R ERA: 2.79	(9, 1)	1.0		3	0	0	0	3	0	0	0	0	0	0	10	10	0.00	0.000

PITCHER	IP	WLS	BF	H	R	ER	SO	BB	IBB	HBP	BLK	WP	HR	S	P	ERA	WHIP

Batter	1	2	3	4	5	6	7	8	9	AB	R	H	RBI	BB	SO	LOB
27 Mike Trout, R (1, 7) OBP: 0.375, SLG: 0.547	C FF 90 B SI 90 B SI 89 F FF 90 X SI 92 2-2 5 F8 32 G4-3 1B		F FF 90 B KC 82 B SL 85 B KC 82 F FF 90 B KC 82 4-2 32 G3-1 32 S 5 1B BB		B KC 80 X FF 90 1-0 ① F8		B SL 82 C FF 92 D SL 83 1 SAFE B FF 93 F FF 92 B FF 93 4-2 32 2B 47 BB 1-2 BB	B CU 80 1 SAFE C SL 87 B FF 95 B FF 96 D SL 87 4-1 5 1B 1-2 BB		2	2	1	0	3	0	0
32 Josh Hamilton, L (1, 9) OBP: 0.271, SLG: 0.384	C CH 83 1 SAFE 1 SAFE B SL 86 1 SAFE X CH 82 1-1 ① G4-3 1-2		B CH 83 1 SAFE 1 SAFE S CH 84 1 SAFE B FF 89 C FF 93 1 SAFE D KC 82 3-2 ② X SL 88 G3-1 1-3		T SI 89 F CH 81 F FF 91 F CH 82 X KC 81 0-2 ② G4-3		C SL 82 B FF 94 X SL 80 1-1 47 BB 1-3 2-H 2B	B SL 85 B FF 96 S CH 86 S SL 86 C FF 96 2-3 ② K		5	0	1	1	0	1	4
5 Albert Pujols, R (1, 10) OBP: 0.329, SLG: 0.446	B FF 91 B FF 91 S KC 81 S SI 91 F SL 86 D KC 82 X SI 93 3-2 ② F8 2-3		B KC 82 X SL 86 1-0 3-H 1B		X FF 91 0-0 ③ P2		I I IN 48 I 4-0 47 BB IBB	D SL 83 D FF 97 C FF 97 C SI 89 X FF 98 2-2 1-3 2-H 1B		4	0	2	2	1	0	1
44 Mark Trumbo, R (1, 3) OBP: 0.341, SLG: 0.498	B SI 90 S KC 82 F SI 90 D KC 83 D KC 83 X SL 85 3-2 ③ F9		S KC 82 C FF 91 S FF 91 0-3 ③ K			B FF 88 B SL 84 B KC 80 C FF 90 C FF 92 B KC 81 4-2 6 FC1-4 47 1B 2 1B BB	S SL 84 X SL 84 0-1 ① F3	B SL 83 C SL 89 F FF 96 B FF 96 B SL 82 S SL 87 3-3 ③ K		4	1	0	0	1	2	7
47 Howie Kendrick, R (1, 4) OBP: 0.379, SLG: 0.486		C FF 89 X FF 89 0-1 6 G3-6-1 1B		B KC 80 B KC 82 X FF 89 2-0 2 FC5-6 6 1B 1B		B SI 89 T SL 85 F FF 90 B KC 82 1 SAFE X SL 87 2-2 6 FC1-4 1-2 1B	S SL 87 B SL 86 B SL 85 S SL 82 B SL 87 F SL 83 B SL 81 4-2 1-2 2-3 3-H BB			3	0	3	1	1	0	0
6 Alberto Callaspo, S (1, 5) OBP: 0.300, SLG: 0.359		C SL 86 X CH 82 0-1 ① ② G3-6-1 1-2f		C SI 90 1 SAFE B FF 90 F SL 87 X SI 92 1-2 2 FC5-6 1-2 1B		B SI 90 L CH 81 X FF 87 1-1 ① FC1-4 2 1B 1-2f 2-3	B SL 79 B FF 92 X FF 93 2-0 ② F9			4	0	1	0	0	0	6
2 Erick Aybar, S (1, 6) OBP: 0.282, SLG: 0.369		L SI 90 B SL 86 F FF 90 B SI 92 B KC 82 X SI 89 3-2 HR		L SI 91 X SL 85 0-1 ① FC5-6 1-2 2-3f		C SL 87 X SI 92 0-1 16 G3-6-1 1-2 3-H 1B	X FF 95 0-0 ③ G3			4	1	2	2	0	0	5
16 Hank Conger, L (1, 2) OBP: 0.299, SLG: 0.451		B KC 80 X SI 91 1-0 ③ G4-3		B SI 90 C SL 86 S KC 81 C SI 92 1-3 ② K		S KC 82 C SI 90 X KC 81 0-2 ②③ G3-6-1 1-2f		B CU 80 F CU 78 X FF 97 1-1 ① F9		4	0	0	0	0	1	4
25 Peter Bourjos, R (1, 8) OBP: 0.361, SLG: 0.434			C FF 90 B FF 89 X SL 84 1-1 ① G1-3	B SI 90 B FF 93 C FF 91 F KC 83 F SI 93 B FF 93 X FF 91 3-2 ③ F8			C FF 89 X SI 88 0-1 27 BB 32 2B 1B	F FF 97 X FF 97 0-1 27 S 5 1B 1B		4	2	2	0	0	0	2
Inning Stats	R: 0 H: 1 E: 0 LOB: 1 K: 0 BB: 0 S: 12 P: 21	R: 1 H: 2 E: 0 LOB: 0 K: 0 BB: 0 S: 8 P: 12	R: 1 H: 1 E: 0 LOB: 1 K: 1 BB: 1 S: 11 P: 20	R: 0 H: 2 E: 0 LOB: 2 K: 1 BB: 0 S: 13 P: 20	R: 0 H: 0 E: 0 LOB: 0 K: 0 BB: 0 S: 7 P: 8	R: 1 H: 2 E: 0 LOB: 1 K: 0 BB: 1 S: 12 P: 19	R: 2 H: 2 E: 0 LOB: 3 K: 0 BB: 3 S: 13 P: 28	R: 1 H: 2 E: 0 LOB: 2 K: 2 BB: 1 S: 14 P: 26		1B: 10 SF: 0 2B: 1 SAC: 0 3B: 0 DP: 2 HR: 1 HBP: 0						

PITCHER		IP	WLS	BF	H	R	ER	SO	BB	IBB	HBP	BLK	WP	HR	S	P	ERA	WHIP
41 David Phelps, R ERA: 4.08	(1, 1)	6.0	L	27	9	4	4	2	2	0	0	0	0	1	65	102	6.00	1.833
27 Shawn Kelley, R ERA: 4.78	(7, 1)	1.0		7	1	1	1	0	2	1	0	0	0	0	11	26	9.00	3.000
62 Joba Chamberlain, R ERA: 5.74	(8, 1)	1.0		6	2	1	1	2	1	0	0	0	0	0	14	26	9.00	3.000

PITCHER	IP	WLS	BF	H	R	ER	SO	BB	IBB	HBP	BLK	WP	HR	S	P	ERA	WHIP

BOTTOM

New York Yankees @ Los Angeles Angels

Angel Stadium of Anaheim, Anaheim, CA

Sat Jun 15 2013, 4:18 PM - 7:26 PM PDT

Att. 40,486 - Sunny - 72 F

livebaseballscorecards.com

AB	34
R	6
H	12
RBI	6
BB	6
SO	4
LOB	29

Batter	1	2	3	4	5	6	7	8	9	AB	R	H	RBI	BB	SO	LOB
11 Brett Gardner, L (1, 8) OBP: 0.352, SLG: 0.454	C SI 86 B SI 88 S CU 73 X FF 91 1-2 24 E 2B		X SI 89 0-0 33 HR 31 S 1-3 1B	B CH 80 C SI 88 F SI 88 X CH 79 1-2 ③ G4-3			B SI 93 F SI 94 B SI 93 F SI 94 B FF 93 X SI 92 3-2 ② F8			4	1	2	0	0	0	0
31 Ichiro Suzuki, L (1, 9) OBP: 0.308, SLG: 0.338	B SI 88 L SI 87 S CU 73 B FF 87 B CH 78 B SI 89 4-2 24 E BB		B CH 80 1 SAFE B SI 88 C SI 87 F SI 89 F CH 78 C FF 89 2-3 ① K 1-2		B SI 84 S CH 81 B SI 87 S CU 69 B FF 87 B SI 86 B FF 87 4-2 33 L4-6 33 S BB		F SI 93 X FF 93 0-1 ③ G6-3			2	0	0	0	2	1	2
24 Robinson Canó, L (1, 4) OBP: 0.350, SLG: 0.511	B CH 79 2 SAFE S CU 74 B CH 80 C SI 90 D SL 81 C SI 90 3-3 ① K 1-2 2-3		X SI 90 0-0 ② F7		B CH 79 1 SAFE B SI 87 1 SAFE X FF 86 2-0 ① L8			B SI 93 B SI 93 X SI 93 2-0 33 G6-3 12 SF8 2B		4	1	1	0	0	1	5
33 Travis Hafner, L (1, 10) OBP: 0.333, SLG: 0.453	B CH 81 B CU 75 B SL 82 C SI 87 B SI 90 4-1 12 G6-4-3 BB		F SI 89 S CU 74 B FF 89 X SL 81 1-2 2-H 3-H HR		B CH 79 1 SAFE B SI 86 1 SAFE S CU 73 B SI 88 X CH 81 3-1 ②③ L4-6 1-2			B SI 93 X SI 93 1-0 ① G6-3 2-3		3	1	1	3	1	0	2
12 Vernon Wells, R (1, 7) OBP: 0.273, SLG: 0.383	F SL 83 B SI 88 X FC 84 1-1 ②③ G6-4-3 1-2f		S CU 72 B CH 78 S SL 83 B FF 90 B SL 84 X CU 72 3-2 55 2B 1B			S FF 87 B CH 76 S FF 88 T SI 86 1-2 ① K		B SI 93 B FF 93 B FC 90 X SI 93 3-0 ② SF8 3-H		3	1	1	1	0	1	3
55 Lyle Overbay, L (1, 3) OBP: 0.282, SLG: 0.440		B SI 86 X SI 87 1-0 ① F7	1 SAFE B SI 88 1 SAFE F CH 80 X CU 72 1-1 17 1B 2B 1-H			S FF 86 B FF 86 S CH 76 S CH 78 1-3 ② K		X SI 93 0-0 ③ G5-3		4	1	1	1	0	1	0
17 Jayson Nix, R (1, 5) OBP: 0.319, SLG: 0.312		B SI 88 F SI 88 F FF 89 C FF 91 1-3 ② K	S SL 81 B FF 88 X SL 82 1-1 40 PO 1B 2-H			X FF 88 0-0 2B			B FF 93 X SI 93 1-0 40 1B 54/3-6-4-6	4	0	3	1	0	1	0
40 Reid Brignac, L (1, 6) OBP: 0.217, SLG: 0.261		B SI 87 X SI 88 1-0 ③ F8	F SI 88 B SI 88 2 SAFE 1-1 ③ PO 2-3	X SI 87 0-0 ① P6		F CH 76 B CH 76 F SI 86 F SI 86 F FF 87 D CU 73 B SI 87 S CH 77 3-3 ③ K			F SI 91 S SI 92 F CH 85 X FC 89 0-2 ①② G4-3-6-4-6 1-2f	4	0	0	0	0	1	2
19 Chris Stewart, R (1, 2) OBP: 0.326, SLG: 0.348			C FF 87 B FF 88 B FF 88 B FF 88 S FF 86 B FF 88 4-2 11 1B 33 HR BB	C FF 87 X FF 88 0-1 ② F7			L FF 93 X FF 93 0-1 ① F9		B FC 89 C FF 93 F FC 89 S FC 89 1-3 ③ K	3	1	0	0	1	1	0
Inning Stats	R: 0 H: 1 E: 1 LOB: 2 K: 1 BB: 2 S: 11 P: 24	R: 0 H: 0 E: 0 LOB: 0 K: 1 BB: 0 S: 5 P: 8	R: 5 H: 5 E: 0 LOB: 0 K: 1 BB: 1 S: 19 P: 32	R: 0 H: 0 E: 0 LOB: 0 K: 0 BB: 0 S: 6 P: 7	R: 0 H: 0 E: 0 LOB: 0 K: 0 BB: 1 S: 6 P: 15	R: 0 H: 1 E: 0 LOB: 1 K: 3 BB: 0 S: 12 P: 17	R: 0 H: 0 E: 0 LOB: 0 K: 0 BB: 0 S: 7 P: 10	R: 1 H: 1 E: 0 LOB: 0 K: 0 BB: 0 S: 4 P: 10	R: 0 H: 1 E: 0 LOB: 0 K: 1 BB: 0 S: 8 P: 10	1B: 4 SF: 1 2B: 5 SAC: 0 3B: 0 DP: 3 HR: 1 HBP: 0						

PITCHER	IP	WLS	BF	H	R	ER	SO	BB	IBB	HBP	BLK	WP	HR	S	P	ERA	WHIP
36 Jered Weaver, R (1, 1) ERA: 4.41	6.0	L	26	7	5	5	6	4	0	0	0	0	1	59	103	7.50	1.833
57 Jerome Williams, R (7, 1) ERA: 3.14	3.0		10	2	1	1	1	0	0	0	0	0	0	19	30	3.00	0.667

PITCHER	IP	WLS	BF	H	R	ER	SO	BB	IBB	HBP	BLK	WP	HR	S	P	ERA	WHIP

TOP

New York Yankees @ Los Angeles Angels

Angel Stadium of Anaheim, Anaheim, CA

Sun Jun 16 2013, 12:40 PM - 3:36 PM PDT

Att. 41,204 - Sunny - 75 F

livebaseballscorecards.com

AB	31
R	6
H	9
RBI	6
BB	4
SO	7
LOB	14

BOTTOM

New York Yankees @ Los Angeles Angels

Angel Stadium of Anaheim, Anaheim, CA

Sun Jun 16 2013, 12:40 PM - 3:36 PM PDT

Att. 41,204 - Sunny - 75 F

livebaseballscorecards.com

Batter	1	2	3	4	5	6	7	8	9	AB	R	H	RBI	BB	SO	LOB
25 Peter Bourjos, R (1, 8) OBP: 0.363, SLG: 0.433	B FF 89 C CH 82 B SI 89 X FF 90 2-1 5 G4-3 27 BB 1B		B SI 92 C FF 91 C CH 84 S FF 92 1-3 ③ K			F FF 92 S CH 85 B CH 86 X FF 93 1-2 ② G6-3		C CH 84 C SI 91 B SL 80 S CH 86 1-3 ③ K	C FC 92 F FC 94 F FC 92 X FC 92 0-2 27 BB 1B 1-2 3-H	5	0	2	1	0	2	1
27 Mike Trout, R (1, 7) OBP: 0.381, SLG: 0.552	B FF 91 B FF 91 F CH 84 B SI 90 B FF 90 4-1 5 G4-3 BB 1-2			C CU 76 C FF 92 F SL 81 B FF 92 C FF 93 1-3 ① K		B FF 92 F SI 91 F FF 94 X FF 94 1-2 1B			C FF 91 B SL 81 X CH 85 1-1 44 1B 2B B FF 93 B FF 93 C FF 93 B FF 94 4-1 1-2 2-3 BB	3	1	2	0	2	1	0
5 Albert Pujols, R (1, 10) OBP: 0.327, SLG: 0.439	B CU 76 B CH 83 X FF 91 2-0 G4-3 ① ② 1-2f 2-3			C FF 92 B FF 92 X SL 81 1-1 F8 ②		C SL 78 F CH 86 X FF 94 0-2 P6 ③			B FF 91 B FF 91 C FF 91 D FF 91 4-1 44 1B 2 G3 BB C FF 94 F FF 93 0-3 ③ K	4	1	0	0	1	1	6
44 Mark Trumbo, R (1, 9) OBP: 0.340, SLG: 0.494	B FF 92 C FF 91 D SL 81 X FF 92 2-1 ③ G6-3			X SI 90 0-0 ③ G4-3			C FF 93 S SL 82 F FF 92 X FF 94 0-2 ① L9		C FF 93 X KC 81 0-1 2 G3 39 BB 6 1B 1-3 2-H 1B	4	1	1	1	0	0	1
47 Howie Kendrick, R (1, 4) OBP: 0.377, SLG: 0.483		C FF 91 F FF 91 X SL 80 0-2 ① L9			C CU 77 S SI 90 B FF 93 X SI 91 1-2 2 FC5-4 17 BB 1B		C SI 92 S SL 82 F SL 82 B FF 91 B SL 82 S CH 85 2-3 ② K		B FF 93 B FF 93 C FF 93 C FF 94 F FF 94 F FF 94 F KC 83 S FC 95 2-3 ① K	4	0	1	0	0	2	2
17 Chris Iannetta, R (1, 2) OBP: 0.365, SLG: 0.363 39 JB Shuck, L (9, PH) OBP: 0.331, SLG: 0.346		B SI 90 C FF 91 S CH 84 B FF 91 C FF 91 2-3 ② K			F CH 85 B SI 91 B FF 93 D CH 86 B FF 92 4-1 2 FC5-4 1-2 BB		C FF 92 S FF 93 S FF 94 0-3 ③ K		B FC 95 B FF 94 B FC 94 C FF 94 C FC 94 B FF 94 4-2 2 G3 6 1B 1-2 BB	2 0	0 1	0 0	0 0	1 1	2 0	0 0
2 Erick Aybar, S (1, 6) OBP: 0.281, SLG: 0.366		X FF 92 0-0 ③ F8			C SL 82 B FF 92 F FF 93 F SL 83 B FF 93 X CH 86 2-2 ① ② FC5-4 1-2 2-3			C FF 91 X FF 92 0-1 1B	C FC 92 C FC 92 B FC 93 X FC 92 1-2 ② G3 1-2 2-3 3-H	4	0	1	1	0	0	4
6 Alberto Callaspo, S (1, 5) OBP: 0.299, SLG: 0.357			B FF 91 C FF 91 X CH 84 1-1 ① G1-3		C CH 85 C FF 93 B FF 94 X CH 85 1-2 ③ G1-3			X CH 83 0-0 ① P5	B FC 91 X FC 91 1-0 10 1B 10 DI 25 1B 2-H 3-H 1B	4	1	1	2	0	0	2
20 Brendan Harris, R (1, 3) OBP: 0.258, SLG: 0.356 10 Brad Hawpe, L (9, PH) OBP: 0.375, SLG: 0.167			B FF 93 X SI 90 1-0 ② G6-3			B CU 78 F FF 92 X SL 82 1-1 ① F7		C SI 90 B FF 93 X CH 85 1-1 ② L8	B FC 91 F FC 92 F FC 91 B FC 92 F FC 92 F FC 92 X FC 93 2-2 27 BB 25 1B 1-3 1B	3 1	0 0	0 1	0 0	0 0	0 0	1 0
Inning Stats	R: 0 H: 1 E: 0 LOB: 1 K: 0 BB: 1 S: 6 P: 16	R: 0 H: 0 E: 0 LOB: 0 K: 1 BB: 0 S: 7 P: 9	R: 0 H: 0 E: 0 LOB: 0 K: 1 BB: 0 S: 6 P: 9	R: 0 H: 0 E: 0 LOB: 0 K: 1 BB: 0 S: 7 P: 9	R: 0 H: 1 E: 0 LOB: 1 K: 0 BB: 1 S: 11 P: 19	R: 0 H: 1 E: 0 LOB: 1 K: 0 BB: 0 S: 11 P: 14	R: 0 H: 0 E: 0 LOB: 0 K: 2 BB: 0 S: 11 P: 13	R: 0 H: 1 E: 0 LOB: 1 K: 1 BB: 0 S: 8 P: 10	R: 5 H: 5 E: 0 LOB: 3 K: 2 BB: 3 S: 30 P: 49	1B: 8 SF: 0 2B: 1 SAC: 0 3B: 0 DP: 2 HR: 0 HBP: 0						WP: 0 PA: 39 PB: 0 SB: 0 CS: 0

	AB	34
	R	5
	H	9
	RBI	5
	BB	5
	SO	8
	LOB	17

PITCHER	IP	WLS	BF	H	R	ER	SO	BB	IBB	HBP	BLK	WP	HR	S	P	ERA	WHIP
52 CC Sabathia, L (1, 1) ERA: 3.93	8.0	W	30	5	2	2	6	3	0	0	0	0	0	70	107	2.25	1.000
30 David Robertson, R (9, 1) ERA: 2.93	0.1		3	1	0	0	1	1	0	0	0	0	0	10	16	0.00	6.000
42 Mariano Rivera, R (9, 1) ERA: 1.8	0.2	S	6	3	3	3	1	1	0	0	0	0	0	17	25	40.50	6.000

PITCHER	IP	WLS	BF	H	R	ER	SO	BB	IBB	HBP	BLK	WP	HR	S	P	ERA	WHIP

Seattle Mariners @ Los Angeles Angels

Angel Stadium of Anaheim, Anaheim, CA

Mon Jun 17 2013, 7:09 PM - 10:03 PM PDT

Att. 30,258 - Clear - 72 F

livebaseballscorecards.com

Batter	1	2	3	4	5	6	7	8	9	AB	R	H	RBI	BB	SO	LOB
9 Endy Chavez, L (1, 9) OBP: 0.310, SLG: 0.370	B FF 87 B FF 88 F FF 88 F FF 89 X KC 77 2-2 ① G3		C FF 88 X SI 87 0-1 6 HR 1B		1 SAFE C FF 87 F KC 76 B FF 88 X KC 77 1-2 ② FC4-6 1-2f			B FF 93 C FF 92 F FF 93 X SL 81 1-2 15 1B 6 G5-3 8 G1-6-3 1B		4	2	2	0	0	0	1
6 Nick Franklin, S (1, 4) OBP: 0.382, SLG: 0.522	C FF 88 F FF 89 B FF 88 F FF 89 S KC 78 1-3 ② K2-3		X FF 88 0-0 1-H HR		D CH 81 S CH 80 B FF 88 1 SAFE X CH 79 2-1 ③ G3			C FF 94 B FF 95 S FF 93 X FF 95 1-2 ① G5-3 1-2		4	1	1	2	0	1	2
15 Kyle Seager, L (1, 5) OBP: 0.346, SLG: 0.448	C FF 89 B SI 88 C FF 89 F FF 89 B KC 78 F SI 89 S CH 82 2-3 ③ K		C KC 76 S KC 76 B FF 88 X CH 80 1-2 ③ G3-1			X FF 87 0-0 ① L3		X FF 94 0-0 8 G1-6-3 2-3 1B		4	0	1	0	0	1	0
8 Kendrys Morales, S (1, 10) OBP: 0.335, SLG: 0.440		B FF 86 C FF 88 X KC 76 1-1 E6		B FF 87 C CH 80 S CH 80 S CH 81 1-3 ① K		C FF 87 B KC 76 C CH 80 S CH 80 1-3 ② K		X FF 94 0-0 ② G1-6-3 1-2 3-H		4	0	0	1	0	2	1
38 Michael Morse, R (1, 3) OBP: 0.314, SLG: 0.461 16 Alex Liddi, R (7, 3) OBP: 0.111, SLG: 0.118		F FF 88 B FF 88 F FF 88 S KC 76 1-3 ① K		B FF 88 F KC 77 B FF 88 F CH 81 B CH 81 S CH 80 3-3 ② K		B FF 88 F KC 77 B FF 87 X CH 80 2-0 ③ G5-3		S FF 94 S FF 96 S FF 96 0-3 ③ K		3 1	0 0	0 0	0 0	0 0	2 1	1 1
28 Raul Ibanez, L (1, 7) OBP: 0.273, SLG: 0.489		D SI 89 C FF 88 B FF 88 F SI 88 B SI 89 C FF 88 3-3 ② K		B SI 89 C KC 77 B SI 89 C CH 81 X FF 89 2-2 1B			C FF 85 F CH 78 B FF 86 F KC 74 F CH 78 X KC 74 1-2 ① G3-1		C FF 93 C SL 81 F FF 95 X FF 95 0-2 1B	4	0	2	0	0	1	1
3 Mike Zunino, R (1, 2) OBP: 0.267, SLG: 0.429		X FF 89 0-0 ③ F9		B KC 75 C CH 80 D CH 81 B FF 88 X FF 88 3-1 ③ F8			S KC 74 X CH 78 0-1 ② F9		B FF 95 S FF 93 S FF 94 B FF 95 X FF 94 2-2 ① F9	4	0	0	0	0	0	3
55 Michael Saunders, L (1, 8) OBP: 0.293, SLG: 0.320			X FF 87 0-0 ① F7		C FF 87 F SI 86 B KC 76 X SI 88 1-2 9 FC4-6 1B		B FF 86 F KC 75 S KC 74 B FF 88 B KC 76 F CH 80 B FF 89 4-2 BB		C FF 94 C FS 88 S SL 82 0-3 ② K	3	0	1	0	1	1	1
1 Carlos Triunfel, R (1, 6) OBP: 0.091, SLG: 0.048			B FF 87 B KC 75 C FF 88 T FF 88 B CH 81 X FF 89 3-2 ② G6-3		F SI 87 1 SAFE F FF 88 B CH 80 S CH 80 1-3 ① K		F CH 80 C FF 88 F KC 76 F FF 88 S CH 80 0-3 ③ K		X FF 94 0-0 ③ L9	4	0	0	0	0	2	3
Inning Stats	R: 0 H: 0 E: 0 LOB: 0 K: 2 BB: 0 S: 12 P: 17	R: 0 H: 0 E: 1 LOB: 1 K: 2 BB: 0 S: 9 P: 14	R: 2 H: 2 E: 0 LOB: 0 K: 0 BB: 0 S: 10 P: 14	R: 0 H: 1 E: 0 LOB: 1 K: 2 BB: 0 S: 11 P: 20	R: 0 H: 1 E: 0 LOB: 1 K: 1 BB: 0 S: 11 P: 16	R: 0 H: 0 E: 0 LOB: 0 K: 1 BB: 0 S: 5 P: 8	R: 0 H: 0 E: 0 LOB: 1 K: 1 BB: 1 S: 15 P: 20	R: 1 H: 2 E: 0 LOB: 1 K: 1 BB: 0 S: 11 P: 13	R: 0 H: 1 E: 0 LOB: 1 K: 1 BB: 0 S: 11 P: 13	1B: 6 SF: 0 2B: 0 SAC: 0 3B: 0 DP: 0 HR: 1 HBP: 0						

TOP	
AB	35
R	3
H	7
RBI	3
BB	1
SO	11
LOB	14

WP: 0 PA: 36
PB: 0
SB: 0
CS: 0

PITCHER	IP	WLS	BF	H	R	ER	SO	BB	IBB	HBP	BLK	WP	HR	S	P	ERA	WHIP
60 Jason Vargas, L (1, 1) ERA: 3.65	7.0	W	27	4	2	2	9	1	0	0	0	0	1	73	109	2.57	0.714
65 Dane De La Rosa, R (8, 1) ERA: 3.94	2.0		9	3	1	1	2	0	0	0	0	0	0	22	26	4.50	1.500

PITCHER	IP	WLS	BF	H	R	ER	SO	BB	IBB	HBP	BLK	WP	HR	S	P	ERA	WHIP

Batter	1	2	3	4	5	6	7	8	9	AB	R	H	RBI	BB	SO	LOB
27 Mike Trout, R (1, 7) OBP: 0.382, SLG: 0.550 39 JB Shuck, L (6, PR) OBP: 0.329, SLG: 0.344 (7, 7)	C FF 89 B FF 91 F FF 91 X FF 93 1-2 G3 ①	B FF 94 X SI 93 1-0 SF9 ② 3-H		C CU 75 C CU 77 B FF 91 F SL 81 B CU 77 B SL 82 X FF 93 3-2 32 L5-3 1B		B FF 95 1 SAFE C SL 84 C FF 98 F FF 96 B SL 84 B FF 97 1-1 5 2B 2 1B 1-2 BB D SL 82 X SI 90 1-0 E4 1-3 2-H 3-H		C FC 90 X SI 96 0-1 G4-6-3 ②③ 1-2f		3 1	1 0	1 0	1 0	1 0	0 0	1 2
32 Josh Hamilton, L (1, 9) OBP: 0.273, SLG: 0.395	C SI 91 B CH 85 X SI 92 1-1 5 1B 47 2B 1B	1 SAFE X CH 85 0-0 1-H HR		1 SAFE B SI 91 B SI 90 X SI 92 2-0 L5-3 ①② 1-1		C FF 98 C FF 95 B FF 96 D SL 86 C FF 98 F FF 97 F SL 96 2-3 K ③ D SL 81 C FF 98 2-3 K				5	2	2	2	0	2	5
5 Albert Pujols, R (1, 10) OBP: 0.334, SLG: 0.449	C SL 84 X SI 91 0-1 47 2B 1-2 1B	C SL 83 X FF 92 0-1 44 1B 1B		X SL 82 0-0 1B		X FF 98 0-0 2 1B 6 1B 1-3 2-H 2B	B FC 91 B FC 92 F FC 91 X FC 91 2-1 P5 ①			5	1	4	1	0	0	0
44 Mark Trumbo, R (1, 3) OBP: 0.339, SLG: 0.491 10 Brad Hawpe, L (7, PH) OBP: 0.444, SLG: 0.286 (8, 3)	S SL 83 C FF 92 D SL 83 F FF 92 S SL 82 1-3 K ②	C CU 76 F SL 82 B FF 93 X CU 75 1-2 1B		X CU 76 0-0 P4 ③		C SL 84 B SL 85 X KC 78 1-1 P6 ②	C FC 90 B FC 92 B SI 94 F FC 91 X FC 92 2-2 20 1B 1B			4 1	0 0	1 1	0 0	0 0	1 0	5 0
47 Howie Kendrick, R (1, 4) OBP: 0.378, SLG: 0.485 20 Brendan Harris, R (7, PH) OBP: 0.265, SLG: 0.363 (8, 4)	X FF 91 0-0 1-3 2-H 2B	D SL 83 C CU 77 F FF 92 S SL 83 1-3 K2-3 ③			B SL 81 X FF 90 1-0 G1-5-3 ①	B FF 98 F SL 86 D SL 85 F FF 96 B SL 84 B FF 96 4-2 2 1B 6 1B BB	X FF 94 0-0 2 G4-6-3 1-2 1B			3 1	1 0	1 1	1 0	1 0	1 0	2 0
2 Erick Aybar, S (1, 6) OBP: 0.284, SLG: 0.367	C SI 92 B SL 82 F CH 86 X SL 83 1-2 G4-3 ③		B SI 90 B SI 90 C SI 90 B CH 86 X SI 91 3-1 F8 ①		B FF 89 F SI 89 B CU 75 B SI 90 X FF 90 3-1 6 G4-3 1B	C FF 92 F SL 81 F SL 79 X SI 92 0-2 6 1B 17 1B 1-2 2-3 3-H 1B	B FC 91 C SI 93 B FC 90 B CU 95 X FF 94 3-1 G4-6-3 ②③ 1-2f			5	1	2	1	0	0	4
6 Alberto Callaspo, S (1, 5) OBP: 0.312, SLG: 0.369		B SI 89 B SI 90 B SI 90 C SI 89 X SI 90 3-1 25 E 27 SF9 17 G1-3 1B	B CU 76 B FF 91 F FF 90 X SI 91 2-1 1B	C CU 75 1 SAFE X SI 91 0-1 G4-3 ② 1-2	X FF 93 0-0 25 1B 27 E 17 1B 1-3 2-H 3-H 1B		C SI 93 B FC 91 X SI 94 1-1 25 BB 1B		5 2	4	2	0	0	1	
17 Chris Iannetta, R (1, 2) OBP: 0.361, SLG: 0.358		F SL 82 B SL 83 1 SAFE B SI 91 S FF 92 X FF 92 2-2 G1-3 ① 1-2	C SI 91 C CU 77 B SL 82 D CU 76 F FF 92 S SL 82 2-3 K ②	B CU 75 X FF 91 1-0 G6-3 ③	S SL 81 1 SAFE D SL 81 B SL 80 F FF 92 F SL 80 F SL 82 X SL 81 2-2 25 1B 27 E 1-2 3-H 1B		S FC 91 F FC 91 T FC 90 0-2 K ①		5 1	1 1	1 1	0 0	2 2	4 4	
25 Peter Bourjos, R (1, 8) OBP: 0.373, SLG: 0.435		C FF 92 S SL 83 B FF 93 X SL 83 1-2 E6 32 HR 2-3	C SL 82 S SL 81 C SL 82 0-3 K ③			B FC 90 F SI 94 B FC 91 B SI 94 B FF 95 4-1 39 G4-6-3 1-2 BB			4 2	2 2	0 0	1 1	1 1	2 2	
Inning Stats	R: 1 E: 0 K: 1 S: 15 H: 3 LOB: 2 BB: 0 P: 19	R: 3 E: 1 K: 1 S: 18 H: 4 LOB: 2 BB: 0 P: 27	R: 0 E: 0 K: 2 S: 11 H: 1 LOB: 1 BB: 0 P: 18	R: 0 E: 0 K: 0 S: 7 H: 2 LOB: 1 BB: 0 P: 12	R: 0 E: 0 K: 0 S: 6 H: 1 LOB: 1 BB: 0 P: 11	R: 7 E: 1 K: 2 S: 29 H: 6 LOB: 2 BB: 2 P: 48	R: 0 E: 0 K: 0 S: 8 H: 2 LOB: 1 BB: 0 P: 15	R: 0 E: 0 K: 1 S: 8 H: 1 LOB: 1 BB: 1 P: 13		1B: 17 2B: 3 3B: 0 HR: 1 SF: 1 SAC: 0 DP: 3 HBP: 0						

PITCHER		IP	WLS	BF	H	R	ER	SO	BB	IBB	HBP	BLK	WP	HR	S	P	ERA	WHIP
39 Aaron Harang, R ERA: 5.28	(1, 1)	5.0	L	26	11	4	1	4	0	0	0	0	0	1	57	87	1.80	2.200
58 Carter Capps, R ERA: 5.16	(6, 1)	0.2		6	2	4	4	1	2	0	0	0	0	0	14	28	54.00	6.000
41 Charlie Furbush, L ERA: 3.42	(6, 1)	0.1		6	4	3	1	1	0	0	0	0	0	0	15	20	27.00	12.000
40 Danny Farquhar, R ERA: 7.24	(7, 1)	2.0		8	3	0	0	1	1	0	0	0	0	0	16	28	0.00	2.000

PITCHER	IP	WLS	BF	H	R	ER	SO	BB	IBB	HBP	BLK	WP	HR	S	P	ERA	WHIP

BOTTOM

Seattle Mariners @ Los Angeles Angels

Angel Stadium of Anaheim, Anaheim, CA

Mon Jun 17 2013, 7:09 PM - 10:03 PM PDT

Att. 30,258 - Clear - 72 F

livebaseballscorecards.com

AB	42
R	11
H	20
RBI	9
BB	3
SO	7
LOB	26

WP: 0 PA: 46
PB: 0
SB: 1
CS: 0

Seattle Mariners @ Los Angeles Angels

Angel Stadium of Anaheim, Anaheim, CA

Tue Jun 18 2013, 7:09 PM - 10:51 PM PDT

Att. 33,040 - Clear - 72 F

livebaseballscorecards.com

Batter	1	2	3	4	5	6	7	8	9	10	AB	R	H	RBI	BB	SO	LOB
9 Endy Chavez, L (1, 9) OBP: 0.307, SLG: 0.365	C FF 89 C FF 90 F SL 80 S CH 83 0-3 ① K	1 SAFE S CH 83 1 SAFE S CH 82 X CH 81 0-2 ③ L8			B FF 88 B CU 76 X FF 87 2-0 1B		1 SAFE C FF 89 1 SAFE P PO 81 S CH 83 F FF 90 1 SAFE P PO 82 B CH 82 3-3 ② K 1-2			C FF 96 X FF 96 0-1 ① G5-3	5	0	1	0	0	2	2
6 Nick Franklin, S (1, 4) OBP: 0.383, SLG: 0.507	C FF 89 S FF 90 X FF 92 0-2 8 S 1B		C CH 81 X FF 89 0-1 ① P4		1 SAFE S CH 82 X FF 88 0-1 ① L7		B SI 88 B SI 88 B SI 88 C SI 88 B SI 89 4-1 BB			F FF 97 B SL 86 X SI 95 1-1 ② G3	4	0	1	0	1	0	1
15 Kyle Seager, L (1, 5) OBP: 0.343, SLG: 0.447	D FF 90 S CH 85 S CH 85 X CH 83 1-2 ② P4		C SI 88 B SI 88 F FC 87 S CH 83 1-3 ② K		B SI 88 1 SAFE 1 SAFE 1 SAFE C FC 86 1 SAFE S CH 83 F CH 82 F FF 91 3-2 ② L9		C CU 75 B SI 89 B SI 89 S CU 75 F SI 90 D CU 75 S CU 75 3-3 ③ K			C SL 88 B SI 96 F SI 96 B SL 86 X SL 87 2-2 8 1B 2B	5	1	1	0	0	2	4
8 Kendrys Morales, S (1, 10) OBP: 0.332, SLG: 0.436	S CH 82 B CH 83 C FF 90 F SL 79 F CH 82 F FF 91 X CH 82 1-2 ③ G3-1 1-2		C SI 89 C FF 89 B CH 88 C CH 83 1-3 ③ K		B FF 89 1 SAFE D CH 84 F CH 84 1 SAFE B FF 89 S CH 83 S CH 83 3-3 ③ K			B FF 95 B FF 96 C FF 95 S FF 96 S SI 96 2-3 ① K		B FF 96 B FF 97 C SI 95 C FF 96 B FF 96 X SL 88 3-2 2-H 1B	5	0	1	1	0	3	2
28 Raul Ibanez, L (1, 7) OBP: 0.271, SLG: 0.497		B FF 89 C FF 89 B CH 84 X FF 90 2-1 HR		B CU 77 C FF 88 B CH 88 F CH 83 S CH 82 2-3 ① K		C FF 89 F FF 86 S FF 90 0-3 ① K		C FF 96 F FF 93 B CU 83 B FF 96 B SI 92 F FF 96 X FF 94 3-2 ② F7		B SI 95 B FF 95 S SI 96 B SI 95 F SI 96 F SI 94 S SI 96 3-3 ③ K	5	1	1	1	0	3	1
17 Justin Smoak, S (1, 3) OBP: 0.348, SLG: 0.361		X FF 90 0-0 HR		B FF 88 B SL 84 C CH 83 S CH 82 C FF 89 2-3 ② K		C FC 85 F FF 90 B CU 79 X FF 92 1-2 ② F8		B FF 95 F FF 95 C FF 94 X FF 96 1-2 ③ G6-3			4	1	1	1	0	1	0
3 Mike Zunino, R (1, 2) OBP: 0.263, SLG: 0.444		C SL 86 F SL 86 B CH 83 C FF 91 1-3 ① K		F FF 90 B FF 88 S FC 86 B FC 84 B CH 83 F FF 90 X FF 91 3-2 2B		F FF 91 C FF 90 B SL 81 C SL 82 1-3 ③ K				F SI 94 B SI 94 F FF 93 S FF 95 1-3 ① K	4	0	1	0	0	3	0
55 Michael Saunders, L (1, 8) OBP: 0.297, SLG: 0.320		B CH 83 B CH 84 X FF 89 2-0 ② F8		D CH 83 B CH 82 B CH 83 I IN 64 4-0 IBB			C CU 76 B FF 88 X CH 82 1-1 9 S 1B			S FF 94 F CH 89 F FF 95 B SI 94 B SI 95 C SL 87 2-3 ② K	3	0	1	0	1	1	0
26 Brendan Ryan, R (1, 6) OBP: 0.259, SLG: 0.262		B FF 90 B FC 86 C FC 84 B FF 90 B FF 89 4-1 BB		F FC 85 D CH 82 F FF 90 B CH 82 S SL 81 2-3 ③ K			1 SAFE B FF 88 X FF 88 1-0 ① B2			X FF 95 0-0 ③ F8	3	0	0	0	1	1	3
Inning Stats	R: 0 E: 0 K: 1 S: 16 H: 1 LOB: 1 BB: 0 P: 18	R: 2 E: 0 K: 1 S: 11 H: 2 LOB: 1 BB: 1 P: 20	R: 0 E: 0 K: 2 S: 8 H: 0 LOB: 0 BB: 0 P: 10	R: 0 E: 0 K: 3 S: 13 H: 1 LOB: 2 BB: 1 P: 26	R: 0 E: 0 K: 1 S: 13 H: 1 LOB: 1 BB: 0 P: 21	R: 0 E: 0 K: 2 S: 9 H: 0 LOB: 0 BB: 0 P: 11	R: 0 E: 0 K: 2 S: 14 H: 1 LOB: 2 BB: 1 P: 24	R: 0 E: 0 K: 1 S: 10 H: 0 LOB: 0 BB: 0 P: 16	R: 0 E: 0 K: 2 S: 8 H: 0 LOB: 0 BB: 0 P: 11	R: 1 E: 0 K: 1 S: 14 H: 2 LOB: 1 BB: 0 P: 23	1B: 4 2B: 2 3B: 0 HR: 2	SF: 0 SAC: 0 DP: 0 HBP: 0	WP: 0 PB: 0 SB: 2 CS: 0	PA: 41			

PITCHER		IP	WLS	BF	H	R	ER	SO	BB	IBB	HBP	BLK	WP	HR	S	P	ERA	WHIP
55 Joe Blanton, R ERA: 5.62	(1, 1)	6.2		28	6	2	2	11	1	1	0	0	0	2	79	118	2.70	1.050
37 Scott Downs, L ERA: 1.93	(7, 1)	0.1		2	0	0	0	1	1	0	0	0	0	0	5	12	0.00	3.000
40 Kevin Jepsen, R ERA: 2.51	(8, 1)	1.0		3	0	0	0	1	0	0	0	0	0	0	10	16	0.00	0.000
49 Ernesto Frieri, R ERA: 2.7	(9, 1)	1.0		3	0	0	0	2	0	0	0	0	0	0	8	11	0.00	0.000
Garrett Richards, R ERA: 5.26	(10, 1)	1.0	L	5	2	1	1	1	0	0	0	0	0	0	14	23	9.00	2.000

PITCHER	IP	WLS	BF	H	R	ER	SO	BB	IBB	HBP	BLK	WP	HR	S	P	ERA	WHIP

TOP

AB	38
R	3
H	8
RBI	3
BB	3
SO	16
LOB	13

Seattle Mariners @ Los Angeles Angels

Angel Stadium of Anaheim, Anaheim, CA

Tue Jun 18 2013, 7:09 PM - 10:51 PM PDT

Att. 33,040 - Clear - 72 F

livebaseballscorecards.com

Batter	1	2	3	4	5	6	7	8	9	10	AB	R	H	RBI	BB	SO	LOB
27 Mike Trout, R (1, 7) OBP: 0.385, SLG: 0.549	C FF 89 X SI 89 0-1 32 G4-6-3 1B		C SI 91 B SL 80 B SL 87 B SL 81 X SI 93 3-1 32 G6-3 1B		B SI 91 1 SAFE D SI 91 B SL 80 F SI 90 B SI 90 4-1 32 G3-6-1 BB 1-2		C SL 80 C SL 81 D SL 83 F FF 94 B CH 77 B SL 82 F FF 95 C SI 94 3-3 ② K 1-2		C CU 78 B CU 78 X FF 96 1-1 ② F8		4	0	2	0	1	1	3
32 Josh Hamilton, L (1, 9) OBP: 0.269, SLG: 0.388	1 SAFE B SI 89 B SI 91 B SI 89 C FF 90 X SI 90 3-1 ①② G4-6-3 1-2f		S SL 78 F SI 90 B SI 91 1 SAFE 1 SAFE F SL 81 X SI 90 1-2 ①② G6-3 1-2f		C SI 91 X CH 83 0-1 ②③ G3-6-1 1-2f		C SL 82 F FF 94 S FF 94 0-3 ③ K		B SL 80 S SL 80 S SL 81 B SL 82 S SL 82 2-3 ③ K		5	0	0	0	0	2	7
5 Albert Pujols, R (1, 10) OBP: 0.335, SLG: 0.458	B FF 92 B FF 91 C SL 81 X SI 92 2-1 ③ G6-3		B SL 81 X SI 92 1-0 ③ G5-3			B SL 84 B SI 90 C FF 91 B SL 79 B SL 78 4-1 44 FC6-4 BB		C CU 78 X FF 97 0-1 HR		B CU 86 B FF 96 X SI 95 2-0 ① P2	4	1	1	1	1	0	0
44 Mark Trumbo, R (1, 3) OBP: 0.337, SLG: 0.496		X FF 89 0-0 HR		C SI 90 B SL 85 B SL 81 X SL 81 2-1 ① F8		B FF 92 B FF 92 C SI 92 F SI 92 X SI 92 2-2 ① FC6-4 6 47 F9 1B 1-2f		B FF 98 C FF 98 B CU 80 F FF 98 X CU 79 2-2 G5-3 ①		C FF 96 C CU 85 S CU 86 0-3 ② K	5	1	1	1	0	1	1
47 Howie Kendrick, R (1, 4) OBP: 0.375, SLG: 0.480		B SI 90 B FF 91 C FF 90 X SL 80 2-1 ① G6-3		X SI 91 0-0 ② F8		F FF 91 D SI 92 X SI 90 1-1 1-2 1B		F FF 97 B FF 97 X FF 96 1-1 ② F9		F SI 94 C CU 86 F CU 85 X SI 95 0-2 ③ G6-3	5	0	1	0	0	0	0
6 Alberto Callaspo, S (1, 5) OBP: 0.310, SLG: 0.367		C SL 79 X SL 81 0-1 ② P6		B FF 92 C FF 92 B SL 81 X SI 92 2-1 1B		B SI 91 C SL 80 B FF 93 F SL 81 F SI 91 D SL 81 F SI 92 X SI 91 3-2 ② F9 2-3		X FF 98 0-0 ③ G4-3			4	0	1	0	0	0	2
2 Erick Aybar, S (1, 6) OBP: 0.288, SLG: 0.370		X FF 91 0-0 16 BB 1B		C SL 80 B FF 91 B SI 90 S FF 92 B SI 92 X SI 92 3-2 ③ G4-3		C SL 78 X CH 82 0-1 ③ L9			F FF 96 X FF 97 0-1 17 WP 1B		4	0	2	0	0	0	3
16 Hank Conger, L (1, 2) OBP: 0.303, SLG: 0.446 17 Chris Iannetta, R (7, PH) (8, 2) OBP: 0.367, SLG: 0.358		C SI 90 B CH 83 B SI 91 B CH 84 1 SAFE B SI 90 4-1 1-2 BB			F FF 89 S SL 79 B SI 92 B SL 81 X SI 91 2-2 ① F9		B FF 94 S FF 94 F FF 94 B FF 94 F FF 94 B FF 94 4-2 27 WP BB		B CU 76 B SI 95 B CU 76 C FF 96 B SI 96 4-1 1-2 BB		1	0	0	0	1	0	0
											0	0	0	0	2	0	0
25 Peter Bourjos, R (1, 8) OBP: 0.369, SLG: 0.423		C SI 91 S SL 80 D SL 83 B SL 81 X SI 92 2-2 ③ G1-3			B FF 91 C SL 80 F SL 80 B SI 92 H FF 90 3-2 27 BB HBP		1 SAFE X FF 93 0-0 ① L8		C FF 94 B FF 95 L FF 94 C CU 78 1-3 ① K		3	0	0	0	0	1	5
Inning Stats	R: 0 E: 0 K: 0 S: 6 H: 1 LOB: 0 BB: 0 P: 11	R: 1 E: 0 K: 0 S: 10 H: 2 LOB: 2 BB: 1 P: 18	R: 0 E: 0 K: 0 S: 7 H: 1 LOB: 0 BB: 0 P: 12	R: 0 E: 0 K: 0 S: 8 H: 1 LOB: 1 BB: 0 P: 15	R: 0 E: 0 K: 0 S: 8 H: 0 LOB: 1 BB: 1 P: 17	R: 0 E: 0 K: 0 S: 13 H: 1 LOB: 2 BB: 1 P: 23	R: 0 E: 0 K: 2 S: 12 H: 0 LOB: 1 BB: 1 P: 19	R: 1 E: 0 K: 0 S: 8 H: 1 LOB: 0 BB: 0 P: 11	R: 0 E: 0 K: 2 S: 11 H: 1 LOB: 2 BB: 1 P: 19	R: 0 E: 0 K: 1 S: 8 H: 0 LOB: 0 BB: 0 P: 10	1B: 6 2B: 0 3B: 0 HR: 2	SF: 0 SAC: 0 DP: 3 HBP: 1	WP: 2 PB: 0 SB: 0 CS: 0	PA: 41				

BOTTOM

AB	35
R	2
H	8
RBI	2
BB	5
SO	5
LOB	21

PITCHER		IP	WLS	BF	H	R	ER	SO	BB	IBB	HBP	BLK	WP	HR	S	P	ERA	WHIP
32 Jeremy Bonderman, R ERA: 3.28	(1, 1)	6.0		25	6	1	1	0	3	0	1	0	0	1	52	96	1.50	1.500
59 Oliver Pérez, L ERA: 1.07	(7, 1)	1.0	H	4	0	0	0	2	1	0	0	0	1	0	12	19	0.00	1.000
54 Tom Wilhelmsen, R ERA: 3.77	(8, 1)	1.2	B	8	2	1	1	1	1	0	0	0	1	1	16	25	5.40	1.800
41 Charlie Furbush, L ERA: 3.38	(9, 1)	0.1	W	1	0	0	0	1	0	0	0	0	0	0	3	5	0.00	0.000
31 Yoervis Medina, R ERA: 3.04	(10, 1)	1.0	S	3	0	0	0	1	0	0	0	0	0	0	8	10	0.00	0.000

PITCHER	IP	WLS	BF	H	R	ER	SO	BB	IBB	HBP	BLK	WP	HR	S	P	ERA	WHIP

Seattle Mariners @ Los Angeles Angels

Angel Stadium of Anaheim, Anaheim, CA

Wed Jun 19 2013, 7:09 PM - 9:37 PM PDT

Att. 35,401 - Clear - 75 F

livebaseballscorecards.com

Batter	1	2	3	4	5	6	7	8	9	AB	R	H	RBI	BB	SO	LOB
9 Endy Chavez, L (1, 9) OBP: 0.299, SLG: 0.356	G5-3		B3-4			G6-3		L6		4	0	0	0	0	0	0
6 Nick Franklin, S (1, 4) OBP: 0.365, SLG: 0.480	G4-3		L8			G6-3			K	4	0	0	0	0	1	0
15 Kyle Seager, L (1, 5) OBP: 0.342, SLG: 0.444	G3		G3-1				38 S 1B		F7	4	0	1	0	0	0	0
8 Kendrys Morales, S (1, 10) OBP: 0.331, SLG: 0.433		3 WP 1B	F8				L8		G3	4	0	1	0	0	0	1
38 Michael Morse, R (1, 3) OBP: 0.314, SLG: 0.456		K	F9				1-2 HBP			2	0	0	0	0	1	1
28 Raul Ibanez, L (1, 7) OBP: 0.272, SLG: 0.492		K			3 G6-3 BB		K			2	0	0	0	1	2	3
3 Mike Zunino, R (1, 2) OBP: 0.273, SLG: 0.400		1-2 BB	G6-3 1-2f				L7			2	0	0	0	1	0	3
55 Michael Saunders, L (1, 8) OBP: 0.293, SLG: 0.315		P6	L5					K		3	0	0	0	0	1	2
26 Brendan Ryan, R (1, 6) OBP: 0.256, SLG: 0.258			F8			G5-3		F8		3	0	0	0	0	0	0
Inning Stats	R: 0 E: 0 K: 0 S: 9 H: 0 LOB: 0 BB: 0 P: 14	R: 0 E: 0 K: 2 S: 19 H: 1 LOB: 2 BB: 1 P: 32	R: 0 E: 0 K: 0 S: 5 H: 0 LOB: 0 BB: 0 P: 6	R: 0 E: 0 K: 0 S: 8 H: 0 LOB: 0 BB: 0 P: 14	R: 0 E: 0 K: 0 S: 8 H: 0 LOB: 0 BB: 1 P: 15	R: 0 E: 0 K: 0 S: 9 H: 0 LOB: 0 BB: 0 P: 15	R: 0 E: 0 K: 1 S: 11 H: 1 LOB: 2 BB: 0 P: 17	R: 0 E: 0 K: 1 S: 7 H: 0 LOB: 0 BB: 0 P: 12	R: 0 E: 0 K: 1 S: 8 H: 0 LOB: 0 BB: 0 P: 13	1B: 2 2B: 0 3B: 0 HR: 0 SF: 0 SAC: 0 DP: 1 HBP: 1	WP: 1 PB: 0 SB: 1 CS: 0 PA: 31					

TOP	
AB	28
R	0
H	2
RBI	0
BB	2
SO	5
LOB	10

PITCHER		IP	WLS	BF	H	R	ER	SO	BB	IBB	HBP	BLK	WP	HR	S	P	ERA	WHIP
33 C.J. Wilson, L ERA: 3.61	(1, 1)	7.0	W	25	2	0	0	3	2	0	1	0	1	0	69	113	0.00	0.571
37 Scott Downs, L ERA: 1.83	(8, 1)	1.0	H	3	0	0	0	1	0	0	0	0	0	0	7	12	0.00	0.000
49 Ernesto Frieri, R ERA: 2.61	(9, 1)	1.0	S	3	0	0	0	1	0	0	0	0	0	0	8	13	0.00	0.000

PITCHER	IP	WLS	BF	H	R	ER	SO	BB	IBB	HBP	BLK	WP	HR	S	P	ERA	WHIP

Seattle Mariners @ Los Angeles Angels

Angel Stadium of Anaheim, Anaheim, CA

Wed Jun 19 2013, 7:09 PM - 9:37 PM PDT

Att. 35,401 - Clear - 75 F

livebaseballscorecards.com

BOTTOM

Batter	1	2	3	4	5	6	7	8	9	AB	R	H	RBI	BB	SO	LOB
25 Peter Bourjos, R (1, 8) OBP: 0.373, SLG: 0.435	C FF 90 B FF 90 B CU 75 F FF 90 X FF 91 2-2 1B		B FF 91 F CH 82 B CH 83 C FF 91 B SL 82 X FF 91 3-2 27 E 2B		1 SAFE 1 SAFE B CU 76 X FF 91 1-0 ③ G6-3 1-2			C CU 74 B FF 89 B CH 83 X FF 89 2-1 ① G4-3		4	0	2	0	0	0	1
27 Mike Trout, R (1, 7) OBP: 0.386, SLG: 0.550	X FF 88 0-0 ① F9		C CH 83 B FF 91 X CH 83 1-1 E4 5 G6-4-3 2-3			B FF 89 X CH 82 1-0 5 L9 44 WP 2B		B CU 75 B FF 89 B FF 89 C FF 90 F CH 83 B FF 93 4-2 5 BB BB		3	1	1	0	1	0	2
5 Albert Pujols, R (1, 10) OBP: 0.334, SLG: 0.453	F FF 89 D CH 82 F FF 90 X CH 82 1-2 ② F9		F CU 75 F FF 92 X CH 83 0-2 ② ③ G6-4-3 1-2f			B CH 83 B FF 89 B CH 82 X FF 91 3-0 ① L9 2-3		**B FF 90** **B CH 82** **S FF 90** **B FF 90** 1 SAFE F FF 90 1 SAFE B FF 90 4-2 44 G4-3 1-2 BB		3	0	0	0	1	0	4
44 Mark Trumbo, R (1, 3) OBP: 0.335, SLG: 0.493	B FF 91 X FF 91 1-0 ③ G4-3			F FF 90 T CH 83 X CH 82 0-2 ① G1-3		D CH 82 F FF 91 S CH 82 B CH 82 B SL 83 X FF 92 3-2 47 G1-6-3 3-H 1B		B CH 82 B CH 83 X FF 90 2-0 ② ③ G4-3 1-2f		4	0	1	0	0	0	3
47 Howie Kendrick, R (1, 4) OBP: 0.372, SLG: 0.474		B FF 88 X FF 90 1-0 ① L8		C CU 75 B FF 92 B FF 92 X CH 84 2-1 ② G5-3		C CU 74 B FF 91 X CH 82 1-1 ② G1-6-3 1-2				3	0	0	0	0	0	1
6 Alberto Callaspo, S (1, 5) OBP: 0.311, SLG: 0.372		B FF 90 X FF 89 1-0 32 G2-3 2B		B FF 92 X FF 91 1-0 ③ F8		X FF 90 0-0 ③ G6-3				3	0	1	0	0	0	1
32 Josh Hamilton, L (1, 9) OBP: 0.266, SLG: 0.384		S SL 81 X CU 77 0-1 ② G2-3 2-3			C SL 81 B SL 81 S SL 81 B CU 76 S SL 80 2-3 ① K		F CU 79 S SL 81 B CU 75 S SL 82 1-3 ① K			3	0	0	0	0	2	1
2 Erick Aybar, S (1, 6) OBP: 0.289, SLG: 0.369		S FF 90 S CH 82 D CH 82 S SL 82 1-3 ③ K			X FF 91 0-0 25 S 1B		X FF 90 0-0 ② G6-3			3	0	1	0	0	1	1
17 Chris Iannetta, R (1, 2) OBP: 0.362, SLG: 0.352			B FF 90 C FF 90 B CH 84 X FF 91 2-1 ① G6-3		1 SAFE B CH 82 X FF 90 1-0 ② F9		C FF 91 B CU 76 X FF 91 1-1 ③ F7			3	0	0	0	0	0	1
Inning Stats	R: 0 E: 0 K: 0 S: 8 H: 1 LOB: 1 BB: 0 P: 12	R: 0 E: 0 K: 1 S: 7 H: 1 LOB: 1 BB: 0 P: 10	R: 0 E: 1 K: 0 S: 10 H: 1 LOB: 1 BB: 0 P: 16	R: 0 E: 0 K: 0 S: 6 H: 0 LOB: 0 BB: 0 P: 9	R: 0 E: 0 K: 1 S: 6 H: 1 LOB: 1 BB: 0 P: 10	R: 1 E: 0 K: 0 S: 8 H: 2 LOB: 1 BB: 0 P: 16	R: 0 E: 0 K: 1 S: 6 H: 0 LOB: 0 BB: 0 P: 8	R: 0 E: 0 K: 0 S: 7 H: 0 LOB: 1 BB: 2 P: 19		1B: 3 2B: 3 3B: 0 HR: 0 SF: 0 SAC: 0 DP: 2 HBP: 0						

PITCHER	IP	WLS	BF	H	R	ER	SO	BB	IBB	HBP	BLK	WP	HR	S	P	ERA	WHIP
23 Joe Saunders, L (1, 1) ERA: 4.48	8.0	L	31	6	1	1	3	2	0	0	0	1	0	58	100	1.12	1.000

PITCHER	IP	WLS	BF	H	R	ER	SO	BB	IBB	HBP	BLK	WP	HR	S	P	ERA	WHIP

AB	29
R	1
H	6
RBI	0
BB	2
SO	3
LOB	15

WP: 1 PA: 31
PB: 0
SB: 1
CS: 0

Seattle Mariners @ Los Angeles Angels

Angel Stadium of Anaheim, Anaheim, CA

Thu Jun 20 2013, 7:09 PM - 10:43 PM PDT

Att. 37,711 - Clear - 75 F

livebaseballscorecards.com

Batter	1	2	3	4	5	6	7	8	9	AB	R	H	RBI	BB	SO	LOB
9 Endy Chavez, L (1, 9) OBP: 0.298, SLG: 0.359	C FF 89 B FF 90 F FF 90 F FF 91 X FF 91 1-2 6 1B 2B	C FF 90 C SL 81 X CU 72 0-2 ③ G4-3	B SI 95 C FF 96 C SL 86 D SL 87 1 SAFE B FF 96 F FF 95 F FC 95 X FF 96 3-2 ③ G6-3		X FF 94 0-0 ③ G5-3			B FF 93 1 SAFE B SI 93 X FF 92 2-0 ① SH2-3 1-2		4	1	1	0	0	0	3
6 Nick Franklin, S (1, 4) OBP: 0.367, SLG: 0.468	X FF 90 0-0 15 HR 2-H 1B	C FF 89 C SL 78 B CU 70 B CU 72 F FF 91 B SL 81 D FF 92 4-2 15 2B 8 1B BB	C SI 95 C CU 78 B SL 86 X SI 95 1-2 ① F7	B FF 95 C FF 95 B FF 95 F FF 95 S SL 84 2-3 ① K		T FF 95 F FF 96 D CU 82 F FF 97 B CU 81 F FC 91 F FF 97 D FC 92 X FF 96 3-2 ② F8 2-3			4	2	1	1	1	1	1
15 Kyle Seager, L (1, 5) OBP: 0.349, SLG: 0.468	1 SAFE B FF 89 S SL 83 X SL 82 1-1 1-H HR	X FF 90 0-0 8 1B 28 1B 1-3 2B	C FF 96 B CU 79 X FF 95 1-1 8 G6-3 28 1B 1B	B FS 89 X FF 97 1-0 ② G4-3				C SI 88 X CU 74 0-1 3-H 2B		5	3	4	3	0	0	0
8 Kendrys Morales, S (1, 10) OBP: 0.332, SLG: 0.430	B FF 91 C FF 92 X CH 82 1-1 ① G3-1	F CH 82 X FF 90 0-1 28 1B 17 FC6-4 2-3 3-H 1B	B SI 96 S SI 96 B SI 96 B SI 95 1 SAFE F FF 96 X SI 95 3-2 ② G6-3 1-2	B FF 97 C FF 97 C FF 97 X FF 98 1-2 ③ G1-3			I IN 66 I IN 71 I IN 74 I IN 72 4-0 IBB		4	1	1	1	1	0	1
28 Raul Ibanez, L (1, 7) OBP: 0.275, SLG: 0.490	C SL 80 C SL 80 F FF 90 B CU 74 S CU 73 2-3 ② K	B SL 81 C SL 80 X SL 80 1-1 17 FC6-4 1-3 3-H 1B	C FF 96 B CU 78 B SI 96 X SI 95 2-1 2-H 1B			B FF 94 C FF 94 F FS 88 S FF 96 1-3 ① K	X SI 88 0-0 ③ F8			5	0	2	2	0	2	2
17 Justin Smoak, S (1, 3) OBP: 0.344, SLG: 0.352	B SL 81 B FF 90 B FF 91 B FF 89 4-0 BB	B FF 95 D SI 95 B SI 95 C FF 95 F FF 95 1 SAFE F SI 95 X SI 96 3-2 ① FC6-4 33 BB 55 1B 26 FC4-6 1-2f 3-H	C SI 95 F FF 96 X SL 87 0-2 ③ F7			B FF 97 B FF 95 F FF 94 B FF 96 F FF 94 S FF 96 3-3 ② K		X FF 94 0-0 ① F9		4	1	0	1	1	1	2
55 Michael Saunders, L (1, 8) OBP: 0.295, SLG: 0.322	C SL 82 C SL 81 X CU 73 0-2 ③ F8	B SI 96 B FF 95 B SI 96 C FF 96 X FF 97 3-1 26 FC4-6 33 BB 1-2 1B			B SI 96 F FF 94 B SI 95 F SI 95 F SL 86 C SL 86 2-3 ① K	F FF 96 B FF 96 B FF 95 F FF 95 F FC 97 F FF 98 F FF 97 F SL 83 X FF 98 2-2 2B			C SI 95 S SI 96 T FF 95 0-2 ② K	5	0	2	0	0	2	1
33 Henry Blanco, R (1, 2) 38 Michael Morse, R (9, PH) OBP: 0.313, SLG: 0.454		S SL 80 F FF 90 C CU 70 0-3 ① K	B FF 96 D SL 87 B FF 96 B FF 96 4-0 26 FC4-6 1-2 2-3 BB	B FF 94 C FF 94 S FC 94 F SL 86 S SL 87 1-3 ② K		C FF 96 S FF 96 F FF 98 F SL 83 S FF 98 0-3 ③ K			S FF 96 F FF 95 B FF 95 S FF 95 1-3 ③ K	3 1	0 0	0 0	0 0	1 0	3 1	1 0
26 Brendan Ryan, R (1, 6) OBP: 0.260, SLG: 0.259		C FF 91 X SL 80 0-1 ② F7	B FF 96 X FF 96 1-0 ② FC4-6 1-2f 2-3 3-H	F FC 94 B CU 78 B FF 94 B FF 93 B FF 94 4-1 BB				B FF 96 B FF 96 C FF 96 F FF 97 F FF 96 B FC 91 X FF 96 3-2 6 F8 9 SH2-3 15 2B 1B		3	1	1	1	1	0	2

	AB	R	H	RBI	BB	SO	LOB
TOP	38	9	12	9	5	10	13

| Inning Stats | | | |

Batter	1	2	3	4	5	6	7	8	9	AB	R	H	RBI	BB	SO	LOB
2 Erick Aybar, S (1, 6) OBP: 0.293, SLG: 0.372	C FF 92 X FF 92 0-1 ① G4-3		S SI 90 F SL 87 B SL 86 D FF 91 X FF 94 2-2 ② G3 3-H		B FF 91 B SI 87 X FF 91 2-0 27 1B 5 1B 1B	C SI 93 X FC 92 0-1 ① SH5-3 1-2		C FF 95 B FF 97 F FF 98 X SL 81 1-2 27 1B 5 FC4-5-2 1-H 1B		4	1	2	2	0	0	0
27 Mike Trout, R (1, 7) OBP: 0.395, SLG: 0.556	C FF 93 F SI 90 X FF 93 0-2 5 S 1B		C FF 93 B FF 94 B SL 86 X FF 94 2-1 1B		F FF 93 B FF 93 1 SAFE D SI 90 X FF 92 2-1 5 44 HR 1-3 1B	I IN 50 I IN 52 I IN 51 I IN 49 4-0 5 1B IBB		1 SAFE B FF 96 S FF 98 1 SAFE C FF 99 B FF 97 B SL 83 F FF 97 F FF 98 3-2 1 SAFE 1 SAFE X FF 96 5 FC4-5-2 47 FC6-2 1-3 1B		4	1	4	0	1	0	0
5 Albert Pujols, R (1, 3) OBP: 0.335, SLG: 0.452	B FF 93 C FF 94 S SI 90 X FF 95 1-2 ② G6-3 1-2		B FF 94 B FF 94 S FF 91 F FF 94 1 SAFE F FF 94 S SL 83 2-3 ③ K		D SL 85 F SI 89 X FF 92 1-1 44 HR 1-2 3-H 1B	B FC 91 X FC 93 1-0 1-3 2-H 1B		B SI 95 D CU 85 X FF 96 2-0 ① FC4-5-2 47 FC6-2 6 BB 1-3 3-H		5	2	2	2	0	1	4
44 Mark Trumbo, R (1, 10) OBP: 0.336, SLG: 0.500	B SL 88 C FF 94 X SI 90 1-1 ③ G6-3			F SL 84 F SI 89 C FF 94 0-3 ① K	B SI 90 F SI 89 F FF 92 X CU 81 1-2 1-H 2-H HR	B FF 96 F FC 91 S CU 79 S FF 96 1-3 ② K		I IN 70 I IN 72 I IN 73 I IN 73 4-0 6 BB 47 FC6-2 IBB		4	1	1	3	1	2	3
47 Howie Kendrick, R (1, 4) OBP: 0.372, SLG: 0.473		C SL 84 F SI 90 B FF 94 B SL 83 F FF 94 F FF 91 X FF 95 2-2 ① G1-3		B CU 80 B FF 92 F FF 92 X FF 93 2-1 6 E 6 1B 32 SF8 1B	X FF 92 0-0 ① 1B	F FC 91 C CU 78 S FF 96 0-3 ③ K		F SI 94 B SI 95 X SI 94 1-1 ② FC6-2 6 BB 1-2 2-3 3-Hf		5	1	2	0	0	1	5
6 Alberto Callaspo, S (1, 5) OBP: 0.322, SLG: 0.376		B CU 82 X FF 93 1-0 ② L6		C FF 93 F SI 89 D FF 94 D SL 83 B SL 88 X FF 93 3-2 E1 32 WP 1-3 1B	B CU 79 X SI 90 1-0 32 FC4-6 1B		B SI 92 B SI 92 C FF 92 B FC 89 B FF 93 4-1 32 G6-4-3 BB	B FF 95 B SI 94 B SI 95 B FF 94 4-0 1-2 2-3 3-H BB		3	0	2	1	2	0	0
32 Josh Hamilton, L (1, 9) OBP: 0.262, SLG: 0.378		B SI 90 B SI 90 X SI 90 2-0 ③ F7		B FF 91 X SI 90 1-0 ② SF8 1-2 3-H	X CU 81 0-0 ② FC4-6 17 WP 1-2f	X FC 90 0-0 ① ② G6-4-3 1-2f		B SL 80 S FF 93 S SL 80 S SL 81 1-3 ③ K		4	0	0	1	0	1	5
17 Chris Iannetta, R (1, 2) OBP: 0.360, SLG: 0.349			C FF 92 X SL 85 0-1 25 F8 25 PB 2 G3 1B	X FF 94 0-0 ③ P3	T FF 92 B SI 89 B FF 89 B SI 89 X FF 93 3-1 ③ G5-3 1-2		B FC 91 S FC 91 S CU 80 B FF 96 S CU 78 2-3 ③ K			4	1	1	0	0	1	2
25 Peter Bourjos, R (1, 8) OBP: 0.385, SLG: 0.471			C FF 92 S SI 89 B SI 90 B FF 91 X FF 94 2-2 ① F8 1-3		B SL 83 X FF 92 1-0 HR	B FC 90 B FC 88 C FF 93 B SI 94 C SI 95 F FC 91 F FC 91 X FC 92 3-2 2 SH5-3 5 1B 1B		B SL 86 C FF 97 X FF 97 1-1 2 E 2 S 2 1B 1B		4	3	3	1	0	0	1
Inning Stats	R: 0 E: 0 K: 0 S: 10 H: 1 LOB: 1 BB: 0 P: 12	R: 0 E: 0 K: 0 S: 7 H: 0 LOB: 0 BB: 0 P: 12	R: 1 E: 0 K: 1 S: 14 H: 2 LOB: 1 BB: 0 P: 22	R: 1 E: 1 K: 1 S: 10 H: 2 LOB: 1 BB: 0 P: 16	R: 5 E: 0 K: 0 S: 14 H: 7 LOB: 1 BB: 0 P: 25	R: 1 E: 0 K: 2 S: 14 H: 2 LOB: 2 BB: 1 P: 23	R: 0 E: 0 K: 1 S: 5 H: 0 LOB: 0 BB: 1 P: 11	R: 2 E: 0 K: 1 S: 16 H: 3 LOB: 3 BB: 2 P: 33		1B: 15 2B: 0 3B: 0 HR: 2		SF: 1 SAC: 1 DP: 1 HBP: 0		WP: 2 PB: 1 SB: 2 CS: 0	PA: 43	

PITCHER		IP	WLS	BF	H	R	ER	SO	BB	IBB	HBP	BLK	WP	HR	S	P	ERA	WHIP
34 Félix Hernández, R ERA: 2.71	(1, 1)	5.0		26	12	7	6	2	0	0	0	0	2	2	55	87	10.80	2.400
40 Danny Farquhar, R ERA: 6.89	(6, 1)	2.0	B	9	2	1	1	3	1	1	0	0	0	0	19	34	4.50	1.500
58 Carter Capps, R ERA: 5.76	(8, 1)	0.0	L	3	3	2	2	0	0	0	0	0	0	0	10	15	∞	∞
31 Yoervis Medina, R ERA: 2.96	(8, 1)	0.2		4	0	0	0	0	1	1	0	0	0	0	3	14	0.00	1.500
59 Oliver Pérez, L ERA: 1.05	(8, 1)	0.1		1	0	0	0	1	0	0	0	0	0	0	3	4	0.00	0.000

PITCHER	IP	WLS	BF	H	R	ER	SO	BB	IBB	HBP	BLK	WP	HR	S	P	ERA	WHIP

BOTTOM

Seattle Mariners @ Los Angeles Angels

Angel Stadium of Anaheim, Anaheim, CA

Thu Jun 20 2013, 7:09 PM - 10:43 PM PDT

Att. 37,711 - Clear - 75 F

livebaseballscorecards.com

AB	37
R	10
H	17
RBI	10
BB	4
SO	6
LOB	20

Pittsburgh Pirates @ Los Angeles Angels

Angel Stadium of Anaheim, Anaheim, CA

Fri Jun 21 2013, 7:10 PM - 10:04 PM PDT

Att. 40,136 - Partly Cloudy - 73 F

livebaseballscorecards.com

TOP

Batter	1	2	3	4	5	6	7	8	9	AB	R	H	RBI	BB	SO	LOB
6 Starling Marte, R (1, 7) OBP: 0.344, SLG: 0.430	C FF 86 B SI 87 S FF 87 S FF 90 1-3 **K** ①	F SL 82 X FF 89 0-1 P3 ③		B CH 78 S SL 80 1 SAFE F FF 86 F CH 77 B FF 85 1 SAFE X FF 88 2-2 1-H 3B		B SL 79 X FF 85 1-0 F8 ③ 1-2			B FF 87 1 SAFE F FF 86 C CU 76 D CU 79 1 SAFE 1 SAFE X CU 78 2-2 G6-3 ② 1-2	5	0	1	1	0	1	2
55 Russell Martin, R (1, 2) OBP: 0.355, SLG: 0.425	X FF 87 0-0 G5-3 ②		C SL 80 C FF 86 B FF 86 B CH 79 X SL 82 2-2 P4 ①	C CH 78 B SL 80 S FF 88 X FF 89 1-2 F8 ③			B FF 86 F FF 86 C CU 75 B CU 78 X FF 88 2-2 G6-3 ①		B SL 90 B FF 96 B FF 96 C FF 96 F FF 96 D FC 91 4-2 22 2B 2-3 BB	4	0	0	0	1	0	1
22 Andrew McCutchen, R (1, 8) OBP: 0.359, SLG: 0.447	C FF 88 B FF 89 B FF 90 B FF 88 S FF 88 X FF 89 3-2 2B		X SL 82 0-0 F9 ②		B FF 86 C FF 86 X FF 86 1-1 P4 ①		F FF 88 X CU 78 0-1 G5-3 ②		B FF 95 F FF 95 X FF 96 1-1 1-3 3-H 2B	5	0	2	1	0	0	0
46 Garrett Jones, L (1, 10) OBP: 0.318, SLG: 0.432	B CU 72 B SI 87 S CU 73 T SI 87 B SI 87 X SI 87 3-2 G3 ③		C FF 86 X SI 86 0-1 24 1B 2B		B SI 86 X CU 73 1-0 2B		B SI 88 B SI 87 C FF 87 F FF 84 B CU 79 S SI 88 3-3 **K** ③		C FF 95 X CH 90 0-1 P6 ③	5	0	2	0	0	1	3
24 Pedro Alvarez, L (1, 5) OBP: 0.298, SLG: 0.480		C SI 85 B SI 86 B SI 86 C CU 72 B CU 73 X SI 86 3-2 HR	B CU 72 C CH 78 D CU 73 X CH 78 2-1 14 FC6-4 2-3 1B		B SI 84 C SI 85 F CH 78 B FF 85 X CU 70 2-2 F7 ②			B SI 87 B CH 80 B FF 84 B FF 87 4-0 18 G4-3 BB		3	1	2	1	1	0	1
14 Gaby Sanchez, R (1, 3) OBP: 0.344, SLG: 0.415		C SL 82 X FF 88 0-1 G4-3 ①	B FF 87 B SL 81 B CH 77 X FF 87 3-0 FC6-4 ③ 1-2f		X SL 80 0-0 L7 ③			C CU 75 C FF 86 D CU 79 X FF 88 1-2 P4 ①		4	0	0	0	0	0	4
18 Neil Walker, S (1, 4) OBP: 0.346, SLG: 0.370		B SI 88 X FF 87 1-0 F7 ②		C CU 70 C CH 78 B FF 86 H SI 85 2-2 6 3B HBP		F SI 85 S SI 84 F FF 85 S CH 76 0-3 **K** ①		F CH 81 1 SAFE X CH 80 0-1 G4-3 ②③ 1-2f		3	1	0	0	0	1	1
23 Travis Snider, L (1, 9) OBP: 0.300, SLG: 0.359		B SI 88 C CU 73 B SL 83 X SI 87 2-1 10 HR 1B	T CH 77 F FF 85 B SL 80 F CU 71 1 SAFE X CH 76 1-2 L9 ①			B SI 84 B SI 84 X SI 85 2-0 P5 ②			C FF 87 B SI 87 B CU 78 S FF 87 F FF 88 F FF 89 C FF 89 2-3 **K** ①	4	1	1	0	0	1	1
10 Jordy Mercer, R (1, 6) OBP: 0.339, SLG: 0.495		C FF 86 X SI 85 0-1 1-H HR	1 SAFE D SL 79 C SL 80 1 SAFE F FF 86 F SL 80 C FF 88 1-3 **K** ②			F FF 86 X FF 85 0-1 6 S 1B			B FF 90 B CH 82 S CH 82 X FF 87 2-1 55 WP 6 G6-3 22 2B 1B	4	2	3	2	0	1	1
Inning Stats	R: 0 E: 0 K: 1 S: 10 H: 1 LOB: 1 BB: 0 P: 17	R: 3 E: 0 K: 0 S: 12 H: 3 LOB: 0 BB: 0 P: 18	R: 0 E: 0 K: 0 S: 9 H: 2 LOB: 2 BB: 0 P: 16	R: 1 E: 0 K: 1 S: 17 H: 1 LOB: 1 BB: 0 P: 24	R: 0 E: 0 K: 0 S: 7 H: 1 LOB: 1 BB: 0 P: 11	R: 0 E: 0 K: 1 S: 8 H: 1 LOB: 1 BB: 0 P: 11	R: 0 E: 0 K: 1 S: 8 H: 0 LOB: 0 BB: 0 P: 13	R: 0 E: 0 K: 0 S: 5 H: 0 LOB: 0 BB: 1 P: 10	R: 1 E: 0 K: 1 S: 16 H: 2 LOB: 2 BB: 1 P: 27	1B: 4 2B: 4 3B: 1 HR: 2 SF: 0 SAC: 0 DP: 1 HBP: 1						

	AB	37
	R	5
	H	11
	RBI	5
	BB	2
	SO	5
	LOB	14

WP: 1 PB: 0 SB: 1 CS: 0 PA: 40

PITCHER		IP	WLS	BF	H	R	ER	SO	BB	IBB	HBP	BLK	WP	HR	S	P	ERA	WHIP
36 Jered Weaver, R ERA: 4.65	(1, 1)	6.0	L	28	9	4	4	3	0	0	1	0	0	2	63	97	6.00	1.500
31 Billy Buckner, R ERA: 1.17	(7, 1)	2.2		9	1	1	1	2	1	0	0	0	0	0	23	39	3.38	0.750
58 Michael Kohn, R ERA: 1.93	(9, 1)	0.1		3	1	0	0	0	1	0	0	0	1	0	6	11	0.00	6.000

PITCHER	IP	WLS	BF	H	R	ER	SO	BB	IBB	HBP	BLK	WP	HR	S	P	ERA	WHIP

Batter	1	2	3	4	5	6	7	8	9	AB	R	H	RBI	BB	SO	LOB
2 Erick Aybar, S (1, 6) OBP: 0.288, SLG: 0.365	C FF 95 C FF 97 B CH 89 X FF 99 1-2 ① P6		B FF 100 X FF 98 1-0 ② F9			B CH 89 X FF 96 1-0 ② G4-3		L SI 95 F FF 95 B SI 94 B SL 87 B SL 88 X FF 96 3-2 ② G4-3		4	0	0	0	0	0	2
27 Mike Trout, R (1, 7) OBP: 0.391, SLG: 0.549	X FF 96 0-0 ② G3-1		C FF 100 X FF 95 0-1 ③ F8			C KC 84 B SL 91 B FF 93 S SL 92 F FF 100 S SL 90 2-3 ③ K		B FF 97 X SL 88 1-0 ③ G5-3		4	0	0	0	0	1	2
5 Albert Pujols, R (1, 3) OBP: 0.334, SLG: 0.459	B FF 97 C FF 96 S FF 98 S SI 93 1-3 ③ K			C KC 82 B FF 98 B FF 96 F KC 84 S SL 92 2-3 ① K			B KC 82 X FF 94 1-0 HR		B SL 84 S FF 93 S FF 94 B SL 84 X FF 94 2-2 ① L8	4	1	1	1	0	2	0
44 Mark Trumbo, R (1, 10) OBP: 0.335, SLG: 0.495		F FF 94 X FF 97 0-1 ① L8		C SL 90 F FF 99 B SL 89 B FF 100 B FF 94 X FF 95 3-2 ② G5-3			B SL 90 B SL 92 B FF 96 B FF 97 4-0 47 G1-4-3 6 1B BB		S SL 83 S SL 83 F FF 93 C FF 94 0-3 ② K	3	1	0	0	1	1	0
47 Howie Kendrick, R (1, 4) OBP: 0.367, SLG: 0.466		B FF 96 F FF 98 S SL 91 F FF 100 X FF 100 1-2 ② G3		F FF 98 X SL 91 0-1 ③ G3			B FF 97 C FF 96 B SL 92 F FF 97 B SL 92 X FF 98 3-2 ① G1-4-3 1-2		C FF 93 S SL 83 C FF 94 0-3 ③ K	4	0	0	0	0	1	1
6 Alberto Callaspo, S (1, 5) OBP: 0.322, SLG: 0.376		C FF 97 B FF 98 B FF 97 F FF 96 B FF 101 S FF 95 3-3 ③ K			X FF 97 0-0 ① G3		B FF 96 B FF 96 F FF 96 C SL 91 D FF 93 F FF 98 X FF 97 3-2 2-H 1B			3	0	1	1	0	1	0
10 Brad Hawpe, L (1, 9) OBP: 0.333, SLG: 0.200			L FF 97 B FF 98 B FF 94 X FF 97 2-1 ① B1-3		S FF 98 B FF 97 B FF 98 S FF 99 S SL 92 2-3 ② K		B SI 95 C FF 95 1 SAFE B SI 95 B FF 96 S FF 95 X FF 95 3-2 ② F8			3	0	0	0	0	1	1
16 Hank Conger, L (1, 2) OBP: 0.304, SLG: 0.442			C FF 97 B FF 96 F FF 96 B FF 98 B FF 96 F FF 100 X FF 99 3-2 25 1B 1B		X FF 97 0-0 ③ L9		B SL 89 D SL 88 F FF 96 C FF 95 X SL 89 2-2 ③ F9			3	0	1	0	0	0	1
25 Peter Bourjos, R (1, 8) OBP: 0.383, SLG: 0.467			X FF 98 0-0 1-2 1B			C FF 94 B KC 81 X FF 97 1-1 ① G4-3		B FF 94 C SI 94 B SI 95 C SI 95 C SI 95 2-3 ① K		3	0	1	0	0	1	0
Inning Stats	R: 0 E: 0 K: 1 S: 7 H: 0 LOB: 0 BB: 0 P: 9	R: 0 E: 0 K: 1 S: 9 H: 0 LOB: 0 BB: 0 P: 13	R: 0 E: 0 K: 0 S: 10 H: 2 LOB: 2 BB: 0 P: 16	R: 0 E: 0 K: 1 S: 8 H: 0 LOB: 0 BB: 0 P: 13	R: 0 E: 0 K: 1 S: 5 H: 0 LOB: 0 BB: 0 P: 7	R: 0 E: 0 K: 1 S: 7 H: 0 LOB: 0 BB: 0 P: 11	R: 2 E: 0 K: 0 S: 14 H: 2 LOB: 1 BB: 1 P: 30	R: 0 E: 0 K: 1 S: 7 H: 0 LOB: 0 BB: 0 P: 13	R: 0 E: 0 K: 2 S: 10 H: 0 LOB: 0 BB: 0 P: 12	1B: 3 2B: 0 3B: 0 HR: 1 SF: 0 SAC: 0 DP: 0 HBP: 0						

PITCHER		IP	WLS	BF	H	R	ER	SO	BB	IBB	HBP	BLK	WP	HR	S	P	ERA	WHIP
45 Gerrit Cole, R ERA: 3.44	(1, 1)	6.1	W	24	4	2	2	5	1	0	0	0	0	1	54	88	2.84	0.789
32 Vin Mazzaro, R ERA: 3.06	(7, 1)	1.2	H	5	0	0	0	1	0	0	0	0	0	0	13	24	0.00	0.000
39 Jason Grilli, R ERA: 1.07	(9, 1)	1.0	S	3	0	0	0	2	0	0	0	0	0	0	10	12	0.00	0.000

PITCHER	IP	WLS	BF	H	R	ER	SO	BB	IBB	HBP	BLK	WP	HR	S	P	ERA	WHIP

BOTTOM

Pittsburgh Pirates @ Los Angeles Angels

Angel Stadium of Anaheim, Anaheim, CA

Fri Jun 21 2013, 7:10 PM - 10:04 PM PDT

Att. 40,136 - Partly Cloudy - 73 F

livebaseballscorecards.com

AB	31
R	2
H	4
RBI	2
BB	1
SO	8
LOB	7

WP: 0 PA: 32
PB: 0
SB: 0
CS: 0

Batter	1	2	3	4	5	6	7	8	9	AB	R	H	RBI	BB	SO	LOB
6 Starling Marte, R (1, 7) OBP: 0.339, SLG: 0.422	C FF 94 F FF 93 B SI 94 F FC 91 B SI 94 X FF 94 2-2 ① F9	F FF 94 X FC 91 0-1 E5 22 FC5 55 BB 1-2 2-3		C SL 81 F SI 93 B FF 93 X FC 92 1-2 ③ G4-3			X FF 94 0-0 ① F8		S FF 95 D CH 90 X FF 95 1-1 ① F8 2-3	5	0	0	0	0	0	4
55 Russell Martin, R (1, 2) OBP: 0.352, SLG: 0.417	S SI 94 F FF 94 S FC 90 0-3 ② K	B SI 93 F FF 93 D FC 90 B FC 90 B SI 93 4-1 22 FC5 BB 1-2 2-3 3-H			C SI 92 B SL 80 B SI 92 X FC 90 2-1 ① G5-3		C FF 96 C FF 95 F FF 98 B FF 97 B SL 83 F FF 96 X FF 96 2-2 ② P2		B FF 93 X FF 93 1-0 ② G5-3 1-2	4	0	0	1	1	1	2
22 Andrew McCutchen, R (1, 8) OBP: 0.357, SLG: 0.453	C FC 91 S SL 80 C FF 94 0-3 ③ K	B SI 93 X FF 93 1-0 ③ FC5 1-2 2-3f			X FC 89 0-0 HR		S FF 96 B FS 88 S FF 96 B SL 82 S FS 87 2-3 ③ K		S FC 95 F FF 95 X FF 95 0-2 ③ F8	5	1	1	1	0	2	5
46 Garrett Jones, L (1, 10) OBP: 0.312, SLG: 0.424		B SI 93 F SI 93 S FF 93 X SI 93 1-2 ① G3	X SI 92 0-0 ① G5-3		C CH 86 B CH 85 F CH 85 F SI 92 F FC 90 B SI 93 S FC 88 2-3 ② K			B FF 94 B FF 95 F FF 94 X FF 96 2-1 ① G4-3		4	0	0	0	0	1	0
24 Pedro Alvarez, L (1, 5) OBP: 0.301, SLG: 0.498		B CU 75 C SI 94 X FF 94 1-1 HR	C SI 93 C CH 88 B SI 92 F CH 87 X SI 94 1-2 ② G4-3		S CH 86 S SL 80 B CH 84 B FC 88 X SL 81 2-2 14 WP 2B			F CH 90 S FF 96 X CH 91 0-2 ② F8		4	1	2	1	0	0	0
14 Gaby Sanchez, R (1, 3) OBP: 0.347, SLG: 0.439		C FF 94 X FC 91 0-1 23 18 FC3-6 1B 10 1B 1B	B FC 90 C SI 93 S CH 88 F SI 94 B SL 83 F FC 90 B FC 90 X CH 88 3-2 ③ G1-3		B FC 90 B FF 94 C CH 88 X FC 90 2-1 ③ P4 2-3			B FF 95 X FF 94 1-0 HR		4	2	2	1	0	0	1
18 Neil Walker, S (1, 4) OBP: 0.348, SLG: 0.377		B SI 92 1 SAFE F SI 93 X SI 93 1-1 23 FC3-6 1-2 1B		C CH 86 B CH 87 S FC 90 X SI 93 1-2 23 1B 2B		F SI 92 X CH 86 0-1 ① G4-3		F FF 96 X CH 91 0-1 ③ G4-3		4	1	2	0	0	0	0
23 Travis Snider, L (1, 9) OBP: 0.309, SLG: 0.360		B SI 93 X CH 86 1-0 ② FC3-6 6 E 10 1B 55 BB 1-2f 2-3		X SI 93 0-0 10 G6-4-3 2-H 1B		B CH 84 B CH 86 B SI 93 B SI 92 4-0 10 CS BB			C FF 95 B FF 94 B FF 95 B FF 94 F FF 94 B FF 95 4-2 6 F8 10 1B BB	2	1	1	1	2	0	2
10 Jordy Mercer, R (1, 6) OBP: 0.345, SLG: 0.495		B SI 94 X FC 90 1-0 55 BB 6 E 1-2 3-H 1B		1 SAFE B SI 93 1 SAFE F SI 92 1 SAFE B SI 92 1 SAFE X SI 92 2-1 ① ② G6-4-3 1-2f		1 SAFE B SI 92 P PO 82 C SI 93 B SI 93 C SI 93 X FF 94 3-2 ② ③ L8 1-2			C FF 92 F FF 94 F SL 88 X FF 94 0-2 55 G5-3 1-2 1B	4	0	2	1	0	0	2
Inning Stats	R: 0 E: 0 K: 2 S: 10 H: 0 LOB: 0 BB: 0 P: 12	R: 3 E: 1 K: 0 S: 15 H: 4 LOB: 3 BB: 1 P: 25	R: 0 E: 0 K: 0 S: 10 H: 0 LOB: 0 BB: 0 P: 14	R: 1 E: 0 K: 0 S: 9 H: 2 LOB: 0 BB: 0 P: 13	R: 1 E: 0 K: 1 S: 13 H: 2 LOB: 1 BB: 0 P: 21	R: 0 E: 0 K: 0 S: 6 H: 0 LOB: 0 BB: 1 P: 12	R: 0 E: 0 K: 1 S: 9 H: 0 LOB: 0 BB: 0 P: 13	R: 1 E: 0 K: 0 S: 8 H: 1 LOB: 0 BB: 0 P: 11	R: 0 E: 0 K: 0 S: 12 H: 1 LOB: 2 BB: 1 P: 18	1B: 5 2B: 2 3B: 0 HR: 3 SF: 0 SAC: 0 DP: 1 HBP: 0						

TOP

Pittsburgh Pirates @ Los Angeles Angels

Angel Stadium of Anaheim, Anaheim, CA

Sat Jun 22 2013, 7:09 PM - 10:00 PM PDT

Att. 41,114 - Clear - 73 F

livebaseballscorecards.com

AB	36
R	6
H	10
RBI	6
BB	3
SO	4
LOB	16

PITCHER	IP	WLS	BF	H	R	ER	SO	BB	IBB	HBP	BLK	WP	HR	S	P	ERA	WHIP
57 Jerome Williams, R (1, 1) ERA: 3.36	6.0	L	27	8	5	4	3	2	0	0	0	1	2	63	97	6.00	1.667
65 Dane De La Rosa, R (7, 1) ERA: 3.58	1.0		3	0	0	0	1	0	0	0	0	0	0	9	13	0.00	0.000
58 Michael Kohn, R (8, 1) ERA: 2.18	2.0		9	2	1	1	0	1	0	0	0	0	1	20	29	4.50	1.500

PITCHER	IP	WLS	BF	H	R	ER	SO	BB	IBB	HBP	BLK	WP	HR	S	P	ERA	WHIP

BOTTOM

Pittsburgh Pirates @ Los Angeles Angels

Angel Stadium of Anaheim, Anaheim, CA

Sat Jun 22 2013, 7:09 PM - 10:00 PM PDT

Att. 41,114 - Clear - 73 F

livebaseballscorecards.com

Batter	1	2	3	4	5	6	7	8	9	AB	R	H	RBI	BB	SO	LOB
25 Peter Bourjos, R (1, 8) OBP: 0.384, SLG: 0.460	B FF 93 C FF 92 S CH 86 B CH 86 S CH 86 2-3 ① **K**		1 SAFE L SI 92 X CH 85 0-1 ① 27 FC3-6 1B 1-2		L FF 92 B SI 92 X FF 92 1-1 ① **B1-3**		C SI 91 C SI 92 X SL 88 0-2 ② **L8**		B FF 98 B FF 97 C FF 97 B FC 92 B FF 97 4-1 27 FC4-6 BB 1-2	4	0	1	0	1	1	1
27 Mike Trout, R (1, 7) OBP: 0.388, SLG: 0.543	C FF 93 B CH 86 S CH 86 S CH 86 1-3 ② **K**		B SL 88 F CH 86 B FF 94 B FF 93 X CH 88 3-1 ② **FC3-6** 1-2f 2-3		B FF 93 X SL 87 1-0 ② **L4**		F SI 92 B SL 88 C SI 93 X SL 88 1-2 5 S 1B 2-H		B FF 97 B FF 98 C FF 97 X FF 98 2-1 ② **FC4-6** 5 DI 1-2f 2-3	5	0	1	1	0	1	4
5 Albert Pujols, R (1, 10) OBP: 0.335, SLG: 0.455	B FF 93 C SI 92 B CH 86 X FF 92 2-1 ③ **L8**		X CH 86 0-0 ③ **G4-3**		B SL 88 C SL 88 B CH 88 B SL 88 B FF 93 4-1 **BB**		B FF 96 B FC 92 B FC 92 B FC 90 4-0 **BB** 1-2		C FF 99 X FF 98 0-1 ③ **G5-3** 1-2	3	0	0	0	2	0	4
44 Mark Trumbo, R (1, 3) OBP: 0.331, SLG: 0.488		C SI 92 B FF 92 B CH 86 S CH 85 B SL 86 S SL 87 3-3 ① **K**		C SL 85 F SI 92 X SL 86 0-2 ① **G4-3**	X SI 93 0-0 ③ **G4-3**		C FC 91 D FC 91 B FC 92 F FC 91 T FC 91 2-2 ③ **K**			4	0	0	0	0	2	3
47 Howie Kendrick, R (1, 4) OBP: 0.366, SLG: 0.467		B SI 93 C SI 92 C SL 88 S CH 87 1-3 ② **K2-3**		S CH 85 S SL 88 X SI 95 0-2 2 1B 2B		C SL 86 B FF 93 X SL 87 1-1 ① **G4-3**		B FF 94 B FF 94 C FF 94 X FC 90 2-1 ① **G5-3**		4	0	1	0	0	1	0
6 Alberto Callaspo, S (1, 5) OBP: 0.330, SLG: 0.380		B SI 93 B CH 88 B SI 93 B FF 92 4-0 2 FC6-4 BB		B CH 87 X SL 88 1-0 17 BB 2 1B 1B		C SI 93 X SL 87 0-1 ② **G5-3**		C FF 94 B FF 95 B FC 91 X FF 94 2-1 2 G5-4-3 1B		3	0	2	0	1	0	0
2 Erick Aybar, S (1, 6) OBP: 0.287, SLG: 0.363		C SL 84 L CH 86 X SL 89 0-2 ③ **FC6-4** 1-2f		C FF 94 S CH 87 B CH 88 D CH 88 X SL 90 2-2 ② 17 BB 1B 1-2 2-H		L SI 92 L SI 94 B SL 88 B SL 88 F SI 95 S CH 88 2-3 ③ **K**		B FF 98 X FF 97 1-0 ② ③ **G5-4-3** 1-2f		4	0	1	0	0	1	2
17 Chris Iannetta, R (1, 2) OBP: 0.362, SLG: 0.345			B FF 92 B SL 86 X SI 91 2-0 ① **F9**	B SI 93 B CH 87 B SI 94 F SI 93 D CH 87 4-1 **BB** 1-2 2-3			X SI 92 0-0 ① **F9**		B FF 96 B FF 96 B SI 94 B SI 96 4-0 39 FC6-4 BB	2	0	0	0	2	0	0
39 JB Shuck, L (1, 9) OBP: 0.333, SLG: 0.356			B SI 92 B SI 93 C SI 93 X SI 93 2-1 27 FC3-6 25 1B 1B	T SI 94 B SI 94 S SI 90 D SL 89 S SL 90 2-3 ③ **K**			B SI 91 S SI 92 S SI 93 B SI 92 B SL 89 X SI 93 3-2 27 1B 2B		B FF 96 C FF 96 C FF 96 X FF 97 1-2 ① **FC6-4** 27 FC4-6 25 BB 1-2f	4	1	2	0	0	1	4

Inning Stats	1	2	3	4	5	6	7	8	9
	R: 0 E: 0 K: 2 S: 8	R: 0 E: 0 K: 2 S: 9	R: 0 E: 0 K: 0 S: 8	R: 0 E: 0 K: 1 S: 14	R: 0 E: 0 K: 0 S: 5	R: 0 E: 0 K: 1 S: 8	R: 1 E: 0 K: 1 S: 13	R: 0 E: 0 K: 0 S: 5	R: 0 E: 0 K: 0 S: 8
	H: 0 LOB: 0 BB: 0 P: 13	H: 0 LOB: 1 BB: 1 P: 17	H: 2 LOB: 2 BB: 0 P: 15	H: 3 LOB: 3 BB: 1 P: 23	H: 0 LOB: 1 BB: 1 P: 11	H: 0 LOB: 0 BB: 0 P: 11	H: 2 LOB: 2 BB: 1 P: 23	H: 1 LOB: 0 BB: 0 P: 10	H: 0 LOB: 2 BB: 2 P: 19

1B: 6	SF: 0
2B: 2	SAC: 0
3B: 0	DP: 1
HR: 0	HBP: 0

WP: 0	PA: 39
PB: 0	
SB: 1	
CS: 0	

AB	**33**
R	**1**
H	**8**
RBI	**1**
BB	**6**
SO	**7**
LOB	**18**

PITCHER		IP	WLS	BF	H	R	ER	SO	BB	IBB	HBP	BLK	WP	HR	S	P	ERA	WHIP
47 Francisco Liriano, L ERA: 2.3	(1, 1)	6.2	W	29	7	1	1	6	3	0	0	0	0	0	62	104	1.35	1.500
29 Bryan Morris, R ERA: 2.43	(7, 1)	0.2		4	1	0	0	1	1	0	0	0	0	0	7	17	0.00	3.000
37 Justin Wilson, L ERA: 2.08	(8, 1)	1.2		6	0	0	0	0	2	0	0	0	0	0	9	21	0.00	1.200

PITCHER	IP	WLS	BF	H	R	ER	SO	BB	IBB	HBP	BLK	WP	HR	S	P	ERA	WHIP

Pittsburgh Pirates @ Los Angeles Angels

Angel Stadium of Anaheim, Anaheim, CA

Sun Jun 23 2013, 12:39 PM - 4:33 PM PDT

Att. 35,069 - Cloudy - 70 F

livebaseballscorecards.com

TOP

Batter	1	2	3	4	5	6	7	8	9	10	AB	R	H	RBI	BB	SO	LOB
6 Starling Marte, R (1, 8) (9, 7) OBP: 0.339, SLG: 0.424	S FF 88 L FF 90 F SL 86 S CH 82 0-3 K ①		B FF 87 B FF 86 C FF 87 X FF 87 2-1 10 WP 46 E 2B	X FC 85 0-0 G4-3 ③			C FC 83 B CH 81 L CH 81 X FC 86 1-2 G4-3 ③		F FF 94 F FF 95 F SI 96 B SL 86 X SL 86 1-2 2-H 1B	D FF 96 X FF 93 1-0 F7 ②	6	1	2	1	0	1	2
10 Jordy Mercer, R (1, 6) (10, 4) OBP: 0.328, SLG: 0.470	X FF 89 0-0 F8 ②		C FF 88 S SL 80 B CH 82 D CH 83 F FF 90 B FF 90 X CH 82 3-2 G5-3 ① 2-3		C FF 88 B SI 88 B CH 82 C FC 83 X FF 88 2-2 G6-3 ①			B SI 87 B CH 82 C SL 82 X SL 83 2-1 G5-3 ①	S FF 97 F FF 97 X CU 84 0-2 G5-3 ③	C FF 95 B SL 83 S FF 96 F FF 97 X SL 83 1-2 FC5-4 ③ 1-2f	6	0	0	0	0	0	4
24 Pedro Alvarez, L (1, 5) OBP: 0.303, SLG: 0.513	F FF 89 B CU 77 X FF 88 1-1 HR		S CH 83 B CH 82 D CH 81 F FF 89 S CH 83 2-3 K ②		C FF 88 B CU 78 X CH 83 1-1 G3-1 ②			B SI 88 C SI 88 F SI 88 B CU 75 F SI 89 B SI 90 F SI 90 F SI 90 F SI 90 3-2 X SI 90 G4-3 ②		F FF 96 C FF 96 F CU 84 X FF 96 0-2 12 SH5-4 23 1B 2B	5	2	2	1	0	1	1
46 Garrett Jones, L (1, 9) OBP: 0.308, SLG: 0.418 2 Brandon Inge, R (8, PH) OBP: 0.217, SLG: 0.213 35 Mark Melancon, R (8, 9) 12 Clint Barmes, R (9, 1) OBP: 0.234, SLG: 0.268 (10, PH) (10, 6)	C FF 89 S FC 87 F CH 83 F FF 91 B CH 89 S CH 83 1-3 K ③		C CU 77 F CH 82 X CH 81 0-2 E4 18 2B 14 1B 3-H		B CU 77 B FF 89 X CH 82 2-0 G3 ③			F SI 88 B SI 88 S CU 75 B SI 88 C SI 89 2-3 K ③		X FF 96 0-0 SH5-4 ① 2-3	3 1	1 0	0 0	0 0	0 0	1 1	0 0
18 Neil Walker, S (1, 4) OBP: 0.357, SLG: 0.386 39 Jason Grilli, R (10, 1)		C SI 87 B FF 88 B FC 86 X CH 88 2-1 59 2B 1B	C CU 77 D CH 82 B SI 90 X CH 82 2-1 14 1B 1-3 2B			X FF 89 0-0 G3-1 ①			B SI 96 B SI 94 C SI 95 F SI 95 F SI 96 B SI 96 F SI 96 B SI 95 4-2 14 1B 22 FC5-4 BB	I I IN 45 I IN 47 I 4-0 23 1B 14 BB 23 E IBB	3 0	2 0	2 0	0 0	2 0	0 0	0 0
14 Gaby Sanchez, R (1, 3) OBP: 0.355, SLG: 0.441		C FF 89 S FF 89 F FF 87 S CH 82 0-3 K ①	X FC 85 0-0 2-3 3-H 1B			C FF 88 B CU 78 X FF 89 1-1 F9 ②			B SI 96 B FF 95 B SI 94 C SI 94 F FF 95 X FF 95 3-2 1-3 22 FC5-4 1B	B FF 96 F FF 95 F FC 91 B FF 96 1 SAFE F FF 92 F FF 97 B FF 97 B FF 97 4-2 1-2 23 E 23 E BB	4	1	2	1	1	1	1
23 Travis Snider, L (1, 7) OBP: 0.306, SLG: 0.356 (9, 9)		B FF 89 C CH 88 1 SAFE S CH 82 S CH 83 1-3 K ②	X CH 88 0-0 L5 ③			B CH 82 B FF 89 B SI 88 C CH 88 X CH 82 3-1 F8 ③			C FF 95 S SI 96 B SI 96 X SI 96 1-2 P2 ①	B FF 94 C FF 96 B FF 93 B FF 96 X FF 95 3-1 E7 22 1B 55 1B 1-H 2-H 3-H 1B	5	1	1	1	0	1	5
59 Tony Sanchez, R (1, 10) OBP: 0.333, SLG: 0.667 22 Andrew McCutchen, R (9, PH) OBP: 0.358, SLG: 0.454 (9, 8)		C FF 90 1 SAFE B FC 87 B FC 87 X FF 90 2-1 1-3 2B	C CU 78 B CU 79 B SI 89 X CH 83 2-1 F8 ①		B CU 78 X FC 84 1-0 G6-3 ①			S SI 96 X FF 96 0-1 FC5-4 ② 55 DI 55 2B 1-2f 3-H	B FF 93 S FF 94 S FF 95 D FF 98 B FF 96 X FF 95 3-2 55 1B 2-3 1B	3 2	0 1	1 1	0 1	0 0	0 0	0 1
19 Michael McKenry, R (1, 2) OBP: 0.256, SLG: 0.357 55 Russell Martin, R (9, PH) OBP: 0.357, SLG: 0.427 (9, 2)		D FC 87 B FF 89 X FF 89 2-0 F7 ③	C FF 89 S FC 86 S SL 79 0-3 K ②		C FC 84 X CU 78 0-1 G5-3 ②			S FF 96 B SL 86 B FF 96 F FF 95 B SI 96 X FF 94 3-2 1-H 6 1B 2B	1 SAFE C FF 94 P PO 84 X FF 94 1-1 1-2 3-H 10 FC5-4 1B	3 2	0 1	0 2	0 2	1 0	2 0	0 0
Inning Stats	R: 1 H: 1 E: 0 LOB: 0 K: 2 BB: 0 S: 12 P: 14	R: 0 H: 2 E: 0 LOB: 2 K: 2 BB: 0 S: 12 P: 19	R: 2 H: 3 E: 1 LOB: 2 K: 1 BB: 0 S: 16 P: 25	R: 0 H: 0 E: 0 LOB: 0 K: 1 BB: 0 S: 6 P: 8	R: 0 H: 0 E: 0 LOB: 0 K: 0 BB: 0 S: 6 P: 11	R: 0 H: 0 E: 0 LOB: 0 K: 0 BB: 0 S: 5 P: 9	R: 0 H: 0 E: 0 LOB: 0 K: 0 BB: 0 S: 6 P: 8	R: 0 H: 0 E: 0 LOB: 0 K: 1 BB: 0 S: 12 P: 19	R: 3 H: 3 E: 0 LOB: 1 K: 0 BB: 1 S: 22 P: 34	R: 4 H: 4 E: 1 LOB: 2 K: 0 BB: 2 S: 22 P: 38	1B: 7 2B: 5 3B: 0 HR: 1	SF: 0 SAC: 1 DP: 0 HBP: 0		WP: 1 PB: 0 SB: 0 CS: 0	PA: 47		

PITCHER		IP	WLS	BF	H	R	ER	SO	BB	IBB	HBP	BLK	WP	HR	S	P	ERA	WHIP
55 Joe Blanton, R ERA: 5.26	(1, 1)	7.1		29	6	3	1	6	0	0	0	0	1	1	65	98	1.23	0.818
37 Scott Downs, L ERA: 1.74	(8, 1)	0.2	H	2	0	0	0	1	0	0	0	0	0	0	10	15	0.00	0.000
49 Ernesto Frieri, R ERA: 3.31	(9, 1)	0.2	B	6	3	3	3	0	1	0	0	0	0	0	19	31	40.50	6.000
40 Kevin Jepsen, R ERA: 5.17	(9, 1)	0.2	L	6	2	4	4	0	1	1	0	0	0	0	14	25	54.00	4.500
65 Dane De La Rosa, R ERA: 3.51	(10, 1)	0.2		4	2	0	0	0	0	0	0	0	0	0	11	16	0.00	3.000

PITCHER	IP	WLS	BF	H	R	ER	SO	BB	IBB	HBP	BLK	WP	HR	S	P	ERA	WHIP

AB	43
R	10
H	13
RBI	7
BB	3
SO	7
LOB	16

Batter	1	2	3	4	5	6	7	8	9	10	AB	R	H	RBI	BB	SO	LOB
25 Peter Bourjos, R (1, 8) OBP: 0.386, SLG: 0.457 10 Brad Hawpe, L (4, 9) OBP: 0.429, SLG: 0.273 32 Josh Hamilton, L (9, 9) OBP: 0.262, SLG: 0.378 20 Brendan Harris, R (9, PH) OBP: 0.270, SLG: 0.366 (10, 3)	C SI 95 F SI 93 F CU 77 B CU 78 X SI 93 1-2 G6-3 ①	D SI 94 B SI 94 B SI 94 C SI 94 B SI 95 4-1 27 FC4-6 1-2 2-3 BB		1 SAFE 1 SAFE D FF 93 C SI 92 X CU 78 1-1 1-H 1B		1 SAFE B FF 94 1 SAFE B SI 94 D FF 95 B SI 94 4-0 27 HBP 1-2 BB			C FF 95 F FF 94 S KC 83 0-3 K ① F FF 94 F FF 95 B FF 94 F FF 94 X SL 84 1-2 1-3 3-H 1B	1 1 0 2	0 0 0 0	0 1 0 1	0 1 0 1	1 1 0 0	0 0 0 1	0 0 0 0
27 Mike Trout, R (1, 7) OBP: 0.384, SLG: 0.534 (4, 8)	B FF 96 X SI 92 1-0 G6-3 ②	X SI 95 0-0 FC4-6 5 S 1-2f 2-H 3-H ②		C FF 96 1 SAFE B CU 79 X CU 80 1-1 L6 ③		C SI 92 D SL 88 H SI 92 2-1 1-2 2-3 HBP			X FC 94 0-0 F9 ②	C SL 83 B FF 94 F FF 95 F FF 95 S SL 85 1-3 K ③	5	0	0	1	0	1	4
5 Albert Pujols, R (1, 10) OBP: 0.330, SLG: 0.447	C FF 96 B SI 92 X SI 93 1-1 F8 ③	1 SAFE S FF 96 1 SAFE B CU 80 X CU 81 1-1 G5-3 1-2 ③			B FF 94 B SI 92 X 2-0 G4-3 ①	D SL 88 X SL 86 1-0 G5-3 ③			B FF 95 B FC 93 X FC 92 2-0 P4 ③		5	0	0	0	0	0	4
44 Mark Trumbo, R (1, 3) OBP: 0.326, SLG: 0.480 (10, 9)		B FF 95 F SI 93 B CU 77 F SI 94 F SI 93 F CU 78 C FF 95 2-3 K ①	X FS 87 0-0 P6 ①		B X FS 87 1-0 G5-3 ②		C SI 93 B SI 93 B SI 93 B SL 86 F SI 92 X SI 93 3-2 L9 ①			C SL 82 S FF 93 S SL 84 0-3 K ①	5	0	0	0	0	2	0
47 Howie Kendrick, R (1, 4) OBP: 0.366, SLG: 0.471		B SI 93 B SI 93 S SI 93 B SI 94 B FF 94 4-1 2 1B 6 1B 2 E BB	B SI 93 F SI 91 X FS 86 1-1 G5-3 ②		C FF 94 B CU 79 F FS 88 F FF 94 F CU 80 X FS 85 1-2 E6		S SL 86 X SL 87 0-1 G5-3 ②			X FF 93 0-0 6 1B 3B	4	2	1	0	1	0	0
6 Alberto Callaspo, S (1, 5) OBP: 0.332, SLG: 0.381		B SI 93 1 SAFE X SI 93 1-0 2 E 17 E 1-2 1B	C SI 92 X FS 87 0-1 G4-3 ③		B FF 94 X SI 92 1-0 G4-3 ③		C SI 92 F FF 94 C SL 88 0-3 K ③			C SL 82 F FF 94 B FF 94 X FF 94 1-2 2 1B 39 1B 3-H 1B	5	2	2	1	0	1	1
2 Erick Aybar, S (1, 6) OBP: 0.289, SLG: 0.364	C CU 76 S CU 79 F CU 78 D CU 80 X SI 93 1-2 E4 17 E 39 1B 1-3 2-H 1B			B FF 94 C FS 86 B CU 80 L SI 92 S CU 80 2-3 K ①		F SI 92 C CU 79 S CU 78 0-3 K ①		C FF 97 B FF 96 S FF 97 B FF 97 F SL 86 X SL 86 2-2 F9 ①		F FF 93 B FF 94 X FF 93 1-1 39 1B 20 1B 1-2 1B	5	2	2	0	0	2	0
17 Chris Iannetta, R (1, 2) OBP: 0.356, SLG: 0.337 16 Hank Conger, L (10, PH) OBP: 0.301, SLG: 0.437	1 SAFE 1 SAFE C SI 94 1 SAFE B SI 93 X SI 93 1-1 E5 25 BB 39 1B 27 FC4-6 1-2 3-H			F SI 95 C CU 79 B FF 93 S CU 80 1-3 K ②		F SI 87 C SI 91 F FF 93 B CU 79 B CU 80 C CU 79 2-3 K ②		B FF 97 C SL 84 B SL 84 C SL 83 C FF 98 2-3 K ②		C SL 84 S SL 84 B SL 84 X FF 94 1-2 F7 ②	4 1	1 0	0 0	1 0	0 0	3 0	1 2
39 JB Shuck, L (1, 9) OBP: 0.349, SLG: 0.362 (4, 7)		X SI 92 0-0 25 BB 27 FC4-6 1-2 2-H 1B		B FF 95 B FS 87 F SI 93 B FS 86 B FF 94 4-1 10 S 10 1B BB		B SI 92 F SI 92 B FS 85 B FS 87 B SI 93 4-1 27 HBP 10 S BB		B FF 97 B SL 85 F FF 98 C SL 86 B FF 98 X SL 85 3-2 G1-6-3 ③		B FF 94 C FF 93 X SL 84 1-1 20 1B 1-3 2-H 1B	3	2	2	2	2	0	0
Inning Stats	R: 0 E: 0 K: 0 S: 7 H: 0 LOB: 0 BB: 0 P: 10	R: 5 E: 2 K: 1 S: 18 H: 3 LOB: 1 BB: 2 P: 32	R: 0 E: 0 K: 0 S: 5 H: 0 LOB: 0 BB: 0 P: 6	R: 1 E: 0 K: 2 S: 11 H: 1 LOB: 1 BB: 1 P: 20	R: 0 E: 1 K: 0 S: 8 H: 0 LOB: 1 BB: 0 P: 13	R: 0 E: 0 K: 2 S: 10 H: 0 LOB: 3 BB: 2 P: 23	R: 0 E: 0 K: 1 S: 8 H: 0 LOB: 0 BB: 0 P: 11	R: 0 E: 0 K: 1 S: 10 H: 0 LOB: 0 BB: 0 P: 17	R: 0 E: 0 K: 1 S: 5 H: 0 LOB: 0 BB: 0 P: 7	R: 3 E: 0 K: 2 S: 22 H: 5 LOB: 2 BB: 0 P: 28	1B: 8 2B: 0 3B: 1 HR: 0 SF: 0 SAC: 0 DP: 0 HBP: 1						

PITCHER		IP	WLS	BF	H	R	ER	SO	BB	IBB	HBP	BLK	WP	HR	S	P	ERA	WHIP
50 Charlie Morton, R ERA: 2.81	(1, 1)	5.2		28	4	6	3	5	5	0	0	0	0	0	57	99	4.76	1.588
43 Ryan Reid, R ERA: 1.5	(6, 1)	1.1		5	0	0	0	1	0	0	1	0	0	0	10	16	0.00	0.000
61 Duke Welker, R ERA:	(8, 1)	1.0		3	0	0	0	1	0	0	0	0	0	0	10	17	0.00	0.000
35 Mark Melancon, R ERA: 0.96	(9, 1)	1.0	W	3	0	0	0	1	0	0	0	0	0	0	5	7	0.00	0.000
39 Jason Grilli, R ERA: 1.82	(10, 1)	1.0		8	5	3	3	2	0	0	0	0	0	0	22	28	27.00	5.000

PITCHER	IP	WLS	BF	H	R	ER	SO	BB	IBB	HBP	BLK	WP	HR	S	P	ERA	WHIP

BOTTOM

Pittsburgh Pirates @ Los Angeles Angels

Angel Stadium of Anaheim, Anaheim, CA

Sun Jun 23 2013, 12:39 PM - 4:33 PM PDT

Att. 35,069 - Cloudy - 70 F

livebaseballscorecards.com

AB	41
R	9
H	9
RBI	7
BB	5
SO	10
LOB	12

WP: 0 PA: 47
PB: 0
SB: 3
CS: 0

Los Angeles Angels @ Detroit Tigers

Comerica Park, Detroit, MI

Tue Jun 25 2013, 7:09 PM - 11:11 PM EDT

Att. 34,204 - Partly Cloudy - 84 F

TOP

livebaseballscorecards.com

Batter	1	2	3	4	5	6	7	8	9	AB	R	H	RBI	BB	SO	LOB
39 JB Shuck, L (1, 7) OBP: 0.354, SLG: 0.378	G6-3		2B	FC6-4	1B		SF7	1B		5	2	3	4	0	0	2
27 Mike Trout, R (1, 8) 25 Peter Bourjos, R (8, 8) OBP: 0.383, SLG: 0.530 OBP: 0.386, SLG: 0.457	G4-3		1B	F9 1B 2B 1B			G6-3	E5 1B		6 0	1 0	2 0	2 0	0 0	0 0	2 0
5 Albert Pujols, R (1, 10) OBP: 0.330, SLG: 0.448	F8	F8					F7	G4-3		6	1	2	1	0	0	4
44 Mark Trumbo, R (1, 3) 10 Brad Hawpe, L (9, 3) OBP: 0.323, SLG: 0.474 OBP: 0.429, SLG: 0.273		G5-3	F9					E5 1B	K	6 0	2 0	1 0	0 0	0 0	1 0	2 0
47 Howie Kendrick, R (1, 4) 20 Brendan Harris, R (8, 4) OBP: 0.364, SLG: 0.466 OBP: 0.277, SLG: 0.366	G3			K	1B	E1		L8	BB	5 0	1 0	1 0	1 0	0 1	1 0	1 0
32 Josh Hamilton, L (1, 9) OBP: 0.269, SLG: 0.382		1B		1B	E9 1B	K		BB	K	5	3	3	1	1	2	2
6 Alberto Callaspo, S (1, 5) OBP: 0.336, SLG: 0.378		BB	G3		IBB	FC4-6		1B	G5-3	4	2	1	0	2	0	3
16 Hank Conger, L (1, 2) OBP: 0.306, SLG: 0.429		G3		1B	BB	K		K		4	1	1	2	1	2	6
2 Erick Aybar, S (1, 6) OBP: 0.296, SLG: 0.368			K	FC6-4 1B	SF7		BB	1B		3	1	2	2	1	1	0
Inning Stats	R: 0 E: 0 K: 0 S: 6 H: 0 LOB: 0 BB: 0 P: 9	R: 0 E: 0 K: 0 S: 19 H: 1 LOB: 2 BB: 1 P: 31	R: 1 E: 0 K: 1 S: 12 H: 2 LOB: 0 BB: 0 P: 20	R: 1 E: 0 K: 1 S: 16 H: 3 LOB: 2 BB: 0 P: 22	R: 8 E: 2 K: 0 S: 23 H: 7 LOB: 1 BB: 2 P: 41	R: 0 E: 1 K: 2 S: 12 H: 0 LOB: 1 BB: 0 P: 16	R: 1 E: 0 K: 0 S: 6 H: 0 LOB: 0 BB: 1 P: 14	R: 3 E: 2 K: 1 S: 23 H: 3 LOB: 3 BB: 1 P: 36	R: 0 E: 0 K: 2 S: 10 H: 0 LOB: 1 BB: 1 P: 17	1B: 14 2B: 2 3B: 0 HR: 0 SF: 2 SAC: 0 DP: 0 HBP: 0	WP: 0 PB: 0 SB: 2 CS: 0 PA: 52					

	AB	44
	R	14
	H	16
	RBI	13
	BB	6
	SO	7
	LOB	22

PITCHER		IP	WLS	BF	H	R	ER	SO	BB	IBB	HBP	BLK	WP	HR	S	P	ERA	WHIP
21 Rick Porcello, R ERA: 5.27	(1, 1)	4.1	L	25	10	7	7	2	1	1	0	0	0	0	65	103	14.54	2.538
38 Darin Downs, L ERA: 4.8	(5, 1)	0.1		5	3	2	2	0	1	0	0	0	0	0	8	16	54.00	12.000
57 Evan Reed, R ERA: 2.61	(5, 1)	2.2		13	1	5	0	2	2	0	0	0	0	0	32	53	0.00	1.125
36 Luke Putkonen, R ERA: 2.08	(8, 1)	0.2		5	2	0	0	1	0	0	0	0	0	0	12	17	0.00	3.000
40 Phil Coke, L ERA: 5.87	(9, 1)	1.0		4	0	0	0	2	1	0	0	0	0	0	10	17	0.00	1.000

PITCHER	IP	WLS	BF	H	R	ER	SO	BB	IBB	HBP	BLK	WP	HR	S	P	ERA	WHIP

Batter	1	2	3	4	5	6	7	8	9	AB	R	H	RBI	BB	SO	LOB
14 Austin Jackson, R (1, 8) OBP: 0.379, SLG: 0.407	C FF 90 B FC 88 F FF 91 B SI 92 B FF 91 F FF 90 B FF 90 4-2 28 F9 48 1B BB		C FC 89 X CH 86 0-1 ① G5-3		C FF 90 B SL 81 F FC 89 B FF 91 B FF 90 F FF 90 B FF 90 4-2 48 1B 28 2B BB		B FF 96 C SI 96 X FF 95 1-1 ① G1-3		S SL 87 C FF 94 D SL 88 F SL 85 F SL 85 B FF 93 X FF 93 2-2 39 BB 12 1B 32 SF9 1-2 2-H 1B	3	2	1	1	2	0	0
48 Torii Hunter, R (1, 9) OBP: 0.351, SLG: 0.411 12 Andy Dirks, L (9, 7) OBP: 0.311, SLG: 0.362	B FF 88 B SL 81 1 SAFE F FF 89 X FC 88 2-1 1-2 1B		S FF 91 B SL 80 X CH 87 1-1 24 WP 24 E 24 HR 1B		B FF 89 S SL 81 X SI 91 1-1 28 2B 41 1B 1-2 1B		C FC 95 F SL 89 X SI 96 0-2 ② G5-3		T FF 92 B SL 90 T FF 93 B FF 93 X FF 92 2-2 39 BB 1-2 2-3 1B	4 1	2 0	3 1	0 0	0 0	0 0	0 0
24 Miguel Cabrera, R (1, 5) OBP: 0.460, SLG: 0.649 39 Ramon Santiago, S (9, 5) OBP: 0.241, SLG: 0.265	B CH 85 T SL 81 C FF 90 F FC 87 S SI 90 1-3 ① K		S FC 88 1 SAFE B SL 82 B FC 89 F SL 82 X SI 91 2-2 1-H HR		F FC 88 D SL 83 B FF 91 B FC 87 F FC 89 C SL 81 3-3 ② K		F FF 95 X FF 95 0-1 ③ G6-3		B FF 84 F SI 85 B CH 80 F FF 85 B CU 77 F SI 85 B SI 86 4-2 1-2 2-3 3-H BB	4 0	1 0	1 0	2 1	0 1	2 0	4 0
28 Prince Fielder, L (1, 3) OBP: 0.376, SLG: 0.469 32 Don Kelly, L (8, PH) OBP: 0.333, SLG: 0.380 (9, 3)	B CU 79 B FF 92 X SL 80 2-0 ② F9 2-3		C FF 91 F CU 78 B SL 84 B SI 92 B SI 92 X FF 92 3-2 ② L7		X FF 90 0-0 41 1B 1-3 2-H 2B			B SI 95 S FF 94 B CU 79 S FF 94 X FF 93 2-2 ① G3-1	B FF 86 F SI 86 X CH 79 1-1 ② SF9 3-H	3 1	1 0	1 0	1 1	0 0	0 0	2 0
41 Victor Martinez, S (1, 10) OBP: 0.284, SLG: 0.335	D CU 76 C CH 85 B FF 91 1 SAFE F FC 88 X CH 86 1-2 ③ F8		B SI 93 C SL 83 B CU 77 F FF 92 F FC 90 F FF 91 F SI 91 B SL 85 F CH 86 3-2 ③ F SI 92 X FF 91 G5-3		C SI 92 F FF 92 D SL 84 X SL 84 1-2 27 FC5-4 2-H 3-H 1B			C FF 94 B SL 88 X FF 94 1-1 ② G4-3	X CH 81 0-0 ③ G4-3	5	0	1	2	0	0	4
27 Jhonny Peralta, R (1, 6) OBP: 0.378, SLG: 0.477		B FF 89 S FF 90 S FF 91 B FF 90 X FF 91 2-2 ① G5-3		C CU 75 B FF 89 X FC 88 1-1 ① L4	X FF 92 0-0 ③ FC5-4 1-2f			S FC 95 X FF 94 0-1 ③ G6-3		4	0	0	0	0	0	1
4 Omar Infante, R (1, 4) OBP: 0.331, SLG: 0.420		B FF 89 C CH 86 X CH 86 1-1 2B		C SI 90 B SI 91 X CU 77 1-1 ② G5-3		C FF 94 B FF 94 X FF 94 1-1 ① F9			F FF 95 B FF 94 F SL 86 F FF 94 B SL 85 X SL 86 2-2 ① G5-3	4	0	1	0	0	0	0
34 Avisaíl García, R (1, 7) OBP: 0.282, SLG: 0.388 (9, 9)	B SL 80 C SL 80 D SI 91 S SL 82 S SL 80 2-3 ② K		F SI 92 S FF 88 B SL 81 S SL 83 1-3 ③ K			X FF 95 0-0 ② F9			C FF 93 S FF 93 B SI 94 F SI 94 X SL 85 1-2 50 BB 14 1B 1B	4	1	1	0	0	2	1
50 Bryan Holaday, R (1, 2) OBP: 0.273, SLG: 0.200		B FC 87 X FF 90 1-0 ③ G1-3			B FF 89 C FF 89 C CU 77 B SL 82 F SI 91 B FF 90 F FF 91 X FF 89 3-2 ① F9	B FF 95 C FF 94 F FF 94 X SL 88 1-2 ③ P4			D FF 94 C FF 94 B SL 86 S FF 94 B FF 94 B FF 94 4-2 12 1B 14 1B 39 BB 1-2 BB	3	1	0	0	1	0	1
Inning Stats	R: 0 E: 0 K: 1 S: 14 H: 1 LOB: 2 BB: 1 P: 24	R: 0 E: 0 K: 1 S: 9 H: 1 LOB: 1 BB: 0 P: 15	R: 2 E: 1 K: 0 S: 18 H: 2 LOB: 0 BB: 0 P: 27	R: 0 E: 0 K: 1 S: 7 H: 0 LOB: 0 BB: 0 P: 10	R: 3 E: 0 K: 1 S: 19 H: 3 LOB: 1 BB: 1 P: 31	R: 0 E: 0 K: 0 S: 6 H: 0 LOB: 0 BB: 0 P: 8	R: 0 E: 0 K: 0 S: 7 H: 0 LOB: 0 BB: 0 P: 8	R: 0 E: 0 K: 0 S: 7 H: 0 LOB: 0 BB: 0 P: 10	R: 3 E: 0 K: 0 S: 24 H: 3 LOB: 2 BB: 2 P: 40	1B: 7 2B: 2 3B: 0 HR: 1 SF: 1 SAC: 0 DP: 0 HBP: 0						

PITCHER		IP	WLS	BF	H	R	ER	SO	BB	IBB	HBP	BLK	WP	HR	S	P	ERA	WHIP
33 C.J. Wilson, L ERA: 3.88	(1, 1)	5.0	W	24	7	5	5	4	2	0	0	0	1	1	67	107	9.00	1.800
58 Michael Kohn, R ERA: 2.08	(6, 1)	1.0		3	0	0	0	0	0	0	0	0	0	0	6	8	0.00	0.000
Garrett Richards, R ERA: 5.4	(7, 1)	2.1		11	3	3	3	0	1	0	0	0	0	0	32	47	11.57	1.714
31 Billy Buckner, R ERA: 1.08	(9, 1)	0.2		3	0	0	0	0	1	0	0	0	0	0	6	11	0.00	1.500

PITCHER	IP	WLS	BF	H	R	ER	SO	BB	IBB	HBP	BLK	WP	HR	S	P	ERA	WHIP

BOTTOM

Los Angeles Angels @ Detroit Tigers

Comerica Park, Detroit, MI

Tue Jun 25 2013, 7:09 PM - 11:11 PM EDT

Att. 34,204 - Partly Cloudy - 84 F

livebaseballscorecards.com

AB	36
R	8
H	10
RBI	8
BB	4
SO	4
LOB	13

WP: 1 PA: 41
PB: 0
SB: 0
CS: 0

Los Angeles Angels @ Detroit Tigers

Comerica Park, Detroit, MI

Wed Jun 26 2013, 7:09 PM - 10:13 PM EDT

Att. 35,635 - Partly Cloudy - 80 F

TOP

livebaseballscorecards.com

Batter	1	2	3	4	5	6	7	8	9	AB	R	H	RBI	BB	SO	LOB
39 JB Shuck, L (1, 7) OBP: 0.362, SLG: 0.388 25 Peter Bourjos, R (9, 8) OBP: 0.386, SLG: 0.457	C FF 89 S FF 90 B FF 89 B SL 81 F SL 84 X FF 90 2-2 ① P5		B SL 82 B CH 74 B FF 88 C FF 88 F FF 88 F FF 88 F FF 89 X FF 89 3-2 27 HR 2B	B FF 87 1 SAFE C SL 81 1 SAFE B SL 82 X FF 89 2-1 ③ F7 1-2			B SI 89 F SI 90 B SI 90 B KC 78 B SI 90 4-1 27 2B BB		L SI 93 F KC 77 B KC 78 X FF 93 1-2 27 G4-3 1B	4 0	2 0	2 0	0 0	1 0	0 0	1 0
27 Mike Trout, R (1, 8) OBP: 0.384, SLG: 0.541 (9, 7)	B SI 88 B CH 78 S CH 77 X FF 90 2-1 E5 5 HBP		C CH 75 B SI 88 B SI 88 X CH 75 2-1 2-H HR		C FF 88 X SI 87 0-1 ① F9		C SI 90 1 SAFE F SI 91 1 SAFE X FC 86 0-2 5 F8 32 G3 1-H 2B		1 SAFE 1 SAFE C FF 93 B FF 93 D KC 77 C FF 94 X KC 77 2-2 ①② G4-3 1-2f	5	2	2	3	0	0	1
5 Albert Pujols, R (1, 10) OBP: 0.328, SLG: 0.442	B CH 74 C CH 73 B SI 87 S CH 75 F SI 87 H SL 83 3-2 44 G6-4-3 1-2 HBP		C CH 77 B SL 84 F SI 89 B SL 82 F FF 90 F CH 75 B FF 90 X SL 83 3-2 ① F8		B CH 78 B SI 86 C CH 76 F FF 88 B CU 72 S SL 82 3-3 ② K		C SI 90 X SI 91 0-1 ① F8 2-3		C KC 77 F FF 94 B KC 79 C FF 95 1-3 ③ K	4	0	0	0	0	2	1
44 Mark Trumbo, R (1, 3) OBP: 0.323, SLG: 0.469	B SI 87 X SI 88 1-0 ②③ G6-4-3 1-2f		X CU 75 0-0 ② G1-3		B CH 75 C SL 80 X CU 72 1-1 ③ F8		I IN 58 I IN 61 I IN 62 I IN 60 4-0 32 G3 6 1B IBB			3	1	0	0	1	0	2
32 Josh Hamilton, L (1, 9) OBP: 0.269, SLG: 0.380		C SL 83 B CU 73 S CU 73 S SL 78 1-3 ① K	B CU 74 X SL 80 1-0 6 FC6-4 1B			S CU 72 B SL 80 B CH 74 B SL 79 C CH 74 X SI 88 3-2 ① G4-3	1 SAFE B FC 84 B FC 84 S SI 92 B FC 85 F SI 91 X KC 80 3-2 ② G3 1-2 3-H			4	0	1	1	0	1	1
6 Alberto Callaspo, S (1, 5) OBP: 0.335, SLG: 0.376		C FF 90 C SL 82 B SL 82 X FF 90 1-2 ② G5-3	B CH 75 B CH 75 F SL 85 X CH 76 2-1 ③ FC6-4 1-2f			C CH 75 F SL 83 B FF 88 F FF 88 X CH 76 1-2 ② F8	C SI 92 B SI 92 F SI 92 X SI 92 1-2 ③ 2-H 1B			4	0	1	1	0	0	1
17 Chris Iannetta, R (1, 2) OBP: 0.363, SLG: 0.343		X FF 90 0-0 2 1B 1B		B CH 76 B CH 76 B SI 87 C FF 88 B FF 88 4-1 2 FC6-4 BB		S CH 75 B SL 83 B CU 72 S CH 76 F CH 74 B FF 89 F CH 75 X FF 90 3-2 2 HR 1B		B SI 94 C SI 94 C SL 87 B SL 87 S SL 88 2-3 ① K		3	1	2	0	1	1	0
2 Erick Aybar, S (1, 6) OBP: 0.300, SLG: 0.383		B FF 90 L CH 76 F CH 76 X SL 81 1-2 1-2 1B		C CH 75 B FF 90 B FF 88 B CH 76 X FF 88 3-1 ① FC6-4 39 S 1-2f		X CH 75 0-0 1-H HR		F SL 87 X SI 96 0-1 ② F7		4	1	2	2	0	0	1
20 Brendan Harris, R (1, 4) OBP: 0.267, SLG: 0.351		X FF 90 0-0 ③ G4-3		C FF 89 B SI 86 C FF 88 F FF 88 C FF 87 1-3 ② K		C SI 88 B FC 82 S KC 76 S FC 85 1-3 ③ K		C SI 97 F SL 87 B FF 96 C SL 87 1-3 ③ K		4	0	0	0	0	3	3

Inning Stats	1	2	3	4	5	6	7	8	9	1B	SF	WP	PA
	R: 0 E: 1 K: 0 S: 10 H: 0 LOB: 1 BB: 0 P: 18	R: 0 E: 0 K: 1 S: 11 H: 2 LOB: 2 BB: 0 P: 14	R: 2 E: 0 K: 0 S: 17 H: 3 LOB: 1 BB: 0 P: 28	R: 0 E: 0 K: 1 S: 9 H: 0 LOB: 1 BB: 1 P: 19	R: 0 E: 0 K: 1 S: 7 H: 0 LOB: 0 BB: 0 P: 11	R: 2 E: 0 K: 1 S: 16 H: 2 LOB: 0 BB: 0 P: 24	R: 3 E: 0 K: 0 S: 12 H: 2 LOB: 1 BB: 2 P: 24	R: 0 E: 0 K: 2 S: 8 H: 0 LOB: 0 BB: 0 P: 11	R: 0 E: 0 K: 1 S: 9 H: 1 LOB: 0 BB: 0 P: 13	1B: 6 2B: 2 3B: 0 HR: 2	SF: 0 SAC: 0 DP: 2 HBP: 1	WP: 0 PB: 0 SB: 1 CS: 0	PA: 39

PITCHER		IP	WLS	BF	H	R	ER	SO	BB	IBB	HBP	BLK	WP	HR	S	P	ERA	WHIP
52 Jose Alvarez, L ERA: 3.78	(1, 1)	5.2	L	26	7	4	4	3	1	0	1	0	0	2	67	110	6.35	1.412
33 Drew Smyly, L ERA: 2.27	(6, 1)	1.1		7	2	3	3	1	1	1	0	0	0	0	15	28	20.25	2.250
62 Al Alburquerque, R ERA: 2.6	(8, 1)	1.0		3	0	0	0	2	0	0	0	0	0	0	8	11	0.00	0.000
36 Luke Putkonen, R ERA: 1.93	(9, 1)	1.0		3	1	0	0	1	0	0	0	0	0	0	9	13	0.00	1.000

PITCHER	IP	WLS	BF	H	R	ER	SO	BB	IBB	HBP	BLK	WP	HR	S	P	ERA	WHIP

AB	35
R	7
H	10
RBI	7
BB	3
SO	7
LOB	11

Los Angeles Angels @ Detroit Tigers

Comerica Park, Detroit, MI

Wed Jun 26 2013, 7:09 PM - 10:13 PM EDT

Att. 35,635 - Partly Cloudy - 80 F

livebaseballscorecards.com

BOTTOM

Batter	1	2	3	4	5	6	7	8	9	AB	R	H	RBI	BB	SO	LOB
14 Austin Jackson, R (1, 8) OBP: 0.380, SLG: 0.409	C FF 84 B FF 85 B FF 86 X FF 85 2-1 ① F8	B CH 80 C FF 86 F CU 75 1 SAFE X CH 80 1-2 ③ FC6-4 1-2f		B FF 96 B FF 94 C FC 94 S FF 96 B FF 97 B FF 96 4-2 BB			B FF 94 C FF 94 X FF 94 1-1 48 G3 2B		C SI 95 C FF 95 F FF 95 S FF 95 0-3 ② K	4	0	1	0	1	1	2
48 Torii Hunter, R (1, 9) OBP: 0.352, SLG: 0.425	B SI 87 C FF 85 F CH 80 F FF 88 F CU 77 F SI 88 B FF 88 B SI 87 X FF 86 3-2 HR		B CH 79 X FF 84 1-0 24 F8 28 1B 2B	C FF 95 S FF 97 S FF 98 0-3 ③ K			C FF 95 B FF 95 T FF 95 X FF 96 1-2 ② G3 2-3		C FF 94 F FF 95 X FF 93 0-2 ③ G6-3	5	2	2	1	0	1	5
24 Miguel Cabrera, R (1, 5) OBP: 0.460, SLG: 0.657	B FF 87 B SI 88 X CH 81 2-0 HR		X FF 85 0-0 ① F8 2-3		X FF 94 0-0 28 G1-6-3 1B		B FF 95 S FF 95 F FF 96 X FF 95 1-2 ③ L1-3			4	1	2	1	0	0	2
28 Prince Fielder, L (1, 3) OBP: 0.377, SLG: 0.473	C SI 86 B CH 81 X SI 86 1-1 ② L9		D CH 80 X CH 78 1-0 41 G4-6-3 1B 3-H		C FF 94 F FS 87 B FF 96 B FF 95 X FF 96 2-2 ①② G1-6-3 1-2f			X FF 97 0-0 41 G4-3 27 PB 2B		4	1	2	1	0	0	1
41 Victor Martinez, S (1, 10) OBP: 0.283, SLG: 0.337	B FF 85 C CH 81 X SI 86 X CU 76 1-2 2B		B SI 86 S SI 86 F CH 80 F FF 88 F CU 78 X CH 79 1-2 ②③ G4-6-3 1-2f		C FC 96 C FS 88 X FF 96 0-2 ③ F8			X FF 95 0-0 ① G4-3 2-3		4	0	1	0	0	0	2
27 Jhonny Peralta, R (1, 6) OBP: 0.379, SLG: 0.476	B FF 86 B FF 85 T CH 80 B CH 80 X FF 86 3-1 ③ F8			B FF 84 B CH 77 S CH 78 F SI 85 F B CU 74 B CH 79 4-2 55 G4-3 12 1B BB		X SI 86 0-0 12 G1-6-3 1B		B FC 95 F FF 95 S SI 91 B CU 83 B FF 95 F FF 94 C SI 95 3-3 ② K 3-H		3	0	1	0	1	1	1
12 Andy Dirks, L (1, 7) OBP: 0.310, SLG: 0.360		C CH 83 B CU 74 X CH 79 1-1 ① P6		B CH 78 1 SAFE B SI 86 1 SAFE F CH 80 F CH 79 F CH 79 X SI 85 2-2 55 G4-3 1-2 1B		B SI 87 1 SAFE C SI 88 1 SAFE B SI 88 C SI 87 B SI 88 1 SAFE X SI 88 3-2 ①② G1-6-3 1-2f		C SI 96 B SI 94 C SI 96 B CU 83 F SI 96 S FF 95 2-3 ③ K		4	0	1	0	0	1	1
4 Omar Infante, R (1, 4) OBP: 0.326, SLG: 0.414		F CH 83 C CU 75 X CU 77 0-2 ② F8		B FF 93 X FF 93 1-0 ① F9		L SI 87 B CU 73 B SI 87 X SI 87 2-1 ③ G6-3			C SI 95 C SI 95 B FF 95 F FF 95 F SI 96 S FF 96 1-3 ① K	4	0	0	0	0	1	2
55 Brayan Peña, S (1, 2) OBP: 0.319, SLG: 0.387		C FF 85 B CH 80 X CH 80 1-1 14 FC6-4 1B		C FC 95 B FS 84 B FS 84 B FF 95 F FF 94 X FF 93 3-2 ② G4-3 1-2 2-3			C SI 85 X CU 71 0-1 ① L7		B SI 95 C FF 94 F SI 94 B FF 94 F SI 95 X CH 86 2-2 1B	4	0	2	0	0	0	2
Inning Stats	R: 2 E: 0 K: 0 S: 16 H: 3 LOB: 1 BB: 0 P: 28	R: 0 E: 0 K: 0 S: 10 H: 1 LOB: 1 BB: 0 P: 13	R: 1 E: 0 K: 0 S: 8 H: 2 LOB: 0 BB: 0 P: 11	R: 0 E: 0 K: 1 S: 16 H: 1 LOB: 3 BB: 2 P: 30	R: 0 E: 0 K: 0 S: 7 H: 1 LOB: 0 BB: 0 P: 9	R: 0 E: 0 K: 0 S: 6 H: 1 LOB: 0 BB: 0 P: 11	R: 0 E: 0 K: 0 S: 10 H: 1 LOB: 1 BB: 0 P: 13	R: 1 E: 0 K: 2 S: 10 H: 1 LOB: 0 BB: 0 P: 15	R: 0 E: 0 K: 2 S: 16 H: 1 LOB: 1 BB: 0 P: 19	1B: 6 2B: 4 3B: 0 HR: 2 SF: 0 SAC: 0 DP: 3 HBP: 0						

AB	36
R	4
H	12
RBI	3
BB	2
SO	5
LOB	18

WP: 0 PB: 1 SB: 0 CS: 0 PA: 38

PITCHER		IP	WLS	BF	H	R	ER	SO	BB	IBB	HBP	BLK	WP	HR	S	P	ERA	WHIP
31 Billy Buckner, R ERA: 3.18	(1, 1)	3.0		16	7	3	3	0	1	0	0	0	0	2	41	65	9.00	2.667
65 Dane De La Rosa, R ERA: 3.31	(4, 1)	2.0	W	7	1	0	0	1	1	0	0	0	0	0	16	26	0.00	1.000
37 Scott Downs, L ERA: 1.64	(6, 1)	1.1	H	4	1	0	0	0	0	0	0	0	0	0	8	13	0.00	0.750
58 Michael Kohn, R ERA: 2.01	(7, 1)	0.2		3	1	0	0	0	0	0	0	0	0	0	8	11	0.00	1.500
40 Kevin Jepsen, R ERA: 4.86	(8, 1)	1.0		4	1	1	0	2	0	0	0	0	0	0	10	15	0.00	1.000

PITCHER		IP	WLS	BF	H	R	ER	SO	BB	IBB	HBP	BLK	WP	HR	S	P	ERA	WHIP
49 Ernesto Frieri, R ERA: 3.21	(9, 1)	1.0	S	4	1	0	0	2	0	0	0	0	0	0	16	19	0.00	1.000

Batter	1	2	3	4	5	6	7	8	9	10	AB	R	H	RBI	BB	SO	LOB
39 JB Shuck, L (1, 7) OBP: 0.357, SLG: 0.382	C SI 86 X SI 87 0-1 G4-3 ①		B SI 86 F SI 86 F SI 88 X CH 80 1-2 G3 ①		C SI 86 B SI 87 X CU 71 1-1 G4-3 ①			C SI 94 X SL 87 0-1 G3-1 ①		B FF 94 B FF 95 C FF 94 F FF 95 F FF 95 X FF 95 2-2 27 1B 5 2B 1B	5	1	1	0	0	0	0
27 Mike Trout, R (1, 8) OBP: 0.389, SLG: 0.548	B FF 86 C SI 87 C CH 79 B SI 88 X SI 89 2-2 47 FC6-4 1B		C CU 71 F SI 87 B FC 86 X SI 89 1-2 5 G6-3 2B		B FC 83 C CU 71 X CH 79 1-1 5 G5-4-3 1B			B SL 87 C SL 86 X SL 88 1-1 F8 ②		F FF 94 1 SAFE B SI 95 F CH 86 1 SAFE B FF 95 X SI 95 2-2 5 2B 32 SF7 1B 1-3	5	1	4	0	0	0	0
5 Albert Pujols, R (1, 10) OBP: 0.330, SLG: 0.443	B SI 88 1 SAFE B SI 88 C SI 87 F CH 79 1 SAFE F FC 84 S CH 77 2-3 K ②		F CU 71 B FC 82 B FF 87 X CH 79 2-1 G6-3 ② 2-3		B FC 82 B FC 83 X CH 80 2-0 G5-4-3 ②③ 1-2f			B SI 96 B SL 88 B SI 96 C SI 95 B SI 96 4-1 BB		S CH 85 X CH 85 0-1 1-3 3-H 2B	4	0	1	1	1	3	
47 Howie Kendrick, R (1, 4) OBP: 0.361, SLG: 0.460	X SI 87 0-0 FC6-4 ③ 1-2f		C CU 72 B FC 82 X SI 87 1-1 G6-3 ③			S CH 77 C SI 86 B CU 71 B FC 84 B SI 87 F CH 79 X SI 87 3-2 G4-3 ①		B SL 87 C SL 88 B SL 88 C SL 87 S FF 96 2-3 K ③		I IN 64 I IN 63 I IN 64 I IN 67 4-0 IBB	4	0	0	0	1	1	3
32 Josh Hamilton, L (1, 9) OBP: 0.268, SLG: 0.378		B CH 77 C SI 89 S CH 78 B CU 73 B CH 76 X CH 79 3-2 F8 ①		B CU 69 B CU 70 X CH 80 2-0 6 1B 10 1B 1B		S CU 72 F CU 71 F CH 76 B FC 83 S SI 89 1-3 K ②			C CH 82 S CH 85 B FF 94 B CH 86 B SI 96 X CH 85 3-2 G3 ①	B SL 81 S SL 80 X SL 79 1-1 3-H SF7 ①	4	1	1	1	0	1	0
6 Alberto Callaspo, S (1, 5) OBP: 0.338, SLG: 0.378 25 Peter Bourjos, R (9, PR) OBP: 0.386, SLG: 0.457 44 Mark Trumbo, R (9, 3) OBP: 0.322, SLG: 0.467		B SI 87 C FC 86 X FC 84 1-1 L9 ②		C CH 79 B SI 86 1 SAFE B SI 87 X CH 80 2-1 10 1B 1-2 1B		X SI 88 0-0 L8 ③			C SI 95 X CH 85 0-1 16 WP 10 BB 1B	S FF 93 B FF 94 X KC 77 1-1 F8 ②	4 0 1	0 0 0	2 0 0	0 0 0	0 0 0	0 0 0	0 0 2
10 Brad Hawpe, L (1, 3) OBP: 0.500, SLG: 0.308 20 Brendan Harris, R (9, 5) OBP: 0.264, SLG: 0.347		C CH 80 C SI 89 B CH 78 B SI 86 B SI 87 B CH 80 4-2 16 1B BB		S SI 87 S CU 72 X CH 77 0-2 1-3 2-H 1B			C CU 70 B FC 83 S SI 86 S CU 71 1-3 K2-3 ①		B SI 94 C SI 94 C FF 94 B SI 94 B SI 95 F SI 95 F CH 85 B CH 84 4-2 16 WP BB 1-2	C FF 94 C SI 94 X KC 78 0-2 G3-1 ③	2 1	0 0	1 0	1 0	2 0	1 0	0 2
16 Hank Conger, L (1, 2) OBP: 0.304, SLG: 0.421		B CH 80 S CH 80 C SI 86 F FC 85 F CU 73 X CH 80 1-2 1-3 1B		S CU 72 F FC 83 1 SAFE D CU 72 B SI 87 S CU 73 2-3 K ②			B CH 78 B FC 85 C SI 84 X CU 72 2-1 F9 ②		B SI 95 C SI 94 F SI 94 S CH 86 1-3 1-2 2-3 K ②		4	0	1	0	0	2	3
2 Erick Aybar, S (1, 6) OBP: 0.295, SLG: 0.377		B CH 81 C SI 89 F SI 87 B SI 87 F FC 86 F SI 88 F CU 73 X SI 90 2-2 G3-1 ③		B SI 87 F CH 80 F FC 83 F CU 73 X FC 81 1-2 L8 ③			F CU 71 F FC 83 X SI 88 0-2 L6 ③		C SI 95 B FF 95 B SI 95 F SI 95 B SI 96 F CH 86 F CH 85 F SI 96 S SL 90 3-3 K ③		4	0	0	0	0	1	6
Inning Stats	R: 0 H: 1 E: 0 LOB: 1 K: 1 BB: 0 S: 10 P: 14	R: 0 H: 1 E: 0 LOB: 2 K: 0 BB: 1 S: 18 P: 29	R: 0 H: 1 E: 0 LOB: 1 K: 0 BB: 0 S: 10 P: 15	R: 1 H: 3 E: 0 LOB: 1 K: 1 BB: 0 S: 13 P: 20	R: 0 H: 1 E: 0 LOB: 0 K: 0 BB: 0 S: 5 P: 9	R: 0 H: 0 E: 0 LOB: 0 K: 1 BB: 0 S: 9 P: 13	R: 0 H: 0 E: 0 LOB: 0 K: 1 BB: 0 S: 8 P: 11	R: 0 H: 0 E: 0 LOB: 1 K: 1 BB: 1 S: 8 P: 15	R: 0 H: 1 E: 0 LOB: 3 K: 2 BB: 1 S: 18 P: 29	R: 2 H: 3 E: 0 LOB: 2 K: 0 BB: 1 S: 16 P: 26	1B: 9 SF: 1 2B: 2 SAC: 0 3B: 0 DP: 1 HR: 0 HBP: 0						

PITCHER		IP	WLS	BF	H	R	ER	SO	BB	IBB	HBP	BLK	WP	HR	S	P	ERA	WHIP
58 Doug Fister, R ERA: 3.5	(1, 1)	7.0		27	7	1	1	4	1	0	0	0	0	0	73	111	1.29	1.143
62 Al Alburquerque, R ERA: 2.45	(8, 1)	1.0		4	0	0	0	1	1	0	0	0	0	0	8	15	0.00	1.000
53 Joaquín Benoit, R ERA: 1.95	(9, 1)	1.0		5	1	0	0	2	1	0	0	0	1	0	18	29	0.00	2.000
40 Phil Coke, L ERA: 6.56	(10, 1)	0.1	L	5	3	2	2	0	0	1	0	0	0	0	11	20	54.00	9.000
36 Luke Putkonen, R ERA: 1.84	(10, 1)	0.2		2	0	0	0	0	0	0	0	0	0	0	5	6	0.00	0.000

PITCHER	IP	WLS	BF	H	R	ER	SO	BB	IBB	HBP	BLK	WP	HR	S	P	ERA	WHIP

TOP

Los Angeles Angels @ Detroit Tigers

Comerica Park, Detroit, MI

Thu Jun 27 2013, 1:08 PM - 4:33 PM EDT

Att. 39,496 - Partly Cloudy - 79 F

livebaseballscorecards.com

AB	38
R	3
H	11
RBI	3
BB	4
SO	7
LOB	19

WP: 1 PA: 43
PB: 0
SB: 0
CS: 0

Los Angeles Angels @ Detroit Tigers

Comerica Park, Detroit, MI

Thu Jun 27 2013, 1:08 PM - 4:33 PM EDT

Att. 39,496 - Partly Cloudy - 79 F

livebaseballscorecards.com

Batter	1	2	3	4	5	6	7	8	9	10	AB	R	H	RBI	BB	SO	LOB
14 Austin Jackson, R (1, 8) OBP: 0.380, SLG: 0.403	B FF 85 C SI 85 C SL 80 B FF 87 B FF 88 B FF 88 4-2 24 G5-4-3 BB		B CU 72 X SL 78 1-0 ① G5-3		B FF 86 X FF 84 1-0 ③ F7			C SI 88 H CU 75 1-1 HBP		B SI 92 B FF 92 B FF 92 C FF 92 X FF 92 3-1 ② F9	3	0	0	0	1	0	1
48 Torii Hunter, R (1, 9) OBP: 0.346, SLG: 0.418	S SL 81 F SI 86 X FF 86 0-2 ① F8		C FF 85 F FF 87 B FF 84 X FF 86 1-2 ② P4			B SL 80 S CU 72 F SI 83 X FF 86 1-2 ① F8		C FF 94 B FF 94 F FF 94 S FF 95 1-3 ② K		C SI 92 X FF 94 0-1 ③ G4-3 1-2	5	0	0	0	0	1	4
24 Miguel Cabrera, R (1, 5) OBP: 0.458, SLG: 0.655	C FF 87 ② 1 SAFE ③ D SL 82 B FF 85 1 SAFE X SL 80 2-1 G5-4-3 1-2f		C CU 73 C CH 76 X FF 89 0-2 2B			B SL 85 B FF 86 F CU 72 B SL 81 X CH 76 3-1 ② L7		B SL 89 S FC 95 S FF 95 B FC 95 S FC 94 2-3 ③ K			4	0	1	0	0	1	3
28 Prince Fielder, L (1, 3) OBP: 0.373, SLG: 0.466		C SI 85 F SI 86 S SI 87 0-3 ① K	B CH 78 D CU 72 S CU 71 S CU 70 2 SAFE B FF 86 X CU 71 3-2 ③ P5			C CU 71 B FF 84 B CU 73 S CH 76 B SI 86 X CU 70 3-2 ③ P6			C FF 95 X FF 95 0-1 ① F7		4	0	0	0	0	1	1
41 Victor Martinez, S (1, 10) OBP: 0.286, SLG: 0.337		B SI 86 C CU 74 B SI 87 B SI 86 X SI 86 3-1 27 1B 55 1B 1B		C CH 75 B SI 84 B CU 71 B CH 77 D CU 70 4-1 12 CS BB			B CU 71 C CH 75 C SI 85 F FF 86 F SI 86 B SL 80 X CH 76 2-2 ① G4-3		B FF 96 B SI 96 X FF 96 2-0 ② F8	3	1	1	0	1	0	0
27 Jhonny Peralta, R (1, 6) OBP: 0.381, SLG: 0.476		D SL 82 X SL 80 1-0 55 1B 1-2 1B		1 SAFE X FF 85 0-0 ① P3			F FF 85 S FF 85 B CU 72 S CH 74 1-3 ② K		S FF 96 X FF 96 0-1 12 WP 1B	4	0	2	0	0	1	1
12 Andy Dirks, L (1, 7) OBP: 0.306, SLG: 0.353		S SI 85 C SI 86 S FF 87 0-3 ② K		B CH 77 B SI 86 B SI 84 C SI 84 F CH 78 F SI 85 S CU 72 3-3 ②③ K 1-2			F SI 84 C CH 75 S FF 86 0-3 ③ K		B SI 94 C FF 95 F SI 96 B FC 91 B FF 95 F SI 96 X CU 82 3-2 ③ F7 1-2	4	0	0	0	0	3	4
55 Brayan Peña, S (1, 2) OBP: 0.325, SLG: 0.391		C CU 73 B SI 88 B SI 87 S CU 73 X CH 78 2-2 1-3 2-H 1B			B SI 83 C CU 68 B CU 70 C SI 83 B SI 84 X SI 84 3-2 ① F9			C SI 86 B SI 88 X SI 87 1-1 ① G6-3		C FF 91 B SI 92 F FF 93 B FF 92 X FF 91 2-2 48 DI 1B	4	0	2	1	0	0	0
39 Ramon Santiago, S (1, 4) OBP: 0.232, SLG: 0.255 4 Omar Infante, R (8, PH) OBP: 0.328, SLG: 0.419 (9, 4)		C FF 86 C FF 87 C SI 88 0-3 ③ K			C CH 75 C SI 84 X FF 84 0-2 ② F7			B SI 86 B SI 88 C SI 87 X SI 88 2-1 2B		X FF 90 0-0 ① P5	2 2	0 0	0 1	0 0	0 0	1 1	2 1
Inning Stats	R: 0 H: 0 E: 0 LOB: 0 K: 0 BB: 1 S: 7 P: 13	R: 1 H: 3 E: 0 LOB: 2 K: 3 BB: 0 S: 15 P: 21	R: 0 H: 1 E: 0 LOB: 1 K: 0 BB: 0 S: 10 P: 15	R: 0 H: 0 E: 0 LOB: 1 K: 1 BB: 1 S: 6 P: 13	R: 0 H: 0 E: 0 LOB: 0 K: 0 BB: 0 S: 7 P: 11	R: 0 H: 0 E: 0 LOB: 0 K: 0 BB: 0 S: 8 P: 15	R: 0 H: 0 E: 0 LOB: 0 K: 2 BB: 0 S: 11 P: 14	R: 0 H: 1 E: 0 LOB: 2 K: 2 BB: 0 S: 11 P: 18	R: 0 H: 1 E: 0 LOB: 1 K: 0 BB: 0 S: 9 P: 14	R: 0 H: 1 E: 0 LOB: 1 K: 0 BB: 0 S: 8 P: 13	1B: 5 SF: 0 2B: 3 SAC: 0 3B: 0 DP: 2 HR: 0 HBP: 1						

BOTTOM

AB	35
R	1
H	7
RBI	1
BB	2
SO	8
LOB	17

WP: 1 PA: 38
PB: 0
SB: 0
CS: 1

PITCHER		IP	WLS	BF	H	R	ER	SO	BB	IBB	HBP	BLK	WP	HR	S	P	ERA	WHIP
36 Jered Weaver, R ERA: 4.15	(1, 1)	7.0		25	4	1	1	6	2	0	0	0	0	0	64	102	1.29	0.857
37 Scott Downs, L ERA: 1.61	(8, 1)	0.1		3	1	0	0	0	0	0	1	0	0	0	5	9	0.00	3.000
58 Michael Kohn, R ERA: 1.96	(8, 1)	0.2		2	0	0	0	2	0	0	0	0	0	0	6	9	0.00	0.000
40 Kevin Jepsen, R ERA: 4.58	(9, 1)	1.0	W	4	1	0	0	0	0	0	0	0	1	0	9	14	0.00	1.000
49 Ernesto Frieri, R ERA: 3.12	(10, 1)	1.0	S	4	1	0	0	0	0	0	0	0	0	0	8	13	0.00	1.000

PITCHER	IP	WLS	BF	H	R	ER	SO	BB	IBB	HBP	BLK	WP	HR	S	P	ERA	WHIP

Batter	1	2	3	4	5	6	7	8	9	AB	R	H	RBI	BB	SO	LOB
39 JB Shuck, L (1, 7) OBP: 0.349, SLG: 0.372 17 Chris Iannetta, R (8, 2) OBP: 0.366, SLG: 0.343	B FF 91 C FF 92 X SL 86 1-1 G3		B SL 80 C FF 92 B FF 93 X CH 86 2-1 L8			X FF 92 0-0 P6		C FF 93 L CU 77 B CU 80 F CU 78 X FF 96 1-2 F8 1-2 2-H	B FF 94 B FF 92 B FF 94 C FF 95 F FF 94 B FF 95 4-2 1-2 BB	4 0	0 0	0 0	0 0	0 1	0 0	2 0
27 Mike Trout, R (1, 8) OBP: 0.392, SLG: 0.546 (8, 7)	C FF 93 T FF 92 S SL 83 0-3 K			B FF 92 B SL 82 C SL 82 B CH 86 F FF 93 B FF 93 4-2 44 S BB		C SL 84 S SL 81 B FF 93 B SL 83 B FF 92 X SL 85 3-2 44 FC6-4 2-H 1B		I IN 63 I IN 68 I IN 75 I IN 80 4-0 5 G5-4-3 IBB	B FF 94 B FF 94 B FF 93 C FF 92 F FF 93 S FF 94 3-3 K	3	0	1	1	2	2	3
5 Albert Pujols, R (1, 10) OBP: 0.326, SLG: 0.437	B FF 92 X SL 84 1-0 P4			C FF 93 P PO 88 X FF 94 1-1 P3		X FF 92 0-0 F9		B CU 77 X FF 95 1-0 G5-4-3 1-2f		4	0	0	0	0	0	4
44 Mark Trumbo, R (1, 3) OBP: 0.321, SLG: 0.465		S FF 91 S FF 92 F FF 93 S SL 82 0-3 K		1 SAFE C SL 84 C FF 94 S FF 94 0-3 K 1-2		C FF 93 1 SAFE F FF 93 X SL 84 0-2 FC6-4 1-2f			X FF 93 0-0 25 1B 32 HBP 2 1B 1B	4	1	1	0	0	2	2
47 Howie Kendrick, R (1, 4) OBP: 0.357, SLG: 0.454		B SL 80 F FF 92 F SL 86 B FF 94 B FF 94 F FF 94 F FF 94 X SL 84 3-2 G6-3		B SL 84 F FF 93 F SI 94 F SL 84 S SL 87 1-3 K			B FF 90 F FF 91 F FF 92 S FF 92 1-3 K		F FF 93 F FF 91 X FF 94 0-2 F9	4	0	0	0	0	2	2
32 Josh Hamilton, L (1, 9) OBP: 0.274, SLG: 0.385		B SL 87 B FF 94 F CH 88 B SL 86 F FF 94 F FF 94 X FF 94 3-2 2B			F CH 85 B FF 93 X SL 87 1-1 6 G1-4-3 1B		F FF 93 S FF 94 B SL 84 B CH 85 F FF 94 X SL 84 2-2 F7		B SI 90 1 SAFE F FC 89 B CU 75 F FC 87 H SI 92 3-2 25 1B 2 1B 1-2 HBP	3	1	2	0	0	0	0
6 Alberto Callaspo, S (1, 5) OBP: 0.332, SLG: 0.371		C SL 82 F SL 86 X SL 83 0-2 L7			C SL 84 X FF 92 0-1 G1-4-3 1-2f		C FF 92 C CH 87 X SL 84 0-2 P6		X SI 92 0-0 F4	4	0	0	0	0	0	4
16 Hank Conger, L (1, 2) OBP: 0.305, SLG: 0.429 25 Peter Bourjos, R (8, PR) OBP: 0.390, SLG: 0.461 (8, 8)			B SL 79 X FF 92 1-0 F8		C SL 87 B CH 85 X CH 86 1-1 F8			B FF 93 F FF 94 B FF 96 F CH 82 B CU 77 F FF 95 F FF 93 X FF 94 3-2 39 E 2B	B SL 87 B FF 94 F FF 94 X FF 95 2-1 2 1B 1-2 2-3 1B	3 1	0 1	1 1	0 0	0 0	0 0	0 0
2 Erick Aybar, S (1, 6) OBP: 0.302, SLG: 0.380			B FF 93 F FF 93 B SL 87 C FF 93 X FF 94 2-2 G3-1			B FF 90 B SL 84 X FF 91 2-0 E8 27 1B 1B		L FF 92 L CU 78 D CU 79 D CU 80 B CU 79 F FF 95 B FF 94 4-2 39 E BB	B FF 95 F CU 77 F FF 94 F CU 82 B FF 95 X FF 95 2-2 17 BB 1-3 2-H 3-H 1B	3	1	2	2	1	0	0

Inning Stats																																			
	R: 0	E: 0	K: 1	S: 6	H: 0	LOB: 0	BB: 0	P: 8	R: 0	E: 0	K: 1	S: 16	H: 1	LOB: 1	BB: 0	P: 22	R: 0	E: 0	K: 0	S: 6	H: 0	LOB: 0	BB: 0	P: 11	R: 0	E: 0	K: 2	S: 12	H: 0	LOB: 1	BB: 1	P: 17	R: 0	E: 0	K: 0	S: 6	H: 1	LOB: 0	BB: 0	P: 8
	R: 1	E: 1	K: 0	S: 9	H: 2	LOB: 1	BB: 0	P: 14	R: 0	E: 0	K: 1	S: 11	H: 0	LOB: 0	BB: 0	P: 14	R: 1	E: 1	K: 0	S: 13	H: 1	LOB: 1	BB: 2	P: 26	R: 2	E: 0	K: 1	S: 18	H: 3	LOB: 3	BB: 1	P: 32	1B: 6	2B: 2	3B: 0	HR: 0	SF: 0	SAC: 0	DP: 2	HBP: 1	WP: 0	PB: 0	SB: 1	CS: 0	PA: 38

PITCHER		IP	WLS	BF	H	R	ER	SO	BB	IBB	HBP	BLK	WP	HR	S	P	ERA	WHIP
20 Bud Norris, R ERA: 3.35	(1, 1)	7.0		25	4	1	0	5	1	0	0	0	0	0	66	94	0.00	0.714
56 Paul Clemens, R ERA: 4.5	(8, 1)	1.1	L	7	2	2	1	0	1	1	0	0	0	0	17	30	6.75	2.250
54 Travis Blackley, L ERA: 5.04	(9, 1)	0.1		2	0	0	0	0	0	0	1	0	0	0	3	6	0.00	0.000
62 Hector Ambriz, R ERA: 4.88	(9, 1)	0.1		4	2	1	1	1	1	0	0	0	0	0	11	22	27.00	9.000

PITCHER	IP	WLS	BF	H	R	ER	SO	BB	IBB	HBP	BLK	WP	HR	S	P	ERA	WHIP

TOP

Los Angeles Angels @ Houston Astros

Minute Maid Park, Houston, TX

Fri Jun 28 2013, 7:13 PM - 11:01 PM CDT

Att. 20,524 - Roof Closed - 73 F

livebaseballscorecards.com

AB	33
R	4
H	8
RBI	3
BB	4
SO	6
LOB	17

Batter	1	2	3	4	5	6	7	8	9	AB	R	H	RBI	BB	SO	LOB
27 Jose Altuve, R (1, 4) OBP: 0.332, SLG: 0.378	F FF 91 B SI 92 X FF 93 1-1 G4-3	F FF 93 C CU 76 H FF 93 1-2 HBP	C CU 77 F CH 84 X SL 82 0-2 23 CS 15 BB 1B	B FF 96 B FF 95 B FF 96 C FF 93 B FF 96 4-1 29 1B 29 S BB		2	0	1	0	1	0	0
29 Brett Wallace, L (1, 3) OBP: 0.158, SLG: 0.167 44 Justin Maxwell, R (8, PR) OBP: 0.306, SLG: 0.367 (9, 9)	S SI 93 X SI 93 0-1 G3	1 SAFE 1 SAFE B CH 82 X SI 91 1-0 G3-1	F SI 90 X CH 83 0-1 F9	1 SAFE F FF 94 B FF 94 1 SAFE P PO 87 C FF 95 F FF 94 X FF 96 2-2 1-3 1B		4 0	0 0	1 0	0 0	0 0	2 0
15 Jason Castro, L (1, 2) OBP: 0.332, SLG: 0.488	C FF 92 F FF 94 F FC 90 B FC 91 B SI 94 F SI 93 F SL 83 X FF 93 2-2 F9	S CH 83 B CH 83 B CH 83 F FF 93 B FC 87 F CH 83 X FF 92 3-2 HR	1 SAFE B SI 89 1 SAFE B CH 83 B CH 82 B SI 91 4-0 23 FC5-4 1-2 BB	B FF 94 B FF 93 1 SAFE S FF 94 B FF 94 1 SAFE S FF 94 X FF 95 3-2 F7		3	1	1	1	1	0	2
23 Chris Carter, R (1, 7) OBP: 0.318, SLG: 0.457 (9, 3)	B FC 88 B FF 92 C FF 92 S SI 92 B SL 82 F SI 94 F FC 90 B SI 94 4-2 12 FC5-6 BB	C CU 78 S FC 90 B FF 93 C FF 93 1-3 K	S FC 89 2 SAFE F FC 87 B FF 92 B FC 89 X FC 88 2-2 FC5-4 1-2f 2-3	C FC 90 X FC 89 0-1 F8		3	0	0	0	1	1	4
12 Carlos Pena, L (1, 10) OBP: 0.333, SLG: 0.378	S CH 84 S SI 92 X FF 91 0-2 FC5-6 14 1B 1-2f	X FF 93 0-0 G4-3	X SI 92 0-0 14 1B 1B	C FF 94 B FF 95 B FF 95 B FF 94 F FF 93 F FF 94 F FF 94 F FF 93 B FF 94 4-2 14 2B 30 SF8 BB		3	1	1	0	1	0	1
14 J.D. Martinez, R (1, 9) OBP: 0.275, SLG: 0.411 (9, 7)	S FC 89 B SI 92 S FC 87 X FC 89 1-2 13 G5-4-3 1-2 1B	B CU 79 C CU 77 X FF 94 1-1 G5-3	B SI 91 D CU 78 S FC 88 1 SAFE X SI 92 2-1 1-3 1B	B FF 94 C FF 94 C FF 94 X FF 95 1-2 30 SF8 1-3 2B		4	0	3	0	0	0	0
13 Ronny Cedeno, R (1, 6) OBP: 0.280, SLG: 0.339 22 Carlos Corporán, S (9, PH) OBP: 0.362, SLG: 0.479	X SI 91 0-0 G5-4-3 1-2f	B FF 92 B FC 90 S SI 91 B SI 93 F SI 93 B SI 93 4-2 2 CS BB	C FF 94 S FC 95 F FC 96 S FC 95 0-3 K	B FF 94 C FF 94 S FF 94 F FF 96 B FF 95 F FF 95 F FF 96 T FF 96 2-2 K		2 1	0 0	0 0	0 0	1 0	1 1	3 2
30 Matt Dominguez, R (1, 5) OBP: 0.264, SLG: 0.410	C FC 86 T SI 93 X SL 80 0-2 F8	F SI 91 1 SAFE S FF 90 F FC 88 S SI 91 0-3 K	B FF 96 X FF 96 1-0 F8	X FF 96 0-0 SF8 2-3 3-H		3	0	0	1	0	1	2
2 Brandon Barnes, R (1, 8) OBP: 0.310, SLG: 0.361 59 Marc Krauss, L (9, PH) OBP: 0.125, SLG: 0.250	B FF 92 B FC 90 F SI 92 S SI 94 F SI 93 X FF 92 2-2 F9	1 SAFE S CH 84 F FC 89 D SL 83 B SI 92 1 SAFE F CH 83 D FC 88 1 SAFE 3-3 S CH 84 1-2 K	C FF 97 F FF 95 X CU 82 0-2 G6-3	B FF 94 F FF 93 S FF 94 B FF 95 B FF 95 F FF 94 C FF 95 3-3 K		3 1	0 0	0 0	0 0	1 1	1 1	1 1

Inning Stats	1	2	3	4	5	6	7	8	9
	R: 0 E: 0 K: 0 S: 10	R: 0 E: 0 K: 0 S: 11	R: 0 E: 0 K: 0 S: 10	R: 1 E: 0 K: 1 S: 10	R: 0 E: 0 K: 2 S: 10	R: 0 E: 0 K: 0 S: 8	R: 0 E: 0 K: 1 S: 8	R: 0 E: 0 K: 0 S: 14	R: 1 E: 0 K: 2 S: 19
	H: 0 LOB: 0 BB: 0 P: 13	H: 1 LOB: 1 BB: 1 P: 16	H: 0 LOB: 1 BB: 0 P: 14	H: 1 LOB: 0 BB: 0 P: 15	H: 0 LOB: 1 BB: 1 P: 17	H: 1 LOB: 1 BB: 1 P: 14	H: 2 LOB: 1 BB: 0 P: 11	H: 1 LOB: 2 BB: 1 P: 22	H: 1 LOB: 1 BB: 1 P: 29

1B: 5 SF: 1
2B: 2 SAC: 0
3B: 0 DP: 2
HR: 1 HBP: 1

WP: 0 PA: 36
PB: 0
SB: 1
CS: 2

PITCHER	IP	WLS	BF	H	R	ER	SO	BB	IBB	HBP	BLK	WP	HR	S	P	ERA	WHIP
57 Jerome Williams, R (1, 1) ERA: 3.21	6.1		24	5	1	1	3	3	0	1	0	0	1	62	94	1.42	1.263
65 Dane De La Rosa, R (7, 1) ERA: 3.25	0.2	W	2	0	0	0	1	0	0	0	0	0	0	5	6	0.00	0.000
40 Kevin Jepsen, R (8, 1) ERA: 4.34	1.0	H	5	1	0	0	0	1	0	0	0	0	0	14	22	0.00	2.000
49 Ernesto Frieri, R (9, 1) ERA: 3.28	1.0	S	5	1	1	1	2	1	0	0	0	0	0	19	29	9.00	2.000

PITCHER	IP	WLS	BF	H	R	ER	SO	BB	IBB	HBP	BLK	WP	HR	S	P	ERA	WHIP

BOTTOM

Los Angeles Angels @ Houston Astros

Minute Maid Park, Houston, TX

Fri Jun 28 2013, 7:13 PM - 11:01 PM CDT

Att. 20,524 - Roof Closed - 73 F

livebaseballscorecards.com

AB	29
R	2
H	7
RBI	2
BB	5
SO	6
LOB	18

Batter	1	2	3	4	5	6	7	8	9	AB	R	H	RBI	BB	SO	LOB
2 Erick Aybar, S (1, 6) OBP: 0.304, SLG: 0.381	C FF 91 C CU 79 B CU 82 B CU 81 X SL 89 2-2 G4-3		B SI 93 X CU 78 1-0 27 E 1B	C CU 78 C SL 87 B CU 80 B SI 92 F SL 86 X SL 86 2-2 1-3 2-H 3-H 1B			F FF 92 B CU 76 X FF 92 1-1 F7	1 SAFE 0-0 CS 1-2	B SI 91 C KC 78 X KC 79 1-1 G5-3	5	0	2	2	0	0	0
27 Mike Trout, R (1, 7) (4, 8) OBP: 0.392, SLG: 0.545	F FF 94 B FF 94 S CU 82 B CU 83 B FF 94 F CU 80 X SI 93 3-2 E6 44 G5-3 5 BB		C FF 93 F CU 81 B CU 80 F FF 94 X FF 92 1-2 L6 1-2	B CU 80 X SL 84 1-0 L8			B FF 94 X FF 92 1-0 5 F9 2B		B KC 78 C FF 91 B CH 86 B CH 86 F KC 78 F FF 92 B FF 92 4-2 44 1B BB	4	0	1	0	1	0	2
5 Albert Pujols, R (1, 10) OBP: 0.324, SLG: 0.431	B FF 94 1 SAFE B FF 93 B FF 93 F FF 92 B FF 93 4-1 44 G5-3 1-2 BB		B CU 81 F FF 93 X CU 81 1-2 F8		B FF 93 F FF 93 C KC 79 X FF 94 1-2 F8		B SL 86 B FF 94 C CU 78 X FF 95 2-1 F9 2-3		C SI 90 F SI 91 X FF 93 0-2 F7	4	0	0	0	1	0	3
44 Mark Trumbo, R (1, 3) OBP: 0.322, SLG: 0.463	B FF 93 C CU 78 X CU 81 1-1 G5-3 1-2 2-3			B FF 92 B FF 93 C CH 81 C CU 81 B FF 95 F FF 93 X FF 93 3-2 32 BB 47 HBP 6 1B 1B	S FF 94 S FF 93 B FF 94 X KC 79 1-2 G3		C FF 93 D SL 87 X SL 86 1-1 G1-3		X KC 78 0-0 1-2 1B	5	1	2	0	0	0	3
47 Howie Kendrick, R (1, 4) OBP: 0.357, SLG: 0.461	B CU 82 X FF 93 1-0 G4-3			B FF 91 1 SAFE H CH 81 2-0 32 BB 6 1B 1-2 HBP	C KC 78 F FF 94 B FF 94 B FF 94 B CH 78 F FF 91 X FF 92 3-2 HR			C SI 91 X FC 88 0-1 G6-3	B SI 92 C SL 82 C FF 92 B SL 85 X FF 92 2-2 G4-3	4	2	1	1	0	0	4
32 Josh Hamilton, L (1, 9) OBP: 0.277, SLG: 0.388		F CU 78 B CH 78 C CU 80 F CU 80 B FF 93 B CU 82 X SI 93 3-2 6 G4-3 17 L5 2B		B SL 87 B CU 79 B FF 91 C SI 90 B CU 76 4-1 17 F8 6 1B 2 1B 1-2 2-3 BB	C KC 77 X FF 94 0-1 F9			S FC 88 B FF 88 B CU 76 B SI 92 S FC 88 C FC 88 3-3 K		3	1	1	0	1	1	0
6 Alberto Callaspo, S (1, 5) OBP: 0.335, SLG: 0.373		X SI 92 0-0 G4-3 2-3	B CU 77 B FF 91 S SI 90 B CH 80 F SI 89 F FF 90 F SI 91 X SI 90 3-2 25 HBP 2 1B 1-2 2-H 3-H 1B		B FF 92 B FF 90 C FF 91 C CH 82 B KC 78 X FF 90 3-2 F9			C SI 92 B CH 84 T CH 82 X CU 78 1-2 17 HR 1B		4	2	2	2	0	0	1
17 Chris Iannetta, R (1, 2) OBP: 0.364, SLG: 0.357		F CU 80 X CU 81 0-1 L5 3-3	B CU 79 X FF 94 1-0 F8 2-3		F FF 93 C KC 78 F KC 78 B KC 80 B FF 94 X FF 93 2-2 G1-3			B SI 92 B SI 90 X SI 91 2-0 1-H HR		4	1	1	2	0	0	3
25 Peter Bourjos, R (1, 8) OBP: 0.392, SLG: 0.457 39 JB Shuck, L (4, 7) OBP: 0.351, SLG: 0.373			F FF 92 C CU 80 B CU 82 C CU 81 1-3 K	B CU 80 B FF 93 C CU 76 F FF 94 F FF 93 F CU 82 1 SAFE H SI 91 3-2 2 1B 1-2 HBP		C KC 76 X CH 84 0-1 P6		B FC 89 F SI 92 C CU 77 X SI 92 1-2 2 CS 1B	1	0	0	0	0	1	0
										2	0	1	0	0	0	0
Inning Stats	R: 0 E: 1 K: 0 S: 11 H: 0 LOB: 2 BB: 1 P: 22	R: 0 E: 0 K: 0 S: 7 H: 1 LOB: 0 BB: 0 P: 10	R: 0 E: 1 K: 1 S: 11 H: 1 LOB: 1 BB: 0 P: 15	R: 4 E: 0 K: 0 S: 20 H: 3 LOB: 1 BB: 1 P: 39	R: 1 E: 0 K: 0 S: 12 H: 1 LOB: 0 BB: 0 P: 17	R: 0 E: 0 K: 0 S: 9 H: 0 LOB: 0 BB: 0 P: 14	R: 0 E: 0 K: 0 S: 7 H: 1 LOB: 1 BB: 0 P: 12	R: 2 E: 0 K: 1 S: 12 H: 3 LOB: 0 BB: 0 P: 19	R: 0 E: 0 K: 0 S: 12 H: 1 LOB: 2 BB: 1 P: 19	1B: 7 2B: 3 3B: 0 HR: 2 SF: 0 SAC: 0 DP: 1 HBP: 2						

PITCHER		IP	WLS	BF	H	R	ER	SO	BB	IBB	HBP	BLK	WP	HR	S	P	ERA	WHIP
18 Jordan Lyles, R ERA: 3.99	(1, 1)	4.0	L	20	5	4	4	1	2	0	2	0	0	0	49	86	9.00	1.750
35 Josh Fields, R ERA: 4.35	(5, 1)	2.0		7	1	1	1	0	0	0	0	0	0	1	21	31	4.50	0.500
62 Hector Ambriz, R ERA: 4.73	(7, 1)	1.0		4	1	0	0	0	0	0	0	0	0	0	7	12	0.00	1.000
54 Travis Blackley, L ERA: 5.54	(8, 1)	1.0		5	3	2	2	1	0	0	0	0	0	1	12	19	18.00	3.000
53 Wesley Wright, L ERA: 4.4	(9, 1)	1.0		5	1	0	0	0	1	0	0	0	0	0	12	19	0.00	2.000

PITCHER	IP	WLS	BF	H	R	ER	SO	BB	IBB	HBP	BLK	WP	HR	S	P	ERA	WHIP

TOP

Los Angeles Angels @ Houston Astros

Minute Maid Park, Houston, TX

Sat Jun 29 2013, 3:12 PM - 6:12 PM CDT

Att. 26,627 - Roof Closed - 73 F

livebaseballscorecards.com

AB	36
R	7
H	11
RBI	7
BB	3
SO	2
LOB	16

BOTTOM

Los Angeles Angels @ Houston Astros

Minute Maid Park, Houston, TX

Sat Jun 29 2013, 3:12 PM - 6:12 PM CDT

Att. 26,627 - Roof Closed - 73 F

livebaseballscorecards.com

Batter	1	2	3	4	5	6	7	8	9	AB	R	H	RBI	BB	SO	LOB
10 Jake Elmore, R (1, 6) OBP: 0.211, SLG: 0.263	X FF 86 0-0 ① G5-3			C FF 86 B SL 83 X FF 88 1-1 ① G6-3		B FF 89 F FF 89 C FF 89 S CH 83 1-3 ① K		C FC 96 F FC 96 B FS 88 B FC 96 X FC 94 2-2 ② F7		4	0	0	0	0	1	1
27 Jose Altuve, R (1, 4) OBP: 0.331, SLG: 0.380	C FF 86 B FF 88 S FF 88 B FF 90 F FF 89 T FC 85 2-2 ② K			B FF 88 B FF 86 B FF 86 C FF 86 X FF 87 3-1 23 WP 2B		B FC 84 1 SAFE X FF 89 1-0 ② L8		C FC 95 C FC 96 C FF 96 0-3 ③ K		4	0	1	0	0	2	1
15 Jason Castro, L (1, 2) OBP: 0.328, SLG: 0.481	C FF 87 F FF 89 X FF 89 0-2 ③ P5			C FF 88 S CH 83 D CH 83 S FF 91 1-3 ② K		B FF 90 S CH 82 X CH 83 1-1 ③ F7			C FF 96 S SL 88 S FF 97 0-3 ① K	4	0	0	0	0	2	2
23 Chris Carter, R (1, 7) OBP: 0.323, SLG: 0.458		C FF 89 X FC 84 0-1 ① F8		C FF 90 B FC 86 B FF 92 D CH 84 C FC 86 B FF 91 4-2 2-3 BB			B CH 82 B FC 87 B FC 88 C FF 87 B SL 82 4-1 29 HR BB		C FC 96 B FC 96 X FC 96 1-1 14 F8 14 DI 1B	2	1	1	0	2	0	0
14 J.D. Martinez, R (1, 9) OBP: 0.270, SLG: 0.403		B FF 88 B FF 88 F FF 88 F SL 84 F FC 84 F FF 90 X CH 80 2-2 ② F7		C FF 90 X FF 91 0-1 ③ F9			F FF 88 X FF 89 0-1 ① F9		C FC 95 B FC 96 X FC 96 1-1 ② F8 1-3	4	0	0	0	0	0	4
29 Brett Wallace, L (1, 3) OBP: 0.167, SLG: 0.250		B CH 87 S FF 87 C CU 76 F CH 82 S CH 84 1-3 ③ K			C CU 74 B CU 76 B SL 82 F FF 88 S CH 82 2-3 ① K		F FF 88 B FF 88 X CH 82 1-1 1-H HR		B FF 96 F FF 96 S FF 98 S SL 89 1-3 ③ K	4	1	1	2	0	3	1
30 Matt Dominguez, R (1, 5) OBP: 0.261, SLG: 0.405			B FF 87 X FF 88 1-0 ① G6-3		B FF 89 S SL 84 X SL 85 1-1 ② F9		C SL 84 X FF 89 0-1 ② F9			3	0	0	0	0	0	0
59 Marc Krauss, L (1, 10) OBP: 0.091, SLG: 0.182			C FF 87 B CU 77 F FF 88 B CH 84 F CH 82 X FF 88 2-2 ② L3		C FF 89 B CH 84 C FF 90 X SL 80 1-2 ③ G3		B CH 84 B FF 90 C FF 89 F FF 89 F CU 77 B FF 90 S CH 81 3-3 ③ K			3	0	0	0	0	1	0
2 Brandon Barnes, R (1, 8) OBP: 0.310, SLG: 0.360			T FF 88 S FF 89 X FF 91 0-2 ③ P3			C FC 84 B SL 79 B FF 89 X SL 84 2-1 1B		C FF 92 B SL 81 B FC 94 S FC 94 B FC 96 F FC 92 S FC 95 3-3 ① K		3	0	1	0	0	1	0
Inning Stats	R: 0 E: 0 K: 1 S: 8 H: 0 LOB: 0 BB: 0 P: 10	R: 0 E: 0 K: 1 S: 11 H: 0 LOB: 0 BB: 0 P: 14	R: 0 E: 0 K: 0 S: 8 H: 0 LOB: 0 BB: 0 P: 11	R: 0 E: 0 K: 1 S: 11 H: 1 LOB: 2 BB: 1 P: 20	R: 0 E: 0 K: 1 S: 8 H: 0 LOB: 0 BB: 0 P: 12	R: 0 E: 0 K: 1 S: 8 H: 1 LOB: 1 BB: 0 P: 13	R: 2 E: 0 K: 1 S: 11 H: 1 LOB: 0 BB: 1 P: 19	R: 0 E: 0 K: 2 S: 10 H: 0 LOB: 0 BB: 0 P: 15	R: 0 E: 0 K: 2 S: 10 H: 1 LOB: 1 BB: 0 P: 13	1B: 2 2B: 1 3B: 0 HR: 1 SF: 0 SAC: 0 DP: 0 HBP: 0							

	AB	31
	R	2
	H	4
	RBI	2
	BB	2
	SO	10
	LOB	9

WP: 1 PB: 0 SB: 0 CS: 0 PA: 33

PITCHER		IP	WLS	BF	H	R	ER	SO	BB	IBB	HBP	BLK	WP	HR	S	P	ERA	WHIP
55 Joe Blanton, R ERA: 5.07	(1, 1)	7.0	W	26	3	2	2	6	2	0	0	0	1	1	65	99	2.57	0.714
65 Dane De La Rosa, R ERA: 3.16	(8, 1)	1.0		3	0	0	0	2	0	0	0	0	0	0	10	15	0.00	0.000
Garrett Richards, R ERA: 5.3	(9, 1)	1.0		4	1	0	0	2	0	0	0	0	0	0	10	13	0.00	1.000

PITCHER	IP	WLS	BF	H	R	ER	SO	BB	IBB	HBP	BLK	WP	HR	S	P	ERA	WHIP

Batter	1	2	3	4	5	6	7	8	9	AB	R	H	RBI	BB	SO	LOB
39 JB Shuck, L (1, 7) OBP: 0.341, SLG: 0.362	B FF 91 X SI 92 1-0 ① G6-3		B CU 81 C SI 93 C FF 93 X FF 93 1-2 ② G5-3		C SI 94 F CU 81 F CH 85 C FF 94 0-3 ③ K		B SI 91 B SI 92 C SI 91 X SI 91 2-1 ③ FC6-4 1-2f		F SI 93 F SI 94 F SI 94 1 SAFE B CU 77 F CU 77 B SI 95 F FS 84 F SI 95 2-2 ②③ F CU 78 X FS 84 L3 1-1	5	0	0	0	0	1	3
47 Howie Kendrick, R (1, 4) OBP: 0.362, SLG: 0.471	C SI 92 X SI 92 0-1 ② G5-3		B SL 90 F SI 93 B FF 93 B FF 94 F FF 94 X FF 94 3-2 3B			C SI 92 B SI 92 F FF 92 B CU 83 F CU 82 X FF 94 2-2 32 CS 1B		B FF 92 S SI 92 X SI 93 1-1 32 E 1B		4	1	3	0	0	0	0
5 Albert Pujols, R (1, 10) OBP: 0.323, SLG: 0.429	C FF 93 B CU 82 X FF 93 1-1 32 BB 1B		C SL 90 D CU 83 B FF 93 S FF 93 S FC 93 2-3 ③ K			C SL 89 F FF 93 B CU 82 X SI 93 2-2 ① F8		B FF 91 B FF 92 C SL 85 S FF 91 S FF 91 2-3 ① K		4	0	1	0	0	2	3
32 Josh Hamilton, L (1, 8) OBP: 0.283, SLG: 0.392	C FF 93 B FF 94 B SI 92 B CH 83 D SI 92 4-1 1-2 BB			X SI 91 0-0 ① L6		B FF 92 B FF 86 S CH 86 F SI 93 F CU 83 B FF 95 D CH 86 4-2 1-2 BB		B FF 91 C FF 92 B FF 93 F FF 91 X SI 93 2-2 1-H E6 2B		2	1	1	1	2	0	0
44 Mark Trumbo, R (1, 3) OBP: 0.321, SLG: 0.470	C FF 92 F SL 89 S FF 93 0-3 ③ K			B SI 92 X FF 93 1-0 HR		C SL 89 S SL 90 S SL 89 0-3 ③ K		C SL 87 S SL 87 B FF 94 S FF 96 1-3 ② K		4	1	1	1	0	3	3
6 Alberto Callaspo, S (1, 5) OBP: 0.333, SLG: 0.368		C SI 92 T SI 91 B CU 80 F FF 93 X SI 92 1-2 ① F7		B FF 92 X SI 92 1-0 ② G4-3			C CH 82 B SI 91 X SI 90 1-1 ① P6	F SI 93 B FF 94 F FF 95 F FF 94 B CH 87 B FF 93 B FF 95 4-2 BB		3	0	0	0	1	0	0
10 Brad Hawpe, L (1, 9) OBP: 0.409, SLG: 0.235		B FF 92 F FF 92 C SI 93 C FF 93 1-3 ② K		B FF 93 X FF 93 1-0 ③ L8			F CH 84 B SI 92 C SI 92 B SL 88 F SI 93 B CH 84 S FF 92 3-3 ② K	F FF 91 B FF 90 C FF 93 B FF 94 S CU 81 2-3 ③ K		4	0	0	0	0	3	1
16 Hank Conger, L (1, 2) OBP: 0.312, SLG: 0.431		B SI 92 C SI 93 X CH 85 1-1 ③ G3			F CH 82 B CH 81 C SI 93 B CU 82 S SI 92 2-3 ① K		B SI 92 X CH 84 1-0 2 1B 1B		S FS 83 F SI 94 B CU 76 F FS 83 B CU 77 X CU 77 2-2 39 L3 1B	4	0	2	0	0	1	0
2 Erick Aybar, S (1, 6) OBP: 0.303, SLG: 0.379			F FF 91 B CU 78 B SI 92 C SI 92 B SI 93 X SI 94 3-2 ① G5-3		B CH 84 B SI 93 F SI 93 C SI 93 F SI 93 F CU 82 X SI 94 2-2 ② G3		C SI 92 X FF 92 0-1 39 FC6-4 1-3 1B		D SI 93 1 SAFE X SI 94 1-0 ① L8	4	0	1	0	0	0	1
Inning Stats	R: 0 E: 0 K: 1 S: 9 H: 1 LOB: 2 BB: 1 P: 15	R: 0 E: 0 K: 1 S: 9 H: 0 LOB: 0 BB: 0 P: 12	R: 0 E: 0 K: 1 S: 12 H: 1 LOB: 1 BB: 0 P: 21	R: 1 E: 0 K: 0 S: 4 H: 1 LOB: 0 BB: 0 P: 7	R: 0 E: 0 K: 2 S: 12 H: 0 LOB: 0 BB: 0 P: 16	R: 0 E: 0 K: 1 S: 13 H: 1 LOB: 1 BB: 1 P: 21	R: 0 E: 0 K: 1 S: 11 H: 2 LOB: 2 BB: 0 P: 18	R: 2 E: 1 K: 3 S: 17 H: 2 LOB: 1 BB: 1 P: 29	R: 0 E: 0 K: 0 S: 13 H: 1 LOB: 0 BB: 0 P: 18	1B: 6 2B: 2 3B: 1 HR: 1 SF: 0 SAC: 0 DP: 1 HBP: 0						

PITCHER		IP	WLS	BF	H	R	ER	SO	BB	IBB	HBP	BLK	WP	HR	S	P	ERA	WHIP
64 Lucas Harrell, R ERA: 4.59	(1, 1)	7.0		28	6	1	1	7	2	0	0	0	0	1	70	110	1.29	1.143
68 José Cisnero, R ERA: 2.34	(8, 1)	1.0	L	6	2	2	1	3	1	0	0	0	0	0	17	29	9.00	3.000
41 Jose Veras, R ERA: 3.6	(9, 1)	1.0		3	1	0	0	0	0	0	0	0	0	0	13	18	0.00	1.000

PITCHER	IP	WLS	BF	H	R	ER	SO	BB	IBB	HBP	BLK	WP	HR	S	P	ERA	WHIP

TOP

Los Angeles Angels @ Houston Astros

Minute Maid Park, Houston, TX

Sun Jun 30 2013, 1:12 PM - 4:19 PM CDT

Att. 22,376 - Roof Closed - 73 F

livebaseballscorecards.com

AB	34
R	3
H	9
RBI	2
BB	3
SO	10
LOB	11

WP: 0 PA: 37
PB: 0
SB: 0
CS: 1

Los Angeles Angels @ Houston Astros

Minute Maid Park, Houston, TX

Sun Jun 30 2013, 1:12 PM - 4:19 PM CDT

Att. 22,376 - Roof Closed - 73 F

livebaseballscorecards.com

BOTTOM

Batter	1	2	3	4	5	6	7	8	9	AB	R	H	RBI	BB	SO	LOB
10 Jake Elmore, R (1, 6) OBP: 0.304, SLG: 0.318	C SI 91 X SI 92 0-1 G1-3		D CH 87 1 SAFE B SI 91 B SI 91 B FF 91 4-0 27 FC5 1-2 BB			1 SAFE 1 SAFE S CU 78 X FF 91 0-1 27 E 1-3 1B		B FF 97 F FF 96 C FF 97 X FF 96 1-2 27 FC4 1B		3	0	2	0	1	0	0
27 Jose Altuve, R (1, 4) OBP: 0.327, SLG: 0.375	B CU 77 X FF 91 1-0 F9		C CU 78 X SL 82 0-1 FC5 1-2 2-3f			S SL 82 1 SAFE F FF 89 X SL 81 0-2 L5 1-2 3-H		C FF 96 B FF 96 B FF 96 X FF 95 2-1 FC4 23 BB 1-2f		4	0	0	0	0	0	4
23 Chris Carter, R (1, 7) OBP: 0.322, SLG: 0.452	B FF 91 C FF 91 F FC 90 B SL 83 S SL 84 2-3 K			B SI 93 B CU 79 C SI 92 B SI 92 F SI 93 T SL 83 3-2 K		2 SAFE C CU 78 B SL 82 X SI 93 1-1 G1-3		B FF 96 B FF 96 B FF 96 B FF 95 4-0 1-2 BB		3	0	0	0	1	2	1
22 Carlos Corporán, S (1, 2) OBP: 0.349, SLG: 0.459		S FF 90 B CU 79 F CU 78 C SI 92 1-3 K		F FF 92 S SL 85 B SI 92 B SL 85 S SL 83 2-3 K		F CU 79 B SI 92 F SL 83 S SL 84 1-3 K2-3		F FF 96 F FF 96 D CU 83 S FF 96 1-3 K		4	0	0	0	0	4	3
14 J.D. Martinez, R (1, 9) OBP: 0.274, SLG: 0.402		C CU 78 B SI 91 B SI 92 B CU 79 C SI 92 B FF 94 4-2 30 G6-4-3 BB		S CU 77 B SI 93 B FF 90 C FF 90 S CU 79 2-3 K			B SL 80 F CU 77 F SI 91 B CU 79 T SL 83 2-2 K		B FF 93 B FF 94 B FF 94 C FF 92 F FF 94 X FF 94 3-2 1B	3	0	1	0	1	2	0
30 Matt Dominguez, R (1, 5) OBP: 0.258, SLG: 0.399		S CU 78 X SI 92 0-1 G6-4-3 1-2f			B SI 90 C CU 78 C FF 89 B CU 78 C FC 89 2-3 K		B CU 79 F SL 83 X SI 93 1-1 G6-3		B SL 83 B FF 94 B FF 94 C FF 95 F FF 94 B SL 84 F FF 95 F FF 94 X FF 95 3-2 P3	4	0	0	0	0	1	2
13 Ronny Cedeno, R (1, 10) 15 Jason Castro, L (9, PH) OBP: 0.326, SLG: 0.479			F SI 91 B FF 91 F CU 78 S SL 83 1-3 K		B SI 88 C SI 92 B SI 91 F SI 92 F FF 92 X SL 82 2-2 F8		C SI 92 S CU 78 B SI 92 B FC 88 F SL 83 B CU 78 B SI 93 4-2 BB		B FF 95 C FF 94 S FF 95 B FF 95 S FF 95 2-3 K	2 1	0 0	0 0	0 0	1 1	1 1	0 1
29 Brett Wallace, L (1, 3) OBP: 0.152, SLG: 0.227			X CU 79 0-0 G3		C FF 92 B SL 84 S SL 85 X CU 80 1-2 F7		1 SAFE D SL 80 1 SAFE F SL 82 B SI 93 1 SAFE F FF 92 1 SAFE F SL 83 2-3 C SI 93 K		X FF 95 0-0 F8	4	0	0	0	0	1	2
2 Brandon Barnes, R (1, 8) OBP: 0.316, SLG: 0.366			C SI 92 B CU 80 C CU 77 B SL 82 B SL 83 X SI 93 3-2 27 FC5 10 BB 1B			C SI 91 B SI 92 B CU 79 X SI 90 2-1 10 1B 10 S 27 E 1B		F FF 97 T FF 96 B FF 95 F FF 97 B CU 83 F FF 96 B FC 91 X FF 96 3-2 P4		3	1	2	0	0	0	0
Inning Stats	R: 0 E: 0 K: 1 S: 6 H: 0 LOB: 0 BB: 0 P: 9	R: 0 E: 0 K: 1 S: 7 H: 0 LOB: 0 BB: 1 P: 12	R: 0 E: 0 K: 1 S: 9 H: 1 LOB: 2 BB: 1 P: 17	R: 0 E: 0 K: 3 S: 9 H: 0 LOB: 0 BB: 0 P: 16	R: 0 E: 0 K: 1 S: 10 H: 0 LOB: 0 BB: 0 P: 15	R: 1 E: 1 K: 1 S: 12 H: 2 LOB: 1 BB: 0 P: 16	R: 0 E: 0 K: 2 S: 12 H: 0 LOB: 1 BB: 1 P: 21	R: 0 E: 0 K: 1 S: 13 H: 1 LOB: 2 BB: 1 P: 24	R: 0 E: 0 K: 1 S: 13 H: 1 LOB: 1 BB: 0 P: 21	1B: 5 2B: 0 3B: 0 HR: 0	SF: 0 SAC: 0 DP: 1 HBP: 0	WP: 0 PB: 0 SB: 1 CS: 0	PA: 35				

	AB	31
	R	1
	H	5
	RBI	0
	BB	4
	SO	12
	LOB	13

PITCHER		IP	WLS	BF	H	R	ER	SO	BB	IBB	HBP	BLK	WP	HR	S	P	ERA	WHIP
33 C.J. Wilson, L ERA: 3.63	(1, 1)	7.0	W	26	3	1	0	10	3	0	0	0	0	0	65	106	0.00	0.857
40 Kevin Jepsen, R ERA: 4.12	(8, 1)	1.0	H	5	1	0	0	1	1	0	0	0	0	0	13	24	0.00	2.000
49 Ernesto Frieri, R ERA: 3.19	(9, 1)	1.0	S	4	1	0	0	1	0	0	0	0	0	0	13	21	0.00	1.000

PITCHER	IP	WLS	BF	H	R	ER	SO	BB	IBB	HBP	BLK	WP	HR	S	P	ERA	WHIP

Batter	1	2	3	4	5	6	7	8	9	AB	R	H	RBI	BB	SO	LOB
13 Matt Carpenter, L (1, 4) OBP: 0.395, SLG: 0.483	B SI 86 B SI 86 C SI 87 C SI 86 X FF 91 2-2 ① G3-1		C CU 70 B CU 71 F FF 88 X SL 80 1-2 2B		B CH 79 C CU 72 C CU 72 F FF 88 B SI 88 F CU 73 X CH 80 2-2 ② G3-1		B SI 85 X CU 72 1-0 ③ F8			4	0	1	0	0	0	0
4 Yadier Molina, R (1, 2) OBP: 0.388, SLG: 0.497	X FF 87 0-0 E5		X FF 88 0-0 ③ F9		C SL 80 B FF 89 X FF 88 1-1 1B			F FF 97 F FF 96 B CU 83 B FC 91 X FF 96 2-2 21 1B 3 1B 1B		4	0	2	0	0	0	1
3 Carlos Beltrán, S (1, 9) OBP: 0.346, SLG: 0.545	B SI 88 C CU 74 B SI 88 1 SAFE X SI 88 2-1 ② F9			S CU 73 X CH 79 0-1 ① G3	C SI 83 S SI 90 B FF 87 F CU 72 B SI 89 S CH 78 2-3 ③ K			C SI 96 C FF 96 B SI 96 X SI 97 1-2 21 1B 1-2 1B		4	0	1	0	0	1	2
21 Allen Craig, R (1, 7) OBP: 0.360, SLG: 0.479	C FF 87 B FF 89 X FC 84 1-1 ③ F9			C FF 89 B SI 88 B SL 82 S FF 88 X FF 91 2-2 2B 23 G5-3 1B		B SI 88 C SL 82 F CH 76 S SL 83 1-3 ① K		C FF 95 D FF 92 F SI 96 B FC 91 F FF 96 F SI 97 X FF 96 2-2 23 G3-6-1 1-2 2-3 1B		4	1	2	0	0	1	1
Matt Adams, L (1, 3) OBP: 0.358, SLG: 0.569		B SI 86 X SI 87 1-0 ① L3		B CH 78 C SI 87 X CH 78 1-1 1-3 2B		C CU 71 S FF 87 B SL 80 C SI 86 1-3 ② K		B SI 89 S SI 88 B SI 88 S SI 90 S SI 90 2-3 ① K		4	0	1	0	0	2	3
23 David Freese, R (1, 10) OBP: 0.353, SLG: 0.406		B FF 88 B FF 88 F FF 88 F SL 82 B CU 73 X SL 83 3-2 19 G3-6-3 1B		B FF 90 X SL 82 1-0 ② G5-3 3-H		C SL 81 S CH 78 B SI 86 F FF 89 B FC 84 X CH 75 2-2 2B		B SI 89 S SI 89 B SI 90 S SI 89 X SI 90 2-2 ②③ G3-6-1 1-2f		4	0	2	1	0	0	4
19 Jon Jay, L (1, 8) OBP: 0.321, SLG: 0.327		B SI 88 X CU 73 1-0 ②③ G3-6-3 1-2f		C CH 79 F SI 88 D CU 72 H SI 89 2-2 33 FC6-4 HBP		B CU 73 B SI 86 S CH 79 F CH 78 S FF 89 2-3 ③ K			B FF 94 C FF 94 X FF 96 1-1 ① G4-3	3	0	0	0	0	1	2
33 Daniel Descalso, L (1, 5) OBP: 0.325, SLG: 0.417			C SI 86 B CU 71 F SI 86 X SI 88 1-2 ① P5	F SI 89 B SI 89 X CH 78 1-1 ③ FC6-4 1-2f			B SI 83 F SI 85 F CH 75 F SI 87 X CU 73 1-2 ① P6		C FF 96 X FF 96 0-1 ② F7	4	0	0	0	0	0	2
38 Pete Kozma, R (1, 6) OBP: 0.286, SLG: 0.305			B FF 86 X FF 86 1-0 ② F9		C FF 88 B SL 82 B FF 86 F FF 87 F CH 77 F FF 88 B FC 84 F FF 88 S SL 81 3-3 ① K		X FF 85 0-0 ② L9		F FF 96 C SL 82 S FF 98 0-3 ③ K	4	0	0	0	0	2	0
Inning Stats	R: 0 H: 0 E: 1 LOB: 1 K: 0 BB: 0 S: 8 P: 13	R: 0 H: 1 E: 0 LOB: 0 K: 0 BB: 0 S: 5 P: 10	R: 0 H: 1 E: 0 LOB: 1 K: 0 BB: 0 S: 8 P: 11	R: 1 H: 2 E: 0 LOB: 2 K: 0 BB: 0 S: 12 P: 19	R: 0 H: 1 E: 0 LOB: 1 K: 2 BB: 0 S: 17 P: 25	R: 0 H: 1 E: 0 LOB: 1 K: 3 BB: 0 S: 13 P: 19	R: 0 H: 0 E: 0 LOB: 0 K: 0 BB: 0 S: 6 P: 8	R: 0 H: 3 E: 0 LOB: 2 K: 1 BB: 0 S: 17 P: 26	R: 0 H: 0 E: 0 LOB: 0 K: 1 BB: 0 S: 7 P: 8	1B: 6 2B: 3 3B: 0 HR: 0	SF: 0 SAC: 0 DP: 2 HBP: 1					

PITCHER		IP	WLS	BF	H	R	ER	SO	BB	IBB	HBP	BLK	WP	HR	S	P	ERA	WHIP
36 Jered Weaver, R ERA: 3.79	(1, 1)	7.0	W	28	6	1	1	5	0	0	1	0	0	0	69	105	1.29	0.857
40 Kevin Jepsen, R ERA: 4.12	(8, 1)	0.0		3	3	0	0	0	0	0	0	0	0	0	11	16	∞	∞
37 Scott Downs, L ERA: 1.54	(8, 1)	1.0	H	2	0	0	0	1	0	0	0	0	0	0	6	10	0.00	0.000
65 Dane De La Rosa, R ERA: 3.08	(9, 1)	1.0		3	0	0	0	1	0	0	0	0	0	0	7	8	0.00	0.000

PITCHER	IP	WLS	BF	H	R	ER	SO	BB	IBB	HBP	BLK	WP	HR	S	P	ERA	WHIP

TOP

St. Louis Cardinals @ Los Angeles Angels

Angel Stadium of Anaheim, Anaheim, CA

Tue Jul 02 2013, 7:09 PM - 9:48 PM PDT

Att. 39,455 - Partly Cloudy - 71 F

livebaseballscorecards.com

AB	35
R	1
H	9
RBI	1
BB	0
SO	7
LOB	15

Batter	1	2	3	4	5	6	7	8	9	AB	R	H	RBI	BB	SO	LOB
39 JB Shuck, L (1, 7) OBP: 0.344, SLG: 0.365	C FF 92 X FF 93 0-1 5 CS 1B	B CU 79 C CH 86 X FF 94 1-1 27 E 2-3 3-H 1B		B FF 94 X SI 93 1-0 ③ G3			X FF 96 0-0 ① F8			4	0	2	1	0	0	0
19 Collin Cowgill, R (8, 7) OBP: 0.206, SLG: 0.311										0	0	0	0	0	0	0
27 Mike Trout, R (1, 8) OBP: 0.388, SLG: 0.539	1 SAFE B FF 93 C FF 93 F SI 92 B SL 90 B FF 94 X SL 87 3-2 ① L8	D CU 81 X SI 92 1-0 E4 1-2 3-H			B SI 91 B SL 87 B FF 93 C FF 92 C FF 93 S FF 94 3-3 ① K		B FF 97 B FF 98 C CU 78 X FF 97 2-1 ② G6-3			4	0	0	1	0	1	2
5 Albert Pujols, R (1, 10) OBP: 0.322, SLG: 0.425	1 SAFE F FF 94 B FF 93 B FF 92 F FF 93 1 SAFE B FF 94 S SI 93 3-3 ②③ K 1-2	C CU 80 F FF 94 B FF 94 B FF 94 S SI 93 2-3 ② K			B CU 78 F CU 78 B CU 78 F CU 79 B SL 87 D SL 90 4-2 47 1B BB		S FF 97 F FF 97 F FF 97 F CU 80 X CU 80 0-2 ③ G5-3			3	0	0	0	1	2	3
32 Josh Hamilton, L (1, 9) OBP: 0.282, SLG: 0.390		47 1B 44 1B 1B 0-3 ③ K			C FF 93 D CU 82 X SL 86 1-1 ② F7			B FF 92 C FF 92 F FS 88 X FS 88 1-2 ① G3		4	1	1	0	0	1	3
47 Howie Kendrick, R (1, 4) OBP: 0.367, SLG: 0.475	C FF 92 X SI 92 0-1 44 1B 6 1-2 1B C FF 91 B FF 92 F SL 88 F CU 80 X SL 86 1-2 6 G1-6-3 1B				F FF 93 B SL 86 S CU 81 B FF 93 F FF 93 X CU 82 2-2 1-2 1B			C FF 93 F FF 94 B FF 94 S FS 89 1-3 ② K		4	1	3	0	0	1	0
44 Mark Trumbo, R (1, 3) OBP: 0.320, SLG: 0.467		B FF 94 X SI 92 1-0 6 2 1B 1-3 2-H 1B F FF 94 F SI 91 S SL 88 0-3 ① K			C SI 93 B SI 93 B SI 92 S SL 86 C FF 95 2-3 ③ K			B SL 87 S SL 83 F FS 89 S FS 89 1-3 ③ K		4	1	1	1	0	3	3
6 Alberto Callaspo, S (1, 5) OBP: 0.333, SLG: 0.368		C FF 93 B FF 93 F FF 92 D CH 87 D CU 79 X FF 93 3-2 2 1B 39 1-2 1B 3-H 1 SAFE 1 SAFE C SI 91 X SL 84 0-1 ②③ G1-6-3 1-2f					C SI 91 B CU 80 X SI 90 1-1 ① G1-3			3	1	1	1	0	0	1
17 Chris Iannetta, R (1, 2) OBP: 0.359, SLG: 0.351		C FF 94 B CU 81 X CU 80 1-1 ① P3		F FF 90 F FF 91 B CU 79 B FF 93 S SL 89 2-3 ① K			F FF 94 B CU 81 B CU 81 F SL 86 F FF 94 F SL 87 B CU 80 T SL 87 3-2 ② K			3	0	0	0	0	2	2
2 Erick Aybar, S (1, 6) OBP: 0.304, SLG: 0.378		C FF 92 X FF 93 0-1 39 1B 27 E 1-3 2-H 1B		T FF 93 B CU 80 X SL 88 1-1 ② L4			L SI 93 C CU 80 B CU 81 B FF 94 F FF 93 B FF 94 X FF 93 3-2 ③ F8			3	1	1	1	0	0	0
Inning Stats	R: 0 H: 1 E: 0 LOB: 1 K: 1 BB: 0 S: 8 P: 14	R: 5 H: 6 E: 1 LOB: 2 K: 2 BB: 0 S: 21 P: 31	R: 0 H: 1 E: 0 LOB: 0 K: 1 BB: 0 S: 9 P: 10	R: 0 H: 0 E: 0 LOB: 0 K: 1 BB: 0 S: 6 P: 10	R: 0 H: 1 E: 0 LOB: 2 K: 2 BB: 1 S: 14 P: 26		R: 0 H: 0 E: 0 LOB: 0 K: 1 BB: 0 S: 11 P: 18	R: 0 H: 0 E: 0 LOB: 0 K: 0 BB: 0 S: 8 P: 10	R: 0 H: 0 E: 0 LOB: 0 K: 2 BB: 0 S: 9 P: 12							

PITCHER	IP	WLS	BF	H	R	ER	SO	BB	IBB	HBP	BLK	WP	HR	S	P	ERA	WHIP
31 Lance Lynn, R (1, 1) ERA: 3.75	6.0	L	27	9	5	5	8	1	0	0	0	0	0	69	109	7.50	1.667
67 Michael Blazek, R (7, 1) ERA:	1.0		3	0	0	0	0	0	0	0	0	0	0	8	10	0.00	0.000
44 Edward Mujica, R (8, 1) ERA: 2.14	1.0		3	0	0	0	2	0	0	0	0	0	0	9	12	0.00	0.000

PITCHER	IP	WLS	BF	H	R	ER	SO	BB	IBB	HBP	BLK	WP	HR	S	P	ERA	WHIP

BOTTOM

St. Louis Cardinals @ Los Angeles Angels

Angel Stadium of Anaheim, Anaheim, CA

Tue Jul 02 2013, 7:09 PM - 9:48 PM PDT

Att. 39,455 - Partly Cloudy - 71 F

livebaseballscorecards.com

AB	32
R	5
H	9
RBI	5
BB	1
SO	10
LOB	14

1B: 9 SF: 0
2B: 1 SAC: 0
3B: 0 DP: 2
HR: 0 HBP: 0

WP: 0 PA: 33
PB: 0
SB: 0
CS: 1

St. Louis Cardinals @ Los Angeles Angels

Angel Stadium of Anaheim, Anaheim, CA

Wed Jul 03 2013, 7:07 PM - 10:29 PM PDT

Att. 35,025 - Partly Cloudy - 74 F

TOP

livebaseballscorecards.com

Batter	1	2	3	4	5	6	7	8	9	AB	R	H	RBI	BB	SO	LOB
13 Matt Carpenter, L (1, 4) OBP: 0.397, SLG: 0.495	C SI 92 X SI 94 0-1 G1-3	B SI 92 X CH 85 1-0 19 HR 2-H 1B	D SL 88 X FF 95 1-0 E1 19 CS 3-H		D SL 83 C FF 88 X SL 81 1-1 19 WP 19 1B 2-H 2B		B FF 86 C SI 86 B CU 76 X SI 88 2-1 HR		F SI 86 C CH 80 B CU 79 F CH 79 B CH 81 B CU 76 X SI 85 3-2 F8	6	3	3	3	0	0	0
19 Jon Jay, L (1, 8) OBP: 0.321, SLG: 0.338	C SI 92 S FC 90 C SI 94 0-3 K	C SI 92 1 SAFE 1 SAFE X CH 84 0-1 1-H HR	C FF 96 0-1 CS 1-2	B SI 96 C FF 95 B CU 79 B FF 94 X FF 95 3-1 L5	C FF 87 B SI 87 B SL 83 X FF 88 2-1 2-H 1B		C FF 87 C CU 77 B CU 80 X CH 83 1-2 G6-3		S CH 81 B SI 88 F SI 88 B SI 89 B CH 83 X SI 88 3-2 F7	6	1	2	3	0	1	0
3 Carlos Beltrán, S (1, 9) OBP: 0.345, SLG: 0.539 43 Shane Robinson, R (7, 9) OBP: 0.351, SLG: 0.333	F SI 93 B SI 93 B FF 94 B SI 94 X SI 93 3-1 G4-3	B SL 80 B SI 93 B SI 93 B SI 93 4-0 21 BB 4 1B BB		C FF 96 X FF 96 0-1 G3-1	C FF 87 F CU 78 S CH 81 0-3 K			C CH 79 B FF 85 C CU 75 B CU 78 B SI 88 B FF 85 4-2 4 1B 1B BB		3 0	1 1	0 0	0 0	1 1	1 0	1 0
21 Allen Craig, R (1, 7) OBP: 0.368, SLG: 0.481 12 Ty Wigginton, R (8, PH) OBP: 0.242, SLG: 0.196 (8, 7)	B FF 91 C SI 93 B SL 81 B SI 92 F FC 90 F SV 94 F FF 93 F CH 87 B FC 90 4-2 4 1B 23 G5-3 BB BB B FF 91 C SI 93 B SL 81 B SI 92 F FC 90 D SL 83 B FC 89 4-2 4 1B 1-2 BB			B FF 95 C FF 95 S SL 88 H FF 96 2-2 4 BB HBP		F FF 87 B FF 89 X SI 88 1-1 FC4-6 1B		F SI 87 S CU 76 D CU 78 S CH 81 1-3 K	1 1	1 0	1 0	0 0	2 0	0 1	0 1
4 Yadier Molina, R (1, 2) OBP: 0.394, SLG: 0.500 65 Keith Butler, R (8, 1) 36 Randy Choate, L (9, 1)	R FC 94 X SI 85 23 G5-3 1-2 BB 33 2B 1B S FF 96 X SL 87 0-2 1-2 2-H 1B			S SL 88 B FF 96 D SL 88 B FF 96 B FC 94 4-1 1-2 BB		B FF 88 C CH 80 X FF 88 1-1 F9		B CH 82 C CU 75 X FF 87 1-1 1B 1-2 1B	4 0 0	1 0 0	3 0 0	1 0 0	1 0 0	0 0 0	1 0 0
Matt Adams, L (1, 3) OBP: 0.360, SLG: 0.557	F SI 93 C CH 94 B SI 94 F CH 85 B SI 93 B SI 92 B CH 84 4-2 23 G5-3 33 2B 1-2 2-3 BB D FF 96 X SI 96 1-0 G3			B SI 89 B FF 89 D SL 83 C FF 89 F FF 89 X SL 83 3-2 G3-1		C SI 86 B SI 87 X CH 82 1-1 FC4-6 1-2f		C CH 80 F FF 88 B SI 86 B FF 88 F CH 79 D CU 78 X SI 87 3-2 1-2 2-H 1B	4	1	1	1	1	0	5
23 David Freese, R (1, 10) OBP: 0.356, SLG: 0.405 48 Tony Cruz, R (8, PH) OBP: 0.171, SLG: 0.206 (8, 2)	F SI 93 F SI 94 F SI 92 D SL 85 F SI 93 X SI 94 1-2 G5-3 1-2 2-3 3-H	C FF 97 F FF 97 B FF 96 F FF 95 B FF 97 X FF 96 2-2 38 G6-3 13 E 33 1B 1B			B CH 80 B SI 89 B SI 88 B SI 88 4-0 38 CS 33 HBP BB	C CH 80 B CU 77 X FF 89 1-1 L4		C FF 88 X CU 77 0-1 L8	3 1	1 0	1 0	1 0	1 0	0 0	3 2
33 Daniel Descalso, L (1, 5) OBP: 0.333, SLG: 0.427	X CH 86 0-0 13 1B 2-H 3-H 2B	C FF 96 S SL 88 B SL 87 F FF 96 F SL 86 F SL 86 1 SAFE B SI 96 X FF 96 2-2 38 G6-3 1-2 1B			C FF 89 F SL 83 B SL 83 H FF 87 2-2 38 CS 13 2B 1-2 HBP		C FF 85 X CU 75 0-1 F7	F SI 86 B SI 88 X CH 82 1-1 L8		4	2	2	2	0	0	2
38 Pete Kozma, R (1, 6) OBP: 0.281, SLG: 0.299	C SI 93 S FC 90 B SI 93 F FC 90 S SL 84 1-3 K	C FF 98 X FF 97 0-1 G6-3 1-2f 2-3			S FF 87 B CH 79 B CH 79 C SL 82 X SL 82 2-2 F8 1-2 2-3		C CU 75 B CH 80 X SI 87 1-1 F8		F FF 84 B FF 85 F CU 73 F SI 85 X CH 80 1-2 L4	5	0	0	0	0	1	5

Inning Stats																								
	R: 0	H: 0	R: 7	H: 5	R: 1	H: 2	R: 0	H: 0	R: 2	H: 2	R: 0	H: 1	R: 1	H: 1	R: 1	H: 2	R: 0	H: 0	1B: 9	SF: 0	WP: 1	PA: 48
	E: 0	LOB: 0	E: 0	LOB: 2	E: 1	LOB: 0	E: 0	LOB: 2	E: 0	LOB: 1	E: 0	LOB: 1	E: 0	LOB: 0	E: 0	LOB: 2	E: 0	LOB: 0	2B: 2	SAC: 0	PB: 0	
	K: 1	BB: 0	K: 1	BB: 4	K: 0	BB: 0	K: 0	BB: 1	K: 1	BB: 1	K: 0	BB: 0	K: 0	BB: 0	K: 1	BB: 1	K: 0	BB: 0	3B: 0	DP: 1	SB: 0	
	S: 7	P: 10	S: 29	P: 50	S: 14	P: 19	S: 10	P: 22	S: 12	P: 23	S: 8	P: 12	S: 9	P: 13	S: 15	P: 25	S: 11	P: 18	HR: 2	HBP: 2	CS: 3	

PITCHER		IP	WLS	BF	H	R	ER	SO	BB	IBB	HBP	BLK	WP	HR	S	P	ERA	WHIP
57 Jerome Williams, R ERA: 3.89	(1, 1)	1.2	L	13	4	7	7	2	4	0	0	0	0	1	32	55	37.80	4.800
Garrett Richards, R ERA: 5.12	(2, 1)	2.0		10	3	1	0	0	1	0	1	0	0	0	25	40	0.00	2.000
51 Michael Roth, L ERA: 9.6	(4, 1)	1.0		6	2	2	2	0	1	0	1	0	1	0	12	26	18.00	3.000
31 Billy Buckner, R ERA: 3.45	(5, 1)	4.1		18	4	2	2	2	1	0	0	0	0	1	46	71	4.15	1.154

PITCHER	IP	WLS	BF	H	R	ER	SO	BB	IBB	HBP	BLK	WP	HR	S	P	ERA	WHIP

AB	38
R	12
H	13
RBI	11
BB	7
SO	4
LOB	20

Batter	1	2	3	4	5	6	7	8	9	AB	R	H	RBI	BB	SO	LOB
39 JB Shuck, L (1, 7) OBP: 0.342, SLG: 0.363	C FF 94 B FF 96 F FF 96 B CU 82 B FF 96 X FF 93 3-2 F7 ①		C FF 93 X FF 95 0-1 G5-3 ①		C FF 96 C FF 96 X FF 97 0-2 1B			B FF 89 B SI 89 C FF 88 F FF 90 X FF 93 2-2 F9 ①		4	0	1	0	0	0	0
27 Mike Trout, R (1, 8) OBP: 0.390, SLG: 0.540 20 Brendan Harris, R (7, 6) OBP: 0.262, SLG: 0.343	B CU 81 C CU 82 B FF 97 B FF 96 S FF 96 F FF 96 X FF 96 3-2 1B		C FF 95 F FF 96 B FF 96 B CU 80 X CU 82 2-2 32 BB 1B		C FF 96 D CH 88 S CH 88 X CH 84 1-2 P6 ②			B FF 90 B FF 92 B FF 90 C FF 90 F FF 91 F FF 93 X FF 93 3-2 G4-3 ②		3 1	0 0	2 0	0 0	0 0	0 0	1 0
5 Albert Pujols, R (1, 10) OBP: 0.319, SLG: 0.420	B FF 95 F FF 96 F CU 83 X FF 96 1-2 L8 ②		S FF 96 B FF 97 F FF 96 C CU 81 1-3 K ②		C FF 96 X FF 97 0-1 F8 ③			X FF 92 0-0 F9 ③		4	0	0	0	0	1	3
32 Josh Hamilton, L (1, 9) OBP: 0.286, SLG: 0.391 19 Collin Cowgill, R (7, 8) OBP: 0.203, SLG: 0.306	1 SAFE F FF 96 F FF 95 S FF 95 0-3 K ③		1 SAFE B FF 96 1 SAFE C FF 95 F FF 95 B FF 96 B FF 95 B CU 84 4-2 1-2 BB			C FF 95 B FF 96 X FF 95 1-1 44 G6-4-3 1B			B FF 88 X FF 89 1-0 P2 ①	2 1	0 0	1 0	0 0	1 0	1 0	1 0
47 Howie Kendrick, R (1, 4) OBP: 0.362, SLG: 0.469		C FF 96 S FF 96 S FF 97 0-3 K ① C CU 82 S CU 80 X FF 96 0-2 P3 ②	F FF 97 B FF 96 S FF 96 B FF 95 F FF 97 F CU 83 S CU 83 2-3 K2-3 ③	X CU 80 0-0 F9 ①		C CU 81 F FF 96 F FF 95 F FF 96 B FF 96 B FF 95 B CU 82 F FF 96 F FF 95 3-2 L8 ① C FF 95 C FF 95 D CU 81 F FF 96 X FF 96 1-2 G6-4-3 ②③ 1-2f		C CU 75 X FF 92 0-1 F9 ② B FF 90 X FF 91 1-0 2B	4 4	0 0	0 1	0 0	0 0	2 0	3 1
6 Alberto Callaspo, S (1, 5) OBP: 0.332, SLG: 0.363		B FF 96 B FF 96 F FF 95 B FF 95 B FF 94 4-1 16 HR BB	B FF 94 F FF 95 C FF 96 B CU 82 S CU 81 2-3 K ②				C FF 95 X FF 97 0-1 G1-3 ①		T SI 84 X SI 86 0-1 G6-3 ③	3	1	0	0	1	1	1
16 Hank Conger, L (1, 2) OBP: 0.313, SLG: 0.457		B FF 95 F FF 94 C FF 94 X CU 78 1-2 1-H HR	B CU 82 C FF 96 X FF 97 1-1 F7 ③				C FF 96 B FF 96 B FF 96 B SI 96 F FF 96 F FF 97 S FF 96 3-3 K ②			3	1	1	2	0	1	0
2 Erick Aybar, S (1, 6) OBP: 0.301, SLG: 0.375 10 Brad Hawpe, L (7, 9) OBP: 0.391, SLG: 0.222		S FF 96 X FF 96 0-1 F7 ③			B FF 94 C FF 94 B FF 95 F FF 95 S FF 97 2-3 K ①		C FF 96 C CU 80 B FF 98 B FF 96 B FF 97 S FF 96 3-3 K ③			2 1	0 0	0 0	0 0	0 0	1 1	0 0
Inning Stats	R: 0 H: 1 E: 0 LOB: 1 K: 1 BB: 0 S: 13 P: 20	R: 2 H: 1 E: 0 LOB: 0 K: 1 BB: 1 S: 12 P: 17	R: 0 H: 1 E: 0 LOB: 2 K: 2 BB: 1 S: 15 P: 24	R: 0 H: 0 E: 0 LOB: 0 K: 1 BB: 0 S: 6 P: 9	R: 0 H: 1 E: 0 LOB: 1 K: 1 BB: 0 S: 11 P: 14	R: 0 H: 1 E: 0 LOB: 0 K: 0 BB: 0 S: 13 P: 18	R: 0 H: 0 E: 0 LOB: 0 K: 2 BB: 0 S: 9 P: 15	R: 0 H: 0 E: 0 LOB: 0 K: 0 BB: 0 S: 8 P: 13	R: 0 H: 1 E: 0 LOB: 1 K: 0 BB: 0 S: 6 P: 8	1B: 4 SF: 0 2B: 1 SAC: 0 3B: 0 DP: 1 HR: 1 HBP: 0						WP: 0 PA: 34 PB: 0 SB: 0 CS: 0	

PITCHER	IP	WLS	BF	H	R	ER	SO	BB	IBB	HBP	BLK	WP	HR	S	P	ERA	WHIP
40 Shelby Miller, R (1, 1) ERA: 2.8	6.0	W	24	5	2	2	6	2	0	0	0	0	1	70	102	3.00	1.167
46 Kevin Siegrist, L (7, 1) ERA:	1.0		3	0	0	0	2	0	0	0	0	0	0	9	15	0.00	0.000
65 Keith Butler, R (8, 1) ERA: 2.08	1.2		6	1	0	0	0	0	0	0	0	0	0	12	19	0.00	0.600
36 Randy Choate, L (9, 1) ERA: 2.0	0.1		1	0	0	0	0	0	0	0	0	0	0	2	2	0.00	0.000

PITCHER	IP	WLS	BF	H	R	ER	SO	BB	IBB	HBP	BLK	WP	HR	S	P	ERA	WHIP

BOTTOM

St. Louis Cardinals @ Los Angeles Angels

Angel Stadium of Anaheim, Anaheim, CA

Wed Jul 03 2013, 7:07 PM - 10:29 PM PDT

Att. 35,025 - Partly Cloudy - 74 F

livebaseballscorecards.com

AB	32
R	2
H	6
RBI	2
BB	2
SO	8
LOB	10

St. Louis Cardinals @ Los Angeles Angels

Angel Stadium of Anaheim, Anaheim, CA

Thu Jul 04 2013, 6:09 PM - 8:59 PM PDT

Att. 42,707 - Clear - 76 F

TOP

livebaseballscorecards.com

Batter	1	2	3	4	5	6	7	8	9	AB	R	H	RBI	BB	SO	LOB
13 Matt Carpenter, L (1, 4) OBP: 0.392, SLG: 0.489	C FF 88 F FF 89 B FC 86 S CH 84 1-3 ① K		C CH 84 B FF 89 C SI 89 X SL 79 1-2 ③ L9		B CH 82 1 SAFE 1 SAFE 1 SAFE X CH 83 1-0 ① SF8 3-H	B FF 94 C FF 95 F FF 96 B FF 96 X FF 95 2-2 ③ F7			1 SAFE S SI 88 B SI 88 1 SAFE X SI 89 1-1 ② FC4-6 1-2f	4	0	0	1	0	1	4
3 Carlos Beltrán, S (1, 9) OBP: 0.346, SLG: 0.537	B FF 89 X FF 89 1-0 1B			B CH 83 S CH 83 B CH 84 X SI 88 2-1 7 BB 21 HR 1B	F FC 86 1 SAFE F FF 90 F FF 90 B CH 83 1 SAFE P PO 80 S CH 83 2-3 ② K 1-2		F FF 94 F CH 90 X FF 95 0-2 ① P5		B SI 89 D SI 88 F SI 90 F SI 88 F CU 74 S SL 84 2-3 ③ K	5	1	2	0	0	2	2
7 Matt Holliday, R (1, 10) OBP: 0.347, SLG: 0.426	F FF 90 X SI 89 0-1 ② F8			1 SAFE C FF 89 S FC 85 B FF 90 F FC 84 F FF 90 F FC 85 F FF 91 D CH 85 4-2 B ~~CH 84~~ 1 SAFE F FC 86 1 SAFE B SI 90 1-2 21 HR BB	F SI 90 F FF 90 F CH 84 S FF 92 0-3 ③ K		C FF 94 B FF 95 F FF 94 T FF 94 1-2 ② K			3	1	0	0	1	2	2
21 Allen Craig, R (1, 7) OBP: 0.370, SLG: 0.490	F FF 90 F FF 86 F CH 84 1 SAFE B FF 90 C FF 89 1-3 ③ K			F FF 89 D CH 85 X FF 90 1-1 1-H 2-H HR		X FF 90 0-0 4 G6-4-3 1B	B SL 88 S FF 95 C SL 89 B FF 95 S FF 94 2-3 ③ K			4	1	2	3	0	2	1
4 Yadier Molina, R (1, 2) OBP: 0.393, SLG: 0.497		F FF 89 S FC 85 B FF 88 F CH 84 B FF 88 X SI 89 2-2 ① G6-3		C CU 78 X FC 84 0-1 G4-6-3 1B		T CH 83 X FF 90 0-1 ①② G6-4-3 1-2f		B FF 96 F FF 98 F FF 97 S FF 98 1-3 ① K		4	0	1	0	0	1	1
Matt Adams, L (1, 3) OBP: 0.347, SLG: 0.536		B CH 88 C CU 77 F CH 84 C FC 85 1-3 ② K		B CU 76 X CH 83 1-0 ①② G4-6-3 1-2f		C FF 89 B FF 90 X FF 90 1-1 E3 23 1B 33 1B		X FF 97 0-0 ② G5-3		4	1	0	0	0	1	1
23 David Freese, R (1, 5) OBP: 0.354, SLG: 0.403		C FF 90 F SI 89 B SL 80 B FC 85 S CH 84 2-3 ③ K	C FC 85 X CH 83 0-1 ③ F9			X FF 89 0-0 33 1B 1-2 1B		F FF 97 B FF 97 C FF 96 S FF 98 1-3 ③ K		4	0	1	0	0	2	0
33 Daniel Descalso, L (1, 6) OBP: 0.344, SLG: 0.442			C CU 76 X CU 76 0-1 ① G6-3		B CH 86 X FF 88 1-0 19 1B 13 SF8 2B	X CU 78 0-0 19 BB 1-3 2-H 1B			C SI 88 B SI 87 B SI 88 X SI 88 2-1 13 FC4-6 1B	4	1	3	1	0	0	0
19 Jon Jay, L (1, 8) OBP: 0.323, SLG: 0.338			F FF 88 B CH 88 B FF 89 S CH 83 F CH 83 C FC 84 2-3 ② K		X FF 86 0-0 3 S 2-3 1B	B FF 94 B FF 94 B FF 94 C FF 94 B FF 96 4-1 1-2 BB			1 SAFE X CU 73 0-0 ① B2	3	0	1	0	1	1	1
Inning Stats	R: 0 E: 0 K: 2 S: 10 H: 1 LOB: 1 BB: 0 P: 13	R: 0 E: 0 K: 2 S: 10 H: 0 LOB: 0 BB: 0 P: 15	R: 0 E: 0 K: 1 S: 9 H: 0 LOB: 0 BB: 0 P: 12	R: 3 E: 0 K: 0 S: 16 H: 3 LOB: 0 BB: 1 P: 24	R: 1 E: 0 K: 2 S: 12 H: 2 LOB: 1 BB: 0 P: 15	R: 1 E: 1 K: 0 S: 11 H: 3 LOB: 3 BB: 1 P: 18	R: 0 E: 0 K: 2 S: 9 H: 0 LOB: 0 BB: 0 P: 12	R: 0 E: 0 K: 2 S: 7 H: 0 LOB: 0 BB: 0 P: 9	R: 0 E: 0 K: 1 S: 9 H: 1 LOB: 1 BB: 0 P: 14	1B: 8 2B: 1 3B: 0 HR: 1 SF: 1 SAC: 0 DP: 2 HBP: 0						

	AB	35
	R	5
	H	10
	RBI	5
	BB	2
	SO	12
	LOB	12

WP: 0 PA: 38
PB: 0
SB: 1
CS: 0

PITCHER		IP	WLS	BF	H	R	ER	SO	BB	IBB	HBP	BLK	WP	HR	S	P	ERA	WHIP
55 Joe Blanton, R ERA: 5.14	(1, 1)	5.2		26	9	5	4	7	1	0	0	0	0	1	64	87	6.35	1.765
58 Michael Kohn, R ERA: 1.85	(6, 1)	1.1		5	0	0	0	2	1	0	0	0	0	0	13	22	0.00	0.750
40 Kevin Jepsen, R ERA: 3.92	(8, 1)	1.0		3	0	0	0	2	0	0	0	0	0	0	7	9	0.00	0.000
37 Scott Downs, L ERA: 1.48	(9, 1)	1.0	W	4	1	0	0	1	0	0	0	0	0	0	9	14	0.00	1.000

PITCHER	IP	WLS	BF	H	R	ER	SO	BB	IBB	HBP	BLK	WP	HR	S	P	ERA	WHIP

Batter	1	2	3	4	5	6	7	8	9	AB	R	H	RBI	BB	SO	LOB
39 JB Shuck, L (1, 7) OBP: 0.342, SLG: 0.362	C SI 92 B FC 90 F FF 92 S CU 76 1-3 K ①		X FC 90 0-0 SH1-3 ② 1-2 2-3		C CU 72 B CH 84 F CH 84 B FF 93 F CU 76 B SI 94 X SI 92 3-2 1B			F FC 90 D CU 76 C CU 75 X FC 88 1-2 G6-4-3 ①② 1-2f		3	0	1	0	0	1	1
27 Mike Trout, R (1, 8) OBP: 0.389, SLG: 0.537	C FF 93 B CU 75 C CU 76 X FC 90 1-2 G3-1 ②		X SI 93 0-0 2-H 3-H 1B		B FC 88 X FC 89 1-0 L6 ③			C CU 77 B CU 78 X CH 85 1-1 F8 ③		4	0	1	2	0	0	1
5 Albert Pujols, R (1, 10) OBP: 0.318, SLG: 0.418	C SI 92 B FC 90 X FC 89 1-1 G6-3 ③		1 SAFE F FF 91 B CU 76 X FC 89 1-1 G5-3 ③			C FF 91 F SI 92 X CU 78 0-2 G5-3 ①			B FC 88 C CU 74 F FC 89 F CU 79 B FC 91 X CU 79 2-2 32 HR 1B	4	1	1	0	0	0	1
32 Josh Hamilton, L (1, 9) OBP: 0.288, SLG: 0.400		B FC 90 B FF 91 C FC 90 B CU 73 F FF 92 B FC 90 4-2 47 G4-6-3 BB		B CU 72 S CU 73 S CU 75 S CU 76 1-3 K ①		C SI 93 X FC 90 0-1 L3 ②			B FS 86 X FS 86 1-0 1-H HR	3	1	1	2	1	1	0
47 Howie Kendrick, R (1, 4) OBP: 0.361, SLG: 0.466		B FC 89 B SI 92 F SI 93 S FC 90 F CU 77 F FC 90 X SI 93 2-2 G4-6-3 ①② 1-2f		C CU 73 B FC 89 B SI 92 F FC 88 X CU 78 2-2 F9 ②		B FC 89 F FF 92 X SI 93 1-1 G6-3 ③			X FF 93 0-0 44 1B 2 1B 1B	4	1	1	0	0	0	1
44 Mark Trumbo, R (1, 3) OBP: 0.322, SLG: 0.477		B CU 74 C FC 88 B SI 92 X SI 92 2-1 P2 ③		B FC 89 C SI 94 X SI 94 1-1 HR			B FF 91 F CU 74 C CU 78 X FC 87 1-2 G4-3 ①		F SI 93 1 SAFE B FS 86 1 SAFE S FS 88 B FS 88 1 SAFE D FS 87 X FS 87 3-2 2 1B 1-3 1B	4	1	2	1	0	0	0
6 Alberto Callaspo, S (1, 5) OBP: 0.331, SLG: 0.361			X SI 89 0-0 39 SH1-3 2 1B 27 1B 1B	F FC 88 B CU 74 B CH 83 X FC 88 2-1 P3 ③			B SI 92 X FC 88 1-0 P3 ②		S FS 87 S FS 87 B FS 88 X FS 88 1-2 F7 ①	4	1	1	0	0	0	2
16 Hank Conger, L (1, 2) OBP: 0.302, SLG: 0.440			C FC 88 C FF 91 S CU 76 0-3 K ①		X FC 89 0-0 F9 ①		B FF 93 C SI 92 B CH 87 F FC 91 F CU 76 B CU 78 X FF 94 3-2 L9 ③		X FS 86 0-0 F9 ②	4	0	0	0	0	1	3
2 Erick Aybar, S (1, 6) OBP: 0.308, SLG: 0.381			1 SAFE F FC 88 B SI 91 X FF 92 1-1 39 SH1-3 27 1B 1-2 1B		C SI 91 X FC 88 0-1 L3 ②			B SI 92 X FF 92 1-0 39 G6-4-3 1B	B FS 87 C FS 86 B FS 86 X FS 87 2-1 1-2 3-H 1B	4	1	3	1	0	0	0
Inning Stats	R: 0 E: 0 K: 1 S: 8 H: 0 LOB: 0 BB: 0 P: 11	R: 0 E: 0 K: 0 S: 9 H: 0 LOB: 0 BB: 1 P: 17	R: 2 E: 0 K: 1 S: 10 H: 3 LOB: 1 BB: 0 P: 12	R: 1 E: 0 K: 1 S: 10 H: 1 LOB: 0 BB: 0 P: 16	R: 0 E: 0 K: 0 S: 8 H: 1 LOB: 1 BB: 0 P: 12	R: 0 E: 0 K: 0 S: 7 H: 0 LOB: 0 BB: 0 P: 8	R: 0 E: 0 K: 0 S: 8 H: 0 LOB: 0 BB: 0 P: 13	R: 0 E: 0 K: 0 S: 6 H: 1 LOB: 0 BB: 0 P: 9	R: 3 E: 0 K: 0 S: 15 H: 5 LOB: 2 BB: 0 P: 24	1B: 9 2B: 0 3B: 0 HR: 2 SF: 0 SAC: 1 DP: 2 HBP: 0						

PITCHER	IP	WLS	BF	H	R	ER	SO	BB	IBB	HBP	BLK	WP	HR	S	P	ERA	WHIP
50 Adam Wainwright, R (1, 1) ERA: 2.36	8.0		30	7	4	4	3	1	0	0	0	0	1	70	104	4.50	1.000
44 Edward Mujica, R (9, 1) ERA: 2.62	0.2	L	6	4	2	2	0	0	0	0	0	0	1	11	18	27.00	6.000

PITCHER	IP	WLS	BF	H	R	ER	SO	BB	IBB	HBP	BLK	WP	HR	S	P	ERA	WHIP

BOTTOM

St. Louis Cardinals @ Los Angeles Angels

Angel Stadium of Anaheim, Anaheim, CA

Thu Jul 04 2013, 6:09 PM - 8:59 PM PDT

Att. 42,707 - Clear - 76 F

livebaseballscorecards.com

AB	34
R	6
H	11
RBI	6
BB	1
SO	3
LOB	9

Boston Red Sox @ Los Angeles Angels

Angel Stadium of Anaheim, Anaheim, CA

Fri Jul 05 2013, 7:09 PM - 10:23 PM PDT

Att. 37,092 - Clear - 72 F

livebaseballscorecards.com

TOP

Batter	1	2	3	4	5	6	7	8	9	AB	R	H	RBI	BB	SO	LOB
2 Jacoby Ellsbury, L (1, 8) OBP: 0.365, SLG: 0.414	C FF 92 X SI 92 0-1 G1-3	C FF 92 X SL 84 0-1 G4-3			B CU 76 X FF 92 1-0 15 S 1B	B CU 79 C SL 83 C CU 78 X SI 91 1-2 L1		C FS 88 F FF 97 B FF 98 F FF 96 S SL 84 1-3 K		5	0	1	0	0	1	5
18 Shane Victorino, S (1, 9) OBP: 0.333, SLG: 0.390	B FF 92 B FF 91 C SI 92 X FF 91 2-1 P3		C SL 82 B SI 92 B FC 90 X FF 91 2-1 F9		B SI 91 1 SAFE C FF 89 D SL 83 C SI 91 S SL 83 2-3 K		C FF 90 F FC 89 B SL 82 X SL 81 1-2 5 E 1B		X FF 94 0-0 P6	5	1	1	0	0	1	1
15 Dustin Pedroia, R (1, 4) OBP: 0.404, SLG: 0.445	C FF 92 B FF 91 X SI 92 1-1 G4-3		C SI 93 B CH 86 B SL 82 X FF 91 2-1 12 G6-4-3 1B		1 SAFE B FF 92 B FC 89 X SL 83 2-0 G6-3 1-2		1 SAFE C SI 90 B FC 88 1 SAFE F FC 87 F SL 83 X SI 93 1-2 F8		B FF 95 C FF 95 C FF 95 S FF 95 1-3 K	5	0	1	0	0	1	2
12 Mike Napoli, R (1, 10) OBP: 0.341, SLG: 0.443		X FF 91 0-0 F9	F FC 89 C FF 91 X SL 81 0-2 G6-4-3 1-2f		C SL 83 B FF 92 C FF 92 S SI 88 1-3 K		F FF 92 B FC 88 1 SAFE B FF 90 C SL 82 S FC 88 2-3 K		B FF 95 B FF 95 X FF 95 2-0 HR	5	1	1	1	0	2	3
5 Jonny Gomes, R (1, 7) OBP: 0.335, SLG: 0.413		C FF 93 B SL 85 B FF 92 C FF 94 B SI 94 B SL 85 4-2 29 1B 39 1B BB		B CU 80 C FF 92 X SI 92 1-1 23 1B 1B	X FF 91 0-0 F7	1 SAFE C SI 92 B FC 89 B SI 93 B SI 92 X SI 93 3-1 E9 29 PO 1-H		F FF 96 C SI 92 B SL 89 X FF 95 2-1 P3	4	1	1	0	1	0	0
29 Daniel Nava, S (1, 3) OBP: 0.374, SLG: 0.441	B FF 92 B FF 91 C FF 91 1 SAFE B SI 93 1 SAFE F FF 93 X FC 89 3-2 39 1B 39 E 1-2 1B			B SI 91 C SL 82 B FF 90 1 SAFE F SL 82 B SI 91 X FF 91 3-2 L9	B FF 90 C FC 89 S CU 80 B FF 92 C SI 91 2-3 K	B FF 95 1 SAFE C FF 94 B FS 88 F FC 96 1 SAFE 2-2 PO 1-2		B FF 94 F FF 94 S FF 88 B FF 97 B FF 97 X FF 94 3-2 34 HR 2B	4	2	2	0	0	1	1
23 Brandon Snyder, R (1, 5) OBP: 0.316, SLG: 0.579 34 David Ortiz, L (8, PH) OBP: 0.409, SLG: 0.615 76 Jonathan Diaz, R (8, 5)	B FF 92 B FF 90 X FF 92 2-0 F8			S FC 88 X SL 83 0-1 1-2 1B	B CU 80 B FF 92 C FC 89 C FC 89 F SI 93 X SI 91 2-2 10 1B 39 1B 1B			C FF 95 X FS 88 0-1 2-H HR		3 1 0	0 1 0	2 1 0	0 2 0	0 0 0	0 0 0	2 0 0
39 Jarrod Saltalamacchia, S (1, 2) OBP: 0.332, SLG: 0.451	C FC 90 B FF 93 B FF 93 X SL 83 2-1 E7 1-H 2-H 1B			X FF 92 0-0 F9	C CU 79 X SI 91 0-1 10 1B 1-2 1B			C FF 96 B FF 95 X FF 95 1-1 G4-3		4	0	2	1	0	0	2
10 Jose Iglesias, R (1, 6) OBP: 0.459, SLG: 0.528		B SL 84 B SI 93 C FF 92 B CH 86 F FF 90 D FF 92 4-2 BB		2 SAFE C FF 92 B FF 93 B SI 88 C FF 92 F SL 85 C SI 93 2-3 K		D SL 85 C FC 87 B CU 79 X FC 88 2-1 1-2 2-3 1B		C FF 95 S FF 97 F FF 97 F FF 96 C SL 84 0-3 K		3	0	1	0	1	2	2
Inning Stats	R: 0 E: 0 K: 0 S: 6 H: 0 LOB: 0 BB: 0 P: 9	R: 2 E: 1 K: 0 S: 13 H: 2 LOB: 2 BB: 2 P: 28	R: 0 E: 0 K: 0 S: 7 H: 1 LOB: 0 BB: 0 P: 11	R: 0 E: 0 K: 1 S: 12 H: 2 LOB: 2 BB: 0 P: 18	R: 0 E: 0 K: 2 S: 8 H: 1 LOB: 1 BB: 0 P: 14	R: 0 E: 0 K: 1 S: 15 H: 3 LOB: 3 BB: 0 P: 22	R: 1 E: 1 K: 1 S: 14 H: 1 LOB: 0 BB: 0 P: 23	R: 2 E: 0 K: 2 S: 16 H: 2 LOB: 0 BB: 0 P: 21	R: 1 E: 0 K: 1 S: 7 H: 1 LOB: 0 BB: 0 P: 12	1B: 10 2B: 1 3B: 0 HR: 2 SF: 0 SAC: 0 DP: 1 HBP: 0						

	AB	39
	R	6
	H	13
	RBI	4
	BB	2
	SO	8
	LOB	18

WP: 0 PB: 0 SB: 1 CS: 0 PA: 42

PITCHER	IP	WLS	BF	H	R	ER	SO	BB	IBB	HBP	BLK	WP	HR	S	P	ERA	WHIP
33 C.J. Wilson, L (1, 1) ERA: 3.49	6.2	L	32	10	3	1	5	2	0	0	0	0	0	73	121	1.35	1.800
65 Dane De La Rosa, R (7, 1) ERA: 3.43	1.1		5	2	2	2	2	0	0	0	0	0	1	18	25	13.50	1.500
58 Michael Kohn, R (9, 1) ERA: 2.13	1.0		4	1	1	1	1	0	0	0	0	0	1	7	12	9.00	1.000

Boston Red Sox @ Los Angeles Angels

Angel Stadium of Anaheim, Anaheim, CA

Fri Jul 05 2013, 7:09 PM - 10:23 PM PDT

Att. 37,092 - Clear - 72 F

livebaseballscorecards.com

BOTTOM

Batter	1	2	3	4	5	6	7	8	9	AB	R	H	RBI	BB	SO	LOB
39 JB Shuck, L (1, 7) OBP: 0.340, SLG: 0.371	C FF 90 X FF 92 0-1 ① F8		B FF 90 B FF 92 F FF 91 B CH 83 C FF 92 X FF 92 3-2 5 G5-4-3 3B		C SI 91 B CU 74 C CU 73 B SI 92 S FC 84 2-3 ② K			C FF 89 S SL 86 B SL 86 X FF 91 1-2 ① G4-3		4	1	1	0	0	1	0
27 Mike Trout, R (1, 8) OBP: 0.390, SLG: 0.538	B FF 91 B FF 92 X FF 90 2-0 2B		B FF 92 B FC 86 F FF 91 F CU 76 B FF 93 F SI 92 B FF 94 4-2 5 G5-4-3 BB		X SI 91 0-0 ③ L9			C FF 93 C SL 83 X FF 93 0-2 ② F9		3	0	1	0	1	0	0
5 Albert Pujols, R (1, 10) OBP: 0.317, SLG: 0.416	C SI 92 X FC 88 0-1 ② G5-3		D CH 84 1 SAFE F FF 92 F FF 92 B FC 87 F FF 94 D CH 84 X CH 84 3-2 ①② G5-4-3 1-2f 3-H			C FC 82 B FC 82 B SI 89 X CH 81 2-1 ① F7		X FO 87 0-0 1B		4	0	1	0	0	0	2
44 Mark Trumbo, R (1, 3) OBP: 0.318, SLG: 0.472	B CH 84 B FF 93 S CH 83 X FF 92 2-1 ③ F9		C CH 84 B FF 93 F FF 93 F SI 92 X CH 83 1-2 ③ G6-3			X CH 82 0-0 ② G5-3		D FF 93 B FO 86 C FF 93 B FO 86 S FF 94 F FF 95 F FF 94 F FF 94 S FF 95 3-3 ③ K		4	0	0	0	0	1	2
47 Howie Kendrick, R (1, 4) OBP: 0.360, SLG: 0.473		B FF 92 C FF 92 C CU 76 F FF 92 B FF 89 S CH 82 2-3 ① K	X FF 91 0-0 HR			B CU 73 F SI 90 S CH 82 F FF 93 F FC 84 F CH 80 S CH 80 1-3 ③ K			B FF 88 X FF 88 1-0 ① G4-3	4	1	1	1	0	2	0
32 Josh Hamilton, L (1, 9) OBP: 0.288, SLG: 0.398		B FF 92 S FC 85 C CU 74 X FC 84 1-2 17 BB 1B	F CU 74 X FC 86 0-1 ① G4-1				X FC 83 0-0 ① F7		C FF 90 S FS 81 S FS 81 0-3 ② K	4	0	1	0	0	1	0
6 Alberto Callaspo, S (1, 5) OBP: 0.330, SLG: 0.363		B SI 90 X SI 92 1-0 ② F8	B FF 91 X FF 90 1-0 ② F8				B FF 91 C CH 81 C CH 82 X SI 92 1-2 2B		C FF 89 X FS 81 0-1 ③ G3	4	0	1	0	0	0	1
17 Chris Iannetta, R (1, 2) OBP: 0.359, SLG: 0.348		F FF 92 B FF 93 B FC 88 B SI 91 F SI 91 B SI 93 4-2 2 FC6-4 1-2 BB	X FF 90 0-0 ③ P3				B CH 81 F SI 90 B SI 90 B CH 82 F SI 90 F SI 92 C CH 81 3-3 ② K			2	0	0	0	1	1	1
2 Erick Aybar, S (1, 6) OBP: 0.305, SLG: 0.376		B CU 75 X CH 83 1-0 ③ FC6-4 1-2f			S SI 90 F FF 92 B FF 92 B SI 90 S SI 92 2-3 ① K		C FF 91 X CH 80 0-1 ③ F8			3	0	0	0	0	1	3

| Inning Stats | | | |

Batter	1	2	3	4	5	6	7	8	9	10	11	AB	R	H	RBI	BB	SO	LOB
2 Jacoby Ellsbury, L (1, 8) OBP: 0.365, SLG: 0.412	B SI 92 X SI 93 1-0 12 S 34 1B 12 E 1B	X SI 94 0-0 ③ G1-3		F SI 95 B SL 87 B FF 94 D SI 95 X FF 95 3-1 ① G3-1 1-2 2-3		C FF 94 C CH 89 B FF 95 X FF 94 1-2 ① G5-3	B FF 87 S SL 80 B SL 81 F SI 86 F SL 77 2-2 CI 1-2		B SI 95 B FF 94 F FF 94 B SI 95 B FF 95 4-1 5 S BB			4	1	1	0	1	0	3
18 Shane Victorino, S (1, 9) OBP: 0.331, SLG: 0.395 5 Jonny Gomes, R (9, PH) OBP: 0.333, SLG: 0.410 (9, 7)	C SI 93 S CH 87 B CH 86 1 SAFE 1 SAFE S FC 90 1-3 K ①		S CU 79 B CH 86 B SI 93 F SI 94 B FC 90 X SI 94 3-2 ① G3-1	C FF 95 S SL 90 B FF 94 X CH 92 0-3 ② K		C FF 95 S SL 88 S SL 88 1-2 15 1B 3B	B SI 88 F SI 88 X CH 79 1-1 ③ F7		B SI 97 S SI 90 C FF 97 B SI 96 C SI 96 2-3 ② K 1-2			5 1	1 0	1 0	0 0	0 0	2 1	5 1
15 Dustin Pedroia, R (1, 4) OBP: 0.405, SLG: 0.444	X SI 92 0-0 ② L8		C SI 94 B CU 79 F SI 94 X SI 94 1-2 ② F9	B FF 95 C FC 96 F FC 94 D FF 97 F SL 88 D SL 87 D SL 88 4-2 BB		B FF 96 X FF 94 1-0 12 BB 3-H 1B	B FF 97 X FF 96 1-0 29 E 1B		C SI 95 C SI 96 S SI 96 0-3 K			5	1	2	1	1	1	2
34 David Ortiz, L (1, 10) OBP: 0.404, SLG: 0.605	F SI 93 1 SAFE F SI 94 P PO 86 1 SAFE X CH 86 1-2 12 E 1-2 1B		B CU 79 X SI 94 1-0 ③ G6-3	D FF 96 F FF 96 F FF 96 S SL 87 1-3 ③ K		C FF 95 F FF 95 F FF 95 X FC 91 0-2 ② F8		C FF 96 X FF 95 0-1 ① F8		C SI 95 S FF 95 T SI 94 0-2 ① K		6	0	1	0	0	2	5
12 Mike Napoli, R (1, 3) OBP: 0.341, SLG: 0.437	B FC 90 F SI 94 B SI 94 X SI 94 2-1 ③ F8 1-2 2-H			C SI 93 F CH 86 B SL 83 B FF 94 B CH 87 F FF 92 B FF 95 4-2 29 2B 39 2B BB	C FF 94 S SL 87 B FF 95 S FF 95 1-3 ① K	1 SAFE B FF 94 C SL 89 B SL 88 C FF 93 B SL 87 4-2 1-2 BB		S SI 96 1 SAFE F FF 96 B FF 96 1 SAFE B FF 95 1 SAFE B FF 97 T FF 95 3-2 ② K		S FF 96 C SI 96 F SI 95 S SL 86 0-3 ② K		4	1	0	0	2	3	2
29 Daniel Nava, S (1, 7) OBP: 0.379, SLG: 0.453 (9, 9)		B SI 92 C SI 93 B SI 92 X SI 93 2-1 39 2B 26 SF7 1B		C SI 92 1 SAFE B CU 76 X SI 92 1-1 39 2B 1-3 2B	F FC 95 X FF 95 0-1 26 G3 39 BB 1B	B FF 94 X FF 94 1-0 ③ P6		1 SAFE X FF 95 0-0 E9 1-H 2B		S SI 95 C SI 95 B SI 96 S SI 95 1-3 ③ K		6	2	4	1	0	1	2
39 Jarrod Saltalamacchia, S (1, 2) OBP: 0.340, SLG: 0.460	F SI 92 B CU 78 1 SAFE S CH 82 B SI 93 X CH 85 2-2 1-3 2B			B CU 79 B SI 93 F SI 93 X SI 93 2-1 26 FC3 10 1B 2-H 3-H 2B	B SI 96 B SI 95 1 SAFE F SI 96 B FF 95 B SI 95 4-1 26 G3 1-2 BB		F FF 87 B CH 80 C FF 88 B SI 87 F CH 80 C FF 87 2-3 ① K	I IN 48 I IN 49 I IN 47 4-0 IBB			C FF 96 B FF 97 S FF 95 X FF 98 1-2 ① G5-3	4	1	2	2	2	1	0
26 Brock Holt, L (1, 5) 23 Brandon Snyder, R (7, PH) OBP: 0.273, SLG: 0.500 (7, 5)	B SI 93 X SI 94 1-0 ① SF7 3-H			B SI 94 X SI 93 1-0 FC3 2 G3-1 10 1B 2-3	B FF 96 C FC 94 C FF 94 D SL 86 B FF 95 X FC 95 3-2 ② G3 1-2 2-3		C FF 88 S CH 80 C FF 94 B SI 88 F FF 89 F FC 95 B SL 84 B FF 87 S CH 80 3-3 ② K	B FF 96 F FF 96 X FF 96 1-1 ③ F9			B FF 96 X FF 96 1-0 ② G5-3	2 3	0 0	0 0	1 0	0 0	0 1	3 2
10 Jose Iglesias, R (1, 6) OBP: 0.455, SLG: 0.517	B CU 79 C CU 79 F FC 90 X FF 93 1-2 ② P4			C FF 90 X FC 90 0-1 2 G3-1 1-2 3-H 1B	C FF 96 C SL 87 X SL 87 0-2 ③ G1-3		B CU 67 B FF 87 B SI 88 C SI 87 B CH 78 4-1 2 CI BB		B SI 93 C SI 94 X SI 94 1-1 ① F8		X FF 97 0-0 ③ P3	5	0	1	1	1	0	3
Inning Stats	R: 1 H: 2 E: 0 LOB: 1 K: 1 BB: 0 S: 11 P: 15	R: 1 H: 2 E: 0 LOB: 1 K: 0 BB: 0 S: 10 P: 16	R: 0 H: 0 E: 0 LOB: 0 K: 0 BB: 0 S: 7 P: 12	R: 3 H: 3 E: 0 LOB: 3 K: 2 BB: 2 S: 21 P: 37	R: 0 H: 1 E: 0 LOB: 2 K: 1 BB: 1 S: 13 P: 21	R: 1 H: 2 E: 0 LOB: 2 K: 0 BB: 1 S: 14 P: 22	R: 0 H: 0 E: 1 LOB: 2 K: 2 BB: 1 S: 15 P: 27	R: 1 H: 2 E: 1 LOB: 2 K: 1 BB: 1 S: 9 P: 18	R: 0 H: 0 E: 0 LOB: 1 K: 2 BB: 1 S: 9 P: 16	R: 0 H: 0 E: 0 LOB: 0 K: 3 BB: 0 S: 10 P: 11	R: 0 H: 0 E: 0 LOB: 0 K: 0 BB: 0 S: 5 P: 7	1B: 7 2B: 4 3B: 1 HR: 0	SF: 1 SAC: 0 DP: 0 HBP: 0		WP: 0 PB: 0 SB: 2 CS: 0	PA: 54			

PITCHER		IP	WLS	BF	H	R	ER	SO	BB	IBB	HBP	BLK	WP	HR	S	P	ERA	WHIP
57 Jerome Williams, R ERA: 4.16	(1, 1)	3.0		18	7	5	4	1	1	0	0	0	0	0	38	61	12.00	2.667
Garrett Richards, R ERA: 4.95	(4, 1)	2.0		9	1	0	0	3	2	0	0	0	0	0	24	40	0.00	1.500
58 Michael Kohn, R ERA: 2.39	(6, 1)	1.0		6	2	1	1	0	1	0	0	0	0	0	14	22	9.00	3.000
51 Michael Roth, L ERA: 9.0	(7, 1)	1.0		5	0	0	0	2	1	0	0	0	0	0	15	27	0.00	1.000
40 Kevin Jepsen, R ERA: 4.15	(8, 1)	1.0		6	2	1	1	1	0	1	0	0	0	0	9	18	9.00	2.000
49 Ernesto Frieri, R ERA: 3.03	(9, 1)	2.0		7	0	0	0	5	1	0	0	0	0	0	19	27	0.00	0.500
65 Dane De La Rosa, R ERA: 3.35	(11, 1)	1.0	W	3	0	0	0	0	0	0	0	0	0	0	5	7	0.00	0.000

TOP

Boston Red Sox @ Los Angeles Angels

Angel Stadium of Anaheim, Anaheim, CA

Sat Jul 06 2013, 7:08 PM - 11:29 PM PDT

Att. 36,112 - Partly Cloudy - 72 F

livebaseballscorecards.com

AB	45
R	7
H	12
RBI	6
BB	7
SO	12
LOB	28

Batter	1	2	3	4	5	6	7	8	9	10	11	AB	R	H	RBI	BB	SO	LOB
39 JB Shuck, L (1, 7) OBP: 0.345, SLG: 0.380	C SI 87 B SI 89 C SI 90 F SL 86 F SL 85 B SI 90 B SL 85 F SL 84 X SI 90 3-2 F7	C SL 84 D SL 85 C FF 91 B SL 86 X FS 82 2-2 G1-3			B SI 88 L FF 88 X FF 88 1-1 27 F9-5 2B		B SL 87 C FF 95 S SL 85 B SL 88 X FF 98 2-2 27 G6-4-3 1-3 1B		B SI 93 C SI 93 X CU 83 1-1 27 HBP 5 1B 1-2 1B	X FF 91 0-0 F7		6	1	3	0	0	0	2
27 Mike Trout, R (1, 8) OBP: 0.392, SLG: 0.547	X SI 91 0-0 2B		B SI 90 B SI 90 X SL 84 2-0 HR		B SI 90 S FS 82 X FF 89 1-1 ①② F9-5 2-3		X FC 88 0-0 ②③ G6-4-3 1-2f		C FF 93 H SI 92 1-1 5 1B 32 1B 1-2 2-3 HBP		C SI 90 B FF 91 S SL 87 F FF 92 C SL 86 1-3 ①	5	2	2	1	0	1	3
5 Albert Pujols, R (1, 3) OBP: 0.321, SLG: 0.417 19 Collin Cowgill, R (9, PR) OBP: 0.203, SLG: 0.306 10 Brad Hawpe, L (10, 3) OBP: 0.417, SLG: 0.263	F SI 91 F SI 90 X SI 92 0-2 ② G6-3		C SI 92 B FS 82 X FF 90 1-1 ① F9		C SL 84 S FS 82 B SL 84 F SL 85 B SL 84 B SL 84 F SI 91 B SI 91 4-2 BB			B FF 93 C FC 86 C CU 77 F FF 94 X CH 87 1-2 47 G4-3 1B	C FS 80 B FF 89 D FS 81 F FS 81 F FF 89 X SL 85 2-2 32 1B 47 FC5 1-2 2-H 3-H 1B		F SL 86 S CU 77 B FF 92 X CU 78 1-2 32 HR 1B	4 0 1	0 1 1	2 0 1	2 0 0	1 0 0	0 0 0	1 0 0
32 Josh Hamilton, L (1, 9) OBP: 0.289, SLG: 0.406	B SL 85 F FS 83 B SL 86 X SI 92 2-1 ③ L8		C SI 92 S FS 84 X FS 83 0-2 ② G6-3		B FS 82 S FS 82 X FS 82 1-1 ③ G1-3			F FF 93 F FF 93 F FC 88 S CU 77 0-3 ① K	F FS 80 D FS 82 X FS 80 1-1 47 E 47 FC5 1-3 2-H 1B		X SL 86 0-0 1-H HR	6	1	2	3	0	1	3
47 Howie Kendrick, R (1, 4) OBP: 0.358, SLG: 0.477		B SI 90 B FF 89 B FF 88 C FF 89 X SI 91 3-1 HR	X SI 92 0-0 F9			C SL 83 B SL 85 S FS 80 S FS 81 1-3 ① K		C FF 94 F FC 86 X FF 92 0-2 ② G4-3 1-2	S FS 81 S FS 81 F FS 82 X FS 82 0-2 FC5 44 DI 1-3 3-H			5	1	1	1	0	1	2
44 Mark Trumbo, R (1, 10) OBP: 0.314, SLG: 0.465	B SI 92 C SL 84 C SI 91 X SL 84 1-2 ① F9			C SI 90 B FF 89 B SL 84 S SL 83 C SI 90 2-3 ① K		S SL 84 B SI 92 B FS 82 F FS 82 X FC 86 2-2 ② F9		B FF 93 C FF 92 F FC 86 S FF 92 1-3 ③ K	S FS 82 S FF 90 S FS 81 0-3 ③ K 1-2			5	0	0	0	0	3	3
2 Erick Aybar, S (1, 6) OBP: 0.306, SLG: 0.377	X SI 90 0-0 E1 17 1B 1B			C SL 83 B FC 88 C SI 91 F SL 84 X SI 91 1-2 ② L7		B FS 85 C SL 83 T FS 82 X FS 83 1-2 ③ L3			C SI 92 B FF 94 C CH 89 F FF 93 F SI 94 S CU 84 1-3 ① K2-3	B SI 89 X SI 88 1-0 6 CS 1B		5	1	2	0	0	1	0
17 Chris Iannetta, R (1, 2) OBP: 0.368, SLG: 0.361	X FF 90 0-0 2-H 1B			S SL 85 B SI 91 X SI 91 1-1 2B			S SL 83 B FS 79 S FS 81 B FS 82 F SL 85 B FS 81 B FS 81 4-2 39 1B 39 WP BB		X FF 94 0-0 27 HBP 5 1B 39 1B 1B	L CH 77 C SL 86 C FF 92 0-3 ① K		4	1	3	1	1	1	1
20 Brendan Harris, R (1, 5) OBP: 0.255, SLG: 0.333 6 Alberto Callaspo, S (9, PH) OBP: 0.331, SLG: 0.364 (10, 5)	1 SAFE C SI 90 F SI 92 F FS 82 S FS 82 0-3 ② K			X SL 85 0-0 ③ L8			F SI 89 C FF 90 B FS 82 S SL 84 2-3 ① K		B SI 92 F SI 92 C CU 83 B FF 93 B CU 83 X SI 92 3-2 ② F8	C FF 90 1 SAFE 1 SAFE B CH 81 F FF 90 B FF 91 F CH 80 X FF 91 2-2 ② 1-2 1B		3 2	0 0	0 1	0 0	0 0	2 1	3
Inning Stats	R: 0 E: 0 K: 0 S: 12 H: 1 LOB: 1 BB: 0 P: 17	R: 2 E: 1 K: 1 S: 14 H: 3 LOB: 1 BB: 0 P: 20	R: 1 E: 0 K: 0 S: 7 H: 1 LOB: 0 BB: 0 P: 10	R: 0 E: 0 K: 1 S: 10 H: 1 LOB: 1 BB: 0 P: 14	R: 0 E: 0 K: 0 S: 10 H: 1 LOB: 1 BB: 1 P: 17	R: 0 E: 0 K: 1 S: 9 H: 0 LOB: 0 BB: 0 P: 13	R: 0 E: 0 K: 1 S: 10 H: 1 LOB: 1 BB: 1 P: 18	R: 0 E: 0 K: 2 S: 14 H: 1 LOB: 1 BB: 0 P: 16	R: 4 E: 1 K: 2 S: 26 H: 4 LOB: 3 BB: 0 P: 35	R: 0 E: 0 K: 1 S: 9 H: 2 LOB: 1 BB: 0 P: 12	R: 2 E: 0 K: 1 S: 8 H: 2 LOB: 0 BB: 0 P: 10	1B: 11 2B: 4 3B: 0 HR: 3 SF: 0 SAC: 0 DP: 2 HBP: 1	WP: 1 PB: 0 SB: 0 CS: 1 PA: 49					

PITCHER		IP	WLS	BF	H	R	ER	SO	BB	IBB	HBP	BLK	WP	HR	S	P	ERA	WHIP
46 Ryan Dempster, R ERA: 4.04	(1, 1)	6.1		27	7	3	2	4	2	0	0	0	0	2	68	103	2.84	1.421
30 Andrew Miller, L ERA: 2.64	(7, 1)	0.0		1	1	0	0	0	0	0	0	0	1	0	3	5	∞	∞
40 Andrew Bailey, R ERA: 4.15	(7, 1)	1.2	H	5	1	0	0	2	0	0	0	0	0	0	15	17	0.00	0.600
63 Alex Wilson, R ERA: 4.1	(9, 1)	0.2		5	2	3	3	1	0	0	1	0	0	0	12	18	40.50	3.000
19 Koji Uehara, R ERA: 1.93	(9, 1)	0.1	B	4	2	1	0	1	0	0	0	0	0	0	14	17	0.00	6.000

PITCHER		IP	WLS	BF	H	R	ER	SO	BB	IBB	HBP	BLK	WP	HR	S	P	ERA	WHIP
32 Craig Breslow, L ERA: 3.21	(10, 1)	1.1	L	7	4	2	2	2	0	0	0	0	0	1	17	22	13.50	3.000

BOTTOM

Boston Red Sox @ Los Angeles Angels

Angel Stadium of Anaheim, Anaheim, CA

Sat Jul 06 2013, 7:08 PM - 11:29 PM PDT

Att. 36,112 - Partly Cloudy - 72 F

livebaseballscorecards.com

AB	46
R	9
H	17
RBI	8
BB	2
SO	10
LOB	19

Boston Red Sox @ Los Angeles Angels

Angel Stadium of Anaheim, Anaheim, CA

Sun Jul 07 2013, 5:08 PM - 8:05 PM PDT

Att. 39,018 - Partly Cloudy - 81 F

TOP

livebaseballscorecards.com

Batter	1	2	3	4	5	6	7	8	9	AB	R	H	RBI	BB	SO	LOB
2 Jacoby Ellsbury, L (1, 8) OBP: 0.364, SLG: 0.413	C SI 88 X SI 89 0-1 29 1B 2B		C CU 72 C SI 88 X CH 77 0-2 ① G3		B CH 79 F CH 75 F CU 72 B FF 87 1 SAFE B SI 86 X SI 88 3-2 ②③ G6-4-3 1-2f			C SI 87 B SI 89 X SI 88 1-1 ① P5		4	0	1	0	0	0	1
29 Daniel Nava, S (1, 9) OBP: 0.378, SLG: 0.450	B CH 78 S CU 72 B FF 90 X CU 73 2-1 2-3 1B		C CU 72 X SI 88 0-1 ② F7			B SI 86 C CH 77 X SI 87 1-1 ① F8		C CU 73 B SI 89 C SI 89 F CU 74 C SI 90 1-3 ② K		4	0	1	0	0	1	0
15 Dustin Pedroia, R (1, 4) OBP: 0.401, SLG: 0.439	C SL 82 F FF 89 F FF 90 X FF 88 0-2 ① L5		B FF 88 C SI 87 C FF 89 F CU 73 B SI 84 B CH 77 X CU 73 3-2 ③ G5-3			C CH 77 B SL 82 X FF 87 1-1 ② G4-3		C SI 88 B SI 89 X CU 74 1-1 ③ G5-3		4	0	0	0	0	0	2
34 David Ortiz, L (1, 10) OBP: 0.399, SLG: 0.595	B SI 89 B CH 79 C CU 72 S SI 90 S SI 91 2-3 ② K			B SI 86 C SI 85 B CH 76 X CU 73 2-1 ① G6-3		B SI 86 B CH 78 X SI 85 2-0 ③ G3			B SI 94 B SI 94 S SI 95 F SI 95 F FF 96 X SL 87 2-2 E3	4	0	0	0	0	1	2
12 Mike Napoli, R (1, 3) OBP: 0.343, SLG: 0.436	B FF 91 B SI 87 S SL 82 1 SAFE C SL 81 F FF 92 B SL 83 S SL 82 3-3 ③ K			S CH 76 B SL 81 B FF 87 B FF 88 D SL 80 4-1 BB			C FF 87 C FF 87 B FC 89 F CU 73 X SI 87 1-2 26 1B 1B		C SL 88 F FF 96 S FF 96 0-3 ① K	3	0	1	0	1	2	3
37 Mike Carp, L (1, 7) OBP: 0.366, SLG: 0.628		C SI 86 S CU 73 B FF 88 B SI 90 F SI 90 B CH 77 C CU 71 3-3 ① K		C SI 87 B CU 72 S CH 76 F CH 75 S CH 76 1-3 ② K			S CH 75 B CU 71 F CU 71 S FF 88 1-3 ① K		B SI 95 S SI 95 F SI 96 B SI 96 S FF 96 2-3 ② K	4	0	0	0	0	4	3
20 Ryan Lavarnway, R (1, 2) OBP: 0.345, SLG: 0.423		B FF 88 C FF 87 B SL 81 B SL 82 C SL 80 F FF 89 X SL 80 3-2 26 G4-3 1B	C FF 86 D CU 74 B SL 80 F FF 87 T CU 72 2-2 ③ K				X FF 86 0-0 ② F9		C SI 96 B SI 96 C FF 96 C FF 96 1-3 ③ K	4	0	1	0	0	2	3
26 Brock Holt, L (1, 5) OBP: 0.333, SLG: 0.250		B SI 86 1 SAFE C CU 72 S CH 77 B FF 90 B SI 88 X CU 72 3-2 ② G4-3 1-2			B SI 85 B CH 78 C SI 86 S CU 73 B CH 76 F SI 86 B CU 71 4-2 2 G6-4-3 BB		F SI 86 B CH 76 B CH 77 X CU 72 2-1 1-2 1B			2	0	1	0	1	0	1
10 Jose Iglesias, R (1, 6) OBP: 0.446, SLG: 0.507		C SL 80 F SI 86 X SL 81 0-2 ③ G5-3			1 SAFE L SL 80 X FF 87 0-1 ① P4		C FF 94 X FF 96 0-1 ③ F9			3	0	0	0	0	0	4

	AB	32
	R	0
	H	5
	RBI	0
	BB	2
	SO	10
	LOB	19

Inning Stats																		
	R: 0	H: 2	R: 0	H: 1	R: 0	H: 0	R: 0	H: 0	R: 0	H: 0	R: 0	H: 0	R: 0	H: 2	R: 0	H: 0	R: 0	H: 0
	E: 0	LOB: 2	E: 0	LOB: 1	E: 0	LOB: 0	E: 0	LOB: 1	E: 0	LOB: 0	E: 0	LOB: 0	E: 0	LOB: 2	E: 0	LOB: 0	E: 1	LOB: 1
	K: 2	BB: 0	K: 1	BB: 0	K: 0	BB: 0	K: 2	BB: 1	K: 0	BB: 1	K: 0	BB: 0	K: 1	BB: 0	K: 1	BB: 0	K: 3	BB: 0
	S: 15	P: 22	S: 14	P: 23	S: 9	P: 12	S: 10	P: 19	S: 8	P: 15	S: 5	P: 9	S: 12	P: 16	S: 8	P: 11	S: 13	P: 18

	1B: 4	SF: 0
	2B: 1	SAC: 0
	3B: 0	DP: 1
	HR: 0	HBP: 0

	WP: 0	PA: 34
	PB: 0	
	SB: 0	
	CS: 0	

PITCHER		IP	WLS	BF	H	R	ER	SO	BB	IBB	HBP	BLK	WP	HR	S	P	ERA	WHIP
36 Jered Weaver, R ERA: 3.38	(1, 1)	6.2	W	26	5	0	0	6	2	0	0	0	0	0	71	114	0.00	1.050
65 Dane De La Rosa, R ERA: 3.32	(7, 1)	0.1	H	1	0	0	0	0	0	0	0	0	0	0	2	2	0.00	0.000
37 Scott Downs, L ERA: 1.42	(8, 1)	1.0	H	3	0	0	0	1	0	0	0	0	0	0	8	11	0.00	0.000
49 Ernesto Frieri, R ERA: 2.95	(9, 1)	1.0	S	4	0	0	0	3	0	0	0	0	0	0	13	18	0.00	0.000

PITCHER		IP	WLS	BF	H	R	ER	SO	BB	IBB	HBP	BLK	WP	HR	S	P	ERA	WHIP

Batter	1	2	3	4	5	6	7	8	9	AB	R	H	RBI	BB	SO	LOB
39 JB Shuck, L (1, 7) OBP: 0.345, SLG: 0.380 44 Mark Trumbo, R (8, 3) OBP: 0.313, SLG: 0.465	C FF 93 C SI 95 F SI 95 B FF 94 S FC 89 1-3 ① K		B SI 93 X FF 94 1-0 27 S 1B			B SI 92 B FC 86 C SI 91 X SI 92 2-1 ① G4-3		D FO 88 X FF 94 1-0 ① SF8 3-H		3 0	0 0	1 0	0 1	0 0	1 0	0 0
27 Mike Trout, R (1, 8) OBP: 0.393, SLG: 0.554	S FF 94 B FF 94 X FF 95 1-1 HR		C FF 94 S FC 88 B FF 95 F SI 93 D FC 88 B FF 93 T FC 86 3-2 ③ K 1-2			C CU 80 B FC 88 B FF 93 B CU 81 X CU 78 3-1 ② G4-3		B SL 85 B FF 93 B FF 91 B FF 92 4-0 32 2B BB		3	1	1	1	1	1	1
5 Albert Pujols, R (1, 10) OBP: 0.320, SLG: 0.415	C FF 94 C FC 89 F FF 95 S CU 82 0-3 ② K			B FC 87 S FC 86 B FC 87 F FF 93 X FC 88 2-2 ① F7		B CU 81 C FF 94 B FC 88 S FC 88 B FF 93 X FF 93 3-2 47 S 32 BB 1B		F FS 89 X FF 89 0-1 ② P6		4	0	1	0	0	1	1
32 Josh Hamilton, L (1, 9) OBP: 0.291, SLG: 0.409	B FF 95 B FC 87 B CU 82 C FF 94 C FF 95 S FC 90 3-3 ③ K			C CU 81 S FC 87 B SI 94 B FF 94 B FC 87 C CU 82 3-3 ② K		B FC 88 B FF 94 S FC 86 F CU 82 B FC 88 B FC 88 4-2 47 S 1-2 BB		B FS 87 X CH 83 1-0 1-3 2B		3	0	1	0	1	2	0
47 Howie Kendrick, R (1, 4) OBP: 0.354, SLG: 0.472		S FC 89 X FC 88 0-1 ① B1-3		B FF 93 B CH 85 B CU 81 C FC 84 X FF 92 3-1 ③ G6-3		C FC 88 D FC 87 1 SAFE F CH 85 B FC 87 F SI 93 B FF 94 F FC 87 X CU 81 3-2 ③ G6-3 1-2 2-3		F SI 92 X CU 81 0-1 ③ G3		4	0	0	0	0	0	4
6 Alberto Callaspo, S (1, 5) OBP: 0.331, SLG: 0.364		C SI 94 B SI 94 B FC 88 S FC 88 F SI 95 X FC 89 2-2 10 CS 1B			C CU 78 S FC 87 B FC 88 C SI 94 1-3 ① K		B CU 76 F SI 89 B FC 86 B FC 85 X SI 89 3-1 ① G1-3			3	0	1	0	0	1	0
10 Brad Hawpe, L (1, 3) OBP: 0.370, SLG: 0.227 19 Collin Cowgill, R (8, 7) OBP: 0.203, SLG: 0.306		B FF 95 S FC 87 B FC 88 B FF 94 S FC 89 C FC 87 3-3 ② ③ K 1-2			B FF 92 X FF 92 1-0 ② G4-3		S FC 86 C FF 92 B FF 92 B FF 93 S FC 87 2-3 ② K			3 0	0 0	0 0	0 0	0 0	2 0	1 0
16 Hank Conger, L (1, 2) OBP: 0.303, SLG: 0.464			C FF 93 S FC 87 S FF 94 0-3 ① K		B FC 89 F FC 88 B FF 93 X FF 93 2-1 HR		C CU 80 B FC 86 X FC 87 1-1 ③ G3-1			3	1	1	1	0	1	0
2 Erick Aybar, S (1, 6) OBP: 0.307, SLG: 0.384			X FF 94 0-0 ② G5-3		C SI 93 F FC 86 X FF 94 0-2 ③ G5-3			X FF 92 0-0 44 SF8 3B		3	1	1	0	0	0	0
Inning Stats	R: 1 E: 0 K: 3 S: 13 H: 1 LOB: 0 BB: 0 P: 18	R: 0 E: 0 K: 1 S: 9 H: 1 LOB: 1 BB: 0 P: 14	R: 0 E: 0 K: 2 S: 9 H: 1 LOB: 1 BB: 0 P: 13	R: 0 E: 0 K: 1 S: 8 H: 0 LOB: 0 BB: 0 P: 16	R: 1 E: 0 K: 1 S: 9 H: 1 LOB: 0 BB: 0 P: 13	R: 0 E: 0 K: 0 S: 14 H: 1 LOB: 2 BB: 1 P: 29	R: 0 E: 0 K: 1 S: 7 H: 0 LOB: 0 BB: 0 P: 13	R: 1 E: 0 K: 0 S: 7 H: 2 LOB: 2 BB: 1 P: 13		1B: 3 2B: 2 3B: 1 HR: 2	SF: 1 SAC: 0 DP: 1 HBP: 0		WP: 0 PB: 0 SB: 3 CS: 1	PA: 32	

PITCHER		IP	WLS	BF	H	R	ER	SO	BB	IBB	HBP	BLK	WP	HR	S	P	ERA	WHIP
41 John Lackey, R ERA: 2.8	(1, 1)	7.0	L	26	5	2	2	9	1	0	0	0	0	2	69	116	2.57	0.857
36 Junichi Tazawa, R ERA: 3.0	(8, 1)	0.1		3	1	1	1	0	1	0	0	0	0	0	2	7	27.00	6.000
91 Alfredo Aceves, R ERA: 4.95	(8, 1)	0.2		3	1	0	0	0	0	0	0	0	0	0	5	6	0.00	1.500

PITCHER	IP	WLS	BF	H	R	ER	SO	BB	IBB	HBP	BLK	WP	HR	S	P	ERA	WHIP

BOTTOM

Boston Red Sox @ Los Angeles Angels

Angel Stadium of Anaheim, Anaheim, CA

Sun Jul 07 2013, 5:08 PM - 8:05 PM PDT

Att. 39,018 - Partly Cloudy - 81 F

livebaseballscorecards.com

AB	29
R	3
H	7
RBI	3
BB	2
SO	9
LOB	7

Batter	1	2	3	4	5	6	7	8	9	AB	R	H	RBI	BB	SO	LOB
2 Erick Aybar, S (1, 6) OBP: 0.302, SLG: 0.378	B SI 88 F SI 88 F FC 87 F SI 89 S FF 91 1-3 ① K			B FC 86 C FC 85 B CH 76 B FF 89 F FC 87 X SI 90 3-2 ① G5-3		C SI 87 F FC 85 F FF 88 B SI 88 S SL 74 1-3 ③ K		C FF 92 X CU 78 0-1 ① G3		4	0	0	0	0	2	1
27 Mike Trout, R (1, 8) OBP: 0.394, SLG: 0.552	C SI 89 S CH 75 B FF 91 B FC 87 F SL 78 B FC 87 C FC 87 3-3 ② K			C CU 71 B FF 88 F FF 88 B FF 91 F SI 91 T CH 76 2-2 ② K			B CU 66 B FC 86 B FC 85 B FF 86 4-0 5 HR BB	C FF 92 B FF 92 X FF 92 1-1 5 G6-4-3 1B		3	1	1	0	1	2	0
5 Albert Pujols, R (1, 3) OBP: 0.322, SLG: 0.424	B SI 90 B SI 89 F FC 87 X FC 88 2-1 ③ 1B			B CU 72 X FF 87 1-0 ③ G6-3			1 SAFE C FC 85 B SI 89 B SI 89 C FC 87 X FF 89 2-2 1-H HR	B CU 77 X FF 92 1-0 ②③ G6-4-3 1-2f		4	1	2	2	0	0	1
47 Howie Kendrick, R (1, 4) OBP: 0.350, SLG: 0.466		B SI 88 X SI 88 1-0 ① G5-3			C FF 88 X FC 87 0-1 ① F9		B CU 69 X FC 87 1-0 ① P4		C SI 94 S SL 82 B SL 83 X SI 96 1-2 ① G6-3	4	0	0	0	0	0	0
32 Josh Hamilton, L (1, 7) OBP: 0.288, SLG: 0.404		C FF 88 F FF 88 X FF 90 0-2 ② G3			F SL 75 X FF 88 0-1 ② G3-1		S FF 88 X FF 90 0-1 ② F7		B CH 85 F SI 95 B SL 82 S SL 83 B SI 96 S SL 83 3-3 ② K	4	0	0	0	0	1	0
44 Mark Trumbo, R (1, 9) OBP: 0.315, SLG: 0.466		B FC 86 X CH 77 1-0 ③ F8			C CU 69 X FC 86 0-1 ③ F8		B CH 77 C FC 87 B SL 76 B SI 89 B FC 87 4-1 6 2B BB		F SI 96 B SL 83 X SI 95 1-1 2B	3	0	1	0	1	0	0
6 Alberto Callaspo, S (1, 5) OBP: 0.330, SLG: 0.366			B FF 88 X SI 88 1-0 ① F8			B FF 87 C FF 87 F FC 86 B SI 89 F FC 87 F FF 90 X CH 76 2-2 ① G6-3	X FC 86 0-0 1-3 2B		F SI 95 B CH 87 B SI 97 B SI 96 F SI 96 S SI 96 3-3 ③ K	4	0	1	0	0	1	1
17 Chris Iannetta, R (1, 2) OBP: 0.365, SLG: 0.358 16 Hank Conger, L (7, PH) OBP: 0.308, SLG: 0.464 (7, 2)			B FF 88 S FC 86 B FC 87 S FF 90 C SI 90 2-3 ② K			B FC 87 X FF 87 1-0 ② P2	B CU 78 B CH 83 B SI 88 C FF 90 B CH 84 4-1 BB			2	0	0	0	0	1	0
										0	0	0	0	1	0	0
55 Joe Blanton, R (1, 1) OBP: 0.167, SLG: 0.167 Garrett Richards, R (6, 1) 10 Brad Hawpe, L (7, PH) OBP: 0.357, SLG: 0.217 58 Michael Kohn, R (7, 1) 51 Michael Roth, L (8, 1)			B FF 88 C FF 88 X FC 86 1-1 ③ G5-3			B FC 84 F FF 86 X FC 86 1-1 1B	C FF 90 F CU 79 S FF 91 0-3 ③ K			2	0	1	0	0	0	0
										0	0	0	0	0	0	0
										1	0	0	0	0	1	3
										0	0	0	0	0	0	0
										0	0	0	0	0	0	0

Inning Stats	1	2	3	4	5	6	7	8	9
R:	0	0	0	0	0	0	2	0	0
E:	0	0	0	0	0	0	0	0	0
K:	2	0	1	1	0	1	1	0	2
S:	10	5	6	8	6	12	12	5	11
H:	1	0	0	0	0	1	2	1	1
LOB:	1	0	0	0	0	1	3	0	1
BB:	0	0	0	0	0	0	3	0	0
P:	16	7	10	14	6	17	27	7	19

PITCHER		IP	WLS	BF	H	R	ER	SO	BB	IBB	HBP	BLK	WP	HR	S	P	ERA	WHIP
37 Travis Wood, L ERA: 2.69	(1, 1)	6.2	W	25	4	2	2	5	2	0	0	0	0	1	55	89	2.70	0.900
51 Matt Guerrier, R ERA: 4.08	(7, 1)	0.1	H	2	0	0	0	1	1	0	0	0	0	0	4	8	0.00	3.000
50 Blake Parker, R ERA: 2.12	(8, 1)	1.0		3	1	0	0	0	0	0	0	0	0	0	5	7	0.00	1.000
46 Pedro Strop, R ERA: 6.08	(9, 1)	1.0		4	1	0	0	2	0	0	0	0	0	0	11	19	0.00	1.000

PITCHER	IP	WLS	BF	H	R	ER	SO	BB	IBB	HBP	BLK	WP	HR	S	P	ERA	WHIP

TOP

Los Angeles Angels @ Chicago Cubs

Wrigley Field, Chicago, IL

Tue Jul 09 2013, 7:09 PM - 9:49 PM CDT

Att. 31,579 - Partly Cloudy - 84 F

livebaseballscorecards.com

AB	31
R	2
H	6
RBI	2
BB	3
SO	8
LOB	6

1B:	3	SF:	0	WP:	0	PA:	34
2B:	2	SAC:	0	PB:	0		
3B:	0	DP:	1	SB:	0		
HR:	1	HBP:	0	CS:	0		

BOTTOM

Los Angeles Angels @ Chicago Cubs

Wrigley Field, Chicago, IL

Tue Jul 09 2013, 7:09 PM - 9:49 PM CDT

Att. 31,579 - Partly Cloudy - 84 F

livebaseballscorecards.com

Batter	1	2	3	4	5	6	7	8	9	AB	R	H	RBI	BB	SO	LOB
20 Julio Borbon, L (1, 8) OBP: 0.286, SLG: 0.256	X CH 86 0-0 ① B1		B CU 75 S CH 82 S CH 82 B CH 83 F CH 82 X FF 89 2-2 ① G4-3		C CH 82 B CH 83 F SI 88 X CU 77 1-2 ① FC6-4 (12 BB, 13 S) 1-2f	B SI 96 C SI 95 S SI 96 B SL 87 B SL 88 X SI 95 3-2 ② G3		B FF 87 C SI 85 S SL 80 B SL 81 C CH 76 2-3 ③ K		5	0	0	0	0	1	2
13 Starlin Castro, R (1, 6) OBP: 0.269, SLG: 0.334	C FF 87 C FF 88 B FC 85 X FF 90 1-2 ② G5-3		B FC 84 B FF 89 X FF 90 2-0 HR		1 SAFE B SL 83 C CH 83 B FF 89 D CH 84 B SL 83 4-1 12 BB 1-2 BB	X FF 95 0-0 ③ F9				3	1	1	1	1	0	0
44 Anthony Rizzo, L (1, 3) OBP: 0.326, SLG: 0.447	B FF 88 F FF 88 F FF 89 B FF 90 F FF 89 X SI 89 2-2 HR		X SI 89 0-0 12 G6-4-3 1B		S CH 84 S CH 84 S CH 84 0-3 ② K		X FF 95 0-0 ① G4-3			4	1	2	1	0	1	2
12 Alfonso Soriano, R (1, 7) OBP: 0.294, SLG: 0.480	B FF 89 X FF 89 1-0 HR		B CH 83 X FC 84 1-0 ②③ G6-4-3 1-2f		B CH 84 B SI 89 B SL 83 S SI 90 B CH 83 4-1 1-2 2-3 BB		B FF 94 F FF 93 S FF 94 F SL 90 X FF 93 1-2 HR			3	2	2	2	1	0	1
24 Luis Valbuena, L (1, 5) OBP: 0.351, SLG: 0.393	C SI 88 S CH 83 B CH 83 X SI 89 1-2 ③ G6-3			C CU 74 B CU 74 S CH 82 X CH 83 1-2 ① G6-3	C CH 83 B CH 83 F SI 89 B SL 80 F CU 78 C CH 84 2-3 ③ K		F FF 95 F FF 95 X CH 87 0-2 ② G4-3			4	0	0	0	0	1	3
30 Dioner Navarro, S (1, 2) OBP: 0.364, SLG: 0.530		B CH 86 B CH 82 B FF 87 B FF 86 4-0 BB		X FF 86 0-0 ② P4		B CH 83 X CH 83 1-0 15 HR 2B	B CH 85 S FF 94 F FF 94 S FF 94 1-3 ③ K			3	1	1	0	1	1	0
19 Nate Schierholtz, L (1, 9) OBP: 0.330, SLG: 0.510		C CH 82 F CH 82 F FF 87 F CU 77 B FF 89 X CU 77 1-2 ① L7		C SI 87 B CU 75 B CH 84 B CH 83 S CH 82 X CH 82 3-2 1B		H FC 85 1-0 15 HR HBP		B SL 79 B SI 86 B SI 84 B FF 86 4-0 BB		2	1	1	0	1	0	1
15 Darwin Barney, R (1, 4) OBP: 0.269, SLG: 0.333		C FC 83 F FC 83 F CH 83 F CH 82 B FF 88 X FF 88 1-2 ② L7		1 SAFE B SL 83 X CH 82 1-0 ③ G5-3		C CU 78 B FF 89 B FC 84 X CH 84 2-1 1-H 2-H HR		C SI 86 F CH 77 B CH 77 F FF 86 F SL 79 B CH 76 X SI 86 2-2 ① F9		4	1	1	3	0	0	3
37 Travis Wood, R (1, 1) OBP: 0.306, SLG: 0.471 51 Matt Guerrier, R (7, 1) 50 Blake Parker, R (8, 1) 17 Dave Sappelt, R (8, PH) OBP: 0.271, SLG: 0.268 46 Pedro Strop, R (9, 1)		S FF 89 F FC 84 S SL 80 0-3 ③ K			X FF 86 0-0 20 FC6-4 1B	B FF 94 S FF 96 X FF 95 1-1 ① G6-3		B CH 76 B SI 85 B SI 87 C SI 86 C SI 87 1 SAFE X SI 86 3-2 ② F7		3 0 0 1 0	0 0 0 0 0	1 0 0 0 0	0 0 0 0 0	1 0 0 0 0	1 0 0 1 0	1 0 0 1 0
Inning Stats	R: 2 E: 0 K: 0 S: 12 H: 2 LOB: 0 BB: 0 P: 17	R: 0 E: 0 K: 1 S: 13 H: 0 LOB: 1 BB: 1 P: 19	R: 1 E: 0 K: 0 S: 7 H: 2 LOB: 0 BB: 0 P: 12	R: 0 E: 0 K: 0 S: 8 H: 1 LOB: 1 BB: 0 P: 13	R: 0 E: 0 K: 2 S: 13 H: 1 LOB: 3 BB: 2 P: 24	R: 3 E: 0 K: 0 S: 9 H: 2 LOB: 0 BB: 0 P: 17	R: 1 E: 0 K: 1 S: 11 H: 1 LOB: 0 BB: 0 P: 13	R: 0 E: 0 K: 1 S: 11 H: 0 LOB: 1 BB: 1 P: 22		1B: 3 2B: 1 3B: 0 HR: 5	SF: 0 SAC: 0 DP: 1 HBP: 1		WP: 0 PB: 0 SB: 1 CS: 0	PA: 37		

	AB	32
	R	7
	H	9
	RBI	7
	BB	4
	SO	5
	LOB	14

PITCHER	IP	WLS	BF	H	R	ER	SO	BB	IBB	HBP	BLK	WP	HR	S	P	ERA	WHIP
55 Joe Blanton, R (1, 1) ERA: 5.4	5.0	L	26	8	6	6	3	3	0	1	0	0	4	56	92	10.80	2.200
Garrett Richards, R (6, 1) ERA: 4.87	1.0		3	0	0	0	0	0	0	0	0	0	0	6	10	0.00	0.000
58 Michael Kohn, R (7, 1) ERA: 2.63	1.0		4	1	1	1	1	0	0	0	0	0	1	11	13	9.00	1.000
51 Michael Roth, L (8, 1) ERA: 8.47	1.0		4	0	0	0	1	1	0	0	0	0	0	11	22	0.00	1.000

PITCHER	IP	WLS	BF	H	R	ER	SO	BB	IBB	HBP	BLK	WP	HR	S	P	ERA	WHIP

Batter	1	2	3	4	5	6	7	8	9	AB	R	H	RBI	BB	SO	LOB
2 Erick Aybar, S (1, 6) OBP: 0.306, SLG: 0.384	C SI 93 C FF 94 B SI 94 B FS 82 X SI 94 2-2 27 2B 2B	C SL 83 F FF 93 F FS 82 X FS 82 0-2 ② G3-1		B SL 80 F SL 81 B FF 94 B SL 80 X SI 94 3-1 ③ G5-3	B CH 93 C SI 95 C SL 80 X FF 96 1-2 5 BB 27 BB 1-3 1B		B SI 88 B SI 88 B FF 88 C FF 88 F FF 89 F SI 88 B SL 87 4-2 BB		B CU 79 C FF 89 X CU 75 1-1 ② SF9 2-3 3-H	4	1	2	1	1	0	0
27 Mike Trout, R (1, 8) OBP: 0.399, SLG: 0.560 10 Brad Hawpe, L (8, 9) OBP: 0.345, SLG: 0.208	B FC 92 C SI 94 X SL 83 1-1 5 WP 32 HR 2-H 2B	B SI 95 X FC 91 1-0 2B			C SL 81 B SI 88 B FF 96 B FF 94 X SI 94 3-1 5 S 5 HR 1B B SL 81 D FF 96 B SI 95 4-0 5 BB 1-2 BB		C FF 89 B SI 89 D SL 88 F SI 90 X CU 76 2-2 ③ G1-3		C SI 89 F CU 75 D SL 82 B FF 90 X CU 77 2-2 ③ G3-1	4 1	2 0	3 0	1 0	1 0	0 0	1 1
5 Albert Pujols, R (1, 3) OBP: 0.329, SLG: 0.435 19 Collin Cowgill, R (6, 9) OBP: 0.215, SLG: 0.349 (8, 8)	B FF 94 T SI 94 F FC 90 D FS 84 B SI 94 B FF 95 4-2 32 HR 2-3 BB	C SL 83 B FF 94 F FF 94 F FS 83 B SL 80 B FF 94 D SL 82 4-2 BB			1 SAFE 1 SAFE SI 92 1 SAFE SI 92 B FS 81 B FF 94 X SI 94 2-2 1-H HR B FF 97 B SL 82 B FF 97 S FF 97 B SI 95 4-1 1-2 2-3 3-H BB			X SI 88 0-0 32 G3 3B		1 1	2 1	1 1	3 0	3 0	0 0	0 0
32 Josh Hamilton, L (1, 7) OBP: 0.289, SLG: 0.422 65 Dane De La Rosa, R (8, 1) 31 Billy Buckner, R (9, 1)	B SI 94 B SI 94 X SI 93 2-0 1-H 3-H HR	C SI 94 S FS 81 D FS 83 S SL 81 0-3 ① K2-3			B FF 94 B SL 82 B FF 97 S FF 97 X SL 82 2-2 HR C FF 88 X CU 79 0-1 ③ L9			X CU 79 0-0 ① G3 3-H		5 0 0	2 0 0	2 0 0	5 0 0	0 0 0	1 0 0	5 0 0
6 Alberto Callaspo, S (1, 5) OBP: 0.331, SLG: 0.364	C SI 94 X SL 83 0-1 ① F7	B SI 93 F SI 93 X SI 93 2-1 ① F8			B SI 95 B SL 81 B SI 94 C SI 93 X SI 94 3-1 ① G4-3	C SL 87 F SL 86 B CH 83 X SI 89 1-2 16 G5-4-3 1B		B SI 89 F CH 83 B SI 89 B CH 84 B SI 90 4-1 44 G5-4-3 BB		4	0	1	0	1	0	0
44 Mark Trumbo, R (1, 9) OBP: 0.313, SLG: 0.471 (6, 3)	C SL 84 B SI 94 X SL 84 1-1 HR	B SI 96 B SI 94 C FF 94 C FF 94 S FS 83 2-3 ② K			B SI 94 F SI 94 F SI 94 B FS 83 S FS 82 2-3 ② K	B CU 74 X SI 88 1-0 ① F8		C CU 74 B SI 89 B FF 89 F SI 90 X CU 80 2-2 ②③ G5-4-3 1-2f		5	1	1	1	0	2	2
16 Hank Conger, L (1, 2) OBP: 0.312, SLG: 0.466	C SI 95 C FC 91 B FS 82 B FS 84 S SL 84 2-3 ② K	C SL 82 F SL 81 X SI 95 0-2 ③ P6			F SL 80 X SI 94 0-1 20 HR 2B	B SI 89 X SI 89 1-0 ②③ G5-4-3 1-2f			C CU 74 B SI 88 B SI 88 B CU 74 B FF 88 4-1 20 FC6-4 BB	4	1	1	0	1	1	1
20 Brendan Harris, R (1, 4) OBP: 0.252, SLG: 0.355	C SI 95 X FF 95 0-1 ③ G6-3			B SI 94 C SL 80 X SI 93 1-1 ① G4-3	F SI 96 B SI 98 D SI 98 B SI 98 S FF 97 X FF 97 3-2 2-H HR		X SI 88 0-0 ① G6-3		B SI 88 C CU 78 X CU 79 1-1 ① FC6-4 39 2B 2 SF9 1-2f	5	2	1	2	0	0	1
33 C.J. Wilson, L (1, 1) OBP: 0.143, SLG: 0.143 39 JB Shuck, L (8, 7) OBP: 0.348, SLG: 0.388		C SI 93 S SI 93 S FS 82 0-3 ① K2-3		C SI 93 X SI 94 0-1 ② G4-3	X FF 94 0-0 2 1B 5 BB 1B		C FF 88 S CU 74 F CU 76 S CU 81 0-3 ② K		D CU 80 C FF 89 C FF 89 X CU 80 1-2 2 SF9 1-3 2B	4 1	1 0	1 1	0 0	0 0	2 0	0 0
Inning Stats	R: 5 E: 0 K: 1 S: 17 H: 4 LOB: 0 BB: 1 P: 29	R: 0 E: 0 K: 2 S: 14 H: 1 LOB: 2 BB: 1 P: 20	R: 0 E: 0 K: 1 S: 8 H: 0 LOB: 0 BB: 0 P: 12	R: 0 E: 0 K: 0 S: 6 H: 0 LOB: 0 BB: 0 P: 10	R: 6 E: 0 K: 1 S: 25 H: 7 LOB: 3 BB: 2 P: 50	R: 0 E: 0 K: 0 S: 5 H: 1 LOB: 0 BB: 0 P: 8	R: 0 E: 0 K: 1 S: 11 H: 0 LOB: 1 BB: 1 P: 17	R: 1 E: 0 K: 0 S: 6 H: 1 LOB: 0 BB: 1 P: 12	R: 1 E: 0 K: 0 S: 11 H: 1 LOB: 1 BB: 1 P: 20	1B: 4 2B: 5 3B: 1 HR: 5 SF: 1 SAC: 0 DP: 2 HBP: 0						WP: 1 PB: 0 SB: 1 CS: 0 PA: 47	

TOP

Los Angeles Angels @ Chicago Cubs

Wrigley Field, Chicago, IL

Wed Jul 10 2013, 7:09 PM - 10:11 PM CDT

Att. 31,111 - Clear - 74 F

livebaseballscorecards.com

AB	39
R	13
H	15
RBI	13
BB	7
SO	6
LOB	11

PITCHER		IP	WLS	BF	H	R	ER	SO	BB	IBB	HBP	BLK	WP	HR	S	P	ERA	WHIP
29 Jeff Samardzija, R ERA: 4.06	(1, 1)	4.2	L	25	9	9	9	5	2	0	0	0	1	4	60	99	17.36	2.357
62 Henry Alberto Rodriguez, R ERA: 4.09	(5, 1)	0.0		5	3	2	2	0	2	0	0	0	0	1	8	20	∞	∞
43 Brooks Raley, L ERA: 4.15	(5, 1)	4.1		17	3	2	2	1	3	0	0	0	0	0	35	59	4.15	1.385

PITCHER	IP	WLS	BF	H	R	ER	SO	BB	IBB	HBP	BLK	WP	HR	S	P	ERA	WHIP

Batter	1	2	3	4	5	6	7	8	9	AB	R	H	RBI	BB	SO	LOB
17 Dave Sappelt, R (1, 9) OBP: 0.270, SLG: 0.267	B FF 90 C FF 89 X FC 87 1-1 1B		C FF 91 S CU 78 F FF 91 F CU 78 X SI 93 0-2 ③ G4-3			F FF 88 B CU 74 X FF 90 1-1 ① F9			B FF 84 C FF 85 B CU 75 C FF 85 T CH 79 2-2 ① K	4	0	1	0	0	1	0
1 Cody Ransom, R (1, 5) OBP: 0.325, SLG: 0.561	X SI 90 0-0 ① F8			C FF 90 B FF 90 B CU 78 F CH 85 B SL 84 F FF 90 X FC 90 3-2 44 1B 2B		S SL 81 C CU 76 X SI 92 0-2 ② F9			B FF 86 C FF 86 F FF 88 F CU 79 F CH 79 X CH 82 1-2 HR	4	2	2	1	0	0	1
44 Anthony Rizzo, L (1, 3) OBP: 0.325, SLG: 0.445	B FF 91 B CU 75 B FF 92 C FF 90 1 SAFE F FC 89 F FC 89 F SL 82 X FF 91 3-2 ② F7			F FF 90 B FF 90 B FF 90 B SL 81 C FF 91 F FF 91 X FF 91 3-2 13 G4-6-3 2-H 1B		B FF 90 C FF 89 S SL 83 B SI 92 B SL 85 C FF 91 3-3 ③ K			B SI 87 X FF 87 1-0 ② G1-3	4	0	1	1	0	1	1
12 Alfonso Soriano, R (1, 7) OBP: 0.292, SLG: 0.475 24 Luis Valbuena, L (8, 7) OBP: 0.349, SLG: 0.391	B CU 78 C SL 83 S CU 79 B FF 92 S SL 83 2-3 ③ K			C CU 80 B FF 91 B SI 91 F FF 90 S SL 81 2-3 ① K			C FF 89 B SI 91 C SL 82 F FF 92 B FF 91 F SL 82 B CU 76 X FF 91 3-2 ① L8		C FF 87 B CH 82 X SI 88 1-1 ③ F7	3 1	0 0	0 0	0 0	0 0	2 0	2 0
13 Starlin Castro, R (1, 6) OBP: 0.267, SLG: 0.332		C FF 90 B CU 79 B CU 77 F SL 84 F FC 88 X SI 92 2-2 ① F9		D CH 86 C CU 79 B FC 88 F FF 90 F SL 84 X FF 91 2-2 ② ③ G4-6-3 1-2f			X FF 90 0-0 ② F9			3	0	0	0	0	0	1
15 Darwin Barney, R (1, 4) OBP: 0.266, SLG: 0.330		B FF 90 C FF 92 F FC 89 F CU 77 C FF 92 1-3 ② K			C FF 90 B FC 87 C FF 90 X CU 80 1-2 ① P4		C SI 89 C CH 85 B SL 84 X SI 90 1-2 ③ F7			3	0	0	0	0	1	0
53 Welington Castillo, R (1, 2) OBP: 0.324, SLG: 0.356		C SI 92 B CH 85 C FF 92 F SL 84 C SI 93 1-3 ③ K			B FF 90 B CH 85 F FF 89 F SI 91 X SL 81 2-2 ② F9			C FF 94 X FF 94 0-1 ① G1-3		3	0	0	0	0	1	0
20 Julio Borbon, L (1, 8) OBP: 0.287, SLG: 0.258			C FF 90 B SL 83 S SL 84 B SL 85 B FF 91 S FF 92 3-3 ① K		C FF 90 X FC 89 0-1 43 DI 1B			C FF 95 B FF 95 F FF 95 B FS 89 F FF 95 S FF 95 2-3 ② K		3	0	1	0	0	2	0
29 Jeff Samardzija, R (1, 1) OBP: 0.129, SLG: 0.233 62 Henry Alberto Rodriguez, R (5,) 43 Brooks Raley, L (5, 1)			B SI 92 X SI 91 1-0 ② L8		B FF 90 C FF 89 S SL 83 D SL 83 X FF 91 2-2 ③ G6-3 1-2			B FF 94 B FF 92 B FF 92 C FF 92 X FF 94 3-1 ③ G5-3		1 0 2	0 0 0	0 0 0	0 0 0	0 0 0	0 0 0	0 0 1
Inning Stats	R: 0 E: 0 K: 1 S: 11 H: 1 LOB: 1 BB: 0 P: 17	R: 0 E: 0 K: 2 S: 12 H: 0 LOB: 0 BB: 0 P: 16	R: 0 E: 0 K: 1 S: 9 H: 0 LOB: 0 BB: 0 P: 13	R: 1 E: 0 K: 1 S: 15 H: 2 LOB: 0 BB: 0 P: 25	R: 0 E: 0 K: 0 S: 11 H: 1 LOB: 1 BB: 0 P: 16	R: 0 E: 0 K: 1 S: 8 H: 0 LOB: 0 BB: 0 P: 12	R: 0 E: 0 K: 0 S: 9 H: 0 LOB: 0 BB: 0 P: 13	R: 0 E: 0 K: 1 S: 8 H: 0 LOB: 0 BB: 0 P: 13	R: 1 E: 0 K: 1 S: 11 H: 1 LOB: 0 BB: 0 P: 16	1B: 3 2B: 1 3B: 0 HR: 1 SF: 0 SAC: 0 DP: 1 HBP: 0						

PITCHER	IP	WLS	BF	H	R	ER	SO	BB	IBB	HBP	BLK	WP	HR	S	P	ERA	WHIP
33 C.J. Wilson, L (1, 1) ERA: 3.37	7.0	W	24	4	1	1	6	0	0	0	0	0	0	75	112	1.29	0.571
65 Dane De La Rosa, R (8, 1) ERA: 3.24	1.0		3	0	0	0	1	0	0	0	0	0	0	8	13	0.00	0.000
31 Billy Buckner, R (9, 1) ERA: 3.78	1.0		4	1	1	1	1	0	0	0	0	0	1	11	16	9.00	1.000

PITCHER	IP	WLS	BF	H	R	ER	SO	BB	IBB	HBP	BLK	WP	HR	S	P	ERA	WHIP

BOTTOM

Los Angeles Angels @ Chicago Cubs

Wrigley Field, Chicago, IL

Wed Jul 10 2013, 7:09 PM - 10:11 PM CDT

Att. 31,111 - Clear - 74 F

livebaseballscorecards.com

AB	31
R	2
H	5
RBI	2
BB	0
SO	8
LOB	6

WP: 0 PA: 31
PB: 0
SB: 0
CS: 0

Batter	1	2	3	4	5	6	7	8	9	AB	R	H	RBI	BB	SO	LOB
2 Erick Aybar, S (1, 6) OBP: 0.308, SLG: 0.384	C FF 89 C SI 90 B CH 81 X FF 91 1-2 ① G4-3		B SI 88 F CU 73 F SI 90 F SL 81 S SL 80 1-3 ① K		F SI 89 B CH 82 B CH 82 B SI 90 X FF 90 3-1 27 FC5-4 1-2 1B			S FC 90 C FC 91 X SI 96 0-2 27 3B 1B	B FF 95 C SI 94 X CH 88 1-1 ③ G1-3	5	1	2	0	0	1	0
27 Mike Trout, R (1, 8) OBP: 0.402, SLG: 0.566	C FF 90 B CU 76 B CH 83 S CH 82 B SL 80 F FF 91 B CH 83 4-2 5 FC6-4 BB		C CU 73 X CH 83 0-1 5 CS 1B		D CU 75 X SI 90 1-0 ③ FC5-4 1-2f			C FC 90 B CU 79 X FC 90 1-1 5 1B 1-H 3B		3	1	2	1	1	0	2
5 Albert Pujols, R (1, 10) OBP: 0.328, SLG: 0.433	C SI 90 X CU 77 0-1 ② FC6-4 1-2f		C SI 90 S SI 89 B CH 84 B CU 76 X SI 93 2-2 ② ③ L8 1-2			B SI 88 B SI 88 B SI 88 C FF 88 F SI 90 S FF 91 3-3 ① K		B CU 79 F FC 92 C CU 78 F FF 96 B CU 78 X FC 92 2-2 32 2B 44 G6-3 3-H 1B		4	1	1	1	0	1	2
47 Howie Kendrick, R (1, 4) OBP: 0.349, SLG: 0.462	F SI 91 X FF 91 0-1 ③ F9			C FF 89 B CH 82 X CU 76 1-1 ① F9		C SI 90 B CU 74 F CH 81 B SI 90 B SI 90 F FF 91 F FF 92 B SI 90 4-2 32 G4-3 BB		F FC 91 B CU 78 F FC 91 S CU 80 1-3 ① K		3	0	0	0	1	1	2
32 Josh Hamilton, L (1, 7) OBP: 0.289, SLG: 0.423		B SL 79 X SI 88 1-0 ① G6-3		B CU 76 C SL 80 F SL 81 S SL 79 1-3 ② K		B SL 82 F SL 81 X SL 82 1-1 ② G4-3 1-2		B SL 84 X SL 82 1-0 44 G6-3 1-3 2B		4	0	1	0	0	1	1
44 Mark Trumbo, R (1, 3) OBP: 0.313, SLG: 0.472		B FF 90 B CH 82 B FF 91 C CH 82 C CU 75 F CH 83 X FF 92 3-2 6 2B 2B		C SI 92 B CH 84 B CU 77 B CH 84 X CU 76 3-1 ③ G6-3		C CH 82 X SI 88 0-1 ③ G5-3		F FF 95 S CU 85 F CU 86 F SI 95 X CU 85 0-2 ② G6-3 2-3 3-H		4	0	1	1	0	0	2
6 Alberto Callaspo, S (1, 5) OBP: 0.330, SLG: 0.367		C SI 89 B CU 75 B SI 90 X SI 89 2-1 2-3 2B			C FF 87 B CU 74 B SI 88 X FF 89 2-1 ① P6		C FF 88 X CU 73 0-1 ① L5	B FF 95 X FF 95 1-0 ③ F8		4	0	1	0	0	0	1
17 Chris Iannetta, R (1, 2) OBP: 0.360, SLG: 0.352 39 JB Shuck, L (9, PH) OBP: 0.346, SLG: 0.386		C SI 90 B CH 83 C CU 78 F CU 77 B FF 91 S CH 83 2-3 ② K			B FF 89 X FF 89 1-0 ② F8		B FF 88 S SI 88 X CU 75 1-1 ② F8		C FF 94 F FF 95 X SI 94 0-2 ① G3-1	3 1	0 0	0 0	0 0	0 0	1 0	2 0
19 Collin Cowgill, R (1, 9) OBP: 0.221, SLG: 0.348 16 Hank Conger, L (9, PH) OBP: 0.310, SLG: 0.462		B FF 92 F FF 94 B FF 86 F FF 93 F CU 78 F FF 93 S SL 83 2-3 ③ K			C FF 90 B CH 81 F FF 90 X CU 76 1-2 2 1B 1B		C FF 90 B SI 89 X CH 80 1-1 ③ G4-3		F FF 94 B CH 87 B SI 94 F SI 94 B CU 85 S SI 95 3-3 ② K	3 1	0 0	1 0	0 0	0 0	1 1	2 0
Inning Stats	R: 0 H: 0 E: 0 LOB: 1 K: 0 BB: 1 S: 10 P: 15	R: 0 H: 2 E: 0 LOB: 2 K: 2 BB: 0 S: 16 P: 26	R: 0 H: 1 E: 0 LOB: 0 K: 1 BB: 0 S: 9 P: 12	R: 0 H: 0 E: 0 LOB: 0 K: 1 BB: 0 S: 7 P: 12	R: 0 H: 2 E: 0 LOB: 2 K: 0 BB: 0 S: 9 P: 17	R: 0 H: 0 E: 0 LOB: 1 K: 1 BB: 1 S: 11 P: 19	R: 0 H: 0 E: 0 LOB: 0 K: 0 BB: 0 S: 6 P: 8	R: 3 H: 4 E: 0 LOB: 1 K: 1 BB: 0 S: 19 P: 25	R: 0 H: 0 E: 0 LOB: 0 K: 1 BB: 0 S: 8 P: 12	1B: 5 2B: 3 3B: 1 HR: 0	SF: 0 SAC: 0 DP: 0 HBP: 0						

PITCHER		IP	WLS	BF	H	R	ER	SO	BB	IBB	HBP	BLK	WP	HR	S	P	ERA	WHIP
23 Joe Saunders, L ERA: 4.24	(1, 1)	7.0	W	27	5	0	0	5	2	0	0	0	0	0	68	109	0.00	1.000
40 Danny Farquhar, R ERA: 6.94	(8, 1)	0.1		4	3	3	3	1	0	0	0	0	0	0	12	16	81.00	9.000
44 Lucas Luetge, L ERA: 6.08	(8, 1)	0.0		1	1	0	0	0	0	0	0	0	0	0	1	2	∞	∞
31 Yoervis Medina, R ERA: 2.43	(8, 1)	1.2		5	0	0	0	1	0	0	0	0	0	0	14	19	0.00	0.000

PITCHER	IP	WLS	BF	H	R	ER	SO	BB	IBB	HBP	BLK	WP	HR	S	P	ERA	WHIP

TOP

Los Angeles Angels @ Seattle Mariners

Safeco Field, Seattle, WA

Fri Jul 12 2013, 7:11 PM - 9:55 PM PDT

Att. 21,375 - Partly Cloudy - 65 F

livebaseballscorecards.com

AB	35
R	3
H	9
RBI	3
BB	2
SO	7
LOB	14

WP: 0	PA: 37
PB: 0	
SB: 0	
CS: 1	

Batter	1	2	3	4	5	6	7	8	9	AB	R	H	RBI	BB	SO	LOB
5 Brad Miller, L (1, 4) OBP: 0.350, SLG: 0.434	C SI 93 B FF 93 X SI 92 1-1 ① G3		F FC 90 B SL 81 B SI 93 X SI 92 2-1 ② G4-3	S FF 95 F SI 96 C SL 86 0-3 ③ K			B FF 95 X SI 96 1-0 ① G6-3			4	0	0	0	0	1	1
55 Michael Saunders, L (1, 9) OBP: 0.301, SLG: 0.350	B SI 93 B SI 93 B SI 94 C SI 93 X SI 94 3-1 28 2B 1B		C CH 84 C SI 93 B FC 90 B SI 93 F SL 79 X SI 94 2-2 ③ L7		B FF 95 S SI 96 B SI 96 F FF 96 B SL 86 S SI 95 3-3 ① K		C SI 96 B SL 87 B FF 96 B FF 95 F FF 96 X SL 86 3-2 ② G4-3			4	1	1	0	0	1	0
28 Raul Ibanez, L (1, 7) OBP: 0.313, SLG: 0.576	B SI 92 B SI 91 C SI 92 1 SAFE B SI 92 X SI 93 3-1 ② 1-H 2B			B CU 77 B SI 91 F SI 91 B CH 83 X SI 91 3-1 HR	C FF 96 B SL 87 B FF 95 F FF 95 B SL 86 F SL 86 F FF 95 S SI 94 3-3 ② K		B SL 88 C FC 95 B FF 95 X FF 94 2-1 HR			4	2	3	3	0	1	0
8 Kendrys Morales, S (1, 10) OBP: 0.339, SLG: 0.468	B SL 80 S SI 95 S CH 87 X CH 87 1-2 ③ G4-3			X SI 92 0-0 17 F8 15 BB 3 1B 1B	X FF 96 0-0 ③ G4-3		X FF 95 0-0 HR			4	2	2	1	0	0	0
15 Kyle Seager, L (1, 5) OBP: 0.353, SLG: 0.487		C SI 92 X CH 86 0-1 HR		C SI 91 S SI 92 B SL 82 F SI 91 B SI 91 B CH 84 F SI 92 B SI 92 4-2 3 1B 13 1B 1-2 BB	B FF 96 X SI 94 1-0 ① G4-3		C SL 87 C SL 86 F SL 86 F FC 94 F SL 86 F SL 85 S SL 85 0-3 ③ K			3	2	1	1	1	1	0
17 Justin Smoak, S (1, 3) OBP: 0.360, SLG: 0.407		B SI 92 B SL 81 C SI 94 C SI 93 T FC 90 2-2 ① K		X SI 92 0-0 ① F8 2-3	B FF 94 B FF 96 S FF 96 X FF 96 2-1 ② L4			X SI 86 0-0 ① L9		4	0	0	0	0	1	2
3 Mike Zunino, R (1, 2) OBP: 0.279, SLG: 0.309		B FF 93 B FC 90 F FF 92 X FC 89 2-1 ② F7		C SI 91 X FC 90 0-1 13 1B 26 WP 1-2 3-H 1B	C FF 96 B FF 96 B FF 95 B FF 96 X FC 95 3-1 2B			B SI 88 F SI 88 B CH 78 X CH 78 2-1 1B		4	1	3	1	0	0	0
13 Dustin Ackley, L (1, 8) OBP: 0.273, SLG: 0.260	B SI 92 B SI 92 F FF 93 X SI 92 2-1 ③ L7			D SL 81 B SI 92 C SI 91 X SI 92 2-1 26 WP 1-3 2-H 1B	I IN 77 I IN 80 I IN 80 I IN 79 4-0 IBB			C SI 88 B CH 81 C SI 87 B SL 76 B SI 89 X SI 85 3-2 ② F8		3	0	1	1	1	0	1
26 Brendan Ryan, R (1, 6) OBP: 0.255, SLG: 0.268			B SI 92 B FF 92 B SI 92 C FF 92 X SI 92 3-1 ① G5-3	B FF 95 B FC 95 C FC 94 F SI 95 S SL 87 2-3 ② K 1-2 3-H		C SL 87 X FF 96 0-1 ③ F8		C SI 88 X SI 88 0-1 ③ L9		4	0	0	0	0	1	4
Inning Stats	R: 1 E: 0 K: 0 S: 9 H: 2 LOB: 0 BB: 0 P: 17	R: 1 E: 0 K: 1 S: 9 H: 1 LOB: 0 BB: 0 P: 15	R: 0 E: 0 K: 0 S: 8 H: 0 LOB: 0 BB: 0 P: 15	R: 4 E: 0 K: 2 S: 18 H: 4 LOB: 1 BB: 1 P: 29	R: 0 E: 0 K: 2 S: 9 H: 0 LOB: 0 BB: 0 P: 15	R: 0 E: 0 K: 0 S: 7 H: 1 LOB: 2 BB: 1 P: 17	R: 2 E: 0 K: 1 S: 14 H: 2 LOB: 0 BB: 0 P: 20	R: 0 E: 0 K: 0 S: 8 H: 1 LOB: 1 BB: 0 P: 13		1B: 5 2B: 2 3B: 0 HR: 4 SF: 0 SAC: 0 DP: 0 HBP: 0				WP: 1 PB: 0 SB: 0 CS: 0 PA: 36		

PITCHER		IP	WLS	BF	H	R	ER	SO	BB	IBB	HBP	BLK	WP	HR	S	P	ERA	WHIP
57 Jerome Williams, R ERA: 4.6	(1, 1)	3.1	L	17	7	6	6	1	1	0	0	0	0	2	38	68	16.20	2.400
Garrett Richards, R ERA: 4.87	(4, 1)	3.2		15	3	2	2	5	0	1	0	0	1	2	36	60	4.91	0.818
51 Michael Roth, L ERA: 8.0	(8, 1)	1.0		4	1	0	0	0	0	0	0	0	0	0	8	13	0.00	1.000

PITCHER	IP	WLS	BF	H	R	ER	SO	BB	IBB	HBP	BLK	WP	HR	S	P	ERA	WHIP

BOTTOM

Los Angeles Angels @ Seattle Mariners

Safeco Field, Seattle, WA

Fri Jul 12 2013, 7:11 PM - 9:55 PM PDT

Att. 21,375 - Partly Cloudy - 65 F

livebaseballscorecards.com

AB	34
R	8
H	11
RBI	7
BB	2
SO	6
LOB	8

Batter	1	2	3	4	5	6	7	8	9	AB	R	H	RBI	BB	SO	LOB
39 JB Shuck, L (1, 7) OBP: 0.344, SLG: 0.383	B FF 92 X FF 92 1-0 ① F8		C CU 80 B FF 91 X SI 89 1-1 ② G1-6-3			B SI 90 F FF 90 B FF 92 B CU 80 C FF 92 X FF 92 3-2 ① L1		C FF 92 B CU 81 F CU 80 X FF 92 1-2 27 FC6-4 1B		4	0	1	0	0	0	0
27 Mike Trout, R (1, 8) OBP: 0.400, SLG: 0.568	B FF 92 C FF 92 T FF 92 F FF 94 F SI 90 B FF 93 X SI 90 2-2 ② G5-3		B CU 81 B FF 91 F FF 91 X FF 92 2-1 3B			B CU 80 X FF 92 1-0 ② F8		B SI 89 B FF 92 F FF 91 S SL 83 F FC 93 X SI 90 2-2 ② FC6-4 1-2f 2-3		4	0	1	0	0	0	2
5 Albert Pujols, R (1, 10) OBP: 0.325, SLG: 0.428	F FF 92 F FC 93 B FF 93 B FF 94 F FF 93 B SL 86 F FF 92 C SI 90 3-3 ③ K		C SL 85 S FF 92 D SL 82 S SI 91 1-3 ③ K			C FF 92 S SI 90 X FF 92 0-2 ③ G4-3		C SL 85 X SI 90 0-1 ③ G5-3		4	0	0	0	0	2	3
32 Josh Hamilton, L (1, 9) OBP: 0.286, SLG: 0.418		C SI 90 F FC 92 F FC 91 B SL 84 S SL 83 1-3 ① K		B FC 91 X CU 79 1-0 ① G4-3			F FF 90 B FF 92 B SI 89 X CU 80 2-1 ① L9		B FF 94 F FF 95 B CH 88 S CH 88 S CU 85 2-3 ① K	4	0	0	0	0	2	0
47 Howie Kendrick, R (1, 4) OBP: 0.350, SLG: 0.463		B FF 92 X SL 84 1-0 6 1B 1B		C SI 90 F FF 92 X FF 92 0-2 ② F9			B SL 85 B FF 91 X FF 92 2-0 44 G6-3 1B		C FF 94 B SI 94 X SI 94 1-1 ② L9	4	0	2	0	0	0	0
44 Mark Trumbo, R (1, 3) OBP: 0.310, SLG: 0.466		B FF 93 B FF 92 X FF 93 2-0 ② F8		X SI 88 0-0 ③ F8			B FF 93 B SL 86 C SI 89 F SL 84 X FF 92 3-2 ② G6-3 1-2		C CU 84 S CU 85 B CU 85 B CU 84 B CU 84 S SI 94 3-3 ③ K	4	0	0	0	0	1	2
6 Alberto Callaspo, S (1, 5) OBP: 0.333, SLG: 0.370		B FF 92 B SI 88 1 SAFE X FF 92 2-0 1-2 1B	C FF 90 B FF 91 B CU 81 X FF 92 2-1 2 G6-3 1B				C FF 94 D SL 83 X SI 90 1-1 ③ F8			3	0	2	0	0	0	1
16 Hank Conger, L (1, 2) OBP: 0.310, SLG: 0.458		C FF 93 B CU 80 D FF 93 F SI 89 X FF 94 2-2 ③ G1-6-3			X FF 93 0-0 ① P5			B FF 90 X FF 91 1-0 27 FC6-4 39 1B 1B		3	0	1	0	0	0	3
2 Erick Aybar, S (1, 6) OBP: 0.305, SLG: 0.380			S FF 91 X FF 90 0-1 ① L8		C CU 81 S SI 88 D SL 85 X SI 89 1-2 ② ③ G6-3 1-2f			B FF 91 S SI 88 C CU 81 D SL 86 S SL 85 2-3 ① K		3	0	0	0	0	1	2

livebaseballscorecards.com

TOP

Los Angeles Angels @ Seattle Mariners

Safeco Field, Seattle, WA

Sat Jul 13 2013, 7:11 PM - 10:07 PM PDT

Att. 32,466 - Clear - 73 F

AB	33
R	0
H	7
RBI	0
BB	0
SO	6
LOB	13

Inning Stats	1	2	3	4	5	6	7	8	9
	R: 0 E: 0 K: 1 S: 11	H: 0 LOB: 0 BB: 0 P: 17	R: 0 E: 0 K: 1 S: 10	H: 2 LOB: 2 BB: 0 P: 18	R: 0 E: 0 K: 1 S: 9	H: 1 LOB: 1 BB: 0 P: 13	R: 0 E: 0 K: 0 S: 5	H: 0 LOB: 0 BB: 0 P: 6	R: 0 E: 0 K: 0 S: 6	H: 1 LOB: 0 BB: 0 P: 9	R: 0 E: 0 K: 0 S: 7	H: 0 LOB: 0 BB: 0 P: 11	R: 0 E: 0 K: 0 S: 8	H: 1 LOB: 1 BB: 0 P: 16	R: 0 E: 0 K: 1 S: 13	H: 2 LOB: 2 BB: 0 P: 19	R: 0 E: 0 K: 2 S: 8	H: 0 LOB: 0 BB: 0 P: 14

| | | | |

Batter	1	2	3	4	5	6	7	8	9	AB	R	H	RBI	BB	SO	LOB
5 Brad Miller, L (1, 6) OBP: 0.328, SLG: 0.404	X SI 86 0-0 ① L6		C SI 87 B SI 87 F CU 69 S SL 80 1-3 ② K		B SI 86 S CH 79 B CH 78 C CU 72 B FC 87 S SI 86 3-3 ③ K		B FF 94 F FF 94 B FF 94 F FF 94 B FS 87 X FF 93 3-2 ① P2 1-2 2-3			4	0	0	0	0	2	2
6 Nick Franklin, S (1, 4) OBP: 0.327, SLG: 0.454	C SI 86 C CU 73 B FF 90 F SI 88 F CU 73 X SI 90 1-2 ② F7		B SI 86 B CU 71 C SI 86 X CU 70 2-1 ③ F9			B CH 76 F CU 71 B SI 87 S CH 77 X SI 85 2-2 ① F8	C SI 88 B SI 88 B SI 88 B CU 74 B SI 89 4-1 8 G4-3 28 1B 2-3 3-H BB			3	0	0	0	1	0	0
28 Raul Ibanez, L (1, 7) OBP: 0.315, SLG: 0.579	B SI 86 C CU 72 S CU 71 X FC 90 1-2 2B			C CU 70 B SI 87 B SI 86 S CU 71 X CH 77 2-2 ① G3		B SI 84 C SI 86 X CH 76 1-1 ② P6	C CU 74 B SI 89 1 SAFE X SI 89 1-1 8 G4-3 1-2 3-H 1B			4	0	2	1	0	0	0
8 Kendrys Morales, S (1, 10) OBP: 0.340, SLG: 0.468	F CU 71 B SI 88 B SI 88 X CU 73 2-1 ③ G4-3			C SI 86 B FF 87 F SI 86 B SI 88 X CH 76 2-2 15 1B 17 1B 1B		C CH 77 B SI 88 S CU 72 B FF 88 F SI 87 X SI 88 2-2 15 1B 17 HR 1B	S SI 88 B SI 89 X SI 90 1-1 ② G4-3 1-2 2-3			4	2	2	0	0	0	3
15 Kyle Seager, L (1, 5) OBP: 0.357, SLG: 0.489		B SI 86 C SI 87 B CU 71 F CU 71 B FF 89 X CU 70 3-2 ① P6		X CU 72 0-0 17 1B 1-2 1B		B SI 86 B SI 85 C CU 70 X SI 86 2-1 17 HR 1-3 1B	B SI 88 B CU 76 B SI 89 C SI 88 F SI 89 B SI 89 4-2 BB			3	1	2	0	1	0	0
17 Justin Smoak, S (1, 3) OBP: 0.366, SLG: 0.424		F CU 69 H FF 86 1-1 55 1B HBP		C CH 79 B FF 88 B CU 71 S CU 72 F SI 87 F SI 88 B CH 76 F CU 72 F SL 80 3-2 X CH 79 55 G4-6-3 1-2 2-H 1B		X FF 85 0-0 1-H 3-H HR	B SI 90 B SI 88 X SI 88 2-0 ③ F9			3	1	2	4	0	0	3
55 Michael Saunders, L (1, 9) OBP: 0.304, SLG: 0.352		C CU 71 X SI 86 0-1 3 G1-4-3 1-2 1B		B SI 87 C SI 87 C SI 87 B FF 88 F CH 77 X SI 88 2-2 ②③ G4-6-3 1-2f		F SI 88 X CU 72 0-1 3 CS 1B		F SI 98 F FF 99 B FF 97 T FF 98 1-2 ① K		4	0	2	0	0	1	2
3 Mike Zunino, R (1, 2) OBP: 0.278, SLG: 0.298		C SI 88 D SL 81 B SL 81 X FF 87 2-1 ②③ G1-4-3 1-2f			C FF 88 B SI 90 B FF 88 F FF 88 C FF 89 2-3 ① K	1 SAFE 1 SAFE B FC 92 1 SAFE B FF 92 S FF 93 1 SAFE B FF 94 3-1 ③ CS 1-2	C FF 93 B FF 95 F FF 93 B FF 97 B FF 96 F FF 95 B FF 96 4-2 5 WP 13 1B 6 WP BB	B FF 97 C FF 98 B FF 97 C FF 97 S FF 97 2-3 ② K		3	1	0	0	1	2	2
13 Dustin Ackley, L (1, 8) OBP: 0.272, SLG: 0.260			B SI 84 C CU 71 B CU 70 C FF 87 X CH 77 2-2 ① G4-3		F CU 74 B FF 87 B SI 87 F SI 83 B SI 88 X SI 87 3-2 ② F8		C FF 94 B FS 88 X FC 93 1-1 6 WP 5 WP 28 1B 1-2 1B	B FF 95 B FF 96 X FF 97 2-0 ③ P5		4	1	1	0	0	0	0
Inning Stats	R: 0 E: 0 K: 0 S: 11 H: 1 LOB: 1 BB: 0 P: 15	R: 0 E: 0 K: 0 S: 8 H: 1 LOB: 1 BB: 0 P: 14	R: 0 E: 0 K: 1 S: 8 H: 0 LOB: 0 BB: 0 P: 13	R: 1 E: 0 K: 0 S: 18 H: 3 LOB: 1 BB: 0 P: 27	R: 0 E: 0 K: 2 S: 9 H: 0 LOB: 0 BB: 0 P: 17	R: 3 E: 0 K: 0 S: 15 H: 4 LOB: 0 BB: 0 P: 25	R: 2 E: 0 K: 0 S: 16 H: 2 LOB: 3 BB: 3 P: 36	R: 0 E: 0 K: 2 S: 7 H: 0 LOB: 0 BB: 0 P: 12		1B: 9 2B: 1 3B: 0 HR: 1 SF: 0 SAC: 0 DP: 2 HBP: 1				WP: 2 PB: 0 SB: 0 CS: 1 PA: 37		

PITCHER		IP	WLS	BF	H	R	ER	SO	BB	IBB	HBP	BLK	WP	HR	S	P	ERA	WHIP
36 Jered Weaver, R ERA: 3.63	(1, 1)	5.2	L	25	9	4	4	3	0	0	1	0	0	1	68	107	6.35	1.588
65 Dane De La Rosa, R ERA: 3.61	(6, 1)	0.2		3	1	2	2	0	1	0	0	0	1	0	9	20	27.00	3.000
37 Scott Downs, L ERA: 1.38	(7, 1)	0.2		5	1	0	0	0	2	0	0	0	1	0	8	20	0.00	4.500
40 Kevin Jepsen, R ERA: 3.97	(8, 1)	1.0		3	0	0	0	2	0	0	0	0	0	0	7	12	0.00	0.000

PITCHER	IP	WLS	BF	H	R	ER	SO	BB	IBB	HBP	BLK	WP	HR	S	P	ERA	WHIP

BOTTOM

Los Angeles Angels @ Seattle Mariners

Safeco Field, Seattle, WA

Sat Jul 13 2013, 7:11 PM - 10:07 PM PDT

Att. 32,466 - Clear - 73 F

livebaseballscorecards.com

AB	32
R	6
H	11
RBI	5
BB	3
SO	5
LOB	12

Los Angeles Angels @ Seattle Mariners

Safeco Field, Seattle, WA

Sun Jul 14 2013, 1:12 PM - 4:01 PM PDT

Att. 25,643 - Sunny - 68 F

livebaseballscorecards.com

Batter	1	2	3	4	5	6	7	8	9	AB	R	H	RBI	BB	SO	LOB
39 JB Shuck, L (1, 7) OBP: 0.338, SLG: 0.376	B FF 89 C SI 89 F SL 81 T FF 92 1-2 ① K		C SL 80 1 SAFE B FS 84 F SL 80 F FS 85 C SI 90 1-3 ② K		X SI 89 0-0 ③ G4-3		C CU 73 F SI 88 X FS 85 0-2 ② G4-3			4	0	0	0	0	2	2
27 Mike Trout, R (1, 8) OBP: 0.399, SLG: 0.565	C FF 90 X SL 82 0-1 ② P3		B SL 82 B SI 92 F SL 84 X SL 83 2-1 ③ F9			C SI 89 B SI 88 B FS 86 S SL 79 X SI 86 2-2 47 2B 6 1B 1B	B SI 89 C SL 84 F FF 90 B CU 72 S FF 92 2-3 ③ K			4	1	1	0	0	1	1
5 Albert Pujols, R (1, 10) OBP: 0.324, SLG: 0.429	X FF 91 0-0 ③ F8			C SL 81 B FF 90 B FF 90 B SL 80 C SL 81 X FF 92 3-2 ① F7		B SL 82 C FF 89 F SI 91 X SL 78 1-2 ① L8		F FF 92 X FF 93 0-1 2B		4	0	1	0	0	0	1
32 Josh Hamilton, L (1, 9) OBP: 0.283, SLG: 0.413		B SI 88 B FF 90 C SL 79 F SI 86 F FS 87 S FF 91 2-3 ① K		B SL 80 F SI 91 B FF 93 X FS 86 2-2 ② F8		1 SAFE B SL 81 S SI 92 1 SAFE F FS 86 S CU 73 1-3 ② K		C SL 81 X SL 81 0-1 ① P5		4	0	0	0	0	2	2
47 Howie Kendrick, R (1, 4) OBP: 0.352, SLG: 0.469		B SI 90 C SL 82 X SI 91 1-1 2B		B FF 92 C SL 82 X SI 92 1-1 ③ F9		C SL 82 C SL 83 D FS 85 F FF 92 X CU 74 1-2 1-3 6 1B 2B		C SI 93 X SL 83 0-1 ② L8		4	1	2	0	0	0	1
44 Mark Trumbo, R (1, 3) OBP: 0.312, SLG: 0.474		C SI 90 S FF 91 S SL 79 0-3 ② K			X SL 79 0-0 HR	I I I 4-0 6 1B IBB		C SI 93 B SI 93 B FF 94 C SL 82 F FF 95 F SL 81 S FF 94 2-3 ③ K		3	1	1	1	1	2	2
6 Alberto Callaspo, S (1, 5) OBP: 0.332, SLG: 0.368		C FF 90 X FS 86 0-1 ③ G4-3			B SI 88 X FF 89 1-0 ① P5	F SL 80 B FS 86 X SI 91 1-1 1-3 2-H 3-H 1B			S CH 89 B CU 79 X CH 90 1-1 ① G6-3	4	0	1	2	0	0	1
17 Chris Iannetta, R (1, 2) OBP: 0.356, SLG: 0.347 16 Hank Conger, L (9, PH) OBP: 0.308, SLG: 0.455			C SI 88 X SL 80 0-1 ① G4-3		B SL 81 X SI 91 1-0 ② G4-3	S SL 78 F SL 83 D SI 88 F SL 80 C FF 93 1-3 ③ K			B FF 99 C CH 91 F B CU 79 B X 3-2 ② F7	3 1	0 0	0 0	0 0	0 0	1 0	2 0
2 Erick Aybar, S (1, 6) OBP: 0.307, SLG: 0.382			X FF 88 0-0 1B		C FS 86 X FS 85 0-1 1B		C CU 71 F FS 84 X FS 86 0-2 ① G4-3		B CH 90 B B CH 91 C X 3-1 ③ L4	4	0	2	0	0	0	0
Inning Stats	R: 0 E: 0 K: 1 S: 6 H: 0 LOB: 0 BB: 0 P: 7	R: 0 E: 0 K: 2 S: 11 H: 1 LOB: 1 BB: 0 P: 14	R: 0 E: 0 K: 1 S: 9 H: 1 LOB: 1 BB: 0 P: 12	R: 0 E: 0 K: 0 S: 8 H: 0 LOB: 0 BB: 0 P: 14	R: 1 E: 0 K: 0 S: 6 H: 2 LOB: 1 BB: 0 P: 8	R: 2 E: 0 K: 2 S: 19 H: 3 LOB: 2 BB: 1 P: 30	R: 0 E: 0 K: 1 S: 9 H: 0 LOB: 0 BB: 0 P: 11	R: 0 E: 0 K: 1 S: 11 H: 1 LOB: 1 BB: 0 P: 13	R: 0 E: 0 K: 0 S: 7 H: 0 LOB: 0 BB: 0 P: 14	1B: 4 2B: 3 3B: 0 HR: 1 SF: 0 SAC: 0 DP: 0 HBP: 0						

PITCHER	IP	WLS	BF	H	R	ER	SO	BB	IBB	HBP	BLK	WP	HR	S	P	ERA	WHIP
18 Hisashi Iwakuma, R (1, 1) ERA: 3.02	7.0	W	29	7	3	3	7	0	1	0	0	0	1	68	96	3.86	1.000
41 Charlie Furbush, L (8, 1) ERA: 3.52	1.0	H	4	1	0	0	1	0	0	0	0	0	0	11	13	0.00	1.000
54 Tom Wilhelmsen, R (9, 1) ERA: 3.95	1.0	S	3	0	0	0	0	0	0	0	0	0	0	7	14	0.00	0.000

PITCHER	IP	WLS	BF	H	R	ER	SO	BB	IBB	HBP	BLK	WP	HR	S	P	ERA	WHIP

AB	35
R	3
H	8
RBI	3
BB	1
SO	8
LOB	12

WP: 0 PA: 36
PB: 0
SB: 0
CS: 0

BOTTOM

Los Angeles Angels @ Seattle Mariners

Safeco Field, Seattle, WA

Sun Jul 14 2013, 1:12 PM - 4:01 PM PDT

Att. 25,643 - Sunny - 68 F

livebaseballscorecards.com

Batter	1	2	3	4	5	6	7	8	9	AB	R	H	RBI	BB	SO	LOB
5 Brad Miller, L (1, 6) OBP: 0.324, SLG: 0.393	F FF 87 B SI 90 F FF 89 X FF 91 1-2 L9 ①		F SI 88 F FF 89 B FF 90 B FF 89 B CH 82 X CH 89 3-2 L8 ①		T FF 90 B CU 75 X SI 90 1-1 6 BB 28 2B 1B	C FF 94 X FC 94 0-1 P1 ②				4	1	1	0	0	0	1
6 Nick Franklin, S (1, 4) OBP: 0.337, SLG: 0.451	B SI 90 B FF 89 C FF 89 B CH 83 F SI 89 B CH 83 4-2 28 FC4-6 BB		B CH 82 B SI 91 B SI 90 C SI 89 T FF 89 B FF 90 4-2 BB		F SI 89 B CH 84 C SI 90 B CH 83 1 SAFE B CH 84 B CH 83 4-2 28 2B 1-2 BB	B FF 95 B FF 95 C FF 95 B FF 94 C FF 93 S FF 95 3-3 K ③				1	0	0	0	3	1	1
28 Raul Ibanez, L (1, 7) OBP: 0.314, SLG: 0.578	B CU 78 B SI 90 C SI 90 X CH 84 2-1 FC4-6 ② 1-2f		C SI 90 1 SAFE X FF 90 0-1 L8 ②		F SI 90 B CU 77 B CH 83 X SI 90 2-1 1-3 2H 2B		B CU 73 X SI 88 1-0 P3 ①			4	0	1	1	0	0	2
8 Kendrys Morales, S (1, 10) OBP: 0.337, SLG: 0.463	B CU 78 F FF 90 C SI 90 B CU 77 F SI 91 1 SAFE X SL 80 2-2 G4-3 ③		B CU 76 B CH 83 B CH 83 C SI 90 S CH 85 X CH 85 3-2 F8 ③		F FF 95 B CH 88 F FF 96 B FF 95 S CH 90 2-3 K ①		B SI 88 B SI 87 X SI 89 2-0 G5-3 ②			4	0	0	0	0	1	4
15 Kyle Seager, L (1, 5) OBP: 0.359, SLG: 0.488		T SI 89 B CU 78 C SI 90 C FF 91 1-3 K ①		B FF 90 B CH 83 X SI 90 2-0 55 F8 3 SF9 17 BB 1B	I IN 84 I IN 85 I IN 88 I IN 86 4-0 IBB		B SI 89 X SI 89 1-0 G3-1 ③			3	1	1	0	1	1	0
17 Justin Smoak, S (1, 3) OBP: 0.372, SLG: 0.431		C CU 77 F FF 91 B FF 90 B CU 78 F FF 91 X CH 85 2-2 55 HR 1B		F SI 90 B CH 83 B FF 90 B CH 84 B FF 91 4-1 1-2 BB	S FF 96 F FF 97 B FF 96 B FF 96 S SI 96 2-3 K ②			F FF 92 S SL 88 F SI 95 B FF 93 X SI 95 1-2 2B		3	1	2	0	1	1	3
55 Michael Saunders, L (1, 9) OBP: 0.303, SLG: 0.364		B FF 90 B CH 84 F FF 89 X CU 77 2-1 1-H HR		F SI 91 B CH 84 F FF 91 X CU 78 1-2 F8 ① 2-3	B FF 96 S FF 96 S FF 96 S FF 96 1-3 K ③			X FF 96 0-0 F8 ①		4	1	1	2	0	1	6
3 Mike Zunino, R (1, 2) OBP: 0.277, SLG: 0.299		B FF 90 S FF 91 C FF 91 F FF 92 X FC 87 1-2 G1-3 ②		S FC 86 F SL 84 X FF 92 0-2 SF9 ② 3-H		S FF 92 B SL 80 B FF 95 B FF 93 X FC 92 3-1 13 G4-3 1B		C SI 95 T FF 93 B SI 96 T 1-2 K ②		3	0	1	1	0	1	1
13 Dustin Ackley, L (1, 8) OBP: 0.267, SLG: 0.255		X SI 90 0-0 F7 ③		B FF 90 B CH 84 F FF 90 T FF 92 B FF 91 C FF 91 3-3 K ③		C FF 91 B FF 92 F FF 93 D FS 87 X FF 95 2-2 G4-3 ① 1-2		T SL 86 S FF 95 B F SI 95 F FF 96 X FF 95 1-2 F8 ③		4	0	0	0	0	1	3
Inning Stats	R: 0 E: 0 K: 0 S: 11 H: 0 LOB: 1 BB: 1 P: 20	R: 2 E: 0 K: 1 S: 14 H: 2 LOB: 0 BB: 0 P: 20	R: 0 E: 0 K: 0 S: 10 H: 0 LOB: 1 BB: 1 P: 20	R: 1 E: 0 K: 1 S: 11 H: 1 LOB: 1 BB: 1 P: 21	R: 1 E: 0 K: 3 S: 15 H: 2 LOB: 3 BB: 2 P: 31	R: 0 E: 0 K: 1 S: 10 H: 1 LOB: 1 BB: 0 P: 18	R: 0 E: 0 K: 0 S: 3 H: 0 LOB: 0 BB: 0 P: 7	R: 0 E: 0 K: 1 S: 13 H: 1 LOB: 1 BB: 0 P: 16		1B: 4 2B: 2 3B: 0 HR: 1 SF: 1 SAC: 0 DP: 0 HBP: 0				WP: 0 PB: 0 SB: 0 CS: 0 PA: 36		

PITCHER		IP	WLS	BF	H	R	ER	SO	BB	IBB	HBP	BLK	WP	HR	S	P	ERA	WHIP
55 Joe Blanton, R	(1, 1)	4.0	L	21	5	4	4	2	4	0	0	0	0	1	52	94	9.00	2.250
ERA: 5.53																		
58 Michael Kohn, R	(5, 1)	1.0		4	0	0	0	3	0	1	0	0	0	0	9	18	0.00	0.000
ERA: 2.54																		
65 Dane De La Rosa, R	(6, 1)	1.0		4	1	0	0	1	0	0	0	0	0	0	10	18	0.00	1.000
ERA: 3.53																		
37 Scott Downs, L	(7, 1)	1.0		3	0	0	0	0	0	0	0	0	0	0	3	7	0.00	0.000
ERA: 1.33																		
49 Ernesto Frieri, R	(8, 1)	1.0		4	1	0	0	1	0	0	0	0	0	0	13	16	0.00	1.000
ERA: 2.88																		

PITCHER	IP	WLS	BF	H	R	ER	SO	BB	IBB	HBP	BLK	WP	HR	S	P	ERA	WHIP

Oakland Athletics @ Los Angeles Angels

Angel Stadium of Anaheim, Anaheim, CA

Fri Jul 19 2013, 7:10 PM - 10:07 PM PDT

Att. 43,515 - Clear - 73 F

TOP

livebaseballscorecards.com

Batter	1	2	3	4	5	6	7	8	9	AB	R	H	RBI	BB	SO	LOB
4 Coco Crisp, S (1, 8) OBP: 0.342, SLG: 0.410	F SI 86 B SI 86 C SI 88 B SI 90 B CU 75 X SI 88 3-2 ① G6-3		S CU 72 C SI 88 B SL 80 X SI 88 1-2 ② P6		B CH 77 X CH 77 1-0 5 S 1B		S SI 88 D SI 87 C CU 74 S SI 89 1-3 ③ K		B FF 95 X SI 95 1-0 ③ F9	5	0	1	0	0	1	3
5 John Jaso, L (1, 2) OBP: 0.379, SLG: 0.354 36 Derek Norris, R (8, PH) OBP: 0.321, SLG: 0.342 (8, 2)	C SI 87 X SI 88 0-1 ② F7		B FC 86 C SI 86 F CU 72 F FF 90 D SL 82 B CH 76 B CH 76 4-2 20 FC5 BB		B SI 85 1 SAFE 1 SAFE C CH 78 P PO 81 B SI 86 B CH 78 4-1 20 PO 1-2 BB			C FF 95 B FF 96 B FF 94 X FF 95 2-1 ① P3		1 1	0 0	0 0	0 0	2 0	0 0	0 0
20 Josh Donaldson, R (1, 5) OBP: 0.377, SLG: 0.519	S FF 88 B SL 84 F FF 90 B FF 86 S FF 90 2-3 ③ K		B FF 88 C FF 88 F CU 72 F FF 91 F FF 87 X SL 81 1-2 ③ FC5 1-2 2-3f		F SL 82 B FF 89 1 SAFE 1-1 ③ PO 1-2	B SL 81 B CU 73 F FF 85 X SL 79 2-1 ① G1-3		C FF 96 S FF 97 X FF 99 0-2 16 WP 1B		4	0	1	0	0	1	2
8 Jed Lowrie, S (1, 6) OBP: 0.360, SLG: 0.419		B SI 85 B SI 86 X CU 72 2-0 ① F9		B SI 84 X FF 86 1-0 ① F7		X FF 84 0-0 ② G3		C FF 94 F FF 96 X FF 96 0-2 ② F9		4	0	0	0	0	0	1
16 Josh Reddick, L (1, 9) OBP: 0.303, SLG: 0.345		B SI 86 C SI 87 X CU 72 1-1 ② G6-3		C CU 72 F CH 76 B SI 86 X SL 81 1-2 1B		B FF 84 C CH 74 F CU 70 B FF 87 F SI 86 B SI 86 B CU 70 4-2 BB		B FF 96 X FF 96 1-0 ③ G4-3 1-2		3	0	1	0	1	0	1
37 Brandon Moss, L (1, 3) OBP: 0.314, SLG: 0.459		B SI 86 B SI 85 B CH 82 C SI 85 C CU 70 B SI 89 4-2 BB		F SI 85 1 SAFE F SL 83 B FF 87 F CH 77 F SL 80 1 SAFE S SI 88 1-3 ② K		B SI 84 S CH 78 F FF 85 S FF 88 1-3 ③ K			B FF 97 S FF 97 B FF 98 B FF 97 F FF 96 X FF 97 3-2 E9 25 2B 1B	3	1	1	0	1	2	2
25 Chris Young, R (1, 7) OBP: 0.274, SLG: 0.368		D FF 88 C FF 86 S SL 82 B SL 83 B SL 81 F FF 88 S SL 81 3-3 ③ K		C CU 74 S SL 81 F FF 89 F FF 88 S SL 83 0-3 ③ K			C FF 86 C FF 87 B CH 78 F FF 87 S CU 72 1-3 ① K		X FF 96 0-0 2-H 2B	4	0	1	1	0	3	2
15 Seth Smith, L (1, 10) OBP: 0.331, SLG: 0.401			C SI 87 B FF 86 F SI 88 B SI 85 S SL 82 2-3 ① K		C SI 85 B CU 72 B CU 72 B SI 85 C CU 72 S CH 76 3-3 ① K		X SI 83 0-0 ② G3		C SI 94 B SI 94 S SI 95 C SI 95 1-3 ① K	4	0	0	0	0	3	1
28 Eric Sogard, L (1, 4) OBP: 0.331, SLG: 0.354			B SI 86 C CU 72 X CU 72 1-1 20 FC5 2B		C SI 85 B FF 85 X SI 85 1-1 ② P2		B CU 69 B SI 84 C SI 83 X SI 84 2-1 1B		C FF 94 S FF 95 F SI 94 F SI 95 F FF 95 B CH 87 X FF 95 1-2 ② F8	4	0	2	0	0	0	1

Inning Stats																				
	R: 0	H: 0	R: 0	H: 0	R: 0	H: 1	R: 0	H: 1	R: 0	H: 1	R: 0	H: 0	R: 0	H: 1	R: 0	H: 1	R: 1	H: 2	1B: 5	SF: 0	WP: 1	PA: 38
	E: 0	LOB: 0	E: 0	LOB: 1	E: 0	LOB: 2	E: 0	LOB: 1	E: 0	LOB: 1	E: 0	LOB: 1	E: 0	LOB: 1	E: 0	LOB: 1	E: 1	LOB: 1	2B: 2	SAC: 0	PB: 0	
	K: 1	BB: 0	K: 1	BB: 1	K: 1	BB: 1	K: 2	BB: 0	K: 1	BB: 1	K: 1	BB: 1	K: 2	BB: 0	K: 0	BB: 0	K: 1	BB: 0	3B: 0	DP: 0	SB: 1	
	S: 8	P: 13	S: 9	P: 19	S: 16	P: 25	S: 14	P: 17	S: 9	P: 18	S: 9	P: 16	S: 10	P: 14	S: 9	P: 12	S: 14	P: 20	HR: 0	HBP: 0	CS: 0	

PITCHER		IP	WLS	BF	H	R	ER	SO	BB	IBB	HBP	BLK	WP	HR	S	P	ERA	WHIP
36 Jered Weaver, R ERA: 3.3	(1, 1)	6.2	W	27	4	0	0	8	4	0	0	0	0	0	72	118	0.00	1.200
37 Scott Downs, L ERA: 1.32	(7, 1)	0.1		1	0	0	0	1	0	0	0	0	0	0	3	4	0.00	0.000
65 Dane De La Rosa, R ERA: 3.45	(8, 1)	1.0		4	1	0	0	0	0	0	0	0	1	0	9	12	0.00	1.000
40 Kevin Jepsen, R ERA: 3.97	(9, 1)	0.0		2	2	1	0	0	0	0	0	0	0	0	4	7	∞	∞
49 Ernesto Frieri, R ERA: 2.81	(9, 1)	1.0	S	3	0	0	0	1	0	0	0	0	0	0	10	13	0.00	0.000

PITCHER	IP	WLS	BF	H	R	ER	SO	BB	IBB	HBP	BLK	WP	HR	S	P	ERA	WHIP

AB	33
R	1
H	7
RBI	1
BB	4
SO	10
LOB	13

Batter	1	2	3	4	5	6	7	8	9	AB	R	H	RBI	BB	SO	LOB
39 JB Shuck, L (1, 7) OBP: 0.336, SLG: 0.373 19 Collin Cowgill, R (8, 7) OBP: 0.221, SLG: 0.348	C FF 90 F FF 90 B FF 90 X CU 70 1-2 E5 32 2B 1B		B FF 90 C FF 90 F SL 82 F CU 67 B FF 92 X SL 82 2-2 ① G3-1		B FF 89 F FF 89 F FF 90 B CH 82 B FF 90 X FF 90 3-2 ① G4-3		C FF 95 S CH 86 S FF 95 0-3 ② K			4 0	1 0	1 0	0 0	0 0	1 0	0 0
27 Mike Trout, R (1, 8) OBP: 0.400, SLG: 0.571	B FF 91 B FF 90 B FF 90 B FF 91 4-0 32 2B BB		S FF 90 C FF 90 B FF 90 F CU 71 B CU 70 B FF 92 S CH 84 3-3 ② K		B SL 81 B SL 82 F FF 89 X CH 81 2-1 HR		T FF 96 F SL 85 B FF 94 F FF 95 B FF 94 C FF 94 2-3 ③ K			3	1	1	1	1	2	0
5 Albert Pujols, R (1, 10) OBP: 0.326, SLG: 0.438 10 Brad Hawpe, L (8, PR) OBP: 0.345, SLG: 0.208 (9, 10)	X FF 90 0-0 ① L7		C FF 91 B SL 83 B FF 91 S SL 82 B SL 82 F SL 83 X SL 82 3-2 HR		B FF 90 C FF 89 B FF 89 B FF 90 X FF 90 3-1 ② F9			C CU 77 S FF 94 X SL 85 0-2 32 1B 47 FC5-2/5 1B		4 0	1 0	2 0	1 0	0 0	0 0	2 0
32 Josh Hamilton, L (1, 9) OBP: 0.285, SLG: 0.417	B CH 83 B FF 90 X FF 84 2-0 1-3 2-H 2B		X CH 83 0-0 ③ L8		B FF 90 B FF 90 S FF 91 C FF 91 S FF 91 2-3 ③ K			B SL 87 X SL 86 1-0 47 FC5-2-5 1-3 1B		4	0	2	1	0	1	0
47 Howie Kendrick, R (1, 4) OBP: 0.351, SLG: 0.469	D SL 84 F SL 85 F FF 90 D CU 71 F FF 92 S CU 70 2-3 ② K			C FF 88 S CH 81 X CH 82 0-2 6 G4-3 2B		C FF 94 B FF 95 B FF 94 X FF 95 2-1 ① G4-3		C SL 82 F SL 84 B SL 84 F SL 85 F SI 90 X SL 84 1-2 ① FC5-2-5 1-2 3-H		4	0	1	0	0	1	4
44 Mark Trumbo, R (1, 3) OBP: 0.308, SLG: 0.468	S FF 91 C SL 83 B CU 70 X CU 71 1-2 ③ G5-3			F SL 81 B CU 68 C FF 88 S FF 88 1-3 ① K		S SL 84 S SL 85 B SL 84 S CU 81 1-3 ② K		C SL 82 F SL 84 S SL 84 0-3 ② K		4	0	0	0	0	3	5
6 Alberto Callaspo, S (1, 5) OBP: 0.331, SLG: 0.364		F FF 91 B FF 89 B FF 91 C SL 82 F CU 68 B FF 92 X FF 91 3-2 ① F7		C FF 88 X CH 81 0-1 ② G4-3 2-3		B FF 95 B FF 94 C FF 93 B CU 78 B FF 94 4-1 BB		B SI 90 B CH 71 X SI 88 2-0 ③ L7		3	0	0	0	1	0	3
17 Chris Iannetta, R (1, 2) OBP: 0.352, SLG: 0.342		B FF 91 X SL 83 1-0 ② G4-3		X SL 82 0-0 ③ P3		B FF 94 C FF 93 B FF 94 B FF 93 F FF 93 F CU 82 X FF 94 3-2 ③ G4-3				3	0	0	0	0	0	2
2 Erick Aybar, S (1, 6) OBP: 0.308, SLG: 0.392		X FF 90 0-0 ③ F8			C FF 86 F FF 87 B CU 67 B FF 89 X FF 90 2-2 HR		B FF 94 B SI 91 B FF 93 C FF 94 C SI 92 X SI 92 3-2 ① G4-3			3	1	1	1	0	0	0
Inning Stats	R: 1 E: 1 K: 1 S: 12 H: 2 LOB: 2 BB: 1 P: 22	R: 0 E: 0 K: 0 S: 6 H: 0 LOB: 0 BB: 0 P: 10	R: 1 E: 0 K: 1 S: 13 H: 1 LOB: 0 BB: 0 P: 21	R: 0 E: 0 K: 1 S: 9 H: 1 LOB: 1 BB: 0 P: 10	R: 2 E: 0 K: 1 S: 13 H: 2 LOB: 0 BB: 0 P: 25	R: 0 E: 0 K: 1 S: 10 H: 0 LOB: 1 BB: 1 P: 20	R: 0 E: 0 K: 2 S: 10 H: 0 LOB: 0 BB: 0 P: 15	R: 0 E: 0 K: 1 S: 13 H: 2 LOB: 2 BB: 0 P: 17		1B: 3 2B: 2 3B: 0 HR: 3 SF: 0 SAC: 0 DP: 0 HBP: 0					WP: 0 PB: 0 SB: 0 CS: 0 PA: 34	

PITCHER		IP	WLS	BF	H	R	ER	SO	BB	IBB	HBP	BLK	WP	HR	S	P	ERA	WHIP
64 A.J. Griffin, R ERA: 3.82	(1, 1)	5.0	L	22	6	4	4	4	1	0	0	0	0	3	53	88	7.20	1.400
54 Sonny Gray, R ERA:	(6, 1)	2.0		8	1	0	0	3	1	0	0	0	0	0	23	38	0.00	1.000
13 Jerry Blevins, L ERA: 3.44	(8, 1)	0.0		1	1	0	0	0	0	0	0	0	0	0	1	2	∞	∞
47 Pat Neshek, R ERA: 2.76	(8, 1)	1.0		3	0	0	0	1	0	0	0	0	0	0	9	12	0.00	0.000

PITCHER	IP	WLS	BF	H	R	ER	SO	BB	IBB	HBP	BLK	WP	HR	S	P	ERA	WHIP

BOTTOM

Oakland Athletics @ Los Angeles Angels

Angel Stadium of Anaheim, Anaheim, CA

Fri Jul 19 2013, 7:10 PM - 10:07 PM PDT

Att. 43,515 - Clear - 73 F

livebaseballscorecards.com

AB	32
R	4
H	8
RBI	4
BB	2
SO	8
LOB	16

Oakland Athletics @ Los Angeles Angels

Angel Stadium of Anaheim, Anaheim, CA

Sat Jul 20 2013, 6:10 PM - 8:40 PM PDT

Att. 43,572 - Partly Cloudy - 68 F

TOP

livebaseballscorecards.com

Batter	1	2	3	4	5	6	7	8	9	AB	R	H	RBI	BB	SO	LOB
4 Coco Crisp, S (1, 8) OBP: 0.338, SLG: 0.405	C FF 91 C SI 92 X CU 78 0-2 ① G5-3		B SI 92 F CU 79 B SL 83 X SI 93 2-1 ② G4-3			B FF 91 F FC 87 C FF 92 B CU 78 X SL 84 2-2 ② G5-3		X CU 79 0-0 ③ P6		4	0	0	0	0	0	2
25 Chris Young, R (1, 7) OBP: 0.269, SLG: 0.362	C SI 93 C CU 79 X FC 88 0-2 ② L5		B CU 79 F CU 79 B CH 88 C SI 92 S SL 83 2-3 ③ K			C CH 86 B FC 87 X CU 77 1-1 ③ F7			B CU 79 B FF 91 B FF 90 C FF 91 S SI 91 X SL 82 3-2 ① P4	4	0	0	0	0	1	0
8 Jed Lowrie, S (1, 6) OBP: 0.362, SLG: 0.423	B FF 92 B FF 90 C FC 89 X FC 89 2-1 2B			B FF 91 X FF 91 1-0 ① F9			F FF 91 C SL 82 B CH 87 F SL 83 F FF 92 X FF 91 1-2 ① G6-3		C FF 92 X SI 88 0-1 15 DI 1B	4	0	2	0	0	0	0
20 Josh Donaldson, R (1, 5) OBP: 0.373, SLG: 0.513	B SL 83 D SL 84 X SI 93 2-0 ③ G4-3			C CU 78 B SI 88 X SI 88 1-1 ② G5-3			B FF 92 B CH 88 C CU 79 X CU 79 2-1 ② G6-3		1 SAFE S FF 94 S SI 95 S FF 95 0-3 ② K	4	0	0	0	0	1	2
7 Nate Freiman, R (1, 10) OBP: 0.311, SLG: 0.376 15 Seth Smith, L (9, PH) OBP: 0.333, SLG: 0.401		C FF 91 C SI 92 X FF 90 0-2 1B		X FF 92 0-0 ③ L4			B CU 79 C SI 88 C FF 92 F SL 81 X SL 84 1-2 ③ F7		B SI 95 S FF 95 S SI 96 B SI 95 B FF 95 F FF 95 B FF 95 4-2 1-2 BB	3 0	0 0	1 0	0 0	0 1	0 0	0 0
36 Derek Norris, R (1, 2) OBP: 0.321, SLG: 0.339 5 John Jaso, L (9, PH) OBP: 0.377, SLG: 0.352		C SI 92 C CU 79 S SL 84 0-3 ① K			C CU 78 C SI 92 B FF 91 B SL 82 F SL 83 F FF 92 B SI 93 F CU 78 X FF 92 3-2 ① F8			F FF 91 B FF 92 B FC 89 F CU 79 B CH 87 F SL 83 F FF 92 B FF 93 4-2 35 F8 37 BB BB	C FF 93 S FF 94 S FF 95 0-3 ③ K	2 1	0 0	0 0	0 0	1 0	1 1	1 2
16 Josh Reddick, L (1, 9) OBP: 0.300, SLG: 0.341		C FF 92 B FF 92 F FF 92 S SL 82 1-3 ② K			C CU 78 S CU 79 S SL 85 0-3 ② K			B SI 91 C CU 77 D SL 82 B CU 76 F FF 90 C SL 82 3-3 ① K		3	0	0	0	0	3	2
37 Brandon Moss, L (1, 3) OBP: 0.314, SLG: 0.456		C CU 78 C FF 91 S SL 83 0-3 ③ K			B FF 92 S CU 79 B FF 91 F FF 91 S SL 84 2-3 ③ K			B SI 91 B CU 77 B FF 91 B FF 91 4-0 1-2 BB		2	0	0	0	1	2	1
35 Grant Green, R (1, 4)			C FF 91 C CU 77 F SL 82 X FF 92 0-2 ① G5-3			B CU 79 S CU 78 B SI 91 C FF 90 S SL 83 2-3 ① K		C CU 78 X SI 91 0-1 ② F8 2-3		3	0	0	0	0	1	2

	AB	30
	R	0
	H	3
	RBI	0
	BB	3
	SO	10
	LOB	12

Inning Stats																																
	R: 0	E: 0	K: 0	S: 9	H: 1	LOB: 1	BB: 0	P: 13	R: 0	E: 0	K: 3	S: 12	H: 1	LOB: 1	BB: 0	P: 13	R: 0	E: 0	K: 1	S: 9	H: 0	LOB: 0	BB: 0	P: 13	R: 0	E: 0	K: 0	S: 4	H: 0	LOB: 0	BB: 0	P: 6
	R: 0	E: 0	K: 2	S: 12	H: 0	LOB: 0	BB: 0	P: 17	R: 0	E: 0	K: 1	S: 8	H: 0	LOB: 0	BB: 0	P: 13	R: 0	E: 0	K: 0	S: 11	H: 0	LOB: 0	BB: 0	P: 15	R: 0	E: 0	K: 1	S: 10	H: 0	LOB: 2	BB: 2	P: 21
	R: 0	E: 0	K: 2	S: 14	H: 1	LOB: 2	BB: 1	P: 21	1B: 2	2B: 1	3B: 0	HR: 0	SF: 0	SAC: 0	DP: 0	HBP: 0	WP: 0	PB: 0	SB: 0	CS: 0	PA: 33											

PITCHER		IP	WLS	BF	H	R	ER	SO	BB	IBB	HBP	BLK	WP	HR	S	P	ERA	WHIP
33 C.J. Wilson, L ERA: 3.15	(1, 1)	8.1	W	30	3	0	0	8	2	0	0	0	0	0	80	119	0.00	0.600
49 Ernesto Frieri, R ERA: 2.76	(9, 1)	0.2	S	3	0	0	0	2	1	0	0	0	0	0	9	13	0.00	1.500

PITCHER	IP	WLS	BF	H	R	ER	SO	BB	IBB	HBP	BLK	WP	HR	S	P	ERA	WHIP

Batter	1	2	3	4	5	6	7	8	9	AB	R	H	RBI	BB	SO	LOB
39 JB Shuck, L (1, 7) OBP: 0.335, SLG: 0.376	C FF 88 F FF 90 F FF 91 X FF 93 0-2 ① F9		S SL 83 B SI 90 X SL 83 1-1 ① P6		B FF 90 B CH 81 B FF 90 C FF 90 X SI 91 3-1 ② F7		B SL 85 B SI 90 X FF 89 2-0 2B			4	0	1	0	0	0	0
19 Collin Cowgill, R (8, 7) OBP: 0.221, SLG: 0.348										0	0	0	0	0	0	0
27 Mike Trout, R (1, 8) OBP: 0.401, SLG: 0.569	C FF 91 F FF 92 B FF 92 F SL 85 H SI 92 2-2 5 1B 32 SF7 HBP		C SL 84 B SL 84 T FF 91 C SI 93 1-3 ② K		B SL 84 X FF 90 1-0 1B		C SL 84 S SL 83 F FF 91 X SL 82 0-2 ③ L8			3	1	1	0	0	1	1
5 Albert Pujols, R (1, 10) OBP: 0.328, SLG: 0.438	C SL 83 1 SAFE S SL 84 X FF 91 0-2 1-3 1B		C FF 92 C FF 92 X FF 93 0-2 1B		P PO 79 X FF 89 1-0 ③ G5-3			B FF 95 F FF 96 X FF 96 1-1 ① F8		4	0	2	0	0	0	1
32 Josh Hamilton, L (1, 9) OBP: 0.282, SLG: 0.413	B FF 92 B CH 82 X SI 92 2-0 ② SF7 3-H		S SL 84 D CH 83 B SI 91 S CH 84 B SL 86 F CH 83 S CH 83 3-3 ③ K			F FF 90 B FF 91 F CH 83 F CH 83 B FF 91 X SI 92 2-2 ① F8		S FF 96 B FF 97 X CU 81 1-1 ② F8		3	0	0	1	0	1	1
47 Howie Kendrick, R (1, 4) OBP: 0.352, SLG: 0.469	C FF 91 C SL 84 F SL 83 F FF 92 S CH 82 0-3 ③ K			C SL 83 X SL 84 0-1 1B		X SI 91 0-0 44 G4-6-3 1B		C FF 96 B CH 87 F CH 87 S CU 81 1-3 ③ K		4	0	2	0	0	2	1
44 Mark Trumbo, R (1, 3) OBP: 0.309, SLG: 0.467		C SL 84 B SL 84 C SI 92 X CH 83 1-2 16 L9 6 G3-1 1B		B FF 90 C SL 83 X FF 91 1-1 ① L4		C SL 83 B SL 84 1 SAFE X SI 91 1-1 ②③ G4-6-3 1-2f				3	0	1	0	0	0	2
6 Alberto Callaspo, S (1, 5) OBP: 0.331, SLG: 0.375		C FF 90 B SL 84 X SL 86 1-1 ① G3-1 1-2		1 SAFE C FF 90 1 SAFE C SL 83 B CH 82 1 SAFE F SI 92 X SL 84 1-2 ② L8			X CH 81 0-0 HR			3	1	1	1	0	0	2
16 Hank Conger, L (1, 2) OBP: 0.301, SLG: 0.444		B CU 75 B FF 92 S CH 83 X FF 91 2-1 ② L9 2-3		S FF 90 F FF 90 1 SAFE F SL 84 S CH 82 0-3 ③ K			C SL 85 S SL 84 X CH 82 0-2 ① G4-3			3	0	0	0	0	1	2
2 Erick Aybar, S (1, 6) OBP: 0.305, SLG: 0.388		B SL 85 C CH 83 X FF 92 1-1 ③ F8			X SL 81 0-0 ① B6		X FF 90 0-0 ② F8			3	0	0	0	0	0	1
Inning Stats	R: 1 E: 0 K: 1 S: 16 H: 1 LOB: 1 BB: 0 P: 20	R: 0 E: 0 K: 0 S: 9 H: 1 LOB: 1 BB: 0 P: 14	R: 0 E: 0 K: 2 S: 12 H: 1 LOB: 1 BB: 0 P: 17	R: 0 E: 0 K: 1 S: 12 H: 1 LOB: 1 BB: 0 P: 14	R: 0 E: 0 K: 0 S: 6 H: 1 LOB: 1 BB: 0 P: 10	R: 0 E: 0 K: 0 S: 7 H: 1 LOB: 0 BB: 0 P: 10	R: 1 E: 0 K: 0 S: 10 H: 2 LOB: 1 BB: 0 P: 12	R: 0 E: 0 K: 1 S: 7 H: 0 LOB: 0 BB: 0 P: 10		1B: 6 2B: 1 3B: 0 HR: 1 SF: 1 SAC: 0 DP: 1 HBP: 1					

PITCHER		IP	WLS	BF	H	R	ER	SO	BB	IBB	HBP	BLK	WP	HR	S	P	ERA	WHIP
67 Dan Straily, R ERA: 4.14	(1, 1)	7.0	L	29	8	2	2	4	0	0	1	0	0	1	72	97	2.57	1.143
62 Sean Doolittle, L ERA: 3.43	(8, 1)	1.0		3	0	0	0	1	0	0	0	0	0	0	7	10	0.00	0.000

PITCHER	IP	WLS	BF	H	R	ER	SO	BB	IBB	HBP	BLK	WP	HR	S	P	ERA	WHIP

BOTTOM

Oakland Athletics @ Los Angeles Angels

Angel Stadium of Anaheim, Anaheim, CA

Sat Jul 20 2013, 6:10 PM - 8:40 PM PDT

Att. 43,572 - Partly Cloudy - 68 F

livebaseballscorecards.com

AB	30
R	2
H	8
RBI	2
BB	0
SO	5
LOB	11

Batter	1	2	3	4	5	6	7	8	9	AB	R	H	RBI	BB	SO	LOB
4 Coco Crisp, S (1, 10) OBP: 0.339, SLG: 0.403	B SI 92 B FF 91 C FF 93 F FF 93 F SI 94 B CH 87 F FF 92 B FF 93 4-2 15 G4-3 BB		C SI 92 X CH 85 0-1 ① G4-3		X SI 90 0-0 E5 37 1B 1-H 1B	B SL 86 B FF 95 C FF 95 F FF 96 X SL 85 2-2 FC3 1-H 2-H			S SI 86 B CH 79 B SI 88 S FF 86 F CH 79 B FF 88 X SI 87 3-2 ① L7	4	1	1	1	1	0	0
15 Seth Smith, L (1, 7) OBP: 0.328, SLG: 0.394	C FF 92 F FF 93 F FF 93 X CH 86 0-2 ① G4-3 1-2		C CH 86 B CH 86 T SI 93 F SI 93 F FC 91 B CH 87 S FF 93 2-3 ② K		B FF 91 B SI 92 S CH 85 F SI 92 X FC 91 2-2 ① G3	C FF 95 2 SAFE F FC 96 S SL 86 0-3 ② K			C FF 88 B SI 88 S SL 80 B SL 82 X CH 79 2-2 ② F8	5	0	0	0	0	2	3
8 Jed Lowrie, S (1, 6) OBP: 0.359, SLG: 0.418	X FF 92 0-0 ② F8		B FF 94 S CH 86 B FF 93 X SI 93 2-1 ③ L8		I IN 58 I IN 57 I IN 54 I IN 55 4-0 5 WP 37 1B IBB	B FF 96 C FF 94 C SL 85 F SL 85 F SL 85 B FC 94 X SL 84 2-2 ③ G3			B SI 88 B SI 89 F SI 88 F FF 87 F CH 79 F SL 82 X FF 88 2-2 ③ P3	4	0	0	0	1	0	2
20 Josh Donaldson, R (1, 5) OBP: 0.370, SLG: 0.507	F FC 90 X SI 93 0-1 ③ F9			B SI 92 C SI 92 F SI 93 S SI 92 1-3 ① K	X SI 92 0-0 ② P5		C FF 95 B FF 95 S FF 95 X FF 96 1-2 ① G4-3			4	0	0	0	0	1	3
37 Brandon Moss, L (1, 3) OBP: 0.319, SLG: 0.460		F SI 93 C SI 94 B FF 93 X CH 87 1-2 ① P6		X FF 93 0-0 5 1B 1B	X CH 84 0-0 5 WP 1-2 3-H 1B		B SL 85 B FF 96 F FF 95 X FF 96 2-1 5 G4-6-3 1B			4	0	3	1	0	0	0
5 John Jaso, L (1, 2) OBP: 0.375, SLG: 0.350		B FF 93 C SI 93 B SI 94 B SI 93 C SI 93 X SI 93 3-2 ② G4-3		C SI 92 B CH 83 1 SAFE X SI 90 1-1 1-2 1B	B SI 92 B SI 91 C FF 91 X SI 93 2-1 ③ F8 1-2 2-3		B FF 96 F FF 96 D FF 95 X FC 93 2-1 ② ③ G4-6-3 1-2f			4	0	1	0	0	0	3
16 Josh Reddick, L (1, 9) OBP: 0.299, SLG: 0.339		B SI 93 F SI 94 X SI 94 1-1 ③ G5-3		F CH 84 F SI 92 B SL 82 B FF 91 S SI 92 2-3 ② K		B CU 77 B SI 91 B SI 92 C SI 91 C SI 91 X SI 92 3-2 4 S 25 BB 4 E 1B		B FF 95 F FF 94 B CH 87 B FF 95 S FF 95 F FF 95 C FF 96 3-3 ① K		4	1	1	0	0	2	2
25 Chris Young, R (1, 8) OBP: 0.273, SLG: 0.366			B FC 88 X SI 93 1-0 28 HR 2B	B CU 78 C FF 92 B SI 93 T FC 89 B SI 92 S FC 89 3-3 ③ K		B SI 93 1 SAFE B SI 91 B FC 89 B SI 91 4-0 4 S 4 FC3 1-2 BB		B FF 95 X FF 95 1-0 ② P4		3	2	1	0	1	1	2
28 Eric Sogard, L (1, 4) OBP: 0.333, SLG: 0.370			B SI 92 X FF 92 1-0 2-H HR	C SI 91 X SI 92 0-1 4 1B 4 E 1B		B FF 95 B FF 96 C FF 95 F FF 96 F SL 86 C SL 86 2-3 ① K		C FF 94 F FF 95 S CH 88 0-3 ③ K		4	2	2	2	0	2	2
Inning Stats	R: 0 E: 0 K: 0 S: 11 H: 0 LOB: 1 BB: 1 P: 15	R: 0 E: 0 K: 0 S: 8 H: 0 LOB: 0 BB: 0 P: 13	R: 2 E: 0 K: 1 S: 11 H: 2 LOB: 0 BB: 0 P: 17	R: 0 E: 0 K: 3 S: 12 H: 2 LOB: 2 BB: 0 P: 19	R: 2 E: 1 K: 0 S: 10 H: 3 LOB: 2 BB: 1 P: 18	R: 2 E: 1 K: 2 S: 18 H: 1 LOB: 1 BB: 1 P: 31	R: 0 E: 0 K: 0 S: 7 H: 1 LOB: 0 BB: 0 P: 12	R: 0 E: 0 K: 2 S: 8 H: 0 LOB: 0 BB: 0 P: 12	R: 0 E: 0 K: 0 S: 12 H: 0 LOB: 0 BB: 0 P: 19	1B: 7 2B: 1 3B: 0 HR: 1 SF: 0 SAC: 0 DP: 1 HBP: 0						

PITCHER		IP	WLS	BF	H	R	ER	SO	BB	IBB	HBP	BLK	WP	HR	S	P	ERA	WHIP
57 Jerome Williams, R ERA: 4.73	(1, 1)	5.0	L	26	8	6	4	4	2	1	0	0	1	1	55	92	7.20	2.000
Garrett Richards, R ERA: 4.73	(6, 1)	2.0		7	1	0	0	2	0	0	0	0	0	0	22	33	0.00	0.500
58 Michael Kohn, R ERA: 2.45	(8, 1)	1.0		3	0	0	0	2	0	0	0	0	0	0	8	12	0.00	0.000
51 Michael Roth, L ERA: 7.58	(9, 1)	1.0		3	0	0	0	0	0	0	0	0	0	0	12	19	0.00	0.000

PITCHER	IP	WLS	BF	H	R	ER	SO	BB	IBB	HBP	BLK	WP	HR	S	P	ERA	WHIP

TOP

Oakland Athletics @ Los Angeles Angels

Angel Stadium of Anaheim, Anaheim, CA

Sun Jul 21 2013, 12:40 PM - 3:26 PM PDT

Att. 37,441 - Overcast - 72 F

livebaseballscorecards.com

AB	36
R	6
H	9
RBI	4
BB	3
SO	8
LOB	17

PA: 39

WP: 1
PB: 0
SB: 3
CS: 0

Batter	1	2	3	4	5	6	7	8	9	AB	R	H	RBI	BB	SO	LOB
39 JB Shuck, L (1, 7) OBP: 0.333, SLG: 0.373	C SI 87 F FF 89 B FF 91 F FF 90 X FF 92 1-2 ① L7		F FF 91 C SI 91 X FF 92 0-2 ②③ G6-4-3 1-2f			C SI 87 X SI 87 0-1 ② F7			B FF 90 F FF 90 X SI 89 1-1 27 1B 1B	4	0	1	0	0	0	3
27 Mike Trout, R (1, 8) OBP: 0.400, SLG: 0.566	B FF 88 C SI 88 X SI 88 1-1 ② L9			B SI 86 B SI 87 C SI 87 F SI 88 B FF 90 F SI 90 X SI 90 3-2 ① L9		F SI 87 B SI 86 B SL 81 C SL 80 B CH 81 C SI 90 3-3 ③ K			C SI 87 X SI 88 0-1 1-2 1B	4	0	1	0	0	1	1
5 Albert Pujols, R (1, 10) OBP: 0.325, SLG: 0.434	B SI 86 F SI 87 B SI 91 F CH 81 B SI 89 X SI 88 3-2 ③ G5-3			B SI 88 X SI 87 1-0 ② F8			B SI 85 B SI 87 X SI 88 2-0 ① F8		B SI 90 F SI 89 F SI 91 D SL 85 C SI 91 2-3 ② K	4	0	0	0	0	1	2
32 Josh Hamilton, L (1, 9) OBP: 0.279, SLG: 0.409		B SI 85 F SI 88 X FF 90 1-1 ① F8		S FF 91 B FF 92 S FF 92 F FF 92 B SI 90 C SI 90 2-3 ③ K			F FF 91 B FF 90 F CH 82 X FF 92 1-2 ② F8		F SI 92 B FF 93 X SI 92 1-1 ③ F7	4	0	0	0	0	1	2
47 Howie Kendrick, R (1, 4) OBP: 0.350, SLG: 0.466		C SI 87 F FF 90 B FF 92 S SL 83 1-3 ② K			C SL 79 F SL 82 F SL 83 X SL 83 0-2 ① G6-3		B SI 89 S SI 88 X SL 83 1-1 ③ G6-3			3	0	0	0	0	1	0
44 Mark Trumbo, R (1, 3) OBP: 0.306, SLG: 0.463		B SI 89 B SI 87 F SI 86 F SI 87 X SI 87 2-2 ③ G4-3			B CH 81 B SI 88 X SI 88 2-0 ② P2			C FF 90 B FF 91 F SI 89 C SI 90 1-3 ① K		3	0	0	0	0	1	0
6 Alberto Callaspo, S (1, 5) OBP: 0.328, SLG: 0.371			C SI 86 B SI 88 X SI 87 1-1 ① F8		C FF 89 B SI 87 B FF 90 B SI 88 C SI 88 F FF 91 X SI 89 3-2 ③ L4			B SI 87 F SI 88 F FF 92 F SI 89 X FF 92 1-2 ② F7		3	0	0	0	0	0	0
17 Chris Iannetta, R (1, 2) OBP: 0.355, SLG: 0.346			B SI 86 X SI 88 1-0 2 BB 1B			B SI 86 X SI 86 1-0 2 FC1-6 1B		X SI 89 0-0 ③ G1-3		3	0	2	0	0	0	0
2 Erick Aybar, S (1, 6) OBP: 0.305, SLG: 0.385			B CH 84 B SI 86 F SI 87 1 SAFE B SI 86 B CH 84 4-1 39 G6-4-3 1-2 BB			F SI 87 X SI 87 0-1 ① FC1-6 1-2f			C FF 90 B SI 90 X SI 90 1-1 ① G3	2	0	0	0	1	0	1
Inning Stats	R: 0 E: 0 K: 0 S: 9 H: 0 LOB: 0 BB: 0 P: 14	R: 0 E: 0 K: 1 S: 8 H: 0 LOB: 0 BB: 0 P: 12	R: 0 E: 0 K: 0 S: 7 H: 1 LOB: 1 BB: 1 P: 13	R: 0 E: 0 K: 1 S: 9 H: 0 LOB: 0 BB: 0 P: 15	R: 0 E: 0 K: 0 S: 9 H: 0 LOB: 0 BB: 0 P: 14	R: 0 E: 0 K: 1 S: 8 H: 1 LOB: 1 BB: 0 P: 12	R: 0 E: 0 K: 0 S: 6 H: 0 LOB: 0 BB: 0 P: 10	R: 0 E: 0 K: 1 S: 8 H: 0 LOB: 0 BB: 0 P: 10	R: 0 E: 0 K: 1 S: 11 H: 2 LOB: 2 BB: 0 P: 16	1B: 4 2B: 0 3B: 0 HR: 0 SF: 0 SAC: 0 DP: 1 HBP: 0						

PITCHER	IP	WLS	BF	H	R	ER	SO	BB	IBB	HBP	BLK	WP	HR	S	P	ERA	WHIP
40 Bartolo Colon, R (1, 1) ERA: 2.52	9.0	W	31	4	0	0	5	1	0	0	0	0	0	75	116	0.00	0.556

PITCHER	IP	WLS	BF	H	R	ER	SO	BB	IBB	HBP	BLK	WP	HR	S	P	ERA	WHIP

BOTTOM

Oakland Athletics @ Los Angeles Angels

Angel Stadium of Anaheim, Anaheim, CA

Sun Jul 21 2013, 12:40 PM - 3:26 PM PDT

Att. 37,441 - Overcast - 72 F

livebaseballscorecards.com

AB	30
R	0
H	4
RBI	0
BB	1
SO	5
LOB	9

WP: 0 PA: 31
PB: 0
SB: 0
CS: 0

Minnesota Twins @ Los Angeles Angels

Angel Stadium of Anaheim, Anaheim, CA

Mon Jul 22 2013, 7:10 PM - 10:41 PM PDT

Att. 33,363 - Partly Cloudy - 73 F

TOP

livebaseballscorecards.com

Batter	1	2	3	4	5	6	7	8	9	AB	R	H	RBI	BB	SO	LOB
2 Brian Dozier, R (1, 4) OBP: 0.307, SLG: 0.382	C FF 90 C SI 91 S FC 87 0-3 ① K	C CU 78 B FF 89 S CH 83 S SL 86 1-3 ③ K2-3		1 SAFE B FF 90 C FC 86 S SL 79 F SL 80 X CH 84 1-2 ② 17 2B 1-H 1B		B FF 97 B SI 97 B FF 97 C SI 98 C SI 97 F SI 96 F FF 96 F SI 97 F SI 97 3-2 ② G5-3 F FF 97 X FC 90		B FF 97 B FF 95 B FF 94 C FF 96 C FF 97 F FF 97 B SL 82 4-2 1-2 BB		4	1	1	0	1	2	1
17 Doug Bernier, R (1, 6) OBP: 0.333, SLG: 0.400	C FF 91 S SI 91 B CH 85 X FF 91 1-2 ② F8		C FF 90 B CH 85 X FF 90 1-1 ① G6-3	X CU 79 0-0 33 BB 2-H 2B		B FF 96 S FF 95 F FF 96 C FC 89 1-3 ③ K		B FF 96 F FF 96 S FF 98 1-3 ③ K		5	0	1	1	0	2	3
7 Joe Mauer, L (1, 2) OBP: 0.407, SLG: 0.474	C FF 91 F CH 85 F FF 92 B FF 92 X FF 92 1-2 1B		C FF 89 B FF 89 F CU 77 B SL 84 X CH 83 2-2 33 E 1B	B CH 82 B CH 83 B CU 77 I IN 69 4-0 33 BB IBB			C SI 87 X SI 88 0-1 33 FC6-4 1B		C FF 86 B SI 86 C SI 88 B SI 89 X SI 88 2-2 ① G4-3	4	0	3	0	1	0	0
33 Justin Morneau, L (1, 3) OBP: 0.329, SLG: 0.400	B CH 85 C FF 91 B CU 79 F FF 92 X FF 92 2-2 ③ P6		X FF 90 0-0 FC4 1-2	S CU 78 B FF 91 B CH 84 D CU 78 B CH 84 4-1 1-2 2-3 BB			C SI 88 B SI 88 B SI 88 X SI 90 2-1 ① FC6-4 9 G6-4-3 1-2f		X FF 88 0-0 ② F7	4	0	0	0	1	0	3
9 Ryan Doumit, S (1, 9) OBP: 0.293, SLG: 0.384		C CU 77 B CU 78 B CH 83 S CH 83 X CH 84 2-2 55 FC6-4 1B	B CH 83 B FF 90 C CH 83 F B SL 86 T CH 84 3-2 ② K	S FF 94 B FF 96 B FF 95 F FF 94 F FF 96 F FF 95 X FF 95 3-2 ③ P5			B SI 89 B CU 75 X SI 88 2-0 ②③ G6-4-3 1-2f		B FF 88 C FF 88 F FF 88 F SL 81 F SI 87 X CH 81 1-2 ③ G5-3	5	0	1	0	0	1	6
24 Trevor Plouffe, R (1, 5) OBP: 0.318, SLG: 0.430		C FF 91 B FF 91 S FC 86 1 SAFE D FC 87 S CH 85 2-3 ① K	C FF 91 F FC 86 B SL 81 X FC 85 1-2 ③ F7		B FF 94 F FF 94 C FF 94 B SL 90 F FF 95 B FF 91 F FF 95 F FF 95 X FF 95 3-2 ① F8			B FF 96 X FF 94 1-0 55 1B		4	0	1	0	0	1	3
55 Chris Colabello, R (1, 10) OBP: 0.143, SLG: 0.143 8 Jamey Carroll, R (8, PR) OBP: 0.276, SLG: 0.252 (8, 10)		B FF 91 C SL 80 B FF 90 X FF 90 2-1 ② FC6-4 11 2B 1-2f		X FF 90 0-0 ① G5-3	C FF 95 S FF 96 S FF 95 0-3 ② K			C FF 96 X FF 96 0-1 2 BB 1-3 1B		4 0	1 0	1 0	0 0	0 0	1 0	1 0
11 Clete Thomas, L (1, 7) OBP: 0.309, SLG: 0.374		B SI 90 C FF 91 B CU 77 S CH 84 D CH 84 X FF 91 3-2 1-H 32 2B		B CH 88 B FF 89 X FF 89 2-0 HR	B FF 96 F FF 96 B CH 86 S FF 95 X FF 96 2-2 ③ F9			B FS 88 F FF 97 C FS 89 S SL 84 1-3 ① K		4	2	2	2	0	1	2
32 Aaron Hicks, S (1, 8) OBP: 0.265, SLG: 0.360		B CU 78 B SI 90 B CH 83 C FF 90 X SI 90 3-1 2-H 2B		C SI 88 B CU 77 F CU 76 F CH 84 B CH 83 X FF 90 2-2 2 S 2 1B		B FF 98 B FF 96 C SI 97 F FF 97 S FF 98 2-3 ① K		S FF 96 B FF 97 C FF 96 S SL 86 1-3 ② K		4	0	2	1	0	2	2
Inning Stats	R: 0 E: 0 K: 1 S: 13 H: 1 LOB: 1 BB: 0 P: 17	R: 2 E: 0 K: 2 S: 16 H: 3 LOB: 1 BB: 0 P: 29	R: 0 E: 1 K: 1 S: 12 H: 1 LOB: 2 BB: 0 P: 19	R: 2 E: 0 K: 0 S: 18 H: 4 LOB: 3 BB: 2 P: 34	R: 0 E: 0 K: 1 S: 12 H: 0 LOB: 0 BB: 0 P: 17	R: 0 E: 0 K: 2 S: 14 H: 0 LOB: 0 BB: 0 P: 20	R: 0 E: 0 K: 0 S: 5 H: 1 LOB: 0 BB: 0 P: 9	R: 0 E: 0 K: 3 S: 15 H: 2 LOB: 3 BB: 1 P: 23	R: 0 E: 0 K: 0 S: 9 H: 0 LOB: 0 BB: 0 P: 12	1B: 8 2B: 3 3B: 0 HR: 1	SF: 0 SAC: 0 DP: 1 HBP: 0					

	AB	38
	R	4
	H	12
	RBI	4
	BB	3
	SO	10
	LOB	21

WP: 0 PB: 0 SB: 1 CS: 0 PA: 41

PITCHER		IP	WLS	BF	H	R	ER	SO	BB	IBB	HBP	BLK	WP	HR	S	P	ERA	WHIP
55 Joe Blanton, R ERA: 5.66	(1, 1)	3.2	L	22	9	4	4	4	1	1	0	0	0	1	53	90	9.82	2.727
58 Michael Kohn, R ERA: 2.35	(4, 1)	1.1		4	0	0	0	1	0	0	0	0	0	0	18	26	0.00	0.000
40 Kevin Jepsen, R ERA: 3.8	(6, 1)	1.0		3	0	0	0	2	0	0	0	0	0	0	14	20	0.00	0.000
37 Scott Downs, L ERA: 1.27	(7, 1)	1.0		3	1	0	0	0	0	0	0	0	0	0	5	9	0.00	1.000
65 Dane De La Rosa, R ERA: 3.38	(8, 1)	1.0		6	2	0	0	3	1	0	0	0	0	0	15	23	0.00	3.000

PITCHER		IP	WLS	BF	H	R	ER	SO	BB	IBB	HBP	BLK	WP	HR	S	P	ERA	WHIP
51 Michael Roth, L ERA: 7.2	(9, 1)	1.0		3	0	0	0	0	0	0	0	0	0	0	9	12	0.00	0.000

Minnesota Twins @ Los Angeles Angels

Angel Stadium of Anaheim, Anaheim, CA

Mon Jul 22 2013, 7:10 PM - 10:41 PM PDT

Att. 33,363 - Partly Cloudy - 73 F

livebaseballscorecards.com

BOTTOM

Batter	1	2	3	4	5	6	7	8	9	AB	R	H	RBI	BB	SO	LOB
39 JB Shuck, L (1, 7) OBP: 0.335, SLG: 0.371	B FF 90 B FF 90 B FF 88 C FF 89 B FF 90 4-1 5 G6-3 27 BB 47 SF9 BB		B FF 90 X FF 90 1-0 ① G6-3 2-3		B FF 91 B FF 89 C FF 90 S FF 90 S FF 91 2-3 ① K		B CU 80 S FF 92 C CU 83 S CU 83 1-3 ② K		B SL 83 X FF 95 1-0 27 1B 1B	4	1	1	0	1	2	2
27 Mike Trout, R (1, 8) OBP: 0.402, SLG: 0.565	B FC 90 B FF 88 C FC 90 C FC 91 B CU 82 B FF 91 4-2 47 SF9 5 G6-3 1-2 BB		X FC 90 0-0 5 BB 3-H 1B		B CU 82 C FF 90 X FC 90 1-1 ② F9		C FC 91 D CU 84 B CU 83 F CU 82 X CU 83 2-2 ③ G6-3		C SL 83 B FF 96 F SI 92 F SL 85 B SL 84 B FF 95 X SL 84 3-2 1-2 1B	4	0	2	1	1	0	1
5 Albert Pujols, R (1, 10) OBP: 0.323, SLG: 0.429	B CU 78 C FF 92 B FF 89 F FC 90 B FF 91 X FF 92 3-2 ① G6-3 1-2 2-3		B FC 90 C FC 90 B FC 90 B CU 80 S FC 89 B FF 90 4-2 47 G6-3 1-2 BB		C CU 83 X FF 91 0-1 ③ G6-3			C FF 89 F SL 88 F FF 90 B FF 93 B CU 80 F SL 88 B FF 93 F SL 88 X SL 88 3-2 ① P6	C FF 94 B FF 95 B FF 94 T FF 94 F SI 94 C FF 95 2-3 ② K	4	0	0	0	1	1	4
47 Howie Kendrick, R (1, 4) OBP: 0.348, SLG: 0.463	X FC 91 0-0 ② SF9 2-3 3-H		B CU 79 X FF 90 1-0 ②③ G6-3 1-2f			C FC 89 X CU 80 0-1 ① G6-3		B CU 79 X SL 87 1-0 44 1B 19 1B 1B	F SL 84 S SL 84 S FF 94 0-3 ③ K	4	1	1	1	0	1	4
6 Alberto Callaspo, S (1, 5) OBP: 0.323, SLG: 0.365	F FF 92 F FF 91 B CU 83 D CU 82 F CH 85 X FC 91 2-2 ③ F8			B FC 90 X FF 90 1-0 ① G4-3		C FC 89 X FC 90 0-1 ② G4-3		X FF 90 0-0 ② P4		4	0	0	0	0	0	2
44 Mark Trumbo, R (1, 9) OBP: 0.311, SLG: 0.465 (9, 3)		B FF 90 C FF 89 X CU 79 1-1 ① G6-3		C FC 91 B FF 90 B CH 84 B FC 90 X FC 90 3-1 16 BB 1B		B FF 90 B CU 78 B FC 88 B FC 88 4-0 BB		1 SAFE C SL 86 B SL 86 1 SAFE S FF 92 X SL 88 1-2 19 1B 1-3 1B		3	0	2	0	1	0	0
10 Brad Hawpe, L (1, 3) OBP: 0.313, SLG: 0.185 19 Collin Cowgill, R (8, PH) OBP: 0.232, SLG: 0.358 (9, 9)		C FC 90 X FC 91 0-1 ② G3		C CU 77 B FC 91 F FF 91 S CU 82 1-3 ② K		X FC 89 0-0 ③ G4-3		F SI 94 B FF 96 B FF 96 B FF 96 X SI 94 3-1 1-2 3-H 1B		3 1	0 0	0 1	0 1	0 0	1 0	2 0
16 Hank Conger, L (1, 2) OBP: 0.309, SLG: 0.460 17 Chris Iannetta, R (8, PH) OBP: 0.354, SLG: 0.345 (9, 2)		B FC 90 C FC 90 F FF 87 C CU 84 1-3 ③ K		B CU 80 B FC 89 B FF 89 C FF 89 F FC 89 D CU 82 4-2 1-2 BB			C FC 87 B CU 80 B FF 91 B FF 89 F FF 88 F FC 90 X FF 90 3-2 3B	X SI 94 0-0 ③ F7		2 1	0 0	1 0	0 0	1 0	1 0	0 2
2 Erick Aybar, S (1, 6) OBP: 0.304, SLG: 0.386			C FF 90 X CH 84 0-1 39 G6-3 27 1B 2B	B FF 91 X FF 90 1-0 ③ G3			C FC 89 S CU 81 F CU 84 S CU 84 0-3 ① K		C FF 94 X SL 84 0-1 ① B5-3	4	1	1	0	0	1	3

Inning Stats	1	2	3	4	5	6	7	8	9	1B: 7	SF: 1	WP: 0	PA: 40
	R: 1 E: 0 K: 0 S: 11 H: 0 LOB: 1 BB: 2 P: 24	R: 0 E: 0 K: 1 S: 7 H: 0 LOB: 0 BB: 0 P: 9	R: 1 E: 0 K: 0 S: 7 H: 2 LOB: 1 BB: 1 P: 13	R: 0 E: 0 K: 1 S: 9 H: 1 LOB: 2 BB: 1 P: 19	R: 0 E: 0 K: 1 S: 7 H: 0 LOB: 0 BB: 0 P: 10	R: 0 E: 0 K: 0 S: 5 H: 0 LOB: 1 BB: 1 P: 9	R: 0 E: 0 K: 2 S: 14 H: 1 LOB: 1 BB: 0 P: 20	R: 1 E: 0 K: 0 S: 14 H: 3 LOB: 2 BB: 0 P: 22	R: 0 E: 0 K: 2 S: 14 H: 2 LOB: 2 BB: 0 P: 20	2B: 1 3B: 1 HR: 0	SAC: 0 DP: 1 HBP: 0	SB: 0 CS: 0	

PITCHER	IP	WLS	BF	H	R	ER	SO	BB	IBB	HBP	BLK	WP	HR	S	P	ERA	WHIP
21 Samuel Deduno, R (1, 1) ERA: 3.5	7.0	W	29	4	2	2	5	5	0	0	0	0	0	60	104	2.57	1.286
50 Casey Fien, R (8, 1) ERA: 3.05	0.2	H	4	2	1	1	0	0	0	0	0	0	0	11	16	13.50	3.000
15 Glen Perkins, L (8, 1) ERA: 1.66	1.1	S	7	3	0	0	2	0	0	0	0	0	0	17	26	0.00	2.250

PITCHER	IP	WLS	BF	H	R	ER	SO	BB	IBB	HBP	BLK	WP	HR	S	P	ERA	WHIP

Minnesota Twins @ Los Angeles Angels

Angel Stadium of Anaheim, Anaheim, CA

Tue Jul 23 2013, 7:11 PM - 10:47 PM PDT

Att. 39,177 - Clear - 76 F

livebaseballscorecards.com

Batter	1	2	3	4	5	6	7	8	9	10	AB	R	H	RBI	BB	SO	LOB
2 Brian Dozier, R (1, 4) OBP: 0.304, SLG: 0.378	C FF 93 B FF 93 B SL 84 F FF 94 F FF 93 B CU 74 X FF 94 3-2 F9 ①		B SL 84 2 SAFE C SL 83 F FF 93 F CU 75 F FF 93 X CU 76 1-2 2-H 1B			C FF 91 S FF 91 X FF 92 0-2 P5 ①	B FF 96 F FF 94 C SL 82 X FF 97 1-2 G4-3 ③		C SL 86 B SL 87 X FF 95 1-1 G3-1 ③	B FF 87 X FF 86 1-0 F9 ②	6	0	1	1	0	0	2
8 Jamey Carroll, R (1, 5) OBP: 0.278, SLG: 0.255	C FF 93 X SL 83 0-1 G1-3 ②		C FF 93 1 SAFE S SL 83 S SL 83 0-3 K ③			C FF 92 C CU 75 B FF 92 B FF 93 X SL 84 2-2 33 BB 1B		C FF 97 X SI 97 0-1 G4-3 ①		9 2B 33 1B L6	6	1	2	0	0	1	1
33 Justin Morneau, L (1, 3) OBP: 0.332, SLG: 0.401	C FF 93 B FF 93 F SL 84 T FF 92 1-2 K ③			X SL 82 0-0 F9 ①		S CU 74 F SI 88 B SI 89 B SI 88 B CU 75 1 SAFE B CU 75 4-2 55 FC5-4 1-2 BB		S SI 97 B FF 96 S SI 97 X CU 84 1-2 9 2B 1B		S FF 95 S FF 95 F SI 95 B SI 95 1 SAFE X FF 94 1-2 9 2B 12 HR 1B	4	2	2	0	1	1	0
9 Ryan Doumit, S (1, 9) OBP: 0.295, SLG: 0.390		C FF 93 X FF 93 0-1 F7 ①		C FF 92 B CH 85 S SL 82 B FF 92 X CU 76 2-2 G4-3 ②		D SI 89 X SI 89 1-0 F4 ②		X FF 95 0-0 1-H 2B		B SI 94 B SI 94 F SI 94 F FF 94 X FF 95 2-2 1-3 2-H 12 HR 2B	5	1	2	2	0	0	2
55 Chris Colabello, R (1, 10) OBP: 0.129, SLG: 0.129 24 Trevor Plouffe, R (8, PH) OBP: 0.315, SLG: 0.427 (8, 10)		C FF 94 C FF 94 B FF 93 S CU 76 1-3 K ②		S SL 83 B FF 93 F CU 76 B SL 83 S SL 83 2-3 K ③		B SI 88 B SI 89 X SI 89 2-0 FC5-4 ③ 1-2f		B FC 91 X SI 96 1-0 G6-3 ②		C SI 95 X SL 87 0-1 P3 ①	3	0	0	0	0	2	2
											2	0	0	0	0	0	3
11 Clete Thomas, L (1, 7) OBP: 0.319, SLG: 0.386		B FF 93 S SL 83 F SI 93 S FF 93 1-3 K ③			M SL 82 B CU 74 X FF 92 1-1 2B		B FF 96 B FF 95 C FF 94 B FF 95 X FF 94 3-1 32 SH5-4 25 G6-3 12 1B 1B	B CU 84 B FF 96 D SI 95 X FF 96 3-0 F8 ③		I IN 71 I IN 70 I IN 70 I IN 71 4-0 12 HR IBB	4	2	2	0	1	1	1
12 Chris Herrmann, L (1, 2) OBP: 0.458, SLG: 0.727			X FF 92 0-0 G4-3 ①		C FF 92 F FF 92 D CU 75 F FF 93 D SL 83 C FF 93 2-3 K ①		C FF 94 B FF 96 F FF 95 X SL 83 1-2 25 G6-3 32 SH5-4 1-2 1B		X FF 97 0-0 32 SH2-4 1B	B FF 94 F FF 94 B CH 85 X SL 87 2-1 1-H 2-H 3-H HR	5	1	3	4	0	1	1
32 Aaron Hicks, S (1, 8) OBP: 0.266, SLG: 0.360			B FF 92 C FF 92 C SL 83 X FF 93 1-2 G1-3 ②		B CU 74 S SL 83 S SL 83 B SL 83 C FF 93 2-3 K ②		B FF 96 2 SAFE L FF 95 B FF 95 X FF 96 2-1 SH5-4 ① 1-2 2-3		X SI 96 0-0 SH2-4 ① 1-2	S FF 84 B CH 79 S CH 80 B CH 82 B FF 87 X SI 85 3-2 25 HR 1B	3	1	1	0	0	1	1
25 Pedro Florimón, S (1, 6) OBP: 0.294, SLG: 0.352			B FF 92 F FF 92 X FF 92 1-1 2 1B 2B		C CU 75 C FF 93 S SL 83 0-3 K ③		S FF 95 F FF 96 X FF 98 0-2 G6-3 ② 2-3 3-H		C SL 86 S FF 96 D SL 86 D SI 97 B SL 85 C SL 86 3-3 K ②	F FF 88 X CH 80 0-1 1-H HR	5	2	2	3	0	2	3
Inning Stats	R: 0 H: 0 E: 0 LOB: 0 K: 1 BB: 0 S: 9 P: 13	R: 0 H: 0 E: 0 LOB: 0 K: 2 BB: 0 S: 8 P: 10	R: 1 H: 2 E: 0 LOB: 1 K: 1 BB: 0 S: 14 P: 17	R: 0 H: 0 E: 0 LOB: 0 K: 1 BB: 0 S: 7 P: 11	R: 0 H: 1 E: 0 LOB: 1 K: 3 BB: 0 S: 12 P: 17	R: 0 H: 1 E: 0 LOB: 2 K: 0 BB: 1 S: 10 P: 19	R: 1 H: 2 E: 0 LOB: 1 K: 0 BB: 0 S: 13 P: 20	R: 1 H: 2 E: 0 LOB: 1 K: 0 BB: 0 S: 8 P: 13	R: 0 H: 1 E: 0 LOB: 1 K: 1 BB: 0 S: 7 P: 11	R: 7 H: 6 E: 0 LOB: 0 K: 0 BB: 1 S: 23 P: 40	1B: 9 SF: 0 2B: 4 SAC: 2 3B: 0 DP: 0 HR: 2 HBP: 0						

TOP

AB	43
R	10
H	15
RBI	10
BB	2
SO	9
LOB	16

WP: 0 PA: 47
PB: 0
SB: 0
CS: 0

PITCHER		IP	WLS	BF	H	R	ER	SO	BB	IBB	HBP	BLK	WP	HR	S	P	ERA	WHIP
48 Tommy Hanson, R ERA: 4.75	(1, 1)	5.1		20	4	1	1	8	0	0	0	0	0	0	56	76	1.69	0.750
37 Scott Downs, L ERA: 1.24	(6, 1)	0.2	H	3	0	0	0	0	1	0	0	0	0	0	4	11	0.00	1.500
65 Dane De La Rosa, R ERA: 3.5	(7, 1)	1.0	B	5	2	1	1	0	0	0	0	0	0	0	13	20	9.00	2.000
40 Kevin Jepsen, R ERA: 4.01	(8, 1)	1.0		5	2	1	1	0	0	0	0	0	0	0	8	13	9.00	2.000
Garrett Richards, R ERA: 4.66	(9, 1)	1.0		4	1	0	0	1	0	0	0	0	0	0	7	11	0.00	1.000

PITCHER		IP	WLS	BF	H	R	ER	SO	BB	IBB	HBP	BLK	WP	HR	S	P	ERA	WHIP
49 Ernesto Frieri, R ERA: 3.8	(10, 1)	0.1	L	6	4	5	5	0	0	1	0	0	0	1	16	27	135.00	12.000
31 Billy Buckner, R ERA: 4.67	(10, 1)	0.2		4	2	2	2	0	0	0	0	0	0	1	7	13	27.00	3.000

Minnesota Twins @ Los Angeles Angels

Angel Stadium of Anaheim, Anaheim, CA

Tue Jul 23 2013, 7:11 PM - 10:47 PM PDT

Att. 39,177 - Clear - 76 F

livebaseballscorecards.com

BOTTOM

Batter	1	2	3	4	5	6	7	8	9	10	AB	R	H	RBI	BB	SO	LOB
39 JB Shuck, L (1, 7) OBP: 0.332, SLG: 0.367	G4-3		K		G1-3			5 1B	G4-6-3 1-2f		5	0	1	0	0	1	3
27 Mike Trout, R (1, 8) OBP: 0.402, SLG: 0.563	5 S 1B		F8			G5-3		K		47 F9 5 DI 1B	5	0	2	0	0	1	1
5 Albert Pujols, R (1, 10) OBP: 0.326, SLG: 0.439	K 1-2			HR		47 1B 1B		47 G4-6-3 1-2 1B		G6-3 1-2	5	1	3	1	0	1	2
47 Howie Kendrick, R (1, 4) OBP: 0.346, SLG: 0.460	L9			G6-3		6 L4-3 1-2 1B		G4-6-3 1-2f		F9 2-3	5	0	1	0	0	0	4
6 Alberto Callaspo, S (1, 5) OBP: 0.322, SLG: 0.361 12 Tommy Field, R (9, PR) (10, 5)		G4-3		G4-3		L4-3 1-1			44 2B 2 BB BB	K	3 1	0 1	0 1	0 0	1 0	0 1	2 1
44 Mark Trumbo, R (1, 3) OBP: 0.313, SLG: 0.476		G5-3		HR			F8		2 BB 1-3 2B		4	1	2	1	0	0	0
16 Hank Conger, L (1, 2) OBP: 0.309, SLG: 0.453 17 Chris Iannetta, R (9, PH) OBP: 0.353, SLG: 0.343 (10, 2)		BB		F7			K			G4-3	2 1	0 0	0 0	0 0	1 0	1 0	0 3
19 Collin Cowgill, R (1, 9) OBP: 0.247, SLG: 0.357		K			K		1B		2 BB BB		3	0	1	0	1	2	1
2 Erick Aybar, S (1, 6) OBP: 0.304, SLG: 0.383			G4-3		G6-3		G4-3		39 G4-6-3 1-2 2-3 3-H BB		3	0	0	1	1	0	1
Inning Stats	R: 0 H: 1 E: 0 LOB: 1 K: 1 BB: 0 S: 11 P: 15	R: 0 H: 0 E: 0 LOB: 1 K: 1 BB: 1 S: 9 P: 19	R: 0 H: 0 E: 0 LOB: 0 K: 1 BB: 0 S: 6 P: 12	R: 2 H: 2 E: 0 LOB: 0 K: 0 BB: 0 S: 7 P: 14	R: 0 H: 0 E: 0 LOB: 0 K: 1 BB: 0 S: 9 P: 16	R: 0 H: 2 E: 0 LOB: 1 K: 0 BB: 0 S: 11 P: 18	R: 0 H: 1 E: 0 LOB: 1 K: 1 BB: 0 S: 10 P: 14	R: 0 H: 2 E: 0 LOB: 1 K: 1 BB: 0 S: 13 P: 14	R: 1 H: 1 E: 0 LOB: 3 K: 0 BB: 3 S: 14 P: 29	R: 0 H: 1 E: 0 LOB: 1 K: 1 BB: 0 S: 10 P: 16	1B: 7 SF: 0 2B: 2 SAC: 0 3B: 0 DP: 3 HR: 2 HBP: 0						

AB	37
R	3
H	10
RBI	3
BB	4
SO	7
LOB	18

WP: 0 PA: 41
PB: 0
SB: 1
CS: 0

PITCHER		IP	WLS	BF	H	R	ER	SO	BB	IBB	HBP	BLK	WP	HR	S	P	ERA	WHIP
44 Kyle Gibson, R ERA: 5.72	(1, 1)	6.0		23	5	2	2	4	1	0	0	0	0	2	53	94	3.00	1.000
61 Jared Burton, R ERA: 3.45	(7, 1)	1.0		4	1	0	0	1	0	0	0	0	0	0	10	14	0.00	1.000
50 Casey Fien, R ERA: 2.98	(8, 1)	1.0	H	4	2	0	0	1	0	0	0	0	0	0	13	14	0.00	2.000
15 Glen Perkins, L ERA: 1.85	(9, 1)	1.0	W	6	1	1	1	0	3	0	0	0	0	0	14	29	9.00	4.000
20 Josh Roenicke, R ERA: 3.57	(10, 1)	1.0		4	1	0	0	1	0	0	0	0	0	0	10	16	0.00	1.000

PITCHER	IP	WLS	BF	H	R	ER	SO	BB	IBB	HBP	BLK	WP	HR	S	P	ERA	WHIP

Minnesota Twins @ Los Angeles Angels

Angel Stadium of Anaheim, Anaheim, CA

Wed Jul 24 2013, 12:39 PM - 3:22 PM PDT

Att. 38,209 - Sunny - 79 F

TOP

livebaseballscorecards.com

Batter	1	2	3	4	5	6	7	8	9	AB	R	H	RBI	BB	SO	LOB
11 Clete Thomas, L (1, 7) OBP: 0.317, SLG: 0.377	C SI 86 B SI 86 S SI 88 S FF 90 1-3 ① K		C CU 73 C SI 88 F FC 83 B FF 88 B FF 90 S CU 73 2-3 ③ K			B SI 85 B SI 86 F SI 84 S CH 76 F CU 72 X FF 86 2-2 ③ L9			B SI 94 B SI 93 C SI 92 F FF 93 B SI 94 F SI 94 B FF 94 4-2 33 G1-3-6-3, 17 HBP, BB	3	0	0	0	1	2	0
17 Doug Bernier, R (1, 4) OBP: 0.400, SLG: 0.375	C FF 88 C FF 90 F FF 92 X FC 85 0-2 33 S, 1B			B FF 87 B SL 80 C SI 85 X FF 85 2-1 ① G5-3			L FF 86 C CU 74 S CH 77 0-3 ① K		L FF 95 L FF 95 H FF 94 1-2 33 S1-3-6-3, 1-2 HBP	3	0	1	0	0	1	0
33 Justin Morneau, L (1, 10) OBP: 0.329, SLG: 0.397	B SI 88 S CU 74 F CU 73 B FF 89 F FF 88 F SI 88 F CH 79 F CU 73 1 SAFE 3-3 F SI 88, B SI 88, 1 SAFE, 1 SAFE, S CU 71 1-2 ② K			B CU 73 X SI 83 1-0 ② F7			X CH 78 0-0 ② L7		B FF 92 X FF 94 1-0 ①② G1-3-6-3 1-2f 2-3	4	0	0	0	0	1	3
9 Ryan Doumit, S (1, 2) OBP: 0.297, SLG: 0.388 8 Jamey Carroll, R (9, PR) OBP: 0.278, SLG: 0.255	C SI 86 B CU 71 B CU 71 X SI 88 2-1 ③ G3-1			C SI 86 B SI 87 F CH 81 B SL 82 X CU 71 2-2 ③ F9			B SI 85 B CH 75 B CU 70 B SI 84 4-0 BB		C SI 94 B SI 95 B SI 94 B SI 94 B SI 94 4-1 BB	2 0	0 0	0 0	0 0	2 0	0 0	1 0
12 Chris Herrmann, L (1, 9) OBP: 0.393, SLG: 0.615		B SI 85 S SI 85 S CU 71 F FF 90 S SL 82 1-3 ① K			B SI 85 B CU 71 S SI 84 X SI 85 2-1 ① G6-3		C CU 70 S CH 77 B FC 89 S CH 77 1-3 ③ K		C FF 94 S SI 94 S FF 95 0-3 ③ K	4	0	0	0	0	3	3
24 Trevor Plouffe, R (1, 5) OBP: 0.312, SLG: 0.422		B FF 87 C FF 88 X FF 88 1-1 ② F8			B CU 72 B FF 86 S SL 79 X SL 80 2-1 ② L5			B FF 86 C FF 86 X FF 86 1-1 ① P6		3	0	0	0	0	0	0
55 Chris Colabello, R (1, 3) OBP: 0.118, SLG: 0.118		B FF 86 F FF 87 S SL 81 B SI 90 F SL 82 F CU 72 S SL 81 2-3 ③ K			S FF 86 C CU 74 X FF 88 0-2 ③ F9			X FF 85 0-0 ② P4		3	0	0	0	0	1	0
32 Aaron Hicks, S (1, 8) OBP: 0.267, SLG: 0.359			B SI 85 B CU 72 C SI 85 F SI 87 X SI 87 2-2 ① G6-3			C CU 71 S CH 75 B FF 88 B SI 86 X CH 75 2-2 ① G3-1		B CU 71 B CU 70 B SI 83 C SI 83 X SI 84 3-1 25 S, 1B		3	0	1	0	0	0	0
25 Pedro Florimón, S (1, 6) OBP: 0.291, SLG: 0.348			C SI 86 S CU 73 S FF 87 0-3 ② K			X SI 85 0-0 ② F8		1 SAFE C CH 76 S CH 78 B FF 88 B FF 88 F CH 77 F CU 72 C SI 86 2-3 ③ K 1-2		3	0	0	0	0	2	1

	AB	28
	R	0
	H	2
	RBI	0
	BB	3
	SO	10
	LOB	8

Inning Stats																						
	R: 0	H: 1	R: 0	H: 0	R: 0	H: 0	R: 0	H: 0	R: 0	H: 0	R: 0	H: 0	R: 0	H: 1	R: 0	H: 0	1B: 2	SF: 0	WP: 0	PA: 32
	E: 0	LOB: 1	E: 0	LOB: 0	E: 0	LOB: 0	E: 0	LOB: 0	E: 0	LOB: 0	E: 0	LOB: 0	E: 0	LOB: 1	E: 0	LOB: 2	2B: 0	SAC: 0	PB: 0	
	K: 2	BB: 0	K: 2	BB: 0	K: 2	BB: 0	K: 0	BB: 0	K: 0	BB: 0	K: 0	BB: 1	K: 1	BB: 0	K: 1	BB: 2	3B: 0	DP: 1	SB: 2	
	S: 17	P: 23	S: 11	P: 15	S: 10	P: 14	S: 6	P: 11	S: 7	P: 11	S: 8	P: 12	S: 7	P: 12	S: 10	P: 16	HR: 0	HBP: 1	CS: 0	

PITCHER		IP	WLS	BF	H	R	ER	SO	BB	IBB	HBP	BLK	WP	HR	S	P	ERA	WHIP
36 Jered Weaver, R ERA: 2.98	(1, 1)	8.0	W	27	2	0	0	9	1	0	0	0	0	0	76	114	0.00	0.375
49 Ernesto Frieri, R ERA: 3.71	(9, 1)	1.0	S	5	0	0	0	1	2	0	1	0	0	0	10	20	0.00	2.000

PITCHER		IP	WLS	BF	H	R	ER	SO	BB	IBB	HBP	BLK	WP	HR	S	P	ERA	WHIP

Batter	1	2	3	4	5	6	7	8	9	AB	R	H	RBI	BB	SO	LOB
39 JB Shuck, L (1, 7) OBP: 0.331, SLG: 0.365	C SI 94 F SI 93 B SI 94 B SI 95 X SI 95 2-2 27 S 5 1B 1B		F SI 93 B FS 86 B FS 86 X SI 94 2-1 ② B1-3		C SI 93 X SI 93 0-1 ③ F7		S SI 91 X SI 92 0-1 ② L6			4	1	1	0	0	0	3
27 Mike Trout, R (1, 8) OBP: 0.400, SLG: 0.559	B FF 93 B SI 93 C FF 93 F SI 93 B SI 94 S FF 95 3-3 ① K 1-2		C CU 80 F SI 95 B SI 95 F SI 95 H SI 95 2-2 HBP			C CU 78 S FF 94 B SI 95 F FF 95 B SI 94 C FS 86 2-3 ① K	B SL 85 B SI 93 C SL 82 X SI 93 2-1 ③ F9			3	0	0	0	0	2	3
5 Albert Pujols, R (1, 10) OBP: 0.326, SLG: 0.437	B SI 93 B SL 89 D FF 90 X SI 94 3-0 44 G4-3 2-H 1B		1 SAFE B FF 93 X SI 92 1-0 ③ F7			B CU 77 S SL 85 B SL 86 X SI 95 2-1 ② G6-3		B SL 84 B SL 85 X SI 93 2-0 ① G6-3		4	0	1	1	0	0	1
44 Mark Trumbo, R (1, 3) OBP: 0.314, SLG: 0.476	C SI 94 B SI 93 X SI 93 1-1 ② G4-3 1-2			B SL 86 B SI 94 B SI 94 C SI 95 X SI 92 3-1 6 G1-6-3 1B		B SI 95 X FS 86 1-0 47 BB 1B		B SI 94 B SL 84 B SI 94 C SI 93 X SI 94 3-1 ② F9		4	0	2	0	0	0	1
47 Howie Kendrick, R (1, 4) OBP: 0.345, SLG: 0.456	B SI 94 X SL 85 1-0 ③ G6-3			B SI 93 C SI 92 F SI 94 D SL 89 F SI 93 F SI 94 S SI 92 2-3 ① K		B SL 87 B SI 93 B SI 95 C SI 94 D SI 94 4-1 1-2 BB		C SI 94 F SL 84 B SL 86 B SI 94 X FF 93 2-2 ③ G4-3		3	0	0	0	1	1	2
6 Alberto Callaspo, S (1, 5) OBP: 0.319, SLG: 0.357		C SI 94 B FS 87 S SI 94 X SI 96 1-2 ① G5-3		1 SAFE X SI 92 0-0 ②③ G1-6-3 1-2f		X SI 94 0-0 ③ F8				3	0	0	0	0	0	3
17 Chris Iannetta, R (1, 2) OBP: 0.349, SLG: 0.338		S SL 86 F SI 95 F SI 95 B SL 89 B SL 88 F FF 95 S SI 95 2-3 ② K			F SI 94 B SL 88 F SI 95 B SL 89 S SI 95 2-3 ① K		F SL 83 S SI 93 B SL 84 X SI 94 1-2 ① F8			3	0	0	0	0	2	0
19 Collin Cowgill, R (1, 9) OBP: 0.263, SLG: 0.370		C SI 95 X SI 94 0-1 ③ G1-3			B CU 80 C SI 95 B SI 94 B SI 95 C SI 95 F SI 95 X SI 94 3-2 1B		B SI 93 C SI 94 X SL 85 1-1 2 1B 1B			3	0	2	0	0	0	0
2 Erick Aybar, S (1, 6) OBP: 0.304, SLG: 0.382			B SI 94 F SI 94 X SI 93 1-1 ① F7		F FF 93 X SI 93 0-1 ② P4		B SI 93 F FF 92 B SI 93 X SI 92 2-1 1-3 1B			3	0	1	0	0	0	1
Inning Stats	R: 1 E: 0 K: 1 S: 10 H: 2 LOB: 1 BB: 0 P: 20	R: 0 E: 0 K: 1 S: 10 H: 0 LOB: 0 BB: 0 P: 13	R: 0 E: 0 K: 0 S: 8 H: 0 LOB: 1 BB: 0 P: 14	R: 0 E: 0 K: 1 S: 8 H: 1 LOB: 0 BB: 0 P: 13	R: 0 E: 0 K: 1 S: 11 H: 1 LOB: 1 BB: 0 P: 16	R: 0 E: 0 K: 1 S: 9 H: 1 LOB: 2 BB: 1 P: 18	R: 0 E: 0 K: 0 S: 11 H: 2 LOB: 2 BB: 0 P: 17	R: 0 E: 0 K: 0 S: 6 H: 0 LOB: 0 BB: 0 P: 13		1B: 7 2B: 0 3B: 0 HR: 0 SF: 0 SAC: 0 DP: 1 HBP: 1						

PITCHER		IP	WLS	BF	H	R	ER	SO	BB	IBB	HBP	BLK	WP	HR	S	P	ERA	WHIP
37 Mike Pelfrey, R ERA: 5.15	(1, 1)	6.0	L	24	5	1	1	5	1	0	1	0	0	0	56	94	1.50	1.000
51 Anthony Swarzak, R ERA: 3.36	(7, 1)	2.0		8	2	0	0	0	0	0	0	0	0	0	17	30	0.00	1.000

PITCHER	IP	WLS	BF	H	R	ER	SO	BB	IBB	HBP	BLK	WP	HR	S	P	ERA	WHIP

BOTTOM

Minnesota Twins @ Los Angeles Angels

Angel Stadium of Anaheim, Anaheim, CA

Wed Jul 24 2013, 12:39 PM - 3:22 PM PDT

Att. 38,209 - Sunny - 79 F

livebaseballscorecards.com

AB	30
R	1
H	7
RBI	1
BB	1
SO	5
LOB	14

Los Angeles Angels @ Oakland Athletics

O.co Coliseum, Oakland, CA

Thu Jul 25 2013, 10:08 PM - 1:19 AM EDT

Att. 20,468 - Partly Cloudy - 61 F

TOP

livebaseballscorecards.com

Batter	1	2	3	4	5	6	7	8	9	AB	R	H	RBI	BB	SO	LOB
39 JB Shuck, L (1, 7) OBP: 0.332, SLG: 0.366	C FF 87 B FF 89 B CH 80 S FF 90 F FF 91 S FF 91 2-3 **K** ①		F FF 88 X FF 88 0-1 **FC4-6** 27 WP 5 1B 1-2f ①		1 SAFE B SL 82 1 SAFE C FF 88 B SL 82 1 SAFE X SI 89 2-1 5 32 1B 1-3 1B	X CU 75 0-0 27 1B 27 WP 5 1B 1-2 2-3 1B		B FF 90 X SI 88 1-0 **F9** ②		5	3	2	0	0	1	1
19 Collin Cowgill, R (8, 7) OBP: 0.263, SLG: 0.370										0	0	0	0	0	0	0
27 Mike Trout, R (1, 8) OBP: 0.398, SLG: 0.556	X FF 90 0-0 **F9** ②		C FF 89 B FF 88 F SL 83 B SL 82 F SL 85 S CH 82 2-3 **K** 1-2 ②		C SI 91 S SL 82 B FF 89 X SI 91 1-2 **SF9** 3-H ①	B FC 91 B CU 77 B FC 91 S FC 92 S SI 94 F FF 92 F FC 90 F SI 94 F FC 91 3-2 X FC 81 32 G4-6-3 5 1B 1-3 2-H 3-H 1B		C SL 83 S SI 90 B FF 91 C SI 90 1-3 **K** ③		4	0	1	2	0	2	1
5 Albert Pujols, R (1, 10) OBP: 0.331, SLG: 0.440	C FF 90 B FF 90 B CU 76 H FF 89 3-1 HBP		D SL 81 X FF 90 1-0 2-H 1B		1 SAFE S SL 82 S SL 83 F CH 81 B FF 90 1 SAFE X SL 83 1-2 **44** 32 1B 2B 1-2 1B	C FF 89 F SI 88 D SL 81 B SI 90 F SI 90 F SI 89 X SI 89 2-2 32 G4-6-3 1-2 3-H 1B			B SL 80 S SL 79 S SL 80 B SL 83 X SL 82 2-2 **P6** ①	4	1	3	2	0	0	0
32 Josh Hamilton, L (1, 9) OBP: 0.278, SLG: 0.406	B CH 82 S FF 89 C SL 81 S CH 82 1-3 **K** ③		S SL 82 X SL 82 0-1 **L8** ③		F SL 81 F FF 90 X CH 82 0-2 **44** 1-2 2-H 1B	B SI 90 C SI 90 X CH 82 1-1 **G4-6-3** ① ② 1-2f 2-3			B CH 69 F SI 90 B CH 73 B SI 88 X CH 69 3-1 **G4-3** ②	5	1	1	1	0	1	4
44 Mark Trumbo, R (1, 3) OBP: 0.313, SLG: 0.475		B SL 82 F SL 80 C FF 91 S SL 85 1-3 **K** ①		F FF 90 S SL 84 X SL 84 0-2 **G3-1** ①	F SL 83 B FF 90 X SI 90 1-1 1-H 2-H 2B	X SI 90 0-0 **G5-3** ③			C SL 82 S SL 83 B SL 83 F SL 83 B SL 84 F SL 81 X SL 81 2-2 **G4-3** ③	5	0	1	2	0	1	1
47 Howie Kendrick, R (1, 4) OBP: 0.342, SLG: 0.451		X SL 82 0-0 **L9** ②		B FF 91 F FF 90 X CH 82 1-1 **F8** ②	B CU 74 S FC 90 F SI 91 C FC 91 1-3 **K** ②		X SI 89 0-0 **G6-3** ①			4	0	0	0	0	1	1
6 Alberto Callaspo, S (1, 5) OBP: 0.322, SLG: 0.357		C FF 90 B SI 91 B SI 91 B FF 91 B FF 90 4-1 BB		B FF 90 C SL 83 X SL 84 1-1 1B	B FF 91 F CH 85 X FF 90 1-1 **P5** ③		C SI 89 F SL 81 C SI 90 0-3 **K** ②			3	0	1	0	1	1	1
16 Hank Conger, L (1, 2) OBP: 0.308, SLG: 0.447		C SL 84 B FF 90 B SL 83 F FF 90 F FF 91 B CH 82 X SL 83 3-2 **F9** ③		F CH 82 B FF 90 S CH 82 B FF 91 S SL 84 2-3 **K2-3** ③		C SL 81 S CH 86 F SI 93 X CH 86 0-2 39 1B 2 1B 27 WP 1B	C SI 89 B FF 90 B FF 90 X SI 88 2-1 **G4-3** ③			4	1	1	0	0	1	2
2 Erick Aybar, S (1, 6) OBP: 0.309, SLG: 0.385			C FF 87 X SI 89 0-1 39 **FC4-6** 1B		B CH 86 B FF 88 B FF 87 C FF 90 B FF 90 4-1 39 1B 27 **SF9** BB	B FF 91 1 SAFE B CH 85 X FC 90 2-0 27 WP 39 1B 27 1B 1-2 1B		B SL 79 C FF 88 X CH 83 1-1 **G6-3** ①		3	2	2	0	1	0	0
Inning Stats	R: 0 E: 0 K: 2 S: 9 H: 0 LOB: 1 BB: 0 P: 15	R: 0 E: 0 K: 1 S: 9 H: 0 LOB: 1 BB: 1 P: 17	R: 1 E: 0 K: 1 S: 11 H: 2 LOB: 1 BB: 0 P: 14	R: 0 E: 0 K: 1 S: 10 H: 1 LOB: 1 BB: 0 P: 14	R: 4 E: 0 K: 1 S: 20 H: 4 LOB: 1 BB: 1 P: 31	R: 3 E: 0 K: 0 S: 21 H: 5 LOB: 1 BB: 0 P: 29	R: 0 E: 0 K: 1 S: 6 H: 0 LOB: 0 BB: 0 P: 8	R: 0 E: 0 K: 1 S: 6 H: 0 LOB: 0 BB: 0 P: 9	R: 0 E: 0 K: 0 S: 10 H: 0 LOB: 0 BB: 0 P: 17	1B: 11 2B: 1 3B: 0 HR: 0 SF: 1 SAC: 0 DP: 1 HBP: 1						

	AB	37
	R	8
	H	12
	RBI	7
	BB	2
	SO	8
	LOB	11

WP: 2 PB: 0 SB: 0 CS: 0 PA: 41

PITCHER		IP	WLS	BF	H	R	ER	SO	BB	IBB	HBP	BLK	WP	HR	S	P	ERA	WHIP
67 Dan Straily, R ERA: 4.43	(1, 1)	4.1	L	23	7	5	5	5	2	0	1	0	1	0	54	84	10.38	2.077
60 Jesse Chavez, R ERA: 3.63	(5, 1)	0.2		6	4	3	3	1	0	0	0	0	1	0	18	25	40.50	6.000
61 Dan Otero, R ERA: 2.25	(6, 1)	3.0		9	1	0	0	2	0	0	0	0	0	0	20	28	0.00	0.333
47 Pat Neshek, R ERA: 2.67	(9, 1)	1.0		3	0	0	0	0	0	0	0	0	0	0	10	17	0.00	0.000

PITCHER		IP	WLS	BF	H	R	ER	SO	BB	IBB	HBP	BLK	WP	HR	S	P	ERA	WHIP

Batter	1	2	3	4	5	6	7	8	9	AB	R	H	RBI	BB	SO	LOB
4 Coco Crisp, S (1, 10) OBP: 0.338, SLG: 0.406	B FF 90 X FF 89 1-0 F8 ①		B FC 90 C FF 92 C FF 91 C FF 92 1-3 K ②	B CU 76 S SL 80 F CU 77 F FF 91 X CU 77 1-2 F7 ③			C CU 76 C CU 78 B CH 87 B SL 81 F FF 90 C SI 92 2-3 K ②			4	0	0	0	0	2	2
8 Jed Lowrie, S (1, 4) OBP: 0.350, SLG: 0.404	B FF 90 B FC 89 X FF 90 2-0 G6-3 ②		C SI 91 B CU 78 B SI 92 F FF 91 B FC 88 X FF 91 3-2 1B		B FF 89 X FF 88 1-0 G6-3 ①		X SI 91 0-0 L9 ③			4	0	1	0	0	0	0
20 Josh Donaldson, R (1, 5) OBP: 0.376, SLG: 0.504	B SI 92 C CH 86 X FF 92 1-1 F8 ③		B CU 78 D CH 86 B CH 86 C FF 92 F FF 91 C SI 91 3-3 K ③		C SI 91 S SL 82 B FF 91 X SI 91 1-2 G5-3 ②			C FF 94 C FF 95 B FF 96 C FF 96 1-3 K ①		4	0	0	0	0	2	1
52 Yoenis Cespedes, R (1, 7) OBP: 0.296, SLG: 0.419		C FF 90 B FC 89 F CU 78 B FF 91 B CU 79 B SL 81 4-2 36 FC6-4 7 1B BB		B FF 90 F CU 78 B FC 88 F SL 82 F FF 91 B CU 76 F SI 91 F SI 92 B CU 80 4-2 7 G1-3 7 S 25 WP BB	C FF 91 B FF 89 B SI 93 S FF 91 S FF 92 2-3 K ③			C SL 80 X FF 95 0-1 G6-3 ②		2	1	0	0	2	1	0
7 Nate Freiman, R (1, 3) OBP: 0.315, SLG: 0.383		D CU 75 X FC 87 1-0 36 FC6-4 1-2 1B		C CH 84 B SI 91 1 SAFE S CU 75 X CU 76 1-2 G1-3 ① 1-3		C FF 90 B FF 90 F SL 82 X CU 77 1-2 F9 ①		C FF 94 B SL 82 B FF 95 X FF 94 2-1 G4-3 ③		4	0	1	0	0	0	1
25 Chris Young, R (1, 8) OBP: 0.278, SLG: 0.390		L SI 90 C CU 75 D CU 80 F FF 90 S SL 81 1-3 K ①		B SL 82 C FF 91 B CU 78 X SI 91 2-1 36 1B 3-H 2B		C FF 90 C CU 77 B SL 82 C CH 86 1-3 K ②			S FF 94 B FF 96 X SI 94 1-1 16 DI 1B	4	1	2	0	0	2	2
36 Derek Norris, R (1, 2) OBP: 0.325, SLG: 0.354		D CU 76 B SI 90 F FF 91 B FF 90 S CU 76 F SI 91 F CU 77 X SI 91 3-2 FC6-4 ② 1-2f 2-3		B SL 82 B CH 86 X FF 92 2-0 16 G4-3 2-H 1B		X FF 91 0-0 HR			X FF 95 0-0 P5 ①	4	1	2	2	0	0	3
16 Josh Reddick, L (1, 9) OBP: 0.292, SLG: 0.343		B CU 76 B FF 90 F FF 91 F SI 90 D CU 79 F CU 77 F FF 91 X CU 80 3-2 P4 ③		B SI 91 B FF 90 X SI 91 2-0 G4-3 ② 2-3		T FF 90 X CU 78 0-1 P5 ③			C SI 94 D CH 85 F SI 95 X FF 95 1-2 F7 ② 1-2	4	0	0	0	0	0	4
17 Adam Rosales, R (1, 6) OBP: 0.274, SLG: 0.326 21 Stephen Vogt, L (9, PH) OBP: 0.133, SLG: 0.357			C FF 89 B SI 91 X CH 85 1-1 G6-3 ① B CU 78 C FF 92 B SI 92 B CU 77 C SI 91 F FF 93 B FF 91 4-2 BB				B FF 89 B FF 90 X FF 90 2-0 F8 ①		C CU 81 B SI 94 X SI 95 1-1 L8 ③	2 1	0 0	0 0	0 0	1 0	0 0	0 1
Inning Stats	R: 0 E: 0 K: 0 S: 4 H: 0 LOB: 0 BB: 0 P: 8	R: 0 E: 0 K: 1 S: 17 H: 1 LOB: 2 BB: 1 P: 29	R: 0 E: 0 K: 2 S: 11 H: 1 LOB: 1 BB: 0 P: 19	R: 2 E: 0 K: 0 S: 19 H: 2 LOB: 2 BB: 2 P: 35	R: 0 E: 0 K: 1 S: 7 H: 0 LOB: 0 BB: 0 P: 11	R: 1 E: 0 K: 1 S: 9 H: 1 LOB: 0 BB: 0 P: 11	R: 0 E: 0 K: 1 S: 6 H: 0 LOB: 0 BB: 0 P: 10	R: 0 E: 0 K: 1 S: 7 H: 0 LOB: 0 BB: 0 P: 10	R: 0 E: 0 K: 0 S: 8 H: 1 LOB: 1 BB: 0 P: 11	1B: 4 2B: 1 3B: 0 HR: 1 SF: 0 SAC: 0 DP: 0 HBP: 0				WP: 1 PB: 0 SB: 1 CS: 0		PA: 36

PITCHER	IP	WLS	BF	H	R	ER	SO	BB	IBB	HBP	BLK	WP	HR	S	P	ERA	WHIP
33 C.J. Wilson, L (1, 1) ERA: 3.18	7.0	W	29	5	3	3	6	3	0	0	0	1	1	73	123	3.86	1.143
65 Dane De La Rosa, R (8, 1) ERA: 3.42	1.0		3	0	0	0	1	0	0	0	0	0	0	7	10	0.00	0.000
38 Juan Gutierrez, R (9, 1) ERA: 3.26	1.0		4	1	0	0	0	0	0	0	0	0	0	8	11	0.00	1.000

PITCHER	IP	WLS	BF	H	R	ER	SO	BB	IBB	HBP	BLK	WP	HR	S	P	ERA	WHIP

BOTTOM

Los Angeles Angels @ Oakland Athletics

O.co Coliseum, Oakland, CA

Thu Jul 25 2013, 10:08 PM - 1:19 AM EDT

Att. 20,468 - Partly Cloudy - 61 F

livebaseballscorecards.com

AB	33
R	3
H	6
RBI	2
BB	3
SO	7
LOB	14

Batter	1	2	3	4	5	6	7	8	9	AB	R	H	RBI	BB	SO	LOB
39 JB Shuck, L (1, 7) OBP: 0.333, SLG: 0.366	C FF 89 C FF 89 F FF 88 X FF 90 0-2 27 HR 1B	X SI 85 0-0 ③ F9			C FF 88 F FF 91 X SI 88 0-2 ② L9		B SI 94 C SI 93 B SI 93 X FF 94 2-1 E5 1B		X FF 94 0-0 ① P5	5	1	2	0	0	0	3
27 Mike Trout, R (1, 8) OBP: 0.400, SLG: 0.564	C SI 86 B SL 79 1 SAFE B SI 85 B SI 85 X SI 85 3-1 1-H HR		B SI 87 C FF 88 C SI 89 B SI 88 B CH 84 X FF 90 3-2 5 F8-4 1B		X SI 88 0-0 5 E 1B		B FF 96 C FF 96 X SL 85 1-1 ② G6-3		D SL 86 S FF 94 D SL 85 T FF 94 S FF 93 2-3 ② K	5	1	3	2	0	1	3
5 Albert Pujols, R (1, 10) OBP: 0.330, SLG: 0.437 19 Collin Cowgill, R (9, PR) OBP: 0.263, SLG: 0.370	F FF 90 B SI 89 C SI 88 X FF 91 1-2 ① G4-3		C CH 84 1 SAFE B SI 85 F SI 85 X SI 86 1-2 ①② F8-4 1-2		1 SAFE B SI 88 C SI 87 F SI 86 D SL 84 S SL 85 2-3 ③ K 1-2		B FF 95 B FF 94 X FF 94 2-0 ③ F8		S FF 93 B FF 93 F FF 93 B FF 92 X FF 93 2-2 1-H 2-H 1B	5 0	0 0	1 0	2 0	0 0	1 0	3 0
32 Josh Hamilton, L (1, 9) OBP: 0.277, SLG: 0.406	F SI 89 F FF 91 F FF 92 X FF 90 0-2 ② F7		B SI 88 F SI 89 F FF 91 X SI 90 1-2 2B			B SI 89 B SI 88 X CH 80 2-0 ① F8		F FF 93 S FF 94 X FF 95 0-2 ① L8	B SL 84 S CU 82 F CU 81 F FF 93 B FF 93 D CU 83 T FF 93 3-2 ③ K	5	0	1	0	0	1	1
44 Mark Trumbo, R (1, 3) OBP: 0.317, SLG: 0.477	B SI 86 C CH 80 B SI 88 F SI 88 B FF 92 F SI 88 B SI 89 4-2 BB		B SI 88 B SL 83 S SL 83 F SI 87 X SI 89 2-2 ③ G3			X SI 87 0-0 6 BB 1B		F FF 93 X CU 80 0-1 1B		3	0	2	0	1	0	1
6 Alberto Callaspo, S (1, 5) OBP: 0.321, SLG: 0.353	X SI 86 0-0 ③ G4-3			B SI 86 X SI 88 1-0 ① F7		B SI 87 B SI 86 C SI 86 B SI 86 B SI 86 4-1 1-2 BB		C FF 94 F FF 94 F FF 95 X FF 95 0-2 ② L4		3	0	0	0	1	0	2
2 Erick Aybar, S (1, 6) OBP: 0.306, SLG: 0.380		L SI 86 B FF 89 C SI 86 X SI 86 1-2 ① G4-3		B SI 88 C SI 88 S FF 91 F FF 90 F SI 90 X FF 88 1-2 ② G4-3		X FF 90 0-0 ② L7		S FF 95 1 SAFE X FF 94 0-1 ③ G4-3		4	0	0	0	0	0	3
16 Hank Conger, L (1, 2) OBP: 0.301, SLG: 0.437 17 Chris Iannetta, R (9, PH) OBP: 0.351, SLG: 0.338		B SI 86 F SI 87 F FF 90 X FF 89 1-2 ② F8		C SL 81 B CH 82 B CH 81 S CH 82 C SI 89 2-3 ③ K		F FF 90 X SI 91 0-1 ③ P5			S SI 90 B CH 85 B SI 90 B SI 90 C SI 90 B SI 90 4-2 5 WP 12 BB 5 1B BB	3 0	0 1	0 0	0 0	0 1	1 0	2 0
12 Tommy Field, R (1, 4) OBP: 0.400, SLG: 0.250		B SI 87 X SI 88 1-0 1B			C SL 81 C SL 82 B SI 88 B SL 82 B SL 81 F SI 87 X SI 87 3-2 ① G6-3		B FF 94 F FF 95 C FF 94 B SL 85 S SL 85 2-3 ① K		B SI 89 B SI 89 B SI 90 C SI 89 B SI 89 4-1 5 WP 1-2 5 1B BB	3	1	1	0	1	1	0

Inning Stats																										
	R: 2	H: 2	R: 0	H: 1	R: 0	H: 2	R: 0	H: 0	R: 0	H: 1	R: 0	H: 1	R: 0	H: 1	R: 2	H: 1	1B: 8	SF: 0	WP: 1	PA: 40
	E: 0	LOB: 1	E: 0	LOB: 1	E: 0	LOB: 1	K: 1	LOB: 0	E: 1	LOB: 1	E: 0	LOB: 2	E: 1	LOB: 1	E: 0	LOB: 1	2B: 2	SAC: 0	PB: 0	
	K: 0	BB: 1	K: 0	BB: 0	K: 0	BB: 0	S: 9	BB: 0	K: 1	BB: 0	K: 0	BB: 1	K: 1	BB: 0	K: 2	BB: 2	3B: 0	DP: 1	SB: 0	
	S: 17	P: 25	S: 8	P: 11	S: 12	P: 19		P: 13	S: 11	P: 16	S: 6	P: 12	S: 8	P: 15	S: 11	P: 11	S: 14	P: 29	HR: 1	HBP: 0	CS: 0	

PITCHER	IP	WLS	BF	H	R	ER	SO	BB	IBB	HBP	BLK	WP	HR	S	P	ERA	WHIP
40 Bartolo Colon, R (1, 1) ERA: 2.54	6.0	W	26	7	2	2	2	2	0	0	0	0	1	63	96	3.00	1.500
48 Ryan Cook, R (7, 1) ERA: 2.2	1.0		4	1	0	0	1	0	0	0	0	0	0	8	15	0.00	1.000
62 Sean Doolittle, L (8, 1) ERA: 3.2	1.0		4	1	0	0	0	0	0	0	0	0	0	11	11	0.00	1.000
13 Jerry Blevins, L (9, 1) ERA: 3.86	0.0		2	0	2	2	0	2	0	0	0	0	0	3	11	∞	∞
50 Grant Balfour, R (9, 1) ERA: 1.98	1.0	S	4	1	0	0	2	0	0	0	0	1	0	11	18	0.00	1.000

PITCHER	IP	WLS	BF	H	R	ER	SO	BB	IBB	HBP	BLK	WP	HR	S	P	ERA	WHIP

TOP

Los Angeles Angels @ Oakland Athletics

O.co Coliseum, Oakland, CA

Fri Jul 26 2013, 10:08 PM - 1:19 AM EDT

Att. 27,429 - Clear - 60 F

livebaseballscorecards.com

AB	36
R	4
H	10
RBI	4
BB	4
SO	5
LOB	18

Batter	1	2	3	4	5	6	7	8	9	AB	R	H	RBI	BB	SO	LOB
4 Coco Crisp, S (1, 8) OBP: 0.337, SLG: 0.404	C FC 89 X CU 79 0-1 ① F7	1 SAFE X SI 92 0-0 8 S 8 1B 1-3 1B		C CU 76 F CU 76 B FF 91 B SI 91 X SL 79 2-2 ③ G5-3		B FF 93 C FF 92 B FF 91 B FF 92 F FF 92 X FF 92 3-2 ③ P5				4	1	1	0	0	0	0
8 Jed Lowrie, S (1, 6) OBP: 0.353, SLG: 0.416	B SI 92 F SI 91 B SI 93 X SI 93 2-1 HR	C SI 92 X SI 92 0-1 1-H 3-H 1B			B SI 89 F CU 76 B CU 78 B FC 85 X CH 82 3-1 ① G3		C SI 93 X CU 82 0-1 1B			4	1	3	3	0	0	0
20 Josh Donaldson, R (1, 5) OBP: 0.375, SLG: 0.500	B FC 90 S SL 80 B SL 81 B SI 92 B SI 94 4-1 52 FC5-4 BB	D FC 90 B SI 92 F FC 89 S SL 81 1 SAFE F FC 89 B SL 81 X CU 78 3-2 ③ L8			B FF 89 C FF 89 C FF 90 B FC 88 F SL 80 X FF 91 2-2 ② G6-3		C FF 95 1 SAFE B FF 95 D CU 86 1 SAFE C CU 84 S CU 85 2-3 ① K			3	0	0	0	1	1	2
37 Brandon Moss, L (1, 3) OBP: 0.314, SLG: 0.458	S SL 79 C SI 93 D SL 82 F CH 85 B SI 92 F SL 81 B FC 88 X SL 80 3-2 ② F8		B SI 91 X CH 84 1-0 52 K2 1B		F CH 84 F CU 77 B SI 90 B SL 79 F FC 89 F CH 84 B CH 84 X CU 76 3-2 E3		X SI 94 0-0 ② P5			4	0	1	0	0	0	2
52 Yoenis Cespedes, R (1, 7) OBP: 0.293, SLG: 0.414	C FC 89 F SI 92 X SL 83 0-2 ③ FC5-4 1-2f		S FC 88 S SL 79 B FC 87 F SI 91 D SL 82 F SL 81 B SI 92 T FC 89 3-2 ①② K2 1-1f		C CU 75 S CH 83 F FC 86 D SL 80 S FC 86 1-3 ③ K		B CU 82 C CU 82 X FF 94 1-1 ③ F9			4	0	0	0	0	2	4
16 Josh Reddick, L (1, 9) OBP: 0.299, SLG: 0.351		F SI 92 B SI 92 B SL 80 F CU 78 X SI 92 2-2 15 G3 28 1B 2B	B SI 92 B CH 85 C SI 92 F FF 92 B FC 89 B FF 92 4-2 15 S BB			B FF 93 C FF 92 X CH 86 1-1 21 HR 1B		C FF 95 B FF 96 F SI 95 B FF 96 F FF 95 F FF 96 S CU 85 2-3 ① K		3	2	2	0	1	1	0
15 Seth Smith, L (1, 10) OBP: 0.320, SLG: 0.378		F SI 91 X FC 90 0-1 ① G3 2-3	1 SAFE C CH 85 B FF 90 S SL 81 1 SAFE D SL 81 X SI 91 2-2 ③ G5-3 1-2			X FF 92 0-0 ① P5		C FF 95 B FF 95 B FF 96 B FF 96 S FF 96 X FF 96 3-2 ② F7		4	0	0	0	0	0	3
21 Stephen Vogt, L (1, 2) OBP: 0.211, SLG: 0.556		B SL 80 C CH 84 X SI 92 1-1 ② L5		B SI 90 C CH 84 F CU 79 C SI 90 1-3 ① K		C FF 92 C FF 93 B FF 93 F FF 93 B FF 92 1 SAFE 1 SAFE B FF 92 X FF 92 3-2 1-H HR		B FF 95 X FF 94 1-0 1B		4	1	2	2	0	1	1
28 Eric Sogard, L (1, 4) OBP: 0.329, SLG: 0.373		B SL 80 C SI 93 L FF 92 X FF 92 1-2 4 1B 8 1B 3-H 1B		C SI 89 F FC 87 X FC 88 0-2 ② G3		X FF 93 0-0 ② F7		C FF 94 X CU 83 0-1 ③ G6-3		4	1	1	1	0	0	1
Inning Stats	R: 1 E: 0 K: 0 S: 13 H: 1 LOB: 1 BB: 1 P: 22	R: 3 E: 0 K: 0 S: 17 H: 4 LOB: 1 BB: 0 P: 24	R: 0 E: 0 K: 1 S: 11 H: 1 LOB: 1 BB: 1 P: 21	R: 0 E: 0 K: 1 S: 9 H: 0 LOB: 0 BB: 0 P: 12	R: 0 E: 1 K: 1 S: 15 H: 0 LOB: 1 BB: 0 P: 24	R: 2 E: 0 K: 0 S: 11 H: 2 LOB: 0 BB: 0 P: 18	R: 0 E: 0 K: 1 S: 8 H: 1 LOB: 1 BB: 0 P: 11	R: 0 E: 0 K: 1 S: 11 H: 1 LOB: 1 BB: 0 P: 17		1B: 7 2B: 2 3B: 0 HR: 2 SF: 0 SAC: 0 DP: 1 HBP: 0		WP: 0 PB: 0 SB: 2 CS: 0 PA: 36		

PITCHER		IP	WLS	BF	H	R	ER	SO	BB	IBB	HBP	BLK	WP	HR	S	P	ERA	WHIP
57 Jerome Williams, R ERA: 4.85	(1, 1)	5.0	L	23	6	4	4	3	2	0	0	0	0	1	65	103	7.20	1.600
58 Michael Kohn, R ERA: 2.84	(6, 1)	1.0		5	2	2	2	0	0	0	0	0	0	1	11	18	18.00	2.000
38 Juan Gutierrez, R ERA: 3.16	(7, 1)	1.0		4	1	0	0	1	0	0	0	0	0	0	8	11	0.00	1.000
40 Kevin Jepsen, R ERA: 3.86	(8, 1)	1.0		4	1	0	0	1	0	0	0	0	0	0	11	17	0.00	1.000

PITCHER	IP	WLS	BF	H	R	ER	SO	BB	IBB	HBP	BLK	WP	HR	S	P	ERA	WHIP

BOTTOM

Los Angeles Angels @ Oakland Athletics

O.co Coliseum, Oakland, CA

Fri Jul 26 2013, 10:08 PM - 1:19 AM EDT

Att. 27,429 - Clear - 60 F

livebaseballscorecards.com

AB	34
R	6
H	10
RBI	6
BB	2
SO	5
LOB	13

Batter	1	2	3	4	5	6	7	8	9	AB	R	H	RBI	BB	SO	LOB
39 JB Shuck, L (1, 7) OBP: 0.328, SLG: 0.360	B FF 86 C FF 87 C FF 86 X FF 87 1-2 ① P5	X FF 87 0-0 ③ G3			C FF 85 L FF 86 B FF 86 B CU 74 X CU 74 2-2 ① G4-3		X FF 88 0-0 ③ B5-3			4	0	0	0	0	0	2
19 Collin Cowgill, R (1, 9) OBP: 0.263, SLG: 0.364	B FF 87 C FF 88 X CH 82 1-1 1B	F FF 85 B CH 79 X CH 79 1-1 ① G5-3			C CH 79 B FF 87 B FF 87 C FF 87 B CU 76 S CH 80 3-3 ② K			B FF 94 S FF 94 S FF 95 F FF 96 B SL 85 S CH 86 2-3 ① K		4	0	1	0	0	2	0
27 Mike Trout, R (1, 8) OBP: 0.401, SLG: 0.562	C FF 88 1 SAFE B CH 80 S CH 80 S CH 79 1-3 ② K	C CH 79 X CH 78 0-1 ② F8			C FF 87 B FF 88 B FF 86 B CH 79 B FF 87 4-1 BB			B FF 96 F FF 95 B SL 86 F FF 95 F CH 84 F SI 93 X SL 86 2-2 47 S 1B		3	0	1	0	1	1	1
44 Mark Trumbo, R (1, 3) OBP: 0.314, SLG: 0.472	C CH 80 B FF 88 B FF 88 1 SAFE X CH 80 2-1 ③ G5-3	C FF 86 F FF 86 S CH 78 0-3 ③ K			1 SAFE 1 SAFE S CH 79 S CH 77 P PO 79 S CH 78 1-3 ③ K			C SL 84 F SL 84 S SL 84 0-3 ② K		4	0	0	0	0	3	3
47 Howie Kendrick, R (1, 4) OBP: 0.341, SLG: 0.449		C FF 86 B FC 86 X CH 80 1-1 ① G5-3		F FF 85 B FF 87 F FF 87 B FF 88 B CH 78 F CH 79 F FF 87 X FF 88 3-2 ① G6-3		B CH 79 C FF 85 F CU 73 F CH 78 B FF 87 F CH 79 X FF 87 2-2 6 G4-6-3 1B		1 SAFE 1 SAFE B FF 94 S SL 85 F SL 85 F FF 96 X SL 85 1-2 ③ L7 1-2		4	0	1	0	0	0	1
32 Josh Hamilton, L (1, 10) OBP: 0.277, SLG: 0.412		C FF 87 X FF 87 0-1 HR		C FF 86 B CU 74 F FF 87 B FF 88 X CU 78 2-2 ② F8		F FF 87 B FF 88 1 SAFE B FF 84 S FF 88 F CU 76 S CU 75 2-3 ① K			C SL 86 X FF 94 0-1 ① P6	4	1	1	1	0	1	1
6 Alberto Callaspo, S (1, 5) OBP: 0.323, SLG: 0.353		B CH 80 F FF 88 F CH 81 B FF 86 X CH 81 2-2 17 BB 1B		C FF 87 B FC 86 B FF 88 B FF 88 B FF 88 4-1 17 BB BB		1 SAFE X CH 80 0-0 ② ③ G4-6-3 1-2f			C SL 87 F FF 94 B FF 94 B CU 83 F FF 93 F FF 94 X SL 86 2-2 ② L8	3	0	1	0	1	0	1
17 Chris Iannetta, R (1, 2) OBP: 0.355, SLG: 0.336 16 Hank Conger, L (9, PH) OBP: 0.299, SLG: 0.434		S FF 88 B FF 88 B FF 87 B CH 80 1 SAFE B FF 87 4-1 1-2 BB		C FF 88 B FF 88 B CH 79 B CH 80 S FF 88 1 SAFE B FF 88 4-2 1-2 BB			S FF 86 C FF 87 B CH 79 S FF 87 1-3 ① K		C SL 87 B SL 85 X FF 94 1-1 ③ P3	1 1	0 0	0 0	0 0	2 0	1 0	0 0
2 Erick Aybar, S (1, 6) OBP: 0.303, SLG: 0.376		B CH 80 X FF 87 1-0 ② F7		B FF 87 B CH 79 C CH 80 X FF 88 2-1 ③ L7			S FF 87 L FF 88 B FF 87 F FF 87 B CH 78 X FF 88 2-2 ② L5			3	0	0	0	0	0	4
Inning Stats	R: 0 H: 1 E: 0 LOB: 1 K: 1 BB: 0 S: 10 P: 15	R: 1 H: 2 E: 0 LOB: 2 K: 0 BB: 1 S: 10 P: 18	R: 0 H: 0 E: 0 LOB: 0 K: 1 BB: 0 S: 7 P: 8	R: 0 H: 0 E: 0 LOB: 2 K: 0 BB: 2 S: 13 P: 28	R: 0 H: 0 E: 0 LOB: 1 K: 2 BB: 1 S: 11 P: 20	R: 0 H: 1 E: 0 LOB: 0 K: 1 BB: 0 S: 10 P: 14	R: 0 H: 0 E: 0 LOB: 0 K: 1 BB: 0 S: 8 P: 11	R: 0 H: 1 E: 0 LOB: 1 K: 2 BB: 0 S: 16 P: 21	R: 0 H: 0 E: 0 LOB: 0 K: 0 BB: 0 S: 9 P: 12	1B: 4 SF: 0 2B: 0 SAC: 0 3B: 0 DP: 1 HR: 1 HBP: 0						

PITCHER		IP	WLS	BF	H	R	ER	SO	BB	IBB	HBP	BLK	WP	HR	S	P	ERA	WHIP
57 Tommy Milone, L ERA: 4.1	(1, 1)	7.0	W	28	4	1	1	6	4	0	0	0	0	1	69	114	1.29	1.143
48 Ryan Cook, R ERA: 2.15	(8, 1)	1.0	H	4	1	0	0	2	0	0	0	0	0	0	16	21	0.00	1.000
50 Grant Balfour, R ERA: 1.93	(9, 1)	1.0	S	3	0	0	0	0	0	0	0	0	0	0	9	12	0.00	0.000

PITCHER	IP	WLS	BF	H	R	ER	SO	BB	IBB	HBP	BLK	WP	HR	S	P	ERA	WHIP

TOP

Los Angeles Angels @ Oakland Athletics

O.co Coliseum, Oakland, CA

Sat Jul 27 2013, 3:06 PM - 6:08 PM EDT

Att. 32,333 - Cloudy - 63 F

livebaseballscorecards.com

AB	31
R	1
H	5
RBI	1
BB	4
SO	8
LOB	13

Batter	1	2	3	4	5	6	7	8	9	AB	R	H	RBI	BB	SO	LOB
4 Coco Crisp, S (1, 8) OBP: 0.339, SLG: 0.406	B FF 92 B FF 94 B FF 93 C FF 93 X FF 94 3-1 ① G3		B FF 93 X FF 94 1-0 8 G4-6-3 1-2 1B		C SL 86 B CU 74 B SL 82 F FF 92 S SL 86 2-3 ③ K2-3		X FF 85 0-0 8 2B 1B			4	1	2	0	0	1	0
8 Jed Lowrie, S (1, 6) OBP: 0.352, SLG: 0.417	C FF 95 B SI 94 F FC 94 F SL 84 C CU 77 1-3 ② K		X FF 93 0-0 ①② G4-6-3 1-2f 2-3			B FF 93 C FF 93 F FF 94 B FF 95 B FS 89 F FF 93 F FF 94 X FF 94 3-2 ① F9	1 SAFE 1 SAFE B SI 86 F SI 87 B SI 87 1 SAFE B SI 88 X SI 85 3-1 1-H 2B			4	0	1	1	0	1	2
20 Josh Donaldson, R (1, 5) OBP: 0.374, SLG: 0.496	B FF 95 F SI 94 F FF 93 B FC 93 F FF 93 S SL 85 2-3 ③ K		B SL 85 B SI 94 C FF 95 B FC 94 F SI 95 F SL 84 X FF 94 3-2 ③ G5-3			C FF 95 C FF 96 S FF 97 0-3 ② K	B FF 94 B SI 93 S FF 94 B FF 94 F FF 94 F SI 90 B FF 94 4-2 BB			3	0	0	0	1	2	1
37 Brandon Moss, L (1, 3) OBP: 0.316, SLG: 0.457		B SI 94 B SI 94 B FF 95 B FF 94 4-0 16 1B BB		X SI 94 0-0 ① L7		C FF 96 F FF 96 B SL 83 X FF 96 1-2 1B	F FF 94 X SI 94 0-1 ③ G4-3			3	0	1	0	1	0	2
52 Yoenis Cespedes, R (1, 10) OBP: 0.292, SLG: 0.410		F FF 94 F SI 94 S SL 85 0-3 ① K		B FF 94 B FF 93 B FF 93 C FF 93 F FF 94 B SL 81 4-2 16 G4-3 BB		B FF 95 S FF 94 S FF 94 D FF 96 S FF 95 2-3 ③ K		B FF 88 B FF 87 F FF 88 X CH 82 2-1 ① F7		3	0	0	0	1	2	2
16 Josh Reddick, L (1, 9) OBP: 0.302, SLG: 0.351		X FF 93 0-0 1-2 1B		C FF 92 F CH 88 B FC 92 B CU 76 1 SAFE X FF 93 2-2 ② G4-3 1-2			B FF 93 B FF 92 B FF 93 B FF 93 4-0 25 FC1-6 BB	B CU 74 F SI 88 B CU 75 X CH 87 2-1 ② P6		3	0	1	0	1	0	1
25 Chris Young, R (1, 7) OBP: 0.274, SLG: 0.384		B SL 84 B FF 95 X FF 94 2-0 ② L7		B SL 85 B FF 94 F FF 93 X FF 93 2-1 ③ F9			X FF 92 0-0 ① FC1-6 1-2f 36 HR	X FF 89 0-0 ③ F7		4	1	0	0	0	0	4
21 Stephen Vogt, L (1, 2) OBP: 0.190, SLG: 0.500 36 Derek Norris, R (7, PH) OBP: 0.328, SLG: 0.372 (8, 2)		B CU 77 B SI 95 C FF 94 F FF 95 D SL 85 X SI 94 3-2 ③ G1-3			C FF 93 B SL 86 F FF 91 X SL 82 1-2 ① F9		X SI 86 0-0 1-H HR			2 1	0 1	0 1	0 2	0 0	0 0	2 0
28 Eric Sogard, L (1, 4) OBP: 0.329, SLG: 0.372			C SI 94 B CH 88 X FF 94 1-1 8 G4-6-3 4 1B 1B		B FF 94 C FF 93 C CH 87 B CU 75 F FF 92 F FF 93 X SL 82 2-2 ② F9		C SI 85 F CU 72 S CU 72 0-3 ② K			3	0	1	0	0	1	0
Inning Stats	R: 0 E: 0 K: 2 S: 10 H: 0 LOB: 0 BB: 0 P: 16	R: 0 E: 0 K: 1 S: 8 H: 1 LOB: 2 BB: 1 P: 17	R: 0 E: 0 K: 0 S: 8 H: 2 LOB: 1 BB: 0 P: 13	R: 0 E: 0 K: 0 S: 8 H: 0 LOB: 1 BB: 1 P: 16	R: 0 E: 0 K: 1 S: 11 H: 0 LOB: 0 BB: 0 P: 16	R: 0 E: 0 K: 2 S: 14 H: 1 LOB: 1 BB: 0 P: 20	R: 3 E: 0 K: 1 S: 13 H: 3 LOB: 2 BB: 2 P: 24	R: 0 E: 0 K: 0 S: 5 H: 0 LOB: 0 BB: 0 P: 9		1B: 5 2B: 1 3B: 0 HR: 1	SF: 0 SAC: 0 DP: 1 HBP: 0		WP: 0 PB: 0 SB: 0 CS: 0	PA: 34

BOTTOM

Los Angeles Angels @ Oakland Athletics

O.co Coliseum, Oakland, CA

Sat Jul 27 2013, 3:06 PM - 6:08 PM EDT

Att. 32,333 - Cloudy - 63 F

livebaseballscorecards.com

AB	30
R	3
H	7
RBI	3
BB	4
SO	7
LOB	14

PITCHER		IP	WLS	BF	H	R	ER	SO	BB	IBB	HBP	BLK	WP	HR	S	P	ERA	WHIP
Garrett Richards, R ERA: 4.33	(1, 1)	5.0		19	3	0	0	4	2	0	0	0	0	0	45	78	0.00	1.000
65 Dane De La Rosa, R ERA: 3.51	(6, 1)	1.1	H	6	1	1	1	2	1	0	0	0	0	0	15	25	6.75	1.500
37 Scott Downs, L ERA: 1.84	(7, 1)	0.1	L	4	3	2	2	1	0	0	0	0	0	1	7	10	54.00	9.000
40 Kevin Jepsen, R ERA: 3.81	(7, 1)	0.1		2	0	0	0	0	1	0	0	0	0	0	5	9	0.00	3.000
55 Joe Blanton, R ERA: 5.62	(8, 1)	1.0		3	0	0	0	0	0	0	0	0	0	0	5	9	0.00	0.000

PITCHER	IP	WLS	BF	H	R	ER	SO	BB	IBB	HBP	BLK	WP	HR	S	P	ERA	WHIP

Batter	1	2	3	4	5	6	7	8	9	AB	R	H	RBI	BB	SO	LOB
39 JB Shuck, L (1, 10) OBP: 0.326, SLG: 0.354	BB	L8		G3-1		F8		K		4	1	0	0	1	1	5
2 Erick Aybar, S (1, 6) OBP: 0.310, SLG: 0.389	BB	3B		BB		2B		P4		3	1	2	1	2	0	0
27 Mike Trout, R (1, 8) OBP: 0.399, SLG: 0.556	FC5-4	BB		F9		K		F8		4	1	0	0	1	1	5
32 Josh Hamilton, L (1, 7) OBP: 0.273, SLG: 0.407	K	K		G6-3		F7			K	5	0	0	0	0	3	7
47 Howie Kendrick, R (1, 4) OBP: 0.339, SLG: 0.446	1B	FC5-4			G5-3		G4-3		G4-3	5	1	1	2	0	0	1
44 Mark Trumbo, R (1, 3) OBP: 0.315, SLG: 0.474	1B	K			F8		G6-3		2B	5	1	2	1	0	1	1
6 Alberto Callaspo, S (1, 5) OBP: 0.324, SLG: 0.352	1B		F9		L9		BB		G4-3	4	0	1	2	1	0	1
56 Kole Calhoun, L (1, 9) OBP: 0.750, SLG: 0.500	1B		G5-3			BB	BB			2	1	1	0	2	0	0
17 Chris Iannetta, R (1, 2) OBP: 0.358, SLG: 0.335	BB		G6-3			BB	G3-1			1	0	0	0	2	0	0
16 Hank Conger, L (7, PH) OBP: 0.297, SLG: 0.431 (7, 2)										1	0	0	0	0	0	2
Inning Stats	R: 4 E: 0 K: 1 S: 19 H: 4 LOB: 3 BB: 3 P: 35	R: 1 E: 0 K: 2 S: 13 H: 1 LOB: 1 BB: 1 P: 20	R: 0 E: 0 K: 0 S: 10 H: 0 LOB: 0 BB: 0 P: 15	R: 0 E: 0 K: 0 S: 6 H: 0 LOB: 1 BB: 1 P: 10	R: 0 E: 0 K: 0 S: 5 H: 0 LOB: 0 BB: 0 P: 6	R: 1 E: 0 K: 1 S: 15 H: 1 LOB: 2 BB: 2 P: 30	R: 0 E: 0 K: 0 S: 11 H: 0 LOB: 2 BB: 2 P: 22	R: 0 E: 0 K: 1 S: 7 H: 0 LOB: 0 BB: 0 P: 10	R: 0 E: 0 K: 1 S: 11 H: 1 LOB: 1 BB: 0 P: 14	1B: 4 2B: 2 3B: 1 HR: 0 SF: 0 SAC: 0 DP: 0 HBP: 0	WP: 0 PB: 1 SB: 1 CS: 0 PA: 43					

PITCHER		IP	WLS	BF	H	R	ER	SO	BB	IBB	HBP	BLK	WP	HR	S	P	ERA	WHIP
11 Jarrod Parker, R ERA: 4.07	(1, 1)	5.0		27	5	6	6	3	7	0	0	0	0	0	54	95	10.80	2.400
60 Jesse Chavez, R ERA: 3.44	(6, 1)	2.0	W	9	1	0	0	1	2	0	0	0	0	0	25	43	0.00	1.500
62 Sean Doolittle, L ERA: 3.13	(8, 1)	1.0		3	0	0	0	1	0	0	0	0	0	0	7	10	0.00	0.000
61 Dan Otero, R ERA: 2.08	(9, 1)	1.0		4	1	0	0	1	0	0	0	0	0	0	11	14	0.00	1.000

PITCHER	IP	WLS	BF	H	R	ER	SO	BB	IBB	HBP	BLK	WP	HR	S	P	ERA	WHIP

TOP

Los Angeles Angels @ Oakland Athletics

O.co Coliseum, Oakland, CA

Sun Jul 28 2013, 4:09 PM - 7:38 PM EDT

Att. 25,877 - Partly Cloudy - 61 F

livebaseballscorecards.com

AB	34
R	6
H	7
RBI	6
BB	9
SO	6
LOB	22

Batter	1	2	3	4	5	6	7	8	9	AB	R	H	RBI	BB	SO	LOB
4 Coco Crisp, S (1, 8) OBP: 0.337, SLG: 0.401	C FF 90 B FF 91 F FF 91 F FF 91 X CU 74 1-2 G4-3 ①		C FF 90 D SL 81 F FF 90 X CU 73 1-2 P4 ①		B SL 77 B FF 90 C FF 90 F FF 90 B CU 72 B SL 78 4-2 8 1B 37 FC4-6 BB	C CU 82 X CU 81 0-1 F9 ① 2-3	1 SAFE B CH 80 X CH 82 1-0 FC3-6 ② 1-2f			4	1	0	0	1	0	3
8 Jed Lowrie, S (1, 6) OBP: 0.358, SLG: 0.421	B FF 92 B FF 92 B FF 90 C FF 92 F FF 92 B FF 92 4-2 BB		C SL 81 S SL 80 F FF 90 D FF 91 B CU 72 D FF 92 B FF 91 4-2 37 BB 52 2B BB		1 SAFE 1 SAFE S SL 79 X FF 89 0-1 37 FC4-6 1-3 1B	B SI 94 F SI 94 S CH 85 X CU 86 1-2 E9 37 1B 3-H 2B	1 SAFE 1 SAFE X CH 78 0-0 L4 ③			3	2	2	1	2	0	1
20 Josh Donaldson, R (1, 5) OBP: 0.372, SLG: 0.491	C FF 90 S FF 90 B FF 91 C FF 91 1-3 K ②		B FF 91 B FF 91 C FF 91 X FF 90 2-1 P3 ②		C SL 78 F FF 91 S CU 73 0-3 K ①	B FF 95 S FF 95 F FF 95 F CU 83 F FF 96 D FC 91 B SI 96 B SI 96 4-2 37 1B 52 2B BB		B FC 84 F FF 88 C CH 82 S FF 86 1-3 K ①		4	1	0	0	1	3	5
37 Brandon Moss, L (1, 3) OBP: 0.317, SLG: 0.454	C FF 90 B FF 91 X FF 92 1-1 L3 ③		D FF 91 2 SAFE B FF 90 B FF 90 B FF 91 4-0 52 2B 1-2 2-3 BB		C CU 73 D FF 90 X CU 74 1-1 FC4-6 52 S 52 1B 1-2f 3-H	X SI 94 0-0 52 2B 1-3 3-H 1B		X CH 87 0-0 F7 ②		4	1	1	2	1	0	2
52 Yoenis Cespedes, R (1, 7) OBP: 0.297, SLG: 0.419		C FF 90 B FF 89 F FF 90 C CU 73 1-3 K ①	X FF 91 0-0 1-3 2-H 3-H 2B		D SL 81 S SL 79 X FF 91 1-1 1-H 1B	C FC 90 B SI 93 T FF 95 X FF 95 1-2 1-3 3-H 2B		B FF 89 X CU 76 1-0 F8 ③		5	0	3	4	0	1	0
16 Josh Reddick, L (1, 9) OBP: 0.298, SLG: 0.345	B FF 92 C FF 91 B CH 82 F FF 92 X CU 74 2-2 G4-3 ②	F SL 82 F FF 90 S CU 74 0-3 K ③			B SI 93 1 SAFE F SI 94 1 SAFE F SI 94 X CU 85 1-2 G3-1 ③	C FF 95 B SI 94 X FC 90 1-1 P4 ②				4	0	0	0	0	1	5
15 Seth Smith, L (1, 10) OBP: 0.319, SLG: 0.374	B FF 91 C FF 92 C FF 92 B FF 92 F CU 75 B SL 81 F FF 92 S FF 93 3-3 K ③		F FF 90 B SL 78 C SL 78 C CU 72 1-3 K ①			B SI 94 B CU 84 B SI 94 F SI 94 F SI 94 C CU 83 D CU 82 F FF 96 B SI 95 4-2 21 2B BB 3-3 K ③				3	1	0	0	1	3	2
21 Stephen Vogt, L (1, 2) OBP: 0.240, SLG: 0.522			C FF 89 F FF 90 F SL 79 F CU 74 B FF 91 B SL 81 B FF 91 B FF 91 4-2 28 2B BB		B SL 78 B FF 90 F FF 90 F FF 89 F CU 74 F FF 90 F CU 74 S SL 80 2-3 K ②	B SI 94 F SI 94 C SI 96 F CH 86 B SI 95 F SI 95 X CU 85 2-2 28 1B 1-H 2B	F FF 87 B CU 76 X CH 81 1-1 G3 ①			3	2	1	1	1	1	0
28 Eric Sogard, L (1, 4) OBP: 0.336, SLG: 0.383			X FF 90 0-0 37 BB 52 2B 1-H 2B		C CU 73 B SL 78 F FF 90 B CU 73 F FF 90 X CU 74 2-2 P5 ③	B SI 95 B SI 94 F SI 94 X SI 95 2-1 4 F9 8 E 2-H 1B	C SI 87 B CH 82 X CU 76 1-1 4 FC3-6 1B			4	2	3	2	0	0	0
Inning Stats	R: 0 E: 0 K: 1 S: 11 H: 0 LOB: 1 BB: 1 P: 18	R: 0 E: 0 K: 2 S: 11 H: 0 LOB: 0 BB: 0 P: 17	R: 3 E: 0 K: 1 S: 17 H: 2 LOB: 2 BB: 3 P: 32	R: 0 E: 0 K: 2 S: 13 H: 0 LOB: 0 BB: 0 P: 18	R: 2 E: 0 K: 1 S: 14 H: 2 LOB: 1 BB: 1 P: 21	R: 5 E: 1 K: 1 S: 30 H: 5 LOB: 2 BB: 2 P: 48	R: 0 E: 0 K: 0 S: 6 H: 1 LOB: 1 BB: 0 P: 9	R: 0 E: 0 K: 1 S: 5 H: 0 LOB: 0 BB: 0 P: 7		1B: 5 2B: 5 3B: 0 HR: 0 SF: 0 SAC: 0 DP: 0 HBP: 0		WP: 0 PB: 0 SB: 1 CS: 0 PA: 41		

PITCHER		IP	WLS	BF	H	R	ER	SO	BB	IBB	HBP	BLK	WP	HR	S	P	ERA	WHIP
48 Tommy Hanson, R ERA: 5.15	(1, 1)	4.2		23	4	5	5	7	5	0	0	0	0	0	63	102	9.64	1.929
38 Juan Gutierrez, R ERA: 4.22	(5, 1)	0.2	L	6	3	4	4	0	1	0	0	0	0	0	20	30	54.00	6.000
40 Kevin Jepsen, R ERA: 4.05	(6, 1)	0.2		5	2	1	1	1	1	0	0	0	0	0	13	22	13.50	4.500
55 Joe Blanton, R ERA: 5.52	(7, 1)	2.0		7	1	0	0	1	0	0	0	0	0	0	11	16	0.00	0.500

PITCHER	IP	WLS	BF	H	R	ER	SO	BB	IBB	HBP	BLK	WP	HR	S	P	ERA	WHIP

BOTTOM

Los Angeles Angels @ Oakland Athletics

O.co Coliseum, Oakland, CA

Sun Jul 28 2013, 4:09 PM - 7:38 PM EDT

Att. 25,877 - Partly Cloudy - 61 F

livebaseballscorecards.com

AB	34
R	10
H	10
RBI	10
BB	7
SO	9
LOB	18

Batter	1	2	3	4	5	6	7	8	9	AB	R	H	RBI	BB	SO	LOB
2 Erick Aybar, S (1, 6) OBP: 0.309, SLG: 0.384	C FF 90 C CU 72 X FF 93 0-2 ① L3		S CH 84 C CU 73 X CH 83 0-2 ② F9		C SI 92 S CU 76 F SL 85 B SI 93 B SL 85 B CH 86 B SL 85 4-2 27 2B 32 1B BB		B FF 92 B FF 91 X FF 91 2-0 ② P5		C SL 84 F CH 86 C FF 92 0-3 ② K	4	1	0	0	1	1	0
56 Kole Calhoun, L (1, 9) OBP: 0.444, SLG: 0.286	B FF 91 X FF 91 1-0 ② L8		C FF 91 C CU 73 X FF 93 0-2 32 WP 27 BB 1B		1 SAFE X FF 92 0-0 ② L8		C FF 94 B CU 73 B SL 83 F SI 92 T SL 84 2-2 ③ K		C FF 93 B FF 92 C CH 86 F CH 86 C FF 93 1-3 ③ K	5	0	1	0	0	2	1
27 Mike Trout, R (1, 8) OBP: 0.404, SLG: 0.561	C FF 93 B CU 75 S CH 83 B SI 93 B SL 86 B FF 94 4-2 BB		C FF 91 C FF 93 1 SAFE B SI 91 1 SAFE B SI 92 B FF 93 F CH 86 F SL 85 4-2 B SI 93 1-2 BB		1 SAFE B FF 93 X FF 92 1-0 32 1B 1-3 2B			F FF 91 X SL 88 0-1 32 1B 1B		2	1	2	0	2	0	0
32 Josh Hamilton, L (1, 7) OBP: 0.276, SLG: 0.408	X FF 90 0-0 ③ F8		B CU 75 X FF 92 1-0 ③ L9 2-3		B CU 75 X FF 93 1-0 2-H 3-H 1B			F SL 85 F FF 92 1 SAFE X FF 93 0-2 6 BB 1-3 1B		4	0	2	2	0	0	3
44 Mark Trumbo, R (1, 3) OBP: 0.312, SLG: 0.469		C SL 84 F FF 91 B FF 93 B SI 92 F SI 92 S SL 84 2-3 ① K	B CH 84 S SL 83 X SI 91 1-1 ① L9		S SL 84 S FF 93 S SI 93 0-3 ③ K			C FF 94 F SL 90 B SL 86 F SL 89 F FF 94 F SL 88 F SL 86 S FF 93 1-3 ① K		4	0	0	0	0	3	3
47 Howie Kendrick, R (1, 4) OBP: 0.338, SLG: 0.444		B SL 84 X SI 91 1-0 6 G1-3 1B	C FF 93 C CU 74 X CU 75 0-2 ② L9			B CU 71 B CH 82 F FF 91 S SL 85 X SL 83 2-2 ① F9		T SL 89 S SL 88 S FF 94 0-3 ② K		4	0	1	0	0	1	2
6 Alberto Callaspo, S (1, 5) OBP: 0.323, SLG: 0.348		C FF 90 B SI 90 S SL 84 1 SAFE 1 SAFE B FF 91 F SL 85 X SI 92 2-2 ② G1-3 1-2	B SL 84 C SI 91 B CH 85 C CH 84 B SL 85 F FF 93 S SL 84 3-3 ③ K			F SI 92 B CH 85 B CU 74 X FF 92 2-1 ② G4-3		C SL 85 B SL 89 C SL 88 B SL 86 B FF 94 B SL 89 4-2 1-2 BB		3	0	0	0	1	1	1
16 Hank Conger, L (1, 2) OBP: 0.289, SLG: 0.418		C SL 84 B CU 73 S FF 92 S SL 84 1-3 ③ K		L SL 81 F FF 91 B FF 92 S SL 83 1-3 ① K		B FF 93 X FF 92 1-0 ③ F7		C SL 88 C FF 94 F FF 93 B FF 93 B FF 94 F SL 85 X FF 93 2-2 ③ G4-3		4	0	0	0	0	2	4
39 JB Shuck, L (1, 10) OBP: 0.324, SLG: 0.365			L FF 90 X SI 90 0-1 ① G4-3	B SL 84 B CH 85 B FF 92 C FF 91 X FF 92 3-1 HR			C SI 92 F FF 91 X CU 74 0-2 ① G6-3		B FF 92 C FF 92 L CH 86 B CH 86 F FF 93 X FF 93 2-2 ① P6	4	1	1	1	0	0	0
Inning Stats	R: 0 E: 0 K: 0 S: 7 H: 0 LOB: 1 BB: 1 P: 12	R: 0 E: 0 K: 2 S: 12 H: 1 LOB: 1 BB: 0 P: 18	R: 0 E: 0 K: 0 S: 13 H: 1 LOB: 2 BB: 1 P: 18	R: 0 E: 0 K: 1 S: 9 H: 0 LOB: 0 BB: 0 P: 13	R: 3 E: 0 K: 2 S: 14 H: 3 LOB: 1 BB: 1 P: 24	R: 0 E: 0 K: 0 S: 6 H: 0 LOB: 0 BB: 0 P: 11	R: 0 E: 0 K: 1 S: 7 H: 0 LOB: 0 BB: 0 P: 11	R: 0 E: 0 K: 2 S: 22 H: 2 LOB: 3 BB: 1 P: 29	R: 0 E: 0 K: 2 S: 11 H: 0 LOB: 0 BB: 0 P: 14	1B: 5 2B: 1 3B: 0 HR: 1 SF: 0 SAC: 0 DP: 0 HBP: 0	WP: 1 PB: 0 SB: 0 CS: 0 PA: 38					

PITCHER		IP	WLS	BF	H	R	ER	SO	BB	IBB	HBP	BLK	WP	HR	S	P	ERA	WHIP
22 Matt Garza, R ERA: 2.95	(1, 1)	7.0		29	5	3	3	6	3	0	0	0	1	1	68	107	3.86	1.143
56 Neal Cotts, L ERA: 0.83	(8, 1)	1.0		6	2	0	0	2	1	0	0	0	0	0	22	29	0.00	3.000
44 Jason Frasor, R ERA: 3.16	(9, 1)	1.0	W	3	0	0	0	2	0	0	0	0	0	0	11	14	0.00	0.000

PITCHER	IP	WLS	BF	H	R	ER	SO	BB	IBB	HBP	BLK	WP	HR	S	P	ERA	WHIP

TOP

Los Angeles Angels @ Texas Rangers

Rangers Ballpark in Arlington, Arlington, TX

Mon Jul 29 2013, 7:13 PM - 10:16 PM EDT

Att. 36,282 - Partly Cloudy - 96 F

livebaseballscorecards.com

AB	34
R	3
H	7
RBI	3
BB	4
SO	10
LOB	14

Los Angeles Angels @ Texas Rangers

Rangers Ballpark in Arlington, Arlington, TX

Mon Jul 29 2013, 7:13 PM - 10:16 PM EDT

Att. 36,282 - Partly Cloudy - 96 F

livebaseballscorecards.com

Batter	1	2	3	4	5	6	7	8	9	AB	R	H	RBI	BB	SO	LOB
2 Leonys Martin, L (1, 8) OBP: 0.326, SLG: 0.408	C SI 85 F SI 88 B FF 87 S SL 82 1-3 K ①		B SI 84 C CU 69 F SI 86 X CH 76 1-2 F9 ②			X SI 85 0-0 1 B5-3 5 1B 1B		C FF 95 B FF 95 C FF 94 X SL 83 1-2 G4-3 ①		4	1	1	0	0	1	0
1 Elvis Andrus, R (1, 6) OBP: 0.310, SLG: 0.289	X FF 86 0-0 G6-3 ②		C FF 86 B CU 73 B SL 81 B SL 80 X FF 86 3-1 P5 ③			C SL 80 X CH 78 0-1 B5-3 ② 1-2		B SL 80 B FF 95 C FF 94 X FF 95 2-1 5 E 5 S 5 SF9 1B		4	1	1	0	0	0	1
5 Ian Kinsler, R (1, 4) OBP: 0.350, SLG: 0.421	C FF 86 B SI 86 C FC 85 X FC 90 1-2 G6-3 ③			C CU 70 B CH 75 F FF 87 B FF 88 B SL 82 F FC 87 X FC 87 3-2 G6-3 ①		B CH 78 C FF 85 X FC 87 1-1 29 1B 2-H 1B		C SL 81 B SL 82 D FF 96 B SL 79 F FF 96 X FF 96 3-2 SF9 ② 1-H		3	0	1	2	0	0	0
29 Adrián Beltré, R (1, 5) OBP: 0.351, SLG: 0.522		C FF 85 B SL 83 X FF 87 1-1 17 BB 1B		B CH 76 F SL 82 F FF 87 X CU 73 1-2 F8 ②		C SL 80 X FF 87 0-1 1-2 1B		B SL 79 C SL 81 X FF 96 1-1 G4-3 ③		4	0	2	0	0	0	0
12 A.J. Pierzynski, L (1, 10) OBP: 0.303, SLG: 0.435		X CH 80 0-0 F7 ①		C SI 86 F SI 87 F FC 86 X SI 85 0-2 G4-3 ③		F CH 82 B SI 87 S CH 78 B SI 86 S CH 78 2-3 K ③			S FF 94 B SI 94 S FF 94 X SI 94 1-2 HR	4	1	1	1	0	1	3
17 Nelson Cruz, R (1, 9) OBP: 0.329, SLG: 0.500		B FF 87 B FF 87 B CU 73 B FF 86 4-0 1-2 BB			C FF 85 B FF 86 F FF 84 B CH 76 S CH 76 2-3 K ①		C SL 82 B SI 86 F SI 84 B FF 84 B CU 73 S CU 72 3-3 K ①		C SL 86 B FF 94 S SL 86 F SL 85 X FF 95 1-2 7 G4-6-3 1B	3	0	1	0	1	2	0
7 David Murphy, L (1, 7) OBP: 0.279, SLG: 0.373		B CH 80 C FF 86 F SI 88 B SL 81 T FF 88 2-2 K ②			X CU 72 0-0 F8 ②		F SI 83 C SI 87 X SL 80 0-2 G4-3 ②		1 SAFE X SI 94 0-0 G4-6-3 ① ② 1-2f	4	0	0	0	0	1	3
8 Geovany Soto, R (1, 2) OBP: 0.303, SLG: 0.400		B SL 82 B FF 86 1 SAFE B FF 86 C FC 85 C SL 79 X FF 88 3-2 G6-4-3 ③			B CU 71 C CU 70 F SL 81 B FC 88 B FC 87 F CU 72 F SL 80 F FF 87 F FF 87 3-3 F FF 87 S CH 76 K ③		B CH 78 F SL 81 B SI 85 X SL 81 2-1 2B		B FF 94 B SL 86 B SI 94 C FF 94 T SL 84 X FF 94 3-2 HR	4	1	2	1	0	1	2
18 Mitch Moreland, L (1, 3) OBP: 0.294, SLG: 0.442			X SI 85 0-0 F8 ①			L FF 86 F SI 85 X SL 80 0-2 P6 ① B CH 78 S CU 72 S SI 87 B FC 83 X CH 79 2-2 G3 ③				3	0	0	0	0	0	1

BOTTOM	
AB	33
R	4
H	9
RBI	4
BB	1
SO	6
LOB	10

Inning Stats	1	2	3	4	5	6	7	8	9
	R: 0 E: 0 K: 1 S: 7 H: 0 LOB: 0 BB: 0 P: 9	R: 0 E: 0 K: 1 S: 9 H: 1 LOB: 2 BB: 1 P: 19	R: 0 E: 0 K: 0 S: 6 H: 0 LOB: 0 BB: 0 P: 10	R: 0 E: 0 K: 0 S: 11 H: 0 LOB: 0 BB: 0 P: 15	R: 0 E: 0 K: 2 S: 12 H: 0 LOB: 0 BB: 0 P: 17	R: 1 E: 0 K: 1 S: 13 H: 3 LOB: 2 BB: 0 P: 16	R: 0 E: 0 K: 1 S: 11 H: 1 LOB: 1 BB: 0 P: 18	R: 1 E: 0 K: 0 S: 10 H: 1 LOB: 0 BB: 0 P: 17	R: 2 E: 0 K: 0 S: 11 H: 3 LOB: 0 BB: 0 P: 16

| | | | |

Batter	1	2	3	4	5	6	7	8	9	10	AB	R	H	RBI	BB	SO	LOB
2 Erick Aybar, S (1, 6) OBP: 0.306, SLG: 0.380	C FF 94 C SL 81 X SI 95 0-2 G5-3		X SI 92 0-0 19 S 27 1B 1B	1 SAFE D SI 94 D CH 83 F SI 94 S SI 94 B CH 85 F SI 95 X SI 95 3-2 L7 1-2			C FF 89 F FF 88 F FF 92 S FF 90 0-3 K	F FF 96 X FF 96 0-1 G4-3 1-1 3-H	C FF 93 B SL 87 C FF 93 F CH 87 B FF 93 F CH 86 X FF 93 2-2 G1-3		6	1	1	1	0	1	4
19 Collin Cowgill, R (1, 9) OBP: 0.267, SLG: 0.398 (8, 7)	B SI 93 C SI 94 B CH 86 X CH 86 2-1 G6-3		S SI 93 B SI 93 1 SAFE C CH 83 D CH 83 B SL 81 F SI 94 S CH 84 3-3 K 1-2		C SI 92 X KC 75 0-1 HR		C FC 91 B FF 90 X SL 80 1-1 G6-3	1 SAFE B FF 96 1 SAFE F FF 95 F FF 96 1 SAFE B FF 97 X FF 97 2-2 27 WP 47 1B 1-2 1B	B FF 93 B FF 93 C FF 93 F FF 93 F FF 94 B CH 85 X FF 94 3-2 L8		6	2	2	1	0	1	2
27 Mike Trout, R (1, 8) OBP: 0.412, SLG: 0.568	C SI 94 B SI 94 X SL 82 1-1 44 HR 1B		C SI 92 B SI 93 B FF 93 X CH 84 2-1 47 1B 2-H 1B		C SI 93 B SI 92 B SL 82 B SI 93 X SI 94 3-1 44 G3 2B		B FC 90 C FF 90 X FF 91 1-1 47 BB 44 BB 32 2B 1B	B CU 85 I IN 72 I IN 71 I IN 74 4-0 47 1B 32 1B 1-2 2-3 IBB		F FF 93 B SL 88 B SL 88 B FF 93 F SI 93 F FF 93 F SL 87 B FF 93 4-2 47 SH1-3 BB	4	3	4	1	2	0	0
44 Mark Trumbo, R (1, 3) OBP: 0.313, SLG: 0.473	F SI 94 X KC 77 0-1 1-H HR		C SI 94 1 SAFE 1 SAFE S SL 82 S SL 84 0-3 K		X SI 93 0-0 G3 2-3		B SL 80 B SL 80 B SL 80 B FF 90 4-0 47 BB 32 2B 1-2 BB	B FF 96 F FF 96 F FF 97 B FF 97 X FF 96 2-2 P2		1 SAFE B SL 86 C FF 91 F SL 86 1 SAFE 1 SAFE T FF 92 1-2 K	5	2	1	2	1	2	6
47 Howie Kendrick, R (1, 4) OBP: 0.344, SLG: 0.446	C SI 92 F KC 77 B SL 82 S CH 81 1-3 K		X SI 93 0-0 1-3 1B	D SL 84 F SI 94 B SL 82 D SL 83 B SI 93 4-1 32 G4-6-3 BB			B FC 90 B FF 91 S FF 91 C SL 82 B SL 82 B FF 92 4-2 32 2B 1-2 2-3 BB	F FF 96 B FF 96 X FF 96 1-1 32 1B 1-3 2-H 3-H 1B		1 SAFE X FF 90 0-0 SH1-3 1-2	3	1	2	2	2	1	0
32 Josh Hamilton, L (1, 10) OBP: 0.279, SLG: 0.410		B SI 92 F SI 96 S SI 93 B SI 96 B SL 83 S SI 94 3-3 K	B CH 85 B SI 93 F SI 93 S SI 93 1 SAFE X SI 95 2-2 F8	X SI 93 0-0 G4-6-3 1-2f			B FF 94 X FF 94 1-1 2B 1-H 2-H 3-H	F FF 97 B FF 96 1 SAFE B FF 96 B FF 96 F FF 96 X FF 96 3-2 1-3 3-H 1B		I IN 81 I IN 84 I IN 83 I IN 83 4-0 IBB	5	0	2	4	1	1	4
Alberto Callaspo, S (1, 5) OBP: 0.324, SLG: 0.347 12 Tommy Field, R (5, 5) OBP: 0.222, SLG: 0.125		B SI 93 F CH 84 T SI 94 B SI 94 B CH 84 F SI 93 B CH 85 4-2 17 FC5-4 BB	X SI 91 0-0 F8		C SI 92 C CH 84 B SL 82 B SI 93 F SL 83 T SI 94 2-2 K	C FF 94 F FF 94 T FF 94 0-2 K	F FF 96 X FF 96 0-1 G4-3		C SL 88 X FF 93 0-1 G4-3	1 4	0 0	0 0	0 0	1 0	0 2	0 6
17 Chris Iannetta, R (1, 2) OBP: 0.357, SLG: 0.338 56 Kole Calhoun, L (8, PR) OBP: 0.400, SLG: 0.250 (8, 9)		F SI 92 B SI 93 B CH 83 X SI 93 2-1 FC5-4 1-2f	C SI 93 B SL 81 B CH 83 X SI 93 2-1 F8		B SL 84 B CH 83 S SI 94 X SI 94 2-1 F9		B FF 98 X FF 97 1-0 39 1B 2 E 2B	X FF 91 0-0 G4-3		4 1	0 1	1 0	0 0	0 0	0 0	1 0
39 JB Shuck, L (1, 7) OBP: 0.327, SLG: 0.367 16 Hank Conger, L (8, 2) OBP: 0.294, SLG: 0.430		C SI 92 B CH 84 D CH 83 C SI 93 C SI 95 2-3 K	B SI 94 B SI 94 B SI 93 C SI 93 X SI 93 3-1 2 BLK 1B		B SI 94 X SI 93 1-0 G4-3		L FF 96 C FF 96 X FF 96 0-2 27 WP 19 1B 47 1B 2-3 1B	C FF 91 B CH 86 B CH 86 X FF 93 2-1 2B		4 1	1 0	2 1	0 0	0 0	1 0	1 0
Inning Stats	R: 2 H: 2 E: 0 LOB: 0 K: 1 BB: 0 S: 12 P: 16	R: 0 H: 0 E: 0 LOB: 1 K: 2 BB: 1 S: 11 P: 22	R: 1 H: 3 E: 0 LOB: 2 K: 2 BB: 0 S: 14 P: 21	R: 0 H: 1 E: 0 LOB: 1 K: 0 BB: 0 S: 9 P: 17	R: 1 H: 2 E: 0 LOB: 1 K: 0 BB: 1 S: 7 P: 14	R: 0 H: 0 E: 0 LOB: 0 K: 1 BB: 0 S: 7 P: 12	R: 3 H: 2 E: 0 LOB: 1 K: 2 BB: 2 S: 15 P: 26	R: 4 H: 5 E: 1 LOB: 3 K: 0 BB: 1 S: 19 P: 32	R: 0 H: 1 E: 0 LOB: 1 K: 0 BB: 0 S: 12 P: 19	R: 0 H: 0 E: 0 LOB: 2 K: 1 BB: 2 S: 10 P: 19	1B: 10 2B: 4 3B: 0 HR: 2	SF: 0 SAC: 1 DP: 1 HBP: 0						

PITCHER		IP	WLS	BF	H	R	ER	SO	BB	IBB	HBP	BLK	WP	HR	S	P	ERA	WHIP
45 Derek Holland, L ERA: 3.18	(1, 1)	6.0		27	8	4	4	6	2	0	0	1	0	2	60	102	6.00	1.667
28 Joakim Soria, R ERA: 4.26	(7, 1)	0.2	H	5	1	3	3	1	2	0	0	0	0	0	10	20	40.50	4.500
46 Robbie Ross Jr., L ERA: 2.89	(7, 1)	0.1	B	2	1	0	0	1	0	0	0	0	0	0	5	6	0.00	3.000
52 Tanner Scheppers, R ERA: 1.85	(8, 1)	1.0		9	5	4	1	0	0	1	0	0	1	0	19	32	9.00	5.000
44 Jason Frasor, R ERA: 3.06	(9, 1)	1.0		4	1	0	0	0	0	0	0	0	0	0	12	19	0.00	1.000

PITCHER		IP	WLS	BF	H	R	ER	SO	BB	IBB	HBP	BLK	WP	HR	S	P	ERA	WHIP
36 Joe Nathan, R ERA: 1.69	(10, 1)	1.0	W	5	0	0	0	1	1	1	0	0	0	0	10	19	0.00	1.000

TOP

Los Angeles Angels @ Texas Rangers

Rangers Ballpark in Arlington, Arlington, TX

Tue Jul 30 2013, 8:08 PM - 12:54 AM EDT

Att. 36,931 - Clear - 97 F

livebaseballscorecards.com

AB	44
R	11
H	16
RBI	11
BB	7
SO	9
LOB	24

WP: 1		PA:	52
PB: 0			
SB: 1			
CS: 0			

Batter	1	2	3	4	5	6	7	8	9	10	AB	R	H	RBI	BB	SO	LOB
2 Leonys Martin, L (1, 7) OBP: 0.325, SLG: 0.416	C FF 92 F FF 92 B CU 78 X FF 92 1-2 G6-3 ①	C FF 91 1 SAFE C FF 91 S CU 77 0-3 K2-3 ② 1-3	X FF 91 0-0 1 WP 1-2 1B		F SI 95 X CU 81 0-1 L9 ②		F FF 98 F SI 96 X SI 96 0-2 G6-3 ②		C FF 90 B SL 81 F FF 91 S SL 82 1-3 K ① 1-H	B FF 94 F FF 95 F SL 84 X FF 95 1-2 1-H HR 3-H	7	1	2	3	0	2	2
1 Elvis Andrus, R (1, 6) OBP: 0.315, SLG: 0.294	C FF 91 B SI 92 C FF 91 X SI 92 1-2 5 1B 2B	B CU 76 D CU 77 B FF 92 B FF 89 4-0 BB	B FC 86 C FF 92 B CH 87 X SI 91 2-1 G6-3 ③ 1-2 2-3		B CU 81 F FF 94 B CU 85 B CU 82 F FF 94 B CU 84 4-2 5 S BB		B FF 96 X FF 95 1-0 2-H 1B		C FF 95 B FF 95 F FF 94 F SL 87 B FF 95 X FF 95 2-2 F9 ②		4	1	2	1	2	0	2
5 Ian Kinsler, R (1, 4) OBP: 0.353, SLG: 0.427	C SI 92 B CH 86 B SI 91 B SI 92 F CH 85 X SL 83 3-2 29 BB 17 1B 2-H 1B	B SI 90 C FF 92 X SI 92 1-1 G4-3 ③		B SI 90 B FF 90 C FF 90 X FF 91 2-1 29 1B 3B	1 SAFE B FF 94 C CU 83 X FF 94 1-1 F9 ③ 1-2		C FF 96 B FC 90 X FF 96 1-1 P4 ③		B SI 94 B FF 95 B SL 86 B FF 93 4-0 29 S 29 1B BB		5	3	2	1	1	0	4
29 Adrian Beltré, R (1, 5) OBP: 0.355, SLG: 0.522	B FF 92 1 SAFE B CH 86 B SI 92 C FF 90 1 SAFE B CH 86 4-1 17 1B 1-2 BB		B FF 92 F SI 92 B CU 78 F FF 92 F FC 88 S SL 84 2-3 K ① C SI 93 B FC 89 X FF 92 1-1 17 1B 3-H 1B			C FF 95 B SL 87 C FF 95 X FF 96 1-2 G3 ①		B FF 94 S FF 93 X SL 82 1-1 12 G4-6-3 1B	S SL 86 C SL 88 X FF 94 0-2 12 1B 1-H 1B		5	0	3	2	1	1	0
12 A.J. Pierzynski, L (1, 10) OBP: 0.304, SLG: 0.433	B SL 81 S FF 92 F FF 92 D SL 84 B CU 77 S FF 91 3-3 K ②		B CU 78 B FF 91 C SI 91 F FF 92 F SI 92 X SL 83 2-2 17 FC4-6 1B F FF 90 B CU 77 F FF 91 F FF 91 S SL 83 1-3 K ①			B FF 96 F FF 96 X FF 96 1-1 L9 ②		B FF 94 C FF 94 F FS 88 F FF 95 X SL 81 1-2 G4-6-3 ①② 1-2f	B FF 96 X SL 86 1-0 1-3 1B		6	0	2	0	0	2	4
17 Nelson Cruz, R (1, 9) OBP: 0.334, SLG: 0.501 43 Engel Beltre, L (8, PR) OBP: 0.300, SLG: 0.333 (9, 9)	B FC 88 X FF 91 1-0 1-2 2-H 1B		D CU 78 B SI 92 B FF 90 C SI 91 F FC 88 X SI 92 3-2 FC4-6 ② 15 2B 23 WP 1-2f C SI 92 B FC 88 X SI 93 1-1 1-3 1B			C SL 86 B FF 91 S FF 96 F FF 96 B FF 96 B FF 95 B SL 86 4-2 BB		C FF 95 B FF 94 F FF 96 B FF 96 B SL 79 B FF 95 4-2 18 1B 8 HR BB S SI 95 F FF 95 S FF 94 0-3 K ③			3 1	1 1	2 0	1 0	2 0	0 1	1 2
15 Jeff Baker, R (1, 3) OBP: 0.387, SLG: 0.667 18 Mitch Moreland, L (8, 3) OBP: 0.298, SLG: 0.444	C FF 91 F FF 91 D SL 81 S FF 92 1-3 K ③		B CU 77 F SI 92 B FF 91 C FC 88 D CU 80 X FF 92 3-2 23 WP 23 1B 1-3 2B C FC 87 B FF 91 S FC 87 C FF 92 1-3 K ②			M FF 95 B FF 95 S FF 95 B FF 94 F FF 95 S FF 94 2-3 K ③		B FF 94 B FF 94 1 SAFE S FF 93 F FF 94 X FF 94 2-2 8 HR 1-2 1B		B FF 95 B FF 95 B FF 94 C FF 94 B FF 95 4-1 7 FC5-4 8 BB 2 HR BB	4 1	1 2	1 1	0 0	0 1	3 0	5 0
8 Geovany Soto, R (1, 2) OBP: 0.320, SLG: 0.431		C FF 90 X CU 76 0-1 23 FC5-4 1B	B CU 78 B FF 91 B CH 85 B FF 91 4-0 23 WP 23 1B BB C SI 92 X FC 87 0-1 L8 ③				B SI 96 C FF 95 B FF 96 F FF 97 X FF 96 2-2 F8 ① C FF 94 S FC 95 B SL 82 F SL 82 X FF 95 2-2 1-H 2-H HR		B SL 85 B FF 95 C FF 95 B SL 84 B FF 94 4-1 7 FC5-4 1-2 BB	4	2	2	3	2	0	2
23 Craig Gentry, R (1, 8) OBP: 0.324, SLG: 0.341 7 David Murphy, L (7, PH) OBP: 0.279, SLG: 0.375 (8, 7)		B CU 76 B FF 91 S FC 87 F FC 88 D CU 77 1 SAFE X FC 89 3-2 FC5-4 2 K2-3 2 S 1-2f ①	B SL 83 C SI 91 C SI 91 B FC 88 B FF 91 X SI 91 3-2 1 WP 2 1B 1-H 2-H 3-H 1B		B FF 93 B FF 94 B SI 94 C FF 92 C FF 94 S FF 95 3-3 K ①		B FF 95 S FF 96 F SI 97 B CU 82 X FF 95 2-2 1 1B 2B B FF 91 C FF 91 F SL 81 F SL 82 B FF 91 S SL 82 2-3 K ③		F FF 94 F CH 86 F SL 84 X FF 95 0-2 FC5-4 1-2f 2-3 2 HR ①	3 3	0 2	1 1	2 0	0 0	1 1	1 3
Inning Stats	R: 2 H: 3 E: 0 LOB: 2 K: 2 BB: 1 S: 17 P: 31	R: 0 H: 1 E: 0 LOB: 2 K: 1 BB: 1 S: 10 P: 18	R: 3 H: 4 E: 0 LOB: 2 K: 1 BB: 1 S: 20 P: 39	R: 1 H: 3 E: 0 LOB: 2 K: 2 BB: 0 S: 15 P: 21	R: 0 H: 3 E: 0 LOB: 1 K: 1 BB: 1 S: 9 P: 17	R: 0 H: 0 E: 0 LOB: 1 K: 1 BB: 1 S: 12 P: 20	R: 1 H: 2 E: 0 LOB: 1 K: 0 BB: 0 S: 12 P: 18	R: 3 H: 3 E: 0 LOB: 1 K: 1 BB: 1 S: 20 P: 32	R: 1 H: 2 E: 0 LOB: 2 K: 2 BB: 1 S: 14 P: 22	R: 3 H: 1 E: 0 LOB: 0 K: 0 BB: 2 S: 9 P: 18	1B: 13 2B: 3 3B: 1 HR: 2	SF: 0 SAC: 0 DP: 1 HBP: 0	WP: 2 PB: 0 SB: 3 CS: 0	PA: 55			

PITCHER		IP	WLS	BF	H	R	ER	SO	BB	IBB	HBP	BLK	WP	HR	S	P	ERA	WHIP
33 C.J. Wilson, L	(1, 1)	4.0		26	11	6	6	6	3	0	0	0	2	0	62	109	13.50	3.500
ERA: 3.48																		
38 Juan Gutierrez, R	(5, 1)	1.0		4	0	0	0	1	1	0	0	0	0	0	9	17	0.00	1.000
ERA: 4.09																		
58 Michael Kohn, R	(6, 1)	1.0		4	0	0	0	1	1	0	0	0	0	0	12	20	0.00	1.000
ERA: 2.76																		
40 Kevin Jepsen, R	(7, 1)	1.0	B	5	2	1	1	0	0	0	0	0	0	0	12	18	9.00	2.000
ERA: 4.23																		
65 Dane De La Rosa, R	(8, 1)	0.2		5	3	3	3	0	1	0	0	0	0	1	16	26	40.50	6.000
ERA: 3.93																		

PITCHER		IP	WLS	BF	H	R	ER	SO	BB	IBB	HBP	BLK	WP	HR	S	P	ERA	WHIP
63 Nick Maronde, L	(8, 1)	0.2	H	2	0	0	0	2	0	0	0	0	0	0	7	10	0.00	0.000
ERA: 9.0																		
49 Ernesto Frieri, R	(9, 1)	0.2	B	5	2	1	1	1	1	0	0	0	0	0	11	18	13.50	4.500
ERA: 4.2																		
41 Daniel Stange, R	(10, 1)	0.1	L	4	1	3	3	0	2	0	0	0	0	1	9	18	81.00	9.000
ERA: 81.0																		

BOTTOM

Los Angeles Angels @ Texas Rangers

Rangers Ballpark in Arlington, Arlington, TX

Tue Jul 30 2013, 8:08 PM - 12:54 AM EDT

Att. 36,931 - Clear - 97 F

livebaseballscorecards.com

AB	46
R	14
H	19
RBI	13
BB	9
SO	11
LOB	26

Los Angeles Angels @ Texas Rangers

Rangers Ballpark in Arlington, Arlington, TX

Wed Jul 31 2013, 8:08 PM - 10:37 PM EDT

Att. 39,391 - Partly Cloudy - 100 F

TOP

livebaseballscorecards.com

Batter	1	2	3	4	5	6	7	8	9	AB	R	H	RBI	BB	SO	LOB
2 Erick Aybar, S (1, 6) OBP: 0.306, SLG: 0.379	C FF 92 X SI 93 0-1 ① G1-3		B CH 83 X SI 93 1-0 1-2 1B		X SI 92 0-0 ③ L8			X SI 92 0-0 ① SH2-3 1-2		3	0	1	0	0	0	0
19 Collin Cowgill, R (1, 9) OBP: 0.258, SLG: 0.384 56 Kole Calhoun, L (8, PH) OBP: 0.364, SLG: 0.222 (8, 9)	C FF 91 S CH 84 F FF 94 S CH 86 0-3 ② K		X CH 84 0-0 ③ P4			B FF 91 B SI 91 X FF 93 2-0 ① F8		B FF 96 F FF 95 B FF 96 X FF 95 2-1 ② G3 2-3		3 1	0 0	0 0	0 0	0 0	1 0	2 1
27 Mike Trout, R (1, 8) OBP: 0.410, SLG: 0.564	C FF 94 B FF 94 B CH 87 F FF 93 X FF 93 2-2 ③ F9			B FF 93 B FF 92 C FF 93 B SI 93 X SI 93 3-1 ① G2-3		C SI 92 B FF 92 C SI 93 F FF 92 B FF 94 X FF 94 2-2 ② L9		I IN 67 I IN 67 I IN 67 I IN 69 4-0 IBB		3	0	0	0	1	0	0
44 Mark Trumbo, R (1, 3) OBP: 0.310, SLG: 0.468		S FF 94 F FF 92 X FF 93 0-2 ① P4		C FF 93 C CH 85 S CH 87 0-3 ② K		B CH 83 F FF 93 F CH 85 F CH 87 F FF 94 X FF 95 1-2 ③ G4-3		F FF 95 F FF 96 1 SAFE S CU 83 0-3 ③ K		4	0	0	0	0	2	2
47 Howie Kendrick, R (1, 4) OBP: 0.343, SLG: 0.444		X FF 93 0-0 ② G6-3		C CH 85 X CH 84 0-1 32 BB 1B			X FF 92 0-0 ① G6-3		B SL 85 F FF 91 F SL 86 B FF 92 B SL 88 X SL 88 3-2 ① F8	4	0	1	0	0	0	0
32 Josh Hamilton, L (1, 7) OBP: 0.283, SLG: 0.418		B FF 93 S SL 84 F SI 92 F SL 88 T FF 93 1-2 ③ K		B SI 93 B SL 83 F SI 93 F SL 83 1 SAFE B CH 87 D SL 88 4-2 1-2 BB			X SI 90 0-0 HR		B CU 82 B SI 92 F SL 87 B CU 81 B SL 86 4-1 BB	2	1	1	1	2	1	0
8 Chris Nelson, R (1, 5) OBP: 0.264, SLG: 0.296			C FF 92 F SI 92 X FF 92 0-2 ① F8	B CH 86 X SI 94 1-0 ③ L9			C CH 84 X CU 77 0-1 ② G4-3		1 SAFE C SI 92 D SL 86 1 SAFE C FC 92 F SL 87 F FF 92 B SL 87 S SL 87 2-3 ② K	4	0	0	0	0	1	3
17 Chris Iannetta, R (1, 2) OBP: 0.355, SLG: 0.333			B CH 82 S FF 93 B FF 93 T CH 83 B FF 94 F FF 93 B CH 83 4-2 2 1B BB		F FF 92 C SI 92 B SL 87 B CH 85 C FF 94 2-3 ① K		S CH 83 S CH 86 F SI 94 B FF 93 B CH 85 B FF 94 X CH 85 3-2 ③ G1-3		B SL 88 S FF 93 1 SAFE F FF 93 C FF 94 1-3 ③ K	3	0	0	0	1	2	1
39 JB Shuck, L (1, 10) OBP: 0.327, SLG: 0.367			B FF 93 B SL 85 F FF 92 X FF 93 2-1 ② F8		C FF 94 X FF 93 0-1 ② L7			B FF 91 C FF 91 B SI 91 F FF 91 X FF 94 2-2 56 G3 2 SH2-3 1B		3	0	1	0	0	0	1
Inning Stats	R: 0 E: 0 K: 1 S: 9 H: 0 LOB: 0 BB: 0 P: 11	R: 0 E: 0 K: 1 S: 8 H: 0 LOB: 0 BB: 0 P: 9	R: 0 E: 0 K: 0 S: 10 H: 1 LOB: 2 BB: 1 P: 17	R: 0 E: 0 K: 1 S: 10 H: 1 LOB: 2 BB: 1 P: 18	R: 0 E: 0 K: 1 S: 6 H: 0 LOB: 0 BB: 0 P: 8	R: 0 E: 0 K: 0 S: 10 H: 0 LOB: 0 BB: 0 P: 15	R: 1 E: 0 K: 0 S: 8 H: 1 LOB: 0 BB: 0 P: 11	R: 0 E: 0 K: 1 S: 9 H: 1 LOB: 2 BB: 1 P: 17	R: 0 E: 0 K: 2 S: 12 H: 0 LOB: 1 BB: 1 P: 22	1B: 3 2B: 0 3B: 0 HR: 1 SF: 0 SAC: 1 DP: 0 HBP: 0						

	AB	30
	R	1
	H	4
	RBI	1
	BB	4
	SO	7
	LOB	10

WP: 0 PA: 35
PB: 0
SB: 0
CS: 0

PITCHER		IP	WLS	BF	H	R	ER	SO	BB	IBB	HBP	BLK	WP	HR	S	P	ERA	WHIP
33 Martín Pérez, L ERA: 3.93	(1, 1)	7.1		28	4	1	1	4	2	0	0	0	0	1	65	95	1.23	0.818
52 Tanner Scheppers, R ERA: 1.82	(8, 1)	0.2		3	0	0	0	1	0	1	0	0	0	0	5	11	0.00	0.000
36 Joe Nathan, R ERA: 1.65	(9, 1)	1.0	W	4	0	0	0	2	1	0	0	0	0	0	12	22	0.00	1.000

PITCHER		IP	WLS	BF	H	R	ER	SO	BB	IBB	HBP	BLK	WP	HR	S	P	ERA	WHIP

BOTTOM

Batter	1	2	3	4	5	6	7	8	9	AB	R	H	RBI	BB	SO	LOB
2 Leonys Martin, L (1, 8) OBP: 0.328, SLG: 0.417	F SI 92 X FF 93 0-1 1 1B 1B		C SI 92 2 SAFE B SL 81 F SI 93 F CH 86 X CH 85 1-2 ① E6 1 G6-3 1-3 2-3 1B			B CU 75 C FF 91 B CH 84 X SI 92 2-1 ① G6-3		S CH 83 X SI 90 0-1 ② FC6-4 1 BB 1-2f		4	0	2	0	0	0	1
1 Elvis Andrus, R (1, 6) OBP: 0.317, SLG: 0.294	1 SAFE 1 SAFE 1 SAFE C FF 92 X FC 89 0-1 ① 5 G1-3 1-3 1B		1 SAFE B SI 92 1 SAFE X FC 89 1-0 ②③ G6-3 1-2f			B CU 76 C FC 88 X CU 77 1-1 ② F7		1 SAFE 1 SAFE B SI 90 1 SAFE B FC 88 B FF 91 C SI 90 1 SAFE F SI 90 4-2 D FC 89 1-2 BB		3	0	1	0	1	0	2
5 Ian Kinsler, R (1, 4) OBP: 0.349, SLG: 0.422	C FF 92 1 SAFE S FC 89 1 SAFE B FC 91 X SL 84 1-2 ②③ G1-3 1-2			C FC 90 X FF 92 0-1 ① G4-3		C FF 93 F CH 86 B FF 93 B FF 93 B FC 90 X FF 93 3-2 ③ G6-3		C FF 96 X FF 95 0-1 ③ F8		4	0	0	0	0	0	3
29 Adrián Beltré, R (1, 5) OBP: 0.356, SLG: 0.529		C FF 92 B SI 93 B SI 93 B FF 93 X FF 93 3-1 ① P3		B FC 89 F FF 92 S FF 93 X FF 93 1-2 1B			B SI 90 B FF 91 X FC 89 2-0 ① G5-3		B FF 94 F FF 95 F SL 88 F FF 96 B FF 95 X FF 95 2-2 HR	4	1	2	1	0	0	0
12 A.J. Pierzynski, L (1, 10) OBP: 0.301, SLG: 0.429		B SI 94 X SI 94 1-0 ② L7		X SI 92 0-0 ② L8			C SI 91 C CU 79 X CH 84 0-2 ② G6-3			3	0	0	0	0	0	1
17 Nelson Cruz, R (1, 9) OBP: 0.336, SLG: 0.510		C FF 94 B SI 94 S SI 93 F FC 90 B SI 94 X SL 80 2-2 HR		C FF 91 X FF 92 0-1 ③ F7			X SI 92 0-0 1B			3	1	2	1	0	0	1
7 David Murphy, L (1, 7) OBP: 0.277, SLG: 0.372		X SI 93 0-0 ③ G1-3			B CU 76 C SI 92 C SI 91 B SI 93 B SI 92 F FF 92 F SI 91 C FF 93 3-3 ① K		B SI 90 X SI 91 1-0 ③ G4-3			3	0	0	0	0	1	1
8 Geovany Soto, R (1, 2) OBP: 0.328, SLG: 0.432			C SI 93 B FF 93 C FF 93 B FC 91 B FF 93 F FF 93 B FF 93 4-2 2 CS 18 1B BB		X FC 89 0-0 ② G5-3			B FF 90 C FF 91 X FC 88 1-1 18 FC1-6 1B		2	0	1	0	1	0	0
18 Mitch Moreland, L (1, 3) OBP: 0.299, SLG: 0.443			B SI 92 F SI 91 F FF 92 B SI 92 X SI 92 2-2 2 E 2 CS 1-2 1B		C CU 75 X FF 93 0-1 ③ L6			1 SAFE X SI 89 0-0 ① FC1-6 2 FC6-4 1-2f		3	0	1	0	0	0	1
Inning Stats	R: 0 E: 0 K: 0 S: 7 H: 2 LOB: 0 BB: 0 P: 8	R: 1 E: 0 K: 0 S: 8 H: 1 LOB: 0 BB: 0 P: 14	R: 0 E: 1 K: 0 S: 11 H: 2 LOB: 1 BB: 1 P: 19	R: 0 E: 0 K: 0 S: 8 H: 1 LOB: 1 BB: 0 P: 9	R: 0 E: 0 K: 1 S: 8 H: 0 LOB: 0 BB: 0 P: 11	R: 0 E: 0 K: 0 S: 7 H: 0 LOB: 0 BB: 0 P: 13	R: 0 E: 0 K: 0 S: 6 H: 1 LOB: 1 BB: 0 P: 9	R: 0 E: 0 K: 0 S: 9 H: 1 LOB: 2 BB: 1 P: 14	R: 1 E: 0 K: 0 S: 4 H: 1 LOB: 0 BB: 0 P: 6	1B: 7 2B: 0 3B: 0 HR: 2 SF: 0 SAC: 0 DP: 1 HBP: 0						

PITCHER		IP	WLS	BF	H	R	ER	SO	BB	IBB	HBP	BLK	WP	HR	S	P	ERA	WHIP
57 Jerome Williams, R ERA: 4.6	(1, 1)	7.2		29	8	1	1	1	2	0	0	0	0	1	62	95	1.17	1.304
58 Michael Kohn, R ERA: 3.0	(8, 1)	0.1	L	2	1	1	1	0	0	0	0	0	0	1	6	8	27.00	3.000

PITCHER	IP	WLS	BF	H	R	ER	SO	BB	IBB	HBP	BLK	WP	HR	S	P	ERA	WHIP

Los Angeles Angels @ Texas Rangers

Rangers Ballpark in Arlington, Arlington, TX

Wed Jul 31 2013, 8:08 PM - 10:37 PM EDT

Att. 39,391 - Partly Cloudy - 100 F

livebaseballscorecards.com

AB	29
R	2
H	9
RBI	2
BB	2
SO	1
LOB	10

WP: 0			PA: 31
PB: 0			
SB: 0			
CS: 2			

Toronto Blue Jays @ Los Angeles Angels

Angel Stadium of Anaheim, Anaheim, CA

Thu Aug 01 2013, 7:09 PM - 9:46 PM PDT

Att. 37,179 - Clear - 71 F

TOP

livebaseballscorecards.com

Batter	1	2	3	4	5	6	7	8	9	AB	R	H	RBI	BB	SO	LOB
7 José Reyes, S (1, 6) OBP: 0.374, SLG: 0.462	B FF 95 B FF 94 C FF 95 X SI 95 2-1 G6-3		X FF 96 0-0 G6-3		X SI 96 0-0 G4-3			B SI 93 C SI 95 F CU 82 S CU 84 1-3 K		4	0	0	0	0	1	2
53 Melky Cabrera, S (1, 7) OBP: 0.322, SLG: 0.360 11 Rajai Davis, R (4, 7) OBP: 0.320, SLG: 0.359	B FF 95 C FF 94 X FF 95 1-1 G4-3			C SI 96 S CU 80 B CU 79 B SI 96 F SI 96 B SI 94 B SI 95 4-2 19 G6-4-3 BB		C FF 95 S SL 86 B SL 86 B FF 95 X FF 94 2-2 G5-3		B CU 80 B FF 94 F FF 96 X FF 95 2-1 G6-4-3 1-2f		1 2	0 0	0 0	0 0	1 0	0 0	0 1
19 José Bautista, R (1, 9) OBP: 0.347, SLG: 0.497	B FF 95 X FF 96 1-0 P4			B SI 95 B FF 96 C FF 95 F FF 95 X FF 94 2-2 G6-4-3 1-2f		C SL 88 B CU 77 X FF 95 1-1 G5-3			B FF 93 C FF 91 C SL 84 F FF 94 S SL 86 1-3 K	4	0	0	0	0	1	1
10 Edwin Encarnación, R (1, 3) OBP: 0.364, SLG: 0.551		B FF 95 C FF 95 F FF 95 B SL 87 F FF 95 B SL 86 C FF 96 3-3 K		S FC 96 B SL 86 S FF 96 S SL 86 1-3 K2-3		C FF 94 B CU 77 B FC 93 X FF 94 2-1 2B			C FF 95 B SL 85 F FF 94 B SL 87 X SL 85 2-2 F8	4	0	1	0	0	2	0
26 Adam Lind, L (1, 10) OBP: 0.354, SLG: 0.492		B SI 96 C SI 96 X SI 96 1-1 G6-3			B SI 95 B SI 94 B SI 94 B FF 94 4-0 28 2B 28 E BB	C FF 95 F SI 94 S SL 85 0-3 K			C FF 93 B CH 87 X FF 94 1-1 1B	3	1	1	0	1	1	1
28 Colby Rasmus, L (1, 8) OBP: 0.342, SLG: 0.493		B CU 80 X FF 96 1-0 1B			X FF 94 0-0 E9 3 G4-3 1-H 2B		C SL 86 F SL 87 B CU 77 B FC 93 C SL 84 2-3 K		X FF 94 0-0 G4-3	4	1	2	0	0	1	1
3 Maicer Izturis, S (1, 4) OBP: 0.292, SLG: 0.328		C SI 96 B FF 96 S FF 96 F SI 96 B SI 94 F FF 95 X SI 95 2-2 F9			S SI 95 B SL 86 F SI 95 B SL 85 X SI 94 2-2 G4-3 3-H		B SI 96 B SI 94 C FF 94 X FF 94 2-1 G6-3			3	0	0	1	0	0	1
9 J.P. Arencibia, R (1, 2) OBP: 0.250, SLG: 0.403			B FF 94 X FF 94 1-0 P4		B FF 96 X FF 95 1-0 L8		B SL 88 X FC 93 1-0 G5-3			3	0	0	0	0	0	0
13 Brett Lawrie, R (1, 5) OBP: 0.282, SLG: 0.392			C FF 96 F FF 96 X SL 86 0-2 F7		X FF 96 0-0 1B			B FF 94 X FF 93 1-0 11 G6-4-3 1B		3	0	2	0	0	0	0
Inning Stats	R: 0 E: 0 K: 0 S: 5 H: 0 LOB: 0 BB: 0 P: 9	R: 0 E: 0 K: 1 S: 12 H: 1 LOB: 1 BB: 0 P: 19	R: 0 E: 0 K: 0 S: 5 H: 0 LOB: 0 BB: 0 P: 6	R: 0 E: 0 K: 1 S: 9 H: 0 LOB: 0 BB: 1 P: 16	R: 2 E: 1 K: 0 S: 7 H: 2 LOB: 1 BB: 1 P: 14	R: 0 E: 0 K: 1 S: 10 H: 1 LOB: 1 BB: 0 P: 15	R: 0 E: 0 K: 1 S: 6 H: 0 LOB: 0 BB: 0 P: 11	R: 0 E: 0 K: 1 S: 6 H: 1 LOB: 0 BB: 0 P: 10	R: 0 E: 0 K: 1 S: 10 H: 1 LOB: 1 BB: 0 P: 14	1B: 4 2B: 2 3B: 0 HR: 0 SF: 0 SAC: 0 DP: 2 HBP: 0						

PITCHER		IP	WLS	BF	H	R	ER	SO	BB	IBB	HBP	BLK	WP	HR	S	P	ERA	WHIP
Garrett Richards, R ERA: 4.18	(1, 1)	7.0	W	26	4	2	2	4	2	0	0	0	0	0	54	90	2.57	0.857
38 Juan Gutierrez, R ERA: 3.97	(8, 1)	1.0		3	1	0	0	1	0	0	0	0	0	0	6	10	0.00	1.000
41 Daniel Stange, R ERA: 20.25	(9, 1)	1.0		4	1	0	0	1	0	0	0	0	0	0	10	14	0.00	1.000

PITCHER	IP	WLS	BF	H	R	ER	SO	BB	IBB	HBP	BLK	WP	HR	S	P	ERA	WHIP

AB	31
R	2
H	6
RBI	1
BB	2
SO	6
LOB	7

WP: 0 PB: 0 SB: 0 CS: 0 PA: 33

Batter	1	2	3	4	5	6	7	8	9	AB	R	H	RBI	BB	SO	LOB
56 Kole Calhoun, L (1, 9) OBP: 0.438, SLG: 0.308	B FF 91 B SI 92 C FF 93 C FF 94 F SL 87 X SI 94 2-2 32 G4-3 47 1B 1B	B SI 92 C FF 93 F FF 92 X FF 93 1-2 27 E 27 S 32 SF7 1B	F FF 92 D SI 92 S SL 87 F SL 84 D CU 79 B SL 84 B FF 93 4-2 1-2 BB		C SL 82 X SI 93 0-1 ② G4-3 1-2		F FF 93 B SL 86 B CH 87 X FF 92 2-1 ③ G3-1			4	2	2	0	1	0	1
27 Mike Trout, R (1, 8) OBP: 0.410, SLG: 0.560	B FF 93 C CU 78 X SL 86 1-1 ① L7	B CU 78 B CU 78 B FF 93 C FF 93 C FF 92 1 SAFE S FF 93 3-3 ① K 1-3	C SL 79 B SL 81 S SI 92 F SL 82 S SI 93 1-3 ② K		B SI 93 S SL 84 B SI 93 F SL 82 B SI 93 B SL 83 4-2 BB			C SI 87 C FF 87 B SL 75 B FF 87 B FF 86 B FF 88 4-2 BB		3	0	0	0	2	2	5
32 Josh Hamilton, L (1, 7) OBP: 0.280, SLG: 0.414	1 SAFE D CU 79 B SI 93 C FF 93 B SI 93 F FF 93 1 SAFE X FF 93 3-2 ② G4-3 1-2	F FF 91 X CU 80 0-1 ② SF7 3-H	C SL 81 B SI 93 D SL 82 F SL 82 B SI 94 S SL 83 3-3 ③ K		B SI 93 X SI 94 1-0 ③ G1-3			X SL 76 0-0 ① F7		4	0	0	1	0	1	7
47 Howie Kendrick, R (1, 4) OBP: 0.341, SLG: 0.441	C FF 93 C SI 93 X SI 93 0-2 44 HR 2-H 1B	F FF 93 S SL 86 B SL 85 X SI 93 1-2 ③ G5-3		B SI 94 B SI 93 B SI 94 C SI 91 S SI 92 F SI 93 F SI 93 F SL 83 3-2 ① F SI 94 X SI 94 G6-3		B FF 94 X FF 94 1-0 ① F8		B CH 82 D SL 76 C FF 88 C FF 87 S SL 74 2-3 ② K		5	1	1	1	0	1	1
44 Mark Trumbo, R (1, 3) OBP: 0.313, SLG: 0.476	B FF 94 X CU 79 1-0 2-H HR		C SL 86 T FF 93 X FF 93 0-2 2 2 1B E 1B	B SI 94 C SL 82 F SI 94 B SL 84 B SL 82 D SI 94 4-2 2 FC6-4 BB		B SL 85 F FF 93 F SL 86 X FF 94 1-2 ② G6-3		F FF 87 F FF 86 D SL 75 B FF 86 C FF 87 2-3 ③ K		4	2	2	2	1	1	1
2 Erick Aybar, S (1, 6) OBP: 0.309, SLG: 0.381	F SI 93 B FF 93 X CH 89 1-1 8 S 39 1B 1B		B SI 92 X FF 92 1-0 E7 8 1B 1-H 39 SF8 1B	B SI 93 D SI 94 C SI 93 X SI 93 2-1 ② FC6-4 1-2f		F FF 94 F FF 94 X FF 92 0-2 ③ G6-3				4	2	2	0	0	0	1
8 Chris Nelson, R (1, 5) OBP: 0.280, SLG: 0.322	B FF 92 C FF 93 B FF 93 B FF 93 B FF 94 4-1 39 1B 1-2 BB		F FF 93 F FF 93 X FF 93 0-2 17 1B 2-3 1B	C SL 84 C SI 93 B SI 94 B SL 82 F SI 94 X CH 87 2-2 ③ L8			B FF 93 C FF 93 B FF 94 X FF 93 2-1 39 SF8 3B			3	1	2	0	1	0	1
39 JB Shuck, L (1, 10) OBP: 0.326, SLG: 0.368	C FF 94 X CU 80 0-1 1-3 2-H 1B		D SL 85 X FF 92 1-0 ① SF8 3-H		C SI 93 B SI 94 S SL 84 C SL 85 1-3 ① K		B FF 93 B SL 85 X FF 93 2-0 ① SF8 3-H			2	0	1	3	0	1	0
17 Chris Iannetta, R (1, 2) OBP: 0.357, SLG: 0.336	X FF 93 0-0 ③ F9		B SL 83 D CU 78 X FF 92 2-0 56 BB 1-3 1B		C SL 82 C SL 83 B SI 93 B SI 94 X SL 83 2-2 56 G4-3 1B		B FF 93 F FF 93 X SL 85 1-1 ② P3			4	0	2	0	0	0	2
Inning Stats	R: 4 E: 0 K: 0 S: 19 H: 5 LOB: 2 BB: 1 P: 31	R: 1 E: 1 K: 1 S: 11 H: 1 LOB: 0 BB: 0 P: 16	R: 2 E: 1 K: 2 S: 19 H: 4 LOB: 3 BB: 1 P: 31	R: 0 E: 0 K: 0 S: 16 H: 0 LOB: 1 BB: 1 P: 27	R: 0 E: 0 K: 1 S: 11 H: 1 LOB: 2 BB: 1 P: 19	R: 0 E: 0 K: 0 S: 7 H: 0 LOB: 0 BB: 0 P: 9	R: 1 E: 0 K: 0 S: 7 H: 1 LOB: 0 BB: 0 P: 14	R: 0 E: 0 K: 2 S: 9 H: 0 LOB: 1 BB: 1 P: 17		1B: 10 2B: 0 3B: 1 HR: 1	SF: 3 SAC: 0 DP: 0 HBP: 0		WP: 0 PB: 0 SB: 2 CS: 0	PA: 41	

BOTTOM

Toronto Blue Jays @ Los Angeles Angels

Angel Stadium of Anaheim, Anaheim, CA

Thu Aug 01 2013, 7:09 PM - 9:46 PM PDT

Att. 37,179 - Clear - 71 F

livebaseballscorecards.com

AB	33
R	8
H	12
RBI	7
BB	5
SO	6
LOB	19

PITCHER		IP	WLS	BF	H	R	ER	SO	BB	IBB	HBP	BLK	WP	HR	S	P	ERA	WHIP
55 Josh Johnson, R ERA: 6.6	(1, 1)	2.1	L	19	10	7	6	1	2	0	0	0	0	1	42	67	23.14	5.143
57 Juan Pablo Perez, L ERA: 1.93	(3, 1)	2.2		11	1	0	0	3	2	0	0	0	0	0	34	57	0.00	1.125
21 Sergio Santos, R ERA: 2.84	(6, 1)	2.0		7	1	1	1	0	0	0	0	0	0	0	14	23	4.50	0.500
38 Darren Oliver, L ERA: 3.6	(8, 1)	1.0		4	0	0	0	2	1	0	0	0	0	0	9	17	0.00	1.000

PITCHER	IP	WLS	BF	H	R	ER	SO	BB	IBB	HBP	BLK	WP	HR	S	P	ERA	WHIP

Toronto Blue Jays @ Los Angeles Angels

Angel Stadium of Anaheim, Anaheim, CA

Fri Aug 02 2013, 7:08 PM - 10:23 PM PDT

Att. 38,884 - Partly Cloudy - 72 F

livebaseballscorecards.com

TOP

Batter	1	2	3	4	5	6	7	8	9	AB	R	H	RBI	BB	SO	LOB
7 José Reyes, S (1, 6) OBP: 0.376, SLG: 0.477	C FF 91 B CH 84 X FF 92 1-1 F7 ①		1 SAFE 1 SAFE B FF 89 1 SAFE B FF 89 B FF 91 B FF 90 4-0 3 CS 1-2 BB ②			1 SAFE B FF 90 C CU 73 1 SAFE X FF 90 1-1 1-H HR	F FF 96 X FF 95 0-1 G6-3 ③			3	1	1	2	1	0	0
3 Maicer Izturis, S (1, 4) OBP: 0.291, SLG: 0.325	C FF 92 X CH 84 0-1 P3 ②		C FF 90 0-1 CS ③ 1-2	B FF 89 B CH 80 B FF 89 C FF 89 B FF 91 4-1 19 F7 10 1B BB		B FF 91 C FF 91 C CU 73 X CU 73 1-2 G4-3 ①		X FF 94 0-0 L4 ①		3	1	0	0	1	0	0
19 José Bautista, R (1, 9) OBP: 0.348, SLG: 0.496	C FF 92 F FF 92 X SL 82 0-2 G6-3 ③			B SL 81 X SL 80 1-0 F7 ① 1-2		B SL 80 X FF 92 1-0 26 BB 10 BB 28 FC4-6 1B		B FF 96 C FF 95 B FF 96 B FF 94 B FF 94 4-1 26 FC6 BB		3	1	1	0	1	0	1
10 Edwin Encarnación, R (1, 3) OBP: 0.366, SLG: 0.550		F FF 91 X SL 81 0-1 F8 ①		B FF 90 C FF 91 C CU 74 B CU 74 F FF 92 X SL 83 2-2 28 CS 2-H 1B		S SL 82 1 SAFE B SL 81 F SL 81 B CU 74 1 SAFE F CU 73 B CU 73 B SL 81 4-2 28 FC4-6 26 BB 1-2 BB		C FF 93 S FF 95 S SL 82 0-3 K ②		3	0	1	1	1	1	1
26 Adam Lind, L (1, 10) OBP: 0.353, SLG: 0.487		C FF 91 X CH 82 0-1 F9 ②		1 SAFE B CU 72 X FF 91 1-0 L9 ②		B SL 79 C SI 91 B SL 82 2 SAFE F FF 91 B SI 91 B FF 90 4-2 28 FC4-6 1-2 2-3 BB		B FC 95 X FF 94 1-0 FC6 ③ 1-2f		3	0	0	0	1	0	2
28 Colby Rasmus, L (1, 8) OBP: 0.341, SLG: 0.491		L FF 91 S SL 82 B SL 80 B CU 75 X FF 92 2-2 13 1B 22 E 1B		S CU 74 D CU 74 1 SAFE S CU 74 F CU 74 F SL 80 B FF 90 2-2 CS ③ 1-2	C FF 90 F CU 73 B FF 90 F CU 73 B SL 80 F CU 74 S SL 81 2-3 K ①	B SL 79 F FF 90 B FF 90 B FF 89 X FF 91 3-1 FC4-6 ② 13 FC5-4 1-2f 2-3 3-H			B FF 92 F FF 92 F FF 94 S SL 88 1-3 K ①	4	1	1	1	0	2	2
13 Brett Lawrie, R (1, 5) OBP: 0.286, SLG: 0.399		F FF 91 1 SAFE 1 SAFE S SL 83 1 SAFE X SL 81 0-2 22 4-6 1-3 1B			B FF 91 F FF 92 X FF 91 1-1 L4 ②	B FF 96 B FF 95 F FF 96 F FC 91 1 SAFE F FF 97 F CU 83 F FF 95 X FF 96 2-2 FC5-4 ③ 1-2f			B FF 94 F FF 92 B FF 93 B FF 93 X FF 93 3-1 2B	4	0	2	0	0	0	2
22 Josh Thole, L (1, 2) OBP: 0.238, SLG: 0.130		B FF 90 3 SAFE 1-0 4-6 ③ 1-2 3-H	X FF 90 0-0 L3 ①		C CU 72 X FF 91 0-1 L8 ③		B FF 94 B FF 95 X FF 95 2-0 F7 ①		C FF 94 F SL 85 F FF 95 B FF 94 F FF 95 B FF 94 B FF 94 F FF 94 S FF 94 3-3 K ②	4	0	0	0	0	1	1
1 Emilio Bonifácio, S (1, 7) OBP: 0.258, SLG: 0.329			C FF 90 X SL 80 0-1 7 CS 1B			B FF 90 X FF 90 1-0 7 HR 1B	S FF 95 B CH 90 X CH 90 1-1 P6 ②		F FF 94 T FF 95 S FF 95 0-3 K ③	4	1	2	0	0	1	1
Inning Stats	R: 0 E: 0 K: 0 S: 7 H: 0 LOB: 0 BB: 0 P: 8	R: 1 E: 1 K: 0 S: 10 H: 2 LOB: 1 BB: 0 P: 13	R: 0 E: 0 K: 0 S: 4 H: 1 LOB: 0 BB: 1 P: 8	R: 1 E: 0 K: 0 S: 11 H: 1 LOB: 0 BB: 1 P: 21	R: 0 E: 0 K: 1 S: 9 H: 0 LOB: 0 BB: 0 P: 12	R: 3 E: 0 K: 0 S: 20 H: 3 LOB: 2 BB: 2 P: 37	R: 0 E: 0 K: 0 S: 5 H: 0 LOB: 0 BB: 0 P: 8	R: 0 E: 0 K: 1 S: 6 H: 0 LOB: 1 BB: 1 P: 11	R: 0 E: 0 K: 3 S: 14 H: 1 LOB: 1 BB: 0 P: 21	1B: 6 2B: 1 3B: 0 HR: 1 SF: 0 SAC: 0 DP: 0 HBP: 0						

	AB	31
	R	5
	H	8
	RBI	4
	BB	5
	SO	5
	LOB	10

WP: 0 PB: 0 SB: 0 CS: 3 PA: 38

PITCHER		IP	WLS	BF	H	R	ER	SO	BB	IBB	HBP	BLK	WP	HR	S	P	ERA	WHIP
48 Tommy Hanson, R ERA: 5.29	(1, 1)	5.1		23	7	5	4	1	3	0	0	0	0	1	51	80	6.75	1.875
63 Nick Maronde, L ERA: 8.1	(6, 1)	0.1		2	0	0	0	0	1	0	0	0	0	0	4	11	0.00	3.000
40 Kevin Jepsen, R ERA: 4.18	(6, 1)	0.1		1	0	0	0	0	0	0	0	0	0	0	6	8	0.00	0.000
58 Michael Kohn, R ERA: 2.91	(7, 1)	1.0		3	0	0	0	0	0	0	0	0	0	0	5	8	0.00	0.000
65 Dane De La Rosa, R ERA: 3.86	(8, 1)	1.0	W	4	0	0	0	1	1	0	0	0	0	0	6	11	0.00	1.000

PITCHER		IP	WLS	BF	H	R	ER	SO	BB	IBB	HBP	BLK	WP	HR	S	P	ERA	WHIP
49 Ernesto Frieri, R ERA: 4.11	(9, 1)	1.0	S	4	1	0	0	3	0	0	0	0	0	0	14	21	0.00	1.000

Batter	1	2	3	4	5	6	7	8	9	AB	R	H	RBI	BB	SO	LOB
56 Kole Calhoun, L (1, 9) OBP: 0.524, SLG: 0.611	B SI 89 B SI 90 C SI 89 S SI 90 F SI 92 F SL 83 F SI 92 F SI 92 B SI 91 3-3 C SI 81 ①		C SI 89 T CH 82 X SI 91 0-2 1-2 1B	C CH 81 F SI 91 B SL 81 X SL 82 1-2 2-3 1B		C SI 91 B SL 78 B SL 78 X SI 91 2-1 27 BB 1B		X FF 92 0-0 3-H HR		5	1	4	2	0	1	0
27 Mike Trout, R (1, 10) OBP: 0.412, SLG: 0.557	C SL 84 B SL 84 B SI 92 B SI 91 F SI 91 X SI 92 3-2 G4-3 ②		B SI 90 F SI 91 C SL 82 B SI 91 B SL 82 F SL 83 F SI 91 X SL 82 3-2 F9 ②	I IN 77 I IN 77 I IN 77 I IN 77 4-0 IBB		B SI 91 B SI 91 F SI 92 S CH 81 B SI 93 1 SAFE D CH 79 4-2 32 G6-4-3 1-2 BB		B SL 85 C FF 92 B CH 85 B FF 92 F FF 92 F FF 93 D CH 84 4-2 47 BLK BB		2	0	0	0	3	0	2
32 Josh Hamilton, L (1, 8) OBP: 0.277, SLG: 0.409	C SI 92 B CH 83 B SL 84 X SI 91 2-1 P5 ③		B SI 91 B SI 91 F SI 90 X SI 91 2-1 F7 ③	C SI 91 B SL 77 X SI 92 1-1 G4-3 ③		C SI 93 X SI 93 0-1 G6-4-3 ② ③ 1-2f		1 SAFE C FF 93 1 SAFE 1 SAFE F FF 93 S CH 84 0-3 K ②		5	0	0	0	0	1	8
47 Howie Kendrick, R (1, 4) OBP: 0.339, SLG: 0.438		C SI 89 F SI 90 B SL 82 F SI 90 X SI 91 1-2 G3-1 ①		C SL 79 B SL 80 B SI 89 F SI 88 S SL 82 2-3 K ①	X CH 77 0-0 2 1B 8 1B 1B		C SL 87 X FF 95 0-1 F9 ①	1 SAFE C FF 93 S CH 86 F FF 94 D CH 85 F FF 93 F CH 86 S CH 86 1-3 K ③ 1-2		5	1	1	0	0	2	1
44 Mark Trumbo, R (1, 3) OBP: 0.310, SLG: 0.471		C SI 89 F SI 90 S SL 83 0-3 K ②		S SL 81 B SL 80 B SI 88 C SL 81 S SI 92 2-3 K ②	S SI 92 S SI 92 B SI 94 1 SAFE S CH 82 1-3 K ①		C FF 96 S FF 98 B SL 87 F FF 98 B SL 87 S FF 97 2-3 K ②			4	0	0	0	0	4	1
2 Erick Aybar, S (1, 6) OBP: 0.314, SLG: 0.383		X SI 90 0-0 1B		C CH 82 H FF 90 1-1 8 S 8 1B HBP	C SI 92 S CH 77 X SI 93 0-2 8 CS 1-2 1B		C FF 97 X CH 87 0-1 G4-3 ③			3	1	2	0	0	0	0
8 Chris Nelson, R (1, 5) OBP: 0.295, SLG: 0.344		B SI 90 1 SAFE B SI 89 B SI 88 C SI 89 F SI 90 C SI 91 3-3 ③		B SI 88 B SI 90 F SI 90 X SI 90 2-1 39 1B 17 2B 1-H 1B	C SI 93 1 SAFE B SI 93 X CH 80 1-1 1-2 2-H 1B			C FF 92 T FF 93 B CH 85 X FF 92 1-2 39 3B 2B		4	2	3	2	0	1	1
39 JB Shuck, L (1, 7) OBP: 0.332, SLG: 0.385 19 Collin Cowgill, R (9, 7) OBP: 0.258, SLG: 0.384			B SI 89 C SI 89 S SI 90 X SI 91 1-2 17 FC6-5-4 2B	C SI 90 S SL 81 B SL 82 F SL 81 F SI 92 1 SAFE X SL 81 1-2 17 2B 1-2 1B	1 SAFE F SI 93 X SL 78 0-1 G4-3 ③			X FF 93 0-0 56 HR 2-H 3B		4 0	2 0	3 0	1 0	0 0	0 0	1 0
17 Chris Iannetta, R (1, 2) OBP: 0.356, SLG: 0.339			C SI 89 X SI 90 0-1 FC6-5-4 56 1B 2-3	C SI 90 B SI 92 B SI 90 T SI 88 B SI 91 X SI 89 3-2 56 1B 1-H 2-H 2B		X SI 89 0-0 F8 ①		F FF 92 C FF 93 S CH 86 0-3 K ①		4	0	1	2	0	1	2
Inning Stats	R: 0 E: 0 K: 1 S: 12 H: 0 LOB: 0 BB: 0 P: 20	R: 0 E: 0 K: 2 S: 11 H: 1 LOB: 1 BB: 0 P: 15	R: 0 E: 0 K: 0 S: 15 H: 2 LOB: 2 BB: 0 P: 21	R: 3 E: 0 K: 2 S: 22 H: 4 LOB: 3 BB: 1 P: 39	R: 1 E: 0 K: 1 S: 11 H: 3 LOB: 1 BB: 0 P: 13	R: 0 E: 0 K: 1 S: 7 H: 1 LOB: 1 BB: 0 P: 13	R: 0 E: 0 K: 1 S: 8 H: 0 LOB: 0 BB: 0 P: 10	R: 3 E: 0 K: 3 S: 21 H: 3 LOB: 1 BB: 1 P: 27		1B: 9 2B: 3 3B: 1 HR: 1 SF: 0 SAC: 0 DP: 1 HBP: 1		WP: 0 PB: 0 SB: 1 CS: 1 PA: 40			

BOTTOM

Toronto Blue Jays @ Los Angeles Angels

Angel Stadium of Anaheim, Anaheim, CA

Fri Aug 02 2013, 7:08 PM - 10:23 PM PDT

Att. 38,884 - Partly Cloudy - 72 F

livebaseballscorecards.com

AB	36
R	7
H	14
RBI	7
BB	3
SO	10
LOB	16

PITCHER		IP	WLS	BF	H	R	ER	SO	BB	IBB	HBP	BLK	WP	HR	S	P	ERA	WHIP
Todd Redmond, R ERA: 4.22	(1, 1)	3.2		20	7	3	3	5	0	1	1	0	0	0	58	92	7.36	1.909
62 Aaron Loup, L ERA: 1.94	(4, 1)	2.1		10	4	1	1	1	1	0	0	0	0	0	20	29	3.86	2.143
45 Neil Wagner, R ERA: 3.1	(7, 1)	1.0	H	3	0	0	0	1	0	0	0	0	0	0	8	10	0.00	0.000
50 Steve Delabar, R ERA: 2.9	(8, 1)	1.0	L	7	3	3	3	3	1	0	0	1	0	1	21	27	27.00	4.000

PITCHER	IP	WLS	BF	H	R	ER	SO	BB	IBB	HBP	BLK	WP	HR	S	P	ERA	WHIP

Batter	1	2	3	4	5	6	7	8	9	AB	R	H	RBI	BB	SO	LOB
7 José Reyes, S (1, 6) OBP: 0.374, SLG: 0.472	B SI 86 C SI 86 X CU 73 1-1 ① F9		X CU 72 0-0 ② F7		C SI 87 C SI 86 B FF 87 F SL 81 S CH 79 1-3 ③ K			X SI 85 0-0 3 G3-6-3 1B		4	0	1	0	0	1	1
3 Maicer Izturis, S (1, 4) OBP: 0.291, SLG: 0.324	B SI 86 C SI 87 C SI 88 F SL 83 F SI 89 F CU 69 S FF 90 1-3 ② K		B CU 72 X CH 81 1-0 1-2 1B			C FF 84 X CU 71 0-1 ① F9		B SI 86 C CH 80 X SI 85 1-1 ①② G3-6-3 1-2f		4	0	1	0	0	1	1
19 José Bautista, R (1, 9) OBP: 0.349, SLG: 0.497	B FF 88 X SL 81 1-0 ③ G5-3		B FF 89 C CH 78 B FF 89 S FF 88 B FF 90 S FF 89 3-3 ③ K			C CU 70 F FF 88 B SL 82 B FF 88 X SL 80 2-2 10 1B 2B		C CH 76 B FF 84 B SI 83 B CH 78 F CU 72 F FC 88 B FF 89 4-2 26 WP 10 BB BB		3	1	1	0	1	1	2
10 Edwin Encarnación, R (1, 10) OBP: 0.369, SLG: 0.550		B FF 87 C FF 88 B FF 88 S SL 82 X FF 88 2-2 ① F8		F FF 86 F SI 86 B FF 86 B CH 78 X CH 79 2-2 28 FC6-4 1B		S CH 79 X FC 86 0-1 2-H 26 G6-3 1B		B FC 88 B FF 87 B CH 79 C FF 87 B FF 87 4-1 1-2 26 WP BB		3	0	2	1	1	0	0
26 Adam Lind, L (1, 3) OBP: 0.349, SLG: 0.481		B CU 71 B CU 69 X SI 86 2-0 ② G6-3		C SI 86 S CH 79 B FF 86 F FF 89 X CU 73 1-2 ① P6		B SI 86 B CH 78 X CU 71 2-0 ②③ G6-3 1-2f		F FC 96 F FF 96 B SL 82 F FF 95 X SL 83 1-2 ③ G6-3 1-2 2-3		4	0	0	0	0	0	4
28 Colby Rasmus, L (1, 8) OBP: 0.342, SLG: 0.493		C SI 87 B SI 87 X CU 72 1-1 ③ F7		S CU 71 D SI 87 C SI 86 X FF 88 1-2 ② FC6-4 1-2f			F CH 77 X CH 76 0-1 13 G4-3 9 G4-3 2B		B FF 97 X FF 97 1-0 9 G4-6-3 1B	4	1	2	0	0	0	1
13 Brett Lawrie, R (1, 5) OBP: 0.286, SLG: 0.411			B SL 81 X SL 80 1-0 HR	C FF 88 B FF 88 X CH 78 1-1 ③ F8			F FC 87 C FC 85 X FC 88 0-2 ① G4-3 2-3		B FF 95 X FF 96 1-0 ① F9	4	1	1	1	0	0	3
9 J.P. Arencibia, R (1, 2) OBP: 0.247, SLG: 0.399			B FF 86 F FF 86 X CU 73 1-1 E3 3 1B		C CU 71 B FF 88 B FF 87 S SL 80 S FF 89 2-3 ① K		D SL 82 D CH 77 X FF 87 2-0 ② G4-3 3-H		B FF 96 C SI 97 F CU 84 B FF 96 X FF 97 2-2 ②③ G4-6-3 1-2f	4	0	0	1	0	1	1
1 Emilio Bonifácio, S (1, 7) OBP: 0.255, SLG: 0.325			B SI 86 X SI 87 1-0 ① F9		C CU 73 S CH 77 C SI 88 0-3 ② K		C FF 86 B SI 86 X CU 73 1-1 ③ F9			3	0	0	0	0	1	1
Inning Stats	R: 0 E: 0 K: 1 S: 9 H: 0 LOB: 0 BB: 0 P: 12	R: 0 E: 0 K: 0 S: 6 H: 0 LOB: 0 BB: 0 P: 11	R: 1 E: 1 K: 1 S: 9 H: 2 LOB: 2 BB: 0 P: 16	R: 0 E: 0 K: 0 S: 12 H: 1 LOB: 1 BB: 0 P: 17	R: 0 E: 0 K: 3 S: 10 H: 0 LOB: 0 BB: 0 P: 13	R: 1 E: 0 K: 0 S: 8 H: 2 LOB: 0 BB: 0 P: 12	R: 1 E: 0 K: 0 S: 8 H: 1 LOB: 0 BB: 0 P: 11	R: 0 E: 0 K: 0 S: 11 H: 1 LOB: 2 BB: 2 P: 21	R: 0 E: 0 K: 0 S: 5 H: 1 LOB: 0 BB: 0 P: 9	1B: 5 2B: 2 3B: 0 HR: 1 SF: 0 SAC: 0 DP: 3 HBP: 0						

PITCHER	IP	WLS	BF	H	R	ER	SO	BB	IBB	HBP	BLK	WP	HR	S	P	ERA	WHIP
36 Jered Weaver, R (1, 1) ERA: 2.9	7.2	W	31	7	3	3	5	2	0	0	0	0	1	69	108	3.52	1.174
65 Dane De La Rosa, R (8, 1) ERA: 3.83	0.1	H	1	0	0	0	0	0	0	0	0	1	0	4	5	0.00	0.000
40 Kevin Jepsen, R (9, 1) ERA: 4.03	1.0		3	1	0	0	0	0	0	0	0	0	0	5	9	0.00	1.000

PITCHER	IP	WLS	BF	H	R	ER	SO	BB	IBB	HBP	BLK	WP	HR	S	P	ERA	WHIP

TOP

Toronto Blue Jays @ Los Angeles Angels

Angel Stadium of Anaheim, Anaheim, CA

Sat Aug 03 2013, 6:10 PM - 8:44 PM PDT
Att. 41,253 - Partly Cloudy - 74 F

livebaseballscorecards.com

AB	33
R	3
H	8
RBI	3
BB	2
SO	5
LOB	14

1B: 5	SF: 0	WP: 1	PA: 35
2B: 2	SAC: 0	PB: 0	
3B: 0	DP: 3	SB: 0	
HR: 1	HBP: 0	CS: 0	

BOTTOM

Toronto Blue Jays @ Los Angeles Angels

Angel Stadium of Anaheim, Anaheim, CA

Sat Aug 03 2013, 6:10 PM - 8:44 PM PDT

Att. 41,253 - Partly Cloudy - 74 F

livebaseballscorecards.com

Batter	1	2	3	4	5	6	7	8	9	AB	R	H	RBI	BB	SO	LOB
56 Kole Calhoun, L (1, 9) OBP: 0.480, SLG: 0.682	B FF 94 C FF 95 B FF 95 F SI 94 S FF 95 2-3 ① K	C FF 91 F CH 86 B FF 96 F FF 95 S FF 91 1-3 ② K			B CU 80 C CU 80 F CH 84 F SL 87 X CH 86 1-2 HR	C FF 93 C FF 95 B CH 86 B CU 83 F CU 83 S CU 84 2-3 ③ K				4	1	1	1	0	3	0
27 Mike Trout, R (1, 8) OBP: 0.415, SLG: 0.557	C FF 95 B FF 94 X SI 95 1-1 47 1B, 32 1B, 44 FC4-6, 1B	C SL 86 B FF 94 B FF 91 C CU 82 X FC 91 2-2 ③ G6-3			F SL 87 H FF 94 1-1 32 1B, 47 1B, HBP	C FF 94 C FF 94 B FF 94 F FF 93 B CU 84 B CU 83 B FF 94 4-2 47 L1-3, BB				2	2	1	0	1	0	0
32 Josh Hamilton, L (1, 7) OBP: 0.279, SLG: 0.410	B SI 93 X SI 93 1-0 44 FC4-6, 47 1B, 2 1B 1-2 1B		B CU 80 S CU 81 S FF 91 X FF 94 1-2 ① G5-3		B SI 92 1 SAFE X FF 93 1-0 47 1B, 47 E 1-2 1B		F FF 92 1 SAFE 1 SAFE X FF 93 0-1 ① F7			4	2	2	0	0	0	1
47 Howie Kendrick, R (1, 4) OBP: 0.343, SLG: 0.441	S CU 84 D CU 84 C CU 82 B FF 94 F CU 84 D FC 91 F FF 96 X FF 95 3-2 44 FC4-6 1-2 2-3 1B		C CU 81 S SL 87 B FF 94 B SL 87 F CU 81 X FC 90 2-2 44 G5-4-3, 1B		B SL 87 X SL 87 1-0 E2 1-H 2-H 1B		1 SAFE B FF 94 1 SAFE B FF 93 X FF 92 2-0 ②③ L1-3 1-1			4	1	3	1	0	0	1
44 Mark Trumbo, R (1, 3) OBP: 0.308, SLG: 0.467	F FF 95 X CU 83 0-1 ② FC4-6, 2 1B, 8 1B 1-2f 2-3 3-H		1 SAFE C FF 93 S FF 94 B FF 94 1 SAFE X SL 86 1-2 ②③ G5-4-3 1-2f		C FF 95 B SL 89 S FF 95 B SL 88 F FF 95 S FF 95 2-3 ① K			C CU 80 X CU 81 0-1 ① F7		4	1	0	1	0	1	3
2 Erick Aybar, S (1, 6) OBP: 0.316, SLG: 0.385	C CU 83 B FF 94 D SL 87 X FF 94 2-1 8 1B 1-2 3-H 1B			C CU 78 B CH 84 B CH 85 X SI 92 2-1 8 G4-6-3, 1B	C FF 90 C FC 90 X FF 94 0-2 ② L4			B FF 92 F FF 91 S CH 84 B CU 81 X CH 84 2-2 ② G3-1		4	0	2	1	0	0	0
8 Chris Nelson, R (1, 5) OBP: 0.293, SLG: 0.341	C FF 95 B FF 95 C SL 84 X FF 96 1-2 1-2 2-H 1B			1 SAFE 1 SAFE B SI 92 C SI 92 X SL 86 1-1 ①② G4-6-3 1-2f	C FF 95 C FF 94 B FF 94 B SL 87 S SL 90 2-3 ③ K			T FF 92 F FF 94 B CU 82 B FF 94 F CH 85 X CU 82 2-2 ③ G1		4	0	1	1	0	1	1
39 JB Shuck, L (1, 10) OBP: 0.332, SLG: 0.382	C FF 94 S FF 92 C FF 94 0-3 ③ K			B FC 90 F SI 92 B CH 85 B CH 85 B SI 92 4-1 BB		C FF 92 C CU 82 C CU 85 0-3 ① K				2	0	0	0	1	2	2
16 Hank Conger, L (1, 2) OBP: 0.288, SLG: 0.421		C FF 93 C CU 81 X FC 92 0-2 ① L6		1 SAFE C FF 90 X FF 90 0-1 ③ F7		F FF 93 B CU 82 B CU 82 X FF 94 2-1 ② F9				3	0	0	0	0	0	1
Inning Stats	R: 3 H: 5 E: 0 LOB: 2 K: 2 BB: 0 S: 21 P: 31	R: 0 H: 0 E: 0 LOB: 0 K: 1 BB: 0 S: 10 P: 13	R: 0 H: 1 E: 0 LOB: 0 K: 0 BB: 0 S: 10 P: 14	R: 0 H: 1 E: 0 LOB: 1 K: 0 BB: 1 S: 7 P: 14	R: 4 H: 3 E: 1 LOB: 0 K: 2 BB: 0 S: 17 P: 25	R: 0 H: 0 E: 0 LOB: 0 K: 2 BB: 0 S: 9 P: 13	R: 0 H: 0 E: 0 LOB: 0 K: 0 BB: 1 S: 6 P: 12	R: 0 H: 0 E: 0 LOB: 0 K: 0 BB: 0 S: 9 P: 13		1B: 9 SF: 0 2B: 1 SAC: 0 3B: 0 DP: 3 HR: 1 HBP: 1						

	AB	31
	R	7
	H	10
	RBI	5
	BB	2
	SO	7
	LOB	9

WP: 0 PA: 34
PB: 0
SB: 0
CS: 0

PITCHER		IP	WLS	BF	H	R	ER	SO	BB	IBB	HBP	BLK	WP	HR	S	P	ERA	WHIP
32 Esmil Rogers, R ERA: 4.61	(1, 1)	5.0	L	25	10	7	5	5	1	0	1	0	0	1	65	97	9.00	2.200
49 Brad Lincoln, R ERA: 3.65	(6, 1)	3.0		9	0	0	0	2	1	0	0	0	0	0	24	38	0.00	0.333

PITCHER	IP	WLS	BF	H	R	ER	SO	BB	IBB	HBP	BLK	WP	HR	S	P	ERA	WHIP

Toronto Blue Jays @ Los Angeles Angels

Angel Stadium of Anaheim, Anaheim, CA

Sun Aug 04 2013, 12:41 PM - 3:45 PM PDT

Att. 33,936 - Sunny - 75 F

TOP

livebaseballscorecards.com

Batter	1	2	3	4	5	6	7	8	9	AB	R	H	RBI	BB	SO	LOB
7 José Reyes, S (1, 6) OBP: 0.374, SLG: 0.470	C FF 91 C FF 92 F FF 89 B SI 93 S SL 83 1-3 K		B FF 91 B FF 90 X FC 88 2-0 E5 11 1B		C FF 89 X CU 77 0-1 1B			B FF 91 C SI 92 C FF 91 X FF 92 1-2 G6-3	S FF 94 B FF 95 2 SAFE M FF 94 F FF 96 B FF 96 F SI 94 B SI 94 F FF 93 3-2 F SI 93 X FF 94 F9	5	1	2	0	0	1	2
11 Rajai Davis, R (1, 7) OBP: 0.327, SLG: 0.365 (8, 9)	B FF 91 B FF 90 C FC 89 S FC 90 F SL 83 B FF 92 X FC 90 3-2 19 FC5-4 1B		B SI 91 D SL 80 C FF 91 F CH 85 D SL 84 X FC 88 3-2 19 E 19 S 19 1B 2-H 1B		X SI 90 0-0 F9			C FF 90 X FC 86 0-1 10 S 19 1B 10 E 1B	S FF 95 F FF 96 F FF 96 X SL 83 0-2 FC6-5 10 S 19 1B 10 1B 1-2 2-3f	5	3	3	1	0	0	3
19 José Bautista, R (1, 9) OBP: 0.352, SLG: 0.499 (8, 3)	B FF 91 B SL 82 C FF 91 X SI 90 2-1 FC5-4 10 FC6-4 1-2f		1 SAFE X SL 83 0-0 10 1B 1-H 1B		C SI 91 D SL 83 X FF 93 1-1 F8			B SI 92 B SL 83 F SI 91 X SI 92 2-1 26 FC3-6 3 1B 10 E 1-2 1B	B FF 97 C FF 96 B FF 96 X FF 96 2-1 10 1B 1-2 2-H 1B	5	1	3	2	0	0	2
10 Edwin Encarnación, R (1, 10) OBP: 0.369, SLG: 0.549	C FF 91 D SL 81 X SI 91 1-1 FC6-4 1-2f		D CU 78 C FF 92 B CH 88 B SL 83 C SL 81 X SI 93 3-2 1-3 1B			C SL 81 B CU 77 X FC 88 1-1 G6-3		C CU 84 B FF 95 F CU 85 F FF 95 X CU 83 1-2 E5 26 FC3-6 1-2 2-H	B FF 95 B FF 93 X FF 96 2-0 1-2 2-H 1B	5	0	2	2	0	0	2
26 Adam Lind, L (1, 3) OBP: 0.345, SLG: 0.475 1 Emilio Bonifácio, S (8, PR) OBP: 0.254, SLG: 0.324 (8, 7)		C FF 90 B SL 80 S SL 83 S SL 82 1-3 K	S SL 82 D SL 83 D SL 84 B SL 83 C FF 92 F FF 91 X SL 85 3-2 G1-3			F CU 77 B FF 91 B SL 81 F FF 91 X SL 83 2-2 G5-3		B FF 91 S FF 92 S SL 82 X SL 82 1-2 FC3-6 3 1B 1-2f 2-3	X SL 83 0-0 F8	4 1	0 0	0 0	0 0	0 0	1 0	4 2
16 Mark DeRosa, R (1, 4) OBP: 0.313, SLG: 0.444 3 Maicer Izturis, S (8, PH) OBP: 0.293, SLG: 0.326 (8, 4)		C FF 92 C SL 82 B SI 92 S SL 83 1-3 K	C FC 90 B FC 90 C SI 90 B SL 82 B CU 76 X FF 92 3-2 L9			B FF 92 B FC 86 X FF 91 2-0 G6-3		C FF 96 F FF 95 P PO 89 1 SAFE B FF 95 1 SAFE X SI 95 2-2 1-2 3-H 1B		3 1	0 0	0 1	0 1	0 0	1 0	0 0
28 Colby Rasmus, L (1, 8) OBP: 0.339, SLG: 0.488		C SL 81 S FC 86 S SL 82 0-3 K2-3	B FF 91 C FF 92 B SL 84 B SL 82 F FF 91 S SL 84 3-3 K				X FF 90 0-0 F8	C SL 84 D SL 85 F SL 84 X FF 95 1-2 P1		4	0	0	0	0	2	2
13 Brett Lawrie, R (1, 5) OBP: 0.285, SLG: 0.408			X FF 91 0-0 G5-3	F FC 88 X CU 76 0-1 F9			C CU 77 F SI 92 S FF 92 0-3 K		B FF 93 C FF 92 C FF 95 X SI 95 1-2 11 FC6-5 9 HBP 1B	4	0	1	0	0	1	0
9 J.P. Arencibia, R (1, 2) OBP: 0.247, SLG: 0.395			C FF 90 C SL 80 S SL 82 0-3 K	B FC 89 C FF 90 X CH 85 1-1 F8			C CU 77 C SL 84 B CH 86 X SL 83 1-2 F7		1 SAFE H SI 94 1-0 11 FC6-5 19 1B 1-2 HBP	3	1	0	0	0	1	0
Inning Stats	R: 0 E: 0 K: 1 S: 12 H: 1 LOB: 1 BB: 0 P: 19	R: 0 E: 0 K: 3 S: 9 H: 0 LOB: 0 BB: 0 P: 11	R: 2 E: 1 K: 1 S: 16 H: 4 LOB: 2 BB: 0 P: 27	R: 0 E: 0 K: 1 S: 8 H: 0 LOB: 0 BB: 0 P: 14	R: 0 E: 0 K: 0 S: 7 H: 1 LOB: 1 BB: 0 P: 9	R: 0 E: 0 K: 0 S: 6 H: 0 LOB: 0 BB: 0 P: 11	R: 0 E: 0 K: 1 S: 7 H: 0 LOB: 0 BB: 0 P: 8	R: 2 E: 1 K: 0 S: 21 H: 3 LOB: 2 BB: 0 P: 28	R: 2 E: 0 K: 0 S: 18 H: 3 LOB: 2 BB: 0 P: 27	1B: 12 2B: 0 3B: 0 HR: 0 SF: 0 SAC: 0 DP: 0 HBP: 1						

AB	40
R	6
H	12
RBI	6
BB	0
SO	7
LOB	17

WP: 0 PA: 41
PB: 0
SB: 3
CS: 0

PITCHER		IP	WLS	BF	H	R	ER	SO	BB	IBB	HBP	BLK	WP	HR	S	P	ERA	WHIP
33 C.J. Wilson, L ERA: 3.49	(1, 1)	7.1		30	8	4	3	7	0	0	0	0	0	0	72	109	3.68	1.091
38 Juan Gutierrez, R ERA: 3.97	(8, 1)	0.0		1	0	0	0	0	0	0	0	0	0	0	4	5	∞	∞
63 Nick Maronde, L ERA: 7.36	(8, 1)	0.1	H	1	0	0	0	0	0	0	0	0	0	0	3	4	0.00	0.000
58 Michael Kohn, R ERA: 2.91	(8, 1)	0.0		1	1	0	0	0	0	0	0	0	0	0	4	5	∞	∞
49 Ernesto Frieri, R ERA: 4.44	(8, 1)	0.2	L	4	1	2	2	0	0	0	1	0	0	0	13	19	27.00	1.500

PITCHER		IP	WLS	BF	H	R	ER	SO	BB	IBB	HBP	BLK	WP	HR	S	P	ERA	WHIP
65 Dane De La Rosa, R ERA: 3.81	(9, 1)	0.1	B	3	2	0	0	0	0	0	0	0	0	0	7	11	0.00	6.000
41 Daniel Stange, R ERA: 16.2	(9, 1)	0.1		1	0	0	0	0	0	0	0	0	0	0	1	1	0.00	0.000

BOTTOM

Toronto Blue Jays @ Los Angeles Angels

Angel Stadium of Anaheim, Anaheim, CA

Sun Aug 04 2013, 12:41 PM - 3:45 PM PDT

Att. 33,936 - Sunny - 75 F

livebaseballscorecards.com

Batter	1	2	3	4	5	6	7	8	9	AB	R	H	RBI	BB	SO	LOB
19 Collin Cowgill, R (1, 7) OBP: 0.258, SLG: 0.389	C FF 83 S FC 79 B FF 83 B CH 77 B CH 77 X FC 81 3-2 ① P6		C FC 78 X CU 72 0-1 ③ G5-3		B FF 84 C CU 72 B FC 79 C FC 80 X FC 81 2-2 2B		X FF 95 0-0 ② G6-3		X FC 90 0-0 ③ F7	4	0	1	0	0	0	0
32 Josh Hamilton, L (9, PH) OBP: 0.278, SLG: 0.409										1	0	0	0	0	0	0
27 Mike Trout, R (1, 8) OBP: 0.419, SLG: 0.568	C SI 84 B SI 83 B FC 82 X FC 80 2-1 HR			B FC 79 B FC 79 C SI 86 B SI 86 S FC 80 B CH 80 4-2 47 1B 44 HR BB	D CH 79 S FC 80 S FC 81 B FF 82 B CH 78 B FC 82 4-2 44 G6-4-3 BB		B FF 96 C SL 87 X FF 96 1-1 2B			2	2	2	1	2	0	0
47 Howie Kendrick, R (1, 10) OBP: 0.342, SLG: 0.439	C SI 84 C FC 79 X FC 80 0-2 ② L5			**C FC 81** **1 SAFE** **B FC 80** **1 SAFE** 1 SAFE S FC 81 F FF 85 F FF 85 1 SAFE 1-2 X FF 84 **1-2** 44 HR 1B	F CH 80 F CH 79 B SI 87 S CU 72 1-3 ① K		B FF 96 F FF 96 X FF 96 1-1 ③ L8			4	1	1	0	0	1	3
44 Mark Trumbo, R (1, 3) OBP: 0.307, SLG: 0.472	C FC 79 B CH 79 B FC 78 S CH 78 F CH 79 F FC 81 X FF 86 2-2 ③ F9			C FC 80 F FC 80 F FF 86 X CH 80 0-2 **1-H** **2-H** HR	X SI 85 0-0 ② ③ G6-4-3 **1-2f**			B FF 94 C FF 94 B FF 94 X FF 95 2-1 ① P3		4	1	1	3	0	0	2
8 Chris Nelson, R (1, 5) OBP: 0.292, SLG: 0.338		C SI 82 S CH 78 B FC 79 B FF 81 S CH 79 2-3 ① K		B SI 84 X SI 86 1-0 ① G6-3		C CH 78 B FF 84 B CU 72 F SI 85 B FF 86 X FC 81 3-2 ① F9		C SL 85 S FF 96 F FF 97 X FF 96 0-2 1B		4	0	1	0	0	1	0
2 Erick Aybar, S (1, 6) OBP: 0.315, SLG: 0.386		C FC 81 B SI 85 X CH 78 1-1 ② B2-3		X FC 78 0-0 17 2B 2B	B FF 84 B CH 79 C FC 80 X SI 85 2-1 ② G5-3			S FF 90 B FF 91 B CU 82 F FF 93 B FF 90 S FF 93 3-3 ② K		4	1	1	0	0	1	1
17 Chris Iannetta, R (1, 2) OBP: 0.358, SLG: 0.346		C FF 85 C SI 82 B FF 86 B CH 79 B FC 79 S CH 80 3-3 ③ K		D FC 83 B FC 81 X SI 84 2-0 2-H 2B	F FF 86 B SI 84 X FC 80 1-1 1B			F FF 93 F FF 92 S FF 93 0-3 ③ K		4	0	2	1	0	2	1
12 Tommy Field, R (1, 4) OBP: 0.167, SLG: 0.091			B FF 82 C SI 83 C FC 80 F CH 78 F FF 85 X FC 80 1-2 ① F9	C FF 85 B CH 78 X FF 85 1-1 ② F9		C FC 81 X FF 82 0-1 ③ G5-3			C FF 90 X FF 91 0-1 ① G6-3	3	0	0	0	0	0	2
39 JB Shuck, L (9, PH) OBP: 0.331, SLG: 0.381										1	0	0	0	0	0	0
56 Kole Calhoun, L (1, 9) OBP: 0.414, SLG: 0.577			C CH 80 B FC 80 X SI 85 1-1 ② G3-1	F CH 78 B FF 85 C FC 82 B CH 78 C FF 86 2-3 ③ K			C FF 94 S CH 86 B FF 96 B FF 96 X CH 85 2-2 ① G6-3		C FF 91 B FF 91 B FF 91 B FF 91 C FF 91 F FF 90 X FF 91 3-2 ② F8	4	0	0	0	0	1	1

	AB	R	H	RBI	BB	SO	LOB
	35	5	9	5	2	6	10

Inning Stats	1	2	3	4	5	6	7	8	9	1B	SF	WP	PA
R	1	0	0	4	0	0	0	0	0	3	0	0	37
H	1	0	0	4	1	1	1	1	0	2B 4	SAC 0	PB 0	
E	0	0	0	0	0	0	0	0	0	3B 0	DP 1	SB 0	
LOB	0	0	0	1	1	0	1	1	0	HR 2	HBP 0	CS 0	
BB	0	0	0	0	1	0	0	0	0				
K	2	2	1	3	1	1	2	3	2				
S	13	8	9	19	9	9	8	12	7				
P	20	14	11	30	16	15	12	17	10				

PITCHER		IP	WLS	BF	H	R	ER	SO	BB	IBB	HBP	BLK	WP	HR	S	P	ERA	WHIP
56 Mark Buehrle, L ERA: 4.41	(1, 1)	6.0		26	7	5	5	4	2	0	0	0	0	2	67	106	7.50	1.500
45 Neil Wagner, R ERA: 2.91	(7, 1)	1.1		6	2	0	0	0	0	0	0	0	0	0	14	20	0.00	1.500
27 Brett Cecil, L ERA: 2.77	(8, 1)	0.2	W	2	0	0	0	2	0	0	0	0	0	0	6	9	0.00	0.000
44 Casey Janssen, R ERA: 2.29	(9, 1)	1.0	S	3	0	0	0	0	0	0	0	0	0	0	7	10	0.00	0.000

PITCHER	IP	WLS	BF	H	R	ER	SO	BB	IBB	HBP	BLK	WP	HR	S	P	ERA	WHIP

Texas Rangers @ Los Angeles Angels

Angel Stadium of Anaheim, Anaheim, CA

Mon Aug 05 2013, 7:09 PM - 10:09 PM PDT

Att. 34,040 - Clear - 72 F

TOP

livebaseballscorecards.com

Batter	1	2	3	4	5	6	7	8	9	AB	R	H	RBI	BB	SO	LOB
2 Leonys Martin, L (1, 8) (9, 9) OBP: 0.320, SLG: 0.406	B SI 93 C SI 93 X FF 93 1-1 ① L7		C FF 92 B SI 94 B SI 93 S CH 86 X FF 93 2-2 ② L6		F FC 91 B FF 93 F SI 94 C SI 94 1-3 ② K	F FF 96 B FF 94 T FF 95 F FF 96 X SL 86 1-2 ③ G3-1			C CU 74 B CU 76 F CH 88 X CH 83 1-2 ③ G4-3	5	0	0	0	0	1	5
1 Elvis Andrus, R (1, 10) OBP: 0.315, SLG: 0.299	B SI 93 B FF 93 X FF 92 2-0 ② F8		X FC 90 0-0 ③ P3		B CU 79 S SI 94 B SI 93 X FC 90 2-1 1-H 2-H 3-H 3B		X FF 89 0-0 ① G3-1			4	0	1	2	0	0	0
5 Ian Kinsler, R (1, 4) OBP: 0.345, SLG: 0.422	C SI 93 B SI 94 B SI 94 S FF 94 B SI 94 B FC 90 4-2 BB			X FF 92 0-0 29 F7 2B	C FC 90 F SI 94 F FC 91 F SI 94 X SL 82 0-2 ③ F8		B FF 90 B FF 90 X FF 90 2-0 ② G6-3			3	0	1	0	1	0	1
29 Adrian Beltré, R (1, 5) OBP: 0.356, SLG: 0.527	B SI 92 X SI 92 1-0 ③ P4			B FC 89 F FC 89 2 SAFE B FF 93 S SI 94 F FF 94 X FF 95 2-2 ① ② F7 2-3		B FF 92 F FC 90 X SI 93 1-1 HR	C FF 90 B SL 81 X FC 86 1-1 ③ G5-3			4	1	1	1	0	0	2
12 A.J. Pierzynski, L (1, 2) OBP: 0.301, SLG: 0.431		B SI 92 B SI 92 X SI 93 2-0 ① G4-3		B SI 93 S CH 85 B FF 95 X SI 94 2-1 ③ G4-3		B SI 93 S CU 78 F CH 85 X SI 94 1-2 ① G5-3		X CH 87 0-0 ① L3		4	0	0	0	0	0	0
7 David Murphy, L (1, 9) OBP: 0.286, SLG: 0.387 23 Craig Gentry, R (9, 8) OBP: 0.331, SLG: 0.350		C SI 92 F FC 90 B SI 92 B CH 86 X SI 94 2-2 2B			B SI 91 C SI 93 B CH 87 B SI 93 B SI 92 4-1 13 2B 1 WP BB	B CU 76 C CU 76 C CU 77 F SI 93 F CU 78 B FC 90 B SI 94 F CH 85 F SI 93 4-2 B FC 88 18 1B 13 1B BB		C CH 87 X CH 82 0-1 ② F8		2	2	1	0	2	0	0
										0	0	0	0	0	0	0
18 Mitch Moreland, L (1, 3) OBP: 0.300, SLG: 0.454		B SI 92 B SI 92 F SI 93 F SI 92 S FC 90 2-3 ② K			B SI 91 B SI 92 1 SAFE S CH 84 X SI 92 2-1 ① L7	B SI 91 X SI 90 1-0 13 1B 1-3 1B		B CH 88 B FF 88 X FF 87 2-0 ③ G4-3		4	0	1	0	0	1	2
13 Jurickson Profar, S (1, 6) OBP: 0.317, SLG: 0.363		C SI 92 B CH 85 X SI 92 1-1 ③ G6-3			X CH 85 0-0 1 WP 1 3B 1-3 2B	X FF 95 0-0 1-2 3-H 1B			L FF 86 X CU 75 0-1 ① G3	4	1	2	1	0	0	1
43 Engel Beltre, L (1, 7) OBP: 0.294, SLG: 0.303			B SI 90 C SI 92 X SI 92 1-1 ① G1-3		F SI 93 D CH 88 S FC 91 H FC 91 2-2 1 WP 1 3B HBP	C FF 95 F CH 89 B FF 95 X SL 87 1-2 ② P6			C CU 74 X FF 88 0-1 ② L8	3	1	0	0	0	0	2
Inning Stats	R: 0 E: 0 K: 0 S: 6 H: 0 LOB: 1 BB: 1 P: 14	R: 0 E: 0 K: 1 S: 9 H: 1 LOB: 1 BB: 0 P: 16	R: 0 E: 0 K: 0 S: 6 H: 0 LOB: 0 BB: 0 P: 9	R: 0 E: 0 K: 0 S: 7 H: 1 LOB: 0 BB: 0 P: 11	R: 3 E: 0 K: 1 S: 16 H: 2 LOB: 1 BB: 1 P: 27	R: 2 E: 0 K: 0 S: 20 H: 3 LOB: 2 BB: 1 P: 29	R: 0 E: 0 K: 0 S: 4 H: 0 LOB: 0 BB: 0 P: 7	R: 0 E: 0 K: 0 S: 4 H: 0 LOB: 0 BB: 0 P: 6	R: 0 E: 0 K: 0 S: 7 H: 0 LOB: 0 BB: 0 P: 8	1B: 2 2B: 3 3B: 1 HR: 1	SF: 0 SAC: 0 DP: 0 HBP: 1	WP: 1 PB: 0 SB: 0 CS: 0	PA: 37			

PITCHER		IP	WLS	BF	H	R	ER	SO	BB	IBB	HBP	BLK	WP	HR	S	P	ERA	WHIP
57 Jerome Williams, R ERA: 4.77	(1, 1)	5.1	L	25	6	5	5	2	3	0	1	0	1	1	56	96	8.44	1.688
58 Michael Kohn, R ERA: 2.86	(6, 1)	0.2		3	1	0	0	0	0	0	0	0	0	0	8	10	0.00	1.500
55 Joe Blanton, R ERA: 5.39	(7, 1)	3.0		9	0	0	0	0	0	0	0	0	0	0	15	21	0.00	0.000

PITCHER	IP	WLS	BF	H	R	ER	SO	BB	IBB	HBP	BLK	WP	HR	S	P	ERA	WHIP

AB	33
R	5
H	7
RBI	4
BB	3
SO	2
LOB	13

BOTTOM

Batter	1	2	3	4	5	6	7	8	9	AB	R	H	RBI	BB	SO	LOB
19 Collin Cowgill, R (1, 9) OBP: 0.245, SLG: 0.368	C FF 94 B SI 93 X FF 94 1-1 G5-3 ①		C CU 78 X FF 94 0-1 G1-6-3 ②		S CH 85 F CH 86 B FF 93 D SL 86 D CH 86 S CH 85 3-3 K ②		C FF 92 B FF 94 B FF 94 X FF 94 2-1 FC6-4 27 IBB ② 1-2f 2-3 3-H		B FF 91 X FF 90 1-0 P3 ①	5	0	0	1	0	1	3
27 Mike Trout, R (1, 8) OBP: 0.423, SLG: 0.568	C FF 94 X FF 94 0-1 G6-3 44 2B S 1B		C FF 94 B SI 93 B FF 93 B CH 85 B CH 86 4-1 BB		B FF 94 S FF 93 C FF 94 D SL 88 F SL 88 B SL 84 S FF 95 3-3 K ③		I IN 71 I IN 68 I IN 68 I IN 69 4-0 IBB 1-2		B FF 92 B FF 91 B FF 90 B FF 90 4-0 56 G4-3 56 DI BB	2	1	1	0	3	1	1
Howie Kendrick, R (1, 4) OBP: 0.341, SLG: 0.437 12 Tommy Field, R (5, 4) OBP: 0.154, SLG: 0.083 56 Kole Calhoun, L (7, PH) OBP: 0.387, SLG: 0.536 (8, 3)	C SI 94 B CH 86 1 SAFE S CH 86 F SI 94 D SL 86 F CH 86 X CH 87 2-2 G6-3 ② 1-3		1 SAFE 1 SAFE 1 SAFE B FF 94 X FF 92 1-0 G1-3 ③			C FF 92 B FF 91 F FF 93 F FF 94 X CH 86 1-2 G6-3 ① B SL 84 F FF 94 C FF 93 D CH 88 X CH 86 2-2 L9 ③		B SI 92 C SI 92 F SL 87 D SL 88 X FF 93 2-2 G4-3 ② 1-3	2 1 2	0 0 0	0 0 0	0 0 0	0 0 0	0 0 0	2 0 4
44 Mark Trumbo, R (1, 3) OBP: 0.310, SLG: 0.474 (8, 5)	C FF 95 C FF 95 X FF 96 0-2 2B ② 3-H		B FF 93 B FF 94 C FF 93 B SI 93 F SI 94 B CH 85 4-2 32 BLK BB			C CH 84 F FF 92 B SL 87 F SL 86 B CH 86 S CH 86 2-3 K ②		C FF 92 T FF 92 X SL 88 1-2 8 1B 1B	C FF 93 S FF 93 S FF 94 0-3 K ③	4	0	2	1	1	2	1
32 Josh Hamilton, L (1, 7) OBP: 0.276, SLG: 0.405	B FF 94 X FF 95 1-0 G3-1 ③			B FF 94 D SL 86 B FF 93 F FF 94 S SI 93 S SI 93 3-3 K ① 1-2		S SL 86 F SI 93 F FF 96 S CH 84 0-3 K ③		X SL 87 0-0 P5 ①		4	0	0	0	0	2	3
2 Erick Aybar, S (1, 6) OBP: 0.314, SLG: 0.387		F FF 94 B SI 94 F CH 85 B FF 96 B SI 94 X CH 87 3-2 G1-3 ①		B SI 94 C SI 93 C SI 94 X SI 94 1-2 L9 ②			C SI 91 X SI 90 0-1 8 PB 19 FC6-4 2B	F FF 92 F SL 89 F SL 87 D FF 94 F FF 92 D SL 87 X FF 93 2-2 L9 ②		4	1	1	0	0	0	2
8 Chris Nelson, R (1, 5) OBP: 0.298, SLG: 0.338 (8, 4)		B CU 78 F FF 94 F FF 94 S SL 87 1-3 K ②		X CH 85 0-0 L8 ③			D SI 92 B SL 86 B FF 95 B SI 92 4-0 19 FC6-4 39 BB BB 2-3	C FF 92 S SL 88 B FF 92 X FF 92 1-2 17 BB 1B 1-3		3	0	1	0	1	1	1
17 Chris Iannetta, R (1, 2) OBP: 0.360, SLG: 0.346		B SI 94 B FF 94 S SI 94 F CH 86 B FF 95 X CH 85 3-2 P3 ③			X FF 93 0-0 1B		F SI 93 B FF 93 F CH 85 D CH 86 S CH 87 2-3 K ①	S SL 87 B FF 92 B FF 92 D SL 85 S SI 92 B SI 92 4-2 BB 1-2		3	0	1	0	1	1	2
39 JB Shuck, L (1, 10) OBP: 0.330, SLG: 0.376			C FF 92 B FF 93 B FF 93 X FF 94 2-1 G4-3 ①		C FF 93 C FF 94 X FF 95 0-2 F8 ①		L FF 92 B FF 94 B CH 84 B FF 93 B FF 94 4-1 19 FC6-4 BB 1-2	C FF 91 F FF 92 F FF 93 X SL 88 0-2 L9 ③		3	0	0	0	1	0	4
Inning Stats	R: 1 H: 2 E: 0 LOB: 1 K: 0 BB: 0 S: 13 P: 17	R: 0 H: 0 E: 0 LOB: 0 K: 1 BB: 0 S: 9 P: 16	R: 0 H: 0 E: 0 LOB: 1 K: 0 BB: 1 S: 6 P: 13	R: 0 H: 0 E: 0 LOB: 1 K: 1 BB: 1 S: 9 P: 17	R: 0 H: 1 E: 0 LOB: 1 K: 2 BB: 0 S: 11 P: 17	R: 0 H: 0 E: 0 LOB: 0 K: 2 BB: 0 S: 12 P: 15	R: 1 H: 1 E: 0 LOB: 3 K: 1 BB: 3 S: 11 P: 29	R: 0 H: 2 E: 0 LOB: 3 K: 0 BB: 1 S: 18 P: 26	R: 0 H: 0 E: 0 LOB: 1 K: 1 BB: 1 S: 7 P: 14	1B: 4 SF: 0 2B: 2 SAC: 0 3B: 0 DP: 0 HR: 0 HBP: 0						

PITCHER		IP	WLS	BF	H	R	ER	SO	BB	IBB	HBP	BLK	WP	HR	S	P	ERA	WHIP
33 Martín Pérez, L ERA: 3.81	(1, 1)	6.1	W	27	4	2	2	7	4	0	0	1	0	0	66	111	2.84	1.263
44 Jason Frasor, R ERA: 2.88	(7, 1)	0.2	H	3	0	0	0	0	0	1	0	0	0	0	5	13	0.00	0.000
56 Neal Cotts, L ERA: 0.76	(8, 1)	1.0	H	6	2	0	0	0	1	0	0	0	0	0	18	26	0.00	3.000
36 Joe Nathan, R ERA: 1.58	(9, 1)	1.0	S	4	0	0	0	1	1	0	0	0	0	0	7	14	0.00	1.000

PITCHER	IP	WLS	BF	H	R	ER	SO	BB	IBB	HBP	BLK	WP	HR	S	P	ERA	WHIP

Texas Rangers @ Los Angeles Angels

Angel Stadium of Anaheim, Anaheim, CA

Mon Aug 05 2013, 7:09 PM - 10:09 PM PDT

Att. 34,040 - Clear - 72 F

livebaseballscorecards.com

AB	33
R	2
H	6
RBI	2
BB	7
SO	8
LOB	23

WP: 0 PA: 40
PB: 1
SB: 1
CS: 0

Texas Rangers @ Los Angeles Angels

Angel Stadium of Anaheim, Anaheim, CA

Tue Aug 06 2013, 7:09 PM - 10:20 PM PDT

Att. 34,233 - Partly Cloudy - 72 F

livebaseballscorecards.com

TOP

Batter	1	2	3	4	5	6	7	8	9	AB	R	H	RBI	BB	SO	LOB
2 Leonys Martin, L (1, 8) (9, 9) OBP: 0.321, SLG: 0.406	C FF 96 B FF 96 B FF 94 F FF 96 X SI 96 2-2 1 1B, 1 S, 5 SF8 1B		C FF 96 1 SAFE S SL 87 B CU 79 B SL 85 X FF 95 2-2 ① 1 G1-3, 1 S 1-2 1B		B SI 95 X SI 96 1-0 ② G4-3 2-3 3-H		X SI 96 0-0 ③ G4-3		1 SAFE 1 SAFE C FF 90 B FF 90 X SL 80 1-1 E3, 1 S 1-H 1 1B	5	2	2	1	0	0	2
1 Elvis Andrus, R (1, 6) OBP: 0.318, SLG: 0.302	1 SAFE C FF 96 B FF 96 1 SAFE 1 SAFE B FF 95 C FF 95 D SL 86 2 SAFE 3-2 X FC 96 29 S, 29 WP, 12 WP 1-3 1B		1 SAFE B FF 96 B FF 95 B FF 96 C FC 95 X FC 96 3-1 ② G1-3 1-3		C SL 87 F FF 94 B FF 95 X SL 86 1-2 ③ G5-3			B FF 96 C FF 96 B FF 92 C FF 97 X FF 97 2-2 5 G6-3, 5 S, 29 1B 1B	1 SAFE C FF 95 P PO 88 B FF 94 X FF 94 2-1 5 1B, 29 1B 1-H 1B	5	3	3	1	0	0	2
5 Ian Kinsler, R (1, 10) OBP: 0.344, SLG: 0.420	B FF 95 X FF 95 1-0 ① SF8 3-H		C SL 86 B FF 96 B FF 96 S SL 86 F SL 87 S FC 94 2-3 ③ K			B FF 94 C FF 94 S SL 85 B CU 77 S SL 86 2-3 ① K		1 SAFE 1 SAFE B FF 96 1 SAFE 1 SAFE 1 SAFE C FF 95 S SI 97 F FC 91 2-2 B SI 98 F FF 97 X FC 97 G6-3 1-3	1 SAFE X FF 93 0-0 29 1B, 12 1B 1-2 1B	4	1	1	1	0	2	2
29 Adrián Beltré, R (1, 5) OBP: 0.358, SLG: 0.527	B FF 94 B FC 94 B SI 93 C FF 95 X FC 93 3-1 ② P6 1-3			C FF 95 F SL 86 B CU 76 S FF 94 1-3 ① K		F SL 87 B CU 75 B FC 92 B SL 83 B FC 93 4-1 12 FC4-6 BB		X FF 97 0-0 3-H 1B	F FF 95 B SL 89 S SL 87 X SL 88 1-2 12 1B 1-2 2-H 1B	4	0	2	2	1	1	1
12 A.J. Pierzynski, L (1, 2) OBP: 0.299, SLG: 0.427	C FF 93 S SL 86 S SI 94 S SL 86 1-3 ③ K 3-H			F SI 94 B FF 94 F SL 85 X CU 77 1-2 ② G3-1		X FF 92 0-0 ② FC4-6 1-2f		F FF 94 S FF 93 S CU 84 0-3 ② K	B FF 94 S FF 94 F SL 85 F FF 95 X SL 87 1-2 1-3 2-H 1B	5	0	1	1	0	2	2
7 David Murphy, L (1, 7) OBP: 0.282, SLG: 0.381		C FF 95 S SL 86 B SL 86 X FC 94 1-2 ① G3-1		C CU 77 S CU 78 S SL 87 0-3 ③ K		D SI 94 B FF 94 S FF 94 C SL 84 B SL 85 X SL 84 3-2 ③ G6-3		C FC 91 C FF 94 D CU 83 B FF 97 X FF 96 2-2 ③ P6	C FF 94 X SI 95 0-1 ③ L8	5	0	0	0	0	1	4
18 Mitch Moreland, L (1, 3) OBP: 0.302, SLG: 0.453		B CU 77 C FF 95 F SL 85 F SL 85 X FF 95 1-2 ② G4-3			C SI 95 F SL 86 B CU 76 B SL 86 X SI 95 2-2 43 SH1-4, 13 1B, 2 G4-3 1B		B CU 78 B SI 96 B SI 96 B SI 95 4-0 43 WP BB		B FF 91 C FF 92 X FF 91 1-1 ① F8	3	1	1	0	1	0	0
13 Jurickson Profar, S (1, 4) OBP: 0.316, SLG: 0.360		C SI 96 F FC 96 X SL 86 0-2 ③ G4-3			B SI 94 1 SAFE B SL 84 1 SAFE C FF 94 B FF 95 X FF 95 3-1 2 G4-3, 43 SH1-4 1-2 1B		C SI 97 B FF 96 X SI 95 1-1 ① F7		C SI 92 X CH 86 0-1 ② G5-3	4	0	1	0	0	0	1
43 Engel Beltre, L (1, 9) OBP: 0.306, SLG: 0.314 23 Craig Gentry, R (9, PH) (9, 8) OBP: 0.335, SLG: 0.350			C SI 95 X FF 96 0-1 2 CS 1B		X SL 86 0-0 ① SH1-4 1-2 2-3		C CU 82 F SI 95 F CU 85 F SI 95 S CU 84 0-3 ② K 1-2		C SI 91 B SI 92 B CH 86 B FF 91 B SI 91 4-1 2 S, 2 E BB	2 0	0 1	1 0	0 0	1 1	1 0	1 0
Inning Stats	R: 2 H: 2 E: 0 LOB: 0 K: 1 BB: 0 S: 12 P: 22	R: 0 H: 0 E: 0 LOB: 0 K: 0 BB: 0 S: 10 P: 12	R: 0 H: 2 E: 0 LOB: 1 K: 1 BB: 0 S: 11 P: 18	R: 0 H: 0 E: 0 LOB: 0 K: 2 BB: 0 S: 9 P: 11	R: 1 H: 2 E: 0 LOB: 1 K: 0 BB: 0 S: 10 P: 17	R: 0 H: 0 E: 0 LOB: 1 K: 1 BB: 1 S: 8 P: 17	R: 0 H: 0 E: 0 LOB: 1 K: 1 BB: 1 S: 8 P: 13	R: 1 H: 2 E: 0 LOB: 1 K: 1 BB: 0 S: 15 P: 21	R: 4 H: 4 E: 1 LOB: 2 K: 0 BB: 1 S: 20 P: 29	1B: 12 SF: 1 2B: 0 SAC: 1 3B: 0 DP: 0 HR: 0 HBP: 0						

	AB	37
	R	8
	H	12
	RBI	6
	BB	3
	SO	7
	LOB	15

PITCHER		IP	WLS	BF	H	R	ER	SO	BB	IBB	HBP	BLK	WP	HR	S	P	ERA	WHIP
Garrett Richards, R ERA: 4.2	(1, 1)	6.0		24	6	3	3	5	1	0	0	0	2	0	60	97	4.50	1.167
38 Juan Gutierrez, R ERA: 3.86	(7, 1)	1.0		4	0	0	0	1	1	0	0	0	1	0	8	13	0.00	1.000
40 Kevin Jepsen, R ERA: 4.2	(8, 1)	1.0	L	5	2	1	1	1	0	0	0	0	0	0	15	21	9.00	2.000
63 Nick Maronde, L ERA: 6.23	(9, 1)	0.2		4	0	2	1	0	1	0	0	0	0	0	7	13	13.50	1.500
49 Ernesto Frieri, R ERA: 4.79	(9, 1)	0.1		5	4	2	1	0	0	0	0	0	0	0	13	16	27.00	12.000

PITCHER		IP	WLS	BF	H	R	ER	SO	BB	IBB	HBP	BLK	WP	HR	S	P	ERA	WHIP

Texas Rangers @ Los Angeles Angels

Angel Stadium of Anaheim, Anaheim, CA

Tue Aug 06 2013, 7:09 PM - 10:20 PM PDT

Att. 34,233 - Partly Cloudy - 72 F

livebaseballscorecards.com

BOTTOM

Batter	1	2	3	4	5	6	7	8	9	AB	R	H	RBI	BB	SO	LOB
56 Kole Calhoun, L (1, 3) OBP: 0.389, SLG: 0.606	C FF 88 B FF 92 B ST 80 X FF 91 2-1 HR	B FF 94 X FC 91 1-0 F7 ③			B FC 88 B ST 79 X FC 88 2-0 G4-3 ①		B ST 80 F ST 81 B FF 94 X ST 80 2-1 27 1B 1B		C FF 97 X FF 97 0-1 F7 ③ 1-2	5	1	2	1	0	0	3
27 Mike Trout, R (1, 8) OBP: 0.424, SLG: 0.574	X FF 90 0-0 HR		B FC 90 C ST 78 B FF 93 F ST 80 B FF 94 X ST 82 3-2 L4 ①		C FC 89 C FS 88 X ST 86 0-2 G6-3 ②		D FF 93 B SI 91 C ST 80 B ST 82 X ST 81 3-1 1-3 1B			4	1	2	1	0	0	0
32 Josh Hamilton, L (1, 9) OBP: 0.273, SLG: 0.400	B ST 80 F FC 91 B SI 92 X FC 90 2-1 F7 ①		F SI 90 C FC 92 S ST 80 0-3 K ②		S FS 87 B FC 92 F ST 83 S FS 88 1-3 K ③		D ST 84 X ST 82 1-0 F8 ③			4	0	0	0	0	2	2
44 Mark Trumbo, R (1, 10) OBP: 0.308, SLG: 0.470	B FF 93 C FF 94 F FF 94 B ST 85 X ST 84 2-2 P3 ②		S ST 83 C FF 92 B FS 86 S FF 92 1-3 K ③			F ST 81 B ST 84 F ST 82 F FF 94 B FC 94 S ST 86 2-3 K ①		B FF 98 S FF 98 X FF 98 1-1 G5-3 ①		4	0	0	0	0	2	0
2 Erick Aybar, S (1, 6) OBP: 0.316, SLG: 0.390	F FF 93 F SI 92 F FF 95 B ST 85 B SI 92 F ST 84 S ST 84 2-3 K ③			C FC 86 B FS 87 C ST 80 X FF 95 1-2 39 1B 2B		B FC 91 B ST 82 C FC 91 B FC 91 B FC 89 4-1 39 CS BB		X FF 98 0-0 G4-3 ②		3	1	1	0	1	1	0
39 JB Shuck, L (1, 7) OBP: 0.336, SLG: 0.377		B FF 91 C FC 90 B FF 92 S ST 80 B ST 84 D ST 84 4-2 10 1B BB		C FF 92 X FF 94 0-1 8 G6-4-3 2-H 1B		D FC 90 1 SAFE B FC 89 B FC 89 B FF 91 4-0 1-2 BB ②		B FF 98 X FF 98 1-0 G6-3 ③		2	0	1	1	2	0	0
8 Chris Nelson, R (1, 5) OBP: 0.290, SLG: 0.328		D FF 92 1 SAFE X FF 93 1-0 P4 ①		C FF 92 D ST 83 1 SAFE B ST 80 S ST 79 X ST 82 2-2 G6-4-3 ①② 1-2f		C FF 92 1 SAFE B FF 94 X ST 82 1-1 F8 ③		C FF 97 X FF 96 0-1 F9 ①	4	0	0	0	0	0	3
10 Grant Green, R (1, 4) OBP: 0.100, SLG: 0.105		C FF 92 X FF 94 0-1 1-2 1B		B FF 93 B ST 81 X FF 92 2-0 1B			S FC 87 S ST 82 X ST 82 0-2 F8 ①		C FF 97 B FF 97 B FF 96 S FF 96 X FF 97 2-2 G5-3 ②	4	0	2	0	0	0	0
17 Chris Iannetta, R (1, 2) OBP: 0.356, SLG: 0.342 16 Hank Conger, L (9, PH) OBP: 0.293, SLG: 0.425		B FC 86 C ST 81 C ST 81 B FF 92 X ST 82 2-2 F8 ②		B FF 91 1 SAFE X FF 93 1-0 F8 ③			C ST 80 B ST 83 S ST 81 S ST 84 1-3 K ②		C FF 97 B FF 92 F FF 97 B CU 84 B CU 85 X FF 96 3-2 56 DI 1B	3 1	0 0	0 1	0 0	0 0	1 0	3 0
Inning Stats	R: 2 E: 0 K: 1 S: 13 H: 2 LOB: 0 BB: 0 P: 21	R: 0 E: 0 K: 0 S: 9 H: 1 LOB: 2 BB: 1 P: 17	R: 0 E: 0 K: 2 S: 9 H: 0 LOB: 0 BB: 0 P: 13	R: 1 E: 0 K: 0 S: 10 H: 3 LOB: 1 BB: 0 P: 16	R: 0 E: 0 K: 1 S: 7 H: 0 LOB: 0 BB: 0 P: 10	R: 0 E: 0 K: 1 S: 7 H: 0 LOB: 1 BB: 2 P: 18	R: 0 E: 0 K: 1 S: 11 H: 2 LOB: 2 BB: 0 P: 18	R: 0 E: 0 K: 0 S: 4 H: 0 LOB: 0 BB: 0 P: 6	R: 0 E: 0 K: 0 S: 10 H: 1 LOB: 1 BB: 0 P: 15	1B: 6 2B: 1 3B: 0 HR: 2 SF: 0 SAC: 0 DP: 1 HBP: 0				WP: 0 PB: 0 SB: 0 CS: 1		PA: 37

PITCHER		IP	WLS	BF	H	R	ER	SO	BB	IBB	HBP	BLK	WP	HR	S	P	ERA	WHIP
11 Yu Darvish, R ERA: 2.72	(1, 1)	7.0	W	30	8	3	3	6	3	0	0	0	0	2	66	113	3.86	1.571
52 Tanner Scheppers, R ERA: 1.72	(8, 1)	2.0	S	7	1	0	0	0	0	0	0	0	0	0	14	21	0.00	0.500

PITCHER	IP	WLS	BF	H	R	ER	SO	BB	IBB	HBP	BLK	WP	HR	S	P	ERA	WHIP

Texas Rangers @ Los Angeles Angels

Angel Stadium of Anaheim, Anaheim, CA

Wed Aug 07 2013, 7:09 PM - 10:59 PM PDT

Att. 34,777 - Clear - 72 F

TOP

livebaseballscorecards.com

Batter	1	2	3	4	5	6	7	8	9	AB	R	H	RBI	BB	SO	LOB
2 Leonys Martin, L (1, 9) OBP: 0.325, SLG: 0.412 20 Joey Butler, R (9, PH) (9, 9)	C FF 90 H FF 91 1-1 5 S 1 S 18 SF7 HBP		B FF 90 B CH 81 C FF 90 X SL 79 2-1 1 1B 5 1B 2B	F FF 90 F FF 91 B FF 89 F FF 90 X CU 72 1-2 1 S 1B	S FF 95 X FF 94 0-1 ③ FC6-4 1-2f		B CU 76 D CU 75 B CH 83 C FF 88 X FF 87 3-1 ② SF7 3-H		B SI 90 C FF 91 X CH 86 1-1 ① L4	3 1	2 0	2 0	1 0	0 0	0 0	3 0
1 Elvis Andrus, R (1, 6) OBP: 0.324, SLG: 0.309	C FF 90 1 SAFE 1 SAFE 1 SAFE B FF 90 B SL 83 B SL 81 S FF 91 B FF 91 4-2 8 S 5 S 1-2 BB		B SL 79 X FF 90 1-0 5 1B 29 FC6-4 2-3 1B	1 SAFE 1 SAFE C FF 90 C SL 81 H FF 90 1-2 HBP		C FF 90 C SL 79 F FF 89 B CH 84 X FC 86 1-2 5 WP 5 S 29 HR 1B	B FF 88 S FC 83 C FC 84 B SL 79 S FC 84 2-3 ③ K		B SI 91 B SI 90 B SI 91 C FF 90 X FF 91 3-1 18 BB 2B	4	2	3	0	1	1	0
5 Ian Kinsler, R (1, 4) OBP: 0.341, SLG: 0.415	L FF 91 C CU 73 B SL 82 B FF 92 B SL 83 X FF 92 3-2 ① P6 1-2 2-3		C CU 73 B FF 90 1 SAFE B SL 82 1 SAFE X SL 79 2-1 29 FC6-4 1-3 3-H 1B	X SL 80 0-0 ③ F9		B SL 79 D CH 84 F CU 79 F SI 90 B SL 84 S CH 84 3-3 ① K 1-3		C FF 96 B FF 96 F SL 87 X SL 88 1-2 ① L8	C FF 90 C CH 86 X SL 81 0-2 ② G5-3	6	0	1	1	0	1	6
29 Adrián Beltré, R (1, 5) OBP: 0.364, SLG: 0.535	I IN 65 I IN 66 I IN 67 I IN 64 4-0 IBB		B CU 74 F CU 74 X SL 80 1-1 ① FC6-4 18 WP 18 1B 1-2f 3-H		F FF 90 X FF 90 0-1 23 BB 7 BB 13 1B 1B	B FC 86 D CH 85 F SL 82 F FF 90 B CH 83 X CH 83 3-2 3-H HR		F FF 96 B SL 89 B SL 86 B SL 88 X FF 95 3-1 8 E 18 1B 7 2B 1B	B SL 80 B CH 83 D SL 80 B FF 90 4-0 18 BB BB	4	4	3	3	2	0	1
18 Mitch Moreland, L (1, 3) OBP: 0.305, SLG: 0.454	S SL 82 D FF 92 X FF 91 1-1 ② SF7 3-H		C FF 91 C CU 74 B FF 89 F FF 90 F CU 73 B SL 79 F CU 73 X FF 90 2-2 8 F7 8 WP 1-H 1B		1 SAFE 1 SAFE B CH 81 S CH 82 F FF 90 C CU 72 1-3 ① K	B FF 89 X FF 89 1-0 ② F7		C FF 95 F FF 95 F CH 89 B FF 95 X CH 88 1-2 8 E 7 2B 1B	B FF 91 B FF 90 C FF 91 B FF 92 F FF 92 B FF 91 4-2 1-2 2-3 BB	4	1	2	2	1	1	1
8 Geovany Soto, R (1, 2) OBP: 0.312, SLG: 0.405	B SL 84 C FF 92 X FF 91 1-1 ③ P3 2-3		C SL 80 C CU 73 B SL 79 X FF 91 1-2 ② F7 1-3		C SL 79 C FF 89 D CU 74 S CL 80 1-3 ② K	B FF 90 C CU 78 S FC 85 X FF 89 1-2 1B		C SL 86 B FF 95 B FF 95 F FC 95 X SL 86 2-2 E6 7 2B 1-2 2-3	C SL 79 C SL 80 S SL 81 0-3 ③ K	6	0	1	0	0	2	9
7 David Murphy, L (1, 7) OBP: 0.284, SLG: 0.383		C FF 90 X FF 91 0-1 ① L8	C CH 83 F FF 91 F CU 74 F FF 90 B FF 90 B SL 80 X CU 74 2-2 ③ P4		B FF 89 B CH 82 B SL 79 C FF 90 B SL 80 4-1 13 1B 23 BB 1-2 BB	B CH 88 C CU 75 C CU 74 X CH 82 1-2 ③ G3		B FF 95 B FF 95 B FF 95 C FF 95 F FF 94 F FF 95 X FF 94 3-2 1-3 2-H 3-H 2B		4	0	1	2	1	0	2
23 Craig Gentry, R (1, 8) OBP: 0.344, SLG: 0.355		B FF 90 B FF 91 C FF 90 X SL 81 2-1 13 L9-3 1B		B FF 90 F FF 90 B FF 90 X FF 91 2-1 ① F8	C FF 93 D CU 81 B SI 93 C CU 84 B SI 94 B FF 94 4-2 13 1B 1-2 2-3 BB		X FF 87 0-0 13 G4-3 13 S 2 SF7 1B	C FF 95 S SL 85 D SL 85 F FF 95 B SL 85 X FF 95 2-2 L8		4	1	2	0	1	0	2
13 Jurickson Profar, S (1, 10) OBP: 0.313, SLG: 0.356		1 SAFE C FF 90 P PO 81 1 SAFE B FF 90 B FF 91 X FF 89 3-1 ②③ L9-3 1-1		C CH 82 B CH 81 B FF 90 C SL 80 B FF 91 S SL 81 3-3 ② K	B FF 94 C CU 82 F CU 80 F CU 83 X PO 86 1-2 2 FC6-4 1-2 2-3 3-H 1B		1 SAFE 1 SAFE D FF 87 C CH 82 F CU 76 D CH 82 B FF 89 F CH 82 X FF 89 3-2 ① G4-3 1-3	S FF 94 F FF 95 B FF 94 B FF 95 X FF 95 2-2 ③ P4		5	0	1	1	0	1	4

Inning Stats																						
	R: 1	H: 0	R: 0	H: 1	R: 3	H: 4	R: 0	H: 1	R: 1	H: 2	R: 2	H: 3	R: 1	H: 1	R: 2	H: 3	R: 0	H: 1	1B: 12	SF: 2	WP: 3	PA: 51
	E: 0	LOB: 2	E: 0	LOB: 0	E: 0	LOB: 1	E: 0	LOB: 2	E: 0	LOB: 3	E: 0	LOB: 1	E: 0	LOB: 0	E: 1	LOB: 2	E: 0	LOB: 3	2B: 4	SAC: 0	PB: 0	
	K: 0	BB: 2	K: 0	BB: 0	K: 0	BB: 0	K: 1	BB: 0	K: 2	BB: 2	K: 1	BB: 0	K: 1	BB: 0	K: 0	BB: 0	K: 1	BB: 2	3B: 0	DP: 1	SB: 7	
	S: 10	P: 24	S: 7	P: 11	S: 21	P: 32	S: 12	P: 19	S: 17	P: 28	S: 17	P: 27	S: 10	P: 18	S: 23	P: 37	S: 12	P: 24	HR: 1	HBP: 2	CS: 0	

PITCHER		IP	WLS	BF	H	R	ER	SO	BB	IBB	HBP	BLK	WP	HR	S	P	ERA	WHIP
48 Tommy Hanson, R ERA: 5.59	(1, 1)	4.2	L	25	7	5	5	3	2	1	2	0	2	0	59	101	9.64	1.929
38 Juan Gutierrez, R ERA: 3.82	(5, 1)	0.1		3	1	0	0	0	1	0	0	0	0	0	8	13	0.00	6.000
55 Joe Blanton, R ERA: 5.52	(6, 1)	2.0		10	4	3	3	2	0	0	0	0	1	1	27	45	13.50	2.000
58 Michael Kohn, R ERA: 3.28	(8, 1)	1.0		7	3	2	2	0	0	0	0	0	0	0	23	37	18.00	3.000
63 Nick Maronde, L ERA: 5.06	(9, 1)	1.0		6	1	0	0	1	2	0	0	0	0	0	12	24	0.00	3.000

PITCHER	IP	WLS	BF	H	R	ER	SO	BB	IBB	HBP	BLK	WP	HR	S	P	ERA	WHIP

AB	41
R	10
H	16
RBI	10
BB	6
SO	6
LOB	28

Batter	1	2	3	4	5	6	7	8	9	AB	R	H	RBI	BB	SO	LOB
56 Kole Calhoun, L (1, 9) OBP: 0.390, SLG: 0.595	B FF 92 C FF 93 B CH 85 F FF 94 B FF 94 B FF 94 4-2 27 HR BB	C FF 94 F FF 95 S SL 84 0-3 K ③			B CH 90 B FF 92 B FF 92 C CH 91 F FF 92 F FF 93 X FF 93 3-2 F8 ①		D SL 88 F FF 94 B SL 87 F FF 94 F FF 93 X FF 94 2-2 27 G6-3 2-H 2B		C SI 92 D CH 87 F FF 92 S SL 80 1-3 K ③ 1-2	4	1	1	1	1	2	3
27 Mike Trout, R (1, 8) OBP: 0.424, SLG: 0.580	B FF 93 C SL 80 B FF 94 X SL 81 2-1 1-H HR		B FF 92 B FF 92 C FF 92 F FF 94 F FF 95 F FF 95 S CH 86 2-3 K ①		B FF 94 C FF 94 F FF 94 X FF 95 1-2 1-2 1B		B FF 93 C FF 94 X FF 93 1-1 G6-3 ② 2-3			4	1	2	2	0	1	1
32 Josh Hamilton, L (1, 7) OBP: 0.271, SLG: 0.397	C FF 96 B FF 97 F CH 87 B SL 84 F SL 83 S SL 83 2-3 K ①		F SL 82 X CH 86 0-1 G6-3 ②		F CH 87 S SL 84 B FF 94 X SL 83 1-2 L4-6 ②③ 2-2		F SL 86 B FF 92 B SL 85 C FF 91 X SL 84 2-2 G5-3 ③			4	0	0	0	0	1	3
44 Mark Trumbo, R (1, 3) OBP: 0.307, SLG: 0.467	S FF 96 F FF 96 X FF 96 0-2 F9 ②		B FF 96 B CH 86 S CH 85 S FF 94 B FF 96 X CH 85 3-2 L7 ③			B FF 93 C FF 93 T FF 92 B CH 88 F CH 86 F FF 93 B FF 93 F FF 94 B SL 86 4-2 BB			B FF 90 C FF 89 C FF 90 B CU 70 T FF 91 2-2 K ①		3	0	0	0	1	1	0
2 Erick Aybar, S (1, 6) OBP: 0.316, SLG: 0.386	C FF 96 F CH 88 H FF 97 1-2 39 1B HBP			C FF 93 B CH 86 F CH 85 X FF 95 1-2 G3-1 ①		B FF 93 C FF 93 C FF 93 S CH 87 1-3 K ①		B FF 89 B FF 89 C FF 91 S FF 91 F FF 92 X FF 91 2-2 F8 ②		3	0	0	0	0	1	1
39 JB Shuck, L (1, 10) OBP: 0.334, SLG: 0.375	C FF 95 1 SAFE B FF 95 1 SAFE 1 SAFE X FF 94 1-1 1-3 1B ③			C SL 78 B CH 86 F CH 85 B FF 96 X CH 84 2-2 G3 ②		C FF 94 S CH 87 B CH 85 X FF 93 1-2 L8 ②		C FF 90 X FF 90 0-1 G4-3 ③		4	0	1	0	0	0	1
8 Chris Nelson, R (1, 5) OBP: 0.289, SLG: 0.326		B FF 94 B FF 94 B FF 94 C FF 93 F FF 94 F FF 95 X FF 95 3-2 F9 ①		C FF 94 B FF 96 B FF 95 X SL 81 2-1 1B		C FF 93 D CH 88 D CH 87 X FF 93 2-1 G1-3 ③			C FF 91 X CH 86 0-1 F7 ①	4	0	1	0	0	0	1
16 Hank Conger, L (1, 2) OBP: 0.292, SLG: 0.420		B SL 80 C FF 94 S SL 81 B SL 83 X FF 95 2-2 F9 ②		B CH 86 B CH 85 F FF 95 F SL 81 1 SAFE F SL 83 F CH 86 S FC 96 2-3 K ③			B FF 93 B FF 93 C FF 94 F FF 93 F FF 94 B FF 94 F FF 95 F FF 94 X FF 94 3-2 10 G4-3 56 2B 1B		B SI 91 C FF 91 B CH 87 X SI 91 2-1 G3 ②	4	1	1	0	0	1	1
10 Grant Green, R (1, 4) OBP: 0.208, SLG: 0.143		B FF 95 B SL 82 B FF 94 B FF 93 4-0 BB			C FF 90 F CH 84 H FF 93 1-2 32 L4-6 27 1B HBP		C FF 94 X SL 87 0-1 G4-3 ① 1-2		B SI 92 C SI 91 X CH 88 1-1 56 DI 1B	2	0	1	0	1	0	1
Inning Stats	R: 2 E: 0 K: 1 S: 15 H: 2 LOB: 2 BB: 1 P: 25	R: 0 E: 0 K: 1 S: 10 H: 0 LOB: 1 BB: 1 P: 19	R: 0 E: 0 K: 1 S: 10 H: 0 LOB: 0 BB: 0 P: 15	R: 0 E: 0 K: 1 S: 13 H: 1 LOB: 1 BB: 0 P: 20	R: 0 E: 0 K: 0 S: 12 H: 1 LOB: 1 BB: 0 P: 18	R: 0 E: 0 K: 1 S: 13 H: 0 LOB: 1 BB: 1 P: 21	R: 1 E: 0 K: 0 S: 17 H: 2 LOB: 1 BB: 0 P: 25	R: 0 E: 0 K: 0 S: 9 H: 0 LOB: 0 BB: 0 P: 13	R: 0 E: 0 K: 1 S: 9 H: 1 LOB: 1 BB: 0 P: 13	1B: 5 2B: 2 3B: 0 HR: 1	SF: 0 SAC: 0 DP: 1 HBP: 2			WP: 0 PB: 0 SB: 0 CS: 0	PA: 37		

PITCHER		IP	WLS	BF	H	R	ER	SO	BB	IBB	HBP	BLK	WP	HR	S	P	ERA	WHIP
41 Alexi Ogando, R ERA: 3.28	(1, 1)	5.0	W	21	4	2	2	4	2	0	2	0	0	1	60	97	3.60	1.200
44 Jason Frasor, R ERA: 2.8	(6, 1)	1.0		4	0	0	0	1	1	0	0	0	0	0	13	21	0.00	1.000
46 Robbie Ross Jr., L ERA: 3.0	(7, 1)	0.2		4	2	1	1	0	0	0	0	0	0	0	14	20	13.50	3.000
56 Neal Cotts, L ERA: 0.75	(7, 1)	0.1		1	0	0	0	0	0	0	0	0	0	0	3	5	0.00	0.000
28 Joakim Soria, R ERA: 3.86	(8, 1)	1.0		3	0	0	0	1	0	0	0	0	0	0	9	13	0.00	0.000

PITCHER		IP	WLS	BF	H	R	ER	SO	BB	IBB	HBP	BLK	WP	HR	S	P	ERA	WHIP
55 Ross Wolf, R ERA: 3.89	(9, 1)	1.0		4	1	0	0	1	0	0	0	0	0	0	9	13	0.00	1.000

BOTTOM

Texas Rangers @ Los Angeles Angels

Angel Stadium of Anaheim, Anaheim, CA

Wed Aug 07 2013, 7:09 PM - 10:59 PM PDT

Att. 34,777 - Clear - 72 F

livebaseballscorecards.com

AB	32
R	3
H	7
RBI	3
BB	3
SO	7
LOB	12

Batter	1	2	3	4	5	6	7	8	9	AB	R	H	RBI	BB	SO	LOB
39 JB Shuck, L (1, 7) OBP: 0.333, SLG: 0.374	B SI 91 C SI 91 X SI 92 1-1 19 1B 44 1B 1B	B SI 91 C SI 91 B SI 92 F SI 90 X SL 85 2-2 ① G5-3		C SI 93 F CH 82 1 SAFE P PO 88 F FF 95 F SI 92 1 SAFE B FF 94 D SI 94 3-3 ③ S SI 94 K			B CH 87 X FF 96 1-0 ②③ G6-4-3 1-2f			4	1	1	0	0	1	2
56 Kole Calhoun, L (7, 9) OBP: 0.390, SLG: 0.595										0	0	0	0	0	0	0
19 Collin Cowgill, R (1, 9) OBP: 0.245, SLG: 0.364 (7, 7)	C SI 91 D CH 80 1 SAFE B SI 92 B SL 89 C SI 92 1 SAFE F SI 93 X SI 92 3-2 27 BB 44 1B 1-3 1B	B SI 91 C CH 80 B SI 92 C SI 91 F CH 80 S SI 90 2-3 ② K			C FF 96 B FF 95 C FF 97 S SL 88 1-3 ① K			X FF 97 0-0 ① G5-3		4	1	1	0	0	2	0
27 Mike Trout, R (1, 8) OBP: 0.425, SLG: 0.578	F SI 93 B SI 94 D SI 91 C SI 95 F SI 94 1 SAFE B CH 81 B SI 94 4-2 32 S 44 1B 32 HR 1-2 BB	C CH 81 F SI 93 C CU 76 0-3 ③ K			C FF 97 F SI 95 S SL 87 0-3 ② K			C FF 97 B CH 89 B FF 96 B CH 89 B FF 96 4-1 44 S BB		2	1	0	0	2	2	0
44 Mark Trumbo, R (1, 3) OBP: 0.307, SLG: 0.465	S CH 81 D SL 87 B SI 94 S SI 94 F SI 95 X SI 94 2-2 32 HR 1-2 2-H 3-H 1B	B SL 85 X SL 88 1-0 ① F8			F FF 97 F FF 97 B FF 98 X FF 98 1-2 ③ G4-3			1 SAFE C FF 95 F SL 85 B SI 97 S CH 89 1-3 ② K 1-2		4	1	1	2	0	1	1
8 Chris Nelson, R (1, 5) OBP: 0.281, SLG: 0.317	C SI 94 F SI 93 S SI 95 0-3 ① K	X SI 89 0-0 ② F7				C FF 95 S SL 85 X FF 97 0-2 ① G3		S SL 86 C FF 96 B SL 88 S CH 90 1-3 ③ K		4	0	0	0	0	2	3
32 Josh Hamilton, L (1, 10) OBP: 0.275, SLG: 0.404	F SI 95 B SI 95 S SL 87 D SL 85 X SI 95 2-2 1-H 2-H HR	C SI 93 B SL 84 B SL 84 S CH 83 X SI 95 2-2 ③ F8				B FF 96 S CH 88 C FF 96 B CH 90 B FF 97 F CH 89 F FF 97 B CU 81 4-2 2 G4-6-3 BB			C CH 86 S SL 84 B FF 96 B CH 89 B CH 89 F FF 95 B CH 89 4-2 2 G5-3 BB	2	1	1	3	2	0	0
2 Erick Aybar, S (1, 6) OBP: 0.317, SLG: 0.388	B SI 94 B SI 93 X SI 93 2-0 1B			X SI 87 0-0 17 CS 1B		F FF 96 X FF 96 0-1 ②③ G4-6-3 1-2f			X SI 95 0-0 ① G5-3 1-2	4	0	2	0	0	0	2
17 Chris Iannetta, R (1, 2) OBP: 0.355, SLG: 0.340	F SI 93 B CH 81 S SI 95 1 SAFE X CH 80 1-2 ② F8			1 SAFE B SI 93 B SI 92 X SI 94 2-0 ①② L9 1-2			B CU 79 X FF 96 1-0 39 G6-4-3 1B		F FF 95 D CH 89 X SI 94 1-1 ② P4	4	0	1	0	0	0	3
10 Grant Green, R (1, 4) OBP: 0.214, SLG: 0.125	B SI 93 X SL 88 1-0 ③ L9			B SI 94 C FF 93 F SI 93 B SL 88 B SI 94 F SI 93 F SI 94 F SI 93 B SI 94 4-2 BB			B SI 92 M FF 93 X FF 95 1-1 ① F9		X SI 95 0-0 ③ P3	3	0	0	0	1	0	3
Inning Stats	R: 5 E: 0 K: 1 S: 24 H: 5 LOB: 1 BB: 1 P: 40	R: 0 E: 0 K: 2 S: 10 H: 0 LOB: 0 BB: 0 P: 14	R: 0 E: 0 K: 0 S: 5 H: 0 LOB: 0 BB: 0 P: 8	R: 0 E: 0 K: 1 S: 13 H: 1 LOB: 1 BB: 1 P: 21	R: 0 E: 0 K: 2 S: 9 H: 0 LOB: 0 BB: 0 P: 11	R: 0 E: 0 K: 0 S: 9 H: 0 LOB: 0 BB: 1 P: 13	R: 0 E: 0 K: 0 S: 4 H: 1 LOB: 0 BB: 0 P: 7	R: 0 E: 0 K: 2 S: 8 H: 0 LOB: 1 BB: 1 P: 14	R: 0 E: 0 K: 0 S: 7 H: 0 LOB: 1 BB: 1 P: 12	1B: 6 2B: 0 3B: 0 HR: 1	SF: 0 SAC: 0 DP: 2 HBP: 0					

PITCHER		IP	WLS	BF	H	R	ER	SO	BB	IBB	HBP	BLK	WP	HR	S	P	ERA	WHIP
26 Scott Kazmir, L ERA: 4.18	(1, 1)	3.0	L	16	6	5	5	3	1	0	0	0	0	1	40	63	15.00	2.333
32 Matt Albers, R ERA: 3.45	(4, 1)	1.0		3	0	0	0	1	1	0	0	0	0	0	12	20	0.00	1.000
59 Carlos Carrasco, R ERA: 7.75	(5, 1)	5.0		17	1	0	0	4	3	0	0	0	0	0	37	57	0.00	0.800

PITCHER	IP	WLS	BF	H	R	ER	SO	BB	IBB	HBP	BLK	WP	HR	S	P	ERA	WHIP

TOP

Los Angeles Angels @ Cleveland Indians

Progressive Field, Cleveland, OH

Fri Aug 09 2013, 7:06 PM - 9:55 PM EDT

Att. 28,729 - Partly Cloudy - 73 F

livebaseballscorecards.com

AB	31
R	5
H	7
RBI	5
BB	5
SO	8
LOB	14

BOTTOM

Los Angeles Angels @ Cleveland Indians

Progressive Field, Cleveland, OH

Fri Aug 09 2013, 7:06 PM - 9:55 PM EDT

Att. 28,729 - Partly Cloudy - 73 F

livebaseballscorecards.com

Batter	1	2	3	4	5	6	7	8	9	AB	R	H	RBI	BB	SO	LOB
24 Michael Bourn, L (1, 8) OBP: 0.328, SLG: 0.363	C SI 87 B SI 87 S SI 84 F SI 87 B FF 90 F CU 71 B SI 90 F CH 82 C CU 72 3-3 ① K		C SI 86 B FF 87 B SI 88 B SI 83 F SI 86 X FF 87 3-2 ② F8		C CH 78 X CH 78 0-1 ③ G3			B SI 95 S SI 95 B CH 87 F SI 96 X SI 96 2-2 ① F7		4	0	0	0	0	1	2
33 Nick Swisher, S (1, 9) OBP: 0.340, SLG: 0.390	C FF 85 F CU 72 F SL 81 X SL 81 0-2 ② F8		C SI 87 B SI 87 F CH 81 X CU 74 1-2 1-3 1B			F CH 78 X SL 82 0-1 ① L8		C CU 81 B SI 96 D SI 95 S SI 97 X SI 97 2-2 ② F7		4	0	1	0	0	0	1
22 Jason Kipnis, L (1, 4) OBP: 0.370, SLG: 0.490	B FF 86 C SI 82 B CU 72 X FF 87 2-1 ③ F8		X CH 77 0-0 ③ G3			B CU 70 B CH 79 X CH 78 2-0 2B		X SI 96 0-0 ③ G5-3		4	0	1	0	0	0	3
13 Asdrúbal Cabrera, S (1, 6) OBP: 0.296, SLG: 0.404		C FF 87 B SI 83 F CU 73 B FF 91 X CH 78 2-2 ① L3		C CU 73 B SI 87 B CH 78 B FF 86 X SI 86 3-1 HR		X CH 79 0-0 ② L8			B FF 94 C FF 94 B FF 95 F FF 94 B FF 95 X FC 94 3-2 ① L7	4	1	1	1	0	0	1
23 Michael Brantley, L (1, 7) OBP: 0.335, SLG: 0.399		C SI 86 B SI 87 X SI 87 1-1 HR		B SI 85 C CU 71 C CU 70 B SL 80 S CH 78 2-3 ① K		B SI 86 X SI 86 1-0 ③ P6			B FF 96 C FC 94 C FS 88 B FF 98 X FS 86 2-2 ② G6-3	4	1	1	1	0	1	1
41 Carlos Santana, S (1, 3) OBP: 0.369, SLG: 0.446		B FF 87 B CU 72 C SI 83 X SI 84 2-1 ② G4-3		B CU 71 B CU 69 X SI 86 2-0 25 G5-6-3 1B			X SI 85 0-0 ① F8		B FF 96 F FC 95 C SL 82 F FC 97 F SL 82 B FF 97 B FS 87 F FF 96 B FC 94 4-2 25 DI BB	3	0	1	0	1	0	0
25 Jason Giambi, L (1, 10) OBP: 0.288, SLG: 0.379	C SI 87 T SI 89 B FF 88 B FF 90 F CU 72 F CH 78 B SI 89 F CU 73 X CH 81 3-2 ③ L9		B SI 86 D CH 78 C CH 81 X CU 72 2-1 ② ③ G5-6-3 1-2f			C CU 72 B FC 85 F FC 86 B SI 86 X CH 78 2-2 ② G4-1		C FF 96 X FF 96 0-1 ③ G3 1-2		4	0	0	0	0	0	2
8 Lonnie Chisenhall, L (1, 5) OBP: 0.268, SLG: 0.368		X SI 86 0-0 33 1B 1B			C CU 70 F FF 86 C FF 86 0-3 ① K		B CU 69 B CU 69 B CH 77 C FF 84 F CH 76 T SI 86 3-2 ③ K			3	0	1	0	0	2	0
10 Yan Gomes, R (1, 2) OBP: 0.344, SLG: 0.527			C FF 87 C FF 88 D FC 84 X SL 81 1-2 ① P3		C FC 86 F CU 72 B FF 87 B FF 90 X CH 78 2-2 ② G5-3			F FF 96 C CU 86 B CU 86 X FF 96 1-2 1B		3	0	1	0	0	0	1
Inning Stats	R: 0 E: 0 K: 1 S: 12 H: 0 LOB: 0 BB: 0 P: 17	R: 1 E: 0 K: 0 S: 13 H: 1 LOB: 0 BB: 0 P: 21	R: 0 E: 0 K: 0 S: 11 H: 2 LOB: 2 BB: 0 P: 16	R: 1 E: 0 K: 1 S: 8 H: 2 LOB: 0 BB: 0 P: 17	R: 0 E: 0 K: 1 S: 8 H: 0 LOB: 0 BB: 0 P: 10	R: 0 E: 0 K: 0 S: 5 H: 1 LOB: 1 BB: 0 P: 8	R: 0 E: 0 K: 1 S: 7 H: 0 LOB: 0 BB: 0 P: 12	R: 0 E: 0 K: 0 S: 10 H: 1 LOB: 1 BB: 0 P: 15	R: 0 E: 0 K: 0 S: 13 H: 0 LOB: 1 BB: 1 P: 22	1B: 4 2B: 1 3B: 0 HR: 2 SF: 0 SAC: 0 DP: 1 HBP: 0						

	AB	33
	R	2
	H	7
	RBI	2
	BB	1
	SO	4
	LOB	11

PITCHER	IP	WLS	BF	H	R	ER	SO	BB	IBB	HBP	BLK	WP	HR	S	P	ERA	WHIP
36 Jered Weaver, R (1, 1) ERA: 2.87	7.0	W	26	6	2	2	4	0	0	0	0	0	2	64	101	2.57	0.857
38 Juan Gutierrez, R (8, 1) ERA: 3.72	1.0	H	4	1	0	0	0	0	0	0	0	0	0	10	15	0.00	1.000
65 Dane De La Rosa, R (9, 1) ERA: 3.74	1.0	S	4	0	0	0	0	1	0	0	0	0	0	13	22	0.00	1.000

PITCHER	IP	WLS	BF	H	R	ER	SO	BB	IBB	HBP	BLK	WP	HR	S	P	ERA	WHIP

Batter	1	2	3	4	5	6	7	8	9	AB	R	H	RBI	BB	SO	LOB
39 JB Shuck, L (1, 7) OBP: 0.334, SLG: 0.380	C FF 89 B FF 90 X FS 82 1-1 G4-3		C SL 83 D FS 84 X FF 91 1-1 27 FC5-4 1-3 2B		D SL 85 X FF 90 1-0 SF9 2-3 3-H		C FF 92 C CU 76 F FF 93 1 SAFE B CU 78 F CU 75 X CU 77 1-2 1-2 1B	B FF 96 F FF 96 S KC 85 X FF 96 1-2 SF7 3-H		3	0	2	2	0	0	0
19 Collin Cowgill, R (8, 7) OBP: 0.245, SLG: 0.364										0	0	0	0	0	0	0
56 Kole Calhoun, L (1, 9) OBP: 0.370, SLG: 0.550	B FF 91 F FF 92 X FF 92 1-1 F7		D FS 84 B SL 85 B FS 84 C FF 92 B SI 92 4-1 27 FC5-4 BB		X FS 84 0-0 SF7 3-H		B CU 75 B FF 94 B FF 93 C FF 93 C CU 76 C CU 76 3-3 K	B FF 97 F FF 96 B KC 86 X FF 96 2-1 FC3-6 27 BB 1-2f 2-3		3	0	0	1	1	1	4
27 Mike Trout, R (1, 10) OBP: 0.423, SLG: 0.572	C FF 91 B SI 94 F FS 83 B FF 93 B FS 85 C FF 94 3-3 K		B FF 94 C SL 82 D FS 87 S SL 83 B SL 81 X FS 84 3-2 FC5-4 1-2f 2-3 3-H		C SL 83 F FS 83 F FF 94 C SL 81 0-3 K		B FC 94 C SL 81 B SL 81 C FC 94 B FC 94 F FC 94 S FC 93 3-3 K	B KC 86 1 SAFE F FF 96 B KC 85 C FF 95 B FF 96 F FF 96 B FF 96 4-2 1-2 BB		4	0	0	1	1	3	4
32 Josh Hamilton, L (1, 8) OBP: 0.276, SLG: 0.407		B SL 81 X SL 83 1-0 44 FC6-5 2B	X CU 76 0-0 G6-3			X FS 81 0-0 F8		C FC 94 F FC 93 X FC 94 1-2 2 WP 44 E 2 FC4 1B X FF 96 0-0 F7		5	1	2	0	0	0	5
44 Mark Trumbo, R (1, 3) OBP: 0.303, SLG: 0.460		X FF 91 0-0 FC6-5 2 FC3-6 2-3		C SL 80 X SL 83 0-1 P4		C FF 90 B FS 82 B SL 85 X SL 82 2-1 P4		X FC 93 0-0 FC6 2 WP 2 E 1-2	B SI 92 X SI 92 1-0 F9	5	1	0	0	0	0	2
2 Erick Aybar, S (1, 6) OBP: 0.319, SLG: 0.388		B SL 82 C SL 81 S FS 82 B SL 83 X FF 91 2-2 FC3-6 8 E 8 S 1-2f		X FF 90 0-0 G4-3		C FS 82 C FS 82 B SI 91 B SL 82 B FF 91 F FS 83 X FF 89 3-2 1B		C FC 93 F FC 90 F FC 93 F FC 93 B FF 92 F SL 82 B FC 94 X FC 93 2-2 FC4 8 1B 1-H 2-H	B SI 92 C SI 93 F SL 86 B SL 85 X SI 93 2-2 1B	5	1	2	1	0	0	1
8 Chris Nelson, R (1, 5) OBP: 0.278, SLG: 0.313		1 SAFE C FF 92 B SL 83 1 SAFE C FF 93 C FF 94 1-3 K 1-3		C FF 91 F CU 74 X SL 82 0-2 G3		1 SAFE 1 SAFE F SL 80 B SI 92 1 SAFE X FF 90 1-1 G5-3		X FF 96 0-0 10 1B 17 BB 39 SF7 2-H 1B	D SL 84 B SI 92 B SI 93 C SI 92 T SI 92 1 SAFE X SI 92 3-2 F8	5	1	1	1	0	1	3
17 Chris Iannetta, R (1, 2) OBP: 0.362, SLG: 0.342			F SI 90 B FF 92 B SL 83 B FF 92 F FF 90 X FF 92 3-2 39 2B 27 FC5-4 1B		C SL 81 B SL 82 B FF 92 B SL 80 F SI 90 F SI 93 B SI 93 4-2 10 E 10 1B 39 SF9 BB		F SL 80 S FS 82 B SI 92 B CU 78 B FF 92 B SL 81 4-2 39 1B BB	B KC 85 B FF 95 1 SAFE B FF 96 C FF 96 B FF 96 4-1 56 FC3-6 10 1B 1-2 BB	B SI 93 C SI 94 S SL 87 F SL 86 B SL 87 B SI 94 C SL 86 3-3 K2-3	2	2	1	0	3	1	1
10 Grant Green, R (1, 4) OBP: 0.250, SLG: 0.179			B FF 90 F FF 91 T SL 82 B FF 93 S FS 84 2-3 K		X SL 81 0-0 E1 39 SF9 56 SF7 1-3 1B		C FF 91 S FS 82 B FF 93 C FF 89 1-3 K	B FF 95 2 SAFE L FF 93 L FF 95 X KC 86 1-2 56 FC3-6 1-2 2-3 1B		4	1	2	0	0	2	2

Inning Stats																					
	R: 0 E: 0 K: 1 S: 7	H: 0 LOB: 0 BB: 0 P: 12	R: 0 E: 0 K: 1 S: 8	H: 1 LOB: 1 BB: 0 P: 12	R: 1 E: 0 K: 1 S: 13	H: 2 LOB: 2 BB: 1 P: 26	R: 0 E: 0 K: 0 S: 6	H: 0 LOB: 0 BB: 0 P: 6	R: 2 E: 1 K: 1 S: 10	H: 1 LOB: 0 BB: 1 P: 15	R: 0 E: 0 K: 0 S: 9	H: 1 LOB: 1 BB: 0 P: 15	R: 0 E: 0 K: 3 S: 17	H: 1 LOB: 2 BB: 1 P: 29	R: 4 E: 2 K: 0 S: 24	H: 3 LOB: 3 BB: 2 P: 38	R: 0 E: 0 K: 1 S: 11	H: 1 LOB: 1 BB: 0 P: 20	1B: 8 2B: 2 3B: 0 HR: 0	SF: 3 SAC: 0 DP: 0 HBP: 0	WP: 1 PB: 0 SB: 1 CS: 0	PA: 44

PITCHER		IP	WLS	BF	H	R	ER	SO	BB	IBB	HBP	BLK	WP	HR	S	P	ERA	WHIP
30 Ubaldo Jiménez, R ERA: 4.11	(1, 1)	6.1	L	27	5	3	2	5	3	0	0	0	0	0	58	96	2.84	1.263
53 Rich Hill, L ERA: 5.93	(7, 1)	0.1		2	1	0	0	1	0	0	0	0	0	0	8	12	0.00	3.000
27 Bryan Shaw, R ERA: 4.26	(7, 1)	0.1		4	1	3	2	1	0	0	0	0	1	0	14	19	54.00	3.000
37 Cody Allen, R ERA: 2.61	(8, 1)	1.0		7	2	1	1	0	2	0	0	0	0	0	14	26	9.00	4.000
35 Marc Rzepczynski, L ERA: 5.28	(9, 1)	1.0		4	1	0	0	1	0	0	0	0	0	0	11	20	0.00	1.000

PITCHER	IP	WLS	BF	H	R	ER	SO	BB	IBB	HBP	BLK	WP	HR	S	P	ERA	WHIP

TOP

Los Angeles Angels @ Cleveland Indians

Progressive Field, Cleveland, OH

Sat Aug 10 2013, 7:06 PM - 10:46 PM EDT

Att. 32,733 - Cloudy - 70 F

livebaseballscorecards.com

AB	36
R	7
H	10
RBI	6
BB	5
SO	8
LOB	22

BOTTOM

Los Angeles Angels @ Cleveland Indians

Progressive Field, Cleveland, OH

Sat Aug 10 2013, 7:06 PM - 10:46 PM EDT

Att. 32,733 - Cloudy - 70 F

livebaseballscorecards.com

Batter	1	2	3	4	5	6	7	8	9	AB	R	H	RBI	BB	SO	LOB
24 Michael Bourn, L (1, 8) OBP: 0.326, SLG: 0.361	C FF 91 F FF 92 B SL 84 B SI 91 F SL 84 B FF 93 S FF 91 3-3 ① K	B FF 91 X SI 91 1-0 ② FC4-6 33 BB 1-2f 2-3		B CU 78 B FC 90 F SI 91 F FF 90 X SI 89 2-2 ② F8		D CU 78 B FF 92 F SI 92 B SL 82 X FF 92 3-1 1-3 2-H 1B			C FF 94 C FF 94 B FF 94 S FF 95 1-3 ① K	5	0	1	1	0	2	2
33 Nick Swisher, S (1, 3) OBP: 0.343, SLG: 0.395	C SI 91 C CH 86 B SI 88 B SI 91 F SL 84 B FF 94 B SI 93 4-2 13 F9 22 BB BB	B FF 92 D CU 78 B SI 92 C SI 91 1 SAFE B SI 91 4-1 1-2 BB		B CH 85 C FF 92 B CU 78 C FC 88 X SL 86 2-2 3B		B FF 94 1 SAFE B FF 95 F FF 96 B FF 94 1 SAFE X FF 94 3-1 ② P4			X FF 94 0-0 ② F8	3	0	1	0	2	0	2
22 Jason Kipnis, L (1, 4) OBP: 0.369, SLG: 0.485	C SI 90 B CU 75 B SI 92 F FF 91 D SL 83 F SI 91 B SI 92 4-2 1-2 BB	C SI 92 C CU 77 F SL 82 B SI 93 X CU 78 1-2 ③ F7		B CU 78 C FF 92 X FF 92 1-1 ③ L5		B SI 92 C CU 80 C CU 83 S CU 84 1-3 ③ K			C FF 94 B SL 88 T FF 95 X FF 95 1-2 ③ G6-3	4	0	0	0	1	1	6
13 Asdrúbal Cabrera, S (1, 6) OBP: 0.293, SLG: 0.399	B FC 87 B SI 92 C CU 76 X FF 93 2-1 ② F9 2-3		X SI 90 0-0 ① L8		B SI 91 F FC 90 S CU 77 X SI 92 1-2 ① L6		C CU 80 F SI 95 B CU 87 X CU 86 1-2 ① G3			4	0	0	0	0	0	2
9 Ryan Raburn, R (1, 7) OBP: 0.364, SLG: 0.550	C CU 75 1 SAFE S CU 77 1 SAFE T CU 78 0-2 ③ K		C FC 90 B SI 91 B FF 91 B SI 91 B FF 91 4-1 10 HBP BB		C CU 78 B SL 81 X CH 86 1-1 ② G5-3		B CU 80 S FF 96 F CU 81 F CU 85 S FF 97 1-3 ② K			3	0	0	0	1	2	2
41 Carlos Santana, S (1, 10) OBP: 0.366, SLG: 0.441		B FC 90 C CU 76 S CU 78 B SL 80 C SI 92 2-3 ① K	C FF 90 C CH 86 S SI 90 0-3 ② K		C SI 90 B SI 92 B CH 86 X SI 92 2-1 ③ L4		B SI 96 B CU 80 C CH 86 X CH 84 2-1 ③ G2-3			4	0	0	0	0	2	1
10 Yan Gomes, R (1, 2) OBP: 0.353, SLG: 0.536		B FF 91 C CU 78 C CU 78 F SI 92 X SL 82 1-2 4 1B 11 1B 2B	C FF 90 H SI 90 1-1 4 FC6-4 1-2 HBP			X FF 91 0-0 11 1B 24 1B 1B		B FF 96 C FF 95 C FF 96 F CU 83 T FF 96 1-2 ① K		3	2	2	0	0	1	0
4 Mike Aviles, R (1, 5) OBP: 0.292, SLG: 0.378		B CH 85 B SI 91 B CU 76 C FF 91 X CU 77 3-1 24 FC4-6 11 1B 2-3 1B	B SI 91 C SI 89 X CU 77 1-1 ③ FC6-4 1-2f			C FC 87 C SI 91 D SL 83 F SI 92 F CU 78 S FC 90 1-3 ① K		B FF 97 C FF 96 B FC 91 F FF 96 B FC 90 S FF 96 3-3 ② K		4	0	1	0	0	2	3
11 Drew Stubbs, R (1, 9) OBP: 0.304, SLG: 0.369		C CU 76 X SI 91 0-1 24 FC4-6 1-2 3-H 1B		C SI 90 B CH 85 S SI 91 F SL 81 B SI 93 B CU 79 S SI 91 3-3 ① K		C SI 92 B CH 85 X CU 77 1-1 24 1B 1-2 1B		B FC 89 S FF 96 B FF 96 C FF 95 B FF 96 F FF 96 F FF 96 C FF 95 3-3 ③ K		4	0	2	1	0	2	0
Inning Stats	R: 0 E: 0 K: 2 S: 15 H: 0 LOB: 2 BB: 2 P: 28	R: 1 E: 0 K: 1 S: 17 H: 3 LOB: 3 BB: 1 P: 29	R: 0 E: 0 K: 1 S: 8 H: 0 LOB: 2 BB: 1 P: 14	R: 0 E: 0 K: 1 S: 12 H: 1 LOB: 1 BB: 0 P: 20	R: 0 E: 0 K: 0 S: 7 H: 0 LOB: 0 BB: 0 P: 11	R: 1 E: 0 K: 2 S: 15 H: 3 LOB: 2 BB: 0 P: 24	R: 0 E: 0 K: 1 S: 9 H: 0 LOB: 0 BB: 0 P: 13	R: 0 E: 0 K: 3 S: 12 H: 0 LOB: 0 BB: 0 P: 19	R: 0 E: 0 K: 1 S: 7 H: 0 LOB: 0 BB: 0 P: 9	1B: 5 2B: 1 3B: 1 HR: 0	SF: 0 SAC: 0 DP: 0 HBP: 1			WP: 0 PB: 0 SB: 0 CS: 0	PA: 39		

PITCHER		IP	WLS	BF	H	R	ER	SO	BB	IBB	HBP	BLK	WP	HR	S	P	ERA	WHIP
33 C.J. Wilson, L ERA: 3.49	(1, 1)	5.1	W	28	7	2	2	6	4	0	1	0	0	0	69	117	3.38	2.062
58 Michael Kohn, R ERA: 3.25	(6, 1)	0.1	H	1	0	0	0	0	0	0	0	0	0	0	2	5	0.00	0.000
54 Buddy Boshers, L ERA:	(6, 1)	0.1	H	1	0	0	0	1	0	0	0	0	0	0	3	4	0.00	0.000
38 Juan Gutierrez, R ERA: 3.62	(7, 1)	1.0	H	3	0	0	0	1	0	0	0	0	0	0	9	13	0.00	0.000
40 Kevin Jepsen, R ERA: 4.06	(8, 1)	1.0		3	0	0	0	3	0	0	0	0	0	0	12	19	0.00	0.000

PITCHER		IP	WLS	BF	H	R	ER	SO	BB	IBB	HBP	BLK	WP	HR	S	P	ERA	WHIP
49 Ernesto Frieri, R ERA: 4.69	(9, 1)	1.0		3	0	0	0	1	0	0	0	0	0	0	7	9	0.00	0.000

AB	34
R	2
H	7
RBI	2
BB	4
SO	12
LOB	18

Los Angeles Angels @ Cleveland Indians

Progressive Field, Cleveland, OH

Sun Aug 11 2013, 1:07 PM - 4:19 PM EDT

Att. 23,433 - Partly Cloudy - 76 F

livebaseballscorecards.com

TOP

Batter	1	2	3	4	5	6	7	8	9	AB	R	H	RBI	BB	SO	LOB
39 JB Shuck, L (1, 7) OBP: 0.329, SLG: 0.374	C SI 87 B SI 90 B SL 81 F SI 86 X FF 94 2-2 G1-3 ①	C FF 92 B SI 90 B SL 80 B FF 93 X SI 88 3-1 FC3-2 (56 BB; 27 1B) ② 2-3 3-H		X SI 87 0-0 G3 ① 2-3	B CU 75 B FF 93 C FF 93 X CU 75 2-1 G5-3 ③			B FF 90 B FF 89 C FF 89 B FF 90 X FF 89 3-1 L8 ①		5	1	0	0	0	0	6
56 Kole Calhoun, L (1, 9) OBP: 0.412, SLG: 0.548	B CH 85 B SI 91 F CH 85 B FF 92 B SI 86 4-1 (27 BB; 32 1B) BB	B SI 88 1 SAFE F SI 88 B FF 94 C SI 90 1 SAFE 1 SAFE B FF 93 B SL 82 4-2 (27 1B) 1-2 BB		F SL 81 C FF 93 B SL 84 X SL 84 1-2 1B 3-H		C FF 92 B FF 92 F CU 76 B FF 94 F SL 82 B CU 77 B CU 74 4-2 (32 WP) BB		C SI 88 B SL 81 C FF 90 S FF 91 1-3 K ②		2	1	1	1	3	1	0
27 Mike Trout, R (1, 8) OBP: 0.425, SLG: 0.572	C SI 89 B SL 84 B SI 89 B SI 90 B SI 88 4-1 (32 1B; 44 FC4-6) 1-2 BB	C SI 90 B SL 84 C SL 82 X SI 92 1-2 1-3 2-H 3-H 1B		B SI 87 B SI 88 C SI 86 1 SAFE X FF 88 2-1 L9 ②		B FF 92 1 SAFE 1 SAFE S FF 91 C CU 77 1 SAFE F FF 94 1 SAFE 1 SAFE 1-3 C FF 93 K ①		C SL 81 B SL 81 B SI 89 X SI 89 2-1 1B		4	1	2	2	1	1	2
32 Josh Hamilton, L (1, 10) OBP: 0.278, SLG: 0.405	B SL 80 C FF 94 2 SAFE X SI 90 1-1 (44 FC4-6) 1-3 2-H 1B	C FF 94 1 SAFE F FF 93 B FF 92 F SL 85 S SL 85 1-3 K ③		B SI 91 F SL 80 1 SAFE S SL 82 B FF 93 C FF 92 2-3 K ③		1 SAFE B FF 92 B CU 74 1 SAFE C FF 92 B CU 77 4-1 1-2 BB		C SL 82 1 SAFE C FF 91 B FF 91 F FF 91 F SL 83 1 SAFE F SL 82 F FF 91 1-3 1 SAFE 1 SAFE S SI 91 K ③		4	0	1	1	1	3	4
44 Mark Trumbo, R (1, 3) OBP: 0.300, SLG: 0.455	B SI 90 X SI 90 1-0 FC4-6 (2 S) 1-2f 3-H ②	B SI 88 C SI 87 B SI 88 S SL 78 C SL 84 2-3 K ①			C SL 79 X SI 89 0-1 G4-3 ①	C SI 94 F SI 94 D SL 88 B SI 95 B SL 90 X SI 95 3-2 L9 ②			S SL 83 B SL 83 C FF 94 B SL 84 B FF 94 S FF 94 3-3 K ①	5	0	0	1	0	2	3
2 Erick Aybar, S (1, 6) OBP: 0.317, SLG: 0.384	B SI 90 1 SAFE B SI 88 B SI 90 C SI 88 C SI 89 F SI 87 F SI 88 S SL 80 3-3 K ③ 1-2	B FF 91 S SI 86 X SI 88 1-1 G3 ②			B SI 87 B CH 85 B CH 85 C FF 89 B FF 87 4-1 (16 S; 8 HBP) BB	B CH 84 C SI 95 C FF 94 B SI 93 X FF 95 2-2 G4-3 ③			X FF 94 0-0 B5-3 ②	4	0	0	0	1	1	3
8 Chris Nelson, R (1, 5) OBP: 0.282, SLG: 0.312		C SI 88 B SI 92 S SI 90 T SL 84 1-2 K ①	B SL 76 B CH 84 B SI 86 C FF 87 X FF 89 3-1 1B	C SI 86 H SI 88 1-1 (16 S) 1-2 HBP			C SI 94 X SI 92 0-1 G1-3 ①		B SL 84 T FF 94 C FF 93 X SL 84 1-2 F8 ③	4	0	1	0	0	1	0
16 Hank Conger, L (1, 2) OBP: 0.291, SLG: 0.416		C SI 90 B FF 95 X SL 82 1-1 (10 1B; 39 FC3-2) 1B	C SI 87 X FF 90 0-1 F9 ③		B CU 74 C FF 93 C FF 92 S CU 77 1-3 K ② 1-2 2-3		C CU 80 X SI 94 0-1 F7 ②			4	0	1	0	0	1	3
10 Grant Green, R (1, 4) OBP: 0.306, SLG: 0.226		B FF 91 C FF 92 B SI 89 F FF 90 X SL 83 2-2 (39 FC3-2; 27 1B) 1-3 1B		C SI 87 F SI 88 X FF 93 0-2 E6 (39 G3; 56 1B) 1B	B CU 76 B FF 93 B FF 94 B FF 93 4-0 BB		B FF 94 F SI 92 B CU 80 C SI 94 B SI 95 X SI 94 3-2 G5-3 ③			3	2	2	0	1	0	0
Inning Stats	R: 2 E: 0 K: 1 S: 13 H: 1 LOB: 1 BB: 2 P: 28	R: 2 E: 0 K: 2 S: 19 H: 3 LOB: 2 BB: 1 P: 32	R: 0 E: 0 K: 1 S: 9 H: 1 LOB: 1 BB: 0 P: 15	R: 1 E: 1 K: 1 S: 12 H: 2 LOB: 1 BB: 0 P: 17	R: 0 E: 0 K: 1 S: 9 H: 0 LOB: 3 BB: 2 P: 21	R: 0 E: 0 K: 1 S: 14 H: 0 LOB: 2 BB: 2 P: 28	R: 0 E: 0 K: 0 S: 7 H: 0 LOB: 0 BB: 0 P: 10	R: 0 E: 0 K: 2 S: 14 H: 1 LOB: 1 BB: 0 P: 21	R: 0 E: 0 K: 1 S: 7 H: 0 LOB: 0 BB: 0 P: 11	1B: 8 2B: 0 3B: 0 HR: 0 SF: 0 SAC: 0 DP: 0 HBP: 1						

	AB	35
	R	5
	H	8
	RBI	5
	BB	7
	SO	10
	LOB	21

WP: 1 PA: 43
PB: 0
SB: 3
CS: 0

PITCHER		IP	WLS	BF	H	R	ER	SO	BB	IBB	HBP	BLK	WP	HR	S	P	ERA	WHIP
63 Justin Masterson, R ERA: 3.59	(1, 1)	4.1		25	7	5	4	5	4	0	1	0	0	0	57	101	8.31	2.538
53 Rich Hill, L ERA: 5.74	(5, 1)	1.0		6	0	0	0	2	3	0	0	0	1	0	13	29	0.00	3.000
32 Matt Albers, R ERA: 3.33	(6, 1)	1.2	W	5	0	0	0	0	0	0	0	0	0	0	13	21	0.00	0.000
38 Joe Smith, R ERA: 2.86	(8, 1)	1.0	H	4	1	0	0	2	0	0	0	0	0	0	14	21	0.00	1.000
54 Chris Perez, R ERA: 3.35	(9, 1)	1.0	S	3	0	0	0	1	0	0	0	0	0	0	7	11	0.00	0.000

PITCHER		IP	WLS	BF	H	R	ER	SO	BB	IBB	HBP	BLK	WP	HR	S	P	ERA	WHIP

Batter	1	2	3	4	5	6	7	8	9	AB	R	H	RBI	BB	SO	LOB
24 Michael Bourn, L (1, 8) OBP: 0.328, SLG: 0.363	B SI 91 B SI 92 C FF 91 S FF 92 X FF 93 2-2 ① F8		B CU 76 B SI 90 1 SAFE X FF 91 2-0 ③ F7			B SI 89 X SI 91 1-0 33 HR 1B	X FF 93 0-0 33 G3 1B 1-2 2-H			4	1	2	1	0	0	1
33 Nick Swisher, S (1, 3) OBP: 0.342, SLG: 0.401	B SI 93 B SI 92 X FF 93 2-0 ② G4-3			C FC 88 B SI 92 X CH 86 1-1 ① F9		F CH 83 X SI 90 0-1 1-H HR	B FF 94 X FF 96 1-0 ② G3 1-2 2-3			4	1	1	2	0	0	2
22 Jason Kipnis, L (1, 4) OBP: 0.370, SLG: 0.483	B SI 92 C FF 93 C CU 78 X FF 94 1-2 ③ L9			C CU 77 B FF 93 B CH 85 F CH 84 X FC 90 2-2 ② G4-3		B CU 76 S CH 83 B FC 90 B CU 78 B SI 91 4-1 4 HR BB	I IN 47 I IN 48 I IN 48 I 4-0 IBB			2	1	0	0	2	0	0
13 Asdrúbal Cabrera, S (1, 6) OBP: 0.292, SLG: 0.398 4 Mike Aviles, R (3, 6) OBP: 0.292, SLG: 0.389		B SI 91 C SI 92 B SI 92 C CU 76 S FC 91 2-3 ① K		C FF 93 X SI 94 0-1 ③ G5-3		C FC 85 X FF 92 0-1 1-H HR	B CU 81 B FF 96 F FF 95 T FF 97 D FC 91 X FF 96 3-2 ③ G5-3			1 3	0 1	0 1	0 2	0 0	1 0	0 3
23 Michael Brantley, L (1, 7) OBP: 0.334, SLG: 0.400		C SI 92 B FC 92 X FF 94 1-1 ② F7			C CH 84 B CH 84 B FF 92 C CU 76 C SI 92 2-3 ① K	B SI 94 F SI 93 X SI 94 1-1 ③ G4-3		X FF 94 0-0 41 L9 2B		4	0	1	0	0	1	0
41 Carlos Santana, S (1, 2) OBP: 0.365, SLG: 0.447		C SI 93 B CU 77 B FC 91 S CH 86 S CH 86 2-3 ③ K			F CH 84 C SI 93 B FC 88 S FC 90 1-3 ② K		B CU 80 X CH 88 1-0 HR	B SL 80 X FF 95 1-0 ① L9 2-3		4	1	1	1	0	2	1
25 Jason Giambi, L (1, 10) OBP: 0.281, SLG: 0.368			B SI 92 F SI 93 F FC 91 C FF 94 1-3 ① K		B SI 92 S SI 92 B FF 93 X CH 84 2-1 ③ G4-3		S SI 96 B SI 96 B SI 96 C CU 82 X SI 97 2-2 ① F8	F FF 94 B FF 96 F FF 95 B SL 80 F SL 82 S FF 95 2-3 ② K		4	0	0	0	0	2	1
8 Lonnie Chisenhall, L (1, 5) OBP: 0.272, SLG: 0.367			B SI 93 X CH 85 1-0 11 FC6-4 1B			F CH 87 F CU 74 S FF 90 0-3 ① K	F SI 96 B FF 96 B SI 96 F SI 95 B FF 96 F FF 97 D CU 82 4-2 11 1B 24 1B BB	X CH 88 0-0 ③ G1-3		3	1	1	0	1	1	1
11 Drew Stubbs, R (1, 9) OBP: 0.304, SLG: 0.368			X SI 91 0-0 ② FC6-4 1-2f			C FF 91 F CU 75 S FC 86 0-3 ② K	F FF 95 X FF 94 0-1 33 G3 24 1B 1B 1-2			3	0	1	0	0	1	1
Inning Stats	R: 0 E: 0 K: 0 S: 7 H: 0 LOB: 0 BB: 0 P: 12	R: 0 E: 0 K: 2 S: 8 H: 0 LOB: 0 BB: 0 P: 13	R: 0 E: 0 K: 1 S: 6 H: 1 LOB: 1 BB: 0 P: 10	R: 0 E: 0 K: 0 S: 7 H: 0 LOB: 0 BB: 0 P: 10	R: 0 E: 0 K: 2 S: 8 H: 0 LOB: 0 BB: 0 P: 13	R: 4 E: 0 K: 2 S: 14 H: 3 LOB: 0 BB: 1 P: 20	R: 2 E: 0 K: 0 S: 14 H: 3 LOB: 3 BB: 2 P: 29	R: 0 E: 0 K: 1 S: 7 H: 1 LOB: 1 BB: 0 P: 10		1B: 4 2B: 1 3B: 0 HR: 3	SF: 0 SAC: 0 DP: 0 HBP: 0		WP: 0 PB: 0 SB: 0 CS: 0	PA: 35	

PITCHER		IP	WLS	BF	H	R	ER	SO	BB	IBB	HBP	BLK	WP	HR	S	P	ERA	WHIP
57 Jerome Williams, R ERA: 4.85	(1, 1)	5.2		22	4	4	4	7	1	0	0	0	0	2	48	75	6.35	0.882
54 Buddy Boshers, L ERA:	(6, 1)	0.1	H	1	0	0	0	0	0	0	0	0	0	0	2	3	0.00	0.000
38 Juan Gutierrez, R ERA: 4.06	(7, 1)	0.1	L	4	2	2	2	0	1	0	0	0	0	1	9	16	54.00	9.000
63 Nick Maronde, L ERA: 5.06	(7, 1)	0.0		1	1	0	0	0	0	0	0	0	0	0	1	1	∞	∞
40 Kevin Jepsen, R ERA: 3.98	(7, 1)	0.2		3	0	0	0	0	0	1	0	0	0	0	4	12	0.00	0.000

PITCHER		IP	WLS	BF	H	R	ER	SO	BB	IBB	HBP	BLK	WP	HR	S	P	ERA	WHIP
58 Michael Kohn, R ERA: 3.16	(8, 1)	1.0		4	1	0	0	1	0	0	0	0	0	0	7	10	0.00	1.000

BOTTOM

Los Angeles Angels @ Cleveland Indians

Progressive Field, Cleveland, OH

Sun Aug 11 2013, 1:07 PM - 4:19 PM EDT

Att. 23,433 - Partly Cloudy - 76 F

livebaseballscorecards.com

AB	32
R	6
H	8
RBI	6
BB	3
SO	8
LOB	10

Batter	1	2	3	4	5	6	7	8	9	AB	R	H	RBI	BB	SO	LOB
39 JB Shuck, L (1, 10) OBP: 0.328, SLG: 0.372	C SI 90 X SL 82 0-1 G6-3		C SI 93 F FS 87 S FS 87 0-3 K			B FS 87 X SL 83 1-0 B2-3			C FF 94 X SL 80 0-1 27 BB 32 2B 1B	4	1	1	0	0	1	0
56 Kole Calhoun, L (1, 9) OBP: 0.382, SLG: 0.500	C SI 90 B SI 92 S SL 82 B FS 86 F FS 85 F FS 86 F SI 91 F SL 83 C SI 92 2-3 K			C SL 81 B FS 86 X SI 91 1-1 G6-3		B SI 91 X SI 92 1-0 G4-3			C SL 80 S SL 82 F SL 81 B SI 94 S SL 80 1-3 K	4	0	0	0	0	2	1
27 Mike Trout, R (1, 8) OBP: 0.425, SLG: 0.570	B SI 91 C SI 92 X SI 93 1-1 G5-3			C CU 76 B FF 93 X SI 92 1-1 F9			B CU 75 X SI 91 1-0 32 G4-6-3 1B		D KC 80 C FC 89 B FC 91 C FC 90 F KC 80 B FC 92 B FC 90 4-2 32 2B 1-2 BB	3	0	1	0	1	0	0
32 Josh Hamilton, L (1, 7) OBP: 0.280, SLG: 0.411		X FS 84 0-0 2B		B FS 88 S FS 88 F FS 88 B FS 88 X FS 87 2-2 F7			1 SAFE C SI 91 1 SAFE S FS 87 D FS 86 X FS 86 1-2 G4-6-3 1-2f		B FC 92 X KC 81 1-0 1-3 2-H 2B	4	0	2	1	0	0	1
2 Erick Aybar, S (1, 6) OBP: 0.319, SLG: 0.381		S SL 81 S SL 85 B SI 92 B FS 86 F FS 87 X SI 92 2-2 P5			C SL 81 B SI 92 B FS 86 F SI 92 B SI 92 F SI 90 F SI 91 B SI 91 4-2 44 G5-3 BB		X SI 92 0-0 G4-3		I IN 72 I IN 72 I IN 68 I IN 66 4-0 IBB	2	0	0	0	2	0	1
44 Mark Trumbo, R (1, 3) OBP: 0.298, SLG: 0.451		F SI 92 X SI 92 0-1 G6-3			B SL 82 X SI 92 1-0 G5-3 1-2			C SI 91 B SL 84 F SI 92 X SI 93 1-2 P3	C FC 91 S FC 90 S FC 92 0-3 K	4	0	0	0	0	1	5
8 Chris Nelson, R (1, 5) OBP: 0.275, SLG: 0.304		B SI 92 B SI 92 C SI 91 F SI 93 F FS 88 X SI 93 2-2 G5-3			F SI 92 B SL 84 F SI 92 B SL 84 F FF 92 C SI 92 2-3 K			C SI 93 F SI 92 S SL 84 0-3 K	D FC 91 F FC 92 B FC 92 B FC 92 F FC 91 S FC 89 3-3 K	4	0	0	0	0	3	5
17 Chris Iannetta, R (1, 2) OBP: 0.362, SLG: 0.346			B SL 80 B SI 91 F SI 90 F SI 91 B SI 92 X SI 91 3-2 G6-3		B SI 92 S SL 84 S SL 84 B SL 86 S FS 86 2-3 K			B SI 92 B SI 92 B SI 90 C SI 91 X SI 91 3-1 2B		3	0	1	0	0	1	1
10 Grant Green, R (1, 4) OBP: 0.289, SLG: 0.212 16 Hank Conger, L (8, PH) OBP: 0.289, SLG: 0.413 12 Tommy Field, R (8, 4) OBP: 0.154, SLG: 0.083			C SI 93 S SL 84 B SL 85 S SL 84 1-3 K			F SL 81 B SL 83 S SL 83 B SL 85 S SL 84 2-3 K		D FS 86 F FS 87 B FS 87 D FS 87 X SI 94 3-1 P6		2 1 0	0 0 0	0 0 0	0 0 0	0 0 0	2 0 0	0 1 0
Inning Stats	R: 0 E: 0 K: 1 S: 11 H: 0 LOB: 0 BB: 0 P: 14	R: 0 E: 0 K: 0 S: 11 H: 1 LOB: 1 BB: 0 P: 15	R: 0 E: 0 K: 2 S: 9 H: 0 LOB: 0 BB: 0 P: 13	R: 0 E: 0 K: 0 S: 7 H: 0 LOB: 0 BB: 0 P: 11	R: 0 E: 0 K: 2 S: 12 H: 0 LOB: 1 BB: 1 P: 21	R: 0 E: 0 K: 1 S: 5 H: 0 LOB: 0 BB: 0 P: 9	R: 0 E: 0 K: 0 S: 5 H: 1 LOB: 0 BB: 0 P: 7	R: 0 E: 0 K: 1 S: 10 H: 1 LOB: 1 BB: 0 P: 17	R: 1 E: 0 K: 3 S: 16 H: 2 LOB: 3 BB: 2 P: 29	1B: 2 2B: 3 3B: 0 HR: 0 SF: 0 SAC: 0 DP: 1 HBP: 0						

PITCHER		IP	WLS	BF	H	R	ER	SO	BB	IBB	HBP	BLK	WP	HR	S	P	ERA	WHIP
18 Hiroki Kuroda, R ERA: 2.33	(1, 1)	8.0	W	27	3	0	0	7	1	0	0	0	0	0	70	107	0.00	0.500
48 Boone Logan, L ERA: 2.2	(9, 1)	0.1	H	2	1	1	1	1	0	0	0	0	0	0	6	7	27.00	3.000
30 David Robertson, R ERA: 1.81	(9, 1)	0.2	S	5	1	0	0	2	1	1	0	0	0	0	10	22	0.00	3.000

PITCHER	IP	WLS	BF	H	R	ER	SO	BB	IBB	HBP	BLK	WP	HR	S	P	ERA	WHIP

TOP

Los Angeles Angels @ New York Yankees

Yankee Stadium, Bronx, NY

Mon Aug 12 2013, 7:10 PM - 9:52 PM EDT

Att. 37,146 - Partly Cloudy - 80 F

livebaseballscorecards.com

AB	31
R	1
H	5
RBI	1
BB	3
SO	10
LOB	15

Batter	1	2	3	4	5	6	7	8	9	AB	R	H	RBI	BB	SO	LOB
11 Brett Gardner, L (1, 8) OBP: 0.340, SLG: 0.408	B FC 95 B FF 96 B FF 96 C FF 96 C FF 96 S FC 96 3-3 ① **K**		C SI 95 B SI 96 2 SAFE B SL 86 X FF 96 2-1 **2-H** 1B			X FF 95 0-0 ① G4-3		C SI 94 B SL 85 L FF 92 X SL 86 1-2 ② G1-3		4	0	1	1	0	1	0
31 Ichiro Suzuki, L (1, 10) OBP: 0.313, SLG: 0.370	C SI 95 F SI 96 X CU 78 0-2 ② F7		1 SAFE 1 SAFE B SI 94 1 SAFE B SI 95 X SI 95 2-0 ③ G1-3			B FF 96 C SI 94 F FF 96 B SL 85 F SL 84 X SL 85 2-2 24 BB 1B		B SI 95 F FF 94 X FF 94 1-1 ③ G6-3		4	0	1	0	0	0	1
24 Robinson Canó, L (1, 4) OBP: 0.373, SLG: 0.491	X FF 96 0-0 ③ L5			C FF 95 F CU 80 B SL 86 B SL 88 F FC 95 X FF 94 2-2 13 G6-4-3 1B		1 SAFE B SI 94 B SL 84 B SI 94 C FF 92 1 SAFE 1 SAFE F FF 94 1 SAFE 4-2 B SL 84 **1-2** 13 G6-4-3 BB				2	0	1	0	1	0	0
13 Alex Rodriguez, R (1, 5) OBP: 0.360, SLG: 0.409		F FF 95 B FF 95 X FF 95 1-1 55 CS 1B		S SL 85 S SL 85 F SL 85 X FF 95 0-2 ①② G6-4-3 **1-2f**		C SL 85 X SI 96 0-1 ②③ G6-4-3 **1-2f**				3	0	1	0	0	0	3
55 Lyle Overbay, L (1, 3) OBP: 0.301, SLG: 0.422		C SI 96 S FC 95 F CU 79 D SL 86 F FC 95 B SI 95 F FF 94 F FC 95 B SL 85 3-3 S FF 94 ①② **K** **1-2**		B CU 78 B FF 95 C FF 94 B FF 94 F FF 93 X FF 94 3-2 ③ F8			B CU 77 B FF 95 F FF 94 F FF 93 B SL 82 X FF 93 3-2 ① P5			3	0	0	0	0	1	1
12 Alfonso Soriano, R (1, 7) OBP: 0.278, SLG: 0.453		X FC 95 0-0 ③ F8			C FC 94 C FC 94 S SL 86 0-3 ① **K**		X FF 93 0-0 ② G1-3			3	0	0	0	0	1	0
14 Curtis Granderson, L (1, 9) OBP: 0.357, SLG: 0.407			X FC 95 0-0 ① F7		C FF 95 C CU 79 X SL 84 0-2 26 G5-3 1B		B SI 94 X FF 94 1-0 HR			3	1	2	1	0	0	0
26 Eduardo Núñez, R (1, 6) OBP: 0.290, SLG: 0.326			C FF 96 S SL 87 B SL 86 X FC 95 1-2 19 G6-3 11 1B 1B		C SI 94 X FF 95 0-1 ② G5-3 **1-2**		B FF 95 B FF 93 X FF 92 2-0 ③ G5-3			3	1	1	0	0	0	1
19 Chris Stewart, R (1, 2) OBP: 0.296, SLG: 0.279			B FC 95 X FC 95 1-0 ② G6-3 **1-2**		C SI 96 B SL 86 X FF 96 1-1 ③ G1-3			L FC 94 X SL 84 0-1 ① G5-3		3	0	0	0	0	0	2
Inning Stats	R: 0 E: 0 K: 1 S: 7 H: 0 LOB: 0 BB: 0 P: 10	R: 0 E: 0 K: 1 S: 10 H: 1 LOB: 0 BB: 0 P: 14	R: 1 E: 0 K: 0 S: 8 H: 2 LOB: 1 BB: 0 P: 14	R: 0 E: 0 K: 0 S: 11 H: 1 LOB: 0 BB: 0 P: 16	R: 0 E: 0 K: 1 S: 10 H: 1 LOB: 1 BB: 0 P: 11	R: 0 E: 0 K: 0 S: 9 H: 1 LOB: 1 BB: 1 P: 15	R: 1 E: 0 K: 0 S: 6 H: 1 LOB: 0 BB: 0 P: 12	R: 0 E: 0 K: 0 S: 7 H: 0 LOB: 0 BB: 0 P: 9		1B: 6 2B: 1 3B: 0 HR: 1 SF: 0 SAC: 0 DP: 3 HBP: 0						

PITCHER	IP	WLS	BF	H	R	ER	SO	BB	IBB	HBP	BLK	WP	HR	S	P	ERA	WHIP
Garrett Richards, R (1, 1) ERA: 4.04	8.0	L	29	7	2	2	3	1	0	0	0	0	1	68	101	2.25	1.000

PITCHER	IP	WLS	BF	H	R	ER	SO	BB	IBB	HBP	BLK	WP	HR	S	P	ERA	WHIP

BOTTOM

Los Angeles Angels @ New York Yankees

Yankee Stadium, Bronx, NY

Mon Aug 12 2013, 7:10 PM - 9:52 PM EDT

Att. 37,146 - Partly Cloudy - 80 F

livebaseballscorecards.com

AB	28
R	2
H	7
RBI	2
BB	1
SO	3
LOB	8

PA: 29

Los Angeles Angels @ New York Yankees

Yankee Stadium, Bronx, NY

Tue Aug 13 2013, 7:10 PM - 11:07 PM EDT

Att. 35,013 - Cloudy - 77 F

livebaseballscorecards.com

Batter	1	2	3	4	5	6	7	8	9	AB	R	H	RBI	BB	SO	LOB
39 JB Shuck, L (1, 7) OBP: 0.332, SLG: 0.374	B FF 90 C FF 90 B SI 90 F SI 90 S SL 82 2-3 K ①		B FF 91 S SI 90 B SL 81 B SI 91 F FF 92 B SL 81 4-2 44 E 19 SH 8 BB BB	C FF 93 F SI 91 F SL 81 F SL 81 X SI 94 0-2 F7 ③			C FF 91 B SL 80 X SI 93 1-1 56 G1-6-3 1B		C FC 95 X CH 89 0-1 56 1B 27 HR 2-H 1B	4	2	2	1	1	1	0
19 Collin Cowgill, R (1, 9) OBP: 0.240, SLG: 0.356 56 Kole Calhoun, L (7, PH) OBP: 0.386, SLG: 0.500 (7, 9)	C FF 91 B FF 92 F CH 86 S SL 81 1-3 K ②		X FF 92 0-0 SH 8 BB 44 E 1-2		C FF 91 X CH 84 0-1 G5-3 ①		C FF 91 C FF 91 X SL 82 0-2 G1-6-3 ①② 1-2f		C FF 96 C FF 96 X FF 96 0-2 27 HR 1-3 1B	2	0	0	0	0	1	0
										2	1	1	0	0	0	1
27 Mike Trout, R (1, 8) OBP: 0.425, SLG: 0.574	B FF 92 F SI 91 B SI 92 F CH 86 B SL 80 F CH 85 B SI 91 4-2 44 HR BB		C CH 86 B FF 93 B FF 93 F CH 86 C FF 94 2-3 K ①		C CU 76 B SI 92 F FF 93 B SL 83 B FF 94 X CH 85 3-2 F8 ②		C SL 81 X SL 82 0-1 L9 ③		C KC 81 B FF 96 X FF 96 1-1 1-H 3-H HR	4	2	1	3	1	1	2
44 Mark Trumbo, R (1, 3) OBP: 0.299, SLG: 0.457	B SI 91 X CU 77 1-0 1-H HR		S SI 95 X CH 86 0-1 FC3 8 BB 1-2 2-3		X SI 92 0-0 G3-1 ③			C FF 90 B FF 92 S SL 82 S SL 84 1-3 K ①	B FF 97 X FF 96 1-0 8 DI 1B	5	1	2	2	0	1	2
8 Chris Nelson, R (1, 5) OBP: 0.291, SLG: 0.306	C SI 91 X SI 91 0-1 1B		B CH 86 B CH 86 B FF 93 C FF 93 C FF 93 F FF 93 B FF 94 4-2 1-2 2-3 3-H BB			B CU 76 B SI 90 B FF 93 B FF 91 4-0 17 BB 10 PB 12 L7-2-5 BB		B FF 91 B FF 92 X FF 91 2-0 F7 ②	B KC 79 B FF 95 B FF 95 C FF 95 B FF 94 4-1 1-2 BB	2	0	1	1	3	0	0
32 Josh Hamilton, L (1, 10) OBP: 0.279, SLG: 0.408	C SL 81 D SL 83 S FF 93 1 SAFE S SL 82 1-3 K ③		F SL 83 S SL 83 S SL 83 0-3 K ②			B FF 93 X SL 81 1-0 F7 ①		B SL 80 B SL 81 B FF 93 C FF 92 F FF 92 X SL 81 3-2 1B	X FF 93 0-0 L9 ②	5	0	1	0	0	2	7
2 Erick Aybar, S (1, 6) OBP: 0.317, SLG: 0.379 10 Grant Green, R (3, 4) OBP: 0.300, SLG: 0.206 16 Hank Conger, L (9, PH) OBP: 0.287, SLG: 0.410		B FF 90 X FF 91 1-0 G6-3 ①	B SI 92 B FF 94 X FF 93 2-0 G1-3 ③			B SI 92 B FF 92 B SI 92 C FF 92 B FF 93 4-1 17 BB 1-2 BB		C FF 94 S FF 94 S FF 97 0-3 K ③	B FF 94 C FF 93 B FF 95 F SL 84 D FF 96 S SL 83 3-3 K ③	2	0	0	0	0	0	3
										1	0	0	0	1	1	1
										1	0	0	0	0	1	2
17 Chris Iannetta, R (1, 2) OBP: 0.360, SLG: 0.341		B FF 91 B FF 92 T SI 90 F SI 90 F CH 86 B SI 92 T SI 92 3-2 K ②		B SI 92 X FF 93 1-0 F9 ①		B SI 91 B SI 92 B FF 94 F SI 93 T CH 87 F FF 94 B CH 86 4-2 1-2 2-3 BB			C FF 95 C KC 80 F FF 99 S FC 98 0-3 K ①	3	0	0	0	1	2	0
12 Tommy Field, R (1, 4) OBP: 0.176, SLG: 0.125 (3, 6)		C FF 93 F FF 92 F CH 85 C FF 92 0-3 K ③		B SI 92 B SI 92 C FF 92 B FF 93 X SI 93 3-1 G5-3 ②		L FF 94 F FF 94 B FF 94 X CH 86 1-2 L7-2-5 ②③ 3-3			C FF 96 B FF 95 X FF 97 1-1 E6 39 1B 1B	4	1	1	0	0	1	3

Inning Stats	1	2	3	4	5	6	7	8	9
	R: 2 E: 0 K: 3 S: 15	R: 0 E: 0 K: 2 S: 9	R: 1 E: 2 K: 2 S: 15	R: 0 E: 0 K: 0 S: 8	R: 0 E: 0 K: 0 S: 6	R: 0 E: 0 K: 0 S: 8	R: 0 E: 0 K: 0 S: 7	R: 0 E: 0 K: 2 S: 10	R: 4 E: 1 K: 2 S: 19
	H: 2 LOB: 1 BB: 1 P: 24	H: 0 LOB: 0 BB: 0 P: 13	H: 0 LOB: 3 BB: 2 P: 27	H: 0 LOB: 0 BB: 0 P: 12	H: 0 LOB: 0 BB: 0 P: 9	H: 0 LOB: 2 BB: 3 P: 22	H: 1 LOB: 0 BB: 0 P: 8	H: 1 LOB: 1 BB: 0 P: 16	H: 5 LOB: 2 BB: 1 P: 29

	AB	35
	R	7
	H	9
	RBI	7
	BB	7
	SO	11
	LOB	21

1B: 7 SF: 0
2B: 1 SAC: 1
3B: 0 DP: 2
HR: 2 HBP: 0

WP: 0 PA: 43
PB: 1
SB: 0
CS: 0

PITCHER		IP	WLS	BF	H	R	ER	SO	BB	IBB	HBP	BLK	WP	HR	S	P	ERA	WHIP
52 CC Sabathia, L ERA: 4.66	(1, 1)	6.0	W	28	3	3	2	7	6	0	0	0	0	1	63	110	3.00	1.500
27 Shawn Kelley, R ERA: 3.35	(7, 1)	1.2		5	1	0	0	1	0	0	0	0	0	0	12	18	0.00	0.600
61 Dellin Betances, R ERA: 54.0	(8, 1)	0.2		8	5	4	4	2	1	0	0	0	0	1	18	25	54.00	9.000
62 Joba Chamberlain, R ERA: 4.7	(9, 1)	0.2		2	0	0	0	1	0	0	0	0	0	0	4	7	0.00	0.000

PITCHER	IP	WLS	BF	H	R	ER	SO	BB	IBB	HBP	BLK	WP	HR	S	P	ERA	WHIP

Batter	1	2	3	4	5	6	7	8	9	AB	R	H	RBI	BB	SO	LOB
26 Eduardo Núñez, R (1, 6) OBP: 0.291, SLG: 0.326	B FF 86 B FF 86 X FF 87 2-0 ① P4		B FF 85 B CH 77 C FF 85 X CH 80 2-1 ① P6		C KC 76 B KC 74 C SI 86 X CH 80 1-2 12 HR 1B	F FF 94 B SL 88 B FF 95 X FF 96 2-1 ② G4-3 2-3 3-H	B CH 82 B CH 82 C FF 89 B FF 88 X CH 88 3-1 ② FC6-4 12 HR 1-2f 2-3 3-H	B CU 78 C FF 87 X SI 88 1-1 1-2 2-H 3-H 1B		6	2	2	4	0	0	3
12 Alfonso Soriano, R (1, 7) OBP: 0.281, SLG: 0.468	C FF 87 B FF 88 C FF 87 F CH 80 B SI 88 S CH 80 2-3 ② K		S CH 80 F SI 86 B FF 86 F CH 79 F KC 74 S CH 78 1-3 ② K		B SI 86 1 SAFE S CH 79 X SI 86 1-1 1-H HR	S FF 96 B SL 88 B SL 88 F FF 96 B FF 95 X FF 96 3-2 24 BB 13 2B 3-H 1B	F FF 90 F SL 83 D CU 78 B CH 82 B FF 89 X SL 82 3-2 1-H 3-H HR	C FF 90 F CU 79 F CU 77 B FF 90 B CH 84 X SL 80 2-2 ③ F7		6	3	3	6	0	2	2
24 Robinson Canó, L (1, 4) OBP: 0.377, SLG: 0.492	C SI 87 F SI 87 B KC 76 B SI 88 F SI 87 F CH 81 B CH 80 F SI 88 X SI 88 3-2 1B		X SI 88 0-0 ③ G3		C KC 75 F KC 76 B SI 87 B FF 86 B KC 76 B SI 87 4-2 11 BB BB	B FF 95 B FF 94 B FF 94 B FF 94 4-0 13 2B 1-2 BB	B CH 88 X CH 83 1-0 1B			3	1	2	0	2	0	0
13 Alex Rodriguez, R (1, 10) OBP: 0.333, SLG: 0.407	C SI 87 X CH 80 0-1 ③ L6			F KC 74 B SI 86 X SI 87 1-1 ① F8	C CU 82 F FF 94 B CU 85 B SI 95 T CU 84 2-2 ② K	X FF 94 0-0 1-H 2-H 2B	C CU 78 B CU 78 B FF 89 F SL 82 S CH 83 2-3 ③ K			5	0	1	2	0	2	3
22 Vernon Wells, R (1, 9) OBP: 0.288, SLG: 0.376 11 Brett Gardner, L (5, PH) OBP: 0.342, SLG: 0.409 (6, 8)		B FF 86 X SI 86 1-0 HR		B FF 86 X CH 80 1-0 14 2B 17 G6-3 1B	B FF 94 B CU 79 C SI 95 S SI 93 1 SAFE D CU 85 B FF 95 4-2 1-2 BB	D FF 94 B FF 94 X FF 94 2-0 ③ P4		X CH 87 0-0 14 FC3-6 1B		2 2	2 0	2 1	1 0	0 1	0 0	0 1
14 Curtis Granderson, L (1, 8) OBP: 0.373, SLG: 0.438 (6, 9)		X SI 86 0-0 17 FC5-4 1B		B FF 86 B CH 79 X FF 86 2-0 1-3 2B	B CU 80 F FF 95 C CU 84 S CU 84 1-3 ③ K		S FF 89 B CU 76 X FF 89 1-1 53 1B 55 1B 26 FC6-4 1B	C FF 86 X CH 82 0-1 ① FC3-6 53 BB 55 1B 26 1B 1-2f		5	2	3	0	0	1	3
17 Jayson Nix, R (1, 5) OBP: 0.296, SLG: 0.297		C SI 87 B CH 80 X CH 80 1-1 ① FC5-4 55 CS 1-2f		X CH 80 0-0 ② G6-3 3-H	C CU 79 F FF 94 X CU 85 0-2 53 SH3-4 55 BB 26 G4-3 1B	X FF 88 0-0 ① F9	F CH 87 D CH 82 X FF 87 1-1 ② L9			5	1	1	1	0	0	4
55 Lyle Overbay, L (1, 3) OBP: 0.307, SLG: 0.429		B KC 76 B SI 86 1 SAFE C FF 87 B FF 87 F SI 87 F CH 79 X SI 88 3-2 ② 1-2 2B		X KC 76 0-0 ③ G4-3	B SI 91 B FF 90 B FF 91 C FF 91 F FF 90 B FF 91 4-2 26 G4-3 53 SH3-4 12 1B 1-2 BB	B CU 76 F FF 87 F FF 88 X CH 82 1-2 26 FC6-4 53 1B 12 HR 1B	F FF 88 D CH 82 X CH 82 1-1 53 BB 26 1B 1-2 1B			4	3	3	0	1	0	1
53 Austin Romine, R (1, 2) OBP: 0.257, SLG: 0.304		F FF 86 B CH 79 F SI 88 B CH 79 S CH 80 2-3 ③ K			C KC 73 B CH 79 B FF 86 S CH 78 X SI 86 2-2 ① F9	X FF 93 0-0 ① SH3-4 1-2 2-3	C FF 88 X SL 83 0-1 26 FC6-4 1-2 2-3 1B	F SL 82 B FF 89 B CH 88 B FF 88 B CH 88 4-1 26 1B 1-2 2-3 BB		3	0	1	0	1	1	1
Inning Stats	R: 0 E: 0 K: 1 S: 13 H: 1 LOB: 1 BB: 0 P: 20	R: 1 E: 0 K: 1 S: 11 H: 3 LOB: 1 BB: 0 P: 18	R: 0 E: 0 K: 1 S: 8 H: 0 LOB: 0 BB: 0 P: 11	R: 1 E: 0 K: 0 S: 6 H: 2 LOB: 1 BB: 0 P: 10	R: 2 E: 0 K: 2 S: 18 H: 2 LOB: 2 BB: 2 P: 33	R: 4 E: 0 K: 0 S: 13 H: 3 LOB: 1 BB: 2 P: 28	R: 4 E: 0 K: 1 S: 17 H: 5 LOB: 1 BB: 0 P: 28	R: 2 E: 0 K: 0 S: 14 H: 3 LOB: 2 BB: 1 P: 23		1B: 13 2B: 3 3B: 0 HR: 3 SF: 0 SAC: 1 DP: 0 HBP: 0					

PITCHER		IP	WLS	BF	H	R	ER	SO	BB	IBB	HBP	BLK	WP	HR	S	P	ERA	WHIP
60 Jason Vargas, L ERA: 3.86	(1, 1)	4.1	L	21	8	4	4	3	1	0	0	0	0	2	48	77	8.31	2.077
38 Juan Gutierrez, R ERA: 4.23	(5, 1)	0.2		4	1	1	1	2	1	0	0	0	0	0	11	18	13.50	3.000
63 Nick Maronde, L ERA: 6.75	(6, 1)	0.0		1	0	0	0	0	1	0	0	0	0	0	2	6	∞	∞
58 Michael Kohn, R ERA: 3.55	(6, 1)	1.0		6	2	3	3	0	1	0	0	0	0	0	8	19	27.00	3.000
55 Joe Blanton, R ERA: 5.86	(7, 1)	2.0		15	8	6	6	1	1	0	0	0	0	1	31	51	27.00	4.500

PITCHER	IP	WLS	BF	H	R	ER	SO	BB	IBB	HBP	BLK	WP	HR	S	P	ERA	WHIP

BOTTOM

Los Angeles Angels @ New York Yankees

Yankee Stadium, Bronx, NY

Tue Aug 13 2013, 7:10 PM - 11:07 PM EDT

Att. 35,013 - Cloudy - 77 F

livebaseballscorecards.com

AB	41
R	14
H	19
RBI	14
BB	5
SO	6
LOB	18

1B: 13 SF: 0
2B: 3 SAC: 1
3B: 0 DP: 0
HR: 3 HBP: 0

WP: 0 PA: 47
PB: 0
SB: 0
CS: 1

Batter	1	2	3	4	5	6	7	8	9	AB	R	H	RBI	BB	SO	LOB
39 JB Shuck, L (1, 10) OBP: 0.333, SLG: 0.374	B FF 92 B FF 93 C FF 93 X SI 92 2-1 ① G6-3		D CU 80 C SI 93 X SI 94 1-1 56 FC5 27 1B 1-2 1B		B SI 93 C SI 93 X FF 93 1-1 56 G5-4-3 1-2 1B		C SI 94 D SI 94 F SI 93 B CU 83 C CU 82 2-3 ② K		B CH 86 B CH 86 C SI 91 F CH 86 B FF 92 X SI 91 3-2 ② FC1-4-6 1-2f 2-3	5	1	2	0	0	1	3
56 Kole Calhoun, L (1, 9) OBP: 0.355, SLG: 0.453	B FF 94 B SI 92 C SI 92 S SI 93 F SI 94 B CU 82 X SI 93 3-2 ② F7		B FF 94 X SI 94 1-0 ② FC5 27 1B 32 1B 1-2 2-3f		B CU 81 B SI 92 X SI 93 2-0 ① ② G5-4-3 1-2f 2-3		B SI 93 X SI 92 1-0 ③ G2-3		C SI 91 S CH 85 F SI 92 X SL 83 0-2 ③ P4	5	1	0	0	0	0	7
27 Mike Trout, R (1, 8) OBP: 0.425, SLG: 0.573 19 Collin Cowgill, R (8, 8) OBP: 0.240, SLG: 0.356	B CU 79 X FF 92 1-0 ③ L8		B CU 82 F SI 94 X FF 94 1-1 32 1B 1-3 2-H 1B		C FF 95 B CU 83 B FF 93 X SI 94 2-1 3-H 1B			B CU 79 C FF 91 F FF 92 B CU 82 B FF 94 F FF 92 X FF 93 3-2 ① F9		4 0	0 0	2 0	2 0	0 0	0 0	0 0
32 Josh Hamilton, L (1, 7) OBP: 0.281, SLG: 0.409		B SI 93 X SI 93 1-0 ① G6-3	D CH 86 S CU 81 1 SAFE B FF 93 X SI 93 2-1 1-3 3-H 1B		C CU 81 1 SAFE X CH 87 0-1 ③ G1-3			B SI 92 B SI 92 X SI 90 2-0 1B		4	0	2	1	0	0	1
44 Mark Trumbo, R (1, 3) OBP: 0.299, SLG: 0.455		X FF 92 0-0 1B	B SI 94 C FF 95 S CU 82 S CU 83 1-3 ③ K			C CU 81 S FF 95 B FF 92 S FF 94 1-3 ① K		F FF 92 F FF 93 X FF 93 0-2 ② F7		4	0	1	0	0	2	3
8 Chris Nelson, R (1, 5) OBP: 0.290, SLG: 0.305		B FF 94 C SI 93 X SI 92 1-1 ② F9	B SI 92 B SI 92 B FF 93 C FF 92 X FF 93 3-1 7 G6-4-3 1B			C FF 93 C CU 81 S CU 83 0-3 ② K		C SI 92 F SI 91 C FF 92 0-3 ③ K		4	0	1	0	0	2	2
17 Chris Iannetta, R (1, 2) OBP: 0.356, SLG: 0.336		B CU 79 D CU 80 S FF 94 S FF 94 B CU 80 F FF 95 F FF 95 S FF 96 3-3 ③ K	C CU 82 D SI 92 F FF 94 F CU 82 B CU 82 C FF 95 2-3 ① K			X FF 94 0-0 ③ F9			S FF 93 B SL 84 B FF 93 X FF 92 2-1 ① G2-3	4	0	0	0	0	2	2
7 Andrew Romine, S (1, 6) OBP: 0.214, SLG: 0.154			B FF 93 C SI 91 S SI 92 B CU 80 F SI 94 H CU 79 3-2 56 FC5 39 1B HBP	F SI 93 X SI 94 0-1 ② ③ G6-4-3 1-2f			C SI 91 B SI 93 X SI 92 1-1 ① L9		X SI 93 0-0 39 FC1-4-6 10 1B 1B	3	0	1	0	0	0	1
10 Grant Green, R (1, 4) OBP: 0.341, SLG: 0.289			B SI 94 B FF 93 X FF 94 2-0 ① F9		C CU 80 B CU 80 X FF 94 1-1 56 G5-4-3 39 1B 27 1B 1B		C FF 93 X CU 81 0-1 2B		C FF 92 D SL 84 C SL 82 D SL 82 X FF 91 2-2 39 FC1-4-6 1-2 1B	4	1	3	0	0	0	1
Inning Stats	R: 0 E: 0 K: 0 S: 7 H: 0 LOB: 0 BB: 0 P: 13	R: 0 E: 0 K: 1 S: 9 H: 1 LOB: 1 BB: 0 P: 14	R: 2 E: 0 K: 1 S: 14 H: 3 LOB: 2 BB: 0 P: 25	R: 0 E: 0 K: 1 S: 8 H: 1 LOB: 0 BB: 0 P: 13	R: 1 E: 0 K: 0 S: 9 H: 3 LOB: 1 BB: 0 P: 15	R: 0 E: 0 K: 2 S: 7 H: 0 LOB: 0 BB: 0 P: 8	R: 0 E: 0 K: 1 S: 8 H: 1 LOB: 1 BB: 0 P: 12	R: 0 E: 0 K: 1 S: 11 H: 1 LOB: 1 BB: 0 P: 16	R: 0 E: 0 K: 0 S: 13 H: 2 LOB: 2 BB: 0 P: 20	1B: 11 2B: 1 3B: 0 HR: 0 SF: 0 SAC: 0 DP: 2 HBP: 1						

PITCHER		IP	WLS	BF	H	R	ER	SO	BB	IBB	HBP	BLK	WP	HR	S	P	ERA	WHIP
47 Iván Nova, R ERA: 2.99	(1, 1)	7.1	W	31	10	3	3	6	0	0	1	0	0	0	67	110	3.68	1.364
38 Preston Claiborne, R ERA: 2.88	(8, 1)	1.2		7	2	0	0	1	0	0	0	0	0	0	19	26	0.00	1.200

PITCHER	IP	WLS	BF	H	R	ER	SO	BB	IBB	HBP	BLK	WP	HR	S	P	ERA	WHIP

TOP

Los Angeles Angels @ New York Yankees

Yankee Stadium, Bronx, NY

Wed Aug 14 2013, 7:09 PM - 9:49 PM EDT

Att. 38,379 - Partly Cloudy - 71 F

livebaseballscorecards.com

AB	37
R	3
H	12
RBI	3
BB	0
SO	7
LOB	20

WP: 0 PA: 38
PB: 0
SB: 0
CS: 0

Batter	1	2	3	4	5	6	7	8	9	AB	R	H	RBI	BB	SO	LOB
11 Brett Gardner, L (1, 8) OBP: 0.338, SLG: 0.404	C SI 86 B SI 85 C SI 87 X FF 89 1-2 ① F7	X SI 87 0-0 ② F7	C CU 72 B SI 85 C SI 87 B SI 87 S CH 79 2-3 ③ K			B SI 93 B SI 93 B SI 92 C SI 92 X SI 92 3-1 ① G1	B FF 95 B FF 94 S FF 94 X FF 94 2-1 ③ L6			5	0	0	0	0	1	2
31 Ichiro Suzuki, L (1, 9) OBP: 0.311, SLG: 0.366	B SI 88 X SI 84 1-0 ② F7	B CU 73 B FF 84 D CH 79 C CH 82 F CU 73 F SI 89 D CH 79 4-2 24 1B 14 1B **1-2** BB	F CH 80 X CU 72 0-1 ① F7			C SI 93 B CU 82 X CU 81 1-1 ② G4-3		C FF 95 X FS 89 0-1 ① G6-3		4	1	0	0	1	0	0
24 Robinson Canó, L (1, 4) OBP: 0.382, SLG: 0.497 17 Jayson Nix, R (8, PH) OBP: 0.295, SLG: 0.296 (9, 4)	X SI 87 0-0 13 2B 12 HR 1B	X CU 74 0-0 14 1B 13 BB 12 2B **1-3** **2-H** 1B	B CH 78 B SI 85 X SI 86 2-0 1B			B CU 83 B SI 93 S SI 93 X SI 93 2-1 13 FC6-4 1B		B FF 96 T FF 95 F FF 97 C FF 97 1-3 ② K		4 1	2 0	4 0	1 0	0 0	0 1	0 0
13 Alex Rodriguez, R (1, 5) OBP: 0.343, SLG: 0.419	X FF 89 0-0 12 HR **1-3** 2B	B CU 74 B SL 80 B CH 79 B FF 88 4-0 14 1B 12 2B **1-2** BB	B SL 82 F FF 87 C FF 87 C CH 76 1-3 ② K			B SI 93 S CU 81 B CU 82 X SI 93 2-1 ③ FC6-4 **1-2f**		S FF 97 B SL 83 F FF 96 X FF 98 1-2 ③ L9		4	2	1	0	1	1	2
14 Curtis Granderson, L (1, 10) OBP: 0.392, SLG: 0.463	D CU 75 D CH 80 B CU 72 C SI 87 D CH 82 4-1 12 HR BB	S CH 80 C SI 85 X SL 81 0-2 12 2B **1-2** **2-3** **3-H** 1B	F FF 86 F CH 79 B FF 86 S CH 78 1-3 ③ K				B FF 96 S FF 96 B FF 97 B FF 96 X FF 96 3-1 55 WP 19 1B 2B			3	2	2	1	1	1	1
12 Alfonso Soriano, R (1, 7) OBP: 0.288, SLG: 0.488	F SL 83 X FF 88 0-1 **1-H** **2-H** **3-H** HR	X FF 85 0-0 **1-3** **2-H** **3-H** 2B			B FF 85 X FF 87 1-0 HR		B FC 92 B FF 96 S FC 88 B FC 89 F FF 95 B FF 96 4-2 55 WP 19 1B BB			3	3	3	7	1	0	0
55 Lyle Overbay, L (1, 3) OBP: 0.304, SLG: 0.424	F SI 87 S CU 74 B FF 88 X SI 88 1-2 ③ L5	X CH 81 0-0 ③ F8			X CU 70 0-0 ① G3		D FF 96 F FF 95 B FF 90 X SI 96 2-1 ① G1-3 **1-2** **2-3**			4	0	0	0	0	0	4
26 Eduardo Núñez, R (1, 6) OBP: 0.286, SLG: 0.319		F SI 86 L SL 81 X SL 80 0-2 ① G6-3	C FF 85 F FF 87 F CU 74 F CH 77 F FC 86 S CH 76 0-3 ① K		C CU 72 B FF 85 X CH 79 1-1 ② P6		F SI 96 F FF 96 S CU 82 0-3 ② K			4	0	0	0	0	2	2
19 Chris Stewart, R (1, 2) OBP: 0.299, SLG: 0.283		C FF 88 B CU 73 X SL 80 1-1 31 BB 24 1B 1B	X FF 87 0-0 ② F7		C FF 88 X CU 73 0-1 ③ F7		B FF 94 X FF 96 1-0 **2-H** **3-H** 1B			4	1	2	2	0	0	0
Inning Stats	R: 4 E: 0 K: 0 S: 12 H: 3 LOB: 0 BB: 1 P: 19	R: 4 E: 0 K: 0 S: 15 H: 4 LOB: 2 BB: 2 P: 24	R: 0 E: 0 K: 2 S: 10 H: 0 LOB: 0 BB: 0 P: 12	R: 0 E: 0 K: 2 S: 9 H: 1 LOB: 1 BB: 0 P: 13	R: 1 E: 0 K: 0 S: 6 H: 1 LOB: 0 BB: 0 P: 8	R: 0 E: 0 K: 0 S: 8 H: 1 LOB: 1 BB: 0 P: 16	R: 2 E: 0 K: 1 S: 12 H: 2 LOB: 1 BB: 1 P: 24	R: 0 E: 0 K: 1 S: 8 H: 0 LOB: 0 BB: 0 P: 10		1B: 7 2B: 3 3B: 0 HR: 2	SF: 0 SAC: 0 DP: 0 HBP: 0		WP: 1 PB: 0 SB: 0 CS: 0	PA: 40		

PITCHER		IP	WLS	BF	H	R	ER	SO	BB	IBB	HBP	BLK	WP	HR	S	P	ERA	WHIP
36 Jered Weaver, R ERA: 3.49	(1, 1)	5.0	L	27	9	9	9	4	3	0	0	0	0	2	52	76	16.20	2.400
54 Buddy Boshers, L ERA:	(6, 1)	1.0		4	1	0	0	0	0	0	0	0	0	0	8	16	0.00	1.000
40 Kevin Jepsen, R ERA: 4.41	(7, 1)	1.0		6	2	2	2	1	1	0	0	0	1	0	12	24	18.00	3.000
65 Dane De La Rosa, R ERA: 3.67	(8, 1)	1.0		3	0	0	0	1	0	0	0	0	0	0	8	10	0.00	0.000

PITCHER	IP	WLS	BF	H	R	ER	SO	BB	IBB	HBP	BLK	WP	HR	S	P	ERA	WHIP

BOTTOM

Los Angeles Angels @ New York Yankees

Yankee Stadium, Bronx, NY

Wed Aug 14 2013, 7:09 PM - 9:49 PM EDT

Att. 38,379 - Partly Cloudy - 71 F

livebaseballscorecards.com

AB	36
R	11
H	12
RBI	11
BB	4
SO	6
LOB	11

TOP

Los Angeles Angels @ New York Yankees

Yankee Stadium, Bronx, NY

Thu Aug 15 2013, 1:09 PM - 4:57 PM EDT

Att. 44,682 - Sunny - 75 F

livebaseballscorecards.com

Batter	1	2	3	4	5	6	7	8	9	AB	R	H	RBI	BB	SO	LOB
39 JB Shuck, L (1, 7) OBP: 0.334, SLG: 0.375	B FF 93 C FF 93 B FF 93 X FF 93 2-1 27 S 32 1B 1B		B FF 92 X FF 93 1-0 ① P5	1 SAFE 1 SAFE X FF 92 0-0 ③ F9			C FF 90 B SL 81 C FF 92 X SL 81 1-2 ② F9	C FF 94 B SL 83 S SL 85 B FF 95 F SL 85 X SL 84 2-2 2-H 1B		5	1	2	1	0	0	1
56 Kole Calhoun, L (1, 9) OBP: 0.328, SLG: 0.414	C FF 94 F SL 84 F CH 86 S SL 84 0-3 ① K		C FF 93 B FF 93 B SL 82 C FF 93 F SL 83 X FF 93 2-2 ② F7		C FF 92 B FF 92 X SL 81 1-1 ① G4-3		X SL 80 0-0 ③ G4-1	C FF 94 C FF 94 S FF 95 0-3 ③ K		5	0	0	0	0	2	2
27 Mike Trout, R (1, 8) OBP: 0.427, SLG: 0.574	B KC 76 C KC 76 B FF 93 B FF 94 F FF 94 S SL 83 3-3 ② K 1-2		B FF 94 C SL 81 B FF 94 S FF 94 F SL 82 F FF 95 B CH 85 B SL 83 4-2 BB		C KC 74 S SL 82 F CH 86 H FF 93 1-2 HBP			C FF 91 B FF 92 C FF 91 B SL 82 X SL 84 2-2 16 S 8 HR 2B	C CU 77 B SL 86 S SI 93 C CH 84 1-3 ① K	3	1	1	0	1	2	1
32 Josh Hamilton, L (1, 10) OBP: 0.282, SLG: 0.409	B FF 94 F KC 77 B FF 94 X SL 78 2-1 2-H 1B		C FF 94 X SL 81 0-1 ③ G5-3		S SL 81 S SL 82 B CH 82 1 SAFE B SL 82 F SL 80 B CH 83 X SL 81 3-2 ② F8			C SL 78 S SL 80 S SL 78 0-3 ① K	S CH 85 B CH 86 S SI 93 X CH 86 1-2 44 BB 1B	5	0	2	1	0	1	3
2 Erick Aybar, S (1, 6) OBP: 0.316, SLG: 0.380	C FF 93 X CH 84 0-1 ③ G4-3			C FF 91 X FF 92 0-1 44 PB 16 SF7 2B	X FF 92 0-0 ③ F7			B FF 93 S SL 80 C SL 80 X SL 80 1-2 ② P5	X SI 92 0-0 ② F7	5	1	1	0	0	0	4
44 Mark Trumbo, R (1, 3) OBP: 0.300, SLG: 0.452		S FF 93 X SL 82 0-1 ① G6-3		S FF 93 F FF 94 F SL 83 S FF 94 0-3 ① K 2-3		C FF 93 B FF 93 F FF 94 X SL 81 1-2 ① F8		I IN 67 I IN 67 I IN 69 I IN 67 4-0 16 S 8 HR IBB	B SI 95 B FF 94 F FF 94 F SL 86 F SL 87 B CH 86 B SL 86 4-2 1-2 BB	3	1	0	0	2	1	1
16 Hank Conger, L (1, 2) OBP: 0.291, SLG: 0.415		C FF 94 B CH 87 B CH 85 X FF 93 2-1 2B	C SL 83 F FF 93 F CH 85 B SL 82 X FF 94 1-2 ② SF7 3-H		C KC 75 X CH 86 0-1 ② G3-1			B FF 93 C FF 91 S SL 81 D SL 82 F SL 80 B FF 94 F SL 81 B SL 79 4-2 8 HR 1-2 2-3 BB	B SI 94 B SI 93 X SI 94 2-0 ③ F7	3	1	1	1	1	0	2
8 Chris Nelson, R (1, 5) OBP: 0.294, SLG: 0.345	B SL 84 S SL 82 F SL 82 B FF 94 S FF 95 2-3 ② K		B KC 77 B FF 94 F FF 94 S SL 82 B FF 95 F FF 94 F SL 83 F FF 96 F FF 95 3-2 X FF 94 HR		C KC 75 B SL 80 F SL 82 X CH 84 1-2 ③ G6-3			C SL 78 X SL 81 0-1 1-H 2-H 3-H HR		4	2	2	5	0	1	1
10 Grant Green, R (1, 4) OBP: 0.354, SLG: 0.333	C FF 94 S SL 82 B SL 84 S FF 95 1-3 ③ K		T FF 95 B SL 84 S FF 94 X FF 94 1-2 1B				F FF 90 B FF 92 S FF 92 T FF 93 1-2 ① K	C FF 94 F FF 94 X FF 96 0-2 39 1B 2B		4	1	2	0	0	2	1

AB	**37**															
R	**8**															
H	**11**															
RBI	**8**															
BB	**4**															
SO	**9**															
LOB	**16**															

Inning Stats	1	2	3	4	5	6	7	8	9	1B: 5	SF: 1	WP: 0	PA: 43
	R: 1 H: 2 E: 0 LOB: 1 K: 2 BB: 0 S: 13 P: 20	R: 0 H: 1 E: 0 LOB: 1 K: 2 BB: 0 S: 10 P: 15	R: 0 H: 0 E: 0 LOB: 1 K: 0 BB: 1 S: 11 P: 18	R: 2 H: 3 E: 0 LOB: 1 K: 1 BB: 0 S: 21 P: 26	R: 0 H: 0 E: 0 LOB: 1 K: 0 BB: 0 S: 10 P: 15	R: 0 H: 0 E: 0 LOB: 0 K: 0 BB: 0 S: 8 P: 10	R: 0 H: 0 E: 0 LOB: 0 K: 1 BB: 0 S: 7 P: 9	R: 5 H: 4 E: 0 LOB: 1 K: 2 BB: 2 S: 25 P: 38	R: 0 H: 1 E: 0 LOB: 2 K: 1 BB: 1 S: 11 P: 19	2B: 4 SAC: 0 3B: 0 DP: 0 HR: 2 HBP: 1		PB: 1 SB: 3 CS: 0	

PITCHER		IP	WLS	BF	H	R	ER	SO	BB	IBB	HBP	BLK	WP	HR	S	P	ERA	WHIP
65 Phil Hughes, R ERA: 4.97	(1, 1)	6.0	L	26	6	3	3	5	1	0	1	0	0	1	73	104	4.50	1.167
27 Shawn Kelley, R ERA: 3.47	(7, 1)	1.0		4	1	1	1	1	0	0	0	0	0	0	10	14	9.00	1.000
48 Boone Logan, L ERA: 2.97	(8, 1)	0.2		5	1	3	3	1	1	1	0	0	0	1	12	21	40.50	3.000
62 Joba Chamberlain, R ERA: 4.94	(8, 1)	0.1		3	2	1	1	1	0	0	0	0	0	0	10	12	27.00	6.000
43 Adam Warren, R ERA: 3.54	(9, 1)	1.0		5	1	0	0	1	1	0	0	0	0	0	11	19	0.00	2.000

PITCHER		IP	WLS	BF	H	R	ER	SO	BB	IBB	HBP	BLK	WP	HR	S	P	ERA	WHIP

BOTTOM

Los Angeles Angels @ New York Yankees

Yankee Stadium, Bronx, NY

Thu Aug 15 2013, 1:09 PM - 4:57 PM EDT

Att. 44,682 - Sunny - 75 F

livebaseballscorecards.com

Batter	1	2	3	4	5	6	7	8	9	AB	R	H	RBI	BB	SO	LOB
11 Brett Gardner, L (1, 8) OBP: 0.339, SLG: 0.407	L FF 91 F FF 91 B SI 92 C FF 91 1-3 ① K		C FF 92 B SL 83 B FF 91 F FF 91 B FF 92 X FF 92 3-2 12 1B 3B	X FF 90 0-0 ③ P4			B CU 76 C CU 77 C SL 82 F SI 93 F FF 92 F SL 84 X CU 78 1-2 ① F7		B FF 93 B FF 92 B FF 93 C FF 92 B FF 92 4-1 12 1B 12 DI 24 1B BB	4	2	1	0	1	1	2
12 Alfonso Soriano, R (1, 7) OBP: 0.293, SLG: 0.492	B SL 82 F CU 78 F FC 90 B SL 85 X SL 83 2-2 ② 1B		C CU 78 B FF 91 D CU 78 S FF 92 B FF 92 X FF 91 3-2 13 1B 24 1B 3-H 1B		B CH 86 S CU 79 F CU 77 X FF 91 1-2 ① G5-3		B CH 87 C FF 93 B FC 89 B CU 78 C CU 78 X CU 79 3-2 1B		B FF 94 C FF 94 X SL 86 1-1 24 1B 22 2B 1-3 1B	5	1	4	1	0	0	0
24 Robinson Canó, L (1, 4) OBP: 0.384, SLG: 0.500	X CU 79 0-0 ③ F8		C FF 90 B SI 91 P PO 88 1 SAFE X SL 82 2-1 13 1B 1-2 1B		C SI 92 X SI 92 0-1 13 G6-3 2B		D CU 77 F FF 91 X SL 83 1-1 ② F8		B SI 92 B SI 91 T SI 91 F SI 92 X SI 92 2-2 22 2B 1-2 3-H 1B	5	1	3	1	0	0	1
13 Alex Rodriguez, R (1, 5) OBP: 0.350, SLG: 0.417		B SL 83 B FF 91 C CU 78 C SL 83 F FF 93 F SI 94 B FF 93 X SL 85 3-2 14 BB 1B	B CU 77 D CH 86 C SI 91 2 SAFE F SI 91 B SI 92 F CU 78 X FF 92 3-2 22 G5-4-3 1-2 2-3 1B		B CU 77 X SI 91 1-0 ② G6-3 2-3		B CU 80 C CU 82 F FF 95 D FF 92 X CU 81 2-2 ③ F8		C SL 80 C FF 94 S FS 89 0-3 ② K	5	0	2	0	0	1	4
22 Vernon Wells, R (1, 9) OBP: 0.287, SLG: 0.376		C CH 86 F FC 88 F SL 81 F FF 90 B FF 92 D SL 83 D SL 84 T SI 93 3-2 ① K	C CU 80 F SI 92 D SL 82 B SL 85 X SI 93 2-2 ②③ G5-4-3 1-2f		B FC 88 X CU 76 1-0 ③ G5-3			C FF 95 F SI 95 T FF 95 0-2 ① K	B SL 79 F FF 93 X FF 94 1-1 1-H 2-H 2B	5	0	1	2	0	2	5
14 Curtis Granderson, L (1, 10) OBP: 0.405, SLG: 0.457		B FF 94 D CU 78 S FF 92 S FF 92 F FF 93 B SI 93 1 SAFE B SL 84 4-2 1-2 BB		B FF 91 B SI 90 T SI 91 X FF 92 2-1 ① G4-3		C CU 76 X SI 92 0-1 ① P5		F SI 95 F SI 96 X SI 94 0-2 1B	B FF 94 C SL 80 B SL 79 B FF 93 B FF 91 4-1 BB	3	0	1	0	2	0	0
26 Eduardo Núñez, R (1, 6) OBP: 0.288, SLG: 0.321		C SI 92 B FC 89 X SI 92 1-1 ② F9		C CU 77 F SI 92 B SL 84 X CU 78 1-2 53 1B 1B		B CU 79 C SI 91 X SI 92 1-1 53 FC6-4 1B		B FF 95 X FF 95 1-0 ② F9	B FF 93 C FF 92 D SL 80 X FF 93 2-1 ③ G3	5	0	2	0	0	0	5
55 Lyle Overbay, L (1, 3) OBP: 0.301, SLG: 0.419		S FF 92 B FF 92 X FF 94 1-1 ③ F7		F FF 90 F SL 81 S SI 92 0-3 ② K		B FF 91 B SI 90 F FF 90 X FF 90 2-1 ② P6		C SL 84 C SI 94 C SI 96 0-3 ③ K		4	0	0	0	0	2	5
53 Austin Romine, R (1, 2) OBP: 0.259, SLG: 0.305 31 Ichiro Suzuki, L (9, PH) OBP: 0.310, SLG: 0.365			C FF 92 B SI 91 B CU 78 X CH 86 2-1 ① G2-3	B CU 76 B FF 90 C FF 91 1 SAFE X SI 90 2-1 1-2 1B		D CU 76 X CH 85 1-0 ③ FC6-4 1-2f			B FF 91 B SI 92 S FF 93 B FF 93 F FF 93 F FF 93 X FF 93 3-2 ① P5	3 1	0 0	1 0	0 0	0 0	0 0	1 0
Inning Stats	R: 0 E: 0 K: 1 S: 7 H: 1 LOB: 0 BB: 0 P: 10	R: 0 E: 0 K: 1 S: 17 H: 1 LOB: 2 BB: 1 P: 29	R: 1 E: 0 K: 0 S: 18 H: 4 LOB: 2 BB: 0 P: 32	R: 0 E: 0 K: 1 S: 11 H: 2 LOB: 2 BB: 0 P: 16	R: 0 E: 0 K: 0 S: 7 H: 1 LOB: 1 BB: 0 P: 10	R: 0 E: 0 K: 0 S: 7 H: 1 LOB: 1 BB: 0 P: 11	R: 0 E: 0 K: 0 S: 14 H: 1 LOB: 1 BB: 0 P: 21	R: 0 E: 0 K: 2 S: 10 H: 1 LOB: 1 BB: 0 P: 11	R: 3 E: 0 K: 1 S: 18 H: 3 LOB: 2 BB: 2 P: 35	1B: 12 2B: 2 3B: 1 HR: 0 SF: 0 SAC: 0 DP: 1 HBP: 0						WP: 0 PB: 0 SB: 0 CS: 0 PA: 43	

	AB	40
	R	4
	H	15
	RBI	4
	BB	3
	SO	6
	LOB	23

PITCHER		IP	WLS	BF	H	R	ER	SO	BB	IBB	HBP	BLK	WP	HR	S	P	ERA	WHIP
33 C.J. Wilson, L ERA: 3.4	(1, 1)	6.2	W	30	11	1	1	3	1	0	0	0	0	0	78	124	1.35	1.800
40 Kevin Jepsen, R ERA: 4.36	(7, 1)	0.1	H	1	0	0	0	0	0	0	0	0	0	0	3	5	0.00	0.000
49 Ernesto Frieri, R ERA: 4.59	(8, 1)	1.0		4	1	0	0	2	0	0	0	0	0	0	10	11	0.00	1.000
58 Michael Kohn, R ERA: 3.99	(9, 1)	0.1		3	1	2	2	0	1	0	0	0	0	0	7	15	54.00	6.000
54 Buddy Boshers, L ERA: 5.4	(9, 1)	0.0		1	1	0	0	0	0	0	0	0	0	0	3	5	∞	∞

PITCHER		IP	WLS	BF	H	R	ER	SO	BB	IBB	HBP	BLK	WP	HR	S	P	ERA	WHIP
65 Dane De La Rosa, R ERA: 3.62	(9, 1)	0.2		4	1	1	1	1	1	0	0	0	0	0	8	15	13.50	3.000

Houston Astros @ Los Angeles Angels

Angel Stadium of Anaheim, Anaheim, CA

Fri Aug 16 2013, 7:10 PM - 10:56 PM PDT

Att. 39,074 - Clear - 79 F

TOP

livebaseballscorecards.com

Batter	1	2	3	4	5	6	7	8	9	AB	R	H	RBI	BB	SO	LOB
19 Robbie Grossman, S (1, 7) OBP: 0.340, SLG: 0.346	B SI 91 B SI 92 B SI 92 C FF 92 X FC 89 3-2 29 G4-3 1B		B FF 90 1 SAFE 1 SAFE B CH 85 F FC 90 1 SAFE S CH 86 C SI 93 2-3 ① K 1-3		B FC 90 X CH 86 1-0 15 BB 29 G5-3 23 SF7 1-3 3-H 1B	B SI 94 C CU 84 F SI 94 X FF 95 1-2 ③ G4-3		B SI 88 B CU 76 X FF 88 2-0 ③ G1-3		5	1	2	1	0	1	2
29 Brett Wallace, L (1, 3) OBP: 0.268, SLG: 0.420	C SI 90 T FC 89 D CH 84 X CH 84 1-2 ① G4-3 1-2		3 SAFE B CH 86 F CH 85 F FC 92 B SI 94 F CH 86 S FC 91 2-3 ② K		X SI 91 0-0 ① G5-3 1-2		F SI 92 B CU 79 S CU 81 X CU 83 1-2 15 G4-6-3 23 1B 2B		C FF 88 S CU 76 B CH 83 B FF 89 F CH 83 F SL 82 B FF 90 F CU 75 F FF 89 3-3 ① F SI 89 S FF 90 K	5	1	1	0	0	2	4
27 Jose Altuve, R (1, 4) OBP: 0.320, SLG: 0.360	B CU 79 F FC 90 B SI 93 C CU 79 X CH 86 2-2 ② G6-3		X FC 90 0-0 ③ G4-3		B FC 89 S SL 81 B SI 92 B CH 86 F CH 84 B FC 89 4-2 15 BB BB		B CH 85 D SI 93 F SI 93 B CU 81 B CU 81 4-1 15 G4-6-3 BB		X SI 90 0-0 15 WP 15 S 23 HR 1B	3	1	1	0	2	0	2
15 Jason Castro, L (1, 2) OBP: 0.343, SLG: 0.461	S FC 91 B FC 90 S FC 90 F CH 86 B FC 92 B FF 93 B FC 91 4-2 BB			B SI 92 X SI 91 1-0 ① G6-3	B FC 90 F SI 92 B FC 90 F CH 86 F SI 93 F FC 89 B FF 93 F SI 93 F FC 90 4-2 D SI 92 1-2 2-3 3-H BB		B SI 92 F SI 92 B CU 81 X SI 92 2-1 ①② G4-6-3 1-2f 2-3		1 SAFE 1 SAFE B FF 87 S CH 83 1 SAFE B FF 89 B CU 77 I IN 69 4-1 23 HR 1-3 IBB	2	1	0	1	3	0	2
23 Chris Carter, R (1, 10) OBP: 0.310, SLG: 0.441	F FC 91 F SL 80 B SI 93 B SI 93 F FF 93 C FC 90 2-3 ③ K			B SL 79 S FC 90 S SI 93 B FC 92 F FF 93 S CH 85 2-3 ② K	C CU 86 X FF 95 0-1 ② SF7 3-H		B CU 82 C CU 83 X FF 92 1-1 2 WP 30 1B 3-H 1B		B SL 84 F FF 90 F FF 89 1 SAFE D FC 85 B FC 84 1 SAFE F FC 84 X FF 89 3-2 1-H 3-H HR	4	1	2	5	0	2	2
30 Matt Dominguez, R (1, 5) OBP: 0.262, SLG: 0.386		C SI 93 B FC 91 T SI 94 C FF 94 1-3 ① K		B FC 91 F CU 76 X SI 94 1-1 2 FC6-4 1B	C CU 85 F CU 86 X FF 95 0-2 ③ F9		C FF 96 B CU 85 B FF 97 X FF 96 2-1 2 WP 1-2 1B		C FF 90 X CU 77 0-1 HR	5	1	3	1	0	1	2
2 Brandon Barnes, R (1, 8) OBP: 0.288, SLG: 0.346		C FC 89 B SI 93 F CU 78 F FC 90 F FF 94 B FF 93 F FF 93 X SL 80 2-2 ② F7		F SI 91 X FC 89 0-1 ③ FC6-4 1-2f	B FF 95 B FF 95 X CU 85 2-0 ① F7	B FF 95 B FF 95 X CU 85 2-0 ① F7	S FC 85 F CH 84 B FC 85 F SI 90 B CH 85 B CH 84 X FC 83 3-2 ③ F9 1-2 2-3		C FF 91 F FF 90 S FC 84 0-3 ② K	5	0	0	0	0	1	3
28 L.J. Hoes, R (1, 9) OBP: 0.286, SLG: 0.400		C SI 93 X FF 93 0-1 ③ G4-3		F SI 92 B SI 93 B FF 91 X FC 91 2-1 6 1B 19 1B 2B	F CU 86 C CU 79 B CU 82 F FF 95 B CU 87 F FF 95 B FF 96 X FF 96 3-2 6 G5-3 1B			C FF 88 X CU 77 0-1 ① G6-3	X CU 78 0-0 3B	5	1	3	0	0	0	0
6 Jonathan Villar, S (1, 6) OBP: 0.350, SLG: 0.314			C CU 78 B SI 94 S CH 86 B SI 93 F CH 85 B FC 91 B SI 92 4-2 19 E BB		L SI 91 X SI 91 0-1 19 1B 15 BB 2-3 1B	1 SAFE D CH 84 X SI 95 1-0 ② G5-3 1-2		C FF 88 S CH 83 X CH 82 0-2 ② G3	C CH 83 B FF 91 S FF 90 S CH 83 1-3 ③ K	4	1	1	0	1	1	2

	AB	38
	R	8
	H	13
	RBI	8
	BB	6
	SO	8
	LOB	19

Inning Stats																				
	R: 0 E: 0 K: 1 S: 16	H: 1 LOB: 2 BB: 1 P: 28	R: 0 E: 0 K: 1 S: 11	H: 0 LOB: 0 BB: 0 P: 14	R: 0 E: 1 K: 2 S: 11	H: 0 LOB: 1 BB: 1 P: 19	R: 0 E: 0 K: 1 S: 9	H: 1 LOB: 1 BB: 0 P: 13	R: 3 E: 0 K: 0 S: 19	H: 3 LOB: 2 BB: 2 P: 30	R: 0 E: 0 K: 0 S: 10	H: 1 LOB: 1 BB: 0 P: 17	R: 1 E: 0 K: 0 S: 14	H: 3 LOB: 2 BB: 1 P: 27	R: 0 E: 0 K: 0 S: 6	H: 0 LOB: 0 BB: 0 P: 8	R: 4 E: 0 K: 3 S: 23	H: 4 LOB: 1 BB: 1 P: 34	1B: 8 2B: 2 3B: 1 HR: 2	SF: 1 SAC: 0 DP: 1 HBP: 0	WP: 2 PB: 0 SB: 1 CS: 0	PA: 45

PITCHER		IP	WLS	BF	H	R	ER	SO	BB	IBB	HBP	BLK	WP	HR	S	P	ERA	WHIP
57 Jerome Williams, R ERA: 4.9	(1, 1)	4.1	L	22	5	3	3	5	4	0	0	0	0	0	61	99	6.23	2.077
38 Juan Gutierrez, R ERA: 4.05	(5, 1)	1.2		6	1	0	0	0	0	0	0	0	0	0	15	22	0.00	0.600
54 Buddy Boshers, L ERA: 7.71	(7, 1)	0.2		3	1	1	1	0	1	0	0	0	0	0	6	13	13.50	3.000
40 Kevin Jepsen, R ERA: 4.36	(7, 1)	0.0		2	2	0	0	0	0	0	0	0	0	0	4	7	∞	∞
55 Joe Blanton, R ERA: 6.03	(7, 1)	2.1		12	4	4	4	3	0	1	0	0	2	2	33	49	15.43	1.714

PITCHER	IP	WLS	BF	H	R	ER	SO	BB	IBB	HBP	BLK	WP	HR	S	P	ERA	WHIP

BOTTOM

Houston Astros @ Los Angeles Angels

Angel Stadium of Anaheim, Anaheim, CA

Fri Aug 16 2013, 7:10 PM - 10:56 PM PDT

Att. 39,074 - Clear - 79 F

Batter	1	2	3	4	5	6	7	8	9	AB	R	H	RBI	BB	SO	LOB
39 JB Shuck, L (1, 10) OBP: 0.330, SLG: 0.370	C FF 91 F FF 92 S SL 88 0-3 K ①		X CH 82 0-0 G4-3 ③			C FF 92 F FF 93 B FF 94 S SL 86 1-3 K ①		B FF 95 B FF 94 C FF 94 X FF 94 2-1 G6-3 ①		4	0	0	0	0	2	1
56 Kole Calhoun, L (1, 3) OBP: 0.310, SLG: 0.387	B FF 94 B CH 83 B FF 93 C FF 93 X FF 94 3-1 F7 ②			C FF 93 B CH 81 B CH 81 S FF 94 F SL 86 F FF 95 X CH 80 2-2 G4-3 ①		B FF 94 X FF 93 1-0 F7 ②		B FF 97 B FF 94 C FF 96 C FF 96 T FF 96 2-2 K ②		4	0	0	0	0	1	0
27 Mike Trout, R (1, 7) OBP: 0.428, SLG: 0.572	B FF 93 F FF 94 B KC 75 X CH 82 2-1 P4 ③			B SL 87 C FF 94 X CH 82 1-1 G6-3 ②		B FF 93 C KC 77 B FF 93 B CH 82 C KC 75 D FF 93 4-2 BB		C FF 96 S CH 86 B CH 87 F FF 96 X CH 86 1-2 1B		3	0	1	0	1	0	0
32 Josh Hamilton, L (1, 9) OBP: 0.280, SLG: 0.405		F FF 92 B KC 77 X CH 83 1-1 L7 ①		F KC 79 B SL 88 S KC 80 B FF 94 S SL 89 2-3 K ③		X CH 80 0-0 F9 ③		C SI 90 B SL 81 F SI 92 F SL 80 X SL 80 1-2 P6 ③		4	0	0	0	0	1	2
2 Erick Aybar, S (1, 6) OBP: 0.315, SLG: 0.378		B FF 94 C CH 84 F CH 84 X FF 94 1-2 G6-3 ②			B FF 92 C FF 93 B CH 82 X FF 93 2-1 E4 8 F8 16 G3-1 1B		C FF 92 X CH 79 0-1 F9 ①		C FF 95 C CH 86 F FF 95 X FF 95 0-2 G4-3 ①	4	1	1	0	0	0	0
8 Chris Nelson, R (1, 5) OBP: 0.293, SLG: 0.343		C FF 94 B SL 89 B FF 96 F FF 94 F SL 86 X FF 94 2-2 F9 ③			F FF 92 F SL 86 X KC 72 0-2 F8 ① 2-3		B FF 93 B FF 92 X FF 92 2-0 E6 16 2B 10 1B		B FF 95 F FF 95 C FF 96 X CU 83 1-2 16 G3-1 16 DI 1B	4	1	1	0	0	0	1
16 Hank Conger, L (1, 2) OBP: 0.295, SLG: 0.423			B FF 94 F CH 79 B CH 81 X FF 94 2-1 1B		B FF 94 F CH 79 B FF 94 B FF 94 X FF 93 3-1 G3-1 ② 3-H	B FF 92 X FF 93 1-0 10 1B 1-3 2B			B FF 96 C FF 94 F FF 96 F CU 81 F FF 96 X FF 96 1-2 G3-1 ② 1-3	4	0	2	1	0	0	1
10 Grant Green, R (1, 4) OBP: 0.365, SLG: 0.333			B FF 92 F FF 92 C SL 84 S SL 87 1-3 K ①		B SL 88 B FF 96 B FF 94 C FF 94 B FF 94 4-1 BB	B SL 88 S FF 93 B SL 85 F FF 93 X SL 87 2-2 25 G5-4-3 2-3 3-H 1B			C FF 96 S FF 96 B FF 97 X FF 96 1-2 G5-3 ③	3	0	1	1	1	1	2
25 Peter Bourjos, R (1, 8) OBP: 0.384, SLG: 0.447			C FF 93 D CH 81 F FF 93 D SL 87 C FF 94 2-3 K ②		L FF 92 X KC 74 0-1 G3 ③		1 SAFE C FF 94 B FF 95 S CH 84 X CH 85 1-2 G5-4-3 ②③ 1-2f			3	0	0	0	0	1	4

Inning Stats	1	2	3	4	5	6	7	8	9
	R: 0 E: 0 K: 1 S: 7 H: 0 LOB: 0 BB: 0 P: 12	R: 0 E: 0 K: 0 S: 9 H: 0 LOB: 0 BB: 0 P: 13	R: 0 E: 0 K: 2 S: 9 H: 1 LOB: 1 BB: 0 P: 14	R: 0 E: 0 K: 1 S: 10 H: 0 LOB: 0 BB: 0 P: 15	R: 1 E: 1 K: 0 S: 10 H: 1 LOB: 1 BB: 1 P: 19	R: 0 E: 0 K: 1 S: 7 H: 0 LOB: 1 BB: 1 P: 13	R: 1 E: 1 K: 0 S: 10 H: 2 LOB: 1 BB: 0 P: 16	R: 0 E: 0 K: 1 S: 13 H: 1 LOB: 1 BB: 0 P: 19	R: 0 E: 0 K: 0 S: 15 H: 1 LOB: 1 BB: 0 P: 18

1B: 5	SF: 0	WP: 0	PA: 35
2B: 1	SAC: 0	PB: 0	
3B: 0	DP: 1	SB: 0	
HR: 0	HBP: 0	CS: 0	

	AB	33
	R	2
	H	6
	RBI	2
	BB	2
	SO	6
	LOB	11

livebaseballscorecards.com

PITCHER		IP	WLS	BF	H	R	ER	SO	BB	IBB	HBP	BLK	WP	HR	S	P	ERA	WHIP
41 Brad Peacock, R ERA: 5.59	(1, 1)	6.1	W	26	4	2	0	5	2	0	0	0	0	0	59	98	0.00	0.947
61 Josh Zeid, R ERA: 8.22	(7, 1)	1.1	H	4	1	0	0	1	0	0	0	0	0	0	12	18	0.00	0.750
66 Kevin Chapman, L ERA:	(8, 1)	0.1	H	1	0	0	0	0	0	0	0	0	0	0	4	5	0.00	0.000
63 Chia-Jen Lo, R ERA:	(9, 1)	1.0		4	1	0	0	0	0	0	0	0	0	0	15	18	0.00	1.000

PITCHER		IP	WLS	BF	H	R	ER	SO	BB	IBB	HBP	BLK	WP	HR	S	P	ERA	WHIP

Batter	1	2	3	4	5	6	7	8	9	10	AB	R	H	RBI	BB	SO	LOB
19 Robbie Grossman, S (1, 7) OBP: 0.346, SLG: 0.353	C SI 95 F FF 96 S SL 85 0-3 ① **K**		B FF 95 X SI 94 1-0 27 G4-6-3 29 1B 1-2 2-3 1B		B CU 78 B SI 96 C FC 94 X FF 95 2-1 29 HR 29 WP 1B		C FF 94 B FF 94 B SL 85 B SI 95 X FC 94 3-1 27 CS 1B		B SI 96 F FF 95 S FF 96 S SI 96 1-3 ③ **K**		5	1	3	0	0	2	0
29 Brett Wallace, L (1, 3) OBP: 0.277, SLG: 0.442	B SI 95 B FF 96 F FF 95 B SI 95 X FF 95 3-1 1B		C SL 85 C SL 85 X SL 87 0-2 27 G4-6-3 1-2 2-3 3-H 1B		F FF 96 B SI 95 F FC 95 B SL 86 X FF 95 2-2 1-H HR		B CU 81 C CU 81 F SI 94 B CU 84 S CU 83 2-3 ① **K**			F FF 95 S FF 95 S SI 95 0-3 ① **K**	5	1	3	3	0	2	1
27 Jose Altuve, R (1, 4) OBP: 0.319, SLG: 0.358	S FC 94 S SL 86 S SL 85 0-3 ② **K**		X SL 86 0-0 ① ② **G4-6-3** 1-2f 2-3 3-H		X FC 96 0-0 23 2B 1B		1 SAFE X CU 81 0-0 ② ③ **F9** 1-2			C SL 85 X SL 86 0-1 ② **L4**	5	1	1	0	0	1	4
15 Jason Castro, L (1, 2) OBP: 0.339, SLG: 0.455	B FF 95 C SI 94 F SI 96 X SL 85 1-2 ③ **G3**		B CU 77 F FF 95 B FF 95 F SI 95 S FF 96 2-3 ③ **K**		1 SAFE F SL 85 C FF 94 S FC 94 0-3 ② **K**			B FF 95 C FF 94 F FF 96 F FF 98 B FS 87 X FF 97 2-2 ① **G6-3**		B SI 96 B FF 95 S SI 95 S SI 96 B FF 95 S FF 95 3-3 ③ **K**	5	0	0	0	0	3	3
23 Chris Carter, R (1, 10) OBP: 0.312, SLG: 0.445		B FF 95 F FF 96 B SL 86 S SL 86 S SL 85 2-3 ① **K**		B FC 96 S FF 96 B FF 96 X SL 86 2-1 ① **G6-3**	B FF 95 B SL 86 1 SAFE S SL 85 1 SAFE S SL 86 X FF 96 2-2 1-H 2B			B SL 82 C FF 96 B SL 84 F FF 96 X SL 81 2-2 1B			4	0	2	1	0	1	0
30 Matt Dominguez, R (1, 5) OBP: 0.262, SLG: 0.385		X FC 95 0-0 ② **F9**		B SL 88 C FC 96 F FF 96 B CU 77 X SL 87 2-2 2 1B 1B	B SL 87 X FC 96 1-0 ③ **F8**			B FF 96 B FF 94 S FF 94 S FC 94 X FF 97 2-2 ② **L9**			4	0	1	0	0	0	2
2 Brandon Barnes, R (1, 8) OBP: 0.287, SLG: 0.344		C FC 96 B SI 96 F SL 86 X SL 86 1-2 ③ **G6-3**		F FF 95 X FF 95 0-1 28 G3-6-1 1-2 1B		S FF 94 F SL 86 S CU 76 0-3 ① **K**		S FF 96 S FF 96 S FF 98 0-3 ③ **K**			4	0	1	0	0	2	1
28 L.J. Hoes, R (1, 9) OBP: 0.300, SLG: 0.407			C FF 95 B FF 95 B FF 96 X FF 96 2-1 19 1B 6 1B 29 1B 1B	B SL 87 X FF 96 1-0 ② ③ **G3-6-1** 1-2f		C CU 76 B CU 77 B FC 95 X FF 95 2-1 ② **G4-3**			S FF 94 S FF 96 F FF 94 B FF 96 B FF 96 X FF 96 2-2 ① 1B		4	1	2	0	0	0	2
6 Jonathan Villar, S (1, 6) OBP: 0.345, SLG: 0.311			B SI 94 X FF 94 1-0 29 1B 19 1B 27 G4-6-3 1-2 1B		C CU 77 C CU 78 S FC 95 0-3 ① **K**	X FC 94 0-0 ③ **G6-3**			B FF 94 C FF 94 S SL 86 B SI 95 S FF 96 2-3 ② **K**		4	1	1	0	0	2	0
Inning Stats	R: 0 E: 0 K: 2 S: 11 H: 1 LOB: 1 BB: 0 P: 15	R: 0 E: 0 K: 1 S: 7 H: 0 LOB: 0 BB: 0 P: 10	R: 2 E: 0 K: 1 S: 11 H: 4 LOB: 1 BB: 0 P: 17	R: 0 E: 0 K: 0 S: 8 H: 2 LOB: 1 BB: 0 P: 13	R: 3 E: 0 K: 2 S: 16 H: 4 LOB: 1 BB: 0 P: 23	R: 0 E: 0 K: 1 S: 6 H: 0 LOB: 0 BB: 0 P: 8	R: 0 E: 0 K: 1 S: 6 H: 1 LOB: 0 BB: 0 P: 11	R: 0 E: 0 K: 1 S: 13 H: 1 LOB: 1 BB: 0 P: 19	R: 0 E: 0 K: 2 S: 10 H: 1 LOB: 0 BB: 0 P: 15	R: 0 E: 0 K: 2 S: 8 H: 0 LOB: 0 BB: 0 P: 11	1B: 12 2B: 1 3B: 0 HR: 1	SF: 0 SAC: 0 DP: 2 HBP: 0					

PITCHER		IP	WLS	BF	H	R	ER	SO	BB	IBB	HBP	BLK	WP	HR	S	P	ERA	WHIP
Garrett Richards, R ERA: 4.24	(1, 1)	6.0		28	12	5	5	7	0	0	0	0	1	1	61	91	7.50	2.000
54 Buddy Boshers, L ERA: 5.4	(7, 1)	1.0		2	0	0	0	1	0	0	0	0	0	0	4	6	0.00	0.000
65 Dane De La Rosa, R ERA: 3.56	(8, 1)	1.0		4	1	0	0	1	0	0	0	0	0	0	13	19	0.00	1.000
49 Ernesto Frieri, R ERA: 4.41	(9, 1)	2.0	W	6	1	0	0	4	0	0	0	0	0	0	18	26	0.00	0.500

PITCHER	IP	WLS	BF	H	R	ER	SO	BB	IBB	HBP	BLK	WP	HR	S	P	ERA	WHIP

TOP

Houston Astros @ Los Angeles Angels

Angel Stadium of Anaheim, Anaheim, CA

Sat Aug 17 2013, 6:08 PM - 9:56 PM PDT

Att. 40,246 - Clear - 83 F

livebaseballscorecards.com

AB	40
R	5
H	14
RBI	4
BB	0
SO	13
LOB	13

WP: 1 PB: 0 SB: 0 CS: 1 PA: 40

Batter	1	2	3	4	5	6	7	8	9	10	AB	R	H	RBI	BB	SO	LOB
25 Peter Bourjos, R (1, 8) OBP: 0.371, SLG: 0.431	C FC 88 B SI 89 X SI 89 1-1 G5-3 ①		B SI 90 C CH 78 B SI 90 X CH 79 2-1 G6-3 ②	C CH 78 B SI 90 S CH 78 1 SAFE F CH 78 X FF 89 1-2 FC5-4 ③ 1-2f		1 SAFE S CU 81 C SI 93 X CU 82 0-2 G5-3 ③		D CH 84 X FF 93 1-0 G4-3 ③			5	0	0	0	0	0	3
19 Collin Cowgill, R (1, 9) OBP: 0.259, SLG: 0.365 39 JB Shuck, L (9, PH) OBP: 0.332, SLG: 0.372 (10, 9)	C FF 90 B SI 90 C SI 92 X SI 91 1-2 27 G6-4-3 1B		C FF 91 B CH 79 X SI 90 1-1 27 44 3B 1B		B FF 88 B CH 76 B SI 87 C SI 86 B SI 87 4-1 2 G6-3 27 BB BB		C SI 91 C FF 91 S SL 86 0-3 K ①		B FF 94 C CH 83 X FF 95 1-1 27 FC5-4 1B		3 1	1 0	2 1	0 0	1 0	1 0	0 0
27 Mike Trout, R (1, 7) OBP: 0.429, SLG: 0.571	S SI 91 B FF 90 1 SAFE B SI 91 X FF 89 2-1 G6-4-3 ②③ 1-2f		C SI 90 B FF 91 X CH 79 1-1 44 3B 1-2 1B		B SI 90 C FF 88 B CH 79 C SL 81 F SL 83 B FF 91 B SI 89 4-2 2 G6-3 1-2 BB		B SI 92 F SL 87 C SL 87 B SL 83 B SL 85 B SI 92 4-2 44 S 2 1B BB		C FF 96 X CH 83 0-1 FC5-4 ① 44 G6-4-3 1-2f		3	2	1	0	2	0	2
44 Mark Trumbo, R (1, 3) OBP: 0.301, SLG: 0.462		B FF 89 B FF 90 C FF 90 F CH 79 F FF 90 X SL 82 2-2 HR	D CH 79 D SI 90 F CH 79 D SI 91 F SI 92 F SI 91 X SI 91 3-2 2 2B 1-H 2-H 3B		C FF 93 F FC 88 S SL 83 0-3 K ①		1 SAFE C FF 92 F FC 88 B CU 81 S SL 83 1-3 K ② 1-2		1 SAFE S FF 95 X FF 96 0-1 G6-4-3 ②③ 1-2f		5	2	2	3	0	2	4
2 Erick Aybar, S (1, 6) OBP: 0.319, SLG: 0.384		X FF 91 0-0 8 G6-4-3 32 1B 1B	S CH 79 F CH 79 X FF 92 0-2 3-H 2B		F FF 93 F SI 88 X CU 82 0-2 G6-3 ② 1-2 2-3		B CU 80 C FF 92 F FF 87 B CU 82 D CU 81 F FF 92 X FF 91 3-2 2-H 1B			B FF 95 B FF 96 C FF 93 C CH 85 F CH 82 X FF 96 2-2 P6 ①	5	0	3	2	0	0	2
32 Josh Hamilton, L (1, 10) OBP: 0.281, SLG: 0.412		B CU 72 X SI 90 1-0 8 G6-4-3 1-2 1B	S SL 82 S SL 82 B FF 92 D SL 82 X SI 90 2-2 F8 ③		B CU 81 X CH 87 1-0 G3-1 ③		X SL 81 0-0 F9 ③			F KC 81 F FF 97 X KC 80 0-2 HR	5	1	2	1	0	0	4
8 Chris Nelson, R (1, 5) OBP: 0.298, SLG: 0.343		C FF 91 D CU 76 B CU 73 X FF 90 2-1 G6-4-3 ①② 1-2f 2-3	B CH 76 B CU 74 C SI 89 B FF 90 B FF 90 4-1 10 FC6-4 BB		C FF 93 F FF 92 F CU 82 B FF 94 F FC 88 B CU 82 F FF 94 B SI 92 S SI 93 3-3 K ①		B FF 93 B FF 94 B FF 93 C SL 89 X FF 92 3-1 7 SH2-3 1B		3	0	1	0	1	1	2
17 Chris Iannetta, R (1, 2) OBP: 0.355, SLG: 0.333 7 Andrew Romine, S (8, PH) OBP: 0.214, SLG: 0.154 16 Hank Conger, L (9, 2) OBP: 0.295, SLG: 0.423		B SI 90 X CH 78 1-0 G5-3 ③		F SI 90 D CH 81 S CH 79 B FF 90 F SI 91 S CH 79 2-3 K ①		B FF 93 F FF 92 F FF 93 B SL 82 B SL 83 B FF 93 4-2 10 FC6-4 BB		L FF 94 1 SAFE D CH 86 C FF 94 X CH 84 1-2 SH2-3 ① 1-2		2 0 0	0 0 0	0 0 0	1 0 0	1 0 0	1 0 0	2 0 0
10 Grant Green, R (1, 4) OBP: 0.339, SLG: 0.306			C FF 89 X CH 78 0-1 G4-3 ①	P PO 74 B FF 89 B SI 90 C FF 89 X SI 89 3-1 FC6-4 ② 25 FC5-4 1-2f		C FF 93 B CU 81 X FF 93 1-1 FC6-4 ② 1-2f		B FF 96 X FF 93 1-0 L6 ②		4	0	0	0	0	0	3
Inning Stats	R: 0 E: 0 K: 0 S: 7 H: 1 LOB: 0 BB: 0 P: 11	R: 1 E: 0 K: 0 S: 9 H: 3 LOB: 1 BB: 0 P: 15	R: 3 E: 0 K: 0 S: 18 H: 4 LOB: 1 BB: 0 P: 27	R: 0 E: 0 K: 1 S: 12 H: 0 LOB: 1 BB: 1 P: 21	R: 0 E: 0 K: 1 S: 11 H: 0 LOB: 2 BB: 2 P: 20	R: 0 E: 0 K: 1 S: 13 H: 0 LOB: 1 BB: 1 P: 21	R: 1 E: 0 K: 2 S: 13 H: 1 LOB: 1 BB: 1 P: 21	R: 0 E: 0 K: 0 S: 7 H: 1 LOB: 1 BB: 0 P: 13	R: 0 E: 0 K: 0 S: 6 H: 1 LOB: 0 BB: 0 P: 7	R: 1 E: 0 K: 0 S: 7 H: 1 LOB: 0 BB: 0 P: 9	1B: 8 2B: 1 3B: 1 HR: 2 SF: 0 SAC: 1 DP: 3 HBP: 0	WP: 0 PB: 0 SB: 1 CS: 0 PA: 42					

PITCHER		IP	WLS	BF	H	R	ER	SO	BB	IBB	HBP	BLK	WP	HR	S	P	ERA	WHIP
60 Dallas Keuchel, L ERA: 5.11	(1, 1)	4.0		21	8	4	4	1	3	0	0	0	0	1	50	86	9.00	2.750
21 Philip Humber, R ERA: 9.08	(5, 1)	2.2		11	1	1	1	4	2	0	0	0	0	0	32	49	3.38	1.125
66 Kevin Chapman, L ERA:	(7, 1)	0.1		1	0	0	0	0	0	0	0	0	0	0	1	1	0.00	0.000
61 Josh Zeid, R ERA: 7.27	(8, 1)	1.0		4	1	0	0	0	0	0	0	0	0	0	7	13	0.00	1.000
35 Josh Fields, R ERA: 6.84	(9, 1)	1.1	L	5	2	1	1	0	0	0	0	0	0	1	13	16	6.75	1.500

PITCHER	IP	WLS	BF	H	R	ER	SO	BB	IBB	HBP	BLK	WP	HR	S	P	ERA	WHIP

BOTTOM

Houston Astros @ Los Angeles Angels

Angel Stadium of Anaheim, Anaheim, CA

Sat Aug 17 2013, 6:08 PM - 9:56 PM PDT

Att. 40,246 - Clear - 83 F

livebaseballscorecards.com

AB	36
R	6
H	12
RBI	6
BB	5
SO	5
LOB	22

Houston Astros @ Los Angeles Angels

Angel Stadium of Anaheim, Anaheim, CA

Sun Aug 18 2013, 12:38 PM - 4:00 PM PDT

Att. 36,896 - Sunny - 76 F

TOP

livebaseballscorecards.com

Batter	1	2	3	4	5	6	7	8	9	AB	R	H	RBI	BB	SO	LOB
19 Robbie Grossman, S (1, 7) OBP: 0.344, SLG: 0.356	C FF 86 X FF 86 0-1 ① F9	C KC 76 D KC 74 X FF 88 1-1 28 1B 2B 3-H		F FF 86 B FF 87 C KC 75 B CH 81 B FF 88 X FF 87 3-2 ① L9		B SI 95 1 SAFE S SI 94 1 SAFE B CU 81 F SI 95 F CU 85 S CU 85 2-3 ③ K 1-2		X SI 97 0-0 ① SH2-4 1-2 2-3		4	0	1	1	0	1	1
28 L.J. Hoes, R (1, 9) OBP: 0.338, SLG: 0.476	C FF 87 X FF 87 0-1 HR	C CH 81 S CH 80 X KC 76 0-2 2-3 1B		C KC 75 B FF 87 X KC 75 1-1 ② G4-3			C CU 80 B FF 96 S CU 86 X CU 85 1-2 23 E 30 HR 1B	B SI 97 3 SAFE F SI 97 H SI 97 2-1 HBP		4	2	3	1	0	0	0
27 Jose Altuve, R (1, 10) OBP: 0.316, SLG: 0.355	F FF 87 X KC 75 0-1 ② P3	F FF 88 1 SAFE 1 SAFE X KC 76 0-1 ③ L9		C KC 75 X KC 75 0-1 ③ F8			B FF 95 1 SAFE X FF 95 1-0 ① F9	F SI 96 S FC 91 B FC 92 B FF 97 B FF 92 X SI 98 3-2 ② SF7 3-H		4	0	0	1	0	0	3
23 Chris Carter, R (1, 3) OBP: 0.313, SLG: 0.441	B FF 87 B FF 87 B FF 87 C FF 87 B CH 80 4-1 22 FC6-4 BB	F FF 86 S KC 75 B CH 78 B KC 73 B CH 80 F FF 88 B CH 80 4-2 30 1B BB		C FF 85 B CH 80 F KC 75 B KC 74 S FF 86 2-3 ① K			F CU 82 B CU 86 1 SAFE T CU 86 S CU 86 1-3 ② K 1-2	B FC 90 B SI 97 C SI 97 S SI 96 S SI 98 2-3 ③ K		3	0	0	0	2	3	3
22 Carlos Corporán, S (1, 2) OBP: 0.311, SLG: 0.413	F FF 86 B CH 79 S FF 87 X KC 75 1-2 ③ FC6-4 1-2f	C KC 74 S KC 75 B FF 87 F KC 74 B CH 79 B FF 88 X KC 76 3-2 ① L8		S CH 80 B CH 80 X KC 75 1-1 ② F9			I IN 74 I IN 76 I IN 74 I IN 72 4-0 30 HR IBB		B CH 90 S FF 95 X CH 90 1-1 ① F8	4	1	0	0	1	0	2
30 Matt Dominguez, R (1, 5) OBP: 0.268, SLG: 0.397		C FF 85 F FF 86 X KC 75 0-2 10 1B 2 1B 9 G4-3 1B	B CH 80 1 SAFE F FF 87 X SI 87 1-1 2 BB 1-3 1B	C FF 88 F FF 87 F FF 88 X CH 82 0-2 ③ G5-3			X CU 84 0-0 1-H 2-H HR		B FF 95 C FF 95 F FF 95 F FF 96 B FF 96 F CH 91 B FF 95 X FF 95 3-2 1B	5	2	4	3	0	0	0
2 Brandon Barnes, R (1, 8) OBP: 0.289, SLG: 0.343		B CH 80 B FF 87 X FF 87 2-0 9 G4-3 10 1B 19 2B 1-2 1B	C KC 76 S FF 88 F KC 76 D CH 81 B FF 87 D KC 76 1 SAFE B CH 81 4-2 1-2 BB			C FF 86 B CH 80 S FF 87 F FF 88 F KC 75 S CH 80 1-3 ① K	S FF 96 S FF 95 S FF 96 0-3 ③ K		S FF 94 F FF 95 F FF 95 X CH 89 0-2 ② L6	4	1	1	0	1	2	1
10 Jake Elmore, R (1, 4) OBP: 0.310, SLG: 0.343		F FF 87 X CH 81 0-1 9 G4-3 1-2 2-3 1B	C FF 87 S CH 80 D CH 81 S CH 80 1-3 ② K			C FF 93 X CU 80 0-1 ② L4		C SI 98 X SI 97 0-1 19 SH2-4 9 1B 27 SF7 1B	B FF 93 F FF 94 F FF 93 B FF 95 F FF 95 X CH 88 2-2 ③ L4	5	1	2	0	0	1	4
9 Marwin Gonzalez, S (1, 6) OBP: 0.250, SLG: 0.337		C FF 87 X CH 81 0-1 ① ② G4-3 1-2f 2-3 3-H	F CH 80 F CH 80 F FF 87 F FF 87 X KC 76 0-2 ③ L4			C CU 80 F SI 95 S CU 87 0-3 K 19 S		L SI 96 1 SAFE L FF 96 F CU 86 X CU 82 0-2 19 SH2-4 1-2		4	0	1	0	0	1	5
Inning Stats	R: 1 H: 1 E: 0 LOB: 1 K: 0 BB: 1 S: 10 P: 15	R: 2 H: 5 E: 0 LOB: 2 K: 0 BB: 0 S: 15 P: 18	R: 0 H: 1 E: 0 LOB: 3 K: 1 BB: 2 S: 20 P: 33	R: 0 H: 0 E: 0 LOB: 0 K: 0 BB: 0 S: 7 P: 11	R: 0 H: 0 E: 0 LOB: 0 K: 1 BB: 0 S: 9 P: 12	R: 0 H: 0 E: 0 LOB: 1 K: 3 BB: 0 S: 14 P: 17	R: 3 H: 2 E: 1 LOB: 0 K: 2 BB: 1 S: 11 P: 18	R: 1 H: 2 E: 0 LOB: 2 K: 1 BB: 0 S: 14 P: 21	R: 0 H: 1 E: 0 LOB: 1 K: 0 BB: 0 S: 15 P: 21	1B: 9 SF: 1 2B: 1 SAC: 1 3B: 0 DP: 1 HR: 2 HBP: 1						

	AB	37
	R	7
	H	12
	RBI	6
	BB	4
	SO	8
	LOB	19

PITCHER		IP	WLS	BF	H	R	ER	SO	BB	IBB	HBP	BLK	WP	HR	S	P	ERA	WHIP
60 Jason Vargas, L ERA: 3.92	(1, 1)	5.1		25	7	3	3	3	3	0	0	0	0	1	66	95	5.06	1.875
38 Juan Gutierrez, R ERA: 4.54	(6, 1)	1.2	L	9	2	3	3	4	0	1	0	0	1	1	20	29	16.20	1.200
40 Kevin Jepsen, R ERA: 4.5	(8, 1)	1.0		6	2	1	1	1	0	0	1	0	0	0	14	21	9.00	2.000
58 Michael Kohn, R ERA: 3.89	(9, 1)	1.0		4	1	0	0	0	0	0	0	0	0	0	15	21	0.00	1.000

PITCHER	IP	WLS	BF	H	R	ER	SO	BB	IBB	HBP	BLK	WP	HR	S	P	ERA	WHIP

WP: 1	PA: 44		
PB: 0			
SB: 1			
CS: 0			

BOTTOM

Batter	1	2	3	4	5	6	7	8	9	AB	R	H	RBI	BB	SO	LOB
39 JB Shuck, L (1, 7) OBP: 0.333, SLG: 0.372	C FF 91 X SI 91 0-1 ① G6-3	C FF 90 F FF 90 B KC 80 B KC 82 2-2 ③ CS 1-2	B KC 79 C FF 89 C FF 90 X FF 89 1-2 ① G6-3		C KC 78 X KC 78 0-1 1B		C SI 94 X CU 81 0-1 ③ G4-3		B CU 80 X SI 93 1-0 25 G4-6-3 1-2 1B	5	0	2	0	0	0	0
19 Collin Cowgill, R (1, 9) (6, 8) OBP: 0.259, SLG: 0.361 16 Hank Conger, L (9, PH) OBP: 0.295, SLG: 0.423 25 Peter Bourjos, R (9, PH) OBP: 0.368, SLG: 0.428	C FF 91 C CH 81 B FF 91 B FF 92 X CH 82 2-2 27 1B 1B	L KC 80 X CH 82 0-1 ② G5-3	C FF 90 B SI 90 1 SAFE 1 SAFE F CH 81 F FF 89 B FF 90 S CH 80 2-3 ① K		B FF 93 B SI 85 C FF 92 S SI 91 C FF 94 2-3 ① K		B FF 92 B SI 92 C SI 92 X SI 93 2-1 ② G4-6-3 1-2f ③	4	0	1	0	0	2	1
										0	0	0	0	0	0	0
										1	0	0	0	0	0	2
27 Mike Trout, R (1, 8) OBP: 0.430, SLG: 0.574 56 Kole Calhoun, L (6, 9) OBP: 0.319, SLG: 0.387	B FF 92 B FF 92 1 SAFE X CH 81 2-0 1-2 1B	B KC 79 S SI 91 B FF 91 B CH 82 S CH 81 X FF 91 3-2 44 1B 2B	S FF 90 1 SAFE X CH 81 0-1 ② F8		B SI 93 B SI 94 B SI 93 C FF 90 B SI 91 4-1 44 HR BB			3	1	2	0	0	0	1
										0	1	0	0	1	0	0
44 Mark Trumbo, R (1, 3) OBP: 0.302, SLG: 0.468	S SI 91 S FF 92 T FF 92 0-2 ② K	X CH 82 0-0 2-H 1B	C SI 89 B FF 90 X CH 82 1-1 ③ F7		X FF 94 0-0 1-H HR			4	1	2	3	0	1	3
2 Erick Aybar, S (1, 6) OBP: 0.316, SLG: 0.380	C FF 91 B FF 91 X SI 92 1-1 ③ F7	L SI 90 C SI 90 D KC 81 X SI 91 1-2 ③ F9			B KC 78 C SI 89 B CH 80 S CH 81 X CH 82 2-2 ① G1-3		F CH 83 B SL 83 C CU 80 B FF 92 F CU 81 X FF 94 2-2 ② L4	4	0	0	0	0	0	3
32 Josh Hamilton, L (1, 10) OBP: 0.285, SLG: 0.425		C KC 79 C SI 91 B FF 91 F SI 90 X CH 82 1-2 8 SF9 3B		F FF 91 S FF 90 B KC 80 X FF 91 1-2 HR	S KC 80 F SL 81 B KC 80 X KC 80 1-2 ② F9			B FF 92 B CH 83 B SI 93 C SI 93 C CU 79 B FF 93 4-2 BB		3	2	2	1	1	0	0
8 Chris Nelson, R (1, 5) OBP: 0.292, SLG: 0.337		B SI 91 X SI 91 1-0 ① SF9 3-H	C CH 82 B KC 79 X CH 82 1-1 ① G3		B CH 82 F SI 91 B KC 81 T SI 89 B SI 92 S KC 82 3-3 ③ K			C CU 80 X CU 83 0-1 ③ G5-3		3	0	0	1	0	1	1
17 Chris Iannetta, R (1, 2) OBP: 0.357, SLG: 0.331		B SI 90 F FF 91 B FF 91 F SI 90 F FF 92 B CH 82 B FF 92 4-2 39 CS BB	S CH 81 B SI 90 B CH 81 X SI 89 2-1 ② L8				B FF 94 C FF 94 B FF 94 X SI 94 2-1 ① L8		F FF 93 B FF 93 B CU 82 C CU 79 F FF 94 B FF 95 B CU 80 4-2 39 1B BB	2	0	0	0	2	0	0
10 Grant Green, R (1, 4) OBP: 0.317, SLG: 0.283		F FF 90 C KC 79 F KC 80 F SI 91 S CH 82 0-3 ② K	C CH 82 X CH 81 0-1 ③ F9				C FF 95 S FF 95 F SI 94 B FF 95 B SL 83 C CU 83 2-3 ② K		F SI 91 X SI 92 0-1 ① F9	4	0	0	0	0	2	2

Inning Stats	1	2	3	4	5	6	7	8	9
	R: 0 E: 0 K: 1 S: 11	H: 2 LOB: 2 BB: 0 P: 16	R: 1 E: 0 K: 1 S: 15	H: 1 LOB: 0 BB: 1 P: 23	R: 1 E: 0 K: 0 S: 12	H: 2 LOB: 1 BB: 0 P: 17	R: 1 E: 0 K: 0 S: 9	H: 1 LOB: 0 BB: 0 P: 13	R: 0 E: 0 K: 1 S: 10	H: 1 LOB: 1 BB: 0 P: 13	R: 0 E: 0 K: 1 S: 9	H: 0 LOB: 0 BB: 0 P: 15	R: 0 E: 0 K: 1 S: 8	H: 0 LOB: 0 BB: 0 P: 12	R: 2 E: 0 K: 1 S: 13	H: 1 LOB: 1 BB: 2 P: 25	R: 0 E: 0 K: 0 S: 8	H: 1 LOB: 1 BB: 1 P: 15

| | | | | | | | | | |

Cleveland Indians @ Los Angeles Angels

Angel Stadium of Anaheim, Anaheim, CA

Mon Aug 19 2013, 7:10 PM - 10:12 PM PDT

Att. 36,574 - Partly Cloudy - 72 F

TOP

livebaseballscorecards.com

Batter	1	2	3	4	5	6	7	8	9	AB	R	H	RBI	BB	SO	LOB
24 Michael Bourn, L (1, 8) OBP: 0.318, SLG: 0.355	C SI 86 B FF 88 B FF 88 X CU 71 2-1 G4-3		C CU 70 B SI 88 S CH 80 B FF 88 S SI 89 2-3 K	S FF 86 X SI 87 0-1 1-2 1B		S CU 71 S CH 79 B FC 86 C SI 84 1-3 K		B CU 82 X SI 92 1-0 G4-3		5	0	1	0	0	2	3
33 Nick Swisher, S (1, 9) OBP: 0.340, SLG: 0.405 (7, 3)	B SI 87 X SI 89 1-0 22 FC4-6 1B		X SI 88 0-0 F8	C CU 72 B CH 80 X SI 86 1-1 L3			C FF 95 F CH 90 S FF 94 0-3 K		B SI 98 T SI 97 S SI 98 B SI 98 X SI 98 2-2 HR	5	1	2	1	0	1	2
22 Jason Kipnis, L (1, 4) OBP: 0.372, SLG: 0.477	B CU 72 S CH 81 C FF 86 F SI 88 B FF 90 X SI 89 2-2 FC4-6 1-2f			B SI 87 B CH 78 C CU 70 F SI 85 B FC 88 B SI 86 4-2 41 S 41 1B BB	B CU 70 B SI 84 X SI 86 2-0 F7		B FF 95 F FF 95 B FF 95 X CH 88 2-1 F8		B FF 97 C FF 97 F SI 96 X CU 85 1-2 G4-3	4	1	0	0	1	0	1
41 Carlos Santana, S (1, 3) OBP: 0.366, SLG: 0.443 11 Drew Stubbs, R (7, PR) OBP: 0.300, SLG: 0.366 (7, 9)	S SI 82 1 SAFE X FF 89 0-1 P5			C SI 86 B CH 80 S CH 78 X FF 89 1-2 13 2B 25 SF9 1-H 1B	B SI 84 B CU 70 C CU 71 B FF 85 C SI 84 D CH 79 4-2 23 G4-6-3 BB		B FF 96 B FF 95 F FF 95 S FF 96 B FF 95 B FF 96 4-2 23 BB BB		C SI 97 X CU 85 0-1 G6-3	2 1	1 0	1 0	1 0	2 0	0 0	1 0
23 Michael Brantley, L (1, 7) OBP: 0.336, SLG: 0.397		B CU 70 C CU 68 X SI 89 1-1 F7		C FF 87 S CU 72 X SL 81 0-2 P6	X SI 85 0-0 G4-6-3 1-2f		1 SAFE B FF 93 1 SAFE B FF 93 1 SAFE C FF 92 1 SAFE 1 SAFE F FF 93 4-2 B CH 86 B FF 93 1-2 BB		X SI 96 0-0 F7	4	0	0	0	1	0	2
13 Asdrúbal Cabrera, S (1, 6) OBP: 0.293, SLG: 0.392		C SI 85 H FF 87 1-1 HBP		F CH 79 X CH 78 0-1 25 SF9 8 HR 1-3 2B		C SI 84 B FF 85 F CU 71 F SI 82 C SI 85 1-3 K	C FF 94 C CH 89 2 SAFE X FF 94 0-2 L4			3	1	1	0	0	1	2
25 Jason Giambi, L (1, 10) OBP: 0.285, SLG: 0.390		B CU 71 C CH 81 X CU 71 1-1 F8		B SI 87 B CH 78 C CH 79 X SI 87 2-1 SF9 2-3 3-H		C CU 70 X SI 85 0-1 8 1B 10 FC5-2 2B		X SI 92 0-0 L8		3	0	1	1	0	0	1
8 Lonnie Chisenhall, L (1, 5) OBP: 0.272, SLG: 0.368 4 Mike Aviles, R (8, PH) OBP: 0.290, SLG: 0.381 (8, 5)		C CU 71 F FF 86 F FF 88 F FC 88 S CH 77 0-3 K		B CH 78 F CU 70 F SI 88 F SL 80 X CH 77 1-2 HR 3-H		F SI 86 F FF 85 D SL 79 F FF 84 X CU 70 1-2 10 FC5-2 2-3 1B		C CU 81 B CH 86 X SI 92 1-1 10 CS 1B		3 1	1 0	2 1	2 0	0 0	1 0	1 0
10 Yan Gomes, R (1, 2) OBP: 0.346, SLG: 0.508			S SL 81 F FF 88 S FF 87 0-3 K	S FC 89 C FC 90 F SI 89 B CU 73 F FF 90 B CH 79 B SL 82 X FF 89 3-2 24 1B 1B		X FC 86 0-0 FC5-2 1-2 3-H		B SI 93 1 SAFE B CU 82 B SI 92 B SI 92 4-0 1-2 BB		3	0	1	0	1	1	2

Inning Stats	1	2	3	4	5	6	7	8	9	1B: 6	SF: 1	WP: 0	PA: 41
	R: 0 E: 0 K: 0 S: 9 H: 1 LOB: 1 BB: 0 P: 14	R: 0 E: 0 K: 1 S: 10 H: 0 LOB: 1 BB: 0 P: 13	R: 0 E: 0 K: 2 S: 7 H: 0 LOB: 0 BB: 0 P: 9	R: 4 E: 0 K: 0 S: 25 H: 5 LOB: 2 BB: 1 P: 37	R: 0 E: 0 K: 0 S: 4 H: 0 LOB: 0 BB: 1 P: 10	R: 0 E: 0 K: 2 S: 14 H: 2 LOB: 2 BB: 0 P: 17	R: 0 E: 0 K: 1 S: 12 H: 0 LOB: 2 BB: 2 P: 22	R: 0 E: 0 K: 0 S: 4 H: 1 LOB: 1 BB: 1 P: 10	R: 1 E: 0 K: 0 S: 9 H: 1 LOB: 0 BB: 0 P: 12	2B: 2 3B: 0 HR: 2	SAC: 0 DP: 1 HBP: 1	PB: 0 SB: 1 CS: 1	

PITCHER	IP	WLS	BF	H	R	ER	SO	BB	IBB	HBP	BLK	WP	HR	S	P	ERA	WHIP
36 Jered Weaver, R (1, 1) ERA: 3.62	6.0	L	28	8	4	4	5	2	0	1	0	0	1	69	100	6.00	1.667
58 Michael Kohn, R (7, 1) ERA: 3.79	1.0		5	0	0	0	1	2	0	0	0	0	0	12	22	0.00	2.000
54 Buddy Boshers, L (8, 1) ERA: 4.15	1.0		4	1	0	0	0	1	0	0	0	0	0	4	10	0.00	2.000
40 Kevin Jepsen, R (9, 1) ERA: 4.63	1.0		4	1	1	1	0	0	0	0	0	0	1	9	12	9.00	1.000

PITCHER	IP	WLS	BF	H	R	ER	SO	BB	IBB	HBP	BLK	WP	HR	S	P	ERA	WHIP

AB	34
R	5
H	10
RBI	5
BB	5
SO	6
LOB	15

Batter	1	2	3	4	5	6	7	8	9	AB	R	H	RBI	BB	SO	LOB
39 JB Shuck, L (1, 10) OBP: 0.335, SLG: 0.372	C FF 91 B CH 82 F FF 92 B FF 92 X FF 92 2-2 2 G4-6-3 1B		C FF 92 B CH 83 F FF 91 B CU 81 S SI 93 2-3 ③ K			B FF 89 F FF 90 B FF 90 F CH 80 F FF 92 X FF 92 2-2 ① G6-3		B FF 91 B SI 89 C FF 90 C FF 90 F SL 81 B FF 90 B SI 89 4-2 BB		3	0	1	0	1	1	0
2 Erick Aybar, S (1, 6) OBP: 0.315, SLG: 0.381	B CH 88 F SI 88 X FF 90 1-1 ①② G4-6-3 1-2f			B FF 90 C FF 90 B CU 79 X FF 91 2-1 44 1B 2B		C CH 79 F CH 81 X SI 92 0-2 ② G4-3		B SI 89 S SI 89 B SI 89 1 SAFE F FF 90 S SL 82 2-3 ③ K		4	1	1	0	0	1	2
32 Josh Hamilton, L (1, 7) OBP: 0.282, SLG: 0.421	S FF 92 F CH 83 F FF 93 S SI 93 0-3 ③ K			S FF 92 F CH 82 F FF 94 D CU 83 B SI 93 X FF 93 2-2 ① P5		B FF 90 B CH 80 B FF 91 C FF 91 F FF 91 F FF 92 X CU 80 3-2 ③ F8			F FF 93 B FF 93 S SL 82 F SL 84 F FF 93 S SL 84 1-3 ① K	4	0	0	0	0	2	1
44 Mark Trumbo, R (1, 3) OBP: 0.304, SLG: 0.475		B FF 91 B FF 92 B SL 84 C FF 91 F FF 92 S FF 92 3-3 ① K		F CU 79 B CU 81 X FF 94 1-1 16 2B 8 F9-2 2-H 1B			B CU 79 B FF 89 F FF 93 X CU 78 2-1 ① P4		B FF 93 B FF 94 C FF 93 B SL 82 X FF 93 3-1 HR	4	1	2	2	0	1	0
16 Hank Conger, L (1, 2) OBP: 0.306, SLG: 0.430		B FF 92 B FF 92 B FF 91 B FF 90 4-0 BB		1 SAFE B FF 91 B FF 88 F FF 90 S FF 89 F FF 91 X FF 91 2-2 1-3 2B			C CH 80 F CU 79 B FF 91 B FF 91 F CU 82 F FF 92 B CH 78 B FF 92 4-2 BB		B FF 93 C FF 93 C FF 93 B FF 92 B FF 93 X FF 94 3-2 ② G4-3	2	0	1	0	2	0	0
8 Chris Nelson, R (1, 5) OBP: 0.286, SLG: 0.330		C FF 90 S FF 92 S FF 94 0-3 ② K		S FF 94 C FF 94 X FF 94 0-2 ②③ F9-2 3-H			B SL 80 C FC 92 1 SAFE F FC 93 T FC 94 1-2 ② K		C SL 82 S SL 82 B FF 92 S SL 83 1-3 ③ K	4	0	0	0	0	3	4
56 Kole Calhoun, L (1, 9) OBP: 0.307, SLG: 0.369		C FF 92 X FF 92 0-1 ③ F8			B SI 90 B FF 89 C FF 90 X FF 92 2-1 ① G3-1		C FC 92 B FC 93 X SL 80 1-1 ③ G3			3	0	0	0	0	0	2
10 Grant Green, R (1, 4) OBP: 0.317, SLG: 0.286			B FF 90 S SI 91 S FF 92 C FF 93 1-3 ① K		B FF 91 F FF 90 B FF 92 B CH 89 F FF 91 X FF 92 3-2 25 G6-4-3 1B			C SI 89 X SI 90 0-1 ① L8		3	0	1	0	0	1	0
25 Peter Bourjos, R (1, 8) OBP: 0.361, SLG: 0.418			B SI 91 F SL 86 F FF 92 X FF 94 1-2 ② P4		B CU 77 C FF 90 X FF 92 1-1 ②③ G6-4-3 1-2f			F SI 89 B SL 81 F SL 81 B SI 91 X SI 89 2-2 ② G6-3		3	0	0	0	0	0	1
Inning Stats	R: 0 E: 0 K: 1 S: 9 H: 1 LOB: 0 BB: 0 P: 12	R: 0 E: 0 K: 2 S: 8 H: 0 LOB: 1 BB: 1 P: 15	R: 0 E: 0 K: 2 S: 9 H: 0 LOB: 0 BB: 0 P: 13	R: 1 E: 0 K: 0 S: 15 H: 3 LOB: 1 BB: 0 P: 22	R: 0 E: 0 K: 0 S: 7 H: 1 LOB: 0 BB: 0 P: 13	R: 0 E: 0 K: 0 S: 11 H: 0 LOB: 0 BB: 0 P: 16	R: 0 E: 0 K: 1 S: 11 H: 0 LOB: 1 BB: 1 P: 19	R: 0 E: 0 K: 1 S: 11 H: 0 LOB: 1 BB: 1 P: 19	R: 1 E: 0 K: 2 S: 13 H: 1 LOB: 0 BB: 0 P: 21	1B: 3 2B: 3 3B: 0 HR: 1 SF: 0 SAC: 0 DP: 3 HBP: 0						WP: 0 PB: 0 SB: 0 CS: 0 PA: 33

PITCHER		IP	WLS	BF	H	R	ER	SO	BB	IBB	HBP	BLK	WP	HR	S	P	ERA	WHIP
34 Zach McAllister, R ERA: 3.59	(1, 1)	6.1	W	23	5	1	1	5	2	0	0	0	0	0	65	103	1.42	1.105
27 Bryan Shaw, R ERA: 3.9	(7, 1)	0.2	H	2	0	0	0	1	0	0	0	0	0	0	5	7	0.00	0.000
38 Joe Smith, R ERA: 2.63	(8, 1)	1.0	H	4	0	0	0	1	1	0	0	0	0	0	11	19	0.00	1.000
54 Chris Perez, R ERA: 3.46	(9, 1)	1.0		4	1	1	1	2	0	0	0	0	0	1	13	21	9.00	1.000

PITCHER	IP	WLS	BF	H	R	ER	SO	BB	IBB	HBP	BLK	WP	HR	S	P	ERA	WHIP

BOTTOM

Cleveland Indians @ Los Angeles Angels

Angel Stadium of Anaheim, Anaheim, CA

Mon Aug 19 2013, 7:10 PM - 10:12 PM PDT

Att. 36,574 - Partly Cloudy - 72 F

livebaseballscorecards.com

AB	30
R	2
H	6
RBI	2
BB	3
SO	9
LOB	10

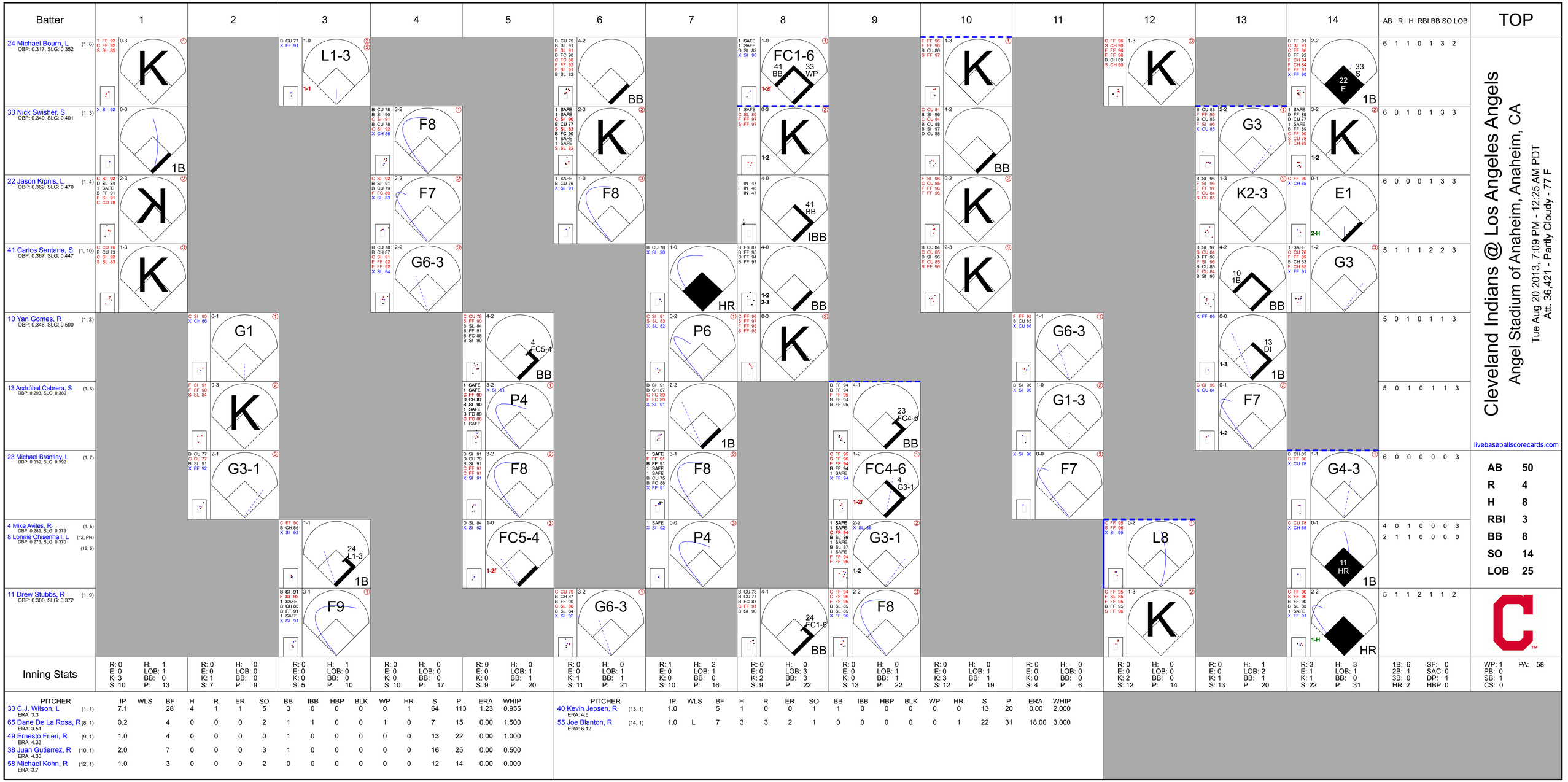
Batter
1
2
3
4
5
6
7
8
9
10
11
12
13
14
AB R H RBI BB SO LOB
TOP
24 Michael Bourn, L (1, 8) OBP: 0.317, SLG: 0.352
33 Nick Swisher, S (1, 3) OBP: 0.340, SLG: 0.401
22 Jason Kipnis, L (1, 4) OBP: 0.369, SLG: 0.470
41 Carlos Santana, S (1, 10) OBP: 0.367, SLG: 0.447
10 Yan Gomes, R (1, 2) OBP: 0.346, SLG: 0.500
13 Asdrúbal Cabrera, S (1, 6) OBP: 0.293, SLG: 0.389
23 Michael Brantley, L (1, 7) OBP: 0.332, SLG: 0.392
4 Mike Aviles, R (1, 5) OBP: 0.289, SLG: 0.379
8 Lonnie Chisenhall, L (12, PH) OBP: 0.273, SLG: 0.370
(12, 5)
11 Drew Stubbs, R (1, 9) OBP: 0.300, SLG: 0.372
Cleveland Indians @ Los Angeles Angels
Angel Stadium of Anaheim, Anaheim, CA
Tue Aug 20 2013, 7:09 PM - 12:25 AM PDT
Att. 36,421 - Partly Cloudy - 77 F
livebaseballscorecards.com
AB 50
R 4
H 8
RBI 3
BB 8
SO 14
LOB 25
Inning Stats
PITCHER IP WLS BF H R ER SO BB IBB HBP BLK WP HR S P ERA WHIP
33 C.J. Wilson, L (1, 1) ERA: 3.3
65 Dane De La Rosa, R (8, 1) ERA: 3.51
49 Ernesto Frieri, R (9, 1) ERA: 4.33
38 Juan Gutierrez, R (10, 1) ERA: 4.33
58 Michael Kohn, R (12, 1) ERA: 3.7
40 Kevin Jepsen, R (13, 1) ERA: 4.5
55 Joe Blanton, R (14, 1) ERA: 6.12

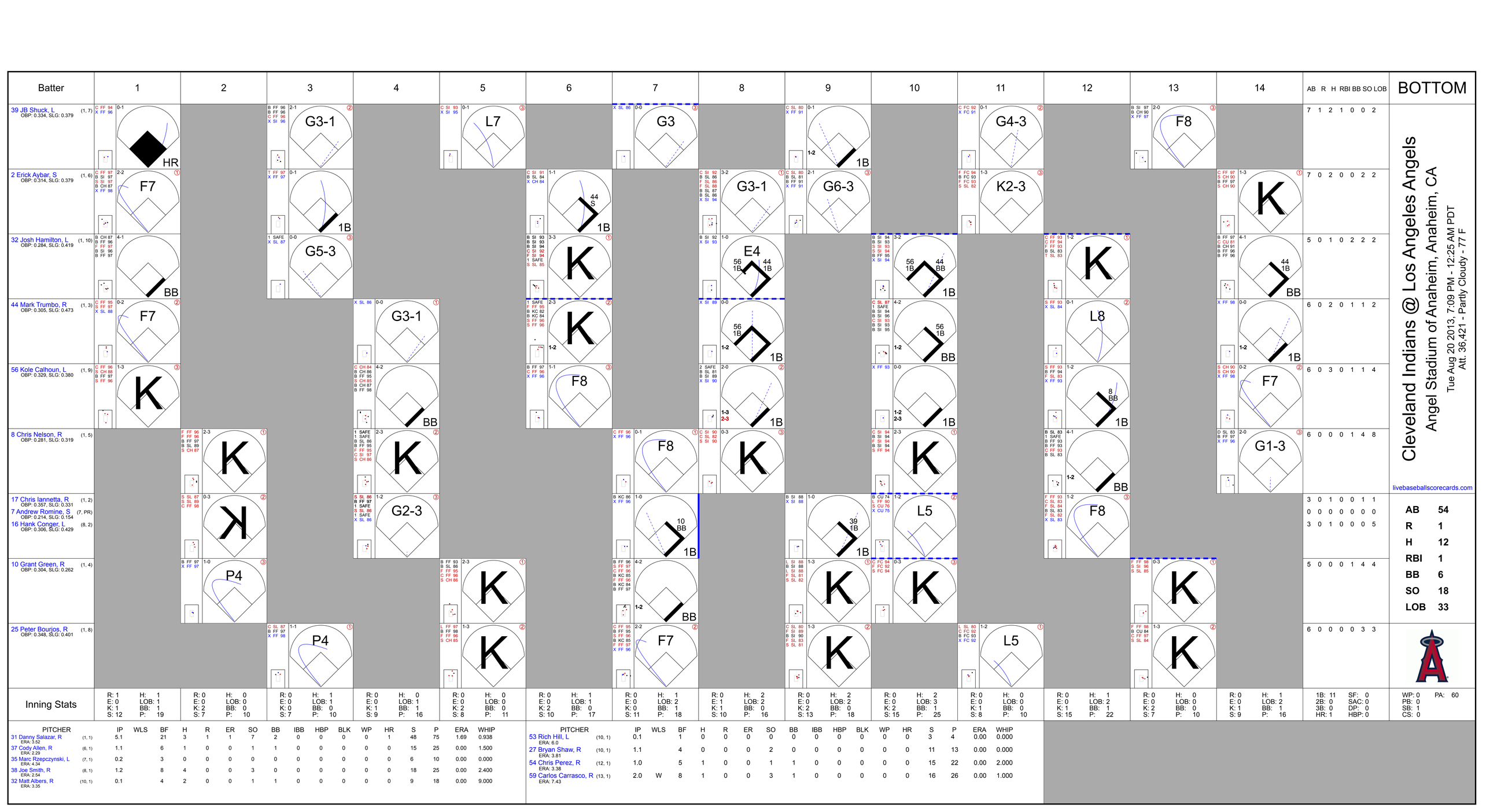
BOTTOM
Cleveland Indians @ Los Angeles Angels
Angel Stadium of Anaheim, Anaheim, CA
Tue Aug 20 2013, 7:09 PM - 12:25 AM PDT
Att. 36,421 - Partly Cloudy - 77 F
livebaseballscorecards.com
AB 54
R 1
H 12
RBI 1
BB 6
SO 18
LOB 33
39 JB Shuck, L (1, 7) OBP: 0.334, SLG: 0.379
2 Erick Aybar, S (1, 6) OBP: 0.314, SLG: 0.379
32 Josh Hamilton, L (1, 10) OBP: 0.284, SLG: 0.419
44 Mark Trumbo, R (1, 3) OBP: 0.305, SLG: 0.473
56 Kole Calhoun, L (1, 9) OBP: 0.329, SLG: 0.380
8 Chris Nelson, R (1, 5) OBP: 0.281, SLG: 0.319
17 Chris Iannetta, R (1, 2) OBP: 0.357, SLG: 0.331
7 Andrew Romine, S (7, PR) OBP: 0.214, SLG: 0.154
16 Hank Conger, L (8, 2) OBP: 0.306, SLG: 0.429
10 Grant Green, R (1, 4) OBP: 0.304, SLG: 0.262
25 Peter Bourjos, R (1, 8) OBP: 0.348, SLG: 0.401
Inning Stats
R: 1 E: 0 K: 1 S: 12 H: 1 LOB: 1 BB: 1 P: 19
R: 0 E: 0 K: 2 S: 7 H: 0 LOB: 0 BB: 0 P: 10
R: 0 E: 0 K: 0 S: 7 H: 1 LOB: 1 BB: 0 P: 10
R: 0 E: 0 K: 1 S: 9 H: 0 LOB: 1 BB: 1 P: 16
R: 0 E: 0 K: 2 S: 8 H: 0 LOB: 0 BB: 0 P: 11
R: 0 E: 0 K: 2 S: 10 H: 1 LOB: 1 BB: 0 P: 17
R: 0 E: 0 K: 0 S: 11 H: 1 LOB: 2 BB: 1 P: 18
R: 0 E: 1 K: 1 S: 10 H: 2 LOB: 2 BB: 0 P: 16
R: 0 E: 0 K: 2 S: 13 H: 2 LOB: 2 BB: 0 P: 18
R: 0 E: 0 K: 2 S: 15 H: 2 LOB: 3 BB: 1 P: 25
R: 0 E: 0 K: 1 S: 8 H: 0 LOB: 0 BB: 0 P: 10
R: 0 E: 0 K: 1 S: 15 H: 1 LOB: 2 BB: 1 P: 22
R: 0 E: 0 K: 2 S: 7 H: 0 LOB: 0 BB: 0 P: 10
R: 0 E: 0 K: 1 S: 9 H: 1 LOB: 2 BB: 1 P: 16
1B: 11 2B: 0 3B: 0 HR: 1 SF: 0 SAC: 0 DP: 0 HBP: 0
WP: 0 PB: 0 SB: 1 CS: 0 PA: 60
PITCHER IP WLS BF H R ER SO BB IBB HBP BLK WP HR S P ERA WHIP
31 Danny Salazar, R (1, 1) ERA: 3.52 5.1 21 3 1 1 7 2 0 0 0 0 1 48 75 1.69 0.938
37 Cody Allen, R (6, 1) ERA: 2.29 1.1 6 1 0 0 1 1 0 0 0 0 0 15 25 0.00 1.500
35 Marc Rzepczynski, L (7, 1) ERA: 4.34 0.2 3 0 0 0 0 0 0 0 0 0 0 6 10 0.00 0.000
38 Joe Smith, R (8, 1) ERA: 2.54 1.2 8 4 0 0 3 0 0 0 0 0 0 18 25 0.00 2.400
32 Matt Albers, R (10, 1) ERA: 3.35 0.1 4 2 0 0 1 1 0 0 0 0 0 9 18 0.00 9.000
PITCHER IP WLS BF H R ER SO BB IBB HBP BLK WP HR S P ERA WHIP
53 Rich Hill, L (10, 1) ERA: 6.0 0.1 1 0 0 0 0 0 0 0 0 0 0 3 4 0.00 0.000
27 Bryan Shaw, R (10, 1) ERA: 3.81 1.1 4 0 0 0 2 0 0 0 0 0 0 11 13 0.00 0.000
54 Chris Perez, R (12, 1) ERA: 3.38 1.0 5 1 0 0 1 1 0 0 0 0 0 15 22 0.00 2.000
59 Carlos Carrasco, R (13, 1) ERA: 7.43 2.0 W 8 1 0 0 3 1 0 0 0 0 0 16 26 0.00 1.000

Cleveland Indians @ Los Angeles Angels

Angel Stadium of Anaheim, Anaheim, CA

Wed Aug 21 2013, 4:09 PM - 7:07 PM PDT

Att. 35,810 - Sunny - 86 F

TOP

livebaseballscorecards.com

Batter	1	2	3	4	5	6	7	8	9	AB	R	H	RBI	BB	SO	LOB
24 Michael Bourn, L (1, 8) OBP: 0.323, SLG: 0.361	B FF 91 S SI 92 X FC 90 1-1 41 2B 1B		C FC 88 B SI 92 S CH 86 B SI 93 B CU 79 X SI 93 3-2 33 HR 3B		B SI 92 C SI 92 B SI 92 B SI 92 B SI 91 4-1 22 WP 33 G1-3 BB		C CU 80 S SI 92 D CU 83 S CU 80 1-3 ②		B SL 83 C FF 95 S FF 95 X FF 96 1-2 33 G3-6-1 1-3 3-H 1B	4	1	3	0	1	1	2
33 Nick Swisher, S (1, 3) OBP: 0.340, SLG: 0.407	C SI 89 1 SAFE F FC 88 S CH 84 0-3 ① K		S CH 85 B SI 92 C CH 85 B FC 90 X SI 93 2-2 3-H HR		F SI 91 1 SAFE X CU 79 0-1 ② G1-3 1-2		B CU 81 B CU 81 B CU 82 B SI 93 4-0 1-2 2-3 BB		X SL 80 0-0 ② ③ G3-6-1 1-2f	4	1	1	2	1	1	4
22 Jason Kipnis, L (1, 4) OBP: 0.366, SLG: 0.466	C FC 88 1 SAFE F CH 85 C SI 92 0-3 ② K		F SI 92 B CU 78 X SI 91 1-1 ① G4-3		S CU 78 B SI 91 F SI 90 B SI 91 X SL 80 2-2 ③ G4-3 2-3		C CU 81 B SI 92 F CU 82 B SI 93 X CU 81 2-2 ③ G1-4-3			4	0	0	0	0	1	5
41 Carlos Santana, S (1, 2) OBP: 0.366, SLG: 0.448	F FF 90 B FC 90 B CH 86 1 SAFE X CH 84 2-1 1-3 2B		B SI 92 T CH 86 C FF 93 F FC 91 B SL 81 S CH 85 2-3 ② K			M SI 90 B SI 91 C CU 79 X CH 87 1-2 ① F7		C SL 79 X SL 82 0-1 ① G3		4	0	1	0	0	1	0
23 Michael Brantley, L (1, 7) OBP: 0.329, SLG: 0.388	C CU 78 F SI 92 X CH 85 0-2 ③ L6		F SI 91 B SI 92 X SI 91 1-1 ③ G4-3			C SI 92 X SL 80 0-1 ② G4-3		X FF 96 0-0 ② G6-3		4	0	0	0	0	0	2
25 Jason Giambi, L (1, 10) OBP: 0.284, SLG: 0.392		B SI 91 B FC 90 X SI 90 2-0 8 G6-3 2B		B SI 92 C CU 78 B SI 92 F CH 85 B CH 85 F SI 92 F FC 89 C CU 76 3-3 ①		B SI 91 B CH 86 X SI 92 2-0 ③ G6-3		B FF 96 X FF 95 1-0 ③ P5		4	0	1	0	0	1	0
4 Mike Aviles, R (1, 6) OBP: 0.292, SLG: 0.381		M FC 90 X CU 79 0-1 ① P4		S FF 94 B FC 89 B SI 92 S CU 78 F FC 90 X CH 85 2-2 ② L6			C FC 90 X FC 89 0-1 33 BB 11 BB 1B		B FF 93 X FF 93 1-0 8 G4-3 24 WP 8 WP 1B	4	1	2	0	0	0	1
8 Lonnie Chisenhall, L (1, 5) OBP: 0.269, SLG: 0.363		X SI 92 0-0 ② G6-3 2-3		X SI 92 0-0 ③ G3-1			B SI 90 1 SAFE S CH 84 F CH 85 X SI 92 1-2 ① F9		F FF 94 B FF 94 1 SAFE C FF 94 B FS 88 F FF 96 X SL 82 2-2 ① G4-3 1-3	4	0	0	0	0	0	3
11 Drew Stubbs, R (1, 9) OBP: 0.302, SLG: 0.370		C SL 79 B FC 89 S SI 93 D SL 81 C FF 92 2-3 ③ K			S FC 87 S SI 90 B FC 88 S SL 80 1-3 ① K		B SI 91 1 SAFE C CU 79 B FC 87 B SI 91 F FC 87 B FC 88 4-2 33 BB 1-2 BB		3 SAFE B SL 83 C SL 84 C FF 95 D FF 97 D SL 83 B SL 82 4-2 24 1B 24 WP BB	2	0	0	0	2	2	1

Inning Stats																								
	R: 0	H: 2	R: 0	H: 1	R: 2	H: 2	R: 0	H: 0	R: 0	H: 0	R: 0	H: 0	R: 0	H: 1	R: 0	H: 0	R: 1	H: 2	1B: 4	SF: 0	WP: 3	PA: 38
	E: 0	LOB: 2	E: 0	LOB: 1	E: 0	LOB: 0	E: 0	LOB: 0	E: 0	LOB: 1	E: 0	LOB: 0	E: 0	LOB: 3	E: 0	LOB: 0	E: 0	LOB: 1	2B: 2	SAC: 0	PB: 0	
	K: 2	BB: 0	K: 1	BB: 0	K: 1	BB: 0	K: 1	BB: 0	K: 0	BB: 1	K: 0	BB: 0	K: 1	BB: 2	K: 0	BB: 0	K: 0	BB: 1	3B: 1	DP: 1	SB: 0	
	S: 13	P: 16	S: 7	P: 11	S: 14	P: 23	S: 10	P: 15	S: 9	P: 16	S: 6	P: 9	S: 13	P: 25	S: 4	P: 5	S: 11	P: 19	HR: 1	HBP: 0	CS: 0	

PITCHER	IP	WLS	BF	H	R	ER	SO	BB	IBB	HBP	BLK	WP	HR	S	P	ERA	WHIP
57 Jerome Williams, R (1, 1) ERA: 4.8	6.1	L	27	6	2	2	6	2	0	0	0	1	1	66	102	2.84	1.263
54 Buddy Boshers, L (7, 1) ERA: 3.6	0.2		3	0	0	0	1	1	0	0	0	0	0	6	13	0.00	1.500
65 Dane De La Rosa, R (8, 1) ERA: 3.55	2.0		8	2	1	1	0	1	0	0	0	2	0	15	24	4.50	1.500

PITCHER	IP	WLS	BF	H	R	ER	SO	BB	IBB	HBP	BLK	WP	HR	S	P	ERA	WHIP

AB	34
R	3
H	8
RBI	2
BB	4
SO	7
LOB	18

Cleveland Indians @ Los Angeles Angels

Angel Stadium of Anaheim, Anaheim, CA

Wed Aug 21 2013, 4:09 PM - 7:07 PM PDT

Att. 35,810 - Sunny - 86 F

livebaseballscorecards.com

Batter	1	2	3	4	5	6	7	8	9	AB	R	H	RBI	BB	SO	LOB
39 JB Shuck, L (1, 7) OBP: 0.330, SLG: 0.375	B FF 91 B SI 87 C SI 86 B SI 91 X CH 86 3-1 G4-3 ①		B SI 86 C SI 86 B SL 82 X SI 86 2-1 G6-3 ①		C SI 88 C SL 83 S FF 94 0-3 K ②		B SI 86 B SI 87 X CH 85 2-0 SH2-4 ① 1-2 2-3		C FF 93 F FF 93 F SL 82 B FF 93 S SL 83 1-3 K ②	4	0	0	0	0	2	1
2 Erick Aybar, S (1, 6) OBP: 0.313, SLG: 0.376	C SI 89 B FF 94 X SI 90 1-1 G6-3 ②		B FF 91 B SI 90 B CH 84 C SI 88 B SI 86 4-1 32 K2 BB		C SI 87 C SI 92 B FF 94 F FF 93 B FF 94 C SL 81 2-3 K ③		C SL 79 F FF 93 B SL 85 S SL 84 1-3 K ②		X FF 93 0-0 L9 ③	4	0	0	0	1	2	3
32 Josh Hamilton, L (1, 10) OBP: 0.286, SLG: 0.418	B FF 94 B FF 94 B SI 90 B SI 93 4-0 BB		B FF 92 S FF 93 B FF 94 B FF 91 F SI 90 S SL 83 3-3 K2 ②③ 1-1f			C SI 86 B SL 81 B FF 93 B SI 87 X SI 86 3-1 16 2B 1B	C T B X 1-2 G5-3 ③			3	1	1	0	1	1	3
44 Mark Trumbo, R (1, 3) OBP: 0.303, SLG: 0.469	B SL 80 C SI 91 T SI 93 1 SAFE B SI 92 S SL 84 2-3 K ③			F SI 87 B SL 85 B SI 92 X SI 89 2-1 G6-3 ①		C SL 81 X SI 89 0-1 L7 ①		C KC 86 B KC 85 B FF 96 S FF 97 F FF 97 S KC 86 2-3 K ①		4	0	0	0	0	2	2
16 Hank Conger, L (1, 2) OBP: 0.316, SLG: 0.439		X SI 90 0-0 7 1B 56 G3 1B		C SI 90 B FF 95 B SI 91 B SI 90 S SI 86 B SI 88 4-2 8 FC6-4 56 BB BB		X SI 89 0-0 1-H 2B		C KC 86 B KC 87 B FF 97 B FF 96 F FF 97 S FF 97 3-3 K ②		3	0	2	1	1	1	0
56 Kole Calhoun, L (1, 9) OBP: 0.337, SLG: 0.392		X SI 89 0-0 G3 ① 1-2		B SI 88 B SI 87 B CH 84 B SI 87 4-0 8 FC6-4 1-2 BB		C FF 92 S SL 84 F SL 83 X FF 92 0-2 L7 ②		X FF 96 0-0 2B		3	0	1	0	1	0	2
8 Chris Nelson, R (1, 5) OBP: 0.275, SLG: 0.313		B FF 92 C SI 90 B FF 91 F SI 90 X SL 85 2-2 F9 ②		B SI 86 B SL 77 X SI 87 2-0 FC6-4 ② 1-2f 2-3		C SL 82 D SL 82 F SI 91 S SL 84 1-3 K ③		D KC 86 F FF 96 F FF 96 C KC 85 1-3 K ③		4	0	0	0	0	2	5
7 Andrew Romine, S (1, 4) OBP: 0.250, SLG: 0.172		S FF 92 X FF 94 0-1 2-3 1B		S SI 88 B SI 92 S FF 92 B FF 95 B SI 92 F FF 91 X FF 92 3-2 L7 ③			B F FF 91 B FF 92 B CH 85 B CH 84 4-1 39 SH2-4 25 1B BB		S FF 92 B FF 91 F FF 92 S SL 83 1-3 K ①	3	0	1	0	1	1	2
25 Peter Bourjos, R (1, 8) OBP: 0.352, SLG: 0.404		1 SAFE C SI 91 B SI 91 F FF 91 1 SAFE S SL 85 1-3 K ③			X SI 87 0-0 B1-3 ①		B SI 87 1 SAFE F CH 86 X SI 86 1-1 39 SH2-4 1-2 1B		C FF 92 B SL 82 X FF 93 1-1 1B	4	0	2	0	0	1	2
Inning Stats	R: 0 E: 0 K: 1 S: 7 H: 0 LOB: 1 BB: 1 P: 17	R: 0 E: 0 K: 1 S: 10 H: 2 LOB: 2 BB: 0 P: 13	R: 0 E: 0 K: 1 S: 6 H: 0 LOB: 1 BB: 1 P: 15	R: 0 E: 0 K: 0 S: 9 H: 0 LOB: 2 BB: 2 P: 24	R: 0 E: 0 K: 2 S: 8 H: 0 LOB: 0 BB: 0 P: 10	R: 1 E: 0 K: 1 S: 12 H: 2 LOB: 1 BB: 0 P: 16	R: 0 E: 0 K: 1 S: 10 H: 1 LOB: 2 BB: 1 P: 19	R: 0 E: 0 K: 3 S: 11 H: 1 LOB: 1 BB: 0 P: 17	R: 0 E: 0 K: 2 S: 10 H: 1 LOB: 1 BB: 0 P: 13	1B: 5 2B: 3 3B: 0 HR: 0 SF: 0 SAC: 1 DP: 1 HBP: 0						WP: 0 PB: 0 SB: 0 CS: 0 PA: 38

PITCHER		IP	WLS	BF	H	R	ER	SO	BB	IBB	HBP	BLK	WP	HR	S	P	ERA	WHIP
63 Justin Masterson, R ERA: 3.5	(1, 1)	6.2	W	29	5	1	1	7	5	0	0	0	0	0	59	110	1.35	1.500
53 Rich Hill, L ERA: 5.94	(7, 1)	0.1	H	1	0	0	0	0	0	0	0	0	0	0	3	4	0.00	0.000
37 Cody Allen, R ERA: 2.25	(8, 1)	1.0	H	4	1	0	0	3	0	0	0	0	0	0	11	17	0.00	1.000
54 Chris Perez, R ERA: 3.3	(9, 1)	1.0	S	4	1	0	0	2	0	0	0	0	0	0	10	13	0.00	1.000

PITCHER	IP	WLS	BF	H	R	ER	SO	BB	IBB	HBP	BLK	WP	HR	S	P	ERA	WHIP

BOTTOM	
AB	32
R	1
H	7
RBI	1
BB	5
SO	12
LOB	20

Batter	1	2	3	4	5	6	7	8	9	AB	R	H	RBI	BB	SO	LOB
39 JB Shuck, L (1, 9) OBP: 0.327, SLG: 0.370	C FF 91 B FF 91 B SI 89 X FF 92 2-1 G6-3		C CU 78 B FF 91 T SI 88 X FF 92 1-2 G6-3		C CU 80 S SI 89 B FF 92 B FF 92 B FC 92 S SI 89 3-3 K			C FF 95 B FF 96 C CH 87 F SL 86 S FF 98 1-3 K		4	0	0	0	0	2	0
56 Kole Calhoun, L (8, 9) OBP: 0.337, SLG: 0.392										0	0	0	0	0	0	0
2 Erick Aybar, S (1, 6) OBP: 0.310, SLG: 0.372	F FF 92 B SI 89 C SI 88 C SL 83 1-3 K		B SI 88 F SI 88 X CU 80 1-1 G4-3		B CU 79 M CU 80 X SI 90 1-1 F8			B CH 87 F SI 96 B SL 86 F SI 94 F SL 86 B CH 87 F SI 96 X SI 96 3-2 F8		4	0	0	0	0	1	0
27 Mike Trout, R (1, 10) OBP: 0.427, SLG: 0.569	C FF 92 X FF 93 0-1 G6-3		B FC 92 B SL 82 C FF 92 F FF 91 B FF 93 F FF 92 T FC 92 3-2 K			B SL 82 C FF 91 F FF 91 B FC 91 S SL 84 2-3 K		B FF 98 B FF 98 F FF 97 F FF 98 X FF 97 2-2 G3		4	0	0	0	0	2	0
32 Josh Hamilton, L (1, 7) OBP: 0.288, SLG: 0.421		F FF 90 F FF 91 X SL 84 0-2 8 HR 1B		F SI 88 B SI 90 B FF 91 F CU 80 B FF 93 X FF 93 3-2 8 G4-3 2B		B SI 89 C CU 80 S SI 89 C FF 92 1-3 K			B SL 79 X SL 79 1-0 F7	4	1	2	0	0	1	0
44 Mark Trumbo, R (1, 3) OBP: 0.301, SLG: 0.466		X FF 91 0-0 P3		F FF 92 F SI 90 F FF 93 F SL 86 S FC 93 0-3 K		B SL 85 S SL 85 X SL 84 1-1 F8			C FF 92 B FF 93 C FF 92 B FF 94 S SL 80 2-3 K	4	0	0	0	0	2	2
8 Chris Nelson, R (1, 5) OBP: 0.275, SLG: 0.327		C FF 91 B SI 89 F SI 88 F FF 93 B FF 93 X SI 90 2-2 1-H HR		C FF 91 F FC 93 B FF 92 B FF 92 F FF 93 X FF 93 2-2 G4-3 2-3			C FF 98 F FF 98 B FF 98 F SL 87 X SL 87 1-2 G5-3		S SI 93 F SI 93 B FF 94 B SL 79 C SL 80 2-3 K	4	1	1	2	0	1	1
17 Chris Iannetta, R (1, 2) OBP: 0.357, SLG: 0.328		B SL 84 C FF 92 S CU 81 B FF 92 B CU 81 C FF 92 3-3 K		B CU 82 C CU 81 B FF 92 F FF 92 B FF 94 D FF 91 4-2 BB			S SL 86 S SL 88 F FF 98 B FF 97 B SL 86 B FF 98 T FF 96 3-2 K			2	0	0	0	1	2	0
10 Grant Green, R (1, 4) OBP: 0.306, SLG: 0.281		C FF 92 B FF 92 F CU 81 S SL 84 1-3 K		S FF 92 S CU 81 F FF 93 B SI 90 S CU 81 1-3 K			C SL 86 B SL 86 F FF 96 B SL 84 X FF 98 2-2 2B			3	0	1	0	0	2	2
25 Peter Bourjos, R (1, 8) OBP: 0.345, SLG: 0.396		1 SAFE B FF 91 B SL 85 C FF 92 S FF 92 F FF 93 D SI 90 X SL 83 3-2 F7			S SL 82 S CU 79 B SL 84 C FF 91 1-3 K		C SL 86 C FF 96 S SL 84 0-3 K			3	0	0	0	0	2	2
Inning Stats	R: 0 E: 0 K: 1 S: 7 H: 0 LOB: 0 BB: 0 P: 10	R: 2 E: 0 K: 2 S: 18 H: 2 LOB: 1 BB: 0 P: 27	R: 0 E: 0 K: 1 S: 9 H: 0 LOB: 0 BB: 0 P: 14	R: 0 E: 0 K: 2 S: 18 H: 1 LOB: 2 BB: 1 P: 28	R: 0 E: 0 K: 2 S: 8 H: 0 LOB: 0 BB: 0 P: 13	R: 0 E: 0 K: 2 S: 8 H: 0 LOB: 0 BB: 0 P: 12	R: 0 E: 0 K: 2 S: 14 H: 1 LOB: 1 BB: 0 P: 20	R: 0 E: 0 K: 1 S: 12 H: 0 LOB: 0 BB: 0 P: 18	R: 0 E: 0 K: 2 S: 7 H: 0 LOB: 0 BB: 0 P: 12	1B: 1 2B: 2 3B: 0 HR: 1 SF: 0 SAC: 0 DP: 0 HBP: 0						

TOP

Los Angeles Angels @ Seattle Mariners

Safeco Field, Seattle, WA

Fri Aug 23 2013, 7:11 PM - 9:55 PM PDT

Att. 21,631 - Partly Cloudy - 72 F

livebaseballscorecards.com

AB	32
R	2
H	4
RBI	2
BB	1
SO	15
LOB	7

PA: 33

WP: 1
PB: 0
SB: 0
CS: 0

PITCHER		IP	WLS	BF	H	R	ER	SO	BB	IBB	HBP	BLK	WP	HR	S	P	ERA	WHIP
34 Félix Hernández, R ERA: 2.63	(1, 1)	6.0	L	23	3	2	2	10	1	0	0	0	1	1	68	104	3.00	0.667
58 Carter Capps, R ERA: 5.8	(7, 1)	2.0		7	1	0	0	3	0	0	0	0	0	0	26	38	0.00	0.500
59 Oliver Pérez, L ERA: 4.15	(9, 1)	1.0		3	0	0	0	2	0	0	0	0	0	0	7	12	0.00	0.000

PITCHER		IP	WLS	BF	H	R	ER	SO	BB	IBB	HBP	BLK	WP	HR	S	P	ERA	WHIP

Batter	1	2	3	4	5	6	7	8	9	AB	R	H	RBI	BB	SO	LOB
5 Brad Miller, L (1, 6) OBP: 0.316, SLG: 0.431	B SI 95 X SI 95 1-0 1B		C SL 85 S FC 94 F CU 78 B SI 94 X SL 86 1-2 ② G5-3			C SI 95 X CU 78 0-1 15 BB 1B		B FF 96 C FF 95 F FF 95 S FS 87 1-3 ③ K2-3		4	0	2	0	0	1	0
55 Michael Saunders, L (1, 8) OBP: 0.324, SLG: 0.389	D SI 94 F FC 95 X SI 94 1-1 ① F7		B FC 95 C FF 94 C FF 93 X SL 84 1-2 ③ G3-1			F SI 95 F SL 84 X CU 77 0-2 ① L7			B FF 94 S SI 93 S SI 95 B FF 95 B FF 95 S SI 94 3-3 ① K	4	0	0	0	0	1	2
15 Kyle Seager, L (1, 5) OBP: 0.348, SLG: 0.460	B CU 77 B SI 95 1 SAFE X SI 94 2-0 ② F8			B SL 85 B SI 94 B SI 95 C FC 94 C SI 94 C SL 86 3-3 ① K		C CU 78 D SL 84 D CH 94 F SI 95 F SL 84 B FF 93 1 SAFE B SL 83 4-2 8 G6-3 1-2 BB			C SI 95 B CH 86 F FF 95 B SI 95 F SI 95 F FF 95 S SL 88 2-3 ② K	3	0	0	0	1	2	1
8 Kendrys Morales, S (1, 10) OBP: 0.342, SLG: 0.454	B SI 95 X SI 95 1-0 ③ G6-3			C CU 79 X CU 79 0-1 ② G3		C SI 95 X SI 94 0-1 ②③ G6-3 1-2f			F FF 95 F SL 86 X FF 94 0-2 1B	4	0	1	0	0	0	3
28 Raul Ibanez, L (1, 7) OBP: 0.305, SLG: 0.504		B SI 96 B SI 95 B FC 95 C FC 95 S SI 94 B SI 95 4-2 BB		B SI 96 C CH 90 B SL 84 F CH 90 X SL 85 2-2 ③ F8			B SI 96 B SI 95 B FC 94 C SI 94 F FF 94 C SL 83 3-3 ① K		S SI 94 F SI 95 S SI 96 0-3 ③ K	3	0	0	0	1	2	1
17 Justin Smoak, S (1, 3) OBP: 0.357, SLG: 0.432		B SI 95 F FC 95 S FF 94 S SL 85 1-3 ① K			B SI 95 X FF 94 1-0 ① F7		B CU 79 B SI 95 X FF 93 2-0 9 G4-3 1B			3	0	1	0	0	1	1
9 Endy Chavez, L (1, 9) OBP: 0.292, SLG: 0.331		C FF 95 C SL 84 S CU 78 0-3 ② K			B CU 78 F SI 94 F SL 90 X SL 84 1-2 ② G5-3		X FC 95 0-0 ②③ G4-3 1-2f			3	0	0	0	0	1	2
13 Dustin Ackley, L (1, 4) OBP: 0.290, SLG: 0.299		B FF 95 X FF 94 1-0 ③ G4-3			B SI 94 C SI 93 B FF 94 X SI 94 2-1 1B			B FF 95 C FC 95 X SL 86 1-1 ① L1-6-3		3	0	1	0	0	0	1
33 Henry Blanco, R (1, 2) OBP: 0.264, SLG: 0.299			C SI 96 B SL 86 B FF 94 X FC 96 2-1 ① G6-3		X FF 95 0-0 ③ G6-3			B FF 94 C FF 93 C SL 79 X FF 97 1-2 ② P4		3	0	0	0	0	0	1
Inning Stats	R: 0 E: 0 K: 0 S: 5 H: 1 LOB: 1 BB: 0 P: 10	R: 0 E: 0 K: 2 S: 9 H: 0 LOB: 1 BB: 1 P: 15	R: 0 E: 0 K: 0 S: 9 H: 0 LOB: 0 BB: 0 P: 13	R: 0 E: 0 K: 1 S: 8 H: 0 LOB: 0 BB: 0 P: 13	R: 0 E: 0 K: 0 S: 7 H: 1 LOB: 1 BB: 0 P: 11	R: 0 E: 0 K: 0 S: 10 H: 1 LOB: 1 BB: 1 P: 14	R: 0 E: 0 K: 1 S: 5 H: 1 LOB: 0 BB: 0 P: 10	R: 0 E: 0 K: 1 S: 8 H: 0 LOB: 0 BB: 0 P: 11	R: 0 E: 0 K: 3 S: 14 H: 1 LOB: 1 BB: 0 P: 19	1B: 5 2B: 0 3B: 0 HR: 0	SF: 0 SAC: 0 DP: 2 HBP: 0			WP: 0 PB: 0 SB: 0 CS: 0	PA: 32		

PITCHER		IP	WLS	BF	H	R	ER	SO	BB	IBB	HBP	BLK	WP	HR	S	P	ERA	WHIP
Garrett Richards, R ERA: 3.95	(1, 1)	7.1	W	26	4	0	0	4	2	0	0	0	0	0	55	89	0.00	0.818
65 Dane De La Rosa, R ERA: 3.51	(8, 1)	0.2	H	2	0	0	0	1	0	0	0	0	0	0	6	8	0.00	0.000
49 Ernesto Frieri, R ERA: 4.25	(9, 1)	1.0	S	4	1	0	0	3	0	0	0	0	0	0	14	19	0.00	1.000

PITCHER	IP	WLS	BF	H	R	ER	SO	BB	IBB	HBP	BLK	WP	HR	S	P	ERA	WHIP

BOTTOM

Los Angeles Angels @ Seattle Mariners

Safeco Field, Seattle, WA

Fri Aug 23 2013, 7:11 PM - 9:55 PM PDT

Att. 21,631 - Partly Cloudy - 72 F

livebaseballscorecards.com

AB	30
R	0
H	5
RBI	0
BB	2
SO	8
LOB	12

Batter	1	2	3	4	5	6	7	8	9	AB	R	H	RBI	BB	SO	LOB
39 JB Shuck, L (1, 10) OBP: 0.331, SLG: 0.377	B FF 91 F FF 91 X CH 82 1-1 ① L9		C SI 91 B SI 91 B FF 91 F SL 85 X SI 91 2-2 27 FC6-4 1B		L SI 92 X SI 91 0-1 ① L8		X SL 86 0-0 2 FC4-2 27 E 2B 1-3	F SI 95 C CU 76 B CU 76 F FF 94 F SL 87 1 SAFE X SI 94 1-2 1B		5	1	3	0	0	0	1
2 Erick Aybar, S (1, 6) OBP: 0.309, SLG: 0.368	B CH 81 B SI 91 B SI 92 C SI 89 B SI 90 4-1 27 HR BB		C CU 75 1 SAFE X CU 77 0-1 ① F8		1 SAFE C SI 91 C CU 76 B SI 93 X CU 78 1-2 ② P5		B CU 76 B CH 80 B CU 74 C SI 94 F SI 93 X SI 94 3-2 ② FC4-2 27 E 2-3 3-H	X CH 86 0-0 ③ G4-3		4	1	0	0	1	0	6
27 Mike Trout, R (1, 8) OBP: 0.425, SLG: 0.571	C SI 92 C SI 92 B FF 92 F SI 92 B SL 85 F SI 92 X CH 80 2-2 1-H HR		C SI 92 F SI 92 F SI 93 B FF 90 F SI 92 1 SAFE X SL 86 1-2 ② FC6-4 32 1B 1-2f		C SI 95 S FF 94 B SI 94 B SI 88 B FF 93 C SL 85 3-3 ③ K		X SL 88 0-0 E9 1-3 3-H	C FF 96 S SL 87 B CU 78 B FF 96 B FF 95 C SL 87 3-3 ① K		5	1	1	2	0	2	3
32 Josh Hamilton, L (1, 7) OBP: 0.289, SLG: 0.421	F SI 91 B SI 90 X CH 79 1-1 1B		B CU 76 F CU 77 1 SAFE X SI 92 1-1 44 FC4 1-3 1B			S SI 93 F SI 93 B SI 94 F SI 94 B CU 80 S CH 81 2-3 ① K	B SL 86 C SI 93 B FF 93 B SL 88 X SI 92 3-1 ③ F9		B CU 76 C SL 87 S CH 87 B CU 77 F CH 86 B FF 96 X SL 88 3-2 ② F7	5	0	2	0	0	1	2
44 Mark Trumbo, R (1, 3) OBP: 0.300, SLG: 0.463	F FF 92 B SL 84 B SI 91 F SL 83 F FF 92 X SI 91 2-2 ② L4		X SL 87 0-0 ③ FC4 1-2f			C FF 94 C SI 95 F SI 93 F SI 94 F SL 86 S SL 87 0-3 ② K		S SL 88 B FF 98 B SL 89 X SI 97 2-1 56 3B 1B	B CU 75 C SL 86 B CU 76 S SI 96 C SI 96 2-3 ③ K	5	1	1	0	0	2	3
56 Kole Calhoun, L (1, 9) OBP: 0.344, SLG: 0.416	C SI 91 X SI 89 0-1 ③ L7			B SI 92 B CH 80 X SI 90 2-0 ① G6-3		B CU 78 B SI 94 B SI 94 B FF 92 4-0 BB		B SI 93 B SL 87 S FF 95 B FF 96 F SI 95 X SI 96 3-2 1-H 8 1B 3B		3	1	1	1	1	0	1
8 Chris Nelson, R (1, 5) OBP: 0.274, SLG: 0.325		C SI 90 S SI 90 B SI 91 X SI 91 1-2 ① P6		C SI 94 F SI 94 B SL 88 F SI 94 S SL 87 1-3 ② K		B FF 94 C FF 92 S FF 92 F SI 94 S SL 86 1-3 ③ K		F FF 96 X SL 90 0-1 39 1B 3-H 1B		4	0	1	1	0	2	1
16 Hank Conger, L (1, 2) OBP: 0.309, SLG: 0.429		C CU 76 F SI 91 X FF 90 0-2 ② F9		B CU 78 X CU 75 1-0 ③ P4			F SI 93 B SI 93 B SI 92 X SI 91 2-1 ① G5-3	B SI 96 C FF 96 X CH 87 1-1 ① P6		4	0	0	0	0	0	1
10 Grant Green, R (1, 4) OBP: 0.316, SLG: 0.294		B SI 93 X SL 88 1-0 ③ F9			C FF 93 F SL 89 B CU 79 X FF 94 1-2 1B		X FF 94 0-0 39 2B 2 FC4-2 1B	C SL 88 B CU 76 F SL 87 T FF 97 1-2 ② K		4	0	2	0	0	1	1
Inning Stats	R: 2 E: 0 K: 0 S: 16 H: 2 LOB: 1 BB: 1 P: 26	R: 0 E: 0 K: 0 S: 7 H: 0 LOB: 0 BB: 0 P: 9	R: 0 E: 0 K: 0 S: 13 H: 2 LOB: 2 BB: 0 P: 17	R: 0 E: 0 K: 1 S: 6 H: 0 LOB: 0 BB: 0 P: 10	R: 0 E: 0 K: 1 S: 11 H: 1 LOB: 1 BB: 0 P: 16	R: 0 E: 0 K: 3 S: 14 H: 0 LOB: 1 BB: 1 P: 21	R: 1 E: 1 K: 0 S: 10 H: 2 LOB: 2 BB: 0 P: 18	R: 2 E: 0 K: 1 S: 18 H: 4 LOB: 2 BB: 0 P: 26	R: 0 E: 0 K: 2 S: 10 H: 0 LOB: 0 BB: 0 P: 18	1B: 8 2B: 1 3B: 1 HR: 1	SF: 0 SAC: 0 DP: 0 HBP: 0	WP: 0 PB: 0 SB: 0 CS: 0	PA: 41			

TOP

Los Angeles Angels @ Seattle Mariners

Safeco Field, Seattle, WA

Sat Aug 24 2013, 6:11 PM - 9:28 PM PDT

Att. 24,482 - Cloudy - 72 F

livebaseballscorecards.com

AB	39
R	5
H	11
RBI	4
BB	2
SO	8
LOB	19

PITCHER		IP	WLS	BF	H	R	ER	SO	BB	IBB	HBP	BLK	WP	HR	S	P	ERA	WHIP
50 Erasmo Ramírez, R ERA: 5.44	(1, 1)	6.2	L	30	7	3	2	5	2	0	0	0	0	1	75	112	2.70	1.350
44 Lucas Luetge, L ERA: 5.63	(7, 1)	0.1		1	0	0	0	0	0	0	0	0	0	0	2	5	0.00	0.000
37 Brandon Maurer, R ERA: 6.58	(8, 1)	2.0		10	4	2	2	3	0	0	0	0	0	0	28	44	9.00	2.000

PITCHER	IP	WLS	BF	H	R	ER	SO	BB	IBB	HBP	BLK	WP	HR	S	P	ERA	WHIP

BOTTOM

Los Angeles Angels @ Seattle Mariners

Safeco Field, Seattle, WA

Sat Aug 24 2013, 6:11 PM - 9:28 PM PDT

Att. 24,482 - Cloudy - 72 F

livebaseballscorecards.com

Batter	1	2	3	4	5	6	7	8	9	AB	R	H	RBI	BB	SO	LOB
5 Brad Miller, L (1, 4) (8, 6) OBP: 0.318, SLG: 0.430	C FF 86 F SI 87 X SI 88 0-2 15 FC6 1B		X SI 87 0-0 8 FC6-4 1B		B SI 85 B CH 79 C FF 86 C KC 75 B FF 87 X KC 75 3-2 ① G6-3		F SI 96 S SL 86 F SI 96 B FF 96 F SL 86 S FF 96 1-3 ② K		S CU 83 S CU 81 S CU 83 0-3 ③ K	5	0	2	0	0	2	1
15 Kyle Seager, L (1, 5) OBP: 0.349, SLG: 0.459	C FF 87 1 SAFE S KC 76 F KC 76 X CH 81 0-2 ① FC6 1-2f		C SI 86 F SI 87 D KC 75 D KC 76 1 SAFE 1 SAFE F KC 76 F SI 87 C SI 88 2-3 ① K		X SI 86 0-0 8 G6-4-3 1B		H CH 89 1-0 HBP			3	0	1	0	0	1	2
8 Kendrys Morales, S (1, 10) OBP: 0.339, SLG: 0.450	B KC 75 C FF 88 F CH 80 S CH 79 1-3 ② K		C CH 80 C SI 87 X CH 81 0-2 ② FC6-4 1-2f		F CH 80 B FF 87 B SI 86 X CH 79 2-1 ②③ G6-4-3 1-2f		S SL 84 F FF 96 D SL 86 T SL 83 1-2 ③ K			4	0	0	0	0	2	5
38 Michael Morse, R (1, 7) OBP: 0.285, SLG: 0.418	C FF 88 C KC 73 X FF 88 0-2 ③ L8		X KC 76 0-0 ③ L9			C CH 78 S CH 78 S CH 79 0-3 ① K		S FF 96 T SI 96 B FF 95 F SI 96 B CU 86 B CU 86 X FF 97 3-2 ① L9		4	0	0	0	0	1	2
17 Justin Smoak, S (1, 3) OBP: 0.356, SLG: 0.428		B FF 88 C KC 76 B SI 88 F SI 88 B CH 81 X CH 80 3-2 ① F7		C FF 86 B SI 85 F CH 80 B SI 87 B KC 75 F FF 87 B FF 87 4-2 9 1B BB		B CH 79 C KC 74 B SI 86 F FF 87 F SI 86 B KC 76 X CH 79 3-2 E4 9 G4-6-3		F SI 96 B CU 82 F CU 83 B SI 96 S SI 96 2-3 ② K		3	0	0	0	1	1	0
9 Endy Chavez, L (1, 9) OBP: 0.299, SLG: 0.337		C KC 76 X KC 76 0-1 13 2B 1B		B SI 87 C KC 76 X SI 86 1-1 1-3 1B		1 SAFE C SI 86 B KC 76 F KC 77 X KC 76 1-2 ②③ G4-6-3 1-2f		C SI 96 X SI 95 0-1 1B		4	0	3	0	0	0	1
35 Humberto Quintero, R (1, 2) OBP: 0.292, SLG: 0.404		B FF 87 F KC 76 S FF 87 S CH 80 1-3 ② K		C CH 80 1 SAFE S KC 75 S SI 86 0-3 ① K			B KC 75 F KC 75 X FF 86 1-1 6 BLK 13 1B 6 G5-3 1B	F FF 95 X CU 86 0-1 ③ L4		4	1	1	0	0	2	4
13 Dustin Ackley, L (1, 8) OBP: 0.293, SLG: 0.306	1 SAFE B KC 76 F SI 88 1 SAFE X SI 88 1-1 1-3 2B		B KC 77 B KC 75 1 SAFE C KC 75 1 SAFE B FF 87 C KC 77 1 SAFE X SI 87 3-2 ② P2				F FF 86 X KC 76 0-1 6 G5-3 6 BLK 1-2 1B		B SI 92 X CU 79 1-0 ① F8	4	0	2	0	0	0	2
26 Brendan Ryan, R (1, 6) OBP: 0.254, SLG: 0.264 6 Nick Franklin, S (7, PH) (8, 4) OBP: 0.308, SLG: 0.424		X SI 88 0-0 ③ L7		S KC 79 D CH 80 X CH 79 1-1 ③ G6-3			B CH 78 F FF 86 B CH 79 B CH 79 C KC 76 X CH 80 3-2 ① G5-3 1-3 2-H		B SI 93 C CU 81 S CU 83 B SI 94 B SI 94 C CU 82 3-3 ② K	2 2	0 0	0 0	0 1	0 0	0 1	4 1
Inning Stats	R: 0 H: 1 E: 0 LOB: 1 K: 1 BB: 0 S: 13 P: 14	R: 0 H: 2 E: 0 LOB: 2 K: 1 BB: 0 S: 11 P: 16	R: 0 H: 1 E: 0 LOB: 1 K: 1 BB: 0 S: 10 P: 12	R: 0 H: 1 E: 0 LOB: 2 K: 1 BB: 1 S: 13 P: 22	R: 0 H: 1 E: 0 LOB: 0 K: 0 BB: 0 S: 6 P: 11	R: 0 H: 0 E: 1 LOB: 0 K: 1 BB: 0 S: 10 P: 14	R: 1 H: 2 E: 0 LOB: 2 K: 2 BB: 0 S: 15 P: 22	R: 0 H: 1 E: 0 LOB: 1 K: 1 BB: 0 S: 11 P: 16	R: 0 H: 0 E: 0 LOB: 0 K: 2 BB: 0 S: 7 P: 11	1B: 8 2B: 1 3B: 0 HR: 0	SF: 0 SAC: 0 DP: 2 HBP: 1					

	AB	35
	R	1
	H	9
	RBI	1
	BB	1
	SO	10
	LOB	22

	WP: 0	PA: 37
	PB: 0	
	SB: 0	
	CS: 0	

PITCHER		IP	WLS	BF	H	R	ER	SO	BB	IBB	HBP	BLK	WP	HR	S	P	ERA	WHIP
60 Jason Vargas, L ERA: 3.77	(1, 1)	6.1	W	27	8	1	1	5	1	0	0	1	0	0	70	100	1.42	1.421
58 Michael Kohn, R ERA: 3.64	(7, 1)	0.2	H	3	0	0	0	2	0	0	1	0	0	0	8	11	0.00	0.000
38 Juan Gutierrez, R ERA: 4.23	(8, 1)	1.0		4	1	0	0	1	0	0	0	0	0	0	11	16	0.00	1.000
54 Buddy Boshers, L ERA: 3.0	(9, 1)	1.0		3	0	0	0	2	0	0	0	0	0	0	7	11	0.00	0.000

PITCHER	IP	WLS	BF	H	R	ER	SO	BB	IBB	HBP	BLK	WP	HR	S	P	ERA	WHIP

Batter	1	2	3	4	5	6	7	8	9	AB	R	H	RBI	BB	SO	LOB
56 Kole Calhoun, L (1, 9) OBP: 0.337, SLG: 0.439	C SI 89 B FF 88 X SI 89 1-1 F9 ①		B FF 88 C FF 89 B CU 75 C CU 76 S SI 90 2-3 K ③		B SI 88 C CU 75 F SI 89 X CH 83 1-2 G3 ①	B CH 83 F SI 90 B FF 90 B SI 91 F SI 92 X SI 86 3-2 HR 3-H		B SI 93 F FF 94 F SI 94 B SL 83 B F FF 95 S FF 97 3-3 K ①		5	1	1	2	0	2	0
2 Erick Aybar, S (1, 6) OBP: 0.310, SLG: 0.371	B FF 88 C CU 74 B CU 74 F FF 89 F SL 82 X SI 91 2-2 G5-3 ②			B FF 87 X SI 88 1-0 L9 ①	B CH 83 X SI 88 1-0 B5-3 ②	X SI 91 0-0 2B		C SI 96 X CH 86 0-1 32 1B 27 1B 1B		5	0	2	0	0	0	0
27 Mike Trout, R (1, 7) OBP: 0.427, SLG: 0.571	B FF 89 F FF 90 S SI 91 S SI 91 1-3 K ③			B SL 82 C SI 89 S FF 89 X SI 90 1-2 P4 ②	B SI 89 C SI 88 F FF 89 B SL 81 F FF 88 F CH 85 B FF 89 X FF 88 3-2 32 BB 1B	B SI 91 B CH 83 B SI 90 B SI 90 4-0 BB		B FF 94 B FF 96 X FF 96 2-0 32 1B 1-2 1B		4	0	2	0	1	1	0
32 Josh Hamilton, L (1, 10) OBP: 0.292, SLG: 0.424		B CU 73 S CU 73 S SI 88 B SI 89 C SI 90 2-3 K ①		X CU 76 0-0 44 2B 2B	B FF 92 S FF 92 F SI 91 B FF 91 B SI 92 B CU 75 4-2 1-2 BB	C SL 88 D CU 74 X SI 92 1-1 G4-3 ③		C FF 94 B FF 94 X FF 96 1-1 1-2 2-3 1B		4	1	2	0	1	1	2
44 Mark Trumbo, R (1, 3) OBP: 0.301, SLG: 0.464		B FF 89 S SL 80 C SL 80 B FF 89 B SI 91 C SL 81 3-3 K ②		B SL 81 F SL 82 X SI 91 1-1 8 3B 2-H 2B	S SI 91 C FF 91 S FF 89 0-3 K ③		F CH 82 B SI 90 B SI 91 X CH 85 2-1 10 BB 1B	S FF 95 F FF 96 D SL 84 S SL 87 1-3 K ②		5	1	2	1	0	3	5
16 Hank Conger, L (1, 2) OBP: 0.311, SLG: 0.425		B CU 76 C SI 90 F CU 76 X SI 90 1-2 1B		B SI 89 B CU 74 B CU 75 I IN 79 4-0 8 3B IBB		B SI 87 F CH 82 F CU 75 F SI 90 B SL 82 F SI 90 X CH 85 2-2 L9 ①	C SI 91 F SL 86 C CU 75 0-3 K ①	B SI 97 X 1-0 G3 ③		4	1	1	0	1	1	4
8 Chris Nelson, R (1, 5) OBP: 0.273, SLG: 0.332		C SI 90 C SI 90 F SL 81 S SL 82 0-3 K ③		X SI 90 0-0 10 1B 1-H 2-H 3B		B FF 88 X SL 82 1-0 F8 ②	S SL 86 F SI 91 B CU 76 X CU 75 1-2 F8 ②		C FC 90 B FC 90 X CU 76 1-1 P4 ①	5	1	1	2	0	1	2
10 Grant Green, R (1, 4) OBP: 0.333, SLG: 0.306			S SL 80 B SL 80 X SI 88 1-1 G5-3 ①	X SL 81 0-0 1B 3-H		X SL 79 0-0 25 3B 1B	C FF 92 D CU 75 B SL 85 D FF 91 F SI 90 B SL 87 4-2 1-2 BB		F FC 90 B CU 77 F FC 89 B FF 96 S CU 77 2-3 K ②	4	1	2	1	1	1	0
25 Peter Bourjos, R (1, 8) OBP: 0.341, SLG: 0.403			X SL 81 0-0 G6-3 ② 1 SAFE C SL 81 F FF 91 B FF 90 S FF 89 1-3 K ③			X SL 82 0-0 56 HR 1-H 3B	C F SL 86 F F S SL 84 0-3 K ③		S FC 89 C CU 78 C CU 77 0-3 K ③	5	1	1	1	0	3	3
Inning Stats	R: 0 H: 0 E: 0 LOB: 0 K: 1 BB: 0 S: 9 P: 13	R: 0 H: 1 E: 0 LOB: 1 K: 3 BB: 0 S: 13 P: 19	R: 0 H: 0 E: 0 LOB: 0 K: 1 BB: 0 S: 6 P: 9	R: 4 H: 4 E: 0 LOB: 1 K: 1 BB: 1 S: 12 P: 20	R: 0 H: 1 E: 0 LOB: 2 K: 1 BB: 1 S: 14 P: 23	R: 3 H: 4 E: 0 LOB: 2 K: 0 BB: 1 S: 14 P: 25	R: 0 H: 1 E: 0 LOB: 2 K: 2 BB: 1 S: 15 P: 22	R: 0 H: 3 E: 0 LOB: 3 K: 2 BB: 0 S: 13 P: 21	R: 0 H: 0 E: 0 LOB: 0 K: 2 BB: 0 S: 8 P: 11	1B: 8 2B: 3 3B: 2 HR: 1	SF: 0 SAC: 0 DP: 0 HBP: 0		WP: 0 PB: 0 SB: 0 CS: 0	PA: 45			

PITCHER		IP	WLS	BF	H	R	ER	SO	BB	IBB	HBP	BLK	WP	HR	S	P	ERA	WHIP
39 Aaron Harang, R ERA: 5.76	(1, 1)	5.2	L	28	9	7	7	7	1	1	0	0	0	1	65	101	11.12	1.765
44 Lucas Luetge, L ERA: 5.4	(6, 1)	1.0		7	2	0	0	1	2	0	0	0	0	0	13	25	0.00	4.000
58 Carter Capps, R ERA: 5.63	(7, 1)	1.1		7	3	0	0	3	0	0	0	0	0	0	18	26	0.00	2.250
40 Danny Farquhar, R ERA: 4.57	(9, 1)	1.0		3	0	0	0	2	0	0	0	0	0	0	8	11	0.00	0.000

PITCHER	IP	WLS	BF	H	R	ER	SO	BB	IBB	HBP	BLK	WP	HR	S	P	ERA	WHIP

TOP

Los Angeles Angels @ Seattle Mariners

Safeco Field, Seattle, WA

Sun Aug 25 2013, 1:11 PM - 4:00 PM PDT

Att. 23,001 - Overcast - 67 F

livebaseballscorecards.com

AB	41
R	7
H	14
RBI	7
BB	4
SO	13
LOB	16

BOTTOM

Batter	1	2	3	4	5	6	7	8	9	AB	R	H	RBI	BB	SO	LOB
5 Brad Miller, L (1, 6) OBP: 0.317, SLG: 0.426	B SI 86 C SI 86 X CU 72 1-1 ① L6		B SI 87 X SL 80 1-0 ③ F7			X CU 70 0-0 ② F8			C SI 91 B CH 85 X CH 86 1-1 28 1B 15 G3 1B	4	0	1	0	0	0	0
6 Nick Franklin, S (1, 4) OBP: 0.304, SLG: 0.418	C SI 87 C FF 86 B SI 87 C SI 87 1-3 ② K			C FF 86 F FF 84 B FF 87 S CH 77 1-3 ① K		B CU 69 C CH 77 F SI 85 C FF 88 1-3 ③ K			F SI 91 X SL 84 0-1 ① F7	4	0	0	0	0	3	1
15 Kyle Seager, L (1, 5) OBP: 0.347, SLG: 0.455	B SI 87 C SI 84 S SI 89 B SI 88 B CU 72 X SI 89 3-2 ③ F8			C SL 79 X FF 87 0-1 ② P3			S CH 77 B SI 86 F SI 85 B SI 85 C FC 88 2-3 ① K		C SL 86 B SI 91 F CH 85 X CU 75 1-2 ② G3 1-2	4	0	0	0	0	1	1
8 Kendrys Morales, S (1, 10) OBP: 0.340, SLG: 0.449		C CU 71 B SI 86 X SI 83 1-1 ① G1-3		C FF 85 B SI 84 B CU 72 X CU 71 2-1 1B			B CH 82 C CH 81 B CH 78 B FC 84 X CU 70 3-1 ② F8		S CH 85 B FF 94 D CU 75 B CH 86 B SI 92 4-1 28 1B BB	3	0	1	0	1	0	0
28 Raul Ibanez, L (1, 7) OBP: 0.305, SLG: 0.501		B SI 86 C CU 70 X SI 86 1-1 ② G1-3		B CH 78 X CH 80 1-0 ③ P5			C SL 79 X SI 86 0-1 ③ G3-1		D SL 87 C FF 95 F SI 92 F CH 87 F SI 92 X CH 86 1-2 2-3 1B	4	0	1	0	0	0	1
17 Justin Smoak, S (1, 3) OBP: 0.352, SLG: 0.423		B FF 85 C SL 81 B CU 69 X CU 69 2-1 ③ F9			C FF 85 F FF 86 S FF 86 0-3 ① K			X CH 79 0-0 ① F8	B CH 85 F CH 84 S FF 93 F CU 77 F B SI 94 S SI 92 2-3 ③ K	4	0	0	0	0	2	3
38 Michael Morse, R (1, 9) OBP: 0.282, SLG: 0.414			S SL 80 S FF 86 S FF 86 0-3 ① K		F FF 85 C FF 89 B CH 76 B SL 81 F FF 88 S FC 86 2-3 ② K			C SI 87 S SL 82 B FC 85 F FF 89 F SI 88 B CH 78 F CH 76 B FF 84 X FC 87 3-2 ② P4		3	0	0	0	0	2	0
13 Dustin Ackley, L (1, 8) OBP: 0.296, SLG: 0.323			C SI 87 B SI 89 F CU 72 B SI 85 B FF 89 X CU 70 3-2 HR		X SI 86 0-0 ③ L6			F FF 85 C SI 86 X FF 86 0-2 2B		3	1	2	1	0	0	0
33 Henry Blanco, R (1, 2) OBP: 0.258, SLG: 0.291			C FF 87 C SL 81 B FF 86 S FC 85 1-3 ② K			C SI 86 B FF 87 F FF 84 B SL 81 B CH 77 X FF 86 3-2 ① P5		C SL 79 S CH 77 F FF 84 D SL 81 B SL 79 X 2-2 ③ F8		3	0	0	0	0	1	1
Inning Stats	R: 0 E: 0 K: 1 S: 8 H: 0 LOB: 0 P: 13	R: 0 E: 0 K: 0 S: 6 H: 0 LOB: 0 P: 10	R: 1 E: 0 K: 2 S: 10 H: 1 LOB: 0 P: 15	R: 0 E: 0 K: 1 S: 8 H: 1 LOB: 1 P: 12	R: 0 E: 0 K: 2 S: 8 H: 0 LOB: 0 P: 10	R: 0 E: 0 K: 1 S: 7 H: 0 LOB: 0 P: 11	R: 0 E: 0 K: 1 S: 7 H: 0 LOB: 0 P: 12	R: 0 E: 0 K: 0 S: 14 H: 1 LOB: 1 P: 19	R: 0 E: 0 K: 1 S: 18 H: 2 LOB: 3 P: 27	1B: 3 2B: 1 3B: 0 HR: 1 SF: 0 SAC: 0 DP: 0 HBP: 0						

PITCHER	IP	WLS	BF	H	R	ER	SO	BB	IBB	HBP	BLK	WP	HR	S	P	ERA	WHIP
36 Jered Weaver, R (1, 1) ERA: 3.46	8.0	W	27	3	1	1	8	0	0	0	0	0	1	68	102	1.12	0.375
46 Cory Rasmus, R (9, 1) ERA: 7.04	1.0		6	2	0	0	1	1	0	0	0	0	0	18	27	0.00	3.000

PITCHER	IP	WLS	BF	H	R	ER	SO	BB	IBB	HBP	BLK	WP	HR	S	P	ERA	WHIP

Los Angeles Angels @ Seattle Mariners

Safeco Field, Seattle, WA

Sun Aug 25 2013, 1:11 PM - 4:00 PM PDT

Att. 23,001 - Overcast - 67 F

livebaseballscorecards.com

AB	32
R	1
H	5
RBI	1
BB	1
SO	9
LOB	7

WP: 0 PB: 0 SB: 0 CS: 0 PA: 33

Batter	1	2	3	4	5	6	7	8	9	AB	R	H	RBI	BB	SO	LOB
39 JB Shuck, L (1, 10) OBP: 0.332, SLG: 0.380	B SI 92 B SL 84 C FF 92 C SL 85 T CH 86 2-2 ① K		B SL 84 B CH 83 B SI 91 C FF 90 X SI 90 3-1 ③ L6		C SI 92 X SI 93 0-1 2 BB 1B		C FF 95 X SI 96 0-1 ① G4-3 1-2 2-3 3-H		B SI 96 C CH 85 C CH 85 X CH 85 1-2 2 2B 1-3 2B	5	1	2	1	0	1	2
2 Erick Aybar, S (1, 6) OBP: 0.313, SLG: 0.375	B SL 86 C CH 86 C SL 87 F SI 94 X FF 94 1-2 ② L8			B FF 89 C SI 89 X CH 84 1-1 ① G4-3	B SI 91 D CH 85 B SI 92 C SI 90 D CH 84 4-1 1-2 BB		X SI 96 0-0 2-H 3-H 1B		C CH 87 D CH 85 X SI 99 1-1 2-H 3-H 2B	4	0	2	4	1	0	0
27 Mike Trout, R (1, 7) OBP: 0.427, SLG: 0.575	C FF 93 B SI 92 S CH 87 F FF 93 F CH 86 F SL 86 X CH 86 1-2 1B			C SI 92 B SI 92 X FF 91 1-1 HR	C FF 93 S CH 84 F CH 84 D SI 93 S CH 84 1-3 ③ K		1 SAFE B SI 95 1 SAFE C FF 95 1 SAFE B FF 95 C SI 95 S SI 96 2-3 ② K		C SI 99 C CH 84 F FF 100 C FF 100 0-3 ② K	5	1	2	1	0	3	4
32 Josh Hamilton, L (1, 9) OBP: 0.295, SLG: 0.423 56 Kole Calhoun, L (9, 9) OBP: 0.337, SLG: 0.439	1 SAFE B SL 86 X CH 86 1-0 ③ G4-3			B CH 86 B SL 87 F CH 86 B SI 92 F SL 85 B FF 92 4-2 16 1B BB		T SL 84 X CH 86 0-1 44 G6-4-3 1B	C SI 97 F SI 97 C FF 96 0-3 ③ K		B CH 85 B SI 98 B SI 98 C SI 97 D CH 86 4-1 BB	3 0	0 0	1 0	0 0	2 0	1 0	2 0
44 Mark Trumbo, R (1, 3) OBP: 0.298, SLG: 0.460		C SI 92 S SI 92 B CH 86 X CH 84 1-2 ① G6-3		X SI 91 0-0 ② L8		X SI 91 0-0 ①② 1-2f G6-4-3		C FF 89 B FS 82 B FS 83 F FS 80 T FF 91 2-2 ① K	C FF 98 S SI 98 X FF 99 0-2 ③ P3	5	0	0	0	0	1	4
16 Hank Conger, L (1, 2) OBP: 0.310, SLG: 0.421		B SL 86 B CH 85 C CH 85 X FF 93 2-1 ② G3-1		1 SAFE X SI 91 0-0 1-2 1B		B FF 92 C CH 86 L SL 82 B SL 87 S CH 82 2-3 ③ K		C CU 78 C FS 81 F FF 90 B FS 81 S FS 82 1-3 ② K		4	0	1	0	0	2	0
8 Chris Nelson, R (1, 5) OBP: 0.277, SLG: 0.332		B SI 91 B CH 85 C SI 92 B SI 86 B FF 92 4-1 10 CS BB		C FF 91 T SI 92 F SI 93 D CH 83 S CH 84 1-3 ③ K			F SI 89 X CH 82 0-1 25 BB 10 1B 39 G4-3 1B	F FF 90 F FF 90 S FF 91 0-3 ③ K		3	1	1	0	1	2	2
10 Grant Green, R (1, 4) OBP: 0.353, SLG: 0.320		C SI 92 S CH 85 B SI 92 1-2 ③ CS 1-2	X SI 90 0-0 25 G5-4-3 1B		C CH 84 B SL 84 S CH 85 S SI 91 1-3 ① K		X SI 89 0-0 39 G4-3 25 BB 2 1B 1-2 1B		B SI 94 B SI 93 C SI 95 B FF 96 S SI 96 B CH 85 4-2 25 FC5-4 BB	3	1	2	0	1	1	0
25 Peter Bourjos, R (1, 8) OBP: 0.339, SLG: 0.395			B CH 83 B CH 82 X FF 89 2-0 ①② G5-4-3 1-2f		C SI 91 B SL 86 S CH 84 C SI 91 1-3 ② K		B FF 93 B SI 95 C FF 95 B SI 94 F SI 93 B SI 97 4-2 39 G4-3 2 1B 1-2 2-3 BB		C CH 83 B FF 97 C CH 84 F CH 86 F SI 98 X CH 85 1-2 ① FC5-4 39 2B 39 S 2 2B 1-2f	3	2	0	0	1	1	2

TOP

Los Angeles Angels @ Tampa Bay Rays

Tropicana Field, St. Petersburg, FL

Tue Aug 27 2013, 7:12 PM - 10:47 PM EDT

Att. 12,939 - Dome - 72 F

livebaseballscorecards.com

AB	35
R	6
H	11
RBI	6
BB	6
SO	12
LOB	16

Inning Stats	1	2	3	4	5	6	7	8	9	1B: 8	SF: 0	WP: 0	PA: 42
	R: 0 E: 0 K: 1 S: 14	R: 0 E: 0 K: 0 S: 8	R: 0 E: 0 K: 0 S: 4	R: 1 E: 0 K: 1 S: 12	R: 0 E: 0 K: 3 S: 13	R: 0 E: 0 K: 1 S: 6	R: 3 E: 0 K: 2 S: 14	R: 0 E: 0 K: 3 S: 10	R: 2 E: 0 K: 1 S: 20	2B: 2 3B: 0 HR: 1	SAC: 0 DP: 2 HBP: 0	PB: 0 SB: 1 CS: 1	
	H: 1 LOB: 1 BB: 0 P: 19	H: 0 LOB: 0 BB: 1 P: 16	H: 1 LOB: 0 BB: 0 P: 9	H: 2 LOB: 2 BB: 1 P: 19	H: 1 LOB: 2 BB: 1 P: 20	H: 1 LOB: 0 BB: 0 P: 8	H: 3 LOB: 1 BB: 1 P: 20	H: 0 LOB: 0 BB: 0 P: 13	H: 2 LOB: 2 BB: 2 P: 31				

PITCHER		IP	WLS	BF	H	R	ER	SO	BB	IBB	HBP	BLK	WP	HR	S	P	ERA	WHIP
40 Roberto Hernandez, R ERA: 4.95	(1, 1)	6.0		26	8	3	3	6	3	0	0	0	0	1	60	94	4.50	1.833
57 Jake McGee, L ERA: 3.98	(7, 1)	1.0	H	5	1	1	1	2	1	0	0	0	0	0	11	17	9.00	2.000
62 Joel Peralta, R ERA: 3.05	(8, 1)	1.0	H	3	0	0	0	3	0	0	0	0	0	0	10	13	0.00	0.000
56 Fernando Rodney, R ERA: 3.95	(9, 1)	1.0	L	7	2	2	2	1	2	0	0	0	0	0	20	31	18.00	4.000

PITCHER	IP	WLS	BF	H	R	ER	SO	BB	IBB	HBP	BLK	WP	HR	S	P	ERA	WHIP

Los Angeles Angels @ Tampa Bay Rays

Tropicana Field, St. Petersburg, FL

Tue Aug 27 2013, 7:12 PM - 10:47 PM EDT

Att. 12,939 - Dome - 72 F

livebaseballscorecards.com

BOTTOM

Batter	1	2	3	4	5	6	7	8	9	AB	R	H	RBI	BB	SO	LOB
8 Desmond Jennings, R (1, 8) OBP: 0.322, SLG: 0.400	C FF 91 B SI 90 B FF 91 X SI 91 2-1 L7 ① C CU 77 B SI 91 D SL 83 B SL 80 B SL 83 4-1 BB	C CU 74 D SL 82 1 SAFE X SI 90 1-1 FC6-4 (3 BB, 18 1B) ② 1-2f	C SI 90 F CU 80 B CU 74 B FF 90 B CU 79 X SI 91 3-2 F8 ③	S FF 95 C FF 95 S FF 96 0-3 K ②		4	0	0	0	1	1	2
18 Ben Zobrist, S (1, 4) OBP: 0.353, SLG: 0.411	C FF 91 B CU 78 B CU 77 C FF 91 F SI 92 C SI 92 2-3 K ② C CU 77 F SL 81 F SI 92 D SL 83 X SI 94 1-2 F9 ③	1 SAFE C CH 83 X SI 88 0-1 3 BB 1-2 1B	X FF 90 0-0 7 G4-3, 21 1B 2B	B SL 84 B CH 90 B FF 96 B FF 96 4-0 3 CS BB		4	1	2	0	1	1	3
3 Evan Longoria, R (1, 5) OBP: 0.348, SLG: 0.519	B SI 93 B CU 78 B FF 91 C SI 93 B SI 92 4-1 BB	B CH 84 C FF 91 S FF 91 B FF 91 F SL 82 C SL 83 2-3 K ① D SL 82 F FF 91 S SL 82 B FF 91 B SL 80 4-2 BB 1-2 2-3	D CU 75 B FF 93 F FF 92 F CH 86 S SL 85 2-3 K ① C FF 95 0-1 CS ③ 1-2	B SL 85 B FF 94 S FF 94 S FF 95 B FF 95 X FF 94 3-2 L6 ①		3	0	0	0	2	2	1
9 Wil Myers, R (1, 10) OBP: 0.351, SLG: 0.457	B SI 91 C SI 89 C CU 75 F FF 92 S SL 83 1-3 K ③	C SI 91 C CH 86 B SL 83 B SI 91 F SL 83 B CU 79 D SL 84 4-2 11 BB BB B CU 74 X SL 81 1-0 P4 ③	I IN 76 I IN 80 I IN 80 I IN 80 4-0 7 G4-3, 21 1B IBB	C FF 94 X FF 95 0-1 P3 ②		3	1	0	0	2	1	4
1 Sean Rodríguez, R (1, 7) OBP: 0.313, SLG: 0.364 7 David DeJesus, L (6, PH) OBP: 0.331, SLG: 0.400 (7, 7)	B SI 90 X SI 91 1-0 F9 ① 1 SAFE C CH 85 S SI 91 B FF 91 X SI 92 1-2 F8 ②	X SI 90 0-0 11 2B, 28 2B 1B S CU 80 B SI 91 X CU 81 1-1 G4-3 ② 1-2 2-3	C FF 95 X FF 94 0-1 P5 ③		3 2	1 0	1 0	0 0	0 0	0 0	1 2
11 Yunel Escobar, R (1, 6) OBP: 0.337, SLG: 0.375	X SI 91 0-0 21 1B, 28 2B 1B B CU 76 D SL 81 B CH 85 B CH 87 4-0 1-2 BB	X CH 87 0-0 28 2B 1-3 2B I IN 82 I IN 83 I IN 82 I IN 83 4-0 21 1B IBB	B SL 80 B FF 95 B FC 96 C FC 93 S FF 95 B FC 95 4-2 20 G3-6 BB		2	2	2	0	3	0	0
21 James Loney, L (1, 3) OBP: 0.353, SLG: 0.427	X SI 90 0-0 28 2B 1-2 1B C SL 82 F FF 91 B SL 81 T SI 90 1-2 K ③	C SI 91 F SI 91 D SL 84 B SL 84 S CU 78 2-3 K ① F CU 81 F SI 92 B SI 92 X CU 82 1-2 1-3 2-H 3-H 1B	B FF 94 B FF 94 B FC 93 C FC 94 X FF 94 3-1 F9 ①		5	0	2	2	0	2	5
28 José Molina, R (1, 2) OBP: 0.310, SLG: 0.319 20 Matt Joyce, L (9, PH) OBP: 0.346, SLG: 0.466	B SI 90 S CU 76 X CU 77 1-1 1-3 2-H 2B	B SI 90 C FF 89 F CH 84 B SI 89 X SI 91 2-2 5 FC3-6 1B B SL 81 X SL 82 1-0 5 G3 2-H 3-H 2B	C SI 93 B CH 85 F SI 92 1 SAFE D CU 82 X CU 82 2-2 G3 ③	B SL 80 C SL 81 F FF 95 X FS 87 1-2 G3-6 ② ③ 1-2f		4 1	0 0	3 0	3 0	0 0	0 0	2 1
5 Sam Fuld, L (1, 9) OBP: 0.269, SLG: 0.279	C SL 82 B SI 92 S SL 84 B SL 84 B SI 93 X SL 83 3-2 L8 ②	C CU 75 F SI 91 F CU 77 B SI 91 F SL 81 X CU 76 1-2 FC3-6 (8 FC6-4) ① 1-2f B SI 91 B CU 77 C SI 91 X SI 91 2-1 G3 ② 2-3	C FF 96 B SL 85 X FF 94 1-1 F9 ①			4	0	0	0	0	0	4
Inning Stats	R: 0 E: 0 K: 2 S: 11 H: 0 LOB: 1 BB: 1 P: 20	R: 1 E: 0 K: 0 S: 13 H: 3 LOB: 3 BB: 1 P: 23	R: 0 E: 0 K: 2 S: 13 H: 0 LOB: 2 BB: 2 P: 25	R: 0 E: 0 K: 0 S: 15 H: 2 LOB: 3 BB: 1 P: 24	R: 2 E: 0 K: 1 S: 11 H: 3 LOB: 1 BB: 0 P: 19	R: 2 E: 0 K: 1 S: 12 H: 2 LOB: 2 BB: 2 P: 26	R: 0 E: 0 K: 1 S: 6 H: 0 LOB: 0 BB: 1 P: 11	R: 0 E: 0 K: 0 S: 7 H: 0 LOB: 0 BB: 0 P: 10	R: 0 E: 0 K: 0 S: 7 H: 0 LOB: 0 BB: 1 P: 15	1B: 6 2B: 4 3B: 0 HR: 0 SF: 0 SAC: 0 DP: 1 HBP: 0						

	AB	35
	R	5
	H	10
	RBI	5
	BB	9
	SO	7
	LOB	25

WP: 0 PB: 0 SB: 0 CS: 1 PA: 45

PITCHER		IP	WLS	BF	H	R	ER	SO	BB	IBB	HBP	BLK	WP	HR	S	P	ERA	WHIP
33 C.J. Wilson, L ERA: 3.36	(1, 1)	5.0		28	8	3	3	5	5	0	0	0	0	0	63	111	5.40	2.600
46 Cory Rasmus, R ERA: 9.0	(6, 1)	0.1		3	1	2	2	1	0	1	0	0	0	0	4	10	54.00	3.000
54 Buddy Boshers, L ERA: 2.7	(6, 1)	0.2		4	1	0	0	0	0	1	0	0	0	0	8	16	0.00	1.500
58 Michael Kohn, R ERA: 3.56	(7, 1)	1.0		3	0	0	0	1	1	0	0	0	0	0	6	11	0.00	1.000
49 Ernesto Frieri, R ERA: 4.17	(8, 1)	1.0	W	3	0	0	0	0	0	0	0	0	0	0	7	10	0.00	0.000

PITCHER		IP	WLS	BF	H	R	ER	SO	BB	IBB	HBP	BLK	WP	HR	S	P	ERA	WHIP
65 Dane De La Rosa, R ERA: 3.45	(9, 1)	1.0	S	3	0	0	0	0	1	0	0	0	0	0	7	15	0.00	1.000

Batter	1	2	3	4	5	6	7	8	9	AB	R	H	RBI	BB	SO	LOB
39 JB Shuck, L (1, 7) OBP: 0.333, SLG: 0.381	C FF 93 X FF 94 0-1 ① L8		B SL 84 X SL 83 1-0 1B			C FF 94 X FF 95 0-1 2 L4-3 1B		B CU 77 B CU 76 C FF 88 X FF 87 2-1 ③ P5		4	0	2	0	0	0	0
2 Erick Aybar, S (1, 6) OBP: 0.310, SLG: 0.371	F FF 94 C FF 95 B SL 86 X SL 87 1-2 ② P4		X FF 95 0-0 ③ F8			F FF 94 X FF 95 0-1 ②③ L4-3 1-1			B SI 94 B SI 95 C SI 94 X SI 96 2-1 ① G4-3	4	0	0	0	0	0	2
27 Mike Trout, R (1, 8) OBP: 0.427, SLG: 0.574	S SL 85 B SL 87 B SL 86 B FF 96 X FF 94 3-1 32 E 32 S 1B			B FF 93 F SL 83 B FF 94 F SL 84 X FF 95 2-2 ① G4-3			B FF 94 F FF 94 B FF 94 C SL 85 F FF 95 F SL 86 B SL 86 X FF 94 3-2 44 G3-1 56 SF7 32 1B 1B		C FF 96 B FF 97 F CH 84 S FF 98 1-3 ② K	4	1	2	0	0	1	0
32 Josh Hamilton, L (1, 10) OBP: 0.294, SLG: 0.422	C FF 95 B SL 87 F FF 94 S SL 86 1-3 ③ K 1-3			B SL 84 S FF 95 F SL 86 B CH 86 F FF 96 S SL 86 2-3 ② K			S FF 95 F FF 95 X FF 96 0-2 44 G3-1 1-2 1B		C CH 83 B FF 98 S SI 97 B FF 98 B CH 84 F SI 97 S CH 85 3-3 ③ K	4	0	1	0	0	3	1
44 Mark Trumbo, R (1, 3) OBP: 0.296, SLG: 0.457		F FF 93 F FF 94 X FF 95 0-2 ① G5-3		B SL 85 C SL 84 C FF 96 X FF 96 1-2 ③ F8			B FF 96 D SL 87 F FF 97 X FF 97 2-1 ① G3-1 1-2 2-3			3	0	0	0	0	0	2
56 Kole Calhoun, L (1, 9) OBP: 0.327, SLG: 0.429		C FF 94 X CH 85 0-1 ② F7			C FF 92 S FF 93 X FF 95 0-2 ① P1		D FF 96 B FF 95 B SL 87 C FF 96 X FF 94 3-1 ② SF7 3-H			2	0	0	1	0	0	0
8 Chris Nelson, R (1, 5) OBP: 0.273, SLG: 0.327 7 Andrew Romine, S (7, 5) OBP: 0.250, SLG: 0.172		B FF 94 S FF 94 S SL 85 B SL 85 F SL 84 B FF 95 S SL 86 3-3 ③ K			C FF 94 B FF 94 B FF 95 B FF 95 X FF 94 3-1 ② G4-3		C FF 97 X FF 96 0-1 ③ G6-3			3	0	0	0	0	1	1
										0	0	0	0	0	0	0
17 Chris Iannetta, R (1, 2) OBP: 0.353, SLG: 0.325			B FF 91 C FF 92 C FF 93 S SL 84 1-3 ① K		X FF 94 0-0 ③ G6-3			C CU 77 B FF 89 F CU 77 B FS 79 B FF 89 X FF 88 3-2 ① F8		3	0	0	0	0	1	0
10 Grant Green, R (1, 4) OBP: 0.341, SLG: 0.308			B FF 94 F FF 93 B FF 96 F FF 94 B SL 85 S SL 85 3-3 ② K			B FF 93 X FF 93 1-0 ① P4		C FF 88 X FS 80 0-1 ② F8		3	0	0	0	0	1	0
Inning Stats	R: 0 E: 0 K: 1 S: 10 H: 1 LOB: 1 BB: 0 P: 15	R: 0 E: 0 K: 1 S: 9 H: 0 LOB: 0 BB: 0 P: 12	R: 0 E: 0 K: 2 S: 8 H: 1 LOB: 1 BB: 0 P: 13	R: 0 E: 0 K: 1 S: 10 H: 0 LOB: 0 BB: 0 P: 15	R: 0 E: 0 K: 0 S: 6 H: 0 LOB: 0 BB: 0 P: 9	R: 0 E: 0 K: 0 S: 5 H: 1 LOB: 0 BB: 0 P: 6	R: 1 E: 0 K: 0 S: 14 H: 2 LOB: 1 BB: 0 P: 22	R: 0 E: 0 K: 0 S: 7 H: 0 LOB: 0 BB: 0 P: 12	R: 0 E: 0 K: 2 S: 9 H: 0 LOB: 0 BB: 0 P: 15	1B: 5 2B: 1 3B: 0 HR: 0	SF: 1 SAC: 0 DP: 1 HBP: 0						

PITCHER	IP	WLS	BF	H	R	ER	SO	BB	IBB	HBP	BLK	WP	HR	S	P	ERA	WHIP
22 Chris Archer, R (1, 1) ERA: 2.81	7.0	W	25	5	1	1	5	0	0	0	0	0	0	62	92	1.29	0.714
62 Joel Peralta, R (8, 1) ERA: 3.0	1.0	H	3	0	0	0	0	0	0	0	0	0	0	7	12	0.00	0.000
56 Fernando Rodney, R (9, 1) ERA: 3.88	1.0	S	3	0	0	0	2	0	0	0	0	0	0	9	15	0.00	0.000

PITCHER	IP	WLS	BF	H	R	ER	SO	BB	IBB	HBP	BLK	WP	HR	S	P	ERA	WHIP

TOP

Los Angeles Angels @ Tampa Bay Rays

Tropicana Field, St. Petersburg, FL

Wed Aug 28 2013, 7:11 PM - 9:58 PM EDT

Att. 13,535 - Dome - 72 F

livebaseballscorecards.com

AB	30
R	1
H	5
RBI	1
BB	0
SO	7
LOB	6

1B: 5 SF: 1
2B: 1 SAC: 0
3B: 0 DP: 1
HR: 0 HBP: 0

WP: 0 PA: 31
PB: 0
SB: 1
CS: 0

Batter	1	2	3	4	5	6	7	8	9	AB	R	H	RBI	BB	SO	LOB
7 David DeJesus, L (1, 7) OBP: 0.336, SLG: 0.406	B FC 95 B FC 95 C FC 95 C FC 95 X FF 96 2-2 18 1B 20 SF7 2B	B SI 94 C FC 94 B SL 84 B SL 82 C FC 93 B SL 83 4-2 1-2 2-3 BB		C SL 84 X SL 84 0-1 18 1B 3 E 2-3 3-H 1B		C CH 84 X CH 84 0-1 ③ P4				3	2	2	1	1	0	0
18 Ben Zobrist, S (1, 4) OBP: 0.354, SLG: 0.412	B FF 93 B FC 96 F FC 95 F FF 94 F SL 84 X SL 84 2-2 2-3 1B	X FF 94 0-0 ③ L8		1 SAFE C SL 83 B SL 83 B FF 92 1 SAFE X SL 84 2-1 3 E 1-3 3-H 1B			B SI 90 B CH 83 C SI 90 S FC 88 C SI 92 2-3 ① K			4	0	2	1	0	1	3
3 Evan Longoria, R (1, 5) OBP: 0.346, SLG: 0.514	S FC 94 B SL 84 F FC 95 F SL 84 S SI 94 1-3 ① K		B FC 92 X FC 94 1-0 ① G5-3	X FC 93 0-0 E6 20 G4-6-3 1-2 3-H			C SI 90 B SL 79 F CH 85 B SI 92 X FC 88 2-2 ② F9			4	0	0	1	0	1	3
20 Matt Joyce, L (1, 10) OBP: 0.347, SLG: 0.469	B SL 84 1 SAFE C SI 95 B FF 95 1 SAFE F SI 94 X SL 84 2-2 ② SF7 3-H		B FF 93 B FC 94 B FF 93 B FC 93 4-0 BB	B CU 78 X SI 90 1-0 ② ③ G4-6-3 1-2f			C FF 91 B CH 85 X FC 89 1-1 2B			2	0	1	1	1	0	2
9 Wil Myers, R (1, 9) OBP: 0.345, SLG: 0.448	C SL 84 1 SAFE C SL 85 B CU 77 S SL 84 1-3 ③ K		B FC 93 1 SAFE C SL 84 X SL 85 1-1 ② F9		B FF 92 X SI 92 1-0 ① L8		B CU 77 C SI 90 X FC 89 1-1 ③ F8			4	0	0	0	0	1	3
21 James Loney, L (1, 3) OBP: 0.350, SLG: 0.423		B SI 95 C SL 83 B SL 82 X FF 94 2-1 ① G4-3	1 SAFE B FF 93 C SL 84 X SL 84 1-1 ③ G4-3		B CU 75 X FF 92 1-0 ② G6-3			B FF 93 B SI 90 C FF 90 B FF 89 X FF 91 3-1 ① P5		4	0	0	0	0	0	1
8 Desmond Jennings, R (1, 8) OBP: 0.321, SLG: 0.399	S FC 94 B SL 87 B FC 95 B FC 94 C FC 94 F FC 95 X FC 94 3-2 ② G6-3		C SL 84 B FC 93 B FC 94 C SL 83 B SL 86 F FC 93 X FC 93 3-2 11 SH1-4 59 1B 7 1B 1B	C FC 90 C SI 92 B FC 89 B CU 79 F FF 92 B CH 85 X FC 90 3-2 ③ P3				B SL 86 S FF 94 B CH 86 C FF 92 X CU 76 2-2 ② G6-3		4	1	1	0	0	0	0
59 Jose Lobaton, S (1, 2) OBP: 0.325, SLG: 0.419	B CU 76 B FF 92 S FC 93 B FF 93 C FC 93 B SL 82 4-2 7 WP 11 1B BB		X FF 93 0-0 7 1B 11 SH1-4 18 1B 1-2 1B	C SI 92 S FC 89 S CU 78 0-3 ① K				F FF 94 F CH 85 B FF 93 F FF 94 B CU 75 X CU 75 2-2 ③ G3		3	1	1	0	1	1	0
11 Yunel Escobar, R (1, 6) OBP: 0.338, SLG: 0.376		C FC 92 B SL 82 B FC 93 X FC 94 2-1 7 WP 1-2 1B		B SL 84 C FC 93 L FF 94 X SL 83 1-2 ① SH1-4 1-2 2-3		X CU 76 0-0 ② F8				2	0	1	0	0	0	0
Inning Stats	R: 1 E: 0 K: 2 S: 17 H: 2 LOB: 1 BB: 0 P: 25	R: 0 E: 0 K: 0 S: 13 H: 1 LOB: 3 BB: 2 P: 28	R: 0 E: 0 K: 0 S: 5 H: 0 LOB: 1 BB: 1 P: 12	R: 3 E: 1 K: 0 S: 14 H: 4 LOB: 1 BB: 0 P: 21	R: 0 E: 0 K: 0 S: 6 H: 0 LOB: 0 BB: 0 P: 11	R: 0 E: 0 K: 1 S: 6 H: 0 LOB: 0 BB: 0 P: 6	R: 0 E: 0 K: 1 S: 10 H: 1 LOB: 1 BB: 0 P: 16	R: 0 E: 0 K: 0 S: 9 H: 0 LOB: 0 BB: 0 P: 16		1B: 6 2B: 2 3B: 0 HR: 0 SF: 1 SAC: 1 DP: 1 HBP: 0					WP: 1 PB: 0 SB: 0 CS: 0 PA: 35	

BOTTOM

Los Angeles Angels @ Tampa Bay Rays

Tropicana Field, St. Petersburg, FL

Wed Aug 28 2013, 7:11 PM - 9:58 PM EDT

Att. 13,535 - Dome - 72 F

livebaseballscorecards.com

AB	30
R	4
H	8
RBI	4
BB	3
SO	4
LOB	12

PITCHER		IP	WLS	BF	H	R	ER	SO	BB	IBB	HBP	BLK	WP	HR	S	P	ERA	WHIP
Garrett Richards, R ERA: 4.16	(1, 1)	3.1	L	21	7	4	4	2	3	0	0	0	1	0	48	84	10.80	3.000
54 Buddy Boshers, L ERA: 2.45	(4, 1)	0.2		1	0	0	0	0	0	0	0	0	0	0	1	2	0.00	0.000
57 Jerome Williams, R ERA: 4.69	(5, 1)	3.0		10	1	0	0	2	0	0	0	0	0	0	22	33	0.00	0.333
46 Cory Rasmus, R ERA: 8.0	(8, 1)	1.0		3	0	0	0	0	0	0	0	0	0	0	9	16	0.00	0.000

PITCHER	IP	WLS	BF	H	R	ER	SO	BB	IBB	HBP	BLK	WP	HR	S	P	ERA	WHIP

Batter	1	2	3	4	5	6	7	8	9	AB	R	H	RBI	BB	SO	LOB
39 JB Shuck, L (1, 9) OBP: 0.335, SLG: 0.383 44 Mark Trumbo, R (8, 3) OBP: 0.296, SLG: 0.457	B FF 92 B FF 93 C FF 92 X FF 91 2-1 2 G3-6-3 1B		C FF 90 B CH 83 B CH 84 F FF 91 X FF 90 2-2 ② P6			C FF 92 B FC 87 X FC 86 1-1 27 BB 56 1B		B FC 86 X FC 86 1-0 ① G4-3		4 0	1 0	2 0	0 0	0 0	0 0	0 0
2 Erick Aybar, S (1, 6) OBP: 0.308, SLG: 0.368	C FF 91 F CH 83 B CH 84 X CH 84 1-2 ①② G3-6-3 1-2f		L CH 83 B CU 70 B CH 83 F FF 91 S FF 91 2-3 ③ K			S FF 94 X FF 94 0-1 ① P4		C FC 87 C CH 84 B CU 78 X CU 78 1-2 ② G6-3		4	0	0	0	0	1	2
27 Mike Trout, R (1, 7) OBP: 0.428, SLG: 0.572	B FF 94 S SL 82 F SL 84 B FF 94 B FF 93 B FF 94 4-2 BB			C FF 91 B SL 81 B FF 91 F FF 90 T FF 92 2-2 ① K		B CH 85 B CH 83 B CH 84 B FF 94 4-0 56 1B 1-2 BB		F SL 83 C FC 89 X CU 78 0-2 ③ F9		2	0	0	0	2	1	0
32 Josh Hamilton, L (1, 10) OBP: 0.294, SLG: 0.419	F FF 92 F FF 93 F FF 93 X CU 72 0-2 ③ G3			F FF 92 B FF 91 F CH 84 X FF 92 1-2 ② G5-3		B FF 95 B FF 94 X FF 94 2-0 ② F8			B CH 84 S FC 88 B CU 78 B CH 84 B FC 88 4-1 10 FC6-4 BB	3	0	0	0	1	0	3
56 Kole Calhoun, L (1, 3) OBP: 0.324, SLG: 0.420 (8, 9)		C FF 92 F FF 91 S FF 90 0-3 ① K		B FF 91 C FF 91 X FF 91 1-1 ③ G4-3		X FF 94 0-0 1-3 2-H 1B			1 SAFE 1 SAFE C FC 88 F FC 88 D CU 79 F FC 89 S CU 79 1-3 ① K	4	0	1	1	0	2	1
16 Hank Conger, L (1, 2) OBP: 0.314, SLG: 0.425		B FF 92 B CH 84 T FF 91 B FF 91 B FF 92 4-1 10 G5-3 18 1B BB			S FF 90 S FF 91 B FF 90 F CH 84 B FF 92 B SL 85 X FF 91 3-2 10 L3-6 2B	X CH 86 0-0 ③ B1-3			S SI 90 C CH 85 C FF 90 0-3 ② K	3	1	1	0	1	1	3
10 Grant Green, R (1, 4) OBP: 0.326, SLG: 0.293		F FF 91 D SL 83 F SL 83 D SL 83 F FF 91 B SL 84 1 SAFE X FF 91 3-2 ② G5-3 1-2			F SL 80 B FF 91 C FF 90 D SL 81 F SL 83 F FF 92 X FF 91 2-2 ①② L3-6 2-2		B CH 83 X CH 85 1-0 ① G6-3		1 SAFE F CH 84 X CH 85 0-1 ③ FC6-4 1-2f	4	0	0	0	0	0	3
18 Luis Jimenez, R (1, 5) OBP: 0.280, SLG: 0.306		C FF 91 B SL 83 F SL 84 B FF 92 X CU 71 2-2 ③ 2-H 1B			B FF 92 X FF 92 1-0 2B		B FF 94 S FF 94 X CH 86 1-1 ② G5-3			3	0	2	1	0	0	0
25 Peter Bourjos, R (1, 8) OBP: 0.333, SLG: 0.388			X SL 81 0-0 ① L5		C SL 81 B SL 81 S FF 91 D SL 82 B FF 92 X SL 79 3-2 ③ G6-3		C FF 93 F FF 96 B FF 94 B FF 95 S CH 86 2-3 ③ K			3	0	0	0	0	1	1
Inning Stats	R: 0 E: 0 K: 0 S: 11 H: 1 LOB: 1 BB: 1 P: 18	R: 1 E: 0 K: 1 S: 11 H: 1 LOB: 1 BB: 1 P: 20	R: 0 E: 0 K: 1 S: 7 H: 0 LOB: 0 BB: 0 P: 11	R: 0 E: 0 K: 1 S: 8 H: 0 LOB: 0 BB: 0 P: 12	R: 0 E: 0 K: 0 S: 13 H: 2 LOB: 1 BB: 0 P: 22	R: 1 E: 0 K: 0 S: 7 H: 2 LOB: 2 BB: 1 P: 14	R: 0 E: 0 K: 1 S: 6 H: 0 LOB: 0 BB: 0 P: 10	R: 0 E: 0 K: 0 S: 7 H: 0 LOB: 0 BB: 0 P: 9	R: 0 E: 0 K: 2 S: 10 H: 0 LOB: 1 BB: 1 P: 15	1B: 4 2B: 3 3B: 0 HR: 0 SF: 0 SAC: 0 DP: 2 HBP: 0						

PITCHER		IP	WLS	BF	H	R	ER	SO	BB	IBB	HBP	BLK	WP	HR	S	P	ERA	WHIP
23 Jake Odorizzi, R ERA: 5.09	(1, 1)	5.0	L	18	4	1	1	3	2	0	0	0	0	0	50	83	1.80	1.200
54 Alex Torres, L ERA: 1.41	(6, 1)	2.0		9	2	1	1	1	1	0	0	0	0	0	13	24	4.50	1.500
35 Jamey Wright, R ERA: 2.97	(8, 1)	1.1		5	0	0	0	1	1	0	0	0	0	0	12	19	0.00	0.750
49 Wesley Wright, L ERA: 4.08	(9, 1)	0.2		2	0	0	0	1	0	0	0	0	0	0	5	5	0.00	0.000

PITCHER	IP	WLS	BF	H	R	ER	SO	BB	IBB	HBP	BLK	WP	HR	S	P	ERA	WHIP

TOP

Los Angeles Angels @ Tampa Bay Rays

Tropicana Field, St. Petersburg, FL

Thu Aug 29 2013, 1:11 PM - 4:13 PM EDT

Att. 15,741 - Dome - 72 F

livebaseballscorecards.com

AB	30
R	2
H	6
RBI	2
BB	4
SO	6
LOB	13

Batter	1	2	3	4	5	6	7	8	9	AB	R	H	RBI	BB	SO	LOB
8 Desmond Jennings, R (1, 8) OBP: 0.323, SLG: 0.400	S SI 85 B FF 87 X KC 76 1-1 3 FC4-6 2B		C FF 84 C FF 85 B FF 86 X CH 78 1-2 ① F8		B CH 78 C FF 85 B SI 86 B CH 79 X FF 86 3-1 ③ G6-3			B FC 92 B FC 91 C FF 91 C FC 94 B FF 94 B FF 93 4-2 18 G6-3 BB		3	0	1	0	1	0	0
18 Ben Zobrist, S (1, 4) OBP: 0.357, SLG: 0.412	F CH 79 H SI 86 1-1 3 FC4-6 HBP		C SI 86 F CH 78 B SI 85 F SI 86 B CH 79 B CH 78 B CH 80 4-2 3 FC3-6 BB			F CH 78 B FF 85 F FF 86 B KC 74 X SI 86 2-2 E5 1B		C FC 94 B SL 82 X FF 92 1-1 ①② G6-3 1-2f		2	0	1	0	1	0	1
3 Evan Longoria, R (1, 5) OBP: 0.343, SLG: 0.510	B FF 87 B CH 79 F KC 76 X CH 80 2-1 ① FC4-6 9 BB 1-2f 2-3		X CH 79 0-0 ② FC3-6 1-2f			B SI 86 C SI 85 B FF 86 C SI 86 S CH 78 2-3 ① K		B FF 95 S FC 94 F FC 95 X FC 96 1-2 ③ F9		4	0	0	0	0	1	4
9 Wil Myers, R (1, 9) OBP: 0.352, SLG: 0.446	B CH 79 B CH 80 F KC 76 B FF 87 B CH 80 4-1 1-2 BB		C FF 85 C FF 86 1 SAFE S KC 76 0-3 ③ K			B CH 78 B CH 79 S CH 78 S CH 78 B SI 87 F CH 79 F CH 79 B FF 86 4-2 BB			C FF 95 C FF 94 F FF 94 B FF 96 B SL 85 B FF 94 F FF 94 B FF 95 4-2 11 2B BB	1	0	0	0	3	1	1
1 Sean Rodríguez, R (1, 3) OBP: 0.308, SLG: 0.357 20 Matt Joyce, L (9, PH) OBP: 0.347, SLG: 0.467	F SI 87 C SI 87 D CH 80 B CH 79 F CH 80 X SI 88 2-2 ② F5			C KC 74 X CH 78 0-1 ① G5-3		S CH 79 F FF 86 S CH 79 0-3 ② K			D FF 95 B FF 94 C FF 94 B FF 94 C FF 94 F FF 95 F FF 93 X FF 93 3-2 ① P6	3 1	0 0	0 0	0 0	0 0	1 0	5 1
11 Yunel Escobar, R (1, 6) OBP: 0.337, SLG: 0.377	B CH 81 T SI 87 C FF 88 B SI 88 X CH 80 2-2 ③ F8			C FF 86 B FF 86 X FF 86 1-1 ② G5-3		B CH 79 C SI 86 2 SAFE S CH 79 X CH 79 1-2 ③ F9			C SL 85 S SL 95 F FF 96 B FF 95 F FF 95 X SL 87 1-2 1-3 2B	4	0	1	0	0	0	5
2 Kelly Johnson, L (1, 10) OBP: 0.313, SLG: 0.440		C KC 74 F FF 86 B SI 85 B SI 86 B CH 79 C KC 75 3-3 ① K		C FF 86 S CH 79 B FF 85 X KC 74 1-2 ③ G3			B SI 85 C SI 86 B KC 74 X KC 75 2-1 ① G4-3		B FF 94 S FF 94 F FF 94 F FF 95 F FF 95 X FF 95 1-2 ② P5	4	0	0	0	0	1	2
59 Jose Lobaton, S (1, 2) OBP: 0.321, SLG: 0.413 7 David DeJesus, L (9, PH) OBP: 0.335, SLG: 0.405		C CH 78 B SI 86 B SI 86 C SI 87 X CH 79 2-2 ② G6-3			B KC 73 S CH 77 S CH 77 C FF 85 1-3 ① K		S FF 85 C SI 86 F KC 76 X KC 74 0-2 ② G5-3		C FF 94 F FF 94 X FF 95 0-2 ③ F9	3 1	0 0	0 0	0 0	0 0	1 0	0 2
5 Sam Fuld, L (1, 7) OBP: 0.264, SLG: 0.274		B SI 87 F SI 86 B SI 86 B FF 86 C SI 87 S KC 76 3-3 ③ K			C KC 76 C FF 86 X CH 78 0-2 ② L9		C KC 77 F SI 85 C SI 87 0-3 ③ K			3	0	0	0	0	2	0
Inning Stats	R: 0 H: 1 E: 0 LOB: 3 K: 0 BB: 1 S: 13 P: 25	R: 0 H: 0 E: 0 LOB: 0 K: 2 BB: 0 S: 9 P: 17	R: 0 H: 0 E: 0 LOB: 1 K: 1 BB: 1 S: 10 P: 15	R: 0 H: 0 E: 0 LOB: 0 K: 0 BB: 0 S: 7 P: 9	R: 0 H: 0 E: 0 LOB: 0 K: 1 BB: 0 S: 8 P: 12	R: 0 H: 1 E: 1 LOB: 2 K: 2 BB: 1 S: 16 P: 25	R: 0 H: 0 E: 0 LOB: 0 K: 1 BB: 0 S: 9 P: 11	R: 0 H: 0 E: 0 LOB: 1 K: 0 BB: 1 S: 7 P: 13	R: 0 H: 1 E: 0 LOB: 2 K: 0 BB: 1 S: 22 P: 31	1B: 1 SF: 0 2B: 2 SAC: 0 3B: 0 DP: 1 HR: 0 HBP: 1					WP: 0 PA: 35 PB: 0 SB: 0 CS: 0	

PITCHER	IP	WLS	BF	H	R	ER	SO	BB	IBB	HBP	BLK	WP	HR	S	P	ERA	WHIP
60 Jason Vargas, L (1, 1) ERA: 3.54	7.0	W	27	2	0	0	7	3	0	1	0	0	0	72	114	0.00	0.714
65 Dane De La Rosa, R (8, 1) ERA: 3.39	1.0	H	3	0	0	0	0	1	0	0	0	0	0	7	13	0.00	1.000
49 Ernesto Frieri, R (9, 1) ERA: 4.09	1.0	S	5	1	0	0	0	1	0	0	0	0	0	22	31	0.00	2.000

PITCHER	IP	WLS	BF	H	R	ER	SO	BB	IBB	HBP	BLK	WP	HR	S	P	ERA	WHIP

BOTTOM

Los Angeles Angels @ Tampa Bay Rays

Tropicana Field, St. Petersburg, FL

Thu Aug 29 2013, 1:11 PM - 4:13 PM EDT

Att. 15,741 - Dome - 72 F

livebaseballscorecards.com

AB	29
R	0
H	3
RBI	0
BB	5
SO	7
LOB	21

Batter	1	2	3	4	5	6	7	8	9	AB	R	H	RBI	BB	SO	LOB
39 JB Shuck, L (1, 7) OBP: 0.334, SLG: 0.381 58 Michael Kohn, R (7, 1) 46 Cory Rasmus, R (8, 1)	B FF 92 F FF 93 F FF 96 B FF 96 F SI 96 X SI 96 2-2 ① G4-3		C SI 96 F SL 86 B SL 87 S SL 86 1-3 ② K			C SL 82 F CH 85 X FF 94 0-2 ① P6	B SL 83 X SL 82 1-0 2-H 1B			4	0	1	1	0	1	0
										0	0	0	0	0	0	0
										0	0	0	0	0	0	0
2 Erick Aybar, S (1, 6) OBP: 0.305, SLG: 0.364	X SI 96 0-0 ② G6-3		C SL 82 X SL 84 0-1 ③ F7			L SL 82 X FF 93 0-1 ② P4	1 SAFE 1 SAFE 1 SAFE B CU 74 X SI 89 1-0 ③ G6-3			4	0	0	0	0	0	1
27 Mike Trout, R (1, 8) OBP: 0.428, SLG: 0.571 (7, 7)	B FF 96 B FF 96 B FF 95 C FF 93 F FF 96 B FF 97 4-2 56 CS BB			C FF 94 X SL 84 0-1 ① F9		F SI 94 X SI 96 0-1 ③ G6-3		C CU 78 F FF 94 B FF 92 X CU 78 1-2 1B		3	0	1	0	1	0	0
56 Kole Calhoun, L (1, 9) OBP: 0.340, SLG: 0.462	C SI 94 1 SAFE 1 SAFE C SL 84 0-2 ③ CS 1-2	B FF 94 F SI 94 X SI 95 1-1 18 F8 16 1B 1B		X SI 94 0-0 HR			B SL 81 C CH 84 S CH 85 B SL 86 B SL 85 B SI 96 4-2 18 1B 44 1B 10 2B BB	1 SAFE B FF 92 X FF 92 1-0 ① P5		3	2	2	1	1	0	1
44 Mark Trumbo, R (1, 3) OBP: 0.296, SLG: 0.455		B FF 95 S FF 95 F SL 84 D SL 87 S FF 96 2-3 ① K		B FF 96 C FF 95 X SI 95 1-1 ② F9			B FF 96 B FF 93 F FF 95 D SL 86 S SI 95 F SI 92 X SI 96 3-2 18 1B 10 2B 1-2 1B	C FF 92 C FF 93 1 SAFE T FF 92 0-2 ② K		4	1	1	0	0	2	2
16 Hank Conger, L (1, 2) OBP: 0.313, SLG: 0.421		1 SAFE B SL 82 C CH 85 X SI 96 1-1 1-2 1B		B SL 83 F SL 82 S CH 87 B SL 87 B CH 88 F SI 97 X SL 84 3-2 ③ G3-1			C SL 85 F CU 73 C SL 84 0-3 ① K	C CU 78 1 SAFE B CH 82 S FF 92 1 SAFE F FF 93 B CH 82 X FF 92 2-2 ③ L8		4	0	1	0	0	1	3
18 Luis Jimenez, R (1, 5) OBP: 0.278, SLG: 0.303		B FF 95 B FF 95 X FF 94 2-0 ② F8 2-3	C FF 96 C SL 84 B SL 88 B FF 95 B FF 97 S SI 95 3-3 ① K				X SL 83 0-0 10 2B 1-2 2-3 1B		C SI 91 B SL 83 B SI 90 F SI 90 F SI 89 B SL 82 C SI 88 3-3 ① K	4	1	1	0	0	2	2
10 Grant Green, R (1, 4) OBP: 0.323, SLG: 0.302	C SL 84 D SL 85 B SI 96 B SI 95 S FF 96 S SI 96 3-3 ③ K		C FF 95 F SI 96 B SL 86 X SI 95 1-2 ② G6-3				B SL 84 F SL 84 X SI 88 1-1 39 1B 1-H 2-H 3-H 2B		C SI 90 B SI 91 X SI 89 1-1 ② F9	4	1	1	3	0	1	2
36 Jered Weaver, R (1, 1) 25 Peter Bourjos, R (7, PH) OBP: 0.330, SLG: 0.383 (7, 8)			C FF 94 C FF 97 C FF 97 0-3 ① K		S FF 96 C FF 97 C FF 97 0-3 ③ K		B SL 84 X SI 88 1-0 ② P4		C SI 89 X SL 82 0-1 ③ F8	2	0	0	0	0	2	0
										2	0	0	0	0	0	1

TOP

Los Angeles Angels @ Milwaukee Brewers

Miller Park, Milwaukee, WI

Fri Aug 30 2013, 7:13 PM - 10:28 PM CDT

Att. 32,340 - Cloudy - 79 F

livebaseballscorecards.com

AB	34
R	5
H	8
RBI	5
BB	2
SO	9
LOB	12

Inning Stats	1	2	3	4	5	6	7	8	9
	R: 0 E: 0 K: 0 S: 9	H: 0 LOB: 0 BB: 1 P: 15	R: 0 E: 0 K: 2 S: 11	H: 2 LOB: 2 BB: 0 P: 20	R: 0 E: 0 K: 2 S: 8	H: 0 LOB: 0 BB: 0 P: 9	R: 1 E: 0 K: 0 S: 9	H: 1 LOB: 0 BB: 0 P: 13	R: 0 E: 0 K: 2 S: 9	H: 0 LOB: 0 BB: 0 P: 13	R: 0 E: 0 K: 0 S: 7	H: 0 LOB: 0 BB: 0 P: 7	R: 4 E: 0 K: 1 S: 15	H: 4 LOB: 1 BB: 1 P: 26	R: 0 E: 0 K: 1 S: 11	H: 1 LOB: 1 BB: 0 P: 15	R: 0 E: 0 K: 1 S: 8	H: 0 LOB: 0 BB: 0 P: 12

| | | | | | | | | | |

Los Angeles Angels @ Milwaukee Brewers

Miller Park, Milwaukee, WI

Fri Aug 30 2013, 7:13 PM - 10:28 PM CDT

Att. 32,340 - Cloudy - 79 F

livebaseballscorecards.com

BOTTOM

Batter	1	2	3	4	5	6	7	8	9	AB	R	H	RBI	BB	SO	LOB
7 Norichika Aoki, L (1, 9) OBP: 0.346, SLG: 0.362	C SI 85 C FC 85 B SI 86 F CU 72 B FF 90 F CU 71 F SI 87 X CH 80 2-2 ① G1-3		F SI 86 B CH 79 B CU 72 X CU 71 2-1 9 FC6-4 1B 1-2		C CU 71 C FF 83 B CH 82 C SI 85 1-3 ① K		X FF 94 0-0 ② L7		C CH 84 B FF 91 C CU 73 F FF 93 F FF 93 D SL 85 X CH 83 2-2 ① L7	5	0	1	0	0	1	1
9 Jean Segura, R (1, 6) OBP: 0.335, SLG: 0.438	C FF 87 B SL 80 C FF 86 B SL 82 X FF 89 2-2 ② F8		C SL 77 F FC 84 B FC 85 F FF 88 B SI 87 X FF 82 2-2 ② FC6-4 1-2f 2-3		B FF 85 B CU 68 X FF 86 2-0 ② P3		B FF 94 C FF 94 B SL 84 F FF 94 F FF 94 F SL 82 X FF 94 2-2 16 WP 20 BB 1B		F CU 74 S SL 86 F CU 75 F SL 85 B CH 82 B FF 93 B SL 84 F SL 84 C FF 94 3-3 ② K	5	0	1	0	0	1	3
20 Jonathan Lucroy, R (1, 3) OBP: 0.344, SLG: 0.478	C FF 88 B FF 87 F FF 89 B FF 87 B SL 81 F FF 88 F FF 89 F FF 89 B SL 80 4-2 BB		1 SAFE F SL 79 1 SAFE C SL 80 X FF 86 0-2 ③ L9		C FF 86 X FF 88 0-1 ③ F9		B FF 92 B FF 92 F SI 92 B FF 91 B FF 91 4-1 16 WP 1-2 BB		C FF 93 C CU 78 X SL 85 0-2 1B 2-3	3	0	1	0	2	0	2
16 Aramis Ramirez, R (1, 5) OBP: 0.360, SLG: 0.438	S SL 80 B FF 88 C FF 87 1 SAFE B SL 82 F SL 80 S FF 89 2-3 ③ K			B FF 85 S FF 86 B FF 86 X SL 77 2-1 2 1B 27 HBP 1B		B FF 85 X CH 77 1-0 ① F8	B SL 83 B FF 94 B FF 93 C FF 93 B FF 93 4-1 1-2 2-3 BB		X CU 77 0-0 ③ F9	4	0	1	0	1	1	3
27 Carlos Gómez, R (1, 8) OBP: 0.340, SLG: 0.505		X SL 79 0-0 ① P5		T FF 87 C FF 86 H FF 84 1-2 2 1B 1-2 HBP		C CH 77 B FF 87 C FF 86 F FF 88 B SL 83 B CH 78 F CH 78 B FF 88 4-2 18 E BB	F FF 93 B FF 92 D CH 86 X FF 93 2-1 ③ L4			2	0	0	0	1	0	3
18 Khris Davis, R (1, 7) OBP: 0.368, SLG: 0.638		B FF 87 C FF 86 X SL 77 1-1 ② G5-3		S SL 82 C FF 87 B SL 82 B SL 80 X CH 77 2-2 ① F7		1 SAFE 1 SAFE X FF 86 0-0 E1 1-2		B FF 92 F CH 85 B FF 93 F FF 92 S CU 77 2-3 ① K2-3		4	0	0	0	0	1	3
2 Scooter Gennett, L (1, 4) OBP: 0.367, SLG: 0.525		B FF 85 X SI 86 1-0 ③ P5		C CH 78 X SI 86 0-1 1-2 2-3 1B		S CH 80 X SI 85 0-1 ② F4		B FF 93 X FF 91 1-0 ② F7		4	0	1	0	0	0	2
12 Martín Maldonado, R (1, 2) OBP: 0.227, SLG: 0.280			B FF 86 B FF 86 S SI 86 S SL 80 B SL 82 B FF 86 4-2 9 FC6-4 7 1B BB	B SL 78 B SL 78 D CH 77 X FF 84 3-0 ② F3		C CH 77 C FF 86 B FF 89 B FF 83 S CH 77 2-3 ③ K		X FF 92 0-0 ③ P4		3	0	0	0	1	1	5
60 Wily Peralta, R (1, 1) OBP: 0.182, SLG: 0.163 47 Rob Wooten, R (7, 1) 15 Caleb Gindl, L (7, PH) OBP: 0.350, SLG: 0.462 63 Tyler Thornburg, R (8, 1) 31 Burke Badenhop, R (9, 1) 21 Juan Francisco, L (9, PH) OBP: 0.305, SLG: 0.450			X 0-0 ① B3	C FF 86 F SL 79 B FF 85 B FF 86 X FF 86 2-2 ③ F8			F FF 94 F FF 94 S FF 94 0-3 ① K		B FF 92 B CH 84 S FF 93 B FF 93 X FF 91 3-1 20 1B 2B	2 0 1 0 0 1	0 0 0 0 0 0	0 0 0 0 1 0	0 0 0 0 0 0	0 0 1 0 0 0	0 0 0 0 0 0	4 0 0 0 0 0
Inning Stats	R: 0 E: 0 K: 1 S: 18 H: 0 LOB: 1 BB: 1 P: 28	R: 0 E: 0 K: 0 S: 4 H: 0 LOB: 0 BB: 0 P: 6	R: 0 E: 0 K: 0 S: 12 H: 1 LOB: 2 BB: 1 P: 20	R: 0 E: 0 K: 0 S: 13 H: 2 LOB: 3 BB: 0 P: 23	R: 0 E: 0 K: 1 S: 6 H: 0 LOB: 0 BB: 0 P: 9	R: 0 E: 1 K: 1 S: 11 H: 0 LOB: 2 BB: 1 P: 18	R: 0 E: 0 K: 1 S: 13 H: 1 LOB: 3 BB: 2 P: 25	R: 0 E: 0 K: 1 S: 5 H: 0 LOB: 0 BB: 0 P: 8	R: 0 E: 0 K: 1 S: 17 H: 2 LOB: 2 BB: 0 P: 25	1B: 5 2B: 1 3B: 0 HR: 0 SF: 0 SAC: 0 DP: 0 HBP: 1				WP: 1 PB: 0 SB: 0 CS: 0		PA: 40

PITCHER		IP	WLS	BF	H	R	ER	SO	BB	IBB	HBP	BLK	WP	HR	S	P	ERA	WHIP
36 Jered Weaver, R ERA: 3.3	(1, 1)	6.0	W	26	3	0	0	3	3	0	1	0	0	0	64	104	0.00	1.000
58 Michael Kohn, R ERA: 3.48	(7, 1)	1.0		6	1	0	0	1	2	0	0	0	1	0	13	25	0.00	3.000
46 Cory Rasmus, R ERA: 6.55	(8, 1)	2.0		8	2	0	0	2	0	0	0	0	0	0	22	33	0.00	1.000

PITCHER	IP	WLS	BF	H	R	ER	SO	BB	IBB	HBP	BLK	WP	HR	S	P	ERA	WHIP

Batter	1	2	3	4	5	6	7	8	9	AB	R	H	RBI	BB	SO	LOB
39 JB Shuck, L (1, 7) OBP: 0.336, SLG: 0.382 54 Buddy Boshers, L (7, 1) 58 Michael Kohn, R (7, 1) 65 Dane De La Rosa, R (8, 1) 16 Hank Conger, L (9, PH) OBP: 0.316, SLG: 0.440 49 Ernesto Frieri, R (9, 1)	C FF 89 X FF 89 0-1 ① 1B		C FF 88 X CU 77 0-1 2 1B 27 1B 1B	C FF 89 X FF 89 0-1 ② G4-3			C CH 80 C FF 90 B FF 89 F CH 80 F FF 90 F FF 90 S CH 77 1-3 ② K		B FF 98 S FF 98 B FF 98 X FF 99 2-1 2-H HR	4 0 0 0 1 0	1 0 0 0 1 0	2 0 0 0 1 0	0 0 0 0 1 0	0 0 0 0 0 0	1 0 0 0 0 0	0 0 0 0 0 0
2 Erick Aybar, S (1, 6) OBP: 0.306, SLG: 0.365	C FF 89 F FF 90 X FF 90 0-2 ② 56 BB 1B		B CU 77 X CH 78 1-0 27 1B 56 1B 1-3 1B	C CU 76 X FF 89 0-1 ③ G6-3			C CU 76 C CU 78 F FF 90 S CH 79 0-3 ③ K		C FF 96 F FF 96 F FF 96 X SL 88 0-2 ③ P1	5	1	2	0	0	1	0
27 Mike Trout, R (1, 8) OBP: 0.427, SLG: 0.568 (7, 7) (9, 8)	C FF 88 1 SAFE F CH 79 C FF 88 0-3 ② K		C CU 77 T FF 89 B FF 89 F FF 90 1 SAFE 1 SAFE F FF 89 X CH 79 1-2 56 1B 18 1B 1-2 3-H 1B		B FF 90 X CH 80 1-0 ① G1-3			F SI 91 B SI 92 B FF 91 X FF 92 2-1 ① L4		4	1	1	1	0	1	1
56 Kole Calhoun, L (1, 9) OBP: 0.345, SLG: 0.457	B FF 88 B CH 78 B FF 89 C FF 89 B FF 89 4-1 1-2 BB		X CH 78 0-0 18 1B 1-3 2-H 1B		B FF 89 F FF 89 X CH 79 1-1 ② F9			C SI 88 X SI 91 0-1 ② G5-3		3	0	1	1	1	0	0
44 Mark Trumbo, R (1, 3) OBP: 0.296, SLG: 0.456 7 Andrew Romine, S (8, PR) OBP: 0.250, SLG: 0.172 (8, 5)	B CH 79 S CH 78 S CH 78 S FF 89 1-3 ③ K		C CU 77 S FF 90 X FF 89 0-2 ① P4		B CU 77 F CH 79 C FF 89 S CH 77 1-3 ③ K			B SI 92 S SI 91 X FF 92 1-1 2B		4 0	0 0	1 0	0 0	0 0	2 0	4 0
18 Luis Jimenez, R (1, 5) OBP: 0.277, SLG: 0.300 (8, 3)		C FF 88 B CH 78 F FF 89 X FF 89 1-2 ① G1-3	X CU 78 0-0 10 G4-6-3 1-2 3-H 1B			F FF 88 F CU 76 B CU 79 X FF 89 1-2 ① G3-1		B SI 91 F SI 92 X SI 92 1-1 ③ P3		4	0	1	1	0	0	1
10 Grant Green, R (1, 4) OBP: 0.310, SLG: 0.289		B FF 89 C FF 89 B FF 90 B FF 90 X FF 90 3-1 ② F7	B FF 89 C FF 89 X FF 89 1-1 ② ③ G4-6-3 1-2f			C FF 89 C FF 88 S CH 78 0-3 ② K			B SI 95 F FF 94 B FF 98 F FF 96 C FF 97 2-3 ① K	4	0	0	0	0	2	2
17 Chris Iannetta, R (1, 2) OBP: 0.355, SLG: 0.338		F FF 90 B CH 79 X FF 89 1-1 1B		B CU 77 X FF 88 1-0 HR		C CH 78 X CH 78 0-1 ③ P3			F FF 97 B SL 88 B FF 97 B FF 96 X FF 96 3-1 ② G6-3	4	1	2	1	0	0	0
57 Jerome Williams, R (1, 1) 25 Peter Bourjos, R (7, PH) OBP: 0.328, SLG: 0.381 (7, 8) 32 Josh Hamilton, L (9, PH) OBP: 0.295, SLG: 0.422 19 Collin Cowgill, R (9, 7) OBP: 0.259, SLG: 0.361		S FF 88 B FF 90 B FF 89 C FF 89 B FF 89 X FF 90 3-2 ③ L8		C FF 88 B CU 78 F FF 88 S CU 78 1-3 ① K			B FF 88 C FF 89 B CH 79 B FF 89 F FF 88 T FF 90 3-2 ① K		B FF 97 B FF 97 B FF 98 S FF 97 X FF 97 3-1 16 HR 2B	2 1 1 0	0 0 1 0	0 0 1 0	0 0 0 0	1 1 0 0	1 0 0 0	1 0 0 0

Inning Stats	1	2	3	4	5	6	7	8	9
R:	0	0	3	1	0	0	0	0	2
E:	0	0	0	0	0	0	0	0	0
K:	2	0	0	1	0	1	3	0	1
S:	12	10	15	8	6	8	13	8	13
H:	2	1	5	1	0	0	0	1	2
LOB:	2	1	1	0	0	0	0	1	0
BB:	1	0	0	0	0	0	0	0	0
P:	17	18	18	10	9	9	17	12	23

PITCHER		IP	WLS	BF	H	R	ER	SO	BB	IBB	HBP	BLK	WP	HR	S	P	ERA	WHIP
41 Marco Estrada, R ERA: 4.49	(1, 1)	7.0		29	9	4	4	8	1	0	0	0	0	1	72	98	5.14	1.429
53 Brandon Kintzler, R ERA: 2.66	(8, 1)	1.0	H	4	1	0	0	0	0	0	0	0	0	0	8	12	0.00	1.000
29 Jim Henderson, R ERA: 2.15	(9, 1)	1.0	L	5	2	2	2	1	0	0	0	0	0	1	13	23	18.00	2.000

PITCHER	IP	WLS	BF	H	R	ER	SO	BB	IBB	HBP	BLK	WP	HR	S	P	ERA	WHIP

TOP

Los Angeles Angels @ Milwaukee Brewers

Miller Park, Milwaukee, WI

Sat Aug 31 2013, 6:11 PM - 9:30 PM CDT

Att. 28,175 - Cloudy - 73 F

livebaseballscorecards.com

AB	37
R	6
H	12
RBI	6
BB	1
SO	9
LOB	9

1B:	8	SF:	0	WP:	0	PA:	38		
2B:	2	SAC:	0	PB:	0				
3B:	0	DP:	1	SB:	0				
HR:	2	HBP:	0	CS:	0				

Batter	1	2	3	4	5	6	7	8	9	AB	R	H	RBI	BB	SO	LOB
2 Scooter Gennett, L (1, 4) OBP: 0.383, SLG: 0.540	B SI 90 B SI 92 X SI 91 2-0 9 1B 20 2B 1B		B SI 89 B FC 89 C SI 92 X SI 92 2-1 ① G4-3		F CH 83 X CH 83 0-1 2B		C CU 82 B CU 83 B SI 94 F CU 82 F CU 82 F SI 92 H CU 81 3-2 9 1B 20 1B HBP		F SI 94 B CH 87 F SI 94 B SI 95 F SI 95 X SL 83 2-2 20 FC6-4 1B	4	2	3	0	0	0	0
9 Jean Segura, R (1, 6) OBP: 0.335, SLG: 0.438	L FC 88 D FC 88 1 SAFE X FC 88 1-1 20 2B 1-2 1B		C CU 76 F FC 90 C FF 92 0-3 ② K		X FC 88 0-0 ① B2		C SL 79 F FF 94 X SL 83 0-2 20 E 20 1B 1-2 2-3 1B		S FF 95 1 SAFE C FF 93 B SI 95 F FF 95 1 SAFE F SL 85 D SL 85 1 SAFE 2-2 ② F SI 95 F FF 96 X FF 94 F9	5	1	2	0	0	1	2
20 Jonathan Lucroy, R (1, 2) OBP: 0.347, SLG: 0.481	C FF 91 X SI 92 0-1 16 FC6-4 1-H 2-H 2B		B SI 93 S FC 90 X CH 86 1-1 16 S 16 2B 1B		C SI 90 D SL 80 X SI 92 1-1 ② G5-3		C FF 94 B SL 81 S FF 94 D SL 83 X FF 93 2-2 E9 1-3 2-H 3-H 1B		B SI 94 C FF 94 X SI 94 1-1 ③ FC6-4 1-2f	5	1	3	4	0	0	2
16 Aramis Ramirez, R (1, 5) OBP: 0.359, SLG: 0.439	S SL 80 X SL 81 0-1 ① FC6-4 27 G5-4-3 2-3		C FF 92 B SI 92 X FC 89 1-1 1-H 2B		D FC 89 X CU 78 1-0 ③ F7		F SL 80 D SL 80 S FF 92 1 SAFE 1 SAFE B FF 93 S FF 93 2-3 ② K			4	0	1	1	0	1	4
27 Carlos Gómez, R (1, 8) OBP: 0.339, SLG: 0.501	D SL 80 X SI 91 1-0 ② ③ G5-4-3 1-2f		S SL 80 D SL 81 B FC 89 D FC 89 B CU 77 4-1 18 FC5-4 BB			S SI 90 F CU 78 F SL 80 F FC 89 F SL 81 X FF 93 0-2 ① F7	S SI 93 S FF 93 S FF 93 0-3 ③ K			3	0	0	0	1	1	3
18 Khris Davis, R (1, 7) OBP: 0.364, SLG: 0.622 29 Jim Henderson, L (9, 1)		B SI 92 B FC 90 S FF 93 F SI 93 X SI 93 2-2 15 FC3-6 1B	B SI 92 X SI 93 1-0 ③ FC5-4 1-2f			X SI 91 0-0 ② F8		B FF 95 C FF 94 S FF 95 F FF 96 B FF 97 F SL 81 F FF 96 F FS 86 X FF 96 2-2 ① F9		4 0	0 0	1 0	0 0	0 0	2 0	
15 Caleb Gindl, L (1, 9) OBP: 0.336, SLG: 0.442		F SI 90 1 SAFE X CH 83 0-1 ① FC3-6 1-2f		B SI 90 X CH 85 1-0 ① F7		B CH 83 B FC 89 C SI 90 X SI 89 2-1 ③ G5-3		F FF 96 F FF 97 S FF 96 0-3 ② K		4	0	0	0	0	1	1
21 Juan Francisco, L (1, 3) OBP: 0.307, SLG: 0.451 7 Norichika Aoki, L (7, PH) OBP: 0.347, SLG: 0.363 53 Brandon Kintzler, R (8, 1) 22 Logan Schafer, L (8, PH) OBP: 0.286, SLG: 0.332 (9, 7)		B CH 84 F SI 91 F SI 92 F FC 89 F SI 91 F SL 80 F SI 92 T SI 92 1-2 ② K		B CU 77 X CH 84 1-0 41 CS 1B			B SI 94 B SI 93 X SI 93 2-0 9 1B 3 G5-3 20 1B 1B	B FF 95 F FF 95 B CH 84 F FF 95 S SL 82 2-3 ③ K		2 1 0 1	0 1 0 0	1 1 0 0	0 0 0 0	1 0 0 1	1 0 0 0
41 Marco Estrada, R (1, 1) OBP: 0.231, SLG: 0.240 3 Yuniesky Betancourt, R (7, PH) OBP: 0.232, SLG: 0.366 (8, 3)		C SI 92 B FC 90 F SI 92 F CU 79 X FF 91 1-2 ③ G6-3		1 SAFE B CH 88 C FC 89 C SI 92 B FC 89 X FF 92 2-2 ② ③ G4-3 1-2			1 SAFE C CU 82 1 SAFE L CU 82 D CU 84 1 SAFE X CU 82 1-2 ① G5-3 1-2		F SL 83 T SI 95 B FF 96 C FF 95 1-3 ① K	2 2	0 0	0 0	0 0	0 1	0 1	2 1
Inning Stats	R: 2 E: 0 K: 0 S: 8 H: 3 LOB: 0 BB: 0 P: 12	R: 0 E: 0 K: 1 S: 16 H: 1 LOB: 1 BB: 0 P: 20	R: 1 E: 0 K: 1 S: 11 H: 2 LOB: 2 BB: 1 P: 20	R: 0 E: 0 K: 0 S: 5 H: 1 LOB: 0 BB: 0 P: 9	R: 0 E: 0 K: 0 S: 6 H: 1 LOB: 1 BB: 0 P: 8	R: 0 E: 0 K: 0 S: 9 H: 0 LOB: 0 BB: 0 P: 11	R: 2 E: 1 K: 2 S: 20 H: 3 LOB: 2 BB: 0 P: 30	R: 0 E: 0 K: 2 S: 13 H: 0 LOB: 0 BB: 0 P: 17	R: 0 E: 0 K: 1 S: 16 H: 1 LOB: 1 BB: 0 P: 22	1B: 9 2B: 3 3B: 0 HR: 0 SF: 0 SAC: 0 DP: 1 HBP: 1						

PITCHER	IP	WLS	BF	H	R	ER	SO	BB	IBB	HBP	BLK	WP	HR	S	P	ERA	WHIP
57 Jerome Williams, R (1, 1) ERA: 4.68	6.0		25	8	3	3	2	1	0	0	0	0	0	55	80	4.50	1.500
54 Buddy Boshers, L (7, 1) ERA: 4.7	0.1	H	3	1	2	2	0	0	0	1	0	0	0	8	14	54.00	3.000
58 Michael Kohn, R (7, 1) ERA: 3.43	0.2	B	4	2	0	0	2	0	0	0	0	0	0	12	16	0.00	3.000
65 Dane De La Rosa, R (8, 1) ERA: 3.34	1.0	W	3	0	0	0	2	0	0	0	0	0	0	13	17	0.00	0.000
49 Ernesto Frieri, R (9, 1) ERA: 4.02	1.0	S	4	1	0	0	1	0	0	0	0	0	0	16	22	0.00	1.000

PITCHER	IP	WLS	BF	H	R	ER	SO	BB	IBB	HBP	BLK	WP	HR	S	P	ERA	WHIP

BOTTOM

Los Angeles Angels @ Milwaukee Brewers

Miller Park, Milwaukee, WI

Sat Aug 31 2013, 6:11 PM - 9:30 PM CDT

Att. 28,175 - Cloudy - 73 F

livebaseballscorecards.com

AB	37
R	5
H	12
RBI	5
BB	1
SO	7
LOB	18

WP: 0 PA: 39
PB: 0
SB: 1
CS: 1

Batter	1	2	3	4	5	6	7	8	9	AB	R	H	RBI	BB	SO	LOB
39 JB Shuck, L (1, 7) OBP: 0.334, SLG: 0.383	C SI 88 F SI 89 F SL 84 F CH 81 B SI 90 F SL 85 F CU 74 X SI 90 1-2 ① L9	C CU 76 F SI 90 B SI 90 X SL 85 1-2 ③ G5-3			D SI 88 B SI 90 C SI 90 X CH 79 2-1 ①② G4-6-3 1-2f		C SL 83 X FS 83 0-1 1-H 2-H 3-H 56 2B 2B		B FF 95 C FF 94 X FF 94 1-1 ② G3	5	1	1	3	0	0	4
25 Peter Bourjos, R (9, 8) OBP: 0.328, SLG: 0.381										0	0	0	0	0	0	0
2 Erick Aybar, S (1, 6) OBP: 0.303, SLG: 0.361	B SI 90 B SL 86 X SI 89 2-0 ② P6		B CU 73 C CU 73 L SI 88 F CH 79 B SL 86 X SI 90 2-2 ① L8		C SI 91 X CH 79 0-1 ③ P4		B FS 83 B SI 87 C SL 83 C SL 83 S FS 84 2-3 ② K		X FF 95 0-0 ③ F7	5	0	0	0	0	1	1
27 Mike Trout, R (1, 8) OBP: 0.431, SLG: 0.577	C SI 89 B SI 89 B SL 85 T SL 86 (9, 7) X SL 87 2-2 2B		B CU 75 C CU 74 X SI 90 1-1 56 1B 3B			B SI 89 C SL 85 S CU 73 B SI 89 X CU 72 2-2 56 G5-6-3 1B	I IN 80 I IN 78 I IN 80 I IN 81 4-0 56 2B IBB			3	1	3	0	1	0	0
56 Kole Calhoun, L (1, 9) OBP: 0.351, SLG: 0.469	F SL 85 F CH 81 B SI 90 X CH 80 1-2 ③ G4-3		X CU 74 0-0 44 G5-4-3 3-H 1B			1 SAFE C SI 90 1 SAFE B SL 84 S CH 80 1 SAFE X SL 86 1-2 ①② G5-6-3 1-2f	C SL 83 F FS 84 F FS 82 B FS 81 X SL 83 1-2 1-3 2-H 2B			4	0	2	2	0	0	2
44 Mark Trumbo, R (1, 3) OBP: 0.295, SLG: 0.454		C SI 89 X SL 85 0-1 7 1B 18 1B 1B	F CU 75 F SI 89 X CH 80 0-2 ②③ G5-4-3 1-2f			C SI 90 B CU 73 B SL 87 C CH 80 F SL 84 X CH 79 2-2 ③ G5-3	B CU 69 X CU 70 1-0 ③ F8			4	0	1	0	0	0	3
16 Hank Conger, L (1, 2) OBP: 0.315, SLG: 0.436		B SL 84 1 SAFE C CH 79 B SI 89 F SL 85 F SL 87 F SL 86 X SI 90 2-2 ① F9		F SL 86 B CH 79 B SL 84 B CH 80 C SI 90 X SL 86 3-2 ① F9			B FF 88 X FF 87 1-0 7 SH1-3 39 2B 1B	B SI 88 S CU 68 B SI 89 B CU 67 F CH 81 X SI 89 3-2 ① G4-3		4	1	1	0	0	0	1
18 Luis Jimenez, R (1, 5) OBP: 0.287, SLG: 0.310		X SL 85 0-0 7 1B 1-2 1B		C CU 74 C SI 89 B SI 90 F SL 84 X SI 90 1-2 ② G5-3			B SL 83 X SI 90 1-0 7 SH1-3 39 2B 1-2 1B	B CU 69 X SI 89 1-0 ② G4-3		4	1	2	0	0	0	0
7 Andrew Romine, S (1, 4) OBP: 0.257, SLG: 0.188 49 Ernesto Frieri, R (8, 1)		B SI 90 B SI 89 F SI 89 B SL 84 X SI 90 3-1 1-2 2-3 1B		X SI 90 0-0 ③ B5-3			B SI 90 B SL 85 B SI 90 C SI 89 X SI 89 3-1 ① SH1-3 1-2 2-3	F SI 88 B CU 67 B SI 88 F SI 88 C SL 83 2-3 ③ K		3	0	1	0	0	1	0
										0	0	0	0	0	0	0
33 C.J. Wilson, L (1, 1) OBP: 0.222, SLG: 0.125 32 Josh Hamilton, L (7, PH) OBP: 0.297, SLG: 0.422 46 Cory Rasmus, R (7, 1) 65 Dane De La Rosa, R (8, 1) 10 Grant Green, R (8, 4) OBP: 0.307, SLG: 0.286		S CU 74 F CH 80 S SI 90 0-3 ② K			C SI 88 B CH 79 B CH 80 B SI 87 B SI 88 4-1 39 G4-6-3 BB		I IN 77 I IN 78 I IN 80 I IN 79 4-0 39 2B IBB		B FF 94 C FF 93 B SL 80 X FF 93 2-1 ① G4-3	1	0	0	0	1	1	3
										0	1	0	0	1	0	0
										0	0	0	0	0	0	0
										0	0	0	0	0	0	0
										1	0	0	0	0	0	0

TOP

Los Angeles Angels @ Milwaukee Brewers

Miller Park, Milwaukee, WI

Sun Sep 01 2013, 1:13 PM - 4:17 PM CDT

Att. 29,733 - Sunny - 81 F

livebaseballscorecards.com

AB	34
R	5
H	11
RBI	5
BB	3
SO	3
LOB	14

Inning Stats	1	2	3	4	5	6	7	8	9
	R: 0 E: 0 K: 0 S: 14	R: 0 E: 0 K: 1 S: 16	R: 1 E: 0 K: 0 S: 10	R: 0 E: 0 K: 0 S: 8	R: 0 E: 0 K: 0 S: 5	R: 0 E: 0 K: 0 S: 10	R: 4 E: 0 K: 1 S: 14	R: 0 E: 0 K: 1 S: 7	R: 0 E: 0 K: 0 S: 5
	H: 1 LOB: 1 BB: 0 P: 20	H: 3 LOB: 3 BB: 0 P: 22	H: 2 LOB: 0 BB: 0 P: 13	H: 0 LOB: 0 BB: 0 P: 12	H: 0 LOB: 0 BB: 1 P: 11	H: 1 LOB: 0 BB: 0 P: 15	H: 4 LOB: 2 BB: 2 P: 31	H: 0 LOB: 0 BB: 0 P: 13	H: 0 LOB: 0 BB: 0 P: 8

| | | | | | | | | | |

Batter	1	2	3	4	5	6	7	8	9	AB	R	H	RBI	BB	SO	LOB
7 Norichika Aoki, L (1, 9) OBP: 0.348, SLG: 0.363	C FF 90 F SI 90 B FF 90 B SI 92 F FF 91 B FF 91 F FF 90 F SI 91 F FF 90 4-2 F FF 92 B CU 75 9 G4-6-3 BB		F CU 78 B SL 84 F FF 92 S SI 92 1-3 ②		C FF 89 X FF 89 0-1 ③			X FF 94 0-0 9 BB 1-2 1B		3	0	1	0	1	1	1
9 Jean Segura, R (1, 6) OBP: 0.335, SLG: 0.436	C CU 74 I SAFE B SL 86 X SI 90 1-1 ① ② G4-6-3 1-2f		B FF 92 D CU 77 C SI 92 X FC 87 2-1 ③			B SL 82 F CU 77 X FC 87 1-1 ① G5-3		B FF 94 D SL 81 B FF 94 C FF 92 B FF 93 4-1 1-2 2-3 BB		3	0	0	0	1	0	2
20 Jonathan Lucroy, R (1, 2) OBP: 0.346, SLG: 0.478	B FF 89 X FF 90 1-0 ③ L8			B CU 76 B CU 77 B FF 90 B FF 89 4-0 18 G5-3 27 HR BB		B SI 91 B FF 90 C FF 88 X FC 88 2-1 ② L5		C FF 95 F FF 94 F FF 94 B FF 95 F FF 95 F SL 85 F FF 95 F SI 95 F SI 94 1-3 F SL 86 F SL 85 S FF 95 ②		3	1	0	0	1	1	3
18 Khris Davis, R (1, 7) OBP: 0.351, SLG: 0.598		C FF 89 B CU 75 B FF 90 C FC 88 C SI 91 2-3 ①		C SI 90 X CU 76 0-1 ① G5-3 1-2		X FC 88 0-0 ③ L5		S FF 94 S FF 95 S FF 94 0-3 ③		4	0	0	0	0	2	4
27 Carlos Gómez, R (1, 8) OBP: 0.341, SLG: 0.508		C FF 90 F CU 76 B SI 90 B CU 80 B SI 91 X FF 90 3-2 ②		X CU 75 0-0 2-H HR			S FF 93 S FF 93 B FF 94 T FF 93 1-2 ①		S FF 93 S FF 93 T FF 93 0-2 ①	4	1	2	2	0	2	0
3 Yuniesky Betancourt, R (1, 3) OBP: 0.231, SLG: 0.363 15 Caleb Gindl, L (9, PH) OBP: 0.333, SLG: 0.438		B CU 74 F CH 84 B CU 73 T SI 90 X CU 80 2-2 ③		T FF 91 B SL 83 F FC 87 B SI 92 X SL 80 2-2 ②			C SL 85 X FF 94 0-1 ②		B FF 93 C FF 92 S FF 93 S SI 94 1-3 ②	3 1	0 0	0 0	0 0	0 0	0 1	0 0
14 Jeff Bianchi, R (1, 5) OBP: 0.278, SLG: 0.291			B FF 88 C FF 89 B CU 77 S SL 82 F FF 90 F CU 77 B SL 85 F FF 90 X FF 90 3-2 E9 26 SH 2B	B CH 85 B FF 90 C FF 90 T FC 87 B CU 79 X SI 91 3-2 ③ P4			B FF 93 X FF 93 1-0 ③ F8		C FF 93 B FF 94 F FF 93 X FF 94 1-2 ③ F9	4	1	1	0	0	0	0
2 Scooter Gennett, L (1, 4) OBP: 0.382, SLG: 0.532			X SI 91 0-0 ① G5-3		C FF 90 F SI 91 B CU 77 S CU 77 1-3 ① K			B FF 92 B FF 91 B FC 90 B FF 90 4-0 9 BB 7 1B BB		2	0	0	0	1	1	1
26 Kyle Lohse, R (1, 1) OBP: 0.167, SLG: 0.149 51 Michael Gonzalez, R (7, 1) 47 Rob Wooten, R (7, 1) 48 Donovan Hand, R (7, 1) OBP: 0.167, SLG: 0.091 16 Aramis Ramirez, R (8, PH) OBP: 0.352, SLG: 0.438 45 Alfredo Figaro, R (9, 1) OBP: 0.250, SLG: 0.250			D SL 83 T FF 91 X FF 89 1-1 SH 3-H		F SI 90 B SI 91 X FC 88 1-1 ② G5-3			D SL 81 B FF 92 C FF 93 C FF 93 F FF 95 X FF 95 2-2 ① F9		1 0 0 0 1 0	0 0 0 0 0 0	0 0 0 0 0 0	1 0 0 0 0 0	0 0 0 0 0 0	0 0 0 0 1 0	0 0 0 0 1 0
Inning Stats	R: 0 E: 0 K: 0 S: 10 H: 0 LOB: 0 BB: 1 P: 16	R: 0 E: 0 K: 1 S: 9 H: 1 LOB: 0 BB: 0 P: 16	R: 1 E: 1 K: 1 S: 14 H: 1 LOB: 1 BB: 0 P: 21	R: 2 E: 0 K: 0 S: 9 H: 1 LOB: 0 BB: 1 P: 18	R: 0 E: 0 K: 1 S: 7 H: 0 LOB: 0 BB: 0 P: 9	R: 0 E: 0 K: 0 S: 5 H: 0 LOB: 0 BB: 0 P: 8	R: 0 E: 0 K: 1 S: 6 H: 0 LOB: 0 BB: 0 P: 8	R: 0 E: 0 K: 2 S: 20 H: 1 LOB: 3 BB: 2 P: 31	R: 0 E: 0 K: 2 S: 9 H: 0 LOB: 0 BB: 0 P: 11	1B: 2 2B: 1 3B: 0 HR: 1 SF: 0 SAC: 1 DP: 1 HBP: 0						

PITCHER		IP	WLS	BF	H	R	ER	SO	BB	IBB	HBP	BLK	WP	HR	S	P	ERA	WHIP
33 C.J. Wilson, L ERA: 3.35	(1, 1)	6.0	W	22	3	3	2	3	2	0	0	0	0	1	54	88	3.00	0.833
46 Cory Rasmus, R ERA: 6.0	(7, 1)	1.0	H	3	0	0	0	1	0	0	0	0	0	0	6	8	0.00	0.000
65 Dane De La Rosa, R ERA: 3.32	(8, 1)	0.1	H	4	1	0	0	0	2	0	0	0	0	0	6	16	0.00	9.000
49 Ernesto Frieri, R ERA: 3.9	(8, 1)	1.2	S	5	0	0	0	4	0	0	0	0	0	0	23	26	0.00	0.000

PITCHER	IP	WLS	BF	H	R	ER	SO	BB	IBB	HBP	BLK	WP	HR	S	P	ERA	WHIP

BOTTOM

Los Angeles Angels @ Milwaukee Brewers

Miller Park, Milwaukee, WI

Sun Sep 01 2013, 1:13 PM - 4:17 PM CDT

Att. 29,733 - Sunny - 81 F

livebaseballscorecards.com

AB	29
R	3
H	4
RBI	3
BB	4
SO	8
LOB	12

1B: 2	SF: 0	WP: 0	PA: 34	
2B: 1	SAC: 1	PB: 0		
3B: 0	DP: 1	SB: 0		
HR: 1	HBP: 0	CS: 0		

Tampa Bay Rays @ Los Angeles Angels

Angel Stadium of Anaheim, Anaheim, CA

Mon Sep 02 2013, 6:11 PM - 10:06 PM PDT

Att. 37,557 - Partly Cloudy - 85 F

TOP

livebaseballscorecards.com

Batter	1	2	3	4	5	6	7	8	9	AB	R	H	RBI	BB	SO	LOB
7 David DeJesus, L (1, 7) OBP: 0.331, SLG: 0.396	B FF 95 C FC 96 B SL 85 F FC 95 S FC 96 2-3 ① K	D SL 85 X FF 94 1-0 ③ G3			B FF 96 B FF 96 B FF 95 C FF 96 B FF 97 4-1 21 BB 18 G4-3 BB	B CH 84 S SL 86 F FF 93 X FF 94 1-2 ② F8 2-3		B CH 85 C SI 94 X SI 94 1-1 ③ G3		4	0	0	0	1	1	6
18 Ben Zobrist, S (1, 4) OBP: 0.355, SLG: 0.415 2 Kelly Johnson, L (7, 4) OBP: 0.315, SLG: 0.441	X FF 95 0-0 HR	B FF 94 C SL 83 B SL 84 B SL 84 C FF 95 T SL 85 3-2 ① K			C SL 85 X SI 95 0-1 ① G4-3 1-2	1 SAFE 1 SAFE C CU 76 X SL 84 0-1 1-3 3-H 1B			X FF 94 0-0 ① F7	4 1	1 0	2 0	2 0	0 0	1 0	1 0
3 Evan Longoria, R (1, 5) OBP: 0.339, SLG: 0.499 30 Luke Scott, L (7, 3) OBP: 0.333, SLG: 0.427	B FF 95 C FC 95 B SL 85 S SL 85 B SL 86 S FC 94 3-3 ② K	C SL 85 X SL 86 0-1 ② G5-3			B FF 96 B FF 96 B FF 96 C FF 96 B FF 97 4-1 21 BB BB	B SL 85 S SL 84 X FF 94 1-1 ③ G4-3			B FF 94 S FF 94 X SI 94 1-1 ② G3	3 1	0 0	0 0	0 0	1 0	1 0	2 0
20 Matt Joyce, L (1, 10) OBP: 0.339, SLG: 0.453 15 Delmon Young, R (7, PH) OBP: 0.303, SLG: 0.396 (7, 10)	B SL 85 B SI 94 S FC 94 F FC 94 F FC 94 X SL 83 2-2 ③ P5	C SI 94 B FF 95 B FC 95 X FF 95 2-1 ③ G3			B SL 86 S FF 96 X FF 96 1-1 ② L9		B SI 91 F SI 91 B CU 80 F CU 81 B SI 93 F SI 92 X SI 92 3-2 ① G4-3		B FF 95 X FF 94 1-0 1B	3 2	0 0	0 1	0 0	0 0	0 0	2 0
21 James Loney, L (1, 3) OBP: 0.356, SLG: 0.432 1 Sean Rodríguez, R (7, PH) OBP: 0.309, SLG: 0.353 (7, 6)		B FF 95 C FF 95 B FF 95 X FF 95 2-1 ① G5-3		B SI 95 B SL 85 B FC 94 C FC 95 B FF 94 4-1 9 G5-4-3 BB	F SL 86 B FF 95 B SI 96 B SL 84 B SL 84 4-1 1-2 2-3 BB		X SI 92 0-0 ② F7		F FF 95 B FF 94 S SL 86 B FF 94 C FF 94 2-3 ③ K	1 2	0 0	0 0	0 0	2 0	0 1	0 1
9 Wil Myers, R (1, 9) OBP: 0.343, SLG: 0.441		B SL 84 B SL 85 C FF 95 B FC 95 F FF 94 S FC 93 3-3 ② K		X FF 94 0-0 ①② 1-2f G5-4-3	B SL 84 F FF 95 F SL 85 B CU 78 F SL 85 B SL 85 S SI 96 3-3 ③ K		B SI 93 C CU 81 B SI 91 X SI 92 2-1 ③ L9			4	0	0	0	0	2	4
59 Jose Lobaton, S (1, 2) OBP: 0.335, SLG: 0.424		S FC 94 B CU 77 S SL 84 B FC 95 F SL 84 B FC 93 B FC 94 4-2 11 E 8 BB BB		C SI 96 C FF 91 B CU 79 F SL 86 B CU 77 B FF 96 B SL 85 4-2 8 1B BB		B FF 93 F FF 92 X CH 85 1-1 7 F8 18 1B 2B		F FF 94 B SI 94 B SI 94 B SI 94 B FF 94 4-1 16 G5-3 8 1B BB		1	1	1	0	3	0	0
8 Desmond Jennings, R (1, 8) OBP: 0.327, SLG: 0.399		B FF 94 F FC 94 B FF 92 C SL 81 D SL 83 B FF 94 4-2 11 E 1-2 BB		C FF 94 B SI 95 X FC 94 1-1 1-2 1B		B SL 85 C SL 85 S FF 93 B FF 94 B SL 85 B SL 86 4-2 18 1B BB		C FF 94 X FF 94 0-1 16 G5-3 1-2 1B		2	0	2	0	2	0	0
11 Yunel Escobar, R (1, 6) OBP: 0.334, SLG: 0.371 16 Chris Gimenez, R (7, 5)		C SL 84 X SI 95 0-1 E5 1-2 2-3		C SL 85 S SL 85 S SL 86 0-3 ③ K		F FF 94 F FF 94 S SL 86 0-3 ① K		C FF 94 B SL 86 X FF 94 1-1 ① ② G5-3 1-2 2-3f		3 1	0 0	0 0	0 0	0 0	2 0	6 2
Inning Stats	R: 1 E: 0 K: 2 S: 11 H: 1 LOB: 0 BB: 0 P: 18	R: 0 E: 1 K: 1 S: 13 H: 0 LOB: 3 BB: 2 P: 27	R: 0 E: 0 K: 1 S: 7 H: 0 LOB: 0 BB: 0 P: 12	R: 0 E: 0 K: 1 S: 10 H: 1 LOB: 2 BB: 2 P: 19	R: 0 E: 0 K: 1 S: 11 H: 0 LOB: 3 BB: 3 P: 27	R: 1 E: 0 K: 1 S: 14 H: 2 LOB: 2 BB: 1 P: 21	R: 0 E: 0 K: 0 S: 7 H: 0 LOB: 0 BB: 0 P: 12	R: 0 E: 0 K: 0 S: 7 H: 1 LOB: 1 BB: 1 P: 13	R: 0 E: 0 K: 1 S: 7 H: 1 LOB: 1 BB: 0 P: 11	1B: 4 2B: 1 3B: 0 HR: 1 SF: 0 SAC: 0 DP: 2 HBP: 0						

PITCHER		IP	WLS	BF	H	R	ER	SO	BB	IBB	HBP	BLK	WP	HR	S	P	ERA	WHIP
Garrett Richards, R ERA: 4.06	(1, 1)	5.0	W	24	2	1	1	6	7	0	0	0	0	1	52	103	1.80	1.800
46 Cory Rasmus, R ERA: 6.23	(6, 1)	1.0		6	2	1	1	1	1	0	0	0	0	0	14	21	9.00	3.000
54 Buddy Boshers, L ERA: 4.15	(7, 1)	1.0		3	0	0	0	0	0	0	0	0	0	0	7	12	0.00	0.000
62 Ryan Brasier, R ERA: 4.5	(8, 1)	2.0		8	2	0	0	1	1	0	0	0	0	0	14	24	0.00	1.500

PITCHER	IP	WLS	BF	H	R	ER	SO	BB	IBB	HBP	BLK	WP	HR	S	P	ERA	WHIP

AB	32
R	2
H	6
RBI	2
BB	9
SO	8
LOB	24

WP: 0 PA: 41
PB: 0
SB: 0
CS: 0

Batter	1	2	3	4	5	6	7	8	9	AB	R	H	RBI	BB	SO	LOB
39 JB Shuck, L (1, 9) (8, 7) OBP: 0.334, SLG: 0.382	C FF 94 F FF 95 F FF 95 F SL 86 X FF 97 0-2 ① G1-3		C SL 84 B CH 85 F CH 85 X FF 95 1-2 2 G5-3 56 1B 1B	C SL 86 X FF 97 0-1 ① G6-3 1-3 3-H		B FF 91 F FF 88 1 SAFE 1 SAFE B FF 90 X SI 86 2-1 2 3B 1B 1-3 B FF 86 X FF 85 1-0 ③ F7		B FF 87 F FF 86 B CH 88 B FF 86 X FF 86 3-1 ③ F8		6	2	2	1	0	0	6
2 Erick Aybar, S (1, 6) OBP: 0.304, SLG: 0.373 10 Grant Green, R (7, PH) (8, 4) OBP: 0.314, SLG: 0.326	C FF 95 F CH 87 S SL 88 0-3 ② K		1 SAFE 1 SAFE D CH 84 X FF 94 1-0 ① G5-3 1-2	F SL 86 F SL 87 D SL 89 B SL 86 B FF 97 X SL 86 3-2 HR 3-H		1 SAFE X SL 79 0-0 16 1B 3B 1-H 3-H B FF 94 B FF 94 B FF 93 C FF 93 F FF 94 F FF 95 X FF 95 3-2 HR				4 1	2 1	2 1	4 1	0 0	1 0	1 0
27 Mike Trout, R (1, 7) OBP: 0.432, SLG: 0.576 19 Collin Cowgill, R (8, 9) OBP: 0.259, SLG: 0.361	B FF 98 B FF 97 C SL 87 B FF 97 X FF 96 3-1 32 S 32 2B 1B		B FF 95 B FF 95 C SL 87 S SL 86 B FF 97 F SL 87 X SL 88 3-2 56 1B 1B	B FF 97 S FF 96 F FF 95 F FF 96 F FF 96 X SL 87 2-2 ② F9		I IN 52 I IN 71 I IN 72 I IN 71 4-0 16 56 1B S 18 SF9 IBB C SL 81 B FS 81 C FF 95 B FS 80 B FS 79 C SL 80 3-3 ① K				4 0	2 0	2 0	0 0	1 0	1 0	0 0
32 Josh Hamilton, L (1, 10) OBP: 0.296, SLG: 0.422	1 SAFE B FF 97 F SL 88 B FF 97 X FF 96 2-1 1-H 2B		D SL 88 F SL 87 S SL 88 S SL 89 1-3 ② K	F SI 89 S SL 84 B SL 84 X SI 91 1-2 ③ G3		S SL 84 D SL 84 1 SAFE S SL 85 B SL 86 S CU 71 2-3 ① K	B FF 95 C SL 79 S FS 80 C FS 81 1-3 ② K			5	0	1	1	0	3	4
56 Kole Calhoun, L (1, 3) OBP: 0.353, SLG: 0.461	F FF 95 C FF 97 B SL 88 B FF 96 F SL 88 D SL 89 C SL 88 3-3 ③ K		B FF 97 X FF 96 1-0 1-3 2-H 1B	B SI 89 C SI 90 F SI 90 X SI 91 1-2 ① G6-3		D SL 85 1 SAFE C FF 93 F FF 92 F FF 93 B SL 85 B FF 93 F SL 84 B CU 71 4-2 18 SF9 16 1B 25 1B BB 1-2 B FF 95 X FF 94 1-0 ③ F8				4	1	1	1	1	1	1
16 Hank Conger, L (1, 2) OBP: 0.321, SLG: 0.437		C FF 94 B SL 87 F SL 85 X FF 94 1-2 ① G3 I IN 80 I IN 82 I IN 87 I IN 86 4-0 18 FC6-4 IBB		C KC 78 X SI 90 0-1 18 G1-3 1B B CH 85 F CH 86 D CH 87 B FF 93 F FF 93 X CH 86 3-2 25 1B 7 BB 1B 1-2 2-3 3-H			B SL 78 C FF 92 C SL 79 S FS 79 1-3 ① K			4	0	2	1	1	1	0
18 Luis Jimenez, R (1, 5) OBP: 0.283, SLG: 0.299		X FF 95 0-0 ② G5-3 C SL 86 B FF 97 F SL 85 X SL 88 1-2 ③ FC6-4 1-2f		1 SAFE S SL 80 S SL 79 X SL 80 0-2 ② G1-3 1-2 B FF 96 X FF 95 1-0 ② SF9 2-3 3-H			F FF 93 C SL 78 F FS 79 F FF 95 H FS 80 1-2 7 2B 25 FC1-5-2 HBP			3	0	0	1	0	0	4
7 Andrew Romine, S (1, 4) (8, 6) OBP: 0.325, SLG: 0.278		C FF 95 X CH 87 0-1 1B		B FF 94 F FF 94 S FF 95 B FF 97 F SL 87 X SL 86 2-2 25 1B 25 S 39 G6-3 1B	S SL 80 C SI 93 D FS 84 S FS 85 1-3 ③ K2-3	B FF 92 F FF 96 B FF 95 B FF 95 F FF 94 F FF 95 B FF 96 4-2 25 1B 1-2 BB		F FF 94 X FF 93 0-1 25 FC1-5-2 1-3 2B		4	1	3	0	1	1	1
25 Peter Bourjos, R (1, 8) OBP: 0.335, SLG: 0.384		L FF 96 D SL 88 S SL 87 F SL 87 F FF 97 B FF 97 S SL 88 2-3 ③ K		C FF 95 B FF 95 C SL 85 1 SAFE D SL 87 X SL 87 2-2 39 G6-3 39 S 2 HR 1B 1-3		39 1B 2 3B BB C SL 80 X SL 80 0-1 1B 1-2 2-3 3-H		B FF 94 F FF 95 F FF 94 B FS 78 B FF 95 X FF 95 3-2 ② FC1-5-2 2-3 3-H		4	2	2	1	1	1	3
Inning Stats	R: 1 E: 0 K: 2 S: 16 H: 2 LOB: 1 BB: 0 P: 24	R: 0 E: 0 K: 1 S: 11 H: 1 LOB: 1 BB: 0 P: 14	R: 1 E: 0 K: 1 S: 15 H: 3 LOB: 3 BB: 1 P: 27	R: 3 E: 0 K: 0 S: 19 H: 3 LOB: 0 BB: 0 P: 29	R: 0 E: 0 K: 1 S: 11 H: 1 LOB: 1 BB: 0 P: 13	R: 5 E: 0 K: 1 S: 22 H: 4 LOB: 3 BB: 4 P: 47	R: 1 E: 0 K: 2 S: 11 H: 1 LOB: 0 BB: 0 P: 19	R: 0 E: 0 K: 1 S: 14 H: 1 LOB: 2 BB: 0 P: 22		1B: 11 2B: 2 3B: 1 HR: 2 SF: 1 SAC: 0 DP: 0 HBP: 1						

PITCHER		IP	WLS	BF	H	R	ER	SO	BB	IBB	HBP	BLK	WP	HR	S	P	ERA	WHIP
22 Chris Archer, R ERA: 3.14	(1, 1)	3.2	L	21	9	5	5	4	0	1	0	0	0	1	58	90	12.27	2.455
49 Wesley Wright, L ERA: 3.99	(4, 1)	0.2		3	1	0	0	0	0	0	0	0	0	0	8	10	0.00	1.500
47 Brandon Gomes, R ERA: 7.71	(5, 1)	0.2		6	2	4	4	1	1	1	0	0	0	0	11	22	54.00	4.500
27 Cesár Ramos, L ERA: 4.63	(6, 1)	0.1		3	1	0	0	1	1	0	0	0	0	0	10	19	0.00	6.000
52 Josh Lueke, R ERA: 5.6	(6, 1)	2.1		12	3	2	2	3	1	0	1	0	0	1	30	49	7.71	1.714

PITCHER		IP	WLS	BF	H	R	ER	SO	BB	IBB	HBP	BLK	WP	HR	S	P	ERA	WHIP
5 Sam Fuld, L ERA:	(8, 1)	0.1		1	0	0	0	0	0	0	0	0	0	0	2	5	0.00	0.000

BOTTOM

Tampa Bay Rays @ Los Angeles Angels

Angel Stadium of Anaheim, Anaheim, CA

Mon Sep 02 2013, 6:11 PM - 10:06 PM PDT

Att. 37,557 - Partly Cloudy - 85 F

livebaseballscorecards.com

AB	39
R	11
H	16
RBI	11
BB	5
SO	9
LOB	20

Tampa Bay Rays @ Los Angeles Angels

Angel Stadium of Anaheim, Anaheim, CA

Tue Sep 03 2013, 7:08 PM - 10:15 PM PDT

Att. 34,332 - Clear - 86 F

TOP

livebaseballscorecards.com

Batter	1	2	3	4	5	6	7	8	9	AB	R	H	RBI	BB	SO	LOB
8 Desmond Jennings, R (1, 8) OBP: 0.327, SLG: 0.403	C FF 86 X CH 81 0-1 ① F9		C KC 75 X FF 87 0-1 HR	B CH 80 C CH 80 C KC 76 X CH 80 1-2 ② F5		B FF 95 B CU 81 X FF 94 2-0 E6 18 S	D CU 79 C FF 91 B FF 92 S FC 86 S FC 86 2-3 ③ K		B CH 89 D SL 82 B FF 88 C FF 88 B SL 83 4-1 1-2 BB	5	1	1	1	1	1	3
18 Ben Zobrist, S (1, 4) OBP: 0.358, SLG: 0.417	C FF 88 B FF 88 B FF 87 X CH 80 2-1 ② P6		B FF 88 C FF 88 B FF 88 B CH 80 B FF 88 4-1 15 1B 3 BB 21 G5-2-3 BB	B KC 75 C CH 80 1 SAFE D KC 76 F FF 88 F CH 81 B SI 89 X CH 81 3-2 1-H 2-H 2B		C CU 82 1 SAFE P PO 90 B SI 94 1 SAFE B SI 94 D CH 88 4-1 1-2 BB		B CH 83 B SI 88 B CH 87 B FF 88 4-0 15 FC5-4 3 1B BB B CU 75 B FF 88 C CH 83 B CH 88 C FF 89 S CH 84 3-3 ③ K	3	0	1	2	3	1	2
3 Evan Longoria, R (1, 5) OBP: 0.341, SLG: 0.499	X FF 88 0-0 1B		F FF 88 B KC 76 B CH 80 C FF 88 D CH 80 B FF 88 4-2 21 G5-2-3 15 1B 1-2 BB	C FF 88 F FF 88 B FF 86 B FF 88 F FF 88 X CH 80 2-2 ③ G1-3		C CU 82 B CU 88 F FF 95 S CU 87 1-3 ① K		B FF 90 B CU 77 F SL 83 F FC 83 X FF 91 2-2 15 FC5-4 1-2 1B	4	0	2	0	1	1	3
15 Delmon Young, R (1, 10) OBP: 0.304, SLG: 0.396	X FF 88 0-0 ③ P4		X CH 80 0-0 21 G5-2-3 1-2 2-3 1B		C FF 86 B FF 85 B FF 86 S KC 75 X KC 75 2-2 21 1B 9 FC6-2 1B	S CU 86 S FF 96 X FF 95 0-2 ② F7		B FC 85 C FF 90 B FF 90 S FC 85 X FF 90 2-2 ① FC5-4 21 BB 1-2f 2-3	5	0	2	0	0	0	5
21 James Loney, L (1, 3) OBP: 0.358, SLG: 0.432		B FF 87 C KC 75 X SI 88 1-1 9 2B 2 G3-1 1B B FF 88 X FF 88 1-0 ① ② G5-2-3 1-2 2-3 3-Hf			C FF 87 X SI 87 0-1 9 FC6-2 59 1B 1-3 1B	X FF 90 0-0 ③ F8		B CH 84 D FF 90 F FF 89 D CH 84 B CH 88 4-1 7 G3-6-1 1-2 BB	4	2	2	0	1	0	5
9 Wil Myers, R (1, 9) OBP: 0.346, SLG: 0.450 7 David DeJesus, L (7, 7) OBP: 0.331, SLG: 0.395		B CH 80 S CH 80 F CH 79 B FF 88 B CH 80 X CH 80 3-2 2 G3-1 1-3 2B C FF 88 B KC 76 C FF 89 S KC 76 1-3 ③ K			X FF 95 0-0 ① FC6-2 59 1B 1-2 3-H		B CU 76 C FF 90 X FF 91 1-1 59 G3 11 WP 2B	X FF 88 0-0 ② ③ G3-6-1 1-2f	4 1	1 0	2 0	0 0	1 0	4 3	
2 Kelly Johnson, L (1, 7) OBP: 0.314, SLG: 0.438 5 Sam Fuld, L (7, 9) OBP: 0.269, SLG: 0.278		X FF 88 0-0 ① G3-1 2-3 3-H		B FF 87 C KC 75 F KC 74 B FF 87 X CH 80 2-2 11 1B 18 2B 1B	D SI 94 X SI 96 1-0 ② F8		C FF 90 B FF 92 F CU 77 S CH 85 1-3 ① K		C FF 87 F CU 75 B CH 83 X FF 90 1-2 8 BB 1B	4 1	1 0	1 1	1 0	0 0	1 0	4 0
59 Jose Lobaton, S (1, 2) OBP: 0.332, SLG: 0.419		C CH 81 B FF 88 S FF 88 S CH 81 1-3 ② K		B FF 87 1 SAFE 1 SAFE D CH 80 F FF 88 B KC 75 X FF 88 3-1 ① F9	B CU 81 X SI 95 1-0 ③ 1-3 2-H 1B		C CH 86 B FF 92 B FF 92 S CH 84 B CU 77 F FF 92 X CH 86 3-2 ② G3 2-3		X CU 75 0-0 ① F9	5	0	1	1	0	1	4
11 Yunel Escobar, R (1, 6) OBP: 0.337, SLG: 0.379		F FF 88 C FF 88 S CH 81 0-3 ③ K		1 SAFE X KC 76 0-0 18 2B 1-2 1B	X FF 95 0-0 HR	F FF 92 B FF 91 F FF 92 F CU 79 B FF 92 F CH 86 B CU 78 B FF 91 4-2 3-H BB		C SL 82 X SL 81 0-1 ② L6	4	2	2	1	1	1	2
Inning Stats	R: 0 E: 0 K: 0 S: 6 H: 1 LOB: 1 BB: 0 P: 8	R: 1 E: 0 K: 2 S: 12 H: 2 LOB: 1 BB: 0 P: 17	R: 1 E: 0 K: 1 S: 10 H: 2 LOB: 2 BB: 2 P: 20	R: 2 E: 0 K: 0 S: 17 H: 3 LOB: 1 BB: 0 P: 28	R: 1 E: 0 K: 0 S: 8 H: 3 LOB: 2 BB: 0 P: 12	R: 1 E: 1 K: 1 S: 11 H: 1 LOB: 2 BB: 1 P: 17	R: 1 E: 0 K: 2 S: 16 H: 1 LOB: 1 BB: 1 P: 27	R: 0 E: 0 K: 0 S: 8 H: 1 LOB: 2 BB: 2 P: 20	R: 0 E: 0 K: 1 S: 10 H: 1 LOB: 2 BB: 1 P: 18	1B: 10 2B: 3 3B: 0 HR: 2 SF: 0 SAC: 0 DP: 2 HBP: 0						

	AB	40
	R	7
	H	15
	RBI	6
	BB	7
	SO	7
	LOB	35

WP: 1 PB: 0 SB: 1 CS: 0 PA: 47

PITCHER		IP	WLS	BF	H	R	ER	SO	BB	IBB	HBP	BLK	WP	HR	S	P	ERA	WHIP
60 Jason Vargas, L ERA: 3.8	(1, 1)	4.0	L	23	10	5	5	3	2	0	0	0	0	1	50	80	11.25	3.000
38 Juan Gutierrez, R ERA: 4.27	(5, 1)	1.2		8	2	1	1	1	1	0	0	0	0	1	13	21	5.40	1.800
55 Joe Blanton, R ERA: 6.04	(6, 1)	3.1		16	3	1	1	3	4	0	0	0	1	0	35	66	2.70	2.100

PITCHER		IP	WLS	BF	H	R	ER	SO	BB	IBB	HBP	BLK	WP	HR	S	P	ERA	WHIP

Tampa Bay Rays @ Los Angeles Angels

Angel Stadium of Anaheim, Anaheim, CA

Tue Sep 03 2013, 7:08 PM - 10:15 PM PDT

Att. 34,332 - Clear - 86 F

BOTTOM

livebaseballscorecards.com

Batter	1	2	3	4	5	6	7	8	9	AB	R	H	RBI	BB	SO	LOB
39 JB Shuck, L (1, 7) OBP: 0.331, SLG: 0.378	C FF 90 F FF 95 S KC 81 0-3 ① K		B KC 79 X FF 93 1-0 ① P2		X FF 91 0-0 ① B5-3		C SI 93 F CH 87 B SI 88 S CH 86 1-3 ② K			4	0	0	0	0	2	0
17 Chris Iannetta, R (1, 2) OBP: 0.354, SLG: 0.335	T FF 93 B FF 94 S CH 85 B KC 82 B FF 94 F CH 84 B CH 83 4-2 BB		B FF 94 C FF 91 F KC 81 B FF 93 F CH 84 C KC 80 2-3 ② K		C FF 93 B FF 93 C KC 81 B KC 80 B FF 94 S FF 93 3-3 ② K		S SL 88 B CH 88 B SI 93 F SL 87 F CH 86 C SL 87 2-3 ③ K			3	0	0	0	1	3	0
27 Mike Trout, R (1, 10) OBP: 0.433, SLG: 0.575	B FF 94 B CH 83 C FF 94 B FF 90 S FF 93 S CH 83 3-3 ② K		B FF 92 C KC 80 B KC 81 X FF 93 2-1 1B		B KC 79 B FF 92 C FF 93 B CH 86 B FF 94 4-1 BB			C SL 86 C CH 87 F CH 85 B SI 92 X CH 87 1-2 ① F9		3	0	1	0	1	1	1
44 Mark Trumbo, R (1, 3) OBP: 0.293, SLG: 0.451	C FF 91 F KC 78 B FF 92 F KC 80 F FF 92 X CH 82 1-2 ③ G4-3		S FF 91 F KC 79 1 SAFE S FF 93 0-3 ③ K		B FF 90 1 SAFE D CH 82 F FF 92 X FF 91 2-1 ③ F7			C SI 93 F SI 93 F CH 87 S SL 88 0-3 ② K		4	0	0	0	0	2	3
2 Erick Aybar, S (1, 6) OBP: 0.307, SLG: 0.376 7 Andrew Romine, S (8, 6) OBP: 0.317, SLG: 0.270		B FF 90 X FF 91 1-0 19 E 2B		B FF 91 B FF 92 S FF 91 B CH 85 B FF 91 4-1 10 WP 19 1B BB		B FF 92 C FF 91 B KC 80 C CH 85 X CH 84 2-2 ① G6-3		X SI 94 0-0 ③ F9		2 1	1 0	1 0	0 0	1 0	0 0	0 0
18 Luis Jimenez, R (1, 5) OBP: 0.281, SLG: 0.297		B CH 84 X CH 83 1-0 ① G5-3		C FF 91 B CH 83 B KC 80 X FF 92 2-1 ① F7		B CH 83 C CH 83 S KC 80 X KC 80 1-2 25 WP 1B			B SL 86 F SL 84 X SI 93 1-1 ① G1-3	4	0	1	0	0	0	2
25 Peter Bourjos, R (1, 8) OBP: 0.333, SLG: 0.377		B FF 91 B CH 84 B CH 82 B FF 91 4-0 19 FC6-4 BB		L FF 89 X FF 90 0-1 ② F9		B FF 91 S SL 84 B SI 91 F SL 86 T CH 86 2-2 ② K 1-2			B SI 92 B SL 84 F SI 92 X SL 86 2-1 ② G5-3	3	0	0	0	1	1	2
19 Collin Cowgill, R (1, 9) OBP: 0.259, SLG: 0.357		B FF 92 C FF 90 S CH 83 X CH 83 1-2 ② FC6-4 1-2f 2-H		C KC 79 X FF 91 0-1 10 WP 1-2 1B		L SL 87 F SI 93 S CH 85 0-3 ③ K			C SL 86 F CH 85 S CH 85 0-3 ③ K	4	0	1	0	0	2	2
10 Grant Green, R (1, 4) OBP: 0.305, SLG: 0.316		1 SAFE S FF 93 C KC 82 C FF 92 0-3 ③ K		B KC 80 B CH 81 F FF 92 X FF 92 2-1 ③ P5 1-2 2-3			C SI 91 B SL 86 F SL 84 S CH 87 1-3 ① K			3	0	0	0	0	2	3
Inning Stats	R: 0 E: 0 K: 2 S: 14 H: 0 LOB: 1 BB: 1 P: 22	R: 1 E: 1 K: 1 S: 8 H: 1 LOB: 1 BB: 1 P: 15	R: 0 E: 0 K: 2 S: 10 H: 1 LOB: 1 BB: 0 P: 15	R: 0 E: 0 K: 0 S: 9 H: 1 LOB: 2 BB: 1 P: 17	R: 0 E: 0 K: 1 S: 7 H: 0 LOB: 1 BB: 1 P: 16	R: 0 E: 0 K: 2 S: 12 H: 1 LOB: 1 BB: 0 P: 17	R: 0 E: 0 K: 3 S: 10 H: 0 LOB: 0 BB: 0 P: 14	R: 0 E: 0 K: 1 S: 9 H: 0 LOB: 0 BB: 0 P: 10	R: 0 E: 0 K: 1 S: 7 H: 0 LOB: 0 BB: 0 P: 10	1B: 3 2B: 1 3B: 0 HR: 0 SF: 0 SAC: 0 DP: 0 HBP: 0						

	AB	31
	R	1
	H	4
	RBI	0
	BB	4
	SO	13
	LOB	13

PITCHER		IP	WLS	BF	H	R	ER	SO	BB	IBB	HBP	BLK	WP	HR	S	P	ERA	WHIP
55 Matt Moore, L ERA: 3.27	(1, 1)	5.1	W	24	4	1	0	6	4	0	0	0	1	0	54	94	0.00	1.500
40 Roberto Hernandez, R ERA: 4.83	(6, 1)	3.2	S	11	0	0	0	7	0	0	0	0	1	0	32	42	0.00	0.000

PITCHER	IP	WLS	BF	H	R	ER	SO	BB	IBB	HBP	BLK	WP	HR	S	P	ERA	WHIP

Batter	1	2	3	4	5	6	7	8	9	AB	R	H	RBI	BB	SO	LOB
7 David DeJesus, L (1, 7) OBP: 0.330, SLG: 0.393	B FF 85 C SI 85 B FF 85 S SI 83 X FF 88 2-2 3 3 1B S 1B		C CU 70 B FC 86 B FC 86 C CU 71 X CH 77 2-2 ① P4		X CH 79 0-0 ②③ G3-6-3 1-2f		B FF 88 X CU 73 1-0 ③ L9			4	0	1	0	0	0	2
18 Ben Zobrist, S (1, 4) OBP: 0.357, SLG: 0.417	D CU 74 B CH 80 C SI 87 1 SAFE 1 SAFE B FF 89 S CH 81 S CU 73 3-3 ① K		T CH 77 X SI 88 0-1 3 F9 2B			B FF 86 C SL 79 B CU 71 F CH 78 X SL 80 2-2 ① P2		F FF 95 F CH 89 X FF 96 0-2 ① G1-3		4	0	1	0	0	1	1
3 Evan Longoria, R (1, 5) OBP: 0.342, SLG: 0.498	C SL 80 F FF 89 B FF 86 B FF 86 F SL 82 X CH 78 2-2 1-3 1B		F FF 88 B FF 88 F CU 72 F CU 75 B FC 89 X FC 85 2-2 ② F9 2-3			B SL 77 X FC 85 1-0 ② F8		B SL 84 B SL 85 B FF 95 B FF 95 4-0 BB		3	0	1	0	1	0	1
20 Matt Joyce, L (1, 9) OBP: 0.336, SLG: 0.448 5 Sam Fuld, L (8, 9) OBP: 0.269, SLG: 0.278	X CU 71 0-0 ② F8		B FF 85 B CH 79 C CU 71 X CH 80 2-1 ③ L3			X SI 87 0-0 ③ F8		C FF 94 F FF 94 X FF 95 0-2 ② P5		4 0	0 0	0 0	0 0	0 0	0 0	4 0
21 James Loney, L (1, 3) OBP: 0.355, SLG: 0.429	C FF 88 F CU 71 C FF 87 0-3 ③ K			X SL 79 0-0 ① F7			C FF 87 X FF 85 0-1 ① G3	B CH 88 F FF 95 B CH 87 F FF 94 X FF 96 2-2 ③ F8		4	0	0	0	0	1	3
8 Desmond Jennings, R (1, 8) OBP: 0.328, SLG: 0.401		B FF 86 X CU 73 1-0 ① F8		C FF 87 B FF 86 C FF 84 X SL 84 1-2 ② G6-3			B CU 75 C FF 87 B FF 85 B FF 85 B CH 76 4-1 9 S 9 HR BB		B FF 95 B FF 94 B FF 93 C FF 93 F FF 94 B FF 95 4-2 11 CS 9 1B BB	2	1	0	0	2	0	0
9 Wil Myers, R (1, 10) OBP: 0.352, SLG: 0.480		X FF 87 0-0 HR		B FF 88 S CU 71 C SL 76 B FF 85 X CH 78 2-2 ③ G5-3			1 SAFE B SL 79 X SL 81 1-0 1-H HR		1 SAFE B FF 95 P PO 90 B FF 96 X FF 94 3-0 11 CS 1-2 1B	4	2	3	3	0	0	0
28 José Molina, R (1, 2) OBP: 0.302, SLG: 0.310		F FF 89 C FF 89 B FC 85 F SL 82 B FF 90 F FC 86 X CU 72 2-2 ② F7			C SL 77 B FF 88 X FF 83 1-1 ① G5-3		S SL 82 S FF 90 B FF 90 B FF 90 S CU 71 2-3 ② K		B FF 95 C FF 94 2 SAFE L FF 96 L SL 82 1-3 ① K	4	0	0	0	0	2	2
11 Yunel Escobar, R (1, 6) OBP: 0.336, SLG: 0.380		X SL 79 0-0 ③ G2-3			C CU 71 B SL 77 X SL 80 1-1 E5 7 G3-6-3		C SL 84 S CU 71 B FF 88 B FF 89 X SL 82 2-2 2B		S FF 95 B FF 96 D SL 82 F FF 95 X SL 82 2-2 ②③ G4-3 1-2 2-3	4	0	1	0	0	0	2
Inning Stats	R: 0 E: 0 K: 2 S: 14 H: 2 LOB: 2 BB: 0 P: 21	R: 1 E: 0 K: 0 S: 8 H: 1 LOB: 0 BB: 0 P: 11	R: 0 E: 0 K: 0 S: 11 H: 1 LOB: 1 BB: 0 P: 17	R: 0 E: 0 K: 0 S: 7 H: 0 LOB: 0 BB: 0 P: 10	R: 0 E: 1 K: 0 S: 5 H: 0 LOB: 0 BB: 0 P: 7	R: 0 E: 0 K: 0 S: 5 H: 0 LOB: 0 BB: 0 P: 8	R: 2 E: 0 K: 1 S: 11 H: 2 LOB: 1 BB: 1 P: 21	R: 0 E: 0 K: 0 S: 9 H: 0 LOB: 1 BB: 1 P: 15	R: 0 E: 0 K: 1 S: 10 H: 1 LOB: 1 BB: 1 P: 19	1B: 3 2B: 2 3B: 0 HR: 2 SF: 0 SAC: 0 DP: 1 HBP: 0						

PITCHER	IP	WLS	BF	H	R	ER	SO	BB	IBB	HBP	BLK	WP	HR	S	P	ERA	WHIP
36 Jered Weaver, R (1, 1) ERA: 3.33	7.0	L	28	6	3	3	3	1	0	0	0	0	2	61	95	3.86	1.000
58 Michael Kohn, R (8, 1) ERA: 3.35	1.0		4	0	0	0	0	1	0	0	0	0	0	9	15	0.00	1.000
65 Dane De La Rosa, R (9, 1) ERA: 3.27	1.0		4	1	0	0	1	1	0	0	0	0	0	10	19	0.00	2.000

PITCHER	IP	WLS	BF	H	R	ER	SO	BB	IBB	HBP	BLK	WP	HR	S	P	ERA	WHIP

TOP

Tampa Bay Rays @ Los Angeles Angels

Angel Stadium of Anaheim, Anaheim, CA

Wed Sep 04 2013, 7:13 PM - 10:06 PM PDT

Att. 34,025 - Clear - 89 F

livebaseballscorecards.com

AB	33
R	3
H	7
RBI	3
BB	3
SO	4
LOB	15

Batter	1	2	3	4	5	6	7	8	9	AB	R	H	RBI	BB	SO	LOB
39 JB Shuck, L (1, 7) OBP: 0.328, SLG: 0.374	C FF 91 C FF 92 X SI 92 0-2 ① L8		C CU 73 B CH 81 S CH 83 X FF 92 1-2 ② F7		C CU 74 X FF 92 0-1 ②③ G1-6-3 1-2f		B FF 96 S FF 97 C SI 98 X SI 97 1-2 ③ G4-3			4	0	0	0	0	0	1
2 Erick Aybar, S (1, 6) OBP: 0.306, SLG: 0.375	B SI 92 X CH 83 1-0 ② G3		F CH 82 X CH 80 0-1 27 BB 1B			C CU 72 X FF 92 0-1 ① F7		B CU 78 B CU 79 C FF 91 X FF 92 2-1 ① F7		4	0	1	0	0	0	0
27 Mike Trout, R (1, 8) OBP: 0.433, SLG: 0.575	C SI 92 F FF 91 F FF 92 F FF 93 S CH 82 0-3 ③ K		B CH 81 B CH 82 C FF 92 B FF 91 D CU 77 4-1 1-2 BB			B FF 91 B CU 74 X CH 82 2-0 32 G4-3 2B		C CU 80 B CU 80 S FS 82 B FF 92 C FF 92 2-3 ② K		3	0	1	0	1	2	0
32 Josh Hamilton, L (1, 10) OBP: 0.297, SLG: 0.422		B FF 92 B CH 81 B SI 91 C FF 91 B CH 82 4-1 44 F9 56 1B BB	B CH 82 B FF 91 F CH 82 S CH 80 B CH 80 S CH 82 3-3 ③ K			B FF 93 S FC 86 B FF 95 X FF 94 2-1 ② G4-3 2-3		X FS 82 0-0 1B		3	0	1	0	1	1	3
56 Kole Calhoun, L (1, 9) OBP: 0.358, SLG: 0.457		C CH 82 X FF 92 0-1 18 FC5-4 1-2 1B		C FF 91 B SI 91 X CH 83 1-1 ① F9		C FF 93 S FF 95 F FF 94 F CH 87 H CH 84 1-2 HBP		C CU 79 X FF 92 0-1 ③ F8		3	0	1	0	0	0	1
44 Mark Trumbo, R (1, 3) OBP: 0.291, SLG: 0.447		X FF 92 0-0 ① F9 2-3		C CU 76 S CH 81 B CH 81 B CH 82 F FF 92 S CU 78 2-3 ② K		S CH 85 F FF 94 X FF 95 0-2 ③ G4-3			C SI 96 C SI 97 S CH 85 0-3 ① K	4	0	0	0	0	2	4
16 Hank Conger, L (1, 2) OBP: 0.318, SLG: 0.433 17 Chris Iannetta, R (7, PH) OBP: 0.355, SLG: 0.347 (8, 2)		B CU 73 D CH 81 B CH 82 F SI 91 F SI 91 F CH 83 X FF 91 3-2 ② P4		X CH 82 0-0 ③ F9			C FF 96 B FF 97 B FF 95 X FF 96 2-1 HR		B SI 98 F SI 96 C SI 98 B FF 100 B SI 99 S CH 87 3-3 ② K	2 2	0 1	0 1	0 1	0 0	0 1	2 0
18 Luis Jimenez, R (1, 5) OBP: 0.280, SLG: 0.295		1 SAFE D CH 81 B CH 81 1 SAFE X CH 82 2-0 ③ FC5-4 1-2f		C SI 91 B CU 76 F CH 82 B CH 81 X SI 92 2-2 ① F8			B FF 97 S FF 96 X FF 98 1-1 10 G6-4-3 1B		B CH 84 F SI 98 X SI 99 1-1 ③ F9	4	0	1	0	0	0	2
10 Grant Green, R (1, 4) OBP: 0.306, SLG: 0.316			C SI 92 F SI 91 S CH 81 0-3 ① K		X FF 92 0-0 39 G1-6-3 1B		C FF 98 X FF 97 0-1 ①② G6-4-3 1-2f			3	0	1	0	0	1	1
Inning Stats	R: 0 H: 0 E: 0 LOB: 0 K: 1 BB: 0 S: 9 P: 10	R: 0 H: 1 E: 0 LOB: 2 K: 0 BB: 1 S: 9 P: 18	R: 0 H: 1 E: 0 LOB: 2 K: 2 BB: 1 S: 12 P: 20	R: 0 H: 0 E: 0 LOB: 0 K: 1 BB: 0 S: 7 P: 10	R: 0 H: 1 E: 0 LOB: 0 K: 0 BB: 0 S: 6 P: 8	R: 0 H: 1 E: 0 LOB: 2 K: 0 BB: 0 S: 12 P: 17	R: 1 H: 2 E: 0 LOB: 0 K: 0 BB: 0 S: 9 P: 13	R: 0 H: 1 E: 0 LOB: 1 K: 1 BB: 0 S: 8 P: 12	R: 0 H: 0 E: 0 LOB: 0 K: 2 BB: 0 S: 8 P: 12	1B: 5 2B: 1 3B: 0 HR: 1	SF: 0 SAC: 0 DP: 2 HBP: 1			WP: 0 PB: 0 SB: 0 CS: 0	PA: 35		

Tampa Bay Rays @ Los Angeles Angels

Angel Stadium of Anaheim, Anaheim, CA

Wed Sep 04 2013, 7:13 PM - 10:06 PM PDT

Att. 34,025 - Clear - 89 F

BOTTOM

livebaseballscorecards.com

AB	32
R	1
H	7
RBI	1
BB	2
SO	7
LOB	14

PITCHER		IP	WLS	BF	H	R	ER	SO	BB	IBB	HBP	BLK	WP	HR	S	P	ERA	WHIP
58 Jeremy Hellickson, R ERA: 5.04	(1, 1)	5.1	W	21	4	0	0	4	2	0	0	0	0	0	46	71	0.00	1.125
54 Alex Torres, L ERA: 1.29	(6, 1)	0.2	H	3	0	0	0	0	0	0	1	0	0	0	9	12	0.00	0.000
57 Jake McGee, L ERA: 4.19	(7, 1)	1.0	H	4	2	1	1	0	0	0	0	0	0	1	9	13	9.00	2.000
62 Joel Peralta, R ERA: 2.9	(8, 1)	1.0	H	4	1	0	0	1	0	0	0	0	0	0	8	12	0.00	1.000
56 Fernando Rodney, R ERA: 3.81	(9, 1)	1.0	S	3	0	0	0	2	0	0	0	0	0	0	8	12	0.00	0.000

PITCHER	IP	WLS	BF	H	R	ER	SO	BB	IBB	HBP	BLK	WP	HR	S	P	ERA	WHIP

Tampa Bay Rays @ Los Angeles Angels

Angel Stadium of Anaheim, Anaheim, CA

Thu Sep 05 2013, 7:28 PM - 10:16 PM PDT

Att. 34,623 - Partly Cloudy - 88 F

livebaseballscorecards.com

Batter	1	2	3	4	5	6	7	8	9	AB	R	H	RBI	BB	SO	LOB
7 David DeJesus, L (1, 8) OBP: 0.330, SLG: 0.393 8 Desmond Jennings, R (7, PH) OBP: 0.330, SLG: 0.401 (7, 8)	B FF 92 B SI 93 C SI 92 X FF 93 2-1 F7 ①		B SI 91 C FF 92 B FF 91 X CH 86 2-1 18 1B 21 2B 1B		C CU 77 X CU 78 0-1 G3-1 ①		B SI 92 B SI 93 C SI 94 B CU 82 S SI 93 B SI 93 4-2 BB			3 1 1 0 0 0 0 0 0 0 0 1 0 0						
18 Ben Zobrist, S (1, 4) OBP: 0.360, SLG: 0.419	B CH 87 B SI 93 C SI 93 B SI 93 B FC 91 4-1 BB		C SI 91 1 SAFE B CH 84 1 SAFE B CH 85 X SI 91 2-1 21 2B 1-2 1B		B CU 76 B CH 85 C SI 92 X SI 92 2-1 21 FC5 3 1B 1B		B SI 94 C SI 94 B CU 83 B CU 84 X SI 93 3-1 F8 ②			3 1 2 0 1 0 1						
3 Evan Longoria, R (1, 5) OBP: 0.342, SLG: 0.496	C FF 92 S FC 89 F FF 92 B FF 92 1 SAFE F SL 79 B FC 90 X FF 92 2-2 F9 ②		F FC 91 F SI 93 S SL 83 0-3 K ①		B SI 92 X FC 90 1-0 21 FC5 1-2 1B		C SI 94 S CU 84 C CU 84 0-3 K ③			4 0 1 0 0 2 4						
20 Matt Joyce, L (1, 7) OBP: 0.333, SLG: 0.444	X SI 92 0-0 F8 ③		S CH 86 B SI 93 X SI 92 1-1 F6 ②		B SI 91 X SI 92 1-0 F5 ②			B FF 94 B FF 95 F FF 95 F FF 94 F CH 90 X CH 89 2-2 F7 ①		4 0 0 0 0 0 5						
21 James Loney, L (1, 3) OBP: 0.355, SLG: 0.429		C SI 92 C SL 79 F SI 94 B CH 86 B SI 94 S SL 80 2-3 K ①	X CH 84 0-0 1-H 2-H 2B		C SI 91 X SI 91 0-1 FC5 1-2 2-3f ③			B SL 84 F FF 95 X FF 93 1-1 F9 ②		4 0 1 2 0 1 2						
9 Wil Myers, R (1, 9) OBP: 0.347, SLG: 0.472		B FC 92 S FC 90 B SI 94 X FC 91 2-1 G5-3 ②	S SL 82 F FF 93 D SL 83 X FC 92 1-2 G4-3 ③			S FC 91 F SL 80 B SI 94 B FF 95 B FC 91 S FC 89 3-3 K ①		C FF 95 F FF 94 S FF 95 0-3 K ③		4 0 0 0 0 2 1						
2 Kelly Johnson, L (1, 10) OBP: 0.314, SLG: 0.435		B CU 76 B SI 92 S SI 93 B FC 90 F CH 85 B SI 94 4-2 28 1B BB		B SI 90 C SI 92 F CU 78 B FF 92 C FC 89 2-3 K ①		C SL 80 F SI 93 B SL 83 X SI 94 1-2 G3 ②			X SI 95 0-0 P5 ①	3 0 0 0 1 1 0						
28 José Molina, R (1, 2) OBP: 0.302, SLG: 0.310 30 Luke Scott, L (9, PH) OBP: 0.332, SLG: 0.425		C FF 91 B FC 88 F FC 89 X CU 79 1-2 1-2 1B		C FF 92 B FC 91 S FC 91 B SI 93 F FC 90 T SL 81 2-2 K ②		F CH 86 C SI 92 S FC 90 0-3 K ③			B FF 94 S FF 94 B FF 94 F FF 94 F CH 89 X SI 89 2-2 P2 ②	3 0 1 0 0 2 0 1 0 0 0 0 0 0						
11 Yunel Escobar, R (1, 6) OBP: 0.333, SLG: 0.377		B FC 91 F FC 91 C FF 93 S SI 94 1-3 K ③		B CU 78 X FF 93 1-0 F9 ③			B CU 78 F FC 90 B FC 90 X FF 93 2-1 G4-3 ①		B SI 95 B SI 95 F FF 94 F FF 94 X FF 93 2-2 G6-3 ③	4 0 0 0 0 1 2						
Inning Stats	R: 0 E: 0 K: 0 S: 9 H: 0 LOB: 1 BB: 1 P: 17	R: 0 E: 0 K: 2 S: 14 H: 1 LOB: 2 BB: 1 P: 24	R: 2 E: 0 K: 1 S: 13 H: 3 LOB: 1 BB: 0 P: 19	R: 0 E: 0 K: 2 S: 8 H: 0 LOB: 0 BB: 0 P: 13	R: 0 E: 0 K: 0 S: 8 H: 2 LOB: 2 BB: 0 P: 12	R: 0 E: 0 K: 2 S: 9 H: 0 LOB: 0 BB: 0 P: 13	R: 0 E: 0 K: 1 S: 9 H: 0 LOB: 1 BB: 1 P: 18	R: 0 E: 0 K: 1 S: 9 H: 0 LOB: 0 BB: 0 P: 12	R: 0 E: 0 K: 0 S: 8 H: 0 LOB: 0 BB: 0 P: 12	1B: 5 2B: 1 3B: 0 HR: 0 SF: 0 SAC: 0 DP: 0 HBP: 0						

TOP	
AB	33
R	2
H	6
RBI	2
BB	3
SO	9
LOB	15

WP: 0 PA: 36
PB: 0
SB: 0
CS: 0

PITCHER		IP	WLS	BF	H	R	ER	SO	BB	IBB	HBP	BLK	WP	HR	S	P	ERA	WHIP
57 Jerome Williams, R ERA: 4.6	(1, 1)	6.1	W	27	6	2	2	7	2	0	0	0	0	0	63	102	2.84	1.263
54 Buddy Boshers, L ERA: 3.86	(7, 1)	0.2		3	0	0	0	1	1	0	0	0	0	0	7	14	0.00	1.500
58 Michael Kohn, R ERA: 3.28	(8, 1)	1.0		3	0	0	0	1	0	0	0	0	0	0	9	12	0.00	0.000
49 Ernesto Frieri, R ERA: 3.84	(9, 1)	1.0		3	0	0	0	0	0	0	0	0	0	0	8	12	0.00	0.000

PITCHER	IP	WLS	BF	H	R	ER	SO	BB	IBB	HBP	BLK	WP	HR	S	P	ERA	WHIP

Tampa Bay Rays @ Los Angeles Angels

Angel Stadium of Anaheim, Anaheim, CA

Thu Sep 05 2013, 7:28 PM - 10:16 PM PDT

Att. 34,623 - Partly Cloudy - 88 F

livebaseballscorecards.com

BOTTOM

Batter	1	2	3	4	5	6	7	8	9	AB	R	H	RBI	BB	SO	LOB
2 Erick Aybar, S (1, 6) OBP: 0.306, SLG: 0.376	C SI 92 F KC 80 B FC 90 B FF 95 X FC 88 2-2 17 1B 2B	C FC 91 B FC 90 F CH 86 X CH 87 1-2 ② G3 2-3		F SI 93 X FF 94 0-1 ① G4-3		C SI 93 X FF 94 0-1 ③ F8				4	0	1	0	0	0	1
17 Chris Iannetta, R (1, 2) OBP: 0.354, SLG: 0.345	C SI 94 X SI 95 0-1 44 G4-3 2-3 1B	S FF 95 B SI 95 F FC 91 B FF 96 X CH 86 2-2 ③ G5-3		B KC 80 X CH 83 1-0 ② G6-3			X SI 91 0-0 ① P3			4	0	1	0	0	0	1
27 Mike Trout, R (1, 8) OBP: 0.433, SLG: 0.574	B SI 95 S CH 85 C FC 92 C SI 96 1-3 ① K		C CH 84 B SI 94 C FC 88 B KC 81 X KC 82 2-2 44 CS 1B	C FF 94 B FF 94 B KC 83 B FC 89 B CH 84 4-1 BB			C KC 79 B SI 93 B SI 93 F CH 83 B FC 89 F SI 94 F SI 95 C SI 94 3-3 ② K			3	0	1	0	1	2	2
44 Mark Trumbo, R (1, 3) OBP: 0.291, SLG: 0.448	S CH 85 B SI 95 C FF 91 X SI 96 1-2 ②③ G4-3 1-2f		B FF 94 F CH 85 1 SAFE B CH 85 X CH 84 2-1 ① 32 1B 1-2 2B	F CH 86 B FF 95 C FC 90 S SI 95 1-3 ③ K			F CH 84 F FC 90 S SI 94 0-3 ③ K			4	1	1	0	0	2	3
32 Josh Hamilton, L (1, 10) OBP: 0.299, SLG: 0.422		B KC 80 X SI 93 1-0 10 1B 18 1B 19 2B 1B	B KC 80 B KC 81 X SI 95 2-0 18 2B 56 1B 2-H 1B		B SI 92 B FC 86 C FF 93 F SI 94 X SI 94 2-2 ① G4-3			C SL 84 F SL 86 X SI 91 0-2 ① G4-3		4	2	2	1	0	0	0
18 Luis Jimenez, R (1, 5) OBP: 0.288, SLG: 0.313		C SI 95 B FC 90 X CH 84 1-1 10 1B 19 2B 1-2 1B	F SI 94 B FF 95 X FC 89 1-1 56 1B 10 FC5-4 1-3 2B		X SI 94 0-0 ② P4			C SI 91 B SL 86 X SL 87 1-1 ② F8		4	2	2	0	0	0	0
56 Kole Calhoun, L (1, 9) OBP: 0.354, SLG: 0.450		B SI 95 B SI 95 C SI 95 F SI 96 F FF 96 X SI 95 2-2 ① P5	X SI 92 0-0 10 FC5-4 2-3 3-H 1B	B SI 93 C FF 94 S FC 89 S SI 95 1-3 ③ K				F SI 91 B SL 87 C KC 80 B SI 92 F FF 92 C SL 86 2-3 ③ K		4	0	1	1	0	2	2
10 Grant Green, R (1, 4) OBP: 0.306, SLG: 0.317		B CH 84 S CH 84 F FC 90 X FF 96 1-2 19 2B 1-2 2-3 1B	F SI 94 F SI 95 B SI 94 X CH 85 1-2 ② FC5-4 1-2f 3-H			C CH 84 F KC 81 X FC 88 0-2 ① F9				3	1	1	1	0	0	1
19 Collin Cowgill, R (1, 7) OBP: 0.261, SLG: 0.365		B FC 91 S CH 86 F SI 96 F CH 86 B SI 97 X CH 84 2-2 2 G3 1-H 2-H 3-H 2B	1 SAFE C FC 89 B FF 94 C FC 90 C SI 95 1-3 ③ K			X SI 94 0-0 ② G4-3				3	0	1	3	0	1	1
Inning Stats	R: 0 E: 0 K: 1 S: 11 H: 2 LOB: 1 BB: 0 P: 15	R: 3 E: 0 K: 0 S: 20 H: 4 LOB: 1 BB: 0 P: 30	R: 3 E: 0 K: 1 S: 15 H: 5 LOB: 1 BB: 0 P: 24	R: 0 E: 0 K: 1 S: 7 H: 0 LOB: 1 BB: 1 P: 13	R: 0 E: 0 K: 1 S: 7 H: 0 LOB: 0 BB: 0 P: 10	R: 0 E: 0 K: 0 S: 6 H: 0 LOB: 0 BB: 0 P: 6	R: 0 E: 0 K: 2 S: 9 H: 0 LOB: 0 BB: 0 P: 12	R: 0 E: 0 K: 1 S: 9 H: 0 LOB: 0 BB: 0 P: 12		1B: 7 2B: 4 3B: 0 HR: 0 SF: 0 SAC: 0 DP: 1 HBP: 0				WP: 0 PB: 0 SB: 0 CS: 1 PA: 34		

	AB	33
	R	6
	H	11
	RBI	6
	BB	1
	SO	7
	LOB	11

PITCHER		IP	WLS	BF	H	R	ER	SO	BB	IBB	HBP	BLK	WP	HR	S	P	ERA	WHIP
14 David Price, L ERA: 3.51	(1, 1)	7.0	L	31	11	6	6	6	1	0	0	0	0	0	75	110	7.71	1.714
49 Wesley Wright, L ERA: 3.91	(8, 1)	1.0		3	0	0	0	1	0	0	0	0	0	0	9	12	0.00	0.000

PITCHER	IP	WLS	BF	H	R	ER	SO	BB	IBB	HBP	BLK	WP	HR	S	P	ERA	WHIP

Batter	1	2	3	4	5	6	7	8	9	AB	R	H	RBI	BB	SO	LOB
2 Leonys Martin, L (1, 8) OBP: 0.318, SLG: 0.383	C FF 91 X SI 92 0-1 ① G1-3	C CU 76 X SI 92 0-1 ③ P1		C CU 78 B CU 80 X SL 83 1-1 ③ G1-3			B SI 91 C CU 78 S SL 85 F SL 84 X CU 78 1-2 ② F9		B SL 88 C FF 95 X FF 95 1-1 1 1B 2B	5	1	1	0	0	0	2
1 Elvis Andrus, R (1, 6) OBP: 0.325, SLG: 0.321	B SI 92 C SI 91 B FF 92 X SI 91 2-1 ② G6-3		B CU 76 B FF 91 C SI 90 X SI 92 2-1 ① L9		C SI 91 B SI 91 C SL 82 B CU 78 X SI 91 2-2 ① G5-3		X FC 89 0-0 HR		X FF 95 0-0 2-H 1B	5	1	2	2	0	0	0
5 Ian Kinsler, R (1, 4) OBP: 0.340, SLG: 0.407	B FF 92 C FF 92 X CH 86 1-1 2B		B SI 91 S SL 84 X SI 91 1-1 29 BB 12 1B 1B		B SI 91 C CU 78 X SI 92 1-1 ② P6		B SL 86 F FF 94 B SI 94 X CH 87 2-1 ③ G1-3		1 SAFE C FF 94 D SL 88 1 SAFE B SL 85 1 SAFE B SL 86 F FF 95 1 SAFE 3-3 S FF 96 K	5	1	2	0	0	1	1
29 Adrián Beltré, R (1, 5) OBP: 0.375, SLG: 0.524	B SL 84 S CU 78 F SI 93 C SI 93 1-3 ③ K		C SI 92 1 SAFE C CH 87 D SL 81 1 SAFE B SI 92 F FF 92 B SI 93 1 SAFE 4-2 1 SAFE F SL 83 F SI 94 1 SAFE D SL 84 12 1B 51 1B 1-2 BB		B CU 80 F SI 91 C SL 83 B CU 79 F SI 93 F FF 92 X SI 94 2-2 ③ G6-3			B FF 95 X FF 95 1-0 ① L8		3	1	0	0	1	1	1
12 A.J. Pierzynski, L (1, 2) OBP: 0.304, SLG: 0.440		C SL 82 F CU 78 S SL 84 0-3 ① K	S SI 91 S CU 78 B FF 92 X FF 91 1-2 51 1B 1-2 2-H 1B			T FC 90 S FC 89 X CU 75 0-2 15 G6-4-3 51 BB 1B		F FC 95 S FS 90 X FF 98 0-2 ② L1		4	0	2	1	0	1	0
51 Alex Rios, R (1, 9) OBP: 0.330, SLG: 0.429		B SI 91 X FC 88 1-0 HR	B CU 77 B SI 92 C CU 76 S SL 84 D SL 84 X SI 92 3-2 15 G6-4-3 1-2 2-H 1B			D CU 76 B SI 92 B SI 91 C FF 92 C SI 92 F SI 91 B SI 91 4-2 15 G6-4-3 1-2 BB		C FC 96 H SL 82 1-1 18 S HBP		2	1	2	2	1	0	0
15 Jeff Baker, R (1, 3) OBP: 0.371, SLG: 0.594 18 Mitch Moreland, L (8, PH) OBP: 0.309, SLG: 0.470 (8, 3)		B FF 90 C FF 90 B SI 91 S CH 86 F SI 92 B SI 88 B FF 92 4-2 13 HBP BB	B FF 91 C FF 91 X CU 76 1-1 ②③ G6-4-3 1-2f			C CU 77 X SI 91 0-1 ①② G6-4-3 1-2f 2-3		C FF 96 F FF 97 B FS 87 X FF 96 1-2 ③ G3 1-2		2	0	0	0	1	0	4
										1	0	0	0	0	0	1
23 Craig Gentry, R (1, 7) OBP: 0.361, SLG: 0.371 35 James Adduci, L (9, PH) OBP: 0.429, SLG: 0.333		B SI 91 X SI 92 1-0 ② F9		C FC 87 B SI 90 C FF 90 B SL 82 X FF 91 2-2 ① G6-3		B CU 76 D CU 78 B SI 91 C SI 90 C SI 92 X SI 92 3-2 ③ P3			C FF 93 X SL 87 0-1 ① G4-3	3	0	0	0	0	0	2
										1	0	0	0	0	0	0
13 Jurickson Profar, S (1, 10) OBP: 0.316, SLG: 0.338		C FF 92 H FC 90 1-1 1-2 HBP		B FF 91 X SI 91 1-0 ② F9			C CU 78 S SL 86 B SI 92 F SI 92 B SL 81 F SL 83 X FF 92 2-2 ① G4-3		S FF 94 B FF 95 F FF 94 C FF 93 1-3 ② K	3	0	0	0	0	1	0

Inning Stats										
	R: 0 E: 0 K: 1 S: 9	H: 1 LOB: 1 BB: 0 P: 13	R: 1 E: 0 K: 1 S: 11	H: 1 LOB: 2 BB: 1 P: 18	R: 2 E: 0 K: 0 S: 17	H: 3 LOB: 1 BB: 1 P: 29	R: 0 E: 0 K: 0 S: 6	H: 0 LOB: 0 BB: 0 P: 10	R: 0 E: 0 K: 0 S: 10	H: 0 LOB: 0 BB: 0 P: 15
	R: 0 E: 0 K: 0 S: 11	H: 1 LOB: 1 BB: 1 P: 18	R: 1 E: 0 K: 0 S: 12	H: 1 LOB: 0 BB: 0 P: 17	R: 0 E: 0 K: 0 S: 8	H: 0 LOB: 1 BB: 0 P: 11	R: 1 E: 0 K: 2 S: 11	H: 2 LOB: 1 BB: 0 P: 16	1B: 5 2B: 2 3B: 0 HR: 2	SF: 0 SAC: 0 DP: 2 HBP: 2

PITCHER	IP	WLS	BF	H	R	ER	SO	BB	IBB	HBP	BLK	WP	HR	S	P	ERA	WHIP
33 C.J. Wilson, L (1, 1) ERA: 3.42	6.2	W	29	7	4	4	2	3	0	1	0	0	2	74	116	5.40	1.500
46 Cory Rasmus, R (7, 1) ERA: 6.08	0.1	H	1	0	0	0	0	0	0	0	0	0	0	2	4	0.00	0.000
65 Dane De La Rosa, R (8, 1) ERA: 3.22	1.0	H	4	0	0	0	0	0	0	1	0	0	0	8	11	0.00	0.000
49 Ernesto Frieri, R (9, 1) ERA: 3.92	1.0	S	5	2	1	1	2	0	0	0	0	0	0	11	16	9.00	2.000

PITCHER	IP	WLS	BF	H	R	ER	SO	BB	IBB	HBP	BLK	WP	HR	S	P	ERA	WHIP

TOP

Texas Rangers @ Los Angeles Angels

Angel Stadium of Anaheim, Anaheim, CA

Fri Sep 06 2013, 7:10 PM - 10:00 PM PDT

Att. 39,591 - Partly Cloudy - 89 F

livebaseballscorecards.com

AB	34
R	5
H	9
RBI	5
BB	3
SO	4
LOB	11

WP: 0	PA: 39			
PB: 0				
SB: 1				
CS: 0				

Texas Rangers @ Los Angeles Angels

Angel Stadium of Anaheim, Anaheim, CA

Fri Sep 06 2013, 7:10 PM - 10:00 PM PDT

Att. 39,591 - Partly Cloudy - 89 F

livebaseballscorecards.com

BOTTOM

Batter	1	2	3	4	5	6	7	8	9	AB	R	H	RBI	BB	SO	LOB
39 JB Shuck, L (1, 7) OBP: 0.327, SLG: 0.372	C FF 93 X FF 92 0-1 ① G1-3			C FF 94 X FF 86 0-1 2 1B 27 1B 1B			B CU 76 B FF 94 X FF 95 2-0 ② F9			4	1	1	0	0	0	2
19 Collin Cowgill, R (8, 7) OBP: 0.261, SLG: 0.365				X FF 96 0-0 ③ G3-1						0	0	0	0	0	0	0
2 Erick Aybar, S (1, 6) OBP: 0.307, SLG: 0.379	X FF 93 0-0 ② G4-3			B FF 94 B FF 95 B FF 94 C FF 95 X FF 95 3-1 32 FC3-6 27 1B 56 1B 1-3 1B	B CU 76 B SL 86 C FF 94 B FF 95 X FF 94 3-1 27 E 2B		X FF 95 0-0 ③ G4-3			4	2	2	0	0	0	0
27 Mike Trout, R (1, 8) OBP: 0.435, SLG: 0.575	C FF 95 B FF 94 F FF 93 B FF 94 F SL 87 F FF 95 X FF 95 2-2 ③ L9			F FF 95 S FF 94 F FF 95 X SL 86 0-2 32 FC3-6 1-2 3-H 1B	B SL 86 C FF 95 F SL 87 B FF 95 F CU 77 X FF 94 2-2 E4 44 CS 2-H 1B			B FF 94 X FF 93 1-0 1B		4	0	3	1	0	0	0
32 Josh Hamilton, L (1, 10) OBP: 0.298, SLG: 0.421		C FF 96 X CU 76 0-1 56 G6-4-3 1B		S SL 86 F FF 95 X SL 87 0-2 ① FC3-6 56 1B 44 HR 1-2f 2-3	T FF 95 X FF 95 0-1 ① F7			S SL 88 F FF 92 B FF 93 S SL 88 1-3 ① K		4	1	1	0	0	1	4
56 Kole Calhoun, L (1, 9) OBP: 0.351, SLG: 0.442		F FF 92 X FF 94 0-1 ①② G6-4-3 1-2f		B SL 88 C FF 94 X FF 95 1-1 44 HR 1-2 3-H 1B	X FF 95 0-0 ② P4			F FF 93 B FF 91 X SL 88 1-1 ② P6		4	1	1	1	0	0	3
44 Mark Trumbo, R (1, 3) OBP: 0.291, SLG: 0.452	S SL 85 B FF 95 C FF 94 B FF 95 B SL 86 S SL 87 3-3 ③ K			F FF 95 X SL 87 0-1 1-H 2-H HR	S FF 96 1 SAFE S FF 93 0-2 ③ CS 1-2		C SL 85 S FF 94 B FF 96 F FF 96 T CU 77 1-2 ① K	S FF 93 B FF 91 X FF 92 1-1 ③ P4		4	1	1	3	0	2	1
16 Hank Conger, L (1, 2) OBP: 0.314, SLG: 0.426			C SL 84 X FF 95 0-1 ① F8	C SL 87 F FF 95 B SL 87 B FF 96 F SL 86 S CU 78 2-3 K 7 1B			B CU 76 S FF 95 B SL 88 C SL 85 F FF 96 X FF 95 2-2 ② F8			3	0	0	0	0	1	0
18 Luis Jimenez, R (1, 5) OBP: 0.280, SLG: 0.304			C FF 95 X SL 85 0-1 ② G6-3	X SL 86 0-0 ② F8			B SL 87 S SL 86 S SL 87 S SL 87 1-3 ③ K2-3			3	0	0	0	0	1	1
7 Andrew Romine, S (1, 4) OBP: 0.318, SLG: 0.275			C FF 93 F FF 93 X FF 96 0-2 ③ G4-3	T FF 95 B FF 94 D CU 78 X FF 95 2-1 1-2 1B			C SL 84 F FF 95 X FF 95 0-2 ① L6			3	0	1	0	0	0	0
Inning Stats	R: 0 E: 0 K: 0 S: 8 H: 0 LOB: 0 BB: 0 P: 10	R: 0 E: 0 K: 1 S: 7 H: 1 LOB: 0 BB: 0 P: 10	R: 0 E: 0 K: 0 S: 7 H: 0 LOB: 0 BB: 0 P: 7	R: 5 E: 0 K: 1 S: 23 H: 6 LOB: 2 BB: 0 P: 31	R: 1 E: 1 K: 0 S: 11 H: 2 LOB: 0 BB: 0 P: 16	R: 0 E: 0 K: 2 S: 11 H: 0 LOB: 0 BB: 0 P: 15	R: 0 E: 0 K: 0 S: 5 H: 0 LOB: 0 BB: 0 P: 7	R: 0 E: 0 K: 1 S: 8 H: 1 LOB: 1 BB: 0 P: 12		1B: 8 2B: 1 3B: 0 HR: 1 SF: 0 SAC: 0 DP: 1 HBP: 0						

	AB	33
	R	6
	H	10
	RBI	5
	BB	0
	SO	5
	LOB	11

WP: 1 PB: 0 SB: 0 CS: 1 PA: 34

PITCHER		IP	WLS	BF	H	R	ER	SO	BB	IBB	HBP	BLK	WP	HR	S	P	ERA	WHIP
22 Matt Garza, R ERA: 3.7	(1, 1)	7.0	L	29	9	6	5	4	0	0	0	0	1	1	72	96	6.43	1.286
56 Neal Cotts, L ERA: 1.17	(8, 1)	1.0		4	1	0	0	1	0	0	0	0	0	0	8	12	0.00	1.000

PITCHER	IP	WLS	BF	H	R	ER	SO	BB	IBB	HBP	BLK	WP	HR	S	P	ERA	WHIP

Texas Rangers @ Los Angeles Angels

Angel Stadium of Anaheim, Anaheim, CA

Sat Sep 07 2013, 6:09 PM - 9:18 PM PDT

Att. 40,558 - Partly Cloudy - 88 F

livebaseballscorecards.com

Batter	1	2	3	4	5	6	7	8	9	AB	R	H	RBI	BB	SO	LOB
13 Jurickson Profar, S (1, 4) OBP: 0.315, SLG: 0.337	B FF 95 C FF 96 X FF 96 1-1 ① G3-1	1 SAFE B FF 94 C FF 94 D FF 95 S FF 96 B SL 85 X FF 94 3-2 1 S 1-H 1B			1 SAFE C FC 94 F FF 94 B CU 77 B SL 84 S FF 95 2-3 ① K 1-2			B FF 93 X FF 94 1-0 ① F7		4	0	1	1	0	1	1
1 Elvis Andrus, R (1, 6) OBP: 0.326, SLG: 0.325	C FC 95 X FF 94 0-1 5 E 5 FC5 29 1B 1B	F FF 95 C SL 83 1 SAFE B SL 84 F FF 95 X SL 83 1-2 ③ G6-3 1-2			D SL 85 B FF 96 C FC 94 X FC 95 2-1 ② G6-3			C SL 88 B FF 94 B CH 87 X FF 94 2-1 5 G6-3 2B		4	1	2	0	0	0	2
5 Ian Kinsler, R (1, 10) OBP: 0.339, SLG: 0.405	1 SAFE B FF 96 X FF 95 1-0 FC5 12 F8 29 1B 1-3		C FF 95 B SL 86 X FF 95 1-1 29 G5-4-3 1B		C SL 85 X FF 95 0-1 ③ F8			X SL 87 0-0 ② G6-3 2-3		4	0	1	0	0	0	3
29 Adrián Beltré, R (1, 5) OBP: 0.375, SLG: 0.522 9 Adam Rosales, R (8, 5) OBP: 0.263, SLG: 0.331	X FC 95 0-0 1-2 3-H 1B		C SL 83 B SL 84 X FF 94 1-1 ① ② G5-4-3 1-2f			X FC 93 0-0 ① G5-3 C CU 78 B SL 88 X SL 85 1-1 51 G4-6-3 1B		C CU 75 S FF 94 F SL 88 X CU 76 0-2 ③ F8		4 0	0 0	1 0	1 0	0 0	0 0	2 0
12 A.J. Pierzynski, L (1, 2) OBP: 0.306, SLG: 0.448	F SL 85 T SL 76 X FF 94 1-1 ② F8 2-3		B FF 96 T SL 84 X FF 94 1-1 ③ G3-1						X SI 92 0-0 HR	4	1	2	1	0	0	2
51 Alex Rios, R (1, 9) OBP: 0.328, SLG: 0.427 35 James Adduci, L (9, PH) OBP: 0.500, SLG: 0.429	B SL 83 S FC 94 B SL 85 F FF 94 X FC 94 2-2 ③ P3			C FF 93 B CU 77 F SL 84 X FF 94 1-2 ① G6-3 C FF 94 B CU 78 S SL 84 S SL 86 1-3 ② K		B FF 94 B FF 95 F FF 95 X FC 94 2-1 ② ③ G4-6-3 1-2f			B FF 90 B FF 91 F FF 93 X FF 94 2-1 2 WP 1B	3 1	0 0	0 1	0 0	0 0	0 0	3 0
18 Mitch Moreland, L (1, 3) OBP: 0.306, SLG: 0.465		C FF 95 B SL 85 B SL 89 X FF 95 2-1 ① G4-3					B FF 93 C FC 94 B SL 87 B FC 94 C FF 95 F FC 94 S FF 95 3-3 ① K		C FF 95 F CH 88 S SL 83 0-3 ① K	4	0	0	0	0	3	1
7 David Murphy, L (1, 7) OBP: 0.280, SLG: 0.379 43 Engel Beltre, L (9, PH) OBP: 0.282, SLG: 0.289		B FF 94 B FF 93 C FF 95 F FC 95 F FF 95 X FC 95 2-2 ② G6-3		B SL 89 B FF 95 B FF 94 C FF 93 S FF 94 X FC 94 3-2 ③ G3			C SL 84 B CU 77 B SL 84 F FC 94 S FF 95 2-3 ② K		C FF 96 X FF 96 0-1 ② P5	3 1	0 0	0 0	0 0	0 0	1 0	0 1
2 Leonys Martin, L (1, 8) OBP: 0.320, SLG: 0.383		B FC 95 C FC 95 B FF 95 S FC 95 F FC 95 B SL 83 X FC 94 3-2 13 S 13 1B 1B			B FF 94 C FF 94 B SL 85 F FC 94 B SL 84 B FC 93 4-2 13 S BB		C FF 96 F SL 85 F CU 77 F CU 76 B SL 84 S SL 85 1-3 ③ K		B FF 96 C FF 96 F CH 89 B FF 96 X SL 80 2-2 ③ F9 1-2	3	1	1	0	1	1	1
Inning Stats	R: 1 E: 1 K: 0 S: 11 H: 2 LOB: 2 BB: 0 P: 16	R: 1 E: 0 K: 0 S: 17 H: 2 LOB: 1 BB: 0 P: 28	R: 0 E: 0 K: 0 S: 6 H: 1 LOB: 0 BB: 0 P: 9	R: 0 E: 0 K: 1 S: 9 H: 0 LOB: 0 BB: 0 P: 14	R: 0 E: 0 K: 1 S: 9 H: 0 LOB: 1 BB: 1 P: 17	R: 0 E: 0 K: 0 S: 5 H: 1 LOB: 0 BB: 0 P: 8	R: 0 E: 0 K: 3 S: 12 H: 0 LOB: 0 BB: 0 P: 18	R: 0 E: 0 K: 0 S: 8 H: 1 LOB: 1 BB: 0 P: 11	R: 1 E: 0 K: 1 S: 11 H: 2 LOB: 1 BB: 0 P: 15	1B: 7 2B: 1 3B: 0 HR: 1 SF: 0 SAC: 0 DP: 2 HBP: 0						

TOP	
AB	35
R	3
H	9
RBI	3
BB	1
SO	6
LOB	16
WP: 1	PA: 36
PB: 0	
SB: 3	
CS: 0	

PITCHER		IP	WLS	BF	H	R	ER	SO	BB	IBB	HBP	BLK	WP	HR	S	P	ERA	WHIP
Garrett Richards, R ERA: 3.9	(1, 1)	7.0	W	27	6	2	1	5	1	0	0	0	0	0	69	110	1.29	1.000
46 Cory Rasmus, R ERA: 6.28	(8, 1)	1.0		6	3	1	1	0	0	0	0	0	0	1	11	16	9.00	3.000
58 Michael Kohn, R ERA: 3.21	(9, 1)	1.0		3	0	0	0	1	0	0	0	0	1	0	8	10	0.00	0.000

PITCHER		IP	WLS	BF	H	R	ER	SO	BB	IBB	HBP	BLK	WP	HR	S	P	ERA	WHIP

Batter	1	2	3	4	5	6	7	8	9	AB	R	H	RBI	BB	SO	LOB
39 JB Shuck, L (1, 7) OBP: 0.330, SLG: 0.378	C FF 94 S FF 94 X SI 96 0-2 E1 2 SH5-3 27 E 1B	F SL 84 B FF 94 S FF 95 B SL 84 S SL 84 2-3 ③ K2-3		B FF 96 B FF 95 C FF 95 B FF 93 C FF 95 X FF 95 3-2 ③ F7		S SL 84 F FF 94 B SL 83 F FF 92 B KC 77 X FF 95 2-2 2-H 2B		C FF 90 B CH 84 S CH 85 F FF 92 F CH 84 X SL 82 1-2 27 1B		5	1	3	1	0	1	0
2 Erick Aybar, S (1, 6) OBP: 0.307, SLG: 0.380	X FF 93 0-0 ① SH5-3 2-3		B FF 93 X FF 94 1-0 17 1B 2B		C KC 74 B SL 83 X SL 84 1-1 ① G5-3	C FF 94 C CH 88 F FF 94 D CH 89 F SL 86 X FF 95 1-2 ③ P5		B FF 93 X CH 83 1-0 ② F9		4	1	1	0	0	0	2
27 Mike Trout, R (1, 8) OBP: 0.435, SLG: 0.573	C FF 94 D SL 84 X SL 83 1-1 E5 44 HR 3-H		C SL 82 B FF 93 B FF 93 X SL 83 2-1 ① G5-3		X KC 76 0-0 ② P4		C FF 89 F FF 91 B CU 67 B SL 78 B FF 92 B SL 78 4-2 32 S 44 1B BB	B SL 84 C SL 84 B CH 86 F FF 94 X CH 87 2-2 1-2 1B		4	1	1	1	1	0	1
44 Mark Trumbo, R (1, 3) OBP: 0.292, SLG: 0.457	X FF 95 0-0 1-H HR		C SL 84 F SL 83 B FF 95 F SL 84 T FF 95 1-2 ② K		B FF 95 F FF 95 X FF 96 1-1 ③ G4-3		C FF 90 F SL 79 D SL 82 X SL 79 1-2 32 S 1-2 1B	B SL 86 C FF 95 B SL 84 F FF 94 B FF 95 X CH 88 3-2 ③ P3		5	1	2	2	0	1	3
32 Josh Hamilton, L (1, 10) OBP: 0.300, SLG: 0.420	B SL 85 B SI 95 X FF 94 2-0 ② G6-3		D SL 86 S FF 94 D FF 94 S FF 94 B FF 95 F FF 95 D SL 86 4-2 17 1B BB			C FF 96 B FF 94 X FF 94 1-1 19 SH2-4 17 1B 10 2B 1B	B FF 91 F FF 92 B FF 93 F FF 91 S CU 71 2-3 ① K 1-2 2-3			3	1	1	0	1	1	2
17 Chris Iannetta, R (1, 2) OBP: 0.358, SLG: 0.349	F FF 95 B FF 95 X SL 86 1-1 ③ G1-3		B SL 86 C SL 85 B FF 95 X FF 95 2-1 1-2 2-H 1B			X FF 95 0-0 19 SH2-4 10 2B 1-2 1B	I IN 66 I IN 64 I IN 68 I IN 69 i 4-0 IBB			3	1	2	1	1	0	0
19 Collin Cowgill, R (1, 9) OBP: 0.256, SLG: 0.359 56 Kole Calhoun, L (7, PH) OBP: 0.348, SLG: 0.439 (8, 9)		B FF 94 B FF 93 C FF 94 C FF 94 B FF 95 X FF 94 3-2 E6 18 2B	B SL 86 F FF 94 F FF 94 T SL 85 1-2 ③ K			B FF 92 B SL 84 F FF 94 X FF 93 2-1 ① SH2-4 1-2 2-3	S FF 91 X FF 93 0-1 ② F6			2 0 0 0 0 1 2 1 0 0 0 0 0 3						
18 Luis Jimenez, R (1, 5) OBP: 0.291, SLG: 0.317 7 Andrew Romine, S (7, 5) OBP: 0.311, SLG: 0.268		C SL 85 1 SAFE X FF 93 0-1 ① 10 SF8 1-H 2B		B KC 75 S SL 85 S SL 84 F KC 77 B SL 84 H FF 96 3-2 10 CS HBP		B SL 82 C SL 86 T FF 95 D SL 84 S SL 84 2-3 ② K	F FF 92 F FF 94 B CU 73 F FF 94 B FF 92 F FF 94 X CU 71 2-2 ③ G3			2 1 1 0 0 1 2 1 0 0 0 0 0 3						
10 Grant Green, R (1, 4) OBP: 0.304, SLG: 0.327		X SL 85 0-0 ② SF8 3-H		B FF 94 S FF 94 C FF 94 F SL 83 1 SAFE X SL 83 1-2 ①② P3 1-2		S SL 83 C FF 94 D SL 84 D SL 82 B FF 95 X KC 78 3-2 39 2B 2-H 3-H 2B		S FF 91 B SL 81 F CH 84 X SL 82 1-2 ① G4-3		3	1	1	3	0	0	1
Inning Stats	R: 3 E: 2 K: 0 S: 10 H: 2 LOB: 0 BB: 0 P: 14	R: 1 E: 1 K: 1 S: 9 H: 1 LOB: 0 BB: 0 P: 14	R: 1 E: 0 K: 2 S: 15 H: 2 LOB: 2 BB: 1 P: 26	R: 0 E: 0 K: 0 S: 10 H: 0 LOB: 0 BB: 0 P: 17	R: 0 E: 0 K: 0 S: 5 H: 0 LOB: 0 BB: 0 P: 7	R: 3 E: 0 K: 1 S: 20 H: 4 LOB: 1 BB: 0 P: 31	R: 0 E: 0 K: 1 S: 15 H: 1 LOB: 3 BB: 2 P: 28	R: 0 E: 0 K: 0 S: 15 H: 2 LOB: 2 BB: 0 P: 23		1B: 7 2B: 4 3B: 0 HR: 1 SF: 1 SAC: 2 DP: 0 HBP: 1			WP: 0 PB: 0 SB: 2 CS: 1 PA: 40			

PITCHER		IP	WLS	BF	H	R	ER	SO	BB	IBB	HBP	BLK	WP	HR	S	P	ERA	WHIP
45 Derek Holland, L ERA: 3.26	(1, 1)	5.2	L	28	9	8	6	4	1	0	1	0	0	1	64	103	9.53	1.765
44 Jason Frasor, R ERA: 2.59	(6, 1)	0.1		1	0	0	0	0	0	0	0	0	0	0	5	6	0.00	0.000
28 Joakim Soria, R ERA: 2.81	(7, 1)	1.0		6	1	0	0	1	1	1	0	0	0	0	15	28	0.00	2.000
30 Neftalí Feliz, R ERA:	(8, 1)	1.0		5	2	0	0	0	0	0	0	0	0	0	15	23	0.00	2.000

PITCHER	IP	WLS	BF	H	R	ER	SO	BB	IBB	HBP	BLK	WP	HR	S	P	ERA	WHIP

BOTTOM

Texas Rangers @ Los Angeles Angels

Angel Stadium of Anaheim, Anaheim, CA

Sat Sep 07 2013, 6:09 PM - 9:18 PM PDT

Att. 40,558 - Partly Cloudy - 88 F

livebaseballscorecards.com

AB	33
R	8
H	12
RBI	8
BB	3
SO	5
LOB	19

Texas Rangers @ Los Angeles Angels

Angel Stadium of Anaheim, Anaheim, CA

Sun Sep 08 2013, 12:39 PM - 4:08 PM PDT

Att. 35,423 - Partly Cloudy - 84 F

TOP

livebaseballscorecards.com

Batter	1	2	3	4	5	6	7	8	9	AB	R	H	RBI	BB	SO	LOB
5 Ian Kinsler, R (1, 4) OBP: 0.338, SLG: 0.405	C FF 86 F SI 87 B SI 88 B CH 80 S CH 79 2-3 ① K	C CH 80 X FF 87 0-1 ① L9 2-3	X CH 79 0-0 ① G4-3 1-2	1 SAFE C FF 94 B FF 95 X SL 82 1-1 1 SF9 51 2B 1-3 2B	C FF 96 B FF 96 B FF 96 C FF 96 B FF 95 C CU 87 3-3 ② K	5	1	1	0	0	2	2
1 Elvis Andrus, R (1, 6) OBP: 0.327, SLG: 0.326	B FF 87 C KC 76 X CH 79 1-1 ② P4	B CH 79 F CH 80 B FF 87 C FF 88 C FF 88 2-3 ② K	B FF 86 C KC 75 F FF 87 X SI 87 1-2 29 S 2-H 1B	X FF 95 0-0 ② SF9 2-3 3-H	C CU 87 C CU 88 X FF 97 0-2 51 S 1B	4	0	2	2	0	1	1
51 Alex Rios, R (1, 9) OBP: 0.330, SLG: 0.435	C FF 87 X FF 86 0-1 HR	B KC 77 C CH 79 B CH 80 D CH 80 S CH 79 F SI 89 D CH 80 4-2 BB	C SI 87 F CH 79 1 SAFE 1 SAFE S CH 78 0-3 ② K	F FF 95 X FF 95 0-1 18 WP 3-H 2B	1 SAFE P PO 94 C CU 87 C FF 96 S CU 88 1-3 ③ K 1-2	4	1	2	2	1	2	2
29 Adrian Beltré, R (1, 5) OBP: 0.374, SLG: 0.519	B KC 76 F FF 87 B SI 87 X CH 79 2-1 ③ F9	1 SAFE C SI 88 B FF 88 1 SAFE 1 SAFE C SI 87 1 SAFE B CH 80 B CH 79 3-2 F FF 88 F FF 88 T CH 80 ③ K	B CH 79 1 SAFE 1 SAFE F FF 86 B SI 87 S FF 88 B FF 88 X CH 79 3-2 ③ L7 1-2	I IN 84 I IN 85 I IN 87 I IN 85 4-0 18 WP IBB	3	0	0	0	1	1	3
15 Jeff Baker, R (1, 3) OBP: 0.364, SLG: 0.581 18 Mitch Moreland, L (7, PH) OBP: 0.306, SLG: 0.464 (7, 3)	C FF 87 B FF 87 X KC 76 1-1 ① F9	C SI 86 B SI 86 B SI 87 X CH 80 2-1 ① G5-3	C CH 79 F SI 87 B KC 75 S CH 80 1-3 ① K	C CH 88 B FF 96 F FF 95 F FF 95 B FF 96 X SL 83 2-2 ③ F8 1-2 2-3	3	0	0	0	0	1	0
					1	0	0	0	0	0	2
8 Geovany Soto, R (1, 2) OBP: 0.315, SLG: 0.424 35 James Adduci, L (8, PH) OBP: 0.444, SLG: 0.375 (8, 7)	C SI 87 S CH 80 B CH 81 B SI 87 B SI 88 X CH 79 3-2 1B	C KC 77 B SI 86 S FF 88 B SI 88 B KC 77 X SI 88 3-2 13 S 1B	C KC 76 B KC 75 B CH 77 C KC 76 S CH 78 2-3 ② K	C FC 95 B FF 97 B SI 81 B FF 94 F FF 94 S FF 94 3-3 ① K	3	0	2	0	0	1	0
					1	0	0	0	0	1	0
23 Craig Gentry, R (1, 7) OBP: 0.357, SLG: 0.365 12 A.J. Pierzynski, L (8, PH) OBP: 0.305, SLG: 0.447 (8, 2)	B KC 76 C FF 87 F FF 86 S CH 79 1-3 ② K	C SI 87 B CH 78 F CH 79 B FF 88 X SI 86 2-2 ② F9	F FF 87 B FF 88 B KC 76 C KC 77 X CH 79 2-2 ③ G4-3	F FF 97 F FF 97 S FS 88 0-3 ② K	3	0	0	0	0	1	2
					1	0	0	0	0	1	0
13 Jurickson Profar, S (1, 10) OBP: 0.311, SLG: 0.332	C FF 86 F FF 86 B SI 86 B CH 79 S CH 79 2-3 ③ K	D CH 79 C CH 78 B FF 86 F KC 76 B FF 87 X CH 80 3-2 ③ F8 1-2		C SI 91 B CU 81 S CU 82 F CU 82 B SI 92 B SI 92 X CU 81 3-2 ① G1-3	B FF 97 F FF 94 C FF 97 B FF 98 B FS 89 C FF 96 3-3 ③ K	4	0	0	0	0	2	2
2 Leonys Martin, L (1, 8) OBP: 0.324, SLG: 0.388		C KC 76 B KC 75 X SI 87 1-1 5 L9 2B	B SI 86 B KC 77 C FF 86 C KC 76 B SI 88 X KC 76 3-2 5 G4-3 1 1B 1B	B SI 92 B SI 93 C SI 91 B CU 80 B SI 93 4-1 5 2B 1 SF9 BB	B CH 85 C SI 95 B CU 84 X SI 96 2-1 ① G3-1	3	2	2	0	1	0	0

Inning Stats	1	2	3	4	5	6	7	8	9
	R: 1 E: 0 K: 1 S: 9	R: 0 E: 0 K: 2 S: 11	R: 0 E: 0 K: 2 S: 15	R: 0 E: 0 K: 0 S: 11	R: 1 E: 0 K: 1 S: 13	R: 0 E: 0 K: 2 S: 9	R: 2 E: 0 K: 0 S: 14	R: 0 E: 0 K: 3 S: 9	R: 0 E: 0 K: 2 S: 12
	H: 1 LOB: 0 BB: 0 P: 14	H: 1 LOB: 1 BB: 0 P: 18	H: 1 LOB: 2 BB: 1 P: 25	H: 1 LOB: 1 BB: 0 P: 21	H: 2 LOB: 1 BB: 0 P: 20	H: 0 LOB: 0 BB: 0 P: 14	H: 2 LOB: 2 BB: 2 P: 28	H: 0 LOB: 0 BB: 0 P: 15	H: 1 LOB: 1 BB: 0 P: 17

	AB	35
	R	4
	H	9
	RBI	4
	BB	3
	SO	13
	LOB	14

1B: 5 SF: 1
2B: 3 SAC: 0
3B: 0 DP: 0
HR: 1 HBP: 0

WP: 1 PA: 39
PB: 0
SB: 3
CS: 0

PITCHER		IP	WLS	BF	H	R	ER	SO	BB	IBB	HBP	BLK	WP	HR	S	P	ERA	WHIP
60 Jason Vargas, L ERA: 3.76	(1, 1)	6.0		25	6	2	2	8	1	0	0	0	0	1	68	112	3.00	1.167
54 Buddy Boshers, L ERA: 4.66	(7, 1)	0.1	H	2	0	1	1	0	1	0	0	0	0	0	5	12	27.00	3.000
58 Michael Kohn, R ERA: 3.35	(7, 1)	0.2	L	5	2	1	1	0	0	1	0	0	1	0	9	16	13.50	3.000
65 Dane De La Rosa, R ERA: 3.17	(8, 1)	1.0		3	0	0	0	3	0	0	0	0	0	0	9	15	0.00	0.000
38 Juan Gutierrez, R ERA: 4.18	(9, 1)	1.0		4	1	0	0	2	0	0	0	0	0	0	12	17	0.00	1.000

PITCHER	IP	WLS	BF	H	R	ER	SO	BB	IBB	HBP	BLK	WP	HR	S	P	ERA	WHIP

Batter	1	2	3	4	5	6	7	8	9	AB	R	H	RBI	BB	SO	LOB
39 JB Shuck, L (1, 7) OBP: 0.331, SLG: 0.378	C FF 92 F SL 89 B SI 94 X SI 92 1-2 2 S 1B		C SL 85 S SI 91 B SL 88 S CU 79 1-3 ① K	B FF 92 X SL 81 1-0 2-3 1B		B SL 84 C SL 82 C FF 96 D SL 86 X FF 97 2-2 ③ G4-3			B SI 94 B FF 93 C SI 93 F FF 94 F SL 89 X SL 88 2-2 ② F9	5	0	2	0	0	1	1
2 Erick Aybar, S (1, 6) OBP: 0.304, SLG: 0.376	C SI 92 S SL 87 1 SAFE F CU 78 B FF 95 B FF 89 S SL 88 2-3 ① K 1-2		C SI 91 S SL 88 S SL 86 0-3 ② K	F FF 91 S CH 82 S CH 84 0-3 ③ K			C FF 92 B FF 93 X FF 92 1-1 ① G4-3		B CU 82 F SI 94 X FF 94 1-1 ③ P6	5	0	0	0	0	3	3
27 Mike Trout, R (1, 8) OBP: 0.437, SLG: 0.574	B FF 92 B SI 92 B SL 88 B FF 93 4-0 32 G4-6-3 BB		B FF 92 C FF 92 B SI 94 X SI 92 2-1 2B		B FF 90 B FF 90 B SL 82 C FF 91 B FF 90 4-1 BB		B FF 93 B CH 87 C FF 94 X FF 93 2-1 ② F9			2	0	1	0	2	0	0
32 Josh Hamilton, L (1, 10) OBP: 0.298, SLG: 0.417	C SL 89 F CU 79 X FF 94 0-2 ②③ G4-6-3 1-2f		S CU 78 F CU 77 F FF 94 D SL 86 F FF 94 X CU 77 1-2 ③ F7		D SL 82 B FF 91 X FF 90 2-0 ① F7		S FF 93 S SL 90 F FF 93 X SL 89 0-2 ③ L5			4	0	0	0	0	0	4
56 Kole Calhoun, L (1, 9) OBP: 0.353, SLG: 0.475		B SI 92 X CH 85 1-0 HR	B SI 90 C SI 91 F SL 88 S CU 77 1-3 ① K	B FF 91 B FF 91 1 SAFE S FF 91 B FF 91 X FF 91 3-1 ② P6				C FF 93 B SL 87 B SL 86 F FF 94 B FF 92 X FF 93 3-2 44 G4-3 2B		4	1	2	1	0	1	1
44 Mark Trumbo, R (1, 3) OBP: 0.291, SLG: 0.455		C SI 92 C FF 92 F FF 95 F SI 94 B SI 93 S SL 89 1-3 ① K	B FF 91 B FF 92 S FF 92 X FF 92 2-1 16 2B 10 FC5-2 1B	S FF 96 B FF 97 1 SAFE S FF 96 F FF 98 F FF 97 F FF 97 X SL 86 1-2 ③ G4-3				S FF 96 X FF 97 0-1 ① G4-3 2-3		4	0	1	0	0	1	2
16 Hank Conger, L (1, 2) OBP: 0.317, SLG: 0.430		B CU 78 C FF 92 F SL 88 B FF 94 H SL 88 3-2 HBP	B FF 90 X FF 91 1-0 10 FC5-2 7 2B 1-3 2B			F FF 96 B CH 87 B FF 97 F FF 96 X SL 84 2-2 ① G4-3		C FF 97 C FF 97 B FF 97 F FF 96 S FF 98 1-3 ② K		3	1	1	0	0	1	1
10 Grant Green, R (1, 4) OBP: 0.303, SLG: 0.324		C SI 92 F SI 92 X SI 93 0-2 ② L9	C FF 91 F FF 91 B FF 92 X CH 83 2-1 ② FC5-2 7 2B 2-3 3-H			C SL 83 M SL 84 X FF 98 0-2 7 G6-3 1B		C FF 97 X FF 98 0-1 ③ L8		4	1	1	0	0	0	4
7 Andrew Romine, S (1, 5) OBP: 0.306, SLG: 0.289		D SI 92 B SL 87 D SI 91 C SI 91 X SI 92 3-1 ③ G4-3		X SL 82 0-0 39 1B 1-H 3-H 2B		B SI 96 F FF 95 X CH 87 1-1 ② G6-3 1-2			X SI 92 0-0 ① L8	4	0	1	2	0	0	2
Inning Stats	R: 0 E: 0 K: 1 S: 10 H: 1 LOB: 1 BB: 1 P: 17	R: 1 E: 0 K: 1 S: 13 H: 1 LOB: 1 BB: 0 P: 21	R: 0 E: 0 K: 2 S: 13 H: 1 LOB: 1 BB: 0 P: 17	R: 2 E: 0 K: 2 S: 13 H: 4 LOB: 2 BB: 0 P: 20	R: 0 E: 0 K: 0 S: 10 H: 0 LOB: 1 BB: 1 P: 20	R: 0 E: 0 K: 0 S: 11 H: 1 LOB: 1 BB: 0 P: 16	R: 0 E: 0 K: 0 S: 8 H: 0 LOB: 0 BB: 0 P: 11	R: 0 E: 0 K: 1 S: 10 H: 1 LOB: 1 BB: 0 P: 14	R: 0 E: 0 K: 0 S: 7 H: 0 LOB: 0 BB: 0 P: 10	1B: 4 2B: 4 3B: 0 HR: 1 SF: 0 SAC: 0 DP: 1 HBP: 1						

PITCHER		IP	WLS	BF	H	R	ER	SO	BB	IBB	HBP	BLK	WP	HR	S	P	ERA	WHIP
49 Nick Tepesch, R ERA: 4.7	(1, 1)	3.1		15	4	2	2	5	1	0	1	0	0	1	41	63	5.40	1.500
58 Joe Ortiz, L ERA: 4.08	(4, 1)	1.1		8	3	1	1	1	1	0	0	0	0	0	12	25	6.75	3.000
41 Alexi Ogando, R ERA: 3.38	(5, 1)	1.1	W	5	1	0	0	0	0	0	0	0	0	0	17	23	0.00	0.750
44 Jason Frasor, R ERA: 2.55	(7, 1)	0.2	H	2	0	0	0	0	0	0	0	0	0	0	4	7	0.00	0.000
56 Neal Cotts, L ERA: 1.17	(7, 1)	0.1	H	2	1	0	0	0	0	0	0	0	0	0	7	10	0.00	3.000

PITCHER		IP	WLS	BF	H	R	ER	SO	BB	IBB	HBP	BLK	WP	HR	S	P	ERA	WHIP
52 Tanner Scheppers, R ERA: 2.01	(8, 1)	1.0	H	3	0	0	0	1	0	0	0	0	0	0	7	8	0.00	0.000
36 Joe Nathan, R ERA: 1.46	(9, 1)	1.0	S	3	0	0	0	0	0	0	0	0	0	0	7	10	0.00	0.000

BOTTOM

Texas Rangers @ Los Angeles Angels

Angel Stadium of Anaheim, Anaheim, CA

Sun Sep 08 2013, 12:39 PM - 4:08 PM PDT

Att. 35,423 - Partly Cloudy - 84 F

livebaseballscorecards.com

AB	35
R	3
H	9
RBI	3
BB	2
SO	7
LOB	18

WP: 0	PB: 0	SB: 1	CS: 0
PA: 38			

Batter	1	2	3	4	5	6	7	8	9	AB	R	H	RBI	BB	SO	LOB
19 Collin Cowgill, R (1, 7) OBP: 0.254, SLG: 0.361	B SI 90 C FF 90 B SI 89 B SI 90 X SI 90 3-1 F8		B SI 90 X SI 86 1-0 2 G6-3 2B		B CU 73 F FF 88 C SI 86 F SL 84 X FF 89 1-2 P4	B SL 85 D SI 94 F FF 93 F SI 92 X CU 82 2-2 G5-3			B FF 95 C SL 93 C SI 95 B FF 96 B FF 95 X SI 94 3-2 G6-4-3 1-2f	5	0	1	0	0	0	2
2 Erick Aybar, S (1, 6) OBP: 0.303, SLG: 0.376	B SI 91 B SI 90 X SI 90 2-0 L6		X SL 84 0-0 G6-3 2-3		B FF 88 X FF 88 1-0 G5-3		C FF 92 X SL 87 0-1 G3		C SI 94 B SL 85 S SL 85 F SL 85 B FF 97 X SL 83 2-2 2B	5	0	1	0	0	0	1
27 Mike Trout, R (1, 8) OBP: 0.437, SLG: 0.572	B FF 91 C SI 92 B SI 90 X SI 87 2-1 1B		C SI 91 B SI 91 B FC 87 B SI 91 C SL 86 3-3 K		B SL 84 B SI 88 B SI 88 C SI 88 B FF 89 4-1 44 1B 32 2B BB		B CU 78 S FF 93 B SL 88 F FF 95 C FF 94 2-3 K		C SL 84 B SI 96 S SL 83 C SI 95 1-3 K	4	1	1	0	1	3	2
44 Mark Trumbo, R (1, 3) OBP: 0.293, SLG: 0.456	C SI 89 B SI 90 1 SAFE X SI 86 1-1 F8			X SL 84 0-0 17 1B 56 2B 1B	1 SAFE 1 SAFE C SI 87 B FF 89 1 SAFE F CU 75 B SI 89 1 SAFE F SL 84 3-2 B SI 90 X SI 90 32 2B 1-3 1B		C SL 86 B FF 89 F FF 93 S FF 94 1-3 K			4	1	2	0	0	1	1
32 Josh Hamilton, L (1, 10) OBP: 0.299, SLG: 0.422		C FF 90 S SI 89 B SL 85 S SL 80 1-3 K		D SL 84 B FF 88 F FF 88 S CU 76 D CU 79 S CU 76 3-3 K	X CU 75 0-0 1-3 3-H 2B			B SI 92 X SI 90 1-0 2B		4	0	2	1	0	2	1
17 Chris Iannetta, R (1, 2) OBP: 0.357, SLG: 0.347		B SI 89 F SL 84 F FF 90 F FC 87 B SI 89 X SI 90 2-2 G5-3		B SI 88 B SI 90 B SI 86 F SI 88 X FF 90 3-2 56 2B 10 G5-3 1-2 1B	B FF 92 C SL 85 F FF 93 F CU 82 S CU 83 1-3 K2-3			X SI 91 0-0 P3		4	1	1	0	0	1	3
56 Kole Calhoun, L (1, 9) OBP: 0.364, SLG: 0.492		F FF 91 B SI 90 X SL 83 1-1 1B		C FF 90 B FF 91 X CU 77 1-1 10 G5-3 1-3 2-H 2B		C FF 92 X SI 92 0-1 12 G6-3 1B		B SI 92 B FF 91 B SI 92 C FF 92 S SI 92 F SI 93 S SL 83 3-3 K		4	0	3	1	0	1	1
10 Grant Green, R (1, 4) OBP: 0.293, SLG: 0.313		F FF 90 C SI 89 X FF 92 0-2 F7		B SI 91 F FF 91 B SL 85 F SI 90 X SI 91 2-2 G5-3 2-3 3-H		F FF 93 B FF 94 X SL 86 1-1 F8		F FF 94 C CH 87 S FF 94 0-3 K		4	0	0	1	0	1	4
12 Tommy Field, R (1, 5) OBP: 0.190, SLG: 0.150			C SI 86 C SI 87 B FF 90 B SI 86 F CU 78 X FF 91 2-2 G5-3	B SI 90 X FF 90 1-0 G6-3		B FF 95 X FF 94 1-0 G6-3 1-2			C SI 95 S FF 95 B FF 97 B SL 84 F FF 95 X SL 84 2-2 19 G6-4-3 1B	4	0	1	0	0	0	2
Inning Stats	R: 0 E: 0 K: 0 S: 7 H: 1 LOB: 1 BB: 0 P: 15	R: 0 E: 0 K: 1 S: 12 H: 1 LOB: 1 BB: 0 P: 16	R: 0 E: 0 K: 1 S: 9 H: 1 LOB: 1 BB: 0 P: 15	R: 2 E: 0 K: 1 S: 13 H: 3 LOB: 1 BB: 0 P: 23	R: 1 E: 0 K: 1 S: 15 H: 2 LOB: 2 BB: 1 P: 25	R: 0 E: 0 K: 0 S: 8 H: 1 LOB: 1 BB: 0 P: 12	R: 0 E: 0 K: 2 S: 9 H: 0 LOB: 0 BB: 0 P: 12	R: 0 E: 0 K: 2 S: 10 H: 1 LOB: 1 BB: 0 P: 14	R: 0 E: 0 K: 1 S: 14 H: 2 LOB: 1 BB: 0 P: 22	1B: 7 2B: 5 3B: 0 HR: 0 SF: 0 SAC: 0 DP: 1 HBP: 0						

PITCHER		IP	WLS	BF	H	R	ER	SO	BB	IBB	HBP	BLK	WP	HR	S	P	ERA	WHIP
60 Pedro Hernandez, L ERA: 5.25	(1, 1)	4.2		23	8	3	3	3	1	0	0	0	0	0	52	89	5.79	1.929
57 Ryan Pressly, R ERA: 3.44	(5, 1)	1.1		5	1	0	0	1	0	0	0	0	0	0	12	17	0.00	0.750
50 Casey Fien, R ERA: 3.92	(7, 1)	1.0	W	3	0	0	0	2	0	0	0	0	0	0	9	12	0.00	0.000
52 Brian Duensing, L ERA: 3.62	(8, 1)	0.2	H	3	1	0	0	1	0	0	0	0	0	0	7	11	0.00	1.500
61 Jared Burton, R ERA: 3.94	(8, 1)	0.1	H	1	0	0	0	1	0	0	0	0	0	0	3	3	0.00	0.000

PITCHER		IP	WLS	BF	H	R	ER	SO	BB	IBB	HBP	BLK	WP	HR	S	P	ERA	WHIP
15 Glen Perkins, L ERA: 2.54	(9, 1)	1.0	S	4	2	0	0	1	0	0	0	0	0	0	14	22	0.00	2.000

TOP

Los Angeles Angels @ Minnesota Twins

Target Field, Minneapolis, MN

Mon Sep 09 2013, 6:12 PM - 9:30 PM CDT

Att. 21,826 - Partly Cloudy - 93 F

livebaseballscorecards.com

AB	38
R	3
H	12
RBI	3
BB	1
SO	9
LOB	17

WP: 0 PA: 39
PB: 0
SB: 0
CS: 0

BOTTOM

Los Angeles Angels @ Minnesota Twins

Target Field, Minneapolis, MN

Mon Sep 09 2013, 6:12 PM - 9:30 PM CDT

Att. 21,826 - Partly Cloudy - 93 F

livebaseballscorecards.com

Batter	1	2	3	4	5	6	7	8	9	AB	R	H	RBI	BB	SO	LOB
1 Alex Presley, L (1, 8) OBP: 0.313, SLG: 0.417	C SI 82 F CU 70 B SL 81 B SI 83 F FC 87 C SI 86 2-3 K ①		1 SAFE B FF 84 1 SAFE F FF 82 X CH 79 1-1 P5 ① B SI 84 X CH 78 1-0 P6 ③			1 SAFE B SI 85 C CH 80 X CH 78 1-1 F8 ② 1-2 C SI 92 X CU 80 0-1 F8 ③			5	0	0	0	0	1	7
43 Josmil Pinto, R (1, 2) OBP: 0.600, SLG: 0.913	C FF 84 X SL 80 0-1 31 G3 2B		B FF 86 1 SAFE C FF 86 X CH 78 1-1 2 1B 1-H 2B		B FC 85 C FF 85 B SI 82 B FC 85 B FC 85 4-1 9 2B 24 1B BB	F FF 84 F FF 85 X FC 85 0-2 F9 ③		B FF 95 C CU 85 X FF 95 1-1 9 1B 2B		4	2	3	1	1	0	1
2 Brian Dozier, R (1, 4) OBP: 0.314, SLG: 0.429	C FF 85 X FF 85 0-1 31 G3 1B		X CU 72 0-0 31 S 2-3 1B		B FC 84 C FC 85 X FF 87 1-1 F8 ①		B FF 94 B FF 92 B FF 93 C FF 93 B FF 93 4-1 31 E 31 FC4 24 SF9 BB	B CU 86 C FF 96 F FF 96 B CU 86 S CU 85 2-3 K ①		4	1	2	0	1	1	2
31 Oswaldo Arcia, L (1, 7) OBP: 0.312, SLG: 0.419 11 Clete Thomas, L (9, 7) OBP: 0.296, SLG: 0.320	B CU 70 X CH 80 1-0 G3 ② 1-2 2-3		B CH 79 1 SAFE F FF 85 F CH 79 D SL 79 C SI 84 2-3 K ② 1-2		S SI 85 S FF 86 X SL 80 0-2 P6 ②		1 SAFE C CH 86 S CH 86 X CU 74 0-2 FC4 55 BB 25 BB 1-3	C CU 83 F SI 95 S CU 86 0-3 K ②		5 0	1 0	0 0	0 0	0 0	2 0	7 0
9 Ryan Doumit, S (1, 10) OBP: 0.310, SLG: 0.385 17 Doug Bernier, R (8, PR) OBP: 0.351, SLG: 0.306 (9, 10)	S CH 78 F CU 72 X FF 86 0-2 P6 ③		X CH 79 0-0 G3 ③		C CH 79 B FF 86 X CH 79 1-1 24 1B 1-3 2B		I IN 79 I IN 81 I IN 81 I IN 80 4-0 25 BB 55 BB IBB	B CU 82 S SI 95 S CU 86 B FF 95 X CU 85 2-2 2-H 1B		4 0	1 0	2 0	1 0	1 0	0 0	4 0
24 Trevor Plouffe, R (1, 5) OBP: 0.305, SLG: 0.409		F FF 85 C FF 87 F FF 88 S FC 83 0-3 K ①		S FC 84 X SL 80 0-1 55 G6-3 2B	B SL 80 C FC 87 F FF 88 B FC 89 X SL 81 2-2 2-H 3-H 1B		B CU 72 F FF 94 B CU 74 S SL 85 X SL 86 2-2 SF9 ① 3-H	X FF 95 0-0 G4-3 ③		4	0	2	3	0	1	1
55 Chris Colabello, R (1, 3) OBP: 0.291, SLG: 0.373		X FC 83 0-0 G5-3 ②		C FC 84 B FF 84 F CH 78 B SL 80 F SL 81 X FC 84 2-2 G6-3 ① 2-3	S FC 85 S FF 87 C FC 86 0-3 K ③		B FF 91 B FF 92 B FF 94 B FF 94 4-0 25 BB 1-2 2-3 BB			3	0	0	0	1	1	2
27 Chris Parmelee, L (1, 9) OBP: 0.303, SLG: 0.369 19 Darin Mastroianni, R (7, PH) OBP: 0.231, SLG: 0.270 (8, 9)		C SI 84 C CU 72 X CH 76 0-2 F9 ③		B CU 70 B CH 78 B SI 86 B SI 84 4-0 BB		X SI 85 0-0 F9 ①	F SI 92 B SI 92 B SI 93 B CU 80 S SI 92 F SI 92 F CU 80 S SI 93 3-3 K ②			2 1	0 0	0 0	0 0	1 0	0 1	0 3
25 Pedro Florimón, S (1, 6) OBP: 0.285, SLG: 0.339			S SI 84 X CU 71 0-1 43 2B 1B	F CU 72 B FC 84 F SI 85 S CH 77 1-3 K ②		C CH 77 C SI 84 F CH 76 X SL 78 0-2 1 S 1B	C SI 93 B SI 94 F CU 82 B SI 92 B CU 80 B SI 91 4-2 1-2 2-3 3-H BB			3	1	2	1	1	1	2
Inning Stats	R: 0 E: 0 K: 1 S: 12 H: 2 LOB: 2 BB: 0 P: 15	R: 0 E: 0 K: 1 S: 8 H: 0 LOB: 0 BB: 0 P: 8	R: 1 E: 0 K: 1 S: 11 H: 3 LOB: 2 BB: 0 P: 15	R: 0 E: 0 K: 1 S: 10 H: 1 LOB: 2 BB: 1 P: 18	R: 2 E: 0 K: 1 S: 14 H: 2 LOB: 1 BB: 1 P: 22	R: 0 E: 0 K: 0 S: 10 H: 1 LOB: 1 BB: 0 P: 11	R: 2 E: 1 K: 1 S: 16 H: 0 LOB: 3 BB: 4 P: 37	R: 1 E: 0 K: 2 S: 12 H: 2 LOB: 1 BB: 0 P: 17		1B: 6 2B: 5 3B: 0 HR: 0 SF: 1 SAC: 0 DP: 0 HBP: 0				WP: 0 PB: 0 SB: 2 CS: 0 PA: 42	

	AB	35
	R	6
	H	11
	RBI	6
	BB	6
	SO	8
	LOB	29

PITCHER		IP	WLS	BF	H	R	ER	SO	BB	IBB	HBP	BLK	WP	HR	S	P	ERA	WHIP
36 Jered Weaver, R ERA: 3.38	(1, 1)	6.0		29	9	3	3	5	2	0	0	0	0	0	65	89	4.50	1.833
46 Cory Rasmus, R ERA: 6.14	(7, 1)	0.1	L	5	0	2	0	0	2	1	0	0	0	0	7	21	0.00	6.000
54 Buddy Boshers, L ERA: 4.35	(7, 1)	0.2		3	0	0	0	1	1	0	0	0	0	0	9	16	0.00	1.500
38 Juan Gutierrez, R ERA: 4.28	(8, 1)	1.0		5	2	1	1	2	0	0	0	0	0	0	12	17	9.00	2.000

PITCHER		IP	WLS	BF	H	R	ER	SO	BB	IBB	HBP	BLK	WP	HR	S	P	ERA	WHIP

Batter	1	2	3	4	5	6	7	8	9	AB	R	H	RBI	BB	SO	LOB
19 Collin Cowgill, R (1, 8) OBP: 0.242, SLG: 0.344	B FF 85 C FF 84 X FF 84 1-1 F8 ①	C FF 84 X FF 86 0-1 P3 ①		X FF 86 0-0 B5 ①	B SI 93 C SL 82 S SI 92 S SI 86 1-3 K ②		B FF 93 B FF 91 F FF 92 F FF 93 S CH 82 2-3 K ②		B FF 92 X SI 91 1-0 G4-3 ②	6	0	0	0	0	2	3
2 Erick Aybar, S (1, 6) OBP: 0.301, SLG: 0.380	C FF 86 F FF 86 F FF 87 X FF 83 0-2 HR	B FF 86 B SI 85 C FF 85 X FF 85 2-1 G3 ②		B FF 86 D CH 80 F FF 85 C CH 80 X CU 77 2-2 L7 ②	X SL 84 0-0 F7 ③		F FF 93 X FF 93 0-1 G6-3 ③		F FF 93 F CH 84 X SL 83 0-2 P6 ③	6	1	1	1	0	0	3
27 Mike Trout, R (1, 10) OBP: 0.437, SLG: 0.569	B FF 86 B SI 85 C SI 85 B SI 85 F FF 86 B CH 80 4-2 44 2B 32 1B BB	C CU 72 B FF 86 B CH 80 B FF 81 S FF 84 C FF 86 3-3 K ③		C CU 74 B FF 85 B CH 79 F FC 80 X CH 77 2-2 L9 ③		B SI 92 C SL 83 B SL 84 B SL 83 X FF 92 3-1 44 2B 1B		B FF 94 C FF 90 B FF 91 F FF 92 F FF 93 B CU 72 F FF 92 X FF 92 3-2 L9 ①		4	2	1	0	1	1	1
44 Mark Trumbo, R (1, 3) OBP: 0.299, SLG: 0.471	B FF 86 X SI 86 1-0 32 1B 1-3 2B	B FC 81 F FF 82 F SI 85 X FF 86 1-2 32 E 2B			B SI 84 X CH 80 1-0 HR	C SI 91 B SL 93 1 SAFE X FF 91 1-1 32 G4-3 17 HR 1-H 2B		B SI 90 B FF 94 X FF 92 2-0 E7 56 1B		5	5	5	2	0	0	0
32 Josh Hamilton, L (1, 7) OBP: 0.302, SLG: 0.429	B FC 82 B FF 84 F FF 83 X FC 82 2-1 17 1B 10 1B 2-H 3-H 1B	X FF 83 0-0 E8 56 G6-3 2-H 1B			B CH 78 X CH 78 1-0 HR	T SL 85 B SI 93 F FF 92 B SL 85 X SL 85 2-2 G4-3 ① 2-3		C FF 91 X FF 91 0-1 F8 ②		5	2	3	4	0	0	2
17 Chris Iannetta, R (1, 2) OBP: 0.363, SLG: 0.367	F FF 86 B CH 80 S FF 81 1 SAFE F CH 80 1 SAFE X CH 80 1-2 10 1B 1B	X CH 80 0-0 F8 ①			X FF 85 0-0 56 2B 2B	C SI 93 B SI 94 B SL 84 S SI 93 B SI 93 X SI 92 3-2 3-H HR		B FF 92 D FF 89 B FF 88 D CH 88 4-0 56 1B BB		4	2	3	2	1	0	1
56 Kole Calhoun, L (1, 9) OBP: 0.366, SLG: 0.496	C FF 84 C FF 84 S CU 76 0-3 K ②	X FF 85 0-0 G6-3 ② 2-3			X FF 82 0-0 7 SH2-4 2-H 2B	F SI 93 F SI 86 B SL 85 B SL 81 X FF 91 2-2 F7 ②		D FF 89 T FF 90 B FF 89 S FF 90 F FF 90 F FF 91 X FF 92 2-2 1-3 2-H 1B		5	0	2	2	0	1	3
10 Grant Green, R (1, 4) OBP: 0.297, SLG: 0.316	C FF 86 F CH 81 B SI 81 F FC 82 X CU 76 1-2 1-3 2-H 1B	X FF 86 0-0 G5-3 ③			C SI 92 X SI 92 0-1 7 SH2-4 1B	F FF 92 B SL 84 X FF 92 1-1 G4-3 ③		C FF 91 X FF 92 0-1 G5-3 ③		5	0	2	1	0	0	3
7 Andrew Romine, S (1, 5) OBP: 0.302, SLG: 0.306	B FF 86 S FF 87 X SI 82 1-1 G4-3 ③			B SI 84 F SI 84 B CH 80 C FF 86 X FC 82 2-2 2B	B SI 91 X FF 91 1-0 SH2-4 ① 1-2 2-3		B FF 91 B FF 92 C FF 92 C FF 90 X FF 94 2-2 G1-3 ①		X FF 90 0-0 G6-3 ①	4	0	1	0	0	0	2
Inning Stats	R: 4 E: 0 K: 1 S: 24 H: 5 LOB: 2 BB: 1 P: 35	R: 0 E: 0 K: 1 S: 7 H: 0 LOB: 0 BB: 0 P: 12	R: 1 E: 1 K: 0 S: 7 H: 2 LOB: 1 BB: 0 P: 8	R: 0 E: 0 K: 0 S: 10 H: 1 LOB: 1 BB: 0 P: 16	R: 3 E: 0 K: 1 S: 11 H: 5 LOB: 2 BB: 0 P: 15	R: 3 E: 0 K: 0 S: 15 H: 3 LOB: 0 BB: 0 P: 27	R: 0 E: 0 K: 1 S: 8 H: 0 LOB: 0 BB: 0 P: 12	R: 1 E: 1 K: 0 S: 15 H: 2 LOB: 2 BB: 1 P: 26	R: 0 E: 0 K: 0 S: 5 H: 0 LOB: 0 BB: 0 P: 6	1B: 8 2B: 6 3B: 0 HR: 4 SF: 0 SAC: 1 DP: 0 HBP: 0						

PITCHER		IP	WLS	BF	H	R	ER	SO	BB	IBB	HBP	BLK	WP	HR	S	P	ERA	WHIP
56 Mark Buehrle, L ERA: 4.18	(1, 1)	4.0	L	25	12	8	8	2	1	0	0	0	0	3	52	77	18.00	3.250
64 Chad Jenkins, R ERA: 3.75	(5, 1)	2.0		10	4	3	3	1	0	0	0	0	0	1	22	36	13.50	2.000
24 Ricky Romero, L ERA: 9.95	(7, 1)	2.0		9	2	1	1	1	1	0	0	0	0	0	23	38	4.50	1.500
47 Luis Perez, L ERA: 5.4	(9, 1)	1.0		3	0	0	0	0	0	0	0	0	0	0	5	6	0.00	0.000

PITCHER	IP	WLS	BF	H	R	ER	SO	BB	IBB	HBP	BLK	WP	HR	S	P	ERA	WHIP

TOP

Los Angeles Angels @ Toronto Blue Jays

Rogers Centre, Toronto, ON

Tue Sep 10 2013, 7:07 PM - 9:50 PM EDT

Att. 19,079 - Clear - 72 F

livebaseballscorecards.com

AB	44
R	12
H	18
RBI	12
BB	2
SO	4
LOB	18

WP: 0 PA: 47
PB: 0
SB: 0
CS: 0

Batter	1	2	3	4	5	6	7	8	9	AB	R	H	RBI	BB	SO	LOB
7 José Reyes, S (1, 6) OBP: 0.347, SLG: 0.423	B SI 91 C SI 92 B CH 87 B FF 93 C SI 92 X SI 94 3-2 ① G6-3	B SL 80 C SI 92 B CH 87 X SI 92 2-1 ③ F8			B SI 91 C CH 86 B CH 85 X SI 92 2-1 ① L9	B FF 96 C FF 96 B CH 90 F FF 95 F FF 96 D CH 90 X FF 97 3-2 ③ P6			X FF 93 0-0 ③ L9	5	0	0	0	0	0	1
17 Ryan Goins, L (1, 4) OBP: 0.304, SLG: 0.345	C SI 93 B FC 91 F SI 92 X SI 94 1-2 ② G3-1		B CU 78 B FC 90 C SI 91 X FF 92 2-1 ① G1-3		B CU 76 C CU 76 B FF 92 X SI 93 2-1 ② L6		B CU 80 X SI 90 1-0 ① G3			4	0	0	0	0	0	0
13 Brett Lawrie, R (1, 5) OBP: 0.315, SLG: 0.423	C FF 94 B SI 93 B FC 90 F FC 90 F SI 93 F SL 83 X SI 93 2-2 ③ G6-3		C FF 93 F SL 81 X FF 92 0-2 26 G3-1 2B		X SL 80 0-0 1B		F SI 91 X CU 84 0-1 ② P6			4	0	2	0	0	0	0
26 Adam Lind, L (1, 3) OBP: 0.349, SLG: 0.477		C SI 92 B CU 78 B FC 90 X SI 93 2-1 14 1B 9 1B 8 HR 1B	B CH 87 X SI 93 1-0 ② G3-1 2-3		B SI 91 B CH 85 B SI 91 C SI 91 X CH 85 3-1 ③ P4		B SI 93 X SI 91 1-0 ③ F8			4	1	1	0	0	0	2
11 Rajai Davis, R (1, 7) OBP: 0.314, SLG: 0.380		C FC 91 X FF 92 0-1 ① L7	X FF 92 0-0 ③ L8			C SL 80 C SL 79 B FC 90 B FF 94 X SL 82 2-2 HR		B FF 94 X FF 94 1-0 ① F7		4	1	1	1	0	0	2
9 J.P. Arencibia, R (1, 2) OBP: 0.241, SLG: 0.382 15 Mike Nickeas, R (9, 2)		C FF 91 B FF 92 X FC 89 1-1 14 1B 8 HR 1B 1-2		B FF 91 B FF 92 X FC 89 2-0 ① G6-3		B FF 93 F FF 93 B SI 93 B CH 83 B FF 93 4-1 14 2B 22 G5-3 BB		B FF 94 F FF 95 F SL 89 B SL 87 F SL 87 B FF 94 X SI 94 3-2 ② L7		3	2	1	0	1	0	0
										0	0	0	0	0	0	0
14 Moisés Sierra, R (1, 9) OBP: 0.316, SLG: 0.451		F FC 90 X SL 82 0-1 8 HR 1B 1-2 2-3		X FC 89 0-0 ② F9		B FC 89 X SL 81 1-0 22 G5-3 2B 1-3		C SL 87 X SL 86 0-1 ③ F7		4	1	2	0	0	0	0
8 Anthony Gose, L (1, 8) OBP: 0.278, SLG: 0.384		X SI 93 0-0 1-H 2-H 3-H HR	X FF 93 0-0 1B			C FF 95 F CH 90 F FF 96 F FF 96 B SL 83 F FF 96 S FF 95 1-3 ① K			X SI 93 0-0 ① L7	4	1	2	4	0	1	2
22 Kevin Pillar, R (1, 10) OBP: 0.239, SLG: 0.258		B FC 90 X FC 92 1-0 ② F8	1 SAFE 1 SAFE B FC 88 C FC 89 F FF 92 S SL 82 1-3 ③ K2-3			X FF 95 0-0 ② G5-3 2-3 3-H			C FF 93 F CH 86 F FF 94 X FF 93 0-2 ② P6	4	0	0	1	0	1	2
Inning Stats	R: 0 E: 0 K: 0 S: 11 H: 0 LOB: 0 BB: 0 P: 17	R: 4 E: 0 K: 0 S: 12 H: 4 LOB: 0 BB: 0 P: 18	R: 0 E: 0 K: 0 S: 7 H: 1 LOB: 1 BB: 0 P: 10	R: 0 E: 0 K: 1 S: 6 H: 1 LOB: 1 BB: 0 P: 9	R: 0 E: 0 K: 0 S: 7 H: 1 LOB: 1 BB: 0 P: 14	R: 2 E: 0 K: 1 S: 16 H: 2 LOB: 1 BB: 1 P: 27	R: 0 E: 0 K: 0 S: 4 H: 0 LOB: 0 BB: 0 P: 6	R: 0 E: 0 K: 0 S: 7 H: 0 LOB: 0 BB: 0 P: 11	R: 0 E: 0 K: 0 S: 6 H: 0 LOB: 0 BB: 0 P: 6	1B: 5 2B: 2 3B: 0 HR: 2 SF: 0 SAC: 0 DP: 0 HBP: 0						

BOTTOM

Los Angeles Angels @ Toronto Blue Jays

Rogers Centre, Toronto, ON

Tue Sep 10 2013, 7:07 PM - 9:50 PM EDT

Att. 19,079 - Clear - 72 F

livebaseballscorecards.com

AB	36
R	6
H	9
RBI	6
BB	1
SO	2
LOB	9

PITCHER		IP	WLS	BF	H	R	ER	SO	BB	IBB	HBP	BLK	WP	HR	S	P	ERA	WHIP
57 Jerome Williams, R ERA: 4.81	(1, 1)	5.0	W	25	9	6	6	1	1	0	0	0	0	2	48	80	10.80	2.000
58 Michael Kohn, R ERA: 3.28	(6, 1)	1.0		3	0	0	0	1	0	0	0	0	0	0	11	15	0.00	0.000
54 Buddy Boshers, L ERA: 3.97	(7, 1)	1.0		3	0	0	0	0	0	0	0	0	0	0	4	6	0.00	0.000
62 Ryan Brasier, R ERA: 3.0	(8, 1)	2.0		6	0	0	0	0	0	0	0	0	0	0	13	17	0.00	0.000

PITCHER	IP	WLS	BF	H	R	ER	SO	BB	IBB	HBP	BLK	WP	HR	S	P	ERA	WHIP

Batter	1	2	3	4	5	6	7	8	9	AB	R	H	RBI	BB	SO	LOB
39 JB Shuck, L (1, 7) OBP: 0.329, SLG: 0.376 19 Collin Cowgill, R (9, 7) OBP: 0.242, SLG: 0.344	C KN 73 B KN 78 B KN 78 F KN 76 X KN 78 2-2 ① F9		C FF 83 X KN 79 0-1 ② G3		B EP 66 B KN 79 B KN 76 C FF 84 F KN 77 F KN 77 X KN 78 3-2 27 FC5-4 2-3 1B		C FF 96 C CH 87 X SL 85 0-2 ③ G4-3		1 SAFE 1 SAFE C FF 88 X FF 87 0-1 ③ G1-3	5 0	0 0	1 0	0 0	0 0	0 0	1 0
2 Erick Aybar, S (1, 6) OBP: 0.299, SLG: 0.378	C FF 83 X KN 79 0-1 ② G1-3		S KN 76 B KN 79 F KN 80 F EP 67 B FF 84 X KN 81 2-2 ③ G1		1 SAFE F KN 79 1 SAFE X KN 79 0-1 ② SF7 3-H			B FF 93 B FF 94 B FF 94 C FF 92 S FF 93 C FF 94 3-3 ① K		3	0	0	1	0	1	0
27 Mike Trout, R (1, 8) OBP: 0.437, SLG: 0.567	C FF 84 C EP 67 B FF 81 F KN 79 C KN 80 1-3 ③ K			C KN 78 B KN 79 B KN 80 B KN 78 F FF 85 B KN 78 4-2 44 F9 32 1B 56 SF8 BB	C KN 80 F FF 80 B KN 73 B FF 80 X EP 65 2-2 ③ FC5-4 1-2f			B FF 94 C SL 86 B FF 94 B CH 85 S FF 94 B FF 94 4-2 32 2B 56 SF7-5-4-5 BB	2	2	0	0	2	1	1
32 Josh Hamilton, L (1, 10) OBP: 0.307, SLG: 0.434		B KN 75 B KN 76 B KN 72 B FF 80 4-0 44 PB 44 HR BB	1 SAFE 1 SAFE B KN 78 1 SAFE C KN 77 B KN 79 1 SAFE X KN 76 2-1 1-2 1B		C KN 77 B EP 66 F KN 79 F KN 80 X KN 69 1-2 56 1B 1B			B FF 95 C FF 94 B FF 94 1 SAFE F FF 94 X FF 95 2-2 56 SF7-5-4-3 1-3 2B	3	1	3	0	1	0	0
44 Mark Trumbo, R (1, 3) OBP: 0.300, SLG: 0.476		B KN 76 S KN 77 B KN 78 F KN 76 F KN 79 F KN 80 X KN 79 2-2 1-H HR		B FF 80 B KN 79 X KN 78 2-0 ① F9 2-3	B KN 80 B KN 81 C KN 77 F FF 81 X KN 81 2-2 ① P4			I IN 82 I IN 83 I IN 84 I IN 83 4-0 IBB	3	1	1	2	1	0	3
56 Kole Calhoun, L (1, 9) OBP: 0.362, SLG: 0.496		C FF 84 X KN 79 0-1 ① G4-3	F KN 79 X KN 80 0-1 ② SF8 3-H		C KN 80 B FF 81 X KN 80 1-1 17 CS 1-3 1B			X CH 87 0-0 ②③ SF7-5-4-5 2-3 3-H	2	0	1	2	0	0	0
16 Hank Conger, L (1, 2) OBP: 0.319, SLG: 0.431 17 Chris Iannetta, R (6, PH) OBP: 0.361, SLG: 0.364 (6, 2)		B KN 77 S FF 84 S KN 80 X EP 68 1-2 10 G6-4-3 1B	B KN 78 S KN 80 F KN 79 S KN 80 1-3 ③ K		1 SAFE 1 SAFE C SI 93 S CH 78 D CH 80 B SI 94 B CH 79 S CH 79 3-3 ②③ K 1-2			B FF 87 X CH 81 1-0 ① L7	2 2	0 0	1 0	0 0	0 0	1 1	1 2
10 Grant Green, R (1, 4) OBP: 0.303, SLG: 0.325		C KN 78 X KN 78 0-1 ②③ G6-4-3 1-2f			X KN 74 0-0 39 1B 2 SF7 2B		B FF 93 S SI 94 S SL 85 S SL 84 1-3 ① K	C SI 88 C FF 87 B FF 86 B FF 86 F SL 76 B FF 87 B FF 88 4-2 BB	3	1	1	0	1	1	1
7 Andrew Romine, S (1, 5) OBP: 0.281, SLG: 0.283			B KN 74 X FF 82 1-0 ① G6-3		C KN 77 B KN 79 F KN 78 X KN 80 1-2 ① G5-3		X FF 93 0-0 ② F7		C FF 88 X FF 86 0-1 ② L9	4	0	0	0	0	0	2
Inning Stats	R: 0 E: 0 K: 1 S: 9 H: 0 LOB: 0 BB: 0 P: 12	R: 2 E: 0 K: 0 S: 12 H: 2 LOB: 0 BB: 1 P: 19	R: 0 E: 0 K: 0 S: 7 H: 0 LOB: 0 BB: 0 P: 10	R: 1 E: 0 K: 1 S: 10 H: 1 LOB: 1 BB: 1 P: 19	R: 1 E: 0 K: 0 S: 13 H: 2 LOB: 1 BB: 0 P: 19	R: 0 E: 0 K: 1 S: 12 H: 2 LOB: 1 BB: 0 P: 19	R: 0 E: 0 K: 1 S: 7 H: 0 LOB: 0 BB: 0 P: 8	R: 1 E: 0 K: 1 S: 9 H: 1 LOB: 1 BB: 2 P: 22	R: 0 E: 0 K: 0 S: 8 H: 0 LOB: 1 BB: 1 P: 13	1B: 5 2B: 3 3B: 0 HR: 1 SF: 3 SAC: 0 DP: 2 HBP: 0						WP: 0 PB: 1 SB: 0 CS: 1 PA: 37

PITCHER		IP	WLS	BF	H	R	ER	SO	BB	IBB	HBP	BLK	WP	HR	S	P	ERA	WHIP
43 R.A. Dickey, R ERA: 4.36	(1, 1)	5.1		24	7	4	4	2	2	0	0	0	0	1	60	92	6.75	1.688
62 Aaron Loup, L ERA: 2.42	(6, 1)	0.2		1	0	0	0	1	0	0	0	0	0	0	3	6	0.00	0.000
29 Dustin McGowan, R ERA: 1.71	(7, 1)	1.0		3	0	0	0	1	0	0	0	0	0	0	7	8	0.00	0.000
50 Steve Delabar, R ERA: 2.82	(8, 1)	1.0	L	5	1	1	1	1	1	1	0	0	0	0	9	22	9.00	2.000
38 Darren Oliver, L ERA: 3.97	(9, 1)	1.0		4	0	0	0	0	1	0	0	0	0	0	8	13	0.00	1.000

PITCHER	IP	WLS	BF	H	R	ER	SO	BB	IBB	HBP	BLK	WP	HR	S	P	ERA	WHIP

TOP

Los Angeles Angels @ Toronto Blue Jays

Rogers Centre, Toronto, ON

Wed Sep 11 2013, 7:11 PM - 9:53 PM EDT

Att. 17,994 - Roof Closed - 68 F

livebaseballscorecards.com

AB	29
R	5
H	8
RBI	5
BB	5
SO	5
LOB	11

Batter	1	2	3	4	5	6	7	8	9	AB	R	H	RBI	BB	SO	LOB
7 José Reyes, S (1, 6) OBP: 0.346, SLG: 0.419	C FC 89 B SI 91 X FF 90 1-1 ① G6-3	C CH 85 B FC 89 X CU 78 1-1 ③ G6-3			B SL 84 B CU 75 C SI 89 B CH 86 C FC 89 D SL 85 4-2 11 G4-3 11 WP BB		C SL 83 B FF 91 B SI 88 B CH 86 X SI 91 3-1 ② F8			3	0	0	0	1	0	0
11 Rajai Davis, R (1, 7) OBP: 0.313, SLG: 0.376	B FF 90 B CU 76 B SI 90 B FF 89 4-0 26 S 13 G6-3 14 2B BB		C CU 76 F SL 83 S SL 83 0-3 ① K		C CH 84 1 SAFE 1 SAFE B FF 89 B CU 77 T SI 90 D SL 83 X SI 92 3-2 ② G4-3 1-3		C SL 81 B CH 87 B CU 78 X SI 91 2-1 ③ F9			3	1	0	0	1	1	1
13 Brett Lawrie, R (1, 5) OBP: 0.314, SLG: 0.419	C SI 90 1 SAFE 1 SAFE X CH 84 0-1 ② G6-3 1-2		B SL 82 X CU 77 1-0 ② G3		B FC 87 F SL 82 B FC 90 B SI 88 D CU 76 4-1 BB			C FF 95 B FF 97 C FF 96 X FF 97 1-2 ① G1-3		3	0	0	0	1	0	1
26 Adam Lind, L (1, 3) OBP: 0.348, SLG: 0.474	B CU 76 B SI 92 B CU 80 C FF 91 B FF 91 4-1 14 2B 16 1B 2-3 BB		C CU 76 C FF 92 B SL 84 S SI 92 1-3 ③ K		S SI 91 S FF 91 S SL 84 0-3 ③ K			C FF 96 X FS 89 0-1 ② G4-3		3	1	0	0	1	2	2
14 Moisés Sierra, R (1, 9) OBP: 0.344, SLG: 0.545	X SI 91 0-0 16 E 1-3 2B 3-H			C CU 76 X SI 90 0-1 E5 3B		B CU 76 B CU 75 B FC 90 C SI 90 S FC 88 X FC 88 3-2 8 S 2B		C SL 83 B SL 84 B SL 82 F FF 96 F FF 98 F SL 83 F FF 97 F FF 97 B SL 82 3-2 ③ X FF 97 G6-3		4	2	3	1	0	0	0
16 Mark DeRosa, R (1, 10) OBP: 0.318, SLG: 0.412 66 Munenori Kawasaki, L (9, PH) OBP: 0.318, SLG: 0.306	C FF 92 B CU 77 X SL 82 1-1 E6 2-H 3-H 1B			B CH 85 B CU 75 C FF 90 X SI 91 2-1 ① G4-3	B FC 87 B SL 86 B SI 91 C FF 90 T SI 90 X FF 90 3-2 ① F8				B SI 95 B SI 94 B FF 93 C SI 93 C FF 93 F FF 94 X FF 93 3-2 ① P6	3 1	0 0	1 0	1 0	0 0	0 0	1 0
17 Ryan Goins, L (1, 4) OBP: 0.283, SLG: 0.322	C CU 74 X SI 91 0-1 ③ G4-3			C FF 90 S SL 83 S SL 83 0-3 ② K	S CU 77 D CU 78 X FF 91 1-1 ② P6				B SI 95 F FF 94 B CH 87 F FF 95 B SI 94 X SI 94 3-2 ② P6	4	0	0	0	0	1	2
8 Anthony Gose, L (1, 8) OBP: 0.266, SLG: 0.367		C FF 89 X FF 89 0-1 ① P6		B CU 76 S FC 90 B SL 84 F FF 91 S SI 92 2-3 ③ K	C CU 76 B FF 90 S CU 78 C SL 82 1-3 ③ K 2-3				C FF 95 F CH 89 B FF 95 X FF 95 1-2 ③ P3	4	0	0	0	0	2	1
22 Josh Thole, L (1, 2) OBP: 0.239, SLG: 0.216 9 J.P. Arencibia, R (7, PH) OBP: 0.241, SLG: 0.382 (8, 2)		C FF 91 X CU 78 0-1 ② G4-3			C CU 77 X FF 90 0-1 ① F7		B CU 78 F CH 86 B FC 87 X SI 92 2-1 ① G4-3			2 1	0 0	0 0	0 0	0 0	0 0	0 0
Inning Stats	R: 3 H: 2 E: 1 LOB: 1 K: 0 BB: 2 S: 10 P: 20	R: 0 H: 0 E: 0 LOB: 0 K: 0 BB: 0 S: 6 P: 7	R: 0 H: 0 E: 0 LOB: 0 K: 2 BB: 0 S: 7 P: 9	R: 1 H: 1 E: 1 LOB: 0 K: 2 BB: 0 S: 10 P: 14	R: 0 H: 0 E: 0 LOB: 2 K: 1 BB: 2 S: 11 P: 22	R: 0 H: 1 E: 0 LOB: 1 K: 1 BB: 0 S: 11 P: 19	R: 0 H: 0 E: 0 LOB: 0 K: 0 BB: 0 S: 6 P: 13	R: 0 H: 0 E: 0 LOB: 0 K: 0 BB: 0 S: 12 P: 16	R: 0 H: 0 E: 0 LOB: 0 K: 0 BB: 0 S: 10 P: 17	1B: 1 SF: 0 2B: 2 SAC: 0 3B: 1 DP: 0 HR: 0 HBP: 0						WP: 1 PA: 35 PB: 0 SB: 2 CS: 0

PITCHER	IP	WLS	BF	H	R	ER	SO	BB	IBB	HBP	BLK	WP	HR	S	P	ERA	WHIP
33 C.J. Wilson, L (1, 1) ERA: 3.44	7.0	W	29	4	4	3	6	4	0	0	0	1	0	61	104	3.86	1.143
65 Dane De La Rosa, R (8, 1) ERA: 3.12	1.0	H	3	0	0	0	0	0	0	0	0	0	0	12	16	0.00	0.000
49 Ernesto Frieri, R (9, 1) ERA: 3.86	1.0	S	3	0	0	0	0	0	0	0	0	0	0	10	17	0.00	0.000

PITCHER	IP	WLS	BF	H	R	ER	SO	BB	IBB	HBP	BLK	WP	HR	S	P	ERA	WHIP

BOTTOM

Los Angeles Angels @ Toronto Blue Jays

Rogers Centre, Toronto, ON

Wed Sep 11 2013, 7:11 PM - 9:53 PM EDT

Att. 17,994 - Roof Closed - 68 F

livebaseballscorecards.com

AB	31
R	4
H	4
RBI	2
BB	4
SO	6
LOB	8

Los Angeles Angels @ Toronto Blue Jays

Rogers Centre, Toronto, ON

Thu Sep 12 2013, 7:08 PM - 10:17 PM EDT

Att. 20,767 - Partly Cloudy - 70 F

livebaseballscorecards.com

Batter	1	2	3	4	5	6	7	8	9	AB	R	H	RBI	BB	SO	LOB
19 Collin Cowgill, R (1, 8) OBP: 0.234, SLG: 0.331	B FF 92 C FF 92 C SI 92 C FF 93 1-3 ① K		T FF 91 F FF 91 B FF 91 F CU 76 S CU 79 1-3 ① K		C CU 76 B CU 76 B FF 90 S FF 90 S FF 91 2-3 ① K	B SL 87 X FF 97 1-0 ③ FC6-4 1-2f			X FF 95 0-0 ① F9	5	0	0	0	0	3	2
2 Erick Aybar, S (1, 6) OBP: 0.300, SLG: 0.380	B SI 92 B FF 94 C FF 92 F FF 93 B SL 82 F FF 93 F SI 92 F FF 93 F FF 93 3-2 ② F8 X SI 92		F CH 84 X CH 85 0-1 27 BB 44 E 1B		F CU 77 B SI 90 B CH 85 F FF 90 F FF 93 F FF 93 B CU 77 X FF 92 3-2 27 2B 2B		B SI 95 F SI 94 B SI 95 X SI 94 2-1 ① G5-3		C FF 95 F FF 95 X SL 88 0-2 ② G3	5	2	2	0	0	0	0
27 Mike Trout, R (1, 10) OBP: 0.437, SLG: 0.567	B SI 92 B SI 92 C SL 82 S SI 92 C CH 86 2-3 ③ K		B FF 91 D CU 76 B SI 92 B SI 91 4-0 32 WP 44 E 1-2 BB		C SI 91 S CH 85 B FF 90 X CH 85 1-2 44 FC6-5 2-H 2B		B KC 78 C SI 96 C SI 95 F SI 98 B SI 97 C SI 98 2-3 ② K		S SL 87 C SL 86 B FF 95 X SL 86 1-2 ③ F8	4	0	1	1	1	2	0
44 Mark Trumbo, R (1, 3) OBP: 0.300, SLG: 0.474		F SI 91 S FF 92 S CU 78 0-3 ① K	X CU 78 0-0 ② F8 1-2 2-H		X FF 94 0-0 ② FC6-5 2-3		C SI 96 X KC 78 0-1 1B			4	0	1	0	0	1	2
32 Josh Hamilton, L (1, 7) OBP: 0.304, SLG: 0.431		X FF 92 0-0 ② L8	B SL 84 B SL 84 D CU 79 F SL 85 F CU 79 X CU 80 3-2 ③ P6 2-3		B FF 94 F FF 94 B CH 84 C FF 94 D CH 85 X FF 96 3-2 ③ G4-3		X FF 91 0-0 ③ G4-3			4	0	0	0	0	0	3
17 Chris Iannetta, R (1, 2) OBP: 0.363, SLG: 0.364		B FF 92 C SI 90 T CH 86 B FF 93 B CH 87 B CH 86 4-2 56 1B 10 1B BB		B SI 89 B FF 88 X FF 89 2-0 ① P4		F FF 95 B FF 96 B SL 87 X FF 96 2-1 56 BB 1B		B SI 93 S SI 91 F SI 93 F SL 84 B SL 82 F SI 93 X SI 92 2-2 ① L8		3	1	1	0	1	0	0
56 Kole Calhoun, L (1, 9) OBP: 0.373, SLG: 0.523		B FF 92 F FF 92 B SL 85 X FF 93 2-1 10 1B 1-2 1B		X FF 91 0-0 HR		B FF 95 F FF 96 B FF 96 D FF 96 B FF 94 4-1 19 FC6-4 1-2 BB		B SL 84 X SI 93 1-0 ② G6-3		3	1	2	1	1	0	0
10 Grant Green, R (1, 4) OBP: 0.309, SLG: 0.325		C SI 92 B SI 92 X SL 83 1-1 1-3 2-H 1B		B FF 91 F FF 90 S FF 90 B FF 90 B FF 91 C FF 91 3-3 ② K		X FF 95 0-0 ① B5		B SI 91 F SI 92 B CH 81 B SI 92 B SI 92 4-1 BB		3	0	1	1	1	1	2
7 Andrew Romine, S (1, 5) OBP: 0.262, SLG: 0.263		F SI 93 B CH 86 F FF 90 1 SAFE F CU 78 X CU 77 1-2 ③ L9		X CU 76 0-0 ③ G6-3		C FF 95 B CH 86 S FF 96 T FF 96 1-2 ② K		B SI 88 C SI 90 F SI 90 F SL 82 C SL 82 1-3 ③ K		4	0	0	0	0	2	5
Inning Stats	R: 0 E: 0 K: 2 S: 13 H: 0 LOB: 0 BB: 0 P: 19	R: 1 E: 0 K: 1 S: 14 H: 2 LOB: 2 BB: 1 P: 22	R: 1 E: 1 K: 1 S: 10 H: 1 LOB: 1 BB: 1 P: 18	R: 1 E: 0 K: 1 S: 6 H: 1 LOB: 0 BB: 0 P: 11	R: 1 E: 0 K: 1 S: 15 H: 2 LOB: 1 BB: 0 P: 24	R: 0 E: 0 K: 1 S: 8 H: 1 LOB: 2 BB: 1 P: 16	R: 0 E: 0 K: 1 S: 9 H: 1 LOB: 1 BB: 0 P: 13	R: 0 E: 0 K: 1 S: 11 H: 0 LOB: 1 BB: 1 P: 19	R: 0 E: 0 K: 0 S: 7 H: 0 LOB: 0 BB: 0 P: 8	1B: 5 2B: 2 3B: 0 HR: 1	SF: 0 SAC: 0 DP: 0 HBP: 0			WP: 1 PB: 0 SB: 0 CS: 0		PA: 39	

TOP

	AB	R	H	RBI	BB	SO	LOB
AB	35						
R	4						
H	8						
RBI	3						
BB	4						
SO	9						
LOB	14						

PITCHER		IP	WLS	BF	H	R	ER	SO	BB	IBB	HBP	BLK	WP	HR	S	P	ERA	WHIP
48 J.A. Happ, L ERA: 5.15	(1, 1)	4.1	L	21	6	4	3	6	2	0	0	0	1	1	54	87	6.23	1.846
45 Neil Wagner, R ERA: 3.03	(5, 1)	1.2		7	1	0	0	1	1	0	0	0	0	0	12	23	0.00	1.200
33 Jeremy Jeffress, R ERA: 3.38	(7, 1)	0.2		3	1	0	0	1	0	0	0	0	0	0	8	12	0.00	1.500
27 Brett Cecil, L ERA: 2.82	(7, 1)	0.1		1	0	0	0	0	0	0	0	0	0	0	1	1	0.00	0.000
47 Luis Perez, L ERA: 3.38	(8, 1)	1.0		4	0	0	0	1	1	0	0	0	0	0	11	19	0.00	1.000

PITCHER		IP	WLS	BF	H	R	ER	SO	BB	IBB	HBP	BLK	WP	HR	S	P	ERA	WHIP
21 Sergio Santos, R ERA: 1.93	(9, 1)	1.0		3	0	0	0	0	0	0	0	0	0	0	7	8	0.00	0.000

BOTTOM

Los Angeles Angels @ Toronto Blue Jays

Rogers Centre, Toronto, ON

Thu Sep 12 2013, 7:08 PM - 10:17 PM EDT

Att. 20,767 - Partly Cloudy - 70 F

livebaseballscorecards.com

Batter	1	2	3	4	5	6	7	8	9	AB	R	H	RBI	BB	SO	LOB
7 José Reyes, S (1, 6) OBP: 0.355, SLG: 0.442	B FC 95 F FF 95 S FF 95 X FF 96 1-2 13 G6-3 66 1B 26 2B 1B		X SI 95 0-0 HR		B SL 85 B SI 93 B SI 93 C FF 94 C FF 94 B SL 84 4-2 BB		X SL 85 0-0 2B		S SI 96 C CH 88 B SI 94 F SI 94 X SI 95 1-2 2B	4	2	4	1	1	0	0
66 Munenori Kawasaki, L (1, 4) OBP: 0.328, SLG: 0.316	L FC 95 S FF 94 X FC 95 0-2 13 G6-3 1-2 1B		C FC 94 C SL 84 B CU 78 F SL 84 F FF 95 X SL 84 1-2 14 2B		1 SAFE B CH 93 1 SAFE L FF 94 C SL 84 X SL 84 1-2 ① F9		B SI 95 B FF 94 B FF 94 B FF 94 4-0 BB		B FF 95 F SI 94 F SI 94 F SI 96 F SL 86 F SI 95 B SI 94 F SI 95 B SI 95 4-2 B SL 87 BB	3	1	2	0	2	0	1
13 Brett Lawrie, R (1, 5) OBP: 0.310, SLG: 0.413	F SI 95 F SL 83 D SL 84 X SL 85 1-2 ①② G6-3 1-2f 2-3		B FF 94 X SL 85 1-0 ① P3		B FF 94 D FF 94 C FF 93 F FF 93 S SL 84 2-3 ② K		T FF 94 C FF 94 B FF 94 F FF 95 B SL 83 S FF 96 2-3 ③ K		B SL 85 C SI 95 F SI 95 B SI 96 S FF 95 2-3 ③ K	5	0	0	0	0	3	8
26 Adam Lind, L (1, 3) OBP: 0.347, SLG: 0.474	B FC 96 B FF 94 C FF 95 X FF 96 2-1 3-H 2B		C SL 83 B CU 76 X SL 82 1-1 ② L8		C SI 94 F SI 94 T CU 76 0-2 ③ K			C FF 97 B SL 84 B FF 96 S FF 96 X FS 89 2-2 ① G3		4	0	1	1	0	1	2
14 Moisés Sierra, R (1, 9) OBP: 0.369, SLG: 0.593	C SL 84 S SL 86 B SL 85 D SL 87 F FC 95 S SL 85 2-3 ③ K		C SL 84 S FF 94 X SL 83 0-2 2-H 2B			C SL 84 F FF 94 X CU 76 0-2 11 G6-3 1B		B SL 82 S FF 95 S FF 98 X FF 97 1-2 2B		4	0	3	1	0	1	1
11 Rajai Davis, R (1, 10) OBP: 0.310, SLG: 0.371		B FF 96 X FF 94 1-0 ① L8	F FF 94 B SL 82 B SL 83 X FF 92 2-1 ③ F8			B FF 94 X FF 94 1-0 ①② G6-3 1-2f		C SL 83 B SL 84 B FF 95 S FF 95 B FF 96 S FF 95 3-3 ② K		4	0	0	0	0	1	3
8 Anthony Gose, L (1, 8) OBP: 0.255, SLG: 0.351		B SI 95 S FF 95 B SL 84 B FF 94 C FF 95 X FF 94 3-2 ② G4-3		X FF 93 0-0 ① G4-3		B SL 85 C FF 94 X FF 95 1-1 ③ G6-3		X FF 96 0-0 ③ L8		4	0	0	0	0	0	1
22 Josh Thole, L (1, 2) OBP: 0.239, SLG: 0.218		B FC 94 F FF 94 X FC 93 1-1 1B		B SI 94 C FF 92 B SL 84 F FC 93 X SL 84 2-2 ② G6-3			B FF 94 C SL 83 B SI 93 X FF 93 2-1 ① G6-3		B SI 94 C FF 93 C SI 93 F SI 95 F FF 94 B CH 87 F SI 94 F SI 95 X SL 87 2-2 ① L7	4	0	1	0	0	0	0
22 Kevin Pillar, R (1, 7) OBP: 0.229, SLG: 0.246 17 Ryan Goins, L (9, PH) OBP: 0.279, SLG: 0.317		C FC 94 S SL 85 S SL 85 0-3 ③ K		B FF 94 C SL 84 B SL 84 B FF 93 X FF 93 3-1 ③ G5-3			F FF 95 B SL 84 F SI 93 X SL 83 1-2 ② G5-3		B CH 87 B SI 94 C FF 95 S SI 94 B FF 95 S FF 95 3-3 ② K	3 1	0 0	0 0	0 0	0 0	1 1	1 0

	AB	36
	R	3
	H	11
	RBI	3
	BB	3
	SO	8
	LOB	17

Inning Stats	1	2	3	4	5	6	7	8	9
	R: 1 E: 0 K: 1 S: 15	H: 3 LOB: 1 BB: 0 P: 21	R: 0 E: 0 K: 1 S: 9	H: 1 LOB: 1 BB: 0 P: 14	R: 2 E: 0 K: 0 S: 14	H: 3 LOB: 1 BB: 0 P: 19	R: 0 E: 0 K: 0 S: 6	H: 0 LOB: 0 BB: 0 P: 11	R: 0 E: 0 K: 2 S: 11	H: 0 LOB: 1 BB: 1 P: 18	R: 0 E: 0 K: 0 S: 6	H: 1 LOB: 0 BB: 0 P: 8	R: 0 E: 0 K: 1 S: 11	H: 1 LOB: 2 BB: 1 P: 20	R: 0 E: 0 K: 1 S: 10	H: 1 LOB: 1 BB: 0 P: 16	R: 0 E: 0 K: 2 S: 23	H: 1 LOB: 2 BB: 1 P: 35

	1B: 4	SF: 0	WP: 0	PA: 39
	2B: 6	SAC: 0	PB: 0	
	3B: 0	DP: 2	SB: 0	
	HR: 1	HBP: 0	CS: 0	

PITCHER		IP	WLS	BF	H	R	ER	SO	BB	IBB	HBP	BLK	WP	HR	S	P	ERA	WHIP
Garrett Richards, R ERA: 3.91	(1, 1)	6.2	W	28	9	3	3	4	1	0	0	0	0	1	67	100	4.05	1.500
58 Michael Kohn, R ERA: 3.26	(7, 1)	0.1	H	2	0	0	0	1	1	0	0	0	0	0	5	11	0.00	3.000
65 Dane De La Rosa, R ERA: 3.07	(8, 1)	1.0	H	4	1	0	0	1	0	0	0	0	0	0	10	16	0.00	1.000
49 Ernesto Frieri, R ERA: 3.79	(9, 1)	1.0	S	5	1	0	0	2	1	0	0	0	0	0	23	35	0.00	2.000

PITCHER	IP	WLS	BF	H	R	ER	SO	BB	IBB	HBP	BLK	WP	HR	S	P	ERA	WHIP

Los Angeles Angels @ Houston Astros

Minute Maid Park, Houston, TX

Fri Sep 13 2013, 7:11 PM - 10:21 PM CDT

Att. 19,745 - Roof Closed - 73 F

TOP

livebaseballscorecards.com

Batter	1	2	3	4	5	6	7	8	9	AB	R	H	RBI	BB	SO	LOB
2 Erick Aybar, S (1, 6) OBP: 0.303, SLG: 0.384	B FC 88 C CH 77 X SI 89 1-1 ① G6-3		B CH 78 C CH 78 X SI 90 1-1 ② G6-3	X SI 88 0-0 1B		B CH 78 X CH 77 1-0 1-H 2B		X FF 95 0-0 27 BB 1-2 2-3 1B		5	0	3	1	0	0	0
47 Howie Kendrick, R (1, 4) OBP: 0.341, SLG: 0.436 10 Grant Green, R (8, 4) OBP: 0.309, SLG: 0.325	B FF 89 C FF 90 S SL 81 F SI 90 F SL 82 X CH 77 1-2 44 BB 1B		B SI 89 C SI 89 X SI 89 1-1 27 BB 44 3B 1B	C SI 90 S SL 81 B FF 90 X SL 81 1-2 ③ G5-3		B FS 85 F FF 94 F FF 96 B FS 86 S FS 86 2-3 ③ K		B FF 95 X FF 95 1-0 ① F9		5 0	1 0	2 0	0 0	0 0	1 0	5 0
27 Mike Trout, R (1, 8) OBP: 0.438, SLG: 0.565	C FF 90 F SI 90 D SL 82 X SL 82 1-2 ② F9		B SI 89 B SI 88 B SI 89 B SI 89 4-0 1-2 44 3B BB	C CU 72 C FF 87 B SL 80 F SL 81 B SI 90 F SI 89 S SL 80 2-3 ① K		C FF 95 B FS 85 F FF 96 F FS 84 B FS 86 B FF 96 4-2 44 G4-6-3 BB		C FF 95 B SL 88 B SL 88 B FF 96 S FF 96 F FF 96 B FC 94 4-2 44 G6-4-3 1-2 2-3 3-H BB		2	1	0	1	3	1	1
44 Mark Trumbo, R (1, 3) OBP: 0.300, SLG: 0.476	B FF 90 B SI 89 B FC 87 B SI 88 4-0 1-2 BB		X SI 90 0-0 1-H 2-H 3B	B SI 87 F CH 79 F FF 90 F FF 89 B SL 82 S SL 80 2-3 ② K		X FF 95 0-0 ① ② G4-6-3 1-2f		C SL 88 B SL 88 F FF 96 X SL 85 1-2 ② ③ G6-4-3 1-2f		4	0	1	2	1	1	4
32 Josh Hamilton, L (1, 10) OBP: 0.304, SLG: 0.429	D SL 81 S SL 81 F SL 79 D SL 82 S SL 81 2-3 ③ K		B SL 82 S SL 81 C SI 89 D SL 81 D SL 82 S SL 81 3-3 ③ K	C SI 90 B SI 89 B CU 74 B SL 79 C SL 79 S SL 80 3-3 ③ K		B FF 96 S FS 85 F FF 96 B FS 83 F FS 85 X FF 96 2-2 17 HBP 1B			X FF 94 0-0 ① G6-3	5	0	1	0	0	3	3
17 Chris Iannetta, R (1, 2) OBP: 0.366, SLG: 0.379		C FF 88 B SI 89 S CH 77 S CH 78 1-3 ① K	X CH 76 0-0 HR	X FF 88 0-0 19 G4-3 7 1B 2B		S FS 85 B FF 96 H FS 85 2-1 1-2 HBP			C FF 95 B FF 94 B KC 80 F FF 95 F FF 96 S FF 96 2-3 ② K	4	2	2	1	0	2	0
56 Kole Calhoun, L (1, 9) OBP: 0.367, SLG: 0.511		B FF 90 S FF 90 C SL 79 B SI 90 S SL 81 2-3 ② K	B SI 90 X SI 89 1-0 19 G5-3 7 1B 1B	C SL 79 F SL 81 B FF 89 D SL 81 S SL 80 2-3 ① K		C SL 78 B SL 78 B SL 77 S SL 78 B SI 92 X SL 79 3-2 ③ L8			C FF 95 B FF 95 C CH 81 S FF 95 1-3 ③ K	5	1	1	0	0	3	3
19 Collin Cowgill, R (1, 7) OBP: 0.234, SLG: 0.324		C FF 89 B FF 89 B SI 88 C CH 78 S CH 77 2-3 ③ K	C SI 89 D SL 82 X CH 76 1-1 ① G5-3 1-2	S CU 74 X FF 88 0-1 ② G4-3 2-3				C SI 89 B SI 91 B SL 80 S SI 91 B SI 91 F SI 91 B SI 92 4-2 2 1B 7 WP 27 BB BB		3	1	0	0	1	1	2
7 Andrew Romine, S (1, 5) OBP: 0.292, SLG: 0.283			C FF 88 B FF 88 B FF 88 X FF 89 2-1 ① G6-3	F SI 90 X FF 90 0-1 ② 2-H 1B		B SI 90 D SI 90 S CH 77 F CH 77 B SI 89 X SL 80 3-2 2 2B 3-H 1B		B SI 92 B SL 78 D SI 92 B SI 91 4-0 27 BB 2 1B 1-2 BB		3	1	2	2	1	0	0
Inning Stats	R: 0 E: 0 K: 1 S: 13 H: 1 LOB: 2 BB: 1 P: 22	R: 0 E: 0 K: 3 S: 9 H: 0 LOB: 0 BB: 0 P: 14	R: 2 E: 0 K: 1 S: 10 H: 2 LOB: 1 BB: 1 P: 21	R: 2 E: 0 K: 0 S: 10 H: 4 LOB: 1 BB: 0 P: 13	R: 0 E: 0 K: 3 S: 12 H: 0 LOB: 0 BB: 0 P: 19	R: 2 E: 0 K: 2 S: 13 H: 3 LOB: 1 BB: 0 P: 21	R: 0 E: 0 K: 0 S: 12 H: 1 LOB: 2 BB: 1 P: 23	R: 1 E: 0 K: 0 S: 11 H: 1 LOB: 2 BB: 3 P: 25	R: 0 E: 0 K: 2 S: 8 H: 0 LOB: 0 BB: 0 P: 11	1B: 8 2B: 2 3B: 1 HR: 1 SF: 0 SAC: 0 DP: 2 HBP: 1						

	AB	36
	R	7
	H	12
	RBI	7
	BB	6
	SO	12
	LOB	18

WP: 1 PB: 0 SB: 0 CS: 0 PA: 43

PITCHER		IP	WLS	BF	H	R	ER	SO	BB	IBB	HBP	BLK	WP	HR	S	P	ERA	WHIP
60 Dallas Keuchel, L ERA: 5.17	(1, 1)	5.2	W	28	10	6	6	9	2	0	0	0	0	1	64	105	9.53	2.118
67 Jorge De Leon, R ERA: 4.76	(6, 1)	1.0	H	5	1	0	0	1	1	0	1	0	0	0	12	22	0.00	2.000
66 Kevin Chapman, L ERA: 2.51	(7, 1)	0.1	H	3	0	1	1	0	2	0	0	0	1	0	6	17	27.00	6.000
61 Josh Zeid, R ERA: 4.87	(8, 1)	1.0	H	4	1	0	0	0	1	0	0	0	0	0	8	14	0.00	2.000
35 Josh Fields, R ERA: 5.73	(9, 1)	1.0	S	3	0	0	0	2	0	0	0	0	0	0	8	11	0.00	0.000

PITCHER	IP	WLS	BF	H	R	ER	SO	BB	IBB	HBP	BLK	WP	HR	S	P	ERA	WHIP

Batter	1	2	3	4	5	6	7	8	9	AB	R	H	RBI	BB	SO	LOB
6 Jonathan Villar, S (1, 6) OBP: 0.359, SLG: 0.391	X CH 84 0-0 27 FC6-4 1B		C KC 76 X KC 75 0-1 ② F8 2-3		X SI 86 0-0 ① B2	M FF 94 B CH 87 S FF 94 B CU 85 F FF 94 B CU 86 F FF 94 X FF 95 3-2 27 G5-4-3 1B		X FF 94 0-0 27 CS 1B		5	0	3	0	0	0	4
27 Jose Altuve, R (1, 4) OBP: 0.313, SLG: 0.364	C SI 85 C SI 87 X KC 75 0-2 ① FC6-4 8 CS 1-2f		F SI 86 B CH 79 1 SAFE B KC 76 B FF 88 X CH 78 3-1 1-H 3-H HR		X FF 86 0-0 8 1B 30 HR 1B 1-2 2-3	1 SAFE 1 SAFE 1 SAFE X FF 93 0-0 ②③ G5-4-3 1-2f		P PO 90 1 SAFE 1 SAFE 1-0 ③ CS 1-2		4	2	2	3	0	0	2
8 Trevor Crowe, S (1, 7) OBP: 0.303, SLG: 0.341	B SI 87 1 SAFE B SI 87 C FF 86 B SI 87 X FF 87 3-1 ②③ G6-3 1-2		B SI 87 X SI 87 1-0 1B		S KC 75 F CH 78 X KC 75 0-2 4 HBP 30 HR 1B 1-3 2-H 3-H		B FF 94 X FF 95 1-0 30 BB 18 1B 23 F9-2 1B			4	1	3	2	0	0	1
4 Brandon Laird, R (1, 10) OBP: 0.265, SLG: 0.467 18 Marc Krauss, L (7, PH) OBP: 0.250, SLG: 0.351 (8, 10)		C FF 85 X CH 78 0-1 ① G1-3	B FF 87 X FF 87 1-0 ③ G4-3		1 SAFE F CH 78 H FF 87 1-1 30 HR HBP 1-2		B CH 84 1 SAFE 1 SAFE 1 SAFE X FF 94 1-0 23 F9-2 30 BB 1B 1-2			2 1	1 0	0 1	0 0	0 0	0 0	1 0
30 Matt Dominguez, R (1, 5) OBP: 0.285, SLG: 0.414		C KC 74 B FF 86 B FF 87 S CH 78 B SI 87 S CH 80 3-3 ② K		C FF 85 B SI 86 S FF 87 H FF 86 2-2 28 CS HBP	X FF 93 0-0 1-H 2-H 3-H HR		B SL 87 C FF 95 1 SAFE D SL 88 B FF 95 F FF 95 D SL 88 4-2 1-2 2-3 BB			2	1	1	4	1	1	0
23 Chris Carter, R (1, 3) OBP: 0.319, SLG: 0.450		C FF 86 C FF 87 S CH 80 0-3 ③ K		F FF 86 B FF 86 B CH 78 F FF 86 D KC 75 1 SAFE S CH 78 3-3 ① K	C FF 94 S SL 88 B CU 77 B CU 76 B FF 94 X SL 85 3-2 ② P3		X SL 84 0-0 ①② F9-2 2-3 3-H			4	0	0	0	0	2	4
28 L.J. Hoes, R (1, 9) OBP: 0.322, SLG: 0.355			C FF 86 X CH 78 0-1 6 F8 2 1B 27 HR 1B	B FF 87 B FF 86 F KC 75 F KC 76 B SI 87 1 SAFE C SI 87 3-3 ②③ K 1-2	C SL 87 B SL 86 B CH 86 B SL 87 B FF 94 4-1 BB		C FF 96 D SL 89 B FF 94 S FF 95 S FF 95 2-3 ③ K			3	1	1	0	1	2	3
39 Cody Clark, R (1, 2) OBP: 0.069, SLG: 0.036			X FF 85 0-0 ① F9	B FF 86 B FF 86 B CH 78 F KC 75 F KC 76 X KC 74 2-1 27 2 1B 8 1B 1B F FF 92 B FF 94 D SL 88 X SL 85 2-1 ③ F8				F FF 95 X FF 95 0-1 ① L8		4	1	1	0	0	0	2
2 Brandon Barnes, R (1, 8) OBP: 0.296, SLG: 0.351			S CH 78 B FF 87 X FF 86 1-1 27 HR 1B 1-2		F FF 85 B FF 86 B SI 86 F KC 74 B FF 86 X CH 78 3-2 27 1B 8 1B 1B 1-2	S CU 80 F FF 94 B CU 85 B CU 85 S FF 95 2-3 ① K		C SL 84 S SL 88 S SL 87 0-3 ② K		4	2	2	0	0	2	0
Inning Stats	R: 0 E: 0 K: 0 S: 6 H: 1 LOB: 0 BB: 0 P: 9	R: 0 E: 0 K: 2 S: 8 H: 0 LOB: 0 BB: 0 P: 11	R: 3 E: 0 K: 0 S: 11 H: 4 LOB: 1 BB: 0 P: 17	R: 0 E: 0 K: 2 S: 8 H: 0 LOB: 1 BB: 0 P: 16	R: 6 E: 0 K: 0 S: 18 H: 5 LOB: 1 BB: 1 P: 33	R: 0 E: 0 K: 1 S: 9 H: 1 LOB: 0 BB: 0 P: 14	R: 0 E: 0 K: 1 S: 8 H: 2 LOB: 2 BB: 1 P: 16	R: 0 E: 0 K: 1 S: 7 H: 1 LOB: 0 BB: 0 P: 7		1B: 12 2B: 2 3B: 0 HR: 2 SF: 0 SAC: 0 DP: 3 HBP: 2						

PITCHER		IP	WLS	BF	H	R	ER	SO	BB	IBB	HBP	BLK	WP	HR	S	P	ERA	WHIP
60 Jason Vargas, L ERA: 4.2	(1, 1)	4.1	L	22	9	8	8	4	0	0	2	0	0	1	44	70	16.61	2.077
46 Cory Rasmus, R ERA: 6.46	(5, 1)	0.2		4	1	1	1	0	1	0	0	0	0	1	7	16	13.50	3.000
38 Juan Gutierrez, R ERA: 4.2	(6, 1)	1.0		3	1	0	0	1	0	0	0	0	0	0	9	14	0.00	1.000
62 Ryan Brasier, R ERA: 2.25	(7, 1)	2.0		8	3	0	0	2	1	0	0	0	0	0	15	23	0.00	2.000

PITCHER	IP	WLS	BF	H	R	ER	SO	BB	IBB	HBP	BLK	WP	HR	S	P	ERA	WHIP

BOTTOM

Los Angeles Angels @ Houston Astros

Minute Maid Park, Houston, TX

Fri Sep 13 2013, 7:11 PM - 10:21 PM CDT

Att. 19,745 - Roof Closed - 73 F

livebaseballscorecards.com

AB	33
R	9
H	14
RBI	9
BB	2
SO	7
LOB	17

1B: 12	SF: 0	WP: 0	PA: 38
2B: 2	SAC: 0	PB: 0	
3B: 0	DP: 3	SB: 0	
HR: 2	HBP: 2	CS: 3	

Los Angeles Angels @ Houston Astros

Minute Maid Park, Houston, TX

Sat Sep 14 2013, 6:12 PM - 9:22 PM CDT

Att. 21,905 - Roof Closed - 73 F

livebaseballscorecards.com

Batter	1	2	3	4	5	6	7	8	9	AB	R	H	RBI	BB	SO	LOB
39 JB Shuck, L (1, 7) OBP: 0.330, SLG: 0.377 19 Collin Cowgill, R (9, 7) OBP: 0.234, SLG: 0.324	C SI 90 C SI 90 X SI 91 0-2 ① G1-3		F SI 90 1 SAFE B FF 89 C SI 87 1 SAFE B SI 90 F SI 91 X KC 80 2-2 ② G4-3 1-2		C KC 77 X SI 88 0-1 2 G5-4-3 1B		B FF 90 X FF 90 1-0 3-H 1B		X CH 83 0-0 ① SF8 3-H	4 0	0 0	2 0	1 0	0 0	0 0	1 0
2 Erick Aybar, S (1, 6) OBP: 0.302, SLG: 0.381	X SI 91 0-0 ② F8		C CH 82 B SI 90 X SI 90 1-1 ③ F9		B SI 88 1 SAFE B SI 88 F SI 89 C SI 88 X CH 80 2-2 ① ② G5-4-3 1-2f		B CH 83 F SI 88 F FF 89 S SL 78 1-3 ② K		B FF 89 B FF 87 B FF 89 C FF 89 B FF 88 4-1 1-2 BB	4	0	0	0	1	1	3
27 Mike Trout, R (1, 8) OBP: 0.438, SLG: 0.561	B SI 91 B SI 91 X SI 90 2-0 ③ F9			C SI 88 B SI 89 B FF 89 B FF 89 F CH 81 B KC 80 4-2 47 2B BB	C KC 79 B SI 90 B SI 89 B CH 81 B SI 89 4-1 BB		C FF 92 B FF 91 B SI 87 B FF 91 X FF 90 3-1 ③ F9		C FF 90 C SL 83 C SL 78 0-3 ② K	3	1	0	0	2	1	3
44 Mark Trumbo, R (1, 3) OBP: 0.300, SLG: 0.473		B SI 90 F SI 89 X CH 80 1-1 ① G4-3		B SI 90 1 SAFE S CH 81 C SI 90 B SI 90 S SI 90 2-3 ① K	B SI 89 S CH 81 1 SAFE F SI 88 F SI 89 S FF 89 1-3 ③ K			B FF 90 B FF 89 C FF 91 C FF 91 B SL 82 B FF 92 4-2 BB	F SL 80 B SL 80 F FF 91 F SL 77 X SL 78 1-2 ③ F8	4	0	0	0	1	2	4
47 Howie Kendrick, R (1, 10) OBP: 0.341, SLG: 0.437		C CH 81 F SI 90 B FF 91 F SI 91 B SI 90 B CH 82 X SI 90 3-2 ② G5-3		C SI 90 B SI 89 1 SAFE F SI 90 F CH 81 F SI 90 X KC 79 1-2 56 2B 1-H 2B		C SI 88 X SI 87 0-1 E6 56 G6-4-3			F FF 89 B FF 91 F SI 89 B FF 90 X SL 81 2-2 ① P6	4	1	1	1	0	0	1
56 Kole Calhoun, L (1, 9) OBP: 0.364, SLG: 0.511		C SI 90 B SI 90 B KC 80 F FF 90 S SI 90 2-3 ③ K		F SI 89 X KC 78 0-1 17 1B 2-H 2B		B SI 89 F SI 89 B SI 89 C SI 89 X SI 89 2-2 ① ② G6-4-3 1-2f			F SI 89 F FF 90 F SL 77 X SL 78 0-2 ② F8	4	1	1	1	0	1	2
17 Chris Iannetta, R (1, 2) OBP: 0.367, SLG: 0.391			F CH 80 B KC 79 X CH 80 1-1 HR	B SI 89 B SI 88 2 SAFE C SI 90 B SI 90 X SI 89 3-1 2-H 1B		X SI 89 0-0 ③ G6-3		B FF 89 D SL 82 X FF 92 2-0 ③ G3		4	1	2	2	0	0	1
10 Grant Green, R (1, 4) OBP: 0.314, SLG: 0.354			C SI 90 F SI 90 C FF 90 0-3 ① K	S CH 81 B CH 81 F SI 90 X SI 89 1-2 ② P4			B FF 91 S FF 90 X FF 90 1-1 7 SH1-3 39 PB 2B		X FF 91 0-0 39 SF8 3B	4	2	2	0	0	1	1
7 Andrew Romine, S (1, 5) OBP: 0.309, SLG: 0.290			C SI 90 X SI 90 0-1 39 G4-3 1B	X SI 88 0-0 ③ F8			X SI 90 0-0 ① SH1-3 2-3		P PO 82 B SL 82 B FF 92 B FF 92 4-0 2 BB BB	2	0	1	0	1	0	1
Inning Stats	R: 0 E: 0 K: 0 S: 5 H: 0 LOB: 0 BB: 0 P: 7	R: 0 E: 0 K: 1 S: 9 H: 0 LOB: 0 BB: 0 P: 15	R: 1 E: 0 K: 1 S: 13 H: 2 LOB: 1 BB: 0 P: 17	R: 3 E: 0 K: 1 S: 18 H: 3 LOB: 1 BB: 1 P: 29	R: 0 E: 0 K: 1 S: 10 H: 1 LOB: 1 BB: 1 P: 17	R: 0 E: 1 K: 0 S: 6 H: 0 LOB: 0 BB: 0 P: 8	R: 1 E: 0 K: 1 S: 9 H: 2 LOB: 1 BB: 0 P: 15	R: 0 E: 0 K: 0 S: 10 H: 0 LOB: 1 BB: 1 P: 18	R: 1 E: 0 K: 1 S: 11 H: 1 LOB: 2 BB: 2 P: 19	1B: 4 2B: 3 3B: 1 HR: 1 SF: 1 SAC: 1 DP: 2 HBP: 0						

	AB	33
	R	6
	H	9
	RBI	5
	BB	5
	SO	6
	LOB	17

	WP: 0	PA: 40
	PB: 1	
	SB: 0	
	CS: 0	

PITCHER		IP	WLS	BF	H	R	ER	SO	BB	IBB	HBP	BLK	WP	HR	S	P	ERA	WHIP
39 Brett Oberholtzer, L ERA: 2.98	(1, 1)	6.0	L	25	6	4	4	4	2	0	0	0	0	1	61	93	6.00	1.333
54 David Martinez, R ERA: 5.4	(7, 1)	3.0		15	3	2	2	2	3	0	0	0	0	0	30	52	6.00	2.000

PITCHER	IP	WLS	BF	H	R	ER	SO	BB	IBB	HBP	BLK	WP	HR	S	P	ERA	WHIP

Batter	1	2	3	4	5	6	7	8	9	AB	R	H	RBI	BB	SO	LOB
6 Jonathan Villar, S (1, 6) OBP: 0.355, SLG: 0.385	B SI 85 B FF 88 B CH 80 C FF 83 C CH 82 X FF 88 3-2 G4-3 ①		L CH 78 B CU 72 B FF 85 X FF 86 2-1 F7 ③		X FF 84 0-0 27 1B 1-2 1B		B FF 95 C FF 95 B FC 94 C FF 94 B FF 96 S FF 95 3-3 K ②		C SI 94 B CU 82 F FF 94 S CU 87 1-3 K ③	5	0	1	0	0	2	2
27 Jose Altuve, R (1, 10) OBP: 0.316, SLG: 0.367	C FC 87 C FC 88 B CU 74 X FC 89 1-2 1B			C SL 80 B CU 72 B FC 86 F FC 86 F CH 75 F FC 84 F SL 82 T CU 70 2-2 K ①	F FC 86 D SL 81 F CH 79 B SL 81 F FC 87 X CU 76 2-2 1-2 2-3 1B		X FF 95 0-0 1-2 1B			4	0	3	0	0	1	0
8 Trevor Crowe, S (1, 8) OBP: 0.301, SLG: 0.333	1 SAFE C CH 81 1 SAFE X SI 86 0-1 F8 ②			C FF 85 B CU 70 B FF 85 B CH 79 S CH 77 B FF 85 4-2 29 WP 29 HR BB	F CH 80 F CU 71 B FC 85 C FF 84 1-3 K ③		B FF 95 X FF 95 1-0 G4-3 ③			3	1	0	0	1	1	6
29 Brett Wallace, L (1, 3) OBP: 0.293, SLG: 0.452	B CU 73 B FF 88 S CH 82 B CH 79 F FF 88 C FF 86 3-3 K ③			B FF 85 S CH 78 B CU 72 X FC 85 2-1 1-H HR		C CU 70 S CH 78 X CU 70 0-2 G4-3 ①		B FC 96 S FC 93 S FS 87 B FF 89 F FC 97 F FF 96 S SL 83 2-3 K ①		4	1	1	2	0	2	1
30 Matt Dominguez, R (1, 5) OBP: 0.285, SLG: 0.413		B FC 86 C FC 86 B FC 87 F SL 80 F CH 80 X SL 78 2-2 F8 ①		B SL 79 B FC 87 B FC 85 C FC 85 F SL 79 F CH 78 X FC 87 3-2 P3 ②		B FC 86 S CU 70 X CU 72 1-1 1B		B FF 97 C FF 95 B FC 97 F FF 95 X FC 96 2-2 G3-1 ②		4	0	1	0	0	0	0
22 Carlos Corporán, S (1, 2) OBP: 0.299, SLG: 0.389		C CU 71 X CU 72 0-1 G3 ②		B FF 85 C CU 70 S CH 77 B SL 78 F SI 84 B FF 87 F CH 78 X CU 71 3-2 F9 ③		S CH 80 T CH 78 X FF 87 0-2 P5 ②		F FC 95 B FF 90 B FC 96 X FC 96 2-1 G4-3 ③		4	0	0	0	0	0	1
18 Marc Krauss, L (1, 7) OBP: 0.241, SLG: 0.337		B FF 86 C CU 71 X CH 80 1-1 F8 ③			B CU 70 X FF 84 1-0 G4-3 ①	B CH 79 C FF 86 S CH 77 C FF 85 1-3 K ③			C FF 94 C CU 80 F CU 86 S FF 94 0-3 K ①	4	0	0	0	0	2	1
38 Jimmy Paredes, S (1, 9) OBP: 0.240, SLG: 0.259			B FF 86 B CU 70 C FF 85 S CH 77 S CH 75 2-3 K ①		F CU 70 F CU 71 B FC 84 X CH 78 1-2 G4-3 ②		C FF 94 S FF 95 F FF 96 F CH 90 F FF 96 F CH 91 X SL 84 0-2 F9 ①		C CU 80 F FF 94 X CU 85 0-2 9 DI 1B	4	0	1	0	0	1	0
9 Marwin Gonzalez, S (1, 4) OBP: 0.255, SLG: 0.322			B CU 70 X FF 86 1-0 F7 ②		B FF 86 L CU 70 C CH 77 B FF 85 X FF 85 2-2 27 1B 6 1B 1B		B FF 96 C FC 94 F FF 96 B SL 84 F FF 96 F FF 97 X CH 89 2-2 27 1B 1B		B FF 94 B FF 94 C SI 95 F FF 94 D CU 85 X FF 94 3-2 1-2 F9 ②	4	0	2	0	0	0	1
Inning Stats	R: 0 E: 0 K: 1 S: 11 H: 1 LOB: 1 BB: 0 P: 18	R: 0 E: 0 K: 0 S: 8 H: 0 LOB: 0 BB: 0 P: 11	R: 0 E: 0 K: 1 S: 6 H: 0 LOB: 0 BB: 0 P: 11	R: 2 E: 0 K: 1 S: 19 H: 1 LOB: 0 BB: 1 P: 33	R: 0 E: 0 K: 1 S: 15 H: 3 LOB: 3 BB: 0 P: 22	R: 0 E: 0 K: 1 S: 11 H: 1 LOB: 1 BB: 0 P: 13	R: 0 E: 0 K: 1 S: 17 H: 2 LOB: 2 BB: 0 P: 23	R: 0 E: 0 K: 1 S: 10 H: 0 LOB: 0 BB: 0 P: 16	R: 0 E: 0 K: 2 S: 13 H: 1 LOB: 1 BB: 0 P: 17	1B: 8 2B: 0 3B: 0 HR: 1 SF: 0 SAC: 0 DP: 0 HBP: 0						

PITCHER	IP	WLS	BF	H	R	ER	SO	BB	IBB	HBP	BLK	WP	HR	S	P	ERA	WHIP
36 Jered Weaver, R (1, 1) ERA: 3.36	6.0	W	25	6	2	2	5	1	0	0	0	1	1	70	108	3.00	1.167
58 Michael Kohn, R (7, 1) ERA: 3.2	1.0	H	5	2	0	0	1	0	0	0	0	0	0	17	23	0.00	2.000
65 Dane De La Rosa, R (8, 1) ERA: 3.03	1.0	H	3	0	0	0	1	0	0	0	0	0	0	10	16	0.00	0.000
38 Juan Gutierrez, R (9, 1) ERA: 4.11	1.0		4	1	0	0	2	0	0	0	0	0	0	13	17	0.00	1.000

PITCHER	IP	WLS	BF	H	R	ER	SO	BB	IBB	HBP	BLK	WP	HR	S	P	ERA	WHIP

BOTTOM

Los Angeles Angels @ Houston Astros

Minute Maid Park, Houston, TX

Sat Sep 14 2013, 6:12 PM - 9:22 PM CDT

Att. 21,905 - Roof Closed - 73 F

livebaseballscorecards.com

AB	36
R	2
H	9
RBI	2
BB	1
SO	9
LOB	12

1B: 8	SF: 0	WP: 1	PA: 37
2B: 0	SAC: 0	PB: 0	
3B: 0	DP: 0	SB: 0	
HR: 1	HBP: 0	CS: 0	

Los Angeles Angels @ Houston Astros

Minute Maid Park, Houston, TX

Sun Sep 15 2013, 1:14 PM - 4:10 PM CDT

Att. 21,377 - Roof Closed - 73 F

TOP

livebaseballscorecards.com

Batter	1	2	3	4	5	6	7	8	9	AB	R	H	RBI	BB	SO	LOB
39 JB Shuck, L (1, 7) OBP: 0.329, SLG: 0.374 19 Collin Cowgill, R (8, 7) OBP: 0.234, SLG: 0.324	C FF 90 B FF 91 X FF 92 1-1 ① F8		C FF 90 B FF 90 C FF 90 S CU 77 1-3 ① K		B FF 89 X FF 90 1-0 ③ F8			B SI 93 B SI 92 B SL 80 D SI 93 4-0 BB		3 0	0 0	0 0	0 0	1 0	1 0	0 0
47 Howie Kendrick, R (1, 4) OBP: 0.340, SLG: 0.435	F FF 91 B FF 94 B CH 84 B FF 92 X FF 91 3-1 ② G5-3		C FF 93 B CU 77 T CH 84 B CU 78 X FF 91 2-2 ② G6-3			F FF 90 X FF 91 0-1 27 G6-4-3 1B		C SI 93 F SI 93 B SI 93 F SI 93 X SI 92 1-2 ② L9		4	0	1	0	0	0	1
27 Mike Trout, R (1, 10) OBP: 0.437, SLG: 0.558	C FF 90 B FF 93 B CU 76 B FF 94 B FF 92 4-1 32 S 32 3B BB		B FF 92 C CH 83 S CH 85 B CU 78 X CH 84 2-2 ③ L8			X FF 90 0-0 ①② G6-4-3 1-2f		B SI 93 C SI 92 X SI 93 1-1 ③ G4-3		3	1	0	0	1	0	2
32 Josh Hamilton, L (1, 8) OBP: 0.303, SLG: 0.431	B FF 92 B CH 82 X CH 84 2-0 1-H 3B			X FF 90 0-0 ① F9		F FF 90 F FF 91 B CU 79 B CU 78 X FF 93 2-2 ③ G5-3			B SI 90 C SL 79 S SL 78 S SL 79 1-3 ① K	4	0	1	1	0	1	0
44 Mark Trumbo, R (1, 3) OBP: 0.298, SLG: 0.470	B CU 77 C CU 78 B CU 75 F FF 93 X CU 77 2-2 ③ G5-3			C FF 89 S CU 74 X FF 91 0-2 ② F9			F FF 90 B FF 91 F CH 81 B CU 78 F FF 91 X FF 93 2-2 ① G6-3		B CU 78 C FF 94 F FF 96 B FF 95 X CU 78 2-2 ② G5-3	4	0	0	0	0	0	1
56 Kole Calhoun, L (1, 9) OBP: 0.361, SLG: 0.503		C FF 88 F FF 91 C CU 78 0-3 ① K		C FF 90 X FF 92 0-1 ③ G4-3			B FF 90 X FF 89 1-0 1B		B FF 95 S FF 94 S FF 96 B CH 86 B FF 95 F FF 95 S CU 80 3-3 ③ K	4	0	1	0	0	2	0
2 Erick Aybar, S (1, 6) OBP: 0.302, SLG: 0.381		F FF 92 B CH 86 X FF 91 1-1 ② F8			C FF 89 X CH 83 0-1 16 1B 7 SF7-6-3 1B		C FF 90 B FF 91 X FF 90 1-1 ② P6			3	1	1	0	0	0	1
16 Hank Conger, L (1, 2) OBP: 0.323, SLG: 0.434		B FF 92 B FF 93 B FF 90 C FF 90 S FF 92 F FF 92 X FF 91 3-2 1B			B FF 91 1 SAFE 1 SAFE B FF 90 X FF 90 2-0 7 SF7-6-3 1-3 1B		B FF 91 X CH 82 1-0 ③ G4-3			3	0	2	0	0	0	1
7 Andrew Romine, S (1, 5) OBP: 0.296, SLG: 0.281		S FF 91 D FF 90 F FF 90 B CU 78 X CU 76 2-2 ③ G1			1 SAFE X FF 92 0-0 ①② SF7-6-3 1-1 3-H			C SI 92 F SI 92 B SI 93 F SI 93 B SL 79 F SI 93 X SI 92 2-2 ① G3		2	0	0	1	0	0	1
Inning Stats	R: 1 E: 0 K: 0 S: 9 H: 1 LOB: 1 BB: 1 P: 21	R: 0 E: 0 K: 1 S: 12 H: 1 LOB: 1 BB: 0 P: 18	R: 0 E: 0 K: 1 S: 9 H: 0 LOB: 0 BB: 0 P: 14	R: 0 E: 0 K: 0 S: 6 H: 0 LOB: 0 BB: 0 P: 6	R: 1 E: 0 K: 0 S: 5 H: 2 LOB: 0 BB: 0 P: 8	R: 0 E: 0 K: 0 S: 6 H: 1 LOB: 0 BB: 0 P: 8	R: 0 E: 0 K: 0 S: 8 H: 1 LOB: 1 BB: 0 P: 13	R: 0 E: 0 K: 0 S: 11 H: 0 LOB: 1 BB: 1 P: 19	R: 0 E: 0 K: 2 S: 10 H: 0 LOB: 0 BB: 0 P: 16	1B: 5 2B: 1 3B: 1 HR: 0	SF: 1 SAC: 0 DP: 2 HBP: 0	WP: 0 PB: 0 SB: 1 CS: 0	PA: 33				

	AB	30
	R	2
	H	6
	RBI	2
	BB	2
	SO	4
	LOB	7

PITCHER		IP	WLS	BF	H	R	ER	SO	BB	IBB	HBP	BLK	WP	HR	S	P	ERA	WHIP
56 Paul Clemens, R ERA: 5.54	(1, 1)	7.0	L	26	6	2	2	2	1	0	0	0	0	0	55	88	2.57	1.000
66 Kevin Chapman, L ERA: 2.3	(8, 1)	1.1		5	0	0	0	1	1	0	0	0	0	0	14	23	0.00	0.750
63 Chia-Jen Lo, R ERA: 5.17	(9, 1)	0.2		2	0	0	0	1	0	0	0	0	0	0	7	12	0.00	0.000

PITCHER		IP	WLS	BF	H	R	ER	SO	BB	IBB	HBP	BLK	WP	HR	S	P	ERA	WHIP

Los Angeles Angels @ Houston Astros

Minute Maid Park, Houston, TX

Sun Sep 15 2013, 1:14 PM - 4:10 PM CDT

Att. 21,377 - Roof Closed - 73 F

livebaseballscorecards.com

BOTTOM

Batter	1	2	3	4	5	6	7	8	9	AB	R	H	RBI	BB	SO	LOB
6 Jonathan Villar, S (1, 6) OBP: 0.358, SLG: 0.384	C SI 91 B CU 79 S SL 80 B FF 92 F CH 86 B SL 82 X SI 93 3-2 ① G6-3		X CH 84 0-0 ① FC5-6 27 1B 1-2f		C FF 89 F CH 84 B FF 91 B FF 91 F SL 81 X SI 91 2-2 1-2 1B			1 SAFE B FC 93 B FC 93 B FC 91 B FC 92 4-0 1-2 27 SH5-4 BB		3	0	1	0	1	0	1
27 Jose Altuve, R (1, 4) OBP: 0.316, SLG: 0.366	B CU 78 X FF 92 1-0 ② G6-3		B SL 79 1 SAFE C FC 87 X SI 91 1-1 1-3 8 G6-4-3 1B		C SL 80 B FC 88 X SI 92 1-1 ③ G4-3			B FF 94 X FF 94 1-0 ① SH5-4 1-2 2-3		3	0	1	0	0	0	2
8 Trevor Crowe, S (1, 9) OBP: 0.300, SLG: 0.331	C SI 92 F FF 92 X SL 80 0-2 1B		M CH 84 S FF 90 F FF 91 F FF 90 B FF 91 X FF 90 1-2 ②③ G6-4-3 1-2f			C CU 76 X FF 90 0-1 ① G2-3 X CH 84 0-0 ② P2		C FF 94 P PO 92 S FF 94 F FF 95 T FF 95 1-2 ② K		4	0	1	0	0	1	4
29 Brett Wallace, L (1, 10) OBP: 0.288, SLG: 0.445	F CH 85 C FF 91 B SI 92 S SL 82 1-3 ③ K2-3			B SI 91 B CU 77 S CH 84 F SL 80 B FC 88 X CH 86 3-2 ① F8				S SI 94 S FF 94 S FF 95 0-3 ③ K		4	0	0	0	0	2	3
30 Matt Dominguez, R (1, 5) OBP: 0.287, SLG: 0.412 38 Jimmy Paredes, S (9, PR) OBP: 0.240, SLG: 0.259		X FC 89 0-0 ① G5-3		B SL 81 H SI 92 2-0 23 G5-4-3 HBP		C FF 90 B SI 91 F FC 89 B SL 81 X SI 91 2-2 ③ G6-3			C SL 85 B SL 85 F FF 94 F FF 92 F SL 85 F FF 95 F FF 95 B FF 96 F SL 85 2-2 F SL 85 F FF 94 X CH 88 1B	3 0	0 0	1 0	0 0	0 0	0 0	0 0
23 Chris Carter, R (1, 3) OBP: 0.316, SLG: 0.446		C FF 91 S FC 90 B FC 88 B SI 92 S SL 81 2-3 ② K	X SI 91 0-0 ②③ G5-4-3 1-2f				S CU 78 C SI 90 S SL 81 0-3 ① K		1 SAFE S FF 94 S FF 94 1 SAFE B FF 95 S FF 95 1-3 ① K	4	0	0	0	0	3	2
18 Marc Krauss, L (1, 7) OBP: 0.241, SLG: 0.362		B SI 91 C CH 86 F FC 89 F SL 81 F FF 92 B SI 92 F CH 85 X FC 90 2-2 HR			B SI 91 B CH 85 C CH 84 X SI 92 2-1 ① G5-3		C SI 90 C CU 76 B FC 87 F CH 84 F SI 90 B FF 91 B SI 91 F CH 84 X CU 77 3-2 ② G3		S FF 94 1 SAFE B SI 95 X FF 94 1-1 ② P5	4	1	1	1	0	0	1
44 Matt Pagnozzi, R (1, 2) OBP: 0.118, SLG: 0.118 4 Brandon Laird, R (9, PH) OBP: 0.260, SLG: 0.457		C FF 93 S SI 93 B FC 90 B FC 89 X FC 89 2-2 ③ G6-3			B CU 78 X FC 89 1-0 ② P2		X SI 91 0-0 ③ G6-3		F FF 94 B SL 86 S FF 94 S FF 94 1-3 ③ K	3 1	0 0	0 0	0 0	0 1	0 1	0 1
2 Brandon Barnes, R (1, 8) OBP: 0.298, SLG: 0.354			B FC 88 X FC 89 1-0 6 FC5-6 1B		B SI 91 S SL 81 X SI 91 1-1 6 E6 6 1B			B SL 79 S FC 93 F FC 94 B FF 97 X FF 94 2-2 27 SH5-4 6 BB 1B		3	0	2	0	0	0	0
Inning Stats	R: 0 E: 0 K: 1 S: 11 H: 1 LOB: 1 BB: 0 P: 16	R: 1 E: 0 K: 1 S: 13 H: 1 LOB: 0 BB: 0 P: 19	R: 0 E: 0 K: 0 S: 9 H: 2 LOB: 1 BB: 0 P: 12	R: 0 E: 0 K: 0 S: 4 H: 0 LOB: 0 BB: 0 P: 9	R: 0 E: 1 K: 0 S: 11 H: 1 LOB: 2 BB: 0 P: 18	R: 0 E: 0 K: 0 S: 6 H: 0 LOB: 0 BB: 0 P: 8	R: 0 E: 0 K: 1 S: 10 H: 0 LOB: 0 BB: 0 P: 13	R: 0 E: 0 K: 2 S: 12 H: 1 LOB: 2 BB: 1 P: 19	R: 0 E: 0 K: 2 S: 18 H: 1 LOB: 1 BB: 0 P: 23	1B: 6 2B: 0 3B: 0 HR: 1 SF: 0 SAC: 1 DP: 2 HBP: 1						
										WP: 0 PB: 0 SB: 0 CS: 0 PA: 35						

	AB	32
	R	1
	H	7
	RBI	1
	BB	1
	SO	7
	LOB	14

PITCHER	IP	WLS	BF	H	R	ER	SO	BB	IBB	HBP	BLK	WP	HR	S	P	ERA	WHIP
57 Jerome Williams, R (1, 1) ERA: 4.65	7.0	W	26	5	1	1	3	0	0	1	0	0	1	64	95	1.29	0.714
65 Dane De La Rosa, R (8, 1) ERA: 3.03	0.0		2	1	0	0	0	1	0	0	0	0	0	3	9	∞	∞
49 Ernesto Frieri, R (8, 1) ERA: 3.68	2.0	S	7	1	0	0	4	0	0	0	0	0	0	27	33	0.00	0.500

PITCHER	IP	WLS	BF	H	R	ER	SO	BB	IBB	HBP	BLK	WP	HR	S	P	ERA	WHIP

Los Angeles Angels @ Oakland Athletics

O.co Coliseum, Oakland, CA

Mon Sep 16 2013, 10:09 PM - 1:17 AM EDT

Att. 14,629 - Clear - 58 F

livebaseballscorecards.com

Batter	1	2	3	4	5	6	7	8	9	AB	R	H	RBI	BB	SO	LOB
39 JB Shuck, L (1, 7) OBP: 0.331, SLG: 0.374	B FF 88 B FF 89 B SI 90 B FF 88 4-0 27 G6-3 47 G5-3 32 1B BB	C SL 82 F SI 92 F SI 92 X CH 84 0-2 G1-3 ③			X SI 88 0-0 47 1B 27 2B 1B			B SI 96 B SI 95 C SI 95 D SI 95 S SI 95 X SI 95 3-2 G5-3 ① 1-2	B SL 80 B SL 79 B SL 79 B SL 81 4-0 12 FC5-4 BB	3 1	2 0	1 0	0 0	1 1	0 0	2 1
19 Collin Cowgill, R (8, PH) OBP: 0.238, SLG: 0.321 (8, 7)						G3										
47 Howie Kendrick, R (1, 4) OBP: 0.341, SLG: 0.436 12 Tommy Field, R (6, 4) OBP: 0.174, SLG: 0.136 (8, 6)	B SI 90 B FF 90 C FF 91 B SI 92 C SI 90 1 SAFE F SI 91 F SI 91 1 SAFE 3-2 X SI 90 G5-3 ① 1-2		C SI 90 S CH 82 B FF 91 F CH 82 F SL 84 F CH 82 X SI 92 1-2 32 E 44 FC6-4 1B		1 SAFE B CU 79 X SI 90 1-0 27 2B 56 1B 1-3 1B	B FF 88 S FF 88 F FF 88 B CU 70 X CU 72 2-2 L5 ①		B SI 96 B SI 94 S SI 95 F SI 94 B CH 89 T SI 95 3-2 K ② B SL 78 X SL 79 1-0 FC5-4 ③ 1-2f	4 2	2 0	2 0	0 0	0 1	0 2	1 2
27 Mike Trout, R (1, 8) OBP: 0.436, SLG: 0.564	C FF 90 B CH 80 X FF 91 1-1 G6-3 ② 2-3		C SI 90 1 SAFE X CH 81 0-1 F7 ①		B SI 91 1 SAFE F SI 91 1 SAFE X CH 81 1-1 56 1B 1-3 3-H 2B	C FF 90 F FF 90 S FF 90 0-3 K ②		C SI 95 X CH 89 0-1 2-H HR		5	2	2	3	0	1	2
32 Josh Hamilton, L (1, 10) OBP: 0.303, SLG: 0.430 22 John Hester, R (8, PH) (8, 10) (9, 2)	X FF 92 0-0 44 2B 56 1B 3-H 1B		1 SAFE S CH 80 F CH 80 X CH 82 0-2 E4 44 FC6-4 1-3		B FF 92 S CH 81 F SL 81 D CH 83 S CH 82 2-3 K ①	X CU 71 0-0 G6-3 ③		B SI 96 S SI 95 C SL 87 B SL 91 F SI 96 B SI 95 F SI 94 F SI 95 B SI 95 4-2 44 HR BB		4 0	1 1	1 0	1 0	0 0	1 0	3 0
44 Mark Trumbo, R (1, 3) OBP: 0.300, SLG: 0.477 68 Efren Navarro, L (8, 3)	X SL 82 0-0 56 1B 1-3 2B		X SI 91 0-0 FC6-4 ② 1-2f 3-H		B SI 92 B CH 82 S SI 90 B SI 92 F SI 92 D SL 80 4-2 56 1B 16 1B BB		B CU 70 B FF 89 C FF 88 B CU 69 F FF 89 F FF 89 X FF 89 3-2 P5 ①	F SI 95 X SI 96 0-1 1-H HR		4 0	2 0	2 0	3 0	1 0	0 0	1 0
56 Kole Calhoun, L (1, 9) OBP: 0.368, SLG: 0.507	B SL 80 B SI 91 X SI 90 2-0 2-3 3-H 1B		X SI 90 0-0 F9 ③		D SL 82 C SI 91 F CH 82 B SI 93 X CH 82 2-2 16 1B 7 1B 1-2 2-H 3-H 1B		B FF 88 X FF 87 1-0 G5-3 ②	B SL 89 F SI 96 X SL 88 1-1 1B		5	1	3	3	0	0	1
2 Erick Aybar, S (1, 6) OBP: 0.301, SLG: 0.384 10 Grant Green, R (8, PH) OBP: 0.312, SLG: 0.352 (8, 4)	S SL 84 C CH 81 X FF 91 0-2 L9 ③			C SI 91 C SL 80 B CH 84 B SL 80 X SI 91 2-2 G4-3 ① 3B	C SI 89 F CH 83 F SI 90 X SI 87 0-2 F7 ②		X FF 91 0-0 3B	C SI 94 B SI 94 B SI 94 F SI 94 C SL 88 2-3 K ③		4 1	0 0	1 0	0 0	0 0	0 1	4 1
16 Hank Conger, L (1, 2) OBP: 0.321, SLG: 0.429 59 Robert Coello, R (9, 1)		C FF 90 C CH 82 S CH 84 0-3 K ①		X SI 91 0-0 P3 ②	C SL 84 S CH 82 X CH 82 0-2 7 1B 1-3 2-H 1B		S CU 70 C FF 89 S CU 70 0-3 K ③		B SL 80 X SI 87 1-0 FC7 ①	5 0	0 0	1 0	1 0	0 0	2 0	1 0
7 Andrew Romine, S (1, 5) OBP: 0.303, SLG: 0.290		B FF 89 F SI 89 X FF 92 1-1 F8 ②		F SI 92 C SL 81 S SL 82 0-3 K ③	B SI 89 B SI 89 B SI 88 C SI 88 X SI 89 3-1 1-2 3-H 1B			S SI 94 B SI 96 X SI 95 1-1 19 G5-3 27 HR 1B	B SI 88 F SI 88 X CH 68 1-1 FC7 ②	5 0	1 0	2 0	1 0	0 0	1 0	0 0
Inning Stats	R: 2 E: 0 K: 0 S: 13 H: 3 LOB: 2 BB: 1 P: 23	R: 0 E: 0 K: 1 S: 9 H: 0 LOB: 0 BB: 0 P: 10	R: 1 E: 1 K: 0 S: 13 H: 1 LOB: 1 BB: 0 P: 14	R: 0 E: 0 K: 1 S: 7 H: 0 LOB: 0 BB: 0 P: 9	R: 5 E: 0 K: 1 S: 24 H: 6 LOB: 2 BB: 1 P: 37	R: 0 E: 0 K: 1 S: 7 H: 0 LOB: 0 BB: 0 P: 9	R: 0 E: 0 K: 1 S: 9 H: 1 LOB: 1 BB: 0 P: 13	R: 4 E: 0 K: 2 S: 22 H: 4 LOB: 1 BB: 1 P: 36	R: 0 E: 0 K: 0 S: 4 H: 0 LOB: 1 BB: 1 P: 11	1B: 10 2B: 2 3B: 1 HR: 2 SF: 0 SAC: 0 DP: 0 HBP: 0						

TOP	
AB	43
R	12
H	15
RBI	12
BB	4
SO	7
LOB	19

WP: 0 PA: 47
PB: 0
SB: 0
CS: 0

PITCHER		IP	WLS	BF	H	R	ER	SO	BB	IBB	HBP	BLK	WP	HR	S	P	ERA	WHIP
11 Jarrod Parker, R ERA: 3.81	(1, 1)	4.1	L	24	8	8	7	3	2	0	0	0	0	0	54	78	14.54	2.308
13 Jerry Blevins, L ERA: 3.46	(5, 1)	0.2		4	2	0	0	0	0	0	0	0	0	0	12	15	0.00	3.000
58 Evan Scribner, R ERA: 4.01	(6, 1)	2.0		7	1	0	0	2	0	0	0	0	0	0	16	22	0.00	0.500
65 Pedro Figueroa, L ERA: 18.0	(8, 1)	1.0		8	4	4	4	2	1	0	0	0	0	2	22	36	36.00	5.000
47 Pat Neshek, R ERA: 3.4	(9, 1)	1.0		4	0	0	0	0	1	0	0	0	0	0	4	11	0.00	1.000

PITCHER		IP	WLS	BF	H	R	ER	SO	BB	IBB	HBP	BLK	WP	HR	S	P	ERA	WHIP

BOTTOM

Los Angeles Angels @ Oakland Athletics

O.co Coliseum, Oakland, CA

Mon Sep 16 2013, 10:09 PM - 1:17 AM EDT

Att. 14,629 - Clear - 58 F

livebaseballscorecards.com

Batter	1	2	3	4	5	6	7	8	9	AB	R	H	RBI	BB	SO	LOB
4 Coco Crisp, S (1, 8) OBP: 0.328, SLG: 0.432 19 Jemile Weeks, S (7, 4)	C FC 88 B SL 81 B FF 88 B SI 90 B FC 90 4-1 25 FC5-4 BB	C CU 76 B CH 86 X FF 90 1-1 1B	S CH 85 C FC 86 B FF 91 C SI 90 1-3 ③ K		B FF 91 C FF 91 F CH 84 X CH 85 1-2 ① F8			2 1	0 0	1 0	0 0	1 0	1 0	0 0
25 Chris Young, R (1, 7) OBP: 0.287, SLG: 0.389 (7, 8)	C FF 90 C SI 90 1 SAFE D SL 82 X SI 91 1-2 ① FC5-4 1-2f	B CU 75 B CU 76 B SI 90 C FF 90 1 SAFE F FF 90 S FF 90 3-3 ② K				C FF 90 C SL 81 B CH 85 S SL 83 1-3 ① K2-3		S SL 85 C CH 84 B FF 92 B CU 76 X SL 87 2-2 ② G4-3		4	0	0	0	0	2	2
20 Josh Donaldson, R (1, 5) OBP: 0.382, SLG: 0.506 35 Michael Choice, R (7, 7) OBP: 0.364, SLG: 0.400	C SI 90 B FF 90 C FF 91 X FF 91 1-2 ② F8	C FF 89 F SL 82 B SI 92 1 SAFE D SL 81 X SL 81 2-2 ③ G4-3				C SI 91 B CH 85 B CU 78 B CU 80 B FF 90 4-1 52 1B 36 1B BB		B SL 82 B FF 92 C FF 91 X CH 85 2-1 15 1B 1B		2 1	1 0	0 1	0 0	1 0	0 0	2 0
52 Yoenis Cespedes, R (1, 10) OBP: 0.301, SLG: 0.441 15 Seth Smith, L (8, PH) OBP: 0.323, SLG: 0.380 (9, 10)	C CU 76 1 SAFE X SI 92 0-1 ③ L8			C SI 91 X CH 85 0-1 7 FC5-4 1B		B FF 90 C SI 90 F SI 91 X SI 92 1-2 36 1B 1-2 1B		B FF 92 S CH 85 X FF 92 1-1 1-3 1B		3 1	0 0	2 1	0 0	0 0	0 0	1 0
36 Derek Norris, R (1, 2) OBP: 0.339, SLG: 0.397		B CU 73 B FF 90 X FF 88 2-0 ① P3		1 SAFE X SI 89 0-0 ① F8		B SI 90 X SI 90 1-0 7 G6-4-3 1-2 2-H 1B		D SL 87 C CH 85 S SL 84 F SL 84 C CU 75 1-3 ③ K		4	0	1	1	0	1	3
7 Nate Freiman, R (1, 3) OBP: 0.329, SLG: 0.392		B FF 90 B SI 92 C FF 89 S SL 82 S SL 83 2-3 ② K		B FF 90 S SL 82 B SI 91 B FF 90 1 SAFE X FF 91 3-1 ② FC5-4 1-2f		C SI 90 D SL 82 X SI 90 1-1 ②③ G6-4-3 1-2f			B FF 89 C FF 88 C FF 90 B CU 77 S FF 89 2-3 ① K	4	0	0	0	0	2	3
18 Alberto Callaspo, S (1, 4) OBP: 0.330, SLG: 0.350 (7, 5)		C SI 91 C CH 86 B FF 90 F FF 92 B SL 83 B SI 92 B FF 89 4-2 BB		C FF 90 X SI 90 0-1 ③ F9			C FF 88 B FC 88 F FF 89 B CU 75 B FC 87 X CH 86 3-2 ① F8		B FF 89 B FF 88 C FF 88 C FF 89 B FO 77 B FF 89 4-2 16 G3-1 BB	2	0	0	0	2	0	1
16 Josh Reddick, L (1, 9) OBP: 0.298, SLG: 0.378		X FF 90 0-0 ③ F9			C FF 89 S FF 90 X SI 89 0-2 ① G4-3		C CU 75 X SL 82 0-1 ② G3-1		C FF 87 B FF 89 B FF 89 C FF 89 F FF 89 X FF 89 2-2 ② G3-1 1-2	4	0	0	0	0	0	2
12 Andy Parrino, S (1, 6) OBP: 0.152, SLG: 0.129			B CH 84 B FF 89 C FF 89 X SI 90 2-1 ① G4-3		F FF 89 B CU 72 B FF 90 F FF 90 S SI 91 2-3 ② K		B CH 84 C CH 87 F SI 90 C SI 89 1-3 ③ K		F FF 88 B FF 89 F FF 88 B CU 74 B FF 89 X FF 88 3-2 ③ F9	4	0	0	0	0	2	1
Inning Stats	R: 0 E: 0 K: 0 S: 9 H: 0 LOB: 1 BB: 1 P: 15	R: 0 E: 0 K: 1 S: 8 H: 0 LOB: 1 BB: 1 P: 16	R: 0 E: 0 K: 1 S: 10 H: 1 LOB: 1 BB: 0 P: 18	R: 0 E: 0 K: 0 S: 7 H: 1 LOB: 1 BB: 0 P: 10	R: 0 E: 0 K: 2 S: 9 H: 0 LOB: 0 BB: 0 P: 12	R: 1 E: 0 K: 1 S: 10 H: 2 LOB: 1 BB: 1 P: 18	R: 0 E: 0 K: 1 S: 8 H: 0 LOB: 0 BB: 0 P: 12	R: 0 E: 0 K: 1 S: 14 H: 2 LOB: 2 BB: 0 P: 21	R: 0 E: 0 K: 1 S: 12 H: 0 LOB: 1 BB: 1 P: 23	1B: 6 2B: 0 3B: 0 HR: 0 SF: 0 SAC: 0 DP: 1 HBP: 0						

PITCHER		IP	WLS	BF	H	R	ER	SO	BB	IBB	HBP	BLK	WP	HR	S	P	ERA	WHIP
33 C.J. Wilson, L ERA: 3.36	(1, 1)	7.0	W	27	4	1	1	6	3	0	0	0	0	0	61	101	1.29	1.000
46 Cory Rasmus, R ERA: 6.06	(8, 1)	1.0		5	2	0	0	1	0	0	0	0	0	0	14	21	0.00	2.000
59 Robert Coello, R ERA: 4.02	(9, 1)	1.0		4	0	0	0	1	1	0	0	0	0	0	12	23	0.00	1.000

PITCHER	IP	WLS	BF	H	R	ER	SO	BB	IBB	HBP	BLK	WP	HR	S	P	ERA	WHIP

AB	32
R	1
H	6
RBI	1
BB	4
SO	8
LOB	15

WP: 0 PA: 36
PB: 0
SB: 0
CS: 0

Batter	1	2	3	4	5	6	7	8	9	AB	R	H	RBI	BB	SO	LOB
39 JB Shuck, L (1, 10) OBP: 0.332, SLG: 0.373	C FF 94 S FF 94 B FF 95 X FF 95 1-2 ① G3-1		B SI 93 B SI 92 B FF 94 C FF 92 B FF 93 4-1 BB		D FF 92 X SI 90 1-0 ① P4		C FF 96 B FF 96 F FF 96 X FF 96 1-2 27 HBP 47 S 1B		C FF 93 B SL 84 S FF 92 F FF 94 F FF 92 S SL 86 1-3 ② K2-3	4	0	1	0	1	1	1
47 Howie Kendrick, R (1, 4) OBP: 0.342, SLG: 0.434	B FF 94 B SI 92 C SI 93 F SI 94 B SI 96 T SI 95 3-2 ② K		B CU 78 1 SAFE F FF 93 S CU 80 B CU 80 S CU 80 2-3 ① K		**C SI 92** **1 SAFE** **1 SAFE** **B FF 92** **1 SAFE** **C CU 80** 1 SAFE X CU 80 1-2 **1-3** 1B		D FF 95 B FF 97 B FF 96 F FF 95 H FF 96 4-1 27 HBP **1-2** HBP		B SL 86 B FF 93 B FF 94 C FF 93 C FF 94 S FF 93 3-3 ③ K	4	0	1	0	0	3	1
27 Mike Trout, R (1, 8) OBP: 0.437, SLG: 0.568	B SI 94 X FF 94 1-0 HR		C FF 93 D CU 80 B FF 93 C CU 79 F FF 94 B CU 78 1 SAFE X CU 80 3-2 ② F8		B CU 81 C FF 93 F SI 94 S FF 94 1-3 ② K		B FF 96 F CH 89 B FF 96 H FF 95 3-1 **1-2** **2-3** HBP			3	1	1	1	0	1	3
32 Josh Hamilton, L (1, 7) OBP: 0.303, SLG: 0.429	X SI 95 0-0 44 FC5-4 1B		F CU 80 B CH 85 C FF 94 B FC 94 X CU 80 2-2 ③ F7		F CU 80 S FF 95 X FF 95 0-2 ③ F7		C CU 73 B CU 73 B CU 72 B CU 72 C SI 90 S CU 72 3-3 ③ K			4	0	1	0	0	1	6
44 Mark Trumbo, R (1, 3) OBP: 0.298, SLG: 0.474	C CU 81 S CU 78 X CU 80 0-2 ③ FC5-4 **1-2f**			B FF 94 S CU 80 F FF 95 X CU 79 1-2 E5 56 G1-3-1		B FF 93 X CU 79 1-0 ① L9		C FF 94 F FF 94 X FF 95 0-2 ① G4-3		4	0	0	0	0	0	1
56 Kole Calhoun, L (1, 9) OBP: 0.360, SLG: 0.494		B FF 93 C CU 79 C CU 78 B SI 93 B SI 94 X FF 94 3-2 ① G4-3		B SI 90 B FF 92 X SI 91 2-0 ① G1-3-1 **1-2**		B SI 90 X SI 93 1-0 ② F7		B FF 94 F FF 93 B FF 94 X FF 93 2-1 ② P6		4	0	0	0	0	0	1
2 Erick Aybar, S (1, 6) OBP: 0.303, SLG: 0.385		C FF 94 B SI 89 C CU 80 F CU 80 X FF 95 1-2 1B		B CU 79 C FF 93 C SI 93 B CU 80 S CU 80 2-3 ② K		X FF 95 0-0 ③ G3		F FF 93 B FF 94 X FF 94 1-1 1B		4	0	2	0	0	1	1
17 Chris Iannetta, R (1, 2) OBP: 0.363, SLG: 0.386		C FF 93 S CU 79 B CU 79 C FF 93 1-3 ② K		C CU 78 B FF 94 B SI 92 B SI 92 X SI 92 3-1 ③ L9			C FF 96 F FF 96 F FF 96 B SL 87 X FF 96 1-2 ① P3	1 SAFE C FF 94 X FF 93 0-1 ③ L8		4	0	0	0	0	1	3
7 Andrew Romine, S (1, 5) OBP: 0.300, SLG: 0.288		1 SAFE B FF 93 F FF 92 B SI 94 B SI 93 F FF 93 X FF 94 3-2 ③ G3			C SI 89 B CU 81 B SI 91 X FF 92 2-1 47 1B		S FF 95 C FF 97 F FF 96 B FF 96 B FF 94 B FF 96 F FF 97 X FF 96 3-2 ② F7		B FF 92 B FF 92 C FF 93 F FF 93 B FF 94 F FF 94 S FF 93 3-3 ① K	4	0	1	0	0	1	1
Inning Stats	R: 1 E: 0 K: 1 S: 11 H: 2 LOB: 1 BB: 0 P: 16	R: 0 E: 0 K: 1 S: 13 H: 1 LOB: 1 BB: 0 P: 21	R: 0 E: 0 K: 1 S: 11 H: 0 LOB: 1 BB: 1 P: 22	R: 0 E: 1 K: 1 S: 9 H: 0 LOB: 1 BB: 0 P: 17	R: 0 E: 0 K: 1 S: 12 H: 2 LOB: 2 BB: 0 P: 17	R: 0 E: 0 K: 0 S: 3 H: 0 LOB: 0 BB: 0 P: 5	R: 0 E: 0 K: 1 S: 17 H: 1 LOB: 3 BB: 0 P: 32	R: 0 E: 0 K: 0 S: 9 H: 1 LOB: 1 BB: 0 P: 12	R: 0 E: 0 K: 3 S: 12 H: 0 LOB: 0 BB: 0 P: 19	1B: 6 2B: 0 3B: 0 HR: 1	SF: 0 SAC: 0 DP: 0 HBP: 2					

PITCHER		IP	WLS	BF	H	R	ER	SO	BB	IBB	HBP	BLK	WP	HR	S	P	ERA	WHIP
54 Sonny Gray, R ERA: 2.5	(1, 1)	6.0		25	5	1	1	5	1	0	0	0	0	1	59	98	1.50	1.000
48 Ryan Cook, R ERA: 2.42	(7, 1)	0.2		5	1	0	0	0	0	0	2	0	0	0	14	26	0.00	1.500
13 Jerry Blevins, L ERA: 3.44	(7, 1)	0.1		1	0	0	0	1	0	0	0	0	0	0	3	6	0.00	0.000
62 Sean Doolittle, L ERA: 3.29	(8, 1)	1.0		4	1	0	0	0	0	0	0	0	0	0	9	12	0.00	1.000
50 Grant Balfour, R ERA: 2.45	(9, 1)	1.0	W	3	0	0	0	3	0	0	0	0	0	0	12	19	0.00	0.000

PITCHER	IP	WLS	BF	H	R	ER	SO	BB	IBB	HBP	BLK	WP	HR	S	P	ERA	WHIP

TOP

Los Angeles Angels @ Oakland Athletics

O.co Coliseum, Oakland, CA

Tue Sep 17 2013, 10:10 PM - 1:36 AM EDT

Att. 18,771 - Clear - 62 F

livebaseballscorecards.com

AB	35
R	1
H	7
RBI	1
BB	1
SO	9
LOB	18

Batter	1	2	3	4	5	6	7	8	9	AB	R	H	RBI	BB	SO	LOB
4 Coco Crisp, S (1, 8) OBP: 0.329, SLG: 0.429	C FF 95 B CU 78 C FF 95 B SL 86 B FF 94 B FC 94 4-2 10 G3-1 37 2B BB		B FF 94 C FC 93 X FF 94 1-1 L8 ②		F FF 94 C SL 83 S CU 78 0-3 K ②		X SI 94 0-0 FC6 ② 1-2f		S CH 86 S CH 89 F FF 96 B SL 83 F CH 89 B FF 95 B FF 96 F CH 88 F FF 96 4-2 B FF 96 20 1B 1-2 2-3 BB	3	1	0	0	2	1	2
10 Daric Barton, L (1, 3) OBP: 0.314, SLG: 0.338	B FC 94 B FC 93 X FC 93 2-0 G3-1 ① 1-2		X FF 96 0-0 G4-3 ③		B FF 95 C FF 95 C FF 95 F CU 79 F CU 78 X SL 83 1-2 1-3 1B		1 SAFE B FF 94 X FF 94 1-0 G6-3 ③		B FF 95 S FF 94 S FF 95 B FF 95 S FF 95 2-3 K ②	5	0	1	0	0	1	5
20 Josh Donaldson, R (1, 5) OBP: 0.384, SLG: 0.506	S FF 95 F SL 84 B SL 81 C CU 77 1-3 K ②			X FF 95 0-0 37 FC4-6 1B	B SL 85 C SL 85 C FF 95 S FC 94 1-3 K ③			C SL 86 X SL 86 0-1 1B	S FF 96 F FF 96 X FF 95 0-2 1-2 2-3 3-H 1B	5	0	3	1	0	2	3
37 Brandon Moss, L (1, 7) OBP: 0.340, SLG: 0.513	B CU 76 F FF 94 X SL 83 1-1 2-H 2B			D SI 94 X FF 93 1-0 FC4-6 16 1B ① 1-2f		C CU 77 X FF 95 0-1 16 G4-3 2B		S CU 79 1 SAFE B SI 92 S CU 80 B CU 82 S CU 81 2-3 K ①		4	0	2	1	0	1	2
52 Yoenis Cespedes, R (1, 10) OBP: 0.299, SLG: 0.437	F FC 94 B FF 93 X FC 94 1-1 G5-3 ③			C SL 83 S SL 84 F SL 84 F FC 92 B CU 76 S SL 84 1-3 K ②		B FF 95 B FF 94 S FF 94 F FC 95 B SL 85 X SL 85 3-2 G5-3 ①		B CU 86 1 SAFE C FF 94 F FF 93 B FF 94 X CU 85 2-2 P3 ②		4	0	0	0	0	1	4
16 Josh Reddick, L (1, 9) OBP: 0.298, SLG: 0.376		B FF 95 F FF 95 B FF 94 X FF 94 2-1 G4-3 ①		F FF 93 B CU 75 F FF 93 F SL 83 X SL 81 1-2 1-2 1B		X CU 78 0-0 G4-3 ② 2-3		X SI 93 0-0 F7 ③		4	0	1	0	0	0	2
18 Alberto Callaspo, S (1, 4) OBP: 0.329, SLG: 0.349 19 Jemile Weeks, S (9, PR)		B SI 94 X SI 95 1-0 G4-1 ②		D FF 94 C FF 94 D SL 84 F FF 94 B FF 93 S SL 83 3-3 K ③		X FF 95 0-0 L6 ③			S FF 96 C FF 95 F FF 96 F FF 96 F CH 91 B FF 95 B SL 84 X FF 95 2-2 4 BB 21 F7 20 1B 1B	4 0	0 1	1 0	0 0	0 0	1 0	3 0
21 Stephen Vogt, L (1, 2) OBP: 0.304, SLG: 0.427		B SI 94 B FF 92 B FF 94 C FC 94 F FF 93 X FF 94 3-2 F7 ③			B FF 94 B FF 95 C FF 94 F FF 95 S SL 84 2-3 K ①		B SI 93 C FF 93 X FF 94 1-1 G4-3 ①		1 SAFE B FF 94 L FF 94 1 SAFE B FF 94 1 SAFE F FF 95 X FF 95 2-2 F7 ① 1-2	4	0	0	0	0	1	1
28 Eric Sogard, L (1, 6) OBP: 0.323, SLG: 0.370 8 Jed Lowrie, S (9, PH) OBP: 0.343, SLG: 0.433			C FC 94 X FF 94 0-1 F7 ①		B FF 95 B FF 94 B FC 94 4-0 10 1B BB		C FF 95 B CU 78 X FF 95 1-1 4 FC6 1B		I IN 82 I IN 83 I IN 86 I IN 83 4-0 20 1B 4 BB IBB	2 0	0 0	1 0	0 0	1 1	0 0	0 0
Inning Stats	R: 1 E: 0 K: 1 S: 10 H: 1 LOB: 1 BB: 1 P: 19	R: 0 E: 0 K: 0 S: 6 H: 0 LOB: 0 BB: 0 P: 12	R: 0 E: 0 K: 0 S: 5 H: 0 LOB: 0 BB: 0 P: 6	R: 0 E: 0 K: 2 S: 14 H: 2 LOB: 2 BB: 0 P: 20	R: 0 E: 0 K: 3 S: 14 H: 1 LOB: 2 BB: 1 P: 22	R: 0 E: 0 K: 0 S: 7 H: 1 LOB: 1 BB: 0 P: 10	R: 0 E: 0 K: 0 S: 6 H: 1 LOB: 1 BB: 0 P: 9	R: 0 E: 0 K: 1 S: 9 H: 1 LOB: 1 BB: 0 P: 13	R: 1 E: 0 K: 1 S: 21 H: 2 LOB: 3 BB: 2 P: 35	1B: 7 2B: 2 3B: 0 HR: 0 SF: 0 SAC: 0 DP: 0 HBP: 0						

PITCHER		IP	WLS	BF	H	R	ER	SO	BB	IBB	HBP	BLK	WP	HR	S	P	ERA	WHIP
Garrett Richards, R ERA: 3.77	(1, 1)	7.0		30	7	1	1	6	2	0	0	0	0	0	64	100	1.29	1.286
54 Buddy Boshers, L ERA: 3.86	(8, 1)	0.1		1	0	0	0	1	0	0	0	0	0	0	3	5	0.00	0.000
38 Juan Gutierrez, R ERA: 4.06	(8, 1)	0.2		2	0	0	0	0	0	0	0	0	0	0	4	6	0.00	0.000
58 Michael Kohn, R ERA: 3.33	(9, 1)	0.2	L	6	2	1	1	1	1	1	0	0	0	0	21	35	13.50	4.500

PITCHER	IP	WLS	BF	H	R	ER	SO	BB	IBB	HBP	BLK	WP	HR	S	P	ERA	WHIP

BOTTOM

Los Angeles Angels @ Oakland Athletics

O.co Coliseum, Oakland, CA

Tue Sep 17 2013, 10:10 PM - 1:36 AM EDT

Att. 18,771 - Clear - 62 F

livebaseballscorecards.com

AB	35
R	2
H	9
RBI	2
BB	4
SO	8
LOB	22

Batter	1	2	3	4	5	6	7	8	9	10	11	AB	R	H	RBI	BB	SO	LOB
39 JB Shuck, L (1, 7) OBP: 0.333, SLG: 0.374	B FF 90 B FF 90 C FF 90 B FF 90 F FF 89 B FF 89 4-2 27 HR BB		B SL 79 C CH 82 X FF 90 1-1 ② F9			C SL 75 X CU 68 0-1 ① G3		C FF 91 X CH 82 0-1 ③ F7			X FC 88 0-0 2 SH 32 SF7 2B	4	2	1	0	1	0	1
19 Collin Cowgill, R (11, 7) OBP: 0.238, SLG: 0.321												0	0	0	0	0	0	0
2 Erick Aybar, S (1, 6) OBP: 0.303, SLG: 0.384	B SL 76 1 SAFE S FF 88 1 SAFE C SL 75 B FF 89 B CU 69 X FF 85 3-2 ① L8		B SL 77 C FF 89 B CU 68 X CH 81 2-1 ③ F9			C FF 86 S FF 88 S CU 67 0-3 ② K			B SL 86 X FF 93 1-0 32 HR 1B		X SI 91 0-0 SH 56 FC5 44 BB 2-3	4	1	1	0	0	1	1
27 Mike Trout, R (1, 8) OBP: 0.435, SLG: 0.570	B FF 88 B FF 88 B FF 89 C FF 88 F FF 88 X FF 89 3-2 1-H HR			C FF 90 X FF 88 0-1 ① P3		B CU 68 C FF 89 B CH 82 B CU 69 C FF 89 S FF 89 3-3 ③ K			B SL 85 B FF 94 C SL 86 F FF 93 X FF 93 2-2 ① F9		F SI 92 X SI 92 0-1 ① F9	5	1	1	2	0	1	3
32 Josh Hamilton, L (1, 10) OBP: 0.302, SLG: 0.433	X CH 82 0-0 ② G1-3			C FF 88 B FF 89 B CH 82 F SL 77 F CH 81 S CH 82 2-3 ② K			X FF 89 0-0 ① G3-1		T FF 93 X FF 91 0-1 1-H HR		F CU 73 S CU 73 X CU 73 0-2 ② SF7 3-H	4	1	1	3	0	1	0
44 Mark Trumbo, R (1, 3) OBP: 0.299, SLG: 0.471	C FF 91 B FF 89 F CU 70 F CU 70 B FF 89 S FF 90 2-3 ③ K			F SL 78 B FF 89 F CH 83 B CU 68 B FF 90 B CH 81 4-2 BB			S FF 90 X SL 84 0-1 ② G6-3		F SL 86 X SL 85 0-1 ② G1-3		1 SAFE B SL 84 B SL 82 B SL 81 B SL 79 4-0 56 FC5 1-2 BB	3	0	0	0	2	1	0
56 Kole Calhoun, L (1, 9) OBP: 0.350, SLG: 0.478		B FF 90 S SL 77 S FF 90 X CU 69 1-2 ① G3		C CU 67 B CH 78 B FF 87 X CH 81 2-1 ③ G3			C FF 90 B CH 84 C SI 90 B FF 91 B SI 91 S SI 90 3-3 ③ K		C CU 81 B CU 82 B FF 92 B FF 93 C FF 92 X FF 92 3-2 ③ F9		X SL 82 0-0 ③ FC5 1-2 2-3f	5	0	0	0	0	1	3
17 Chris Iannetta, R (1, 2) OBP: 0.360, SLG: 0.381		X FF 89 0-0 ② F7		B CU 68 S CH 80 S FF 88 S CU 68 1-3 ① K			B FF 90 F SL 83 X SI 90 1-1 ① G6-3			B FC 89 S FC 89 S CU 76 B FC 90 B CU 77 X FC 89 3-2 ① F9		4	0	0	0	0	1	0
7 Andrew Romine, S (1, 5) OBP: 0.298, SLG: 0.286		C FF 89 S CH 82 X CH 82 0-2 ③ G6-3		B FF 89 C CH 79 B FF 88 F CH 80 C FF 89 2-3 ② K			B FF 91 F SI 89 X SI 90 1-1 1B			B FC 89 B FC 88 F FF 91 C FC 89 S FC 89 2-3 ② K		4	0	1	0	0	2	0
10 Grant Green, R (1, 4) OBP: 0.308, SLG: 0.346 16 Hank Conger, L (8, PH) OBP: 0.319, SLG: 0.427 12 Tommy Field, R (8, 4) OBP: 0.167, SLG: 0.130			B FF 88 S CH 81 F CH 82 B FF 89 B CU 69 X FF 89 3-2 ① L9			B CU 68 F FF 89 B FF 87 F FF 88 B CU 68 X FF 88 3-2 ③ F9		B FF 90 B SI 89 F SI 89 S FF 90 B FF 90 X FF 91 3-2 ② F8		B FC 88 X SI 93 1-0 ③ F8	2 1 1	0 0 0	0 0 0	0 0 0	0 0 0	0 0 0	0 1 0
Inning Stats	R: 2 H: 1 E: 0 LOB: 0 K: 1 BB: 1 S: 13 P: 25	R: 0 H: 0 E: 0 LOB: 0 K: 0 BB: 0 S: 7 P: 8	R: 0 H: 0 E: 0 LOB: 0 K: 0 BB: 0 S: 7 P: 13	R: 0 H: 0 E: 0 LOB: 1 K: 1 BB: 1 S: 10 P: 18	R: 0 H: 0 E: 0 LOB: 0 K: 2 BB: 0 S: 9 P: 15	R: 0 H: 0 E: 0 LOB: 0 K: 2 BB: 0 S: 8 P: 11	R: 0 H: 0 E: 0 LOB: 0 K: 1 BB: 0 S: 6 P: 9	R: 0 H: 1 E: 0 LOB: 1 K: 0 BB: 0 S: 9 P: 14	R: 2 H: 2 E: 0 LOB: 0 K: 0 BB: 0 S: 11 P: 17	R: 0 H: 0 E: 0 LOB: 0 K: 1 BB: 0 S: 7 P: 13	R: 1 H: 1 E: 1 LOB: 2 K: 0 BB: 1 S: 8 P: 12	1B: 2 SF: 1 2B: 1 SAC: 1 3B: 0 DP: 0 HR: 2 HBP: 0						

PITCHER		IP	WLS	BF	H	R	ER	SO	BB	IBB	HBP	BLK	WP	HR	S	P	ERA	WHIP
64 A.J. Griffin, R ERA: 3.78	(1, 1)	6.0		21	1	2	2	6	2	0	0	0	0	1	54	90	3.00	0.500
61 Dan Otero, R ERA: 1.47	(7, 1)	2.0	H	7	1	0	0	1	0	0	0	0	0	0	15	23	0.00	0.500
50 Grant Balfour, R ERA: 2.72	(9, 1)	1.0	B	5	2	2	2	0	0	0	0	0	0	1	11	17	18.00	2.000
60 Jesse Chavez, R ERA: 4.22	(10, 1)	1.1	L	6	1	1	0	1	0	0	0	0	0	0	11	17	0.00	0.750
13 Jerry Blevins, L ERA: 3.42	(11, 1)	0.1		1	0	0	0	0	0	0	0	0	0	0	3	3	0.00	0.000

PITCHER		IP	WLS	BF	H	R	ER	SO	BB	IBB	HBP	BLK	WP	HR	S	P	ERA	WHIP
47 Pat Neshek, R ERA: 3.4	(11, 1)	0.0		1	0	0	0	0	1	0	0	0	0	0	0	4	∞	∞
49 Brett Anderson, L ERA: 6.35	(11, 1)	0.1		1	0	0	0	0	0	0	0	0	0	0	1	1	0.00	0.000

TOP

Los Angeles Angels @ Oakland Athletics

O.co Coliseum, Oakland, CA

Wed Sep 18 2013, 3:39 PM - 6:58 PM EDT

Att. 20,260 - Sunny - 70 F

livebaseballscorecards.com

AB	37
R	5
H	5
RBI	5
BB	3
SO	8
LOB	9

WP: 0	PA: 42		
PB: 0			
SB: 0			
CS: 0			

Los Angeles Angels @ Oakland Athletics

O.co Coliseum, Oakland, CA

Wed Sep 18 2013, 3:39 PM - 6:58 PM EDT

Att. 20,260 - Sunny - 70 F

livebaseballscorecards.com

Batter	1	2	3	4	5	6	7	8	9	10	11	AB	R	H	RBI	BB	SO	LOB
4 Coco Crisp, S (1, 8) OBP: 0.328, SLG: 0.433	B FF 86 B FF 87 C FF 88 S FF 87 X CH 79 2-2 ① G1-3		B KC 74 1 SAFE B CH 80 B FF 88 C FF 88 F SI 88 X CH 80 3-2 1-H HR	B FF 87 B FF 86 D KC 76 C FF 87 X FF 87 3-1 ② F4 1-2 2-3			B FF 91 X CH 85 1-0 ① G4-3		B SI 93 C CU 81 B CH 86 B SI 94 X SI 93 3-1 ③ F9		5	1	1	2	0	0	2
20 Josh Donaldson, R (1, 5) OBP: 0.384, SLG: 0.504	C FF 87 H FF 88 1-1 HBP		B FF 87 B FF 87 C FF 88 B CH 79 F FF 87 X FF 89 3-2 ② F9	X CH 80 0-0 ③ P6			B SL 84 B SL 85 F FF 94 C CH 87 F CU 77 S FF 92 2-3 ② K			B CU 84 F SI 94 B FF 93 B CU 85 B SI 94 4-1 52 F8 BB		3	0	0	0	1	1	2
8 Jed Lowrie, S (1, 6) OBP: 0.343, SLG: 0.433	C FF 88 B CH 81 C FF 88 B FF 88 F CH 81 F FF 89 1 SAFE F FF 88 S KC 76 2-3 ② K		C FF 88 B FF 87 C FF 87 B FF 88 X KC 75 2-2 52 HR 1B		B FF 85 X CH 79 1-0 1B		C CH 86 B CU 75 X CH 86 1-1 ③ G4-3			F SI 94 B SI 93 F CH 87 F CU 85 B SI 93 F SI 94 S SI 95 2-3 ① K		5	1	2	0	0	2	2
52 Yoenis Cespedes, R (1, 10) OBP: 0.299, SLG: 0.443	B CH 80 C FF 88 C FF 88 1 SAFE S KC 76 1-3 ③ K		F FF 87 X FF 86 0-1 1-H HR		B FF 87 B FF 87 F FF 87 F CH 80 S CH 80 2-3 ① K			B SL 85 X SL 84 1-0 1B		B CU 84 S FF 95 F FF 93 X CU 86 1-2 ② F8 1-2		5	1	2	2	0	2	3
36 Derek Norris, R (1, 2) OBP: 0.338, SLG: 0.392 21 Stephen Vogt, L (10, PH) OBP: 0.302, SLG: 0.424 (11, 2)		B FF 86 F FF 87 F KC 75 C FF 88 1-3 ① K	B FF 88 B KC 76 C FF 88 F FF 88 B FF 88 B FF 88 4-2 25 FC6-4 BB		B FF 87 S CH 79 B CH 79 1 SAFE S CH 80 S CH 80 2-3 ② K			B FF 92 1 SAFE X SL 83 1-0 ① L7		C CU 82 F SI 94 S CU 86 0-3 ③ K2-3		3 1	0 0	0 0	0 0	1 0	2 1	2 1
25 Chris Young, R (1, 7) OBP: 0.286, SLG: 0.387 37 Brandon Moss, L (11, PH) OBP: 0.339, SLG: 0.512		B KC 76 X FF 88 1-0 ② 1B	C KC 76 D CH 79 X CH 80 1-1 ③ FC6-4 1-2f		C FF 87 1 SAFE X CH 80 0-1 ③ L7			C FF 92 C CU 76 D CU 75 S FF 92 1-3 ② K			B FF 94 F FF 93 S FF 94 F FF 94 F SI 95 F SI 94 X SI 95 1-2 ① F9	4 1	0 0	1 0	0 0	0 0	1 0	3 0
18 Alberto Callaspo, S (1, 4) OBP: 0.328, SLG: 0.348 28 Eric Sogard, L (9, 4) OBP: 0.322, SLG: 0.369		X FF 88 0-0 ③ F7		C KC 74 B FF 86 F CH 78 B KC 75 F FF 86 B FF 87 F FF 87 F FF 87 X KC 75 3-2 4 F4 10 BB 1B	C KC 75 X CH 77 0-1 ① G4-3			X FF 92 0-0 ③ F8			B FF 93 B SI 93 C FF 93 F SI 93 X FF 94 2-2 ② F8	4 1	0 0	1 0	0 0	0 0	0 0	1 0
16 Josh Reddick, L (1, 9) OBP: 0.297, SLG: 0.374			C FF 87 B FF 87 F FF 87 X SI 87 1-2 4 HR 1B	C FF 87 C FF 87 F FF 88 X KC 75 0-2 ① F8	X FF 86 0-0 ② G4-3				C SI 91 X SI 91 0-1 ① L4		F FF 94 X FF 94 0-1 ③ P6	5	1	1	0	0	0	1
10 Daric Barton, L (1, 3) OBP: 0.311, SLG: 0.325			X FF 87 0-0 ① P5	B FF 88 B FF 87 B KC 74 C FF 86 F FF 86 1 SAFE F KC 75 B FF 88 4-2 4 F4 1-2 BB	C FF 87 F FF 86 B KC 75 B FF 88 F SI 86 B CH 78 X FF 87 3-2 ③ F8				B SI 92 X SI 93 1-0 ② P5			3	0	0	0	1	0	1
Inning Stats	R: 0 H: 0 E: 0 LOB: 1 K: 2 BB: 0 S: 13 P: 19	R: 0 H: 1 E: 0 LOB: 0 K: 1 BB: 0 S: 5 P: 7	R: 4 H: 4 E: 0 LOB: 1 K: 0 BB: 1 S: 19 P: 33	R: 0 H: 1 E: 0 LOB: 2 K: 0 BB: 1 S: 16 P: 26	R: 0 H: 1 E: 0 LOB: 1 K: 2 BB: 0 S: 9 P: 14	R: 0 H: 0 E: 0 LOB: 0 K: 0 BB: 0 S: 7 P: 10	R: 0 H: 0 E: 0 LOB: 0 K: 1 BB: 0 S: 7 P: 11	R: 0 H: 1 E: 0 LOB: 1 K: 1 BB: 0 S: 6 P: 9	R: 0 H: 0 E: 0 LOB: 0 K: 0 BB: 0 S: 5 P: 9	R: 0 H: 0 E: 0 LOB: 1 K: 2 BB: 1 S: 12 P: 19	R: 0 H: 0 E: 0 LOB: 0 K: 0 BB: 0 S: 11 P: 14	1B: 6 2B: 0 3B: 0 HR: 2	SF: 0 SAC: 0 DP: 0 HBP: 1		WP: 0 PB: 0 SB: 0 CS: 0		PA: 44	

	AB	40
	R	4
	H	8
	RBI	4
	BB	3
	SO	9
	LOB	18

PITCHER	IP	WLS	BF	H	R	ER	SO	BB	IBB	HBP	BLK	WP	HR	S	P	ERA	WHIP
60 Jason Vargas, L (1, 1) ERA: 4.28	6.0		27	7	4	4	5	2	0	1	0	0	2	69	109	6.00	1.500
46 Cory Rasmus, R (7, 1) ERA: 5.4	2.0		7	1	0	0	2	0	0	0	0	0	0	13	20	0.00	0.500
54 Buddy Boshers, L (9, 1) ERA: 3.55	1.0		3	0	0	0	0	0	0	0	0	0	0	5	9	0.00	0.000
38 Juan Gutierrez, R (10, 1) ERA: 3.98	1.0	W	4	0	0	0	2	1	0	0	0	0	0	12	19	0.00	1.000
49 Ernesto Frieri, R (11, 1) ERA: 3.62	1.0	S	3	0	0	0	0	0	0	0	0	0	0	11	14	0.00	0.000

PITCHER	IP	WLS	BF	H	R	ER	SO	BB	IBB	HBP	BLK	WP	HR	S	P	ERA	WHIP

Batter	1	2	3	4	5	6	7	8	9	10	11	AB	R	H	RBI	BB	SO	LOB
13 Dustin Ackley, L (1, 4) OBP: 0.316, SLG: 0.343	B FF 92 C FF 92 F FF 93 F CH 85 S CH 86 1-3 ① K		C KC 76 C SI 91 X SI 89 0-2 ② 55 G6-3 1B		B CH 82 B SL 82 S SL 81 X CH 84 2-1 ③ G1-3		C CH 90 B FF 96 S FF 96 B FF 96 X CH 91 2-2 55 1B 1B 1-2 2-3		C SI 94 B FF 94 B CH 86 F FF 94 X SI 95 2-2 ② P6			5	0	2	0	0	1	3
55 Michael Saunders, L (1, 8) OBP: 0.325, SLG: 0.392	B FF 94 S SL 82 B SI 93 F FF 94 B FF 94 B FF 93 4-2 8 E 8 S BB		B SI 89 1 SAFE B SI 90 C SL 80 X SI 90 2-1 ② G6-3 1-2			B CU 80 B SI 93 C SI 94 B CU 80 F SI 92 X SI 93 3-2 2B	C FF 96 X FF 96 0-1 1-3 2-H 3-H 1B		F FF 94 B FF 94 F SI 94 S SI 95 1-3 ③ K			4	0	2	2	1	1	3
21 Franklin Gutierrez, R (1, 9) OBP: 0.267, SLG: 0.485	C SL 83 1 SAFE 1 SAFE F FF 93 F FF 86 B CH 86 1 SAFE S CH 86 1-3 ② K		C CH 82 B SI 90 X SL 83 1-1 ③ G5-3			C SI 93 F CU 82 B SI 94 B SI 93 B CU 81 S CU 80 3-3 ① K	B FF 95 B SL 80 S FF 94 X FF 95 2-1 ③ P5			C CU 81 X FF 94 0-1 ① F7		5	0	0	0	0	2	5
8 Kendrys Morales, S (1, 10) OBP: 0.336, SLG: 0.449	1 SAFE C SL 83 F CH 85 B FF 92 S CH 85 1-3 ③ K 1-3			B KC 74 B SI 89 B SI 90 C FF 89 X SI 90 3-1 ① L3		B CU 81 F CU 80 F SI 92 D CH 86 S CU 81 2-3 ② K		F FF 96 B FS 87 B FS 87 C FF 96 S SL 84 2-3 ① K		C SI 94 B CH 86 B SI 94 X CU 82 2-1 ② G3		5	0	0	0	0	3	2
28 Raul Ibanez, L (1, 7) OBP: 0.314, SLG: 0.500		B SI 90 B CH 82 C FF 91 F FF 91 F CH 85 F CH 84 B CH 86 D SI 93 4-2 BB		F SI 89 B FF 90 C SI 90 B FF 89 S CH 85 2-3 ② K		D CU 81 B CU 78 C SI 92 C SI 93 F SI 92 X CU 79 3-2 ③ P4		S FF 97 B SL 83 S FF 97 B FF 97 F FF 95 F FF 98 B SL 82 X FF 94 3-2 ② P6		B CU 82 B CH 87 B CU 82 B SI 95 4-0 BB		3	0	0	0	2	1	1
17 Justin Smoak, S (1, 3) OBP: 0.337, SLG: 0.407		X SI 91 0-0 ① F7		C SI 90 B SI 89 F KC 78 S CH 85 1-3 ③ K			X FF 97 0-0 ① P5	B FF 96 C FF 96 B FS 87 F FF 97 B FF 98 X SL 82 3-2 ③ L6		X SI 95 0-0 ③ L9		5	0	0	0	0	1	2
6 Nick Franklin, S (1, 6) OBP: 0.297, SLG: 0.388		C SI 91 F SI 91 B FF 92 X FF 92 1-2 ② F9			B FF 88 C SL 79 B CH 83 C CH 82 F CH 84 F CH 83 X FF 91 2-2 1 G5-3 3 WP 1B		C FF 96 S CH 90 B CH 91 B SL 84 X FF 97 2-2 13 1B 55 1B 2B		S SI 95 X CH 85 0-1 3 FC1-6 1B		C CH 87 B SL 87 S CH 87 S CU 77 1-3 ① K	5	1	3	0	0	1	1
3 Mike Zunino, R (1, 2) OBP: 0.299, SLG: 0.299 36 Abraham Almonte, S (9, PR) OBP: 0.333, SLG: 0.481 33 Henry Blanco, R (9, 2) OBP: 0.226, SLG: 0.244		S SL 82 B FF 91 F SL 82 F CH 85 B FF 92 D CH 86 X SL 84 3-2 ③ F7		B SI 90 B SL 81 F SI 90 F SL 82 X CH 84 2-2 ① G5-3 1-2		B FF 96 B SL 79 S FF 96 B FF 95 B FF 95 4-1 13 1B 55 1B BB		X SI 96 0-0 ① FC1-6 15 BB 1-2f		B FF 94 S SL 87 B SL 88 C CU 76 S FF 94 2-3 ② K	3 0 1	1 0 0	0 0 0	0 0 0	1 0 0	0 0 1	3 0 0
1 Carlos Triunfel, R (1, 5) OBP: 0.140, SLG: 0.146 15 Kyle Seager, L (7, PH) OBP: 0.341, SLG: 0.438 (7, 5)			B FF 90 X FF 91 1-0 ① F8		C CH 82 S SL 82 F CH 85 B FF 90 F SL 82 F CH 84 F SL 82 F FF 89 F FF 90 2-2 B SI 90 X CH 84 G5-3 2-3		B FF 95 S FF 95 F FF 96 S FF 96 1-3 ② K		B SI 94 B SI 95 B SI 95 C SI 93 F FF 94 F SI 95 B FF 93 4-2 1-2 BB		C FF 95 B SI 89 B CU 77 X CH 87 2-1 ③ G4-3	2 2	0 0	0 0	0 1	0 1	0 1	1 2
Inning Stats	R: 0 H: 0 E: 0 LOB: 1 K: 3 BB: 1 S: 13 P: 20	R: 0 H: 0 E: 0 LOB: 1 K: 0 BB: 1 S: 12 P: 20	R: 0 H: 1 E: 0 LOB: 1 K: 0 BB: 0 S: 8 P: 12	R: 0 H: 0 E: 0 LOB: 0 K: 2 BB: 0 S: 8 P: 14	R: 0 H: 1 E: 0 LOB: 1 K: 0 BB: 0 S: 19 P: 27	R: 0 H: 1 E: 0 LOB: 2 K: 2 BB: 1 S: 13 P: 24	R: 2 H: 3 E: 0 LOB: 2 K: 1 BB: 1 S: 15 P: 26	R: 0 H: 0 E: 0 LOB: 0 K: 1 BB: 0 S: 11 P: 19	R: 0 H: 1 E: 0 LOB: 2 K: 1 BB: 1 S: 12 P: 19	R: 0 H: 0 E: 0 LOB: 1 K: 0 BB: 1 S: 5 P: 11	R: 0 H: 0 E: 0 LOB: 0 K: 2 BB: 0 S: 8 P: 13	1B: 5 SF: 0 2B: 2 SAC: 0 3B: 0 DP: 0 HR: 0 HBP: 0						

PITCHER	IP	WLS	BF	H	R	ER	SO	BB	IBB	HBP	BLK	WP	HR	S	P	ERA	WHIP
52 Matt Shoemaker, R (1, 1) ERA:	5.0		19	2	0	0	5	2	0	0	0	1	0	60	93	0.00	0.800
54 Buddy Boshers, L (6, 1) ERA: 3.29	1.0		4	1	0	0	2	0	0	0	0	0	0	13	24	0.00	1.000
58 Michael Kohn, R (7, 1) ERA: 3.61	1.0		7	3	2	2	1	1	0	0	0	0	0	15	26	18.00	4.000
65 Dane De La Rosa, R (8, 1) ERA: 2.99	1.0		3	0	0	0	1	0	0	0	0	0	0	11	19	0.00	0.000
49 Ernesto Frieri, R (9, 1) ERA: 3.56	1.0		5	1	0	0	1	1	0	0	0	0	0	12	19	0.00	2.000

PITCHER	IP	WLS	BF	H	R	ER	SO	BB	IBB	HBP	BLK	WP	HR	S	P	ERA	WHIP
38 Juan Gutierrez, R (10, 1) ERA: 3.91	1.0		4	0	0	0	0	1	0	0	0	0	0	5	11	0.00	1.000
46 Cory Rasmus, R (11, 1) ERA: 5.12	1.0	W	3	0	0	0	2	0	0	0	0	0	0	8	13	0.00	0.000

TOP

Seattle Mariners @ Los Angeles Angels

Angel Stadium of Anaheim, Anaheim, CA

Fri Sep 20 2013, 7:10 PM - 11:18 PM PDT

Att. 39,496 - Overcast - 68 F

livebaseballscorecards.com

AB	40
R	2
H	7
RBI	2
BB	5
SO	12
LOB	23

WP: 1 PA: 45
PB: 0
SB: 1
CS: 0

Batter	1	2	3	4	5	6	7	8	9	10	11	AB	R	H	RBI	BB	SO	LOB
39 JB Shuck, L (1, 7) OBP: 0.331, SLG: 0.370	C SI 89 X SI 90 0-1 G4-3		C SL 85 1 SAFE B SI 92 1 SAFE 1 SAFE S SI 91 X SL 85 1-2 G4-6-3 1-2f		B SI 92 C SI 91 S CH 80 F CH 80 X SI 93 1-2 G4-3		C FF 94 X FF 93 0-1 G4-3			C FF 95 B FF 95 B SL 85 B FF 95 B FF 96 4-1 47 SH3-4 BB		4	0	0	0	1	0	4
47 Howie Kendrick, R (1, 4) OBP: 0.343, SLG: 0.437	C SI 91 B SL 85 S SL 86 B SI 92 X SI 92 2-2 27 FC6-4 1B		C SL 86 B SL 86 B CU 77 X SI 92 2-1 G4-3			C SL 84 B CU 77 F FF 92 S CU 78 1-3 K		X SL 86 0-0 2B		L FF 93 X FF 96 0-1 SH3-4 1-2		4	0	2	0	0	1	0
27 Mike Trout, R (1, 8) OBP: 0.436, SLG: 0.569	C SL 82 B FF 92 C SI 92 B FF 91 1 SAFE 1 SAFE X SL 85 2-2 FC6-4 32 1B 1-2f			C SI 92 B SI 92 B SI 92 B SL 84 X SI 93 3-1 32 G4-6-3 1B		B SI 92 C CU 76 B SI 92 C SL 84 F SI 94 X CH 79 2-2 P5		I IN 70 I IN 72 I IN 72 I IN 74 4-0 IBB		I IN 62 I IN 62 I IN 64 I IN 62 4-0 32 G4-6-3 IBB		3	0	1	0	2	0	1
32 Josh Hamilton, L (1, 10) OBP: 0.301, SLG: 0.431	C SI 92 F FF 91 X CU 78 0-2 1-3 1B			B SI 92 F SI 91 S CH 79 1 SAFE 1 SAFE X CH 80 1-2 G4-6-3 1-2f		S SI 92 X CH 81 0-1 G4-3		F SL 87 F SL 88 D CU 77 D SL 87 B SI 92 S SL 87 3-3 K		C SL 82 B SL 80 X SI 90 1-1 G4-6-3 1-2f		5	0	1	0	0	1	5
44 Mark Trumbo, R (1, 3) OBP: 0.297, SLG: 0.467	F SI 92 B SL 84 X SI 92 1-1 G4-3			S CU 77 C FF 92 S SL 86 0-3 K			F SI 91 T CU 77 X CU 77 0-2 E5 2 SH2-4 7 1B	D SL 88 X FF 97 1-0 F8			F SI 91 B SI 91 B SI 89 B SI 91 X SI 91 3-1 G6-3	5	1	0	0	0	1	4
56 Kole Calhoun, L (1, 9) OBP: 0.357, SLG: 0.479		C SI 90 X SI 91 0-1 G6-3			B FF 91 F FF 91 F CH 80 X CH 79 1-2 7 1B 1B		C SI 93 B SI 92 B FF 92 F SI 91 B CH 80 F SI 90 F SI 90 F SI 88 F SI 90 4-2 B SI 80 2 SH2-4 7 1B BB	F SI 96 F FF 96 B CH 85 F SL 85 B FF 98 X FF 96 2-2 F8		S SL 84 C SL 83 B SL 83 B SI 91 B SI 92 X SL 83 3-2 17 17 1B 1B		4	2	2	0	1	0	2
2 Erick Aybar, S (1, 6) OBP: 0.300, SLG: 0.381		C SI 91 F SL 86 B SI 91 X CH 80 1-2 G4-3		1 SAFE F SI 91 1 SAFE X SL 84 0-1 F7		L FF 90 X FF 89 0-1 SH2-4 1-2 2-3			X SI 95 0-0 P6	B SI 89 X SI 89 1-0 L8		4	0	0	0	0	0	2
16 Hank Conger, L (1, 2) OBP: 0.317, SLG: 0.423 19 Collin Cowgill, R (7, PH) OBP: 0.238, SLG: 0.321 68 Efren Navarro, L (7, PH) 17 Chris Iannetta, R (8, 2) OBP: 0.360, SLG: 0.381		B SI 90 X SI 92 1-0 G3		C SI 92 S CH 79 1 SAFE S CH 80 0-3 K		F FF 92 B CU 74 F FF 92 T SL 87 1-2 K			S SL 86 B SL 88 B SL 87 S SL 85 C FF 98 2-3 K	B SI 88 1 SAFE 1 SAFE B SI 88 F SI 89 F SI 89 X SL 81 2-2 1-H 1B		2 0 1 2	0 0 0 0	0 0 0 1	0 0 0 1	1 0 1 0	1 0 2 1	1 0 0 0
7 Andrew Romine, S (1, 5) OBP: 0.318, SLG: 0.309			B FF 91 F FF 90 B SI 92 C SI 90 X SI 92 2-2 39 G4-6-3 1B		T FF 92 1 SAFE S CH 80 X CH 79 0-2 1-3 1B		F FF 94 F FF 93 D SL 88 D CU 77 D SL 88 X FF 94 3-2 2-H 3-H 1B		S FF 94 X SL 85 0-1 G4-3			4	0	3	2	0	0	0
Inning Stats	R: 0 H: 2 E: 0 LOB: 2 K: 0 BB: 0 S: 13 P: 18	R: 0 H: 0 E: 0 LOB: 0 K: 0 BB: 0 S: 6 P: 8	R: 0 H: 1 E: 0 LOB: 0 K: 0 BB: 0 S: 8 P: 13	R: 0 H: 1 E: 0 LOB: 0 K: 1 BB: 0 S: 8 P: 12	R: 0 H: 2 E: 0 LOB: 2 K: 1 BB: 0 S: 15 P: 17	R: 0 H: 0 E: 0 LOB: 0 K: 1 BB: 0 S: 9 P: 12	R: 2 H: 1 E: 1 LOB: 1 K: 1 BB: 1 S: 19 P: 27	R: 0 H: 1 E: 0 LOB: 2 BB: 1 S: 9 P: 19	R: 0 H: 0 E: 0 LOB: 0 K: 1 BB: 0 S: 6 P: 8	R: 0 H: 0 E: 0 LOB: 1 K: 0 BB: 2 S: 5 P: 14	R: 1 H: 2 E: 0 LOB: 1 K: 0 BB: 0 S: 9 P: 18	1B: 9 SF: 0 2B: 1 SAC: 2 3B: 0 DP: 3 HR: 0 HBP: 0						

PITCHER		IP	WLS	BF	H	R	ER	SO	BB	IBB	HBP	BLK	WP	HR	S	P	ERA	WHIP
50 Erasmo Ramírez, R ERA: 4.56	(1, 1)	6.0		24	6	2	0	3	1	0	0	0	0	0	68	93	0.00	1.167
59 Oliver Pérez, L ERA: 3.53	(7, 1)	0.1	H	1	0	0	0	0	0	0	0	0	0	0	2	2	0.00	0.000
57 Chance Ruffin, R ERA: 7.04	(7, 1)	0.2	B	5	2	0	0	1	0	1	0	0	0	0	9	17	0.00	3.000
44 Lucas Luetge, L ERA: 4.63	(8, 1)	0.1		1	0	0	0	1	0	0	0	0	0	0	3	6	0.00	0.000
58 Carter Capps, R ERA: 5.75	(8, 1)	2.0		8	0	0	0	1	1	1	0	0	0	0	14	27	0.00	0.500

PITCHER		IP	WLS	BF	H	R	ER	SO	BB	IBB	HBP	BLK	WP	HR	S	P	ERA	WHIP
30 Bobby LaFromboise, L ERA: 7.88	(10, 1)	1.1	L	5	2	1	1	0	0	0	0	0	0	0	11	21	6.75	1.500

BOTTOM

Seattle Mariners @ Los Angeles Angels

Angel Stadium of Anaheim, Anaheim, CA

Fri Sep 20 2013, 7:10 PM - 11:18 PM PDT

Att. 39,496 - Overcast - 68 F

livebaseballscorecards.com

AB	38
R	3
H	10
RBI	3
BB	4
SO	6
LOB	21

WP: 0 PA: 44
PB: 0
SB: 0
CS: 0

Seattle Mariners @ Los Angeles Angels

Angel Stadium of Anaheim, Anaheim, CA

Sat Sep 21 2013, 6:09 PM - 9:09 PM PDT

Att. 41,001 - Clear - 72 F

livebaseballscorecards.com

Batter	1	2	3	4	5	6	7	8	9	AB	R	H	RBI	BB	SO	LOB
13 Dustin Ackley, L (1, 4) OBP: 0.319, SLG: 0.343	C SI 92 B SI 92 B CU 78 B SI 92 B SI 92 4-1 36 FC3-6 BB		B SI 91 B CH 84 C SI 90 B CH 85 B SI 90 4-1 15 G1 36 1B 1-2 BB		B SI 90 C SI 91 B SI 91 C CH 86 B FF 92 C FC 88 3-3 ① K	B SI 92 C SI 92 F CU 80 B SI 93 S SI 93 2-3 ③ K		C FF 96 B FF 96 C FF 96 B FS 88 X FF 97 2-2 2-3 3-H 1B		3	0	1	1	2	2	2
36 Abraham Almonte, S (1, 8) OBP: 0.339, SLG: 0.473	C SI 92 B FC 88 L SI 91 X CU 79 1-2 ① FC3-6 1-2f		X SI 92 0-0 15 G1 1-2 2-3 1B		S CU 78 B CH 87 B CH 86 X SI 92 2-1 ② G1-3		C FF 94 B CH 88 M CH 88 B CU 78 B CU 76 B CH 87 4-2 28 F9 15 BB 17 BLK BB	S FF 94 B FF 96 X FF 95 1-1 ② SF7 3-H		3	1	1	1	1	0	1
15 Kyle Seager, L (1, 5) OBP: 0.341, SLG: 0.436	B SI 91 B CH 85 1 SAFE C FC 88 X CH 86 2-1 ② F9		X SL 80 0-0 ② G1 1-2 2-3 3-H		B SI 92 B FC 88 B CU 77 B SI 91 4-0 8 1B BB		F FF 94 B FF 94 B CH 87 F CH 87 F FF 94 B CU 78 D SL 89 4-2 17 BLK 1-2 BB	B FS 88 C FF 96 C FF 97 S SL 85 1-3 ③ K		3	0	0	1	2	1	4
8 Kendrys Morales, S (1, 10) OBP: 0.335, SLG: 0.447	B SI 90 F CH 84 F CU 78 1 SAFE 1 SAFE P PO 84 X SL 80 2-2 ③ G4-3		C CH 85 F SI 92 X SL 82 0-2 ③ G3-1		B SI 91 C CH 85 X CH 84 1-1 1-3 1B		C CU 77 F CH 86 F CU 78 S FF 94 0-3 ① K		S SI 94 B SI 94 F CH 87 F FF 95 F FF 95 X FF 93 1-2 ① G6-3	5	0	1	0	0	1	5
28 Raul Ibanez, L (1, 7) OBP: 0.312, SLG: 0.503		C SI 91 B CU 78 X CH 86 1-1 ① P4		B CU 78 S SI 93 F SI 87 F SL 83 S FC 91 1-3 ① K	C CU 79 S SL 81 D SL 82 X CH 86 1-2 ③ G4-3		C CH 88 C CU 76 X SL 88 0-2 ② F9 2-3		C SI 95 X SI 95 0-1 HR	5	1	1	1	0	1	4
17 Justin Smoak, S (1, 3) OBP: 0.333, SLG: 0.402		B FF 93 B SL 80 S CH 86 S FC 89 C SI 93 2-3 ② K	B FC 91 C CU 78 C SI 93 F SI 93 B SI 94 B SL 82 X SI 92 3-2 ② G3		X SI 91 0-0 ① L8	C CU 77 F CU 77 B FF 94 S CU 78 1-3 ③ K2-3 1-2 3-H		B SI 95 C CH 88 X FF 95 1-1 ② F9	5	0	0	0	0	2	1
55 Michael Saunders, L (1, 9) OBP: 0.326, SLG: 0.393		B CU 79 B SI 92 S CH 86 B FC 90 C SI 93 F CH 85 C FC 89 3-3 ③ K	S SI 93 X SI 93 0-1 2B		C SI 91 C SL 80 B CH 86 B SI 92 B CH 85 F SI 92 B FC 86 4-2 33 1B BB		B SI 94 C SI 94 C CH 86 B CU 85 S CH 84 2-3 ① K	F SI 95 C SI 95 F FF 94 S SI 96 0-3 ③ K	4	0	1	0	1	3	0
6 Nick Franklin, S (1, 6) OBP: 0.301, SLG: 0.390			B SI 90 F CU 78 B SL 81 B SI 93 X CH 86 3-1 36 1B 13 BB 15 G1 1B	B SI 86 D SL 82 B FC 90 B FF 92 4-0 BB	1 SAFE X SI 90 0-0 ② L8		C CU 82 F CH 87 B SI 94 F FF 95 B CU 86 B CH 88 X SI 94 3-2 5 E 13 1B 1B		3	2	2	0	1	0	1
33 Henry Blanco, R (1, 2) OBP: 0.228, SLG: 0.246 5 Brad Miller, L (8, PH) OBP: 0.316, SLG: 0.404 35 Humberto Quintero, R (8, 2) OBP: 0.275, SLG: 0.366			B SI 90 C FC 88 B FF 91 S SI 91 S SL 80 2-3 ① K	X FC 90 0-0 ③ G4-3	C SI 91 S SL 80 B SI 90 X FC 87 1-2 1-3 1B		B FF 96 B FF 93 F SI 96 B FF 95 X SI 95 3-1 E9 13 1B 36 SF7 1-3 1B		3 1 0	0 1 0	1 1 0	0 0 0	0 0 0	1 0 0	3 0 0
Inning Stats	R: 0 E: 0 K: 0 S: 10 H: 0 LOB: 1 BB: 1 P: 18	R: 0 E: 0 K: 2 S: 9 H: 0 LOB: 0 BB: 0 P: 15	R: 1 E: 0 K: 1 S: 11 H: 2 LOB: 2 BB: 1 P: 20	R: 0 E: 0 K: 1 S: 11 H: 1 LOB: 2 BB: 1 P: 19	R: 0 E: 0 K: 1 S: 10 H: 1 LOB: 2 BB: 1 P: 21	R: 0 E: 0 K: 1 S: 11 H: 1 LOB: 2 BB: 1 P: 18	R: 1 E: 0 K: 2 S: 15 H: 0 LOB: 1 BB: 2 P: 24	R: 2 E: 1 K: 2 S: 17 H: 3 LOB: 1 BB: 0 P: 29	R: 1 E: 0 K: 1 S: 13 H: 1 LOB: 0 BB: 0 P: 15	1B: 7 2B: 1 3B: 0 HR: 1 SF: 1 SAC: 0 DP: 0 HBP: 0						

TOP	
AB	35
R	5
H	9
RBI	4
BB	7
SO	11
LOB	21

WP: 0 PB: 0 SB: 0 CS: 0	PA: 43																					

PITCHER		IP	WLS	BF	H	R	ER	SO	BB	IBB	HBP	BLK	WP	HR	S	P	ERA	WHIP
57 Jerome Williams, R ERA: 4.55	(1, 1)	5.2	W	27	5	1	1	5	5	0	0	0	0	0	59	106	1.59	1.765
54 Buddy Boshers, L ERA: 3.21	(6, 1)	0.1	H	1	0	0	0	1	0	0	0	0	0	0	3	5	0.00	0.000
46 Cory Rasmus, R ERA: 5.31	(7, 1)	1.0		5	0	1	1	2	2	0	0	1	0	0	15	24	9.00	2.000
38 Juan Gutierrez, R ERA: 4.05	(8, 1)	0.1		3	2	2	1	1	0	0	0	0	0	0	9	17	27.00	6.000
65 Dane De La Rosa, R ERA: 2.96	(8, 1)	0.2	H	3	1	0	0	1	0	0	0	0	0	0	8	12	0.00	1.500

PITCHER		IP	WLS	BF	H	R	ER	SO	BB	IBB	HBP	BLK	WP	HR	S	P	ERA	WHIP
49 Ernesto Frieri, R ERA: 3.65	(9, 1)	1.0	S	4	1	1	1	1	0	0	0	0	0	1	13	15	9.00	1.000

Batter	1	2	3	4	5	6	7	8	9	AB	R	H	RBI	BB	SO	LOB
2 Erick Aybar, S (1, 6) OBP: 0.300, SLG: 0.380	C FF 91 B CU 76 X FF 92 1-1 ① G6-3	C CH 85 B SL 83 X FF 92 1-1 ② G5-3 1-2			B CH 81 X SI 90 1-0 ① G4-3		B CU 75 B CH 82 F FF 92 F CH 82 B SL 84 X FF 92 3-2 1B			4	0	1	0	0	0	1
56 Kole Calhoun, L (1, 9) OBP: 0.349, SLG: 0.467	B FF 92 B SL 84 F FF 92 C FF 92 C FF 93 2-3 ② K	B FF 91 F FF 92 F FF 93 S FF 92 1-3 ③ K			C SL 84 C FF 91 F FF 92 F FF 91 X SL 83 0-2 ② G4-3		B SI 90 X SI 90 1-0 ③ G3			4	0	0	0	0	2	2
27 Mike Trout, R (1, 8) OBP: 0.434, SLG: 0.565	C FF 93 X FF 94 0-1 ③ F9		C SI 91 B CH 83 F FF 92 B FF 92 S SL 84 2-3 ① K		B FF 92 B CH 84 C FF 93 F FF 92 B FF 93 X SI 84 3-2 ③ L9			C FF 97 X FF 96 0-1 ① L8		4	0	0	0	0	1	0
44 Mark Trumbo, R (1, 3) OBP: 0.296, SLG: 0.465		C FF 91 F FF 92 B FF 93 B FF 94 B SL 87 B FF 94 4-2 19 BB 17 1B 10 2B BB	B CH 83 F FF 93 F FF 93 B SL 86 B SL 86 F FF 93 S FF 86 3-3 ② K			X CH 81 0-0 ① P3		B FF 94 B FF 98 F FF 92 S CU 80 S FF 97 2-3 ② K		3	1	0	0	1	2	0
47 Howie Kendrick, R (1, 10) OBP: 0.340, SLG: 0.433		C CH 82 S SL 86 X FF 93 0-2 ① P4	X FF 93 0-0 ③ G5-3			B SI 90 B CH 82 X SI 91 2-0 ② L7		B SI 98 C FF 92 X FF 93 1-1 ③ G6-3		4	0	0	0	0	0	1
17 Chris Iannetta, R (1, 2) OBP: 0.360, SLG: 0.381		F CH 84 B CU 78 1 SAFE B CH 83 B FF 93 X FF 92 3-1 19 BB 10 2B 1-2 1B		B CH 82 F FF 92 C CU 75 C SL 85 1-3 ① K		B FF 92 F CH 83 C CU 76 B SL 83 B FF 91 S FF 91 3-3 ③ K				3	1	1	0	0	2	0
19 Collin Cowgill, R (1, 7) OBP: 0.253, SLG: 0.367		C FF 94 B CH 85 D FF 92 B FF 93 B FF 92 4-1 10 2B 1-2 2-3 BB		B FF 92 X FF 92 1-0 HR			B CH 80 X CH 82 1-0 7 S 3B			2	3	2	1	1	0	0
10 Grant Green, R (1, 4) OBP: 0.308, SLG: 0.353		C FF 94 S CH 85 B SI 85 B FF 93 B SL 85 X FF 93 3-2 7 WP 7 1B 1-H 2-H 3-H 2B		C CH 84 C CU 76 B SL 84 B SL 83 S CH 83 2-3 ② K			C CU 74 B CH 81 F FF 90 F SL 84 F SI 91 F CU 77 B CH 81 S CH 81 2-3 ① K			3	1	1	3	0	2	1
7 Andrew Romine, S (1, 5) OBP: 0.319, SLG: 0.310		C FF 92 F FF 92 F FF 93 B SL 79 B FF 93 F FF 93 X SL 86 2-2 2 G5-3 2-H 1B		T CH 83 B SL 85 B FF 92 S FF 92 F FF 93 S SL 84 2-3 ③ K			B CH 81 S CH 82 B FF 90 M CH 82 X FF 93 2-2 ② G1-3 3-H			3	0	1	1	0	1	0
Inning Stats	R: 0 E: 0 K: 1 S: 7 H: 0 LOB: 0 BB: 0 P: 10	R: 4 E: 0 K: 1 S: 21 H: 3 LOB: 1 BB: 2 P: 39	R: 0 E: 0 K: 2 S: 8 H: 0 LOB: 0 BB: 0 P: 13	R: 1 E: 0 K: 3 S: 11 H: 1 LOB: 0 BB: 0 P: 17	R: 0 E: 0 K: 0 S: 9 H: 0 LOB: 0 BB: 0 P: 13	R: 0 E: 0 K: 1 S: 5 H: 0 LOB: 0 BB: 0 P: 10	R: 1 E: 0 K: 1 S: 14 H: 2 LOB: 1 BB: 0 P: 23	R: 0 E: 0 K: 1 S: 7 H: 0 LOB: 0 BB: 0 P: 10		1B: 3 2B: 1 3B: 1 HR: 1	SF: 0 SAC: 0 DP: 0 HBP: 0		WP: 1 PB: 0 SB: 1 CS: 0	PA: 32		

PITCHER		IP	WLS	BF	H	R	ER	SO	BB	IBB	HBP	BLK	WP	HR	S	P	ERA	WHIP
23 Joe Saunders, L ERA: 5.26	(1, 1)	7.0	L	29	6	6	6	9	2	0	0	0	1	1	75	125	7.71	1.143
54 Tom Wilhelmsen, R ERA: 3.99	(8, 1)	1.0		3	0	0	0	1	0	0	0	0	0	0	7	10	0.00	0.000

PITCHER	IP	WLS	BF	H	R	ER	SO	BB	IBB	HBP	BLK	WP	HR	S	P	ERA	WHIP

BOTTOM

Seattle Mariners @ Los Angeles Angels

Angel Stadium of Anaheim, Anaheim, CA

Sat Sep 21 2013, 6:09 PM - 9:09 PM PDT

Att. 41,001 - Clear - 72 F

livebaseballscorecards.com

AB	30
R	6
H	6
RBI	5
BB	2
SO	10
LOB	5

Batter	1	2	3	4	5	6	7	8	9	AB	R	H	RBI	BB	SO	LOB
36 Abraham Almonte, S (1, 8) OBP: 0.333, SLG: 0.458	C FF 90 B CU 78 X FF 90 1-1 21 G5-4-3 1B	B FF 91 X FF 90 2-0 ② P4	C CH 87 B FC 88 D SL 81 C CU 76 1 SAFE B SL 84 S FF 92 3-3 ③ K					B CU 73 M CH 84 B FF 89 L FF 89 S SL 83 2-3 ① K		4	0	1	0	0	2	2
21 Franklin Gutierrez, R (1, 9) OBP: 0.266, SLG: 0.478	B FF 90 X FF 90 1-0 ①② G5-4-3 1-2f	B CU 77 C CH 85 S SL 83 F SL 82 B FC 89 F CU 77 T FF 92 2-2 ③ K				C FF 90 X CH 86 0-1 15 FC3-6 1B		B FF 91 C FF 90 B CU 78 X CH 85 2-1 ② G6-3		4	0	1	0	0	1	1
15 Kyle Seager, L (1, 5) OBP: 0.339, SLG: 0.433	C FF 90 B FC 88 S CU 78 S SL 80 1-3 ③ K2-3			C FF 89 S SL 82 S CU 76 0-3 ① K		1 SAFE X CU 76 0-0 ① FC3-6 17 BLK 17 S 17 HR 1-2f		B CU 75 F FF 91 C FF 92 C SI 92 1-3 ③ K		4	1	0	0	0	3	1
8 Kendrys Morales, S (1, 10) OBP: 0.336, SLG: 0.449 9 Endy Chavez, L (9, PR) OBP: 0.291, SLG: 0.328 (9, 10)		B FC 89 B CH 85 C FF 90 F FF 91 B SL 82 X FF 91 3-2 3 2B 2B		C CU 76 X SI 91 0-1 ② G5-3		D SL 82 F FF 90 B SI 91 B SL 82 S SL 82 X FF 92 3-2 ② F9			T CH 85 B SL 82 B SI 91 B SL 83 X FF 92 3-1 1B	4 0	1 0	2 0	0 0	0 0	0 0	1 0
17 Justin Smoak, S (1, 3) OBP: 0.333, SLG: 0.407		X CU 76 0-0 ① F7		B FF 91 B CU 77 C SI 92 X FF 92 2-1 ③ P6		C CU 76 F CU 76 B FF 91 X SL 81 1-2 1-H HR			F SI 90 F CH 85 F FF 91 1 SAFE B SI 92 1 SAFE D SL 82 S CH 86 2-3 ① K	4	1	1	2	0	1	2
3 Mike Zunino, R (1, 2) OBP: 0.298, SLG: 0.305		C FF 90 C SL 82 D SL 83 X SI 91 1-2 2-H 2B			X FF 89 0-0 ① F8	C CU 76 F FF 92 B SL 83 X SL 82 1-2 ③ L5			B FF 94 C SL 82 1 SAFE F SL 82 1 SAFE F FF 94 F SL 81 S FF 95 1-3 ② K	4	0	1	1	0	1	1
6 Nick Franklin, S (1, 4) OBP: 0.301, SLG: 0.389		C CU 76 B FF 91 X CU 76 1-1 ② G6-3			B CH 88 B SL 82 C FF 91 S CU 77 F SI 91 F SL 83 B CU 77 F SL 83 S SL 83 3-3 ② K		B CH 84 C CH 85 X CU 77 1-1 55 FC5-4 1B		B FF 95 X SL 83 1-0 ③ P5	4	0	1	0	0	1	2
55 Michael Saunders, L (1, 7) OBP: 0.326, SLG: 0.391		F SL 82 S FF 89 B FF 90 S SL 83 1-3 ③ K			B FF 90 S CU 77 B SL 85 F FF 91 B CU 79 B SL 82 4-2 1 1B BB		1 SAFE B CU 76 X FF 91 1-0 ① FC5-4 1 G6-3 1-2f			2	0	0	0	1	1	2
1 Carlos Triunfel, R (1, 6) OBP: 0.152, SLG: 0.159			C FC 89 F CU 77 F SL 82 B SL 84 B FF 90 X SL 83 2-2 ① L8		1 SAFE 1 SAFE F CU 75 X SL 82 0-1 1-3 1B		1 SAFE X SI 90 0-0 ②③ G6-3 1-2f			3	0	1	0	0	0	1
Inning Stats	R: 0 E: 0 K: 1 S: 6 H: 1 LOB: 0 BB: 0 P: 9	R: 1 E: 0 K: 1 S: 12 H: 2 LOB: 1 BB: 0 P: 18	R: 0 E: 0 K: 1 S: 10 H: 0 LOB: 0 BB: 0 P: 16	R: 0 E: 0 K: 1 S: 7 H: 0 LOB: 0 BB: 0 P: 9	R: 0 E: 0 K: 2 S: 14 H: 1 LOB: 2 BB: 1 P: 24	R: 2 E: 0 K: 0 S: 12 H: 2 LOB: 0 BB: 0 P: 17	R: 0 E: 0 K: 0 S: 4 H: 1 LOB: 0 BB: 0 P: 6	R: 0 E: 0 K: 2 S: 8 H: 0 LOB: 0 BB: 0 P: 13	R: 0 E: 0 K: 2 S: 12 H: 1 LOB: 1 BB: 0 P: 19	1B: 5 2B: 2 3B: 0 HR: 1 SF: 0 SAC: 0 DP: 2 HBP: 0						

PITCHER		IP	WLS	BF	H	R	ER	SO	BB	IBB	HBP	BLK	WP	HR	S	P	ERA	WHIP
33 C.J. Wilson, L ERA: 3.36	(1, 1)	8.1	L	32	8	3	3	9	1	0	0	1	0	1	79	123	3.24	1.080
58 Michael Kohn, R ERA: 3.57	(9, 1)	0.2		2	0	0	0	1	0	0	0	0	0	0	6	8	0.00	0.000

PITCHER	IP	WLS	BF	H	R	ER	SO	BB	IBB	HBP	BLK	WP	HR	S	P	ERA	WHIP

Seattle Mariners @ Los Angeles Angels

Angel Stadium of Anaheim, Anaheim, CA

Sun Sep 22 2013, 12:40 PM - 4:25 PM PDT

Att. 39,099 - Partly Cloudy - 75 F

TOP

livebaseballscorecards.com

AB	33
R	3
H	8
RBI	3
BB	1
SO	10
LOB	13

1B: 5 SF: 0
2B: 2 SAC: 0
3B: 0 DP: 2
HR: 1 HBP: 0

WP: 0 PA: 34
PB: 0
SB: 1
CS: 0

BOTTOM

Seattle Mariners @ Los Angeles Angels

Angel Stadium of Anaheim, Anaheim, CA

Sun Sep 22 2013, 12:40 PM - 4:25 PM PDT

Att. 39,099 - Partly Cloudy - 75 F

livebaseballscorecards.com

Batter	1	2	3	4	5	6	7	8	9	AB	R	H	RBI	BB	SO	LOB
39 JB Shuck, L (1, 7) OBP: 0.330, SLG: 0.367	C FF 91 B SI 92 S CU 81 B SI 93 F CH 90 F SL 84 S SI 90 2-3 K ①		B FF 91 B FF 92 B CH 89 B FF 92 4-0 47 E 2 S BB	B SI 93 F CH 90 B CU 82 C CU 81 C FF 93 2-3 K ③			C FF 92 X SL 80 0-1 P6 ①	C FF 94 C CU 85 X FF 95 0-2 F7 ②		4	0	0	0	1	2	4
2 Erick Aybar, S (1, 6) OBP: 0.297, SLG: 0.376	B CU 81 F SI 92 L CH 88 F SL 83 C SI 92 1-3 K ②		C FF 91 B CH 88 1 SAFE 1 SAFE D CH 89 S CH 89 S SL 84 2-3 K2-3 ① 1-2		F FF 90 B SI 90 F FF 90 F SI 91 F FF 91 F FF 93 C SL 78 1-3 K ①		X FF 93 0-0 F7 ②	C FF 94 X FF 94 0-1 G4-3 ③		5	0	0	0	0	3	4
27 Mike Trout, R (1, 8) OBP: 0.433, SLG: 0.562	S SL 83 B FF 91 S CH 89 B FF 91 B FF 93 S FF 94 3-3 K ③		C SL 84 B CH 89 B SL 83 B CH 90 B FF 92 4-1 47 E BB		B SL 77 C FF 92 B FF 92 B SL 76 F FF 91 S FF 92 3-3 K ②		C SI 92 D SI 89 B SL 81 B FF 93 B FF 94 4-1 32 BB BB 1-2		B FC 91 F FC 90 B FF 95 X FC 91 2-1 F7 ①	3	0	0	0	2	2	0
32 Josh Hamilton, L (1, 10) OBP: 0.302, SLG: 0.429		C SI 90 F SI 92 C FF 93 0-3 K ①	S CH 90 F SI 92 D SL 85 F SL 85 D CH 91 C SI 94 2-3 K ②		B SL 79 F FF 90 C SI 92 F SL 80 S SL 79 1-3 K ③		B FF 93 B FF 93 B FF 92 B FF 93 4-0 BB 1-2 2-3		C FC 91 C CU 78 F FF 94 X CU 79 0-2 1B	4	0	1	0	1	3	2
47 Howie Kendrick, R (1, 4) OBP: 0.339, SLG: 0.433		C SI 92 B SL 84 X CU 82 1-1 16 HBP 68 FC6-4 2B	S SI 93 F FF 90 F FF 93 B FF 93 B FF 92 D CH 90 X CH 89 3-2 E6 1-2 2-3			C FF 97 B FF 97 S SL 85 S FF 97 1-3 K ①	X FF 95 0-0 F9 ③		B FC 91 X FC 91 1-0 L9 ②	5	1	1	0	0	1	6
56 Kole Calhoun, L (1, 9) OBP: 0.351, SLG: 0.480 (9, 3)		D SI 92 S CH 89 D CU 82 F CU 81 B SI 92 D SI 90 4-2 68 FC6-4 16 HBP BB	S SI 93 B CH 89 F CU 82 X FF 93 1-2 L9 ③			S FF 98 B SL 86 B SL 82 S FF 96 T SL 85 2-2 K ②		F FF 95 B CH 87 X SI 95 1-1 HR	B FC 92 B FC 91 X FC 91 2-0 P5 ③	4	1	1	1	1	1	4
16 Hank Conger, L (1, 2) OBP: 0.320, SLG: 0.419		S CH 89 H SL 82 1-1 68 FC6-4 1-2 2-3 HBP		C CU 78 F FF 91 S SL 83 0-3 K ①		B FF 97 B FF 97 B FF 96 B FF 95 4-0 BB		C FF 95 C CU 85 B CU 86 B CU 86 X FF 94 2-2 F7 ①		2	0	0	0	1	1	0
68 Efren Navarro, L (1, 3) OBP: 0.400, SLG: 0.250 19 Collin Cowgill, R (8, PR) OBP: 0.253, SLG: 0.367 (9, 9)		F CH 89 X CH 90 0-1 FC6-4 ② 1-2f 2-3 3-H		B FF 92 T SI 92 B CU 80 S CU 80 F SI 93 B FF 92 F SI 90 B SI 93 4-2 7 WP 7 S BB		C FF 96 F FF 96 X SL 84 0-2 G4-3 ③		B FF 95 S FF 95 S CU 86 B CU 86 B CU 85 X FF 94 3-2 7 WP 1B		3	0	1	1	1	0	3
										0	0	0	0	0	0	0
7 Andrew Romine, S (1, 5) OBP: 0.326, SLG: 0.310		B SI 92 C SI 92 F SI 92 C SI 93 1-3 K ③		B FF 91 F SI 92 S CH 89 F SL 84 B CH 91 B FF 90 S CH 91 3-3 K ② 1-3			S FF 96 F FF 95 B FF 97 B SL 85 X FF 96 2-2 32 BB 27 BB 1B	B FF 95 B FF 95 B FF 94 B SI 95 4-0 BB 1-2		3	0	1	0	1	2	3

	AB	33
	R	2
	H	5
	RBI	2
	BB	8
	SO	15
	LOB	26

Inning Stats																								
	R: 0 E: 0 K: 3 S: 12	H: 0 LOB: 0 BB: 0 P: 18	R: 1 E: 0 K: 2 S: 13	H: 1 LOB: 2 BB: 1 P: 20	R: 0 E: 1 K: 2 S: 15	H: 0 LOB: 3 BB: 2 P: 31	R: 0 E: 0 K: 3 S: 14	H: 0 LOB: 1 BB: 1 P: 23	R: 0 E: 0 K: 3 S: 13	H: 0 LOB: 0 BB: 0 P: 18	R: 0 E: 0 K: 2 S: 9	H: 0 LOB: 1 BB: 1 P: 16	R: 0 E: 0 K: 0 S: 8	H: 1 LOB: 3 BB: 2 P: 18	R: 1 E: 0 K: 0 S: 13	H: 2 LOB: 2 BB: 1 P: 23	R: 0 E: 0 K: 0 S: 8	H: 1 LOB: 1 BB: 0 P: 13	1B: 3 2B: 1 3B: 0 HR: 1	SF: 0 SAC: 0 DP: 0 HBP: 1	WP: 2 PB: 0 SB: 2 CS: 0	PA: 42				

PITCHER		IP	WLS	BF	H	R	ER	SO	BB	IBB	HBP	BLK	WP	HR	S	P	ERA	WHIP
34 Félix Hernández, R ERA: 2.99	(1, 1)	4.0		19	1	1	1	10	4	0	1	0	1	0	54	92	2.25	1.250
59 Oliver Pérez, L ERA: 3.46	(5, 1)	1.0	W	3	0	0	0	3	0	0	0	0	0	0	13	18	0.00	0.000
58 Carter Capps, R ERA: 5.65	(6, 1)	1.0	H	5	1	0	0	2	1	0	0	0	0	0	12	21	0.00	2.000
41 Charlie Furbush, L ERA: 3.45	(7, 1)	0.2	H	4	0	0	0	0	2	0	0	0	0	0	4	12	0.00	3.000
31 Yoervis Medina, R ERA: 3.0	(7, 1)	1.1	H	7	2	1	1	0	1	0	0	0	1	1	14	24	6.75	2.250

PITCHER		IP	WLS	BF	H	R	ER	SO	BB	IBB	HBP	BLK	WP	HR	S	P	ERA	WHIP
40 Danny Farquhar, R ERA: 4.44	(9, 1)	1.0	S	4	1	0	0	0	0	0	0	0	0	0	8	13	0.00	1.000

Oakland Athletics @ Los Angeles Angels

Angel Stadium of Anaheim, Anaheim, CA

Mon Sep 23 2013, 7:10 PM - 10:16 PM PDT

Att. 41,147 - Clear - 80 F

TOP

livebaseballscorecards.com

Batter	1	2	3	4	5	6	7	8	9	AB	R	H	RBI	BB	SO	LOB
4 Coco Crisp, S (1, 8) OBP: 0.335, SLG: 0.444	B FF 95 C FF 96 B FF 96 X FF 96 2-1 ① F8		C FF 94 B SI 94 C SI 94 F FF 94 F CU 77 B SL 84 X FF 94 2-2 20 1B 8 HR 1B	B FF 95 C SI 94 F SL 88 B SL 85 F FF 94 F CH 88 F SL 84 F SI 93 F SL 85 2-2 ③ X FF 84 P4		1 SAFE B SI 93 1 SAFE B CU 82 B SI 92 B SI 93 4-0 20 FC5 1-2 BB		C FF 93 F SL 83 X CU 75 0-2 20 1B 18 1B 1B	4	2	2	0	1	0	0
20 Josh Donaldson, R (1, 5) OBP: 0.388, SLG: 0.510	X FF 96 0-0 ② L8		D SL 84 B FF 93 X FF 94 2-0 1-2 8 HR 1B		C CU 78 X CU 79 0-1 ① G6-3	S FF 89 X CU 75 0-1 ② 1-2 FC5 2-3f			1 SAFE P PO 82 1 SAFE B FF 92 B SL 83 F FF 93 1 SAFE X FF 92 3-1 1-3 18 1B 8 G3 16 SF9 1B	5	2	2	0	0	0	2
8 Jed Lowrie, S (1, 10) OBP: 0.344, SLG: 0.446	C FF 96 X CU 80 0-1 ③ F7		D FF 94 S CH 86 B FF 93 F SL 87 X CH 87 2-2 1-H 2-H HR		C CU 80 B SL 87 B FF 93 B FF 94 B FF 94 4-1 37 HR BB	B FF 91 C FF 90 S FF 91 X CU 79 1-2 ③ L5			C SL 82 X SL 82 0-1 ① 1-2 G3	4	2	1	3	1	0	4
37 Brandon Moss, L (1, 3) OBP: 0.339, SLG: 0.517		C SI 95 S CH 89 F CU 78 B CU 76 F FF 94 B SL 85 X FF 95 2-2 ① G3	B FF 94 S CH 87 B FF 94 S CH 87 B SL 84 S CH 86 3-3 ① K		X CH 86 0-0 1-H HR		F FF 93 B CU 75 X FF 92 1-1 ① P6		I IN 67 I IN 68 I IN 69 I IN 71 4-0 16 SF9 18 1B IBB	4	1	1	2	1	1	0
18 Alberto Callaspo, S (1, 4) OBP: 0.334, SLG: 0.367		B SI 95 B FF 95 X FF 94 2-0 ② G4-3	S FF 94 X CU 77 0-1 ② F7		B FF 94 X SI 94 1-0 ② G5-3		C FF 94 C SL 84 B CU 76 B SL 85 B CU 76 F FF 94 C FF 94 3-3 ② K		C SL 81 D CU 76 B SL 81 X FF 92 2-1 1-2 2-3 3-H 1B	5	0	1	1	0	1	0
16 Josh Reddick, L (1, 9) OBP: 0.306, SLG: 0.381		B FF 95 X FF 94 1-0 15 2B 1B	B FF 93 B FF 94 B SL 86 B FF 93 4-0 BB		X SI 95 0-0 25 CS 1B		X FF 94 0-0 ③ G4-3		B CH 86 X SI 95 1-0 ② SF9 2-3 3-H	3	1	2	1	1	0	0
15 Seth Smith, L (1, 7) OBP: 0.326, SLG: 0.385 25 Chris Young, R (5, PH) OBP: 0.279, SLG: 0.380 (5, 7)		B FF 93 S CH 87 B SL 84 B FF 94 1 SAFE F FF 94 X FF 93 3-2 1-H 21 1B 2B	B FF 91 B SL 85 C CH 86 X FF 93 2-1 ③ G3		C SI 92 B CU 81 B CH 84 2-1 ③ 1-2 CS	B SI 93 X SI 92 1-0 28 1B 2B		C SL 83 S CU 75 B CU 76 B FF 94 B CU 74 C SL 82 3-3 ① K	C SL 86 S SL 87 B SL 86 B FF 95 S SL 88 2-3 ③ K	2 3	1 1	1 1	1 0	0 0	0 2	1 2
21 Stephen Vogt, L (1, 2) OBP: 0.294, SLG: 0.405 22 Kurt Suzuki, R (9, 2) OBP: 0.291, SLG: 0.338		B FF 94 B CH 87 2 SAFE F FF 93 F FF 94 X SL 85 2-2 2-H 1B		C FF 93 B FF 94 B FF 92 X SI 95 2-1 ① L7		F SI 94 F CU 81 B CU 82 S CU 83 1-3 ① K		C SL 82 F FF 94 B FF 94 T CU 76 1-2 ② K		4 0	0 0	1 0	1 0	0 0	2 0	1 0
28 Eric Sogard, L (1, 6) OBP: 0.324, SLG: 0.368		B FF 94 C SI 95 X FF 94 1-1 ③ P5		B FF 95 F CH 88 B SI 93 X SI 95 2-1 ② L7		B SI 94 X SI 94 1-0 20 FC5 4 BB 2-H 1B		X FF 95 0-0 ③ F9		4	0	1	1	0	0	1
Inning Stats	R: 0 E: 0 K: 0 S: 5 H: 0 LOB: 0 BB: 0 P: 7	R: 2 E: 0 K: 0 S: 15 H: 3 LOB: 1 BB: 0 P: 26	R: 3 E: 0 K: 1 S: 16 H: 3 LOB: 1 BB: 1 P: 31	R: 0 E: 0 K: 0 S: 12 H: 0 LOB: 0 BB: 0 P: 18	R: 2 E: 0 K: 0 S: 7 H: 2 LOB: 0 BB: 1 P: 14	R: 1 E: 0 K: 1 S: 10 H: 2 LOB: 2 BB: 1 P: 18	R: 0 E: 0 K: 1 S: 7 H: 0 LOB: 0 BB: 0 P: 11	R: 0 E: 0 K: 2 S: 7 H: 0 LOB: 0 BB: 0 P: 11	R: 2 E: 0 K: 1 S: 14 H: 3 LOB: 2 BB: 1 P: 25	1B: 9 2B: 2 3B: 0 HR: 2 SF: 1 SAC: 0 DP: 0 HBP: 0						

	AB	38
	R	10
	H	13
	RBI	10
	BB	4
	SO	6
	LOB	11

WP: 0 PB: 0 SB: 0 CS: 1 PA: 44

PITCHER		IP	WLS	BF	H	R	ER	SO	BB	IBB	HBP	BLK	WP	HR	S	P	ERA	WHIP
Garrett Richards, R ERA: 4.09	(1, 1)	4.2	L	24	8	7	7	1	2	0	0	0	0	2	54	93	13.50	2.143
54 Buddy Boshers, L ERA: 3.68	(5, 1)	0.2		4	2	1	1	1	1	0	0	0	0	0	6	15	13.50	4.500
59 Robert Coello, R ERA: 3.86	(6, 1)	0.2		2	0	0	0	0	0	0	0	0	0	0	5	6	0.00	0.000
48 Tommy Hanson, R ERA: 5.66	(7, 1)	2.1		11	3	2	2	3	0	1	0	0	0	0	24	40	7.71	1.286
62 Ryan Brasier, R ERA: 2.08	(9, 1)	0.2		2	0	0	0	1	0	0	0	0	0	0	4	7	0.00	0.000

PITCHER		IP	WLS	BF	H	R	ER	SO	BB	IBB	HBP	BLK	WP	HR	S	P	ERA	WHIP

BOTTOM

Oakland Athletics @ Los Angeles Angels

Angel Stadium of Anaheim, Anaheim, CA

Mon Sep 23 2013, 7:10 PM - 10:16 PM PDT

Att. 41,147 - Clear - 80 F

livebaseballscorecards.com

Batter	1	2	3	4	5	6	7	8	9	AB	R	H	RBI	BB	SO	LOB
2 Erick Aybar, S (1, 6) OBP: 0.297, SLG: 0.375	B SI 86 X SI 85 1-0 G1-3 ①		C FF 88 B CU 77 F FF 88 X CH 80 1-2 56 BB 47 2B 1-2 1B		B CU 76 C FF 87 C FF 88 B CU 76 X FF 88 2-2 G6-3 ①		X SI 95 0-0 G6-3 ③			4	1	1	0	0	0	0
56 Kole Calhoun, L (1, 9) OBP: 0.348, SLG: 0.471	C FF 86 B FF 87 F FF 86 S CU 77 1-3 K ②		B FF 86 B FF 88 C FF 87 C FF 88 B FF 88 B FF 88 4-2 47 2B 1-2 2-3 BB		X SI 86 0-0 G3 ②			C FF 95 B CU 80 S FF 95 B FF 95 F FF 95 F FF 96 X FF 95 2-2 G5-3 ①		3	1	0	0	1	1	0
27 Mike Trout, R (1, 8) OBP: 0.432, SLG: 0.560	C FF 88 C CU 78 S CH 81 0-3 K ③		C CU 78 B FC 86 B CH 82 F CH 81 S CU 77 2-3 K ②		C FF 87 B SI 87 B FF 88 F CH 82 B FF 88 S CH 82 3-3 K ③			X FF 96 0-0 47 FC5-4 1B		4	0	1	0	0	3	3
47 Howie Kendrick, R (1, 4) OBP: 0.340, SLG: 0.442		C FF 87 X FF 86 0-1 HR	X CU 76 0-0 32 1B 1-H 2-H 3-H 2B			C FF 87 F CU 74 B CH 80 B FF 88 T CU 76 2-2 K ①		B FF 96 1 SAFE F FF 96 T FF 96 X FF 96 1-2 FC5-4 ② 32 CS 1-2f		4	1	2	4	0	1	1
32 Josh Hamilton, L (1, 10) OBP: 0.303, SLG: 0.433		F CU 76 S CU 75 F SI 86 F CU 74 B FF 87 B CU 74 S CU 75 2-3 K ①	S FF 88 X CU 77 0-1 2-3 1B			F CU 77 F CU 77 B FF 89 X FF 88 1-2 44 SF9 3B		F FF 96 S FF 96 B FF 96 F FF 96 1 SAFE B FF 97 2-2 CS ③ 1-2	B FF 94 C FF 93 F SL 84 B SL 84 F FF 94 C FF 94 2-3 K ①	4	1	2	0	0	2	0
44 Mark Trumbo, R (1, 3) OBP: 0.296, SLG: 0.463		S CH 80 B CH 81 B FF 86 X CH 81 2-1 G6-3 ② 3-H	B FF 87 S CH 81 X CU 76 1-1 L7 ③			X CU 77 0-0 SF9 ②			B SL 86 B FF 94 C FF 94 B FF 94 F FF 94 B FF 95 4-2 68 BB BB	2	0	0	1	1	0	2
17 Chris Iannetta, R (1, 2) OBP: 0.357, SLG: 0.377 68 Efren Navarro, L (9, PH) OBP: 0.500, SLG: 0.250		X SI 86 0-0 G4-3 ③		B SI 84 C FF 87 B CH 81 B FF 86 F FF 87 S CH 80 3-3 K ①		C SI 93 F FC 89 S CU 78 0-3 K ③			D SL 84 B FF 92 B FF 92 B FF 92 4-0 1-2 BB	3 0	0 0	0 0	0 0	2 1	0 0	0 0
19 Collin Cowgill, R (1, 7) OBP: 0.250, SLG: 0.362 39 JB Shuck, L (7, PH) OBP: 0.328, SLG: 0.365 (8, 7)			B FF 87 C FF 86 B SI 86 F CH 80 X CH 80 2-2 E6 56 BB 2 1B 47 2B	C FF 86 C CU 77 F FF 88 B CH 80 X CH 81 1-2 G1-3 ②			B SI 94 C FC 89 S CH 86 F CU 77 F FC 89 S SI 94 1-3 K ①		C FF 93 S SL 85 S SL 84 0-3 K ②	2 2	1 0	0 0	0 0	0 0	0 2	0 2
7 Andrew Romine, S (1, 5) OBP: 0.316, SLG: 0.300 16 Hank Conger, L (9, PH) OBP: 0.318, SLG: 0.417			F FF 87 C FF 86 F CH 79 D CU 75 S CH 79 1-3 K ①	C FF 87 X CH 81 0-1 G5-3 ③			C FF 95 C CU 78 C FC 91 0-3 K ②		F FF 92 D SL 85 B FF 93 B SL 84 S FF 93 S FF 93 3-3 K ③	3 1	0 0	0 0	0 0	0 1	2 2	1 2

Inning Stats	1	2	3	4	5	6	7	8	9
	R: 0 H: 0 E: 0 LOB: 0 K: 2 BB: 0 S: 7 P: 9	R: 1 H: 1 E: 0 LOB: 0 K: 1 BB: 0 S: 10 P: 14	R: 3 H: 3 E: 1 LOB: 2 K: 2 BB: 1 S: 20 P: 31	R: 0 H: 0 E: 0 LOB: 0 K: 1 BB: 0 S: 9 P: 13	R: 0 H: 0 E: 0 LOB: 0 K: 1 BB: 0 S: 7 P: 12	R: 1 H: 1 E: 0 LOB: 0 K: 2 BB: 0 S: 10 P: 13	R: 0 H: 0 E: 0 LOB: 0 K: 2 BB: 0 S: 9 P: 10	R: 0 H: 1 E: 0 LOB: 0 K: 0 BB: 0 S: 12 P: 17	R: 0 H: 0 E: 0 LOB: 2 K: 3 BB: 2 S: 12 P: 25

	AB	32
	R	5
	H	6
	RBI	5
	BB	3
	SO	14
	LOB	11

	1B: 3	SF: 1	WP: 0	PA: 37
	2B: 1	SAC: 0	PB: 0	
	3B: 1	DP: 0	SB: 0	
	HR: 1	HBP: 0	CS: 1	

PITCHER		IP	WLS	BF	H	R	ER	SO	BB	IBB	HBP	BLK	WP	HR	S	P	ERA	WHIP
57 Tommy Milone, L ERA: 4.14	(1, 1)	5.1	W	23	5	5	2	8	1	0	0	0	0	1	59	88	3.38	1.125
60 Jesse Chavez, R ERA: 4.07	(6, 1)	1.2		5	0	0	0	3	0	0	0	0	0	0	13	14	0.00	0.000
62 Sean Doolittle, L ERA: 3.18	(8, 1)	1.0	H	3	1	0	0	0	0	0	0	0	0	0	12	17	0.00	1.000
50 Grant Balfour, R ERA: 2.67	(9, 1)	1.0		5	0	0	0	3	2	0	0	0	0	0	12	25	0.00	2.000

PITCHER	IP	WLS	BF	H	R	ER	SO	BB	IBB	HBP	BLK	WP	HR	S	P	ERA	WHIP

Oakland Athletics @ Los Angeles Angels

Angel Stadium of Anaheim, Anaheim, CA

Tue Sep 24 2013, 7:09 PM - 9:25 PM PDT

Att. 38,158 - Clear - 78 F

TOP

livebaseballscorecards.com

Batter	1	2	3	4	5	6	7	8	9	AB	R	H	RBI	BB	SO	LOB
4 Coco Crisp, S (1, 8) OBP: 0.332, SLG: 0.440	C FF 87 C KC 76 B FF 88 B FF 88 C FF 89 2-3 ① K		X CH 81 0-0 ③ G4-3			C KC 75 X KC 76 0-1 ③ G5-3			C FF 88 B FF 88 1 SAFE B FF 88 F KC 76 B FF 88 X KC 76 3-2 ② F7	4	0	0	0	0	1	1
20 Josh Donaldson, R (1, 5) OBP: 0.386, SLG: 0.506	C FF 88 X FF 88 0-1 ② G5-3			C KC 75 B CH 79 S CH 80 B FF 86 B FF 88 S CH 80 3-3 ① K			B FF 87 B FF 87 C FF 88 X KC 77 2-1 ① G4-3		X CH 79 0-0 ③ FC5-4 1-2f	4	0	0	0	0	1	1
8 Jed Lowrie, S (1, 6) OBP: 0.346, SLG: 0.447	B FF 89 X CH 81 1-0 1B			B FF 88 C FF 88 B FF 88 X CH 80 2-1 ② F7			B FF 87 B FF 88 F FF 88 F FF 87 B FF 88 X FF 88 3-2 52 G4-3 1B			3	0	2	0	0	0	0
52 Yoenis Cespedes, R (1, 10) OBP: 0.296, SLG: 0.446	F FF 88 B FF 88 B CH 81 F FF 88 B FF 89 F CH 80 X CH 80 3-2 ③ G5-3			F KC 77 B FF 88 X CH 81 1-1 ③ F9			F CH 80 X CH 80 0-1 ②③ G4-3 1-2f			3	0	0	0	0	0	2
36 Derek Norris, R (1, 2) OBP: 0.341, SLG: 0.395		C FF 87 B FF 88 B FF 88 X KC 76 2-1 25 G5-4-3 1B			B CH 78 C FF 88 F FF 88 B CH 81 S CH 78 2-3 ① K			B KC 74 B CH 80 X FF 88 2-0 ① F9		3	0	1	0	0	1	0
18 Alberto Callaspo, S (1, 4) OBP: 0.334, SLG: 0.367		D CH 80 C FF 88 1 SAFE X FF 87 1-1 ① L7			F FF 88 S FF 89 F FF 89 B FF 89 F FF 89 X FF 89 1-2 ② P6			B FF 87 B KC 75 X FF 88 2-0 ② 1B		3	0	1	0	0	0	1
25 Chris Young, R (1, 7) OBP: 0.277, SLG: 0.377		S CH 80 B FF 88 X CH 80 1-1 ②③ G5-4-3 1-2f			C FF 88 B FF 88 B CH 80 S CH 80 B CH 80 X CH 79 3-2 ③ F8			C FF 88 B KC 76 S CH 80 X FF 88 1-2 ③ P4		3	0	0	0	0	0	1
16 Josh Reddick, L (1, 9) OBP: 0.304, SLG: 0.378			X KC 75 0-0 ① G3			C FF 87 C FF 88 B FF 88 X FF 88 1-2 ① P4			S KC 75 X FF 87 0-1 ① G3	3	0	0	0	0	0	0
10 Daric Barton, L (1, 3) OBP: 0.349, SLG: 0.389			C FF 87 C FF 88 B FF 88 C FF 88 1-3 ② K			B FF 88 C KC 76 F CH 80 C FF 88 1-3 ② K			B KC 75 B FF 87 B FF 87 C FF 86 F FF 87 F FF 88 B FF 88 4-2 20 FC5-4 BB	2	0	0	0	1	2	0

Inning Stats										
	R: 0 H: 1 E: 0 LOB: 1 K: 1 BB: 0 S: 10 P: 16	R: 0 H: 1 E: 0 LOB: 0 K: 0 BB: 0 S: 6 P: 10	R: 0 H: 0 E: 0 LOB: 0 K: 1 BB: 0 S: 5 P: 6	R: 0 H: 0 E: 0 LOB: 0 K: 1 BB: 0 S: 7 P: 13	R: 0 H: 0 E: 0 LOB: 0 K: 1 BB: 0 S: 11 P: 17	R: 0 H: 0 E: 0 LOB: 0 K: 1 BB: 0 S: 8 P: 10	R: 0 H: 1 E: 0 LOB: 0 K: 0 BB: 0 S: 7 P: 12	R: 0 H: 1 E: 0 LOB: 0 K: 0 BB: 0 S: 5 P: 10	R: 0 H: 0 E: 0 LOB: 1 K: 0 BB: 1 S: 9 P: 16	1B: 4 SF: 0 2B: 0 SAC: 0 3B: 0 DP: 2 HR: 0 HBP: 0	WP: 0 PA: 29 PB: 0 SB: 0 CS: 0

	AB	28
	R	0
	H	4
	RBI	0
	BB	1
	SO	5
	LOB	6

PITCHER	IP	WLS	BF	H	R	ER	SO	BB	IBB	HBP	BLK	WP	HR	S	P	ERA	WHIP
60 Jason Vargas, L (1, 1) ERA: 4.01	9.0	W	29	4	0	0	5	1	0	0	0	0	0	68	110	0.00	0.556

PITCHER	IP	WLS	BF	H	R	ER	SO	BB	IBB	HBP	BLK	WP	HR	S	P	ERA	WHIP

Batter	1	2	3	4	5	6	7	8	9	AB	R	H	RBI	BB	SO	LOB
39 JB Shuck, L (1, 7) OBP: 0.330, SLG: 0.366	B FF 87 C FF 86 X CH 81 1-1 G3		B CU 70 B FF 90 X FF 90 2-0 27 BB 32 1B 1-2 1B		B SL 78 B FF 91 C FF 90 B FF 89 X FF 89 3-1 47 HBP 1B		B SI 91 X SL 86 1-0 P3			4	1	2	0	0	0	0
19 Collin Cowgill, R (8, 7) OBP: 0.250, SLG: 0.362										0	0	0	0	0	0	0
47 Howie Kendrick, R (1, 4) OBP: 0.341, SLG: 0.448	B FF 86 X FF 88 1-0 HR		B SL 78 F FF 90 B CU 70 S CH 83 S CU 71 2-3 K		1 SAFE C CH 82 C FF 89 F CU 70 H FF 89 1-2 1-2 HBP			B SL 78 C SL 78 F SL 81 B SL 83 F SL 80 X SL 80 2-2 G4-3		3	1	1	1	0	1	2
27 Mike Trout, R (1, 10) OBP: 0.431, SLG: 0.557	C FF 86 B FF 89 C CU 70 F FF 90 B FF 90 F FF 91 X CH 83 2-2 G5-3		B SL 79 F FF 84 B FF 91 B CU 71 B FF 92 4-1 32 1B 1-2 2-3 BB		C CU 69 C SL 77 B FF 90 C FF 90 1-3 K			B SL 81 B SL 83 C SL 78 S SL 81 F SL 81 T SL 81 2-2 K		3	0	0	0	1	2	2
32 Josh Hamilton, L (1, 8) OBP: 0.303, SLG: 0.432	X CH 82 0-0 P5		B CH 84 C FF 85 X FF 85 1-1 1-3 2-H 3-H 1B		X CH 83 0-0 L8			C SI 95 S SI 96 F SI 96 F SI 96 F SI 96 S SL 91 0-3 K		4	0	1	2	0	1	2
44 Mark Trumbo, R (1, 3) OBP: 0.295, SLG: 0.461		B FF 88 B FF 89 F CH 81 C FF 90 B SL 78 S CH 82 3-3 K	B CU 70 B FF 85 B FF 91 S FF 90 S FF 90 S FF 90 3-3 K			F SI 91 B SL 86 F SI 88 S SI 92 1-3 K				3	0	0	0	0	3	2
56 Kole Calhoun, L (1, 9) OBP: 0.343, SLG: 0.463		B FF 90 B FF 88 C FF 89 B FF 88 S CH 82 F FF 89 S CU 71 3-3 K		C CU 69 B CH 81 B FF 89 F FF 90 B FF 91 X FF 89 3-2 G4-3		F SI 90 S CU 74 X SI 91 0-2 F7				3	0	0	0	0	1	0
16 Hank Conger, L (1, 2) OBP: 0.315, SLG: 0.412		B FF 91 C FF 90 S CH 83 F FF 91 S FF 92 1-3 K		B CU 68 B CH 82 B FF 90 C FF 90 X FF 89 3-1 P2		C CU 74 B SL 86 F SL 85 S CU 74 1-3 K				3	0	0	0	0	2	0
7 Andrew Romine, S (1, 5) OBP: 0.307, SLG: 0.290			F FF 89 X SL 77 0-1 G3	C CU 70 C FF 90 X CU 70 0-2 L9			C SL 85 B SI 88 C CU 74 B SI 91 X SL 88 2-2 G5-3			3	0	0	0	0	0	0
12 Tommy Field, R (1, 6) OBP: 0.185, SLG: 0.154			C CU 69 B SL 77 B FF 90 C CU 70 B FF 85 X FF 92 3-2 27 BB 39 1B 32 1B 1B		S SL 77 B FF 90 S SL 77 B FF 90 B CU 69 C FF 90 3-3 K		B SI 91 X CH 83 1-0 F8			3	1	1	0	0	1	0
Inning Stats	R: 1 H: 1 E: 0 LOB: 0 K: 0 BB: 0 S: 9 P: 13	R: 0 H: 0 E: 0 LOB: 0 K: 3 BB: 0 S: 11 P: 18	R: 2 H: 3 E: 0 LOB: 2 K: 2 BB: 1 S: 15 P: 30	R: 0 H: 0 E: 0 LOB: 0 K: 0 BB: 0 S: 8 P: 14	R: 0 H: 1 E: 0 LOB: 2 K: 2 BB: 0 S: 12 P: 20	R: 0 H: 0 E: 0 LOB: 0 K: 2 BB: 0 S: 9 P: 11	R: 0 H: 0 E: 0 LOB: 0 K: 0 BB: 0 S: 5 P: 9	R: 0 H: 0 E: 0 LOB: 0 K: 2 BB: 0 S: 14 P: 18		1B: 4 SF: 0 2B: 0 SAC: 0 3B: 0 DP: 0 HR: 1 HBP: 1						

PITCHER		IP	WLS	BF	H	R	ER	SO	BB	IBB	HBP	BLK	WP	HR	S	P	ERA	WHIP
64 A.J. Griffin, R ERA: 3.83	(1, 1)	5.0	L	22	5	3	3	7	1	0	1	0	0	1	55	95	5.40	1.200
13 Jerry Blevins, L ERA: 3.19	(6, 1)	2.0		6	0	0	0	2	0	0	0	0	0	0	14	20	0.00	0.000
47 Pat Neshek, R ERA: 3.35	(8, 1)	0.2		2	0	0	0	1	0	0	0	0	0	0	8	12	0.00	0.000
65 Pedro Figueroa, L ERA: 15.43	(8, 1)	0.1		1	0	0	0	1	0	0	0	0	0	0	6	6	0.00	0.000

PITCHER	IP	WLS	BF	H	R	ER	SO	BB	IBB	HBP	BLK	WP	HR	S	P	ERA	WHIP

BOTTOM

Oakland Athletics @ Los Angeles Angels

Angel Stadium of Anaheim, Anaheim, CA

Tue Sep 24 2013, 7:09 PM - 9:25 PM PDT

Att. 38,158 - Clear - 78 F

livebaseballscorecards.com

AB	29
R	3
H	5
RBI	3
BB	1
SO	11
LOB	8

Batter	1	2	3	4	5	6	7	8	9	AB	R	H	RBI	BB	SO	LOB
4 Coco Crisp, S (1, 8) OBP: 0.332, SLG: 0.440	B SI 85 X SI 86 1-0 G4-3		B SI 87 F CH 79 X CU 72 1-1 SH5-3 1-2			B SI 85 B CH 77 F CH 79 X CH 79 2-1 28 1B 8 SF7 1B		C FF 97 B FS 87 F FF 96 B FF 98 F SL 84 F SL 84 F FF 98 B FF 97 X FF 97 3-2 P5		3	1	1	0	0	0	0
28 Eric Sogard, L (1, 4) OBP: 0.323, SLG: 0.367	C SI 86 F SI 88 B FF 88 X SI 88 1-2 P4		C CH 79 F CU 72 S SL 79 0-3 K			B SI 87 F CU 70 B SI 87 X CH 79 2-1 52 1B 52 S 1-3 1B		C FF 97 X FF 90 0-1 P5		4	0	1	0	0	1	1
8 Jed Lowrie, S (1, 6) OBP: 0.344, SLG: 0.445	B SI 86 X SI 86 1-0 F7		C CU 71 B FF 85 S CU 71 B SI 88 B SI 86 X CH 78 3-2 L9			S SI 87 X SI 88 0-1 SF7 3-H		C FF 98 S FF 97 B FF 98 F FF 98 B SL 86 F FF 99 X SL 86 2-2 L9		3	0	0	1	0	0	1
37 Brandon Moss, L (1, 7) OBP: 0.339, SLG: 0.514		C SI 86 B CH 77 B CH 79 F SI 87 F FF 89 B SI 87 B SI 86 4-2 16 1B BB	B SI 86 B CH 77 X SI 85 2-0 F8			X SI 87 0-0 F7			C SI 93 X SI 94 0-1 F8	3	0	0	0	1	0	1
52 Yoenis Cespedes, R (1, 10) OBP: 0.295, SLG: 0.444		C FF 89 B FF 88 B SL 82 X SL 81 2-1 F8	C CU 71 X SL 77 0-1 P6			B FF 87 S FF 86 B FF 88 S SL 76 F CU 71 F FF 89 F SL 83 F CU 73 B FF 85 3-2 X SL 79 1-3 1B			F FF 95 B FF 95 S FF 95 B FF 94 S SI 94 2-3 K	4	0	1	0	0	1	1
16 Josh Reddick, L (1, 9) OBP: 0.306, SLG: 0.380		C CH 81 X SI 87 0-1 1-2 1B	C CU 68 B SI 86 X CH 78 1-1 F8			F CU 71 X SI 88 0-1 F7			X FF 95 0-0 18 DI 1B	4	0	2	0	0	0	2
18 Alberto Callaspo, S (1, 5) OBP: 0.331, SLG: 0.363		C CH 79 C CU 71 B SI 87 S CU 72 1-3 K			X SI 86 0-0 F9		C CU 71 B CU 72 X SI 86 1-1 G3		S SI 94 S SI 94 B SI 94 S SI 94 1-3 1-2 K	4	0	0	0	0	2	3
10 Daric Barton, L (1, 3) OBP: 0.339, SLG: 0.378		C CU 70 B CU 70 C SI 87 B CH 77 B CU 70 X SI 86 3-2 F7			C CU 69 F CU 69 X CU 66 0-2 G4-3		C SI 86 B SI 87 C CU 69 X SL 79 1-2 G4-3			3	0	0	0	0	0	2
21 Stephen Vogt, L (1, 2) OBP: 0.295, SLG: 0.403			C SI 87 B SI 87 X SI 86 1-1 4 SH5-3 1B		C CH 77 X CU 68 0-1 F9		C CH 78 X SI 87 0-1 F7			3	0	1	0	0	0	0
Inning Stats	R: 0 E: 0 K: 0 S: 5 H: 0 LOB: 0 BB: 0 P: 8	R: 0 E: 0 K: 1 S: 13 H: 1 LOB: 2 BB: 1 P: 23	R: 0 E: 0 K: 1 S: 10 H: 1 LOB: 1 BB: 0 P: 15	R: 0 E: 0 K: 0 S: 5 H: 0 LOB: 0 BB: 0 P: 8	R: 0 E: 0 K: 0 S: 6 H: 0 LOB: 0 BB: 0 P: 6	R: 1 E: 0 K: 0 S: 16 H: 3 LOB: 2 BB: 0 P: 23	R: 0 E: 0 K: 0 S: 7 H: 0 LOB: 0 BB: 0 P: 9	R: 0 E: 0 K: 0 S: 13 H: 0 LOB: 0 BB: 0 P: 18	R: 0 E: 0 K: 2 S: 9 H: 1 LOB: 1 BB: 0 P: 12	1B: 6 2B: 0 3B: 0 HR: 0 SF: 1 SAC: 1 DP: 0 HBP: 0						

PITCHER	IP	WLS	BF	H	R	ER	SO	BB	IBB	HBP	BLK	WP	HR	S	P	ERA	WHIP
36 Jered Weaver, R (1, 1) ERA: 3.27	7.0	W	27	5	1	1	2	1	0	0	0	0	0	62	92	1.29	0.857
65 Dane De La Rosa, R (8, 1) ERA: 2.92	1.0	H	3	0	0	0	0	0	0	0	0	0	0	13	18	0.00	0.000
49 Ernesto Frieri, R (9, 1) ERA: 3.59	1.0	S	4	1	0	0	2	0	0	0	0	0	0	9	12	0.00	1.000

PITCHER	IP	WLS	BF	H	R	ER	SO	BB	IBB	HBP	BLK	WP	HR	S	P	ERA	WHIP

TOP

Oakland Athletics @ Los Angeles Angels

Angel Stadium of Anaheim, Anaheim, CA

Wed Sep 25 2013, 12:39 PM - 3:09 PM PDT

Att. 36,226 - Sunny - 75 F

livebaseballscorecards.com

AB	31
R	1
H	6
RBI	1
BB	1
SO	4
LOB	11

Batter	1	2	3	4	5	6	7	8	9	AB	R	H	RBI	BB	SO	LOB
39 JB Shuck, L (1, 7) OBP: 0.329, SLG: 0.365	C FF 88 B SI 89 B FF 89 B FF 89 X SI 90 3-1 F7 ①		X FF 89 0-0 1-3 1B ③		D CH 84 B CH 85 C FF 91 B SI 90 X SI 92 3-1 FC6-2 2 1B 32 1B 2-3 3-H ②		B CU 73 C FF 90 B SL 82 B CH 82 X SI 89 3-1 P4 ②			4	1	1	0	0	0	2
2 Erick Aybar, S (1, 6) OBP: 0.300, SLG: 0.378	L SI 90 F SI 90 X SI 92 0-2 56 G6-4-3 1B			B CH 81 F FF 88 X FF 91 1-1 56 G4-3 56 S 32 FC3 1B	X CH 84 0-0 32 1B 56 BB 1-3 3-H 1B		F FF 94 M SL 85 S SL 84 0-3 K ③			4	1	3	1	0	1	0
56 Kole Calhoun, L (1, 9) OBP: 0.341, SLG: 0.456	1 SAFE S SI 90 B SI 90 1 SAFE 1 SAFE F FF 90 X CH 83 1-2 G6-4-3 1-2f ② ③			F FF 90 1 SAFE B FF 88 1 SAFE 1 SAFE F FF 89 B SL 84 1 SAFE B CH 84 3-2 X SI 91 G4-3 1-3 ①	B SI 90 S SL 84 B SL 83 1 SAFE F FF 90 B FF 91 B SI 90 4-2 32 1B 1-2 BB			F FF 93 C SL 84 B FF 95 B FF 95 X SL 86 2-2 G5-3 ①	3	0	0	0	1	0	2
32 Josh Hamilton, L (1, 10) OBP: 0.304, SLG: 0.433		S CH 81 S SI 91 F SL 83 S SL 83 0-3 K2-3 ①		S SL 84 X SL 84 0-1 FC3 44 G5-3 3-H	X CH 84 0-0 1-3 2-3 3-H 1B ③			F SL 84 S SL 85 B SL 85 F SL 85 F SL 84 X FF 96 1-2 10 S 1B		4	0	2	2	0	1	0
44 Mark Trumbo, R (1, 3) OBP: 0.293, SLG: 0.458		X FF 91 0-0 P6 ②		X SL 83 0-0 1-2 G5-3 ②		B FF 89 B FF 90 S FF 90 S FF 90 B FF 91 F FF 90 F FF 90 S SL 82 3-3 K ①		S SL 83 1 SAFE S SL 84 1 SAFE F SL 85 S FF 93 0-3 K ②		4	0	0	0	0	2	2
10 Grant Green, R (1, 4) OBP: 0.307, SLG: 0.350		B FF 92 B SI 91 B FF 89 C FF 90 S FF 91 S FF 90 3-3 K ③		C SI 90 X SL 83 0-1 G5-3 ③		C FF 90 B FF 90 F FF 90 F SI 91 X SL 83 1-2 1B		F FF 94 S FF 94 X FF 94 0-2 1-2 F8 ③		4	0	1	0	0	1	2
17 Chris Iannetta, R (1, 2) OBP: 0.357, SLG: 0.375			B FF 88 X FF 88 1-0 P4 ①		C FF 87 B FF 89 S CU 75 B SL 84 B SL 83 B SI 91 4-2 19 SH1-4 7 SH 39 FC6-2 BB	B SL 82 1 SAFE 1 SAFE F FF 89 1 SAFE F FF 89 C SL 82 1-3 K ②				2	0	0	0	1	1	1
7 Andrew Romine, S (1, 5) OBP: 0.301, SLG: 0.284			C FF 89 F SI 91 B SI 90 X CH 82 1-2 G4-3 ②		X SI 90 0-0 SH 39 FC6-2 19 SH1-4 2 1B 1-2	C CU 74 S SI 90 F SL 80 S CH 82 0-3 K ③				2	1	0	0	0	1	1
19 Collin Cowgill, R (1, 8) OBP: 0.253, SLG: 0.364			B FF 88 C FF 91 X SL 83 1-1 39 1B 1B		X FF 90 0-0 SH1-4 1-2 2-3 ①		C CU 74 B SI 89 B FF 88 F FF 89 F FF 89 X CH 81 2-2 P3 ①			2	0	1	0	0	0	0
Inning Stats	R: 0 E: 0 K: 0 S: 8 H: 1 LOB: 0 BB: 0 P: 12	R: 0 E: 0 K: 2 S: 8 H: 0 LOB: 0 BB: 0 P: 11	R: 0 E: 0 K: 0 S: 7 H: 2 LOB: 2 BB: 0 P: 10	R: 1 E: 0 K: 0 S: 10 H: 1 LOB: 1 BB: 0 P: 14	R: 2 E: 1 K: 0 S: 10 H: 2 LOB: 3 BB: 2 P: 21	R: 0 E: 0 K: 3 S: 16 H: 1 LOB: 1 BB: 0 P: 21	R: 0 E: 0 K: 1 S: 9 H: 0 LOB: 0 BB: 0 P: 14	R: 0 E: 0 K: 1 S: 15 H: 1 LOB: 1 BB: 0 P: 18		1B: 8 2B: 0 3B: 0 HR: 0 SF: 0 SAC: 2 DP: 1 HBP: 0						

PITCHER		IP	WLS	BF	H	R	ER	SO	BB	IBB	HBP	BLK	WP	HR	S	P	ERA	WHIP
67 Dan Straily, R ERA: 3.96	(1, 1)	6.2	L	28	7	3	1	5	2	0	0	0	0	0	65	100	1.35	1.350
49 Brett Anderson, L ERA: 6.18	(7, 1)	0.2		3	1	0	0	1	0	0	0	0	0	0	11	14	0.00	1.500
48 Ryan Cook, R ERA: 2.62	(8, 1)	0.2		2	0	0	0	1	0	0	0	0	0	0	7	7	0.00	0.000

PITCHER	IP	WLS	BF	H	R	ER	SO	BB	IBB	HBP	BLK	WP	HR	S	P	ERA	WHIP

BOTTOM

Oakland Athletics @ Los Angeles Angels

Angel Stadium of Anaheim, Anaheim, CA

Wed Sep 25 2013, 12:39 PM - 3:09 PM PDT

Att. 36,226 - Sunny - 75 F

livebaseballscorecards.com

AB	29
R	3
H	8
RBI	3
BB	2
SO	7
LOB	10

Los Angeles Angels @ Texas Rangers

Rangers Ballpark in Arlington, Arlington, TX

Thu Sep 26 2013, 8:10 PM - 11:30 PM EDT

Att. 26,198 - Clear - 89 F

TOP

livebaseballscorecards.com

Batter	1	2	3	4	5	6	7	8	9	AB	R	H	RBI	BB	SO	LOB
39 JB Shuck, L (1, 7) OBP: 0.330, SLG: 0.367	B FF 90 B FF 91 C FF 91 X FF 91 2-1 2 1B 27 FC4-6 1B	B FF 92 X SL 83 1-0 2 E 27 1B 1-2 1B	D CH 87 C FF 94 X FF 95 1-1 ③ G4-3		B FF 95 B FF 94 C FF 94 C FF 95 X FF 95 2-2 ③ L3			B SL 88 C FF 91 F FF 92 X SL 89 1-2 ① G5-3		4	2	2	0	0	0	5
19 Collin Cowgill, R (5, 7) OBP: 0.252, SLG: 0.361										1	0	0	0	0	0	0
2 Erick Aybar, S (1, 6) OBP: 0.299, SLG: 0.376	B FF 91 X FF 92 1-0 27 FC4-6 1-3 1B	B SL 85 B SL 83 X FF 94 2-0 E4 27 E 1-3 2-H		B FF 93 L FF 93 X CH 85 1-1 ① P6		B CH 84 B FF 93 F FF 93 F FF 93 F SL 84 C SL 84 2-3 ① K		B FF 92 C FF 92 X SL 89 1-1 ② G1-3		5	1	1	0	0	1	1
27 Mike Trout, R (1, 8) OBP: 0.431, SLG: 0.556	C SI 93 F SI 92 F SI 93 F CH 85 B SL 84 F SL 83 B SI 92 1 SAFE X FF 92 2-2 ① FC4-6 47 G3 32 1B 1-2f 3-H	C SL 86 X SI 94 0-1 E5 2-H 3-H 1B		C FF 94 X CH 88 0-1 ② F9		B SL 86 S CH 87 B FF 95 F FF 93 F FF 96 X FF 94 2-2 47 FC6-4 1B		X FF 93 0-0 ③ F9		5	0	2	2	0	0	1
32 Josh Hamilton, L (1, 10) OBP: 0.306, SLG: 0.432	X FF 93 0-0 47 G3 1-2 1B	I IN 75 I IN 77 I IN 76 I IN 75 4-0 IBB		S SL 86 S FF 96 B FF 95 F SL 87 B SI 87 F SL 89 X FF 95 2-2 ③ L8		S SL 85 B FF 93 B SL 87 D SL 87 X FF 94 3-1 ② L7			F SL 88 S FF 92 B SL 88 F FF 92 B SL 90 B FF 94 B FF 93 4-2 47 G3-1 47 WP BB	3	0	1	0	2	0	1
47 Howie Kendrick, R (1, 4) OBP: 0.340, SLG: 0.445	D SL 84 C FF 94 B SL 85 X SL 85 2-1 ② G3 1-2 2-3	F FF 94 B SL 85 F FF 94 D CU 78 S SL 87 2-3 ③ K			C SL 86 S CH 87 F FF 94 F FF 94 X CH 87 0-2 56 1B 44 1B 1B	B FF 94 X FF 94 1-0 ③ FC6-4 1-2f			L FC 90 L FF 91 B FF 91 X FF 92 1-2 ① G3-1 1-3	5	0	1	0	0	1	6
56 Kole Calhoun, L (1, 9) OBP: 0.343, SLG: 0.465	D SL 85 F FF 94 C CU 75 D CU 75 X FF 94 2-2 ③ P5		B CU 72 F FF 94 X SL 85 1-1 ① F7		X FF 92 0-0 17 BB 44 1B 1-2 1B		B FF 98 F FF 96 X FF 97 1-1 44 1B 3B		B SL 88 B FF 93 C SI 87 F SL 88 F FC 93 S SL 86 2-3 ② K2-3	5	1	2	0	0	1	3
44 Mark Trumbo, R (1, 3) OBP: 0.295, SLG: 0.459		C FF 92 B FF 94 X SI 94 1-1 ① L9	C FF 94 X FF 94 0-1 17 1B 1B		F SI 93 X SI 94 0-1 ① 17 BB 1-2 2-H 1B		F FF 96 X CU 83 0-1 17 G6-4-3 3-H 1B		B SL 86 C SI 94 F FF 94 S FF 94 1-3 ③ K	5	0	3	1	0	1	1
17 Chris Iannetta, R (1, 2) OBP: 0.359, SLG: 0.375		B FF 94 C FF 94 B SL 88 X SI 94 2-1 ② G6-3	B FF 93 X SL 86 1-0 1-2 1B		D SL 88 B SL 86 F FF 94 F FF 94 B FF 96 D SL 88 4-2 1-2 2-3 BB		B FF 96 X FF 96 1-0 ①② G6-4-3 1-2f			3	0	1	0	1	0	1
7 Andrew Romine, S (1, 5) OBP: 0.290, SLG: 0.273		B FF 95 X CH 86 1-0 E3 39 1B 2 E	C FF 93 F FF 94 S FF 95 0-3 ② K		M FF 94 B FF 95 F FF 94 F FF 95 X SL 87 1-2 ② L9		X FF 97 0-0 ③ G1-3			4	1	0	0	0	1	5

Inning Stats	R: 1 E: 0 K: 0 S: 15	H: 3 LOB: 2 BB: 0 P: 24	R: 3 E: 3 K: 1 S: 12	H: 2 LOB: 2 BB: 1 P: 25	R: 0 E: 0 K: 1 S: 10	H: 2 LOB: 2 BB: 0 P: 13	R: 0 E: 0 K: 0 S: 9	H: 0 LOB: 0 BB: 0 P: 12	R: 0 E: 0 K: 0 S: 17	H: 3 LOB: 3 BB: 1 P: 24	R: 0 E: 0 K: 1 S: 11	H: 1 LOB: 1 BB: 0 P: 19	R: 1 E: 0 K: 0 S: 6	H: 2 LOB: 0 BB: 0 P: 8	R: 0 E: 0 K: 0 S: 6	H: 0 LOB: 0 BB: 0 P: 8	R: 0 E: 0 K: 2 S: 13	H: 0 LOB: 1 BB: 1 P: 21	1B: 12 2B: 0 3B: 1 HR: 0	SF: 0 SAC: 0 DP: 1 HBP: 0	WP: 1 PB: 0 SB: 0 CS: 0	PA: 43

	AB	40
	R	5
	H	13
	RBI	3
	BB	3
	SO	5
	LOB	24

PITCHER		IP	WLS	BF	H	R	ER	SO	BB	IBB	HBP	BLK	WP	HR	S	P	ERA	WHIP
22 Matt Garza, R ERA: 3.82	(1, 1)	5.1		30	11	4	1	3	1	1	0	0	0	0	71	110	1.69	2.250
46 Robbie Ross Jr., L ERA: 3.13	(6, 1)	0.2		2	0	0	0	0	0	0	0	0	0	0	3	7	0.00	0.000
52 Tanner Scheppers, R ERA: 1.98	(7, 1)	1.0	B	4	2	1	1	0	0	0	0	0	0	0	6	8	9.00	2.000
56 Neal Cotts, L ERA: 1.15	(8, 1)	1.0		4	0	0	0	0	1	0	0	0	0	0	9	15	0.00	1.000
36 Joe Nathan, R ERA: 1.46	(9, 1)	1.0	W	3	0	0	0	2	0	0	0	0	1	0	10	14	0.00	0.000

PITCHER		IP	WLS	BF	H	R	ER	SO	BB	IBB	HBP	BLK	WP	HR	S	P	ERA	WHIP

Los Angeles Angels @ Texas Rangers

Rangers Ballpark in Arlington, Arlington, TX

Thu Sep 26 2013, 8:10 PM - 11:30 PM EDT

Att. 26,198 - Clear - 89 F

BOTTOM

Batter	1	2	3	4	5	6	7	8	9	AB	R	H	RBI	BB	SO	LOB
5 Ian Kinsler, R (1, 4) OBP: 0.342, SLG: 0.415	C SI 90 X FF 91 0-1 1 1B 29 1B 1B	B FC 90 X FC 90 1-0 ③ F8			1 SAFE X FF 90 0-0 1 SH 1-2 1B	B SL 85 S CH 86 F CH 86 X CU 76 1-2 ③ L8				4	1	2	0	0	0	3
1 Elvis Andrus, R (1, 6) OBP: 0.329, SLG: 0.332	1 SAFE C FF 89 B FC 87 X FC 87 1-1 29 1B 12 1B 1-2 1B		B FC 90 B SI 91 C FF 91 C FF 91 F SI 92 X FF 92 3-2 ① G4-3		X FC 88 0-0 SH 29 G6-4-3 1-2 2-3		B FF 95 C CU 81 B CU 80 X FF 96 2-1 ① G4-3			3	1	1	0	0	0	0
51 Alex Rios, R (1, 9) OBP: 0.324, SLG: 0.430	B FC 89 2 SAFE C FF 92 S CH 86 X FC 90 1-2 ① P3		C CU 79 C FC 89 S SI 94 0-3 ② K		B FC 90 F FC 90 B FC 89 B SI 93 S FC 90 S FC 90 3-3 ① K		B FF 96 B FF 95 B CU 87 C FF 96 X SI 96 3-1 ② F9			4	0	0	0	0	2	5
29 Adrian Beltré, R (1, 5) OBP: 0.372, SLG: 0.508	D SL 81 2 SAFE F FC 88 B FC 89 X CH 86 2-1 12 1B 18 SF9-2-6 1-2 2-H 1B		B FC 89 B SI 93 X SI 92 2-0 ③ G6-3		C SI 93 S FC 90 X SI 93 0-2 ②③ G6-4-3 1-2f		B CU 86 B CU 87 F FF 96 F CU 85 S FF 96 2-3 ③ K			4	1	1	1	0	1	3
12 A.J. Pierzynski, L (1, 2) OBP: 0.296, SLG: 0.428	B SI 91 F CH 86 F SI 92 X SL 81 1-2 18 SF9-2-6 1-3 2-H 1B			B SI 92 X CH 86 1-0 23 1B 1B		X SI 94 0-0 ① F7		B FF 97 F FF 96 B FS 90 X FF 96 2-1 ① F7		4	0	2	1	0	0	0
18 Mitch Moreland, L (1, 3) OBP: 0.298, SLG: 0.443	B SI 91 B SI 90 X CH 85 2-0 ②③ SF9-2-6 1-2 3-H			C SI 90 X SI 90 0-1 ① L9		B SI 94 B CU 81 B SI 93 C SI 94 F SI 93 S CU 81 3-3 ② K		B FF 96 S FF 96 B FF 98 B FF 97 C FF 96 F FF 96 F FC 97 F FF 97 T FF 96 3-2 ② K		3	0	0	1	0	2	1
23 Craig Gentry, R (1, 7) OBP: 0.368, SLG: 0.379		B FF 91 B FC 88 C SI 92 X SI 91 2-1 7 G6-3 1B		S CU 79 B SI 90 B FC 89 S FC 88 D FC 89 F SI 91 1 SAFE X CU 78 3-2 7 G6-3 1-3 1B		B CH 86 C SI 93 B SI 94 C CU 82 X CU 83 2-2 15 S 2 2B 1B		B FF 98 C FF 96 S FF 98 F FF 97 S FF 98 1-3 ③ K		4	1	3	0	0	1	0
7 David Murphy, L (1, 10) OBP: 0.280, SLG: 0.374 15 Jeff Baker, R (6, PH) OBP: 0.360, SLG: 0.553 9 Adam Rosales, R (6, PR) OBP: 0.259, SLG: 0.327 (7, 10) 13 Jurickson Profar, S (9, PH) OBP: 0.309, SLG: 0.337	C SI 90 1 SAFE B CH 84 B SI 91 1 SAFE 1 SAFE X SI 90 2-1 ① G6-3 1-2			X SI 90 0-0 ②③ G6-3 1-2f	1 SAFE 1 SAFE C SL 86 B SL 86 B FF 93 F SL 86 B CU 76 B CU 75 4-2 2 2B 1-2 BB			C FF 94 B FF 96 X FF 95 1-1 HR	2 0 0 1	0 0 1 1	0 0 0 1	0 0 0 1	0 1 0 0	0 0 0 0	3 0 0 0
2 Leonys Martin, L (1, 8) OBP: 0.315, SLG: 0.390	F FF 91 X FF 92 0-1 P6				C FC 87 C FF 91 B SL 80 F SI 92 F FC 88 F FF 93 X SL 80 1-2 1 SH 5 1B 1B	S CH 85 B FF 94 T CH 85 B CU 76 X FF 94 2-2 1-H 2-H 2B				3	0	2	2	0	0	1

Inning Stats	1	2	3	4	5	6	7	8	9
	R: 3 E: 0 K: 0 S: 13	R: 0 E: 0 K: 0 S: 7	R: 0 E: 0 K: 1 S: 8	R: 0 E: 0 K: 0 S: 8	R: 0 E: 1 K: 1 S: 14	R: 2 E: 0 K: 1 S: 15	R: 0 E: 0 K: 1 S: 7	R: 0 E: 0 K: 2 S: 12	R: 1 E: 0 K: 0 S: 2
	H: 4 LOB: 0 BB: 0 P: 20	H: 1 LOB: 1 BB: 0 P: 12	H: 0 LOB: 0 BB: 0 P: 13	H: 2 LOB: 1 BB: 0 P: 12	H: 2 LOB: 2 BB: 0 P: 18	H: 2 LOB: 2 BB: 1 P: 27	H: 0 LOB: 0 BB: 0 P: 14	H: 0 LOB: 0 BB: 0 P: 18	H: 1 LOB: 0 BB: 0 P: 3

1B: 10	SF: 1
2B: 2	SAC: 1
3B: 0	DP: 3
HR: 1	HBP: 0

WP: 0	PA: 35
PB: 0	
SB: 1	
CS: 0	

AB	32
R	6
H	12
RBI	6
BB	1
SO	6
LOB	16

livebaseballscorecards.com

PITCHER		IP	WLS	BF	H	R	ER	SO	BB	IBB	HBP	BLK	WP	HR	S	P	ERA	WHIP
57 Jerome Williams, R ERA: 4.57	(1, 1)	5.0		22	9	3	3	2	0	0	0	0	0	0	50	75	5.40	1.800
54 Buddy Boshers, L ERA: 4.11	(6, 1)	0.2	H	3	1	1	1	1	0	0	0	0	0	0	7	12	13.50	1.500
46 Cory Rasmus, R ERA: 5.66	(6, 1)	0.1	B	3	1	1	1	0	1	0	0	0	0	0	8	15	27.00	6.000
38 Juan Gutierrez, R ERA: 3.98	(7, 1)	1.0		3	0	0	0	1	0	0	0	0	0	0	7	14	0.00	0.000
65 Dane De La Rosa, R ERA: 2.88	(8, 1)	1.0		3	0	0	0	2	0	0	0	0	0	0	12	18	0.00	0.000

PITCHER		IP	WLS	BF	H	R	ER	SO	BB	IBB	HBP	BLK	WP	HR	S	P	ERA	WHIP
58 Michael Kohn, R ERA: 3.74	(9, 1)	0.0	L	1	1	1	1	0	0	0	0	0	0	1	2	3	∞	∞

Los Angeles Angels @ Texas Rangers

Rangers Ballpark in Arlington, Arlington, TX

Fri Sep 27 2013, 8:07 PM - 11:38 PM EDT

Att. 37,355 - Partly Cloudy - 86 F

livebaseballscorecards.com

TOP

Batter	1	2	3	4	5	6	7	8	9	AB	R	H	RBI	BB	SO	LOB
2 Erick Aybar, S (1, 6) OBP: 0.299, SLG: 0.375	X FF 94 0-0 ① B5-3		B CH 86 X SI 92 1-0 27 BB 1-3 1B		C FF 94 F CH 87 D FF 95 F FF 94 X SL 82 1-2 ① F8		F FF 93 S FC 91 F SL 88 T FF 93 0-2 ② K			4	0	1	0	0	1	1
56 Kole Calhoun, L (1, 9) OBP: 0.346, SLG: 0.468	B FF 96 C FF 96 F FF 96 X SL 85 1-2 27 CS 1B		X FF 95 0-0 ① SF9 3-H		1 SAFE 1 SAFE B SI 92 S CH 85 X CH 86 1-1 27 BB 32 1B 1-3 1B		B SL 88 C SL 88 B FF 92 S FF 92 B FF 93 S FF 93 3-3 ③ K			3	1	2	1	0	1	0
27 Mike Trout, R (1, 10) OBP: 0.431, SLG: 0.554	B FF 95 B FF 94 C FF 95 S FF 94 B FF 95 F FF 94 F FF 95 S SL 84 3-3 ②③ K 1-2		1 SAFE B SI 93 B SI 93 1 SAFE C SL 81 B FF 93 B FF 93 4-1 32 G4-6-3 1-2 BB		F FF 94 B CH 89 B FF 94 B FF 94 B FF 94 4-1 32 1B 1-2 BB			C FF 98 F FF 98 S FF 98 0-3 ① K		2	0	0	0	2	2	1
32 Josh Hamilton, L (1, 8) OBP: 0.306, SLG: 0.431		B CH 84 F CH 86 C FF 95 T FF 96 1-2 ① K	F SI 93 X CH 88 0-1 ②③ G4-6-3 1-2f		X CH 87 0-0 47 G5-4-3 1-3 2-H 3-H 1B			B FF 98 S FF 97 B FF 99 F FF 98 F FF 99 F FF 99 S FF 98 2-3 ② K		4	0	1	2	0	2	2
47 Howie Kendrick, R (1, 4) OBP: 0.339, SLG: 0.443		C FF 95 B FF 95 F SL 83 F SL 84 F CH 89 X SL 83 1-2 16 FC4-6 44 BB 1B		C FF 92 S FF 93 B FF 94 F FF 94 X FF 94 1-2 ① L9	S FF 95 F SI 94 F FF 93 B SL 82 X SL 82 1-2 ②③ G5-4-3 1-2f			B FF 98 X FF 97 1-0 ③ G4-3		4	0	1	0	0	0	2
44 Mark Trumbo, R (1, 3) OBP: 0.295, SLG: 0.457		B FF 95 B SL 84 B FF 94 C FF 94 B FF 95 4-1 16 FC4-6 1-2 BB		C CH 87 B CH 89 C CH 87 B FF 95 S FF 95 2-3 ② K		S FF 93 B FF 94 S FF 93 S FF 95 1-3 ① K			X FF 93 0-0 ① F8	3	0	0	0	1	2	0
16 Hank Conger, L (1, 2) OBP: 0.313, SLG: 0.409		S CH 87 X SI 94 0-1 ② FC4-6 1-2f 2-3		B SI 94 T CH 87 X CH 87 1-1 19 FC6-4 1B		B FF 93 C FF 93 C SL 84 S CH 86 1-3 ② K2-3			C SI 93 B CU 81 S SL 88 X SL 88 1-2 ② G3	4	0	1	0	0	1	2
19 Collin Cowgill, R (1, 7) OBP: 0.247, SLG: 0.354 39 JB Shuck, L (9, PH) OBP: 0.330, SLG: 0.366		C SL 84 D FF 96 X FF 95 1-1 ③ P5		D FF 94 X FF 94 1-0 ③ FC6-4 1-2f		C FF 93 B FF 93 C FF 94 B CH 86 F FF 93 F FF 92 T CH 87 2-2 ③ K			C FF 94 X CU 83 0-1 ③ G4-3	3 1	0 0	0 0	0 0	1 0	3 0	
7 Andrew Romine, S (1, 5) OBP: 0.300, SLG: 0.284			C FF 93 X SI 92 0-1 2 1B 56 SF9 1B		B SL 78 B FF 93 S FF 93 B FF 93 X FF 93 3-1 56 1B 32 1B 1B		C SL 89 C FF 93 F SL 89 X SL 89 0-2 ① G4-3			3	2	2	0	0	0	0

	AB	31
	R	3
	H	8
	RBI	3
	BB	3
	SO	10
	LOB	11

Inning Stats	1	2	3	4	5	6	7	8	9
	R: 0 E: 0 K: 1 S: 9 H: 1 LOB: 1 BB: 0 P: 13	R: 0 E: 0 K: 1 S: 13 H: 1 LOB: 2 BB: 1 P: 20	R: 1 E: 0 K: 0 S: 7 H: 2 LOB: 1 BB: 1 P: 12	R: 0 E: 0 K: 1 S: 10 H: 1 LOB: 1 BB: 0 P: 15	R: 2 E: 0 K: 0 S: 14 H: 3 LOB: 1 BB: 1 P: 24	R: 0 E: 0 K: 3 S: 11 H: 0 LOB: 0 BB: 0 P: 15	R: 0 E: 0 K: 2 S: 11 H: 0 LOB: 0 BB: 0 P: 14	R: 0 E: 0 K: 2 S: 9 H: 0 LOB: 0 BB: 0 P: 12	R: 0 E: 0 K: 0 S: 6 H: 0 LOB: 0 BB: 0 P: 7

	1B: 8	SF: 1	WP: 0	PA: 35
	2B: 1	SAC: 0	PB: 0	
	3B: 0	DP: 3	SB: 0	
	HR: 0	HBP: 0	CS: 1	

PITCHER		IP	WLS	BF	H	R	ER	SO	BB	IBB	HBP	BLK	WP	HR	S	P	ERA	WHIP
41 Alexi Ogando, R ERA: 3.04	(1, 1)	5.1		24	8	3	3	4	3	0	0	0	0	0	56	88	5.06	2.062
44 Jason Frasor, R ERA: 2.61	(6, 1)	0.2		2	0	0	0	2	0	0	0	0	0	0	8	11	0.00	0.000
56 Neal Cotts, L ERA: 1.13	(7, 1)	1.0	W	3	0	0	0	2	0	0	0	0	0	0	11	14	0.00	0.000
52 Tanner Scheppers, R ERA: 1.95	(8, 1)	1.0	H	3	0	0	0	2	0	0	0	0	0	0	9	12	0.00	0.000
36 Joe Nathan, R ERA: 1.44	(9, 1)	1.0	S	3	0	0	0	0	0	0	0	0	0	0	6	7	0.00	0.000

PITCHER		IP	WLS	BF	H	R	ER	SO	BB	IBB	HBP	BLK	WP	HR	S	P	ERA	WHIP

Batter	1	2	3	4	5	6	7	8	9	AB	R	H	RBI	BB	SO	LOB
5 Ian Kinsler, R (1, 4) OBP: 0.344, SLG: 0.414	C FF 91 B SI 91 C SL 82 B FF 92 B FF 93 B FF 90 4-2 1 1B 51 FC6-4 BB		S CH 86 X FF 91 0-1 ① P3	C FF 90 X SI 91 0-1 ③ G6-3			B FF 95 B FF 94 C FF 95 B FF 95 B FF 95 4-1 1 SH5-4 1 1E 51 1B BB	1 SAFE P PO 89 1 SAFE 1 SAFE 1 SAFE B FF 96 C FF 96 S FF 95 F FF 97 4-2 D SL 90 F FF 95 F FF 96 B FF 95 1-2 1 FC6-4 BB		2	2	0	0	3	0	0
1 Elvis Andrus, R (1, 6) OBP: 0.330, SLG: 0.333	B FF 91 B CU 76 1 SAFE B FF 91 C FC 90 1 SAFE X FF 90 3-1 51 FC6-4 1-3 1B		F SI 90 B CU 76 X FF 91 1-1 51 WP 12 HBP 1B		B CU 75 B CH 84 C FF 89 X FC 86 2-1 ① L8		1 SAFE F FF 95 B CU 82 1 SAFE 1 SAFE B CU 80 X FF 95 2-1 ① SH5-4 1-3	B FF 95 F FF 94 B FF 95 F FF 95 X SL 86 2-2 ③ FC6-4 1-2f		4	1	2	0	0	0	2
51 Alex Rios, R (1, 9) OBP: 0.325, SLG: 0.430	C SL 81 D FF 91 X SI 92 1-1 ① FC6-4 29 CS 1-2f 3-H		C CU 79 C SI 90 B SL 85 D SL 83 B SI 94 B SL 84 4-2 12 HBP 29 S 15 WP 1-3 BB		B SI 90 X CH 84 1-0 ② F9		B CU 86 F CU 85 D CU 88 X FF 96 2-1 29 S 12 1B 3-H 1B			3	2	1	2	1	0	1
29 Adrian Beltré, R (1, 5) OBP: 0.372, SLG: 0.506	B SI 93 C CH 86 B SI 93 1 SAFE F FF 93 1 SAFE F SL 83 D SI 92 1 SAFE 3-2 ② F SI 93 1 SAFE T CH 84 ③ K 1-2		C SL 81 S SL 83 H FF 92 1-2 15 WP 12 HBP 1-2 HBP		C FF 90 F SI 92 B FC 88 F SI 93 B SL 81 X SI 92 2-2 ③ F9		1 SAFE C FF 94 B CU 86 B CU 85 F CU 86 C FF 95 2-3 ② K 1-2			3	0	0	0	0	2	2
12 A.J. Pierzynski, L (1, 2) OBP: 0.298, SLG: 0.428		C FF 91 T FC 89 S SL 84 0-3 ① K	B SI 92 F SL 83 B SI 92 S SL 81 H SL 81 3-2 15 WP 1-2 2-3 3-H HBP		F CU 78 B FF 91 X CU 76 1-1 ① L8		F CU 81 S CU 80 F CU 82 F SI 93 X CU 82 0-2 2-H 1B			3	0	1	2	0	1	0
15 Jeff Baker, R (1, 10) OBP: 0.360, SLG: 0.545 13 Jurickson Profar, S (7, PH) OBP: 0.308, SLG: 0.336 (8, 10)		B FF 90 B CH 86 C FF 91 B CU 77 C FF 92 B CU 77 4-2 18 1B BB	F FF 91 B SI 91 B CU 77 C FF 91 B SL 83 C FF 91 3-3 ② K 1-2 2-3 3-H		B CH 86 S CU 77 F FF 90 B FF 92 T FF 92 2-2 ② K X FF 93 0-0 ③ G5-3				2 1	0 0	0 0	0 0	1 0	2 0	2 1
18 Mitch Moreland, L (1, 3) OBP: 0.300, SLG: 0.442		B FF 92 B FF 92 S FF 91 C FF 91 X FF 91 2-2 1-2 1B	D CU 75 B FF 90 B FF 91 C FF 90 C FF 89 T SI 92 3-2 ③ K		F FF 91 B SI 93 B FF 90 B CU 77 D CU 77 4-1 23 1B BB			C CH 86 B FF 93 B CU 74 S CH 86 S CH 85 2-3 ① K		3	0	1	0	1	2	2
23 Craig Gentry, R (1, 7) OBP: 0.366, SLG: 0.377		B CU 77 B SI 91 C FF 90 B SI 91 C FC 89 X FF 91 3-2 ② F9		C FF 89 C CH 85 B FF 90 X SI 92 1-2 ① G5-3		B FC 88 C FF 89 T CH 85 B FF 92 X CH 86 2-2 1-2 1B		S FF 93 S FF 94 F FF 93 B FF 94 X CH 86 1-2 ② F8		4	0	1	0	0	0	2
2 Leonys Martin, L (1, 8) OBP: 0.315, SLG: 0.389		B CU 79 F CU 75 F SL 82 C SL 82 1-3 ③ K		C CU 74 B SL 84 C SI 91 B CU 78 X SI 92 2-2 ② L4		D SL 85 C SL 82 X SL 83 1-1 ③ L8		C SL 86 F CU 77 F CH 86 F CH 86 B FF 93 F FF 94 X SL 85 1-2 5 S 1B		4	0	1	0	0	1	4
Inning Stats	R: 1 H: 1 E: 0 LOB: 1 K: 1 BB: 1 S: 11 P: 22	R: 0 H: 1 E: 0 LOB: 2 K: 2 BB: 1 S: 14 P: 24	R: 2 H: 1 E: 0 LOB: 2 K: 2 BB: 1 S: 16 P: 31	R: 0 H: 0 E: 0 LOB: 0 K: 0 BB: 0 S: 8 P: 11	R: 0 H: 0 E: 0 LOB: 0 K: 0 BB: 0 S: 7 P: 12	R: 0 H: 1 E: 0 LOB: 2 K: 1 BB: 1 S: 11 P: 21	R: 2 H: 2 E: 1 LOB: 1 K: 1 BB: 1 S: 14 P: 24	R: 0 H: 1 E: 0 LOB: 2 K: 1 BB: 1 S: 22 P: 31		1B: 7 SF: 0 2B: 1 SAC: 1 3B: 0 DP: 1 HR: 0 HBP: 2				WP: 3 PA: 38 PB: 0 SB: 3 CS: 1		

PITCHER		IP	WLS	BF	H	R	ER	SO	BB	IBB	HBP	BLK	WP	HR	S	P	ERA	WHIP
33 C.J. Wilson, L ERA: 3.39	(1, 1)	6.0		27	4	3	3	6	4	0	2	0	2	0	67	121	4.50	1.333
38 Juan Gutierrez, R ERA: 4.25	(7, 1)	0.2	L	4	1	2	2	1	1	0	0	0	0	0	8	18	27.00	3.000
54 Buddy Boshers, L ERA: 4.11	(7, 1)	0.0		1	1	0	0	0	0	0	0	0	0	0	5	5	∞	∞
46 Cory Rasmus, R ERA: 5.4	(7, 1)	1.0		4	1	0	0	1	0	0	0	0	0	0	14	18	0.00	1.000
62 Ryan Brasier, R ERA: 2.0	(8, 1)	0.1		2	0	0	0	0	1	0	0	0	0	0	9	14	0.00	3.000

PITCHER	IP	WLS	BF	H	R	ER	SO	BB	IBB	HBP	BLK	WP	HR	S	P	ERA	WHIP

BOTTOM

Los Angeles Angels @ Texas Rangers

Rangers Ballpark in Arlington, Arlington, TX

Fri Sep 27 2013, 8:07 PM - 11:38 PM EDT

Att. 37,355 - Partly Cloudy - 86 F

livebaseballscorecards.com

AB	29
R	5
H	7
RBI	4
BB	6
SO	8
LOB	16

Batter	1	2	3	4	5	6	7	8	9	AB	R	H	RBI	BB	SO	LOB
2 Erick Aybar, S (1, 6) OBP: 0.302, SLG: 0.383	B SI 93 X SI 93 1-0 19 G6-3 27 SF8 2B		C SI 92 B SL 76 B SI 93 F SI 93 F SI 96 B SL 82 X SI 95 3-2 19 1B 27 SF7 2B		1 SAFE X SI 92 0-0 47 2B 1-3 2B	D FC 91 C FF 90 F FF 90 F FF 92 F CU 70 F CH 84 F FF 91 F CU 69 F SL 76 2-2 B SI 91 X CH 84 ③ G4-3			B FF 90 F FF 92 X FF 92 1-1 ② G4-3	5	3	3	0	0	0	2
19 Collin Cowgill, R (1, 7) OBP: 0.247, SLG: 0.351 12 Tommy Field, R (8, 4) OBP: 0.185, SLG: 0.154 32 Josh Hamilton, L (9, PH) OBP: 0.307, SLG: 0.434	S SI 92 X SI 92 0-1 ① G6-3 2-3		C SI 94 B SI 93 B SI 93 X SI 93 2-1 2-3 1B		X SI 93 0-0 ① G6-3 3-H		F FF 90 F SL 84 F FF 92 S FF 92 0-3 ① K		B SI 93 B SI 91 F FF 90 C FF 92 X SL 86 2-2 2B	4 0 1	0 0 0	1 0 1	1 0 0	0 0 0	1 0 0	2 0 0
27 Mike Trout, R (1, 8) OBP: 0.431, SLG: 0.553	B SI 92 F SI 94 X SI 92 1-1 ② SF8 3-H		C SI 92 S CH 82 B SI 94 X SL 80 1-2 ① SF7 3-H		S SI 94 B SI 92 B SI 94 B SI 94 F SI 93 C SI 94 3-3 ② K		C FF 92 C FF 93 B FF 93 B FF 93 B SL 84 B FF 93 4-2 BB		C FF 92 F FF 92 B FF 93 D SL 86 B FF 94 F FF 93 B FF 93 4-2 BB	1	0	0	2	2	1	1
47 Howie Kendrick, R (1, 10) OBP: 0.338, SLG: 0.443	F SI 94 F SI 94 B SI 95 F KC 76 F SI 93 S SL 79 1-3 ③ K		C SI 94 B SI 94 1 SAFE F KC 74 F SI 93 B SL 82 X SL 82 2-2 ② L8		F SI 94 X SI 95 0-1 2-H 2B		B FF 92 X FF 92 1-0 ② F8		C FF 93 F FF 93 S FF 92 0-3 ③ K	5	0	1	1	0	2	4
44 Mark Trumbo, R (1, 3) OBP: 0.295, SLG: 0.455		B SI 92 X SI 93 1-0 17 F8 56 1B 1B	B SI 93 S SI 94 X SL 82 1-1 ③ G6-3		C FF 89 B FC 91 B FF 90 F FC 90 S CU 67 2-3 ③ K2-3		F FF 94 S FF 93 S FF 93 0-3 ③ K			4	0	1	0	0	2	3
56 Kole Calhoun, L (1, 9) OBP: 0.344, SLG: 0.464		B SI 93 F SI 91 X SI 92 1-1 1-2 1B		B SI 91 X SI 92 1-0 ① G4-3		C FC 89 C FC 90 X CU 69 0-2 ① G3		F FF 97 B FF 99 X FF 97 1-1 ① G4-3		4	0	1	0	0	0	0
17 Chris Iannetta, R (1, 2) OBP: 0.358, SLG: 0.372 39 JB Shuck, L (8, PH) OBP: 0.329, SLG: 0.365 (8, 7)		B SI 91 X SI 94 1-0 ① F8 2-3		C SI 93 F SI 93 B SI 96 B SL 82 B SI 94 X SI 95 3-2 ② L8		B FF 91 F FF 90 B FF 91 S SL 76 B FF 91 F SL 77 F FF 92 B FF 91 4-2 7 BB BB		C FF 98 X FF 97 0-1 ② L9		2 1	0 0	0 0	0 0	1 0	0 0	2 0
10 Grant Green, R (1, 4) OBP: 0.301, SLG: 0.343 16 Hank Conger, L (8, PH) OBP: 0.312, SLG: 0.407 (8, 2)		B SI 93 F SI 94 1 SAFE S SI 92 F SI 94 1 SAFE D SL 82 S SL 82 2-3 ② K		F SI 94 F SI 94 B SI 93 B SL 81 F SL 80 F SI 95 C KC 75 2-3 ③ K		S SL 76 F SL 81 F FF 90 D CU 68 S SL 77 1-3 ② K		B FF 98 X FF 97 1-0 ③ G4-3		3 1	0 0	0 0	0 0	0 0	3 0	3 0
7 Andrew Romine, S (1, 5) OBP: 0.307, SLG: 0.286		F SI 94 X SI 93 0-1 ③ L9			C SL 81 X SI 92 0-1 2 2B 19 G6-3 1B	B FF 92 B FF 89 F FF 90 B FF 91 F FF 90 B FF 91 4-2 1-2 BB			C SI 91 B SL 86 S SL 86 F SL 86 B FF 93 S SL 86 2-3 ① K	3	1	1	0	1	1	2
Inning Stats	R: 1 E: 0 K: 1 S: 10 H: 1 LOB: 0 BB: 0 P: 13	R: 0 E: 0 K: 1 S: 10 H: 2 LOB: 2 BB: 0 P: 15	R: 1 E: 0 K: 0 S: 15 H: 2 LOB: 0 BB: 0 P: 24	R: 0 E: 0 K: 1 S: 9 H: 0 LOB: 0 BB: 0 P: 15	R: 2 E: 0 K: 2 S: 12 H: 3 LOB: 1 BB: 0 P: 17	R: 0 E: 0 K: 1 S: 22 H: 0 LOB: 2 BB: 2 P: 33	R: 0 E: 0 K: 2 S: 10 H: 0 LOB: 1 BB: 1 P: 15	R: 0 E: 0 K: 0 S: 5 H: 0 LOB: 0 BB: 0 P: 7	R: 0 E: 0 K: 2 S: 15 H: 1 LOB: 2 BB: 1 P: 24	1B: 4 2B: 5 3B: 0 HR: 0 SF: 2 SAC: 0 DP: 0 HBP: 0					WP: 0 PB: 0 SB: 0 CS: 0	PA: 40	

TOP

Los Angeles Angels @ Texas Rangers

Rangers Ballpark in Arlington, Arlington, TX

Sat Sep 28 2013, 12:08 PM - 3:25 PM EDT

Att. 38,635 - Overcast - 79 F

livebaseballscorecards.com

AB	34
R	4
H	9
RBI	4
BB	4
SO	10
LOB	19

PITCHER		IP	WLS	BF	H	R	ER	SO	BB	IBB	HBP	BLK	WP	HR	S	P	ERA	WHIP
45 Derek Holland, L ERA: 3.42	(1, 1)	4.2		22	8	4	4	4	0	0	0	0	0	0	53	79	7.71	1.714
28 Joakim Soria, R ERA: 3.86	(5, 1)	1.1	W	6	0	0	0	2	2	0	0	0	0	0	25	38	0.00	1.500
46 Robbie Ross Jr., L ERA: 3.08	(7, 1)	1.0	H	4	0	0	0	2	1	0	0	0	0	0	10	15	0.00	1.000
52 Tanner Scheppers, R ERA: 1.93	(8, 1)	1.0	H	3	0	0	0	0	0	0	0	0	0	0	5	7	0.00	0.000
36 Joe Nathan, R ERA: 1.41	(9, 1)	1.0	S	5	1	0	0	2	1	0	0	0	0	0	15	24	0.00	2.000

PITCHER	IP	WLS	BF	H	R	ER	SO	BB	IBB	HBP	BLK	WP	HR	S	P	ERA	WHIP

BOTTOM

Los Angeles Angels @ Texas Rangers

Rangers Ballpark in Arlington, Arlington, TX

Sat Sep 28 2013, 12:08 PM - 3:25 PM EDT

Att. 38,635 - Overcast - 79 F

livebaseballscorecards.com

Batter	1	2	3	4	5	6	7	8	9	AB	R	H	RBI	BB	SO	LOB
5 Ian Kinsler, R (1, 4) OBP: 0.343, SLG: 0.412	C FC 94 B SL 84 B FC 93 C FC 95 F FC 94 X SL 84 2-2 SH2-3 1 1 WP 51 E 1B	C FC 94 B SL 85 X FC 95 1-1 E1 1 E 51 SF8 3-H		C SL 86 S FF 95 D SL 87 F FF 95 F CU 77 X SL 85 1-2 ② P3		C FF 91 F FF 93 X CU 74 0-2 ① G5-3		1 SAFE 1 SAFE F FF 91 C SL 83 X CU 72 0-2 ② P4 1-2		5	2	1	0	0	0	3
1 Elvis Andrus, R (1, 6) OBP: 0.329, SLG: 0.333	B FF 93 C FC 92 B FF 92 1 SAFE 1 SAFE B SL 89 X FF 93 3-1 ① SH2-3 1-3	F FC 94 B SL 85 X FF 93 1-1 E6 51 SF8 29 WP 1B 1-3 2-H		B FF 94 X FF 94 1-0 ③ F9		X FF 92 0-0 ② L6		C SL 81 C FF 92 X FF 91 0-2 ③ F9		4	1	1	0	0	0	2
51 Alex Rios, R (1, 9) OBP: 0.325, SLG: 0.431	C SL 85 F SL 84 B FF 94 X SL 82 1-2 E5 29 1B 3-H	B FC 93 B FF 94 X FF 94 2-0 ② SF8 2-3 3-H			F FF 95 X SL 85 0-1 29 G1-6-3 12 E 2B	C SL 80 F FF 93 B FF 92 B CU 74 C CU 74 2-3 ③ K				3	1	1	1	0	1	0
29 Adrian Beltré, R (1, 5) OBP: 0.371, SLG: 0.504	C FF 91 F FF 91 D SL 84 X FF 93 1-2 1-2 1B	F FF 93 B SL 84 X FC 92 1-1 ③ G5-3 3-H			F FF 95 B FC 94 X FF 95 1-1 ① G1-6-3 2-3		X FF 91 0-0 ① F8			4	0	1	0	0	0	1
12 A.J. Pierzynski, L (1, 2) OBP: 0.298, SLG: 0.426	F FF 93 B CU 75 F FF 93 B CU 75 F FF 92 S SL 84 2-3 ② K		X SI 94 0-0 ① G3		X CU 78 0-0 E7 18 1B 23 1B 1B 3-H		B FF 91 F FF 91 B CU 73 F FF 92 F SL 82 B FF 93 X FF 93 3-2 ② F9			4	1	1	1	0	1	2
18 Mitch Moreland, L (1, 3) OBP: 0.301, SLG: 0.442	C FF 93 C CU 76 X SL 84 0-2 ③ L3		C SI 95 B FF 94 B SI 94 X FF 94 2-1 ② G4-3		B CU 81 B SI 92 X SI 92 2-0 7 F9 23 1B 2-3 1B		C FF 91 B CH 82 S SL 83 B CU 76 F SL 81 F CU 75 B FF 93 B FF 93 B FF 92 4-2 BB			3	0	1	0	1	0	2
23 Craig Gentry, R (1, 7) OBP: 0.368, SLG: 0.383		B FF 94 X FF 93 1-0 2 SH1-4 5 E 2B	B FF 94 C FF 94 C SL 85 S SL 86 1-3 ③ K		X FF 89 0-0 2 S 1-2 3-H 1B		C SL 83 B FF 92 C FF 92 F SL 75 X SL 83 1-2 ③ P3			4	1	2	1	0	1	1
7 David Murphy, L (1, 10) OBP: 0.282, SLG: 0.374		B SI 94 L FF 94 S SL 83 D SL 84 B FF 94 B FF 93 4-2 1 2 1B SH1-4 1 E BB		F FF 94 F CU 77 X FF 94 0-2 E9 2 SH5-4 1B	B FF 88 C FF 89 B FF 89 B FF 89 X FF 88 3-1 ② F9 2-3			B FF 90 B FF 91 X FF 90 2-0 ① P6		3	1	1	0	1	0	2
2 Leonys Martin, L (1, 8) OBP: 0.316, SLG: 0.389		X SI 94 0-0 ① SH1-4 1-2 2-3		L SI 94 X SI 94 0-1 ① SH5-4 2-3	1 SAFE C FF 90 B CU 75 F FF 90 F FO 77 B FF 90 F FF 90 F FO 77 C FF 90 2-3 ③ K 1-2			X FF 91 0-0 5 S 1B		2	0	1	0	0	1	2
Inning Stats	R: 1 H: 2 E: 1 LOB: 2 K: 1 BB: 0 S: 19 P: 28	R: 4 H: 2 E: 2 LOB: 0 K: 0 BB: 1 S: 11 P: 21	R: 0 H: 0 E: 0 LOB: 0 K: 1 BB: 0 S: 6 P: 9	R: 0 H: 1 E: 1 LOB: 1 K: 0 BB: 0 S: 11 P: 13	R: 2 H: 4 E: 1 LOB: 2 K: 1 BB: 0 S: 15 P: 23	R: 0 H: 0 E: 0 LOB: 0 K: 1 BB: 0 S: 7 P: 9	R: 0 H: 0 E: 0 LOB: 1 K: 0 BB: 1 S: 14 P: 22	R: 0 H: 1 E: 0 LOB: 1 K: 0 BB: 0 S: 8 P: 10		1B: 8 SF: 1 2B: 2 SAC: 3 3B: 0 DP: 0 HR: 0 HBP: 0						WP: 2 PA: 38 PB: 0 SB: 2 CS: 0	

| | | | | | |

Los Angeles Angels @ Texas Rangers

Rangers Ballpark in Arlington, Arlington, TX

Sun Sep 29 2013, 3:08 PM - 6:04 PM EDT

Att. 40,057 - Sunny - 78 F

TOP

livebaseballscorecards.com

Batter	1	2	3	4	5	6	7	8	9	AB	R	H	RBI	BB	SO	LOB
39 JB Shuck, L (1, 10) OBP: 0.331, SLG: 0.366	C FF 89 F FC 89 X FS 86 0-2 2 G4-6-3 1B		C FF 93 S ST 76 F ST 78 S FS 88 0-3 ② K			1 SAFE B FF 89 1 SAFE F FF 91 F FC 88 F ST 81 1 SAFE B FF 94 X ST 80 2-2 ① ② G4-3-6 1-2f		C FF 98 F CU 84 F CU 84 X FF 96 0-2 2 G1-6-3 1B		4	0	2	0	0	1	1
2 Erick Aybar, S (1, 6) OBP: 0.301, SLG: 0.382	F FF 92 B FF 92 1 SAFE B FC 88 X FC 87 2-1 ① ② G4-6-3 1-2f		X FC 88 0-0 ③ G3			C ST 79 F ST 76 X FS 87 0-2 27 BB 32 1B 1B		C FF 95 C CU 81 X CU 82 0-2 ① ② G1-6-3 1-2f		4	1	1	0	0	0	2
27 Mike Trout, R (1, 8) OBP: 0.432, SLG: 0.557	B FF 92 X FF 92 1-0 HR			C FF 91 B FF 90 C FS 84 B FF 90 C ST 81 2-3 ① K		B ST 82 B ST 82 B FF 94 B FF 94 4-0 32 1B 1-2 BB		F FF 98 X FF 97 0-1 ③ F9		3	1	1	1	1	1	0
32 Josh Hamilton, L (1, 7) OBP: 0.307, SLG: 0.432	B FF 93 F ST 78 S FS 85 S ST 78 1-3 ③ K			F ST 74 B FF 93 X ST 80 1-1 ② F8		B SL 88 S SL 88 S FF 93 F FF 93 X FF 92 1-2 1-3 2-H 1B			F SL 87 B FC 93 X CU 79 1-1 ① F8	4	0	1	1	0	1	0
47 Howie Kendrick, R (1, 4) OBP: 0.335, SLG: 0.439		B FF 89 X FC 86 1-0 ① L8		S ST 82 B FS 86 F FS 87 B FF 94 F ST 84 F FS 88 X FF 94 2-2 ③ G6-3		C SL 88 B FF 92 F SL 87 S FF 93 1-3 ③ K			B FF 93 S SL 85 B FF 92 X FF 93 2-1 ② F9	4	0	0	0	0	1	2
56 Kole Calhoun, L (1, 9) OBP: 0.347, SLG: 0.462		B FC 87 B FC 87 B FC 86 C FF 90 B FF 90 4-1 16 S BB			F FF 89 B FF 92 B FC 88 X FC 87 2-1 ① F7		F FF 92 B SL 84 C SL 86 F FF 94 B FC 94 X SL 86 2-2 1B		C SI 94 X CU 82 0-1 ③ F8	3	0	1	0	1	0	0
44 Mark Trumbo, R (1, 3) OBP: 0.294, SLG: 0.453		D FF 92 B ST 82 C FF 92 S FF 92 S FF 94 2-3 ② K			B FF 93 B ST 80 F FC 88 B ST 80 F FF 91 S ST 81 3-3 ② K		F FF 93 B FC 92 S CH 87 T FC 92 1-2 ① K			3	0	0	0	0	3	2
16 Hank Conger, L (1, 2) OBP: 0.310, SLG: 0.403 19 Collin Cowgill, R (7, PH) OBP: 0.245, SLG: 0.349 17 Chris Iannetta, R (7, 2) OBP: 0.358, SLG: 0.372		B FC 91 C FC 89 B ST 81 C FC 89 S ST 79 2-3 ③ K2-3 1-2			S FS 88 B FS 87 B FC 90 B FC 89 F FC 90 S ST 81 3-3 ③ K		F FF 93 S CH 86 B FF 94 B CH 87 F FF 92 S SL 86 2-3 ② K			2 1 0	0 0 0	0 0 0	0 0 0	0 0 0	2 1 0	1 1 0
7 Andrew Romine, S (1, 5) OBP: 0.308, SLG: 0.287			C FF 89 S FS 85 S FS 84 0-3 ① K			C FF 88 X FS 84 0-1 39 G4-3-6 1B	S FF 93 B FF 93 B SL 86 X FF 93 2-1 ③ G4-3			3	0	1	0	0	1	1
Inning Stats	R: 1 E: 0 K: 1 S: 9 H: 2 LOB: 0 BB: 0 P: 13	R: 0 E: 0 K: 2 S: 8 H: 0 LOB: 1 BB: 1 P: 17	R: 0 E: 0 K: 2 S: 8 H: 0 LOB: 0 BB: 0 P: 8	R: 0 E: 0 K: 1 S: 10 H: 0 LOB: 0 BB: 0 P: 15	R: 0 E: 0 K: 2 S: 8 H: 0 LOB: 0 BB: 0 P: 16	R: 1 E: 0 K: 1 S: 16 H: 3 LOB: 2 BB: 1 P: 24	R: 0 E: 0 K: 2 S: 13 H: 1 LOB: 1 BB: 0 P: 20	R: 0 E: 0 K: 0 S: 9 H: 1 LOB: 0 BB: 0 P: 9	R: 0 E: 0 K: 0 S: 6 H: 0 LOB: 0 BB: 0 P: 9	1B: 6 2B: 0 3B: 0 HR: 1	SF: 0 SAC: 0 DP: 3 HBP: 0					

AB	31
R	2
H	7
RBI	2
BB	2
SO	11
LOB	10

WP: 0 PB: 0 SB: 1 CS: 0 PA: 33

PITCHER		IP	WLS	BF	H	R	ER	SO	BB	IBB	HBP	BLK	WP	HR	S	P	ERA	WHIP
11 Yu Darvish, R ERA: 2.83	(1, 1)	5.2		21	4	2	2	8	2	0	0	0	0	1	52	84	3.18	1.059
56 Neal Cotts, L ERA: 1.13	(6, 1)	0.1	W	2	1	0	0	1	0	0	0	0	0	0	7	9	0.00	3.000
46 Robbie Ross Jr., L ERA: 3.03	(7, 1)	1.0	H	4	1	0	0	2	0	0	0	0	0	0	13	20	0.00	1.000
52 Tanner Scheppers, R ERA: 1.9	(8, 1)	1.0	H	3	1	0	0	0	0	0	0	0	0	0	9	9	0.00	1.000
36 Joe Nathan, R ERA: 1.39	(9, 1)	1.0		3	0	0	0	0	0	0	0	0	0	0	6	9	0.00	0.000

PITCHER	IP	WLS	BF	H	R	ER	SO	BB	IBB	HBP	BLK	WP	HR	S	P	ERA	WHIP

Los Angeles Angels @ Texas Rangers

Rangers Ballpark in Arlington, Arlington, TX

Sun Sep 29 2013, 3:08 PM - 6:04 PM EDT

Att. 40,057 - Sunny - 78 F

livebaseballscorecards.com

BOTTOM

Batter	1	2	3	4	5	6	7	8	9	AB	R	H	RBI	BB	SO	LOB
5 Ian Kinsler, R (1, 4) OBP: 0.343, SLG: 0.410	C KC 76 C FF 87 X FF 88 0-2 ① P3		C FF 88 B FF 87 B CH 80 X CH 80 2-1 ③ P4		1 SAFE B FF 87 B FF 87 X CH 79 2-0 ③ L5 1-2		X CU 82 0-0 1 G1-3 1B 3-H			4	0	1	1	0	0	1
1 Elvis Andrus, R (1, 6) OBP: 0.327, SLG: 0.331	B FF 87 C FF 88 C KC 77 B CH 79 S CH 80 2-3 ② K			C CH 79 B KC 77 X CH 79 1-1 ① B1-3		B FF 86 X FF 86 1-0 ① F9	B SI 94 B SI 93 1 SAFE 1 SAFE C SI 94 1 SAFE 1 SAFE F FF 94 1 SAFE 2-2 ② G1-3 F CU 85 1 SAFE X SI 93 1-2		4	0	0	0	0	1	1
51 Alex Rios, R (1, 9) OBP: 0.324, SLG: 0.431	C FF 87 B FF 88 B FF 88 B KC 77 X FF 87 3-1 2B			C FF 87 B KC 76 S KC 77 X CH 80 1-2 ② L4		B CH 81 X CH 79 1-0 ② P4	F FF 96 D SL 84 F FF 96 B FF 96 B FF 98 X FF 96 3-2 ③ G1-3			4	0	1	0	0	0	1
29 Adrián Beltré, R (1, 5) OBP: 0.372, SLG: 0.509	S CH 80 B FF 87 B FF 87 C KC 77 C FF 88 2-3 ③ K			B KC 75 X CH 80 1-0 ③ F9		B CH 79 F FF 87 X FF 88 1-1 12 1B 8 2B 1B		B FF 93 B FF 93 X FF 92 2-0 HR		4	2	2	1	0	1	1
12 A.J. Pierzynski, L (1, 10) OBP: 0.299, SLG: 0.429		C FF 87 B FF 87 X FF 87 1-1 ① F8			X FF 87 0-0 18 E 23 1B 2B	C FF 88 X KC 77 0-1 8 2B 1-2 1B		S FF 94 F FF 94 F SL 87 F FF 94 B SL 86 B SL 87 F F FF 98 B 3-2 ① G3 F SL 90 X FF 97		4	1	2	0	0	0	0
8 Geovany Soto, R (1, 2) OBP: 0.328, SLG: 0.466		B FF 87 C KC 76 B FF 87 B FF 87 C FF 87 C FF 88 3-3 ② K			F CH 78 B FF 87 B FF 87 B FF 88 T CH 76 F FF 88 B FF 88 4-2 18 E 23 1B BB	D KC 77 C FF 87 X FF 88 1-1 1-3 2-H 2B		C SL 88 F X SL 90 0-2 HR		3	2	2	2	1	1	0
18 Mitch Moreland, L (1, 3) OBP: 0.299, SLG: 0.438	X FF 87 0-0 ③ F7				L 2 SAFE C FF 88 F FF 88 B CH 81 S KC 76 1-3 ① K 1-2 2-3	C FF 88 S SI 88 F SI 88 D KC 77 B KC 76 F FF 87 X FF 88 2-2 ③ F7		B FF 97 B FF 97 B C FF 95 S FF 95 S FF 96 3-3 ② K		4	0	0	0	0	2	4
23 Craig Gentry, R (1, 7) OBP: 0.374, SLG: 0.387			C FF 86 C FF 87 B FF 88 B FF 88 B CH 81 F FF 88 F FF 87 B KC 77 4-2 2 B2-6-3 BB		P PO 86 B FF 88 C KC 76 X CH 79 2-1 5 S 2-H 3-H 1B		B FF 85 F FF 86 B FF 86 B KC 76 X FC 87 3-1 2 SH5-4 2 S 5 1B 1B	F FF 97 F FF 97 B SL 87 S FF 96 1-3 ③ K		3	1	2	2	1	1	0
2 Leonys Martin, L (1, 8) OBP: 0.314, SLG: 0.388			1 SAFE X KC 77 0-0 ①② B2-6-3 1-2f		X KC 76 0-0 ② F7		1 SAFE B FF 86 B SI 86 X FF 87 2-0 ① SH5-4 1-3			2	0	0	0	0	0	2
Inning Stats	R: 0 E: 0 K: 2 S: 11 H: 1 LOB: 1 BB: 0 P: 18	R: 0 E: 0 K: 1 S: 6 H: 0 LOB: 0 BB: 0 P: 10	R: 0 E: 0 K: 0 S: 7 H: 0 LOB: 0 BB: 1 P: 13	R: 0 E: 0 K: 0 S: 6 H: 0 LOB: 0 BB: 0 P: 9	R: 2 E: 1 K: 1 S: 13 H: 2 LOB: 1 BB: 1 P: 21	R: 1 E: 0 K: 0 S: 13 H: 3 LOB: 2 BB: 0 P: 19	R: 1 E: 0 K: 0 S: 11 H: 2 LOB: 1 BB: 0 P: 21	R: 2 E: 0 K: 2 S: 18 H: 2 LOB: 0 BB: 0 P: 27		1B: 5 2B: 3 3B: 0 HR: 2 SF: 0 SAC: 1 DP: 1 HBP: 0		WP: 0 PB: 0 SB: 2 CS: 0 PA: 35		

	AB	32
	R	6
	H	10
	RBI	6
	BB	2
	SO	6
	LOB	10

PITCHER		IP	WLS	BF	H	R	ER	SO	BB	IBB	HBP	BLK	WP	HR	S	P	ERA	WHIP
60 Jason Vargas, L ERA: 4.02	(1, 1)	6.1	L	27	7	4	3	4	2	0	0	0	0	0	59	98	4.26	1.421
38 Juan Gutierrez, R ERA: 4.23	(7, 1)	0.1		2	1	0	0	0	0	0	0	0	0	0	5	7	0.00	3.000
65 Dane De La Rosa, R ERA: 2.86	(7, 1)	0.1		1	0	0	0	0	0	0	0	0	0	0	3	6	0.00	0.000
49 Ernesto Frieri, R ERA: 3.8	(8, 1)	1.0		5	2	2	2	2	0	0	0	0	0	2	18	27	18.00	2.000

PITCHER	IP	WLS	BF	H	R	ER	SO	BB	IBB	HBP	BLK	WP	HR	S	P	ERA	WHIP