Los Angeles Angels - 2014

Chicago Cubs @ Los Angeles Angels

Tempe Diablo Stadium, Tempe, AZ

Fri Feb 28 2014, 3:12 PM - 6:19 PM EST

Att. 4,044 - Partly Cloudy - 75 F

livebaseballscorecards.com

TOP

Batter	1	2	3	4	5	6	7	8	9	AB	R	H	RBI	BB	SO	LOB
28 Chris Coghlan, L (1, 10)	L4			P5		L3		G4-6-3 1-2f		3	0	0	0	0	0	0
85 Daniel Vogelbach, L (8, PH) (8, 10)										1	0	0	0	0	0	1
15 Darwin Barney, R (1, 4) OBP: 1.000, SLG: 2.500	6 G6-3 1B			HR			P4		G6-3	2	1	2	1	0	0	0
75 Arismendy Alcántara, S (5, 4)										2	0	0	0	0	0	0
6 Ryan Sweeney, L (1, 8) OBP: 0.500, SLG: 0.500	G6-3 1-2f			19 G4-6-3 1B			77 HR 2B		G6-3	2	0	1	0	0	0	1
78 Albert Almora Jr., R (5, 8) OBP: 0.500, SLG: 1.000										2	1	1	0	0	0	0
19 Nate Schierholtz, L (1, 9)		P6		G4-6-3 1-2f			K		G6-3	2	0	0	0	0	0	1
68 Jorge Soler, R (5, 9)										2	0	0	0	0	1	1
8 Donnie Murphy, R (1, 5)		F7			K		2-H HR			2	0	0	0	0	1	0
77 Kris Bryant, R (5, 5) OBP: 1.000, SLG: 4.000										1	1	1	2	0	0	0
66 Casper Wells, R (1, 7)		G5-3			P4		BB			2	0	0	0	0	0	0
7 Brett Jackson, L (5, 7)										0	0	0	0	1	0	0
70 Javier Báez, R (1, 6)			G6-3		F9		L5			3	0	0	0	0	0	1
95 Walter Ibarra, S (7, 6)										0	0	0	0	0	0	0
9 George Kottaras, L (1, 2)			K			F9		85 G4-6-3 1B		1	0	0	0	0	1	0
38 John Baker, L (5, 2) OBP: 0.500, SLG: 0.500										2	0	1	0	0	0	0
60 Chris Valaika, R (1, 3)			F9			P4		K		2	0	0	0	0	0	0
27 Josh Vitters, R (6, 3)										1	0	0	0	0	1	1

	AB	30
	R	3
	H	6
	RBI	3
	BB	1
	SO	4
	LOB	6

Inning Stats	1	2	3	4	5	6	7	8	9
	R: 0 E: 0 K: 0 S: 3	R: 0 E: 0 K: 0 S: 3	R: 0 E: 0 K: 1 S: 5	R: 1 E: 0 K: 0 S: 5	R: 0 E: 0 K: 1 S: 5	R: 0 E: 0 K: 0 S: 3	R: 2 E: 0 K: 1 S: 9	R: 0 E: 0 K: 1 S: 5	R: 0 E: 0 K: 0 S: 3
	H: 1 LOB: 0 BB: 0 P: 3	H: 0 LOB: 0 BB: 0 P: 3	H: 0 LOB: 0 BB: 0 P: 5	H: 2 LOB: 0 BB: 0 P: 5	H: 0 LOB: 0 BB: 0 P: 5	H: 0 LOB: 0 BB: 0 P: 3	H: 2 LOB: 1 BB: 1 P: 16	H: 1 LOB: 0 BB: 0 P: 5	H: 0 LOB: 0 BB: 0 P: 3

1B: 3 2B: 1 3B: 0 HR: 2 | SF: 0 SAC: 0 DP: 3 HBP: 0 | WP: 0 PB: 0 SB: 0 CS: 0 | PA: 31

PITCHER		IP	WLS	BF	H	R	ER	SO	BB	IBB	HBP	BLK	WP	HR	S	P	ERA	WHIP
36 Jered Weaver, R ERA:	(1, 1)	3.0	W	9	1	0	0	1	0	0	0	0	0	0	11	11	0.00	0.333
60 Brian Moran, L ERA: 9.0	(4, 1)	1.0		4	2	1	1	0	0	0	0	0	0	1	5	5	9.00	2.000
59 Fernando Salas, R ERA:	(5, 1)	1.0		3	0	0	0	1	0	0	0	0	0	0	5	5	0.00	0.000
96 Jarrett Grube, R ERA: 9.0	(6, 1)	2.0		9	2	2	2	1	1	0	0	0	0	1	12	19	9.00	1.500
46 Cory Rasmus, R ERA:	(8, 1)	1.0		3	1	0	0	1	0	0	0	0	0	0	5	5	0.00	1.000

PITCHER		IP	WLS	BF	H	R	ER	SO	BB	IBB	HBP	BLK	WP	HR	S	P	ERA	WHIP
35 Josh Wall, R ERA:	(9, 1)	1.0		3	0	0	0	0	0	0	0	0	0	0	3	3	0.00	0.000

Batter	1	2	3	4	5	6	7	8	9	AB	R	H	RBI	BB	SO	LOB
56 Kole Calhoun, L (1, 9) OBP: 0.500, SLG: 0.333 87 Matt Long, L (6, 9) OBP: 1.000, SLG: 2.000	L8	27 1B 1-3 1B		27 HR BB G4-3			1-3 2B	44 1B BB		3 1	1 0	1 1	0 0	1 0	0 0	1 0
27 Mike Trout, R (1, 8) OBP: 0.667, SLG: 1.667 44 Ian Stewart, L (5, PH) OBP: 0.333, SLG: 0.333 (6, 5)	K	1-3 3-H 1B		1-H 2-H 3-H HR	K	K	1-2 1B	0 FC5-4		3 3	1 0	2 1	5 0	0 0	1 2	0 2
5 Albert Pujols, R (1, 3) 0 Collin Cowgill, R (5, PH) (6, 8)	F8	K		6 G4-3 6 WP 28 FC6-4 BB	K		P6	FC5-4 1-2f		2 3	1 0	0 0	0 0	1 0	1 1	2 4
6 David Freese, R (1, 5) 77 Carlos Pena, L (5, PH) (6, 3)		G5-3	G6-3	G4-3 1-3	L7		7 FC6-4 BB			3 1	0 0	0 0	0 0	0 1	0 0	1 0
47 Howie Kendrick, R (1, 4) OBP: 0.333, SLG: 0.333 7 Andrew Romine, S (6, 6)		28 BB 17 2B 1B	F7	FC3 28 FC6-4		G6-3	FC6-4 1-2f			3 2	1 0	1 0	0 0	0 0	0 0	1 3
28 Raul Ibanez, L (1, 10) 48 Chad Tracy, L (6, PH) (7, 10)		17 2B 1-2 BB	F8	FC6-4 2 BB 17 BB 3 3B 1-2f 3-H		K	F9			2 2	2 0	0 0	1 0	1 0	0 1	1 0
17 Chris Iannetta, R (1, 2) OBP: 1.000, SLG: 3.000 18 John McDonald, R (6, 4) OBP: 1.000, SLG: 1.000 81 Alex Yarbrough, S (8, PH) OBP: 1.000, SLG: 1.000 (9, 4)		2 1B 1-H 2-H 2B		HR 2 BB 3 3B 1-2 BB		1B	98 HR 1B			2 1 1	3 0 1	2 1 1	3 0 0	1 0 0	0 0 0	0 0 0
2 Erick Aybar, S (1, 6) OBP: 1.000, SLG: 1.000 8 Yorvit Torrealba, R (6, 2) 98 Jett Bandy, R (8, PH) OBP: 1.000, SLG: 4.000 (9, 2)		3 FC4-6 2-H 1B		3 1B 27 HR BB 3 3B 1-2 2-3 BB		K	1-H HR			1 1 1	2 0 1	1 0 1	1 0 2	2 0 0	0 1 0	0 1 0
3 JB Shuck, L (1, 7) OBP: 0.667, SLG: 1.333 0 Brennan Boesch, L (6, 7) OBP: 0.500, SLG: 0.500		FC4-6 56 1B 27 1B 1-2f		56 BB 27 HR 1B 3B			87 2B 1B	G5-3		3 2	2 0	2 1	3 0	0 0	0 0	1 0
Inning Stats	R: 0 E: 0 K: 1 S: 5 H: 0 LOB: 0 BB: 0 P: 5	R: 4 E: 0 K: 1 S: 10 H: 5 LOB: 2 BB: 1 P: 14	R: 0 E: 0 K: 0 S: 3 H: 0 LOB: 0 BB: 0 P: 3	R: 9 E: 0 K: 0 S: 8 H: 4 LOB: 1 BB: 5 P: 33	R: 0 E: 0 K: 2 S: 7 H: 0 LOB: 0 BB: 0 P: 7	R: 0 E: 0 K: 2 S: 8 H: 1 LOB: 1 BB: 0 P: 8	R: 0 E: 0 K: 1 S: 7 H: 2 LOB: 3 BB: 1 P: 11	R: 2 E: 0 K: 0 S: 6 H: 3 LOB: 2 BB: 1 P: 11		1B: 9 2B: 2 3B: 1 HR: 3 SF: 0 SAC: 0 DP: 0 HBP: 0						

BOTTOM

Chicago Cubs @ Los Angeles Angels

Tempe Diablo Stadium, Tempe, AZ

Fri Feb 28 2014, 3:12 PM - 6:19 PM EST

Att. 4,044 - Partly Cloudy - 75 F

livebaseballscorecards.com

AB	40
R	15
H	15
RBI	15
BB	8
SO	7
LOB	17

WP: 1 PA: 48
PB: 0
SB: 0
CS: 0

PITCHER		IP	WLS	BF	H	R	ER	SO	BB	IBB	HBP	BLK	WP	HR	S	P	ERA	WHIP
18 Chris Rusin, L ERA: 18.0	(1, 1)	2.0	L	12	5	4	4	2	1	0	0	0	0	0	15	19	18.00	3.000
James McDonald, R ERA: 54.0	(3, 1)	1.0		9	3	6	6	0	3	0	0	0	0	2	6	22	54.00	6.000
57 Jonathan Sánchez, L ERA: 40.5	(4, 1)	0.2		6	1	3	3	0	2	0	0	0	1	0	4	13	40.50	4.500
Paolo Espino, R ERA:	(4, 1)	1.1		4	0	0	0	2	0	0	0	0	0	0	8	8	0.00	0.000
65 Tommy Hottovy, L ERA:	(6, 1)	1.0		4	1	0	0	2	0	0	0	0	0	0	8	8	0.00	1.000

PITCHER		IP	WLS	BF	H	R	ER	SO	BB	IBB	HBP	BLK	WP	HR	S	P	ERA	WHIP
84 Carlos Pimentel, R ERA:	(7, 1)	1.0		6	2	0	0	1	1	0	0	0	0	0	7	11	0.00	3.000
90 Frank Batista, R ERA: 18.0	(8, 1)	1.0		7	3	2	2	0	1	0	0	0	0	1	6	11	18.00	4.000

Los Angeles Angels @ Seattle Mariners

Peoria Stadium, Peoria, AZ

Sat Mar 01 2014, 3:08 PM - 5:39 PM EST

Att. 5,913 - Cloudy - 61 F

livebaseballscorecards.com

Batter	1	2	3	4	5	6	7	8	9	AB	R	H	RBI	BB	SO	LOB
56 Kole Calhoun, L (1, 9) OBP: 0.429, SLG: 0.333	C SI 88 F CH 80 B SI 90 B SI 90 X SL 82 2-2 44 G4-3 3 G3 1B		B SL 77 1 SAFE B FC 91 C FF 90 1 SAFE F FC 89 X SL 77 2-2 ① P4		C SI 94 X FA 88 0-1 ③ G6-3		B FF 94 3 SAFE F FF 93 X FF 93 1-1 ② F7			3	0	1	0	0	0	1
87 Matt Long, L (5, 9) (7, 8) OBP: 0.667, SLG: 1.000										1	0	0	0	0	0	1
3 JB Shuck, L (1, 7) OBP: 0.600, SLG: 1.000	B SI 88 F SI 87 S CH 80 X SI 90 1-2 ① G3 1-2		B CU 78 C FF 91 B FC 93 F FC 90 F SL 79 F SL 78 X CU 79 2-2 1-2 1B			C FF 89 X FF 90 0-1 13 E 13 FC3 12 2B 1B	C CH 84 D CH 85 F CH 84 B FF 93 X SL 84 2-2 3-H 2B			2	0	1	0	0	0	1
10 Grant Green, R (5, 4) OBP: 1.000, SLG: 1.500										2	1	2	1	0	0	0
44 Ian Stewart, L (1, 5) OBP: 0.200, SLG: 0.200	X SI 89 0-0 ② G4-3 2-3		C SL 78 B FF 90 C FF 92 B SL 79 F FF 91 C SL 79 2-3 ② K			X FF 90 0-0 FC3 12 2B 84 SF9 1-3	X FF 93 0-0 ③ G6-3			2	0	0	0	0	1	3
13 Luis Jimenez, R (6, PH) (6, 5)										2	1	0	0	0	0	2
16 Hank Conger, L (1, 2) 22 John Hester, R (7, 2)	C SI 89 F SL 81 B SI 91 X SL 82 1-2 ③ P6		B FF 93 X FF 92 1-0 ③ P5			B FF 89 C CH 82 B FF 89 F FF 84 S FF 90 2-3 ① K				3	0	0	0	0	1	5
										0	0	0	0	0	0	0
77 Carlos Pena, L (1, 3) 12 Tommy Field, R (5, 6) OBP: 1.000, SLG: 2.000		B SI 86 B SI 88 B SI 89 S SI 87 B SI 89 4-1 0 G5-3 BB		B FF 91 S FF 91 B SL 79 X FF 92 2-1 ① F7		B FF 89 1 SAFE B FF 89 X FF 89 2-0 84 SF9 1-3 3-H 2B				1	0	0	0	1	0	0
										1	0	1	1	0	0	0
48 Chad Tracy, L (1, 10) OBP: 0.250, SLG: 0.250		C SL 79 C SI 88 F CH 80 B SL 78 F SI 88 F SL 79 C SI 88 1-3 ① K		B FC 92 S FC 90 B FF 92 X FF 90 2-1 0 G4-6-3 1B		B SI 82 C FC 86 B FF 89 S CH 80 B CU 72 X FF 89 3-2 ② SF9 2-3 3-H				2	0	1	0	0	1	1
84 C.J. Cron, R (6, PH) (6, 10)										0	0	0	1	0	0	0
0 Collin Cowgill, R (1, 8)		C SL 79 C SI 87 X SL 78 0-2 ② G5-3 1-2		F SI 92 B FF 93 X FF 94 1-1 ② ③ G4-6-3 1-2f		B FF 90 F FF 89 X FF 88 1-1 ③ G6-3				3	0	0	0	0	0	3
86 Zach Borenstein, L (7, 7)										0	0	0	0	0	0	0
7 Andrew Romine, S (1, 6)		C CH 80 B SI 86 X SI 87 1-1 ③ L7			C FF 93 B CU 81 X SI 95 1-1 ① G4-3		B FF 92 S FF 93 X FF 93 1-1 19 G6-3 10 2B 2B			2	0	0	0	0	0	1
0 Brennan Boesch, L (5, 7) (7, 9) OBP: 0.667, SLG: 1.000										1	1	1	0	0	0	0
18 John McDonald, R (1, 4) OBP: 0.667, SLG: 0.500			B FF 93 B FF 93 B FF 92 B FF 94 4-0 3 1B BB		B SI 96 C CH 88 C SL 89 X FF 95 1-2 ② P4		2 SAFE B FF 92 B FF 93 X FF 92 2-0 ① G6-3 2-3			1	0	0	0	1	0	0
19 Efren Navarro, L (5, 3)										1	0	0	0	0	0	1
Inning Stats	R: 0 E: 0 K: 0 S: 10 H: 1 LOB: 1 BB: 0 P: 14	R: 0 E: 0 K: 1 S: 12 H: 0 LOB: 1 BB: 1 P: 18	R: 0 E: 0 K: 1 S: 13 H: 1 LOB: 2 BB: 1 P: 24	R: 0 E: 0 K: 0 S: 6 H: 1 LOB: 0 BB: 0 P: 11	R: 0 E: 0 K: 0 S: 7 H: 0 LOB: 0 BB: 0 P: 9	R: 2 E: 1 K: 1 S: 12 H: 2 LOB: 1 BB: 0 P: 20	R: 1 E: 0 K: 0 S: 9 H: 2 LOB: 1 BB: 0 P: 15			1B: 4 2B: 3 3B: 0 HR: 0 SF: 1 SAC: 0 DP: 1 HBP: 0						

TOP	
AB	27
R	3
H	7
RBI	3
BB	2
SO	3
LOB	19

WP: 0 PB: 0 SB: 0 CS: 0 PA: 30

PITCHER		IP	WLS	BF	H	R	ER	SO	BB	IBB	HBP	BLK	WP	HR	S	P	ERA	WHIP
58 Scott Baker, R ERA:	(1, 1)	2.0	W	8	1	0	0	1	1	0	0	0	0	0	22	32	0.00	1.000
81 Roenis Elías, L ERA:	(3, 1)	1.1	H	7	2	0	0	1	1	0	0	0	0	0	17	32	0.00	2.250
45 Hector Noesí, R ERA:	(4, 1)	1.2		4	0	0	0	0	0	0	0	0	0	0	9	12	0.00	0.000
77 James Gillheeney, L ERA:	(6, 1)	1.0		6	2	2	0	1	0	0	0	0	0	0	12	20	0.00	2.000
82 Stephen Kohlscheen, R ERA: 9.0	(7, 1)	1.0	S	5	2	1	1	0	0	0	0	0	0	0	9	15	9.00	2.000

PITCHER	IP	WLS	BF	H	R	ER	SO	BB	IBB	HBP	BLK	WP	HR	S	P	ERA	WHIP

BOTTOM

Los Angeles Angels @ Seattle Mariners

Peoria Stadium, Peoria, AZ

Sat Mar 01 2014, 3:08 PM - 5:39 PM EST

Att. 5,913 - Cloudy - 61 F

livebaseballscorecards.com

Batter	1	2	3	4	5	6	7	8	9	AB	R	H	RBI	BB	SO	LOB
36 Abraham Almonte, S (1, 8) 99 James Jones, L (5, 8) OBP: 0.333, SLG: 0.833	B FC 89 L FC 90 S FC 88 B FC 90 F SL 82 C FC 91 2-3 K ①	C CU 75 S SL 86 D SL 82 F SL 86 B CH 85 S FF 91 2-3 K ③		X SI 86 0-0 B1-3 ②		C FF 95 X FA 90 0-1 L9 ③				3 0 0 0 0 2 2 1 0 0 0 0 0 0						
39 Xavier Avery, L (1, 9) OBP: 0.500, SLG: 0.429 16 Cole Gillespie, R (7, 9) OBP: 0.800, SLG: 0.750	C FC 90 B FF 90 F FC 91 F FC 90 S FC 88 1-3 K ②		C CU 72 B SL 86 B CU 75 B FC 89 X FC 88 3-1 22 E, 22 1B 1B	C SI 85 B CU 85 F SI 96 B SI 96 B SI 95 F SI 96 X SI 96 3-2 F7 ③			B B FF 89 S FC 82 F SI 88 B B 4-2 75 2B BB			3 1 1 0 0 1 0 0 0 0 0 1 0 0						
22 Robinson Canó, L (1, 4) OBP: 0.800, SLG: 0.750 75 Nate Tenbrink, L (5, PR) OBP: 0.600, SLG: 1.600 (6, 5)	B FC 90 B FC 90 F FC 90 S CU 75 C FC 90 2-3 K ③		1 SAFE 1 SAFE B SI 88 B FF 90 1 SAFE X FF 89 2-0 20 1B, 17 BB, 13 2B 1-H 1B		B SI 84 F SI 83 X SI 85 1-1 17 1B, 20 2B 1B		F FF 90 X FF 88 0-1 1-3 2B			3 1 2 1 0 1 0 1 1 1 0 0 0 0						
17 Justin Smoak, S (1, 3) OBP: 0.800, SLG: 1.250 66 Ji Man Choi, L (5, PR) OBP: 0.667, SLG: 0.667 (6, 3)		C FC 89 F FF 89 X FF 89 0-2 20 G4-3, 5 FC1 2B	B SI 90 C CU 74 B SI 89 F FF 90 F CU 72 B CU 79 1 SAFE B CH 72 4-2 20 1B, 13 2B 1-2 BB		X SI 82 0-0 20 2B, 13 A4 D8 1-2 1B		B FC 82 B FC 82 B FF 87 C FF 88 F FF 87 S FC 80 3-3 K ①			2 1 2 0 1 0 0 1 0 0 0 0 1 2						
20 Logan Morrison, L (1, 10) OBP: 0.667, SLG: 1.000 69 Ty Kelly, S (5, PR) (6, 10) 63 Jesus Montero, R (7, PH) OBP: 0.167, SLG: 0.167		C FC 89 B SL 81 B SL 81 X FC 90 2-1 G4-3 ① 2-3	F SI 89 X FF 89 0-1 13 2B, 5 FC4-2 1-2 2-3 1B		B SL 73 C SI 84 X SL 75 1-1 13 A4 D8 1-3 2-H 2B		B CU 72 F FC 83 B CH 74 F FC 83 F CU 74 S CH 74 2-3 K ②			3 0 2 1 0 0 1 0 0 0 0 0 0 0 1 0 0 0 0 1 2						
13 Dustin Ackley, L (1, 7) OBP: 0.600, SLG: 1.000 7 Stefen Romero, R (6, 7)		D SL 81 B FC 90 F FC 90 D SL 82 B FC 90 4-1 3 1B, 5 FC1, 1 SF8 BB	C FF 89 B CH 72 S CH 72 X CH 72 1-2 5 FC4-2 1-3 2-H 3-H 2B		S SL 74 S SL 75 B SI 84 B SI 84 F SL 72 C SL 72 2-3 ① ② K 2-3 3-H		C CH 73 F FF 85 D CU 75 B 2-2			2 1 1 1 1 1 3 1 0 0 0 0 0 2						
5 Brad Miller, L (1, 6) 74 Chris Taylor, R (6, 6)		B FC 90 C FC 89 B CU 75 1 SAFE 1 SAFE X FC 89 2-1 FC1 3 1B 1-2 3-H	X SI 89 0-0 FC4-2 ② 2-3 3-H		B SI 81 C SI 81 X SL 76 1-1 P3 ③					3 0 0 1 0 0 6 0 0 0 0 0 0 0						
3 Mike Zunino, R (1, 2) OBP: 0.250, SLG: 0.333 70 Manny Piña, R (6, 2)		C FF 90 2 SAFE B CH 85 S FC 90 B FC 91 F CU 80 X FF 90 2-2 1-2 2-3 1B	X FF 92 0-0 F7 ③			B SI 94 X SI 94 1-0 F9 ①				2 0 1 0 0 0 2 1 0 0 0 0 0 0						
1 Carlos Triunfel, R (1, 5) OBP: 0.200, SLG: 0.250 (6, 4)		X FF 89 0-0 SF8 ② 3-H		X SI 96 0-0 L8 ①		C CU 82 X FA 94 0-1 F9 ②				2 0 0 1 0 0 0						
Inning Stats	R: 0 E: 0 K: 3 S: 11 H: 0 LOB: 0 BB: 0 P: 16	R: 2 E: 0 K: 1 S: 17 H: 2 LOB: 2 BB: 1 P: 29	R: 2 E: 1 K: 0 S: 13 H: 4 LOB: 2 BB: 1 P: 23	R: 0 E: 0 K: 0 S: 6 H: 0 LOB: 0 BB: 0 P: 9	R: 1 E: 0 K: 1 S: 11 H: 3 LOB: 3 BB: 0 P: 16	R: 0 E: 0 K: 0 S: 5 H: 0 LOB: 0 BB: 0 P: 6	R: 0 E: 0 K: 2 S: 13 H: 1 LOB: 2 BB: 1 P: 24			1B: 6 2B: 4 3B: 0 HR: 0 SF: 1 SAC: 0 DP: 0 HBP: 0				WP: 0 PB: 0 SB: 0 CS: 0 PA: 33		

	AB	29
	R	5
	H	10
	RBI	5
	BB	3
	SO	7
	LOB	20

PITCHER		IP	WLS	BF	H	R	ER	SO	BB	IBB	HBP	BLK	WP	HR	S	P	ERA	WHIP
33 C.J. Wilson, L ERA: 13.5	(1, 1)	2.0	L	11	3	3	3	4	1	0	0	0	0	0	30	50	13.50	2.000
88 Mike Morin, R ERA: 9.0	(3, 1)	1.0		6	3	1	1	0	1	0	0	0	0	0	11	18	9.00	4.000
40 Kevin Jepsen, R ERA:	(4, 1)	1.0		3	0	0	0	0	0	0	0	0	0	0	6	9	0.00	0.000
64 Clay Rapada, L ERA: 9.0	(5, 1)	1.0		5	3	1	1	1	0	0	0	0	0	0	11	16	9.00	3.000
58 Michael Kohn, R ERA:	(6, 1)	1.0		3	0	0	0	0	0	0	0	0	0	0	5	6	0.00	0.000

PITCHER		IP	WLS	BF	H	R	ER	SO	BB	IBB	HBP	BLK	WP	HR	S	P	ERA	WHIP
37 Wade LeBlanc, L ERA:	(7, 1)	0.2		5	1	0	0	2	1	0	0	0	0	0	13	24	0.00	3.000

Oakland Athletics @ Los Angeles Angels

Tempe Diablo Stadium, Tempe, AZ

Sun Mar 02 2014, 3:10 PM - 6:30 PM EST

Att. 4,777 - Partly Cloudy - 64 F

livebaseballscorecards.com

Batter	1	2	3	4	5	6	7	8	9	AB	R	H	RBI	BB	SO	LOB
4 Coco Crisp, S (1, 8)	P3	K		K		BB			G5-3	3	0	0	0	1	2	3
15 Jake Elmore, R (6, 4) OBP: 0.200, SLG: 0.200										1	0	0	0	0	0	0
8 Jed Lowrie, S (1, 6) OBP: 0.375, SLG: 0.500	37 BB, 52 E, 23 FC6, BB		F8		20 1B, 52 2B, 1B	G4-3			G4-3	3	2	1	0	1	0	1
Alden Carrithers, L (6, 5) OBP: 0.333, SLG: 0.333										1	0	0	0	0	0	0
20 Josh Donaldson, R (1, 5) OBP: 0.286, SLG: 0.167	K		K		52 2B, 1B (1-2)		K		K	3	1	1	0	0	2	1
19 Billy Burns, S (6, 8) OBP: 0.357, SLG: 0.308										2	0	0	0	0	2	0
52 Yoenis Cespedes, R (1, 10) OBP: 0.182, SLG: 0.300	FC5, 23 FC6, 37 BB (1-2)		F8		23 G5-3, 2B (1-H, 2-H)		G4-3			3	0	1	2	0	0	1
5 John Jaso, L (7, PH) (7, 10) OBP: 0.500, SLG: 0.333										1	0	0	0	0	0	0
37 Brandon Moss, L (1, 3) OBP: 0.667, SLG: 0.500	23 FC6, BB (1-2, 2-3)			28 BB, 29 BB, BB	L8		1B			1	0	0	0	2	0	1
10 Daric Barton, L (5, 3) OBP: 0.400, SLG: 0.600										1	0	1	0	0	0	0
23 Michael Taylor, R (1, 9) OBP: 0.214, SLG: 0.154	FC6 (1-2, 2-3, 3-H)			K	G5-3 (2-3)		K			4	0	0	1	0	2	5
29 Sam Fuld, L (1, 7) OBP: 0.400, SLG: 0.556	L3			28 BB (1-2), BB	K			35 G5-4-3, BB		2	0	0	0	1	1	4
32 Shane Peterson, L (6, 7) OBP: 0.250, SLG: 0.143										0	0	0	0	1	0	0
21 Stephen Vogt, L (1, 2) OBP: 0.571, SLG: 0.857		28 G4-6-3, 1B		K	F8			G5-4-3 (1-2f)		3	0	1	0	0	1	2
35 Chris Gimenez, R (7, 2) OBP: 0.333, SLG: 0.200										1	0	0	0	0	0	1
28 Eric Sogard, L (1, 4)		G4-6-3 (1-2f)		BB (1-2, 2-3)		F7		F8		2	0	0	0	1	0	1
17 Addison Russell, R (6, 6) OBP: 0.100, SLG: 0.100										1	0	0	0	0	0	0
Inning Stats	R: 1 E: 1 K: 1 S: 7 H: 0 LOB: 3 BB: 2 P: 15	R: 0 E: 0 K: 1 S: 5 H: 1 LOB: 0 BB: 0 P: 5	R: 0 E: 0 K: 1 S: 5 H: 0 LOB: 0 BB: 0 P: 5	R: 0 E: 0 K: 3 S: 9 H: 0 LOB: 3 BB: 3 P: 21	R: 2 E: 0 K: 1 S: 8 H: 3 LOB: 1 BB: 0 P: 8	R: 0 E: 0 K: 0 S: 3 H: 0 LOB: 1 BB: 1 P: 7	R: 0 E: 0 K: 2 S: 8 H: 1 LOB: 1 BB: 0 P: 8	R: 0 E: 0 K: 0 S: 2 H: 0 LOB: 0 BB: 1 P: 6	R: 0 E: 0 K: 1 S: 5 H: 0 LOB: 0 BB: 0 P: 5	1B: 4 2B: 1 3B: 0 HR: 0 SF: 0 SAC: 0 DP: 2 HBP: 0						

PITCHER		IP	WLS	BF	H	R	ER	SO	BB	IBB	HBP	BLK	WP	HR	S	P	ERA	WHIP
53 Héctor Santiago, L	(1, 1)	2.2	L	12	1	1	0	3	2	0	0	0	0	0	16	24	0.00	1.125
ERA:																		
35 Kevin Johnson, R	(3, 1)	0.1		1	0	0	0	0	0	0	0	0	0	0	1	1	0.00	0.000
ERA:																		
65 Dane De La Rosa, R	(4, 1)	1.0		6	0	0	0	3	3	0	0	0	0	0	9	21	0.00	3.000
ERA:																		
55 Joe Blanton, R	(5, 1)	2.1		11	3	2	2	2	1	0	0	0	0	0	14	18	7.71	1.714
ERA: 7.71																		
58 Cam Bedrosian, R	(7, 1)	0.2		3	1	0	0	1	0	0	0	0	0	0	5	5	0.00	1.500
ERA:																		

PITCHER		IP	WLS	BF	H	R	ER	SO	BB	IBB	HBP	BLK	WP	HR	S	P	ERA	WHIP
54 Buddy Boshers, L	(8, 1)	1.0		3	0	0	0	0	1	0	0	0	0	0	2	6	0.00	1.000
ERA:																		
99 Brandon Lyon, R	(9, 1)	1.0		3	0	0	0	1	0	0	0	0	0	0	5	5	0.00	0.000
ERA:																		

TOP	
AB	32
R	3
H	5
RBI	3
BB	7
SO	10
LOB	20

WP: 0 PB: 0 SB: 0 CS: 0 PA: 39

BOTTOM

Oakland Athletics @ Los Angeles Angels

Tempe Diablo Stadium, Tempe, AZ

Sun Mar 02 2014, 3:10 PM - 6:30 PM EST

Att. 4,777 - Partly Cloudy - 64 F

livebaseballscorecards.com

Batter	1	2	3	4	5	6	7	8	9	AB	R	H	RBI	BB	SO	LOB
2 Erick Aybar, S (1, 6) OBP: 0.833, SLG: 0.667	BBBB 4-0 BB		x 0-0 ① F7		x 0-0 E9 5 G5-3 1-3 1B		x 0-0 1-2 1B		x 0-0 ② F7	2	0	1	0	1	0	1
12 Tommy Field, R (6, 6) OBP: 1.000, SLG: 1.500										1	0	1	0	0	0	0
87 Matt Long, L (9, PH) OBP: 0.500, SLG: 0.667										1	0	0	0	0	0	0
27 Mike Trout, R (1, 8) OBP: 0.500, SLG: 1.000	x 0-0 ① F8		CCC 0-3 ② K		BBBB 4-0 BB		x 0-0 ③ F8		SSS 0-3 ③ K	2	0	0	0	1	1	2
71 Kaleb Cowart, S (6, 5)										2	0	0	0	0	1	2
5 Albert Pujols, R (1, 3)	x 0-0 ② P3		B 1-3 ③ SSS K 1-2		x 0-0 ②③ G5-3 2-3f			BBBB 4-0 0 2B 19 G5-3 BB		3	0	0	0	0	1	5
86 Zach Borenstein, L (6, 7)										0	1	0	0	1	0	0
28 Raul Ibanez, L (1, 7)	x 0-0 ③ G3			SSS 0-3 ① K		x 0-0 ① G3		x 0-0 19 G5-3 1-3 10 2B 2B		2	0	0	0	0	1	1
0 Collin Cowgill, R (6, 8) OBP: 0.125, SLG: 0.250										2	1	1	0	0	0	0
6 David Freese, R (1, 5)		SSS 0-3 ① K		x 0-0 ② F9		x 0-0 ② F9		x 0-0 ① G5-3 2-3 3-H		2	0	0	0	0	1	0
19 Efren Navarro, L (6, 3)										2	0	0	1	0	0	1
47 Howie Kendrick, R (1, 4) OBP: 0.400, SLG: 0.250		x 0-0 ② G5-3		BBBB 4-0 BB		x 0-0 ③ G5-3		x 0-0 3-H 2B		1	0	0	0	1	0	0
10 Grant Green, R (6, 4) OBP: 0.750, SLG: 1.250										2	0	1	1	0	0	0
77 Carlos Pena, L (1, 10)		x 0-0 E3		SSS 0-3 ③ K			CCC 0-3 ① K	SSS 0-3 ② K		3	0	0	0	0	2	1
44 Ian Stewart, L (8, PH) OBP: 0.167, SLG: 0.167 (9, 10)										1	0	0	0	0	1	1
17 Chris Iannetta, R (1, 2) OBP: 0.600, SLG: 1.500		x 0-0 ③ F7			x 0-0 ① G4-3		x 0-0 12 1B 1B	x 0-0 ③ G6-3		2	0	0	0	0	0	1
8 Yorvit Torrealba, R (6, 2) OBP: 0.333, SLG: 0.333										2	0	1	0	0	0	1
0 Brennan Boesch, L (1, 9) OBP: 0.571, SLG: 0.714			x 0-0 5 WP 1B		x 0-0 2 E 1B		SSS 0-3 ② K		x 0-0 ① F8	4	0	2	0	0	1	1
Inning Stats	R: 0 H: 0 E: 0 LOB: 1 K: 0 BB: 1 S: 3 P: 7	R: 0 H: 0 E: 1 LOB: 1 K: 1 BB: 0 S: 6 P: 6	R: 0 H: 1 E: 0 LOB: 1 K: 2 BB: 0 S: 8 P: 9	R: 0 H: 0 E: 0 LOB: 1 K: 2 BB: 1 S: 7 P: 11	R: 0 H: 2 E: 1 LOB: 2 K: 0 BB: 1 S: 4 P: 8	R: 0 H: 0 E: 0 LOB: 0 K: 0 BB: 0 S: 3 P: 3	R: 0 H: 2 E: 0 LOB: 2 K: 2 BB: 0 S: 9 P: 9	R: 2 H: 2 E: 0 LOB: 1 K: 1 BB: 1 S: 7 P: 11	R: 0 H: 0 E: 0 LOB: 0 K: 1 BB: 0 S: 5 P: 5	1B: 5 SF: 0 2B: 2 SAC: 0 3B: 0 DP: 1 HR: 0 HBP: 0						

	AB	34
	R	2
	H	7
	RBI	2
	BB	4
	SO	9
	LOB	17

WP: 1 PA: 38
PB: 0
SB: 0
CS: 0

PITCHER		IP	WLS	BF	H	R	ER	SO	BB	IBB	HBP	BLK	WP	HR	S	P	ERA	WHIP
60 Jesse Chavez, R ERA:	(1, 1)	2.2	W	11	1	0	0	2	1	0	0	0	0	0	14	18	0.00	0.750
47 Philip Humber, R ERA:	(3, 1)	1.0	H	4	0	0	0	2	1	0	0	0	1	0	7	12	0.00	1.000
50 Joe Savery, L ERA:	(4, 1)	1.1	H	6	2	0	0	1	1	0	0	0	0	0	7	11	0.00	2.250
61 Dan Otero, R ERA: 6.75	(6, 1)	1.2	H	7	2	0	0	2	0	0	0	0	0	0	11	11	0.00	1.200
Jeff Urlaub, L ERA:	(7, 1)	0.1	H	1	0	0	0	0	0	0	0	0	0	0	1	1	0.00	0.000

PITCHER		IP	WLS	BF	H	R	ER	SO	BB	IBB	HBP	BLK	WP	HR	S	P	ERA	WHIP
55 Matt Buschmann, R ERA: 10.8	(8, 1)	1.0	H	6	2	2	2	1	1	0	0	0	0	0	7	11	18.00	3.000
72 Jose Flores, R ERA: 13.5	(9, 1)	1.0	S	3	0	0	0	1	0	0	0	0	0	0	5	5	0.00	0.000

Batter	1	2	3	4	5	6	7	8	9	AB	R	H	RBI	BB	SO	LOB
56 Kole Calhoun, L (1, 9) OBP: 0.455, SLG: 0.250	G1-3		BB			BB		G6-3	F7	2	1	0	0	2	0	0
0 Brennan Boesch, L (9, PH) OBP: 0.500, SLG: 0.625										1	0	0	0	0	0	2
57 Andy Workman, R (9, 8)										0	0	0	0	0	0	0
3 JB Shuck, L (1, 7) OBP: 0.444, SLG: 0.750	G4-3		G3			SF9		1B		3	1	1	1	0	0	1
25 Roberto Lopez, R (9, 3)										0	0	0	0	0	0	0
16 Hank Conger, L (1, 2)	G4-3			G4-3		K		1B		3	0	0	0	0	1	0
22 John Hester, R (6, 2) OBP: 1.000, SLG: 1.000										1	0	1	1	0	0	0
77 Carlos Pena, L (1, 10)		G4-3		K			2B	L7		2	0	0	0	0	1	0
10 Grant Green, R (7, PH) OBP: 0.667, SLG: 1.167										2	0	1	0	0	0	1
(7, 10)																
13 Luis Jimenez, R (1, 5) OBP: 0.333, SLG: 0.333		1B		F8			G1-3		1B	4	1	2	0	0	0	1
0 Collin Cowgill, R (1, 8) OBP: 0.333, SLG: 0.455		2B			G6-4-3		BB		G3	3	0	2	0	1	0	1
(9, 9)																
19 Efren Navarro, L (1, 3)		G6-3			K		K		1B	2	0	0	0	0	1	2
84 C.J. Cron, R (7, PH) OBP: 0.333, SLG: 0.500										2	0	1	0	0	1	2
(7, 3)																
59 Kyle Hudson, L (9, PR)										0	0	0	0	0	0	0
(9, 7)																
7 Andrew Romine, S (1, 4) OBP: 0.125, SLG: 0.125			G5-3		G6-4-3		FC5-4			4	0	1	1	0	0	3
18 John McDonald, R (1, 6) OBP: 0.400, SLG: 0.250			G5-3			G6-3		G3	L7	2	0	0	0	0	0	0
85 Shawn O'Malley, S (7, 6)										2	0	0	0	0	0	2
Inning Stats	R: 0 E: 0 K: 0 S: 3 / H: 0 LOB: 0 BB: 0 P: 3	R: 0 E: 0 K: 0 S: 4 / H: 2 LOB: 1 BB: 0 P: 5	R: 0 E: 0 K: 0 S: 3 / H: 0 LOB: 1 BB: 1 P: 7	R: 0 E: 0 K: 1 S: 5 / H: 0 LOB: 0 BB: 0 P: 5	R: 0 E: 0 K: 1 S: 5 / H: 1 LOB: 0 BB: 0 P: 5	R: 1 E: 1 K: 1 S: 5 / H: 0 LOB: 0 BB: 1 P: 9	R: 0 E: 0 K: 1 S: 6 / H: 1 LOB: 2 BB: 1 P: 10	R: 1 E: 1 K: 0 S: 5 / H: 2 LOB: 1 BB: 0 P: 5	R: 1 E: 0 K: 0 S: 6 / H: 3 LOB: 2 BB: 0 P: 6	1B: 7 2B: 2 3B: 0 HR: 0	SF: 1 SAC: 0 DP: 1 HBP: 0						

TOP

Los Angeles Angels @ Arizona Diamondbacks

Salt River Fields at Talking Stick, Scottsdale, AZ

Mon Mar 03 2014, 3:12 PM - 6:04 PM EST

Att. 7,377 - Sunny - 66 F

livebaseballscorecards.com

AB	33
R	3
H	9
RBI	3
BB	3
SO	4
LOB	15

PITCHER		IP	WLS	BF	H	R	ER	SO	BB	IBB	HBP	BLK	WP	HR	S	P	ERA	WHIP	PITCHER	IP	WLS	BF	H	R	ER	SO	BB	IBB	HBP	BLK	WP	HR	S	P	ERA	WHIP
32 Brandon McCarthy, R ERA: 1.0	(1, 1)	5.0		17	3	0	0	2	1	0	0	0	0	0	20	25	0.00	0.800																	
56 Eury De La Rosa, L ERA: 4.5	(6, 1)	1.0	L	4	0	1	0	1	1	0	0	0	0	0	5	9	0.00	1.000																	
50 Ryan Rowland-Smith, L ERA:	(7, 1)	1.0		5	1	0	0	1	1	0	0	0	0	0	6	10	0.00	2.000																	
81 Marcos Mateo, R ERA: 4.5	(8, 1)	1.0		5	2	1	0	0	0	0	0	0	0	0	5	5	0.00	2.000																	
43 Jake Barrett, R ERA: 4.5	(9, 1)	1.0		6	3	1	1	0	0	0	0	0	0	0	6	6	9.00	3.000																	

Batter	1	2	3	4	5	6	7	8	9	AB	R	H	RBI	BB	SO	LOB
1 Didi Gregorius, L (1, 6) OBP: 0.231, SLG: 0.250 11 Tyler Bortnick, R (7, 4) OBP: 1.000, SLG: 1.000	G4-3		G1-3			G4-3			19 1B 19 S 75 SF8 1B	3 1	0 1	0 1	0 0	0 0	0 0	1 0
2 Aaron Hill, R (1, 4) OBP: 0.273, SLG: 0.200 19 Sócrates Brito, L (7, 8) OBP: 0.333, SLG: 0.333	K			L5			F8		1-3 34 2B 1B	2 2	0 1	0 1	0 0	0 0	1 0	0 0
44 Paul Goldschmidt, R (1, 3) OBP: 0.267, SLG: 0.083 75 Nick Ahmed, R (7, 6)	G6-3			G6-3			L7		SF8 3-H	2 1	0 0	0 0	0 1	0 0	0 0	0 0
12 Eric Chavez, L (1, 10) OBP: 0.091, SLG: 0.364 34 Rudy Flores, L (9, PH) OBP: 0.333, SLG: 0.667 32 Colin Bray, S (9, PR)		G4-3		L9			P4		1-H 2B	3 1 0	0 0 0	0 1 0	0 1 0	0 0 0	0 0 0	0 0 0
14 Martín Prado, R (1, 5) OBP: 0.636, SLG: 0.818 79 Danny Dorn, L (7, 7) OBP: 0.500, SLG: 0.500 44 Brandon Jacobs, R (8, PH) (9, 7)		27 G1-4-3 1B			G5-3			K	K	2 0 2	0 0 0	1 0 0	0 0 0	0 0 0	0 0 2	0 0 1
27 Matt Tuiasosopo, R (1, 7) OBP: 0.273, SLG: 0.222 60 Blake Lalli, L (7, 2) OBP: 0.250, SLG: 0.250		G1-4-3 1-2f			F8			G6-3		2 1	0 0	0 0	0 0	0 0	0 0	1 0
63 Ender Inciarte, L (1, 9) OBP: 0.556, SLG: 0.500 Jon Griffin, R (7, 3)			19 G3 18 WP 1B		G4-3			BB		2 0	0 0	1 0	0 0	0 1	0 0	0 0
18 Bobby Wilson, R (1, 2) 25 Breland Almadova, R (7, 9) OBP: 0.500, SLG: 0.500			K 1-2			F9		K		2 1	0 0	0 0	0 0	0 0	1 1	1 1
19 Tony Campana, L (1, 8) OBP: 0.100, SLG: 0.100 43 Ryan Court, R (7, 5)			G3 2-3			G3-1			K	2 1	0 0	0 0	0 0	0 0	0 1	1 0
Inning Stats	R: 0 E: 0 K: 1 S: 5 H: 0 LOB: 0 BB: 0 P: 5	R: 0 E: 0 K: 0 S: 3 H: 1 LOB: 0 BB: 0 P: 3	R: 0 E: 0 K: 1 S: 6 H: 1 LOB: 1 BB: 0 P: 6	R: 0 E: 0 K: 0 S: 3 H: 0 LOB: 0 BB: 0 P: 3	R: 0 E: 0 K: 0 S: 3 H: 0 LOB: 0 BB: 0 P: 3	R: 0 E: 0 K: 0 S: 3 H: 0 LOB: 0 BB: 0 P: 3	R: 0 E: 0 K: 0 S: 3 H: 0 LOB: 0 BB: 0 P: 3	R: 0 E: 0 K: 2 S: 7 H: 0 LOB: 1 BB: 1 P: 11	R: 2 E: 0 K: 2 S: 10 H: 3 LOB: 1 BB: 0 P: 11	1B: 4 2B: 1 3B: 0 HR: 0	SF: 1 SAC: 0 DP: 1 HBP: 0						

PITCHER	IP	WLS	BF	H	R	ER	SO	BB	IBB	HBP	BLK	WP	HR	S	P	ERA	WHIP
Garrett Richards, R (1, 1) ERA:	3.0		10	2	0	0	2	0	0	0	0	1	0	14	14	0.00	0.667
49 Ernesto Frieri, R (4, 1) ERA:	1.0		3	0	0	0	0	0	0	0	0	0	0	3	3	0.00	0.000
52 Matt Shoemaker, R (5, 1) ERA:	2.0	W	6	0	0	0	0	0	0	0	0	0	0	6	6	0.00	0.000
46 Cory Rasmus, R (7, 1) ERA:	1.0	H	3	0	0	0	0	0	0	0	0	0	0	3	3	0.00	0.000
63 Nick Maronde, L (8, 1) ERA:	1.0	H	4	0	0	0	2	1	0	0	0	0	0	7	11	0.00	1.000

PITCHER	IP	WLS	BF	H	R	ER	SO	BB	IBB	HBP	BLK	WP	HR	S	P	ERA	WHIP
35 Josh Wall, R (9, 1) ERA: 9.0	1.0	S	6	3	2	2	2	0	0	0	0	0	0	10	11	18.00	3.000

BOTTOM

Los Angeles Angels @ Arizona Diamondbacks

Salt River Fields at Talking Stick, Scottsdale, AZ

Mon Mar 03 2014, 3:12 PM - 6:04 PM EST

Att. 7,377 - Sunny - 66 F

livebaseballscorecards.com

AB	30
R	2
H	5
RBI	2
BB	1
SO	6
LOB	6

1B: 4	SF: 1	WP: 1	PA: 32
2B: 1	SAC: 0	PB: 0	
3B: 0	DP: 1	SB: 1	
HR: 0	HBP: 0	CS: 0	

Texas Rangers @ Los Angeles Angels

Tempe Diablo Stadium, Tempe, AZ

Tue Mar 04 2014, 3:12 PM - 6:00 PM EST

Att. 4,131 - Sunny - 72 F

TOP

livebaseballscorecards.com

Batter	1	2	3	4	5	6	7	8	9	AB	R	H	RBI	BB	SO	LOB
17 Shin-Soo Choo, L (1, 7) OBP: 0.200, SLG: 0.111	K		18 SF8 BB 1-3 2-H 1B	L8			F7		G4-3	3	0	1	1	0	1	1
63 Bryan Petersen, L (6, 7) OBP: 0.222, SLG: 0.125										2	0	0	0	0	0	0
12 Josh Wilson, R (1, 4) OBP: 0.333, SLG: 0.444	G4-3		L4		K		G1-3			3	0	0	0	0	1	2
65 Kensuke Tanaka, L (6, 4) OBP: 0.600, SLG: 0.333										1	0	0	0	0	0	0
Alex Rios, R (1, 9) OBP: 0.455, SLG: 0.400	1B		BB 1-2		F7		FC			2	0	1	0	1	0	0
15 Michael Choice, R (6, 9) OBP: 0.364, SLG: 0.636										1	0	0	0	0	0	0
18 Mitch Moreland, L (1, 3) OBP: 0.250, SLG: 0.200	F8		SF8 2-3 3-H		F9			F8		2	0	0	1	0	0	1
35 James Adduci, L (6, 3) OBP: 0.222, SLG: 0.222										1	0	0	0	0	0	0
6 Kevin Kouzmanoff, R (1, 5) OBP: 0.417, SLG: 0.600		P3	F8			P4		14 FC4-6 1B		3	0	0	0	0	0	2
21 Alex Castellanos, R (6, 5) OBP: 0.400, SLG: 0.444										1	0	1	0	0	0	0
13 Jurickson Profar, S (1, 10) OBP: 0.368, SLG: 0.444		G4-3		G5-3		61 PB 3 2B 1B		FC4-6 1-2f		3	1	1	0	0	0	0
14 Hanser Alberto, R (8, PH) (8, 10)										1	0	0	0	0	0	1
61 Robinson Chirinos, R (1, 2) OBP: 0.250, SLG: 0.143		K		2 3B BB		K 1-2		G5-3		2	1	0	0	1	2	1
74 Jose Heberto Felix, R (7, 2)										1	0	0	0	0	0	1
3 Luis Sardinas, S (1, 6) OBP: 0.400, SLG: 0.500			2 BB 17 1B 1B	F7		2-H 2B			K	3	1	2	1	0	0	1
9 Adam Rosales, R (6, 6) OBP: 0.286, SLG: 0.167										1	0	0	0	0	1	0
2 Leonys Martin, L (1, 8) OBP: 0.286, SLG: 0.500			17 1B 18 SF8 1-2 BB	1-H 3B		P6			G3	2	1	1	1	1	0	1
85 Ryan Strausborger, R (6, 8)										0	0	0	0	0	0	0
64 Brad Snyder, L (9, PH) OBP: 0.250, SLG: 0.273										1	0	0	0	0	0	0

Inning Stats																							
	R: 0	H: 1	R: 0	H: 0	R: 2	H: 2	R: 1	H: 1	R: 0	H: 0	R: 1	H: 2	R: 0	H: 0	R: 0	H: 1	R: 0	H: 0	1B: 5	SF: 1	WP: 0	PA: 37
	E: 0	LOB: 1	E: 0	LOB: 0	E: 0	LOB: 2	E: 0	LOB: 1	E: 0	LOB: 0	E: 0	LOB: 1	E: 0	LOB: 0	E: 0	LOB: 1	E: 0	LOB: 0	2B: 1	SAC: 0	PB: 1	
	K: 1	BB: 0	K: 1	BB: 0	K: 0	BB: 2	K: 0	BB: 1	K: 1	BB: 0	K: 1	BB: 0	K: 0	BB: 0	S: 4	BB: 0	K: 1	BB: 0	3B: 1	DP: 0	SB: 0	
	S: 6	P: 6	S: 5	P: 5	S: 5	P: 13	S: 4	P: 8	S: 5	P: 5	S: 7	P: 8	S: 5	P: 5		P: 4	S: 5	P: 5	HR: 0	HBP: 0	CS: 0	

PITCHER		IP	WLS	BF	H	R	ER	SO	BB	IBB	HBP	BLK	WP	HR	S	P	ERA	WHIP
45 Tyler Skaggs, L	(1, 1)	2.1		12	3	2	2	2	2	0	0	0	0	0	14	22	7.71	2.143
ERA: 7.71																		
52 David Carpenter, R	(3, 1)	0.2		2	0	0	0	0	0	0	0	0	0	0	2	2	0.00	0.000
ERA:																		
38 Joe Smith, R	(4, 1)	1.0		5	1	1	1	0	1	0	0	0	0	0	4	8	9.00	2.000
ERA: 9.0																		
59 Fernando Salas, R	(5, 1)	1.0		3	0	0	0	1	0	0	0	0	0	0	5	5	0.00	0.000
ERA:																		
58 Michael Kohn, R	(6, 1)	1.0		5	2	1	0	1	0	0	0	0	0	0	7	8	0.00	2.000
ERA:																		

PITCHER		IP	WLS	BF	H	R	ER	SO	BB	IBB	HBP	BLK	WP	HR	S	P	ERA	WHIP
64 Clay Rapada, L	(7, 1)	1.0	W	3	0	0	0	1	0	0	0	0	0	0	5	5	0.00	0.000
ERA: 4.5																		
54 Buddy Boshers, L	(8, 1)	1.0	H	4	1	0	0	0	0	0	0	0	0	0	4	4	0.00	1.000
ERA:																		
99 Brandon Lyon, R	(9, 1)	1.0	S	3	0	0	0	1	0	0	0	0	0	0	5	5	0.00	0.000
ERA:																		

AB	33
R	4
H	7
RBI	4
BB	3
SO	5
LOB	11

Texas Rangers @ Los Angeles Angels

Tempe Diablo Stadium, Tempe, AZ

Tue Mar 04 2014, 3:12 PM - 6:00 PM EST

Att. 4,131 - Sunny - 72 F

BOTTOM

livebaseballscorecards.com

Batter	1	2	3	4	5	6	7	8	9	AB	R	H	RBI	BB	SO	LOB
56 Kole Calhoun, L (1, 9) OBP: 0.429, SLG: 0.273	G3-1		G4-3		27 CS 1B		E3 0 2B 1-3			3	0	1	0	0	0	0
0 Brennan Boesch, L (7, 9) OBP: 0.444, SLG: 0.556										1	1	0	0	0	0	1
(9, 7)																
27 Mike Trout, R (1, 8) OBP: 0.556, SLG: 0.875	L7		1B		CS 1-2	28 1B 47 1B 1B	10 1B 1-H 3-H 2B			3	1	2	0	0	0	0
0 Collin Cowgill, R (7, 8) OBP: 0.385, SLG: 0.583										1	1	1	2	0	0	0
5 Albert Pujols, R (1, 3)	G5-3		F8			F8	K			3	0	0	0	0	0	2
79 Taylor Lindsey, L (7, 4)										1	0	0	0	0	1	1
28 Raul Ibanez, L (1, 10) OBP: 0.375, SLG: 0.714		HR	P5			6 P3 47 1B 1-3 1B	19 WP 2-H 1B			3	1	2	1	0	0	1
10 Grant Green, R (6, PR) OBP: 0.714, SLG: 1.143										1	1	1	1	0	0	0
(7, 10)																
6 David Freese, R (1, 5)		2 G4-3 17 2B BB	F9		P3 1-2	L6 1-2				2	1	0	0	1	0	2
19 Efren Navarro, L (7, 3)										1	0	0	0	0	0	1
47 Howie Kendrick, R (1, 4) OBP: 0.375, SLG: 0.286	F9		G6-3			1B 2-H 3-H		41 G4-6-3 BB		3	0	1	2	0	0	1
12 Tommy Field, R (7, 6) OBP: 1.000, SLG: 1.500										0	0	0	0	1	0	0
2 Erick Aybar, S (1, 6) OBP: 0.556, SLG: 0.333	G4-3 1-2		G4-3			P4		G4-6-3 1-2f		3	0	0	0	0	0	2
41 Luis Martinez, R (7, 2)										1	0	0	0	0	0	1
17 Chris Iannetta, R (1, 2) OBP: 0.571, SLG: 1.333	2-H 2B				F9		P5	1B		2	0	1	1	0	0	0
48 Chad Tracy, L (7, 5) OBP: 0.333, SLG: 0.333										2	0	1	0	0	0	0
3 JB Shuck, L (1, 7) OBP: 0.417, SLG: 0.600	G3				P6		0 E 0 S 0 2B BB	G4-3		2	1	0	0	1	0	1
77 Carlos Pena, L (8, PH)										1	0	0	0	0	0	1
Ranyelmy Alberto, R (9, 9)										0	0	0	0	0	0	0
Inning Stats	R: 0 E: 0 K: 0 S: 3 H: 0 LOB: 0 BB: 0 P: 3	R: 2 E: 0 K: 0 S: 5 H: 2 LOB: 1 BB: 1 P: 11	R: 0 E: 0 K: 0 S: 4 H: 1 LOB: 1 BB: 0 P: 4	R: 0 E: 0 K: 0 S: 3 H: 0 LOB: 0 BB: 0 P: 3	R: 0 E: 0 K: 0 S: 4 H: 1 LOB: 0 BB: 0 P: 4	R: 2 E: 0 K: 0 S: 6 H: 3 LOB: 1 BB: 0 P: 6	R: 3 E: 1 K: 1 S: 8 H: 2 LOB: 1 BB: 1 P: 14	R: 0 E: 0 K: 0 S: 3 H: 1 LOB: 1 BB: 1 P: 7		1B: 7 2B: 2 3B: 0 HR: 1 SF: 0 SAC: 0 DP: 1 HBP: 0						

	AB	33
	R	7
	H	10
	RBI	7
	BB	3
	SO	1
	LOB	14

WP: 1 PB: 0 SB: 1 CS: 1 PA: 37

PITCHER	IP	WLS	BF	H	R	ER	SO	BB	IBB	HBP	BLK	WP	HR	S	P	ERA	WHIP
11 Yu Darvish, R (1, 1) ERA: 3.6	3.0		13	3	2	2	0	1	0	0	0	0	0	12	18	6.00	1.333
68 Ryan Feierabend, L (4, 1) ERA: 5.4	3.0	B	12	4	2	2	0	0	0	0	0	0	0	13	13	6.00	1.333
59 Lisalverto Bonilla, R (7, 1) ERA: 3.38	0.2	L	6	2	3	1	1	1	0	0	0	0	0	7	12	13.50	4.500
22 Rafael Perez, L (7, 1) ERA:	0.1		1	0	0	0	0	0	0	0	0	1	0	1	2	0.00	0.000
53 Wilmer Font, R (8, 1) ERA:	1.0		4	1	0	0	0	1	0	0	0	0	0	3	7	0.00	2.000

PITCHER	IP	WLS	BF	H	R	ER	SO	BB	IBB	HBP	BLK	WP	HR	S	P	ERA	WHIP

Los Angeles Angels @ San Francisco Giants

Scottsdale Stadium, Scottsdale, AZ

Wed Mar 05 2014, 3:08 PM - 5:46 PM EST

Att. 8,275 - Cloudy - 73 F

livebaseballscorecards.com

TOP

Batter	1	2	3	4	5	6	7	8	9	AB	R	H	RBI	BB	SO	LOB
2 Erick Aybar, S (1, 10) OBP: 0.417, SLG: 0.222	G3-1		K			G6-4-3 1-2f		81 S 1-3 1B		3	0	0	0	0	1	1
84 C.J. Cron, R (8, PH) OBP: 0.500, SLG: 0.667										1	0	1	0	0	0	0
7 Andrew Romine, S (8, PR) OBP: 0.125, SLG: 0.125										0	0	0	0	0	0	0
(8, 10)																
10 Grant Green, R (1, 6) OBP: 0.600, SLG: 1.000	K			16 G5-4-3 2B		K		K 1-2		3	0	1	0	0	2	0
74 Eric Stamets, R (7, 6)										0	0	0	0	0	0	0
81 Alex Yarbrough, S (8, PH) OBP: 0.500, SLG: 0.500										1	0	0	0	0	1	2
85 Shawn O'Malley, S (8, 6)										0	0	0	0	0	0	0
5 Albert Pujols, R (1, 3) OBP: 0.250, SLG: 0.100	P6			16 G5-4-3 BB			0 3B 1B	G6-3		2	0	1	0	1	0	0
19 Efren Navarro, L (7, PR)										1	1	0	0	0	0	3
(7, 3)																
16 Hank Conger, L (1, 2)		G2		G5-4-3 1-2f 2-3			P5		F7	3	0	0	0	0	0	3
8 Yorvit Torrealba, R (7, 2) OBP: 0.250, SLG: 0.250										1	0	0	0	0	0	0
0 Brennan Boesch, L (1, 7) OBP: 0.385, SLG: 0.615		F8		G4-3			77 G3 1-H 3B		G4-3	4	1	1	1	0	0	1
0 Collin Cowgill, R (1, 8) OBP: 0.400, SLG: 0.643		2B			K2-3		G3 3-H		K	2	0	1	0	0	1	0
77 Carlos Pena, L (7, PH)										1	0	0	1	0	0	1
59 Kyle Hudson, L (7, 9)										0	0	0	0	0	0	0
98 Jett Bandy, R (9, PH) OBP: 0.500, SLG: 2.000										1	0	0	0	0	1	0
13 Luis Jimenez, R (1, 5) OBP: 0.250, SLG: 0.250		F9			G5-3		G4-3			2	0	0	0	0	0	1
(6, 4)																
79 Taylor Lindsey, L (7, PH)										1	0	0	0	0	0	1
(7, 4)																
87 Matt Long, L (1, 9) OBP: 0.286, SLG: 0.333			G4-3		K			G4-3		3	0	0	0	0	1	0
(7, 8)																
18 John McDonald, R (1, 4) OBP: 0.429, SLG: 0.333			P6			2 G6-4-3 1B		84 1B BB		2	0	1	0	0	0	0
71 Kaleb Cowart, S (6, 5)										0	0	0	0	1	0	0

	AB	31
	R	2
	H	6
	RBI	2
	BB	2
	SO	7
	LOB	13

Inning Stats	1	2	3	4	5	6	7	8	9
	R: 0 E: 0 K: 1 S: 5	H: 0 LOB: 0 BB: 0 P: 5	R: 0 E: 0 K: 0 S: 4	H: 1 LOB: 1 BB: 0 P: 4	R: 0 E: 0 K: 1 S: 5	H: 0 LOB: 0 BB: 0 P: 5	R: 0 E: 0 K: 0 S: 3	H: 1 LOB: 1 BB: 1 P: 7	R: 0 E: 0 K: 2 S: 7	H: 0 LOB: 0 BB: 0 P: 7
	R: 0 E: 0 K: 1 S: 5	H: 1 LOB: 0 BB: 0 P: 5	R: 2 E: 0 K: 0 S: 5	H: 2 LOB: 1 BB: 0 P: 5	R: 0 E: 0 K: 1 S: 6	H: 1 LOB: 3 BB: 1 P: 10	R: 0 E: 0 K: 1 S: 5	H: 0 LOB: 0 BB: 0 P: 5	1B: 3 2B: 2 3B: 1 HR: 0	SF: 0 SAC: 0 DP: 2 HBP: 0

	WP: 0	PA: 33
	PB: 0	
	SB: 1	
	CS: 0	

PITCHER		IP	WLS	BF	H	R	ER	SO	BB	IBB	HBP	BLK	WP	HR	S	P	ERA	WHIP
18 Matt Cain, R ERA:	(1, 1)	3.0	W	10	1	0	0	2	0	0	0	0	0	0	14	14	0.00	0.333
49 Javier López, L ERA:	(4, 1)	1.0	H	4	1	0	0	0	1	0	0	0	0	0	3	7	0.00	2.000
34 Jose De Paula, L ERA:	(5, 1)	2.0	H	6	1	0	0	3	0	0	0	0	0	0	12	12	0.00	0.500
50 Jason Berken, R ERA: 9.0	(7, 1)	1.0	H	5	2	2	2	0	0	0	0	0	0	0	5	5	18.00	2.000
60 Mason Tobin, R ERA: 13.5	(8, 1)	1.0	H	5	1	0	0	1	1	0	0	0	0	0	6	10	0.00	2.000

PITCHER		IP	WLS	BF	H	R	ER	SO	BB	IBB	HBP	BLK	WP	HR	S	P	ERA	WHIP
37 Heath Hembree, R ERA: 4.5	(9, 1)	1.0	S	3	0	0	0	1	0	0	0	0	0	0	5	5	0.00	0.000

BOTTOM

Batter	1	2	3	4	5	6	7	8	9	AB	R	H	RBI	BB	SO	LOB
7 Grégor Blanco, L (1, 8) OBP: 0.250, SLG: 0.300 (6, 7) 50 Jason Berken, R (7, 1) 60 Mason Tobin, R (8, 1) 12 Guillermo Quiroz, R (8, PH) OBP: 0.429, SLG: 0.333 37 Heath Hembree, R (9, 1)	E7 35 G3-1 48 1B		35 1B 48 1B 1B	F9 ③		G6-3 ③		HBP 1-0		4 2 1 0 0 0 2 0 0 0 0 0 0 0 0 0 0 0 0 0 0 0 0 0 0 0 0 0 0 0 0 0 0 0 0						
35 Brandon Crawford, L (1, 6) OBP: 0.143, SLG: 0.286 14 Brandon Hicks, R (6, 6) OBP: 0.500, SLG: 0.625	G3-1 ① 2-3		38 BB 48 1B 1-2 1B		K ① SSS		21 1B BB BBBB	K ③ CCC		3 0 1 0 0 1 1 1 0 0 0 1 1 2						
48 Pablo Sandoval, S (1, 5) OBP: 0.286, SLG: 0.250 21 Nick Noonan, L (6, 5) OBP: 0.231, SLG: 0.167	3-H 1B		38 BB 1-2 2-H 1B		G6-3 ②		85 G4-3 1-3 1B			3 0 2 2 0 0 0 1 0 1 0 0 0 0						
8 Hunter Pence, R (1, 9) OBP: 0.417, SLG: 0.400 85 Mac Williamson, R (6, 9) OBP: 0.500, SLG: 0.333	K ② SSS		F7 ② 1-2		38 2B 1B		G4-3 ① 1-2			3 1 1 0 0 1 3 1 0 0 0 0 0 2						
38 Michael Morse, R (1, 7) OBP: 0.308, SLG: 0.273 56 Gary Brown, R (6, 8) OBP: 0.636, SLG: 0.429	G4-3 ③		BB BBBB 1-2 2-3		1-H 2B		K ② SSS			2 0 1 1 1 0 1 1 0 0 0 0 1 2						
29 Héctor Sánchez, S (1, 2) OBP: 0.231, SLG: 0.308 67 Andrew Susac, R (6, 2)		G1-3 ① G3 ③			G5-3 ③		G6-3 ③			3 0 0 0 0 0 4 1 0 0 0 0 0 2						
13 Joaquin Arias, R (1, 4) OBP: 0.400, SLG: 0.400 6 Joe Panik, L (7, 4)		F9 ② G5-3 ③		F8 ① P4 ②		G3 ① 1B		G4-3 ① 22 G4-3 1B		3 0 0 0 0 0 0 1 0 0 0 0 0 0 4 0 2 0 0 0 0						
22 Roger Kieschnick, L (1, 10) OBP: 0.300, SLG: 0.125 (7, 7)			K ① SSS	BB BBBB		K ② SSS		G4-3 ② 1-2		3 0 0 0 1 2 2						
Inning Stats	R: 1 H: 1 E: 1 LOB: 1 K: 1 BB: 0 S: 7 P: 7	R: 0 H: 0 E: 0 LOB: 0 K: 0 BB: 0 S: 3 P: 3	R: 1 H: 3 E: 0 LOB: 3 K: 1 BB: 1 S: 8 P: 12	R: 0 H: 0 E: 0 LOB: 1 K: 0 BB: 0 S: 3 P: 7	R: 1 H: 2 E: 0 LOB: 1 K: 1 BB: 0 S: 7 P: 7	R: 0 H: 1 E: 0 LOB: 1 K: 1 BB: 0 S: 6 P: 6	R: 0 H: 1 E: 0 LOB: 2 K: 1 BB: 1 S: 6 P: 10	R: 0 H: 1 E: 0 LOB: 2 K: 1 BB: 0 S: 6 P: 7		1B: 8 SF: 0 2B: 1 SAC: 0 3B: 0 DP: 0 HR: 0 HBP: 1						

PITCHER		IP	WLS	BF	H	R	ER	SO	BB	IBB	HBP	BLK	WP	HR	S	P	ERA	WHIP
36 Jered Weaver, R ERA: 1.29	(1, 1)	4.0	L	19	4	2	1	2	2	0	0	0	0	0	21	29	2.25	1.500
63 Nick Maronde, L ERA: 4.5	(5, 1)	1.0		5	2	1	1	1	0	0	0	0	0	0	7	7	9.00	2.000
40 Kevin Jepsen, R ERA:	(6, 1)	1.0		4	1	0	0	1	0	0	0	0	0	0	6	6	0.00	1.000
96 Jarrett Grube, R ERA: 4.5	(7, 1)	2.0		10	2	0	0	2	1	0	1	0	0	0	12	17	0.00	1.500

PITCHER	IP	WLS	BF	H	R	ER	SO	BB	IBB	HBP	BLK	WP	HR	S	P	ERA	WHIP

Los Angeles Angels @ San Francisco Giants

Scottsdale Stadium, Scottsdale, AZ

Wed Mar 05 2014, 3:08 PM - 5:46 PM EST

Att. 8,275 - Cloudy - 73 F

livebaseballscorecards.com

AB	34
R	3
H	9
RBI	3
BB	3
SO	6
LOB	21

WP: 0	PA: 38		
PB: 0			
SB: 0			
CS: 0			

Los Angeles Dodgers @ Los Angeles Angels

Tempe Diablo Stadium, Tempe, AZ

Thu Mar 06 2014, 3:10 PM - 6:46 PM EST

Att. 6,457 - Sunny - 77 F

livebaseballscorecards.com

Batter	1	2	3	4	5	6	7	8	9	10	AB	R	H	RBI	BB	SO	LOB
66 Yasiel Puig, R (1, 8) OBP: 0.158, SLG: 0.294	P4		F8		G3-1		G5-3		F8 2-3		4	0	0	0	0	0	3
65 Joc Pederson, L (7, 8) OBP: 0.353, SLG: 0.385											1	0	0	0	0	0	2
17 A.J. Ellis, R (1, 2) OBP: 0.333, SLG: 0.111	BB		K			23 1B 13 WP 33 HR BB	P2		F7-2 3-H		1	1	0	0	2	1	1
30 Miguel Olivo, R (6, 2) OBP: 0.300, SLG: 0.222											2	0	0	0	0	0	2
13 Hanley Ramirez, R (1, 6) OBP: 0.235, SLG: 0.133	K			G6-3		23 1B 33 HR 1-2 HBP	G4-3			K	2	1	0	0	0	1	1
35 Brendan Harris, R (6, 6) OBP: 0.214, SLG: 0.167				K						G3-1	2	0	0	0	0	1	0
23 Adrián González, L (1, 3) OBP: 0.400, SLG: 0.733	G4-3			K		33 HR 1-2 2-3 1B		K			3	0	1	0	0	1	1
73 Clint Robinson, L (6, PR) OBP: 0.375, SLG: 0.563 (6, 3)											2	1	0	0	0	1	0
33 Scott Van Slyke, R (1, 7) OBP: 0.267, SLG: 0.385		G4-3		K		HR 1-H 2-H 3-H		F7		3B	3	1	1	4	0	1	0
90 Scott Schebler, L (7, 7) OBP: 0.333, SLG: 1.000											2	0	1	0	0	0	0
16 Andre Ethier, L (1, 10) OBP: 0.375, SLG: 0.333		F7			K	G4-3		BB		BB	3	0	0	0	0	1	1
45 J.C. Boscan, R (8, PH) (8, 10)											0	0	0	0	2	0	0
10 Justin Turner, R (1, 4) OBP: 0.412, SLG: 0.429		F7			37 CS BB	37 S BB		K		G3	1	0	0	0	2	0	0
9 Dee Strange-Gordon, L (6, PR) OBP: 0.263, SLG: 0.412 (6, 4)											2	0	0	0	0	1	3
37 Mike Baxter, L (1, 9) OBP: 0.316, SLG: 0.333			F7		18 S 1-2 1B	P5 1-2			65 F8 30 F7-2 72 1B BB		3	0	1	0	0	0	1
88 Jon Garcia, R (7, 9)											0	0	0	0	1	0	0
18 Chone Figgins, S (1, 5) OBP: 0.333, SLG: 0.143			BB		BB	K			1B		1	0	0	0	2	1	2
72 Miguel Rojas, R (7, 5) OBP: 0.429, SLG: 0.429											1	0	1	0	0	0	0
Inning Stats	R: 0 E: 0 K: 1 S: 5 / H: 0 LOB: 1 BB: 1 P: 9	R: 0 E: 0 K: 0 S: 3 / H: 0 LOB: 0 BB: 0 P: 3	R: 0 E: 0 K: 1 S: 5 / H: 0 LOB: 1 BB: 1 P: 9	R: 0 E: 0 K: 2 S: 7 / H: 0 LOB: 0 BB: 0 P: 7	R: 0 E: 0 K: 1 S: 5 / H: 1 LOB: 2 BB: 2 P: 14	R: 4 E: 0 K: 1 S: 9 / H: 2 LOB: 2 BB: 2 P: 21	R: 0 E: 0 K: 0 S: 3 / H: 0 LOB: 0 BB: 0 P: 3	R: 0 E: 0 K: 2 S: 7 / H: 0 LOB: 1 BB: 1 P: 11	R: 0 E: 0 K: 0 S: 3 / H: 1 LOB: 1 BB: 1 P: 7	R: 0 E: 0 K: 1 S: 6 / H: 1 LOB: 2 BB: 1 P: 10	1B: 3 2B: 1 3B: 1 HR: 1	SF: 0 SAC: 0 DP: 1 HBP: 1					

PITCHER	IP	WLS	BF	H	R	ER	SO	BB	IBB	HBP	BLK	WP	HR	S	P	ERA	WHIP
33 C.J. Wilson, L (1, 1) ERA: 4.5	4.0		14	0	0	0	4	2	0	0	0	0	0	20	28	0.00	0.500
49 Ernesto Frieri, R (5, 1) ERA:	1.0		5	1	0	0	1	2	0	0	0	0	0	5	14	0.00	3.000
65 Dane De La Rosa, R (6, 1) ERA: 21.6	0.2		7	2	4	4	0	2	0	1	0	1	1	6	18	54.00	6.000
39 Yoslan Herrera, R (6, 1) ERA:	0.1		1	0	0	0	1	0	0	0	0	0	0	3	3	0.00	0.000
46 Cory Rasmus, R (7, 1) ERA:	1.2		6	0	0	0	1	1	0	0	0	0	0	7	11	0.00	0.600

PITCHER	IP	WLS	BF	H	R	ER	SO	BB	IBB	HBP	BLK	WP	HR	S	P	ERA	WHIP
60 Brian Moran, L (8, 1) ERA: 6.75	0.1		1	0	0	0	1	0	0	0	0	0	0	3	3	0.00	0.000
39 Robert Carson, L (9, 1) ERA:	1.0		4	1	0	0	0	1	0	0	0	0	0	3	7	0.00	2.000
88 Mike Morin, R (10, 1) ERA: 4.5	1.0		5	1	0	0	1	1	0	0	0	0	0	6	10	0.00	2.000

TOP

AB	33
R	4
H	5
RBI	4
BB	9
SO	9
LOB	17

1B: 3 SF: 0
2B: 1 SAC: 0
3B: 1 DP: 1
HR: 1 HBP: 1

WP: 1 PA: 43
PB: 0
SB: 2
CS: 1

Batter	1	2	3	4	5	6	7	8	9	10	AB	R	H	RBI	BB	SO	LOB
56 Kole Calhoun, L (1, 9) OBP: 0.353, SLG: 0.214	L9		G3		FC3-2 1-2 2-3 3-Hf		SF8 2-3 3-H		84 HR HBP 1-2		3	0	0	0	0	0	3
22 John Hester, R (7, 2) OBP: 0.667, SLG: 1.000											0	1	0	1	0	0	0
98 Jett Bandy, R (10, 2) OBP: 0.500, SLG: 2.000											0	0	0	0	0	0	0
27 Mike Trout, R (1, 8) OBP: 0.500, SLG: 0.909	3B		B1-3		F9		B2-3		HR 1-H 2-H		3	0	1	0	0	0	3
87 Matt Long, L (7, 8) OBP: 0.250, SLG: 0.286											1	0	0	0	0	0	1
84 C.J. Cron, R (9, PH) OBP: 0.600, SLG: 1.500											1	1	1	3	0	0	0
(10, 3)																	
6 David Freese, R (1, 5)	G6-3			G5-3		G3		G4-3	E1 44 1B		3	0	0	0	0	0	0
71 Kaleb Cowart, S (7, 5)											2	0	0	0	0	0	0
28 Raul Ibanez, L (1, 10) OBP: 0.273, SLG: 0.500		K		P4		F9		85 BB 1B	1B		3	0	0	0	0	1	0
44 Ian Stewart, L (8, PH) OBP: 0.375, SLG: 0.375											2	0	2	0	0	0	0
(9, 10)																	
47 Howie Kendrick, R (1, 4) OBP: 0.455, SLG: 0.400		77 2B 1B		G6-3		1B		1-2 BB	F7		3	0	2	0	0	0	0
57 Andy Workman, R (7, 9)											0	0	0	0	0	0	0
85 Shawn O'Malley, S (8, PH)											0	0	0	0	1	0	0
Ranyelmy Alberto, R (9, 9)											0	0	0	0	0	0	0
0 Brennan Boesch, L (9, PH) OBP: 0.357, SLG: 0.571											1	0	0	0	0	0	2
(10, 9)																	
3 JB Shuck, L (1, 7) OBP: 0.294, SLG: 0.400		F7			G4-3	K		F9	P6		5	0	0	0	0	1	6
(10, 8)																	
77 Carlos Pena, L (1, 3) OBP: 0.308, SLG: 0.273		1-3 2B			2 BB 56 FC3-2 17 1B 1B		7 2B 22 SF8 1B	F9		K	2	0	2	0	0	0	0
48 Chad Tracy, L (7, 3) OBP: 0.333, SLG: 0.333											3	1	1	0	0	1	2
(10, 7)																	
17 Chris Iannetta, R (1, 2) OBP: 0.556, SLG: 1.125		K			56 FC3-2 1-2 2 BB 1B		22 SF8 1-3 2B		84 HR 22 S BB	G3-1	2	0	1	0	0	1	2
7 Andrew Romine, S (7, 4) OBP: 0.273, SLG: 0.300											2	1	1	0	1	0	0
2 Erick Aybar, S (1, 6) OBP: 0.429, SLG: 0.200			K		56 FC3-2 1-2 2-3 BB		F9		F9	G1-3	1	0	0	0	1	1	0
12 Tommy Field, R (7, 6) OBP: 0.500, SLG: 0.600											3	0	0	0	0	0	3
Inning Stats	R: 0 E: 0 K: 0 S: 3 H: 1 LOB: 0 BB: 0 P: 3	R: 0 E: 0 K: 2 S: 9 H: 2 LOB: 2 BB: 0 P: 9	R: 0 E: 0 K: 1 S: 5 H: 0 LOB: 0 BB: 0 P: 5	R: 0 E: 0 K: 0 S: 3 H: 0 LOB: 0 BB: 0 P: 3	R: 0 E: 0 K: 0 S: 5 H: 2 LOB: 3 BB: 1 P: 9	R: 0 E: 0 K: 1 S: 6 H: 1 LOB: 1 BB: 0 P: 6	R: 1 E: 0 K: 0 S: 5 H: 2 LOB: 1 BB: 0 P: 5	R: 0 E: 0 K: 0 S: 4 H: 1 LOB: 2 BB: 1 P: 8	R: 3 E: 1 K: 0 S: 9 H: 2 LOB: 2 BB: 1 P: 16	R: 0 E: 0 K: 1 S: 5 H: 0 LOB: 0 BB: 0 P: 5	1B: 7 2B: 2 3B: 1 HR: 1 SF: 1 SAC: 0 DP: 0 HBP: 1						

PITCHER		IP	WLS	BF	H	R	ER	SO	BB	IBB	HBP	BLK	WP	HR	S	P	ERA	WHIP
14 Dan Haren, R ERA: 1.5	(1, 1)	4.0		14	3	0	0	3	0	0	0	0	0	0	20	20	0.00	0.750
52 Javy Guerra, R ERA:	(5, 1)	2.0		10	3	0	0	1	1	0	0	0	0	0	11	15	0.00	2.000
77 Carlos Frías, R ERA: 9.0	(7, 1)	1.0		5	2	1	1	0	0	0	0	0	0	0	5	5	9.00	2.000
Chris Anderson, R ERA: 13.5	(8, 1)	1.1	H	8	1	2	2	0	2	0	1	0	0	0	6	15	13.50	2.250
Daniel Moskos, L ERA: 13.5	(9, 1)	0.0	B	3	2	1	1	0	0	0	0	0	0	1	5	7	∞	∞

PITCHER		IP	WLS	BF	H	R	ER	SO	BB	IBB	HBP	BLK	WP	HR	S	P	ERA	WHIP
Sam Demel, R ERA:	(9, 1)	1.2		5	0	0	0	1	0	0	0	0	0	0	7	7	0.00	0.000

BOTTOM

Los Angeles Dodgers @ Los Angeles Angels

Tempe Diablo Stadium, Tempe, AZ

Thu Mar 06 2014, 3:10 PM - 6:46 PM EST

Att. 6,457 - Sunny - 77 F

livebaseballscorecards.com

AB	40
R	4
H	11
RBI	4
BB	3
SO	5
LOB	22

WP: 0 PA: 45
PB: 0
SB: 1
CS: 0

Chicago Cubs @ Los Angeles Angels

Tempe Diablo Stadium, Tempe, AZ

Fri Mar 07 2014, 3:10 PM - 5:59 PM EST

Att. 5,088 - Partly Cloudy - 75 F

livebaseballscorecards.com

TOP

Batter	1	2	3	4	5	6	7	8	9	AB	R	H	RBI	BB	SO	LOB
28 Chris Coghlan, L (1, 7) OBP: 0.154, SLG: 0.083 7 Anthony Giansanti, R (8, 7)	F8		P4			BBB 4-0 24 CS BB		F9		3 0 0 0 1 0 1 0 0 0 0 0 0 0						
24 Luis Valbuena, L (1, 4) OBP: 0.182, SLG: 0.364 22 Logan Watkins, L (7, 4) OBP: 0.143, SLG: 0.143	K			K		B 1-0 CS 1-2	60 1B 2B		G4-3	3 1 1 0 0 2 0 1 0 0 0 0 0 0						
21 Junior Lake, R (1, 8) OBP: 0.182, SLG: 0.100 78 Albert Almora Jr., R (7, 8) OBP: 0.571, SLG: 0.714	30 S 1B			B5-3			K		60 2B 30 G1-3 1B	3 0 1 0 0 1 1 1 1 1 0 0 0 0						
30 Mike Olt, R (1, 10) OBP: 0.200, SLG: 0.500	K 1-2			F8			K		G1-3 1-2	4 0 0 0 0 2 3						
60 Chris Valaika, R (1, 6) OBP: 0.231, SLG: 0.308		P4			P6		2-H 1B		68 3B 2-H 2B	4 1 2 2 0 0 0						
66 Casper Wells, R (1, 9) OBP: 0.100, SLG: 0.100 68 Jorge Soler, R (7, 9) OBP: 0.286, SLG: 0.500		K			K		F7		2-H 3B	3 0 0 0 0 2 1 1 0 1 1 0 0 0						
27 Josh Vitters, R (1, 3) OBP: 0.444, SLG: 0.286 93 Dustin Geiger, R (8, 3)		K			K			K	G6-3	3 0 0 0 0 3 0 1 0 0 0 0 0 1						
38 John Baker, L (1, 2) OBP: 0.333, SLG: 0.444 82 Raffy Lopez, L (8, 2)			G6-3			F9		K		3 0 0 0 0 1 0 0 0 0 0 0 0 0						
61 Christian Villanueva, R (1, 5) OBP: 0.300, SLG: 0.333			F7			G6-3		2B		3 0 1 0 0 0 0						
Inning Stats	R: 0 E: 0 K: 2 S: 8 H: 1 LOB: 1 BB: 0 P: 8	R: 0 E: 0 K: 2 S: 7 H: 0 LOB: 0 BB: 0 P: 7	R: 0 E: 0 K: 0 S: 3 H: 0 LOB: 0 BB: 0 P: 3	R: 0 E: 0 K: 1 S: 5 H: 0 LOB: 0 BB: 0 P: 5	R: 0 E: 0 K: 2 S: 7 H: 0 LOB: 0 BB: 0 P: 7	R: 0 E: 0 K: 0 S: 2 H: 0 LOB: 0 BB: 1 P: 7	R: 1 E: 0 K: 2 S: 9 H: 2 LOB: 1 BB: 0 P: 9	R: 0 E: 0 K: 2 S: 8 H: 1 LOB: 1 BB: 0 P: 8	R: 2 E: 0 K: 0 S: 6 H: 3 LOB: 1 BB: 0 P: 6	1B: 3 2B: 3 3B: 1 HR: 0 SF: 0 SAC: 0 DP: 0 HBP: 0						

	AB	33
	R	3
	H	7
	RBI	3
	BB	1
	SO	11
	LOB	7

WP: 0 PB: 0 SB: 1 CS: 1 PA: 35

PITCHER	IP	WLS	BF	H	R	ER	SO	BB	IBB	HBP	BLK	WP	HR	S	P	ERA	WHIP
53 Héctor Santiago, L (1, 1) ERA:	4.0		13	1	0	0	5	0	0	0	0	0	0	23	23	0.00	0.250
58 Michael Kohn, R (5, 1) ERA:	1.0	H	3	0	0	0	2	0	0	0	0	0	0	7	7	0.00	0.000
54 Buddy Boshers, L (6, 1) ERA:	1.0	H	3	0	0	0	0	1	0	0	0	0	0	2	7	0.00	1.000
52 Matt Shoemaker, R (7, 1) ERA: 2.25	2.0	B	9	3	1	1	4	0	0	0	0	0	0	17	17	4.50	1.500
35 Josh Wall, R (9, 1) ERA: 12.0	1.0	L	6	3	2	2	0	0	0	0	0	0	0	6	6	18.00	3.000

PITCHER	IP	WLS	BF	H	R	ER	SO	BB	IBB	HBP	BLK	WP	HR	S	P	ERA	WHIP

BOTTOM

Chicago Cubs @ Los Angeles Angels

Tempe Diablo Stadium, Tempe, AZ

Fri Mar 07 2014, 3:10 PM - 5:59 PM EST

Att. 5,088 - Partly Cloudy - 75 F

Batter	1	2	3	4	5	6	7	8	9	AB	R	H	RBI	BB	SO	LOB
56 Kole Calhoun, L (1, 9) OBP: 0.364, SLG: 0.222	F8		CS 1-2	5 F8 / 28 G3 / 27 1B / 1B	F8		E9 1-3		BB	4	1	1	0	1	0	1
27 Mike Trout, R (1, 8) OBP: 0.467, SLG: 0.786 79 Taylor Lindsey, L (7, 4)	F9			47 1B / 28 G3 / 1-2 / 1B		K	K		P5	3	0	1	0	0	1	0
										2	0	0	0	0	1	3
5 Albert Pujols, R (1, 3) OBP: 0.200, SLG: 0.077 41 Luis Martinez, R (7, 2)	G5-3			F8 / 2-3		F8	F9		G4-3	3	0	0	0	0	0	2
										2	0	0	0	0	0	3
28 Raul Ibanez, L (1, 10) OBP: 0.286, SLG: 0.462 85 Shawn O'Malley, S (8, PH) OBP: 0.500, SLG: 0.333 (9, 7)		G4-3		G3 / 1-2 / 3-H		47 1B / 6 BB / 1B		77 G4-3 / 84 1B / SH3 / 1B		3	0	1	1	0	0	1
										1	1	1	0	0	0	0
6 David Freese, R (1, 5) OBP: 0.286, SLG: 0.091 Ranyelmy Alberto, R (7, 7) (9, 8)		47 G6-4-3 / 1B		BB / 47 1B		BB / 47 1B / 1-2		SH3 / 1-2		1	0	1	0	2	0	0
										0	0	0	0	0	0	0
47 Howie Kendrick, R (1, 4) OBP: 0.500, SLG: 0.462 59 Kyle Hudson, L (7, 8) 77 Carlos Pena, L (8, PH) OBP: 0.286, SLG: 0.250 35 Josh Wall, R (9, 1)		G6-4-3 / 1-2f		1B / 1-2 / 2-3		1B / 1-2 / 2-3		G4-3 / 2-3		3	0	2	0	0	0	1
										0	0	0	0	0	0	0
										1	0	0	0	0	0	1
										0	0	0	0	0	0	0
3 JB Shuck, L (1, 7) OBP: 0.263, SLG: 0.353 84 C.J. Cron, R (6, PH) OBP: 0.571, SLG: 1.167 (7, 3)			G4-3	G3		F8		1B / 3-H		2	0	0	0	0	0	3
										2	0	1	1	0	0	3
16 Hank Conger, L (1, 2) OBP: 0.091, SLG: 0.091 18 John McDonald, R (7, 6) OBP: 0.444, SLG: 0.375			P5		2 CS / 1B		56 E / 1B	G5-3		2	0	1	0	0	0	0
										2	0	1	0	0	0	1
2 Erick Aybar, S (1, 6) OBP: 0.438, SLG: 0.182 13 Luis Jimenez, R (7, 5) OBP: 0.200, SLG: 0.200			56 CS / BB		F9 / 1-2		K		K	1	0	0	0	1	0	1
										2	0	0	0	0	2	1
Inning Stats	R: 0 E: 0 K: 0 S: 3 H: 0 LOB: 0 BB: 0 P: 3	R: 0 E: 0 K: 0 S: 3 H: 1 LOB: 0 BB: 0 P: 3	R: 0 E: 0 K: 0 S: 3 H: 0 LOB: 0 BB: 1 P: 7	R: 1 E: 0 K: 0 S: 6 H: 3 LOB: 3 BB: 1 P: 10	R: 0 E: 0 K: 0 S: 4 H: 1 LOB: 0 BB: 0 P: 4	R: 0 E: 0 K: 1 S: 7 H: 2 LOB: 3 BB: 1 P: 11	R: 0 E: 1 K: 2 S: 9 H: 1 LOB: 2 BB: 0 P: 9	R: 1 E: 0 K: 0 S: 5 H: 2 LOB: 1 BB: 0 P: 5	R: 0 E: 0 K: 1 S: 5 H: 0 LOB: 1 BB: 1 P: 9	1B: 10 2B: 0 3B: 0 HR: 0	SF: 0 SAC: 1 DP: 1 HBP: 0						

	AB	34
	R	2
	H	10
	RBI	2
	BB	4
	SO	4
	LOB	21

WP: 0 PB: 0 SB: 0 CS: 2 PA: 40

livebaseballscorecards.com

PITCHER	IP	WLS	BF	H	R	ER	SO	BB	IBB	HBP	BLK	WP	HR	S	P	ERA	WHIP
55 James McDonald, R (1, 1) ERA: 18.0	2.0		6	1	0	0	0	0	0	0	0	0	0	6	6	0.00	0.500
71 Dallas Beeler, R (3, 1) ERA: 4.5	2.0		10	3	1	1	0	2	0	0	0	0	0	9	17	4.50	2.500
92 Casey Coleman, R (5, 1) ERA:	1.0		3	1	0	0	0	0	0	0	0	0	0	4	4	0.00	1.000
67 Tsuyoshi Wada, L (6, 1) ERA:	2.0		11	3	0	0	3	1	0	0	0	0	0	16	20	0.00	2.000
63 Brian Schlitter, R (8, 1) ERA: 4.5	1.0	W	5	2	1	1	0	0	0	0	0	0	0	5	5	9.00	2.000

PITCHER	IP	WLS	BF	H	R	ER	SO	BB	IBB	HBP	BLK	WP	HR	S	P	ERA	WHIP
Julio Sanchez, R (9, 1) ERA:	0.0		0	0	0	0	0	0	0	0	0	0	0	0	0	∞	∞

Los Angeles Angels @ Colorado Rockies

Salt River Fields at Talking Stick, Scottsdale, AZ

Fri Mar 07 2014, 3:13 PM - 5:47 PM EST

Att. 8,101 - Sunny - 73 F

livebaseballscorecards.com

TOP

Batter	1	2	3	4	5	6	7	8	9	AB	R	H	RBI	BB	SO	LOB
0 Collin Cowgill, R (1, 8) OBP: 0.368, SLG: 0.588 Drew Heid, L (7, 9) (8, 8)	44 G6-3 1B		SF9 3-H		G5-4-3 1-2f		L7			3	0	1	1	0	0	3
										0	0	0	0	0	0	0
10 Grant Green, R (1, 5) OBP: 0.429, SLG: 0.714 Jimmy Swift, R (8, 9)	F9		K 1-3		G5-3		FC6-4 1-2f			4	0	0	0	0	1	4
										0	0	0	0	0	0	0
44 Ian Stewart, L (1, 3) OBP: 0.364, SLG: 0.300 19 Efren Navarro, L (8, PH) (8, 3)	G6-3 1-2		BB			G6-3		G3		2	0	0	0	1	0	1
										1	0	0	0	0	0	0
48 Chad Tracy, L (1, 10) OBP: 0.231, SLG: 0.231	G6-3		K			K		F9		4	0	0	0	0	2	3
0 Brennan Boesch, L (1, 7) OBP: 0.294, SLG: 0.471 57 Andy Workman, R (6, 7) OBP: 1.000, SLG: 2.000		P6		G6-3		K		2B		3	0	0	0	0	1	0
										1	0	1	0	0	0	0
8 Yorvit Torrealba, R (1, 2) OBP: 0.143, SLG: 0.143 22 John Hester, R (7, 2) OBP: 0.500, SLG: 0.500		G6-3		P4			F7	F9		3	0	0	0	0	0	0
										1	0	0	0	0	0	1
7 Andrew Romine, S (1, 6) OBP: 0.357, SLG: 0.615 71 Kaleb Cowart, S (8, 5)		G6-3		1B			0-2 HR		G3	3	1	2	1	0	0	0
										1	0	0	0	0	0	0
12 Tommy Field, R (1, 4) OBP: 0.556, SLG: 0.625 74 Eric Stamets, R (8, 6)			87 1B 0 SF9 1B	K			87 1B		G5-3	3	1	2	0	0	1	1
										1	0	0	0	0	0	0
87 Matt Long, L (1, 9) OBP: 0.455, SLG: 0.500 (7, 8) 81 Alex Yarbrough, S (8, 4) OBP: 0.333, SLG: 0.333			10 WP 10 S 1-3 1B		0 G5-4-3 1B		10 FC6-4 1-2 1B		G3	3	0	3	0	0	0	0
										1	0	0	0	0	0	0
Inning Stats	R: 0 E: 0 K: 0 S: 4 H: 1 LOB: 1 BB: 0 P: 4	R: 0 E: 0 K: 0 S: 3 H: 0 LOB: 0 BB: 0 P: 3	R: 1 E: 0 K: 2 S: 9 H: 2 LOB: 2 BB: 1 P: 13	R: 0 E: 0 K: 1 S: 6 H: 1 LOB: 1 BB: 0 P: 6	R: 0 E: 0 K: 0 S: 3 H: 1 LOB: 0 BB: 0 P: 3	R: 0 E: 0 K: 2 S: 7 H: 0 LOB: 0 BB: 0 P: 7	R: 1 E: 0 K: 0 S: 8 H: 3 LOB: 2 BB: 0 P: 8	R: 0 E: 0 K: 0 S: 4 H: 1 LOB: 1 BB: 0 P: 4	R: 0 E: 0 K: 0 S: 3 H: 0 LOB: 0 BB: 0 P: 3	1B: 7 2B: 1 3B: 0 HR: 1	SF: 1 SAC: 0 DP: 1 HBP: 0						

	AB	34
	R	2
	H	9
	RBI	2
	BB	1
	SO	5
	LOB	13

WP: 1 PB: 0 SB: 1 CS: 0 PA: 36

PITCHER	IP	WLS	BF	H	R	ER	SO	BB	IBB	HBP	BLK	WP	HR	S	P	ERA	WHIP
29 Jorge De La Rosa, L (1, 1) ERA: 9.64	3.0	W	13	3	1	1	2	1	0	0	0	1	0	16	20	3.00	1.333
32 LaTroy Hawkins, R (4, 1) ERA: 9.0	1.0		4	1	0	0	1	0	0	0	0	0	0	6	6	0.00	1.000
49 Rex Brothers, L (5, 1) ERA:	1.0		3	1	0	0	0	0	0	0	0	0	0	3	3	0.00	1.000
80 Christian Bergman, R (6, 1) ERA: 9.0	2.0		9	3	1	1	2	0	0	0	0	0	1	15	15	4.50	1.500
43 Pedro Hernandez, L (8, 1) ERA:	1.0		4	1	0	0	0	0	0	0	0	0	0	4	4	0.00	1.000

PITCHER	IP	WLS	BF	H	R	ER	SO	BB	IBB	HBP	BLK	WP	HR	S	P	ERA	WHIP
46 Greg Burke, R (9, 1) ERA: 5.4	1.0		3	0	0	0	0	0	0	0	0	0	0	3	3	0.00	0.000

Batter	1	2	3	4	5	6	7	8	9	AB	R	H	RBI	BB	SO	LOB
13 Drew Stubbs, R (1, 8) OBP: 0.231, SLG: 0.167 71 Kyle Parker, R (7, 9) OBP: 0.214, SLG: 0.231	G6-3		16 2B 1B	K		F8				4 0	1 0	1 0	0 0	0 0	1 0	1 0
16 Tim Wheeler, L (1, 7) OBP: 0.375, SLG: 0.500	K		2 HR 1-H 2B	2B			G3			4	1	2	1	0	1	0
2 Troy Tulowitzki, R (1, 6) OBP: 0.455, SLG: 1.143 10 Paul Janish, R (4, PH) OBP: 0.538, SLG: 0.500 (5, 6) (7, 4) 76 Rosell Herrera, S (8, 6) OBP: 0.429, SLG: 0.714	HR		HR 2-H	F7			E5 36 G6-4-3			2 2 0	2 0 0	2 0 0	3 0 0	0 0 0	0 0 0	0 1 0
36 Ben Paulsen, L (1, 3) OBP: 0.300, SLG: 0.368	G3-1		K		L8		G6-4-3 1-2f			4	0	0	0	0	1	1
28 Nolan Arenado, R (1, 5) OBP: 0.333, SLG: 0.286 78 Angelys Nina, R (6, 5)		P2	BB		F7			G5-3		2 1	0 0	0 0	0 0	1 0	0 0	0 0
8 Michael McKenry, R (1, 2) OBP: 0.182, SLG: 0.545 50 Dustin Garneau, R (6, 2) OBP: 0.222, SLG: 0.333		HR	G1-3		K			P4		3 1	1 0	1 0	1 0	0 0	1 0	1 0
1 Brandon Barnes, R (1, 9) OBP: 0.474, SLG: 0.500 (7, 8)		41 CS 1B	41 F8 14 HR 1B			BB	41 G4-6-3	2B		3	1	3	0	1	0	0
41 Ryan Casteel, R (1, 10) OBP: 0.417, SLG: 0.818		F9 1-2	F8 1-2			G4-6-3 1-2f		P3		4	0	0	0	0	0	4
14 Josh Rutledge, R (1, 4) OBP: 0.250, SLG: 1.000 65 Cristhian Adames, S (6, 4) OBP: 0.286, SLG: 0.286 (7, 6) (8, 4)			L9	HR 2-H		1B				2 1	1 0	1 1	2 0	0 0	0 0	0 0
Inning Stats	R: 1 E: 0 K: 1 S: 6 H: 1 LOB: 0 BB: 0 P: 6	R: 1 E: 0 K: 0 S: 7 H: 2 LOB: 0 BB: 0 P: 10	R: 3 E: 0 K: 1 S: 10 H: 3 LOB: 1 BB: 1 P: 16	R: 2 E: 0 K: 1 S: 8 H: 3 LOB: 1 BB: 0 P: 9	R: 0 E: 0 K: 1 S: 5 H: 0 LOB: 0 BB: 0 P: 5	R: 0 E: 0 K: 0 S: 3 H: 1 LOB: 1 BB: 1 P: 7	R: 0 E: 1 K: 0 S: 3 H: 0 LOB: 0 BB: 0 P: 3	R: 0 E: 0 K: 0 S: 4 H: 1 LOB: 1 BB: 0 P: 4		1B: 4 2B: 3 3B: 0 HR: 4 SF: 0 SAC: 0 DP: 2 HBP: 0				WP: 0 PB: 0 SB: 0 CS: 1 PA: 35		

PITCHER		IP	WLS	BF	H	R	ER	SO	BB	IBB	HBP	BLK	WP	HR	S	P	ERA	WHIP
55 Joe Blanton, R ERA: 14.29	(1, 1)	3.1	L	18	8	7	7	2	1	0	0	0	0	4	26	36	18.90	2.700
37 Wade LeBlanc, L ERA:	(4, 1)	2.2		10	2	0	0	2	1	0	0	0	0	0	13	17	0.00	1.125
64 Clay Rapada, L ERA: 3.0	(7, 1)	1.0		3	0	0	0	0	0	0	0	0	0	0	3	3	0.00	0.000
99 Brandon Lyon, R ERA:	(8, 1)	1.0		4	1	0	0	0	0	0	0	0	0	0	4	4	0.00	1.000

PITCHER	IP	WLS	BF	H	R	ER	SO	BB	IBB	HBP	BLK	WP	HR	S	P	ERA	WHIP

BOTTOM

Los Angeles Angels @ Colorado Rockies

Salt River Fields at Talking Stick, Scottsdale, AZ

Fri Mar 07 2014, 3:13 PM - 5:47 PM EST

Att. 8,101 - Sunny - 73 F

livebaseballscorecards.com

AB	33
R	7
H	11
RBI	7
BB	2
SO	4
LOB	8

Batter	1	2	3	4	5	6	7	8	9	AB	R	H	RBI	BB	SO	LOB
1 Didi Gregorius, L (1, 6) OBP: 0.273, SLG: 0.300	G3-1		2B	G6-3			K		K	3	0	1	2	0	0	1
32 Colin Bray, S (6, 8)										2	0	0	0	0	2	1
14 Martín Prado, R (1, 5) OBP: 0.522, SLG: 0.696	G6-3		44 2B 1B		F9		HBP			3	1	1	0	0	0	0
23 Brandon Drury, R (6, 5) OBP: 0.667, SLG: 0.500										0	0	0	0	0	0	0
44 Paul Goldschmidt, R (1, 10) OBP: 0.360, SLG: 0.333	K		2B		L4		F9			4	0	1	1	0	1	1
26 Miguel Montero, L (1, 2) OBP: 0.250, SLG: 0.350		G6-3	G3-1		2B			18 G5-4-3 BB		3	0	1	0	0	0	1
7 David Peralta, L (6, 9)										0	0	0	0	1	0	0
2 Aaron Hill, R (1, 4) OBP: 0.261, SLG: 0.238		G6-3		17 3B 1B	K			G5-4-3		3	1	1	0	0	1	1
18 Bobby Wilson, R (6, 2)								1-2f		1	0	0	0	0	0	1
21 Mike Jacobs, L (1, 3) OBP: 0.211, SLG: 0.278		F9		K		G4-3		F9		4	0	0	0	0	1	1
17 Alfredo Marte, R (1, 7) OBP: 0.500, SLG: 0.909			19 1B 63 G4-3 1 2B 1B			K			BB FC4-6	3	2	2	1	0	1	0
3 Gerson Montilla, R (6, 4)				63 1B 3B						0	0	0	0	1	0	0
63 Ender Inciarte, L (1, 9) OBP: 0.389, SLG: 0.412			G4-3 1-2	3-H 1B		G6-3			K	3	0	1	1	0	0	1
41 Zach Esquerra, R (6, 7)										1	0	0	0	0	1	1
19 Tony Campana, L (1, 8) OBP: 0.286, SLG: 0.250			1 2B 1B 2-3	K			G6-3		FC4-6 1-2f	2	1	1	0	0	1	1
Sean Jamieson, R (6, 6) OBP: 0.250, SLG: 0.500										2	0	0	0	0	0	1
Inning Stats	R: 0 E: 0 K: 1 S: 5 H: 0 LOB: 0 BB: 0 P: 5	R: 0 E: 0 K: 0 S: 3 H: 0 LOB: 0 BB: 0 P: 3	R: 3 E: 0 K: 0 S: 7 H: 5 LOB: 1 BB: 0 P: 7	R: 2 E: 0 K: 2 S: 10 H: 3 LOB: 1 BB: 0 P: 10	R: 0 E: 0 K: 1 S: 6 H: 1 LOB: 1 BB: 0 P: 6	R: 0 E: 0 K: 1 S: 5 H: 0 LOB: 0 BB: 0 P: 5	R: 0 E: 0 K: 1 S: 5 H: 0 LOB: 1 BB: 0 P: 6	R: 0 E: 0 K: 0 S: 2 H: 0 LOB: 0 BB: 1 P: 6	R: 0 E: 0 K: 2 S: 7 H: 0 LOB: 1 BB: 1 P: 11	1B: 5 2B: 3 3B: 1 HR: 0 SF: 0 SAC: 0 DP: 1 HBP: 1						

TOP

Arizona Diamondbacks @ Los Angeles Angels

Tempe Diablo Stadium, Tempe, AZ

Sat Mar 08 2014, 3:10 PM - 6:03 PM EST

Att. 9,580 - Sunny - 75 F

livebaseballscorecards.com

AB	34
R	5
H	9
RBI	5
BB	2
SO	8
LOB	11

WP: 0 PB: 0 SB: 0 CS: 0 PA: 37

PITCHER		IP	WLS	BF	H	R	ER	SO	BB	IBB	HBP	BLK	WP	HR	S	P	ERA	WHIP
Garrett Richards, R ERA: 6.43	(1, 1)	4.0	L	19	8	5	5	3	0	0	0	0	0	0	25	25	11.25	2.000
40 Kevin Jepsen, R ERA:	(5, 1)	1.0		4	1	0	0	1	0	0	0	0	0	0	6	6	0.00	1.000
63 Nick Maronde, L ERA: 3.0	(6, 1)	1.0		3	0	0	0	1	0	0	0	0	0	0	5	5	0.00	0.000
59 Fernando Salas, R ERA:	(7, 1)	1.0		4	0	0	0	1	0	0	1	0	0	0	5	6	0.00	0.000
75 Justin Thomas, L ERA:	(8, 1)	2.0		7	0	0	0	2	2	0	0	0	0	0	9	17	0.00	1.000

PITCHER		IP	WLS	BF	H	R	ER	SO	BB	IBB	HBP	BLK	WP	HR	S	P	ERA	WHIP

BOTTOM

Arizona Diamondbacks @ Los Angeles Angels

Tempe Diablo Stadium, Tempe, AZ

Sat Mar 08 2014, 3:10 PM - 6:03 PM EST

Att. 9,580 - Sunny - 75 F

livebaseballscorecards.com

Batter	1	2	3	4	5	6	7	8	9	AB	R	H	RBI	BB	SO	LOB
56 Kole Calhoun, L (1, 10) OBP: 0.400, SLG: 0.211	G6-3		87 1B BB		87 2B BB		F8		G6-3	1	1	0	0	2	0	0
16 Hank Conger, L (7, PH) OBP: 0.077, SLG: 0.077 (8, 10)										2	0	0	0	0	0	0
87 Matt Long, L (1, 9) OBP: 0.467, SLG: 0.571 (6, 8) (9, 9)	G3		1-3 1B		1-H 5 1B 2B		L7		K	4	1	2	1	0	0	0
98 Jett Bandy, R (9, PH) OBP: 0.333, SLG: 1.333										1	0	0	0	0	1	0
5 Albert Pujols, R (1, 3) OBP: 0.222, SLG: 0.125	K		G6-3		3-H 28 BB 1B		K			3	0	1	1	0	1	2
85 Shawn O'Malley, S (6, 7) OBP: 0.400, SLG: 0.250										1	0	0	0	0	1	0
28 Raul Ibanez, L (1, 7) OBP: 0.294, SLG: 0.400		G3		K	1-2 BB			G6-3		2	0	0	0	1	1	0
Brennan Gowens, L (5, PR) (6, 9)										0	0	0	0	0	0	0
48 Chad Tracy, L (8, PH) OBP: 0.214, SLG: 0.214										1	0	0	0	0	0	0
Riley Good, L (9, 8)										0	0	0	0	0	0	0
17 Chris Iannetta, R (1, 2) OBP: 0.583, SLG: 1.000		10 1B BB		HBP	G6-3			G6-3		1	0	0	0	1	0	2
41 Luis Martinez, R (8, 2)										1	0	0	0	0	0	0
44 Ian Stewart, L (1, 4) OBP: 0.286, SLG: 0.231		F8		K		F7		71 1B		3	0	0	0	0	1	2
18 John McDonald, R (7, 4) OBP: 0.500, SLG: 0.444										1	0	1	0	0	0	0
10 Grant Green, R (1, 6) OBP: 0.412, SLG: 0.647		1-3 0 CS 1B		K		G4-3		1-2 1B		3	0	1	0	0	1	1
71 Kaleb Cowart, S (7, 5) OBP: 0.286, SLG: 0.167										1	0	1	0	0	0	0
0 Collin Cowgill, R (1, 8) OBP: 0.333, SLG: 0.526	1 SAFE 1-2 CS		G5-3		G5-3	13 WP 1B		G3-1		2	0	0	0	0	0	0
19 Efren Navarro, L (6, 3) OBP: 0.100, SLG: 0.100										2	0	1	0	0	0	2
13 Luis Jimenez, R (1, 5) OBP: 0.154, SLG: 0.154			K		P3	1-2 G6-3			K	3	0	0	0	0	1	1
74 Eric Stamets, R (7, 6)										1	0	0	0	0	1	0
Inning Stats	R: 0 E: 0 K: 1 S: 5 H: 0 LOB: 0 BB: 0 P: 5	R: 0 E: 0 K: 0 S: 4 H: 1 LOB: 1 BB: 1 P: 8	R: 0 E: 0 K: 1 S: 6 H: 1 LOB: 2 BB: 1 P: 10	R: 0 E: 0 K: 3 S: 9 H: 0 LOB: 1 BB: 0 P: 10	R: 2 E: 0 K: 0 S: 5 H: 2 LOB: 2 BB: 2 P: 13	R: 0 E: 0 K: 0 S: 4 H: 1 LOB: 1 BB: 0 P: 5	R: 0 E: 0 K: 1 S: 5 H: 0 LOB: 0 BB: 0 P: 5	R: 0 E: 0 K: 2 S: 5 H: 2 LOB: 2 BB: 0 P: 5	R: 0 E: 0 K: 2 S: 7 H: 0 LOB: 0 BB: 0 P: 7	1B: 6 2B: 1 3B: 0 HR: 0	SF: 0 SAC: 0 DP: 0 HBP: 1						

AB	33
R	2
H	7
RBI	2
BB	4
SO	8
LOB	10

WP: 1 PB: 0 SB: 0 CS: 1 PA: 39

PITCHER		IP	WLS	BF	H	R	ER	SO	BB	IBB	HBP	BLK	WP	HR	S	P	ERA	WHIP
25 Archie Bradley, R ERA:	(1, 1)	3.1	W	14	2	0	0	3	2	0	1	0	0	0	18	27	0.00	1.200
56 Eury De La Rosa, L ERA: 2.45	(4, 1)	0.2		2	0	0	0	2	0	0	0	0	0	0	6	6	0.00	0.000
12 Matt Stites, R ERA: 6.75	(5, 1)	0.2		6	2	2	2	0	2	0	0	0	0	0	4	12	27.00	6.000
52 Zeke Spruill, R ERA:	(5, 1)	1.1	H	5	1	0	0	0	0	0	0	0	1	0	5	6	0.00	0.750
59 Adam Russell, R ERA:	(7, 1)	1.0	H	3	0	0	0	1	0	0	0	0	0	0	5	5	0.00	0.000

PITCHER		IP	WLS	BF	H	R	ER	SO	BB	IBB	HBP	BLK	WP	HR	S	P	ERA	WHIP
43 Jake Barrett, R ERA: 4.5	(8, 1)	1.0	H	5	2	0	0	0	0	0	0	0	0	0	5	5	0.00	2.000
47 Joe Paterson, L ERA: 6.75	(9, 1)	1.0	S	3	0	0	0	2	0	0	0	0	0	0	7	7	0.00	0.000

Batter	1	2	3	4	5	6	7	8	9	AB	R	H	RBI	BB	SO	LOB
28 Chris Heisey, R (1, 8) OBP: 0.318, SLG: 0.864 70 Kristopher Negrón, R (7, 8) OBP: 0.263, SLG: 0.353	G4-3		2B		F8			81 2B		3 0 1 0 0 0 2 1 1 1 0 0 0 0						
4 Brandon Phillips, R (1, 4) OBP: 0.300, SLG: 0.500 81 Rey Navarro, S (7, 4) OBP: 0.333, SLG: 0.364	K		G4-3			F8		2-H 2B		3 0 0 0 0 1 1 1 0 1 1 0 0 0						
19 Joey Votto, L (1, 3) OBP: 0.333, SLG: 0.333 23 Donald Lutz, L (7, 3) OBP: 0.316, SLG: 0.529	BB			21 L6-3 BB		L8		K		1 0 0 0 2 0 0 1 0 0 0 0 1 1						
48 Ryan Ludwick, R (1, 7) OBP: 0.167, SLG: 0.333 30 Jason Bourgeois, R (7, 7)	G3			P6		F7			P4	3 0 0 0 0 0 2 1 0 0 0 0 0 0						
21 Todd Frazier, R (1, 5) OBP: 0.222, SLG: 0.375 91 Mike Costanzo, L (7, PH) (7, 5)		F9		L6-3 1-1			K		G4-3	2 0 0 0 0 0 1 2 0 0 0 0 1 0						
29 Brayan Peña, S (1, 2) OBP: 0.250, SLG: 0.214 68 Tucker Barnhart, L (7, PH) OBP: 0.250, SLG: 0.273 (7, 2)		G4-3			F9		F7		1B	2 0 0 0 0 0 0 2 0 1 0 0 0 0						
50 Neftali Soto, R (1, 10) OBP: 0.409, SLG: 0.773 82 Rossmel Perez, L (7, PH) OBP: 0.167, SLG: 0.250 (7, 10) Ray Chang, R (9, PH)		F7			P4		G4-3		G5-3	2 0 0 0 0 0 0 1 0 0 0 0 0 0 1 0 0 0 0 0 1						
15 Roger Bernadina, L (1, 9) OBP: 0.667, SLG: 0.786 77 Yorman Rodriguez, R (7, 9) OBP: 0.176, SLG: 0.188			K		7 BB 1B			K		2 0 1 0 0 1 0 1 0 0 0 0 1 0						
7 Ramon Santiago, S (1, 6) OBP: 0.222, SLG: 0.067 76 Argenis Diaz, R (7, 6) OBP: 0.214, SLG: 0.429			K		1-2 BB			G5-3		1 0 0 0 1 1 0 1 0 0 0 0 0 0						
Inning Stats	R: 0 H: 0 E: 0 LOB: 1 K: 1 BB: 1 S: 5 P: 9	R: 0 H: 0 E: 0 LOB: 0 K: 0 BB: 0 S: 3 P: 3	R: 0 H: 1 E: 0 LOB: 1 K: 2 BB: 0 S: 8 P: 8	R: 0 H: 0 E: 0 LOB: 0 K: 0 BB: 1 S: 2 P: 6	R: 0 H: 1 E: 0 LOB: 2 K: 0 BB: 1 S: 4 P: 8	R: 0 H: 0 E: 0 LOB: 0 K: 0 BB: 0 S: 3 P: 3	R: 0 H: 0 E: 0 LOB: 0 K: 1 BB: 0 S: 5 P: 5	R: 1 H: 2 E: 0 LOB: 1 K: 2 BB: 0 S: 9 P: 9	R: 0 H: 1 E: 0 LOB: 1 K: 0 BB: 0 S: 4 P: 4	1B: 2 SF: 0 2B: 4 SAC: 0 3B: 0 DP: 1 HR: 0 HBP: 0						

PITCHER		IP	WLS	BF	H	R	ER	SO	BB	IBB	HBP	BLK	WP	HR	S	P	ERA	WHIP
45 Tyler Skaggs, L ERA: 2.84	(1, 1)	4.0		14	1	0	0	3	2	0	0	0	0	0	18	26	0.00	0.750
46 Cory Rasmus, R ERA:	(5, 1)	1.1	W	6	1	0	0	0	1	0	0	0	0	0	5	9	0.00	1.500
60 Brian Moran, L ERA: 5.4	(6, 1)	0.1	H	1	0	0	0	0	0	0	0	0	0	0	1	1	0.00	0.000
89 Mark Sappington, R ERA:	(6, 1)	0.1	H	1	0	0	0	0	0	0	0	0	0	0	1	1	0.00	0.000
49 Ernesto Frieri, R ERA:	(7, 1)	1.0	H	3	0	0	0	1	0	0	0	0	0	0	5	5	0.00	0.000
38 Joe Smith, R ERA: 9.0	(8, 1)	1.0	H	5	2	1	1	2	0	0	0	0	0	0	9	9	9.00	2.000
51 Michael Roth, L ERA:	(9, 1)	1.0	S	4	1	0	0	0	0	0	0	0	0	0	4	4	0.00	1.000

Cincinnati Reds @ Los Angeles Angels

Tempe Diablo Stadium, Tempe, AZ

Sun Mar 09 2014, 4:12 PM - 7:00 PM EDT

Att. 7,792 - Sunny - 73 F

TOP

livebaseballscorecards.com

AB	31
R	1
H	5
RBI	1
BB	3
SO	6
LOB	8

PA: 34

WP: 0 PB: 0 SB: 0 CS: 0

Cincinnati Reds @ Los Angeles Angels

Tempe Diablo Stadium, Tempe, AZ

Sun Mar 09 2014, 4:12 PM - 7:00 PM EDT

Att. 7,792 - Sunny - 73 F

BOTTOM

livebaseballscorecards.com

Batter	1	2	3	4	5	6	7	8	9	AB	R	H	RBI	BB	SO	LOB
56 Kole Calhoun, L (1, 9) OBP: 0.393, SLG: 0.227	G3		F9		27 BLK 1B 3-H		B5-3			3	0	1	1	0	0	0
7 Andrew Romine, S (7, PH) (8, 5) OBP: 0.333, SLG: 0.571										1	0	0	0	0	0	0
27 Mike Trout, R (1, 8) OBP: 0.444, SLG: 0.706	1B			P3	F7 1-2		F8			3	0	1	0	0	0	1
87 Matt Long, L (7, PH) (8, 8) OBP: 0.438, SLG: 0.533										1	0	0	0	0	0	0
5 Albert Pujols, R (1, 10) OBP: 0.238, SLG: 0.158	P3			1B		G6-3	F7			3	0	1	0	0	0	1
81 Alex Yarbrough, S (7, PH) (8, 10) OBP: 0.250, SLG: 0.250										1	0	0	0	0	0	0
47 Howie Kendrick, R (1, 4) OBP: 0.471, SLG: 0.438	G5-3			F9		2 F9 44 BB 77 1B 1B		G3-1		3	1	1	0	0	0	2
79 Taylor Lindsey, L (8, 4)										1	0	0	0	0	0	0
44 Ian Stewart, L (1, 5) OBP: 0.294, SLG: 0.200		K		G4-3		77 1B 16 BB 1-2 BB		G5-3 1B		2	0	0	0	1	1	1
12 Tommy Field, R (8, 6) OBP: 0.600, SLG: 0.667										1	0	1	0	0	0	0
2 Erick Aybar, S (1, 6) OBP: 0.421, SLG: 0.154	G4-3				16 S 16 1B BB	F9 2-3		G5-3 1-2		2	1	0	0	1	0	2
Drew Heid, L (8, 9)										1	0	0	0	0	0	1
16 Hank Conger, L (1, 2) OBP: 0.188, SLG: 0.133	P5				3 G3 56 1B 1-H 1B	77 1B 1-2 BB		P6		2	1	1	1	1	0	0
84 C.J. Cron, R (8, PH) OBP: 0.500, SLG: 1.000										1	0	0	0	0	0	1
41 Luis Martinez, R (9, 2)										0	0	0	0	0	0	0
48 Chad Tracy, L (1, 3) OBP: 0.188, SLG: 0.188		P2			G5-3	1-2 2-3 3-H 1B				2	0	0	0	0	0	1
77 Carlos Pena, L (6, PH) (7, 3) OBP: 0.333, SLG: 0.308										1	0	1	1	0	0	0
3 JB Shuck, L (1, 7) OBP: 0.227, SLG: 0.300		K			G3 2-3	G5-3				3	0	0	0	0	1	4

Inning Stats										
	R: 0	H: 1	R: 0	H: 0	R: 0	H: 0	R: 0	H: 1	R: 2	H: 2
	E: 0	LOB: 1	E: 0	LOB: 0	E: 0	LOB: 1	E: 0	LOB: 1	E: 0	LOB: 1
	K: 0	BB: 0	K: 1	BB: 0	K: 1	BB: 0	K: 0	BB: 0	K: 0	BB: 1
	S: 4	P: 4	S: 5	P: 5	S: 5	P: 5	S: 4	P: 4	S: 5	P: 10

Inning Stats									
	R: 1	H: 2	R: 0	H: 0	R: 0	H: 1	1B: 7	SF: 0	WP: 0	PA: 34
	E: 0	LOB: 3	E: 0	LOB: 0	E: 0	LOB: 1	2B: 0	SAC: 0	PB: 0	
	K: 0	BB: 2	K: 0	BB: 0	K: 0	BB: 1	3B: 0	DP: 0	SB: 1	
	S: 5	P: 13	S: 3	P: 3	S: 4	P: 4	HR: 0	HBP: 0	CS: 0	

	AB	31
	R	3
	H	7
	RBI	3
	BB	3
	SO	2
	LOB	14

PITCHER		IP	WLS	BF	H	R	ER	SO	BB	IBB	HBP	BLK	WP	HR	S	P	ERA	WHIP
47 Johnny Cueto, R ERA: 6.23	(1, 1)	4.0		14	2	0	0	2	0	0	0	0	0	0	18	18	0.00	0.500
63 Sam LeCure, R ERA: 9.0	(5, 1)	1.0	L	6	2	2	2	0	1	0	0	1	0	0	5	10	18.00	3.000
60 J.J. Hoover, R ERA: 4.5	(6, 1)	1.0		7	2	1	1	0	2	0	0	0	0	0	5	13	9.00	4.000
86 Robert Stephenson, R ERA: 6.75	(7, 1)	1.0		3	0	0	0	0	0	0	0	0	0	0	3	3	0.00	0.000
53 Pedro Beato, R ERA:	(8, 1)	1.0		4	1	0	0	0	0	0	0	0	0	0	4	4	0.00	1.000

PITCHER	IP	WLS	BF	H	R	ER	SO	BB	IBB	HBP	BLK	WP	HR	S	P	ERA	WHIP

Los Angeles Angels @ Cleveland Indians

Goodyear Ballpark, Goodyear, AZ

Mon Mar 10 2014, 4:10 PM - 7:25 PM EDT

Att. 4,263 - Sunny - 75 F

TOP

livebaseballscorecards.com

Batter	1	2	3	4	5	6	7	8	9	AB	R	H	RBI	BB	SO	LOB
7 Andrew Romine, S (1, 6) OBP: 0.421, SLG: 0.533 8 Yorvit Torrealba, R (6, 2) OBP: 0.111, SLG: 0.111	B B B B 4-0 10 S BB	B B B 4-0 1-2 2-3 3-H BB		B B B B 4-0 10 1B 28 E BB	X 0-0 ② G4-3 3-H		S X 0-1 ③ G6-3 2-3		X 0-0 ③ F7	1 2	1 0	0 0	2 0	3 0	0 0	0 2
10 Grant Green, R (1, 5) OBP: 0.429, SLG: 0.667 (5, 4) 79 Taylor Lindsey, L (7, 4)	C X 0-1 ① G5-3 1-2	X 0-0 ③ F8		X 0-0 ① 28 S 28 SF7 1-3 1B	X 0-0 2B			X 0-0 ① L3		4 1	1 0	2 0	0 0	0 0	0 0	4 0
28 Raul Ibanez, L (1, 7) OBP: 0.300, SLG: 0.471 13 Luis Jimenez, R (5, PH) OBP: 0.200, SLG: 0.267 (5, 5)	S S S 0-3 ② K		X 0-0 ① 77 G1-3 84 1B 2B	C X 0-1 ① SF7 1-H 3-H	C C C 0-3 ③ K			X 0-0 44 2B 2B		2 2	1 0	1 1	1 0	0 0	1 1	1 1
77 Carlos Pena, L (1, 10) OBP: 0.278, SLG: 0.250 44 Ian Stewart, L (6, PH) OBP: 0.316, SLG: 0.294 (6, 10)	X 0-0 ③ F7	X 0-0 ① G1-3 2-3	X 0-0 ② F8		S S S 0-3 ① K		X 0-0 2-3 2B		3 2	0 0	0 1	0 0	0 0	0 1	2 0	
17 Chris Iannetta, R (1, 2) OBP: 0.600, SLG: 0.909 19 Efren Navarro, L (6, PH) OBP: 0.083, SLG: 0.083 (6, 3)	X 0-0 87 2B 7 BB 1B	B B B 4-0 84 1B 87 1B BB	X 0-0 ③ L6		X 0-0 ② G1-3	C C C 0-3 ② K			2 2	2 0	1 0	0 0	1 0	0 1	0 2	
84 C.J. Cron, R (1, 3) OBP: 0.500, SLG: 0.818 74 Eric Stamets, R (6, 6)	X 0-0 ① F8	X 0-0 87 1B 1-3 3-H 1B			X 0-0 0 HR 1B	X 0-0 ③ G5-3		S S S 0-3 ③ K		4 1	1 0	2 0	1 0	0 0	0 1	1 2
0 Collin Cowgill, R (1, 8) OBP: 0.333, SLG: 0.636 81 Alex Yarbrough, S (7, PH) OBP: 0.400, SLG: 0.400 59 Kyle Hudson, L (7, 8) 71 Kaleb Cowart, S (9, PH) OBP: 0.250, SLG: 0.143 57 Andy Workman, R (9, 9) OBP: 1.000, SLG: 2.000	S S S 0-3 ② K	C C C 0-3 ② K		B X 1-0 1-H HR		X 0-0 8 WP 87 G4-3 1B	X 0-0 ① L6		3 1 0 1 0	1 0 0 0 0	1 1 0 0 0	2 0 0 0 0	0 0 0 0 0	2 0 0 0 0	3 0 0 0 0	
87 Matt Long, L (1, 9) OBP: 0.524, SLG: 0.750 (9, 8)	X 0-0 7 BB 1-3 2B	X 0-0 1-2 3-H 1B			X 0-0 7 G4-3 3B		X 0-0 ① G4-3 1-2		X 0-0 85 FC4-6 1B	5	1	4	1	0	0	1
18 John McDonald, R (1, 4) OBP: 0.462, SLG: 0.364 85 Shawn O'Malley, S (5, 7) OBP: 0.286, SLG: 0.167	B B B B 4-0 7 BB BB	X 0-0 ③ F8			X 0-0 ① G5-3		S S S 0-3 ② K		X 0-0 ② FC4-6 1-2f	2 2	0 0	0 0	0 0	1 0	0 1	3 2

	AB	40
	R	8
	H	14
	RBI	7
	BB	5
	SO	8
	LOB	24

Inning Stats	1	2	3	4	5	6	7	8	9
	R: 0 E: 0 K: 1 S: 6	R: 1 E: 0 K: 1 S: 7	R: 2 E: 0 K: 1 S: 8	R: 2 E: 0 K: 0 S: 5	R: 3 E: 0 K: 1 S: 9	R: 0 E: 0 K: 1 S: 5	R: 0 E: 0 K: 1 S: 7	R: 0 E: 0 K: 2 S: 9	R: 0 E: 0 K: 0 S: 4
	H: 0 LOB: 1 BB: 1 P: 10	H: 2 LOB: 3 BB: 2 P: 15	H: 3 LOB: 2 BB: 1 P: 12	H: 1 LOB: 0 BB: 1 P: 9	H: 4 LOB: 1 BB: 0 P: 10	H: 0 LOB: 0 BB: 0 P: 5	H: 1 LOB: 1 BB: 0 P: 7	H: 2 LOB: 2 BB: 0 P: 9	H: 1 LOB: 1 BB: 0 P: 4

1B: 7	SF: 1	WP: 1	PA: 46
2B: 5	SAC: 0	PB: 0	
3B: 1	DP: 0	SB: 3	
HR: 1	HBP: 0	CS: 0	

PITCHER		IP	WLS	BF	H	R	ER	SO	BB	IBB	HBP	BLK	WP	HR	S	P	ERA	WHIP
31 Danny Salazar, R ERA: 5.4	(1, 1)	1.2		9	2	1	1	2	2	0	0	0	0	0	12	20	5.40	2.400
50 Nick Hagadone, L ERA: 1.93	(2, 1)	0.1	H	2	0	0	0	0	1	0	0	0	0	0	1	5	0.00	3.000
47 Trevor Bauer, R ERA: 10.29	(3, 1)	2.0	L	15	7	7	6	1	2	0	0	0	0	1	16	25	27.00	4.500
58 Mike Zagurski, L ERA: 3.0	(5, 1)	1.0		4	1	0	0	1	0	0	0	0	0	0	6	6	0.00	1.000
52 Vinnie Pestano, R ERA:	(6, 1)	1.0		3	0	0	0	1	0	0	0	0	0	0	5	5	0.00	0.000
49 Blake Wood, R ERA: 1.8	(7, 1)	1.0		4	1	0	0	1	0	0	0	0	1	0	7	7	0.00	1.000
61 Colt Hynes, L ERA: 4.91	(8, 1)	1.0		5	2	0	0	2	0	0	0	0	0	0	9	9	0.00	2.000
36 Preston Guilmet, R ERA:	(9, 1)	1.0		4	1	0	0	0	0	0	0	0	0	0	4	4	0.00	1.000

BOTTOM

Batter	1	2	3	4	5	6	7	8	9	AB	R	H	RBI	BB	SO	LOB
24 Michael Bourn, L (1, 8) OBP: 0.176, SLG: 0.125	0-0 33 BB 22 1B 1B		BBB 4-0 22 1B 41 FC4-6 BB	SSS 0-3 ③ K			SSS 0-3 ① K		BBB 4-0 BB	2	2	1	0	1	1	1
72 Tyler Naquin, L (6, 8) OBP: 0.471, SLG: 0.500										1	0	0	0	1	1	0
33 Nick Swisher, S (1, 3) OBP: 0.294, SLG: 0.143	BBBB 4-0 22 1B 23 SF9 1-2 BB		0-0 ① F8		SSS 0-3 ① K		0-0 ② F7		0-0 ③ P3	3	1	0	0	1	1	1
1 David Adams, R (8, 3) OBP: 0.286, SLG: 0.235										1	0	0	0	0	0	1
22 Jason Kipnis, L (1, 4) OBP: 0.500, SLG: 0.611	0-0 23 SF9 41 G1-3 1-3 2-H 1B		0-0 41 FC4-6 1-3 1B		0-0 1B		BBBB 4-0 BB			3	0	3	1	0	0	0
62 José Ramírez, S (5, PR) (6, 4)										0	0	0	0	1	0	0
41 Carlos Santana, S (1, 5) OBP: 0.158, SLG: 0.211	0-0 ① G1-3 1-2		0-0 ② FC4-6 23 1B 1-2f 3-H		0-0 ② P5		0-0 ③ P3			4	0	0	1	0	0	5
30 Elliot Johnson, S (8, 5) OBP: 0.375, SLG: 0.813										0	0	0	0	0	0	0
23 Michael Brantley, L (1, 7) OBP: 0.611, SLG: 0.800	0-0 ② SF9 2-3 3-H		0-0 1-3 1B		0-0 ③ G5-3			0-0 ① F7		2	0	1	1	0	0	1
26 Matt Carson, R (6, 7) OBP: 0.286, SLG: 0.222										1	0	0	0	0	0	0
4 Mike Aviles, R (1, 9) OBP: 0.412, SLG: 0.688	SSS 0-3 ③ K		0-0 ③ G6-3			CCC 0-3 ① K		SSS 0-3 ② K		3	0	0	0	0	2	3
75 Carlos Moncrief, L (7, 9) OBP: 0.333, SLG: 0.375										1	0	0	0	0	1	0
6 Nyjer Morgan, L (1, 10) OBP: 0.333, SLG: 0.211		CCC 0-3 ① K		SSS 0-3 ① K		0-0 ② F9		0-0 ③ F7		3	0	0	0	0	2	0
74 Jesús Aguilar, R (8, PH) (9, 10)										1	0	0	0	0	0	0
78 Erik González, R (1, 6) OBP: 0.545, SLG: 0.800		0-0 ② P3		0-0 2B		0-0 12 FC5 2B			CCC 0-3 ① K	3	0	2	0	0	0	0
67 Francisco Lindor, S (9, PH) OBP: 0.250, SLG: 0.583										1	0	0	0	0	1	0
12 Matt Treanor, R (1, 2)		0-0 ③ P4		0-0 ② F7		0-0 ③ FC5 2-3			0-0 ② G6-3	3	0	0	0	0	0	2
81 Tony Wolters, L (7, 2) OBP: 0.600, SLG: 0.333										1	0	0	0	0	0	0
Inning Stats	R: 2 E: 0 K: 1 S: 7 H: 2 LOB: 1 BB: 1 P: 11	R: 0 E: 0 K: 1 S: 5 H: 0 LOB: 0 BB: 0 P: 5	R: 1 E: 0 K: 0 S: 5 H: 2 LOB: 2 BB: 1 P: 9	R: 0 E: 0 K: 2 S: 8 H: 1 LOB: 1 BB: 0 P: 8	R: 0 E: 0 K: 1 S: 6 H: 1 LOB: 1 BB: 0 P: 6	R: 0 E: 0 K: 1 S: 6 H: 1 LOB: 1 BB: 0 P: 6	R: 0 E: 0 K: 1 S: 5 H: 0 LOB: 1 BB: 1 P: 9	R: 0 E: 0 K: 1 S: 5 H: 0 LOB: 0 BB: 0 P: 5	R: 0 E: 0 K: 1 S: 5 H: 0 LOB: 1 BB: 1 P: 9	1B: 5 2B: 2 3B: 0 HR: 0	SF: 1 SAC: 0 DP: 0 HBP: 0			WP: 0 PB: 0 SB: 0 CS: 0	PA: 38		

PITCHER		IP	WLS	BF	H	R	ER	SO	BB	IBB	HBP	BLK	WP	HR	S	P	ERA	WHIP
36 Jered Weaver, R ERA: 3.18	(1, 1)	4.1	W	20	5	3	3	5	2	0	0	0	0	0	28	36	6.23	1.615
54 Buddy Boshers, L ERA:	(5, 1)	0.2		3	1	0	0	0	0	0	0	0	0	0	3	3	0.00	1.500
39 Robert Carson, L ERA:	(6, 1)	1.0		4	1	0	0	1	0	0	0	0	0	0	6	6	0.00	1.000
35 Josh Wall, R ERA: 9.0	(7, 1)	1.0		4	0	0	0	1	1	0	0	0	0	0	5	9	0.00	1.000
99 Brandon Lyon, R ERA:	(8, 1)	1.0		3	0	0	0	1	0	0	0	0	0	0	5	5	0.00	0.000

PITCHER		IP	WLS	BF	H	R	ER	SO	BB	IBB	HBP	BLK	WP	HR	S	P	ERA	WHIP
58 Michael Kohn, R ERA:	(9, 1)	1.0		4	0	0	0	1	1	0	0	0	0	0	5	9	0.00	1.000

Los Angeles Angels @ Cleveland Indians

Goodyear Ballpark, Goodyear, AZ

Mon Mar 10 2014, 4:10 PM - 7:25 PM EDT

Att. 4,263 - Sunny - 75 F

livebaseballscorecards.com

AB	33
R	3
H	7
RBI	3
BB	4
SO	9
LOB	14

Batter	1	2	3	4	5	6	7	8	9	AB	R	H	RBI	BB	SO	LOB
99 James Jones, L (1, 8) OBP: 0.258, SLG: 0.355	G3		K		P6		G3-1 2-3	F7	F9	4	0	0	0	0	1	1
78 Leon Landry, L (7, 8) OBP: 0.250, SLG: 0.250										2	0	0	0	0	0	4
74 Chris Taylor, R (1, 5) OBP: 0.263, SLG: 0.412	K		17 FC6-4 1B			6 1B 22 S BB	K	F9		4	1	1	0	1	2	4
22 Robinson Canó, L (1, 4) OBP: 0.632, SLG: 0.588	17 FC6-4 1B		F7			6 1B 13 BLK 1-2 BB		63 1B 97 E 1B	82 1B 84 HBP 81 SF 1B	2	0	1	0	1	0	1
78 Jack Reinheimer, R (6, PR) OBP: 0.500, SLG: 0.500 (6, 4)										2	3	2	0	0	0	0
17 Justin Smoak, S (1, 3) OBP: 0.400, SLG: 0.542	FC6-4 1-2f		FC6-4 1-2f			F8		FC4 97 E 63 1B 39 BB 1-2	82 1B 81 SF 1-2 HBP	3	0	0	0	0	0	4
84 Patrick Kivlehan, R (6, 3)										1	2	0	0	0	0	1
63 Jesus Montero, R (1, 10) OBP: 0.345, SLG: 0.593		G4-3		K		P4		39 BB 97 E 76 HBP 1-2 2-3 1B	81 SF 39 1B 1-2 2-3 1B	4	0	1	0	0	1	2
82 Tyler Smith, R (8, PR) OBP: 0.500, SLG: 0.800 (8, 10)										1	2	1	0	0	0	0
6 Nick Franklin, S (1, 6) OBP: 0.360, SLG: 0.565		G6-3		K		13 BLK 1-3 2-H 1B	K	SF 39 1B 76 SF8 1-2 2-H 3-H		3	0	1	1	0	1	0
81 Ketel Marte, S (6, 6) OBP: 0.333, SLG: 0.250										1	1	0	1	0	1	3
13 Dustin Ackley, L (1, 7) OBP: 0.481, SLG: 0.846				G1-3		P3 1-2 3-H		E4 76 HBP 39 BB 1-2 2-3 3-H	K	3	1	1	0	0	0	1
97 Jabari Blash, R (6, 9) OBP: 0.500, SLG: 0.250		7 E 2B								2	0	0	1	0	1	4
7 Stefen Romero, R (1, 9) OBP: 0.233, SLG: 0.533 (6, 7)		E7 2-H 1B			G5-3		K 99 G3-1 2B	76 HBP 1-2 2-3 3-H BB	1-3 2-H 1B	3	0	1	0	0	1	0
39 Xavier Avery, L (7, 7) OBP: 0.370, SLG: 0.261										1	0	1	2	1	0	0
35 Humberto Quintero, R (1, 2) OBP: 0.231, SLG: 0.308		G6-3			L5			HBP	SF8 3-H	3	0	1	0	0	0	1
76 Mike Dowd, R (8, PH) OBP: 0.500, SLG: 0.667 (8, 2)										0	0	0	2	0	0	0
Inning Stats	R: 0 E: 0 K: 1 S: 6 H: 1 LOB: 1 BB: 0 P: 6	R: 1 E: 1 K: 0 S: 5 H: 2 LOB: 1 BB: 0 P: 5	R: 0 E: 0 K: 1 S: 6 H: 1 LOB: 1 BB: 0 P: 6	R: 0 E: 0 K: 2 S: 7 H: 0 LOB: 0 BB: 0 P: 7	R: 0 E: 0 K: 0 S: 3 H: 0 LOB: 0 BB: 0 P: 3	R: 2 E: 0 K: 0 S: 4 H: 1 LOB: 2 BB: 2 P: 12	R: 0 E: 0 K: 2 S: 8 H: 1 LOB: 1 BB: 0 P: 8	R: 3 E: 2 K: 1 S: 9 H: 2 LOB: 3 BB: 1 P: 14	R: 4 E: 1 K: 1 S: 9 H: 3 LOB: 1 BB: 0 P: 10	1B: 9 2B: 2 3B: 0 HR: 0 SF: 2 SAC: 0 DP: 0 HBP: 2	WP: 0 PB: 0 SB: 1 CS: 0 PA: 46					

PITCHER		IP	WLS	BF	H	R	ER	SO	BB	IBB	HBP	BLK	WP	HR	S	P	ERA	WHIP
33 C.J. Wilson, L ERA: 2.45	(1, 1)	5.0		19	4	1	0	4	0	0	0	0	0	0	27	27	0.00	0.800
40 Kevin Jepsen, R ERA: 4.5	(6, 1)	1.0		6	1	2	2	0	2	0	0	1	0	0	4	12	18.00	3.000
59 Fernando Salas, R ERA:	(7, 1)	1.0	H	4	1	0	0	2	0	0	0	0	0	0	8	8	0.00	1.000
63 Nick Maronde, L ERA: 2.7	(8, 1)	0.1	L	6	2	3	0	1	1	0	0	0	0	0	7	11	0.00	9.000
39 Yoslan Herrera, R ERA:	(8, 1)	0.2		3	0	0	0	0	0	0	1	0	0	0	2	3	0.00	0.000

PITCHER		IP	WLS	BF	H	R	ER	SO	BB	IBB	HBP	BLK	WP	HR	S	P	ERA	WHIP
64 Clay Rapada, L ERA: 10.8	(9, 1)	0.1		6	3	4	3	1	0	0	1	0	0	0	7	8	81.00	9.000
36 Jeremy Berg, R ERA:	(9, 1)	0.2		2	0	0	0	0	0	0	0	0	0	0	2	2	0.00	0.000

TOP

Seattle Mariners @ Los Angeles Angels

Tempe Diablo Stadium, Tempe, AZ

Tue Mar 11 2014, 4:10 PM - 7:36 PM EDT

Att. 6,280 - Sunny - 75 F

livebaseballscorecards.com

AB	39
R	10
H	11
RBI	7
BB	3
SO	8
LOB	26

BOTTOM

Batter	1	2	3	4	5	6	7	8	9	AB	R	H	RBI	BB	SO	LOB
3 JB Shuck, L (1, 7) OBP: 0.231, SLG: 0.261	F8	G3 1-2	P5			BBB 4-0 BB		G6-3		3	0	0	0	1	0	2
85 Shawn O'Malley, S (7, 7) OBP: 0.286, SLG: 0.167										0	0	0	0	0	0	0
44 Ian Stewart, L (8, PH) OBP: 0.300, SLG: 0.278										1	0	0	0	0	0	1
57 Andy Workman, R (9, 7) OBP: 1.000, SLG: 2.000										0	0	0	0	0	0	0
27 Mike Trout, R (1, 8) OBP: 0.429, SLG: 0.700	F9	5 2B 2-H 2B		F9		P2			CCC K	3	1	1	1	0	0	0
0 Collin Cowgill, R (6, 8) OBP: 0.308, SLG: 0.583										2	0	0	0	0	1	1
5 Albert Pujols, R (1, 3) OBP: 0.292, SLG: 0.238	47 HBP 6 HBP HBP	2-H 2B		F7		CCC K			48 E 48 DI 41 1B 1B	2	0	1	1	0	0	0
12 Tommy Field, R (6, 6) OBP: 0.583, SLG: 0.636										2	1	1	0	0	1	1
6 David Freese, R (1, 10) OBP: 0.278, SLG: 0.071	47 HBP 1-2 HBP	F9		F8			G6-3		B X E6 41 1B 1-3	3	0	0	0	0	0	1
48 Chad Tracy, L (9, PH) OBP: 0.176, SLG: 0.176										1	0	0	0	0	0	1
47 Howie Kendrick, R (1, 4) OBP: 0.550, SLG: 0.471	1-2 2-3 HBP		2 WP 16 SH1-3 2 FC4 1B		BBB 4-0 2 BB BB		G5-3		SSS K	1	1	1	0	1	0	0
7 Andrew Romine, S (6, 4) OBP: 0.381, SLG: 0.471										2	0	0	0	0	1	2
16 Hank Conger, L (1, 2) OBP: 0.158, SLG: 0.111	F8		SH1-3 1-2		F9		G5-3		1-3 3-H 1B	3	0	0	0	0	0	4
41 Luis Martinez, R (8, 2) OBP: 0.200, SLG: 0.200										1	0	1	1	0	0	0
2 Erick Aybar, S (1, 6) OBP: 0.409, SLG: 0.133		E5 10 G4-3 87 1B	B X FC4 10 F9 87 2B 2-H		BBB 4-0 10 F8-6-3 1-2 BB			SSS K	F7	2	2	0	1	1	0	0
77 Carlos Pena, L (6, 3) OBP: 0.250, SLG: 0.222										2	0	0	0	0	1	2
10 Grant Green, R (1, 5) OBP: 0.360, SLG: 0.560		G4-3 2-3	F9 1-2		F8-6-3 1-1			G6-3		4	0	0	0	0	0	4
87 Matt Long, L (1, 9) OBP: 0.560, SLG: 0.792		3 G3 27 2B 3-H 1B	2-H 2B			F7		1B		4	1	3	2	0	0	0
Inning Stats	R: 0 H: 0 E: 0 LOB: 3 K: 0 BB: 0 S: 3 P: 6	R: 3 H: 3 E: 1 LOB: 1 K: 0 BB: 0 S: 7 P: 7	R: 2 H: 2 E: 0 LOB: 1 K: 0 BB: 0 S: 6 P: 7	R: 0 H: 0 E: 0 LOB: 0 K: 0 BB: 0 S: 3 P: 3	R: 0 H: 0 E: 0 LOB: 1 K: 0 BB: 2 S: 2 P: 10	R: 0 H: 0 E: 0 LOB: 1 K: 1 BB: 1 S: 5 P: 9	R: 0 H: 0 E: 0 LOB: 0 K: 0 BB: 0 S: 3 P: 3	R: 0 H: 1 E: 0 LOB: 1 K: 1 BB: 0 S: 6 P: 6	R: 1 H: 2 E: 1 LOB: 2 K: 2 BB: 0 S: 10 P: 11	1B: 5 SF: 0 2B: 4 SAC: 1 3B: 0 DP: 1 HR: 0 HBP: 3						

PITCHER		IP	WLS	BF	H	R	ER	SO	BB	IBB	HBP	BLK	WP	HR	S	P	ERA	WHIP
58 Scott Baker, R ERA: 3.38	(1, 1)	3.0		19	5	5	2	0	0	0	3	0	1	0	16	20	6.00	1.667
84 Emilio Pagán, R ERA:	(4, 1)	1.0		3	0	0	0	0	0	0	0	0	0	0	3	3	0.00	0.000
81 Roenis Elías, L ERA: 1.23	(5, 1)	3.0	W	11	0	0	0	1	3	0	0	0	0	0	10	22	0.00	1.000
Jonathan Arias, R ERA:	(8, 1)	1.0	H	4	1	0	0	1	0	0	0	0	0	0	6	6	0.00	1.000
40 Danny Farquhar, R ERA: 4.15	(9, 1)	1.0		6	2	1	0	2	0	0	0	0	0	0	10	11	0.00	2.000

PITCHER	IP	WLS	BF	H	R	ER	SO	BB	IBB	HBP	BLK	WP	HR	S	P	ERA	WHIP

Seattle Mariners @ Los Angeles Angels

Tempe Diablo Stadium, Tempe, AZ

Tue Mar 11 2014, 4:10 PM - 7:36 PM EDT

Att. 6,280 - Sunny - 75 F

livebaseballscorecards.com

AB	36
R	6
H	8
RBI	6
BB	3
SO	4
LOB	19

WP: 1 PA: 43
PB: 0
SB: 0
CS: 0

Batter	1	2	3	4	5	6	7	8	9	AB	R	H	RBI	BB	SO	LOB
3 JB Shuck, L (1, 9) OBP: 0.258, SLG: 0.357 Ranyelmy Alberto, R (8, 9)	B FF 91 C FF 92 B FF 93 F FF 93 S SL 80 2-3 K ①	X CH 85 0-0 0 HR 2-3 1B		1 SAFE B SI 88 1 SAFE B SI 89 X SI 89 2-0 0 FC6-2 1-H 3B	B SI 91 S SL 84 F SL 85 D FS 78 F FS 76 T FS 78 2-2 K ③		B SL 83 X FF 90 1-0 G3-1 ③		B SL 85 S FF 91 S FF 91 C FF 91 1-3 K ②	5 1 2 1 0 2 1 1 0 0 0 0 1 2						
0 Collin Cowgill, R (1, 8) OBP: 0.345, SLG: 0.704 8 Yorvit Torrealba, R (6, PH) OBP: 0.083, SLG: 0.083 (6, 2)	L FF 94 X FF 95 0-1 1B	C SL 81 S CH 82 X FF 92 0-2 1-H HR 3-H		C SL 83 B CH 78 S CH 77 F CH 77 F CH 78 X SL 83 1-2 FC6-2 ② 44 S 48 2B 3-H		X FF 90 0-0 G5-3 ①		B FF 91 X FF 90 1-0 G5-3 ①	C CH 85 F FF 90 B SL 85 X FF 91 1-2 F8 ③	3 2 2 3 0 0 1 3 0 0 0 0 0 2						
44 Ian Stewart, L (1, 3) OBP: 0.375, SLG: 0.300 57 Andy Workman, R (6, 7) OBP: 1.000, SLG: 1.500	1 SAFE B FF 92 X FF 92 1-0 P6 ②	B FF 93 B FF 92 S FF 91 H FF 92 3-1 HBP		1 SAFE B SI 89 C CH 77 B CH 77 S SL 83 D SL 83 B CH 78 4-2 48 2B 1-2 BB		X SI 90 0-0 48 2B 1B		B FF 91 X FF 89 1-0 19 E G3-1 1B		2 2 1 0 1 0 1 1 1 1 0 0 0 0						
48 Chad Tracy, L (1, 7) OBP: 0.238, SLG: 0.333 Brennan Gowens, L (6, 8)	1 SAFE B FF 94 1 SAFE F FF 93 F CH 84 1 SAFE X SL 81 1-2 F9 ③	D CH 85 B FF 91 X FF 92 2-0 FC8 ③		D SI 89 C SI 89 B CH 80 X SI 88 2-1 1-H 2-H 2B		C SL 85 B SI 89 X SL 84 1-1 19 1B 10 SF8 1-H 2B		C SL 85 F FC 89 B SL 83 X FC 89 1-2 G3-1 ② 1-2		4 1 2 3 0 0 2 1 0 0 0 0 0 1						
17 Chris Iannetta, R (1, 2) OBP: 0.556, SLG: 0.769 19 Efren Navarro, L (6, PH) OBP: 0.214, SLG: 0.214 (6, 3)		C FF 92 B FF 93 B CH 84 F FF 93 B FF 94 F FF 94 B FF 94 4-2 7 SH5-3 10 1B 18 2B BB	B FF 91 X FF 90 1-0 FC8 ①	S SI 88 B SI 89 F CH 77 B SI 88 B CH 75 X SI 88 3-2 FC8 ③		B FF 90 S SL 84 X SL 85 1-1 7 FC6-4 2-3 1B		C SL 88 S SL 87 B SL 89 X FF 90 1-2 E7 2-H 1B		2 1 0 0 1 0 1 2 0 2 0 0 0 0						
10 Grant Green, R (1, 6) OBP: 0.367, SLG: 0.552		B SL 80 X FF 92 1-0 7 SH5-3 18 2B 1-2 1B	S SL 79 S SL 79 B SL 81 S SL 82 1-3 K ②		C SL 84 F SI 90 B FS 79 F FS 76 X SI 91 1-2 7 WP 18 1B 1B	B SL 86 C SL 85 F SI 90 X FS 77 1-2 SF8 ② 3-H		F SL 85 F FC 90 B SL 85 S SL 86 1-3 K ③		4 2 2 1 0 2 1						
7 Andrew Romine, S (1, 5) OBP: 0.333, SLG: 0.400 Jimmy Swift, R (8, 5)		B FF 92 X CH 79 1-0 SH5-3 ① 1-2 2-3	F FF 91 B SL 80 B CH 84 B FF 91 X FF 90 3-1 F7 ③		B SI 91 X SL 84 1-0 P6 ① 1-2	C FF 90 B FF 90 X FF 89 1-1 FC6-4 ③ 1-2f			C FF 89 B FF 91 C SL 85 X CH 83 1-2 F9 ①	3 0 0 0 0 0 2 1 0 0 0 0 0 0						
84 C.J. Cron, R (1, 10) OBP: 0.375, SLG: 0.600 41 Luis Martinez, R (9, PH) OBP: 0.333, SLG: 0.333 (9, 10)		B SL 80 B FF 93 F FF 94 B FF 93 F FF 94 S SL 81 3-3 K ②		C FF 90 X FF 91 0-1 FC8 ①	C SL 85 F SI 90 F FS 78 F SL 88 S FS 79 0-3 K2-3 ②		C CH 79 F SI 91 X SI 90 0-2 P3 ①		B SL 85 S SL 86 X FF 91 1-1 79 1B 1B	4 0 0 0 0 2 3 1 0 1 0 0 0 0						
18 John McDonald, R (1, 4) OBP: 0.563, SLG: 0.538 79 Taylor Lindsey, L (6, 4) OBP: 0.125, SLG: 0.125		C FF 94 B FF 95 S SL 83 X FF 94 1-2 3 1B 0 HR 2-H 3-H 2B		B FF 91 B FF 90 B FF 90 C CH 89 B FF 91 4-1 3 3B BB	X SI 91 0-0 2-H 1B		B FF 91 C CH 80 X SI 89 1-1 G3 ②		C FF 91 D CH 85 S FF 90 X SL 82 1-2 1-2 1B	2 2 2 3 1 0 0 2 0 1 0 0 0 0						
Inning Stats	R: 0 E: 0 K: 1 S: 9 H: 1 LOB: 1 BB: 0 P: 13	R: 5 E: 0 K: 1 S: 17 H: 4 LOB: 1 BB: 1 P: 32	R: 0 E: 0 K: 1 S: 6 H: 0 LOB: 0 BB: 0 P: 11	R: 3 E: 0 K: 0 S: 16 H: 2 LOB: 1 BB: 2 P: 32	R: 1 E: 0 K: 2 S: 15 H: 2 LOB: 1 BB: 0 P: 19	R: 2 E: 0 K: 0 S: 11 H: 3 LOB: 1 BB: 0 P: 15	R: 0 E: 0 K: 0 S: 6 H: 0 LOB: 0 BB: 0 P: 8	R: 1 E: 1 K: 1 S: 11 H: 2 LOB: 1 BB: 0 P: 16	R: 0 E: 0 K: 1 S: 14 H: 2 LOB: 2 BB: 0 P: 19	1B: 11 2B: 3 3B: 1 HR: 1 SF: 1 SAC: 1 DP: 0 HBP: 1	WP: 1 PB: 0 SB: 1 CS: 0 PA: 47					

PITCHER		IP	WLS	BF	H	R	ER	SO	BB	IBB	HBP	BLK	WP	HR	S	P	ERA	WHIP
41 Alexi Ogando, R ERA: 8.64	(1, 1)	3.1	L	18	5	6	6	3	2	0	1	0	0	1	35	63	16.20	2.100
57 Cory Burns, R ERA: 24.75	(4, 1)	0.2		5	2	2	2	0	1	0	0	0	0	0	13	25	27.00	4.500
25 Jose Contreras, R ERA: 10.5	(5, 1)	2.0		11	5	3	3	2	0	0	0	0	1	0	26	34	13.50	2.500
68 Ryan Feierabend, L ERA: 3.86	(7, 1)	1.0		3	0	0	0	0	0	0	0	0	0	0	6	8	0.00	0.000
56 Neal Cotts, L ERA: 14.73	(8, 1)	1.0		5	2	1	0	1	0	0	0	0	0	0	11	16	0.00	2.000

PITCHER		IP	WLS	BF	H	R	ER	SO	BB	IBB	HBP	BLK	WP	HR	S	P	ERA	WHIP
44 Jason Frasor, R ERA:	(9, 1)	1.0		5	2	0	0	1	0	0	0	0	0	0	14	19	0.00	2.000

TOP

Los Angeles Angels @ Texas Rangers

Surprise Stadium, Surprise, AZ

Wed Mar 12 2014, 4:06 PM - 6:59 PM EDT

Att. 7,738 - Sunny - 78 F

livebaseballscorecards.com

AB	41
R	12
H	16
RBI	11
BB	3
SO	7
LOB	17

Batter	1	2	3	4	5	6	7	8	9	AB	R	H	RBI	BB	SO	LOB
17 Shin-Soo Choo, L (1, 7) OBP: 0.227, SLG: 0.211	F FF 86 B FF 88 B CH 79 X FF 86 2-1 G6-3 ①		C FF 86 B SI 87 S CH 80 X FF 87 1-2 G4-3 ③			B CU 74 C CU 75 B CH 80 S CH 81 B FF 92 F CH 81 D SI 90 4-2 13 FC6-4 BB		B CU 74 S CU 75 S SI 89 B CH 77 S CU 75 2-3 K ②		2	0	0	0	1	0	0
64 Brad Snyder, L (7, 7) OBP: 0.333, SLG: 0.250										1	0	0	0	0	1	0
13 Jurickson Profar, S (1, 10) OBP: 0.364, SLG: 0.525	S FF 86 F FF 88 X SL 80 0-2 G1-3 ②			B CU 76 S CH 85 S FF 86 B CU 73 F CH 79 B CH 86 C FF 86 3-3 K ①		1 SAFE F SI 90 X SI 88 0-1 1-2f FC6-4 ③		B FF 89 X FF 84 1-0 2B		4	0	1	0	0	1	1
84 Prince Fielder, L (1, 3) OBP: 0.259, SLG: 0.444	B SI 87 B CH 80 F FF 87 S CH 80 F FF 89 F FF 89 S CU 74 2-3 K ③			C FF 88 B FF 88 F FF 88 X CU 74 1-2 F8 ②			B FF 89 F CH 77 X FF 89 1-1 43 1B 35 2B 1B	S FF 85 B CH 78 X CH 77 1-1 G5-3 ③		2	0	0	0	0	1	0
6 Kevin Kouzmanoff, R (7, 3) OBP: 0.414, SLG: 0.440										2	1	1	0	0	0	1
29 Adrian Beltré, R (1, 5) OBP: 0.273, SLG: 0.286		B FF 87 B FF 86 S CU 79 B CH 79 C FF 86 X CU 78 3-2 P3 ①		B FF 88 F CU 79 S SL 79 F FF 88 B FF 87 X FF 87 2-2 F9 ③			S CH 87 S SI 88 F FF 86 F CH 79 B FF 87 X FF 88 1-2 F7 ①		C FF 85 F FC 83 B CH 74 X FF 85 1-2 L8 ①	2	0	0	0	0	0	0
9 Adam Rosales, R (7, 5) OBP: 0.222, SLG: 0.250										2	0	0	0	0	0	1
18 Mitch Moreland, L (1, 9) OBP: 0.379, SLG: 0.391		C FF 86 B CU 71 F FF 88 S CH 80 1-3 K ②			B CH 84 S CH 85 B CH 79 B FF 86 S CH 79 F CH 78 X FF 86 3-2 G3-1 ①		F SI 89 B FF 88 X FF 89 1-1 35 2B 1-2 1B		B FF 88 S FF 84 X CU 74 1-1 F7 ②	2	0	0	0	0	1	0
43 Engel Beltre, L (7, 9) OBP: 0.300, SLG: 0.263										2	0	1	0	0	0	0
15 Michael Choice, R (1, 8) OBP: 0.333, SLG: 0.517	S CU 78 B CU 79 F FF 88 X CH 80 1-2 1B				C FF 87 B FC 85 X CU 74 1-1 FC8 ②		F SI 89 B SI 88 X CH 82 1-1 1-3 2-H 2B		B CU 75 F FF 84 X CH 79 1-1 L8 ③	2	0	1	0	0	0	0
35 James Adduci, L (7, 8) OBP: 0.391, SLG: 0.478										2	0	1	1	0	0	0
20 Brent Lillibridge, R (1, 6) OBP: 0.500, SLG: 0.714	C FF 87 S CU 78 X CU 74 0-2 F8 ③				S SL 79 F FF 87 B FF 88 X CH 80 1-2 F8 ③		B FF 88 S SL 79 B FF 87 X SL 79 2-1 G5-3 ②			2	0	0	0	0	0	1
12 Josh Wilson, R (7, 6) OBP: 0.217, SLG: 0.227										1	0	0	0	0	0	2
7 J.P. Arencibia, R (1, 2) OBP: 0.136, SLG: 0.227			S FF 86 B CH 79 S CU 78 F FF 87 T FF 87 1-2 K ①			S FF 90 S SI 89 X SL 75 0-2 F7 ①	C SL 79 S SL 80 B CH 82 S SL 79 1-3 K ③			2	0	0	0	0	1	0
58 Pat Cantwell, R (7, 2)										1	0	0	0	0	1	2
71 Andy Parrino, S (1, 4) OBP: 0.214, SLG: 0.231			S CU 76 S CH 79 B SI 87 B CU 72 C FF 87 2-3 K ②			F FF 90 F FF 90 B CH 82 B FF 91 X CH 82 2-2 G4-3 ②		B FF 88 B FC 84 C SI 86 B FC 84 F FF 87 S FC 84 3-3 K ①		2	0	0	0	0	1	0
65 Kensuke Tanaka, L (7, 4) OBP: 0.375, SLG: 0.231										1	0	0	0	0	1	0
Inning Stats	R: 0 E: 0 K: 1 S: 10 H: 0 LOB: 0 BB: 0 P: 14	R: 0 E: 0 K: 1 S: 12 H: 1 LOB: 1 BB: 0 P: 17	R: 0 E: 0 K: 2 S: 10 H: 0 LOB: 0 BB: 0 P: 14	R: 0 E: 0 K: 1 S: 11 H: 0 LOB: 0 BB: 0 P: 17	R: 0 E: 0 K: 0 S: 9 H: 0 LOB: 0 BB: 0 P: 14	R: 0 E: 0 K: 0 S: 11 H: 0 LOB: 1 BB: 1 P: 17	R: 1 E: 0 K: 1 S: 16 H: 3 LOB: 2 BB: 0 P: 23	R: 0 E: 0 K: 2 S: 9 H: 1 LOB: 1 BB: 0 P: 16	R: 0 E: 0 K: 0 S: 7 H: 0 LOB: 0 BB: 0 P: 10	1B: 3 2B: 2 3B: 0 HR: 0	SF: 0 SAC: 0 DP: 0 HBP: 0			WP: 0 PB: 0 SB: 0 CS: 0		PA: 33	

PITCHER	IP	WLS	BF	H	R	ER	SO	BB	IBB	HBP	BLK	WP	HR	S	P	ERA	WHIP
55 Joe Blanton, R (1, 1) ERA: 7.59	5.0	W	16	1	0	0	5	0	0	0	0	0	0	52	76	0.00	0.200
52 Matt Shoemaker, R (6, 1) ERA: 3.0	2.0		10	3	1	1	1	1	0	0	0	0	0	27	40	4.50	2.000
37 Wade LeBlanc, L (8, 1) ERA:	2.0		7	1	0	0	2	0	0	0	0	0	0	16	26	0.00	0.500

PITCHER	IP	WLS	BF	H	R	ER	SO	BB	IBB	HBP	BLK	WP	HR	S	P	ERA	WHIP

BOTTOM

Los Angeles Angels @ Texas Rangers

Surprise Stadium, Surprise, AZ

Wed Mar 12 2014, 4:06 PM - 6:59 PM EDT

Att. 7,738 - Sunny - 78 F

livebaseballscorecards.com

AB	32
R	1
H	5
RBI	1
BB	1
SO	8
LOB	8

Milwaukee Brewers @ Los Angeles Angels

Tempe Diablo Stadium, Tempe, AZ

Wed Mar 12 2014, 4:11 PM - 7:37 PM EDT

Att. 5,476 - Sunny - 75 F

TOP

livebaseballscorecards.com

Batter	1	2	3	4	5	6	7	8	9	AB	R	H	RBI	BB	SO	LOB
Rickie Weeks Jr., R (1, 4) OBP: 0.500, SLG: 0.579	S S S 0-3 ① K		X 0-0 20 2B 1B		C C C 0-3 ① K		X 0-0 68 BB 2-3 1B		X 0-0 ① F8	2	1	1	0	0	1	0
2 Scooter Gennett, L (3, 4) OBP: 0.192, SLG: 0.250										3	0	1	0	0	1	0
9 Jean Segura, R (1, 6) OBP: 0.393, SLG: 0.360	X 0-0 20 BB 1B		X 0-0 ② F8		B B B B 4-0 20 E BB		S S S 0-3 ② K		X 0-0 ② G4-3	3	0	1	0	1	1	3
67 Eugenio Velez, S (7, 7) OBP: 0.111, SLG: 0.176										1	0	0	0	0	0	0
20 Jonathan Lucroy, R (1, 2) OBP: 0.310, SLG: 0.269	B B B B 4-0 1-2 BB		X 0-0 1-H 16 1B 2B		S S S 0-3 ② K 1-3		B B B B 4-0 1-2 BB		X 0-0 ③ G6-3	2	1	1	1	1	1	1
68 Matt Pagnozzi, R (6, 2) OBP: 0.500, SLG: 0.429										0	0	0	0	1	0	0
66 Robinzon Diaz, R (9, PH) OBP: 0.400, SLG: 0.250										1	0	0	0	0	0	0
16 Aramis Ramirez, R (1, 5) OBP: 0.500, SLG: 0.571	X 0-0 ② F4		X 0-0 2-H 27 1B 1B		X 0-0 ③ P4		X 0-0 ③ P2			3	0	1	1	0	0	3
14 Jeff Bianchi, R (5, 5) OBP: 0.318, SLG: 0.455										1	0	0	0	0	0	3
27 Carlos Gómez, R (1, 8) OBP: 0.478, SLG: 0.632	X 0-0 ③ F8		X 0-0 1-2 1B			X 0-0 ① P2		S S S 0-3 ① K		3	0	1	0	0	0	2
76 Kevin Mattison, L (6, 8) OBP: 0.235, SLG: 0.333										1	0	0	0	0	1	0
18 Khris Davis, R (1, 7) OBP: 0.214, SLG: 0.333		X 0-0 ① F9	S S S 0-3 ③ K			S S S 0-3 ② K		X 0-0 ② L8		3	0	0	0	0	2	2
15 Caleb Gindl, L (7, 9) OBP: 0.160, SLG: 0.250										1	0	0	0	0	0	0
7 Mark Reynolds, R (1, 10) OBP: 0.357, SLG: 0.227		X 0-0 ② F8		X 0-0 ① F8		C C C 0-3 ③ K		X 0-0 E6 3 BB		4	0	0	0	0	1	0
28 Pete Orr, L (8, PR) OBP: 1.000, SLG: 1.333 (8, 10)										0	0	0	0	0	0	0
24 Lyle Overbay, L (1, 3) OBP: 0.435, SLG: 0.235		X 0-0 ③ L5		S S S 0-3 ② K			B B B B 4-0 2 1B 1 G5-3 BB	B B B B 4-0 1-2 BB		2	0	0	0	1	1	0
3 Elian Herrera, S (7, PR) OBP: 0.333, SLG: 0.545 (7, 6)										0	0	0	0	1	0	0
1 Logan Schafer, L (1, 9) OBP: 0.407, SLG: 0.417			C C C 0-3 ① K	S S S 0-3 ③ K			X 0-0 ① G5-3 1-2	X 0-0 ③ F8		3	0	0	0	0	2	1
11 Sean Halton, R (7, 3) OBP: 0.370, SLG: 0.150										1	0	0	0	0	0	2

Inning Stats	R: 0 E: 0 K: 1 S: 6	H: 1 LOB: 2 BB: 1 P: 10	R: 0 E: 0 K: 0 S: 3	H: 0 LOB: 0 BB: 0 P: 3	R: 2 E: 0 K: 2 S: 11	H: 4 LOB: 2 BB: 0 P: 11	R: 0 E: 0 K: 2 S: 7	H: 0 LOB: 0 BB: 0 P: 7	R: 0 E: 1 K: 2 S: 7	H: 0 LOB: 1 BB: 1 P: 11
	R: 0 E: 0 K: 2 S: 7	H: 0 LOB: 0 BB: 0 P: 7	R: 0 E: 0 K: 1 S: 6	H: 1 LOB: 3 BB: 2 P: 14	R: 0 E: 1 K: 1 S: 6	H: 0 LOB: 2 BB: 1 P: 10	R: 0 E: 0 K: 0 S: 3	H: 0 LOB: 0 BB: 0 P: 3	

	AB	34
	R	2
	H	6
	RBI	2
	BB	5
	SO	11
	LOB	17

	1B: 5	SF: 0	WP: 0	PA: 39
	2B: 1	SAC: 0	PB: 0	
	3B: 0	DP: 0	SB: 0	
	HR: 0	HBP: 0	CS: 0	

PITCHER		IP	WLS	BF	H	R	ER	SO	BB	IBB	HBP	BLK	WP	HR	S	P	ERA	WHIP
53 Héctor Santiago, L ERA: 1.64	(1, 1)	4.1	W	19	5	2	2	6	1	0	0	0	0	0	30	34	4.15	1.385
58 Cam Bedrosian, R ERA:	(5, 1)	0.2		3	0	0	0	1	1	0	0	0	0	0	4	8	0.00	1.500
49 Ernesto Frieri, R ERA:	(6, 1)	1.0		3	0	0	0	2	0	0	0	0	0	0	7	7	0.00	0.000
60 Brian Moran, L ERA: 3.38	(7, 1)	1.0		6	1	0	0	1	2	0	0	0	0	0	6	14	0.00	3.000
38 Joe Smith, R ERA: 6.0	(8, 1)	1.0		5	0	0	0	1	1	0	0	0	0	0	6	10	0.00	1.000

PITCHER		IP	WLS	BF	H	R	ER	SO	BB	IBB	HBP	BLK	WP	HR	S	P	ERA	WHIP
46 Cory Rasmus, R ERA:	(9, 1)	1.0		3	0	0	0	0	0	0	0	0	0	0	3	3	0.00	0.000

Batter	1	2	3	4	5	6	7	8	9	AB	R	H	RBI	BB	SO	LOB
56 Kole Calhoun, L (1, 9) OBP: 0.406, SLG: 0.269 0 Brennan Boesch, L (6, 7) OBP: 0.333, SLG: 0.471	27 FC6-4 1B	1B G3			K2-3		BB			4 0	1 0	2 0	1 0	0 1	1 0	2 0
27 Mike Trout, R (1, 8) OBP: 0.400, SLG: 0.625 22 John Hester, R (7, 2) OBP: 0.400, SLG: 0.333	FC6-4 5 2B	5 BB 6 1B 1B	F8			F9	K2-3			4 1	2 0	1 0	2 0	0 0	0 1	1 2
5 Albert Pujols, R (1, 3) OBP: 0.357, SLG: 0.333 59 Kyle Hudson, L (6, PR) (7, 9)	28 G3 6 1B 2B	6 E 6 1B 47 SF9 BB	P3			28 FC3-4 1B		F7		3 1	2 0	2 0	1 0	1 0	0 0	0 0
28 Raul Ibanez, L (1, 10) OBP: 0.250, SLG: 0.381 25 Roberto Lopez, R (8, PH) (9, 10)	G3	F8	G4-3			FC3-4 6 1B		85 BB 13 1B 12 WP BB		4 0	0 1	0 0	0 0	0 1	0 0	4 0
6 David Freese, R (1, 5) OBP: 0.409, SLG: 0.235 13 Luis Jimenez, R (6, PR) OBP: 0.250, SLG: 0.313 (7, 5)	47 PB 1B	E6 2 2B 16 1B 1B		47 G6-4-3 BB				12 WP 85 BB 12 SF8 1B		3 1	1 1	3 1	2 0	1 0	0 0	0 0
47 Howie Kendrick, R (1, 4) OBP: 0.458, SLG: 0.400 85 Shawn O'Malley, S (7, 4) OBP: 0.375, SLG: 0.167	K	SF9		G6-4-3		G4-3		77 1B 12 WP BB		3 0	0 0	0 0	1 0	0 1	1 0	4 0
2 Erick Aybar, S (1, 6) OBP: 0.440, SLG: 0.278 12 Tommy Field, R (7, 6) OBP: 0.500, SLG: 0.583	1B 2B			K			G5-3	SF8		3 1	2 0	2 0	0 1	0 0	1 0	0 0
16 Hank Conger, L (1, 2) OBP: 0.182, SLG: 0.143 77 Carlos Pena, L (7, 3) OBP: 0.273, SLG: 0.250	E4 1B 1B				K2-3		K	1B		3 2	1 0	1 1	2 0	0 1	1 0	1 0
87 Matt Long, L (1, 7) OBP: 0.567, SLG: 0.786 (6, 9) (7, 8)	1B HBP				K		2B	K		4 0	1 0	2 0	1 0	0 0	2 0	2 0
Inning Stats	R: 2 E: 0 K: 1 S: 8 H: 3 LOB: 1 BB: 0 P: 8	R: 8 E: 2 K: 0 S: 11 H: 7 LOB: 2 BB: 1 P: 16	R: 0 E: 0 K: 0 S: 3 H: 0 LOB: 0 BB: 0 P: 3	R: 0 E: 0 K: 1 S: 4 H: 0 LOB: 0 BB: 1 P: 8	R: 0 E: 0 K: 3 S: 9 H: 0 LOB: 0 BB: 0 P: 9	R: 0 E: 0 K: 0 S: 5 H: 2 LOB: 2 BB: 0 P: 5	R: 0 E: 0 K: 2 S: 8 H: 1 LOB: 2 BB: 1 P: 12	R: 2 E: 0 K: 1 S: 7 H: 2 LOB: 2 BB: 2 P: 16		1B: 12 2B: 3 3B: 0 HR: 0 SF: 2 SAC: 0 DP: 1 HBP: 1				WP: 1 PB: 1 SB: 0 CS: 0 PA: 45		

PITCHER		IP	WLS	BF	H	R	ER	SO	BB	IBB	HBP	BLK	WP	HR	S	P	ERA	WHIP
22 Matt Garza, R ERA: 19.06	(1, 1)	1.2	L	16	9	10	6	1	1	0	0	0	0	0	17	21	32.40	6.000
47 Rob Wooten, R ERA: 3.0	(2, 1)	1.1		6	1	0	0	0	0	0	1	0	0	0	5	6	0.00	0.750
29 Jim Henderson, R ERA: 6.0	(4, 1)	1.0		3	0	0	0	1	1	0	0	0	0	0	4	8	0.00	1.000
59 Zach Duke, L ERA: 1.69	(5, 1)	1.0		3	0	0	0	3	0	0	0	0	0	0	9	9	0.00	0.000
48 Donovan Hand, R ERA: 2.7	(6, 1)	1.2		9	3	0	0	1	1	0	0	0	0	0	10	14	0.00	2.400

PITCHER		IP	WLS	BF	H	R	ER	SO	BB	IBB	HBP	BLK	WP	HR	S	P	ERA	WHIP
70 Dustin Molleken, R ERA: 4.5	(7, 1)	1.0		7	2	2	2	1	2	0	0	0	1	0	7	16	18.00	4.000
50 Jose De La Torre, R ERA: 6.0	(8, 1)	0.1		1	0	0	0	1	0	0	0	0	0	0	3	3	0.00	0.000

BOTTOM

Milwaukee Brewers @ Los Angeles Angels

Tempe Diablo Stadium, Tempe, AZ

Wed Mar 12 2014, 4:11 PM - 7:37 PM EDT

Att. 5,476 - Sunny - 75 F

livebaseballscorecards.com

AB	37
R	12
H	15
RBI	11
BB	5
SO	8
LOB	16

Chicago White Sox @ Los Angeles Angels

Tempe Diablo Stadium, Tempe, AZ

Thu Mar 13 2014, 4:11 PM - 7:26 PM EDT

Att. 8,157 - Partly Cloudy - 77 F

TOP

livebaseballscorecards.com

Batter	1	2	3	4	5	6	7	8	9	AB	R	H	RBI	BB	SO	LOB
30 Alejandro De Aza, L (1, 7) OBP: 0.385, SLG: 0.400 18 Blake Tekotte, L (6, 7) OBP: 0.231, SLG: 0.417	0-0 10 G5-4-3 1B	0-0 G3		0-3 K		0-3 K		2-1 2-H HR		4 0 1 0 0 2 6 1 1 1 2 0 0 0						
10 Alexei Ramirez, R (1, 6) OBP: 0.250, SLG: 0.321 5 Marcus Semien, R (6, 6) OBP: 0.316, SLG: 0.188	0-0 G5-4-3 1-2f		0-0 F9	0-0 FC5-4 1-2f		0-0 P3		0-0 E6		4 0 0 0 0 0 5 1 0 0 0 0 0 0						
79 José Abreu, R (1, 10) OBP: 0.308, SLG: 0.440 38 Hector Gimenez, S (8, PH) OBP: 0.143, SLG: 0.286 (8, 10)	0-0 1B		0-0 G3-1		0-0 G6-3		0-0 P6	0-0 F9		4 0 1 0 0 0 0 1 0 0 0 0 0 1						
26 Avisail García, R (1, 9) OBP: 0.241, SLG: 0.321 95 Courtney Hawkins, R (7, 9)	0-3 K		0-0 1B		0-0 F9		0-3 K		0-3 K	4 0 1 0 0 2 1 1 0 0 0 0 1 0						
14 Paul Konerko, R (1, 3) OBP: 0.273, SLG: 0.238 76 Andy Wilkins, L (7, 3) OBP: 0.667, SLG: 0.800		0-0 G5-3	0-0 P4		0-3 K		0-0 P4		0-0 G3-1	4 0 0 0 0 1 1 1 0 0 0 0 0 0						
20 Jordan Danks, L (1, 8) OBP: 0.393, SLG: 0.654 28 Leury García, S (6, 8) OBP: 0.389, SLG: 0.267		0-0 36 2B 83 1B 1B		1-0 36 FC6-4 22 1B 83 E HBP		0-0 22 1B 83 1B 1B		0-0 F8	0-3 K	2 3 2 0 0 0 0 2 0 0 0 0 1 0						
22 Matt Davidson, R (1, 5) OBP: 0.261, SLG: 0.455 Alex Liddi, R (6, 5) OBP: 0.333, SLG: 0.833		0-0 F7		0-0 36 FC6-4 1-2 1B		0-0 83 1B 1-2 1B		0-0 77 WP 3B		3 0 2 0 0 0 1 1 1 1 0 0 0 0						
36 Josh Phegley, R (1, 2) OBP: 0.200, SLG: 0.333 17 Adrian Nieto, S (6, 2) OBP: 0.167, SLG: 0.091		0-0 83 1B 1-3 2B		0-0 FC6-4 83 E 1-2f 2-3		0-0 L6		4-0 77 WP 18 HR BB		3 0 1 0 0 0 4 0 1 0 0 1 0 0						
83 Micah Johnson, L (1, 4) OBP: 0.533, SLG: 0.500 77 Yolmer Sánchez, S (6, 4) OBP: 0.538, SLG: 0.615		0-0 2-3 3-H 1B		0-0 E6 10 FC5-4 1-2 3-H		0-0 1-2 2-H 1B		0-3 K 1-2 3-H		3 0 2 3 0 0 1 1 0 0 0 0 1 1						

AB	40
R	6
H	12
RBI	5
BB	1
SO	8
LOB	21

Inning Stats	1	2	3	4	5	6	7	8	9
	R: 0 H: 2 E: 0 LOB: 1 K: 1 BB: 0 S: 6 P: 6	R: 1 H: 3 E: 0 LOB: 2 K: 0 BB: 0 S: 6 P: 6	R: 0 H: 1 E: 0 LOB: 1 K: 0 BB: 0 S: 4 P: 4	R: 1 H: 1 E: 1 LOB: 2 K: 1 BB: 0 S: 7 P: 8	R: 0 H: 0 E: 0 LOB: 0 K: 1 BB: 0 S: 5 P: 5	R: 1 H: 3 E: 0 LOB: 2 K: 1 BB: 0 S: 8 P: 8	R: 0 H: 0 E: 0 LOB: 0 K: 1 BB: 0 S: 5 P: 5	R: 3 H: 2 E: 1 LOB: 1 K: 1 BB: 1 S: 9 P: 15	R: 0 H: 0 E: 0 LOB: 0 K: 2 BB: 0 S: 7 P: 7

1B: 9	SF: 0	WP: 1	PA: 42
2B: 1	SAC: 0	PB: 0	
3B: 1	DP: 1	SB: 0	
HR: 1	HBP: 1	CS: 0	

PITCHER		IP	WLS	BF	H	R	ER	SO	BB	IBB	HBP	BLK	WP	HR	S	P	ERA	WHIP
Garrett Richards, R ERA: 5.4	(1, 1)	4.2	W	22	7	2	2	2	0	0	1	0	0	0	25	26	3.86	1.500
99 Brandon Lyon, R ERA: 1.93	(5, 1)	0.2		4	2	1	1	1	0	0	0	0	0	0	6	6	13.50	3.000
54 Buddy Boshers, L ERA:	(6, 1)	0.2		3	1	0	0	1	0	0	0	0	0	0	5	5	0.00	1.500
46 Cory Rasmus, R ERA:	(7, 1)	1.0		3	0	0	0	1	0	0	0	0	0	0	5	5	0.00	0.000
58 Michael Kohn, R ERA: 5.79	(8, 1)	0.2		6	2	3	3	1	1	0	0	0	1	1	8	14	40.50	4.500

PITCHER		IP	WLS	BF	H	R	ER	SO	BB	IBB	HBP	BLK	WP	HR	S	P	ERA	WHIP
39 Robert Carson, L ERA:	(8, 1)	0.1	H	1	0	0	0	0	0	0	0	0	0	0	1	1	0.00	0.000
35 Josh Wall, R ERA: 7.2	(9, 1)	1.0	S	3	0	0	0	2	0	0	0	0	0	0	7	7	0.00	0.000

BOTTOM

Chicago White Sox @ Los Angeles Angels

Tempe Diablo Stadium, Tempe, AZ

Thu Mar 13 2014, 4:11 PM - 7:26 PM EDT

Att. 8,157 - Partly Cloudy - 77 F

livebaseballscorecards.com

Batter	1	2	3	4	5	6	7	8	9	AB	R	H	RBI	BB	SO	LOB
56 Kole Calhoun, L (1, 9) OBP: 0.417, SLG: 0.345 8 Yorvit Torrealba, R (7, 2) OBP: 0.154, SLG: 0.154	K	27 1B 3B 2-H 3-H		5 BB 27 1B BB		G5-3		1B		3 1	1 0	1 1	2 0	1 0	1 0	0 0
27 Mike Trout, R (1, 8) OBP: 0.464, SLG: 0.741 77 Carlos Pena, L (6, PH) OBP: 0.250, SLG: 0.227 (7, 3)	5 SF8 3B	6 E 6 1B 3-H		5 BB 1-2 1B		K		K		3 2	2 0	3 0	1 0	0 0	0 2	0 1
5 Albert Pujols, R (1, 3) OBP: 0.355, SLG: 0.320 44 Ian Stewart, L (6, PH) OBP: 0.385, SLG: 0.318 (7, 5)	SF8 3-H	K		6 G6-4-3 1-2 2-3 BB		1B		P6		1 2	0 0	0 1	1 0	1 0	1 0	1 1
6 David Freese, R (1, 5) OBP: 0.400, SLG: 0.250 87 Matt Long, L (6, PH) OBP: 0.548, SLG: 0.759 (7, 8)	G3-1	1-H 1B		G6-4-3 1-2f		K				3 1	0 0	1 0	1 0	0 0	0 1	3 1
47 Howie Kendrick, R (1, 4) OBP: 0.481, SLG: 0.435 85 Shawn O'Malley, S (7, 7) OBP: 0.333, SLG: 0.143	17 S 0 BB 2 2B 1B G4-3				28 1B 0 1B 1B		K			3 1	2 0	2 0	0 0	0 0	0 1	1 0
28 Raul Ibanez, L (1, 10) OBP: 0.259, SLG: 0.375 48 Chad Tracy, L (7, PH) OBP: 0.227, SLG: 0.318 (8, 10)	L7	P5			0 1B 1-2 1B		L5			3 1	0 0	1 0	0 0	0 0	0 0	1 0
0 Collin Cowgill, R (1, 7) OBP: 0.387, SLG: 0.704 0 Brennan Boesch, L (5, PH) OBP: 0.350, SLG: 0.474 (6, 7) (7, 9)	17 S 2 2B 1-2 BB	17 CS BB			2 G6-4-3 1-3 2-H 1B		E3			0 2	1 0	0 1	0 1	2 0	0 0	0 0
17 Chris Iannetta, R (1, 2) OBP: 0.524, SLG: 0.667 79 Taylor Lindsey, L (7, 4) OBP: 0.111, SLG: 0.111	2 2B 56 3B 1-2 2-3 BB	K 1-2			F8		F9			2 1	1 0	0 0	0 0	1 0	1 0	3 1
2 Erick Aybar, S (1, 6) OBP: 0.429, SLG: 0.333 12 Tommy Field, R (7, 6) OBP: 0.467, SLG: 0.538	56 3B 2B 1-3 2-H 3-H			F7	G6-4-3 1-2f			K		3 1	1 0	1 0	2 0	0 0	0 1	2 0
Inning Stats	R: 1 E: 0 K: 1 S: 6 H: 1 LOB: 0 BB: 0 P: 6	R: 6 E: 0 K: 1 S: 10 H: 5 LOB: 1 BB: 2 P: 19	R: 0 E: 0 K: 1 S: 4 H: 0 LOB: 0 BB: 1 P: 9	R: 0 E: 0 K: 0 S: 3 H: 1 LOB: 2 BB: 2 P: 11	R: 1 E: 0 K: 0 S: 5 H: 3 LOB: 1 BB: 0 P: 5	R: 0 E: 0 K: 2 S: 8 H: 1 LOB: 1 BB: 0 P: 8	R: 0 E: 1 K: 1 S: 6 H: 0 LOB: 1 BB: 0 P: 6	R: 0 E: 0 K: 2 S: 8 H: 1 LOB: 1 BB: 0 P: 8		1B: 9 2B: 1 3B: 2 HR: 0	SF: 1 SAC: 0 DP: 2 HBP: 0			WP: 0 PB: 0 SB: 2 CS: 1	PA: 39		

	AB	33
	R	8
	H	12
	RBI	8
	BB	5
	SO	8
	LOB	15

PITCHER		IP	WLS	BF	H	R	ER	SO	BB	IBB	HBP	BLK	WP	HR	S	P	ERA	WHIP
62 Jose Quintana, L ERA: 16.5	(1, 1)	3.0	L	17	6	7	7	3	3	0	0	0	0	0	20	34	21.00	3.000
64 André Rienzo, R ERA: 2.57	(4, 1)	2.0		10	4	1	1	0	2	0	0	0	0	0	8	16	4.50	3.000
51 Ronald Belisario, R ERA:	(6, 1)	1.0		4	1	0	0	2	0	0	0	0	0	0	8	8	0.00	1.000
65 Nate Jones, R ERA:	(7, 1)	1.0		4	0	0	0	1	0	0	0	0	0	0	6	6	0.00	0.000
41 David Purcey, L ERA: 3.6	(8, 1)	1.0		4	1	0	0	2	0	0	0	0	0	0	8	8	0.00	1.000

PITCHER	IP	WLS	BF	H	R	ER	SO	BB	IBB	HBP	BLK	WP	HR	S	P	ERA	WHIP

Batter	1	2	3	4	5	6	7	8	9	AB	R	H	RBI	BB	SO	LOB
0 Collin Cowgill, R (1, 8) OBP: 0.343, SLG: 0.613	C FF 85 S CH 78 S CH 78 0-3 K		B CU 62 F SL 81 B FF 88 B SL 78 X CH 77 3-1 G6-3		C SI 83 F CH 80 B FF 89 B FF 88 C CH 79 2-3 K			X FF 90 0-0 F7		4	0	0	0	0	2	0
25 Roberto Lopez, R (8, 7)										0	0	0	0	0	0	0
3 JB Shuck, L (1, 9) OBP: 0.314, SLG: 0.469	B FF 88 B FF 87 X FF 86 2-0 10 SF8 3B		C FF 87 X CU 64 0-1 1B			B FF 92 F FF 92 X SL 87 1-1 L6		C FF 91 B SL 80 B SL 79 F FF 90 F SL 79 X FF 91 2-2 1B		4	1	3	0	0	0	0
59 Kyle Hudson, L (8, 8)										0	0	0	0	0	0	0
10 Grant Green, R (1, 6) OBP: 0.364, SLG: 0.548	F SL 83 X SL 83 0-1 SF8 3-H		B FF 87 S CH 79 F SL 81 1 SAFE B CH 79 F CH 77 1 SAFE X FF 88 2-2 P4			B FF 93 L FF 92 F FF 94 F CU 77 X FF 93 1-2 16 WP 1B		B FF 90 F FF 90 S FF 90 C SL 81 1-3 K		2	0	1	1	0	0	1
12 Tommy Field, R (7, 6)										1	0	0	0	0	1	1
44 Ian Stewart, L (1, 10) OBP: 0.379, SLG: 0.292	S FF 87 B SI 81 B SL 80 B FF 87 F FF 86 X SL 80 3-2 G4-3			C SL 76 F FF 88 B CH 78 B SL 79 B CH 78 B FF 86 4-2 7 FC4-6 BB		C SL 89 C FF 94 B FF 94 B SL 89 S SL 86 2-3 K		F FF 90 D FF 91 X FF 92 1-1 G6-3		2	0	0	0	1	1	1
8 Yorvit Torrealba, R (8, PH)										1	0	0	0	0	0	1
OBP: 0.143, SLG: 0.143 (8, 10)																
16 Hank Conger, L (1, 2) OBP: 0.200, SLG: 0.167		B SL 77 X FF 85 1-0 87 S 1B		C FF 86 X SL 80 0-1 P4		S CU 75 S SL 88 B CU 78 X FF 94 1-2 G3 1-2			C FF 93 S SL 82 S CU 83 0-3 K	3	0	1	0	0	0	2
41 Luis Martinez, R (7, 2) OBP: 0.286, SLG: 0.286										1	0	0	0	0	1	0
77 Carlos Pena, L (1, 3) OBP: 0.259, SLG: 0.240		C FF 86 B SL 78 F SL 79 B FF 89 S SL 79 2-3 K		F CH 76 S SL 79 B FF 88 C FF 89 1-3 K			F FF 89 F FF 90 B FF 90 X FF 91 1-2 87 FC6-5 13 G6-3 1B		C SI 90 C SI 90 X CH 85 0-2 13 2B 87 G4-3 1B	3	0	1	0	0	2	2
48 Chad Tracy, L (7, 5) OBP: 0.261, SLG: 0.348										1	1	1	0	0	0	0
7 Andrew Romine, S (1, 4) OBP: 0.308, SLG: 0.364		X FF 86 0-0 L9		1 SAFE X SL 79 0-0 FC4-6 1-2f			F FF 87 B SL 82 B CH 81 F FF 88 X FA 88 2-2 G6-3 1-2		B FC 92 B FF 89 C SI 91 X SI 91 2-1 87 G4-3 1-3 2B	2	0	0	0	0	0	2
13 Luis Jimenez, R (6, 4) OBP: 0.278, SLG: 0.389										2	0	1	0	0	0	1
87 Matt Long, L (1, 7) OBP: 0.486, SLG: 0.667 (8, 9)		S FF 88 C SL 80 D SL 80 X SL 78 1-2 G1-3 1-2			B SI 82 X SL 75 1-0 B1-3		B SL 78 X FF 89 1-0 FC6-5 18 FC6-4 2-3		C FF 91 X FF 91 0-1 G4-3 2-3 3-H	4	0	0	1	0	0	3
18 John McDonald, R (1, 5) OBP: 0.474, SLG: 0.438			C FF 85 X SL 80 0-1 G5-3		B CH 78 C SL 79 B FF 86 S CH 78 X SL 81 2-2 F8		B CH 86 B FF 87 1 SAFE C FF 87 X FF 87 2-1 FC6-4 1-2f		B SI 90 B FF 90 X SI 90 2-0 G4-3	3	0	0	0	0	0	1
19 Efren Navarro, L (7, 3) OBP: 0.200, SLG: 0.200										1	0	0	0	0	0	1

Inning Stats	1	2	3	4	5	6	7	8	9
R:	1	0	0	0	0	0	0	0	1
E:	0	0	0	0	0	1	0	0	0
K:	1	1	0	1	1	1	0	1	1
S:	9	8	10	8	7	12	9	10	11
H:	1	1	1	0	0	1	1	1	2
LOB:	0	1	0	1	0	1	1	1	1
BB:	0	0	0	1	0	0	0	0	0
P:	14	12	15	13	12	17	15	14	15

1B:	6	SF:	1	WP:	1	PA:	36
2B:	1	SAC:	0	PB:	0		
3B:	1	DP:	0	SB:	1		
HR:	0	HBP:	0	CS:	0		

PITCHER		IP	WLS	BF	H	R	ER	SO	BB	IBB	HBP	BLK	WP	HR	S	P	ERA	WHIP
53 Eric Stults, L ERA: 7.15	(1, 1)	5.0	W	19	3	1	1	4	1	0	0	0	0	0	42	66	1.80	0.800
58 Blaine Boyer, R ERA:	(6, 1)	1.0	H	4	1	0	0	1	0	0	0	0	1	0	12	17	0.00	1.000
57 Patrick Schuster, L ERA: 1.5	(7, 1)	1.0	H	4	1	0	0	0	0	0	0	0	0	0	9	15	0.00	1.000
40 Tony Sipp, L ERA:	(8, 1)	1.0	H	4	1	0	0	1	0	0	0	0	0	0	10	14	0.00	1.000
76 Dennis O'Grady, R ERA: 7.71	(9, 1)	1.0	S	5	2	1	1	1	0	0	0	0	0	0	11	15	9.00	2.000

PITCHER	IP	WLS	BF	H	R	ER	SO	BB	IBB	HBP	BLK	WP	HR	S	P	ERA	WHIP

TOP

Los Angeles Angels @ San Diego Padres

Peoria Stadium, Peoria, AZ

Fri Mar 14 2014, 4:08 PM - 7:02 PM EDT

Att. 9,122 - Cloudy - 75 F

livebaseballscorecards.com

AB	34
R	2
H	8
RBI	2
BB	1
SO	7
LOB	16

BOTTOM

Los Angeles Angels @ San Diego Padres

Peoria Stadium, Peoria, AZ

Fri Mar 14 2014, 4:08 PM - 7:02 PM EDT

Att. 9,122 - Cloudy - 75 F

livebaseballscorecards.com

Batter	1	2	3	4	5	6	7	8	9	AB	R	H	RBI	BB	SO	LOB
2 Everth Cabrera, S (1, 6) OBP: 0.281, SLG: 0.355 73 Cory Spangenberg, L (7, PR) OBP: 0.375, SLG: 0.286 (8, 4)	C FF 93 B FF 94 F FF 93 C CU 78 1-3 ① K		S CH 84 C FF 92 B FF 93 F FF 92 B FF 93 B FF 94 F FF 92 X FF 91 3-2 9 S 9 L6-5 2B	B CU 73 1 SAFE B FF 92 C FF 93 C CU 73 D CU 75 F CU 74 F FF 91 X FF 92 3-2 ③ G5-3 1-2			S FF 92 B SL 81 F FF 91 F FF 90 X SL 81 1-2 1B			4 0	0 0	2 0	0 0	0 0	1 0	2 0
13 Chris Denorfia, R (1, 8) OBP: 0.190, SLG: 0.190 68 Rico Noel, R (6, 8) OBP: 0.174, SLG: 0.364	F FF 94 C CH 86 B FF 93 F FF 94 B CU 79 F CU 76 X FF 94 2-2 9 S 1B		C CU 72 F FF 92 X CU 77 0-2 ① L4		F SI 91 X SL 83 0-1 ① G6-3		S FF 90 C FF 90 C FF 89 0-3 ② K			3 1	0 0	1 0	0 0	0 0	0 1	1 1
9 Jedd Gyorko, R (1, 4) OBP: 0.258, SLG: 0.414 74 Jace Peterson, L (8, 6) OBP: 0.280, SLG: 0.227	F FF 94 C CU 76 F FF 94 1 SAFE B CU 76 F FF 93 S FF 93 1-3 ② K 1-2		C FF 93 B FF 93 B CU 76 C CU 76 X FF 93 2-2 ②③ L6-5 2-3		C SI 92 B SI 93 X FF 92 1-1 HR		C SL 79 X FF 90 0-1 ③ F8			4 0	1 0	1 0	1 0	0 0	1 0	3 0
18 Carlos Quentin, R (1, 10) OBP: 0.143, SLG: 0.308 11 Alex Castellanos, R (8, PR) OBP: 0.304, SLG: 0.364 (9, 10)	X CH 85 0-0 ③ P3			C FF 92 B CU 75 C CH 82 X CU 77 1-2 ① G5-3	C CH 83 X SI 92 0-1 ② P3			C SI 84 B SL 75 B SI 84 B CH 81 B SI 82 4-1 44 FC6-4 BB		3 0	0 0	0 0	0 0	1 0	0 0	1 0
14 Tommy Medica, R (1, 7) OBP: 0.439, SLG: 0.641 (7, 3)		C FF 94 S FF 92 B FF 94 F CU 77 X FF 93 1-2 ① F8		B CH 84 B FF 92 F FF 91 X FF 92 2-1 21 1B 4 1B 1B	S CH 86 S CH 86 F SI 92 B SL 82 X FF 93 1-2 ③ F8			B SI 82 1 SAFE X SI 82 1-0 ① F7		4 0	1 0	1 0	0 0	0 0	0 0	1 0
21 Xavier Nady, R (1, 3) OBP: 0.357, SLG: 0.481 78 Alex Dickerson, L (7, 7) OBP: 0.379, SLG: 0.640		B FF 94 B FF 94 C FF 93 C FF 93 B CH 85 X FF 93 3-2 ② G6-3		B FF 93 X FF 91 1-0 4 1B 15 1B 1-3 1B		C SI 96 F SI 89 B CU 86 B SI 96 C SI 97 2-3 ① K		F SI 83 1 SAFE B SL 74 S SL 74 B SI 84 F SL 73 C SI 82 2-3 ② K		3 1	1 0	1 0	0 0	0 0	1 1	0 1
4 Nick Hundley, R (1, 2) OBP: 0.318, SLG: 0.667 44 René Rivera, R (7, 2) OBP: 0.474, SLG: 0.632		C FF 95 X CH 86 0-1 HR		C CU 73 B FF 92 X CU 75 1-1 15 1B 1-2 3-H 1B		F SI 96 S SI 95 B SI 96 B CU 86 B CU 85 F SI 96 S SI 96 3-3 ② K		X SI 83 0-0 ③ FC6-4 1-2f		3 1	1 0	2 0	2 0	0 0	1 0	0 1
88 Kyle Blanks, R (1, 9) OBP: 0.393, SLG: 0.391 27 Rey Fuentes, L (6, PR) OBP: 0.136, SLG: 0.143 (7, 9)		C CH 85 F FF 93 F CU 79 X FF 94 0-2 1B		C CU 74 S FF 92 S CU 77 0-3 ② K		F SI 96 B SI 88 B SI 86 F SI 95 F SI 88 B CU 84 B SI 95 4-2 3 CS BB				2 0	0 0	1 0	0 0	1 0	1 0	2 0
15 Ryan Jackson, R (1, 5) OBP: 0.286, SLG: 0.458 3 Alberto Gonzalez, R (5, 5)		1 SAFE C FF 93 F FF 93 B CU 78 C CU 78 1-3 ③ K		F FF 91 B FF 93 C CU 75 X FF 93 1-2 2 S 1-3 2-H 1B		1 SAFE 1 SAFE P PO 89 1-0 ③ CS 1-2	B FF 90 S FF 90 B FF 91 X FF 85 2-1 ① G5-3			2 1	0 0	1 0	1 0	0 0	1 0	1 0
Inning Stats	R: 0 E: 0 K: 2 S: 14 H: 1 LOB: 1 BB: 0 P: 18	R: 1 E: 0 K: 1 S: 16 H: 2 LOB: 1 BB: 0 P: 21	R: 0 E: 0 K: 0 S: 11 H: 1 LOB: 0 BB: 0 P: 16	R: 2 E: 0 K: 1 S: 19 H: 4 LOB: 2 BB: 0 P: 28	R: 1 E: 0 K: 0 S: 10 H: 1 LOB: 0 BB: 0 P: 12	R: 0 E: 0 K: 2 S: 11 H: 0 LOB: 1 BB: 1 P: 20	R: 0 E: 0 K: 1 S: 11 H: 1 LOB: 1 BB: 0 P: 14	R: 0 E: 0 K: 1 S: 8 H: 0 LOB: 1 BB: 1 P: 15		1B: 7 2B: 2 3B: 0 HR: 2 SF: 0 SAC: 0 DP: 1 HBP: 0					WP: 0 PB: 0 SB: 3 CS: 1 PA: 35	

	AB	32
	R	4
	H	10
	RBI	4
	BB	2
	SO	8
	LOB	14

PITCHER		IP	WLS	BF	H	R	ER	SO	BB	IBB	HBP	BLK	WP	HR	S	P	ERA	WHIP
45 Tyler Skaggs, L ERA: 4.35	(1, 1)	4.0	L	19	8	3	3	4	0	0	0	0	0	1	60	83	6.75	2.000
59 Fernando Salas, R ERA: 1.8	(5, 1)	1.0		4	1	1	1	0	0	0	0	0	0	1	10	12	9.00	1.000
40 Kevin Jepsen, R ERA: 3.6	(6, 1)	1.0		3	0	0	0	2	1	0	0	0	0	0	11	20	0.00	1.000
63 Nick Maronde, L ERA: 2.08	(7, 1)	1.0		4	1	0	0	1	0	0	0	0	0	0	11	14	0.00	1.000
64 Clay Rapada, L ERA: 8.31	(8, 1)	1.0		4	0	0	0	1	1	0	0	0	0	0	8	15	0.00	1.000

PITCHER	IP	WLS	BF	H	R	ER	SO	BB	IBB	HBP	BLK	WP	HR	S	P	ERA	WHIP

Batter	1	2	3	4	5	6	7	8	9	10	AB	R	H	RBI	BB	SO	LOB
56 Kole Calhoun, L (1, 9) OBP: 0.375, SLG: 0.303	P4		F8		G3 1-2		G4-3		K		4	0	0	0	0	0	1
0 Collin Cowgill, R (7, 8) OBP: 0.333, SLG: 0.594											1	0	0	0	0	1	0
27 Mike Trout, R (1, 8) OBP: 0.469, SLG: 0.800	K		G5-3		HR 2-H		HBP 5 S			1B 7 FC5 13 1B	3	1	1	2	0	1	0
18 John McDonald, R (7, 4) OBP: 0.500, SLG: 0.471											1	0	1	0	0	0	0
5 Albert Pujols, R (1, 3) OBP: 0.371, SLG: 0.345	1B		E5		1B 28 1B		G5-3 1-2			1B 7 FC5 1-2	4	0	2	0	0	0	1
13 Luis Jimenez, R (7, 5) OBP: 0.316, SLG: 0.421											1	0	1	0	0	0	0
6 David Freese, R (1, 5) OBP: 0.345, SLG: 0.208	K		F8		K		K			FC5 10 G5-4-3 1-2 2-3f	4	0	0	0	0	3	4
7 Andrew Romine, S (7, 6) OBP: 0.296, SLG: 0.348											1	0	0	0	0	0	2
28 Raul Ibanez, L (1, 10) OBP: 0.258, SLG: 0.357		G4-3		K	1B 1-2			K		G5-4-3 1-2f	4	0	1	0	0	2	0
10 Grant Green, R (10, PH) OBP: 0.353, SLG: 0.531 (10, 10)											1	0	0	0	0	0	2
47 Howie Kendrick, R (1, 4) OBP: 0.467, SLG: 0.538		HR		G5-3	K			B5-3			3	1	1	1	0	1	2
3 JB Shuck, L (7, 9) OBP: 0.306, SLG: 0.455											1	0	0	0	0	0	0
17 Chris Iannetta, R (1, 2) OBP: 0.520, SLG: 0.667		2B		BB 87 CS 4-0		G6-3		F8			3	0	1	0	1	0	0
22 John Hester, R (9, 2) OBP: 0.400, SLG: 0.333											0	0	0	0	0	0	0
0 Brennan Boesch, L (1, 7) OBP: 0.333, SLG: 0.450	K			CS 1-2	HR	G4-3			G3-1		1	0	0	0	0	1	1
87 Matt Long, L (2, 7) OBP: 0.474, SLG: 0.722											3	1	1	1	0	0	0
2 Erick Aybar, S (1, 6) OBP: 0.419, SLG: 0.333	P6				1B 56 G3 27 HR	G3-1			F8		3	1	1	0	0	0	1
19 Efren Navarro, L (7, 3) OBP: 0.188, SLG: 0.188											1	0	0	0	0	0	0
Inning Stats	R: 0 E: 0 K: 2 S: 8 / H: 1 LOB: 1 BB: 0 P: 8	R: 1 E: 0 K: 1 S: 8 / H: 2 LOB: 1 BB: 0 P: 9	R: 0 E: 1 K: 0 S: 4 / H: 0 LOB: 1 BB: 0 P: 4	R: 0 E: 0 K: 1 S: 5 / H: 0 LOB: 0 BB: 1 P: 9	R: 3 E: 0 K: 2 S: 14 / H: 5 LOB: 2 BB: 0 P: 17	R: 0 E: 0 K: 0 S: 3 / H: 0 LOB: 0 BB: 0 P: 3	R: 0 E: 0 K: 1 S: 6 / H: 0 LOB: 1 BB: 0 P: 7	R: 0 E: 0 K: 1 S: 5 / H: 0 LOB: 0 BB: 0 P: 5	R: 0 E: 0 K: 1 S: 5 / H: 0 LOB: 0 BB: 0 P: 5	R: 0 E: 0 K: 0 S: 4 / H: 2 LOB: 1 BB: 0 P: 4	1B: 6 2B: 1 3B: 0 HR: 3	SF: 0 SAC: 0 DP: 1 HBP: 1						

PITCHER	IP	WLS	BF	H	R	ER	SO	BB	IBB	HBP	BLK	WP	HR	S	P	ERA	WHIP
12 Juan Nicasio, R (1, 1) ERA: 3.18	4.1		20	6	4	4	4	1	0	0	0	0	3	31	39	8.31	1.615
60 Manny Corpas, R (5, 1) ERA: 1.59	0.2		4	2	0	0	2	0	0	0	0	0	0	8	8	0.00	3.000
0 Adam Ottavino, R (6, 1) ERA: 2.57	2.0		7	0	0	0	1	0	0	1	0	0	0	9	10	0.00	0.000
54 Tommy Kahnle, R (8, 1) ERA: 1.69	1.0		3	0	0	0	1	0	0	0	0	0	0	5	5	0.00	0.000
46 Greg Burke, R (9, 1) ERA: 3.0	1.0		3	0	0	0	1	0	0	0	0	0	0	5	5	0.00	0.000

PITCHER	IP	WLS	BF	H	R	ER	SO	BB	IBB	HBP	BLK	WP	HR	S	P	ERA	WHIP
74 Yohan Flande, L (10, 1) ERA: 1.5	1.0		4	2	0	0	0	0	0	0	0	0	0	4	4	0.00	2.000

TOP

Los Angeles Angels @ Colorado Rockies

Salt River Fields at Talking Stick, Scottsdale, AZ

Sat Mar 15 2014, 4:14 PM - 7:33 PM EDT

Att. 12,667 - Sunny - 77 F

livebaseballscorecards.com

AB	39
R	4
H	10
RBI	4
BB	1
SO	9
LOB	14

WP: 0	PA: 42
PB: 0	
SB: 1	
CS: 1	

Batter	1	2	3	4	5	6	7	8	9	10	AB	R	H	RBI	BB	SO	LOB
6 Corey Dickerson, L (1, 8) OBP: 0.378, SLG: 0.571 (6, 7) Cristhian Adames, S (8, 6) OBP: 0.308, SLG: 0.217	S S S 0-3 ① K		x 0-0 13 CS 1B	x 0-0 13 FC5 1-2 1B			x 0-0 ① B5-3		B B B B 4-0 13 2B BB		4 0 2 0 0 1 0 0 1 0 0 1 0 0						
13 Drew Stubbs, R (1, 9) OBP: 0.419, SLG: 0.407 (6, 8)	x 0-0 5 HR 2B		B B B B 4-0 ① 5 BB 1-2 BB	x 0-0 ③ FC5 1-2 2-3f			x 0-0 ② F9		x 0-0 1-H 2B		4 1 2 1 1 0 2						
5 Carlos González, L (1, 7) OBP: 0.400, SLG: 0.591 Kent Matthes, R (6, 9) OBP: 0.300, SLG: 0.444	B T C X 1-2 2-H HR		1 SAFE B B B B B 4-0 ② 20 1B 1-2 BB		x 0-0 ① F9		S S S 0-3 ③ K		x 0-0 ③ G5-3		2 1 1 2 1 0 0 2 0 0 0 0 1 1						
20 Wilin Rosario, R (1, 2) OBP: 0.360, SLG: 0.520 7 Matt McBride, R (7, 2) OBP: 0.414, SLG: 0.500 23 Charlie Culberson, R (10, PR) OBP: 0.313, SLG: 0.484	x 0-0 ② G5-3		x 0-0 1-2 1B		S S S 0-3 ② K			x 0-0 E5		x 0-0 4 FC6-4 36 1B 1B	3 0 1 0 0 1 0 2 0 1 0 0 0 0 0 0 0 0 0 0 0						
33 Justin Morneau, L (1, 3) OBP: 0.154, SLG: 0.154 36 Ben Paulsen, L (6, 3) OBP: 0.314, SLG: 0.441	x 0-0 ③ F7		x 0-0 ③ G3		x 0-0 ③ F9			x 0-0 ① F8		x 0-0 1-2 4 FC6-4 1B	3 0 0 0 0 0 2 2 0 1 0 0 0 1						
28 Nolan Arenado, R (1, 5) OBP: 0.394, SLG: 0.581 4 Ryan Wheeler, L (6, 5) OBP: 0.400, SLG: 0.576		x 0-0 1B		x 0-0 ① P6		x 0-0 1B		S S S 0-3 ② K		x 0-0 ① FC6-4 26 G7-6-3 1-2f 2-3	2 0 1 0 0 0 0 3 0 1 0 0 1 3						
14 Josh Rutledge, R (1, 6) OBP: 0.250, SLG: 0.368 26 Jason Pridie, L (8, 7) OBP: 0.344, SLG: 0.357		x 0-0 ① B1		x 0-0 10 S 12 1B 1B		x 0-0 ① F8		S S S 0-3 ③ K		x 0-0 ②③ G7-6-3 1-2f	3 1 1 0 0 0 2 2 0 0 0 0 1 4						
10 Paul Janish, R (1, 4) OBP: 0.452, SLG: 0.533 66 Rafael Ynoa, S (7, 4) OBP: 0.429, SLG: 0.429		x 0-0 ② P4	B x 1-0 ② P4 1-2			x 0-0 ② F9			x 0-0 ① F8		3 0 0 0 0 0 3 1 0 0 0 0 0 0						
12 Juan Nicasio, R (1, 1) OBP: 0.500, SLG: 0.500 60 Manny Corpas, R (5, 1) 0 Adam Ottavino, S (6, 1) 54 Tommy Kahnle, R (8, 1) 46 Greg Burke, R (9, 1) 16 Tim Wheeler, L (9, PH) OBP: 0.414, SLG: 0.542 74 Yohan Flande, L (10, 1)		x 0-0 ③ P1		x 0-0 13 FC5 6 1B 2-H 1B			C C C 0-3 ③ K		S S S 0-3 ② K		2 0 1 1 0 0 1 0 0 0 0 0 0 0 1 0 0 0 0 1 1 0 0 0 0 0 0 0 0 0 0 0 0 0 0 1 0 0 0 0 1 0 0 0 0 0 0 0 0						
Inning Stats	R: 2 H: 2 E: 0 LOB: 0 K: 1 BB: 0 S: 9 P: 10	R: 0 H: 1 E: 0 LOB: 1 K: 0 BB: 0 S: 4 P: 4	R: 0 H: 2 E: 0 LOB: 2 K: 0 BB: 2 S: 3 P: 11	R: 1 H: 3 E: 0 LOB: 2 K: 0 BB: 0 S: 6 P: 7	R: 0 H: 0 E: 0 LOB: 0 K: 1 BB: 0 S: 5 P: 5	R: 0 H: 1 E: 0 LOB: 1 K: 1 BB: 0 S: 6 P: 6	R: 0 H: 0 E: 0 LOB: 0 K: 1 BB: 0 S: 5 P: 5	R: 0 H: 0 E: 1 LOB: 1 K: 2 BB: 0 S: 8 P: 8	R: 1 H: 1 E: 0 LOB: 1 K: 1 BB: 1 S: 6 P: 10	R: 0 H: 2 E: 0 LOB: 2 K: 0 BB: 0 S: 4 P: 4	1B: 9 SF: 0 2B: 2 SAC: 0 3B: 0 DP: 1 HR: 1 HBP: 0						

PITCHER	IP	WLS	BF	H	R	ER	SO	BB	IBB	HBP	BLK	WP	HR	S	P	ERA	WHIP
36 Jered Weaver, R (1, 1) ERA: 3.86	5.0		24	9	3	3	2	2	0	0	0	0	1	28	38	5.40	2.200
28 Danny Reynolds, R (6, 1) ERA:	1.0	H	3	0	0	0	1	0	0	0	0	0	0	5	5	0.00	0.000
49 Ernesto Frieri, R (7, 1) ERA:	1.0	H	3	0	0	0	1	0	0	0	0	0	0	5	5	0.00	0.000
38 Joe Smith, R (8, 1) ERA: 4.5	1.0	H	4	0	0	0	2	0	0	0	0	0	0	8	8	0.00	0.000
39 Yoslan Herrera, R (9, 1) ERA: 4.5	1.0	B	5	1	1	1	1	1	0	0	0	0	0	6	10	9.00	2.000

PITCHER	IP	WLS	BF	H	R	ER	SO	BB	IBB	HBP	BLK	WP	HR	S	P	ERA	WHIP
48 Michael Cisco, R (10, 1) ERA:	1.0		4	2	0	0	0	0	0	0	0	0	0	4	4	0.00	2.000

BOTTOM

Los Angeles Angels @ Colorado Rockies

Salt River Fields at Talking Stick, Scottsdale, AZ

Sat Mar 15 2014, 4:14 PM - 7:33 PM EDT

Att. 12,667 - Sunny - 77 F

livebaseballscorecards.com

AB	40
R	4
H	12
RBI	4
BB	3
SO	7
LOB	20

WP: 0	PA: 43		
PB: 0			
SB: 1			
CS: 1			

Batter	1	2	3	4	5	6	7	8	9	AB	R	H	RBI	BB	SO	LOB
36 Abraham Almonte, S (1, 8) OBP: 0.233, SLG: 0.385	G3			B3-4		2-H 2B			P6	3	0	1	0	0	0	0
9 Endy Chavez, L (5, 8) OBP: 0.269, SLG: 0.280		15 G4-3 2B								2	0	1	1	0	0	0
15 Kyle Seager, L (1, 5) OBP: 0.275, SLG: 0.222	17 1B 55 1B 1B	G4-3 2-3		K		K			K	4	1	1	0	0	2	2
97 Ramon Morla, R (6, 5)										1	0	0	0	0	1	0
27 Corey Hart, R (1, 10) OBP: 0.242, SLG: 0.143	K	P3			K		F7		K	4	0	0	0	0	2	2
79 Dario Pizzano, L (9, PH)										1	0	0	0	0	1	0
(9, 10)																
17 Justin Smoak, S (1, 3) OBP: 0.386, SLG: 0.486	55 1B 13 1B 1-2 1B		55 1B BB		F9		L3			2	1	1	0	1	0	0
20 Logan Morrison, L (5, 3) OBP: 0.357, SLG: 0.432										1	0	0	0	0	0	0
55 Michael Saunders, L (1, 9) OBP: 0.412, SLG: 0.533	13 1B 1-2 2-H 1B		1-3 1B		F8		G5-3			3	0	2	1	0	0	0
16 Cole Gillespie, R (6, 9) OBP: 0.440, SLG: 0.522										1	0	0	0	0	0	0
13 Dustin Ackley, L (1, 7) OBP: 0.462, SLG: 0.703	3 BB 1-3 2-H 1B		K			E3 8 WP 8 SF7		G5-3		3	0	1	1	0	1	2
99 Jordy Lara, R (6, PR)										1	1	0	0	0	0	0
(6, 7)																
3 Mike Zunino, R (1, 2) OBP: 0.400, SLG: 0.435	1-2 BB		K			8 WP 9 2B BB		G3-1		1	1	0	0	2	1	2
35 Humberto Quintero, R (6, 2) OBP: 0.294, SLG: 0.353										1	0	0	0	0	0	0
5 Brad Miller, L (1, 6) OBP: 0.441, SLG: 0.800	K		G4-3			K		HR		3	0	0	0	0	2	7
82 Tyler Smith, R (6, 6) OBP: 0.500, SLG: 1.143										1	1	1	1	0	0	0
8 Willie Bloomquist, R (1, 4) OBP: 0.242, SLG: 0.281		G6-3		K		1-2 2-H SF7		G4-3		2	0	0	1	0	1	0
81 Ketel Marte, S (6, 4) OBP: 0.313, SLG: 0.231										1	0	0	0	0	0	0
Inning Stats	R: 2 E: 0 K: 2 S: 11 H: 4 LOB: 3 BB: 1 P: 15	R: 0 E: 0 K: 0 S: 4 H: 1 LOB: 1 BB: 0 P: 4	R: 0 E: 0 K: 2 S: 8 H: 1 LOB: 2 BB: 1 P: 12	R: 0 E: 0 K: 2 S: 7 H: 0 LOB: 0 BB: 0 P: 7	R: 0 E: 0 K: 1 S: 5 H: 0 LOB: 0 BB: 0 P: 5	R: 2 E: 1 K: 2 S: 9 H: 1 LOB: 1 BB: 1 P: 14	R: 0 E: 0 K: 0 S: 3 H: 0 LOB: 0 BB: 0 P: 3	R: 1 E: 0 K: 0 S: 4 H: 1 LOB: 0 BB: 0 P: 5	R: 0 E: 0 K: 2 S: 7 H: 0 LOB: 0 BB: 0 P: 7	1B: 5 2B: 2 3B: 0 HR: 1 SF: 1 SAC: 0 DP: 0 HBP: 0							

TOP

Seattle Mariners @ Los Angeles Angels

Tempe Diablo Stadium, Tempe, AZ

Sun Mar 16 2014, 4:12 PM - 7:02 PM EDT

Att. 9,628 - Sunny - 80 F

livebaseballscorecards.com

AB	35
R	5
H	8
RBI	5
BB	3
SO	11
LOB	15

WP: 1 PB: 0 SB: 0 CS: 0 PA: 39

PITCHER		IP	WLS	BF	H	R	ER	SO	BB	IBB	HBP	BLK	WP	HR	S	P	ERA	WHIP
33 C.J. Wilson, L ERA: 2.81	(1, 1)	5.0	L	25	6	4	2	7	3	0	0	0	0	0	36	48	3.60	1.800
46 Cory Rasmus, R ERA:	(6, 1)	2.0		7	1	0	0	2	0	0	0	0	1	0	11	12	0.00	0.500
59 Fernando Salas, R ERA: 3.0	(8, 1)	1.0		4	1	1	1	0	0	0	0	0	0	1	4	5	9.00	1.000
58 Michael Kohn, R ERA: 4.76	(9, 1)	1.0		3	0	0	0	2	0	0	0	0	0	0	7	7	0.00	0.000

PITCHER	IP	WLS	BF	H	R	ER	SO	BB	IBB	HBP	BLK	WP	HR	S	P	ERA	WHIP

Batter	1	2	3	4	5	6	7	8	9	AB	R	H	RBI	BB	SO	LOB
56 Kole Calhoun, L (1, 9) (6, 3) OBP: 0.395, SLG: 0.314	C C C 0-3 ① K		B B B B 4-0 BB			x 0-0 6 S 6 1B 1B		x 0-0 ② G5-3		2	1	1	0	1	1	0
13 Luis Jimenez, R (8, PH) (9, 3) OBP: 0.300, SLG: 0.400										1	0	0	0	0	0	0
27 Mike Trout, R (1, 8) OBP: 0.429, SLG: 0.727	x 0-0 ② G5-3		x 0-0 ③ F9			x 0-0 ① P3		x 0-0 1B		3	0	0	0	0	0	2
8 Yorvit Torrealba, R (7, 2) OBP: 0.200, SLG: 0.200										1	0	1	0	0	0	0
5 Albert Pujols, R (1, 3) OBP: 0.351, SLG: 0.323	x 0-0 ③ G6-3			x 0-0 ① F9		x 0-0 ② P5		x 0-0 ③ G3		2	0	0	0	0	0	0
48 Chad Tracy, L (6, 7) OBP: 0.240, SLG: 0.320										2	0	0	0	0	0	2
6 David Freese, R (1, 5) OBP: 0.375, SLG: 0.231		B B B B 4-0 47 G6-4-3 BB		x 0-0 ② G6-3		B x 1-0 47 FC6-4 1-H 1B			B B B B 4-0 18 S 77 E BB	2	0	1	1	1	0	0
87 Matt Long, L (6, PR) (7, 8) OBP: 0.487, SLG: 0.722										0	1	0	0	1	0	0
47 Howie Kendrick, R (1, 4) OBP: 0.424, SLG: 0.483		x 0-0 ① ② G6-4-3 1-2f		x 0-0 ③ G6-3		x 0-0 ③ FC6-4 1-2f			x 0-0 ① P2	3	0	0	0	0	0	2
10 Grant Green, R (7, 4) OBP: 0.343, SLG: 0.515										1	0	0	0	0	0	1
2 Erick Aybar, S (1, 6) OBP: 0.441, SLG: 0.444		x 0-0 1B			x 0-0 17 SF8 3B		x 0-0 ① G3		S S S 0-3 ② K 1-2	3	1	2	0	0	0	0
18 John McDonald, R (8, 6) OBP: 0.476, SLG: 0.444										1	0	0	0	0	1	1
17 Chris Iannetta, R (1, 10) OBP: 0.481, SLG: 0.632		x 0-0 ③ F8			x 0-0 ① SF8 3-H		S S S 0-3 ② K		x 0-0 E4 44 1B 2-H	1	0	0	1	0	0	1
77 Carlos Pena, L (7, PH) (8, 10) OBP: 0.241, SLG: 0.222										2	0	0	0	0	1	0
16 Hank Conger, L (1, 2) OBP: 0.185, SLG: 0.154			x 0-0 ① F9		x 0-0 ② G5-3		C C C 0-3 ③ K		x 0-0 0 S 1-3 1B	2	0	0	0	0	0	0
44 Ian Stewart, L (7, 5) OBP: 0.387, SLG: 0.308										2	0	1	0	0	1	0
7 Andrew Romine, S (9, PR) OBP: 0.296, SLG: 0.348										0	0	0	0	0	0	0
0 Collin Cowgill, R (1, 7) (6, 9) OBP: 0.316, SLG: 0.559			S S S 0-3 ② K		x 0-0 ③ G6-3			S S S 0-3 ① K	B x 1-0 ③ L8 1-2	2	0	0	0	0	1	0
0 Brennan Boesch, L (7, 9) OBP: 0.304, SLG: 0.409										2	0	0	0	0	1	2
Inning Stats	R: 0 H: 0 E: 0 LOB: 0 K: 1 BB: 0 S: 5 P: 5	R: 0 H: 1 E: 0 LOB: 1 K: 0 BB: 1 S: 3 P: 7	R: 0 H: 0 E: 0 LOB: 1 K: 1 BB: 1 S: 5 P: 9	R: 0 H: 0 E: 0 LOB: 0 K: 0 BB: 0 S: 3 P: 3	R: 1 H: 1 E: 0 LOB: 0 K: 0 BB: 0 S: 4 P: 4	R: 1 H: 2 E: 0 LOB: 1 K: 0 BB: 0 S: 5 P: 6	R: 0 H: 0 E: 0 LOB: 0 K: 2 BB: 0 S: 7 P: 7	R: 0 H: 1 E: 0 LOB: 1 K: 1 BB: 0 S: 6 P: 6	R: 1 H: 1 E: 1 LOB: 3 K: 1 BB: 1 S: 7 P: 12	1B: 5 SF: 1 2B: 0 SAC: 0 3B: 1 DP: 1 HR: 0 HBP: 0							

PITCHER		IP	WLS	BF	H	R	ER	SO	BB	IBB	HBP	BLK	WP	HR	S	P	ERA	WHIP
81 Roenis Elías, L ERA: 1.46	(1, 1)	5.0	W	18	2	1	1	2	2	0	0	0	0	0	20	28	1.80	0.800
83 Zach Miner, R ERA: 3.68	(6, 1)	2.0	H	8	2	1	1	2	0	0	0	0	0	0	12	13	4.50	1.000
44 Lucas Luetge, L ERA: 4.91	(8, 1)	1.0	H	4	1	0	0	1	0	0	0	0	0	0	6	6	0.00	1.000
31 Yoervis Medina, R ERA: 1.29	(9, 1)	1.0	S	6	1	1	0	1	1	0	0	0	0	0	7	12	0.00	2.000

PITCHER	IP	WLS	BF	H	R	ER	SO	BB	IBB	HBP	BLK	WP	HR	S	P	ERA	WHIP

BOTTOM

Seattle Mariners @ Los Angeles Angels

Tempe Diablo Stadium, Tempe, AZ

Sun Mar 16 2014, 4:12 PM - 7:02 PM EDT

Att. 9,628 - Sunny - 80 F

livebaseballscorecards.com

AB	32
R	3
H	6
RBI	2
BB	3
SO	6
LOB	11

WP: 0	PA: 36		
PB: 0			
SB: 3			
CS: 0			

Batter	1	2	3	4	5	6	7	8	9	AB	R	H	RBI	BB	SO	LOB
7 Andrew Romine, S (1, 4) OBP: 0.281, SLG: 0.357	G4-3	K			G4-3 1-3			0-0 ② 0 G3-1 41 WP 2B	G6-3	5	1	1	0	0	1	2
0 Brennan Boesch, L (1, 9) OBP: 0.286, SLG: 0.346	G4-3	K			BB			G3-1 2-3	G1-3	4	0	0	0	1	1	1
16 Hank Conger, L (1, 2) OBP: 0.200, SLG: 0.172 41 Luis Martinez, R (7, 2) OBP: 0.375, SLG: 0.286	48 BB 44 1B 1B	K			F8			48 1B 77 WP 3-H BB		3 0	0 1	1 0	0 0	0 1	1 0	2 0
44 Ian Stewart, L (1, 5) OBP: 0.371, SLG: 0.300	48 BB 1-2 1B	G4-3				K		F8		4	0	1	0	0	1	1
48 Chad Tracy, L (1, 10) OBP: 0.276, SLG: 0.321	1-2 2-3 BB	K				F7		0 1B 77 WP 1-3 1B		3	0	1	0	1	1	0
77 Carlos Pena, L (1, 3) OBP: 0.242, SLG: 0.200	K	G4-3				G3-1		0 1B 1-2 3-H BB		3	0	0	0	1	1	3
0 Collin Cowgill, R (1, 8) OBP: 0.310, SLG: 0.526		K		P4			B1-3	1-2 2-3 1B		4	0	1	0	0	1	0
87 Matt Long, L (1, 7) OBP: 0.465, SLG: 0.675		1B			P6		F7	G4-3		4	0	1	0	0	0	3
18 John McDonald, R (1, 6) OBP: 0.440, SLG: 0.409		F7			7 G4-3 7 PB 1B		F7		G5-3	4	0	1	0	0	0	1
Inning Stats	R: 0 E: 0 K: 1 S: 7 H: 2 LOB: 3 BB: 1 P: 11	R: 0 E: 0 K: 2 S: 8 H: 1 LOB: 1 BB: 0 P: 8	R: 0 E: 0 K: 2 S: 7 H: 0 LOB: 0 BB: 0 P: 7	R: 0 E: 0 K: 1 S: 5 H: 0 LOB: 0 BB: 0 P: 5	R: 0 E: 0 K: 0 S: 4 H: 1 LOB: 2 BB: 1 P: 9	R: 0 E: 0 K: 1 S: 5 H: 0 LOB: 0 BB: 0 P: 5	R: 0 E: 0 K: 0 S: 3 H: 0 LOB: 0 BB: 0 P: 3	R: 2 E: 0 K: 0 S: 6 H: 3 LOB: 3 BB: 2 P: 14	R: 0 E: 0 K: 0 S: 3 H: 0 LOB: 0 BB: 0 P: 3	1B: 6 2B: 1 3B: 0 HR: 0	SF: 0 SAC: 0 DP: 0 HBP: 0			WP: 2 PB: 1 SB: 0 CS: 0	PA: 38	

PITCHER	IP	WLS	BF	H	R	ER	SO	BB	IBB	HBP	BLK	WP	HR	S	P	ERA	WHIP
36 Edwin Jackson, R (1, 1) ERA: 4.0	4.0	W	16	3	0	0	6	1	0	0	0	0	0	27	31	0.00	1.000
12 Chang-Yong Lim, R (5, 1) ERA: 4.5	1.0	H	5	1	0	0	0	1	0	0	0	0	0	4	9	0.00	2.000
41 Jose Veras, R (6, 1) ERA: 7.2	1.0	H	3	0	0	0	1	0	0	0	0	0	0	5	5	0.00	0.000
50 Blake Parker, R (7, 1) ERA: 10.8	1.2		7	1	2	2	0	1	0	0	0	1	0	6	10	10.80	1.200
Paolo Espino, R (8, 1) ERA:	0.1	H	4	2	0	0	0	1	0	0	0	1	0	3	7	0.00	9.000

PITCHER	IP	WLS	BF	H	R	ER	SO	BB	IBB	HBP	BLK	WP	HR	S	P	ERA	WHIP
85 Neil Ramírez, R (9, 1) ERA:	1.0	S	3	0	0	0	0	0	0	0	0	0	0	3	3	0.00	0.000

TOP

Los Angeles Angels @ Chicago Cubs

Cubs Park, Mesa, AZ

Mon Mar 17 2014, 4:07 PM - 6:59 PM EDT

Att. 14,787 - Sunny - 77 F

livebaseballscorecards.com

AB	34
R	2
H	7
RBI	0
BB	4
SO	7
LOB	13

Batter	1	2	3	4	5	6	7	8	9	AB	R	H	RBI	BB	SO	LOB
43 Emilio Bonifácio, S (1, 6) (6, 4) OBP: 0.273, SLG: 0.452	x 0-0 ① F8		x 0-0 4 2B 1-H 3B		B B B B 4-0 BB		x 0-0 ① F9			3	1	1	1	1	0	0
4 Ryan Roberts, R (1, 4) OBP: 0.346, SLG: 0.458 95 Walter Ibarra, S (6, 6) OBP: 0.500, SLG: 0.500	x 0-0 ② F8		x 0-0 44 1B 3-H 2B		x 0-0 ② F3		x 0-0 ② F7			3 1	1 0	1 0	1 0	0 0	0 0	2 0
44 Anthony Rizzo, L (1, 3) OBP: 0.452, SLG: 0.750 92 Lars Anderson, L (8, 3)	x 0-0 ③ G4-3		x 0-0 2-H 1B		x 0-0 ③ G2-3		C C C 0-3 ③ K			4 0	0 0	1 0	1 0	0 0	1 0	2 0
20 Justin Ruggiano, R (1, 8) OBP: 0.423, SLG: 0.667		x 0-0 ① G5-3	x 0-0 ③ G1-3			x 0-0 ① F8		x 0-0 ① F7		4	0	0	0	0	0	1
19 Nate Schierholtz, L (1, 9) OBP: 0.375, SLG: 0.444 7 Anthony Giansanti, R (9, 9)		x 0-0 ② G4-3		x 0-0 ① F8		H 1-0 6 FC3-6 54 5 1B 1B HBP		x 0-0 ② G3-1		3 0	1 0	0 0	0 0	0 0	0 0	0 0
5 Welington Castillo, R (1, 2) OBP: 0.333, SLG: 0.278 9 George Kottaras, L (7, 2) OBP: 0.250, SLG: 0.357		x 0-0 ③ P3		C C C 0-3 ② K		x 0-0 6 FC3-6 1-2 1B		S S S 0-3 ③ K		3 1	0 0	1 0	0 0	0 0	1 1	0 0
6 Ryan Sweeney, L (1, 10) OBP: 0.111, SLG: 0.077			x 0-0 ① F8	x 0-0 ③ G3		x 0-0 ② FC3-6 54 1B 1-2f 2-3				3	0	0	0	0	0	2
54 Darnell McDonald, R (1, 7) OBP: 0.455, SLG: 0.353 28 Chris Coghlan, L (7, 7) OBP: 0.217, SLG: 0.273			B B B B 4-0 43 3B BB		x 0-0 2B	x 0-0 1-2 3-H 1B				2 0	1 0	2 0	1 0	1 0	0 0	0 0
24 Luis Valbuena, L (1, 5) OBP: 0.346, SLG: 0.545			x 0-0 ② F9		x 0-0 ① G1-3	S S S 0-3 ③ K				3	0	0	0	0	1	4
Inning Stats	R: 0 H: 0 E: 0 LOB: 0 K: 0 BB: 0 S: 3 P: 3	R: 0 H: 0 E: 0 LOB: 0 K: 0 BB: 0 S: 3 P: 3	R: 3 H: 3 E: 0 LOB: 1 K: 0 BB: 1 S: 6 P: 10	R: 0 H: 0 E: 0 LOB: 0 K: 1 BB: 0 S: 5 P: 5	R: 0 H: 1 E: 0 LOB: 2 K: 0 BB: 1 S: 4 P: 8	R: 1 H: 2 E: 0 LOB: 2 K: 1 BB: 0 S: 7 P: 8	R: 0 H: 0 E: 0 LOB: 0 K: 1 BB: 0 S: 5 P: 5	R: 0 H: 0 E: 0 LOB: 0 K: 1 BB: 0 S: 5 P: 5		1B: 3 SF: 0 2B: 2 SAC: 0 3B: 1 DP: 0 HR: 0 HBP: 1				WP: 0 PA: 33 PB: 0 SB: 0 CS: 0		

PITCHER	IP	WLS	BF	H	R	ER	SO	BB	IBB	HBP	BLK	WP	HR	S	P	ERA	WHIP
55 Joe Blanton, R (1, 1) ERA: 6.75	5.1	L	22	4	3	3	1	2	0	0	0	0	0	22	30	5.06	1.125
64 Clay Rapada, L (6, 1) ERA: 9.64	0.1		3	1	0	0	0	0	0	1	0	0	0	2	3	0.00	3.000
52 Matt Shoemaker, R (6, 1) ERA: 2.16	2.1		8	1	1	1	3	0	0	0	0	0	0	14	14	3.86	0.429

PITCHER	IP	WLS	BF	H	R	ER	SO	BB	IBB	HBP	BLK	WP	HR	S	P	ERA	WHIP

BOTTOM

Los Angeles Angels @ Chicago Cubs

Cubs Park, Mesa, AZ

Mon Mar 17 2014, 4:07 PM - 6:59 PM EDT

Att. 14,787 - Sunny - 77 F

livebaseballscorecards.com

AB	30
R	4
H	6
RBI	4
BB	2
SO	4
LOB	11

San Francisco Giants @ Los Angeles Angels

Tempe Diablo Stadium, Tempe, AZ

Mon Mar 17 2014, 4:12 PM - 6:54 PM EDT

Att. 9,170 - Partly Cloudy - 77 F

livebaseballscorecards.com

TOP

Batter	1	2	3	4	5	6	7	8	9	AB	R	H	RBI	BB	SO	LOB
13 Joaquin Arias, R (1, 5) OBP: 0.314, SLG: 0.333	K	F9			SF9 3-H			FC6-4 1-2f	3B 1-H 3-H	3	0	0	1	0	1	1
80 Ryan Lollis, L (8, 7) OBP: 0.222, SLG: 0.444										1	0	1	2	0	0	0
(9, 9)																
19 Marco Scutaro, R (1, 4) OBP: 0.500, SLG: 1.000	48 1B 2B		K		F9			F9	G4-3	2	1	1	0	0	1	0
10 Tony Abreu, S (3, 4) OBP: 0.211, SLG: 0.167										3	0	0	0	0	0	2
77 Chris Lofton, L (9, 8)										0	0	0	0	0	0	0
28 Buster Posey, R (1, 2) OBP: 0.424, SLG: 0.483	48 1B 71 1B BB		G5-3			F8		G1-3		3	1	0	0	1	0	1
12 Guillermo Quiroz, R (8, 2) OBP: 0.308, SLG: 0.250										0	0	0	0	0	0	0
8 Hunter Pence, R (1, 9) OBP: 0.342, SLG: 0.750	K		F8			48 G4-6-3 1B			G5-3	4	0	1	0	0	1	2
82 Kelby Tomlinson, R (9, 4)										0	0	0	0	0	0	0
48 Pablo Sandoval, S (1, 10) OBP: 0.385, SLG: 0.394	71 1B 1-2 2-H 1B			6 CS BB		G4-6-3 1-2f			E6 14 2B	2	0	1	1	1	0	1
88 Trevor Brown, R (9, PH)										1	1	0	0	0	0	0
(9, 10)																
71 Mark Minicozzi, R (1, 3) OBP: 0.308, SLG: 0.400	1-3 2-H 1B			P5			G5-3		K	4	0	1	1	0	1	2
6 Ehire Adrianza, S (1, 6) OBP: 0.219, SLG: 0.484	K			G1-3 1-2			P6		78 1B 1-H 2B	3	0	0	0	0	1	3
14 Brandon Hicks, R (7, 6) OBP: 0.472, SLG: 0.733										1	1	1	1	0	0	0
78 Tyler Graham, R (1, 8) OBP: 0.500, SLG: 0.429		P4		86 G6-3 86 S 13 SF9 BB			K		80 3B 1B 2-H 1B	3	2	1	1	1	1	0
(9, 7)																
86 Jarrett Parker, L (1, 7)		K		G6-3 1-3				13 FC6-4 1B	80 3B 1-3 1B	2	0	0	0	0	1	1
Chris Dominguez, R (8, PH) OBP: 0.500, SLG: 0.417										2	1	2	0	0	0	0
(8, 5)																
Inning Stats	R: 2 E: 0 K: 3 S: 12 H: 3 LOB: 2 BB: 1 P: 16	R: 0 E: 0 K: 1 S: 5 H: 0 LOB: 0 BB: 0 P: 5	R: 0 E: 0 K: 1 S: 5 H: 0 LOB: 0 BB: 0 P: 5	R: 0 E: 0 K: 0 S: 3 H: 0 LOB: 0 BB: 1 P: 7	R: 1 E: 0 K: 0 S: 3 H: 0 LOB: 0 BB: 1 P: 8	R: 0 E: 0 K: 0 S: 3 H: 1 LOB: 0 BB: 0 P: 3	R: 0 E: 0 K: 1 S: 5 H: 0 LOB: 0 BB: 0 P: 5	R: 0 E: 0 K: 0 S: 4 H: 1 LOB: 1 BB: 0 P: 4	R: 4 E: 1 K: 1 S: 10 H: 4 LOB: 1 BB: 0 P: 10	1B: 6 2B: 2 3B: 1 HR: 0 SF: 1 SAC: 0 DP: 1 HBP: 0	WP: 0 PB: 0 SB: 1 CS: 1 PA: 38					

	AB	34
	R	7
	H	9
	RBI	7
	BB	3
	SO	7
	LOB	13

PITCHER		IP	WLS	BF	H	R	ER	SO	BB	IBB	HBP	BLK	WP	HR	S	P	ERA	WHIP
53 Héctor Santiago, L ERA: 2.76	(1, 1)	5.1		22	4	3	3	5	3	0	0	0	0	0	30	43	5.06	1.312
40 Kevin Jepsen, R ERA: 2.7	(6, 1)	1.2		4	0	0	0	1	0	0	0	0	0	0	6	6	0.00	0.000
63 Nick Maronde, L ERA: 1.69	(8, 1)	1.0	H	4	1	0	0	0	0	0	0	0	0	0	4	4	0.00	1.000
38 Joe Smith, R ERA: 3.86	(9, 1)	0.2	B	7	4	4	0	1	0	0	0	0	0	0	9	9	0.00	6.000
58 Cam Bedrosian, R ERA:	(9, 1)	0.1	W	1	0	0	0	0	0	0	0	0	0	0	1	1	0.00	0.000

PITCHER	IP	WLS	BF	H	R	ER	SO	BB	IBB	HBP	BLK	WP	HR	S	P	ERA	WHIP

Batter	1	2	3	4	5	6	7	8	9	AB	R	H	RBI	BB	SO	LOB
56 Kole Calhoun, L (1, 9) (7, 3) OBP: 0.417, SLG: 0.410	F8		27 L5-3 1B		G3		H 1-0 10 E 22 G6-3 HBP		B B B X 3-0 1-H HR	4	2	2	2	0	0	0
27 Mike Trout, R (1, 8) OBP: 0.421, SLG: 0.686 10 Grant Green, R (7, 6) OBP: 0.361, SLG: 0.515	B B B B 4-0 32 FC4-6 BB		0-0 L5-3 1-1		0-0 P4		B B B 4-0 22 G6-3 1-3 BB			2	0	0	0	1	0	1
										0	0	0	0	1	0	0
32 Josh Hamilton, L (1, 10) OBP: 0.333, SLG: 0.333 22 John Hester, R (7, PH) OBP: 0.333, SLG: 0.250 (8, 10)	0-0 FC4-6 6 FC5-4 1-2f			0-0 28 FC3-6 6 HBP 47 1B 1B	0-0 L9		0-0 G6-3 1-2f 3-H			3	1	1	0	0	0	1
										1	0	0	0	0	0	1
6 David Freese, R (1, 5) OBP: 0.400, SLG: 0.222 Kaleb Cowart, S (7, 5) OBP: 0.222, SLG: 0.125	0-0 FC5-4 1-2f			H 1-0 28 FC3-6 1-2 HBP		B B B B 4-0 28 1B 47 SF8 BB	C C C 0-3 K			1	1	0	0	1	0	1
										1	0	0	0	0	1	0
28 Raul Ibanez, L (1, 3) OBP: 0.265, SLG: 0.355 Drew Heid, L (6, PR) (7, 9)		0-0 L8		0-0 FC3-6 47 1B 2 G6-3 1-2f 2-3		0-0 2 1B 8 SF7 1-3 1B		0-0 F9		3	1	1	0	0	0	2
										1	1	0	0	0	0	0
47 Howie Kendrick, R (1, 4) OBP: 0.417, SLG: 0.484 79 Taylor Lindsey, L (7, 4) OBP: 0.100, SLG: 0.100		0-0 G5-3		0-0 2 G6-3 17 1B 1-3 3-H 1B		0-0 SF8 3-H		0-0 F8		2	1	1	2	0	0	0
										1	0	0	0	0	0	0
2 Erick Aybar, S (1, 6) OBP: 0.459, SLG: 0.467 Brennan Gowens, L (7, 8)		0-0 1B		0-0 G6-3 1-2 3-H		0-0 1-3 1B		0-0 G3-1		3	0	2	1	0	0	1
										1	0	0	0	0	0	0
17 Chris Iannetta, R (1, 2) OBP: 0.483, SLG: 0.619 8 Yorvit Torrealba, R (6, 2) OBP: 0.176, SLG: 0.188		0-0 F9		0-0 2-H 1B		x 0-0 SF7 3-H			0-0 G6-3	2	0	1	1	0	0	1
										1	0	0	1	0	0	0
3 JB Shuck, L (1, 7) OBP: 0.282, SLG: 0.417 Shawn O'Malley, S (9, 7) OBP: 0.400, SLG: 0.250			0-0 G3	0-0 P6		0-0 G3			0-0 56 S 56 HR 1B	3	0	0	0	0	0	2
										1	1	1	0	0	0	0
Inning Stats	R: 0 E: 0 K: 0 S: 3 H: 0 LOB: 1 BB: 1 P: 7	R: 0 E: 0 K: 0 S: 4 H: 1 LOB: 1 BB: 0 P: 4	R: 0 E: 0 K: 0 S: 3 H: 1 LOB: 0 BB: 0 P: 3	R: 3 E: 0 K: 0 S: 6 H: 3 LOB: 1 BB: 0 P: 7	R: 0 E: 0 K: 0 S: 3 H: 0 LOB: 0 BB: 0 P: 3	R: 2 E: 0 K: 0 S: 5 H: 2 LOB: 1 BB: 1 P: 9	R: 1 E: 0 K: 1 S: 4 H: 0 LOB: 0 BB: 1 P: 9	R: 0 E: 0 K: 0 S: 3 H: 0 LOB: 0 BB: 0 P: 3	R: 2 E: 0 K: 0 S: 3 H: 2 LOB: 0 BB: 0 P: 6	1B: 8 2B: 1 3B: 0 HR: 1	SF: 2 SAC: 0 DP: 2 HBP: 2						

PITCHER		IP	WLS	BF	H	R	ER	SO	BB	IBB	HBP	BLK	WP	HR	S	P	ERA	WHIP
55 Tim Lincecum, R ERA: 4.3	(1, 1)	5.1		25	7	5	5	0	2	0	1	0	0	0	22	31	8.44	1.688
76 Brett Bochy, R ERA: 2.08	(6, 1)	0.2		2	0	0	0	0	0	0	0	0	0	0	2	2	0.00	0.000
49 Javier López, L ERA: 6.75	(7, 1)	1.0		4	0	1	0	1	1	0	1	0	0	0	4	9	0.00	1.000
52 Yusmeiro Petit, R ERA: 7.88	(8, 1)	1.0		3	0	0	0	0	0	0	0	0	0	0	3	3	0.00	0.000
63 Jean Machi, R ERA: 6.35	(9, 1)	0.1	L	3	2	2	2	0	0	0	0	0	0	1	3	6	54.00	6.000

PITCHER	IP	WLS	BF	H	R	ER	SO	BB	IBB	HBP	BLK	WP	HR	S	P	ERA	WHIP

BOTTOM

San Francisco Giants @ Los Angeles Angels

Tempe Diablo Stadium, Tempe, AZ

Mon Mar 17 2014, 4:12 PM - 6:54 PM EDT

Att. 9,170 - Partly Cloudy - 77 F

livebaseballscorecards.com

AB	30
R	8
H	9
RBI	7
BB	3
SO	1
LOB	10

WP: 0 PB: 0 SB: 1 CS: 0 PA: 37

Batter	1	2	3	4	5	6	7	8	9	AB	R	H	RBI	BB	SO	LOB
56 Kole Calhoun, L (1, 9) OBP: 0.423, SLG: 0.442	0-0 27 S 32 1B 1B	0-0 F7		0-0 1-H 2B		1-3 K 2-3		1-0 HBP		4	1	2	1	0	1	1
0 Collin Cowgill, R (7, 8) OBP: 0.326, SLG: 0.526										0	0	0	0	0	0	0
27 Mike Trout, R (1, 8) OBP: 0.439, SLG: 0.757	0-3 K 1-2		1-0 5 S 5 2B HBP		1-2 HR		0-0 10 1B 3B	0-0 F8		2	2	1	1	0	1	1
3 JB Shuck, L (7, PH) OBP: 0.293, SLG: 0.474 (7, 9)										2	1	1	0	0	0	1
5 Albert Pujols, R (1, 3) OBP: 0.375, SLG: 0.412	0-0 G6-3		1-0 32 G6-3 6 G6-3 1-H 2B		0-0 6 1B 2B		0-0 8 2B 8 E 3-H 1B		0-0 F9	3	2	2	1	0	0	1
10 Grant Green, R (7, PH) OBP: 0.368, SLG: 0.514 (7, 6)										2	1	1	1	0	0	0
32 Josh Hamilton, L (1, 7) OBP: 0.333, SLG: 0.333	0-0 2-H 1B		0-0 G6-3 2-3		0-3 K		0-0 E7 48 SF8 1-H 2B		0-0 44 HR 1B	3	0	1	1	0	1	2
8 Yorvit Torrealba, R (6, 2) OBP: 0.263, SLG: 0.333										2	2	2	0	0	0	0
6 David Freese, R (1, 5) OBP: 0.395, SLG: 0.233	0-3 K		0-0 G6-3 3-H		0-0 2-H 1B		0-3 K		1-0 1-H HR	3	0	1	2	0	1	1
44 Ian Stewart, L (7, PH) OBP: 0.378, SLG: 0.406 (7, 5)										2	1	1	2	0	1	1
28 Raul Ibanez, L (1, 10) OBP: 0.270, SLG: 0.333		4-0 47 1B 47 WP 2 E BB	0-0 F8		0-0 G6-3		0-0 SF8 3-H		0-1 0 1B 1B	2	1	0	0	1	0	0
48 Chad Tracy, L (7, PH) OBP: 0.290, SLG: 0.345 (7, 10)										1	0	1	1	0	0	0
47 Howie Kendrick, R (1, 4) OBP: 0.462, SLG: 0.529	1-0 2 S 2 SH5-3 1-3 1B			0-0 1B		0-0 17 S 17 2B 1B	G6-3		0-3 K	3	2	3	0	0	0	0
77 Carlos Pena, L (7, PH) OBP: 0.229, SLG: 0.188 (7, 3)										2	0	0	0	0	1	1
17 Chris Iannetta, R (1, 2) OBP: 0.469, SLG: 0.625	0-3 K			0-0 G5-3		1-0 56 CS 1-H 2B		0-0 F8	0-0 1-2 1B	3	0	1	1	0	1	2
0 Brennan Boesch, L (6, PR) OBP: 0.300, SLG: 0.357 (6, 7)										2	0	1	0	0	0	0
2 Erick Aybar, S (1, 6) OBP: 0.462, SLG: 0.452	1-0 SH5-3 1-H 3-H			4-0 56 2B BB		0-0 F9		0-0 F7	0-3 K	1	1	0	1	1	0	1
18 John McDonald, R (7, 4) OBP: 0.407, SLG: 0.375										2	0	0	0	0	1	2
Inning Stats	R: 1 E: 0 K: 2 S: 9 H: 2 LOB: 1 BB: 0 P: 9	R: 2 E: 0 K: 1 S: 6 H: 1 LOB: 0 BB: 1 P: 12	R: 2 E: 0 K: 0 S: 4 H: 1 LOB: 0 BB: 0 P: 6	R: 1 E: 0 K: 0 S: 3 H: 2 LOB: 1 BB: 1 P: 7	R: 2 E: 0 K: 1 S: 9 H: 3 LOB: 0 BB: 0 P: 10	R: 1 E: 0 K: 1 S: 6 H: 2 LOB: 1 BB: 0 P: 8	R: 3 E: 1 K: 1 S: 8 H: 3 LOB: 0 BB: 0 P: 8	R: 0 E: 0 K: 0 S: 3 H: 0 LOB: 1 BB: 0 P: 4	R: 2 E: 0 K: 2 S: 12 H: 4 LOB: 2 BB: 0 P: 13	1B: 10 2B: 5 3B: 1 HR: 2	SF: 1 SAC: 1 DP: 0 HBP: 2						

TOP

Los Angeles Angels @ Chicago White Sox

Camelback Ranch, Glendale, AZ

Wed Mar 19 2014, 4:08 PM - 7:43 PM EDT

Att. 7,448 - Sunny - 78 F

livebaseballscorecards.com

AB	39
R	14
H	18
RBI	12
BB	2
SO	8
LOB	14

WP: 1 PB: 0 SB: 5 CS: 1 PA: 45

PITCHER		IP	WLS	BF	H	R	ER	SO	BB	IBB	HBP	BLK	WP	HR	S	P	ERA	WHIP
45 Erik Johnson, R ERA: 7.36	(1, 1)	4.0	L	21	8	8	7	3	2	0	1	0	1	1	26	39	15.75	2.500
46 Donnie Veal, L ERA: 1.42	(5, 1)	1.0		3	1	0	0	1	0	0	0	0	0	0	5	5	0.00	1.000
43 Mitchell Boggs, R ERA: 11.12	(6, 1)	1.0		4	2	1	1	1	0	0	0	0	0	0	6	8	9.00	2.000
33 Dylan Axelrod, R ERA: 2.7	(7, 1)	2.0		10	3	3	2	1	0	0	1	0	0	0	11	12	9.00	1.500
52 Jake Petricka, R ERA: 6.14	(9, 1)	1.0		7	4	2	2	2	0	0	0	0	0	1	12	13	18.00	4.000

PITCHER	IP	WLS	BF	H	R	ER	SO	BB	IBB	HBP	BLK	WP	HR	S	P	ERA	WHIP

Batter	1	2	3	4	5	6	7	8	9	AB	R	H	RBI	BB	SO	LOB
1 Adam Eaton, L (1, 8) OBP: 0.439, SLG: 0.543 20 Jordan Danks, L (7, 8) OBP: 0.425, SLG: 0.838	0-0 5 G5-3 2B		0-0 ② F8	0-0 ③ 1-H 2B		0-0 ③ F7		2-1 HR		4 1	0 1	2 1	1 1	0 0	0 0	1 0
5 Marcus Semien, R (1, 4) OBP: 0.486, SLG: 0.517 83 Micah Johnson, L (7, PR) OBP: 0.391, SLG: 0.333 (8, 4)	0-0 ① G5-3 2-3		0-0 26 1B 2B		B B B B 4-0 79 1B BB		B B B B 4-0 26 BB 79 1B BB	0-0 ① G6-3		2 1	1 1	1 0	0 0	2 0	0 0	1 0
26 Avisail García, R (1, 9) OBP: 0.304, SLG: 0.409 95 Courtney Hawkins, R (7, PR) (8, 9)	0-0 ② G1-3		0-0 79 HR 2-H 1B	0-0 ① L8			B B B B 4-0 WP 79 1B 22 HR 1-2 BB	0-0 ② F7		3 1	1 1	1 0	1 0	1 0	0 0	2 0
79 José Abreu, R (1, 3) OBP: 0.325, SLG: 0.513 18 Blake Tekotte, L (7, PR) OBP: 0.211, SLG: 0.333 (8, 7)	S S S 0-3 ③ K		0-0 1-H HR	0-0 1-2 1B			0-0 WP 22 HR 1-2 2-H 1B	S S S 0-3 ③ K		4 1	1 1	3 0	3 0	0 0	1 1	1 0
14 Paul Konerko, R (1, 10) OBP: 0.281, SLG: 0.267 Keenyn Walker, S (7, PH) OBP: 0.143, SLG: 0.214 (8, 10)		0-0 ① F7	0-0 ③ G5-3		S S S 0-3 ② K		B X 1-0 ① G3 1-2 2-3		S S S 0-3 ① K	3 2	0 0	0 0	0 0	0 0	1 1	2 2
24 Dayan Viciedo, R (1, 7) OBP: 0.342, SLG: 0.371 96 Dan Black, S (8, 3)	B B B B 4-0 38 FC6-4 BB		0-0 22 1B 38 G4-6-3 1B	0-0 ③ F9			0-0 ② P4		0-0 ② G6-3	3 1	1 0	1 0	0 0	1 0	0 0	5 0
22 Matt Davidson, R (1, 5) OBP: 0.324, SLG: 0.571 Alex Liddi, R (8, 5) OBP: 0.294, SLG: 0.706	C C C 0-3 ② K		0-0 38 G4-6-3 1-3 1B		S S S 0-3 ① K		B B S S X 2-2 2-H 3-H HR		0-0 2B	4 1	1 0	2 1	3 0	0 0	2 0	1 0
38 Hector Gimenez, S (1, 2) OBP: 0.133, SLG: 0.214 17 Adrian Nieto, S (7, 2) OBP: 0.353, SLG: 0.333	0-0 ③ FC6-4 1-2f		0-0 ① ② G4-6-3 1-2f 3-H			0-0 ② P6	0-0 2B	0-0 ③ F9		3 2	0 0	0 1	0 0	0 0	0 0	2 1
28 Leury García, S (1, 6) OBP: 0.357, SLG: 0.250 78 Tyler Saladino, R (6, PR) (7, 6)		0-0 ① G1-3	B B B B 4-0 1 2B BB			0-0 1B	0-0 ③ F8			2 1	1 0	1 0	0 0	1 0	0 0	0 2
Inning Stats	R: 0 E: 0 K: 1 S: 6 H: 1 LOB: 1 BB: 0 P: 6	R: 0 E: 0 K: 1 S: 5 H: 0 LOB: 1 BB: 1 P: 9	R: 3 E: 0 K: 0 S: 6 H: 3 LOB: 0 BB: 0 P: 6	R: 2 E: 0 K: 0 S: 4 H: 3 LOB: 1 BB: 1 P: 8	R: 0 E: 0 K: 1 S: 6 H: 1 LOB: 2 BB: 1 P: 10	R: 0 E: 0 K: 1 S: 6 H: 1 LOB: 1 BB: 0 P: 6	R: 4 E: 0 K: 0 S: 8 H: 3 LOB: 2 BB: 2 P: 19	R: 1 E: 0 K: 1 S: 7 H: 1 LOB: 0 BB: 0 P: 9	R: 0 E: 0 K: 1 S: 6 H: 1 LOB: 1 BB: 0 P: 6	1B: 6 2B: 5 3B: 0 HR: 3	SF: 0 SAC: 0 DP: 1 HBP: 0			WP: 1 PB: 0 SB: 0 CS: 0	PA: 44		

PITCHER		IP	WLS	BF	H	R	ER	SO	BB	IBB	HBP	BLK	WP	HR	S	P	ERA	WHIP
45 Tyler Skaggs, L ERA: 6.14	(1, 1)	4.1	W	21	7	5	5	2	3	0	0	0	0	1	22	34	10.38	2.308
58 Cam Bedrosian, R ERA:	(5, 1)	0.2	H	3	1	0	0	1	0	0	0	0	0	0	5	5	0.00	1.500
59 Fernando Salas, R ERA: 2.57	(6, 1)	1.0	H	4	1	0	0	1	0	0	0	0	0	0	6	6	0.00	1.000
58 Michael Kohn, R ERA: 8.53	(7, 1)	0.2		5	1	4	4	0	2	0	0	0	1	0	3	12	54.00	4.500
46 Cory Rasmus, R ERA: 1.74	(7, 1)	1.1		7	3	1	1	1	0	0	0	0	0	2	12	16	6.75	2.250

PITCHER		IP	WLS	BF	H	R	ER	SO	BB	IBB	HBP	BLK	WP	HR	S	P	ERA	WHIP
36 Jeremy Berg, R ERA:	(9, 1)	1.0		4	1	0	0	1	0	0	0	0	0	0	6	6	0.00	1.000

BOTTOM

Los Angeles Angels @ Chicago White Sox

Camelback Ranch, Glendale, AZ

Wed Mar 19 2014, 4:08 PM - 7:43 PM EDT

Att. 7,448 - Sunny - 78 F

livebaseballscorecards.com

AB	39
R	10
H	14
RBI	9
BB	5
SO	6
LOB	20

Los Angeles Angels @ Kansas City Royals

Surprise Stadium, Surprise, AZ

Thu Mar 20 2014, 4:06 PM - 6:36 PM EDT

Att. 8,380 - Partly Cloudy - 78 F

livebaseballscorecards.com

Batter	1	2	3	4	5	6	7	8	9	AB	R	H	RBI	BB	SO	LOB
2 Erick Aybar, S (1, 6) OBP: 0.452, SLG: 0.441	C SI 81 X SL 80 0-1 P5		X CH 75 0-0 B1-6 2-2f			B CU 72 B SI 85 F SI 83 F SL 81 F SI 86 X CH 76 2-2 27 HR 1B		C CU 80 S FA 88 X FF 97 0-2 2B		3	1	1	0	0	0	1
Andrew Romine, S (6, 6) OBP: 0.303, SLG: 0.414										1	0	1	0	0	0	0
27 Mike Trout, R (1, 8) OBP: 0.455, SLG: 0.850	B SI 83 C CH 75 X CH 74 1-1 G4-3		C SI 84 B FF 85 B CH 76 X CH 76 2-1 2B			1 SAFE 1 SAFE C SI 83 X CH 74 0-1 1-H HR		B FF 98 F FA 89 B FF 96 B CU 82 X FF 98 3-1 L8		3	1	2	2	0	0	0
48 Chad Tracy, L (7, 3) OBP: 0.281, SLG: 0.333										1	0	0	0	0	0	1
5 Albert Pujols, R (1, 3) OBP: 0.372, SLG: 0.486	C SI 84 X CU 73 0-1 HR		B SI 85 F SI 84 B SI 86 F SI 86 B SL 82 X SI 85 3-2 F7			B SI 85 B SL 82 X SL 81 2-0 F9		C CH 87 X FF 98 0-1 F7		3	1	1	1	0	0	1
44 Ian Stewart, L (7, 5) OBP: 0.368, SLG: 0.394										1	0	0	0	0	0	1
6 David Freese, R (1, 5) OBP: 0.366, SLG: 0.212	B CH 74 F SL 80 F FF 87 X SI 84 1-2 F9			B CU 72 X CU 73 1-0 F7		C FF 94 B FF 94 S FF 95 X FC 90 1-2 G4-3			B FF 94 X FF 94 1-0 G6-3	3	0	0	0	0	0	0
18 John McDonald, R (7, 4) OBP: 0.393, SLG: 0.360										1	0	0	0	0	0	0
32 Josh Hamilton, L (1, 10) OBP: 0.222, SLG: 0.222		X SL 79 0-0 P5		B EP 72 B CU 73 S SI 85 X SL 80 2-1 G4-3		S FC 90 B FF 96 F FC 90 S KC 84 1-3 K			X FF 94 0-0 G4-3	3	0	0	0	0	1	0
77 Carlos Pena, L (9, PH) OBP: 0.222, SLG: 0.182										1	0	0	0	0	0	0
47 Howie Kendrick, R (1, 4) OBP: 0.429, SLG: 0.486		C SI 81 F SI 83 X CH 74 0-2 G6-3		C CU 73 F SI 86 B EP 67 S CH 75 1-3 K			F FF 94 X FF 94 0-1 L8		C FF 94 B SL 83 C CU 82 B CU 83 F FF 94 B FF 94 C SL 84 3-3 K	3	0	0	0	0	1	0
87 Matt Long, L (7, 9) OBP: 0.455, SLG: 0.659										1	0	0	0	0	0	0
56 Kole Calhoun, L (1, 9) OBP: 0.418, SLG: 0.435		C SI 82 B SL 79 B SI 83 B SL 80 C SI 84 X EP 69 3-2 1B			B CU 73 S SL 81 B SI 84 B SL 80 X SI 84 3-1 F7		B FF 94 B FF 92 F FF 93 C FF 94 X FF 96 2-2 P6			3	0	1	0	0	0	0
0 Brennan Boesch, L (7, 7) OBP: 0.300, SLG: 0.357										0	0	0	0	0	0	0
16 Hank Conger, L (1, 2) OBP: 0.182, SLG: 0.156		B CH 75 F CH 75 F SL 81 F FF 88 1 SAFE D CH 74 1 SAFE F SI 85 X SL 83 2-2 F9			B FF 86 F SL 84 S FF 88 X FF 88 1-2 F8		C FF 94 B FF 96 B CH 84 B FF 95 X FF 94 3-1 L8			3	0	0	0	0	0	1
8 Yorvit Torrealba, R (7, 2) OBP: 0.263, SLG: 0.333										0	0	0	0	0	0	0
0 Collin Cowgill, R (1, 7)			X SL 79 0-0 B1-6 2 2B		X CU 72 0-0 B2-3			C FF 94 B CU 79 F CH 86 F FF 97 B CU 83 X CH 86 2-2 L8		2	0	1	0	0	0	0
(7, 8)																
3 JB Shuck, L (8, PH) OBP: 0.286, SLG: 0.462										1	0	0	0	0	0	0
(8, 9)																

Inning Stats	1	2	3	4	5	6	7	8	9
	R: 1 E: 0 K: 0 S: 9	H: 1 LOB: 0 BB: 0 P: 11	R: 0 E: 0 K: 0 S: 12	H: 1 LOB: 1 BB: 0 P: 17	R: 0 E: 0 K: 0 S: 7	H: 2 LOB: 0 BB: 0 P: 12	R: 0 E: 0 K: 1 S: 6	H: 0 LOB: 0 BB: 0 P: 10	R: 0 E: 0 K: 0 S: 6	H: 0 LOB: 0 BB: 0 P: 10	R: 2 E: 0 K: 1 S: 13	H: 2 LOB: 0 BB: 0 P: 19	R: 0 E: 0 K: 0 S: 7	H: 0 LOB: 0 BB: 0 P: 12	R: 0 E: 0 K: 0 S: 11	H: 1 LOB: 1 BB: 0 P: 16	R: 0 E: 0 K: 1 S: 6	H: 0 LOB: 0 BB: 0 P: 10

AB	33
R	3
H	7
RBI	3
BB	0
SO	3
LOB	5

		1B: 2	SF: 0	WP: 0	PA: 33
		2B: 4	SAC: 0	PB: 0	
		3B: 0	DP: 1	SB: 0	
		HR: 2	HBP: 0	CS: 0	

PITCHER		IP	WLS	BF	H	R	ER	SO	BB	IBB	HBP	BLK	WP	HR	S	P	ERA	WHIP
52 Bruce Chen, L ERA: 4.05	(1, 1)	5.1	L	21	6	3	3	1	0	0	0	0	0	2	47	71	5.06	1.125
17 Wade Davis, R ERA: 2.08	(6, 1)	0.2		2	0	0	0	1	0	0	0	0	0	0	6	8	0.00	0.000
41 Danny Duffy, L ERA: 9.9	(7, 1)	1.0		3	0	0	0	0	0	0	0	0	0	0	7	12	0.00	0.000
40 Kelvin Herrera, R ERA: 5.14	(8, 1)	1.0		4	1	0	0	0	0	0	0	0	0	0	11	16	0.00	1.000
56 Greg Holland, R ERA: 3.86	(9, 1)	1.0		3	0	0	0	1	0	0	0	0	0	0	6	10	0.00	0.000

PITCHER	IP	WLS	BF	H	R	ER	SO	BB	IBB	HBP	BLK	WP	HR	S	P	ERA	WHIP

Batter	1	2	3	4	5	6	7	8	9	AB	R	H	RBI	BB	SO	LOB
23 Norichika Aoki, L (1, 9) OBP: 0.362, SLG: 0.381 27 Justin Maxwell, R (6, PH) OBP: 0.391, SLG: 0.578 (7, 9)	C SI 85 C SI 87 F FF 87 B SI 86 B CU 68 X SI 87 2-2 ① G6-3		B SI 85 S CU 70 B CU 69 B SI 85 X SI 84 3-1 ② G5-3			S FF 84 F FF 84 S SI 83 0-3 ① K		S SI 95 F SI 95 B SI 95 S SI 96 1-3 ① K		2 2	0 0	0 0	0 0	0 0	0 2	0 0
19 Danny Valencia, R (1, 5) OBP: 0.349, SLG: 0.333 97 Whit Merrifield, R (6, PR) OBP: 0.500, SLG: 0.500 (7, 5)	C SI 86 F FF 88 X SL 80 0-2 35 G4-3 16 1B 2B		C SL 77 F SL 78 B SI 85 B CU 70 B CH 77 F CU 68 F FF 86 F FF 87 S CH 76 3-3 ③ K			B CU 76 C FF 85 H SI 85 2-1 16 BB HBP		C SI 95 S FF 95 F SI 94 F SI 95 B CU 84 S CU 85 1-3 ② K		2 1	1 0	1 0	0 0	0 0	1 1	0 0
35 Eric Hosmer, L (1, 3) OBP: 0.353, SLG: 0.542 50 Ramon Hernandez, R (7, 3) OBP: 0.556, SLG: 0.500	C CU 69 S CU 68 B FF 84 X SI 87 1-2 ② G4-3 2-3			B SI 86 F CU 68 X SI 83 1-1 ① G3		B FF 90 C FF 90 B SL 81 F FF 90 F SL 80 F SL 78 F FF 91 F FF 91 X FF 87 2-2 ② L8		C SI 94 F SI 94 B SI 94 S SI 95 1-3 ③ K		3 1	0 0	0 0	0 0	0 0	0 1	2 0
16 Billy Butler, R (1, 10) OBP: 0.426, SLG: 0.447 64 Jimmy Paredes, S (6, PR) OBP: 0.192, SLG: 0.160 (7, 10)	C CU 70 F SI 86 B FC 88 X CU 72 1-2 3-H 1B			B SI 83 B CH 77 B FF 85 X FF 85 3-0 ② G6-3		B FF 85 B FF 90 B FF 89 B SI 90 4-0 1-2 BB			B CU 74 B CH 83 C SI 88 B FC 85 X SI 87 3-1 ① F8	2 1	0 0	1 0	1 0	1 0	0 0	0 0
4 Alex Gordon, L (1, 7) OBP: 0.326, SLG: 0.500 7 Carlos Peguero, L (7, 7) OBP: 0.467, SLG: 0.500	B SI 85 F CH 80 B SI 84 S CU 69 X CH 75 2-2 ③ G4-3			B FF 85 C SI 84 X CH 80 1-1 ③ F8		C SL 79 B SL 81 C SL 79 S FF 91 1-3 ③ K			S CU 74 F FC 85 B CU 76 X CU 75 1-2 ② F9	3 1	0 0	0 0	0 0	0 0	1 0	3 0
12 Brett Hayes, R (1, 2) OBP: 0.333, SLG: 0.278 32 Adam Moore, R (7, 2) OBP: 0.263, SLG: 0.176		C SI 86 F SI 84 B FF 86 S SI 86 1-3 ① K			S SL 77 B CH 75 F SI 84 B SI 87 S CU 69 2-3 ① K		C SL 80 S SL 80 B SL 80 X SI 89 1-2 9 CS 1B		B FF 89 C CU 76 X FF 88 1-1 ③ F9	2 2	0 0	0 1	0 0	0 0	2 0	0 0
8 Mike Moustakas, L (1, 4) OBP: 0.521, SLG: 0.875 9 Johnny Giavotella, R (7, 4) OBP: 0.297, SLG: 0.543		X SI 87 0-0 ② G4-3			C SI 84 B SI 85 C CU 69 B CH 75 S CH 76 2-3 ② K		C SI 88 B SI 87 1 SAFE P PO 87 B SL 79 X SI 88 3-1 ① ② G5-3 1-2			2 1	0 0	0 0	0 0	0 0	1 0	0 1
6 Lorenzo Cain, R (1, 8) OBP: 0.417, SLG: 0.405 1 Jarrod Dyson, L (7, 8) OBP: 0.543, SLG: 0.560		B FF 87 X FF 87 1-0 ③ L8			B SL 80 X CH 77 1-0 ③ L8		B SI 86 B SI 87 B SI 88 C SI 87 B SI 88 4-1 37 S BB			2 0	0 0	0 0	0 0	0 1	0 0	0 0
45 Jason Donald, R (1, 6) OBP: 0.395, SLG: 0.529 37 Pedro Ciriaco, R (7, 6) OBP: 0.263, SLG: 0.432			F SI 84 B SI 86 S CU 70 X SL 80 1-2 ① G5-3			B CU 76 X CH 75 1-0 HR	1 SAFE B SI 87 B SL 79 2 SAFE T SI 87 X SI 87 2-1 ③ G5-3 1-2			2 1	1 0	1 0	1 0	0 0	0 0	0 1
Inning Stats	R: 1 H: 2 E: 0 LOB: 1 K: 0 BB: 0 S: 16 P: 22	R: 0 H: 0 E: 0 LOB: 0 K: 1 BB: 0 S: 5 P: 7	R: 0 H: 0 E: 0 LOB: 0 K: 1 BB: 0 S: 11 P: 18	R: 0 H: 0 E: 0 LOB: 0 K: 0 BB: 0 S: 5 P: 10	R: 0 H: 0 E: 0 LOB: 0 K: 2 BB: 0 S: 7 P: 12	R: 1 H: 1 E: 0 LOB: 2 K: 2 BB: 1 S: 15 P: 25	R: 0 H: 1 E: 0 LOB: 1 K: 0 BB: 1 S: 9 P: 18	R: 0 H: 0 E: 0 LOB: 0 K: 3 BB: 0 S: 11 P: 14	R: 0 H: 0 E: 0 LOB: 0 K: 0 BB: 0 S: 7 P: 12	1B: 2 2B: 1 3B: 0 HR: 1	SF: 0 SAC: 0 DP: 0 HBP: 1			WP: 0 PB: 0 SB: 1 CS: 1		PA: 33	

PITCHER		IP	WLS	BF	H	R	ER	SO	BB	IBB	HBP	BLK	WP	HR	S	P	ERA	WHIP
36 Jered Weaver, R ERA: 3.74	(1, 1)	5.1	W	20	3	2	2	5	0	0	1	0	0	1	49	77	3.38	0.562
63 Nick Maronde, L ERA: 1.5	(6, 1)	0.2	H	3	0	0	0	1	1	0	0	0	0	0	10	17	0.00	1.500
38 Joe Smith, R ERA: 3.18	(7, 1)	1.0	H	4	1	0	0	0	1	0	0	0	0	0	9	18	0.00	2.000
40 Kevin Jepsen, R ERA: 2.35	(8, 1)	1.0	H	3	0	0	0	3	0	0	0	0	0	0	11	14	0.00	0.000
99 Brandon Lyon, R ERA: 1.59	(9, 1)	1.0	S	3	0	0	0	0	0	0	0	0	0	0	7	12	0.00	0.000

PITCHER	IP	WLS	BF	H	R	ER	SO	BB	IBB	HBP	BLK	WP	HR	S	P	ERA	WHIP

BOTTOM

Los Angeles Angels @ Kansas City Royals

Surprise Stadium, Surprise, AZ

Thu Mar 20 2014, 4:06 PM - 6:36 PM EDT

Att. 8,380 - Partly Cloudy - 78 F

livebaseballscorecards.com

AB	30
R	2
H	4
RBI	2
BB	2
SO	9
LOB	7

Batter	1	2	3	4	5	6	7	8	9	AB	R	H	RBI	BB	SO	LOB
1 Jarrod Dyson, L (1, 8) OBP: 0.513, SLG: 0.517	S S C 0-3 ① K	X 0-0 ③ 4 1B 1-2 1B		S S S 0-3 ② K		X 0-0 ③ G3			S S C 0-3 ① K	4	0	1	0	0	2	0
6 Brett Eibner, R (6, 8) OBP: 0.125, SLG: 0.125										1	0	0	0	0	1	0
22 Adalberto Mondesi, S (1, 6) OBP: 0.200, SLG: 0.200	X 0-0 4 1B 27 1B 1B	S S S 0-3 ② K		S S S 0-3 ③ K2-3			X 0-0 ① P4		X 0-0 ② P5	5	1	1	0	0	2	2
4 Alex Gordon, L (1, 7) OBP: 0.360, SLG: 0.522	X 0-0 9 1B 27 1B 12 PB 1-2 1B	X 0-0 ① 1-2 2-H 1B			X 0-0 ① L8		X 0-0 23 E 1B		X 0-0 1B	4	1	3	1	0	0	0
26 Ethan Chapman, L (7, PR) OBP: 1.000, SLG: 1.000 (7, 7)										1	0	1	0	0	0	0
16 Billy Butler, R (1, 3) OBP: 0.421, SLG: 0.429	X 0-0 ② F8	S S C 0-3 ③ K			B B B B 4-0 9 BB BB		X 0-0 ② P3		X 0-0 ③ P3	2	0	0	0	1	1	4
24 Matt Fields, R (6, 3) OBP: 0.250, SLG: 0.250										2	0	0	0	0	0	2
27 Justin Maxwell, R (1, 9) OBP: 0.388, SLG: 0.563	X 0-0 12 PB 9 1B 1-2 2-H 1B		X 0-0 ① G5-3		X 0-0 ② P3		X 0-0 ③ F7 1-3			3	0	1	1	0	0	1
23 Elier Hernandez, R (6, 9)										1	0	0	0	0	0	1
9 Johnny Giavotella, R (1, 4) OBP: 0.350, SLG: 0.568	X 0-0 12 PB 1-2 2-3 1B		X 0-0 1B		B B B B 4-0 1-2 BB			X 0-0 ① G5-3		2	0	2	0	1	0	0
11 Jack López, R (6, 4)										1	0	0	0	0	0	0
12 Brett Hayes, R (1, 2) OBP: 0.292, SLG: 0.238	S S 0-2 ③ K 1-2 2-3 3-H	X 0-0 ② L6	X 0-0 ③ F9					S S C 0-3 ② K		3	0	0	0	0	1	5
32 Adam Moore, R (6, 2) OBP: 0.250, SLG: 0.167										1	0	0	0	0	1	0
45 Jason Donald, R (1, 5) OBP: 0.366, SLG: 0.486		S S S 0-3 ① K	X 0-0 ③ G5-3			S S C 0-3 ① K		X 0-0 75 FC4-6 1B		3	0	0	0	0	2	1
92 Brian Bocock, R (6, 5) OBP: 0.250, SLG: 0.250										1	0	1	0	0	0	0
31 Edinson Rincon, R (1, 10)		X 0-0 E6 1 1B 4 1B		S S C 0-3 ① K		X 0-0 ② P3		X 0-0 ③ FC4-6 1-2f		2	1	0	0	0	1	0
75 Ramón Torres, S (6, PH) (6, 10)										2	0	0	0	0	0	1
Inning Stats	R: 2 H: 4 E: 0 LOB: 2 K: 2 BB: 0 S: 10 P: 10	R: 1 H: 2 E: 1 LOB: 2 K: 3 BB: 0 S: 12 P: 12	R: 0 H: 1 E: 0 LOB: 1 K: 0 BB: 0 S: 4 P: 4	R: 0 H: 0 E: 0 LOB: 0 K: 3 BB: 0 S: 9 P: 9	R: 0 H: 0 E: 0 LOB: 2 K: 0 BB: 2 S: 3 P: 11	R: 0 H: 0 E: 0 LOB: 0 K: 1 BB: 0 S: 5 P: 5	R: 0 H: 1 E: 0 LOB: 2 K: 0 BB: 0 S: 4 P: 4	R: 0 H: 1 E: 0 LOB: 1 K: 1 BB: 0 S: 6 P: 6	R: 0 H: 1 E: 0 LOB: 1 K: 1 BB: 0 S: 6 P: 6							

PITCHER		IP	WLS	BF	H	R	ER	SO	BB	IBB	HBP	BLK	WP	HR	S	P	ERA	WHIP
33 C.J. Wilson, L ERA: 2.49	(1, 1)	5.2	W	27	7	3	1	9	2	0	0	0	0	0	42	50	1.59	1.588
28 Danny Reynolds, R ERA:	(6, 1)	0.1		1	0	0	0	0	0	0	0	0	0	0	1	1	0.00	0.000
40 Kevin Jepsen, R ERA: 2.08	(7, 1)	1.0		4	1	0	0	0	0	0	0	0	0	0	4	4	0.00	1.000
38 Joe Smith, R ERA: 2.7	(8, 1)	1.0		4	1	0	0	1	0	0	0	0	0	0	6	6	0.00	1.000
49 Ernesto Frieri, R ERA:	(9, 1)	1.0		4	1	0	0	1	0	0	0	0	0	0	6	6	0.00	1.000

PITCHER	IP	WLS	BF	H	R	ER	SO	BB	IBB	HBP	BLK	WP	HR	S	P	ERA	WHIP

TOP

Kansas City Royals @ Los Angeles Angels

Tempe Diablo Stadium, Tempe, AZ

Fri Mar 21 2014, 4:13 PM - 6:59 PM EDT

Att. 9,648 - Sunny - 81 F

livebaseballscorecards.com

AB	38
R	3
H	10
RBI	2
BB	2
SO	11
LOB	17

1B: 10	SF: 0	WP: 0	PA: 40
2B: 0	SAC: 0	PB: 1	
3B: 0	DP: 0	SB: 0	
HR: 0	HBP: 0	CS: 0	

Batter	1	2	3	4	5	6	7	8	9	AB	R	H	RBI	BB	SO	LOB
56 Kole Calhoun, L (1, 9) OBP: 0.407, SLG: 0.480	G4-3	K		HR	G5-3			L6		4	1	1	1	0	1	2
Alex Yarbrough, S (8, 4) OBP: 0.333, SLG: 0.333										1	0	0	0	0	0	0
27 Mike Trout, R (1, 8) OBP: 0.458, SLG: 0.818	5 G5-4-3 1B	F8		L7		5 G6-4-3 1B				4	0	2	0	0	0	1
Drew Heid, L (8, 7)										0	0	0	0	0	0	0
5 Albert Pujols, R (1, 3) OBP: 0.362, SLG: 0.463	G5-4-3 1-2f		6 BB, 32 BB, 28 SF8 1B	L7		G6-4-3 1-2f				4	1	1	0	0	0	2
31 Mike Fish, R (8, 8)										0	0	0	0	0	0	0
32 Josh Hamilton, L (1, 7) OBP: 0.308, SLG: 0.250		E3 6 1B	28 SF8, 6 BB, 47 2B 1-2 BB	6 1B 1B		K				3	2	1	0	1	1	0
0 Collin Cowgill, R (7, 7) OBP: 0.333, SLG: 0.550										0	0	0	0	0	0	0
(8, 9)																
6 David Freese, R (1, 5) OBP: 0.409, SLG: 0.257		28 FC3-6 2-H 1B	47 2B 1-2 2-3 BB	1-2 1B			K			2	0	2	1	1	0	0
48 Chad Tracy, L (7, PH) OBP: 0.273, SLG: 0.323										1	0	0	0	0	1	0
(8, 5)																
28 Raul Ibanez, L (1, 10) OBP: 0.244, SLG: 0.306	FC3-6 47 FC4 17 HR 1-2f	SF8 2-3 3-H	G3				G4-3			3	1	0	1	0	0	3
47 Howie Kendrick, R (1, 4) OBP: 0.422, SLG: 0.500	FC4 17 HR 1-2	1-3 2B 3-H			K		K			3	1	1	1	0	1	1
18 John McDonald, R (7, PH) OBP: 0.379, SLG: 0.346										1	0	0	0	0	1	0
(8, 6)																
17 Chris Iannetta, R (1, 2) OBP: 0.500, SLG: 0.731		1-H 2-H HR	2 G4-6-3 HBP		BB			K		2	1	1	3	1	1	0
2 Erick Aybar, S (1, 6) OBP: 0.444, SLG: 0.486		3B	G4-6-3 1-2f		P6			K		3	0	1	0	0	0	4
77 Carlos Pena, L (8, 3) OBP: 0.216, SLG: 0.176										1	0	0	0	0	1	0
Inning Stats	R: 0 E: 0 K: 0 S: 3 H: 1 LOB: 0 BB: 0 P: 3	R: 4 E: 1 K: 1 S: 11 H: 3 LOB: 1 BB: 0 P: 13	R: 2 E: 0 K: 0 S: 4 H: 2 LOB: 2 BB: 2 P: 13	R: 1 E: 0 K: 0 S: 6 H: 3 LOB: 2 BB: 0 P: 6	R: 0 E: 0 K: 1 S: 5 H: 0 LOB: 1 BB: 1 P: 9	R: 0 E: 0 K: 1 S: 5 H: 1 LOB: 0 BB: 0 P: 5	R: 0 E: 0 K: 2 S: 7 H: 0 LOB: 0 BB: 0 P: 7	R: 0 E: 0 K: 2 S: 7 H: 0 LOB: 0 BB: 0 P: 7		1B: 6 2B: 1 3B: 1 HR: 2 SF: 1 SAC: 0 DP: 3 HBP: 1						

BOTTOM

Kansas City Royals @ Los Angeles Angels

Tempe Diablo Stadium, Tempe, AZ

Fri Mar 21 2014, 4:13 PM - 6:59 PM EDT

Att. 9,648 - Sunny - 81 F

livebaseballscorecards.com

AB	32
R	7
H	10
RBI	7
BB	3
SO	7
LOB	13

PITCHER		IP	WLS	BF	H	R	ER	SO	BB	IBB	HBP	BLK	WP	HR	S	P	ERA	WHIP
Aaron Brooks, R ERA: 8.1	(1, 1)	2.0	L	11	4	4	3	1	0	0	0	0	0	1	14	16	13.50	2.000
39 P.J. Walters, R ERA: 9.45	(3, 1)	2.0		13	5	3	3	0	2	0	1	0	0	1	10	19	13.50	3.500
31 Louis Coleman, R ERA: 4.76	(5, 1)	1.0		4	0	0	0	1	1	0	0	0	0	0	5	9	0.00	1.000
67 Francisley Bueno, L ERA: 2.25	(6, 1)	1.0		3	1	0	0	1	0	0	0	0	0	0	5	5	0.00	1.000
84 Spencer Patton, R ERA:	(7, 1)	2.0		6	0	0	0	4	0	0	0	0	0	0	14	14	0.00	0.000

PITCHER	IP	WLS	BF	H	R	ER	SO	BB	IBB	HBP	BLK	WP	HR	S	P	ERA	WHIP

Batter	1	2	3	4	5	6	7	8	9	AB	R	H	RBI	BB	SO	LOB
56 Kole Calhoun, L (1, 9) OBP: 0.403, SLG: 0.472 87 Matt Long, L (5, 8) OBP: 0.478, SLG: 0.721	X 0-0 27 HR 1B		S S S 0-3 ① K		X 0-0 ① G4-3		X 0-0 0 1B 3B	X 0-0 0 FC4-6 3-H 1B		3 1 1 0 0 1 0 2 1 2 1 0 0 0						
27 Mike Trout, R (1, 8) OBP: 0.471, SLG: 0.872 0 Brennan Boesch, L (5, 9) OBP: 0.313, SLG: 0.367	B B B S S X 3-2 1-H HR		X 0-0 32 1B 1B		X 0-0 ② P2		X 0-0 48 E 32 E 48 HR 3-H 1B	X 0-0 ② FC4-6 1-2f		3 1 2 2 0 0 0 2 1 1 1 0 0 1						
32 Josh Hamilton, L (1, 10) OBP: 0.333, SLG: 0.471	S S S 0-3 ① K		X 0-0 1-2 1B		S X 0-1 HR		X 0-0 FC3 48 HR 1-2	X 0-0 ③ F7		5 2 2 1 0 1 2						
6 David Freese, R (1, 5) OBP: 0.404, SLG: 0.263 44 Ian Stewart, L (5, 5) OBP: 0.350, SLG: 0.371 (7, 4) (9, 5)	X 0-0 1B		S S T 0-2 ② K		X 0-0 ③ G6-3		S S C 0-3 ① K		X 0-0 ① F8	3 0 1 0 0 1 2 2 0 0 0 0 1 2						
28 Raul Ibanez, L (1, 3) OBP: 0.250, SLG: 0.308 77 Carlos Pena, L (6, 3) OBP: 0.205, SLG: 0.167	S S S 0-3 ② K		X 0-0 ③ G4-3			X 0-0 E8 3 FC3-6 10 E 1B	S S S 0-3 ② K		X 0-0 ② G4-3	3 1 1 0 0 1 3 2 0 0 0 0 1 2						
47 Howie Kendrick, R (1, 4) OBP: 0.417, SLG: 0.488 23 Angel Rosa, R (6, PR) (6, 4) 48 Chad Tracy, L (7, PH) OBP: 0.314, SLG: 0.455 (7, 5) Eric Stamets, R (9, PR) (9, 6)	X 0-0 ③ L6			S S C 0-3 ① K		X 0-0 3 FC3-6 1B	2 SAFE B B X 2-0 1-H 2-H HR		X 0-0 16 PB 1B	3 0 1 0 0 1 1 0 0 0 0 0 0 0 2 1 2 3 0 0 0 0 0 0 0 0 0 0						
16 Hank Conger, L (1, 2) OBP: 0.184, SLG: 0.139 41 Luis Martinez, R (9, 2) OBP: 0.375, SLG: 0.286		X 0-0 ① G4-3		B B B 4-0 3 FC4-6 BB		S S S 0-3 ① K	X 0-0 ③ G4-3		B X 1-0 ③ F7 1-2	4 0 0 0 1 1 3 0 0 0 0 0 0 0						
3 JB Shuck, L (1, 7) OBP: 0.283, SLG: 0.488		X 0-0 ② P3		X 0-0 ② FC4-6 1-2f		X 0-0 ② FC3-6 10 S 1-2f 2-3		X 0-0 87 1B 3B		4 1 1 0 0 0 3						
2 Erick Aybar, S (1, 6) OBP: 0.426, SLG: 0.462 10 Grant Green, R (5, 6) OBP: 0.350, SLG: 0.486 (9, 4)		X 0-0 ③ F8		X 0-0 ③ L8		B S S S 1-3 ③ K 1-2 3-H		X 0-0 ① G5-3		2 0 0 0 0 0 1 2 0 0 0 0 1 2						
Inning Stats	R: 2 H: 3 E: 0 LOB: 1 K: 2 BB: 0 S: 12 P: 15	R: 0 H: 0 E: 0 LOB: 0 K: 0 BB: 0 S: 3 P: 3	R: 0 H: 2 E: 0 LOB: 2 K: 2 BB: 0 S: 9 P: 9	R: 0 H: 0 E: 0 LOB: 1 K: 1 BB: 1 S: 5 P: 9	R: 1 H: 1 E: 0 LOB: 0 K: 0 BB: 0 S: 5 P: 5	R: 1 H: 2 E: 1 LOB: 2 K: 2 BB: 0 S: 9 P: 10	R: 4 H: 3 E: 2 LOB: 0 K: 2 BB: 0 S: 11 P: 13	R: 1 H: 2 E: 0 LOB: 1 K: 0 BB: 0 S: 5 P: 5	R: 0 H: 1 E: 0 LOB: 2 K: 0 BB: 0 S: 4 P: 5	1B: 9 SF: 0 2B: 0 SAC: 0 3B: 2 DP: 0 HR: 3 HBP: 0						

PITCHER		IP	WLS	BF	H	R	ER	SO	BB	IBB	HBP	BLK	WP	HR	S	P	ERA	WHIP
26 Kyle Lohse, R ERA: 6.14	(1, 1)	6.0		27	8	4	3	7	1	0	0	0	0	2	43	51	4.50	1.500
57 Francisco Rodríguez, R ERA: 4.5	(7, 1)	1.0	L	7	3	4	1	2	0	0	0	0	0	1	11	13	9.00	3.000
53 Brandon Kintzler, R ERA: 2.79	(8, 1)	1.0		5	2	1	1	0	0	0	0	0	0	0	5	5	9.00	2.000
29 Jim Henderson, R ERA: 9.0	(9, 1)	1.0		4	1	0	0	0	0	0	0	0	0	0	4	5	0.00	1.000

PITCHER	IP	WLS	BF	H	R	ER	SO	BB	IBB	HBP	BLK	WP	HR	S	P	ERA	WHIP

TOP

Los Angeles Angels @ Milwaukee Brewers

Maryvale Baseball Park, Phoenix, AZ

Sat Mar 22 2014, 4:08 PM - 7:35 PM EDT

Att. 10,151 - Partly Cloudy - 77 F

livebaseballscorecards.com

AB	42
R	9
H	14
RBI	8
BB	1
SO	9
LOB	22

WP: 0	PA: 43		
PB: 1			
SB: 1			
CS: 0			

Batter	1	2	3	4	5	6	7	8	9	AB	R	H	RBI	BB	SO	LOB
27 Carlos Gómez, R (1, 8) OBP: 0.378, SLG: 0.659	S x 0-1 HR	x 0-0 ② F8		x 0-0 G6-3 1B	x 0-0 F9 ③			S S S 0-3 ① K	B x 1-0 ③ G6-3 1-2	4	1	2	1	0	0	3
28 Pete Orr, L (7, 4) OBP: 0.600, SLG: 0.800										2	0	0	0	0	1	2
Rickie Weeks Jr., R (1, 4) OBP: 0.488, SLG: 0.484	B B B B 4-0 16 F9 8 HBP 1 FC3-2 BB	x 0-0 ③ 2-H 1B		x 0-0 ① G6-3 1-2		x 0-0 ① F7		S S S 0-3 ② K		3	0	1	1	1	0	1
94 Tyrone Taylor, R (7, 8)										1	0	0	0	0	1	0
8 Ryan Braun, R (1, 9) OBP: 0.548, SLG: 0.800	H 1-0 1 FC3-2 7 BB 1-2 HBP		B B B B 4-0 7 WP 16 1B 3 3B BB	x 0-0 ② G5-3		S S T 0-2 ② K		x 0-0 65 1B 1B		1	1	0	0	1	0	1
Caleb Gindl, L (6, PH) OBP: 0.260, SLG: 0.375										2	0	1	0	0	1	0
(7, 9)																
16 Aramis Ramirez, R (1, 5) OBP: 0.462, SLG: 0.625	x 0-0 ① F9 2-3		x 0-0 1 SH1-4 3 3B 1-2 1B	x 0-0 ③ F7		S S S 0-3 ③ K		x 0-0 1-2 1B		3	1	1	0	0	0	3
65 Irving Falu, S (6, 5) OBP: 0.379, SLG: 0.429										2	0	1	0	0	1	0
7 Mark Reynolds, R (1, 3) OBP: 0.353, SLG: 0.477	B B B B 4-0 1 FC3-2 1-2 BB		B S S S 1-3 ① K 2-3		S S T 0-2 ① K		x 0-0 E6 14 1B 3 G4-3 1B	x 0-0 P3 ③		3	1	1	0	1	2	2
53 Brandon Kintzler, R (8, 1)										0	0	0	0	0	0	0
66 Robinzon Diaz, R (8, PH) OBP: 0.250, SLG: 0.143										1	0	0	0	0	0	2
29 Jim Henderson, L (9, 1)										0	0	0	0	0	0	0
1 Logan Schafer, L (1, 7) OBP: 0.420, SLG: 0.500	x 0-0 ② FC3-2 1-2 2-3 3-Hf	x 0-0 ② SH1-4 1-2			S S C 0-3 ② K		x 0-0 3 G4-3 2-3 1B		x 0-0 24 F8 12 1B 1B	2	0	0	0	0	1	3
14 Jeff Bianchi, R (7, 7) OBP: 0.429, SLG: 0.500										2	0	2	0	0	0	0
3 Elian Herrera, S (1, 6) OBP: 0.326, SLG: 0.500	S S S 0-3 ③ K		x 0-0 2-H 3-H 3B		x 0-0 12 E 12 S 26 1B 1B		x 0-0 ① G4-3 1-2 3-H		x 0-0 ① F9	5	1	2	3	0	1	5
12 Martín Maldonado, R (1, 2) OBP: 0.224, SLG: 0.209		B B B B 4-0 26 SH1-4 1B BB	x 0-0 26 FC6-4 1B	C x 0-1 E5 26 1B 1-3		S S S 0-3 ② K		x 0-0 28 DI 1-2 1B		4	1	2	0	1	1	2
90 Shea Vucinich, R (9, PR)										0	0	0	0	0	0	0
26 Kyle Lohse, R (1, 1) OBP: 0.333, SLG: 0.333		x 0-0 ① SH1-4 1-2	x 0-0 ③ FC6-4 1-2f	x 0-0 1-3 3-H 1B			S S S 0-3 ③ K		x 0-0 ② F8 2-3	2	0	1	1	0	0	2
57 Francisco Rodríguez, R (7, 1)										0	0	0	0	0	0	0
24 Lyle Overbay, L (7, PH) OBP: 0.279, SLG: 0.114										2	0	0	0	0	1	3
(8, 3)																
Inning Stats	R: 1 E: 0 K: 1 S: 7 H: 1 LOB: 3 BB: 2 P: 16	R: 1 E: 0 K: 0 S: 3 H: 1 LOB: 1 BB: 1 P: 7	R: 2 E: 0 K: 1 S: 8 H: 3 LOB: 2 BB: 1 P: 13	R: 0 E: 0 K: 0 S: 4 H: 1 LOB: 1 BB: 0 P: 4	R: 1 E: 1 K: 2 S: 11 H: 2 LOB: 2 BB: 0 P: 11	R: 0 E: 0 K: 2 S: 7 H: 0 LOB: 0 BB: 0 P: 7	R: 1 E: 1 K: 2 S: 9 H: 2 LOB: 1 BB: 0 P: 9	R: 0 E: 0 K: 2 S: 9 H: 2 LOB: 2 BB: 0 P: 9	R: 0 E: 0 K: 0 S: 5 H: 2 LOB: 3 BB: 0 P: 6	1B: 12 2B: 0 3B: 1 HR: 1		SF: 0 SAC: 2 DP: 0 HBP: 1				

PITCHER		IP	WLS	BF	H	R	ER	SO	BB	IBB	HBP	BLK	WP	HR	S	P	ERA	WHIP
55 Joe Blanton, R ERA: 7.08	(1, 1)	4.1		23	6	4	4	3	4	0	1	0	1	1	25	43	8.31	2.308
63 Nick Maronde, L ERA: 1.35	(5, 1)	0.2		5	2	1	0	1	0	0	0	0	0	0	8	8	0.00	3.000
49 Ernesto Frieri, R ERA:	(6, 1)	1.0	W	3	0	0	0	2	0	0	0	0	0	0	7	7	0.00	0.000
59 Fernando Salas, R ERA: 3.38	(7, 1)	1.0	H	5	2	1	1	2	0	0	0	0	0	0	9	9	9.00	2.000
58 Michael Kohn, R ERA: 7.36	(8, 1)	1.0	H	5	2	0	0	2	0	0	0	0	0	0	9	9	0.00	2.000

PITCHER		IP	WLS	BF	H	R	ER	SO	BB	IBB	HBP	BLK	WP	HR	S	P	ERA	WHIP
36 Jeremy Berg, R ERA:	(9, 1)	1.0	S	5	2	0	0	0	0	0	0	0	0	0	5	6	0.00	2.000

BOTTOM

Los Angeles Angels @ Milwaukee Brewers

Maryvale Baseball Park, Phoenix, AZ

Sat Mar 22 2014, 4:08 PM - 7:35 PM EDT

Att. 10,151 - Partly Cloudy - 77 F

livebaseballscorecards.com

AB	39
R	6
H	14
RBI	6
BB	4
SO	10
LOB	29

Cleveland Indians @ Los Angeles Angels

Tempe Diablo Stadium, Tempe, AZ

Sun Mar 23 2014, 4:11 PM - 6:50 PM EDT

Att. 9,569 - Partly Cloudy - 81 F

TOP

livebaseballscorecards.com

Batter	1	2	3	4	5	6	7	8	9	AB	R	H	RBI	BB	SO	LOB
7 David Murphy, L (1, 9) OBP: 0.273, SLG: 0.282 26 Matt Carson, R (7, 9) OBP: 0.333, SLG: 0.382 (8, 8)	G3-1		G5-3			F7		L8		3 1	0 0	0 0	0 0	0 0	0 0	1 1
33 Nick Swisher, S (1, 10) OBP: 0.375, SLG: 0.425 85 Joe Sever, R (8, PH) (8, 10)	G4-3			K		BB		G6-3 1-H		2 1	0 0	0 0	0 1	1 0	1 0	0 0
41 Carlos Santana, S (1, 2) OBP: 0.231, SLG: 0.333 Tony Wolters, L (8, 2) OBP: 0.571, SLG: 0.400	G4-3			G6-3		F9		K		4 0	0 0	0 0	0 0	0 0	1 0	1 0
9 Ryan Raburn, R (1, 7) OBP: 0.526, SLG: 0.938 92 Jordan Smith, L (7, PR) OBP: 0.143, SLG: 0.143 (7, 7)		F9		P2			BB		76 FC6 46 1B 1B	2 1	0 1	0 1	0 0	0 0	1 0	0 0
8 Lonnie Chisenhall, L (1, 5) OBP: 0.382, SLG: 0.458 76 Ryan Rohlinger, R (7, 5) OBP: 0.435, SLG: 0.444		G4-3			4 G6-4-3 1B		K		FC6 46 1B 1-2	3 1	0 0	1 0	0 0	0 0	1 0	1 1
4 Mike Aviles, R (1, 6) OBP: 0.357, SLG: 0.564 87 Dorssys Paulino, R (7, PR) OBP: 0.333, SLG: 0.667 (7, 6)		G5-3			G6-4-3 1-2f		39 G3-1 1-2 BB		K	2 1	0 0	0 0	0 0	1 0	0 1	1 2
39 Bryan LaHair, L (1, 3) OBP: 0.333, SLG: 0.467 46 David Cooper, L (7, 3) OBP: 0.444, SLG: 0.455			G4-3		1B		G3-1 1-2 2-3		1-2 2-H 1B	3 1	0 0	1 1	0 1	0 0	0 0	2 0
30 Elliot Johnson, S (1, 4) OBP: 0.375, SLG: 0.622 84 Ronny Rodríguez, R (7, 4) OBP: 0.167, SLG: 0.167			6 G4-3 2B		G4-3		K		F8	3 1	0 0	1 0	0 0	0 0	1 0	4 2
6 Nyjer Morgan, L (1, 8) OBP: 0.359, SLG: 0.313 Cody Ferrell, R (8, 9) OBP: 0.500, SLG: 0.500			G4-3 2-3			B2-3		85 E 85 G6-3 BB	K	2 1	1 0	0 0	0 0	1 0	0 1	1 2
Inning Stats	R: 0 E: 0 K: 0 S: 3 H: 0 LOB: 0 BB: 0 P: 3	R: 0 E: 0 K: 0 S: 3 H: 0 LOB: 0 BB: 0 P: 3	R: 0 E: 0 K: 0 S: 4 H: 1 LOB: 1 BB: 0 P: 4	R: 0 E: 0 K: 1 S: 5 H: 0 LOB: 0 BB: 0 P: 5	R: 0 E: 0 K: 0 S: 4 H: 2 LOB: 1 BB: 0 P: 4	R: 0 E: 0 K: 0 S: 3 H: 0 LOB: 1 BB: 1 P: 7	R: 0 E: 0 K: 2 S: 7 H: 0 LOB: 3 BB: 2 P: 15	R: 1 E: 0 K: 1 S: 5 H: 0 LOB: 0 BB: 1 P: 10	R: 1 E: 0 K: 2 S: 10 H: 2 LOB: 2 BB: 0 P: 10	1B: 4 2B: 1 3B: 0 HR: 0 SF: 0 SAC: 0 DP: 1 HBP: 0	WP: 1 PB: 0 SB: 0 CS: 0 PA: 36					

PITCHER		IP	WLS	BF	H	R	ER	SO	BB	IBB	HBP	BLK	WP	HR	S	P	ERA	WHIP
Garrett Richards, R ERA: 3.5	(1, 1)	6.1	W	24	3	0	0	2	3	0	0	0	1	0	25	37	0.00	0.947
58 Michael Kohn, R ERA: 6.75	(7, 1)	0.2	H	2	0	0	0	1	0	0	0	0	0	0	4	4	0.00	0.000
46 Cory Rasmus, R ERA: 1.59	(8, 1)	1.0	H	4	0	1	0	1	1	0	0	0	0	0	5	10	0.00	1.000
99 Brandon Lyon, R ERA: 2.7	(9, 1)	1.0		6	2	1	1	2	0	0	0	0	0	0	10	10	9.00	2.000

PITCHER	IP	WLS	BF	H	R	ER	SO	BB	IBB	HBP	BLK	WP	HR	S	P	ERA	WHIP

AB	32
R	2
H	5
RBI	2
BB	4
SO	6
LOB	19

Cleveland Indians @ Los Angeles Angels

Sun Mar 23 2014, 4:11 PM - 6:50 PM EDT
Tempe Diablo Stadium, Tempe, AZ
Att. 9,569 - Partly Cloudy - 81 F

livebaseballscorecards.com

Batter	1	2	3	4	5	6	7	8	9	AB	R	H	RBI	BB	SO	LOB
56 Kole Calhoun, L (1, 9) OBP: 0.400, SLG: 0.464	G3		G5-3		5 2B 32 SF8 1B		G4-3			3	1	1	0	0	0	0
3 JB Shuck, L (7, 9) OBP: 0.277, SLG: 0.477										1	0	0	0	0	0	0
(9, 7)																
27 Mike Trout, R (1, 8) OBP: 0.463, SLG: 0.837	5 3B BB		K		K		F8			2	1	0	0	1	2	1
0 Collin Cowgill, R (7, 8) OBP: 0.326, SLG: 0.537										1	0	0	0	0	0	0
5 Albert Pujols, R (1, 3) OBP: 0.400, SLG: 0.558	32 G5-3 3B 1-H		32 1B HBP		32 SF8 2B 1-3			HR		2	1	2	1	0	0	0
44 Ian Stewart, L (7, 3) OBP: 0.366, SLG: 0.472										1	1	1	1	0	0	0
32 Josh Hamilton, L (1, 7) OBP: 0.364, SLG: 0.500	G5-3 3-H		6 FC4-6 1B 1-2		SF8 2-3 3-H			87 G3 87 S 1B 1B		3	0	2	2	0	0	0
Drew Heid, L (8, PR)										0	1	0	0	0	0	0
(9, 9)																
6 David Freese, R (1, 5) OBP: 0.400, SLG: 0.268	1B		FC4-6 1-2f		F8			G3 1-3		3	0	1	0	0	0	3
87 Matt Long, L (7, 4) OBP: 0.468, SLG: 0.705										1	0	0	0	0	0	1
28 Raul Ibanez, L (1, 10) OBP: 0.234, SLG: 0.286	K		G6-3				F9	K		3	0	0	0	0	1	1
17 Chris Iannetta, R (8, PH) OBP: 0.486, SLG: 0.704										1	0	0	0	0	1	2
(9, 10)																
47 Howie Kendrick, R (1, 4) OBP: 0.412, SLG: 0.478		F9		1B			L9			3	0	1	0	0	0	0
Kaleb Cowart, S (7, 5) OBP: 0.300, SLG: 0.222								3-H 1B		1	0	1	1	0	0	0
16 Hank Conger, L (1, 2) OBP: 0.167, SLG: 0.125		G3-1		P2			F8	L5		4	0	0	0	0	0	2
41 Luis Martinez, R (9, 2) OBP: 0.375, SLG: 0.286										0	0	0	0	0	0	0
10 Grant Green, R (1, 6) OBP: 0.326, SLG: 0.450		F8		F9			B1-3			3	0	0	0	0	0	1

Inning Stats	1	2	3	4	5	6	7	8	9
	R: 2 E: 0 K: 1 S: 7	H: 2 LOB: 1 BB: 1 P: 11	R: 0 E: 0 K: 0 S: 3	H: 0 LOB: 0 BB: 0 P: 3	R: 0 E: 0 K: 1 S: 6	H: 1 LOB: 2 BB: 0 P: 7	R: 0 E: 0 K: 0 S: 4	H: 1 LOB: 1 BB: 0 P: 4	R: 1 E: 0 K: 1 S: 7	H: 2 LOB: 1 BB: 0 P: 7	R: 0 E: 0 K: 0 S: 3	H: 0 LOB: 0 BB: 0 P: 3	R: 0 E: 0 K: 0 S: 3	H: 0 LOB: 0 BB: 0 P: 3	R: 2 E: 0 K: 1 S: 8	H: 3 LOB: 1 BB: 0 P: 10

| | | | | | | | | | | | | | | | |

Batter	1	2	3	4	5	6	7	8	9	AB	R	H	RBI	BB	SO	LOB
13 Joaquin Arias, R (1, 4) OBP: 0.333, SLG: 0.319 76 Rando Moreno, S (7, 5) OBP: 0.500, SLG: 0.500	0-0 38 FC4-6 1B		0-0 38 FC6-4 2-3 1B	0-0 ③ FC5-4 1-2f		BBB 4-0 38 1B BB		0-0 ② F8		3 1	0 0	2 0	0 0	1 0	0 0	1 0
38 Michael Morse, R (1, 10) OBP: 0.357, SLG: 0.375	0-0 ① FC4-6 9 FC6-4 1-2f		0-0 ① FC6-4 8 1B 9 BB 48 SF7 1-2f 3-H		0-0 8 FC5-4 2B	0-0 1-2 3-H 1B		CCC 0-3 ③ K		5	1	2	2	0	1	2
9 Brandon Belt, L (1, 3) OBP: 0.377, SLG: 0.370 Mark Minicozzi, R (6, 3) OBP: 0.319, SLG: 0.381	0-0 ② FC6-4 8 1B 1-2f		BBBB 4-0 8 1B 1-2 BB		BBBB 4-0 8 FC5-4 BB	SSS 0-3 ③ K			0-0 95 L6-4 86 1B 1B	2 1	0 0	0 1	0 0	2 0	1 0	3 0
8 Hunter Pence, R (1, 9) OBP: 0.379, SLG: 0.679 86 Jarrett Parker, L (7, 9) OBP: 0.125, SLG: 0.125	0-0 1-2 1B		0-0 1-2 2-3 1B		0-0 ① FC5-4 1-2f 2-3		0-0 ① P3		0-0 1-2 1B	4 1	0 0	2 1	0 0	0 0	0 0	2 0
48 Pablo Sandoval, S (1, 5) OBP: 0.333, SLG: 0.420 95 Blake Miller, R (7, 4) OBP: 0.200, SLG: 0.200	SSS 0-3 ③ K		0-0 ② SF7 3-H		0-0 ② P6		0-0 ② G3-1		0-0 ①② L6-4 2-2	3 1	0 0	0 0	1 0	0 0	1 0	4 2
29 Héctor Sánchez, S (1, 2) OBP: 0.326, SLG: 0.455 Jeff Arnold, R (6, 2)		BBBB 4-0 2 L3 BB	0-0 ③ G4-3		0-0 ③ P4	BBBB 4-0 BB			0-0 ③ G5-3	2 1	0 0	0 0	0 1	1 0	0 1	4 1
2 Juan Carlos Perez, R (1, 8) OBP: 0.379, SLG: 0.569	0-0 ①② L3 1-2		SSS 0-3 ① K			0-0 ① G6-3	0-0 ③ G5-3			4	0	0	0	0	1	2
88 Tyler Colvin, L (1, 7) OBP: 0.207, SLG: 0.448 93 Elliott Blair, R (8, 7) OBP: 0.800, SLG: 1.000	0-0 ③ F7		0-0 13 FC5-4 1B			0-0 ② P5		0-0 HR		4 0	1 0	2 0	1 0	0 0	0 0	0 0
35 Brandon Crawford, L (1, 6) OBP: 0.275, SLG: 0.449 6 Ehire Adrianza, S (6, 6) OBP: 0.238, SLG: 0.500		0-0 13 1B 38 FC6-4 2B	0-0 ② P2			0-0 38 1B 3B		0-0 ① F8		3 1	2 0	2 0	0 0	0 0	0 0	1 0
Inning Stats	R: 0 E: 0 K: 1 S: 7 H: 2 LOB: 2 BB: 0 P: 7	R: 0 E: 0 K: 0 S: 2 H: 0 LOB: 0 BB: 1 P: 6	R: 2 E: 1 K: 0 S: 6 H: 3 LOB: 2 BB: 1 P: 10	R: 0 E: 0 K: 1 S: 6 H: 1 LOB: 1 BB: 0 P: 6	R: 0 E: 0 K: 0 S: 4 H: 1 LOB: 2 BB: 1 P: 8	R: 1 E: 0 K: 1 S: 7 H: 2 LOB: 2 BB: 1 P: 11	R: 0 E: 0 K: 0 S: 3 H: 0 LOB: 1 BB: 1 P: 7	R: 1 E: 0 K: 1 S: 6 H: 1 LOB: 0 BB: 0 P: 6	R: 0 E: 0 K: 0 S: 4 H: 2 LOB: 1 BB: 0 P: 4	1B: 8 2B: 4 3B: 1 HR: 1 SF: 1 SAC: 0 DP: 2 HBP: 0						

PITCHER		IP	WLS	BF	H	R	ER	SO	BB	IBB	HBP	BLK	WP	HR	S	P	ERA	WHIP
45 Tyler Skaggs, L ERA: 4.95	(1, 1)	5.1	W	25	7	2	1	2	3	0	0	0	0	0	26	38	1.69	1.875
63 Nick Maronde, L ERA: 2.45	(6, 1)	0.2	H	5	2	1	1	1	1	0	0	0	0	0	6	10	13.50	4.500
38 Joe Smith, R ERA: 2.35	(7, 1)	1.0	H	4	0	0	0	0	1	0	0	0	0	0	3	7	0.00	1.000
40 Kevin Jepsen, R ERA: 2.79	(8, 1)	1.0		4	1	1	1	1	0	0	0	0	0	1	6	6	9.00	1.000
36 Jeremy Berg, R ERA:	(9, 1)	1.0		4	2	0	0	0	0	0	0	0	0	0	4	4	0.00	2.000

PITCHER	IP	WLS	BF	H	R	ER	SO	BB	IBB	HBP	BLK	WP	HR	S	P	ERA	WHIP

TOP

San Francisco Giants @ Los Angeles Angels

Tempe Diablo Stadium, Tempe, AZ

Mon Mar 24 2014, 4:13 PM - 8:17 PM EDT

Att. 9,168 - Sunny - 81 F

livebaseballscorecards.com

AB	36
R	4
H	12
RBI	4
BB	5
SO	4
LOB	22

WP: 0	PA: 42		
PB: 0			
SB: 0			
CS: 0			

Batter	1	2	3	4	5	6	7	8	9	AB	R	H	RBI	BB	SO	LOB
56 Kole Calhoun, L (1, 9) OBP: 0.377, SLG: 0.433	F8		L3 1-2	G4-3		G4-3	F9			4	0	0	0	0	0	4
87 Matt Long, L (7, PH) OBP: 0.458, SLG: 0.689 (8, 9)										1	0	0	0	0	0	2
2 Erick Aybar, S (1, 6) OBP: 0.420, SLG: 0.476	G3		K		32 2B 2B	F8		41 1B 0 1B 10 2B 1B		3	1	1	0	0	1	2
18 John McDonald, R (6, 6) OBP: 0.387, SLG: 0.357										2	1	1	0	0	0	0
5 Albert Pujols, R (1, 3) OBP: 0.396, SLG: 0.543	K			P2	32 2B 1B		6 HBP 0 BB 28 BB BB	P5		3	0	1	0	0	1	0
44 Ian Stewart, L (5, PR) OBP: 0.372, SLG: 0.459 (6, 3) (8, 5)										1	1	0	0	1	0	1
32 Josh Hamilton, L (1, 8) OBP: 0.400, SLG: 0.609		G1-3		6 F9 28 1B 2B	1-3 2-H 2B		28 BB 6 HBP 10 1B 1-2 BB	41 1B 10 2B 1-2 1B		3	1	2	1	0	0	0
0 Collin Cowgill, R (5, PR) OBP: 0.354, SLG: 0.548 (6, 8)										1	2	1	0	1	0	0
6 David Freese, R (1, 5) OBP: 0.389, SLG: 0.250		F9	F9 2-3		G6-3		10 1B 28 BB 17 G1-2-3 1-2 2-3 HBP	K		3	0	0	0	0	0	4
16 Hank Conger, L (8, 3) OBP: 0.163, SLG: 0.122										1	0	0	0	0	1	2
28 Raul Ibanez, L (1, 10) OBP: 0.255, SLG: 0.289		L9	47 1B 3 2B 3-H 1B		P4		17 G1-2-3 10 1B 0 BLK 1-2 2-3 3-H BB	10 2B 1-2 2-3 1B		3	1	1	2	1	0	3
25 Roberto Lopez, R (7, PR) (8, 10)										0	1	0	0	0	0	0
41 Luis Martinez, R (8, PH) OBP: 0.444, SLG: 0.375 (9, 2)										1	0	1	0	0	0	0
47 Howie Kendrick, R (1, 4) OBP: 0.415, SLG: 0.479			G5-3	17 BB 3 2B 1-3 1B	G3		0 BLK 17 G1-2-3 0 2B 1-2 2-3 3-H 1B			2	1	1	0	0	0	0
10 Grant Green, R (5, 4) OBP: 0.348, SLG: 0.488								1-3 2-H 3-H 2B		3	1	2	3	0	0	3
17 Chris Iannetta, R (1, 2) OBP: 0.512, SLG: 0.793			3 1B BB	3 2B 1-2 BB		HR	G1-2-3 1-2 2-3 3-Hf	F8		2	1	1	1	2	0	3
Jimmy Swift, R (8, PH)										1	0	0	0	0	0	2
36 Jeremy Berg, R (9, 1)										0	0	0	0	0	0	0
3 JB Shuck, L (1, 7) OBP: 0.306, SLG: 0.522			56 S 1-3 1B			G4-3	2-H 3-H 2B			2	0	2	2	0	0	0
0 Brennan Boesch, L (6, 7) OBP: 0.324, SLG: 0.406										2	0	1	1	0	0	0
Inning Stats	R: 0 E: 0 K: 1 S: 5 H: 0 LOB: 0 BB: 0 P: 5	R: 0 E: 0 K: 0 S: 3 H: 0 LOB: 0 BB: 0 P: 3	R: 0 E: 0 K: 1 S: 6 H: 1 LOB: 2 BB: 1 P: 11	R: 3 E: 0 K: 0 S: 7 H: 4 LOB: 2 BB: 1 P: 11	R: 1 E: 0 K: 0 S: 6 H: 3 LOB: 3 BB: 0 P: 6	R: 1 E: 0 K: 0 S: 4 H: 1 LOB: 0 BB: 0 P: 5	R: 4 E: 0 K: 0 S: 4 H: 2 LOB: 2 BB: 3 P: 17	R: 2 E: 0 K: 1 S: 9 H: 4 LOB: 2 BB: 0 P: 9		1B: 8 2B: 6 3B: 0 HR: 1	SF: 0 SAC: 0 DP: 1 HBP: 1					

BOTTOM

San Francisco Giants @ Los Angeles Angels

Tempe Diablo Stadium, Tempe, AZ

Mon Mar 24 2014, 4:13 PM - 8:17 PM EDT

Att. 9,168 - Sunny - 81 F

livebaseballscorecards.com

AB	38
R	11
H	15
RBI	10
BB	5
SO	3
LOB	26

PITCHER		IP	WLS	BF	H	R	ER	SO	BB	IBB	HBP	BLK	WP	HR	S	P	ERA	WHIP
32 Ryan Vogelsong, R ERA: 9.0	(1, 1)	4.0	L	22	8	4	4	2	2	0	0	0	0	0	24	33	9.00	2.500
57 Juan Gutierrez, R ERA: 1.86	(5, 1)	2.0		7	1	1	1	0	0	0	0	0	0	1	7	8	4.50	0.500
46 Santiago Casilla, R ERA: 8.1	(7, 1)	0.0		5	1	4	4	0	3	0	1	0	0	0	1	14	∞	∞
Daryl Maday, R ERA:	(7, 1)	1.0		3	1	0	0	0	0	0	0	1	0	0	3	3	0.00	1.000
99 Bryce Bandilla, L ERA: 27.0	(8, 1)	0.1		2	1	1	1	0	0	0	0	0	0	0	2	2	27.00	3.000

PITCHER		IP	WLS	BF	H	R	ER	SO	BB	IBB	HBP	BLK	WP	HR	S	P	ERA	WHIP
63 Jean Machi, R ERA: 6.75	(8, 1)	0.2		5	3	1	1	1	0	0	0	0	0	0	7	7	13.50	4.500

Batter	1	2	3	4	5	6	7	8	9	AB	R	H	RBI	BB	SO	LOB
56 Kole Calhoun, L (1, 9) OBP: 0.380, SLG: 0.426	BBBB	SSS K		X F8		X G5-3		X 3 1B 1B 2B 3-H	1	1	0	0	1	1	1
0 Collin Cowgill, R (4, PH) OBP: 0.353, SLG: 0.556									3	1	1	1	0	0	1
(4, 8)	27 1B 5 SF9 BB														
27 Mike Trout, R (1, 8) OBP: 0.464, SLG: 0.824	X 17 F9 32 BB 1-3 1B		X B5-3		SST K		X F8		X 1B 84 S 1B 2-3 1B	2	0	1	0	0	0	0
3 JB Shuck, L (4, 9) OBP: 0.308, SLG: 0.510										3	1	1	0	0	1	0
5 Albert Pujols, R (1, 3) OBP: 0.382, SLG: 0.532	X SF9 3-H	CSS K			X G5-3		CCC K		SSS K 1-2	1	0	0	1	0	1	0
84 C.J. Cron, R (4, 3) OBP: 0.316, SLG: 0.500										3	0	0	0	0	2	2
32 Josh Hamilton, L (1, 7) OBP: 0.444, SLG: 0.667	BBBB 1-2 BB	X 2B			SSS K			BBB 22 S BB	III 1B 1B IBB	1	0	1	0	1	0	0
0 Brennan Boesch, L (4, 7) OBP: 0.351, SLG: 0.394										1	1	0	0	2	1	0
17 Chris Iannetta, R (1, 2) OBP: 0.488, SLG: 0.742	X F9 2-3	SSS K				X 44 1B 1B		BX G6-3 1-2	X 1B 44 1B 1-2 2-3 3-H 1B	2	0	0	0	0	1	3
22 John Hester, R (5, 2) OBP: 0.375, SLG: 0.333										2	0	1	0	0	0	1
Shawn O'Malley, S (9, PH) OBP: 0.455, SLG: 0.333										1	1	1	1	0	0	0
Robert Carson, L (9, 1)										0	0	0	0	0	0	0
28 Raul Ibanez, L (1, 10) OBP: 0.284, SLG: 0.362	X G4-3			BX HR		X P2		SSS K	X 44 1B 1-2 2-H 3-H 1B	2	1	1	1	0	0	2
25 Roberto Lopez, R (6, PH) (6, 10)										1	0	0	0	0	0	1
Abel Baker, L (8, PH) OBP: 0.500, SLG: 0.500 (8, 10)										2	0	1	2	0	1	1
(9, 2)																
2 Erick Aybar, S (1, 6) OBP: 0.404, SLG: 0.455		X L9		X G6-3		X F9		X G1-3	X F9	2	0	0	0	0	0	0
79 Taylor Lindsey, L (4, 4) OBP: 0.077, SLG: 0.077										3	0	0	0	0	0	4
44 Ian Stewart, L (1, 5) OBP: 0.396, SLG: 0.548		SSS K		X F7		X 1-2 1B			HR 1-2 2-H 1B	5	1	3	2	0	1	0
10 Grant Green, R (1, 4) OBP: 0.373, SLG: 0.553		BBBB BB		X 2B		CCC K			0 2B 3B	4	1	2	0	1	2	4
(4, 6)																

Inning Stats																																
	R: 1	H: 1	R: 0	H: 0	R: 0	H: 1	R: 1	H: 2	R: 0	H: 0	R: 0	H: 2	R: 0	H: 0	R: 0	H: 0	R: 6	H: 7	1B: 7	SF: 1	WP: 0	PA: 45
	E: 0	LOB: 2	E: 0	LOB: 1	E: 0	LOB: 1	E: 0	LOB: 1	E: 0	LOB: 0	E: 0	LOB: 2	E: 0	LOB: 0	E: 0	LOB: 1	E: 0	LOB: 2	2B: 3	SAC: 0	PB: 0	
	K: 0	BB: 2	K: 2	BB: 1	K: 0	BB: 0	K: 0	BB: 0	K: 2	BB: 0	K: 1	BB: 0	K: 1	BB: 0	K: 1	BB: 1	K: 2	BB: 1	3B: 1	DP: 0	SB: 2	
	S: 4	P: 12	S: 7	P: 11	S: 8	P: 8	S: 5	P: 6	S: 7	P: 7	S: 7	P: 7	S: 5	P: 5	S: 5	P: 10	S: 15	P: 19	HR: 2	HBP: 0	CS: 0	

PITCHER		IP	WLS	BF	H	R	ER	SO	BB	IBB	HBP	BLK	WP	HR	S	P	ERA	WHIP
Tsuyoshi Wada, L ERA: 8.38	(1, 1)	4.0		19	4	2	2	4	3	0	0	0	0	1	24	37	4.50	1.750
46 Pedro Strop, R ERA: 3.86	(5, 1)	1.0		3	0	0	0	2	0	0	0	0	0	0	7	7	0.00	0.000
40 James Russell, L ERA: 2.25	(6, 1)	1.0	H	5	2	0	0	1	0	0	0	0	0	0	7	7	0.00	2.000
56 Héctor Rondón, R ERA: 8.64	(7, 1)	1.0	H	3	0	0	0	1	0	0	0	0	0	0	5	5	0.00	0.000
Blake Parker, R ERA: 7.88	(8, 1)	1.0	H	4	0	0	0	1	1	0	0	0	0	0	5	10	0.00	1.000

PITCHER		IP	WLS	BF	H	R	ER	SO	BB	IBB	HBP	BLK	WP	HR	S	P	ERA	WHIP
62 Alberto Cabrera, R ERA: 5.79	(9, 1)	0.1	L	6	4	5	5	1	0	1	0	0	0	1	7	11	135.00	12.000
90 Frank Batista, R ERA: 6.23	(9, 1)	0.2		5	3	1	0	1	0	0	0	0	0	0	8	8	0.00	4.500

TOP

Los Angeles Angels @ Chicago Cubs

Cubs Park, Mesa, AZ

Tue Mar 25 2014, 4:25 PM - 7:35 PM EDT

Att. 15,276 - Sunny - 78 F

livebaseballscorecards.com

AB	39
R	8
H	13
RBI	8
BB	5
SO	11
LOB	20

BOTTOM

Los Angeles Angels @ Chicago Cubs

Cubs Park, Mesa, AZ

Tue Mar 25 2014, 4:25 PM - 7:35 PM EDT

Att. 15,276 - Sunny - 78 F

livebaseballscorecards.com

Batter	1	2	3	4	5	6	7	8	9	AB	R	H	RBI	BB	SO	LOB
21 Junior Lake, R (1, 7) OBP: 0.277, SLG: 0.568 (5, 8) 90 John Andreoli, R (9, 7)	G6-3	K			HR		K 1-2			4	1	1	1	0	2	3
										0	0	0	0	0	0	0
24 Luis Valbuena, L (1, 4) OBP: 0.333, SLG: 0.842 (7, 5)	G4-3		G4-3		K			F9		4	0	0	0	0	1	0
19 Nate Schierholtz, L (1, 9) OBP: 0.327, SLG: 0.357	G3-1		L3			G3		94 S 1B		4	0	1	0	0	0	0
30 Mike Olt, R (1, 5) OBP: 0.327, SLG: 0.617 94 Wes Darvill, L (7, 4) OBP: 0.200, SLG: 0.200		85 1B 15 1B 1B	G6-3			P3		K 1-2		3	1	1	0	0	0	0
										1	0	0	0	0	1	1
85 Daniel Vogelbach, L (1, 3) OBP: 0.333, SLG: 0.583		32 1B 15 1B 1-3 FC5 1B		32 PO 1B		K		G3		4	1	2	0	0	1	1
Christian Villanueva, R (1, 10) OBP: 0.310, SLG: 0.240		F7		F7			K 1-2		15 G6-4-3 BB	3	0	0	0	1	1	3
15 Darwin Barney, R (1, 6) OBP: 0.375, SLG: 0.415		FC5 32 1B 1-2 3-H 1B		K			9 CS BB		G6-4-3 1-2f	3	0	1	1	1	1	2
32 Eli Whiteside, R (1, 2) OBP: 0.105, SLG: 0.056 9 George Kottaras, L (7, 2) OBP: 0.320, SLG: 0.350		FC5 1-2 2-3 1B		1 SAFE PO 1-2	P4		98 1B 1-2 2B		F9	2	0	1	0	0	0	0
										2	1	1	0	0	0	0
Albert Almora Jr., R (1, 8) OBP: 0.429, SLG: 0.500 98 Zeke DeVoss, S (5, 7) OBP: 0.400, SLG: 0.400 (9, 8)		FC5 1-2 2-3f 3-H			K		21 S 2-H 1B			1	0	0	1	0	0	2
										2	0	1	1	0	1	0

Inning Stats									
	R: 0 H: 0 E: 0 LOB: 0 K: 0 BB: 0 S: 3 P: 3	R: 2 H: 4 E: 0 LOB: 2 K: 1 BB: 0 S: 9 P: 9	R: 0 H: 0 E: 0 LOB: 0 K: 0 BB: 0 S: 3 P: 3	R: 0 H: 1 E: 0 LOB: 0 K: 1 BB: 0 S: 5 P: 5	R: 1 H: 1 E: 0 LOB: 0 K: 2 BB: 0 S: 9 P: 9	R: 0 H: 0 E: 0 LOB: 0 K: 1 BB: 0 S: 5 P: 5	R: 1 H: 2 E: 0 LOB: 1 K: 2 BB: 1 S: 8 P: 14	R: 0 H: 1 E: 0 LOB: 1 K: 1 BB: 0 S: 6 P: 6	R: 0 H: 0 E: 0 LOB: 0 K: 0 BB: 1 S: 2 P: 6

1B: 7	SF: 0
2B: 1	SAC: 0
3B: 0	DP: 1
HR: 1	HBP: 0

WP: 0	PA: 36
PB: 0	
SB: 2	
CS: 1	

PITCHER		IP	WLS	BF	H	R	ER	SO	BB	IBB	HBP	BLK	WP	HR	S	P	ERA	WHIP
99 Brandon Lyon, R ERA: 4.5	(1, 1)	1.1		8	4	2	2	0	0	0	0	0	0	0	8	8	13.50	3.000
52 David Carpenter, R ERA:	(2, 1)	0.2		2	0	0	0	1	0	0	0	0	0	0	4	4	0.00	0.000
49 Ernesto Frieri, R ERA:	(3, 1)	1.0		3	0	0	0	0	0	0	0	0	0	0	3	3	0.00	0.000
52 Matt Shoemaker, R ERA: 2.61	(4, 1)	2.0		7	2	1	1	3	0	0	0	0	0	1	14	14	4.50	1.000
59 Fernando Salas, R ERA: 3.0	(6, 1)	1.0		3	0	0	0	1	0	0	0	0	0	0	5	5	0.00	0.000
58 Michael Kohn, R ERA: 7.0	(7, 1)	1.0		5	2	1	1	2	1	0	0	0	0	0	8	14	9.00	3.000
46 Cory Rasmus, R ERA: 1.46	(8, 1)	1.0	W	4	1	0	0	1	0	0	0	0	0	0	6	6	0.00	1.000
Robert Carson, L ERA:	(9, 1)	1.0		3	0	0	0	0	1	0	0	0	0	0	2	6	0.00	1.000

AB	33
R	4
H	9
RBI	4
BB	2
SO	8
LOB	12

Batter	1	2	3	4	5	6	7	8	9	AB	R	H	RBI	BB	SO	LOB
3 JB Shuck, L (1, 7) OBP: 0.286, SLG: 0.472 31 Mike Fish, R (8, 8)	S S S 0-3 ① K		X 0-0 ② F7			X 0-0 ① P4	X 0-0 ③ G6-3		C S S 0-3 ③ K	4 1	0 0	0 0	0 0	0 0	1 1	3 1
0 Collin Cowgill, R (1, 8) OBP: 0.345, SLG: 0.521 Andrew Ray, R (8, 7)	X 0-0 ② L5		S X 0-1 ③ G5-3 1-2			1 SAFE B B B B 4-0 ② BB 1-2		X 0-0 ① L5		3 0	0 0	0 0	0 0	1 0	0 0	1 0
16 Hank Conger, L (1, 2) OBP: 0.170, SLG: 0.178	X 0-0 ③ F7			X 0-0 ① F8		X 0-0 ③ F7		X 0-0 44 SF8 3B		4	1	1	0	0	0	1
44 Ian Stewart, L (1, 5) OBP: 0.385, SLG: 0.533 (7, 3)		X 0-0 ① G6-3		X 0-0 ② G4-3			X 0-0 10 HR 1B	X 0-0 ② SF8 3-H		3	1	1	1	0	0	0
10 Grant Green, R (1, 4) OBP: 0.370, SLG: 0.600 79 Taylor Lindsey, L (8, PH) OBP: 0.071, SLG: 0.071 (8, 4)		X 0-0 ② G1-3		X 0-0 ③ G6-3			B B S X 2-1 HR 1-H	C C C 0-3 ③ K		3 1	1 0	1 0	2 0	0 0	0 1	0 0
0 Brennan Boesch, L (1, 10) OBP: 0.350, SLG: 0.472 Shawn O'Malley, S (9, PH) OBP: 0.500, SLG: 0.333 (9, 10)		X 0-0 ③ G6-3			X 0-0 ① G3-1		B B S X 2-1 HR	H 1-0 E 87 SF8 HBP		3 0	1 1	1 0	1 0	0 0	0 0	0 0
84 C.J. Cron, R (1, 3) OBP: 0.318, SLG: 0.524 Kaleb Cowart, S (7, 5) OBP: 0.273, SLG: 0.200			X 0-0 87 WP 87 SF7 2B		X 0-0 ② F8		S S S 0-3 ① K		S X 0-1 ① G4-3 1-3	3 1	1 0	1 0	0 0	0 0	1 0	0 1
87 Matt Long, L (1, 9) OBP: 0.442, SLG: 0.702			B X 1-0 ① SF7 2-H		X 0-0 ③ G4-3		X 0-0 G6-3 2B		X 0-0 ② SF8 3-H	2	0	1	2	0	0	0
Eric Stamets, R (1, 6)			B B B B 4-0 0 S BB			B B B B 4-0 0 BB BB	X 0-0 ② G6-3 2-3		B B B B 4-0 BB	1	0	0	0	3	0	1
Inning Stats	R: 0 E: 0 K: 1 S: 5 H: 0 LOB: 0 BB: 0 P: 5	R: 0 E: 0 K: 0 S: 3 H: 0 LOB: 0 BB: 0 P: 3	R: 1 E: 0 K: 0 S: 5 H: 1 LOB: 1 BB: 1 P: 10	R: 0 E: 0 K: 0 S: 3 H: 0 LOB: 0 BB: 0 P: 3	R: 0 E: 0 K: 0 S: 3 H: 0 LOB: 0 BB: 0 P: 3	R: 0 E: 0 K: 0 S: 2 H: 0 LOB: 1 BB: 2 P: 10	R: 3 E: 0 K: 1 S: 11 H: 4 LOB: 1 BB: 0 P: 15	R: 1 E: 0 K: 1 S: 6 H: 1 LOB: 0 BB: 0 P: 6	R: 1 E: 0 K: 1 S: 6 H: 0 LOB: 1 BB: 1 P: 11	1B: 1 2B: 2 3B: 1 HR: 2 SF: 3 SAC: 0 DP: 0 HBP: 1	WP: 1 PB: 0 SB: 1 CS: 0 PA: 37					

PITCHER		IP	WLS	BF	H	R	ER	SO	BB	IBB	HBP	BLK	WP	HR	S	P	ERA	WHIP
54 Sonny Gray, R ERA: 3.48	(1, 1)	5.0		17	1	1	1	1	1	0	0	0	1	0	19	24	1.80	0.400
Jeff Urlaub, L ERA: 8.1	(6, 1)	1.0	L	7	3	3	3	0	2	0	0	0	0	2	7	19	27.00	5.000
97 Austin House, R ERA: 5.4	(7, 1)	1.2		7	2	1	1	1	0	0	0	0	0	0	9	9	5.40	1.200
Trey Barham, L ERA:	(8, 1)	0.1		1	0	0	0	1	0	0	0	0	0	0	3	3	0.00	0.000
Ryan Dull, R ERA: 27.0	(9, 1)	1.0		5	0	1	0	1	1	0	1	0	0	0	6	11	0.00	1.000

PITCHER	IP	WLS	BF	H	R	ER	SO	BB	IBB	HBP	BLK	WP	HR	S	P	ERA	WHIP

TOP

Los Angeles Angels @ Oakland Athletics

Phoenix Municipal Stadium, Phoenix, AZ

Wed Mar 26 2014, 3:10 PM - 6:05 PM EDT

Att. 5,033 - Cloudy - 75 F

livebaseballscorecards.com

AB	29
R	6
H	6
RBI	6
BB	4
SO	4
LOB	8

Batter	1	2	3	4	5	6	7	8	9	AB	R	H	RBI	BB	SO	LOB
19 Billy Burns, S (1, 8) OBP: 0.375, SLG: 0.352 Bobby Crocker, R (9, 7)	G5-3		SF8 3-H			F9		88 FC5-6-4 1B		3	0	1	1	0	0	0
										0	0	0	0	0	0	0
29 Sam Fuld, L (1, 7) OBP: 0.349, SLG: 0.446 88 Anthony Aliotti, L (7, 3) OBP: 0.167, SLG: 0.333	G6-3		F8			K2-3		FC5-6-4 21 BB 1-2f		3	0	0	0	0	1	2
										1	0	0	0	0	0	1
18 Alberto Callaspo, S (1, 3) OBP: 0.412, SLG: 0.413 77 Johnni Turbo, R (6, PR) (7, 7) (9, 8)	G3		L6			2B		F8		3	0	1	0	0	0	2
										1	0	0	0	0	0	1
36 Derek Norris, R (1, 10) OBP: 0.465, SLG: 0.775 10 Daric Barton, L (4, PH) OBP: 0.452, SLG: 0.387 (5, 10) 21 Stephen Vogt, L (6, PH) OBP: 0.417, SLG: 0.651 (7, 10)		K		15 G5-4-3 BB				1-2 BB		1	0	0	0	0	1	0
										0	0	0	0	1	0	0
										1	0	0	0	1	1	1
23 Michael Taylor, R (1, 9) OBP: 0.348, SLG: 0.532 Jake Goebbert, L (8, 9) OBP: 0.238, SLG: 0.167	K		K			K	F8	K		3	0	0	0	0	2	1
										1	0	0	0	0	1	2
15 Jake Elmore, R (1, 5) OBP: 0.404, SLG: 0.360 Conner Crumbliss, L (8, 4) OBP: 0.333, SLG: 0.400	5 CS 1B		G5-4-3 1-2f			B1-3		BB		3	0	1	0	0	0	1
										0	0	0	0	1	0	0
5 John Jaso, L (1, 2) OBP: 0.333, SLG: 0.422 35 Chris Gimenez, R (6, 2) OBP: 0.324, SLG: 0.333 78 Ryan Ortiz, R (9, 2) OBP: 0.333, SLG: 0.333	CS 1-2	E3 BB 86 1B 19 SF8			K		2B	K		2	1	0	0	0	1	0
										1	0	1	0	0	0	0
										1	0	0	0	0	1	1
86 Tyler Ladendorf, R (1, 4) OBP: 0.267, SLG: 0.333 (8, 5)		BB 1-2 1B			G3		G5-3			4	0	1	0	0	1	2
Dusty Coleman, R (1, 6) OBP: 0.333, SLG: 0.571			1-2 2-3 BB		K			HR	K	3	1	1	1	1	2	1
Inning Stats	R: 0 E: 0 K: 0 S: 3 H: 0 LOB: 0 BB: 0 P: 3	R: 0 E: 0 K: 2 S: 8 H: 1 LOB: 0 BB: 0 P: 8	R: 1 E: 1 K: 0 S: 5 H: 1 LOB: 2 BB: 1 P: 9	R: 0 E: 0 K: 1 S: 4 H: 0 LOB: 0 BB: 1 P: 8	R: 0 E: 0 K: 2 S: 7 H: 0 LOB: 0 BB: 0 P: 7	R: 0 E: 0 K: 2 S: 8 H: 1 LOB: 1 BB: 0 P: 8	R: 0 E: 0 K: 0 S: 4 H: 1 LOB: 1 BB: 0 P: 4	R: 1 E: 0 K: 1 S: 7 H: 2 LOB: 2 BB: 1 P: 11	R: 0 E: 0 K: 3 S: 9 H: 0 LOB: 1 BB: 1 P: 13	1B: 3 2B: 2 3B: 0 HR: 1	SF: 1 SAC: 0 DP: 1 HBP: 0		WP: 0 PB: 0 SB: 0 CS: 1	PA: 37			

PITCHER		IP	WLS	BF	H	R	ER	SO	BB	IBB	HBP	BLK	WP	HR	S	P	ERA	WHIP
33 C.J. Wilson, L ERA: 1.88	(1, 1)	7.0	W	26	4	1	0	7	2	0	0	0	0	0	39	47	0.00	0.857
38 Joe Smith, R ERA: 3.12	(8, 1)	1.0		6	2	1	1	1	1	0	0	0	0	1	7	11	9.00	3.000
40 Kevin Jepsen, R ERA: 2.53	(9, 1)	1.0		4	0	0	0	3	1	0	0	0	0	0	9	13	0.00	1.000

PITCHER	IP	WLS	BF	H	R	ER	SO	BB	IBB	HBP	BLK	WP	HR	S	P	ERA	WHIP

BOTTOM

Los Angeles Angels @ Oakland Athletics

Phoenix Municipal Stadium, Phoenix, AZ

Wed Mar 26 2014, 3:10 PM - 6:05 PM EDT

Att. 5,033 - Cloudy - 75 F

livebaseballscorecards.com

AB	31
R	2
H	6
RBI	2
BB	4
SO	11
LOB	15

Batter	1	2	3	4	5	6	7	8	9	AB	R	H	RBI	BB	SO	LOB
56 Kole Calhoun, L (1, 9) OBP: 0.378, SLG: 0.422	C FF 90 B CU 71 F CU 72 X FF 92 1-2 F7		B CH 56 F FF 90 B FF 91 F FF 91 B FC 85 F FF 91 X FF 90 3-2 E4 27 WP 2-H		S FF 90 B FF 89 F FF 91 F CU 69 B FC 86 X FF 91 2-2 1B 2-H 3-H		C SI 89 S CH 85 B SL 87 D CU 82 B FF 91 C CU 81 3-3 K 1-H 2-H			3	0	1	2	0	0	0
10 Grant Green, R (7, PH) OBP: 0.364, SLG: 0.588 (7, 6)										1	0	0	0	0	1	0
27 Mike Trout, R (1, 8) OBP: 0.458, SLG: 0.796	C FF 90 B FF 90 B CU 72 S CU 74 B FF 91 X FF 90 3-2 P4		F FF 90 B FF 90 F FF 92 F CU 70 B CH 87 D CU 74 F CU 71 X FF 92 3-2 F9 2-3			C FF 88 B SL 85 X FC 84 1-1 5 G5-4-3 1B	B CH 84 F SI 90 B SL 88 F SL 87 S SL 85 2-3 K			3	0	1	0	0	0	1
0 Collin Cowgill, R (7, PH) OBP: 0.339, SLG: 0.510 (7, 8)										1	0	0	0	0	1	1
5 Albert Pujols, R (1, 3) OBP: 0.362, SLG: 0.500	C FF 89 C FF 91 B CU 71 S CH 87 1-3 K			C CU 71 F CU 71 X CU 66 0-2 L8		C FF 90 X FF 90 0-1 G5-4-3 1-2f		B SI 86 C SI 85 B SI 86 B SI 86 F SI 84 F SI 85 X SI 86 3-2 44 G4-3 1B		3	0	0	0	0	1	1
3 JB Shuck, L (7, 7) OBP: 0.298, SLG: 0.481										1	0	1	0	0	0	0
32 Josh Hamilton, L (1, 7) OBP: 0.400, SLG: 0.593		F FF 88 X FF 89 0-1 P6		X CU 68 0-0 G4-3		X FF 91 0-0 G3		X SI 86 0-0 G4-3 1-2		3	0	0	0	0	0	0
44 Ian Stewart, L (7, 5) OBP: 0.377, SLG: 0.522										1	0	0	0	0	0	1
6 David Freese, R (1, 5) OBP: 0.386, SLG: 0.255		F FF 89 B FF 88 F CU 72 F SI 89 B FF 90 F SI 92 B FC 85 S FC 85 3-3 K		B CU 72 C SL 82 X SL 83 1-1 G4-3			C FF 97 B FF 98 X FF 97 1-1 28 2B 47 1B 1B	C SI 86 B SI 86 S SL 78 F SL 79 F SL 80 S SI 85 1-3 K		3	0	1	0	0	1	0
87 Matt Long, L (7, PR) OBP: 0.434, SLG: 0.688 (7, 9)										1	1	0	0	0	1	1
28 Raul Ibanez, L (1, 10) OBP: 0.286, SLG: 0.400		B FF 90 B CH 86 F CH 86 B FF 90 X FF 91 3-1 G4-3			C FF 89 X FF 89 0-1 17 2B 56 1B 1B		C FF 98 D FF 98 C FF 96 F FF 98 X SL 84 1-2 47 1B 1-3 2B	B SI 86 C SL 79 F SI 86 X SL 79 1-2 F9		3	2	2	0	0	0	0
0 Brennan Boesch, L (8, PH) OBP: 0.341, SLG: 0.459 (8, 10)										1	0	0	0	0	0	1
47 Howie Kendrick, R (1, 4) OBP: 0.411, SLG: 0.471			B FC 88 X FF 89 1-0 G6-3		B CH 86 B FF 89 X SI 90 2-0 L9		C SL 83 X FF 98 0-1 2 1B 10 E 2-H 3-H 1B		B CU 70 C FF 91 X SL 86 1-1 G6-3	3	0	1	2	0	0	1
79 Taylor Lindsey, L (7, PR) OBP: 0.067, SLG: 0.067 (7, 4)										1	1	0	0	0	0	0
17 Chris Iannetta, R (1, 2) OBP: 0.478, SLG: 0.735			S FF 90 C CU 71 X SI 90 0-2 G4-3		X SI 90 0-0 56 1B 1-3 2B		C SL 83 S SL 83 D SL 84 B FF 97 S SL 82 2-3 K		B FF 91 C SL 86 B SI 90 S SL 88 F CU 77 F CU 78 S FF 93 2-3 K	3	1	1	0	0	1	1
41 Luis Martinez, R (9, PH) OBP: 0.400, SLG: 0.333 (9, 2)										1	0	0	0	0	1	0
2 Erick Aybar, S (1, 6) OBP: 0.418, SLG: 0.489			C CU 71 B FF 89 X CH 86 1-1 56 E 2B		X FF 90 0-0 F9		1 SAFE C FF 97 F FF 96 X FF 97 0-2 10 S 10 S 1-2 1B		B CU 74 B FF 92 X FF 92 2-0 F9	3	2	2	0	0	0	2
84 C.J. Cron, R (7, 3) OBP: 0.304, SLG: 0.500										1	0	0	0	0	0	0
Inning Stats	R: 0 E: 0 K: 1 S: 9 H: 0 LOB: 0 BB: 0 P: 14	R: 0 E: 0 K: 1 S: 9 H: 0 LOB: 0 BB: 0 P: 15	R: 1 E: 1 K: 0 S: 15 H: 1 LOB: 1 BB: 0 P: 23	R: 0 E: 0 K: 0 S: 6 H: 0 LOB: 0 BB: 0 P: 7	R: 2 E: 0 K: 0 S: 9 H: 3 LOB: 1 BB: 0 P: 13	R: 0 E: 0 K: 0 S: 5 H: 1 LOB: 0 BB: 0 P: 6	R: 4 E: 1 K: 3 S: 20 H: 4 LOB: 1 BB: 0 P: 29	R: 0 E: 0 K: 1 S: 13 H: 1 LOB: 1 BB: 0 P: 18	R: 0 E: 0 K: 1 S: 8 H: 0 LOB: 0 BB: 0 P: 13	1B: 7 2B: 3 3B: 0 HR: 0 SF: 0 SAC: 0 DP: 1 HBP: 0						

PITCHER		IP	WLS	BF	H	R	ER	SO	BB	IBB	HBP	BLK	WP	HR	S	P	ERA	WHIP
21 Zack Greinke, R ERA: 5.4	(1, 1)	6.0		22	5	3	2	2	0	0	0	0	1	0	53	78	3.00	0.833
60 José Domínguez, R ERA: 2.16	(7, 1)	0.1	L	5	4	4	2	1	0	0	0	0	0	0	14	18	54.00	12.000
75 Paco Rodríguez, L ERA:	(7, 1)	0.2		2	0	0	0	2	0	0	0	0	0	0	6	11	0.00	0.000
56 J.P. Howell, L ERA: 2.7	(8, 1)	1.0		4	1	0	0	1	0	0	0	0	0	0	13	18	0.00	1.000
0 Brian Wilson, R ERA: 3.38	(9, 1)	1.0		3	0	0	0	1	0	0	0	0	0	0	8	13	0.00	0.000

PITCHER	IP	WLS	BF	H	R	ER	SO	BB	IBB	HBP	BLK	WP	HR	S	P	ERA	WHIP

TOP

Los Angeles Angels @ Los Angeles Dodgers

Dodger Stadium, Los Angeles, CA

Thu Mar 27 2014, 7:11 PM - 10:10 PM PDT

Att. 34,932 - Clear - 63 F

livebaseballscorecards.com

AB	36
R	7
H	10
RBI	4
BB	0
SO	7
LOB	10

Los Angeles Angels @ Los Angeles Dodgers

Dodger Stadium, Los Angeles, CA

Thu Mar 27 2014, 7:11 PM - 10:10 PM PDT

Att. 34,932 - Clear - 63 F

BOTTOM

livebaseballscorecards.com

Batter	1	2	3	4	5	6	7	8	9	AB	R	H	RBI	BB	SO	LOB
66 Yasiel Puig, R (1, 9) OBP: 0.146, SLG: 0.205	C CH 80 X FC 84 0-1 23 WP 3 SH1-3 23 1B 1B		B CH 80 B SC 72 B SI 88 C CH 84 S FF 88 F FF 90 C FF 91 3-3 ① K	B FC 85 X CH 82 1-0 ② SF7 3-H		B FF 89 S SI 90 F CH 83 S FF 92 1-3 ③ K			B SI 90 S SI 90 C FF 84 B FF 90 F FF 90 X SL 80 2-2 ① G4-3 3-H	3	1	1	1	0	2	0
60 José Domínguez, R (7, 1)										0	0	0	0	0	0	0
75 Paco Rodríguez, L (7, 1)										0	0	0	0	0	0	0
91 Trayvon Robinson, S (8, 7) OBP: 0.286, SLG: 0.667										1	0	0	1	0	0	0
3 Carl Crawford, L (1, 7) OBP: 0.310, SLG: 0.200	S FF 86 X FF 87 0-1 ① SH1-3 1-2		C SI 88 F SI 89 B CU 76 F SI 90 B FC 86 F SI 89 T SI 89 2-2 ② K	X FC 86 0-0 ③ G3			X FF 94 0-0 ① L4		B SI 91 X FF 85 1-0 ② P6	3	0	0	0	0	1	2
56 J.P. Howell, L (8, 1)										0	0	0	0	0	0	0
0 Brian Wilson, R (9, 1)										0	0	0	0	0	0	0
Tim Federowicz, R (9, PH) OBP: 0.194, SLG: 0.111										1	0	0	0	0	0	0
13 Hanley Ramirez, R (1, 6) OBP: 0.295, SLG: 0.571	B SI 87 X CH 81 1-0 ② F8		B FF 89 X CH 82 1-0 HR		B FC 85 X FF 88 1-0 HR		C FF 94 C FF 94 B FF 96 S FF 95 1-3 ② K		C SI 90 B SI 90 B SL 80 S SI 90 X SI 91 2-2 1B	3	2	2	2	0	0	1
18 Chone Figgins, S (6, 5) OBP: 0.333, SLG: 0.211										2	0	1	0	0	1	0
23 Adrián González, L (1, 3) OBP: 0.429, SLG: 0.500	S FF 87 F CU 74 B FF 89 B SC 75 X SI 89 2-2 2-H 1B		B CH 86 F SI 88 H FF 88 2-1 HBP		B FF 87 B SI 89 C FF 88 C FC 85 B FF 90 C SI 89 3-3 ① K		C SL 84 B SL 85 B FF 95 S FF 95 B FF 94 C SI 95 3-3 ③ K		C SL 86 S SL 84 B SL 84 D FF 95 D SL 85 X FF 96 3-2 ③ L4	1	0	1	1	0	0	0
33 Scott Van Slyke, R (4, 3) OBP: 0.364, SLG: 0.371										3	0	0	0	0	2	1
5 Juan Uribe, R (1, 5) OBP: 0.238, SLG: 0.425	C CH 82 F SC 76 S CU 77 X FF 90 0-2 ③ G4-3		B FF 87 B FF 87 S CH 81 X SI 88 2-1 ③ P4		B SI 89 F FC 85 B CH 80 F FF 88 X CH 82 2-2 ② P6			S FF 92 S SI 92 S FF 93 0-3 ① K		3	0	0	0	0	0	2
Joc Pederson, L (6, 8) OBP: 0.325, SLG: 0.394										1	0	0	0	0	1	0
16 Andre Ethier, L (1, 8) OBP: 0.409, SLG: 0.487		C FC 84 B FF 87 X CH 80 1-1 ① G3		B CH 83 C FF 86 S FF 87 B SI 89 F FF 87 B SC 79 F FF 89 B SI 89 4-2 21 BB 10 1B 66 SF7 BB	B FF 89 X FF 88 1-0 2B			B SI 93 B SI 92 S FF 92 B SI 92 F SI 92 B FF 92 4-2 BB		2	1	1	0	1	0	0
Miguel Rojas, R (6, 6) OBP: 0.500, SLG: 0.519										0	0	0	0	1	0	0
10 Justin Turner, R (1, 4) OBP: 0.463, SLG: 0.485		B CH 80 C FF 86 B CH 80 S FF 87 F SC 77 F SC 76 F SI 90 B FF 91 B CH 82 4-2 BB		1 SAFE F SI 87 S FC 84 X SC 74 0-2 21 BB 1-2 1B	X FC 85 0-0 ③ P4			X FF 92 0-0 ② F8		2	0	1	0	1	0	1
37 Mike Baxter, L (7, 9) OBP: 0.300, SLG: 0.324										1	0	0	0	0	0	1
17 A.J. Ellis, R (1, 2) OBP: 0.268, SLG: 0.118		B FF 87 B SI 87 X FF 87 2-0 ② F9		B CH 85 X FC 83 1-0 ① F6		C CH 84 B FC 84 C FF 85 X CH 80 1-2 ① F7		C FF 92 B SL 82 S FF 92 S FF 92 1-3 ③ K		3	0	0	0	0	0	3
31 Drew Butera, R (7, 2) OBP: 0.375, SLG: 0.500										1	0	0	0	0	1	1
21 Zack Greinke, R (1, 1)		B FF 86 C FF 87 X FC 85 1-1 ③ F9		B CH 85 B CH 86 B FF 86 B FF 86 4-0 1-2 2-3 BB		C FF 87 B CU 75 C FF 88 C FF 90 1-3 ② K			B FF 90 B FF 89 C FF 91 C SL 79 X SL 79 2-2 91 G4-3 3B	1	0	0	0	1	0	1
9 Dee Strange-Gordon, L (6, PH) OBP: 0.333, SLG: 0.523										2	1	1	0	0	1	0
(7, 4)																
Inning Stats	R: 1 E: 0 K: 0 S: 12 H: 2 LOB: 1 BB: 0 P: 15	R: 0 E: 0 K: 0 S: 10 H: 0 LOB: 1 BB: 1 P: 18	R: 1 E: 0 K: 2 S: 13 H: 1 LOB: 1 BB: 0 P: 23	R: 1 E: 0 K: 0 S: 10 H: 1 LOB: 2 BB: 2 P: 20	R: 1 E: 0 K: 1 S: 9 H: 2 LOB: 1 BB: 0 P: 16	R: 0 E: 0 K: 2 S: 9 H: 0 LOB: 0 BB: 0 P: 12	R: 0 E: 0 K: 2 S: 7 H: 0 LOB: 0 BB: 0 P: 11	R: 0 E: 0 K: 2 S: 9 H: 0 LOB: 1 BB: 1 P: 14	R: 1 E: 0 K: 0 S: 14 H: 2 LOB: 1 BB: 0 P: 24	1B: 4 2B: 1 3B: 1 HR: 2 SF: 1 SAC: 1 DP: 0 HBP: 1						

	AB	33
	R	5
	H	8
	RBI	5
	BB	4
	SO	9
	LOB	13

WP: 1 PB: 0 SB: 0 CS: 0 PA: 40

PITCHER		IP	WLS	BF	H	R	ER	SO	BB	IBB	HBP	BLK	WP	HR	S	P	ERA	WHIP
53 Héctor Santiago, L ERA: 3.63	(1, 1)	6.0	W	28	6	4	4	5	3	0	1	0	1	2	63	104	6.00	1.500
58 Michael Kohn, R ERA: 6.3	(7, 1)	1.0	H	3	0	0	0	2	0	0	0	0	0	0	7	11	0.00	0.000
49 Ernesto Frieri, R ERA:	(8, 1)	1.0	H	4	0	0	0	2	1	0	0	0	0	0	9	14	0.00	1.000
63 Nick Maronde, L ERA: 3.38	(9, 1)	0.2	H	4	2	1	1	0	0	0	0	0	0	0	11	18	13.50	3.000
58 Cam Bedrosian, R ERA:	(9, 1)	0.1	S	1	0	0	0	0	0	0	0	0	0	0	3	6	0.00	0.000

PITCHER	IP	WLS	BF	H	R	ER	SO	BB	IBB	HBP	BLK	WP	HR	S	P	ERA	WHIP

Los Angeles Angels @ Los Angeles Dodgers

Dodger Stadium, Los Angeles, CA

Fri Mar 28 2014, 7:12 PM - 10:52 PM PDT

Att. 39,143 - Clear - 63 F

livebaseballscorecards.com

TOP

Batter	1	2	3	4	5	6	7	8	9	10	AB	R	H	RBI	BB	SO	LOB
56 Kole Calhoun, L (1, 9) OBP: 0.380, SLG: 0.412	B FF 90 B SI 90 B FF 90 C FF 90 F SI 89 F FF 92 B FC 91 4-2 5 1B 47 G5-3 32 HR BB	X CU 73 0-0 ②③ G4-6-3 1-2f			F CH 85 B SL 84 B CH 87 B CH 82 S CH 86 X CH 86 3-2 ① G4-3		B CH 84 X FC 87 1-0 ③ G5-3			C SI 90 1 SAFE 1 SAFE B SI 89 F SI 90 1 SAFE X CH 82 1-2 10 S 1-3 1B	4	1	1	0	1	0	2
47 Howie Kendrick, R (1, 4) OBP: 0.390, SLG: 0.444 10 Grant Green, R (5, 4) OBP: 0.351, SLG: 0.566 (6, 6)	C FC 90 X FC 90 0-1 ① G5-3 1-2	B SL 83 X FF 88 1-0 ① G4-3			C CU 71 B CU 72 B FF 90 X CH 86 2-1 ② P4			C FF 93 X SL 82 0-1 ① F7		F FC 89 F SL 82 B FF 90 B SI 83 B FC 87 S FC 87 3-3 ② K 1-2	3 2	0 0	0 0	0 0	0 0	0 1	1 2
5 Albert Pujols, R (1, 3) OBP: 0.377, SLG: 0.528 84 C.J. Cron, R (5, 3) OBP: 0.280, SLG: 0.458	B FF 91 2 SAFE B FF 92 F FF 92 B FF 89 X FF 92 3-1 32 HR 2-3 1B	B SL 84 C CU 73 B SI 88 S CH 87 B FF 90 F CU 74 X FF 88 3-2 6 1B 2B			C FF 91 C CH 81 X FF 89 0-2 ③ G4-3			C FF 94 C FF 93 X FF 93 0-2 ② G4-3		C SL 82 B FC 87 B SL 86 X FC 86 2-1 ③ G3-1	3 2	2 0	2 0	0 0	0 0	0 0	0 3
32 Josh Hamilton, L (1, 8) OBP: 0.394, SLG: 0.667 44 Ian Stewart, L (6, 5) OBP: 0.370, SLG: 0.511	C FF 91 X FF 92 0-1 1-H 3-H HR	C FF 90 F FC 88 B SL 87 B SL 84 B SI 89 S SL 87 3-3 ② K			C FF 93 S SL 88 X FF 94 0-2 ① F9			C FF 92 F SL 84 B FF 93 T SL 84 1-2 ③ K			3 1	1 0	1 0	3 0	0 0	1 1	1 0
6 David Freese, R (1, 5) OBP: 0.383, SLG: 0.260 0 Collin Cowgill, R (6, PR) OBP: 0.333, SLG: 0.500 (6, 8)	C FF 91 B CU 76 B SL 86 F SL 87 X CU 77 2-2 ② G6-3	B FF 91 X FF 90 1-0 2-H 1B				F SL 89 B FF 95 B CU 76 X SL 89 2-1 E5			C FC 92 X SL 83 0-1 ① G5-3		3 1	0 0	1 0	1 0	0 0	0 0	0 0
28 Raul Ibanez, L (1, 10) OBP: 0.271, SLG: 0.377 0 Brennan Boesch, L (9, PH) OBP: 0.333, SLG: 0.447 (9, 10)	B SI 90 C CH 83 X CU 74 1-1 ③ G1-6-3	X FF 89 0-0 ③ G3				C FF 94 F FF 94 F FF 95 X FF 94 0-2 ② F8			B SL 81 S FC 92 S FF 92 T FF 94 1-2 ② K		3 1	0 0	0 0	0 0	0 0	0 1	2 0
2 Erick Aybar, S (1, 6) OBP: 0.414, SLG: 0.469 Shawn O'Malley, S (6, 4) OBP: 0.462, SLG: 0.300		X FF 88 0-0 E1 3 1B		B CU 72 B SL 84 C SL 85 B FF 89 S CH 86 B SL 86 4-2 3 G4-6-3 BB		B FA 88 X FF 94 1-0 ③ G4-3			C FC 92 B FC 94 F FC 93 F FC 95 S FF 95 1-3 ③ K		2 1	0 0	0 0	0 0	1 0	0 1	1 0
16 Hank Conger, L (1, 2) OBP: 0.176, SLG: 0.167 79 Taylor Lindsey, L (10, PR) OBP: 0.067, SLG: 0.067 41 Luis Martinez, R (10, 2) OBP: 0.400, SLG: 0.333		F FC 89 B FF 89 S CH 82 S SL 83 1-3 ① K		1 SAFE X FF 88 0-0 ① F8			B FC 87 F FC 87 S CH 82 X CU 77 1-2 ① G3			S SI 90 B SI 90 F SL 84 F CH 84 B FC 87 B SI 89 F FC 87 F FC 88 B CH 85 4-2 56 1B BB	3 0 0	0 0 0	0 0 0	0 0 0	1 0 0	1 0 0	2 0 0
3 JB Shuck, L (1, 7) OBP: 0.300, SLG: 0.474 87 Matt Long, L (8, 7) OBP: 0.426, SLG: 0.673		C FF 88 F CH 83 X FF 89 0-2 56 G4-6-3 2-3 1B		X FF 88 0-0 ②③ G4-6-3 1-2f			C SI 90 B CH 85 F FC 87 X CU 79 1-2 ② G3-1			C SI 90 B FC 88 X CH 83 1-1 ① F8	3 1	0 0	1 0	0 0	0 0	0 0	1 1
Inning Stats	R: 3 H: 2 E: 0 LOB: 0 K: 0 BB: 1 S: 14 P: 24	R: 0 H: 1 E: 1 LOB: 1 K: 1 BB: 0 S: 8 P: 9	R: 1 H: 2 E: 0 LOB: 1 K: 1 BB: 0 S: 10 P: 18	R: 0 H: 0 E: 0 LOB: 0 K: 0 BB: 1 S: 4 P: 8	R: 0 H: 0 E: 0 LOB: 0 K: 0 BB: 0 S: 8 P: 13	R: 0 H: 0 E: 1 LOB: 1 K: 0 BB: 0 S: 10 P: 13	R: 0 H: 0 E: 0 LOB: 0 K: 0 BB: 0 S: 7 P: 10	R: 0 H: 0 E: 0 LOB: 0 K: 1 BB: 0 S: 8 P: 9	R: 0 H: 0 E: 0 LOB: 0 K: 2 BB: 0 S: 9 P: 11	R: 0 H: 1 E: 0 LOB: 3 K: 1 BB: 1 S: 15 P: 26	1B: 4 SF: 0 2B: 1 SAC: 0 3B: 0 DP: 2 HR: 1 HBP: 0						

AB	36
R	4
H	6
RBI	4
BB	3
SO	6
LOB	16

WP: 0 PA: 39
PB: 0
SB: 1
CS: 0

PITCHER		IP	WLS	BF	H	R	ER	SO	BB	IBB	HBP	BLK	WP	HR	S	P	ERA	WHIP
Zach Lee, R	(1, 1)	5.0		21	5	4	4	2	2	0	0	0	0	1	44	72	7.20	1.400
ERA: 6.52																		
44 Chris Withrow, R	(6, 1)	1.0		4	0	0	0	0	0	0	0	0	0	0	10	13	0.00	0.000
ERA: 4.32																		
28 Jamey Wright, R	(7, 1)	1.0		3	0	0	0	0	0	0	0	0	0	0	7	10	0.00	0.000
ERA: 8.59																		
54 Chris Perez, R	(8, 1)	1.0		3	0	0	0	1	0	0	0	0	0	0	8	9	0.00	0.000
ERA: 2.7																		
74 Kenley Jansen, R	(9, 1)	1.0		3	0	0	0	2	0	0	0	0	0	0	9	11	0.00	0.000
ERA:																		

PITCHER		IP	WLS	BF	H	R	ER	SO	BB	IBB	HBP	BLK	WP	HR	S	P	ERA	WHIP
Sam Demel, R	(10, 1)	1.0	W	5	1	0	0	1	1	0	0	0	0	0	15	26	0.00	2.000
ERA:																		

Batter	1	2	3	4	5	6	7	8	9	10	AB	R	H	RBI	BB	SO	LOB
3 Carl Crawford, L (1, 7) OBP: 0.289, SLG: 0.184	B FF 96 X FF 96 1-0 G6-3		S FF 96 F SI 97 S CU 77 0-3 K ②		C CU 78 B FC 96 F FC 96 B FF 95 B FC 95 X SL 85 3-2 F8 ②		B SI 88 C SL 81 C SI 87 B SI 88 C SL 81 2-3 K ①		X SL 82 0-0 18 SH 1-2 1B		3	0	0	0	0	1	0
33 Scott Van Slyke, R (6, 9) OBP: 0.370, SLG: 0.378											2	0	1	0	0	1	0
66 Yasiel Puig, R (1, 9) OBP: 0.157, SLG: 0.213	S FF 98 B FF 98 F FF 97 S SL 88 1-3 K ②		B SL 89 F SL 87 B FF 95 X FF 96 2-1 1B		B CU 78 C FF 96 B FF 95 F FF 96 X FF 95 2-2 G6-3 ③		S SI 88 B SI 89 B SI 89 S SI 89 S SI 89 2-3 K ②		M SI 89 B SI 89 B FF 89 X FF 89 2-1 SH FC7-2-6 1-2 2-3		3	0	1	0	0	1	0
44 Chris Withrow, R (6, 1)											0	0	0	0	0	0	0
18 Chone Figgins, S (7, 4) OBP: 0.327, SLG: 0.205											1	0	0	0	0	1	0
13 Hanley Ramirez, R (1, 6) OBP: 0.298, SLG: 0.556	F FF 96 F CU 79 B FA 90 F FF 96 B SI 96 S FF 96 2-3 K ③		F SL 88 F FC 96 F SL 86 B FF 95 S FF 95 1-3 K ③			B FF 95 S CU 78 B FF 95 B FF 94 C FF 95 X SL 85 3-2 16 E 23 E 5 1B 1B	C SL 80 S SI 89 C SL 81 0-3 K ③		S CH 80 D SL 83 F SI 90 F SL 82 F FF 89 F CH 82 B FF 89 S FF 90 2-3 K ①		3	0	1	0	0	2	1
91 Corey Seager, L (6, PR) OBP: 0.200, SLG: 0.200											2	1	0	0	0	2	3
(7, 6)																	
23 Adrián González, L (1, 3) OBP: 0.422, SLG: 0.486		S FC 96 S FF 96 B FF 96 X FF 97 1-2 G3-1 ①		B FF 95 C SI 96 B SI 95 X FF 96 2-1 5 1B 16 1B 17 G6-4-3 1B		C SI 95 S SI 95 B FF 95 F FF 94 X CU 76 1-2 E1 5 1B 16 E 17 G5-3 1-2		S FF 92 B FF 92 X FF 91 1-1 HR		B CH 83 S SL 82 F CH 82 X SL 82 1-2 FC7-2-6 ②③ 1-2 3-H		3	1	1	0	0	0	1
Joc Pederson, L (6, PR) OBP: 0.333, SLG: 0.486											2	2	1	1	0	0	3
(7, 8)																	
16 Andre Ethier, L (1, 8) OBP: 0.426, SLG: 0.488		F FF 97 B SI 96 B SI 96 B FF 95 F FF 94 F FC 96 B FF 96 4-2 17 1B BB		B CU 78 S SL 86 X SI 95 1-1 17 G6-4-3 5 1B 1-2 1B		D CU 78 X SI 95 1-0 E3 17 G5-3 5 1B 1-2 2-3		F FF 92 C SL 84 B FF 92 S FF 92 1-3 K ①		T FF 87 B CH 81 F CH 81 F FF 90 X CU 76 1-2 31 1B 87 1B SH1-4 1B		2	0	1	0	1	0	2
10 Justin Turner, R (7, 3) OBP: 0.465, SLG: 0.486											2	0	1	0	0	1	0
91 Trayvon Robinson, S (10, PR) OBP: 0.286, SLG: 0.667											0	1	0	0	0	0	0
5 Juan Uribe, R (1, 5) OBP: 0.267, SLG: 0.442		C SL 86 S FF 96 F FC 95 D SL 85 X SL 85 1-2 F7 ②		X FF 95 0-0 17 G6-4-3 1-2 2-3 1B		S SI 96 X SI 96 0-1 17 G5-3 1-2 2-3 3-H 1B		C FF 92 C CH 85 B SL 85 X FF 92 1-2 G3-1 ②		L FF 87 1 SAFE X FF 88 0-1 SH1-4 ① 1-2		3	0	2	1	0	0	1
Miguel Rojas, R (7, 5) OBP: 0.484, SLG: 0.500											1	0	0	0	0	0	0
17 A.J. Ellis, R (1, 2) OBP: 0.273, SLG: 0.135	C FC 94 B FC 94 X FF 95 1-1 1-2 1B		C SL 87 B SI 96 D SL 86 C SL 85 F SI 95 X SI 95 2-2 G6-4-3 ①② 1-2f 2-3 3-H		D SL 88 C FF 95 F FF 96 B SL 85 F SL 86 F CU 78 F FF 95 F FF 95 D SL 86 3-2 F FF 94 X FF 94 G5-3 ① 1-2 2-3 3-H		B FF 90 F FF 92 B SL 85 C FF 92 B FF 93 F FF 92 X CH 86 3-2 1B		X FF 89 0-0 87 1B 2-3 1B		3	0	1	1	0	0	4
31 Drew Butera, R (7, 2) OBP: 0.444, SLG: 0.571											2	0	2	0	0	0	0
9 Dee Strange-Gordon, L (1, 4) OBP: 0.314, SLG: 0.489	B FF 96 B FF 96 C FF 95 F FF 95 C FC 96 2-3 K ③		X SL 87 0-0 G3 ③			B SI 93 B SI 94 S SI 93 S SI 94 X SI 94 2-2 F7 ②		B CH 84 C FF 91 D SL 85 F FF 92 B SL 83 S FF 92 3-3 K ③		B CH 84 C CH 83 X CH 77 1-1 1-2 3-H 1B		3	0	0	0	0	1	6
28 Jamey Wright, R (7, 1)											0	0	0	0	0	0	0
54 Chris Perez, R (8, 1)											0	0	0	0	0	0	0
Tim Federowicz, R (8, PH) OBP: 0.188, SLG: 0.107											1	0	0	0	0	1	1
74 Kenley Jansen, S (9, 1)											0	0	0	0	0	0	0
Sam Demel, R (10, 1)											0	0	0	0	0	0	0
87 Darnell Sweeney, S (10, PH) OBP: 0.308, SLG: 0.385											1	0	1	1	0	0	0
Zach Lee, R (1, 1)			C FF 95 X FF 96 0-1 G1-3 ①		M FF 96 C CU 78 C CU 77 0-3 K ①	S SI 84 X SI 94 0-1 F8 ③			B FF 89 C SI 90 F FF 90 X CH 83 1-2 18 SH 33 1B FC7-2-6 1B		1	0	0	0	0	0	0
37 Mike Baxter, L (5, PH) OBP: 0.302, SLG: 0.325											3	0	1	0	0	1	3
(6, 7)																	
Inning Stats	R: 0 E: 0 K: 2 S: 8 H: 0 LOB: 0 BB: 0 P: 12	R: 0 E: 0 K: 1 S: 15 H: 1 LOB: 2 BB: 1 P: 24	R: 0 E: 0 K: 2 S: 11 H: 1 LOB: 1 BB: 0 P: 14	R: 1 E: 0 K: 0 S: 10 H: 3 LOB: 1 BB: 0 P: 15	R: 0 E: 0 K: 1 S: 9 H: 0 LOB: 0 BB: 0 P: 14	R: 2 E: 2 K: 0 S: 23 H: 2 LOB: 3 BB: 0 P: 33	R: 0 E: 0 K: 3 S: 9 H: 0 LOB: 0 BB: 0 P: 13	R: 1 E: 0 K: 2 S: 15 H: 2 LOB: 1 BB: 0 P: 24	R: 0 E: 1 K: 1 S: 15 H: 2 LOB: 2 BB: 0 P: 21	R: 1 E: 0 K: 0 S: 9 H: 3 LOB: 2 BB: 0 P: 11	1B: 13 2B: 0 3B: 0 HR: 1 SF: 0 SAC: 2 DP: 2 HBP: 0	WP: 0 PB: 0 SB: 0 CS: 0 PA: 44					

PITCHER		IP	WLS	BF	H	R	ER	SO	BB	IBB	HBP	BLK	WP	HR	S	P	ERA	WHIP
Garrett Richards, R ERA: 3.47	(1, 1)	5.1		25	7	3	2	6	1	0	0	0	0	0	71	105	3.38	1.500
40 Kevin Jepsen, R ERA: 2.38	(6, 1)	0.2	H	2	0	0	0	0	0	0	0	0	0	0	5	7	0.00	0.000
38 Joe Smith, R ERA: 2.79	(7, 1)	1.0	H	3	0	0	0	3	0	0	0	0	0	0	9	13	0.00	0.000
59 Fernando Salas, R ERA: 3.6	(8, 1)	1.0	B	5	2	1	1	2	0	0	0	0	0	1	15	24	9.00	2.000
52 Matt Shoemaker, R ERA: 3.09	(9, 1)	1.1	L	8	4	1	1	1	0	0	0	0	0	0	22	29	6.75	3.000

PITCHER		IP	WLS	BF	H	R	ER	SO	BB	IBB	HBP	BLK	WP	HR	S	P	ERA	WHIP
36 Jeremy Berg, R ERA:	(10, 1)	0.0		1	1	0	0	0	0	0	0	0	0	0	2	3	∞	∞

BOTTOM

Los Angeles Angels @ Los Angeles Dodgers

Dodger Stadium, Los Angeles, CA

Fri Mar 28 2014, 7:12 PM - 10:52 PM PDT

Att. 39,143 - Clear - 63 F

livebaseballscorecards.com

AB	41
R	5
H	14
RBI	4
BB	1
SO	12
LOB	25

Los Angeles Dodgers @ Los Angeles Angels

Angel Stadium of Anaheim, Anaheim, CA

Sat Mar 29 2014, 6:09 PM - 8:56 PM PDT

Att. 43,553 - Cloudy - 69 F

livebaseballscorecards.com

TOP

Batter	1	2	3	4	5	6	7	8	9	AB	R	H	RBI	BB	SO	LOB
66 Yasiel Puig, R (1, 9) OBP: 0.173, SLG: 0.229	B FF 94 S FF 94 B FF 94 X FF 95 2-1 1B		B FF 93 C FF 92 B FF 93 T FF 92 C FF 93 2-3 ① K	C CH 85 C CU 72 B FF 94 X CU 77 1-2 ③ F7			C FF 86 S CH 80 S CU 69 0-3 ② K			1	0	1	0	0	0	0
37 Mike Baxter, L (2, 9) OBP: 0.295, SLG: 0.317										1	0	0	0	0	1	3
90 Scott Schebler, L (3, 9) OBP: 0.300, SLG: 0.444										2	0	0	0	0	1	2
3 Carl Crawford, L (1, 10) OBP: 0.283, SLG: 0.179	C FF 94 B FF 95 S FF 94 1 SAFE F CU 78 2-3 ① K		C FF 93 F CU 76 D CU 79 B FF 93 B CH 84 B FF 93 4-2 9 FC1-2 18 2B 1-2 BB		F FF 92 B FF 93 S CU 76 B CU 75 S CH 85 2-3 ① K		B SL 78 C FF 85 S CU 69 B FF 86 B CU 68 S SL 79 3-3 ③ K			1	0	0	0	0	1	1
(3, PH) OBP: 0.474, SLG: 0.571										0	1	0	0	1	0	0
(3, 10)																
91 Trayvon Robinson, S (5, PH) OBP: 0.222, SLG: 0.500										2	0	0	0	0	2	0
(5, 10)																
13 Hanley Ramirez, R (1, 6) OBP: 0.292, SLG: 0.543	X SI 88 0-0 ② L7		C FF 92 B FF 93 B CU 77 F FF 92 F FF 93 X CU 76 2-2 ② FC1-2 18 2B 1-2 2-3 3-Hf		B FF 93 B SL 85 C SL 83 B CU 74 B FF 92 4-1 BB			C FF 84 B CH 78 X FF 84 1-1 ① G4-3		1	0	0	0	0	0	1
9 Dee Strange-Gordon, L (2, 4) OBP: 0.308, SLG: 0.479										1	0	0	0	0	0	3
Brendan Harris, R (3, 4) OBP: 0.259, SLG: 0.136										1	0	0	0	1	0	0
23 Adrián González, L (1, 3) OBP: 0.413, SLG: 0.474	B FF 94 F FF 94 1 SAFE 1 SAFE B FF 94 S FF 94 S CU 80 2-3 ③ K		C FF 92 B CU 76 S FF 92 F FF 94 B CU 78 B CU 76 X FF 92 3-2 1-3 2-H 3-H 2B		X FF 93 0-0 ② F9			B CU 68 B FF 84 B FF 84 B FF 84 4-0 G1-6-3 BB		1	0	0	0	0	1	1
18 Chone Figgins, S (2, 7) OBP: 0.340, SLG: 0.250										1	0	1	2	0	0	0
95 Jamie Romak, R (3, PR)										1	0	0	0	1	0	1
(3, 7)																
33 Scott Van Slyke, R (1, 7) OBP: 0.362, SLG: 0.368		B FF 94 F FF 95 C CU 77 F FF 95 S FF 93 1-3 ① K	C FF 92 B CU 76 F FF 92 B FF 93 F FF 93 F FF 92 S CU 77 2-3 ③ K		B CH 85 B FF 93 S CH 84 X CH 85 2-1 ③ P5			B FF 84 X FF 84 1-0 ② G1-6-3 1-2		1	0	0	0	0	1	0
Clint Robinson, L (2, 3) OBP: 0.308, SLG: 0.423										3	0	0	0	0	1	5
5 Juan Uribe, R (1, 5) OBP: 0.261, SLG: 0.432		F FF 94 B FF 94 S FF 94 F FF 94 S CU 79 1-3 ② K2-3		C FF 91 X FF 92 0-1 ① F9		B FF 92 C SL 82 F SL 83 S SL 82 1-3 ① K		X FF 96 0-0 ③ F7		1	0	0	0	0	1	0
Joc Pederson, L (2, 8) OBP: 0.311, SLG: 0.447										3	0	0	0	0	1	1
16 Andre Ethier, L (1, 8) OBP: 0.417, SLG: 0.476		C FF 94 C CU 78 F CU 78 B FF 94 B FF 94 X CU 76 2-2 ③ G4-3		C FF 92 B CU 75 F FF 92 B CU 76 X FF 92 2-2 FC5-4 1B		C FF 93 F FF 92 B SL 82 B FF 92 B SL 84 F FF 93 B FF 92 4-2 G4-6-3 BB			X FF 93 0-0 ① F7	1	0	0	0	0	0	0
91 Corey Seager, L (2, 6) OBP: 0.375, SLG: 0.286										2	0	1	0	1	0	0
10 Justin Turner, R (1, 4) OBP: 0.477, SLG: 0.528			B SI 91 B FF 92 B FF 93 C FF 91 C FF 92 F FF 92 F FF 94 F FF 94 3-2 X CU 76 17 1B 9 FC1-2 2B	B FF 90 B FF 91 B FF 91 C FF 90 C FF 91 F FF 91 X FF 90 3-2 ② FC5-4 BB 1-2f		B FF 92 X SI 93 1-0 ② ③ G4-6-3 1-2f			B FF 93 C SI 93 X FF 93 1-1 ② G1-3	1	0	1	0	0	0	0
(2, 5)																
Miguel Rojas, R (3, PR) OBP: 0.441, SLG: 0.452										3	0	0	0	0	0	2
(3, 5)																
17 A.J. Ellis, R (1, 2) OBP: 0.289, SLG: 0.158			B FF 92 B FF 92 C FF 93 C CU 75 X FF 93 2-2 9 FC1-2 31 BB 18 2B 2-3 1B	B CH 82 B FF 92 C FF 92 B CH 80 B FF 91 4-1 1-2 BB			B FF 85 C FF 84 F CH 78 S CU 68 1-3 ① K		C SI 93 S SL 84 X SI 93 0-2 ③ L4	1	0	1	0	0	0	0
Tim Federowicz, R (3, PR) OBP: 0.200, SLG: 0.100										2	1	0	0	1	1	0
(3, 2)																

	AB	31
	R	2
	H	5
	RBI	2
	BB	5
	SO	11
	LOB	20

Inning Stats	1	2	3	4	5	6	7	8	9
	R: 0 E: 0 K: 2 S: 10	H: 1 LOB: 1 BB: 0 P: 16	R: 0 E: 0 K: 2 S: 12	H: 0 LOB: 0 BB: 0 P: 16	R: 2 E: 0 K: 2 S: 28	H: 3 LOB: 3 BB: 1 P: 46	R: 0 E: 0 K: 0 S: 13	H: 1 LOB: 2 BB: 1 P: 23	R: 0 E: 0 K: 1 S: 7	H: 0 LOB: 1 BB: 1 P: 15
	R: 0 E: 0 K: 1 S: 7	H: 0 LOB: 0 BB: 1 P: 13	R: 0 E: 0 K: 3 S: 9	H: 0 LOB: 0 BB: 0 P: 13	R: 0 E: 0 K: 0 S: 4	H: 0 LOB: 1 BB: 1 P: 10	R: 0 E: 0 K: 0 S: 6	H: 0 LOB: 0 BB: 0 P: 7		

	1B: 3	SF: 0	WP: 0	PA: 36
	2B: 2	SAC: 0	PB: 0	
	3B: 0	DP: 1	SB: 0	
	HR: 0	HBP: 0	CS: 0	

PITCHER		IP	WLS	BF	H	R	ER	SO	BB	IBB	HBP	BLK	WP	HR	S	P	ERA	WHIP
45 Tyler Skaggs, L ERA: 4.94	(1, 1)	3.2	W	18	5	2	2	6	2	0	0	0	0	0	60	97	4.91	1.909
Cory Rasmus, R ERA: 1.32	(4, 1)	1.1	H	5	0	0	0	1	1	0	0	0	0	0	10	19	0.00	0.750
63 Nick Maronde, L ERA: 3.0	(6, 1)	1.0		3	0	0	0	1	1	0	0	0	0	0	7	13	0.00	1.000
36 Jeremy Berg, R ERA:	(7, 1)	1.2		6	0	0	0	3	1	0	0	0	0	0	12	22	0.00	0.600
58 Cam Bedrosian, R ERA:	(8, 1)	0.1		1	0	0	0	0	0	0	0	0	0	0	1	1	0.00	0.000

PITCHER		IP	WLS	BF	H	R	ER	SO	BB	IBB	HBP	BLK	WP	HR	S	P	ERA	WHIP
49 Ernesto Frieri, R ERA:	(9, 1)	1.0		3	0	0	0	0	0	0	0	0	0	0	6	7	0.00	0.000

Batter	1	2	3	4	5	6	7	8	9	AB	R	H	RBI	BB	SO	LOB
56 Kole Calhoun, L (1, 9) OBP: 0.386, SLG: 0.451	B FF 87 C KC 78 F FC 84 B FF 85 B SI 88 X FC 84 3-2 ① G4-3	B FS 84 1 SAFE X FC 84 1-0 1-H 3-H HR		F FC 93 B SL 85 B FC 91 B FF 91 B FC 91 4-1 27 L4-3 BB		S SL 86 B FC 91 X SL 83 1-1 ③ G5-3				3	1	1	3	1	0	0
JB Shuck, L (8, 7) OBP: 0.300, SLG: 0.474										0	0	0	0	0	0	0
27 Mike Trout, R (1, 8) OBP: 0.460, SLG: 0.828	B FF 89 X FF 89 1-0 5 2B 1B	C FF 87 B KC 77 S FS 81 B FF 88 B FC 85 X FS 82 3-2 HR		C FC 89 X FC 90 0-1 ②③ L4-3 1-1			C SL 85 B CH 81 B FF 90 C FF 90 S FC 91 2-3 ① K			4	2	2	1	0	1	1
87 Matt Long, L (8, 9) OBP: 0.426, SLG: 0.673										0	0	0	0	0	0	0
5 Albert Pujols, R (1, 3) OBP: 0.375, SLG: 0.536	B SI 88 1 SAFE X SI 87 1-0 1-H 6 2B 2B	B KC 77 C KC 79 B FF 88 X FC 86 2-1 ② L3			B FC 89 B FC 89 C SL 83 X SL 84 2-1 ① G6-3		C FF 90 C FF 91 B SL 90 F CH 82 S CH 83 1-3 ② K			3	1	1	1	0	0	0
18 John McDonald, R (6, 6) OBP: 0.375, SLG: 0.345										1	0	0	0	0	1	0
32 Josh Hamilton, L (1, 7) OBP: 0.378, SLG: 0.606	X FC 84 0-0 ② P5	B FF 88 C KC 77 F FC 84 B FC 85 C FC 85 2-3 ③ K			B CH 85 F CH 84 B FC 91 B SL 84 S CH 84 B FF 91 4-2 6 1B BB		B FC 90 S CH 82 B CH 83 F FF 91 X CH 82 2-2 ③ G1-3			3	0	0	0	1	1	1
79 Taylor Lindsey, L (8, 4) OBP: 0.067, SLG: 0.067										0	0	0	0	0	0	0
6 David Freese, R (1, 5) OBP: 0.397, SLG: 0.302	X FS 83 0-0 2-H 2B		B SI 94 C SI 93 X SI 94 1-1 ① G6-3		B SL 82 F SL 84 B FC 90 S SL 83 X SL 83 2-2 28 BB 1-3 1B			B FC 87 B FC 87 X FC 87 2-0 2B		3	0	2	1	0	0	0
0 Collin Cowgill, R (8, 8) OBP: 0.345, SLG: 0.529										1	0	1	0	0	0	0
28 Raul Ibanez, L (1, 10) OBP: 0.274, SLG: 0.364	C SI 87 X FS 81 0-1 ③ G3		C SI 87 X SI 95 0-1 ② F8		D CH 84 B CH 83 F FF 90 B FF 91 B SL 84 4-1 47 G4-6-3 1-2 BB			X CH 80 0-0 ① P6		2	0	0	0	1	0	1
0 Brennan Boesch, L (8, PH) OBP: 0.326, SLG: 0.436										1	0	0	0	0	0	1
(9, 10)																
47 Howie Kendrick, R (1, 4) OBP: 0.403, SLG: 0.474		X SI 87 0-0 17 G5-3 56 HR 2B	C SI 95 S FS 86 B FS 86 B SI 95 B SI 95 F SI 95 X SI 95 3-2 1B		B SL 83 X FC 89 1-0 ②③ G4-6-3 1-2f			C FF 89 D SL 85 F CH 82 X FF 90 1-2 ② G6-3		3	1	2	0	0	0	3
Grant Green, R (8, 5) OBP: 0.345, SLG: 0.556										1	0	0	0	0	0	1
17 Chris Iannetta, R (1, 2) OBP: 0.440, SLG: 0.658		B FF 87 B SI 87 S FC 82 S FC 84 X FS 82 2-2 ① G5-3 2-3	C SI 95 B FS 87 B SI 94 F SI 94 B SI 95 S SI 93 3-3 ③ K			F FC 89 B FC 89 X SL 80 1-1 ① G6-3		C SL 84 B FF 90 B CH 82 B FF 90 X FF 89 3-1 ③ P6		4	0	0	0	0	1	3
2 Erick Aybar, S (1, 6) OBP: 0.417, SLG: 0.460		B FC 86 F FC 85 D FS 83 B FC 85 S FC 84 D FS 83 4-2 56 HR BB		C FF 89 F SL 83 B FF 91 B SL 85 F SL 84 X FC 92 2-2 ① G4-3		B SL 81 F FF 89 X SL 86 1-1 ② L7				1	1	0	0	1	0	0
44 Ian Stewart, L (6, 3) OBP: 0.364, SLG: 0.500										1	0	0	0	0	0	0
Inning Stats	R: 2 E: 0 K: 0 S: 9 H: 3 LOB: 1 BB: 0 P: 14	R: 4 E: 0 K: 1 S: 15 H: 3 LOB: 0 BB: 1 P: 29	R: 0 E: 0 K: 1 S: 11 H: 1 LOB: 1 BB: 0 P: 18	R: 0 E: 0 K: 0 S: 7 H: 0 LOB: 0 BB: 1 P: 13	R: 0 E: 0 K: 0 S: 9 H: 1 LOB: 2 BB: 2 P: 22	R: 0 E: 0 K: 0 S: 6 H: 0 LOB: 0 BB: 0 P: 9	R: 0 E: 0 K: 2 S: 10 H: 0 LOB: 0 BB: 0 P: 15	R: 0 E: 0 K: 0 S: 7 H: 1 LOB: 1 BB: 0 P: 13		1B: 3 2B: 5 3B: 0 HR: 2	SF: 0 SAC: 0 DP: 2 HBP: 0			WP: 0 PB: 0 SB: 0 CS: 0	PA: 35	

PITCHER		IP	WLS	BF	H	R	ER	SO	BB	IBB	HBP	BLK	WP	HR	S	P	ERA	WHIP
14 Dan Haren, R ERA: 6.0	(1, 1)	2.0	L	13	6	6	6	1	1	0	0	0	0	2	24	43	27.00	3.500
43 Brandon League, R ERA: 12.27	(3, 1)	1.0		4	1	0	0	1	0	0	0	0	0	0	11	18	0.00	1.000
Matt Magill, R ERA: 1.04	(4, 1)	3.0		11	1	0	0	0	3	0	0	0	0	0	22	44	0.00	1.333
Red Patterson, R ERA: 0.77	(7, 1)	2.0		7	1	0	0	2	0	0	0	0	0	0	17	28	0.00	0.500

PITCHER	IP	WLS	BF	H	R	ER	SO	BB	IBB	HBP	BLK	WP	HR	S	P	ERA	WHIP

BOTTOM

Los Angeles Dodgers @ Los Angeles Angels

Angel Stadium of Anaheim, Anaheim, CA

Sat Mar 29 2014, 6:09 PM - 8:56 PM PDT

Att. 43,553 - Cloudy - 69 F

livebaseballscorecards.com

AB	31
R	6
H	9
RBI	6
BB	4
SO	4
LOB	11

Batter	1	2	3	4	5	6	7	8	9	AB	R	H	RBI	BB	SO	LOB
36 Abraham Almonte, S (1, 8) OBP: 0.400, SLG: 0.600	C SI 85 F FF 87 B CU 70 F SI 89 B SI 86 B CU 72 X SI 86 3-2 5 CS 1B		C FF 86 B SI 87 X CU 69 1-1 ② G4-3		C SI 83 B CH 76 X CU 71 1-1 ③ L8		C FF 93 D CH 88 X CH 88 1-1 3-H 2B		F SI 95 B FF 94 S CH 86 S FF 94 1-3 ② K	5	0	2	1	0	1	1
5 Brad Miller, L (1, 6) OBP: 0.200, SLG: 0.200	B SI 86 1 SAFE 1 SAFE B SI 87 C CH 80 B SI 87 X SI 86 3-1 ①② P5 1-2		B FF 86 F CU 68 X CH 76 1-1 ③ P4			C CU 68 X CU 69 0-1 ① G4-3	B FF 92 C FF 93 F FF 93 X CH 87 1-2 ② P5		X SI 94 0-0 22 2B 17 HR 1B	5	1	1	0	0	0	2
22 Robinson Canó, L (1, 4) OBP: 0.600, SLG: 0.750	B CU 71 C SI 87 B CH 77 S CH 78 B SI 89 X SI 87 3-2 ③ G6-3			B SI 85 X CU 70 1-0 1B		S CH 76 X CH 76 0-1 ② L5	I IN 71 I IN 73 I IN 72 I IN 75 4-0 IBB		B SI 94 C SI 92 X CH 85 1-1 1-3 17 HR 2B	4	1	2	0	1	0	0
17 Justin Smoak, S (1, 3) OBP: 0.600, SLG: 1.500		B FF 86 B SI 88 C CH 77 C SI 85 B SL 80 F SI 87 X FF 86 3-2 15 E 55 SF9 2B		S CH 77 F FF 85 S SL 78 0-3 ① K		B SI 84 C SI 84 B SI 84 T CU 69 B FF 87 B CU 69 4-2 20 BB 15 2B BB	C FF 94 X FF 93 0-1 ③ F8		F SI 94 B SI 94 X SI 93 1-1 2-H 3-H HR	4	3	2	3	1	1	3
20 Logan Morrison, L (1, 10)		F SI 86 C CH 78 B FF 85 C SI 86 1-3 ① K		F CU 68 C SI 84 S FF 85 0-3 ② K		B CH 77 S CT 77 B SI 84 B CU 67 B CH 78 4-1 1-2 15 2B BB		S FF 93 F FF 94 B CH 87 B CH 88 S FF 96 2-3 ① K	C SI 93 B CH 88 B SI 92 B SI 94 B SI 93 4-1 55 BB 15 S 13 3B BB	3	1	0	0	2	3	2
15 Kyle Seager, L (1, 5) OBP: 0.600, SLG: 0.667		C CU 69 B SI 86 X CH 77 1-1 E4 2-3		T SI 86 X SI 87 0-1 ③ G1-3		D CH 77 X SI 84 1-0 ③ 1-H 2-H 2B		B FF 95 B FF 94 F FF 94 B FF 94 C FF 96 B FF 94 4-2 BB	B CH 85 C SI 92 B SI 92 F SI 91 F CH 86 B SI 92 B SI 91 4-2 55 BB 13 3B 1-2 BB	3	1	1	1	2	0	2
55 Michael Saunders, L (1, 9)		B SI 85 X SI 87 1-0 ② SF9 3-H			B SI 86 F CU 68 C SI 86 S SL 80 1-3 ① K		C SI 83 B CH 77 B SI 84 X SI 83 2-1 ① F8	X FF 93 0-0 ② F9	C FF 91 B SL 83 F FF 90 B SL 82 B SL 82 B SL 82 4-2 13 3B 1-2 2-3 BB	3	1	0	1	1	1	1
13 Dustin Ackley, L (1, 7) OBP: 0.600, SLG: 1.000		B SI 87 B CH 78 X FF 86 2-0 ③ F8			B CU 68 B CU 66 B SI 84 B CH 81 4-0 BB		X SI 82 0-0 3 3B 1B	C FF 94 F FF 95 F FF 94 S FF 94 0-3 ③ K	C FF 91 C FF 91 B FF 92 X SL 83 1-2 1-H 2-H 3-H 3B	4	1	2	3	1	1	2
3 Mike Zunino, R (1, 2) OBP: 0.200, SLG: 0.600			B FF 86 F FF 86 T FF 87 C FF 88 1-3 ① K		F FF 85 S SL 79 1 SAFE B FF 86 S SL 78 1-3 ② K		X SL 78 0-0 1-H 36 2B 3B		K 0-3 ③ K	5	1	1	1	0	4	2

Inning Stats																								
	R: 0	H: 1	R: 1	H: 1	R: 0	H: 0	R: 0	H: 1	R: 0	H: 0	R: 1	H: 1	R: 2	H: 3	R: 0	H: 0	R: 6	H: 4	1B: 4	SF: 1	WP: 0	PA: 45
	E: 0	LOB: 0	E: 1	LOB: 1	E: 0	LOB: 0	E: 0	LOB: 1	E: 0	LOB: 1	E: 0	LOB: 2	E: 0	LOB: 2	E: 0	LOB: 1	E: 0	LOB: 1	2B: 4	SAC: 0	PB: 0	
	K: 0	BB: 0	K: 1	BB: 0	K: 1	BB: 0	K: 2	BB: 0	K: 2	BB: 1	K: 0	BB: 1	K: 0	BB: 1	K: 2	BB: 1	K: 3	BB: 3	3B: 2	DP: 0	SB: 1	
	S: 9	P: 18	S: 11	P: 19	S: 7	P: 10	S: 9	P: 10	S: 8	P: 15	S: 8	P: 17	S: 11	P: 19	S: 10	P: 16	S: 25	P: 43	HR: 1	HBP: 0	CS: 1	

PITCHER		IP	WLS	BF	H	R	ER	SO	BB	IBB	HBP	BLK	WP	HR	S	P	ERA	WHIP
36 Jered Weaver, R ERA: 4.26	(1, 1)	6.1	L	27	6	4	3	6	3	0	0	0	0	0	56	95	4.26	1.421
59 Fernando Salas, R ERA:	(7, 1)	0.2		4	1	0	0	0	0	1	0	0	0	0	7	13	0.00	1.500
58 Michael Kohn, R ERA:	(8, 1)	1.0		4	0	0	0	2	1	0	0	0	0	0	10	16	0.00	1.000
40 Kevin Jepsen, R ERA: 67.5	(9, 1)	0.2		7	3	5	5	2	2	0	0	0	0	1	17	30	67.50	7.500
63 Nick Maronde, L ERA: 27.0	(9, 1)	0.1		3	1	1	1	1	1	0	0	0	0	0	8	13	27.00	6.000

PITCHER	IP	WLS	BF	H	R	ER	SO	BB	IBB	HBP	BLK	WP	HR	S	P	ERA	WHIP

Seattle Mariners @ Los Angeles Angels

Angel Stadium of Anaheim, Anaheim, CA

Mon Mar 31 2014, 7:16 PM - 10:31 PM PDT

Att. 44,152 - Partly Cloudy - 60 F

TOP

livebaseballscorecards.com

AB	36
R	10
H	11
RBI	10
BB	8
SO	11
LOB	15

BOTTOM

Seattle Mariners @ Los Angeles Angels

Angel Stadium of Anaheim, Anaheim, CA

Mon Mar 31 2014, 7:16 PM - 10:31 PM PDT

Att. 44,152 - Partly Cloudy - 60 F

livebaseballscorecards.com

Batter	1	2	3	4	5	6	7	8	9	AB	R	H	RBI	BB	SO	LOB
56 Kole Calhoun, L (1, 9) OBP: 0.250, SLG: 0.250	B SI 92 B SI 92 X SI 93 2-0 27 HR 1B		1 SAFE C CH 89 1 SAFE C CU 82 S CH 90 0-3 ① K		B CH 91 B CH 88 X SI 92 2-0 ① L9		1 SAFE F FF 92 B FF 91 X FF 92 1-1 ② F9			4	1	1	0	0	1	2
27 Mike Trout, R (1, 8) OBP: 0.500, SLG: 1.250	B SI 92 T SI 92 1 SAFE X SL 86 1-1 1-H HR		B SI 93 C SI 93 X FF 93 1-1 ② F9		C SI 92 B CH 90 S SI 92 F SI 90 F FF 92 B SI 92 F FF 93 B CH 90 S CH 90 3-3 ② K		C SI 90 1 SAFE X SI 90 0-1 1-2 1B			4	1	2	2	0	1	1
5 Albert Pujols, R (1, 3) OBP: 0.250, SLG: 0.500	C SI 93 B SI 93 B CH 90 S CH 90 X FF 94 2-2 ① P2		1 SAFE S SL 86 D CH 91 S CH 91 D CU 83 1 SAFE F CU 82 X FF 93 2-2 32 WP 1-H 2B		B CU 81 S CH 90 C SL 84 B CH 90 S SI 90 2-3 ③ K		C FF 94 B CU 76 X FF 96 1-1 ③ L8			4	0	1	1	0	1	2
32 Josh Hamilton, L (1, 7) OBP: 0.500, SLG: 0.333	C SI 93 S CH 90 C FF 94 0-3 ② K		S CH 91 B CH 91 B SI 93 D SI 90 B SI 92 4-1 6 S 2-3 BB			X SI 92 0-0 6 WP 1B		B CH 87 B FF 95 X FF 92 2-0 ① F8		3	0	1	0	1	1	0
6 David Freese, R (1, 5)	B SI 94 F CH 90 X SL 87 1-1 ③ G6-3		F SI 93 D CH 90 B CH 90 C SI 93 D SI 91 S CH 91 3-3 ③ K 1-2			1 SAFE B CH 89 X FF 92 1-0 ① G5-3 1-2		B FF 94 C FF 94 B CU 77 C FF 94 F FF 93 B FF 96 S FF 95 3-3 ② K		4	0	0	0	0	2	3
28 Raul Ibanez, L (1, 10)		C SI 92 S CU 82 B FF 92 B CU 82 C FF 93 2-3 ① K		C CU 79 S CH 89 F SL 84 S FF 91 0-3 ① K		S CH 89 F FF 92 B SL 86 D CH 90 T CH 90 2-2 ② K		B SI 95 S CH 88 B FF 96 X CH 88 2-1 ③ G4-3		4	0	0	0	0	3	1
47 Howie Kendrick, R (1, 4)		C SI 93 X CU 83 0-1 ② G6-3		F FF 92 B SI 94 B SL 86 C SL 85 H SI 93 3-2 HBP		B SL 85 T CH 89 F FF 92 S CH 90 1-3 ③ K		C FC 87 S CU 74 B CU 74 F FF 94 B FC 90 B FF 94 X FC 90 3-2 ① G6-3		3	0	0	0	0	1	1
17 Chris Iannetta, R (1, 2)		S SI 94 B FF 93 B SI 93 S CH 91 X SI 93 2-2 ③ P3		F SI 92 S CH 90 S CH 89 0-3 ② K			X FF 95 0-0 ① P3		F FC 88 S FC 88 S FF 93 0-3 ② K	4	0	0	0	0	2	1
2 Erick Aybar, S (1, 6) OBP: 0.250, SLG: 0.250			B SI 93 C SI 92 B CU 81 C CH 89 B FF 93 F CH 90 X FF 93 3-2 E5 5 2B	1 SAFE S CH 88 C CU 80 C CH 88 0-3 ③ K			C FF 95 X SI 95 0-1 27 1B 1B		B FC 89 B FC 88 B FF 92 C FC 91 C FC 88 F FC 88 X FC 90 3-2 ③ G3	4	1	1	0	0	1	1
Inning Stats	R: 2 E: 0 K: 1 S: 11 H: 2 LOB: 0 BB: 0 P: 17	R: 0 E: 0 K: 1 S: 8 H: 0 LOB: 0 BB: 0 P: 12	R: 1 E: 1 K: 2 S: 17 H: 1 LOB: 2 BB: 1 P: 30	R: 0 E: 0 K: 3 S: 12 H: 0 LOB: 1 BB: 0 P: 15	R: 0 E: 0 K: 2 S: 10 H: 0 LOB: 0 BB: 0 P: 17	R: 0 E: 0 K: 2 S: 8 H: 1 LOB: 1 BB: 0 P: 12	R: 0 E: 0 K: 0 S: 9 H: 2 LOB: 2 BB: 0 P: 11	R: 0 E: 0 K: 1 S: 7 H: 0 LOB: 0 BB: 0 P: 14	R: 0 E: 0 K: 1 S: 11 H: 0 LOB: 0 BB: 0 P: 17	1B: 4 2B: 1 3B: 0 HR: 1 SF: 0 SAC: 0 DP: 0 HBP: 1						

	AB	34
	R	3
	H	6
	RBI	3
	BB	1
	SO	13
	LOB	12

WP: 2 PA: 36
PB: 0
SB: 1
CS: 0

PITCHER		IP	WLS	BF	H	R	ER	SO	BB	IBB	HBP	BLK	WP	HR	S	P	ERA	WHIP
34 Félix Hernández, R ERA: 3.0	(1, 1)	6.0	W	25	4	3	2	11	1	0	1	0	2	1	66	103	3.00	0.833
31 Yoervis Medina, R ERA:	(7, 1)	0.1	H	2	1	0	0	0	0	0	0	0	0	0	3	3	0.00	3.000
41 Charlie Furbush, L ERA:	(7, 1)	0.1	H	2	1	0	0	0	0	0	0	0	0	0	4	5	0.00	3.000
54 Tom Wilhelmsen, R ERA:	(7, 1)	1.1	H	4	0	0	0	1	0	0	0	0	0	0	9	17	0.00	0.000
40 Danny Farquhar, R ERA:	(9, 1)	1.0		3	0	0	0	1	0	0	0	0	0	0	11	17	0.00	0.000

PITCHER	IP	WLS	BF	H	R	ER	SO	BB	IBB	HBP	BLK	WP	HR	S	P	ERA	WHIP

Batter	1	2	3	4	5	6	7	8	9	AB	R	H	RBI	BB	SO	LOB
36 Abraham Almonte, S (1, 8) OBP: 0.300, SLG: 0.500	C FF 91 B SI 91 C CH 85 B SI 92 F CH 86 X FF 92 2-2 ① G4-3		C CU 74 X CH 84 0-1 17 2B 1-3 2-H 2B		B SI 90 C FF 90 C SI 90 B CU 78 T FF 92 2-2 ② K		B SI 91 B SI 91 C SI 92 C SL 81 B SI 92 S CH 84 3-3 ① K		S FF 94 T FF 95 F FF 95 X CH 89 0-2 ② G1 2-3	5	1	1	1	0	2	1
5 Brad Miller, L (1, 6) OBP: 0.300, SLG: 0.900	C FF 90 F SI 91 B CU 80 B CU 79 F FF 92 B FF 91 C FF 91 3-3 ② K		S SL 81 S FF 92 B SL 82 F FF 91 B SL 82 S SL 81 2-3 ② K		C FC 88 X SI 92 0-1 HR		B SI 93 C SL 82 F SI 91 B CH 85 B CH 85 X FF 92 3-2 ② F8		X CH 89 0-0 3-H HR	5	2	2	3	0	2	2
22 Robinson Canó, L (1, 4) OBP: 0.600, SLG: 0.571	C FF 92 B FC 87 S FF 91 F SI 91 X FF 92 1-2 ③ L7		I IN 72 I IN 71 I IN 70 I IN 71 4-0 17 2B IBB		B CU 78 B FC 87 C FF 91 B SL 82 B FF 91 4-1 BB		C SI 93 C SI 92 B FF 91 B SI 92 X SL 84 2-2 1B		B FF 95 S FF 96 C SL 83 F FF 96 F FF 96 S SL 86 1-3 ③ K	3	1	1	0	2	1	0
17 Justin Smoak, S (1, 3) OBP: 0.556, SLG: 1.125		C CU 75 B SI 90 B CH 85 C CU 76 F FC 88 X FF 92 2-2 15 CS 1B	B SL 80 C CU 76 X FF 91 1-1 1-H 2-H 3-H 2B		B SI 90 F SI 90 B FF 90 F CH 83 B FC 88 S SL 82 3-3 ③ K		S SL 83 X SI 91 0-1 ③ G4-3			4	0	2	3	0	1	2
27 Corey Hart, R (1, 10) OBP: 0.250, SLG: 0.250		B CH 85 C FF 90 B SL 82 F CU 76 X FF 90 2-2 ① F7	B SI 91 F CH 85 F SL 80 X FF 91 1-2 ③ F8			B FF 89 X SI 90 1-0 7 WP 13 2B 1B		B FF 91 C FF 91 B CH 84 C SL 83 B SI 91 F SL 82 F FF 92 S CH 83 3-3 ① K		4	1	1	0	0	1	2
15 Kyle Seager, L (1, 5) OBP: 0.333, SLG: 0.286		D CU 76 C FF 90 B FF 90 F FF 92 S SL 83 2-3 ② ③ K 1-2		C FF 90 C FF 90 B SI 92 B FF 91 S CU 78 2-3 ① K		1 SAFE F CU 77 F FF 90 B SI 90 1 SAFE B SL 82 F FF 90 C FF 91 2-3 ① K		C SL 81 B SI 92 B SI 92 X SL 81 2-1 ② G1-3		4	0	0	0	0	3	2
7 Stefen Romero, R (1, 9) 55 Michael Saunders, L (8, 9)			B SI 89 B CH 84 X FF 90 2-0 ① F9 B SI 90 C CU 76 X FF 90 1-1 ② F9			S SL 81 S CU 75 B SL 80 B SI 92 D SI 92 F CU 77 S SL 81 3-3 ② K 1-2		B FF 92 B FF 92 C FF 92 B SL 83 X FF 91 3-1 ③ L5		4 0 0 0 0 1 1 0 0 0 0 0 0 0						
13 Dustin Ackley, L (1, 7) OBP: 0.667, SLG: 1.000			B FF 91 X FF 91 1-0 4 1B 36 2B 1B B CU 76 F FF 91 X SI 93 1-1 ③ L7			D CU 76 C CU 75 S SL 82 X FF 91 1-2 2-H 2B			C FF 95 F FF 95 B CH 89 B CH 91 F FF 95 B SL 83 F FF 94 B FF 95 4-2 36 G1 4 S 5 HR BB	3	2	2	1	1	0	0
4 John Buck, R (1, 2) OBP: 0.250, SLG: 0.250			C FF 89 F SL 80 1 SAFE B FF 91 X FF 91 1-2 36 2B 17 2B 1-2 1B		B CH 82 S SL 82 B FF 90 X SI 90 2-1 ① G4-3	X SL 82 0-0 ③ G1-3			1 SAFE B FF 93 1 SAFE F FF 93 B SL 81 F FF 94 F FF 93 S SL 80 2-3 ① K 1-2	4	1	1	0	0	1	2
Inning Stats	R: 0 E: 0 K: 1 S: 12 H: 0 LOB: 0 BB: 0 P: 18	R: 0 E: 0 K: 1 S: 10 H: 1 LOB: 0 BB: 0 P: 16	R: 4 E: 0 K: 1 S: 16 H: 4 LOB: 1 BB: 1 P: 28	R: 0 E: 0 K: 1 S: 7 H: 0 LOB: 0 BB: 0 P: 11	R: 1 E: 0 K: 2 S: 11 H: 1 LOB: 1 BB: 1 P: 22	R: 1 E: 0 K: 2 S: 13 H: 2 LOB: 1 BB: 0 P: 20	R: 0 E: 0 K: 1 S: 11 H: 1 LOB: 1 BB: 0 P: 19	R: 0 E: 0 K: 1 S: 9 H: 0 LOB: 0 BB: 0 P: 17	R: 2 E: 0 K: 2 S: 18 H: 1 LOB: 0 BB: 1 P: 25	1B: 5 2B: 3 3B: 0 HR: 2 SF: 0 SAC: 0 DP: 0 HBP: 0						

PITCHER	IP	WLS	BF	H	R	ER	SO	BB	IBB	HBP	BLK	WP	HR	S	P	ERA	WHIP
33 C.J. Wilson, L (1, 1) ERA: 9.53	5.2	L	26	8	6	6	8	1	1	0	0	1	1	68	114	9.53	1.588
52 Matt Shoemaker, R (6, 1) ERA:	2.1		8	1	0	0	2	0	0	0	0	0	0	21	37	0.00	0.429
58 Michael Kohn, R (9, 1) ERA: 9.0	1.0		5	1	2	2	2	1	0	0	0	0	1	18	25	18.00	2.000

PITCHER	IP	WLS	BF	H	R	ER	SO	BB	IBB	HBP	BLK	WP	HR	S	P	ERA	WHIP

TOP

Seattle Mariners @ Los Angeles Angels

Angel Stadium of Anaheim, Anaheim, CA

Tue Apr 01 2014, 7:12 PM - 10:15 PM PDT

Att. 43,567 - Partly Cloudy - 59 F

livebaseballscorecards.com

AB	36
R	8
H	10
RBI	8
BB	3
SO	12
LOB	12

1B: 5	SF: 0	WP: 1	PA: 39
2B: 3	SAC: 0	PB: 0	
3B: 0	DP: 0	SB: 1	
HR: 2	HBP: 0	CS: 1	

Batter	1	2	3	4	5	6	7	8	9	AB	R	H	RBI	BB	SO	LOB
56 Kole Calhoun, L (1, 9) OBP: 0.125, SLG: 0.125	B FF 90 F FF 90 X FF 90 1-1 ① F7		X SI 90 0-0 ② FC3-6 27 HBP 1-2f	C CH 80 C SL 87 F CH 81 S FF 93 0-3 ③ K			F SI 92 F CU 82 S CH 82 0-3 ③ K			4	0	0	0	0	2	3
27 Mike Trout, R (1, 8) OBP: 0.375, SLG: 0.714	C SI 90 B SL 87 X SI 91 1-1 ② G6-3		C CH 80 B SL 88 B SI 93 H CH 80 3-1 HBP 1-2		B SI 90 X SI 90 1-0 ① G5-3			B SI 94 C SI 94 C SI 95 B CU 77 C CU 77 2-3 ① K		3	0	0	0	0	1	0
5 Albert Pujols, R (1, 3) OBP: 0.250, SLG: 0.500	B SI 90 X FF 92 1-0 ③ G5-3		C FF 92 X SL 88 0-1 ③ L8		B CU 80 C SL 86 F SI 90 B SL 83 S SL 86 2-3 ② K			B FF 95 B SL 91 X FF 94 2-0 6 E 2B		4	1	1	0	0	1	2
32 Josh Hamilton, L (1, 7) OBP: 0.625, SLG: 0.667		B SI 90 S CH 79 B CH 81 B CU 80 F CH 77 X SL 85 3-2 47 G5-3 6 1B 1B	X FF 89 0-0 28 HR 2B	B CH 80 X CH 78 1-0 ③ G1-3			D CU 77 B CH 86 S CH 86 B CH 86 F CH 87 D CU 79 4-2 6 FC6-4 BB		3	1	2	0	1	0	0
6 David Freese, R (1, 5) OBP: 0.125, SLG: 0.125		C SI 91 B SL 88 S FF 91 D CU 83 X SI 91 2-2 1-2 1B	F FF 91 C SI 89 B CH 79 D CU 82 F FF 92 B SL 87 X SL 86 3-2 ① P3			B SI 88 C SL 84 B FF 89 X SI 88 2-1 ① G6-3		B FF 94 B SI 94 F FF 94 X FF 93 2-1 ② FC6-4 28 PO 1-2f 2-H		4	0	1	0	0	0	2
28 Raul Ibanez, L (1, 10) OBP: 0.250, SLG: 0.625		C SI 93 T CH 80 B SI 93 B CH 80 S CH 80 2-3 ① K	X FF 89 0-0 2-H HR			C CH 78 S CH 79 S CH 82 0-3 ② K		1 SAFE 0-0 ③ PO 1-2	C CH 80 X CH 80 0-1 16 G4-6-3 1B	4	1	2	2	0	2	2
47 Howie Kendrick, R (1, 4)		B SI 92 X SI 91 1-0 ② ③ G5-3 2-3f	F FF 91 X CU 82 0-1 E6 16 1B			B CU 80 X SI 92 1-0 ③ G6-3			B SI 92 C SI 92 C SI 94 S CH 83 1-3 ① K	4	0	0	0	0	1	3
16 Hank Conger, L (1, 2) OBP: 0.500, SLG: 0.500			C CU 78 S CH 80 B CH 80 B FF 92 F CH 81 X SL 88 2-2 2 FC3-6 1B	F SI 91 F CH 80 B CH 80 1 SAFE B SL 88 X CH 79 2-2 1-2 1B			X CU 78 0-0 ① P6		B CH 82 B SI 95 C SI 92 X SI 92 2-1 ② ③ G4-6-3 1-2f	4	0	2	0	0	0	1
2 Erick Aybar, S (1, 6) OBP: 0.143, SLG: 0.143			1 SAFE L SI 91 F SI 90 B CH 79 1 SAFE X CH 79 1-2 ① FC3-6 56 FC3-6 1-2f	B SI 91 C SI 89 S CH 80 T SL 88 1-2 ② K			C SI 90 S CH 80 B CH 82 X SL 85 1-2 ② G6-3			3	0	0	0	0	1	3
Inning Stats	R: 0 E: 0 K: 0 S: 5 H: 0 LOB: 0 BB: 0 P: 8	R: 0 E: 0 K: 1 S: 10 H: 2 LOB: 1 BB: 0 P: 18	R: 0 E: 0 K: 0 S: 11 H: 1 LOB: 2 BB: 0 P: 17	R: 2 E: 1 K: 2 S: 18 H: 3 LOB: 2 BB: 0 P: 24	R: 0 E: 0 K: 1 S: 5 H: 0 LOB: 0 BB: 0 P: 9	R: 0 E: 0 K: 1 S: 6 H: 0 LOB: 0 BB: 0 P: 9	R: 0 E: 0 K: 1 S: 7 H: 0 LOB: 0 BB: 0 P: 8	R: 1 E: 1 K: 1 S: 8 H: 1 LOB: 0 BB: 1 P: 18	R: 0 E: 0 K: 1 S: 7 H: 1 LOB: 0 BB: 0 P: 10	1B: 5 2B: 2 3B: 0 HR: 1 SF: 0 SAC: 0 DP: 2 HBP: 1						WP: 0 PB: 0 SB: 0 CS: 0 PA: 36	

BOTTOM

Seattle Mariners @ Los Angeles Angels

Angel Stadium of Anaheim, Anaheim, CA

Tue Apr 01 2014, 7:12 PM - 10:15 PM PDT

Att. 43,567 - Partly Cloudy - 59 F

livebaseballscorecards.com

AB	33
R	3
H	8
RBI	2
BB	1
SO	8
LOB	16

PITCHER	IP	WLS	BF	H	R	ER	SO	BB	IBB	HBP	BLK	WP	HR	S	P	ERA	WHIP
50 Erasmo Ramírez, R (1, 1) ERA: 2.57	7.0	W	28	6	2	2	6	0	0	1	0	0	1	62	93	2.57	0.857
54 Tom Wilhelmsen, R (8, 1) ERA:	0.2		4	1	1	0	1	1	0	0	0	0	0	8	18	0.00	3.000
97 Joe Beimel, L (8, 1) ERA:	0.1	H	0	0	0	0	0	0	0	0	0	0	0	0	0	0.00	0.000
56 Fernando Rodney, R (9, 1) ERA:	1.0		3	1	0	0	1	0	0	0	0	0	0	7	10	0.00	1.000

PITCHER	IP	WLS	BF	H	R	ER	SO	BB	IBB	HBP	BLK	WP	HR	S	P	ERA	WHIP

Seattle Mariners @ Los Angeles Angels

Angel Stadium of Anaheim, Anaheim, CA

Wed Apr 02 2014, 7:07 PM - 9:45 PM PDT

Att. 38,007 - Clear - 57 F

TOP

livebaseballscorecards.com

Batter	1	2	3	4	5	6	7	8	9	AB	R	H	RBI	BB	SO	LOB
36 Abraham Almonte, S (1, 8) OBP: 0.333, SLG: 0.385	B SI 90 B SI 90 C SI 91 B FF 91 B FF 91 4-1 22 BB BB		B FF 89 X SI 90 1-0 ② B5-3		D FC 81 F SI 88 C CH 79 B FC 83 F SI 90 X FC 85 2-2 ①② G5-3 1-2 2-3f	B FF 92 B FF 91 B FF 92 C FF 91 B FF 92 4-1 BB		C SL 81 B FF 89 F FF 90 F SL 81 B FF 90 F FF 90 S SL 81 2-3 ③ K		3	0	0	0	2	1	3
5 Brad Miller, L (1, 6) OBP: 0.333, SLG: 0.800	B SI 90 C FF 91 C FF 91 B CU 78 1 SAFE C SI 91 2-3 ① K		X SI 90 0-0 22 1B 2B		S CU 75 X CU 75 0-1 E7 2-H 1B	C KC 82 F CH 88 F FF 92 B FF 91 F FF 88 S FF 93 1-3 ③ K			F SI 94 B SI 94 S SI 94 B SI 94 F SI 94 S FF 93 2-3 ① K	5	1	2	1	0	3	2
22 Robinson Canó, L (1, 4) OBP: 0.600, SLG: 0.545	B SI 91 B SI 91 D CH 83 B FF 91 4-0 1-2 BB		X SI 90 0-0 2-H 1B		B SI 90 X SI 89 1-0 ③ G5-3		B FF 91 B SL 83 S FF 91 X FF 90 2-1 1B		F SI 94 C CH 88 X SI 94 0-2 ② F8	4	0	2	1	1	0	1
17 Justin Smoak, S (1, 3) OBP: 0.500, SLG: 1.077	D CH 82 B FF 91 C SI 91 S FF 91 C FF 93 2-3 ② K		B CH 82 B SI 90 X FF 90 2-0 ③ F8			B FF 90 B CH 82 B FF 90 C FF 90 X FF 91 3-1 27 7 1B 2B 1B	B FF 91 F FF 91 B CH 87 T FF 92 S FF 91 2-3 ① K		F CH 88 F CH 88 X FF 94 0-2 HR	5	2	2	1	0	2	4
27 Corey Hart, R (1, 10) OBP: 0.333, SLG: 0.667	B SI 93 B CH 83 B SI 92 S SI 91 C SI 91 F SI 94 X FC 87 3-2 ③ F9			B FC 82 F SI 89 S SI 91 S CH 84 1-3 ① K		B SI 89 S CH 82 F FF 91 X CH 80 1-2 7 2B 3 HR 1-2 1B	X FF 91 0-0 ② F8		F SI 94 C SI 94 B SL 85 B SI 94 F FF 94 B FF 95 X SI 94 3-2 HR	5	2	2	1	0	1	3
7 Stefen Romero, R (1, 9) OBP: 0.286, SLG: 0.429 55 Michael Saunders, L (6, 9)		B FF 86 X FF 88 1-0 ① P4		C CH 83 X SI 92 0-1 13 G4-6-3 1B		X FF 93 0-0 3 HR 1-3 2-H 2B	C FF 91 B FF 91 F SL 83 B FF 90 D SL 83 X FF 90 3-2 ③ L6		X FF 94 0-0 ③ F7	3 2	1 0	2 0	1 0	0 0	0 0	0 1
13 Dustin Ackley, L (1, 7) OBP: 0.462, SLG: 0.636		B SI 89 C SI 90 X SI 91 1-1 ② G4-3	B SI 90 B SI 90 C SI 90 1 SAFE 1 SAFE X FF 90 2-1 ②③ G4-6-3 1-2f		X CH 86 0-0 ① G1-3		B SI 88 F SI 87 B FF 89 C FF 90 X FF 90 2-2 ① L7		4	0	0	0	0	0	3
3 Mike Zunino, R (1, 2) OBP: 0.333, SLG: 0.889		C SI 89 F FF 91 B FF 92 S CH 84 1-3 ③ K	B CH 82 C SI 88 F FF 88 X CH 81 1-2 36 G5-3 8 BB 1B		X KC 86 0-0 2-H 3-H HR		S SI 88 F SI 89 B SI 88 X SL 81 1-2 ② G1-3		4	1	2	3	0	1	0
8 Willie Bloomquist, R (1, 5) OBP: 0.500, SLG: 0.333			B FF 85 C SI 89 X CH 83 1-1 ① F8		B FF 86 B CH 81 B FF 88 C FF 88 B FF 88 4-1 36 G5-3 5 E 1-2 BB	C FF 92 F KC 85 F FF 93 B CH 87 S FF 92 1-3 ② K		X SI 87 0-0 1B	3	1	1	0	1	1	0

Inning Stats																				
	R: 0 E: 0 K: 2 S: 11	H: 0 LOB: 2 BB: 2 P: 26	R: 0 E: 0 K: 1 S: 6	H: 0 LOB: 0 BB: 0 P: 9	R: 1 E: 0 K: 0 S: 6	H: 2 LOB: 1 BB: 0 P: 10	R: 0 E: 0 K: 1 S: 7	H: 1 LOB: 0 BB: 0 P: 10	R: 1 E: 1 K: 0 S: 11	H: 2 LOB: 1 BB: 1 P: 19	R: 4 E: 0 K: 2 S: 18	H: 4 LOB: 1 BB: 1 P: 28	R: 0 E: 0 K: 1 S: 9	H: 1 LOB: 1 BB: 0 P: 16	R: 0 E: 0 K: 1 S: 12	H: 1 LOB: 1 BB: 0 P: 17	R: 2 E: 0 K: 1 S: 15	H: 2 LOB: 0 BB: 0 P: 20	1B: 8 2B: 2 3B: 0 HR: 3	SF: 0 SAC: 0 DP: 2 HBP: 0	WP: 0 PB: 0 SB: 0 CS: 0	PA: 42

	AB	38
	R	8
	H	13
	RBI	8
	BB	4
	SO	9
	LOB	17

PITCHER		IP	WLS	BF	H	R	ER	SO	BB	IBB	HBP	BLK	WP	HR	S	P	ERA	WHIP
53 Héctor Santiago, L ERA: 7.2	(1, 1)	5.0	L	23	7	4	4	4	3	0	0	0	0	0	46	83	7.20	2.000
59 Fernando Salas, R ERA: 10.8	(6, 1)	1.0		6	2	2	2	2	1	0	0	0	0	1	13	19	18.00	3.000
63 Nick Maronde, L ERA: 6.75	(7, 1)	1.0		4	1	0	0	1	0	0	0	0	0	0	9	16	0.00	1.000
38 Joe Smith, R ERA:	(8, 1)	1.0		4	1	0	0	1	0	0	0	0	0	0	12	17	0.00	1.000
49 Ernesto Frieri, R ERA: 18.0	(9, 1)	1.0		5	2	2	2	1	0	0	0	0	0	2	15	20	18.00	2.000

PITCHER		IP	WLS	BF	H	R	ER	SO	BB	IBB	HBP	BLK	WP	HR	S	P	ERA	WHIP

Batter	1	2	3	4	5	6	7	8	9	AB	R	H	RBI	BB	SO	LOB
56 Kole Calhoun, L (1, 9) OBP: 0.167, SLG: 0.250	C FC 91 B FF 92 X FF 92 1-1 5 G5-4-3 2B	B FF 95 X FC 89 1-0 ③ L4			C FF 93 C FC 88 B KC 82 F FF 95 X FC 90 1-2 ① G3			B FF 94 C FF 94 T FF 95 S FF 90 1-3 K 27 3B	4	1	1	0	0	1	0
27 Mike Trout, R (1, 8) OBP: 0.500, SLG: 1.000	B FF 92 B FF 92 B FF 94 B FF 93 4-0 5 G5-4-3 BB			F FF 94 B CH 88 F FF 94 B FF 96 B FF 96 F FF 97 X FF 97 3-2 2B		B FF 96 B CH 88 C FF 96 F FF 96 F KC 82 X FF 97 2-2 ② L9			B FF 94 C FF 93 F FF 94 D SL 89 D CH 88 F FF 94 X FF 94 3-2 1-H 6 SF9 3B	3	1	2	1	1	0	0
5 Albert Pujols, R (1, 3) OBP: 0.167, SLG: 0.333	C FF 92 S CH 88 B FF 95 X FC 89 1-2 ① ② G5-4-3 1-2f 2-3			C FF 95 D CH 90 B FF 96 S FF 95 B KC 81 S FF 96 3-3 ① K		F FF 96 S FF 96 F KC 82 X FF 98 0-2 ③ L7			S SL 89 F CH 89 X FF 94 0-2 ① L8	4	0	0	0	0	1	4
6 David Freese, R (1, 5) OBP: 0.167, SLG: 0.100	B FF 94 D CH 88 X FF 94 2-0 ③ L8			B FF 96 B CH 89 D KC 82 C CH 90 C KC 81 D KC 83 4-2 BB			B FF 93 B FF 93 C FF 94 X FF 94 2-1 ① G6-3		B FF 93 B SL 89 B FF 94 C FF 94 X FF 94 3-1 ② SF9 3-H	2	0	0	1	1	0	1
32 Josh Hamilton, L (1, 7) OBP: 0.417, SLG: 0.400		C FC 89 S FC 89 S KC 81 0-3 ① K2-3		B FC 89 B FF 96 F FC 89 F KC 82 D KC 83 S FC 90 3-3 ② K			B FC 90 C FF 96 F FC 89 F KC 83 S KC 83 1-3 ② K		F FF 94 B FF 95 B CH 90 B FF 95 F FF 95 S CH 88 3-3 ③ K	4	0	0	0	0	4	2
47 Howie Kendrick, R (1, 4)		B FF 94 X FF 94 1-0 ② G6-3		C FF 96 S KC 83 B FF 98 T FC 91 1-2 ③ K			C FF 96 X FF 97 0-1 ③ G1-3			3	0	0	0	0	1	2
28 Raul Ibanez, L (1, 10) OBP: 0.182, SLG: 0.455		L FC 90 T KC 82 F FC 91 B FF 96 F FC 90 S KC 83 1-3 ③ K2-3			B FC 88 C FC 88 F FF 94 S KC 82 1-3 ① K			C FF 87 C SL 78 B FF 89 F CU 72 X SL 79 1-2 ① G5-3		3	0	0	0	0	2	0
17 Chris Iannetta, R (1, 2)			F FF 92 B FF 94 X FF 94 1-1 ① G5-3		F FF 94 B FF 94 F FF 96 S KC 83 1-3 ② K			X FF 86 0-0 ② F9		3	0	0	0	0	1	0
2 Erick Aybar, S (1, 6) OBP: 0.100, SLG: 0.100			B FF 95 C FF 93 X CH 89 1-1 ② B5-3		F FF 95 S CH 89 C FF 97 0-3 ③ K			C FF 85 X SI 84 0-1 ③ G1-3		3	0	0	0	0	1	0
Inning Stats	R: 0 H: 1 E: 0 LOB: 1 K: 0 BB: 1 S: 6 P: 14	R: 0 H: 0 E: 0 LOB: 0 K: 2 BB: 0 S: 9 P: 11	R: 0 H: 0 E: 0 LOB: 0 K: 0 BB: 0 S: 5 P: 8	R: 0 H: 1 E: 0 LOB: 2 K: 3 BB: 1 S: 15 P: 29	R: 0 H: 0 E: 0 LOB: 0 K: 3 BB: 0 S: 9 P: 11	R: 0 H: 0 E: 0 LOB: 0 K: 0 BB: 0 S: 12 P: 15	R: 0 H: 0 E: 0 LOB: 0 K: 1 BB: 0 S: 8 P: 11	R: 0 H: 0 E: 0 LOB: 0 K: 0 BB: 0 S: 7 P: 8	R: 2 H: 1 E: 0 LOB: 0 K: 2 BB: 0 S: 15 P: 25	1B: 0 SF: 1 2B: 2 SAC: 0 3B: 1 DP: 1 HR: 0 HBP: 0						

PITCHER		IP	WLS	BF	H	R	ER	SO	BB	IBB	HBP	BLK	WP	HR	S	P	ERA	WHIP
65 James Paxton, L	(1, 1)	7.0	W	24	2	0	0	9	2	0	0	0	0	0	64	99	0.00	0.571
ERA:																		
97 Joe Beimel, L	(8, 1)	1.0		3	0	0	0	0	0	0	0	0	0	0	7	8	0.00	0.000
ERA:																		
45 Hector Noesí, R	(9, 1)	1.0		5	1	2	2	2	0	0	0	0	1	0	15	25	18.00	1.000
ERA: 18.0																		

PITCHER	IP	WLS	BF	H	R	ER	SO	BB	IBB	HBP	BLK	WP	HR	S	P	ERA	WHIP

BOTTOM

Seattle Mariners @ Los Angeles Angels

Angel Stadium of Anaheim, Anaheim, CA

Wed Apr 02 2014, 7:07 PM - 9:45 PM PDT

Att. 38,007 - Clear - 57 F

livebaseballscorecards.com

AB	29
R	2
H	3
RBI	2
BB	2
SO	11
LOB	9

WP: 1	PA: 32		
PB: 0			
SB: 0			
CS: 0			

Batter	1	2	3	4	5	6	7	8	9	AB	R	H	RBI	BB	SO	LOB
56 Kole Calhoun, L (1, 9) OBP: 0.167, SLG: 0.389	C SI 92 B SI 92 X CH 84 1-1 G3 ①	C SI 90 B CU 79 X SI 90 1-1 FC5-2 27 BB ② 1-2 2-3 3-Hf	F CU 79 B CH 87 X SI 89 1-1 G4-3 ③			C FF 89 1 SAFE 1 SAFE X CH 82 0-1 F8 ①	B CH 83 F CH 83 X SI 90 1-1 1-H HR		C CH 85 S CH 86 B SL 87 B CH 86 X FC 94 2-2 G3-1 ③	6	1	1	2	0	0	5
27 Mike Trout, R (1, 8) OBP: 0.529, SLG: 1.071	B SI 93 X SI 93 1-0 HR	D CU 81 D SL 87 D SL 88 B SI 93 4-0 1-2 2-3 3-H BB		C FF 91 B FC 88 B SI 92 B FC 88 X FF 91 3-1 F8 ①		D CH 83 B FF 90 X SI 90 2-0 F8 ②	C FC 88 C SL 80 X FF 90 0-2 1B			4	1	2	2	1	0	1
5 Albert Pujols, R (1, 3) OBP: 0.176, SLG: 0.294 7 Collin Cowgill, R (7, 7)	B SI 93 C SL 88 F FF 92 B SI 92 X SI 93 2-2 G5-3 ②	B SI 93 C SI 92 B SI 92 D SI 92 X SI 94 3-1 G5-3 ③		S FF 92 F FC 88 F FF 91 B SL 82 X SL 82 1-2 G5-3 ②		B FF 89 1 SAFE F FF 90 1 SAFE X FC 85 1-1 32 HR 1-2 1B	X SL 85 0-0 L6 ③			5 0	1 0	1 0	0 0	0 0	0 0	4 0
32 Josh Hamilton, L (1, 7) OBP: 0.563, SLG: 0.769 44 Ian Stewart, L (7, 3)	C SI 92 B CH 86 B SL 89 B CH 85 B CH 83 4-1 6 WP BB		B SI 89 F CH 82 B SI 91 B SI 90 F SI 90 X SI 89 3-2 6 1B 47 2B 1B	C CU 77 F FC 88 B FF 92 X SL 81 1-2 6 FC6-4 1B		B CH 83 2 SAFE X FC 87 1-0 1-H 2-H HR	X FC 92 0-0 P5 ①			3 1	2 0	3 0	3 0	1 0	0 0	0 0
6 David Freese, R (1, 5) OBP: 0.188, SLG: 0.143 8 John McDonald, R (8, PH) OBP: 1.000, SLG: 1.000 (8, 5)	B SI 92 F SL 87 B SL 87 F SI 93 C SI 93 2-3 K ③ 1-2		X SI 91 0-0 47 2B 17 2B 1B 1-3	B SI 91 F FF 90 S FC 87 X FF 91 1-2 FC6-4 ③ 1-2f		F SI 91 F FF 89 X SI 90 0-2 F9 ③		C FC 92 C FC 93 X FC 93 0-2 28 FC4-6 1B		4 1	1 0	1 1	0 0	0 0	1 0	2 0
28 Raul Ibanez, L (1, 10) OBP: 0.188, SLG: 0.375		B SI 91 B SI 89 C SL 84 B SL 86 X SI 91 3-1 17 BB 47 1B 56 FC5-2 1B	B SI 89 D SL 86 C SI 92 F SI 91 D SL 85 1 SAFE F SI 91 1 SAFE S SI 90 3-3 K ①		B FF 91 C SI 91 S SL 82 S FC 91 1-3 K ①		B FF 89 X FC 85 1-0 L4 ①	C FC 93 B CH 85 X FC 93 1-1 FC4-6 ② 1-2f		5	0	1	0	0	2	3
47 Howie Kendrick, R (1, 4) OBP: 0.188, SLG: 0.200		B SI 91 X SL 84 1-0 56 FC5-2 17 BB 27 BB 1B 1-2	X SI 91 0-0 17 2B 2 SF9 2B 1-3 3-H		B CU 78 F FF 91 X FF 91 1-1 F9 ②		C CU 76 C FC 86 B SL 80 T FC 89 1-2 K ② C SL 86 X FC 92 0-1 L4 ③			5	2	2	1	0	1	1
17 Chris Iannetta, R (1, 2) OBP: 0.250, SLG: 0.364		B SI 91 F SI 90 B SI 91 B SI 91 D SL 87 4-1 27 BB 56 FC5-2 1-2 2-3 BB	S SI 91 B SL 86 S SI 90 B SI 92 F SI 91 D SI 92 F SI 92 X SI 93 3-2 2-3 3-H 2B		S FF 91 B SL 79 F FF 91 B FF 91 S CH 84 2-3 K ③		C CU 77 F FF 89 B CH 84 X FF 90 1-2 2 1B 2B		C FC 91 C SL 85 B CH 84 X SL 86 1-2 P4 ①	4	1	2	1	1	1	0
2 Erick Aybar, S (1, 6) OBP: 0.200, SLG: 0.154		D CU 81 C SI 91 C SI 91 D CU 82 C SI 92 2-3 K ①	X SI 89 0-0 SF9 ② 3-H		B SI 89 F FC 88 B CH 84 B FF 90 F CH 84 B SI 91 4-2 5 1B 32 HR BB	X FF 90 0-0 56 HR 2-H 1B			B CH 84 X FC 93 1-0 L6 ②	3	2	1	2	1	1	3
Inning Stats	R: 1 E: 0 K: 1 S: 10 H: 1 LOB: 1 BB: 1 P: 20	R: 1 E: 0 K: 1 S: 11 H: 2 LOB: 3 BB: 2 P: 29	R: 3 E: 0 K: 1 S: 17 H: 4 LOB: 1 BB: 0 P: 27	R: 0 E: 0 K: 0 S: 12 H: 1 LOB: 1 BB: 0 P: 18	R: 0 E: 0 K: 2 S: 8 H: 0 LOB: 0 BB: 0 P: 12	R: 3 E: 0 K: 0 S: 11 H: 2 LOB: 0 BB: 1 P: 19	R: 3 E: 0 K: 1 S: 14 H: 4 LOB: 1 BB: 0 P: 18	R: 0 E: 0 K: 0 S: 8 H: 1 LOB: 1 BB: 0 P: 9	R: 0 E: 0 K: 0 S: 7 H: 0 LOB: 0 BB: 0 P: 11	1B: 9 2B: 3 3B: 0 HR: 3 SF: 1 SAC: 0 DP: 0 HBP: 0						

TOP

Los Angeles Angels @ Houston Astros

Minute Maid Park, Houston, TX

Fri Apr 04 2014, 7:11 PM - 10:45 PM CDT

Att. 15,611 - Partly Cloudy - 73 F

livebaseballscorecards.com

AB	41
R	11
H	15
RBI	11
BB	4
SO	6
LOB	19

PITCHER		IP	WLS	BF	H	R	ER	SO	BB	IBB	HBP	BLK	WP	HR	S	P	ERA	WHIP
64 Lucas Harrell, R ERA: 15.0	(1, 1)	3.0	L	19	7	5	5	3	3	0	0	0	1	1	38	76	15.00	3.333
36 Jerome Williams, R ERA: 11.57	(4, 1)	3.2		19	7	6	6	3	1	0	0	0	0	2	44	66	14.73	2.182
45 Anthony Bass, R ERA:	(7, 1)	2.1		8	1	0	0	0	0	0	0	0	0	0	16	21	0.00	0.429

PITCHER	IP	WLS	BF	H	R	ER	SO	BB	IBB	HBP	BLK	WP	HR	S	P	ERA	WHIP

WP: 1	PB: 0	SB: 0	CS: 0	PA: 46													

Batter	1	2	3	4	5	6	7	8	9	AB	R	H	RBI	BB	SO	LOB
8 Alex Presley, L (1, 8) OBP: 0.167, SLG: 0.167	B FF 97 B FC 96 C FC 96 S SI 96 T SI 96 S SI 97 2-3 ① K		C SI 97 C SL 88 S CU 80 0-3 ③ K2-3		X FF 95 0-0 ① 27 BB 19 BB 1-3 1B	F CH 86 C KC 85 X FF 88 0-2 ③ G4-3			C SL 81 S FF 91 S CH 84 0-3 ① K	5	0	1	0	0	3	3
19 Robbie Grossman, S (1, 9) OBP: 0.294, SLG: 0.286	B FF 97 F FF 97 S SL 87 B CU 79 B FF 96 S FC 98 3-3 ② K			B FF 95 X SI 96 1-0 ① G5-3	B SL 86 B FF 95 C FF 95 B FF 96 F SI 95 D FF 95 4-2 27 BB 1-2 BB		C FC 95 B FC 94 S FC 95 F FF 96 C CH 88 1-3 ① K		C SI 91 B CH 87 S SI 90 B SI 91 B CH 87 C FF 91 3-3 ② K	4	0	0	0	1	3	0
27 Jose Altuve, R (1, 4) OBP: 0.500, SLG: 0.462 6 Jonathan Villar, S (8, 6) OBP: 0.364, SLG: 0.500	X FC 97 0-0 ③ L9			C FC 96 B SL 87 X FC 96 1-1 23 BB 1B	B FC 95 F FC 95 B FC 94 B FC 95 B FC 95 4-1 1-2 2-3 3-H BB		B FC 95 C SL 83 B FC 95 S FC 95 X FF 94 2-2 23 WP 2B		B SI 90 F SI 90 F FF 90 F SL 82 X SI 91 1-2 2B	3 1	0 0	2 1	1 0	1 0	0 0	0 0
18 Marc Krauss, L (1, 7)		B FC 96 B SI 95 B FF 94 B FC 96 4-0 14 WP 14 1B BB		C FF 96 C FC 96 X FC 96 0-2 ② F7	C SL 86 S SL 87 F CU 78 B FC 94 F FC 95 F SL 86 B FC 95 F SL 86 F FC 95 2-3 ③ C CU 78 K		B FF 94 S FF 94 F FF 95 S CH 84 1-3 ② K		C FF 91 B SI 90 C SI 91 S SL 82 1-3 ③ K	4	0	0	0	1	3	6
23 Chris Carter, R (1, 10) OBP: 0.333, SLG: 0.250		C FC 95 F FC 95 B SL 85 S SL 86 1-3 ① K		B FC 97 B FC 96 F FC 96 B FC 96 T FC 96 B SL 87 4-2 14 FC6-4 1-2 BB		S FF 92 C FF 92 B KC 86 B FF 92 X FF 93 2-2 22 1B 2B	B FC 95 B FC 95 C FC 94 D SL 83 S FC 94 F FC 95 F SL 80 B FC 96 4-2 2-3 BB			2	0	1	0	2	1	1
14 Jesus Guzman, R (1, 3) OBP: 0.250, SLG: 0.625		C FC 95 C FC 96 B SL 85 B SL 87 B FC 96 X FC 96 3-2 ② 1-H 1B		S FC 97 F SL 87 B SL 86 B FC 96 X CU 77 2-2 ③ FC6-4 1-2f	B FF 93 C FF 93 S KC 85 S KC 86 1-3 ① K		S FC 95 F FC 95 D SL 85 B FF 95 F FF 95 X SL 83 2-2 ③ F8			4	0	1	0	0	1	5
22 Carlos Corporán, S (1, 2) OBP: 0.167, SLG: 0.167		C CU 78 F FC 96 D SL 86 B CU 79 F FF 96 S SL 87 2-3 ③ K2-3			B SI 96 X FF 97 1-0 ① F7	B CH 88 S KC 87 X CH 88 1-1 30 BB 2-3 1B		F SI 92 X CH 84 0-1 ① G3-1		4	0	1	0	0	1	1
30 Matt Dominguez, R (1, 5) OBP: 0.267, SLG: 0.333			B FC 96 B FC 97 C FC 96 B FC 96 F FC 96 X FC 97 3-2 ① G6-3	B FF 96 C FC 95 B SL 88 B FC 95 F FC 95 F FC 95 B FC 95 4-2 8 1B 27 BB BB	B FF 93 C FF 91 B KC 86 F FF 91 B FF 94 F CH 88 F FF 93 B CH 88 4-2 1-2 BB			C FF 93 C FF 92 B SI 93 B FF 92 F CH 84 T SI 93 2-2 ② K		2	1	0	0	2	1	0
9 Marwin Gonzalez, S (1, 6) (8, 4)			B SI 97 C FF 96 B FF 96 X SI 95 2-1 ② L8		F FF 95 F SI 96 F FC 95 S CU 78 0-3 ② K	B FF 92 C FF 92 B FF 92 F CH 88 F FF 88 F FF 92 S CH 87 2-3 ② K		F CH 84 X CH 82 0-1 ③ G6-3		4	0	0	0	0	2	4
Inning Stats	R: 0 E: 0 K: 2 S: 8 H: 0 LOB: 0 BB: 0 P: 13	R: 0 E: 0 K: 2 S: 10 H: 1 LOB: 1 BB: 1 P: 20	R: 0 E: 0 K: 1 S: 8 H: 0 LOB: 0 BB: 0 P: 13	R: 0 E: 0 K: 0 S: 11 H: 1 LOB: 2 BB: 1 P: 19	R: 1 E: 0 K: 2 S: 20 H: 1 LOB: 3 BB: 3 P: 35	R: 0 E: 0 K: 2 S: 20 H: 2 LOB: 3 BB: 1 P: 30	R: 0 E: 0 K: 2 S: 18 H: 1 LOB: 2 BB: 1 P: 28	R: 0 E: 0 K: 1 S: 8 H: 0 LOB: 0 BB: 0 P: 10	R: 0 E: 0 K: 3 S: 13 H: 1 LOB: 1 BB: 0 P: 18	1B: 4 2B: 3 3B: 0 HR: 0 SF: 0 SAC: 0 DP: 0 HBP: 0						WP: 2 PB: 0 SB: 0 CS: 0 PA: 40	

PITCHER		IP	WLS	BF	H	R	ER	SO	BB	IBB	HBP	BLK	WP	HR	S	P	ERA	WHIP
Garrett Richards, R ERA: 1.8	(1, 1)	5.0	W	22	3	1	1	7	5	0	0	0	1	0	57	100	1.80	1.600
59 Fernando Salas, R ERA: 6.75	(6, 1)	1.0		6	2	0	0	2	1	0	0	0	0	0	20	30	0.00	3.000
58 Michael Kohn, R ERA: 6.0	(7, 1)	1.0		5	1	0	0	2	1	0	0	0	1	0	18	28	0.00	2.000
40 Kevin Jepsen, R ERA: 27.0	(8, 1)	1.0		3	0	0	0	1	0	0	0	0	0	0	8	10	0.00	0.000
63 Nick Maronde, L ERA: 3.86	(9, 1)	1.0		4	1	0	0	3	0	0	0	0	0	0	13	18	0.00	1.000

PITCHER	IP	WLS	BF	H	R	ER	SO	BB	IBB	HBP	BLK	WP	HR	S	P	ERA	WHIP

BOTTOM

Los Angeles Angels @ Houston Astros

Minute Maid Park, Houston, TX

Fri Apr 04 2014, 7:11 PM - 10:45 PM CDT

Att. 15,611 - Partly Cloudy - 73 F

livebaseballscorecards.com

AB	33
R	1
H	7
RBI	1
BB	7
SO	15
LOB	20

Batter	1	2	3	4	5	6	7	8	9	AB	R	H	RBI	BB	SO	LOB
7 Collin Cowgill, R (1, 9) OBP: 0.333, SLG: 0.667	C FF 89 B SI 91 C FF 91 B SI 91 X SI 91 2-2 ① G3-1		X FF 90 0-0 ① F9		B SI 90 F SI 90 C CH 78 F SL 80 B CH 78 X SI 90 2-2 6 1B 2B	B CH 83 F SI 94 F SL 88 S SL 85 1-3 ② K		T SL 88 B SL 88 X SI 95 1-1 27 S 3-H 1B		3	1	1	0	0	0	0
56 Kole Calhoun, L (6, PH) (6, 9) OBP: 0.200, SLG: 0.400										2	0	1	1	0	1	2
27 Mike Trout, R (1, 8) OBP: 0.455, SLG: 0.842	C FF 90 F FF 88 B SL 80 B FF 87 B FF 91 F SI 90 F SI 88 X SI 91 3-2 5 G6-4-3 1B		C FF 90 B FF 90 C FC 86 B SI 87 B SL 82 S CH 80 3-3 ② K		S CH 79 F FC 87 F SL 82 S CH 79 0-3 ① K	F SL 88 F SI 94 D SL 87 B SI 95 X SI 94 2-2 ③ G4-3		C SL 87 S SI 94 B SI 95 S SI 94 1-3 ② K 1-2		5	0	1	0	0	3	4
5 Albert Pujols, R (1, 3) OBP: 0.227, SLG: 0.333	X SI 91 0-0 ② ③ G6-4-3 1-2f		B SL 80 C SI 88 X SI 90 1-1 32 1B 2B		C SI 89 F FC 86 D SL 82 S CH 80 1-3 ② K		C SI 94 B SL 86 C SI 94 H SI 93 2-2 6 FC9-4 HBP	C SL 89 X SI 94 0-1 ③ G6-3		4	0	1	0	0	1	3
6 David Freese, R (1, 10) OBP: 0.286, SLG: 0.222		X FF 88 0-0 47 2B 1B	D CH 79 B CH 79 C SL 79 B FF 89 S CH 80 B CH 79 4-2 32 1B BB		C SL 79 D CH 79 X SL 80 1-1 32 HR 2-H 1B		B SI 93 X SL 87 1-0 ① FC9-4 32 E 1-2f		B KC 79 F FF 95 C FF 95 T FF 95 1-2 ① K	4	2	2	1	1	1	1
32 Josh Hamilton, L (1, 7) OBP: 0.571, SLG: 0.889		C SI 90 B SL 78 S SL 80 B SL 80 B SL 80 C SI 91 3-3 ① K	F SL 79 B SL 80 X SI 91 1-1 1-2 2-3 1B		X SL 79 0-0 1-H HR		S CH 82 S SL 85 D SL 84 B SL 85 X SI 94 2-2 FC4 1-2		B CH 78 X FF 96 1-0 47 1B 1B	5	1	3	2	0	1	2
47 Howie Kendrick, R (1, 4) OBP: 0.238, SLG: 0.300		X SI 90 0-0 2 G1-3 1-H 2B	S SL 80 D SL 81 X CH 80 1-1 ③ F9		B FC 86 X CH 80 1-0 ③ G5-3		C SL 88 B SI 94 B SI 95 F SI 94 F SL 87 T SI 93 2-2 ② K		C FF 96 C KC 80 F FF 95 X FF 96 0-2 1-3 1B	5	0	2	1	0	1	5
17 Chris Iannetta, R (1, 2) OBP: 0.235, SLG: 0.267		S CH 80 B SI 89 S CH 81 B CH 78 B FF 90 B CH 80 4-2 2 G1-3 BB		X FF 89 0-0 ① G6-3		C SI 93 X SI 92 0-1 ① G5-3	C SL 89 C SL 88 B SL 87 F SI 93 B SI 94 X SI 94 2-2 ③ G6-3		B KC 79 F FF 95 D KC 80 S FF 95 S FF 95 2-3 ② K	4	0	0	0	1	1	4
2 Erick Aybar, S (1, 6) OBP: 0.250, SLG: 0.333		B SI 90 B CH 81 B SI 90 C SI 90 F SI 90 F SI 91 X SI 90 3-2 ② G1-3 1-2 2-3		C FF 90 B CH 78 S SI 88 S SL 81 1-3 ② K		B SI 94 X CH 84 1-0 8 1B 1B		X SI 93 0-0 56 1B 3B	B FF 95 B KC 81 B CH 77 F FF 94 X FF 95 3-1 ③ G3-1	5	1	2	0	0	1	4
8 John McDonald, R (1, 5) OBP: 0.400, SLG: 0.400		C CH 80 F FF 87 X SL 82 0-2 ③ G5-3		B SL 79 B FF 90 C FF 89 B SI 90 X FF 89 3-1 ③ G5-3		B SI 93 1 SAFE 1 SAFE X SI 92 1-0 1-3 1B		S SI 93 F SI 95 B SI 95 S SL 86 1-3 ① K		4	0	1	0	0	1	3
Inning Stats	R: 0 E: 0 K: 0 S: 9 H: 1 LOB: 0 BB: 0 P: 14	R: 1 E: 0 K: 1 S: 14 H: 2 LOB: 2 BB: 1 P: 24	R: 0 E: 0 K: 1 S: 12 H: 2 LOB: 3 BB: 1 P: 22	R: 0 E: 0 K: 1 S: 6 H: 0 LOB: 0 BB: 0 P: 10	R: 3 E: 0 K: 2 S: 15 H: 3 LOB: 0 BB: 0 P: 20	R: 0 E: 0 K: 1 S: 10 H: 2 LOB: 2 BB: 0 P: 15	R: 0 E: 1 K: 1 S: 14 H: 0 LOB: 2 BB: 0 P: 23	R: 1 E: 0 K: 2 S: 11 H: 2 LOB: 1 BB: 0 P: 14	R: 0 E: 0 K: 2 S: 13 H: 2 LOB: 2 BB: 0 P: 20	1B: 9 2B: 3 3B: 1 HR: 1 SF: 0 SAC: 0 DP: 1 HBP: 1						

PITCHER		IP	WLS	BF	H	R	ER	SO	BB	IBB	HBP	BLK	WP	HR	S	P	ERA	WHIP
60 Dallas Keuchel, L ERA: 7.2	(1, 1)	5.0	L	24	8	4	4	5	2	0	0	0	0	1	56	90	7.20	2.000
37 Matt Albers, R ERA:	(6, 1)	2.0		10	2	0	0	2	0	0	1	0	0	0	24	38	0.00	1.000
50 Chad Qualls, R ERA: 9.0	(8, 1)	1.0		5	2	1	1	2	0	0	0	0	0	0	11	14	9.00	2.000
35 Josh Fields, R ERA:	(9, 1)	1.0		5	2	0	0	2	0	0	0	0	0	0	13	20	0.00	2.000

PITCHER	IP	WLS	BF	H	R	ER	SO	BB	IBB	HBP	BLK	WP	HR	S	P	ERA	WHIP

TOP

Los Angeles Angels @ Houston Astros

Minute Maid Park, Houston, TX

Sat Apr 05 2014, 6:14 PM - 9:15 PM CDT

Att. 28,515 - Roof Closed - 73 F

livebaseballscorecards.com

AB	41
R	5
H	14
RBI	5
BB	2
SO	11
LOB	28

WP: 0 PA: 44
PB: 0
SB: 1
CS: 0

BOTTOM

Los Angeles Angels @ Houston Astros

Minute Maid Park, Houston, TX

Sat Apr 05 2014, 6:14 PM - 9:15 PM CDT

Att. 28,515 - Roof Closed - 73 F

livebaseballscorecards.com

Batter	1	2	3	4	5	6	7	8	9	AB	R	H	RBI	BB	SO	LOB
6 Jonathan Villar, S (1, 6) OBP: 0.333, SLG: 0.429	F SI 93 X SI 93 0-1 ① G1-3		C SI 92 X CH 85 0-1 E3 19 G6-3 1B		B SI 91 X SI 91 1-0 ② F9			C SI 91 F CU 75 F FF 92 S CU 78 0-3 ② K		4	0	1	0	0	1	2
19 Robbie Grossman, S (1, 8) OBP: 0.238, SLG: 0.222	B FF 94 X FF 94 1-0 ② F9		C CH 80 X SI 92 0-1 ② G6-3 2-3		C CU 74 X SI 93 0-1 ③ G4-3			C SI 91 S CU 74 X FF 92 0-2 ③ G3		4	0	0	0	0	0	3
27 Jose Altuve, R (1, 4) OBP: 0.500, SLG: 0.438	C SI 94 X SI 94 0-1 ① 14 S 14 E 1B		S CH 85 C CU 76 X SI 92 0-2 ③ G5-3			B SI 91 B FF 91 B SI 92 B FF 90 4-0 14 G5-4-3 BB			B SI 87 C SI 87 B SL 81 C SI 87 X SL 81 2-2 ① F8	3	1	1	0	1	0	1
14 Jesus Guzman, R (1, 7) OBP: 0.167, SLG: 0.417	C FF 93 1 SAFE 1 SAFE B SI 93 B SI 93 B FF 92 F FF 93 X FF 93 3-2 E5 1-H			B CH 84 C SI 92 B CU 75 F SI 92 F CU 78 C CU 78 2-3 ① K		C SI 90 B CU 74 X CH 84 1-1 ①② G5-4-3 1-2f			C SI 88 X SI 88 0-1 ② G1-3	4	0	0	0	0	1	1
23 Chris Carter, R (1, 3) OBP: 0.263, SLG: 0.188	B FF 93 S FF 93 B SI 92 C FF 92 S CU 77 2-3 ③ K			B CH 85 X SI 93 1-0 ② G5-3		B CU 74 B SI 91 C SI 91 S SI 92 C SI 92 2-3 ③ K			C SI 88 C SL 80 B SI 89 F SL 80 T SI 88 1-2 ③ K	4	0	0	0	0	3	1
30 Matt Dominguez, R (1, 10) OBP: 0.222, SLG: 0.267		C FF 92 X SI 93 0-1 ① L9		C FF 92 B CU 78 B CH 86 S SI 90 B CU 78 X SI 93 3-2 ③ F8			C CU 71 F CH 84 B SI 91 B SI 92 S CU 75 2-3 ① K			3	0	0	0	0	1	0
28 L.J. Hoes, R (1, 9) OBP: 0.500, SLG: 1.000		B SI 93 X FF 93 1-0 ② G5-3			B FF 91 B SI 91 B SI 91 C FF 90 C SI 92 F SI 92 X CU 76 3-2 22 G4-3 1B		X CH 84 0-0 ② P6			3	0	1	0	0	0	0
22 Carlos Corporán, S (1, 2) OBP: 0.111, SLG: 0.111		B SI 93 C CH 85 F FF 93 X CU 77 1-2 ③ G1-3			F SI 92 B CU 76 X SI 92 1-1 ① G4-3 1-2		B CU 74 X SI 92 1-0 ③ L9			3	0	0	0	0	0	1
9 Marwin Gonzalez, S (1, 5) OBP: 0.143, SLG: 0.143			X SI 92 0-0 ① F7		B CH 85 B SI 92 X SI 91 2-0 1B			C CH 82 C CU 74 B CU 75 X SI 92 1-2 ① G6-3		3	0	1	0	0	0	0

	AB	31
	R	1
	H	4
	RBI	0
	BB	1
	SO	6
	LOB	9

Inning Stats	1	2	3	4	5	6	7	8	9
	R: 1 H: 1 E: 1 LOB: 1 K: 1 BB: 0 S: 11 P: 17	R: 0 H: 0 E: 0 LOB: 0 K: 0 BB: 0 S: 6 P: 8	R: 0 H: 1 E: 1 LOB: 1 K: 0 BB: 0 S: 8 P: 8	R: 0 H: 0 E: 0 LOB: 0 K: 1 BB: 0 S: 8 P: 14	R: 0 H: 2 E: 0 LOB: 2 K: 0 BB: 0 S: 10 P: 17	R: 0 H: 0 E: 0 LOB: 0 K: 1 BB: 1 S: 5 P: 12	R: 0 H: 0 E: 0 LOB: 0 K: 1 BB: 0 S: 5 P: 8	R: 0 H: 0 E: 0 LOB: 0 K: 1 BB: 0 S: 10 P: 11	R: 0 H: 0 E: 0 LOB: 0 K: 1 BB: 0 S: 9 P: 12

1B: 4	SF: 0	WP: 0	PA: 32
2B: 0	SAC: 0	PB: 0	
3B: 0	DP: 1	SB: 1	
HR: 0	HBP: 0	CS: 0	

PITCHER	IP	WLS	BF	H	R	ER	SO	BB	IBB	HBP	BLK	WP	HR	S	P	ERA	WHIP
45 Tyler Skaggs, L (1, 1)	8.0	W	29	4	1	0	5	1	0	0	0	0	0	63	95	0.00	0.625
ERA:																	
38 Joe Smith, R (9, 1)	1.0		3	0	0	0	1	0	0	0	0	0	0	9	12	0.00	0.000
ERA:																	

PITCHER	IP	WLS	BF	H	R	ER	SO	BB	IBB	HBP	BLK	WP	HR	S	P	ERA	WHIP

Batter	1	2	3	4	5	6	7	8	9	AB	R	H	RBI	BB	SO	LOB
56 Kole Calhoun, L (1, 9) OBP: 0.160, SLG: 0.320	B FF 87 B FF 88 C FC 86 C FC 86 F FF 88 F CU 76 F FC 88 X CU 75 2-2 ① F7		F CU 74 X FC 87 0-1 ②③ L6-4 2-2		D CU 76 B CH 86 C FC 86 S CU 76 B FF 88 F CU 77 X FC 87 3-2 ③ G4-3			B FC 94 F FC 93 C CH 88 B FF 95 B FC 94 X FC 92 3-2 ② F8	S SI 94 B SI 94 C SI 94 F SL 88 S SL 88 1-3 ③ K2-3	5	0	0	0	0	1	5
27 Mike Trout, R (1, 8) OBP: 0.385, SLG: 0.696	C FF 88 B FC 86 B SI 89 B FC 87 X FC 89 3-1 ② G1-3			B FF 88 F FC 88 F FC 88 X CH 84 1-2 ① G4-3		B CU 75 C CU 75 S FF 86 B FC 86 X FC 88 2-2 ① F9		B SL 85 C SL 86 X FC 93 1-1 ③ L8		4	0	0	0	0	0	0
5 Albert Pujols, R (1, 3) OBP: 0.231, SLG: 0.320	C FC 86 F SI 89 B SI 87 B CU 76 X FF 88 2-2 ③ G6-3			B CU 76 B CU 76 F SI 87 X FC 86 2-1 ② F7		B CU 73 X FF 87 1-0 ② P3			B FC 93 C FC 92 X CH 86 1-1 32 2B 28 1B 1B	4	1	1	0	0	0	0
32 Josh Hamilton, L (1, 7) OBP: 0.560, SLG: 0.864		T CU 74 B CH 85 B CH 82 F CU 74 B SI 88 X CU 74 3-2 ① G3-1		B FF 88 F CH 86 X CU 74 1-1 6 FC1-4 1B		B FC 84 B CH 83 F CU 74 X FC 87 2-1 ③ G4-3			B FC 94 X FC 93 1-0 1-3 28 1B 2B	4	1	2	0	0	0	0
6 David Freese, R (1, 5) OBP: 0.240, SLG: 0.182		C FC 84 S FF 88 X FC 87 0-2 ② G6-3		1 SAFE B FC 85 C CU 74 X SI 87 1-1 ③ FC1-4 1-2f			C FC 84 F FC 84 X CU 73 0-2 ① F7		F FC 95 B FC 94 B FC 93 T FC 94 X FC 94 2-2 ① L6	4	0	0	0	0	0	3
28 Raul Ibanez, L (1, 10) OBP: 0.250, SLG: 0.368		X FC 85 0-0 ③ B1-3			B FC 85 F FC 86 B CU 75 F CU 74 S SI 88 2-3 ① K		C CU 73 B CH 82 B FC 85 C CU 73 F SI 86 B CU 75 B FC 85 4-2 47 FC5-4 BB		B FC 94 S FC 95 D SL 88 X FC 94 2-1 47 1B 2 1B 1B 2-H 3-H	3	1	1	2	1	1	0
47 Howie Kendrick, R (1, 4) OBP: 0.320, SLG: 0.348			B SI 87 C CU 73 H SI 88 2-1 56 L6-4 16 S HBP		F FC 86 X FC 82 0-1 16 1B 2 G4-3 1B		C CU 73 X CU 72 0-1 ② FC5-4 16 S 1-2f		F FC 94 S SL 85 D SL 88 B FC 94 X SL 85 2-2 2 1B 1-2	3	1	2	0	0	0	1
16 Hank Conger, L (1, 2) OBP: 0.375, SLG: 0.375			B CU 71 B CH 85 F SI 87 C CU 75 X FC 86 2-2 ① F7 1-2		1 SAFE F CU 74 1 SAFE B SI 87 C CU 74 X FC 88 1-2 2 G4-3 1B 1-3		B CU 71 C CH 86 X CH 86 1-1 ③ G4-3 1-2		B SI 94 C SI 92 X SL 86 1-1 ② L8	4	0	1	0	0	0	4
2 Erick Aybar, S (1, 6) OBP: 0.292, SLG: 0.333			B CU 74 C CU 74 B FC 86 B CU 74 B FC 88 4-1 BB		C CU 74 F SI 88 1 SAFE F CU 75 D CU 72 X FC 87 1-2 ② G4-3 1-2 3-H			C FC 93 X FC 95 0-1 ① L4	F SI 95 B SL 87 C SI 94 X SL 88 1-2 1-2 2-H 1B	3	0	1	2	1	0	1
Inning Stats	R: 0 E: 0 K: 0 S: 11 H: 0 LOB: 0 BB: 0 P: 18	R: 0 E: 0 K: 0 S: 7 H: 0 LOB: 0 BB: 0 P: 10	R: 0 E: 0 K: 0 S: 7 H: 0 LOB: 1 BB: 1 P: 15	R: 0 E: 0 K: 0 S: 9 H: 1 LOB: 1 BB: 0 P: 14	R: 1 E: 0 K: 1 S: 16 H: 2 LOB: 1 BB: 0 P: 23	R: 0 E: 0 K: 0 S: 6 H: 0 LOB: 0 BB: 0 P: 11	R: 0 E: 0 K: 0 S: 10 H: 0 LOB: 1 BB: 1 P: 15	R: 0 E: 0 K: 0 S: 7 H: 0 LOB: 0 BB: 0 P: 11	R: 3 E: 0 K: 1 S: 20 H: 5 LOB: 2 BB: 0 P: 31	1B: 7 2B: 2 3B: 0 HR: 0 SF: 0 SAC: 0 DP: 1 HBP: 1						

PITCHER		IP	WLS	BF	H	R	ER	SO	BB	IBB	HBP	BLK	WP	HR	S	P	ERA	WHIP
46 Scott Feldman, R ERA: 0.66	(1, 1)	7.0	W	26	3	1	1	1	2	0	1	0	0	0	66	106	1.29	0.714
45 Anthony Bass, R ERA: 7.36	(8, 1)	1.1		8	4	3	3	0	0	0	0	0	0	0	18	30	20.25	3.000
50 Chad Qualls, R ERA: 6.75	(9, 1)	0.2	S	3	1	0	0	1	0	0	0	0	0	0	9	12	0.00	1.500

PITCHER	IP	WLS	BF	H	R	ER	SO	BB	IBB	HBP	BLK	WP	HR	S	P	ERA	WHIP

TOP

Los Angeles Angels @ Houston Astros

Minute Maid Park, Houston, TX

Sun Apr 06 2014, 1:17 PM - 4:06 PM CDT

Att. 14,786 - Roof Closed - 73 F

livebaseballscorecards.com

AB	34
R	4
H	8
RBI	4
BB	2
SO	2
LOB	14

WP: 0	PA: 37
PB: 0	
SB: 2	
CS: 0	

Batter	1	2	3	4	5	6	7	8	9	AB	R	H	RBI	BB	SO	LOB
6 Jonathan Villar, S (1, 6) OBP: 0.368, SLG: 0.588	C FF 84 H FC 84 1-1 19 L1-6-3 19 S 15 HR HBP	X CU 70 0-0 ① B2	S CU 70 X FF 86 0-1 ② F8	1 SAFE X SL 82 0-0 1-H HR						3	2	1	2	0	0	0
19 Robbie Grossman, S (1, 7) OBP: 0.200, SLG: 0.182	B FF 86 C CU 69 F FF 87 B FF 87 X FF 88 2-2 ① L1-6-3 1-3	C FF 86 B SI 86 F FF 86 F CH 77 B SL 78 B CH 76 C CU 68 3-3 ② K	B FF 84 S CH 78 C FF 85 F SI 85 B CH 77 B FF 87 S CH 78 3-3 ③ K	B SL 83 C FF 91 S FF 91 S FF 91 1-3 ③ K						4	0	0	0	0	3	1
15 Jason Castro, L (1, 2) OBP: 0.333, SLG: 0.417	D CU 69 D CU 70 C CH 80 B FF 86 X FF 82 3-1 3-H HR	F FF 86 B FF 86 F FF 86 C FF 87 1-3 ③ K	F SL 78 C FF 85 B CH 79 B CH 78 X CH 76 2-2 ① G2-3	B FF 90 F FF 90 X SL 84 1-1 ① G6-3						4	1	1	2	0	1	0
27 Jose Altuve, R (1, 4) OBP: 0.417, SLG: 0.350	X FC 88 0-0 ② G6-3	B FC 86 B FC 85 F FC 86 S SL 80 B CU 71 F FC 87 X CH 77 3-2 ① F7	B SL 81 B FC 86 S SL 82 X FC 86 2-1 ② G5-3	C SL 84 B FF 91 X FF 92 1-1 ② G3-1						4	0	0	0	0	0	0
14 Jesus Guzman, R (1, 3) OBP: 0.250, SLG: 0.625	F FC 88 B FF 87 S FC 87 B SL 79 S FF 86 2-3 ③ K	C CU 68 X FC 87 0-1 HR	B FC 85 C SL 79 B SL 79 C CH 77 F FF 86 B FF 86 X CH 77 3-2 E1 1B	B FF 92 C FF 92 X FF 91 1-1 ③ G6-3						4	1	2	1	0	1	0
18 Marc Krauss, L (1, 10)	C FF 87 C CU 71 B FC 84 B SL 80 F CU 68 B FF 86 X FF 86 3-2 ① P2	B FF 88 C CU 68 C FF 86 B CH 78 B SI 85 F CH 78 S FF 89 3-3 ② K	F SL 81 S SL 83 X SL 83 0-2 ③ F7							3	0	0	0	0	1	1
30 Matt Dominguez, R (1, 5) OBP: 0.238, SLG: 0.444	B SL 79 C FC 88 F FF 86 B CU 71 B SL 79 X SL 78 3-2 HR	B CH 79 C FC 86 B CH 81 X FC 87 2-1 ③ F8		B FF 91 C SL 82 X FF 91 1-1 ① L7						3	1	1	1	0	0	0
8 Alex Presley, L (1, 8) OBP: 0.200, SLG: 0.400	B FF 89 F FF 86 X CU 70 1-1 ② F8	C FF 84 X CU 70 0-1 HR	C FF 92 B FF 91 B SI 92 C SL 81 X SL 86 2-2 ② F7							3	1	1	1	0	0	0
28 L.J. Hoes, R (1, 9) OBP: 0.444, SLG: 0.750	C FC 88 X FC 86 0-1 ③ F7	C FC 86 F FC 87 B SL 79 F FF 86 S CH 76 1-3 ① K		X FF 91 0-0 6 HR 1B						3	1	1	0	0	1	0
Inning Stats	R: 2 E: 0 K: 1 S: 10 H: 1 LOB: 0 BB: 0 P: 18	R: 1 E: 0 K: 0 S: 11 H: 1 LOB: 0 BB: 0 P: 18	R: 0 E: 0 K: 2 S: 8 H: 0 LOB: 0 BB: 0 P: 12	R: 1 E: 0 K: 1 S: 12 H: 1 LOB: 0 BB: 0 P: 20	R: 1 E: 0 K: 2 S: 12 H: 1 LOB: 0 BB: 0 P: 16	R: 0 E: 1 K: 0 S: 12 H: 1 LOB: 1 BB: 0 P: 19	R: 2 E: 0 K: 1 S: 10 H: 2 LOB: 0 BB: 0 P: 14	R: 0 E: 0 K: 0 S: 6 H: 0 LOB: 0 BB: 0 P: 9		1B: 2 2B: 0 3B: 0 HR: 5 SF: 0 SAC: 0 DP: 0 HBP: 1						

PITCHER	IP	WLS	BF	H	R	ER	SO	BB	IBB	HBP	BLK	WP	HR	S	P	ERA	WHIP
36 Jered Weaver, R (1, 1) ERA: 6.0	5.2	L	23	5	5	5	6	0	0	1	0	0	4	62	100	7.94	0.882
52 Matt Shoemaker, R (6, 1) ERA: 3.86	2.1		9	2	2	2	1	0	0	0	0	0	1	19	26	7.71	0.857

PITCHER	IP	WLS	BF	H	R	ER	SO	BB	IBB	HBP	BLK	WP	HR	S	P	ERA	WHIP

BOTTOM

Los Angeles Angels @ Houston Astros

Minute Maid Park, Houston, TX

Sun Apr 06 2014, 1:17 PM - 4:06 PM CDT

Att. 14,786 - Roof Closed - 73 F

livebaseballscorecards.com

AB	31
R	7
H	7
RBI	7
BB	0
SO	7
LOB	2

1B: 2	SF: 0	WP: 0	PA: 32
2B: 0	SAC: 0	PB: 0	
3B: 0	DP: 0	SB: 1	
HR: 5	HBP: 1	CS: 0	

Batter	1	2	3	4	5	6	7	8	9	AB	R	H	RBI	BB	SO	LOB
56 Kole Calhoun, L (1, 9) OBP: 0.233, SLG: 0.429	B FF 96 B FF 95 B FF 95 C FF 94 B FF 95 4-1 32 BB 5 FC6 28 G3-1 BB	B FC 95 C FF 95 B KC 80 F FC 95 T FC 95 2-2 ③ K			C FF 92 B FF 94 B FC 92 X FC 91 2-1 HR		C CH 82 B FF 92 B CH 82 B FF 92 B FF 92 4-1 5 F8 27 1B 28 1B BB	F FF 92 B CH 84 X FF 92 1-1 ② P5		3	3	1	1	2	1	0
27 Mike Trout, R (1, 8) OBP: 0.387, SLG: 0.630	B FF 94 S FF 96 1 SAFE B FF 95 F FF 96 F FF 96 C FC 96 2-3 ① K		C FC 96 B KC 80 B FC 94 B FC 94 B FC 94 4-1 28 G3-1 32 BB BB		B FF 93 C KC 77 F FF 94 B FC 93 X KC 80 2-2 ① G5-3		C FF 92 X ST 84 0-1 5 F8 28 1B 1-2 1B	S ST 84 C FF 93 B ST 80 S FF 93 1-3 ③ K		4	1	1	0	1	2	1
5 Albert Pujols, R (1, 3) OBP: 0.226, SLG: 0.333 8 John McDonald, R (9, PR) OBP: 0.400, SLG: 0.400 (9, 5)	F FC 95 D KC 80 1 SAFE X FC 94 1-1 FC6 28 G3-1 32 BB 47 1B 1-2		F FC 94 B FC 94 B FC 94 1 SAFE X FF 95 2-1 ① P5		B KC 78 C FC 93 X FF 94 1-1 ② G1-3		X FF 91 0-0 ① F8 1-2 2-3		C FF 91 B FF 92 X FF 91 1-1 32 1B 2B	5 0	1 1	1 0	0 0	0 0	0 0	4 0
32 Josh Hamilton, L (1, 10) OBP: 0.600, SLG: 0.833	F FF 95 B FF 96 B KC 80 C FC 96 B FC 96 B FF 96 4-2 28 G3-1 47 1B 1-2 2-3 BB		B FF 94 B FF 94 B FF 94 B FC 93 4-0 28 G3-1 1-2 BB		X FC 92 0-0 E3		I ST 64 I ST 68 I IN 67 I IN 68 4-0 28 1B 47 1B IBB		S CH 83 B KC 76 C CH 83 B FF 92 F CH 82 X FF 92 2-2 47 FC6-4 2-H 1B	2	2	1	1	3	0	0
28 Raul Ibanez, L (1, 7) OBP: 0.250, SLG: 0.348 7 Collin Cowgill, R (7, 7) OBP: 0.250, SLG: 0.500	D KC 79 C FF 95 B FF 96 F FC 95 F FC 96 X FC 95 2-2 ② G3-1 1-2 2-3 3-H		X FF 94 0-0 ② G3-1 1-2 2-3		C FC 92 1 SAFE B FF 93 F FF 94 B KC 78 X FF 93 2-2 ③ G6-3		S ST 82 D ST 84 C FF 92 F ST 82 F FF 92 X ST 80 1-2 44 F8 47 1B 1-3 2-H 3-H 1B		S FF 93 T FF 92 S ST 82 0-3 ① K	4 1	0 0	1 0	3 0	0 0	0 1	5 2
47 Howie Kendrick, R (1, 4) OBP: 0.333, SLG: 0.357	C KC 79 X FC 96 0-1 2-H 3-H 1B		B FC 94 C KC 79 X KC 82 1-1 ③ G6-3			C KC 76 X KC 77 0-1 ① G5-3	X KC 76 0-0 1-2 3-H 1B		C FF 92 S ST 81 B FF 92 X ST 82 1-2 ② FC6-4 1-2f	5	0	2	3	0	0	4
44 Ian Stewart, L (1, 5) OBP: 0.167, SLG: 0.500 (9, 3)	B FC 95 S FC 95 S KC 77 C KC 80 1-3 ③ K			C KC 78 B KC 78 T FC 94 X FC 94 1-2 ① G5-3		X FC 93 0-0 17 SF9 3B	C FF 91 C FF 92 D KC 75 F FF 92 D CH 83 X FF 92 2-2 ② F8 2-3		B CH 84 F FF 92 F ST 84 S CH 79 1-3 ③ K	5	1	1	0	0	2	5
17 Chris Iannetta, R (1, 2) OBP: 0.190, SLG: 0.222		S FF 96 X FF 96 0-1 ① P4		B KC 79 C FC 94 S FC 93 B KC 80 S FC 94 2-3 ② K		C KC 78 F FC 93 F KC 79 B FC 93 X FC 94 1-2 ② SF9 3-H	1 SAFE S FF 91 C FF 91 D ST 83 F FF 93 B FF 90 F FF 92 C ST 84 2-3 ③			3	0	0	1	0	2	2
2 Erick Aybar, S (1, 6) OBP: 0.250, SLG: 0.280		X FF 96 0-0 ② F8		C FC 93 B FC 95 B FC 94 C FC 94 X FC 93 2-2 ③ G3		B CH 80 X FC 92 1-0 ③ G4-3		C CH 81 X FF 91 0-1 ① F7		4	0	0	0	0	0	0
Inning Stats	R: 3 H: 1 E: 0 LOB: 1 K: 2 BB: 2 S: 18 P: 32	R: 0 H: 0 E: 0 LOB: 0 K: 1 BB: 0 S: 6 P: 8	R: 0 H: 0 E: 0 LOB: 2 K: 0 BB: 2 S: 6 P: 17	R: 0 H: 0 E: 0 LOB: 0 K: 1 BB: 0 S: 9 P: 14	R: 1 H: 1 E: 1 LOB: 1 K: 0 BB: 0 S: 11 P: 18	R: 1 H: 1 E: 0 LOB: 0 K: 0 BB: 0 S: 8 P: 10	R: 3 H: 3 E: 0 LOB: 2 K: 1 BB: 2 S: 19 P: 32	R: 0 H: 0 E: 0 LOB: 0 K: 1 BB: 0 S: 7 P: 9	R: 1 H: 2 E: 0 LOB: 2 K: 2 BB: 0 S: 15 P: 20	1B: 5 SF: 1 2B: 1 SAC: 0 3B: 1 DP: 0 HR: 1 HBP: 0						

Los Angeles Angels @ Houston Astros

Minute Maid Park, Houston, TX

Mon Apr 07 2014, 1:10 PM - 3:54 PM CDT

Att. 17,936 - Sunny - 65 F

TOP

livebaseballscorecards.com

AB	36
R	9
H	8
RBI	9
BB	6
SO	8
LOB	23

WP: 0 PA: 43
PB: 0
SB: 0
CS: 0

PITCHER		IP	WLS	BF	H	R	ER	SO	BB	IBB	HBP	BLK	WP	HR	S	P	ERA	WHIP
48 Jarred Cosart, R ERA: 4.09	(1, 1)	6.0	L	27	3	5	5	4	4	0	0	0	0	1	58	99	7.50	1.167
41 Brad Peacock, R ERA: 7.11	(7, 1)	3.0		16	5	4	4	4	1	1	0	0	0	0	41	61	12.00	2.000

PITCHER	IP	WLS	BF	H	R	ER	SO	BB	IBB	HBP	BLK	WP	HR	S	P	ERA	WHIP

Batter	1	2	3	4	5	6	7	8	9	AB	R	H	RBI	BB	SO	LOB
6 Jonathan Villar, S (1, 6) OBP: 0.348, SLG: 0.524	B FF 89 C SI 88 F CH 85 B SL 84 B SI 91 S SI 91 3-3 ① **K**		B CU 77 X CH 85 1-0 ③ **G6-3**			F CU 75 B SI 90 C SI 91 B SI 91 B SL 84 X CH 85 3-2 ② **F8**		B SI 90 S CU 74 D CH 85 F FC 85 B FC 86 F CU 74 X CH 85 3-2 ③ 1-3 **1B**		4	0	1	0	0	1	0
19 Robbie Grossman, S (1, 8) OBP: 0.172, SLG: 0.154	C FF 90 X CH 85 0-1 ② **G1-3**			C SI 89 B CU 74 X CH 83 1-1 ① **L8**		C CU 76 C CU 76 B SI 90 B SL 82 F CH 87 C SI 92 2-3 ③ **K**			B FF 95 B FF 94 C FF 94 B FF 94 X FF 94 3-1 ① **P6**	4	0	0	0	0	1	0
27 Jose Altuve, R (1, 4) OBP: 0.357, SLG: 0.292	C SI 90 X SI 91 0-1 ③ **G3-1**			C CU 75 B CH 84 F SI 90 F CU 78 C SI 93 1-3 ② **K**			C CU 76 B SI 89 B CH 85 F SL 82 B SI 90 X FC 87 3-2 ① **F8**		C FF 94 X SL 84 0-1 ② **G5-3**	4	0	0	0	0	1	0
15 Jason Castro, L (1, 10) OBP: 0.263, SLG: 0.313		B FF 90 B CU 76 C CU 76 X SI 90 2-1 ① **G6-3**		X SI 91 0-0 ③ **G4-3**			B CU 76 B SI 90 S SI 90 B CU 77 S CH 84 S CU 77 3-3 ② **K**		B FF 95 C FF 94 B SL 84 C SL 87 S FF 94 2-3 ③ **K**	4	0	0	0	0	2	0
14 Jesus Guzman, R (1, 7) OBP: 0.263, SLG: 0.632		C FF 92 B CU 76 B CH 85 B SI 91 X CH 85 3-1 **2B**			C CU 75 C SI 90 B SI 90 F CU 75 F FC 86 X CU 79 1-2 ① **L9**		B CH 80 X CU 75 1-0 ③ **L1-3**			3	0	1	0	0	0	0
23 Chris Carter, R (1, 3) OBP: 0.273, SLG: 0.263		C CU 75 B CH 84 C CU 76 C SL 83 1-3 ② **K**			B SI 91 C CH 86 X SI 90 1-1 **2B**			B FF 89 C CH 84 F FC 86 B CU 72 S FC 87 2-3 ① **K**		3	0	1	0	0	2	1
30 Matt Dominguez, R (1, 5) OBP: 0.208, SLG: 0.381		B SI 90 C CH 83 B SI 90 B CH 85 C CU 75 X SI 90 3-2 ③ **G1-3**			B CH 84 B SI 90 B CH 84 C SI 89 X CH 84 3-1 ② **F7**			B FC 86 C SI 90 B SI 90 X FC 86 2-1 ② **L9**		3	0	0	0	0	0	2
22 Carlos Corporán, S (1, 2) OBP: 0.167, SLG: 0.417			C SI 90 X FC 86 0-1 ① **G1-3**		X SI 89 0-0 ③ **L6**			B SI 90 C FC 86 X CU 76 1-1 **HR**		3	1	1	1	0	0	1
28 L.J. Hoes, R (1, 9) OBP: 0.417, SLG: 0.600			B CU 74 B SI 90 C CH 85 S FC 87 B FC 88 C SI 91 3-3 ② **K**			C CU 74 B CH 85 B FC 86 X SI 90 2-1 ① **G4-3**		B CH 83 B SI 89 B FC 85 C FF 88 F CH 86 F CU 77 F SI 91 B SL 84 4-2 6 1B **BB**		2	0	0	0	1	1	0
Inning Stats	R: 0 E: 0 K: 1 S: 7 H: 0 LOB: 0 BB: 0 P: 10	R: 0 E: 0 K: 1 S: 10 H: 1 LOB: 1 BB: 0 P: 19	R: 0 E: 0 K: 1 S: 6 H: 0 LOB: 0 BB: 0 P: 10	R: 0 E: 0 K: 1 S: 7 H: 0 LOB: 0 BB: 0 P: 9	R: 0 E: 0 K: 0 S: 10 H: 1 LOB: 1 BB: 0 P: 15	R: 0 E: 0 K: 1 S: 9 H: 0 LOB: 0 BB: 0 P: 16	R: 0 E: 0 K: 1 S: 7 H: 0 LOB: 0 BB: 0 P: 14	R: 1 E: 0 K: 1 S: 15 H: 2 LOB: 2 BB: 1 P: 27	R: 0 E: 0 K: 1 S: 7 H: 0 LOB: 0 BB: 0 P: 12	1B: 1 2B: 2 3B: 0 HR: 1 SF: 0 SAC: 0 DP: 0 HBP: 0						WP: 0 PB: 0 SB: 0 CS: 0 PA: 31

PITCHER		IP	WLS	BF	H	R	ER	SO	BB	IBB	HBP	BLK	WP	HR	S	P	ERA	WHIP
33 C.J. Wilson, L ERA: 4.61	(1, 1)	8.0	W	28	4	1	1	7	1	0	0	0	0	1	71	120	1.12	0.625
49 Ernesto Frieri, R ERA: 9.0	(9, 1)	1.0		3	0	0	0	1	0	0	0	0	0	0	7	12	0.00	0.000

PITCHER	IP	WLS	BF	H	R	ER	SO	BB	IBB	HBP	BLK	WP	HR	S	P	ERA	WHIP

BOTTOM

Los Angeles Angels @ Houston Astros

Minute Maid Park, Houston, TX

Mon Apr 07 2014, 1:10 PM - 3:54 PM CDT

Att. 17,936 - Sunny - 65 F

livebaseballscorecards.com

AB	30
R	1
H	4
RBI	1
BB	1
SO	8
LOB	4

Batter	1	2	3	4	5	6	7	8	9	AB	R	H	RBI	BB	SO	LOB
56 Kole Calhoun, L (1, 9) OBP: 0.235, SLG: 0.406	C FF 90 S CH 86 X FC 89 0-2 G6-3		C FF 92 S KC 80 S KC 81 0-3 K			S FC 87 X FC 89 0-1 5 WP 1B		C FC 91 F CU 77 B CU 77 S FC 90 1-3 K		4	0	1	0	0	2	0
27 Mike Trout, R (1, 8) OBP: 0.371, SLG: 0.581	C FF 92 F FF 94 B FF 95 X FF 95 1-2 5 HR 1B		C FF 94 B CH 87 S FF 95 X KC 82 1-2 G4-3			B FF 92 1 SAFE C FF 93 C FF 94 1 SAFE D CU 84 S CU 83 2-3 K		C FF 95 F CH 87 B CU 79 B FF 94 S FF 96 2-3 K		4	1	1	0	0	2	1
5 Albert Pujols, R (1, 3) OBP: 0.286, SLG: 0.438	B FF 93 X FF 92 1-0 1-H HR		C FF 94 B KC 83 B FC 89 B FF 94 X FF 95 3-1 G5-3			C FF 93 F FF 93 B CU 83 F CU 84 1 SAFE D CU 85 B FF 93 B CU 83 4-2 6 G5-4-3 1-2 BB			B SI 94 B SI 92 B SI 94 C SI 94 B SI 93 4-1 6 BB	2	1	1	2	2	0	0
6 David Freese, R (1, 5) OBP: 0.276, SLG: 0.320 7 Collin Cowgill, R (9, PR) OBP: 0.250, SLG: 0.500	C FF 93 X CH 86 0-1 HR			C FF 93 B FF 93 B FF 94 F FF 93 B KC 82 S FF 95 3-3 K		B FF 94 B FF 93 S FF 93 X FF 94 2-1 G5-4-3 1-2f			C SI 93 B CH 82 F SI 94 B CH 83 B SI 95 B SI 94 4-2 1-2 BB	3 0	1 0	1 0	1 0	1 0	1 0	2 0
32 Josh Hamilton, L (1, 7) OBP: 0.545, SLG: 0.741 44 Ian Stewart, L (9, PH) OBP: 0.143, SLG: 0.429	B FC 88 X FF 94 1-0 F7			C KC 80 F FC 90 S FC 90 0-3 K			C SI 93 X CH 84 0-1 G6-3		C CH 84 B CH 83 S SI 96 S SI 97 1-3 K	3 1	0 0	0 0	0 0	0 0	1 1	0 2
47 Howie Kendrick, R (1, 4) OBP: 0.294, SLG: 0.313	X FF 92 0-0 L9			F FF 94 B KC 82 F FF 96 S KC 84 1-3 K			C FC 88 B CU 77 X FC 89 1-1 G4-3		B SI 96 S SI 95 S CH 85 S CH 85 1-3 K	4	0	0	0	0	2	2
28 Raul Ibanez, L (1, 10) OBP: 0.250, SLG: 0.308		S FF 91 B FC 87 B CH 88 X FC 91 2-1 G3			X KC 86 0-0 G4-3		B SI 94 C FC 89 B SI 94 B FC 89 B SI 93 4-1 BB		C CH 82 X SI 96 0-1 F7	3	0	0	0	1	0	2
17 Chris Iannetta, R (1, 2) OBP: 0.167, SLG: 0.190		F FF 94 B FF 94 B KC 78 F FF 93 X FF 94 2-2 P3			B FF 93 X FC 93 1-0 G5-3		F FC 90 X FC 90 0-1 P4			3	0	0	0	0	0	1
2 Erick Aybar, S (1, 6) OBP: 0.226, SLG: 0.250		X FF 94 0-0 G1-3			B FF 93 B FF 92 B FF 95 C FF 94 X FF 94 3-1 L9			C FC 90 B FC 91 X SI 94 1-1 L7		3	0	0	0	0	0	0
Inning Stats	R: 3 E: 0 K: 0 S: 11 H: 3 LOB: 0 BB: 0 P: 14	R: 0 E: 0 K: 0 S: 6 H: 0 LOB: 0 BB: 0 P: 10	R: 0 E: 0 K: 1 S: 8 H: 0 LOB: 0 BB: 0 P: 12	R: 0 E: 0 K: 3 S: 9 H: 0 LOB: 0 BB: 0 P: 13	R: 0 E: 0 K: 0 S: 4 H: 0 LOB: 0 BB: 0 P: 8	R: 0 E: 0 K: 1 S: 10 H: 1 LOB: 1 BB: 1 P: 18	R: 0 E: 0 K: 0 S: 7 H: 0 LOB: 1 BB: 1 P: 12	R: 0 E: 0 K: 2 S: 8 H: 0 LOB: 0 BB: 0 P: 12	R: 0 E: 0 K: 2 S: 11 H: 0 LOB: 2 BB: 2 P: 21	1B: 2 2B: 0 3B: 0 HR: 2 SF: 0 SAC: 0 DP: 1 HBP: 0						

TOP

Los Angeles Angels @ Seattle Mariners

Safeco Field, Seattle, WA

Tue Apr 08 2014, 7:13 PM - 10:11 PM PDT

Att. 45,661 - Roof Closed - 56 F

livebaseballscorecards.com

AB	30
R	3
H	4
RBI	3
BB	4
SO	9
LOB	10

WP: 1 PA: 34
PB: 0
SB: 0
CS: 0

PITCHER		IP	WLS	BF	H	R	ER	SO	BB	IBB	HBP	BLK	WP	HR	S	P	ERA	WHIP
65 James Paxton, L ERA: 2.25	(1, 1)	5.0	W	19	4	3	3	4	0	0	0	0	0	2	40	59	5.40	0.800
31 Yoervis Medina, R ERA: 2.45	(6, 1)	1.0	H	3	0	0	0	1	1	0	0	0	1	0	8	16	0.00	1.000
40 Danny Farquhar, R ERA:	(7, 1)	1.2	H	6	0	0	0	1	1	0	0	0	0	0	12	19	0.00	0.600
54 Tom Wilhelmsen, R ERA:	(8, 1)	0.1	H	1	0	0	0	1	0	0	0	0	0	0	3	5	0.00	0.000
56 Fernando Rodney, R ERA:	(9, 1)	1.0	S	5	0	0	0	2	2	0	0	0	0	0	11	21	0.00	2.000

PITCHER	IP	WLS	BF	H	R	ER	SO	BB	IBB	HBP	BLK	WP	HR	S	P	ERA	WHIP

Batter	1	2	3	4	5	6	7	8	9	AB	R	H	RBI	BB	SO	LOB
36 Abraham Almonte, S (1, 8) OBP: 0.324, SLG: 0.400	C SI 93 C SI 94 S SI 95 0-3 ① K		C SI 93 B SI 94 F SI 93 C SI 93 1-3 ② K	D SI 91 B SI 91 T SI 92 C SI 92 F SI 91 B SI 92 F SI 92 X SI 92 3-2 ② F7		B FF 92 F FF 92 C FF 91 B CH 88 S FF 92 2-3 ② K		X SI 92 0-0 ② F8		5	0	0	0	0	3	3
5 Brad Miller, L (1, 6) OBP: 0.242, SLG: 0.469	B SI 95 C SI 94 F SI 94 F CU 82 B SI 95 F SI 95 B CU 81 B SI 96 4-2 22 G4-6-3 BB		C SI 92 F SI 94 S SI 94 0-3 ③ K 22 BB 17 1B	1 SAFE B SI 90 F SI 92 B SI 92 F SI 92 C CH 84 2-3 ③ K		B FF 93 B FF 92 X FF 92 2-0 ③ F7		S CH 83 S CH 85 S CH 85 0-3 ③ K		4	1	0	0	1	3	3
22 Robinson Canó, L (1, 4) OBP: 0.469, SLG: 0.423	B SI 93 F SI 94 X FC 87 1-1 ② ③ G4-6-3 1-2f		B SI 93 B SI 93 B SI 92 B SI 92 4-0 17 1B 27 HR 1-2 BB		B SI 90 F SI 90 X FC 84 1-1 ① G4-3		F FF 92 B CH 87 B FF 92 X KC 85 2-1 ① G3-1			3	1	0	0	1	0	1
17 Justin Smoak, S (1, 3) OBP: 0.387, SLG: 0.643		B SI 93 B SI 94 X CU 46 2-0 ① F9	B SI 93 C SI 93 T SI 94 X SI 94 1-2 27 HR 1B 1-3 2-H		B FC 82 S CH 85 B CH 84 X SI 92 2-1 15 BB 2B		B KC 85 C FF 93 F FF 88 C FF 87 1-3 ② K			4	1	2	1	0	1	0
27 Corey Hart, R (1, 10) OBP: 0.227, SLG: 0.636		F SI 95 C CH 87 T SI 95 0-2 ② K	C SI 93 F FC 85 F SI 94 F CU 79 X SI 95 0-2 HR 1-H 3-H		B SL 81 B FF 95 B FF 95 C SI 95 X FF 95 3-1 E7 15 BB		B KC 84 B KC 85 X FF 93 2-0 HR			4	2	2	4	0	1	1
15 Kyle Seager, L (1, 5) OBP: 0.385, SLG: 0.316		C SI 94 C CU 78 B FC 84 F SI 95 F CU 79 B CU 80 B SI 95 B SI 95 4-2 7 HBP BB	X SI 92 0-0 2B		S CH 87 S CH 86 B FF 95 B FF 95 B CH 84 B FF 95 4-2 1-2 2-3 BB		B FF 92 C CH 87 B FF 93 B CH 88 B KC 86 4-1 55 CS BB			1	0	1	0	3	0	0
7 Stefen Romero, R (1, 9) OBP: 0.300, SLG: 0.333 55 Michael Saunders, L (7, 9) OBP: 0.267, SLG: 0.308		F SI 94 H SI 93 1-1 1-2 HBP	C SI 92 X FC 85 0-1 ③ P3		B FF 96 S FF 95 X FF 95 1-1 ② F6		1 SAFE B FF 91 B SI 91 F FF 91 S SL 82 1 SAFE 1 SAFE 2-2 ③ CS 1-2	X 0-0 3 1B 1B		2 1	0 0	0 1	0 0	0 0	0 0	4 0
13 Dustin Ackley, L (1, 7) OBP: 0.300, SLG: 0.464		B SI 91 C FF 91 B SI 93 C SI 92 B FF 93 S SI 94 3-3 ③ K		C SI 87 F CU 79 B SI 91 X SI 92 1-2 ① P2	X FF 96 0-0 ③ F7			B FF 90 L CH 88 X FF 89 1-1 ① F7		4	0	0	0	0	1	6
3 Mike Zunino, R (1, 2) OBP: 0.280, SLG: 0.520			B SI 91 F SI 91 B SI 87 F SI 94 X SI 95 2-2 ① F8	C CH 85 B SI 92 S SI 91 B FF 92 B CH 85 X SI 92 3-2 1B		B FF 92 B FF 91 X FF 91 2-0 ① F9		B SI 93 F SI 91 1 SAFE X SI 92 1-1 1-2 1B		4	0	2	0	0	0	0
Inning Stats	R: 0 E: 0 K: 1 S: 9 H: 0 LOB: 0 BB: 1 P: 14	R: 0 E: 0 K: 2 S: 12 H: 0 LOB: 2 BB: 1 P: 22	R: 4 E: 0 K: 2 S: 20 H: 3 LOB: 1 BB: 1 P: 28	R: 0 E: 0 K: 1 S: 14 H: 1 LOB: 1 BB: 0 P: 23	R: 0 E: 1 K: 0 S: 11 H: 1 LOB: 3 BB: 1 P: 22	R: 0 E: 0 K: 1 S: 5 H: 0 LOB: 0 BB: 0 P: 11	R: 1 E: 0 K: 1 S: 9 H: 1 LOB: 0 BB: 1 P: 20	R: 0 E: 0 K: 1 S: 9 H: 2 LOB: 2 BB: 0 P: 11		1B: 4 2B: 2 3B: 0 HR: 2	SF: 0 SAC: 0 DP: 1 HBP: 1			WP: 1 PB: 0 SB: 0 CS: 1	PA: 39		

BOTTOM

Los Angeles Angels @ Seattle Mariners

Safeco Field, Seattle, WA

Tue Apr 08 2014, 7:13 PM - 10:11 PM PDT

Att. 45,661 - Roof Closed - 56 F

livebaseballscorecards.com

AB	32
R	5
H	8
RBI	5
BB	5
SO	9
LOB	18

PITCHER		IP	WLS	BF	H	R	ER	SO	BB	IBB	HBP	BLK	WP	HR	S	P	ERA	WHIP
53 Héctor Santiago, L ERA: 7.71	(1, 1)	4.1	L	22	5	4	4	6	3	0	1	0	1	1	59	94	8.31	1.846
58 Michael Kohn, R ERA: 4.91	(5, 1)	0.2		4	0	0	0	0	1	0	0	0	0	0	7	15	0.00	1.500
59 Fernando Salas, R ERA: 6.23	(6, 1)	1.2		7	1	1	1	2	1	0	0	0	0	1	12	27	5.40	1.200
63 Nick Maronde, L ERA: 3.0	(7, 1)	0.2		2	1	0	0	0	0	0	0	0	0	0	5	8	0.00	1.500
40 Kevin Jepsen, R ERA: 19.29	(8, 1)	0.2		3	1	0	0	1	0	0	0	0	0	0	6	7	0.00	1.500

PITCHER	IP	WLS	BF	H	R	ER	SO	BB	IBB	HBP	BLK	WP	HR	S	P	ERA	WHIP

Batter	1	2	3	4	5	6	7	8	9	AB	R	H	RBI	BB	SO	LOB
7 Collin Cowgill, R (1, 7) OBP: 0.250, SLG: 0.375	B FF 92 F FF 91 X CH 85 1-1 P2		B FF 92 1 SAFE S CH 84 C FF 93 B FF 94 B FF 93 S FF 92 3-3 K		1 SAFE S FF 92 B CH 86 F FF 91 B CU 80 T CH 86 2-2 K		C SI 84 1 SAFE 1 SAFE B CH 78 C SI 85 X CH 79 1-2 27 FC5 1B 1-2			4	0	1	0	0	2	2
27 Mike Trout, R (1, 8) OBP: 0.333, SLG: 0.514	B FF 93 C CH 86 B FF 93 X CH 85 2-1 G2-3		F CH 86 F FF 94 B FF 93 X CH 87 1-2 FC5-4 5 HR 1-2f		B FF 92 C FF 92 S FF 92 X CU 81 1-2 FC5-4 1-2f		X SI 93 0-0 FC5 1-2 2-3f			4	1	0	0	0	0	4
5 Albert Pujols, R (1, 10) OBP: 0.308, SLG: 0.528	B SI 92 B FF 92 B FF 93 C FF 93 F FF 93 F FF 94 X CH 86 3-2 1B		S CH 86 1 SAFE X CH 86 0-1 1-H HR		B FF 92 F FF 92 B FF 92 F FF 92 D CU 80 X FF 93 3-2 P3			X SI 93 0-0 F9		4	1	2	2	0	0	1
6 David Freese, R (1, 5) OBP: 0.273, SLG: 0.286	X FF 92 0-0 F9		B FF 93 C FF 92 B FF 93 B CH 86 F FF 92 B FF 93 4-2 BB			C FF 94 B FC 90 F FF 94 B SL 85 C FF 94 2-3 K		B SI 94 C SI 94 C CU 82 D CU 85 F CU 84 C CU 84 2-3 K		3	0	0	0	1	2	1
47 Howie Kendrick, R (1, 4) OBP: 0.289, SLG: 0.306		C FF 92 B FF 93 X CH 86 1-1 56 G3 1B	C FF 92 B SI 92 B CU 79 X FF 92 2-1 L9			C FF 95 S FC 91 B SL 84 B FF 95 X FC 90 2-2 G4-3		B SI 94 B SI 94 X SI 94 2-0 G6-3		4	0	1	0	0	0	1
56 Kole Calhoun, L (1, 9) OBP: 0.237, SLG: 0.389		1 SAFE B FF 93 F FF 92 B CU 78 F FF 93 B CU 80 1 SAFE X CU 77 3-2 G3 1-2		C SI 90 B CU 77 C CU 77 X CU 79 1-2 L9		F FF 97 B FF 96 X FC 90 1-1 P6			C SL 80 X FF 92 0-1 44 S 1B	4	0	1	0	0	0	1
17 Chris Iannetta, R (1, 2) OBP: 0.143, SLG: 0.160		F FF 93 B CH 84 B CH 86 X FF 93 2-1 G5-3		B CH 85 B FF 91 B FF 92 C FF 92 F FF 92 F FF 94 X FF 93 3-2 G5-3			F FC 90 B FF 94 B FF 95 X FF 93 2-1 P4		B FF 91 B FF 92 X SI 90 2-0 F8	4	0	0	0	0	0	2
44 Ian Stewart, L (1, 3) OBP: 0.091, SLG: 0.273		F FF 92 X CU 78 0-1 G4-3		S SI 92 B SI 91 S CU 80 X CU 80 1-2 G1-3			F SI 87 B FF 91 S CU 71 F FF 90 C SL 80 1-3 K		C SL 80 1 SAFE B SL 80 S SL 79 1 SAFE 1 SAFE S SL 82 1-3 K 1-2	4	0	0	0	0	2	2
8 John McDonald, R (1, 6) OBP: 0.556, SLG: 0.500			C FF 91 B FF 93 B CH 86 F FF 92 H CU 82 3-2 27 FC5-4 HBP		C FF 91 B FF 92 S CH 85 X CH 86 1-2 27 FC5-4 1B		C SI 86 F SI 86 B CU 70 F SI 86 X FF 88 1-2 27 FC5 7 1B 1B		F SI 91 B FF 91 S SL 80 B SL 81 B CU 78 X SL 81 3-2 F8	3	0	2	0	0	0	1

Inning Stats	1	2	3	4	5	6	7	8	9
	R: 0 E: 0 K: 0 S: 9 H: 1 LOB: 1 BB: 0 P: 15	R: 0 E: 0 K: 0 S: 9 H: 1 LOB: 1 BB: 0 P: 15	R: 2 E: 0 K: 1 S: 14 H: 1 LOB: 1 BB: 1 P: 27	R: 0 E: 0 K: 0 S: 10 H: 0 LOB: 0 BB: 0 P: 15	R: 0 E: 0 K: 1 S: 12 H: 1 LOB: 1 BB: 0 P: 19	R: 0 E: 0 K: 1 S: 8 H: 0 LOB: 0 BB: 0 P: 13	R: 0 E: 0 K: 1 S: 14 H: 2 LOB: 2 BB: 0 P: 19	R: 0 E: 0 K: 1 S: 6 H: 0 LOB: 0 BB: 0 P: 10	R: 0 E: 0 K: 1 S: 9 H: 1 LOB: 1 BB: 0 P: 15

1B: 6	SF: 0	WP: 0	PA: 36
2B: 0	SAC: 0	PB: 0	
3B: 0	DP: 0	SB: 1	
HR: 1	HBP: 1	CS: 0	

PITCHER		IP	WLS	BF	H	R	ER	SO	BB	IBB	HBP	BLK	WP	HR	S	P	ERA	WHIP
29 Roenis Elías, L ERA: 2.7	(1, 1)	5.0	L	21	4	2	2	2	1	0	1	0	0	0	54	91	3.60	1.000
52 Dominic Leone, R ERA:	(6, 1)	1.1		4	0	0	0	1	0	0	0	0	0	0	10	17	0.00	0.000
97 Joe Beimel, L ERA:	(7, 1)	0.1		3	2	0	0	1	0	0	0	0	0	0	11	14	0.00	6.000
31 Yoervis Medina, R ERA: 1.8	(7, 1)	1.1		4	0	0	0	1	0	0	0	0	0	0	7	11	0.00	0.000
41 Charlie Furbush, L ERA: 4.5	(9, 1)	1.0		4	1	0	0	1	0	0	0	0	0	0	9	15	0.00	1.000

PITCHER	IP	WLS	BF	H	R	ER	SO	BB	IBB	HBP	BLK	WP	HR	S	P	ERA	WHIP

TOP

Los Angeles Angels @ Seattle Mariners

Safeco Field, Seattle, WA

Wed Apr 09 2014, 7:11 PM - 10:04 PM PDT

Att. 16,437 - Clear - 56 F

livebaseballscorecards.com

AB	34
R	2
H	7
RBI	2
BB	1
SO	6
LOB	15

BOTTOM

Los Angeles Angels @ Seattle Mariners

Safeco Field, Seattle, WA

Wed Apr 09 2014, 7:11 PM - 10:04 PM PDT

Att. 16,437 - Clear - 56 F

livebaseballscorecards.com

Batter	1	2	3	4	5	6	7	8	9	AB	R	H	RBI	BB	SO	LOB
36 Abraham Almonte, S (1, 8) OBP: 0.342, SLG: 0.394	B SI 97 B FF 98 B FF 96 C FF 97 B FF 98 4-1 17 BB BB		B SI 97 B FC 96 B SI 95 C FF 96 X FF 95 3-1 22 G3 5 E 1B		F SI 96 B CU 81 C SL 86 F SI 96 B CU 81 F FF 96 F SL 88 C SI 96 2-3 ③ K			B SI 88 B FF 90 C SI 88 F FF 90 B FF 90 C SI 88 3-3 ② K		3	0	1	0	1	2	0
5 Brad Miller, L (1, 6) OBP: 0.216, SLG: 0.417	C FF 98 F FF 97 B CU 81 T SL 88 1-2 ① K		X SI 95 0-0 FC6 22 G3 1-2			B SL 86 X SI 95 1-0 E4 22 FC4-6		B SL 80 C SI 87 F SI 89 T FF 90 1-2 ③ K		4	0	0	0	0	2	2
22 Robinson Canó, L (1, 4) OBP: 0.417, SLG: 0.367	B SI 96 F FC 96 F SI 96 S FC 97 1-3 ② K		B SI 97 D CU 81 X SI 96 2-0 ② G3 1-2 2-3			D SI 95 S SI 95 B SI 95 X SI 96 2-1 ① FC4-6 17 G6-5-3 1-2f			C SI 95 X FF 95 0-1 ① G6-3	4	0	0	0	0	1	4
17 Justin Smoak, S (1, 3) OBP: 0.400, SLG: 0.600	B SI 97 B SI 97 S SI 96 B SI 97 F SI 97 D SL 89 4-2 1-2 BB		C CU 80 B FC 96 F SI 96 D SL 89 S CU 83 2-3 ③ K			B SI 96 B SI 96 X SI 95 2-0 ② ③ G6-5-3 1-2f			B FF 96 B CH 87 B SI 96 B SI 95 4-0 BB	2	0	0	0	2	1	3
27 Corey Hart, R (1, 10) OBP: 0.231, SLG: 0.560	X FF 97 0-0 ③ L7			B SL 88 B SL 87 C SL 87 S FC 96 F SL 88 B CU 80 F FF 96 F SI 96 X FF 96 3-2 ① F7			B SI 95 B FF 95 B SL 87 B SI 95 4-0 BB		C SL 81 F SI 94 D SL 85 B SL 83 C SL 84 2-3 ② K	3	0	0	0	1	1	3
15 Kyle Seager, L (1, 5) OBP: 0.333, SLG: 0.261		C SI 96 B SI 97 C SI 97 T SL 88 1-2 ① K		C SI 97 F FF 97 B CU 81 B CU 80 X FF 96 2-2 ② L8			X SI 95 0-0 ① P6		F SI 95 F FF 94 B FF 95 X SI 95 1-2 ③ G4-3	4	0	0	0	0	1	2
20 Logan Morrison, L (1, 9) OBP: 0.222, SLG: 0.125		B FF 97 B SI 97 B SI 98 C FF 96 C SI 97 X SI 98 3-2 ② G3		B FF 96 B SI 96 X SI 95 2-0 ③ G4-3			B SI 96 B CU 79 F SI 96 X SI 96 2-1 ② F7			3	0	0	0	0	0	1
13 Dustin Ackley, L (1, 7) OBP: 0.273, SLG: 0.419		B SI 97 B SI 95 C SI 96 X FF 96 2-1 ③ L7			S SI 95 S SL 88 B SI 95 X SI 95 1-2 ① G1-3		X SI 96 0-0 ③ G4-3			3	0	0	0	0	0	1
3 Mike Zunino, R (1, 2) OBP: 0.250, SLG: 0.464			B SL 88 C SI 96 S SL 88 S SL 88 1-3 ① K2-3		B SI 96 C SL 88 S SL 88 X SL 88 1-2 ② F8			S SI 88 B SI 88 X SI 88 1-1 ① G5-3		3	0	0	0	0	1	0

Inning Stats	1	2	3	4	5	6	7	8	9
	R: 0 E: 0 K: 2 S: 10 H: 0 LOB: 2 BB: 2 P: 20	R: 0 E: 0 K: 1 S: 8 H: 0 LOB: 0 BB: 0 P: 14	R: 0 E: 1 K: 2 S: 10 H: 1 LOB: 2 BB: 0 P: 18	R: 0 E: 0 K: 0 S: 10 H: 0 LOB: 0 BB: 0 P: 17	R: 0 E: 0 K: 1 S: 12 H: 0 LOB: 0 BB: 0 P: 16	R: 0 E: 1 K: 0 S: 4 H: 0 LOB: 0 BB: 0 P: 9	R: 0 E: 0 K: 0 S: 4 H: 0 LOB: 1 BB: 1 P: 10	R: 0 E: 0 K: 2 S: 8 H: 0 LOB: 0 BB: 0 P: 13	R: 0 E: 0 K: 1 S: 8 H: 0 LOB: 1 BB: 1 P: 15

1B: 1	SF: 0	WP: 0
2B: 0	SAC: 0	PB: 0
3B: 0	DP: 1	SB: 0
HR: 0	HBP: 0	CS: 0

PA: 33

AB	29
R	0
H	1
RBI	0
BB	4
SO	9
LOB	16

PITCHER		IP	WLS	BF	H	R	ER	SO	BB	IBB	HBP	BLK	WP	HR	S	P	ERA	WHIP
Garrett Richards, R ERA: 0.75	(1, 1)	7.0	W	26	1	0	0	6	3	0	0	0	0	0	58	104	0.00	0.571
38 Joe Smith, R ERA:	(8, 1)	1.0	H	3	0	0	0	2	0	0	0	0	0	0	8	13	0.00	0.000
49 Ernesto Frieri, R ERA: 6.0	(9, 1)	1.0	S	4	0	0	0	1	1	0	0	0	0	0	8	15	0.00	1.000

PITCHER	IP	WLS	BF	H	R	ER	SO	BB	IBB	HBP	BLK	WP	HR	S	P	ERA	WHIP

Batter	1	2	3	4	5	6	7	8	9	10	11	AB	R	H	RBI	BB	SO	LOB
22 Eric Young Jr., S (1, 7) OBP: 0.275, SLG: 0.306	C FF 92 F SI 94 X SI 94 0-2 28 1B 5 G5-4-3 1B		B FF 92 X SI 93 1-0 ② G6-3		B CU 75 F SI 92 B FF 92 X FF 92 2-1 ② G1-3		C SI 91 F SI 92 B CU 77 S CU 79 1-3 ③ K			S CH 86 B FF 92 F FF 92 F FF 93 F CH 87 S CH 87 1-3 ② K		5	1	1	0	0	2	1
28 Daniel Murphy, L (1, 4) OBP: 0.371, SLG: 0.394	B FF 93 X FF 93 1-0 5 G5-4-3 1-3 1B		F FF 92 C CU 76 F CU 79 X FF 94 0-2 ③ G3-1		C FF 91 B CH 85 X FF 92 1-1 ③ L6-3			S SL 79 C SL 79 F FF 90 B FF 90 F FF 89 F SL 80 B SL 80 X SL 81 2-2 21 WP 1B		X CH 88 0-0 ③ F7		5	0	2	0	0	0	0
5 David Wright, R (1, 5) OBP: 0.295, SLG: 0.333	C FF 93 F CU 77 X CU 80 0-2 G5-4-3 1-2f 3-H ① ②			B CU 75 C SI 93 B SI 93 X CU 74 2-1 ① G5-3		B FF 91 X FF 90 1-0 2B		X FF 87 0-0 ① L8			B SL 82 C FF 94 X FF 94 1-1 ① G6-3	5	0	1	0	0	0	2
30 Andrew Brown, R (1, 10) OBP: 0.167, SLG: 0.417 21 Lucas Duda, L (8, PH) OBP: 0.259, SLG: 0.440 (8, 10)	F FF 94 C CU 77 X SI 94 0-2 ③ G1-3			B CH 85 X SI 91 1-0 3 2B 13 2B 1B		B FF 90 F CU 74 X CU 74 1-1 ① F7		C SI 88 1 SAFE B FF 89 B SL 80 F SI 88 S SL 80 2-3 ② K 1-2			B FF 96 C CH 87 F FF 95 B CH 89 S FF 94 2-3 ② K	3	1	1	0	0	0	1
												2	0	0	0	0	2	1
3 Curtis Granderson, L (1, 9) OBP: 0.256, SLG: 0.324		C FF 93 S FF 93 B FF 93 S CU 77 1-3 ① K		S FF 92 B CU 76 B CU 76 X FF 92 2-1 13 2B 1-3 2B		B FF 91 C CU 72 B CU 73 X FF 92 2-1 ② P5		B SI 88 B SI 88 2 SAFE F SI 88 C SL 80 F FF 90 D SL 80 X FF 90 3-2 G4-3			T FF 95 X FF 95 0-1 ③ L4	5	1	1	0	0	1	2
13 Josh Satin, R (1, 3) OBP: 0.222, SLG: 0.250 29 Ike Davis, L (8, 3) OBP: 0.412, SLG: 0.571		B SI 93 B SI 94 X FF 92 2-0 ② G5-3		B CU 74 B SI 92 X SI 92 2-0 12 G3 2-H 3-H 2B		C CU 75 S CU 76 D CU 78 B SI 93 B CU 76 F CU 76 C SI 92 3-3 ③ K			B FF 93 S SI 93 F FF 93 F SI 93 X SI 93 1-2 ① F8			3	0	1	2	0	1	1
												1	0	0	0	0	0	0
12 Juan Lagares, R (1, 8) OBP: 0.341, SLG: 0.486		B SI 94 X FF 92 1-0 15 CS 1B		C SI 92 X SI 92 0-1 ② G3 2-3			B FF 90 X SI 90 1-0 ① G6-3		C FF 94 S SL 82 B SI 93 F FF 93 S SL 82 1-3 ② K			4	0	1	0	0	1	1
15 Travis d'Arnaud, R (1, 2) OBP: 0.182, SLG: 0.258		C FF 92 1 SAFE 1 SAFE 0-1 ③ CS 1-2	X FF 91 0-0 HR	B CU 77 D CH 86 X SI 93 2-0 ③ G4-3			B CH 82 B SI 92 S CU 72 X SI 92 2-1 ② G4-3		B SL 81 C SL 81 C SI 94 C SI 93 1-3 ③ K			4	1	1	1	0	1	1
11 Rubén Tejada, R (1, 6) OBP: 0.297, SLG: 0.242			C FF 92 S SI 92 B CU 78 B FF 92 S SI 93 2-3 ① K	F SI 91 X CH 86 0-1 ① G6-3			C SI 91 F CU 75 X CU 74 0-2 1B			C FF 92 S FF 92 B FF 94 B FF 92 B KC 84 F FF 92 X FF 91 3-2 ① F8		4	0	1	0	0	1	0
Inning Stats	R: 1 H: 2 E: 0 LOB: 0 K: 0 BB: 0 S: 10 P: 11	R: 0 H: 1 E: 0 LOB: 0 K: 1 BB: 0 S: 6 P: 10	R: 1 H: 1 E: 0 LOB: 0 K: 1 BB: 0 S: 9 P: 12	R: 2 H: 3 E: 0 LOB: 1 K: 0 BB: 0 S: 9 P: 18	R: 0 H: 0 E: 0 LOB: 0 K: 0 BB: 0 S: 6 P: 9	R: 0 H: 1 E: 0 LOB: 1 K: 1 BB: 0 S: 9 P: 16	R: 0 H: 1 E: 0 LOB: 1 K: 1 BB: 0 S: 9 P: 13	R: 0 H: 1 E: 0 LOB: 1 K: 1 BB: 0 S: 14 P: 21	R: 0 H: 0 E: 0 LOB: 0 K: 2 BB: 0 S: 11 P: 14	R: 0 H: 0 E: 0 LOB: 0 K: 1 BB: 0 S: 10 P: 14	R: 0 H: 0 E: 0 LOB: 0 K: 1 BB: 0 S: 7 P: 10	1B: 6 SF: 0 2B: 3 SAC: 0 3B: 0 DP: 1 HR: 1 HBP: 0						

PITCHER		IP	WLS	BF	H	R	ER	SO	BB	IBB	HBP	BLK	WP	HR	S	P	ERA	WHIP
45 Tyler Skaggs, L ERA: 2.4	(1, 1)	7.0		28	9	4	4	4	0	0	0	0	0	1	58	89	5.14	1.286
38 Joe Smith, R ERA:	(8, 1)	1.0		4	1	0	0	1	0	0	0	0	1	0	14	21	0.00	1.000
49 Ernesto Frieri, R ERA: 4.5	(9, 1)	1.0		3	0	0	0	2	0	0	0	0	0	0	11	14	0.00	0.000
59 Fernando Salas, R ERA: 5.06	(10, 1)	1.0		3	0	0	0	1	0	0	0	0	0	0	10	14	0.00	0.000
58 Michael Kohn, R ERA: 3.86	(11, 1)	1.0	W	3	0	0	0	1	0	0	0	0	0	0	7	10	0.00	0.000

PITCHER	IP	WLS	BF	H	R	ER	SO	BB	IBB	HBP	BLK	WP	HR	S	P	ERA	WHIP

TOP

New York Mets @ Los Angeles Angels

Angel Stadium of Anaheim, Anaheim, CA

Fri Apr 11 2014, 7:09 PM - 11:03 PM PDT

Att. 42,871 - Clear - 65 F

livebaseballscorecards.com

AB	41
R	4
H	10
RBI	3
BB	0
SO	9
LOB	10

WP: 1		PA:	42
PB: 0			
SB: 0			
CS: 1			

New York Mets @ Los Angeles Angels

Angel Stadium of Anaheim, Anaheim, CA

Fri Apr 11 2014, 7:09 PM - 11:03 PM PDT

Att. 42,871 - Clear - 65 F

livebaseballscorecards.com

Batter	1	2	3	4	5	6	7	8	9	10	11	AB	R	H	RBI	BB	SO	LOB
56 Kole Calhoun, L (1, 9) OBP: 0.273, SLG: 0.375	G3-1		G5-3		5 BB			27 BB		F7		4	0	1	0	2	0	1
27 Mike Trout, R (1, 8) OBP: 0.356, SLG: 0.575	HR		K		F7	K		BB		1B		5	1	2	1	1	2	4
5 Albert Pujols, R (1, 3) OBP: 0.311, SLG: 0.488	F9		F8		BB		28 FC6 1B	G5-3		G1-3		5	0	1	0	1	0	5
28 Raul Ibanez, L (1, 10) OBP: 0.265, SLG: 0.290	K			K	G3		FC6		47 FC6-4 BB		6 16 HBP 6 WP G6-3 1B	5	1	1	0	1	2	4
6 David Freese, R (1, 5) OBP: 0.231, SLG: 0.235		G5-3		G4-3		K	K		L8		G6-3	6	0	0	0	0	2	3
47 Howie Kendrick, R (1, 4) OBP: 0.341, SLG: 0.350	3 G1 17 1B 2B			1B		3 HR BB	K		FC6-4		16 HBP 3 IBB IBB	4	2	2	0	2	1	2
3 JB Shuck, L (1, 7) OBP: 0.333, SLG: 0.800	G1			L7		HR		F9	G4-3		16 HBP	5	1	1	2	1	0	3
17 Chris Iannetta, R (1, 2) OBP: 0.219, SLG: 0.185 7 Collin Cowgill, R (8, PR) OBP: 0.250, SLG: 0.375 16 Hank Conger, L (9, 2) OBP: 0.400, SLG: 0.333	1B				5 BB 56 BB BB	K		2 FC6-4 BB		L9	HBP	2 0 1	0 0 0	1 0 0	1 0 1	2 0 0	1 0 0	0 0 0
2 Erick Aybar, S (1, 6) OBP: 0.250, SLG: 0.273	G4-3				F8	56 BB 1B		FC6-4		27 1B 1B		5	0	2	0	0	0	3
Inning Stats	R: 1 E: 0 K: 1 S: 10 H: 1 LOB: 0 BB: 0 P: 13	R: 1 E: 0 K: 0 S: 10 H: 2 LOB: 1 BB: 0 P: 17	R: 0 E: 0 K: 1 S: 5 H: 0 LOB: 0 BB: 0 P: 10	R: 0 E: 0 K: 1 S: 10 H: 1 LOB: 1 BB: 0 P: 12	R: 0 E: 0 K: 0 S: 12 H: 0 LOB: 3 BB: 3 P: 27	R: 2 E: 0 K: 3 S: 16 H: 2 LOB: 2 BB: 2 P: 30	R: 0 E: 0 K: 2 S: 10 H: 1 LOB: 1 BB: 0 P: 15	R: 0 E: 0 K: 0 S: 10 H: 1 LOB: 3 BB: 2 P: 20	R: 0 E: 0 K: 0 S: 7 H: 0 LOB: 1 BB: 1 P: 14	R: 0 E: 0 K: 0 S: 13 H: 2 LOB: 2 BB: 0 P: 17	R: 1 E: 0 K: 0 S: 8 H: 1 LOB: 3 BB: 2 P: 20	1B: 8 2B: 1 3B: 0 HR: 2 SF: 0 SAC: 0 DP: 0 HBP: 1						

PITCHER		IP	WLS	BF	H	R	ER	SO	BB	IBB	HBP	BLK	WP	HR	S	P	ERA	WHIP
35 Dillon Gee, R (1, 1) ERA: 5.03		5.2		27	6	4	4	5	4	0	0	0	0	2	59	100	6.35	1.765
52 Carlos Torres, R (6, 1) ERA: 1.69		1.1		6	1	0	0	3	1	0	0	0	0	0	14	24	0.00	1.500
71 Gonzalez Germen, R (8, 1) ERA: 1.5		0.2		3	0	0	0	0	1	0	0	0	0	0	5	10	0.00	1.500
56 Scott Rice, L (8, 1) ERA: 18.0		0.0		1	1	0	0	0	0	0	0	0	0	0	1	2	∞	∞
44 Kyle Farnsworth, R (8, 1) ERA: 1.59		0.1		2	0	0	0	0	1	0	0	0	0	0	4	8	0.00	3.000

PITCHER		IP	WLS	BF	H	R	ER	SO	BB	IBB	HBP	BLK	WP	HR	S	P	ERA	WHIP
27 Jeurys Familia, R (9, 1) ERA: 6.35		2.1	L	14	3	1	1	0	1	2	1	0	1	0	28	51	3.86	1.714

AB	42
R	5
H	11
RBI	5
BB	10
SO	8
LOB	25

WP: 1 PB: 0 SB: 0 CS: 0 PA: 53

Batter	1	2	3	4	5	6	7	8	9	10	11	12	13	AB	R	H	RBI	BB	SO	LOB
22 Eric Young Jr., S (1, 7) OBP: 0.283, SLG: 0.275	B FF 87 C SI 87 B FF 88 B SI 84 B SI 86 4-1 28 G6-3 5 F7-2 28 S BB		F FF 86 F CH 79 B FF 86 B SL 80 B CH 80 S CH 78 3-3 K ③			B SI 85 X SI 84 1-0 F8 ② B SI 85 X CH 79 1-0 P6 ③		C FF 94 C CH 87 B FF 93 F FF 94 B CH 87 F FF 95 X SL 84 2-2 G6-3 ①	C SI 92 S CH 86 B CH 86 H FF 94 2-2 1-2 2-3 HBP		B FF 88 B FF 87 B FF 89 C SI 87 S SI 88 F SI 88 F SI 88 C SL 80 3-3 K ③		X SI 90 0-0 SH3 ① 1-2	4	0	0	0	1	2	1
28 Daniel Murphy, L (1, 4) OBP: 0.310, SLG: 0.325	1 SAFE B FF 87 C CH 80 B FF 88 B CH 81 2 SAFE X SI 88 3-1 G6-3 ① 1-3		X SI 86 0-0 G6-3 ①			B SI 85 X CH 79 1-0 P6 ③		B FF 95 F FF 95 B FF 95 C SL 83 F FF 95 S CH 85 2-3 K ②	B CH 85 F FF 94 S CH 85 F SI 94 S CU 83 1-3 K ②			C SI 91 X SL 79 0-1 L8 ①	D KC 78 F SI 90 T CH 85 F CH 85 B SI 89 F SI 91 B FF 91 S CH 84 3-3 K ②	7	0	0	0	0	3	5
5 David Wright, R (1, 5) OBP: 0.294, SLG: 0.311	B FF 87 C CH 79 B CU 70 X SL 79 2-1 F7-2 ② ③ 3-H		B FF 88 F CU 72 B FF 86 F CH 77 B SL 80 B CH 77 4-2 29 CS 3 BB BB			F FF 87 B SL 81 S CH 78 X CU 74 1-2 G5-3 ①		F FF 94 B FF 94 C SL 82 B SL 83 F FF 95 X SL 83 2-2 1B	B CU 82 X SI 93 1-0 F9 ③			B FF 94 B FF 93 C SL 83 X SL 84 2-1 G5-3	C FF 91 B SL 84 X CH 85 1-1 F8 ③ 2-3	6	0	1	0	1	0	5
3 Curtis Granderson, L (1, 9) OBP: 0.286, SLG: 0.317		C SI 88 X CU 70 0-1 G3 ①	B SI 87 C CH 78 B CU 71 B SI 86 4-0 29 CS 1-2 BB			B CH 78 B SI 85 C CH 78 B CH 77 B CU 69 4-1 21 1B 12 1B BB	B FF 95 B CH 87 B FF 94 X FF 95 3-0 P4 ③			B FF 91 B SI 92 C SI 92 B FF 92 F SI 92 S SI 93 3-3 K ①		S SL 79 X SI 94 0-1 21 BB 29 BB 1B		4	1	1	0	2	1	1
29 Ike Davis, L (1, 3) OBP: 0.391, SLG: 0.444		B SI 87 C CH 79 S CU 71 B SI 87 S FF 88 2-3 K ②	B CH 80 B CH 79 C CU 69 S CH 80 B FC 86 X CH 78 3-2 F9 ② ③ 1-2 2-3			B CU 69 B SI 85 X CH 79 2-0 F8 ②			B FF 87 B FF 88 C FF 88 B FF 88 B FC 87 4-1 20 BB 12 1B 0 1B BB	F SI 94 B CH 87 F CH 85 F SI 93 B SL 81 X FF 94 2-2 F7 ②		1 SAFE 1 SAFE 1 SAFE 1 SAFE B SI 92 B SI 92 B KC 79 B SI 92 B SI 92 4-1 21 BB 1-2 BB		4	1	0	0	2	1	3
21 Lucas Duda, L (1, 10) OBP: 0.303, SLG: 0.533		T SI 87 B CH 80 B SI 88 B CU 71 S CH 80 X SI 88 3-2 HR			L SL 78 S CU 71 C SI 85 B CU 68 B SI 84 B CH 81 C SI 85 S CH 77 C CH 78 3-3 K ①		B SI 84 X CH 77 1-0 1-3 12 1B 20 1B 1B		B FF 89 B CH 80 C FF 88 F FC 88 X SL 77 2-2 F7 ①	B CH 87 C SI 93 B SI 93 F FF 94 X SL 80 2-2 G1-3 ③		D SL 80 F CH 85 F SI 92 D CH 86 B CH 86 F CH 85 F CH 85 F FF 94 F CH 86 4-2 B CH 86 1-2 2-3 BB		5	2	2	1	1	1	1
12 Juan Lagares, R (1, 8) OBP: 0.340, SLG: 0.465		C FF 88 X SL 80 0-1 L7 ③			L SL 78 S CU 71 C SI 85 0-3 K ②		B FF 86 B SL 79 C CH 78 C CU 70 X CH 76 2-2 20 1B 20 1B 1-2 3-H 1B		B FF 90 X FC 87 1-0 20 BB 0 1B 1-2 1B		C SI 87 F SI 88 C SL 80 0-3 K ①	S SL 84 F SL 84 F CH 86 B FF 93 F FF 93 B SL 85 S CH 87 2-3 K ③		6	2	2	1	0	3	3
20 Anthony Recker, R (1, 2) OBP: 0.300, SLG: 0.556			T FF 88 B SL 82 B FF 86 X FF 87 2-1 F7 ①		B FF 87 F FF 87 B FF 87 S CH 77 S CU 70 2-3 K ③		B KC 84 B FF 93 C KC 83 S FF 92 D CH 87 F FF 92 X KC 85 3-2 0 S 1B 1-H 2-H		B FF 95 S FF 95 B CU 85 B FF 95 F FF 94 B FF 95 4-2 22 HBP 0 1B 1-2 2-3 BB		S SI 87 B SL 80 S SI 88 S SI 89 1-3 K ②		C SL 82 B SL 83 X FF 90 1-1 HR	5	1	2	3	1	2	0
0 Omar Quintanilla, L (1, 6) OBP: 0.429, SLG: 0.429			B SI 86 X SI 87 1-0 G5-3 ②			B CU 68 C CH 78 F SI 86 X FF 85 1-2 F7 ①	C FF 92 S FF 92 S CH 87 0-3 K2-3 ③ 1-2		X SI 95 0-0 22 HBP 1-2 2-H 3-H 1B		B SL 79 F FF 89 X SI 88 1-1 1B		X SI 90 0-0 5 WP 22 SH3 1B	6	0	3	2	0	1	1
Inning Stats	R: 0 E: 0 K: 0 S: 5 H: 0 LOB: 0 BB: 1 P: 14	R: 1 E: 0 K: 1 S: 10 H: 1 LOB: 0 BB: 0 P: 15	R: 0 E: 0 K: 1 S: 6 H: 0 LOB: 0 BB: 0 P: 12	R: 0 E: 0 K: 0 S: 6 H: 0 LOB: 1 BB: 2 P: 17	R: 0 E: 0 K: 3 S: 9 H: 0 LOB: 0 BB: 0 P: 14	R: 0 E: 0 K: 0 S: 5 H: 0 LOB: 0 BB: 0 P: 8	R: 3 E: 0 K: 1 S: 16 H: 3 LOB: 1 BB: 1 P: 29	R: 0 E: 0 K: 1 S: 14 H: 1 LOB: 1 BB: 0 P: 23	R: 2 E: 0 K: 1 S: 15 H: 2 LOB: 3 BB: 2 P: 30	R: 0 E: 0 K: 1 S: 10 H: 0 LOB: 0 BB: 0 P: 17	R: 0 E: 0 K: 3 S: 13 H: 1 LOB: 1 BB: 0 P: 18	R: 0 E: 0 K: 1 S: 18 H: 1 LOB: 3 BB: 2 P: 30	R: 1 E: 0 K: 1 S: 11 H: 2 LOB: 1 BB: 0 P: 16	1B: 9 2B: 1 3B: 0 HR: 2	SF: 0 SAC: 1 DP: 1 HBP: 1	WP: 1 PB: 0 SB: 2 CS: 2	PA: 57		

PITCHER		IP	WLS	BF	H	R	ER	SO	BB	IBB	HBP	BLK	WP	HR	S	P	ERA	WHIP
36 Jered Weaver, R	(1, 1)	6.2		25	3	4	4	5	4	0	0	0	0	1	50	99	5.40	1.050
ERA: 5.79																		
59 Fernando Salas, R	(7, 1)	0.1	B	2	1	0	0	1	0	0	0	0	0	0	7	10	0.00	3.000
ERA: 4.76																		
58 Michael Kohn, R	(8, 1)	1.0		4	1	0	0	1	0	0	0	0	0	0	14	23	0.00	1.000
ERA: 3.18																		
65 Dane De La Rosa, R	(9, 1)	0.1		3	1	2	2	0	1	0	0	0	0	0	5	12	54.00	6.000
ERA: 54.0																		
40 Kevin Jepsen, R	(9, 1)	0.2		5	1	0	0	1	1	0	1	0	0	0	10	18	0.00	3.000
ERA: 15.0																		

PITCHER		IP	WLS	BF	H	R	ER	SO	BB	IBB	HBP	BLK	WP	HR	S	P	ERA	WHIP
49 Ernesto Frieri, R	(10, 1)	1.0		3	0	0	0	1	0	0	0	0	0	0	10	17	0.00	0.000
ERA: 3.6																		
38 Joe Smith, R	(11, 1)	1.0		4	1	0	0	3	0	0	0	0	0	0	13	18	0.00	1.000
ERA:																		
52 Matt Shoemaker, R	(12, 1)	2.0	L	11	3	1	1	2	2	0	0	0	1	1	29	46	4.50	2.500
ERA: 4.05																		

New York Mets @ Los Angeles Angels

Angel Stadium of Anaheim, Anaheim, CA

Sat Apr 12 2014, 6:08 PM - 10:37 PM PDT

Att. 40,027 - Clear - 63 F

TOP

livebaseballscorecards.com

AB	47
R	7
H	11
RBI	7
BB	8
SO	14
LOB	20

New York Mets @ Los Angeles Angels

Angel Stadium of Anaheim, Anaheim, CA

Sat Apr 12 2014, 6:08 PM - 10:37 PM PDT

Att. 40,027 - Clear - 63 F

livebaseballscorecards.com

BOTTOM

Batter	1	2	3	4	5	6	7	8	9	10	11	12	13	AB	R	H	RBI	BB	SO	LOB
7 Collin Cowgill, R (1, 7) OBP: 0.364, SLG: 0.727 3 JB Shuck, L (8, PH) OBP: 0.333, SLG: 0.625 (9, 7)	B FF 88 C FF 89 B FF 90 X CH 82 2-1 27 G1-3 5 1B 1B		C FF 90 X FF 90 0-1 B3			F FF 88 B CU 74 F CH 83 B FF 89 B FF 89 F FF 90 F FF 92 X CU 78 3-2 HR		C FF 91 F CU 80 X FC 90 0-2 27 G6-4-3 1B		B SI 89 X SI 88 1-0 G4-3			B FF 89 C SL 82 X FF 88 1-1 G4-3	3	2	2	1	0	0	0
														3	0	1	0	0	0	0
27 Mike Trout, R (1, 8) OBP: 0.353, SLG: 0.565	C FF 89 F FF 90 X FF 91 0-2 G1-3 1-2			F FF 90 C CU 75 B FF 89 B CU 77 B FF 90 X FF 91 3-2 47 G4-3 5 G5-3 1B		B CU 77 X SI 91 1-0 2B		1 SAFE X FF 90 0-0 G6-4-3 1-2f		C FF 93 X FF 92 0-1 P4			B FF 90 B FF 90 C FF 88 B FF 88 C CH 86 F CU 76 X FF 89 3-2 L3	6	0	2	0	0	0	2
5 Albert Pujols, R (1, 3) OBP: 0.300, SLG: 0.457	C FF 91 X FF 91 0-1 47 G6-4-3 2-H 1B			1 SAFE C FF 90 B SI 92 F SI 91 B FF 90 X FF 90 2-2 G5-3 1-2		B FF 90 C FF 90 B FF 89 X CU 76 2-1 P2			B FF 93 B FF 92 C FF 93 S FF 92 X FF 93 2-2 G6-3			C FF 92 F FF 94 B SL 86 B SL 87 X CH 85 2-2 G6-3		5	0	1	1	0	0	2
47 Howie Kendrick, R (1, 4) OBP: 0.306, SLG: 0.311	C FF 90 X FF 90 0-1 G6-4-3 1-2f			F FC 90 X FF 91 0-1 G4-3 2-3		F FF 90 F SI 90 F CU 77 B FF 90 S CU 76 1-3 K2-3			B FF 94 C FF 92 F FF 92 B FF 94 B FF 93 X FF 92 3-2 L9			B FF 94 S FF 94 B FF 94 B SL 86 X FF 94 3-1 G5-3		5	0	0	0	0	1	3
6 David Freese, R (1, 5) OBP: 0.227, SLG: 0.231		B SI 87 S SI 89 B SI 90 X FF 89 2-1 G6-3		C CU 75 F FF 91 S FF 91 0-3 K		X CU 75 0-0 F8			C FF 93 B FF 93 F FF 92 B FS 82 X FF 93 2-2 28 HR 2 BB 1B			B CH 84 S CH 86 B FF 94 S FF 94 S FF 94 2-3 K		5	1	1	0	0	2	2
2 Erick Aybar, S (1, 6) OBP: 0.268, SLG: 0.250		B SI 90 B SI 91 C FF 90 F SI 92 X FF 90 2-2 L7			F FF 88 X CH 84 0-1 F8		L SI 87 B SI 88 B SI 88 F FF 89 B CU 75 B FC 89 4-2 28 L3 BB		B FF 93 B FF 93 B FF 93 C FF 94 B FF 92 4-1 28 HR 1-2 BB			C FF 87 F FF 91 B CU 77 F SL 83 F SI 87 F CH 85 B FF 90 F CU 76 X FF 90 2-2 G1-3		3	1	0	0	2	0	0
28 Raul Ibanez, L (1, 10) OBP: 0.256, SLG: 0.361		C FF 90 B CU 76 C FF 90 F SI 92 F FF 91 T CU 76 1-2 K			B SI 90 C FF 89 X FF 89 1-1 F8		X SI 90 0-0 L3 1-1		B FF 94 X FF 93 1-0 1-H 2-H HR			B SL 82 B FF 88 C SL 82 F FF 88 X CU 76 2-2 G5-3		5	1	1	3	0	1	1
17 Chris Iannetta, R (1, 2) OBP: 0.216, SLG: 0.281			B SI 89 C SI 90 B FF 89 F CH 84 C FF 90 2-3 K		B SI 90 X SI 90 1-0 HR		B SI 90 B CH 84 B SI 89 X FF 89 3-0 G5-3		F FF 94 F FF 94 S FS 85 0-3 K			C CU 75 B FF 89 X FF 89 1-1 G4-3		5	1	1	1	0	2	0
56 Kole Calhoun, L (1, 9) OBP: 0.245, SLG: 0.333			X FF 91 0-0 F7		C FF 90 B CU 76 C FF 92 F FF 92 C SI 92 2-3 K			C FC 87 X CU 75 0-1 G3		C SI 89 B SL 80 F SI 90 B SL 82 B SI 90 X SI 90 3-2 G6-3		C FF 88 S SL 83 B CU 76 B SL 82 B CU 76 X FF 89 3-2 P6		5	0	0	0	0	1	0
Inning Stats	R: 1 E: 0 K: 0 S: 9 H: 2 LOB: 0 BB: 0 P: 11	R: 0 E: 0 K: 1 S: 10 H: 0 LOB: 0 BB: 0 P: 15	R: 0 E: 0 K: 1 S: 6 H: 0 LOB: 0 BB: 0 P: 8	R: 0 E: 0 K: 1 S: 11 H: 1 LOB: 1 BB: 0 P: 16	R: 1 E: 0 K: 1 S: 9 H: 1 LOB: 0 BB: 0 P: 13	R: 1 E: 0 K: 1 S: 13 H: 2 LOB: 1 BB: 0 P: 20	R: 0 E: 0 K: 0 S: 4 H: 0 LOB: 0 BB: 1 P: 11	R: 0 E: 0 K: 0 S: 6 H: 1 LOB: 0 BB: 0 P: 6	R: 3 E: 0 K: 1 S: 14 H: 2 LOB: 0 BB: 1 P: 26	R: 0 E: 0 K: 0 S: 6 H: 0 LOB: 0 BB: 0 P: 10	R: 0 E: 0 K: 1 S: 8 H: 0 LOB: 0 BB: 0 P: 15	R: 0 E: 0 K: 0 S: 12 H: 0 LOB: 0 BB: 0 P: 17	R: 0 E: 0 K: 0 S: 9 H: 0 LOB: 0 BB: 0 P: 16	1B: 5 2B: 2 3B: 0 HR: 3 SF: 0 SAC: 0 DP: 3 HBP: 0	WP: 0 PB: 0 SB: 0 CS: 0 PA: 47						

PITCHER		IP	WLS	BF	H	R	ER	SO	BB	IBB	HBP	BLK	WP	HR	S	P	ERA	WHIP
49 Jonathon Niese, L ERA: 3.46	(1, 1)	7.1		27	6	3	3	5	1	0	0	0	0	2	64	96	3.68	0.955
52 Carlos Torres, R ERA: 1.5	(8, 1)	0.2	H	2	1	0	0	0	0	0	0	0	0	0	4	4	0.00	1.500
47 Jose Valverde, R ERA: 4.26	(9, 1)	1.0	B	6	2	3	3	1	1	0	0	0	0	1	14	26	27.00	3.000
56 Scott Rice, L ERA: 10.8	(10, 1)	0.2		2	0	0	0	0	0	0	0	0	0	0	4	8	0.00	0.000
71 Gonzalez Germen, R ERA: 1.23	(10, 1)	1.1		4	0	0	0	1	0	0	0	0	0	0	10	17	0.00	0.000

PITCHER		IP	WLS	BF	H	R	ER	SO	BB	IBB	HBP	BLK	WP	HR	S	P	ERA	WHIP
32 John Lannan, L ERA: 12.0	(12, 1)	2.0	W	6	0	0	0	0	0	0	0	0	0	0	21	33	0.00	0.000

AB	45
R	6
H	9
RBI	6
BB	2
SO	7
LOB	10

New York Mets @ Los Angeles Angels

Angel Stadium of Anaheim, Anaheim, CA

Sun Apr 13 2014, 12:38 PM - 3:42 PM PDT

Att. 38,855 - Overcast - 65 F

TOP

livebaseballscorecards.com

Batter	1	2	3	4	5	6	7	8	9	AB	R	H	RBI	BB	SO	LOB
22 Eric Young Jr., S (1, 7) OBP: 0.280, SLG: 0.256	C FF 90 C SI 91 B SI 92 B SL 84 B FF 92 B FF 91 4-2 28 G1-4-3 5 1B BB	B CU 75 X FF 89 1-0 ① G4-3	C FF 90 D SL 81 B SI 91 S FC 87 X FC 87 2-2 ②③ G4-3-6 1-2f 3-H	B FF 94 C FF 94 F FF 95 S CU 84 1-3 ① K2-3				3	1	0	0	1	1	1
28 Daniel Murphy, L (1, 4) OBP: 0.289, SLG: 0.302 0 Omar Quintanilla, L (7, 4) OBP: 0.375, SLG: 0.375	C FF 89 X CU 76 0-1 ① G1-4-3 1-2	C FF 90 B FC 88 S FF 91 B FF 92 B FF 91 C FF 92 3-3 ② K	C FF 91 X CU 77 0-1 ① F7	C SI 94 B CH 86 F FF 94 S CU 84 1-3 ② K2-3				3 1	0 0	0 0	0 0	0 0	1 1	1 0
5 David Wright, R (1, 5) OBP: 0.296, SLG: 0.313 21 Lucas Duda, L (7, 3) OBP: 0.294, SLG: 0.516	C CU 75 B FF 90 X FF 89 1-1 13 CS 2-H 1B	C FF 91 C SI 91 B SI 92 X CU 79 1-2 ③ L7	C FC 88 B CH 88 F CU 76 B FF 91 C SI 91 2-3 ② K	B FF 95 F SI 94 B CH 85 C FF 95 B CU 84 X FF 95 3-2 ③ F8				3 1	0 0	1 0	1 0	0 0	1 0	0 0
13 Josh Satin, R (1, 3) OBP: 0.231, SLG: 0.333 (7, 5)	B FF 89 D CU 75 F FF 90 C CH 85 D CU 77 C FF 90 3-3 ②③ K 1-2	C FF 90 B FF 90 T SI 91 B SI 91 B CU 77 X FF 91 3-2 ① G5-3	C FF 91 S FC 88 B FF 92 B CH 86 X FF 92 2-2 ① 3 WP 2B	C FF 94 F SI 94 X CH 86 0-2 ① G1-3				4	0	1	0	0	1	1
3 Curtis Granderson, L (1, 9) OBP: 0.288, SLG: 0.318 27 Jeurys Familia, R (7, 1) 32 John Lannan, L (8, 1) 29 Ike Davis, L (9, PH) OBP: 0.375, SLG: 0.421	B FF 90 F FF 91 S CU 78 B SL 83 X CU 78 2-2 30 G6-4-3 1B	C SI 90 S FF 92 S SI 90 0-3 ② K	C CU 76 S SL 81 B FF 91 B SL 80 C FF 91 2-3 ③ K 2-3	S CU 81 C CU 80 B SI 95 B CH 85 X CH 85 2-2 ② G4-3				3 0 0 1	0 0 0 0	1 0 0 0	0 0 0 0	0 0 0 0	2 0 0 0	1 0 0 0
30 Andrew Brown, R (1, 10) OBP: 0.250, SLG: 0.357 (7, 9)	C FC 88 F FC 88 X SL 81 0-2 ①② G6-4-3 1-2f	C SI 90 C SI 90 B SI 91 B CU 76 S FF 92 2-3 ③ K	B FF 88 F CH 85 F FC 87 B CU 80 B FC 87 B FF 90 4-2 15 WP BB	F FF 94 B CU 82 C CU 80 B FF 94 B CH 86 F SI 95 B FF 95 4-2 BB				2	0	0	0	2	1	1
12 Juan Lagares, R (1, 8) OBP: 0.353, SLG: 0.468	B FF 90 B SI 92 X FF 91 2-0 15 BB 1B	C FF 89 X FC 87 0-1 15 1B 22 G4-3-6 1B	B CH 85 X FF 89 1-0 ① F9	C FF 93 S CU 81 D CU 82 F FF 94 X CH 87 1-2 ③ G1-3				4	1	2	0	0	0	2
15 Travis d'Arnaud, R (1, 2) OBP: 0.222, SLG: 0.273	B CU 75 S CH 86 B FF 90 C CU 76 B FF 90 F SL 82 F FF 92 1 SAFE B FF 91 4-2 1-2 BB	S FF 89 X SI 90 0-1 22 G4-3-6 1-3 1B	C FF 90 B CU 77 S FF 90 B FF 90 B SL 82 C FF 90 3-3 ② K 1-2					2	0	1	0	1	1	1
11 Rubén Tejada, R (1, 6) OBP: 0.275, SLG: 0.222	X CH 85 0-0 ③ G1	C FF 90 B FF 89 D CU 75 F CH 86 B SI 91 F FF 90 C FC 88 3-3 ① K	B FC 87 F CH 83 S FC 88 B SI 90 F FC 88 C FC 87 2-3 ③ K					3	0	0	0	0	2	5
Inning Stats	R: 1 E: 0 K: 1 S: 9 H: 1 LOB: 1 BB: 1 P: 17	R: 0 E: 0 K: 0 S: 12 H: 2 LOB: 2 BB: 1 P: 20	R: 0 E: 0 K: 1 S: 7 H: 0 LOB: 0 BB: 0 P: 12	R: 0 E: 0 K: 2 S: 9 H: 0 LOB: 0 BB: 0 P: 14	R: 1 E: 0 K: 1 S: 11 H: 2 LOB: 0 BB: 0 P: 16	R: 0 E: 0 K: 2 S: 11 H: 1 LOB: 1 BB: 0 P: 17	R: 0 E: 0 K: 2 S: 10 H: 0 LOB: 1 BB: 1 P: 20	R: 0 E: 0 K: 2 S: 9 H: 0 LOB: 0 BB: 0 P: 14	R: 0 E: 0 K: 0 S: 13 H: 0 LOB: 1 BB: 1 P: 20	1B: 5 2B: 2 3B: 0 HR: 0 SF: 0 SAC: 0 DP: 3 HBP: 0						

	AB	30
	R	2
	H	6
	RBI	1
	BB	4
	SO	11
	LOB	13

WP: 2 PA: 34
PB: 0
SB: 0
CS: 1

PITCHER		IP	WLS	BF	H	R	ER	SO	BB	IBB	HBP	BLK	WP	HR	S	P	ERA	WHIP
33 C.J. Wilson, L ERA: 3.92	(1, 1)	7.0	W	27	6	2	2	9	3	0	0	0	2	0	69	116	2.57	1.286
40 Kevin Jepsen, R ERA: 11.25	(8, 1)	1.0		3	0	0	0	2	0	0	0	0	0	0	9	14	0.00	0.000
60 Yoslan Herrera, R ERA:	(9, 1)	1.0		4	0	0	0	0	1	0	0	0	0	0	13	20	0.00	1.000

PITCHER	IP	WLS	BF	H	R	ER	SO	BB	IBB	HBP	BLK	WP	HR	S	P	ERA	WHIP

Batter	1	2	3	4	5	6	7	8	9	AB	R	H	RBI	BB	SO	LOB
3 JB Shuck, L (1, 7) OBP: 0.400, SLG: 0.571	C FF 89 F FF 90 X FF 92 0-2 ① G6-3	C SL 82 C CH 83 F FF 93 F FF 92 X SI 89 0-2 ② F9		C SI 89 X SI 89 0-1 5 G5-4-3 27 1B 1B 3-H		B SI 88 F SI 89 X SI 89 1-1 5 WP 27 1B 28 BB 1B	X SI 96 0-0 1-2 1B	X FF 88 0-0 ③ F8		6	1	3	1	0	0	1
27 Mike Trout, R (1, 8) OBP: 0.382, SLG: 0.640 7 Collin Cowgill, R (7, 8) OBP: 0.333, SLG: 0.667	B FF 90 C SI 89 B FF 91 C SI 88 B FF 93 X SI 89 3-2 HR	C SI 88 C SI 90 B FF 93 F SI 88 X SI 84 1-2 ③ G1-3		X SI 87 0-0 5 G5-4-3 1-2 1B		B SI 89 F SI 90 B SI 90 B SI 90 X SI 90 3-1 28 BB 5 WP 47 WP 1-2 1B	F SI 96 F SI 96 C SI 97 0-3 ② K			4 1	2 0	3 0	1 0	0 0	0 1	0 2
5 Albert Pujols, R (1, 10) OBP: 0.309, SLG: 0.500	C FF 90 X FF 91 0-1 HR		X SI 86 0-0 ① G5-3	C SI 86 X SI 87 0-1 ① ② G5-4-3 1-2f 2-3		B SI 84 B SI 85 B SI 89 I IN 59 4-0 47 WP 28 BB 1-2 2-3 IBB	C SI 96 X SI 96 0-1 ③ G6-3			4	1	1	1	1	0	4
28 Raul Ibanez, L (1, 3) OBP: 0.295, SLG: 0.436	B FF 90 T SI 88 B FF 91 X SI 88 2-1 HR		C SI 87 B FF 91 F FF 91 F SI 89 F FF 92 B FF 90 F FF 92 B CH 82 B SI 90 4-2 56 FC1-6 BB	X FF 92 0-0 ③ F9		C SL 82 S SL 80 F SL 81 D SL 80 F SI 89 D SL 82 B SI 90 B SI 89 4-2 47 WP 1-2 2-3 3-H BB		B FF 88 F FF 88 S SL 83 B CU 75 S SI 86 2-3 ① K		3	1	1	2	2	1	1
56 Kole Calhoun, L (1, 9) OBP: 0.259, SLG: 0.400	X FF 90 0-0 44 2B 2B		C CH 80 X CH 81 0-1 ② FC1-6 1-2f		X SL 80 0-0 ① L8	C SL 81 S SL 82 S SL 80 0-3 ① K		X FF 88 0-0 47 WP 3B		5	2	2	0	0	1	4
47 Howie Kendrick, R (1, 4) OBP: 0.315, SLG: 0.306	C FF 90 B SI 88 S SI 88 B SI 91 F SL 86 C SI 89 2-3 ② K		1 SAFE 1 SAFE 1 SAFE S CH 79 X CH 81 0-1 ③ L6		B SI 88 B SI 86 X SI 87 2-0 16 HR 1B	B SI 88 F SI 90 D SI 85 D SI 85 F SI 88 X SI 90 3-2 ② G4-3 1-2 2-3 3-H		B CH 84 B SI 86 B FF 87 C FF 87 F SI 88 F SI 90 F CH 84 B FF 89 4-2 44 HR 3-H BB		4	2	1	0	1	1	4
44 Ian Stewart, L (1, 5) OBP: 0.250, SLG: 0.600	X FF 92 0-0 2-H 2B			B CH 82 B SI 88 F SI 88 B SI 88 B SI 89 4-1 16 2B 2 3B BB	C SI 87 B SI 86 F CH 80 D CH 81 T CH 79 2-2 ② K	B SI 89 F SI 88 C SL 79 S SL 81 2-3 ③ K		B FF 89 B SI 87 C SI 88 B SI 87 X FF 87 3-1 1-H HR		4	2	2	3	1	2	3
16 Hank Conger, L (1, 2) OBP: 0.400, SLG: 0.643	C SI 91 C SI 90 S FF 93 0-3 ③ K			B SI 86 B SI 85 B SI 86 C SI 86 X SI 86 3-1 2 3B 1-3 2B	X SL 79 0-0 1-H HR		B SI 95 X SI 95 1-0 ① F8	B CU 75 B SI 88 F SI 89 B CH 86 X FF 89 3-1 ② G5-3		5	2	2	2	0	1	1
2 Erick Aybar, S (1, 6) OBP: 0.289, SLG: 0.308 8 John McDonald, R (7, PR) OBP: 0.600, SLG: 0.667 (8, 6)		F SI 86 X SI 88 0-1 ① F8		B FF 91 X FF 91 1-0 3 1B 2-H 3-H 3B	X FF 91 0-0 ③ P6		B SI 96 B SI 96 C FF 96 B SI 96 B SI 96 4-1 3 1B BB	C FF 88 B SI 89 X CH 83 1-1 2B		3 1	1 0	1 1	2 0	1 0	0 0	0 0
Inning Stats	R: 4 E: 0 K: 2 S: 19 H: 5 LOB: 1 BB: 0 P: 26	R: 0 E: 0 K: 0 S: 11 H: 0 LOB: 0 BB: 0 P: 12	R: 0 E: 0 K: 0 S: 10 H: 0 LOB: 1 BB: 1 P: 14	R: 3 E: 0 K: 0 S: 10 H: 4 LOB: 1 BB: 1 P: 18	R: 2 E: 0 K: 1 S: 7 H: 2 LOB: 0 BB: 0 P: 11	R: 2 E: 0 K: 2 S: 17 H: 2 LOB: 2 BB: 2 P: 34	R: 0 E: 0 K: 1 S: 8 H: 1 LOB: 2 BB: 1 P: 13	R: 3 E: 0 K: 1 S: 15 H: 3 LOB: 1 BB: 1 P: 28		1B: 6 2B: 4 3B: 2 HR: 5 SF: 0 SAC: 0 DP: 1 HBP: 0						

PITCHER		IP	WLS	BF	H	R	ER	SO	BB	IBB	HBP	BLK	WP	HR	S	P	ERA	WHIP
40 Bartolo Colon, R ERA: 6.0	(1, 1)	5.0	L	27	11	9	9	3	2	0	0	0	0	4	57	81	16.20	2.600
56 Scott Rice, L ERA: 13.5	(6, 1)	1.0		7	2	2	2	2	1	1	0	0	2	0	17	34	18.00	3.000
27 Jeurys Familia, R ERA: 5.4	(7, 1)	1.0		5	1	0	0	1	1	0	0	0	0	0	8	13	0.00	2.000
32 John Lannan, L ERA: 15.75	(8, 1)	1.0		7	3	3	3	1	1	0	0	0	1	1	15	28	27.00	4.000

PITCHER	IP	WLS	BF	H	R	ER	SO	BB	IBB	HBP	BLK	WP	HR	S	P	ERA	WHIP

BOTTOM

New York Mets @ Los Angeles Angels

Angel Stadium of Anaheim, Anaheim, CA

Sun Apr 13 2014, 12:38 PM - 3:42 PM PDT

Att. 38,855 - Overcast - 65 F

livebaseballscorecards.com

AB	40
R	14
H	17
RBI	12
BB	6
SO	7
LOB	20

Oakland Athletics @ Los Angeles Angels

Angel Stadium of Anaheim, Anaheim, CA

Mon Apr 14 2014, 7:11 PM - 10:05 PM PDT

Att. 37,120 - Clear - 78 F

TOP

livebaseballscorecards.com

Batter	1	2	3	4	5	6	7	8	9	AB	R	H	RBI	BB	SO	LOB
3 Craig Gentry, R (1, 8) OBP: 0.200, SLG: 0.200 37 Brandon Moss, L (8, PH) OBP: 0.347, SLG: 0.432 (8, 7)	C FF 91 B FC 86 B CH 84 X FF 92 2-1 F7		S CH 85 B CH 85 B CH 84 X SI 92 2-1 F9 ③			B SI 90 B CH 82 C SI 91 X SI 92 2-1 8 S 1B		C SL 80 H FF 90 1-1 8 G3-6-3 HBP		3	0	1	0	0	0	0
										0	0	0	0	0	0	0
8 Jed Lowrie, S (1, 6) OBP: 0.434, SLG: 0.324	X FF 91 0-0 F8 ②			C SI 89 B FC 85 B SI 91 F CH 85 X FF 94 2-2 F9 ①		1 SAFE C FF 91 1 SAFE F FC 81 B SC 76 F CH 81 X SI 92 1-2 F7 ② 1-2		B SI 89 B FF 88 B SL 80 C SI 88 X SI 88 3-1 G3-6-3 ② ③ 1-2f		4	0	0	0	0	0	2
20 Josh Donaldson, R (1, 5) OBP: 0.254, SLG: 0.448	C SI 91 F CH 84 F CU 77 F SI 94 B SC 78 X CH 82 1-2 1B			B CU 74 B CU 74 B SI 93 C SI 93 C CH 84 X SI 94 3-2 F9 ②		C SI 92 B SI 93 F SI 92 S SI 92 1-3 K ③			F SI 95 C SI 96 B SI 94 F FF 95 B SL 85 X SI 96 2-2 5 HR 1B	4	1	2	0	0	1	1
52 Yoenis Cespedes, R (1, 7) OBP: 0.304, SLG: 0.520 (8, 8)	B SI 92 X CH 84 1-0 P5 ③			C CH 85 B SI 92 B FF 93 X CH 82 2-1 HR			C CH 82 B SI 91 B SI 92 B FF 88 B SI 92 4-1 1 L9 18 1B BB		C FF 95 B SL 83 B SL 84 F SI 95 F SI 96 X SI 95 2-2 F8 ①	3	1	1	1	1	0	2
36 Derek Norris, R (1, 2) OBP: 0.296, SLG: 0.480 5 John Jaso, L (9, PH) OBP: 0.379, SLG: 0.500 (9, 2)		B SI 90 X SI 90 1-0 P3 ①		B CU 74 C SI 92 B FC 86 F SI 92 B SI 94 X SI 93 3-2 G6-3 ③			F SI 91 X CH 82 0-1 L7 ①		B FF 95 C FF 96 F FF 94 F SI 94 X FF 95 1-2 1-H HR	3	0	0	0	0	0	1
										1	1	1	2	0	0	0
18 Alberto Callaspo, S (1, 10) OBP: 0.459, SLG: 0.576		B SI 90 C SI 90 X CH 84 1-1 G1-5-3 ②			B CH 81 F SI 91 F FC 84 X SI 93 1-2 1 G4-6-3 1B		B CU 75 X CH 83 1-0 1-2 1B		C FF 95 B SI 94 C CH 87 X CH 88 1-2 1 1B 1B	4	0	3	0	0	0	0
1 Nick Punto, S (1, 4) OBP: 0.385, SLG: 0.238		C SI 91 F FC 86 X SC 77 0-2 P6 ③			F SI 92 F CH 82 B SI 91 F SI 92 B CH 81 X CH 82 2-2 G4-6-3 ① ② 1-2f		C CH 80 X SI 91 0-1 L9 ② 2-3		C FF 95 B SI 94 F FF 94 X SI 94 1-2 1-2 1B	4	0	1	0	0	0	3
16 Josh Reddick, L (1, 9) OBP: 0.163, SLG: 0.100			C CU 75 B FC 83 F FF 93 S FF 93 1-3 K ①		F SI 92 B FF 92 F SI 92 X SI 94 1-2 G4-3 ③		B CU 74 B CU 76 B SI 92 C SI 92 F SI 92 X SI 93 3-2 P2 ③		C CU 73 B FF 90 S CU 76 F CU 74 S SL 82 1-3 K ②	4	0	0	0	0	2	4
10 Daric Barton, L (1, 3) OBP: 0.207, SLG: 0.080			B FF 92 C SI 91 C SI 92 X SI 93 1-2 G1-3 ②			F CU 74 F SI 91 T SC 77 0-2 K ①		C FF 89 C FF 89 F SL 80 X FF 90 0-2 F9 ①	B SL 81 C CU 75 F FF 90 X FF 90 1-2 F8 ③	4	0	0	0	0	1	2
Inning Stats	R: 0 H: 1 E: 0 LOB: 1 K: 0 BB: 0 S: 9 P: 13	R: 0 H: 0 E: 0 LOB: 0 K: 0 BB: 0 S: 6 P: 8	R: 0 H: 0 E: 0 LOB: 0 K: 1 BB: 0 S: 8 P: 12	R: 1 H: 1 E: 0 LOB: 0 K: 0 BB: 0 S: 11 P: 21	R: 0 H: 1 E: 0 LOB: 0 K: 0 BB: 0 S: 10 P: 14	R: 0 H: 1 E: 0 LOB: 1 K: 2 BB: 0 S: 12 P: 16	R: 0 H: 1 E: 0 LOB: 2 K: 0 BB: 1 S: 9 P: 17	R: 0 H: 0 E: 0 LOB: 0 K: 0 BB: 0 S: 7 P: 11	R: 2 H: 4 E: 0 LOB: 2 K: 1 BB: 0 S: 25 P: 34	1B: 7 SF: 0 2B: 0 SAC: 0 3B: 0 DP: 2 HR: 2 HBP: 1						

	AB	34
	R	3
	H	9
	RBI	3
	BB	1
	SO	4
	LOB	15

PITCHER		IP	WLS	BF	H	R	ER	SO	BB	IBB	HBP	BLK	WP	HR	S	P	ERA	WHIP
53 Héctor Santiago, L ERA: 4.96	(1, 1)	7.0		26	5	1	1	3	1	0	0	0	0	1	65	101	1.29	0.857
38 Joe Smith, R ERA:	(8, 1)	1.0	H	3	0	0	0	0	0	0	1	0	0	0	7	11	0.00	0.000
49 Ernesto Frieri, R ERA: 6.75	(9, 1)	0.1	L	5	4	2	2	0	0	0	0	0	0	1	18	25	54.00	12.000
48 Jose Alvarez, L ERA:	(9, 1)	0.2		2	0	0	0	1	0	0	0	0	0	0	7	9	0.00	0.000

PITCHER	IP	WLS	BF	H	R	ER	SO	BB	IBB	HBP	BLK	WP	HR	S	P	ERA	WHIP

WP: 0	PB: 0	SB: 1	CS: 0	PA: 36													

Batter	1	2	3	4	5	6	7	8	9	AB	R	H	RBI	BB	SO	LOB
56 Kole Calhoun, L (1, 9) OBP: 0.276, SLG: 0.426	C SI 92 F FC 90 X FC 90 0-2 27 PB 5 1B 1B		C CU 74 F FC 89 F CU 76 S CH 87 0-3 ① K		1 SAFE F SI 91 X CH 84 0-1 ② P6			B SI 94 F SI 94 B CH 88 X SI 94 2-1 27 F9 2B		4	1	2	0	0	1	1
27 Mike Trout, R (1, 8) OBP: 0.356, SLG: 0.593	S FC 88 B SI 91 S FC 89 B CH 86 F SI 93 F FC 89 C CU 76 2-3 ① K 1-2		C SI 94 S FC 89 F SI 93 X CU 77 0-2 ② F9		B CU 73 C FC 88 F FC 87 B CH 84 S FC 89 2-3 ③ K 1-2			B SI 96 X SI 94 1-0 ② F9 2-3		4	0	0	0	0	2	3
5 Albert Pujols, R (1, 3) OBP: 0.322, SLG: 0.556	B FC 88 C SI 93 X FC 88 1-1 28 E 2-H 1B		B FF 92 X FC 88 1-0 HR			C CU 74 F CH 83 F CU 75 F CU 74 B SI 91 B FC 87 X CH 85 2-2 ① G6-3		X SI 94 0-0 ③ G5-3		4	1	2	2	0	0	1
28 Raul Ibanez, L (1, 10) OBP: 0.271, SLG: 0.395	B FC 90 B SI 93 C FF 92 C FC 88 F FF 93 F FC 88 X FC 89 2-2 FC3 1-2		B CU 76 B FC 89 C FC 88 S FC 88 F SI 93 B CU 77 S FC 88 3-3 ③ K			C FC 88 B CH 85 C FC 87 X CH 85 1-2 ② F8			C SI 88 B CH 77 B SL 80 X SI 89 2-1 ① G4-3	4	0	0	0	0	1	1
47 Howie Kendrick, R (1, 4) OBP: 0.293, SLG: 0.283	D CU 76 F FC 88 C FC 88 S CU 75 1-3 ② K			C FC 88 F FF 92 X FC 88 0-2 ① G1-3		S CU 76 F FC 88 C CU 75 0-3 ③ K			B SL 80 C SI 88 F SI 88 X CH 77 1-2 ② G4-3	4	0	0	0	0	2	2
6 David Freese, R (1, 5) OBP: 0.208, SLG: 0.209	B FC 89 C FC 88 C FF 94 S FC 89 1-3 ③ K			B CU 75 X FC 88 1-0 ② G6-3			B CU 74 C FC 88 S CU 76 S FC 88 1-3 ① K		B SL 81 C SI 88 B SL 82 B CH 76 X SL 82 3-1 ③ F9	4	0	0	0	0	2	2
3 JB Shuck, L (1, 7) OBP: 0.333, SLG: 0.471 7 Collin Cowgill, R (8, 7) OBP: 0.333, SLG: 0.667		C FC 89 X FC 89 0-1 ① F9		C SI 92 S CH 85 X FF 94 0-2 ③ G4-3			C FC 88 X SI 93 0-1 ② G4-3			3 0	0 0	0 0	0 0	0 0	0 0	0 0
16 Hank Conger, L (1, 2) OBP: 0.333, SLG: 0.529		C CU 76 F FC 90 X SI 93 0-2 ② P5			B CU 74 C FC 88 F FC 89 F CU 76 X CH 85 1-2 ① G4-3		B FC 88 L FC 88 C CU 75 B CH 85 F CH 85 C FC 88 2-3 ③ K			3	0	0	0	0	1	0
2 Erick Aybar, S (1, 6) OBP: 0.292, SLG: 0.310		B FC 90 B FC 90 X SI 93 2-0 ③ G6-3			X FC 89 0-0 27 WP 1B			F SI 93 X SI 94 0-1 ① B1-3		3	0	1	0	0	0	0
Inning Stats	R: 1 E: 1 K: 3 S: 21 H: 2 LOB: 2 BB: 0 P: 28	R: 0 E: 0 K: 0 S: 6 H: 0 LOB: 0 BB: 0 P: 8	R: 1 E: 0 K: 2 S: 13 H: 1 LOB: 0 BB: 0 P: 17	R: 0 E: 0 K: 0 S: 7 H: 0 LOB: 0 BB: 0 P: 8	R: 0 E: 0 K: 1 S: 10 H: 1 LOB: 1 BB: 0 P: 13	R: 0 E: 0 K: 1 S: 11 H: 0 LOB: 0 BB: 0 P: 14	R: 0 E: 0 K: 2 S: 9 H: 0 LOB: 0 BB: 0 P: 12	R: 0 E: 0 K: 0 S: 6 H: 1 LOB: 1 BB: 0 P: 9	R: 0 E: 0 K: 0 S: 7 H: 0 LOB: 0 BB: 0 P: 13	1B: 3 2B: 1 3B: 0 HR: 1	SF: 0 SAC: 0 DP: 0 HBP: 0						

PITCHER		IP	WLS	BF	H	R	ER	SO	BB	IBB	HBP	BLK	WP	HR	S	P	ERA	WHIP
60 Jesse Chavez, R ERA: 1.35	(1, 1)	7.0		26	4	2	1	9	0	0	0	0	1	1	77	100	1.29	0.571
45 Jim Johnson, R ERA: 9.95	(8, 1)	1.0	W	4	1	0	0	0	0	0	0	0	0	0	6	9	0.00	1.000
44 Luke Gregerson, R ERA: 1.17	(9, 1)	1.0	S	3	0	0	0	0	0	0	0	0	0	0	7	13	0.00	0.000

PITCHER	IP	WLS	BF	H	R	ER	SO	BB	IBB	HBP	BLK	WP	HR	S	P	ERA	WHIP

BOTTOM

Oakland Athletics @ Los Angeles Angels

Angel Stadium of Anaheim, Anaheim, CA

Mon Apr 14 2014, 7:11 PM - 10:05 PM PDT

Att. 37,120 - Clear - 78 F

livebaseballscorecards.com

AB	33
R	2
H	5
RBI	2
BB	0
SO	9
LOB	10

WP: 1 PA: 33
PB: 1
SB: 0
CS: 0

Oakland Athletics @ Los Angeles Angels

Angel Stadium of Anaheim, Anaheim, CA

Tue Apr 15 2014, 7:09 PM - 11:21 PM PDT

Att. 34,887 - Clear - 70 F

livebaseballscorecards.com

Batter	1	2	3	4	5	6	7	8	9	10	11	AB	R	H	RBI	BB	SO	LOB
5 John Jaso, L (1, 2) OBP: 0.324, SLG: 0.419	B SI 96 B SI 95 C SI 94 S SI 96 S SL 88 2-3 **K** ①		B CU 78 X SI 96 1-0 **G3** ① 1-2 3-H		B CU 79 C SI 96 B CU 80 F SI 96 X SL 87 2-2 **G1-3** ③		C CU 80 B SI 97 B CU 81 X SI 96 2-1 **G1** ③ 3-H	B FF 96 B FF 96 X FF 96 2-0 **F7** ②		C CH 85 B SI 94 F SI 93 X SI 93 1-2 **P6** ③		5	0	0	1	0	1	4
10 Daric Barton, L (8, 3) OBP: 0.200, SLG: 0.077												1	0	0	0	0	0	2
8 Jed Lowrie, S (1, 6) OBP: 0.458, SLG: 0.405	B SI 95 X SI 95 1-0 **G4-3** ②		C CU 77 D SI 95 F SI 95 D SL 87 X CU 76 2-2 20 1B 2B 2-H			X SI 96 0-0 2B		37 1B 20 1B BB K			B CU 80 X SI 91 1-0 20 2B 1B	5	2	3	1	1	1	3
20 Josh Donaldson, R (1, 5) OBP: 0.277, SLG: 0.469	X FF 96 0-0 **F8** ③		X FC 95 0-0 ② 1B 2-3			B SL 86 S SL 87 C FF 96 B SI 96 B FF 96 F FF 97 S SL 86 3-3 **K2-3** ①		F FF 88 B SI 87 B SI 87 X SI 88 2-1 37 1B 18 1B 1-2 1B	C FF 91 X KC 84 0-1 **P3** ①		X FF 92 0-0 2B 1-H	6	1	3	1	0	1	1
37 Brandon Moss, L (1, 3) OBP: 0.327, SLG: 0.400 (8, 9)		B SI 96 X SI 96 1-0 **G3** ① F CU 78 B FF 95 F FF 95 S SL 86 1-3 **K2-3** ③				F CU 80 C FF 94 S SL 86 0-3 **K** ②		F SI 89 X SI 88 0-1 18 1B 52 BB 36 1B 1-3 2-H 1B	B CH 85 S CH 85 S CH 88 B CH 88 B FF 93 X CH 87 3-2 **G4-3** ②		F CU 81 B CH 86 D CU 81 F SI 94 S CH 86 2-3 **K** ①	6	1	1	1	0	3	3
52 Yoenis Cespedes, R (1, 7) OBP: 0.306, SLG: 0.509		C FF 95 B FF 97 B SI 95 B FF 97 X FF 96 3-1 18 Adj 08 2B		B FF 96 X FC 96 1-0 **G6-3** ①	C SL 87 B SL 87 X FF 96 1-1 **F8** ③			B SL 80 B SI 87 B FF 88 B SI 87 4-0 18 1B 36 1B BB 1-2	C FF 93 B FF 93 C FF 93 F FF 93 C FF 94 1-3 **K** ③		F FF 94 F CU 80 F CH 84 F SI 93 F CH 84 C CH 85 0-3 **K** ②	5	1	1	0	1	2	2
18 Alberto Callaspo, S (1, 10) OBP: 0.442, SLG: 0.526		C SI 95 C CU 78 D SL 87 B FF 96 F SI 96 C SL 87 2-3 **K** ② 2-3 ③		C SI 96 F CU 79 X FF 96 0-2 **G1-3** ②			B SI 95 B SI 96 X SI 95 2-0 **F7** ① 1-2 2-3 3-H	B SI 88 B FF 88 X SI 87 2-0 3 BB 36 1B 28 FC6-2 1B		B FF 92 B SI 92 F SI 92 F SI 92 F SI 93 B SI 94 C SI 93 3-3 **K** ①	I IN 64 I IN 58 I IN 62 I IN 65 4-0 IBB	5	0	1	1	1	2	1
16 Josh Reddick, L (1, 9) OBP: 0.196, SLG: 0.098			B SI 95 B SI 96 B SI 94 B FF 95 4-0 3 1B 28 1B BB	B SI 97 X SI 96 1-0 **G1-3** ③			B SI 97 B SI 95 B SI 96 C FF 96 B FF 97 4-1 3 1B 28 1B BB	X SI 86 0-0 28 FC6-2 3 BB 1-2 2-H 3-H 1B		C SL 83 X SL 82 0-1 3 1B 1B	B CU 80 C CU 80 X FF 94 1-1 **F7** ③	1	2	0	0	2	0	0
36 Derek Norris, R (8, PH) OBP: 0.333, SLG: 0.500 (8, 2)												3	0	2	2	0	0	2
3 Craig Gentry, R (1, 8) OBP: 0.500, SLG: 0.444			B FF 95 C FF 95 X SL 85 1-1 28 1B 5 G3 1B 1-2		C FF 96 B FF 96 X SI 96 1-1 **P4** ①		F FF 96 B SL 88 X FF 96 1-1 28 1B 5 WP 1B 1-2	B FF 95 C FF 95 B FF 95 B FF 96 C FF 96 B FF 96 4-2 28 FC6-2 1-2 2-3 BB		1 SAFE S FF 94 F SI 93 X SI 93 0-2 1-2 1B		4	2	3	0	1	0	0
28 Eric Sogard, L (1, 4) OBP: 0.314, SLG: 0.258			C SI 95 X SI 95 0-1 5 G3 8 2B 1-3 2-H 1B		C SI 96 B CU 80 B SI 97 X SI 95 2-1 **G6-3** ②		X SI 96 0-0 ② 1B 1-3 2-H	C CH 84 B CH 87 T FF 96 F FF 96 X CH 85 1-2 **FC6-2** ① 1-2 2-3 3-Hf		C FF 93 S SI 93 F FF 93 B CH 86 X CH 86 1-2 **F8** ②		4	1	2	2	0	0	3
4 Coco Crisp, S (10, PH) OBP: 0.438, SLG: 0.500												1	0	0	0	0	0	2
1 Nick Punto, S (10, 4) OBP: 0.385, SLG: 0.238												0	0	0	0	0	0	0
Inning Stats	R: 0 H: 0 E: 0 LOB: 0 K: 1 BB: 0 S: 5 P: 8	R: 0 H: 1 E: 0 LOB: 1 K: 1 BB: 0 S: 7 P: 13	R: 3 H: 4 E: 0 LOB: 1 K: 1 BB: 1 S: 12 P: 21	R: 0 H: 0 E: 0 LOB: 0 K: 0 BB: 0 S: 5 P: 7	R: 0 H: 0 E: 0 LOB: 0 K: 0 BB: 0 S: 7 P: 12	R: 0 H: 1 E: 0 LOB: 1 K: 2 BB: 0 S: 10 P: 14	R: 2 H: 2 E: 0 LOB: 0 K: 0 BB: 1 S: 7 P: 16	R: 4 H: 4 E: 0 LOB: 3 K: 1 BB: 3 S: 23 P: 45	R: 0 H: 0 E: 0 LOB: 0 K: 1 BB: 0 S: 9 P: 13	R: 0 H: 2 E: 0 LOB: 2 K: 1 BB: 0 S: 16 P: 21	R: 1 H: 2 E: 0 LOB: 2 K: 2 BB: 1 S: 13 P: 21	1B: 12 SF: 0 2B: 4 SAC: 0 3B: 0 DP: 0 HR: 0 HBP: 0						

TOP

AB	46
R	10
H	16
RBI	9
BB	6
SO	10
LOB	23

WP: 1 PA: 52
PB: 0
SB: 0
CS: 0

PITCHER		IP	WLS	BF	H	R	ER	SO	BB	IBB	HBP	BLK	WP	HR	S	P	ERA	WHIP
Garrett Richards, R ERA: 2.84	(1, 1)	7.0		28	8	5	5	5	2	0	0	0	1	0	53	91	6.43	1.429
38 Joe Smith, R ERA: 6.0	(8, 1)	0.0	B	5	3	4	4	0	2	0	0	0	0	0	9	21	∞	∞
48 Jose Alvarez, L ERA:	(8, 1)	0.0		1	1	0	0	0	0	0	0	0	0	0	1	1	∞	∞
58 Michael Kohn, R ERA: 2.7	(8, 1)	1.0		4	0	0	0	1	1	0	0	0	0	0	13	23	0.00	1.000
59 Fernando Salas, R ERA: 4.05	(9, 1)	1.0		3	0	0	0	1	0	0	0	0	0	0	9	13	0.00	0.000

PITCHER		IP	WLS	BF	H	R	ER	SO	BB	IBB	HBP	BLK	WP	HR	S	P	ERA	WHIP
49 Ernesto Frieri, R ERA: 5.68	(10, 1)	1.0		5	2	0	0	1	0	0	0	0	0	0	16	21	0.00	2.000
60 Yoslan Herrera, R ERA: 4.5	(11, 1)	1.0	L	6	2	1	1	2	0	1	0	0	0	0	13	21	9.00	2.000

Batter	1	2	3	4	5	6	7	8	9	10	11	AB	R	H	RBI	BB	SO	LOB
56 Kole Calhoun, L (1, 9) OBP: 0.297, SLG: 0.500	C FF 88 X CH 81 0-1 27 2B 1B	B CH 82 B FF 90 S FF 89 F CU 74 F SL 84 F SL 82 X SL 82 2-2 ③ F8		B CU 75 S SI 89 S FF 90 X FF 90 1-2 3-H HR			B FF 91 B FF 92 C FF 92 B KC 80 X FF 92 3-1 ① F8		B CU 82 B FF 95 C FF 93 B FF 94 C FF 94 F FF 95 F FF 96 X FF 95 3-2 27 HR 2B		C SI 92 B CH 86 X SI 92 1-1 ① G4-3	6	3	3	2	0	0	1
27 Mike Trout, R (1, 8) OBP: 0.369, SLG: 0.650	B FF 90 S FF 89 B SL 81 S SL 82 1 SAFE F FF 91 B FF 90 X FF 90 3-2 28 G6-3 47 1B 1-H 2B		C FF 88 B CU 74 C FF 88 S SI 90 2-3 ① K	B FF 91 B SI 93 X FF 92 2-0 ③ F7			C SL 85 S FF 95 S FF 95 0-3 ② K		B FF 96 F FF 95 D CU 83 X FF 96 2-1 2-H HR		C CU 80 B SI 94 X SI 94 1-1 28 G3 5 S 1B	6	2	3	3	0	2	0
5 Albert Pujols, R (1, 3) OBP: 0.308, SLG: 0.508	C SL 83 S FF 91 B FF 90 B FF 89 F FF 90 B SL 82 X FF 90 3-2 ① P3		B SL 83 X FF 87 1-0 ② G1-3		C SI 92 S FF 93 B FF 93 F FF 93 B KC 81 F FF 94 F FF 93 X FF 93 2-2 ① G4-3		B FF 93 S SL 86 S SL 86 B SL 86 X FF 94 2-2 ③ F8		B FF 95 F FF 93 B FF 94 F FF 95 F FF 94 X FF 95 2-2 ① F8		1 SAFE D SI 93 B SI 94 2 SAFE D SI 94 I IN 75 4-0 1-2 28 G3 IBB	5	0	0	0	1	0	1
28 Raul Ibanez, L (1, 10) OBP: 0.241, SLG: 0.347	B FF 89 X CH 83 1-0 ② G6-3 2-3		C FF 88 B FF 88 S CH 81 F SI 90 S CH 81 1-3 ③ K		C KC 80 B KC 82 S FF 94 C FF 93 1-3 ② K			B FF 91 B FF 92 C SI 90 X SI 91 2-1 ① G4-3	X FF 95 0-0 ② F9		C CU 80 X SI 94 0-1 ② G3 1-2 2-3	6	0	0	0	0	2	3
47 Howie Kendrick, R (1, 4) OBP: 0.313, SLG: 0.293	X SI 90 0-0 3-H 1B			B FF 88 X SL 81 1-0 3 FC4-6 1B	B FF 92 C FF 92 F FF 94 X KC 82 1-2 ③ G1-3			B SL 82 B FF 92 B FF 93 B FF 92 4-0 6 1B BB	F FF 94 X FF 92 0-1 E5		X SI 95 0-0 ③ G6-3	5	1	2	1	1	0	2
3 JB Shuck, L (1, 7) OBP: 0.304, SLG: 0.409	B FF 89 X FF 88 1-0 ③ F7 3-H			X FF 88 0-0 ① FC4-6 6 1B 17 2B 1-2f		B FF 92 B FF 93 C FF 92 X FF 92 2-1 ① G3		C SI 90 B SI 90 C SI 90 F SI 92 X SI 92 1-2 6 1B 1-2 1B	1 SAFE F FF 94 F FF 94 1 SAFE F FF 94 C FF 95 0-3 ③ K			5	1	1	0	0	1	3
6 David Freese, R (1, 5) OBP: 0.231, SLG: 0.234 7 Collin Cowgill, R (8, PR) OBP: 0.333, SLG: 0.667 16 Hank Conger, L (9, 2) OBP: 0.316, SLG: 0.500		C FF 88 S CH 79 B SL 81 S SL 83 1-3 ① K		C SL 81 X FF 88 0-1 17 2B 1-3 1B		B FF 92 B SI 92 B FF 92 C FF 91 C FF 91 S FF 92 3-3 ② K		S SI 91 F SL 82 B SI 91 X SI 91 1-2 1-2 2-H 1B		F SI 95 S CH 87 T SI 95 0-2 ① K		4 0 1	1 0 0	2 0 0	1 0 0	0 0 1	2 0 0	0 0 0
17 Chris Iannetta, R (1, 2) OBP: 0.275, SLG: 0.333 44 Ian Stewart, L (8, PH) OBP: 0.222, SLG: 0.529 (9, 5)		B FF 89 B SL 82 B SL 81 B FF 89 4-0 2 S BB		B SL 80 S SL 82 C SL 82 X SL 81 1-2 2 G4-3 56 HR 1-H 3-H 2B		B FF 94 B FF 93 B FF 92 B FF 93 4-0 BB		C SI 90 S SI 91 S CH 83 0-3 ② K		C CU 81 X SI 94 0-1 ② G4-3	1 2	1 0	1 0	2 0	2 0	0 1	0 2
2 Erick Aybar, S (1, 6) OBP: 0.264, SLG: 0.277		1 SAFE C CH 82 B SL 83 P PO 73 X FF 89 2-1 ② F7 1-2		C CU 73 X SL 82 0-1 ② G4-3 2-3		B SI 94 X FF 93 1-0 ③ P6		B FF 92 B FF 91 T SI 90 F SI 90 C FF 92 2-3 ③ K		F SI 95 F CH 88 X SI 95 0-2 ③ G4-3		5	0	0	0	0	1	5
Inning Stats	R: 2 E: 0 K: 0 S: 13 H: 3 LOB: 1 BB: 0 P: 21	R: 0 E: 0 K: 1 S: 11 H: 0 LOB: 1 BB: 1 P: 19	R: 0 E: 0 K: 2 S: 8 H: 0 LOB: 0 BB: 0 P: 12	R: 4 E: 0 K: 0 S: 13 H: 4 LOB: 0 BB: 0 P: 18	R: 0 E: 0 K: 1 S: 13 H: 0 LOB: 0 BB: 0 P: 17	R: 0 E: 0 K: 1 S: 6 H: 0 LOB: 1 BB: 1 P: 16	R: 0 E: 0 K: 1 S: 8 H: 0 LOB: 0 BB: 0 P: 13	R: 1 E: 0 K: 2 S: 15 H: 2 LOB: 2 BB: 1 P: 25	R: 2 E: 1 K: 1 S: 18 H: 2 LOB: 1 BB: 0 P: 25	R: 0 E: 0 K: 1 S: 8 H: 0 LOB: 0 BB: 0 P: 8	R: 0 E: 0 K: 0 S: 7 H: 1 LOB: 2 BB: 1 P: 13	1B: 7 2B: 3 3B: 0 HR: 2	SF: 0 SAC: 0 DP: 0 HBP: 0					

PITCHER		IP	WLS	BF	H	R	ER	SO	BB	IBB	HBP	BLK	WP	HR	S	P	ERA	WHIP
67 Dan Straily, R ERA: 5.4	(1, 1)	3.2		19	7	6	6	3	1	0	0	0	0	1	44	67	14.73	2.182
13 Drew Pomeranz, L ERA: 1.35	(4, 1)	2.2		9	0	0	0	2	1	0	0	0	0	0	22	41	0.00	0.375
48 Ryan Cook, R ERA: 3.0	(7, 1)	1.0		4	0	1	1	1	1	0	0	0	0	0	8	16	9.00	1.000
61 Dan Otero, R ERA: 1.35	(8, 1)	0.2	H	4	2	0	0	2	0	0	0	0	0	0	13	17	0.00	3.000
62 Sean Doolittle, L ERA: 3.12	(9, 1)	1.0	B	6	2	2	2	1	0	0	0	0	0	1	18	25	18.00	2.000

PITCHER		IP	WLS	BF	H	R	ER	SO	BB	IBB	HBP	BLK	WP	HR	S	P	ERA	WHIP
45 Jim Johnson, R ERA: 7.56	(10, 1)	2.0	W	8	1	0	0	1	0	1	0	0	0	0	15	21	0.00	0.500

BOTTOM

Oakland Athletics @ Los Angeles Angels

Angel Stadium of Anaheim, Anaheim, CA

Tue Apr 15 2014, 7:09 PM - 11:21 PM PDT

Att. 34,887 - Clear - 70 F

livebaseballscorecards.com

AB	46
R	9
H	12
RBI	9
BB	4
SO	10
LOB	17

WP: 0	PA: 50		
PB: 0			
SB: 2			
CS: 0			

Oakland Athletics @ Los Angeles Angels

Angel Stadium of Anaheim, Anaheim, CA

Wed Apr 16 2014, 7:09 PM - 11:27 PM PDT

Att. 37,344 - Clear - 65 F

TOP

livebaseballscorecards.com

Batter	1	2	3	4	5	6	7	8	9	10	11	12	AB	R	H	RBI	BB	SO	LOB
3 Craig Gentry, R (1, 8) OBP: 0.438, SLG: 0.357	C FF 92 B SI 93 B SI 94 B SI 93 B FF 92 4-1 20 FC1-4 8 1B BB		C CU 75 S CU 76 X SI 92 0-2 8 S 1B		B SI 90 X FF 90 1-0 F7 ①		F SI 95 B FF 95 B FF 95 X SI 95 2-1 G4-3 ①			B FF 94 C FF 94 C SL 79 B FF 94 S SL 81 2-3 K ①		C SI 88 B SL 81 T SI 87 F SL 81 S SI 88 1-3 K ①	5	0	1	0	1	2	0
8 Jed Lowrie, S (1, 10) OBP: 0.477, SLG: 0.468	C FF 92 1 SAFE 1 SAFE X FF 92 0-1 20 FC1-4 1-2 1B		1 SAFE 1 SAFE 1 SAFE C FF 92 F CU 76 C CU 80 0-3 K ③ 1-2		B CH 85 X CH 83 1-0 2B		B CH 87 F SI 95 S CH 87 B SI 88 F FF 95 S CU 86 2-3 K ②			B CH 86 S FF 94 X SL 82 1-1 20 F8 2B		F FF 89 C FF 90 H FF 89 1-2 20 G6-3 HBP	5	0	3	0	0	2	1
20 Josh Donaldson, R (1, 5) OBP: 0.268, SLG: 0.443	B CU 78 B FF 93 C SI 94 B SI 94 X SI 94 3-1 FC1-4 52 G5-4-3 1-2f 2-3 ①			C SI 92 C FF 92 X CU 78 0-2 36 1B 18 2B 52 G5-3 1B	X FF 91 0-0 P6 ②		C CU 83 B FF 94 B CH 87 F SI 95 B CU 83 S CH 86 3-3 K ③			C SL 81 B FF 95 X FF 93 1-1 F8 2-3 ②		B SI 89 C SL 81 1 SAFE X SI 89 1-1 G6-3 1-2 ②	6	1	1	0	0	1	5
52 Yoenis Cespedes, R (1, 7) OBP: 0.279, SLG: 0.459	B FF 93 X SI 93 1-0 G5-4-3 ② ③ 1-2f			C SI 92 D CU 76 X SI 92 1-1 G5-3 ① 1-2	F CU 74 B FF 92 X SI 93 1-1 F7 ③			X FF 92 0-0 P4 ①		C FF 96 S FF 95 S FF 96 0-3 K ③		C SI 89 F SL 80 B SL 81 F FF 90 X SI 89 1-2 G5-3 ③	6	0	0	0	0	1	6
36 Derek Norris, R (1, 2) 4 Coco Crisp, S (11, PH) OBP: 0.455, SLG: 0.500 16 Josh Reddick, L (11, 9) OBP: 0.196, SLG: 0.098		B FF 92 C SI 92 F CU 76 B CU 78 X FF 93 2-2 G4-3 ①		B SI 92 C SI 93 B CH 84 X SI 93 2-1 18 2B 37 HR 2-3 1B		X SI 89 0-0 G4-3 ①		X FF 92 0-0 F8 ②			B SI 92 C CH 84 B CH 85 B SI 92 B FF 91 4-1 1 S BB	4 0 0	1 0 0	1 0 0	0 0 0	0 1 0	0 0 0	0 0 0
18 Alberto Callaspo, S (1, 3) OBP: 0.426, SLG: 0.524 10 Daric Barton, L (8, 3) OBP: 0.200, SLG: 0.077 5 John Jaso, L (11, PH) OBP: 0.314, SLG: 0.406 (11, 2)		C SI 93 X SI 93 0-1 L4 ②		F SI 92 F SI 93 X CU 79 0-2 37 HR 1-3 3-H 2B		C SI 90 X SI 90 0-1 G5-3 ②		B FF 92 B FF 92 X FF 91 2-0 G3-1 ③			B SI 90 1 SAFE 1 SAFE 1 SAFE B CH 84 B SI 90 C FF 92 1 SAFE X SI 91 3-1 F8 ①	4 0 1	1 0 0	1 0 0	1 0 0	0 0 0	0 0 1	0 0 1
1 Nick Punto, S (1, 6) OBP: 0.355, SLG: 0.200		B FF 92 B SI 93 B SI 92 C FF 92 X SI 92 3-1 G6-3 ③		B FF 92 F SI 93 F FF 93 B FF 93 B SI 93 X FF 92 3-2 F9 ②		B SI 90 B SI 91 C SI 91 B SI 91 C FF 91 F SI 91 F FF 92 B SI 91 4-2 37 BB BB			X FF 89 0-0 F8 ①		C SI 91 B CH 83 B SI 92 S CH 84 B CH 84 S CH 84 3-3 K ② 1-2	4	0	0	0	1	1	3
37 Brandon Moss, L (1, 9) OBP: 0.350, SLG: 0.453 (11, 3)		B FF 92 B FF 91 S FF 91 C FF 93 B CU 76 S FF 92 3-3 K ①		S CU 74 D CU 76 B FF 93 X FF 93 2-1 2-H 3-H HR		1 SAFE B CU 76 B FF 91 B SI 91 B FF 91 4-0 1-2 BB			L CH 86 C FF 92 S CH 87 0-3 K ②		I IN 59 I IN 63 I IN 60 I IN 61 4-0 IBB	3	1	1	3	2	2	0
28 Eric Sogard, L (1, 4) OBP: 0.275, SLG: 0.222		C FF 93 B CU 76 X SI 92 1-1 G4-3 ②		F SI 92 S CU 78 B CU 78 X FF 92 1-2 F8 ③		B CU 72 X FF 90 1-0 G3 ③			C KC 83 B CH 86 S CH 86 C FF 92 1-3 K ③		B CU 78 B CH 83 C SI 93 F FF 93 X CH 85 2-2 F8 ③	5	0	0	0	0	1	4
Inning Stats	R: 0 E: 0 K: 0 S: 6 H: 1 LOB: 1 BB: 1 P: 14	R: 0 E: 0 K: 0 S: 7 H: 0 LOB: 0 BB: 0 P: 12	R: 0 E: 0 K: 2 S: 11 H: 1 LOB: 1 BB: 0 P: 15	R: 4 E: 0 K: 0 S: 19 H: 4 LOB: 0 BB: 0 P: 28	R: 0 E: 0 K: 0 S: 5 H: 1 LOB: 1 BB: 0 P: 8	R: 0 E: 0 K: 0 S: 9 H: 0 LOB: 2 BB: 2 P: 18	R: 0 E: 0 K: 2 S: 9 H: 0 LOB: 0 BB: 0 P: 16	R: 0 E: 0 K: 0 S: 3 H: 0 LOB: 0 BB: 0 P: 5	R: 0 E: 0 K: 2 S: 7 H: 0 LOB: 0 BB: 0 P: 8	R: 0 E: 0 K: 2 S: 10 H: 1 LOB: 1 BB: 0 P: 14	R: 0 E: 0 K: 1 S: 9 H: 0 LOB: 2 BB: 2 P: 25	R: 0 E: 0 K: 1 S: 12 H: 0 LOB: 1 BB: 0 P: 16	1B: 4 2B: 3 3B: 0 HR: 1	SF: 0 SAC: 0 DP: 1 HBP: 1	WP: 0 PB: 0 SB: 2 CS: 0	PA: 49

PITCHER		IP	WLS	BF	H	R	ER	SO	BB	IBB	HBP	BLK	WP	HR	S	P	ERA	WHIP
45 Tyler Skaggs, L (1, 1) ERA: 3.43		6.0		27	7	4	4	2	3	0	0	0	0	1	57	95	6.00	1.667
40 Kevin Jepsen, R (7, 1) ERA: 9.0		1.0		3	0	0	0	2	0	0	0	0	0	0	9	16	0.00	0.000
59 Fernando Salas, R (8, 1) ERA: 3.12		2.0		6	0	0	0	2	0	0	0	0	0	0	10	13	0.00	0.000
58 Michael Kohn, R (10, 1) ERA: 2.35		1.0		4	1	0	0	2	0	0	0	0	0	0	10	14	0.00	1.000
60 Yoslan Herrera, R (11, 1) ERA: 3.0		1.0		5	0	0	0	1	1	1	0	0	0	0	9	25	0.00	1.000

PITCHER		IP	WLS	BF	H	R	ER	SO	BB	IBB	HBP	BLK	WP	HR	S	P	ERA	WHIP
38 Joe Smith, R (12, 1) ERA: 5.14		1.0	W	4	0	0	0	1	0	0	1	0	0	0	12	16	0.00	0.000

AB	43
R	4
H	8
RBI	4
BB	5
SO	10
LOB	20

Batter	1	2	3	4	5	6	7	8	9	10	11	12	AB	R	H	RBI	BB	SO	LOB
3 JB Shuck, L (1, 7) OBP: 0.241, SLG: 0.321	B FF 86 C FF 87 X FF 86 1-1 P4 ①		B FF 86 B SI 87 B FF 87 C FF 87 1 SAFE X FF 87 3-1 F9 ①		C SI 86 X CU 76 0-1 G3 ②		X SI 88 0-0 E3 5 1B 1-2 3-H		C SI 88 B SI 88 B SL 80 X FF 87 2-1 F7 ①		C FF 91 X FF 92 0-1 F9 ①		6	0	0	1	0	0	2
27 Mike Trout, R (1, 8) OBP: 0.380, SLG: 0.646	B FF 87 X FF 86 1-0 P6 ②		D CU 76 X CH 80 1-0 1-H 2B		B FF 88 B FF 86 C SI 86 B FF 88 C SI 86 B FC 86 4-2 BB		B SL 84 B SI 91 F SI 91 C SI 91 B SI 91 S SI 90 3-3 K ②		C FF 89 S SL 81 B CH 74 X SL 83 1-2 5 1B 47 FC5-4 1B		C FF 92 S FF 92 B FF 92 B FF 93 B FF 91 X SI 92 3-2 F8 ②		5	1	2	1	1	1	2
5 Albert Pujols, R (1, 3) OBP: 0.338, SLG: 0.516	C FF 86 F FF 87 B FF 88 B CH 81 B FF 88 B FF 87 4-2 47 FC5-4 BB		F FF 85 B FF 87 X FF 85 1-1 F7 ②		1 SAFE C FF 86 C FC 87 1 SAFE X SI 86 0-2 F9 ③		D SL 82 B SI 91 F SI 92 F SI 91 X SI 92 2-2 1-2 2-H 1B		1 SAFE C SI 88 X SI 88 0-1 47 FC5-4 1-3 1B		B KC 80 F SI 91 X FF 92 1-1 1B		5	0	3	1	1	0	2
47 Howie Kendrick, R (1, 4) OBP: 0.300, SLG: 0.281	B FF 88 D FF 87 X SI 87 2-0 FC5-4 1-2f ③		F CH 81 B FF 85 X SI 85 1-1 G1-3 ③			C CU 75 B FF 85 X SI 86 1-1 6 FC6-4 1B	C SI 91 X SI 91 0-1 L9 ③		C SL 81 S SL 81 X SI 88 0-2 FC5-4 6 S 1-2f 3-H ②		B FF 92 C KC 81 S KC 82 B KC 82 S FF 93 2-3 K ③		6	0	1	1	0	1	6
6 David Freese, R (1, 5) OBP: 0.207, SLG: 0.208		C FF 86 B FF 86 S CH 80 B CH 80 X FF 86 2-2 F8 ①		C CU 74 F CH 79 B FF 85 B SI 85 X CH 78 2-2 F7 ①		F SI 86 1 SAFE B FF 86 S CU 75 1 SAFE B CH 79 X SI 86 2-2 FC6-4 28 G4-5-3 1-2f ①		X SL 84 0-0 L9 ①	1 SAFE F FF 89 D SL 80 S SL 80 D SL 81 X SL 81 2-2 G5-3 ③ 1-2			B SI 90 C SI 91 C KC 80 B KC 79 F FF 91 X FF 92 2-2 G4-3 ①	6	0	0	0	0	0	2
28 Raul Ibanez, L (1, 10) OBP: 0.233, SLG: 0.345		C FF 87 S SI 86 F SI 86 B CU 74 X FF 86 1-2 P5 ②		B CU 75 B SI 86 C FF 88 B CU 76 X SI 86 3-1 2B		B SI 86 C FF 84 B SI 85 X FC 83 2-1 G4-5-3 ②③ 1-2f		F FF 94 B FF 97 B KC 81 B KC 78 F FF 95 X FF 95 3-2 G6-3 ②		B SI 87 F SI 86 X SL 79 1-1 G3 ①		B FF 92 B KC 79 X FF 92 2-0 P2 ②	6	0	1	0	0	0	1
17 Chris Iannetta, R (1, 2) OBP: 0.304, SLG: 0.421		B CU 75 S CH 80 S FF 86 B CH 80 B CH 79 X SI 86 3-2 1B		S CH 81 B FF 87 X CH 80 1-1 F8 ②			B FC 83 F FF 84 C CU 73 H CU 75 2-2 2 FC4-6 7 1B 3 E HBP	F SL 84 F SI 93 S SL 86 0-3 K 0 E		C SL 80 B CU 72 B SL 80 C SI 87 S SL 80 2-3 K ②		X FF 91 0-0 HR	5	2	2	1	0	2	1
7 Collin Cowgill, R (1, 9) 0 Brennan Boesch, L (8, PH) OBP: 0.500, SLG: 0.500 (9, 9)		C FC 86 T FF 87 X CU 74 0-2 F7 ③		F CU 75 F CH 80 C FF 87 0-3 K ③			X SI 85 0-0 2 FC4-6 1-2 1B	B SI 92 B SI 93 B SI 93 F FF 92 F FF 94 X FF 94 3-2 E5 1-2		X SI 86 0-0 2 S 1B			3 2	0 0	1 1	0 0	0 0	1 0	2 1
2 Erick Aybar, S (1, 6) OBP: 0.259, SLG: 0.269			C FC 84 X SI 84 0-1 27 2B 1B		B CU 73 C SI 85 X CU 74 1-1 F7 ①		B SL 83 X SI 90 1-0 FC4-6 5 3 E 1B 1-2f 2-3 ①	B SL 85 X FF 94 1-0 G1-3 ③		B SL 80 C SI 86 D CH 78 S SI 86 B SL 81 X SI 86 3-2 G3 1-2 ③			5	2	1	0	0	0	5
Inning Stats	R: 0 E: 0 K: 0 S: 6 H: 0 LOB: 1 BB: 1 P: 14	R: 0 E: 0 K: 0 S: 13 H: 1 LOB: 1 BB: 0 P: 19	R: 1 E: 0 K: 0 S: 9 H: 2 LOB: 1 BB: 0 P: 15	R: 0 E: 0 K: 1 S: 10 H: 1 LOB: 1 BB: 0 P: 16	R: 0 E: 0 K: 0 S: 9 H: 0 LOB: 1 BB: 1 P: 14	R: 0 E: 0 K: 0 S: 7 H: 1 LOB: 0 BB: 0 P: 12	R: 2 E: 1 K: 1 S: 13 H: 2 LOB: 2 BB: 0 P: 21	R: 0 E: 1 K: 1 S: 11 H: 0 LOB: 2 BB: 0 P: 18	R: 1 E: 0 K: 0 S: 13 H: 2 LOB: 1 BB: 0 P: 18	R: 0 E: 0 K: 1 S: 9 H: 1 LOB: 1 BB: 1 P: 15	R: 0 E: 0 K: 1 S: 10 H: 1 LOB: 1 BB: 0 P: 16	R: 1 E: 0 K: 0 S: 6 H: 1 LOB: 0 BB: 0 P: 10	1B: 9 2B: 2 3B: 0 HR: 1	SF: 0 SAC: 0 DP: 1 HBP: 1	WP: 0 PB: 1 SB: 2 CS: 0	PA: 52					

PITCHER		IP	WLS	BF	H	R	ER	SO	BB	IBB	HBP	BLK	WP	HR	S	P	ERA	WHIP
57 Tommy Milone, L ERA: 4.09	(1, 1)	6.0		26	6	3	2	1	2	0	1	0	0	0	57	95	3.00	1.333
61 Dan Otero, R ERA: 1.13	(7, 1)	1.1	H	6	1	0	0	1	0	0	0	0	0	0	11	17	0.00	0.750
56 Fernando Abad, L ERA:	(8, 1)	0.1	H	1	0	0	0	0	0	0	0	0	0	0	3	6	0.00	0.000
48 Ryan Cook, R ERA: 2.7	(8, 1)	0.1	H	3	0	0	0	1	0	0	0	0	0	0	7	11	0.00	0.000
44 Luke Gregerson, R ERA: 1.86	(9, 1)	2.0	B	9	3	1	1	1	0	0	0	0	0	0	22	33	4.50	1.500

PITCHER		IP	WLS	BF	H	R	ER	SO	BB	IBB	HBP	BLK	WP	HR	S	P	ERA	WHIP
13 Drew Pomeranz, L ERA: 2.16	(11, 1)	1.2	L	7	2	1	1	1	0	0	0	0	0	1	16	26	5.40	1.200

BOTTOM

Oakland Athletics @ Los Angeles Angels

Angel Stadium of Anaheim, Anaheim, CA

Wed Apr 16 2014, 7:09 PM - 11:27 PM PDT

Att. 37,344 - Clear - 65 F

livebaseballscorecards.com

AB	49
R	5
H	12
RBI	5
BB	2
SO	5
LOB	24

Los Angeles Angels @ Detroit Tigers

Comerica Park, Detroit, MI

Fri Apr 18 2014, 7:09 PM - 10:46 PM EDT

Att. 28,435 - Clear - 55 F

TOP

livebaseballscorecards.com

Batter	1	2	3	4	5	6	7	8	9	AB	R	H	RBI	BB	SO	LOB
7 Collin Cowgill, R (1, 9) (7, 8) OBP: 0.400, SLG: 0.611	C SI 88 B SI 90 C SI 91 X FC 87 1-2 F9 ①	B SI 90 S KC 78 F SI 90 B SI 91 D KC 80 B SI 90 4-2 BB		B KC 77 B FF 91 H SI 90 3-0 27 2B HBP		X FF 90 0-0 5 HR 2B	B SL 81 C SL 80 F SL 79 B FF 91 S SL 81 2-3 K ③			3	2	1	0	1	1	1
27 Mike Trout, R (1, 8) OBP: 0.400, SLG: 0.676 28 Raul Ibanez, L (7, 3) OBP: 0.230, SLG: 0.339	C SI 90 B SI 91 F SI 91 B SI 92 X FC 87 2-2 5 S 2B	B SI 89 C SI 89 S SI 90 B SI 91 F KC 80 1 SAFE F SI 90 S SI 90 2-3 K ③		B KC 77 C FF 92 S FF 91 X CH 83 1-2 47 HR 2B 1-H 2-H		C FF 89 C KC 77 B SI 91 D KC 78 B CH 82 B FF 90 4-2 5 HR BB		B FF 92 X FF 89 1-0 P4 ①		3 1	2 0	2 0	2 0	1 0	1 0	2 0
5 Albert Pujols, R (1, 3) OBP: 0.347, SLG: 0.574 0 Brennan Boesch, L (7, 9) OBP: 0.333, SLG: 0.333	C KC 78 F SI 91 B KC 80 D FC 86 F SI 92 S KC 81 2-3 K ② 2-3		B CH 82 S SI 87 F CH 78 X SI 90 1-2 47 HR 2B	D KC 78 C KC 76 X FF 92 1-1 G5-3 ②		X FF 90 0-0 1-H 2-H HR		F FF 93 X FF 90 0-1 F8 ②		4 1	2 0	2 0	3 0	0 0	1 0	2 0
47 Howie Kendrick, R (1, 10) OBP: 0.320, SLG: 0.391	B CH 80 B KC 79 X FC 86 2-0 G6-3 ③		C SI 88 F FC 85 F KC 79 B FC 85 B SI 89 X SI 89 2-2 2-H HR	B KC 76 X FF 91 1-0 2-H HR		C FF 92 B SL 83 C SL 82 F FF 93 X SL 81 1-2 G5-3 ①		F FF 89 X CH 84 0-1 17 CS 1B		5	2	3	4	0	0	1
17 Chris Iannetta, R (1, 2) OBP: 0.333, SLG: 0.439		B FC 84 C SI 90 C KC 78 B FC 86 B FC 87 F SI 91 B SI 90 4-2 2 1B 3 FC4-6 BB	B SI 88 X FC 85 1-0 2 L4-6 2B	C FF 92 B FF 92 C FF 92 B FF 91 B FF 92 4-1 BB		B FF 91 B FF 92 C FF 91 F SL 82 X SL 81 2-2 L5 ②		S CH 82 F CH 83 B SI 90 F SI 90 1 SAFE 1-2 CS ③ 1-2	B SL 80 X FF 95 1-0 G5-3 ①	3	1	1	0	2	0	0
2 Erick Aybar, S (1, 6) OBP: 0.254, SLG: 0.263		B SI 89 B SI 90 C SI 89 F FC 86 F KC 79 F FC 86 1 SAFE F SI 90 B FC 86 3-2 X SI 90 3 FC4-6 1-3 1B	D SI 88 F FC 83 B KC 77 X SI 88 2-1 L4-6 ①② 2-2	C FF 91 T CH 82 S CH 84 0-3 K ③		X FF 91 0-0 G4-3 ③			B FF 95 T FF 95 B FF 96 C FF 96 F SL 82 X FF 97 2-2 P4 ②	5	0	1	0	0	1	2
3 JB Shuck, L (1, 7) OBP: 0.206, SLG: 0.273		1 SAFE 1 SAFE B SI 89 C SI 90 F SI 90 1 SAFE X KC 79 1-2 FC4-6 ① 44 3B 1-2f 3-H	C SI 88 B FC 87 X SI 90 1-1 G4-3 ③		X FF 91 0-0 G3-1 ①		C SL 82 B SL 82 X FF 91 1-1 F8 ①		X FF 96 0-0 G3-1 ③	5	1	0	1	0	0	1
8 John McDonald, R (1, 4) OBP: 0.429, SLG: 0.462		1 SAFE B SI 89 1 SAFE 1 SAFE B SI 90 C SI 89 C SI 90 X FC 86 2-2 F7 ②		C FF 92 B FF 92 B FF 92 X FF 92 2-1 G5-3 ①	B FF 92 C FF 92 B CH 84 X FF 91 2-1 P6 ②		B FF 92 C FF 91 X SL 80 1-1 P4 ②			4	0	0	0	0	0	1
44 Ian Stewart, L (1, 5) OBP: 0.318, SLG: 0.714		B KC 78 C SI 89 S FC 84 B FC 85 F SI 90 1 SAFE F KC 79 X FC 85 2-2 1-H 3B		B SI 92 X FF 92 1-0 27 2B 2B	B FF 90 B KC 79 F FF 91 F FF 90 B CH 83 X FF 91 3-2 P5 ③		B FF 90 B FF 92 S FF 91 F FF 91 B SL 82 X FF 91 3-2 1B			4	1	3	1	0	0	0

	AB	38
	R	11
	H	13
	RBI	11
	BB	4
	SO	4
	LOB	10

Inning Stats	1	2	3	4	5	6	7	8	9	1B: 3	SF: 0	WP: 0	PA: 44
R:	0	2	2	4	0	3	0	0	0	2B: 7	SAC: 0	PB: 0	
E:	0	0	0	0	0	0	0	0	0	3B: 1	DP: 1	SB: 1	
K:	1	1	0	1	0	0	1	0	0	HR: 3	HBP: 1	CS: 1	
S:	11	27	12	13	6	12	10	8	6				
H:	1	2	3	3	0	2	1	1	0				
LOB:	1	2	0	1	0	1	0	0	0				
BB:	0	2	0	1	0	1	0	0	0				
P:	18	45	19	26	11	19	17	10	9				

PITCHER		IP	WLS	BF	H	R	ER	SO	BB	IBB	HBP	BLK	WP	HR	S	P	ERA	WHIP
33 Drew Smyly, L ERA: 4.0	(1, 1)	3.0	L	16	6	4	4	2	2	0	0	0	0	1	50	82	12.00	2.667
39 Luke Putkonen, R ERA: 27.0	(4, 1)	2.0		14	5	7	7	1	2	0	1	0	0	2	23	45	31.50	3.500
60 Justin Miller, R ERA:	(6, 1)	2.0		7	1	0	0	1	0	0	0	0	0	0	18	28	0.00	0.500
40 Phil Coke, L ERA: 8.1	(8, 1)	1.0		3	1	0	0	0	0	0	0	0	0	0	8	10	0.00	1.000
57 Evan Reed, R ERA:	(9, 1)	1.0		3	0	0	0	0	0	0	0	0	0	0	6	9	0.00	0.000

PITCHER	IP	WLS	BF	H	R	ER	SO	BB	IBB	HBP	BLK	WP	HR	S	P	ERA	WHIP

Batter	1	2	3	4	5	6	7	8	9	AB	R	H	RBI	BB	SO	LOB
3 Ian Kinsler, R (1, 4) OBP: 0.373, SLG: 0.526	C SI 84 C SL 81 X FF 86 0-2 ① G5-3		D SL 80 1 SAFE 1 SAFE B FF 84 C CH 76 1 SAFE X CH 77 2-1 ② F9		C CH 77 X FF 86 0-1 1B		B FF 92 C SL 80 D SL 82 C FF 90 X SL 83 2-2 9 1B 24 G6-3 1B 1-3 2-H 3-H	B FF 94 F FF 93 B FF 92 X FF 92 2-1 1B		5	1	3	2	0	0	1
48 Torii Hunter, R (1, 9) OBP: 0.295, SLG: 0.512 9 Nick Castellanos, R (7, PH) OBP: 0.333, SLG: 0.400 (8, 5)	B FF 87 X FF 87 1-0 ② P4		1 SAFE B FF 84 S CH 77 D SL 80 F CU 70 F SI 84 X SI 84 2-2 24 BB 1-H 1B		C FF 84 D SL 80 F CH 78 X CU 69 1-2 ③ F7		S SL 80 C SL 81 F FF 92 X SL 83 0-2 24 G6-3 41 G4-3 1B 1-3 3-H	F FF 90 X SL 77 0-1 ③ F9		3 2	0 1	1 1	1 1	0 0	0 0	1 1
24 Miguel Cabrera, R (1, 3) OBP: 0.286, SLG: 0.365	F SI 86 C FF 87 F SL 78 F FF 85 B CH 78 B CU 72 F FF 87 X FF 87 2-2 ③ F9		D SL 80 B CU 72 F FF 85 D CH 78 F CH 78 B FC 86 4-2 1-2 BB			B FF 83 C FF 84 F FF 84 X FF 85 1-2 ① F8	X FF 93 0-0 ① G6-3 2-3 3-H		B FF 93 B SI 93 B SI 93 C SI 94 F SI 93 C FF 94 3-3 ① K	4	0	0	1	1	1	1
41 Victor Martinez, S (1, 10) OBP: 0.353, SLG: 0.457		B SI 84 X SI 82 1-0 ① P5	B CH 80 B SI 87 C CH 80 F SI 86 B SL 79 S CH 78 3-3 ③ K			B CU 69 C CH 77 S CH 82 B FF 84 X CH 77 2-2 ② F7	X FF 93 0-0 ② G4-3 3-H		B CH 84 B CH 84 B SI 94 C SI 93 X FF 92 3-1 32 FC4 14 1B 1B	5	0	1	1	0	1	2
14 Austin Jackson, R (1, 8) OBP: 0.345, SLG: 0.489		B FF 83 C FF 84 X FF 84 1-1 ② F9		C FF 82 X CU 74 0-1 ① F9		C SL 76 B CU 70 F CH 77 B FF 82 B CU 71 B CH 76 4-2 BB	C FF 93 B FF 93 F SI 94 B CU 82 B CH 86 B FF 94 4-2 32 2B BB		C SI 93 X SL 83 0-1 1-2 32 FC4 1B	3	0	1	0	2	0	0
32 Don Kelly, L (1, 5) OBP: 0.353, SLG: 0.500 (8, 9)		B SI 84 C CH 81 B SI 85 F CH 81 B CH 77 B SI 85 4-2 BB		B CU 64 C SI 82 S CH 77 F SI 83 F SL 76 F CH 78 B CU 67 F CH 77 C FC 86 2-3 ② K		C CH 82 F CU 69 X CH 77 0-2 ③ P3	C FF 92 1 SAFE F CH 85 X CU 80 0-2 1-3 2B		B SI 94 C SI 92 B SI 94 B FF 93 C SI 93 X SI 93 3-2 ② ③ FC4 1-2 2-3	4	0	1	0	1	1	3
13 Alex Avila, L (1, 2) OBP: 0.308, SLG: 0.242	S SI 83 C CU 68 S CH 76 0-3 ③ K		B SI 82 C CU 67 C CU 67 X SI 85 1-2 ③ G4-3				X FF 93 0-0 20 19 3 1B 2B X CH 84 0-0 G4-3 ③			4	1	1	0	0	1	3
17 Andrew Romine, S (1, 6) OBP: 0.278, SLG: 0.133			B SI 84 X SI 83 1-0 20 FC5-4 1B		C CU 68 X CH 78 0-1 ① P6		B FF 92 B SI 90 F FF 90 B FF 91 T FF 91 B FF 91 4-2 20 1B 3 1B BB	C FF 92 B CH 82 X FF 93 1-1 ① G5-3		3	1	1	0	1	0	0
20 Rajai Davis, R (1, 7) OBP: 0.391, SLG: 0.400			F SL 79 X CU 69 0-1 ① FC5-4 48 S 48 1B 1-2f		C CH 76 F CU 72 B SL 80 B SI 84 F CH 77 X CU 67 2-2 ② P5		S SL 82 C SL 83 X SL 84 0-2 3 1B 9 1B 1B 1-2 2-3	C FF 93 B FF 93 B FF 93 B FF 93 C FF 92 S FF 92 3-3 ② K		4	2	1	0	0	1	1
Inning Stats	R: 0 E: 0 K: 0 S: 10 H: 0 LOB: 0 BB: 0 P: 13	R: 0 E: 0 K: 1 S: 8 H: 0 LOB: 1 BB: 1 P: 14	R: 1 E: 0 K: 1 S: 14 H: 2 LOB: 2 BB: 1 P: 26	R: 0 E: 0 K: 1 S: 12 H: 0 LOB: 0 BB: 0 P: 15	R: 0 E: 0 K: 0 S: 11 H: 1 LOB: 1 BB: 0 P: 14	R: 0 E: 0 K: 0 S: 11 H: 0 LOB: 1 BB: 1 P: 18	R: 5 E: 0 K: 0 S: 21 H: 5 LOB: 2 BB: 2 P: 31	R: 0 E: 0 K: 1 S: 9 H: 1 LOB: 1 BB: 0 P: 15	R: 0 E: 0 K: 1 S: 10 H: 2 LOB: 1 BB: 0 P: 19	1B: 9 2B: 2 3B: 0 HR: 0 SF: 0 SAC: 0 DP: 1 HBP: 0						WP: 0 PB: 0 SB: 1 CS: 0 PA: 42

PITCHER		IP	WLS	BF	H	R	ER	SO	BB	IBB	HBP	BLK	WP	HR	S	P	ERA	WHIP
36 Jered Weaver, R ERA: 4.74	(1, 1)	6.0	W	24	3	1	1	3	3	0	0	0	0	0	66	100	1.50	1.000
35 Josh Wall, R ERA:	(7, 1)	0.0		5	4	5	5	0	1	0	0	0	0	0	13	19	∞	∞
40 Kevin Jepsen, R ERA: 7.5	(7, 1)	1.0		5	1	0	0	0	1	0	0	0	0	0	8	12	0.00	2.000
58 Michael Kohn, R ERA: 2.08	(8, 1)	1.0		4	1	0	0	1	0	0	0	0	0	0	9	15	0.00	1.000
49 Ernesto Frieri, R ERA: 4.91	(9, 1)	1.0		4	2	0	0	1	0	0	0	0	0	0	10	19	0.00	2.000

PITCHER	IP	WLS	BF	H	R	ER	SO	BB	IBB	HBP	BLK	WP	HR	S	P	ERA	WHIP

BOTTOM

Los Angeles Angels @ Detroit Tigers

Comerica Park, Detroit, MI

Fri Apr 18 2014, 7:09 PM - 10:46 PM EDT

Att. 28,435 - Clear - 55 F

livebaseballscorecards.com

AB	37
R	6
H	11
RBI	6
BB	5
SO	5
LOB	13

Batter	1	2	3	4	5	6	7	8	9	AB	R	H	RBI	BB	SO	LOB
3 JB Shuck, L (1, 7) OBP: 0.211, SLG: 0.351	C FF 90 B FF 91 B CH 82 F FF 92 F CH 84 X FF 92 2-2 HR		1 SAFE C CU 78 B FF 92 F CU 76 X FF 93 1-2 ② L9		C FF 92 X CH 82 0-1 ③ G4-3			C FF 93 F CU 79 F FF 95 S SL 85 0-3 ③ K		4	1	1	1	0	1	1
27 Mike Trout, R (1, 8) OBP: 0.380, SLG: 0.639	C FF 90 B SL 82 B FF 91 S SL 84 S FF 93 2-3 ① K		B FF 92 B FF 92 C FF 94 F SL 84 C FF 94 2-3 ③ K			C FF 90 B FF 93 C FF 92 S SL 84 1-3 ① K			C FF 90 S SL 86 B SL 86 B SL 85 F FF 91 F FF 92 C SL 85 2-3 ① K	4	0	0	0	0	4	1
5 Albert Pujols, R (1, 10) OBP: 0.354, SLG: 0.606	C FF 92 F FF 93 S SL 85 0-3 ② K			C SL 83 B FF 93 S SL 84 B FF 94 B FF 92 B SL 83 4-2 44 FC5-4 47 BB BB		C CU 72 S SL 83 F FF 92 B CH 84 B SL 84 S CH 85 2-3 ② K			X FF 91 0-0 HR	3	1	1	1	1	2	0
28 Raul Ibanez, L (1, 3) OBP: 0.215, SLG: 0.317	B FF 92 B CH 85 F FF 92 S CH 84 C FF 92 2-3 ③ K			C CU 73 S FF 92 D CU 75 B FF 94 S CH 84 2-3 ① K		B FF 92 B CH 82 B FF 91 C FF 91 S CH 83 X FF 91 3-2 G6-3			B SI 90 C CH 85 B CU 80 C FF 92 B CU 79 X SL 85 3-2 ② G4-3	4	0	0	0	0	2	1
47 Howie Kendrick, R (1, 4) OBP: 0.329, SLG: 0.389		C SL 82 C FF 90 X SL 84 0-2 44 G3-6 1B		B SL 81 B FF 91 S FF 92 S FF 93 B FF 94 B FF 92 4-2 44 FC5-4 1-2 BB			C FF 90 B SL 82 C FF 91 X FF 92 1-2 ① G4-3		C SL 84 C CU 84 F FF 92 B FF 91 B SL 85 F SL 87 F FF 90 F SL 85 S SL 84 2-3 ③ K	3	0	1	0	1	1	0
44 Ian Stewart, L (1, 5) OBP: 0.280, SLG: 0.625		X FF 90 0-0 ① G3-6 1-2f ②		B CH 84 S CH 85 B CU 75 C FF 94 B CH 86 X CH 83 3-2 ② FC5-4 2 S 1-2f 2-3			C FF 92 B CU 76 B FF 90 S CH 84 X CU 76 2-2 ② G4-3			3	0	0	0	0	0	3
2 Erick Aybar, S (1, 6) OBP: 0.242, SLG: 0.250		C FF 90 B CU 75 X FF 91 1-1 ③ P5		B CU 76 C FF 93 B FF 94 B CH 85 C CH 84 F FF 92 S CH 81 3-3 ③ K 1-2			X FF 90 0-0 ③ G4-3			3	0	0	0	0	1	2
16 Hank Conger, L (1, 2) OBP: 0.318, SLG: 0.476			B FF 89 F FF 90 B CH 82 B FF 91 X FF 92 3-1 1B		C FF 91 X CH 82 0-1 ① L9			C FF 94 C FF 95 C FF 96 0-3 ① K		3	0	1	0	0	1	0
0 Brennan Boesch, L (1, 9) OBP: 0.167, SLG: 0.167			S CU 77 F FF 92 B FF 93 B FF 93 F CH 85 F CH 84 X CH 84 2-2 ① F8		F FF 91 B FF 91 C CU 74 S CH 85 1-3 ② K			X CU 78 0-0 ② G3-1		3	0	0	0	0	1	1
Inning Stats	R: 1 E: 0 K: 3 S: 13 H: 1 LOB: 0 BB: 0 P: 19	R: 0 E: 0 K: 0 S: 6 H: 1 LOB: 0 BB: 0 P: 7	R: 0 E: 0 K: 1 S: 13 H: 1 LOB: 1 BB: 0 P: 21	R: 0 E: 0 K: 2 S: 14 H: 0 LOB: 2 BB: 2 P: 30	R: 0 E: 0 K: 1 S: 7 H: 0 LOB: 0 BB: 0 P: 8	R: 0 E: 0 K: 2 S: 10 H: 0 LOB: 0 BB: 0 P: 16	R: 0 E: 0 K: 0 S: 7 H: 0 LOB: 0 BB: 0 P: 10	R: 0 E: 0 K: 2 S: 8 H: 0 LOB: 0 BB: 0 P: 8	R: 1 E: 0 K: 2 S: 16 H: 1 LOB: 0 BB: 0 P: 23	1B: 2 2B: 0 3B: 0 HR: 2 SF: 0 SAC: 0 DP: 1 HBP: 0						

TOP

Los Angeles Angels @ Detroit Tigers

Comerica Park, Detroit, MI

Sat Apr 19 2014, 1:10 PM - 4:21 PM EDT

Att. 36,659 - Sunny - 50 F

livebaseballscorecards.com

AB	30
R	2
H	4
RBI	2
BB	2
SO	13
LOB	9

PITCHER		IP	WLS	BF	H	R	ER	SO	BB	IBB	HBP	BLK	WP	HR	S	P	ERA	WHIP
37 Max Scherzer, R ERA: 2.33	(1, 1)	7.0	W	25	3	1	1	9	2	0	0	0	0	1	70	111	1.29	0.714
44 Joba Chamberlain, R ERA: 4.26	(8, 1)	1.0	H	3	0	0	0	2	0	0	0	0	0	0	8	8	0.00	0.000
36 Joe Nathan, R ERA: 8.1	(9, 1)	1.0		4	1	1	1	2	0	0	0	0	0	1	16	23	9.00	1.000

PITCHER	IP	WLS	BF	H	R	ER	SO	BB	IBB	HBP	BLK	WP	HR	S	P	ERA	WHIP

Batter	1	2	3	4	5	6	7	8	9	AB	R	H	RBI	BB	SO	LOB
20 Rajai Davis, R (1, 7) OBP: 0.412, SLG: 0.395	C FF 89 C SI 90 F CU 80 B FF 91 X CU 75 1-2 3 CS 1B	B CU 78 F SI 88 D CH 85 C SI 90 F SI 89 B FF 90 F SI 90 X FF 91 3-2 ② P4		C CH 85 S SL 85 B FF 89 F FF 91 F CH 85 B CU 76 B FF 90 B FF 88 4-2 BB		C SI 92 B SI 94 S FF 92 F SI 93 F CU 79 B CH 82 S SI 92 2-3 ③ K		B FF 91 S FF 90 B FF 89 C FF 90 B FF 91 4-2 1-2 2-3 BB		3	0	1	0	2	1	1
3 Ian Kinsler, R (1, 4) OBP: 0.344, SLG: 0.492	1 SAFE B FF 90 C CH 87 B FF 89 C FF 90 C SI 93 2-3 ① ② K 1-2	C FF 90 B FF 88 X CU 76 1-1 ③ P5		1 SAFE B CH 82 X CU 73 1-0 ③ G1			C CU 79 B SI 93 F FF 92 X CU 82 1-2 ① F8	C SL 82 F FF 92 F SL 85 F FF 95 X SL 83 0-2 ② SF8 3-H		4	0	0	1	0	1	3
24 Miguel Cabrera, R (1, 3) OBP: 0.295, SLG: 0.375	B SL 83 B FF 94 C SI 92 B FF 90 B FF 89 4-1 41 1B BB		X FF 91 0-0 E9 48 F8 41 WP 14 SF9		C FC 87 B SI 90 B FF 90 C FF 90 F SL 83 F CH 86 B FC 88 S SI 90 3-3 ① K		F SI 93 X FF 93 0-1 2B	B SL 82 X SL 82 1-0 ③ F8		4	1	1	0	1	1	2
41 Victor Martinez, S (1, 10) OBP: 0.400, SLG: 0.542	B FF 91 F SI 90 B FC 87 T FF 90 X SI 91 2-2 1-3 1B		B SI 89 B CU 75 B CH 88 C FF 88 F CH 82 B FF 89 4-2 9 FC6-4 1-2 BB		F FF 90 B SL 82 B FC 86 C CU 75 F FC 86 X FC 86 2-2 HR		B CH 85 D CU 82 I IN 59 I IN 63 4-0 IBB			2	1	2	1	2	0	0
48 Torii Hunter, R (1, 9) OBP: 0.271, SLG: 0.467	1 SAFE B SI 89 F SI 88 B SI 90 F SL 81 B FF 91 F FC 88 X FC 86 3-2 ③ F9		D CU 74 B SI 89 F FF 89 X FF 90 2-1 ① F8 2-3		B FF 89 B SI 89 X FF 90 2-0 ② F8		C FF 92 F CH 83 F FF 93 X CH 82 0-2 ② F6			4	0	0	0	0	0	6
14 Austin Jackson, R (1, 8) OBP: 0.356, SLG: 0.500		C FF 88 B CU 74 X CU 74 1-1 9 HR 1B	D CU 79 C FF 90 1 SAFE F SI 89 X FF 90 1-2 ② SF9 3-H		B FF 89 B CH 84 X SI 89 2-0 9 FC5-4 1B		B CU 81 B CU 81 C CU 78 X FF 93 2-1 ③ F9			3	1	2	1	0	0	2
9 Nick Castellanos, R (1, 5) OBP: 0.326, SLG: 0.462		B FF 89 B SI 89 X SL 84 2-0 1-H HR	B FF 90 B FF 89 F FF 90 X SI 90 2-1 ③ FC6-4 1-2f		D CU 74 X FF 89 1-0 ③ FC5-4 1-2f			S SL 80 S FF 93 B SL 83 X SL 82 1-2 ① P4		4	1	1	2	0	0	2
50 Bryan Holaday, R (1, 2) OBP: 0.222, SLG: 0.222		F FF 90 B FC 85 F SI 89 B FF 91 B CU 80 X SI 90 3-2 1B		F FF 89 B FC 87 X CU 76 1-1 ① G1-3		C CH 82 C CU 78 T CH 82 0-2 ① K		S SL 80 X SL 82 0-1 20 BB 17 BB 3 SF8 1B		4	1	2	0	0	1	0
17 Andrew Romine, S (1, 6) OBP: 0.318, SLG: 0.167		C CH 87 F CH 84 S CU 79 0-3 ① K		C FF 89 B CU 74 C CH 85 C FC 87 1-3 ② K		B SI 92 X CH 84 1-0 ② 1B		B SI 87 1 SAFE 1 SAFE D SL 80 1 SAFE C FF 90 1 SAFE B SL 81 B FF 91 4-1 20 BB 1-2 BB		3	0	1	0	1	2	1
Inning Stats	R: 0 E: 0 K: 1 S: 15 H: 2 LOB: 2 BB: 1 P: 27	R: 2 E: 0 K: 1 S: 16 H: 3 LOB: 1 BB: 0 P: 26	R: 1 E: 1 K: 0 S: 10 H: 0 LOB: 1 BB: 1 P: 19	R: 0 E: 0 K: 1 S: 10 H: 0 LOB: 1 BB: 1 P: 17	R: 1 E: 0 K: 1 S: 12 H: 2 LOB: 1 BB: 0 P: 22	R: 0 E: 0 K: 2 S: 9 H: 1 LOB: 0 BB: 0 P: 12	R: 0 E: 0 K: 0 S: 11 H: 1 LOB: 2 BB: 1 P: 18	R: 1 E: 0 K: 0 S: 14 H: 1 LOB: 2 BB: 2 P: 24		1B: 7 2B: 1 3B: 0 HR: 2 SF: 2 SAC: 0 DP: 0 HBP: 0		WP: 1 PB: 0 SB: 0 CS: 1 PA: 39			

PITCHER		IP	WLS	BF	H	R	ER	SO	BB	IBB	HBP	BLK	WP	HR	S	P	ERA	WHIP
33 C.J. Wilson, L ERA: 4.21	(1, 1)	5.0	L	25	7	4	3	4	3	0	0	0	1	2	63	111	5.40	2.000
60 Yoslan Herrera, R ERA: 1.8	(6, 1)	2.0		8	2	0	0	2	0	1	0	0	0	0	20	30	0.00	1.000
35 Josh Wall, R ERA: 54.0	(8, 1)	1.0		6	1	1	1	0	2	0	0	0	0	0	14	24	9.00	3.000

PITCHER	IP	WLS	BF	H	R	ER	SO	BB	IBB	HBP	BLK	WP	HR	S	P	ERA	WHIP

BOTTOM

Los Angeles Angels @ Detroit Tigers

Comerica Park, Detroit, MI

Sat Apr 19 2014, 1:10 PM - 4:21 PM EDT

Att. 36,659 - Sunny - 50 F

livebaseballscorecards.com

AB	31
R	5
H	10
RBI	5
BB	6
SO	6
LOB	17

Batter	1	2	3	4	5	6	7	8	9	AB	R	H	RBI	BB	SO	LOB
3 JB Shuck, L (1, 7) OBP: 0.190, SLG: 0.317	C FF 89 X SI 92 0-1 G4-3	S CH 83 F FF 93 D CU 79 F SI 92 B SI 92 X CH 83 2-2 G4-3			C SI 89 C CU 80 X FF 91 0-2 F8			1 SAFE 1 SAFE C FF 92 B FF 92 X CU 76 1-1 G2-3 1-2		4	0	0	0	0	0	2
27 Mike Trout, R (1, 8) OBP: 0.373, SLG: 0.613	F FF 91 F SI 93 B SI 93 S FF 94 1-3 K		B FF 90 F SL 85 B FF 92 C SI 91 F FF 92 X SI 92 2-2 L3			B FF 89 B FF 90 S SL 84 B FF 90 S SI 89 B SI 90 4-2 5 G6-4-3 BB		B SL 85 X SL 85 1-0 G5-3		3	0	0	0	1	1	1
5 Albert Pujols, R (1, 3) OBP: 0.349, SLG: 0.587	C FF 92 B CU 80 X SL 86 1-1 44 1B 47 1B 1B		B CU 78 X SI 92 1-0 G5-3			C CU 77 1 SAFE 1 SAFE X SI 90 0-1 G6-4-3 1-2f			B FF 93 S SL 86 B SL 86 X FF 93 2-1 F9	4	1	1	0	0	0	1
44 Ian Stewart, L (1, 5) OBP: 0.276, SLG: 0.571	X SI 91 0-0 47 1B 1-2 1B		C FF 92 B CU 79 X CU 79 1-1 G6-3			L CH 84 F FF 91 C CU 79 0-3 K			B CU 81 B CU 78 C FF 93 C FF 92 S FF 93 2-3 K	4	0	1	0	0	2	0
47 Howie Kendrick, R (1, 4) OBP: 0.349, SLG: 0.408	F SL 85 C FF 93 D CH 84 F SI 92 X SL 84 1-2 1-3 2-H 1B			C SL 83 B SI 90 F SI 90 B CU 78 F CH 82 F SI 91 X SI 91 2-2 16 CS 1B			C FF 87 F CU 77 B CH 82 B CH 80 F SI 89 F SI 89 X SL 86 2-2 G6-3		X FF 93 0-0 1B	4	0	3	1	0	0	0
6 David Freese, R (1, 10) OBP: 0.197, SLG: 0.196 28 Raul Ibanez, L (9, PH) OBP: 0.212, SLG: 0.311	F SI 92 D SI 92 F SI 93 B SI 92 X SL 85 2-2 G5-3			B SI 90 F SI 90 1 SAFE F SI 90 S CU 78 1-3 K			B CH 82 C SL 83 C FF 90 S CH 82 1-3 K		B CU 81 B FF 93 B SL 86 C FF 93 1 SAFE C FF 92 F FF 93 S SL 85 3-3 K	3 1	0 0	0 0	0 0	0 0	2 1	3 1
16 Hank Conger, L (1, 2) OBP: 0.280, SLG: 0.417		B SI 91 B CH 82 X SI 91 2-0 G4-3		1 SAFE 1 SAFE 1 SAFE B CH 82 B CH 82 T CH 82 S FF 91 B FF 92 X CH 82 3-2 F9 1-2			B CU 78 C SI 88 C SI 90 B CU 79 X FF 90 2-2 P5			3	0	0	0	0	0	1
0 Brennan Boesch, L (1, 9) OBP: 0.250, SLG: 0.375 7 Collin Cowgill, R (8, PH) OBP: 0.429, SLG: 0.632 (8, 9)		C FF 92 B SI 92 S FF 92 B FF 92 X CU 78 2-2 2 G6-3 2B			X CH 81 0-0 G4-3			B FF 90 C FF 92 F FF 93 X CH 84 1-2 3 G2-3 1B		2 1	0 0	1 1	0 0	0 0	0 0	0 0
2 Erick Aybar, S (1, 6) OBP: 0.232, SLG: 0.238		C CU 79 B SI 91 D CU 78 X CH 82 2-1 G6-3 2-3			B SI 86 C CU 77 F CH 81 B FF 90 X CH 82 2-2 G3-1			1 SAFE X FF 90 0-0 P4		3	0	0	0	0	0	2

Inning Stats																		
	R: 1	H: 3	R: 0	H: 1	R: 0	H: 0	R: 0	H: 1	R: 0	H: 0	R: 0	H: 0	R: 0	H: 0	R: 0	H: 1	R: 0	H: 1
	E: 0	LOB: 2	E: 0	LOB: 1	E: 0	LOB: 0	E: 0	LOB: 0	E: 0	LOB: 0	E: 0	LOB: 0	E: 0	LOB: 0	E: 0	LOB: 1	E: 0	LOB: 1
	K: 1	BB: 0	K: 0	BB: 0	K: 0	BB: 0	K: 1	BB: 0	K: 1	BB: 1	K: 1	BB: 0	K: 0	BB: 0	K: 0	BB: 1	K: 2	BB: 0
	S: 15	P: 20	S: 10	P: 18	S: 7	P: 11	S: 11	P: 17	S: 7	P: 9	S: 7	P: 11	S: 12	P: 17	S: 8	P: 11	S: 10	P: 17

PITCHER		IP	WLS	BF	H	R	ER	SO	BB	IBB	HBP	BLK	WP	HR	S	P	ERA	WHIP
21 Rick Porcello, R ERA: 3.15	(1, 1)	7.0	W	25	5	1	1	4	1	0	0	0	0	0	69	103	1.29	0.857
46 Ian Krol, L ERA: 3.18	(8, 1)	0.2	H	3	1	0	0	0	0	0	0	0	0	0	7	9	0.00	1.500
62 Al Alburquerque, R ERA: 4.76	(8, 1)	0.1	H	1	0	0	0	0	0	0	0	0	0	0	1	2	0.00	0.000
36 Joe Nathan, R ERA: 7.04	(9, 1)	1.0	S	4	1	0	0	2	0	0	0	0	0	0	10	17	0.00	1.000

PITCHER	IP	WLS	BF	H	R	ER	SO	BB	IBB	HBP	BLK	WP	HR	S	P	ERA	WHIP

TOP

Los Angeles Angels @ Detroit Tigers

Comerica Park, Detroit, MI

Sun Apr 20 2014, 1:09 PM - 4:36 PM EDT

Att. 28,921 - Sunny - 65 F

livebaseballscorecards.com

AB	32
R	1
H	7
RBI	1
BB	1
SO	6
LOB	11

1B: 6	SF: 0	WP: 0	PA: 33
2B: 1	SAC: 0	PB: 0	
3B: 0	DP: 1	SB: 0	
HR: 0	HBP: 0	CS: 1	

Batter	1	2	3	4	5	6	7	8	9	AB	R	H	RBI	BB	SO	LOB
20 Rajai Davis, R (1, 7) OBP: 0.382, SLG: 0.362	B SI 87 B SI 87 X SI 88 2-0 F8		L SI 89 F SI 88 B SI 90 B SC 74 B CH 80 1 SAFE 1 SAFE S CH 82 3-3 K 1-2		C SI 87 B FC 85 C SI 89 B SI 92 T SI 90 2-2 K		L FF 93 L FF 94 F FF 94 B FF 93 C FF 93 1-3 K			4	0	0	0	0	3	3
3 Ian Kinsler, R (1, 4) OBP: 0.353, SLG: 0.476	B FF 88 B SI 90 B SI 89 B SI 90 4-0 24 BB 24 E BB		C CU 75 F SI 91 X FC 88 0-2 G6-3 2-3		1 SAFE C CH 82 B SI 90 B SI 89 S SI 90 F SI 91 B SI 92 X CH 81 3-2 P4 1-2		B FF 94 B CH 88 B FF 94 C FF 95 1 SAFE 1 SAFE B FF 94 4-1 24 G4-3 1-2 BB			2	1	0	0	2	0	2
24 Miguel Cabrera, R (1, 10) OBP: 0.292, SLG: 0.356	B CH 82 B CH 80 B SI 90 C SI 88 F FC 85 1 SAFE B CH 83 4-2 E2 1-H BB		D FC 88 F CH 82 C SI 92 B SI 94 B SI 93 C SI 93 3-3 K		C CU 74 S SI 92 B SI 92 B SI 93 F SI 93 B SC 76 F CH 82 C SI 93 3-3 K		X SL 81 0-0 G4-3 1-2f			3	0	0	0	1	2	4
41 Victor Martinez, S (1, 3) OBP: 0.373, SLG: 0.500	C SI 90 B CU 74 S SI 90 B FC 86 X CH 81 2-2 F9			C SI 87 F FC 84 B SI 90 F SI 90 B SC 76 B CH 81 X CH 83 3-2 F9		B CU 72 C CH 81 F SI 92 B SI 91 X CH 82 2-2 F9		C SL 80 X SL 81 0-1 G4-3		4	0	0	0	0	0	1
48 Torii Hunter, R (1, 9) OBP: 0.288, SLG: 0.469	C CH 82 B SI 92 B SI 92 F SI 91 X CH 81 2-2 P6			X SI 89 0-0 9 F8 14 BB 1B		F SI 91 B SI 91 F SI 91 B SI 93 X SC 76 2-2 G6-3		B SI 88 B SI 88 S SL 80 C SI 88 X SI 88 2-2 9 S 1B		4	0	2	0	0	0	1
14 Austin Jackson, R (1, 8) OBP: 0.365, SLG: 0.481		B SI 88 C SI 88 B FC 85 X CH 82 2-1 F9		B SI 89 B CH 79 B SI 90 C FF 88 1 SAFE C CH 80 1 SAFE F CH 81 B CH 82 4-2 1-2 BB		B SI 90 B SI 91 B SI 91 B SI 90 4-0 9 E 9 1B BB		C SL 81 X FF 88 0-1 F8		2	1	0	0	2	0	1
9 Nick Castellanos, R (1, 5) OBP: 0.319, SLG: 0.442		B CH 82 F CH 82 F SI 91 F SI 92 F SI 91 C SI 90 1-3 K		F SI 90 X SI 90 0-1 F8 2-3		B FF 94 1 SAFE S FF 93 F FF 94 1 SAFE 1 SAFE P PO 78 1 SAFE F SI 94 2-2 X CU 82 1-H 1B		1 SAFE B FF 88 1 SAFE 1 SAFE C FF 87 B SI 87 S SI 88 F SI 88 F SI 88 2-3 S SI 89 K 1-2		4	0	1	1	0	2	3
13 Alex Avila, L (1, 2) OBP: 0.286, SLG: 0.222		B SI 88 B CU 76 B SI 89 C SI 88 F SI 90 F SI 90 C CH 82 3-3 K		C CH 82 B SI 91 S SI 91 S SI 91 1-3 K		B SI 95 B CH 84 S SI 93 S CH 86 B CH 86 S SI 84 3-3 K				3	0	0	0	0	3	3
17 Andrew Romine, S (1, 6) OBP: 0.400, SLG: 0.250			B SI 86 B SI 88 C SI 88 B SI 88 X SI 89 3-1 3 G6-3 20 S 1B		B SI 88 B SI 89 B SI 89 B SI 88 4-0 3 S BB		B FF 94 F FF 94 B FF 94 T FF 93 F FF 95 F FF 94 F FF 94 X FF 95 2-2 3 BB 1B			2	0	2	0	1	0	0
Inning Stats	R: 1 E: 1 K: 0 S: 9 H: 0 LOB: 1 BB: 2 P: 23	R: 0 E: 0 K: 2 S: 11 H: 0 LOB: 0 BB: 0 P: 17	R: 0 E: 0 K: 2 S: 11 H: 1 LOB: 1 BB: 0 P: 20	R: 0 E: 0 K: 1 S: 13 H: 1 LOB: 2 BB: 1 P: 21	R: 0 E: 0 K: 2 S: 12 H: 0 LOB: 1 BB: 1 P: 24	R: 1 E: 1 K: 1 S: 14 H: 1 LOB: 1 BB: 1 P: 26	R: 0 E: 0 K: 1 S: 12 H: 1 LOB: 1 BB: 1 P: 19	R: 0 E: 0 K: 1 S: 12 H: 1 LOB: 1 BB: 0 P: 16		1B: 5 2B: 0 3B: 0 HR: 0 SF: 0 SAC: 0 DP: 1 HBP: 0					WP: 0 PB: 0 SB: 3 CS: 0 PA: 34	

PITCHER		IP	WLS	BF	H	R	ER	SO	BB	IBB	HBP	BLK	WP	HR	S	P	ERA	WHIP
53 Héctor Santiago, L ERA: 3.68	(1, 1)	5.2	L	24	2	2	0	7	5	0	0	0	0	0	62	119	0.00	1.235
40 Kevin Jepsen, R ERA: 7.11	(6, 1)	0.1		2	1	0	0	1	0	0	0	0	0	0	8	12	0.00	3.000
58 Michael Kohn, R ERA: 1.86	(7, 1)	1.0		4	1	0	0	1	1	0	0	0	0	0	12	19	0.00	2.000
38 Joe Smith, R ERA: 4.5	(8, 1)	1.0		4	1	0	0	1	0	0	0	0	0	0	12	16	0.00	1.000

PITCHER	IP	WLS	BF	H	R	ER	SO	BB	IBB	HBP	BLK	WP	HR	S	P	ERA	WHIP

BOTTOM

Los Angeles Angels @ Detroit Tigers

Comerica Park, Detroit, MI

Sun Apr 20 2014, 1:09 PM - 4:36 PM EDT

Att. 28,921 - Sunny - 65 F

livebaseballscorecards.com

AB	28
R	2
H	5
RBI	1
BB	6
SO	10
LOB	18

TOP

Los Angeles Angels @ Washington Nationals

Nationals Park, Washington, DC

Mon Apr 21 2014, 7:08 PM - 10:24 PM EDT

Att. 24,371 - Clear - 67 F

livebaseballscorecards.com

Batter	1	2	3	4	5	6	7	8	9	AB	R	H	RBI	BB	SO	LOB
3 JB Shuck, L (1, 7) OBP: 0.213, SLG: 0.326	C SI 91 F SI 92 B SI 93 F CU 73 C SI 92 1-3 ① K		F SI 90 X SI 89 0-1 ① G6-4-3 5 27 1B 1B		B SI 90 X SI 90 1-0 ① F8		X SI 92 0-0 ① 1B	B CU 79 F CU 80 X CU 82 1-1 ③ G3		5	0	2	0	0	1	1
27 Mike Trout, R (1, 8) OBP: 0.375, SLG: 0.600	C SI 93 C SI 94 B SI 92 B SL 84 C SI 93 2-3 ② K		1 SAFE 1 SAFE B SL 82 B SI 91 C SI 92 F SI 91 X SI 92 2-2 ② 5 G6-4-3 1-2 1B		B SI 91 F SL 83 X SI 91 1-1 ② L8		C SL 82 B SI 94 C SL 82 B SL 84 1 SAFE F SL 83 X FF 95 2-2 ③ L8		B FF 91 B FF 90 C FF 92 X FF 90 2-1 ② 5 FC5-4 1B	5	0	2	0	0	1	1
5 Albert Pujols, R (1, 3) OBP: 0.330, SLG: 0.550	C SI 92 C CU 73 B SI 94 B SI 93 B SL 84 X SI 93 3-2 ③ G5-3		X SL 82 0-0 ① ② G6-4-3 1-2f 2-3		C SI 91 B SL 83 B SL 81 X SI 90 2-1 ③ G5-3			B CU 76 B FF 92 C FF 92 X CH 81 2-1 ① E6 47 1B 44 S 2 1B	1 SAFE B CU 78 X CH 84 1-0 ① FC5-4 47 L3-6 44 1B 1-2f	5	1	0	0	0	0	3
44 Ian Stewart, L (1, 5) OBP: 0.265, SLG: 0.515		C SI 90 B CH 83 C SI 92 S CU 75 1-3 ① K	C CU 73 B SI 91 X SI 90 1-1 ③ F8			S SI 90 B SI 91 X SI 91 1-1 ① F7		F FF 93 B CH 81 B CH 81 S FF 92 S FF 93 2-3 ① K 1-2	C CU 80 X CU 80 0-1 1-2 1B	5	0	1	0	0	2	2
47 Howie Kendrick, R (1, 4) OBP: 0.352, SLG: 0.407		F SI 92 B SI 92 X SI 92 1-1 2 1B 1B		C SI 92 B SI 90 X SL 84 1-1 ① G4-3		B CU 72 S SL 82 C SI 90 X SI 92 1-2 ② G3		B CU 77 X CH 82 1-0 17 BB 28 E 2 1B 2-3 1B	C CU 80 F CU 86 F FF 92 X FF 91 0-2 ② ③ L3-6 2-2	5	1	2	0	0	0	2
0 Brennan Boesch, L (1, 9) OBP: 0.250, SLG: 0.333 7 Collin Cowgill, R (8, 9) OBP: 0.429, SLG: 0.632		1 SAFE X SI 92 0-0 ② F7	C CU 72 B SI 92 B CU 72 X SI 91 2-1 ② G4-3			B CU 72 S CU 71 C SI 91 B SI 92 X SI 91 2-2 1B		1 SAFE C FF 93 1 SAFE X CH 80 0-1 ② P6		4 0	0 0	1 0	0 0	0 0	0 0	3 0
2 Erick Aybar, S (1, 6) OBP: 0.260, SLG: 0.284		F SI 92 F SI 92 P PO 83 D CU 74 1 SAFE X CU 74 2-2 17 BB 1-3 1B	F SI 91 B SI 91 X CH 82 1-1 2B			F SI 91 X SI 91 0-1 ③ G1-3		X FF 93 0-0 17 BB 28 E 1-2 3-H 1B		4	1	3	1	0	0	1
17 Chris Iannetta, R (1, 2) OBP: 0.364, SLG: 0.429		C SI 93 B SL 83 C SL 83 B SI 94 D CU 74 B CU 73 4-2 1-2 BB	I IN 63 I IN 68 I IN 70 I IN 72 4-0 IBB				S SL 79 B SI 90 B SL 80 F SL 80 F SI 90 B SI 91 X SI 90 3-2 ① G4-3	B CH 81 B FF 93 T FF 93 B FF 93 B FF 93 4-1 28 E 1-2 2-3 BB		1	1	0	0	3	0	0
Garrett Richards, R (1, 1) 6 David Freese, R (7, PH) OBP: 0.194, SLG: 0.193 59 Fernando Salas, R (7, 1) 28 Raul Ibanez, L (8, PH) OBP: 0.224, SLG: 0.339 38 Joe Smith, R (8, 1) 49 Ernesto Frieri, R (9, 1)		B SI 93 C SI 91 S SL 83 B SI 92 S SL 82 2-3 ③ K	F SI 89 B SL 81 D SL 81 X SI 90 2-1 ③ G4-3				B SI 91 F SL 82 F SI 90 B CU 74 C SI 92 2-3 ② K	S CH 81 X CH 82 0-1 E6 1-H 2-H 3-H 2B		2 1 0 1 0 0	0 0 0 0 0 0	0 0 0 1 0 0	0 1 0 3 0 0	1 1 0 0 0 0	5 0 0 0 0 0
Inning Stats	R: 0 E: 0 K: 2 S: 10 H: 0 LOB: 0 BB: 0 P: 16	R: 0 E: 0 K: 2 S: 15 H: 2 LOB: 3 BB: 1 P: 24	R: 0 E: 0 K: 0 S: 8 H: 2 LOB: 1 BB: 0 P: 11	R: 0 E: 0 K: 0 S: 8 H: 1 LOB: 2 BB: 1 P: 18	R: 0 E: 0 K: 0 S: 5 H: 0 LOB: 0 BB: 0 P: 9	R: 0 E: 0 K: 0 S: 10 H: 1 LOB: 1 BB: 0 P: 14	R: 0 E: 0 K: 1 S: 12 H: 1 LOB: 1 BB: 0 P: 19	R: 4 E: 2 K: 1 S: 14 H: 3 LOB: 1 BB: 1 P: 24	R: 0 E: 0 K: 0 S: 9 H: 2 LOB: 1 BB: 0 P: 12	1B: 10 2B: 3 3B: 0 HR: 0 SF: 0 SAC: 0 DP: 2 HBP: 0						

	AB	38
	R	4
	H	12
	RBI	4
	BB	3
	SO	6
	LOB	18

WP: 0 PB: 0 SB: 1 CS: 0 PA: 41

PITCHER		IP	WLS	BF	H	R	ER	SO	BB	IBB	HBP	BLK	WP	HR	S	P	ERA	WHIP
57 Tanner Roark, R ERA: 3.8	(1, 1)	6.2		28	7	0	0	5	1	1	0	0	0	0	64	105	0.00	1.200
22 Drew Storen, R ERA: 1.23	(7, 1)	0.1	H	1	0	0	0	0	0	0	0	0	0	0	4	6	0.00	0.000
36 Tyler Clippard, R ERA: 3.72	(8, 1)	0.2	L	7	3	4	0	1	1	0	0	0	0	0	12	21	0.00	6.000
31 Xavier Cedeño, L ERA:	(8, 1)	1.1		5	2	0	0	0	0	0	0	0	0	0	11	15	0.00	1.500

PITCHER		IP	WLS	BF	H	R	ER	SO	BB	IBB	HBP	BLK	WP	HR	S	P	ERA	WHIP

BOTTOM

Angeles Angels @ Washington Nationals

Nationals Park, Washington, DC

Mon Apr 21 2014, 7:08 PM - 10:24 PM EDT

Att. 24,371 - Clear - 67 F

livebaseballscorecards.com

Batter	1	2	3	4	5	6	7	8	9	AB	R	H	RBI	BB	SO	LOB
2 Denard Span, L (1, 8) OBP: 0.286, SLG: 0.320	B FF 96 C FF 96 X SI 98 1-1 G6-3 ①			B FF 97 F SI 96 B SI 95 B SI 97 B FF 96 4-1 28 HBP 34 WP 25 FC4-6 BB	B FF 95 L SI 96 B SI 95 L SI 95 S SL 87 2-3 K2-3 ③			C FF 88 X SI 88 0-1 G1-3 ①	B SI 95 F SI 93 F FF 94 F SL 81 T SI 93 1-2 K ③	4	1	0	0	1	2	2
34 Bryce Harper, L (1, 7) OBP: 0.347, SLG: 0.397	B SI 98 B SI 98 F SI 97 B FF 96 F SI 97 F SL 90 S FF 98 3-3 K ②			B CU 81 B SI 96 D SI 96 C SI 94 B SI 96 4-1 25 FC4-6 28 HBP 6 FC3-2 1-2 BB		S SI 96 B CU 80 X FF 95 1-1 P6 ①		C FF 88 B SL 79 C FF 88 B SL 81 B SL 79 X FF 89 3-2 G3 ②		3	0	0	0	1	1	0
28 Jayson Werth, R (1, 9) OBP: 0.373, SLG: 0.420	C FF 98 X SI 97 0-1 P6 ③			C FF 95 F SL 86 H SI 95 1-2 25 FC4-6 1-2 2-3 HBP		B FF 97 C FF 96 B CU 79 S FF 95 B SL 86 B FF 95 4-2 BB		C SI 88 B FF 89 B SL 80 B SI 88 C SI 88 B SI 88 4-2 25 1B BB		1	0	0	0	2	0	0
25 Adam LaRoche, L (1, 3) OBP: 0.407, SLG: 0.471		S SI 96 B FF 97 B SI 96 C FF 96 F CU 81 X SI 97 2-2 L7 ①		B SI 95 X SI 94 1-0 FC4-6 6 FC3-2 1-2f 2-3 3-H		B SI 94 B SI 96 1 SAFE B SI 96 C FF 95 F SI 95 X SI 96 3-2 P4 ②		C SI 87 B FF 88 X SI 87 1-1 1-2 1B		4	0	1	1	0	0	3
6 Anthony Rendon, R (1, 5) OBP: 0.345, SLG: 0.544		B FF 98 C SI 97 F SI 98 F FF 96 B SL 89 X FF 97 2-2 F9 ②		C FC 95 F SI 95 B SL 86 X CU 78 1-2 FC3-2 1-2 3-H		B FF 97 F FF 96 B SL 84 F FF 95 1 SAFE 1 SAFE F SL 87 B CU 78 F SL 86 3-3 C FF 96 K ③		C SI 87 B SL 80 C SI 88 B SL 79 B SL 81 X SI 88 3-2 G3 ③		4	0	0	0	0	1	5
20 Ian Desmond, R (1, 6) OBP: 0.268, SLG: 0.416		B FF 97 S FF 96 F SL 88 B FF 96 B FF 96 C SL 87 3-3 K ③		B FF 96 C FF 97 B FF 97 S FF 97 X FF 96 2-2 G4-3 ③			C FF 92 B KC 86 S FF 92 F CH 87 S FF 92 1-3 K ①		C SI 94 X SI 94 0-1 HR	4	1	1	1	0	2	2
8 Danny Espinosa, S (1, 4) OBP: 0.339, SLG: 0.481			C SI 95 L FF 98 B CU 80 B SL 91 S SI 96 2-3 K ①		X SI 95 0-0 G3 ①		C FF 92 B FF 93 X FF 93 1-1 L9 ②		C SI 95 F SI 94 S SI 95 0-3 K ①	4	0	0	0	0	2	0
59 Jose Lobaton, S (1, 2) OBP: 0.333, SLG: 0.310			B SI 96 X SI 97 1-0 1B ②		B SI 96 B SI 95 B SI 96 B FF 94 4-0 BB		B CH 87 S FF 92 B CH 87 C KC 84 F FF 93 B CH 86 F CH 87 B FF 92 4-2 BB		F SI 95 C CH 87 B FF 94 S SI 95 1-3 K ②	2	0	1	0	2	1	0
57 Tanner Roark, R (1, 1) 22 Drew Storen, S (7, 1) 4 Zach Walters, S (7, PH) OBP: 0.375, SLG: 1.143 36 Tyler Clippard, R (8, 1) 31 Xavier Cedeño, L (8, 1) 15 Nate McLouth, L (9, PH) OBP: 0.265, SLG: 0.111			C FF 96 X FF 97 0-1 G6-3 ③		L L L FF 95 0-3 K ②		F FF 93 F CH 87 S CH 88 0-3 K ③		B FF 94 B SI 94 C SI 94 B FF 93 C SI 93 F SI 94 F SI 95 B SI 94 4-2 2 DI BB	2 0 1 0 0 0	0 0 0 0 0 0	0 0 0 0 0 0	0 0 0 0 0 0	1 0 1 0 0 1	1 0 1 0 0 0	1 0 1 0 0 0
Inning Stats	R: 0 E: 0 K: 1 S: 8 H: 0 LOB: 0 BB: 0 P: 12	R: 0 E: 0 K: 1 S: 11 H: 0 LOB: 0 BB: 0 P: 18	R: 0 E: 0 K: 1 S: 6 H: 1 LOB: 0 BB: 0 P: 9	R: 1 E: 0 K: 0 S: 11 H: 0 LOB: 2 BB: 2 P: 24	R: 0 E: 0 K: 2 S: 7 H: 0 LOB: 1 BB: 1 P: 13	R: 0 E: 0 K: 1 S: 12 H: 0 LOB: 1 BB: 1 P: 23	R: 0 E: 0 K: 2 S: 13 H: 0 LOB: 1 BB: 1 P: 19	R: 0 E: 0 K: 0 S: 12 H: 1 LOB: 2 BB: 1 P: 23	R: 1 E: 0 K: 3 S: 16 H: 1 LOB: 1 BB: 1 P: 22	1B: 2 2B: 0 3B: 0 HR: 1	SF: 0 SAC: 0 DP: 0 HBP: 1						

	AB	29
	R	2
	H	3
	RBI	2
	BB	7
	SO	11
	LOB	14

WP: 1 PB: 0 SB: 0 CS: 0 PA: 37

PITCHER		IP	WLS	BF	H	R	ER	SO	BB	IBB	HBP	BLK	WP	HR	S	P	ERA	WHIP
Garrett Richards, R (1, 1) ERA: 2.52		6.0		23	1	1	1	6	4	0	1	0	1	0	55	99	1.50	0.833
59 Fernando Salas, R (7, 1) ERA: 2.79		1.0	W	4	0	0	0	2	1	0	0	0	0	0	13	19	0.00	1.000
38 Joe Smith, R (8, 1) ERA: 4.0		1.0	H	5	1	0	0	0	1	0	0	0	0	0	12	23	0.00	2.000
49 Ernesto Frieri, R (9, 1) ERA: 5.4		1.0	S	5	1	1	1	3	1	0	0	0	0	1	16	22	9.00	2.000

PITCHER	IP	WLS	BF	H	R	ER	SO	BB	IBB	HBP	BLK	WP	HR	S	P	ERA	WHIP

Los Angeles Angels @ Washington Nationals

Nationals Park, Washington, DC

Tue Apr 22 2014, 7:07 PM - 9:50 PM EDT

Att. 21,915 - Cloudy - 68 F

TOP

livebaseballscorecards.com

Batter	1	2	3	4	5	6	7	8	9	AB	R	H	RBI	BB	SO	LOB
3 JB Shuck, L (1, 9) (7, 7) OBP: 0.212, SLG: 0.333	C SI 90 X SI 92 0-1 5 HR 2B	X SI 88 0-0 ① G3		C CH 81 F CH 82 S CH 82 0-3 ③ K		B SI 92 X SI 92 1-0 ③ L7			B SI 95 B CH 87 F SI 94 B SL 86 X SI 94 3-1 ② G4-3	5	1	1	0	0	1	1
27 Mike Trout, R (1, 8) OBP: 0.366, SLG: 0.576	C FF 91 X SI 90 0-1 E5 5 HR	C FF 89 B SL 83 F CH 82 C FF 92 1-3 ② K			B SL 82 C SL 81 B FF 91 X CH 82 2-1 5 HR 1B		C SI 92 C KC 80 B SI 92 B FC 89 B SI 93 C SI 92 3-3 ① K		B FF 95 B SL 85 F SI 94 B SL 86 C SI 95 S SL 85 3-3 ③ K	5	2	1	0	0	3	1
5 Albert Pujols, R (1, 3) OBP: 0.337, SLG: 0.619	B SL 82 C FF 91 X CH 82 1-1 1-H 2-H HR	B FF 91 F SL 83 F FF 91 S SL 81 1-3 ③ K			1 SAFE C FF 90 1 SAFE B FF 91 1 SAFE F FF 89 X SI 89 1-2 1-H HR		X FC 88 0-0 ② G6-3			4	2	2	5	0	1	0
28 Raul Ibanez, L (1, 7) OBP: 0.211, SLG: 0.318 7 Collin Cowgill, R (7, 9) OBP: 0.429, SLG: 0.632	C SI 92 S CH 83 X FF 91 0-2 ① F8	X SI 87 0-0 ① B1-3			F SI 90 X CH 82 0-1 ① G4-3		B KC 79 B SI 91 C SI 91 X FC 88 2-1 ③ G3			4 0	0 0	0 0	0 0	0 0	0 0	0 0
47 Howie Kendrick, R (1, 4) OBP: 0.359, SLG: 0.424	C FF 90 B FF 91 B SI 91 X SL 82 2-1 2 G3-1 17 1B 2B	C SI 90 B SI 90 B SI 90 X CH 83 2-1 ② G5-3			X SL 81 0-0 2 1B 1B			C SI 91 X SL 86 0-1 ① G4-3		4	1	2	0	0	0	0
2 Erick Aybar, S (1, 6) OBP: 0.273, SLG: 0.310	B SI 88 C SI 89 S SI 87 X CH 82 1-2 ② G3-1 2-3	X CH 82 0-0 ③ G3-1			1 SAFE X CH 77 0-0 6 CS 1-3 1B			X SL 87 0-0 6 S 6 SF9 2B		4	1	2	0	0	0	1
6 David Freese, R (1, 5) OBP: 0.197, SLG: 0.186	D SL 81 S CH 83 F SI 89 D CH 80 F SI 91 F SI 90 H CH 81 3-2 17 1B HBP			C FF 89 X SI 87 0-1 E5 45 G5-3	D CH 81 1 SAFE F CH 80 C SI 88 B SL 80 B SL 81 F CH 80 S CH 80 3-3 ② ③ K 1-2			B CU 75 B SL 88 B SL 88 C SI 92 F SL 89 X CU 74 3-2 ② SF9 2-H		2	0	0	1	0	1	2
17 Chris Iannetta, R (1, 2) OBP: 0.356, SLG: 0.413	C SI 88 B SI 88 B SL 80 X SI 89 2-1 1-2 3-H 1B			F SI 89 X SI 89 0-1 ① G5-3		X SI 91 0-0 ① G5-3		C SL 84 X SI 91 0-1 ③ P5		4	0	1	1	0	0	1
45 Tyler Skaggs, L (1, 1) 58 Michael Kohn, R (8, 1) 44 Ian Stewart, L (9, PH) OBP: 0.257, SLG: 0.500 40 Kevin Jepsen, R (9, 1)	C SI 87 S SI 89 S CH 81 0-3 ③ K			B SI 89 B SI 89 T SI 84 S SI 89 B CH 80 X SI 89 3-2 ② G5-3 2-3		C SI 92 C KC 79 B KC 79 B FC 86 S FC 86 2-3 ② K			C SI 95 S FF 95 B SL 86 C SL 85 1-3 ① K	3 0 1 0	0 0 0 0	0 0 0 0	0 0 0 0	0 0 0 0	2 0 1 0	3 0 0 0

	AB	36
	R	7
	H	9
	RBI	7
	BB	0
	SO	9
	LOB	9

Inning Stats																		
	R: 4	H: 4	R: 0	H: 0	R: 0	H: 0	R: 0	H: 0	R: 2	H: 4	R: 0	H: 0	R: 0	H: 0	R: 1	H: 1	R: 0	H: 0
	E: 1	LOB: 2	E: 0	LOB: 0	E: 0	LOB: 0	E: 1	LOB: 1	E: 0	LOB: 2	E: 0	LOB: 0	E: 0	LOB: 0	E: 0	LOB: 0	E: 0	LOB: 0
	K: 1	BB: 0	K: 2	BB: 0	K: 0	BB: 0	K: 1	BB: 0	K: 1	BB: 0	K: 1	BB: 0	K: 1	BB: 0	K: 0	BB: 0	K: 2	BB: 0
	S: 23	P: 32	S: 7	P: 9	S: 4	P: 6	S: 10	P: 13	S: 13	P: 19	S: 5	P: 8	S: 6	P: 11	S: 8	P: 11	S: 8	P: 15

1B: 4	SF: 1	WP: 0	PA: 38
2B: 4	SAC: 0	PB: 0	
3B: 0	DP: 1	SB: 1	
HR: 2	HBP: 1	CS: 1	

PITCHER		IP	WLS	BF	H	R	ER	SO	BB	IBB	HBP	BLK	WP	HR	S	P	ERA	WHIP
38 Taylor Jordan, R ERA: 6.23	(1, 1)	5.0	L	25	8	6	4	5	0	0	1	0	0	2	57	79	7.20	1.600
35 Craig Stammen, R ERA: 4.76	(6, 1)	2.0		6	0	0	0	2	0	0	0	0	0	0	11	19	0.00	0.000
13 Jerry Blevins, L ERA: 3.86	(8, 1)	1.0		4	1	1	1	0	0	0	0	0	0	0	8	11	9.00	1.000
30 Aaron Barrett, R ERA:	(9, 1)	1.0		3	0	0	0	2	0	0	0	0	0	0	8	15	0.00	0.000

PITCHER		IP	WLS	BF	H	R	ER	SO	BB	IBB	HBP	BLK	WP	HR	S	P	ERA	WHIP

BOTTOM

Angeles Angels @ Washington Nationals

Nationals Park, Washington, DC

Tue Apr 22 2014, 7:07 PM - 9:50 PM EDT

Att. 21,915 - Cloudy - 68 F

livebaseballscorecards.com

Batter	1	2	3	4	5	6	7	8	9	AB	R	H	RBI	BB	SO	LOB
2 Denard Span, L (1, 8) OBP: 0.283, SLG: 0.302	C FF 92 B FF 92 S FF 92 F FF 94 X CU 78 1-2 G4-3 ①		B FF 91 D CU 74 B FF 91 C FF 91 B FF 92 4-1 28 G5-4-3 8 WP 1-2 BB		C FF 90 C CU 72 X CU 74 0-2 L7 ②			B FF 95 B FF 95 C FF 94 X FF 94 2-1 G3 ①		3	0	0	0	1	0	0
8 Danny Espinosa, S (1, 4) OBP: 0.333, SLG: 0.455	B FF 93 F FF 93 F FF 93 F CH 86 S CH 86 1-3 K ②		B CH 84 D CH 85 F SI 92 T FF 93 H CU 78 3-2 28 G5-4-3 1-2 2-3 3-H HBP		X SI 90 0-0 P2 ③			B FF 94 X FF 94 1-0 P3 ②		3	0	0	0	0	1	0
28 Jayson Werth, R (1, 9) OBP: 0.379, SLG: 0.431	C FF 92 B SI 93 B SI 93 X FF 93 2-1 2B		F SI 93 D CH 85 B CU 76 X SI 93 2-1 G5-4-3 ① ② 1-2f 2-3 3-H			B SI 90 B SI 90 B FF 90 B FF 91 4-0 20 G6-4-3 BB		C FF 95 B SL 83 S SL 82 X FF 95 1-2 L8 ③		3	0	1	0	1	0	2
6 Anthony Rendon, R (1, 5) OBP: 0.341, SLG: 0.524	F FF 92 B SI 92 X SI 93 1-1 L9 ③		B CU 76 B SI 93 B SI 92 C SI 92 B FF 92 4-1 BB			B SI 90 B FF 92 C SI 91 X SI 91 2-1 L8 ①			B FF 94 C FF 95 X SI 94 1-1 L9 ①	3	0	0	0	1	0	2
20 Ian Desmond, R (1, 6) OBP: 0.256, SLG: 0.395		F SI 92 F CH 85 F FF 93 S CU 78 0-3 K ①	D CH 85 F SI 93 B CU 77 S SI 92 X CH 84 2-2 P3 ③			C CH 83 B SI 92 X SI 92 1-1 G6-4-3 ② ③ 1-2f			B FF 95 S SI 95 F CH 85 B SI 94 S CH 85 2-3 K ②	4	0	0	0	0	2	3
34 Bryce Harper, L (1, 7) OBP: 0.329, SLG: 0.375		B FF 93 X FF 93 1-0 F7 ②		X FF 91 0-0 G4-3 ①			B CU 71 C FF 90 F FF 90 C FF 92 1-3 K ①		C SI 94 S CU 84 S CH 86 0-3 K ③	4	0	0	0	0	2	0
12 Tyler Moore, R (1, 3) OBP: 0.235, SLG: 0.438		C FF 93 S CH 85 B FF 93 S CU 78 1-3 K ③		B FF 92 B SI 92 X FF 91 2-0 F8 ②			B CH 83 B FF 92 B SI 91 B FF 91 4-0 41 G6-3 BB			2	0	0	0	1	1	0
41 Sandy León, S (1, 2) OBP: 0.226, SLG: 0.310			X FF 91 0-0 38 1B 8 WP 2B	C CH 85 B CU 75 F FF 91 B FF 92 B CH 84 C FF 92 3-3 K ③			B FF 90 C FF 90 X FF 90 1-1 G6-3 ② 1-2			3	1	1	0	0	1	1
38 Taylor Jordan, R (1, 1) OBP: 0.143, SLG: 0.143 19 Kevin Frandsen, R (5, PH) OBP: 0.357, SLG: 0.320 35 Craig Stammen, R (6, 1) 4 Zach Walters, S (7, PH) OBP: 0.333, SLG: 1.000 13 Jerry Blevins, L (8, 1) 30 Aaron Barrett, R (9, 1)			B FF 91 X FF 91 1-0 8 WP 2 BB 28 G5-4-3 2-3 1B		X SI 90 0-0 G5-3 ①		C FF 90 S CH 82 X CU 76 0-2 G5-3 ③			1 1 0 1 0 0	1 0 0 0 0 0	1 0 0 0 0 0	0 0 0 0 0 0	0 0 0 0 0 0	0 0 0 0 0 0	0 0 0 1 0 0

	AB	28
	R	2
	H	3
	RBI	0
	BB	4
	SO	7
	LOB	9

Inning Stats	1	2	3	4	5	6	7	8	9
	R: 0 E: 0 K: 1 S: 12	R: 0 E: 0 K: 2 S: 8	R: 2 E: 0 K: 0 S: 11	R: 0 E: 0 K: 1 S: 5	R: 0 E: 0 K: 0 S: 5	R: 0 E: 0 K: 0 S: 4	R: 0 E: 0 K: 1 S: 8	R: 0 E: 0 K: 0 S: 6	R: 0 E: 0 K: 2 S: 8
	H: 1 LOB: 1 BB: 0 P: 17	H: 0 LOB: 0 BB: 0 P: 10	H: 2 LOB: 2 BB: 2 P: 27	H: 0 LOB: 0 BB: 0 P: 10	H: 0 LOB: 0 BB: 0 P: 5	H: 0 LOB: 0 BB: 1 P: 11	H: 0 LOB: 1 BB: 1 P: 14	H: 0 LOB: 0 BB: 0 P: 10	H: 0 LOB: 0 BB: 0 P: 11

| | | |

Los Angeles Angels @ Washington Nationals

Nationals Park, Washington, DC

Wed Apr 23 2014, 7:09 PM - 10:24 PM EDT

Att. 22,504 - Clear - 54 F

TOP

livebaseballscorecards.com

Batter	1	2	3	4	5	6	7	8	9	AB	R	H	RBI	BB	SO	LOB
7 Collin Cowgill, R (1, 9) OBP: 0.423, SLG: 0.545	B SI 91 C SI 92 B FF 92 B SI 94 S FF 93 F FF 94 F SI 93 C SI 94 3-3 K	X CU 77 0-0 FC5-4 1-2f			C SI 93 B CH 84 B CH 85 S FF 93 F CU 80 S SI 94 2-3 K		B SL 84 B SI 92 B SI 91 B FF 91 4-0 3-H BB		B SI 92 C SI 92 B SI 91 S FF 92 F FF 95 F FF 93 F SI 93 D SL 80 B FF 95 4-2 5 BB 27 1B 1-2 2-3 BB	3	0	0	0	2	2	2
27 Mike Trout, R (1, 8) OBP: 0.378, SLG: 0.584	B SI 93 B CH 85 X FF 92 2-0 5 1B 2B		B SI 92 C CH 82 X FF 92 1-1 F9			B CU 78 B SI 92 B FF 92 C FF 92 F SI 92 F CU 79 B FF 94 4-2 5 2B BB	C SI 92 B SL 82 X SI 91 1-1 P4		C SL 82 B CH 87 C SL 83 B SL 82 F SL 83 F CH 87 X CH 87 2-2 5 BB 1-2 2-H 1B	4	1	2	1	1	0	1
5 Albert Pujols, R (1, 3) OBP: 0.351, SLG: 0.625	X SI 93 0-0 2 L6-4 47 BB 2-3 1B		C SI 94 X CU 80 0-1 G6-3			1 SAFE B SI 93 C SI 93 S FF 93 1 SAFE 1 SAFE B CU 80 D CH 83 X SI 94 3-2 47 G3-1 2 1B 1-H 2B		X FF 94 0-0 F9	B FF 95 D SL 82 F SL 93 B SL 81 B FF 93 4-1 1-2 2-3 BB	4	1	2	1	1	0	0
47 Howie Kendrick, R (1, 4) OBP: 0.361, SLG: 0.409	B CU 76 F FF 93 1 SAFE D CU 77 B FF 92 B SI 92 4-1 1-2 BB		B SI 91 S CH 84 S CH 85 F CH 83 B FF 92 S FF 93 2-3 K			C SL 86 X SI 95 0-1 G3-1 2-3		C FF 93 B CH 83 T SI 92 B FF 94 B SL 80 B SI 93 4-2 2 1B BB	F FF 94 B SI 94 B SL 82 B FF 93 C FF 94 S FF 94 3-3 K	3	0	0	0	2	2	4
2 Erick Aybar, S (1, 6) OBP: 0.284, SLG: 0.320	F FF 93 C CU 79 X FF 94 0-2 L6-4 2-2			B SI 92 X CH 82 1-0 P2		D SI 94 X SI 93 1-0 17 CS 3-H 1B		X FF 94 0-0 17 G5-4-3 1-2 1B		4	0	2	1	0	0	3
17 Chris Iannetta, R (1, 2) OBP: 0.349, SLG: 0.400		B SI 91 C CH 81 X FF 92 1-1 6 G6-3 1B		B SI 91 F SI 92 X CU 78 1-1 G5-3		1 SAFE S SL 84 C SL 84 B FF 93 1 SAFE B FF 94 S SL 84 2-3 K 1-2		B SI 91 C SI 91 X SI 92 1-1 G5-4-3 1-2f		4	0	1	0	0	1	3
6 David Freese, R (1, 5) OBP: 0.214, SLG: 0.210		C SI 93 S CU 77 X CU 78 0-2 G6-3 1-2		C CU 77 S CH 84 B FF 92 S CU 80 1-3 K			X FF 92 0-0 3 G3-1 7 WP 2B		C FF 92 C CH 82 B SL 78 B SL 79 B CH 85 B FF 93 4-2 7 BB 3 SH2-3 BB	3	1	1	0	1	1	1
3 JB Shuck, L (1, 7) OBP: 0.218, SLG: 0.321		B FF 94 B CU 78 B SI 92 B FF 94 4-0 7 FC5-4 BB			C FF 92 B CU 78 X FF 92 1-1 F7		F SL 83 B SI 93 T SI 92 D SL 85 X SL 85 2-2 G3-1 2-3		X SI 93 0-0 SH2-3 1-2	2	0	0	0	1	0	1
36 Jered Weaver, R (1, 1) 44 Ian Stewart, L (7, PH) OBP: 0.250, SLG: 0.486 58 Michael Kohn, R (7, 1) 38 Joe Smith, R (8, 1) 28 Raul Ibanez, L (9, PH) OBP: 0.208, SLG: 0.313 49 Ernesto Frieri, R (9, 1) 59 Fernando Salas, R (9, 1)		S FF 90 B SI 91 L FF 91 L CU 75 1-3 K			B SI 91 B SI 92 S FF 92 C FF 93 B FF 94 X FF 94 3-2 L9		C SL 84 B FF 92 T SL 84 F SL 84 F FF 93 S SL 85 1-3 K		C SI 92 S FF 94 B SI 93 X SI 92 1-2 E3 7 BB 27 1B	2 1 0 0 1 0	0 0 0 0 1 0	0 0 0 0 1 0	0 0 0 0 1 0	1 1 0 0 0 0	2 1 0 0 0 0	2 1 0 0 1 0

	AB	31
	R	4
	H	8
	RBI	3
	BB	8
	SO	8
	LOB	19

Inning Stats																				
	R: 0 E: 0 K: 1 S: 11	H: 2 LOB: 2 BB: 1 P: 20	R: 0 E: 0 K: 1 S: 9	H: 1 LOB: 2 BB: 1 P: 15	R: 0 E: 0 K: 1 S: 8	H: 0 LOB: 0 BB: 0 P: 11	R: 0 E: 0 K: 1 S: 6	H: 0 LOB: 0 BB: 0 P: 9	R: 0 E: 0 K: 1 S: 9	H: 0 LOB: 0 BB: 0 P: 15	R: 2 E: 0 K: 1 S: 12	H: 2 LOB: 1 BB: 1 P: 22	R: 1 E: 0 K: 1 S: 11	H: 1 LOB: 1 BB: 1 P: 19	R: 0 E: 0 K: 0 S: 6	H: 1 LOB: 1 BB: 1 P: 11	R: 1 E: 1 K: 1 S: 20	H: 1 LOB: 3 BB: 3 P: 38	1B: 5 2B: 5 3B: 0 HR: 0	SF: 0 SAC: 1 DP: 3 HBP: 0	WP: 1 PB: 0 SB: 0 CS: 1	PA: 40

PITCHER		IP	WLS	BF	H	R	ER	SO	BB	IBB	HBP	BLK	WP	HR	S	P	ERA	WHIP
47 Gio González, L ERA: 3.0	(1, 1)	5.0		21	4	2	2	5	3	0	0	0	0	0	49	83	3.60	1.400
30 Aaron Barrett, R ERA: 1.23	(6, 1)	2.0		8	2	1	1	2	1	0	0	0	1	0	17	28	4.50	1.500
48 Ross Detwiler, L ERA:	(8, 1)	1.2		8	1	1	0	0	3	0	0	0	0	0	17	31	0.00	2.400
22 Drew Storen, R ERA: 1.17	(9, 1)	0.1	W	3	1	0	0	1	1	0	0	0	0	0	9	18	0.00	6.000

PITCHER	IP	WLS	BF	H	R	ER	SO	BB	IBB	HBP	BLK	WP	HR	S	P	ERA	WHIP

Angeles Angels @ Washington Nationals

Nationals Park, Washington, DC

Wed Apr 23 2014, 7:09 PM - 10:24 PM EDT

Att. 22,504 - Clear - 54 F

livebaseballscorecards.com

BOTTOM

Batter	1	2	3	4	5	6	7	8	9	AB	R	H	RBI	BB	SO	LOB
2 Denard Span, L (1, 8) OBP: 0.292, SLG: 0.298	B SI 85 C SI 84 F SI 85 F CH 77 X SI 87 · 1-2 · ① · P6	F SI 85 B FF 86 X CH 80 · 1-1 · ③ · F7			X CH 78 · 0-0 · ① · G3		C FF 95 B FF 95 B FF 94 B FF 94 B FF 94 · 4-1 · 6 WP · BB		C SI 95 B CH 87 C SL 82 X SI 94 · 1-2 · 6 BB · 28 2B · 1B	4	1	1	0	1	0	1
6 Anthony Rendon, R (1, 5) OBP: 0.344, SLG: 0.512	X FF 84 · 0-0 · 25 1B · 1B		C FF 86 C FF 85 F SL 79 X CH 78 · 0-2 · ① · F7		C FF 84 F FF 86 X SI 84 · 0-2 · ② · F8		B SL 81 B FF 93 B FF 93 C FF 94 X FF 93 · 3-1 · ② · F8 · 1-2		C SL 80 C SL 82 B SL 82 F SI 95 B SI 94 B SI 95 B SI 94 · 4-2 · 28 2B · BB · 1-2	4	1	1	0	1	0	1
28 Jayson Werth, R (1, 9) OBP: 0.370, SLG: 0.429	C FF 86 B FF 87 C SL 80 S CH 77 · 1-3 · ② · K		B CU 71 X FF 86 · 1-0 · ② · F9		C FF 86 B FF 88 B FF 86 B SL 80 C CH 77 X CH 75 · 3-2 · ③ · L8		B FF 94 C FF 94 C SL 82 B SI 94 F FF 95 X SL 81 · 2-2 · ③ · F8		B SI 95 B SI 95 B SI 94 X SI 92 · 3-0 · 25 1B · 1-H 2-H · 2B	5	1	1	2	0	1	2
25 Adam LaRoche, L (1, 3) OBP: 0.419, SLG: 0.479	1 SAFE B SI 84 C CU 69 X CU 70 · 1-1 · 1-2 · 1B		B SI 84 S CH 78 B SI 86 B CH 78 X SI 84 · 3-1 · ③ · F8			B SI 83 B CH 79 X CH 77 · 2-0 · 8 BB · 1B		C SI 87 C SL 79 B FF 88 S FF 89 · 1-3 · ① · K	X FF 91 · 0-0 · 2-H · 1B	5	0	3	1	0	1	0
34 Bryce Harper, L (1, 7) OBP: 0.325, SLG: 0.368	X SI 85 · 0-0 · ③ · L8			B SI 83 X CU 68 · 1-0 · 20 FC5-4 · 1B		B SI 84 F SI 83 D CH 77 S CH 78 X SL 77 · 2-2 · ① · B2		B SI 88 F SI 89 B SI 88 B SL 80 X SI 87 · 3-1 · E3 · 20 G2-3		4	0	1	0	0	0	3
20 Ian Desmond, R (1, 6) OBP: 0.244, SLG: 0.376		X SL 78 · 0-0 · ① · P6		X FF 85 · 0-0 · ① · FC5-4 · 8 1B · 1-2f		B FF 85 B CH 78 S SL 78 X FF 85 · 2-1 · ② · F7		C SI 87 B SI 88 X SI 87 · 1-1 · ② · G2-3 · 1-2		4	0	0	0	0	0	3
8 Danny Espinosa, S (1, 4) OBP: 0.359, SLG: 0.466		B SI 84 C CU 69 X SI 84 · 1-1 · 59 G4-3 · 59 S · 47 1B · 1B		1 SAFE S SI 84 1 SAFE S CH 78 B SI 84 F SI 86 X SI 86 · 1-2 · 1-3 · 1B		B CU 68 B SI 83 D CH 77 D CU 70 · 4-0 · 1-2 · BB		F FF 89 X FF 89 · 0-1 · ③ · G4-3		3	1	2	0	1	0	1
59 Jose Lobaton, S (1, 2) OBP: 0.327, SLG: 0.370		C SI 85 B SL 77 X CH 80 · 1-1 · ② · G4-3 · 1-3		S CH 79 B SI 86 S CH 78 T SL 78 · 1-2 · ② · K		B CH 79 B SI 84 X CH 78 · 2-0 · ③ · L8			C SI 94 S SI 94 X FF 94 · 0-2 · HR	4	1	1	1	0	1	5
47 Gio González, R (1, 1) OBP: 0.200, SLG: 0.500 30 Aaron Barrett, R (6, 1) 15 Nate McLouth, L (7, PH) OBP: 0.257, SLG: 0.107 48 Ross Detwiler, R (8, 1) 22 Drew Storen, S (9, 1) 4 Zach Walters, S (9, PH) OBP: 0.300, SLG: 0.889		C CU 69 S SL 79 F SL 78 B SI 84 X CU 70 · 1-2 · 3-H · 1B		X FF 85 · 0-0 · ③ · G6-3			B FF 93 C FF 94 B CH 86 X FF 93 · 2-1 · ① · F7		B SI 93 B FF 94 C SI 94 C SI 93 B SI 94 F SI 94 S SI 94 · 3-3 · ① · K	2 0 1 0 0 1	0 0 0 0 0 0	1 0 0 0 0 0	1 0 0 0 0 0	0 0 0 0 0 0	0 0 0 0 0 1	2 0 0 0 0 0
Inning Stats	R: 0 E: 0 K: 1 S: 11 · H: 2 LOB: 2 BB: 0 P: 14	R: 1 E: 0 K: 0 S: 11 · H: 2 LOB: 1 BB: 0 P: 15	R: 0 E: 0 K: 0 S: 7 · H: 0 LOB: 0 BB: 0 P: 11	R: 0 E: 0 K: 1 S: 10 · H: 2 LOB: 2 BB: 0 P: 13	R: 0 E: 0 K: 0 S: 7 · H: 0 LOB: 0 BB: 0 P: 10	R: 0 E: 0 K: 0 S: 7 · H: 1 LOB: 2 BB: 1 P: 19	R: 0 E: 0 K: 0 S: 9 · H: 0 LOB: 1 BB: 1 P: 20	R: 0 E: 1 K: 1 S: 9 · H: 0 LOB: 1 BB: 0 P: 14	R: 4 E: 0 K: 1 S: 15 · H: 4 LOB: 1 BB: 1 P: 26	1B: 9 2B: 1 3B: 0 HR: 1 · SF: 0 SAC: 0 DP: 0 HBP: 0						

	AB	37
	R	5
	H	11
	RBI	5
	BB	3
	SO	4
	LOB	18

WP: 1 PB: 0 SB: 1 CS: 0 · PA: 40

PITCHER		IP	WLS	BF	H	R	ER	SO	BB	IBB	HBP	BLK	WP	HR	S	P	ERA	WHIP
36 Jered Weaver, R ERA: 4.11	(1, 1)	6.0		26	7	1	1	2	1	0	0	0	0	0	53	82	1.50	1.333
58 Michael Kohn, R ERA: 1.54	(7, 1)	1.0	H	4	0	0	0	0	1	0	0	0	1	0	9	20	0.00	1.000
38 Joe Smith, R ERA: 3.6	(8, 1)	1.0	H	4	0	0	0	1	0	0	0	0	0	0	9	14	0.00	0.000
49 Ernesto Frieri, R ERA: 9.35	(9, 1)	0.1	L	5	3	4	4	1	1	0	0	0	0	1	14	25	108.00	12.000
59 Fernando Salas, R ERA: 2.79	(9, 1)	0.0		1	1	0	0	0	0	0	0	0	0	0	1	1	∞	∞

PITCHER	IP	WLS	BF	H	R	ER	SO	BB	IBB	HBP	BLK	WP	HR	S	P	ERA	WHIP

Los Angeles Angels @ New York Yankees

Yankee Stadium, Bronx, NY

Fri Apr 25 2014, 7:10 PM - 10:39 PM EDT

Att. 38,358 - Partly Cloudy - 53 F

livebaseballscorecards.com

TOP

Batter	1	2	3	4	5	6	7	8	9	AB	R	H	RBI	BB	SO	LOB
3 JB Shuck, L (1, 7) OBP: 0.200, SLG: 0.293	C SI 89 X SI 90 0-1 G3 ①	B CU 76 B FS 85 X SI 90 2-0 G6-3 ② 3-H		B SI 88 S FS 88 B CU 78 X SI 88 2-1 F9 ②		B SI 88 B FF 88 C SI 89 C SI 89 T FF 89 2-2 K ①	B FF 86 F FC 86 B CH 81 F FF 86 X FF 87 2-2 P3 ③			5	0	0	1	0	1	0
27 Mike Trout, R (1, 8) OBP: 0.363, SLG: 0.559 0 Brennan Boesch, L (8, PH) OBP: 0.231, SLG: 0.308 (8, 9)	B FF 89 C SI 91 X FS 86 1-1 F8 ②	C SL 84 B SI 91 F SL 83 F FS 86 B SI 92 X SL 85 2-2 G4-3 ③		C SL 81 F FS 84 F FS 86 B SL 82 B SL 82 F SI 90 S SL 81 2-3 K ③		B FF 88 F SL 85 C SL 84 S FF 88 1-3 K ②		C CH 85 B CH 81 F CH 80 B SL 79 F FF 86 B SI 87 S CH 81 3-3 K ①		4 1	0 0	0 0	0 0	0 0	2 1	0 0
5 Albert Pujols, R (1, 3) OBP: 0.356, SLG: 0.652 8 John McDonald, R (7, 5) OBP: 0.400, SLG: 0.429	C SI 91 B SI 90 F SI 91 B FS 86 B SL 85 X SI 92 3-2 28 1B 1B	B SI 90 F SI 89 X SI 90 1-1 G6-3 ①	B CU 76 C SL 81 X FS 84 1-1 HR	B FF 88 B FF 89 C SL 84 B FF 88 X FF 88 3-1 G6-3 ③			C FF 86 B FF 86 B SL 81 X FF 86 2-1 F8 ②		4 1	1 0	2 0	1 0	0 0	0 0	0 0
28 Raul Ibanez, L (1, 10) OBP: 0.224, SLG: 0.314 6 David Freese, R (8, PH) OBP: 0.211, SLG: 0.206 (8, 10)	C SI 91 B FS 85 S FS 86 X FS 86 1-2 1B	B SI 90 F SI 89 X SI 89 2-1 G4-3 ②	B SL 79 X SI 88 1-0 F7 ①	B SL 83 C FF 85 B CH 81 B CH 82 F FF 87 B FF 87 4-2 47 2 1B HR BB		C FF 86 C SL 82 F SL 80 F FF 86 B FF 87 S CU 76 1-3 K ③			3 1	1 0	1 0	0 0	1 1	0 0	0 0
47 Howie Kendrick, R (1, 4) OBP: 0.373, SLG: 0.430	X SL 84 0-0 G1-3 ③	C SI 91 B SI 91 S CU 78 F FS 86 X FS 86 1-2 44 HR 1B	C SL 80 S SL 80 X SL 81 0-2 44 WP 2 E 2B	C FF 87 B FC 87 B SL 82 X SL 83 2-1 2 HR 1B 1-2				C FC 84 X CH 80 0-1 F9 ①	5	3	3	0	0	0	2
44 Ian Stewart, L (1, 5) OBP: 0.268, SLG: 0.550 (7, 3)	S SI 88 B FF 90 F SL 83 B FS 86 F SI 90 B SI 90 F SI 89 F SI 90 F SI 88 3-2 2 1B 16 2B 1B X SI 91	1 SAFE B SI 89 1 SAFE B FS 84 X SI 90 2-0 1-H HR	F CU 73 S FS 84 B FS 84 S FS 84 1-3 K ② 2-3	C FF 88 B CU 77 C FF 88 B SL 83 B FF 88 C FF 88 3-3 K ①				F SL 80 B CH 80 X FC 85 1-1 G4-3 ②	5	2	2	2	0	2	3
2 Erick Aybar, S (1, 6) OBP: 0.314, SLG: 0.400	B CU 78 1 SAFE X SI 91 1-0 16 2B 7 SH3 1B 1-3	C SL 82 B SL 81 X SI 90 1-1 1B	D FS 84 X SI 90 1-0 E9 16 2B 3-H	B FF 86 F FF 87 X FF 88 1-1 1-H 2-H HR				B FF 88 C SL 76 X SL 78 1-1 16 1B 2B	5	4	4	3	0	0	0
16 Hank Conger, L (1, 2) OBP: 0.333, SLG: 0.517	S FS 85 S FS 85 X SI 90 0-2 7 SH3 3 G6-3 2B 1-3 3-H	B SL 79 1 SAFE C FS 83 B SI 89 F FS 88 1 SAFE X FS 83 2-2 G5-3 ③	B FF 88 B CH 81 X CH 82 2-0 2-H 2B	C FF 87 B CU 74 S SL 82 C SL 81 1-3 K ②				X SL 80 0-0 2-H 1B	5	1	3	3	0	1	1
7 Collin Cowgill, R (1, 9) OBP: 0.400, SLG: 0.615 (8, 8)	X SI 91 0-0 SH3 ① 2-3 3-H	C FS 87 X SL 80 0-1 P6 ①	B SI 88 B SI 89 F FF 89 B FF 89 C SI 90 S FF 89 3-3 K ③	B SL 80 B FF 86 X FF 86 2-0 HR				B FF 89 F FF 90 S SL 82 S SL 83 1-3 K ③	4	1	1	2	0	2	2

Inning Stats																		
	R: 0	H: 2	R: 3	H: 3	R: 2	H: 3	R: 0	H: 0	R: 3	H: 3	R: 0	H: 0	R: 4	H: 3	R: 0	H: 0	R: 1	H: 2
	E: 0	LOB: 2	E: 0	LOB: 0	E: 0	LOB: 1	E: 0	LOB: 0	E: 1	LOB: 1	E: 0	LOB: 0	E: 0	LOB: 0	E: 0	LOB: 0	E: 0	LOB: 1
	K: 0	BB: 0	K: 0	BB: 0	K: 0	BB: 0	K: 1	BB: 0	K: 2	BB: 0	K: 2	BB: 0	K: 2	BB: 1	K: 2	BB: 0	K: 1	BB: 0
	S: 11	P: 16	S: 17	P: 25	S: 14	P: 23	S: 9	P: 13	S: 14	P: 23	S: 8	P: 14	S: 16	P: 31	S: 11	P: 17	S: 10	P: 13

	1B: 8	SF: 0
	2B: 4	SAC: 1
	3B: 0	DP: 0
	HR: 4	HBP: 0

	WP: 1	PA: 45
	PB: 0	
	SB: 0	
	CS: 0	

	AB	43
	R	13
	H	16
	RBI	12
	BB	1
	SO	10
	LOB	8

PITCHER		IP	WLS	BF	H	R	ER	SO	BB	IBB	HBP	BLK	WP	HR	S	P	ERA	WHIP
18 Hiroki Kuroda, R ERA: 5.28	(1, 1)	4.2	L	25	10	8	6	2	0	0	0	0	1	2	61	91	11.57	2.143
40 Bruce Billings, R ERA: 9.0	(5, 1)	4.0		17	4	4	4	7	1	0	0	0	0	2	43	76	9.00	1.250
27 Shawn Kelley, R ERA: 2.7	(9, 1)	0.1		3	2	1	1	1	0	0	0	0	0	0	6	8	27.00	6.000

PITCHER		IP	WLS	BF	H	R	ER	SO	BB	IBB	HBP	BLK	WP	HR	S	P	ERA	WHIP

Batter	1	2	3	4	5	6	7	8	9	AB	R	H	RBI	BB	SO	LOB
22 Jacoby Ellsbury, L (1, 8) OBP: 0.379, SLG: 0.477 66 John Ryan Murphy, R (7, PH) OBP: 0.200, SLG: 0.200 (8, 2)	B FF 91 B FF 90 S SI 91 F SI 92 C CU 77 2-3 K ①		B FF 91 B FF 91 C SI 91 B SI 91 C SI 92 X SI 92 3-2 G4-3 ②			C FF 89 B FC 86 S CU 74 B SI 91 C CU 74 2-3 K ①	C FF 90 B FF 91 S CH 86 B FF 90 X CH 85 2-2 1-2 1B		C SI 92 D CH 86 F CH 84 F FF 93 F CU 79 S CU 82 1-3 K ③	3 2	0 0	0 1	0 0	0 0	2 1	0 2
2 Derek Jeter, R (1, 6) OBP: 0.385, SLG: 0.338 33 Kelly Johnson, L (7, PH) OBP: 0.286, SLG: 0.483 (8, 5)	C FF 92 C SI 92 B SI 93 B SL 82 F SI 93 B FC 89 B SI 91 4-2 BB		B SI 92 C SI 91 F CU 77 B FF 92 B SI 92 F SI 91 X SI 91 3-2 G6-3 ③			B CU 76 F CH 86 X FC 86 1-1 36 2B 12 SF8 1B	B SL 82 F FF 90 X SL 80 1-1 G3 ③			2 1	1 0	1 0	0 0	1 0	0 0	0 2
36 Carlos Beltrán, S (1, 9) OBP: 0.322, SLG: 0.576	B CU 74 B FF 90 C SI 90 B CU 74 X FF 90 3-1 F7 ②			B SI 88 B SI 90 C FF 90 X FF 91 2-1 F9 ①		C CH 84 X SI 90 0-1 34 S 1-3 2B		B FF 93 S FF 94 F CH 86 X FF 93 1-2 G4-3 ①		4	0	1	0	0	0	1
12 Alfonso Soriano, R (1, 10) OBP: 0.312, SLG: 0.482	B CU 78 C CU 79 F SI 92 X SL 83 1-2 F9 ③			B SI 91 F FF 92 S SI 93 B SL 80 B SI 91 F FF 92 T FF 92 3-2 K ②		S SL 81 B FF 90 F CU 75 X CU 80 1-2 SF8 ② 3-H		C SL 79 F FF 94 F FF 94 X FF 94 0-2 G6-3 ②		3	0	0	1	0	1	1
25 Mark Teixeira, S (1, 3) OBP: 0.378, SLG: 0.367 31 Ichiro Suzuki, L (8, 8) OBP: 0.378, SLG: 0.417		C FF 90 B SL 85 X SI 90 1-1 G6-3 ①		B SI 91 B CU 77 C FF 91 B SI 90 B SI 90 4-1 BB		B B C CH 85 F SI 89 D SI 91 F SL 82 B SI 91 4-2 BB		C SL 94 S SL 80 F FF 94 B SL 80 F FF 93 F CH 88 X FF 94 1-2 L7 ③		1 1	0 0	0 0	0 0	2 0	0 0	0 0
34 Brian McCann, L (1, 2) OBP: 0.280, SLG: 0.385 (8, 3)		X FF 91 0-0 G6-3 ②		C CU 74 S SL 81 B SI 90 B FF 91 S CU 75 2-3 K ③		C FF 89 D CU 75 B SI 90 S CU 74 D CU 77 X CU 76 3-2 G3-1 ③ 2-3			C FF 90 C FF 92 B CH 85 F CH 84 F FF 92 B CU 78 F CH 82 X SI 92 2-2 F7 ①	4	0	0	0	0	1	3
11 Brett Gardner, L (1, 7) OBP: 0.326, SLG: 0.333		C FF 90 B FF 90 X SI 90 1-1 14 S 1B	C FF 88 B CU 74 B FF 89 B FF 90 C FF 89 X SI 89 3-2 14 G4-6-3 1B				B FF 91 B FF 92 C FF 91 F FF 91 C SL 82 2-3 K ①		C FF 93 B FF 93 B CU 79 X FF 93 2-1 F7 ②	4	0	2	0	0	1	0
14 Brian Roberts, S (1, 4) OBP: 0.315, SLG: 0.270		B FF 90 C CU 74 C FF 91 D SL 81 F FF 90 B CU 75 C SL 80 3-3 1-2 K ③				C FF 88 S CH 84 F CU 74 X FF 89 0-2 G4-6-3 ① ② 1-2f	F FF 92 C CH 86 F SL 82 B FF 91 F FF 90 X CH 85 1-2 G4-3 ②		F SI 92 F FF 93 B CH 85 B CH 84 F SI 94 X CU 80 2-2 26 BB 1B	4	0	1	0	0	1	2
26 Yangervis Solarte, S (1, 5) OBP: 0.400, SLG: 0.452 (8, 6)			B SI 89 X SI 90 1-0 G6-3 ①			B FF 89 C SI 90 X CH 85 1-1 P4 ③	B FF 90 B FF 91 B FF 90 B FF 89 4-0 66 1B BB		B SI 92 B FF 91 B SI 92 B FF 90 4-0 1-2 BB	2	0	0	0	2	0	0
Inning Stats	R: 0 E: 0 K: 1 S: 11 H: 0 LOB: 1 BB: 1 P: 21	R: 0 E: 0 K: 1 S: 9 H: 1 LOB: 1 BB: 0 P: 14	R: 0 E: 0 K: 0 S: 8 H: 0 LOB: 0 BB: 0 P: 15	R: 0 E: 0 K: 2 S: 10 H: 0 LOB: 1 BB: 1 P: 21	R: 0 E: 0 K: 0 S: 9 H: 1 LOB: 0 BB: 0 P: 13	R: 1 E: 0 K: 1 S: 16 H: 2 LOB: 2 BB: 1 P: 27	R: 0 E: 0 K: 1 S: 13 H: 1 LOB: 2 BB: 1 P: 23	R: 0 E: 0 K: 0 S: 13 H: 0 LOB: 0 BB: 0 P: 15	R: 0 E: 0 K: 1 S: 17 H: 1 LOB: 2 BB: 1 P: 28	1B: 5 2B: 1 3B: 0 HR: 0	SF: 1 SAC: 0 DP: 1 HBP: 0					

PITCHER		IP	WLS	BF	H	R	ER	SO	BB	IBB	HBP	BLK	WP	HR	S	P	ERA	WHIP
33 C.J. Wilson, L ERA: 3.69	(1, 1)	6.0	W	24	4	1	1	5	3	0	0	0	0	0	63	111	1.50	1.167
63 Nick Maronde, L ERA: 2.25	(7, 1)	1.0		5	1	0	0	1	1	0	0	0	0	0	13	23	0.00	2.000
49 Ernesto Frieri, R ERA: 8.38	(8, 1)	1.0		3	0	0	0	0	0	0	0	0	0	0	13	15	0.00	0.000
60 Yoslan Herrera, R ERA: 1.5	(9, 1)	1.0		5	1	0	0	1	1	0	0	0	0	0	17	28	0.00	2.000

PITCHER	IP	WLS	BF	H	R	ER	SO	BB	IBB	HBP	BLK	WP	HR	S	P	ERA	WHIP

BOTTOM

Los Angeles Angels @ New York Yankees

Yankee Stadium, Bronx, NY

Fri Apr 25 2014, 7:10 PM - 10:39 PM EDT

Att. 38,358 - Partly Cloudy - 53 F

livebaseballscorecards.com

AB	31
R	1
H	6
RBI	1
BB	5
SO	7
LOB	11

Batter	1	2	3	4	5	6	7	8	9	AB	R	H	RBI	BB	SO	LOB
7 Collin Cowgill, R (1, 9) OBP: 0.371, SLG: 0.548	B FF 89 F FF 89 C SI 89 B SL 82 X SI 90 2-2 F8		C CU 77 C FF 90 B SL 83 X SI 89 1-2 L4		C FF 88 S CU 76 X FF 89 0-2 G5-3		B KC 83 X FF 96 1-0 27 BB 1B		C FC 92 B KC 82 C FC 92 B KC 83 F FC 92 F FC 92 S FC 90 2-3 K	5	0	1	0	0	1	0
27 Mike Trout, R (1, 8) OBP: 0.383, SLG: 0.594	B FF 90 X SI 90 1-0 HR		C CU 78 F FF 91 B SL 86 B SL 84 F FF 92 F CU 78 S FF 91 2-3 K		B SL 84 S SL 84 C FF 91 B SL 84 F SI 90 B CU 76 B FF 90 4-2 5 BLK BB		B SL 80 1 SAFE B FF 90 B FF 91 B FF 92 4-0 1-2 BB		B KC 82 B FC 92 C FC 91 X KC 82 2-1 5 S 1B	3	1	2	1	2	1	0
5 Albert Pujols, R (1, 10) OBP: 0.358, SLG: 0.639	C FF 90 X SL 78 0-1 47 G1-3 1B			F FF 89 X SL 82 0-1 47 BB 2 E 1B	B FF 93 B FF 94 X FF 94 2-0 G6-3 1-2		B FF 92 B FF 91 X FF 91 2-0 F7		1 SAFE C FC 93 F FC 90 1 SAFE B FC 92 D KC 83 F FC 91 B FC 91 F KC 82 3-2 X FC 93 F7 1-2	5	1	2	0	0	0	4
47 Howie Kendrick, R (1, 4) OBP: 0.364, SLG: 0.412	C SL 80 F SI 89 B SL 84 F SI 89 X CU 77 1-2 G1-3 1-2			B SI 89 B SL 83 1 SAFE B CU 76 B SI 88 4-0 2 FC5-4 1-2 BB	C KC 82 B KC 82 S FF 95 X KC 82 1-2 P4		C SL 85 B SL 84 S SL 84 F FF 94 B SL 86 S SL 83 2-3 K		B FC 92 B FC 92 B FC 91 C FC 90 F FC 92 F KC 82 S FC 92 3-3 K	4	0	0	0	1	2	5
2 Erick Aybar, S (1, 6) OBP: 0.300, SLG: 0.381	C CU 77 B FF 91 F CH 82 B FF 91 S SL 83 2-3 K			C FF 90 X SL 82 0-1 FC5-4 17 2B 1-2f 2-H		C FF 93 X FF 95 0-1 G1-3		B SL 81 X FF 91 1-0 G3		4	1	0	0	0	1	2
17 Chris Iannetta, R (1, 2) OBP: 0.358, SLG: 0.426 0 Brennan Boesch, L (8, PR) OBP: 0.231, SLG: 0.308 (8, 7)		B FF 89 F SI 88 B CH 83 X SI 88 2-1 F8		B SI 87 C SL 82 X SL 83 1-1 6 1B 2-H 2B		B FF 95 F FF 95 F FF 96 B KC 84 C KC 82 2-3 K		C FF 93 B SL 84 C SL 84 F FF 94 F FF 93 X SL 86 1-2 44 1B 1B		4 0 0	0 0 0	2 0 0	1 0 0	0 0 0	1 0 0	0 0 0
44 Ian Stewart, L (1, 3) OBP: 0.289, SLG: 0.535		C SL 84 F SL 81 B FF 90 T SI 90 1-2 K		S CU 77 F FF 89 F SL 84 B SI 90 S CU 75 1-3 K		C KC 80 B KC 82 C KC 81 B FF 96 B FF 96 B KC 82 4-2 BB		X SL 83 0-0 1-2 1B		3	0	1	0	1	2	1
6 David Freese, R (1, 5) OBP: 0.213, SLG: 0.209		C SI 88 X CU 78 0-1 G3-1		B FF 88 X CU 76 1-0 2-3 1B		B FF 96 C FF 96 1 SAFE C FF 95 S KC 84 1-3 K		B FF 94 X SL 85 1-0 F7		4	0	1	0	0	1	3
3 JB Shuck, L (1, 7) OBP: 0.190, SLG: 0.279 28 Raul Ibanez, L (8, PH) OBP: 0.221, SLG: 0.310 16 Hank Conger, L (8, 2) OBP: 0.333, SLG: 0.517			B FF 89 F SL 81 X CU 77 1-1 P6	X SL 85 0-0 F8			C FF 94 B KC 80 F KC 80 B FF 96 B KC 84 C FF 95 3-3 K	T FF 93 D SL 81 F SI 95 D SL 83 F FF 96 F SI 95 X SL 83 2-2 L9		3 1 0	0 0 0	0 0 0	0 0 0	1 0 0	2 2 0
Inning Stats	R: 1 E: 0 K: 1 S: 13 H: 2 LOB: 1 BB: 0 P: 19	R: 0 E: 0 K: 1 S: 7 H: 0 LOB: 0 BB: 0 P: 10	R: 0 E: 0 K: 1 S: 10 H: 0 LOB: 0 BB: 0 P: 14	R: 2 E: 1 K: 1 S: 12 H: 3 LOB: 2 BB: 1 P: 19	R: 0 E: 0 K: 0 S: 10 H: 0 LOB: 1 BB: 1 P: 17	R: 0 E: 0 K: 2 S: 10 H: 0 LOB: 1 BB: 1 P: 17	R: 0 E: 0 K: 2 S: 9 H: 1 LOB: 2 BB: 1 P: 21	R: 0 E: 0 K: 0 S: 13 H: 2 LOB: 2 BB: 0 P: 18	R: 0 E: 0 K: 2 S: 16 H: 1 LOB: 1 BB: 0 P: 26	1B: 7 2B: 1 3B: 0 HR: 1 SF: 0 SAC: 0 DP: 0 HBP: 0						

PITCHER		IP	WLS	BF	H	R	ER	SO	BB	IBB	HBP	BLK	WP	HR	S	P	ERA	WHIP
57 Vidal Nuño, L ERA: 6.59	(1, 1)	4.1		20	5	3	3	4	2	0	0	0	0	1	48	72	6.23	1.615
68 Dellin Betances, R ERA: 0.77	(5, 1)	2.0	W	8	1	0	0	3	1	0	0	1	0	0	18	32	0.00	1.000
27 Shawn Kelley, R ERA: 2.38	(7, 1)	1.1	H	7	2	0	0	1	1	0	0	0	0	0	13	24	0.00	2.250
48 Matt Thornton, L ERA: 1.8	(8, 1)	0.1	H	1	0	0	0	0	0	0	0	0	0	0	5	7	0.00	0.000
30 David Robertson, R ERA:	(9, 1)	1.0	S	4	1	0	0	2	0	0	0	0	0	0	16	26	0.00	1.000

PITCHER	IP	WLS	BF	H	R	ER	SO	BB	IBB	HBP	BLK	WP	HR	S	P	ERA	WHIP

TOP

Los Angeles Angels @ New York Yankees

Yankee Stadium, Bronx, NY

Sat Apr 26 2014, 1:09 PM - 4:13 PM EDT

Att. 40,908 - Partly Cloudy - 61 F

livebaseballscorecards.com

AB	36
R	3
H	9
RBI	2
BB	4
SO	10
LOB	19

WP: 0 PA: 40
PB: 0
SB: 1
CS: 0

BOTTOM

Batter	1	2	3	4	5	6	7	8	9	AB	R	H	RBI	BB	SO	LOB
22 Jacoby Ellsbury, L (1, 8) OBP: 0.374, SLG: 0.467	C SI 89 C FF 91 S CU 77 0-3 K	X SI 91 0-0 G3			B SI 91 X SI 91 1-0 12 F9 2 1B 1B		C FF 93 C SL 82 B CH 85 C FF 95 1-3 K			4	0	1	0	0	2	1
2 Derek Jeter, R (1, 6) OBP: 0.378, SLG: 0.333	B SI 92 C SI 92 F FC 84 X CH 82 1-2 F9		C SI 90 F FC 87 F CU 78 C SI 93 0-3 K		B FC 85 B CH 82 1 SAFE X SI 89 2-0 1-2 1B		C SL 81 X SL 83 0-1 F9			4	0	1	0	0	1	0
36 Carlos Beltrán, S (1, 10) OBP: 0.309, SLG: 0.551	C SI 92 B FF 92 X FC 87 1-1 G5-3		X CH 84 0-0 G6-3		B CH 82 B CH 84 C FC 86 F FC 85 F SI 92 X CH 82 2-2 F7		B CH 87 B FF 95 B CH 88 C FF 94 F FF 95 X FF 95 3-2 F9			4	0	0	0	0	0	2
12 Alfonso Soriano, R (1, 9) OBP: 0.309, SLG: 0.472 31 Ichiro Suzuki, L (9, 9) OBP: 0.378, SLG: 0.417		B SI 91 C SI 91 B FC 88 C SI 92 B CH 84 F CH 85 C CU 79 3-3 K	B CU 78 S SI 92 S FC 88 B CH 81 X CH 82 2-2 1B		B FF 95 C SI 94 B FF 96 F CH 85 F SI 95 X CU 80 2-2 F9 2-3			B FF 93 F FF 94 B SL 80 X SL 80 2-1 F8		4 0	0 0	1 0	0 0	0 0	1 0	2 0
25 Mark Teixeira, S (1, 3) OBP: 0.366, SLG: 0.333		H SI 92 1-0 14 BB 11 1B 66 BLK HBP	B FF 91 S CH 82 1 SAFE 1 SAFE F FF 92 X CU 75 1-2 P4		F FF 94 B CH 85 B CH 85 T FF 94 S FF 95 2-3 K			F FF 93 B SI 94 B FF 94 C FF 94 X SL 81 2-2 G6-3		3	1	0	0	0	1	3
11 Brett Gardner, L (1, 7) OBP: 0.344, SLG: 0.346		C SI 91 F SI 92 X CU 76 0-2 66 BLK 14 BB 66 1B 1-2 1B		T SI 89 B CU 76 B SI 91 X SI 90 2-1 G1-3		C FF 91 F FF 91 X SI 91 0-2 33 G4-3 33 S 1B		H FF 94 1-0 HBP		3	1	2	0	0	0	0
14 Brian Roberts, S (1, 4) OBP: 0.312, SLG: 0.258		B SI 92 B CH 84 B SI 91 B SI 91 4-0 66 BLK 66 1B 1-2 2-3 BB		X FF 92 0-0 F9		1 SAFE C FF 91 S FF 90 1 SAFE S SL 83 0-3 K		X FF 93 0-0 F8		3	1	0	0	1	1	2
33 Kelly Johnson, L (1, 5) OBP: 0.273, SLG: 0.459		C SI 92 B CU 76 C SI 93 B SI 94 F SI 94 D CU 79 X SI 93 3-2 F7		B SI 90 F SI 92 C SI 92 B FC 88 B SI 94 F SI 92 X CH 84 3-2 G3		F FF 91 T FF 90 F SL 81 X SL 81 0-2 G4-3 1-3				3	0	0	0	0	0	4
66 John Ryan Murphy, R (1, 2) OBP: 0.308, SLG: 0.538		B SI 92 F SI 94 B CH 84 C SI 94 F SI 95 X CH 85 2-2 1-H 2-H 3-H 1B			X SI 90 0-0 HR		B FF 94 B FF 94 C FF 94 X FF 94 2-1 F9			3	1	2	3	0	0	1
Inning Stats	R: 0 E: 0 K: 1 S: 8 H: 0 LOB: 0 BB: 0 P: 10	R: 3 E: 0 K: 1 S: 16 H: 2 LOB: 1 BB: 1 P: 29	R: 0 E: 0 K: 1 S: 11 H: 1 LOB: 1 BB: 0 P: 14	R: 0 K: 0 S: 7 H: 0 LOB: 0 BB: 0 P: 12	R: 1 E: 0 K: 1 S: 14 H: 3 LOB: 2 BB: 0 P: 23	R: 0 E: 0 K: 1 S: 12 H: 1 LOB: 1 BB: 0 P: 14	R: 0 E: 0 K: 1 S: 8 H: 0 LOB: 0 BB: 0 P: 12	R: 0 E: 0 K: 0 S: 6 H: 0 LOB: 1 BB: 0 P: 11		1B: 6 2B: 0 3B: 0 HR: 1 SF: 0 SAC: 0 DP: 0 HBP: 2						

PITCHER		IP	WLS	BF	H	R	ER	SO	BB	IBB	HBP	BLK	WP	HR	S	P	ERA	WHIP
53 Héctor Santiago, L ERA: 4.44	(1, 1)	4.1	L	21	6	4	4	3	1	0	1	1	0	1	49	77	8.31	1.615
40 Kevin Jepsen, R ERA: 5.63	(5, 1)	0.2		2	0	0	0	1	0	0	0	0	0	0	7	11	0.00	0.000
63 Nick Maronde, L ERA: 1.93	(6, 1)	0.2		3	1	0	0	1	0	0	0	0	0	0	10	10	0.00	1.500
58 Michael Kohn, R ERA: 1.38	(6, 1)	1.1		4	0	0	0	1	0	0	0	0	0	0	10	16	0.00	0.000
49 Ernesto Frieri, R ERA: 7.59	(8, 1)	1.0		4	0	0	0	0	0	0	1	0	0	0	6	11	0.00	0.000

PITCHER	IP	WLS	BF	H	R	ER	SO	BB	IBB	HBP	BLK	WP	HR	S	P	ERA	WHIP

Los Angeles Angels @ New York Yankees

Yankee Stadium, Bronx, NY

Sat Apr 26 2014, 1:09 PM - 4:13 PM EDT

Att. 40,908 - Partly Cloudy - 61 F

livebaseballscorecards.com

AB	31
R	4
H	7
RBI	3
BB	1
SO	6
LOB	15

WP: 0 PB: 0 SB: 1 CS: 0 PA: 34

Los Angeles Angels @ New York Yankees

Yankee Stadium, Bronx, NY

Sun Apr 27 2014, 8:09 PM - 11:36 PM EDT

Att. 40,028 - Cloudy - 54 F

livebaseballscorecards.com

TOP

Batter	1	2	3	4	5	6	7	8	9	AB	R	H	RBI	BB	SO	LOB
7 Collin Cowgill, R (1, 9) OBP: 0.359, SLG: 0.543	C FF 91 F FF 90 F SL 83 S SL 84 0-3 K		X SI 89 0-0 2B	B SL 84 C SL 84 F FF 93 S FS 87 1-3 K			B SL 82 C SL 81 B SL 82 F FF 91 B FS 87 S FS 87 3-3 K		C KC 84 D KC 84 F FC 91 S KC 84 1-3 K	4	0	1	0	0	3	2
28 Raul Ibanez, L (9, PH) OBP: 0.218, SLG: 0.306										1	0	0	0	0	1	2
27 Mike Trout, R (1, 8) OBP: 0.387, SLG: 0.590	X FF 91 0-0 47 BB 1B		C FF 91 B SI 91 B SL 84 F FS 87 F SL 85 D FS 88 C SL 85 3-3 K		C FF 91 B SI 90 B FS 86 S SL 85 F FF 94 F FF 92 F FF 93 S FS 88 2-3 K		C CU 80 X SL 87 0-1 5 G4-3 1B			4	0	2	0	0	2	1
5 Albert Pujols, R (1, 3) OBP: 0.355, SLG: 0.620	1 SAFE B SL 80 S SL 83 S SI 90 1 SAFE S SI 90 1-3 K		2 SAFE B SI 91 B SI 91 F SL 84 B SI 92 D SI 92 4-1 47 G6-4-3 BB		C CU 73 S SI 92 X SI 92 0-2 G4-3		1 SAFE S SL 86 1 SAFE C FF 94 B SL 87 1 SAFE B SI 94 1 SAFE X SL 89 2-2 G4-3 1-2f			3	0	0	0	1	1	2
47 Howie Kendrick, R (1, 4) OBP: 0.369, SLG: 0.430	1 SAFE B SL 83 B FF 91 B FF 91 C FF 92 F FF 92 F SL 85 F FS 86 B FF 93 4-2 1-2 BB		X FS 87 0-0 G6-4-3 1-2f		B FF 92 B SI 91 C CU 74 X CU 72 2-1 3B			B FF 94 F FF 93 C SL 86 B CH 84 F FF 94 B SL 88 F FF 95 S SL 88 3-3 K		3	0	1	0	1	1	2
2 Erick Aybar, S (1, 6) OBP: 0.298, SLG: 0.386	S FS 86 S FS 86 B FS 85 S FS 86 1-3 K2-3			B CU 70 X SI 89 1-0 17 BB 3 FC4-6 2B	C FF 94 S FS 88 S FS 88 0-3 K			B CU 81 B CH 87 X FF 94 2-0 G6-3		4	1	1	0	0	2	3
6 David Freese, R (1, 10) OBP: 0.215, SLG: 0.254		C CU 71 X SL 79 0-1 F8		F FF 91 C SL 84 S FS 87 0-3 K		X FF 90 0-0 HR		C CU 81 B SL 86 C SL 86 B SL 85 B SL 88 S FF 95 3-3 K		4	1	1	1	0	2	1
44 Ian Stewart, L (1, 5) OBP: 0.286, SLG: 0.500		F SI 89 S FF 89 F FS 85 B FF 90 S FS 86 1-3 K		H SL 89 1-0 3 FC4-6 17 BB HBP		B SL 80 C FS 88 C FS 86 B FS 86 S FS 87 2-3 K			C FC 91 B KC 83 B FC 92 S FC 92 C FC 92 2-3 K	3	0	0	0	0	3	0
17 Chris Iannetta, R (1, 2) OBP: 0.380, SLG: 0.418		B FF 91 F SI 90 B FF 91 B SL 82 B SI 91 4-1 3 FC4-6 BB		B SL 84 S FF 91 D FS 87 S FS 87 B FF 93 D FS 86 4-2 3 FC4-6 1-2 2-3 BB		S SI 91 X CU 74 0-1 F8			S FC 91 S FC 92 F FC 92 F KC 82 B KC 83 B FC 92 F FC 92 B KC 81 F FC 91 4-2 B FC 80 3 G4-3 BB	1	0	0	0	3	0	0
8 John McDonald, R (9, PR) OBP: 0.400, SLG: 0.429										0	0	0	0	0	0	0
3 JB Shuck, L (1, 7) OBP: 0.179, SLG: 0.262	B SI 88 C SI 90 X SI 90 1-1 FC4-6 1-2f		F FS 87 F FS 88 D FS 88 F FS 87 F SL 87 X FS 89 1-2 FC4-6 1-2f 2-3 3-H		B SI 91 C SI 91 C SI 92 X FS 88 1-2 G3				C FC 92 F FC 92 F FC 92 D KC 84 X KC 82 1-2 G4-3 1-2	4	0	0	1	0	0	4

Inning Stats	1	2	3	4	5	6	7	8	9
	R: 0 E: 0 K: 3 S: 15 H: 1 LOB: 2 BB: 1 P: 21	R: 0 E: 0 K: 1 S: 9 H: 0 LOB: 1 BB: 1 P: 15	R: 0 E: 0 K: 1 S: 7 H: 1 LOB: 1 BB: 1 P: 14	R: 1 E: 0 K: 2 S: 14 H: 1 LOB: 2 BB: 1 P: 22	R: 0 E: 0 K: 2 S: 14 H: 1 LOB: 1 BB: 0 P: 18	R: 1 E: 0 K: 1 S: 9 H: 1 LOB: 0 BB: 0 P: 12	R: 0 E: 0 K: 1 S: 8 H: 1 LOB: 0 BB: 0 P: 13	R: 0 E: 0 K: 2 S: 9 H: 0 LOB: 0 BB: 0 P: 17	R: 0 E: 0 K: 2 S: 16 H: 0 LOB: 2 BB: 1 P: 24

1B: 2	SF: 0
2B: 2	SAC: 0
3B: 1	DP: 2
HR: 1	HBP: 1

WP: 0	PA: 37
PB: 0	
SB: 0	
CS: 0	

AB	31
R	2
H	6
RBI	2
BB	5
SO	15
LOB	17

PITCHER	IP	WLS	BF	H	R	ER	SO	BB	IBB	HBP	BLK	WP	HR	S	P	ERA	WHIP
19 Masahiro Tanaka, R (1, 1) ERA: 2.27	6.1		28	5	2	2	11	4	0	1	0	0	1	71	108	2.84	1.421
43 Adam Warren, R (7, 1) ERA: 1.93	1.2	W	5	1	0	0	2	0	0	0	0	0	0	14	24	0.00	0.600
30 David Robertson, R (9, 1) ERA:	1.0	S	4	0	0	0	2	1	0	0	0	0	0	16	24	0.00	1.000

PITCHER	IP	WLS	BF	H	R	ER	SO	BB	IBB	HBP	BLK	WP	HR	S	P	ERA	WHIP

Batter	1	2	3	4	5	6	7	8	9	AB	R	H	RBI	BB	SO	LOB
22 Jacoby Ellsbury, L (1, 8) OBP: 0.369, SLG: 0.452	B FF 95 F FF 95 X SI 96 1-1 G4-3 ①		B SI 97 F FF 96 X SL 85 1-1 F9 ③		C CU 78 C SI 94 D SL 87 B CU 78 X SL 85 2-2 G4-3 ③			B FF 94 B FF 94 S FF 94 B CH 86 B FF 94 4-1 34 PB, 36 BB, 34 WP, BB		3	1	0	0	1	0	2
2 Derek Jeter, R (1, 6) OBP: 0.360, SLG: 0.316	B FC 96 B FF 96 C FF 97 S FF 95 S SI 97 2-3 K ②			B FF 95 F FF 94 F SL 85 B SI 96 B CU 79 F SI 96 X FF 96 3-2 G1-3 ①		B FF 94 X FF 94 1-0 L8 ①		1 SAFE C FF 93 1 SAFE P PO 90 1 SAFE F FF 94 B FF 94 S FF 94 2-3 K ①		4	0	0	0	0	2	1
36 Carlos Beltrán, S (1, 9) OBP: 0.316, SLG: 0.538	C SI 97 B FF 98 B SI 96 B SI 96 X SI 97 3-1 G4-3 ③			B CU 78 B SI 97 B SI 96 B FF 96 4-0 12 FC6-4, BB		B SI 96 C CU 78 X FF 95 1-1 E1		B FF 94 B FF 94 B FF 95 1 SAFE B FF 93 4-0 34 WP, 34 PB, 1-2, BB		2	0	0	0	2	0	0
34 Brian McCann, L (1, 2) OBP: 0.279, SLG: 0.370		C SI 95 S FF 96 B CU 78 X SI 95 1-2 G5-3 ①		D SI 96 C SI 95 F SI 95 S SL 85 1-3 K ②		B SI 95 B SI 94 C SI 96 B SI 96 X SI 96 3-1 F7 ②		B SL 79 C FF 90 S FF 89 F SL 80 F SL 81 F FF 90 B SL 83 H FF 90 3-2 12 G6-4-3, 1-3, 2-H, HBP		3	0	0	0	0	1	2
12 Alfonso Soriano, R (1, 10) OBP: 0.297, SLG: 0.452		S SI 96 S FF 96 S FF 96 0-3 K ②		D SL 86 T FF 94 X FC 95 1-1 FC6-4, 1-2f ③		B SL 86 F FF 96 1 SAFE B FF 95 F FF 96 S SL 87 2-3 K ③		B FF 93 F FF 92 D CU 82 B FF 93 F FF 94 X FF 93 3-2 G6-4-3 ②③, 1-2f		4	0	0	0	0	2	4
25 Mark Teixeira, S (1, 3) OBP: 0.386, SLG: 0.429		B SI 96 B SI 96 F SI 96 F SI 95 F FF 96 S SI 96 2-3 K ③			B SI 95 B SI 94 B SI 95 C FF 95 F FF 95 F FF 94 B SI 95 4-2 14 2B, 31 G6-3, BB		B SI 94 S SI 94 C CU 77 F FF 94 B SL 86 X FF 94 2-2 HR			2	2	1	1	1	0
33 Kelly Johnson, L (1, 5) OBP: 0.275, SLG: 0.453			B SI 96 B SI 95 S FF 96 X SI 95 2-1 31 WP, 14 G3, 1B		B SI 96 C SI 96 B SI 96 F SI 96 F SL 85 S SI 95 2-3 K ①		C SI 95 B CU 76 F SI 94 X SL 85 1-2 F8 ①			3	0	1	0	0	1	1
14 Brian Roberts, S (1, 4) OBP: 0.313, SLG: 0.275			B SI 96 1 SAFE 1 SAFE X SI 95 1-0 G3 ① 1-2		C SI 95 B SL 85 S SI 96 X SI 96 1-2 1-3, 2B		F SI 95 X CU 77 0-1 F9 ②			3	0	1	0	0	0	1
31 Ichiro Suzuki, L (1, 7) OBP: 0.350, SLG: 0.385			B SI 96 F SI 95 B SI 95 C SI 97 T SI 97 2-2 K ② 2-3		X SI 96 0-0 G6-3 ② 3-H		C SI 96 B CU 76 F SI 95 X SL 85 1-2 P5 ③			3	0	0	1	0	1	2
Inning Stats	R: 0 E: 0 K: 1 S: 7 H: 0 LOB: 0 BB: 0 P: 13	R: 0 E: 0 K: 2 S: 10 H: 0 LOB: 0 BB: 0 P: 13	R: 0 E: 0 K: 1 S: 8 H: 1 LOB: 1 BB: 0 P: 14	R: 0 E: 0 K: 1 S: 9 H: 0 LOB: 1 BB: 1 P: 18	R: 1 E: 0 K: 1 S: 14 H: 1 LOB: 1 BB: 1 P: 23	R: 0 E: 1 K: 1 S: 8 H: 0 LOB: 1 BB: 0 P: 15	R: 1 E: 0 K: 0 S: 12 H: 1 LOB: 0 BB: 0 P: 16	R: 1 E: 0 K: 1 S: 13 H: 0 LOB: 1 BB: 2 P: 28		1B: 1 2B: 1 3B: 0 HR: 1 SF: 0 SAC: 0 DP: 1 HBP: 1					WP: 2 PB: 1 SB: 0 CS: 0 PA: 32	

PITCHER		IP	WLS	BF	H	R	ER	SO	BB	IBB	HBP	BLK	WP	HR	S	P	ERA	WHIP
Garrett Richards, R ERA: 2.53	(1, 1)	7.0		27	3	2	2	7	2	0	0	0	1	1	68	112	2.57	0.714
58 Michael Kohn, R ERA: 1.35	(8, 1)	0.1	L	3	0	1	0	1	2	0	0	0	0	0	5	14	0.00	6.000
63 Nick Maronde, L ERA: 1.93	(8, 1)	0.0		1	0	0	0	0	0	0	1	0	1	0	5	8	∞	∞
40 Kevin Jepsen, R ERA: 5.19	(8, 1)	0.2		1	0	0	0	0	0	0	0	0	0	0	3	6	0.00	0.000

PITCHER	IP	WLS	BF	H	R	ER	SO	BB	IBB	HBP	BLK	WP	HR	S	P	ERA	WHIP

BOTTOM

Los Angeles Angels @ New York Yankees

Yankee Stadium, Bronx, NY

Sun Apr 27 2014, 8:09 PM - 11:36 PM EDT

Att. 40,028 - Cloudy - 54 F

livebaseballscorecards.com

AB	27
R	3
H	3
RBI	2
BB	4
SO	8
LOB	13

Cleveland Indians @ Los Angeles Angels

Angel Stadium of Anaheim, Anaheim, CA

Mon Apr 28 2014, 7:09 PM - 9:48 PM PDT

Att. 37,654 - Clear - 74 F

livebaseballscorecards.com

TOP

Batter	1	2	3	4	5	6	7	8	9	AB	R	H	RBI	BB	SO	LOB
24 Michael Bourn, L (1, 8) OBP: 0.314, SLG: 0.375	C FF 92 B SI 93 X FF 93 1-1 ① P4			C CH 82 S CH 84 X FF 92 0-2 ① L6	S SI 91 B SI 92 F SI 91 B CU 76 X FF 92 2-2 ③ F8			B FF 92 C FF 92 S CH 86 X CH 87 1-2 ② L8		4	0	0	0	0	0	1
33 Nick Swisher, S (1, 3) OBP: 0.299, SLG: 0.346	C FF 92 C SI 93 B FF 93 B FF 94 B CU 79 F FF 93 X FF 93 3-2 ② L9			B SI 92 B CH 84 C FF 91 C SI 92 X SI 93 2-2 41 HR 2B		C SI 91 B CU 76 C SI 91 F CU 76 F FF 92 F CU 76 C SI 94 1-3 ① K		C FF 93 C FF 93 B CH 89 B CH 87 B FF 92 B CH 88 4-2 BB		3	1	1	0	1	1	0
22 Jason Kipnis, L (1, 4) OBP: 0.360, SLG: 0.402	B FF 94 B FF 92 C FF 92 B FF 93 X FF 93 3-1 ③ F7			C CU 74 B SI 92 B CU 75 B CH 81 F SI 90 B CU 76 4-2 41 HR BB		B FF 93 F SI 92 S SI 92 C SI 92 1-3 ② K		X FF 93 0-0 ③ L7		3	1	0	0	1	1	1
41 Carlos Santana, S (1, 10) OBP: 0.308, SLG: 0.244		B FF 92 C FF 90 C CH 84 F FF 92 B FF 93 X CU 77 2-2 ① G5-3		T CH 84 C SI 92 B CU 78 B CH 84 X CU 78 2-2 1-H 2-H HR		C SI 92 B SI 92 B CH 84 B SI 91 X SI 92 3-1 E5 1B			C FF 90 B SL 82 X SL 81 1-1 ① P2	4	1	2	3	0	0	0
9 Ryan Raburn, R (1, 9) OBP: 0.228, SLG: 0.192 7 David Murphy, L (9, PH) OBP: 0.341, SLG: 0.446		C FF 92 B SI 92 S SI 92 S CU 77 1-3 ② K		X SI 92 0-0 ② F9		F CH 82 F FF 91 X SI 92 0-2 ③ F9			B FF 90 F SI 89 F SL 81 B SL 81 B FF 90 X SI 88 3-2 23 FC3-6 1B	3 1	0 0	0 1	0 0	0 0	1 0	1 0
23 Michael Brantley, L (1, 7) OBP: 0.330, SLG: 0.421		C FF 92 X SI 93 0-1 ③ G4-3		X FF 92 0-0 ③ P6			X FF 90 0-0 ① B2-3		C SL 81 B FF 91 F SI 89 F FF 90 X FF 90 1-2 ② FC3-6 13 DI 1-2f	4	0	0	0	0	0	1
13 Asdrúbal Cabrera, S (1, 6) OBP: 0.279, SLG: 0.319			C SI 92 F CH 84 F FF 92 S CU 77 0-3 ① K		F SI 91 B CU 75 X SI 92 1-1 ① G6-3		X FF 91 0-0 ② F9		C SL 81 B SL 82 S SL 81 B FF 90 F FF 91 B FF 90 X FF 90 3-2 ③ L8 1-2	4	0	0	0	0	1	1
10 Yan Gomes, R (1, 2) OBP: 0.313, SLG: 0.455			C SI 93 F FF 92 C FF 93 0-3 ② K		B CH 84 F SI 92 X SI 92 1-1 4 G3 1B		C FF 91 F CU 74 F CU 78 S FF 92 0-3 ③ K			3	0	1	0	0	2	0
4 Mike Aviles, R (1, 5) OBP: 0.265, SLG: 0.311 8 Lonnie Chisenhall, L (8, PH) OBP: 0.413, SLG: 0.512 (8, 5)			C SI 93 B SI 92 C SI 94 B FF 94 B CU 77 X SI 92 3-2 ③ G3		C SI 91 B CH 82 1 SAFE F SI 91 B SI 92 B CH 85 X SI 92 3-2 ② G3 1-2			X CH 86 0-0 ① F9		2 1	0 0	0 0	0 0	0 0	0 0	0 0	1 0
Inning Stats	R: 0 E: 0 K: 0 S: 8 H: 0 LOB: 0 BB: 0 P: 15	R: 0 E: 0 K: 1 S: 9 H: 0 LOB: 0 BB: 0 P: 12	R: 0 E: 0 K: 2 S: 10 H: 0 LOB: 0 BB: 0 P: 13	R: 3 E: 0 K: 0 S: 13 H: 2 LOB: 0 BB: 1 P: 21	R: 0 E: 0 K: 0 S: 10 H: 1 LOB: 1 BB: 0 P: 17	R: 0 E: 1 K: 2 S: 14 H: 1 LOB: 1 BB: 0 P: 19	R: 0 E: 0 K: 1 S: 6 H: 0 LOB: 0 BB: 0 P: 6	R: 0 E: 0 K: 0 S: 7 H: 0 LOB: 1 BB: 1 P: 12	R: 0 E: 0 K: 0 S: 13 H: 1 LOB: 1 BB: 0 P: 21	1B: 3 2B: 1 3B: 0 HR: 1 SF: 0 SAC: 0 DP: 0 HBP: 0						

	AB	32
	R	3
	H	5
	RBI	3
	BB	2
	SO	6
	LOB	6

WP: 0 PA: 34
PB: 0
SB: 0
CS: 0

PITCHER		IP	WLS	BF	H	R	ER	SO	BB	IBB	HBP	BLK	WP	HR	S	P	ERA	WHIP
45 Tyler Skaggs, L ERA: 3.34	(1, 1)	7.0		26	4	3	3	6	1	0	0	0	0	1	70	103	3.86	0.714
59 Fernando Salas, R ERA: 2.53	(8, 1)	1.0	W	4	0	0	0	0	1	0	0	0	0	0	7	12	0.00	1.000
38 Joe Smith, R ERA: 3.27	(9, 1)	1.0	S	4	1	0	0	0	0	0	0	0	0	0	13	21	0.00	1.000

PITCHER		IP	WLS	BF	H	R	ER	SO	BB	IBB	HBP	BLK	WP	HR	S	P	ERA	WHIP

Cleveland Indians @ Los Angeles Angels

Angel Stadium of Anaheim, Anaheim, CA

Mon Apr 28 2014, 7:09 PM - 9:48 PM PDT

Att. 37,654 - Clear - 74 F

livebaseballscorecards.com

BOTTOM

Batter	1	2	3	4	5	6	7	8	9	AB	R	H	RBI	BB	SO	LOB
2 Erick Aybar, S (1, 6) OBP: 0.299, SLG: 0.396	B FF 90 B SI 86 C SI 89 B FF 94 C SI 88 X SI 87 3-2 G5-3		X SI 88 0-0 G3		B SI 91 C SI 88 B SI 90 X SI 89 2-1 2-H 3-H 2B			C SI 88 X SI 89 0-1 1-2 SH5-3		3	0	1	2	0	0	0
27 Mike Trout, R (1, 8) OBP: 0.391, SLG: 0.606	C FF 94 B SI 92 B SI 92 B FF 92 S SI 86 F FF 90 X SI 89 3-2 5 G4-3 3B		C SI 89 B SI 91 F SI 88 B SL 84 C SL 82 2-3 K		B SL 80 B SI 88 X SI 88 2-0 G5-3			C SI 90 B SL 82 F SI 90 F SL 83 B SL 81 B SL 79 F SI 90 X SL 79 3-2 2-H 28 3B 1B		4	2	2	1	0	1	1
5 Albert Pujols, R (1, 3) OBP: 0.351, SLG: 0.602	C SI 91 B SL 82 F SI 91 X SI 93 1-2 G4-3 3-H			C SI 87 B SI 91 B SL 82 B SI 85 F SI 86 X SI 87 3-2 G6-3		B SL 79 F SI 87 F SI 90 F SL 82 X SL 82 1-2 F7		I IN 56 I IN 51 I IN 52 I IN 51 4-0 28 3B IBB		3	1	0	1	1	0	0
28 Raul Ibanez, L (1, 7) OBP: 0.232, SLG: 0.342 7 Collin Cowgill, R (8, PR) OBP: 0.359, SLG: 0.543 (9, 9)	C FF 91 X SI 91 0-1 G1-3			C SI 88 C FF 92 X SI 92 0-2 47 G1-6-3 1B		S SI 87 S SL 80 S SI 90 0-3 K		S SI 88 X SI 90 0-1 1-H 2-H 3B		4 0	0 0	2 0	2 0	0 0	1 0	0 0
47 Howie Kendrick, R (1, 4) OBP: 0.365, SLG: 0.417		C SI 90 X SI 91 0-1 G1-3		C SL 80 B SI 92 C SI 88 X SI 91 1-2 1-2f G1-6-3		B SI 88 X SI 89 1-0 G6-3		F FC 92 B FC 92 B SL 81 B FC 91 B FC 91 4-1 44 S BB		3	0	0	0	1	0	1
44 Ian Stewart, L (1, 5) OBP: 0.283, SLG: 0.469		B FF 92 S FF 93 B FF 92 C SI 90 X FF 94 2-2 P6			B FF 90 S SI 88 C FF 92 B SI 89 F FF 91 B FF 92 B SI 86 4-2 16 SH5-3 6 1B 2 2B BB		B SI 88 X FF 91 1-0 L8	B FC 92 S FC 92 S FC 93 S FC 93 1-3 1-2 K		3	1	0	0	1	1	2
6 David Freese, R (1, 10) OBP: 0.229, SLG: 0.267		C SI 90 B SL 83 F SI 91 B SL 83 X SI 92 2-2 1B			B SI 89 X SI 88 1-0 16 SH5-3 2 2B 1-2 1B		B SL 78 C SI 88 C SL 81 S SL 84 1-3 K	C FC 92 S SL 80 S FC 94 0-3 K		4	1	2	0	0	2	2
16 Hank Conger, L (1, 2) OBP: 0.313, SLG: 0.484		X SI 90 0-0 F9			X SI 91 0-0 1-2 2-3 SH5-3		C SI 90 S SL 82 B SI 92 C SL 83 1-3 K			2	0	0	0	0	1	1
3 JB Shuck, L (1, 9) OBP: 0.171, SLG: 0.250 (9, 7)			C FF 90 T SI 90 F SI 92 X SL 82 0-2 L8		B SI 89 F SI 90 F SI 89 S SL 85 1-3 K2-3			X SI 87 0-0 2 SH5-3 27 1B E3		3	1	0	0	0	1	2
Inning Stats	R: 1 E: 0 K: 0 S: 12 H: 1 LOB: 0 BB: 0 P: 19	R: 0 E: 0 K: 0 S: 9 H: 1 LOB: 1 BB: 0 P: 13	R: 0 E: 0 K: 1 S: 8 H: 0 LOB: 0 BB: 0 P: 10	R: 0 E: 0 K: 0 S: 9 H: 1 LOB: 0 BB: 0 P: 13	R: 2 E: 0 K: 1 S: 11 H: 2 LOB: 1 BB: 1 P: 21	R: 0 E: 0 K: 1 S: 8 H: 0 LOB: 0 BB: 0 P: 10	R: 0 E: 0 K: 2 S: 7 H: 0 LOB: 0 BB: 0 P: 10	R: 3 E: 1 K: 2 S: 17 H: 2 LOB: 2 BB: 2 P: 29		1B: 4 2B: 1 3B: 2 HR: 0 SF: 0 SAC: 2 DP: 1 HBP: 0						

PITCHER		IP	WLS	BF	H	R	ER	SO	BB	IBB	HBP	BLK	WP	HR	S	P	ERA	WHIP
63 Justin Masterson, R ERA: 4.84	(1, 1)	7.1	L	31	7	6	5	5	1	1	0	0	0	0	74	113	6.14	1.091
27 Bryan Shaw, R ERA: 1.46	(8, 1)	0.2		3	0	0	0	2	1	0	0	0	0	0	7	12	0.00	1.500

PITCHER	IP	WLS	BF	H	R	ER	SO	BB	IBB	HBP	BLK	WP	HR	S	P	ERA	WHIP

AB	29
R	6
H	7
RBI	6
BB	3
SO	7
LOB	9

Cleveland Indians @ Los Angeles Angels

Angel Stadium of Anaheim, Anaheim, CA

Tue Apr 29 2014, 7:08 PM - 10:43 PM PDT

Att. 35,131 - Clear - 84 F

TOP

livebaseballscorecards.com

Batter	1	2	3	4	5	6	7	8	9	AB	R	H	RBI	BB	SO	LOB
24 Michael Bourn, L (1, 8) OBP: 0.304, SLG: 0.358	C FF 82 X CH 81 0-1 ① G4-3		B CH 81 F SI 84 F FF 85 B FF 84 S CU 70 2-3 ③ K		C CU 67 F CH 78 B FC 84 B SL 78 B CH 77 S CU 68 3-3 ③ K		X SI 92 0-0 4 1B 8 BB 41 BB 1B	C FF 93 C FF 93 X CH 87 0-2 ②③ G6-4-3 1-2f		5	1	1	0	0	2	3
8 Lonnie Chisenhall, L (1, 5) OBP: 0.412, SLG: 0.489	C SI 83 B SI 82 B SI 83 X SI 85 2-1 ② F8			B SI 82 B SI 82 C CU 67 X CH 76 2-1 22 G6-4-3 1B		B CU 68 C CU 66 F SI 82 S CH 76 1-3 ① K	B CH 86 B SI 94 B SI 93 C SI 90 D SI 93 4-1 41 BB 4 1B 23 SF7 1-2 BB		C FF 89 F FF 89 F SL 82 X FF 90 0-2 ① F7	4	1	1	0	1	1	0
22 Jason Kipnis, L (1, 4) OBP: 0.354, SLG: 0.394 4 Mike Aviles, R (4, 4) OBP: 0.294, SLG: 0.340 33 Nick Swisher, S (9, PH) OBP: 0.297, SLG: 0.343	C FF 85 X FF 85 0-1 ③ L7			D CU 68 1 SAFE C SI 83 B CH 77 1 SAFE F CU 69 1 SAFE X FF 87 2-2 ①② G6-4-3 1-2f	C CU 66 X SL 77 0-1 41 HR 1B	C CH 84 X FF 93 0-1 41 BB 1B 1-2 2-3		B FF 90 C SI 89 S FF 90 C SL 82 1-3 ② K	2	0	0	0	0	0	1
										2	1	2	0	0	0	0
										1	0	0	0	0	1	0
41 Carlos Santana, S (1, 3) OBP: 0.321, SLG: 0.289		B SI 83 C CU 68 S CH 78 F SI 84 F SL 78 B CH 77 X CH 78 2-2 ① G3-1		B CU 69 X SI 83 1-0 1B	B FF 84 X CH 78 1-0 1-H HR	B FF 92 B FF 91 D FF 91 B FF 91 4-0 1-2 2-3 3-H BB		C SI 90 B SL 81 F SI 89 S FF 90 1-3 ③ K	4	1	2	3	1	1	0
23 Michael Brantley, L (1, 7) OBP: 0.327, SLG: 0.429		B SI 84 B CU 69 C FF 84 X CH 79 2-1 ② G1-3		C CU 70 S CH 78 X SL 76 0-2 ③ F7	C SI 84 X SI 84 0-1 13 1B 2B	B SL 81 C FF 90 X SL 82 1-1 ① SF7 3-H			3	0	1	1	0	0	1
13 Asdrúbal Cabrera, S (1, 6) OBP: 0.296, SLG: 0.337		C FF 82 X CH 77 0-1 1B			B SI 85 F SI 84 B FF 86 X CH 77 2-1 10 S 7 BB 1B	B SI 85 S CU 69 B SI 86 X CH 79 2-1 7 BB 2-3 1B	C CH 86 B CH 85 F FF 94 D CU 83 S FF 96 2-3 ② K		4	0	3	0	0	1	2
25 Jason Giambi, L (1, 10)		C SI 84 1 SAFE 1 SAFE B SI 84 B CH 78 B FF 85 C CH 77 S CH 78 3-3 ③ K		C CU 68 F CU 71 B FF 85 S SI 86 1-3 ① K	X FF 94 0-0 ② L6	X FF 96 0-0 ③ L9			4	0	0	0	0	2	6
7 David Murphy, L (1, 9) OBP: 0.360, SLG: 0.440			B CH 81 X CU 67 1-0 ① G4-3		B SI 86 C CH 78 C FF 86 D CU 72 B CH 76 B FF 87 4-2 10 S 1-2 BB	B FF 95 F FF 96 B FF 94 B FF 95 B FF 95 4-1 1-2 BB		C FF 92 F KC 84 B CH 89 B CH 87 B FF 93 B FF 94 4-2 24 G6-4-3 BB		1	0	0	0	3	0	0
10 Yan Gomes, R (1, 2) OBP: 0.299, SLG: 0.432			C SL 82 X FF 85 0-1 ② F9		2 SAFE C CU 68 F FF 82 B SL 79 B CH 75 B CH 77 S CU 68 3-3 ② K 1-2 2-3	C SL 81 F FF 95 S FF 96 0-3 ③ K		B FF 92 C FF 93 1 SAFE B KC 85 X FF 93 2-1 ① P5		4	0	0	0	0	2	6
Inning Stats	R: 0 E: 0 K: 0 S: 6 H: 0 LOB: 0 BB: 0 P: 8	R: 0 E: 0 K: 1 S: 12 H: 1 LOB: 1 BB: 0 P: 19	R: 0 E: 0 K: 1 S: 6 H: 0 LOB: 0 BB: 0 P: 9	R: 0 E: 0 K: 0 S: 9 H: 2 LOB: 1 BB: 0 P: 14	R: 0 E: 0 K: 3 S: 13 H: 1 LOB: 2 BB: 1 P: 26	R: 2 E: 0 K: 2 S: 15 H: 4 LOB: 3 BB: 1 P: 23	R: 2 E: 0 K: 1 S: 10 H: 2 LOB: 2 BB: 2 P: 21	R: 0 E: 0 K: 0 S: 7 H: 0 LOB: 0 BB: 1 P: 13	R: 0 E: 0 K: 2 S: 10 H: 0 LOB: 0 BB: 0 P: 12	1B: 8 2B: 1 3B: 0 HR: 1 SF: 1 SAC: 0 DP: 2 HBP: 0						

	AB	34
	R	4
	H	10
	RBI	4
	BB	5
	SO	10
	LOB	19

PITCHER		IP	WLS	BF	H	R	ER	SO	BB	IBB	HBP	BLK	WP	HR	S	P	ERA	WHIP
36 Jered Weaver, R ERA: 4.0	(1, 1)	5.1	W	24	8	2	2	6	1	0	0	0	0	1	56	90	3.38	1.688
58 Michael Kohn, R ERA: 1.29	(6, 1)	0.2	H	3	0	0	0	1	1	0	0	0	0	0	5	9	0.00	1.500
60 Yoslan Herrera, R ERA: 4.5	(7, 1)	0.0		3	2	2	2	0	1	0	0	0	0	0	4	8	∞	∞
63 Nick Maronde, L ERA: 1.8	(7, 1)	0.1	H	2	0	0	0	0	1	0	0	0	0	0	2	7	0.00	3.000
40 Kevin Jepsen, R ERA: 4.82	(7, 1)	0.2	H	2	0	0	0	1	0	0	0	0	0	0	4	6	0.00	0.000

PITCHER		IP	WLS	BF	H	R	ER	SO	BB	IBB	HBP	BLK	WP	HR	S	P	ERA	WHIP
59 Fernando Salas, R ERA: 2.31	(8, 1)	1.0	H	3	0	0	0	0	1	0	0	0	0	0	7	13	0.00	1.000
38 Joe Smith, R ERA: 3.0	(9, 1)	1.0	S	3	0	0	0	2	0	0	0	0	0	0	10	12	0.00	0.000

WP: 0 PB: 0 SB: 2 CS: 0 PA: 40

Batter	1	2	3	4	5	6	7	8	9	AB	R	H	RBI	BB	SO	LOB
47 Howie Kendrick, R (1, 4) OBP: 0.378, SLG: 0.419	C SI 93 H SI 94 1-1 HBP	S SL 88 X CU 82 0-1 ③ F8		B SL 88 2 SAFE B SI 91 M SL 87 X SI 91 2-1 ① SH3-4 1-2 2-3	X SI 95 0-0 1-3 2-H 3-H 1B		B SL 89 S FF 93 B SL 88 B SL 88 B FF 94 4-1 27 BB			2	0	1	2	1	0	2
27 Mike Trout, R (1, 8) OBP: 0.400, SLG: 0.594	B SI 93 F SI 93 B SL 89 1 SAFE X SL 89 2-1 ① F9		B SI 93 F SI 95 B SI 96 B SI 94 B SI 96 4-1 5 S BB	I IN 72 I IN 72 I IN 71 I IN 69 4-0 IBB	C SI 94 1 SAFE C CU 84 B CU 84 B SI 95 F CU 85 X SI 94 2-2 ③ G1-3		1 SAFE C FC 92 B FC 92 B SL 79 F FC 92 1 SAFE F FC 93 B FC 91 F SL 80 4-2 B SL 77 1-2 BB			2	0	0	0	3	0	3
5 Albert Pujols, R (1, 3) OBP: 0.345, SLG: 0.583	X SI 93 0-0 ② L8		1 SAFE C SI 93 B SL 89 X SI 93 1-1 ① G6-3 1-2	B SI 94 F SL 90 B CU 82 X SL 89 2-1 ② F5		C CU 81 X SI 93 0-1 6 G6-4-3 28 BB 2 1B 1B	S FC 92 D SL 80 C FC 90 S FC 91 1-3 ③ K			5	1	1	0	0	1	7
28 Raul Ibanez, L (1, 10) OBP: 0.241, SLG: 0.329	C SI 91 X CH 84 0-1 ③ G4-3		B CH 84 F SI 92 C SI 93 F CU 82 D CH 86 B SL 88 F FF 94 B SL 90 4-2 BB	C CH 86 S SI 95 B SL 90 S CU 83 1-3 ③ K		D SL 84 B SL 82 B FF 92 C FF 92 B FF 92 4-1 6 G6-4-3 1-2 BB		S FC 92 B FC 91 B FC 91 X FC 89 2-1 ① P4		3	0	0	0	2	1	4
6 David Freese, R (1, 5) OBP: 0.239, SLG: 0.275 8 John McDonald, R (9, 5) OBP: 0.400, SLG: 0.429		X SI 93 0-0 2 1B 17 1B 1B	C CU 80 F SI 94 F SL 89 S SI 95 0-3 ② K		X SL 88 0-0 3 FC4-6 2 1B 47 1B 1B	S SL 88 B SL 89 F FF 94 X CU 80 1-2 ①② G6-4-3 1-2f 2-3		B SL 80 F FC 91 B FC 91 X FC 91 2-1 ② F8		5 0	2 0	2 0	0 0	0 0	1 0	4 0
2 Erick Aybar, S (1, 6) OBP: 0.324, SLG: 0.417		X SI 91 0-0 17 1B 1-2 1B	B SI 92 C SI 92 B CH 85 F SI 94 C SI 95 2-3 ③ K		B SI 91 F SI 91 F SI 92 X SI 93 1-2 3 FC4-6 1-2 1B	T FF 94 X CU 80 0-1 3-H 1B		C FC 90 X FC 92 0-1 17 BLK 17 1B 1B		5	1	4	1	0	1	2
17 Chris Iannetta, R (1, 2) OBP: 0.382, SLG: 0.417		B SL 88 F SI 92 X SL 88 1-1 1-3 2-H 1B		B SI 92 B SL 89 X SI 92 2-0 E6 3 1B 7 1B	C SI 93 S CU 81 B SL 91 F SI 94 X CU 81 1-2 ① F4	F SL 89 X FF 93 0-1 ③ F8		1 SAFE C FC 92 B SL 79 B SL 80 X FC 91 2-1 3 S 1-H 1B		5	1	2	2	0	0	3
3 JB Shuck, L (1, 7) OBP: 0.173, SLG: 0.247		L CH 84 C SI 92 T CU 81 0-2 ① K		X SI 93 0-0 47 SH3-4 7 1B 1-3 1B	B SI 93 B CH 85 F SI 93 B SI 94 X SI 94 3-1 ② FC4-6 7 S 47 1B 1-2f 2-3		B FF 92 C SL 88 F FF 92 F CU 82 B FF 94 X CU 80 2-2 ① G1-3	F FC 92 F FC 91 B FC 92 F SL 79 F CH 84 B FC 91 S FC 91 2-3 ③ K 1-2		5	1	1	0	0	2	5
7 Collin Cowgill, R (1, 9) OBP: 0.372, SLG: 0.526		C SI 93 D CU 81 D SL 88 F SI 93 S SL 89 2-3 ② K		X SI 92 0-0 47 SH3-4 1-2 3-H 1B	B CU 81 S SL 89 B SI 94 C SI 94 D CU 83 B SI 94 4-2 47 1B 1-2 BB		B SL 88 C SL 88 B CU 80 X SL 87 2-1 ② G6-3			3	0	1	1	1	1	2
Inning Stats	R: 0 E: 0 K: 0 S: 6 H: 0 LOB: 1 BB: 0 P: 9	R: 1 E: 0 K: 2 S: 12 H: 3 LOB: 2 BB: 0 P: 15	R: 0 E: 0 K: 2 S: 14 H: 0 LOB: 2 BB: 2 P: 25	R: 1 E: 1 K: 1 S: 10 H: 2 LOB: 3 BB: 1 P: 21	R: 2 E: 0 K: 0 S: 17 H: 3 LOB: 2 BB: 1 P: 28	R: 1 E: 0 K: 0 S: 10 H: 2 LOB: 1 BB: 1 P: 15	R: 0 E: 0 K: 1 S: 14 H: 0 LOB: 2 BB: 2 P: 27	R: 1 E: 0 K: 1 S: 13 H: 2 LOB: 1 BB: 0 P: 21		1B: 12 2B: 0 3B: 0 HR: 0 SF: 0 SAC: 1 DP: 1 HBP: 1				WP: 0 PB: 0 SB: 3 CS: 0 PA: 44		

PITCHER		IP	WLS	BF	H	R	ER	SO	BB	IBB	HBP	BLK	WP	HR	S	P	ERA	WHIP
28 Corey Kluber, R ERA: 4.14	(1, 1)	4.2	L	28	8	4	3	5	3	1	1	0	0	0	55	92	5.79	2.357
20 C.C. Lee, R ERA: 5.14	(5, 1)	0.1		2	1	1	1	0	0	0	0	0	0	0	6	8	27.00	3.000
88 Josh Outman, L ERA: 2.16	(6, 1)	0.0		1	0	0	0	0	1	0	0	0	0	0	1	5	∞	∞
48 Scott Atchison, R ERA: 2.31	(6, 1)	1.2		6	1	0	0	0	1	0	0	0	0	0	14	23	0.00	1.200
27 Bryan Shaw, R ERA: 1.98	(7, 1)	1.1		7	2	1	1	2	1	0	0	1	0	0	20	33	6.75	2.250

PITCHER	IP	WLS	BF	H	R	ER	SO	BB	IBB	HBP	BLK	WP	HR	S	P	ERA	WHIP

BOTTOM

Cleveland Indians @ Los Angeles Angels

Angel Stadium of Anaheim, Anaheim, CA

Tue Apr 29 2014, 7:08 PM - 10:43 PM PDT

Att. 35,131 - Clear - 84 F

livebaseballscorecards.com

AB	35
R	6
H	12
RBI	6
BB	7
SO	7
LOB	32

Cleveland Indians @ Los Angeles Angels

Angel Stadium of Anaheim, Anaheim, CA

Wed Apr 30 2014, 4:09 PM - 6:55 PM PDT

Att. 33,334 - Sunny - 92 F

TOP

livebaseballscorecards.com

Batter	1	2	3	4	5	6	7	8	9	AB	R	H	RBI	BB	SO	LOB
24 Michael Bourn, L (1, 8) OBP: 0.300, SLG: 0.351	M FF 92 X SI 90 0-1 ① G5-3		L CU 73 B FF 89 F FF 89 B SI 93 C SL 80 2-3 ① K			S FF 90 B FF 92 B CU 76 X FF 90 2-1 ① G4-3			B FF 93 X FF 93 1-0 4 G4-6-3 1B	4	0	1	0	0	1	1
4 Mike Aviles, R (1, 7) OBP: 0.291, SLG: 0.320	C FF 92 B FF 90 B FF 92 B CH 86 B FF 92 4-1 BB		C CH 85 X FF 90 0-1 ② G5-3 2-3			X CH 86 0-0 ② L7			B FF 93 X FF 94 1-0 ① ② G4-6-3 1-2f	3	0	0	0	1	0	2
33 Nick Swisher, S (1, 3) OBP: 0.287, SLG: 0.330	C FF 90 D CU 76 B FF 90 C SI 90 F CU 79 S FF 92 2-3 ② K		D CU 74 B CH 85 C CH 86 B CU 77 X SI 92 3-1 ③ G3-1			B FF 91 F CH 86 C CU 76 B SI 89 F FF 93 B SL 83 F FF 93 S SL 82 3-3 ③ K			F FF 94 B SL 81 B CH 74 B SI 92 X FF 93 3-1 ③ F8	4	0	0	0	0	2	2
41 Carlos Santana, S (1, 5) OBP: 0.313, SLG: 0.280	C FF 90 B FC 89 1 SAFE D CH 86 F SI 91 B SL 82 X FF 90 3-2 ③ L9			C FF 90 B CU 77 T CH 87 B FF 92 B FF 93 C SI 93 3-3 ① K			X FF 90 0-0 ① P4			3	0	0	0	0	1	1
9 Ryan Raburn, R (1, 10) OBP: 0.217, SLG: 0.182		C FF 91 C CU 74 B CU 76 S SL 81 1-3 ① K		B CU 77 C CH 87 B FF 91 F FF 91 S SI 92 2-3 ② K			C FF 89 X FF 91 0-1 ② P4			3	0	0	0	0	2	0
13 Asdrúbal Cabrera, S (1, 6) OBP: 0.297, SLG: 0.330		C SI 90 H FC 87 1-1 7 WP 7 1B HBP		C SI 92 B CU 78 B FF 90 B CH 85 C FF 91 X SI 93 3-2 ③ G6-3			F FF 90 F FC 86 B SL 83 X CU 76 1-2 ③ G6-3			2	1	0	0	0	0	0
10 Yan Gomes, R (1, 2) OBP: 0.289, SLG: 0.417		S SI 90 B SI 92 S CU 76 1 SAFE B FF 90 F FF 91 D CU 76 F SL 82 X FF 91 3-2 ② F8			B SI 92 C SI 92 C CU 78 X CU 76 1-2 ① G5-3			C FF 92 S CU 78 B FF 91 S SL 83 1-3 ① K2-3		3	0	0	0	0	1	1
7 David Murphy, L (1, 9) OBP: 0.360, SLG: 0.436		B FF 90 S CU 74 X CU 76 1-1 30 CS 1B 1-H			C FF 92 B FF 94 X SL 84 1-1 ② G6-3			X CU 77 0-0 ② G3		3	0	1	1	0	0	0
30 Elliot Johnson, S (1, 4) OBP: 0.133, SLG: 0.267		B FF 90 C FF 89 1-1 ③ CS 1-2	C FF 90 X SI 91 0-1 4 G5-3 2B		F SI 92 B FC 86 S CH 85 B FF 92 B FF 92 F FF 93 F FF 93 S SL 84 3-3 ③ K			B FF 92 C CH 86 B CU 79 C FF 93 F SL 83 F FF 93 B FF 92 X SI 92 3-2 ③ F8		3	0	1	0	0	1	0
Inning Stats	R: 0 E: 0 K: 1 S: 10 H: 0 LOB: 1 BB: 1 P: 19	R: 1 E: 0 K: 1 S: 12 H: 1 LOB: 0 BB: 0 P: 19	R: 0 E: 0 K: 1 S: 9 H: 1 LOB: 1 BB: 0 P: 14	R: 0 E: 0 K: 2 S: 9 H: 0 LOB: 0 BB: 0 P: 17	R: 0 E: 0 K: 1 S: 10 H: 0 LOB: 0 BB: 0 P: 15	R: 0 E: 0 K: 1 S: 8 H: 0 LOB: 0 BB: 0 P: 13	R: 0 E: 0 K: 0 S: 6 H: 0 LOB: 0 BB: 0 P: 7	R: 0 E: 0 K: 1 S: 9 H: 0 LOB: 0 BB: 0 P: 13	R: 0 E: 0 K: 0 S: 4 H: 1 LOB: 0 BB: 0 P: 9	1B: 2 2B: 1 3B: 0 HR: 0 SF: 0 SAC: 0 DP: 1 HBP: 1						

AB	28
R	1
H	3
RBI	1
BB	1
SO	8
LOB	7

WP: 1 PA: 31
PB: 0
SB: 0
CS: 1

PITCHER		IP	WLS	BF	H	R	ER	SO	BB	IBB	HBP	BLK	WP	HR	S	P	ERA	WHIP
33 C.J. Wilson, L ERA: 3.18	(1, 1)	8.0	W	27	2	1	1	8	1	0	1	0	1	0	73	117	1.12	0.375
64 Mike Morin, R ERA:	(9, 1)	1.0		3	1	0	0	0	0	0	0	0	0	0	4	9	0.00	1.000

PITCHER		IP	WLS	BF	H	R	ER	SO	BB	IBB	HBP	BLK	WP	HR	S	P	ERA	WHIP

Batter	1	2	3	4	5	6	7	8	9	AB	R	H	RBI	BB	SO	LOB
47 Howie Kendrick, R (1, 4) OBP: 0.382, SLG: 0.417	B SI 92 F FF 93 B FF 92 B FF 95 F FF 92 B FF 93 4-2 28 S BB		C FF 91 X SL 83 0-1 27 E 27 S 5 SF8 1B		B FF 93 B SI 92 B SI 91 C FF 90 S FC 91 C FF 93 3-3 ① K	B SI 94 S FF 98 X FF 97 1-1 ② FC4-6 27 2B 1-2f 2-3				3	2	1	0	1	1	2
27 Mike Trout, R (1, 8) OBP: 0.403, SLG: 0.596	B SI 91 C SI 92 F FF 93 S SI 94 1-3 ① K		F FF 92 C SI 93 F SI 94 F SI 94 D SL 86 F SI 95 B CH 80 F SI 94 B SI 93 3-3 ① F FF 94 1 SAFE F FF 93 Q FF 94 K 1-3		B CU 78 C CU 78 C SL 84 F SI 96 B FF 95 F FF 95 B CH 82 B SI 94 4-2 5 2B 6 1B BB	B FF 97 B FF 97 F SI 96 X FF 96 2-1 1-H 3-H 2B				3	1	1	2	1	2	2
5 Albert Pujols, R (1, 3) OBP: 0.341, SLG: 0.586	C CU 79 F SI 94 X SI 95 0-2 ② F9		B FF 90 B SL 82 F FF 94 X SL 83 2-1 ② SF8 3-H		F FF 93 F FF 94 B SL 83 F SI 93 X SI 93 1-2 6 1B 1-3 2B	C CU 80 S SL 87 F SL 89 X SL 87 0-2 ③ G5-3				3	1	1	1	0	0	2
28 Raul Ibanez, L (1, 10) OBP: 0.231, SLG: 0.313	1 SAFE C FF 92 C CH 82 B CH 82 1 SAFE 1 SAFE B FF 93 X FF 95 2-2 ③ G3-1 1-2		B FF 92 S SI 93 F CH 82 F FF 93 S CH 83 1-3 ③ K		S SL 85 F SL 85 S SL 85 0-3 ② K		C CU 81 B FF 95 S CH 87 F CU 83 S FF 96 1-3 ① K			4	0	0	0	0	3	3
6 David Freese, R (1, 5) OBP: 0.250, SLG: 0.277		C FF 93 F SL 82 F FF 94 F CU 79 B FF 93 B CH 83 F FF 93 B SL 85 B FF 92 4-2 2 FC6-4 BB	B FF 93 B FF 90 C SI 92 X SI 93 2-1 ① G6-3	X SI 93 0-0 2-H 3-H 1B			B SL 84 X FF 96 1-3 ② F9			3	0	1	2	1	0	0
2 Erick Aybar, S (1, 6) OBP: 0.311, SLG: 0.400		X FF 90 0-0 ① FC6-4 16 HR 1-2f	X FF 91 0-0 ② B5	C SL 84 X SI 94 0-1 ③ G4-3			X FF 96 0-0 ③ P5			4	1	0	0	0	0	2
16 Hank Conger, L (1, 2) OBP: 0.361, SLG: 0.588		C FF 90 B CH 81 F SI 91 F CU 79 X FF 93 1-2 1-H HR	B FF 92 B CH 81 B SI 92 C SI 91 B SI 92 4-1 3 FC5 7 1B BB		C SI 92 F SL 85 B SL 84 B SI 92 X SL 85 2-2 ① F9			B FF 94 X FF 96 1-0 7 G6-4-3 1B		3	1	2	2	1	0	0
7 Collin Cowgill, R (1, 9) OBP: 0.383, SLG: 0.512		C FF 93 C SI 94 C FF 96 0-3 ② K	C CU 77 F SI 94 X SI 94 0-2 3 FC5 1-2 1B		C SL 85 B SI 92 C SL 85 F SL 82 H SI 94 2-2 47 FC4-6 3 1B 27 2B HBP			D SL 91 X FF 97 1-0 ①② G6-4-3 1-2f		3	1	1	0	0	1	1
3 JB Shuck, L (1, 7) OBP: 0.177, SLG: 0.247		B SI 92 B FF 92 C FF 91 X FF 92 2-1 ③ G4-3	C FF 91 S FF 92 F FF 93 D SL 84 F FF 94 X SL 81 1-2 ③ FC5 1-2 2-3f		X SL 84 0-0 47 FC4-6 1-2 1B			B FF 96 C FF 96 B CU 78 X FF 96 2-1 ③ G5-3		4	0	1	0	0	0	2
Inning Stats	R: 0 E: 0 K: 1 S: 11 H: 0 LOB: 1 BB: 1 P: 18	R: 2 E: 0 K: 1 S: 15 H: 1 LOB: 0 BB: 1 P: 22	R: 1 E: 1 K: 2 S: 17 H: 1 LOB: 0 BB: 0 P: 23	R: 0 E: 0 K: 0 S: 12 H: 1 LOB: 2 BB: 1 P: 19	R: 2 E: 0 K: 2 S: 17 H: 2 LOB: 1 BB: 1 P: 25	R: 2 E: 0 K: 0 S: 15 H: 2 LOB: 1 BB: 0 P: 22	R: 0 E: 0 K: 1 S: 6 H: 0 LOB: 0 BB: 0 P: 8	R: 0 E: 0 K: 0 S: 4 H: 1 LOB: 0 BB: 0 P: 8		1B: 5 2B: 2 3B: 0 HR: 1 SF: 1 SAC: 0 DP: 1 HBP: 1					WP: 0 PB: 0 SB: 2 CS: 0 PA: 36	

Cleveland Indians @ Los Angeles Angels

Angel Stadium of Anaheim, Anaheim, CA

Wed Apr 30 2014, 4:09 PM - 6:55 PM PDT

Att. 33,334 - Sunny - 92 F

BOTTOM

livebaseballscorecards.com

AB	30
R	7
H	8
RBI	7
BB	4
SO	7
LOB	14

PITCHER		IP	WLS	BF	H	R	ER	SO	BB	IBB	HBP	BLK	WP	HR	S	P	ERA	WHIP
34 Zach McAllister, R ERA: 3.82	(1, 1)	4.1	L	21	4	5	4	5	4	0	0	0	0	1	66	101	8.31	1.846
35 Marc Rzepczynski, L ERA: 2.53	(5, 1)	1.0		6	2	2	2	1	0	0	1	0	0	0	13	17	18.00	2.000
59 Carlos Carrasco, R ERA: 6.46	(6, 1)	1.2		6	1	0	0	1	0	0	0	0	0	0	14	19	0.00	0.600
44 John Axford, R ERA: 2.53	(8, 1)	1.0		3	1	0	0	0	0	0	0	0	0	0	4	8	0.00	1.000

PITCHER	IP	WLS	BF	H	R	ER	SO	BB	IBB	HBP	BLK	WP	HR	S	P	ERA	WHIP

Batter	1	2	3	4	5	6	7	8	9	AB	R	H	RBI	BB	SO	LOB
17 Shin-Soo Choo, L (1, 7) OBP: 0.446, SLG: 0.525 19 Daniel Robertson, R (7, 7) OBP: 0.500, SLG: 0.333	T SI 90 F CU 77 B CU 77 X SI 92 1-2 G5-3		C CH 84 X SI 92 0-1 1 1B 1B			X SI 90 0-0 HR	S CH 86 X CH 85 0-1 1 FC5 1-3 2-H 1B		B FF 90 B FF 93 B FF 92 C FF 92 F SI 92 1 SAFE B CH 73 4-2 1 G6-4-3 1-2 BB	4 0	1 0	3 0	2 0	0 1	0 0	0 0
1 Elvis Andrus, R (1, 6) OBP: 0.295, SLG: 0.300	B SI 91 S SI 91 X FC 87 1-1 F9		C CH 82 B CH 85 X CH 82 1-1 1-2 1B			B SI 93 C CH 85 C SI 94 B FF 90 F SI 92 F FF 94 X CU 77 2-2 P6	X SI 94 0-0 FC5 1-2 3-H		C SL 82 X SI 96 0-1 G6-4-3 1-2f	5	0	1	1	0	0	3
29 Adrián Beltré, R (1, 5) OBP: 0.328, SLG: 0.333	B SI 92 C SI 92 F FC 88 B FF 94 B CH 85 B SI 94 4-2 BB		B CH 84 C SI 92 F FF 93 B FF 94 X SI 94 2-2 L4			B CU 76 X SI 94 1-0 L7	S CU 82 F SI 95 S CU 82 0-3 K			3	0	0	0	1	1	4
84 Prince Fielder, L (1, 3) OBP: 0.328, SLG: 0.311	B CH 84 B FF 93 F SI 92 C SI 92 F CU 78 X CU 78 2-2 P2			B CU 77 C SI 92 X SI 93 1-1 F7		C CU 78 S SC 78 F SI 94 B FF 93 X SI 94 1-2 HR 1B	B SL 82 B SL 83 B FF 93 C FF 92 T FF 93 X FF 93 3-2 G6-3			4	1	1	0	0	0	3
Alex Rios, R (1, 9) OBP: 0.358, SLG: 0.469		C SI 91 B SI 91 X CH 85 1-1 16 CS 1B		B CU 75 B CH 85 F SI 93 S FF 92 B FF 94 F SI 94 T FF 95 3-2 K		B FF 92 F CH 85 D SC 78 X CH 84 2-1 1-H HR		C FF 94 B FF 94 F SL 81 S CH 73 1-3 K		4	1	2	2	0	2	0
16 Donnie Murphy, R (1, 4) OBP: 0.278, SLG: 0.302		C SI 90 B CH 83 B CH 84 1 SAFE B SI 90 F SI 92 T SI 92 3-2 K 1-2		B FF 93 C SI 92 F CU 78 F SI 94 S CH 85 1-3 K		S SI 91 T SI 93 X SI 92 0-2 F9		F FF 93 B FF 93 C SL 81 F SI 94 F CH 73 S SI 94 1-3 K		4	0	0	0	0	3	1
2 Leonys Martin, L (1, 8) OBP: 0.353, SLG: 0.389		X FF 90 0-0 P6			C SI 88 X CU 76 0-1 F9		C SI 93 C SI 92 X CU 78 0-2 15 BB 17 1B 1B	F SL 80 S CH 76 S CH 71 0-3 K		4	1	1	0	0	1	0
15 Michael Choice, R (1, 10) OBP: 0.309, SLG: 0.268 18 Mitch Moreland, L (9, PH) OBP: 0.316, SLG: 0.412 (9, 10)			C FF 89 B FC 87 F FF 92 X CU 77 1-2 FC5-3		B CU 75 C CH 84 F FF 92 B SI 94 X CH 84 2-2 FC4		B CH 83 1 SAFE B SI 91 L FF 90 1 SAFE 1 SAFE 1 SAFE B FF 89 B FF 90 4-1 17 1B 1 FC5 1-2 BB		B FF 92 S SI 91 B SI 91 X SL 80 2-1 19 BB 1B	2 1	1 0	0 1	0 0	1 0	0 0	0 3
7 J.P. Arencibia, R (1, 2) OBP: 0.143, SLG: 0.128			S FF 92 S FF 91 S SI 92 0-3 K		B FF 92 S CH 86 F FF 93 C FF 94 1-3 K		L SI 95 L FF 94 B SI 94 F CU 83 T FF 96 1-2 K		F FF 92 X FF 92 0-1 L9	4	0	0	0	0	3	3
Inning Stats	R: 0 E: 0 K: 0 S: 11 H: 0 LOB: 1 BB: 1 P: 19	R: 0 E: 0 K: 1 S: 6 H: 1 LOB: 0 BB: 0 P: 10	R: 0 E: 0 K: 1 S: 13 H: 2 LOB: 2 BB: 0 P: 17	R: 0 E: 0 K: 2 S: 10 H: 0 LOB: 0 BB: 0 P: 15	R: 0 E: 0 K: 1 S: 8 H: 0 LOB: 0 BB: 0 P: 11	R: 3 E: 0 K: 0 S: 16 H: 3 LOB: 0 BB: 0 P: 22	R: 2 E: 0 K: 2 S: 17 H: 2 LOB: 2 BB: 1 P: 25	R: 0 E: 0 K: 3 S: 11 H: 0 LOB: 0 BB: 0 P: 13	R: 0 E: 0 K: 0 S: 8 H: 1 LOB: 1 BB: 1 P: 14	1B: 7 2B: 0 3B: 0 HR: 2 SF: 0 SAC: 0 DP: 1 HBP: 0						

PITCHER		IP	WLS	BF	H	R	ER	SO	BB	IBB	HBP	BLK	WP	HR	S	P	ERA	WHIP
53 Héctor Santiago, L ERA: 5.01	(1, 1)	6.0	L	26	7	5	5	5	2	0	0	0	0	2	68	102	7.50	1.500
40 Kevin Jepsen, R ERA: 4.5	(7, 1)	0.2		4	1	0	0	2	0	0	0	0	0	0	10	11	0.00	1.500
63 Nick Maronde, L ERA: 1.69	(7, 1)	0.1		1	0	0	0	0	0	0	0	0	0	0	3	6	0.00	0.000
64 Mike Morin, R ERA:	(8, 1)	1.1		6	1	0	0	3	1	0	0	0	0	0	17	25	0.00	1.500
49 Ernesto Frieri, R ERA: 7.15	(9, 1)	0.2		1	0	0	0	0	0	0	0	0	0	0	2	2	0.00	0.000

PITCHER	IP	WLS	BF	H	R	ER	SO	BB	IBB	HBP	BLK	WP	HR	S	P	ERA	WHIP

TOP

Texas Rangers @ Los Angeles Angels

Angel Stadium of Anaheim, Anaheim, CA

Fri May 02 2014, 7:10 PM - 10:23 PM PDT

Att. 42,989 - Clear - 83 F

livebaseballscorecards.com

AB	35
R	5
H	9
RBI	5
BB	3
SO	10
LOB	14

WP: 0	PA: 38		
PB: 0			
SB: 0			
CS: 1			

Texas Rangers @ Los Angeles Angels

Angel Stadium of Anaheim, Anaheim, CA

Fri May 02 2014, 7:10 PM - 10:23 PM PDT

Att. 42,989 - Clear - 83 F

livebaseballscorecards.com

BOTTOM

Batter	1	2	3	4	5	6	7	8	9	AB	R	H	RBI	BB	SO	LOB
47 Howie Kendrick, R (1, 4) OBP: 0.375, SLG: 0.407	C FF 88 T FF 90 B FF 90 X SL 83 1-2 L7 ①	1 SAFE X FF 88 0-0 G6-3 ③		1 SAFE C FF 89 C FF 90 F FF 89 B FF 88 F SL 84 F CU 79 X FF 89 1-2 27 S 1B 1-H			C FF 90 C FF 92 F FF 92 B SL 84 X FF 92 1-2 G4-3 ①		C SL 79 B FF 92 S FF 91 S FF 92 1-3 K ②	5	0	1	1	0	1	2
27 Mike Trout, R (1, 8) OBP: 0.395, SLG: 0.579	C FF 89 B FF 89 X CH 84 1-1 F9 ②		B FF 90 F FF 88 S FF 90 S FF 90 F FF 88 S FF 90 1-3 K ①	C FF 90 C SL 84 S FF 90 0-3 K ③ 1-2			B FF 92 S SL 85 B FF 93 C FF 93 X FF 92 2-2 1B		B FC 91 C FC 91 B CU 68 S FF 92 B FC 93 X FF 90 3-2 G1-3 ③	5	0	1	0	0	2	1
5 Albert Pujols, R (1, 3) OBP: 0.346, SLG: 0.591	F FF 90 X FF 90 0-1 2B		C FF 90 X SL 83 0-1 6 HBP 1B		X FF 89 0-0 G6-3 ①		B FF 92 C SL 86 1 SAFE D CH 87 F SL 85 S FF 91 2-3 K ②			4	0	2	0	0	1	1
28 Raul Ibanez, L (1, 10) OBP: 0.221, SLG: 0.299	X FF 88 0-0 L7 ③		C CU 77 B CH 84 F FF 88 S CH 84 1-3 K ②		B SI 88 C CH 84 S SL 83 F CU 78 B SL 84 T CH 84 2-2 K ②		C SL 88 D SL 83 S SL 89 B FF 92 X SL 88 2-2 F9 ③			4	0	0	0	0	2	3
6 David Freese, R (1, 5) OBP: 0.266, SLG: 0.286 44 Ian Stewart, L (4, 5) OBP: 0.278, SLG: 0.460 10 Grant Green, R (8, PH) (9, 5)		X SL 81 0-0 7 1B 2 G3 3 1B 1B	C FF 90 C FF 89 H FF 87 1-2 HBP 1-2		B FF 90 B SL 82 F FF 89 F SL 83 B SL 79 T FF 90 3-2 K ③			B FF 91 X SL 89 1-0 L9 ①		1 1 1	1 0 0	1 0 0	0 0 0	0 0 0	0 1 0	0 0 0
2 Erick Aybar, S (1, 6) OBP: 0.300, SLG: 0.385		B SI 87 X SI 88 1-0 G3 ① 1-2	C FF 90 X CH 85 0-1 F8 ③			B SI 86 B FF 87 B FF 87 C FF 88 X FF 89 3-1 P5 ①		C FF 92 C SL 87 B SL 84 X FF 93 1-2 G4-3 ②		4	0	0	0	0	0	3
16 Hank Conger, L (1, 2) OBP: 0.350, SLG: 0.541		C SI 89 X FF 89 0-1 P2 ②		C SI 87 B SI 90 F FF 88 S SL 83 1-3 K ①		C CU 75 X FF 89 0-1 G3 ②		B FF 92 S SL 88 B SL 88 B FF 94 C FF 92 B SL 86 4-2 BB		3	0	0	0	1	1	1
7 Collin Cowgill, R (1, 9) OBP: 0.392, SLG: 0.500		B FF 89 C FF 87 X SL 83 1-1 3 1B 3 S 1B 2-3		M FF 90 B FF 92 C FF 91 B SL 84 X SL 84 2-2 P2 ②		C FF 90 C FF 90 B FF 90 B SL 84 B CH 86 B SL 83 4-2 BB		C FF 95 T FF 96 B FF 97 F FF 96 B SL 84 X FF 96 2-2 G5-3 ③		3	0	1	0	1	0	1
3 JB Shuck, L (1, 7) OBP: 0.193, SLG: 0.259		B SI 88 B FF 88 C SI 88 X FF 88 2-1 1-3 3-H 1B		B FF 89 F CH 84 X CU 77 1-1 47 S 47 1B 1B		C FF 95 B FF 96 1 SAFE 1 SAFE X SL 83 1-1 P4 ③			C FF 90 X CH 83 0-1 G4-3 ①	4	1	2	1	0	0	1
Inning Stats	R: 0 E: 0 K: 0 S: 8 H: 1 LOB: 1 BB: 0 P: 10	R: 1 E: 0 K: 0 S: 9 H: 3 LOB: 2 BB: 0 P: 13	R: 0 E: 0 K: 2 S: 13 H: 1 LOB: 2 BB: 0 P: 16	R: 1 E: 0 K: 2 S: 17 H: 2 LOB: 1 BB: 0 P: 22	R: 0 E: 0 K: 2 S: 8 H: 0 LOB: 0 BB: 0 P: 13	R: 0 E: 0 K: 0 S: 8 H: 0 LOB: 1 BB: 1 P: 16	R: 0 E: 0 K: 1 S: 13 H: 1 LOB: 1 BB: 0 P: 20	R: 0 E: 0 K: 0 S: 10 H: 0 LOB: 1 BB: 1 P: 18	R: 0 E: 0 K: 1 S: 8 H: 0 LOB: 0 BB: 0 P: 12	1B: 7 2B: 1 3B: 0 HR: 0 SF: 0 SAC: 0 DP: 0 HBP: 1						

	AB	35
	R	2
	H	8
	RBI	2
	BB	2
	SO	8
	LOB	13

PITCHER		IP	WLS	BF	H	R	ER	SO	BB	IBB	HBP	BLK	WP	HR	S	P	ERA	WHIP
48 Colby Lewis, R ERA: 4.22	(1, 1)	5.2	W	26	7	2	2	6	1	0	1	0	0	0	61	87	3.18	1.412
49 Aaron Poreda, L ERA:	(6, 1)	0.1	H	1	0	0	0	0	0	0	0	0	0	0	2	3	0.00	0.000
44 Jason Frasor, R ERA: 0.96	(7, 1)	0.2	H	3	1	0	0	1	0	0	0	0	0	0	10	15	0.00	1.500
56 Neal Cotts, L ERA: 5.4	(7, 1)	1.0	H	4	0	0	0	0	1	0	0	0	0	0	9	17	0.00	1.000
41 Alexi Ogando, R ERA: 6.14	(8, 1)	0.1	H	1	0	0	0	0	0	0	0	0	0	0	4	6	0.00	0.000

PITCHER		IP	WLS	BF	H	R	ER	SO	BB	IBB	HBP	BLK	WP	HR	S	P	ERA	WHIP
28 Joakim Soria, R ERA: 3.0	(9, 1)	1.0	S	3	0	0	0	1	0	0	0	0	0	0	8	12	0.00	0.000

Texas Rangers @ Los Angeles Angels

Angel Stadium of Anaheim, Anaheim, CA

Sat May 03 2014, 6:08 PM - 9:31 PM PDT

Att. 39,107 - Partly Cloudy - 81 F

TOP

livebaseballscorecards.com

Batter	1	2	3	4	5	6	7	8	9	AB	R	H	RBI	BB	SO	LOB
17 Shin-Soo Choo, L (1, 7) OBP: 0.462, SLG: 0.530	B FF 97 B SI 96 B SI 97 C FF 96 C FF 97 B FF 98 4-2 84 S BB		C SI 96 B FF 96 B FF 96 X SI 96 2-1 ① G6-3	C FF 96 B CU 79 X SI 96 1-1 1-3 3-H 1B		I IN 72 I IN 75 I IN 73 I IN 73 4-0 IBB			C FF 91 S FF 90 X SL 82 0-2 1 G5-4-3 1B	3	0	2	1	2	0	0
1 Elvis Andrus, R (1, 6) OBP: 0.283, SLG: 0.287	B FF 96 C FF 97 L FF 97 B SI 96 1 SAFE S FF 97 2-3 ① K		C SL 87 B SI 96 X FF 96 1-1 ② G4-3	C FF 97 B SI 97 F SI 96 B SL 88 F SL 87 F SI 96 S SL 87 2-3 ③ K		B SI 94 B FF 94 C SL 85 S SL 86 S SL 87 2-3 ③ K			C SI 89 1 SAFE B SL 82 X SI 89 1-1 ②③ G5-4-3 1-2f	5	0	0	0	0	3	6
29 Adrián Beltré, R (1, 5) OBP: 0.308, SLG: 0.310	C FF 97 D SL 88 C SI 97 B SL 88 B FF 97 S FF 97 3-3 ② K		B SL 89 C FF 96 S SI 97 X SL 88 1-2 ③ G6-3		C SL 85 S FF 94 B SL 87 S SL 87 1-3 ① K		B FF 91 F FF 92 X FF 92 1-1 ① F7			4	0	0	0	0	2	1
84 Prince Fielder, L (1, 3) OBP: 0.326, SLG: 0.309	C SI 97 F FF 97 B CU 79 S SL 87 1-3 ③ K 1-2			F SL 87 B FF 96 B CU 78 X SI 95 2-1 1B 18 FC4-6 1B	F CU 78 X FF 95 0-1 ② L8		B KC 84 F FF 93 X CH 88 1-1 ② G4-3			4	1	1	0	0	1	1
Alex Rios, R (1, 9) OBP: 0.363, SLG: 0.470		C FF 96 X FF 96 0-1 ① P3		C FF 95 X FF 96 0-1 18 FC4-6 1-3 1B	B FF 96 B FF 94 B SL 86 C FF 94 X FF 95 3-1 1B		C FF 92 B CH 87 B FF 93 F FF 93 F KC 85 B FF 93 S CH 87 3-3 ③ K			4	0	2	0	0	1	0
18 Mitch Moreland, L (1, 10) OBP: 0.313, SLG: 0.403		C SI 97 B FF 98 X FF 97 1-1 2 FC6-4 16 1B 1B		B SI 96 X SI 96 1-0 ① FC4-6 16 1B 61 1B 1-2f 3-H	F SI 94 B SI 94 1 SAFE F SI 95 1 SAFE X SL 85 1-2 ③ F8			B SL 82 B SI 94 B SI 94 C SI 94 C SI 95 S SI 94 3-3 ① K		4	1	1	1	0	1	2
16 Donnie Murphy, R (1, 4) OBP: 0.289, SLG: 0.313		B FF 97 C SI 96 S SI 96 B SL 87 X FF 97 2-2 2 FC6-4 1-2 1B		B FF 96 C SL 85 S FC 96 X SI 96 1-2 61 1B 17 1B 1-2 1B		B FF 94 F SL 84 B SL 85 T FF 94 S FF 95 2-3 ① K		B SI 96 F SI 96 B SI 95 S SL 84 1-3 ② K		4	1	2	0	0	2	0
2 Leonys Martin, L (1, 8) OBP: 0.340, SLG: 0.374		X SI 96 0-0 ② FC6-4 1-2f 2-3		L SI 96 S CU 79 D CU 80 B SI 97 D SL 86 1 SAFE S SI 97 3-3 ② K		X SL 85 0-0 ② G6-3		F SI 95 B FF 96 B SI 95 X FF 95 2-1 ③ P4		4	0	0	0	0	1	4
61 Robinson Chirinos, R (1, 2) OBP: 0.303, SLG: 0.367		D SL 88 C FF 96 S FF 97 T FF 97 1-2 ③ K		B FF 96 X FF 97 1-0 17 1B 1-3 2-H 1B		B SL 84 C SL 85 C SL 87 X FF 95 1-2 E9 2B			B SI 88 B SI 89 C SI 89 C SI 89 X SL 81 2-2 ① P4	4	0	2	1	0	1	2
Inning Stats	R: 0 E: 0 K: 3 S: 11 H: 0 LOB: 1 BB: 1 P: 21	R: 0 E: 0 K: 1 S: 11 H: 2 LOB: 2 BB: 0 P: 15	R: 0 E: 0 K: 0 S: 7 H: 0 LOB: 0 BB: 0 P: 11	R: 3 E: 0 K: 2 S: 19 H: 5 LOB: 2 BB: 0 P: 30	R: 0 E: 0 K: 1 S: 10 H: 1 LOB: 1 BB: 0 P: 15	R: 0 E: 1 K: 2 S: 10 H: 1 LOB: 2 BB: 1 P: 19	R: 0 E: 0 K: 1 S: 8 H: 0 LOB: 0 BB: 0 P: 13	R: 0 E: 0 K: 2 S: 8 H: 0 LOB: 0 BB: 0 P: 14	R: 0 E: 0 K: 0 S: 8 H: 1 LOB: 0 BB: 0 P: 11	1B: 9 2B: 1 3B: 0 HR: 0 SF: 0 SAC: 0 DP: 1 HBP: 0						

	AB	36
	R	3
	H	10
	RBI	3
	BB	2
	SO	12
	LOB	16

WP: 0 PA: 38
PB: 0
SB: 1
CS: 0

PITCHER		IP	WLS	BF	H	R	ER	SO	BB	IBB	HBP	BLK	WP	HR	S	P	ERA	WHIP
Garrett Richards, R ERA: 2.84	(1, 1)	6.0	W	29	9	3	3	9	1	1	0	0	0	0	68	111	4.50	1.667
59 Fernando Salas, R ERA: 2.13	(7, 1)	1.0	H	3	0	0	0	1	0	0	0	0	0	0	8	13	0.00	0.000
49 Ernesto Frieri, R ERA: 6.57	(8, 1)	1.0	H	3	0	0	0	2	0	0	0	0	0	0	8	14	0.00	0.000
38 Joe Smith, R ERA: 2.77	(9, 1)	1.0	S	3	1	0	0	0	0	0	0	0	0	0	8	11	0.00	1.000

PITCHER	IP	WLS	BF	H	R	ER	SO	BB	IBB	HBP	BLK	WP	HR	S	P	ERA	WHIP

BOTTOM

Texas Rangers @ Los Angeles Angels

Angel Stadium of Anaheim, Anaheim, CA

Sat May 03 2014, 6:08 PM - 9:31 PM PDT

Att. 39,107 - Partly Cloudy - 81 F

livebaseballscorecards.com

Batter	1	2	3	4	5	6	7	8	9	AB	R	H	RBI	BB	SO	LOB
7 Collin Cowgill, R (1, 9) OBP: 0.411, SLG: 0.510	B FF 88 C FF 89 B FF 90 X SI 89 2-1 G6-3 ①	1 SAFE C SI 88 B FF 89 B CH 81 X SI 90 2-1 5 FC5 27 BB 1-2 1B		C CU 74 B FF 90 B SI 88 X CH 81 2-1 27 FC6-5 5 1B 1-2 1B	S SL 83 D SL 82 S CH 83 B FF 94 F FF 94 X CH 82 2-2 P4 ③			F FF 96 B SL 82 S SL 81 B SL 84 X SL 82 2-2 5 BB 47 2B 1B		5	2	3	0	0	0	2
27 Mike Trout, R (1, 8) OBP: 0.396, SLG: 0.564	C FF 90 B FF 90 S FF 90 F FF 91 B SI 91 B CH 82 B SI 91 4-2 20 E 47 1B BB	B CU 76 B FF 90 B SI 89 C SI 90 B FF 92 4-1 5 FC5 1-2 2-3 BB		X SI 90 0-0 FC6-5 47 FC6-4 5 1B 1-2 2-3f ①		C FF 93 F FF 94 F FF 94 C FF 92 0-3 K ①		1 SAFE F FF 94 B FF 94 1 SAFE 1 SAFE F FF 94 C SL 84 1-3 K ①		3	1	0	0	2	2	3
5 Albert Pujols, R (1, 10) OBP: 0.348, SLG: 0.580 44 Ian Stewart, L (8, PR) OBP: 0.278, SLG: 0.460 (9, 10)	B FF 90 T FF 90 1 SAFE X FF 93 1-1 F7 ②	C SI 90 D CH 80 B SI 89 X SI 90 2-1 FC5 1-2 2-3f ③		B SI 90 C CU 79 X SI 93 1-1 47 FC6-4 1-2 2-H 1B		C FF 94 C FF 93 B SL 84 S SL 83 1-3 K ②		F FF 94 F SL 84 B SL 83 1 SAFE D SL 85 B SL 86 1 SAFE B SL 84 4-2 47 2B 20 FC4-2 1-2 BB		4 0	0 0	1 0	1 0	1 0	1 0	4 0
47 Howie Kendrick, R (1, 4) OBP: 0.391, SLG: 0.441	C SI 90 B SI 90 F FF 92 B FF 91 X CU 77 2-2 20 E 1-2 1B	X SI 88 0-0 20 2B 2 FC4-5 1B	B SI 88 C SI 88 F FF 89 F SI 89 D FC 86 B SI 91 F SI 90 X CH 80 3-2 FC6-4 20 FC4 ② 1-2f 2-3			B SL 82 S FF 92 F FF 92 F FF 94 B FF 94 B FF 94 F FF 92 X FF 92 3-2 20 1B 2B		S CH 87 B FF 95 X CH 88 1-1 20 FC4-2 1-3 2-H 2B		5	2	4	1	0	0	2
20 C.J. Cron, R (1, 3) OBP: 0.600, SLG: 0.800	X FF 91 0-0 E7 1-3 2-H 1B	C SI 88 T CU 76 1 SAFE B CH 80 X SI 89 1-2 2 FC4-5 1-3 2B	C SI 87 S CH 79 X CH 79 0-2 FC4 ③ 1-2f			C SL 81 B SL 82 X SL 82 1-1 2-H 1B		B FF 95 B SL 84 B FF 95 F FF 94 F FF 95 X FF 96 3-2 FC4-2 ② 2-3 3-H		5	0	3	2	0	0	5
2 Erick Aybar, S (1, 6) OBP: 0.296, SLG: 0.385	X SI 90 0-0 G6-3 ③	C SI 90 X SI 91 0-1 FC4-5 2-3 3-H ①			C CU 73 X SI 87 0-1 13 SH2-4 2B	F CH 82 F CH 82 B FF 93 F CH 82 X FF 92 1-2 L8 ③		B CH 88 F FF 95 F FF 96 B FF 96 X FF 94 2-2 F9 ③		5	0	1	1	0	0	7
17 Chris Iannetta, R (1, 2) OBP: 0.375, SLG: 0.397		B SI 87 B SI 88 F FF 91 S SI 90 B SI 90 X SI 90 3-2 F8 ①	1 SAFE C FF 90 C CU 76 S SI 89 0-3 K ②		B FF 88 B FF 89 B CH 80 C SI 89 F SI 89 F SI 89 D CU 78 4-2 13 SH2-4 BB		F FF 90 B CH 85 X FF 91 1-1 P4 ①			3	0	0	0	1	1	1
13 Luis Jimenez, R (1, 5)		C FF 90 B SI 89 S CH 81 F SI 90 B CH 82 S CH 81 2-3 K ②	S CH 80 B FF 89 1 SAFE B CH 80 S CH 80 B SI 90 C CH 81 3-3 K ③		X SI 87 0-0 SH2-4 1-2 2-3 ①		X CH 86 0-0 G5-3 ②			3	0	0	0	0	2	1
10 Grant Green, R (1, 7) OBP: 0.400, SLG: 0.400		C SI 89 B FF 91 B CH 81 X SI 90 2-1 27 BB 7 1B 1B	X FF 89 0-0 27 FC6-5 7 1B 1B	S FF 93 B FF 94 F SL 82 B FF 94 F FF 95 F FF 95 B FF 95 S SL 83 3-3 K ②			C FF 91 F CH 85 B CH 87 F FF 92 B FF 92 F CH 86 F FF 92 X SL 84 2-2 F7 ③			4	0	2	0	0	1	2

Inning Stats																					
	R: 1	H: 2	R: 0	H: 2	R: 1	H: 2	R: 1	H: 3	R: 0	H: 1	R: 1	H: 2	R: 0	H: 0	R: 1	H: 2	1B: 10	SF: 0	WP: 0	PA: 42	
	E: 1	LOB: 2	E: 0	LOB: 3	E: 0	LOB: 1	E: 0	LOB: 2	E: 0	LOB: 2	E: 0	LOB: 1	E: 0	LOB: 0	E: 0	LOB: 3	2B: 4	SAC: 1	PB: 0		
	K: 0	BB: 1	K: 1	LOB: 3	K: 2	BB: 0	K: 0	BB: 0	K: 1	BB: 1	K: 2	BB: 0	K: 0	BB: 0	E: 0	BB: 1	3B: 0	DP: 0	SB: 0		
	S: 12	P: 21	S: 14	P: 29	S: 12	P: 16	S: 14	P: 20	S: 15	P: 24	S: 18	P: 24	S: 9	P: 12	K: 1 S: 16	P: 29	HR: 0	HBP: 0	CS: 0		

PITCHER		IP	WLS	BF	H	R	ER	SO	BB	IBB	HBP	BLK	WP	HR	S	P	ERA	WHIP
54 Matt Harrison, L ERA: 4.35	(1, 1)	4.1		26	10	3	3	3	3	0	0	0	0	0	58	96	6.23	3.000
37 Shawn Tolleson, R ERA: 3.6	(5, 1)	1.2	L	7	2	1	1	3	0	0	0	0	0	0	27	38	5.40	1.200
44 Jason Frasor, R ERA: 0.87	(7, 1)	1.0		3	0	0	0	0	0	0	0	0	0	0	9	12	0.00	0.000
41 Alexi Ogando, R ERA: 6.32	(8, 1)	1.0		6	2	1	1	1	1	0	0	0	0	0	16	29	9.00	3.000

PITCHER	IP	WLS	BF	H	R	ER	SO	BB	IBB	HBP	BLK	WP	HR	S	P	ERA	WHIP

Texas Rangers @ Los Angeles Angels

Angel Stadium of Anaheim, Anaheim, CA

Sun May 04 2014, 12:41 PM - 4:35 PM PDT

Att. 37,765 - Partly Cloudy - 79 F

TOP

livebaseballscorecards.com

Batter	1	2	3	4	5	6	7	8	9	AB	R	H	RBI	BB	SO	LOB
17 Shin-Soo Choo, L (1, 10) OBP: 0.482, SLG: 0.535	B FF 91 B SI 92 F FF 91 B FF 92 C FF 93 F FF 93 F FF 93 X CU 76 3-2 29 1B 19 G1-3 84 2B 1B	X FF 90 0-0 19 FC6 1-3 1B	B CU 75 I IN 73 I IN 74 I IN 74 4-0 1-2 IBB		B SL 81 C SL 79 B FF 93 C FF 93 H CH 86 3-2 HBP		C SL 79 C FF 88 B CH 74 B FF 93 F CH 72 B CH 74 F FF 90 T FF 92 3-2 ③ K		D SL 84 D SL 82 B FF 92 C FF 93 B FF 93 4-1 84 BB 29 1B 3B BB	3	2	2	0	2	1	0
19 Daniel Robertson, R (1, 7) OBP: 0.200, SLG: 0.111	C FF 90 C SI 92 B FF 92 1 SAFE X CU 78 1-2 ① G1-3 1-2	D SI 92 X CH 83 1-0 ① FC6 84 2B 1-2f 3-H	F FF 94 F CH 86 B FF 93 D CU 83 D CU 83 T FF 94 3-2 ③ K		C FF 94 T FF 94 F FF 95 T SL 81 0-2 ① K			C FF 92 F FF 92 B KC 83 B KC 84 B FF 92 S FF 92 3-3 ① K	B FF 92 F FF 91 B CH 87 X FF 90 2-1 ② F7	6	1	0	1	0	3	7
29 Adrian Beltré, R (1, 5) OBP: 0.338, SLG: 0.333	C CH 84 B SI 93 F FF 92 X CU 78 1-2 84 2B 15 1B 2-3 1B	B CU 75 F FF 92 X FF 92 1-1 ② F8		B FF 94 F CU 82 F FF 93 B FF 94 X FF 94 2-2 84 BB 15 HR 1B	C SL 81 B FF 95 S FF 94 F FF 95 F SL 84 X SL 82 1-2 ② L8			F CH 92 B FF 93 B CH 86 C CH 86 B FF 93 F FF 92 B CH 87 4-2 84 1B BB	C CH 86 F FF 90 D SL 84 F FF 92 F CH 87 D SL 84 F FF 92 X FF 91 2-2 84 BB 3B 1-2 2-H 1B	5	3	3	1	1	0	2
84 Prince Fielder, L (1, 3) OBP: 0.348, SLG: 0.342	C CU 78 X SI 93 0-1 15 1B 7 SF7 1-3 3-H 2B	C FF 92 1 SAFE X CU 75 0-1 WP 1-H 2B		C SI 93 B FF 93 S CH 86 B FF 94 B CH 87 1 SAFE B CH 85 4-2 15 HR 1-2 BB	B SL 80 B FF 96 C FF 94 B SL 82 S FF 95 C FF 96 3-3 ③ K			C FF 92 F CH 88 B FF 94 X CH 89 1-2 1-2 1B	B FF 92 S FF 91 B SL 83 B FF 92 B FF 92 4-1 1-2 2-3 3B BB	4	3	3	2	2	1	1
Alex Rios, R (1, 9) OBP: 0.362, SLG: 0.475	B SI 93 B FF 92 F FF 93 B FF 92 B FF 92 4-1 7 SF7 15 1B BB	B FF 91 B CH 83 B FF 90 C SI 92 X SI 90 3-1 ③ G5-3 2-3		F FF 94 B FF 95 B FF 94 X SI 94 2-1 ① P4		B FF 92 B FF 93 X FF 93 2-0 ① F8		S FF 93 F FF 93 C FF 93 0-3 ② K	X FF 91 0-0 1-H 2-H 3-H 3B	5	0	1	3	1	1	5
15 Michael Choice, R (1, 8) OBP: 0.324, SLG: 0.328	B FF 92 B FF 92 S FF 92 X FF 91 2-1 7 SF7 1-2 2-3 3-H 1B	C SI 91 X FF 91 0-1 ① FC9		B CU 81 B FF 93 B SI 94 C SI 93 X SI 94 3-1 1-H 2-H HR		B FF 93 B FF 94 B FF 94 C FF 94 C SL 81 S FF 94 3-3 ② FC		F CH 87 B FF 94 S CH 88 X FF 92 1-2 ③ FC1-6-3	B FF 91 B FF 90 B FF 91 C FF 91 B FF 91 4-1 BB	5	1	2	4	1	0	2
7 J.P. Arencibia, R (1, 2) OBP: 0.188, SLG: 0.233	C CU 75 F FF 93 B FF 92 X CU 77 1-2 ② SF7 1-2 2-3 3-H	X SI 90 0-0 HR	F FF 94 C CU 82 B SI 93 B SI 94 B FF 94 B SI 94 4-2 BB			F FF 93 X SL 80 0-1 ③ P4			B FF 92 F FF 91 B CH 87 X FF 90 1 SF7 1B X FF 91 0-0 ③ F8	4	2	2	2	1	0	2
12 Josh Wilson, R (1, 4) OBP: 0.302, SLG: 0.333	F FF 92 F FF 91 F CU 77 B FF 92 S CU 79 1-3 ③ K	B FF 90 C FF 90 F CU 74 F FF 90 S CU 76 1-3 ② K	F SI 93 X CU 81 0-1 ② P4				X FF 92 0-0 ① F7		C FF 92 X FF 92 0-1 29 1B 1-3 2B	5	1	1	0	0	2	3
1 Elvis Andrus, R (1, 6) OBP: 0.288, SLG: 0.288		C FF 91 B FF 92 B CH 82 X FF 91 2-1 17 1B 19 FC6 1B	C FF 90 B CU 76 B SI 91 B SI 91 B FF 91 4-1 17 S BB	B CU 81 X FF 93 1-0 ③ G5-3			C FF 92 C SL 80 B CH 73 B CH 74 F CH 73 B SI 93 X FF 91 3-2 ② G4-3		B CH 86 S FF 91 B FF 93 X SL 82 2-1 ① SF7 3-H	3	1	1	1	1	0	1
Inning Stats	R: 3 H: 4 E: 0 LOB: 2 K: 1 BB: 1 S: 23 P: 36	R: 2 H: 3 E: 0 LOB: 1 K: 0 BB: 0 S: 10 P: 17	R: 1 H: 1 E: 0 LOB: 2 K: 2 BB: 2 S: 11 P: 23	R: 3 H: 2 E: 0 LOB: 1 K: 0 BB: 2 S: 14 P: 30	R: 0 H: 0 E: 0 LOB: 1 K: 2 BB: 0 S: 14 P: 21	R: 0 H: 0 E: 0 LOB: 0 K: 0 BB: 0 S: 6 P: 11	R: 0 H: 0 E: 0 LOB: 0 K: 1 BB: 0 S: 10 P: 16	R: 0 H: 1 E: 0 LOB: 2 K: 2 BB: 1 S: 15 P: 24	R: 5 H: 4 E: 0 LOB: 2 K: 0 BB: 3 S: 19 P: 38	1B: 9 SF: 2 2B: 3 SAC: 0 3B: 1 DP: 0 HR: 2 HBP: 1						

AB	40
R	14
H	15
RBI	14
BB	9
SO	8
LOB	23

WP: 1 PA: 52
PB: 0
SB: 1
CS: 0

PITCHER		IP	WLS	BF	H	R	ER	SO	BB	IBB	HBP	BLK	WP	HR	S	P	ERA	WHIP
45 Tyler Skaggs, L ERA: 4.54	(1, 1)	2.2	L	19	8	6	6	2	2	1	0	0	1	1	41	70	20.25	3.750
40 Kevin Jepsen, R ERA: 6.35	(3, 1)	1.1		8	2	3	3	1	2	0	0	0	0	1	17	36	20.25	3.000
58 Michael Kohn, R ERA: 1.15	(5, 1)	1.2		6	0	0	0	3	0	0	1	0	0	0	18	30	0.00	0.000
64 Mike Morin, R ERA:	(6, 1)	1.1		4	0	0	0	1	0	0	0	0	0	0	12	18	0.00	0.000
59 Fernando Salas, R ERA: 1.98	(8, 1)	1.0		5	1	0	0	2	1	0	0	0	0	0	15	24	0.00	2.000

PITCHER		IP	WLS	BF	H	R	ER	SO	BB	IBB	HBP	BLK	WP	HR	S	P	ERA	WHIP
63 Nick Maronde, L ERA: 8.53	(9, 1)	1.0		10	4	5	5	0	3	0	0	0	0	0	19	38	45.00	7.000

Texas Rangers @ Los Angeles Angels

Angel Stadium of Anaheim, Anaheim, CA

Sun May 04 2014, 12:41 PM - 4:35 PM PDT

Att. 37,765 - Partly Cloudy - 79 F

livebaseballscorecards.com

Batter	1	2	3	4	5	6	7	8	9	AB	R	H	RBI	BB	SO	LOB
2 Erick Aybar, S (1, 6) OBP: 0.308, SLG: 0.430	HR	FC1-5 1-2 2-3f			2B		1B		F9	5	1	3	1	0	0	3
27 Mike Trout, R (1, 8) OBP: 0.384, SLG: 0.550	F9	K			G5-3		SF9 3-H			3	0	0	1	0	1	3
5 Albert Pujols, R (1, 10) OBP: 0.353, SLG: 0.598	HR		K		HBP		L4			3	1	1	1	0	1	1
28 Raul Ibanez, L (1, 7) OBP: 0.222, SLG: 0.289	BB		K		K			FC8		3	0	0	0	1	2	2
47 Howie Kendrick, R (1, 4) OBP: 0.380, SLG: 0.426	F9		F9			L9		K		4	0	0	0	0	1	1
44 Ian Stewart, L (1, 5) OBP: 0.259, SLG: 0.426	G6-3			K		F7		K		4	0	0	0	0	2	1
20 C.J. Cron, R (1, 3) OBP: 0.556, SLG: 0.667		FC1-5 2 7 1B 1B		F7		F9			G4-6-3 8 1B	4	0	2	0	0	0	0
16 Hank Conger, L (1, 2) OBP: 0.349, SLG: 0.525 8 John McDonald, R (9, PH) OBP: 0.375, SLG: 0.400		K		K			2 1B 27 SF9 1B		G4-6-3 1-2f	3 1	1 0	1 0	0 0	0 0	2 0	1 1
7 Collin Cowgill, R (1, 9) OBP: 0.407, SLG: 0.500 10 Grant Green, R (9, PH) OBP: 0.500, SLG: 0.667		2 FC1-5 1-2 1B			K		K		2B	3 1	0 0	1 1	0 0	0 0	2 0	1 0
Inning Stats	R: 2 E: 0 K: 0 S: 15 H: 2 LOB: 1 BB: 1 P: 27	R: 0 E: 0 K: 2 S: 15 H: 2 LOB: 2 BB: 0 P: 24	R: 0 E: 0 K: 2 S: 7 H: 0 LOB: 0 BB: 0 P: 11	R: 0 E: 0 K: 2 S: 8 H: 0 LOB: 0 BB: 0 P: 10	R: 0 E: 0 K: 2 S: 13 H: 1 LOB: 2 BB: 0 P: 24	R: 0 E: 0 K: 0 S: 6 H: 0 LOB: 0 BB: 0 P: 9	R: 1 E: 0 K: 1 S: 12 H: 2 LOB: 1 BB: 0 P: 19	R: 0 E: 0 K: 2 S: 9 H: 0 LOB: 0 BB: 0 P: 14	R: 0 E: 0 K: 0 S: 14 H: 2 LOB: 1 BB: 0 P: 20	1B: 5 2B: 2 3B: 0 HR: 2	SF: 1 SAC: 0 DP: 1 HBP: 1			WP: 0 PB: 0 SB: 0 CS: 0	PA: 37		

BOTTOM	
AB	34
R	3
H	9
RBI	3
BB	1
SO	11
LOB	14

PITCHER	IP	WLS	BF	H	R	ER	SO	BB	IBB	HBP	BLK	WP	HR	S	P	ERA	WHIP
11 Yu Darvish, R (1, 1) ERA: 2.87	6.1	W	28	7	3	3	9	1	0	1	0	0	2	71	116	4.26	1.263
22 Nick Martinez, R (7, 1) ERA: 2.41	2.2		9	2	0	0	2	0	0	0	0	0	0	28	42	0.00	0.750

PITCHER	IP	WLS	BF	H	R	ER	SO	BB	IBB	HBP	BLK	WP	HR	S	P	ERA	WHIP

New York Yankees @ Los Angeles Angels

Angel Stadium of Anaheim, Anaheim, CA

Mon May 05 2014, 7:09 PM - 10:17 PM PDT

Att. 39,701 - Partly Cloudy - 65 F

livebaseballscorecards.com

TOP

Batter	1	2	3	4	5	6	7	8	9	AB	R	H	RBI	BB	SO	LOB
11 Brett Gardner, L (1, 7) OBP: 0.336, SLG: 0.330	X SI 87 0-0 ① G1-3		B SI 84 C SI 86 C SI 85 B SL 79 S CH 77 2-3 ③ K			C CU 69 S CH 78 F FF 88 F SL 78 S CU 71 0-3 ③ K		B SI 85 C SI 86 C SI 86 S SI 87 1-3 ① K		4	0	0	0	0	3	3
2 Derek Jeter, R (1, 6) OBP: 0.321, SLG: 0.293	B FF 87 S FF 86 X SI 87 1-1 ② F8			B FF 87 B CU 70 F SI 85 F SL 78 B FF 87 X FC 87 3-2 22 G4-6-3 1B			X CU 70 0-0 22 G4-3 25 1B 2B	X FF 86 0-0 ②③ G4-6-3 1-2f		4	1	2	0	0	0	3
22 Jacoby Ellsbury, L (1, 8) OBP: 0.378, SLG: 0.470	B SI 85 X SI 86 1-0 ③ G3			C SI 85 B CH 79 X CU 71 1-1 ①② G4-6-3 1-2f			F SI 86 B CH 78 X CU 71 1-1 ① G4-3 2-3		B SI 94 C FF 95 C SI 95 S SI 95 1-3 ① K	4	0	0	0	0	1	2
25 Mark Teixeira, S (1, 3) OBP: 0.403, SLG: 0.542		C FF 85 B SI 86 B CU 70 B SI 85 B SI 83 4-1 34 FC4-5 BB		B CU 67 X CU 67 1-0 ③ L3			B FF 86 C SI 86 X CH 78 1-1 34 FC3-5 3-H 1B		F SI 96 B SL 82 F SI 96 C SI 95 1-3 ② K	3	0	1	1	1	1	0
34 Brian McCann, L (1, 2) OBP: 0.252, SLG: 0.358		B SI 86 L SI 86 D CU 68 X SI 85 2-1 ① FC4-5 1-2f			B SI 86 C CU 69 C CH 79 X SL 78 1-2 ① F9		C SI 87 D CU 71 C SI 85 D CH 79 X FF 87 2-2 ② FC3-5 1-2f		C SI 95 B SL 84 F SI 95 F CH 89 F SI 95 F SL 84 F SL 82 X SL 84 1-2 ③ L9	4	0	0	0	0	0	2
12 Alfonso Soriano, R (1, 10) OBP: 0.283, SLG: 0.436		C FF 88 S CU 70 B FF 85 B FF 89 S SL 81 2-3 ② K			B CU 70 B CU 70 B CH 78 X FF 87 3-0 ② L8		D SL 80 B CH 79 D SL 80 C FF 88 C CU 71 C FF 86 3-3 ③ K			3	0	0	0	0	2	2
33 Kelly Johnson, L (1, 5) OBP: 0.284, SLG: 0.480		F SI 86 B SI 86 S CU 70 F SL 80 B SI 86 B CH 77 C CH 76 3-3 ③ K			C CU 67 B CU 71 X SI 85 1-1 ③ G3-1			B SI 85 X CH 77 1-0 31 1B 14 1B 1B		3	0	1	0	0	1	1
14 Brian Roberts, S (1, 4) OBP: 0.320, SLG: 0.295			F SI 84 X SI 87 0-1 ① F7			C SI 84 F CU 70 B FF 86 F SI 86 X CH 77 1-2 ① F9		X SI 85 0-0 31 1B 1-2 1B		3	0	1	0	0	0	0
31 Ichiro Suzuki, L (1, 9) OBP: 0.396, SLG: 0.451			B SI 88 F FF 87 X CU 70 1-1 ② G4-3			C SI 85 F FF 85 B CH 77 B FF 88 F CH 77 B SL 80 F CU 70 C SI 86 3-3 ② K		X CU 71 0-0 2 G4-6-3 1-2 2-3 1B		3	0	1	0	0	1	0
Inning Stats	R: 0 H: 0 E: 0 LOB: 0 K: 0 BB: 0 S: 4 P: 6	R: 0 H: 0 E: 0 LOB: 1 K: 2 BB: 1 S: 10 P: 21	R: 0 H: 0 E: 0 LOB: 0 K: 1 BB: 0 S: 7 P: 10	R: 0 H: 1 E: 0 LOB: 0 K: 0 BB: 0 S: 6 P: 11	R: 0 H: 0 E: 0 LOB: 0 K: 0 BB: 0 S: 6 P: 11	R: 0 H: 0 E: 0 LOB: 0 K: 2 BB: 0 S: 14 P: 18	R: 1 H: 2 E: 0 LOB: 1 K: 1 BB: 0 S: 11 P: 18	R: 0 H: 3 E: 0 LOB: 2 K: 1 BB: 0 S: 7 P: 9	R: 0 H: 0 E: 0 LOB: 0 K: 2 BB: 0 S: 13 P: 16	1B: 5 SF: 0 2B: 1 SAC: 0 3B: 0 DP: 2 HR: 0 HBP: 0						

	AB	31
	R	1
	H	6
	RBI	1
	BB	1
	SO	9
	LOB	13

WP: 0 PA: 32
PB: 0
SB: 0
CS: 0

PITCHER		IP	WLS	BF	H	R	ER	SO	BB	IBB	HBP	BLK	WP	HR	S	P	ERA	WHIP
36 Jered Weaver, R ERA: 3.48	(1, 1)	8.0	W	29	6	1	1	7	1	0	0	0	0	0	65	104	1.12	0.875
49 Ernesto Frieri, R ERA: 6.08	(9, 1)	1.0	S	3	0	0	0	2	0	0	0	0	0	0	13	16	0.00	0.000

PITCHER		IP	WLS	BF	H	R	ER	SO	BB	IBB	HBP	BLK	WP	HR	S	P	ERA	WHIP

BOTTOM

New York Yankees @ Los Angeles Angels

Angel Stadium of Anaheim, Anaheim, CA

Mon May 05 2014, 7:09 PM - 10:17 PM PDT

Att. 39,701 - Partly Cloudy - 65 F

livebaseballscorecards.com

Batter	1	2	3	4	5	6	7	8	9	AB	R	H	RBI	BB	SO	LOB
2 Erick Aybar, S (1, 6) OBP: 0.298, SLG: 0.415	X SI 92 0-0 ① G1-6-3			C SL 88 B KC 81 B KC 82 X CH 83 2-1 ① L5		C KC 80 X SL 86 0-1 E3 5 1B		B FF 91 C FF 91 1 SAFE L SL 81 1 SAFE 1 SAFE F SL 83 X SL 85 1-2 ① G4-3 1-2		4	0	0	0	0	0	1
27 Mike Trout, R (1, 8) OBP: 0.380, SLG: 0.537	C SI 92 B SL 88 B SI 92 F FC 88 X SI 92 2-2 ② L6			C SL 88 B CH 84 B KC 82 C FF 91 B KC 82 B SI 92 4-2 5 1B BB		B FF 91 F SI 91 1 SAFE F SI 90 B KC 81 B SL 87 1 SAFE X SI 90 3-2 ① P3		B FF 92 S SL 84 B SL 85 F SL 82 D SL 86 X SL 84 3-2 ② F8		3	0	0	0	1	0	2
5 Albert Pujols, R (1, 3) OBP: 0.364, SLG: 0.600	B SI 92 B SI 92 B KC 83 C SI 92 X SL 89 3-1 ③ G1-3			B SI 92 1 SAFE 1 SAFE F FF 92 1 SAFE B SI 91 X KC 83 2-1 20 G6-4-3 1-3 1B		X FF 94 0-0 1-3 1B		I I I I 4-0 47 BB 28 BB 8 BB IBB		3	1	2	0	1	0	0
20 C.J. Cron, R (1, 10) OBP: 0.417, SLG: 0.500 28 Raul Ibanez, L (8, PH) OBP: 0.230, SLG: 0.289 (9, 10)		C SI 90 F SL 87 B FF 92 F SI 92 S KC 82 1-3 ① K		X KC 82 0-0 ② ③ G6-4-3 1-2f		B SL 86 F SL 86 X SL 85 1-1 ② P5		F SL 83 D SL 85 C FF 93 D SL 84 F SL 85 B SL 85 F SL 82 B SL 83 4-2 8 BB 47 BB 17 BB 1-2 2-3 BB		3 0	0 1	0 0	0 0	0 1	1 0	4 0
47 Howie Kendrick, R (1, 4) OBP: 0.383, SLG: 0.440		C KC 82 S CH 85 F FF 92 F FF 92 B KC 82 F CH 84 F SL 88 B SI 92 F SI 92 2-3 ② K			X SI 90 0-0 44 G6-3 3B	B FF 94 S CH 86 X CH 84 1-1 ③ G4-3		B SL 84 B FF 92 C SL 83 B SL 83 B FF 93 4-1 17 BB 8 BB 1-2 2-3 3-H BB		3	1	1	1	1	1	2
44 Ian Stewart, L (1, 5) OBP: 0.246, SLG: 0.404 8 John McDonald, R (8, PH) OBP: 0.412, SLG: 0.400 (9, 5)		C SI 91 B SI 92 F KC 83 X KC 83 1-2 ③ F8			B SI 90 C SI 90 B KC 82 C SL 88 B SI 92 X SI 92 3-2 ① G6-3 3-H		C CH 84 B FF 93 F SL 86 X CH 86 1-2 ① G4-3	F FF 93 B FF 94 D FF 94 B FF 95 C FF 94 F FF 96 B FF 94 4-2 17 BB 1-2 2-3 3-H BB		3 0	0 0	0 0	1 1	0 1	0 0	0 0
17 Chris Iannetta, R (1, 2) OBP: 0.381, SLG: 0.394			F SI 91 C SI 92 B KC 82 B SI 92 F SI 92 F KC 83 F FF 94 S SL 88 2-3 ① K		S FF 92 X SL 88 0-1 10 FC6-4 1B		S SL 88 B CU 83 C CH 85 B SL 88 F CH 86 F FF 95 F FF 94 F SL 87 X SL 87 2-2 ② G1-3	B FF 92 S FF 91 B FF 92 B SI 91 F FF 91 F FF 92 B SI 90 4-2 1-2 2-3 3-H BB		3	0	1	1	1	1	0
10 Grant Green, R (1, 7) OBP: 0.300, SLG: 0.400			B KC 82 X SI 91 1-0 ② P3		C SI 91 B KC 82 1 SAFE F SL 86 F FC 89 B FC 88 1 SAFE X KC 82 2-2 ② FC6-4 1-2f		F FF 94 S FF 94 S SL 86 0-3 ③ K	X SI 91 0-0 ③ F9		4	0	0	0	0	1	4
7 Collin Cowgill, R (1, 9) OBP: 0.403, SLG: 0.481			C SI 92 C SI 92 B SI 91 B SL 89 X SL 87 2-2 ③ G6-3		B SI 91 C SL 87 1 SAFE X KC 82 1-1 ③ G5-3			B SL 81 B FF 89 B FF 91 C FF 91 F FF 91 B SL 80 4-2 28 BB 47 BB 2 G4-3 BB		2	1	0	0	1	0	1
Inning Stats	R: 0 H: 0 E: 0 LOB: 0 K: 0 BB: 0 S: 6 P: 11	R: 0 H: 0 E: 0 LOB: 0 K: 2 BB: 0 S: 16 P: 20	R: 0 H: 0 E: 0 LOB: 0 K: 1 BB: 0 S: 10 P: 15	R: 0 H: 1 E: 0 LOB: 1 K: 0 BB: 1 S: 7 P: 15	R: 1 H: 2 E: 0 LOB: 1 K: 0 BB: 0 S: 12 P: 18	R: 0 H: 1 E: 1 LOB: 2 K: 0 BB: 0 S: 10 P: 15	R: 0 H: 0 E: 0 LOB: 0 K: 1 BB: 0 S: 13 P: 16	R: 3 H: 0 E: 0 LOB: 3 K: 0 BB: 6 S: 21 P: 49		1B: 3 SF: 0 2B: 0 SAC: 0 3B: 1 DP: 1 HR: 0 HBP: 0						

	AB	28
	R	4
	H	4
	RBI	4
	BB	7
	SO	4
	LOB	14

WP: 0 PA: 35
PB: 0
SB: 0
CS: 0

PITCHER		IP	WLS	BF	H	R	ER	SO	BB	IBB	HBP	BLK	WP	HR	S	P	ERA	WHIP
41 David Phelps, R ERA: 3.18	(1, 1)	5.1		20	3	1	1	3	1	0	0	0	0	0	56	87	1.69	0.750
43 Adam Warren, R ERA: 1.4	(6, 1)	1.2		6	1	0	0	1	0	0	0	0	0	0	18	23	0.00	0.600
27 Shawn Kelley, R ERA: 3.6	(8, 1)	0.2	L	6	0	3	3	0	3	1	0	0	0	0	14	34	40.50	4.500
48 Matt Thornton, L ERA: 1.5	(8, 1)	0.0		1	0	0	0	0	1	0	0	0	0	0	3	7	∞	∞
38 Preston Claiborne, R ERA: 1.13	(8, 1)	0.1		2	0	0	0	0	1	0	0	0	0	0	4	8	0.00	3.000

PITCHER	IP	WLS	BF	H	R	ER	SO	BB	IBB	HBP	BLK	WP	HR	S	P	ERA	WHIP

New York Yankees @ Los Angeles Angels

Angel Stadium of Anaheim, Anaheim, CA

Tue May 06 2014, 7:09 PM - 10:05 PM PDT

Att. 40,106 - Partly Cloudy - 63 F

livebaseballscorecards.com

TOP

Batter	1	2	3	4	5	6	7	8	9	AB	R	H	RBI	BB	SO	LOB
22 Jacoby Ellsbury, L (1, 8) OBP: 0.371, SLG: 0.454	B FF 91 C FF 90 C FF 91 B FF 90 X CU 77 2-2 ① F7		B CU 75 B FF 91 B FF 90 B FF 91 4-0 2 1B BB		C CU 75 X SL 80 0-1 ①② G4-3 1-2f 3-H		B SL 81 F CU 78 B FF 91 F CU 76 X SL 82 2-2 ③ G4-3		B SI 94 B SI 95 X FF 94 2-0 ③ F7	4	0	0	0	1	0	2
2 Derek Jeter, R (1, 6) OBP: 0.336, SLG: 0.297	F FF 91 B FC 89 F CU 76 S FC 88 1-3 ② K		C FF 89 F CU 73 X FF 91 0-2 36 FC6-4 1-3 1B		F CU 77 B CU 76 B FF 92 F CU 80 B CU 80 D SI 93 4-2 36 FC6-4 BB			B CU 80 B CH 86 F FF 91 C FF 92 H CU 79 3-2 36 1B 25 FC5-2 HBP		2	0	1	0	1	1	0
36 Carlos Beltrán, S (1, 9) OBP: 0.295, SLG: 0.460 31 Ichiro Suzuki, L (9, 9) OBP: 0.396, SLG: 0.451	C FF 91 C SI 91 B SI 92 B CU 77 B SL 82 F SI 93 B FF 92 4-2 25 FC5-4 BB		D CU 75 B CH 84 C FF 90 X FF 90 2-1 ③ FC6-4 1-2f		C SL 80 C FF 90 X CU 76 0-2 ③ FC6-4 1-2f			F CH 86 B FF 90 X CU 75 1-1 25 FC5-2 12 1B 1-3 1B		3 0	1 0	1 0	0 0	1 0	0 0	3 0
25 Mark Teixeira, S (1, 3) OBP: 0.382, SLG: 0.508	C FF 89 B FF 90 X CU 71 1-1 ③ FC5-4 1-2f			X SI 90 0-0 ① G6-3		C CU 76 S SL 82 C FF 91 0-3 ① K		S SL 82 B FF 90 D SL 82 X FC 87 2-1 ① FC5-2 12 1B 1-2 3-H		4	0	0	0	0	1	3
12 Alfonso Soriano, R (1, 10) OBP: 0.282, SLG: 0.430		F SI 91 B FC 86 B SL 82 C CU 75 F FF 92 S SL 81 2-3 ① K		B SI 92 F CH 85 F FF 91 S CU 78 1-3 ② K		C SI 92 B SI 89 S SL 82 B FF 92 B SL 80 X SL 81 3-2 ② G5-3		X CU 76 0-0 34 G4-6-3 1-2 2-H		4	0	1	1	0	2	0
34 Brian McCann, L (1, 2) OBP: 0.243, SLG: 0.345		B FF 92 B CU 75 B FF 91 C FF 91 F FF 90 X SI 92 3-2 ② G4-3		B FF 90 B FF 91 C FF 91 X SI 92 2-1 ③ G1-5-3		C CU 76 X CU 78 0-1 ③ G1-3		D CU 77 F FF 90 C SI 90 B CU 79 B SL 81 X SI 90 3-2 ②③ G4-6-3 1-2f		4	0	0	0	0	0	2
26 Yangervis Solarte, S (1, 5) OBP: 0.391, SLG: 0.426		B SI 90 C CH 85 B FF 90 X CH 85 2-1 ③ F9		C SI 90 X FC 87 0-1 11 1B 14 1B 1B			B CU 75 C CH 84 X SL 80 1-1 11 SH3-4 1B		C FF 94 B FF 94 S SI 94 F SI 94 X FF 95 1-2 ① F7	4	1	2	0	0	0	0
11 Brett Gardner, L (1, 7) OBP: 0.336, SLG: 0.330			C FF 89 C FF 90 B CU 75 C CU 80 1-3 ① K		B CU 72 B SI 91 C FF 90 C CU 73 X SI 92 2-2 14 1B 22 G4-3 1-2 1B		C CU 75 X CU 78 0-1 ① SH3-4 1-2		C SI 95 B SI 93 S SI 95 F SI 95 S FF 94 1-3 ② K	3	1	1	0	0	2	0
14 Brian Roberts, S (1, 4) OBP: 0.327, SLG: 0.337			S SI 91 F SI 90 B CU 76 X SI 91 1-2 ② G5-3		F CU 75 X SI 90 0-1 22 G4-3 1-3 2-H 1B		C CU 75 X CH 85 0-1 ② F8		X FF 94 0-0 HR	4	1	2	2	0	0	1
Inning Stats	R: 0 E: 0 K: 1 S: 11 H: 0 LOB: 1 BB: 1 P: 19	R: 0 E: 0 K: 1 S: 9 H: 0 LOB: 0 BB: 0 P: 16	R: 0 E: 0 K: 1 S: 11 H: 1 LOB: 2 BB: 1 P: 19	R: 0 E: 0 K: 1 S: 6 H: 0 LOB: 0 BB: 0 P: 9	R: 2 E: 0 K: 0 S: 14 H: 3 LOB: 1 BB: 1 P: 20	R: 0 E: 0 K: 1 S: 8 H: 0 LOB: 0 BB: 0 P: 11	R: 0 E: 0 K: 0 S: 9 H: 1 LOB: 1 BB: 0 P: 12	R: 1 E: 0 K: 0 S: 10 H: 2 LOB: 1 BB: 0 P: 19	R: 1 E: 0 K: 1 S: 10 H: 1 LOB: 0 BB: 0 P: 14	1B: 7 2B: 0 3B: 0 HR: 1 SF: 0 SAC: 1 DP: 2 HBP: 1	WP: 0 PB: 0 SB: 0 CS: 0 PA: 37					

	AB	32
	R	4
	H	8
	RBI	3
	BB	3
	SO	6
	LOB	11

PITCHER		IP	WLS	BF	H	R	ER	SO	BB	IBB	HBP	BLK	WP	HR	S	P	ERA	WHIP
33 C.J. Wilson, L ERA: 3.21	(1, 1)	8.0		33	7	3	3	5	3	0	1	0	0	0	78	125	3.38	1.250
49 Ernesto Frieri, R ERA: 6.28	(9, 1)	1.0	L	4	1	1	1	1	0	0	0	0	0	1	10	14	9.00	1.000

PITCHER	IP	WLS	BF	H	R	ER	SO	BB	IBB	HBP	BLK	WP	HR	S	P	ERA	WHIP

Batter	1	2	3	4	5	6	7	8	9	AB	R	H	RBI	BB	SO	LOB
2 Erick Aybar, S (1, 6) OBP: 0.297, SLG: 0.413	C SI 90 B FF 90 F SL 80 F FS 86 X FS 85 1-2 L4		B SL 80 B SL 83 F SI 92 X FF 91 2-1 SF8 2-3 3-H		1 SAFE 1 SAFE D FS 85 F FF 91 X SI 91 1-1 1-3 1B			C FF 89 X SI 90 0-1 F7		3	0	1	1	0	0	0
27 Mike Trout, R (1, 8) OBP: 0.377, SLG: 0.548	C SI 92 B FS 86 X FS 84 1-1 P3		X SI 92 0-0 SF7 3-H		C SI 93 C FS 85 B FS 85 S FS 88 1-3 K			F FS 85 B SI 91 B SL 85 F SL 83 F SI 92 F FS 87 B FS 88 F SI 92 X SI 91 3-2 5 1B 3B		3	1	1	1	0	1	2
5 Albert Pujols, R (1, 3) OBP: 0.368, SLG: 0.597	S SI 92 B SI 92 F SI 93 B SI 93 B SL 85 F SL 84 X SI 92 3-2 1B		C SL 83 X SL 84 0-1 F7			C FF 91 B SI 92 X SI 91 1-1 P3		B FF 92 B SL 83 B SL 84 C FF 92 C FF 91 F FF 91 X SL 83 3-2 3-H 1B		4	0	2	1	0	0	0
47 Howie Kendrick, R (1, 4) OBP: 0.372, SLG: 0.426	B SL 83 S FS 83 B SL 84 F SI 91 S SL 85 2-3 K			X CU 78 0-0 G4-3		C SL 82 B SI 91 S SI 92 X FF 93 1-2 G4-3		C SL 85 F FF 93 1 SAFE B FF 94 S SL 85 1-3 K		4	0	0	0	0	2	2
44 Ian Stewart, L (1, 5) OBP: 0.231, SLG: 0.377		F CU 79 B SI 90 S FS 85 C SI 92 1-3 K		X SI 92 0-0 G4-3		C CU 78 F FS 86 B FF 92 B FS 86 S FS 88 2-3 K			C FC 92 S KC 84 S KC 84 0-3 K	4	0	0	0	0	3	0
28 Raul Ibanez, L (1, 7) OBP: 0.221, SLG: 0.277		C SI 92 X FF 92 0-1 P6		B SI 89 C FF 90 B SI 91 F SI 90 S FS 88 2-3 K			B CU 77 B SI 89 X SI 89 2-0 F7		B KC 84 C KC 83 B FC 93 B FC 93 S FC 93 X FC 93 3-2 F8	4	0	0	0	0	1	0
20 C.J. Cron, R (1, 10) OBP: 0.375, SLG: 0.400	C FF 92 B FS 85 S FS 84 F SI 92 S SL 85 1-3 K				C SL 82 B SL 83 S SL 82 H SI 91 2-2 16 G4-5-3 HBP		B SL 83 S SL 83 B SL 84 C SI 90 S SL 83 2-3 K		B FC 93 C FC 93 B FC 93 X FC 92 2-1 P4	3	0	0	0	0	2	0
16 Hank Conger, L (1, 2) OBP: 0.348, SLG: 0.512			B SL 80 B SL 80 F SI 89 X SI 90 2-1 7 SH 2 SF8 1B		B SI 91 X FS 85 1-0 G4-5-3 1-2f		F FS 86 B FS 86 F FS 86 B SI 91 B FS 86 F FS 86 C SI 91 3-3 K			3	1	1	0	0	1	1
7 Collin Cowgill, R (1, 9) OBP: 0.406, SLG: 0.482			X FS 84 0-0 SH 2 SF8 1-3 27 SF7		B SI 91 F SI 91 S SL 84 B FS 86 F SL 84 X FS 84 2-2 2 1B 1B			X SI 88 0-0 L8		2	1	1	0	0	0	0
Inning Stats	R: 0 E: 0 K: 1 S: 13 H: 1 LOB: 1 BB: 0 P: 20	R: 0 E: 0 K: 2 S: 9 H: 0 LOB: 0 BB: 0 P: 11	R: 2 E: 1 K: 0 S: 8 H: 1 LOB: 0 BB: 0 P: 12	R: 0 E: 0 K: 1 S: 5 H: 0 LOB: 0 BB: 0 P: 7	R: 0 E: 0 K: 1 S: 12 H: 2 LOB: 2 BB: 0 P: 19	R: 0 E: 0 K: 1 S: 8 H: 0 LOB: 0 BB: 0 P: 12	R: 0 E: 0 K: 2 S: 8 H: 0 LOB: 0 BB: 0 P: 15	R: 1 E: 0 K: 1 S: 16 H: 2 LOB: 1 BB: 0 P: 23	R: 0 E: 0 K: 1 S: 8 H: 0 LOB: 0 BB: 0 P: 13	1B: 5 2B: 0 3B: 1 HR: 0 SF: 2 SAC: 1 DP: 1 HBP: 1		WP: 0 PB: 0 SB: 0 CS: 0 PA: 34				

PITCHER	IP	WLS	BF	H	R	ER	SO	BB	IBB	HBP	BLK	WP	HR	S	P	ERA	WHIP
18 Hiroki Kuroda, R (1, 1) ERA: 4.43	7.2		29	5	3	1	8	0	0	1	0	0	0	72	108	1.17	0.652
27 Shawn Kelley, R (8, 1) ERA: 3.52	0.1	W	2	1	0	0	1	0	0	0	0	0	0	7	11	0.00	3.000
30 David Robertson, R (9, 1) ERA: 1.13	1.0	S	3	0	0	0	1	0	0	0	0	0	0	8	13	0.00	0.000

PITCHER	IP	WLS	BF	H	R	ER	SO	BB	IBB	HBP	BLK	WP	HR	S	P	ERA	WHIP

BOTTOM

New York Yankees @ Los Angeles Angels

Angel Stadium of Anaheim, Anaheim, CA

Tue May 06 2014, 7:09 PM - 10:05 PM PDT

Att. 40,106 - Partly Cloudy - 63 F

livebaseballscorecards.com

AB	30
R	3
H	6
RBI	3
BB	0
SO	10
LOB	5

Batter	1	2	3	4	5	6	7	8	9	AB	R	H	RBI	BB	SO	LOB
22 Jacoby Ellsbury, L (1, 8) OBP: 0.380, SLG: 0.463	B SI 90 F FF 89 B CU 76 S FF 90 B FF 92 B FF 92 4-2 2 E 25 2B BB	C SI 90 F CH 84 F FF 90 B SI 93 X CU 74 1-2 ② F8	C FF 90 B SL 80 F CH 74 B FF 90 X SI 89 2-2 36 FC3-2 25 G3-2-3 1-3 2B	B FF 94 C CH 85 B CH 88 F FF 95 X CH 88 2-2 ② G4-3	X CH 87 0-0 36 SF9 2 FC1-2 1-2 2-3 1B	4	1	2	0	1	0	0
2 Derek Jeter, R (1, 6) OBP: 0.339, SLG: 0.330 17 Brendan Ryan, R (9, 6)	X SI 90 0-0 E9 36 BB 25 2B 1-3	C CH 85 X FC 83 0-1 HR	B SI 93 B FF 93 S FF 92 B FF 92 C FF 93 X CH 74 3-2 36 FC3-2 1B	S FF 95 B SL 81 S FF 95 S FF 95 1-3 ③ K	F FF 94 B FF 94 X SL 85 1-1 FC1-2 1-2 2-3 3-Hf ①	5	2	2	1	0	1	4
36 Carlos Beltrán, S (1, 9) OBP: 0.291, SLG: 0.448 31 Ichiro Suzuki, L (8, 9) OBP: 0.396, SLG: 0.451	B FF 88 B CH 83 F SI 90 B FC 84 C FF 90 B FF 92 4-2 25 2B 26 SF8 1-2 BB	B FF 94 B SI 86 X CH 84 2-0 ③ F8	B FF 92 F FF 91 B CH 75 B FF 91 X FF 91 3-1 ① FC3-2 1-2 2-3 3-Hf	F FF 93 X FF 93 0-1 ① P6	B FF 95 D CH 86 X FF 93 2-0 ② SF9 2-3 3-H	3	1	0	1	1	0	3
25 Mark Teixeira, S (1, 3) OBP: 0.383, SLG: 0.507	C FF 91 X CH 84 0-1 11 E 1-3 2-H 3-H 2B	B CU 73 C FF 88 C SI 90 F FF 92 B CU 74 B SI 93 B SI 91 4-2 11 FC6-4 26 1B BB	C FF 92 X FF 91 0-1 ② ③ G3-2-3 3-Hf	X FF 95 0-0 ② L3	B CH 86 C FF 94 X CH 86 1-1 ③ G3-1	4	1	1	2	1	0	5
12 Alfonso Soriano, R (1, 10) OBP: 0.272, SLG: 0.413	F CH 82 F SI 91 S FF 91 0-3 ① K	S FF 90 S CH 84 F SI 92 C SI 92 0-3 ① K	X FF 96 0-0 ① F9	C SL 81 X SL 81 0-1 G6-3	C SL 84 B FF 93 S CU 77 S CU 77 1-3 ① K	5	0	0	0	0	3	3
26 Yangervis Solarte, S (1, 5) OBP: 0.391, SLG: 0.439	B CH 82 B CH 83 X FF 90 2-0 ② SF8 3-H	B FF 92 X FC 85 1-0 11 FC6-4 1-2 1B	C SI 95 B CH 89 X SI 96 1-1 ② G5-3	C FF 91 F FF 91 F SL 85 B FF 92 B FF 91 X CH 86 2-2 11 1B 66 1B 2B	X CH 86 0-0 ② G4-3	4	1	2	1	0	0	0
11 Brett Gardner, L (1, 7) OBP: 0.347, SLG: 0.336	C SI 90 X CU 74 0-1 E1 14 WP 14 1B 2-H 1B	B SI 88 D FF 89 B FF 91 C FF 91 C FF 90 F FF 90 X CH 73 3-2 ② FC6-4 1-2f 2-3	B SI 95 B FF 95 B FF 94 C SI 94 F FF 94 F FF 95 B FF 94 4-2 BB	S FF 90 X SL 82 0-1 14 BB 66 1B 2-3 1B	X FF 92 0-0 ③ P6	4	2	2	0	1	0	2
14 Brian Roberts, S (1, 4) OBP: 0.333, SLG: 0.337	C SI 90 S SI 91 B CU 78 X SI 92 1-2 66 CS 2-H 1B	B FF 90 X CH 73 1-0 ③ G6-3	F FF 94 1 SAFE B CH 84 B SI 93 1 SAFE S SI 95 T CH 85 2-2 ③ K	B FF 92 B FF 91 D CH 85 B FF 90 4-0 22 1B 66 1B 2 FC1-2 1-2 BB	3	0	1	1	1	1	3
66 John Ryan Murphy, R (1, 2) OBP: 0.348, SLG: 0.522	B CH 83 B CH 83 S SI 91 1 SAFE 2-1 ③ CS 1-2	C SI 89 B CU 76 B CH 85 B SI 90 X FF 90 3-1 ① P3	C FF 90 X SL 81 0-1 22 2B 36 FC3-2 1B	C SI 94 F FF 94 F FF 94 S SL 83 0-3 ① K	C SL 85 X SL 84 0-1 2 FC1-2 22 1B 36 SF9 1-2 2-H 3-H 1B	4	1	2	2	0	1	0
Inning Stats	R: 5 E: 2 K: 1 S: 17 H: 3 LOB: 0 BB: 2 P: 30	R: 1 E: 0 K: 0 S: 9 H: 1 LOB: 0 BB: 0 P: 15	R: 0 E: 0 K: 1 S: 13 H: 1 LOB: 2 BB: 1 P: 22	R: 0 E: 0 K: 0 S: 12 H: 3 LOB: 2 BB: 0 P: 20	R: 0 E: 0 K: 1 S: 9 H: 0 LOB: 1 BB: 1 P: 16	R: 0 E: 0 K: 2 S: 10 H: 0 LOB: 0 BB: 0 P: 13	R: 0 E: 0 K: 0 S: 5 H: 0 LOB: 0 BB: 0 P: 5	R: 3 E: 0 K: 0 S: 14 H: 4 LOB: 2 BB: 1 P: 24	R: 0 E: 0 K: 1 S: 5 H: 0 LOB: 0 BB: 0 P: 6	1B: 8 2B: 3 3B: 0 HR: 1 SF: 2 SAC: 0 DP: 1 HBP: 0						WP: 1 PB: 0 SB: 0 CS: 1 PA: 44	

TOP

New York Yankees @ Los Angeles Angels

Angel Stadium of Anaheim, Anaheim, CA

Wed May 07 2014, 7:10 PM - 10:10 PM PDT

Att. 44,083 - Clear - 64 F

livebaseballscorecards.com

AB	36
R	9
H	12
RBI	8
BB	5
SO	6
LOB	20

PITCHER		IP	WLS	BF	H	R	ER	SO	BB	IBB	HBP	BLK	WP	HR	S	P	ERA	WHIP
53 Héctor Santiago, L ERA: 5.19	(1, 1)	2.1	L	15	5	6	2	2	3	0	0	0	1	1	34	58	7.71	3.429
64 Mike Morin, R ERA:	(3, 1)	1.2		7	3	0	0	0	0	0	0	0	0	0	17	29	0.00	1.800
40 Kevin Jepsen, R ERA: 5.84	(5, 1)	1.0		4	0	0	0	1	1	0	0	0	0	0	9	16	0.00	1.000
58 Michael Kohn, R ERA: 1.02	(6, 1)	2.0		6	0	0	0	2	0	0	0	0	0	0	15	18	0.00	0.000
63 Nick Maronde, L ERA: 12.79	(8, 1)	0.0		3	2	3	3	0	1	0	0	0	0	0	6	12	∞	∞

PITCHER		IP	WLS	BF	H	R	ER	SO	BB	IBB	HBP	BLK	WP	HR	S	P	ERA	WHIP
46 Cory Rasmus, R ERA:	(8, 1)	2.0		8	2	0	0	1	0	0	0	0	0	0	13	18	0.00	1.000

New York Yankees @ Los Angeles Angels

Angel Stadium of Anaheim, Anaheim, CA

Wed May 07 2014, 7:10 PM - 10:10 PM PDT

Att. 44,083 - Clear - 64 F

BOTTOM

livebaseballscorecards.com

Batter	1	2	3	4	5	6	7	8	9	AB	R	H	RBI	BB	SO	LOB
7 Collin Cowgill, R (1, 9) OBP: 0.382, SLG: 0.450	C FF 89 B FF 89 X SI 87 1-1 F9 ①	D SL 79 X FF 88 1-0 P3 ③			B FF 89 C SL 85 C CU 75 B SI 89 F SL 84 S FF 89 2-3 K ③		S FF 98 B FF 97 X FF 97 1-1 L8 ③			4	0	0	0	0	1	6
27 Mike Trout, R (1, 8) OBP: 0.373, SLG: 0.535	B FF 90 C CH 82 X FF 90 1-1 F8 ②		C CU 76 B FF 88 S FF 88 X CU 76 1-2 G5-3 ①			B FF 87 C SL 82 B FF 89 B SL 82 X FF 87 3-1 F8 ①		C FF 96 B FF 96 B FF 97 B FF 97 B FF 95 4-1 20 2B 47 G1-3 BB		3	1	0	0	1	0	0
5 Albert Pujols, R (1, 3) OBP: 0.358, SLG: 0.579 44 Ian Stewart, L (9, 3) OBP: 0.231, SLG: 0.377	B FF 90 C SL 84 X SI 89 1-1 G1-3 ③		C FF 88 F SI 88 S SL 80 0-3 K ②			B FF 89 F CU 78 C CH 83 B FF 89 F SL 82 X SI 88 2-2 P3 ②		B KC 82 B FF 97 F FF 97 F FF 97 S KC 83 2-3 K ①		4 0	0 0	0 0	0 0	0 0	2 0	1 0
47 Howie Kendrick, R (1, 4) OBP: 0.369, SLG: 0.421		B FF 88 C CH 85 B CH 81 X SL 82 2-1 20 1B 2 FC4-6 1B	C FF 91 B FF 89 B SI 88 X CH 83 2-1 G5-3 ③			B SL 80 B SI 87 X FF 88 2-0 F7 ③		B KC 81 F FF 96 C KC 84 B KC 83 B FF 97 X FF 97 3-2 G1-3 ② 1-2		4	1	1	0	0	0	1
20 C.J. Cron, R (1, 10) OBP: 0.450, SLG: 0.579		S FF 88 B SI 86 X CH 80 1-1 2 FC4-6 1-3 1B	C CU 75 B CU 76 F FF 88 S SL 81 1-3 K ①				C CH 82 F CU 74 X FF 88 0-2 28 1B 2B	C KC 83 S KC 82 X KC 84 0-2 2-H 2B		4	0	3	1	0	1	0
2 Erick Aybar, S (1, 6) OBP: 0.288, SLG: 0.400		B CU 75 B FF 89 F SI 87 X SI 87 2-1 FC4-6 8 BB 10 1B ① 1-2f 3-H	X FF 88 0-0 P5 ②				F SL 81 X SL 79 0-1 F7 ①	C FF 97 X FF 96 0-1 L4 ③		4	0	0	1	0	0	3
17 Chris Iannetta, R (1, 2) OBP: 0.364, SLG: 0.371		D CU 75 X SI 87 1-0 F8 ②	C FF 88 B SL 79 C CH 82 B SL 79 B SI 88 X SL 84 3-2 P4 ③				F FF 97 B KC 82 C KC 84 B KC 85 S KC 85 2-3 K ②		X FF 91 0-0 F9 ①	4	0	0	0	0	1	2
10 Grant Green, R (1, 7) OBP: 0.357, SLG: 0.385 (8, 5)		C CU 74 X SL 83 0-1 8 BB 1-2 1B			X SI 86 0-0 P4 ①		B FF 98 B FF 98 F FF 98 B FF 96 B FF 98 4-1 28 1B BB		C FF 91 S SL 82 X FF 92 0-2 F8 ②	3	0	1	0	1	0	0
8 John McDonald, R (1, 5) OBP: 0.421, SLG: 0.375 28 Raul Ibanez, L (7, PH) OBP: 0.226, SLG: 0.281 (8, 7)		B FF 88 D SL 81 B SI 88 B FF 88 4-0 1-2 2-3 BB			B FF 89 C SI 86 B CH 82 X SL 85 2-1 F8 ②		B KC 82 F FF 98 B FF 98 X FF 96 2-1 1-2 2-3 1B		C SI 90 B CH 85 S CH 84 B SL 82 X SI 92 2-2 G4-3 ③	1 2	0 0	0 1	0 0	1 0	0 0	0 0
Inning Stats	R: 0 E: 0 K: 0 S: 6 H: 0 LOB: 0 BB: 0 P: 9	R: 1 E: 0 K: 0 S: 10 H: 3 LOB: 3 BB: 1 P: 21	R: 0 E: 0 K: 1 S: 8 H: 0 LOB: 0 BB: 0 P: 11	R: 0 E: 0 K: 1 S: 7 H: 0 LOB: 0 BB: 0 P: 11	R: 0 E: 0 K: 1 S: 7 H: 0 LOB: 0 BB: 0 P: 11	R: 0 E: 0 K: 0 S: 7 H: 0 LOB: 0 BB: 0 P: 14	R: 0 E: 0 K: 1 S: 13 H: 2 LOB: 3 BB: 1 P: 22	R: 1 E: 0 K: 1 S: 12 H: 1 LOB: 1 BB: 1 P: 21	R: 0 E: 0 K: 0 S: 7 H: 0 LOB: 0 BB: 0 P: 9	1B: 4 2B: 2 3B: 0 HR: 0 SF: 0 SAC: 0 DP: 0 HBP: 0						

	AB	33
	R	2
	H	6
	RBI	2
	BB	3
	SO	5
	LOB	13

PITCHER		IP	WLS	BF	H	R	ER	SO	BB	IBB	HBP	BLK	WP	HR	S	P	ERA	WHIP
57 Vidal Nuño, L ERA: 5.47	(1, 1)	6.1	W	24	4	1	1	3	1	0	0	0	0	0	50	82	1.42	0.789
68 Dellin Betances, R ERA: 2.08	(7, 1)	1.2		9	2	1	1	2	2	0	0	0	0	0	20	38	5.40	2.400
38 Preston Claiborne, R ERA: 1.0	(9, 1)	1.0		3	0	0	0	0	0	0	0	0	0	0	7	9	0.00	0.000

PITCHER	IP	WLS	BF	H	R	ER	SO	BB	IBB	HBP	BLK	WP	HR	S	P	ERA	WHIP

Batter	1	2	3	4	5	6	7	8	9	AB	R	H	RBI	BB	SO	LOB
2 Erick Aybar, S (1, 6) OBP: 0.299, SLG: 0.438	X FF 92 0-0 5 L8 2B	X CH 85 0-0 ③ G1-3		B FF 94 C SI 93 F CH 84 D SL 89 F SI 94 X FF 94 2-2 ③ P6			B FF 94 B FF 95 C FF 94 X FF 94 2-1 27 G4-3 47 BB 2B		B SI 92 F FF 92 S CU 85 F CU 84 F CU 86 X CU 86 1-2 28 SF7-5-6 3B	5	2	3	0	0	0	2
27 Mike Trout, R (1, 8) OBP: 0.368, SLG: 0.545	C SL 87 X FF 93 0-1 ① F9		B FF 93 X SL 85 1-0 HR		B FF 94 C FF 93 B FF 93 T FF 92 F CH 84 S FF 95 2-3 ① K		C SL 89 B FF 96 T SL 89 X SL 89 1-2 ② G4-3 2-3		X FF 93 0-0 E3 28 SF7-5-6 5 IBB	5	1	1	1	0	1	3
5 Albert Pujols, R (1, 3) OBP: 0.359, SLG: 0.566	C SI 94 X SI 94 0-1 ② L8 2-3		C FF 95 C FF 95 B SI 94 X SL 84 1-2 ① G6-3		B SL 88 B SL 89 F FF 93 X FF 94 2-1 ② P2		I IN 75 I IN 79 I IN 81 I IN 82 4-0 47 BB 28 S IBB		I IN 67 I IN 70 I IN 72 I IN 72 4-0 28 SF7-5-6 1-2 IBB	3	0	0	0	2	0	1
28 Raul Ibanez, L (1, 10) OBP: 0.243, SLG: 0.278	B CH 86 B CH 86 B FF 95 C FF 94 B FF 95 4-1 47 S BB		F SI 94 B CH 88 B FF 92 X SI 94 2-1 ② G3-1		B CH 86 S CH 84 F SI 93 B CH 88 F SI 95 B FF 94 F CH 86 B SI 94 4-2 47 1B 44 2 BB		C CH 87 D SL 89 B SL 88 B FF 95 S CH 86 B SL 88 4-2 47 BB BB 1-2		S CU 85 X CU 86 0-1 ① ② SF7-5-6 1-2 2-3 3-H	1	0	0	1	3	0	0
47 Howie Kendrick, R (1, 4) OBP: 0.383, SLG: 0.426	S SL 88 B SL 90 F FF 94 B SL 89 X SL 88 2-2 ③ F9 1-2		B SL 87 X SI 93 1-0 1B		C SI 93 X SI 94 0-1 1-3 1B		D SL 88 B FF 95 B FF 95 B FF 94 4-0 1-2 2-3 3-H BB		I IN 69 I IN 72 I IN 73 I IN 75 4-0 IBB	3	0	2	1	2	0	2
44 Ian Stewart, L (1, 5) OBP: 0.217, SLG: 0.354 20 C.J. Cron, R (9, PH) OBP: 0.429, SLG: 0.550 8 John McDonald, R (9, 5) OBP: 0.421, SLG: 0.375		B SI 93 C CH 84 F SL 86 B SI 92 F SL 84 F SI 94 F SI 94 X CU 81 2-2 ① P4	B SI 92 1 SAFE S SI 91 1 SAFE D CU 80 X SI 92 2-1 ③ G6-3		C SI 93 S CH 85 B FF 93 1-2 ③ 2 3-H	X FF 95 0-0 ① L9	B CH 88 B FF 95 C FF 94 S FF 94 S CH 88 2-3 ③ K		C CU 84 X CU 84 0-1 ③ F8	4 1 0	0 0 0	0 0 0	0 0 0	0 0 0	1 0 0	4 2 0
16 Hank Conger, L (1, 2) OBP: 0.320, SLG: 0.468		X SI 93 0-0 ② F8		S CH 85 C CU 79 B SL 86 B CU 79 B FF 94 F FF 92 S CH 83 3-3 ① K		C CH 87 B CH 85 F SL 88 S SL 89 1-3 ② K		B CH 87 B FF 93 F FF 94 S FF 95 C CH 88 2-3 ① K		4	0	0	0	0	3	0
19 Efren Navarro, L (1, 7) OBP: 0.500, SLG: 1.000		C FF 93 B SI 92 B SI 93 X FF 93 2-1 7 1B 2B	C FF 95 X SI 94 0-1 2B		B FF 94 B CH 86 B FF 95 C FF 96 C FF 96 S SL 88 3-3 ③ K			C SI 95 F CH 88 F FF 94 B CH 87 B CH 89 X SL 86 1-2 ② F7		4	1	2	0	0	1	0
7 Collin Cowgill, R (1, 9) OBP: 0.375, SLG: 0.438		B SL 88 F FF 94 T FF 94 B FF 95 B SL 88 X FF 95 3-2 2-H 1B	B FF 95 C FF 93 S FF 95 F FF 95 B SL 87 B SL 88 X FF 93 3-2 ② P6			X FF 94 0-0 ① G1-3		C FF 94 S FF 94 B SL 86 F CH 88 C FF 94 1-3 ③ K		4	0	1	1	0	1	1
Inning Stats	R: 0 E: 0 K: 0 S: 9 H: 1 LOB: 2 BB: 1 P: 15	R: 1 E: 0 K: 0 S: 13 H: 2 LOB: 1 BB: 0 P: 20	R: 1 E: 0 K: 0 S: 9 H: 2 LOB: 1 BB: 0 P: 16	R: 0 E: 0 K: 1 S: 14 H: 1 LOB: 1 BB: 0 P: 22	R: 0 E: 0 K: 1 S: 14 H: 1 LOB: 2 BB: 1 P: 23	R: 0 E: 0 K: 2 S: 7 H: 0 LOB: 0 BB: 0 P: 11	R: 1 E: 0 K: 1 S: 11 H: 1 LOB: 3 BB: 3 P: 28	R: 0 E: 0 K: 2 S: 12 H: 0 LOB: 0 BB: 0 P: 16	R: 1 E: 1 K: 0 S: 10 H: 1 LOB: 2 BB: 2 P: 19	1B: 3 2B: 5 3B: 1 HR: 1 SF: 1 SAC: 0 DP: 1 HBP: 0	WP: 0 PB: 0 SB: 2 CS: 0 PA: 42					

PITCHER		IP	WLS	BF	H	R	ER	SO	BB	IBB	HBP	BLK	WP	HR	S	P	ERA	WHIP
29 Dustin McGowan, R ERA: 4.63	(1, 1)	5.0		24	7	2	2	2	2	0	0	0	0	1	59	96	3.60	1.800
21 Sergio Santos, R ERA: 9.0	(6, 1)	1.2		8	1	1	1	2	1	1	0	0	0	0	15	30	5.40	1.200
50 Steve Delabar, R ERA: 3.21	(7, 1)	1.1		5	0	0	0	3	1	0	0	0	0	0	15	25	0.00	0.750
27 Brett Cecil, L ERA: 4.02	(9, 1)	1.0	L	6	1	1	1	0	0	2	0	0	0	0	10	19	9.00	1.000

PITCHER	IP	WLS	BF	H	R	ER	SO	BB	IBB	HBP	BLK	WP	HR	S	P	ERA	WHIP

TOP

Los Angeles Angels @ Toronto Blue Jays

Rogers Centre, Toronto, ON

Fri May 09 2014, 7:09 PM - 10:18 PM EDT

Att. 21,383 - Roof Closed - 68 F

livebaseballscorecards.com

AB	34
R	4
H	9
RBI	4
BB	7
SO	7
LOB	15

BOTTOM

Los Angeles Angels @ Toronto Blue Jays

Rogers Centre, Toronto, ON

Fri May 09 2014, 7:09 PM - 10:18 PM EDT

Att. 21,383 - Roof Closed - 68 F

livebaseballscorecards.com

Batter	1	2	3	4	5	6	7	8	9	AB	R	H	RBI	BB	SO	LOB
7 José Reyes, S (1, 6) OBP: 0.283, SLG: 0.402	C SI 96 B SI 96 X SL 86 1-1 19 WP 53 BB 10 WP 1B	F SL 85 S SI 95 T CU 78 0-2 K ③			X SI 94 0-0 53 1B 2B			C SL 80 B SL 80 B FF 89 F SL 80 F FF 90 X FF 90 2-2 HR		4	2	3	1	0	1	1
53 Melky Cabrera, S (1, 7) OBP: 0.370, SLG: 0.539	B SI 94 B SI 94 B SI 94 B FF 95 4-0 10 WP 19 WP 1-2 BB		B SI 95 C SI 96 C SI 96 B SI 96 X SI 96 2-2 10 F8 19 S 47 WP 1B		B SI 93 X SI 95 1-0 19 G6-4-3 2-3 1B			B SL 80 S SL 79 X SL 80 1-1 ① G3-1		3	1	2	0	1	0	0
19 José Bautista, R (1, 9) OBP: 0.445, SLG: 0.563	C SL 86 F SI 95 S SL 86 0-3 ① K 1-2 2-3		B FF 96 C SL 87 B FF 96 F SI 95 D SL 88 C SL 87 3-3 ① K 1-2		F SI 95 B SI 95 C SL 85 F SL 85 X SI 96 1-2 ② ③ G6-4-3 1-2f			C SI 88 B SI 88 F SI 89 X FF 90 1-2 10 G5-3 1B		4	0	1	0	0	2	5
10 Edwin Encarnación, R (1, 3) OBP: 0.342, SLG: 0.482	D SL 86 D SL 87 B SL 88 B FF 96 4-0 2-3 3-H BB		B FF 95 B SI 96 X FF 96 2-0 ② F8 2-3			X SL 86 0-0 ① P3		B SI 88 B SI 88 C SL 80 1 SAFE F SI 89 B SL 80 F SL 80 1 SAFE X SI 89 3-2 ② G5-3 1-2		3	0	0	0	1	0	2
47 Juan Francisco, L (1, 5) OBP: 0.382, SLG: 0.585	C SI 95 B CU 78 S SI 95 D SL 87 X FC 95 2-2 ② L4		B SL 87 B SL 87 B SI 95 C FF 95 F SI 95 T SI 95 3-2 ③ K 3-H			C SL 87 B SI 96 S SI 95 B CU 77 S FF 95 2-3 ② K		C SL 80 B SL 81 F FF 90 B FF 90 S FF 90 2-3 ③ K		4	0	0	0	0	3	3
26 Adam Lind, L (1, 10) OBP: 0.412, SLG: 0.500	B SI 95 C SI 95 S SI 95 S SI 96 1-3 ③ K			C SI 95 X SL 88 0-1 ① P5		B SI 96 X SI 96 1-0 ③ G3			C SI 95 X SL 80 0-1 ① F8	4	0	0	0	0	1	2
30 Dioner Navarro, S (1, 2) OBP: 0.321, SLG: 0.356		B SI 95 X SI 95 1-0 ① G4-3		B SI 95 C SI 94 C SI 95 X CU 79 1-2 ② G3			C SL 84 B SI 95 B SI 94 F SI 94 X CU 77 2-2 ① L3		C SL 82 B FF 95 B FF 95 S FF 95 F FF 96 S FF 96 2-3 ② K	4	0	0	0	0	1	0
28 Colby Rasmus, L (1, 8) OBP: 0.279, SLG: 0.516		B SI 94 F SL 86 B SI 94 S SI 94 B SI 94 X SI 94 3-2 1B		C SL 85 B FF 97 X FF 95 1-1 ③ L7			X SL 85 0-0 ② F9		C SL 82 B SL 82 F FF 96 S SI 96 1-3 ③ K	4	0	1	0	0	1	0
39 Chris Getz, L (1, 4) OBP: 0.250, SLG: 0.227		B SI 94 1 SAFE F SI 94 1 SAFE X SI 94 1-1 ② F7			C SI 94 B SI 94 B SL 85 X SI 94 2-1 ① G4-3		B SI 94 C SI 95 X FF 95 1-1 ③ G6-3			3	0	0	0	0	0	1

	AB	R	H	RBI	BB	SO	LOB
	33	3	7	1	2	9	14

Inning Stats	1	2	3	4	5	6	7	8	9
R	1	0	1	0	0	0	0	1	0
H	1	1	1	0	2	0	0	2	0
E	0	0	0	0	0	0	0	0	0
LOB	2	1	0	0	1	0	0	1	0
K	2	1	2	0	0	1	0	2	2
BB	2	0	0	0	0	0	0	0	0
S	11	9	10	7	8	5	6	16	9
P	23	14	20	9	12	8	9	25	12

1B	5	SF	0
2B	1	SAC	0
3B	0	DP	1
HR	1	HBP	0

	PA	35
WP	3	
PB	0	
SB	1	
CS	0	

PITCHER		IP	WLS	BF	H	R	ER	SO	BB	IBB	HBP	BLK	WP	HR	S	P	ERA	WHIP
Garrett Richards, R ERA: 2.8	(1, 1)	7.0		27	5	2	2	6	2	0	0	0	3	0	56	95	2.57	1.000
38 Joe Smith, R ERA: 3.21	(8, 1)	1.0	W	5	2	1	1	1	0	0	0	0	0	1	16	25	9.00	2.000
49 Ernesto Frieri, R ERA: 5.87	(9, 1)	1.0	S	3	0	0	0	2	0	0	0	0	0	0	9	12	0.00	0.000

PITCHER	IP	WLS	BF	H	R	ER	SO	BB	IBB	HBP	BLK	WP	HR	S	P	ERA	WHIP

Batter	1	2	3	4	5	6	7	8	9	AB	R	H	RBI	BB	SO	LOB
2 Erick Aybar, S (1, 6) OBP: 0.303, SLG: 0.437	C FF 91 X SI 92 0-1 F9	X CH 84 0-0 27 BB 1-3 1B		C SL 84 B SL 83 F SI 92 F SL 84 X SL 83 1-2 F8		F SL 84 B SL 82 F SI 91 D SL 83 B SI 91 X SI 92 3-2 E6 2-H 1B			B SL 86 C SI 92 B SI 93 S SI 93 B SL 87 F SL 87 X SL 86 3-2 P6	5	0	2	0	0	0	1
27 Mike Trout, R (1, 8) OBP: 0.363, SLG: 0.529	C FF 92 B FF 92 F FF 93 B FF 93 F SL 83 F FF 93 F SI 93 T FF 93 2-2 K	C CU 77 B FF 92 F SL 85 1 SAFE 1 SAFE B FF 93 B FF 94 D CH 86 4-2 1-2 BB		C SL 83 X SI 92 0-1 G6-4-3 1-2f		C SI 91 X SI 91 0-1 F7			C SL 86 B SI 93 B SI 93 C SL 87 X SI 94 2-2 G5-3	4	0	0	0	1	1	2
5 Albert Pujols, R (1, 10) OBP: 0.357, SLG: 0.564	X SI 93 0-0 F8	D CU 78 X FF 94 1-0 F7			C SL 82 X SI 92 0-1 47 G3 2B		B SI 91 F SI 90 F CH 83 B SI 92 X SI 92 2-2 F9			4	0	1	0	0	0	3
47 Howie Kendrick, R (1, 4) OBP: 0.380, SLG: 0.429		B FF 90 B FF 90 F FF 90 B CH 84 F FF 90 X CH 85 3-2 20 1B 2B	B SI 91 C SL 81 F SL 82 C FF 92 1-3 K		F SL 83 F SI 92 B SI 92 F CH 83 X SI 92 1-2 G3 2-3		C SL 80 B CH 84 F SI 90 X SL 82 1-2 G5-3			4	1	1	0	0	1	1
20 C.J. Cron, R (1, 3) OBP: 0.440, SLG: 0.667		B FF 92 F CH 84 B FF 91 F SI 92 F FF 92 X FF 93 2-2 17 HR 2-H 1B	F SI 92 B CU 76 B SL 81 X SI 91 2-1 HR		F SL 84 B SI 91 F SI 90 S SL 84 1-3 K		C SL 81 X SI 90 0-1 F9			4	2	2	2	0	1	1
17 Chris Iannetta, R (1, 2) OBP: 0.370, SLG: 0.419		B CH 84 B CH 84 X FF 92 2-0 1-H HR	B SI 91 C FF 91 B CU 80 B CH 85 X SI 92 3-1 1B		C SL 82 C SL 83 F SL 83 B SI 92 X SL 84 1-2 F8			B SI 94 X SI 93 1-0 F7		4	1	2	2	0	0	1
10 Grant Green, R (1, 7) OBP: 0.333, SLG: 0.353		C FF 92 B CH 86 B SI 92 F CH 85 C FF 92 2-3 K	X SI 90 0-0 L6			C SI 90 B CH 82 F CH 82 X SL 84 1-2 7 CS 1B		F SI 94 S SL 88 F SI 94 X SL 86 0-2 F9		4	0	1	0	0	1	1
7 Collin Cowgill, R (1, 9) OBP: 0.382, SLG: 0.441		B CH 86 X FF 91 1-0 2 1B 1B	C SI 90 C SL 81 B SI 91 F SI 91 X SL 83 1-2 F8			C SI 90 C SI 91 B SL 85 X SI 92 1-2 8 G1-3 2 E 1-2 1B		C SL 85 B SL 86 S SI 93 X SL 86 1-2 G6-3		4	1	2	0	0	0	1
8 John McDonald, R (1, 5) OBP: 0.391, SLG: 0.350		1 SAFE C FF 91 C SI 91 B SI 92 1 SAFE F SI 92 C FF 93 1-3 K		F SI 90 S SL 84 F SL 83 X SI 92 0-2 27 G6-4-3 1B		1 SAFE B SI 90 F SI 90 1 SAFE B SL 82 X SI 91 2-1 G1-3 1-2			B SI 93 F SI 94 C SL 86 F SL 86 F SL 86 F SI 93 S SL 87 1-3 K	4	0	1	0	0	2	2
Inning Stats	R: 0 E: 0 K: 1 S: 9 H: 0 LOB: 0 BB: 0 P: 11	R: 3 E: 0 K: 2 S: 20 H: 5 LOB: 3 BB: 1 P: 36	R: 1 E: 0 K: 1 S: 12 H: 2 LOB: 1 BB: 0 P: 19	R: 0 E: 0 K: 0 S: 10 H: 1 LOB: 0 BB: 0 P: 11	R: 0 E: 0 K: 1 S: 13 H: 1 LOB: 1 BB: 0 P: 16	R: 1 E: 1 K: 0 S: 13 H: 3 LOB: 1 BB: 0 P: 20	R: 0 E: 0 K: 0 S: 8 H: 0 LOB: 0 BB: 0 P: 11	R: 0 E: 0 K: 0 S: 8 H: 0 LOB: 0 BB: 0 P: 10	R: 0 E: 0 K: 1 S: 13 H: 0 LOB: 0 BB: 0 P: 19	1B: 8 2B: 2 3B: 0 HR: 2 SF: 0 SAC: 0 DP: 1 HBP: 0	WP: 0 PB: 0 SB: 0 CS: 1 PA: 38					

PITCHER		IP	WLS	BF	H	R	ER	SO	BB	IBB	HBP	BLK	WP	HR	S	P	ERA	WHIP
48 J.A. Happ, L ERA: 4.63	(1, 1)	2.1	L	15	7	4	4	4	1	0	0	0	0	2	36	60	15.43	3.429
58 Todd Redmond, R ERA: 2.66	(3, 1)	4.2		17	5	1	0	1	0	0	0	0	0	0	49	64	0.00	1.071
32 Esmil Rogers, R ERA: 6.38	(8, 1)	2.0		6	0	0	0	1	0	0	0	0	0	0	21	29	0.00	0.000

PITCHER	IP	WLS	BF	H	R	ER	SO	BB	IBB	HBP	BLK	WP	HR	S	P	ERA	WHIP

TOP

Los Angeles Angels @ Toronto Blue Jays

Rogers Centre, Toronto, ON

Sat May 10 2014, 1:08 PM - 3:54 PM EDT

Att. 31,412 - Roof Closed - 68 F

livebaseballscorecards.com

AB	37
R	5
H	12
RBI	4
BB	1
SO	6
LOB	13

Batter	1	2	3	4	5	6	7	8	9	AB	R	H	RBI	BB	SO	LOB
7 José Reyes, S (1, 6) OBP: 0.281, SLG: 0.395	C SI 91 F FF 92 B FF 92 X FF 92 1-2 ① G4-3		C SI 90 F CH 84 X FF 92 0-2 ② P3			B SI 91 F SI 92 F FF 92 X CU 74 1-2 ② P3			B SI 90 C SI 90 B SI 91 F SI 90 X CU 75 2-2 53 1B; 19 1B; 1B	4	1	1	0	0	0	0
53 Melky Cabrera, S (1, 7) OBP: 0.367, SLG: 0.532	B SI 91 C SI 92 S CH 85 X CU 77 1-2 ② G5-3		B SI 92 X SI 91 1-0 ③ P3			B SI 92 X SI 92 1-0 ③ L9			X SI 92 0-0 10 FC5-4; 19 1B; 30 1B; 1B 1-2	4	1	1	0	0	0	0
19 José Bautista, R (1, 8) OBP: 0.440, SLG: 0.553	B SI 92 B SI 92 C CH 85 S CH 85 B CU 79 X CH 85 3-2 E1; 10 2B			B SI 90 X SI 91 1-0 ① P4			B CH 83 B CH 83 X SI 91 2-0 ① P2		F SI 88 F SL 81 X SL 81 0-2 10 FC5-4; 1B 1-2 2-H	4	1	1	1	0	0	0
10 Edwin Encarnación, R (1, 3) OBP: 0.340, SLG: 0.483	C SI 92 B CH 85 B SI 91 C FF 92 D CU 79 X FF 91 3-2 30 PB; 2B 1-H			X SI 90 0-0 ② F7			C SI 91 X CH 84 0-1 ② F9		C SL 80 B SI 89 X SI 88 1-1 ① FC5-4; 30 1B; 1B 1-2f 2-3	4	0	1	1	0	0	2
30 Dioner Navarro, S (1, 10) OBP: 0.319, SLG: 0.352 21 Sergio Santos, R (9, PR)	F FF 91 B CH 84 B SI 92 B FF 91 X SI 90 3-1 ③ F8 2-3			C SI 92 F SI 92 B SI 92 X CH 85 1-2 ③ G4-3			B CH 84 X SI 91 1-0 ③ G5-3		B SL 80 X SI 88 1-0 26 G1-6-3; 1B 1-2 3-H	4 0	0 0	1 0	1 0	0 0	0 0	1 0
31 Erik Kratz, R (1, 2) OBP: 0.231, SLG: 0.462 26 Adam Lind, L (9, PH) OBP: 0.404, SLG: 0.488		C SI 90 B SI 91 S SI 91 X SI 92 1-2 ① G4-3			F SI 90 B FF 90 X SI 91 1-1 ① G5-3			X SI 90 0-0 ① G5-3	B FF 89 X SI 88 1-0 ② ③ G1-6-3 1-2f	3 1	0 0	0 0	0 0	0 0	0 0	0 2
47 Juan Francisco, L (1, 5) OBP: 0.367, SLG: 0.559		C FF 91 C FF 91 S CU 78 0-3 ② K			C SI 91 B CU 76 S CU 73 C FF 92 1-3 ② K			S CH 82 S FF 90 S CU 77 0-3 ② K2-3		3	0	0	0	0	3	0
18 Steve Tolleson, R (1, 9) OBP: 0.500, SLG: 1.000		C SI 90 F SI 92 B FF 91 B CU 76 B SI 92 X SI 91 3-2 ③ F9			F SI 91 F FF 91 F CU 77 B CU 76 F SI 91 B CH 85 F FF 92 F CU 76 F SI 92 2-3 ③ K C CU 75			B CH 84 X FF 91 1-0 2B		3	0	1	0	0	1	0
39 Chris Getz, L (1, 4) OBP: 0.222, SLG: 0.200			C FF 90 S SI 91 F CU 76 X CU 77 0-2 ① G3			B FF 90 C FF 90 S FF 90 B CU 75 X CU 74 2-2 ① G4-3		B FF 90 X FF 89 1-0 ③ G6-3		3	0	0	0	0	0	1
Inning Stats	R: 1 E: 1 K: 0 S: 14 H: 1 LOB: 1 BB: 0 P: 25	R: 0 E: 0 K: 1 S: 9 H: 0 LOB: 0 BB: 0 P: 13	R: 0 E: 0 K: 0 S: 8 H: 0 LOB: 0 BB: 0 P: 9	R: 0 E: 0 K: 0 S: 5 H: 0 LOB: 0 BB: 0 P: 7	R: 0 E: 0 K: 2 S: 13 H: 0 LOB: 0 BB: 0 P: 17	R: 0 E: 0 K: 0 S: 7 H: 0 LOB: 0 BB: 0 P: 11	R: 0 E: 0 K: 0 S: 4 H: 0 LOB: 0 BB: 0 P: 7	R: 0 E: 0 K: 1 S: 6 H: 1 LOB: 1 BB: 0 P: 8	R: 2 E: 0 K: 0 S: 11 H: 4 LOB: 2 BB: 0 P: 16	1B: 4 2B: 2 3B: 0 HR: 0	SF: 0 SAC: 0 DP: 1 HBP: 0			WP: 0 PB: 1 SB: 0 CS: 0	PA: 33		

PITCHER		IP	WLS	BF	H	R	ER	SO	BB	IBB	HBP	BLK	WP	HR	S	P	ERA	WHIP
45 Tyler Skaggs, L ERA: 4.14	(1, 1)	8.0	W	29	4	3	2	4	0	0	0	0	0	0	70	103	2.25	0.500
38 Joe Smith, R ERA: 3.0	(9, 1)	1.0	S	4	2	0	0	0	0	0	0	0	0	0	7	10	0.00	2.000

PITCHER	IP	WLS	BF	H	R	ER	SO	BB	IBB	HBP	BLK	WP	HR	S	P	ERA	WHIP

BOTTOM

Los Angeles Angels @ Toronto Blue Jays

Rogers Centre, Toronto, ON

Sat May 10 2014, 1:08 PM - 3:54 PM EDT
Att. 31,412 - Roof Closed - 68 F

livebaseballscorecards.com

AB	33
R	3
H	6
RBI	3
BB	0
SO	4
LOB	6

Los Angeles Angels @ Toronto Blue Jays

Rogers Centre, Toronto, ON

Sun May 11 2014, 1:09 PM - 4:32 PM EDT

Att. 20,871 - Roof Closed - 68 F

livebaseballscorecards.com

TOP

Batter	1	2	3	4	5	6	7	8	9	AB	R	H	RBI	BB	SO	LOB
2 Erick Aybar, S (1, 6) OBP: 0.297, SLG: 0.426	F FF 93 C FF 94 B FF 92 X FF 94 1-2 ① G4-3		B CH 85 F FF 93 B FF 94 X FF 93 2-1 ② G4-3		1 SAFE F FF 91 1 SAFE X CH 85 0-1 ① 1-3 1B	C FC 90 B SI 93 B SV 79 X FC 90 2-1 ① G3 1-3		F FF 94 B FF 93 X FF 93 1-1 ① P2	C FF 93 C SI 94 B FF 94 S CU 84 1-3 ③ K	6	0	1	0	0	1	4
27 Mike Trout, R (1, 10) OBP: 0.358, SLG: 0.524	C FF 94 B FF 94 B SI 94 B FF 94 F FF 94 S FF 95 3-3 ② K		B FF 94 F FF 93 S FF 94 F FF 94 S SL 87 1-3 ③ K		B FF 95 C FF 95 C FF 94 X FF 96 1-2 3-H 2B	F FC 90 B SL 86 F FF 94 S FC 91 1-3 ② K		C CH 86 F FF 93 S SL 86 0-3 ② K		5	0	1	1	0	4	2
5 Albert Pujols, R (1, 3) OBP: 0.346, SLG: 0.545	B FF 94 B FF 94 X FF 93 2-0 ③ G6-3			C SL 86 S CH 84 B SL 87 F SI 90 B FF 95 B CH 85 X SL 87 3-2 ① G5-3	B SL 87 S SL 87 B FF 95 D SL 86 X SL 86 3-1 ② G6-3	B FC 92 X FC 91 1-0 ③ F8		B SL 84 S SL 84 B CH 86 B SL 84 S CH 86 F FF 94 F CH 86 S CH 86 3-3 ③ K		5	0	0	0	0	1	3
28 Raul Ibanez, L (1, 7) OBP: 0.250, SLG: 0.270		C FF 90 C FF 92 B FF 92 B SL 88 B SL 87 B FF 92 4-2 47 WP BB		B FF 92 B CH 87 B FF 93 X FF 93 3-0 ② G5-3	C SV 80 C FF 95 S SI 96 0-3 ③ K		C SI 92 S SI 91 B SI 93 B SL 77 X SI 92 2-2 ① G4-3		F FF 92 C FF 92 F CU 86 F FF 94 B FF 94 B FF 94 B CU 86 4-2 47 2B 16 1B BB	3	1	0	0	2	1	1
47 Howie Kendrick, R (1, 4) OBP: 0.393, SLG: 0.451		C SL 85 S SI 92 F FF 93 S SL 86 0-3 ① K 1-2		S SL 86 C FF 93 F FF 94 F FF 94 B SL 89 F SL 85 F FF 94 B SL 87 B SI 93 4-2 B SL 87 19 E 19 S 19 2B BB		B SL 86 X FF 94 1-0 19 1B 19 S 16 HR 1B	B SI 93 S CH 80 F SI 93 F CH 81 X SI 94 1-2 19 G1-3 2B		C FF 93 X CH 88 0-1 16 1B 1-3 8 FC1-6-4 2B	4	3	3	0	1	1	1
19 Efren Navarro, L (1, 9) OBP: 0.556, SLG: 0.875		F CH 87 B CH 86 B FF 93 F FF 93 F SL 85 B FF 93 B FF 94 4-2 BB		B FF 91 S CH 87 S FF 93 F SL 86 X FF 94 1-2 1-H 16 2B 2B		C SV 80 B FF 92 S CH 86 B SL 87 F SL 86 B CH 87 X FF 94 3-2 1-3 16 HR 1B	B SI 91 C SI 92 X SI 92 1-1 ② G1-3 2-3		C CU 86 F FF 95 X FF 95 0-2 ① G6-3	4	2	2	1	1	0	3
16 Hank Conger, L (1, 2) OBP: 0.364, SLG: 0.569		B CH 86 D CH 86 B FF 92 C FF 92 F FF 91 F FF 93 X FF 94 3-2 ② F8		X SI 93 0-0 2-H 2B	B CH 87 1 SAFE F CH 87 B FF 94 B FF 94 X SI 93 3-1 1-H 3-H HR	B CH 80 B SI 93 B CH 80 B SI 93 4-0 BB			X FF 93 0-0 8 FC1-6-4 2-3 3-H 1B	4	1	3	5	1	0	2
44 Ian Stewart, L (1, 5) OBP: 0.222, SLG: 0.382 8 John McDonald, R (7, PH) OBP: 0.360, SLG: 0.318 (7, 5)		B FF 93 S CH 87 B FF 93 S FF 93 C FF 94 2-3 ③ K		C CH 86 D CH 86 B FF 93 F CH 88 F SL 85 S SL 86 2-3 ③ K		B FF 95 X CH 87 1-0 7 1B 3B	F SI 91 B SI 93 S SI 92 X CH 82 1-2 ③ F9		B CU 85 C FF 94 B FF 93 B CU 86 X SI 94 3-1 ② FC1-6-4 7 BB 1-2f 3-H	3 2	1 0	1 0	0 1	0 0	2 0	3 3
7 Collin Cowgill, R (1, 8) OBP: 0.407, SLG: 0.443			X FF 90 0-0 ① P6		B FF 92 B FF 92 B FF 91 C FF 91 C FF 92 B FF 93 4-2 2 1B 27 2B BB	C SL 86 B FF 94 F FC 91 X SL 86 1-2 2 E 2 G3 3-H 1B		C FF 93 B FF 92 S CH 86 B FF 93 B CH 86 B FF 93 4-2 BB	B FF 92 B SI 92 B CU 84 C FF 94 B SI 92 4-1 1-2 BB	2	1	1	1	3	0	0
Inning Stats	R: 0 E: 0 K: 1 S: 7 H: 0 LOB: 0 BB: 0 P: 13	R: 0 E: 0 K: 2 S: 16 H: 0 LOB: 2 BB: 2 P: 29	R: 0 E: 0 K: 1 S: 7 H: 0 LOB: 0 BB: 0 P: 10	R: 2 E: 0 K: 1 S: 20 H: 2 LOB: 1 BB: 1 P: 33	R: 1 E: 0 K: 1 S: 12 H: 2 LOB: 1 BB: 1 P: 20	R: 4 E: 1 K: 1 S: 17 H: 5 LOB: 1 BB: 0 P: 30	R: 0 E: 0 K: 0 S: 12 H: 1 LOB: 2 BB: 1 P: 21	R: 0 E: 0 K: 2 S: 12 H: 0 LOB: 1 BB: 1 P: 20	R: 2 E: 0 K: 1 S: 16 H: 2 LOB: 2 BB: 2 P: 28	1B: 5 2B: 5 3B: 1 HR: 1 SF: 0 SAC: 0 DP: 0 HBP: 0						

	AB	38
	R	9
	H	12
	RBI	9
	BB	8
	SO	10
	LOB	22

WP: 1 PB: 0 SB: 2 CS: 0 PA: 46

PITCHER		IP	WLS	BF	H	R	ER	SO	BB	IBB	HBP	BLK	WP	HR	S	P	ERA	WHIP
36 Drew Hutchison, R ERA: 4.37	(1, 1)	4.1	L	19	3	3	3	5	4	0	0	0	1	0	54	93	6.23	1.615
54 Marcus Stroman, R ERA: 9.0	(5, 1)	1.2		11	6	4	4	2	0	0	0	0	0	1	25	42	21.60	3.600
62 Aaron Loup, L ERA: 4.15	(7, 1)	1.0		5	1	0	0	0	1	0	0	0	0	0	12	21	0.00	2.000
50 Steve Delabar, R ERA: 3.0	(8, 1)	1.0		4	0	0	0	2	1	0	0	0	0	0	12	20	0.00	1.000
27 Brett Cecil, L ERA: 4.86	(9, 1)	1.0		7	2	2	2	1	2	0	0	0	0	0	16	28	18.00	4.000

PITCHER	IP	WLS	BF	H	R	ER	SO	BB	IBB	HBP	BLK	WP	HR	S	P	ERA	WHIP

BOTTOM

Los Angeles Angels @ Toronto Blue Jays

Rogers Centre, Toronto, ON

Sun May 11 2014, 1:09 PM - 4:32 PM EDT

Att. 20,871 - Roof Closed - 68 F

livebaseballscorecards.com

Batter	1	2	3	4	5	6	7	8	9	AB	R	H	RBI	BB	SO	LOB
7 José Reyes, S (1, 6) OBP: 0.290, SLG: 0.393	C SI 84 S CU 70 F FF 90 X SI 87 0-2 53 S 19 G4-3 1B		B CU 69 S CH 76 X SI 87 1-1 ② B2			B FF 84 C CH 77 X CU 70 1-1 ① L8		C FF 93 B FF 93 C FF 93 B FF 93 B FF 93 F FF 93 B FF 93 4-2 53 1B 10 2B BB		3	2	1	0	1	0	0
53 Melky Cabrera, S (1, 7) OBP: 0.365, SLG: 0.525	B SI 87 L CU 69 B FF 86 F CH 81 X CU 68 2-2 ① P5 1-2		F FF 86 B SI 86 B CH 78 B CH 78 C CU 68 F CH 76 S SI 85 3-3 ③ K			B SI 85 F SI 85 B SI 84 X CH 76 2-1 ② P5		B FF 91 F CH 85 X KC 86 1-1 10 2B 1B 1-2		4	1	1	0	0	1	1
19 José Bautista, R (1, 9) OBP: 0.430, SLG: 0.537	C FC 86 B FF 85 B SI 85 X CU 72 2-1 ② G4-3 2-H			C SL 81 X FF 87 0-1 ① P4		C FF 87 B FF 88 B CH 77 B CU 69 X FF 86 3-1 ③ F7		B CH 88 F FF 92 S KC 85 B FF 93 S KC 84 2-3 ① K		4	0	0	1	0	1	2
10 Edwin Encarnación, R (1, 3) OBP: 0.337, SLG: 0.483	F FF 88 B FF 87 B SL 80 X SL 79 2-1 ③ F7			C FF 86 B SI 86 S CH 78 B FF 86 X FF 89 2-2 ② P2			B FF 84 C FF 83 B CH 77 B CH 76 F FC 84 S CU 70 3-3 ① K	C FF 94 B KC 85 X KC 85 1-1 1-H 2-H 2B		4	0	1	2	0	1	0
26 Adam Lind, L (1, 10) OBP: 0.429, SLG: 0.522		B SI 84 C SI 84 X FF 84 1-1 30 G6-3 1B		B CH 78 B CU 71 C SI 85 B CH 75 B CU 68 4-1 BB			B SI 84 X CH 79 1-0 30 1B 2B	B SI 89 B SI 88 F SI 89 X CH 80 2-2 ② P4		3	0	2	0	1	0	1
30 Dioner Navarro, S (1, 2) OBP: 0.317, SLG: 0.348		C CU 69 X SI 85 0-1 ① G6-3 1-2		S CH 78 B FF 85 F CU 69 F SI 87 X SI 86 1-2 ③ P2			S CU 69 X CH 78 0-1 47 BB 2-3 1B	B CH 81 C SI 90 X SI 91 1-1 ③ G5-3		4	0	1	0	0	0	3
47 Juan Francisco, L (1, 5) OBP: 0.361, SLG: 0.535		C CU 69 S FF 84 B FF 86 S CU 68 1-3 ② K	B CH 78 B CU 70 B CH 75 C FF 83 X SI 84 3-1 ① P5				C CH 80 B FC 85 B SI 84 B FF 87 D SI 84 4-1 1-2 BB		C FF 94 F SL 82 S CH 73 0-3 ① K	3	0	0	0	1	2	1
28 Colby Rasmus, L (1, 8) OBP: 0.271, SLG: 0.500		F CU 71 B FC 84 D CU 68 C CH 77 F SL 78 C FF 87 2-3 ③ K	B SI 85 X CU 68 1-0 ② F8				C SL 82 F SI 96 B FF 97 F FF 96 X FF 95 1-2 ② F5		C SL 83 B SI 91 B SL 80 F SI 92 S CH 74 2-3 ② K	4	0	0	0	0	2	4
18 Steve Tolleson, R (1, 4) OBP: 0.400, SLG: 0.778			B FF 86 C SL 79 S FF 88 X SL 80 1-2 ① F9			B FF 85 B FC 85 C FC 85 S CU 68 S CH 77 2-3 ③ K	C SL 82 S FF 96 C FF 97 0-3 ③ K		B FF 92 X FF 92 1-0 ③ F7	4	0	0	0	0	2	3
Inning Stats	R: 1 H: 1 E: 0 LOB: 0 K: 0 BB: 0 S: 11 P: 17	R: 0 H: 1 E: 0 LOB: 1 K: 2 BB: 0 S: 11 P: 15	R: 0 H: 0 E: 0 LOB: 0 K: 1 BB: 0 S: 9 P: 14	R: 0 H: 0 E: 0 LOB: 1 K: 0 BB: 1 S: 10 P: 17	R: 0 H: 0 E: 0 LOB: 0 K: 1 BB: 0 S: 6 P: 12	R: 0 H: 0 E: 0 LOB: 0 K: 0 BB: 0 S: 6 P: 12	R: 0 H: 2 E: 0 LOB: 3 K: 2 BB: 1 S: 14 P: 23	R: 2 H: 2 E: 0 LOB: 1 K: 1 BB: 1 S: 15 P: 26	R: 0 H: 0 E: 0 LOB: 0 K: 2 BB: 0 S: 7 P: 10	1B: 4 SF: 0 2B: 2 SAC: 0 3B: 0 DP: 0 HR: 0 HBP: 0						

	AB	33
	R	3
	H	6
	RBI	3
	BB	3
	SO	9
	LOB	15

WP: 0 PA: 36
PB: 0
SB: 1
CS: 0

PITCHER		IP	WLS	BF	H	R	ER	SO	BB	IBB	HBP	BLK	WP	HR	S	P	ERA	WHIP
36 Jered Weaver, R ERA: 3.22	(1, 1)	6.1	W	25	4	1	1	5	2	0	0	0	0	0	60	102	1.42	0.947
58 Michael Kohn, R ERA: 0.98	(7, 1)	0.2		2	0	0	0	1	0	0	0	0	0	0	7	8	0.00	0.000
59 Fernando Salas, R ERA: 3.21	(8, 1)	0.1		4	2	2	2	1	1	0	0	0	0	0	10	18	54.00	9.000
53 Héctor Santiago, L ERA: 5.09	(8, 1)	0.2		2	0	0	0	0	0	0	0	0	0	0	5	8	0.00	0.000
64 Mike Morin, R ERA:	(9, 1)	1.0		3	0	0	0	2	0	0	0	0	0	0	7	10	0.00	0.000

PITCHER	IP	WLS	BF	H	R	ER	SO	BB	IBB	HBP	BLK	WP	HR	S	P	ERA	WHIP

Batter	1	2	3	4	5	6	7	8	9	AB	R	H	RBI	BB	SO	LOB
2 Erick Aybar, S (1, 6) OBP: 0.294, SLG: 0.418	B SI 83 C FF 84 B FC 80 B FC 80 X FF 84 3-1 G1-3 ①		B CU 71 B SI 84 X SI 84 2-0 F8 ②		1 SAFE C FC 81 F FF 84 F SI 84 X CH 78 0-2 L4 ②		B CH 78 B FC 80 C SI 84 X FC 80 2-1 5 G6-4-3 1-2 1B		B CU 74 B FF 89 B FF 89 C FF 88 C FF 89 F FF 89 X FF 89 3-2 FC4-6 ② 1-2f	5	0	1	0	0	0	4
27 Mike Trout, R (1, 8) OBP: 0.359, SLG: 0.524	B SI 82 X SI 83 1-0 G4-3 ②		B CH 78 B FF 82 C CU 73 X CH 80 2-1 1-H 2-H 2B		C FF 82 B FF 85 B FC 84 B FF 84 F SI 84 B SI 86 4-2 1-2 BB		C SL 86 C SL 85 B SL 84 S FF 94 1-3 K ①		C FF 90 B FF 90 X SL 86 1-1 F9 ③	4	0	1	2	1	1	3
5 Albert Pujols, R (1, 10) OBP: 0.337, SLG: 0.530	B SI 82 X CH 77 1-0 G5-3 ③		B CU 74 C FF 81 F CU 73 B FF 85 X SI 85 2-2 G5-3 ③		B CH 79 X CH 79 1-0 L8 ③		C FF 94 X SL 85 0-1 G6-4-3 ②③ 1-2f			4	0	0	0	0	0	5
47 Howie Kendrick, R (1, 4) OBP: 0.389, SLG: 0.446		C SI 82 B CU 70 X CU 69 1-1 20 G5-4-3 1B		C SI 82 B SI 84 C SI 84 S FC 80 1-3 K ①		B CH 78 X CH 78 1-0 G6-3 ①		C FF 92 S FF 93 X FF 94 0-2 G1-3 ①		4	0	1	0	0	1	0
20 C.J. Cron, R (1, 3) OBP: 0.414, SLG: 0.714		C SI 82 X SI 83 0-1 G5-4-3 ①② 1-2f		B CU 71 X CU 72 1-0 G3 ②		C CH 78 S FC 79 B CU 72 B SI 84 X CU 71 2-2 G6-3 ②		B SL 86 B SL 85 S FF 94 S FF 93 B FF 93 F SL 86 F FF 93 X SL 85 3-2 HR		4	1	1	1	0	0	1
17 Chris Iannetta, R (1, 2) OBP: 0.375, SLG: 0.408		C SI 83 X CH 78 0-1 F7 ③		C CH 78 B FC 79 B FC 78 B CH 78 B FF 84 4-1 BB		B CU 69 B CU 69 C SI 83 B CH 77 F CH 78 B SI 85 4-2 7 BB BB		B FF 93 C FF 93 B SL 86 S FF 94 F FF 93 B CH 86 S FF 93 3-3 K ②		2	0	0	0	2	1	0
7 Collin Cowgill, R (1, 9) OBP: 0.412, SLG: 0.431			B FF 84 B SI 83 B FF 84 B FF 84 4-0 10 1B 27 2B BB	C FF 84 C CU 72 B SI 84 X CH 78 2-2 F9 ③		B SI 83 B FF 83 B CH 79 B FF 84 4-0 1-2 BB		X FF 93 0-0 P4 ③		2	1	0	0	2	0	1
13 Luis Jimenez, R (1, 5) OBP: 0.167, SLG: 0.167 19 Efren Navarro, L (9, PH) OBP: 0.600, SLG: 0.875			C SI 85 B CH 78 B FC 81 1 SAFE F CH 79 B CH 78 1 SAFE C SI 85 3-3 K ①		X CH 77 0-0 10 FC4-6 1B	C CU 72 F FC 80 F CU 72 D CU 72 F SI 84 X CH 78 1-2 P4 ③			C FF 90 B FF 89 F FC 89 B CU 74 F FF 91 B FC 89 B FF 90 4-2 2 FC4-6 BB	3 0	0 0	1 0	0 0	0 1	1 0	3 0
10 Grant Green, R (1, 7) OBP: 0.381, SLG: 0.400 28 Raul Ibanez, L (9, PH) OBP: 0.248, SLG: 0.267			X SI 83 0-0 27 2B 1-2 1B		X SI 83 0-0 FC4-6 27 BB 1-2f		B CH 76 B SI 83 F FF 83 B CH 79 C FF 83 X SI 84 3-2 2 1B 1B		B FF 89 X FF 90 1-0 P6 ①	3 1	1 0	2 0	0 0	0 0	0 0	1 1
Inning Stats	R: 0 E: 0 K: 0 S: 4 H: 0 LOB: 0 BB: 0 P: 9	R: 0 E: 0 K: 0 S: 6 H: 1 LOB: 0 BB: 0 P: 7	R: 2 E: 0 K: 1 S: 10 H: 2 LOB: 1 BB: 1 P: 23	R: 0 E: 0 K: 1 S: 8 H: 0 LOB: 1 BB: 1 P: 16	R: 0 E: 0 K: 0 S: 9 H: 1 LOB: 2 BB: 1 P: 14	R: 0 E: 0 K: 0 S: 11 H: 0 LOB: 2 BB: 2 P: 23	R: 0 E: 0 K: 1 S: 10 H: 2 LOB: 1 BB: 0 P: 16	R: 1 E: 0 K: 1 S: 13 H: 1 LOB: 0 BB: 0 P: 19	R: 0 E: 0 K: 0 S: 10 H: 0 LOB: 1 BB: 1 P: 19	1B: 5 2B: 1 3B: 0 HR: 1 SF: 0 SAC: 0 DP: 2 HBP: 0						

PITCHER	IP	WLS	BF	H	R	ER	SO	BB	IBB	HBP	BLK	WP	HR	S	P	ERA	WHIP
56 Mark Buehrle, L (1, 1) ERA: 2.04	6.0	W	28	6	2	2	2	5	0	0	0	0	0	53	102	3.00	1.833
50 Steve Delabar, R (7, 1) ERA: 3.18	2.0	H	6	1	1	1	2	0	0	0	0	0	1	18	25	4.50	0.500
44 Casey Janssen, R (9, 1) ERA:	1.0		4	0	0	0	0	1	0	0	0	0	0	10	19	0.00	1.000

PITCHER	IP	WLS	BF	H	R	ER	SO	BB	IBB	HBP	BLK	WP	HR	S	P	ERA	WHIP

TOP

Los Angeles Angels @ Toronto Blue Jays

Rogers Centre, Toronto, ON

Mon May 12 2014, 7:08 PM - 9:52 PM EDT

Att. 13,603 - Roof Closed - 68 F

livebaseballscorecards.com

AB	32
R	3
H	7
RBI	3
BB	6
SO	4
LOB	19

WP: 0	PA: 38		
PB: 0			
SB: 0			
CS: 0			

Batter	1	2	3	4	5	6	7	8	9	AB	R	H	RBI	BB	SO	LOB
18 Steve Tolleson, R (1, 4) (7, 9) OBP: 0.375, SLG: 0.682	B FF 90 F FF 90 S FC 89 B CU 78 X SI 88 2-2 53 BB 19 HR 1B		B SI 90 B SI 91 B FF 91 C FF 92 F FF 90 S CU 79 3-3 ① K		X SI 90 0-0 E6 53 G4-3		C FF 95 C CU 83 B CU 83 S CH 87 1-3 ① K			4	1	1	0	0	2	0
53 Melky Cabrera, S (1, 7) OBP: 0.368, SLG: 0.521	B SI 90 B SI 91 B CH 85 B FF 90 4-0 19 HR 1-2 BB		B SI 92 C CH 87 X CU 78 1-1 19 1B 1B		X SI 89 0-0 ①② G4-3 1-2f		C CH 87 B FF 95 F FF 96 B CU 84 S CH 88 2-3 ② K			3	1	1	0	1	1	1
19 José Bautista, R (1, 9) (7, 8) OBP: 0.438, SLG: 0.564	C CH 84 B CU 76 B SI 91 X CH 85 2-1 1-H 2-H HR		B SI 91 X CU 76 1-0 30 BB 1-3 1B		C SI 91 B FF 90 B FF 88 C CU 76 B FF 91 X FC 88 3-2 1B		C FF 95 C FF 96 X SI 95 0-2 ③ P4			4	1	3	3	0	0	0
10 Edwin Encarnación, R (1, 10) OBP: 0.335, SLG: 0.477	B SI 92 B FF 92 F SI 92 C SI 92 F FF 92 X SI 93 2-2 ① G5-3		B SI 91 F FF 92 X FF 91 1-1 ② F8		X SI 91 0-0 ③ F7			C FF 95 F FF 94 X CU 77 0-2 13 BB 26 1B 47 1B 1B		4	1	1	0	0	0	3
30 Dioner Navarro, S (1, 2) OBP: 0.315, SLG: 0.339	C SI 91 F CU 76 B CH 87 B FC 88 B SI 92 F SL 83 F CU 77 F FC 89 C SI 88 3-3 ② K		B CH 87 D CU 77 B SI 91 B SI 91 4-0 1-2 BB			B CU 75 F SI 90 X CU 80 1-1 ① F7		C CH 85 B CH 86 1 SAFE 1 SAFE B SI 91 F CH 84 F CU 76 S SL 86 2-3 ① K		3	0	0	0	1	2	1
26 Adam Lind, L (1, 3) OBP: 0.433, SLG: 0.510	C FF 90 S SI 92 S CU 80 0-3 ③ K		C CU 78 B CU 78 B FF 92 F CU 77 F CU 78 B FC 89 S FF 91 3-3 ③ K			F FF 90 B SI 91 B SI 91 B CU 77 B FF 91 4-1 13 HR BB		C FF 95 S CH 88 B FF 95 F CH 87 X SL 84 1-2 13 BB 47 1B 1-2 1B		3	2	1	0	1	2	3
13 Brett Lawrie, R (1, 5) (7, 4) OBP: 0.282, SLG: 0.430		B SI 90 B CU 75 B SL 84 C FF 91 C FC 87 C FC 88 3-3 ① K		B CU 78 C CH 85 B CU 77 F FF 90 B SL 80 C FC 88 3-3 ① K		X FC 87 0-0 1-H HR		D SL 85 D FF 95 B CU 77 B CH 86 4-0 47 1B 1-2 2-3 BB		3	1	1	2	1	2	0
28 Colby Rasmus, L (1, 8) OBP: 0.266, SLG: 0.489 47 Juan Francisco, L (7, 5) OBP: 0.369, SLG: 0.542		C CU 78 B SL 84 C SI 92 S CU 78 1-3 ② K		F SI 92 S FF 92 F SI 91 B SI 90 X CU 79 1-2 ② G3		F FF 90 B CU 78 S SL 82 X SL 83 1-2 ② G4-3		B CU 75 X FF 94 1-0 1 CS 1-3 2-H 3-H 1B		3 1	0 0	0 1	0 2	0 0	1 0	0 0
1 Jonathan Diaz, R (1, 6) OBP: 0.256, SLG: 0.184		B FF 92 C SI 92 B FF 91 B CH 87 X FF 92 3-1 ③ G6-3		C FF 90 B SI 91 S CU 78 B FC 88 C SI 92 2-3 ③ K		B SI 90 B CH 86 C FF 90 S CU 78 B FC 87 F SI 90 X SI 91 3-2 ③ G1-3		L FF 92 B SL 81 3 SAFE B FF 91 S SL 78 D SL 81 S FF 90 3-3 ②③ K 1-2		4	0	0	0	0	2	2
Inning Stats	R: 3 H: 2 E: 0 LOB: 0 K: 2 BB: 1 S: 18 P: 31	R: 0 H: 0 E: 0 LOB: 0 K: 2 BB: 0 S: 8 P: 15	R: 0 H: 2 E: 0 LOB: 3 K: 2 BB: 1 S: 12 P: 25	R: 0 H: 0 E: 0 LOB: 0 K: 2 BB: 0 S: 10 P: 16	R: 0 H: 1 E: 1 LOB: 1 K: 0 BB: 0 S: 6 P: 9	R: 2 H: 1 E: 0 LOB: 0 K: 0 BB: 1 S: 11 P: 20	R: 0 H: 0 E: 0 LOB: 0 K: 2 BB: 0 S: 9 P: 12	R: 2 H: 3 E: 0 LOB: 2 K: 2 BB: 1 S: 15 P: 26		1B: 7 SF: 0 2B: 1 SAC: 0 3B: 0 DP: 2 HR: 2 HBP: 0						

BOTTOM

Los Angeles Angels @ Toronto Blue Jays

Rogers Centre, Toronto, ON

Mon May 12 2014, 7:08 PM - 9:52 PM EDT

Att. 13,603 - Roof Closed - 68 F

livebaseballscorecards.com

AB	32
R	7
H	9
RBI	7
BB	4
SO	12
LOB	10

WP: 0 PA: 36
PB: 0
SB: 0
CS: 1

PITCHER		IP	WLS	BF	H	R	ER	SO	BB	IBB	HBP	BLK	WP	HR	S	P	ERA	WHIP
33 C.J. Wilson, L ERA: 3.69	(1, 1)	6.0	L	27	6	5	5	8	3	0	0	0	0	2	65	116	7.50	1.500
40 Kevin Jepsen, R ERA: 5.4	(7, 1)	1.0		3	0	0	0	2	0	0	0	0	0	0	9	12	0.00	0.000
46 Cory Rasmus, R ERA: 7.71	(8, 1)	0.1		5	3	2	2	1	1	0	0	0	0	0	12	20	54.00	12.000
64 Mike Morin, R ERA:	(8, 1)	0.2		1	0	0	0	1	0	0	0	0	0	0	3	6	0.00	0.000

PITCHER	IP	WLS	BF	H	R	ER	SO	BB	IBB	HBP	BLK	WP	HR	S	P	ERA	WHIP

Batter	1	2	3	4	5	6	7	8	9	AB	R	H	RBI	BB	SO	LOB
7 Collin Cowgill, R (1, 9) OBP: 0.422, SLG: 0.447	C SI 90 C SI 90 B SI 90 X FC 86 1-2 ① F9		C SI 90 D CU 74 C SI 89 C SI 89 1-3 ③ K			C SI 90 X CH 84 0-1 5 E 17 E 2B	F SI 90 B FC 88 B CH 85 B CH 84 X FF 89 3-1 27 E 1B		B SI 96 B SI 96 B SI 96 C SI 96 C SI 96 B SI 97 4-2 BB	4	1	2	0	1	1	1
27 Mike Trout, R (1, 8) OBP: 0.354, SLG: 0.513	C SI 90 B CH 85 C FF 90 X SI 90 1-2 ② G6-3			C SI 90 B SI 90 B SI 90 X SI 90 2-1 47 FC3-6 1B		B CU 75 C CH 83 B FC 86 B FC 86 F SI 91 S FF 91 3-3 ① K	C CH 81 X CH 83 0-1 FC5 1-2		B SI 96 X SI 95 1-0 ② F9	5	0	1	0	0	1	3
5 Albert Pujols, R (1, 3) OBP: 0.327, SLG: 0.513	B SI 90 B CH 83 B SI 91 X SI 89 3-0 ③ G6-3			C SI 90 D CU 76 X FF 90 1-1 ① F8		F FF 90 X SI 90 0-1 E5 17 E 47 BB 10 SF9 2-3	C SL 79 F FC 85 S CH 84 0-3 ② K		B SL 84 B SI 96 X SI 96 2-0 ③ L6	5	1	0	0	0	1	5
47 Howie Kendrick, R (1, 4) OBP: 0.386, SLG: 0.437		B FF 88 C FF 88 F SI 88 B CH 84 B SI 90 X FF 90 3-2 ① L8		B SI 89 B FF 89 X CH 82 2-0 ② FC3-6 1-2f		F FC 86 B SI 90 D CU 74 F SI 91 B SI 90 B SI 91 4-2 10 SF9 17 E 13 2B BB 1-2	F CH 82 B CH 84 S SL 80 B SI 90 S CH 83 2-3 ③ K			3	1	0	0	1	1	3
17 Chris Iannetta, R (1, 2) OBP: 0.370, SLG: 0.400		C SI 90 B CH 84 C FF 90 B SI 91 B FC 86 F FF 90 X SI 91 3-2 ② L8		B CH 81 X FF 89 1-0 ③ L8		C FC 86 C SI 90 F SI 91 X CU 74 0-2 E5 13 2B 1-2 2-3 3-H		S CU 78 B SI 88 X SL 86 1-1 10 FC5-4 1B		4	1	1	0	0	0	3
10 Grant Green, R (1, 7) OBP: 0.360, SLG: 0.391		C SI 89 X SI 90 0-1 ③ L9			C SI 89 X CH 83 0-1 1B	F FC 86 B FC 86 C SI 90 B SI 90 X FF 90 2-2 ② SF9 2-3 3-H		C SI 88 X SI 88 0-1 ① FC5-4 8 S 1-2f		3	0	1	1	0	0	1
13 Luis Jimenez, R (1, 5) OBP: 0.200, SLG: 0.300			C CH 82 B FF 88 F FF 89 C SI 90 1-3 ① K		B SI 89 X CH 82 1-0 ① P5	B CU 73 B CU 74 B FF 89 X FF 87 3-0 1-H 3-H 2B		1 SAFE X SL 85 0-0 ② P4		4	0	1	2	0	1	2
8 John McDonald, R (1, 6) OBP: 0.345, SLG: 0.308			C SI 89 C SI 90 X SI 91 0-2 52 SH2-4 1B		C FC 86 B SI 90 1 SAFE C SI 90 X SI 90 1-2 ② F9	S CH 82 F FF 89 S CH 84 0-3 ③ K		B SL 84 1 SAFE C SL 83 B SL 83 C SI 88 X SI 89 2-2 ③ L3 1-2		4	0	1	0	0	1	3
52 Matt Shoemaker, R (1, 1) 58 Michael Kohn, R (6, 1) 19 Efren Navarro, L (7, PH) OBP: 0.545, SLG: 0.778 59 Fernando Salas, R (7, 1) 38 Joe Smith, R (8, 1) 20 C.J. Cron, R (9, PH) OBP: 0.400, SLG: 0.690 49 Ernesto Frieri, R (9, 1)			X SI 90 0-0 ② SH2-4 1-2		F SI 90 C SI 89 B SI 90 C SI 91 1-3 ③ K		B FC 85 C SI 90 C SI 90 X SI 91 1-2 ① L3		B SI 96 B SL 84 C SI 97 S SI 96 X SL 85 2-2 ① G5-3	1 0 1 0 0 1 0	0 0 0 0 0 0 0	0 0 0 0 0 0 0	0 0 0 0 0 0 0	0 0 0 0 0 0 0	1 0 0 0 0 0 0	1 0 0 0 0 0 0
Inning Stats	R: 0 E: 0 K: 0 S: 7 H: 0 LOB: 0 BB: 0 P: 12	R: 0 E: 0 K: 0 S: 9 H: 0 LOB: 0 BB: 0 P: 15	R: 0 E: 0 K: 2 S: 10 H: 1 LOB: 1 BB: 0 P: 12	R: 0 E: 0 K: 0 S: 6 H: 1 LOB: 1 BB: 0 P: 12	R: 0 E: 0 K: 1 S: 9 H: 1 LOB: 1 BB: 0 P: 12	R: 4 E: 2 K: 2 S: 20 H: 2 LOB: 1 BB: 1 P: 32	R: 0 E: 1 K: 2 S: 13 H: 1 LOB: 2 BB: 0 P: 19	R: 0 E: 0 K: 0 S: 8 H: 1 LOB: 1 BB: 0 P: 11	R: 0 E: 0 K: 0 S: 7 H: 0 LOB: 1 BB: 1 P: 16	1B: 5 2B: 2 3B: 0 HR: 0 SF: 1 SAC: 1 DP: 0 HBP: 0						

PITCHER		IP	WLS	BF	H	R	ER	SO	BB	IBB	HBP	BLK	WP	HR	S	P	ERA	WHIP
33 Cliff Lee, L ERA: 3.23	(1, 1)	7.0	L	31	6	4	0	7	1	0	0	0	0	0	74	114	0.00	1.000
37 Mike Adams, R ERA: 4.15	(8, 1)	1.0		4	1	0	0	0	0	0	0	0	0	0	8	11	0.00	1.000
63 Jake Diekman, L ERA: 4.5	(9, 1)	1.0		4	0	0	0	0	1	0	0	0	0	0	7	16	0.00	1.000

PITCHER	IP	WLS	BF	H	R	ER	SO	BB	IBB	HBP	BLK	WP	HR	S	P	ERA	WHIP

TOP

Los Angeles Angels @ Philadelphia Phillies

Citizens Bank Park, Philadelphia, PA

Tue May 13 2014, 7:08 PM - 9:56 PM EDT

Att. 41,959 - Partly Cloudy - 70 F

livebaseballscorecards.com

AB	35
R	4
H	7
RBI	3
BB	2
SO	7
LOB	22

WP: 0 PA: 39
PB: 0
SB: 1
CS: 0

Los Angeles Angels @ Philadelphia Phillies

Citizens Bank Park, Philadelphia, PA

Tue May 13 2014, 7:08 PM - 9:56 PM EDT

Att. 41,959 - Partly Cloudy - 70 F

livebaseballscorecards.com

BOTTOM

Batter	1	2	3	4	5	6	7	8	9	AB	R	H	RBI	BB	SO	LOB
2 Ben Revere, L (1, 8) OBP: 0.292, SLG: 0.306	B FF 91 X FF 92 1-0 ① P6			C SI 90 B KC 77 B FF 91 C KC 76 B CH 85 F FF 92 X SL 83 3-2 26 3B 1B	C CH 83 B SI 91 T SI 91 1 SAFE X CH 84 1-2 ③ FC4-6 1-2f		1 SAFE C FF 91 X CH 86 0-1 ③ G4-3		B FF 94 S FF 94 F SI 94 B SL 82 B SI 96 T SI 96 3-2 ① K	4	1	1	0	0	0	2
11 Jimmy Rollins, S (1, 6) OBP: 0.360, SLG: 0.427	B SI 92 C SI 93 C KC 79 S SL 83 1-3 ② K			1 SAFE 1 SAFE B FF 90 C SI 91 1 SAFE F KC 77 S CH 86 1-3 ① K		C FF 94 X SL 83 0-1 ① L3		C SI 88 C FF 90 F FF 90 C SL 80 0-3 ① K		4	0	0	0	0	3	1
26 Chase Utley, L (1, 4) OBP: 0.399, SLG: 0.559	C SI 92 X SI 92 0-1 ③ F8			B SI 90 1 SAFE X SI 90 1-0 1-H 6 1B 3B		B FF 95 B FF 94 C FF 94 H CH 86 3-1 3 L5 6 BB HBP		F SI 89 B FF 90 X FF 90 1-1 ② P6		3	1	1	1	0	0	0
6 Ryan Howard, L (1, 3) OBP: 0.327, SLG: 0.457		X FF 91 0-0 ① F8		D KC 77 X SI 90 1-0 3-H 1B		C FF 94 B FF 94 B FF 95 B FF 95 B FF 94 4-1 1-2 BB		B FF 90 X FF 90 1-0 ③ F9		3	0	1	1	1	0	0
3 Marlon Byrd, R (1, 9) OBP: 0.349, SLG: 0.493		C SI 91 X KC 77 0-1 ② G5-3		S SL 81 X FF 91 0-1 ② F9		C SL 81 B FF 93 B SL 81 F FF 95 X SL 82 2-2 ②③ L5 2-2			B FF 94 S FF 94 F SI 94 B SL 82 B SI 96 T SI 96 3-2 ① K	4	0	0	0	0	1	3
9 Domonic Brown, L (1, 7) OBP: 0.290, SLG: 0.303	B SI 91 B SI 91 B KC 77 X SI 91 3-0 ③ F9			B KC 77 D CH 83 C SL 80 C SI 91 X CH 84 2-2 ③ F9			C FF 91 B KC 84 B FF 91 S CH 84 F CH 87 B FF 92 F FF 92 X CH 87 3-2 51 SF9 3B		B SI 95 S FF 95 C FF 94 B SI 94 B SI 95 B SI 93 4-2 51 G4-6-3 BB	3	1	1	0	1	0	1
51 Carlos Ruiz, R (1, 2) OBP: 0.386, SLG: 0.415		B FF 91 B FF 91 X FF 92 2-0 ① P6			C KC 74 B SI 89 B SL 81 B FF 90 4-1 2 FC4-6 BB		C FF 92 B FF 92 C FF 92 X FF 92 1-2 ① SF9 3-H		C FF 94 F SI 94 B SI 94 X SL 84 1-2 ②③ G4-6-3 1-2f	2	0	0	1	1	0	1
25 Cody Asche, L (1, 5) OBP: 0.321, SLG: 0.387		X SI 93 0-0 ② G3			X SI 90 0-0 ① L9		B CH 86 S CH 86 B CH 87 F FF 91 X CH 87 2-2 ② G3			3	0	0	0	0	0	1
33 Cliff Lee, L (1, 1) 16 César Hernández, S (7, PH) OBP: 0.267, SLG: 0.286 37 Mike Adams, R (8, 1) 63 Jake Diekman, R (9, 1)		B SI 91 C SI 92 X FF 92 1-1 ③ G6-3			L SL 80 F SI 90 M CH 84 0-3 ② K		F FF 92 X CH 87 0-1 E4			2 1 0 0	0 0 0 0	0 0 0 0	0 0 0 0	0 0 0 0	1 0 0 0	1 0 0 0
Inning Stats	R: 0 H: 0 E: 0 LOB: 0 K: 1 BB: 0 S: 6 P: 8	R: 0 H: 0 E: 0 LOB: 0 K: 0 BB: 0 S: 4 P: 7	R: 0 H: 0 E: 0 LOB: 0 K: 0 BB: 0 S: 4 P: 7	R: 2 H: 3 E: 0 LOB: 1 K: 1 BB: 0 S: 14 P: 22	R: 0 H: 0 E: 0 LOB: 1 K: 1 BB: 1 S: 8 P: 13	R: 0 H: 0 E: 0 LOB: 1 K: 0 BB: 1 S: 7 P: 16	R: 1 H: 1 E: 1 LOB: 1 K: 0 BB: 0 S: 15 P: 21	R: 0 H: 0 E: 0 LOB: 0 K: 1 BB: 0 S: 7 P: 9	R: 0 H: 0 E: 0 LOB: 0 K: 1 BB: 1 S: 8 P: 16	1B: 2 SF: 1 2B: 1 SAC: 0 3B: 2 DP: 2 HR: 0 HBP: 1						WP: 0 PA: 34 PB: 0 SB: 0 CS: 0

	AB	29
	R	3
	H	4
	RBI	3
	BB	3
	SO	5
	LOB	10

PITCHER		IP	WLS	BF	H	R	ER	SO	BB	IBB	HBP	BLK	WP	HR	S	P	ERA	WHIP
52 Matt Shoemaker, R ERA: 3.86	(1, 1)	5.0	W	19	3	2	2	3	1	0	0	0	0	0	36	57	3.60	0.800
58 Michael Kohn, R ERA: 0.93	(6, 1)	1.0	H	4	0	0	0	0	1	0	1	0	0	0	7	16	0.00	1.000
59 Fernando Salas, R ERA: 3.6	(7, 1)	1.0	H	5	1	1	1	0	0	0	0	0	0	0	15	21	9.00	1.000
38 Joe Smith, R ERA: 2.81	(8, 1)	1.0	H	3	0	0	0	1	0	0	0	0	0	0	7	9	0.00	0.000
49 Ernesto Frieri, R ERA: 5.51	(9, 1)	1.0	S	3	0	0	0	1	1	0	0	0	0	0	8	16	0.00	1.000

PITCHER	IP	WLS	BF	H	R	ER	SO	BB	IBB	HBP	BLK	WP	HR	S	P	ERA	WHIP

Batter	1	2	3	4	5	6	7	8	9	AB	R	H	RBI	BB	SO	LOB
19 Efren Navarro, L (1, 9) (7, 7) OBP: 0.438, SLG: 0.571	C SI 93 B KC 81 C KC 81 B SI 92 F SI 92 X KC 82 2-2 ① G1-3	D CH 88 B SI 92 B SI 92 C SI 92 C SI 92 X SI 92 3-2 1-3 2-H 1B		C KC 80 B CH 85 X KC 80 1-1 ② G1-3		B SI 92 X SI 93 1-0 ③ G6-3			B FF 91 C SL 83 X FF 91 1-1 ① F7	5	0	1	1	0	0	0
27 Mike Trout, R (1, 8) OBP: 0.356, SLG: 0.519	F FF 92 S KC 84 B SI 93 F KC 83 B KC 85 S KC 83 2-3 ② K	X SI 92 0-0 ③ L8		B SI 92 B KC 83 B FF 91 C SI 92 B SI 92 4-1 5 S BB			C CU 77 B SL 86 F CH 82 F SL 86 F SI 90 B SI 91 B CU 79 X SI 91 3-2 3B		B SL 84 B FF 92 B SL 82 C FF 91 F CH 86 F FF 92 S SL 83 3-3 ② K	4	0	1	0	1	2	2
5 Albert Pujols, R (1, 3) OBP: 0.330, SLG: 0.516	B KC 83 C SI 92 X SI 92 1-1 28 1B 2B	B SI 91 S KC 81 F KC 81 B KC 84 B KC 84 F KC 84 F SI 91 F KC 84 X SI 92 3-2 28 BB 2 2B 1B	1 SAFE S KC 83 C SI 92 D KC 83 F KC 83 X SI 92 1-2 ③ G6-3 1-2				C SI 90 F SI 90 B CU 78 S CU 79 1-3 ① K		B FF 92 B SL 82 B SL 83 X FF 91 3-0 ③ F7	5	2	2	0	0	1	2
28 Raul Ibanez, L (1, 7) OBP: 0.264, SLG: 0.272 7 Collin Cowgill, R (7, 9) OBP: 0.422, SLG: 0.447	S SI 93 B KC 82 C KC 82 X SI 92 1-2 2 S 2-H 1B	D KC 81 D CH 87 B SI 91 B SI 92 4-0 2 2B 1-2 BB	C CH 88 B CH 88 B CH 86 B SI 91 F FF 90 B KC 82 4-2 2 BB BB				C CU 78 F SL 86 S CU 79 0-3 ② K			2	0	1	1	2	1	1
										0	0	0	0	0	0	0
2 Erick Aybar, S (1, 6) OBP: 0.306, SLG: 0.426	C SI 92 C KC 82 B KC 83 F KC 83 B KC 82 B SI 92 F SI 93 S KC 84 3-3 ③ K 1-2	X SI 90 0-0 13 G5-3 1-3 2-H 2B	B KC 80 1 SAFE B SI 90 F SI 91 B SI 91 B SI 91 4-1 10 G5-4-3 1-2 BB				B SI 91 S CU 78 B SI 91 C SL 84 B CH 82 B SL 85 4-2 16 S BB			2	0	1	1	2	1	1
16 Hank Conger, L (1, 2) OBP: 0.373, SLG: 0.556		B KC 80 C SI 91 S CH 87 X KC 82 1-2 10 19 1B 1B	S KC 83 B SI 92 B SI 92 D KC 84 C KC 82 F KC 83 D KC 85 4-2 BB		B SI 90 C KC 80 B KC 80 F FF 92 C SI 92 2-3 ① K		C CU 76 1 SAFE S CU 78 B CU 78 X FF 91 1-2 ③ P6 1-2			3	1	1	0	1	1	4
10 Grant Green, R (1, 4) OBP: 0.345, SLG: 0.370 49 Ernesto Frieri, R (8, 1) 38 Joe Smith, R (9, 1)		C SI 93 X SI 93 0-1 19 1B 1-2 1B	C SI 92 S KC 82 F KC 83 F SI 92 C SI 92 0-3 ① K		S KC 81 C SI 91 B KC 82 X KC 82 1-2 ②③ G5-4-3 1-2f			L FF 94 C FC 90 B SL 83 B FF 94 F FF 94 F FF 93 X SL 83 2-2 ① F9		4	0	1	0	0	1	5
										0	0	0	0	0	0	0
										0	0	0	0	0	0	0
13 Luis Jimenez, R (1, 5) OBP: 0.143, SLG: 0.214		C KC 82 B KC 84 F SI 92 S SI 91 1-3 ① K	B SI 92 B SI 92 X SI 92 2-0 ②③ G5-3 2-3f			C SI 92 S CU 82 B SI 92 B CU 85 B FF 92 F SI 92 S SI 92 3-3 ① K		S CH 85 C FF 91 X FF 95 0-2 ② L5	4	0	0	0	0	2	5
Garrett Richards, R (1, 1) 8 John McDonald, R (8, PH) (8, 4) OBP: 0.333, SLG: 0.296		C KC 80 S KC 81 B KC 83 B SI 92 M SI 92 2-3 ② K	B FF 89 X FF 90 1-0 ① G6-3			S SI 92 X SI 92 0-1 ② G3		C CH 84 X CH 85 0-1 ③ P4	3	0	0	0	0	1	2
									1	0	0	0	0	0	0
Inning Stats	R: 1 E: 0 K: 2 S: 18 H: 2 LOB: 1 BB: 0 P: 27	R: 1 E: 0 K: 2 S: 15 H: 3 LOB: 2 BB: 0 P: 22	R: 1 E: 0 K: 1 S: 16 H: 2 LOB: 2 BB: 2 P: 29	R: 0 E: 0 K: 0 S: 8 H: 0 LOB: 1 BB: 1 P: 15	R: 0 E: 0 K: 1 S: 9 H: 0 LOB: 1 BB: 2 P: 20	R: 0 E: 0 K: 1 S: 7 H: 0 LOB: 0 BB: 0 P: 11	R: 0 E: 0 K: 2 S: 16 H: 1 LOB: 2 BB: 1 P: 25	R: 0 E: 0 K: 0 S: 10 H: 0 LOB: 0 BB: 0 P: 12	R: 0 E: 0 K: 1 S: 7 H: 0 LOB: 0 BB: 0 P: 14	1B: 5 2B: 2 3B: 1 HR: 0 SF: 0 SAC: 0 DP: 2 HBP: 0						

PITCHER		IP	WLS	BF	H	R	ER	SO	BB	IBB	HBP	BLK	WP	HR	S	P	ERA	WHIP
34 A.J. Burnett, R ERA: 3.13	(1, 1)	5.0	L	25	7	3	3	6	5	0	0	0	0	0	66	113	5.40	2.400
52 Jeff Manship, R ERA: 4.91	(6, 1)	1.0		3	0	0	0	1	0	0	0	0	0	0	7	11	0.00	0.000
37 Mike Adams, R ERA: 3.72	(7, 1)	1.0		5	1	0	0	2	1	0	0	0	0	0	16	25	0.00	2.000
43 Mario Hollands, L ERA: 4.2	(8, 1)	1.0		3	0	0	0	0	0	0	0	0	0	0	10	12	0.00	0.000
59 Antonio Bastardo, L ERA: 5.09	(9, 1)	1.0		3	0	0	0	1	0	0	0	0	0	0	7	14	0.00	0.000

PITCHER	IP	WLS	BF	H	R	ER	SO	BB	IBB	HBP	BLK	WP	HR	S	P	ERA	WHIP

TOP

Los Angeles Angels @ Philadelphia Phillies
Citizens Bank Park, Philadelphia, PA
Wed May 14 2014, 1:10 PM - 4:16 PM EDT
Att. 33,308 - Cloudy - 67 F

livebaseballscorecards.com

AB	33
R	3
H	8
RBI	3
BB	6
SO	10
LOB	22

Los Angeles Angels @ Philadelphia Phillies

Citizens Bank Park, Philadelphia, PA

Wed May 14 2014, 1:10 PM - 4:16 PM EDT

Att. 33,308 - Cloudy - 67 F

BOTTOM

Batter	1	2	3	4	5	6	7	8	9	AB	R	H	RBI	BB	SO	LOB
2 Ben Revere, L (1, 8) OBP: 0.284, SLG: 0.297	B FF 95 C SI 95 B SL 87 X SI 96 2-1 ① G1-3		C SI 96 X FF 97 0-1 ③ G4-3			X SI 96 0-0 ① B5-3		C SI 94 B SI 94 X SI 94 1-1 ① G6-3		4	0	0	0	0	0	0
11 Jimmy Rollins, S (1, 6) OBP: 0.357, SLG: 0.422	B FF 97 F SI 96 C SI 96 X CU 79 1-2 ② G6-3			C SL 88 S CU 80 B SI 96 B SI 97 X SI 97 2-2 ① G6-3		B SI 96 S SL 86 B SI 95 X SI 96 2-1 26 2B 1B		B SI 95 X SI 94 1-0 ② G3		4	0	1	0	0	0	0
26 Chase Utley, L (1, 4) OBP: 0.401, SLG: 0.571	C FF 96 C SI 97 B SI 96 X SL 88 1-2 2B			B SI 97 B SI 97 X SI 97 2-0 ② G4-3		B SI 95 X SI 96 1-0 1-3 2B		C SI 94 C SL 81 S SI 95 0-3 ③ K		4	0	2	0	0	1	0
6 Ryan Howard, L (1, 3) OBP: 0.325, SLG: 0.451	C SL 85 B SI 96 S SI 95 S SL 86 1-3 ③ K2-3			S SI 96 B SI 96 C SL 86 X FF 96 1-2 3 WP 1B		B SL 85 C SL 85 B SI 96 S SL 86 S SL 86 2-3 ② K			B SI 88 B SL 79 X FF 88 2-0 ① F8	4	0	1	0	0	2	3
3 Marlon Byrd, R (1, 9) OBP: 0.340, SLG: 0.479		B FF 96 C SL 85 F SI 97 F SI 97 X SL 87 1-2 ① P3		S SL 87 F FF 96 D SL 87 B CU 79 F FF 96 B SI 96 S SL 88 3-3 K 1-2		B SL 87 C SL 86 F SI 96 F SL 86 X SI 96 1-2 ③ P5			X SI 88 0-0 ② F9	4	0	0	0	0	1	3
9 Domonic Brown, L (1, 7) OBP: 0.282, SLG: 0.294		B SI 97 C SL 87 X SI 97 1-1 ② G4-3		D SL 86 C SL 86 B SI 96 S SI 96 F SI 96 S SL 87 2-3 ③ K			B SL 86 S SL 86 B SL 84 X SI 95 2-1 ① F7		C SI 88 C SL 80 F FF 90 F FF 90 F SL 81 F FF 90 T FF 90 0-2 ③ K	4	0	0	0	0	2	2
51 Carlos Ruiz, R (1, 2) OBP: 0.385, SLG: 0.413		X FF 96 0-0 ③ F8			B FF 96 C SI 95 B SI 96 C SL 87 S SI 96 2-3 ① K		C SI 95 X SL 87 0-1 25 G5-3 25 WP 1B			3	0	1	0	0	1	0
25 Cody Asche, L (1, 5) OBP: 0.312, SLG: 0.375			B SL 87 C SL 86 S SI 94 F CU 79 B SI 96 X SI 96 2-2 ① G3		F SI 96 C CH 87 B SI 95 C CU 76 1-3 ② K		B SI 95 F SL 86 B SI 96 X SI 94 2-1 ② G5-3 1-3			3	0	0	0	0	1	1
34 A.J. Burnett, R (1, 1) OBP: 0.250, SLG: 0.250 19 Tony Gwynn Jr., L (5, PH) OBP: 0.290, SLG: 0.222 52 Jeff Manship, R (6, 1) 37 Mike Adams, R (7, 1) 17 Reid Brignac, L (7, PH) 43 Mario Hollands, L (8, 1) 59 Antonio Bastardo, R (9, 1)			C FF 96 B SI 96 C FF 96 B SL 89 S FF 97 2-3 ② K		B SI 95 C SI 95 S SL 85 X FF 94 1-2 ③ G4-3		C SL 85 S SI 96 S CU 77 0-3 ③ K2-3			1 0 0 0 0 1 0 1 0 0 0 0 0 0 0 0 0 0 0 0 0 0 0 0 0 0 0 0 1 0 0 0 0 1 1 0 0 0 0 0 0 0 0 0 0 0 0 0 0						
Inning Stats	R: 0 E: 0 K: 1 S: 11 H: 1 LOB: 1 BB: 0 P: 16	R: 0 E: 0 K: 0 S: 7 H: 0 LOB: 0 BB: 0 P: 9	R: 0 E: 0 K: 1 S: 9 H: 0 LOB: 0 BB: 0 P: 13	R: 0 E: 0 K: 2 S: 15 H: 1 LOB: 2 BB: 0 P: 25	R: 0 E: 0 K: 2 S: 9 H: 0 LOB: 0 BB: 0 P: 13	R: 0 E: 0 K: 1 S: 11 H: 2 LOB: 2 BB: 0 P: 17	R: 0 E: 0 K: 1 S: 9 H: 1 LOB: 1 BB: 0 P: 13	R: 0 E: 0 K: 1 S: 6 H: 0 LOB: 0 BB: 0 P: 8	R: 0 E: 0 K: 1 S: 9 H: 0 LOB: 0 BB: 0 P: 11	1B: 3 2B: 2 3B: 0 HR: 0	SF: 0 SAC: 0 DP: 0 HBP: 0				WP: 2 PB: 0 SB: 0 CS: 0	PA: 33	

livebaseballscorecards.com

AB	33
R	0
H	5
RBI	0
BB	0
SO	10
LOB	10

PITCHER		IP	WLS	BF	H	R	ER	SO	BB	IBB	HBP	BLK	WP	HR	S	P	ERA	WHIP
Garrett Richards, R ERA: 2.42	(1, 1)	7.0	W	27	5	0	0	8	0	0	0	0	2	0	71	106	0.00	0.714
49 Ernesto Frieri, R ERA: 5.19	(8, 1)	1.0	H	3	0	0	0	1	0	0	0	0	0	0	6	8	0.00	0.000
38 Joe Smith, R ERA: 2.65	(9, 1)	1.0	S	3	0	0	0	1	0	0	0	0	0	0	9	11	0.00	0.000

PITCHER	IP	WLS	BF	H	R	ER	SO	BB	IBB	HBP	BLK	WP	HR	S	P	ERA	WHIP

Tampa Bay Rays @ Los Angeles Angels

Angel Stadium of Anaheim, Anaheim, CA

Thu May 15 2014, 7:09 PM - 10:50 PM PDT

Att. 34,441 - Clear - 95 F

livebaseballscorecards.com

TOP

Batter	1	2	3	4	5	6	7	8	9	AB	R	H	RBI	BB	SO	LOB
8 Desmond Jennings, R (1, 8) OBP: 0.335, SLG: 0.400	C SI 92 B SI 93 X SI 93 1-1 G5-3		C SI 91 B FF 91 S CH 84 S CU 78 1-3 K		B CU 75 C CU 76 X SI 92 1-1 G4-3		C FF 95 F SI 96 D CU 84 B CU 82 F FF 96 S CH 85 2-3 K		S FF 92 C FF 92 X FF 92 0-2 F9	5	0	0	0	0	2	2
11 Logan Forsythe, R (1, 10) OBP: 0.266, SLG: 0.268 7 David DeJesus, L (7, PH) OBP: 0.356, SLG: 0.481 (7, 10)	B SI 93 C FF 92 F SI 93 F SI 93 B CU 80 X SI 94 2-2 F8		B SI 91 C CH 84 S CU 75 X FF 91 1-2 F9			X SI 90 0-0 3 WP 9 2B 1B	S CH 85 F FF 95 D CU 84 D CH 86 B CH 85 X FF 96 3-2 F7			3 1	1 0	1 0	0 0	0 0	0 0	0 1
3 Evan Longoria, R (1, 5) OBP: 0.335, SLG: 0.400	B SI 93 B SI 93 B SI 93 C FF 92 F FF 93 X SI 92 3-2 F8		C SI 92 B CU 76 F CH 84 S CU 78 1-3 K			B CU 75 B CH 82 F FF 90 S SI 92 D CU 79 B CU 76 4-2 9 2B 21 1B 1-2 BB	F FF 96 T FF 95 B SI 96 B FF 94 F SI 95 B CH 85 F FF 95 B CH 85 4-2 1-2 BB			2	1	0	0	2	1	0
9 Wil Myers, R (1, 9) OBP: 0.318, SLG: 0.396		X SI 91 0-0 11 FC5 21 1B 1B		F FF 91 B FF 92 C SI 93 B CU 79 B CU 77 T CH 85 3-2 K		B CH 84 F SI 92 X SI 91 1-1 21 1B 1-3 2-H 2B	C CU 82 B FF 95 B FF 95 X FF 95 2-1 F9			4	1	2	1	0	1	2
1 Sean Rodríguez, R (1, 4) OBP: 0.290, SLG: 0.534		X SI 91 0-0 L6		C SI 92 B FF 92 B CU 75 X SI 92 2-1 G6-3		C FF 91 X SI 91 0-1 F8		S SL 82 F SL 81 X CH 75 0-2 G5-3		4	0	0	0	0	0	3
21 James Loney, L (1, 3) OBP: 0.380, SLG: 0.408		B FF 91 X FF 91 1-0 11 FC5 5 1B 1-2 1B		C SI 92 F CH 84 B FF 93 F CU 78 S FF 93 1-3 K		C FF 91 D CU 76 F SI 92 D CU 77 X CH 83 2-2 11 G5-4-3 2-H 3-H 1B		X FF 93 0-0 F8		4	1	2	2	0	1	0
11 Yunel Escobar, R (1, 6) OBP: 0.314, SLG: 0.329		C CU 75 D CU 76 X SI 92 1-1 FC5 5 1B 1-2 2-3f			C CH 84 F SI 92 F CU 76 B FF 90 X SI 92 1-2 5 SH2-3 1B	B SI 92 C SI 91 X CH 84 1-1 G5-4-3 1-2f		C SL 82 F SI 92 F CH 75 B FF 92 X FF 92 1-2 G1-3		4	0	1	0	0	0	3
5 Brandon Guyer, R (1, 7) OBP: 0.231, SLG: 0.316		B CU 74 X SI 91 1-0 1-2 2-H 1B			B FF 92 F FF 91 1 SAFE B SI 92 X SI 91 2-1 SH2-3 1-2		F CH 82 X FF 90 0-1 HR		C FF 92 F FF 91 B FF 93 B KC 84 B FF 93 X FF 92 3-2 F9	3	1	2	2	0	0	0
24 Ryan Hanigan, R (1, 2) OBP: 0.324, SLG: 0.384		F FF 91 F FF 91 B SI 92 X CU 79 1-2 G4-3			B CU 74 C FF 92 F CU 75 F CU 78 F FF 92 S SI 92 1-3 K		F FF 96 B FF 96 B SI 95 B FF 96 C FF 96 B FF 96 4-2 3 BB BB		C FF 92 C FF 90 X FF 93 0-2 F8	3	0	0	0	1	1	3
Inning Stats	R: 0 E: 0 K: 0 S: 9 H: 0 LOB: 0 BB: 0 P: 15	R: 1 E: 0 K: 0 S: 9 H: 3 LOB: 2 BB: 0 P: 13	R: 0 E: 0 K: 2 S: 9 H: 0 LOB: 0 BB: 0 P: 12	R: 0 E: 0 K: 2 S: 9 H: 0 LOB: 0 BB: 0 P: 15	R: 0 E: 0 K: 1 S: 13 H: 1 LOB: 1 BB: 0 P: 18	R: 3 E: 0 K: 0 S: 12 H: 3 LOB: 0 BB: 1 P: 20	R: 1 E: 0 K: 1 S: 17 H: 1 LOB: 2 BB: 2 P: 32	R: 0 E: 0 K: 0 S: 9 H: 0 LOB: 0 BB: 0 P: 10	R: 0 E: 0 K: 0 S: 9 H: 0 LOB: 0 BB: 0 P: 12	1B: 6 2B: 1 3B: 0 HR: 1 SF: 0 SAC: 1 DP: 1 HBP: 0						

	AB	33
	R	5
	H	8
	RBI	5
	BB	3
	SO	6
	LOB	14

WP: 1 PA: 37
PB: 0
SB: 0
CS: 0

PITCHER		IP	WLS	BF	H	R	ER	SO	BB	IBB	HBP	BLK	WP	HR	S	P	ERA	WHIP
45 Tyler Skaggs, L ERA: 4.53	(1, 1)	6.0		26	8	5	5	5	1	0	0	0	1	1	63	95	7.50	1.500
40 Kevin Jepsen, R ERA: 5.02	(7, 1)	1.0		5	0	0	0	1	2	0	0	0	0	0	15	30	0.00	2.000
64 Mike Morin, R ERA:	(8, 1)	1.0		3	0	0	0	0	0	0	0	0	0	0	9	10	0.00	0.000
59 Fernando Salas, R ERA: 3.38	(9, 1)	1.0	W	3	0	0	0	0	0	0	0	0	0	0	9	12	0.00	0.000

PITCHER	IP	WLS	BF	H	R	ER	SO	BB	IBB	HBP	BLK	WP	HR	S	P	ERA	WHIP

Tampa Bay Rays @ Los Angeles Angels

Angel Stadium of Anaheim, Anaheim, CA

Thu May 15 2014, 7:09 PM - 10:50 PM PDT

Att. 34,441 - Clear - 95 F

BOTTOM

livebaseballscorecards.com

Batter	1	2	3	4	5	6	7	8	9	AB	R	H	RBI	BB	SO	LOB
7 Collin Cowgill, R (1, 9) OBP: 0.421, SLG: 0.444	C FF 88 X FF 91 0-1 ① L6		B CU 74 C CU 74 D CU 76 C CH 74 S CU 77 2-3 ③ K		B FF 89 S CU 75 S CU 76 X CU 75 1-2 ③ G6-3		B FF 97 X FF 97 1-0 5 F8, 27 HBP, 1B		C SL 85 B SL 85 C SL 85 B SL 84 X SL 85 2-2 27 HR, 1B 1-3 2-H	5	1	2	1	0	1	3
27 Mike Trout, R (1, 8) OBP: 0.357, SLG: 0.531	C SI 90 B FF 90 B CU 76 F CH 73 S FF 90 2-3 ② K			C CU 74 B FF 89 X CH 74 1-1 E6, 47 G4-3		B CH 73 C CH 73 C CU 75 B CU 75 B CU 74 S FF 89 3-3 ① K	C FF 97 B FF 97 H FF 97 2-1 5 F8, HBP 1-2		C CH 80 B CH 81 X CH 81 1-1 HR 1-H 3-H	4	1	1	3	0	2	0
5 Albert Pujols, R (1, 10) OBP: 0.322, SLG: 0.503	B CH 74 B CU 75 B FF 91 C FF 85 X FF 90 3-1 ③ F7			S CH 72 D CU 76 X CH 74 1-1 ① L9		C CU 74 B CU 75 C CU 74 F CU 75 B CU 77 S FF 91 2-3 ② K	B FF 96 C FF 95 B FF 95 X FF 96 2-1 ② F8 1-2 2-3			4	0	0	0	0	1	3
47 Howie Kendrick, R (1, 4) OBP: 0.383, SLG: 0.432		C FF 88 F CH 73 B CU 77 B FC 90 X CU 75 2-2 ① G5-3		B CU 75 C CU 74 X CH 74 1-1 ② G4-3 2-3		B CH 72 S CH 73 X FF 91 1-1 20 1B, 2 E, 1B	C CU 80 F FF 93 F FS 85 S FS 84 0-3 ③ K			4	1	1	0	0	1	3
20 C.J. Cron, R (1, 3) OBP: 0.382, SLG: 0.636		B CU 76 B CU 75 C FF 90 B CH 72 F FF 90 F FF 90 X CH 70 3-2 ② L7		F CU 76 X FF 89 0-1 ③ F8		C CU 75 X FF 88 0-1 2 E, 28 1B, 1B 1-3		C CU 78 B CU 80 F FF 92 X FS 83 1-2 ① P3		4	1	1	0	0	0	1
2 Erick Aybar, S (1, 6) OBP: 0.304, SLG: 0.417		C CU 75 X FF 92 0-1 ③ G4-3			B FF 87 F FF 89 B CU 75 B CU 73 F FF 89 B CH 71 4-2 10 2B, BB	B CH 72 B CH 74 X FF 89 2-0 E3, 28 1B 1-3 3-H		C CU 78 C FS 82 B FF 91 S FS 82 1-3 ② K		3	0	0	0	1	1	1
17 Chris Iannetta, R (1, 2) OBP: 0.363, SLG: 0.390 28 Raul Ibanez, L (6, PH) OBP: 0.268, SLG: 0.276 (7, 7)			X FF 89 0-0 ① P6		X FF 89 0-0 ① F9	D FS 82 C SI 93 D FS 84 F FS 84 X SI 94 2-2 1-2 3-H		C FS 82 X FS 84 0-1 ③ G3		2 2	0 0	0 1	0 1	0 0	0 0	1 0
10 Grant Green, R (1, 7) OBP: 0.344, SLG: 0.400 16 Hank Conger, L (7, 2) OBP: 0.383, SLG: 0.556			C FF 90 X CH 74 0-1 ② F8		C CH 71 F CU 75 X SI 90 0-2 1-3 2B	C FF 95 S FF 97 S FF 98 0-3 ③ K			C FF 92 B SL 86 C FF 92 F FF 93 B SL 83 B FF 92 F FF 91 B FF 92 4-2 19 BB, 7 1B, BB	3 0	0 1	1 0	0 0	1 1	2 0	0 0
13 Luis Jimenez, R (1, 5) OBP: 0.176, SLG: 0.235 19 Efren Navarro, L (9, PH) OBP: 0.471, SLG: 0.571			C CH 74 B CU 75 X SI 91 1-1 1B		S CU 74 B CU 76 F CU 75 C FF 89 1-3 ② K		C FF 95 B FF 96 F FF 95 C FF 98 1-3 ① K		C FF 93 C SI 92 B FF 92 D SL 85 B FF 92 B FF 92 4-2 7 1B, 27 HR, BB 1-2	3 0	0 1	1 0	0 0	0 1	2 0	2 0
Inning Stats	R: 0 E: 0 K: 1 S: 7 H: 0 LOB: 0 BB: 0 P: 12	R: 0 E: 0 K: 0 S: 9 H: 0 LOB: 0 BB: 0 P: 14	R: 0 E: 0 K: 1 S: 8 H: 1 LOB: 1 BB: 0 P: 11	R: 0 E: 1 K: 0 S: 8 H: 0 LOB: 1 BB: 0 P: 11	R: 0 E: 0 K: 1 S: 12 H: 1 LOB: 2 BB: 1 P: 18	R: 2 E: 1 K: 3 S: 18 H: 3 LOB: 2 BB: 0 P: 28	R: 0 E: 0 K: 2 S: 11 H: 1 LOB: 2 BB: 0 P: 17	R: 0 E: 0 K: 1 S: 8 H: 0 LOB: 0 BB: 0 P: 10	R: 4 E: 0 K: 0 S: 11 H: 2 LOB: 0 BB: 2 P: 22	1B: 6 2B: 1 3B: 0 HR: 1 SF: 0 SAC: 0 DP: 0 HBP: 1						

	AB	34
	R	6
	H	8
	RBI	5
	BB	3
	SO	9
	LOB	16

WP: 0 PB: 0 SB: 0 CS: 0 PA: 38

PITCHER		IP	WLS	BF	H	R	ER	SO	BB	IBB	HBP	BLK	WP	HR	S	P	ERA	WHIP
40 Erik Bedard, L ERA: 2.78	(1, 1)	5.2		24	4	2	0	5	1	0	0	0	0	0	56	86	0.00	0.882
47 Brandon Gomes, R ERA: 4.66	(6, 1)	0.0		1	1	0	0	0	0	0	0	0	0	0	3	5	∞	∞
57 Jake McGee, L ERA: 1.5	(6, 1)	1.0	H	5	1	0	0	2	0	0	1	0	0	0	10	16	0.00	1.000
62 Joel Peralta, R ERA: 5.71	(7, 1)	1.1	H	4	0	0	0	2	0	0	0	0	0	0	12	14	0.00	0.000
50 Grant Balfour, R ERA: 6.46	(9, 1)	0.0		3	1	3	3	0	2	0	0	0	0	0	9	19	∞	∞

PITCHER		IP	WLS	BF	H	R	ER	SO	BB	IBB	HBP	BLK	WP	HR	S	P	ERA	WHIP
26 Brad Boxberger, R ERA: 2.53	(9, 1)	0.0	L	1	1	1	1	0	0	0	0	0	0	1	2	3	∞	∞

Tampa Bay Rays @ Los Angeles Angels

Angel Stadium of Anaheim, Anaheim, CA

Fri May 16 2014, 7:09 PM - 10:36 PM PDT

Att. 38,796 - Partly Cloudy - 82 F

TOP

livebaseballscorecards.com

Batter	1	2	3	4	5	6	7	8	9	AB	R	H	RBI	BB	SO	LOB
8 Desmond Jennings, R (1, 8) OBP: 0.337, SLG: 0.396	X FF 86 0-0 ① P3		B FF 87 C CU 70 B CU 70 C CH 76 F FF 88 F SL 78 X FF 87 2-2 ② F8			B SL 79 C CH 76 F FC 86 F CU 68 C CH 77 1-3 ① K		B FF 95 F FF 94 F FF 95 B SL 83 B FF 95 B FF 96 4-2 9 BB 3 1B BB	C FF 92 S KC 85 X CH 88 0-2 1-2 1B	4	1	1	0	1	1	2
7 David DeJesus, L (1, 10) OBP: 0.341, SLG: 0.459	C FF 87 X CU 67 0-1 ② G3-1		B CH 78 F FF 85 B SI 87 B CU 69 X CU 68 3-1 ③ F9			B FF 87 F CH 76 B CH 77 B FF 86 C CH 76 X SI 86 3-2 ② G4-3		1 SAFE B FF 96 1 SAFE 1 SAFE X FF 95 1-0 ① F8	C CH 87 F FF 91 C FF 93 0-3 ③ K	5	0	0	0	0	1	5
9 Wil Myers, R (1, 9) OBP: 0.316, SLG: 0.389	B CU 67 C CU 68 B FF 85 F FC 89 F FF 91 X CH 79 2-2 ③ G6-3			X FF 86 0-0 ① L5		B SL 80 X CH 78 1-0 ③ G4-3		C SL 83 B FF 96 B SL 83 1 SAFE B FF 94 F FF 96 1 SAFE B SI 95 4-2 3 1B 1-2 BB		3	0	0	0	1	0	0
3 Evan Longoria, R (1, 5) OBP: 0.339, SLG: 0.399		B FF 87 X FF 86 1-0 ① G1-3		C FF 87 C FF 89 X FF 86 0-2 ② F8			B CU 71 B CH 77 S CH 78 B FF 88 D CU 71 4-1 21 S 21 1B BB	X FF 94 0-0 1-2 2-H 1B		3	1	1	1	1	0	0
21 James Loney, L (1, 3) OBP: 0.376, SLG: 0.404		X FF 86 0-0 ② G1-3		B FF 86 C CH 77 C CH 76 X FF 87 1-2 ③ P5			D CH 78 S CH 78 F FF 86 D SL 79 X SI 83 2-2 1-H 11 G5-3 1B	B SL 81 C FF 92 B CH 72 C CH 74 F CH 72 C FF 92 2-3 ② K		4	0	1	1	0	1	2
11 Logan Forsythe, R (1, 4) OBP: 0.256, SLG: 0.257 35 Cole Figueroa, L (8, PH) (8, 4)		C FF 86 C FF 84 B FF 86 B CU 70 F FF 89 C CH 76 2-3 ③ K			X CU 68 0-0 ① G1-3		B CU 70 F FF 86 B CH 78 1 SAFE S CH 76 B FF 87 X CH 76 3-2 1-2 ① G5-3	C SL 81 B CH 72 C FF 91 X FF 93 1-2 ③ P6		3 1	0 0	0 0	0 0	0 0	1 0	1 2
20 Matt Joyce, L (1, 7) OBP: 0.372, SLG: 0.414			C SI 85 B SL 78 X CU 67 1-1 ① L4		C SI 84 C CH 78 F FF 87 C SI 87 0-3 ② K		S SI 84 B CH 78 F FC 86 B SL 79 S CH 78 2-3 ② K		S FF 92 F FF 92 X CH 87 0-2 ① G4-3	4	0	0	0	0	2	1
11 Yunel Escobar, R (1, 6) OBP: 0.331, SLG: 0.363			C SL 79 S FF 87 B SI 87 X CU 70 1-2 24 BB 1B		C FF 88 F FF 89 X FC 85 0-2 HR		I IN 56 I IN 58 I IN 64 I IN 66 4-0 IBB		C KC 83 X FF 91 0-1 8 1B 1B	3	1	3	1	1	0	0
24 Ryan Hanigan, R (1, 2) OBP: 0.325, SLG: 0.376 28 José Molina, R (8, 2) OBP: 0.163, SLG: 0.128			B FF 87 C FF 86 B SL 78 1 SAFE B CU 71 S FF 86 B CH 77 4-2 1-2 BB		B CU 68 C CH 77 B FC 87 F SL 77 F FC 88 S CH 78 2-3 ③ K		C CH 78 X FC 87 0-1 ③ G6-3		1 SAFE C KC 84 S FF 92 B FF 92 C FF 92 1-3 ② K	2 1	0 0	0 0	0 0	1 0	1 1	2 1
Inning Stats	R: 0 E: 0 K: 0 S: 7 H: 0 LOB: 0 BB: 0 P: 9	R: 0 E: 0 K: 1 S: 6 H: 0 LOB: 0 BB: 0 P: 9	R: 0 E: 0 K: 0 S: 14 H: 1 LOB: 2 BB: 1 P: 25	R: 0 E: 0 K: 0 S: 7 H: 0 LOB: 0 BB: 0 P: 8	R: 1 E: 0 K: 2 S: 12 H: 1 LOB: 0 BB: 0 P: 14	R: 0 E: 0 K: 1 S: 8 H: 0 LOB: 0 BB: 0 P: 13	R: 1 E: 0 K: 1 S: 12 H: 1 LOB: 2 BB: 2 P: 27	R: 1 E: 0 K: 1 S: 13 H: 1 LOB: 2 BB: 2 P: 25	R: 0 E: 0 K: 2 S: 14 H: 2 LOB: 2 BB: 0 P: 15	1B: 5 2B: 0 3B: 0 HR: 1 SF: 0 SAC: 0 DP: 0 HBP: 0						

	AB	33
	R	3
	H	6
	RBI	3
	BB	5
	SO	8
	LOB	16

WP: 0 PB: 0 SB: 1 CS: 0 PA: 38

PITCHER		IP	WLS	BF	H	R	ER	SO	BB	IBB	HBP	BLK	WP	HR	S	P	ERA	WHIP
36 Jered Weaver, R ERA: 3.14	(1, 1)	7.0	L	27	3	2	2	5	2	1	0	0	0	1	66	105	2.57	0.714
58 Michael Kohn, R ERA: 1.37	(8, 1)	0.1		4	1	1	1	0	2	0	0	0	0	0	6	15	27.00	9.000
64 Mike Morin, R ERA:	(8, 1)	0.2		2	0	0	0	1	0	0	0	0	0	0	7	10	0.00	0.000
59 Fernando Salas, R ERA: 3.18	(9, 1)	1.0		5	2	0	0	2	0	0	0	0	0	0	14	15	0.00	2.000

PITCHER		IP	WLS	BF	H	R	ER	SO	BB	IBB	HBP	BLK	WP	HR	S	P	ERA	WHIP

Batter	1	2	3	4	5	6	7	8	9	AB	R	H	RBI	BB	SO	LOB
2 Erick Aybar, S (1, 6) OBP: 0.307, SLG: 0.413	C SI 95 X SI 96 0-1 G4-3 ①		S SL 86 B SI 95 S SI 97 B SI 98 X SL 88 2-2 P6 ②		B SL 84 S SI 94 S SL 85 D SI 95 B SL 87 F FF 94 D SI 95 4-2 5 FC5 27 BB 1-2 BB		B FF 98 C FF 95 X FF 96 1-1 27 BB 1B		C FF 91 B FF 92 B SL 86 F FF 92 C FF 93 2-3 K ③	4	0	1	0	1	1	0
27 Mike Trout, R (1, 8) OBP: 0.365, SLG: 0.528	C FF 96 B SL 90 B FF 95 C SL 88 B FF 97 X SI 96 3-2 G6-3 ②		B FF 98 B SI 97 B SL 88 B FF 96 4-0 BB		B SL 86 B FF 97 B FF 96 C SI 96 B SI 95 4-1 5 FC5 1-2 2-3 BB		1 SAFE B FF 97 C FF 96 B FF 98 B FF 97 B FF 97 4-1 1-2 BB			1	0	0	0	3	0	0
5 Albert Pujols, R (1, 3) OBP: 0.321, SLG: 0.497	C FF 97 F FF 98 B SL 90 F SL 89 X FF 98 1-2 28 BB 1B		B SL 88 X FF 96 1-0 F8 ③		B FF 96 X SL 87 1-0 FC5 ③ 1-2 2-3f		C SI 96 F FF 97 F FF 98 D FF 98 X FF 98 1-2 F9 ③			4	0	1	0	0	0	6
28 Raul Ibanez, L (1, 10) OBP: 0.268, SLG: 0.269	B FF 96 C SI 96 B SI 95 B SI 96 B SI 96 4-1 1-2 BB			C SI 93 S SI 96 B SI 96 F SI 95 F SI 96 X SI 97 1-2 G1-3 ①		B SL 86 B FF 95 C SI 93 F SI 95 X SI 97 2-2 G6-3 ①		C FF 90 B CU 79 F CU 78 F FF 91 F FS 83 S FS 83 1-3 K ①		3	0	0	0	1	1	0
47 Howie Kendrick, R (1, 4) OBP: 0.380, SLG: 0.428	B FF 97 F FF 97 C SI 97 S SL 91 1-3 K ③			C SL 86 B FF 97 X FF 96 1-1 G5-3 ②		B FF 95 S SL 86 F FF 96 X SL 86 1-2 F8 ②		C CU 78 X FF 90 0-1 1B		4	0	1	0	0	1	2
19 Efren Navarro, L (1, 7) OBP: 0.429, SLG: 0.500		B SI 96 C FF 94 X SI 96 1-1 G6-3 ①		B SL 86 X SI 95 1-0 F7 ③		B SI 95 C SI 94 F SI 96 B SI 97 X SI 97 2-2 1B		B CU 79 C CU 78 S FS 82 F FF 91 S FS 82 1-3 K ②		4	0	1	0	0	1	1
16 Hank Conger, L (1, 2) OBP: 0.359, SLG: 0.517		F SI 95 C SL 87 C SI 96 0-3 K ②			C SL 86 B SL 87 F SI 95 F SL 88 X SI 96 1-2 G5-3 ①	X SI 94 0-0 G4-3 ③		C CU 78 1 SAFE 1 SAFE X CU 78 0-1 G4-3 ③		4	0	0	0	0	1	2
7 Collin Cowgill, R (1, 9) OBP: 0.404, SLG: 0.424		C SI 96 C SL 87 B FF 98 S SL 88 1-3 K ③			B SL 85 C SL 87 C FF 97 S SI 97 1-3 K ②		C FF 94 B CU 77 B FF 96 X FF 96 2-1 G5-3 ①		C FF 92 X FF 93 0-1 P3 ①	4	0	0	0	0	2	0
8 John McDonald, R (1, 5) OBP: 0.344, SLG: 0.286 20 C.J. Cron, R (7, PH) OBP: 0.371, SLG: 0.618 13 Luis Jimenez, R (8, 5) OBP: 0.176, SLG: 0.235 10 Grant Green, R (9, PH) OBP: 0.333, SLG: 0.387			C SI 94 B FF 96 F SI 95 B FF 97 F SI 96 F FF 97 S SL 89 2-3 K ①		F SI 96 B FF 96 B FF 97 B FF 95 C SI 95 B SI 94 4-2 27 BB 2 S BB		F FF 98 F CU 80 B FF 97 S FF 98 1-3 K ②		C FF 94 S FF 93 B FF 93 B FF 93 F SL 87 F FF 92 X FF 93 2-2 P3 ②	1 1 0 1	0 0 0 0	0 0 0 0	0 0 0 0	1 0 0 0	1 0 0 0	0 0 0 0
Inning Stats	R: 0 E: 0 K: 1 S: 13 H: 1 LOB: 2 BB: 1 P: 22	R: 0 E: 0 K: 2 S: 8 H: 0 LOB: 0 BB: 0 P: 10	R: 0 E: 0 K: 1 S: 9 H: 0 LOB: 1 BB: 1 P: 18	R: 0 E: 0 K: 0 S: 8 H: 0 LOB: 0 BB: 0 P: 11	R: 0 E: 0 K: 1 S: 14 H: 0 LOB: 3 BB: 3 P: 29	R: 0 E: 0 K: 0 S: 10 H: 1 LOB: 1 BB: 0 P: 15	R: 0 E: 0 K: 1 S: 12 H: 1 LOB: 2 BB: 1 P: 21	R: 0 E: 0 K: 2 S: 13 H: 1 LOB: 1 BB: 0 P: 15	R: 0 E: 0 K: 1 S: 10 H: 0 LOB: 0 BB: 0 P: 14	1B: 4 2B: 0 3B: 0 HR: 0	SF: 0 SAC: 0 DP: 0 HBP: 0			WP: 0 PB: 0 SB: 1 CS: 0	PA: 37		

BOTTOM

Tampa Bay Rays @ Los Angeles Angels

Angel Stadium of Anaheim, Anaheim, CA

Fri May 16 2014, 7:09 PM - 10:36 PM PDT

Att. 38,796 - Partly Cloudy - 82 F

livebaseballscorecards.com

AB	31
R	0
H	4
RBI	0
BB	6
SO	9
LOB	11

PITCHER		IP	WLS	BF	H	R	ER	SO	BB	IBB	HBP	BLK	WP	HR	S	P	ERA	WHIP
22 Chris Archer, R ERA: 4.59	(1, 1)	5.2	W	24	2	0	0	5	5	0	0	0	0	0	61	104	0.00	1.235
46 Juan Carlos Oviedo, R ERA: 2.45	(6, 1)	0.1	H	1	0	0	0	0	0	0	0	0	0	0	1	1	0.00	0.000
57 Jake McGee, L ERA: 1.42	(7, 1)	1.0	H	5	1	0	0	1	1	0	0	0	0	0	12	21	0.00	2.000
62 Joel Peralta, R ERA: 5.4	(8, 1)	1.0	H	4	1	0	0	2	0	0	0	0	0	0	13	15	0.00	1.000
50 Grant Balfour, R ERA: 6.06	(9, 1)	1.0	S	3	0	0	0	1	0	0	0	0	0	0	10	14	0.00	0.000

PITCHER	IP	WLS	BF	H	R	ER	SO	BB	IBB	HBP	BLK	WP	HR	S	P	ERA	WHIP

Batter	1	2	3	4	5	6	7	8	9	AB	R	H	RBI	BB	SO	LOB
5 Brandon Guyer, R (1, 7) OBP: 0.233, SLG: 0.310	F FF 90 F FF 90 B CU 77 X SI 93 1-2 9 G6-4-3 1B		B FF 89 B FF 90 X FF 91 2-0 ② L9			1 SAFE B FF 90 X CH 85 1-0 ①② G1-4-3 1-2f		B CU 79 S SI 93 S FF 93 X SL 79 1-2 ③ G5-3		4	0	1	0	0	0	2
9 Wil Myers, R (1, 9) OBP: 0.309, SLG: 0.380	B FF 91 B CU 75 X SI 91 2-0 ①② G6-4-3 1-2f		F CH 85 F SI 90 S FF 91 0-3 ③ K			B CH 86 C CU 72 C FC 88 B FF 93 B CU 78 F SL 83 X SI 93 3-2 ③ P5			C FF 91 B FF 91 X CH 87 1-1 ① F8	4	0	0	0	0	1	2
3 Evan Longoria, R (1, 5) OBP: 0.337, SLG: 0.395	C CU 76 F FF 92 B SL 82 B FF 92 S CU 77 2-3 ③ K			B FF 91 X FF 91 1-0 ① G5-3			C FF 91 B FF 91 B CU 76 F FF 91 F SI 92 B SI 88 F FF 93 X CU 80 3-2 11 BB 11 1B 1B		B FF 91 B FF 92 B FF 92 C FF 90 X FF 91 3-1 ② P6	4	0	1	0	0	1	0
1 Sean Rodríguez, R (1, 4) OBP: 0.288, SLG: 0.516		B FF 90 X FF 90 1-0 11 FC5-4 1B		C FF 91 C CU 76 F SI 90 X CU 75 0-2 ② G6-3			F FF 91 B SI 92 D CH 86 F SI 92 F CU 76 F FF 91 S SL 82 2-3 ① K		B FF 91 S CU 77 B FF 91 B CH 86 C FF 92 X SI 92 3-2 ③ G4-3	4	0	1	0	0	1	1
11 Yunel Escobar, R (1, 6) OBP: 0.331, SLG: 0.362		C CU 74 B FF 91 D CU 72 F CH 86 S CU 78 2-3 ① K		B CH 86 B FF 92 C CU 76 C CU 77 S SL 82 2-3 ③ K			D CU 76 X FF 91 1-0 11 BB 1-2 1B			3	0	1	0	0	2	1
11 Logan Forsythe, R (1, 10) OBP: 0.259, SLG: 0.250		B CU 77 C SI 90 F CH 85 F SL 81 B FC 88 X CU 77 2-2 ② FC5-4 1-2f			C FF 90 B CU 76 B CH 87 X FF 92 2-1 ① G6-3		D SI 91 B SL 82 C FF 91 F CH 86 B CH 86 B FF 91 4-2 21 G4-6-3 1-2 2-3 BB			2	0	0	0	1	0	1
21 James Loney, L (1, 3) OBP: 0.370, SLG: 0.396		X FF 91 0-0 ③ F7			B FF 91 B SI 92 X FF 92 2-0 ② G4-3		X SI 90 0-0 ②③ G4-6-3 1-2f			3	0	0	0	0	0	4
28 José Molina, R (1, 2) OBP: 0.173, SLG: 0.122			B SI 90 C CU 77 C CH 85 F FF 91 B SI 91 B FF 91 B CU 77 4-2 39 FC3-6 BB		F FF 92 B SI 92 X FF 92 1-1 ③ F9			B FF 90 B FF 90 C FF 91 F FF 92 S FF 92 2-3 ① K		2	0	0	0	1	1	0
39 Kevin Kiermaier, L (1, 8) OBP: 0.143, SLG: 0.143			F FF 90 B CU 76 F FF 90 X CU 76 1-2 ① FC3-6 1-2f			C FF 90 X SL 82 0-1 5 G1-4-3 1B		S FF 94 C SI 92 F SI 93 S SL 82 0-3 ② K		3	0	1	0	0	1	1
Inning Stats	R: 0 E: 0 K: 1 S: 7 H: 1 LOB: 0 BB: 0 P: 12	R: 0 E: 0 K: 1 S: 9 H: 1 LOB: 1 BB: 0 P: 14	R: 0 E: 0 K: 1 S: 10 H: 0 LOB: 1 BB: 1 P: 17	R: 0 E: 0 K: 1 S: 8 H: 0 LOB: 0 BB: 0 P: 11	R: 0 E: 0 K: 0 S: 5 H: 0 LOB: 0 BB: 0 P: 10	R: 0 E: 0 K: 0 S: 7 H: 1 LOB: 0 BB: 0 P: 11	R: 0 E: 0 K: 1 S: 15 H: 2 LOB: 2 BB: 1 P: 25	R: 0 E: 0 K: 2 S: 10 H: 0 LOB: 0 BB: 0 P: 13	R: 0 E: 0 K: 0 S: 7 H: 0 LOB: 0 BB: 0 P: 14	1B: 5 2B: 0 3B: 0 HR: 0	SF: 0 SAC: 0 DP: 3 HBP: 0					

PITCHER	IP	WLS	BF	H	R	ER	SO	BB	IBB	HBP	BLK	WP	HR	S	P	ERA	WHIP
33 C.J. Wilson, L (1, 1) ERA: 3.16	9.0	W	31	5	0	0	7	2	0	0	0	0	0	78	127	0.00	0.778

PITCHER	IP	WLS	BF	H	R	ER	SO	BB	IBB	HBP	BLK	WP	HR	S	P	ERA	WHIP

TOP

Tampa Bay Rays @ Los Angeles Angels

Angel Stadium of Anaheim, Anaheim, CA

Sat May 17 2014, 6:12 PM - 9:09 PM PDT

Att. 42,224 - Partly Cloudy - 78 F

livebaseballscorecards.com

AB	29
R	0
H	5
RBI	0
BB	2
SO	7
LOB	12

WP: 0	PA: 31		
PB: 0			
SB: 0			
CS: 0			

Tampa Bay Rays @ Los Angeles Angels

Angel Stadium of Anaheim, Anaheim, CA

Sat May 17 2014, 6:12 PM - 9:09 PM PDT

Att. 42,224 - Partly Cloudy - 78 F

BOTTOM

livebaseballscorecards.com

Batter	1	2	3	4	5	6	7	8	9	AB	R	H	RBI	BB	SO	LOB
7 Collin Cowgill, R (1, 9) OBP: 0.413, SLG: 0.427	B FF 91 X FF 90 1-0 27 BB 47 1B 1B	D FF 92 D SL 85 B FF 90 C FF 91 S FF 91 X FF 91 3-2 27 SF8 1-3 5 2B 1B		C SI 92 F SL 82 B SL 83 F FC 84 T FS 84 1-2 ① K		S CH 84 B FF 94 F CH 86 B FF 94 B CH 87 B CH 84 4-2 5 FC6-4 1-2 BB		C FF 93 B FF 94 C CH 81 D CH 81 X CH 80 2-2 ②③ G6-4-3 1-2f		4	2	2	0	1	1	2
27 Mike Trout, R (1, 8) OBP: 0.363, SLG: 0.521	B FF 90 B FF 91 B FF 91 C FF 91 B FF 91 4-1 20 1B 47 1B 2 SF7 1-2 BB	B SL 82 C SI 91 S SI 92 B SI 91 X SI 92 2-2 ② SF8 2-3 3-H		C SL 83 X SL 84 0-1 ② P4		C SI 95 B SI 95 B FF 96 B FF 97 F FF 96 S FF 97 3-3 ② K				2	1	0	1	1	1	3
5 Albert Pujols, R (1, 3) OBP: 0.319, SLG: 0.497	C FF 91 B CU 69 S CH 85 B FF 91 D CH 86 F FF 91 F FF 92 F CH 86 X FF 89 3-2 ① F6	C FC 87 F SI 93 X FC 84 0-2 3-H 2B		S FS 87 B FS 84 B FS 83 X SL 82 2-1 ③ G6-3		C FF 96 F FS 83 X FF 96 0-2 ③ FC6-4 1-2f				4	0	1	1	0	0	5
47 Howie Kendrick, R (1, 4) OBP: 0.377, SLG: 0.423	F FF 91 X FF 92 0-1 20 1B 1-2 2-H 1B	X FC 88 0-0 ③ G6-3			B SL 84 C SI 93 X FF 95 1-1 ① L9		X SL 76 0-0 ① G6-3			4	0	1	1	0	0	1
20 C.J. Cron, R (1, 10) OBP: 0.359, SLG: 0.579	B CH 84 X CH 85 1-0 1-2 2-3 1B	C SL 81 B FS 83 B FC 87 X SL 81 2-1 ① P6		F SL 84 B CH 85 B CH 85 X CH 84 2-1 ② F7			B SI 94 S SL 77 B FF 94 S SL 77 F FS 82 X FF 95 2-2 ② F9			4	0	1	0	0	0	0
2 Erick Aybar, S (1, 6) OBP: 0.300, SLG: 0.405	C FF 92 X FF 91 0-1 ② SF7 3-H	F SI 92 B FC 87 X FF 88 1-1 ② P4		B SI 93 B CH 83 C CH 83 B SL 85 X CH 83 3-1 ③ G1-3			B SL 78 X SI 93 1-0 ③ P6			3	0	0	1	0	0	0
17 Chris Iannetta, R (1, 2) OBP: 0.368, SLG: 0.407	B CH 86 X FF 92 1-0 ③ F9	X SI 93 0-0 10 HR 2B				F FF 93 C SI 94 B CH 88 F CH 87 F CH 86 S CH 85 1-3 ① K		B FF 93 B FF 92 F FF 92 C CH 80 B FF 94 X CH 80 3-2 13 HBP 1B		4	1	2	0	0	1	2
10 Grant Green, R (1, 7) OBP: 0.351, SLG: 0.471		F FF 91 C FF 91 F SL 84 C FF 90 0-3 ① K	C SL 82 X SI 91 0-1 2-H HR			B FF 94 C SL 84 B CH 85 S CH 84 B CH 86 B CH 84 4-2 13 1B 13 WP BB		B CH 80 C CH 81 C CH 81 S FF 94 1-3 ① K		3	1	1	2	1	2	1
13 Luis Jimenez, R (1, 5) OBP: 0.286, SLG: 0.263		H CU 72 1-0 7 1B 27 SF8 HBP	F FC 85 C SL 80 S SL 83 0-3 ③ K			F FF 92 B FF 93 X CH 84 1-1 7 BB 1-3 1B		1 SAFE C FF 94 B FF 92 B CH 81 B CH 79 F FF 92 F FF 94 H CH 80 4-2 7 G6-4-3 1-2 HBP		2	1	1	0	0	1	0
Inning Stats	R: 2 E: 0 K: 0 S: 14 H: 3 LOB: 2 BB: 1 P: 24	R: 2 E: 0 K: 1 S: 14 H: 2 LOB: 1 BB: 0 P: 20	R: 2 E: 0 K: 1 S: 10 H: 2 LOB: 0 BB: 0 P: 13	R: 0 E: 0 K: 1 S: 8 H: 0 LOB: 0 BB: 0 P: 11	R: 0 E: 0 K: 0 S: 6 H: 0 LOB: 0 BB: 0 P: 12	R: 0 E: 0 K: 2 S: 17 H: 1 LOB: 3 BB: 2 P: 30	R: 0 E: 0 K: 0 S: 6 H: 0 LOB: 0 BB: 0 P: 9	R: 0 E: 0 K: 1 S: 12 H: 1 LOB: 1 BB: 0 P: 22		1B: 6 2B: 2 3B: 0 HR: 1	SF: 2 SAC: 0 DP: 1 HBP: 2					

	AB	30
	R	6
	H	9
	RBI	6
	BB	3
	SO	6
	LOB	14

WP: 1 PA: 37
PB: 0
SB: 0
CS: 0

PITCHER		IP	WLS	BF	H	R	ER	SO	BB	IBB	HBP	BLK	WP	HR	S	P	ERA	WHIP
27 Cesár Ramos, L ERA: 4.58	(1, 1)	1.1	L	10	4	4	4	1	1	0	1	0	0	0	21	35	27.00	3.750
47 Brandon Gomes, R ERA: 4.91	(2, 1)	2.2		11	3	2	2	2	0	0	0	0	0	1	25	33	6.75	1.125
46 Juan Carlos Oviedo, R ERA: 2.19	(5, 1)	1.1		7	1	0	0	1	2	0	0	0	1	0	17	33	0.00	2.250
52 Josh Lueke, R ERA: 4.74	(6, 1)	1.2		5	0	0	0	1	0	0	0	0	0	0	12	18	0.00	0.000
26 Brad Boxberger, R ERA: 2.31	(8, 1)	1.0		4	1	0	0	1	0	0	1	0	0	0	12	22	0.00	1.000

PITCHER	IP	WLS	BF	H	R	ER	SO	BB	IBB	HBP	BLK	WP	HR	S	P	ERA	WHIP

Tampa Bay Rays @ Los Angeles Angels

Angel Stadium of Anaheim, Anaheim, CA

Sun May 18 2014, 12:37 PM - 3:37 PM PDT

Att. 36,655 - Partly Cloudy - 75 F

livebaseballscorecards.com

Batter	1	2	3	4	5	6	7	8	9	AB	R	H	RBI	BB	SO	LOB
7 David DeJesus, L (1, 10) OBP: 0.346, SLG: 0.469	C FF 93 X SI 93 0-1 ① G4-3		C SI 92 B CH 85 F SI 93 X SL 85 1-2 2B		C SI 90 B SL 84 B SI 90 X SI 90 2-1 ③ G4-3			C FF 89 F FF 90 B SL 81 X FF 89 1-2 1B		4	0	2	0	0	0	0
9 Wil Myers, R (1, 9) OBP: 0.308, SLG: 0.373	C SI 94 B FF 94 B SI 92 C KC 79 B CH 85 D CH 85 4-2 20 1B BB		X KC 76 0-0 ② G5-3			B KC 74 S SL 81 B SI 90 B SL 81 S CH 82 S CH 84 3-3 ① K		S SI 88 B SI 89 C SI 88 S SL 81 1-3 ① K		3	0	0	0	1	2	2
20 Matt Joyce, L (1, 7) OBP: 0.376, SLG: 0.412	X SI 93 0-0 1-3 1B		B SI 91 B CH 85 B CH 84 B SI 91 4-0 BB			F SI 91 C SI 92 B CH 84 X CH 85 1-2 ② G4-3		B SI 88 F SI 88 C SI 80 B FF 90 T SL 80 2-2 ② K		3	0	1	0	1	1	1
3 Evan Longoria, R (1, 5) OBP: 0.330, SLG: 0.386	F SI 92 X SI 92 0-1 ② F9		C KC 77 2 SAFE F FF 92 S CH 86 0-3 ③ K			C KC 74 S SL 84 B FF 90 S CH 83 1-3 ③ K		1 SAFE F SI 89 X SI 88 0-1 ③ G6-3		4	0	0	0	0	2	5
21 James Loney, L (1, 3) OBP: 0.373, SLG: 0.395	S KC 79 S CH 86 B FF 92 B CH 86 X CH 87 2-2 ③ L9			C FF 89 B FF 90 C SI 91 X CH 84 1-2 ① G1-3			B KC 72 B CH 80 B FF 88 C SI 90 B SI 90 4-1 39 HR BB		B FF 93 F SI 94 X SL 80 1-1 5 DI 1B	3	1	1	0	1	0	2
11 Yunel Escobar, R (1, 6) OBP: 0.324, SLG: 0.353		X KC 76 0-0 ① G5-3		B KC 75 B KC 78 C SL 83 B CH 85 F SL 81 S CH 86 3-3 ② K			C SL 80 B SL 80 S FF 92 B CH 74 F FF 93 F FF 93 F SL 80 X CH 74 2-2 ① F9		C SI 95 F FF 94 S SI 95 0-3 ① K	4	0	0	0	0	2	2
39 Kevin Kiermaier, L (1, 8) OBP: 0.182, SLG: 0.455		B SI 91 B KC 76 F SI 91 S CH 84 X CH 86 2-2 ② G4-3		C KC 74 F FF 92 B FF 92 B SI 92 B CH 86 X CH 85 3-2 ③ G3-1			B SI 92 X FF 92 1-0 1-H HR		S SI 94 S SI 95 S SI 93 0-3 ② K	4	1	1	2	0	1	1
35 Cole Figueroa, L (1, 4) 5 Brandon Guyer, R (9, PH) OBP: 0.227, SLG: 0.302		B KC 77 F SI 93 C KC 79 B FF 93 S CH 86 2-3 ③ K			C SI 89 B FF 88 X KC 75 1-1 ① L5		B FF 92 C SL 78 X CH 75 1-1 ② F7		B SI 94 X SI 94 1-0 ③ L8 1-2	3 1	0 0	0 0	0 0	0 0	1 0	0 1
28 José Molina, R (1, 2) OBP: 0.164, SLG: 0.115			F FF 91 B FF 90 B FF 91 S FF 91 B FF 90 F FF 91 S CH 84 3-3 ① K		X FF 90 0-0 ② F9		X FF 90 0-0 ③ G5-3			3	0	0	0	0	1	0
Inning Stats	R: 0 E: 0 K: 0 S: 10 H: 1 LOB: 2 BB: 1 P: 16	R: 0 E: 0 K: 1 S: 7 H: 0 LOB: 0 BB: 0 P: 11	R: 0 E: 0 K: 2 S: 11 H: 1 LOB: 2 BB: 1 P: 19	R: 0 E: 0 K: 1 S: 9 H: 0 LOB: 0 BB: 0 P: 16	R: 0 E: 0 K: 0 S: 5 H: 0 LOB: 0 BB: 0 P: 8	R: 0 E: 0 K: 2 S: 9 H: 0 LOB: 0 BB: 0 P: 14	R: 2 E: 0 K: 0 S: 11 H: 1 LOB: 0 BB: 1 P: 19	R: 0 E: 0 K: 2 S: 11 H: 1 LOB: 1 BB: 0 P: 15	R: 0 E: 0 K: 2 S: 9 H: 1 LOB: 1 BB: 0 P: 11	1B: 3 2B: 1 3B: 0 HR: 1 SF: 0 SAC: 0 DP: 0 HBP: 0						

	AB	32
	R	2
	H	5
	RBI	2
	BB	3
	SO	10
	LOB	14

WP: 0 PB: 0 SB: 0 CS: 0 PA: 35

PITCHER		IP	WLS	BF	H	R	ER	SO	BB	IBB	HBP	BLK	WP	HR	S	P	ERA	WHIP
52 Matt Shoemaker, R ERA: 3.06	(1, 1)	6.0	W	23	2	1	1	6	3	0	0	0	0	0	52	89	1.50	0.833
64 Mike Morin, R ERA: 0.93	(7, 1)	1.0		4	1	1	1	0	0	0	0	0	0	1	10	14	9.00	1.000
38 Joe Smith, R ERA: 2.5	(8, 1)	1.0		4	1	0	0	2	0	0	0	0	0	0	11	15	0.00	1.000
49 Ernesto Frieri, R ERA: 4.91	(9, 1)	1.0		4	1	0	0	2	0	0	0	0	0	0	9	11	0.00	1.000

PITCHER	IP	WLS	BF	H	R	ER	SO	BB	IBB	HBP	BLK	WP	HR	S	P	ERA	WHIP

Batter	1	2	3	4	5	6	7	8	9	AB	R	H	RBI	BB	SO	LOB
7 Collin Cowgill, R (1, 9) OBP: 0.398, SLG: 0.409	C FF 93 S KC 78 C FF 95 0-3 ① K		B KC 79 X CH 85 1-0 ② F7	B FF 94 X FC 87 1-0 E5 2-H 3-H		F SI 95 S FF 95 S SI 95 0-3 ③ K				4	0	0	1	0	2	1
27 Mike Trout, R (1, 8) OBP: 0.360, SLG: 0.515	C FF 95 B FF 95 F FF 95 F SI 96 B FF 96 B FF 96 C SI 96 3-3 ② K		B KC 81 X SI 95 1-0 5 1B 47 1B 1B	B CH 85 S FF 95 F FF 95 F FF 96 B FC 90 S FC 86 2-3 ② K			C KC 76 X FF 94 0-1 ① F9			4	1	1	0	0	2	1
5 Albert Pujols, R (1, 10) OBP: 0.328, SLG: 0.537	F FF 96 F FF 96 X FF 97 0-2 HR		B CH 86 X FF 96 1-0 47 1B 1-3 1B	F CH 85 S FC 88 F SI 95 F FC 88 X FF 95 0-2 ③ F9			B FF 93 C KC 77 X CH 84 1-1 HR			4	2	3	2	0	0	1
47 Howie Kendrick, R (1, 4) OBP: 0.374, SLG: 0.419	C KC 80 S CH 86 C FF 97 0-3 ③ K		S FF 96 B FF 95 F SI 96 F FF 97 F FC 90 B SI 96 B FF 96 F FC 90 X KC 79 3-2 1-3 3-H 1B		C CH 85 X CH 85 0-1 ① G6-3		F SI 94 S KC 80 F FC 88 B FF 95 B FF 95 F CH 85 S KC 81 2-3 ② K			4	0	1	1	0	2	0
20 C.J. Cron, R (1, 3) OBP: 0.333, SLG: 0.537 19 Efren Navarro, L (6, 3) OBP: 0.455, SLG: 0.579		S CH 85 X KC 80 0-1 ① G4-3	C FF 96 B FF 96 F SI 97 X FF 97 1-2 ③ L9		C KC 80 F KC 78 X FC 86 0-2 ② F7		B FF 95 F SI 94 B FF 95 C SI 95 F SI 95 B FF 95 X SI 96 3-2 2B			3 1	0 0	0 1	0 0	0 0	0 0	2 0
2 Erick Aybar, S (1, 6) OBP: 0.299, SLG: 0.401		B FF 95 F FF 95 X SI 96 1-1 ② F8	X FF 94 0-0 17 1B 10 1B 1B	B CH 86 X CH 85 1-0 ③ G5-3		C CH 80 F CH 80 F FF 94 B FF 95 F SL 85 X FF 94 1-2 ③ G5-3				4	1	1	0	0	0	1
17 Chris Iannetta, R (1, 2) OBP: 0.373, SLG: 0.411		B CH 86 S CH 86 S KC 81 B FF 96 B FF 97 F CH 87 X SI 97 3-2 1B	F KC 80 X CH 85 0-1 13 SH1-4 10 1B 7 E 1-2 1B			C KC 78 B CH 85 B CH 84 B FF 93 C FF 95 S SI 95 3-3 ① K		F FF 91 B FF 92 F FF 92 S FF 94 1-3 ① K		4	1	2	0	0	2	0
10 Grant Green, R (1, 7) OBP: 0.390, SLG: 0.500		B CH 87 F SI 96 F FF 96 X FC 90 1-2 ③ G3	B FF 94 F SI 94 X FC 85 1-1 13 SH1-4 7 E 1-2 2-H 1B			B KC 80 C KC 80 S CH 85 X SI 95 1-2 1B		X CH 80 0-0 13 CS 1B		4	1	3	1	0	0	1
13 Luis Jimenez, R (1, 5) OBP: 0.250, SLG: 0.227			B SI 94 C CH 86 F KC 79 X SI 95 1-2 ① G5-3	C FC 85 X FC 85 0-1 ① SH1-4 1-2 2-3		D CH 86 F SI 94 X KC 79 1-1 ② P3		1 SAFE C CH 81 F CH 79 1 SAFE F FF 94 B FF 94 X SL 84 1-2 ② ③ F7 1-2		3	0	0	0	0	0	2
Inning Stats	R: 1 E: 0 K: 3 S: 13 H: 1 LOB: 0 BB: 0 P: 16	R: 0 E: 0 K: 0 S: 11 H: 1 LOB: 1 BB: 0 P: 16	R: 1 E: 0 K: 0 S: 15 H: 3 LOB: 2 BB: 0 P: 23	R: 3 E: 1 K: 1 S: 17 H: 3 LOB: 1 BB: 0 P: 21	R: 0 E: 0 K: 0 S: 6 H: 0 LOB: 0 BB: 0 P: 7	R: 0 E: 0 K: 2 S: 11 H: 1 LOB: 1 BB: 0 P: 16	R: 1 E: 0 K: 1 S: 19 H: 2 LOB: 1 BB: 0 P: 26	R: 0 E: 0 K: 1 S: 8 H: 1 LOB: 0 BB: 0 P: 10		1B: 9 2B: 1 3B: 0 HR: 2	SF: 0 SAC: 1 DP: 0 HBP: 0			WP: 0 PB: 0 SB: 0 CS: 1	PA: 36	

BOTTOM

Tampa Bay Rays @ Los Angeles Angels

Angel Stadium of Anaheim, Anaheim, CA

Sun May 18 2014, 12:37 PM - 3:37 PM PDT

Att. 36,655 - Partly Cloudy - 75 F

livebaseballscorecards.com

AB	35
R	6
H	12
RBI	5
BB	0
SO	8
LOB	9

PITCHER		IP	WLS	BF	H	R	ER	SO	BB	IBB	HBP	BLK	WP	HR	S	P	ERA	WHIP
14 David Price, L ERA: 4.28	(1, 1)	6.2	L	32	11	6	5	7	0	0	0	0	0	2	87	119	6.75	1.650
26 Brad Boxberger, R ERA: 2.08	(7, 1)	1.1		4	1	0	0	1	0	0	0	0	0	0	13	16	0.00	0.750

PITCHER	IP	WLS	BF	H	R	ER	SO	BB	IBB	HBP	BLK	WP	HR	S	P	ERA	WHIP

Houston Astros @ Los Angeles Angels

Angel Stadium of Anaheim, Anaheim, CA

Mon May 19 2014, 7:09 PM - 9:48 PM PDT

Att. 33,150 - Partly Cloudy - 67 F

TOP

livebaseballscorecards.com

Batter	1	2	3	4	5	6	7	8	9	AB	R	H	RBI	BB	SO	LOB
27 Jose Altuve, R (1, 4) OBP: 0.350, SLG: 0.416	B SI 97 C FF 95 X FF 95 1-1 4 WP 21 E 2B	X SL 86 0-0 4 1B 21 1B 1B		B FF 95 X FF 95 1-0 ③ P4			B SL 85 C FF 95 C SL 85 F SL 85 X FF 95 1-2 ① F9			4	2	2	0	0	0	1
4 George Springer, R (1, 9) OBP: 0.318, SLG: 0.364	B SI 96 B FF 95 F FF 96 B SL 86 C FF 96 F FF 95 B FF 96 4-2 21 E 15 1B 2-3 BB	B SL 84 B FF 94 1 SAFE X FF 93 2-0 21 1B 1-2 1B			B FF 93 B FF 93 C SL 84 X SL 84 2-1 ① F8		C SL 84 C FF 94 F SL 85 F SL 85 X SL 86 0-2 ②③ G6-3 1-2f			3	1	1	0	1	0	1
21 Dexter Fowler, S (1, 8) OBP: 0.378, SLG: 0.392	F SI 95 F SI 95 D SL 87 3 SAFE B SL 86 B FF 96 F SI 96 B FF 96 4-2 15 1B 30 1B 1-3 3-H BB	B SI 95 B FF 95 F SI 94 F FF 96 D SL 86 X SI 95 3-2 ③ 1-3 2-H 1B			X SI 94 0-0 ② F7			C FF 90 C CH 84 B SI 92 B SI 93 F CH 84 B FF 90 F CH 84 X SI 93 3-2 ① F9		3	1	1	1	1	0	0
15 Jason Castro, L (1, 2) OBP: 0.312, SLG: 0.406	B SI 95 X SI 95 1-0 30 1B 1-3 3-H 1B		C SI 94 C CU 77 X FF 95 0-2 23 1B 2B		X SI 95 0-0 ③ F7			B SI 90 S FF 90 F FF 91 B CU 77 X FF 92 2-2 ② F8		4	1	2	1	0	0	0
30 Matt Dominguez, R (1, 5) OBP: 0.322, SLG: 0.447	S FF 96 C SL 86 B SL 86 B FF 96 F FF 95 X SL 85 2-2 18 G6-3 1-2 3-H 1B		C SI 94 B CU 77 F SI 95 F SL 84 X FF 95 1-2 ① F9			C FF 95 F SI 95 B CU 76 B SL 86 X FF 94 2-2 1B		C CU 76 B SI 92 C FF 92 X CH 84 1-2 ③ G3-1		4	0	2	1	0	0	1
23 Chris Carter, R (1, 10) OBP: 0.281, SLG: 0.408	X FF 96 0-0 ① F9		F FF 94 S SL 86 B SI 96 X SL 85 1-2 18 G5-6-3 2-H 1B			X FF 95 0-0 ① P2			B CU 74 C CH 82 F FF 90 C SI 93 1-3 ① K	4	0	1	1	0	1	3
18 Marc Krauss, L (1, 3) OBP: 0.297, SLG: 0.322 14 Jesus Guzman, R (9, PH) OBP: 0.278, SLG: 0.325 (9, 3)	2 SAFE X SI 94 0-0 ②③ G6-3 1-2f		B SI 95 C SI 95 X SI 95 1-1 ②③ G5-6-3 1-2f			C SI 95 B SI 96 X SI 94 1-1 ② F8			C CU 78 X CU 76 0-1 ② G5-3	3 1	0 0	0 0	0 0	0 0	0 0	4 0
8 Alex Presley, L (1, 7) OBP: 0.234, SLG: 0.336		C SI 94 S SI 95 F CU 77 B FF 96 B SL 86 S SI 95 2-3 ① K		S SI 94 B SL 86 B SI 95 X SI 93 2-1 ① G3		B SI 95 X SI 95 1-0 ③ L8			B CU 75 C SI 90 C CH 83 B SI 93 X CH 82 2-2 ③ G3	4	0	0	0	0	1	1
9 Marwin Gonzalez, S (1, 6) OBP: 0.313, SLG: 0.378		X SI 94 0-0 ② G4-3		F SI 94 X SI 94 0-1 ② G4-3			B SI 94 B SI 94 C SI 94 X SI 95 2-1 4 G6-3 1B			3	0	1	0	0	0	0
Inning Stats	R: 3 E: 1 K: 0 S: 15 H: 3 LOB: 1 BB: 2 P: 27	R: 1 E: 0 K: 1 S: 10 H: 3 LOB: 2 BB: 0 P: 17	R: 1 E: 0 K: 0 S: 12 H: 2 LOB: 0 BB: 0 P: 15	R: 0 E: 0 K: 0 S: 5 H: 0 LOB: 0 BB: 0 P: 8	R: 0 E: 0 K: 0 S: 4 H: 0 LOB: 0 BB: 0 P: 6	R: 0 E: 0 K: 0 S: 7 H: 1 LOB: 1 BB: 0 P: 11	R: 0 E: 0 K: 0 S: 11 H: 1 LOB: 0 BB: 0 P: 14	R: 0 E: 0 K: 0 S: 11 H: 0 LOB: 0 BB: 0 P: 17	R: 0 E: 0 K: 1 S: 8 H: 0 LOB: 0 BB: 0 P: 11	1B: 8 2B: 2 3B: 0 HR: 0 SF: 0 SAC: 0 DP: 3 HBP: 0						

PITCHER		IP	WLS	BF	H	R	ER	SO	BB	IBB	HBP	BLK	WP	HR	S	P	ERA	WHIP
Garrett Richards, R ERA: 2.9	(1, 1)	7.0	L	29	10	5	5	1	2	0	0	0	1	0	64	98	6.43	1.714
53 Héctor Santiago, L ERA: 4.82	(8, 1)	2.0		6	0	0	0	1	0	0	0	0	0	0	19	28	0.00	0.000

PITCHER	IP	WLS	BF	H	R	ER	SO	BB	IBB	HBP	BLK	WP	HR	S	P	ERA	WHIP

AB	33
R	5
H	10
RBI	4
BB	2
SO	2
LOB	11

WP: 1 PA: 35
PB: 0
SB: 0
CS: 0

BOTTOM

Batter	1	2	3	4	5	6	7	8	9	AB	R	H	RBI	BB	SO	LOB
2 Erick Aybar, S (1, 6) OBP: 0.292, SLG: 0.392	C FF 88 C FF 90 B SL 80 F FF 88 B CH 80 F SI 91 S SL 81 2-3 K2-3 ①		X SI 90 0-0 FC4 ③ 1-2f			C SI 88 B CH 81 S FF 89 F CH 79 B FF 91 B CH 80 F CH 80 X FF 90 3-2 G6-3 ②			B SI 89 B SI 88 C SI 88 F SI 89 X SI 89 2-2 G3 ②	4	0	0	0	0	1	1
27 Mike Trout, R (1, 8) OBP: 0.358, SLG: 0.509	C FF 90 B FC 86 C FC 86 F SL 80 B SL 81 F FF 91 X FC 87 2-2 F7 ②			C FF 89 B CH 79 F SL 78 B CH 79 S SL 80 2-3 K ①		B SL 78 C FC 85 X CH 79 1-1 G5-3 ③			B SI 89 C SI 89 B SI 89 F SI 89 B FF 91 X SI 90 3-2 5 1B 47 3B 1B	4	1	1	0	0	1	0
5 Albert Pujols, R (1, 3) OBP: 0.332, SLG: 0.536	B FF 90 C SL 78 F SI 91 B SL 82 X CH 80 2-2 G1-3 ③			B CH 79 C SI 91 B SL 80 B SL 76 X FC 86 3-1 47 1B 1B			C SI 88 B SI 88 F SI 89 S SL 81 1-3 K ①		B CH 80 B S SI 89 X SI 89 2-1 1-3 47 3B 1B	4	1	2	0	0	1	0
47 Howie Kendrick, R (1, 4) OBP: 0.377, SLG: 0.433		C FC 85 B SL 76 S SL 79 C FF 91 1-3 K ①		C SL 77 X FF 90 0-1 20 G6-4-3 1-2 1B			C FC 83 B SL 79 X FF 89 1-1 G6-3 ②		B SL 89 S FF 96 F FF 96 X FF 94 1-2 1-H 3-H 3B	4	0	2	2	0	1	0
20 C.J. Cron, R (1, 10) OBP: 0.304, SLG: 0.489		C FF 90 S CH 81 F SL 80 B SI 90 S CH 80 1-3 K ②		B CH 80 X SI 90 1-0 G6-4-3 ②③ 1-2f			S CH 78 B SI 87 B SL 77 X SI 88 2-1 F9 ③		C SL 88 D CH 90 X FF 96 1-1 G5-3 ③	4	0	0	0	0	1	3
10 Grant Green, R (1, 7) OBP: 0.386, SLG: 0.488		B SI 89 X SI 90 1-0 G3 ③		C SI 89 B CH 80 F SI 89 B SL 80 F CH 79 F CH 80 S SL 80 2-3 K ①				C SI 88 X CH 80 0-1 17 G1-4-3 1B		3	0	1	0	0	1	0
17 Chris Iannetta, R (1, 2) OBP: 0.372, SLG: 0.402			S SI 88 B SI 89 S CH 79 B FF 90 B SL 80 B SI 90 4-2 2 FC4 BB	B SI 89 B SI 88 X SI 89 2-0 G4-3 ②		C FF 88 D CH 79 S SI 89 X SL 80 1-2 G1-4-3 ①② 1-2f				2	0	0	0	1	0	1
19 Efren Navarro, L (1, 9) OBP: 0.400, SLG: 0.500			B SL 78 C FF 88 S SL 79 D SL 80 F SI 89 S SL 80 2-3 K ①	C FF 90 X SI 90 0-1 G4-3 ③			B SI 88 B SL 79 F SI 88 X SI 90 2-1 G4-3 ③			3	0	0	0	0	1	1
13 Luis Jimenez, R (1, 5) OBP: 0.222, SLG: 0.200			B CH 80 F SI 90 C FC 85 S SL 79 1-3 K ②			C FC 86 C FC 85 F SL 79 X SI 90 0-2 G5-3 ①			B SI 89 C SI 88 B FC 86 X SI 88 2-1 G4-3 ①	3	0	0	0	0	1	1
Inning Stats	R: 0 E: 0 K: 1 S: 13 H: 0 LOB: 0 BB: 0 P: 19	R: 0 E: 0 K: 2 S: 8 H: 0 LOB: 0 BB: 0 P: 11	R: 0 E: 0 K: 2 S: 10 H: 0 LOB: 1 BB: 1 P: 17	R: 0 E: 0 K: 1 S: 8 H: 2 LOB: 1 BB: 0 P: 14	R: 0 E: 0 K: 1 S: 8 H: 0 LOB: 0 BB: 0 P: 12	R: 0 E: 0 K: 0 S: 11 H: 0 LOB: 0 BB: 0 P: 15	R: 0 E: 0 K: 1 S: 7 H: 0 LOB: 0 BB: 0 P: 11	R: 0 E: 0 K: 0 S: 7 H: 1 LOB: 0 BB: 0 P: 10	R: 2 E: 0 K: 0 S: 15 H: 3 LOB: 1 BB: 0 P: 26	1B: 5 2B: 0 3B: 1 HR: 0 SF: 0 SAC: 0 DP: 2 HBP: 0						

PITCHER		IP	WLS	BF	H	R	ER	SO	BB	IBB	HBP	BLK	WP	HR	S	P	ERA	WHIP
60 Dallas Keuchel, L ERA: 2.92	(1, 1)	8.2	W	30	5	2	2	8	1	0	0	0	0	0	82	128	2.08	0.692
61 Josh Zeid, R ERA: 3.86	(9, 1)	0.1		2	1	0	0	0	0	0	0	0	0	0	5	7	0.00	3.000

PITCHER	IP	WLS	BF	H	R	ER	SO	BB	IBB	HBP	BLK	WP	HR	S	P	ERA	WHIP

Houston Astros @ Los Angeles Angels

Angel Stadium of Anaheim, Anaheim, CA

Mon May 19 2014, 7:09 PM - 9:48 PM PDT

Att. 33,150 - Partly Cloudy - 67 F

livebaseballscorecards.com

AB	31
R	2
H	6
RBI	2
BB	1
SO	8
LOB	7

WP: 0 PB: 0 SB: 0 CS: 0 PA: 32

Houston Astros @ Los Angeles Angels

Angel Stadium of Anaheim, Anaheim, CA

Tue May 20 2014, 7:09 PM - 10:42 PM PDT

Att. 30,150 - Partly Cloudy - 68 F

TOP

livebaseballscorecards.com

Batter	1	2	3	4	5	6	7	8	9	AB	R	H	RBI	BB	SO	LOB
27 Jose Altuve, R (1, 4) OBP: 0.355, SLG: 0.426	F SI 93 F FF 92 S CU 79 0-3 ① K		B CU 74 B CH 82 C CH 83 C SI 91 F CU 78 S CU 80 2-3 ② K			B SI 89 B FF 90 X SI 89 2-0 15 E 15 1B 1B		X FF 94 0-0 4 1B 2B	F CH 85 X KC 85 0-1 1B	5	1	3	0	0	2	1
4 George Springer, R (1, 9) OBP: 0.321, SLG: 0.361	B SI 94 B CH 86 B SI 93 C FF 93 F SI 93 B SI 94 4-2 21 FC4-6 BB		C CU 76 C SI 92 B FF 92 B CU 80 B CU 76 F CH 84 S FF 93 3-3 ③ K			C CU 74 S SI 92 F FF 91 S CU 79 0-3 ① K		C SL 80 C SL 81 F FF 94 X FF 94 0-2 21 1B 15 SF9 2-H 1B	B KC 84 S CH 86 S KC 86 X CH 88 1-2 ③ G6-3	4	1	1	1	1	2	3
21 Dexter Fowler, S (1, 8) OBP: 0.380, SLG: 0.395	F SI 93 D CU 78 1 SAFE C CH 85 B FF 92 X SI 93 2-2 ② FC4-6 15 WP 1-2f			B SI 90 B FF 91 F SI 92 X CU 74 2-2 15 1B 30 SF8 1B		B FF 91 C SI 91 D CH 84 X FF 91 2-1 ② F9		B SI 95 B SI 94 B FF 93 C FF 94 X SI 94 3-1 23 BB 1-3 1B		4	1	2	0	0	0	2
15 Jason Castro, L (1, 10) OBP: 0.317, SLG: 0.411	C FF 93 1 SAFE 1 SAFE B CU 79 X SI 92 1-1 ③ G4-3 1-2			X SI 91 0-0 23 G5-4-3 1-3 1B		X FF 91 0-0 E6 1-3 1B		B SL 80 B CH 87 F FF 94 X SL 79 2-1 ① SF9 3-H		3	0	2	1	0	0	1
30 Matt Dominguez, R (1, 5) OBP: 0.315, SLG: 0.438		C SI 91 B FF 91 F CH 84 X FF 92 1-2 ① P4		F CU 75 X FF 92 0-1 ① SF8 3-H		X CH 83 0-0 ③ G4-3		B SL 83 F FF 95 F SI 94 B SL 82 B SL 80 C SL 78 3-3 ② K		3	0	0	1	0	1	3
23 Chris Carter, R (1, 3) OBP: 0.280, SLG: 0.400		B SI 92 C SI 91 C CU 76 F CU 77 B FF 92 F SI 93 F CH 84 F SI 94 T FF 93 2-2 ② K		C CH 84 X SI 92 0-1 ② ③ G5-4-3 1-2f			C SI 89 C SI 90 X FF 90 0-2 ① P6	S SL 82 S FF 95 B SL 82 B SL 83 B FF 95 D SL 81 4-2 1-2 BB		3	0	0	0	1	1	1
14 Jesus Guzman, R (1, 7) OBP: 0.269, SLG: 0.314 8 Alex Presley, L (8, PH) OBP: 0.232, SLG: 0.333 (8, 7)		S SI 92 B SI 93 F FF 91 X FF 93 1-2 ③ G5-3	C CH 85 C CU 75 S CU 78 0-3 ① K			B SI 90 C SI 90 B CH 83 F SI 90 F FF 90 X CU 75 2-2 ② G4-3		S CH 88 C FF 96 F FF 95 X CU 84 0-2 ③ G4-3		3 1	0 0	0 0	0 0	0 0	1 0	0 2
22 Carlos Corporán, S (1, 2) OBP: 0.222, SLG: 0.408 18 Marc Krauss, L (9, PH) OBP: 0.294, SLG: 0.318			C CH 84 B FF 91 B CU 74 F SI 91 H FF 91 3-2 6 G5-3 HBP		F SI 92 X CU 74 0-1 ② F9		X SI 90 0-0 1B		B FF 92 B FF 92 B FF 92 C FF 91 X FF 92 3-1 ① F8	2 1	0 0	1 0	0 0	0 0	0 0	0 0
6 Jonathan Villar, S (1, 6) OBP: 0.279, SLG: 0.416			B SI 91 C FF 91 X CH 83 1-1 ① G5-3 1-2		F SI 91 S FF 92 X FF 92 0-2 ③ F9		S SI 92 B CU 77 B CH 83 F SI 91 X CU 78 2-2 ③ G5-3		B CH 86 C FF 93 S CH 86 S CH 88 1-3 ② K	4	0	0	0	0	1	2

Inning Stats																				
	R: 0	H: 0	R: 0	H: 0	R: 0	H: 0	R: 1	H: 2	R: 0	H: 0	R: 0	H: 2	R: 0	H: 1	R: 2	H: 3	R: 0	H: 1	1B: 8	SF: 2	WP: 1	PA: 38
	E: 0	LOB: 1	E: 0	LOB: 0	E: 0	LOB: 1	E: 0	LOB: 0	E: 0	LOB: 0	E: 1	LOB: 2	E: 0	LOB: 1	E: 0	LOB: 2	E: 0	LOB: 1	2B: 1	SAC: 0	PB: 0	
	K: 1	BB: 1	K: 1	BB: 0	K: 2	BB: 0	K: 0	BB: 0	K: 1	BB: 0	K: 1	BB: 0	K: 0	BB: 0	K: 1	BB: 1	K: 1	BB: 0	3B: 0	DP: 1	SB: 0	
	S: 10	P: 17	S: 13	P: 17	S: 12	P: 21	S: 8	P: 10	S: 8	P: 8	S: 9	P: 13	S: 11	P: 15	S: 18	P: 30	S: 10	P: 15	HR: 0	HBP: 1	CS: 0	

PITCHER		IP	WLS	BF	H	R	ER	SO	BB	IBB	HBP	BLK	WP	HR	S	P	ERA	WHIP
45 Tyler Skaggs, L ERA: 4.14	(1, 1)	7.0	W	27	5	1	1	6	1	0	1	0	1	0	71	101	1.29	0.857
58 Michael Kohn, R ERA: 2.21	(8, 1)	0.2		6	3	2	2	1	1	0	0	0	0	0	14	26	27.00	6.000
40 Kevin Jepsen, R ERA: 4.91	(8, 1)	0.1		1	0	0	0	0	0	0	0	0	0	0	4	4	0.00	0.000
59 Fernando Salas, R ERA: 3.0	(9, 1)	1.0		4	1	0	0	1	0	0	0	0	0	0	10	15	0.00	1.000

PITCHER	IP	WLS	BF	H	R	ER	SO	BB	IBB	HBP	BLK	WP	HR	S	P	ERA	WHIP

AB	33
R	3
H	9
RBI	3
BB	2
SO	8
LOB	15

BOTTOM

Houston Astros @ Los Angeles Angels

Angel Stadium of Anaheim, Anaheim, CA

Tue May 20 2014, 7:09 PM - 10:42 PM PDT

Att. 30,150 - Partly Cloudy - 68 F

livebaseballscorecards.com

Batter	1	2	3	4	5	6	7	8	9	AB	R	H	RBI	BB	SO	LOB
2 Erick Aybar, S (1, 6) OBP: 0.297, SLG: 0.391 8 John McDonald, R (7, PH) (8, 6) OBP: 0.333, SLG: 0.276	C SI 89 B FC 87 B SI 90 C FC 86 F CU 75 F FC 88 X CU 75 2-2 ① G4-3	F SI 89 X SI 89 0-1 27 CS 2-3 1B		1 SAFE B SI 87 C CH 84 X CU 73 1-1 ② F7 1-2	C SI 89 B SI 90 D SI 91 S FC 84 F FC 84 F SI 91 F FC 85 B FC 83 B SI 90 4-2 27 1B 1-2 2-3 3-H BB		C FF 91 X SI 91 0-1 ② G5-3			3 1	0 0	1 0	1 0	1 0	0 0	1 0
27 Mike Trout, R (1, 10) OBP: 0.361, SLG: 0.511 10 Grant Green, R (5, PR) (6, 10) OBP: 0.378, SLG: 0.476	X SI 90 0-0 ② G5-3	B SI 89 B FF 88 B CU 76 F SI 89 F FF 89 F SI 91 F FF 90 F SI 91 X CU 76 3-2 ①② SF7 1-2 3-H		B SI 91 B CU 76 X SI 88 2-0 2-H 1B	C FF 93 F FF 91 D SL 85 B FF 93 X SI 94 2-2 1-2 2-3 3-H 1B		B FF 92 B FF 90 F SI 92 B FC 89 X SI 92 3-1 ③ G6-3			3 1	0 0	2 0	3 0	0 0	0 0	0 0
5 Albert Pujols, R (1, 3) OBP: 0.330, SLG: 0.536 20 C.J. Cron, R (8, 3) OBP: 0.298, SLG: 0.478	C SI 89 B FC 88 X CU 76 1-1 E3 47 BB 28 BB 6 1B	X CU 75 0-0 2B		B SI 90 F CH 84 B SI 90 X CU 76 2-1 ③ G5-3	B FF 93 C FF 90 F SI 93 B FF 93 S SI 93 2-3 ③ K			B FF 94 X FF 94 1-0 ① P4		4 1	1 0	1 0	0 0	0 0	1 0	4 0
28 Raul Ibanez, L (1, 7) OBP: 0.273, SLG: 0.277	B SI 89 F CH 84 B FF 88 B FC 88 B FC 88 4-1 ③ 47 BB 6 1B 1-2 BB	C FC 88 S SI 90 D CU 76 X FC 88 1-2 ③ G4-3			B SI 88 X FC 87 1-0 47 1B 6 E 2B	F SI 92 B CH 86 C FC 87 B FF 91 F FF 92 X SL 83 2-2 ① G3		B FF 94 B FF 94 F FF 94 F FF 95 S FF 95 2-3 ② K		4	2	1	0	1	1	1
47 Howie Kendrick, R (1, 4) OBP: 0.388, SLG: 0.437	D CU 75 B FC 88 B FC 86 C SI 89 B SI 92 4-1 6 1B 16 1B 1-2 2-3 BB	C SI 89 S CU 75 B SI 90 T CU 77 1-2 ① K			X CU 74 0-0 16 WP 6 E 7 FC6-2 2-3 1B	F FC 87 B SI 92 X SI 92 1-1 6 2B 1B		C KC 80 B KC 82 S FF 94 F FF 96 B KC 82 B KC 81 F FF 95 F FF 95 B FF 94 4-2 BB		3	2	2	0	2	1	0
6 David Freese, R (1, 5) OBP: 0.273, SLG: 0.303	C SI 90 B SI 91 X SI 90 1-1 16 1B 1-3 2-H 3-H 1B	C SI 90 F CU 74 F FF 90 F CU 77 S SI 90 0-3 ② K			C SI 88 B SI 90 B CH 84 S SI 90 D CH 84 F SI 90 X SI 90 3-2 E6 7 FC6-2 16 WP 2 BB 1-2 3-H	B SI 92 B SI 92 B FC 89 C FF 91 F FF 92 X FF 92 3-2 1-H 2B		C FF 95 F FF 95 F FF 97 T FF 96 0-2 ③ K		5	1	2	4	0	2	2
16 Hank Conger, L (1, 2) OBP: 0.368, SLG: 0.508	B CU 73 C FC 86 X CU 74 1-1 1-2 3-H 1B	S SI 89 B SI 90 B FC 86 T FF 90 B SI 91 X SI 91 3-2 ③ G3			S CH 83 B SI 90 B SI 90 F CH 84 B SI 90 B CH 84 4-2 2 BB 7 FC6-2 27 1B 1-2 2-3 BB	S CH 86 B CH 85 B CH 85 X SI 92 2-1 ② F8				3	1	1	1	1	0	1
7 Collin Cowgill, R (1, 8) OBP: 0.393, SLG: 0.402	C SI 88 B FC 87 C SI 89 F SI 90 S FC 90 1-3 ③ K			C CU 74 B FC 87 X SI 89 1-1 27 WP 2 F7 27 1B 1B	X SI 89 0-0 ① FC6-2 27 1B 2 BB 1-2 2-3 3-Hf	B FF 90 X FF 92 1-0 ③ P2				4	1	1	0	0	1	6
19 Efren Navarro, L (1, 9) OBP: 0.379, SLG: 0.500		B SI 88 B SI 88 C FC 86 X FC 88 2-1 2 1B 27 SF7 2B		C SI 88 B CH 83 1 SAFE F FF 89 S CU 75 1-3 ① K	C SI 90 D CU 75 D FC 85 C SI 90 D CU 75 S SI 90 3-3 ② K		C SI 91 X CH 86 0-1 ① G4-3			4	1	1	0	0	2	4
Inning Stats	R: 3 E: 1 K: 1 S: 18 H: 2 LOB: 2 BB: 2 P: 32	R: 1 E: 0 K: 0 S: 14 H: 3 LOB: 1 BB: 0 P: 20	R: 0 E: 0 K: 2 S: 11 H: 0 LOB: 0 BB: 0 P: 15	R: 1 E: 0 K: 1 S: 10 H: 2 LOB: 1 BB: 0 P: 17	R: 3 E: 1 K: 2 S: 23 H: 3 LOB: 3 BB: 2 P: 42	R: 1 E: 0 K: 0 S: 12 H: 2 LOB: 2 BB: 0 P: 21	R: 0 E: 0 K: 0 S: 6 H: 0 LOB: 0 BB: 0 P: 9	R: 0 E: 0 K: 2 S: 13 H: 0 LOB: 1 BB: 1 P: 20								

| | | | | | | | |

Houston Astros @ Los Angeles Angels

Angel Stadium of Anaheim, Anaheim, CA

Wed May 21 2014, 7:09 PM - 9:35 PM PDT

Att. 40,112 - Partly Cloudy - 68 F

TOP

livebaseballscorecards.com

Batter	1	2	3	4	5	6	7	8	9	AB	R	H	RBI	BB	SO	LOB
27 Jose Altuve, R (1, 4) OBP: 0.349, SLG: 0.417	B FC 88 C CU 68 X SL 79 1-1 ① L8		C SL 80 X SI 86 0-1 ③ F8			C CU 70 C CH 77 B CH 76 S SI 86 1-3 ② K			X SI 84 0-0 ① F7	4	0	0	0	0	1	1
4 George Springer, R (1, 9) OBP: 0.326, SLG: 0.384	X FF 88 0-0 ② L8			X SL 78 0-0 HR		X FF 88 0-0 ③ F7			H SI 84 1-0 21 P5 HBP	3	1	1	1	0	0	0
21 Dexter Fowler, S (1, 8) OBP: 0.372, SLG: 0.385	C SI 86 B SI 86 S CU 69 S SI 88 1-3 ③ K			C CH 77 B SI 88 B FF 85 F CU 69 F CH 76 C SI 87 2-3 ① K			F CH 77 B SI 86 B CU 68 X CH 75 2-1 ① G4-3		D CH 78 B CU 70 B SI 85 C CH 77 C CU 68 1 SAFE X SI 85 3-2 ②③ P5 1-2	4	0	0	0	0	2	1
15 Jason Castro, L (1, 2) OBP: 0.317, SLG: 0.417		B SI 87 X CU 67 1-0 ① G3-1		F SL 78 S CH 77 B SI 87 C SI 86 1-3 ② K			F CH 75 F SI 85 B CU 68 B FC 88 X CH 76 2-2 2B			3	0	1	0	0	1	0
30 Matt Dominguez, R (1, 5) OBP: 0.309, SLG: 0.430		C FF 88 C FF 85 F FF 87 B SL 80 X CU 68 1-2 ② F7		X CH 77 0-0 ③ P4			B CU 69 C FF 88 X FF 87 1-1 ② F7			3	0	0	0	0	0	1
23 Chris Carter, R (1, 10) OBP: 0.275, SLG: 0.392		X CU 68 0-0 ③ L7			T FF 85 X FF 86 0-1 ① G6-3		B FF 85 X CH 75 1-0 ③ L4			3	0	0	0	0	0	1
14 Jesus Guzman, R (1, 3) OBP: 0.271, SLG: 0.307		C CU 68 B FF 88 T FC 88 B SL 80 B CH 77 B FF 87 4-2 8 FC1-6 BB			F FF 86 B CH 77 S CH 77 B FC 87 F CU 68 X CH 75 2-2 ② G5-3			C FF 85 B SI 84 C FC 85 B CH 77 S CH 75 2-3 ① K		2	0	0	0	1	1	0
8 Alex Presley, L (1, 7) OBP: 0.226, SLG: 0.324		C SI 85 C CH 77 X FF 86 0-2 ① FC1-6 6 G4-3 1-2f			C FF 85 F SI 86 B CU 66 X CH 76 1-2 ③ P4			S CU 68 S SI 85 B FC 88 B SI 86 B CH 76 X SI 85 3-2 ② L8		3	0	0	0	0	0	1
6 Jonathan Villar, S (1, 6) OBP: 0.273, SLG: 0.407		1 SAFE B 1 SAFE 1 SAFE S CH 77 X FC 84 1-1 ② G4-3 1-2				X CU 67 0-0 ① B2		X CH 77 0-0 ③ F8		3	0	0	0	0	0	1
Inning Stats	R: 0 H: 0 E: 0 LOB: 0 K: 1 BB: 0 S: 6 P: 8	R: 0 H: 0 E: 0 LOB: 0 K: 0 BB: 0 S: 6 P: 8	R: 0 H: 0 E: 0 LOB: 1 K: 0 BB: 1 S: 9 P: 14	R: 1 H: 1 E: 0 LOB: 0 K: 2 BB: 0 S: 9 P: 12	R: 0 H: 0 E: 0 LOB: 0 K: 0 BB: 0 S: 9 P: 12	R: 0 H: 0 E: 0 LOB: 0 K: 1 BB: 0 S: 5 P: 6	R: 0 H: 1 E: 0 LOB: 1 K: 0 BB: 0 S: 8 P: 14	R: 0 H: 0 E: 0 LOB: 0 K: 1 BB: 0 S: 7 P: 12	R: 0 H: 0 E: 0 LOB: 0 K: 0 BB: 0 S: 4 P: 8	1B: 0 SF: 0 2B: 1 SAC: 0 3B: 0 DP: 0 HR: 1 HBP: 1						

	AB	28
	R	1
	H	2
	RBI	1
	BB	1
	SO	5
	LOB	6

WP: 0 PA: 30
PB: 0
SB: 0
CS: 0

PITCHER	IP	WLS	BF	H	R	ER	SO	BB	IBB	HBP	BLK	WP	HR	S	P	ERA	WHIP
36 Jered Weaver, R (1, 1) ERA: 2.85	9.0	W	30	2	1	1	5	1	0	1	0	0	1	63	94	1.00	0.333

PITCHER	IP	WLS	BF	H	R	ER	SO	BB	IBB	HBP	BLK	WP	HR	S	P	ERA	WHIP

Batter	1	2	3	4	5	6	7	8	9	AB	R	H	RBI	BB	SO	LOB
47 Howie Kendrick, R (1, 4) OBP: 0.385, SLG: 0.433	C FF 93 C FF 93 X CU 75 0-2 ① G5-3		C CU 74 X FC 86 0-1 ② G5-3 1-2		F FF 92 D CU 74 X CH 84 1-1 ③ 1-3 1B			B FF 95 F FF 93 X FF 94 1-1 ① G4-3		4	0	1	0	0	0	1
2 Erick Aybar, S (1, 6) OBP: 0.296, SLG: 0.387	T FC 89 B CU 74 F FC 89 F CU 76 F CU 76 X FF 94 1-2 ② G6-3		C CU 74 S FF 93 D CU 75 D CH 87 B CU 74 X FF 93 3-2 2-H 1B			C SI 92 X FC 87 0-1 ① G6-3		B FF 95 F FF 95 X FF 95 1-1 ② P5		4	0	1	1	0	0	0
5 Albert Pujols, R (1, 3) OBP: 0.328, SLG: 0.545	F FF 94 B FC 87 F FC 89 X FF 94 1-2 ③ P5		B FC 83 X FF 93 1-0 ③ G5-3			B FC 89 C FF 93 B FC 88 X FC 83 2-1 HR		B SI 94 C FF 94 F FF 96 F FF 96 B SL 85 B SI 90 S SI 92 3-3 ③ K		4	1	1	1	0	1	1
28 Raul Ibanez, L (1, 10) OBP: 0.274, SLG: 0.272		B FF 92 B FC 86 F FF 92 C FC 87 F CU 74 B CU 75 B FF 93 4-2 56 FC4-6 BB		C FC 87 C CH 84 B SI 93 F SI 92 F CU 75 F CH 85 B CH 86 T FF 93 2-2 ① K		B CH 84 S FF 92 B FF 93 X CH 85 2-1 ② G6-3				2	0	0	0	1	1	0
6 David Freese, R (1, 5) OBP: 0.265, SLG: 0.293 8 John McDonald, R (9, 5) OBP: 0.333, SLG: 0.276		B CU 74 X FC 87 1-0 ① L5		C CU 74 B FF 93 B CU 76 F FF 93 S CU 74 2-3 ② K		F FF 93 B FF 92 F CU 74 X FF 93 1-2 ③ L9				3 0	0 0	0 0	0 0	0 0	1 0	1 0
56 Kole Calhoun, L (1, 9) OBP: 0.284, SLG: 0.476		C FF 93 B CH 85 X CH 84 1-1 ② FC4-6 1-2f		F CU 73 S FF 93 B CH 86 F FF 94 S CU 75 1-3 ③ K			C FC 87 B CH 82 B CU 72 F FF 92 X CU 74 2-2 ① G4-3			3	0	0	0	0	1	1
16 Hank Conger, L (1, 2) OBP: 0.352, SLG: 0.484		B FC 88 F FF 93 1 SAFE X FC 89 1-1 ③ L9			X CU 71 0-0 ① G3		F FF 92 F FF 91 B CH 87 S CU 76 1-3 ② K			3	0	0	0	0	1	1
7 Collin Cowgill, R (1, 8) OBP: 0.391, SLG: 0.394			C FC 88 B FC 88 F FF 92 F CU 74 F FF 94 C CU 75 1-3 ① K		C FC 84 F FF 92 S CU 74 0-3 K 47 1B		B CU 74 B FF 91 B FF 91 B FF 91 4-0 BB			2	0	0	0	1	2	0
19 Efren Navarro, L (1, 7) OBP: 0.375, SLG: 0.483			S FC 89 F FF 94 X FC 88 0-2 47 G5-3 2 1B 1B		B CU 71 1 SAFE 1 SAFE B FF 91 C FF 92 X CU 72 2-1 ② F8		C FF 92 B CU 73 F FC 88 1 SAFE D CU 75 F FC 87 B FC 88 F CU 74 F FF 92 3-3 C FC 89 ③ K			3	1	1	0	0	1	2
Inning Stats	R: 0 E: 0 K: 0 S: 11 H: 0 LOB: 0 BB: 0 P: 13	R: 0 E: 0 K: 0 S: 8 H: 0 LOB: 1 BB: 1 P: 15	R: 1 E: 0 K: 1 S: 14 H: 2 LOB: 1 BB: 0 P: 19	R: 0 E: 0 K: 3 S: 13 H: 0 LOB: 0 BB: 0 P: 18	R: 0 E: 0 K: 1 S: 8 H: 1 LOB: 2 BB: 0 P: 11	R: 1 E: 0 K: 0 S: 9 H: 1 LOB: 0 BB: 0 P: 14	R: 0 E: 0 K: 2 S: 12 H: 0 LOB: 1 BB: 1 P: 22	R: 0 E: 0 K: 1 S: 8 H: 0 LOB: 0 BB: 0 P: 13		1B: 3 2B: 0 3B: 0 HR: 1 SF: 0 SAC: 0 DP: 0 HBP: 0						

PITCHER		IP	WLS	BF	H	R	ER	SO	BB	IBB	HBP	BLK	WP	HR	S	P	ERA	WHIP
31 Collin McHugh, R ERA: 3.32	(1, 1)	7.0	L	27	4	2	2	7	2	0	0	0	1	1	75	112	2.57	0.857
44 Kyle Farnsworth, R ERA: 3.86	(8, 1)	1.0		3	0	0	0	1	0	0	0	0	0	0	8	13	0.00	0.000

PITCHER	IP	WLS	BF	H	R	ER	SO	BB	IBB	HBP	BLK	WP	HR	S	P	ERA	WHIP

BOTTOM

Houston Astros @ Los Angeles Angels

Angel Stadium of Anaheim, Anaheim, CA

Wed May 21 2014, 7:09 PM - 9:35 PM PDT

Att. 40,112 - Partly Cloudy - 68 F

livebaseballscorecards.com

AB	28
R	2
H	4
RBI	2
BB	2
SO	8
LOB	7

WP: 1 PA: 30
PB: 0
SB: 0
CS: 0

Batter	1	2	3	4	5	6	7	8	9	AB	R	H	RBI	BB	SO	LOB
23 Norichika Aoki, L (1, 9) OBP: 0.338, SLG: 0.343	C FF 89 X SI 89 0-1 16 PB 16 S 4 1B 1B	B CU 76 B FF 90 X FF 90 2-0 1B			C CH 84 F FF 88 B SI 91 B SL 83 X CU 78 2-2 35 F8-5 2B		F SI 92 F FF 92 F SI 92 H SI 92 1-2 2 WP HBP		B FF 90 X FF 92 1-0 E6 1-3	4	1	3	0	0	0	1
2 Alcides Escobar, R (1, 6) OBP: 0.315, SLG: 0.376	C SI 90 S CH 84 B SI 92 X SI 91 1-2 ① L4	X SI 90 0-0 ③ P4			B FC 87 B FF 90 C SI 90 F CU 76 B SI 91 X SI 92 3-2 ① F9		C FF 96 B FF 96 F CH 87 S CU 82 1-3 ② K 1-2		X FF 92 0-0 ③ L3	5	0	0	0	0	1	6
35 Eric Hosmer, L (1, 3) OBP: 0.324, SLG: 0.384	C FF 91 B FF 91 B CU 76 X FF 90 2-1 ② L5		C FF 89 B FF 90 X CU 77 1-1 ① F9		X FF 90 0-0 ②③ F8-5 2-3		B SI 86 B SI 88 F SI 88 F SI 87 X SL 78 2-2 ③ G4-3			4	0	0	0	0	0	3
16 Billy Butler, R (1, 10) OBP: 0.309, SLG: 0.315	B FF 90 S SL 80 B SL 81 B FF 91 B FF 91 4-1 19 BB 4 1B 1-3 BB		C CH 85 X FC 89 0-1 ② G5-3			C CU 77 F FC 87 S CU 77 0-3 ① K		X FF 92 0-0 ① G5-3		3	0	0	0	1	1	0
4 Alex Gordon, L (1, 7) OBP: 0.338, SLG: 0.394	B CU 76 S SI 90 D CU 77 S SL 82 X CU 80 2-2 19 BB 1-2 3-H 1B		B CU 79 B FF 91 B CU 76 C SI 91 C SL 82 B FF 90 4-2 BB			C FF 91 H SI 91 1-1 6 S HBP		B FF 92 C SI 90 B SI 91 C CH 74 S CH 73 2-3 ② K		2	0	1	1	1	1	0
19 Danny Valencia, R (1, 5) OBP: 0.355, SLG: 0.400	C CH 84 B CH 86 B SI 90 B CU 74 B FF 91 4-1 1-2 2-3 BB		1 SAFE X CH 85 0-0 ③ F7			F FC 86 D SI 90 B SI 91 C CH 85 B CH 85 F SL 82 X CH 86 3-2 ② F8		C SL 80 X CH 74 0-1 ③ F7		3	0	0	0	1	0	2
6 Lorenzo Cain, R (1, 8) OBP: 0.359, SLG: 0.376	F CU 80 S CH 86 B CH 87 C SI 92 1-3 ③ K			B SI 90 B CH 85 C CH 85 B SI 91 X CH 86 3-1 ① P4		F SI 90 B CH 86 B CH 86 B FF 91 F SI 92 D CU 79 D SL 84 4-2 37 FC6-4 1-2 BB			C FF 91 X KC 84 0-1 ① G4-3	3	0	0	0	1	1	3
37 Pedro Ciriaco, R (1, 4) OBP: 0.250, SLG: 0.250		B FF 90 C SI 90 B SI 90 X FF 90 2-1 ① L8		C FF 90 B CU 76 S CH 85 B CH 86 C SI 91 2-3 ② K		C CU 77 X SL 81 0-1 ③ FC6-4 1-2f			C FF 91 C FF 92 X CH 85 0-2 23 E 23 DI 1B	4	0	1	0	0	1	2
12 Brett Hayes, R (1, 2)		C FF 90 S SL 81 X CU 79 0-2 ② G5-3		C CU 76 B SI 90 S CU 79 X SL 82 1-2 ③ G4-3			C FF 91 X CH 87 0-1 ① G5-3		C FF 91 S FF 92 B FF 92 S FF 91 1-3 ② K	4	0	0	0	0	1	1
Inning Stats	R: 1 H: 2 E: 0 LOB: 3 K: 1 BB: 2 S: 15 P: 29	R: 0 H: 1 E: 0 LOB: 1 K: 0 BB: 0 S: 7 P: 11	R: 0 H: 0 E: 0 LOB: 1 K: 0 BB: 1 S: 7 P: 12	R: 0 H: 0 E: 0 LOB: 0 K: 1 BB: 0 S: 8 P: 14	R: 0 H: 1 E: 0 LOB: 0 K: 0 BB: 0 S: 7 P: 12	R: 0 H: 0 E: 0 LOB: 2 K: 1 BB: 1 S: 13 P: 21	R: 0 H: 0 E: 0 LOB: 1 K: 1 BB: 0 S: 11 P: 15	R: 0 H: 0 E: 0 LOB: 0 K: 1 BB: 0 S: 6 P: 8	R: 0 H: 1 E: 1 LOB: 2 K: 1 BB: 0 S: 10 P: 12	1B: 4 SF: 0 2B: 2 SAC: 0 3B: 0 DP: 1 HR: 0 HBP: 2						

PITCHER		IP	WLS	BF	H	R	ER	SO	BB	IBB	HBP	BLK	WP	HR	S	P	ERA	WHIP
33 C.J. Wilson, L ERA: 3.0	(1, 1)	6.1	W	28	4	1	1	3	4	0	2	0	0	0	62	105	1.42	1.263
40 Kevin Jepsen, R ERA: 4.8	(7, 1)	0.1		1	0	0	0	1	0	0	0	0	1	0	3	4	0.00	0.000
24 Sean Burnett, L ERA:	(7, 1)	0.1		1	0	0	0	0	0	0	0	0	0	0	3	5	0.00	0.000
64 Mike Morin, R ERA: 0.84	(8, 1)	1.0		3	0	0	0	1	0	0	0	0	0	0	6	8	0.00	0.000
59 Fernando Salas, R ERA: 2.84	(9, 1)	1.0		5	1	0	0	1	0	0	0	0	0	0	10	12	0.00	1.000

PITCHER	IP	WLS	BF	H	R	ER	SO	BB	IBB	HBP	BLK	WP	HR	S	P	ERA	WHIP

TOP

Kansas City Royals @ Los Angeles Angels

Angel Stadium of Anaheim, Anaheim, CA

Fri May 23 2014, 7:09 PM - 9:59 PM PDT
Att. 35,082 - Partly Cloudy - 67 F

livebaseballscorecards.com

AB	32
R	1
H	5
RBI	1
BB	4
SO	6
LOB	18

WP: 1	PA: 38		
PB: 1			
SB: 2			
CS: 0			

Batter	1	2	3	4	5	6	7	8	9	AB	R	H	RBI	BB	SO	LOB
47 Howie Kendrick, R (1, 4) OBP: 0.385, SLG: 0.432	C FF 94 F SI 95 X CU 80 0-2 1B	1 SAFE C FF 96 X CH 83 0-1 ③ L8			C CU 76 X SI 92 0-1 ① G1-3		B FF 90 B FF 90 X SI 89 2-0 27 1B 20 1B 1B	S SL 83 B FF 94 X SL 83 1-1 ③ G6-3		5	1	2	0	0	0	2
27 Mike Trout, R (1, 8) OBP: 0.364, SLG: 0.528	C FF 95 S CH 82 B FF 95 X FF 96 1-2 ① P4		B CH 84 B SI 93 F FF 93 F FF 95 F FF 96 X CH 85 2-2 HR		X SI 93 0-0 ② P4		C SL 81 B SI 89 X SI 88 1-1 20 1B 1-2 1B			4	1	2	1	0	0	1
5 Albert Pujols, R (1, 3) OBP: 0.332, SLG: 0.540	X FF 97 0-0 ② P3		B FF 96 B CH 84 F FF 93 B FF 95 B FF 94 4-1 6 FC4-6 BB		B SI 94 B CU 76 B FF 93 B CU 80 4-0 BB		B SL 82 F SL 81 F FF 89 D SL 80 F SL 83 F FF 89 B FF 90 F SL 79 S SL 81 3-3 ① K			2	0	0	0	2	1	3
6 David Freese, R (1, 5) OBP: 0.255, SLG: 0.281 56 Kole Calhoun, L (8, 9) OBP: 0.284, SLG: 0.476	X FF 95 0-0 ③ F8		B CH 83 X FF 92 1-0 ① FC4-6 20 K 1-2f		X FF 94 0-0 ③ F7		B SL 80 F SI 88 X SI 86 1-1 ② L8			4 0	0 0	0 0	0 0	0 0	0 0	5 0
20 C.J. Cron, R (1, 10) OBP: 0.314, SLG: 0.500		X FF 95 0-0 ① F7	C CU 81 B CU 77 1 SAFE F CU 82 S FF 96 1-3 ②③ K 1-2			F SI 88 B FF 93 F SI 90 F FF 94 F CU 74 X FF 94 1-2 2 1B 2B	B SL 80 B SL 80 X SL 81 2-0 1-3 2-H 1B			4	1	2	1	0	1	1
17 Chris Iannetta, R (1, 2) OBP: 0.368, SLG: 0.427		C FF 95 B SI 95 B FF 94 X FF 94 2-1 HR		C FF 92 B CH 81 B CH 81 C CU 79 F CU 76 B FF 94 X CU 77 3-2 ① F9		B CU 78 X FF 94 1-0 ① F9	C FF 89 D SL 82 B SL 78 X FF 90 2-1 ③ F7			4	1	1	1	0	0	3
2 Erick Aybar, S (1, 6) OBP: 0.305, SLG: 0.392		X CH 85 0-0 10 G4-3 7 1B 1B		F FF 89 X FF 94 0-1 ② P4		B FF 92 C FF 94 X FF 94 1-1 10 2B 2-H 1B		F SI 91 F SL 82 B SL 81 B SL 81 B SI 93 B SI 93 4-2 7 G5-3 BB		3	2	2	1	1	0	0
10 Grant Green, R (1, 7) OBP: 0.396, SLG: 0.511 8 John McDonald, R (8, 5) OBP: 0.324, SLG: 0.267		F FF 95 C FF 95 X CU 80 0-2 ② G4-3 1-2		B SI 89 F FF 90 C CU 75 X CU 81 1-2 1B		1 SAFE F FF 91 D CU 75 X FF 94 1-1 ② 1-H 2B		X FF 92 0-0 ① P6		3 1	0 0	2 0	1 0	0 0	0 0	1 1
7 Collin Cowgill, R (1, 9) OBP: 0.387, SLG: 0.388 (8, 7)		C CU 81 F FF 96 X FF 95 0-2 2-H 1B		B SI 89 1 SAFE F FF 92 B CU 79 1 SAFE F CU 78 1 SAFE X CU 76 2-2 ③ L7		C FF 95 B CH 84 F FF 95 B FF 92 B FF 97 F FF 95 C CU 79 3-3 ③ K		C SI 92 F SI 94 X FF 93 0-2 ② G5-3 1-2		4	0	1	1	0	1	2
Inning Stats	R: 0 E: 0 K: 0 S: 8 H: 1 LOB: 1 BB: 0 P: 9	R: 2 E: 0 K: 0 S: 12 H: 3 LOB: 1 BB: 0 P: 14	R: 1 E: 0 K: 1 S: 9 H: 1 LOB: 0 BB: 1 P: 17	R: 0 E: 0 K: 0 S: 12 H: 1 LOB: 1 BB: 0 P: 18	R: 0 E: 0 K: 0 S: 4 H: 0 LOB: 1 BB: 1 P: 8	R: 2 E: 0 K: 1 S: 14 H: 3 LOB: 0 BB: 0 P: 21	R: 1 E: 0 K: 1 S: 14 H: 3 LOB: 2 BB: 0 P: 25	R: 0 E: 0 K: 0 S: 8 H: 0 LOB: 1 BB: 1 P: 13		1B: 8 2B: 2 3B: 0 HR: 2 SF: 0 SAC: 0 DP: 0 HBP: 0				WP: 0 PB: 0 SB: 0 CS: 0 PA: 37		

PITCHER		IP	WLS	BF	H	R	ER	SO	BB	IBB	HBP	BLK	WP	HR	S	P	ERA	WHIP
41 Danny Duffy, L ERA: 2.59	(1, 1)	6.0	L	27	9	5	5	2	2	0	0	0	0	2	59	87	7.50	1.833
31 Louis Coleman, R ERA: 5.27	(7, 1)	1.0		6	3	1	1	1	0	0	0	0	0	0	14	25	9.00	3.000
43 Aaron Crow, R ERA: 2.89	(8, 1)	1.0		4	0	0	0	0	1	0	0	0	0	0	8	13	0.00	1.000

PITCHER	IP	WLS	BF	H	R	ER	SO	BB	IBB	HBP	BLK	WP	HR	S	P	ERA	WHIP

BOTTOM

Kansas City Royals @ Los Angeles Angels

Angel Stadium of Anaheim, Anaheim, CA

Fri May 23 2014, 7:09 PM - 9:59 PM PDT

Att. 35,082 - Partly Cloudy - 67 F

livebaseballscorecards.com

AB	34
R	6
H	12
RBI	6
BB	3
SO	3
LOB	19

Batter	1	2	3	4	5	6	7	8	9	10	11	12	13	AB	R	H	RBI	BB	SO	LOB
23 Norichika Aoki, L (1, 9) OBP: 0.337, SLG: 0.340 32 Jimmy Paredes, S (13, 5)	C FF 92 B SI 92 F KC 77 X CH 86 1-2 G4-3 ①		C SI 90 X SI 88 0-1 35 1B 16 SF8 1B	L KC 75 B CH 82 C SI 89 D CH 85 T CH 84 2-2 K ② 2-3		B FF 96 B FF 95 S SI 95 F SI 94 S CU 84 2-3 K ③			C SI 96 F CH 88 B SI 95 L SI 95 1-3 K ①		C FF 92 S KC 84 F FF 93 B CH 87 B CH 86 X CH 86 2-2 G4-3 ③	X SI 90 0-0 35 1B 16 SF8 3-H 1B	7	2	2	1	0	3	1
35 Eric Hosmer, L (1, 3) OBP: 0.332, SLG: 0.391	B SI 92 C SI 93 B KC 78 X CH 84 2-1 G4-3 ②		B KC 77 S SI 89 D CH 84 1 SAFE X KC 77 2-1 13 E 6 E 1-3 1B	B CH 84 C KC 78 B SI 90 X CH 84 2-1 3-H 1B			C SI 86 B SL 76 F SL 76 F SI 86 B SI 85 B SI 86 F SI 86 X 3-2 4 BB 16 1B 13 G6-3 1B		C SI 95 S SI 95 B SI 91 B SI 95 B FF 96 F SI 96 S SI 95 3-3 K ②		B CH 86 C FF 92 B FF 91 X CH 86 2-1 G6-3 ① B CH 76 F FF 90 F FF 90 B FF 91 B CH 76 F CH 74 1 SAFE X FF 90 3-2 1-3 1B	7	2	4	1	0	1	0
16 Billy Butler, R (1, 10) OBP: 0.308, SLG: 0.314	B SI 93 B FF 92 B FF 93 C SI 93 B CH 84 4-1 4 1B BB		S CH 84 B SI 89 X SI 92 1-1 SF8 ① 3-H	X FF 89 0-0 F8 ③			B SL 80 C SL 81 X SI 89 1-1 13 G6-3 4 BB 1-2 1B		C SL 84 C SL 84 B SL 84 X SI 96 1-2 F7 ③			B KC 86 B KC 86 X CH 86 1-1 F7 ② C SL 79 X FF 89 0-1 SF8 ② 3-H	4	0	1	2	1	0	1
4 Alex Gordon, L (1, 7) OBP: 0.342, SLG: 0.392	B SI 92 S SI 92 D CH 84 X SI 92 2-1 1-2 1B		C SI 90 F CH 84 B FF 89 F FF 90 D CH 85 1 SAFE S CH 85 2-3 K ② C CH 86 B FF 87 X FF 87 1-1 F8 ①		C FF 91 B SL 80 B SL 80 T SL 81 B FF 92 B SL 81 4-2 13 G6-3 1-2 2-3 BB			B SI 94 S SI 94 B SI 94 X SI 95 2-1 P2 ①		B KC 85 B FF 91 C FF 92 X CH 85 3-1 13 1B 1B B FF 88 S FF 90 C FF 90 F CH 73 X FF 89 1-2 P4 ③	6	0	2	0	1	1	3
13 Salvador Perez, R (1, 2) OBP: 0.320, SLG: 0.415	C KC 78 F FF 92 X CH 86 0-2 G3-1 ③		F FF 91 X SL 83 0-1 E8 6 E 1-3		C KC 76 X SI 89 0-1 1B		X SI 90 0-0 G6-3 ① 1-2f ② 2-3 3-H			C SL 83 X SL 84 0-1 F9 ②		1 SAFE B FF 92 F FF 92 X KC 84 1-1 1-3 1B		6	0	2	0	0	0	5
6 Lorenzo Cain, R (1, 8) OBP: 0.367, SLG: 0.394 (13, 9)		C FF 90 X SI 90 0-1 2B	F SL 81 D CH 85 D CH 84 X CH 81 2-1 E7 1-3 3-H 1B		C FF 88 B FF 87 B CH 83 D SL 82 C CH 83 S CH 84 3-3 K ②		B SI 89 S SI 88 C SI 88 S SL 82 1-3 K ③			F FF 96 X FF 96 0-1 1B		C FF 93 B FF 92 F FF 93 T FF 93 1-2 K ③		6	0	3	1	0	3	4
19 Danny Valencia, R (1, 5) OBP: 0.338, SLG: 0.393 1 Jarrod Dyson, L (13, PR) OBP: 0.321, SLG: 0.321 (13, 8)		C KC 76 X CH 84 0-1 G2-3 ①	C SI 91 C FF 90 F CH 85 B FF 90 B CH 85 F FF 92 B SL 82 F CH 84 S SI 92 3-3 K ③		C KC 76 S CH 84 F CH 84 S FF 89 0-3 K ③			X SI 87 0-0 G6-3 ①		C SI 95 1 SAFE F SL 84 1 SAFE S SL 83 0-3 K ③			B FF 91 B SL 77 B FF 92 C FF 91 F FF 91 F CH 73 F CH 72 X FF 89 3-2 2 SH 2B	6	0	1	0	0	3	5
2 Alcides Escobar, R (1, 6) OBP: 0.311, SLG: 0.371		C KC 76 B FF 91 X KC 79 1-1 G6-3 ②		B FF 88 X FF 89 1-0 23 S 37 S 35 1B 1B		C FF 98 F FF 96 B SI 96 F CU 85 F FF 96 X CH 85 1-2 G6-3 ①		C SI 88 F SI 88 F SL 80 F SL 80 B SI 88 B SI 88 X SL 80 2-2 F9 ②			X FF 91 0-0 F8 ①		B FF 90 X FF 88 1-0 SH 37 SH1-4 23 1B 2-H	5	2	1	0	0	0	1
37 Pedro Ciriaco, R (1, 4) OBP: 0.190, SLG: 0.190		C SI 91 S KC 79 X CH 85 0-2 P4 ③	1 SAFE F SI 89 B SL 80 L KC 79 S CH 84 1-3 K ① 1-2			X FF 96 0-0 L6 ②		C SI 88 B SI 89 S SL 79 X SL 80 1-2 G6-3 ③			B FF 92 X FF 92 1-0 F8 ②		C FF 91 X SL 80 0-1 SH1-4 2-3	5	0	0	0	0	1	2
Inning Stats	R: 0 E: 0 K: 0 S: 11 H: 1 LOB: 2 BB: 1 P: 20	R: 0 E: 0 K: 0 S: 9 H: 1 LOB: 1 BB: 0 P: 10	R: 2 E: 2 K: 2 S: 20 H: 3 LOB: 2 BB: 0 P: 30	R: 1 E: 0 K: 2 S: 10 H: 2 LOB: 1 BB: 0 P: 16	R: 0 E: 0 K: 2 S: 11 H: 1 LOB: 1 BB: 0 P: 15	R: 0 E: 0 K: 1 S: 9 H: 0 LOB: 0 BB: 0 P: 12	R: 1 E: 0 K: 1 S: 13 H: 2 LOB: 1 BB: 1 P: 22	R: 0 E: 0 K: 0 S: 9 H: 0 LOB: 0 BB: 0 P: 12	R: 0 E: 0 K: 2 S: 10 H: 0 LOB: 0 BB: 0 P: 15	R: 0 E: 0 K: 1 S: 9 H: 1 LOB: 1 BB: 0 P: 11	R: 0 E: 0 K: 0 S: 6 H: 0 LOB: 0 BB: 0 P: 9	R: 0 E: 0 K: 1 S: 11 H: 2 LOB: 2 BB: 0 P: 19	R: 3 E: 1 K: 0 S: 19 H: 3 LOB: 2 BB: 0 P: 27	1B: 14 2B: 2 3B: 0 HR: 0 SF: 2 SAC: 2 DP: 1 HBP: 0						

PITCHER	IP	WLS	BF	H	R	ER	SO	BB	IBB	HBP	BLK	WP	HR	S	P	ERA	WHIP
52 Matt Shoemaker, R (1, 1) ERA: 3.18	5.0		25	8	3	2	6	1	0	0	0	0	0	61	91	3.60	1.800
40 Kevin Jepsen, R (6, 1) ERA: 4.5	1.0	H	3	0	0	0	1	0	0	0	0	0	0	9	12	0.00	0.000
24 Sean Burnett, L (7, 1) ERA: 27.0	0.0		1	1	1	1	0	0	0	0	0	0	0	5	8	∞	∞
38 Joe Smith, R (7, 1) ERA: 2.25	2.0	B	7	1	0	0	1	1	0	0	0	0	0	17	26	0.00	1.000
49 Ernesto Frieri, R (9, 1) ERA: 4.43	2.0		7	1	0	0	3	0	0	0	0	0	0	19	26	0.00	0.500

PITCHER	IP	WLS	BF	H	R	ER	SO	BB	IBB	HBP	BLK	WP	HR	S	P	ERA	WHIP
59 Fernando Salas, R (11, 1) ERA: 2.57	2.0		8	2	0	0	1	0	0	0	0	0	0	17	28	0.00	1.000
64 Mike Morin, R (13, 1) ERA: 1.54	1.0	L	7	3	3	1	0	0	0	0	0	0	0	19	27	9.00	3.000

TOP

Kansas City Royals @ Los Angeles Angels

Angel Stadium of Anaheim, Anaheim, CA

Sat May 24 2014, 4:18 PM - 9:10 PM PDT

Att. 42,140 - Overcast - 69 F

livebaseballscorecards.com

AB	52
R	7
H	16
RBI	5
BB	2
SO	12
LOB	22

WP: 0 PB: 0 SB: 2 CS: 0

PA: 58

Batter	1	2	3	4	5	6	7	8	9	10	11	12	13	AB	R	H	RBI	BB	SO	LOB
47 Howie Kendrick, R (1, 4) OBP: 0.384, SLG: 0.426	B FF 94 F FF 93 T FC 86 F FF 95 F CH 86 B FF 94 F FC 85 F FC 87 B CH 85 4-2 F FF 84 B FF 93 27 G5-4-3 BB		B FF 93 X FF 91 1-0 1B	B FC 88 F FC 87 D KC 81 C FC 88 X FC 87 2-2 G2-3		B FF 93 C FC 84 F FF 93 X FF 92 1-2 G3			B FF 94 X FC 91 1-0 F9		X SI 92 0-0 G6-4-3 1-2f			5	0	1	0	1	0	3
27 Mike Trout, R (1, 8) OBP: 0.363, SLG: 0.538	B FC 88 X FC 87 1-0 G5-4-3 1-2f		C SI 91 B FF 92 B SI 92 1 SAFE D FC 86 X SI 92 3-1 P6		C KC 80 C KC 80 F FF 92 B KC 79 X FC 87 1-2 HR		X SI 98 0-0 P4		C FF 97 B FF 96 B FF 97 S FF 97 C FF 97 2-3 K			B SI 90 C SI 91 C SI 90 B SI 92 F SL 80 X SI 91 2-2 6 G6-3 1B		6	1	2	1	0	1	2
5 Albert Pujols, R (1, 3) OBP: 0.332, SLG: 0.538	B FF 95 C SI 93 B CH 86 X FC 88 2-1 6 1B 1B		C FC 87 F SI 92 B FC 87 F FC 87 S KC 80 1-3 K		C FC 88 B SI 91 C SI 92 X CH 84 1-2 6 G5-3 2 WP 2B		C SI 99 C CU 81 X FF 100 0-2 F9		X FC 93 0-0 G6-3			C SI 91 D SL 82 C SI 92 S SL 82 1-3 K		6	1	2	0	0	2	2
6 David Freese, R (1, 5) OBP: 0.268, SLG: 0.294	C FF 90 X FC 88 0-1 1-2 1B		B FF 94 S CH 85 B CH 85 F FC 88 S CH 86 2-3 K		B FF 94 B FC 86 X CH 84 2-0 G5-3 2-3		B CU 82 F SI 99 X FF 100 1-1 1B			C CU 72 B CH 83 B FF 93 C CH 83 F FF 94 X FF 95 2-2 2 FC1-5 8 SH1-4 1B		1 SAFE B SI 91 C SI 91 1 SAFE 1 SAFE F SI 91 B SL 82 X SL 82 2-2 G6-3 1-2		6	0	3	0	0	1	3
28 Raul Ibanez, L (1, 10) OBP: 0.273, SLG: 0.280 8 John McDonald, R (10, PH) OBP: 0.324, SLG: 0.267 (11, 10) 20 C.J. Cron, R (12, PH) OBP: 0.308, SLG: 0.490 (13, 10)	C FF 94 B FC 87 S FC 89 B FC 86 X FC 88 2-2 G1-3			C FF 92 X CH 84 0-1 2 HR 2B	B SI 93 3 SAFE C SI 93 D FC 88 F FC 85 B FC 86 S FF 91 3-3 K		C FF 98 X CH 91 0-1 F7		B CH 84 B FF 94 C FF 94 C FF 93 X FF 94 2-2 SH1-4 1-2		C SL 82 B SL 82 X SI 92 1-1 F8		4 0 1	1 0 0	0 0 0	0 0 0	1 0 0	4 0 1
2 Erick Aybar, S (1, 6) OBP: 0.306, SLG: 0.412		B FF 94 C FF 93 X SI 92 1-1 G5-3		X SI 93 0-0 2-H HR	B CH 86 C CH 85 F KC 80 F FC 86 S CH 85 1-3 3-H K			C FF 96 X FF 98 0-1 56 F8 2B		C CU 73 B CH 84 B CU 75 S CH 84 X CU 75 2-2 FC1-5 2-3			C FF 96 B SL 88 B FF 96 X FF 96 2-1 G4-3	6	1	2	2	0	1	1
56 Kole Calhoun, L (1, 9) OBP: 0.260, SLG: 0.435		C FF 93 C CH 86 X CH 84 0-2 F8		X SI 92 0-0 G6-3	B SI 91 S CH 85 X CH 84 1-1 G1-3		X FF 95 0-0 F8 2-3		F FF 93 C CU 74 S CU 75 0-3 K			B FF 96 C FF 97 F FF 97 S SL 88 1-3 K	6	0	0	0	0	2	2
16 Hank Conger, L (1, 2) OBP: 0.373, SLG: 0.522 10 Grant Green, R (11, PH) OBP: 0.408, SLG: 0.522 17 Chris Iannetta, R (12, 2) OBP: 0.364, SLG: 0.423		S FF 94 F KC 80 B CH 86 B CH 84 X FF 95 2-2 2B		B KC 82 B CH 86 S CH 86 B CH 85 F FC 88 B CH 85 4-2 7 G4-3 BB	C SI 92 B KC 78 B CH 84 S CH 86 B CH 85 X FC 86 3-2 2B		B FF 98 D KC 86 C FF 97 B FF 97 F KC 85 X FF 98 3-2 F9			C SI 90 B SL 82 S SL 82 X SL 82 1-2 47 G6-4-3 1B		F FF 97 B SL 87 B SL 85 B FF 97 F FF 96 S FF 97 3-3 K	3 1 1	0 0 0	2 1 0	0 0 0	1 0 1	0 0 0	1 0 0
7 Collin Cowgill, R (1, 7) OBP: 0.371, SLG: 0.370		C FC 87 X SI 93 0-1 G5-3		B FC 87 F FC 87 X SI 93 1-1 G4-3 1-2	B SI 91 S FC 85 B CH 85 X FF 92 2-1 F8		F FF 96 B FC 91 F FF 97 F FF 96 C KC 87 1-3 K			L FF 90 L SI 90 F FF 92 1 SAFE B SL 84 X SL 83 1-2 F7				5	0	0	0	0	1	5
Inning Stats	R: 0 E: 0 K: 0 S: 15 H: 2 LOB: 2 BB: 1 P: 24	R: 0 E: 0 K: 0 S: 10 H: 1 LOB: 1 BB: 0 P: 13	R: 0 E: 0 K: 2 S: 10 H: 1 LOB: 1 BB: 0 P: 17	R: 2 E: 0 K: 0 S: 11 H: 2 LOB: 1 BB: 1 P: 18	R: 2 E: 0 K: 2 S: 15 H: 2 LOB: 0 BB: 0 P: 23	R: 0 E: 0 K: 0 S: 10 H: 1 LOB: 1 BB: 0 P: 17	R: 0 E: 0 K: 0 S: 8 H: 1 LOB: 1 BB: 0 P: 9	R: 0 E: 0 K: 1 S: 10 H: 1 LOB: 1 BB: 0 P: 14	R: 0 E: 0 K: 1 S: 5 H: 0 LOB: 0 BB: 0 P: 8	R: 0 E: 0 K: 1 S: 13 H: 1 LOB: 1 BB: 0 P: 19	R: 0 E: 0 K: 0 S: 8 H: 1 LOB: 0 BB: 0 P: 10	R: 0 E: 0 K: 1 S: 12 H: 1 LOB: 1 BB: 0 P: 18	R: 0 E: 0 K: 2 S: 8 H: 0 LOB: 0 BB: 0 P: 14	1B: 7 2B: 5 3B: 0 HR: 2 SF: 0 SAC: 1 DP: 2 HBP: 0	WP: 1 PB: 0 SB: 0 CS: 0 PA: 53					

PITCHER		IP	WLS	BF	H	R	ER	SO	BB	IBB	HBP	BLK	WP	HR	S	P	ERA	WHIP
33 James Shields, R ERA: 2.95	(1, 1)	6.0		28	9	4	4	4	2	0	0	0	1	0	2	71	112	6.00	1.833
40 Kelvin Herrera, R ERA: 1.21	(7, 1)	1.0		5	2	0	0	0	0	0	0	0	0	0	0	10	11	0.00	2.000
17 Wade Davis, R ERA: 1.61	(8, 1)	2.0		6	0	0	0	2	0	0	0	0	0	0	0	13	20	0.00	0.000
55 Tim Collins, L ERA: 5.19	(10, 1)	1.0		4	1	0	0	1	0	0	0	0	0	0	0	13	19	0.00	1.000
43 Aaron Crow, R ERA: 2.61	(11, 1)	2.0	W	7	2	0	0	1	0	0	0	0	0	0	0	20	28	0.00	1.000

PITCHER		IP	WLS	BF	H	R	ER	SO	BB	IBB	HBP	BLK	WP	HR	S	P	ERA	WHIP
56 Greg Holland, R ERA: 1.93	(13, 1)	1.0	S	3	0	0	0	2	0	0	0	0	0	0	8	14	0.00	0.000

BOTTOM

Kansas City Royals @ Los Angeles Angels

Angel Stadium of Anaheim, Anaheim, CA

Sat May 24 2014, 4:18 PM - 9:10 PM PDT

Att. 42,140 - Overcast - 69 F

livebaseballscorecards.com

AB	50
R	4
H	14
RBI	3
BB	2
SO	10
LOB	24

Batter	1	2	3	4	5	6	7	8	9	AB	R	H	RBI	BB	SO	LOB
1 Jarrod Dyson, L (1, 8) OBP: 0.333, SLG: 0.321	B FF 98 B FF 97 C FF 97 B FF 97 B FF 98 4-1 35 CS BB		S FF 97 B SL 87 B SI 97 F SI 98 X FF 96 2-2 16 S 4 1B 2-3 1B		S SI 97 C SL 86 F CU 79 S SL 86 0-3 ② K			B FF 92 C FF 93 B CH 87 S FF 93 X FF 95 2-2 ① F7		3	1	1	0	1	1	0
35 Eric Hosmer, L (1, 3) OBP: 0.330, SLG: 0.387	1 SAFE B FF 97 S SI 96 F SL 86 B FF 96 F FF 96 S SL 88 2-3 ①② K 1-2		1 SAFE P PO 91 F SI 95 B SI 97 X FF 96 2-1 ② SF7 3-H		C FF 96 F FF 96 S SL 85 0-3 ③ K			B SL 80 B SI 95 C FF 95 F FF 95 B SL 79 B SI 94 4-2 16 G6-3 BB		2	0	0	1	1	2	1
16 Billy Butler, R (1, 10) OBP: 0.307, SLG: 0.309	C FF 98 X SI 97 0-1 ③ G6-3		B FF 96 B FF 96 B FF 97 F FF 97 2 SAFE C SL 85 B SL 87 4-2 13 WP 4 1B 1-2 BB			C SL 87 F SL 87 X SI 96 0-2 ① G5-3		C SL 78 B FF 95 S SL 95 F FF 95 X SL 82 1-2 ②③ G6-3 1-2f		3	0	0	0	1	0	1
4 Alex Gordon, L (1, 7) OBP: 0.340, SLG: 0.389		C FF 97 F CH 89 S FF 97 0-3 ① K	D FF 97 X SI 97 1-0 13 WP 1-2 2-H 1B			B SL 86 C CH 88 X CU 78 1-1 ② G4-3			B SI 94 C CH 87 B FF 95 S FF 93 F SI 94 F FF 95 F SL 82 F FF 95 B SI 96 3-3 ① K	4	0	1	1	0	2	0
13 Salvador Perez, R (1, 2) OBP: 0.318, SLG: 0.417 23 Norichika Aoki, L (9, PR) OBP: 0.337, SLG: 0.340		B FF 97 F FF 97 F SI 96 F SL 87 F SI 98 X CU 76 1-2 ② F8	C SL 87 S SL 86 D SL 86 B SL 86 X FF 96 2-2 ③ G4-3 1-2 2-3			F FF 96 B SL 86 C SL 86 X CU 78 1-2 ③ L4			B SI 96 F SI 95 C SI 96 F SL 84 B FF 95 X FF 97 2-2 6 F9 2B	4 0	0 0	1 0	0 0	0 0	0 0	2 0
6 Lorenzo Cain, R (1, 9) OBP: 0.354, SLG: 0.379		B SI 97 F FF 98 B SL 87 B FF 97 F FF 97 C FF 96 3-3 ③ K	S SL 86 B SL 87 F FF 96 B SL 88 F FF 97 X SL 85 2-2 ① L5				C SL 88 B SL 87 F SL 87 B FF 96 X SL 88 2-2 ① G5-3		F SL 82 S SL 83 X SL 82 0-2 ② F9 2-3	4	0	0	0	0	1	1
2 Alcides Escobar, R (1, 6) OBP: 0.310, SLG: 0.368			B FF 97 B FF 97 C FF 96 X SI 97 2-1 ① G5-3	X FF 96 0-0 ② G5-3			C SL 87 B SL 86 F FF 96 X SI 96 1-2 1B		S SL 81 B SL 81 F FF 96 B SI 97 B FF 97 X SL 82 3-2 ③ P4	4	0	1	0	0	0	2
32 Jimmy Paredes, S (1, 5) OBP: 0.250, SLG: 0.250			C SI 98 B FF 98 S CH 89 F FF 98 X SI 98 1-2 37 BLK 37 2B 1B	C SL 85 B CH 88 F SL 87 S CU 77 1-3 ③ K			X SI 96 0-0 ② L7			3	1	1	0	0	1	1
37 Pedro Ciriaco, R (1, 4) OBP: 0.208, SLG: 0.250			B SI 97 1 SAFE F FF 96 B SI 98 S SI 96 X SL 86 2-2 1 1B 35 SF7 1-H 2B		B SI 96 C SL 85 L SL 85 S SI 96 1-3 ① K		P PO 92 X FF 96 1-0 ③ F9			3	1	1	1	0	1	1
Inning Stats	R: 0 E: 0 K: 1 S: 7 H: 0 LOB: 0 BB: 1 P: 13	R: 0 E: 0 K: 2 S: 11 H: 0 LOB: 0 BB: 0 P: 15	R: 3 E: 0 K: 0 S: 21 H: 4 LOB: 2 BB: 1 P: 36	R: 0 E: 0 K: 1 S: 8 H: 0 LOB: 0 BB: 0 P: 11	R: 0 E: 0 K: 3 S: 10 H: 0 LOB: 0 BB: 0 P: 11	R: 0 E: 0 K: 0 S: 8 H: 0 LOB: 0 BB: 0 P: 10	R: 0 E: 0 K: 0 S: 9 H: 1 LOB: 1 BB: 0 P: 12	R: 0 E: 0 K: 0 S: 9 H: 0 LOB: 0 BB: 1 P: 16	R: 0 E: 0 K: 1 S: 18 H: 1 LOB: 2 BB: 0 P: 26	1B: 4 2B: 2 3B: 0 HR: 0 SF: 1 SAC: 0 DP: 1 HBP: 0						

TOP

Kansas City Royals @ Los Angeles Angels

Angel Stadium of Anaheim, Anaheim, CA

Sun May 25 2014, 12:38 PM - 3:41 PM PDT

Att. 36,114 - Sunny - 74 F

livebaseballscorecards.com

AB	30
R	3
H	6
RBI	3
BB	3
SO	8
LOB	9

WP: 1 PA: 34
PB: 0
SB: 1
CS: 1

PITCHER		IP	WLS	BF	H	R	ER	SO	BB	IBB	HBP	BLK	WP	HR	S	P	ERA	WHIP
Garrett Richards, R ERA: 3.0	(1, 1)	7.0		27	5	3	3	7	2	0	0	1	1	0	74	108	3.86	1.000
58 Michael Kohn, R ERA: 2.11	(8, 1)	1.0	W	3	0	0	0	0	1	0	0	0	0	0	9	16	0.00	1.000
49 Ernesto Frieri, R ERA: 4.22	(9, 1)	1.0	S	4	1	0	0	1	0	0	0	0	0	0	18	26	0.00	1.000

PITCHER		IP	WLS	BF	H	R	ER	SO	BB	IBB	HBP	BLK	WP	HR	S	P	ERA	WHIP

BOTTOM

Kansas City Royals @ Los Angeles Angels

Angel Stadium of Anaheim, Anaheim, CA

Sun May 25 2014, 12:38 PM - 3:41 PM PDT

Att. 36,114 - Sunny - 74 F

livebaseballscorecards.com

Batter	1	2	3	4	5	6	7	8	9	AB	R	H	RBI	BB	SO	LOB
47 Howie Kendrick, R (1, 4) OBP: 0.386, SLG: 0.424	B FF 87 B FF 88 B FF 88 C FF 87 X FF 88 3-1 1B		C FF 86 B KC 72 B CH 81 B FF 87 C FF 88 B FF 89 4-2 5 G6-4-3 27 BB BB		F FF 88 X CH 82 0-1 ② L9		B FF 97 X SI 97 1-0 ② F8 2-3			3	0	1	0	1	0	2
27 Mike Trout, R (1, 8) OBP: 0.370, SLG: 0.543	C FF 87 F FF 88 D CH 82 B FF 89 X FF 89 2-2 ① L9		B FF 88 B CH 82 B FF 89 B FF 88 4-0 5 G6-4-3 1-2 BB		B KC 78 C FF 86 B FF 89 B KC 73 F FF 89 D CH 81 4-2 BB		B FF 100 C CH 91 X CH 90 1-1 6 1B 1-3 3-H 2B			2	1	1	1	2	0	1
5 Albert Pujols, R (1, 10) OBP: 0.330, SLG: 0.530	C FF 88 1 SAFE B CH 83 X CH 81 1-1 ② L7		B FF 89 C FF 88 X KC 75 1-1 ① ② G6-4-3 1-2f 2-3		B KC 73 B FF 88 B FF 88 C FF 88 C FF 88 X CH 82 3-2 ③ F9		F FF 99 F SI 100 H CU 80 1-2 6 1B 20 1B HBP			3	0	0	0	0	0	4
6 David Freese, R (1, 5) OBP: 0.267, SLG: 0.292	T FF 88 B FF 88 S CH 81 B CH 82 X FF 90 2-2 ③ L7		C KC 75 D CH 82 S CH 82 F FF 89 S CH 81 1-3 ③ K			X FF 87 0-0 ① F8	C SI 98 F SI 98 D CH 92 X FF 99 1-2 20 1B 1-2 2-H 3-H 1B			4	0	1	2	0	1	2
20 C.J. Cron, R (1, 3) OBP: 0.339, SLG: 0.491		B FF 87 C FF 88 B CH 82 B CH 81 B FF 89 4-1 2 1B BB		C FF 86 B FF 87 B FF 88 B CH 80 B FF 88 4-1 BB		B FF 88 C FF 86 B KC 74 X FF 87 2-1 ② L5	C FF 99 F CH 89 X FF 99 0-2 ③ 1-3 2-H 1B			2	0	1	0	2	0	0
2 Erick Aybar, S (1, 6) OBP: 0.305, SLG: 0.409		X FF 88 0-0 1-2 1B		C KC 74 X FF 87 0-1 ① F8		B KC 73 X FF 88 1-0 ③ G5-3		B CU 73 C FF 92 C CH 83 B CU 74 X FF 93 2-2 ① F8		4	0	1	0	0	0	1
17 Chris Iannetta, R (1, 2) OBP: 0.369, SLG: 0.455		C FF 89 C CH 82 B FF 90 D CH 82 S CH 82 2-3 ① K		B FF 88 1 SAFE S CH 81 S CH 81 S CH 80 1-3 ② K			B FF 86 B SI 86 C FF 87 F FF 86 B CH 80 X FF 87 3-2 47 F8 28 1B 27 2B 1B	C FF 93 B CU 74 B CH 85 X FF 94 2-1 HR		4	2	2	1	0	2	3
56 Kole Calhoun, L (1, 9) OBP: 0.247, SLG: 0.411		B FF 90 X FF 89 1-0 ② F9		C FF 89 F CH 82 S SI 89 0-3 ③ K			C FF 87 B FF 88 F SI 87 F SI 88 F FF 88 1 SAFE S KC 73 1-3 ① K	F FF 94 B FF 93 C CU 73 X CU 73 1-2 ② G4-3		4	0	0	0	0	2	4
7 Collin Cowgill, R (1, 7) OBP: 0.365, SLG: 0.364 28 Raul Ibanez, L (7, PH) OBP: 0.277, SLG: 0.283 (8, 7)		B FF 88 C FF 89 D CH 83 C FF 90 F FF 90 F FF 89 T CH 82 2-2 ③ K			B FF 87 B SI 86 C FF 88 F FF 87 B CH 81 X FF 88 3-2 ① P6		X SI 97 0-0 27 2B 6 1B 1-2 1B	B CU 75 X FF 92 1-0 ③ F7		2	0	0	0	0	1	2
										2	1	1	0	0	0	0
Inning Stats	R: 0 E: 0 K: 0 S: 10 H: 1 LOB: 1 BB: 0 P: 18	R: 0 E: 0 K: 2 S: 11 H: 1 LOB: 2 BB: 1 P: 20	R: 0 E: 0 K: 1 S: 8 H: 0 LOB: 1 BB: 2 P: 18	R: 0 E: 0 K: 2 S: 9 H: 0 LOB: 1 BB: 1 P: 14	R: 0 E: 0 K: 0 S: 10 H: 0 LOB: 1 BB: 1 P: 20	R: 0 E: 0 K: 0 S: 4 H: 0 LOB: 0 BB: 0 P: 7	R: 3 E: 0 K: 1 S: 20 H: 5 LOB: 2 BB: 0 P: 28	R: 1 E: 0 K: 0 S: 9 H: 1 LOB: 0 BB: 0 P: 15		1B: 6 2B: 1 3B: 0 HR: 1 SF: 0 SAC: 0 DP: 1 HBP: 1		WP: 0 PB: 0 SB: 0 CS: 0 PA: 36		

	AB	30
	R	4
	H	8
	RBI	4
	BB	5
	SO	6
	LOB	19

PITCHER		IP	WLS	BF	H	R	ER	SO	BB	IBB	HBP	BLK	WP	HR	S	P	ERA	WHIP
51 Jason Vargas, L ERA: 3.55	(1, 1)	6.1		26	3	1	1	6	5	0	0	0	0	0	60	109	1.42	1.263
40 Kelvin Herrera, R ERA: 1.96	(7, 1)	0.2	B	6	4	2	2	0	0	0	1	0	0	0	12	16	27.00	6.000
55 Tim Collins, L ERA: 5.59	(8, 1)	1.0	L	4	1	1	1	0	0	0	0	0	0	1	9	15	9.00	1.000

PITCHER	IP	WLS	BF	H	R	ER	SO	BB	IBB	HBP	BLK	WP	HR	S	P	ERA	WHIP

Batter	1	2	3	4	5	6	7	8	9	AB	R	H	RBI	BB	SO	LOB
47 Howie Kendrick, R (1, 4) OBP: 0.379, SLG: 0.415	B FF 86 F FF 86 C FF 86 B SL 80 X FF 88 2-2 ① F9		1 SAFE C FF 86 1 SAFE F SL 80 X FF 87 0-2 ③ G4-3			1 SAFE B SL 78 F FF 86 S FF 84 B CH 79 X CH 79 2-2 ② FC6-4 1-2f		B FC 91 B FC 91 C SI 92 C CU 75 F S CU 76 2-3 ③ K2-3		4	0	0	0	0	1	2
27 Mike Trout, R (1, 8) OBP: 0.368, SLG: 0.537	B FF 86 C FF 87 X FF 86 1-1 ② F9			C FF 86 B SL 80 S FF 86 X SL 80 1-2 ① L9		F FF 86 B FF 84 F FF 85 1 SAFE S SL 79 1-3 ③ K			C B SI 97 C SI 95 B SI 96 X CH 83 2-2 5 G6-4-3 1B	4	0	1	0	0	1	1
5 Albert Pujols, R (1, 3) OBP: 0.329, SLG: 0.540	C FF 86 S SL 80 S SL 79 0-3 ③ K			C FF 87 B FF 86 X FF 88 1-1 ② F7			B C SL 78 B FF 84 F FF 86 X FF 87 2-2 HR		C SI 97 B CH 85 X 1-1 ①② G6-4-3 1-2f	4	1	1	1	0	1	1
6 David Freese, R (1, 5) OBP: 0.267, SLG: 0.284		B FF 86 F FF 86 B SL 79 F FF 87 B SL 79 B FF 88 4-2 2 L3 BB		S SL 80 S SL 79 B FF 88 B FF 87 X SL 80 2-2 ③ F8			C SL 77 B SL 79 X FF 86 1-1 ① P3		S X SI 95 0-1 ③ G6-3	3	0	0	0	1	0	0
28 Raul Ibanez, L (1, 7) OBP: 0.278, SLG: 0.279		B FF 86 S CH 78 F SL 80 S CH 79 1-3 ① K			F CH 78 S SL 79 B FF 86 S SL 80 1-3 ① K		B SL 77 B CH 79 B FF 86 C FF 84 B CH 79 4-1 BB			2	0	0	0	1	2	1
2 Erick Aybar, S (1, 6) OBP: 0.300, SLG: 0.402		1 SAFE X FF 86 0-0 ②③ L3 1-1			B SL 79 F FF 87 X CH 79 1-1 ② G3		X SI 91 0-0 ② F8			3	0	0	0	0	0	2
20 C.J. Cron, R (1, 10) OBP: 0.322, SLG: 0.464			B FF 86 C FF 87 B SL 80 F FF 86 F FF 88 F SL 80 B SL 80 X FF 88 3-2 ① F9		C SL 79 B FF 86 B SL 79 X FF 87 2-1 ③ F8		D SL 79 B FF 92 F FF 92 F FF 92 B SI 92 X FF 91 3-2 ③ L8			3	0	0	0	0	0	1
16 Hank Conger, L (1, 2) 17 Chris Iannetta, R (8, PH) OBP: 0.366, SLG: 0.451 (8, 2)			B FF 87 C FF 87 S SL 80 F SL 81 B FF 89 B SL 80 F FF 87 C FF 88 3-3 ② K			B FF 86 F CH 79 B SL 80 F FF 88 X SL 80 2-2 ① F9		X CU 75 0-0 ① F8		2 1	0 0	0 0	0 0	0 0	1 0	0 0
56 Kole Calhoun, L (1, 9) OBP: 0.263, SLG: 0.413			B FF 87 B FF 87 B FF 87 B FF 85 4-0 BB			B FF 87 S SL 80 X CH 79 1-1 47 FC6-4 1B		B FC 89 C FC 90 B SI 93 B FC 90 X FC 90 3-1 ② F8		2	0	1	0	1	0	0
Inning Stats	R: 0 H: 0 E: 0 LOB: 0 K: 1 BB: 0 S: 8 P: 11	R: 0 H: 0 E: 0 LOB: 0 K: 1 BB: 1 S: 6 P: 11	R: 0 H: 0 E: 0 LOB: 1 K: 1 BB: 1 S: 13 P: 23	R: 0 H: 0 E: 0 LOB: 0 K: 0 BB: 0 S: 8 P: 12	R: 0 H: 0 E: 0 LOB: 0 K: 1 BB: 0 S: 7 P: 11	R: 0 H: 1 E: 0 LOB: 1 K: 1 BB: 0 S: 11 P: 17	R: 1 H: 1 E: 0 LOB: 1 K: 0 BB: 1 S: 10 P: 20	R: 0 H: 0 E: 0 LOB: 0 K: 1 BB: 0 S: 7 P: 12	R: 0 H: 1 E: 0 LOB: 0 K: 0 BB: 0 S: 7 P: 10	1B: 2 SF: 0 2B: 1 SAC: 0 3B: 0 DP: 2 HR: 1 HBP: 0						

TOP

Los Angeles Angels @ Seattle Mariners

Safeco Field, Seattle, WA

Mon May 26 2014, 1:13 PM - 3:52 PM PDT

Att. 22,710 - Partly Cloudy - 64 F

livebaseballscorecards.com

AB	28
R	1
H	3
RBI	1
BB	3
SO	6
LOB	8

PITCHER		IP	WLS	BF	H	R	ER	SO	BB	IBB	HBP	BLK	WP	HR	S	P	ERA	WHIP
53 Chris Young, R ERA: 3.3	(1, 1)	6.1	W	23	2	1	1	5	3	0	0	0	0	1	59	98	1.42	0.789
41 Charlie Furbush, L ERA: 5.02	(7, 1)	0.2		2	0	0	0	0	0	0	0	0	0	0	4	7	0.00	0.000
40 Danny Farquhar, R ERA: 2.59	(8, 1)	1.0		3	0	0	0	1	0	0	0	0	0	0	7	12	0.00	0.000
56 Fernando Rodney, R ERA: 2.79	(9, 1)	1.0		3	1	0	0	0	0	0	0	0	0	0	7	10	0.00	1.000

PITCHER	IP	WLS	BF	H	R	ER	SO	BB	IBB	HBP	BLK	WP	HR	S	P	ERA	WHIP

Batter	1	2	3	4	5	6	7	8	9	AB	R	H	RBI	BB	SO	LOB
99 James Jones, L (1, 8) OBP: 0.351, SLG: 0.400	C SI 94 F SI 93 B FF 95 X CU 77 1-2 55 1B 22 1B 1B	X 0-0 E6 55 S 55 3B 3-H		S SI 93 S FF 92 S FF 93 0-3 ② K			X FF 90 0-0 ② F7			4	2	1	0	0	1	0
55 Michael Saunders, L (1, 9) OBP: 0.323, SLG: 0.410	X SI 93 0-0 22 1B 17 G5-3 1-2 1B	B B X 2-0 22 1B 1-H 3B		C CU 76 S CU 78 T SI 92 0-2 ③ K			C FF 92 B SI 93 B CU 76 B SI 92 F FF 92 B FF 92 4-2 BB			3	2	2	1	1	1	0
22 Robinson Canó, L (1, 4) OBP: 0.377, SLG: 0.429	F FF 93 S SI 92 F FF 93 X CU 79 0-2 17 G5-3 1-3 2-H 1B	F CU 78 B SI 93 B SI 91 B FF 92 X SI 92 3-1 17 S 3-H 1B			B SI 92 C FF 93 X FF 92 1-1 17 G4-6-3 1B		1 SAFE 1 SAFE C CU 73 X CU 76 0-1 ③ G3			4	0	3	2	0	0	1
17 Justin Smoak, S (1, 3) OBP: 0.297, SLG: 0.392	C SI 93 B SI 93 X CH 86 1-1 ① G5-3 1-2 3-H	B SI 94 B CH 86 B SI 94 B SI 92 4-0 1-2 BB			1 SAFE C CU 76 S SI 93 X CU 77 0-2 ①② G4-6-3 1-2f			B CH 85 B CH 84 F FF 93 B FF 96 B SI 96 4-1 15 WP BB		2	0	0	1	2	0	2
3 Mike Zunino, R (1, 2) OBP: 0.284, SLG: 0.437	S CH 86 F SI 94 C CU 80 0-3 ② K	C CU 78 F SI 93 C CU 78 0-3 ③ K			B FF 93 B FF 93 F FF 94 X FF 93 2-1 ③ F8			S SI 94 S SI 96 S 0-3 ① K		4	0	0	0	0	3	4
15 Kyle Seager, L (1, 5) OBP: 0.340, SLG: 0.425	C CU 78 C CU 79 B FF 93 F FF 94 F CU 79 B CU 78 B SI 92 S CU 77 3-3 ③ K		X SI 92 0-0 ① L3			X SI 93 0-0 ① P4		B CH 87 B FF 94 B CH 86 I IN 82 4-0 7 F7 1-2 IBB		3	0	0	0	1	1	1
7 Stefen Romero, R (1, 10) OBP: 0.245, SLG: 0.320		B T SI 93 X CH 85 1-1 ① G4-3	C SI 91 F CU 77 C CU 77 0-3 ② K			C FF 92 B CH 86 C CH 85 S FF 93 1-3 ② K		B SI 95 F F FF 95 B SI 96 1 SAFE X SL 79 2-2 ②③ F7 1-2		4	0	0	0	0	2	2
13 Dustin Ackley, L (1, 7) OBP: 0.307, SLG: 0.407		B FF 94 X FF 93 1-0 6 G6-3 6 S 99 E 1B	C FF 92 X CU 77 0-1 ③ G6-3			B FF 93 B CU 77 X FF 90 2-0 ③ L8				3	1	1	0	0	0	0
6 Nick Franklin, S (1, 6) OBP: 0.235, SLG: 0.207		D CH 86 1 SAFE B CH 87 C SI 92 B CU 78 X 3-1 ② G6-3 1-3		B SI 92 B SI 92 C SI 90 B SI 92 F FF 93 X SI 93 3-2 ① F9			B CH 83 F FF 91 F CU 76 T FF 92 1-2 ① K			3	0	0	0	0	1	1
Inning Stats	R: 2 E: 0 K: 2 S: 18 H: 3 LOB: 1 BB: 0 P: 23	R: 3 E: 1 K: 1 S: 12 H: 3 LOB: 2 BB: 1 P: 26	R: 0 E: 0 K: 1 S: 6 H: 0 LOB: 0 BB: 0 P: 6	R: 0 E: 0 K: 2 S: 9 H: 0 LOB: 0 BB: 0 P: 12	R: 0 E: 0 K: 0 S: 7 H: 1 LOB: 0 BB: 0 P: 10	R: 0 E: 0 K: 1 S: 5 H: 0 LOB: 0 BB: 0 P: 8	R: 0 E: 0 K: 1 S: 8 H: 0 LOB: 1 BB: 1 P: 13	R: 0 E: 0 K: 1 S: 7 H: 0 LOB: 1 BB: 2 P: 17		1B: 6 2B: 0 3B: 1 HR: 0 SF: 0 SAC: 0 DP: 1 HBP: 0						

PITCHER	IP	WLS	BF	H	R	ER	SO	BB	IBB	HBP	BLK	WP	HR	S	P	ERA	WHIP
45 Tyler Skaggs, L (1, 1) ERA: 3.97	7.0	L	30	7	5	2	8	2	0	0	0	0	0	65	98	2.57	1.286
58 Michael Kohn, R (8, 1) ERA: 2.01	1.0		4	0	0	0	1	1	1	0	0	1	0	7	17	0.00	1.000

PITCHER	IP	WLS	BF	H	R	ER	SO	BB	IBB	HBP	BLK	WP	HR	S	P	ERA	WHIP

BOTTOM

Los Angeles Angels @ Seattle Mariners

Safeco Field, Seattle, WA

Mon May 26 2014, 1:13 PM - 3:52 PM PDT

Att. 22,710 - Partly Cloudy - 64 F

livebaseballscorecards.com

AB	30
R	5
H	7
RBI	4
BB	4
SO	9
LOB	11

WP: 1	PB: 0	SB: 3	CS: 0	PA: 34		

Batter	1	2	3	4	5	6	7	8	9	AB	R	H	RBI	BB	SO	LOB
47 Howie Kendrick, R (1, 4) OBP: 0.371, SLG: 0.405	B SI 90 C SI 90 S CH 84 B CH 84 X SI 92 2-2 ① G1-4-3	B CU 77 X SI 91 1-0 ③ F9		T CH 84 F CU 77 D CU 80 X SI 92 1-2 ①② G6-4-3 1-2f 2-3 3-H			S SI 91 X CU 78 0-1 ① G3 2-3		B FF 95 F FF 95 X CU 78 1-1 ① G5-3	5	0	0	0	0	0	4
27 Mike Trout, R (1, 8) OBP: 0.368, SLG: 0.534	B CH 84 S CH 85 F FF 91 B SI 92 S CU 79 2-3 ② K		C CH 82 B SI 90 C SI 90 B FF 92 F SI 92 B CH 85 B CH 83 4-2 6 1B BB	B SI 91 X CH 86 1-0 ③ F9			C SI 94 F SI 95 F FF 95 D SL 84 B SL 82 X FF 95 2-2 ② SF9 3-H		X SL 92 0-0 1B	3	0	1	1	1	1	1
5 Albert Pujols, R (1, 3) OBP: 0.326, SLG: 0.529	F SI 91 X SI 92 0-1 ③ G6-3		B SI 91 1 SAFE C CH 84 F FF 91 B SI 92 X SI 92 2-2 ① P5		B SI 90 X SI 90 1-0 ① P3		B FC 89 B SL 83 B FC 90 B FF 95 4-0 BB		C SL 86 F SI 95 S FF 95 0-3 ② K	4	0	0	0	1	1	2
6 David Freese, R (1, 5) OBP: 0.274, SLG: 0.301 28 Raul Ibanez, L (9, PH) OBP: 0.276, SLG: 0.276 8 John McDonald, R (9, 5) OBP: 0.324, SLG: 0.267		C CH 88 X SI 90 0-1 20 2B 2B	D CH 85 1 SAFE F SI 91 C CH 85 1 SAFE D CU 78 B CH 86 F SI 92 X CH 86 3-2 2 FC4-6 1-3 1B		C SI 92 B CH 85 X SI 91 1-1 ② L9		B FF 94 F SI 94 D SL 84 C SI 93 C FF 96 2-3 ③ K		1 SAFE X CH 87 0-0 ③ L4	4 1 0	1 0 0	2 0 0	0 0 0	0 0 0	1 0 0	1 1 0
20 C.J. Cron, R (1, 10) OBP: 0.333, SLG: 0.533		C SI 90 C CH 84 X CU 78 0-2 2 2B 2-H 2B	C SI 91 F SI 91 S CH 86 0-3 ② K		C SI 92 F SI 92 B SI 91 F CH 88 S CU 82 1-3 ③ K			F SI 95 S SL 88 X FF 96 0-2 HR		4	2	2	2	0	2	2
2 Erick Aybar, S (1, 6) OBP: 0.300, SLG: 0.404		L SI 91 X CH 85 0-1 17 2B 2-H 2B	B SI 92 X CH 85 1-0 ③ FC4-6 1-2f		B SI 90 X FF 90 1-0 ① L7			B FF 97 F CH 88 F SI 97 B CU 80 S CU 78 2-3 ① K		4	1	1	1	0	1	2
10 Grant Green, R (1, 7) OBP: 0.404, SLG: 0.510 56 Kole Calhoun, L (8, PH) OBP: 0.259, SLG: 0.408 (8, 9)		B SI 91 F SI 90 B CU 78 X SI 91 2-1 ① L9		F SI 90 X CH 84 0-1 7 1B 17 HBP 47 G6-4-3 1B		B CH 84 F SI 91 C CU 76 C CU 79 1-3 ② K		B SI 97 B SI 96 X SI 95 2-0 ② G4-3		3 1	1 0	1 0	0 0	0 0	1 0	1 0
17 Chris Iannetta, R (1, 2) OBP: 0.378, SLG: 0.467		B CH 85 B CH 84 X SI 91 2-0 2-H 2B		H CU 78 1-0 47 G6-4-3 7 1B 1-2 HBP		C CU 76 S CH 85 B CU 80 X SI 91 1-2 ③ G5-3		C CU 78 B SL 90 X SI 96 1-1 7 S 1B		3	0	2	1	0	0	0
7 Collin Cowgill, R (1, 9) OBP: 0.369, SLG: 0.377 (8, 7)		B CU 77 B SI 90 C SI 90 C CH 87 B SI 92 S CH 85 3-3 ② K		X SI 91 0-0 47 G6-4-3 1-2 2-3 1B			B SI 90 X CH 85 1-0 47 G3 27 SF9 2B	B SL 90 S FF 96 C CU 76 S CU 79 1-3 ③ K 1-2		4	1	2	0	0	2	2
Inning Stats	R: 0 E: 0 K: 1 S: 8 H: 0 LOB: 0 BB: 0 P: 12	R: 3 E: 0 K: 1 S: 14 H: 4 LOB: 1 BB: 0 P: 22	R: 0 E: 0 K: 1 S: 14 H: 1 LOB: 2 BB: 1 P: 24	R: 1 E: 0 K: 0 S: 7 H: 2 LOB: 1 BB: 0 P: 10	R: 0 E: 0 K: 1 S: 7 H: 0 LOB: 0 BB: 0 P: 10	R: 0 E: 0 K: 1 S: 7 H: 0 LOB: 0 BB: 0 P: 10	R: 1 E: 0 K: 1 S: 10 H: 1 LOB: 1 BB: 1 P: 19	R: 1 E: 0 K: 2 S: 12 H: 2 LOB: 1 BB: 0 P: 18	R: 0 E: 0 K: 1 S: 7 H: 1 LOB: 1 BB: 0 P: 8	1B: 5 2B: 5 3B: 0 HR: 1 SF: 1 SAC: 0 DP: 1 HBP: 1						

PITCHER	IP	WLS	BF	H	R	ER	SO	BB	IBB	HBP	BLK	WP	HR	S	P	ERA	WHIP
29 Roenis Elías, L (1, 1) ERA: 4.02	6.1	L	28	8	5	5	5	1	0	1	0	0	0	60	92	7.11	1.421
52 Dominic Leone, R (7, 1) ERA: 1.29	0.2		3	0	0	0	1	1	0	0	0	0	0	7	15	0.00	1.500
54 Tom Wilhelmsen, R (8, 1) ERA: 3.16	2.0		9	3	1	1	3	0	0	0	0	0	1	19	26	4.50	1.500

PITCHER	IP	WLS	BF	H	R	ER	SO	BB	IBB	HBP	BLK	WP	HR	S	P	ERA	WHIP

TOP

Los Angeles Angels @ Seattle Mariners

Safeco Field, Seattle, WA

Tue May 27 2014, 7:11 PM - 10:13 PM PDT

Att. 13,064 - Clear - 64 F

livebaseballscorecards.com

AB	36
R	6
H	11
RBI	5
BB	2
SO	9
LOB	16

Batter	1	2	3	4	5	6	7	8	9	AB	R	H	RBI	BB	SO	LOB
99 James Jones, L (1, 8) OBP: 0.329, SLG: 0.373	B SI 84 F FF 84 S CU 68 F SI 88 B SI 86 S CU 68 2-3 K ①		C SI 86 S CU 70 B SI 85 B SI 86 X CH 77 2-2 F7 ②	B SI 85 C CU 70 S SI 85 X CU 70 1-2 P5 ③ 1-2 2-3 3-H		1 SAFE S CU 65 C SI 85 S CU 75 0-3 K ③ 1-2			C SI 96 B FF 95 X FF 96 1-1 G6-3 ②	5	0	0	0	0	2	3
55 Michael Saunders, L (1, 9) OBP: 0.326, SLG: 0.405	X SI 86 0-0 L9 ②		C CU 70 B SI 85 X CH 79 1-1 1B	F SI 85 C SI 86 B FF 86 B SI 85 B SI 86 S CU 70 3-3 K ①			B CH 86 C SI 86 C SI 87 F SL 77 F SI 86 X CH 86 1-2 P6 ①		C FF 95 B SL 83 C SL 83 B FF 94 B FF 95 B FF 95 4-2 22 DI 22 1B BB	4	1	1	0	1	1	0
22 Robinson Canó, L (1, 10) OBP: 0.377, SLG: 0.428	C CU 68 X CU 68 0-1 G6-3 ③		C CH 79 C SI 86 1 SAFE D SL 77 1 SAFE B FF 85 X CU 71 2-2 G6-3 ③		S CH 78 X FF 86 0-1 L6 ②		F FF 90 B SI 91 F SI 91 B CH 86 F SI 93 F CH 87 B FF 92 X SI 93 3-2 17 G5-6-3 1B		C FF 94 X SI 96 0-1 17 DI 1-H 1B	5	0	2	1	0	0	1
17 Justin Smoak, S (1, 3) OBP: 0.304, SLG: 0.408 16 Cole Gillespie, R (9, PR) OBP: 0.310, SLG: 0.269		B FF 84 C CU 69 F CH 78 B SI 86 B SL 77 F CH 77 C SI 85 3-3 K ①	C CU 70 B SI 84 X FF 85 1-1 HR	C SI 86 B SL 79 C SI 86 B FF 86 F CH 79 F CH 75 B CH 79 B CU 72 4-2 15 1B BB			B FF 91 C CH 86 S CH 87 X CH 87 1-2 G5-6-3 ②③ 1-2f		B SL 82 B SL 80 B SL 81 B FF 94 4-0 1-3 BB	3 0	1 0	1 0	1 0	2 0	1 0	1 0
15 Kyle Seager, L (1, 5) OBP: 0.342, SLG: 0.424		C SI 85 B SL 77 C SI 86 B CH 79 F CU 69 F FC 89 S CH 79 2-3 K ②	F CH 80 X CU 72 0-1 13 FC4-6 1B	S CU 71 B SI 84 F SI 85 X SL 78 1-2 1-2 1B				B SI 87 B SI 88 C SI 88 C SL 79 B SL 80 X SI 90 3-2 L1 ①	F FF 95 F SI 95 X FF 95 0-2 F8 ③	5	0	2	0	0	1	2
13 Dustin Ackley, L (1, 7) OBP: 0.311, SLG: 0.412		C CU 69 X CH 80 0-1 6 1B 2B	B FF 86 B SI 84 X CU 68 2-0 ① FC4-6 6 1B 99 WP 1-2f	B SI 85 X SI 85 1-0 ③ G4-3				F SI 88 B SI 91 B SI 88 F SI 88 B SL 80 F SI 88 B SI 90 4-2 BB		3	2	1	0	1	0	3
6 Nick Franklin, S (1, 4) OBP: 0.263, SLG: 0.242		B SI 86 B CU 69 X CH 80 2-0 2-H 1B	C SI 84 F CU 70 B FC 85 X CH 80 1-2 99 WP 5 BB 1-3 1B			C SI 85 X CU 72 0-1 ① F8		B SI 88 F SI 87 X SI 89 1-1 ② L8	4	0	2	1	0	0	1
3 Mike Zunino, R (1, 2) OBP: 0.276, SLG: 0.424		1 SAFE F FF 86 B CH 79 D SL 79 X FF 87 2-1 P6 ③	X SL 78 0-0 P4 ②			B CH 80 X CU 71 1-0 P6 ②		B SI 88 S SI 89 B SI 89 C SL 80 F SI 90 S SL 79 2-3 K ③	4	0	0	0	0	1	4
5 Brad Miller, L (1, 6) OBP: 0.230, SLG: 0.247			X SI 85 0-0 F7 ①	B FF 86 B CU 70 B CU 71 B CH 80 4-0 99 WP 1-2 BB		B SI 85 B CU 71 C SI 85 C SI 84 B CH 76 B SI 86 4-2 99 S BB			B FF 95 C FF 94 X SL 80 1-1 F7 ①	2	0	0	0	2	0	0
Inning Stats	R: 0 E: 0 K: 1 S: 7 H: 0 LOB: 0 BB: 0 P: 9	R: 1 E: 0 K: 2 S: 14 H: 2 LOB: 1 BB: 0 P: 23	R: 0 E: 0 K: 0 S: 9 H: 1 LOB: 1 BB: 0 P: 14	R: 2 E: 0 K: 0 S: 12 H: 3 LOB: 2 BB: 1 P: 21	R: 0 E: 0 K: 1 S: 13 H: 1 LOB: 2 BB: 1 P: 22	R: 0 E: 0 K: 1 S: 8 H: 0 LOB: 1 BB: 0 P: 13	R: 0 E: 0 K: 0 S: 13 H: 1 LOB: 0 BB: 0 P: 18	R: 0 E: 0 K: 1 S: 12 H: 0 LOB: 1 BB: 1 P: 22	R: 1 E: 0 K: 0 S: 11 H: 1 LOB: 2 BB: 2 P: 21	1B: 7 2B: 1 3B: 0 HR: 1 SF: 0 SAC: 0 DP: 1 HBP: 0						

PITCHER		IP	WLS	BF	H	R	ER	SO	BB	IBB	HBP	BLK	WP	HR	S	P	ERA	WHIP
36 Jered Weaver, R ERA: 2.99	(1, 1)	6.0	W	28	7	3	3	5	3	0	0	0	1	1	63	102	4.50	1.667
24 Sean Burnett, L ERA: 13.5	(7, 1)	0.1	H	1	0	0	0	0	0	0	0	0	0	0	5	6	0.00	0.000
59 Fernando Salas, R ERA: 2.49	(7, 1)	0.2	H	2	1	0	0	0	0	0	0	0	0	0	8	12	0.00	1.500
38 Joe Smith, R ERA: 2.14	(8, 1)	1.0	H	4	0	0	0	1	1	0	0	0	0	0	12	22	0.00	1.000
49 Ernesto Frieri, R ERA: 4.43	(9, 1)	1.0	S	6	1	1	1	0	2	0	0	0	0	0	11	21	9.00	3.000

PITCHER	IP	WLS	BF	H	R	ER	SO	BB	IBB	HBP	BLK	WP	HR	S	P	ERA	WHIP

BOTTOM

Los Angeles Angels @ Seattle Mariners

Safeco Field, Seattle, WA

Tue May 27 2014, 7:11 PM - 10:13 PM PDT

Att. 13,064 - Clear - 64 F

livebaseballscorecards.com

AB	35
R	4
H	9
RBI	3
BB	6
SO	6
LOB	15

Batter	1	2	3	4	5	6	7	8	9	AB	R	H	RBI	BB	SO	LOB
47 Howie Kendrick, R (1, 4) OBP: 0.368, SLG: 0.402	B SI 92 C SI 92 X SL 86 1-1 G6-3 ①			C CU 79 B SI 92 X SL 85 1-1 6 CS 27 BB 1B		B CH 88 C SI 92 B CH 88 1 SAFE B CH 89 X SI 93 3-1 G6-4-3 ①② 1-2f			C SI 93 B CU 82 X CH 89 1-1 L8 ②	4	0	1	0	0	0	1
27 Mike Trout, R (1, 8) OBP: 0.371, SLG: 0.531	C SI 94 F FF 92 B SI 94 F SI 94 B SI 94 T FF 95 2-2 K ②			D CH 90 F CH 89 F FF 94 B FF 94 B FF 94 F SI 93 B SI 94 4-2 1-2 BB		B SI 92 B SI 93 B SI 94 C SI 92 X FF 92 3-1 P3 ③			B SI 94 X SI 92 1-0 5 DI 5 2B 1B	3	1	1	0	1	1	0
5 Albert Pujols, R (1, 3) OBP: 0.325, SLG: 0.529	B SI 94 C SI 94 B SI 94 C CU 82 S SI 93 2-3 K ③			B SI 94 F CH 90 S CH 91 F CH 90 X SL 85 1-2 F7 ①			C SL 84 B CH 89 C SI 92 F CU 80 F CH 89 X CH 90 1-2 F8 ①		C SL 86 D CH 91 D SL 86 X SI 93 2-1 1-H 2B	4	0	1	1	0	1	2
6 David Freese, R (1, 5) OBP: 0.266, SLG: 0.291		F SI 92 C SI 92 T SI 94 0-2 K ①		S CH 90 B SI 94 S CH 90 S CH 91 1-3 K ②③ 2-3			C SI 92 B SI 93 X CU 81 1-1 G3-1 ②		C SI 93 C SI 94 X CH 83 0-2 L6 ③	4	0	0	0	0	2	3
28 Raul Ibanez, L (1, 10) OBP: 0.270, SLG: 0.270		B SI 93 B CH 89 C SI 93 F CU 81 S FF 94 2-3 K ②			C CU 79 X CH 87 0-1 P3 ①		B SI 92 X CH 90 1-0 G5-3 ③			3	0	0	0	0	1	0
2 Erick Aybar, S (1, 6) OBP: 0.300, SLG: 0.403		X SI 94 0-0 L7 ③			B CH 88 C SI 93 B CU 79 X CH 89 2-1 56 S 1B			C CH 86 B CU 79 C CU 80 B SI 93 X SL 84 2-2 G4-3 ①		3	0	1	0	0	0	0
56 Kole Calhoun, L (1, 9) OBP: 0.250, SLG: 0.392			B SI 92 B SI 92 X SI 92 2-0 G1-3 ①		F CH 88 S CU 82 F FF 94 B FF 94 D CH 91 S CH 91 2-3 K ② 1-2			F CU 80 X CH 90 0-1 G5-3 ②		3	0	0	0	0	1	1
16 Hank Conger, L (1, 2) OBP: 0.350, SLG: 0.486			X SI 93 0-0 F8 ②		D SL 82 B CH 90 B CH 89 X SI 93 3-0 L8 ③			B CH 89 B SI 93 C SI 92 C CU 81 C FF 93 2-3 K ③		3	0	0	0	0	1	1
7 Collin Cowgill, R (1, 7) OBP: 0.368, SLG: 0.371			B SI 93 C SI 92 B SL 84 S SL 84 C SI 94 2-3 K ③			B SL 84 B SI 92 B SI 93 B SI 92 4-0 47 G6-4-3 1 BB			C SL 84 S CH 88 S CH 91 0-3 K2-3 ①	2	0	0	0	1	2	0
Inning Stats	R: 0 E: 0 K: 2 S: 9 H: 0 LOB: 0 BB: 0 P: 14	R: 0 E: 0 K: 2 S: 7 H: 0 LOB: 0 BB: 0 P: 9	R: 0 E: 0 K: 1 S: 5 H: 0 LOB: 0 BB: 0 P: 9	R: 0 E: 0 K: 1 S: 12 H: 1 LOB: 1 BB: 1 P: 19	R: 0 E: 0 K: 1 S: 9 H: 1 LOB: 1 BB: 0 P: 16	R: 0 E: 0 K: 0 S: 4 H: 0 LOB: 0 BB: 1 P: 14	R: 0 E: 0 K: 0 S: 8 H: 0 LOB: 0 BB: 0 P: 11	R: 0 E: 0 K: 1 S: 8 H: 0 LOB: 0 BB: 0 P: 12	R: 1 E: 0 K: 1 S: 11 H: 2 LOB: 1 BB: 0 P: 15	1B: 3 2B: 1 3B: 0 HR: 0 SF: 0 SAC: 0 DP: 1 HBP: 0						

PITCHER	IP	WLS	BF	H	R	ER	SO	BB	IBB	HBP	BLK	WP	HR	S	P	ERA	WHIP
34 Félix Hernández, R (1, 1) ERA: 2.57	8.2	W	30	4	1	1	9	2	0	0	0	0	0	70	116	1.04	0.692
56 Fernando Rodney, R (9, 1) ERA: 2.75	0.1	S	1	0	0	0	0	0	0	0	0	0	0	3	3	0.00	0.000

PITCHER	IP	WLS	BF	H	R	ER	SO	BB	IBB	HBP	BLK	WP	HR	S	P	ERA	WHIP

TOP

Los Angeles Angels @ Seattle Mariners

Safeco Field, Seattle, WA

Wed May 28 2014, 7:11 PM - 9:40 PM PDT

Att. 13,895 - Roof Closed - 63 F

livebaseballscorecards.com

AB	29
R	1
H	4
RBI	1
BB	2
SO	9
LOB	8

WP: 0 PA: 31
PB: 0
SB: 1
CS: 1

Batter	1	2	3	4	5	6	7	8	9	AB	R	H	RBI	BB	SO	LOB
99 James Jones, L (1, 8) OBP: 0.326, SLG: 0.367	B FC 90 C SI 90 X SI 91 1-1 7 CS 1B		C FF 90 S CU 76 F CU 75 B SI 91 S CU 78 1-3 K 7 FC5-4			B CU 74 C CU 76 X CU 76 1-1 ① G4-3		S CU 78 S CU 79 B CU 79 B SI 92 X CU 78 2-2 ② G5-3		4	0	1	0	0	1	0
7 Stefen Romero, R (1, 9) OBP: 0.254, SLG: 0.321 55 Michael Saunders, L (8, PR) OBP: 0.326, SLG: 0.405 (9, 9)	1 SAFE B SI 89 S CH 83 1 SAFE S CU 74 B SL 83 X FF 92 2-2 ①② L9 1-2		1 SAFE C SI 88 X CU 74 0-1 ① FC5-4 22 G3-6-3 1-2f			C SI 91 B FF 91 S CU 77 B CU 77 X CH 87 2-2 22 G3-6-3 1B		C CH 86 H FF 91 1-1 HBP		3 0	0 0	1 0	0 0	0 0	0 0	2 0
22 Robinson Canó, L (1, 4) OBP: 0.371, SLG: 0.420	B SI 93 X SI 92 1-0 ③ G1-3		X SI 90 0-0 ②③ G3-6-3 1-2f			D CU 77 S SI 91 C SI 91 X SI 90 1-2 ②③ G3-6-3 1-2f		1 SAFE C CH 86 B SI 96 1 SAFE F SI 96 S CU 84 1-3 ③ K		4	0	0	0	0	1	3
17 Justin Smoak, S (1, 3) OBP: 0.305, SLG: 0.406		C SI 91 S SL 82 B SI 90 B SI 91 X SL 82 2-2 4 G5-3 15 BB 3 1B 1B	F SI 91 B FF 91 F SI 90 F CU 77 S SL 82 1-3 ① K				B CH 85 B FC 87 C CU 78 C SI 92 C SI 92 2-3 ① K			3	1	1	0	0	2	0
15 Kyle Seager, L (1, 5) OBP: 0.342, SLG: 0.420		B FF 90 B FF 90 B SI 91 B SI 91 4-0 4 G5-3 3 1B 1-2 BB	X SI 91 0-0 ② L4				B CU 77 B SI 91 C SI 92 B CU 79 C SI 91 X SI 92 3-2 ② G4-3			2	1	0	0	1	0	0
4 John Buck, R (1, 10) OBP: 0.302, SLG: 0.263		C CU 75 X FF 90 0-1 ① G5-3 1-2 2-3	C CH 85 B CH 88 C CU 77 F SI 91 F SL 81 B CU 77 F SI 91 B SI 92 X CH 86 3-2 ③ P4				C SI 91 B SI 92 B FF 92 B SI 91 B FF 91 4-1 BB			2	0	0	0	1	0	2
13 Dustin Ackley, L (1, 7) OBP: 0.306, SLG: 0.404		B CU 75 C CU 77 C SI 91 B SL 83 X CU 76 2-2 ② P5			B FF 90 B SI 89 X SI 88 2-0 ① P5		B CU 77 D CU 76 S FC 87 C FF 90 X FF 88 2-2 ③ G1-3			3	0	0	0	0	0	3
3 Mike Zunino, R (1, 2) OBP: 0.284, SLG: 0.451		B CH 85 B CU 76 B CU 76 C SI 91 X SI 91 3-1 2-H 3-H 1B			C SI 91 B SL 81 B FF 90 X CH 86 2-1 ② F9			X SI 90 0-0 HR		3	1	2	3	0	0	0
6 Nick Franklin, S (1, 6) OBP: 0.244, SLG: 0.222		B SI 91 F CH 85 X SI 91 1-1 ③ F9			C SI 90 S FC 88 B CU 77 C SI 90 1-3 ③ K			B CH 85 B CH 85 B SI 91 C SI 90 F SI 91 C SI 91 3-3 ① K		3	0	0	0	0	2	1
Inning Stats	R: 0 E: 0 K: 0 S: 6 H: 1 LOB: 0 BB: 0 P: 10	R: 2 E: 0 K: 0 S: 12 H: 2 LOB: 1 BB: 1 P: 24	R: 0 E: 0 K: 1 S: 7 H: 0 LOB: 0 BB: 0 P: 8	R: 0 E: 0 K: 1 S: 11 H: 0 LOB: 0 BB: 0 P: 15	R: 0 E: 0 K: 1 S: 6 H: 0 LOB: 0 BB: 0 P: 11	R: 0 E: 0 K: 0 S: 8 H: 1 LOB: 0 BB: 0 P: 12	R: 0 E: 0 K: 1 S: 10 H: 0 LOB: 1 BB: 1 P: 21	R: 1 E: 0 K: 2 S: 11 H: 1 LOB: 1 BB: 0 P: 18		1B: 4 2B: 0 3B: 0 HR: 1 SF: 0 SAC: 0 DP: 2 HBP: 1						

PITCHER		IP	WLS	BF	H	R	ER	SO	BB	IBB	HBP	BLK	WP	HR	S	P	ERA	WHIP
33 C.J. Wilson, L ERA: 3.05	(1, 1)	7.2	L	29	5	3	3	5	2	0	1	0	1	1	68	115	3.52	0.913
40 Kevin Jepsen, R ERA: 4.41	(8, 1)	0.1		1	0	0	0	1	0	0	0	0	0	0	3	4	0.00	0.000

PITCHER	IP	WLS	BF	H	R	ER	SO	BB	IBB	HBP	BLK	WP	HR	S	P	ERA	WHIP

BOTTOM

Los Angeles Angels @ Seattle Mariners

Safeco Field, Seattle, WA

Wed May 28 2014, 7:11 PM - 9:40 PM PDT

Att. 13,895 - Roof Closed - 63 F

livebaseballscorecards.com

AB	27
R	3
H	5
RBI	3
BB	2
SO	6
LOB	11

WP: 1 PA: 30
PB: 0
SB: 0
CS: 1

Los Angeles Angels @ Seattle Mariners

Safeco Field, Seattle, WA

Thu May 29 2014, 7:12 PM - 10:20 PM PDT

Att. 11,657 - Partly Cloudy - 62 F

livebaseballscorecards.com

Batter	1	2	3	4	5	6	7	8	9	AB	R	H	RBI	BB	SO	LOB
56 Kole Calhoun, L (1, 9) OBP: 0.278, SLG: 0.410	C SI 89 B SI 90 B CH 84 B SI 91 C B 4-2 2 1B 27 SF9 BB		B SI 94 B SI 93 X SI 92 2-0 2 FC5-4 1B	1 SAFE B CH 85 B SI 92 B CH 85 1 SAFE C SI 91 C SI 91 F SI 93 B FF 93 4-2 2 WP 2 HR 1-2 BB		B SI 93 C FC 90 F FC 93 F SL 82 X SI 95 1-2 2 1B 27 1B 2B		B SI 88 B SI 88 C SI 87 F SI 88 X SI 89 2-2 ① G4-3	C SI 92 S CU 75 X CU 74 0-2 ③ G1	4	3	2	0	2	0	1
2 Erick Aybar, S (1, 6) OBP: 0.307, SLG: 0.423	X 0-0 47 S 1-3 1B		L CH 83 F CH 84 1 SAFE X SI 94 0-2 ① FC5-4 27 BB 1-2f	C SL 88 B CU 72 D CH 85 F FF 94 F SI 94 B SI 94 X SI 95 3-2 1-H 2-H HR		C SL 81 X FF 94 0-1 27 1B 2-3 1B		C SI 86 C CU 68 B CH 79 X SL 77 1-2 ② G5-3		5	1	3	3	0	0	1
27 Mike Trout, R (1, 8) OBP: 0.380, SLG: 0.538	F SL 91 B FF 95 F B X SI 96 2-2 ① SF9 3-H		1 SAFE B SI 94 C SL 90 B SI 94 B SI 90 B SL 92 4-1 1-2 BB	C SL 91 C CU 75 B SI 95 X SL 91 1-2 E5 1B		X FC 90 0-0 1-2 3-H 1B		B SI 92 B SI 94 F FC 90 B CU 76 X FC 91 3-1 6 1B 1B		3	0	3	2	1	0	0
6 David Freese, R (1, 5) OBP: 0.263, SLG: 0.287 7 Collin Cowgill, R (8, PR) OBP: 0.368, SLG: 0.371 (8, 7)	1 SAFE C SI 92 X SL 88 0-1 ② P4		C SI 94 X SL 90 0-1 ② P3	S SL 85 X SI 89 0-1 ③ G5-3		B FF 94 F FC 90 F SI 95 D SL 83 S FF 93 2-3 ② K		F FC 89 X SI 92 0-1 1-2 1B		5 0	0 0	1 0	0 0	0 0	1 0	6 0
47 Howie Kendrick, R (1, 4) OBP: 0.361, SLG: 0.392	F SI 97 B C SL 90 F SL 94 B X SI 96 2-2 ③ F9 1-2		B FF 93 F SL 91 X SI 95 1-1 ③ G6-3		B SI 93 F SI 94 F SI 94 F FF 96 S SL 84 1-3 ① K	F FF 93 X SL 83 0-1 ③ G4-3		B FC 89 C CU 75 X FC 90 1-1 ③ G3-1		5	0	0	0	0	1	7
28 Raul Ibanez, L (1, 10) OBP: 0.268, SLG: 0.282		B FF 94 S CH 85 C CU 72 B SI 95 X CH 86 2-2 ① P6		F FF 91 B CH 87 S SL 92 B CU 76 S SI 95 2-3 ① K	B FC 91 B SI 94 X SI 94 2-0 3B		C FF 87 X SL 79 0-1 ① F8		F FC 90 X CH 85 0-1 ① G1-3	5	0	1	0	0	1	0
20 C.J. Cron, R (1, 3) OBP: 0.353, SLG: 0.585		C FF 96 B SL 92 X SI 96 1-1 E6 16 BB		C SL 91 B SL 92 X FF 96 1-1 10 1B 3B	B SL 84 B FF 95 X FC 91 2-0 ② P6		X SI 87 0-0 16 BB 1B		X FC 91 0-0 8 1B 2B	5	2	3	0	0	0	1
16 Hank Conger, L (1, 2) OBP: 0.353, SLG: 0.467		B SI 90 B CH 83 B FF 93 B FF 93 4-0 10 G5-4-3 1-2 BB		F CH 85 S CU 74 B SL 90 C FF 95 1-3 ② K	B FF 95 C FC 90 F FF 94 F SL 83 B SI 95 F SI 96 F FC 91 X SL 83 2-2 ③ G4-3		1 SAFE B SI 84 B SI 86 C SI 85 1 SAFE B SI 86 B SI 84 4-1 10 G4-6-3 1-2 BB		B CU 75 X FC 89 1-0 ② F8	3	0	0	0	2	1	3
10 Grant Green, R (1, 7) OBP: 0.393, SLG: 0.491 8 John McDonald, R (8, 5) OBP: 0.343, SLG: 0.290		F SI 95 B SI 90 X SI 93 1-1 ② ③ G5-4-3 1-2f		C SL 90 X SL 92 0-1 2 WP 56 BB 2 HR 3-H 1B		C FC 88 X SL 82 0-1 ① G5-3	C SI 86 D CH 79 X SI 86 1-1 ② ③ G4-6-3 1-2f		D CU 76 X FC 90 1-0 2-H 1B	4 1	1 0	1 1	1 1	0 0	0 0	4 0

	AB	40
	R	7
	H	15
	RBI	7
	BB	5
	SO	4
	LOB	23

Inning Stats	1	2	3	4	5	6	7	8	9
	R: 1 E: 0 K: 0 S: 12	R: 0 E: 1 K: 0 S: 7	R: 0 E: 0 K: 0 S: 9	R: 4 E: 1 K: 2 S: 22	R: 0 E: 0 K: 1 S: 12	R: 1 E: 0 K: 1 S: 14	R: 0 E: 0 K: 0 S: 6	R: 0 E: 0 K: 0 S: 12	R: 1 E: 0 K: 0 S: 8
	H: 1 LOB: 1 BB: 1 P: 20	H: 0 LOB: 1 BB: 1 P: 15	H: 1 LOB: 2 BB: 1 P: 16	H: 4 LOB: 1 BB: 1 P: 34	H: 1 LOB: 1 BB: 0 P: 19	H: 3 LOB: 2 BB: 0 P: 17	H: 1 LOB: 1 BB: 1 P: 11	H: 2 LOB: 2 BB: 0 P: 19	H: 2 LOB: 1 BB: 0 P: 10

	1B: 10	SF: 1
	2B: 2	SAC: 0
	3B: 2	DP: 2
	HR: 1	HBP: 0

	WP: 1	PA: 46
	PB: 0	
	SB: 1	
	CS: 0	

PITCHER		IP	WLS	BF	H	R	ER	SO	BB	IBB	HBP	BLK	WP	HR	S	P	ERA	WHIP
37 Brandon Maurer, R ERA: 7.52	(1, 1)	4.0	L	22	6	5	5	2	4	0	0	0	1	1	50	85	11.25	2.500
52 Dominic Leone, R ERA: 1.57	(5, 1)	2.0		10	4	1	1	2	0	0	0	0	0	0	26	36	4.50	2.000
97 Joe Beimel, L ERA: 2.16	(7, 1)	1.2		6	1	0	0	0	1	0	0	0	0	0	12	20	0.00	1.200
40 Danny Farquhar, R ERA: 2.81	(8, 1)	1.1		8	4	1	1	0	0	0	0	0	0	0	14	20	6.75	3.000

PITCHER	IP	WLS	BF	H	R	ER	SO	BB	IBB	HBP	BLK	WP	HR	S	P	ERA	WHIP

Batter	1	2	3	4	5	6	7	8	9	AB	R	H	RBI	BB	SO	LOB
99 James Jones, L (1, 8) OBP: 0.333, SLG: 0.386	C SI 90 B KC 76 C KC 77 F SL 79 X SI 92 1-2 ① F8			B SI 89 F KC 77 F KC 76 B KC 77 X KC 79 2-2 55 HR 2B		C KC 76 1 SAFE F SI 90 1 SAFE X CH 86 0-2 6 WP 1-2 1B		C SI 90 B SI 90 F SL 79 C SL 79 1-3 ② K		4	1	2	0	0	1	1
6 Nick Franklin, S (1, 4) OBP: 0.222, SLG: 0.200	F SI 92 B SL 79 B CH 85 F SL 82 F SI 93 T 2-2 ② K			B SI 89 S CH 82 S SI 90 D CH 84 S CH 84 2-3 ① K		F SI 89 F SI 91 B SI 91 B CH 85 F CH 85 B FF 90 S CH 85 3-3 ① K 1-2 2-3		F SI 89 B SL 80 C SL 79 F SI 90 S SI 91 1-3 ③ K		4	0	0	0	0	4	4
55 Michael Saunders, L (1, 9) OBP: 0.331, SLG: 0.431	B F SI 93 B KC 77 C KC 78 S CH 85 2-3 ③ K			X KC 76 0-0 ② 2-H HR		D CH 85 S SI 95 B SI 96 D SI 96 F FF 95 X SI 95 3-2 ② SF7 3-H			C FF 92 C SI 92 B SI 92 F SI 93 B SI 92 B CH 86 B FF 92 4-2 15 HR BB	2	2	1	3	1	1	0
17 Justin Smoak, S (1, 3) OBP: 0.299, SLG: 0.398		X SI 89 0-0 ① G6-3		C SI 89 X SI 88 0-1 ② F8		X SI 95 0-0 ③ F7			C FF 91 T FF 91 B FF 92 D CH 87 B SI 93 F SI 92 S SI 93 3-3 ① K	4	0	0	0	0	1	2
15 Kyle Seager, L (1, 5) OBP: 0.340, SLG: 0.433		C FF 90 B SI 91 B KC 75 X SL 80 2-1 ② G4-3		F KC 76 B CH 83 F SI 90 B SI 90 B FF 90 S CH 84 3-3 ③ K			B SL 78 B SI 91 C SI 91 X SI 91 2-1 ① G4-3		C CH 86 D CH 87 F FF 92 B FF 92 X CH 88 2-2 1-H HR	4	1	1	2	0	1	0
7 Stefen Romero, R (1, 10) OBP: 0.246, SLG: 0.309		B SI 91 X SI 92 1-0 ③ F8			X SL 79 0-0 ① G1-3		C SI 92 S SL 82 T CH 74 0-2 ② K		C FF 94 B SI 93 C SL 80 B FF 95 X SI 95 2-2 ② L4	4	0	0	0	0	1	0
13 Dustin Ackley, L (1, 7) OBP: 0.299, SLG: 0.394			C SI 88 C SI 89 B SI 90 B CH 84 X CH 85 2-2 ① G4-3		B SI 88 X SI 88 1-0 ② G6-3		B SL 78 B SI 90 S SI 92 F SI 90 X SI 89 2-2 ③ F7		L SI 95 B SL 82 F FF 94 F SL 83 S FF 95 1-3 ③ K	4	0	0	0	0	1	0
3 Mike Zunino, R (1, 2) OBP: 0.278, SLG: 0.441			C KC 75 B SL 83 X SI 90 1-1 ② L6		X SI 90 0-0 ③ P4			C SL 79 B SI 89 S SI 88 B SI 88 F SI 90 X SI 89 2-2 ① G5-3		3	0	0	0	0	0	0
5 Brad Miller, L (1, 6) OBP: 0.238, SLG: 0.255			B KC 76 B CH 82 C SI 91 F CH 83 B SI 94 T CH 84 3-2 ③ K			B KC 74 B SL 79 X SI 89 2-0 6 WP 99 1B 55 SF7 1B		C SL 79 B SI 88 B SL 79 X SI 90 2-1 1B		3	1	2	0	0	1	0
Inning Stats	R: 0 E: 0 K: 2 S: 11 H: 0 LOB: 0 BB: 0 P: 16	R: 0 E: 0 K: 0 S: 4 H: 0 LOB: 0 BB: 0 P: 7	R: 0 E: 0 K: 1 S: 8 H: 0 LOB: 0 BB: 0 P: 14	R: 2 E: 0 K: 2 S: 12 H: 2 LOB: 0 BB: 0 P: 19	R: 0 E: 0 K: 0 S: 3 H: 0 LOB: 0 BB: 0 P: 4	R: 1 E: 0 K: 1 S: 12 H: 2 LOB: 1 BB: 0 P: 20	R: 0 E: 0 K: 1 S: 8 H: 0 LOB: 0 BB: 0 P: 12	R: 0 E: 0 K: 2 S: 13 H: 1 LOB: 1 BB: 0 P: 19	R: 2 E: 0 K: 2 S: 17 H: 1 LOB: 0 BB: 1 P: 29	1B: 3 2B: 1 3B: 0 HR: 2 SF: 1 SAC: 0 DP: 0 HBP: 0						

PITCHER		IP	WLS	BF	H	R	ER	SO	BB	IBB	HBP	BLK	WP	HR	S	P	ERA	WHIP
52 Matt Shoemaker, R ERA: 3.54	(1, 1)	5.1	W	20	4	3	3	6	0	0	0	0	1	1	46	73	5.06	0.750
40 Kevin Jepsen, R ERA: 4.24	(6, 1)	0.2	H	2	0	0	0	0	0	0	0	0	0	0	4	7	0.00	0.000
64 Mike Morin, R ERA: 1.42	(7, 1)	1.0	H	3	0	0	0	1	0	0	0	0	0	0	8	12	0.00	0.000
38 Joe Smith, R ERA: 2.05	(8, 1)	1.0	H	4	1	0	0	2	0	0	0	0	0	0	13	19	0.00	1.000
59 Fernando Salas, R ERA: 3.27	(9, 1)	0.1		3	1	2	2	1	1	0	0	0	0	1	10	19	54.00	6.000

PITCHER		IP	WLS	BF	H	R	ER	SO	BB	IBB	HBP	BLK	WP	HR	S	P	ERA	WHIP
49 Ernesto Frieri, R ERA: 4.3	(9, 1)	0.2	S	2	0	0	0	1	0	0	0	0	0	0	7	10	0.00	0.000

BOTTOM

Los Angeles Angels @ Seattle Mariners

Safeco Field, Seattle, WA

Thu May 29 2014, 7:12 PM - 10:20 PM PDT

Att. 11,657 - Partly Cloudy - 62 F

livebaseballscorecards.com

AB	32
R	5
H	6
RBI	5
BB	1
SO	11
LOB	7

WP: 1 PB: 0 SB: 0 CS: 0

PA: 34

Batter	1	2	3	4	5	6	7	8	9	AB	R	H	RBI	BB	SO	LOB
2 Erick Aybar, S (1, 6) OBP: 0.305, SLG: 0.417	C SI 91 C KC 80 X FF 92 0-2 ① G5-3		C KC 79 C KC 80 C FF 92 0-3 ③ K		B SI 89 B FF 90 X FF 91 2-0 ② G5-3		C SL 81 X CH 82 0-1 ① FC1-6 5 FC6-4 27 1B 1-2f		F FF 94 F FF 94 X FF 94 0-2 1B	5	0	1	0	0	1	3
27 Mike Trout, R (1, 8) OBP: 0.380, SLG: 0.549	C FF 93 F FF 94 F FF 93 B FF 93 C KC 82 1-3 ② K			B SI 89 X SI 89 1-0 HR	B FF 92 F FF 92 C KC 81 S FF 92 1-3 ③ K		C SI 90 X SL 83 0-1 5 FC6-4 1B 1-2		C FF 94 S SI 93 F FF 95 B FF 94 F FF 94 B FF 94 S FF 94 2-3 ③ K	5	1	2	1	0	3	2
5 Albert Pujols, R (1, 3) OBP: 0.319, SLG: 0.519	B SI 91 S SI 90 C SI 90 C FF 92 1-3 ③ K			C KC 78 X SI 89 0-1 ① G4-3		B SI 88 B CH 82 B SI 89 C SI 89 X SI 90 3-1 ① G4-3	B SL 82 D SI 91 C SI 90 X CH 82 2-1 ② FC6-4 1-2f 2-3			4	0	0	0	0	1	2
6 David Freese, R (1, 5) OBP: 0.270, SLG: 0.282		B FF 91 X SI 90 1-0 ① F9		B KC 79 B SI 90 B FF 92 C FF 91 B SI 90 4-1 47 HR BB		B KC 79 B SI 89 F SI 90 B FF 91 B FF 91 4-1 47 1B 20 2B BB	B SL 80 F SL 81 S FF 88 S SL 81 1-3 ③ K			2	2	0	0	2	1	2
47 Howie Kendrick, R (1, 4) OBP: 0.363, SLG: 0.408		C SI 90 B KC 79 F FF 92 F FF 93 X FF 92 1-2 ② G6-3		B KC 78 C SI 89 C KC 80 F FF 91 F FF 91 F KC 81 X FF 92 1-2 1-H HR		C SI 88 C KC 79 D KC 81 X SI 88 1-2 20 2B 1B 1-2		C SI 88 F SL 80 X SL 80 0-2 ① F8		4	2	2	2	0	0	0
20 C.J. Cron, R (1, 10) OBP: 0.347, SLG: 0.580		B KC 81 X SI 91 1-0 ③ P3		B KC 78 B SI 90 X SI 90 2-0 ② P4		B SI 89 F SI 90 F SI 90 X FF 91 1-2 10 FC5 2B 1-H 2-H		B SL 80 B FF 88 B SI 80 C SI 88 C SL 80 S SL 81 3-3 ② K		4	0	1	2	0	1	0
17 Chris Iannetta, R (1, 2) OBP: 0.377, SLG: 0.458 16 Hank Conger, L (8, PH) OBP: 0.349, SLG: 0.461 (8, 2)			C SI 90 C KC 80 B KC 82 B FF 92 B KC 81 F FF 93 F FF 93 B CH 85 4-2 BB	B SI 91 B SI 91 S SI 90 F SI 89 X KC 81 2-2 ③ G4-3		C SL 81 B FF 91 S SL 81 B SI 90 C SI 90 2-3 ② K		C SL 80 X SI 88 0-1 ③ F7		2 1	0 0	0 0	0 0	1 0	1 0	1 0
10 Grant Green, R (1, 7) OBP: 0.383, SLG: 0.491			B SI 90 C FF 93 B FF 93 X FF 92 2-1 ① L8		B FF 90 C FF 91 B KC 79 X FF 90 2-1 2B	C SI 81 F SL 82 D SL 81 X SI 90 1-2 ③ FC5 2-3			S FF 94 F FF 93 B FF 93 X FF 94 1-2 ① F9	4	0	1	0	0	0	2
7 Collin Cowgill, R (1, 9) OBP: 0.363, SLG: 0.364 56 Kole Calhoun, L (7, PH) OBP: 0.283, SLG: 0.405 (7, 9)			C FF 92 B FF 93 C KC 80 B FF 93 C FF 92 2-3 ② K		S KC 78 B KC 79 B FF 91 B FF 90 X FF 91 3-1 ① F9		B SI 88 B CH 81 B FF 88 C FF 88 B FF 88 4-1 2 FC1-6 BB		B FF 94 B FF 93 S FF 92 B FF 92 C FF 93 S FF 95 3-3 ② K	2 1	0 0	0 0	0 0	0 1	1 1	2 0
Inning Stats	R: 0 E: 0 K: 2 S: 10 H: 0 LOB: 0 BB: 0 P: 12	R: 0 E: 0 K: 0 S: 6 H: 0 LOB: 0 BB: 0 P: 9	R: 0 E: 0 K: 2 S: 12 H: 0 LOB: 1 BB: 1 P: 20	R: 3 E: 0 K: 0 S: 14 H: 2 LOB: 0 BB: 1 P: 24	R: 0 E: 0 K: 1 S: 8 H: 1 LOB: 1 BB: 0 P: 16	R: 2 E: 0 K: 1 S: 15 H: 2 LOB: 1 BB: 1 P: 27	R: 0 E: 0 K: 1 S: 10 H: 1 LOB: 2 BB: 1 P: 17	R: 0 E: 0 K: 1 S: 8 H: 0 LOB: 0 BB: 0 P: 11	R: 0 E: 0 K: 2 S: 14 H: 1 LOB: 1 BB: 0 P: 20	1B: 3 2B: 2 3B: 0 HR: 2 SF: 0 SAC: 0 DP: 0 HBP: 0						

PITCHER		IP	WLS	BF	H	R	ER	SO	BB	IBB	HBP	BLK	WP	HR	S	P	ERA	WHIP
13 Drew Pomeranz, L ERA: 2.37	(1, 1)	5.1	W	23	4	5	5	5	3	0	0	0	0	2	56	95	8.44	1.312
61 Dan Otero, R ERA: 2.43	(6, 1)	1.1		7	2	0	0	1	1	0	0	0	0	0	16	26	0.00	2.250
44 Luke Gregerson, R ERA: 2.57	(7, 1)	1.1	H	4	0	0	0	2	0	0	0	0	0	0	11	15	0.00	0.000
62 Sean Doolittle, L ERA: 2.88	(9, 1)	1.0		4	1	0	0	2	0	0	0	0	0	0	14	20	0.00	1.000

PITCHER	IP	WLS	BF	H	R	ER	SO	BB	IBB	HBP	BLK	WP	HR	S	P	ERA	WHIP

TOP

Los Angeles Angels @ Oakland Athletics

O.co Coliseum, Oakland, CA

Fri May 30 2014, 10:08 PM - 1:11 AM EDT

Att. 23,384 - Overcast - 60 F

livebaseballscorecards.com

AB	34
R	5
H	7
RBI	5
BB	4
SO	10
LOB	14

WP: 0 PA: 38
PB: 0
SB: 0
CS: 0

BOTTOM

Los Angeles Angels @ Oakland Athletics

O.co Coliseum, Oakland, CA

Fri May 30 2014, 10:08 PM - 1:11 AM EDT

Att. 23,384 - Overcast - 60 F

livebaseballscorecards.com

Batter	1	2	3	4	5	6	7	8	9	AB	R	H	RBI	BB	SO	LOB
4 Coco Crisp, S (1, 8) OBP: 0.353, SLG: 0.390	B FF 94 B FF 96 C FF 96 F SI 96 B SL 86 X SI 96 3-2 5 1B 37 HR 1B B SL 86 B SL 96 B FF 96 B SI 95 B SI 96 4-1 1-2 2-3 3-H BB		B CH 76 X SI 87 1-0 5 HBP 20 1B 1B		B SI 87 S CH 75 X SI 87 1-1 ② F8		C CU 73 B CH 73 S CH 74 B CH 72 X FF 84 2-2 ② L4			4	2	2	1	1	0	0
5 John Jaso, L (1, 10) OBP: 0.394, SLG: 0.492	D SI 96 C SI 96 B SI 96 B SI 96 X SI 96 2-2 1-3 20 BB 37 HR 1B B CU 74 B FC 82 B CU 73 S SI 83 B SI 87 3-3 K		B SI 87 S SI 87 S CU 75 1 SAFE D CU 76 H CH 74 3-2 20 1B 1-2 HBP		X SI 86 0-0 20 HR 1B		B CU 80 X SI 84 1-0 ③ G3			4	2	2	0	0	1	3
20 Josh Donaldson, R (1, 5) OBP: 0.379, SLG: 0.561	B FF 96 B SL 86 B FF 96 B FF 96 4-0 1-2 37 HR BB	F CU 74 X FF 84 0-1 HR	B CH 74 X FC 83 1-0 1-3 2-H 1B		S CH 74 B CH 72 D SI 87 C SI 87 X SI 86 2-2 1-H HR			B FF 93 X FF 94 1-0 ① F9		4	3	3	4	1	0	0
37 Brandon Moss, L (1, 3) OBP: 0.366, SLG: 0.568 88 Kyle Blanks, R (3, PH) OBP: 0.345, SLG: 0.385 (4, 3)	B SI 95 B SI 96 X SI 96 2-0 1-H 2-H 3-H HR	X FF 86 0-0 ① F7	F FF 83 F CH 74 X SI 88 0-2 ③ G4-3		F CH 76 B SI 88 F SI 87 B CU 75 X CH 76 2-2 52 WP 1B			B FF 92 F FF 94 F SL 82 B FF 94 B FF 94 B FF 94 4-2 BB		2 2	1 0	1 1	4 0	0 1	0 0	0 2
52 Yoenis Cespedes, R (1, 7) OBP: 0.294, SLG: 0.467	C FF 97 C SL 87 S SL 88 0-3 ① K	X SI 87 0-0 ② F9		C CH 76 S CH 74 F SI 87 F SI 87 X CH 75 0-2 ① F9	B CH 75 F SI 87 F SI 87 F CH 74 B SI 86 B SI 85 S FF 84 3-3 ③ K 1-2			X FF 93 0-0 ② P6		5	0	0	0	0	2	2
8 Jed Lowrie, S (1, 6) OBP: 0.341, SLG: 0.366	X SL 86 0-0 36 BB 16 1B 4 BB 1B	B SI 87 B SI 87 B FF 84 C SI 85 C FF 84 B SI 87 4-2 BB		B SI 87 X CH 74 1-0 ② G1-6-3		C SI 84 B CU 73 X CH 73 1-1 ① F8		B FF 92 B FF 93 B FF 94 C FF 93 F FF 93 S FF 91 3-3 ③ K		4	1	1	0	1	1	1
16 Josh Reddick, L (1, 9) OBP: 0.282, SLG: 0.343	X SI 96 0-0 4 BB 36 BB 1-2 1B	C CU 74 B SI 87 X FC 82 1-1 ③ P5		B SI 86 B CU 73 B FC 82 B SI 87 4-0 BB		X SI 84 0-0 ② G4-3				3	0	1	0	1	0	1
36 Derek Norris, R (1, 2) OBP: 0.399, SLG: 0.476	B SL 84 B FF 96 B SL 85 B FF 95 4-0 4 BB 1-2 2-3 BB		B SI 87 B FF 84 X SI 86 2-0 ① L9 2-3 ③ K	B CH 74 C CH 74 B SI 87 F SI 86 C SI 87		C CH 74 F FC 83 S CH 73 0-3 ③ K				3	0	0	0	1	2	1
18 Alberto Callaspo, S (1, 4) OBP: 0.332, SLG: 0.323 28 Eric Sogard, L (8, 4) OBP: 0.262, SLG: 0.231	B SI 94 C SI 96 F SL 85 B FF 96 C SL 86 2-3 ② K		C SI 87 X CH 77 0-1 ② P6		B SI 86 X SI 87 1-0 ① F9		B CH 72 B CH 74 C SI 84 C SI 84 X CH 75 2-2 ① F7			4 0	0 0	0 0	0 0	0 0	1 0	3 0
Inning Stats	R: 5 E: 0 K: 3 S: 19 H: 5 LOB: 3 BB: 3 P: 43	R: 1 E: 0 K: 0 S: 8 H: 1 LOB: 1 BB: 1 P: 13	R: 1 E: 0 K: 0 S: 10 H: 2 LOB: 2 BB: 0 P: 17	R: 0 E: 0 K: 1 S: 9 H: 0 LOB: 1 BB: 1 P: 16	R: 2 E: 0 K: 1 S: 14 H: 3 LOB: 1 BB: 0 P: 23	R: 0 E: 0 K: 1 S: 6 H: 0 LOB: 0 BB: 0 P: 7	R: 0 E: 0 K: 0 S: 7 H: 0 LOB: 0 BB: 0 P: 12	R: 0 E: 0 K: 1 S: 7 H: 0 LOB: 1 BB: 1 P: 15		1B: 8 2B: 0 3B: 0 HR: 3 SF: 0 SAC: 0 DP: 0 HBP: 1					

	AB	35
	R	9
	H	11
	RBI	9
	BB	6
	SO	7
	LOB	13

WP: 1 PA: 42
PB: 0
SB: 0
CS: 0

PITCHER		IP	WLS	BF	H	R	ER	SO	BB	IBB	HBP	BLK	WP	HR	S	P	ERA	WHIP
Garrett Richards, R ERA: 3.65	(1, 1)	0.2	L	10	5	5	5	2	3	0	0	0	0	1	16	37	67.50	12.000
37 Wade LeBlanc, L ERA: 5.68	(1, 1)	6.1		28	6	4	4	4	2	0	1	0	1	2	57	94	5.68	1.263
58 Michael Kohn, R ERA: 1.93	(8, 1)	1.0		4	0	0	0	1	1	0	0	0	0	0	7	15	0.00	1.000

PITCHER	IP	WLS	BF	H	R	ER	SO	BB	IBB	HBP	BLK	WP	HR	S	P	ERA	WHIP

Batter	1	2	3	4	5	6	7	8	9	AB	R	H	RBI	BB	SO	LOB
2 Erick Aybar, S (1, 6) OBP: 0.307, SLG: 0.422	F SI 86 B FF 86 X CU 75 1-1 5 1B 10 E 1B	C FF 87 B FF 86 F CH 82 S FF 86 1-3 ② K		B CH 82 X SI 86 1-0 10 L5-4 2B			F FF 92 X FF 92 0-1 ① FC4-6 1-2f		B KC 76 C SI 92 X SI 90 1-1 ③ G5-3	5	0	2	0	0	1	3
10 Grant Green, R (1, 7) OBP: 0.375, SLG: 0.475	B SI 86 F SI 86 B CH 82 F SI 86 X SI 86 2-2 FC5 5 1B 1-2	C CH 81 B FF 85 F CH 81 B SI 86 X CH 80 2-2 ③ 1-2 2-H 1B		X CU 74 0-0 ②③ L5-4 2-2			X FF 93 0-0 ② L9			4	0	1	0	0	0	3
5 Albert Pujols, R (1, 3) OBP: 0.318, SLG: 0.514	C FF 85 X FF 85 0-1 20 FC6-4 1-2 2-3 1B	C SI 86 B FF 86 F CH 80 X FF 87 1-2 ① G4-3	B SI 85 X SI 84 1-0 ① F9				X FF 93 0-0 ③ L7			4	0	1	0	0	0	1
6 David Freese, R (1, 5) OBP: 0.262, SLG: 0.273	C FF 88 F FF 87 B SI 87 S CH 81 1-3 ① K	B CU 75 F CH 81 X FF 87 1-1 ② F7	S CH 80 B FF 85 B CH 80 X SI 86 2-1 ② G5-3					C SL 80 X SI 88 0-1 ① G4-3		4	0	0	0	0	1	3
47 Howie Kendrick, R (1, 4) OBP: 0.361, SLG: 0.406	B FF 88 X CH 82 1-0 ② F4	B SI 87 B SI 86 B FF 87 X FF 87 3-0 ③ L9	C FF 86 B FF 87 B FF 87 X CH 81 2-1 ③ G6-3					C SL 80 S SL 81 X CU 71 0-2 1B		4	0	1	0	0	0	3
20 C.J. Cron, R (1, 10) OBP: 0.329, SLG: 0.548	C CU 76 B CH 82 X SI 86 1-1 ③ FC6-4 1-2f			C CH 80 X FF 85 0-1 ① L7		C CU 74 B CH 79 X FF 85 1-1 ① F8		B SL 80 X SI 88 1-0 ② L9		4	0	0	0	0	0	4
17 Chris Iannetta, R (1, 2) OBP: 0.383, SLG: 0.459 28 Raul Ibanez, L (8, PH) OBP: 0.266, SLG: 0.280 16 Hank Conger, L (8, 2) OBP: 0.349, SLG: 0.461		X SI 86 0-0 56 1B 7 1B 1B		B CU 74 S CH 80 F CH 80 B FF 86 B CH 79 B CH 80 4-2 56 1B 7 HR BB		B CU 74 C SI 86 B FF 84 S CH 81 B FF 87 S FF 88 3-3 ② K		C FF 88 X SI 88 0-1 ③ P5		2 1 0	1 0 0	0 0 0	1 0 0	1 0 0	0 1 0	0
56 Kole Calhoun, L (1, 9) OBP: 0.292, SLG: 0.409		B SI 86 C SI 87 B CU 75 F SI 86 X SI 86 2-2 7 1B 10 1B 1-2 1B		1 SAFE B CU 75 X SI 86 1-0 7 HR 1-2 1B		C CU 75 C SI 87 X CU 73 0-2 ③ L9			C FF 94 C KC 79 B FF 94 S FF 95 1-3 ① K	4	1	2	0	0	1	0
7 Collin Cowgill, R (1, 8) OBP: 0.374, SLG: 0.402		B FF 86 X SI 86 1-0 ① 10 1B 1-2 2-H 1B		B FF 87 B SI 86 X SI 86 2-0 1-H 2-H HR			C FF 93 X FC 91 0-1 2 FC4-6 1B		B SI 93 C KC 76 X FF 94 1-1 ② L7	4	1	3	3	0	0	0

Inning Stats	1	2	3	4	5	6	7	8	9
	R: 0 E: 1 K: 1 S: 13	R: 0 E: 0 K: 1 S: 11	R: 0 E: 0 K: 0 S: 6	R: 3 E: 0 K: 0 S: 8	R: 0 E: 0 K: 0 S: 5	R: 0 E: 0 K: 1 S: 8	R: 0 E: 0 K: 0 S: 6	R: 0 E: 0 K: 0 S: 8	R: 0 E: 0 K: 1 S: 7
	H: 2 LOB: 3 BB: 0 P: 19	H: 4 LOB: 2 BB: 0 P: 17	H: 0 LOB: 0 BB: 0 P: 11	H: 3 LOB: 0 BB: 1 P: 16	H: 0 LOB: 0 BB: 0 P: 10	H: 0 LOB: 0 BB: 0 P: 12	H: 1 LOB: 1 BB: 0 P: 6	H: 1 LOB: 1 BB: 0 P: 9	H: 0 LOB: 0 BB: 0 P: 10

1B: 9 SF: 0 2B: 2 SAC: 0 3B: 0 DP: 1 HR: 1 HBP: 0

WP: 0 PA: 37 PB: 0 SB: 0 CS: 0

PITCHER		IP	WLS	BF	H	R	ER	SO	BB	IBB	HBP	BLK	WP	HR	S	P	ERA	WHIP
57 Tommy Milone, L ERA: 3.6	(1, 1)	6.0		26	9	3	3	3	1	0	0	0	0	1	51	85	4.50	1.667
33 Fernando Rodriguez Jr., R ERA: 1.13	(7, 1)	1.0	W	4	1	0	0	0	0	0	0	0	0	0	6	6	0.00	1.000
44 Luke Gregerson, R ERA: 2.48	(8, 1)	1.0		4	1	0	0	0	0	0	0	0	0	0	8	9	0.00	1.000
56 Fernando Abad, L ERA: 1.99	(9, 1)	1.0		3	0	0	0	1	0	0	0	0	0	0	7	10	0.00	0.000

PITCHER	IP	WLS	BF	H	R	ER	SO	BB	IBB	HBP	BLK	WP	HR	S	P	ERA	WHIP

Los Angeles Angels @ Oakland Athletics

O.co Coliseum, Oakland, CA

Sat May 31 2014, 10:11 PM - 1:23 AM EDT

Att. 35,067 - Clear - 63 F

TOP

livebaseballscorecards.com

AB	36
R	3
H	11
RBI	3
BB	1
SO	4
LOB	18

Batter	1	2	3	4	5	6	7	8	9	AB	R	H	RBI	BB	SO	LOB
3 Craig Gentry, R (1, 8) (8, 9) OBP: 0.340, SLG: 0.333	C FF 91 B SI 91 F FF 91 B CU 76 T CU 74 2-2 ① K	C SI 91 B SI 92 1 SAFE B CU 75 F SI 90 S CU 78 2-3 ② K	X CH 83 0-0 1-2 1B	X SI 88 0-0 ① SH2-4 1-2 2-3	B FF 92 C FF 92 X SL 80 1-1 8 S 52 HR 2-H 1B		4	1	2	1	0	2	1
8 Jed Lowrie, S (1, 6) OBP: 0.346, SLG: 0.363	B FF 91 B FF 90 F FF 90 C SI 91 B SI 91 F FF 91 B FF 92 4-2 BB	C CH 83 1 SAFE F SI 91 B SI 91 1 SAFE 1-2 ③ CS 1-2	C FF 91 X CU 75 0-1 ① G4-3	B FF 90 F CU 75 F FF 90 X CU 79 1-2 ③ G3	I IN 81 I IN 83 I IN 82 I IN 82 4-0 20 G4-3 52 3B IBB	B SL 78 C FF 91 B FF 93 F FF 92 B FF 92 F FF 92 B SL 80 4-2 52 HR 1-2 BB		2	2	0	0	3	0	2
20 Josh Donaldson, R (1, 5) OBP: 0.375, SLG: 0.550	C SI 90 S CU 76 D CU 78 F FF 91 1 SAFE B CU 77 S FF 92 2-3 ② K			B SI 91 B FF 91 B CU 74 B FF 91 4-0 52 2B 36 SF7 BB		B CU 74 C FF 90 S CU 74 S CU 77 1-3 ① K	F SI 89 B SI 89 F SI 89 X SI 90 1-2 ② G4-3 1-2 2-3 3-H	B SL 78 C SL 79 X FF 87 1-1 ② L5		4	1	0	1	1	2	5
52 Yoenis Cespedes, R (1, 7) OBP: 0.301, SLG: 0.500	X SI 91 0-0 ③ P3			C FF 90 X CU 76 0-1 1-3 2B		C FF 91 S CH 84 B CU 75 X CU 76 1-2 ② G6-3	C SI 90 F SI 81 F SI 89 B SI 90 F SI 90 X FF 90 1-2 18 2B 2-H 3-H 3B	B FF 88 B SL 80 X SL 79 2-0 1-H 2-H HR		5	2	3	5	0	0	1
36 Derek Norris, R (1, 2) OBP: 0.399, SLG: 0.469		C SI 90 C SI 91 B FF 90 C CU 76 1-3 ① K		X FF 91 0-0 ② SF7 3-H		B CH 83 B CH 85 C FF 90 F FF 90 B CU 76 B CU 74 4-2 BB	B SL 78 B SI 87 F SI 89 B SI 89 C SI 89 B SI 89 4-2 18 2B BB	X FF 88 0-0 ③ L6		2	1	0	1	2	1	0
18 Alberto Callaspo, S (1, 10) OBP: 0.330, SLG: 0.327		X SI 92 0-0 ② L5	C CU 76 X CU 75 0-1 3-H G1-3		C FF 91 1 SAFE X CU 76 0-1 ③ G4-3	F FF 89 B SL 78 B FF 89 B SL 78 C FF 89 X FF 89 3-2 1-H 3-H 2B				4	0	1	2	0	0	2
88 Kyle Blanks, R (1, 3) OBP: 0.364, SLG: 0.483		C FF 92 B CH 84 C SI 91 B CU 77 B SI 91 T FF 91 3-2 ③ K			B FF 90 F FF 90 B CU 74 F FF 89 B CU 75 B FF 91 4-2 3 1B BB	X FF 89 0-0 HR C CU 82 C CU 82 S CU 80 3-2 K				3	1	1	1	1	2	1
16 Josh Reddick, L (1, 9) OBP: 0.279, SLG: 0.339 4 Coco Crisp, S (7, PH) (8, 8) OBP: 0.360, SLG: 0.395			X FF 90 0-0 ① P6		B FF 89 X FF 89 1-0 ① F9		B CU 72 S FF 90 X CU 73 1-1 3 SH2-4 20 G4-3 1 1B 1B	B FF 94 C SL 79 B FF 94 B FF 92 B FF 93 4-1 1 S 3 1B BB		2 1	0 2	0 1	0 0	0 1	0 0	1 0
1 Nick Punto, S (1, 4) OBP: 0.339, SLG: 0.316			C FF 91 F SI 92 B CU 78 B CU 76 B FF 91 F FF 91 F FF 92 B FF 91 4-2 8 CS BB		F SI 91 C CH 84 B CU 77 S CU 77 1-3 ② K		B FF 89 S FF 89 F CU 75 X CU 74 1-2 20 G4-3 3 SH2-4 52 3B 1-2 1B	1 SAFE C FF 91 B SL 78 1 SAFE B FF 91 T FF 93 1 SAFE B FF 92 1 SAFE 3-3 S FF 93 1-2 ① K		3	1	1	0	1	2	2
Inning Stats	R: 0 E: 0 K: 2 S: 11 H: 0 LOB: 1 BB: 1 P: 19	R: 0 E: 0 K: 2 S: 7 H: 0 LOB: 0 BB: 0 P: 11	R: 0 E: 0 K: 1 S: 10 H: 0 LOB: 0 BB: 1 P: 17	R: 1 E: 0 K: 0 S: 7 H: 1 LOB: 1 BB: 1 P: 11	R: 0 E: 0 K: 1 S: 10 H: 1 LOB: 2 BB: 1 P: 17	R: 0 E: 0 K: 1 S: 10 H: 0 LOB: 1 BB: 1 P: 16	R: 6 E: 0 K: 1 S: 23 H: 5 LOB: 1 BB: 2 P: 38	R: 4 E: 0 K: 1 S: 13 H: 2 LOB: 0 BB: 2 P: 28		1B: 4 2B: 2 3B: 1 HR: 2 SF: 1 SAC: 1 DP: 0 HBP: 0					

PITCHER		IP	WLS	BF	H	R	ER	SO	BB	IBB	HBP	BLK	WP	HR	S	P	ERA	WHIP
45 Tyler Skaggs, L ERA: 4.14	(1, 1)	6.0	L	27	5	4	4	7	5	0	0	0	0	1	61	99	6.00	1.667
38 Joe Smith, R ERA: 3.18	(7, 1)	0.2	B	6	2	3	3	0	1	1	0	0	0	0	14	27	40.50	4.500
40 Kevin Jepsen, R ERA: 4.15	(7, 1)	0.1		1	0	0	0	1	0	0	0	0	0	0	3	3	0.00	0.000
58 Michael Kohn, R ERA: 3.04	(8, 1)	0.1		4	1	3	3	1	2	0	0	0	0	0	9	21	81.00	9.000
51 Jarrett Grube, R ERA: 13.5	(8, 1)	0.2		3	1	1	1	0	0	0	0	0	0	1	4	7	13.50	1.500

PITCHER	IP	WLS	BF	H	R	ER	SO	BB	IBB	HBP	BLK	WP	HR	S	P	ERA	WHIP

BOTTOM

Los Angeles Angels @ Oakland Athletics

O.co Coliseum, Oakland, CA

Sat May 31 2014, 10:11 PM - 1:23 AM EDT

Att. 35,067 - Clear - 63 F

livebaseballscorecards.com

AB	30
R	11
H	9
RBI	11
BB	9
SO	9
LOB	15

WP: 0 PA: 42
PB: 0
SB: 2
CS: 1

Batter	1	2	3	4	5	6	7	8	9	AB	R	H	RBI	BB	SO	LOB
56 Kole Calhoun, L (1, 9) OBP: 0.297, SLG: 0.413	B FF 93 C FF 93 B SI 92 F FF 93 F CU 82 B SI 90 B FF 94 4-2 5 2 G6-3-5 SH1-3 BB		C SL 87 B SI 94 X SI 94 1-1 ② G1-3		X SI 93 0-0 2 SF8 1-3 5 SF9 2B		C SL 85 F SL 87 B FF 95 D CU 80 C CU 82 2-3 ② K		C FF 94 B CU 82 S FF 94 S FF 95 1-3 ③ K	4	1	1	0	1	2	1
2 Erick Aybar, S (1, 6) OBP: 0.307, SLG: 0.427	S FF 93 X SL 88 0-1 ① SH1-3 1-2		B CU 81 B FF 94 B SI 93 C FF 93 C FF 94 X FF 94 3-2 ③ G4-3		B CU 82 X CH 87 1-0 ① SF8 2-3 3-H		C SL 87 F SI 95 X SL 87 0-2 1-H 2B			2	0	1	2	0	0	0
5 Albert Pujols, R (1, 10) OBP: 0.313, SLG: 0.507	F SI 94 F SI 94 D CU 83 X FF 93 1-2 ②③ G6-3-5 2-3f			B FF 93 F SI 93 X SL 87 1-1 ① P2	S SL 88 C CU 80 F SI 95 F SL 88 F FF 95 F CU 80 X FF 95 0-2 ② SF9 3-H		B SI 91 C SI 90 B SI 89 F SI 90 F CH 84 F SI 92 F SI 90 C SI 92 2-3 ③ K			3	0	0	1	0	1	2
28 Raul Ibanez, L (1, 7) OBP: 0.259, SLG: 0.272		B FF 92 X CH 85 1-0 ① F8		B FF 93 B SI 93 B FF 93 C FF 92 F FF 93 X FF 93 3-2 ② P5	S SL 86 X SL 88 0-1 ③ L7			C SI 89 B SL 81 B CH 79 X SI 89 2-1 ① G3-1		4	0	0	0	0	0	0
47 Howie Kendrick, R (1, 4) OBP: 0.363, SLG: 0.407		C CU 80 B SL 87 B SI 93 S CU 79 X CU 83 2-2 6 1B 1B		B FF 95 F FF 94 C SL 88 B SI 96 X CU 83 2-2 20 6 1B BB 1B		B SI 94 C SI 94 B SI 94 F SL 86 X SI 95 2-2 ① G3-1		C SI 89 F SI 89 S SL 81 0-3 ② K	4	0	2	0	0	1	0
6 David Freese, R (1, 5) OBP: 0.276, SLG: 0.277		X FF 94 0-0 1-2 1B		B SL 86 C SL 86 B SI 95 D CU 79 F SI 94 B CU 81 4-2 20 1B 1-2 BB		C CU 81 F SI 94 S SL 87 0-3 ② K		B SI 89 C SI 89 S SL 81 B SL 82 B FF 90 B SL 81 4-2 BB		2	0	1	0	2	1	0
20 C.J. Cron, R (1, 3) OBP: 0.325, SLG: 0.532		B CU 82 F SL 86 C FF 94 F CU 82 B CU 82 T SI 95 2-2 ② K		B SI 94 C SL 86 F FF 95 X CU 82 1-2 1-2 2-3 1B		B SL 87 B FF 94 X SI 93 2-0 ③ F9		B SI 89 C SI 88 F SI 89 S SL 81 1-3 ③ K		4	0	1	0	0	2	3
16 Hank Conger, L (1, 2) OBP: 0.337, SLG: 0.443 17 Chris Iannetta, R (9, PH) OBP: 0.381, SLG: 0.455		F SI 95 B FF 94 C CU 82 B FF 95 X SI 95 2-2 ③ F8		C SL 87 F FF 95 C FF 95 0-3 ③ K			C FF 94 X CU 81 0-1 ① G1-4-3		B FF 94 C FF 94 B FF 92 F FF 93 F FF 95 C FF 95 2-3 ① K	3 1	0 0	0 0	0 0	0 0	1 1	5 0
7 Collin Cowgill, R (1, 8) OBP: 0.378, SLG: 0.400			C SL 85 F CU 81 S SI 95 0-3 ① K		B FF 93 S SI 93 X FF 94 1-1 56 2B 2 SF8 1B		B CH 89 C SI 94 B CU 82 F SI 94 B SL 88 B SI 94 4-2 2 2B BB		B FF 95 B FF 95 C FF 94 C FF 94 B FF 95 F FF 94 S FF 93 3-3 ② K	3	2	1	0	1	2	0
Inning Stats	R: 0 E: 0 K: 0 S: 8 H: 0 LOB: 0 BB: 1 P: 13	R: 0 E: 0 K: 1 S: 12 H: 2 LOB: 2 BB: 0 P: 19	R: 0 E: 0 K: 1 S: 8 H: 0 LOB: 0 BB: 0 P: 12	R: 0 E: 0 K: 1 S: 16 H: 2 LOB: 3 BB: 1 P: 27	R: 2 E: 0 K: 0 S: 13 H: 2 LOB: 0 BB: 0 P: 15	R: 0 E: 0 K: 1 S: 7 H: 0 LOB: 0 BB: 0 P: 11	R: 1 E: 0 K: 2 S: 16 H: 1 LOB: 1 BB: 1 P: 24	R: 0 E: 0 K: 2 S: 10 H: 0 LOB: 1 BB: 1 P: 17	R: 0 E: 0 K: 3 S: 11 H: 0 LOB: 0 BB: 0 P: 17	1B: 5 2B: 3 3B: 0 HR: 0 SF: 2 SAC: 1 DP: 1 HBP: 0	WP: 0 PB: 0 SB: 0 CS: 0 PA: 37					

PITCHER		IP	WLS	BF	H	R	ER	SO	BB	IBB	HBP	BLK	WP	HR	S	P	ERA	WHIP
54 Sonny Gray, R ERA: 2.45	(1, 1)	6.2	W	29	7	3	3	5	3	0	0	0	0	0	74	113	4.05	1.500
61 Dan Otero, R ERA: 2.41	(7, 1)	0.1	H	1	0	0	0	1	0	0	0	0	0	0	6	8	0.00	0.000
44 Luke Gregerson, R ERA: 2.4	(8, 1)	1.0	H	4	0	0	0	2	1	0	0	0	0	0	10	17	0.00	1.000
62 Sean Doolittle, L ERA: 2.77	(9, 1)	1.0	S	3	0	0	0	3	0	0	0	0	0	0	11	17	0.00	0.000

PITCHER	IP	WLS	BF	H	R	ER	SO	BB	IBB	HBP	BLK	WP	HR	S	P	ERA	WHIP

TOP

Los Angeles Angels @ Oakland Athletics

O.co Coliseum, Oakland, CA

Sun Jun 01 2014, 4:10 PM - 7:05 PM EDT

Att. 32,231 - Sunny - 68 F

livebaseballscorecards.com

AB	30
R	3
H	7
RBI	3
BB	4
SO	11
LOB	11

Batter	1	2	3	4	5	6	7	8	9	AB	R	H	RBI	BB	SO	LOB
4 Coco Crisp, S (1, 8) OBP: 0.356, SLG: 0.395	B SI 86 X FF 84 1-0 ① P2		B FF 86 C CU 70 C FF 86 F CH 76 X FC 86 1-2 20 1B 1-3 3-H 2B	X CU 69 0-0 ② FC8-4 1-2f 2-3		B CH 77 C FF 84 X CU 70 1-1 ②③ L8 1-2		1 SAFE C SL 79 1 SAFE C FF 92 B SL 83 F FF 94 1 SAFE D SL 80 S FF 92 2-3 ③ K		5	1	1	1	0	1	4
5 John Jaso, L (1, 10) OBP: 0.390, SLG: 0.480	B FF 86 B SI 85 C CH 80 X CU 68 2-1 ② G1-3		F CH 78 B SI 85 B CU 69 B CU 68 B CH 77 4-1 20 1B 8 1B BB	B CH 76 X SI 85 1-0 ③ P5			F FF 92 X SI 90 0-1 ① G4-3			3	1	0	0	1	0	2
20 Josh Donaldson, R (1, 5) OBP: 0.377, SLG: 0.550	B FC 88 C CU 69 X FF 88 1-1 ③ F9		B SL 78 X CH 79 1-0 8 1B 1-2 2-H 3-H 1B		B FF 87 C SI 85 B SI 86 X CH 76 2-1 ① G5-3		B SL 80 S SL 82 X FF 92 1-1 52 PB 1B			4	0	2	2	0	0	0
52 Yoenis Cespedes, R (1, 7) OBP: 0.296, SLG: 0.490		C FF 88 B FF 87 X FF 86 1-1 ① G4-3	B FC 86 B FF 87 X FC 87 2-0 ② F8		S CH 76 C FF 86 T FC 86 0-2 ② K		S FF 90 B CH 75 F SL 80 B CH 72 X FF 90 2-2 ② L7 1-2			4	0	0	0	0	1	3
8 Jed Lowrie, S (1, 6) OBP: 0.353, SLG: 0.383		B FF 87 B CU 68 B FF 84 C FF 84 F CU 67 C FF 86 3-3 ② K	D CH 79 F FF 86 B FF 86 X FF 86 2-1 1-2 2-H 1B		B FF 86 B CU 67 B CH 73 X SI 86 3-0 HR		I IN 68 I IN 65 I IN 62 I IN 62 4-0 IBB			3	1	2	2	1	1	0
21 Stephen Vogt, L (1, 2)		C SI 86 X FF 87 0-1 ③ F7	B CU 68 X CH 78 1-0 ③ G4-3		C FF 88 X FF 86 0-1 ③ L9		C SL 79 C CH 72 S CH 70 0-3 ③ K			4	0	0	0	0	1	4
18 Alberto Callaspo, S (1, 3) OBP: 0.339, SLG: 0.337 88 Kyle Blanks, R (9, 3) OBP: 0.364, SLG: 0.483			C CU 68 C SI 86 B FF 87 B FF 89 B FF 86 X CU 70 3-2 3 FC6-4 1B	B CU 70 B FF 84 C SI 84 S CH 75 B SI 85 X SI 83 3-2 4 FC8-4 28 1B 1B		X SI 83 0-0 28 CS 3 1B 1B		C FF 92 B FF 92 X FF 93 1-1 ① P2		4 0	0 0	3 0	0 0	0 0	0 0	0 0
3 Craig Gentry, R (1, 9) OBP: 0.345, SLG: 0.340			C FF 87 B FF 86 D CU 72 X FC 86 2-1 ① FC6-4 28 1B 4 2B 1-2f	X SL 77 0-0 ① F8		D CU 69 C SL 79 X CU 69 1-1 28 CS 28 E 1-2 1B		C FF 93 S SL 83 F SL 83 B SL 82 X SL 81 1-2 1B		4	2	2	0	0	0	2
28 Eric Sogard, L (1, 4) OBP: 0.276, SLG: 0.248			B CU 68 1 SAFE X SI 84 1-0 4 2B 20 1B 1-3 1B	C SI 84 D CH 77 X CH 77 1-1 4 FC8-4 1-2 1B		B CU 68 B FF 83 2 SAFE C CH 76 X CU 68 2-1 ① E4 4 CS 1-H 2-3 1B		1 SAFE B FF 92 X FF 93 1-0 ② F7		4	1	3	0	0	0	1
Inning Stats	R: 0 E: 0 K: 0 S: 5 H: 0 LOB: 0 BB: 0 P: 9	R: 0 E: 0 K: 1 S: 7 H: 0 LOB: 0 BB: 0 P: 11	R: 4 E: 0 K: 0 S: 16 H: 5 LOB: 2 BB: 1 P: 33	R: 0 E: 0 K: 0 S: 8 H: 2 LOB: 2 BB: 0 P: 13	R: 1 E: 0 K: 1 S: 8 H: 1 LOB: 0 BB: 0 P: 13	R: 1 E: 1 K: 0 S: 7 H: 3 LOB: 0 BB: 0 P: 11	R: 0 E: 0 K: 1 S: 10 H: 1 LOB: 2 BB: 1 P: 17	R: 0 E: 0 K: 1 S: 11 H: 1 LOB: 1 BB: 0 P: 16		1B: 11 2B: 1 3B: 0 HR: 1 SF: 0 SAC: 0 DP: 0 HBP: 0					WP: 0 PB: 1 SB: 0 CS: 3 PA: 37	

PITCHER	IP	WLS	BF	H	R	ER	SO	BB	IBB	HBP	BLK	WP	HR	S	P	ERA	WHIP
36 Jered Weaver, R (1, 1) ERA: 3.33	6.0	L	28	11	6	5	2	1	0	0	0	0	1	51	90	7.50	2.000
64 Mike Morin, R (7, 1) ERA: 1.32	1.0		5	1	0	0	1	0	1	0	0	0	0	10	17	0.00	1.000
49 Ernesto Frieri, R (8, 1) ERA: 4.13	1.0		4	1	0	0	1	0	0	0	0	0	0	11	16	0.00	1.000

PITCHER	IP	WLS	BF	H	R	ER	SO	BB	IBB	HBP	BLK	WP	HR	S	P	ERA	WHIP

BOTTOM

Los Angeles Angels @ Oakland Athletics

O.co Coliseum, Oakland, CA

Sun Jun 01 2014, 4:10 PM - 7:05 PM EDT

Att. 32,231 - Sunny - 68 F

livebaseballscorecards.com

AB	35
R	6
H	13
RBI	5
BB	2
SO	4
LOB	16

Los Angeles Angels @ Houston Astros

Minute Maid Park, Houston, TX

Tue Jun 03 2014, 7:14 PM - 10:43 PM CDT

Att. 23,219 - Roof Closed - 73 F

livebaseballscorecards.com

Batter	1	2	3	4	5	6	7	8	9	AB	R	H	RBI	BB	SO	LOB
56 Kole Calhoun, L (1, 9) OBP: 0.292, SLG: 0.412	B FF 91 C FF 92 F FC 86 F FC 88 F CU 74 B FF 92 F CU 74 F FF 93 X FC 88 2-2 **2B**		1 SAFE C FC 87 B CU 73 1 SAFE C FC 86 F FF 92 1 SAFE 1 SAFE X CU 74 1-2 G3 ② **1-2**		B FF 92 B FC 86 X FF 91 2-0 P5 ①			B FF 93 C FF 93 C CH 82 F FF 94 C CH 82 1-3 K ①	X SI 93 0-0 F8 ③	5	0	1	0	0	1	3
27 Mike Trout, R (1, 8) OBP: 0.379, SLG: 0.546 7 Collin Cowgill, R (2, 8) OBP: 0.377, SLG: 0.422	F FF 92 T FF 92 F CU 73 B FF 92 F CU 74 B FC 86 S FF 93 2-3 K ①		C FC 85 C FF 92 F CU 74 S CU 72 0-3 K2-3 ③		C FF 92 F FF 92 F CU 74 X FC 85 0-2 FC6-4 ② **1-2f**			B FF 95 X FF 94 1-0 HR		1 3	0 1	0 1	0 1	0 0	1 1	1 2
5 Albert Pujols, R (1, 3) OBP: 0.312, SLG: 0.502	F FC 86 C CU 72 B FC 86 F FF 93 F CU 72 S FC 86 1-3 K ②			B FF 88 B FF 88 X FF 89 2-0 47 G6-3 32 BB **1B**	X FC 86 0-0 G1-3 ③			C KC 77 B KC 78 T FF 95 X KC 80 1-2 G3-1 ②		4	0	1	0	0	1	2
32 Josh Hamilton, L (1, 7) OBP: 0.541, SLG: 0.800	C CU 73 B CH 85 C FF 93 D CU 74 F FF 92 B CU 72 X FF 93 3-2 F8 ③			B CU 71 B FF 90 B FF 92 C FF 92 B CH 83 4-1 47 G6-3 **1-2** **BB**		C FC 83 S FC 85 F FC 83 B CU 73 S SI 90 1-3 K ①		C SL 81 X FF 93 0-1 HR		3	1	1	1	1	1	1
47 Howie Kendrick, R (1, 4) OBP: 0.357, SLG: 0.400		C FF 90 S CU 71 X CU 72 0-2 G6-3 ①		C FF 91 B FC 86 F FF 93 X CU 74 1-2 G6-3 ① **1-2** **2-3**		X SI 89 0-0 G6-3 ②		B FF 92 C CH 79 B CH 78 B FF 92 C FF 92 F FF 93 X FF 92 3-2 E3		4	0	0	0	0	0	2
28 Raul Ibanez, L (1, 10) OBP: 0.255, SLG: 0.266 20 C.J. Cron, R (8, PH) OBP: 0.321, SLG: 0.526 (8, 10)		B FC 86 C CU 71 B FC 86 F FF 92 X FC 86 2-2 F7 ②		B FC 86 S FF 91 T FC 86 F FF 92 X FF 92 1-2 P3 ②		C FC 84 X SI 91 0-1 G3-1 ③		B FF 94 X SL 83 1-0 P4 ③		3 1	0 0	0 0	0 0	0 0	0 0	2 1
6 David Freese, R (1, 5) OBP: 0.282, SLG: 0.278		B FC 86 C FF 92 X FC 86 2-1 G5-3 ③		B FC 84 F FC 84 F FF 92 H CU 72 2-2 HBP			B FF 94 F FF 93 F KC 80 S FF 95 1-3 K ①		C SI 93 B SL 87 F SI 93 F SL 88 X SI 94 1-2 2 FC6-4 **1B**	3	0	1	0	0	1	0
17 Chris Iannetta, R (1, 2) OBP: 0.370, SLG: 0.439			C FC 84 B CU 72 C FF 91 C CU 72 1-3 K ①	C FF 92 B CU 72 B FC 83 X FF 92 2-1 L5 ③			C KC 79 F KC 80 B KC 81 F FF 95 S FF 96 1-3 K ②		X SI 91 0-0 F8 ①	4	0	0	0	0	2	4
2 Erick Aybar, S (1, 6) OBP: 0.306, SLG: 0.421			B FF 92 F FC 86 B CU 72 X FC 87 2-1 E3 56 G3		C FC 84 B CU 71 B CU 71 F FC 85 B CH 84 B FF 91 4-2 7 FC6-4 **BB**		C KC 78 X FF 96 0-1 F7 ③		B SI 92 X SI 92 1-0 FC6-4 ② **1-2f**	3	0	0	0	1	0	1
Inning Stats	R: 0 E: 0 K: 2 S: 21 H: 1 LOB: 1 BB: 0 P: 29	R: 0 E: 0 K: 0 S: 8 H: 0 LOB: 0 BB: 0 P: 12	R: 0 E: 1 K: 2 S: 13 H: 0 LOB: 1 BB: 0 P: 17	R: 0 E: 0 K: 0 S: 13 H: 1 LOB: 3 BB: 1 P: 25	R: 0 E: 0 K: 0 S: 8 H: 0 LOB: 1 BB: 1 P: 14	R: 0 E: 0 K: 1 S: 7 H: 0 LOB: 0 BB: 0 P: 8	R: 0 E: 0 K: 2 S: 9 H: 0 LOB: 0 BB: 0 P: 11	R: 2 E: 1 K: 1 S: 15 H: 2 LOB: 1 BB: 0 P: 22	R: 0 E: 0 K: 0 S: 7 H: 1 LOB: 1 BB: 0 P: 9	1B: 2 2B: 1 3B: 0 HR: 2 SF: 0 SAC: 0 DP: 0 HBP: 1						

	AB	34
	R	2
	H	5
	RBI	2
	BB	2
	SO	8
	LOB	19

PITCHER		IP	WLS	BF	H	R	ER	SO	BB	IBB	HBP	BLK	WP	HR	S	P	ERA	WHIP
31 Collin McHugh, R ERA: 2.52	(1, 1)	5.0	W	21	2	0	0	4	2	0	1	0	0	0	63	97	0.00	0.800
38 Darin Downs, L ERA: 1.74	(6, 1)	1.0		3	0	0	0	1	0	0	0	0	0	0	7	8	0.00	0.000
35 Josh Fields, R ERA: 6.85	(7, 1)	1.2		6	1	1	1	3	0	0	0	0	0	1	17	22	5.40	0.600
29 Tony Sipp, L ERA: 0.93	(8, 1)	0.0		2	1	1	1	0	0	0	0	0	0	1	6	9	∞	∞
44 Kyle Farnsworth, R ERA: 3.32	(8, 1)	0.1	H	1	0	0	0	0	0	0	0	0	0	0	1	2	0.00	0.000

PITCHER		IP	WLS	BF	H	R	ER	SO	BB	IBB	HBP	BLK	WP	HR	S	P	ERA	WHIP
50 Chad Qualls, R ERA: 2.41	(9, 1)	1.0		4	1	0	0	0	0	0	0	0	0	0	7	9	0.00	1.000

WP: 0 PA: 37
PB: 0
SB: 0
CS: 0

Los Angeles Angels @ Houston Astros

Minute Maid Park, Houston, TX

Tue Jun 03 2014, 7:14 PM - 10:43 PM CDT

Att. 23,219 - Roof Closed - 73 F

BOTTOM

livebaseballscorecards.com

Batter	1	2	3	4	5	6	7	8	9	AB	R	H	RBI	BB	SO	LOB
21 Dexter Fowler, S (1, 8) OBP: 0.375, SLG: 0.356	C FF 89 C CH 83 B SI 91 X CU 74 1-2 27 1B 1B		1 SAFE B CH 83 C SI 91 D CH 86 B SI 91 B CH 84 4-1 4 BB 15 1B 1-2 BB	X FF 89 0-0 2B		B FF 95 C FC 95 B FF 95 X FF 94 2-1 ② G4-3		B SI 88 B CH 82 B FF 89 C SI 90 B SI 89 4-1 1-2 BB		3	1	2	0	2	0	0
27 Jose Altuve, R (1, 4) OBP: 0.357, SLG: 0.424	C CH 87 D CH 84 1 SAFE C SI 89 X CH 84 1-2 15 G4-6-3 1-2 1B		C SL 80 F CH 87 B CU 75 F SI 91 F CU 76 S CH 86 1-3 ① K	C SL 80 B FF 89 X CH 73 1-1 ① F7		C SL 84 B SL 84 F FF 95 F SL 84 X FF 96 1-2 ③ G4-3		B FF 90 F SL 81 F SL 81 F CH 85 B CH 84 B SL 82 X CH 85 3-2 ② F7		5	0	1	0	0	1	5
4 George Springer, R (1, 9) OBP: 0.346, SLG: 0.491	S CU 75 B SI 91 S CU 75 B SI 93 S CU 77 2-3 ① K		B CU 75 B SI 91 D CH 86 B SI 90 4-0 30 1B 15 1B 21 BB 1-2 2-3 BB	B FF 89 C SL 80 F CH 72 B FF 91 B FF 92 X CH 73 3-2 ② F7			B FF 96 B FF 96 F FF 96 C CH 86 B CU 85 B FF 97 4-2 15 G4-6-3 BB	B SL 81 S FF 91 B FF 92 S SL 81 B CH 86 S CH 85 3-3 ③ K		3	1	0	0	2	2	5
15 Jason Castro, L (1, 2) OBP: 0.306, SLG: 0.383	C CU 73 X CU 78 0-1 ②③ G4-6-3 1-2f		B CU 76 F SI 91 X CU 77 1-1 21 BB 30 1B 19 1B 1-2 2-H 3-H 1B	B FF 89 B CH 73 X FF 90 2-0 ③ G4-3			S FF 96 1 SAFE B CH 87 F FF 94 B FF 95 1 SAFE F CH 86 X CU 83 2-2 ①② G4-6-3 1-2f			4	1	1	2	0	0	4
30 Matt Dominguez, R (1, 5) OBP: 0.313, SLG: 0.417		B SI 89 B FF 89 C FF 90 B SI 90 C CH 83 D CU 78 4-2 23 1B BB	B CH 86 X FF 91 1-0 21 BB 19 1B 1-2 2-3 1B		C FF 91 B FF 91 F CH 86 F FF 92 B FF 90 F KC 83 X FF 91 2-2 1B		B CU 83 B FF 94 S CH 86 B CH 86 S FF 94 S FF 94 3-3 ③ K			3	1	2	0	1	1	0
21 Jon Singleton, L (1, 3) OBP: 0.500, SLG: 1.333		B SI 92 S SI 91 F SI 91 S SL 82 1-3 ① K	D CU 77 B SI 91 B CH 86 B SI 92 4-0 19 1B 1-2 2-3 3-H BB		C KC 82 C FF 90 B FF 91 S CH 85 1-3 ① K			B KC 76 B SI 92 B SI 91 C SI 92 X SI 93 3-1 HR		3	1	1	2	1	2	2
23 Chris Carter, R (1, 10) OBP: 0.281, SLG: 0.429		B CH 86 C SI 91 S CH 86 X CU 76 1-2 19 G6-4-3 1-2 1B	S SL 81 B SI 90 C SI 91 S CH 86 1-3 ② K		B FF 91 S KC 83 S FF 91 B KC 85 S CH 85 2-3 ② K			S SL 83 B KC 76 B FF 93 B SL 84 X FF 93 3-1 HR		4	1	2	1	0	2	4
19 Robbie Grossman, S (1, 7) OBP: 0.264, SLG: 0.312		X CH 84 0-0 ②③ G6-4-3 1-2f	C SI 90 B SI 91 B CU 76 F SI 91 D CH 88 F SI 91 X SL 82 3-2 1-3 2-H 3-H 1B		S CH 85 B CH 85 C FF 92 B CH 86 X KC 84 2-2 ③ L4			B FF 92 C CH 84 C CH 84 B FF 92 F CH 83 S CH 85 2-3 ① K		4	0	1	2	0	1	3
2 Jonathan Villar, S (1, 6) OBP: 0.260, SLG: 0.355 9 Marwin Gonzalez, S (9, 6) OBP: 0.362, SLG: 0.397			B FF 88 B SL 81 B CH 84 B FF 89 4-0 4 BB 21 BB 15 1B BB 3-2 G4-3			S FF 94 S CH 86 B FF 95 S FF 94 1-3 ① K		F KC 76 H FF 92 1-1 21 WP HBP		2 0	1 0	0 0	0 0	1 0	1 0	2 0
Inning Stats	R: 0 E: 0 K: 1 S: 11 H: 2 LOB: 1 BB: 0 P: 15	R: 0 E: 0 K: 1 S: 9 H: 1 LOB: 1 BB: 1 P: 15	R: 5 E: 0 K: 2 S: 19 H: 3 LOB: 2 BB: 4 P: 45	R: 0 E: 0 K: 0 S: 7 H: 1 LOB: 1 BB: 0 P: 13	R: 0 E: 0 K: 2 S: 14 H: 1 LOB: 1 BB: 0 P: 21	R: 0 E: 0 K: 1 S: 9 H: 0 LOB: 0 BB: 0 P: 13	R: 0 E: 0 K: 1 S: 9 H: 0 LOB: 0 BB: 1 P: 18	R: 2 E: 0 K: 2 S: 17 H: 2 LOB: 2 BB: 1 P: 36		1B: 7 2B: 1 3B: 0 HR: 2 SF: 0 SAC: 0 DP: 3 HBP: 1				WP: 1 PB: 0 SB: 0 CS: 0 PA: 39		

	AB	31
	R	7
	H	10
	RBI	7
	BB	7
	SO	10
	LOB	25

PITCHER		IP	WLS	BF	H	R	ER	SO	BB	IBB	HBP	BLK	WP	HR	S	P	ERA	WHIP
33 C.J. Wilson, L ERA: 3.52	(1, 1)	2.2	L	17	6	5	5	4	5	0	0	0	0	0	36	69	16.88	4.125
64 Mike Morin, R ERA: 1.2	(3, 1)	1.1		5	1	0	0	0	0	0	0	0	0	0	10	19	0.00	0.750
59 Fernando Salas, R ERA: 3.13	(5, 1)	1.0		4	1	0	0	2	0	0	0	0	0	0	14	21	0.00	1.000
68 Cam Bedrosian, R ERA:	(6, 1)	1.0		3	0	0	0	1	0	0	0	0	0	0	9	13	0.00	0.000
40 Kevin Jepsen, R ERA: 3.93	(7, 1)	1.0		3	0	0	0	1	1	0	0	0	0	0	9	18	0.00	1.000

PITCHER		IP	WLS	BF	H	R	ER	SO	BB	IBB	HBP	BLK	WP	HR	S	P	ERA	WHIP
52 Matt Shoemaker, R ERA: 4.03	(8, 1)	1.0		7	2	2	2	2	1	0	1	0	1	2	17	36	18.00	3.000

Batter	1	2	3	4	5	6	7	8	9	AB	R	H	RBI	BB	SO	LOB
56 Kole Calhoun, L (1, 9) OBP: 0.297, SLG: 0.406	C FF 96 B FC 95 F FC 95 S KC 80 1-3 ① K			C KC 78 F CH 83 F FC 92 B FC 94 S KC 79 1-3 ① K		C FC 92 B CH 83 F CH 82 F FC 93 S FC 93 1-3 ① K	B CH 82 1 SAFE F CH 81 S KC 77 X FC 92 1-2 1-2 1B		B SL 79 B CH 86 B FC 88 C SI 92 B CH 86 4-1 2 WP 2 2B BB	4	1	1	0	1	3	0
2 Erick Aybar, S (1, 6) OBP: 0.308, SLG: 0.430	B FF 95 C FC 95 C KC 80 B KC 80 X KC 80 2-2 ② G6-3			C KC 78 X KC 79 0-1 ② G4-3		F FC 93 C FC 93 B FC 92 F KC 79 X KC 79 1-2 32 G3 47 1B 2B	C FC 92 F CH 85 S FF 92 0-3 ② K		F SI 93 F SL 82 B SL 84 B FF 92 X CH 84 2-2 5 PB 1-H 2B	5	1	2	1	0	1	2
5 Albert Pujols, R (1, 3) OBP: 0.313, SLG: 0.498	B FF 94 C FC 94 B FC 94 B KC 80 X FC 93 3-1 ③ G5-3			C KC 78 C FF 94 B FC 93 X FC 94 1-2 1B		B FF 92 S FC 93 B FC 93 D KC 79 B KC 77 4-1 47 1B 32 G3 6 1B BB	B SL 84 B SI 91 C SI 92 B SL 88 F SI 92 X FF 94 3-2 ③ G5-3		F FF 93 F FC 90 B FC 90 D SL 83 F FC 89 B SI 92 F FC 90 F CH 85 F FF 93 3-2 F SL 80 X FC 90 ③ L9 2-3	4	1	1	0	1	0	3
32 Josh Hamilton, L (1, 8) OBP: 0.488, SLG: 0.706 (8, 7)		F FC 93 F CH 82 B FC 94 X KC 78 1-2 ① G3-1		B KC 78 S CH 83 B FC 93 F KC 78 S CH 84 2-3 ③ K		X CH 82 0-0 ② G3 1-2 2-3		X FF 93 0-0 ① F7		4	0	0	0	0	1	3
47 Howie Kendrick, R (1, 4) OBP: 0.356, SLG: 0.397		C FF 93 X FC 93 0-1 ② G3			F FF 94 B FF 92 B KC 78 X KC 77 2-1 ① G5-3	C KC 79 X KC 78 0-1 6 1B 2-3 3-H 1B		C FF 93 B SL 83 F SI 90 C FF 95 1-3 ② K		4	0	1	1	0	1	0
6 David Freese, R (1, 5) OBP: 0.294, SLG: 0.294 7 Collin Cowgill, R (8, PR) OBP: 0.377, SLG: 0.422 (8, 8)		C FC 95 F FF 94 B FC 94 S FF 93 1-3 ③ K			C KC 78 F KC 79 B KC 79 B FC 92 X FF 93 2-2 28 G4-3 20 1B 2B	S FC 94 F FF 94 X KC 80 0-2 1-3 3-H 1B		B SL 87 S SL 86 B SI 91 B SI 91 C SI 91 F SI 90 B SI 91 4-2 BB		3 0	1 0	2 0	1 0	1 0	1 0	0 0
28 Raul Ibanez, L (1, 7) OBP: 0.248, SLG: 0.259 8 John McDonald, R (8, 5) OBP: 0.343, SLG: 0.290			C FC 94 X KC 79 0-1 ① L7		B KC 76 X KC 78 1-0 ② G4-3 2-3	B FF 94 F FF 92 B FC 93 X FC 93 2-1 ③ G3		X CH 90 0-0 ③ G5-3		4 0	0 0	0 0	0 0	0 0	0 0	4 0
20 C.J. Cron, R (1, 10) OBP: 0.329, SLG: 0.524			C FC 94 X FC 93 0-1 ② G3-1		B KC 79 S FC 93 F KC 80 X FC 94 1-2 3-H 1B		B FF 94 C FF 93 S KC 79 B KC 79 X KC 79 2-2 56 1B 1B		C FF 92 B FC 91 X CH 86 1-1 ① G6-3	4	0	2	1	0	0	0
16 Hank Conger, L (1, 2) OBP: 0.323, SLG: 0.422			B FF 94 C CH 83 B KC 79 S CH 83 S KC 80 2-3 ③ K		B KC 78 B KC 78 C FF 93 X CH 84 2-1 ③ L7		S FC 92 F FC 91 S CH 83 0-3 ① K		C SL 80 B FF 93 F CH 86 S SL 82 1-3 ② K	4	0	0	0	0	3	2
Inning Stats	R: 0 E: 0 K: 1 S: 8 H: 0 LOB: 0 BB: 0 P: 14	R: 0 E: 0 K: 1 S: 8 H: 0 LOB: 0 BB: 0 P: 10	R: 0 E: 0 K: 1 S: 7 H: 0 LOB: 0 BB: 0 P: 9	R: 0 E: 0 K: 2 S: 12 H: 1 LOB: 1 BB: 0 P: 16	R: 1 E: 0 K: 0 S: 11 H: 2 LOB: 1 BB: 0 P: 19	R: 2 E: 0 K: 1 S: 17 H: 3 LOB: 2 BB: 1 P: 25	R: 0 E: 0 K: 2 S: 15 H: 2 LOB: 2 BB: 0 P: 21	R: 0 E: 0 K: 1 S: 8 H: 0 LOB: 1 BB: 1 P: 13	R: 1 E: 0 K: 1 S: 17 H: 1 LOB: 1 BB: 1 P: 28	1B: 6 2B: 3 3B: 0 HR: 0 SF: 0 SAC: 0 DP: 0 HBP: 0					WP: 1 PB: 1 SB: 0 CS: 0	PA: 39	

TOP

Los Angeles Angels @ Houston Astros

Minute Maid Park, Houston, TX

Wed Jun 04 2014, 7:11 PM - 10:03 PM CDT

Att. 23,902 - Roof Closed - 73 F

livebaseballscorecards.com

AB	36
R	4
H	9
RBI	4
BB	3
SO	10
LOB	14

PITCHER		IP	WLS	BF	H	R	ER	SO	BB	IBB	HBP	BLK	WP	HR	S	P	ERA	WHIP
48 Jarred Cosart, R ERA: 4.16	(1, 1)	6.2	L	29	8	3	3	8	1	0	0	0	0	0	75	108	4.05	1.350
44 Kyle Farnsworth, R ERA: 3.13	(7, 1)	1.1		5	0	0	0	1	1	0	0	0	0	0	11	19	0.00	0.750
36 Jerome Williams, R ERA: 5.4	(9, 1)	1.0		5	1	1	1	1	1	0	0	0	1	0	17	28	9.00	2.000

PITCHER	IP	WLS	BF	H	R	ER	SO	BB	IBB	HBP	BLK	WP	HR	S	P	ERA	WHIP

BOTTOM

Los Angeles Angels @ Houston Astros

Minute Maid Park, Houston, TX

Wed Jun 04 2014, 7:11 PM - 10:03 PM CDT

Att. 23,902 - Roof Closed - 73 F

livebaseballscorecards.com

Batter	1	2	3	4	5	6	7	8	9	AB	R	H	RBI	BB	SO	LOB
21 Dexter Fowler, S (1, 8) OBP: 0.377, SLG: 0.364	C FF 97 S SI 97 F FC 96 X FC 97 0-2 4 K2-3 2B		X FF 97 0-0 27 FC6-4 1B		C SL 87 F SL 87 X CU 78 0-2 ③ G1-3			S SL 88 S SI 97 C FC 96 0-3 ② K		4	0	2	0	0	1	1
27 Jose Altuve, R (1, 4) OBP: 0.355, SLG: 0.421	C SL 86 F FF 96 D CU 78 S SL 86 1-3 ① K		S SL 87 F FF 96 1 SAFE F FF 95 X SL 87 0-2 ③ FC6-4 1-2f			B SL 87 X SL 87 1-0 ① G6-3		C SL 89 B CU 78 X SL 88 1-1 1B		4	0	1	0	0	1	2
4 George Springer, R (1, 9) OBP: 0.344, SLG: 0.482	C SL 86 S SL 86 S SL 87 0-3 ② K2-3 2-3			C SL 87 C FF 96 B SL 87 B SL 88 C SL 87 2-3 ① K		S SL 88 S CU 80 H CU 79 1-2 HBP		D SL 88 C SL 86 B SI 95 S SL 87 X FC 95 2-2 ③ L8		3	0	0	0	0	2	2
15 Jason Castro, L (1, 2) OBP: 0.305, SLG: 0.380	C SL 85 B FC 95 S FF 96 X SL 87 1-2 ③ L9			X CH 91 0-0 1B		F SL 87 B SI 96 B FF 96 X SL 87 2-1 ② P6			C SL 78 B FF 89 X SI 88 1-1 ① F7	4	0	1	0	0	0	2
21 Jon Singleton, L (1, 3) OBP: 0.250, SLG: 0.571		F FF 96 S SL 88 S CU 79 0-3 ① K		C SL 87 B FF 96 S SL 88 B SL 87 F SL 87 X SL 87 2-2 ② F9		F SI 96 C FF 96 D CU 81 B FC 98 B FF 96 F SL 88 X SL 88 3-2 ③ G4-3			F SI 89 B SL 80 F SL 79 F FF 91 C SL 80 1-3 ② K	4	0	0	0	0	2	2
30 Matt Dominguez, R (1, 5) OBP: 0.308, SLG: 0.409		C FC 95 F FF 97 C FC 97 0-3 ② K		C SL 86 B FC 95 S SI 97 S SL 87 1-3 ③ K			B FC 95 X FC 96 1-0 ① F9		B SL 79 C SI 88 X SI 89 1-1 ③ G6-3	4	0	0	0	0	2	1
23 Chris Carter, R (1, 10) OBP: 0.281, SLG: 0.424		S FC 97 S CU 78 S SL 88 0-3 ③ K			B SL 86 C SL 87 H FF 96 2-1 9 G1-3 HBP		C FC 96 S FC 97 X SL 89 0-2 ② G5-3			2	0	0	0	0	1	0
8 Alex Presley, L (1, 7) OBP: 0.279, SLG: 0.340			B SI 96 X FF 97 1-0 ① P4		C SI 97 X SL 87 0-1 ① L7		C SI 96 B FF 96 B FF 96 S SL 87 X FC 96 2-2 ③ G4-3			3	0	0	0	0	0	1
9 Marwin Gonzalez, S (1, 6) OBP: 0.347, SLG: 0.379			T FC 97 S SL 87 X FC 96 0-2 ② L8		C SL 86 B CU 79 X FF 97 1-1 ② G1-3 1-2			S SL 87 C FF 96 B CU 80 F SL 88 B SI 96 B FC 95 F FC 96 C FF 96 3-3 ① K		3	0	0	0	0	1	1
Inning Stats	R: 0 E: 0 K: 2 S: 14 H: 1 LOB: 1 BB: 0 P: 16	R: 0 E: 0 K: 3 S: 9 H: 0 LOB: 0 BB: 0 P: 9	R: 0 E: 0 K: 0 S: 9 H: 1 LOB: 1 BB: 0 P: 10	R: 0 E: 0 K: 2 S: 11 H: 1 LOB: 1 BB: 0 P: 16	R: 0 E: 0 K: 0 S: 8 H: 0 LOB: 1 BB: 0 P: 11	R: 0 E: 0 K: 0 S: 9 H: 0 LOB: 1 BB: 0 P: 16	R: 0 E: 0 K: 0 S: 7 H: 0 LOB: 0 BB: 0 P: 10	R: 0 E: 0 K: 2 S: 13 H: 1 LOB: 1 BB: 0 P: 19	R: 0 E: 0 K: 1 S: 8 H: 0 LOB: 0 BB: 0 P: 11	1B: 3 2B: 1 3B: 0 HR: 0 SF: 0 SAC: 0 DP: 0 HBP: 2						

	AB	31
	R	0
	H	4
	RBI	0
	BB	0
	SO	10
	LOB	12

WP: 0 PA: 33
PB: 0
SB: 0
CS: 0

PITCHER		IP	WLS	BF	H	R	ER	SO	BB	IBB	HBP	BLK	WP	HR	S	P	ERA	WHIP
Garrett Richards, R ERA: 3.25	(1, 1)	8.0	W	30	4	0	0	9	0	0	2	0	0	0	80	107	0.00	0.500
38 Joe Smith, R ERA: 3.04	(9, 1)	1.0		3	0	0	0	1	0	0	0	0	0	0	8	11	0.00	0.000

PITCHER	IP	WLS	BF	H	R	ER	SO	BB	IBB	HBP	BLK	WP	HR	S	P	ERA	WHIP

Los Angeles Angels @ Houston Astros

Minute Maid Park, Houston, TX

Thu Jun 05 2014, 6:13 PM - 9:44 PM CDT

Att. 24,672 - Roof Closed - 73 F

TOP

livebaseballscorecards.com

Batter	1	2	3	4	5	6	7	8	9	AB	R	H	RBI	BB	SO	LOB
56 Kole Calhoun, L (1, 9) OBP: 0.289, SLG: 0.394	B FF 90 C FF 92 B CH 80 B FF 93 X FF 92 3-1 ① F9		C FF 92 B FF 92 X FF 92 1-1 ① F8		B CH 82 F FF 92 T KC 77 X KC 78 1-2 ① G3 1-2		C CH 83 F FC 85 B FC 84 F CU 74 F SI 91 B CU 73 X FC 85 2-2 ② G6-3		C SI 92 B SI 93 B SI 94 X SI 93 2-1 ① FC4-6 (27 DI) 1-2f 2-3 3-H	3	0	0	0	0	0	1
20 C.J. Cron, R (7, PH) OBP: 0.326, SLG: 0.518										1	0	0	0	0	0	0
7 Collin Cowgill, R (7, 9) OBP: 0.374, SLG: 0.419										1	0	0	1	0	0	2
27 Mike Trout, R (1, 10) OBP: 0.379, SLG: 0.557	B FF 92 S ST 84 B FF 92 X FF 93 2-1 5 SF8 3B		X FF 91 0-0 ② F9		C KC 76 D FF 93 B FF 91 S ST 84 X ST 83 2-2 5 G4-3 2B 2-H		B SL 86 C SL 85 B FF 94 S SL 84 S FF 95 2-3 ③ K		1 SAFE F SL 85 S SL 86 S SL 88 0-3 ② K 1-2	5	1	2	1	0	2	2
5 Albert Pujols, R (1, 3) OBP: 0.307, SLG: 0.489	B FF 92 D KC 78 C ST 84 F FF 93 X FF 93 2-2 ② SF8 3-H		B FF 92 C FF 90 B FF 92 X ST 84 2-1 ③ F8		X KC 77 0-0 ② G4-3 2-3			C FF 92 X FF 93 0-1 ① F9	C SL 88 B SI 94 B SL 87 X SL 88 2-1 ③ P3	4	0	0	1	0	0	3
32 Josh Hamilton, L (1, 8) OBP: 0.444, SLG: 0.632	C FF 93 B B X 2-1 ③ F8			S KC 76 X FF 92 0-1 ① F8	C KC 78 S CH 82 S KC 78 0-3 ③ K2-3			C FF 94 S FF 95 F CU 78 S CU 78 0-3 ② K		4	0	0	0	0	2	1
47 Howie Kendrick, R (1, 4) OBP: 0.350, SLG: 0.391		B FF 92 C FF 91 F KC 76 X 1-2 ① L5		C FF 92 F ST 84 X KC 77 0-2 ② G6-3		B FF 94 F FF 95 F KC 80 B KC 81 B FF 94 F FF 95 X FF 96 3-2 ① G4-3		B FF 95 B CH 84 C FF 96 B FF 95 S CH 84 X CH 82 3-2 ③ G6-3		4	0	0	0	0	0	0
6 David Freese, R (1, 5) OBP: 0.306, SLG: 0.302		B ST 84 B B B FF 93 4-0 17 1B BB		C ST 82 B ST 84 B FF 92 C FF 92 X KC 76 2-2 1B		C FF 95 F FF 95 B KC 80 S FF 94 1-3 ② K			B FF 91 C FF 90 S FF 89 B CU 75 X FF 93 2-2 17 1B 28 E 2 BB 1B	3	1	2	0	1	1	0
28 Raul Ibanez, L (1, 7) OBP: 0.249, SLG: 0.259	B C ST 92 F ST 92 F ST 84 X FF 92 1-2 ② F9			F FF 93 S FF 93 X FF 92 0-2 ③ G4-3		X FF 95 0-0 1B			B FF 89 C FF 89 C FF 90 F FF 94 X FF 93 1-2 E3 (2 BB, 17 1B, 7 FC4-6) 1-2	4	1	1	0	0	0	3
17 Chris Iannetta, R (1, 2) OBP: 0.380, SLG: 0.458	B FF 93 B X 2-0 1-2 1B				B FF 92 F FF 91 B FF 93 F FF 92 F ST 83 X FF 92 2-2 2 1B 2B	T KC 78 F KC 79 F FF 95 B KC 82 F KC 80 S FF 96 1-3 ③ K			X FF 92 0-0 (7 FC4-6, 2 BB) 1-2 2-3 1B	4	1	3	0	0	1	1
2 Erick Aybar, S (1, 6) OBP: 0.311, SLG: 0.429		B B B C FF 92 X 3-1 ③ P5			F FF 92 X FF 92 0-1 56 G3 27 2B 2-H 1B		B FF 94 F CH 79 X KC 79 1-1 ① G6-3		D CU 76 B FF 92 B FF 91 D FF 88 4-0 7 FC4-6 BB 1-2 2-3 3-H	3	1	1	2	1	0	2

Inning Stats	1	2	3	4	5	6	7	8	9
	R: 1 E: 0 K: 0 S: 9	R: 0 E: 0 K: 0 S: 10	R: 0 E: 0 K: 0 S: 5	R: 0 E: 0 K: 0 S: 11	R: 2 E: 0 K: 1 S: 16	R: 0 E: 0 K: 2 S: 13	R: 0 E: 0 K: 1 S: 10	R: 0 E: 0 K: 1 S: 9	R: 2 E: 1 K: 1 S: 15
	H: 1 LOB: 0 BB: 0 P: 18	H: 1 LOB: 2 BB: 1 P: 21	H: 0 LOB: 0 BB: 0 P: 8	H: 1 LOB: 1 BB: 0 P: 13	H: 3 LOB: 1 BB: 0 P: 21	H: 1 LOB: 1 BB: 0 P: 18	H: 0 LOB: 0 BB: 0 P: 15	H: 0 LOB: 0 BB: 0 P: 12	H: 2 LOB: 2 BB: 1 P: 26

	AB	36
	R	5
	H	9
	RBI	5
	BB	2
	SO	6
	LOB	15

	1B: 6	SF: 1	WP: 0	PA: 39
	2B: 2	SAC: 0	PB: 0	
	3B: 1	DP: 0	SB: 0	
	HR: 0	HBP: 0	CS: 0	

PITCHER		IP	WLS	BF	H	R	ER	SO	BB	IBB	HBP	BLK	WP	HR	S	P	ERA	WHIP
41 Brad Peacock, R ERA: 4.82	(1, 1)	5.0	W	22	6	3	3	1	1	0	0	0	0	0	51	81	5.40	1.400
35 Josh Fields, R ERA: 6.46	(6, 1)	1.1	H	5	1	0	0	2	0	0	0	0	0	0	15	21	0.00	0.750
38 Darin Downs, L ERA: 1.69	(7, 1)	0.1	H	1	0	0	0	0	0	0	0	0	0	0	5	7	0.00	0.000
44 Kyle Farnsworth, R ERA: 3.09	(7, 1)	0.1	H	1	0	0	0	1	0	0	0	0	0	0	3	5	0.00	0.000
56 Paul Clemens, R ERA: 3.92	(8, 1)	1.0	H	7	2	2	1	1	1	0	0	0	0	0	17	27	9.00	3.000

PITCHER		IP	WLS	BF	H	R	ER	SO	BB	IBB	HBP	BLK	WP	HR	S	P	ERA	WHIP
50 Chad Qualls, R ERA: 2.29	(9, 1)	1.0	S	3	0	0	0	1	0	0	0	0	0	0	7	11	0.00	0.000

BOTTOM

Los Angeles Angels @ Houston Astros

Minute Maid Park, Houston, TX

Thu Jun 05 2014, 6:13 PM - 9:44 PM CDT

Att. 24,672 - Roof Closed - 73 F

livebaseballscorecards.com

Batter	1	2	3	4	5	6	7	8	9	AB	R	H	RBI	BB	SO	LOB
21 Dexter Fowler, S (1, 8) OBP: 0.386, SLG: 0.368	B FF 91 C SI 91 B SI 92 F X CU 78 2-2 27 1B 27 WP 4 SF8 1B		B SI 91 S FF 92 C CU 75 X SI 92 1-2 ① F7	F CU 76 B CU 77 D SI 92 X SI 92 2-1 1-2 2-H 1B		S SL 79 B FF 91 B FF 92 D CH 73 B SL 78 4-1 1-2 2-3 BB		S FF 93 S FF 93 B FC 95 D CH 88 F FC 92 F FF 94 B SL 84 B FC 94 4-2 27 2B 4 1B 1-2 2-3 BB		3	2	2	1	2	0	0
27 Jose Altuve, R (1, 4) OBP: 0.356, SLG: 0.425	B L SI 91 C X CU 78 1-2 4 S 1-3 1B		F CH 86 B SI 92 L CU 76 X SI 92 1-2 ② F8	S CH 84 F CH 84 F SI 92 F CU 77 F SI 91 F CU 77 B SI 91 X CH 83 1-2 ③ G4-3		C SL 80 F FF 91 S CH 75 0-3 ③ K		B FF 91 X CH 85 1-0 4 1B 1-3 2-H 3-H 2B		5	1	2	2	0	1	5
4 George Springer, R (1, 9) OBP: 0.340, SLG: 0.477	B CU 78 1 SAFE B B SI 92 X SI 92 3-0 ① SF8 1-2 3-H		B CH 85 C SI 92 T CU 76 S CU 77 1-3 ③ K		B SI 90 S SI 91 C SI 91 F CU 77 X CU 78 1-2 ① G6-3		B CH 87 B FF 96 S FF 95 S FF 97 C FF 97 2-3 ① K	S KC 84 X KC 84 0-1 2-H 3-H 1B		4	0	1	3	0	2	0
30 Matt Dominguez, R (1, 5) OBP: 0.302, SLG: 0.400	B T CH 85 X 1-1 ② L4			C CH 83 S SI 92 F SI 92 B CU 76 X SI 92 1-2 ① G6-3	C SI 91 F CH 84 C CU 76 0-3 ② K		C CU 83 C FF 97 B FF 98 B CU 85 X FF 97 2-2 ② G4-3	B FF 91 B FF 90 B FF 90 C FF 90 X FF 90 3-1 ③ F7		5	0	0	0	0	1	2
21 Jon Singleton, L (1, 3) OBP: 0.250, SLG: 0.455	F CU 76 B X 1-1 ③ G3-1			B SI 92 X FF 93 1-0 23 WP 23 S 19 1B 1B	S CU 77 F CU 79 B SI 91 S CU 79 1-3 ③ K		B CH 87 C FF 96 S CH 87 B CU 84 X CH 87 2-2 ③ G4-3			4	1	1	0	0	1	1
23 Chris Carter, R (1, 10) OBP: 0.296, SLG: 0.424 2 Jonathan Villar, S (8, PR) OBP: 0.260, SLG: 0.355 (9, 10)		B S CH 85 F SI 93 B F SI 93 B B 4-2 19 SH5-3 BB		B SI 92 F CU 75 D CU 76 F SI 91 F CH 84 F CU 78 B SI 92 F CU 76 B CU 74 4-2 22 CS 19 1B 1-3 BB		B CH 84 B SI 91 B FF 90 B SI 90 4-0 22 FC1-5 19 1B BB		B FF 94 B FF 94 C SL 82 C FF 94 B FF 95 F FF 94 D SL 83 4-2 19 CS BB		0 0	0 0	0 0	0 0	4 0	0 0	0 0
19 Robbie Grossman, S (1, 7) OBP: 0.289, SLG: 0.329		X SI 90 0-0 ① SH5-3 1-2		X SI 91 0-0 22 CS 22 1B 1-2 3-H 1B		F FF 89 B SL 78 1 SAFE B FF 88 B SI 88 F SI 88 1 SAFE X CH 73 3-2 21 BB 22 FC1-5 1-2 1B		1 SAFE 1 SAFE B FC 93 1 SAFE S FF 93 S CH 86 B CH 87 B FF 94 4-2 F FC 94 B FC 94 21 BB 22 BB 27 2B 1-2 BB		2	2	2	1	1	0	0
22 Carlos Corporán, S (1, 2) OBP: 0.254, SLG: 0.397		X CU 76 0-0 ② G6-3		B CU 75 C SI 91 C SI 91 B CH 84 X SI 91 2-2 ② 9 1B 21 1B 1-H 2-3 1B		M FF 89 X CH 72 0-1 ① FC1-5 21 BB 1-2 2-3f		B CH 86 S FF 94 1 SAFE F FC 92 B SL 84 B FF 94 B FF 95 4-2 21 BB 27 2B 1-2 BB		3	2	1	1	1	0	3
9 Marwin Gonzalez, S (1, 6) OBP: 0.342, SLG: 0.371		F SI 92 F CH 85 C CU 79 0-3 ③ K		X SI 92 0-0 21 1B 1-2 1B		C CH 72 F CH 70 F FF 90 C FF 91 0-3 ② K		S FF 94 B FC 94 X FC 92 1-1 ② F8		4	0	1	0	0	2	5
Inning Stats	R: 1 E: 0 K: 0 S: 11 H: 2 LOB: 1 BB: 0 P: 19	R: 0 E: 0 K: 1 S: 8 H: 0 LOB: 1 BB: 1 P: 12	R: 0 E: 0 K: 1 S: 9 H: 0 LOB: 0 BB: 0 P: 12	R: 3 E: 0 K: 0 S: 24 H: 5 LOB: 2 BB: 1 P: 35	R: 0 E: 0 K: 2 S: 10 H: 0 LOB: 0 BB: 0 P: 12	R: 0 E: 0 K: 2 S: 13 H: 1 LOB: 3 BB: 2 P: 24	R: 0 E: 0 K: 1 S: 9 H: 0 LOB: 0 BB: 0 P: 15	R: 4 E: 0 K: 0 S: 19 H: 2 LOB: 1 BB: 4 P: 40		1B: 9 2B: 1 3B: 0 HR: 0 SF: 1 SAC: 1 DP: 0 HBP: 0				WP: 2 PB: 0 SB: 2 CS: 3 PA: 40		

	AB	30
	R	8
	H	10
	RBI	8
	BB	8
	SO	7
	LOB	16

PITCHER		IP	WLS	BF	H	R	ER	SO	BB	IBB	HBP	BLK	WP	HR	S	P	ERA	WHIP
45 Tyler Skaggs, L ERA: 4.34	(1, 1)	5.0	L	24	7	4	4	4	3	0	0	0	2	0	62	94	7.20	2.000
64 Mike Morin, R ERA: 1.13	(6, 1)	1.0		5	1	0	0	2	1	0	0	0	0	0	13	20	0.00	2.000
40 Kevin Jepsen, R ERA: 3.72	(7, 1)	1.0		3	0	0	0	1	0	0	0	0	0	0	9	15	0.00	0.000
68 Cam Bedrosian, R ERA: 16.2	(8, 1)	0.2		5	0	3	3	0	4	0	0	0	0	0	14	31	40.50	6.000
59 Fernando Salas, R ERA: 3.47	(8, 1)	0.1		3	2	1	1	0	0	0	0	0	0	0	5	9	27.00	6.000

PITCHER	IP	WLS	BF	H	R	ER	SO	BB	IBB	HBP	BLK	WP	HR	S	P	ERA	WHIP

Batter	1	2	3	4	5	6	7	8	9	AB	R	H	RBI	BB	SO	LOB
1 Adam Eaton, L (1, 8) OBP: 0.309, SLG: 0.316	B SI 85 B SI 84 C SI 85 X CU 69 2-1 ① G4-1		D CU 69 B SI 85 B SI 85 C SI 85 S CU 69 D CH 76 4-2 79 BB 1-2 BB		C SI 83 C SI 83 B SI 86 S CH 76 1-3 ① K		F FF 95 C FF 96 B CU 84 X FF 96 1-2 15 G1-4-3 1B	B FF 90 B FF 88 C FF 89 F FF 89 F FF 90 B SL 80 X FF 90 3-2 ③ L3		4	0	1	0	1	1	3
15 Gordon Beckham, R (1, 4) OBP: 0.321, SLG: 0.410	B FF 86 C FF 86 S CU 74 B SI 87 X CU 67 2-2 ② G1-3		B CH 77 X FF 86 1-0 ① F9		C CU 68 H SI 85 1-1 12 BB 44 1B HBP		B FF 96 X SI 96 1-0 ①② G1-4-3 1-2f		C FF 93 B FF 94 B FF 94 X FF 94 2-1 ① F9	4	1	0	0	0	0	3
12 Conor Gillaspie, L (1, 5) OBP: 0.395, SLG: 0.444	C SI 85 B FF 86 B CU 70 S CU 69 B FF 88 S CU 68 3-3 ③ K		C CU 68 X SI 84 0-1 ② F5		B CH 79 B SI 84 D SI 84 B SI 83 4-0 44 1B 1-2 BB		B FF 96 B FF 96 F FF 96 C FF 96 X FF 97 2-2 1B		C FF 94 F FF 93 F SI 95 B SI 95 X SL 82 1-2 79 G3-1 44 HR 1B	4	1	2	0	1	1	2
79 José Abreu, R (1, 3) OBP: 0.320, SLG: 0.617		C FF 85 B SL 80 B SI 86 B CU 69 X FC 88 3-1 2B	D SL 79 D CH 77 B CU 70 F CH 78 B SI 85 4-1 1-2 2-3 BB		F FF 86 F FF 83 F FF 85 F CH 75 S SL 78 0-3 ② K		B CH 85 S FF 96 F CH 85 D CU 85 B FF 97 F FF 96 F CH 84 S FF 95 3-3 ③ K		S FF 95 X FF 95 0-1 ② G3-1 1-2	4	0	1	0	1	2	4
44 Adam Dunn, L (1, 10) OBP: 0.371, SLG: 0.462		B SI 85 C FF 85 C SI 86 S CH 75 1-3 ① K	C FF 86 B FF 86 C CH 78 C SI 85 1-3 ③ K		D CH 78 X SI 84 1-0 1-3 2-H 1B			C FF 90 X SL 80 0-1 17 HBP 10 G1-3 1B	B SL 82 B FF 93 X FF 94 2-0 2-H HR	5	1	3	3	0	2	4
10 Alexei Ramirez, R (1, 6) OBP: 0.356, SLG: 0.460		C SL 80 B SI 85 F CU 71 F FF 88 S CH 76 1-3 ② K		C FF 86 B FF 87 S CU 68 X CU 75 1-2 24 G6-4-3 1B	X CH 76 0-0 ③ G1-3			C SI 89 B SI 88 C SL 81 F SI 89 X SI 89 1-2 ① G1-3 1-2	C FF 95 B FF 95 B SL 85 F SI 95 X SL 84 2-2 1B	5	0	2	0	0	1	4
24 Dayan Viciedo, R (1, 9) OBP: 0.313, SLG: 0.414		B FF 86 S CU 69 B FF 86 F CU 68 X CH 75 2-2 ③ F7		1 SAFE D CH 77 1 SAFE C FC 86 1 SAFE X CU 70 1-1 ①② G6-4-3 1-2f		C CU 69 S FF 86 S FC 84 0-3 ① K		C SL 79 B SI 89 S SI 89 S SI 89 1-3 ② K	B SI 94 X FF 94 1-0 ③ G6-3	5	0	0	0	0	2	4
30 Alejandro De Aza, L (1, 7) OBP: 0.261, SLG: 0.303			B CU 68 C CU 66 X SL 77 1-1 HR	B FF 86 B FF 85 B SI 85 C SI 85 S CU 69 F SI 85 B CU 67 4-2 BB		B SI 84 B SI 84 S FF 82 X CU 70 2-1 ② G3-1		S FF 90 S FF 90 B FF 90 B SL 81 F FF 90 B SI 90 F FF 90 F FF 90 H SL 80 4-2 17 HBP HBP		2	1	1	1	1	0	0
17 Adrian Nieto, S (1, 2) OBP: 0.319, SLG: 0.356			C SI 84 C CU 68 B FC 86 X FF 85 1-2 79 BB 1 BB 1B	C CU 68 1 SAFE B SI 87 B CH 77 C CU 68 S CU 69 2-3 ③ K		B CU 64 C CH 75 C SI 83 B CH 76 S CU 69 2-3 ③ K		H SL 79 1-0 1-2 2-3 HBP		3	0	1	0	0	2	1
Inning Stats	R: 0 E: 0 K: 1 S: 8 H: 0 LOB: 0 BB: 0 P: 15	R: 0 E: 0 K: 2 S: 12 H: 1 LOB: 1 BB: 0 P: 19	R: 1 E: 0 K: 1 S: 14 H: 2 LOB: 3 BB: 2 P: 26	R: 0 E: 0 K: 1 S: 11 H: 1 LOB: 1 BB: 1 P: 19	R: 1 E: 0 K: 2 S: 11 H: 1 LOB: 2 BB: 1 P: 18	R: 0 E: 0 K: 2 S: 8 H: 0 LOB: 0 BB: 0 P: 12	R: 0 E: 0 K: 1 S: 12 H: 2 LOB: 1 BB: 0 P: 19	R: 0 E: 0 K: 1 S: 18 H: 1 LOB: 3 BB: 0 P: 28	R: 2 E: 0 K: 0 S: 13 H: 3 LOB: 1 BB: 0 P: 21	1B: 8 2B: 1 3B: 0 HR: 2	SF: 0 SAC: 0 DP: 2 HBP: 3	WP: 0 PB: 0 SB: 0 CS: 0	PA: 43			

PITCHER	IP	WLS	BF	H	R	ER	SO	BB	IBB	HBP	BLK	WP	HR	S	P	ERA	WHIP
36 Jered Weaver, R (1, 1) ERA: 3.31	6.0	W	27	5	2	2	9	4	0	1	0	0	1	64	109	3.00	1.500
40 Kevin Jepsen, R (7, 1) ERA: 3.54	1.0		4	2	0	0	1	0	0	0	0	0	0	12	19	0.00	2.000
38 Joe Smith, R (8, 1) ERA: 2.92	1.0		6	1	0	0	1	0	0	2	0	0	0	18	28	0.00	1.000
49 Ernesto Frieri, R (9, 1) ERA: 4.68	1.0		6	3	2	2	0	0	0	0	0	0	1	13	21	18.00	3.000

PITCHER	IP	WLS	BF	H	R	ER	SO	BB	IBB	HBP	BLK	WP	HR	S	P	ERA	WHIP

TOP

Chicago White Sox @ Los Angeles Angels

Angel Stadium of Anaheim, Anaheim, CA

Fri Jun 06 2014, 7:09 PM - 10:18 PM PDT

Att. 38,521 - Clear - 70 F

livebaseballscorecards.com

AB	36
R	4
H	11
RBI	4
BB	4
SO	11
LOB	25

Batter	1	2	3	4	5	6	7	8	9	AB	R	H	RBI	BB	SO	LOB
56 Kole Calhoun, L (1, 9) OBP: 0.297, SLG: 0.435	B SI 93 C SI 93 X SI 93 1-1 HR		C CH 82 B CH 82 F FC 82 S FC 89 1-3 ② K	S CH 86 F FC 89 B CH 85 D FC 89 F FC 88 B CH 86 X CU 80 3-2 1-H 2-H 2B			X CH 82 0-0 ② G4-3			4	1	2	3	0	1	0
27 Mike Trout, R (1, 8) OBP: 0.377, SLG: 0.551	B SI 94 B FC 88 C FC 87 F FC 88 B CU 82 X FC 89 3-2 5 S 32 2B 1B		B FC 82 B CH 83 X FC 88 2-0 ③ G4-3	D CU 76 C SI 91 F SI 91 C SI 91 1-3 ③ K			B SI 90 C CU 76 X SI 90 1-1 ③ G6-3			4	1	1	0	0	1	1
5 Albert Pujols, R (1, 10) OBP: 0.307, SLG: 0.498	B FF 93 B FC 87 C FC 87 C FC 89 F FC 85 F CU 80 S CU 82 2-3 ① K 1-2			B CH 82 B FC 87 X FC 88 2-0 ① G5-3	C SI 90 X FF 90 0-1 ① G5-3			C SI 89 B SI 90 X SI 90 1-1 HR		4	1	1	1	0	1	1
32 Josh Hamilton, L (1, 7) OBP: 0.449, SLG: 0.643	F CU 78 B CH 86 X CU 80 1-1 6 L7-4 2-H 2B			B FC 80 B CH 83 S FC 89 X FC 89 2-1 2 G3 6 1B 20 2B 1B	X FF 91 0-0 ② L8			S CH 80 B CH 83 B FC 88 C FF 91 S CH 83 2-3 ① K		4	1	2	1	0	1	0
6 David Freese, R (1, 5) OBP: 0.304, SLG: 0.301 8 John McDonald, R (9, 5) OBP: 0.343, SLG: 0.290	C FC 87 B FC 85 F CU 80 X CU 80 1-2 ②③ L7-4 2-2			B FC 86 X FC 87 1-0 2 G3 1-2 20 2B 1B	C FF 91 B FF 90 F CH 85 X SI 92 1-2 ③ G6-3			B SI 91 X CH 82 1-0 ② L8		4 0	1 0	1 0	0 0	0 0	0 0	1 0
2 Erick Aybar, S (1, 6) OBP: 0.318, SLG: 0.429		B FC 87 C FF 91 F FC 87 B CU 80 B SI 93 B FC 88 4-2 20 G4-6-3 BB		C FC 88 F FC 88 B FF 89 B CU 78 F CU 78 D CU 79 2 SAFE X FC 89 3-2 ② G3 1-2 2-3		B FF 91 C SI 91 B CH 84 F FF 88 H SI 92 3-2 16 G3-6-3 HBP		B FF 90 B FC 86 C SI 88 B CH 84 S SI 87 X SI 89 3-2 1B		2	0	1	0	1	0	2
20 C.J. Cron, R (1, 3) OBP: 0.322, SLG: 0.517		C FC 88 1 SAFE X FC 88 0-1 ①② G4-6-3 1-2f		C CU 78 X CU 77 0-1 16 1B 2-H 3-H 2B	C SI 90 B SI 89 F SI 91 S CH 84 1-3 ① K			S CH 82 F FF 89 D CU 78 X CU 77 1-2 ③ L7		4	1	1	2	0	1	3
16 Hank Conger, L (1, 2) OBP: 0.323, SLG: 0.419		B FF 91 F CH 84 X CH 81 1-1 ③ F9		B CH 86 F FC 88 B CH 80 X FC 88 2-1 10 1B 56 2B 2-H 1B		B SI 91 X CH 83 1-0 ②③ G3-6-3 1-2f				3	1	1	1	0	0	1
10 Grant Green, R (1, 4) OBP: 0.373, SLG: 0.469			C FF 92 X FC 87 0-1 ① G1-3	B FC 88 F FC 87 C CU 79 X FC 88 1-2 56 2B 1B			F SI 89 F SI 90 F CH 84 B FC 88 X SI 91 1-2 ① G4-3			3	1	1	0	0	0	0
Inning Stats	R: 2 E: 0 K: 1 S: 15 H: 3 LOB: 0 BB: 0 P: 23	R: 0 E: 0 K: 0 S: 6 H: 0 LOB: 0 BB: 1 P: 11	R: 0 E: 0 K: 1 S: 6 H: 0 LOB: 0 BB: 0 P: 9	R: 5 E: 0 K: 1 S: 22 H: 6 LOB: 1 BB: 0 P: 37	R: 0 E: 0 K: 0 S: 6 H: 0 LOB: 0 BB: 0 P: 7	R: 0 E: 0 K: 1 S: 7 H: 0 LOB: 0 BB: 0 P: 12	R: 0 E: 0 K: 0 S: 7 H: 0 LOB: 0 BB: 0 P: 9	R: 1 E: 0 K: 1 S: 12 H: 2 LOB: 1 BB: 0 P: 20		1B: 6 2B: 4 3B: 0 HR: 2	SF: 0 SAC: 0 DP: 3 HBP: 1			WP: 0 PB: 0 SB: 1 CS: 0	PA: 34	

PITCHER		IP	WLS	BF	H	R	ER	SO	BB	IBB	HBP	BLK	WP	HR	S	P	ERA	WHIP
64 André Rienzo, R ERA: 5.25	(1, 1)	3.2	L	19	9	7	7	2	1	0	0	0	0	1	46	76	17.18	2.727
67 Scott Carroll, R ERA: 4.81	(4, 1)	4.1		15	2	1	1	3	0	0	1	0	0	1	35	52	2.08	0.462

PITCHER	IP	WLS	BF	H	R	ER	SO	BB	IBB	HBP	BLK	WP	HR	S	P	ERA	WHIP

BOTTOM

Chicago White Sox @ Los Angeles Angels

Angel Stadium of Anaheim, Anaheim, CA

Fri Jun 06 2014, 7:09 PM - 10:18 PM PDT

Att. 38,521 - Clear - 70 F

livebaseballscorecards.com

AB	32
R	8
H	11
RBI	8
BB	1
SO	5
LOB	9

Chicago White Sox @ Los Angeles Angels

Angel Stadium of Anaheim, Anaheim, CA

Sat Jun 07 2014, 7:15 PM - 10:07 PM PDT

Att. 39,089 - Clear - 71 F

livebaseballscorecards.com

TOP

Batter	1	2	3	4	5	6	7	8	9	AB	R	H	RBI	BB	SO	LOB
1 Adam Eaton, L (1, 8) OBP: 0.311, SLG: 0.318	B FF 91 C FF 92 S KC 76 F FF 92 C SI 92 1-3 ① K		F SI 92 F CH 85 D CH 87 X CH 86 1-2 15 E 15 1B 3-H 1B		C SI 87 B FF 87 B FF 89 B SI 89 X SI 88 3-1 15 G6-4-3 1B	C FF 92 F FF 93 X CH 74 0-2 ③ L9			F SI 94 X FF 95 0-1 ③ G5-3	5	1	2	1	0	1	1
15 Gordon Beckham, R (1, 4) OBP: 0.325, SLG: 0.409	C FF 94 B SI 93 B SL 85 B FF 93 F FF 94 X FF 94 3-2 ② F9		1 SAFE F CH 81 1 SAFE B FF 91 B SL 82 F FF 91 X CH 85 2-2 12 G4-3 1-H 1B		C SI 89 D CH 81 1 SAFE F SI 90 X SI 90 1-2 ①② G6-4-3 1-2f		B FF 94 B FF 93 B FF 93 B FF 93 4-0 12 G1-6-3 BB			3	0	1	1	1	0	1
12 Conor Gillaspie, L (1, 5) OBP: 0.398, SLG: 0.453	C SI 93 X FF 93 0-1 1B		B KC 75 B KC 74 X SI 90 2-0 ② G4-3 1-2		F SI 90 X KC 76 0-1 2B		C FF 91 X CH 86 0-1 ①② G1-6-3 1-2f			4	0	2	0	0	0	2
79 José Abreu, R (1, 3) OBP: 0.314, SLG: 0.604	S FF 92 D KC 78 S CH 84 S CH 86 1-3 ③ K		C KC 75 D SL 81 F SI 90 D SL 82 S CH 84 2-3 ③ K		S SL 81 D CH 81 S KC 75 B FF 90 S SL 82 2-3 ③ K		C SL 85 C CU 77 S SL 86 0-3 ③ K			4	0	0	0	0	4	3
44 Adam Dunn, L (1, 10) OBP: 0.369, SLG: 0.474		C FF 89 B FF 89 C KC 76 B FF 91 B CH 84 S CH 84 3-3 ① K		B KC 73 B KC 75 C SI 89 B FF 89 X SI 90 3-1 ① F7		B SI 89 B KC 74 F SI 91 X SI 91 2-1 HR		B FF 93 B CH 84 S CH 85 S CH 86 F FF 94 F CH 87 B CU 76 T CH 86 3-2 ① K		4	1	1	1	0	2	0
10 Alexei Ramirez, R (1, 6) OBP: 0.358, SLG: 0.458		F FF 93 F KC 76 B SL 83 B CH 84 S SI 93 2-3 ② K		B SL 81 F SL 80 X KC 74 1-1 30 2B 1B		B FF 92 B SL 81 C FF 92 B FF 91 C FF 92 B CH 75 4-2 24 E 30 SF7 24 FC6 BB		C SL 83 B CU 76 F FF 94 T FF 95 1-2 ② K		3	2	1	0	1	2	0
24 Dayan Viciedo, R (1, 9) OBP: 0.308, SLG: 0.406 25 Moisés Sierra, R (8, 9) OBP: 0.213, SLG: 0.226		B SI 93 B FF 93 S FF 93 X KC 77 2-1 ③ G1-3		1 SAFE B FF 90 X FF 89 1-0 ② F7		F FF 93 B FF 92 B SL 80 F FF 93 B SI 92 X SL 82 3-2 FC6 1-3		C CU 74 X SL 86 0-1 ③ G6-3		4 0	0 0	0 0	0 0	0 0	0 0	2 0
30 Alejandro De Aza, L (1, 7) OBP: 0.265, SLG: 0.319			C SI 90 B SI 92 B KC 76 F SI 92 B CH 86 X SI 93 3-2 21 SH1-3 1 1B 2B	P PO 84 B SI 89 B SI 90 F SI 91 1 SAFE X CH 83 3-1 1-H 2B		C SI 89 X FF 92 0-1 ① SF7 3-H			C SI 94 F SI 94 B FF 94 B SI 94 C FF 94 2-3 ① K	3	1	2	2	0	1	0
21 Tyler Flowers, R (1, 2) OBP: 0.326, SLG: 0.388			B FF 92 S FF 92 X FF 92 1-1 ① SH1-3 2-3	C CH 81 S SL 81 X SL 80 0-2 ③ G5-3		C FF 94 F FF 92 S SL 84 0-3 ② K			C FF 94 S SL 84 B SI 93 S FF 95 1-3 ② K	3	0	0	0	0	2	2

Inning Stats	1	2	3	4	5	6	7	8	9
	R: 0 E: 0 K: 2 S: 12	R: 0 E: 0 K: 2 S: 8	R: 2 E: 1 K: 1 S: 15	R: 1 E: 0 K: 0 S: 11	R: 0 E: 0 K: 1 S: 10	R: 2 E: 1 K: 1 S: 15	R: 0 E: 0 K: 1 S: 5	R: 0 E: 0 K: 2 S: 10	R: 0 E: 0 K: 2 S: 8
	H: 1 LOB: 1 BB: 0 P: 17	H: 0 LOB: 0 BB: 0 P: 15	H: 3 LOB: 1 BB: 0 P: 26	H: 2 LOB: 1 BB: 0 P: 18	H: 2 LOB: 1 BB: 0 P: 16	H: 1 LOB: 1 BB: 1 P: 24	H: 0 LOB: 0 BB: 1 P: 9	H: 0 LOB: 0 BB: 0 P: 14	H: 0 LOB: 0 BB: 0 P: 11

	AB	33
	R	5
	H	9
	RBI	5
	BB	2
	SO	12
	LOB	11

	1B: 5	SF: 1
	2B: 3	SAC: 1
	3B: 0	DP: 2
	HR: 1	HBP: 0

	WP: 0	PA: 37
	PB: 0	
	SB: 0	
	CS: 0	

PITCHER		IP	WLS	BF	H	R	ER	SO	BB	IBB	HBP	BLK	WP	HR	S	P	ERA	WHIP
52 Matt Shoemaker, R ERA: 4.24	(1, 1)	5.0		23	9	4	3	6	0	0	0	0	0	1	58	96	5.40	1.800
64 Mike Morin, R ERA: 1.06	(6, 1)	1.0		5	0	1	0	1	1	0	0	0	0	0	13	20	0.00	1.000
46 Cory Rasmus, R ERA: 4.15	(7, 1)	2.0	W	6	0	0	0	3	1	0	0	0	0	0	15	23	0.00	0.500
49 Ernesto Frieri, R ERA: 4.5	(9, 1)	1.0	S	3	0	0	0	2	0	0	0	0	0	0	8	11	0.00	0.000

PITCHER		IP	WLS	BF	H	R	ER	SO	BB	IBB	HBP	BLK	WP	HR	S	P	ERA	WHIP

BOTTOM

Batter	1	2	3	4	5	6	7	8	9	AB	R	H	RBI	BB	SO	LOB
47 Howie Kendrick, R (1, 4) OBP: 0.349, SLG: 0.388	B SI 93 S SI 94 B SI 94 F SI 94 S SI 95 2-3 ① **K**		C SL 78 X CH 84 0-1 ③ **G6-3**			B SI 91 S SI 94 T CH 84 B CH 85 X CH 84 2-2 ③ **G5-3**		C SI 92 F CH 86 F CH 86 F SI 95 B SI 94 B SL 80 F SI 96 B SI 95 X CH 86 3-2 **27 HR** **1-2** **2-3** **1B**		4	1	1	0	0	1	0
27 Mike Trout, R (1, 8) OBP: 0.379, SLG: 0.562	C SI 93 B SI 95 B CH 85 F SI 93 F SI 95 B SI 95 B SI 95 4-2 **5 E** **BB**			C CH 82 S CH 85 B SI 93 B SI 94 F SI 94 B CH 84 X SI 95 3-2 ① **L8**			C SL 77 F SI 92 X SL 80 0-2 ① **F8**	F SI 95 F SI 96 B SI 95 B CH 87 F SI 96 B SI 95 X CH 86 3-2 **1-H** **2-H** **3-H** **HR**		3	1	1	4	1	0	0
5 Albert Pujols, R (1, 3) OBP: 0.302, SLG: 0.490	F SI 92 1 SAFE S CH 86 B CH 85 1 SAFE X CH 84 1-2 **FC5** **6** **G6-4-3** **1-2**			C CH 86 F SI 94 X SI 95 0-2 ② **G6-3**			C SI 93 C SI 93 B SI 94 B SL 80 X CH 84 2-2 ② **F7**	C SI 94 C SI 97 F SL 87 S CH 87 0-3 ① **K**		4	0	0	0	0	1	1
6 David Freese, R (1, 5) OBP: 0.303, SLG: 0.299 8 John McDonald, R (9, 5) OBP: 0.343, SLG: 0.290	C SI 94 B SI 94 B SL 80 X CH 84 2-1 ②③ **G6-4-3** **1-2f**			F SI 91 F SI 95 F SI 95 B SL 80 X CH 86 1-2 ③ **G6-3**			B CH 83 X CH 84 1-0 **32** **1B** **1B**	X SI 94 0-0 ② **G6-3**		4 0	0 0	1 0	0 0	0 0	0 0	2 0
32 Josh Hamilton, L (1, 7) OBP: 0.472, SLG: 0.652		C SL 78 C SI 91 S SL 81 0-3 ① **K**			S CH 82 F SL 80 F CH 84 X SL 79 0-2 **2 G6-4-3** **1B**		B SI 93 C SI 93 B SI 91 T CH 85 X SI 94 2-2 **20 S** **1-3** **1B**	S CH 86 S SI 98 B CH 89 F CH 87 B SI 97 X SI 96 2-2 **20 1B** **2 1B** **1B**		4	1	3	0	0	1	0
20 C.J. Cron, R (1, 10) OBP: 0.319, SLG: 0.505		C SI 92 C SL 79 F CH 85 S SI 93 0-3 ② **K**			C CH 83 D CH 84 X CH 85 1-1 ① **F7**		C CH 84 F SI 95 B SI 95 F SI 96 B SL 81 S SI 95 2-3 ③ **K** **1-2**	C SI 95 1 SAFE 1 SAFE F SI 96 P PO 92 X SI 97 1-2 **2 1B** **1-3** **1B**		4	0	1	0	0	2	3
2 Erick Aybar, S (1, 6) OBP: 0.321, SLG: 0.435		X SI 94 0-0 ③ **P2**			C SI 94 C CH 85 X SI 94 0-2 ②③ **G6-4-3** **1-2f**			**17 1B** **2B** **1-3** **3-H** **1B**		4	1	2	1	0	0	1
17 Chris Iannetta, R (1, 2) OBP: 0.377, SLG: 0.451			X SI 90 0-0 ① **P4**			B CH 87 B CH 82 F SI 92 C SI 93 B SL 80 C CH 84 3-3 ① **K**		X SI 94 0-0 **47 7 E** **27 HR** **2-H** **1B** 1 SAFE B CH 86 F SI 95 1 SAFE X SI 95 2-1 ② **F8**		4	1	1	1	0	1	2
7 Collin Cowgill, R (1, 9) OBP: 0.367, SLG: 0.409			C SI 91 S SI 93 B SI 95 S CH 85 1-3 ② **K**			X CH 83 0-0 ② **G1-3**		X CH 84 0-0 **FC6** **47 1B** **27 HR** **1-2**		3	1	0	0	0	1	1
Inning Stats	R: 0 E: 1 K: 1 S: 11 H: 0 LOB: 1 BB: 1 P: 20	R: 0 E: 0 K: 2 S: 8 H: 0 LOB: 0 BB: 0 P: 8	R: 0 E: 0 K: 1 S: 6 H: 0 LOB: 0 BB: 0 P: 7	R: 0 E: 0 K: 0 S: 11 H: 0 LOB: 0 BB: 0 P: 15	R: 0 E: 0 K: 0 S: 9 H: 1 LOB: 0 BB: 0 P: 10	R: 0 E: 0 K: 1 S: 7 H: 0 LOB: 0 BB: 0 P: 12	R: 0 E: 0 K: 1 S: 14 H: 2 LOB: 2 BB: 0 P: 21	R: 6 E: 1 K: 1 S: 33 H: 7 LOB: 2 BB: 0 P: 47		1B: 8 2B: 1 3B: 0 HR: 1 SF: 0 SAC: 0 DP: 2 HBP: 0						

PITCHER		IP	WLS	BF	H	R	ER	SO	BB	IBB	HBP	BLK	WP	HR	S	P	ERA	WHIP
49 Chris Sale, L ERA: 2.06	(1, 1)	7.0		29	7	5	4	6	1	0	0	0	0	1	80	115	5.14	1.143
52 Jake Petricka, R ERA: 1.65	(8, 1)	1.0	L	6	3	1	1	1	0	0	0	0	0	0	19	25	9.00	3.000

PITCHER	IP	WLS	BF	H	R	ER	SO	BB	IBB	HBP	BLK	WP	HR	S	P	ERA	WHIP

Chicago White Sox @ Los Angeles Angels

Angel Stadium of Anaheim, Anaheim, CA

Sat Jun 07 2014, 7:15 PM - 10:07 PM PDT

Att. 39,089 - Clear - 71 F

livebaseballscorecards.com

AB	34
R	6
H	10
RBI	6
BB	1
SO	7
LOB	10

WP: 0 PA: 35
PB: 0
SB: 1
CS: 0

Chicago White Sox @ Los Angeles Angels

Angel Stadium of Anaheim, Anaheim, CA

Sun Jun 08 2014, 12:41 PM - 3:41 PM PDT

Att. 35,793 - Sunny - 77 F

TOP

livebaseballscorecards.com

Batter	1	2	3	4	5	6	7	8	9	AB	R	H	RBI	BB	SO	LOB
1 Adam Eaton, L (1, 8) OBP: 0.310, SLG: 0.317	C FF 90 F FF 92 B SL 83 M FF 92 1-3 ① K		C FF 90 C SL 82 S CU 75 0-3 ③ K2-3			B CU 76 C FF 90 C FF 91 X SI 91 1-2 ③ G4-3		C SL 79 1 SAFE X SI 89 0-1 15 G5-4-3 1B 1-2 3-H		4	0	1	1	0	2	0
15 Gordon Beckham, R (1, 4) OBP: 0.329, SLG: 0.411	B FF 91 C FF 91 B SI 92 F CH 87 B SI 93 X FF 91 3-2 ② G6-3			C FF 91 F FF 91 X CU 77 0-2 79 G6-4-3 1B			B FF 90 C FF 90 X CU 77 1-1 79 G6-4-3 1B	X SI 88 0-0 ② ③ G5-4-3 1-2f		4	0	2	0	0	0	2
79 José Abreu, R (1, 10) OBP: 0.308, SLG: 0.592	C SI 92 B FF 91 X CH 88 1-1 ③ G6-3			X FF 91 0-0 ① ② G6-4-3 1-2f			T FF 90 B FF 91 F FF 91 D SL 83 B SI 93 X SI 88 3-2 ① ② G6-4-3 1-2f		B SI 94 T FF 94 F SI 95 X SL 80 1-2 ① F7	4	0	0	0	0	0	2
24 Dayan Viciedo, R (1, 7) (8, 9) OBP: 0.311, SLG: 0.413		C FC 89 C FF 90 B CU 76 B CH 87 F FF 92 B SL 83 F FF 92 X CH 86 3-2 ① G1-6-3		C FF 90 F FF 91 B CH 87 B SL 82 B FF 90 X SI 92 3-2 ③ F9			C CU 75 X CU 79 0-1 1B		B FF 95 X FF 94 1-0 2B	4	0	2	0	0	0	0
10 Alexei Ramirez, R (1, 6) OBP: 0.352, SLG: 0.451		B CU 77 B SI 92 F SI 88 F FC 87 X FF 91 2-2 ② P3			C CU 76 B CU 78 B CH 86 C FF 92 S SL 83 2-3 ① K		B FF 92 B FF 90 F CH 85 X CH 85 2-1 ③ G5-3		F SI 95 F FF 95 F FF 95 D SL 84 S FF 94 1-3 ② K	4	0	0	0	0	2	2
14 Paul Konerko, R (1, 3) OBP: 0.235, SLG: 0.340 44 Adam Dunn, L (9, PH) OBP: 0.372, SLG: 0.474		B FF 91 B CH 85 B FF 90 C FF 90 F FF 92 B FF 92 4-2 BB			C FF 91 B SL 82 C SI 92 B FF 91 X CH 87 2-2 ② L9			F FF 90 F FF 91 S FF 91 0-3 ① K	I IN 66 I IN 67 I IN 69 I IN 70 4-0 IBB	2 0	0 0	0 0	0 0	1 1	1 0	0 0
21 Tyler Flowers, R (1, 2) OBP: 0.326, SLG: 0.384 17 Adrian Nieto, S (8, PR) OBP: 0.313, SLG: 0.348 (8, 2)		C FF 89 D CH 86 S FF 92 B FF 92 B SL 81 S CH 86 3-3 ③ K			B CU 76 B CU 78 C SI 92 S FF 92 C FF 92 2-3 ③ K			F CH 86 B CH 87 S FF 92 B FF 91 B SI 92 F SI 92 B CU 79 4-2 30 2B 12 1B BB	B SI 93 S FF 94 F FF 94 C FF 94 1-3 ③ K	2 1	0 1	0 1	0 0	1 0	2 1	1 2
25 Moisés Sierra, R (1, 9) OBP: 0.209, SLG: 0.221 30 Alejandro De Aza, L (8, PH) OBP: 0.269, SLG: 0.328 (8, 7)			C FF 90 B SI 91 X CH 86 1-1 ① L9			B SI 90 C FF 90 F FF 91 B FF 92 X SI 91 2-2 ① G6-3		B SI 88 F SI 88 B FF 89 F FF 89 F FF 89 B SL 80 F FF 89 X SI 88 3-2 12 1B 1 1B 1-3 2B		2 1	0 1	0 1	0 1	0 0	0 0	0 0
28 Leury García, S (1, 5) OBP: 0.291, SLG: 0.353 12 Conor Gillaspie, L (8, PH) OBP: 0.401, SLG: 0.456 (8, 5)			B CU 76 X SI 91 1-0 ② G6-3			B CU 78 X SI 91 1-0 ② B3		X SI 88 0-0 1 1B 2-3 3-H 1B		2 1	0 0	0 1	0 1	0 0	0 0	0 0
Inning Stats	R: 0 E: 0 K: 1 S: 8 H: 0 LOB: 0 BB: 0 P: 13	R: 0 E: 0 K: 1 S: 13 H: 0 LOB: 1 BB: 1 P: 25	R: 0 E: 0 K: 1 S: 6 H: 0 LOB: 0 BB: 0 P: 8	R: 0 E: 0 K: 0 S: 7 H: 1 LOB: 0 BB: 0 P: 10	R: 0 E: 0 K: 2 S: 9 H: 0 LOB: 0 BB: 0 P: 15	R: 0 E: 0 K: 0 S: 7 H: 0 LOB: 0 BB: 0 P: 11	R: 0 E: 0 K: 0 S: 9 H: 2 LOB: 1 BB: 0 P: 15	R: 2 E: 0 K: 1 S: 15 H: 3 LOB: 2 BB: 1 P: 22	R: 0 E: 0 K: 2 S: 11 H: 1 LOB: 2 BB: 1 P: 19	1B: 5 2B: 2 3B: 0 HR: 0 SF: 0 SAC: 0 DP: 3 HBP: 0						

	AB	31
	R	2
	H	7
	RBI	2
	BB	3
	SO	8
	LOB	9

PITCHER		IP	WLS	BF	H	R	ER	SO	BB	IBB	HBP	BLK	WP	HR	S	P	ERA	WHIP
33 C.J. Wilson, L ERA: 3.32	(1, 1)	7.1	W	25	3	1	1	6	2	0	0	0	0	0	65	107	1.23	0.682
38 Joe Smith, R ERA: 3.2	(8, 1)	0.2		4	3	1	1	0	0	0	0	0	0	0	9	12	13.50	4.500
49 Ernesto Frieri, R ERA: 4.33	(9, 1)	1.0	S	5	1	0	0	2	0	1	0	0	0	0	11	19	0.00	1.000

PITCHER	IP	WLS	BF	H	R	ER	SO	BB	IBB	HBP	BLK	WP	HR	S	P	ERA	WHIP

BOTTOM

Chicago White Sox @ Los Angeles Angels
Angel Stadium of Anaheim, Anaheim, CA
Sun Jun 08 2014, 12:41 PM - 3:41 PM PDT
Att. 35,793 - Sunny - 77 F

livebaseballscorecards.com

Batter	1	2	3	4	5	6	7	8	9	AB	R	H	RBI	BB	SO	LOB
47 Howie Kendrick, R (1, 4) OBP: 0.353, SLG: 0.390	C FF 90 B SI 91 S SI 91 F FF 92 B CU 79 B SI 92 B FF 92 4-2 6 BB 5 1B BB		X CH 84 0-0 27 FC5-4 1B		C FF 90 C FF 90 B FF 91 B CU 80 X CU 79 2-2 6 BB 27 1B 32 E 1B	1 SAFE B FF 94 X FF 94 1-0 G6-3 1-2		X FF 97 0-0 G4-3		4	1	2	0	1	0	1
27 Mike Trout, R (1, 8) OBP: 0.375, SLG: 0.554	C FF 91 B SI 92 X CH 86 1-1 F9		C FF 90 B FF 91 1 SAFE F FF 91 1 SAFE X FF 90 1-2 FC5-4 6 BB 32 2B 1-2f		F FF 92 B SI 90 X CH 86 1-1 6 BB 32 E 1-2 1B	C FF 96 F FF 96 T FF 97 0-2 K		C FF 97 B FF 98 X FF 97 1-1 F9		5	2	1	0	0	1	3
5 Albert Pujols, R (1, 10) OBP: 0.304, SLG: 0.486	1 SAFE F SI 91 B SI 91 D SI 93 F CH 87 X CH 85 2-2 6 BB 1-2 1B		B FF 91 C CH 86 S SI 91 1 SAFE F CU 80 1 SAFE B SI 91 S FF 92 2-3 K		B SI 92 X FF 90 1-0 P2	B FF 96 B FF 96 I IN 77 I IN 78 4-0 6 BB IBB		C FF 98 B CH 89 X FF 98 1-1 G6-3		4	0	1	0	1	1	3
6 David Freese, R (1, 5) OBP: 0.320, SLG: 0.299 8 John McDonald, R (9, 5) OBP: 0.343, SLG: 0.290	B CH 86 B FF 92 C FF 93 D CH 87 C FF 92 B FF 92 4-2 1-2 2-3 BB		1 SAFE B FF 92 C FF 92 1 SAFE F CU 80 B FF 93 D CU 82 D FF 93 4-2 32 2B 1-2 BB		B CH 85 C FF 91 B SI 90 S FF 91 B SI 92 2 SAFE B CU 80 4-2 32 E 20 1B 1-2 2-3 BB	B FF 95 C SL 88 B CU 78 F FF 95 B FF 96 B FF 94 4-2 1-2 2-3 BB				0 0	1 0	0 0	0 0	4 0	0 0	0 0
32 Josh Hamilton, L (1, 7) OBP: 0.474, SLG: 0.660	D CU 81 C SI 93 X SI 93 1-1 F4		F CU 80 B CU 81 S FF 94 X FF 93 1-2 1-3 2-H 2B		B FF 92 X CU 81 1-0 E2 20 1B 1-3 2-H 3-H 1B	F FF 92 F FF 95 S FF 88 0-3 K				4	0	2	3	0	1	6
20 C.J. Cron, R (1, 3) OBP: 0.316, SLG: 0.495	B SI 92 D SI 93 F FF 92 C FF 92 S FF 93 2-3 K		B FF 92 C FF 92 B SI 92 X CU 81 2-1 F7		B SI 91 F CH 86 F FF 92 X FF 92 1-2 2-3 3-H 1B	F FF 98 S SL 86 S SL 88 0-3 K				4	0	1	1	0	2	5
2 Erick Aybar, S (1, 6) OBP: 0.320, SLG: 0.432		C FF 90 F SI 91 S CU 78 0-3 K2-3	X FF 90 0-0 P5	1 SAFE F FF 94 B FF 94 S SL 90 1 SAFE S FF 94 1-3 K		X FF 98 0-0 17 CS 17 E 1B				4	0	1	0	0	2	2
17 Chris Iannetta, R (1, 2) OBP: 0.373, SLG: 0.440		S CH 84 C FF 92 S CU 80 0-3 K	C FF 90 B FF 90 C FF 91 X SI 92 1-2 G5-3	C CH 86 B SL 90 C FF 95 C FF 95 1-3 K		B FF 96 1 SAFE S CH 87 B FF 99 B FF 98 F FF 97 F FF 98 B FF 97 4-2 7 WP 1-3 BB				3	0	0	0	1	2	2
7 Collin Cowgill, R (1, 9) OBP: 0.364, SLG: 0.404		B FF 91 C FF 91 S CU 79 X CU 79 1-2 G5-3	C FF 91 B FF 90 F CU 80 F FF 92 X CU 78 1-2 G5-3			X FF 91 0-0 6 BB 47 G6-3 1B	B SL 86 B FF 96 B FF 97 C FF 96 X FF 96 3-1 P3 1-2			4	0	1	0	0	0	1

Inning Stats	1	2	3	4	5	6	7	8	9
	R: 0 E: 0 K: 1 S: 15 H: 1 LOB: 3 BB: 2 P: 29	R: 0 E: 0 K: 2 S: 9 H: 0 LOB: 0 BB: 0 P: 10	R: 1 E: 0 K: 1 S: 15 H: 2 LOB: 2 BB: 1 P: 25	R: 0 E: 0 K: 0 S: 8 H: 0 LOB: 0 BB: 0 P: 10	R: 3 E: 1 K: 2 S: 18 H: 4 LOB: 2 BB: 1 P: 30	R: 0 E: 0 K: 2 S: 10 H: 1 LOB: 3 BB: 2 P: 19	R: 0 E: 1 K: 1 S: 9 H: 1 LOB: 1 BB: 1 P: 16	R: 0 E: 0 K: 0 S: 5 H: 0 LOB: 0 BB: 0 P: 7	

| | | | |

Oakland Athletics @ Los Angeles Angels

Angel Stadium of Anaheim, Anaheim, CA

Mon Jun 09 2014, 7:11 PM - 10:03 PM PDT

Att. 36,838 - Partly Cloudy - 68 F

livebaseballscorecards.com

TOP

Batter	1	2	3	4	5	6	7	8	9	AB	R	H	RBI	BB	SO	LOB
4 Coco Crisp, S (1, 8) OBP: 0.367, SLG: 0.423	B FF 97 B FF 97 B FF 98 C FC 96 C FF 97 F FF 97 F FF 97 X FF 96 3-2 ① F8		C SL 88 B CH 90 C SL 88 B CU 80 B FF 97 F SL 87 X SI 96 3-2 ② G3		B SI 96 F SI 97 S SI 96 B SI 96 X SI 96 2-2 ③ G5-3			C SL 80 B SI 90 C SL 79 B FF 91 B FF 90 F SI 89 X SI 89 3-2 ② G6-3		4	0	0	0	0	0	0
5 John Jaso, L (1, 10) OBP: 0.379, SLG: 0.479	F FF 98 B SI 96 X FF 97 1-1 ② G4-3		C SL 86 B FC 96 B FF 95 B SL 86 C SL 87 F FF 96 H SL 88 4-2 HBP			B CH 89 X SI 96 1-0 ① G6-3		C SI 89 B SI 89 F SI 89 F FF 91 C SL 79 1-3 ③ K		3	0	0	0	0	1	0
20 Josh Donaldson, R (1, 5) OBP: 0.356, SLG: 0.524	X FF 98 0-0 ③ G5-3		B SI 95 C SL 86 B SI 95 S SL 86 F SL 88 B FF 96 X SL 86 3-2 ③ L7			X FF 97 0-0 ② G6-3			S FF 94 C SL 83 B SL 83 B FF 94 C FF 94 2-3 ① K	4	0	0	0	0	1	1
37 Brandon Moss, L (1, 9) OBP: 0.365, SLG: 0.571		C FF 97 B SI 96 B FF 97 S SL 88 S FF 97 2-3 ① K		B SI 96 S SL 88 S SI 97 B CU 81 S SL 89 2-3 ① K		B SI 98 X SI 96 1-0 ③ F7			C SL 83 F SI 95 S FF 95 0-3 ② K	4	0	0	0	0	3	0
52 Yoenis Cespedes, R (1, 7) OBP: 0.307, SLG: 0.509		X FF 96 0-0 21 1B 2B		C FF 97 C FF 97 B SL 89 F SL 88 B SI 97 F FF 97 F FF 97 X SL 87 2-2 1B			C SL 88 F SI 97 F FF 96 F SI 95 B CU 78 S SL 87 1-3 ① K		B SL 81 B FF 94 C FF 94 F SI 94 B SL 84 S FF 94 3-3 ③ K	4	1	2	0	0	2	0
8 Jed Lowrie, S (1, 6) OBP: 0.331, SLG: 0.359		C SI 96 B CU 79 S SL 88 X FF 96 1-2 ② P6		B SI 97 B SI 97 X SI 96 2-0 ② L7			S SL 87 B CH 89 F SI 96 X CU 80 1-2 ② G4-3			3	0	0	0	0	0	2
21 Stephen Vogt, L (1, 2) OBP: 0.318, SLG: 0.364		B SL 87 C SL 86 X SI 96 1-1 2-H 1B		C SI 96 F SL 87 B CU 79 D SL 87 B SI 96 X SI 96 3-2 ③ L8			B SL 87 C SL 86 F SI 96 B CU 79 X SL 88 2-2 18 FC6 1B			3	0	2	1	0	0	1
18 Alberto Callaspo, S (1, 3) OBP: 0.315, SLG: 0.304		B FF 97 X SI 96 1-0 ③ L7			B SL 86 B FF 96 C FF 96 X SL 86 2-1 ① F7		D SL 88 X SI 95 1-0 ③ FC6 1-2f			3	0	0	0	0	0	2
28 Eric Sogard, L (1, 4) OBP: 0.265, SLG: 0.233			C FF 97 F SI 97 B SI 97 F FF 97 C FF 98 1-3 ① K		X SI 97 0-0 ② G5-3			C FF 89 C SL 79 C FF 91 0-3 ① K		3	0	0	0	0	2	0
Inning Stats	R: 0 H: 0 E: 0 LOB: 0 K: 0 BB: 0 S: 8 P: 12	R: 1 H: 2 E: 0 LOB: 1 K: 1 BB: 0 S: 10 P: 15	R: 0 H: 0 E: 0 LOB: 1 K: 1 BB: 0 S: 15 P: 26	R: 0 H: 1 E: 0 LOB: 1 K: 1 BB: 0 S: 13 P: 22	R: 0 H: 0 E: 0 LOB: 0 K: 0 BB: 0 S: 6 P: 10	R: 0 H: 0 E: 0 LOB: 0 K: 0 BB: 0 S: 3 P: 5	R: 0 H: 1 E: 0 LOB: 1 K: 1 BB: 0 S: 12 P: 17	R: 0 H: 0 E: 0 LOB: 0 K: 2 BB: 0 S: 11 P: 15	R: 0 H: 0 E: 0 LOB: 0 K: 3 BB: 0 S: 9 P: 14	1B: 3 SF: 0 2B: 1 SAC: 0 3B: 0 DP: 0 HR: 0 HBP: 1						WP: 0 PA: 32 PB: 0 SB: 0 CS: 0	

	AB	31
	R	1
	H	4
	RBI	1
	BB	0
	SO	9
	LOB	6

PITCHER		IP	WLS	BF	H	R	ER	SO	BB	IBB	HBP	BLK	WP	HR	S	P	ERA	WHIP
Garrett Richards, R ERA: 3.09	(1, 1)	7.0	W	26	4	1	1	4	0	0	1	0	0	0	67	107	1.29	0.571
38 Joe Smith, R ERA: 3.08	(8, 1)	1.0	H	3	0	0	0	2	0	0	0	0	0	0	11	15	0.00	0.000
49 Ernesto Frieri, R ERA: 4.18	(9, 1)	1.0	S	3	0	0	0	3	0	0	0	0	0	0	9	14	0.00	0.000

PITCHER	IP	WLS	BF	H	R	ER	SO	BB	IBB	HBP	BLK	WP	HR	S	P	ERA	WHIP

Batter	1	2	3	4	5	6	7	8	9	AB	R	H	RBI	BB	SO	LOB
56 Kole Calhoun, L (1, 9) OBP: 0.301, SLG: 0.442	C SI 91 F CH 85 F SI 92 F FC 89 X CU 77 0-2 G4-3 ①		F SI 90 B CH 83 F FC 88 X SI 91 1-2 1-3 1B		X SI 92 0-0 L8 ①		B SI 95 C SL 86 X FF 96 1-1 2B	X CH 88 0-0 F9 ② 1-2		5	0	2	0	0	0	3
27 Mike Trout, R (1, 8) OBP: 0.376, SLG: 0.556	B FC 89 F SI 91 X CH 85 1-1 L7 ②		1 SAFE X FC 88 0-0 SF8 ① 3-H		D CU 77 S SI 89 B CU 76 F SI 91 X FC 89 2-2 32 G3 2-H 2B		B SL 86 B SL 85 C FF 95 B FF 96 C FF 95 D SL 86 4-2 BB	X SI 94 0-0 F9 ③		3	0	1	2	1	0	2
5 Albert Pujols, R (1, 3) OBP: 0.303, SLG: 0.482	B CH 85 X FF 90 1-0 32 1B 1B		C FF 90 F FC 89 X FC 89 0-2 L9 ②		B FF 88 X CH 81 1-0 E5 32 G3		B SI 94 B SI 94 C FF 94 X FF 95 2-1 L9 ①			4	0	1	0	0	0	4
32 Josh Hamilton, L (1, 7) OBP: 0.459, SLG: 0.630	B CH 84 F FF 91 X FF 91 1-1 1-2 1B		S CH 85 1 SAFE F CH 85 P PO 87 S CH 84 1-3 K ③		S CH 82 X CH 82 0-1 G3 ② 1-2 2-3		B KC 77 C KC 77 S KC 79 B KC 81 S KC 81 2-3 K ②			4	0	1	0	0	2	5
6 David Freese, R (1, 5) OBP: 0.318, SLG: 0.293 8 John McDonald, R (8, 5) OBP: 0.343, SLG: 0.290	C CU 75 S FF 90 B FC 89 F CU 77 S FC 89 1-3 K ③			B CU 74 C SI 90 S FC 89 B CU 79 B CU 76 F SI 92 B FC 89 4-2 2 47 G4-6-3 HBP 28 1B BB	B FC 89 S FC 89 B CU 76 F CH 84 S CU 75 2-3 K ③		C CU 77 F SI 93 B SI 94 C SI 94 1-3 K ③			3 0	1 0	0 0	0 0	1 0	3 0	6 0
47 Howie Kendrick, R (1, 4) OBP: 0.352, SLG: 0.385		B FF 90 B FC 87 S FF 90 F FF 90 F CU 77 F FC 89 S FF 92 2-3 K ①		F CH 83 H SI 89 1-1 2 G4-6-3 1-2 HBP		C CU 76 B FC 88 B CH 85 F FF 90 S FC 90 2-3 K ①		B SI 92 B SI 92 C SI 92 X SI 94 2-1 E5 2 1B 16 1B		3	1	0	0	0	2	0
2 Erick Aybar, S (1, 6) OBP: 0.323, SLG: 0.433		C FF 92 C CU 76 X FF 91 0-2 G3 ②		C SI 91 F FC 90 B CH 86 X FC 89 1-2 G4-6-3 ①② 1-2f 2-3		F CH 85 B FC 90 F CU 75 F FF 92 X CU 77 1-2 28 1B 1B		F SI 93 X SI 93 0-1 16 1B 28 G3 2-3 1B		4	0	2	0	0	0	2
28 Raul Ibanez, L (1, 10) OBP: 0.254, SLG: 0.265		B FC 89 X CH 85 1-0 F9 ③		X CU 74 0-0 16 CS 3-H 1B		1 SAFE F FC 87 B CH 82 F SI 90 X CU 74 1-2 1-3 1B		B SI 93 X CH 88 1-0 G3 ① 1-2		4	0	2	1	0	0	2
16 Hank Conger, L (1, 2) OBP: 0.340, SLG: 0.427			H FF 90 1-0 56 1B 27 SF8 HBP	B CH 85 B FF 91 2-0 CS ③ 1-2	X FC 87 0-0 E5 27 2B 1B		F CH 82 F FC 87 X FF 91 0-2 P6 ③	B SI 94 S CH 88 B SI 95 B SI 94 F SI 95 X CH 88 3-2 56 F9 2-3 3-H 1B		3	2	2	1	0	0	1
Inning Stats	R: 0 E: 0 K: 1 S: 14 H: 2 LOB: 2 BB: 0 P: 18	R: 0 E: 0 K: 1 S: 9 H: 0 LOB: 0 BB: 0 P: 12	R: 1 E: 0 K: 1 S: 11 H: 1 LOB: 1 BB: 0 P: 13	R: 1 E: 0 K: 0 S: 8 H: 1 LOB: 0 BB: 1 P: 16	R: 1 E: 2 K: 1 S: 11 H: 2 LOB: 2 BB: 0 P: 16	R: 0 E: 0 K: 1 S: 13 H: 2 LOB: 1 BB: 0 P: 17	R: 0 E: 0 K: 2 S: 12 H: 1 LOB: 2 BB: 1 P: 22	R: 1 E: 1 K: 0 S: 10 H: 2 LOB: 2 BB: 0 P: 16		1B: 9 2B: 2 3B: 0 HR: 0 SF: 1 SAC: 0 DP: 1 HBP: 2						

PITCHER		IP	WLS	BF	H	R	ER	SO	BB	IBB	HBP	BLK	WP	HR	S	P	ERA	WHIP
60 Jesse Chavez, R ERA: 3.04	(1, 1)	6.0	L	27	8	3	2	5	1	0	2	0	0	0	66	92	3.00	1.500
48 Ryan Cook, R ERA: 3.21	(7, 1)	0.1		3	1	0	0	0	1	0	0	0	0	0	6	13	0.00	6.000
56 Fernando Abad, L ERA: 1.75	(7, 1)	0.1		1	0	0	0	1	0	0	0	0	0	0	3	5	0.00	0.000
45 Jim Johnson, R ERA: 6.12	(7, 1)	1.1		7	2	1	0	1	0	0	0	0	0	0	13	20	0.00	1.500

PITCHER	IP	WLS	BF	H	R	ER	SO	BB	IBB	HBP	BLK	WP	HR	S	P	ERA	WHIP

BOTTOM

Oakland Athletics @ Los Angeles Angels

Angel Stadium of Anaheim, Anaheim, CA

Mon Jun 09 2014, 7:11 PM - 10:03 PM PDT

Att. 36,838 - Partly Cloudy - 68 F

livebaseballscorecards.com

AB	33
R	4
H	11
RBI	4
BB	2
SO	7
LOB	25

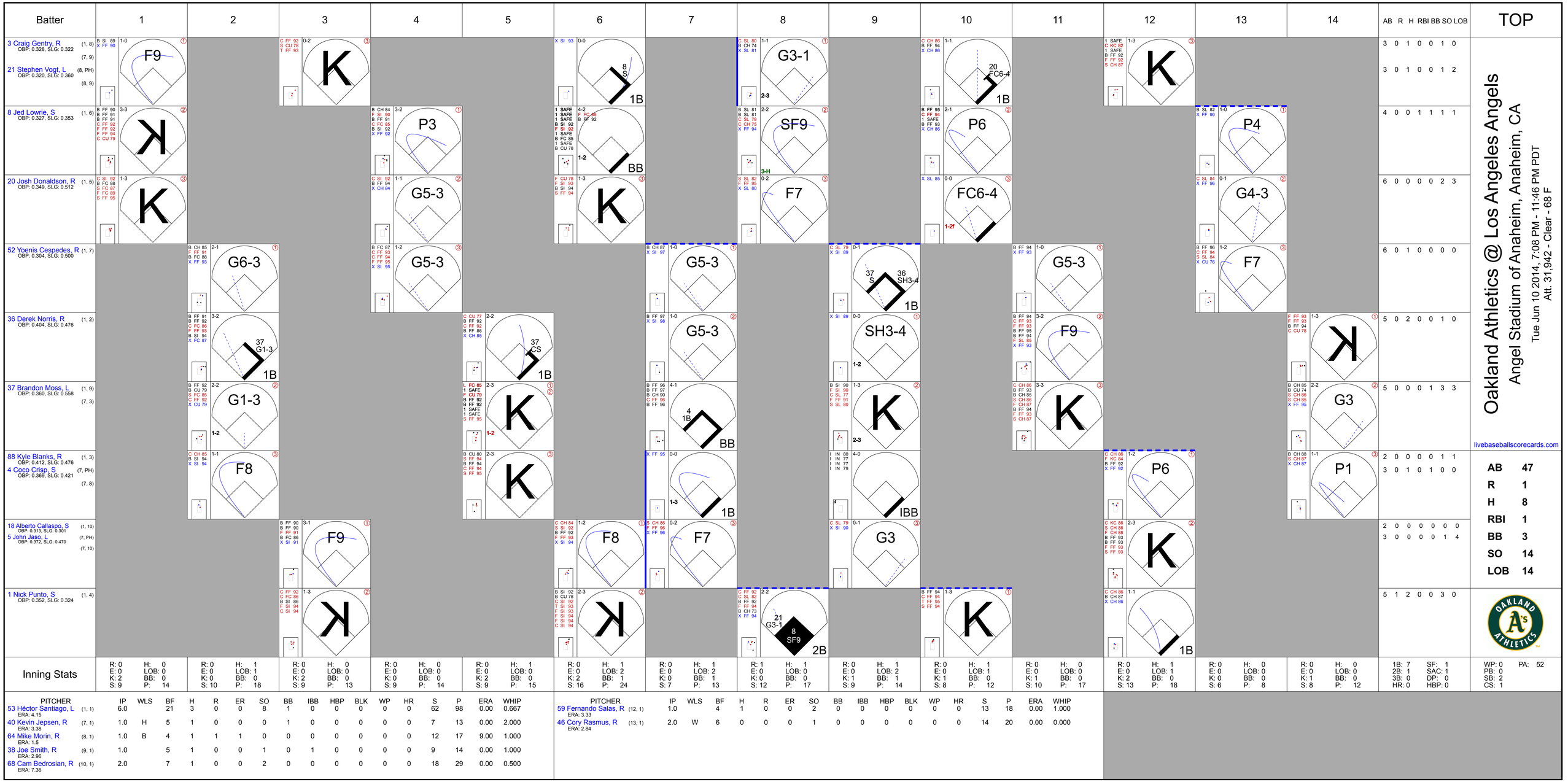

Batter	AB	R	H	RBI	BB	SO	LOB
3 Craig Gentry, R	3	0	1	0	0	1	0
21 Stephen Vogt, L	3	0	1	0	0	1	2
8 Jed Lowrie, S	4	0	0	1	1	1	1
20 Josh Donaldson, R	6	0	0	0	0	2	3
52 Yoenis Cespedes, R	6	0	1	0	0	0	0
36 Derek Norris, R	5	0	2	0	0	1	0
37 Brandon Moss, L	5	0	0	0	1	3	3
88 Kyle Blanks, R	2	0	0	0	0	1	1
4 Coco Crisp, S	3	0	1	0	1	0	0
18 Alberto Callaspo, S	2	0	0	0	0	0	0
5 John Jaso, L	3	0	0	0	0	1	4
1 Nick Punto, S	5	1	2	0	0	3	0

Inning	1	2	3	4	5	6	7	8	9	10	11	12	13	14
R	0	0	0	0	0	0	0	1	0	0	0	0	0	0
E	0	0	0	0	0	0	0	0	0	0	0	0	0	0
K	2	0	2	0	0	2	0	0	1	1	1	2	0	1
S	9	10	9	9	9	16	7	12	9	8	10	13	6	8
H	0	1	0	0	1	1	1	1	1	1	0	1	0	0
LOB	0	1	0	0	0	2	2	0	2	1	0	1	0	0
BB	0	0	0	0	0	1	1	0	1	0	0	0	0	0
P	14	18	13	14	15	24	13	17	14	12	17	18	8	12

1B	7
2B	1
3B	0
HR	0
SF	1
SAC	1
DP	0
HBP	0
WP	0
PB	0
SB	2
CS	1
PA	52

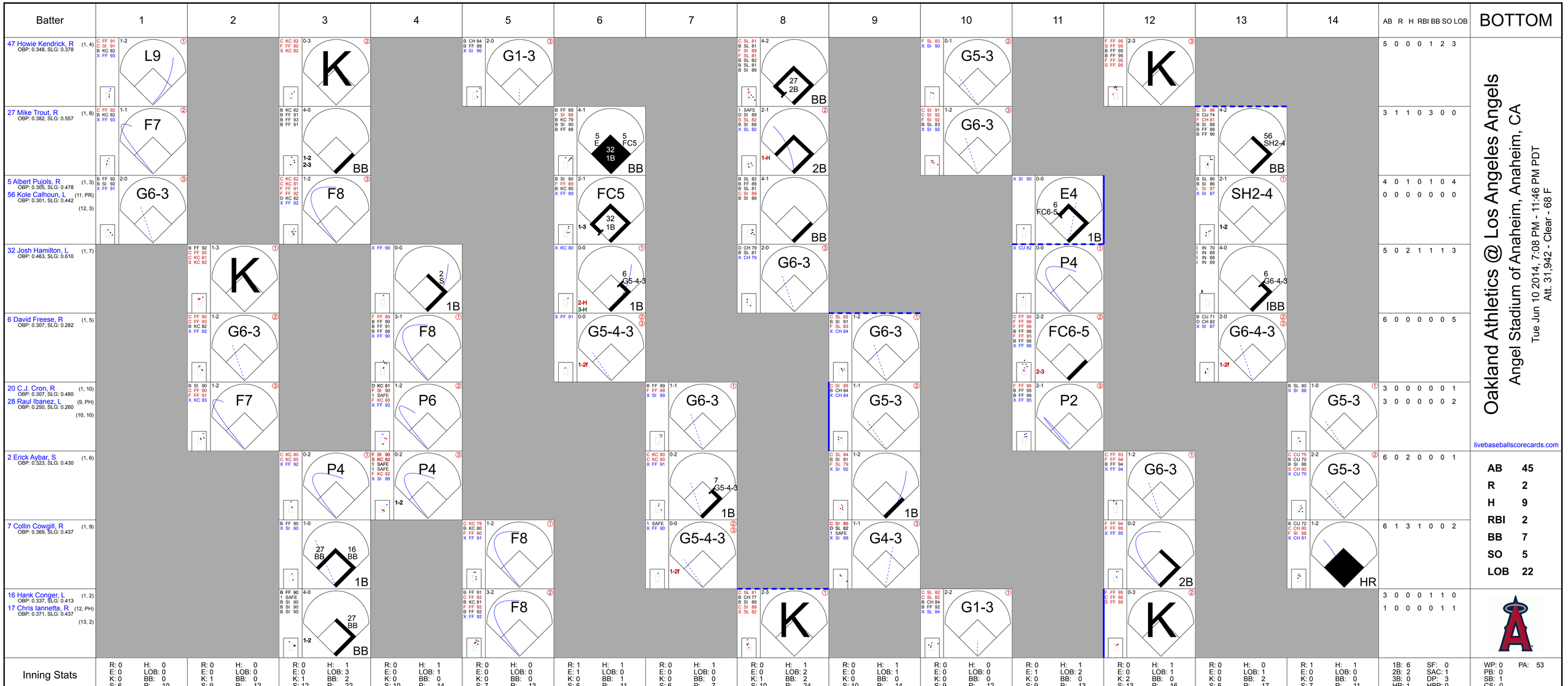

Oakland Athletics @ Los Angeles Angels

Angel Stadium of Anaheim, Anaheim, CA

Tue Jun 10 2014, 7:08 PM - 11:46 PM PDT

Att. 31,942 - Clear - 68 F

livebaseballscorecards.com

Batter	1	2	3	4	5	6	7	8	9	10	11	12	13	14	AB	R	H	RBI	BB	SO	LOB
47 Howie Kendrick, R (1, 4) OBP: 0.348, SLG: 0.378	L9		K		G1-3			27 2B BB		G5-3		K			5	0	0	0	1	2	3
27 Mike Trout, R (1, 8) OBP: 0.382, SLG: 0.557	F7		BB			5 E 32 1B 5 FC5 BB		1-H 2B		G6-3			56 SH2-4 BB		3	1	1	0	3	0	0
5 Albert Pujols, R (1, 3) OBP: 0.305, SLG: 0.478	G6-3		F8			FC5 32 1B		BB			E4 6 FC6-5 1B		SH2-4		4	0	1	0	1	0	4
56 Kole Calhoun, L (11, PR) OBP: 0.301, SLG: 0.442 (12, 3)															0	0	0	0	0	0	0
32 Josh Hamilton, L (1, 7) OBP: 0.463, SLG: 0.610		K		2 S 1B		6 G5-4-3 1B		G6-3			P4		6 G6-4-3 IBB		5	0	2	1	1	1	3
6 David Freese, R (1, 5) OBP: 0.307, SLG: 0.282		G6-3		F8		G5-4-3			G6-3		FC6-5		G6-4-3		6	0	0	0	0	0	5
20 C.J. Cron, R (1, 10) OBP: 0.307, SLG: 0.480		F7		P6			G6-3		G5-3		P2			G5-3	3	0	0	0	0	0	1
28 Raul Ibanez, L (9, PH) OBP: 0.250, SLG: 0.260 (10, 10)															3	0	0	0	0	0	2
2 Erick Aybar, S (1, 6) OBP: 0.323, SLG: 0.430			P4	P4			7 G5-4-3 1B		1B			G6-3		G5-3	6	0	2	0	0	0	1
7 Collin Cowgill, R (1, 9) OBP: 0.369, SLG: 0.437			27 BB 16 BB 1B		F8		G5-4-3		G4-3			2B		HR	6	1	3	1	0	0	2
16 Hank Conger, L (1, 2) OBP: 0.337, SLG: 0.413			27 BB BB		F8			K		G1-3		K			3	0	0	0	1	1	0
17 Chris Iannetta, R (12, PH) OBP: 0.371, SLG: 0.437 (13, 2)															1	0	0	0	0	1	1

Inning Stats	1	2	3	4	5	6	7	8	9	10	11	12	13	14	AB	R	H	RBI	BB	SO	LOB
	R: 0 E: 0 K: 0 S: 6	H: 0 LOB: 0 BB: 0 P: 10	R: 0 E: 0 K: 1 S: 9	H: 0 LOB: 0 BB: 0 P: 12	R: 0 E: 0 K: 1 S: 12	H: 1 LOB: 3 BB: 2 P: 22	R: 0 E: 0 K: 0 S: 10	H: 1 LOB: 1 BB: 0 P: 14	R: 0 E: 0 K: 0 S: 7	H: 0 LOB: 0 BB: 0 P: 13	R: 1 E: 1 K: 0 S: 5	H: 1 LOB: 0 BB: 1 P: 11	R: 0 E: 0 K: 0 S: 6	H: 1 LOB: 0 BB: 0 P: 7	R: 0 E: 0 K: 1 S: 10	H: 1 LOB: 2 BB: 2 P: 24	R: 0 E: 0 K: 0 S: 10	H: 1 LOB: 1 BB: 0 P: 14	R: 0 E: 0 K: 0 S: 9	H: 0 LOB: 0 BB: 0 P: 12	R: 0 E: 1 K: 0 S: 9	H: 1 LOB: 2 BB: 0 P: 13	R: 0 E: 0 K: 2 S: 13	H: 1 LOB: 1 BB: 0 P: 16	R: 0 E: 0 K: 0 S: 5	H: 0 LOB: 1 BB: 2 P: 17	R: 1 E: 0 K: 0 S: 7	H: 1 LOB: 0 BB: 0 P: 11	1B: 6 2B: 2 3B: 0 HR: 1	SF: 0 SAC: 1 DP: 3 HBP: 0	WP: 0 PB: 0 SB: 1 CS: 0	PA: 53

PITCHER	IP	WLS	BF	H	R	ER	SO	BB	IBB	HBP	BLK	WP	HR	S	P	ERA	WHIP
13 Drew Pomeranz, L (1, 1) ERA: 1.9	7.0		26	4	1	0	2	3	0	0	0	0	0	55	89	0.00	1.000
44 Luke Gregerson, R (8, 1) ERA: 2.12	1.0		5	1	0	0	1	2	0	0	0	0	0	10	24	0.00	3.000
61 Dan Otero, R (9, 1) ERA: 2.06	2.0		8	2	0	0	0	0	0	0	0	0	0	20	27	0.00	1.000
62 Sean Doolittle, L (11, 1) ERA: 2.32	2.0		7	1	0	0	2	0	0	0	0	0	0	21	28	0.00	0.500
29 Jeff Francis, L (13, 1) ERA: 3.72	1.2	L	7	1	1	1	0	1	1	0	0	0	1	12	28	5.40	1.200

PITCHER	IP	WLS	BF	H	R	ER	SO	BB	IBB	HBP	BLK	WP	HR	S	P	ERA	WHIP

AB	45
R	2
H	9
RBI	2
BB	7
SO	5
LOB	22

Batter	1	2	3	4	5	6	7	8	9	AB	R	H	RBI	BB	SO	LOB
4 Coco Crisp, S (1, 8) OBP: 0.375, SLG: 0.429	X SI 86 0-0 ① F8		B SI 84 F FF 83 B CU 69 F CH 78 X SL 79 2-2 5 G3 52 1B 2B		B CU 68 B CH 76 F CH 75 F CH 76 F SI 86 C SI 85 2-3 ② K		B SI 88 B CH 76 B FF 89 B FF 88 4-0 5 WP BB		X CH 84 0-0 52 E 1-2 2-H 52 1B 1B	4	2	2	1	1	1	0
5 John Jaso, L (1, 10) OBP: 0.362, SLG: 0.455	C FF 87 B SI 87 F SI 87 S CH 76 1-3 ② K		B SI 85 D CU 70 S CH 78 X CH 78 2-1 ② G3 2-3		C CU 68 B CH 77 T CH 77 B SI 86 X CH 77 2-2 ③ F8		1 SAFE C SL 78 1 SAFE 1 SAFE B SI 88 1 SAFE D CH 75 1 SAFE B CH 78 3-3 ② K 1-2		X CH 85 0-0 ② F9 2-3	5	0	0	0	0	2	4
52 Yoenis Cespedes, R (1, 7) OBP: 0.309, SLG: 0.506	B FF 90 B FF 86 C SL 80 X CU 70 2-1 ③ F8		C SL 78 S FC 87 B FF 89 X FF 88 1-2 3-H 1B			B FF 85 B CH 77 B SL 78 C FC 86 X SL 79 3-1 37 1B 8 SF8 2B	B FF 97 C FF 97 S FF 98 B FF 98 F CH 87 S FF 97 3-3 ③ K		S SL 84 1 SAFE B SL 83 F SL 82 D FF 95 X SL 83 2-2 1-H 3-H 1B	5	1	3	2	0	1	1
37 Brandon Moss, L (1, 3) OBP: 0.361, SLG: 0.552		C SI 84 B FF 85 B SI 84 B CH 77 B FF 85 4-1 18 BB BB	B CH 79 C CH 79 S CU 70 1 SAFE 1 SAFE F FC 85 F SL 79 B CH 77 F FF 86 2-3 ③ K			F CH 77 C SI 84 D CH 75 B SL 77 X CH 76 2-2 21 HR 2-3 1B		B FF 91 X KC 83 1-0 G3-1	F KC 77 F FF 91 F CH 86 B FF 93 S CH 87 1-3 ③ K	4	1	1	0	1	2	2
8 Jed Lowrie, S (1, 6) OBP: 0.326, SLG: 0.352		B SI 86 F CH 78 F FF 86 1 SAFE B FF 87 C SI 87 2-3 ① K		B CU 68 X FF 85 1-0 18 WP 1B		B CH 79 F FF 84 C FF 85 X CH 76 1-2 ① SF8 3-H		B FF 91 B CH 80 X FF 91 2-0 ② L9		3	0	1	1	0	1	1
21 Stephen Vogt, L (1, 2) OBP: 0.310, SLG: 0.448		F FF 86 1 SAFE B CH 78 F FF 87 X SI 85 1-2 ② F9		L CH 78 S CH 77 1 SAFE B FF 85 B CH 77 X CU 71 2-2 ① P6		B SI 85 B CH 79 C SI 85 F CH 77 X SI 88 2-2 1-H HR		B KC 84 C FF 91 X CH 86 1-1 ③ F8		4	1	1	2	0	0	2
18 Alberto Callaspo, S (1, 5) OBP: 0.314, SLG: 0.299 20 Josh Donaldson, R (6, PH) OBP: 0.347, SLG: 0.508 (6, 5)		C FF 86 B CU 71 B SI 87 C CH 77 B FF 88 D CH 78 4-2 1-2 BB		F SI 85 C CH 76 B CU 67 F SI 87 F SL 78 X CH 76 1-2 ② F7 1-2		C SL 81 S SL 82 X CH 74 0-2 ② G5-3			B FF 93 X SL 83 1-0 ① P6	1 2	0 0	0 0	0 0	1 0	0 0	1 0
3 Craig Gentry, R (1, 9) OBP: 0.326, SLG: 0.319		C SL 80 B FF 87 F SL 80 B FC 87 S CH 77 2-3 ③ K		X CU 71 0-0 ③ F7		F FF 92 B SL 80 B CH 73 F SL 80 F FF 92 X CH 74 2-2 ③ G6-3			S SL 83 C FF 94 F CU 77 B SL 84 X FF 95 1-2 28 1B 4 1B 1B	4	1	1	0	0	1	3
28 Eric Sogard, L (1, 4) OBP: 0.265, SLG: 0.234			X FF 84 0-0 ① G4-3		B SI 84 C SI 84 X CH 77 1-1 ① F8		B SI 88 B SI 89 C FF 89 X SL 79 2-1 ① P4		1 SAFE B CH 83 1 SAFE 1 SAFE B FF 91 1 SAFE C CH 84 F FF 92 X CH 85 2-2 5 F9 4 1B 52 E 1-2 1B	4	1	1	0	0	0	0
Inning Stats	R: 0 E: 0 K: 1 S: 6 H: 0 LOB: 0 BB: 0 P: 9	R: 0 E: 0 K: 2 S: 12 H: 0 LOB: 2 BB: 2 P: 25	R: 1 E: 0 K: 1 S: 16 H: 2 LOB: 1 BB: 0 P: 23	R: 0 E: 0 K: 0 S: 10 H: 1 LOB: 1 BB: 0 P: 14	R: 0 E: 0 K: 1 S: 9 H: 0 LOB: 0 BB: 0 P: 14	R: 3 E: 0 K: 0 S: 18 H: 3 LOB: 0 BB: 0 P: 28	R: 0 E: 0 K: 2 S: 9 H: 0 LOB: 1 BB: 1 P: 21	R: 0 E: 0 K: 0 S: 4 H: 0 LOB: 0 BB: 0 P: 8	R: 3 E: 1 K: 1 S: 17 H: 4 LOB: 1 BB: 0 P: 24	1B: 7 2B: 2 3B: 0 HR: 1 SF: 1 SAC: 0 DP: 0 HBP: 0						

PITCHER		IP	WLS	BF	H	R	ER	SO	BB	IBB	HBP	BLK	WP	HR	S	P	ERA	WHIP
36 Jered Weaver, R ERA: 3.51	(1, 1)	5.1	L	24	6	4	4	5	2	0	0	0	1	1	64	104	6.75	1.500
64 Mike Morin, R ERA: 1.4	(6, 1)	1.1		5	0	0	0	1	1	0	0	0	1	0	12	23	0.00	0.750
40 Kevin Jepsen, R ERA: 3.32	(7, 1)	0.1		1	0	0	0	1	0	0	0	0	0	0	4	7	0.00	0.000
59 Fernando Salas, R ERA: 3.2	(8, 1)	1.0		3	0	0	0	0	0	0	0	0	0	0	4	8	0.00	0.000
46 Cory Rasmus, R ERA: 5.14	(9, 1)	0.2		6	4	3	2	0	0	0	0	0	0	0	13	19	27.00	6.000

PITCHER		IP	WLS	BF	H	R	ER	SO	BB	IBB	HBP	BLK	WP	HR	S	P	ERA	WHIP
52 Matt Shoemaker, R ERA: 4.19	(9, 1)	0.1		1	0	0	0	1	0	0	0	0	0	0	4	5	0.00	0.000

TOP

Oakland Athletics @ Los Angeles Angels

Angel Stadium of Anaheim, Anaheim, CA

Wed Jun 11 2014, 7:09 PM - 10:28 PM PDT

Att. 36,793 - Clear - 72 F

livebaseballscorecards.com

AB	36
R	7
H	10
RBI	6
BB	3
SO	8
LOB	14

BOTTOM

Batter	1	2	3	4	5	6	7	8	9	AB	R	H	RBI	BB	SO	LOB
47 Howie Kendrick, R (1, 4) OBP: 0.345, SLG: 0.374	F FF 87 C FF 86 B FF 87 B FF 88 X CH 82 2-2 ① G5-3		C CU 74 F CH 82 F FF 86 X SI 87 0-2 ③ G3		X FF 88 0-0 ③ G5-3			C SI 89 X SL 81 0-1 27 FC6-4 1B	C SI 94 B CU 80 X SI 95 1-1 ③ G4-3	5	0	1	0	0	0	2
27 Mike Trout, R (1, 8) OBP: 0.380, SLG: 0.556	B SI 87 B FF 88 X FF 88 2-0 ② F9			C FF 86 B FF 87 X CH 81 1-1 32 2B 2B		X FF 86 0-0 ① F9		B SI 88 C SI 88 F SI 89 B SL 81 X SI 88 2-2 ① FC6-4 5 1B 1-2f		4	1	1	0	0	0	1
5 Albert Pujols, R (1, 10) OBP: 0.307, SLG: 0.482	B FF 88 X FF 88 1-0 ③ G5-3			X FF 87 0-0 ① G6-3		C SI 87 F FF 88 X CH 80 0-2 ② 2B		C SI 88 X SI 87 0-1 1-2 1B		4	0	2	0	0	0	1
32 Josh Hamilton, L (1, 7) OBP: 0.451, SLG: 0.603		B CU 74 B FC 82 F FF 87 B FF 84 X FF 88 3-1 ① L8		S CU 76 X CU 74 0-1 2-H 2B		B CH 80 F CU 74 S CU 74 F CU 74 B CH 79 X CU 72 2-2 ③ G5-3		B SL 80 B SL 80 X SI 87 2-0 ② F7		4	0	1	1	0	0	2
20 C.J. Cron, R (1, 3) OBP: 0.305, SLG: 0.465		B FF 88 C CH 82 B CU 75 F FF 88 F CU 73 S CH 81 2-3 ② K		S CH 81 B FF 87 D CH 81 C CH 81 F CU 72 F CU 74 B FF 87 F CH 81 B FF 88 4-2 BB			B SI 86 X FF 85 1-0 ① P6	S SL 81 B SL 82 F SL 81 D SL 82 C SL 80 2-3 ③ K		3	0	0	0	1	2	2
2 Erick Aybar, S (1, 6) OBP: 0.322, SLG: 0.425		B SI 87 B FF 88 B SI 88 B FF 88 4-0 17 FC5-4 BB		T CH 82 C FF 87 D CU 73 S CH 80 1-3 ② K			C FF 86 F CU 76 B FF 88 F FF 88 X CH 81 1-2 ② L8		B SI 92 C SI 92 F SI 94 B SI 94 F CH 88 X SI 95 2-2 ① L6	3	0	0	0	1	1	2
17 Chris Iannetta, R (1, 2) OBP: 0.368, SLG: 0.431		C CH 82 B FF 87 D CH 82 X SI 88 2-1 ③ FC5-4 1-2f		B CU 75 C SI 87 B FF 86 B SI 87 S CH 82 F SI 88 C CH 81 3-3 ③ K			X FF 88 0-0 7 1B 1B		C SI 94 X SI 94 0-1 ② G6-3	4	0	1	0	0	1	3
7 Collin Cowgill, R (1, 9) OBP: 0.374, SLG: 0.448 56 Kole Calhoun, L (9, PH) OBP: 0.306, SLG: 0.447			C FF 87 X CH 81 0-1 8 L4 2B		C SI 88 F FF 86 X FF 88 0-2 ① L8		C CH 81 B SI 88 C FF 88 D CH 79 1 SAFE X CH 80 2-2 1-2 1B		C SI 94 F CU 81 X SI 95 0-2 6 1B 1B	3 1	0 0	2 1	0 0	0 0	0 0	0 0
8 John McDonald, R (1, 5) OBP: 0.324, SLG: 0.273 6 David Freese, R (7, PH) OBP: 0.309, SLG: 0.285 (8, 5)			C FF 88 B FF 86 X FF 88 1-1 ① ② L4 2-2		C SI 87 C FF 88 B CH 82 T CH 80 1-2 ② K		C FF 95 C SL 86 S FF 96 0-3 ③ K		F SI 93 X SI 94 0-1 1-2 1B	2 2	0 0	0 1	0 0	0 0	1 1	1 2

Inning Stats	1	2	3	4	5	6	7	8	9
	R: 0 E: 0 K: 0 S: 5	H: 0 LOB: 0 BB: 0 P: 10	R: 0 E: 0 K: 1 S: 8	H: 0 LOB: 1 BB: 1 P: 19	R: 0 E: 0 K: 0 S: 8	H: 1 LOB: 0 BB: 0 P: 9	R: 1 E: 0 K: 2 S: 17	H: 2 LOB: 2 BB: 1 P: 26	R: 0 E: 0 K: 1 S: 7	H: 0 LOB: 0 BB: 0 P: 8
	R: 0 E: 0 K: 0 S: 8	H: 1 LOB: 0 BB: 0 P: 10	R: 0 E: 0 K: 1 S: 12	H: 2 LOB: 2 BB: 0 P: 16	R: 0 E: 0 K: 1 S: 11	H: 2 LOB: 2 BB: 0 P: 17	R: 0 E: 0 K: 0 S: 13	H: 2 LOB: 2 BB: 0 P: 16	1B: 6 2B: 5 3B: 0 HR: 0	SF: 0 SAC: 0 DP: 1 HBP: 0

PITCHER	IP	WLS	BF	H	R	ER	SO	BB	IBB	HBP	BLK	WP	HR	S	P	ERA	WHIP
57 Tommy Milone, L (1, 1) ERA: 3.47	6.2	W	26	6	1	1	4	2	0	0	0	0	0	62	95	1.35	1.200
48 Ryan Cook, R (7, 1) ERA: 3.14	0.1	H	1	0	0	0	1	0	0	0	0	0	0	3	3	0.00	0.000
44 Luke Gregerson, R (8, 1) ERA: 2.06	1.0	H	5	2	0	0	1	0	0	0	0	0	0	11	17	0.00	2.000
45 Jim Johnson, R (9, 1) ERA: 5.88	1.0		5	2	0	0	0	0	0	0	0	0	0	13	16	0.00	2.000

PITCHER	IP	WLS	BF	H	R	ER	SO	BB	IBB	HBP	BLK	WP	HR	S	P	ERA	WHIP

Oakland Athletics @ Los Angeles Angels

Angel Stadium of Anaheim, Anaheim, CA

Wed Jun 11 2014, 7:09 PM - 10:28 PM PDT

Att. 36,793 - Clear - 72 F

livebaseballscorecards.com

AB	35
R	1
H	10
RBI	1
BB	2
SO	6
LOB	16

WP: 0 PA: 37
PB: 0
SB: 0
CS: 0

Batter	1	2	3	4	5	6	7	8	9	AB	R	H	RBI	BB	SO	LOB
56 Kole Calhoun, L (1, 9) OBP: 0.320, SLG: 0.453	C SI 88 F SI 89 B FF 88 B SL 80 F CU 74 F SI 90 X SI 90 2-2 5 FC1-6 1B		F SI 90 F FF 91 B FF 90 B SL 83 B SI 92 B SI 93 4-2 27 WP 2-3 BB		C CU 74 B CH 84 X SI 90 1-1 1B			C FF 95 F FF 95 B SL 85 X FF 95 1-2 E8 27 2B 5 1B		3	1	2	0	1	0	0
27 Mike Trout, R (1, 8) OBP: 0.382, SLG: 0.557	C FF 89 B FF 89 F FF 88 D SL 81 F FF 87 F FF 91 1 SAFE X FF 90 2-2 ① F9		C SL 83 F FF 91 B SL 81 1 SAFE F FF 90 F SI 87 F FF 86 D SL 83 B FF 90 4-2 D CU 75 1-2 3-H BB		X FF 89 0-0 ③ F9			B FF 96 C FF 95 B FF 95 1 SAFE B FF 96 X FF 96 3-1 1-3 5 1B 2B		3	1	1	0	1	0	2
5 Albert Pujols, R (1, 3) OBP: 0.307, SLG: 0.479 7 Collin Cowgill, R (8, PR) OBP: 0.374, SLG: 0.448 40 Kevin Jepsen, R (8, 1)	C FF 89 B FF 88 F FF 91 1 SAFE B FF 89 X FF 88 2-2 ② FC1-6 1-2f		D FF 89 F FF 92 X FF 91 1-1 ② F8			X FF 86 0-0 ① G6-3		S FF 95 B FF 96 F FF 95 F FF 95 B SL 83 F SL 85 X FF 95 2-2 32 BB 2-H 3-H 1B		4 0 0	0 0 0	1 0 0	2 0 0	0 0 0	0 0 0	3 0 0
32 Josh Hamilton, L (1, 7) OBP: 0.440, SLG: 0.576	F SI 89 F SL 82 X FF 90 0-2 ③ F8		X SL 84 0-0 ③ P4			F SI 88 B SI 89 B CH 82 S CU 73 F CU 72 B SL 81 F CU 74 X CH 84 3-2 ② G6-3		B FS 82 B FS 84 B SL 83 C FF 94 B SL 80 4-1 1-2 BB		3	0	0	0	1	0	3
47 Howie Kendrick, R (1, 4) OBP: 0.344, SLG: 0.370		C FF 87 B SI 89 B SI 89 B FF 89 B SI 90 4-1 6 G6-4-3 BB	C SL 81 B FF 89 X SI 90 1-1 ① G3		B FF 86 S FF 88 B FF 89 B FF 90 F FF 88 F FF 88 X FF 88 3-2 ③ G1-6-3		C FF 94 S FF 94 S FF 94 0-3 ② K		3	0	0	0	1	1	2
2 Erick Aybar, S (1, 6) OBP: 0.317, SLG: 0.418		C FF 88 B CU 75 F SI 91 F SL 81 X CU 74 1-2 ① P5	B FF 86 X SI 88 1-0 ② G4-3		B SI 92 X SI 91 1-0 ① G6-3		B SL 84 X FF 94 1-0 ③ G3		4	0	0	0	0	0	3
6 David Freese, R (1, 5) OBP: 0.308, SLG: 0.284		T FF 90 F FF 91 B SL 81 D FF 89 F FF 92 B SI 92 X FF 92 3-2 ② ③ G6-4-3 1-2f	F FF 89 S FF 88 X SL 82 0-2 16 CS 1B		C FF 91 B FF 92 C SI 90 B CU 83 S FF 92 2-3 ② K			C FF 98 F FF 98 B FF 98 B KC 85 F FF 98 S FF 97 2-3 ① K	4	0	1	0	0	2	1
16 Hank Conger, L (1, 2) OBP: 0.333, SLG: 0.417			B SI 88 X SI 89 1-0 56 WP 27 WP 2B C FF 88 S CU 72 1 SAFE B SI 89 1-2 ③ CS 1-2 B SI 87 X SI 87 1-0 ① P6		X SI 91 0-0 ③ G6-3			B FF 97 B FF 97 F FF 99 X FF 97 2-1 ② G6-3	4	1	1	0	0	0	0
33 C.J. Wilson, L (1, 1) 64 Mike Morin, R (7, 1) 28 Raul Ibanez, L (8, PH) OBP: 0.247, SLG: 0.256 (8, 3)			S SI 89 F CU 73 S SL 80 0-3 ① K		C SI 88 B CU 72 C SI 90 S SL 81 1-3 ② K		X FF 94 0-0 ① L7	C KC 85 S KC 86 S FF 99 0-3 ③ K	2 0 2	0 0 0	0 0 0	0 0 0	2 0 1	0 0 0	1 0 0
Inning Stats	R: 0 H: 1 E: 0 LOB: 1 K: 0 BB: 0 S: 16 P: 22	R: 0 H: 0 E: 0 LOB: 0 K: 0 BB: 1 S: 9 P: 17	R: 1 H: 1 E: 0 LOB: 2 K: 1 BB: 2 S: 14 P: 24	R: 0 H: 1 E: 0 LOB: 0 K: 0 BB: 0 S: 8 P: 11	R: 0 H: 1 E: 0 LOB: 1 K: 1 BB: 0 S: 7 P: 10	R: 0 H: 0 E: 0 LOB: 0 K: 0 BB: 0 S: 10 P: 16	R: 0 H: 0 E: 0 LOB: 0 K: 1 BB: 0 S: 5 P: 8	R: 2 H: 2 E: 1 LOB: 2 K: 1 BB: 1 S: 16 P: 27	R: 0 H: 0 E: 0 LOB: 0 K: 2 BB: 0 S: 9 P: 13	1B: 4 2B: 2 3B: 0 HR: 0	SF: 0 SAC: 0 DP: 1 HBP: 0			WP: 2 PB: 0 SB: 0 CS: 1	PA: 37		

PITCHER		IP	WLS	BF	H	R	ER	SO	BB	IBB	HBP	BLK	WP	HR	S	P	ERA	WHIP
34 Aaron Harang, R ERA: 3.2	(1, 1)	6.0	W	23	4	1	1	2	3	0	0	0	2	0	64	100	1.50	1.167
57 David Hale, R ERA: 1.88	(7, 1)	1.0	H	3	0	0	0	1	0	0	0	0	0	0	5	8	0.00	0.000
59 Shae Simmons, R ERA: 1.5	(8, 1)	1.0	H	7	2	2	1	1	1	0	0	0	0	0	16	27	9.00	3.000
46 Craig Kimbrel, R ERA: 1.75	(9, 1)	1.0	S	3	0	0	0	2	0	0	0	0	0	0	9	13	0.00	0.000

PITCHER	IP	WLS	BF	H	R	ER	SO	BB	IBB	HBP	BLK	WP	HR	S	P	ERA	WHIP

TOP

Los Angeles Angels @ Atlanta Braves

Turner Field, Atlanta, GA

Fri Jun 13 2014, 7:38 PM - 10:34 PM EDT

Att. 39,699 - Cloudy - 75 F

livebaseballscorecards.com

AB	32
R	3
H	6
RBI	2
BB	4
SO	6
LOB	15

BOTTOM

Los Angeles Angels @ Atlanta Braves

Turner Field, Atlanta, GA

Fri Jun 13 2014, 7:38 PM - 10:34 PM EDT

Att. 39,699 - Cloudy - 75 F

livebaseballscorecards.com

Batter	1	2	3	4	5	6	7	8	9	AB	R	H	RBI	BB	SO	LOB
22 Jason Heyward, L (1, 9) OBP: 0.336, SLG: 0.379 17 Jordan Schafer, L (2, PH) OBP: 0.245, SLG: 0.261 (3, 9)	C FF 90 H FF 89 1-1 5 BB 24 HR HBP	C FF 91 F SI 91 C CU 76 0-3 ② K	D CU 78 X SL 81 1-0 ③ G4-3				B FF 89 X SI 90 1-0 5 F9 2 S 1B			0 3	1 0	0 1	0 0	0 0	0 1	0 2
2 B.J. Upton, R (1, 8) OBP: 0.278, SLG: 0.343	L FF 88 F CH 85 B CU 72 1 SAFE S CU 80 1-3 ① K	B SI 91 C FF 91 B CU 78 X FF 90 2-1 ③ F9			X CH 84 0-0 ① G5-3		1 SAFE 1 SAFE B SL 79 M SL 76 2 SAFE B SL 79 S SL 75 B CH 69 S SL 76 3-3 ① K 1-2			4	0	0	0	0	2	2
5 Freddie Freeman, L (1, 3) OBP: 0.368, SLG: 0.478	B FF 91 B CU 75 S FF 90 1 SAFE B FF 90 B FF 90 4-1 24 HR 1-2 BB	C FF 90 F SI 90 B SI 91 B CU 78 S SL 82 2-3 ① K	C SI 89 B SI 90 B SL 83 B CU 76 F CU 79 B CH 85 4-2 BB				C SL 76 X CH 71 0-1 ② F9 2-3			2	1	0	0	2	1	1
8 Justin Upton, R (1, 7) OBP: 0.367, SLG: 0.538	B CH 84 B FF 90 F SI 90 X CU 75 2-1 ② F7	C FF 92 B FC 86 B CH 86 X CH 86 2-1 ② G6-3	B SI 89 F CH 85 B CU 79 B SI 89 S CH 83 C SI 90 3-3 ② K				F SL 78 X CH 69 0-1 ③ G3			4	0	0	0	0	1	4
24 Evan Gattis, R (1, 2) OBP: 0.335, SLG: 0.574	D CU 75 B CU 76 B SI 91 X SI 91 3-0 1-H 2-H HR	X FF 92 0-0 ③ F8	C CU 78 S CH 85 B CU 75 S SL 80 1-3 ③ K2-3					X FF 94 0-0 19 FC5-4 1B		4	1	2	3	0	1	1
23 Chris Johnson, R (1, 5) OBP: 0.289, SLG: 0.352	B CU 76 S CH 84 B SI 91 S CH 84 B SI 88 F CH 84 F SI 92 X FF 92 3-2 HR			B CU 76 C FF 90 S SL 82 B CH 86 F CH 85 B SL 80 X FF 90 3-2 34 SH1-3 19 1B		C SI 89 X FC 86 0-1 ① G6-3		S FF 94 B FF 95 F CH 86 C CU 83 1-3 ① K		4	1	2	1	0	1	1
7 Tommy La Stella, L (1, 4) OBP: 0.415, SLG: 0.388 46 Craig Kimbrel, R (9, 1)	C FF 91 C CU 79 B SL 83 B SI 91 X CU 77 2-2 1B			C FF 89 C SI 90 F FC 87 S SL 81 0-3 ① K		C FF 89 B FF 90 C CU 75 B SI 91 B SI 90 S FF 90 3-3 ② K		X FF 95 0-0 ② F8		4 0	0 0	1 0	0 0	0 0	2 0	2 0
19 Andrelton Simmons, R (1, 6) OBP: 0.293, SLG: 0.390	B CH 85 X CH 86 1-0 ③ L9			C SI 90 X CU 76 0-1 34 SH1-3 1-2 1B		C SI 91 B CH 86 F CU 79 B SL 80 X CU 77 2-2 1B		X CU 83 0-0 ③ FC5-4 1-2f		4	0	2	0	0	0	2
34 Aaron Harang, R (1, 1) OBP: 0.080, SLG: 0.042 26 Dan Uggla, R (6, PH) OBP: 0.241, SLG: 0.242 57 David Hale, R (7, 1) OBP: 0.091, SLG: 0.100 59 Shae Simmons, R (8, 1) 14 Ramiro Pena, S (9, 4) OBP: 0.271, SLG: 0.359		C FF 90 S SI 90 B SI 91 S FF 90 1-3 ① K		B CU 74 L SI 89 C SI 90 X FF 89 1-2 ② SH1-3 1-2 2-3		C CH 84 B SI 89 X CU 78 1-1 ③ P6				1 1 0 0 0	0 0 0 0 0	0 0 0 0 0	0 0 0 0 0	0 0 0 0 0	1 0 0 0 0	0 1 0 0 0
Inning Stats	R: 4 E: 0 K: 1 S: 17 H: 3 LOB: 1 BB: 1 P: 34	R: 0 E: 0 K: 2 S: 8 H: 0 LOB: 0 BB: 0 P: 11	R: 0 E: 0 K: 1 S: 6 H: 0 LOB: 0 BB: 0 P: 10	R: 0 E: 0 K: 1 S: 14 H: 2 LOB: 2 BB: 0 P: 19	R: 0 E: 0 K: 2 S: 9 H: 0 LOB: 1 BB: 1 P: 17	R: 0 E: 0 K: 1 S: 10 H: 1 LOB: 1 BB: 0 P: 16	R: 0 E: 0 K: 1 S: 8 H: 1 LOB: 1 BB: 0 P: 12	R: 0 E: 0 K: 1 S: 6 H: 1 LOB: 1 BB: 0 P: 7		1B: 6 2B: 0 3B: 0 HR: 2	SF: 0 SAC: 1 DP: 0 HBP: 1		WP: 0 PB: 0 SB: 1 CS: 0	PA: 35		

	AB	31
	R	4
	H	8
	RBI	4
	BB	2
	SO	10
	LOB	16

PITCHER		IP	WLS	BF	H	R	ER	SO	BB	IBB	HBP	BLK	WP	HR	S	P	ERA	WHIP
33 C.J. Wilson, L ERA: 3.5	(1, 1)	6.0	L	27	6	4	4	8	2	0	1	0	0	2	64	107	6.00	1.333
64 Mike Morin, R ERA: 1.33	(7, 1)	1.0		4	1	0	0	1	0	0	0	0	0	0	8	12	0.00	1.000
40 Kevin Jepsen, R ERA: 3.18	(8, 1)	1.0		4	1	0	0	1	0	0	0	0	0	0	6	7	0.00	1.000

PITCHER	IP	WLS	BF	H	R	ER	SO	BB	IBB	HBP	BLK	WP	HR	S	P	ERA	WHIP

Batter	1	2	3	4	5	6	7	8	9	10	11	12	13	AB	R	H	RBI	BB	SO	LOB
56 Kole Calhoun, L (1, 9) OBP: 0.326, SLG: 0.447	F7			27 1B 27 WP 5 SF9 1B		P5	27 BB BB		K		F8		27 2B 5 1B 1B	6	2	2	1	1	1	2
27 Mike Trout, R (1, 8) OBP: 0.387, SLG: 0.573	G6-3			32 S 1B		HR	27 BB 56 BB 1B	27 BB BB	K		G4-3		5 1B 2B	6	2	3	4	1	1	2
5 Albert Pujols, R (1, 3) OBP: 0.310, SLG: 0.494	G6-3			SF9		HR	L8			32 1B 2B	F8		32 G6-4-3 1B	6	2	3	4	0	0	3
32 Josh Hamilton, L (1, 7) OBP: 0.415, SLG: 0.534		K		K		G4-3		G4-3		47 G4-3 1B	G3-1		G6-4-3	7	0	1	1	0	2	2
47 Howie Kendrick, R (1, 4) OBP: 0.340, SLG: 0.365		G4-3		F8		K		E8 2 1B 1B		G4-3	G5-3			6	1	1	0	0	1	2
2 Erick Aybar, S (1, 6) OBP: 0.325, SLG: 0.424		G4-3			6 G5-3 6 S 1B		6 1B 27 BB 1B	1B		K			17 HBP 33 PB 56 1B 1B	6	2	4	1	0	1	1
6 David Freese, R 38 Joe Smith, R 49 Ernesto Frieri, R 64 Mike Morin, R 20 C.J. Cron, R 66 Cam Bedrosian, R 59 Fernando Salas, R 33 C.J. Wilson, L 46 Cory Rasmus, R			F9		G5-3		27 BB 56 BB 1B	G3		L6			56 1B 17 HBP 27 2B BB	4	1	0	1	0	0	1
17 Chris Iannetta, R (1, 2) OBP: 0.373, SLG: 0.425			B5-6-4 HBP		P4		K		8 SH1-3 1B		F9		56 1B 27 2B HBP	4	1	1	0	0	1	3
Garrett Richards, R (1, 1) 28 Raul Ibanez, L (7, PH) OBP: 0.246, SLG: 0.255 40 Kevin Jepsen, R (7, 1) 8 John McDonald, R (8, 5) OBP: 0.333, SLG: 0.265			B5-6-4		F9		P5		SH1-3		BB		F6	2	0	0	0	0	0	2
														1	0	0	0	0	0	2
														0	0	0	0	0	0	0
														1	0	0	0	1	0	3
Inning Stats	R: 0 E: 0 K: 0 S: 7 H: 0 LOB: 0 BB: 0 P: 11	R: 0 E: 0 K: 1 S: 6 H: 0 LOB: 0 BB: 0 P: 9	R: 0 E: 0 K: 0 S: 6 H: 0 LOB: 0 BB: 0 P: 10	R: 1 E: 0 K: 1 S: 12 H: 2 LOB: 1 BB: 0 P: 20	R: 0 E: 0 K: 0 S: 8 H: 1 LOB: 1 BB: 0 P: 11	R: 2 E: 0 K: 1 S: 11 H: 2 LOB: 0 BB: 0 P: 14	R: 1 E: 0 K: 1 S: 19 H: 2 LOB: 3 BB: 2 P: 33	R: 1 E: 1 K: 0 S: 9 H: 2 LOB: 0 BB: 0 P: 17	R: 0 E: 0 K: 2 S: 14 H: 1 LOB: 1 BB: 0 P: 22	R: 1 E: 0 K: 1 S: 12 H: 2 LOB: 1 BB: 0 P: 17	R: 0 E: 0 K: 0 S: 6 H: 0 LOB: 1 BB: 1 P: 12	R: 0 E: 0 K: 0 S: 6 H: 0 LOB: 0 BB: 0 P: 9	R: 5 E: 0 K: 0 S: 13 H: 4 LOB: 0 BB: 1 P: 24	1B: 12 2B: 2 3B: 0 HR: 2	SF: 1 SAC: 1 DP: 2 HBP: 2	WP: 1 PB: 1 SB: 2 CS: 0	PA: 58				

PITCHER		IP	WLS	BF	H	R	ER	SO	BB	IBB	HBP	BLK	WP	HR	S	P	ERA	WHIP
32 Gavin Floyd, R	(1, 1)	6.1		26	7	4	4	4	0	0	1	0	1	2	57	87	5.68	1.105
ERA: 2.98																		
43 Luis Avilán, L	(7, 1)	0.1		2	0	0	0	0	1	0	0	0	0	0	3	8	0.00	3.000
ERA: 4.64																		
38 Anthony Varvaro, R	(7, 1)	0.1		2	0	0	0	0	1	0	0	0	0	0	9	13	0.00	3.000
ERA: 3.13																		
52 Jordan Walden, R	(8, 1)	1.0		4	2	1	0	0	0	0	0	0	0	0	9	17	0.00	2.000
ERA: 4.4																		
48 David Carpenter, R	(9, 1)	1.0		4	1	0	0	2	0	0	0	0	0	0	14	22	0.00	1.000
ERA: 4.44																		

PITCHER		IP	WLS	BF	H	R	ER	SO	BB	IBB	HBP	BLK	WP	HR	S	P	ERA	WHIP
46 Craig Kimbrel, R	(10, 1)	1.0		5	2	1	1	1	0	0	0	0	0	0	12	17	9.00	2.000
ERA: 2.03																		
57 David Hale, R	(11, 1)	2.1	L	13	3	5	5	0	2	0	1	0	0	0	23	42	19.29	2.143
ERA: 2.78																		
59 Shae Simmons, R	(13, 1)	0.2		2	1	0	0	0	0	0	0	0	0	0	2	3	0.00	1.500
ERA: 1.35																		

Los Angeles Angels @ Atlanta Braves

Turner Field, Atlanta, GA

Sat Jun 14 2014, 7:16 PM - 12:13 AM EDT

Att. 48,559 - Partly Cloudy - 87 F

TOP

livebaseballscorecards.com

AB	50
R	11
H	16
RBI	11
BB	4
SO	7
LOB	24

Batter	1	2	3	4	5	6	7	8	9	10	11	12	13	AB	R	H	RBI	BB	SO	LOB
22 Jason Heyward, L (1, 9) OBP: 0.334, SLG: 0.376	X SI 96 0-0 G6-3 ①		B SI 97 B SL 84 C SL 84 F FF 96 X FF 96 2-2 E1 5 BB		B FF 97 C SL 86 C SL 85 C CU 78 1-3 K ①		X FF 94 0-0 FC6-4 ① 1-2f		B FF 93 B SI 93 C FF 94 S FF 94 F FF 94 F SI 94 F SI 93 X FF 94 2-2 2 3B 1-2 2-H 1B	B FF 96 B FF 95 F FF 95 X FF 95 2-1 2 G6-3 1-2 2-H 1B		B CH 88 C KC 81 B CH 83 X CH 83 2-1 G6-3 ②		7	1	2	2	0	1	2
2 B.J. Upton, R (1, 8) OBP: 0.282, SLG: 0.351	C FF 97 B FF 97 C SL 87 B SL 88 F FF 98 X SL 88 2-2 8 FC6-4 1B		F FF 95 C SL 85 B FF 95 C FF 96 1-3 K ②		S FF 96 B SL 86 F SL 86 B CU 76 B FF 94 B SL 85 4-2 1-2 BB		X FF 94 0-0 F9 ②		C SL 83 B FF 94 B SI 94 C SI 95 B FF 95 X FF 94 3-2 5 2B 1-H 2-H 3B	C SL 83 X SL 84 0-1 G6-3 ② 1-2 2-3		B KC 82 B FF 90 B KC 81 C FF 90 C FF 90 S CH 84 3-3 K ③		6	1	2	2	1	2	4
5 Freddie Freeman, L (1, 3) OBP: 0.369, SLG: 0.476	F SI 96 C SL 86 B SL 87 1 SAFE F SI 96 B SI 96 F SL 86 S FF 96 2-3 K ②		B SL 84 F SI 94 B FF 94 F FF 96 B SL 85 4-1 1-2 BB		B SL 85 F SI 94 B SI 96 B SL 84 S SI 95 F SL 85 F SI 95 S SL 85 3-3 K ②		C CH 87 B SI 95 C CH 65 F SI 95 B CU 82 D CU 83 F CH 84 S CH 85 3-3 K ③		S SI 94 B SI 94 B SL 84 B SL 82 F FF 95 X FF 94 3-2 3-H 2B	I IN 79 I IN 82 I IN 85 I IN 85 4-0 IBB			F CH 89 B CH 84 C CH 84 B FF 95 F CH 88 B CU 75 X FF 93 3-2 G3 ①	5	0	1	1	2	3	4
8 Justin Upton, R (1, 7) OBP: 0.357, SLG: 0.522	C SL 87 F FF 97 X SL 85 0-2 FC6-4 ③ 1-2f		D SL 86 X FF 95 1-0 G4-3 ③		F SL 85 B FF 95 F FF 96 F CU 78 S SL 86 1-3 K ③			B SI 87 C SI 86 B SI 87 F SI 87 S SL 78 2-3 K ①	C SL 80 F CH 70 B FF 92 B FF 92 F CH 71 S SL 79 2-3 K ①	B FF 95 S SL 86 B SL 82 B FF 95 X FF 94 3-1 F9 ③			F FF 92 B FF 93 B SL 85 B FF 93 S SL 86 F FF 93 F FF 92 F SL 84 X FF 93 3-2 F9 ②	7	0	0	0	0	3	9
24 Evan Gattis, R (1, 2) OBP: 0.345, SLG: 0.591 26 Dan Uggla, R (11, PR) OBP: 0.241, SLG: 0.242 11 Gerald Laird, R (12, 2) OBP: 0.325, SLG: 0.296		C SL 87 B SL 88 S FF 97 X SL 87 1-2 1B		S SL 87 F SL 87 C CU 77 1-3 K ①		F SL 85 X FF 96 0-1 F9 ①		X SI 88 0-0 HR	I IN 71 I IN 72 I IN 72 I IN 70 4-0 23 G4-6-3 IBB		S KC 82 S KC 83 B CH 83 B CH 85 B KC 84 X FF 92 3-2 19 L5-4 23 SH1-4 1B		X FF 92 0-0 F9 ③	5 0 1	1 0 0	3 0 0	1 0 0	1 0 0	1 0 0	0 0 0
23 Chris Johnson, R (1, 5) OBP: 0.284, SLG: 0.345		B FF 96 S FF 95 S FF 97 S SL 88 1-3 K ①		F FF 96 B CU 78 F SL 86 S FF 96 1-3 K ②		X FF 96 0-0 F9 ②		F SI 87 F SL 79 S SL 79 0-3 K ②	S SL 80 F SL 80 X FF 92 0-2 G4-6-3 1-2f		B FF 88 X FF 88 1-0 SH1-4 1-2			5	0	0	0	0	3	3
7 Tommy La Stella, L (1, 4) OBP: 0.441, SLG: 0.396		B SI 96 B SI 94 X SI 95 2-0 L6 ②		C SL 86 B FF 95 B SL 85 F SI 95 B CU 78 B SL 85 4-2 19 FC6-4 BB		B SI 97 C FF 97 F FF 97 X SL 86 1-2 1B		C FF 89 C SL 79 F SL 79 B FF 89 F FF 89 F FF 89 B FF 89 X SL 79 2-2 F7 ③		F FF 94 F FF 96 X SL 84 0-2 19 BLK 22 1B 1B	I IN 66 I IN 67 I IN 68 I IN 70 4-0 IBB		4	1	2	0	2	0	1
19 Andrelton Simmons, R (1, 6) OBP: 0.290, SLG: 0.385		C FF 96 D SL 87 S FC 96 X FF 96 1-2 L6 ③		F FF 95 D SL 87 S SL 86 X SL 86 1-2 FC6-4 ③ 1-2f		B SI 95 F FF 95 F FF 97 S SL 85 1-3 K ③			C FF 94 F FF 95 X SL 80 0-2 4 1B 22 1B 1B	C FF 95 C FF 95 B FF 97 X SL 86 1-2 G5-3 ① 1-2	F FF 91 X CH 84 0-1 L5-4 ② 2-2			6	1	1	0	0	1	6
32 Gavin Floyd, R (1, 1) OBP: 0.000, SLG: 0.000 43 Luis Avilan, L (1, 1) 38 Anthony Varvaro, R (1, 1) 17 Jordan Schafer, L (1, PH) OBP: 0.000, SLG: 0.000 52 Jordan Walden, R (1, 1) 48 David Carpenter, R (1, 1) 4 Ryan Doumit, S (1, PH) OBP: 0.000, SLG: 0.000 46 Craig Kimbrel, R (1, 1) 14 Ramiro Pena, S (1, PH) 57 David Hale, R (1, 1) OBP: 0.000, SLG: 0.000 59 Shae Simmons, R (1, 1)			C FF 96 F FF 96 B SL 87 S SL 87 1-3 K ①		C SI 97 B FF 97 X SI 97 1-1 2 BB 1B		B FF 95 S FF 94 X CH 87 1-1 22 FC6-4 1B		B FF 94 X SI 93 1-0 22 1B 2 3B 1-2 1B	F CH 87 F FF 96 X FF 96 0-2 2 G6-3 22 1B 1B		C CH 87 X FF 88 0-1 F9 ①								
Inning Stats	R: 0 E: 0 K: 1 S: 13 H: 1 LOB: 1 BB: 0 P: 17	R: 0 E: 0 K: 1 S: 10 H: 1 LOB: 1 BB: 0 P: 15	R: 0 E: 1 K: 2 S: 11 H: 0 LOB: 2 BB: 1 P: 20	R: 0 E: 0 K: 2 S: 11 H: 0 LOB: 1 BB: 1 P: 18	R: 0 E: 0 K: 3 S: 16 H: 1 LOB: 2 BB: 1 P: 26	R: 0 E: 0 K: 1 S: 9 H: 1 LOB: 1 BB: 0 P: 11	R: 0 E: 0 K: 1 S: 9 H: 1 LOB: 1 BB: 0 P: 13	R: 1 E: 0 K: 2 S: 13 H: 1 LOB: 0 BB: 0 P: 17	R: 4 E: 0 K: 1 S: 23 H: 5 LOB: 1 BB: 1 P: 38	R: 1 E: 0 K: 0 S: 15 H: 3 LOB: 3 BB: 1 P: 25	R: 0 E: 0 K: 0 S: 6 H: 1 LOB: 2 BB: 1 P: 14	R: 0 E: 0 K: 1 S: 7 H: 0 LOB: 0 BB: 0 P: 12	R: 0 E: 0 K: 0 S: 11 H: 0 LOB: 0 BB: 0 P: 17	1B: 12 2B: 2 3B: 1 HR: 1 SF: 0 SAC: 1 DP: 2 HBP: 0	WP: 0 PB: 0 SB: 0 CS: 0 PA: 59						

PITCHER		IP	WLS	BF	H	R	ER	SO	BB	IBB	HBP	BLK	WP	HR	S	P	ERA	WHIP
Garrett Richards, R ERA: 2.87	(1, 1)	6.0		26	4	0	0	10	3	0	0	0	0	0	70	107	0.00	1.167
40 Kevin Jepsen, R ERA: 3.04	(7, 1)	1.0		4	1	0	0	1	0	0	0	0	0	0	9	13	0.00	1.000
38 Joe Smith, R ERA: 3.18	(8, 1)	1.0		4	1	1	1	2	0	0	0	0	0	1	13	17	9.00	1.000
49 Ernesto Frieri, R ERA: 5.46	(9, 1)	0.0		5	5	4	4	0	0	0	0	0	0	0	16	25	∞	∞
64 Mike Morin, R ERA: 1.27	(9, 1)	1.0		3	0	0	0	1	0	1	0	0	0	0	7	13	0.00	0.000

PITCHER		IP	WLS	BF	H	R	ER	SO	BB	IBB	HBP	BLK	WP	HR	S	P	ERA	WHIP
68 Cam Bedrosian, R ERA: 7.71	(10, 1)	1.0	B	7	3	1	1	0	0	1	0	1	0	0	15	25	9.00	3.000
59 Fernando Salas, R ERA: 2.96	(11, 1)	2.0	W	7	1	0	0	1	0	1	0	0	0	0	13	26	0.00	0.500
46 Cory Rasmus, R ERA: 4.5	(13, 1)	1.0		3	0	0	0	0	0	0	0	0	0	0	11	17	0.00	0.000

BOTTOM

Los Angeles Angels @ Atlanta Braves

Turner Field, Atlanta, GA

Sat Jun 14 2014, 7:16 PM - 12:13 AM EDT

Att. 48,559 - Partly Cloudy - 87 F

livebaseballscorecards.com

AB	52
R	6
H	15
RBI	6
BB	6
SO	15
LOB	29

Los Angeles Angels @ Atlanta Braves

Turner Field, Atlanta, GA

Sun Jun 15 2014, 8:10 PM - 11:40 PM EDT

Att. 29,320 - Cloudy - 81 F

livebaseballscorecards.com

Batter	1	2	3	4	5	6	7	8	9	AB	R	H	RBI	BB	SO	LOB
7 Collin Cowgill, R (1, 9) OBP: 0.365, SLG: 0.436	B FF 91 F FF 92 C SL 86 C SI 92 1-3 K ①	1 SAFE C KC 80 B FF 91 F SL 84 S KC 80 1-3 K2-3 ③		X CH 83 0-0 FC5-4 5 1B ① 1-2f		C FF 91 C CU 77 S CU 79 0-3 K ①			C FF 94 B FF 96 F FF 96 B SL 86 C FF 95 2-3 K ①	4	0	0	0	0	3	2
56 Kole Calhoun, L (9, PH) OBP: 0.324, SLG: 0.444										1	0	0	0	0	1	0
27 Mike Trout, R (1, 8) OBP: 0.390, SLG: 0.585	C FF 93 S KC 82 B FF 93 B FF 92 B SI 92 X FF 94 3-2 32 1B 1B	C KC 79 B KC 80 X SL 85 1-1 HR	1 SAFE 1 SAFE B FF 90 C KC 80 B KC 80 B SI 91 C KC 81 1 SAFE X SI 90 3-2 L9 ②			B FF 92 C CU 79 X CU 80 1-1 F9 ②			B FF 94 B FF 96 C FF 96 X FF 97 2-1 5 HBP 1B	5	1	3	1	0	0	1
5 Albert Pujols, R (1, 3) OBP: 0.314, SLG: 0.494	B FF 92 X FF 91 1-0 F9 ②	B FF 91 C SL 85 B SI 90 X KC 81 2-1 32 1B 47 1B 1B	1 SAFE F SI 90 X SI 90 0-1 32 BB 1-3 1B			C CU 78 B FF 93 F FF 92 F FF 95 F CU 80 B CU 80 F CH 86 F CH 86 F FF 95 3-2 B CU 81 T FF 94 K ③			F FF 95 C FF 95 H FF 96 1-2 HBP	4	1	2	0	0	1	1
32 Josh Hamilton, L (1, 7) OBP: 0.425, SLG: 0.532	S SL 86 X SL 86 0-1 1-3 1B	F FF 91 B SL 85 C KC 80 B SL 86 X SL 85 2-2 ① 1-3 1B	S FF 91 B FF 92 B FF 91 S FF 91 F FF 91 B FF 92 F FF 91 D SL 86 4-2 47 FC6-4 1-2 BB				C CU 79 F CH 85 X FF 94 0-2 L8 ①		F FF 98 B FF 98 F FF 98 F FF 98 S KC 88 1-3 K ②	4	0	2	0	1	1	2
47 Howie Kendrick, R (1, 4) OBP: 0.338, SLG: 0.362	B FF 91 S FF 92 F SL 85 F FF 92 B SI 91 S KC 83 2-3 K2-3 ③		C FF 91 B SL 84 B FF 91 B SL 84 X FF 91 3-1 2 FC4-6 3-H	B FF 90 X FF 90 1-0 FC6-4 ③ 1-2f			S FF 92 B FF 92 F FF 93 F FF 94 X FF 91 1-2 G6-3 ②		B FF 98 S FF 98 S FF 98 F FF 98 S FF 98 1-3 K ③	5	0	1	1	0	2	7
2 Erick Aybar, S (1, 6) OBP: 0.326, SLG: 0.436		B FF 90 B FF 90 X FF 90 2-0 HR	B FF 91 C FF 90 1 SAFE F FF 90 X CH 84 1-2 FC4-6 6 E ② 1-2f		B FF 89 C FF 90 B SL 84 C FF 89 B SI 89 X FF 90 3-2 1B		C FF 92 C FF 93 B FF 95 F CU 81 S CU 80 1-3 K ③			2	1	1	1	0	0	1
8 John McDonald, R (3, 6) OBP: 0.341, SLG: 0.278										2	0	1	0	0	1	0
6 David Freese, R (1, 5) OBP: 0.301, SLG: 0.276		B FF 91 C SL 83 B KC 79 C SL 83 C CH 85 2-3 K ① X FF 91 0-0 E6 1-2			C FF 89 C SL 85 B KC 79 S SL 83 1-3 K ①			B FF 95 C FF 96 F FF 96 B FF 97 F FF 96 B FF 97 F FF 95 S FF 96 3-3 K ①		4	0	0	0	0	3	2
16 Hank Conger, L (1, 2) OBP: 0.330, SLG: 0.410		B FF 90 B FF 91 X FF 92 2-0 1B X FF 91 0-0 G6-3 ③			C SL 84 1 SAFE F CH 83 B SI 90 F SL 84 F FF 90 D KC 82 X SL 84 2-2 F8 ②			C FF 97 S FF 96 B FF 95 B CH 86 F FF 96 F FF 97 F FF 96 X FF 96 2-2 P4 ②		4	0	1	0	0	0	3
53 Héctor Santiago, R (1, 1) OBP: 0.333, SLG: 0.333 40 Kevin Jepsen, R (6, 1) 68 Cam Bedrosian, R (7, 1) 46 Cory Rasmus, R (7, 1) 28 Raul Ibanez, L (8, PH) OBP: 0.244, SLG: 0.253 65 Dane De La Rosa, R (8, 1)		X FF 91 0-0 B2 ②		B FF 90 X FF 90 1-0 7 FC5-4 1B		F SL 83 D KC 81 F SL 84 B FF 91 F SL 84 C SI 89 2-3 K ③			F CH 89 B CH 88 B SL 80 S FF 96 S CH 87 2-3 K ③	3 0 0 0 1 0	0 0 0 0 0 0	1 0 0 0 0 0	0 0 0 0 0 0	0 0 0 0 0 0	1 0 0 0 1 0	2 0 0 0 0 0
Inning Stats	R: 0 E: 0 K: 2 S: 13 H: 2 LOB: 2 BB: 0 P: 20	R: 1 E: 0 K: 2 S: 9 H: 2 LOB: 1 BB: 0 P: 16	R: 2 E: 1 K: 0 S: 14 H: 4 LOB: 2 BB: 0 P: 23	R: 0 E: 0 K: 0 S: 12 H: 2 LOB: 3 BB: 1 P: 21	R: 0 E: 0 K: 2 S: 15 H: 1 LOB: 1 BB: 0 P: 23	R: 0 E: 0 K: 2 S: 13 H: 0 LOB: 0 BB: 0 P: 17	R: 0 E: 0 K: 1 S: 11 H: 0 LOB: 0 BB: 0 P: 13	R: 0 E: 0 K: 2 S: 14 H: 0 LOB: 0 BB: 0 P: 21	R: 0 E: 0 K: 3 S: 15 H: 1 LOB: 2 BB: 0 P: 22	1B: 10 2B: 0 3B: 0 HR: 2	SF: 0 SAC: 0 DP: 0 HBP: 1					

TOP

AB	39
R	3
H	12
RBI	3
BB	1
SO	14
LOB	21

PITCHER		IP	WLS	BF	H	R	ER	SO	BB	IBB	HBP	BLK	WP	HR	S	P	ERA	WHIP
36 Mike Minor, L ERA: 4.42	(1, 1)	5.0		27	11	3	3	6	1	0	0	0	0	0	63	103	5.40	2.400
38 Anthony Varvaro, R ERA: 2.88	(6, 1)	2.0	W	6	0	0	0	3	0	0	0	0	0	0	24	30	0.00	0.000
52 Jordan Walden, R ERA: 4.11	(8, 1)	1.0	H	3	0	0	0	2	0	0	0	0	0	0	14	21	0.00	0.000
48 David Carpenter, R ERA: 4.39	(9, 1)	0.1		3	1	0	0	1	0	0	1	0	0	0	7	12	0.00	3.000
46 Craig Kimbrel, R ERA: 1.98	(9, 1)	0.2	S	2	0	0	0	2	0	0	0	0	0	0	8	10	0.00	0.000

PITCHER	IP	WLS	BF	H	R	ER	SO	BB	IBB	HBP	BLK	WP	HR	S	P	ERA	WHIP

WP: 0 PA: 41
PB: 0
SB: 0
CS: 0

BOTTOM

Los Angeles Angels @ Atlanta Braves

Turner Field, Atlanta, GA

Sun Jun 15 2014, 8:10 PM - 11:40 PM EDT

Att. 29,320 - Cloudy - 81 F

livebaseballscorecards.com

Batter	1	2	3	4	5	6	7	8	9	AB	R	H	RBI	BB	SO	LOB
22 Jason Heyward, L (1, 9) OBP: 0.336, SLG: 0.386	C FF 89 B FC 84 B FF 90 X SI 90 2-1 F8 ①		C SI 92 C CH 85 B FF 92 F FF 93 F SI 93 F SI 94 X CU 77 1-2 G3 ②			B CH 81 F SI 90 C CU 79 B SI 93 F SI 93 F CU 78 F CU 79 B CH 84 F SI 92 3-2 X SI 93 P6 ①	F FF 94 B FF 93 X CH 86 1-1 HR	B FC 91 B SL 78 I IN 45 I IN 46 4-0 IBB		4	1	1	1	1	0	0
2 B.J. Upton, R (1, 8) OBP: 0.284, SLG: 0.350	C FF 90 B SI 92 B FC 86 F CH 84 F SI 92 C FF 93 2-3 K ②		X CH 83 0-0 L8 ③			B CH 84 F CH 85 B FC 87 F SI 92 B SI 94 F CH 83 B SI 93 4-2 5 1B 24 1B BB	C FF 94 S FF 93 B FF 94 X FF 95 1-2 5 G4-3 24 WP 5 S 1B	X SL 78 0-0 L4 ③		4	2	1	0	1	1	2
5 Freddie Freeman, L (1, 3) OBP: 0.371, SLG: 0.481	F FF 92 B CU 77 B FF 92 F CH 85 B SI 92 X SI 92 3-2 2B			B CU 75 B SI 90 X SI 90 2-0 F7 ①		X CU 75 0-0 24 1B 8 1B 1-3 1B	1 SAFE 1 SAFE 1 SAFE C FF 93 C FF 93 B FF 93 B FF 94 D SL 83 X FF 93 3-2 G4-3 ② 1-3			4	1	2	0	0	0	1
24 Evan Gattis, R (1, 2) OBP: 0.348, SLG: 0.589	B CU 74 X CU 78 1-0 F8 ③			X CH 83 0-0 F7 ②		F CH 83 X CU 77 0-1 23 1B 8 1B 7 2B 1-3 3-H 1B	S SL 84 B FF 94 B SL 82 S SL 83 X SL 83 2-2 E7 3-H 1B			4	1	2	1	0	0	1
8 Justin Upton, R (1, 7) OBP: 0.356, SLG: 0.517		B FF 91 F FF 91 B CH 85 C FC 86 F SI 94 S SI 93 2-3 K ①		C SI 92 F FC 86 F SI 92 S SI 93 0-3 K ③		F SI 92 X CH 83 0-1 23 1B 7 2B 1-2 3-H 1B	C SL 83 B FF 93 S CH 85 X CU 77 1-2 F7 ③			4	1	1	1	0	2	1
23 Chris Johnson, R (1, 5) OBP: 0.287, SLG: 0.348		C SI 92 F FF 93 B FF 93 X FF 92 1-2 F9 ②			F CH 83 F SI 92 B CH 84 F CH 84 F SI 94 B FF 92 X FF 93 2-2 L6 ①	C CH 86 B FF 95 T FF 95 B CU 83 X FF 95 2-2 7 2B 1-2 2-3 1B		C FC 90 B SL 78 X FF 90 1-1 19 FC1-5 7 1B 1B		4	0	2	0	0	0	0
7 Tommy La Stella, L (1, 4) OBP: 0.476, SLG: 0.446 14 Ramiro Pena, S (9, 4) OBP: 0.279, SLG: 0.367		B SI 90 B SI 90 B SI 90 C SI 91 B FC 85 4-1 BB			B SI 91 B SI 90 C SI 91 S SI 91 X SI 92 2-2 19 FC4-6 1B	B SI 95 D CH 87 S FF 95 F FF 95 X FF 95 2-2 ② 1-H 2-H 3-H 2B		F FF 90 B FS 85 X SL 76 1-1 4 WP 19 FC1-5 4 SF9 1-2 1B		3 0	1 0	3 0	2 0	1 0	0 0	0 0
19 Andrelton Simmons, R (1, 6) OBP: 0.286, SLG: 0.378		1 SAFE X CH 82 0-0 F8 ③			C SI 91 C SI 91 B SI 93 X SI 91 1-2 FC4-6 ② 1-2f	X CU 83 0-0 G6-3 ③		L FC 90 X FF 90 0-1 FC1-5 ① 4 SF9 4 WP 1-2 2-3f		4	0	0	0	0	0	5
36 Mike Minor, R (1, 1) OBP: 0.167, SLG: 0.167 26 Dan Uggla, R (5, PH) OBP: 0.239, SLG: 0.240 38 Anthony Varvaro, R (6, 1) 17 Jordan Schafer, L (7, PH) OBP: 0.255, SLG: 0.271 52 Jordan Walden, R (8, 1) 4 Ryan Doumit, S (8, PH) OBP: 0.233, SLG: 0.275 48 David Carpenter, R (9, 1) 46 Craig Kimbrel, R (9, 1)			C SI 90 B FC 87 T FF 91 C FF 92 1-3 K ①		D CH 85 X CH 84 1-0 G4-3 ③		B FF 91 C FF 94 B CH 87 C FF 94 S SL 84 2-3 K2-3 ①	B CH 82 X FF 91 1-0 SF9 ② 1-3 2-H		1 1 0 1 0 0 0 0	0 0 0 0 0 0 0 0	0 0 0 0 0 0 0 0	0 0 0 0 1 0 0 0	0 0 0 0 0 0 0 0	1 0 0 0 0 0 0 0	0 1 0 0 0 0 0 0
Inning Stats	R: 0 E: 0 K: 1 S: 10 H: 1 LOB: 1 BB: 0 P: 18	R: 0 E: 0 K: 1 S: 9 H: 0 LOB: 1 BB: 1 P: 16	R: 0 E: 0 K: 1 S: 10 H: 0 LOB: 0 BB: 0 P: 12	R: 0 E: 0 K: 1 S: 6 H: 0 LOB: 0 BB: 0 P: 8	R: 0 E: 0 K: 0 S: 12 H: 1 LOB: 1 BB: 0 P: 18	R: 4 E: 0 K: 0 S: 22 H: 5 LOB: 1 BB: 1 P: 33	R: 2 E: 1 K: 1 S: 17 H: 3 LOB: 1 BB: 0 P: 27	R: 1 E: 0 K: 0 S: 8 H: 2 LOB: 2 BB: 1 P: 15		1B: 9 2B: 2 3B: 0 HR: 1	SF: 1 SAC: 0 DP: 0 HBP: 0		WP: 2 PB: 0 SB: 1 CS: 0	PA: 38	

	AB	34
	R	7
	H	12
	RBI	6
	BB	3
	SO	5
	LOB	11

PITCHER	IP	WLS	BF	H	R	ER	SO	BB	IBB	HBP	BLK	WP	HR	S	P	ERA	WHIP
53 Héctor Santiago, L (1, 1) ERA: 4.44	5.1	L	23	5	4	4	4	2	0	0	0	0	0	62	94	6.75	1.312
40 Kevin Jepsen, R (6, 1) ERA: 2.96	0.2	B	3	2	0	0	0	0	0	0	0	0	0	7	11	0.00	3.000
68 Cam Bedrosian, R (7, 1) ERA: 10.13	0.2		5	3	2	2	1	0	0	0	0	1	1	14	23	27.00	4.500
46 Cory Rasmus, R (7, 1) ERA: 4.32	0.1		1	0	0	0	0	0	0	0	0	0	0	3	4	0.00	0.000
65 Dane De La Rosa, R (8, 1) ERA: 20.25	1.0		6	2	1	1	0	0	1	0	0	1	0	8	15	9.00	2.000

PITCHER	IP	WLS	BF	H	R	ER	SO	BB	IBB	HBP	BLK	WP	HR	S	P	ERA	WHIP

Batter	1	2	3	4	5	6	7	8	9	AB	R	H	RBI	BB	SO	LOB
56 Kole Calhoun, L (1, 9) OBP: 0.319, SLG: 0.434	B FF 93 F FF 92 B FF 94 B CH 83 X FF 93 3-1 ① F8	B FF 94 C FC 86 B FC 87 F CH 85 X KC 77 2-2 ③ G3-1		B CH 82 B CH 84 X FC 89 2-0 27 BB 1-2 1B		F FF 93 B ST 82 B FC 84 S FC 87 F KC 80 X FF 95 2-2 ② G3-1		B CU 80 F CU 80 S SL 85 B SL 87 S SL 86 2-3 ③ K		5	0	1	0	0	1	2
27 Mike Trout, R (1, 8) OBP: 0.394, SLG: 0.582	C FF 94 F FF 93 B ST 80 S KC 77 1-3 ② K		F FF 95 B FF 95 C FF 95 B FC 87 X FF 97 2-2 32 S 5 S 1B	B ST 81 T FF 94 F FF 94 B FF 95 D KC 79 F FF 96 D KC 79 4-2 1-2 2-3 BB		B FF 96 B ST 82 B FF 95 C FF 95 B FF 95 4-1 BB			B FF 96 C FF 96 B SL 88 S SL 87 X FF 95 2-2 ① G4-3	3	0	1	0	2	1	0
5 Albert Pujols, R (1, 3) OBP: 0.313, SLG: 0.489	X FF 94 0-0 1B		1 SAFE 1 SAFE B FF 94 S ST 82 1 SAFE B FF 94 S ST 82 X KC 78 2-2 ① G6-3 1-2	C ST 81 X FF 95 0-1 ③ G5-3		B ST 80 B ST 80 C FF 96 1 SAFE S ST 82 C KC 79 2-3 ③ K			C SL 87 F FF 97 X SL 87 0-2 ② F7	5	0	1	0	0	1	5
32 Josh Hamilton, L (1, 7) OBP: 0.402, SLG: 0.500	S FF 92 B FF 93 B KC 73 B FF 93 F FC 85 C KC 76 3-3 ③ K		2 SAFE B KC 74 C KC 74 F FF 94 S KC 79 1-3 ② K 2-3	C FF 94 F ST 81 X FC 86 0-2 ① G4-3			F FF 95 B ST 83 B FF 95 X FF 94 2-1 ① G4-3		B CU 83 S SL 87 S SL 87 S SL 88 1-3 ③ K	5	0	0	0	0	3	2
6 David Freese, R (1, 5) OBP: 0.305, SLG: 0.277		C FF 93 X ST 78 0-1 47 1B 17 2B 1B	B CH 83 X FF 95 1-0 ③ G6-3		C ST 79 B ST 81 B FF 95 C FF 95 F KC 80 B FF 96 F FF 96 D KC 79 4-2 47 FC1-4-6 BB		B ST 81 B FF 95 F FF 95 B FF 96 X FF 94 3-1 ② L6			3	1	1	0	1	0	1
47 Howie Kendrick, R (1, 4) OBP: 0.337, SLG: 0.360		C FF 92 F FF 94 X FF 94 0-2 1-3 17 2B 1B		X FF 94 0-0 ① G4-3	D ST 79 X FF 95 1-0 ② FC1-4-6 28 1B 1-2f		C FF 96 S SL 86 B SL 85 S SL 86 1-3 ③ K			4	1	1	0	0	1	1
28 Raul Ibanez, L (1, 10) OBP: 0.255, SLG: 0.256		B FF 95 S FC 89 X FF 94 1-1 ① P5		B FF 94 B FC 87 B FF 95 C FF 94 S FC 88 B FF 95 4-2 17 1B 8 SF7 BB	1 SAFE F FC 86 B FF 95 X KC 75 1-1 17 S 1-3 1B			B FF 95 C FF 93 B CU 83 B FF 96 B FF 94 4-1 17 CS BB		2	1	1	0	2	0	2
17 Chris Iannetta, R (1, 2) OBP: 0.376, SLG: 0.435		X FF 94 0-0 1-H 3-H 2B		X FF 94 0-0 27 BB 56 1B 1-3 1B	C ST 80 S ST 79 B KC 80 C FF 96 1-3 ③ K 1-2			S SL 85 B SL 85 B SI 95 C SL 85 S SL 87 2-3 ① ② K 1-2		4	0	2	2	0	2	3
8 John McDonald, R (1, 6) OBP: 0.318, SLG: 0.263 2 Erick Aybar, S (8, PH) OBP: 0.329, SLG: 0.438 (8, 6)		C FF 95 B FF 95 M FF 94 X ST 80 1-2 ② F8		X FF 95 0-0 ② SF7 3-H		C FF 95 C ST 80 C KC 78 0-3 ① K		C CU 84 X FF 95 0-1 1B		2 1	0 0	0 1	1 0	0 0	1 0	1 0
Inning Stats	R: 0 E: 0 K: 2 S: 9 H: 1 LOB: 1 BB: 0 P: 16	R: 2 E: 0 K: 0 S: 14 H: 3 LOB: 1 BB: 0 P: 18	R: 0 E: 0 K: 1 S: 10 H: 1 LOB: 1 BB: 0 P: 16	R: 1 E: 0 K: 0 S: 11 H: 2 LOB: 3 BB: 2 P: 21	R: 0 E: 0 K: 1 S: 13 H: 1 LOB: 2 BB: 1 P: 20	R: 0 E: 0 K: 2 S: 11 H: 0 LOB: 1 BB: 1 P: 19	R: 0 E: 0 K: 1 S: 7 H: 0 LOB: 0 BB: 0 P: 13	R: 0 E: 0 K: 2 S: 9 H: 1 LOB: 1 BB: 1 P: 17	R: 0 E: 0 K: 1 S: 9 H: 0 LOB: 0 BB: 0 P: 12	1B: 8 2B: 2 3B: 0 HR: 0 SF: 1 SAC: 0 DP: 1 HBP: 0						

PITCHER	IP	WLS	BF	H	R	ER	SO	BB	IBB	HBP	BLK	WP	HR	S	P	ERA	WHIP
47 Trevor Bauer, R (1, 1) ERA: 4.2	6.2	W	32	8	3	3	6	4	0	0	0	0	0	72	119	4.05	1.800
59 Carlos Carrasco, R (7, 1) ERA: 4.4	2.1	S	8	1	0	0	4	1	0	0	0	0	0	21	33	0.00	0.857

PITCHER	IP	WLS	BF	H	R	ER	SO	BB	IBB	HBP	BLK	WP	HR	S	P	ERA	WHIP

TOP

Los Angeles Angels @ Cleveland Indians

Progressive Field, Cleveland, OH

Mon Jun 16 2014, 7:09 PM - 10:06 PM EDT

Att. 14,716 - Partly Cloudy - 81 F

livebaseballscorecards.com

AB	34
R	3
H	9
RBI	3
BB	5
SO	10
LOB	17

Batter	1	2	3	4	5	6	7	8	9	AB	R	H	RBI	BB	SO	LOB
24 Michael Bourn, L (1, 8) OBP: 0.310, SLG: 0.366	C SI 84 C SI 87 B FF 88 F SL 79 B CU 71 F CH 79 B FF 88 X CH 76 3-2 13 HR 1B		C SI 87 F SL 79 X SL 79 0-2 13 BB 23 1B		C CU 69 F CU 70 B CU 69 X SI 87 1-2 ② G1-3		B SL 78 S CH 73 S CH 72 B CH 71 X CH 73 2-2 ③ L9			4	2	2	0	0	0	2
13 Asdrúbal Cabrera, S (1, 6) OBP: 0.324, SLG: 0.412	F SI 85 B SI 86 X SI 85 1-1 1-H HR		B CU 67 S CU 69 1 SAFE D CH 76 C FF 86 F CU 68 F SL 79 1 SAFE B CH 76 4-2 F CU 69 B FF 86 23 1B 1-2 BB		B SI 87 S SI 86 B CH 79 F CU 69 B CU 67 X CU 68 3-2 ③ F8			B FF 91 B FF 90 B FF 88 B FC 87 4-0 22 G1-3 4 SH1-3 BB		2	1	1	2	2	0	0
23 Michael Brantley, L (1, 7) OBP: 0.391, SLG: 0.519 4 Mike Aviles, R (5, 7) OBP: 0.281, SLG: 0.353	X SI 87 0-0 ① G4-3		B SI 87 C CU 71 B SI 87 B CH 79 F CU 70 X SI 87 3-2 22 G4-6-3 1-3 2-H 1B			C CU 71 F FF 87 B FF 84 S CH 75 1-3 ① K		M FF 91 1 SAFE X FF 91 0-1 ① SH1-3 1-2		2 1	0 0	1 0	1 0	0 0	0 1	0 0
22 Jason Kipnis, L (1, 4) OBP: 0.344, SLG: 0.352	B CU 68 C CH 79 X SI 87 1-1 ② L7		B FF 87 X CH 79 1-0 ②③ G4-6-3 1-2f			C CH 80 B SL 79 F CU 70 F SL 79 F CH 76 B CU 70 F SI 85 X SI 87 2-2 ② L4		D FC 92 C FC 90 X FS 84 1-1 ② G1-3 2-3		4	0	0	0	0	0	3
41 Carlos Santana, S (1, 10) OBP: 0.346, SLG: 0.358	C SI 87 C CU 70 B FF 88 B SL 78 X CH 77 2-2 ③ L9			B CH 77 C CH 76 C SI 85 B CU 69 F CU 68 X CH 76 2-2 HR		C CU 68 X SI 87 0-1 ③ F7		B FF 92 B FC 89 S FF 91 X FF 92 2-1 ③ L1-3		4	1	1	1	0	0	1
8 Lonnie Chisenhall, L (1, 5) OBP: 0.418, SLG: 0.575		B SI 85 B SI 84 X CH 81 2-0 ① G3		C SI 86 B SI 86 F CH 78 C FF 88 1-3 ① K			X FF 91 0-0 ① L7			3	0	0	0	0	1	0
33 Nick Swisher, S (1, 3) OBP: 0.299, SLG: 0.323		X SI 86 0-0 ② F8		C CU 69 B FF 87 C CH 80 B CU 70 C SL 77 2-3 ② K			X FF 91 0-0 ② B1-3			3	0	0	0	0	1	0
7 David Murphy, L (1, 9) OBP: 0.335, SLG: 0.413		B CU 70 C SI 85 X CH 77 1-1 ③ G6-3		C SI 85 C FC 86 B CH 79 X SI 86 1-2 ③ F7			B FF 90 B SL 78 B FF 90 B FF 90 4-0 53 1B BB			2	0	0	0	1	0	0
53 George Kottaras, L (1, 2) OBP: 0.500, SLG: 1.167			C CU 69 B CU 66 B CH 76 X FF 85 2-1 ① G6-3		C FF 82 B CH 76 B CH 76 B FF 84 C CU 70 S CU 70 3-3 ① K		B SI 89 X SI 89 1-0 1-2 1B			3	0	1	0	0	1	0
Inning Stats	R: 2 H: 2 E: 0 LOB: 0 K: 0 BB: 0 S: 13 P: 20	R: 0 H: 0 E: 0 LOB: 0 K: 0 BB: 0 S: 4 P: 7	R: 1 H: 2 E: 0 LOB: 1 K: 0 BB: 1 S: 14 P: 24	R: 1 H: 1 E: 0 LOB: 0 K: 2 BB: 0 S: 13 P: 19	R: 0 H: 0 E: 0 LOB: 0 K: 1 BB: 0 S: 9 P: 16	R: 0 H: 0 E: 0 LOB: 0 K: 1 BB: 0 S: 11 P: 14	R: 0 H: 1 E: 0 LOB: 2 K: 0 BB: 1 S: 6 P: 13	R: 0 H: 0 E: 0 LOB: 1 K: 0 BB: 1 S: 6 P: 13		1B: 4 SF: 0 2B: 0 SAC: 1 3B: 0 DP: 1 HR: 2 HBP: 0						

BOTTOM

Los Angeles Angels @ Cleveland Indians

Progressive Field, Cleveland, OH

Mon Jun 16 2014, 7:09 PM - 10:06 PM EDT

Att. 14,716 - Partly Cloudy - 81 F

livebaseballscorecards.com

AB	28
R	4
H	6
RBI	4
BB	3
SO	4
LOB	6

PITCHER		IP	WLS	BF	H	R	ER	SO	BB	IBB	HBP	BLK	WP	HR	S	P	ERA	WHIP
36 Jered Weaver, R ERA: 3.67	(1, 1)	6.0	L	23	5	4	4	4	1	0	0	0	0	2	64	100	6.00	1.000
64 Mike Morin, R ERA: 1.21	(7, 1)	1.0		5	1	0	0	0	1	0	0	0	0	0	6	13	0.00	2.000
65 Dane De La Rosa, R ERA: 11.57	(8, 1)	1.0		4	0	0	0	0	1	0	0	0	0	0	6	13	0.00	1.000

PITCHER	IP	WLS	BF	H	R	ER	SO	BB	IBB	HBP	BLK	WP	HR	S	P	ERA	WHIP

Batter	1	2	3	4	5	6	7	8	9	AB	R	H	RBI	BB	SO	LOB
56 Kole Calhoun, L (1, 9) OBP: 0.336, SLG: 0.470	B FF 89 X FF 90 1-0 27 2B 5 G5-3 1B		B FC 83 S CH 82 B FF 89 C FF 89 F CU 75 F FF 90 X FF 90 2-2 1B		F CH 80 S CU 76 B SI 88 D CU 76 X CH 82 2-2 27 HR 1-3 2-H 1B	B FF 89 C FF 90 1 SAFE B SL 79 C FF 89 1 SAFE 1 SAFE B FF 89 F FF 90 3-2 ③ F FF 89 X FF 90 G6-3			B SI 91 B FF 89 X FF 92 2-0 HR	5	3	4	2	0	0	1
27 Mike Trout, R (1, 8) OBP: 0.397, SLG: 0.610	D FF 88 1 SAFE B FF 89 S FC 84 1 SAFE X FF 89 2-1 1-3 2B		B FF 89 X FC 84 1-0 ② P3		1 SAFE C CU 74 F FC 85 B FF 89 1 SAFE F CU 74 F FF 89 F FC 85 B CU 75 2-2 X FF 89 1-H 3-H HR		C FF 93 X FF 92 0-1 HR		C FF 90 B FF 91 F CH 81 F FF 92 B SL 84 B CH 80 X FF 90 3-2 ① G6-3	5	2	3	4	0	0	1
5 Albert Pujols, R (1, 3) OBP: 0.311, SLG: 0.482	C CU 75 D FC 86 X FC 87 1-1 ① G5-3 3-H		1 SAFE C FF 88 F FC 85 X FF 89 0-2 ③ L9		B FC 86 B FC 84 X FF 89 2-0 ② G4-3		C FF 92 B SL 84 X SL 84 1-1 ① L4		B FF 90 B CH 79 B SI 88 C FF 89 F FF 89 F FF 91 F FF 89 B CH 80 4-2 2 BB 47 2B BB	4	1	0	1	1	0	2
32 Josh Hamilton, L (1, 10) OBP: 0.402, SLG: 0.506	B FF 90 S CH 82 S CH 84 D CU 77 S CU 77 2-3 ② K			S FC 84 B FF 88 X FC 83 1-1 ① G3	B CH 83 S FC 84 X FF 90 1-1 2 2B 1B		B SL 84 F SL 85 X FF 94 1-1 2 L8 2B		F SL 84 F SI 89 X SL 79 0-2 ② F8	5	0	2	0	0	1	2
2 Erick Aybar, S (1, 6) OBP: 0.330, SLG: 0.439	C FF 89 F FC 87 F FF 90 D CU 78 F CH 83 X FF 90 1-2 ③ L8			X SI 88 0-0 ② F8	B CU 72 X FF 87 1-0 ③ 1-H 2B		F FF 94 D SL 85 C SL 86 B SL 82 B SI 93 X SL 85 3-2 ② 2-3 L8		F FF 90 F FF 90 D CH 82 B SL 83 F FF 91 B FF 92 B CU 76 4-2 47 2B 1-2 BB	4	0	1	0	1	0	2
47 Howie Kendrick, R (1, 4) OBP: 0.341, SLG: 0.379		B FF 89 S FC 84 F CU 77 X FF 88 1-2 6 CS 1B		C FF 88 B FF 88 X CU 75 1-1 ③ G6-3		X FF 87 0-0 HR	S SL 83 F SL 83 B FF 94 B SL 85 X SL 83 2-2 ③ F8		C CH 80 X FF 91 0-1 1-3 2-H 2B	5	1	3	2	0	0	1
6 David Freese, R (1, 5) OBP: 0.302, SLG: 0.275		C FF 90 1 SAFE C FF 89 D CU 77 D CU 77 B FC 84 C FF 90 3-3 ①② 1-2 K			B CU 74 S FC 85 B FF 88 F FF 88 B CU 75 F CU 73 X FF 88 3-2 28 E 56 1B 1B	S FC 85 B FF 87 S FC 84 B CU 74 C FF 87 2-3 ① K	C FF 92 B SI 92 B FF 91 X SL 82 2-2 ① F9		B SI 90 F FF 90 B CH 80 F CH 82 B FF 91 X FF 89 3-2 ③ G1-3	5	1	1	0	0	2	3
28 Raul Ibanez, L (1, 7) OBP: 0.257, SLG: 0.258 7 Collin Cowgill, R (6, PR) OBP: 0.363, SLG: 0.433 (6, 7)		X FF 91 0-0 ③ P6			C FC 84 D CU 75 F FF 88 F CU 75 X CH 82 1-2 FC6 56 1B 27 HR 1-2	B CH 82 C FF 88 X FF 87 1-1 1B		X FF 92 0-0 ② G4-3		3 1	1 0	1 0	0 0	0 0	0 0	1 0
16 Hank Conger, L (1, 2) OBP: 0.319, SLG: 0.394			B FF 87 C FF 88 C FC 84 F CU 76 B CH 81 C FF 89 2-3 ① K		X FF 87 0-0 ① F8	C FF 90 1 SAFE S FF 88 1 SAFE B FF 92 B CH 82 C FF 91 2-3 ② K		B CH 79 S FF 90 S SI 90 S FF 92 1-3 ③ K		4	0	0	0	0	3	3
Inning Stats	R: 1 E: 0 K: 1 S: 13 H: 2 LOB: 1 BB: 0 P: 20	R: 0 E: 0 K: 1 S: 7 H: 1 LOB: 0 BB: 0 P: 11	R: 0 E: 0 K: 1 S: 13 H: 1 LOB: 1 BB: 0 P: 18	R: 0 E: 0 K: 0 S: 5 H: 0 LOB: 0 BB: 0 P: 7	R: 4 E: 1 K: 0 S: 22 H: 5 LOB: 2 BB: 0 P: 34	R: 1 E: 0 K: 2 S: 14 H: 2 LOB: 1 BB: 0 P: 22	R: 1 E: 0 K: 0 S: 12 H: 2 LOB: 1 BB: 0 P: 19	R: 0 E: 0 K: 1 S: 7 H: 0 LOB: 0 BB: 0 P: 10	R: 2 E: 0 K: 0 S: 20 H: 2 LOB: 2 BB: 2 P: 36	1B: 7 2B: 5 3B: 0 HR: 4 SF: 0 SAC: 0 DP: 1 HBP: 0						

PITCHER		IP	WLS	BF	H	R	ER	SO	BB	IBB	HBP	BLK	WP	HR	S	P	ERA	WHIP
43 Josh Tomlin, R ERA: 3.86	(1, 1)	5.1	L	26	11	6	5	4	0	0	0	0	0	2	66	99	8.44	2.062
57 Kyle Crockett, L ERA: 1.29	(6, 1)	0.2		2	0	0	0	1	0	0	0	0	0	0	8	13	0.00	0.000
54 Mark Lowe, R ERA: 3.0	(7, 1)	1.2		7	2	1	1	0	0	0	0	0	0	1	16	25	5.40	1.200
88 Josh Outman, L ERA: 3.28	(8, 1)	1.1		8	2	2	2	1	2	0	0	0	0	1	23	40	13.50	3.000

PITCHER	IP	WLS	BF	H	R	ER	SO	BB	IBB	HBP	BLK	WP	HR	S	P	ERA	WHIP

TOP

Los Angeles Angels @ Cleveland Indians

Progressive Field, Cleveland, OH

Tue Jun 17 2014, 7:06 PM - 10:26 PM EDT

Att. 14,639 - Partly Cloudy - 91 F

livebaseballscorecards.com

AB	41
R	9
H	15
RBI	9
BB	2
SO	6
LOB	16

WP: 0 PA: 43
PB: 0
SB: 0
CS: 1

BOTTOM

Los Angeles Angels @ Cleveland Indians

Progressive Field, Cleveland, OH

Tue Jun 17 2014, 7:06 PM - 10:26 PM EDT

Att. 14,639 - Partly Cloudy - 91 F

livebaseballscorecards.com

Batter	1	2	3	4	5	6	7	8	9	AB	R	H	RBI	BB	SO	LOB
24 Michael Bourn, L (1, 8) OBP: 0.309, SLG: 0.364	C FF 91 X KC 77 0-1 ① L8		C FF 90 B FF 90 X KC 78 1-1 ② G6-3		C KC 78 X CH 84 0-1 ③ G4-3			X KC 77 0-0 1B		4	0	1	0	0	0	1
13 Asdrúbal Cabrera, S (1, 6) OBP: 0.323, SLG: 0.409	B SI 92 F SI 92 X FF 92 1-1 22 G4-6-3 1B		C KC 77 F CH 85 B FF 92 B FF 92 S CH 85 2-3 ③ K			B KC 74 C SL 80 B CH 82 F SL 82 F FF 92 S FF 92 2-3 ① K		D KC 77 C CH 82 X CH 83 1-1 ③ G4-3		4	0	1	0	0	2	1
22 Jason Kipnis, L (1, 4) OBP: 0.342, SLG: 0.355	C KC 77 X SI 91 0-1 ② ③ G4-6-3 1-2f			C SI 90 X SL 79 0-1 ① F7		B KC 77 B CH 82 B FF 92 C FF 91 F FF 92 S CH 86 3-3 ② K			C FF 93 X FF 94 0-1 41 1B 2B	4	1	1	0	0	1	1
41 Carlos Santana, S (1, 3) OBP: 0.348, SLG: 0.358		B SI 90 B KC 77 S SL 81 L FF 92 B CH 85 B CH 84 4-2 8 1B 7 G4-3 BB		F SI 91 C FF 91 S CH 85 0-3 ② K		C SL 79 B SI 92 C FF 92 B FF 92 F CH 86 S CH 85 2-3 ③ K			B CH 85 F SI 94 B FF 94 B SI 94 F FF 93 F FF 94 X SL 80 3-2 8 G4-3 2-H 1B	3	1	1	1	1	2	0
8 Lonnie Chisenhall, L (1, 5) OBP: 0.420, SLG: 0.589		F SL 81 X SI 92 0-1 7 G4-3 1-3 1B		X SI 91 0-0 HR			B KC 76 X FF 90 1-0 ① G3		B SL 81 F FF 94 B SI 94 B SI 94 F SI 94 X FF 94 3-2 ① G4-3 1-2	4	1	2	1	0	0	1
7 David Murphy, L (1, 9) OBP: 0.329, SLG: 0.406		X SI 90 0-0 ① G4-3 1-2 3-H		B SI 91 B KC 77 X SI 92 2-0 ③ G6-3			C FF 90 B SI 90 B FF 91 C KC 77 F CH 84 B FF 92 F CH 82 X CH 85 3-2 ② F7		F FF 94 B FF 95 B FF 95 X FF 94 2-1 ② F7	4	0	0	1	0	0	2
33 Nick Swisher, S (1, 10) OBP: 0.294, SLG: 0.317		C KC 77 B CH 83 F SI 90 S CH 84 1-3 ② K			C SI 89 B KC 75 F SL 82 S FF 90 1-3 ① K		S SL 82 B SI 91 X KC 78 1-1 ③ G4-3		C SL 81 F FF 94 D CH 86 F SL 80 F FF 95 B FF 94 F FF 94 X SL 81 2-2 ③ L6	4	0	0	0	0	2	2
10 Yan Gomes, R (1, 2) OBP: 0.308, SLG: 0.405		C SL 82 F SI 90 S FF 90 0-3 ③ K			X FF 90 0-0 2B			C KC 74 S SL 81 X FF 90 0-2 ① F8		3	0	1	0	0	1	1
9 Ryan Raburn, R (1, 7) OBP: 0.261, SLG: 0.262			C FF 90 X KC 75 0-1 ① F8		S KC 76 C KC 78 S CH 85 0-3 ② K			C FF 89 S FF 91 B FF 90 C FF 89 1-3 ② K		3	0	0	0	0	2	1

Inning Stats	1	2	3	4	5	6	7	8	9
	R: 0 E: 0 K: 0 S: 6 H: 1 LOB: 0 BB: 0 P: 7	R: 1 E: 0 K: 2 S: 11 H: 1 LOB: 1 BB: 1 P: 16	R: 0 E: 0 K: 1 S: 7 H: 0 LOB: 0 BB: 0 P: 10	R: 1 E: 0 K: 1 S: 7 H: 1 LOB: 0 BB: 0 P: 9	R: 0 E: 0 K: 2 S: 9 H: 1 LOB: 1 BB: 0 P: 10	R: 0 E: 0 K: 3 S: 11 H: 0 LOB: 0 BB: 0 P: 18	R: 0 E: 0 K: 0 S: 8 H: 0 LOB: 0 BB: 0 P: 13	R: 0 E: 0 K: 1 S: 9 H: 1 LOB: 1 BB: 0 P: 11	R: 1 E: 0 K: 0 S: 17 H: 2 LOB: 1 BB: 0 P: 27

	AB	33
	R	3
	H	7
	RBI	3
	BB	1
	SO	10
	LOB	10

	1B: 4	SF: 0	WP: 0	PA: 34
	2B: 2	SAC: 0	PB: 0	
	3B: 0	DP: 1	SB: 0	
	HR: 1	HBP: 0	CS: 0	

PITCHER	IP	WLS	BF	H	R	ER	SO	BB	IBB	HBP	BLK	WP	HR	S	P	ERA	WHIP
52 Matt Shoemaker, R (1, 1) ERA: 3.83	8.0	W	29	5	2	2	10	1	0	0	0	0	1	68	94	2.25	0.750
49 Ernesto Frieri, R (9, 1) ERA: 5.59	1.0		5	2	1	1	0	0	0	0	0	0	0	17	27	9.00	2.000

PITCHER	IP	WLS	BF	H	R	ER	SO	BB	IBB	HBP	BLK	WP	HR	S	P	ERA	WHIP

Batter	1	2	3	4	5	6	7	8	9	10	AB	R	H	RBI	BB	SO	LOB
56 Kole Calhoun, L (1, 9) (7, 3) (10, 9) OBP: 0.331, SLG: 0.460	C FF 92 F FF 92 X SI 93 0-2 ① G4-3	B SI 89 F FF 89 F FF 88 X SI 88 1-2 ② G4-3	C FF 89 B SL 76 B SI 86 C FF 88 X FF 90 2-2 ③ F7			S SL 84 B SL 85 S SI 92 B SL 86 X SI 93 2-2 ② L8		S CU 79 F FF 93 B CU 82 F CU 82 X SL 87 1-2 27 2B 5 1B 1B	5	1	1	0	0	0	0
27 Mike Trout, R (1, 8) OBP: 0.401, SLG: 0.611	B FF 93 C FF 93 F FF 92 S SI 92 1-3 ② K	B SL 78 B FF 92 B SI 88 B FF 92 4-0 BB	C FF 90 X FF 91 0-1 ① G6-3			B FC 93 B FC 95 B SL 82 C FC 94 S FC 94 B FC 96 4-2 5 1B BB		B SL 89 C SL 87 B CU 81 B SL 88 X SL 88 3-1 1-3 5 1B 2B	3	1	1	0	2	1	0
5 Albert Pujols, R (1, 10) OBP: 0.315, SLG: 0.482	B FF 94 T SI 91 C SL 81 B SI 92 F SI 93 B SI 91 B SI 88 4-2 BB	1 SAFE B SI 88 B FF 90 F FF 90 1 SAFE S SI 87 F SI 89 X SI 90 2-2 ③ G6-3	B SI 87 B SI 87 C FF 90 F SI 86 B SI 87 X SI 85 3-2 ② G4-3			C FC 93 S SL 81 F FC 95 1 SAFE B FC 93 X FC 93 1-2 1-3 1B		B SL 89 F FF 94 B SL 88 B FF 93 C SL 88 X SL 90 3-2 2-H 3-H 1B	4	0	2	2	1	0	1
32 Josh Hamilton, L (1, 7) OBP: 0.392, SLG: 0.484	B SL 79 F SI 90 S SI 92 T SL 82 1-2 ③ K	B SI 88 B SI 86 B SI 89 C FF 88 B SI 89 4-1 47 L9-6 2 1B BB	B SI 87 S SI 86 B SI 88 F FF 88 X SL 82 2-2 ③ G4-3			C KC 86 S KC 87 D KC 87 S FF 96 1-3 ③ K		B SL 80 B FF 91 C FF 89 S SL 80 X SL 81 2-2 ③ P6	4	0	0	0	1	2	4
2 Erick Aybar, S (1, 6) OBP: 0.332, SLG: 0.438		H FF 89 1-0 47 CS HBP	B SI 86 F FF 88 D FF 88 D SI 88 X FF 85 3-1 28 FC5-6 1-2 1B				C FF 87 C SI 86 F SI 89 B SL 81 F SI 90 F SL 81 B FF 92 X SI 86 2-2 ① G1-3		C KC 85 F FF 95 F KC 86 F FF 94 X KC 86 0-2 ① G3-1		3	0	1	0	0	0	0
47 Howie Kendrick, R (1, 4) OBP: 0.340, SLG: 0.381		B FF 92 B SI 86 B FF 90 C FF 90 X FF 89 3-1 ① 28 G6-3 6 WP 1-2 2B	B SL 78 D SI 86 C FF 87 S SI 87 X SI 88 2-2 ①② L9-6 2-2				B SI 87 C SI 84 C SL 80 S SL 82 1-3 ② K		B FF 95 C KC 85 S KC 87 X FF 95 1-2 ② G1-3		4	1	1	0	0	1	2
28 Raul Ibanez, L (1, 3) OBP: 0.258, SLG: 0.265 7 Collin Cowgill, R (7, PR) (7, 9) OBP: 0.361, SLG: 0.430 20 C.J. Cron, R (10, 3) OBP: 0.302, SLG: 0.461		C SI 89 B SI 89 F FF 91 B SL 82 B SL 80 F SI 92 X SI 90 3-2 ② G6-3 2-3	1 SAFE C FF 89 X FF 91 0-1 ③ FC5-6 1-2f				S SI 86 B SL 79 X FF 90 1-1 2B		B FF 95 C KC 86 B KC 87 B FF 96 F FF 96 F KC 86 F FF 96 S KC 87 3-3 ③ K		3 1 0	0 0 0	1 0 0	0 0 0	0 0 0	0 1 0	2 0 0
6 David Freese, R (1, 5) OBP: 0.301, SLG: 0.275 8 John McDonald, R (10, 5) OBP: 0.318, SLG: 0.263		B SI 90 S SI 88 B SL 80 B SI 88 F SI 87 C CH 73 3-3 ③ K 3-H	B SI 85 X FF 88 1-0 16 G3-6 1B				B SI 85 D SI 84 F SI 84 C SI 86 F SL 80 D SL 80 C SL 80 3-3 ③ K			C SL 88 X SL 88 0-1 ① G4-3	4 0	0 0	1 0	0 0	0 0	2 0	1 0
16 Hank Conger, L (1, 2) OBP: 0.314, SLG: 0.387 17 Chris Iannetta, R (8, PH) (8, 2) OBP: 0.371, SLG: 0.429			B FF 90 B SI 86 B FF 89 C FF 88 X FF 89 3-1 ① F8	X SI 88 0-0 ①② G3-6 1-2f				B SL 84 B SI 90 X SI 91 2-0 ① G5-3		B SL 88 C SL 88 C CU 80 B FF 94 F SL 90 S CU 79 2-3 ② K	2 2	0 0	0 0	0 0	0 0	0 1	1 0
Inning Stats	R: 0 E: 0 K: 2 S: 12 H: 0 LOB: 1 BB: 1 P: 18	R: 1 E: 0 K: 1 S: 9 H: 1 LOB: 0 BB: 0 P: 19	R: 0 E: 0 K: 0 S: 9 H: 0 LOB: 1 BB: 1 P: 19	R: 0 E: 0 K: 0 S: 8 H: 1 LOB: 1 BB: 1 P: 17	R: 0 E: 0 K: 0 S: 5 H: 1 LOB: 0 BB: 0 P: 8	R: 0 E: 0 K: 0 S: 8 H: 0 LOB: 0 BB: 0 P: 13	R: 0 E: 0 K: 2 S: 15 H: 1 LOB: 1 BB: 0 P: 22	R: 0 E: 0 K: 1 S: 13 H: 1 LOB: 2 BB: 1 P: 23	R: 0 E: 0 K: 1 S: 13 H: 0 LOB: 0 BB: 0 P: 17	R: 2 E: 0 K: 1 S: 18 H: 3 LOB: 1 BB: 0 P: 29	1B: 5 2B: 4 3B: 0 HR: 0	SF: 0 SAC: 0 DP: 2 HBP: 1					

PITCHER		IP	WLS	BF	H	R	ER	SO	BB	IBB	HBP	BLK	WP	HR	S	P	ERA	WHIP
63 Justin Masterson, R ERA: 4.75	(1, 1)	7.0		26	4	1	1	5	3	0	1	0	1	0	66	116	1.29	1.000
35 Marc Rzepczynski, L ERA: 3.46	(8, 1)	0.2		2	0	0	0	0	0	0	0	0	0	0	4	8	0.00	0.000
27 Bryan Shaw, R ERA: 2.38	(8, 1)	0.0		2	1	0	0	0	1	0	0	0	0	0	6	11	∞	∞
37 Cody Allen, R ERA: 2.59	(8, 1)	1.1		4	0	0	0	2	0	0	0	0	0	0	16	21	0.00	0.000
48 Scott Atchison, R ERA: 3.45	(10, 1)	0.2		5	3	2	2	1	0	0	0	0	0	0	15	24	27.00	4.500

PITCHER		IP	WLS	BF	H	R	ER	SO	BB	IBB	HBP	BLK	WP	HR	S	P	ERA	WHIP
57 Kyle Crockett, L ERA: 1.23	(10, 1)	0.1	W	1	0	0	0	0	0	0	0	0	0	0	3	5	0.00	0.000

TOP

Los Angeles Angels @ Cleveland Indians

Progressive Field, Cleveland, OH

Thu Jun 19 2014, 12:07 PM - 3:43 PM EDT

Att. 20,361 - Overcast - 72 F

livebaseballscorecards.com

AB	35
R	3
H	8
RBI	2
BB	4
SO	8
LOB	11

WP: 1	PA: 40		
PB: 0			
SB: 0			
CS: 1			

Batter	1	2	3	4	5	6	7	8	9	10	AB	R	H	RBI	BB	SO	LOB
24 Michael Bourn, L (1, 8) OBP: 0.306, SLG: 0.358	B FF 91 B FF 90 F SI 92 X SI 91 2-1 F8 ①		C SI 92 C SI 91 B SL 83 X SL 80 1-2 G3 ② 1-3 3-H		C CU 78 B SL 83 F CH 86 X SI 92 1-2 G4-3 ③			F FF 96 X CH 88 0-1 F8 ①		B FC 93 B FF 92 C FF 93 B FF 92 C FC 93 F FF 93 B FF 94 4-2 22 2B 33 HR BB	4	1	0	1	1	0	2
13 Asdrúbal Cabrera, S (1, 6) OBP: 0.321, SLG: 0.403	B SI 90 C CH 83 X SI 92 1-1 F9 ②		C CU 77 B FF 90 S FF 92 D CU 77 B CH 87 B CH 85 4-2 BB			C FF 90 F CU 77 C SI 91 0-3 K ①		C CU 84 X CH 88 0-1 P6 ②		C FF 94 D CH 86 S FF 94 F SL 84 B FF 95 T FF 95 2-2 K ①	4	0	0	0	1	2	1
22 Jason Kipnis, L (1, 4) OBP: 0.343, SLG: 0.358	B SI 91 S SL 82 B CU 77 X SI 92 2-1 G4-3 ③		D CU 76 C SI 92 X SI 91 1-1 F7 ③			C FF 90 B SI 91 X CU 78 1-1 G3-1 ②		B FF 96 B SI 97 B CH 88 C FF 97 B CH 88 4-1 BB		B CH 86 C FF 94 C FF 94 B FC 94 X SL 84 2-2 33 HR 1-3 2B	4	1	1	0	1	0	2
41 Carlos Santana, S (1, 3) OBP: 0.353, SLG: 0.355		B CU 76 B CH 85 B SI 91 C SI 92 B SI 92 4-1 33 CS BB	B FF 91 C SI 90 B SI 91 X CH 85 2-1 G5-3 ①			B CH 87 B CH 86 C SI 91 B SI 92 B SI 91 4-1 9 1B BB		F FF 95 1 SAFE B CH 85 1 SAFE C CH 87 S CU 85 1-3 K ③		C FF 94 B FF 94 F FF 95 B FC 95 F CH 86 D FF 94 B FC 93 4-2 33 HR BB	2	1	0	0	3	1	1
9 Ryan Raburn, R (1, 9) OBP: 0.262, SLG: 0.263 7 David Murphy, L (9, PH) OBP: 0.327, SLG: 0.403 (10, 9)		C CU 76 D CU 78 S CU 76 F CU 77 1 SAFE D CH 87 D CU 79 F SI 92 F SI 92 3-3 S FF 91 K ①	C CU 77 C CU 78 B SI 91 C SI 92 1-3 K ②			1 SAFE D CU 77 D CU 77 X SI 91 2-0 1-3 1B			C SL 79 X SI 89 0-1 E4 8 1B	B SI 94 F FF 92 B FF 92 X SI 93 2-1 F7 ②	3 2	0 0	1 0	0 0	0 0	2 0	1 3
33 Nick Swisher, S (1, 10) OBP: 0.292, SLG: 0.329		C SI 91 C CU 78 B CH 87 B SL 84 B FC 87 F SI 92 S CU 78 3-3 K ② ③ 1-2	C FF 92 B SI 91 S CU 77 B SI 92 C SI 92 2-3 K ③			C CH 84 S SL 81 D CU 78 D SL 82 C SI 92 2-3 K ③			X SI 89 0-0 F8 ①	B FF 93 F FF 93 F FF 93 X FF 92 1-2 1-H 2-H 3-H HR	5	1	1	4	0	3	4
10 Yan Gomes, R (1, 2) OBP: 0.311, SLG: 0.406			S CH 85 X SI 91 0-1 4 FC4-6 8 BB 24 G3 1B		X SI 91 0-0 4 G1-3 8 G4-3 1B			C CU 78 X SL 81 0-1 G5-3 ①		C SL 80 S SL 81 S SL 81 0-3 K ②	4	1	2	0	0	1	1
8 Lonnie Chisenhall, L (1, 5) OBP: 0.421, SLG: 0.585			D CU 76 D SL 82 B FF 90 B SI 90 4-0 4 FC4-6 1-2 BB		C SI 92 D SL 82 S CU 77 F SI 91 X CU 76 1-2 G4-3 ① 1-2			B CU 78 S CU 78 S SL 82 X CU 79 1-2 G2-3 ②		C SI 90 X SI 91 0-1 1-2 1B	3	0	1	0	1	0	1
4 Mike Aviles, R (1, 7) OBP: 0.275, SLG: 0.345			M SI 90 2 SAFE L SI 91 D CU 80 B FC 87 X SI 91 2-2 FC4-6 24 G3 24 S ① 1-2f 2-3		D CU 76 C CH 86 B FC 87 X SI 91 2-1 G1-3 ② 2-3			B FF 91 S CU 78 F SI 91 B FC 87 B SL 80 X SL 82 3-2 P4 ③		F SI 89 B SI 88 F SL 81 S SL 81 1-3 K ③	4	0	0	0	0	1	5
Inning Stats	R: 0 E: 0 K: 0 S: 6 H: 0 LOB: 0 BB: 0 P: 11	R: 0 E: 0 K: 2 S: 11 H: 0 LOB: 0 BB: 1 P: 21	R: 1 E: 0 K: 0 S: 12 H: 1 LOB: 2 BB: 2 P: 24	R: 0 E: 0 K: 2 S: 8 H: 0 LOB: 0 BB: 0 P: 13	R: 0 E: 0 K: 0 S: 10 H: 1 LOB: 1 BB: 0 P: 14	R: 0 E: 0 K: 2 S: 10 H: 1 LOB: 2 BB: 1 P: 19	R: 0 E: 0 K: 0 S: 8 H: 0 LOB: 0 BB: 0 P: 12	R: 0 E: 0 K: 1 S: 8 H: 0 LOB: 1 BB: 1 P: 13	R: 0 E: 1 K: 2 S: 11 H: 1 LOB: 2 BB: 0 P: 12	R: 4 E: 0 K: 1 S: 18 H: 2 LOB: 0 BB: 2 P: 33	1B: 4 2B: 1 3B: 0 HR: 1 SF: 0 SAC: 0 DP: 0 HBP: 0	WP: 0 PB: 0 SB: 1 CS: 1 PA: 42						

PITCHER	IP	WLS	BF	H	R	ER	SO	BB	IBB	HBP	BLK	WP	HR	S	P	ERA	WHIP
33 C.J. Wilson, L (1, 1) ERA: 3.34	7.0		27	3	1	1	6	4	0	0	0	0	0	65	114	1.29	1.000
40 Kevin Jepsen, R (8, 1) ERA: 2.84	1.0		4	0	0	0	1	1	0	0	0	0	0	8	13	0.00	1.000
38 Joe Smith, R (9, 1) ERA: 3.07	1.0		5	1	0	0	2	0	0	0	0	0	0	11	12	0.00	1.000
68 Cam Bedrosian, R (10, 1) ERA: 14.29	0.1	L	4	1	3	3	1	2	0	0	0	0	0	13	25	81.00	9.000
49 Ernesto Frieri, R (10, 1) ERA: 5.83	0.1	B	2	1	1	1	0	0	0	0	0	0	1	5	8	27.00	3.000

PITCHER	IP	WLS	BF	H	R	ER	SO	BB	IBB	HBP	BLK	WP	HR	S	P	ERA	WHIP

BOTTOM

Los Angeles Angels @ Cleveland Indians

Progressive Field, Cleveland, OH

Thu Jun 19 2014, 12:07 PM - 3:43 PM EDT

Att. 20,361 - Overcast - 72 F

livebaseballscorecards.com

AB	35
R	5
H	6
RBI	5
BB	7
SO	10
LOB	21

Texas Rangers @ Los Angeles Angels

Angel Stadium of Anaheim, Anaheim, CA

Fri Jun 20 2014, 7:09 PM - 10:31 PM PDT

Att. 41,637 - Partly Cloudy - 75 F

livebaseballscorecards.com

TOP

Batter	1	2	3	4	5	6	7	8	9	AB	R	H	RBI	BB	SO	LOB
2 Leonys Martin, L (1, 8) OBP: 0.320, SLG: 0.352	G4-3		BB		BB		1B		K	3	1	1	0	2	1	0
1 Elvis Andrus, R (1, 6) OBP: 0.318, SLG: 0.356	BB		1B		1B		K		G1-3	4	0	2	1	1	1	1
17 Shin-Soo Choo, L (1, 10) OBP: 0.384, SLG: 0.382	K		K		G4-3		1B		K	5	0	1	0	0	3	4
29 Adrian Beltré, R (1, 5) OBP: 0.352, SLG: 0.478	K			G5-3		1B				4	0	1	0	0	2	3
Alex Rios, R (1, 9) OBP: 0.352, SLG: 0.461		F8		1B		F8		BB		3	1	1	0	1	0	1
64 Brad Snyder, L (1, 3) OBP: 0.296, SLG: 0.348		G4-3		F9		K		2B		4	0	1	0	0	1	2
61 Robinson Chirinos, R (1, 2) OBP: 0.276, SLG: 0.418		G6-3		K2-3		F7		G6-3		4	0	0	1	0	1	3
15 Michael Choice, R (1, 7) OBP: 0.273, SLG: 0.368			FC4-3		FC		HR	G6-3		3	1	1	1	1	0	0
3 Luis Sardinas, S (1, 4) OBP: 0.333, SLG: 0.305			K		G4-3		G6-3	G6-3		3	0	0	0	0	1	0
12 Rougned Odor, L (8, PH) OBP: 0.324, SLG: 0.485 (8, 4)										1	0	0	0	0	0	2

	AB	34
	R	3
	H	8
	RBI	3
	BB	5
	SO	10
	LOB	16

Inning Stats										
	R: 0	H: 0	R: 0	H: 0	R: 1	H: 1	R: 0	H: 1	R: 0	H: 1
	E: 0	LOB: 1	E: 0	LOB: 0	E: 0	LOB: 1	E: 0	LOB: 1	E: 0	LOB: 2
	K: 2	BB: 1	K: 0	BB: 0	K: 2	BB: 1	K: 1	BB: 0	K: 0	BB: 1
	S: 13	P: 20	S: 7	P: 14	S: 17	P: 28	S: 8	P: 15	S: 14	P: 24
	R: 0	H: 1	R: 1	H: 3	R: 1	H: 1	R: 0	H: 0	1B: 6	SF: 0
	E: 0	LOB: 1	E: 0	LOB: 2	E: 0	LOB: 1	E: 0	LOB: 0	2B: 1	SAC: 0
	K: 1	BB: 0	K: 2	BB: 0	K: 0	BB: 2	K: 2	BB: 0	3B: 0	DP: 1
	S: 14	P: 18	S: 15	P: 20	S: 17	P: 29	S: 11	P: 14	HR: 1	HBP: 0

	WP: 2	PA: 39
	PB: 0	
	SB: 4	
	CS: 0	

PITCHER		IP	WLS	BF	H	R	ER	SO	BB	IBB	HBP	BLK	WP	HR	S	P	ERA	WHIP
Garrett Richards, R ERA: 2.79	(1, 1)	6.0	W	25	4	1	1	7	3	0	0	0	2	0	73	119	1.50	1.167
64 Mike Morin, R ERA: 1.54	(7, 1)	1.0		6	3	1	1	2	0	0	0	0	0	1	15	20	9.00	3.000
46 Cory Rasmus, R ERA: 5.4	(8, 1)	0.0		2	1	1	1	0	1	0	0	0	0	0	5	9	∞	∞
40 Kevin Jepsen, R ERA: 2.73	(8, 1)	1.0		3	0	0	0	0	1	0	0	0	0	0	12	20	0.00	1.000
38 Joe Smith, R ERA: 2.97	(9, 1)	1.0		3	0	0	0	2	0	0	0	0	0	0	11	14	0.00	0.000

PITCHER		IP	WLS	BF	H	R	ER	SO	BB	IBB	HBP	BLK	WP	HR	S	P	ERA	WHIP

Texas Rangers @ Los Angeles Angels

Angel Stadium of Anaheim, Anaheim, CA

Fri Jun 20 2014, 7:09 PM - 10:31 PM PDT

Att. 41,637 - Partly Cloudy - 75 F

livebaseballscorecards.com

BOTTOM

Batter	1	2	3	4	5	6	7	8	9	AB	R	H	RBI	BB	SO	LOB
7 Collin Cowgill, R (1, 9) OBP: 0.362, SLG: 0.436	B FF 91 B FF 90 C FF 90 X FF 91 2-1 27 A4 DS 2B	B CU 73 C FF 92 F FF 91 X FF 91 1-2 1B	C CU 74 B CU 76 C SL 82 B FF 90 X SL 82 2-2 ③ FC7		C SI 80 F SL 72 S SI 80 0-3 ① K	F SI 80 F SI 81 F SL 74 X SI 81 0-2 ③ G6-3		5	0	2	0	0	1	3
27 Mike Trout, R (1, 8) OBP: 0.399, SLG: 0.604	C FF 91 B FF 91 F FF 92 B FF 91 D SL 78 C FF 92 3-3 ①② K 2-3	1 SAFE F FF 91 1 SAFE B FF 90 F FF 91 B FF 90 1 SAFE C CU 77 2-3 ③ K	C CU 72 B CU 71 B FF 90 B FF 90 B FF 90 4-1 5 BB 32 1B BB	C SI 80 X SI 81 0-1 ② G6-3				3	1	0	0	1	2	2
5 Albert Pujols, R (1, 3) OBP: 0.315, SLG: 0.479 10 Grant Green, R (6, 3) OBP: 0.368, SLG: 0.462	B CU 74 X FF 92 1-0 ③ G6-3			C CU 73 B FF 90 B SL 82 X FF 91 2-1 ① G4-3	B CU 74 B FF 91 B FF 90 C FF 90 B FF 89 4-1 47 F9 32 1B 2 1B 1-2 BB	C SL 73 F SI 80 B SL 74 X SI 81 1-2 ③ G6-3				2 1	1 0	0 0	0 0	1 0	0 0	0 0
32 Josh Hamilton, L (1, 7) OBP: 0.406, SLG: 0.489		B SL 82 X FF 90 1-0 47 L4-3 1B		C SL 83 B SL 82 B CU 76 S SL 82 B CU 77 B SL 79 4-2 47 2B 2 E BB	B FF 89 S SL 81 B SL 81 C SL 80 B FF 90 X FF 89 3-2 2 1B 6 1B 1-2 2-H 1B		B SI 79 B SI 81 X SI 80 2-0 ① G1-3			3	2	2	1	1	0	0
47 Howie Kendrick, R (1, 4) OBP: 0.339, SLG: 0.382		F FF 91 B FF 91 F FF 91 1 SAFE X FF 92 1-2 ①② L4-3 1-1		C CU 75 B CH 82 X FF 92 1-1 2 E 1-3 2B	F FF 91 F FF 90 X SL 83 0-2 ① F9 2-3		B SI 80 C SI 80 X SI 79 1-1 ② G3			4	1	1	0	0	0	3
2 Erick Aybar, S (1, 6) OBP: 0.331, SLG: 0.435		B CU 74 F CH 82 F FF 93 F FF 92 D SL 82 D CU 78 X FF 91 3-2 ③ FC7		C CU 75 B SL 84 X CH 82 1-1 FC3 6 1B 2-H 3-H	B CH 81 X CH 82 1-0 6 1B 1-2 3-H 1B		X SI 80 0-0 ③ G1-3			4	1	1	1	0	0	0
20 C.J. Cron, R (1, 10) OBP: 0.309, SLG: 0.491			B FF 88 B CH 81 X FF 90 2-0 HR	B CH 82 B CH 81 D CH 80 C FF 90 F CH 82 F FF 92 X CH 82 3-2 ② G6-3	C FF 91 F FF 90 F CU 77 D SL 82 F CH 81 F FF 91 F SL 79 B CH 80 S CH 80 2-3 ② K			B SI 78 X SI 79 1-0 17 G6-3 1B		4	1	2	1	0	1	3
6 David Freese, R (1, 5) OBP: 0.305, SLG: 0.280 8 John McDonald, R (9, 5) OBP: 0.318, SLG: 0.263			X FF 89 0-0 ① G6-3	B CH 82 S FF 91 B FF 92 X FF 91 2-1 17 1B 2-H 1B	C FF 91 X FF 90 0-1 1-2 2-H 1B			C SI 80 F SL 74 F SI 79 C SI 80 0-3 ① K		4 0	0 0	2 0	2 0	0 0	1 0	1 0
17 Chris Iannetta, R (1, 2) OBP: 0.368, SLG: 0.424			B FF 90 B FF 90 F FF 90 F FF 91 B FF 91 F FF 91 X FF 92 3-2 ② P3	X CH 83 0-0 1-2 1B	C SI 79 C SL 73 F SL 73 B SI 81 S SI 80 1-3 ③ K			C SL 73 X SI 80 0-1 ② G6-3 1-2		4	0	1	0	0	1	3
Inning Stats	R: 0 E: 0 K: 1 S: 6 H: 1 LOB: 0 BB: 0 P: 12	R: 0 E: 0 K: 0 S: 8 H: 1 LOB: 0 BB: 0 P: 13	R: 1 E: 0 K: 1 S: 12 H: 2 LOB: 1 BB: 0 P: 20	R: 3 E: 1 K: 0 S: 18 H: 3 LOB: 2 BB: 1 P: 33	R: 3 E: 0 K: 2 S: 22 H: 3 LOB: 2 BB: 2 P: 37	R: 0 E: 0 K: 1 S: 8 H: 0 LOB: 0 BB: 0 P: 9	R: 0 E: 0 K: 0 S: 4 H: 0 LOB: 0 BB: 0 P: 7	R: 0 E: 0 K: 1 S: 11 H: 1 LOB: 1 BB: 0 P: 12		1B: 8 2B: 3 3B: 0 HR: 1 SF: 0 SAC: 0 DP: 1 HBP: 0				

	AB	34
	R	7
	H	11
	RBI	5
	BB	3
	SO	6
	LOB	15

WP: 0 PA: 37
PB: 0
SB: 0
CS: 0

PITCHER		IP	WLS	BF	H	R	ER	SO	BB	IBB	HBP	BLK	WP	HR	S	P	ERA	WHIP
47 Joe Saunders, L ERA: 4.11	(1, 1)	4.2	L	26	10	7	4	3	3	0	0	0	0	1	62	110	7.71	2.786
39 Ben Rowen, R ERA:	(5, 1)	3.1		11	1	0	0	3	0	0	0	0	0	0	27	33	0.00	0.300

PITCHER		IP	WLS	BF	H	R	ER	SO	BB	IBB	HBP	BLK	WP	HR	S	P	ERA	WHIP

Batter	1	2	3	4	5	6	7	8	9	10	AB	R	H	RBI	BB	SO	LOB
2 Leonys Martin, L (1, 8) OBP: 0.322, SLG: 0.355	C SI 86 B CU 73 C CU 70 B SI 89 X SI 89 2-2 1 G4-3 17 G4-3 2B	C SI 86 X SI 86 0-1 ② F8	S FF 86 D CH 80 S CU 71 S CH 79 1-3 ③ K 1-2		B CU 70 B CH 77 B CU 68 B SI 85 4-0 1 S BB	1 SAFE B SI 90 1 SAFE 1 SAFE 1 SAFE B SI 89 C SI 91 1 SAFE 1 SAFE 3-3 ③ S CH 76 F CH 74 1 SAFE 1 SAFE B CH 75 S CH 74 K	4	1	1	0	1	2	3
1 Elvis Andrus, R (1, 6) OBP: 0.314, SLG: 0.351	B SI 86 D CU 70 C FF 86 2 SAFE X SI 86 2-1 ① G4-3 2-3	C SL 78 B FF 87 F CU 70 F FF 89 B FF 88 F CH 77 F FF 88 F SL 79 D CH 76 3-2 X CU 70 G5-3			B SI 85 X CU 70 1-0 ① G6-3	1 SAFE B CH 79 C CU 70 X CH 77 1-1 ③ P3 1-2			4	0	0	0	0	0	2
17 Shin-Soo Choo, L (1, 7) OBP: 0.382, SLG: 0.393	C CU 70 X FF 87 0-1 ② G4-3 3-H	X CH 79 0-0 ① E4			C FF 86 F CU 70 X CH 77 0-2 ② G4-3		B FF 97 X FF 96 1-0 HR		4	1	1	2	0	0	0
29 Adrian Beltré, R (1, 5) OBP: 0.351, SLG: 0.474	B FF 88 X FF 87 1-0 ③ F7	B FF 86 X CU 69 1-0 G6-4-3 1B			C CH 78 B FF 87 S SI 84 B SI 87 F FF 88 X FF 89 2-2 ③ P4		B SI 96 X FF 96 1-0 ① F9		4	0	1	0	0	0	0
Alex Rios, R (1, 10) OBP: 0.353, SLG: 0.465 16 Donnie Murphy, R (7, PH) OBP: 0.279, SLG: 0.346 (7, 10)	C FF 86 F CU 69 B FF 88 F SI 87 X SL 80 1-2 64 G4-3 2B	C CU 70 C FF 86 B CH 77 X CH 76 1-2 ②③ G6-4-3 1-2f		B CH 76 S CH 77 S CH 78 S FF 89 1-3 ① K		T CH 88 F FF 96 C CU 85 0-3 ② K		2 2	0 0	1 0	0 0	0 2	0 0	1 0
64 Brad Snyder, L (1, 3) OBP: 0.258, SLG: 0.296	B CU 70 S CU 70 X SI 86 1-1 ① G4-3 2-3		B SI 85 S CH 77 C FF 86 B SI 85 C CH 78 2-3 ① K		B SI 87 F CU 72 S CH 79 S CH 79 1-3 ② K		C FF 96 B CH 89 S CH 88 B CU 85 B FF 97 S FF 96 3-3 ③ K		4	0	0	0	0	3	1
61 Robinson Chirinos, R (1, 2) OBP: 0.269, SLG: 0.407	X SL 79 0-0 ② P4		C FF 87 B SI 85 X SI 86 1-1 ② F9		F FF 88 X FF 88 0-1 ③ G6-3			C SL 80 L SI 90 S CH 74 0-3 ① K	4	0	0	0	0	1	1
15 Michael Choice, R (1, 9) OBP: 0.273, SLG: 0.361 19 Daniel Robertson, R (10, 9) OBP: 0.261, SLG: 0.256	B SI 86 C CU 71 X FF 88 1-1 ③ FC6-3		C CH 77 C FF 87 F SI 86 B FF 87 F FF 88 B SL 81 F CH 78 B CU 71 B CU 72 4-2 12 1B BB			C CU 70 C FF 90 F CH 77 F SL 80 B CU 70 S FF 88 1-3 ① FC	C SL 82 B FF 93 B SL 82 B SL 83 C SL 81 C CH 73 3-3 ② FC	3 0	0 0	0 0	0 0	1 0	0 0	1 0
12 Rougned Odor, L (1, 4) OBP: 0.330, SLG: 0.480		B FF 86 B CU 68 X CU 68 2-0 ① F8	1 SAFE B CH 78 C CH 76 X SI 86 1-1 2 S 1-3 1B			B SI 87 B CH 79 X CU 71 2-0 ② F9		C SI 91 B CH 76 H SL 81 2-1 HBP	3	0	1	0	0	0	0
Inning Stats	R: 1 H: 1 E: 0 LOB: 0 K: 0 BB: 0 S: 8 P: 13	R: 0 H: 1 E: 0 LOB: 1 K: 0 BB: 0 S: 9 P: 12	R: 0 H: 0 E: 0 LOB: 0 K: 0 BB: 0 S: 10 P: 15	R: 0 H: 1 E: 1 LOB: 0 K: 0 BB: 0 S: 5 P: 7	R: 0 H: 1 E: 0 LOB: 2 K: 2 BB: 1 S: 15 P: 24	R: 0 H: 0 E: 0 LOB: 0 K: 0 BB: 0 S: 8 P: 11	R: 0 H: 0 E: 0 LOB: 0 K: 2 BB: 0 S: 8 P: 10	R: 0 H: 0 E: 0 LOB: 1 K: 0 BB: 1 S: 8 P: 16	R: 1 H: 1 E: 0 LOB: 0 K: 2 BB: 0 S: 8 P: 13	R: 0 H: 0 E: 0 LOB: 1 K: 2 BB: 0 S: 11 P: 19	1B: 2 2B: 2 3B: 0 HR: 1	SF: 0 SAC: 0 DP: 1 HBP: 1	WP: 0 PB: 0 SB: 2 CS: 0	PA: 37			

PITCHER	IP	WLS	BF	H	R	ER	SO	BB	IBB	HBP	BLK	WP	HR	S	P	ERA	WHIP
36 Jered Weaver, R (1, 1) ERA: 3.47	8.0		29	4	1	1	5	2	0	0	0	0	0	71	108	1.12	0.750
40 Kevin Jepsen, R (9, 1) ERA: 2.96	1.0	B	4	1	1	1	2	0	0	0	0	0	1	8	13	9.00	1.000
64 Mike Morin, R (10, 1) ERA: 1.48	1.0	W	4	0	0	0	3	0	0	1	0	0	0	11	19	0.00	0.000

PITCHER	IP	WLS	BF	H	R	ER	SO	BB	IBB	HBP	BLK	WP	HR	S	P	ERA	WHIP

TOP

Texas Rangers @ Los Angeles Angels

Angel Stadium of Anaheim, Anaheim, CA

Sat Jun 21 2014, 7:10 PM - 10:09 PM PDT

Att. 37,026 - Clear - 72 F

livebaseballscorecards.com

AB	34
R	2
H	5
RBI	2
BB	2
SO	8
LOB	9

Texas Rangers @ Los Angeles Angels

Angel Stadium of Anaheim, Anaheim, CA

Sat Jun 21 2014, 7:10 PM - 10:09 PM PDT

Att. 37,026 - Clear - 72 F

livebaseballscorecards.com

Batter	1	2	3	4	5	6	7	8	9	10	AB	R	H	RBI	BB	SO	LOB
56 Kole Calhoun, L (1, 9) OBP: 0.323, SLG: 0.448	C FF 91 B CU 77 B CU 77 F FF 92 X CU 78 2-2 ① L8			C CU 75 C FF 91 B FF 91 X CU 77 1-2 ① G3		F FF 90 F FF 91 S FF 91 0-3 ③ K		F SL 86 S SL 83 D SL 85 1 SAFE 1-2 ③ CS 1-2	B FF 92 X SL 88 1-0 ① G4-3		4	0	0	0	0	1	0
2 Erick Aybar, S (1, 6) OBP: 0.327, SLG: 0.429	C FF 92 B SI 91 X FF 92 1-1 ② FC9			X CH 84 0-0 ② P2			C CU 74 B SI 89 X FF 92 1-1 ① F7		F FF 91 B SL 89 C FF 92 B SL 90 X FF 93 2-2 ② G6-3		4	0	0	0	0	0	0
27 Mike Trout, R (1, 8) OBP: 0.394, SLG: 0.595	B FF 92 X FF 92 1-0 ③ L7			C FF 92 B CU 76 B FF 92 B SL 86 X FF 92 3-1 ③ P3			B SL 86 C SL 85 B FF 90 C FF 92 B FF 90 X FF 90 3-2 ② P4		C FF 93 B FF 93 F FF 93 B SL 89 F FF 92 B FF 92 S SL 88 3-3 ③ K		4	0	0	0	0	1	0
32 Josh Hamilton, L (1, 7) OBP: 0.409, SLG: 0.485		C CH 84 B CH 84 X SI 92 1-1 ① L7			S FF 90 S CH 84 F CH 85 B FF 91 S CH 84 1-3 ① K		B CH 84 S CH 84 S CH 84 B FF 90 B CH 84 B CH 84 4-2 BB			X SL 88 0-0 47 2B 1B	3	1	1	0	1	1	0
47 Howie Kendrick, R (1, 4) OBP: 0.338, SLG: 0.384		C FF 91 C FF 91 B FF 91 B FF 93 B CU 77 X FF 92 3-2 ② FC9			B CU 76 X FF 92 1-0 ② FC9		1 SAFE X FF 91 0-0 ③ G5-3			1 SAFE L FF 91 1 SAFE B FF 92 F FF 93 F SL 84 B FF 92 B SL 84 X SL 82 1-H 3-2 2B	4	0	1	1	0	0	1
20 C.J. Cron, R (1, 10) OBP: 0.310, SLG: 0.514		B CU 76 F FF 91 X FF 90 1-1 ③ F8			F FF 91 B FF 92 X FF 92 1-1 ③ FC9			C SL 84 X FF 90 0-1 HR			3	1	1	1	0	0	0
16 Hank Conger, L (1, 2) OBP: 0.322, SLG: 0.404			B FF 91 S CH 84 X FF 92 1-1 ① F7			B CH 84 B FF 92 F FF 91 X FF 92 2-1 6 G6-3 19 G3-1 2B		F CH 84 F CU 75 F FF 91 B CU 76 B CH 84 F CH 84 B CU 75 F SI 90 X FF 89 3-2 19 FC6-4 1B			3	1	2	0	0	0	0
6 David Freese, R (1, 5) OBP: 0.300, SLG: 0.275 8 John McDonald, R (9, 5) OBP: 0.318, SLG: 0.263			C FF 92 B SL 86 S SL 85 S CU 77 1-3 ② K			F FF 91 B FF 91 B FF 90 F FF 93 B CU 77 X FF 92 3-2 ① G6-3 2-3		X FF 91 0-0 ① L6		3 0	0 0	0 0	0 0	0 0	1 0	2 0
19 Efren Navarro, L (1, 3) OBP: 0.343, SLG: 0.438			B FF 92 X FF 91 1-0 ③ L7			B CU 76 B CH 85 B SI 91 C FF 91 S FF 89 X CH 84 3-2 ② G3-1 3-H		B FF 91 C SL 85 S SL 88 B FF 91 X SL 87 2-2 ② FC6-4 56 CS 1-2f		3	0	0	1	0	0	1
Inning Stats	R: 0 E: 0 K: 0 S: 6 H: 0 LOB: 0 BB: 0 P: 10	R: 0 E: 0 K: 0 S: 7 H: 0 LOB: 0 BB: 0 P: 12	R: 0 E: 0 K: 1 S: 6 H: 0 LOB: 0 BB: 0 P: 9	R: 0 E: 0 K: 0 S: 6 H: 0 LOB: 0 BB: 0 P: 10	R: 0 E: 0 K: 1 S: 7 H: 0 LOB: 0 BB: 0 P: 10	R: 1 E: 0 K: 1 S: 11 H: 1 LOB: 0 BB: 0 P: 19	R: 0 E: 0 K: 0 S: 8 H: 0 LOB: 1 BB: 1 P: 16	R: 1 E: 0 K: 0 S: 14 H: 2 LOB: 0 BB: 0 P: 20	R: 0 E: 0 K: 1 S: 8 H: 0 LOB: 0 BB: 0 P: 14	R: 1 E: 0 K: 0 S: 5 H: 2 LOB: 1 BB: 0 P: 8	1B: 2 2B: 2 3B: 0 HR: 1	SF: 0 SAC: 0 DP: 0 HBP: 0	WP: 0 PB: 0 SB: 0 CS: 1	PA: 33				

PITCHER		IP	WLS	BF	H	R	ER	SO	BB	IBB	HBP	BLK	WP	HR	S	P	ERA	WHIP
22 Nick Martinez, R ERA: 4.22	(1, 1)	7.0		25	3	2	2	3	1	0	0	0	0	1	59	97	2.57	0.571
56 Neal Cotts, L ERA: 3.48	(8, 1)	2.0	L	6	1	1	1	1	0	0	0	0	0	0	15	24	4.50	0.500
44 Jason Frasor, R ERA: 2.25	(10, 1)	0.0		1	1	0	0	0	0	0	0	0	0	0	4	7	∞	∞

PITCHER	IP	WLS	BF	H	R	ER	SO	BB	IBB	HBP	BLK	WP	HR	S	P	ERA	WHIP

BOTTOM

AB	31
R	3
H	5
RBI	3
BB	1
SO	4
LOB	4

Batter	1	2	3	4	5	6	7	8	9	AB	R	H	RBI	BB	SO	LOB
2 Leonys Martin, L (1, 8) OBP: 0.328, SLG: 0.370	C FF 92 B SI 92 X KC 78 1-1 ① G3		B KC 77 X CH 84 1-0 1 CS 1B			B SI 88 M CH 82 B SI 89 X SI 91 2-1 1 1B 17 E 2B		C SL 80 X CH 83 0-1 2B		4	1	3	0	0	0	0
1 Elvis Andrus, R (1, 6) OBP: 0.320, SLG: 0.354	C FF 94 B KC 77 C SL 83 B SI 93 B SI 93 X FF 95 3-2 ② 1B		1 SAFE P PO 86 1-0 ③ CS 1-2	C KC 79 B CH 83 B CH 82 C SL 82 S SI 91 2-3 ① K		B SI 87 X SL 79 1-0 29 G5-4-3 2-3 1B		C SL 79 B SI 90 B SI 89 C SL 82 F CH 84 D SL 82 D CH 85 4-2 BB		3	0	2	0	1	1	0
17 Shin-Soo Choo, L (1, 10) OBP: 0.377, SLG: 0.386	C SI 93 B KC 77 T FF 93 S CH 85 1-3 ③ K			C CH 83 S SI 92 B FF 92 F FF 92 B FF 92 S CH 86 2-3 ② K		B KC 74 1 SAFE B CH 82 X SL 80 2-0 ① F8 1-1 3-H		B CU 76 F CU 76 F FF 92 X SI 92 1-2 ③ L8		4	0	0	0	0	2	3
29 Adrian Beltré, R (1, 5) OBP: 0.353, SLG: 0.479		C FF 89 B SI 89 C SI 90 B CH 85 X CH 84 2-2 1B		C SL 83 X FF 92 0-1 2B		X SI 89 0-0 ② ③ G5-4-3 1-2f			C SI 90 C SI 90 F SI 90 S SL 81 0-3 ① K	4	0	2	0	0	1	1
Alex Rios, R (1, 9) OBP: 0.352, SLG: 0.462		C SI 92 B KC 76 S CH 82 S CH 84 1-3 ① K		S CH 83 S CH 83 D CH 86 D SL 83 X CH 86 2-2 ③ F7			C FF 88 B FF 89 X FF 90 1-1 64 G6-3 1B		C SI 89 F SI 90 F SI 89 B SI 90 F SI 89 C SL 80 1-3 ② K	4	0	1	0	0	2	2
16 Donnie Murphy, R (1, 3) OBP: 0.276, SLG: 0.343 64 Brad Snyder, L (4, 3) OBP: 0.265, SLG: 0.400		S CH 81 S CH 83 S CH 85 0-3 ② K			C SI 89 B SI 90 X KC 75 1-1 ① F8		B SI 88 B SL 79 F SI 89 F SI 90 F CH 84 1 SAFE F CH 83 X FF 90 2-2 ① ② G6-3 1-2f		F FF 90 C SL 80 X FF 90 0-2 HR	1 3	0 1	0 1	0 1	0 0	1 1	1 1
60 Chris Gimenez, R (1, 2) OBP: 0.375, SLG: 0.423		B FF 91 C SL 82 X FF 92 1-1 ③ G6-3			B FF 90 B FF 90 C SL 80 S CH 84 B FF 93 B SL 81 4-2 BB		B FF 90 S SL 80 S SL 82 X CH 84 1-2 ③ F7		F SI 88 F SI 90 X SL 80 0-2 ③ G5-3	3	0	0	0	1	0	1
15 Michael Choice, R (1, 7) OBP: 0.268, SLG: 0.355			C SL 79 F FF 90 B CH 85 F SI 91 S SL 83 1-3 ① FC		B CH 80 B SI 91 X SI 90 2-0 ② FC4			C CH 80 B SI 87 B SL 80 C SL 79 B CH 85 X SI 90 3-2 ① FC5-3		3	0	0	0	0	0	1
12 Rougned Odor, L (1, 4) OBP: 0.321, SLG: 0.466			L SI 91 X KC 78 0-1 ② F7		B SI 89 B KC 75 X SI 90 2-0 ③ P5			C SI 92 X SI 91 0-1 ② G6-3		3	0	0	0	0	0	1
Inning Stats	R: 0 E: 0 K: 1 S: 8 H: 1 LOB: 0 BB: 0 P: 13	R: 0 E: 0 K: 2 S: 11 H: 1 LOB: 1 BB: 0 P: 15	R: 0 E: 0 K: 0 S: 8 H: 1 LOB: 0 BB: 0 P: 10	R: 0 E: 0 K: 2 S: 12 H: 1 LOB: 1 BB: 0 P: 18	R: 0 E: 0 K: 0 S: 6 H: 0 LOB: 1 BB: 1 P: 15	R: 1 E: 1 K: 0 S: 5 H: 2 LOB: 0 BB: 0 P: 10	R: 0 E: 0 K: 0 S: 10 H: 1 LOB: 0 BB: 0 P: 14	R: 0 E: 0 K: 0 S: 13 H: 1 LOB: 2 BB: 1 P: 21	R: 1 E: 0 K: 2 S: 15 H: 1 LOB: 0 BB: 0 P: 16	1B: 5 2B: 3 3B: 0 HR: 1 SF: 0 SAC: 0 DP: 2 HBP: 0						

TOP

Texas Rangers @ Los Angeles Angels

Angel Stadium of Anaheim, Anaheim, CA

Sun Jun 22 2014, 5:09 PM - 8:03 PM PDT

Att. 37,191 - Clear - 75 F

livebaseballscorecards.com

AB	32
R	2
H	9
RBI	1
BB	2
SO	7
LOB	11

WP: 0 PB: 0 SB: 0 CS: 1 PA: 35

PITCHER		IP	WLS	BF	H	R	ER	SO	BB	IBB	HBP	BLK	WP	HR	S	P	ERA	WHIP
52 Matt Shoemaker, R ERA: 3.42	(1, 1)	7.2	W	29	8	1	1	6	2	0	0	0	0	0	70	112	1.17	1.304
53 Héctor Santiago, L ERA: 4.41	(8, 1)	0.1	H	1	0	0	0	0	0	0	0	0	0	0	3	4	0.00	0.000
38 Joe Smith, R ERA: 3.16	(9, 1)	1.0		4	1	1	1	2	0	0	0	0	0	1	15	16	9.00	1.000

PITCHER	IP	WLS	BF	H	R	ER	SO	BB	IBB	HBP	BLK	WP	HR	S	P	ERA	WHIP

Batter	1	2	3	4	5	6	7	8	9	AB	R	H	RBI	BB	SO	LOB
56 Kole Calhoun, L (1, 9) OBP: 0.327, SLG: 0.466	B FF 92 C FF 91 C CU 72 B ST 77 B SI 89 B CU 72 4-2 5 1B 5 E BB		C CU 70 B FS 85 C FS 84 B FF 93 S ST 80 2-3 ① K	B FF 90 B FF 90 X FC 87 2-0 2-H HR			C SL 80 C CH 77 B SL 81 C FF 93 1-3 ① K			3	2	1	2	1	2	0
27 Mike Trout, R (1, 8) OBP: 0.395, SLG: 0.593	D ST 80 1 SAFE B FF 92 F FF 93 B FF 93 X FF 92 3-1 ① F9		C ST 79 X ST 81 0-1 32 WP 5 WP 1B	X FF 91 0-0 ③ P4			B FC 90 B FF 93 B FF 92 C FF 93 T FF 94 X SL 81 3-2 1B			4	0	2	0	0	0	1
5 Albert Pujols, R (1, 10) OBP: 0.315, SLG: 0.476	C FF 93 B SI 92 B ST 80 1 SAFE B SI 92 C FF 93 X ST 81 3-2 E2 1-H 1B		C FF 93 C ST 79 B FC 91 B FF 95 B FC 91 X ST 83 3-2 ② L5 1-2		C ST 76 F FC 86 X FS 87 0-2 ① FC7		S SL 81 C FF 92 F FF 93 F FF 93 B FF 89 1 SAFE B FF 93 1 SAFE X FC 88 2-2 ② F9			4	0	1	0	0	0	2
32 Josh Hamilton, L (1, 7) OBP: 0.395, SLG: 0.465	C FF 92 B SI 87 T SI 88 S ST 79 1-3 ② K		S FF 96 B FS 84 X FF 94 1-1 ③ FC7 2-3		B CU 68 S FS 85 F FF 92 B SI 90 S ST 78 2-3 ② K		C CH 79 F FF 91 C FF 93 0-3 ③ K			4	0	0	0	0	3	3
2 Erick Aybar, S (1, 6) OBP: 0.322, SLG: 0.423	X FF 94 0-0 ③ F8			C CU 70 S FS 84 F SI 93 C CU 71 0-3 ① K	C FF 90 F FC 87 S ST 78 0-3 ③ K2-3			B SL 84 X FF 95 1-0 ① F9		4	0	0	0	0	2	1
20 C.J. Cron, R (1, 3) OBP: 0.310, SLG: 0.536 19 Efren Navarro, L (8, 3) OBP: 0.333, SLG: 0.424		B FF 91 F FF 91 B SI 92 X FF 92 2-1 ① P6		C ST 78 B SI 90 X FF 91 1-1 HR		C ST 77 B SI 88 F SI 88 S ST 80 1-3 ① K		C SL 85 C SL 85 B FF 97 X FF 96 1-2 ② G6-3		3 1	1 0	1 0	1 0	0 0	1 0	0 0
16 Hank Conger, L (1, 2) OBP: 0.344, SLG: 0.409		B FF 93 B CU 70 F FF 90 B FF 93 B FF 91 4-1 6 PB BB		B FF 92 C FF 92 B CU 70 B FF 92 F FF 91 B ST 79 4-2 6 2B BB		F FF 91 B FS 83 B CU 71 B FF 90 F FF 91 B SI 93 4-2 BB		B FF 96 X FF 96 1-0 8 FC4 1B		1	1	1	0	3	0	0
6 David Freese, R (1, 5) OBP: 0.301, SLG: 0.281 8 John McDonald, R (8, 5) OBP: 0.311, SLG: 0.256		B FF 93 B SI 90 C FF 93 S FF 92 F FF 92 F ST 81 C FF 94 2-3 ② K 1-2		X SI 91 0-0 56 HR 1-H 2B		C ST 78 1 SAFE S FC 88 S FC 89 0-3 ② K		F SL 86 C FF 96 X FF 96 0-2 ③ FC4 1-2f		3 1	1 0	1 0	1 0	0 0	2 0	2 1
10 Grant Green, R (1, 4) OBP: 0.352, SLG: 0.441		C FF 94 X FF 94 0-1 ③ F8		F FC 88 X FF 91 0-1 ② FC7		B FF 93 F FF 92 D FC 88 S ST 79 S ST 81 2-3 ③ K				3	0	0	0	0	1	3
Inning Stats	R: 1 H: 1 E: 1 LOB: 1 K: 1 BB: 1 S: 11 P: 22	R: 0 H: 0 E: 0 LOB: 1 K: 1 BB: 1 S: 10 P: 18	R: 0 H: 1 E: 0 LOB: 1 K: 1 BB: 0 S: 10 P: 16	R: 4 H: 3 E: 0 LOB: 0 K: 1 BB: 1 S: 13 P: 20	R: 0 H: 0 E: 0 LOB: 0 K: 2 BB: 0 S: 9 P: 11	R: 0 H: 0 E: 0 LOB: 1 K: 2 BB: 1 S: 11 P: 18	R: 0 H: 1 E: 0 LOB: 1 K: 2 BB: 0 S: 14 P: 20	R: 0 H: 1 E: 0 LOB: 1 K: 0 BB: 0 S: 8 P: 11		1B: 4 SF: 0 2B: 1 SAC: 0 3B: 0 DP: 0 HR: 2 HBP: 0					WP: 2 PA: 35 PB: 1 SB: 0 CS: 0	

PITCHER		IP	WLS	BF	H	R	ER	SO	BB	IBB	HBP	BLK	WP	HR	S	P	ERA	WHIP
11 Yu Darvish, R ERA: 2.62	(1, 1)	6.0	L	27	5	5	4	9	4	0	0	0	2	2	64	105	6.00	1.500
37 Shawn Tolleson, R ERA: 3.57	(7, 1)	1.0		4	1	0	0	2	0	0	0	0	0	0	14	20	0.00	1.000
49 Aaron Poreda, L ERA: 2.93	(8, 1)	1.0		4	1	0	0	0	0	0	0	0	0	0	8	11	0.00	1.000

PITCHER	IP	WLS	BF	H	R	ER	SO	BB	IBB	HBP	BLK	WP	HR	S	P	ERA	WHIP

BOTTOM

Texas Rangers @ Los Angeles Angels

Angel Stadium of Anaheim, Anaheim, CA

Sun Jun 22 2014, 5:09 PM - 8:03 PM PDT

Att. 37,191 - Clear - 75 F

livebaseballscorecards.com

AB	31
R	5
H	7
RBI	4
BB	4
SO	11
LOB	13

Batter	1	2	3	4	5	6	7	8	9	AB	R	H	RBI	BB	SO	LOB
39 Danny Santana, S (1, 6) OBP: 0.364, SLG: 0.439	C FF 90 C CH 85 B CU 79 X SI 92 1-2 F8	1 SAFE C SI 90 F CH 85 D SL 81 D CU 77 F FF 90 X FF 92 2-2 2 1B 1-H 2B		X CH 86 0-0 G5-3			C FF 95 F CH 87 X CU 86 0-2 7 G4-3 2B		C FF 90 F SI 90 X SI 90 0-2 G3	5	1	2	1	0	0	1
2 Brian Dozier, R (1, 4) OBP: 0.366, SLG: 0.454	C FF 90 F SI 91 B CH 87 F CH 86 B FF 91 F SI 91 F SL 82 B FF 88 X SI 92 3-2 F9	C CH 86 C SI 91 D SL 81 X CH 85 1-2 2-H 1B			C FF 90 X SL 84 0-1 7 2B 17 SF8 1B		B FF 96 C CH 87 B FF 97 B FF 96 C SI 95 B CH 87 4-2 7 G4-3 BB		C SI 90 C SL 81 X SL 81 0-2 7 DI 1B	4	1	3	1	1	0	0
7 Joe Mauer, L (1, 3) OBP: 0.332, SLG: 0.339	B CU 76 C FF 92 B SI 91 S FC 90 B SL 84 X FF 91 3-2 G6-3	B FF 93 C CU 79 B SI 92 B FF 91 C SI 92 S SL 83 3-3 K			B SI 90 X FF 91 1-0 17 SF8 1-3 2B		C FF 96 X FF 96 0-1 G4-3 1-2f 2-3		B FF 90 F SI 89 X SI 90 1-1 G6-3 1-2	5	0	1	0	0	1	4
16 Josh Willingham, R (1, 7) OBP: 0.397, SLG: 0.500		C FF 89 S CU 76 X FF 90 0-2 HR	B FF 91 C CU 78 F FF 91 B SL 83 F CU 80 T CH 86 2-2 K		F CU 77 X SL 81 0-1 P3		S CH 88 B FF 97 B FF 96 B CH 88 B CH 87 4-1 BB			3	1	1	1	1	1	2
17 Kendrys Morales, S (1, 10) OBP: 0.271, SLG: 0.333		C CH 84 B SI 92 S CU 77 B CU 78 B SL 83 X SI 92 3-2 HR	B CU 77 X CH 86 1-0 F8		B SL 81 B CH 85 X SL 81 2-0 SF8 2-3 3-H		S CH 86 B CH 86 F FF 96 S CU 85 1-3 K			3	1	1	2	0	1	2
8 Kurt Suzuki, R (1, 2) OBP: 0.372, SLG: 0.412		C FF 91 F FF 90 X CH 87 0-2 G5-3	C SI 91 B CU 79 F CH 85 S SI 91 1-3 K		C CH 86 D SL 82 D SI 91 F CU 78 D CH 87 F CH 86 X SI 92 3-2 F7			B FF 93 C FF 92 B SI 93 X FF 92 2-1 G6-3		4	0	0	0	0	1	1
27 Chris Parmelee, L (1, 9) OBP: 0.275, SLG: 0.393		B FF 90 B CU 77 F FF 91 B FF 92 X FF 92 3-1 5 FC4-6 1B	B SL 80 C SI 90 F CU 79 S SL 84 1-3 K			C SL 80 S CH 74 B CH 74 C FF 92 1-3 K		B FF 92 F FF 92 B CH 85 F FF 93 S SI 94 2-3 K	C FF 90 F FF 90 B SL 81 C SL 81 1-3 K	4	0	1	0	0	3	0
5 Eduardo Escobar, S (1, 5) OBP: 0.336, SLG: 0.434		C CH 86 B CU 76 X SI 91 1-1 FC4-6 1 E 1 1B 1-2f	C FF 91 B FC 88 X SI 92 1-1 L9			C FF 92 S SL 81 X CH 74 0-2 L3		S FF 93 B SI 92 F FF 92 X SI 93 1-2 F8		4	1	0	0	0	0	1
1 Sam Fuld, L (1, 8) OBP: 0.295, SLG: 0.373		1 SAFE C CU 75 B SI 91 X CU 75 1-1 39 S 39 2B 1-H 1B	C SI 92 C SI 92 B SI 91 B SL 85 X SI 92 2-2 1B			C FF 92 F CH 74 B FF 92 F FF 92 X SL 82 1-2 G3-1				4	1	2	1	0	1	0
Inning Stats	R: 0 E: 0 K: 0 S: 12 H: 0 LOB: 0 BB: 0 P: 19	R: 5 E: 1 K: 1 S: 25 H: 6 LOB: 1 BB: 0 P: 39	R: 0 E: 0 K: 2 S: 8 H: 0 LOB: 0 BB: 0 P: 12	R: 0 E: 0 K: 1 S: 9 H: 1 LOB: 1 BB: 0 P: 13	R: 1 E: 0 K: 0 S: 10 H: 2 LOB: 1 BB: 0 P: 16	R: 0 E: 0 K: 1 S: 10 H: 0 LOB: 0 BB: 0 P: 12	R: 0 E: 0 K: 1 S: 11 H: 1 LOB: 2 BB: 2 P: 20	R: 0 E: 0 K: 1 S: 8 H: 0 LOB: 0 BB: 0 P: 13	R: 0 E: 0 K: 1 S: 11 H: 1 LOB: 1 BB: 0 P: 13	1B: 6 2B: 3 3B: 0 HR: 2 SF: 1 SAC: 0 DP: 1 HBP: 0						

PITCHER		IP	WLS	BF	H	R	ER	SO	BB	IBB	HBP	BLK	WP	HR	S	P	ERA	WHIP
33 C.J. Wilson, L ERA: 3.7	(1, 1)	5.0	W	24	9	6	6	4	0	0	0	0	0	2	64	99	10.80	1.800
64 Mike Morin, R ERA: 1.42	(6, 1)	1.0	H	3	0	0	0	1	0	0	0	0	0	0	10	12	0.00	0.000
40 Kevin Jepsen, R ERA: 2.86	(7, 1)	1.0	H	5	1	0	0	1	2	0	0	0	0	0	11	20	0.00	3.000
49 Ernesto Frieri, R ERA: 5.64	(8, 1)	1.0	H	3	0	0	0	1	0	0	0	0	0	0	8	13	0.00	0.000
38 Joe Smith, R ERA: 3.06	(9, 1)	1.0	S	4	1	0	0	1	0	0	0	0	0	0	11	13	0.00	1.000

PITCHER	IP	WLS	BF	H	R	ER	SO	BB	IBB	HBP	BLK	WP	HR	S	P	ERA	WHIP

TOP

Minnesota Twins @ Los Angeles Angels

Angel Stadium of Anaheim, Anaheim, CA

Tue Jun 24 2014, 7:11 PM - 10:10 PM PDT

Att. 37,086 - Clear - 74 F

livebaseballscorecards.com

AB	36
R	6
H	11
RBI	6
BB	2
SO	8
LOB	11

BOTTOM

Minnesota Twins @ Los Angeles Angels

Angel Stadium of Anaheim, Anaheim, CA

Tue Jun 24 2014, 7:11 PM - 10:10 PM PDT

Att. 37,086 - Clear - 74 F

livebaseballscorecards.com

Batter	1	2	3	4	5	6	7	8	9	AB	R	H	RBI	BB	SO	LOB
56 Kole Calhoun, L (1, 9) OBP: 0.329, SLG: 0.463	B FF 92 C SI 91 B CH 83 B SI 90 B SI 92 4-1 5 FC6 27 BB 32 1B BB	X SI 93 0-0 27 HR 1B		B CH 84 C FC 90 X FF 92 1-1 ③ F7		F CU 82 B CU 83 B FC 92 X CU 82 2-1 ③ G3		C FF 88 D SL 78 F FF 89 D SL 78 B FF 89 F FF 88 X FF 89 3-2 ②③ SF8-5-6 2-3 3-H		3	2	1	1	1	0	2
27 Mike Trout, R (1, 8) OBP: 0.399, SLG: 0.604	C FF 93 B SI 91 1 SAFE B SI 91 D SL 85 1 SAFE S SI 92 F FF 92 B SI 93 4-2 5 FC6 32 1B 1-2 BB	B SI 93 F SI 93 X SI 93 1-1 1-H HR			B FF 89 B FF 90 C FF 90 B CU 83 B FF 90 4-1 5 S BB		C FF 93 X FF 91 0-1 ① G1-3			2	2	1	2	2	0	0
5 Albert Pujols, R (1, 3) OBP: 0.311, SLG: 0.469	C SI 93 B SL 85 S SI 92 X SI 92 1-2 FC6 2 HBP 32 1B 47 1B 1-2 2-3	C SL 86 S SL 86 B SI 93 B SL 83 F SL 85 X SI 94 2-2 ② G3			C FF 90 B FF 90 C CU 83 B FF 92 X FF 91 2-2 ① L6 1-2		C FC 89 B SI 92 S FC 89 F FC 89 X SI 91 1-2 ② F8			4	1	0	0	0	0	3
32 Josh Hamilton, L (1, 7) OBP: 0.398, SLG: 0.467	D CH 84 S CH 84 D CH 85 X SI 94 2-1 2 HBP 47 1B 1-2 2-H 3-H 1B	B CU 82 S CH 85 B FF 93 B CH 85 F SI 94 S CH 84 3-3 ③ K			B FF 91 S CU 81 F FF 90 S CU 82 1-3 ② K		B CU 77 S CH 82 S CH 83 X CH 83 1-2 1B			4	1	2	2	0	2	1
2 Erick Aybar, S (1, 6) OBP: 0.321, SLG: 0.418	F SI 93 H FF 93 1-1 47 1B 20 G5-4-3 1-2 2-3 HBP		C FC 89 X FF 89 0-1 ① G3		C CU 79 S CU 82 S CU 84 0-3 ③ K		X SI 90 0-0 ③ G6-3			3	1	0	0	0	1	2
47 Howie Kendrick, R (1, 4) OBP: 0.340, SLG: 0.386	B SL 85 X SI 93 1-0 20 G5-4-3 1-3 2-H 3-H 1B		B FC 89 X FC 87 1-0 ② G6-3			C FF 90 F CU 81 B CU 82 S FF 91 1-3 ① K		F FC 87 B FF 91 S SI 90 X CU 79 1-2 6 HBP 20 1B 56 SF8-5-6 1B		4	1	2	2	0	1	0
20 C.J. Cron, R (1, 10) OBP: 0.317, SLG: 0.530	B FF 94 B SL 85 X SI 93 2-0 ①② G5-4-3 1-2f 3-H		B FF 90 C FC 90 B CU 81 F FC 89 S CU 82 2-3 ③ K			B CU 83 B CU 83 F FF 90 B FF 92 B FC 89 4-1 6 1B BB		X FF 89 0-0 56 6 HBP SF8-5-6 1-2 1B		3	0	1	0	1	1	1
6 David Freese, R (1, 5) OBP: 0.305, SLG: 0.282 8 John McDonald, R (8, PR) OBP: 0.311, SLG: 0.256 (9, 5)	C SL 86 C SL 84 B SI 93 X SI 92 1-2 ③ G5-3			B FC 89 X FF 89 1-0 ① G6-3		S FF 90 X FF 90 0-1 1-2 1B		B FC 88 H SI 90 2-0 1-2 2-3 HBP		3 0	0 0	1 0	0 0	0 0	0 0	0 0
16 Hank Conger, L (1, 2) OBP: 0.336, SLG: 0.398 10 Grant Green, R (8, PH) OBP: 0.347, SLG: 0.435 17 Chris Iannetta, R (9, 2) OBP: 0.368, SLG: 0.424		B SI 91 C SI 92 X CH 83 1-1 ① G4-3		C FF 91 B CU 82 F CU 82 B FF 91 F FF 91 F CU 83 X FC 91 2-2 ② G4-3		C FF 91 D FF 90 B FF 91 B FC 91 X FF 89 3-1 ② F8		B SI 87 X SI 86 1-0 ① F9		3 1 0	0 0 0	0 0 0	0 0 0	0 0 0	0 0 0	2 3 0
Inning Stats	R: 5 H: 2 E: 0 LOB: 0 K: 0 BB: 2 S: 15 P: 31	R: 2 H: 2 E: 0 LOB: 0 K: 1 BB: 0 S: 12 P: 19	R: 0 H: 0 E: 0 LOB: 0 K: 1 BB: 0 S: 6 P: 9	R: 0 H: 0 K: 0 LOB: 0 S: 8 BB: 0 P: 12	R: 0 H: 0 E: 0 LOB: 1 K: 2 BB: 1 S: 10 P: 17	R: 0 H: 1 E: 0 LOB: 2 K: 1 BB: 1 S: 10 P: 20	R: 0 H: 1 E: 0 LOB: 1 K: 0 BB: 0 S: 10 P: 12	R: 1 H: 2 E: 0 LOB: 1 K: 0 BB: 0 S: 9 P: 16		1B: 7 2B: 1 3B: 0 HR: 1	SF: 1 SAC: 0 DP: 2 HBP: 2		WP: 0 PB: 0 SB: 1 CS: 0	PA: 37		

	AB	30
	R	8
	H	8
	RBI	7
	BB	4
	SO	5
	LOB	14

PITCHER		IP	WLS	BF	H	R	ER	SO	BB	IBB	HBP	BLK	WP	HR	S	P	ERA	WHIP
44 Kyle Gibson, R ERA: 3.92	(1, 1)	2.0	L	13	4	7	7	1	2	0	1	0	0	1	27	50	31.50	3.000
21 Samuel Deduno, R ERA: 4.99	(3, 1)	4.0		15	1	0	0	4	2	0	0	0	0	0	34	58	0.00	0.750
54 Matt Guerrier, R ERA: 3.0	(7, 1)	1.0		7	3	1	1	0	0	0	1	0	0	0	14	19	9.00	3.000
56 Caleb Thielbar, L ERA: 3.16	(8, 1)	1.0		2	0	0	0	0	0	0	0	0	0	0	5	9	0.00	0.000

PITCHER	IP	WLS	BF	H	R	ER	SO	BB	IBB	HBP	BLK	WP	HR	S	P	ERA	WHIP

Batter	1	2	3	4	5	6	7	8	9	AB	R	H	RBI	BB	SO	LOB
39 Danny Santana, S (1, 6) OBP: 0.366, SLG: 0.448 25 Pedro Florimón, S (3, PR) OBP: 0.182, SLG: 0.143 (3, 6)	B FF 98 B FF 98 C FF 98 X FF 98 2-1 G4-3		F SI 98 B CU 81 F SL 88 X FF 97 1-2 2B		C SL 87 C SL 87 F FF 98 F FF 98 S SL 88 0-3 K2-3		B FF 97 B SI 96 B FF 96 C FF 97 X FF 98 3-1 L8		C FF 93 S SL 83 S CH 74 0-3 K	2 3	0 0	1 0	0 0	0 0	0 2	0 2
2 Brian Dozier, R (1, 4) OBP: 0.364, SLG: 0.449	C FF 98 C SL 88 S FF 98 0-3 K		D SL 88 X FF 97 1-0 F7			B SL 88 B SL 88 B SI 97 C FF 97 B FF 97 4-1 7 FC5-4 BB		C FF 97 B SL 87 X SL 87 1-1 G6-3		3	0	0	0	1	1	1
7 Joe Mauer, L (1, 3) OBP: 0.338, SLG: 0.343	B FF 98 C FF 98 X CH 91 1-1 16 FC5-4 1B		B SL 86 B SI 96 B SI 97 C SI 97 B SI 97 4-1 BB			B SI 97 C SI 97 C SL 87 X SI 98 1-2 FC5-4 1-2f		C SI 96 B CH 88 B SI 94 F SL 86 F SL 85 F FF 96 X FF 96 2-2 E7 17 1B 1B		3	1	2	0	1	0	1
16 Josh Willingham, R (1, 7) OBP: 0.393, SLG: 0.486	B FF 98 X FF 97 1-0 FC5-4 1-2f		B SL 87 B FF 97 B FF 97 X FF 97 3-0 P4			X FF 97 0-0 F9		C SL 86 B SL 86 B FF 96 B SL 87 B SL 86 4-1 17 1B BB		3	0	0	0	1	0	4
17 Kendrys Morales, S (1, 10) OBP: 0.270, SLG: 0.328		B FF 98 X FF 98 1-0 F7		C SL 87 D SI 97 F SI 98 S CU 79 1-3 K		C SL 87 D SI 97 S SL 86 F FF 96 X SL 86 1-2 G1-3		B CH 88 S CH 87 X CH 86 1-1 1-3 2-H 1B		4	0	1	1	0	1	1
31 Oswaldo Arcia, L (1, 9) OBP: 0.269, SLG: 0.404		C FF 99 X SI 98 0-1 HR		B SL 89 C SL 88 F SL 87 F CU 80 X FF 97 1-2 G4-3			B SL 88 F FF 97 B FF 97 B SL 86 B FF 96 4-1 1 WP BB	B FF 96 F CH 88 B FF 97 S FF 96 S CU 84 2-3 K		3	1	1	1	1	1	2
5 Eduardo Escobar, S (1, 5) OBP: 0.330, SLG: 0.425		B FF 97 F SI 98 X SL 87 1-1 G3-1		F SI 98 S FF 97 X CU 78 0-2 F8			C SI 96 X SI 96 0-1 L5	B FF 97 C FF 97 B CU 85 B FF 97 F FF 96 F FF 97 F FF 97 X FF 96 3-2 G3		4	0	0	0	0	0	3
26 Eric Fryer, R (1, 2) OBP: 0.273, SLG: 0.273 8 Kurt Suzuki, R (9, PH) OBP: 0.370, SLG: 0.410		B FF 97 B FF 96 C FF 97 B FF 97 X FF 97 3-1 F9			C FF 98 C SL 87 S SL 88 0-3 K		X SI 97 0-0 F9		B FF 93 C SL 81 X SL 83 1-1 L4	3 1	0 0	0 0	0 0	0 0	1 0	1 0
1 Sam Fuld, L (1, 8) OBP: 0.294, SLG: 0.363			C FF 97 S SL 89 F FF 97 B SL 88 C SL 89 1-3 K		B SL 88 X FF 97 1-0 G1-3		B SL 86 B FF 97 B SL 88 D FF 97 4-0 1-3 BB		C FF 92 B SL 82 X FF 91 1-1 P4	3	0	0	0	1	1	0
Inning Stats	R: 0 E: 0 K: 1 S: 8 H: 1 LOB: 1 BB: 0 P: 12	R: 1 E: 0 K: 0 S: 7 H: 1 LOB: 0 BB: 0 P: 12	R: 0 E: 0 K: 1 S: 10 H: 1 LOB: 2 BB: 1 P: 20	R: 0 E: 0 K: 1 S: 10 H: 0 LOB: 0 BB: 0 P: 12	R: 0 E: 0 K: 2 S: 9 H: 0 LOB: 0 BB: 0 P: 10	R: 0 E: 0 K: 0 S: 9 H: 0 LOB: 1 BB: 1 P: 15	R: 0 E: 0 K: 0 S: 6 H: 0 LOB: 2 BB: 2 P: 17	R: 1 E: 1 K: 1 S: 18 H: 2 LOB: 2 BB: 1 P: 31	R: 0 E: 0 K: 1 S: 7 H: 0 LOB: 0 BB: 0 P: 9	1B: 3 2B: 1 3B: 0 HR: 1	SF: 0 SAC: 0 DP: 0 HBP: 0					WP: 2 PB: 0 SB: 0 CS: 0	PA: 37

PITCHER		IP	WLS	BF	H	R	ER	SO	BB	IBB	HBP	BLK	WP	HR	S	P	ERA	WHIP
Garrett Richards, R ERA: 2.76	(1, 1)	7.1	W	31	4	2	2	5	5	0	0	0	1	1	67	113	2.46	1.227
40 Kevin Jepsen, R ERA: 2.79	(8, 1)	0.2	H	3	1	0	0	1	0	0	0	0	0	0	10	16	0.00	1.500
64 Mike Morin, R ERA: 1.37	(9, 1)	1.0		3	0	0	0	1	0	0	0	0	0	0	7	9	0.00	0.000

PITCHER	IP	WLS	BF	H	R	ER	SO	BB	IBB	HBP	BLK	WP	HR	S	P	ERA	WHIP

TOP

Minnesota Twins @ Los Angeles Angels

Angel Stadium of Anaheim, Anaheim, CA

Wed Jun 25 2014, 7:08 PM - 10:04 PM PDT

Att. 39,082 - Clear - 75 F

livebaseballscorecards.com

AB	32
R	2
H	5
RBI	2
BB	5
SO	7
LOB	15

Batter	1	2	3	4	5	6	7	8	9	AB	R	H	RBI	BB	SO	LOB
56 Kole Calhoun, L (1, 9) OBP: 0.327, SLG: 0.464	B FF 87 F FF 88 F FF 88 F FF 90 X SL 80 1-2 ① G6-3	B CH 84 S SL 80 F CH 83 B FF 90 X CH 83 2-2 1-H 2-H 2B		X FF 94 0-0 ② G4-3			B CU 74 F FF 91 B SI 91 S SL 80 S SL 80 2-3 ② K			4	0	1	2	0	1	0
27 Mike Trout, R (1, 8) OBP: 0.401, SLG: 0.601	B FF 88 C SL 79 X FF 89 1-1 1B	C SL 81 F FF 89 S FF 90 0-3 ③ K		B SL 87 S SL 85 B SL 88 X FF 94 2-1 ③ G5-3			B FF 92 C CH 87 B CU 73 B SL 80 B SI 92 4-1 5 1B BB			3	0	1	0	1	1	1
5 Albert Pujols, R (1, 3) OBP: 0.313, SLG: 0.470	1 SAFE C FF 90 B FF 89 1 SAFE 1 SAFE F SL 81 B FF 91 1 SAFE F FF 91 3-2 ② F9		C FF 88 B SL 80 F SL 80 X FF 90 1-2 32 2B 2 SF8 1B		C FF 93 X SL 85 0-1 ① P4		B SI 91 X CH 86 1-0 1-3 1B			4	1	2	0	0	0	1
32 Josh Hamilton, L (1, 7) OBP: 0.393, SLG: 0.468	C FF 90 1 SAFE B CH 82 F CH 82 F FF 90 F SL 80 X FF 90 1-2 ③ L8		F CH 82 B FF 89 S CH 81 F SL 81 X SL 81 1-2 2 SF8 1-3 47 1B 2B		B CH 84 S CH 84 B CH 84 X FF 93 2-1 ② F8		B SL 82 S SL 81 S SL 82 B SL 81 C SL 81 2-3 ③ K			4	1	1	0	0	1	3
2 Erick Aybar, S (1, 6) OBP: 0.324, SLG: 0.425		F FF 87 B SL 82 F FF 89 X FF 91 1-2 20 1B 10 SF9 2B	B SL 82 F FF 89 X CH 84 1-1 ① SF8 2-3 3-H		C FF 93 X FF 94 0-1 ③ G5-3			B SI 91 B FF 92 F FF 92 F FF 92 X CH 87 2-2 20 S 47 S 20 1B 1B		3	2	2	1	0	0	0
47 Howie Kendrick, R (1, 4) OBP: 0.338, SLG: 0.384	F FF 89 B FF 90 F FF 89 S FF 90 1-3 ① K	X SI 88 0-0 10 FC6-4 3-H 1B				C SL 84 C SL 86 B SL 86 X SL 86 1-2 ① F8		C SL 85 D SI 92 S CH 86 S FF 93 1-3 ① K 1-2		4	0	1	1	0	2	2
20 C.J. Cron, R (1, 10) OBP: 0.323, SLG: 0.529	C SL 82 F FF 89 B FF 91 X SL 82 1-2 56 WP 17 BB 56 2B 2-3 1B	1 SAFE F SI 88 S SL 82 D SL 81 1 SAFE B FF 89 F FF 89 X SL 79 2-2 ② F7				B SL 86 B FF 92 F FF 93 C FF 94 F SI 94 S SL 87 2-3 ② K		D SI 92 F SL 86 B CH 86 X SL 84 2-1 2-H 1B		4	1	2	1	0	1	1
10 Grant Green, R (1, 5) OBP: 0.333, SLG: 0.423 8 John McDonald, R (8, 5) OBP: 0.304, SLG: 0.250	C SI 89 B SL 83 X SI 89 1-1 ② SF9 3-H	F FF 88 B SI 87 C SL 79 X FF 89 1-2 ③ FC6-4 1-2f				C FF 95 C FF 95 B FF 96 X FF 96 1-2 ③ G6-3		B FF 92 X SI 92 1-0 ② F8		2 1	0 0	0 0	1 0	0 0	0 0	1 1
17 Chris Iannetta, R (1, 2) OBP: 0.366, SLG: 0.415	B FF 90 S FF 90 C FF 89 B CU 74 B FF 91 F FF 90 B FF 89 4-2 56 WP 56 2B 1-2 BB			F FF 91 C FF 93 C FF 93 0-3 ① K			C SL 80 F FF 92 F SI 93 B SL 82 B CH 87 X SI 92 2-2 ① G6-3	S SL 86 B SL 85 S CH 87 S CH 88 1-3 ③ K		3	1	0	0	1	2	1
Inning Stats	R: 0 E: 0 K: 0 S: 15 H: 1 LOB: 1 BB: 0 P: 21	R: 3 E: 0 K: 2 S: 20 H: 3 LOB: 1 BB: 1 P: 30	R: 2 E: 0 K: 0 S: 17 H: 3 LOB: 1 BB: 0 P: 23	R: 0 E: 0 K: 1 S: 6 H: 0 LOB: 0 BB: 0 P: 8	R: 0 E: 0 K: 0 S: 6 H: 0 LOB: 0 BB: 0 P: 8	R: 0 E: 0 K: 1 S: 10 H: 0 LOB: 0 BB: 0 P: 14	R: 0 E: 0 K: 2 S: 12 H: 1 LOB: 2 BB: 1 P: 23	R: 1 E: 0 K: 2 S: 12 H: 2 LOB: 1 BB: 0 P: 19		1B: 7 2B: 3 3B: 0 HR: 0 SF: 2 SAC: 0 DP: 0 HBP: 0			WP: 1 PB: 0 SB: 2 CS: 0 PA: 36	

PITCHER	IP	WLS	BF	H	R	ER	SO	BB	IBB	HBP	BLK	WP	HR	S	P	ERA	WHIP
63 Yohan Pino, R (1, 1) ERA: 6.3	3.0	L	17	7	5	5	2	1	0	0	0	1	0	52	74	15.00	2.667
51 Anthony Swarzak, R (4, 1) ERA: 4.06	3.0		9	0	0	0	2	0	0	0	0	0	0	22	30	0.00	0.000
52 Brian Duensing, L (7, 1) ERA: 2.73	1.0		5	1	0	0	2	1	0	0	0	0	0	12	23	0.00	2.000
61 Jared Burton, R (8, 1) ERA: 5.63	1.0		5	2	1	1	2	0	0	0	0	0	0	12	19	9.00	2.000

PITCHER	IP	WLS	BF	H	R	ER	SO	BB	IBB	HBP	BLK	WP	HR	S	P	ERA	WHIP

BOTTOM

Minnesota Twins @ Los Angeles Angels

Angel Stadium of Anaheim, Anaheim, CA

Wed Jun 25 2014, 7:08 PM - 10:04 PM PDT

Att. 39,082 - Clear - 75 F

livebaseballscorecards.com

AB	32
R	6
H	10
RBI	6
BB	2
SO	8
LOB	11

Minnesota Twins @ Los Angeles Angels

Angel Stadium of Anaheim, Anaheim, CA

Thu Jun 26 2014, 12:40 PM - 3:55 PM PDT

Att. 32,209 - Overcast - 77 F

livebaseballscorecards.com

Batter	1	2	3	4	5	6	7	8	9	AB	R	H	RBI	BB	SO	LOB
1 Sam Fuld, L (1, 8) OBP: 0.298, SLG: 0.359	C SI 86 B FF 86 F CU 69 F FF 89 C SI 86 1-3 ① K		D CU 71 C SI 87 1-1 ③ CS 1-2	B SI 85 B SI 85 C SI 86 B CU 70 C SI 85 F SI 85 B SI 86 4-2 7 FC4-6 1B BB		C SI 85 B CH 78 B CU 69 F SI 84 X FF 88 2-2 ① G1-3	D CU 69 F SI 86 S CU 68 1 SAFE D CU 70 X CU 67 2-2 1-3 1B		B SI 93 B SI 93 C SI 92 C SI 92 X SL 80 2-2 ② G1-3 1-2 2-3	4	0	1	0	1	1	2
2 Brian Dozier, R (1, 4) OBP: 0.362, SLG: 0.443	F FF 88 C FF 89 B SI 87 S FF 90 1-3 ② K			1 SAFE M FF 86 B FF 86 B CU 70 X FF 86 2-1 ① F7		C FF 85 X FF 87 0-1 ② P5	B CH 76 B FF 87 B FF 84 C CH 77 C CU 70 X FF 86 3-2 ③ P6		C FF 94 B FF 94 B SI 94 F FF 93 D SL 83 B SI 93 4-2 7 2B BB	4	1	0	0	1	1	3
7 Joe Mauer, L (1, 10) OBP: 0.342, SLG: 0.354	C CU 71 C FF 88 C FF 90 0-3 ③ K			L CU 68 B CH 76 X CU 68 1-1 ② FC4-6 17 1B 1-2f		X SI 86 0-0 17 1B 31 1B 1B		B FF 92 X CH 88 1-0 2B	C SL 78 D SI 88 B SL 79 S SI 87 B SI 88 X SI 88 3-2 17 DI 2B 1-H 2-H 3-H	5	1	3	3	0	1	1
17 Kendrys Morales, S (1, 3) OBP: 0.279, SLG: 0.333		B CU 70 S CU 67 S SI 87 X SL 78 1-2 ① F7		X CH 76 0-0 1-2 1B		C SI 86 S CU 67 B SI 88 X CH 78 1-2 31 1B 1-3 1B		D CH 85 B CH 85 C FF 92 F FF 92 X FF 94 2-2 ① P5	C FF 88 B SL 80 S SL 80 F FF 89 S SL 79 1-3 ③ K 2-3	5	0	2	0	0	1	2
31 Oswaldo Arcia, L (1, 9) OBP: 0.268, SLG: 0.398		B CU 69 B SI 86 S CU 70 S FF 87 F SI 89 S CU 69 2-3 ② K2-3		B CH 78 S CU 70 B SI 86 X CU 68 2-1 ③ G3-1		B SI 85 C FF 86 B FF 86 X CH 78 2-1 8 FC6-4 1-2 3-H 1B		C CU 74 B CU 74 S CH 85 F CU 75 B FF 92 F CH 85 S CH 85 2-3 ② K		4	0	1	1	0	2	3
8 Kurt Suzuki, R (1, 2) OBP: 0.364, SLG: 0.403		B FF 88 X SI 88 1-0 ③ P4			C CU 69 B FF 87 S FF 87 S FF 86 1-3 ① K	F SI 88 B FF 87 X CU 70 1-1 ③ FC6-4 1-2f		C SL 82 F FF 92 F SL 83 F FF 92 B CH 86 F SL 85 B FF 92 B FF 91 X FF 91 3-2 ③ P4		4	0	0	0	0	1	3
27 Chris Parmelee, L (1, 7) OBP: 0.295, SLG: 0.409			B SI 86 X SI 86 1-0 1 CS 1B		B SI 86 X CU 69 1-0 1B		C CU 69 B SI 85 C SI 86 X CU 68 1-2 5 FC3-6 1B		B SI 93 F FF 93 B CH 85 F SI 92 F FF 94 F SI 94 S SL 81 2-3 ① K	4	0	3	0	0	1	0
5 Eduardo Escobar, S (1, 5) OBP: 0.329, SLG: 0.422			C CU 70 X SI 87 0-1 ① F9		C CH 79 B CU 69 X CH 77 1-1 ② P4		B SI 86 C CU 69 X SI 86 1-1 ① FC3-6 1 1B 1-2f		C SI 93 S SI 94 X FF 93 0-2 1 11 G1-3 BB 7 2B 1B	4	1	1	0	0	0	3
25 Pedro Florimón, S (1, 6) OBP: 0.175, SLG: 0.137 11 Jorge Polanco, S (9, PH)			1 SAFE F FF 87 1 SAFE S CU 68 B FF 86 B SI 87 S CU 71 2-3 ② K		X SI 85 0-0 ③ F8		D CH 78 B SI 85 C SI 85 B SI 85 X SI 84 3-1 ② P6		B SI 93 D SI 92 B SI 93 B SI 93 4-0 1 G1-3 7 2B 1-2 BB	3 0	0 1	0 0	0 0	0 1	1 0	3 0
Inning Stats	R: 0 E: 0 K: 3 S: 10 H: 0 LOB: 0 BB: 0 P: 12	R: 0 E: 0 K: 1 S: 8 H: 0 LOB: 0 BB: 0 P: 12	R: 0 E: 0 K: 1 S: 7 H: 1 LOB: 0 BB: 0 P: 11	R: 0 E: 0 K: 0 S: 10 H: 1 LOB: 2 BB: 1 P: 19	R: 0 E: 0 K: 1 S: 7 H: 1 LOB: 1 BB: 0 P: 10	R: 1 E: 0 K: 0 S: 13 H: 3 LOB: 2 BB: 0 P: 19	R: 0 E: 0 K: 0 S: 13 H: 2 LOB: 2 BB: 0 P: 23	R: 0 E: 0 K: 1 S: 15 H: 1 LOB: 1 BB: 0 P: 23	R: 3 E: 0 K: 2 S: 20 H: 2 LOB: 1 BB: 2 P: 36	1B: 9 2B: 2 3B: 0 HR: 0 SF: 0 SAC: 0 DP: 0 HBP: 0						

	AB	37
	R	4
	H	11
	RBI	4
	BB	3
	SO	9
	LOB	20

WP: 0 PA: 41
PB: 0
SB: 0
CS: 1

PITCHER		IP	WLS	BF	H	R	ER	SO	BB	IBB	HBP	BLK	WP	HR	S	P	ERA	WHIP
36 Jered Weaver, R ERA: 3.33	(1, 1)	7.0	W	29	8	1	1	6	1	0	0	0	0	0	68	106	1.29	1.286
46 Cory Rasmus, R ERA: 4.82	(8, 1)	1.0		4	1	0	0	1	0	0	0	0	0	0	15	23	0.00	1.000
Ernesto Frieri, R ERA: 6.39	(9, 1)	0.2		5	1	3	3	1	2	0	0	0	0	0	13	25	40.50	4.500
38 Joe Smith, R ERA: 3.03	(9, 1)	0.1	S	2	1	0	0	1	0	0	0	0	0	0	7	11	0.00	3.000

PITCHER		IP	WLS	BF	H	R	ER	SO	BB	IBB	HBP	BLK	WP	HR	S	P	ERA	WHIP

Batter	1	2	3	4	5	6	7	8	9	AB	R	H	RBI	BB	SO	LOB
56 Kole Calhoun, L (1, 9) OBP: 0.331, SLG: 0.465	B FF 89 X SI 90 1-0 27 S 5 1B 1B	B CU 72 S FF 89 D FS 82 D FS 79 F SI 90 X SI 91 3-2 ②③ G3 1-2		C FS 80 F FF 91 B SL 82 C SI 92 1-3 ③ K			B SI 86 D FS 78 C FF 88 1 SAFE X SI 90 2-1 1-3 27 2B 1B			4	2	2	0	0	1	2
27 Mike Trout, R (1, 8) OBP: 0.402, SLG: 0.606	C SI 88 B SI 88 1 SAFE C FF 89 D SL 80 1 SAFE B SL 81 F SL 82 F SI 92 3-3 ① S SL 81 K 1-2	B FF 91 C SL 83 B CU 74 F SL 84 X CU 74 2-2 5 2B 2B	B SI 91 X SL 83 1-0 ① G6-3				D FF 88 B FF 89 F SI 90 X SI 91 2-1 5 1B 2B 1-H 3-H			4	1	2	2	0	1	1
5 Albert Pujols, R (1, 10) OBP: 0.318, SLG: 0.477	S SL 82 D SL 81 C SL 83 X SI 90 1-2 32 S 2 2B 1B 2-H	X FF 90 0-0 32 1B 2B 2-H	C FF 90 X SL 82 0-1 ② P4				B FF 89 X FF 92 1-0 32 F7-5-4 1B 2-3			4	2	3	2	0	0	0
32 Josh Hamilton, L (1, 7) OBP: 0.397, SLG: 0.464	B FF 90 B FS 79 S FS 79 B FS 79 F SI 92 C SI 91 3-3 ② K 1-2	B CU 73 X FF 90 1-0 47 1B 1B 2-H	B CU 72 C CU 72 S SL 85 B FS 80 B FS 80 F SI 91 D FS 83 4-2 BB				B SL 76 B SL 76 B FF 90 C FF 88 X FF 89 3-1 ①② F7-5-4 1-2			3	0	1	1	1	1	3
2 Erick Aybar, S (1, 6) OBP: 0.323, SLG: 0.426	B CU 72 C SI 92 B FF 90 X SI 92 2-1 2-H	X FF 89 0-0 ① F7	B FF 90 F SI 91 C CU 72 1 SAFE S SL 83 1-3 ③ K				B SI 88 B FF 89 F FF 90 F SL 79 X FF 89 2-2 ③ F8			4	0	1	1	0	1	3
47 Howie Kendrick, R (1, 4) OBP: 0.340, SLG: 0.385	B FS 82 B FF 92 X SI 92 2-0 ③ L8	C SI 91 1 SAFE D SL 81 S SL 82 B FF 91 X SL 81 2-2 16 G4-6-3 1B 1-2				C SL 81 B FF 90 X SI 90 1-1 ① L9		S FF 94 F FF 95 F SL 88 X FF 95 0-2 1B		4	0	2	0	0	0	1
16 Hank Conger, L (1, 2) OBP: 0.326, SLG: 0.385		S SI 89 X FS 79 0-1 ① G4-3	F FS 81 D SL 83 X SI 90 1-1 ②③ G4-6-3 1-2f			C CU 72 F FS 80 B FF 92 F CU 76 X FS 80 1-2 ② G1-3		C CU 80 C SL 88 C FF 95 0-3 ① K		4	0	0	0	0	1	3
6 David Freese, R (1, 5) OBP: 0.305, SLG: 0.283 8 John McDonald, R (8, 5) OBP: 0.298, SLG: 0.244		B FF 90 F SL 82 B SL 81 F SI 91 F SI 92 X SL 82 2-2 19 1B 1B	F FF 89 B SI 88 C CU 75 B SL 81 S SL 80 2-3 ① K			C SL 84 X CU 76 0-1 ③ F8		C SL 89 T FF 95 B FF 95 T FF 95 1-2 ② K		3 1	0 0	1 0	0 0	0 0	1 1	0 1
19 Efren Navarro, L (1, 3) OBP: 0.350, SLG: 0.432		C SI 91 X FF 91 0-1 ① 56 CS 1B 1-3	C SI 90 C CU 74 B SL 81 S FS 81 1-3 ② K2-3				C SI 86 B CU 73 B CU 72 B SI 90 X SI 89 3-1 56 1B 27 2B 1B	C CU 79 X FF 94 0-1 ③ F7		4	1	2	0	0	1	1
Inning Stats	R: 2 E: 0 K: 2 S: 15 H: 3 LOB: 1 BB: 0 P: 27	R: 0 E: 0 K: 0 S: 11 H: 2 LOB: 1 BB: 0 P: 16	R: 2 E: 0 K: 0 S: 11 H: 4 LOB: 1 BB: 0 P: 17	R: 0 E: 0 K: 3 S: 9 H: 0 LOB: 0 BB: 0 P: 13	R: 0 E: 0 K: 1 S: 9 H: 0 LOB: 1 BB: 1 P: 15	R: 0 E: 0 K: 0 S: 8 H: 0 LOB: 0 BB: 0 P: 10	R: 2 E: 0 K: 0 S: 13 H: 4 LOB: 1 BB: 0 P: 26	R: 0 E: 0 K: 2 S: 12 H: 1 LOB: 1 BB: 0 P: 13		1B: 10 2B: 5 3B: 0 HR: 0	SF: 0 SAC: 0 DP: 2 HBP: 0					

BOTTOM

Minnesota Twins @ Los Angeles Angels

Angel Stadium of Anaheim, Anaheim, CA

Thu Jun 26 2014, 12:40 PM - 3:55 PM PDT

Att. 32,209 - Overcast - 77 F

livebaseballscorecards.com

AB	35
R	6
H	14
RBI	6
BB	1
SO	8
LOB	15

WP: 0 PB: 0 SB: 2 CS: 1 PA: 36

PITCHER		IP	WLS	BF	H	R	ER	SO	BB	IBB	HBP	BLK	WP	HR	S	P	ERA	WHIP
47 Ricky Nolasco, R ERA: 5.74	(1, 1)	6.0	L	28	11	6	6	6	1	0	0	0	0	0	67	107	9.00	2.000
54 Matt Guerrier, R ERA: 3.0	(7, 1)	0.0		2	2	0	0	0	0	0	0	0	0	0	3	6	∞	∞
56 Caleb Thielbar, L ERA: 3.04	(7, 1)	1.0		2	0	0	0	0	0	0	0	0	0	0	6	11	0.00	0.000
50 Casey Fien, R ERA: 2.43	(8, 1)	1.0		4	1	0	0	2	0	0	0	0	0	0	12	13	0.00	1.000

PITCHER	IP	WLS	BF	H	R	ER	SO	BB	IBB	HBP	BLK	WP	HR	S	P	ERA	WHIP

Batter	1	2	3	4	5	6	7	8	9	AB	R	H	RBI	BB	SO	LOB
7 Collin Cowgill, R (1, 9) OBP: 0.362, SLG: 0.434 56 Kole Calhoun, L (6, PH) OBP: 0.328, SLG: 0.459 (6, 9)	C FF 86 F FF 87 B KC 75 X FF 89 1-2 ① F7		C SI 86 B CH 80 B KC 75 X FF 87 2-1 ② G6-3		B FF 88 F FF 88 C KC 75 X KC 73 1-2 27 1B 1-2 1B	F FF 99 F CH 92 X FF 101 0-2 ③ FC6 1-2f			B FF 96 B FF 96 B FF 96 C FF 96 F FF 97 S SL 86 3-3 ③ K	3 2	0 0	1 0	0 0	0 0	0 1	0 2
27 Mike Trout, R (1, 8) OBP: 0.403, SLG: 0.616	C FF 88 B CH 84 B FF 89 B CH 82 X FF 90 3-1 HR		C KC 75 B FF 88 B FF 89 X CH 82 2-1 ③ G3-1		C KC 75 B FF 88 C FF 89 X KC 75 1-2 2-3 1B		C FF 98 B FF 97 B SI 99 F FF 98 F FF 99 C FF 100 2-3 ① K			4	1	2	1	0	1	0
5 Albert Pujols, R (1, 3) OBP: 0.315, SLG: 0.472	X FF 89 0-0 ② F9			C FF 86 X KC 72 0-1 ① G6-3	C FF 94 F SL 83 B FF 94 F SI 91 D SL 83 X SL 84 2-2 ① SF7 3-H		B FF 100 B FF 97 X FF 97 2-0 ② G6-3			3	0	0	1	0	0	0
32 Josh Hamilton, L (1, 7) OBP: 0.392, SLG: 0.457	B FF 89 F CH 83 X FF 89 1-1 ③ L6			F SI 88 B KC 75 B CH 81 F SI 88 X FF 88 2-2 47 G4-6-3 1B	B SI 92 S SI 91 X SI 93 1-1 ② P5		C FF 100 F FF 101 C CU 82 0-3 ③ K			4	0	1	0	0	1	2
47 Howie Kendrick, R (1, 4) OBP: 0.336, SLG: 0.380		B FF 86 C FF 87 X KC 74 1-1 ① G5-3		X SI 86 0-0 ②③ G4-6-3 1-2f	C FF 94 B FF 94 B SL 85 X FF 93 2-1 ③ L9			C FF 94 B FF 95 B KC 84 B FF 97 F FF 96 X FF 96 3-2 ① G3		4	0	0	0	0	0	3
2 Erick Aybar, S (1, 6) OBP: 0.325, SLG: 0.425		X SI 87 0-0 ② L7			C FF 86 S KC 73 B KC 74 X CH 80 1-2 20 HR 1B	B SI 90 B FF 90 C SI 90 B SI 90 B SI 92 4-1 6 E 20 PB BB		B FF 95 B FF 95 C FF 95 C FF 96 T FF 97 2-2 ② K		3	1	1	0	1	1	0
20 C.J. Cron, R (1, 10) OBP: 0.328, SLG: 0.577		B FF 87 F FF 88 B FF 88 C SI 88 F KC 75 F CH 82 X FF 89 2-2 HR			X FF 87 0-0 1-H HR	C SI 91 F SL 82 B FF 94 F SL 82 T FF 94 1-2 ① K 1-2		B KC 84 F FF 96 F KC 86 S FF 97 1-3 ③ K		4	2	2	3	0	2	1
6 David Freese, R (1, 5) OBP: 0.304, SLG: 0.287		C KC 73 B CH 81 S CH 81 T CH 81 1-2 ③ K			C KC 73 X FF 88 0-1 17 1B 2B	B FF 94 B FF 92 B FF 93 C FF 92 S SL 83 X FF 93 3-2 E4 56 FC6 2-3			C FF 95 C SL 86 S SL 85 0-3 ① K	4	1	1	0	0	2	1
17 Chris Iannetta, R (1, 2) OBP: 0.365, SLG: 0.413 16 Hank Conger, L (9, PH) OBP: 0.323, SLG: 0.381			X FF 86 0-0 ① G5-3		C FF 88 B KC 74 X CH 81 1-1 27 1B 7 1B 5 SF7 2-H 1B	C FF 97 D CU 82 F FF 98 S FF 98 1-3 ② K			B FF 97 B FF 96 C FF 96 F FF 97 F SL 87 B SL 85 S SL 84 3-3 ② K	3 1	1 0	1 0	1 0	0 0	1 1	2 0
Inning Stats	R: 1 E: 0 K: 0 S: 8 H: 1 LOB: 0 BB: 0 P: 13	R: 1 E: 0 K: 1 S: 11 H: 1 LOB: 0 BB: 0 P: 15	R: 0 E: 0 K: 0 S: 5 H: 0 LOB: 0 BB: 0 P: 9	R: 0 E: 0 K: 0 S: 6 H: 1 LOB: 0 BB: 0 P: 8	R: 4 E: 0 K: 0 S: 22 H: 6 LOB: 2 BB: 0 P: 31	R: 0 E: 1 K: 2 S: 14 H: 0 LOB: 1 BB: 1 P: 23	R: 0 E: 0 K: 2 S: 8 H: 0 LOB: 0 BB: 0 P: 12	R: 0 E: 0 K: 2 S: 9 H: 0 LOB: 0 BB: 0 P: 15	R: 0 E: 0 K: 3 S: 10 H: 0 LOB: 0 BB: 0 P: 16	1B: 5 2B: 1 3B: 0 HR: 3	SF: 1 SAC: 0 DP: 1 HBP: 0	WP: 0 PB: 1 SB: 0 CS: 0	PA: 37			

PITCHER		IP	WLS	BF	H	R	ER	SO	BB	IBB	HBP	BLK	WP	HR	S	P	ERA	WHIP
51 Jason Vargas, L ERA: 3.53	(1, 1)	4.0		20	9	6	6	1	0	0	0	0	0	3	44	63	13.50	2.250
48 Michael Mariot, R ERA: 6.08	(5, 1)	1.1	W	6	0	0	0	1	1	0	0	0	0	0	16	29	0.00	0.750
40 Kelvin Herrera, R ERA: 2.36	(6, 1)	1.2	H	5	0	0	0	3	0	0	0	0	0	0	14	19	0.00	0.000
17 Wade Davis, R ERA: 1.3	(8, 1)	1.0	H	3	0	0	0	2	0	0	0	0	0	0	9	15	0.00	0.000
56 Greg Holland, R ERA: 2.05	(9, 1)	1.0	S	3	0	0	0	3	0	0	0	0	0	0	10	16	0.00	0.000

PITCHER	IP	WLS	BF	H	R	ER	SO	BB	IBB	HBP	BLK	WP	HR	S	P	ERA	WHIP

TOP

Los Angeles Angels @ Kansas City Royals

Kauffman Stadium, Kansas City, MO

Fri Jun 27 2014, 7:11 PM - 10:12 PM CDT

Att. 35,461 - Partly Cloudy - 82 F

livebaseballscorecards.com

AB	35
R	6
H	9
RBI	6
BB	1
SO	10
LOB	11

BOTTOM

Los Angeles Angels @ Kansas City Royals

Kauffman Stadium, Kansas City, MO

Fri Jun 27 2014, 7:11 PM - 10:12 PM CDT

Att. 35,461 - Partly Cloudy - 82 F

livebaseballscorecards.com

Batter	1	2	3	4	5	6	7	8	9	AB	R	H	RBI	BB	SO	LOB
6 Lorenzo Cain, R (1, 9) OBP: 0.355, SLG: 0.436	P5		16 BB, 35 1B, 4 SF6, 1B	16 1B, 3B		16 G3-1, 35 G3, 1B		G5-3		5	2	3	1	0	0	0
35 Eric Hosmer, L (1, 3) OBP: 0.291, SLG: 0.351	F7		13 1B, 16 BB, 14 HR, 1B	F9		G3		L3		5	1	1	0	0	0	2
16 Billy Butler, R (1, 10) OBP: 0.330, SLG: 0.364 37 Pedro Ciriaco, R (8, PR) OBP: 0.229, SLG: 0.255 (9, 10)	K		13 1B, 14 HR, BB	13 1B, 1B		G3-1		2B		4 0	1 0	2 0	1 0	1 0	1 0	1 0
4 Alex Gordon, L (1, 7) OBP: 0.357, SLG: 0.443		F8, 1B	SF6, 1B	F9, 2B		HBP		F7, 3B		3	0	0	1	0	0	2
13 Salvador Perez, R (1, 2) OBP: 0.336, SLG: 0.453		1B	14 HR, 1B	1B		F8				4	1	3	0	0	0	2
14 Omar Infante, R (1, 4) OBP: 0.297, SLG: 0.362		F7, 2B	HR	K			G5-3, 1B			4	1	1	4	0	1	3
8 Mike Moustakas, L (1, 5) OBP: 0.243, SLG: 0.356		G4-3, 3B	G3-1, 2B	P5, 1B			P5, 2B			4	0	0	0	0	0	1
2 Alcides Escobar, R (1, 6) OBP: 0.329, SLG: 0.399		1 E, 2B; 1 S, 1B		G6-3, 2B			1 S, HBP			3	1	2	0	0	0	0
1 Jarrod Dyson, L (1, 8) OBP: 0.350, SLG: 0.345		E5, 6 1B, 1B; G4-3, 1B		G1-4-3, 3B			F9, 2B			4	1	1	0	0	0	2
Inning Stats	R: 0 E: 0 K: 1 S: 7 H: 0 LOB: 0 BB: 0 P: 12	R: 0 E: 0 K: 0 S: 9 H: 1 LOB: 1 BB: 0 P: 13	R: 7 E: 1 K: 0 S: 23 H: 7 LOB: 1 BB: 1 P: 35	R: 1 E: 0 K: 1 S: 13 H: 3 LOB: 2 BB: 0 P: 19	R: 0 E: 0 K: 0 S: 5 H: 0 LOB: 0 BB: 0 P: 7	R: 0 E: 0 K: 0 S: 13 H: 1 LOB: 2 BB: 0 P: 17	R: 0 E: 0 K: 0 S: 9 H: 0 LOB: 1 BB: 0 P: 15	R: 0 E: 0 K: 0 S: 12 H: 1 LOB: 1 BB: 0 P: 15		1B: 9 2B: 2 3B: 1 HR: 1 SF: 1 SAC: 0 DP: 0 HBP: 2						

	AB	36
	R	8
	H	13
	RBI	7
	BB	1
	SO	2
	LOB	13

WP: 0 PB: 0 SB: 2 CS: 0 PA: 40

PITCHER		IP	WLS	BF	H	R	ER	SO	BB	IBB	HBP	BLK	WP	HR	S	P	ERA	WHIP
52 Matt Shoemaker, R ERA: 4.5	(1, 1)	4.0	L	24	11	8	8	2	1	0	0	0	0	1	52	79	18.00	3.000
39 David Carpenter, R ERA:	(5, 1)	3.0		12	1	0	0	0	0	0	2	0	0	0	27	39	0.00	0.333
46 Cory Rasmus, R ERA: 4.35	(8, 1)	1.0		4	1	0	0	0	0	0	0	0	0	0	12	15	0.00	1.000

PITCHER	IP	WLS	BF	H	R	ER	SO	BB	IBB	HBP	BLK	WP	HR	S	P	ERA	WHIP

Batter	1	2	3	4	5	6	7	8	9	AB	R	H	RBI	BB	SO	LOB
56 Kole Calhoun, L (1, 9) OBP: 0.335, SLG: 0.470	C FF 96 X SI 98 0-1 27 FC4-6 1B		C FF 98 B SI 97 X CH 87 1-1 27 1B 5 1B 2B	F SI 99 S FF 100 F FF 101 C CH 89 0-3 ③ K		X SL 81 0-0 27 BB 5 1B 2-H 1B		X CU 76 0-0 ③ G3-1		5	2	3	1	0	1	3
27 Mike Trout, R (1, 8) OBP: 0.403, SLG: 0.611	C FF 98 B SI 99 D CU 82 B FF 98 X SI 98 3-1 ① FC4-6 5 G5-3 1-2f		X SI 99 0-0 5 1B 2-3 1B		B SI 82 F SI 82 B SI 84 B CH 75 F SL 81 S FF 86 3-3 ① K	1 SAFE C SL 84 C CU 73 F FF 87 B CU 73 1 SAFE D CH 76 B SI 86 1 SAFE 4-2 F EP 70 F FF 86 B SL 83 5 1B 1-2 BB			B CH 76 C SL 80 S SI 85 S FF 86 1-3 ① K	4	0	1	0	1	2	1
5 Albert Pujols, R (1, 10) OBP: 0.316, SLG: 0.471	C FF 98 B FF 99 X SI 98 1-1 ② G5-3 1-2		C FF 94 X SI 98 0-1 32 WP 1-3 3-H 1B		C SL 82 B CU 73 F SI 85 F SL 81 X FF 86 1-2 ② F7	B SL 83 X SL 82 1-0 ③ 1-3 2-H 1B			B FF 86 X CH 75 1-0 ② F8	5	0	2	2	0	0	1
32 Josh Hamilton, L (1, 7) OBP: 0.378, SLG: 0.438	C FF 97 S CU 84 S CU 86 0-3 ③ K2-3		B CU 84 S CH 87 X SI 96 1-1 ③ P5 1-2		B SL 80 C SI 86 X SL 80 1-1 ③ P1		B SL 79 C SI 82 B EP 69 S SL 79 S EP 68 2-3 ① K		F SL 81 T SI 85 F SI 85 C SI 86 0-3 ③ K	5	0	0	0	0	3	3
2 Erick Aybar, S (1, 6) OBP: 0.324, SLG: 0.422		C FF 96 C CU 83 X FF 96 0-2 ① G4-3		X CH 86 0-0 ① P4		L SI 83 X CU 72 0-1 20 S 47 BB 6 1B 1B	F SI 83 B EP 70 X CH 75 1-1 ② G5-3			4	1	1	0	0	0	0
47 Howie Kendrick, R (1, 4) OBP: 0.338, SLG: 0.383		C FF 98 B FF 95 C FF 98 B CU 85 F FF 96 X CU 84 2-2 ② G6-3		C SI 98 X CU 76 0-1 20 1B 6 1B 2B		B SI 82 B CH 75 B SI 83 B SI 82 4-0 20 S 6 1B 1-2 BB	C SI 82 B SL 81 F CH 76 S FF 87 1-3 ③ K			3	2	1	0	1	1	0
20 C.J. Cron, R (1, 3) OBP: 0.326, SLG: 0.567		B SI 98 X SI 98 1-0 ③ G6-3		B SI 96 B SI 94 C SI 97 F SI 97 X SI 97 2-2 6 1B 2-3 1B		B SL 81 C SI 84 F SL 81 F FF 85 2 SAFE F SI 84 F CU 72 S CH 75 1-3 ① K 1-2 2-3		F SL 80 B CU 73 S CH 75 B SI 86 F SI 86 B FF 86 F CH 75 X SL 81 3-2 ① P3		4	0	1	0	0	1	2
6 David Freese, R (1, 5) OBP: 0.312, SLG: 0.301 8 John McDonald, R (8, PR) OBP: 0.298, SLG: 0.244 (8, 5)			F SI 96 F CU 84 B FF 99 B FF 96 B CU 82 S FF 99 3-3 ① K	B SI 97 X CH 86 1-0 1-2 3-H 1B		X SL 82 0-0 16 S 56 1B 2-H 3-H 1B		B CU 71 C CU 71 F CH 76 X FF 88 1-2 2B		4 0	1 0	3 0	3 0	0 0	1 0	0 0
16 Hank Conger, L (1, 2) OBP: 0.314, SLG: 0.369			M FF 95 X CH 88 0-1 ② G5-3	X FF 95 0-0 ② F6		C SI 85 B CU 75 S SL 82 F SI 86 B CH 76 F SL 81 B CH 77 S CH 75 3-3 ② K 1-2		B SL 82 F SL 80 B CH 76 F SL 82 S FF 85 2-3 ② K		4	0	0	0	0	2	4
Inning Stats	R: 0 H: 1 E: 0 LOB: 1 K: 1 BB: 0 S: 9 P: 13	R: 0 H: 0 E: 0 LOB: 0 K: 0 BB: 0 S: 8 P: 11	R: 1 H: 3 E: 0 LOB: 2 K: 1 BB: 0 S: 12 P: 17	R: 1 H: 3 E: 0 LOB: 2 K: 1 BB: 0 S: 12 P: 15	R: 0 H: 0 E: 0 LOB: 0 K: 1 BB: 0 S: 9 P: 14	R: 4 H: 4 E: 0 LOB: 2 K: 2 BB: 2 S: 21 P: 34	R: 0 H: 0 E: 0 LOB: 0 K: 2 BB: 0 S: 8 P: 12	R: 0 H: 1 E: 0 LOB: 1 K: 1 BB: 0 S: 12 P: 18	R: 0 H: 0 E: 0 LOB: 0 K: 2 BB: 0 S: 8 P: 10	1B: 9 2B: 3 3B: 0 HR: 0	SF: 0 SAC: 0 DP: 0 HBP: 0						

PITCHER	IP	WLS	BF	H	R	ER	SO	BB	IBB	HBP	BLK	WP	HR	S	P	ERA	WHIP
30 Yordano Ventura, R (1, 1) ERA: 3.26	4.0	L	19	7	2	2	3	0	0	0	0	1	0	41	56	4.50	1.750
52 Bruce Chen, L (5, 1) ERA: 7.4	5.0		21	5	4	4	8	2	0	0	0	0	0	58	88	7.20	1.400

PITCHER	IP	WLS	BF	H	R	ER	SO	BB	IBB	HBP	BLK	WP	HR	S	P	ERA	WHIP

TOP

Los Angeles Angels @ Kansas City Royals

Kauffman Stadium, Kansas City, MO

Sat Jun 28 2014, 1:11 PM - 8:03 PM CDT

Att. 21,093 - Partly Cloudy - 83 F

livebaseballscorecards.com

AB	38
R	6
H	12
RBI	6
BB	2
SO	11
LOB	14

WP: 1 PA: 40
PB: 0
SB: 3
CS: 0

BOTTOM

Los Angeles Angels @ Kansas City Royals

Kauffman Stadium, Kansas City, MO

Sat Jun 28 2014, 1:11 PM - 8:03 PM CDT

Att. 21,093 - Partly Cloudy - 83 F

livebaseballscorecards.com

Batter	1	2	3	4	5	6	7	8	9	AB	R	H	RBI	BB	SO	LOB
6 Lorenzo Cain, R (1, 8) OBP: 0.348, SLG: 0.427	C SI 89 B FC 87 B SI 90 C SI 91 X SI 93 2-2 P4 ①		1 SAFE S SC 78 B SI 90 C SI 90 F CH 80 S SI 91 1-3 K ① 1-2		X SL 81 0-0 G4-3 ③		C FF 95 F FF 95 F CU 85 F CU 83 B SI 96 S FF 96 1-3 K ②			4	0	0	0	0	2	2
35 Eric Hosmer, L (1, 3) OBP: 0.290, SLG: 0.350	C SI 92 F CU 76 X SI 90 0-2 G1-3 ②		X CU 74 0-0 F8 ②			C SI 90 B SL 81 X SI 90 1-1 4 G3-1 16 BB 13 1B 1B	B CH 84 S CH 85 F FF 96 X CU 84 1-2 G4-3 ③			4	1	1	0	0	0	2
16 Billy Butler, R (1, 10) OBP: 0.332, SLG: 0.363	B FF 92 F SI 91 C SI 92 X SI 92 1-2 1B		B CH 81 F SI 90 T CH 81 X FF 91 1-2 F8 ③			B FF 92 C SL 82 S CH 73 D CH 72 F FF 92 B FF 92 B FF 92 4-2 13 1B 4 G3-1 14 SF7 1-2 BB		B FF 93 C FF 93 B SL 82 B FF 93 X FF 94 3-1 L4 ①		3	1	1	0	1	0	1
4 Alex Gordon, L (1, 7) OBP: 0.355, SLG: 0.444	C SI 90 B FC 85 C SI 90 F CH 82 F SI 91 F SI 91 C SI 92 1-3 K ③			B CU 76 X FF 88 1-0 2B		S SL 79 F SI 91 X CH 73 0-2 G3-1 ① 1-2 2-3		B SL 81 C CH 84 C SL 82 B FF 94 S FF 94 2-3 K ②		4	0	1	0	0	2	3
13 Salvador Perez, R (1, 2) OBP: 0.334, SLG: 0.450		F SI 87 F SI 90 F SI 89 F FF 90 X SI 91 0-2 L8 ①		S CH 81 S SI 90 B SI 93 B SI 93 B CH 82 S CH 83 3-3 K ①		C SL 81 X FF 92 0-1 2-3 3-H 1B		C SL 82 X FF 94 0-1 G5-3 ③		4	0	1	1	0	1	1
14 Omar Infante, R (1, 4) OBP: 0.292, SLG: 0.357		C SI 87 C CH 80 X CH 81 0-2 L8 ②		B CU 77 B CH 82 F CH 83 C SI 91 S SI 93 2-3 K ②		B FF 91 X SL 79 1-0 SF7 ② 3-H			B SI 88 C SI 88 C SL 79 X SL 80 1-2 P4 ①	3	0	0	1	0	1	1
19 Danny Valencia, R (1, 5) OBP: 0.310, SLG: 0.350		C CH 82 C SI 92 X SI 90 0-2 1B		B CU 77 F CH 84 B FF 91 C FF 91 F SI 94 B SI 92 F CH 82 X SI 92 3-2 F9 ③		B SL 80 S SL 82 B FF 90 C FF 91 F CH 74 X FF 91 2-2 L9 ③			C SI 88 C SI 89 S SL 80 0-3 K ②	4	0	1	0	0	1	2
27 Justin Maxwell, R (1, 9) OBP: 0.222, SLG: 0.175		B CU 75 X CH 81 1-0 G5-3 ③			B FF 92 S SL 82 B SL 82 C FF 92 S CH 71 2-3 K ①		F FF 96 B SI 95 B FF 95 F FF 96 H FF 96 3-2 HBP		C FF 89 B SI 90 B SI 89 F SI 88 S SL 80 2-3 K ③	3	0	0	0	0	2	1
2 Alcides Escobar, R (1, 6) OBP: 0.329, SLG: 0.399			B FF 86 B SI 87 S SI 88 X FC 85 2-1 6 WP 1B		C FF 92 X SL 83 0-1 F8 ②		X FF 94 0-0 F8 ①			3	0	1	0	0	0	1

Inning Stats	1	2	3	4	5	6	7	8	9
	R: 0 E: 0 K: 1 S: 15 H: 1 LOB: 1 BB: 0 P: 19	R: 0 E: 0 K: 0 S: 12 H: 1 LOB: 1 BB: 0 P: 13	R: 0 E: 0 K: 1 S: 10 H: 1 LOB: 1 BB: 0 P: 14	R: 0 E: 0 K: 2 S: 12 H: 1 LOB: 1 BB: 0 P: 21	R: 0 E: 0 K: 1 S: 6 H: 0 LOB: 0 BB: 0 P: 8	R: 2 E: 0 K: 0 S: 15 H: 2 LOB: 1 BB: 1 P: 23	R: 0 E: 0 K: 1 S: 11 H: 0 LOB: 1 BB: 0 P: 16	R: 0 E: 0 K: 1 S: 7 H: 0 LOB: 0 BB: 0 P: 12	R: 0 E: 0 K: 2 S: 9 H: 0 LOB: 0 BB: 0 P: 12

| | | |

Batter	1	2	3	4	5	6	7	8	9	AB	R	H	RBI	BB	SO	LOB
56 Kole Calhoun, L (1, 9) OBP: 0.337, SLG: 0.485	B CH 88 X FF 90 1-0 HR		B FF 91 S CH 84 B SL 84 B CH 85 C FF 92 X CH 87 3-2 E3 5 G5-4-3 32 2B		C SL 82 X FF 92 0-1 ① ② G4-6-3 1-2f		F SL 85 S FF 93 B CH 86 X FF 94 1-2 27 BB 1-2 1B		B FF 97 C SL 88 B SL 87 C FF 97 F SL 87 X FF 98 2-2 ③ F7	5	2	2	1	0	0	1
27 Mike Trout, R (1, 8) OBP: 0.407, SLG: 0.610	C CH 87 X SL 84 0-1 2 1B 2 1B 1B		C SL 81 B FF 91 C FF 92 B FF 91 B SL 86 B SL 84 4-2 5 G5-4-3 BB		B FC 90 B SL 85 B FC 91 C FF 92 C SL 83 S FC 93 3-3 ③ K		S FF 94 D SL 86 F SI 93 B FF 94 B FF 93 B FF 94 4-2 1-2 2-3 BB			2	1	1	0	2	1	0
5 Albert Pujols, R (1, 10) OBP: 0.315, SLG: 0.468	C SI 89 F FF 90 X 0-2 ① F7		C SL 84 X FF 92 0-1 ① ② G5-4-3 1-2f 2-3			C FF 91 B CU 76 B FF 91 X CH 87 2-1 ① 1B	B FF 98 X FF 98 1-0 ③ F8			4	0	1	0	0	0	6
32 Josh Hamilton, L (1, 7) OBP: 0.381, SLG: 0.444	1 SAFE B FF 92 S CH 85 S CH 86 S CH 87 1-3 ② K		D CU 78 S CH 86 F CH 88 B FF 93 F FF 93 B CH 88 X CH 89 3-2 3-H 2B			B CU 75 S FF 92 S SL 85 S FC 91 1-3 ② K		B KC 84 S KC 84 C FF 94 F FF 96 B FF 96 B FF 97 B KC 87 4-2 BB		3	0	1	1	1	2	1
2 Erick Aybar, S (1, 6) OBP: 0.326, SLG: 0.433	S FF 92 B CU 75 B CH 85 B FF 92 C FF 92 F CH 87 X FF 93 3-2 1-H 1B		B CU 75 S SL 83 X CH 86 1-1 ③ F9			B CU 75 B FF 90 X FF 90 2-0 HR		X FF 94 0-0 ① P6		4	1	2	2	0	0	2
47 Howie Kendrick, R (1, 4) OBP: 0.334, SLG: 0.378	B FF 92 F FF 91 1 SAFE F FF 91 B FF 93 X FF 92 2-2 ③ F9			X SL 82 0-0 ① F9		C FF 92 B FF 93 X FF 92 1-1 ③ G6-3		C SI 95 B FF 97 S FF 95 F FF 98 F KC 86 F SI 96 X FF 96 1-2 ② F9		4	0	0	0	0	0	2
20 C.J. Cron, R (1, 3) OBP: 0.316, SLG: 0.550		B FF 90 C SL 84 X SL 84 1-1 ① F7		C FF 91 B FF 91 F FF 90 X SI 92 1-2 ② P6			C SI 90 C SL 82 X SI 92 0-2 ① G4-3	X FC 91 0-0 ③ L8		4	0	0	0	0	0	1
6 David Freese, R (1, 5) OBP: 0.306, SLG: 0.295		C FF 91 F FF 92 S SL 86 0-3 ② K		C SL 82 B CU 77 X CH 84 1-1 ③ L7			X FF 91 0-0 ② L3		C SL 86 B SL 86 F FF 96 B SL 85 F FF 96 S SL 85 2-3 ① K	4	0	0	0	0	2	0
16 Hank Conger, L (1, 2) OBP: 0.319, SLG: 0.373		X FF 93 0-0 ③ B1-3			L FF 90 B CU 73 X FF 89 1-1 56 G4-6-3 1B		F SI 92 B SL 85 S CH 86 B CH 88 X SL 84 2-2 27 BB 56 1B 1B		B SL 88 S SL 87 B FF 97 B FF 97 S SL 87 C FF 99 3-3 ② K	4	0	2	0	0	1	0
Inning Stats	R: 2 E: 0 K: 1 S: 16 H: 3 LOB: 1 BB: 0 P: 23	R: 0 E: 0 K: 1 S: 6 H: 0 LOB: 0 BB: 0 P: 7	R: 1 E: 1 K: 0 S: 13 H: 1 LOB: 1 BB: 1 P: 24	R: 0 E: 0 K: 0 S: 6 H: 0 LOB: 0 BB: 0 P: 8	R: 0 E: 0 K: 1 S: 7 H: 1 LOB: 0 BB: 0 P: 11	R: 1 E: 0 K: 1 S: 8 H: 2 LOB: 0 BB: 0 P: 14	R: 0 E: 0 K: 0 S: 13 H: 2 LOB: 3 BB: 1 P: 21	R: 0 E: 0 K: 0 S: 11 H: 0 LOB: 1 BB: 1 P: 16	R: 0 E: 0 K: 2 S: 11 H: 0 LOB: 0 BB: 0 P: 18	1B: 6 2B: 1 3B: 0 HR: 2 SF: 0 SAC: 0 DP: 2 HBP: 0						

PITCHER		IP	WLS	BF	H	R	ER	SO	BB	IBB	HBP	BLK	WP	HR	S	P	ERA	WHIP
11 Jeremy Guthrie, R ERA: 3.77	(1, 1)	6.2		29	9	4	3	4	2	0	0	0	0	2	68	106	4.05	1.650
40 Kelvin Herrera, R ERA: 2.34	(7, 1)	0.1		1	0	0	0	0	0	0	0	0	0	0	1	2	0.00	0.000
17 Wade Davis, R ERA: 1.26	(8, 1)	1.0		4	0	0	0	0	1	0	0	0	0	0	11	16	0.00	1.000
56 Greg Holland, R ERA: 1.99	(9, 1)	1.0	W	3	0	0	0	2	0	0	0	0	0	0	11	18	0.00	0.000

PITCHER	IP	WLS	BF	H	R	ER	SO	BB	IBB	HBP	BLK	WP	HR	S	P	ERA	WHIP

TOP

Los Angeles Angels @ Kansas City Royals

Kauffman Stadium, Kansas City, MO

Sun Jun 29 2014, 1:13 PM - 4:43 PM CDT

Att. 27,803 - Overcast - 83 F

livebaseballscorecards.com

AB	34
R	4
H	9
RBI	4
BB	3
SO	6
LOB	13

WP: 0 PA: 37
PB: 0
SB: 0
CS: 0

BOTTOM

Los Angeles Angels @ Kansas City Royals

Kauffman Stadium, Kansas City, MO

Sun Jun 29 2014, 1:13 PM - 4:43 PM CDT

Att. 27,803 - Overcast - 83 F

livebaseballscorecards.com

Batter	1	2	3	4	5	6	7	8	9	AB	R	H	RBI	BB	SO	LOB
6 Lorenzo Cain, R (1, 9) OBP: 0.358, SLG: 0.450	C FF 90 C CH 83 B CU 80 X CU 74 1-2 4 FC4-6 1B		C FF 90 B FF 90 B SL 82 X FC 89 2-1 2B	B FF 89 F SI 90 F FF 91 D CH 86 F SI 92 F SL 81 X SL 81 2-2 4 BB 2B 1-3 2-H 3-H	B FF 92 C CU 76 1-1 ③ CS 2-3	B FF 91 C CH 84 C FF 92 B FF 93 X FF 92 2-2 2B		X FF 95 0-0 ② F9		5	0	4	2	0	0	1
35 Eric Hosmer, L (1, 3) OBP: 0.286, SLG: 0.344	X FF 90 0-0 ① F7		X FF 89 0-0 ② L4	D SL 81 B CU 72 B FF 91 X SI 90 3-0 ② L6		S CH 84 F CH 84 S CU 76 0-3 ① K		1 SAFE C FF 96 S CH 83 B SI 95 1 SAFE D CU 84 S SI 96 2-3 ③ K		5	0	0	0	0	2	6
16 Billy Butler, R (1, 10) OBP: 0.333, SLG: 0.360	C CH 82 F FF 89 S SL 81 0-3 ② K		S CU 73 B FF 89 B CH 84 B CH 84 D SL 82 4-1 BB	I IN 72 I IN 77 I IN 74 I IN 72 4-0 4 BB IBB		C CH 84 S CU 76 F SL 82 B FF 93 T CU 77 1-2 ② K			B S SL 82 C FF 94 C FF 94 1-3 ① K	3	0	0	0	2	3	2
4 Alex Gordon, L (1, 7) OBP: 0.356, SLG: 0.439	1 SAFE B CU 72 F SL 80 X FF 89 1-1 ③ FC4-6 1-2f		C CU 73 C FF 90 X SI 90 0-2 ③ G3	B FF 91 B SL 82 B FF 90 B SI 90 4-0 1-2 2-3 3-H BB		C CU 73 F CH 86 B FF 93 B FF 93 F FF 93 F FF 93 S CH 85 2-3 ③ K			C SL 83 F FF 95 H FF 94 1-2 13 E 13 FC6 14 1B HBP	3	1	0	1	1	1	4
13 Salvador Perez, R (1, 2) OBP: 0.332, SLG: 0.444 37 Pedro Ciriaco, R (9, PR) OBP: 0.229, SLG: 0.255		C FF 90 B FC 88 B FF 90 F CU 74 B SI 91 X CH 84 3-2 ① L7		C CU 72 4-1 B FF 86 B CH 85 C FF 86 B SL 84 14 2B 19 1B HBP P3			X FF 95 0-0 ① G4-3		X SL 83 0-0 FC6 14 1B 1-3	4 0	1 0	0 0	0 0	0 0	0 0	4 0
14 Omar Infante, R (1, 4) OBP: 0.298, SLG: 0.366		C FF 89 B SI 90 B FF 90 F FF 90 B SL 80 F FF 90 X FF 90 3-2 19 1B 1B	X FF 90 0-0 19 1B 6 2B 1-3 2B	B FF 91 C FF 90 C CU 75 B SL 84 X FF 92 2-2 ① G4-3			C SI 95 X CU 83 0-1 ② G6-3		X SL 83 0-0 1-2 3-H 1B	5	1	3	1	0	0	0
19 Danny Valencia, R (1, 5) OBP: 0.326, SLG: 0.366 8 Mike Moustakas, L (5, 5) OBP: 0.241, SLG: 0.353		B FF 89 B CH 83 C SI 90 X SI 91 2-1 ② 1-3 1B	X SL 81 0-0 2 BB 6 2B 2-3 3-H 1B	C FF 92 B CU 75 X FF 91 1-1 ② P5			X FF 96 0-0 ③ G6-3			2 2	1 0	2 0	1 0	0 0	0 0	0 0
2 Alcides Escobar, R (1, 6) OBP: 0.334, SLG: 0.401		D CU 72 S CH 83 F FF 90 F CU 79 B FF 90 S SL 81 2-3 ③ K	F CU 75 D SL 80 F FF 90 D SL 81 D SL 82 B CH 86 4-2 6 2B 4 BB 1-2 BB	T FF 91 B FF 94 B FF 91 X CU 75 2-1 6 CS 1 BB 1B				C FF 94 B CH 84 X FF 95 1-1 1B		3	1	2	0	1	1	1
1 Jarrod Dyson, L (1, 8) OBP: 0.346, SLG: 0.336			B CU 73 X CU 74 1-0 ① G3	D SL 83 B FF 90 C FF 90 B SI 90 F FF 89 F FF 90 S SL 82 3-3 ① K	P PO 84 1 SAFE B FF 90 D FF 89 C FF 89 1 SAFE B FF 90 4-1 1-2 BB			C FF 95 L SI 95 D CU 84 B SI 95 L 2-3 ① K		3	0	0	0	1	2	4

Inning Stats										
	R: 0 E: 0 K: 1 S: 9	H: 1 LOB: 1 BB: 0 P: 11	R: 0 E: 0 K: 1 S: 13	H: 2 LOB: 1 BB: 0 P: 23	R: 0 E: 0 K: 0 S: 8	H: 1 LOB: 2 BB: 1 P: 15	R: 4 E: 0 K: 1 S: 21	H: 3 LOB: 3 BB: 3 P: 47	R: 0 E: 0 K: 0 S: 10	H: 1 LOB: 1 BB: 1 P: 19
	R: 0 E: 0 K: 3 S: 15	H: 1 LOB: 1 BB: 0 P: 20	R: 0 E: 0 K: 0 S: 4	H: 0 LOB: 0 BB: 0 P: 4	R: 0 E: 0 K: 2 S: 9	H: 1 LOB: 1 BB: 0 P: 14	R: 1 E: 1 K: 1 S: 7	H: 1 LOB: 2 BB: 0 P: 9	1B: 7 2B: 4 3B: 0 HR: 0	SF: 0 SAC: 0 DP: 0 HBP: 2

	AB	35
	R	5
	H	11
	RBI	5
	BB	5
	SO	9
	LOB	22

WP: 0 PB: 0 SB: 0 CS: 1 PA: 43

PITCHER		IP	WLS	BF	H	R	ER	SO	BB	IBB	HBP	BLK	WP	HR	S	P	ERA	WHIP
33 C.J. Wilson, L ERA: 3.9	(1, 1)	3.2		22	7	4	4	3	3	1	1	0	0	0	45	88	9.82	2.727
46 Cory Rasmus, R ERA: 3.55	(4, 1)	2.1		9	2	0	0	3	1	0	0	0	0	0	31	47	0.00	1.286
40 Kevin Jepsen, R ERA: 2.53	(7, 1)	2.0		7	1	0	0	2	0	0	0	0	0	0	13	18	0.00	0.500
39 Jason Grilli, R ERA: 4.57	(9, 1)	0.1	L	4	1	1	0	1	0	0	1	0	0	0	7	9	0.00	3.000

PITCHER	IP	WLS	BF	H	R	ER	SO	BB	IBB	HBP	BLK	WP	HR	S	P	ERA	WHIP

Batter	1	2	3	4	5	6	7	8	9	AB	R	H	RBI	BB	SO	LOB
56 Kole Calhoun, L (1, 9) OBP: 0.339, SLG: 0.477	B FF 90 S FF 92 B FF 93 B CH 88 B FF 94 4-1 BB		D CU 79 B FF 93 B CH 85 B FF 92 4-0 27 BB 1-2 BB		F CH 88 B CH 88 B CH 87 F FF 94 C FF 93 2-3 ① K	B SL 86 B SI 94 X SI 94 2-0 ③ L8		D CH 88 F FF 96 F FF 97 B CH 89 F FF 98 T FF 97 2-2 ③ K 2-3		3	0	0	0	2	2	4
27 Mike Trout, R (1, 8) OBP: 0.407, SLG: 0.615	B FF 92 F FF 93 C SL 88 B FF 91 1 SAFE S CH 87 2-3 ① K		B SL 88 D CH 86 B FF 93 C FF 93 B CH 88 4-1 5 G6-4-3 1-2 2-3 BB		B FF 93 C FF 93 C FF 93 F FF 92 B FF 93 X CH 88 2-2 1-H 2-H HR		B SI 93 C SI 93 C SL 87 F SL 87 C SI 96 1-3 ① K		B FF 96 C SL 84 C SL 85 S SL 86 1-3 ① K	4	1	1	3	1	3	1
5 Albert Pujols, R (1, 3) OBP: 0.313, SLG: 0.473	1 SAFE F SL 86 F FF 92 C FF 92 0-3 ② K		B SL 90 F SL 90 F CH 88 X CH 89 1-2 ② ③ G6-4-3 1-2f		B SL 89 F SL 89 X SL 90 1-1 HR		X SL 85 0-0 ② G5-3		C FF 97 F SL 86 X SL 87 0-2 E6 32 1B 2 FC3-6	5	2	1	1	0	1	4
32 Josh Hamilton, L (1, 10) OBP: 0.389, SLG: 0.469	1 SAFE B CH 87 S CH 87 B CH 87 1 SAFE S CH 87 B FF 92 T FF 94 3-2 ③ K			C FF 92 B SL 89 B CU 80 B FF 93 S FF 93 B CH 87 4-2 BB	C CH 89 B FF 93 F FF 92 B FF 93 T FF 93 2-2 ② K		B SL 86 X SL 87 1-0 HR		B FF 94 B CH 87 F SI 96 S CH 88 D SL 87 X FF 97 3-2 1-3 2 FC3-6 1B	4	1	2	1	1	2	1
2 Erick Aybar, S (1, 6) OBP: 0.321, SLG: 0.426		C FF 92 F CU 80 X FF 93 0-2 ① G3-1		1 SAFE X FF 92 0-0 ① L9	S FF 92 F SL 89 F FF 92 B CH 89 B CH 88 X FF 93 2-2 ③ G3-1		S SI 95 X SI 94 0-1 ③ G4-3		X FF 96 0-0 ② FC3-6 1-2f 3-H	5	0	0	1	0	0	2
47 Howie Kendrick, R (1, 4) OBP: 0.332, SLG: 0.373		B FF 93 B FF 93 C FF 92 B FF 94 F FF 94 F FF 94 X SL 89 3-2 ② L9		B SL 88 C FF 93 B FF 93 1 SAFE S CH 86 T CH 88 2-2 ② K		F FF 91 F FF 91 B FF 91 B FF 93 F FF 92 B CU 80 D CH 88 4-2 6 G4-3 17 1B BB		C FF 96 T FF 96 F FF 96 S SL 87 0-3 ① K2-3	S FF 97 F FF 96 S SL 89 0-3 ③ K	4	1	0	0	1	3	2
6 David Freese, R (1, 5) OBP: 0.305, SLG: 0.299 8 John McDonald, R (8, PR) OBP: 0.298, SLG: 0.244 (8, 5)		S SL 86 S FF 94 B FF 90 X CU 80 1-2 ③ L7		B SL 87 C FF 92 B FF 94 X CH 86 2-1 ③ F8		1 SAFE C SI 93 B SI 92 X SI 93 1-1 ① G4-3 1-2		B SL 86 T FF 96 S CH 86 B FF 96 X SL 85 2-2 17 1B 2B		4 0	0 1	1 0	0 0	0 0	0 0	2 0
17 Chris Iannetta, R (1, 2) OBP: 0.379, SLG: 0.421			C CU 79 B SL 90 B SL 90 C CH 86 B FF 93 B CH 89 4-2 27 BB 56 BB BB		C CU 80 B FF 92 F FF 93 B SL 89 B FF 94 F FF 94 B CH 88 4-2 7 1B 27 HR BB	B SI 93 C SI 93 X SI 92 1-1 2-H 1B		F FF 96 S SL 85 D CH 88 X FF 96 1-2 56 WP 7 WP 2-H 1B		2	1	2	2	2	0	0
7 Collin Cowgill, R (1, 7) OBP: 0.359, SLG: 0.429			C SL 86 C FF 93 S FF 92 0-3 ① K		X SL 88 0-0 27 HR 1-2 1B	C SI 94 1 SAFE X SL 86 0-1 ② F7		B FF 96 B FF 96 B FF 96 C FF 94 F FF 95 C FF 97 3-3 ② K 1-2		4	1	1	0	0	2	4
Inning Stats	R: 0 E: 0 K: 3 S: 10 H: 0 LOB: 1 BB: 1 P: 19	R: 0 E: 0 K: 0 S: 10 H: 0 LOB: 0 BB: 0 P: 14	R: 0 E: 0 K: 1 S: 9 H: 0 LOB: 2 BB: 3 P: 22	R: 0 E: 0 K: 1 S: 8 H: 0 LOB: 1 BB: 1 P: 16	R: 4 E: 0 K: 2 S: 20 H: 3 LOB: 0 BB: 1 P: 33	R: 1 E: 0 K: 0 S: 10 H: 1 LOB: 1 BB: 1 P: 18	R: 1 E: 0 K: 1 S: 8 H: 1 LOB: 0 BB: 0 P: 10	R: 1 E: 0 K: 3 S: 17 H: 2 LOB: 2 BB: 0 P: 25	R: 1 E: 1 K: 2 S: 13 H: 1 LOB: 1 BB: 0 P: 17	1B: 4 2B: 1 3B: 0 HR: 3 SF: 0 SAC: 0 DP: 1 HBP: 0						

PITCHER		IP	WLS	BF	H	R	ER	SO	BB	IBB	HBP	BLK	WP	HR	S	P	ERA	WHIP
48 Hector Noesí, R ERA: 5.33	(1, 1)	5.0	L	24	3	5	5	7	7	0	0	0	0	2	60	111	9.00	2.000
54 Ronald Belisario, R ERA: 5.49	(6, 1)	2.0		8	2	1	1	1	0	0	0	0	0	1	15	21	4.50	1.000
40 Daniel Webb, R ERA: 3.38	(8, 1)	2.0		10	3	2	1	5	0	0	0	0	2	0	30	42	4.50	1.500

PITCHER	IP	WLS	BF	H	R	ER	SO	BB	IBB	HBP	BLK	WP	HR	S	P	ERA	WHIP

TOP

Los Angeles Angels @ Chicago White Sox

U.S. Cellular Field, Chicago, IL

Tue Jul 01 2014, 5:11 PM - 8:06 PM EDT

Partly Cloudy - 81 F

livebaseballscorecards.com

AB	35
R	8
H	8
RBI	8
BB	7
SO	13
LOB	20

Batter	1	2	3	4	5	6	7	8	9	AB	R	H	RBI	BB	SO	LOB
1 Adam Eaton, L (1, 8) OBP: 0.350, SLG: 0.382	B FF 98 B FF 98 B FF 98 C FF 98 B FF 98 4-1 15 WP 79 HR BB		C FF 96 X FF 96 0-1 ① G5-3		X FF 96 0-0 1-3 2B			C SI 97 C CU 79 F SI 97 F FF 97 F FF 98 S SL 88 0-3 ② K		3	1	1	0	1	1	0
15 Gordon Beckham, R (1, 4) OBP: 0.313, SLG: 0.411	B FF 97 S FF 97 1 SAFE F FF 97 B SL 88 F FF 98 F FF 97 B SL 89 B FF 98 4-2 79 HR 1-2 BB		B SI 97 B FF 97 F FF 96 X FF 96 2-1 ② G6-3		B SL 86 X FF 97 1-0 ③ P3			S FF 98 X FF 97 0-1 ③ F8		3	1	0	0	1	0	2
12 Conor Gillaspie, L (1, 5) OBP: 0.354, SLG: 0.415 14 Paul Konerko, R (9, PH) OBP: 0.262, SLG: 0.372	C SI 98 S SL 89 B SL 88 S SI 98 1-3 ① K		F SI 97 B SL 84 F FF 96 S SL 87 1-3 ③ K			B SI 96 X SI 95 1-0 ① G3-1			B FF 93 S FF 94 B FF 91 X FF 92 2-1 44 BB 79 BB 10 G5-3 1B	3 1	0 1	0 1	0 0	0 0	2 0	2 0
79 José Abreu, R (1, 3) OBP: 0.330, SLG: 0.633	B SL 87 S SL 88 B SL 87 B SL 88 X FF 97 3-1 1-H 2-H HR			F SI 96 C SL 86 B SL 87 B SL 89 S SL 87 2-3 ① K		B SI 97 C SL 87 B SL 88 F SL 88 B FF 98 X SL 89 3-2 ② L9			B FF 92 B FF 92 B FF 92 B FF 92 4-0 10 G5-3 44 BB 1-2 BB	3	1	1	3	1	1	0
44 Adam Dunn, L (1, 10) OBP: 0.368, SLG: 0.442	S FF 99 C FF 98 B SI 98 F SL 89 F SL 89 S SL 89 1-3 ② K			C SL 86 C CU 80 F FF 97 S SL 86 0-3 ② K		C SI 98 F CU 81 F FF 97 B FF 97 B SL 88 X SI 97 2-2 ③ G3-1			B FF 93 B CU 75 C FF 92 S CU 75 B CU 76 B SL 78 4-2 10 G5-3 1-2 2-3 BB	3	0	0	0	1	2	0
10 Alexei Ramirez, R (1, 6) OBP: 0.326, SLG: 0.421	B SL 88 X FF 98 1-0 ③ G4-3			S SL 88 B CU 81 X FF 96 1-1 ③ G6-3			B SI 96 F FF 96 B SI 96 B FF 96 F FF 97 X SI 97 3-2 ① G4-3		B SI 88 X SI 88 1-0 ① ② G5-3 1-2 2-3f 3-H	4	0	0	0	0	0	2
24 Dayan Viciedo, R (1, 9) OBP: 0.296, SLG: 0.398		C SI 96 B SI 96 F SL 87 X SL 88 1-2 ① G4-3			C FF 96 X SL 87 0-1 ① G6-3		B FF 98 X FF 97 1-0 ② F8		C SI 88 X SI 88 0-1 ③ G5-3	4	0	0	0	0	0	1
30 Alejandro De Aza, L (1, 7) OBP: 0.293, SLG: 0.344		C SI 97 B SI 97 B SI 96 B SI 95 C FC 97 C FF 97 3-3 ② K			C SI 97 B CU 80 S SI 97 H SL 88 2-2 1 2B HBP		X SI 97 0-0 ③ G4-3			2	0	0	0	0	1	0
21 Tyler Flowers, R (1, 2) OBP: 0.294, SLG: 0.323 25 Moisés Sierra, R (8, PH) OBP: 0.232, SLG: 0.299 17 Adrian Nieto, S (9, 2) OBP: 0.333, SLG: 0.304		C SL 88 B SL 88 B FF 97 B FF 96 X FF 97 3-1 ③ G6-3			C FF 96 B FF 96 S FF 96 S FF 97 1-3 ② K			B FF 96 F FF 96 C SI 96 S SL 89 1-3 ① K		2 1 0	0 0 0	0 0 0	0 0 0	0 1 0	1 0 0	1 0 0
Inning Stats	R: 3 H: 1 E: 0 LOB: 0 K: 2 BB: 2 S: 16 P: 30	R: 0 H: 0 E: 0 LOB: 0 K: 1 BB: 0 S: 8 P: 15	R: 0 H: 0 E: 0 LOB: 0 K: 1 BB: 0 S: 7 P: 10	R: 0 H: 0 E: 0 LOB: 0 K: 2 BB: 0 S: 9 P: 12	R: 0 H: 1 E: 0 LOB: 2 K: 1 BB: 0 S: 9 P: 13	R: 0 H: 0 E: 0 LOB: 0 K: 0 BB: 0 S: 8 P: 14	R: 0 H: 0 E: 0 LOB: 0 K: 0 BB: 0 S: 5 P: 9	R: 0 H: 0 E: 0 LOB: 0 K: 2 BB: 0 S: 11 P: 12	R: 1 H: 1 E: 0 LOB: 1 K: 0 BB: 2 S: 7 P: 18	1B: 1 SF: 0 2B: 1 SAC: 0 3B: 0 DP: 1 HR: 1 HBP: 1						WP: 1 PA: 34 PB: 0 SB: 0 CS: 0	

PITCHER		IP	WLS	BF	H	R	ER	SO	BB	IBB	HBP	BLK	WP	HR	S	P	ERA	WHIP
Garrett Richards, R ERA: 2.81	(1, 1)	8.0	W	29	2	3	3	9	2	0	1	0	1	1	73	115	3.38	0.500
51 Rich Hill, L ERA:	(9, 1)	0.0		3	1	1	1	0	2	0	0	0	0	0	4	14	∞	∞
38 Joe Smith, R ERA: 2.86	(9, 1)	1.0	S	2	0	0	0	0	0	0	0	0	0	0	3	4	0.00	0.000

PITCHER	IP	WLS	BF	H	R	ER	SO	BB	IBB	HBP	BLK	WP	HR	S	P	ERA	WHIP

BOTTOM

Los Angeles Angels @ Chicago White Sox

U.S. Cellular Field, Chicago, IL

Tue Jul 01 2014, 5:11 PM - 8:06 PM EDT

Partly Cloudy - 81 F

livebaseballscorecards.com

AB	29
R	4
H	3
RBI	3
BB	4
SO	9
LOB	8

Batter	1	2	3	4	5	6	7	8	9	AB	R	H	RBI	BB	SO	LOB
56 Kole Calhoun, L (1, 9) OBP: 0.345, SLG: 0.494	C FF 89 X FC 88 0-1 27 FC6-4 1B	C CH 83 X CU 78 0-1 ③ L8			B SI 90 1 SAFE X SI 88 1-0 1-H HR		C FC 85 B SI 89 B FC 86 B SI 90 B SI 89 4-1 5 F9 27 BB 47 BB BB	B SI 93 B SI 94 1 SAFE 1 SAFE C SI 94 X SI 93 2-1 ② F8		4	2	2	2	1	0	2
27 Mike Trout, R (1, 8) OBP: 0.410, SLG: 0.617	D SI 89 X SI 91 1-0 ① FC6-4 5 G6-4-3 1-2f		C SI 89 F SI 90 X FC 86 0-2 ① G6-3		C SI 89 F SI 90 B FC 89 X SI 89 1-2 5 G6-4-3 1B		C SI 89 1 SAFE 1 SAFE B FC 87 1 SAFE D FC 86 B SI 89 C SI 90 1 SAFE 4-2 F SI 89 B SI 89 47 BB 5 F9 1-2 BB	B SL 86 B SI 94 2-0 ③ CS 1-2	S FF 93 F FF 94 B SL 85 F FF 95 X CU 78 1-2 5 F9 2B	4	0	2	0	1	0	1
5 Albert Pujols, R (1, 10) OBP: 0.312, SLG: 0.467	1 SAFE D SI 90 1 SAFE B FF 88 X SI 91 2-0 ② ③ G6-4-3 1-2f		B SI 90 B FC 86 B SI 90 B SI 89 4-0 32 HBP BB		1 SAFE C SI 89 1 SAFE X SI 89 0-1 ① ② G6-4-3 1-2f		B SI 94 B SI 93 X SI 94 2-0 ① F9 1-2 2-3		B CU 78 X FF 94 1-0 ① F9 2-3	4	0	0	0	1	0	5
32 Josh Hamilton, L (1, 7) OBP: 0.403, SLG: 0.469		F FC 86 B CH 83 B CH 82 X 2-1 2 1B 47 1B 1B	B CH 82 H FC 88 2-0 2 G6-4-3 1-2 HBP		S CH 83 C SI 90 S CU 76 0-3 ③ K		I IN 76 I IN 78 I IN 78 I IN 80 4-0 47 BB IBB		I IN 78 I IN 77 I IN 78 I IN 77 4-0 2 G4-6-3 IBB	2	1	1	0	2	1	0
2 Erick Aybar, S (1, 6) OBP: 0.319, SLG: 0.423		X SI 89 0-0 47 1B 20 1B 1-2 1B	B CH 83 C FF 91 F SI 91 X SI 92 1-2 ② ③ G6-4-3 1-2f			X SI 88 0-0 ① F8	X SI 94 0-0 ② F4		S FF 94 X FF 94 0-1 ② ③ G4-6-3 1-2f	5	1	1	0	0	0	7
47 Howie Kendrick, R (1, 4) OBP: 0.337, SLG: 0.376		C CU 76 B FC 88 B SI 91 F CH 84 F CH 84 F SI 91 B FC 89 X SI 91 3-2 20 1B 10 G4-3 1B 1-2 2-H		B SI 89 X SI 90 1-0 ① G4-3		C SI 89 X SI 90 0-1 20 WP 16 1B 1B	B SI 96 B SI 94 C SI 96 F SI 96 B SI 96 B SI 96 4-2 1-2 2-3 3-H BB			3	2	2	2	1	0	0
20 C.J. Cron, R (1, 3) OBP: 0.314, SLG: 0.541		C SI 91 F SI 91 B SI 88 F CH 85 X SI 92 1-2 10 G4-3 1-3 2-H 1B		C SI 89 B B CH 82 X SI 90 2-1 ② G5-3		1 SAFE C SI 88 B SI 89 X FF 87 1-1 ② G4-3 1-2	F SI 95 F SL 90 S SL 89 0-3 ③ K			4	0	1	1	0	1	4
16 Hank Conger, L (1, 2) OBP: 0.317, SLG: 0.369		X CH 84 0-0 ① P5		B CH 82 X 1-0 ③ G6-3		B CH 82 X SI 90 1-0 2-H 1B		C SI 96 B SI 90 B SI 97 B SI 95 F SI 94 X SI 95 3-2 ① G3-1		4	0	1	1	0	0	2
10 Grant Green, R (1, 5) OBP: 0.333, SLG: 0.419 8 John McDonald, R (7, 5) OBP: 0.313, SLG: 0.262		C SI 90 B SI 91 X SI 92 1-1 ② G4-3 1-2 3-H			C SI 89 C SI 90 F SI 89 X FF 88 0-2 56 HR 1B	B SI 90 F SI 90 F SI 90 C CU 78 1-3 ③ K		C SI 95 B SI 96 C SL 90 X SL 87 1-2 27 CS 1B		3 1	1 0	1 1	1 0	0 0	1 0	2 0
Inning Stats	R: 0 E: 0 K: 0 S: 4 H: 1 LOB: 0 BB: 0 P: 7	R: 3 E: 0 K: 0 S: 17 H: 4 LOB: 1 BB: 0 P: 24	R: 0 E: 0 K: 0 S: 6 H: 0 LOB: 1 BB: 1 P: 13	R: 0 E: 0 K: 0 S: 4 H: 0 LOB: 0 BB: 0 P: 8	R: 2 E: 0 K: 1 S: 13 H: 3 LOB: 0 BB: 0 P: 15	R: 1 E: 0 K: 1 S: 9 H: 2 LOB: 1 BB: 0 P: 12	R: 1 E: 0 K: 1 S: 11 H: 0 LOB: 3 BB: 4 P: 29	R: 0 E: 0 K: 0 S: 8 H: 1 LOB: 0 BB: 0 P: 16	R: 0 E: 0 K: 0 S: 7 H: 1 LOB: 1 BB: 1 P: 13	1B: 10 2B: 1 3B: 0 HR: 1 SF: 0 SAC: 0 DP: 4 HBP: 1						

PITCHER		IP	WLS	BF	H	R	ER	SO	BB	IBB	HBP	BLK	WP	HR	S	P	ERA	WHIP
67 Scott Carroll, R ERA: 5.05	(1, 1)	6.0	L	29	10	7	7	2	3	0	1	0	1	1	57	91	10.50	2.167
52 Jake Petricka, R ERA: 1.94	(7, 1)	2.0		8	1	0	0	1	1	1	0	0	0	0	15	33	0.00	1.000
41 Javy Guerra, R ERA: 2.25	(9, 1)	1.0		4	1	0	0	0	0	1	0	0	0	0	7	13	0.00	1.000

PITCHER	IP	WLS	BF	H	R	ER	SO	BB	IBB	HBP	BLK	WP	HR	S	P	ERA	WHIP

TOP

Los Angeles Angels @ Chicago White Sox

U.S. Cellular Field, Chicago, IL

Tue Jul 01 2014, 8:47 PM - 11:55 PM EDT

Att. 20,233 - Partly Cloudy - 79 F

livebaseballscorecards.com

AB	34
R	7
H	12
RBI	7
BB	6
SO	3
LOB	23

WP: 1 PA: 42
PB: 0
SB: 0
CS: 1

BOTTOM

Batter	1	2	3	4	5	6	7	8	9	AB	R	H	RBI	BB	SO	LOB
1 Adam Eaton, L (1, 8) OBP: 0.347, SLG: 0.376	X SI 85 0-0 ① G5-3	C CH 79 X CH 79 0-1 ③ F8			B SI 84 C FF 84 B CU 71 X CH 78 2-1 ② L4	C CU 74 B FF 92 B CU 75 B CU 75 B FF 92 4-1 2-3 BB			B SI 88 X SI 88 1-0 ② G5-3	4	0	0	0	1	0	1
28 Leury García, S (1, 4) OBP: 0.222, SLG: 0.260	C FC 86 B CU 68 B CU 67 B SI 86 X SI 85 3-1 ② G4-3		X SI 84 0-0 ① L7		C CU 69 B FF 97 C SI 86 X CH 76 1-2 1B	B SL 78 S SL 81 S CH 73 C FF 92 1-3 ③ K			C SI 88 C SL 80 T SI 90 0-2 ③ K	5	0	1	0	0	2	2
79 José Abreu, R (1, 10) OBP: 0.329, SLG: 0.627	B FF 88 S X SI 87 1-1 1B		B SL 80 B SL 80 C CH 81 X FF 89 2-1 ② G6-3		B CH 78 X CU 71 1-0 ③ G3		B FF 97 S FF 97 C CU 86 S CU 85 1-3 ① K			4	0	1	0	0	1	1
44 Adam Dunn, L (1, 3) OBP: 0.363, SLG: 0.434	B CU 70 B SI 86 S SI 86 F FF 86 B FF 89 X CU 70 3-2 ③ L5		C CH 78 B SI 87 B CH 78 B SI 86 F SI 86 T SI 87 3-2 ③ K			C SI 85 X CH 76 0-1 ① F7	F FF 96 F FF 97 B CH 86 S CU 85 1-3 ② K			4	0	0	0	0	2	1
10 Alexei Ramirez, R (1, 6) OBP: 0.328, SLG: 0.423		C CU 68 F FC 86 B FF 87 F FF 87 B SI 87 B CU 71 F SI 85 H FF 88 4-2 12 S 12 HR HBP		X FF 86 0-0 ① F8		B CU 71 C FF 87 X CH 76 1-1 12 1B 2B	X CU 85 0-0 ③ G1-4-3			3	2	1	0	0	0	0
12 Conor Gillaspie, L (1, 5) OBP: 0.360, SLG: 0.432		B SI 86 B CU 68 X CU 69 2-0 1-H HR		C CH 79 F SI 86 B FF 87 B FF 89 S CH 76 2-3 ② K		C CH 77 X SI 85 0-1 2-H 24 HR 1B		B FF 93 B FF 93 B CH 85 B FF 93 4-0 30 31-6-4-3 BB		3	2	2	3	1	1	0
24 Dayan Viciedo, R (1, 9) OBP: 0.298, SLG: 0.409		C FF 86 B FF 86 S SL 80 B S SL 79 2-3 ① K		B CH 79 F CH 78 B FF 87 F FF 87 B FF 87 X SL 80 3-2 1B		D SL 79 B FF 85 F FF 87 X CU 71 2-1 1-H HR		B SL 84 B FF 95 C FF 95 C FF 94 F FF 94 X SL 84 2-2 ① L6		4	1	2	2	0	1	1
30 Alejandro De Aza, L (1, 7) OBP: 0.296, SLG: 0.347		X SI 86 0-0 1B		C SI 84 F CH 78 B CH 76 B FF 88 S CU 70 2-3 ③ K		F CH 80 B SI 86 F SI 85 X FF 86 1-2 1 WP 17 S 1B		D CH 86 X SI 93 1-0 ② ③ G1-6-4-3 1-2f		4	0	2	0	0	1	2
17 Adrian Nieto, S (1, 2) OBP: 0.318, SLG: 0.288 15 Gordon Beckham, R (9, PH) OBP: 0.312, SLG: 0.409		1 SAFE 1 SAFE X SI 85 0-0 ② L8			B CU 68 C CU 67 F FF 84 B CH 75 S CH 77 2-3 ① K	1 SAFE B SI 85 D CU 72 C CH 78 F SI 86 F SI 86 C CH 76 2-3 ② K 1-2			B SI 88 B SI 88 C SI 88 X SI 88 2-1 ① G5-3	3 1	0 0	0 0	0 0	0 0	2 0	2 0
Inning Stats	R: 0 H: 1 E: 0 LOB: 1 K: 0 BB: 0 S: 8 P: 15	R: 2 H: 2 E: 0 LOB: 1 K: 1 BB: 0 S: 12 P: 20	R: 0 H: 0 E: 0 LOB: 0 K: 1 BB: 0 S: 6 P: 11	R: 0 H: 1 E: 0 LOB: 1 K: 2 BB: 0 S: 10 P: 17	R: 0 H: 1 E: 0 LOB: 1 K: 1 BB: 0 S: 9 P: 15	R: 3 H: 4 E: 0 LOB: 2 K: 2 BB: 1 S: 19 P: 30	R: 0 H: 0 E: 0 LOB: 0 K: 2 BB: 0 S: 7 P: 9	R: 0 H: 0 E: 0 LOB: 0 K: 0 BB: 1 S: 5 P: 12	R: 0 H: 0 E: 0 LOB: 0 K: 1 BB: 0 S: 6 P: 9	1B: 6 SF: 0 2B: 1 SAC: 0 3B: 0 DP: 1 HR: 2 HBP: 1					WP: 1 PA: 38 PB: 0 SB: 2 CS: 0	

PITCHER		IP	WLS	BF	H	R	ER	SO	BB	IBB	HBP	BLK	WP	HR	S	P	ERA	WHIP
36 Jered Weaver, R ERA: 3.56	(1, 1)	5.2	W	27	9	5	5	6	0	0	1	0	0	2	60	99	7.94	1.588
51 Rich Hill, L ERA:	(6, 1)	0.0		1	0	0	0	0	1	0	0	0	1	0	1	5	∞	∞
64 Mike Morin, R ERA: 1.88	(6, 1)	0.1	H	1	0	0	0	1	0	0	0	0	0	0	3	4	0.00	0.000
40 Kevin Jepsen, R ERA: 2.45	(7, 1)	1.0	H	3	0	0	0	2	0	0	0	0	0	0	7	9	0.00	0.000
39 Jason Grilli, R ERA: 4.37	(8, 1)	1.0	H	3	0	0	0	0	1	0	0	0	0	0	5	12	0.00	1.000

PITCHER		IP	WLS	BF	H	R	ER	SO	BB	IBB	HBP	BLK	WP	HR	S	P	ERA	WHIP
38 Joe Smith, R ERA: 2.78	(9, 1)	1.0	S	3	0	0	0	1	0	0	0	0	0	0	6	9	0.00	0.000

Los Angeles Angels @ Chicago White Sox

U.S. Cellular Field, Chicago, IL

Tue Jul 01 2014, 8:47 PM - 11:55 PM EDT

Att. 20,233 - Partly Cloudy - 79 F

livebaseballscorecards.com

AB	35
R	5
H	9
RBI	5
BB	2
SO	10
LOB	10

Los Angeles Angels @ Chicago White Sox

U.S. Cellular Field, Chicago, IL

Wed Jul 02 2014, 8:12 PM - 11:00 PM EDT

Att. 18,207 - Drizzle - 57 F

TOP

livebaseballscorecards.com

Batter	1	2	3	4	5	6	7	8	9	AB	R	H	RBI	BB	SO	LOB
7 Collin Cowgill, R (1, 9) OBP: 0.357, SLG: 0.425	B FF 87 B FF 88 B FF 88 C FF 89 C FF 89 S FF 89 3-3 ① K		X FF 88 0-0 ① B3		F CH 78 X SI 88 0-1 5 FC6-4 1-2 1B		C FC 83 B CH 80 X CH 79 1-1 ③ F8			4	0	1	0	0	1	2
56 Kole Calhoun, L (9, 9) OBP: 0.345, SLG: 0.494										0	0	0	0	0	0	0
27 Mike Trout, R (1, 8) OBP: 0.405, SLG: 0.609	B FF 89 C FC 84 S SI 90 B FF 90 B CH 80 S FF 90 3-3 ② K		C SI 89 F SI 90 B FF 90 B SI 89 S FC 87 2-3 ② K		C CH 78 X CH 76 0-1 ② P3			B CH 78 C CH 78 B SI 89 C FC 83 F SI 90 B FF 89 C CH 80 3-3 ① K		4	0	0	0	0	3	4
5 Albert Pujols, R (1, 3) OBP: 0.308, SLG: 0.462	C FF 90 C CH 81 F FF 90 S 0-3 ③ K		C CU 74 S CH 79 F CH 80 B SI 90 X CH 80 1-2 ③ FC5-4 1-2f		B CH 80 B FC 85 C SI 90 X FC 85 2-1 ③ FC6-4 1-2f			C FC 83 B SI 89 X CH 79 1-1 ② F8		4	0	0	0	0	1	4
32 Josh Hamilton, L (1, 7) OBP: 0.399, SLG: 0.485		C CH 80 X FF 89 0-1 ① F7		X FF 88 0-0 ① F7		B CU 70 S CH 78 S CH 77 S CH 77 1-3 ① K		B FF 89 B FC 85 X CH 79 2-0 HR		4	1	1	1	0	1	0
47 Howie Kendrick, R (1, 4) OBP: 0.336, SLG: 0.375		C SI 88 X FC 84 0-1 ② F9		C FF 86 F FF 88 F FF 88 X CH 79 0-2 1B		C FC 82 B FF 88 F FF 88 B FC 83 F FF 89 B FF 89 F FF 88 F FC 84 C CH 79 3-3 ② K		C FF 90 C FC 89 F FS 84 S FS 84 0-3 ③ K		4	0	1	0	0	2	0
2 Erick Aybar, S (1, 6) OBP: 0.319, SLG: 0.420		C FC 84 X CU 73 0-1 1B		1 SAFE B SI 86 1 SAFE B FF 87 X CH 79 2-0 ② F8		C FF 89 B FC 84 C CU 71 X FC 85 1-2 ③ G5-3			C FS 83 F FC 88 B FS 83 X FS 84 1-2 ① F7	4	0	1	0	0	0	1
20 C.J. Cron, R (1, 10) OBP: 0.313, SLG: 0.529		B FF 88 B FF 88 1 SAFE 1 SAFE F FF 88 C FF 89 X CH 80 2-2 ③ L6		1 SAFE C SI 89 S CH 78 D CH 78 S CH 77 1-3 ③ K			B CU 70 S CH 78 B FC 83 B SI 88 C CH 77 F FF 88 S CH 78 3-3 ① K		B FC 89 B FC 88 B FS 86 C FC 88 C FC 88 B FS 84 4-2 6 CS BB	3	0	0	0	1	2	2
10 Grant Green, R (9, PR) OBP: 0.333, SLG: 0.419										0	0	0	0	0	0	0
									(9, 10)							
6 David Freese, R (1, 5) OBP: 0.313, SLG: 0.318			C CH 78 F CH 79 B FF 87 B CU 74 F CH 81 B CH 80 B FF 89 4-2 17 1B BB		C CU 70 X CU 71 0-1 7 1B		C FC 82 B FC 83 X CH 78 1-1 HR		C FC 88 S FC 87 F FC 88 P PO 84 B FS 85 B FC 88 S FC 88 3-3 ② ③ K 1-2	3	1	2	1	1	1	1
17 Chris Iannetta, R (1, 2) OBP: 0.378, SLG: 0.419			X FF 88 0-0 5 FC5-4 1-2 1B		C FF 86 S CH 79 S CH 78 0-3 ① K		B SI 88 B FC 87 C FC 82 B CU 73 C FF 88 X CH 79 3-2 ② G6-3			3	0	1	0	0	1	1

	AB	33
	R	2
	H	7
	RBI	2
	BB	2
	SO	12
	LOB	15

Inning Stats	1	2	3	4	5	6	7	8	9
	R: 0 E: 0 K: 3 S: 10	H: 0 LOB: 0 BB: 0 P: 16	R: 0 E: 0 K: 0 S: 9	H: 1 LOB: 1 BB: 0 P: 11	R: 0 E: 0 K: 1 S: 12	H: 1 LOB: 2 BB: 1 P: 19	R: 0 E: 0 K: 1 S: 9	H: 1 LOB: 1 BB: 0 P: 12	R: 0 E: 0 K: 1 S: 11	H: 2 LOB: 2 BB: 0 P: 13	R: 0 E: 0 K: 2 S: 12	H: 0 LOB: 0 BB: 0 P: 17	R: 1 E: 0 K: 1 S: 11	H: 1 LOB: 0 BB: 0 P: 19	R: 1 E: 0 K: 2 S: 11	H: 1 LOB: 0 BB: 0 P: 17	R: 0 E: 0 K: 1 S: 10	H: 0 LOB: 1 BB: 1 P: 17

	1B: 5	SF: 0
	2B: 1	SAC: 0
	3B: 0	DP: 1
	HR: 2	HBP: 0

	WP: 0	PA: 35
	PB: 0	
	SB: 0	
	CS: 1	

PITCHER		IP	WLS	BF	H	R	ER	SO	BB	IBB	HBP	BLK	WP	HR	S	P	ERA	WHIP
50 John Danks, L ERA: 4.12	(1, 1)	7.2		31	7	2	2	10	1	0	0	0	0	2	81	120	2.35	1.043
57 Zach Putnam, R ERA: 2.2	(8, 1)	1.1	W	4	0	0	0	2	1	0	0	0	0	0	14	21	0.00	0.750

PITCHER	IP	WLS	BF	H	R	ER	SO	BB	IBB	HBP	BLK	WP	HR	S	P	ERA	WHIP

BOTTOM

Los Angeles Angels @ Chicago White Sox

U.S. Cellular Field, Chicago, IL

Wed Jul 02 2014, 8:12 PM - 11:00 PM EDT

Att. 18,207 - Drizzle - 57 F

livebaseballscorecards.com

Batter	1	2	3	4	5	6	7	8	9	AB	R	H	RBI	BB	SO	LOB
1 Adam Eaton, L (1, 8) OBP: 0.346, SLG: 0.374	C FF 91 X FF 92 0-1 ① G6-3			C FF 91 C CU 77 X CU 78 0-2 15 2B, 10 1B, 1B	C FF 91 S CU 76 F FF 91 B CU 78 B FF 91 F FF 92 B CU 76 S FF 90 3-3 ③ K			C FF 89 X CU 75 0-1 ② F8		4	1	1	0	0	1	0
15 Gordon Beckham, R (1, 4) OBP: 0.318, SLG: 0.416	B FF 92 B FF 92 C FF 92 X FF 92 2-1 ② F7			C SI 92 B SI 92 B FF 92 X SI 92 2-1 1-3 10 1B, 2B		X CH 83 0-0 24 G6-4-3, 1B		B SL 81 B FF 91 B SL 80 C FF 91 B CH 73 4-1 79 1B, BB		3	1	2	0	1	0	0
79 José Abreu, R (1, 3) OBP: 0.331, SLG: 0.624	X SI 93 0-0 ③ G5-3			B CU 77 B CU 78 F FF 91 B FF 93 B FF 92 4-1 14 F8, 10 1B, BB		F CH 84 C CU 76 F FF 91 F CU 77 S CU 78 0-3 ① K		B SL 80 F SL 81 S CH 73 X CH 74 1-2 1-3 1B		3	0	1	0	1	1	1
24 Dayan Viciedo, R (1, 7) OBP: 0.294, SLG: 0.404		C SI 91 C CU 76 X FF 91 0-2 ① G5-3		F CU 77 F FF 92 F CU 78 F CU 78 X FF 93 0-2 ① L4		X SI 91 0-0 ② ③ G6-4-3 1-2f		D SL 81 X SL 81 1-0 ③ F8		4	0	0	0	0	0	6
10 Alexei Ramirez, R (1, 6) OBP: 0.327, SLG: 0.421		C SI 92 F SI 92 F CU 79 S SI 92 0-3 ② K		C CU 77 F SI 92 F CU 79 X FF 92 0-2 1-2 2-H 3-H 1B			S CH 84 B CU 76 F SI 91 B CU 77 C SI 91 2-3 ① K		C FF 91 S SL 81 B CH 73 B FF 91 X CH 75 2-2 ① P4	4	0	1	2	0	2	0
14 Paul Konerko, R (1, 10) OBP: 0.264, SLG: 0.371 30 Alejandro De Aza, L (7, PR) OBP: 0.299, SLG: 0.349 (8, 10)		B FF 90 C SI 92 X CU 77 1-1 ③ G6-3		C SI 92 X SI 92 0-1 ② F8 2-3			C SI 90 F CH 84 X FF 92 0-2 1B		F FF 90 B CH 74 F CH 76 X FF 91 1-2 12 1B, 28 1B, 1B	3 1	0 1	1 1	0 0	0 0	0 0	2 0
12 Conor Gillaspie, L (1, 5) OBP: 0.359, SLG: 0.429		B FF 91 B FF 90 X FF 91 2-0 ① F8		1 SAFE C FF 90 F CU 75 1 SAFE 1 SAFE X CU 78 0-2 ③ G4-3			C SI 90 F SI 90 X SI 92 0-2 ② F7		B SI 88 X SI 87 1-0 1-3 28 1B, 1B	4	0	1	0	0	0	3
25 Moisés Sierra, R (1, 9) OBP: 0.226, SLG: 0.291 28 Leury García, S (9, PH) OBP: 0.232, SLG: 0.269		C SI 92 X CU 76 0-1 ② G1-3			B SI 91 C SI 92 F CH 84 S CU 77 1-3 ① K		1 SAFE S CH 82 X CH 83 0-1 ③ F9		C FF 90 B SI 92 B SI 92 X SI 91 2-1 1-2 3-H 1B	3 1	0 0	0 1	0 1	0 0	1 0	1 0
21 Tyler Flowers, R (1, 2) OBP: 0.290, SLG: 0.319		S SI 92 F CH 85 S CU 78 0-3 ③ K			X CH 84 0-0 ② G6-3			X CH 82 0-0 ① G6-3		3	0	0	0	0	1	0
Inning Stats	R: 0 E: 0 K: 0 S: 5 H: 0 LOB: 0 BB: 0 P: 7	R: 0 E: 0 K: 1 S: 9 H: 0 LOB: 0 BB: 0 P: 10	R: 0 E: 0 K: 1 S: 6 H: 0 LOB: 0 BB: 0 P: 8	R: 2 E: 0 K: 0 S: 20 H: 3 LOB: 2 BB: 1 P: 26	R: 0 E: 0 K: 2 S: 9 H: 0 LOB: 0 BB: 0 P: 13	R: 0 E: 0 K: 1 S: 7 H: 1 LOB: 0 BB: 0 P: 7	R: 0 E: 0 K: 1 S: 11 H: 1 LOB: 1 BB: 0 P: 13	R: 0 E: 0 K: 0 S: 8 H: 1 LOB: 2 BB: 1 P: 14	R: 1 E: 0 K: 0 S: 9 H: 3 LOB: 2 BB: 0 P: 15	1B: 8 2B: 1 3B: 0 HR: 0 SF: 0 SAC: 0 DP: 1 HBP: 0						

	AB	33
	R	3
	H	9
	RBI	3
	BB	2
	SO	6
	LOB	13

WP: 0 PB: 0 SB: 0 CS: 0 PA: 35

PITCHER	IP	WLS	BF	H	R	ER	SO	BB	IBB	HBP	BLK	WP	HR	S	P	ERA	WHIP
45 Tyler Skaggs, L (1, 1) ERA: 4.16	7.2		28	5	2	2	6	1	0	0	0	0	0	70	87	2.35	0.783
64 Mike Morin, R (8, 1) ERA: 2.15	0.2	L	7	4	1	1	0	1	0	0	0	0	0	14	26	13.50	7.500

PITCHER	IP	WLS	BF	H	R	ER	SO	BB	IBB	HBP	BLK	WP	HR	S	P	ERA	WHIP

Batter	1	2	3	4	5	6	7	8	9	AB	R	H	RBI	BB	SO	LOB
27 Jose Altuve, R (1, 4) OBP: 0.386, SLG: 0.450	C FF 92 C FF 92 X CH 83 0-2 4 FC6-4 15 1B 1B		B FF 91 1 SAFE F SL 81 X CH 84 1-1 15 1B 1-3 4 FC5-4 2B		X FF 88 0-0 1B		C FF 96 C FF 97 B CU 86 F FF 98 F CH 86 X FF 98 1-2 ② G1-3		F SI 88 X SI 88 0-1 ③ G6-3	5	1	3	0	0	0	1
15 Jason Castro, L (1, 2) OBP: 0.299, SLG: 0.359	B SI 92 1 SAFE S SI 92 B SI 92 1 SAFE X SI 91 2-1 4 FC6-4 1-2 1B		C CH 85 F FF 91 F CH 86 B FF 91 X CH 86 1-2 4 FC5-4 2-3 3-H 1B		X CH 87 0-0 ① F7		X CH 88 0-0 ③ G3			4	0	2	1	0	0	1
4 George Springer, R (1, 9) OBP: 0.344, SLG: 0.465	C SL 81 D SL 82 C FF 92 D CH 86 X CH 86 2-2 ① FC6-4 30 PO 1-2f 2-3		S SI 91 B SI 89 X SL 81 1-1 ① FC5-4 21 S 1-2f 3-H		S SL 79 B FF 89 F SL 82 S FF 90 1-3 ② K			S FF 94 B FF 94 C FF 94 X FF 94 1-2 30 FC4-6 1B		4	0	1	1	0	1	4
21 Jon Singleton, L (1, 3) OBP: 0.282, SLG: 0.337	S FF 93 C FF 93 S 0-3 ② K		B KC 74 B FF 90 F FF 90 S CH 83 1 SAFE B CH 82 F SL 80 B CH 84 4-2 30 G3-6-1 1-2 BB		1 SAFE B FF 88 F CH 80 B KC 74 1 SAFE B SI 90 S CH 82 S CH 83 3-3 ③ K			X CH 86 0-0 ① F8		3	0	0	0	1	2	4
30 Matt Dominguez, R (1, 5) OBP: 0.285, SLG: 0.377	1 SAFE 0-0 ③ PO 1-2	C FF 90 X KC 74 0-1 ① F8	B SL 81 F SL 80 F FF 90 B SL 82 1 SAFE F FF 92 X FF 92 2-2 ②③ G3-6-1 1-2f			F FF 90 F SL 80 B FF 90 B FF 90 X CH 84 2-2 ① G5-3		C SL 82 F FF 94 F SL 84 B FF 94 F FF 95 X FF 94 1-2 ② FC4-6 1-2f		4	0	0	0	0	0	3
23 Chris Carter, R (1, 10) OBP: 0.263, SLG: 0.401		C FF 91 S FF 91 B FF 92 X SL 83 1-2 2B	B FF 88 B FF 88 F FF 89 S KC 73 S SL 81 2-3 ① K			C FF 90 S SL 81 B CH 84 X FF 91 1-2 ② F9		B SL 84 C FF 93 C FF 94 S SL 84 1-3 ③ K		4	0	1	0	0	2	1
8 Alex Presley, L (1, 8) OBP: 0.286, SLG: 0.337		B SI 91 B SI 90 B KC 75 C SI 92 C CH 84 S CH 85 3-3 ② K	X SI 90 0-0 ② F9			C SI 90 X FF 89 0-1 2B			C SI 88 X SL 80 0-1 ① F8	4	0	1	0	0	1	1
6 Enrique Hernández, R (1, 7) OBP: 0.444, SLG: 0.875		C SL 82 S CH 86 F CH 87 S SL 83 0-3 ③ K	B FF 90 F FF 90 B SL 82 F FF 92 B SL 82 B FF 92 4-2 BB			C SL 80 F SL 82 D CH 85 S SL 81 1-3 ③ K			C SI 89 C SL 81 B SL 82 F SI 89 B SL 81 F SI 89 F SI 90 X SI 89 2-2 ② P4	3	0	0	0	1	2	2
9 Marwin Gonzalez, S (1, 6) OBP: 0.344, SLG: 0.423			B SI 91 C SI 92 S KC 75 B FF 91 F CH 85 B SI 92 B CH 86 4-2 27 2B 15 1B BB	X SI 90 0-0 ③ L8			B FF 97 F FF 96 F FF 98 S CU 87 1-3 ① K		B FF 89 B FF 89 B FF 88 C SI 89 B SI 88 4-1 BB	2	1	0	0	2	1	1

TOP

Houston Astros @ Los Angeles Angels

Angel Stadium of Anaheim, Anaheim, CA

Thu Jul 03 2014, 7:09 PM - 10:09 PM PDT

Att. 37,625 - Clear - 81 F

livebaseballscorecards.com

AB	33
R	2
H	8
RBI	2
BB	4
SO	9
LOB	18

Inning Stats	1	2	3	4	5	6	7	8	9	1B: 5 SF: 0	WP: 0 PA: 38
	R: 0 H: 2 E: 0 LOB: 1 K: 1 BB: 0 S: 11 P: 15	R: 0 H: 1 E: 0 LOB: 1 K: 2 BB: 0 S: 12 P: 16	R: 2 H: 2 E: 0 LOB: 1 K: 0 BB: 2 S: 18 P: 31	R: 0 H: 0 E: 0 LOB: 1 K: 1 BB: 1 S: 7 P: 13	R: 0 H: 1 E: 0 LOB: 1 K: 2 BB: 0 S: 8 P: 12	R: 0 H: 1 E: 0 LOB: 1 K: 1 BB: 0 S: 11 P: 15	R: 0 H: 0 E: 0 LOB: 0 K: 1 BB: 0 S: 9 P: 11	R: 0 H: 1 E: 0 LOB: 1 K: 1 BB: 0 S: 12 P: 15	R: 0 H: 0 E: 0 LOB: 1 K: 0 BB: 1 S: 11 P: 17	2B: 3 SAC: 0 3B: 0 DP: 1 HR: 0 HBP: 0	PB: 0 SB: 1 CS: 0

PITCHER		IP	WLS	BF	H	R	ER	SO	BB	IBB	HBP	BLK	WP	HR	S	P	ERA	WHIP
52 Matt Shoemaker, R ERA: 4.35	(1, 1)	6.0	W	26	7	2	2	7	3	0	0	0	0	0	67	102	3.00	1.667
40 Kevin Jepsen, R ERA: 2.38	(7, 1)	1.0	H	3	0	0	0	1	0	0	0	0	0	0	9	11	0.00	0.000
39 Jason Grilli, R ERA: 4.18	(8, 1)	1.0	H	4	1	0	0	1	0	0	0	0	0	0	12	15	0.00	1.000
38 Joe Smith, R ERA: 2.7	(9, 1)	1.0	S	4	0	0	0	0	1	0	0	0	0	0	11	17	0.00	1.000

PITCHER	IP	WLS	BF	H	R	ER	SO	BB	IBB	HBP	BLK	WP	HR	S	P	ERA	WHIP

Houston Astros @ Los Angeles Angels

Angel Stadium of Anaheim, Anaheim, CA

Thu Jul 03 2014, 7:09 PM - 10:09 PM PDT

Att. 37,625 - Clear - 81 F

livebaseballscorecards.com

BOTTOM

Batter	1	2	3	4	5	6	7	8	9	AB	R	H	RBI	BB	SO	LOB
7 Collin Cowgill, R (1, 9) OBP: 0.354, SLG: 0.418	C FF 89 S FF 89 S KC 79 0-3 ① K2-3		C CH 80 X CH 80 0-1 ① G5-3	X CH 80 0-0 ③ B2			B FF 88 B FF 89 D CH 81 C FF 88 C FF 88 F FF 90 F FF 89 D FF 89 4-2 5 G6-4-3 1-2 BB			3	0	0	0	1	1	0
27 Mike Trout, R (1, 8) OBP: 0.406, SLG: 0.611	C FF 90 X FF 91 0-1 5 1B 47 1B 1B		C SI 89 B KC 78 B CH 81 S CH 80 F FF 91 F FF 90 B KC 80 X CH 81 3-2 5 L7-4 2B		B SI 89 X FF 90 1-0 ① F9		C CH 80 F FF 89 B FF 90 X KC 78 1-2 ① F9			4	1	2	0	0	0	2
5 Albert Pujols, R (1, 3) OBP: 0.308, SLG: 0.459	B FF 89 C FF 89 1 SAFE B KC 78 F FF 89 F KC 79 X FF 91 2-2 47 1B 1-2 1B		D FF 87 X KC 78 1-0 ② ③ L7-4 2-2		C FF 88 X FF 89 0-1 ② G3		C SI 93 C FS 83 B SI 94 F CU 76 D CU 78 X SI 94 2-2 ② ③ G6-4-3 1-2f			4	0	1	0	0	0	3
32 Josh Hamilton, L (1, 7) OBP: 0.389, SLG: 0.471	S KC 79 C FF 90 B KC 79 S KC 80 1-3 ② K			C KC 78 S CH 80 F KC 79 X FF 90 0-2 ① F8	F KC 77 B KC 78 S CH 80 S CH 81 1-3 ③ K			S FS 84 F SI 92 F FS 84 B SI 94 S CU 76 1-3 ① K		4	0	0	0	0	3	2
47 Howie Kendrick, R (1, 4) OBP: 0.338, SLG: 0.376	X KC 78 0-0 1-2 2-H 1B			B FF 90 S FF 90 X CH 81 1-1 2 1B 20 1B 1B		F FF 88 F SI 89 F FF 90 F KC 78 F FF 90 F KC 79 X FF 90 0-2 ① L9		B SI 94 C SI 94 S CU 76 X CU 77 1-2 ② F7		4	1	2	1	0	0	0
2 Erick Aybar, S (1, 6) OBP: 0.318, SLG: 0.418	F FF 89 X FF 90 0-1 ③ F9			F FF 90 F CH 81 X KC 79 0-2 20 1B 6 2B 1-2 1B		F FF 89 X CH 81 0-1 ② P3		C SI 94 C FS 85 B CU 76 S SI 94 1-3 ③ K		4	1	1	0	0	1	2
20 C.J. Cron, R (1, 10) OBP: 0.320, SLG: 0.529		X FF 89 0-0 ① F9		D CH 80 X CH 80 1-0 6 2B 1-2 2-H 1B		B CH 81 B FF 88 B CH 80 C FF 87 B FF 89 4-1 BB				2	1	1	1	1	0	0
6 David Freese, R (1, 5) OBP: 0.317, SLG: 0.327 8 John McDonald, R (8, 5) OBP: 0.313, SLG: 0.262		B FF 88 C CH 81 X CH 81 1-1 17 G5-4-3 1B		B CH 80 C FF 89 B CH 80 X CH 81 2-1 17 SF9 1-H 2-H 2B		C FF 90 S FF 90 S FF 90 0-3 ③ K				3 0	1 0	2 0	2 0	0 0	1 0	1 0
17 Chris Iannetta, R (1, 2) OBP: 0.378, SLG: 0.417		B FF 90 S CH 80 S CH 80 B KC 79 X CH 80 2-2 ② ③ G5-4-3 1-2f		P PO 83 C KC 79 B CH 81 C SI 89 D KC 79 X FF 90 3-2 ② SF9 3-H			B FF 88 B CH 80 C FF 88 S FF 88 B KC 78 B FF 89 4-2 7 BB BB			1	0	0	1	1	0	1
Inning Stats	R: 1 H: 3 E: 0 LOB: 2 K: 2 BB: 0 S: 15 P: 18	R: 0 H: 1 E: 0 LOB: 0 K: 0 BB: 0 S: 6 P: 9	R: 0 H: 1 E: 0 LOB: 0 K: 0 BB: 0 S: 8 P: 12	R: 4 H: 4 E: 0 LOB: 0 K: 0 BB: 0 S: 17 P: 23	R: 0 H: 0 E: 0 LOB: 0 K: 1 BB: 0 S: 6 P: 8	R: 0 H: 0 E: 0 LOB: 1 K: 1 BB: 1 S: 13 P: 17	R: 0 H: 0 E: 0 LOB: 1 K: 0 BB: 2 S: 13 P: 24	R: 0 H: 0 E: 0 LOB: 0 K: 2 BB: 0 S: 10 P: 13		1B: 7 SF: 1 2B: 3 SAC: 0 3B: 0 DP: 3 HR: 0 HBP: 0						

	AB	29
	R	5
	H	9
	RBI	5
	BB	3
	SO	6
	LOB	11

WP: 0 PA: 33
PB: 0
SB: 0
CS: 0

PITCHER		IP	WLS	BF	H	R	ER	SO	BB	IBB	HBP	BLK	WP	HR	S	P	ERA	WHIP
39 Brett Oberholtzer, L ERA: 4.66	(1, 1)	6.1	L	29	9	5	5	4	3	0	0	0	0	0	74	105	7.11	1.895
55 Jose Veras, R ERA: 7.41	(7, 1)	1.2		4	0	0	0	2	0	0	0	0	0	0	14	19	0.00	0.000

PITCHER	IP	WLS	BF	H	R	ER	SO	BB	IBB	HBP	BLK	WP	HR	S	P	ERA	WHIP

Houston Astros @ Los Angeles Angels

Angel Stadium of Anaheim, Anaheim, CA

Fri Jul 04 2014, 6:11 PM - 9:14 PM PDT

Att. 43,557 - Clear - 81 F

livebaseballscorecards.com

Batter	1	2	3	4	5	6	7	8	9	AB	R	H	RBI	BB	SO	LOB
27 Jose Altuve, R (1, 4) OBP: 0.381, SLG: 0.444	X FF 92 0-0 ① G6-3		X SI 92 0-0 ③ G5-3		C CH 86 F SI 90 B SI 91 C FC 88 1-3 ① K		T FF 92 S SL 83 X FF 95 0-2 ② F8		X SI 89 0-0 ③ G4-3	5	0	0	0	0	1	0
6 Enrique Hernández, R (1, 6) OBP: 0.538, SLG: 0.833	C FF 91 B SI 91 C FC 88 B CU 78 X CH 86 2-2 ② L9			C FF 90 C CU 77 F FF 91 B FC 89 X CU 78 1-2 4 HR 1B	X SI 88 0-0 4 BB 1B		C CU 76 X FF 94 0-1 4 BB 1B			4	1	3	0	0	0	0
4 George Springer, R (1, 8) (9, 9) OBP: 0.350, SLG: 0.477	B FF 91 X CH 86 1-0 ③ G1-3			C FF 91 X CU 76 0-1 1-H HR	F FF 91 B SI 91 B SI 91 B FF 92 4-1 1-2 BB		B FF 92 1 SAFE B FF 92 D SL 84 S SL 83 1 SAFE B SL 83 4-1 1-2 BB			2	1	1	2	2	0	0
30 Matt Dominguez, R (1, 5) OBP: 0.285, SLG: 0.376		C FF 90 C CH 86 B CH 86 B FC 88 S SL 82 2-3 ① K		C CH 85 B SI 92 X CH 86 1-1 23 1B 21 HR 1B	C SL 85 B SL 83 C SL 83 F FF 95 X SL 85 1-2 ② L7		X SL 81 0-0 ③ P4			4	1	1	0	0	1	4
23 Chris Carter, R (1, 10) OBP: 0.266, SLG: 0.415		C FF 91 X FF 88 0-1 HR		B SI 91 B SI 92 B FF 92 C SI 92 X SI 91 3-1 21 HR 1-2 1B	B SL 84 F FF 94 F SL 86 S CU 77 1-3 ③ K			C SL 80 X FF 92 0-1 ① G6-3		4	2	2	1	0	1	2
21 Jon Singleton, L (1, 3) OBP: 0.281, SLG: 0.362		C FF 92 B SI 91 B SL 84 X FF 92 2-1 ② P2		B SI 91 C FF 92 S SL 82 X SL 82 1-2 1-H 2-H HR		X FF 94 0-0 ① F8		C SL 81 B CH 74 B FF 92 C SL 79 S CH 72 2-3 ② K		4	1	1	3	0	1	0
22 Carlos Corporán, S (1, 2) OBP: 0.277, SLG: 0.407		C CU 77 C FF 92 B FF 91 B SL 82 B FF 92 X SI 92 3-2 ③ G6-3		C FF 92 C SI 92 B FF 93 F SI 92 B SL 81 C SI 93 2-3 ① K		B FF 93 C CH 85 T CH 86 B CU 79 S CH 86 2-3 ② K		C FF 92 F SL 81 B FF 93 S CH 72 1-3 ③ K		4	0	0	0	0	3	0
13 Domingo Santana, R (1, 9) 8 Alex Presley, L (9, PH) (9, 8) OBP: 0.284, SLG: 0.335			C FF 91 B SI 92 B SI 92 S CH 86 B CU 79 C SI 93 3-3 ① K	F CH 86 S CH 87 C SI 92 0-3 ② K		X FF 94 0-0 ③ F9			C SL 78 F SI 89 C FF 90 0-3 ① K	3 1	0 0	0 0	0 0	0 0	2 1	0 0
0 L.J. Hoes, R (1, 7) OBP: 0.245, SLG: 0.295			C FF 92 B CH 86 S SL 83 B SL 83 C SI 92 2-3 ② K	C FF 92 B CH 87 B SI 92 F CH 87 B SL 81 X SI 92 3-2 ③ G5-3			C SL 83 C CU 77 B FF 94 F SL 82 X CU 77 1-2 ① G5-3		X SI 89 0-0 ② G5-3	4	0	0	0	0	1	0

AB	35
R	6
H	8
RBI	6
BB	2
SO	11
LOB	6

Inning Stats																				
	R: 0 E: 0 K: 0 S: 5	H: 0 LOB: 0 BB: 0 P: 8	R: 1 E: 0 K: 1 S: 10	H: 1 LOB: 0 BB: 0 P: 17	R: 0 E: 0 K: 2 S: 7	H: 0 LOB: 0 BB: 0 P: 12	R: 5 E: 0 K: 2 S: 23	H: 5 LOB: 0 BB: 0 P: 34	R: 0 E: 0 K: 2 S: 12	H: 1 LOB: 2 BB: 1 P: 19	R: 0 E: 0 K: 1 S: 5	H: 0 LOB: 0 BB: 0 P: 7	R: 0 E: 0 K: 0 S: 11	H: 1 LOB: 2 BB: 1 P: 16	R: 0 E: 0 K: 2 S: 8	H: 0 LOB: 0 BB: 0 P: 11	R: 0 E: 0 K: 1 S: 5	H: 0 LOB: 0 BB: 0 P: 5	1B: 5 2B: 0 3B: 0 HR: 3	SF: 0 SAC: 0 DP: 0 HBP: 0	WP: 0 PB: 0 SB: 0 CS: 0	PA: 37

PITCHER		IP	WLS	BF	H	R	ER	SO	BB	IBB	HBP	BLK	WP	HR	S	P	ERA	WHIP
33 C.J. Wilson, L ERA: 4.23	(1, 1)	4.1		21	7	6	6	6	1	0	0	0	0	3	50	81	12.46	1.846
46 Cory Rasmus, R ERA: 3.0	(5, 1)	2.1		9	1	0	0	2	1	0	0	0	0	0	22	31	0.00	0.857
64 Mike Morin, R ERA: 2.05	(7, 1)	1.1		4	0	0	0	2	0	0	0	0	0	0	9	12	0.00	0.000
38 Joe Smith, R ERA: 2.63	(9, 1)	1.0	W	3	0	0	0	1	0	0	0	0	0	0	5	5	0.00	0.000

PITCHER	IP	WLS	BF	H	R	ER	SO	BB	IBB	HBP	BLK	WP	HR	S	P	ERA	WHIP

BOTTOM

Houston Astros @ Los Angeles Angels

Angel Stadium of Anaheim, Anaheim, CA

Fri Jul 04 2014, 6:11 PM - 9:14 PM PDT

Att. 43,557 - Clear - 81 F

livebaseballscorecards.com

Batter	1	2	3	4	5	6	7	8	9	AB	R	H	RBI	BB	SO	LOB
7 Collin Cowgill, R (1, 9) OBP: 0.349, SLG: 0.410 56 Kole Calhoun, L (6, PH) OBP: 0.342, SLG: 0.489 (7, 9)	C FF 89 B SI 90 X SI 90 1-1 G6-3 ①	D SL 80 F FF 90 D SL 80 X FF 90 2-1 G4-3 ② 2-3 3-H		X FF 88 0-0 FC5-4 ① 5 HR 1-2f		F FF 95 B CH 89 B FF 94 C FF 94 X CH 86 2-2 G4-3 ②		S SL 83 X SL 84 0-1 G3 ③		3 2	1 0	0 0	1 0	0 0	0 0	2 0
27 Mike Trout, R (1, 8) OBP: 0.406, SLG: 0.616	B FF 90 C SI 89 B FC 86 B SI 91 B FF 90 4-1 47 1B 5 G1-3 BB	B FC 85 B FF 89 D SL 81 C FF 89 X FF 89 3-1 L8 ③		C FF 88 D SL 80 C FF 89 B FC 85 B FF 90 S CH 81 3-3 K ②		C CH 87 B FC 94 X FF 93 1-1 F8 ③			C SL 82 C FF 93 X SL 84 0-2 HR	4	1	1	1	1	1	2
5 Albert Pujols, R (1, 10) OBP: 0.313, SLG: 0.472	C FF 90 B SI 91 D SL 81 B SI 91 X SI 90 3-1 G1-3 ② 1-2		C FF 88 T FF 88 F SL 79 B FF 90 X FF 90 1-2 47 1B 32 1B 2 G6-4-3 1B	B SL 77 X FF 89 1-0 HR 1-H			C SL 87 B FF 94 X FF 94 1-1 32 S 47 2B 1B			4	3	3	2	0	0	1
32 Josh Hamilton, L (1, 7) OBP: 0.391, SLG: 0.472	C SL 79 D SL 80 C FF 90 F SL 78 X FF 92 1-2 47 1B 1B		B FF 90 S FC 84 B FF 89 D SL 80 F FF 90 X SI 90 3-2 2 G6-4-3 47 1B 6 2B 1-2 1B	B FF 90 X SI 90 1-0 G1-3 ③			B FC 83 S FC 83 S FC 85 D FC 87 S FC 86 2-3 K ① 1-2			4	1	2	0	0	1	1
47 Howie Kendrick, R (1, 4) OBP: 0.345, SLG: 0.387	D SL 80 B CH 81 X FC 82 2-0 1-2 2-3 1B		B FF 90 X SI 90 1-0 2 G6-4-3 1-2 2-3 1B		X FF 88 0-0 6 1B 2 G5-3 1B		F CH 77 S CH 77 D CH 79 B FF 91 X FF 92 2-2 2-H 2B			4	0	4	1	0	0	0
2 Erick Aybar, S (1, 6) OBP: 0.314, SLG: 0.413	F SI 90 B FF 91 D SL 81 F FF 90 F FF 91 X FC 86 2-2 P6 ③		X SI 89 0-0 G6-4-3 ① ② 1-2f 2-3 3-H		L FF 88 F FF 89 D CH 79 F FF 89 X SL 80 1-2 G5-3 ① 1-2		B FF 90 C CH 76 S KC 73 C CH 79 1-3 K ②			4	0	0	0	0	1	7
6 David Freese, R (1, 5) OBP: 0.320, SLG: 0.335		C FF 90 F FC 84 B SL 80 F SI 90 B SL 82 B FF 90 X FF 89 3-2 G6-3 ① S CH 82 X FC 85 0-1 20 1B 2B 3-H		X FF 90 0-0 20 G6-4-3 1B 2-3		C FF 92 B CH 76 C KC 74 D KC 77 S FF 93 2-3 K ③			4	0	2	1	0	1	1
20 C.J. Cron, R (1, 3) OBP: 0.325, SLG: 0.528		C FF 90 B CH 80 F FC 85 F SL 81 B CH 80 X SI 90 2-2 17 2B 7 G4-3 1B C SI 89 D CH 81 X SL 80 1-1 2-H 1B ③		B FF 88 X SI 89 1-0 G6-4-3 ② ③ 1-2f				C KC 76 F CH 77 F KC 76 B KC 76 S CH 78 1-3 K ①		4	1	2	0	0	1	2
17 Chris Iannetta, R (1, 2) OBP: 0.380, SLG: 0.425		F FF 90 1 SAFE X FF 89 0-1 7 G4-3 2B 1-3		B FF 88 X FC 87 1-0 7 FC5-4 1B		F SL 85 B SL 88 F FF 94 B CH 85 S SL 86 2-3 K ①		S FF 91 F CH 77 S CH 79 0-3 K ②		4	0	2	0	0	2	0
Inning Stats	R: 0 E: 0 K: 0 S: 14 H: 2 LOB: 3 BB: 1 P: 27	R: 1 E: 0 K: 0 S: 14 H: 2 LOB: 1 BB: 0 P: 24	R: 2 E: 0 K: 0 S: 13 H: 5 LOB: 2 BB: 0 P: 19	R: 2 E: 1 K: 1 S: 7 H: 2 LOB: 0 BB: 0 P: 13	R: 0 E: 0 K: 0 S: 7 H: 2 LOB: 1 BB: 0 P: 9	R: 0 E: 0 K: 1 S: 8 H: 0 LOB: 0 BB: 0 P: 13	R: 1 E: 0 K: 3 S: 14 H: 2 LOB: 1 BB: 0 P: 22	R: 0 E: 0 K: 2 S: 9 H: 0 LOB: 0 BB: 0 P: 10	R: 1 E: 0 K: 0 S: 3 H: 1 LOB: 0 BB: 0 P: 3	1B: 11 2B: 3 3B: 0 HR: 2 SF: 0 SAC: 0 DP: 2 HBP: 0						

	AB	37
	R	7
	H	16
	RBI	6
	BB	1
	SO	7
	LOB	16

PITCHER		IP	WLS	BF	H	R	ER	SO	BB	IBB	HBP	BLK	WP	HR	S	P	ERA	WHIP
60 Dallas Keuchel, L ERA: 3.06	(1, 1)	5.0		26	13	5	5	1	1	0	0	0	0	1	55	92	9.00	2.800
61 Josh Zeid, R ERA: 5.82	(6, 1)	1.0	H	4	1	1	1	1	0	0	0	0	0	0	10	16	9.00	1.000
38 Darin Downs, L ERA: 4.05	(7, 1)	0.1	H	1	0	0	0	1	0	0	0	0	0	0	3	5	0.00	0.000
35 Josh Fields, R ERA: 5.65	(7, 1)	1.1	B	5	1	0	0	4	0	0	0	0	0	0	16	22	0.00	0.750
29 Tony Sipp, L ERA: 1.9	(8, 1)	0.1	L	2	1	1	1	0	0	0	0	0	0	1	5	5	27.00	3.000

PITCHER	IP	WLS	BF	H	R	ER	SO	BB	IBB	HBP	BLK	WP	HR	S	P	ERA	WHIP

Houston Astros @ Los Angeles Angels

Angel Stadium of Anaheim, Anaheim, CA

Sat Jul 05 2014, 7:07 PM - 10:42 PM PDT

Att. 40,479 - Clear - 83 F

TOP

livebaseballscorecards.com

Batter	1	2	3	4	5	6	7	8	9	AB	R	H	RBI	BB	SO	LOB
27 Jose Altuve, R (1, 4) OBP: 0.378, SLG: 0.439	B FF 91 B SI 90 B FF 92 C FF 90 B FF 91 4-1 4 FC6-4 BB		C SI 92 S SI 91 X SI 92 0-2 ① L8	B CH 83 B CH 84 X CH 84 2-0 ③ F7		C SI 86 S CH 80 B SL 74 B CH 77 X CH 79 2-2 ③ L4			C SL 82 X SL 82 0-1 ② L9	4	0	0	0	1	0	2
15 Jason Castro, L (1, 2) OBP: 0.304, SLG: 0.367	C SI 91 1 SAFE 1 SAFE C CU 77 B FF 90 1 SAFE C FF 92 1-3 ① K		X CH 83 0-0 30 1B 23 HR 1-H 2B		C CH 82 F FC 84 B CU 74 X CU 75 1-2 23 WP 30 1B 21 FC3-2 1B		B CU 68 F SI 85 F CH 78 C SL 73 1-3 ① K		B FF 94 C SL 82 X SI 94 1-1 1-2 1B	5	1	3	1	0	2	1
4 George Springer, R (1, 8) OBP: 0.347, SLG: 0.470	X CH 83 0-0 ② FC6-4 30 S 1-2f		S CU 77 B CH 84 F CH 85 H SI 93 2-2 30 1B 23 HR HBP		B CH 84 S FF 91 S CH 85 D CH 84 F CH 83 C CH 83 2-3 ① K		X SI 85 0-0 ② G5-3		S SL 84 S SL 84 S SL 84 0-3 ③ K	4	1	0	0	0	2	4
30 Matt Dominguez, R (1, 5) OBP: 0.287, SLG: 0.377	1 SAFE 1 SAFE B FF 91 C SI 91 F CH 83 B FF 92 F SI 92 F CH 82 X CH 81 2-2 ③ G4-3 1-2		X CH 83 0-0 23 HR 1-2 2-3 1B		B FF 93 F FF 91 C FC 87 X CH 84 1-2 21 FC3-2 23 WP 1-2 1B		C SI 85 X SL 79 0-1 ③ F8			4	1	2	0	0	0	1
23 Chris Carter, R (1, 10) OBP: 0.270, SLG: 0.426		B SI 91 C FF 91 B SI 92 S CH 84 F FF 93 S FF 94 2-3 ① K	S CH 83 B FF 93 B SI 92 B CH 84 X FF 92 3-1 1-H 2-H 3-H HR		D CU 78 B FF 94 I IN 56 I IN 58 4-0 21 FC3-2 1-2 2-3 IBB			C FF 95 B FF 96 C FF 95 S FF 96 1-3 ① K		3	1	1	4	1	2	0
21 Jon Singleton, L (1, 3) OBP: 0.272, SLG: 0.349		C SI 93 B FF 92 X FF 93 1-1 ② F7	F CU 79 F SI 95 B CU 80 B CU 78 C FF 93 2-3 ② K		D CH 79 F SI 92 X SI 92 1-1 ② FC3-2 6 FC6-4 1-2 2-3 3-Hf			B FF 96 S FF 96 S FF 96 F FF 96 C CU 84 1-3 ② K		4	0	0	0	0	2	3
6 Enrique Hernández, R (1, 6) OBP: 0.471, SLG: 0.667		C FF 93 S FC 87 B FF 93 B FF 94 F FF 94 B FF 94 B SI 86 4-2 BB	S CH 83 C FF 92 B CH 83 B CU 76 S CH 85 2-3 ③ K		C CH 83 F CH 83 X SI 94 0-2 ③ FC6-4 1-2f			B FF 95 F FF 96 F FF 97 B CU 84 B CU 84 X SI 95 3-2 ③ G6-3		3	0	0	0	1	1	3
13 Domingo Santana, R (1, 9) 9 Marwin Gonzalez, S (9, PH) OBP: 0.341, SLG: 0.420		S CH 84 F FC 86 1 SAFE B SI 93 S CH 80 1-3 ③ K		C SI 88 B CU 76 S CH 82 S CH 83 1-3 ① K		B SI 85 C CH 80 S SI 85 S CH 78 1-3 ① K			F FF 92 X CH 85 0-1 ① G3-1	3 1	0 0	0 0	0 0	0 0	3 0	1 0
0 L.J. Hoes, R (1, 7) OBP: 0.248, SLG: 0.297 8 Alex Presley, L (9, PH) OBP: 0.288, SLG: 0.338			B FF 91 C FF 90 C FF 91 B CH 82 X SI 93 2-2 15 2B 1B	C SI 89 X CU 76 0-1 ② F9		C CU 69 B SI 86 S CH 80 F CH 78 B SI 86 B CH 77 X SI 86 3-2 ② G6-3			B SI 94 F SI 93 X SL 82 1-1 15 1B 1B	3 1	1 0	1 1	0 0	0 0	0 0	0 0
Inning Stats	R: 0 E: 0 K: 1 S: 10 H: 0 LOB: 1 BB: 1 P: 17	R: 0 E: 0 K: 2 S: 12 H: 0 LOB: 1 BB: 1 P: 20	R: 5 E: 0 K: 2 S: 18 H: 4 LOB: 0 BB: 0 P: 29	R: 0 E: 0 K: 1 S: 6 H: 0 LOB: 0 BB: 0 P: 9	R: 0 E: 0 K: 1 S: 15 H: 2 LOB: 3 BB: 1 P: 24	R: 0 E: 0 K: 1 S: 10 H: 0 LOB: 0 BB: 0 P: 16	R: 0 E: 0 K: 1 S: 6 H: 0 LOB: 0 BB: 0 P: 7	R: 0 E: 0 K: 2 S: 10 H: 0 LOB: 0 BB: 0 P: 15	R: 0 E: 0 K: 1 S: 11 H: 2 LOB: 2 BB: 0 P: 13	1B: 6 2B: 1 3B: 0 HR: 1 SF: 0 SAC: 0 DP: 0 HBP: 1						

	AB	35
	R	5
	H	8
	RBI	5
	BB	3
	SO	12
	LOB	15

WP: 1 PA: 39
PB: 0
SB: 1
CS: 0

PITCHER		IP	WLS	BF	H	R	ER	SO	BB	IBB	HBP	BLK	WP	HR	S	P	ERA	WHIP
53 Héctor Santiago, L ERA: 4.5	(1, 1)	5.0		25	6	5	5	7	2	1	1	0	1	1	61	99	9.00	1.600
41 Michael Roth, L ERA:	(6, 1)	2.0	W	6	0	0	0	2	0	0	0	0	0	0	16	23	0.00	0.000
40 Kevin Jepsen, R ERA: 2.31	(8, 1)	1.0		3	0	0	0	2	0	0	0	0	0	0	10	15	0.00	0.000
39 Jason Grilli, R ERA: 4.01	(9, 1)	1.0		5	2	0	0	1	0	0	0	0	0	0	11	13	0.00	2.000

PITCHER	IP	WLS	BF	H	R	ER	SO	BB	IBB	HBP	BLK	WP	HR	S	P	ERA	WHIP

Batter	1	2	3	4	5	6	7	8	9	AB	R	H	RBI	BB	SO	LOB
56 Kole Calhoun, L (1, 9) OBP: 0.348, SLG: 0.497	B SI 89 B FC 88 C FF 88 C SI 91 F CU 78 X FC 90 2-2 27 F8 27 WP 5 1B 1B	B FC 87 C SI 89 B SI 87 X FC 89 2-1 2B	B SI 90 X SI 88 1-0 ② F7			B SI 90 B SI 90 X SI 90 2-0 2 G6-3 47 1B 2B				5	2	3	0	0	1	2
27 Mike Trout, R (1, 8) OBP: 0.401, SLG: 0.606	C SI 91 1 SAFE B FF 89 B SI 89 X CU 77 2-1 ① F8 1-3	B SI 90 C CU 77 B SI 90 F FF 89 S SI 90 2-3 ② K	C SI 90 F SI 89 B FF 89 B SI 91 B FC 89 X SI 91 3-2 ③ P4				F FF 95 1 SAFE B SL 86 B SI 94 B FF 93 X FF 93 3-1 ② F8			5	0	0	0	0	2	6
5 Albert Pujols, R (1, 3) OBP: 0.316, SLG: 0.485	X FF 89 0-0 32 G4-3 3-H 1B	X CU 72 0-0 ③ L8				B SI 89 B FF 88 F SI 90 X SI 91 2-1 ① F9	X FF 95 0-0 1-H HR	B SI 90 B SI 90 X SI 90 2-0 2 G6-3 47 1B 2B		5	2	3	3	0	0	1
32 Josh Hamilton, L (1, 7) OBP: 0.386, SLG: 0.459	S CU 77 B CU 76 B FC 90 F CH 86 D CU 78 X CU 76 3-2 ② G4-3 1-2	B CH 85 B FC 87 C FF 89 B CU 75 C FF 89 F CU 77 S CU 78 3-3 ① K				F CU 75 F FC 89 X CH 85 0-2 ② F8	C SL 82 B SL 84 S SL 83 B SL 84 F SL 83 B FF 94 B SL 82 4-2 2 2B BB	B FC 85 S FC 85 S FC 86 S FC 85 1-3 ① K		4	1	0	0	1	2	2
2 Erick Aybar, S (1, 6) OBP: 0.318, SLG: 0.419	M SI 90 D CU 76 F SI 90 B CU 77 X SI 92 2-2 ③ L8		C SI 91 B CU 76 X CU 76 1-1 47 S 47 1B 1B			C FF 88 B CH 84 F CH 86 B CU 76 B SI 90 F FC 89 X FF 90 3-2 47 S 1B	B FF 93 B FF 93 F FF 94 S SL 80 1 SAFE F CH 81 B FF 94 F FF 94 1 SAFE 3-2 F FF 93 F FF 93 X FF 94 1-H 20 HR 2B	C CU 73 X SI 91 0-1 ② G6-3 2-3		5	2	3	1	0	0	2
47 Howie Kendrick, R (1, 4) OBP: 0.349, SLG: 0.388		C SI 90 B CH 86 B CH 86 F FF 89 X SI 91 2-2 ① L9	B CH 89 F SI 91 B C CU 77 X SI 91 2-2 1-H 1B			F FC 88 F SI 90 F CU 77 B SI 90 D CU 77 X CH 86 2-2 ③ G6-3 1-2	I IN 72 I IN 71 I IN 71 I IN 70 4-0 20 HR IBB	X CH 85 0-0 20 FC6-4 3-H 1B		4	1	2	2	1	0	1
20 C.J. Cron, R (1, 10) OBP: 0.327, SLG: 0.544		C CU 76 B FF 88 S CU 76 S CU 74 1-3 ② K	1 SAFE C CU 76 B SI 90 1 SAFE S CU 77 F CU 74 S SI 90 1-3 ② K				B FF 94 B FF 94 C FF 95 B SL 86 B SI 94 B FF 93 X FC 94 2-2 6 HR 1B 1-H 2-H HR	B CU 72 X CH 85 1-0 ③ FC6-4 1-2f		5	2	2	3	0	2	2
16 Hank Conger, L (1, 2) OBP: 0.315, SLG: 0.361		B SI 91 C FC 88 C CU 76 S CU 77 1-3 ③ K		X CU 75 0-0 ③ G3			C FF 95 D CH 89 F SL 86 S SL 85 1-3 ① K 4-2 56 WP 6 BB BB			3	0	0	0	1	2	2
8 John McDonald, R (1, 5) OBP: 0.300, SLG: 0.250 6 David Freese, R (7, PH) OBP: 0.325, SLG: 0.351 10 Grant Green, R (7, PR) OBP: 0.333, SLG: 0.419 (8, 5)			B SI 89 C FF 89 B SI 90 X FC 88 2-1 ① P3		C SI 89 S CU 76 B CU 76 F SI 90 B CU 76 X FC 88 2-2 ① P6		C SL 88 X FF 95 0-1 1-H HR 4-2 56 WP BB			2 1 0	0 1 0	0 1 0	0 0 0	0 0 0	0 0 0	0 0 0
Inning Stats	R: 1 E: 0 K: 0 S: 13 H: 2 LOB: 1 BB: 0 P: 22	R: 0 E: 0 K: 2 S: 9 H: 0 LOB: 0 BB: 0 P: 13	R: 0 E: 0 K: 1 S: 8 H: 1 LOB: 1 BB: 0 P: 14	R: 1 E: 0 K: 2 S: 14 H: 2 LOB: 1 BB: 0 P: 21	R: 0 E: 0 K: 0 S: 8 H: 0 LOB: 0 BB: 0 P: 14	R: 0 E: 0 K: 0 S: 13 H: 1 LOB: 1 BB: 0 P: 20	R: 8 E: 0 K: 3 S: 40 H: 6 LOB: 3 BB: 4 P: 74	R: 1 E: 0 K: 1 S: 8 H: 2 LOB: 1 BB: 0 P: 12		1B: 8 2B: 3 3B: 0 HR: 3 SF: 0 SAC: 0 DP: 0 HBP: 0						

PITCHER		IP	WLS	BF	H	R	ER	SO	BB	IBB	HBP	BLK	WP	HR	S	P	ERA	WHIP
46 Scott Feldman, R ERA: 3.86	(1, 1)	6.0		24	6	2	2	5	0	0	0	0	1	0	65	104	3.00	1.000
45 Anthony Bass, R ERA: 6.2	(7, 1)	0.2	L	6	4	4	4	1	0	0	0	0	0	2	15	24	54.00	6.000
29 Tony Sipp, L ERA: 3.04	(7, 1)	0.0		3	1	1	1	0	1	1	0	0	0	0	10	21	∞	∞
61 Josh Zeid, R ERA: 6.23	(7, 1)	0.1		5	1	3	3	2	2	0	0	0	1	1	15	29	81.00	9.000
38 Darin Downs, L ERA: 4.29	(8, 1)	1.0		5	2	1	1	1	0	0	0	0	0	0	8	12	9.00	2.000

PITCHER	IP	WLS	BF	H	R	ER	SO	BB	IBB	HBP	BLK	WP	HR	S	P	ERA	WHIP

BOTTOM

Houston Astros @ Los Angeles Angels

Angel Stadium of Anaheim, Anaheim, CA

Sat Jul 05 2014, 7:07 PM - 10:42 PM PDT

Att. 40,479 - Clear - 83 F

livebaseballscorecards.com

AB	39
R	11
H	14
RBI	11
BB	4
SO	9
LOB	18

WP: 2 PA: 43
PB: 0
SB: 2
CS: 0

Batter	1	2	3	4	5	6	7	8	9	AB	R	H	RBI	BB	SO	LOB
27 Jose Altuve, R (1, 4) OBP: 0.377, SLG: 0.436	B FF 97 F FF 98 F FF 96 X SI 97 1-2 ① P3		C SL 87 B SL 87 B SL 87 B FF 98 X FF 98 3-1 ①② FC5-4 1-2 2-3			B SL 86 X FF 96 1-0 4 S 1B		B SL 86 C SL 85 X SI 96 1-1 ① F8		4	0	1	0	0	0	2
15 Jason Castro, L (1, 10) OBP: 0.303, SLG: 0.366	C FF 98 F SI 97 S FF 99 0-3 ② K		1 SAFE B SL 85 B SL 87 S SI 96 1 SAFE X SI 97 2-1 ③ L7			C SI 95 F FF 97 B CU 80 S SL 88 1-3 ① K		X FF 87 0-0 1B		4	0	1	0	0	2	2
4 George Springer, R (1, 9) OBP: 0.343, SLG: 0.463	C SL 88 F FF 98 B FF 97 F SI 96 F SL 87 F SL 87 B SL 86 T SL 87 2-2 ③ K			B FF 98 C SL 87 F FF 98 S CU 80 1-3 ① K		B SL 87 S SL 86 S SL 86 F CU 80 B SL 88 B FF 97 C SL 88 3-3 ② 1-2 K		F SL 83 S SL 82 C FF 94 0-3 ② K		4	0	0	0	0	4	2
21 Jon Singleton, L (1, 3) OBP: 0.264, SLG: 0.336		B SI 98 C SL 85 S FF 98 F FF 98 F FF 98 B SL 89 C FF 98 2-3 ① K		S SI 98 B SI 98 C SL 88 C SI 97 1-3 ② K		S SL 88 S SI 96 S FF 97 0-3 ③ K		B SL 81 D CH 74 C FF 93 B FF 92 X FF 92 3-1 ③ P2-1		4	0	0	0	0	3	2
30 Matt Dominguez, R (1, 5) OBP: 0.287, SLG: 0.376		X FF 98 0-0 8 G3 1B		B FF 98 C SI 98 X SL 87 1-1 ③ G6-3			C FF 96 X SI 96 0-1 ① G6-3		C FF 91 F FF 92 X FF 92 0-2 ① L4	4	0	1	0	0	0	0
8 Alex Presley, L (1, 8) OBP: 0.287, SLG: 0.342		X FF 96 0-0 ② G3 1-2			C FF 97 B SI 98 X SL 87 1-1 ① G4-3		B SI 98 X FF 97 1-0 22 1B 2B		B CH 86 S FF 92 F FF 92 X CH 87 1-2 ② G4-3	4	1	1	0	0	0	1
9 Marwin Gonzalez, S (1, 6) OBP: 0.339, SLG: 0.414		C SL 86 D CU 80 C SL 85 S FF 98 1-3 ③ K			C FF 98 X SI 97 0-1 22 G6-3 22 WP 1B		B SI 97 C SL 86 S SL 86 S SL 87 1-3 ② K		B FF 92 C FF 92 S CH 86 B FF 92 B CH 87 X FF 91 3-2 ③ P6	4	0	1	0	0	2	2
22 Carlos Corporán, S (1, 2) OBP: 0.288, SLG: 0.415			B SL 86 S SI 97 F FF 97 F FF 98 B FF 98 X SI 97 2-2 27 FC5-4 6 BB 1B		B FF 97 D SL 87 D SI 98 C SI 96 X SI 97 3-1 ② G6-3 1-3		F SL 87 B SI 97 S SL 86 B CU 79 X SL 86 2-2 2-H 1B			3	0	2	1	0	0	1
6 Enrique Hernández, R (1, 7) OBP: 0.450, SLG: 0.588			B FF 98 B SL 87 B FF 98 C SI 99 B FF 98 4-1 27 FC5-4 1-2 BB		S SL 87 B SI 98 S SL 88 D SL 89 D SL 88 T SI 98 3-2 ③ K		F SI 96 C FF 97 X SL 87 0-2 ③ F8			2	0	0	0	1	1	2
Inning Stats	R: 0 E: 0 K: 2 S: 12 H: 0 LOB: 0 BB: 0 P: 15	R: 0 E: 0 K: 2 S: 10 H: 1 LOB: 1 BB: 0 P: 13	R: 0 E: 0 K: 0 S: 9 H: 1 LOB: 1 BB: 1 P: 20	R: 0 E: 0 K: 2 S: 8 H: 0 LOB: 0 BB: 0 P: 11	R: 0 E: 0 K: 1 S: 9 H: 1 LOB: 1 BB: 0 P: 16	R: 0 E: 0 K: 3 S: 11 H: 1 LOB: 1 BB: 0 P: 16	R: 1 E: 0 K: 1 S: 12 H: 2 LOB: 1 BB: 0 P: 16	R: 0 E: 0 K: 1 S: 8 H: 1 LOB: 1 BB: 0 P: 12	R: 0 E: 0 K: 0 S: 9 H: 0 LOB: 0 BB: 0 P: 13	1B: 6 2B: 1 3B: 0 HR: 0 SF: 0 SAC: 0 DP: 1 HBP: 0						

PITCHER		IP	WLS	BF	H	R	ER	SO	BB	IBB	HBP	BLK	WP	HR	S	P	ERA	WHIP
Garrett Richards, R ERA: 2.71	(1, 1)	7.1	W	28	6	1	1	11	1	0	0	0	1	0	73	110	1.23	0.955
54 Joe Thatcher, L ERA: 2.63	(8, 1)	0.0		1	1	0	0	0	0	0	0	0	0	0	1	1	∞	∞
64 Mike Morin, R ERA: 2.01	(8, 1)	0.2	H	2	0	0	0	1	0	0	0	0	0	0	5	8	0.00	0.000
59 Fernando Salas, R ERA: 2.86	(9, 1)	1.0		3	0	0	0	0	0	0	0	0	0	0	9	13	0.00	0.000

PITCHER	IP	WLS	BF	H	R	ER	SO	BB	IBB	HBP	BLK	WP	HR	S	P	ERA	WHIP

TOP

Houston Astros @ Los Angeles Angels

Angel Stadium of Anaheim, Anaheim, CA

Sun Jul 06 2014, 12:39 PM - 3:44 PM PDT

Att. 33,552 - Partly Cloudy - 87 F

livebaseballscorecards.com

AB	33
R	1
H	7
RBI	1
BB	1
SO	12
LOB	14

WP: 1 PA: 34
PB: 0
SB: 1
CS: 0

Batter	1	2	3	4	5	6	7	8	9	AB	R	H	RBI	BB	SO	LOB
56 Kole Calhoun, L (1, 9) OBP: 0.361, SLG: 0.522	C FF 92 C FF 93 B FF 89 X FC 85 1-2 27 CS 1B		C CU 70 B FF 92 D CH 86 F FF 92 X CU 74 2-2 27 HBP 5 1B 2-3 1B		C CH 83 B FF 91 B SI 89 F CH 81 B SL 82 F FF 93 B SI 89 4-2 27 1B BB		B SI 90 B SI 88 C FF 90 B FF 90 X FF 88 3-1 HR			3	2	3	1	1	0	0
27 Mike Trout, R (1, 8) OBP: 0.402, SLG: 0.603	B FF 92 1 SAFE B FF 91 F FF 91 B FF 90 F SI 92 S FF 90 3-3 ① ② K 1-2		H FF 90 1-0 5 1B 32 E 1-2 HBP		C FF 93 X FF 93 0-1 1-3 1B		B SL 78 C FF 94 F SL 84 S SL 83 1-3 ③ K2-3			3	1	1	0	0	2	1
5 Albert Pujols, R (1, 10) OBP: 0.321, SLG: 0.487	B FF 93 B FF 90 F FF 93 B FF 93 S FF 92 B FF 93 4-2 BB		B FC 80 S FC 82 F FF 90 F CU 72 X FC 83 1-2 32 FC6-4 1-2 2-H 3-H 1B		B FF 88 S FF 90 F FF 90 F FF 91 F SL 86 S SL 81 1-3 ② K			C SI 94 X SL 87 0-1 32 CS 1B		3	0	2	2	1	1	2
32 Josh Hamilton, L (1, 7) OBP: 0.382, SLG: 0.450	C CU 72 B CH 86 F FC 86 S CU 74 1-3 ③ K		X FC 84 0-0 ② FC6-4 1-2f 2-H		C FF 92 S SI 93 B SL 82 S SL 82 1-3 ③ K			C SI 93 B SI 94 B CH 85 B SI 94 S SI 92 F SI 93 B SL 87 4-2 ① 2 1B 47 E 1-2 BB		3	1	0	0	1	2	4
2 Erick Aybar, S (1, 6) OBP: 0.317, SLG: 0.417		B FF 92 F FF 91 B CH 86 B FF 90 S FC 84 C CU 72 3-3 ① K	F FF 91 B FF 92 F CU 71 1 SAFE B FF 92 X FC 82 2-2 ③ G4-3			L SI 89 F SI 93 B SL 81 F SI 91 B SI 89 X FF 90 3-2 ① G6-3		S SI 93 X SI 93 0-1 47 S 47 FC6 1-3 1B		4	1	1	0	0	1	1
47 Howie Kendrick, R (1, 4) OBP: 0.348, SLG: 0.385		C FC 82 X SI 89 0-1 ② G6-3		B FF 90 B FF 90 S FC 79 F CU 70 B CU 73 B CU 72 4-2 16 G1-6-3 BB		C SL 82 B FF 89 C FF 94 B SL 85 S SL 83 2-3 ② K		C SL 89 1 SAFE S SL 88 F SL 89 X SI 95 0-2 FC6 20 G5-4-3 1-H 3-H		3	0	0	1	1	1	0
20 C.J. Cron, R (1, 3) OBP: 0.319, SLG: 0.529		C CU 72 B FC 82 F FC 84 X CU 73 1-2 ③ G6-3		B FC 79 B FF 90 C FF 92 1 SAFE F FF 91 S CU 71 2-3 ① K		S SL 79 B SL 85 C FF 91 X SL 85 1-2 ③ G5-3		X SL 87 0-0 ② ③ G5-4-3 1-2f		4	0	0	0	0	1	2
16 Hank Conger, L (1, 2) OBP: 0.316, SLG: 0.360			X FF 92 0-0 56 1B 8 SH3 5 1B 1B	B FF 92 1 SAFE F FF 92 C FF 91 D CU 73 F FC 81 F FF 91 X CU 73 2-2 ② ③ G1-6-3 1-2f			S SI 89 B SL 80 B SI 88 B SI 88 X FF 89 3-1 ① P3			3	1	1	0	0	0	1
8 John McDonald, R (1, 5) OBP: 0.288, SLG: 0.239			C FF 91 1 SAFE X FC 83 0-1 ① SH3 1-2		C FF 92 B FF 90 B SL 80 X FF 92 2-1 ① G6-3		B SL 78 B FF 93 C FF 90 B SI 86 F FF 89 X FF 92 3-2 ② F8			2	0	0	0	0	0	0
Inning Stats	R: 0 E: 0 K: 2 S: 11 H: 1 LOB: 1 BB: 1 P: 20	R: 0 E: 0 K: 1 S: 8 H: 0 LOB: 0 BB: 0 P: 12	R: 3 E: 1 K: 0 S: 14 H: 3 LOB: 1 BB: 0 P: 20	R: 0 E: 0 K: 1 S: 10 H: 0 LOB: 0 BB: 1 P: 18	R: 0 E: 0 K: 2 S: 15 H: 1 LOB: 2 BB: 1 P: 23	R: 0 E: 0 K: 1 S: 10 H: 0 LOB: 0 BB: 0 P: 16	R: 1 E: 0 K: 1 S: 10 H: 1 LOB: 0 BB: 0 P: 20	R: 2 E: 0 K: 0 S: 12 H: 2 LOB: 0 BB: 1 P: 16		1B: 7 2B: 1 3B: 0 HR: 1 SF: 0 SAC: 1 DP: 3 HBP: 1						

BOTTOM

Houston Astros @ Los Angeles Angels

Angel Stadium of Anaheim, Anaheim, CA

Sun Jul 06 2014, 12:39 PM - 3:44 PM PDT

Att. 33,552 - Partly Cloudy - 87 F

livebaseballscorecards.com

AB	28
R	6
H	8
RBI	4
BB	4
SO	8
LOB	11

PITCHER		IP	WLS	BF	H	R	ER	SO	BB	IBB	HBP	BLK	WP	HR	S	P	ERA	WHIP
31 Collin McHugh, R ERA: 3.28	(1, 1)	4.0	L	17	4	3	2	4	2	0	1	0	0	0	43	70	4.50	1.500
54 David Martinez, R ERA: 3.0	(5, 1)	3.0		12	2	1	1	4	1	0	0	0	0	1	35	59	3.00	1.000
50 Chad Qualls, R ERA: 2.12	(8, 1)	0.1		4	2	2	1	0	1	0	0	0	0	0	11	15	27.00	9.000
45 Anthony Bass, R ERA: 6.0	(8, 1)	0.2		1	0	0	0	0	0	0	0	0	0	0	1	1	0.00	0.000

PITCHER	IP	WLS	BF	H	R	ER	SO	BB	IBB	HBP	BLK	WP	HR	S	P	ERA	WHIP

Batter	1	2	3	4	5	6	7	8	9	AB	R	H	RBI	BB	SO	LOB
7 José Reyes, S (1, 6) OBP: 0.313, SLG: 0.394	B SI 86 C SI 86 X FF 87 1-1 ① F7		F SI 90 X SI 92 0-1 ③ F9		C SI 90 B KC 73 X SI 91 1-1 ③ F8			X FF 97 0-0 66 G6-3 1B		4	0	1	0	0	0	1
66 Munenori Kawasaki, L (1, 4) OBP: 0.337, SLG: 0.320	B SI 87 B SI 87 C SI 86 C SI 86 F FF 90 X SI 87 2-2 ② G4-3			C FF 89 C KC 73 X FF 90 0-2 53 1B 19 SF7 1B		C CH 87 B CH 82 L CH 82 F CH 82 C SI 90 1-3 ① K		C FF 96 F CH 84 F CU 85 B FF 97 D CU 85 B FF 96 X FF 97 3-2 ② G6-3 1-2		4	1	1	0	0	1	1
53 Melky Cabrera, S (1, 7) OBP: 0.346, SLG: 0.462	C FF 87 B SI 88 B SI 88 X SI 87 2-1 ③ L8			B SI 89 1 SAFE 1 SAFE S SI 90 F CH 83 X CH 85 1-2 1-3 1B		C SL 80 X KC 69 0-1 1B		B CH 89 C FF 96 F CH 87 F CU 84 B CU 85 X CH 84 2-2 ③ G6-3		4	0	2	0	0	0	1
19 José Bautista, R (1, 3) OBP: 0.414, SLG: 0.517		B FF 87 B SL 81 F FF 87 F SL 81 S FF 89 2-3 ① K		B FF 91 B CH 83 X FF 91 2-0 ① SF7 3-H		1 SAFE C SL 80 S CH 83 D CH 85 B FF 91 X CH 84 2-2 ② L9			X SI 89 0-0 ① G5-3	3	0	0	1	0	1	1
26 Adam Lind, L (1, 10) OBP: 0.389, SLG: 0.489		C FF 86 X FF 88 0-1 ② G1-3		B KC 74 D SI 90 X CH 82 2-0 ② F9		C FF 87 B FF 87 1 SAFE B FF 88 F FF 88 X SL 79 2-2 ③ F8			B SI 88 B SL 79 X SI 88 2-0 ② G5-3	4	0	0	0	0	0	2
30 Dioner Navarro, S (1, 2) OBP: 0.297, SLG: 0.350		B SI 86 B SI 87 F SI 86 X CH 79 2-1 ③ F7		C SI 89 X CH 83 0-1 ③ G4-3			C FF 87 B FF 87 F FF 86 B FF 87 F FF 87 B FF 88 F FF 87 F FF 87 X FC 86 3-2 ① G4-1		C SI 89 C SL 80 B FF 90 B FF 91 B SL 80 X SI 89 3-2 ③ L5	4	0	0	0	0	0	1
28 Colby Rasmus, L (1, 8) OBP: 0.267, SLG: 0.458 33 Darin Mastroianni, R (7, PH) OBP: 0.138, SLG: 0.214 (7, 8)			C SI 90 B FF 90 B CH 82 B SI 90 X SI 91 3-1 ① P5		B FF 87 C CH 80 S SI 90 B SL 81 S CH 83 2-3 ① K		B FF 92 C FF 94 B FF 94 S SI 94 F SL 83 B FF 95 C FF 94 3-3 ② K			2 1	0 0	0 0	0 0	0 0	1 1	0 0
14 Nolan Reimold, R (1, 9)			C FF 90 X FF 90 0-1 ② G6-3		B SL 80 F SL 80 F FF 91 B CH 84 F SL 83 F FF 93 F CH 83 X KC 72 2-2 ② P4		C SL 83 F FF 95 B FF 94 X FF 94 1-2 ③ P2			3	0	0	0	0	0	0
47 Juan Francisco, L (1, 5) OBP: 0.311, SLG: 0.521			B SI 90 B FF 90 F FF 90 B SI 91 X SI 91 3-1 1B		B CH 82 S CH 83 B CH 84 X SI 92 2-1 HR			C FF 97 B FF 97 F CH 88 S CU 85 1-3 ① K		3	1	2	1	0	1	0
Inning Stats	R: 0 E: 0 K: 0 S: 8 H: 0 LOB: 0 BB: 0 P: 13	R: 0 E: 0 K: 1 S: 7 H: 0 LOB: 0 BB: 0 P: 11	R: 0 E: 0 K: 0 S: 8 H: 1 LOB: 1 BB: 0 P: 14	R: 1 E: 0 K: 0 S: 10 H: 2 LOB: 1 BB: 0 P: 15	R: 1 E: 0 K: 1 S: 13 H: 1 LOB: 0 BB: 0 P: 20	R: 0 E: 0 K: 1 S: 12 H: 1 LOB: 1 BB: 0 P: 17	R: 0 E: 0 K: 1 S: 13 H: 0 LOB: 0 BB: 0 P: 20	R: 0 E: 0 K: 1 S: 12 H: 1 LOB: 1 BB: 0 P: 18	R: 0 E: 0 K: 0 S: 5 H: 0 LOB: 0 BB: 0 P: 10	1B: 5 2B: 0 3B: 0 HR: 1	SF: 1 SAC: 0 DP: 0 HBP: 0					

PITCHER		IP	WLS	BF	H	R	ER	SO	BB	IBB	HBP	BLK	WP	HR	S	P	ERA	WHIP
36 Jered Weaver, R ERA: 3.5	(1, 1)	2.0		6	0	0	0	1	0	0	0	0	0	0	15	24	0.00	0.000
52 Matt Shoemaker, R ERA: 4.38	(3, 1)	3.2	W	16	5	2	2	2	0	0	0	0	0	1	40	61	4.91	1.364
54 Joe Thatcher, L ERA: 2.55	(6, 1)	0.2	H	2	0	0	0	0	0	0	0	0	0	0	9	14	0.00	0.000
39 Jason Grilli, R ERA: 3.91	(7, 1)	0.2	H	2	0	0	0	1	0	0	0	0	0	0	7	11	0.00	0.000
40 Kevin Jepsen, R ERA: 2.25	(8, 1)	1.0	H	4	1	0	0	1	0	0	0	0	0	0	12	18	0.00	1.000

PITCHER		IP	WLS	BF	H	R	ER	SO	BB	IBB	HBP	BLK	WP	HR	S	P	ERA	WHIP
38 Joe Smith, R ERA: 2.56	(9, 1)	1.0	S	3	0	0	0	0	0	0	0	0	0	0	5	10	0.00	0.000

TOP

Toronto Blue Jays @ Los Angeles Angels

Angel Stadium of Anaheim, Anaheim, CA

Mon Jul 07 2014, 7:09 PM - 10:25 PM PDT

Att. 38,189 - Clear - 80 F

livebaseballscorecards.com

AB	32
R	2
H	6
RBI	2
BB	0
SO	5
LOB	7

PA: 33

Toronto Blue Jays @ Los Angeles Angels

Angel Stadium of Anaheim, Anaheim, CA

Mon Jul 07 2014, 7:09 PM - 10:25 PM PDT

Att. 38,189 - Clear - 80 F

livebaseballscorecards.com

BOTTOM

Batter	1	2	3	4	5	6	7	8	9	AB	R	H	RBI	BB	SO	LOB
56 Kole Calhoun, L (1, 9) OBP: 0.362, SLG: 0.521	C FF 92 B FF 93 F FF 93 X FF 94 1-2 ① L7		F FF 94 C SL 86 F FF 95 B SL 87 X SL 87 1-2 1-3 2B		B FF 93 B FF 94 F FF 93 B FF 94 B FF 93 4-1 5 1B 27 BB 32 SF8 BB	C SL 82 X SI 91 0-1 ② L7		C SL 81 X SL 81 0-1 ① P5		4	1	1	0	1	0	1
27 Mike Trout, R (1, 8) OBP: 0.399, SLG: 0.596	B SI 93 B SI 93 C FF 94 C FF 94 B FF 94 X FF 94 3-2 ② G1-3		B FF 94 X CH 86 1-0 ② G6-3 3-H		C CH 87 B SI 94 B SI 94 C CH 86 F FF 94 B FF 94 B FF 96 4-2 5 1B 47 1B 1-2 2-3 BB	B SI 92 C SI 92 B SL 83 F SI 92 F SL 83 B SL 84 X SI 90 3-2 E6 5 1B		C SI 91 B SI 90 T SI 92 T SI 92 1-2 ② K		4	1	0	1	1	1	2
5 Albert Pujols, R (1, 3) OBP: 0.322, SLG: 0.486	B FF 94 X CH 87 1-0 ③ F7		B CH 87 D CU 80 C CH 87 X SI 95 2-1 ③ G4-3		B SI 94 B FF 95 B FF 95 X CH 86 3-1 47 1B 2 2B 1-2 2-3 3-H 1B	C SI 91 C SL 82 B SL 83 B SI 90 X SL 82 2-2 32 BB 1-3 1B		C SI 91 X SI 91 0-1 ③ P2		5	1	2	1	0	0	2
32 Josh Hamilton, L (1, 7) OBP: 0.379, SLG: 0.444		B FF 93 B FF 93 F FF 94 F FF 94 X FF 93 2-2 ① L7		F FF 94 F FF 94 B SL 87 B FF 93 B FF 94 C FF 94 3-3 ① K	D FF 95 X FF 95 1-0 ① SF8 3-H	S SL 86 D SL 86 S SL 85 B SL 87 B FF 95 D SL 88 4-2 47 FC6-4 1-2 BB				2	0	0	1	1	1	0
47 Howie Kendrick, R (1, 4) OBP: 0.352, SLG: 0.392		F FF 92 B SI 94 F FF 93 B FF 93 B FF 94 X FF 93 3-2 2 FC5-4 1B		C CU 79 B CH 87 X CH 87 1-1 2B	B FF 94 B SI 93 B FF 94 C FF 93 F FF 95 F FF 94 F FF 95 F FF 95 X FF 95 3-2 2 2B 1-3 2-H 1B	C FF 96 S SL 87 F SL 87 B FF 91 X SL 87 1-2 ③ FC6-4 1-2f				4	0	3	1	0	0	3
2 Erick Aybar, S (1, 6) OBP: 0.317, SLG: 0.418		X FF 93 0-0 ② FC5-4 1-2f		C FF 94 F FF 94 S FF 93 0-3 ② K	X SI 91 0-0 1-3 3-H 2B		S SI 90 F SI 91 X SI 90 0-2 ① P4			4	0	1	1	0	1	2
6 David Freese, R (1, 5) OBP: 0.324, SLG: 0.346 8 John McDonald, R (8, 5) OBP: 0.288, SLG: 0.239		B FF 94 X FF 93 1-0 ③ L9		C FF 95 B FF 95 S FF 95 B FF 95 B SI 94 F FF 96 B FF 96 4-2 BB	F SI 93 B SL 84 C SL 85 C SI 92 1-3 ② K		C SL 80 S SL 80 F SL 80 B SL 80 B SI 90 F SI 91 F SI 92 C SI 93 2-3 ② K			3 0	0 0	0 0	0 0	1 0	2 0	3 0
20 C.J. Cron, R (1, 10) OBP: 0.311, SLG: 0.516			F FF 92 X SI 92 0-1 ① L9	D CU 80 B FF 93 X FF 94 2-0 ③ F8	C SL 83 B SI 93 C SI 92 X SL 83 1-2 ③ G6-3		B SL 80 C SL 81 X SI 92 1-1 ③ F9			4	0	0	0	0	0	4
17 Chris Iannetta, R (1, 2) OBP: 0.388, SLG: 0.439			F FF 94 B CU 80 S FF 93 B FF 94 F FF 94 B CU 80 F FF 95 X FF 95 3-2 56 2B 27 G6-3 1B		X FF 93 0-0 27 BB 5 1B 2B	B SI 92 C SL 82 C SI 90 B SL 84 F SI 91 F SI 92 F SL 84 S SL 84 2-3 ① K		B SI 90 X SL 79 1-0 1B		4	2	3	0	0	1	0
Inning Stats	R: 0 E: 0 K: 0 S: 7 H: 0 LOB: 0 BB: 0 P: 12	R: 0 E: 0 K: 0 S: 8 H: 1 LOB: 1 BB: 0 P: 14	R: 1 E: 0 K: 0 S: 14 H: 2 LOB: 1 BB: 0 P: 21	R: 0 E: 0 K: 2 S: 12 H: 1 LOB: 2 BB: 1 P: 22	R: 4 E: 0 K: 1 S: 21 H: 4 LOB: 2 BB: 2 P: 38	R: 0 E: 1 K: 1 S: 21 H: 1 LOB: 3 BB: 1 P: 33	R: 0 E: 0 K: 1 S: 11 H: 0 LOB: 0 BB: 0 P: 14	R: 0 E: 0 K: 1 S: 8 H: 1 LOB: 1 BB: 0 P: 10		1B: 6 2B: 4 3B: 0 HR: 0 SF: 1 SAC: 0 DP: 0 HBP: 0						

	AB	34
	R	5
	H	10
	RBI	5
	BB	4
	SO	6
	LOB	17

WP: 0 PB: 0 SB: 0 CS: 0 PA: 39

PITCHER		IP	WLS	BF	H	R	ER	SO	BB	IBB	HBP	BLK	WP	HR	S	P	ERA	WHIP
48 J.A. Happ, L ERA: 4.72	(1, 1)	4.1	L	23	7	5	5	2	3	0	0	0	0	0	55	98	10.38	2.308
64 Chad Jenkins, R ERA: 3.86	(5, 1)	1.1		7	2	0	0	2	0	0	0	0	0	0	22	31	0.00	1.500
21 Sergio Santos, R ERA: 7.23	(6, 1)	0.1		2	0	0	0	0	1	0	0	0	0	0	6	11	0.00	3.000
58 Todd Redmond, R ERA: 2.78	(7, 1)	2.0		7	1	0	0	2	0	0	0	0	0	0	19	24	0.00	0.500

PITCHER	IP	WLS	BF	H	R	ER	SO	BB	IBB	HBP	BLK	WP	HR	S	P	ERA	WHIP

Toronto Blue Jays @ Los Angeles Angels

Angel Stadium of Anaheim, Anaheim, CA

Tue Jul 08 2014, 7:10 PM - 9:54 PM PDT

Att. 38,111 - Clear - 75 F

livebaseballscorecards.com

Batter	1	2	3	4	5	6	7	8	9	AB	R	H	RBI	BB	SO	LOB
7 José Reyes, S (1, 6) OBP: 0.320, SLG: 0.410	C FF 93 S SI 93 F CU 79 X FF 94 0-2 ① G4-3		F CH 86 X FF 93 0-1 ② 1B		S SI 94 X SI 94 0-1 1-2 3-H 1B		S SI 93 1 SAFE X CH 86 0-1 1-H HR		X FF 95 0-0 1B	5	1	4	3	0	0	0
18 Steve Tolleson, R (1, 5) OBP: 0.327, SLG: 0.444	X SI 93 0-0 19 CS 53 1B 1B		C CH 86 B CH 88 B SI 94 B SI 92 S FF 92 S FF 93 3-3 ③ K		F FF 90 B CU 78 X FF 92 1-1 ② F7		B SI 92 S CH 85 F CU 77 X CU 78 1-2 1B		C SL 86 1 SAFE 1 SAFE C SL 85 F FF 97 B SL 86 1 SAFE S FF 96 1-3 ③ K	5	0	2	0	0	2	3
53 Melky Cabrera, S (1, 7) OBP: 0.345, SLG: 0.460	F SI 92 1 SAFE D CU 78 B SI 93 X FF 93 2-1 19 CS 1-2 1B			C FF 92 B CU 78 B FF 93 C FF 94 X CU 79 2-2 ① G4-3	X SI 93 0-0 ③ G6-3		C FF 90 X SL 78 0-1 ③ G3			4	0	1	0	0	0	3
19 José Bautista, R (1, 3) OBP: 0.412, SLG: 0.513	B SI 93 F FF 93 C FF 93 B CU 79 F CU 79 B CU 78 X CH 86 3-2 ② P5 1-2 2-3 ③			C CU 77 S CH 87 B FF 94 X CU 78 1-2 ② F8		B CH 85 S CH 84 S CH 85 B FF 92 F FF 93 B CU 77 F CH 85 F CH 86 X CH 87 3-2 ① L7		B SL 81 F FF 92 X FF 92 1-1 30 S 30 1B 1B		4	1	1	0	0	0	2
14 Nolan Reimold, R (1, 9) OBP: 0.286, SLG: 0.571		X SI 92 0-0 33 G6-4-3 2B		F CU 77 X CU 77 0-1 2B		B CU 77 F SI 93 C FF 93 B FF 94 B CH 86 X SI 94 3-2 ② G4-3		F FF 92 C SL 81 S CH 74 0-3 ① K		4	0	2	0	0	1	1
30 Dioner Navarro, S (1, 10) OBP: 0.300, SLG: 0.350		C CH 86 H CU 77 1-1 33 G6-4-3 HBP		C FF 92 B SI 93 F FF 94 S CU 80 1-3 ③ K		F FF 92 C CU 76 X FF 94 0-2 ③ G5-3		C SL 78 S CH 72 B FF 93 D CH 75 F CH 73 X FF 92 2-2 33 G5-4-3 1-H 1B		3	0	1	1	0	1	1
33 Darin Mastroianni, R (1, 8) OBP: 0.121, SLG: 0.188		L SI 92 X SI 93 0-1 ①② G6-4-3 1-2f 2-3			B SI 93 X SI 92 1-0 ① P3		C SI 92 X CH 85 0-1 ① G6-3	F FF 92 X SL 80 0-1 ②③ G5-4-3 1-2f		4	0	0	0	0	0	3
66 Munenori Kawasaki, L (1, 4) OBP: 0.345, SLG: 0.329		X FF 92 0-0 ③ L7			C FF 92 B FF 93 C FF 92 B CU 78 X CU 76 2-2 22 1B 7 1B 1B		C FF 92 C CU 76 B CU 78 B SI 92 F CU 76 X FF 92 2-2 7 HR 1B		B FF 94 X FF 94 1-0 ① F8	4	2	2	0	0	0	1
22 Josh Thole, L (1, 2) OBP: 0.337, SLG: 0.295			C FF 92 B CU 76 F FF 92 X FF 93 1-2 ① G4-3		1 SAFE C FF 92 F FF 92 F FF 93 F SI 94 1 SAFE 1 SAFE X CU 79 0-2 7 1B 1-3 1B		B FF 92 B FF 91 F FF 91 F FF 91 1 SAFE X FF 92 2-2 ② F7		C FF 95 F FF 95 F FF 95 X FF 95 0-2 ② G1-3	4	0	1	0	0	0	1
Inning Stats	R: 0 E: 0 K: 0 S: 11 H: 2 LOB: 1 BB: 0 P: 16	R: 0 E: 0 K: 0 S: 5 H: 1 LOB: 1 BB: 0 P: 6	R: 0 E: 0 K: 1 S: 8 H: 1 LOB: 0 BB: 0 P: 12	R: 0 E: 0 K: 1 S: 11 H: 1 LOB: 1 BB: 0 P: 15	R: 1 E: 0 K: 0 S: 14 H: 3 LOB: 2 BB: 0 P: 18	R: 0 E: 0 K: 0 S: 12 H: 0 LOB: 0 BB: 0 P: 18	R: 2 E: 0 K: 0 S: 16 H: 3 LOB: 1 BB: 0 P: 21	R: 1 E: 0 K: 1 S: 11 H: 2 LOB: 0 BB: 0 P: 14	R: 0 E: 0 K: 1 S: 10 H: 1 LOB: 1 BB: 0 P: 12	1B: 11 2B: 2 3B: 0 HR: 1 SF: 0 SAC: 0 DP: 2 HBP: 1						

TOP	
AB	37
R	4
H	14
RBI	4
BB	0
SO	4
LOB	15

WP: 0 PA: 38
PB: 0
SB: 1
CS: 2

PITCHER		IP	WLS	BF	H	R	ER	SO	BB	IBB	HBP	BLK	WP	HR	S	P	ERA	WHIP
45 Tyler Skaggs, L ERA: 4.15	(1, 1)	6.2	L	29	11	3	3	2	0	0	1	0	0	1	75	104	4.05	1.650
64 Mike Morin, R ERA: 2.2	(7, 1)	1.1		5	2	1	1	1	0	0	0	0	0	0	13	16	6.75	1.500
68 Cam Bedrosian, R ERA: 12.15	(9, 1)	1.0		4	1	0	0	1	0	0	0	0	0	0	10	12	0.00	1.000

PITCHER	IP	WLS	BF	H	R	ER	SO	BB	IBB	HBP	BLK	WP	HR	S	P	ERA	WHIP

Batter	1	2	3	4	5	6	7	8	9	AB	R	H	RBI	BB	SO	LOB
56 Kole Calhoun, L (1, 9) OBP: 0.355, SLG: 0.510	B KN 73 C KN 79 C KN 74 F KN 77 B EP 65 S KN 76 2-3 ① **K**		S KN 75 F KN 80 B KN 68 S KN 80 1-3 ② **K**			F KN 74 S KN 78 X FF 80 0-2 ② **G4-3**		C FF 97 X FF 98 0-1 ② **F8**		4	0	0	0	0	2	1
27 Mike Trout, R (1, 10) OBP: 0.397, SLG: 0.594	C KN 74 B KN 78 F KN 76 F KN 79 B KN 78 F KN 76 X KN 78 2-2 ② **F8**		C KN 77 B FF 79 X EP 66 1-1 ③ **F9**			B KN 75 B KN 76 B KN 73 C KN 71 F KN 75 F KN 79 X KN 77 3-2 ③ **2B**		B FF 98 F FF 98 F SL 91 B FF 97 D SL 91 X FF 97 3-2 ③ **P4**		4	0	1	0	0	0	1
5 Albert Pujols, R (1, 3) OBP: 0.319, SLG: 0.480	C KN 72 B KN 78 X KN 78 1-1 ③ **F9**			B KN 72 F KN 72 X KN 78 1-1 ① **G6-3**			B KN 73 C KN 71 B KN 77 S KN 73 B KN 78 X KN 75 3-2 ① **G5-3**		B SI 92 X SI 92 1-0 ① **G6-3**	4	0	0	0	0	0	0
32 Josh Hamilton, L (1, 8) OBP: 0.371, SLG: 0.432		C KN 76 B KN 79 X EP 65 1-1 ① **G3-1**		S KN 76 S KN 79 B KN 79 X KN 80 1-2 ② **P6**			X KN 75 0-0 ② **F7**		F SI 93 X SI 93 0-1 ② **G4-3**	4	0	0	0	0	0	0
2 Erick Aybar, S (1, 6) OBP: 0.319, SLG: 0.419		C KN 74 X KN 78 0-1 17 BB **1B**		F KN 74 B KN 78 F KN 76 B KN 79 X EP 66 2-2 ③ **G5-3**			C KN 75 X KN 78 0-1 47 1B **1B**		C SI 93 B CH 82 X SI 93 1-1 ③ **G6-3**	4	0	2	0	0	0	0
47 Howie Kendrick, R (1, 4) OBP: 0.352, SLG: 0.391		1 SAFE C KN 76 X KN 77 0-1 ② **F8**			B KN 71 C FF 83 B KN 73 C KN 73 C KN 75 2-3 ① **K**		S KN 76 X KN 78 0-1 1-3 **1B**			3	0	1	0	0	1	1
17 Chris Iannetta, R (1, 2) OBP: 0.387, SLG: 0.434		B KN 74 1 SAFE B KN 76 B KN 75 F FF 82 1 SAFE F KN 76 B KN 77 4-2 1-2 **BB**			B KN 76 S KN 73 F KN 77 C KN 80 1-3 ② **K**		S KN 78 X KN 78 0-1 ③ **G5-3**			2	0	0	0	1	1	2
7 Collin Cowgill, R (1, 7) OBP: 0.344, SLG: 0.403		B KN 78 B KN 76 F KN 75 C FF 83 F KN 78 X KN 78 2-2 ③ **F9**			C KN 72 B FF 79 X KN 77 1-1 ③ **G6-3**			B FF 96 S FF 97 S FF 97 B FF 97 S FF 97 2-3 ① **K**		3	0	0	0	0	1	2
8 John McDonald, R (1, 5) OBP: 0.278, SLG: 0.229 6 David Freese, R (8, PH) OBP: 0.327, SLG: 0.349 (9, 5)			B FF 81 C FF 81 B KN 76 C FF 82 S KN 77 2-3 ① **K**			B KN 73 X KN 71 1-0 ① **P2**		F FF 98 B SL 91 B FF 96 X FF 97 2-1 **1B**		2 1	0 0	0 1	0 0	0 0	1 0	0 0
Inning Stats	R: 0 E: 0 K: 1 S: 11 H: 0 LOB: 0 BB: 0 P: 16	R: 0 E: 0 K: 0 S: 12 H: 1 LOB: 2 BB: 1 P: 19	R: 0 E: 0 K: 2 S: 8 H: 0 LOB: 0 BB: 0 P: 12	R: 0 E: 0 K: 0 S: 8 H: 0 LOB: 0 BB: 0 P: 12	R: 0 E: 0 K: 2 S: 8 H: 0 LOB: 0 BB: 0 P: 12	R: 0 E: 0 K: 0 S: 8 H: 1 LOB: 1 BB: 0 P: 12	R: 0 E: 0 K: 0 S: 10 H: 2 LOB: 2 BB: 0 P: 13	R: 0 E: 0 K: 1 S: 10 H: 1 LOB: 1 BB: 0 P: 17	R: 0 E: 0 K: 0 S: 5 H: 0 LOB: 0 BB: 0 P: 7	1B: 4 2B: 1 3B: 0 HR: 0	SF: 0 SAC: 0 DP: 0 HBP: 0				WP: 0 PB: 0 SB: 0 CS: 0	PA: 32	

PITCHER	IP	WLS	BF	H	R	ER	SO	BB	IBB	HBP	BLK	WP	HR	S	P	ERA	WHIP
43 R.A. Dickey, R (1, 1) ERA: 3.86	7.0	W	25	4	0	0	5	1	0	0	0	0	0	65	96	0.00	0.714
29 Dustin McGowan, R (8, 1) ERA: 3.9	1.0		4	1	0	0	1	0	0	0	0	0	0	10	17	0.00	1.000
62 Aaron Loup, L (9, 1) ERA: 2.95	1.0		3	0	0	0	0	0	0	0	0	0	0	5	7	0.00	0.000

PITCHER	IP	WLS	BF	H	R	ER	SO	BB	IBB	HBP	BLK	WP	HR	S	P	ERA	WHIP

BOTTOM

Toronto Blue Jays @ Los Angeles Angels

Angel Stadium of Anaheim, Anaheim, CA

Tue Jul 08 2014, 7:10 PM - 9:54 PM PDT

Att. 38,111 - Clear - 75 F

livebaseballscorecards.com

AB	31
R	0
H	5
RBI	0
BB	1
SO	6
LOB	7

Toronto Blue Jays @ Los Angeles Angels

Angel Stadium of Anaheim, Anaheim, CA

Wed Jul 09 2014, 12:41 PM - 4:26 PM PDT

Att. 35,726 - Sunny - 81 F

TOP

livebaseballscorecards.com

Batter	1	2	3	4	5	6	7	8	9	AB	R	H	RBI	BB	SO	LOB
7 José Reyes, S (1, 6) OBP: 0.323, SLG: 0.409	B FF 90 C FF 91 F CU 76 X SI 92 1-2 18 E 18 G5-3 1B		X CH 84 0-0 14 BB 18 SH5-4 1-2 1B	B CU 78 B CH 85 B FF 91 B FF 91 4-0 18 WP 18 1B 1-2 2-3 BB	B FF 88 F FC 86 B FF 87 F FF 87 F FF 87 F FF 87 T FF 87 2-2 ② K		F FF 93 B CH 85 S CH 85 X FF 93 1-2 ① P6		C SL 81 B FF 91 F SI 90 F SL 81 B SL 81 X FF 91 2-2 ③ F8	5	1	2	0	1	1	3
18 Steve Tolleson, R (1, 5) OBP: 0.330, SLG: 0.446 47 Juan Francisco, L (5, PH) OBP: 0.308, SLG: 0.516 (5, 5)	1 SAFE C SI 91 2 SAFE D CU 78 B CH 87 C FF 92 F SI 92 X FF 92 2-2 ① ② G5-3 1-H		X FF 90 0-0 ① SH5-4 1-2 2-3	D SL 82 C SI 91 F CU 79 B SL 82 X SI 91 2-2 53 E 14 2B 1-H 2-H 3-H 1B	C CH 85 D CH 85 C FF 92 F FF 91 B FF 92 T KC 85 2-2 ③ K		B CH 84 B FF 92 F CH 86 B FF 93 S FF 93 X SL 83 3-2 ② G3-6-3 1-2			2 2	1 0	1 0	2 0	0 1	0 3	1
53 Melky Cabrera, S (1, 7) OBP: 0.348, SLG: 0.459	C FF 90 B SI 90 B FF 91 C FC 89 B SI 91 X FC 90 3-2 19 1B 1B		C SL 80 D SI 92 B FF 91 X SL 81 2-1 ② G5-3	F CH 85 X FF 90 0-1 FC3 14 2B 1-2		B KC 84 B CH 84 B FF 92 B FF 90 4-0 14 1B 30 1B BB	B FF 93 B FF 93 B CH 85 C FF 94 B CH 84 4-1 BB			3	2	1	0	2	0	3
19 José Bautista, R (1, 3) OBP: 0.412, SLG: 0.510	S CH 86 B FF 92 B CU 78 D CU 77 S SI 91 X FF 92 3-2 1-3 1B		I IN 72 I IN 72 I IN 72 I IN 74 4-0 14 BB IBB	B CU 77 C FF 91 B SI 91 X CH 84 2-1 ② P5		S FF 91 1 SAFE B FF 92 C CH 86 F FF 92 F KC 84 B FF 91 X CH 86 2-2 ① L8	S SL 83 S SL 83 B FF 93 F SL 82 B FF 94 F FF 94 D SL 83 T SL 83 3-2 ③ K			4	0	1	0	1	1	5
14 Nolan Reimold, R (1, 9) OBP: 0.417, SLG: 0.636	B SI 91 S CH 84 X CU 75 1-1 ③ L7		D CH 85 B SI 91 B FF 91 C FF 91 C FC 89 B FF 91 4-2 1-2 2-3 3-H BB	X SI 90 0-0 1-H 2-H 2B		B KC 82 S CH 85 B FF 93 F FF 91 B FF 93 1 SAFE 1 SAFE X CH 86 3-2 30 1B 1-3 1B		B FF 97 X FF 96 1-0 ① P4		4	0	2	3	1	0	2
31 Erik Kratz, R (1, 2) OBP: 0.237, SLG: 0.356		X FF 90 0-0 ① G6-3	F CH 85 C CU 77 S FF 91 0-3 ③ K	B SL 82 C SL 81 B FF 95 S FF 94 X FF 94 2-2 ③ G5-3		C CH 88 S FF 93 D KC 85 S FF 93 1-3 ② K		B FF 97 B FF 97 S FF 96 F FF 97 F FF 97 B CU 86 X FF 96 3-2 ② G6-3		5	0	0	0	0	2	6
30 Dioner Navarro, S (1, 10) OBP: 0.305, SLG: 0.358		C FF 90 X SI 91 0-1 ② G4-3		X SI 90 0-0 7 BB 33 E 18 WP 1B	B CH 86 C FF 94 B FF 94 F FF 93 X CH 87 2-2 66 FC2-5 2B	B CH 87 C CH 87 X FF 92 1-1 1-2 3-H 1B		C FF 96 X FF 97 0-1 ③ P5		5	1	3	1	0	0	0
33 Darin Mastroianni, R (1, 8) OBP: 0.114, SLG: 0.176 28 Colby Rasmus, L (5, PH) OBP: 0.268, SLG: 0.454 (5, 8)		C FF 90 B SI 91 X SI 92 1-1 ③ G4-3		X FF 91 0-0 FC4 18 WP 7 BB 18 1B 1-2	C SL 78 B FF 87 B FC 86 B FF 86 C FF 86 B FF 86 4-2 66 FC2-5 BB	C CH 85 C FF 92 X CH 88 0-2 ③ L8			C SL 80 F FF 89 S SL 81 0-3 ① K	2 2	1 0	0 0	0 1	0 1	0 1	1 2
66 Munenori Kawasaki, L (1, 4) OBP: 0.348, SLG: 0.333		C SI 90 B CU 78 B SL 83 C SI 91 X SI 92 2-2 18 SH5-4 7 1B 14 BB 1B	B CU 72 B FF 91 C SI 91 B FF 90 C FF 91 X FF 91 3-2 ① F7	X FF 86 0-0 ① FC2-5 1-2 2-3f			C FF 92 B SL 82 C FF 92 X SL 82 1-2 47 G3-6-3 1B		B SI 88 C SI 89 C SL 80 C SL 80 1-3 ② K	5	1	2	0	0	1	4

Inning Stats										
	R: 0 E: 1 K: 0 S: 15	H: 3 LOB: 2 BB: 0 P: 25	R: 0 E: 0 K: 0 S: 5	H: 0 LOB: 0 BB: 0 P: 6	R: 1 E: 0 K: 1 S: 12	H: 2 LOB: 3 BB: 2 P: 24	R: 5 E: 2 K: 0 S: 16	H: 3 LOB: 1 BB: 1 P: 29	R: 0 E: 0 K: 2 S: 15	H: 1 LOB: 2 BB: 1 P: 25
	R: 1 E: 0 K: 1 S: 16	H: 2 LOB: 2 BB: 1 P: 27	R: 0 E: 0 K: 1 S: 15	H: 1 LOB: 2 BB: 1 P: 27	R: 0 E: 0 K: 0 S: 7	H: 0 LOB: 0 BB: 0 P: 11	R: 0 E: 0 K: 2 S: 10	H: 0 LOB: 0 BB: 0 P: 13	1B: 10 2B: 2 3B: 0 HR: 0	SF: 0 SAC: 1 DP: 0 HBP: 0

	WP: 1	PA: 46
	PB: 0	
	SB: 0	
	CS: 0	

AB	39
R	7
H	12
RBI	6
BB	6
SO	7
LOB	30

PITCHER		IP	WLS	BF	H	R	ER	SO	BB	IBB	HBP	BLK	WP	HR	S	P	ERA	WHIP
33 C.J. Wilson, L ERA: 4.33	(1, 1)	3.2		23	8	6	3	1	2	1	0	0	1	0	45	79	7.36	2.727
68 Cam Bedrosian, R ERA: 11.57	(4, 1)	0.1		2	1	0	0	0	0	0	0	0	0	0	6	10	0.00	3.000
54 Joe Thatcher, L ERA: 2.49	(5, 1)	0.2		3	0	0	0	1	1	0	0	0	0	0	8	14	0.00	1.500
59 Fernando Salas, R ERA: 3.03	(5, 1)	1.1		7	2	1	1	2	1	0	0	0	0	0	20	33	6.75	2.250
39 Jason Grilli, R ERA: 3.76	(7, 1)	1.0	W	5	1	0	0	1	1	0	0	0	0	0	15	27	0.00	2.000

PITCHER		IP	WLS	BF	H	R	ER	SO	BB	IBB	HBP	BLK	WP	HR	S	P	ERA	WHIP
40 Kevin Jepsen, R ERA: 2.19	(8, 1)	1.0	H	3	0	0	0	0	0	0	0	0	0	0	7	11	0.00	0.000
38 Joe Smith, R ERA: 2.5	(9, 1)	1.0	S	3	0	0	0	2	0	0	0	0	0	0	10	13	0.00	0.000

BOTTOM

Toronto Blue Jays @ Los Angeles Angels

Angel Stadium of Anaheim, Anaheim, CA

Wed Jul 09 2014, 12:41 PM - 4:26 PM PDT

Att. 35,726 - Sunny - 81 F

livebaseballscorecards.com

Batter	1	2	3	4	5	6	7	8	9	AB	R	H	RBI	BB	SO	LOB
56 Kole Calhoun, L (1, 9) OBP: 0.356, SLG: 0.520	C FF 94 C FF 95 C FF 95 0-3 ① K	B SV 82 B FF 94 C FF 94 F SL 89 S FF 95 2-3 ③ K		D SV 82 B FF 94 X FF 94 2-0 HR 3-H			B SI 90 B SI 90 C SI 90 B SI 91 B SI 92 4-1 27 FC5-4 BB	C CU 84 B CU 85 B FF 94 X SI 93 2-1 ③ L9		4	1	1	2	1	2	3
27 Mike Trout, R (1, 8) OBP: 0.396, SLG: 0.590	C FF 96 F SL 89 B FF 95 X FC 92 1-2 ② F9		B FF 93 C FF 93 X FF 94 1-1 ③ 5 WP 5 1B 1B	C SI 89 B SI 91 X SI 90 1-1 P4			B SI 92 B CH 80 C SI 92 S SI 93 X SI 94 2-2 ① FC5-4 1-2f 5 HR			4	1	1	0	0	0	1
5 Albert Pujols, R (1, 10) OBP: 0.321, SLG: 0.489	C FF 95 F SV 84 X FF 95 0-2 ③ G6-3		T FC 89 B SV 84 D SV 84 S SV 84 X SV 84 2-2 ① 32 1B 1-H 1B		B SI 89 X SI 89 1-0 ① P4		C SI 93 B SI 92 1 SAFE 1 SAFE F SI 93 X SI 94 1-2 1-H HR			4	2	2	2	0	0	0
32 Josh Hamilton, L (1, 7) OBP: 0.368, SLG: 0.428		C FF 94 T FC 91 S SV 84 0-3 ① K	S CH 84 X CH 85 0-1 ② 2-H 1B		B SI 90 B CH 82 S SI 90 S SI 91 S SI 91 2-3 ② K		C SL 78 C SL 77 C SL 78 0-3 ② K			4	0	1	1	0	3	0
2 Erick Aybar, S (1, 6) OBP: 0.318, SLG: 0.417		X FF 95 0-0 E6 47 1B	B FF 95 F FF 92 X CH 85 1-1 ③ G3-1		X SI 92 0-0 ③ F7		X SI 93 0-0 1B			4	1	1	0	0	0	0
47 Howie Kendrick, R (1, 4) OBP: 0.351, SLG: 0.390		C FF 94 X FF 95 0-1 6 1B 2-H 1B		C FF 93 B FF 93 B CH 85 B FF 94 F FF 94 F FF 94 X FF 94 3-2 ① L9		B SI 90 S SI 89 X SL 81 1-1 ① F7	X FF 94 0-0 ③ F9			4	1	1	1	0	0	1
6 David Freese, R (1, 5) OBP: 0.335, SLG: 0.352 8 John McDonald, R (8, 5) OBP: 0.273, SLG: 0.224		X FC 89 0-0 20 1B 2-H 1B		C FF 95 B SV 83 F CH 86 B SV 84 F FF 94 F CH 86 B FC 90 B FF 95 4-2 20 1B 16 WP BB		B SI 91 F SI 90 B SI 91 B SI 90 B SI 89 4-1 16 FC6-4 BB		B FF 97 B FF 95 B FF 92 C FF 94 C FF 95 F FF 95 F FF 95 X FF 94 3-2 ① P2		1 1	1 0	1 0	1 0	2 0	0 0	0 0
20 C.J. Cron, R (1, 3) OBP: 0.315, SLG: 0.516		C FF 95 B SV 85 S SV 84 X SV 84 1-2 1-2 1B		B FC 92 C FF 95 F SV 83 X FF 95 1-2 16 G4-3 16 WP 56 HR 1-3 1B		B SI 90 C SL 82 C SI 90 F SL 81 C SI 91 1-3 ② K		F SL 89 B FF 96 S SL 90 F SL 89 F FF 96 B SL 90 S FF 96 2-3 ② K		4	1	2	0	0	2	1
16 Hank Conger, L (1, 2) OBP: 0.314, SLG: 0.353		C CH 86 B CH 86 C FF 94 B FF 93 B FC 91 F FF 94 S FC 91 3-3 ② K		C FF 95 C FF 95 B FF 95 B FF 95 B SV 84 F FF 95 X FF 94 3-2 ② G4-3 1-3 3-H		X SI 90 0-0 ③ FC6-4 1-2f		S CH 90 B CH 90 B FF 96 S FF 95 B SI 92 F FF 96 B SL 90 4-2 BB		3	0	0	0	1	1	4
Inning Stats	R: 0 E: 0 K: 1 S: 9 H: 0 LOB: 0 BB: 0 P: 10	R: 2 E: 1 K: 3 S: 17 H: 3 LOB: 2 BB: 0 P: 23	R: 1 E: 0 K: 0 S: 9 H: 3 LOB: 0 BB: 0 P: 13	R: 3 E: 0 K: 0 S: 18 H: 2 LOB: 0 BB: 1 P: 32	R: 0 E: 0 K: 1 S: 5 H: 0 LOB: 0 BB: 0 P: 8	R: 0 E: 0 K: 1 S: 8 H: 0 LOB: 1 BB: 1 P: 14	R: 2 E: 0 K: 1 S: 12 H: 2 LOB: 1 BB: 1 P: 19	R: 0 E: 0 K: 1 S: 15 H: 0 LOB: 1 BB: 1 P: 26		1B: 8 2B: 0 3B: 0 HR: 2	SF: 0 SAC: 0 DP: 0 HBP: 0			WP: 2 PB: 0 SB: 0 CS: 0	PA: 37	

	AB	R	H	RBI	BB	SO	LOB
	33	8	10	7	4	8	10

PITCHER		IP	WLS	BF	H	R	ER	SO	BB	IBB	HBP	BLK	WP	HR	S	P	ERA	WHIP
6 Marcus Stroman, R ERA: 4.05	(1, 1)	3.2		19	8	6	5	4	1	0	0	0	2	1	51	75	12.27	2.455
58 Todd Redmond, R ERA: 2.66	(4, 1)	2.0		7	0	0	0	2	1	0	0	0	0	0	14	24	0.00	0.500
62 Aaron Loup, L ERA: 3.3	(6, 1)	1.0	L	6	2	2	2	1	1	0	0	0	0	1	12	19	18.00	3.000
29 Dustin McGowan, R ERA: 3.84	(7, 1)	1.0		4	0	0	0	1	1	0	0	0	0	0	14	23	0.00	1.000
27 Brett Cecil, L ERA: 3.54	(8, 1)	0.1		1	0	0	0	0	0	0	0	0	0	0	2	4	0.00	0.000

PITCHER	IP	WLS	BF	H	R	ER	SO	BB	IBB	HBP	BLK	WP	HR	S	P	ERA	WHIP

Batter	1	2	3	4	5	6	7	8	9	AB	R	H	RBI	BB	SO	LOB
56 Kole Calhoun, L (1, 9) OBP: 0.366, SLG: 0.542	C CH 85 F CU 76 B CU 77 X FF 89 1-2 E4 3B	C CU 75 B FF 86 F CH 82 D CU 77 X CH 83 2-2 27 1B 5 SF 1-3 2-H 2B	F FF 89 B CU 76 B CH 82 X CH 83 2-1 27 HR 1-3 1B		F FS 88 B CH 83 X FF 94 1-1 ② G3-1 1B			B FF 95 S FF 96 B FF 97 C FF 96 X SL 86 2-2 5 WP 5 1B 1B		5	4	4	1	0	0	0
27 Mike Trout, R (1, 8) OBP: 0.401, SLG: 0.602 7 Collin Cowgill, R (8, 8) OBP: 0.344, SLG: 0.403	B FF 88 C FF 89 B FF 89 C SL 83 F FF 90 B FF 90 X SL 83 3-2 5 1B 32 2B 1B	B CU 75 X SL 82 1-0 5 SF 32 2B 2-3 3-H 1B	F FF 89 B FF 86 B FF 89 B SL 82 C SL 83 X SL 83 3-2 1-H 3-H HR		C FF 94 B FF 93 X SL 85 1-1 1B			C FF 98 F FF 98 B FF 98 F SL 86 B FF 98 S SL 88 2-3 ① K		5 0	3 0	4 0	4 0	0 0	1 0	1 0
5 Albert Pujols, R (1, 3) OBP: 0.322, SLG: 0.489 8 John McDonald, R (8, PR) OBP: 0.273, SLG: 0.224 (8, 6)	X FF 86 0-0 32 2B 2 G3 1-2 1B	X FF 88 0-0 SF 32 2B 2 1B 1-2 3-H	B FF 94 F FF 93 C SL 82 F FF 95 B CH 83 X SL 84 2-2 ② G6-3		B SL 84 S FS 90 F SL 83 F FF 96 F FF 94 F SL 85 X FF 96 1-2 ③ L8			F SL 87 B FF 99 B SL 85 F SL 85 X FF 98 2-2 32 2B 2 G6-3 1-H 1B		4 0	2 1	2 0	2 0	0 0	0 0	1 0
32 Josh Hamilton, L (1, 7) OBP: 0.374, SLG: 0.451	X CH 83 0-0 2 G3 47 SF8 1-3 2-H 2B	X CU 77 0-0 2 1B 47 G6-3 1-3 2-H 2B	C FF 93 S CH 82 S CH 81 0-3 ③ K			B FF 94 X FF 94 1-0 ① F7		X SL 86 0-0 2 G6-3 1-3 2B		5	2	3	2	0	1	0
2 Erick Aybar, S (1, 6) OBP: 0.319, SLG: 0.415 46 Cory Rasmus, R (8, 1) 51 Drew Rucinski, R (9, 1)	B SI 88 X FF 88 1-0 ① G3 2-3 3-H	F FF 90 X FF 89 0-1 47 G6-3 2-3 3-H 1B	F FF 94 B FF 95 B FS 91 B FS 87 B FF 92 4-1 47 G5-3 BB			B FF 93 B CH 84 S FF 95 B FF 95 F FF 96 X FF 95 3-2 ② L8		B FF 97 X SL 87 1-0 ② G6-3 2-3 3-H		4 0 0	0 0 0	1 0 0	3 0 0	1 0 0	0 0 0	3 0 0
47 Howie Kendrick, R (1, 4) OBP: 0.346, SLG: 0.385	F FF 89 B FF 89 X CH 82 1-1 ② SF8 3-H	F FF 89 1 SAFE B FF 89 B SL 84 X SL 84 2-1 ① G6-3 1-2f 3-H	C FF 94 B FF 92 B SL 84 X FF 94 2-1 ① G5-3 1-2			B CU 76 S FF 96 S FF 96 F FF 95 X CU 77 1-2 ③ G5-3		B FF 97 C FF 97 F FF 98 B FF 99 X SL 86 2-2 ③ F8		4	0	0	1	0	0	4
6 David Freese, R (1, 5) OBP: 0.328, SLG: 0.345	C FF 90 F FF 90 B FF 90 C FF 90 1-3 ③ K	X SL 84 0-0 ③ G5-3	S SL 86 F FF 94 B FF 95 S SL 84 1-3 ② K				C FF 95 F FF 92 X FF 96 0-2 ① G4-3		C CH 84 S CH 84 B FF 86 F FF 85 X FF 86 1-2 ① G6-3	5	0	0	0	0	2	1
20 C.J. Cron, R (1, 10) OBP: 0.312, SLG: 0.506 (8, 3)		C FF 88 C FF 88 B FF 88 X FF 88 1-2 16 1B 56 2B 1B	X FF 89 0-0 ① P6	C SL 83 B FF 94 B SL 84 B SL 84 X FF 93 3-1 ③ G3-1			B CU 77 B FF 95 X FF 95 2-0 ② L9		F FF 85 F CH 79 F FF 86 B CH 84 S KN 75 1-3 ② K	5	1	1	0	0	1	1
16 Hank Conger, L (1, 2) OBP: 0.317, SLG: 0.354		X SI 88 0-0 56 2B 27 1B 1-2 1B	C FF 88 T CH 84 F CU 78 B SL 84 F CU 78 B FF 90 X FF 89 2-2 56 1B 27 HR 1B		F FS 90 C FF 94 B CH 82 C SL 84 1-3 ① K		C CH 87 B FF 94 B CU 77 B FF 94 F FF 96 F FF 95 S FF 96 3-3 ③ K		B FC 81 X CH 82 1-0 ③ F8	5	2	2	0	0	2	0

Inning Stats	1	2	3	4	5	6	7	8	9
	R: 4 E: 1 K: 1 S: 15 H: 4 LOB: 0 BB: 0 P: 22	R: 6 E: 1 K: 0 S: 15 H: 6 LOB: 0 BB: 0 P: 21	R: 3 E: 0 K: 1 S: 18 H: 3 LOB: 0 BB: 0 P: 27	R: 0 E: 0 K: 1 S: 8 H: 0 LOB: 1 BB: 1 P: 18	R: 0 E: 0 K: 1 S: 13 H: 1 LOB: 1 BB: 0 P: 17	R: 0 E: 0 K: 0 S: 8 H: 0 LOB: 0 BB: 0 P: 13	R: 0 E: 0 K: 1 S: 8 H: 0 LOB: 0 BB: 0 P: 13	R: 2 E: 0 K: 1 S: 15 H: 3 LOB: 2 BB: 0 P: 24	R: 0 E: 0 K: 1 S: 9 H: 0 LOB: 0 BB: 0 P: 12

PITCHER		IP	WLS	BF	H	R	ER	SO	BB	IBB	HBP	BLK	WP	HR	S	P	ERA	WHIP
48 Colby Lewis, R ERA: 6.54	(1, 1)	2.1	L	20	13	13	11	1	0	0	0	0	0	1	41	61	42.43	5.571
55 Roman Mendez, R ERA:	(3, 1)	2.2		10	1	0	0	3	1	0	0	0	0	0	28	44	0.00	0.750
63 Matt West, R ERA:	(6, 1)	2.0		6	0	0	0	1	0	0	0	0	0	0	16	26	0.00	0.000
49 Aaron Poreda, L ERA: 5.91	(8, 1)	1.0		6	3	2	2	1	0	0	0	0	1	0	15	24	18.00	3.000
60 Chris Gimenez, R ERA:	(9, 1)	1.0		3	0	0	0	1	0	0	0	0	0	0	9	12	0.00	0.000

PITCHER	IP	WLS	BF	H	R	ER	SO	BB	IBB	HBP	BLK	WP	HR	S	P	ERA	WHIP

TOP

Los Angeles Angels @ Texas Rangers

Globe Life Park in Arlington, Arlington, TX

Thu Jul 10 2014, 8:10 PM - 11:17 PM EDT

Att. 30,686 - Clear - 95 F

livebaseballscorecards.com

AB	42
R	15
H	17
RBI	13
BB	1
SO	7
LOB	11

1B: 11	SF: 2	WP: 1	PA: 45
2B: 4	SAC: 0	PB: 0	
3B: 1	DP: 1	SB: 0	
HR: 1	HBP: 0	CS: 0	

Los Angeles Angels @ Texas Rangers

Globe Life Park in Arlington, Arlington, TX

Thu Jul 10 2014, 8:10 PM - 11:17 PM EDT

Att. 30,686 - Clear - 95 F

BOTTOM

livebaseballscorecards.com

Batter	1	2	3	4	5	6	7	8	9	AB	R	H	RBI	BB	SO	LOB
17 Shin-Soo Choo, L (1, 10) OBP: 0.369, SLG: 0.387	B SI 88 X SI 89 1-0 FC6-4 1B		B SI 88 C CH 80 S SI 90 B SI 89 S CU 75 2-3 ① K		S FC 87 B CH 83 F CH 83 C SI 94 1-3 ② K			F FF 92 X FF 92 0-1 ① G3	S CH 79 F FF 93 C SL 81 0-3 ② K	5	0	1	0	0	3	3
1 Elvis Andrus, R (1, 6) OBP: 0.314, SLG: 0.342 12 Rougned Odor, L (4, 4) OBP: 0.292, SLG: 0.373	C FF 88 F FF 89 B FF 90 X CH 80 1-2 ① F9		B SI 92 B SI 91 B SI 91 C SI 90 C SI 90 F FF 93 X SI 94 3-2 ② G4-3		B SI 92 B SI 91 C SI 90 F SI 91 S CU 77 2-3 ③ K			F FF 92 X FF 94 0-1 ② L7	B CH 79 X SL 81 1-0 ③ P6	2 3	0 0	0 0	0 0	0 0	0 1	1 3
Alex Rios, R (1, 9) OBP: 0.331, SLG: 0.433	C SI 89 F CU 76 B SI 91 B FF 91 B CU 76 X CH 83 3-2 ② FC6-4 29 1B 20 2B 1-2f		S SI 93 B SI 94 B SI 94 F SI 93 B FC 87 B SI 94 4-2 BB			B SI 90 C SI 90 B CU 76 B SI 92 F SI 91 S SI 93 3-3 ① K		B FF 94 C SL 83 F FF 93 X CU 75 1-2 ③ P4		3	1	0	0	1	1	1
29 Adrian Beltré, R (1, 5) OBP: 0.385, SLG: 0.545 19 Daniel Robertson, R (9, PR) OBP: 0.266, SLG: 0.279	C CH 83 1 SAFE B FF 90 B FF 91 C CH 83 X CU 76 2-2 20 2B 1-2 1B		B SI 91 B CH 83 X SI 88 2-0 ③ P4			B FC 88 C CH 84 B SI 93 F SI 92 X SI 94 2-2 HR			B FF 93 X FF 94 1-0 20 2B 1B	4 0	2 1	3 0	1 0	0 0	0 0	1 0
20 Jake Smolinski, R (1, 7) OBP: 0.571, SLG: 0.786	S CH 80 T CH 81 B SI 91 F SI 92 X CH 80 1-2 1-H 2-H 2B			B SI 90 X SI 88 1-0 E7 21 F8 61 SF8 1B		B CH 84 X CH 84 1-0 ② F7			C FF 93 B FF 94 B FF 93 X FF 93 2-1 21 G3-1 1-H 61 1B 2B	4	2	3	3	0	0	0
21 Carlos Pena, L (1, 3) OBP: 0.200, SLG: 0.235	B CU 74 X FF 90 1-0 ③ F9			B CH 79 F CU 72 X SI 90 1-1 ① F8 2-3		B SI 92 F SI 91 B FC 86 B FC 86 S SI 93 S SI 93 3-3 ③ K			B FF 93 C CH 80 X CH 80 1-1 ① G3-1 2-3	4	0	0	0	0	1	4
61 Robinson Chirinos, R (1, 2) OBP: 0.282, SLG: 0.451		C SI 90 S SI 89 S SI 90 0-3 ① K		F CH 81 F SI 92 B SI 92 X CH 80 1-2 ② SF8 3-H			X FF 94 0-0 ① F9		B SL 82 C FF 93 X SL 81 1-1 9 HBP 2 1B 3-H 1B	3	0	1	2	0	1	0
2 Leonys Martin, L (1, 8) OBP: 0.331, SLG: 0.388		C SI 89 X CU 75 0-1 ② L7		B CU 76 C SI 92 C SI 92 B FC 87 C SI 91 2-3 ③ K			B FF 92 C FF 91 C CU 75 S CH 85 1-3 ② K		C FF 94 F SI 93 X FF 93 0-2 9 HBP 1-2 1B	4	0	1	0	0	2	0
9 Adam Rosales, R (1, 4) OBP: 0.313, SLG: 0.333 (4, 6)		C SI 88 C SI 91 F CU 75 X SI 92 0-2 ③ F8			T FC 84 B FC 85 S SI 91 B SI 92 S CH 84 2-3 ① K		C SL 81 C CU 76 X FF 94 0-2 ③ F9		H CH 80 1-0 1-2 2-3 HBP	3	0	0	0	0	1	0

Inning Stats	1	2	3	4	5	6	7	8	9
	R: 2 E: 0 K: 0 S: 15	H: 3 LOB: 1 BB: 0 P: 24	R: 0 E: 0 K: 1 S: 9	H: 0 LOB: 0 BB: 0 P: 9	R: 0 E: 0 K: 1 S: 10	H: 0 LOB: 1 BB: 1 P: 21	R: 1 E: 1 K: 1 S: 9	H: 1 LOB: 0 BB: 0 P: 14	R: 0 E: 0 K: 3 S: 9	H: 0 LOB: 0 BB: 0 P: 14	R: 1 E: 0 K: 2 S: 10	H: 1 LOB: 0 BB: 0 P: 19	R: 0 E: 0 K: 1 S: 7	H: 0 LOB: 0 BB: 0 P: 8	R: 0 E: 0 K: 0 S: 7	H: 0 LOB: 0 BB: 0 P: 8	R: 2 E: 0 K: 1 S: 14	H: 4 LOB: 3 BB: 0 P: 21

1B: 6	SF: 1	WP: 0
2B: 2	SAC: 0	PB: 0
3B: 0	DP: 0	SB: 0
HR: 1	HBP: 1	CS: 0

PA: 38

PITCHER		IP	WLS	BF	H	R	ER	SO	BB	IBB	HBP	BLK	WP	HR	S	P	ERA	WHIP
53 Héctor Santiago, L ERA: 4.5	(1, 1)	6.0	W	24	5	4	3	8	1	0	0	0	0	1	62	101	4.50	1.000
46 Cory Rasmus, R ERA: 2.65	(7, 1)	2.0		6	0	0	0	1	0	0	0	0	0	0	14	16	0.00	0.000
46 Cory Rasmus, R ERA: 2.65	(8, 1)	2.0		6	0	0	0	1	0	0	0	0	0	0	14	16	0.00	0.000
51 Drew Rucinski, R ERA: 18.0	(9, 1)	1.0		8	4	2	2	1	0	0	1	0	0	0	14	21	18.00	4.000

PITCHER	IP	WLS	BF	H	R	ER	SO	BB	IBB	HBP	BLK	WP	HR	S	P	ERA	WHIP

Batter	1	2	3	4	5	6	7	8	9	AB	R	H	RBI	BB	SO	LOB
56 Kole Calhoun, L (1, 9) OBP: 0.364, SLG: 0.536	C FF 89 X FF 88 0-1 ① P5			C CU 76 C CU 76 B FF 90 B CU 78 B FF 90 F SL 86 X SL 85 3-2 ① G3		B FF 90 B CH 84 C SI 90 B SL 85 X FF 90 3-1 ② L3		C FF 89 C FF 90 B FF 90 X SL 88 1-2 27 G5-4-3 1B		4	0	1	0	0	0	0
27 Mike Trout, R (1, 8) OBP: 0.399, SLG: 0.607	B FF 88 C FF 89 C SI 89 B SI 89 B FF 90 X SI 90 3-2 ② P4			B FF 90 X SI 90 1-0 HR		C FF 90 S FF 90 X FF 90 0-2 ③ P4		C FF 91 B FF 90 X SL 87 1-1 ②③ G5-4-3 1-2f		4	1	1	1	0	0	1
5 Albert Pujols, R (1, 3) OBP: 0.323, SLG: 0.489	X SI 90 0-0 ③ G5-3			C SL 85 B SL 86 F FF 91 F SI 91 F SI 92 B SL 86 X CU 81 2-2 2 1B 1B			B SL 83 S SL 84 B FF 89 X SL 85 2-1 32 1B 2 1B 1B		B FF 92 F FF 93 X FF 92 1-1 ① G4-3	4	1	2	0	0	0	0
32 Josh Hamilton, L (1, 7) OBP: 0.372, SLG: 0.446		B SL 84 B CU 76 F SI 90 X CU 78 2-1 ① G4-3		B CH 82 X SI 90 1-0 ② F7			S CH 84 D CU 78 X CH 84 1-1 2 1B 6 1B 1-3 1B		S CH 80 S CH 78 S CH 78 0-3 ② K	4	1	1	0	0	1	1
2 Erick Aybar, S (1, 6) OBP: 0.321, SLG: 0.416		L FF 89 B SL 85 B CU 78 B FF 90 X SI 89 3-1 ② L8		X CU 78 0-0 47 CS 1-3 1B			B SL 84 1 SAFE 1 SAFE C SL 85 X SI 89 1-1 6 E 6 1B 1-2 3-H 1B		B FC 90 B FF 93 C FF 93 X FF 93 2-1 ③ P6	4	0	2	1	0	0	0
47 Howie Kendrick, R (1, 4) OBP: 0.344, SLG: 0.382		C FF 90 F FF 89 F FF 90 B SL 85 X SL 85 1-2 ③ F9		B FF 90 C FF 90 1 SAFE F SI 89 B FF 91 2-2 ③ CS 1-2	B SL 82 X FF 87 1-0 ① F9		X FF 90 0-0 ① L9			3	0	0	0	0	0	2
6 David Freese, R (1, 5) OBP: 0.328, SLG: 0.345 8 John McDonald, R (9, 5) OBP: 0.273, SLG: 0.224			C FF 87 B SI 89 F SI 89 F SL 85 F SI 89 B FF 90 F FF 90 C SI 92 2-3 ① K		X SL 84 0-0 ② L8		C SL 81 B FF 89 B FF 90 B CH 84 F FF 90 X CH 84 3-2 E8 20 G6-4-3 1-3 2-H 1B			3 0	0 0	1 0	1 0	0 0	1 0	0 0
20 C.J. Cron, R (1, 10) OBP: 0.307, SLG: 0.497			C SL 86 B FF 90 X FF 89 1-1 ② G5-3		C FF 88 C FF 89 B FF 91 B FF 91 B SL 84 S SL 85 3-3 ③ K		C FF 90 F CH 90 X FF 90 0-2 ②③ G6-4-3 1-2f			3	0	0	0	0	1	2
16 Hank Conger, L (1, 2) OBP: 0.311, SLG: 0.347			B SI 90 X SI 90 1-0 ③ L4			B SL 83 C CH 84 C SL 84 X SI 90 1-2 ① G1-3		C FF 89 X SL 87 0-1 ① F7		3	0	0	0	0	0	0
Inning Stats	R: 0 E: 0 K: 0 S: 6 H: 0 LOB: 0 BB: 0 P: 9	R: 0 E: 0 K: 0 S: 8 H: 0 LOB: 0 BB: 0 P: 14	R: 0 E: 0 K: 1 S: 9 H: 0 LOB: 0 BB: 0 P: 13	R: 1 E: 0 K: 0 S: 14 H: 3 LOB: 1 BB: 0 P: 23	R: 0 E: 0 K: 1 S: 5 H: 0 LOB: 0 BB: 0 P: 9	R: 0 E: 0 K: 0 S: 8 H: 0 LOB: 0 BB: 0 P: 12	R: 2 E: 1 K: 0 S: 13 H: 4 LOB: 1 BB: 0 P: 20	R: 0 E: 0 K: 0 S: 7 H: 1 LOB: 0 BB: 0 P: 9	R: 0 E: 0 K: 1 S: 7 H: 0 LOB: 0 BB: 0 P: 10	1B: 7 2B: 0 3B: 0 HR: 1	SF: 0 SAC: 0 DP: 2 HBP: 0						

PITCHER	IP	WLS	BF	H	R	ER	SO	BB	IBB	HBP	BLK	WP	HR	S	P	ERA	WHIP
23 Nick Tepesch, R (1, 1) ERA: 4.31	6.0	L	23	6	3	3	2	0	0	0	0	0	1	56	90	4.50	1.000
30 Neftalí Feliz, R (7, 1) ERA: 1.5	1.0		3	1	0	0	0	0	0	0	0	0	0	7	10	0.00	1.000
56 Neal Cotts, L (8, 1) ERA: 3.46	1.0		3	1	0	0	0	0	0	0	0	0	0	7	9	0.00	1.000
37 Shawn Tolleson, R (9, 1) ERA: 3.15	1.0		3	0	0	0	1	0	0	0	0	0	0	7	10	0.00	0.000

PITCHER	IP	WLS	BF	H	R	ER	SO	BB	IBB	HBP	BLK	WP	HR	S	P	ERA	WHIP

TOP

Los Angeles Angels @ Texas Rangers

Globe Life Park in Arlington, Arlington, TX

Fri Jul 11 2014, 8:08 PM - 10:48 PM EDT

Att. 38,402 - Clear - 93 F

livebaseballscorecards.com

AB	32
R	3
H	8
RBI	3
BB	0
SO	3
LOB	6

WP: 0 PA: 33
PB: 0
SB: 0
CS: 1

Batter	1	2	3	4	5	6	7	8	9	AB	R	H	RBI	BB	SO	LOB
17 Shin-Soo Choo, L (1, 10) OBP: 0.365, SLG: 0.382	C FF 97 F FF 97 B SL 86 B FF 96 S FF 96 2-3 ① K	D SL 88 S SL 87 F FF 97 S SL 88 1-3 ③ K			C SL 85 S SI 96 S CU 79 0-3 ① K		C SL 86 S SL 87 B FF 96 F FC 96 B FF 95 X SL 85 2-2 ③ G3			4	0	0	0	0	3	2
1 Elvis Andrus, R (1, 6) OBP: 0.313, SLG: 0.341	B FF 97 C FF 97 C FF 96 B SI 97 S SI 97 2-3 ② K		C FF 96 B SL 86 X SL 86 1-1 ① G6-3		C SL 87 C SL 86 X SL 88 0-2 CS 1B			X FF 95 0-0 ① G1-3		4	0	1	0	0	1	0
Alex Rios, R (1, 9) OBP: 0.332, SLG: 0.434	C FF 98 X FC 97 0-1 29 BB 1B		B FF 97 X FF 96 1-0 ② G5-3		B FC 95 1 SAFE B FF 96 B FF 98 X FF 97 3-0 ② ③ G6-3 1-2			C FF 95 C SI 95 B CU 84 X CU 84 1-2 2 S 1B		4	0	2	0	0	0	1
29 Adrian Beltré, R (1, 5) OBP: 0.386, SLG: 0.543	B FF 96 B FF 96 C SL 85 C FF 96 B SI 96 D FF 97 4-2 1-2 BB		X FF 97 0-0 2 WP 1B			F SL 87 B SI 97 B SI 97 S FF 96 X SI 96 2-2 ① G3-1		B FF 93 X FF 94 1-0 ② F8		3	0	1	0	1	0	1
2 Leonys Martin, L (1, 8) OBP: 0.330, SLG: 0.386	C SL 87 D SL 86 B FF 97 S SL 87 X FF 98 2-2 ③ G4-3		D SI 97 T SL 87 B CU 79 X SL 86 2-1 ③ G3-1 1-2			B SI 96 X SI 96 1-0 21 E 21 S 1B		S CH 85 1 SAFE S CH 85 F SI 95 S CU 84 0-3 ③ K 1-2		4	0	1	0	0	1	4
20 Jake Smolinski, R (1, 7) OBP: 0.600, SLG: 0.786 19 Daniel Robertson, R (3, 7) OBP: 0.269, SLG: 0.270		C FF 97 F SI 96 B SL 88 F SI 97 H SI 96 2-2 21 FC5-6 HBP		B FF 96 B SL 87 C FF 97 F SI 97 B SL 89 B SI 96 4-2 21 FC4-5 BB		B SL 85 C SI 95 X SI 96 1-1 ② F9			C SI 88 B SI 88 C SL 78 X SI 88 1-2 ① G6-3	0 2	0 0	0 0	0 0	0 1	0 0	0 1
21 Carlos Pena, L (1, 3) OBP: 0.186, SLG: 0.218		S SI 94 S SI 96 X SI 96 0-2 ① FC5-6 12 1B 1-2f		S SI 96 B SL 85 X SI 96 1-1 ① FC4-5 61 E 61 S 1-2f		C SL 86 S SI 95 F FF 96 X SL 86 0-2 ③ F7 1-3			C SL 79 B SI 89 B SI 88 C SI 88 X SL 80 2-2 ② L4	4	0	0	0	0	0	3
61 Robinson Chirinos, R (1, 2) OBP: 0.276, SLG: 0.441		C FF 96 S SL 87 S SL 87 0-3 ② K		D SL 87 C FF 96 C SI 96 B SI 96 B SL 86 C SL 88 3-3 ② K 1-3			B FF 96 S FF 97 X SI 96 1-1 ① G5-3		F SI 88 B SI 88 X SL 80 1-1 ③ G5-3	4	0	0	0	0	2	2
12 Rougned Odor, L (1, 4) OBP: 0.292, SLG: 0.373		C SL 86 F SI 96 X CU 80 0-2 1-2 1B		S SL 87 C SL 88 B FF 97 B FF 98 S SL 88 2-3 ③ K			B SI 96 B SL 85 C SI 97 C SI 96 C SL 86 2-3 ② K			3	0	1	0	0	2	1
Inning Stats	R: 0 H: 1 E: 0 LOB: 2 K: 2 BB: 1 S: 13 P: 23	R: 0 H: 1 E: 0 LOB: 2 K: 2 BB: 0 S: 15 P: 18	R: 0 H: 1 E: 0 LOB: 1 K: 0 BB: 0 S: 6 P: 10	R: 0 H: 0 E: 1 LOB: 1 K: 2 BB: 1 S: 10 P: 20	R: 0 H: 1 E: 0 LOB: 0 K: 1 BB: 0 S: 7 P: 10	R: 0 H: 1 E: 0 LOB: 1 K: 0 BB: 0 S: 10 P: 14	R: 0 H: 0 E: 0 LOB: 0 K: 1 BB: 0 S: 9 P: 14	R: 0 H: 1 E: 0 LOB: 1 K: 1 BB: 0 S: 9 P: 11	R: 0 H: 0 E: 0 LOB: 0 K: 0 BB: 0 S: 8 P: 12	1B: 6 2B: 0 3B: 0 HR: 0	SF: 0 SAC: 0 DP: 0 HBP: 1			WP: 1 PB: 0 SB: 3 CS: 1	PA: 35		

PITCHER		IP	WLS	BF	H	R	ER	SO	BB	IBB	HBP	BLK	WP	HR	S	P	ERA	WHIP
Garrett Richards, R ERA: 2.55	(1, 1)	7.0	W	28	5	0	0	8	2	0	1	0	1	0	70	109	0.00	1.000
40 Kevin Jepsen, R ERA: 2.13	(8, 1)	1.0	H	4	1	0	0	1	0	0	0	0	0	0	9	11	0.00	1.000
38 Joe Smith, R ERA: 2.43	(9, 1)	1.0	S	3	0	0	0	0	0	0	0	0	0	0	8	12	0.00	0.000

PITCHER	IP	WLS	BF	H	R	ER	SO	BB	IBB	HBP	BLK	WP	HR	S	P	ERA	WHIP

BOTTOM

Los Angeles Angels @ Texas Rangers

Globe Life Park in Arlington, Arlington, TX

Fri Jul 11 2014, 8:08 PM - 10:48 PM EDT

Att. 38,402 - Clear - 93 F

livebaseballscorecards.com

AB	32
R	0
H	6
RBI	0
BB	2
SO	9
LOB	15

Los Angeles Angels @ Texas Rangers

Globe Life Park in Arlington, Arlington, TX

Sat Jul 12 2014, 7:18 PM - 10:35 PM EDT

Att. 37,253 - Clear - 97 F

TOP

livebaseballscorecards.com

Batter	1	2	3	4	5	6	7	8	9	AB	R	H	RBI	BB	SO	LOB
56 Kole Calhoun, L (1, 9) OBP: 0.361, SLG: 0.526	F8		K		G4-3	27 FC6-4 BB		G6-4-3		4	0	0	0	1	1	5
27 Mike Trout, R (1, 8) OBP: 0.397, SLG: 0.601	L5		1B		G1-3	FC6-4		K		5	0	1	0	0	1	4
5 Albert Pujols, R (1, 3) OBP: 0.322, SLG: 0.486	G5-3		SF7			2 F9 32 1B 47 1B 1B	G1-3		F9	4	1	1	1	0	0	0
32 Josh Hamilton, L (1, 10) OBP: 0.372, SLG: 0.442		L7	K			47 1B 6 1B 1B	2 1B BB		G1-3	4	1	1	0	1	1	2
2 Erick Aybar, S (1, 6) OBP: 0.319, SLG: 0.413		G5-3		L8		F9	L1-3		L6	5	0	1	0	0	0	2
47 Howie Kendrick, R (1, 4) OBP: 0.348, SLG: 0.386		1B		6 L1-3 1B		6 1B 16 2B 1B	K			4	1	3	1	0	1	2
6 David Freese, R (1, 5) OBP: 0.327, SLG: 0.343		K		L1-3		16 2B 1B	F9			4	1	1	1	0	1	4
8 John McDonald, R (7, 5) OBP: 0.273, SLG: 0.224										0	0	0	0	0	0	0
16 Hank Conger, L (1, 2) OBP: 0.315, SLG: 0.364			E3 5 SF7		L8	2B		56 G6-4-3 2B		4	1	2	2	0	0	0
7 Collin Cowgill, R (1, 7) OBP: 0.354, SLG: 0.407			27 1B 1B		56 G4-3 HBP	56 S BB		56 G6-4-3 BB		1	0	1	0	1	0	0
19 Efren Navarro, L (8, PH) OBP: 0.366, SLG: 0.432 (8, 7)										0	0	0	0	1	0	0

	AB	35
	R	5
	H	11
	RBI	5
	BB	4
	SO	5
	LOB	19

Inning Stats																																		
	R: 0	E: 0	K: 0	S: 6	H: 0	LOB: 0	BB: 0	P: 9	R: 0	E: 0	K: 1	S: 11	H: 1	LOB: 1	BB: 0	P: 16	R: 1	E: 1	K: 2	S: 12	H: 2	LOB: 2	BB: 0	P: 19	R: 0	E: 0	K: 0	S: 9	H: 1	LOB: 0	BB: 0	P: 11
	R: 0	E: 0	K: 0	S: 6	H: 0	LOB: 1	BB: 0	P: 10	R: 4	E: 0	K: 0	S: 18	H: 5	LOB: 2	BB: 2	P: 29	R: 0	E: 0	K: 1	S: 16	H: 1	LOB: 2	BB: 1	P: 25	R: 0	E: 0	K: 1	S: 12	H: 1	LOB: 1	BB: 1	P: 20
	R: 0	E: 0	K: 0	S: 7	H: 0	LOB: 0	BB: 0	P: 9	1B: 9	2B: 3	3B: 0	HR: 0	SF: 1	SAC: 0	DP: 2	HBP: 1	WP: 0	PB: 0	SB: 1	CS: 0	PA: 41														

PITCHER		IP	WLS	BF	H	R	ER	SO	BB	IBB	HBP	BLK	WP	HR	S	P	ERA	WHIP
36 Miles Mikolas, R ERA: 10.05	(1, 1)	5.2	L	27	9	5	4	3	1	0	1	0	0	0	58	84	6.35	1.765
44 Jason Frasor, R ERA: 3.34	(6, 1)	0.1		2	0	0	0	0	1	0	0	0	0	0	4	10	0.00	3.000
55 Roman Mendez, R ERA:	(7, 1)	1.0		5	1	0	0	1	1	0	0	0	0	0	16	25	0.00	2.000
63 Matt West, R ERA:	(8, 1)	1.0		4	1	0	0	1	1	0	0	0	0	0	12	20	0.00	2.000
28 Joakim Soria, R ERA: 2.67	(9, 1)	1.0		3	0	0	0	0	0	0	0	0	0	0	7	9	0.00	0.000

PITCHER	IP	WLS	BF	H	R	ER	SO	BB	IBB	HBP	BLK	WP	HR	S	P	ERA	WHIP

Los Angeles Angels @ Texas Rangers

Globe Life Park in Arlington, Arlington, TX

Sat Jul 12 2014, 7:18 PM - 10:35 PM EDT

Att. 37,253 - Clear - 97 F

livebaseballscorecards.com

BOTTOM

Batter	1	2	3	4	5	6	7	8	9	AB	R	H	RBI	BB	SO	LOB
17 Shin-Soo Choo, L (1, 10) OBP: 0.364, SLG: 0.378	B SI 87 C CU 71 B FF 88 C SI 86 F FF 89 B SL 81 B SI 89 4-2 FC6-5 1 SH BB	C CH 79 X SL 80 0-1 ② G3 2-3 3-H		C SI 87 F SI 87 X SL 81 0-2 ③ P6			C CH 78 X CU 70 0-1 ① F9			3	0	0	1	1	0	2
1 Elvis Andrus, R (1, 6) OBP: 0.311, SLG: 0.338	C FF 88 X FF 87 0-1 SH 29 S FC6-5 1-2	C SL 81 B FF 88 X FF 88 1-1 ③ F9			F CU 69 B CH 77 S SI 84 B SL 79 F FC 86 B FF 89 X FF 84 3-2 ① G3		1 SAFE C FF 86 X FF 87 0-1 ② F9			3	0	0	0	0	0	2
Alex Rios, R (1, 9) OBP: 0.332, SLG: 0.435	C FF 87 X FF 89 0-1 ① FC6-5 29 S 1-2 2-3f		C FF 88 B FF 88 B SL 81 B SL 81 S FF 87 X SL 80 3-2 29 G6-3 2B		C CH 77 F SI 85 X FC 89 0-2 ② F9		B CH 77 B FC 86 X CH 75 2-0 ③ F7			4	0	1	0	0	0	3
29 Adrian Beltré, R (1, 5) OBP: 0.384, SLG: 0.538	C SL 81 B FF 86 C FC 86 B SI 87 F FC 88 S FC 88 2-3 ② K 1-2 2-3		F CH 77 F FF 88 B FF 86 X FF 87 1-2 ① G6-3 2-3		B FF 88 B SI 84 B FC 86 B FF 88 4-0 BB			C SL 81 S CH 71 B FF 92 X FF 92 1-2 ① F7		3	0	0	0	1	1	3
2 Leonys Martin, L (1, 8) OBP: 0.326, SLG: 0.381	C SI 88 F CU 71 B FF 88 C SL 80 1-3 ③ K		S CH 80 X SI 87 0-1 ② G6-3		X FF 86 0-0 ③ P5			B SL 79 B SL 78 C FF 91 C FF 92 X CH 71 2-2 ② F9		4	0	0	0	0	1	4
20 Jake Smolinski, R (1, 7) OBP: 0.526, SLG: 0.647		C FF 88 B FF 88 X FF 88 1-1 ① G6-3	B CU 73 B FF 88 C CU 70 B FF 88 B FC 88 4-1 BB			C FF 85 F CH 76 B FF 88 B CH 76 X SL 80 2-2 ① L7		B FF 93 B FF 93 S FF 93 X FF 93 2-1 ③ F9		3	0	0	0	1	0	0
21 Carlos Pena, L (1, 3) OBP: 0.190, SLG: 0.237		B SI 88 C CU 71 S FF 88 X FF 88 1-2 12 2B 2B	X CH 81 0-0 ③ F7			B CH 76 C CU 67 F FF 85 C SI 86 1-3 ② K			C SI 87 B SI 87 B SI 86 S SI 86 C SI 87 2-3 ① K	4	1	1	0	0	2	2
61 Robinson Chirinos, R (1, 2) OBP: 0.276, SLG: 0.434		C FF 88 H FF 86 1-1 12 2B 17 G3 HBP		B FF 86 F CU 69 B FF 85 B SL 77 X FF 85 3-1 ① F8		C CU 68 X FF 88 0-1 ③ L8			B SI 87 C SI 87 F SL 80 X SI 88 1-2 ② L9	3	1	0	0	0	0	0
12 Rougned Odor, L (1, 4) OBP: 0.297, SLG: 0.382		B SI 86 X CU 70 1-0 17 G3 1-3 2-H 2B		B SI 85 C CH 78 F FF 85 B SL 80 X CH 77 2-2 ② F7			C CH 82 X SL 78 0-1 1B		C SI 87 F SL 79 S FF 90 0-3 ③ K	4	0	2	1	0	1	0
Inning Stats	R: 0 H: 0 E: 1 LOB: 2 K: 2 BB: 1 S: 14 P: 21	R: 2 H: 2 E: 0 LOB: 1 K: 0 BB: 0 S: 11 P: 16	R: 0 H: 1 E: 0 LOB: 2 K: 0 BB: 1 S: 10 P: 18	R: 0 H: 0 E: 0 LOB: 0 K: 0 BB: 0 S: 8 P: 13	R: 0 H: 0 E: 0 LOB: 1 K: 0 BB: 1 S: 8 P: 15	R: 0 H: 0 E: 0 LOB: 0 K: 1 BB: 0 S: 8 P: 11	R: 0 H: 1 E: 0 LOB: 1 K: 0 BB: 0 S: 7 P: 9	R: 0 H: 0 E: 0 LOB: 0 K: 0 BB: 0 S: 8 P: 13	R: 0 H: 0 E: 0 LOB: 0 K: 2 BB: 0 S: 9 P: 12	1B: 1 SF: 0 2B: 3 SAC: 1 3B: 0 DP: 0 HR: 0 HBP: 1						

	AB	31
	R	2
	H	4
	RBI	2
	BB	3
	SO	5
	LOB	16

WP: 0 PA: 36
PB: 0
SB: 2
CS: 0

PITCHER		IP	WLS	BF	H	R	ER	SO	BB	IBB	HBP	BLK	WP	HR	S	P	ERA	WHIP
36 Jered Weaver, R ERA: 3.45	(1, 1)	7.0	W	30	4	2	2	3	3	0	1	0	0	0	66	103	2.57	1.000
64 Mike Morin, R ERA: 2.14	(8, 1)	1.0	H	3	0	0	0	0	0	0	0	0	0	0	8	13	0.00	0.000
38 Joe Smith, R ERA: 2.38	(9, 1)	1.0	S	3	0	0	0	2	0	0	0	0	0	0	9	12	0.00	0.000

PITCHER	IP	WLS	BF	H	R	ER	SO	BB	IBB	HBP	BLK	WP	HR	S	P	ERA	WHIP

Batter	1	2	3	4	5	6	7	8	9	AB	R	H	RBI	BB	SO	LOB
56 Kole Calhoun, L (1, 9) OBP: 0.356, SLG: 0.521	C SI 88 B SI 89 X SI 89 1-1 P6 ①	C SL 82 B SI 90 X SL 83 1-1 L3 ②		X SI 89 0-0 27 2B 2B	X FF 91 0-0 F8 ③			1 SAFE 1 SAFE X FF 87 0-0 F9 ①	X FF 90 0-0 P5 ③	6	1	1	0	0	0	7
27 Mike Trout, R (1, 8) OBP: 0.400, SLG: 0.606	C SI 89 F SI 90 S SI 90 0-3 K ②	B SL 82 C SL 82 F SI 90 B SI 90 X SI 90 2-2 2B 1-H 2-H 3-H		S SI 90 B SI 88 X SI 89 1-1 2B 2-H		C CH 90 C FF 90 B FF 89 B CH 90 B FF 92 B FF 91 4-2 5 1B 32 SF7 BB		C SI 88 B CU 75 C FF 89 F FF 89 B FF 88 X FF 88 2-2 L7 ②		4	1	2	4	1	1	1
5 Albert Pujols, R (1, 10) OBP: 0.325, SLG: 0.491	C SL 82 F SI 90 X SL 82 0-2 32 1B 1B	X SI 89 0-0 F9 ③		B SL 81 D SL 80 B SL 81 X SI 88 3-0 F7 ②		B SL 83 S SL 80 1 SAFE X FF 90 1-1 2 G1-6-3 1-3 1B		X SI 90 0-0 1-H 2B		5	0	3	1	0	0	2
32 Josh Hamilton, L (1, 7) OBP: 0.373, SLG: 0.449	S SL 82 F SL 82 D SL 82 X SI 90 1-2 1-3 1B		B SI 89 X CH 84 1-0 2 1B 2B	B SL 81 S SL 81 S SL 81 D SL 79 X SL 81 2-2 F8 ③		B CH 82 X SL 81 1-0 SF7 ① 3-H		B FF 88 D CU 75 S CH 79 S CU 75 F CU 76 X CU 75 2-2 P5 ③		4	1	2	1	0	0	2
2 Erick Aybar, S (1, 6) OBP: 0.320, SLG: 0.411	C SL 81 S SL 82 B SI 90 X SL 82 1-2 G6-3 ③		F SL 82 X SI 88 0-1 47 FC4-6 2-H 1B		B FF 91 F FF 91 B FC 86 B FF 91 B FF 92 4-1 47 1B 6 SF9 BB	S FF 90 F CH 86 B CH 90 F SL 81 F FF 90 X CH 84 1-2 G1-6-3 ②③ 1-2f			X SL 86 0-0 F8 ①	4	1	1	1	1	0	3
47 Howie Kendrick, R (1, 4) OBP: 0.348, SLG: 0.386		C SI 88 C SI 89 C SI 90 0-3 K ①	1 SAFE F SI 89 1 SAFE 1 SAFE X SI 87 0-1 FC4-6 ① 1-2f		B FF 91 1 SAFE C SL 81 1 SAFE B SL 79 F FF 92 X FF 92 2-2 19 2B 1B 1-3		C SL 79 B SL 78 X CH 81 1-1 F8 ①		C FF 90 X SL 86 0-1 19 E 19 S 17 1B 1B	5	2	2	0	0	1	1
6 David Freese, R (1, 5) OBP: 0.326, SLG: 0.343 8 John McDonald, R (7, 5) OBP: 0.268, SLG: 0.220	C SI 89 C SI 90 B SL 83 F SI 90 B SI 90 X SI 90 2-2 17 BB 19 1B 27 2B 1B	B SI 88 C SI 88 1 SAFE X SI 88 1-1 P6 ②	X FF 92 0-0 SF9 ① 3-H			B SL 81 B CH 89 F FF 88 X CH 89 2-1 P1 ②		F SL 86 B FF 90 B SL 86 F FF 90 C FF 89 2-3 K ②	3 1	1 0	1 0	1 0	0 1	0 1	1 1
19 Efren Navarro, L (1, 3) OBP: 0.391, SLG: 0.463	C SI 88 F SL 82 X SI 90 0-2 17 BB 27 2B 1-2 1B	S SI 88 B SL 81 C SL 81 X SL 81 1-2 L9 ③	B CH 76 X CH 79 1-0 1-H 2B			B FF 89 X SI 89 1-0 G4-3 ③		C SL 80 F FF 91 1 SAFE B FF 92 D SL 86 F FF 90 D SL 80 F SL 83 B FF 91 4-2 17 1B 1-3 BB		4	1	2	1	1	0	1
17 Chris Iannetta, R (1, 2) OBP: 0.392, SLG: 0.432		C SI 89 F SL 84 B SI 90 F SL 83 B SI 89 B SI 90 F SI 89 F SI 90 F SI 89 4-2 B SL 81 27 2B 1-2 2-3 BB		F SI 87 F SI 88 C SI 89 0-3 K ①	B FF 93 B SL 80 F FF 92 C FC 88 B FF 92 S FC 87 3-3 K ②			B FF 90 B CH 80 B SI 90 C FF 90 S FF 89 B FF 88 4-2 5 2B BB	X FF 90 0-0 1-2 3-H 1B	3	2	1	1	2	2	1

Inning Stats										
	R: 0 E: 0 K: 1 S: 14	H: 2 LOB: 2 BB: 0 P: 17	R: 3 E: 0 K: 1 S: 22	H: 3 LOB: 1 BB: 1 P: 31	R: 1 E: 0 K: 0 S: 10	H: 2 LOB: 0 BB: 0 P: 13	R: 1 E: 0 K: 1 S: 10	H: 2 LOB: 1 BB: 0 P: 16	R: 2 E: 0 K: 1 S: 10	H: 2 LOB: 1 BB: 1 P: 20
	R: 1 E: 0 K: 0 S: 10	H: 1 LOB: 0 BB: 1 P: 17	R: 0 E: 0 K: 0 S: 5	H: 0 LOB: 0 BB: 0 P: 9	R: 1 E: 0 K: 0 S: 12	H: 1 LOB: 1 BB: 1 P: 20	R: 1 E: 0 K: 1 S: 12	H: 2 LOB: 2 BB: 1 P: 18	1B: 9 2B: 6 3B: 0 HR: 0	SF: 2 SAC: 0 DP: 1 HBP: 0

WP: 0 PA: 46
PB: 0
SB: 1
CS: 0

PITCHER		IP	WLS	BF	H	R	ER	SO	BB	IBB	HBP	BLK	WP	HR	S	P	ERA	WHIP
25 Scott Baker, R ERA: 6.24	(1, 1)	4.0	L	22	9	5	5	3	1	0	0	0	0	0	56	77	11.25	2.500
37 Shawn Tolleson, R ERA: 3.47	(5, 1)	1.0		6	2	2	2	1	1	0	0	0	0	0	10	20	18.00	3.000
30 Neftalí Feliz, R ERA: 2.35	(6, 1)	1.2		6	1	1	1	0	1	0	0	0	0	0	14	24	5.40	1.200
68 Ryan Feierabend, L ERA: 6.75	(7, 1)	1.1		6	1	1	1	0	1	0	0	0	0	0	13	22	6.75	1.500
56 Neal Cotts, L ERA: 3.6	(9, 1)	1.0		6	2	1	1	1	1	0	0	0	0	0	12	18	9.00	3.000

PITCHER	IP	WLS	BF	H	R	ER	SO	BB	IBB	HBP	BLK	WP	HR	S	P	ERA	WHIP

TOP

Los Angeles Angels @ Texas Rangers

Globe Life Park in Arlington, Arlington, TX

Sun Jul 13 2014, 3:09 PM - 6:46 PM EDT

Att. 34,750 - Sunny - 98 F

livebaseballscorecards.com

AB	39
R	10
H	15
RBI	10
BB	5
SO	5
LOB	20

Batter	1	2	3	4	5	6	7	8	9	AB	R	H	RBI	BB	SO	LOB
19 Daniel Robertson, R (1, 8) OBP: 0.286, SLG: 0.288 2 Leonys Martin, L (7, PH) OBP: 0.325, SLG: 0.380 (8, 8)	B SI 92 C FF 92 B SI 92 C FF 92 B SI 94 F FF 92 X FF 92 3-2 1 1B 1 S SF8 1B		C SI 93 B SI 93 X SI 94 1-1 1 BB 1-2 2B 1B		C FF 92 B CH 85 S SI 92 F SI 93 X FF 92 1-2 ② G1-3		B SL 81 B FF 92 C SL 81 X SL 81 2-1 ② G3 3-H			3 2 2 0 0 0 0 1 0 0 1 0 0 0						
1 Elvis Andrus, R (1, 6) OBP: 0.313, SLG: 0.338	F SI 93 B FF 92 F SI 93 F CU 78 F FF 93 1 SAFE B FF 92 X CU 79 2-2 20 CS 1-3 1B		C CU 74 D FF 93 B CU 76 C FF 92 B FF 93 4-2 2B 29 G4-3 1-2 2-3 BB		B FF 92 C FF 92 F CU 78 F FF 92 X SI 94 1-2 ③ G1-3		C FF 92 B FF 92 X SL 81 1-1 ③ P5			3 1 1 0 1 0 0						
Alex Rios, R (1, 9) OBP: 0.333, SLG: 0.440	X FF 93 0-0 ① SF8 3-H		C SI 93 S CU 78 X CU 78 0-2 29 G4-3 1-3 2-H 3-H 2B			B SI 90 X SI 92 1-0 29 1B 20 1B 1B		C FF 96 F SI 95 F CU 83 C FF 97 0-3 ① K		3 1 2 3 0 1 0						
29 Adrián Beltré, R (1, 5) OBP: 0.383, SLG: 0.534	B SI 93 C FF 93 D SI 94 1 SAFE 1 SAFE 1 SAFE B FF 92 X SI 92 3-1 ② P4		C SI 94 B SI 93 X SI 93 1-1 ② G4-3 2-3 3-H			F SI 92 F CU 76 X FF 91 0-2 20 1B 60 G6-4-3 1-2 1B		X FF 96 0-0 ② F9		4 1 1 1 0 0 2						
20 Jake Smolinski, R (1, 7) OBP: 0.522, SLG: 0.619	C SI 92 S CH 85 1 SAFE B CU 78 1 SAFE 1 SAFE 1-2 ③ CS 1-2	B SI 91 C FF 92 C FF 92 X CU 78 1-2 ① G4-3	B CU 78 X SI 93 1-0 ③ F7			B SL 80 F SI 91 S CH 71 X CH 72 1-2 60 G6-4-3 1-3 2-H 1B		C CU 84 B CU 85 B FF 96 C FF 95 X FF 95 3-2 1B		4 0 2 1 0 0 1						
60 Chris Gimenez, R (1, 3) OBP: 0.309, SLG: 0.375		B SI 93 S FF 92 C CH 86 C FF 94 1-3 ② K		C SI 92 F SI 92 F CU 76 S SI 93 0-3 ① K		C SL 79 X SL 78 0-1 ①② G6-4-3 1-2f 3-H		C CU 83 F FF 95 F CU 84 S CU 84 0-3 ③ K		4 0 0 0 0 3 2						
61 Robinson Chirinos, R (1, 2) OBP: 0.271, SLG: 0.425		C FF 92 B CU 78 F FF 87 F SI 93 B CU 77 X SI 93 2-2 ③ L4		B SI 93 S SI 93 F CH 85 F SI 93 F CU 77 B CU 79 F FF 93 F FF 93 X SI 92 3-2 ② G1-3		C FF 91 B FF 90 X SL 81 1-1 ③ F9			B SI 87 B FF 88 C SI 88 X SI 87 2-1 ① F8	4 0 0 0 0 0 0						
9 Adam Rosales, R (1, 10) OBP: 0.333, SLG: 0.353 17 Shin-Soo Choo, L (7, PH) OBP: 0.362, SLG: 0.376 (8, 10)			B FF 92 F FF 92 X CH 85 1-1 1 BB 19 1B 2B 1B	F CH 86 B CU 76 F SI 92 C CU 78 1-3 ③ K			F FF 91 B FF 91 F SL 81 F FF 92 B SL 81 C CH 84 2-3 ① K		T FF 89 C FF 90 X FF 90 0-2 ② F7	2 1 1 0 0 1 0 2 0 0 0 0 1 0						
12 Rougned Odor, L (1, 4) OBP: 0.296, SLG: 0.391			C FF 92 S FF 92 B FF 93 X FF 93 1-2 ① F8		C FF 92 X FF 91 0-1 ① F8		T FF 92 C SL 82 B FF 93 F SL 82 B FF 94 X CH 84 2-2 2 G3 3B		B SL 79 F SI 88 F SI 89 C SL 80 1-3 ③ K	4 1 1 0 0 1 1						
Inning Stats	R: 1 E: 0 K: 0 S: 14 H: 2 LOB: 0 BB: 0 P: 23	R: 0 E: 0 K: 1 S: 10 H: 0 LOB: 0 BB: 0 P: 14	R: 3 E: 0 K: 0 S: 15 H: 3 LOB: 1 BB: 1 P: 24	R: 0 E: 0 K: 2 S: 13 H: 0 LOB: 0 BB: 0 P: 17	R: 0 E: 0 K: 0 S: 10 H: 0 LOB: 0 BB: 0 P: 12	R: 2 E: 0 K: 0 S: 11 H: 3 LOB: 0 BB: 0 P: 14	R: 1 E: 0 K: 1 S: 12 H: 1 LOB: 0 BB: 0 P: 19	R: 0 E: 0 K: 2 S: 12 H: 1 LOB: 1 BB: 0 P: 15	R: 0 E: 0 K: 1 S: 8 H: 0 LOB: 0 BB: 0 P: 11	1B: 8 2B: 1 3B: 1 HR: 0 SF: 1 SAC: 0 DP: 1 HBP: 0						

PITCHER		IP	WLS	BF	H	R	ER	SO	BB	IBB	HBP	BLK	WP	HR	S	P	ERA	WHIP
45 Tyler Skaggs, L ERA: 4.5	(1, 1)	5.0	W	22	7	6	6	3	1	0	0	0	0	0	66	95	10.80	1.600
64 Mike Morin, R ERA: 2.08	(6, 1)	1.0	H	3	1	0	0	0	0	0	0	0	0	0	7	9	0.00	1.000
39 Jason Grilli, R ERA: 3.95	(7, 1)	1.0	H	4	1	1	1	1	0	0	0	0	0	0	12	19	9.00	1.000
40 Kevin Jepsen, R ERA: 2.08	(8, 1)	1.0	H	4	1	0	0	2	0	0	0	0	0	0	12	15	0.00	1.000
38 Joe Smith, R ERA: 2.32	(9, 1)	1.0	S	3	0	0	0	1	0	0	0	0	0	0	8	11	0.00	0.000

PITCHER	IP	WLS	BF	H	R	ER	SO	BB	IBB	HBP	BLK	WP	HR	S	P	ERA	WHIP

BOTTOM

Los Angeles Angels @ Texas Rangers

Globe Life Park in Arlington, Arlington, TX

Sun Jul 13 2014, 3:09 PM - 6:46 PM EDT

Att. 34,750 - Sunny - 98 F

livebaseballscorecards.com

AB	34
R	7
H	10
RBI	6
BB	1
SO	7
LOB	6

WP: 0 PA: 37
PB: 0
SB: 1
CS: 1

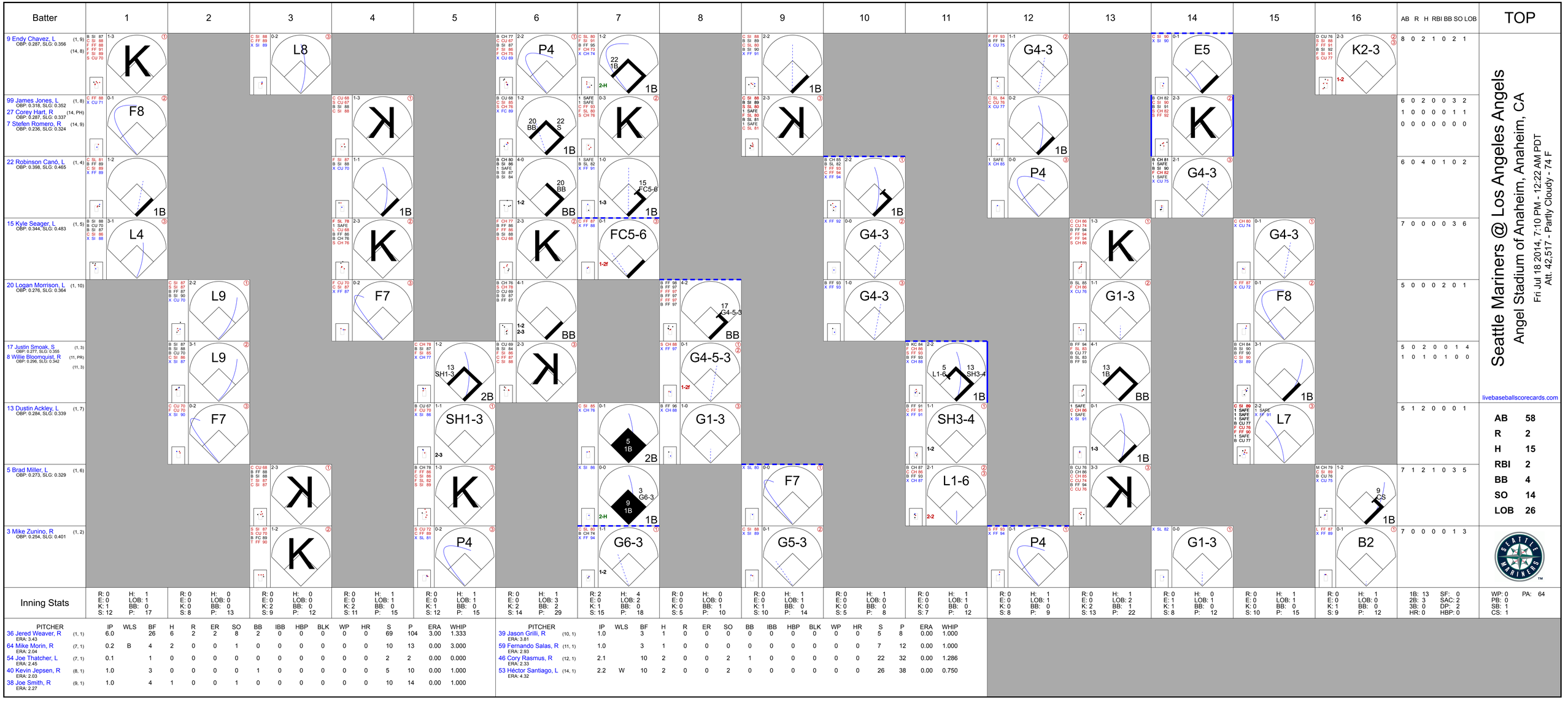
Batter
1
2
3
4
5
6
7
8
9
10
11
12
13
14
15
16
AB R H RBI BB SO LOB
TOP
9 Endy Chavez, L (1, 9) OBP: 0.287, SLG: 0.356
(14, 8)
99 James Jones, L (1, 8) OBP: 0.318, SLG: 0.352
27 Corey Hart, R (14, PH) OBP: 0.287, SLG: 0.337
7 Stefen Romero, R (14, 9) OBP: 0.236, SLG: 0.324
22 Robinson Canó, L (1, 4) OBP: 0.398, SLG: 0.465
15 Kyle Seager, L (1, 5) OBP: 0.344, SLG: 0.483
20 Logan Morrison, L (1, 10) OBP: 0.276, SLG: 0.364
17 Justin Smoak, S (1, 3) OBP: 0.277, SLG: 0.355
8 Willie Bloomquist, R (11, PR) OBP: 0.296, SLG: 0.342
(11, 3)
13 Dustin Ackley, L (1, 7) OBP: 0.284, SLG: 0.339
5 Brad Miller, L (1, 6) OBP: 0.273, SLG: 0.329
3 Mike Zunino, R (1, 2) OBP: 0.254, SLG: 0.401
Inning Stats
Seattle Mariners @ Los Angeles Angels
Angel Stadium of Anaheim, Anaheim, CA
Fri Jul 18 2014, 7:10 PM - 12:22 AM PDT
Att. 42,517 - Partly Cloudy - 74 F
livebaseballscorecards.com
AB 58
R 2
H 15
RBI 2
BB 4
SO 14
LOB 26
1B: 13 SF: 0
2B: 3 SAC: 2
3B: 0 DP: 2
HR: 0 HBP: 0
WP: 0 PA: 64
PB: 0
SB: 1
CS: 1
PITCHER IP WLS BF H R ER SO BB IBB HBP BLK WP HR S P ERA WHIP
36 Jered Weaver, R (1, 1) ERA: 3.43 6.0 26 6 2 2 8 2 0 0 0 0 0 0 69 104 3.00 1.333
64 Mike Morin, R (7, 1) ERA: 2.04 0.2 B 4 2 0 0 1 0 0 0 0 0 0 10 13 0.00 3.000
54 Joe Thatcher, L (7, 1) ERA: 2.45 0.1 1 0 0 0 0 0 0 0 0 0 0 2 2 0.00 0.000
40 Kevin Jepsen, R (8, 1) ERA: 2.03 1.0 3 0 0 0 0 1 0 0 0 0 0 0 5 10 0.00 1.000
38 Joe Smith, R (9, 1) ERA: 2.27 1.0 4 1 0 0 0 1 0 0 0 0 0 0 10 14 0.00 1.000
PITCHER IP WLS BF H R ER SO BB IBB HBP BLK WP HR S P ERA WHIP
39 Jason Grilli, R (10, 1) ERA: 3.81 1.0 3 1 0 0 0 0 0 0 0 0 0 0 5 8 0.00 1.000
59 Fernando Salas, R (11, 1) ERA: 2.93 1.0 3 1 0 0 0 0 0 0 0 0 0 0 7 12 0.00 1.000
46 Cory Rasmus, R (12, 1) ERA: 2.33 2.1 10 2 0 0 0 2 1 0 0 0 0 0 22 32 0.00 1.286
53 Héctor Santiago, L (14, 1) ERA: 4.32 2.2 W 10 2 0 0 0 2 0 0 0 0 0 0 26 38 0.00 0.750

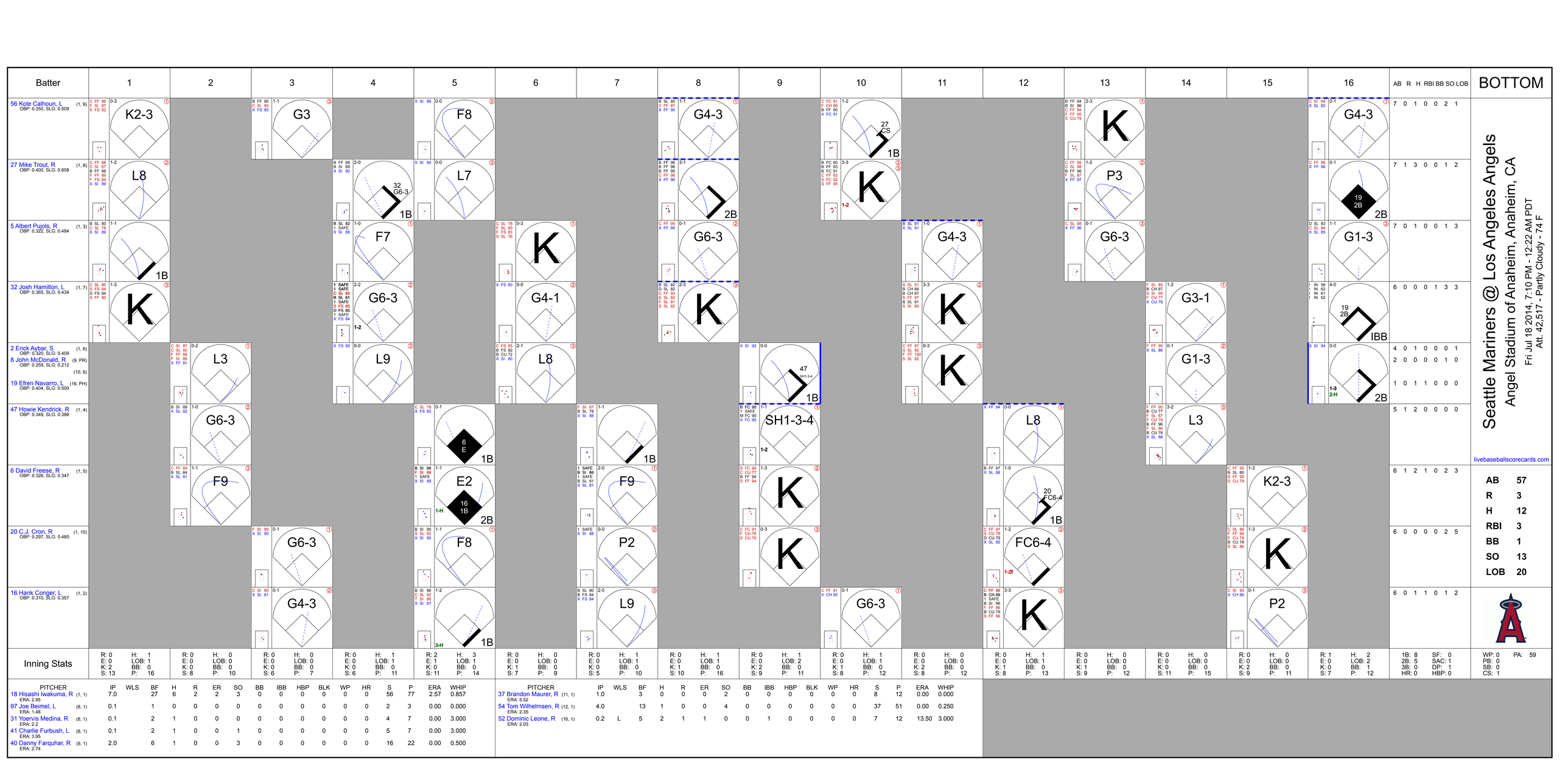

Inning	Pitcher	IP	H	R	ER	BB	SO	HR	P	ERA	WHIP
1	Kole Calhoun, L	0.2	1	0	0	0	1	0	13	0.00	0.000
2	Kole Calhoun, L	1.0	0	0	0	0	2	0	16	0.00	0.000
3	Kole Calhoun, L	1.0	0	0	0	0	2	0	14	0.00	0.000
4	Kole Calhoun, L	1.0	1	0	0	0	1	0	11	0.00	0.000
5	Kole Calhoun, L	1.0	3	1	1	0	1	0	14	9.00	3.000
6	Kole Calhoun, L	1.0	0	0	0	0	1	0	9	0.00	0.000
7	Kole Calhoun, L	1.0	1	0	0	0	1	0	10	0.00	0.000
8	Kole Calhoun, L	1.0	1	0	0	0	1	0	16	0.00	0.000
9	Kole Calhoun, L	1.0	2	0	0	0	2	0	11	0.00	0.000
10	Kole Calhoun, L	1.0	1	0	0	0	2	0	12	0.00	0.000
11	Kole Calhoun, L	1.0	0	0	0	0	2	0	12	0.00	0.000
12	Kole Calhoun, L	1.0	1	0	0	0	1	0	13	0.00	0.000
13	Kole Calhoun, L	1.0	0	0	0	0	1	0	12	0.00	0.000
14	Kole Calhoun, L	1.0	0	0	0	0	0	0	15	0.00	0.000
15	Kole Calhoun, L	1.0	0	0	0	0	2	0	9	0.00	0.000
16	Kole Calhoun, L	1.0	0	0	0	0	0	0	11	0.00	0.000
17	Kole Calhoun, L	1.0	0	0	0	0	1	0	9	0.00	0.000
18	Hisashi Iwakuma, R	7.0	6	2	2	0	3	0	27	2.95	0.857
97	Joe Beimel, L	0.1	0	0	0	0	0	0	1	0.00	0.000
31	Yoervis Medina, R	0.1	1	0	0	0	0	0	2	0.00	3.000
41	Charlie Furbush, L	0.1	1	0	0	0	0	0	2	0.00	3.000
40	Danny Farquhar, R	2.0	1	0	0	0	3	0	6	0.00	0.500
37	Brandon Maurer, R	1.0	3	0	0	0	2	0	8	0.00	0.000
54	Tom Wilhelmsen, R	4.0	1	0	0	0	4	0	37	0.00	0.250
52	Dominic Leone, R	0.2	5	2	1	1	0	0	7	13.50	3.000

Inning	AB	R	H	RBI	BB	SO	LOB
1	7	0	1	0	0	2	1
2	7	1	3	0	0	1	2
3	7	0	1	0	0	1	3
4	6	0	0	0	1	3	3
5	4	0	1	0	0	0	1
6	2	0	0	0	0	1	0
7	1	0	1	1	0	0	0
8	5	1	2	0	0	0	0
9	6	1	2	1	0	2	3
10	6	0	0	0	0	2	5
11	6	0	1	1	0	1	2
12	6	0	1	1	0	2	3
13	6	0	1	1	0	2	3
14	6	0	1	1	0	2	3
15	6	0	1	1	0	2	3
16	6	0	1	1	0	1	2
17	6	0	1	1	0	1	2
18	6	0	1	1	0	2	3

1B: 8	2B: 5	3B: 0	HR: 0
SF: 0	SAC: 1	DP: 1	HBP: 0
WP: 0	PB: 0	CS: 1	

Batter	1	2	3	4	5	6	7	8	9	10	11	12	AB	R	H	RBI	BB	SO	LOB
99 James Jones, L (1, 8) OBP: 0.315, SLG: 0.348	C FF 98 S SL 88 S SL 90 0-3 K			C SL 88 S CU 80 B CU 78 S FF 98 1-3 K		B SI 97 B SI 97 C SI 97 X SI 97 2-1 B2		C SL 88 S SL 88 F SL 87 B CU 77 B FC 96 X SL 87 2-2 1B			B CU 84 C FF 97 B FF 98 X CH 88 2-1 P6	B SL 78 B FF 89 C FF 93 F FF 93 X CH 74 2-2 F6	6	0	1	0	0	2	4
7 Stefen Romero, R (1, 9) OBP: 0.233, SLG: 0.314	X FF 98 0-0 L8			C SL 88 F FF 98 B SL 88 B SL 88 C SL 88 2-3 K		F FF 98 F SL 85 B CU 76 B SL 86 B SL 86 F FF 97 H SL 85 4-2 1-2 HBP			F SL 83 G SI 91 X SL 84 0-2 F8		C CU 84 S CU 85 B FF 99 C FF 98 1-3 K	X SL 81 0-0 FC5 1-2 2-3f	5	0	0	0	0	2	3
22 Robinson Canó, L (1, 4) OBP: 0.394, SLG: 0.459	B SL 88 S SI 98 B SL 88 B SI 98 S SL 88 X SL 88 3-2 G3-1			C SI 97 F CU 78 B SL 90 S FF 98 1-3 K		F SL 86 X FF 97 0-1 G6-3			B SI 91 X SL 84 1-0 G5-3		F FF 98 C CU 85 B FF 97 X CU 84 1-2 G6-3		5	0	0	0	0	1	2
15 Kyle Seager, L (1, 5) OBP: 0.344, SLG: 0.484		C SI 96 B SI 98 X SL 87 1-1 G6-3			B SI 98 C SL 86 B SL 86 F FF 98 B SL 87 X SI 97 3-2 G3-1		B SI 96 C SL 87 S SL 89 B CU 77 F FF 96 X SL 86 2-2 F7		C SI 91 B SL 84 F CH 82 B CH 82 F SI 91 F SI 91 B CH 82 X SI 90 3-2 1B			B FF 88 F FF 88 B SL 78 X FF 87 2-1 20 2B 2B	5	1	2	0	0	0	0
20 Logan Morrison, L (1, 3) OBP: 0.280, SLG: 0.368 8 Willie Bloomquist, R (12, PR) OBP: 0.296, SLG: 0.342 3 Mike Zunino, R (12, 2) OBP: 0.254, SLG: 0.401		B FF 98 X FF 98 1-0 G3-1			X FF 98 0-0 G3		C SL 86 B CU 76 B FF 96 F FF 97 B CU 82 D FF 97 4-2 BB		B SI 90 F CH 82 1 SAFE F CH 82 S SI 91 1-3 K			F FF 87 B SL 80 X FF 87 1-1 9 1B 17 1B 2-H 2B	4 0 0	0 1 0	1 0 0	1 0 0	1 0 0	1 0 0	1 0 0
27 Corey Hart, R (1, 10) OBP: 0.281, SLG: 0.329 9 Endy Chavez, L (12, PH) OBP: 0.292, SLG: 0.360 (12, 10)		B FC 98 X FF 97 1-0 L3			B SL 86 B SL 87 X SL 86 2-0 G6-3		S SL 85 C SL 85 1 SAFE C FF 97 0-3 K			X SI 88 0-0 G5-3		X CH 74 0-0 17 1B 13 S 2-3 1B	4 1	0 0	0 1	0 0	0 0	1 0	1 0
13 Dustin Ackley, L (1, 7) OBP: 0.286, SLG: 0.344			C SI 98 B SL 87 F SI 97 X SI 98 1-2 G3			B SL 86 X SI 96 1-0 5 G3 2 1B 2B	X FF 96 0-0 P5			B SL 79 C SL 80 X FF 89 1-1 1B		D FF 93 B SL 81 C SI 93 T SI 93 B FF 93 S CH 74 3-3 K 1-2	5	1	2	0	0	1	4
5 Brad Miller, L (1, 6) OBP: 0.272, SLG: 0.324			X SI 98 0-0 G6-3			S SL 86 M SL 88 X SL 88 0-2 G3 2-3		C SI 97 F SL 87 B SL 89 B SI 96 C SL 87 2-3 K		X SI 87 0-0 F8		I IN 69 I IN 67 I IN 68 I IN 67 4-0 7 FC5 17 1B IBB	4	0	0	0	1	1	2
2 Jesús Sucre, R (1, 2) OBP: 0.222, SLG: 0.222 17 Justin Smoak, S (12, PH) OBP: 0.280, SLG: 0.358 (12, 3)			C FF 98 F SL 87 F SL 87 X SL 88 0-2 F8			X SL 86 0-0 7 HBP 3-H 1B		F FF 97 S FF 97 S FF 97 0-3 K		1 SAFE C SI 88 S SL 81 S SL 81 0-3 K		B SL 80 C SL 78 B CH 72 C FF 93 X CH 74 2-2 1-2 2-3 3-H 7 FC5 1B	4 1	0 0	1 1	1 1	0 0	2 0	1 0
Inning Stats	R: 0 E: 0 K: 1 S: 7 H: 0 LOB: 0 BB: 0 P: 10	R: 0 E: 0 K: 0 S: 4 H: 0 LOB: 0 BB: 0 P: 7	R: 0 E: 0 K: 0 S: 8 H: 0 LOB: 0 BB: 0 P: 9	R: 0 E: 0 K: 3 S: 9 H: 0 LOB: 0 BB: 0 P: 13	R: 0 E: 0 K: 0 S: 5 H: 0 LOB: 0 BB: 0 P: 10	R: 1 E: 0 K: 0 S: 12 H: 2 LOB: 2 BB: 0 P: 19	R: 0 E: 0 K: 1 S: 10 H: 0 LOB: 1 BB: 1 P: 16	R: 0 E: 0 K: 2 S: 10 H: 1 LOB: 1 BB: 0 P: 14	R: 0 E: 0 K: 1 S: 12 H: 1 LOB: 1 BB: 0 P: 17	R: 0 E: 0 K: 1 S: 7 H: 1 LOB: 1 BB: 0 P: 8	R: 0 E: 0 K: 1 S: 8 H: 0 LOB: 0 BB: 0 P: 12	R: 2 E: 0 K: 1 S: 15 H: 4 LOB: 3 BB: 1 P: 29	1B: 6 2B: 3 3B: 0 HR: 0 SF: 0 SAC: 0 DP: 0 HBP: 1						

TOP

Seattle Mariners @ Los Angeles Angels

Angel Stadium of Anaheim, Anaheim, CA

Sat Jul 19 2014, 6:09 PM - 10:15 PM PDT

Att. 40,231 - Partly Cloudy - 73 F

livebaseballscorecards.com

AB	44
R	3
H	9
RBI	3
BB	2
SO	11
LOB	18

WP: 0 PB: 0 SB: 1 CS: 0 PA: 47

PITCHER		IP	WLS	BF	H	R	ER	SO	BB	IBB	HBP	BLK	WP	HR	S	P	ERA	WHIP
Garrett Richards, R ERA: 2.47	(1, 1)	8.0		28	3	1	1	7	1	0	1	0	0	0	65	98	1.12	0.500
16 Huston Street, R ERA: 1.06	(9, 1)	1.0		4	1	0	0	1	0	0	0	0	0	0	12	17	0.00	1.000
38 Joe Smith, R ERA: 2.22	(10, 1)	1.0		4	1	0	0	1	0	0	0	0	0	0	7	8	0.00	1.000
40 Kevin Jepsen, R ERA: 1.98	(11, 1)	1.0		3	0	0	0	1	0	0	0	0	0	0	8	12	0.00	0.000
54 Joe Thatcher, L ERA: 3.16	(12, 1)	0.0	L	2	2	2	2	0	0	0	0	0	0	0	4	7	∞	∞

PITCHER		IP	WLS	BF	H	R	ER	SO	BB	IBB	HBP	BLK	WP	HR	S	P	ERA	WHIP
64 Mike Morin, R ERA: 1.98	(12, 1)	1.0		6	2	0	0	1	0	1	0	0	0	0	11	22	0.00	2.000

Batter	1	2	3	4	5	6	7	8	9	10	11	12	AB	R	H	RBI	BB	SO	LOB
56 Kole Calhoun, L (1, 9) OBP: 0.343, SLG: 0.498	B SI 92 F SI 91 B CU 79 S CU 81 C CH 90 2-3 K ①		C CU 80 C CH 90 X FF 94 0-2 G6-3 ③			B CU 78 C CU 80 B CH 90 C CH 90 F CU 80 X CH 90 2-2 F7 ②		1 SAFE M FF 95 1 SAFE B FF 94 1 SAFE X FF 95 1-1 FC3-6 5 WP ① 1-2f		F SI 93 1 SAFE S CH 82 X SI 94 0-2 G4-6-3 ①② 1-2f			5	0	0	0	0	1	2
27 Mike Trout, R (1, 8) OBP: 0.398, SLG: 0.605	C SI 92 B FF 93 C FF 93 F CH 90 B FF 94 F FF 94 F SI 94 X FF 94 2-2 P4 ②			B SI 92 C FF 92 F CH 90 B CH 90 B FF 93 F FF 94 X SI 93 3-2 32 G4-3 2B		C FF 94 B SI 91 C FF 93 B FF 94 S CH 90 2-3 K ③		B FF 95 B CU 86 1 SAFE 1 SAFE X FF 95 2-0 P4 ②		B SI 96 B CH 82 F SI 94 F SI 94 B CH 82 F SI 96 C CH 83 3-3 K ③			5	0	1	0	0	2	1
5 Albert Pujols, R (1, 3) OBP: 0.323, SLG: 0.480	C SI 93 X SL 84 0-1 G5-3 ③			C SL 84 X CH 90 0-1 G6-3 ①			B SI 93 B SL 85 F SI 93 S SI 93 B SI 92 F SI 91 F CH 90 F FF 94 F SI 92 4-2 F CU 82 B SI 94 47 1B 32 BB 47 E BB		B FF 96 B CU 87 1 IN 75 1 IN 81 4-0 1-2 IBB		F FF 95 B SL 84 F FC 92 X SL 83 1-2 G6-3 ①		3	1	0	0	2	0	1
32 Josh Hamilton, L (1, 10) OBP: 0.366, SLG: 0.430		B SI 92 S CU 79 X CH 88 1-1 G4-3 ①		X CU 80 0-0 G4-3 ② 2-3			B CU 80 B CH 88 B CH 88 T SI 93 B CH 89 4-1 47 E 6 FC5-2-5 1-2 BB	B CU 71 X FF 88 1-0 F8 ③		B CH 87 B FF 92 X FF 96 2-0 6 CS 1B			4	0	1	0	1	0	3
47 Howie Kendrick, R (1, 4) OBP: 0.352, SLG: 0.390		B SI 92 S SL 84 B CH 89 B FF 93 B SI 92 4-1 19 L6 6 S BB		C SL 86 B CH 90 S CH 90 S SI 92 1-3 K ③			X SI 93 0-0 E6 19 G3-1 6 FC5-2-5 1-3 2-H 1B		B FF 97 S SL 87 X FF 98 1-1 2B		B FF 96 C FF 96 S SL 84 D SL 86 C FF 97 2-3 K ②		4	0	2	0	1	2	2
6 David Freese, R (1, 5) OBP: 0.328, SLG: 0.357	B SI 92 C SI 92 1 SAFE S SI 92 B CH 89 D CH 90 B FF 94 4-2 1-2 BB		B SL 83 C SI 92 F SI 92 B FF 93 S CH 90 2-3 K ①				B SI 93 D CH 88 C CH 90 X SI 92 2-1 FC5-2-5 19 G3-1 ① 1-2 3-H		S SL 88 F FF 97 D SL 89 B FF 98 C SL 90 2-3 K ①		S FF 96 B FF 97 B FF 96 2-1 CS ③ 1-2	C SL 84 X FF 93 0-1 HR	4	1	1	1	2	3
19 Efren Navarro, L (1, 7) OBP: 0.365, SLG: 0.447	C SI 92 F CU 81 F CH 89 B CH 90 B SI 94 X FF 94 2-2 L6 ②③ 2-2			C CU 80 X SI 94 0-1 F8 ②			F CH 89 X CH 89 0-1 G3-1 ② 1-2 2-3		B CH 84 B SL 90 F SL 90 C CH 86 F SL 91 X CH 88 2-2 P5 ②			C SL 82 B SL 81 C SL 82 B SL 84 X FF 93 2-2 L6 ①	5	0	0	0	0	5	
17 Chris Iannetta, R (1, 2) OBP: 0.383, SLG: 0.420			C SI 91 B CU 80 C CU 80 S CH 89 1-3 K ①		C CU 80 B SL 85 C CH 90 S SI 92 1-3 K ③		F CH 90 S SI 91 D SI 92 S CH 90 1-3 K ③		B SL 89 C SL 90 S SL 90 0-3 K ③			B SL 84 B FF 93 X FF 92 2-0 G5-3 ②	5	0	0	0	0	4	3
8 John McDonald, R (1, 6) OBP: 0.274, SLG: 0.204 10 Grant Green, R (12, PH) OBP: 0.329, SLG: 0.413			F SI 92 C SL 84 S CH 90 0-3 K ②			C CU 78 B SI 92 B CU 82 F SI 92 F CH 90 S SI 91 2-3 K2-3 ①		H FF 95 1-0 56 FC3-6 HBP		B SI 93 C SI 93 B SI 94 B SI 94 4-1 56 G4-6-3 BB		B SL 82 B SL 82 C FF 92 B FF 93 F FF 93 F FF 93 X FF 93 3-2 G5-3 ③	2 1	0 0	0 0	0 0	1 0	2 0	0 0
Inning Stats	R: 0 H: 0 E: 0 LOB: 0 K: 1 BB: 0 S: 11 P: 15	R: 0 H: 0 E: 0 LOB: 1 K: 0 BB: 2 S: 9 P: 20	R: 0 H: 0 E: 0 LOB: 0 K: 2 BB: 0 S: 9 P: 10	R: 0 H: 1 E: 0 LOB: 1 K: 1 BB: 0 S: 10 P: 14	R: 0 H: 0 E: 0 LOB: 0 K: 2 BB: 0 S: 8 P: 11	R: 0 H: 0 E: 0 LOB: 0 K: 2 BB: 0 S: 11 P: 17	R: 1 H: 1 E: 1 LOB: 2 K: 1 BB: 2 S: 16 P: 27	R: 0 H: 0 E: 0 LOB: 2 K: 0 BB: 1 S: 4 P: 13	R: 0 H: 1 E: 0 LOB: 1 K: 2 BB: 0 S: 12 P: 17	R: 0 H: 0 E: 0 LOB: 0 K: 1 BB: 1 S: 8 P: 15	R: 0 H: 1 E: 0 LOB: 0 K: 1 BB: 0 S: 8 P: 15	R: 1 H: 1 E: 0 LOB: 0 K: 0 BB: 0 S: 10 P: 17	1B: 2 2B: 3 3B: 0 HR: 1	SF: 0 SAC: 0 DP: 2 HBP: 1	WP: 1 PB: 0 SB: 1 CS: 1	PA: 46			

PITCHER	IP	WLS	BF	H	R	ER	SO	BB	IBB	HBP	BLK	WP	HR	S	P	ERA	WHIP
34 Félix Hernández, R (1, 1) ERA: 2.02	7.0		26	2	1	0	9	4	0	0	0	0	0	74	114	0.00	0.857
31 Yoervis Medina, R (8, 1) ERA: 2.16	0.2		4	0	0	0	0	0	1	1	0	1	0	3	11	0.00	0.000
97 Joe Beimel, L (8, 1) ERA: 1.47	0.1		1	0	0	0	0	0	0	0	0	0	0	1	2	0.00	0.000
37 Brandon Maurer, R (9, 1) ERA: 5.4	1.0		4	1	0	0	2	0	0	0	0	0	0	12	17	0.00	1.000
56 Fernando Rodney, R (10, 1) ERA: 1.93	1.0		3	0	0	0	1	1	0	0	0	0	0	8	15	0.00	1.000

PITCHER	IP	WLS	BF	H	R	ER	SO	BB	IBB	HBP	BLK	WP	HR	S	P	ERA	WHIP
52 Dominic Leone, R (11, 1) ERA: 2.2	1.0	W	4	2	1	1	1	0	0	0	0	0	1	10	17	9.00	2.000
41 Charlie Furbush, L (12, 1) ERA: 3.81	1.0	S	3	0	0	0	0	0	0	0	0	0	0	8	15	0.00	0.000

BOTTOM

Seattle Mariners @ Los Angeles Angels

Angel Stadium of Anaheim, Anaheim, CA

Sat Jul 19 2014, 6:09 PM - 10:15 PM PDT

Att. 40,231 - Partly Cloudy - 73 F

livebaseballscorecards.com

AB	38
R	2
H	5
RBI	1
BB	6
SO	13
LOB	20

Batter	1	2	3	4	5	6	7	8	9	AB	R	H	RBI	BB	SO	LOB
9 Endy Chavez, L (1, 8) OBP: 0.289, SLG: 0.355	C FF 93 B FF 93 X FF 93 1-1 ① F8	C FF 92 C CU 78 S CU 78 0-3 ② K			F CH 84 B CU 76 B FF 92 X FF 92 2-1 ② L7		B CH 86 X FF 93 1-0 8 S 1B 3-H		B SL 78 B FC 86 X FF 85 2-0 ③ FC6-4 1-2f	5	0	1	1	0	1	2
8 Willie Bloomquist, R (1, 4) OBP: 0.287, SLG: 0.331	B FF 94 C FF 94 C FF 93 B FF 94 B CU 79 S FF 93 3-3 ② K	C FF 93 S SI 94 F SI 94 S FF 94 0-3 ③ K			F FF 92 F FF 92 F FF 93 B FF 93 B FF 93 B FF 93 X FF 92 3-2 ③ F8		1 SAFE B FF 92 B FF 93 F FF 94 C FF 93 B SL 83 X SL 81 3-2 ③ G6-3 1-2			4	0	0	0	0	2	1
15 Kyle Seager, L (1, 5) OBP: 0.346, SLG: 0.493	B FF 94 X FF 94 1-0 HR		C FF 92 C CU 78 B CU 78 X FF 93 1-2 17 CS 1B			S CH 85 C FF 94 B CU 80 S CU 78 1-3 ① K		X KC 82 0-0 ① G6-3		4	1	2	1	0	1	0
7 Stefen Romero, R (1, 9) OBP: 0.234, SLG: 0.312	B FF 93 S SI 93 X CH 87 1-1 17 1B 17 WP 27 1B 1B		X SI 94 0-0 ① F9			C FF 93 S CU 79 B CU 78 S FF 95 1-3 ② K		C FF 92 S FF 92 X KC 85 0-2 ② P4		4	1	1	0	0	1	1
17 Justin Smoak, S (1, 3) OBP: 0.279, SLG: 0.356	B CU 80 F FF 93 X CU 80 1-1 27 1B 13 1B 1-3 1B		C SI 94 B CH 87 B FF 94 X FF 93 2-1 ②③ G4-3 1-2			S CH 87 X SI 95 0-1 ③ G6-3		B FF 92 C KC 82 B FF 92 F CH 87 F FF 92 S CH 87 2-3 ③ K		4	1	1	0	0	1	1
27 Corey Hart, R (1, 10) OBP: 0.287, SLG: 0.331 99 James Jones, L (7, PR) OBP: 0.313, SLG: 0.346 (7, 10)	F SI 94 X FF 93 0-1 13 1B 1-3 3-H 1B			X CH 86 0-0 ① F7			B SI 92 B CH 87 C FF 92 B FF 92 B FF 92 4-1 13 G4-3 3 2B BB		C FF 86 S SL 79 B FF 87 F SL 78 X SL 80 1-2 ① G5-3	2 1	0 1	1 0	1 0	1 0	0 0	0 0
13 Dustin Ackley, L (1, 7) OBP: 0.285, SLG: 0.343	C CU 78 F FF 93 X CU 78 0-2 1-2 3-H 1B			B FF 93 C FF 92 X SI 93 1-1 ② F7			1 SAFE 1 SAFE B FF 93 D CH 86 1 SAFE C FF 92 X FF 92 2-1 ① G4-3 1-2		B SL 77 X FF 87 1-0 ② G6-3	4	0	1	1	0	0	1
3 Mike Zunino, R (1, 2) OBP: 0.257, SLG: 0.406	B FF 92 C CU 78 B FF 92 S FF 92 B CU 78 F CU 78 F SI 93 F CU 81 X FF 93 3-2 ③ F7			C FF 94 B SI 93 C FF 93 B CU 79 B SI 95 X FF 92 3-2 ③ P3			F SI 93 B SI 93 S CH 86 B CU 80 F SI 94 X FF 94 2-2 5 G4-3 9 1B 2-H 2B		C FF 86 B FF 87 X FF 86 1-1 5 1B 1B	4	1	2	1	0	0	2
5 Brad Miller, L (1, 6) OBP: 0.272, SLG: 0.323		X SI 92 0-0 ① F8			B FF 92 X CH 84 1-0 ① F9		B CU 78 S CU 79 B CU 78 F FF 93 F CU 80 X CU 80 2-2 ② G4-3 2-3		X FF 86 0-0 9 FC6-4 1-2 1B	4	0	1	0	0	0	2
Inning Stats	R: 3 H: 5 E: 0 LOB: 2 K: 1 BB: 0 S: 21 P: 31	R: 0 H: 0 E: 0 LOB: 0 K: 2 BB: 0 S: 8 P: 8	R: 0 H: 1 E: 0 LOB: 0 K: 0 BB: 0 S: 6 P: 9	R: 0 H: 0 E: 0 LOB: 0 K: 0 BB: 0 S: 6 P: 10	R: 0 H: 0 E: 0 LOB: 0 K: 0 BB: 0 S: 7 P: 13	R: 0 H: 0 E: 0 LOB: 0 K: 2 BB: 0 S: 8 P: 10	R: 2 H: 2 E: 0 LOB: 2 K: 0 BB: 1 S: 15 P: 29	R: 0 H: 0 E: 0 LOB: 0 K: 1 BB: 0 S: 8 P: 10	R: 0 H: 2 E: 0 LOB: 2 K: 0 BB: 0 S: 9 P: 14	1B: 8 SF: 0 2B: 1 SAC: 0 3B: 0 DP: 0 HR: 1 HBP: 0						

TOP

Seattle Mariners @ Los Angeles Angels

Angel Stadium of Anaheim, Anaheim, CA

Sun Jul 20 2014, 12:40 PM - 3:55 PM PDT

Att. 37,128 - Overcast - 77 F

livebaseballscorecards.com

AB	36
R	5
H	10
RBI	5
BB	1
SO	6
LOB	10

WP: 1 PA: 37
PB: 0
SB: 1
CS: 1

PITCHER		IP	WLS	BF	H	R	ER	SO	BB	IBB	HBP	BLK	WP	HR	S	P	ERA	WHIP
45 Tyler Skaggs, L ERA: 4.65	(1, 1)	6.2		28	8	5	5	5	1	0	0	0	1	1	68	104	6.75	1.350
39 Jason Grilli, R ERA: 3.77	(7, 1)	0.1		1	0	0	0	0	0	0	0	0	0	0	3	6	0.00	0.000
59 Fernando Salas, R ERA: 2.84	(8, 1)	1.0		3	0	0	0	1	0	0	0	0	0	0	8	10	0.00	0.000
54 Joe Thatcher, L ERA: 3.04	(9, 1)	1.0	W	5	2	0	0	0	0	0	0	0	0	0	9	14	0.00	2.000

PITCHER	IP	WLS	BF	H	R	ER	SO	BB	IBB	HBP	BLK	WP	HR	S	P	ERA	WHIP

Batter	1	2	3	4	5	6	7	8	9	AB	R	H	RBI	BB	SO	LOB
56 Kole Calhoun, L (1, 9) OBP: 0.348, SLG: 0.513	B FF 84 S FF 86 F FF 86 B SL 80 B SL 80 X FF 86 3-2 32 2B 1B		C FF 84 X SL 78 0-1 HR	B FF 83 S CH 78 X CH 77 1-1 1-2 1B			C FF 96 F FF 96 C CU 87 0-3 ①	F SI 96 X CH 84 0-1 ③ F8		5	2	3	1	0	1	1
27 Mike Trout, R (1, 8) OBP: 0.400, SLG: 0.612	B FF 86 C FF 85 C SL 77 B SL 80 1 SAFE S FF 86 2-3 ① K		B FF 85 X FF 84 1-0 HR	C SL 76 S SL 78 C SL 79 0-3 ③			B FF 96 X FF 96 1-0 5 HBP 47 1B 1B		B SI 94 B SI 95 B SI 95 C SI 95 B SI 94 4-1 5 2B BB	4	3	2	1	1	2	3
5 Albert Pujols, R (1, 10) OBP: 0.326, SLG: 0.483	B FF 85 1 SAFE B FF 86 C FF 85 F SL 80 S SL 80 2-3 ② K		C SL 77 X SL 79 0-1 ① G5-3		S SL 77 S SL 76 X SL 79 0-2 47 G6-4-3 32 1B 1B		1 SAFE H FF 96 1-0 47 1B 1-2 HBP		B SI 94 C CH 84 X SI 96 1-1 32 1B 6 1-H G6-2-3 2B	4	0	2	1	0	1	1
32 Josh Hamilton, L (1, 7) OBP: 0.372, SLG: 0.440	F SL 78 X CH 79 0-1 1-H 2B		F SL 77 F SL 79 B SL 78 F FF 85 F SL 78 B CH 77 B SL 78 X SL 79 3-2 ② G4-3		X SL 76 0-0 47 G6-4-3 1-2 1B		C FF 95 S FF 94 S FF 96 0-3 ② K		S CH 83 S SI 97 B SI 97 B SI 97 X CH 85 2-2 6 G6-2-3 47 IBB 10 1B 2-3 1B	5	1	3	1	0	1	2
47 Howie Kendrick, R (1, 4) OBP: 0.355, SLG: 0.394	F FF 84 B SL 78 B SL 78 X FF 85 2-1 ③ F9		X FF 84 0-0 2B		S SL 77 F SL 77 F SL 78 B FF 86 X SL 78 1-2 ① ② G6-4-3 1-2f 2-3		C CU 86 C CU 86 D CU 87 F CU 86 X FF 96 1-2 1-2 2-H 1B		I IN 70 I IN 69 I IN 68 I IN 66 4-0 10 1B 6 G6-2-3 1-2 IBB	4	0	2	1	1	0	3
6 David Freese, R (1, 5) OBP: 0.322, SLG: 0.350		C FF 86 B FF 85 C SL 79 S SL 79 1-3 ① K	C CH 78 X FF 83 0-1 ③ L7		X SL 78 0-0 ③ G6-3		D CU 86 B FF 95 C FF 94 X FF 96 2-1 ③ G4-3		X SI 96 0-0 ① ② G6-2-3 1-2 2-3 3-Hf	5	0	0	0	0	1	7
19 Efren Navarro, L (1, 3) OBP: 0.386, SLG: 0.471		B FF 85 B FF 86 C FF 86 X FF 87 2-1 2B	C SL 76 B SL 75 S CH 77 B CH 76 X SL 77 2-2 ① P6		B SL 77 B CH 78 C FF 86 C FF 86 F CH 79 C FF 86 2-3 ① K		C FF 87 B FF 88 F FF 88 B FF 89 F FF 89 X SL 76 2-2 1B		I IN 65 I IN 67 I IN 66 I IN 62 4-0 10 1B IBB	4	0	2	0	1	1	0
10 Grant Green, R (1, 6) OBP: 0.321, SLG: 0.400		B FF 85 F FF 85 B SL 78 F FF 86 F SL 78 S SL 78 2-3 ② K	C SL 77 B SL 78 C FF 84 X SL 78 1-2 ② G6-3		B SL 78 X FF 86 1-0 ② F9		1 SAFE 1 SAFE C SI 83 1 SAFE S SI 83 F CH 81 X CH 80 0-2 ① F9		C SI 96 B CH 84 S CH 84 X SI 98 1-2 1-2 2-3 3-H 1B	5	0	1	1	0	1	2
24 Hank Conger, L (1, 2) OBP: 0.311, SLG: 0.356 17 Chris Iannetta, R (8, PH) OBP: 0.381, SLG: 0.417 (9, 2)		C SL 79 F SL 78 F FF 85 F SL 80 S SL 78 0-3 ③ K	B CH 76 X CH 78 1-0 56 1B 1B		T SL 80 B CH 78 B SL 77 F FF 86 B SL 80 X FF 87 3-2 ③ G5-3		1 SAFE F SI 94 B SI 95 C CH 81 C FF 97 1-3 ② K			3 1	0 0	1 0	0 0	0 0	1 1	1 1
Inning Stats	R: 1 E: 0 K: 2 S: 13 H: 2 LOB: 1 BB: 0 P: 22	R: 0 E: 0 K: 3 S: 14 H: 1 LOB: 1 BB: 0 P: 19	R: 2 E: 0 K: 0 S: 13 H: 3 LOB: 1 BB: 0 P: 17	R: 0 E: 0 K: 1 S: 12 H: 2 LOB: 2 BB: 0 P: 17	R: 0 E: 0 K: 0 S: 9 H: 2 LOB: 1 BB: 0 P: 10	R: 0 E: 0 K: 1 S: 8 H: 0 LOB: 0 BB: 0 P: 14	R: 1 E: 0 K: 2 S: 13 H: 2 LOB: 2 BB: 0 P: 18	R: 0 E: 0 K: 1 S: 13 H: 1 LOB: 1 BB: 0 P: 16	R: 2 E: 0 K: 0 S: 10 H: 3 LOB: 3 BB: 3 P: 26	1B: 10 2B: 4 3B: 0 HR: 2 SF: 0 SAC: 0 DP: 2 HBP: 1						

PITCHER		IP	WLS	BF	H	R	ER	SO	BB	IBB	HBP	BLK	WP	HR	S	P	ERA	WHIP
53 Chris Young, R ERA: 3.22	(1, 1)	6.0		27	10	3	3	7	0	0	0	0	0	2	69	99	4.50	1.667
31 Yoervis Medina, R ERA: 2.36	(7, 1)	1.0	H	6	2	1	1	2	0	0	1	0	0	0	13	18	9.00	2.000
97 Joe Beimel, L ERA: 1.45	(8, 1)	0.1	H	2	1	0	0	0	0	0	0	0	0	0	8	10	0.00	3.000
56 Fernando Rodney, R ERA: 2.33	(8, 1)	1.1	L	9	3	2	2	1	1	2	0	0	0	0	15	32	13.50	3.000

PITCHER	IP	WLS	BF	H	R	ER	SO	BB	IBB	HBP	BLK	WP	HR	S	P	ERA	WHIP

BOTTOM

Seattle Mariners @ Los Angeles Angels

Angel Stadium of Anaheim, Anaheim, CA

Sun Jul 20 2014, 12:40 PM - 3:55 PM PDT

Att. 37,128 - Overcast - 77 F

livebaseballscorecards.com

AB	40
R	6
H	16
RBI	6
BB	3
SO	10
LOB	21

WP: 0 PA: 44
PB: 0
SB: 0
CS: 0

Batter	1	2	3	4	5	6	7	8	9	AB	R	H	RBI	BB	SO	LOB
21 Nick Markakis, L (1, 9) OBP: 0.354, SLG: 0.400	B FF 91 C FF 92 B SI 93 C KC 77 B CH 87 X FF 94 3-2 10 HR 1B		C KC 75 C SI 90 C CH 85 0-3 ② K			B KC 74 C SL 81 B KC 78 X SL 82 2-1 10 HR 2B		X FF 94 0-0 ① G6-3		4	2	2	0	0	1	0
28 Steve Pearce, R (1, 7) OBP: 0.381, SLG: 0.554 9 David Lough, L (8, PR) OBP: 0.271, SLG: 0.308 (8, 7)	B FF 92 S SL 82 F SI 93 S SL 84 1-3 ① K		X FF 91 0-0 ③ P4			B SI 90 C SI 90 S SL 81 B CH 85 S SI 90 2-3 ② K		X FF 94 0-0 10 CS 1B		4 0	0 0	1 0	0 0	0 0	2 0	2 0
10 Adam Jones, R (1, 8) OBP: 0.325, SLG: 0.500	1 SAFE B SI 92 B FF 92 X FF 93 2-0 1-H HR			B KC 74 B SL 81 F SL 80 S CH 83 S CH 85 2-3 ① K		B SI 90 S CH 84 X SL 82 1-1 2-H HR		1 SAFE P PO 86 S SL 85 B FF 94 C FF 94 C CU 76 2-3 ②③ 1-2 K		4	2	2	4	0	2	1
23 Nelson Cruz, R (1, 10) OBP: 0.343, SLG: 0.550	B FF 93 X KC 76 1-0 ② F7			C SL 82 B FF 90 B SI 91 X SL 82 2-1 ② F8		B FF 92 C FF 92 X SI 90 1-1 19 HBP 1B			C SL 82 B FF 94 C FF 93 X FF 94 1-2 ① F9	4	0	1	0	0	0	0
19 Chris Davis, L (1, 3) OBP: 0.311, SLG: 0.397	C SI 92 B FF 92 B KC 76 F SL 82 F CH 85 F FF 93 B SI 94 S CH 85 3-3 ③ K			F SI 92 B SI 91 B FF 91 S CH 85 S CH 85 2-3 ③ K		1 SAFE H FF 87 1-0 1-2 HBP			B FF 93 B FF 92 C SL 82 C FF 94 S CU 76 2-3 ② K	3	0	0	0	0	3	0
2 J.J. Hardy, R (1, 6) OBP: 0.314, SLG: 0.372		C SI 88 F KC 76 S FF 91 0-3 ① K			C FF 87 B FF 88 F CH 82 F FF 90 B SL 82 X CH 84 2-2 ① G6-3	B SL 80 F FF 93 F FF 93 S CH 74 1-3 ③ K			C FF 93 S CU 76 B FF 93 X FF 93 1-2 ③ G3	4	0	0	0	0	2	2
13 Manny Machado, R (1, 5) OBP: 0.317, SLG: 0.422		C FF 91 B SI 89 X SI 90 1-1 ② G5-3			S KC 75 X SL 82 0-1 ② P4		B FF 93 S SL 82 C FF 94 S SL 83 1-3 ① K			3	0	0	0	0	1	0
40 Nick Hundley, R (1, 2) OBP: 0.261, SLG: 0.353		F FF 90 C SL 84 B CH 83 F CH 85 B FF 93 B SL 82 S SL 83 3-3 ③ K			C SL 82 B FF 91 B FF 91 F SL 82 S CH 85 2-3 ③ K		F FF 95 S FF 94 B FF 94 S SL 84 1-3 ② K			3	0	0	0	0	3	0
6 Jonathan Schoop, R (1, 4) OBP: 0.253, SLG: 0.325			C SL 79 B FF 89 X FF 90 1-1 ① L8			C KC 72 S SL 80 F CH 84 F FF 90 B CH 85 S SL 81 1-3 ① K	B CH 85 B FF 95 X FF 94 2-0 ③ F8			3	0	0	0	0	1	0
Inning Stats	R: 2 E: 0 K: 2 S: 13 H: 2 LOB: 0 BB: 0 P: 23	R: 0 E: 0 K: 2 S: 9 H: 0 LOB: 0 BB: 0 P: 13	R: 0 E: 0 K: 1 S: 6 H: 0 LOB: 0 BB: 0 P: 7	R: 0 E: 0 K: 2 S: 8 H: 0 LOB: 0 BB: 0 P: 14	R: 0 E: 0 K: 1 S: 9 H: 0 LOB: 0 BB: 0 P: 13	R: 2 E: 0 K: 3 S: 17 H: 3 LOB: 2 BB: 0 P: 26	R: 0 E: 0 K: 2 S: 7 H: 0 LOB: 0 BB: 0 P: 11	R: 0 E: 0 K: 1 S: 6 H: 1 LOB: 1 BB: 0 P: 7	R: 0 E: 0 K: 1 S: 9 H: 0 LOB: 0 BB: 0 P: 13	1B: 3 2B: 1 3B: 0 HR: 2 SF: 0 SAC: 0 DP: 0 HBP: 1						

PITCHER		IP	WLS	BF	H	R	ER	SO	BB	IBB	HBP	BLK	WP	HR	S	P	ERA	WHIP
52 Matt Shoemaker, R ERA: 4.54	(1, 1)	5.2	L	22	5	4	4	10	0	0	0	0	0	2	59	91	6.35	0.882
54 Joe Thatcher, L ERA: 3.04	(6, 1)	0.0		1	0	0	0	0	0	0	1	0	0	0	0	1	∞	∞
64 Mike Morin, R ERA: 1.96	(6, 1)	0.1		1	0	0	0	1	0	0	0	0	0	0	3	4	0.00	0.000
39 Jason Grilli, R ERA: 3.64	(7, 1)	1.0		3	0	0	0	2	0	0	0	0	0	0	7	11	0.00	0.000
46 Cory Rasmus, R ERA: 2.11	(8, 1)	2.0		6	1	0	0	2	0	0	0	0	0	0	15	20	0.00	0.500

PITCHER	IP	WLS	BF	H	R	ER	SO	BB	IBB	HBP	BLK	WP	HR	S	P	ERA	WHIP

TOP

Baltimore Orioles @ Los Angeles Angels

Angel Stadium of Anaheim, Anaheim, CA

Mon Jul 21 2014, 7:10 PM - 10:11 PM PDT

Att. 39,028 - Clear - 78 F

livebaseballscorecards.com

AB	32
R	4
H	6
RBI	4
BB	0
SO	15
LOB	5

WP: 0 PA: 33
PB: 0
SB: 0
CS: 1

Batter	1	2	3	4	5	6	7	8	9	AB	R	H	RBI	BB	SO	LOB
56 Kole Calhoun, L (1, 9) OBP: 0.349, SLG: 0.510	C FF 94 X SI 94 0-1 27 E 32 1B 1B	X SL 89 0-0 ③ F8		C SI 95 B SI 95 B SI 95 F FF 95 B FF 95 X FF 94 3-2 1-2 2-3 1B			C CH 85 S SL 86 B FF 94 B FF 93 X SI 91 2-2 ① G4-3		C SI 95 F SI 98 S SL 85 0-3 ③ K2-3	5	1	2	0	0	1	2
27 Mike Trout, R (1, 8) OBP: 0.396, SLG: 0.605	C FF 94 1 SAFE B FF 94 S SL 89 F FF 95 F SL 88 1 SAFE X SL 86 1-2 FC6 32 1B 1-2		C FF 95 B CH 88 F FF 95 X FF 95 1-2 ① G6-3	C SL 88 B SL 87 F FF 95 D SL 88 C FF 95 2-3 ③			C CH 84 B FF 93 C FF 93 F SL 85 C SI 95 1-3 ② K			4	0	0	0	0	2	4
5 Albert Pujols, R (1, 3) OBP: 0.326, SLG: 0.479	B FF 95 C FF 95 S SL 90 B SL 91 C FF 96 2-3 ① K	X SL 85 0-0 ② G5-3			B FF 92 B CH 84 B SL 86 X FF 93 3-0 ① L8		B SI 94 B SL 84 B SL 85 B FF 93 4-0 BB			3	0	0	0	1	1	2
32 Josh Hamilton, L (1, 10) OBP: 0.374, SLG: 0.441	X SL 91 0-0 47 G4-6-3 1-2 2-H 1B		X CH 88 0-0 ③ G4-3		X CH 85 0-0 47 FC1-4-6 1B		S SL 84 S SL 83 S SL 84 0-3 ③ K			4	0	2	1	0	1	1
47 Howie Kendrick, R (1, 4) OBP: 0.354, SLG: 0.395	C FF 94 X FF 95 0-1 ②③ G4-6-3 1-2f			B SL 86 B SL 86 B FF 94 X FF 94 3-0 24 1B 2B	C FF 92 X FF 93 0-1 ② FC1-4-6 1-2f			B SI 88 X SL 79 1-0 ① G6-3		4	1	1	0	0	0	3
6 David Freese, R (1, 5) OBP: 0.324, SLG: 0.350		X FF 94 0-0 19 FC4-6 1B		B FF 95 F SL 89 F FF 95 F FF 95 B SL 88 B SL 88 B SL 89 4-2 56 1B 24 1B BB	1 SAFE C SL 82 B FF 93 1 SAFE F FF 94 C FF 95 1-3 ③ K			C SL 79 F FF 88 F FF 89 B SL 81 S SL 81 1-3 ② K		3	0	1	0	1	2	1
19 Efren Navarro, L (1, 7) OBP: 0.361, SLG: 0.436	C FF 94 X SI 94 0-1 ① FC4-6 24 1B 1-2f			X FF 94 0-0 ① F6			B FF 91 C CH 84 B SI 90 S SL 84 B CH 82 X FF 92 3-2 ① G4-3	B FF 89 S SI 88 C SL 80 F FF 88 X FF 89 1-2 ③ F7		4	0	0	0	0	0	3
24 Hank Conger, L (1, 2) OBP: 0.317, SLG: 0.362 2 Erick Aybar, S (9, PH) OBP: 0.319, SLG: 0.408	F FF 95 1 SAFE X FF 94 0-1 1-2 1B			F FF 94 X SL 88 0-1 56 1B 1-2 2-H 1B			T CH 84 B CH 84 F FF 93 C FF 94 1-3 ② K		C SI 96 S SI 96 X SI 96 0-2 ① G1-3	3 1	0 0	2 0	1 0	0 0	1 0	0 0
8 John McDonald, R (1, 6) OBP: 0.262, SLG: 0.193 17 Chris Iannetta, R (9, PH) OBP: 0.379, SLG: 0.415	B FF 95 S SL 90 C FF 95 D SL 90 C FF 95 2-3 ② K			M SL 88 C FF 94 B SL 88 F SL 88 F FF 94 C FF 95 1-3 ② K			C FF 91 F FF 92 F SL 83 S SL 85 0-3 ③ K		X SI 96 0-0 ② F9	3 1	0 0	0 0	0 0	0 0	3 0	4 0
Inning Stats	R: 1 E: 1 K: 1 S: 13 H: 2 LOB: 1 BB: 0 P: 16	R: 0 E: 0 K: 1 S: 9 H: 2 LOB: 2 BB: 0 P: 11	R: 0 E: 0 K: 0 S: 5 H: 0 LOB: 0 BB: 0 P: 6	R: 1 E: 0 K: 2 S: 18 H: 3 LOB: 3 BB: 1 P: 31	R: 0 E: 0 K: 1 S: 7 H: 1 LOB: 1 BB: 0 P: 11	R: 0 E: 0 K: 2 S: 10 H: 0 LOB: 0 BB: 0 P: 14	R: 0 E: 0 K: 2 S: 10 H: 0 LOB: 1 BB: 1 P: 17	R: 0 E: 0 K: 1 S: 9 H: 0 LOB: 0 BB: 0 P: 12	R: 0 E: 0 K: 1 S: 7 H: 0 LOB: 0 BB: 0 P: 7	1B: 7 2B: 1 3B: 0 HR: 0 SF: 0 SAC: 0 DP: 1 HBP: 0						

PITCHER		IP	WLS	BF	H	R	ER	SO	BB	IBB	HBP	BLK	WP	HR	S	P	ERA	WHIP
25 Bud Norris, R ERA: 3.78	(1, 1)	6.2	W	30	8	2	1	8	2	0	0	0	0	0	69	103	1.35	1.500
17 Brian Matusz, L ERA: 4.46	(7, 1)	0.1	H	1	0	0	0	1	0	0	0	0	0	0	3	3	0.00	0.000
56 Darren O'Day, R ERA: 1.04	(8, 1)	1.0	H	3	0	0	0	1	0	0	0	0	0	0	9	12	0.00	0.000
53 Zack Britton, L ERA: 1.81	(9, 1)	1.0	S	3	0	0	0	1	0	0	0	0	0	0	7	7	0.00	0.000

PITCHER	IP	WLS	BF	H	R	ER	SO	BB	IBB	HBP	BLK	WP	HR	S	P	ERA	WHIP

BOTTOM

Baltimore Orioles @ Los Angeles Angels

Angel Stadium of Anaheim, Anaheim, CA

Mon Jul 21 2014, 7:10 PM - 10:11 PM PDT

Att. 39,028 - Clear - 78 F

livebaseballscorecards.com

AB	35
R	2
H	8
RBI	2
BB	2
SO	11
LOB	20

WP: 0 PB: 0 SB: 0 CS: 0 PA: 37

Baltimore Orioles @ Los Angeles Angels

Angel Stadium of Anaheim, Anaheim, CA

Tue Jul 22 2014, 7:12 PM - 10:17 PM PDT

Att. 35,353 - Clear - 81 F

TOP

livebaseballscorecards.com

Batter	1	2	3	4	5	6	7	8	9	AB	R	H	RBI	BB	SO	LOB
21 Nick Markakis, L (1, 9) OBP: 0.350, SLG: 0.395	C FF 90 B SI 90 C SI 92 B CU 81 X FF 92 2-2 G6-3		B SI 91 X CU 78 1-1 F9		B CU 78 C SI 88 B CH 82 F SI 90 B FF 88 X SI 91 3-2 FC6-4 1-2f		C KC 83 C FF 91 X FF 91 0-2 F7		C SL 84 B FF 94 B CU 77 F CH 86 B FF 94 F CU 76 X FF 94 3-2 F7	5	0	0	0	0	0	2
28 Steve Pearce, R (1, 7) OBP: 0.374, SLG: 0.544 9 David Lough, L (8, 7) OBP: 0.271, SLG: 0.308	C FF 92 B FC 88 X CH 84 1-1 F9		S CH 83 B SI 90 B SI 90 X SI 90 2-1 F9		1 SAFE C CH 82 S FF 91 1 SAFE 1 SAFE X SI 92 0-2 F7		C KC 84 B KC 84 X CH 87 1-1 G5-3			4 0	0 0	0 0	0 0	0 0	0 0	2 0
10 Adam Jones, R (1, 8) OBP: 0.325, SLG: 0.496	B FF 92 B FC 89 C CH 85 F FF 93 C FF 92 2-3 K		F FC 88 B SI 92 F CH 85 D CH 81 D CU 79 B SI 94 4-2 1-2 BB			C FF 92 B SI 89 S SL 82 S CH 72 1-3 K		X CH 85 0-0 P4		3	0	0	0	1	2	0
23 Nelson Cruz, R (1, 10) OBP: 0.344, SLG: 0.551		B SI 91 S SI 91 F SI 91 F CU 77 B FF 92 B FF 92 B CH 84 4-2 19 FC3-5 BB	C SI 92 F FF 92 X SI 92 0-2 F9			C SL 79 S FF 90 B SL 81 S CH 74 1-3 K		C CH 86 B FF 91 B CH 84 X CH 84 2-1 2 2B		3	1	1	0	1	1	2
19 Chris Davis, L (1, 3) OBP: 0.311, SLG: 0.395		C CU 76 B SI 92 C FC 86 F CU 76 F CU 78 X CH 83 1-2 FC3-5 6 1B 1-2f		X FF 85 0-0 L7		C FF 91 F FF 92 B FF 91 X CH 73 1-2 2 2B 1B		B FF 91 F CH 87 B FF 90 S KC 82 B FF 91 C CH 87 3-3 K		4	1	1	0	0	1	2
2 J.J. Hardy, R (1, 6) OBP: 0.316, SLG: 0.380		B FF 90 C SI 90 B FC 86 F SI 91 F CH 84 1 SAFE B SI 93 F SI 92 X SI 91 3-2 F8		C FF 87 C SI 89 B CU 77 F CH 83 F FF 90 X FF 92 1-2 F9		C FF 91 X FF 92 0-1 6 HR 1-H 2B		B FF 92 C CH 87 X FF 91 1-1 2-H 2B		4	1	2	2	0	0	1
6 Jonathan Schoop, R (1, 4) OBP: 0.256, SLG: 0.338		B CH 82 C CH 83 B SI 91 S SI 90 B SI 91 F CH 84 F FF 92 X CU 79 3-2 1-2 1B		S FF 88 B FC 86 S FF 91 B FF 91 C FF 91 2-3 K		S SL 81 X FF 89 0-1 2-H HR		S SL 81 F SL 82 S CH 85 0-3 K		4	1	2	2	0	2	1
3 Ryan Flaherty, L (1, 5) OBP: 0.284, SLG: 0.331		D CH 84 C SI 90 B CU 77 X CU 76 2-1 F9		C FF 86 X SI 89 0-1 F8		X FF 92 0-0 G6-3			C FF 92 S CU 73 B CH 86 F FF 94 S CU 75 1-3 K	4	0	0	0	0	1	2
36 Caleb Joseph, R (1, 2) OBP: 0.265, SLG: 0.296			C SI 92 F FC 88 B SI 93 B CH 84 B CH 84 B FF 92 4-2 10 BB BB		C CH 81 F FF 90 B FF 91 F SI 91 F CH 83 F SI 92 F FC 82 X CH 83 1-2 21 FC6-4 1B		C FF 91 C FF 92 B KC 85 F FF 93 B FF 90 C FF 92 2-3 K		C SL 84 B SL 83 S FF 94 C CU 77 1-3 K	3	0	1	0	1	2	0
Inning Stats	R: 0 E: 0 K: 1 S: 8 H: 0 LOB: 0 BB: 0 P: 13	R: 0 E: 0 K: 0 S: 20 H: 1 LOB: 2 BB: 1 P: 33	R: 0 E: 0 K: 0 S: 11 H: 0 LOB: 2 BB: 2 P: 22	R: 0 E: 0 K: 1 S: 9 H: 0 LOB: 0 BB: 0 P: 12	R: 0 E: 0 K: 0 S: 15 H: 1 LOB: 1 BB: 0 P: 19	R: 3 E: 0 K: 2 S: 14 H: 3 LOB: 0 BB: 0 P: 17	R: 0 E: 0 K: 1 S: 9 H: 0 LOB: 0 BB: 0 P: 12	R: 1 E: 0 K: 2 S: 11 H: 2 LOB: 1 BB: 0 P: 17	R: 0 E: 0 K: 2 S: 11 H: 0 LOB: 0 BB: 0 P: 16	1B: 3 2B: 3 3B: 0 HR: 1 SF: 0 SAC: 0 DP: 0 HBP: 0						

AB	34
R	4
H	7
RBI	4
BB	3
SO	9
LOB	12

WP: 0 PA: 37
PB: 0
SB: 0
CS: 0

PITCHER		IP	WLS	BF	H	R	ER	SO	BB	IBB	HBP	BLK	WP	HR	S	P	ERA	WHIP
53 Héctor Santiago, L ERA: 4.02	(1, 1)	5.0		20	2	0	0	2	3	0	0	0	0	0	63	99	0.00	1.000
64 Mike Morin, R ERA: 2.63	(6, 1)	1.0	L	6	3	3	3	2	0	0	0	0	0	1	14	17	27.00	3.000
59 Fernando Salas, R ERA: 2.97	(7, 1)	1.2		7	2	1	1	2	0	0	0	0	0	0	17	26	5.40	1.200
46 Cory Rasmus, R ERA: 1.99	(8, 1)	1.1		4	0	0	0	3	0	0	0	0	0	0	14	19	0.00	0.000

PITCHER	IP	WLS	BF	H	R	ER	SO	BB	IBB	HBP	BLK	WP	HR	S	P	ERA	WHIP

BOTTOM

Baltimore Orioles @ Los Angeles Angels

Angel Stadium of Anaheim, Anaheim, CA

Tue Jul 22 2014, 7:12 PM - 10:17 PM PDT

Att. 35,353 - Clear - 81 F

livebaseballscorecards.com

Batter	1	2	3	4	5	6	7	8	9	AB	R	H	RBI	BB	SO	LOB
56 Kole Calhoun, L (1, 9) OBP: 0.343, SLG: 0.502	C FF 90 X CU 76 0-1 G3-1		B CH 85 X CU 78 1-0 L4-6 2-2			C FF 90 B SL 84 S FF 91 X SI 91 1-2 G6-3		C SL 83 X SI 90 0-1 P6		4	0	0	0	0	0	3
27 Mike Trout, R (1, 8) OBP: 0.395, SLG: 0.610	B FF 91 B FF 92 S FF 92 C CU 77 C FF 92 2-3 K			B CU 78 B SL 86 F FF 93 B FF 92 X SI 92 3-1 G5-3		C FF 92 B CU 79 C CU 77 B FF 92 B FF 92 C FF 93 3-3 K		C FF 92 B FF 90 D CU 78 X SL 82 2-1 1-H HR		4	1	1	2	0	2	0
5 Albert Pujols, R (1, 3) OBP: 0.323, SLG: 0.475	S FF 92 F SI 93 B CU 78 X SI 93 1-2 F8			B CU 78 X SI 92 1-0 L7		C FF 92 B SL 85 F CU 77 B FF 92 F SL 84 F CU 77 X FF 92 2-2 F9		C SI 97 S CU 83 X FF 97 0-2 G5-3		4	0	0	0	0	0	0
32 Josh Hamilton, L (1, 10) OBP: 0.372, SLG: 0.434		B CU 74 C FF 91 X CH 84 1-1 G4-3		B CU 76 S SI 92 S CU 77 B CH 86 S SI 94 2-3 K			B FF 90 F FF 91 B CU 77 S CH 85 B CH 85 F SI 91 B SI 92 4-2 BB		C SI 97 S SL 83 S SL 85 0-3 K	3	0	0	0	1	2	0
2 Erick Aybar, S (1, 6) OBP: 0.316, SLG: 0.404		S FF 91 C SI 92 X CU 78 0-2 G4-3			B FF 90 C FF 91 X CH 85 1-1 G3-1		B SI 91 F FF 91 C FF 91 F SI 91 X FF 91 1-2 F8		C SI 96 B SI 97 F SI 97 S SI 96 1-3 K	4	0	0	0	0	1	1
47 Howie Kendrick, R (1, 4) OBP: 0.351, SLG: 0.391		C FF 92 X SI 92 0-1 G4-3			B SL 85 X FF 92 1-0 G5-3		C CU 76 B SL 83 X FF 90 1-1 L8		C SI 96 F SI 97 B SI 97 B SL 86 X SI 97 2-2 L9	4	0	0	0	0	0	1
6 David Freese, R (1, 5) OBP: 0.328, SLG: 0.348			B FF 91 B SI 91 F FF 92 B SI 92 C FF 92 F FF 93 B FF 91 4-2 56 L4-6 19 1B BB		B FF 92 B SL 85 B FF 93 B FF 92 4-0 19 1B BB		C CU 75 B FF 91 X SL 83 1-1 G4-3			1	0	0	0	2	0	1
19 Efren Navarro, L (1, 7) OBP: 0.375, SLG: 0.448			B SI 91 X FF 90 1-0 1-2 1B		C FF 91 B FF 93 B CH 85 X FF 92 2-1 1-3 1B			C CU 75 X SL 85 0-1 P5		3	0	2	0	0	0	0
24 Hank Conger, L (1, 2) OBP: 0.317, SLG: 0.358			L FF 92 L CU 77 S CH 84 0-3 K		B CU 78 F CH 84 F CH 86 F SI 91 S CH 86 1-3 K			B FF 92 B CH 83 B FF 90 B FF 90 4-0 27 HR BB		2	1	0	0	1	2	4
Inning Stats	R: 0 E: 0 K: 1 S: 8 H: 0 LOB: 0 BB: 0 P: 11	R: 0 E: 0 K: 0 S: 7 H: 0 LOB: 0 BB: 0 P: 8	R: 0 E: 0 K: 1 S: 8 H: 1 LOB: 1 BB: 1 P: 14	R: 0 E: 0 K: 1 S: 6 H: 0 LOB: 0 BB: 0 P: 12	R: 0 E: 0 K: 1 S: 9 H: 1 LOB: 2 BB: 1 P: 18	R: 0 E: 0 K: 1 S: 11 H: 0 LOB: 0 BB: 0 P: 17	R: 0 E: 0 K: 0 S: 11 H: 0 LOB: 1 BB: 1 P: 18	R: 2 E: 0 K: 0 S: 9 H: 1 LOB: 0 BB: 1 P: 15	R: 0 E: 0 K: 2 S: 9 H: 0 LOB: 0 BB: 0 P: 12	1B: 2 2B: 1 3B: 0 HR: 1 SF: 0 SAC: 0 DP: 1 HBP: 0						

	AB	29
	R	2
	H	3
	RBI	2
	BB	4
	SO	7
	LOB	10

PITCHER		IP	WLS	BF	H	R	ER	SO	BB	IBB	HBP	BLK	WP	HR	S	P	ERA	WHIP
50 Miguel González, R ERA: 3.91	(1, 1)	7.2	W	29	3	2	2	5	4	0	0	0	0	1	66	110	2.35	0.913
29 Tommy Hunter, R ERA: 3.78	(8, 1)	0.1	H	1	0	0	0	0	0	0	0	0	0	0	3	3	0.00	0.000
53 Zack Britton, L ERA: 1.78	(9, 1)	1.0	S	3	0	0	0	2	0	0	0	0	0	0	9	12	0.00	0.000

PITCHER		IP	WLS	BF	H	R	ER	SO	BB	IBB	HBP	BLK	WP	HR	S	P	ERA	WHIP

Baltimore Orioles @ Los Angeles Angels

Angel Stadium of Anaheim, Anaheim, CA

Wed Jul 23 2014, 7:10 PM - 10:04 PM PDT

Att. 40,185 - Clear - 86 F

TOP

livebaseballscorecards.com

Batter	1	2	3	4	5	6	7	8	9	AB	R	H	RBI	BB	SO	LOB
21 Nick Markakis, L (1, 9) OBP: 0.349, SLG: 0.393	C SI 86 C SI 88 B FF 90 X CU 70 1-2 P2		C CU 68 B SI 89 B SI 87 F CU 68 F CH 77 F SI 90 X SI 88 2-2 3-H 1B			C CH 77 B SI 87 C SI 86 X SL 80 1-2 G4-3		B SI 84 B CH 77 C CH 77 B SI 87 C CU 68 X CU 69 3-2 P6		4	0	1	1	0	0	0
9 David Lough, L (1, 7) OBP: 0.278, SLG: 0.314	B SI 88 C CU 70 X CU 68 1-1 G5-3		F SI 87 S CU 69 B FF 87 X SL 80 1-2 F8			X CU 69 0-0 10 S 10 1B 1B		C SI 86 X SI 85 0-1 1B		4	1	2	0	0	0	1
10 Adam Jones, R (1, 8) OBP: 0.324, SLG: 0.494	B SI 88 S FF 88 B FF 90 X FF 89 2-1 P4			B CU 70 X FC 87 1-0 F7		1 SAFE 1 SAFE B FF 86 1 SAFE B SL 78 1 SAFE C CU 71 C CU 70 X SL 80 2-2 1-H 1B		B SI 86 1 SAFE S CU 72 S SL 81 B FF 88 X SI 87 2-2 G6-3		4	0	1	1	0	0	1
23 Nelson Cruz, R (1, 10) OBP: 0.341, SLG: 0.545		C FF 89 B SL 82 B FF 87 X FF 87 2-1 P3		F SL 81 C SI 85 B CU 70 F FF 89 B CH 76 B CU 71 S FF 88 3-3 K		1 SAFE C FF 88 1 SAFE C FF 88 B FF 89 B FF 86 1 SAFE S CU 71 2-3 K			B SL 83 X SL 84 1-0 F9	4	0	0	0	0	2	1
19 Chris Davis, L (1, 3) OBP: 0.313, SLG: 0.394		C SI 87 S CU 68 B FF 89 B SI 86 C SI 88 2-3 K		T CU 69 F SI 87 S SL 79 0-3 K			B SI 84 F CU 68 X CH 75 1-1 3 FC6 1B		C SI 90 B CH 83 S SI 90 F SL 84 B SI 91 B CH 83 B SL 84 4-2 BB	3	0	1	0	1	2	0
2 J.J. Hardy, R (1, 6) OBP: 0.313, SLG: 0.375		C CU 69 X FF 89 0-1 F8			C FF 86 B SL 81 X FF 88 1-1 L7		C FF 86 1 SAFE F FF 87 B FF 86 S CU 69 1-3 K		C SI 90 C SL 84 B SL 83 F SL 84 S SL 83 1-3 K	4	0	0	0	0	2	2
6 Jonathan Schoop, R (1, 4) OBP: 0.252, SLG: 0.333			C FF 86 B CU 69 B CU 69 X FF 87 2-1 P4		B FF 89 F FF 87 X SL 80 1-1 G6-3		S CU 69 C CU 70 1 SAFE C FF 88 0-3 K		F SL 84 S SL 84 S SL 84 0-3 K	4	0	0	0	0	2	2
3 Ryan Flaherty, L (1, 5) OBP: 0.285, SLG: 0.338			X SI 85 0-0 40 F9 21 1B 2B		B CH 78 B CU 70 C CU 69 X CH 76 2-1 F8		C CH 74 X SI 86 0-1 1-2f FC6			3	1	1	0	0	0	1
40 Nick Hundley, R (1, 2) OBP: 0.255, SLG: 0.345			S FF 86 X FF 88 0-1 2-3 F9			C CU 70 X CU 69 0-1 P2		X FF 85 0-0 L8		3	0	0	0	0	0	1

Inning Stats	1	2	3	4	5	6	7	8	9
	R: 0 E: 0 K: 0 S: 7 H: 0 LOB: 0 BB: 0 P: 11	R: 0 E: 0 K: 1 S: 7 H: 0 LOB: 0 BB: 0 P: 11	R: 1 E: 0 K: 0 S: 13 H: 2 LOB: 1 BB: 0 P: 18	R: 0 E: 0 K: 2 S: 8 H: 0 LOB: 0 BB: 0 P: 12	R: 0 E: 0 K: 0 S: 6 H: 0 LOB: 0 BB: 0 P: 10	R: 1 E: 0 K: 1 S: 12 H: 2 LOB: 1 BB: 0 P: 17	R: 0 E: 0 K: 2 S: 10 H: 1 LOB: 1 BB: 0 P: 12	R: 0 E: 0 K: 0 S: 9 H: 1 LOB: 1 BB: 0 P: 14	R: 0 E: 0 K: 2 S: 11 H: 0 LOB: 1 BB: 1 P: 17

1B: 5 SF: 0 WP: 0 PA: 34
2B: 1 SAC: 0 PB: 0
3B: 0 DP: 0 SB: 1
HR: 0 HBP: 0 CS: 0

	AB	33
	R	2
	H	6
	RBI	2
	BB	1
	SO	8
	LOB	9

PITCHER	IP	WLS	BF	H	R	ER	SO	BB	IBB	HBP	BLK	WP	HR	S	P	ERA	WHIP
36 Jered Weaver, R (1, 1) ERA: 3.36	8.0	W	30	6	2	2	6	0	0	0	0	0	0	72	105	2.25	0.750
16 Huston Street, R (9, 1) ERA: 1.03	1.0	S	4	0	0	0	2	1	0	0	0	0	0	11	17	0.00	1.000

PITCHER	IP	WLS	BF	H	R	ER	SO	BB	IBB	HBP	BLK	WP	HR	S	P	ERA	WHIP

Batter	1	2	3	4	5	6	7	8	9	AB	R	H	RBI	BB	SO	LOB
56 Kole Calhoun, L (1, 9) OBP: 0.344, SLG: 0.498	B FF 91 S FF 92 F FF 92 X KC 76 1-2 G1-3 ①	B FF 92 F FF 92 B KC 76 F FF 91 X FF 91 2-2 1-2 1B			B SL 86 F FF 92 B FF 94 B CH 84 X FF 92 3-1 E1 5 G5-3 27 BB		C SI 96 B CU 82 C CU 83 X FF 98 1-2 L8 ①	B FF 92 C FF 92 B FF 92 B FF 92 B FF 92 4-1 1-2 2-3 3-H BB		4	0	1	1	1	0	0
27 Mike Trout, R (1, 8) OBP: 0.397, SLG: 0.608	B FF 92 C FF 91 X KC 76 1-1 5 1B 5 1B 1B	2 SAFE 0-0 PO ③ 2-3	B KC 75 F FF 90 B FF 92 T FF 93 F FF 91 X CH 84 2-2 P5 ①		C KC 76 B FF 91 B FF 92 D KC 76 C FF 91 D FF 92 4-2 5 G5-3 1-2 BB		B CU 83 C FF 98 B FF 96 B FF 98 B FF 97 4-1 5 G1-4-3 BB	B SI 92 C SI 93 X SI 93 1-1 L7 ③		3	1	1	0	2	0	3
5 Albert Pujols, R (1, 10) OBP: 0.324, SLG: 0.477	X FF 92 0-0 2 G3 32 E 1-H 1B		B FF 92 B FF 91 X CH 84 2-0 2B		C KC 76 D KC 76 X KC 77 1-1 G5-3 ② 1-2 2-3		X SI 95 0-0 G1-4-3 ② ③ 1-2f			4	0	2	1	0	0	3
32 Josh Hamilton, L (1, 7) OBP: 0.370, SLG: 0.431	C KC 76 B FF 93 C FF 92 X FF 94 1-2 E6 2 G3 1-2		X CH 84 0-0 F8 ②		B FF 93 X KC 76 1-0 F8 ③			B SI 97 X CU 81 1-0 2 2B 1B		4	1	1	0	0	0	4
2 Erick Aybar, S (1, 6) OBP: 0.318, SLG: 0.406	S CH 83 X FF 93 0-1 G3 ② 1-2 2-3		B KC 76 B CH 84 X CH 84 2-0 G4-3 ③			C FF 89 B KC 75 B KC 75 F FF 91 H FF 92 3-2 19 G3-4-3 47 1B HBP		X SI 96 0-0 6 S 56 BB 1-H 2B		3	1	1	1	0	0	3
47 Howie Kendrick, R (1, 4) OBP: 0.350, SLG: 0.390	X KC 76 0-0 G6-3 ③			B FF 91 C FF 92 B KC 76 B FF 91 X FF 92 3-1 G4-3 ①		B FF 91 1 SAFE 1 SAFE C CH 82 F FF 92 B KC 74 F KC 75 X KC 76 2-2 19 G3-4-3 1-2 1B		B SI 96 B CU 84 C CU 86 F SI 97 F FF 99 S CU 84 2-3 K ①		4	0	1	0	0	1	3
6 David Freese, R (1, 5) OBP: 0.323, SLG: 0.343 8 John McDonald, R (9, 5) OBP: 0.262, SLG: 0.193		B FF 92 S CH 83 C FF 90 B FF 93 F FF 94 X KC 77 2-2 G4-3 ①		B SL 86 F FF 92 F FF 92 X KC 75 1-2 G4-3 ②		C FF 92 C FF 90 B FF 93 C FF 93 1-3 K ①		S SI 96 D SI 96 C CU 83 B FF 100 F SI 99 S CU 83 2-3 K ② 2-3		4 0	0 0	0 0	0 0	0 0	2 0	3 0
19 Efren Navarro, L (1, 3) OBP: 0.368, SLG: 0.426		F FF 92 B KC 78 C KC 77 S FF 93 1-3 K ②		C CH 84 B SL 87 F KC 77 S KC 78 1-3 K ③		B FF 88 B CH 84 F SL 86 B FF 91 X CH 85 3-1 G3-4-3 ② 1-2 2-3		I IN 89 I IN 88 I IN 87 I IN 86 4-0 56 BB 17 BB IBB		3	0	0	0	1	2	2
17 Chris Iannetta, R (1, 2) OBP: 0.381, SLG: 0.410		C FF 93 F FF 94 B FF 95 B KC 77 B KC 77 B FF 94 4-2 27 PO 56 1B BB			F FF 90 B FF 89 X SL 86 1-1 G5-3 ①	F FF 93 X FF 93 0-1 L9 ③		D SI 96 B CU 83 S SI 96 B FF 98 B FF 98 4-1 56 BB 1-2 BB		2	0	0	0	2	0	2
Inning Stats	R: 1 E: 1 K: 0 S: 12 H: 2 LOB: 2 BB: 0 P: 15	R: 0 E: 0 K: 1 S: 12 H: 1 LOB: 1 BB: 1 P: 21	R: 0 E: 0 K: 0 S: 7 H: 1 LOB: 1 BB: 0 P: 13	R: 0 E: 0 K: 1 S: 8 H: 0 LOB: 0 BB: 0 P: 13	R: 0 E: 1 K: 0 S: 9 H: 0 LOB: 2 BB: 1 P: 19	R: 0 E: 0 K: 1 S: 13 H: 1 LOB: 2 BB: 0 P: 22	R: 0 E: 0 K: 0 S: 5 H: 0 LOB: 0 BB: 1 P: 10	R: 2 E: 0 K: 2 S: 14 H: 2 LOB: 3 BB: 3 P: 32		1B: 5 2B: 2 3B: 0 HR: 0		SF: 0 SAC: 0 DP: 1 HBP: 1			WP: 0 PB: 0 SB: 1 CS: 0	PA: 39

PITCHER		IP	WLS	BF	H	R	ER	SO	BB	IBB	HBP	BLK	WP	HR	S	P	ERA	WHIP
30 Chris Tillman, R ERA: 3.92	(1, 1)	6.0		27	5	1	1	3	2	0	1	0	0	0	61	103	1.50	1.167
29 Tommy Hunter, R ERA: 4.11	(7, 1)	1.2	L	9	2	2	2	2	2	1	0	0	0	0	16	34	10.80	2.400
17 Brian Matusz, L ERA: 4.46	(8, 1)	0.0		1	0	0	0	0	1	0	0	0	0	0	1	5	∞	∞
58 Ryan Webb, R ERA: 3.76	(8, 1)	0.1		1	0	0	0	0	0	0	0	0	0	0	2	3	0.00	0.000

PITCHER	IP	WLS	BF	H	R	ER	SO	BB	IBB	HBP	BLK	WP	HR	S	P	ERA	WHIP

BOTTOM

Baltimore Orioles @ Los Angeles Angels

Angel Stadium of Anaheim, Anaheim, CA

Wed Jul 23 2014, 7:10 PM - 10:04 PM PDT

Att. 40,185 - Clear - 86 F

livebaseballscorecards.com

AB	31
R	3
H	7
RBI	3
BB	6
SO	5
LOB	23

TOP

Detroit Tigers @ Los Angeles Angels

Angel Stadium of Anaheim, Anaheim, CA

Thu Jul 24 2014, 7:08 PM - 10:25 PM PDT

Att. 40,146 - Clear - 90 F

livebaseballscorecards.com

Batter	1	2	3	4	5	6	7	8	9	AB	R	H	RBI	BB	SO	LOB
14 Austin Jackson, R (1, 8) OBP: 0.331, SLG: 0.406	C FF 98 F SI 98 X SL 87 0-2 ① F9		C FF 97 C SL 88 B SI 97 F FF 98 F SL 88 B FF 98 F SL 86 S SL 85 2-3 ① K		2 SAFE F SL 86 X FF 96 0-1 ② G6-3 2-3		B FF 92 F FF 93 X FF 92 1-1 3 2B 1B	C CH 86 B FF 92 B KC 84 X KC 85 2-1 2-H 1B		5	1	2	1	0	1	3
3 Ian Kinsler, R (1, 4) OBP: 0.325, SLG: 0.448	B FF 98 X FF 98 1-0 ② F9		C SL 86 B SL 88 X FC 96 1-1 ② G4-3 1-3 2-H		C SL 87 C FF 98 B SL 88 F SL 88 X SL 88 1-2 ③ G6-3		X FF 93 0-0 24 F9 1-H 2B	C KC 81 1 SAFE X FF 89 0-1 ③ F7		5	0	1	2	0	0	3
24 Miguel Cabrera, R (1, 3) OBP: 0.370, SLG: 0.535	C FF 98 F FF 98 B FF 97 B SI 97 F SI 97 B CU 79 S SL 88 3-3 ③ K		C SL 88 B FF 97 F FF 97 S SL 88 1-3 ③ K			C FF 97 F FF 98 B FF 98 F FF 98 X SL 90 1-2 41 1B 48 2B 1B	X SL 83 0-0 ① F9 2-3		X SI 89 0-0 ① L9	5	1	1	0	0	2	2
41 Victor Martinez, S (1, 10) OBP: 0.388, SLG: 0.574		B FF 99 X SI 98 1-0 ① G4-3		C SL 86 B SI 96 B FF 98 C SL 86 X FF 97 2-2 ① F8		X SI 97 0-0 48 2B 9 2B 1-2 1B	I IN 73 I IN 74 I IN 74 I IN 75 4-0 IBB		B SL 79 C SI 88 F SL 82 S FF 90 1-3 ② K	4	1	1	0	1	1	0
48 Torii Hunter, R (1, 9) OBP: 0.301, SLG: 0.469		C FF 99 B CU 81 B SI 98 F FF 99 B SL 88 F FF 98 B FF 97 4-2 BB		C SL 88 F FF 97 B SL 88 X SL 86 1-2 ② F9		B SL 89 X SL 88 1-0 9 2B 1-3 2-H 2B	S SL 83 C FF 94 D SL 82 B FF 94 B FF 94 S SL 84 3-3 ② K		B SI 89 B SL 81 C SI 88 C SI 88 X SI 89 2-2 ③ G4-3	4	1	1	1	1	1	2
9 Nick Castellanos, R (1, 5) OBP: 0.313, SLG: 0.407		B FF 96 F SL 87 X FF 98 1-1 ② F9		S FF 97 B FF 97 F FF 97 B SI 97 X FF 98 2-2 1B		S SL 89 B FF 96 X FF 97 1-1 30 G5-3 2-H 3-H 2B	B SL 84 S SL 83 B SL 82 F FF 94 C SL 83 2-3 ③ K			4	0	2	2	0	1	3
13 Alex Avila, L (1, 2) OBP: 0.331, SLG: 0.371		B FC 97 X FC 97 1-0 ③ G4-3		B SL 86 C SL 86 S FF 97 B SL 87 C SL 86 2-3 ③ K		B SI 98 C SL 88 B SI 97 F SL 87 X SL 88 2-2 ① F7		C FF 90 B KC 83 S FF 91 X CH 86 1-2 ① F9		4	0	0	0	0	1	3
30 Eugenio Suárez, R (1, 6) OBP: 0.351, SLG: 0.407			C FF 98 B SI 98 S SL 88 F SL 88 B SL 90 F FF 98 B SL 88 B FF 98 4-2 3 WP 20 1B 3 G4-3 BB		B FF 97 B FF 97 F FC 97 C FC 96 B FC 97 X FF 98 3-2 14 G6-3 2B	F FF 97 X SL 87 0-1 ② G5-3 2-3		B FF 90 C FF 90 S KC 83 X KC 84 1-2 20 S 14 1B 1B		3	2	2	0	1	0	1
20 Rajai Davis, R (1, 7) OBP: 0.342, SLG: 0.432			X FC 96 0-0 3 G4-3 3 WP 1-2 1B		C SL 86 S SL 87 S SL 87 0-3 ① K2-3	F SL 88 S FC 97 X SL 87 0-2 ③ G6-3		F KC 81 1 SAFE C FF 90 S FF 91 0-3 ② K 1-2		4	0	1	0	0	2	3
Inning Stats	R: 0 E: 0 K: 1 S: 8 H: 0 LOB: 0 BB: 0 P: 12	R: 0 E: 0 K: 0 S: 7 H: 0 LOB: 1 BB: 1 P: 14	R: 1 E: 0 K: 2 S: 16 H: 1 LOB: 1 BB: 1 P: 24	R: 0 E: 0 K: 1 S: 12 H: 1 LOB: 1 BB: 0 P: 19	R: 0 E: 0 K: 1 S: 12 H: 1 LOB: 1 BB: 0 P: 16	R: 3 E: 0 K: 0 S: 16 H: 4 LOB: 1 BB: 0 P: 21	R: 1 E: 0 K: 2 S: 10 H: 2 LOB: 2 BB: 1 P: 20	R: 1 E: 0 K: 1 S: 13 H: 2 LOB: 1 BB: 0 P: 17	R: 0 E: 0 K: 1 S: 7 H: 0 LOB: 0 BB: 0 P: 10	1B: 7 2B: 4 3B: 0 HR: 0 SF: 0 SAC: 0 DP: 0 HBP: 0						

	AB	38
	R	6
	H	11
	RBI	6
	BB	3
	SO	9
	LOB	20

WP: 1 PA: 41
PB: 0
SB: 1
CS: 0

PITCHER		IP	WLS	BF	H	R	ER	SO	BB	IBB	HBP	BLK	WP	HR	S	P	ERA	WHIP
Garrett Richards, R ERA: 2.62	(1, 1)	6.0	L	27	7	4	4	5	2	0	0	0	1	0	71	106	6.00	1.500
39 Jason Grilli, R ERA: 3.82	(7, 1)	1.0		6	2	1	1	2	0	1	0	0	0	0	10	20	9.00	2.000
59 Fernando Salas, R ERA: 3.15	(8, 1)	1.0		5	2	1	1	1	0	0	0	0	0	0	13	17	9.00	2.000
38 Joe Smith, R ERA: 2.17	(9, 1)	1.0		3	0	0	0	1	0	0	0	0	0	0	7	10	0.00	0.000

PITCHER		IP	WLS	BF	H	R	ER	SO	BB	IBB	HBP	BLK	WP	HR	S	P	ERA	WHIP

Batter	1	2	3	4	5	6	7	8	9	AB	R	H	RBI	BB	SO	LOB
56 Kole Calhoun, L (1, 9) OBP: 0.347, SLG: 0.498	C FF 92 B FF 94 B FF 94 X FF 94 2-1 P6 ①			C CH 85 B CH 87 B FF 96 C CH 86 X FF 96 2-2 27 FC6-4 1B	B CH 88 C FF 97 S SL 81 F FF 98 F FF 97 X SL 82 1-2 5 BB 2-H 3-H 1B		B CU 77 X FF 95 1-0 F8 ③			4	0	2	2	0	0	0
27 Mike Trout, R (1, 8) OBP: 0.396, SLG: 0.606	C FF 93 B FF 94 B CH 87 B FF 95 C FF 96 F FF 97 S SL 87 3-3 K ②			B FF 95 C SL 87 B SL 88 C FF 94 X FF 96 2-2 FC6-4 32 1B 1-2f ①	C CU 78 B SL 85 C SL 85 S FF 96 1-3 K ②			C CU 78 C CU 81 B SL 87 B CU 82 B FF 97 X SL 85 3-2 5 1B 32 SF7 2B		4	1	1	0	0	2	2
5 Albert Pujols, R (1, 3) OBP: 0.326, SLG: 0.476	B FF 94 B SL 86 F FF 95 X FF 95 2-1 G5-3 ③			C SL 86 C FF 95 1 SAFE B SL 88 1 SAFE X SL 87 1-2 F7 ②	1 SAFE F CU 80 B FF 95 B FF 95 B CH 85 B SL 87 4-1 1-2 BB			B SL 87 F FF 94 B FF 96 B SL 86 F FF 95 F CU 79 F FF 95 F CU 78 X FF 95 3-2 2 G6-4-3 2-3 1B		3	0	1	0	1	0	1
32 Josh Hamilton, L (1, 7) OBP: 0.368, SLG: 0.429		F FF 93 B CU 78 B CH 86 F CH 85 F FF 96 T CU 80 2-2 K ①		1 SAFE 1 SAFE X CH 85 0-0 1-3 1B	C CU 80 B FF 95 B FF 94 F FF 95 S SL 81 2-3 K ③			B CU 80 C CU 80 X FF 94 1-1 SF7 ① 3-H		3	0	1	1	0	2	2
2 Erick Aybar, S (1, 6) OBP: 0.314, SLG: 0.402		C CH 86 X FF 96 0-1 L5 ②		X SL 81 0-0 B3 ③		X FF 92 0-0 P6 ①		C FF 93 F FF 94 F FF 95 X FF 94 0-2 G6-4-3 ②③ 1-2f		4	0	0	0	0	0	3
47 Howie Kendrick, R (1, 4) OBP: 0.349, SLG: 0.391		C FF 95 F FF 94 X CH 88 0-2 G6-3 ③			C X 0-1 6 1B 20 1B 2B	B SL 83 C FF 93 C FF 95 F FF 96 T CH 85 1-2 K ②			C FF 91 B SI 92 C SL 86 S FF 93 1-3 K ①	4	1	1	0	0	2	0
6 David Freese, R (1, 5) OBP: 0.322, SLG: 0.342			C FF 92 B FF 94 S FF 95 S FF 96 1-3 K ①		X FF 94 0-0 24 SH1-4 20 WP 56 1B 2-3 1B	F FF 93 S SL 84 C FF 95 0-3 K ③			S SL 87 F SL 88 B FF 93 S SL 88 1-3 K ②	4	1	1	0	0	3	0
20 C.J. Cron, R (1, 10) OBP: 0.296, SLG: 0.475			C SL 86 C FF 94 B SL 88 S FF 95 1-3 K ②		C FF 97 F CH 88 F FF 98 F SL 88 B SL 86 X SL 88 1-2 24 SH1-4 56 1B 1-2 3-H 1B		C FF 93 S SL 85 B FF 95 S CH 85 1-3 K ①		S CU 83 S SL 88 B SL 88 S SL 88 1-3 K ③	4	1	1	1	0	3	0
24 Hank Conger, L (1, 2) OBP: 0.314, SLG: 0.353			F FF 94 F FF 96 S CH 89 0-3 K ③		X CH 85 0-0 SH1-4 ① 1-2 2-3		F CH 85 C FF 96 F FF 98 B CU 77 S CH 85 1-3 K ②			2	0	0	0	0	2	0
Inning Stats	R: 0 E: 0 K: 1 S: 8 H: 0 LOB: 0 BB: 0 P: 15	R: 0 E: 0 K: 1 S: 9 H: 0 LOB: 0 BB: 0 P: 11	R: 0 E: 0 K: 3 S: 9 H: 0 LOB: 0 BB: 0 P: 11	R: 0 E: 0 K: 0 S: 11 H: 2 LOB: 2 BB: 0 P: 16	R: 3 E: 0 K: 2 S: 21 H: 4 LOB: 2 BB: 1 P: 30	R: 0 E: 0 K: 2 S: 8 H: 0 LOB: 0 BB: 0 P: 9	R: 0 E: 0 K: 2 S: 8 H: 0 LOB: 0 BB: 0 P: 11	R: 1 E: 0 K: 0 S: 15 H: 2 LOB: 0 BB: 0 P: 22	R: 0 E: 0 K: 3 S: 9 H: 0 LOB: 0 BB: 0 P: 12	1B: 6 2B: 2 3B: 0 HR: 0 SF: 1 SAC: 1 DP: 1 HBP: 0						WP: 1 PB: 0 SB: 0 CS: 0 PA: 35

PITCHER		IP	WLS	BF	H	R	ER	SO	BB	IBB	HBP	BLK	WP	HR	S	P	ERA	WHIP
37 Max Scherzer, R ERA: 3.37	(1, 1)	7.0	W	28	6	3	3	11	1	0	0	0	1	0	74	103	3.86	1.000
44 Joba Chamberlain, R ERA: 2.55	(8, 1)	1.0	H	4	2	1	1	0	0	0	0	0	0	0	15	22	9.00	2.000
36 Joe Nathan, R ERA: 5.73	(9, 1)	1.0	S	3	0	0	0	3	0	0	0	0	0	0	9	12	0.00	0.000

PITCHER	IP	WLS	BF	H	R	ER	SO	BB	IBB	HBP	BLK	WP	HR	S	P	ERA	WHIP

BOTTOM

Detroit Tigers @ Los Angeles Angels

Angel Stadium of Anaheim, Anaheim, CA

Thu Jul 24 2014, 7:08 PM - 10:25 PM PDT

Att. 40,146 - Clear - 90 F

livebaseballscorecards.com

AB	32
R	4
H	8
RBI	4
BB	1
SO	14
LOB	8

Batter	1	2	3	4	5	6	7	8	9	AB	R	H	RBI	BB	SO	LOB
14 Austin Jackson, R (1, 8) OBP: 0.327, SLG: 0.401	B FF 93 X FF 92 1-0 ① G5-3		B SI 93 C FF 93 1 SAFE B FF 93 S FF 93 C FF 93 2-3 ① K			C CU 74 S CU 74 B CU 75 B FF 93 X FF 92 2-2 ① G4-3		C SI 88 B SL 81 X SI 89 1-1 ① G4-3		4	0	0	0	0	1	1
3 Ian Kinsler, R (1, 4) OBP: 0.322, SLG: 0.444	B SI 94 C FF 94 X SI 95 1-1 ② P4		C FF 92 1 SAFE 1 SAFE F CU 78 B CU 79 X FF 94 1-2 ②③ L9 1-2			C FF 92 B CU 77 F FF 93 F CU 77 S CU 79 1-3 ② K		C SI 89 B SL 82 C SL 81 B SL 82 F SL 81 X SI 90 2-2 ② G5-3		4	0	0	0	0	1	1
24 Miguel Cabrera, R (1, 3) OBP: 0.371, SLG: 0.542	F SI 94 S CU 80 B CU 82 B FF 95 F FF 94 F FF 95 F CU 81 X FF 95 2-2 ③ G6-3			B CU 75 B CH 86 B FF 92 C FF 92 X SI 93 3-1 HR		X FF 92 0-0 28 E 41 1B 1B		F SI 90 B SI 90 B SL 82 B SL 80 C SL 81 F SI 90 F FF 91 X SL 81 3-2 ③ F9		4	1	2	1	0	0	0
41 Victor Martinez, S (1, 10) OBP: 0.386, SLG: 0.570		C FF 93 C CU 78 F CU 81 F FF 94 F FF 94 X CU 82 0-2 ① G1-3		F FF 92 B CH 86 F CU 76 F CU 78 F FF 94 T CU 79 1-2 ① K		C CU 75 B CU 79 F FF 91 X FF 93 1-2 28 E 1-2 1B			B SI 89 X SI 90 1-0 ① F7	4	0	1	0	0	1	0
28 J.D. Martinez, R (1, 7) OBP: 0.361, SLG: 0.604		F SI 94 B CU 81 S SI 94 B CU 80 X FF 94 2-2 48 G1-3 2B		C CU 76 F SI 89 B CU 77 S FF 93 1-3 ② K		F FF 92 F SL 82 F CH 73 B FF 94 X SL 82 1-2 E5 1-2 2-3			B SI 90 F SI 90 X SL 84 1-1 ② G6-3	4	0	1	0	0	1	2
48 Torii Hunter, R (1, 9) OBP: 0.301, SLG: 0.466		C SI 94 B SI 94 F SI 94 X SI 95 1-2 ② G1-3 2-3		B FF 93 B FF 92 X FF 92 2-0 ③ G5-3		S FF 93 S SL 83 S CH 73 0-3 ③ K			X SL 83 0-0 1B	4	0	1	0	0	1	4
9 Nick Castellanos, R (1, 5) OBP: 0.315, SLG: 0.406		C CU 77 F SI 94 B FF 93 F CU 80 B CU 81 B SI 94 F CU 80 B CU 81 4-2 BB			S FF 91 F SI 90 B CU 78 B CU 78 F FF 92 B SI 94 F FF 93 X FF 93 3-2 13 G4-6-3 1B		F FF 97 C CU 84 B CU 84 F FF 97 B CU 85 C FF 97 2-3 ① K		C SL 84 1 SAFE F SL 84 S SL 84 0-3 ③ K	3	0	1	0	1	2	1
13 Alex Avila, L (1, 2) OBP: 0.328, SLG: 0.367		C FF 92 F FF 93 F CU 80 F SI 94 D CU 81 F FF 94 S FF 93 1-3 ③ K			X FF 91 0-0 ①② G4-6-3 1-2f		S FF 96 F CH 88 S CU 85 0-3 ② K			3	0	0	0	0	2	3
30 Eugenio Suárez, R (1, 6) OBP: 0.350, SLG: 0.400			B SI 92 C FF 92 C SI 93 H CU 77 2-2 3 CS HBP		B FF 93 F FF 92 B CH 87 C FF 93 B FF 93 X FF 93 3-2 ③ G6-3		C FF 96 B CU 83 S FF 96 B CU 85 S FF 96 2-3 ③ K			2	0	0	0	0	1	0
Inning Stats	R: 0 E: 0 K: 0 S: 9 H: 0 LOB: 0 BB: 0 P: 13	R: 0 E: 0 K: 1 S: 22 H: 1 LOB: 2 BB: 1 P: 30	R: 0 E: 0 K: 1 S: 8 H: 0 LOB: 0 BB: 0 P: 13	R: 1 E: 0 K: 2 S: 11 H: 1 LOB: 0 BB: 0 P: 18	R: 0 E: 0 K: 0 S: 9 H: 1 LOB: 0 BB: 0 P: 15	R: 0 E: 1 K: 2 S: 18 H: 2 LOB: 3 BB: 0 P: 23	R: 0 E: 0 K: 3 S: 10 H: 0 LOB: 0 BB: 0 P: 14	R: 0 E: 0 K: 0 S: 11 H: 0 LOB: 0 BB: 0 P: 17	R: 0 E: 0 K: 1 S: 7 H: 1 LOB: 1 BB: 0 P: 9	1B: 4 2B: 1 3B: 0 HR: 1 SF: 0 SAC: 0 DP: 1 HBP: 1						

Detroit Tigers @ Los Angeles Angels

Angel Stadium of Anaheim, Anaheim, CA

Fri Jul 25 2014, 7:09 PM - 10:11 PM PDT

Att. 42,915 - Partly Cloudy - 77 F

TOP

livebaseballscorecards.com

AB	32
R	1
H	6
RBI	1
BB	1
SO	10
LOB	12

PITCHER		IP	WLS	BF	H	R	ER	SO	BB	IBB	HBP	BLK	WP	HR	S	P	ERA	WHIP
45 Tyler Skaggs, L ERA: 4.49	(1, 1)	5.2		22	5	1	1	5	1	0	1	0	0	1	70	104	1.59	1.059
64 Mike Morin, R ERA: 2.61	(6, 1)	0.1	W	2	0	0	0	1	0	0	0	0	0	0	7	8	0.00	0.000
40 Kevin Jepsen, R ERA: 1.93	(7, 1)	1.0	H	3	0	0	0	3	0	0	0	0	0	0	10	14	0.00	0.000
38 Joe Smith, R ERA: 2.12	(8, 1)	1.0	H	3	0	0	0	0	0	0	0	0	0	0	11	17	0.00	0.000
16 Huston Street, R ERA: 1.0	(9, 1)	1.0	S	4	1	0	0	1	0	0	0	0	0	0	7	9	0.00	1.000

PITCHER	IP	WLS	BF	H	R	ER	SO	BB	IBB	HBP	BLK	WP	HR	S	P	ERA	WHIP

Batter	1	2	3	4	5	6	7	8	9	AB	R	H	RBI	BB	SO	LOB
56 Kole Calhoun, L (1, 9) OBP: 0.345, SLG: 0.498	C SI 89 B SI 92 B SI 91 X SI 91 2-1 ① P5			C FC 85 S KC 79 S FC 87 0-3 ① K		B SI 92 X SI 91 1-0 19 1B 2-H 2B		C FF 90 C FC 86 F CU 78 X FC 88 0-2 ① L4		4	1	1	1	0	1	0
27 Mike Trout, R (1, 8) OBP: 0.392, SLG: 0.600	B SI 90 C KC 78 S KC 78 B SI 92 F SI 92 B SI 93 S KC 79 3-3 ② K			B SI 92 C SI 91 B SI 93 S KC 78 B SI 93 X SI 92 3-2 ② L9		B SI 91 B SI 91 C SI 91 B SI 91 C KC 78 S SI 93 3-3 ② K		C FC 85 B FF 91 S CH 81 X FF 90 1-2 ② L6		4	0	0	0	0	2	1
5 Albert Pujols, R (1, 3) OBP: 0.327, SLG: 0.475	C SI 91 F SI 92 S SI 93 0-3 ③ K			B KC 79 F FC 87 X KC 80 1-1 ③ F9		I IN 61 I I IN 69 I IN 68 4-0 19 1B IBB		C CH 82 B CH 81 F CU 79 X FC 89 1-2 19 1B 1B		3	0	1	0	1	1	0
32 Josh Hamilton, L (1, 7) OBP: 0.366, SLG: 0.427 19 Efren Navarro, L (4, 7) OBP: 0.380, SLG: 0.438		X KC 76 0-0 ① G1-3			C SI 92 F SI 92 B KC 80 S FC 86 1-3 ① K	D FC 84 C KC 77 F SI 91 X FC 85 1-2 1-2 2-H 1B		1 SAFE B CU 80 C FF 90 X CH 81 1-1 1-3 1B		1 3	0 0	0 2	0 1	0 0	0 1	0 0
47 Howie Kendrick, R (1, 4) OBP: 0.348, SLG: 0.392		C SI 89 S FC 83 F SI 91 F KC 77 S KC 78 0-3 ② K			S FC 85 B SI 92 X KC 79 1-1 2 G6-3 2B	C SI 94 C SL 87 S SL 87 0-3 ③ K		X CH 81 0-0 ③ G4-3		4	0	1	0	0	2	4
2 Erick Aybar, S (1, 6) OBP: 0.314, SLG: 0.401		C SI 92 C KC 78 F FC 85 S FC 86 0-3 ③ K			C SI 91 F KC 75 X SI 92 0-2 ② G6-3 2-3		X FF 94 0-0 8 CS 1B			3	0	1	0	0	1	1
6 David Freese, R (1, 5) OBP: 0.320, SLG: 0.339 8 John McDonald, R (7, 5) OBP: 0.273, SLG: 0.193			B SI 89 S KC 78 F FC 85 F SI 92 B KC 79 S FC 86 2-3 ① K		S FC 87 D FC 86 B SI 94 S KC 79 S FC 87 2-3 ③ K		1 SAFE 1 SAFE C SI 93 B SL 86 B SI 93 B SL 85 F SI 93 B SL 85 4-2 ① 1-2 BB			2 0	0 0	0 0	0 1	0 0	2 0	1 0
20 C.J. Cron, R (1, 10) OBP: 0.291, SLG: 0.467			F SI 92 S FC 86 B FC 87 F FC 86 S KC 81 1-3 ② K			B KC 76 B SI 89 C FC 83 B SI 91 C SI 90 X KC 79 3-2 ① P4		B SL 86 S SL 85 B SL 84 C SL 84 S SI 92 2-3 ② K		3	0	0	0	0	2	1
17 Chris Iannetta, R (1, 2) OBP: 0.381, SLG: 0.414			B KC 80 C KC 78 F SI 93 B SI 93 S KC 80 2-3 ③ K			F SI 91 B SI 92 X KC 78 1-1 56 2B 2B		X SL 83 0-0 ③ F8		3	1	1	0	0	1	1
Inning Stats	R: 0 E: 0 K: 2 S: 9 H: 0 LOB: 0 BB: 0 P: 14	R: 0 E: 0 K: 2 S: 10 H: 0 LOB: 0 BB: 0 P: 10	R: 0 E: 0 K: 3 S: 11 H: 0 LOB: 0 BB: 0 P: 16	R: 0 E: 0 K: 1 S: 8 H: 0 LOB: 0 BB: 0 P: 12	R: 0 E: 0 K: 2 S: 11 H: 1 LOB: 1 BB: 0 P: 15	R: 2 E: 0 K: 2 S: 15 H: 3 LOB: 2 BB: 1 P: 28	R: 0 E: 0 K: 1 S: 7 H: 1 LOB: 1 BB: 1 P: 13	R: 0 E: 0 K: 0 S: 13 H: 2 LOB: 2 BB: 0 P: 16		1B: 4 2B: 3 3B: 0 HR: 0 SF: 0 SAC: 0 DP: 0 HBP: 0				WP: 0 PB: 0 SB: 0 CS: 1 PA: 32		

BOTTOM

Detroit Tigers @ Los Angeles Angels

Angel Stadium of Anaheim, Anaheim, CA

Fri Jul 25 2014, 7:09 PM - 10:11 PM PDT

Att. 42,915 - Partly Cloudy - 77 F

livebaseballscorecards.com

AB	30
R	2
H	7
RBI	2
BB	2
SO	13
LOB	9

PITCHER		IP	WLS	BF	H	R	ER	SO	BB	IBB	HBP	BLK	WP	HR	S	P	ERA	WHIP
33 Drew Smyly, L ERA: 3.77	(1, 1)	5.2	L	22	4	2	2	11	0	1	0	0	0	0	61	92	3.18	0.706
62 Al Alburquerque, R ERA: 3.19	(6, 1)	1.1		5	1	0	0	2	1	0	0	0	0	0	10	16	0.00	1.500
65 Blaine Hardy, L ERA: 2.08	(8, 1)	1.0		5	2	0	0	0	0	0	0	0	0	0	13	16	0.00	2.000

PITCHER	IP	WLS	BF	H	R	ER	SO	BB	IBB	HBP	BLK	WP	HR	S	P	ERA	WHIP

Detroit Tigers @ Los Angeles Angels

Angel Stadium of Anaheim, Anaheim, CA

Sat Jul 26 2014, 6:09 PM - 8:55 PM PDT

Att. 43,569 - Clear - 83 F

TOP

livebaseballscorecards.com

Batter	1	2	3	4	5	6	7	8	9	AB	R	H	RBI	BB	SO	LOB
14 Austin Jackson, R (1, 8) OBP: 0.329, SLG: 0.402	C FF 91 F FF 92 B FF 92 S CH 85 1-3 ① K		C FF 90 B FF 91 1 SAFE B SL 82 X FF 91 2-1 ②③ G6-3 1-2			X FF 90 0-0 1B 1 SAFE 1 SAFE B FF 90 F CH 82 F FF 91 S CH 84 1-3 ③ K			C FF 92 B SL 83 S SL 83 X FF 94 1-2 1B	4	0	2	0	0	1	1
3 Ian Kinsler, R (1, 4) OBP: 0.321, SLG: 0.444	T FF 93 X SL 84 0-1 24 G6-3 2B			F SL 79 X FF 90 0-1 ① L7					C SL 83 F FF 94 S FF 93 0-3 ② K	4	0	1	0	0	2	2
24 Miguel Cabrera, R (1, 3) OBP: 0.367, SLG: 0.536	X SI 91 0-0 ② G6-3 2-3			B FF 92 B SL 82 C SI 90 X CH 83 2-1 ② F8			C FF 88 B SI 88 B SI 89 B CH 81 X CH 82 3-1 ① L5		F FF 94 F FF 95 F FF 94 F FF 92 X FF 94 0-2 ③ P3	4	0	0	0	0	0	2
41 Victor Martinez, S (1, 10) OBP: 0.383, SLG: 0.565	D KC 76 B CH 84 C SI 92 B FF 92 C CH 84 F CH 85 S CH 85 3-3 ③ K			B SI 90 F SI 92 F SI 92 B CH 83 X SL 83 2-2 ③ G3			B FF 89 C KC 74 X CH 82 1-1 ② F7			3	0	0	0	0	1	1
28 J.D. Martinez, R (1, 7) OBP: 0.356, SLG: 0.595		C FF 88 B SL 80 F SL 81 F FF 92 B FF 92 X CH 84 2-2 ① F7			C FF 88 C SL 81 S SI 88 0-3 ① K		X KC 74 0-0 ③ F7			3	0	0	0	0	1	0
48 Torii Hunter, R (1, 9) OBP: 0.298, SLG: 0.462		F SI 90 B FF 92 B CH 84 B SI 92 F CH 83 F CH 85 X CH 85 3-2 ② G5-3			C FF 89 B SI 88 B SI 90 X CH 81 2-1 ② G6-3			T FF 97 X CU 86 0-1 ① G5-3		3	0	0	0	0	0	0
9 Nick Castellanos, R (1, 5) OBP: 0.313, SLG: 0.402		B FF 92 X SI 92 1-0 ③ G6-3			B FF 92 X SL 81 1-0 ③ P3			F FF 97 B FF 97 X FF 97 1-1 ② F9		3	0	0	0	0	0	0
13 Alex Avila, L (1, 2) OBP: 0.324, SLG: 0.362			F SI 89 X KC 75 0-1 ① G3			B CH 80 F SI 90 F SI 90 B CH 85 C SI 92 2-3 ① K		X CH 88 0-0 ③ G6-3		3	0	0	0	0	1	0
30 Eugenio Suárez, R (1, 6) OBP: 0.350, SLG: 0.398			C SL 81 X KC 73 0-1 14 G6-3 1B			B SL 83 X SL 82 1-0 ② B2			C FF 91 C FF 93 F SL 83 S FF 94 0-3 ① K	3	0	1	0	0	1	0
Inning Stats	R: 0 H: 1 E: 0 LOB: 1 K: 2 BB: 0 S: 10 P: 14	R: 0 H: 0 E: 0 LOB: 0 K: 0 BB: 0 S: 9 P: 15	R: 0 H: 1 E: 0 LOB: 0 K: 0 BB: 0 S: 6 P: 8	R: 0 H: 0 E: 0 LOB: 0 K: 0 BB: 0 S: 7 P: 11	R: 0 H: 0 E: 0 LOB: 0 K: 1 BB: 0 S: 6 P: 9	R: 0 H: 1 E: 0 LOB: 1 K: 2 BB: 0 S: 8 P: 12	R: 0 H: 0 E: 0 LOB: 0 K: 0 BB: 0 S: 5 P: 9	R: 0 H: 0 E: 0 LOB: 0 K: 0 BB: 0 S: 5 P: 6	R: 0 H: 1 E: 0 LOB: 1 K: 2 BB: 0 S: 15 P: 16	1B: 3 SF: 0 2B: 1 SAC: 0 3B: 0 DP: 0 HR: 0 HBP: 0						

	AB	30
	R	0
	H	4
	RBI	0
	BB	0
	SO	7
	LOB	6

WP: 0 PA: 30
PB: 0
SB: 0
CS: 0

PITCHER		IP	WLS	BF	H	R	ER	SO	BB	IBB	HBP	BLK	WP	HR	S	P	ERA	WHIP
52 Matt Shoemaker, R ERA: 4.13	(1, 1)	7.0	W	23	3	0	0	5	0	0	0	0	0	0	51	78	0.00	0.429
40 Kevin Jepsen, R ERA: 1.88	(8, 1)	1.0	H	3	0	0	0	0	0	0	0	0	0	0	5	6	0.00	0.000
39 Jason Grilli, R ERA: 3.69	(9, 1)	1.0		4	1	0	0	2	0	0	0	0	0	0	15	16	0.00	1.000

PITCHER	IP	WLS	BF	H	R	ER	SO	BB	IBB	HBP	BLK	WP	HR	S	P	ERA	WHIP

Detroit Tigers @ Los Angeles Angels

Angel Stadium of Anaheim, Anaheim, CA

Sat Jul 26 2014, 6:09 PM - 8:55 PM PDT

Att. 43,569 - Clear - 83 F

livebaseballscorecards.com

Batter	1	2	3	4	5	6	7	8	9	AB	R	H	RBI	BB	SO	LOB
56 Kole Calhoun, L (1, 9) OBP: 0.344, SLG: 0.492	B FF 90 B FF 90 B FF 90 C FF 90 B FF 91 4-1 2 1B BB	F CH 85 F SL 87 S FF 94 0-3 K ③			S FF 94 X FF 94 0-1 P2 ②		C FF 90 B SL 85 B CH 83 S CH 82 S SL 88 2-3 K ②			3	0	0	0	1	2	1
27 Mike Trout, R (1, 8) OBP: 0.391, SLG: 0.595	C FF 92 C CU 79 1 SAFE 1 SAFE B FF 93 X FF 93 1-2 F9 ①		B FF 92 F FF 92 C CU 80 B SL 86 X SL 88 2-2 F9 ①		C SL 87 C CU 80 B FF 93 S FF 93 1-3 K ③		B CU 78 F SL 84 B CU 78 B FF 91 F FF 91 B FF 93 4-2 BB			3	0	0	0	1	1	1
5 Albert Pujols, R (1, 3) OBP: 0.327, SLG: 0.475	F SL 85 1 SAFE F FF 92 B CU 79 1 SAFE F SL 86 X SL 87 1-2 F7 ②		C FF 94 X CU 80 0-1 G4-3 ②			B CU 79 X FF 93 1-0 2 SH5-4 19 G6-3 2B	1 SAFE X FF 92 0-0 P4 ③			4	1	1	0	0	0	2
2 Erick Aybar, S (1, 6) OBP: 0.317, SLG: 0.403	F CH 83 1 SAFE 1 SAFE S CU 80 F SL 86 X CU 81 0-2 1-3 1B		C CH 83 X CH 83 0-1 G5-3 ③			X FF 93 0-0 SH5-4 ① 2-3		B FF 90 B FF 90 C FF 90 B FF 91 X FF 89 3-1 E9 47 1B 1B		3	1	2	0	0	0	0
47 Howie Kendrick, R (1, 4) OBP: 0.349, SLG: 0.392	X FF 94 0-0 G1-3 ③			C FF 92 S CH 84 B SL 87 B SL 88 B CH 85 X SL 87 3-2 G6-3 ①		B SL 88 B SL 87 F FF 96 B CU 82 B FF 96 4-1 19 G6-3 20 2B BB		C FF 89 S FF 91 F FF 91 X CU 69 0-2 8 FC5 2-H 1B		3	1	1	1	1	0	2
19 Efren Navarro, L (1, 7) OBP: 0.387, SLG: 0.478 3 JB Shuck, L (9, 7) OBP: 0.193, SLG: 0.259		B FF 90 S CH 81 X FF 92 1-1 HR		B FF 93 C FF 94 C FF 94 B FF 94 X FF 94 2-2 L7 ②		B CH 86 X CH 85 1-0 G6-3 ② 1-2 3-H		B FF 90 D CH 86 B FF 90 C FF 90 C FF 90 F FF 91 D CU 71 4-2 8 FC5 BB		3 0	1 0	1 0	2 0	1 0	0 0	1 0
20 C.J. Cron, R (1, 10) OBP: 0.295, SLG: 0.473		C FF 91 B SL 86 X SL 86 1-1 P4 ①		B FF 94 B FF 94 X SL 86 2-0 1B		C FF 95 X CU 82 0-1 2-H 2B		B SL 77 S FF 90 S FF 91 F FF 91 B FF 90 F SL 78 D SL 79 S SL 78 3-3 K ①		4	0	2	1	0	1	2
17 Chris Iannetta, R (1, 2) OBP: 0.378, SLG: 0.416		B FF 91 S SL 85 X FF 92 1-1 2B		B CU 80 B SL 86 B FF 95 X FF 95 3-0 F9 ③		S SL 87 B FF 93 C SL 88 B FF 96 C FF 95 2-3 K ③		B SI 93 S CH 85 S CH 86 F FF 94 B FF 95 C SI 92 2-3 K ②		4	0	1	0	0	2	4
8 John McDonald, R (1, 5) OBP: 0.257, SLG: 0.180		C FF 94 C SL 87 X FF 93 0-2 G5-3 ②			C FF 93 B FF 93 C CU 80 B FF 95 X FF 95 2-2 P6 ①		B FF 88 X FF 90 1-0 L4 ①	X FF 94 0-0 FC5 ③ 1-2 2-3f		4	0	0	0	0	0	3
Inning Stats	R: 0 E: 0 K: 0 S: 13 H: 1 LOB: 2 BB: 1 P: 19	R: 1 E: 0 K: 1 S: 12 H: 2 LOB: 1 BB: 0 P: 15	R: 0 E: 0 K: 0 S: 7 H: 0 LOB: 0 BB: 0 P: 9	R: 0 E: 0 K: 0 S: 8 H: 1 LOB: 1 BB: 0 P: 18	R: 0 E: 0 K: 1 S: 8 H: 0 LOB: 0 BB: 0 P: 11	R: 2 E: 0 K: 1 S: 9 H: 2 LOB: 1 BB: 1 P: 17	R: 0 E: 0 K: 1 S: 7 H: 0 LOB: 1 BB: 1 P: 14	R: 1 E: 1 K: 2 S: 19 H: 2 LOB: 2 BB: 1 P: 31		1B: 4 2B: 3 3B: 0 HR: 1 SF: 0 SAC: 1 DP: 0 HBP: 0				WP: 0 PB: 0 SB: 0 CS: 0 PA: 36		

PITCHER		IP	WLS	BF	H	R	ER	SO	BB	IBB	HBP	BLK	WP	HR	S	P	ERA	WHIP
35 Justin Verlander, R ERA: 4.79	(1, 1)	7.0	L	30	6	3	3	4	3	0	0	0	0	1	64	103	3.86	1.286
38 Joakim Soria, R ERA: 2.67	(8, 1)	0.1		4	2	1	0	1	1	0	0	0	0	0	14	24	0.00	9.000
40 Phil Coke, L ERA: 4.71	(8, 1)	0.2		2	0	0	0	1	0	0	0	0	0	0	5	7	0.00	0.000

PITCHER	IP	WLS	BF	H	R	ER	SO	BB	IBB	HBP	BLK	WP	HR	S	P	ERA	WHIP

AB	31
R	4
H	8
RBI	4
BB	4
SO	6
LOB	16

Detroit Tigers @ Los Angeles Angels

Angel Stadium of Anaheim, Anaheim, CA

Sun Jul 27 2014, 12:39 PM - 3:16 PM PDT

Att. 36,252 - Partly Cloudy - 83 F

TOP

livebaseballscorecards.com

Batter	1	2	3	4	5	6	7	8	9	AB	R	H	RBI	BB	SO	LOB
14 Austin Jackson, R (1, 8) OBP: 0.328, SLG: 0.401	C FF 88 S FC 82 B FF 90 F SI 91 F SI 92 C FF 92 1-3 ① K		C FF 86 B FF 87 B SI 90 F CH 82 X CH 83 2-2 ② F9			F FF 90 X FF 90 0-1 24 WP 1B			C SI 90 S SL 84 B SL 83 B SL 84 F SL 84 B SL 84 X SI 90 3-2 ① F8	4	0	1	0	0	1	0
3 Ian Kinsler, R (1, 4) OBP: 0.321, SLG: 0.442	B FF 89 F CH 81 T FC 83 X SI 92 1-2 41 2B 1B		C CU 78 C FF 90 B FF 91 X FF 92 1-2 ③ L9			1 SAFE 1 SAFE L SL 79 F SL 78 T CH 75 0-2 ② K			F SL 85 B SI 91 X SI 92 1-1 ② G3	4	1	1	0	0	1	1
24 Miguel Cabrera, R (1, 10) OBP: 0.364, SLG: 0.531	C CH 81 B FC 85 S SI 90 F SI 92 X SI 90 1-2 ② F9			F FF 87 F FF 89 B SI 90 F FF 91 B CH 83 B FF 92 F CH 84 F FF 92 X FC 83 3-2 ① G5-3		S SL 81 C FF 94 1 SAFE B CH 75 S CH 73 1-3 ③ K 1-2			S SL 85 C SI 91 S SL 85 0-3 ③ K	4	0	0	0	0	2	2
41 Victor Martinez, S (1, 3) OBP: 0.383, SLG: 0.566	B SI 88 1 SAFE F SI 89 F SI 90 X CH 82 1-2 1-H 2B			B CH 82 B CH 82 C FF 89 X SI 90 2-1 ② L6			C SL 80 S CH 73 X FF 93 0-2 ① P6			3	0	1	1	0	0	0
28 J.D. Martinez, R (1, 9) OBP: 0.352, SLG: 0.587	F CH 82 F SI 90 F CU 76 F SI 90 B CH 80 F FF 91 B SI 90 F CH 81 X CH 80 2-2 ③ L8			B SI 89 B SI 90 S CH 82 B SI 89 X SI 90 3-1 ③ G5-3			B SI 94 B SL 84 S SL 82 S SL 82 F FF 94 S CH 74 2-3 ② K		3	0	0	0	0	1	1
9 Nick Castellanos, R (1, 5) OBP: 0.310, SLG: 0.399		F FF 88 B SI 90 F SI 88 C SI 89 1-3 ① K			X CH 79 0-0 ① F8		C SL 82 X SI 93 0-1 ③ G5-3			3	0	0	0	0	1	0
30 Eugenio Suárez, R (1, 6) OBP: 0.343, SLG: 0.389		B FF 87 B CH 81 X SI 87 2-0 ② F9			C FF 86 S FC 81 B FF 89 F SI 90 X SI 90 1-2 ② F8			C SI 88 F SI 88 F SL 82 B SI 89 F SL 81 B SL 81 X SI 89 2-2 ① G6-3		3	0	0	0	0	0	0
50 Bryan Holaday, R (1, 2) OBP: 0.305, SLG: 0.295 48 Torii Hunter, R (8, PH) OBP: 0.297, SLG: 0.461 13 Alex Avila, L (8, 2) OBP: 0.324, SLG: 0.362		C SI 87 F CU 79 B SI 90 F FF 91 X CH 81 1-2 ③ G4-3			C CH 82 F FC 83 S CH 81 0-3 ③ K			X SI 88 0-0 ② G5-3		2 1 0	0 0 0	0 0 0	0 0 0	0 0 0	1 0 0	0 0 0
20 Rajai Davis, R (1, 7) OBP: 0.339, SLG: 0.428			S SC 78 C SI 87 B CU 79 B CH 81 X FF 89 2-2 ① P3			B CH 80 X CH 79 1-0 ① F9		X SI 88 0-0 ③ G1-3		3	0	0	0	0	0	0

	AB	30
	R	1
	H	3
	RBI	1
	BB	0
	SO	7
	LOB	4

Inning Stats																		
	R: 1	H: 2	R: 0	H: 0	R: 0	H: 0	R: 0	H: 0	R: 0	H: 0	R: 0	H: 1	R: 0	H: 0	R: 0	H: 0	R: 0	H: 0
	E: 0	LOB: 1	E: 0	LOB: 0	E: 0	LOB: 0	E: 0	LOB: 0	E: 0	LOB: 0	E: 0	LOB: 1	E: 0	LOB: 0	E: 0	LOB: 0	E: 0	LOB: 0
	K: 1	BB: 0	K: 1	BB: 0	K: 0	BB: 0	K: 0	BB: 0	K: 1	BB: 0	K: 2	BB: 0	K: 1	BB: 0	K: 0	BB: 0	K: 1	BB: 0
	S: 22	P: 28	S: 8	P: 12	S: 9	P: 14	S: 10	P: 18	S: 8	P: 9	S: 9	P: 11	S: 9	P: 11	S: 7	P: 9	S: 9	P: 13

PITCHER		IP	WLS	BF	H	R	ER	SO	BB	IBB	HBP	BLK	WP	HR	S	P	ERA	WHIP	PITCHER	IP	WLS	BF	H	R	ER	SO	BB	IBB	HBP	BLK	WP	HR	S	P	ERA	WHIP
53 Héctor Santiago, L ERA: 3.86	(1, 1)	5.1		19	3	1	1	3	0	0	0	0	0	0	60	85	1.69	0.562																	
64 Mike Morin, R ERA: 2.5	(6, 1)	1.2		5	0	0	0	3	0	0	0	0	1	0	15	18	0.00	0.000																	
38 Joe Smith, R ERA: 2.08	(8, 1)	1.0	W	3	0	0	0	0	0	0	0	0	0	0	7	9	0.00	0.000																	
16 Huston Street, R ERA: 0.97	(9, 1)	1.0	S	3	0	0	0	1	0	0	0	0	0	0	9	13	0.00	0.000																	

1B: 2	SF: 0	WP: 1	PA: 30
2B: 1	SAC: 0	PB: 0	
3B: 0	DP: 0	SB: 0	
HR: 0	HBP: 0	CS: 0	

Batter	1	2	3	4	5	6	7	8	9	AB	R	H	RBI	BB	SO	LOB
56 Kole Calhoun, L (1, 9) OBP: 0.346, SLG: 0.492	C FF 91 F FF 93 F CU 78 X CU 79 0-2 5 G6-4-3 1B			B CH 83 S CH 83 F FF 92 B CU 78 X CH 84 2-2 ① G4-3		B FF 89 F SI 91 X FF 89 1-1 ② F8		X SI 94 0-0 27 FC5-4 1B		4	0	2	0	0	0	0
27 Mike Trout, R (1, 8) OBP: 0.390, SLG: 0.592	1 SAFE C FF 93 C CU 79 F FF 94 1 SAFE F FF 94 D CU 78 S SI 94 1-3 ① K			B SL 87 F SL 88 C CU 79 B FF 93 F CH 84 F SI 92 X SI 92 2-2 ② G5-3		C CH 82 B FF 92 S SL 86 B CH 81 X SL 89 2-2 1B		1 SAFE C CU 81 1 SAFE B CU 81 X SL 86 1-1 ③ FC5-4 1-2f		4	0	1	0	0	1	2
5 Albert Pujols, R (1, 10) OBP: 0.325, SLG: 0.472	C FF 94 B SI 93 B CU 78 B SL 87 X SI 93 3-1 ② ③ G6-4-3 1-2f			C CU 75 B SL 87 F SI 90 F FF 91 X SI 91 1-2 ③ G5-3		C FF 91 F SI 91 S FF 92 0-3 ③ K				3	0	0	0	0	1	2
32 Josh Hamilton, L (1, 7) OBP: 0.361, SLG: 0.421		C CH 82 S CH 82 B FF 94 S CU 80 1-3 ① K			X CH 82 0-0 ① G4-3		C CU 77 B CU 75 S CH 81 F SI 90 S FF 92 1-3 ① K			3	0	0	0	0	2	0
2 Erick Aybar, S (1, 6) OBP: 0.317, SLG: 0.403		X FF 92 0-0 ② G6-3			B FF 90 C FF 91 X CH 82 1-1 47 1B 19 E 1B		S CH 81 F SL 90 F CU 77 C SI 90 0-3 ② K			3	1	1	0	0	1	0
47 Howie Kendrick, R (1, 4) OBP: 0.349, SLG: 0.391		C FF 92 B SI 92 T FF 93 B CH 84 F FF 93 F SI 92 B SI 94 X SI 91 3-2 ③ G4-3			C FF 91 X CH 82 0-1 19 E 1-2 1B		B FF 89 F SI 89 F SL 86 S CH 83 1-3 ③ K			3	0	1	0	0	1	0
19 Efren Navarro, L (1, 3) OBP: 0.385, SLG: 0.471			C FF 91 S CU 79 B SI 91 F CU 79 X FF 92 1-2 6 G4-6-3 1B		B SI 91 F CH 83 2 SAFE C CU 78 X SI 92 1-2 ② L5 1-2 2-H			F FF 93 C FF 94 B CU 80 B FF 95 S SL 88 2-3 ① K2-3		3	0	1	0	0	1	1
6 David Freese, R (1, 5) OBP: 0.321, SLG: 0.350 8 John McDonald, R (9, 5) OBP: 0.257, SLG: 0.180			B SL 86 B SL 86 B SI 92 C SI 90 X SI 92 3-1 ① ② G4-6-3 1-2f		D CU 80 C CU 79 F FF 92 B CH 83 X CU 76 2-2 ③ L8			B CU 80 B SL 87 F SL 85 X SL 88 2-1 HR		3 0	1 0	1 0	1 0	0 0	0 0	2 0
24 Hank Conger, L (1, 2) OBP: 0.309, SLG: 0.347			C FF 93 X CU 80 0-1 ③ G4-3			S CU 77 B CU 75 X CH 82 1-1 ① F9		B FF 94 B CU 78 B FF 93 C FF 93 F FF 93 X SL 86 3-2 ② P6		3	0	0	0	0	0	0
Inning Stats	R: 0 E: 0 K: 1 S: 11 H: 1 LOB: 0 BB: 0 P: 15	R: 0 E: 0 K: 1 S: 9 H: 0 LOB: 0 BB: 0 P: 13	R: 0 E: 0 K: 0 S: 8 H: 1 LOB: 0 BB: 0 P: 12	R: 0 E: 0 K: 0 S: 12 H: 0 LOB: 0 BB: 0 P: 17	R: 1 E: 1 K: 0 S: 11 H: 2 LOB: 1 BB: 0 P: 15	R: 0 E: 0 K: 1 S: 10 H: 1 LOB: 1 BB: 0 P: 14	R: 0 E: 0 K: 3 S: 11 H: 0 LOB: 0 BB: 0 P: 13	R: 1 E: 0 K: 1 S: 11 H: 2 LOB: 1 BB: 0 P: 19		1B: 6 2B: 0 3B: 0 HR: 1 SF: 0 SAC: 0 DP: 2 HBP: 0						

PITCHER		IP	WLS	BF	H	R	ER	SO	BB	IBB	HBP	BLK	WP	HR	S	P	ERA	WHIP
21 Rick Porcello, R ERA: 3.24	(1, 1)	7.0		24	5	1	0	6	0	0	0	0	0	0	72	99	0.00	0.714
44 Joba Chamberlain, R ERA: 2.7	(8, 1)	1.0	L	5	2	1	1	1	0	0	0	0	0	1	11	19	9.00	2.000

PITCHER	IP	WLS	BF	H	R	ER	SO	BB	IBB	HBP	BLK	WP	HR	S	P	ERA	WHIP

BOTTOM

Detroit Tigers @ Los Angeles Angels

Angel Stadium of Anaheim, Anaheim, CA

Sun Jul 27 2014, 12:39 PM - 3:16 PM PDT

Att. 36,252 - Partly Cloudy - 83 F

livebaseballscorecards.com

AB	29
R	2
H	7
RBI	1
BB	0
SO	7
LOB	7

WP: 0 PA: 29
PB: 0
SB: 0
CS: 0

Batter	1	2	3	4	5	6	7	8	9	10	11	12	AB	R	H	RBI	BB	SO	LOB
56 Kole Calhoun, L (1, 9) OBP: 0.342, SLG: 0.489	C FF 89 C KC 74 F KC 77 S FF 92 0-3 K ①	X KC 74 0-0 2-H 2B		F FF 92 F FF 92 B CH 83 C KC 74 2-3 K ③			B SI 93 X FF 93 1-0 G3 ②		S SI 95 S SL 84 B SI 96 B SL 84 X SI 95 2-2 G3-1 ②			C SI 92 B SL 83 S CH 84 B SI 95 F CH 85 S SI 94 2-3 K ①	6	0	1	1	0	3	1
27 Mike Trout, R (1, 8) OBP: 0.391, SLG: 0.588	B FF 90 B FF 90 B FF 91 C FF 89 B FF 90 4-1 5 2B 32 G3 BB	B FF 92 B FF 91 S FF 90 C FF 92 B FF 92 F FF 92 S FF 91 3-3 K ③			B KC 72 X FF 89 1-0 F9 ①		C FF 94 H FF 94 1-1 5 1B 32 1B HBP		B SI 96 C SI 95 F SI 95 B FF 95 B SI 95 X SI 95 3-2 1B			B SI 93 F SI 94 X SI 94 1-1 F9 ②	4	2	1	0	1	1	1
5 Albert Pujols, R (1, 3) OBP: 0.327, SLG: 0.475	C SL 84 F FF 90 X FF 93 0-2 32 G3 1-3 2B		C SL 84 B KC 74 B KC 73 F FF 89 S FF 90 2-3 K ①		X FF 91 0-0 F9 ②		C FF 93 X SI 92 0-1 32 1B 1-3 1B		B SI 96 F SI 95 F SI 96 B SI 96 F SI 96 1 SAFE F SL 84 F SI 95 X SI 96 2-2 F8 ③			C SL 83 B SL 84 X SI 93 1-1 32 2B 1B	6	0	3	0	0	1	1
32 Josh Hamilton, L (1, 10) OBP: 0.365, SLG: 0.442	X KC 74 0-0 G3 ② 2-3 3-H		C FF 90 X KC 74 0-1 L9 ②		S CH 82 X CH 81 0-1 HR		B SL 85 B SL 84 X SL 85 2-0 1-2 3-H 1B			X FF 86 0-0 L7 ①		B SI 92 F CH 85 X SI 92 1-1 1-3 2B	6	1	3	3	0	0	1
2 Erick Aybar, S (1, 6) OBP: 0.313, SLG: 0.396	C CH 83 B FF 92 D KC 75 X FF 90 2-1 L7 ③		X FF 90 0-0 G4-3 ③		C FF 91 S KC 73 S KC 76 0-3 K2-3 ③		B CU 82 C SI 97 X SI 97 1-1 F7 ③			B SL 78 X SI 86 1-0 G3-1 ②		B CH 86 F SL 84 D CH 87 X CH 85 2-1 L3 ③	6	0	0	0	0	1	5
47 Howie Kendrick, R (1, 4) OBP: 0.350, SLG: 0.394		C FF 88 B FC 88 X CH 82 1-1 19 G6-3 6 E 2B		C FC 88 X FF 87 0-1 6 WP 24 SF8 19 1B 1B		X FF 94 0-0 F9 ①		C CU 82 B CU 83 B SI 96 X SI 96 2-1 E1 6 CS		B SI 86 X SL 79 1-0 F9 ③			5	2	2	0	0	0	0
19 Efren Navarro, L (1, 7) OBP: 0.373, SLG: 0.453		C FF 90 B FF 89 C FF 90 B KC 76 X FF 90 2-2 G6-3 ① 2-3		C FF 88 D KC 74 1 SAFE F FF 90 X FF 90 1-2 24 SF8 6 WP 1-2 1B			B SI 94 C FF 94 X FS 86 1-1 G5-3 ②		L FF 96 1 SAFE C SI 96 S SI 95 0-3 K ①		C SL 79 B FF 87 X FF 86 1-1 L9 ①		5	0	1	0	0	1	2
6 David Freese, R (1, 5) OBP: 0.315, SLG: 0.344		C KC 74 C FF 90 B KC 75 X KC 75 1-2 FC1 56 2B 3-H		B FF 90 C FF 91 F FF 90 B KC 75 F FF 92 F FF 93 S CH 84 2-3 K ① 1-2 2-3			B SL 86 S FF 95 B FF 94 F FF 95 X FF 95 2-2 G4-3 ③		F SI 98 F SI 95 B FF 98 B SI 95 1 SAFE F SI 97 F CU 84 D CU 85 F CU 84 3-3 F FF 98 S FF 97 K ② ③ 1-2			X SI 86 0-0 F9 ②	5	1	0	0	2	3
24 Hank Conger, L (1, 2) OBP: 0.304, SLG: 0.343 17 Chris Iannetta, R (9, PH) OBP: 0.375, SLG: 0.412 (9, 2)		B FF 91 C FF 90 X FF 91 1-1 F7 ②		B KC 74 B KC 74 F FF 91 F FC 92 X FF 90 2-2 SF8 ② 2-3 3-H			L FF 92 X FF 93 0-1 P5 ①		F SI 95 B SI 95 F SI 95 C SI 96 1-3 K ①		B SI 88 F FF 87 S SL 80 C FF 88 1-3 K ③		2 2	0 0	0 0	1 0	0 0	0 2	1 0
Inning Stats	R: 1 H: 1 E: 0 LOB: 1 K: 1 BB: 1 S: 11 P: 17	R: 2 H: 2 E: 1 LOB: 1 K: 1 BB: 0 S: 15 P: 23	R: 0 H: 0 E: 0 LOB: 0 K: 1 BB: 0 S: 6 P: 8	R: 1 H: 2 E: 0 LOB: 1 K: 2 BB: 0 S: 16 P: 23	R: 1 H: 1 E: 0 LOB: 0 K: 1 BB: 0 S: 7 P: 8	R: 0 H: 0 E: 0 LOB: 0 K: 0 BB: 0 S: 6 P: 9	R: 1 H: 2 E: 0 LOB: 2 K: 0 BB: 0 S: 9 P: 14	R: 0 H: 0 E: 1 LOB: 1 K: 2 BB: 0 S: 12 P: 17	R: 0 H: 1 E: 0 LOB: 1 K: 1 BB: 0 S: 15 P: 23	R: 0 H: 0 E: 0 LOB: 0 K: 0 BB: 0 S: 3 P: 5	R: 0 H: 0 E: 0 LOB: 0 K: 1 BB: 0 S: 6 P: 8	R: 0 H: 2 E: 0 LOB: 2 K: 1 BB: 0 S: 12 P: 19	1B: 6 2B: 5 3B: 0 HR: 1	SF: 1 SAC: 0 DP: 1 HBP: 1	WP: 1 PB: 0 SB: 0 CS: 1	PA: 50			

Los Angeles Angels @ Baltimore Orioles

Oriole Park at Camden Yards, Baltimore, MD

Tue Jul 29 2014, 7:08 PM - 11:12 PM EDT

Att. 36,882 - Cloudy - 72 F

TOP

livebaseballscorecards.com

AB	47
R	6
H	11
RBI	5
BB	1
SO	11
LOB	15

PITCHER		IP	WLS	BF	H	R	ER	SO	BB	IBB	HBP	BLK	WP	HR	S	P	ERA	WHIP
30 Chris Tillman, R ERA: 3.97	(1, 1)	5.0		23	6	5	3	6	1	0	0	0	1	1	55	79	5.40	1.400
35 Brad Brach, R ERA: 3.41	(6, 1)	1.2	H	7	1	1	1	0	0	0	1	0	0	0	12	17	5.40	0.600
17 Brian Matusz, L ERA: 4.14	(7, 1)	0.0	B	1	1	0	0	0	0	0	0	0	0	0	1	3	∞	∞
29 Tommy Hunter, R ERA: 3.96	(7, 1)	1.1		4	0	0	0	2	0	0	0	0	0	0	14	20	0.00	0.000
53 Zack Britton, L ERA: 1.68	(9, 1)	1.0		4	1	0	0	1	0	0	0	0	0	0	15	23	0.00	1.000

PITCHER		IP	WLS	BF	H	R	ER	SO	BB	IBB	HBP	BLK	WP	HR	S	P	ERA	WHIP
56 Darren O'Day, R ERA: 1.13	(10, 1)	2.0		6	0	0	0	1	0	0	0	0	0	0	9	13	0.00	0.000
58 Ryan Webb, R ERA: 3.67	(12, 1)	1.0	W	5	2	0	0	1	0	0	0	0	0	0	12	19	0.00	2.000

Batter	1	2	3	4	5	6	7	8	9	10	11	12	AB	R	H	RBI	BB	SO	LOB
21 Nick Markakis, L (1, 9) OBP: 0.346, SLG: 0.393	C FF 86 F CU 69 B FF 89 B FF 88 X CU 68 2-2 P3 ①	B SL 80 C SI 87 F FF 87 S SL 80 1-3 K ②		C CH 78 X SI 86 0-1 1-H 2-H HR		C FF 92 F SL 79 F CH 71 B FF 90 X FF 92 1-2 G4-3 ②			B SI 86 C SL 79 B SL 80 X SI 86 2-1 13 G6-4-3 1B		D CU 74 B CU 75 C FF 93 X CH 87 2-1 G3 ③		6	1	2	3	0	1	3
13 Manny Machado, R (1, 5) OBP: 0.314, SLG: 0.430	C SL 80 F FF 89 F FF 89 S FF 88 0-3 K ②	B CU 72 B SL 79 C CU 70 F CU 70 X FF 88 2-2 10 PO 1-H 2B		X SL 78 0-0 F7 ②		B SL 79 F SL 79 C FF 91 B FF 92 S CH 71 2-3 K ③			1 SAFE X SI 87 0-0 G6-4-3 ② ③ 1-2f			S SL 82 B SL 82 C SL 80 X CU 76 1-2 HR	6	1	2	2	0	2	1
10 Adam Jones, R (1, 8) OBP: 0.319, SLG: 0.491	S SL 82 S CU 73 X FF 88 0-2 HR	C CU 70 F SI 85 2 SAFE 0-2 PO ③ 2-3	F SI 85 S SL 82 F SL 81 S SL 80 0-3 K ①	B CH 77 X SL 80 1-0 G6-3 ③			C SL 82 S SL 81 X SL 82 0-2 P3 ①			B SI 87 S SI 87 X SI 87 1-1 G6-3 ①			5	1	1	1	0	1	0
23 Nelson Cruz, R (1, 7) OBP: 0.342, SLG: 0.535	B SI 87 C CU 72 C SL 80 F FF 90 B FF 87 B SL 81 B CU 73 4-2 27 1B 2 1B BB		F FF 88 B SI 86 X FF 85 1-1 G5-3 ②		X SI 86 0-0 P3 ①		C SL 82 F FF 94 F SL 82 B FF 92 B FF 94 F SL 82 X SL 82 2-2 G2-3 ②			C SI 88 B SI 87 X SI 87 1-1 G5-3 ②			4	1	0	0	1	0	0
27 Delmon Young, R (1, 10) OBP: 0.358, SLG: 0.477	C SL 78 X FF 87 0-1 2 1B 1-2 1B		B CU 70 B SI 86 T SL 77 F CU 69 B CH 77 X FF 87 3-2 2B		C FF 86 X SI 84 0-1 28 E 1B		S SL 83 S SL 83 B SL 83 B SL 83 B SL 83 S SL 84 3-3 K ③			C SI 87 S SI 86 S SL 80 0-3 K ③			5	0	3	0	0	2	0
2 J.J. Hardy, R (1, 6) OBP: 0.308, SLG: 0.368	C FF 88 X CU 72 0-1 1-2 2-H 1B		B SL 80 F SI 85 X SI 84 1-1 F8 ③		C FF 84 B CH 77 F CH 77 C SL 80 1-3 K ②			C FF 95 X CU 85 0-1 G1-3 ①			C FF 93 C FF 94 X SL 82 0-2 G4-3 ①		5	0	1	1	0	1	2
28 Steve Pearce, R (1, 3) OBP: 0.362, SLG: 0.518	C SL 78 B SI 86 S SI 86 B SL 82 X SL 80 2-2 P3 ③			B FF 86 B CU 67 B SL 77 B CU 69 4-0 3 FC3-6 BB	F SL 79 S CH 76 X FF 85 0-2 E7 1-3			C CU 85 B FF 96 S FF 96 S FF 97 1-3 K ②			C SL 83 C CU 77 F FF 94 S CU 77 0-3 K ②		4	0	0	0	1	2	3
3 Ryan Flaherty, L (1, 4) OBP: 0.270, SLG: 0.312		C SI 84 C FF 87 B SL 80 X CU 67 1-2 G6-3 ①		F CH 75 S CH 76 1 SAFE X CH 76 0-2 FC3-6 40 BB 21 HR 1-2f ①	D CU 69 C CH 76 B SI 84 S CH 77 D CH 76 F CH 75 X CU 71 3-2 F9 ③			B FF 96 B FF 96 S FF 96 F FF 96 X CH 85 2-2 F8 ③			B SL 84 B CH 85 C SL 81 B CU 75 B CH 85 4-1 40 1B BB		4	1	0	0	1	0	3
40 Nick Hundley, R (1, 2) OBP: 0.261, SLG: 0.338		B SI 86 B CU 70 F SL 85 S FF 88 B CU 68 B FF 88 4-2 13 2B BB		B SL 79 B CH 74 C CH 75 1 SAFE B CU 71 1 SAFE S SL 78 F FF 86 B FF 87 4-2 21 HR 1-2 BB		B FF 92 B FF 91 X FF 92 2-0 G6-3 ①			F SI 87 X SI 87 0-1 G3-1 ①		1 SAFE C SL 81 1 SAFE X FF 92 0-1 1-3 1B		3	2	1	0	2	0	0

Inning Stats	1	2	3	4	5	6	7	8	9	10	11	12
	R: 2 E: 0 K: 1 S: 20	R: 1 E: 0 K: 1 S: 13	R: 0 E: 0 K: 1 S: 11	R: 3 E: 0 K: 0 S: 10	R: 0 E: 1 K: 1 S: 13	R: 0 E: 0 K: 1 S: 8	R: 0 E: 0 K: 1 S: 11	R: 0 E: 0 K: 1 S: 8	R: 0 E: 0 K: 0 S: 5	R: 0 E: 0 K: 1 S: 7	R: 0 E: 0 K: 1 S: 12	R: 1 E: 0 K: 0 S: 3
	H: 3 LOB: 2 BB: 1 P: 28	H: 1 LOB: 0 BB: 1 P: 21	H: 1 LOB: 1 BB: 0 P: 16	H: 1 LOB: 0 BB: 2 P: 19	H: 1 LOB: 2 BB: 0 P: 17	H: 0 LOB: 0 BB: 0 P: 13	H: 0 LOB: 0 BB: 0 P: 16	H: 0 LOB: 0 BB: 0 P: 11	H: 1 LOB: 0 BB: 0 P: 7	H: 0 LOB: 0 BB: 0 P: 9	H: 1 LOB: 2 BB: 1 P: 18	H: 1 LOB: 0 BB: 0 P: 4

PITCHER		IP	WLS	BF	H	R	ER	SO	BB	IBB	HBP	BLK	WP	HR	S	P	ERA	WHIP
36 Jered Weaver, R ERA: 3.62	(1, 1)	5.0		26	7	6	6	4	0	0	0	0	0	2	67	101	10.80	2.200
64 Mike Morin, R ERA: 2.43	(6, 1)	1.0		3	0	0	0	1	0	0	0	0	0	0	8	13	0.00	0.000
39 Jason Grilli, R ERA: 3.58	(7, 1)	1.0		3	0	0	0	1	0	0	0	0	0	0	11	16	0.00	0.000
40 Kevin Jepsen, R ERA: 1.84	(8, 1)	1.0		3	0	0	0	1	0	0	0	0	0	0	8	11	0.00	0.000
38 Joe Smith, R ERA: 1.99	(9, 1)	2.0		6	1	0	0	1	0	0	0	0	0	0	12	16	0.00	0.500

PITCHER		IP	WLS	BF	H	R	ER	SO	BB	IBB	HBP	BLK	WP	HR	S	P	ERA	WHIP
46 Cory Rasmus, R ERA: 2.28	(11, 1)	1.0	L	6	2	1	1	1	1	0	0	0	0	1	15	22	9.00	3.000

Los Angeles Angels @ Baltimore Orioles

Oriole Park at Camden Yards, Baltimore, MD

Tue Jul 29 2014, 7:08 PM - 11:12 PM EDT

Att. 36,882 - Cloudy - 72 F

BOTTOM

livebaseballscorecards.com

AB	42
R	7
H	10
RBI	7
BB	5
SO	9
LOB	12

1B: 5	SF: 0	WP: 0	PA: 48
2B: 2	SAC: 0	PB: 0	
3B: 0	DP: 1	SB: 0	
HR: 3	HBP: 0	CS: 0	

Batter	1	2	3	4	5	6	7	8	9	AB	R	H	RBI	BB	SO	LOB
56 Kole Calhoun, L (1, 9) OBP: 0.341, SLG: 0.489	B FF 92 X FF 92 1-0 ① G3-1			C FF 93 B FS 83 X FS 81 1-1 ① G3-1	X FS 82 0-0 1-3 3-H 2B			B SL 80 S FF 86 F FF 88 B FF 87 B SL 80 F SL 80 S FF 88 3-3 ② K		4	0	1	1	0	1	0
27 Mike Trout, R (1, 8) OBP: 0.388, SLG: 0.582	C FF 96 B FF 97 C FF 94 X FF 96 1-2 ② G4-3			C FF 96 B FF 96 C FS 84 X FF 96 1-2 ② P4	C FF 97 F FF 96 F FF 97 F FF 98 B FF 99 S CH 88 1-3 ③ K			C SL 80 B FF 87 S FF 87 S FF 88 1-3 ③ K		4	0	0	0	0	2	2
5 Albert Pujols, R (1, 3) OBP: 0.324, SLG: 0.470	B FF 97 B SL 82 X FF 95 2-0 ③ F8			C FF 96 X FS 85 0-1 ③ G5-3		C FF 93 F FF 95 B SL 83 X FF 95 1-2 ① P6			B SI 94 T SI 95 F SI 95 X SI 96 1-2 ① G6-3	4	0	0	0	0	0	0
32 Josh Hamilton, L (1, 7) OBP: 0.363, SLG: 0.438		F FF 95 B FS 81 S FS 81 F FF 96 S FS 82 1-3 ① K			F CH 81 B FS 82 B FF 95 F CH 81 B FF 97 X FF 96 3-2 ① L7	B FF 96 C FF 94 X FS 83 1-1 47 CS 1B			B SI 95 S SI 95 S SI 96 B SI 95 B SI 96 F SI 95 F SI 95 S SI 95 3-3 ② K	4	0	1	0	0	2	0
2 Erick Aybar, S (1, 6) OBP: 0.312, SLG: 0.395		L FF 94 F FF 95 X FF 96 0-2 ② G1-3			B SL 80 C SL 75 S FS 82 X FF 95 1-2 ② F8	S FS 83 B FS 82 B FF 95 X FF 93 2-1 ② L9			B SI 94 X SI 94 1-0 1B	4	0	1	0	0	0	1
47 Howie Kendrick, R (1, 4) OBP: 0.349, SLG: 0.391		B FF 96 X FF 90 1-0 ③ G3			B FF 97 B FF 96 B FF 95 B FF 96 4-0 6 BB 20 BB 17 1B BB	C SL 80 B FS 85 1-1 ③ CS 1-2	X FF 94 0-0 ① G1-3		C SI 94 X SI 95 0-1 ③ G5-3	3	1	0	0	1	0	1
20 C.J. Cron, R (1, 10) OBP: 0.296, SLG: 0.468			C FF 96 B FF 94 B FS 82 B FF 94 C FF 95 X FF 98 3-2 ① G4-3		B FF 96 C SL 80 B FF 95 B FF 95 C FF 95 B FF 98 4-2 6 BB 17 1B 1-2 BB		B CH 82 B FS 81 X FF 91 2-0 ② L6			2	1	0	0	1	0	0
6 David Freese, R (1, 5) OBP: 0.316, SLG: 0.342			B FF 96 X FF 95 1-0 ② G6-3		C FF 95 B FF 97 B FF 96 B FF 97 S FF 96 B FF 97 4-2 17 1B 56 2B 1-2 2-3 BB		B FF 95 C FF 95 X SL 78 1-1 ③ G6-3			2	1	0	0	1	0	0
17 Chris Iannetta, R (1, 2) 19 Efren Navarro, L (8, PH) 24 Hank Conger, L (8, 2) OBP: 0.376, SLG: 0.413 OBP: 0.369, SLG: 0.447 OBP: 0.304, SLG: 0.343			X FF 97 0-0 ③ L9		S CH 84 B FF 98 D CH 83 F FF 98 B FF 98 X FF 96 3-2 56 2B 1-3 2-H 3-H 1B			C SI 88 B SL 80 B FF 88 S SL 79 X FF 88 2-2 ① F7		2 1 0	0 0 0	1 0 0	2 0 0	0 0 0	0 0 0	0 0 0
Inning Stats	R: 0 E: 0 K: 0 S: 5 H: 0 LOB: 0 BB: 0 P: 9	R: 0 E: 0 K: 1 S: 8 H: 0 LOB: 0 BB: 0 P: 10	R: 0 E: 0 K: 0 S: 5 H: 0 LOB: 0 BB: 0 P: 9	R: 0 E: 0 K: 0 S: 7 H: 0 LOB: 0 BB: 0 P: 9	R: 3 E: 0 K: 1 S: 19 H: 2 LOB: 2 BB: 3 P: 39	R: 0 E: 0 K: 0 S: 8 H: 1 LOB: 0 BB: 0 P: 13	R: 0 E: 0 K: 0 S: 4 H: 0 LOB: 0 BB: 0 P: 7	R: 0 E: 0 K: 2 S: 10 H: 0 LOB: 0 BB: 0 P: 16	R: 0 E: 0 K: 1 S: 11 H: 1 LOB: 1 BB: 0 P: 16	1B: 3 2B: 1 3B: 0 HR: 0	SF: 0 SAC: 0 DP: 0 HBP: 0			WP: 0 PB: 0 SB: 0 CS: 1	PA: 34	

PITCHER		IP	WLS	BF	H	R	ER	SO	BB	IBB	HBP	BLK	WP	HR	S	P	ERA	WHIP
39 Kevin Gausman, R ERA: 3.7	(1, 1)	7.0	W	26	3	3	3	2	3	0	0	0	0	0	56	96	3.86	0.857
56 Darren O'Day, R ERA: 1.1	(8, 1)	1.0	H	3	0	0	0	2	0	0	0	0	0	0	10	16	0.00	0.000
53 Zack Britton, L ERA: 1.65	(9, 1)	1.0	S	4	1	0	0	1	0	0	0	0	0	0	11	16	0.00	1.000

PITCHER	IP	WLS	BF	H	R	ER	SO	BB	IBB	HBP	BLK	WP	HR	S	P	ERA	WHIP

TOP

Los Angeles Angels @ Baltimore Orioles

Oriole Park at Camden Yards, Baltimore, MD

Wed Jul 30 2014, 7:12 PM - 9:47 PM EDT

Att. 27,195 - Partly Cloudy - 81 F

livebaseballscorecards.com

AB	30
R	3
H	4
RBI	3
BB	3
SO	5
LOB	4

Batter	1	2	3	4	5	6	7	8	9	AB	R	H	RBI	BB	SO	LOB
21 Nick Markakis, L (1, 9) OBP: 0.344, SLG: 0.389	X FF 97 0-0 ① G6-3		C SL 87 F CU 79 X FF 97 0-2 ② G4-3		B SI 95 C SL 86 X SL 86 1-1 ① L8		B CU 78 C SI 94 B CU 76 C SL 85 X FC 95 2-2 ③ F7			4	0	0	0	0	0	0
13 Manny Machado, R (1, 5) OBP: 0.313, SLG: 0.428	B SI 97 C FF 98 S SL 89 X FF 98 1-2 10 HR 1B		C SL 89 B SI 96 B FF 96 C SL 87 S SL 88 2-3 K 10 FC5-4		B FF 96 X SL 87 1-0 ② P4			C FF 93 S FF 93 B FF 94 F FF 94 F SL 83 B SL 82 S SL 81 2-3 ① K		4	1	1	0	0	2	0
10 Adam Jones, R (1, 8) OBP: 0.321, SLG: 0.498	X FF 97 0-0 1-H HR		F FC 96 B SI 95 B SI 95 X SL 86 2-1 ③ FC5-4 1-2f		C SI 95 X SL 88 0-1 1B			S SL 82 S FF 94 B SL 82 S SL 83 1-3 ② K		4	1	2	2	0	1	1
23 Nelson Cruz, R (1, 10) OBP: 0.339, SLG: 0.530	X FF 97 0-0 ② G6-3			C FF 96 B CU 79 B FF 96 C SL 87 X FF 97 2-2 ① F9	X FF 96 0-0 ③ F7			C FF 94 B FF 94 B FF 93 F SL 83 S FF 94 2-3 ③ K		4	0	0	0	0	1	1
28 Steve Pearce, R (1, 3) OBP: 0.362, SLG: 0.516	S SL 87 S SL 87 B SL 89 X FF 97 1-2 ③ G4-3			X FF 97 0-0 2 G5-3 9 2B 1B		B SL 87 F SL 86 S SL 87 B SL 87 X FF 95 2-2 ① G4-3				3	1	1	0	0	0	0
2 J.J. Hardy, R (1, 6) OBP: 0.306, SLG: 0.365		C SL 86 B FF 96 F FC 96 B CU 79 S SL 88 2-3 ① K		B FF 95 C SL 87 B SL 86 C SL 87 B FC 95 F SL 87 X SL 87 3-2 ② G5-3 1-2		C FF 95 C FF 95 B SI 96 B SL 88 B SI 96 S SL 86 3-3 ② K				3	0	0	0	0	2	1
9 David Lough, L (1, 7) OBP: 0.283, SLG: 0.320		B SI 96 X SI 96 1-0 ② G4-3		X SI 96 0-0 3 1B 2-H 2B		B SL 87 X SI 95 1-0 ③ G4-3				3	1	1	1	0	0	0
3 Ryan Flaherty, L (1, 4) OBP: 0.271, SLG: 0.313		F SL 87 B CU 79 B SI 97 X SI 96 2-1 ③ F7		D SL 87 X SI 95 1-0 2-H 1B			C SI 94 S CU 79 B SL 87 C CU 78 1-3 ① K			3	0	1	1	0	1	0
36 Caleb Joseph, R (1, 2) OBP: 0.265, SLG: 0.308			C FF 96 F SL 88 B SL 87 B SL 88 F FF 96 F SI 96 B SL 88 X FC 97 3-2 ① G6-3	C SL 86 T FF 96 D SL 87 F SL 86 X SI 95 1-2 ③ F7			B SL 87 B FF 95 B SL 86 C FF 94 F FC 96 F SL 85 F SI 95 F SL 87 F SL 85 3-2 X FF 95 F7 ②			3	0	0	0	0	0	1
Inning Stats	R: 2 E: 0 K: 0 S: 9 H: 2 LOB: 0 BB: 0 P: 11	R: 0 E: 0 K: 1 S: 6 H: 0 LOB: 0 BB: 0 P: 11	R: 0 E: 0 K: 1 S: 13 H: 0 LOB: 1 BB: 0 P: 20	R: 2 E: 0 K: 0 S: 14 H: 3 LOB: 1 BB: 0 P: 21	R: 0 E: 0 K: 0 S: 6 H: 1 LOB: 1 BB: 0 P: 8	R: 0 E: 0 K: 1 S: 7 H: 0 LOB: 0 BB: 0 P: 13	R: 0 E: 0 K: 1 S: 13 H: 0 LOB: 0 BB: 0 P: 19	R: 0 E: 0 K: 3 S: 11 H: 0 LOB: 0 BB: 0 P: 16		1B: 4 2B: 1 3B: 0 HR: 1 SF: 0 SAC: 0 DP: 0 HBP: 0				WP: 1 PB: 0 SB: 0 CS: 0 PA: 31		

PITCHER		IP	WLS	BF	H	R	ER	SO	BB	IBB	HBP	BLK	WP	HR	S	P	ERA	WHIP
Garrett Richards, R ERA: 2.74	(1, 1)	7.0	L	28	6	4	4	4	0	0	0	0	1	1	68	103	5.14	0.857
39 Jason Grilli, R ERA: 3.48	(8, 1)	1.0		3	0	0	0	3	0	0	0	0	0	0	11	16	0.00	0.000

PITCHER	IP	WLS	BF	H	R	ER	SO	BB	IBB	HBP	BLK	WP	HR	S	P	ERA	WHIP

BOTTOM

Los Angeles Angels @ Baltimore Orioles

Oriole Park at Camden Yards, Baltimore, MD

Wed Jul 30 2014, 7:12 PM - 9:47 PM EDT

Att. 27,195 - Partly Cloudy - 81 F

livebaseballscorecards.com

AB	31
R	4
H	6
RBI	4
BB	0
SO	7
LOB	4

Batter	1	2	3	4	5	6	7	8	9	10	11	12	13	AB	R	H	RBI	BB	SO	LOB
56 Kole Calhoun, L (1, 9) OBP: 0.341, SLG: 0.484	G1-3		FC3-4-6 27 HBP 1-2f 2-3		G4-3		G4-3			1B			BB	5	1	1	0	1	0	4
27 Mike Trout, R (1, 8) OBP: 0.389, SLG: 0.580	5 G5-4-3 1B		5 G5-4-3 HBP 1-2			F9		K		K			5 1B 1B 1-3	5	0	2	0	0	2	1
5 Albert Pujols, R (1, 3) OBP: 0.324, SLG: 0.471	G5-4-3 1-2f		G5-4-3 1-2f			2 1B 2B		P4	G5-3				1B 1-2 3-H	6	0	2	1	0	0	4
32 Josh Hamilton, L (1, 7) OBP: 0.354, SLG: 0.427		G6-3		F7				K	G4-3				K	6	0	0	0	0	3	3
2 Erick Aybar, S (1, 6) OBP: 0.312, SLG: 0.394		47 CS 1B		P4		47 FC6-4 1B 2-3			B1-3		G6-3		K	6	0	2	0	0	1	2
47 Howie Kendrick, R (1, 4) OBP: 0.346, SLG: 0.386		BB 1-2		K		FC6-4 1-2f			G4-3			P4	K	5	0	0	0	1	2	4
19 Efren Navarro, L (1, 10) OBP: 0.348, SLG: 0.420		F7			G3-1		K		K			G6-3		5	0	0	0	0	2	1
6 David Freese, R (1, 5) OBP: 0.323, SLG: 0.349			56 17 1B FC3-4-6 1B				K			K				5	0	4	0	0	1	0
3 JB Shuck, L (12, PR) OBP: 0.193, SLG: 0.259														0	0	0	0	0	0	0
8 John McDonald, R (12, 5) OBP: 0.257, SLG: 0.180														0	0	0	0	0	0	0
17 Chris Iannetta, R (1, 2) OBP: 0.372, SLG: 0.407			56 1-2 1B FC3-4-6		P4		K			G6-3		G6-3		5	0	1	0	0	1	3
Inning Stats	R: 0 E: 0 K: 0 S: 8 H: 1 LOB: 0 BB: 0 P: 12	R: 0 E: 0 K: 0 S: 9 H: 1 LOB: 1 BB: 1 P: 16	R: 0 E: 0 K: 0 S: 13 H: 2 LOB: 2 BB: 0 P: 19	R: 0 E: 0 K: 1 S: 5 H: 0 LOB: 0 BB: 0 P: 8	R: 0 E: 0 K: 0 S: 9 H: 1 LOB: 1 BB: 0 P: 15	R: 0 E: 0 K: 1 S: 18 H: 2 LOB: 2 BB: 0 P: 26	R: 0 E: 0 K: 2 S: 11 H: 1 LOB: 1 BB: 0 P: 14	R: 0 E: 0 K: 2 S: 8 H: 0 LOB: 0 BB: 0 P: 13	R: 0 E: 0 K: 1 S: 7 H: 0 LOB: 0 BB: 0 P: 8	R: 0 E: 0 K: 2 S: 10 H: 1 LOB: 1 BB: 0 P: 13	R: 0 E: 0 K: 0 S: 9 H: 0 LOB: 0 BB: 0 P: 12	R: 0 E: 0 K: 0 S: 6 H: 1 LOB: 1 BB: 0 P: 8	R: 1 E: 0 K: 3 S: 13 H: 2 LOB: 2 BB: 1 P: 24							

PITCHER		IP	WLS	BF	H	R	ER	SO	BB	IBB	HBP	BLK	WP	HR	S	P	ERA	WHIP
25 Bud Norris, R (1, 1) ERA: 3.69		7.0		28	8	0	0	4	1	0	1	0	0	0	73	110	0.00	1.286
35 Brad Brach, R (8, 1) ERA: 3.23		2.0		6	0	0	0	3	0	0	0	0	0	0	15	21	0.00	0.000
29 Tommy Hunter, R (10, 1) ERA: 3.76		2.0		7	1	0	0	2	0	0	0	0	0	0	19	25	0.00	0.500
58 Ryan Webb, R (12, 1) ERA: 3.8		1.0	L	7	3	1	1	0	1	0	0	0	0	0	10	19	9.00	4.000
17 Brian Matusz, L (13, 1) ERA: 4.03		1.0		3	0	0	0	3	0	0	0	0	0	0	9	13	0.00	0.000

PITCHER	IP	WLS	BF	H	R	ER	SO	BB	IBB	HBP	BLK	WP	HR	S	P	ERA	WHIP

TOP

Los Angeles Angels @ Baltimore Orioles

Oriole Park at Camden Yards, Baltimore, MD

Thu Jul 31 2014, 7:11 PM - 11:41 PM EDT

Att. 24,974 - Cloudy - 83 F

livebaseballscorecards.com

AB	48
R	1
H	12
RBI	1
BB	2
SO	12
LOB	22

1B: 11	SF: 0	WP: 0	PA: 51
2B: 1	SAC: 0	PB: 0	
3B: 0	DP: 2	SB: 0	
HR: 0	HBP: 1	CS: 1	

Los Angeles Angels @ Baltimore Orioles

Oriole Park at Camden Yards, Baltimore, MD

Thu Jul 31 2014, 7:11 PM - 11:41 PM EDT

Att. 24,974 - Cloudy - 83 F

livebaseballscorecards.com

Batter	1	2	3	4	5	6	7	8	9	10	11	12	13	AB	R	H	RBI	BB	SO	LOB
21 Nick Markakis, L (1, 9) OBP: 0.341, SLG: 0.385	C FF 93 B CU 77 T FF 92 B FF 94 B CU 79 B FF 94 4-2 BB		C FF 93 B CU 78 C FF 93 S FF 94 1-3 ③ K			C SI 90 B CH 72 C SL 76 X FF 90 1-2 ① F7		C FF 89 F SI 90 B SL 80 B FF 89 X SL 80 2-2 ② F9			C SI 89 X CU 77 0-1 ① L8		C SI 88 B CH 79 C SI 89 B CH 81 X CH 81 2-2 ① G4-3	5	0	0	0	1	1	2
13 Manny Machado, R (1, 5) OBP: 0.307, SLG: 0.418	F FF 91 S FF 93 B FF 93 F CU 78 F SI 94 S CU 79 1-3 ① K			L FF 92 C CU 75 B FF 94 C FF 93 1-3 ① K		X FF 92 0-0 ② F9		B SI 88 B SI 88 F SI 88 C SL 80 S SL 79 2-3 ③ K			F SI 91 B SI 91 F FC 86 X SI 90 1-2 ② F9		S SL 82 B SL 82 S SL 83 F SL 83 B SL 82 B SL 83 S SL 82 3-3 ② K	6	0	0	0	0	4	3
10 Adam Jones, R (1, 8) OBP: 0.319, SLG: 0.493	C CH 87 X FF 93 0-1 ② F8			C CH 87 F SI 88 S FF 94 0-3 ② K		B CH 73 F SL 80 F FF 93 X CH 72 1-2 ③ G4-3			B SL 82 S FF 94 B FF 94 F SL 82 T CH 86 2-2 ① K		B FC 87 B CH 84 F FC 87 B SI 92 F FC 86 X CH 84 3-2 23 PO 1B		F SI 89 B SL 84 S SL 81 B SL 82 B SL 83 X SL 82 3-2 ③ P3	6	0	1	0	0	2	1
23 Nelson Cruz, R (1, 7) OBP: 0.336, SLG: 0.523	X SI 93 0-0 ③ F8			C SI 93 X SI 94 0-1 ③ G4-3			C CU 84 B FF 97 S CU 86 T CU 85 1-2 ① K		T FF 94 S SL 83 X FF 94 0-2 ② L3		F FF 90 F FC 86 B SI 90 1 SAFE B SI 90 1 SAFE 2-2 ③ PO 1-2	X FC 84 0-0 ① P4		5	0	0	0	0	1	1
27 Delmon Young, R (1, 10) OBP: 0.357, SLG: 0.470 19 Chris Davis, L (9, PH) OBP: 0.310, SLG: 0.390 (10, 10)		X FF 92 0-0 ① G5-3			C SI 92 F CU 76 B FF 93 F CU 79 F CU 78 B FF 93 F CH 87 B SI 94 S CH 85 3-3 ① K		B FF 96 S CU 85 B FF 96 B FF 95 D FF 96 4-1 BB		C CU 76 B CU 77 S CH 86 B CU 76 F CH 86 C FF 94 2-3 ③ K			B CU 77 C SI 90 B FC 84 B FC 86 B SI 91 4-1 40 BB 28 1B BB		2	0	0	0	1	1	0
2 J.J. Hardy, R (1, 6) OBP: 0.304, SLG: 0.362		B FF 93 C FF 92 B SI 94 X FF 93 2-1 ② P5			C FF 90 C FF 91 F FF 92 B FF 92 T CU 76 1-2 ② K		B FF 95 B FF 95 F FF 95 X FF 95 2-1 ② F9			B SL 82 C FF 93 X SL 81 1-1 1B			C SI 89 F CH 83 B SI 91 F FC 85 F SI 90 C FC 86 1-3 ② K	5	0	1	0	0	2	2
28 Steve Pearce, R (1, 3) OBP: 0.363, SLG: 0.511		B CU 76 C FF 93 B CU 76 F FF 93 F CU 78 B CU 79 X FF 94 3-2 ③ F8			B FF 90 T CH 83 B CU 74 B FF 90 B FF 90 4-1 36 1B BB		B CU 84 X FF 95 1-0 ③ F8			B FF 93 C SL 82 B SL 82 X FF 93 2-1 ① P6		B CH 81 C CH 82 F FF 90 B CH 80 X FC 86 2-2 40 BB 1-2 1B	4	0	1	0	1	0	2
36 Caleb Joseph, R (1, 2) OBP: 0.273, SLG: 0.316 9 David Lough, L (8, PR) OBP: 0.283, SLG: 0.320 40 Nick Hundley, R (9, 2) OBP: 0.265, SLG: 0.336			B FF 92 B FF 93 B SI 93 C FF 92 F FF 92 F FF 93 F SI 93 T CH 86 3-2 ① K		1 SAFE B FF 89 C SL 78 S SL 77 B FF 90 X SL 80 2-2 1-3 1B			X SI 87 0-0 6 SH1-4 1B			B SI 89 B SI 89 B SI 90 F FF 90 B SI 92 4-1 1-2 2-3 BB	3 0 1	0 0 0	2 0 0	0 0 0	0 0 1	1 0 1	0 0 1
6 Jonathan Schoop, R (1, 4) OBP: 0.250, SLG: 0.325			B CU 75 B CU 75 B SI 93 C FF 93 X FF 92 3-1 ② G6-3		X FF 91 0-0 ③ F9			1 SAFE 1 SAFE X SI 86 0-0 ① SH1-4 1-2		B FF 94 F SL 84 S SL 83 F FF 93 S SL 84 1-3 ③ K		C SI 92 S SI 92 B SI 94 F SI 92 B FC 89 T SI 93 2-2 ③ K	4	0	0	0	0	2	6

Inning Stats																										
	R: 0 E: 0 K: 1 S: 10	H: 0 LOB: 1 BB: 1 P: 15	R: 0 E: 0 K: 0 S: 7	H: 0 LOB: 0 BB: 0 P: 12	R: 0 E: 0 K: 2 S: 10	H: 0 LOB: 0 BB: 0 P: 17	R: 0 E: 0 K: 2 S: 8	H: 0 LOB: 0 BB: 0 P: 9	R: 0 E: 0 K: 2 S: 15	H: 1 LOB: 2 BB: 1 P: 25	R: 0 E: 0 K: 0 S: 7	H: 0 LOB: 0 BB: 0 P: 9	R: 0 E: 0 K: 1 S: 7	H: 0 LOB: 1 BB: 1 P: 15	R: 0 E: 0 K: 1 S: 8	H: 1 LOB: 2 BB: 0 P: 12	R: 0 E: 0 K: 2 S: 10	H: 0 LOB: 0 BB: 0 P: 14	R: 0 E: 0 K: 2 S: 11	H: 1 LOB: 1 BB: 0 P: 15	R: 0 E: 0 K: 0 S: 10	H: 1 LOB: 0 BB: 0 P: 16	R: 0 E: 0 K: 2 S: 15	H: 1 LOB: 3 BB: 2 P: 28	R: 0 E: 0 K: 1 S: 10	H: 0 LOB: 0 BB: 0 P: 18	1B: 5 2B: 0 3B: 0 HR: 0	SF: 0 SAC: 1 DP: 0 HBP: 0	WP: 0 PB: 0 SB: 0 CS: 0	PA: 49

PITCHER		IP	WLS	BF	H	R	ER	SO	BB	IBB	HBP	BLK	WP	HR	S	P	ERA	WHIP
45 Tyler Skaggs, L ERA: 4.3	(1, 1)	4.2		16	0	0	0	7	2	0	0	0	0	0	46	72	0.00	0.429
64 Mike Morin, R ERA: 2.36	(5, 1)	1.1		5	1	0	0	0	0	0	0	0	0	0	11	15	0.00	0.750
40 Kevin Jepsen, R ERA: 1.8	(7, 1)	1.0		4	0	0	0	1	1	0	0	0	0	0	7	15	0.00	1.000
38 Joe Smith, R ERA: 1.95	(8, 1)	1.0		4	1	0	0	1	0	0	0	0	0	0	8	12	0.00	1.000
46 Cory Rasmus, R ERA: 2.1	(9, 1)	2.0		7	1	0	0	4	0	0	0	0	0	0	21	29	0.00	0.500

PITCHER		IP	WLS	BF	H	R	ER	SO	BB	IBB	HBP	BLK	WP	HR	S	P	ERA	WHIP
53 Héctor Santiago, L ERA: 3.76	(11, 1)	2.0	W	9	2	0	0	2	2	0	0	0	0	0	25	44	0.00	2.000
16 Huston Street, R ERA: 0.95	(13, 1)	1.0	S	3	0	0	0	1	0	0	0	0	0	0	10	18	0.00	0.000

AB	42
R	0
H	5
RBI	0
BB	5
SO	16
LOB	18

Batter	1	2	3	4	5	6	7	8	9	AB	R	H	RBI	BB	SO	LOB
56 Kole Calhoun, L (1, 9) OBP: 0.342, SLG: 0.479	B FF 88 B FF 89 F FF 90 B FF 90 B FF 90 4-1 27 HR BB	S FF 90 B FF 90 S CH 79 F FF 92 X CH 78 1-2 ③ G4-3			B CU 72 C FF 90 F FF 90 X FF 90 1-2 ① P6	B CU 73 B FC 84 B FC 83 C FF 88 B FF 88 4-1 BB			B FF 91 F FF 92 F FF 92 F SL 85 F SL 86 X FF 91 1-2 ① G4-3	3	1	0	0	2	0	1
27 Mike Trout, R (1, 8) OBP: 0.392, SLG: 0.587	C FF 89 B CH 79 X FF 89 1-1 1-H HR		B FF 90 C FF 90 B FF 91 X FF 90 2-1 ① F9		B FF 90 B CH 80 B FF 90 C FF 89 B FF 90 4-1 32 1B 5 G6-4-3 BB	B FC 84 S FC 84 C SI 89 X FF 88 1-2 ③ P4			C SL 87 S SL 85 X FF 93 0-2 5 G5-4-3 1B	4	1	2	2	1	0	2
5 Albert Pujols, R (1, 3) OBP: 0.323, SLG: 0.470	C FF 90 F FF 90 X FF 90 0-2 2 1B 2B		B CU 72 F CH 80 F FF 90 B CH 80 T CH 80 2-2 ② K		B FF 89 F FF 89 B FF 90 F FF 89 B CU 77 X CH 80 3-2 ② G6-4-3 1-2		B FC 85 B SI 88 C FC 84 X FF 88 2-1 ① F9		C FF 92 1 SAFE 1 SAFE B SL 84 F SL 85 X FF 92 1-2 ② ③ G5-4-3 1-2f	5	1	1	0	0	1	2
32 Josh Hamilton, L (1, 10) OBP: 0.360, SLG: 0.443	X CH 78 0-0 ① G1-3		S CH 79 B FF 90 B CH 81 X CH 80 2-1 HR		B SL 81 S SL 82 X SL 82 1-1 2-3 1B		S FF 89 F CU 75 H SI 89 1-2 2 G4-3 HBP			3	1	2	1	0	0	1
2 Erick Aybar, S (1, 6) OBP: 0.312, SLG: 0.393	X FF 90 0-0 ② 2-H 1B		C FF 90 B FF 89 B FF 90 B CH 81 X FF 90 3-1 ③ F9		F SL 83 C FF 89 B FF 90 X FF 91 1-2 ③ L7		L FC 84 B CU 74 B CU 75 X FC 83 2-1 ② G4-3 1-2			4	0	1	1	0	0	3
47 Howie Kendrick, R (1, 4) OBP: 0.343, SLG: 0.382	C CU 72 X CH 79 0-1 ③ G6-3			X FF 88 0-0 ① P4		C SL 84 C SL 83 X SL 80 0-2 ① G6-3	B FC 84 C CU 74 C SI 87 B SI 88 X SI 88 2-2 ③ G5-3			4	0	0	0	0	0	1
6 David Freese, R (1, 5) OBP: 0.325, SLG: 0.355 8 John McDonald, R (8, 5) OBP: 0.257, SLG: 0.180		B FF 89 B CH 79 B CH 80 C FF 88 S CH 80 C FF 90 3-3 ① K		B FF 89 F FF 89 F FF 88 X CH 79 1-2 2B		C FF 92 X FF 92 0-1 3 CS 1B		C CU 75 F FF 89 C FS 82 0-3 ① K		4 0	0 0	2 0	0 0	0 0	2 0	0 0
3 JB Shuck, L (1, 7) OBP: 0.195, SLG: 0.250		B CH 79 C FF 90 X FF 90 1-1 ② F8		C CU 72 B FF 89 C FF 90 F CU 78 B FF 90 S CH 79 2-3 ② K		B FF 92 S CH 83 C SL 83 B FF 93 B SL 84 B FF 92 4-2 ② 1-2 17 2B BB		C CU 76 S FS 82 S FS 82 0-3 ② K	3	1	0	0	1	2	1
17 Chris Iannetta, R (1, 2) OBP: 0.374, SLG: 0.419		B CU 72 S CH 79 B CH 80 X SI 90 2-1 2B		C CH 80 F CH 78 C FF 91 0-3 ③ K		C SL 84 T FF 91 X FF 92 0-2 1-H 2B		F FF 90 B FF 89 C CU 77 S FS 81 1-3 ③ K	4	0	2	1	0	2	1
Inning Stats	R: 3 E: 0 K: 0 S: 10 H: 3 LOB: 0 BB: 1 P: 15	R: 0 E: 0 K: 1 S: 11 H: 1 LOB: 1 BB: 0 P: 18	R: 1 E: 0 K: 1 S: 9 H: 1 LOB: 0 BB: 0 P: 18	R: 0 E: 0 K: 2 S: 11 H: 1 LOB: 1 BB: 0 P: 14	R: 0 E: 0 K: 0 S: 12 H: 1 LOB: 2 BB: 1 P: 22	R: 1 E: 0 K: 0 S: 14 H: 2 LOB: 2 BB: 2 P: 23	R: 0 E: 0 K: 0 S: 9 H: 0 LOB: 1 BB: 0 P: 16	R: 0 E: 0 K: 3 S: 9 H: 0 LOB: 0 BB: 0 P: 10	R: 0 E: 0 K: 0 S: 11 H: 1 LOB: 0 BB: 0 P: 13	1B: 4 2B: 4 3B: 0 HR: 2	SF: 0 SAC: 0 DP: 1 HBP: 1		WP: 0 PB: 0 SB: 0 CS: 1	PA: 39		

PITCHER		IP	WLS	BF	H	R	ER	SO	BB	IBB	HBP	BLK	WP	HR	S	P	ERA	WHIP
58 Jeremy Hellickson, R ERA: 3.29	(1, 1)	4.2	L	21	6	4	4	4	2	0	0	0	0	2	48	80	7.71	1.714
27 Cesár Ramos, L ERA: 3.98	(5, 1)	0.1		2	1	0	0	0	0	0	0	0	0	0	5	7	0.00	3.000
49 Kirby Yates, R ERA: 2.95	(6, 1)	0.2		4	2	1	1	0	1	0	0	0	0	0	10	14	13.50	4.500
38 Jeff Beliveau, L ERA:	(6, 1)	1.1		6	0	0	0	0	1	0	1	0	0	0	13	25	0.00	0.750
62 Joel Peralta, R ERA: 3.95	(8, 1)	1.0		3	0	0	0	3	0	0	0	0	0	0	9	10	0.00	0.000

PITCHER		IP	WLS	BF	H	R	ER	SO	BB	IBB	HBP	BLK	WP	HR	S	P	ERA	WHIP
50 Grant Balfour, R ERA: 4.91	(9, 1)	1.0		3	1	0	0	0	0	0	0	0	0	0	11	13	0.00	1.000

TOP

Los Angeles Angels @ Tampa Bay Rays

Tropicana Field, St. Petersburg, FL

Fri Aug 01 2014, 7:13 PM - 10:50 PM EDT

Att. 20,969 - Dome - 72 F

livebaseballscorecards.com

AB	34
R	5
H	10
RBI	5
BB	4
SO	7
LOB	12

Batter	1	2	3	4	5	6	7	8	9	AB	R	H	RBI	BB	SO	LOB
8 Desmond Jennings, R (1, 8) OBP: 0.323, SLG: 0.381	B FF 88 F FF 90 X SL 79 1-1 F9 ①		B KC 75 F FF 88 C FF 88 S FF 90 1-3 K ①		B KC 74 B KC 76 X FF 88 2-0 P5 ②		F FF 95 B CU 85 C FF 95 B CU 86 F FF 96 F FF 96 B CU 84 X FF 95 3-2 G6-3 ②		B SL 83 C SI 88 F SL 83 S SL 81 1-3 K ①	5	0	0	0	0	2	3
18 Ben Zobrist, S (1, 7) OBP: 0.360, SLG: 0.421	C FF 90 B FF 89 B KC 74 C SL 80 X SI 92 2-2 20 G6-3 2B		C KC 72 C CH 81 B CH 81 X SL 81 1-2 G4-3 ②		B CH 77 C SL 79 T FF 88 X CH 80 1-2 20 2B 3 1B 1B		C CU 84 B CU 84 F CH 86 B FF 95 X CH 85 2-2 F8 ③		S SL 79 B CH 80 F CH 79 S SL 83 1-3 K ②	5	1	2	0	0	1	3
20 Matt Joyce, L (1, 10) OBP: 0.363, SLG: 0.428	B FF 88 C KC 74 S SL 82 F CH 83 B SL 79 D CH 84 X SI 91 3-2 G6-3 ② 2-3		B KC 73 F SI 90 C FF 89 B CH 83 B SL 82 X SI 90 3-2 1B		D KC 74 B FF 88 1 SAFE 1 SAFE C KC 78 C KC 78 F CH 83 F CH 82 X SI 90 2-2 3 E 1-3 2B			B SI 88 X SI 86 1-0 G4-3 ① C SI 87 B SL 80 X SI 87 1-1 2B	C SL 81 C SL 80 F SL 83 X SI 90 0-2 F8 ③	5	1	2	0	0	0	4
3 Evan Longoria, R (1, 5) OBP: 0.333, SLG: 0.391	B FF 91 S FF 90 B CH 83 F SL 80 B FF 91 X SL 82 3-2 F8 ③		X FF 89 0-0 P3 ③		C SL 80 B SL 81 S FF 90 F SL 83 D CH 83 F FF 90 X SL 83 2-2 E5 ③ 2-H 3-H 1B					4	0	2	1	0	0	2
21 James Loney, L (1, 3) OBP: 0.338, SLG: 0.371		B CH 86 X FF 87 1-0 11 1B 35 SF8 2B		C CH 86 B SL 78 B KC 71 X SL 80 2-1 G4-3 ①		C FF 91 B CH 84 F FF 91 F SL 82 B FF 92 T FF 92 2-2 K ①		B SI 87 F SI 88 B SL 79 F FF 88 X FF 89 2-2 F7 ②		4	1	1	0	0	1	1
11 Yunel Escobar, R (1, 6) OBP: 0.327, SLG: 0.339		B FF 87 C SI 87 F CH 81 X FF 89 1-2 2-3 1B		B FF 88 B FF 89 C KC 78 C CH 80 F FF 90 B CH 82 X SL 79 3-2 1B		X FF 91 0-0 F8 ②		B SI 87 B SI 88 F SI 87 S SI 88 B SL 80 S SL 81 3-3 K ③		4	0	2	0	0	1	1
35 Cole Figueroa, L (1, 4) OBP: 0.212, SLG: 0.207		F FF 88 B FF 89 X SI 90 1-1 SF8 ① 3-H		B CH 81 B FF 92 X SI 90 2-0 L9 ②		B FF 91 B FF 92 X FF 92 2-0 1B			B SI 87 B SI 87 X SI 88 2-0 39 1B 5 BB 1B	3	0	2	1	0	0	1
28 José Molina, R (1, 2) OBP: 0.242, SLG: 0.202 5 Brandon Guyer, R (9, PH) OBP: 0.337, SLG: 0.361		B SL 79 X FF 89 1-0 L8 ②		B FF 88 B KC 78 F FF 89 F FF 89 D CH 83 X SL 79 3-2 F8 ③		1 SAFE F FF 92 D SL 84 C FF 92 F SL 82 B FF 91 B FF 92 S SL 83 3-3 K ③			F SI 88 F SL 81 B SL 81 B SL 82 F SI 89 D SL 81 1 SAFE F SI 88 F SL 80 4-2 B SI 88 39 1B 1-2 BB	3 0	0 0	0 0	0 0	0 1	1 0	3 0
39 Kevin Kiermaier, L (1, 9) OBP: 0.356, SLG: 0.527		B KC 73 D FF 89 X SI 89 2-0 L9 ③			L KC 69 B KC 72 C CH 86 F SI 88 X FF 88 1-2 F7 ①		X FF 95 0-0 G3 ①		B SI 89 B SI 87 B SI 88 C SI 88 X SI 87 3-1 1-2 2-3 1B	4	0	1	0	0	0	1
Inning Stats	R: 0 H: 1 E: 0 LOB: 1 K: 0 BB: 0 S: 12 P: 21	R: 1 H: 2 E: 0 LOB: 1 K: 0 BB: 0 S: 8 P: 14	R: 0 H: 1 E: 0 LOB: 1 K: 1 BB: 0 S: 10 P: 15	R: 0 H: 1 E: 0 LOB: 1 K: 0 BB: 0 S: 10 P: 20	R: 2 H: 3 E: 1 LOB: 1 K: 0 BB: 0 S: 18 P: 26	R: 0 H: 1 E: 0 LOB: 1 K: 2 BB: 0 S: 10 P: 17	R: 0 H: 0 E: 0 LOB: 0 K: 0 BB: 0 S: 9 P: 14	R: 0 H: 1 E: 0 LOB: 1 K: 1 BB: 0 S: 9 P: 16	R: 0 H: 2 E: 0 LOB: 3 K: 2 BB: 1 S: 18 P: 29	1B: 8 SF: 1 2B: 4 SAC: 0 3B: 0 DP: 0 HR: 0 HBP: 0						

PITCHER		IP	WLS	BF	H	R	ER	SO	BB	IBB	HBP	BLK	WP	HR	S	P	ERA	WHIP
52 Matt Shoemaker, R ERA: 4.09	(1, 1)	5.0	W	22	8	3	2	1	0	0	0	0	0	0	58	96	3.60	1.600
39 Jason Grilli, R ERA: 3.38	(6, 1)	1.0	H	4	1	0	0	2	0	0	0	0	0	0	10	17	0.00	1.000
40 Kevin Jepsen, R ERA: 1.76	(7, 1)	1.0	H	3	0	0	0	0	0	0	0	0	0	0	9	14	0.00	0.000
38 Joe Smith, R ERA: 1.92	(8, 1)	1.0	H	4	1	0	0	1	0	0	0	0	0	0	9	16	0.00	1.000
16 Huston Street, R ERA: 0.92	(9, 1)	1.0	S	6	2	0	0	2	1	0	0	0	0	0	18	29	0.00	3.000

PITCHER	IP	WLS	BF	H	R	ER	SO	BB	IBB	HBP	BLK	WP	HR	S	P	ERA	WHIP

BOTTOM

Los Angeles Angels @ Tampa Bay Rays

Tropicana Field, St. Petersburg, FL

Fri Aug 01 2014, 7:13 PM - 10:50 PM EDT

Att. 20,969 - Dome - 72 F

livebaseballscorecards.com

AB	37
R	3
H	12
RBI	2
BB	1
SO	6
LOB	19

Los Angeles Angels @ Tampa Bay Rays

Tropicana Field, St. Petersburg, FL

Sat Aug 02 2014, 7:11 PM - 10:44 PM EDT

Att. 23,656 - Dome - 72 F

livebaseballscorecards.com

Batter	1	2	3	4	5	6	7	8	9	AB	R	H	RBI	BB	SO	LOB
56 Kole Calhoun, L (1, 9) OBP: 0.340, SLG: 0.474	C FF 92 X FF 96 0-1 ① G4-3		C FF 93 X FF 85 0-1 27 WP 1B	B SI 95 B FF 95 S CH 85 B FF 94 S CH 84 C FF 95 3-3 ③ K			B CU 77 X CU 76 1-0 ② L9		X FF 89 0-0 ② L9	5	0	1	0	0	1	3
27 Mike Trout, R (1, 8) OBP: 0.390, SLG: 0.581	C FF 93 X FF 96 0-1 ② P4		C FF 93 C FF 95 B SL 88 C SL 86 1-3 ③ K 1-2		B SL 83 B SL 84 B FF 92 B FF 94 4-0 5 S BB		C FF 90 S FS 82 B FF 90 F FS 83 F FF 90 S FF 90 1-3 ③ K		B FF 90 X FF 90 1-0 ③ F9	4	0	0	0	1	2	2
5 Albert Pujols, R (1, 10) OBP: 0.324, SLG: 0.470	F FF 95 B FF 97 X FF 96 1-1 1B			C FF 93 B SL 86 X FF 95 1-1 2 BB 47 2B 1B	B SL 85 F FF 94 S SL 86 S SL 86 1-3 ① K 1-2			S FF 93 B FC 94 F CH 79 X FF 95 1-2 ① F8		4	1	2	0	0	1	1
32 Josh Hamilton, L (1, 7) OBP: 0.359, SLG: 0.437	C FF 94 B CH 86 B CH 85 C FF 94 B FF 96 F FF 95 F FF 95 F SL 87 S CH 87 3-3 ③ K			C SI 94 F FF 94 C FF 96 0-3 ① K	S CH 86 S CH 84 B FF 97 B CH 84 F CH 86 S SL 88 2-3 ② K2-3			B CH 81 C FF 94 B CH 81 B CH 79 B FF 92 4-1 2 PB BB		3	0	0	0	1	3	3
2 Erick Aybar, S (1, 6) OBP: 0.314, SLG: 0.391		C FF 93 B SI 96 B CH 85 F FF 94 F CH 86 B FF 95 X SI 94 3-2 ① G4-3		F FF 94 B FF 94 F FF 95 B FF 96 B CH 85 F FF 93 B SI 94 4-2 47 2B 6 G5-3 1-2 BB	D FF 96 F CH 84 F FF 95 X SL 88 1-2 ③ G3-1			B FF 92 B FF 92 B FF 93 C FF 92 S CH 80 F CH 81 B FF 92 4-2 1-2 BB		2	1	0	0	2	0	1
47 Howie Kendrick, R (1, 4) OBP: 0.343, SLG: 0.384		B FF 95 C SL 86 B FF 94 S SL 86 F SL 86 B SL 87 S FF 95 3-3 ② K		C SL 87 X FF 95 0-1 20 1B 24 2B 1-3 2-H 2B		B FF 93 C SL 82 S SL 85 F FF 96 S SL 86 1-3 ① K		B CH 80 B CH 81 B FF 93 C FF 92 F FF 92 S FF 92 3-3 ② K		4	1	1	1	0	3	2
6 David Freese, R (1, 5) OBP: 0.321, SLG: 0.350		C SL 84 F FF 97 B SI 97 S SL 88 1-3 ③ K		B FF 97 F SL 88 S FF 96 D SL 88 X SL 88 2-2 ② G5-3 3-H		B FF 94 C FF 94 S SL 85 X FF 98 1-2 ② G4-3		C FF 92 C FF 92 F FF 94 S FF 94 0-3 ③ K		4	0	0	1	0	2	3
20 C.J. Cron, R (1, 3) OBP: 0.300, SLG: 0.474			C FF 92 X FF 93 0-1 ① G5-3	B FF 96 B SL 85 X FF 94 2-0 24 2B 2-3 1B		B FF 95 C FF 94 B FF 97 S SL 85 X SL 86 2-2 ③ P1			X FF 88 0-0 17 1B 2B	4	0	2	0	0	0	0
24 Hank Conger, L (1, 2) OBP: 0.304, SLG: 0.349 17 Chris Iannetta, R (9, PH) OBP: 0.377, SLG: 0.422			C FF 92 B SI 95 X FF 93 1-1 ② P6	D SI 95 B FF 94 X FF 94 2-0 1-3 3-H 2B			C CU 77 B FF 89 X CU 76 1-1 ① P5		D FF 90 D FF 90 C FF 90 S FF 90 X FF 90 2-2 ① 2-H 1B	3 1	0 0	1 1	1 0	0 0	0 0	0 0
Inning Stats	R: 0 E: 0 K: 1 S: 12 H: 1 LOB: 1 BB: 0 P: 16	R: 0 E: 0 K: 2 S: 11 H: 0 LOB: 0 BB: 0 P: 18	R: 0 E: 0 K: 1 S: 9 H: 1 LOB: 1 BB: 0 P: 11	R: 3 E: 0 K: 2 S: 18 H: 4 LOB: 2 BB: 1 P: 32	R: 0 E: 0 K: 2 S: 10 H: 0 LOB: 1 BB: 1 P: 18	R: 0 E: 0 K: 1 S: 10 H: 0 LOB: 0 BB: 0 P: 14	R: 0 E: 0 K: 1 S: 8 H: 0 LOB: 0 BB: 0 P: 11	R: 0 E: 0 K: 2 S: 14 H: 0 LOB: 2 BB: 2 P: 26	R: 0 E: 0 K: 0 S: 6 H: 2 LOB: 1 BB: 0 P: 9	1B: 5 2B: 3 3B: 0 HR: 0 SF: 0 SAC: 0 DP: 0 HBP: 0	WP: 1 PB: 1 SB: 1 CS: 0 PA: 38					

	AB	34
	R	3
	H	8
	RBI	3
	BB	4
	SO	12
	LOB	15

PITCHER		IP	WLS	BF	H	R	ER	SO	BB	IBB	HBP	BLK	WP	HR	S	P	ERA	WHIP
22 Chris Archer, R ERA: 3.42	(1, 1)	6.0	W	26	6	3	3	9	2	0	0	0	1	0	70	109	4.50	1.333
62 Joel Peralta, R ERA: 3.86	(7, 1)	1.0	H	3	0	0	0	1	0	0	0	0	0	0	8	11	0.00	0.000
26 Brad Boxberger, R ERA: 2.06	(8, 1)	1.0	H	5	0	0	0	2	2	0	0	0	0	0	14	26	0.00	2.000
27 Cesár Ramos, L ERA: 3.92	(9, 1)	1.0		4	2	0	0	0	0	0	0	0	0	0	6	9	0.00	2.000

PITCHER	IP	WLS	BF	H	R	ER	SO	BB	IBB	HBP	BLK	WP	HR	S	P	ERA	WHIP

Batter	1	2	3	4	5	6	7	8	9	AB	R	H	RBI	BB	SO	LOB
8 Desmond Jennings, R (1, 8) OBP: 0.324, SLG: 0.381	C SI 90 B SI 90 B FF 91 F FF 90 C SI 91 2-3 K	F CU 76 X CH 83 0-1 18 1B 5 1B 1-2 3-H 1B		B FF 85 C FF 85 C FF 86 S FF 86 F FF 86 F FF 87 B FF 87 F FF 86 F FF 87 X FF 86 2-2 L7		B CU 66 S CH 78 X SI 84 1-1 B1-3		C SI 83 B SI 82 F CH 77 X CH 77 1-2 18 E 1B		5	2	2	1	0	1	0
18 Ben Zobrist, S (1, 9) OBP: 0.366, SLG: 0.429 (8, 7)	B SI 90 C SI 90 B SI 90 B SI 90 C SI 90 X SI 91 3-2 G6-3	B SI 90 X SI 90 1-0 5 1B 1-2 2-3 1B		C FF 86 X SL 78 0-1 3 G5-3 5 1B 1B		C CH 78 B CH 75 C SI 84 X CH 78 1-2 5 S 1B		D CH 76 X CH 78 1-0 E6 20 1B 1-H 2B		5	1	4	1	0	0	0
5 Brandon Guyer, R (1, 7) OBP: 0.352, SLG: 0.369 39 Kevin Kiermaier, L (8, 9) OBP: 0.354, SLG: 0.524	B SI 90 B SI 91 C SI 91 F CH 85 B FF 90 B SI 91 4-2 3 HR BB	F CU 78 X CU 80 0-1 1-2 2-H 3-H 1B		1 SAFE B FF 85 C FC 86 B FF 84 X FF 86 2-1 1-2 1B		1 SAFE C CH 77 H CU 69 1-1 3 FC6-4 1-2 HBP		D SL 73 F SI 82 B SL 74 F CH 75 S CU 70 2-3 K		2 1	1 0	2 0	2 0	1 0	0 1	0 1
3 Evan Longoria, R (1, 10) OBP: 0.334, SLG: 0.397 (8, 5)	B FF 90 C CU 75 X CH 86 1-1 1-H HR	C SL 82 B FF 91 D SL 80 X FF 92 2-1 F4		C SI 83 X CH 76 0-1 G5-3 2-3f		C CH 78 B CH 76 1 SAFE F SI 83 X CH 76 1-2 FC6-4 1-2f		I IN 63 I IN 66 I IN 66 I IN 68 4-0 20 1B 11 1B IBB		4	2	1	2	1	0	6
1 Sean Rodríguez, R (1, 5) OBP: 0.284, SLG: 0.497 26 Brad Boxberger, R (8, 1) 20 Matt Joyce, L (8, PH) OBP: 0.364, SLG: 0.430 27 Cesár Ramos, L (9, 1)	B CH 83 B SI 90 F SI 90 C CU 76 B SI 90 C SI 90 3-3 K	C SL 80 C FF 91 F CU 75 B FF 92 F FF 91 F SL 80 X CU 75 1-2 G6-3			B CH 75 C SI 85 C SI 85 F CH 77 B CH 78 F SI 85 H SI 85 3-2 59 S 11 BB HBP		B SI 84 B SI 84 F SI 84 X CH 78 2-1 G3	B CH 74 C CH 76 X SL 72 1-1 11 1B 1-2 3-H 1B		3 0 1 0	0 0 0 0	0 0 1 0	0 0 1 0	1 0 0 0	2 0 0 0
11 Yunel Escobar, R (1, 6) OBP: 0.328, SLG: 0.338		B CH 83 B SI 90 X SI 90 2-0 F9	B FF 91 X SL 80 1-0 F8		D CH 79 1 SAFE C SI 83 B CU 66 B CH 78 B CH 77 4-1 59 G6-4-3 1-2 BB		B SI 84 X SI 84 1-0 F7	B SI 82 C CH 77 S CH 74 X CH 76 1-2 21 G3-6-1 1-2 2-H 1B		4	0	1	1	1	0	0
21 James Loney, L (1, 3) OBP: 0.341, SLG: 0.374		C SI 90 B SI 91 B CU 76 C SI 90 F SI 91 X SI 91 2-2 59 BB 11 1B 1B	B FF 91 C SL 82 X FF 92 1-1 1B		C SL 73 F CH 75 B SL 73 F SL 74 B SI 85 S SL 72 2-3 K		B FF 85 C SI 84 F SI 83 F CH 78 F SL 72 X SI 84 1-2 1B	B SI 82 X CH 74 1-0 G3-6-1 1-2f		5	1	3	0	0	1	4
59 Curt Casali, R (1, 2) OBP: 0.238, SLG: 0.111		F CH 83 B FF 90 C FF 89 D CU 78 B CU 76 B FF 90 4-2 11 1B 8 1B 1-2 BB	B SL 81 S FF 92 S FF 92 C FF 92 1-3 K		B SI 84 B CH 79 B CH 77 C SI 85 C SI 84 1 SAFE F SI 83 X CH 76 3-2 G6-4-3 1-2f 2-3		F CH 78 B SI 83 B CH 77 F SI 84 F CH 76 D SL 75 X SI 83 3-2 G5-3			3	1	0	0	1	1	4
11 Logan Forsythe, R (1, 4) OBP: 0.301, SLG: 0.367		C SI 90 D CU 76 X SI 90 1-1 18 1B 8 1B 5 1B 1-3 2-H 1B	C SL 81 F FF 92 B CU 76 D CU 76 B CU 76 C SL 80 3-3 K			C SI 84 B CU 69 X SI 83 1-1 G5-3		X SI 82 0-0 HR		4	2	2	2	0	1	1
Inning Stats	R: 2 E: 0 K: 2 S: 13 H: 1 LOB: 0 BB: 1 P: 26	R: 4 E: 0 K: 0 S: 22 H: 5 LOB: 2 BB: 1 P: 35	R: 0 E: 0 K: 2 S: 9 H: 1 LOB: 1 BB: 0 P: 15	R: 0 E: 0 K: 0 S: 13 H: 2 LOB: 1 BB: 0 P: 17	R: 0 E: 0 K: 1 S: 13 H: 0 LOB: 1 BB: 1 P: 25	R: 0 E: 0 K: 0 S: 11 H: 1 LOB: 2 BB: 0 P: 16	R: 0 E: 0 K: 0 S: 12 H: 1 LOB: 1 BB: 0 P: 19	R: 4 E: 1 K: 1 S: 14 H: 5 LOB: 1 BB: 1 P: 25		1B: 13 2B: 1 3B: 0 HR: 2 SF: 0 SAC: 0 DP: 3 HBP: 2						

PITCHER		IP	WLS	BF	H	R	ER	SO	BB	IBB	HBP	BLK	WP	HR	S	P	ERA	WHIP
33 C.J. Wilson, L ERA: 4.74	(1, 1)	1.1	L	12	6	6	6	2	2	0	0	0	0	1	27	50	40.50	6.000
46 Cory Rasmus, R ERA: 1.98	(2, 1)	1.2		6	1	0	0	2	0	0	0	0	0	0	17	26	0.00	0.600
54 Joe Thatcher, L ERA: 3.0	(4, 1)	0.1		3	2	0	0	0	0	0	0	0	0	0	11	15	0.00	6.000
41 Michael Roth, L ERA: 5.4	(4, 1)	4.2		22	7	4	4	2	1	1	2	0	0	1	52	87	7.71	1.714

PITCHER	IP	WLS	BF	H	R	ER	SO	BB	IBB	HBP	BLK	WP	HR	S	P	ERA	WHIP

BOTTOM

Los Angeles Angels @ Tampa Bay Rays

Tropicana Field, St. Petersburg, FL

Sat Aug 02 2014, 7:11 PM - 10:44 PM EDT

Att. 23,656 - Dome - 72 F

livebaseballscorecards.com

AB	37
R	10
H	16
RBI	10
BB	4
SO	6
LOB	18

Batter	1	2	3	4	5	6	7	8	9	AB	R	H	RBI	BB	SO	LOB
56 Kole Calhoun, L (1, 9) OBP: 0.341, SLG: 0.471	C FF 89 B CU 70 B FS 81 B FF 89 B FF 89 4-1 27 2B BB	C FF 88 S FF 88 B FF 89 X FC 85 1-2 27 1B 1B	X FS 81 0-0 ③ F8			B SI 90 X FF 89 1-0 ② G5-3 1-2		B FC 89 X FC 90 1-0 ② F8		4	1	1	0	1	0	3
27 Mike Trout, R (1, 10) OBP: 0.394, SLG: 0.585	C FF 89 C FS 82 F FF 89 B FF 90 X FS 81 1-2 5 WP 32 1B 1-H 2B	C FF 89 B FF 88 B SL 81 X FC 83 2-1 1-2 1B		B FF 92 S FF 92 F FF 93 F FF 93 C SL 84 1-3 ① K		B CH 80 B CH 80 C FC 84 C FF 90 F SI 89 X SI 89 2-2 2-H 1B		B CU 79 B SL 85 C FF 92 B FF 90 B FF 92 4-1 5 S BB		4	1	3	2	1	1	0
5 Albert Pujols, R (1, 3) OBP: 0.323, SLG: 0.466	B SL 84 F SL 82 B SL 82 F FF 89 B FS 82 B SL 81 4-2 2 1B 32 1B 47 1B 2-3 BB	B FF 89 X SL 80 1-0 ① P5		X FF 92 0-0 ② G4-3		1 SAFE B FF 87 B CH 81 X FC 84 2-0 ③ F9		D SL 85 C SL 85 X FF 90 1-1 ③ G5-3 1-2		4	1	0	0	1	0	4
32 Josh Hamilton, L (1, 8) OBP: 0.360, SLG: 0.441	B FF 90 F FF 89 B FF 89 B FS 81 F FF 89 X FS 81 3-2 47 1B 2 1B 6 SF7 1-2 3-H 1B	B FS 80 T FF 89 X FF 87 1-1 ② F8		B CH 84 S CH 83 B SL 84 B FF 92 F FF 92 F CH 83 S CH 83 3-3 ③ K			C FC 82 B CU 75 B CU 76 X FC 84 2-1 47 1B 6 SF9 2B		C SI 95 F FF 95 C SI 97 0-3 ① K	5	2	2	1	0	2	2
2 Erick Aybar, S (1, 6) OBP: 0.312, SLG: 0.388	X FF 89 0-0 6 SF7 47 1B 19 2B 1-2 2-3 1B	B FF 89 B FC 84 X FF 88 2-0 ③ G4-3			B FF 91 F FF 92 T FF 92 B FF 92 F SL 84 F CH 83 X CH 84 2-2 ① F7		B CH 78 X CH 79 1-0 ① F9		C SI 97 F SI 97 F SI 98 X SI 97 0-2 ② F8	5	1	1	0	0	0	3
47 Howie Kendrick, R (1, 4) OBP: 0.343, SLG: 0.384	F SL 83 F FF 88 F FF 90 F FC 85 F FS 83 F FF 90 F FF 91 B FC 85 F FS 83 2-2 ① B FF 88 F FF 90 F FF 90 X FF 81 1-2 2-3 3-H 1B		C FC 87 B FS 81 X SL 81 1-1 ① L7		C SL 85 F FF 92 F FF 92 X FF 93 0-2 ② G1-3		X FC 84 0-0 2-3 1B		B SI 96 F SI 95 B SI 97 F SI 97 B SI 97 X SI 97 3-2 ③ G6-3	5	0	2	1	0	0	0
6 David Freese, R (1, 5) OBP: 0.320, SLG: 0.351 8 John McDonald, R (8, 5) OBP: 0.257, SLG: 0.180	S SL 83 X FF 88 0-1 ② SF7 2-3 3-H		C FF 87 C FF 87 F FF 88 B FS 81 X SL 81 1-2 17 BB 1B		C SL 83 S SL 83 B SL 84 C SL 85 1-3 ③ K		C FF 87 1 SAFE X FF 88 0-1 ② SF9 3-H			2 0	0 0	1 0	2 0	0 0	1 0	0 0
19 Efren Navarro, L (1, 7) OBP: 0.355, SLG: 0.435	B FS 81 F FF 89 X FF 89 1-1 3-H 2B		C SL 81 S FS 81 X FF 89 0-2 ② F7			C FC 85 B CU 74 C CU 75 X SI 90 1-2 56 S 27 1B 1B	C CH 81 X FF 89 0-1 ③ G5-3			4	1	2	1	0	0	2
17 Chris Iannetta, R (1, 2) OBP: 0.375, SLG: 0.416	B SL 83 S SL 82 B FC 84 C SL 81 S SL 80 2-3 ③ K		F SL 81 F FC 84 B FC 84 D FS 81 F FS 82 F FF 90 B FF 89 B SL 83 4-2 1-2 BB			C CH 80 B SI 88 X FC 85 1-1 ① L9		B SL 85 F FF 90 X FF 92 1-1 ① F9		3	0	0	0	1	1	2
Inning Stats	R: 5 E: 0 K: 1 S: 29 H: 5 LOB: 1 BB: 2 P: 46	R: 0 E: 0 K: 0 S: 9 H: 2 LOB: 2 BB: 0 P: 16	R: 0 E: 0 K: 0 S: 14 H: 1 LOB: 2 BB: 1 P: 20	R: 0 E: 0 K: 2 S: 9 H: 0 LOB: 0 BB: 0 P: 13	R: 0 E: 0 K: 1 S: 12 H: 0 LOB: 0 BB: 0 P: 15	R: 1 E: 0 K: 0 S: 11 H: 2 LOB: 1 BB: 0 P: 18	R: 1 E: 0 K: 0 S: 8 H: 2 LOB: 1 BB: 0 P: 11	R: 0 E: 0 K: 0 S: 6 H: 0 LOB: 1 BB: 1 P: 13	R: 0 E: 0 K: 1 S: 10 H: 0 LOB: 0 BB: 0 P: 13	1B: 9 2B: 3 3B: 0 HR: 0	SF: 2 SAC: 0 DP: 0 HBP: 0	WP: 1 PB: 0 SB: 2 CS: 0	PA: 42				

TOP

Los Angeles Angels @ Tampa Bay Rays

Tropicana Field, St. Petersburg, FL

Sun Aug 03 2014, 1:43 PM - 5:47 PM EDT

Att. 25,877 - Dome - 72 F

livebaseballscorecards.com

AB	36
R	7
H	12
RBI	7
BB	4
SO	5
LOB	16

PITCHER		IP	WLS	BF	H	R	ER	SO	BB	IBB	HBP	BLK	WP	HR	S	P	ERA	WHIP
23 Jake Odorizzi, R ERA: 4.09	(1, 1)	3.0	L	19	8	5	5	1	3	0	0	0	1	0	52	82	15.00	3.667
49 Kirby Yates, R ERA: 2.66	(4, 1)	2.0		6	0	0	0	3	0	0	0	0	0	0	21	28	0.00	0.000
38 Jeff Beliveau, L ERA: 2.08	(6, 1)	1.1		8	4	2	2	0	0	0	0	0	0	0	15	25	13.50	3.000
27 Cesár Ramos, L ERA: 3.88	(7, 1)	0.2		2	0	0	0	0	0	0	0	0	0	0	4	4	0.00	0.000
50 Grant Balfour, R ERA: 4.79	(8, 1)	1.0		4	0	0	0	0	1	0	0	0	0	0	6	13	0.00	1.000

PITCHER		IP	WLS	BF	H	R	ER	SO	BB	IBB	HBP	BLK	WP	HR	S	P	ERA	WHIP
57 Jake McGee, L ERA: 1.47	(9, 1)	1.0		3	0	0	0	1	0	0	0	0	0	0	10	13	0.00	0.000

BOTTOM

Los Angeles Angels @ Tampa Bay Rays

Tropicana Field, St. Petersburg, FL

Sun Aug 03 2014, 1:43 PM - 5:47 PM EDT

Att. 25,877 - Dome - 72 F

livebaseballscorecards.com

Batter	1	2	3	4	5	6	7	8	9	AB	R	H	RBI	BB	SO	LOB
39 Kevin Kiermaier, L (1, 8) OBP: 0.346, SLG: 0.510	C SI 85 X FF 84 0-1 ① P6		C FF 83 X CU 68 0-1 ① F8	B CU 70 X CH 78 1-0 ③ P3		B FF 84 C SI 85 X CH 78 1-1 ③ L8	X SI 88 0-0 ③ G4-3			5	0	0	0	0	0	7
18 Ben Zobrist, S (1, 9) OBP: 0.364, SLG: 0.426	C FF 84 B CU 68 X FF 86 1-1 ② G4-3		C FF 84 B CH 77 T CH 78 B FF 88 S CU 66 2-3 ② K		F FF 84 X FF 87 0-1 3 SH1-3 20 BB 21 SF8 1B		C FF 90 B CH 84 B FF 91 X CH 83 2-1 ① G3	B SI 86 C SI 86 X SI 88 1-1 ① F7		5	1	1	0	0	1	0
20 Matt Joyce, L (1, 10) OBP: 0.371, SLG: 0.431	B FC 85 B FF 85 B FF 84 C FF 84 B FF 85 4-1 BB		F FF 84 X SI 84 0-1 ③ F7		S CH 78 B FF 86 C CU 70 B CH 76 1 SAFE B CU 69 F FF 84 F CU 70 B CH 78 4-2 3 SH1-3 1-2 BB		B FF 90 B SL 82 B FF 92 B FF 91 4-0 3 1B 21 1B BB	C SI 86 B SI 89 X SI 87 1-1 1B		2	1	1	0	3	0	0
3 Evan Longoria, R (1, 5) OBP: 0.333, SLG: 0.395	B FF 85 B FC 85 F FF 85 X SL 78 2-1 ③ F9			C FC 85 S CU 68 B CH 74 X CH 76 1-2 ① F8	X SL 78 0-0 ① SH1-3 1-2 2-3		C SL 83 T FF 92 X SL 82 0-2 21 1B 11 WP 1-2 1B	C SL 79 F SI 88 S SL 80 0-3 ② K		4	1	1	0	0	1	2
21 James Loney, L (1, 3) OBP: 0.343, SLG: 0.380		B FF 85 X SI 84 1-0 2B		B FC 86 X FC 86 1-0 11 1B 11 1B 28 SF8 1B	B FF 87 B FF 87 B CU 70 S CH 78 C SI 85 X CH 78 3-2 ② SF8 3-H		B FF 91 C FF 92 X SL 82 1-1 11 1B 11 WP 35 BB 1-3 2-H 1B	1 SAFE T FF 88 B FF 89 1 SAFE B SL 79 X SI 89 2-1 ③ G6-3		4	2	3	2	0	0	1
11 Yunel Escobar, R (1, 6) OBP: 0.329, SLG: 0.338		B FF 86 B FC 84 X FC 84 2-0 ① G5-3		B CU 67 B CU 68 S CH 75 C SL 77 X CU 69 2-2 5 BB 11 1B 1-2 1B	C SL 80 B FF 84 F FF 84 X CH 77 1-2 ③ F8		C FF 96 F FF 96 B FF 97 B CU 86 X FF 95 2-2 35 BB 11 BB 1-3 3-H 1B		B SI 88 B SI 89 C SI 89 F SL 82 B SL 81 C SL 82 3-3 ① K	5	0	2	0	0	1	2
11 Logan Forsythe, R (1, 4) OBP: 0.308, SLG: 0.374		C SL 78 F SL 81 F CU 67 B FC 88 X CH 74 1-2 ② F8		D CH 77 X SL 76 1-0 5 BB 1-2 2-3 1B		B FC 83 B SL 79 F FC 85 X CH 76 2-1 28 G4-3 2B	B FF 96 1 SAFE F FF 95 F FC 85 B CU 83 F FF 96 F CU 83 F FF 95 D CU 83 F FF 96 4-2 F CH 84 F CU 85 F FF 96 F FF 94 B FF 95 1-2 35 BB BB		X SI 89 0-0 ② G6-3	4	0	2	0	1	0	1
28 José Molina, R (1, 2) OBP: 0.243, SLG: 0.201 1 Sean Rodríguez, R (7, PH) OBP: 0.281, SLG: 0.491 (8, 7)		B FC 86 B SL 79 B FC 84 C FC 85 S FC 86 B FC 85 4-2 BB		S SL 77 X SL 80 0-1 ② SF8 3-H	F FC 86 B FC 84 C SL 77 F CU 70 B FC 86 X SL 78 2-2 ① G4-3 2-3	C FF 96 F FF 95 F CU 85 F FF 95 D CU 84 T FF 95 1-2 ② K			C SI 88 S SL 82 B SL 83 X SL 83 1-2 ③ G6-3	1 2	0 0	0 0	1 0	1 0	0 0	1 3
5 Brandon Guyer, R (1, 7) OBP: 0.352, SLG: 0.364 35 Cole Figueroa, L (7, PH) OBP: 0.235, SLG: 0.207 59 Curt Casali, R (8, 2) OBP: 0.238, SLG: 0.111		F SL 78 F SL 78 B FC 85 B FC 86 S SL 78 2-3 ③ K		C CH 76 C CH 78 B FC 87 B SL 81 B CH 76 F SL 78 F CU 69 F FC 86 B FC 84 4-2 1-2 2-3 BB		S FC 85 S FC 86 T FC 85 0-2 ② K	C SL 79 F FF 89 B SL 80 F FF 90 F FF 89 B SL 81 B SL 80 B SI 88 4-2 1-2 2-3 3-H BB			2 0 0	0 0 0	0 0 0	0 1 0	1 1 0	2 0 0	3 0 0
Inning Stats	R: 0 E: 0 K: 0 S: 7 H: 0 LOB: 1 BB: 1 P: 14	R: 0 E: 0 K: 1 S: 11 H: 1 LOB: 2 BB: 1 P: 21	R: 0 E: 0 K: 1 S: 7 H: 0 LOB: 0 BB: 0 P: 9	R: 1 E: 0 K: 0 S: 16 H: 3 LOB: 3 BB: 1 P: 26	R: 1 E: 0 K: 0 S: 13 H: 1 LOB: 1 BB: 1 P: 21	R: 0 E: 0 K: 1 S: 11 H: 1 LOB: 1 BB: 0 P: 16	R: 3 E: 0 K: 1 S: 29 H: 3 LOB: 3 BB: 3 P: 47	R: 0 E: 0 K: 1 S: 9 H: 1 LOB: 1 BB: 0 P: 13	R: 0 E: 0 K: 1 S: 7 H: 0 LOB: 0 BB: 0 P: 11	1B: 8 2B: 2 3B: 0 HR: 0 SF: 2 SAC: 1 DP: 0 HBP: 0						

	AB	34
	R	5
	H	10
	RBI	4
	BB	7
	SO	6
	LOB	20

PITCHER		IP	WLS	BF	H	R	ER	SO	BB	IBB	HBP	BLK	WP	HR	S	P	ERA	WHIP
36 Jered Weaver, R ERA: 3.59	(1, 1)	6.0	W	28	6	2	2	3	4	0	0	0	0	0	65	107	3.00	1.667
39 Jason Grilli, R ERA: 4.11	(7, 1)	0.1		4	2	3	3	0	1	0	0	0	0	0	7	14	81.00	9.000
40 Kevin Jepsen, R ERA: 1.75	(7, 1)	0.1	H	3	1	0	0	1	1	0	0	0	1	0	17	24	0.00	6.000
38 Joe Smith, R ERA: 1.87	(7, 1)	1.1	H	6	1	0	0	1	1	0	0	0	0	0	14	22	0.00	1.500
16 Huston Street, R ERA: 0.9	(9, 1)	1.0	S	3	0	0	0	1	0	0	0	0	0	0	7	11	0.00	0.000

PITCHER	IP	WLS	BF	H	R	ER	SO	BB	IBB	HBP	BLK	WP	HR	S	P	ERA	WHIP

WP: 1 PA: 44
PB: 0
SB: 0
CS: 0

Batter	1	2	3	4	5	6	7	8	9	AB	R	H	RBI	BB	SO	LOB
56 Kole Calhoun, L (1, 9) OBP: 0.340, SLG: 0.468	B FF 92 X SI 91 1-0 27 2B 1B	C FF 92 C SL 88 B FF 94 X CH 89 1-2 ② L7			B CU 72 B SL 82 S SI 91 B CH 88 X CH 87 3-1 ① G3		C FF 91 B FF 92 C CU 74 B SI 93 C SL 87 2-3 ② K			4	1	1	0	0	1	0
27 Mike Trout, R (1, 8) OBP: 0.393, SLG: 0.584	F FF 91 B SI 92 X SI 92 1-1 1-H 5 2B 2B	C FF 92 C CU 72 S SI 89 0-3 ③ K2-3			C CU 73 S FF 93 B FF 93 B SI 95 B SI 90 X SI 94 3-2 ② L5		F FF 93 B SL 86 B CH 90 X SI 93 2-1 ③ P3			4	1	1	1	0	1	0
5 Albert Pujols, R (1, 3) OBP: 0.324, SLG: 0.468	X SI 92 0-0 32 G3-1 2 FC3-2 2-H 2B		X SL 85 0-0 ① L6		B CH 90 F SI 89 B SI 94 X SI 94 2-1 ③ L8			B SI 94 B SI 94 X SI 94 2-0 32 F8 1B		4	0	2	1	0	0	0
32 Josh Hamilton, L (1, 7) OBP: 0.358, SLG: 0.450	C FF 93 C FF 93 X CU 72 0-2 ① G3-1 2-3		F CH 88 B FF 92 S CU 71 S CH 89 1-3 ② K			B FF 93 S FF 93 B FF 93 B CU 72 S FF 92 X CH 88 3-2 HR			C FF 96 X FF 96 0-1 ① F8 1-2	4	1	1	1	0	1	2
2 Erick Aybar, S (1, 6) OBP: 0.312, SLG: 0.387	F FF 94 B SL 86 X FF 94 1-1 ② FC3-2 47 WP 47 E 3-H		X SI 92 0-0 ③ G6-3			B CU 72 F FF 93 B SL 87 X SI 90 2-1 1B		T FF 94 D FF 92 F FF 96 B FF 96 F FF 96 F CH 90 X FF 96 2-2 ② F8		4	1	1	0	0	0	2
47 Howie Kendrick, R (1, 4) OBP: 0.340, SLG: 0.380	C SI 92 B SI 92 1 SAFE B SL 88 X SL 87 2-1 E6 6 WP 6 1B 1-H			C SL 84 B SL 86 B SI 92 X SI 92 2-1 ① L6		B SI 93 F SI 89 X SI 92 1-1 ① L6		S FF 96 S SI 96 S FF 97 0-3 ③ K		4	1	0	0	0	1	2
6 David Freese, R (1, 5) OBP: 0.320, SLG: 0.350 8 John McDonald, R (9, 5) OBP: 0.257, SLG: 0.180	B SI 92 C SI 92 B SI 89 X SL 88 2-1 1-H 1B			B SL 86 X SI 93 1-0 E6 24 G4-3		S CH 89 X SI 93 0-1 ② L8			B CU 80 C FF 96 F SI 93 B FF 96 F FC 91 X SI 93 2-2 ① G6-3	4 0	0 0	1 0	1 0	0 0	0 0	1 0
24 Hank Conger, L (1, 2) OBP: 0.298, SLG: 0.341	X SI 92 0-0 ③ F8			B SI 92 X CH 88 1-0 ② G4-3 2-3		1 SAFE B SI 92 B SI 92 S CH 89 B SI 92 F CH 89 C SL 88 3-3 ③ K			C CU 81 S CH 88 F FF 96 X SI 96 0-2 ② G4-3	4	0	0	0	0	1	3
Garrett Richards, R (1, 1)		B FF 92 F SI 92 B CU 73 S FF 93 F FF 93 S SL 86 2-3 ① K		X SI 93 0-0 ③ G4-3			X SI 92 0-0 ① G4-3		F FF 95 S CU 82 C CU 82 0-3 ③ K	4	0	0	0	0	2	1
Inning Stats	R: 4 E: 1 K: 0 S: 14 H: 4 LOB: 1 BB: 0 P: 21	R: 0 E: 0 K: 2 S: 10 H: 0 LOB: 0 BB: 0 P: 13	R: 0 E: 0 K: 1 S: 5 H: 0 LOB: 0 BB: 0 P: 6	R: 0 E: 1 K: 0 S: 5 H: 0 LOB: 1 BB: 0 P: 9	R: 0 E: 0 K: 0 S: 7 H: 0 LOB: 0 BB: 0 P: 15	R: 1 E: 0 K: 1 S: 12 H: 2 LOB: 1 BB: 0 P: 21	R: 0 E: 0 K: 1 S: 6 H: 0 LOB: 0 BB: 0 P: 10	R: 0 E: 0 K: 1 S: 11 H: 1 LOB: 1 BB: 0 P: 15	R: 0 E: 0 K: 1 S: 11 H: 0 LOB: 0 BB: 0 P: 13	1B: 4 2B: 2 3B: 0 HR: 1 SF: 0 SAC: 0 DP: 0 HBP: 0						

PITCHER		IP	WLS	BF	H	R	ER	SO	BB	IBB	HBP	BLK	WP	HR	S	P	ERA	WHIP
21 Zack Greinke, R ERA: 2.71	(1, 1)	7.0	L	29	6	5	3	5	0	0	0	0	2	1	59	95	3.86	0.857
77 Carlos Frías, R ERA:	(8, 1)	2.0		7	1	0	0	2	0	0	0	0	0	0	22	28	0.00	0.500

PITCHER	IP	WLS	BF	H	R	ER	SO	BB	IBB	HBP	BLK	WP	HR	S	P	ERA	WHIP

TOP

Los Angeles Angels @ Los Angeles Dodgers

Dodger Stadium, Los Angeles, CA

Mon Aug 04 2014, 7:11 PM - 9:59 PM PDT

Att. 53,166 - Clear - 76 F

livebaseballscorecards.com

AB	36
R	5
H	7
RBI	4
BB	0
SO	7
LOB	11

1B: 4	SF: 0	WP: 2	PA: 36
2B: 2	SAC: 0	PB: 0	
3B: 0	DP: 0	SB: 0	
HR: 1	HBP: 0	CS: 0	

Batter	1	2	3	4	5	6	7	8	9	AB	R	H	RBI	BB	SO	LOB
9 Dee Strange-Gordon, L (1, 4) OBP: 0.343, SLG: 0.394	B FF 99 C FF 99 B FF 98 X FF 99 2-1 ① G1-3		B FF 99 C SI 98 T SL 87 B FF 98 B FF 98 S FF 98 3-3 ① K		C SI 98 B CU 79 C SL 86 S SL 89 1-3 ③ K2-3			B SL 87 T SI 97 X FF 96 1-1 66 WP 1B		4	0	1	0	0	2	0
66 Yasiel Puig, R (1, 8) OBP: 0.404, SLG: 0.545	B FF 98 S FF 98 X SI 99 1-1 ② G6-3		B SL 88 C SL 88 B SL 89 T SL 88 C SI 98 2-3 ② K			F SI 96 X SL 88 0-1 ① G4-3		B SL 86 B SL 88 X FF 97 2-0 ② L8 1-2		4	0	0	0	0	1	1
23 Adrián González, L (1, 3) OBP: 0.325, SLG: 0.440	B FF 98 C FF 98 B SI 98 X SI 96 2-1 ③ F7		F CH 91 B SI 98 F FF 96 B CU 77 S SL 87 2-3 ③ K2-3			B SL 88 F SL 87 S FF 97 F FC 98 X SL 89 1-2 ② G4-3		B SL 88 D SL 88 F SI 97 F FF 97 S SI 98 2-3 ③ K		4	0	0	0	0	2	1
13 Hanley Ramirez, R (1, 6) OBP: 0.365, SLG: 0.455		B SL 87 C SL 88 B FF 97 X SI 96 2-1 17 BB 27 BB 1B		C FF 98 B SI 98 X SI 97 1-1 ① G1-3		B SL 88 S SL 88 F SL 88 X SI 97 1-2 ③ G4-3			F FF 96 X FF 95 0-1 ① G4-3	4	0	1	0	0	0	0
27 Matt Kemp, R (1, 9) OBP: 0.349, SLG: 0.468		B FF 96 B FF 97 B FF 97 B FF 97 4-0 1-2 17 BB BB		F FF 98 C FF 98 B SL 87 S SL 87 1-3 ② K			B SL 86 S SL 87 S SL 88 C SL 87 1-3 ① K		B FF 96 S CU 83 B SI 96 C FF 96 F SI 94 S SL 85 2-3 ② K	3	0	0	0	1	3	0
3 Carl Crawford, L (1, 7) OBP: 0.271, SLG: 0.341		F SL 86 F SI 97 F FF 97 T FF 98 0-2 ① K		B CH 90 X SL 86 1-0 5 WP 1B			B SI 98 X FF 97 1-0 ② G4-3		X SI 95 0-0 16 DI 1B	4	0	2	0	0	1	2
5 Juan Uribe, R (1, 5) OBP: 0.325, SLG: 0.416 77 Carlos Frías, R (8, 1) 16 Andre Ethier, L (9, PH) OBP: 0.307, SLG: 0.365		X SL 86 0-0 ② F7		F SL 85 B SL 87 B FF 97 X FF 98 2-1 ③ G6-3 1-2			X SI 98 0-0 1B		B SL 86 C SL 87 B SI 95 X SL 86 2-1 ③ G6-3 1-2	3 0 1	0 0 0	1 0 0	0 0 0	0 0 0	0 0 0	3 0 1
17 A.J. Ellis, R (1, 2) OBP: 0.335, SLG: 0.236		B SL 87 B SI 97 C SL 87 B SI 97 B FF 97 4-1 1-2 2-3 BB			C FF 98 S FF 97 B FF 98 X SI 98 1-2 ① L8		C SL 87 B FF 98 S SL 89 D SL 88 X SL 86 2-2 ③ G5-3			2	0	0	0	1	0	1
21 Zack Greinke, R (1, 1) OBP: 0.196, SLG: 0.233 10 Justin Turner, R (8, 5) OBP: 0.372, SLG: 0.432		X FF 98 0-0 ③ F9			F FF 99 X FF 98 0-1 ② F8			B FF 97 C SL 88 F FF 97 F SL 89 B SL 89 X SI 97 2-2 ① G6-3		2 1	0 0	0 0	0 0	0 0	0 0	3 0
Inning Stats	R: 0 E: 0 K: 0 S: 6 H: 0 LOB: 0 BB: 0 P: 11	R: 0 E: 0 K: 1 S: 9 H: 1 LOB: 3 BB: 2 P: 19	R: 0 E: 0 K: 3 S: 9 H: 0 LOB: 0 BB: 0 P: 16	R: 0 E: 0 K: 1 S: 8 H: 1 LOB: 1 BB: 0 P: 13	R: 0 E: 0 K: 1 S: 8 H: 0 LOB: 0 BB: 0 P: 10	R: 0 E: 0 K: 0 S: 9 H: 0 LOB: 0 BB: 0 P: 11	R: 0 E: 0 K: 1 S: 8 H: 1 LOB: 1 BB: 0 P: 12	R: 0 E: 0 K: 1 S: 10 H: 1 LOB: 1 BB: 0 P: 17	R: 0 E: 0 K: 1 S: 9 H: 1 LOB: 1 BB: 0 P: 13	1B: 5 2B: 0 3B: 0 HR: 0		SF: 0 SAC: 0 DP: 0 HBP: 0		WP: 2 PB: 0 SB: 0 CS: 0		PA: 34	

PITCHER	IP	WLS	BF	H	R	ER	SO	BB	IBB	HBP	BLK	WP	HR	S	P	ERA	WHIP
Garrett Richards, R (1, 1) ERA: 2.58	9.0	W	34	5	0	0	9	2	0	0	0	2	0	76	122	0.00	0.778

PITCHER	IP	WLS	BF	H	R	ER	SO	BB	IBB	HBP	BLK	WP	HR	S	P	ERA	WHIP

BOTTOM

Los Angeles Angels @ Los Angeles Dodgers

Dodger Stadium, Los Angeles, CA

Mon Aug 04 2014, 7:11 PM - 9:59 PM PDT

Att. 53,166 - Clear - 76 F

livebaseballscorecards.com

AB	32
R	0
H	5
RBI	0
BB	2
SO	9
LOB	12

Batter	1	2	3	4	5	6	7	8	9	AB	R	H	RBI	BB	SO	LOB
2 Erick Aybar, S (1, 6) OBP: 0.309, SLG: 0.383	X FF 92 0-0 ① B3	S SL 89 X FF 94 0-1 ③ G6-3			C FF 92 C SL 89 B SL 89 B SL 88 X SL 87 2-2 ① L7		B FF 94 S SL 87 S SL 88 C FF 94 1-3 ③ K			4	0	0	0	0	1	2
27 Mike Trout, R (1, 8) OBP: 0.394, SLG: 0.586	C FF 93 B CU 74 X FF 93 1-1 5 G1-4-3 1B	X FF 92 0-0 5 2B 2B			C FF 94 C FF 94 C FF 94 0-3 ② K			C SL 89 B CH 86 X SI 89 1-1 ① F9		4	1	2	0	0	1	0
5 Albert Pujols, R (1, 3) OBP: 0.328, SLG: 0.479	B FF 92 X FF 92 1-0 ② ③ G1-4-3 1-2f	B FF 91 D SL 88 D SL 87 X FF 92 3-0 32 G3 47 FC5-2 2-H 2B			B CH 90 C SL 89 B CU 76 F SL 89 B CU 75 F FF 93 B SL 90 4-2 BB			B SL 87 B SI 89 C SI 89 F SL 89 F SL 86 B SL 88 F SI 91 X SI 91 3-2 HR		3	1	2	2	1	0	1
32 Josh Hamilton, L (1, 7) OBP: 0.353, SLG: 0.443		F FF 92 B SL 88 B SL 89 S SL 88 C FF 93 2-3 ① K	D FF 94 S SL 88 S CU 74 X SL 89 1-2 ① G3 2-3		B FF 91 S FF 94 F FF 93 F CU 75 F SL 89 B FF 93 S SL 89 2-3 ③ K			C SL 86 B CU 75 F SL 86 S CU 79 1-3 ② K2-3		4	0	0	0	0	3	2
47 Howie Kendrick, R (1, 4) OBP: 0.340, SLG: 0.379		B FF 93 S SL 88 B FF 93 X FF 94 2-1 6 2B 17 2B 1B	C FF 93 S CU 75 X SL 88 0-2 ② FC5-2 6 FC6-4 3-H			B FF 91 S FF 93 F FF 92 S FF 91 1-3 ① K		F CU 76 B SL 88 S CU 80 B CU 80 S SL 89 2-3 ③ K		4	1	1	0	0	2	1
6 David Freese, R (1, 5) OBP: 0.319, SLG: 0.352		1 SAFE B FF 92 F FF 93 X FF 93 1-1 17 2B 1-3 2B	B FF 93 D SL 88 S SL 89 X SL 88 2-1 ③ FC6-4 1-2f			F FF 93 C CU 74 B FF 92 F SL 89 B CU 75 S SL 88 2-3 ② K			C FC 94 C FC 95 S FC 95 0-3 ① K	4	1	1	0	0	2	1
17 Chris Iannetta, R (1, 2) OBP: 0.373, SLG: 0.417		B FF 93 F SL 89 C FF 93 B CU 74 F CU 74 F SL 87 F SL 88 X FF 93 2-2 7 1B 2-H 3-H 2B		F SL 86 C CU 73 B SL 87 S SL 89 1-3 ① K	X CH 90 0-0 ③ L8				B FC 94 F FC 92 F SL 82 F FC 95 S FC 95 1-3 ② K	4	0	1	2	0	2	0
7 Collin Cowgill, R (1, 9) OBP: 0.356, SLG: 0.406 40 Kevin Jepsen, R (9, 1)		X FF 93 0-0 53 SH1-4 2-3 1B		C FF 92 B CU 74 S SL 88 B CU 74 B SL 88 X SL 87 3-2 ② P3			B FF 92 B SL 88 B FF 92 C FF 92 B FF 93 4-1 20 G5-4-3 BB		C FC 94 C FC 95 S FC 98 0-3 ③ K	3 0	0 0	1 0	0 0	1 0	1 0	0 0
53 Héctor Santiago, R (1, 1) OBP: 0.250, SLG: 0.250 39 Jason Grilli, R (6, 1) 20 C.J. Cron, R (7, PH) OBP: 0.299, SLG: 0.472 59 Fernando Salas, R (7, 1) 38 Joe Smith, R (8, 1) 56 Kole Calhoun, L (9, 9) OBP: 0.340, SLG: 0.468		B FF 93 1 SAFE F FF 93 1 SAFE X FF 92 1-1 ② SH1-4 1-2		B FF 92 C FF 91 X FF 93 1-1 ③ G5-3			X FF 94 0-0 ① ② G5-4-3 1-2f			1 0 1 0 0 0	0 0 0 0 0 0	0 0 0 0 0 0	0 0 0 0 0 0	0 0 0 0 0 0	0 0 1 0 0 0	0 0 1 0 0 0
Inning Stats	R: 0 E: 0 K: 0 S: 4 H: 1 LOB: 0 BB: 0 P: 6	R: 2 E: 0 K: 1 S: 18 H: 4 LOB: 2 BB: 0 P: 26	R: 1 E: 0 K: 0 S: 10 H: 2 LOB: 1 BB: 0 P: 16	R: 0 E: 0 K: 1 S: 8 H: 0 LOB: 0 BB: 0 P: 13	R: 0 E: 0 K: 2 S: 14 H: 0 LOB: 1 BB: 1 P: 22	R: 0 E: 0 K: 2 S: 8 H: 0 LOB: 0 BB: 0 P: 11	R: 0 E: 0 K: 1 S: 5 H: 0 LOB: 0 BB: 1 P: 10	R: 1 E: 0 K: 2 S: 13 H: 1 LOB: 0 BB: 0 P: 20	R: 0 E: 0 K: 3 S: 10 H: 0 LOB: 0 BB: 0 P: 11	1B: 3 2B: 4 3B: 0 HR: 1 SF: 0 SAC: 1 DP: 2 HBP: 0						

PITCHER		IP	WLS	BF	H	R	ER	SO	BB	IBB	HBP	BLK	WP	HR	S	P	ERA	WHIP
22 Clayton Kershaw, L ERA: 1.82	(1, 1)	7.0		28	7	3	3	7	2	0	0	0	0	0	67	104	3.86	1.286
0 Brian Wilson, R ERA: 5.05	(8, 1)	1.0	B	4	1	1	1	2	0	0	0	0	0	1	13	20	9.00	1.000
74 Kenley Jansen, R ERA: 3.13	(9, 1)	1.0	W	3	0	0	0	3	0	0	0	0	0	0	10	11	0.00	0.000

PITCHER	IP	WLS	BF	H	R	ER	SO	BB	IBB	HBP	BLK	WP	HR	S	P	ERA	WHIP

TOP

Los Angeles Angels @ Los Angeles Dodgers

Dodger Stadium, Los Angeles, CA

Tue Aug 05 2014, 7:11 PM - 10:13 PM PDT

Att. 53,051 - Clear - 75 F

livebaseballscorecards.com

AB	32
R	4
H	8
RBI	4
BB	2
SO	12
LOB	8

Batter	1	2	3	4	5	6	7	8	9	AB	R	H	RBI	BB	SO	LOB
9 Dee Strange-Gordon, L (1, 4) OBP: 0.344, SLG: 0.398	X SI 89 0-0 23 F8 2B	X FF 90 0-0 1-2 1B		C SI 92 B FC 84 B FF 90 X SI 90 2-1 L5 ③			C FF 90 S CH 86 X CH 85 0-2 G4-3 ②			4	0	2	0	0	0	0
66 Yasiel Puig, R (1, 8) OBP: 0.400, SLG: 0.540	C CH 81 X CH 82 0-1 F8 ①	X CH 82 0-0 P3 ②			X CH 81 0-0 G6-3 ①		X KC 81 0-0 F8 ③			4	0	0	0	0	0	3
23 Adrián González, L (1, 3) OBP: 0.322, SLG: 0.436	C SI 90 X CU 77 0-1 F8 ② 2-3	C FF 91 B SI 91 2 SAFE 1-1 PO ③ 2-3	C FF 88 B SI 91 X FF 88 1-1 L6 ①		C FF 86 F CU 75 B SI 90 X FF 89 1-2 G4-3 ②			F FF 90 B SL 81 B SL 81 C SI 88 B SL 81 F FF 90 X FF 90 3-2 P6 ①		4	0	0	0	0	0	1
13 Hanley Ramirez, R (1, 6) OBP: 0.364, SLG: 0.452	C FF 91 B FC 86 F FF 92 X FF 92 1-2 F9 ③		B CH 82 F FC 87 B CU 80 F FC 85 F SI 92 B CH 83 X FC 87 3-2 33 BB 1B		B FC 81 B SI 90 X FC 84 2-0 F8 ③			X SI 89 0-0 G4-3 ②		4	0	1	0	0	0	1
27 Matt Kemp, R (1, 9) OBP: 0.348, SLG: 0.466		C SI 91 C SI 92 F SI 93 X CU 79 0-2 33 BB 5 HR 1B	B FC 85 B SI 90 F FF 89 S CH 81 X SI 91 2-2 L7 ②			C FF 87 B SI 90 X CH 81 1-1 E5 33 E 33 S 33 SF8		C SI 88 C SL 82 B SL 81 C SL 83 1-3 K ③		4	2	1	0	0	1	1
33 Scott Van Slyke, R (1, 7) OBP: 0.372, SLG: 0.500	B SI 90 B FC 85 B SI 90 B FF 89 4-0 5 HR 1-2 BB	C SI 92 C SI 92 B SI 91 B SI 93 B SI 92 F CH 81 F SI 92 F SI 91 D CH 81 4-2 1-2 BB				1 SAFE F FF 88 B CH 80 X SI 90 1-1 SF8 ① 1-H			C CU 86 B CU 86 C FF 97 B FF 97 S FF 97 2-3 K ①	1	1	0	1	2	1	0
5 Juan Uribe, R (1, 5) OBP: 0.328, SLG: 0.429	B CU 78 S FF 89 F FF 90 X CU 78 1-2 1-H 2-H HR	F FF 90 C FF 92 B SI 93 B SI 93 F SI 92 B SI 92 S FC 86 3-3 K ③				S SL 80 X SL 81 0-1 L1-3 ②			B FF 98 X FF 97 1-0 17 1B 16 FC5 1B	4	2	2	3	0	1	2
17 A.J. Ellis, R (1, 2) OBP: 0.338, SLG: 0.238	B FF 92 F SI 92 B FF 91 C FF 91 B SI 91 F FF 90 B SI 91 4-2 23 PO 9 1B BB			C FF 89 B FC 87 S FF 89 F FF 90 C SI 91 1-3 K ①		C FF 92 C FF 92 B FF 92 F FF 93 B SL 82 X FF 92 2-2 F8 ③			C CU 84 B FF 97 C FF 97 D CU 85 F SI 96 B FF 95 X FF 96 3-2 16 FC5 1-3 1B	3	0	1	0	1	1	0
22 Clayton Kershaw, L (1, 1) OBP: 0.209, SLG: 0.171 3 Carl Crawford, L (7, PH) OBP: 0.270, SLG: 0.340 0 Brian Wilson, R (8, 1) 74 Kenley Jansen, S (9, 1) 16 Andre Ethier, L (9, PH) OBP: 0.306, SLG: 0.364	L FF 86 X FF 88 0-1 B5 ①			C SI 91 B SI 88 C SI 89 B SI 92 B FC 86 X SI 90 3-2 L5 ②			S FF 89 X CH 84 0-1 F9 ①		B FF 94 C FF 96 B CU 83 F FF 96 D CU 85 X CU 84 3-2 FC5 1-2 3-H	2 1 0 0 1	0 0 0 0 0	0 0 0 0 1	0 0 0 0 1	0 0 0 0 0	0 0 0 0 0	1 0 0 0 1
Inning Stats	R: 0 E: 0 K: 0 S: 8 H: 1 LOB: 1 BB: 0 P: 9	R: 3 E: 0 K: 0 S: 15 H: 3 LOB: 1 BB: 2 P: 25	R: 0 E: 0 K: 1 S: 18 H: 1 LOB: 2 BB: 1 P: 31	R: 0 E: 0 K: 1 S: 9 H: 0 LOB: 0 BB: 0 P: 15	R: 0 E: 0 K: 0 S: 5 H: 0 LOB: 0 BB: 0 P: 8	R: 1 E: 1 K: 0 S: 10 H: 0 LOB: 0 BB: 0 P: 14	R: 0 E: 0 K: 0 S: 6 H: 0 LOB: 0 BB: 0 P: 6	R: 0 E: 0 K: 1 S: 8 H: 0 LOB: 0 BB: 0 P: 12	R: 1 E: 0 K: 1 S: 11 H: 2 LOB: 2 BB: 0 P: 20	1B: 5 2B: 1 3B: 0 HR: 1 SF: 1 SAC: 0 DP: 0 HBP: 0						

PITCHER	IP	WLS	BF	H	R	ER	SO	BB	IBB	HBP	BLK	WP	HR	S	P	ERA	WHIP
53 Héctor Santiago, L (1, 1) ERA: 3.84	5.1		24	5	4	3	2	3	0	0	0	0	1	59	94	5.06	1.500
39 Jason Grilli, R (6, 1) ERA: 4.04	0.2		2	0	0	0	0	0	0	0	0	0	0	6	8	0.00	0.000
59 Fernando Salas, R (7, 1) ERA: 3.06	1.0		3	0	0	0	0	0	0	0	0	0	0	6	6	0.00	0.000
38 Joe Smith, R (8, 1) ERA: 1.83	1.0		3	0	0	0	1	0	0	0	0	0	0	8	12	0.00	0.000
40 Kevin Jepsen, R (9, 1) ERA: 1.93	0.1	L	4	2	1	1	1	0	0	0	0	0	0	11	20	27.00	6.000

PITCHER	IP	WLS	BF	H	R	ER	SO	BB	IBB	HBP	BLK	WP	HR	S	P	ERA	WHIP

BOTTOM

Los Angeles Angels @ Los Angeles Dodgers

Dodger Stadium, Los Angeles, CA

Tue Aug 05 2014, 7:11 PM - 10:13 PM PDT

Att. 53,051 - Clear - 75 F

livebaseballscorecards.com

AB	32
R	5
H	7
RBI	5
BB	3
SO	4
LOB	10

WP: 0	PA: 37		
PB: 0			
SB: 1			
CS: 0			

Los Angeles Dodgers @ Los Angeles Angels

Angel Stadium of Anaheim, Anaheim, CA

Wed Aug 06 2014, 7:10 PM - 10:15 PM PDT

Att. 43,669 - Clear - 75 F

TOP

livebaseballscorecards.com

Batter	1	2	3	4	5	6	7	8	9	AB	R	H	RBI	BB	SO	LOB
9 Dee Strange-Gordon, L (1, 4) OBP: 0.340, SLG: 0.393	C FF 91 B KC 75 F SI 91 B CH 85 X CH 86 2-2 ① B2-3	S CH 83 F SI 92 S CH 84 0-3 ② K		C KC 78 X FF 90 0-1 ③ L8			B SL 82 B FF 93 C FF 92 F FF 93 1 SAFE F SL 83 S FF 93 2-3 ② K		D CH 80 X SI 89 1-0 ③ L8	5	0	0	0	0	2	5
66 Yasiel Puig, R (1, 8) OBP: 0.401, SLG: 0.541	X SL 82 0-0 23 G4-3 2B	F CH 83 B SI 90 C SI 90 D CH 86 B FF 92 F CH 85 F FF 93 B FF 93 4-2 BB			C FF 87 F FF 87 B SL 80 X CH 83 1-2 ① F8		C SL 81 B SL 82 B FF 94 S SL 84 D SL 83 X SL 83 3-2 ③ L8 1-2			3	0	1	0	1	0	1
23 Adrián González, L (1, 3) OBP: 0.319, SLG: 0.432	B CH 83 B SL 81 2 SAFE F SL 81 X SI 91 2-1 ② G4-3 2-3	X SL 81 0-0 ③ G4-3			F SI 88 F SI 89 X FF 90 0-2 ② L9			S FF 89 F FF 90 B FF 90 F CH 86 F FF 90 X FF 91 1-2 ① P6		4	0	0	0	0	0	4
13 Hanley Ramirez, R (1, 6) OBP: 0.363, SLG: 0.450 72 Miguel Rojas, R (8, 6) OBP: 0.261, SLG: 0.259	C SL 82 S SI 92 D CH 86 S CH 86 1-3 ③ K		F FF 88 B CH 81 C SI 88 F SI 88 B CH 83 X SL 83 2-2 ① F7		C SI 88 B FF 90 B FF 89 F SI 90 F CH 84 B SL 83 S SL 83 3-3 ③ K			X KC 82 0-0 1B		4 0	0 0	1 0	0 0	0 0	2 0	1 0
27 Matt Kemp, R (1, 10) OBP: 0.347, SLG: 0.472		C FF 90 B FF 90 B SI 90 B SL 81 S SL 82 X FF 93 3-2 HR	B KC 75 F SL 81 S CH 83 B CH 83 S SL 82 2-3 ② K			C FF 88 X SL 79 0-1 ① G5-3		F CH 84 C FF 91 B FF 91 X CH 87 1-2 ② L9		4	1	1	1	0	1	1
3 Carl Crawford, L (1, 7) OBP: 0.274, SLG: 0.343		C KC 76 F SI 91 B CH 84 F CH 85 X SI 92 1-2 16 S 16 2B 1B	B SI 90 C SL 80 F SI 90 X CH 82 1-2 ③ G3			X KC 74 0-0 16 G6-3 1B		C FF 91 B FF 90 1 SAFE B CH 86 F CH 84 X FF 90 2-2 ③ F7		4	1	2	0	0	0	1
16 Andre Ethier, L (1, 9) OBP: 0.308, SLG: 0.369		1 SAFE B SL 80 1 SAFE C SL 79 B SI 90 C SL 81 D CH 84 F CH 82 F CH 85 3-2 17 SH5-4 1-H 2B	F CH 78 X SI 88 0-1 10 FC1-6 1B			1 SAFE P PO 84 1 SAFE B SL 79 F SI 90 1 SAFE F SI 91 B SL 83 1 SAFE 3-2 ② ③ X SL 82 G6-3 1-2f			B SI 90 F SI 88 S SI 89 B CH 81 X SL 83 2-2 ① F8	4	0	2	1	0	0	1
10 Justin Turner, R (1, 5) OBP: 0.379, SLG: 0.436		C FF 90 S SI 91 B FF 90 B SI 89 B CH 84 B SL 81 4-2 17 SH5-4 BB	1 SAFE B FF 87 C FF 88 X KC 78 1-1 ① FC1-6 1-2f				X FF 92 0-0 66 WP 1B		B SL 83 B SL 83 T SI 90 X SL 83 2-1 17 G5-3 1B	3	0	2	0	1	0	1
17 A.J. Ellis, R (1, 2) OBP: 0.333, SLG: 0.233		X FF 90 0-0 ① SH5-4 1-2 2-3		C SL 80 1 SAFE 1 SAFE 1 SAFE S SI 89 B SI 88 B SL 80 S CH 83 2-3 ② K			S FF 91 X FF 93 0-1 ① F9		X SL 83 0-0 ② G5-3 1-2	3	0	0	0	0	1	3

Inning Stats	1	2	3	4	5	6	7	8	9
	R: 0 E: 0 K: 1 S: 9 H: 1 LOB: 1 BB: 0 P: 14	R: 2 E: 0 K: 1 S: 23 H: 3 LOB: 3 BB: 2 P: 38	R: 0 E: 0 K: 1 S: 10 H: 0 LOB: 0 BB: 0 P: 15	R: 0 E: 0 K: 1 S: 9 H: 1 LOB: 1 BB: 0 P: 12	R: 0 E: 0 K: 1 S: 10 H: 0 LOB: 0 BB: 0 P: 14	R: 0 E: 0 K: 0 S: 7 H: 1 LOB: 0 BB: 0 P: 9	R: 0 E: 0 K: 1 S: 10 H: 1 LOB: 1 BB: 0 P: 15	R: 0 E: 0 K: 0 S: 12 H: 1 LOB: 1 BB: 0 P: 16	R: 0 E: 0 K: 0 S: 7 H: 1 LOB: 1 BB: 0 P: 12

1B: 6 SF: 0
2B: 2 SAC: 1
3B: 0 DP: 1
HR: 1 HBP: 0

WP: 1 PA: 37
PB: 0
SB: 1
CS: 0

	AB	34
	R	2
	H	9
	RBI	2
	BB	2
	SO	6
	LOB	18

PITCHER	IP	WLS	BF	H	R	ER	SO	BB	IBB	HBP	BLK	WP	HR	S	P	ERA	WHIP
52 Matt Shoemaker, R (1, 1) ERA: 4.02	6.0	L	25	6	2	2	5	2	0	0	0	0	1	68	102	3.00	1.333
39 Jason Grilli, R (7, 1) ERA: 3.93	1.0		4	1	0	0	1	0	0	0	0	1	0	10	15	0.00	1.000
59 Fernando Salas, R (8, 1) ERA: 2.97	1.0		4	1	0	0	0	0	0	0	0	0	0	12	16	0.00	1.000
16 Huston Street, R (9, 1) ERA: 0.88	1.0		4	1	0	0	0	0	0	0	0	0	0	7	12	0.00	1.000

PITCHER	IP	WLS	BF	H	R	ER	SO	BB	IBB	HBP	BLK	WP	HR	S	P	ERA	WHIP

Batter	1	2	3	4	5	6	7	8	9	AB	R	H	RBI	BB	SO	LOB
56 Kole Calhoun, L (1, 9) OBP: 0.338, SLG: 0.465	C FF 87 B FC 85 X KC 78 1-1 ① G1-3			B FC 84 B FS 82 C FC 86 S FC 87 T FC 86 2-2 ① K		S FC 86 B FF 86 B KC 78 X FC 86 2-1 ③ L3			B FC 92 X FC 92 1-0 27 S 1B	4	0	1	0	0	1	1
27 Mike Trout, R (1, 8) OBP: 0.390, SLG: 0.580	B FC 85 C KC 78 B FF 88 X FF 88 2-1 ② P6			C KC 79 B FC 84 S KC 78 B FF 89 X SI 90 2-2 ② F8			C FF 87 B FF 87 S FS 83 X SI 89 1-2 ① P4		1 SAFE B FC 93 B FC 94 1 SAFE B FC 93 C FC 93 S FC 96 S FC 96 3-3 ① K 1-2	4	0	0	0	0	1	1
5 Albert Pujols, R (1, 3) OBP: 0.325, SLG: 0.475	B FS 84 X FS 84 1-0 ③ G1-3			B FF 90 C KC 79 B FF 89 F FS 84 C FC 87 2-3 ③ K			C FS 83 X SI 88 0-1 ② G5-3		F FC 96 X FC 96 0-1 ② F8	4	0	0	0	0	1	1
32 Josh Hamilton, L (1, 7) OBP: 0.348, SLG: 0.435		F FC 83 F FS 82 X KC 78 0-2 ① F7			F SI 89 B FF 88 X KC 76 1-1 ① G6-3		S FS 83 X FS 82 0-1 ③ G4-3		B FC 95 C FC 96 F FC 96 B FC 97 S FC 96 2-3 ③ K	4	0	0	0	0	1	1
2 Erick Aybar, S (1, 6) OBP: 0.309, SLG: 0.383		C KC 77 X FF 88 0-1 ② F8			X FC 86 0-0 ② G4-3			X KC 77 0-0 20 1B 17 SF8 1B		3	1	1	0	0	0	0
47 Howie Kendrick, R (1, 4) OBP: 0.338, SLG: 0.376		C FF 88 B KC 80 B FF 89 X FC 86 2-1 ③ G6-3			B FC 86 B FC 86 B FF 89 C FF 88 F FC 86 S FC 86 3-3 ③ K			F FC 86 X FF 88 0-1 ① F9		3	0	0	0	0	1	1
19 Efren Navarro, L (1, 10) OBP: 0.347, SLG: 0.425 20 C.J. Cron, R (8, PH) OBP: 0.302, SLG: 0.474 7 Collin Cowgill, R (8, PR) OBP: 0.356, SLG: 0.406 (9, 10)		B FC 84 B KC 77 X FC 86 2-0 ① F9				B KC 78 F FC 86 B FS 84 C KC 78 S SI 84 2-3 ① K		B SI 86 1 SAFE B SI 86 F SI 85 X SI 87 2-1 1-3 1B		2 1 0	0 0 0	0 1 0	0 0 0	0 0 0	1 0 0	0 0 0
24 Hank Conger, L (1, 2) OBP: 0.300, SLG: 0.343 17 Chris Iannetta, R (8, PH) OBP: 0.371, SLG: 0.417 (9, 2)		C F B FF 89 B FS 84 F FS 82 F FF 89 X FC 87 2-2 ② G4-3				X FS 84 0-0 6 1B 1B		B SI 93 X SI 94 1-0 ② SF8 3-H		2 0	0 0	1 0	0 1	0 0	0 0	0 0
8 John McDonald, R (1, 5) OBP: 0.254, SLG: 0.177 6 David Freese, R (6, PH) OBP: 0.320, SLG: 0.353 (7, 5)		B FC 86 F FC 85 L FS 83 F FC 87 B FC 88 X FF 90 2-2 ③ F8				C FF 89 B FC 86 C FF 88 D FS 84 B FC 87 F FF 89 X FC 86 3-2 ② 1-3 1B		1 SAFE B SI 93 X SI 93 1-0 ③ G6-3		1 2	0 0	0 1	0 0	0 0	0 0	0 1
Inning Stats	R: 0 E: 0 K: 0 S: 5 H: 0 LOB: 0 BB: 0 P: 9	R: 0 E: 0 K: 0 S: 7 H: 0 LOB: 0 BB: 0 P: 9	R: 0 E: 0 K: 0 S: 10 H: 0 LOB: 0 BB: 0 P: 16	R: 0 E: 0 K: 2 S: 9 H: 0 LOB: 0 BB: 0 P: 15	R: 0 E: 0 K: 1 S: 6 H: 0 LOB: 0 BB: 0 P: 10	R: 0 E: 0 K: 1 S: 10 H: 2 LOB: 1 BB: 0 P: 17	R: 0 E: 0 K: 0 S: 7 H: 0 LOB: 0 BB: 0 P: 8	R: 1 E: 0 K: 0 S: 7 H: 2 LOB: 1 BB: 0 P: 11	R: 0 E: 0 K: 2 S: 9 H: 1 LOB: 1 BB: 0 P: 15	1B: 5 2B: 0 3B: 0 HR: 0 SF: 1 SAC: 0 DP: 0 HBP: 0						

PITCHER		IP	WLS	BF	H	R	ER	SO	BB	IBB	HBP	BLK	WP	HR	S	P	ERA	WHIP
14 Dan Haren, R ERA: 4.57	(1, 1)	7.1	W	24	3	1	1	4	0	0	0	0	0	0	57	87	1.23	0.409
56 J.P. Howell, L ERA: 1.16	(8, 1)	0.0		1	1	0	0	0	0	0	0	0	0	0	2	4	∞	∞
43 Brandon League, R ERA: 2.45	(8, 1)	0.2	H	2	0	0	0	0	0	0	0	0	0	0	2	4	0.00	0.000
74 Kenley Jansen, R ERA: 3.06	(9, 1)	1.0	S	4	1	0	0	2	0	0	0	0	0	0	9	15	0.00	1.000

PITCHER	IP	WLS	BF	H	R	ER	SO	BB	IBB	HBP	BLK	WP	HR	S	P	ERA	WHIP

BOTTOM

Los Angeles Dodgers @ Los Angeles Angels

Angel Stadium of Anaheim, Anaheim, CA

Wed Aug 06 2014, 7:10 PM - 10:15 PM PDT

Att. 43,669 - Clear - 75 F

livebaseballscorecards.com

AB	30
R	1
H	5
RBI	1
BB	0
SO	6
LOB	6

WP: 0 PA: 31
PB: 0
SB: 1
CS: 0

Batter	1	2	3	4	5	6	7	8	9	AB	R	H	RBI	BB	SO	LOB
10 Justin Turner, R (1, 4) OBP: 0.382, SLG: 0.432	C FF 93 B FC 88 B FF 92 C FC 87 C SI 92 2-3 K ①	B SL 83 B FF 91 B SI 91 C FF 91 B FC 89 4-1 23 BB 66 1B 13 1B BB	C FF 90 B SL 82 B FF 91 C FF 91 B SI 92 X SI 92 3-2 1B	X FF 93 0-0 G5-3 ①	D SL 81 C SL 81 D CU 75 D SL 81 B FF 92 4-1 13 1B 23 1B 1-2 2-3 BB	B FF 94 F FF 93 D SL 84 B FF 95 X FF 95 3-1 F9 ③	4	1	1	0	2	1	1
66 Yasiel Puig, R (1, 8) OBP: 0.401, SLG: 0.539	C CH 86 B FF 92 X CH 87 1-1 1B	F CH 86 B SI 91 X FF 91 1-1 23 BB 13 1B 1-2 1B	X SL 82 0-0 P3 ②	C SL 83 F SL 81 B FF 93 F CU 79 F CU 77 S FF 94 1-3 K ②	F SL 84 B FF 95 C FF 95 B FF 96 B SL 85 S FF 96 3-3 K ②		5	1	2	0	0	2	4
23 Adrián González, L (1, 3) OBP: 0.322, SLG: 0.432	C FF 92 B FF 92 B FF 92 F SI 92 1 SAFE F SL 85 S FC 86 2-3 K ②	B FF 91 B FF 92 S FF 92 D SL 85 B SI 91 4-1 13 1B 27 SF9-3-6 1-2 2-3 BB	C SI 90 S SL 84 F FC 88 1 SAFE F FF 91 B FF 92 T SL 83 1-2 K ③	S CH 86 F FF 95 B FF 94 B FF 94 X CH 87 2-2 13 2B 1B	F FF 96 X FF 97 0-1 13 1B 1-2 2-H 3-H 1B		4	1	2	2	1	2	2
13 Hanley Ramirez, R (1, 10) OBP: 0.365, SLG: 0.455	C FF 93 B FC 88 D CU 78 B SI 92 1 SAFE X SI 92 3-1 G1-3 ③	B CU 76 X FC 87 1-0 27 SF9-3-6 1-3 2-H 3-H 1B				B FF 90 F CH 84 B CU 77 B CH 85 F FF 91 C SI 92 3-3 K ①	X SL 83 0-0 1-3 2B	X SL 87 0-0 1-2 2-3 1B		5	0	3	2	0	1	1
27 Matt Kemp, R (1, 9) OBP: 0.350, SLG: 0.472 16 Andre Ethier, L (8, 9) OBP: 0.308, SLG: 0.369		X FF 91 0-0 5 G6-4-3 33 WP 1B	B CU 76 D CU 77 B SI 92 C CH 85 X FF 91 3-1 SF9-3-6 ② ③ 1-2 3-H			B SI 91 D SI 91 B SL 82 C FF 92 B CH 87 4-1 5 2B BB	D CU 75 B FF 93 I IN 73 I IN 79 4-0 IBB	S FF 96 S SL 86 B SL 85 S SL 85 1-3 K ③		2 0	1 0	1 0	1 0	2 0	1 0	3 0
33 Scott Van Slyke, R (1, 7) OBP: 0.371, SLG: 0.494 3 Carl Crawford, L (7, PH) OBP: 0.272, SLG: 0.340 (7, 7)		B SI 91 C FF 91 1 SAFE C FF 91 B FF 92 H FC 89 3-2 5 G6-4-3 1-2 HBP	C SL 83 B SL 81 C FF 91 S SI 92 1-3 K ①			X FF 90 0-0 F9 ②	B FF 94 B FF 91 C FF 94 S CH 86 S CH 87 2-3 K ③		F FF 93 F FF 94 X FF 94 0-2 E5 72 1B	2 2	0 1	0 0	0 0	0 1	1 3	1 3
5 Juan Uribe, R (1, 5) OBP: 0.325, SLG: 0.428		D CU 78 C FF 92 X FF 92 1-1 G6-4-3 ① ② 1-2f 2-3	B FC 89 B SL 82 X FC 88 2-0 G6-3 ②			C FF 91 1 SAFE 1 SAFE X FF 91 0-1 1-H 2B		F FF 94 S CH 87 B FF 92 X FF 93 1-2 P4 ①	B FF 95 C FF 95 F FF 95 B SL 86 S SL 85 2-3 K ①	5	0	1	1	0	1	3
17 A.J. Ellis, R (1, 2) OBP: 0.335, SLG: 0.234		X FF 91 0-0 F8 ③	C CH 85 X FC 88 0-1 G5-3 ③			C FC 88 B SI 91 F SI 90 B SI 91 2 SAFE B SI 91 F FF 88 B SI 91 4-2 BB		C SL 83 S FF 93 F FF 94 B FF 92 F CH 87 X FF 94 1-2 10 BB 72 1B 23 1B 1B	C FF 95 B FF 95 F FF 95 C FF 96 1-3 K ②	4	1	1	0	1	1	2
72 Miguel Rojas, R (1, 6) OBP: 0.268, SLG: 0.267			B FF 91 B FF 90 B SI 92 C FF 91 F FF 91 X FF 91 3-2 G1 ①		C FF 90 X FF 91 0-1 G1-3 ①	B SL 81 B FF 94 X FF 93 2-0 P3 ③		B FF 93 S FF 91 1 SAFE T SL 81 X CU 76 1-2 10 BB 23 1B 1-2 1B	B FF 95 F FF 93 T FF 94 X FF 94 1-2 2-H 1B	5	1	2	1	0	0	2
Inning Stats	R: 0 E: 0 K: 2 S: 11 H: 1 LOB: 1 BB: 0 P: 19	R: 0 E: 0 K: 0 S: 6 H: 1 LOB: 1 BB: 0 P: 10	R: 3 E: 0 K: 0 S: 10 H: 2 LOB: 0 BB: 2 P: 26	R: 0 E: 0 K: 1 S: 6 H: 0 LOB: 0 BB: 0 P: 9	R: 0 E: 0 K: 1 S: 11 H: 1 LOB: 1 BB: 0 P: 15	R: 1 E: 0 K: 1 S: 11 H: 1 LOB: 2 BB: 2 P: 24	R: 0 E: 0 K: 2 S: 13 H: 2 LOB: 3 BB: 1 P: 22	R: 2 E: 0 K: 2 S: 21 H: 4 LOB: 3 BB: 1 P: 32	R: 1 E: 1 K: 2 S: 14 H: 1 LOB: 1 BB: 0 P: 21	1B: 11 2B: 3 3B: 0 HR: 0 SF: 1 SAC: 0 DP: 2 HBP: 1						

TOP

Los Angeles Dodgers @ Los Angeles Angels

Angel Stadium of Anaheim, Anaheim, CA

Thu Aug 07 2014, 7:10 PM - 10:33 PM PDT

Att. 44,561 - Clear - 74 F

livebaseballscorecards.com

AB	38
R	7
H	13
RBI	7
BB	6
SO	11
LOB	22

PITCHER		IP	WLS	BF	H	R	ER	SO	BB	IBB	HBP	BLK	WP	HR	S	P	ERA	WHIP
33 C.J. Wilson, L ERA: 4.82	(1, 1)	5.2	L	26	6	4	4	5	4	0	1	0	1	0	54	100	6.35	1.765
46 Cory Rasmus, R ERA: 2.48	(6, 1)	1.2		11	4	2	2	2	1	1	0	0	0	0	26	44	10.80	3.000
68 Cam Bedrosian, R ERA: 9.35	(8, 1)	1.2		9	3	1	0	4	0	0	0	0	0	0	23	34	0.00	1.800

PITCHER	IP	WLS	BF	H	R	ER	SO	BB	IBB	HBP	BLK	WP	HR	S	P	ERA	WHIP

WP: 1	PB: 0	SB: 0	CS: 0	PA: 46													

Batter	1	2	3	4	5	6	7	8	9	AB	R	H	RBI	BB	SO	LOB
2 Erick Aybar, S (1, 6) OBP: 0.309, SLG: 0.380	B FF 87 X CH 79 1-0 G6-3 ①		C CH 80 B SI 91 1 SAFE X FF 90 1-1 G6-3 ③			B CU 70 B FF 90 B FF 89 C FF 90 C FF 90 F SI 93 F SI 94 B FF 94 4-2 27 FC5-4 BB		B FC 89 B FC 87 C FC 89 C FC 90 B CU 79 F FC 88 F FC 88 F FC 89 F FC 87 3-2 X FC 89 G6-3 ③		3	0	0	0	1	0	1
27 Mike Trout, R (1, 8) OBP: 0.389, SLG: 0.576	B FF 90 B CU 71 B SI 91 C SI 91 X CH 83 3-1 P6 ②			C FF 90 B FF 92 B CU 73 B CH 82 F SI 92 S SI 94 3-3 K ①		C CH 84 B CU 74 B FF 93 X FF 93 2-1 FC5-4 5 2B 1-2f ②			B FF 97 B FF 98 B FF 99 C FF 98 S FF 98 F FF 98 F FF 99 F FF 98 F FF 97 4-2 B FF 98 5 G6-4-3 BB	3	0	0	0	1	1	1
5 Albert Pujols, R (1, 10) OBP: 0.325, SLG: 0.475	C FF 92 B CU 73 X CU 72 1-1 L7 ③			B CH 82 C CU 73 F FF 93 X SL 87 1-2 L5 ②		C FF 92 B FF 92 X CH 83 1-1 1-3 2B			B FF 98 B SL 87 F FF 95 X FF 97 2-1 G6-4-3 ①② 1-2f	4	0	1	0	0	0	1
32 Josh Hamilton, L (1, 7) OBP: 0.343, SLG: 0.429		B FF 90 S CU 72 F SL 87 B SL 87 X SI 93 2-2 G4-3 ①		C SI 94 B CH 85 B CU 73 B SI 94 F SI 94 S SL 89 3-3 K ③		B SL 89 F SI 94 B FF 93 B FF 95 X SI 94 3-1 F8 ③			C FF 97 B CH 89 B CH 89 S FF 97 S FF 98 2-3 K ③	4	0	0	0	0	2	2
47 Howie Kendrick, R (1, 4) OBP: 0.335, SLG: 0.374		B FF 91 C SI 91 X SL 86 1-1 G5-3 ②			B CH 78 X CH 80 1-0 G6-3 ①		C FF 88 F SL 85 B SL 86 X SL 84 1-2 G6-3 ①			3	0	0	0	0	0	0
6 David Freese, R (1, 5) OBP: 0.320, SLG: 0.356		B CU 72 C FF 92 B FF 91 F FF 92 S SL 87 2-3 K ③			X FF 89 0-0 17 G6-3 2B		C CU 71 B CU 73 C FF 91 B FF 91 B SL 88 F CH 83 X FF 93 3-2 G6-3 ②			3	0	1	0	0	1	0
17 Chris Iannetta, R (1, 2) OBP: 0.367, SLG: 0.411			B SI 88 C CH 80 X CU 70 1-1 G6-3 ①		S FF 90 B FF 90 S CH 82 B FF 91 X CH 82 2-2 G6-3 ② 2-3		B CH 81 S CH 82 B CU 71 X FF 92 2-1 F9 ③			3	0	0	0	0	0	1
20 C.J. Cron, R (1, 3) OBP: 0.299, SLG: 0.469 19 Efren Navarro, L (8, PH) OBP: 0.344, SLG: 0.420 (9, 3)			C SI 91 B CH 81 X CH 82 1-1 G2-3 ②		C CU 72 B CH 83 F FF 94 T FF 93 1-2 K ③			B FC 88 C CH 83 X FC 89 1-1 G3 ①		2 1	0 0	0 0	0 0	0 0	1 0	1 0
7 Collin Cowgill, R (1, 9) OBP: 0.358, SLG: 0.403 56 Kole Calhoun, L (8, PH) OBP: 0.337, SLG: 0.463 (9, 9)			C FF 91 H SL 84 1-1 HBP			B FF 86 C FF 88 X CU 71 1-1 G6-3 ①		B FC 88 S FC 88 C CU 78 X CU 79 1-2 G1-3 ②		1 1	0 0	0 0	0 0	0 0	0 0	0 0
Inning Stats	R: 0 E: 0 K: 0 S: 5 H: 0 LOB: 0 BB: 0 P: 10	R: 0 E: 0 K: 1 S: 8 H: 0 LOB: 0 BB: 0 P: 13	R: 0 E: 0 K: 0 S: 7 H: 0 LOB: 1 BB: 0 P: 11	R: 0 E: 0 K: 2 S: 9 H: 0 LOB: 0 BB: 0 P: 16	R: 0 E: 0 K: 1 S: 8 H: 1 LOB: 1 BB: 0 P: 12	R: 0 E: 0 K: 0 S: 12 H: 1 LOB: 2 BB: 1 P: 23	R: 0 E: 0 K: 0 S: 9 H: 0 LOB: 0 BB: 0 P: 15	R: 0 E: 0 K: 0 S: 12 H: 0 LOB: 0 BB: 0 P: 17	R: 0 E: 0 K: 1 S: 11 H: 0 LOB: 0 BB: 1 P: 19	1B: 0 2B: 2 3B: 0 HR: 0	SF: 0 SAC: 0 DP: 1 HBP: 1					

PITCHER		IP	WLS	BF	H	R	ER	SO	BB	IBB	HBP	BLK	WP	HR	S	P	ERA	WHIP
99 Hyun Jin Ryu, L ERA: 3.21	(1, 1)	7.0	W	25	2	0	0	4	1	0	1	0	0	0	58	100	0.00	0.429
28 Jamey Wright, R ERA: 3.27	(8, 1)	1.0		3	0	0	0	0	0	0	0	0	0	0	12	17	0.00	0.000
52 Pedro Báez, R ERA: 6.0	(9, 1)	1.0		3	0	0	0	1	1	0	0	0	0	0	11	19	0.00	1.000

PITCHER	IP	WLS	BF	H	R	ER	SO	BB	IBB	HBP	BLK	WP	HR	S	P	ERA	WHIP

BOTTOM

Los Angeles Dodgers @ Los Angeles Angels

Angel Stadium of Anaheim, Anaheim, CA

Thu Aug 07 2014, 7:10 PM - 10:33 PM PDT

Att. 44,561 - Clear - 74 F

livebaseballscorecards.com

AB	28
R	0
H	2
RBI	0
BB	2
SO	5
LOB	7

WP: 0			PA: 31
PB: 0			
SB: 0			
CS: 0			

Boston Red Sox @ Los Angeles Angels

Angel Stadium of Anaheim, Anaheim, CA

Fri Aug 08 2014, 7:09 PM - 10:18 PM PDT

Att. 38,016 - Clear - 73 F

TOP

livebaseballscorecards.com

Batter	1	2	3	4	5	6	7	8	9	AB	R	H	RBI	BB	SO	LOB
26 Brock Holt, L (1, 8) (8, 9) OBP: 0.348, SLG: 0.415	C FF 85 F SI 87 B FF 89 T SL 80 1-2 ① K		B CU 69 C CH 79 D CU 70 X FF 88 2-1 15 1B 52 2B 2-3 1B	B SI 84 B CH 78 B CU 70 C SI 86 C SI 84 B CH 75 4-2 15 FC6-4 BB			B FF 92 B FF 92 C FF 92 F FF 93 F SL 83 B FF 93 X FF 93 3-2 ① G4-3		X FF 95 0-0 1-2 1B	4	1	2	0	1	1	0
15 Dustin Pedroia, R (1, 4) OBP: 0.345, SLG: 0.377	B FF 89 C CU 71 B SL 81 X FF 89 2-1 1B		C SL 78 B SI 87 F CH 77 X CU 69 1-2 52 2B 1-2 3-H 1B	B FF 85 F CH 77 D SL 80 C CH 79 F SL 80 X FF 88 2-2 ③ FC6-4 1-2f			C FF 93 B SL 83 B SL 82 B FF 94 S FF 93 F FF 93 X SL 82 3-2 ② F7		C CU 85 B CU 84 X FF 95 1-1 ③ L8	5	1	2	1	0	0	4
34 David Ortiz, L (1, 10) OBP: 0.339, SLG: 0.493	B SI 88 S CH 80 1 SAFE B CU 68 F CU 70 S CH 78 2-3 ② K		D CU 70 C FF 88 B SI 85 F SI 86 B CH 78 X CU 69 3-2 ② F7		B SI 85 B CU 69 B CH 77 C CH 77 S CU 67 X CH 76 3-2 ① F8		C FF 94 B SL 83 B CH 85 S FF 94 F FF 94 F FF 93 F SL 84 S FF 94 2-3 ③ K			4	0	0	0	0	2	3
52 Yoenis Cespedes, R (1, 7) OBP: 0.305, SLG: 0.462	C FF 89 B SL 79 1 SAFE 1 SAFE B FF 89 S CU 70 X SI 88 2-2 ③ P6		C CU 70 S FF 88 F CH 77 B SL 79 X SL 79 1-2 1-H 2-H 2B		B FF 84 C FF 86 X CH 78 1-1 ② P3			C FF 90 B KC 85 S FF 91 F FF 92 S CH 87 1-3 ① K		4	0	1	2	0	1	1
12 Mike Napoli, R (1, 3) OBP: 0.385, SLG: 0.457		F FF 89 C CU 70 B SL 81 S SL 82 1-3 ① K	D SL 82 B CH 78 B FF 89 B FF 89 4-0 BB		X FF 87 0-0 HR			C KC 83 S CH 85 B FF 91 S FF 91 1-3 ② K		3	1	1	1	1	2	0
29 Daniel Nava, S (1, 9) OBP: 0.331, SLG: 0.314 25 Jackie Bradley Jr., L (8, 8) OBP: 0.288, SLG: 0.296		C SI 88 B SI 87 X CU 69 1-1 ② P6	C SI 88 B CH 80 X CH 80 1-1 ③ F7		B SI 86 C CH 79 B CU 69 C CH 77 B CH 78 X CU 68 3-2 ③ F7			C FF 92 X KC 83 0-1 ③ G5-3		4 0	0 0	0 0	0 0	0 0	0 0	2 0
2 Xander Bogaerts, R (1, 6) OBP: 0.300, SLG: 0.357		B FF 87 C SL 79 C CH 79 X SL 80 1-2 ③ F9		B FF 86 F FF 85 B SL 80 X CU 69 2-1 ① L8		C FF 84 B SL 78 X CH 76 1-1 ① G1-3			B FF 97 X FF 97 1-0 ① L7	4	0	0	0	0	0	0
16 Will Middlebrooks, R (1, 5) OBP: 0.289, SLG: 0.326			B FF 87 X FF 88 1-0 ① P6	C FF 87 X FF 88 0-1 55 S 1B		B SL 79 B SL 78 C CU 66 X CH 75 2-1 ② P2			C CU 85 C CU 85 B FF 96 B FF 98 B CU 86 X FF 96 3-2 ② F9	4	0	1	0	0	0	0
55 Christian Vázquez, R (1, 2) OBP: 0.324, SLG: 0.339			C FF 87 S CU 70 B FF 89 B SL 81 B CU 69 X FF 88 3-2 26 1B 15 1B 2B	B SL 79 S FF 86 X SL 80 1-1 ② G5-3 1-2		X SL 80 0-0 ③ G5-3			C FF 96 C CU 86 S CU 84 0-3 K 26 1B	4	1	1	0	0	1	1

	AB	36
	R	4
	H	8
	RBI	4
	BB	2
	SO	7
	LOB	11

| Inning Stats | | |

BOTTOM

Batter	1	2	3	4	5	6	7	8	9	AB	R	H	RBI	BB	SO	LOB
56 Kole Calhoun, L (1, 9) OBP: 0.338, SLG: 0.462	B FF 91 C FF 92 X SI 91 1-1 1B		X FF 92 0-0 ① G4-3 2-3		B CH 84 F FF 92 X CH 83 1-1 1B		B SL 87 B SI 90 F SL 86 B SL 86 X SL 87 3-1 ③ L7		C FF 89 1 SAFE F FF 89 F FS 82 C FF 88 0-3 ③ K	5	0	2	0	0	1	4
27 Mike Trout, R (1, 8) OBP: 0.386, SLG: 0.572	B FF 94 F FF 92 F FF 94 S FF 95 1-3 ① K		D SI 96 X FF 94 1-0 ② SF8 3-H		B FF 93 C FF 94 1 SAFE X FF 94 1-1 ③ F9			B CU 77 F FF 94 C CU 77 B FF 96 B FO 90 X FF 95 3-2 ① L8		3	0	0	1	0	1	2
5 Albert Pujols, R (1, 3) OBP: 0.326, SLG: 0.476	F FF 93 B FF 94 X FF 94 1-1 ② L8		B SL 84 B FF 94 S SL 84 B FF 94 C SL 83 D CH 84 4-2 BB			B FF 93 C SL 82 F CH 84 B SL 85 S CH 83 2-3 ① K H SL 85 1-0 HBP		B SL 79 B FF 95 F FF 95 C FF 96 X SL 85 2-2 2B		3	0	1	0	1	1	1
32 Josh Hamilton, L (1, 7) OBP: 0.341, SLG: 0.424	B FF 93 1 SAFE X FF 94 1-0 ③ F7		B SI 95 X SI 93 1-0 ③ G3					B FF 95 F FF 95 F FF 94 X CU 77 1-2 ② F8		3	0	0	0	0	0	3
2 Erick Aybar, S (1, 6) OBP: 0.306, SLG: 0.377		C SI 92 S FF 94 X FF 94 0-2 ① G4-3		C CH 82 B SL 85 F FF 93 X CH 83 1-2 ① P5		F SI 91 F CH 84 F FF 92 F FF 93 D FF 95 X CH 84 1-2 ② L8		S FO 87 L SL 78 D FO 91 X FF 95 1-2 ③ G5-3		4	0	0	0	0	0	2
47 Howie Kendrick, R (1, 4) OBP: 0.335, SLG: 0.373		X FF 92 0-0 ② F9		B SL 83 B FF 91 S SL 84 S SL 83 X SI 94 2-2 6 L4-3 1B		C SL 84 C SL 86 B FF 92 S SL 85 1-3 ③ K			C SI 89 B SL 83 X FS 81 1-1 ① L8	4	0	1	0	0	1	1
6 David Freese, R (1, 5) OBP: 0.322, SLG: 0.359		C FF 92 S SL 85 B FF 93 X SL 83 1-2 ③ G4-3		C FF 93 B SL 83 X SI 92 1-1 ②③ L4-3 1-1			C SL 82 H SI 89 1-1 HBP		B SI 90 X SI 88 1-0 19 G3 2B	3	0	1	0	0	0	1
19 Efren Navarro, L (1, 10) OBP: 0.340, SLG: 0.407			B FF 92 B FF 91 B FF 92 B FF 89 4-0 17 2B 17 E BB		B CH 82 B FF 92 B SI 91 C FF 90 X FF 92 3-1 ① F9		C CH 83 X CH 84 0-1 ① L9		C FS 81 S FS 82 D FS 82 X FS 81 1-2 ② G3 2-3	3	1	0	0	1	0	2
17 Chris Iannetta, R (1, 2) OBP: 0.369, SLG: 0.415 7 Collin Cowgill, R (9, PR) OBP: 0.358, SLG: 0.403			X FF 91 0-0 E7 56 G4-3 1-H 27 SF8 2B		S SI 93 B SL 85 S SL 84 X SL 83 1-2 ② F7		X SL 83 0-0 ② F7		B FS 81 F FF 86 B FS 81 B FS 81 B FF 86 4-1 BB	3 0	1 0	1 0	0 0	1 0	0 0	1 0
Inning Stats	R: 0 E: 0 K: 1 S: 8 H: 1 LOB: 1 BB: 0 P: 12	R: 0 E: 0 K: 0 S: 7 H: 0 LOB: 0 BB: 0 P: 8	R: 2 E: 1 K: 0 S: 6 H: 1 LOB: 1 BB: 2 P: 16	R: 0 E: 0 K: 0 S: 8 H: 1 LOB: 0 BB: 0 P: 12	R: 0 E: 0 K: 0 S: 9 H: 1 LOB: 1 BB: 0 P: 15	R: 0 E: 0 K: 2 S: 11 H: 0 LOB: 1 BB: 0 P: 16	R: 0 E: 0 K: 0 S: 6 H: 0 LOB: 1 BB: 0 P: 10	R: 0 E: 0 K: 0 S: 12 H: 1 LOB: 1 BB: 0 P: 19	R: 0 E: 0 K: 1 S: 11 H: 1 LOB: 2 BB: 1 P: 18	1B: 3 2B: 4 3B: 0 HR: 0	SF: 1 SAC: 0 DP: 1 HBP: 2					

PITCHER		IP	WLS	BF	H	R	ER	SO	BB	IBB	HBP	BLK	WP	HR	S	P	ERA	WHIP
64 Allen Webster, R ERA: 4.91	(1, 1)	6.2	W	27	4	2	2	3	2	0	2	0	0	0	53	84	2.70	0.900
59 Tommy Layne, L ERA: 1.93	(7, 1)	0.1	H	1	0	0	0	0	0	0	0	0	0	0	2	5	0.00	0.000
36 Junichi Tazawa, R ERA: 3.26	(8, 1)	1.0	H	4	1	0	0	0	0	0	0	0	0	0	12	19	0.00	1.000
19 Koji Uehara, R ERA: 1.37	(9, 1)	1.0	S	5	1	0	0	1	1	0	0	0	0	0	11	18	0.00	2.000

PITCHER	IP	WLS	BF	H	R	ER	SO	BB	IBB	HBP	BLK	WP	HR	S	P	ERA	WHIP

Boston Red Sox @ Los Angeles Angels

Angel Stadium of Anaheim, Anaheim, CA

Fri Aug 08 2014, 7:09 PM - 10:18 PM PDT

Att. 38,016 - Clear - 73 F

livebaseballscorecards.com

AB	31
R	2
H	6
RBI	1
BB	3
SO	4
LOB	17

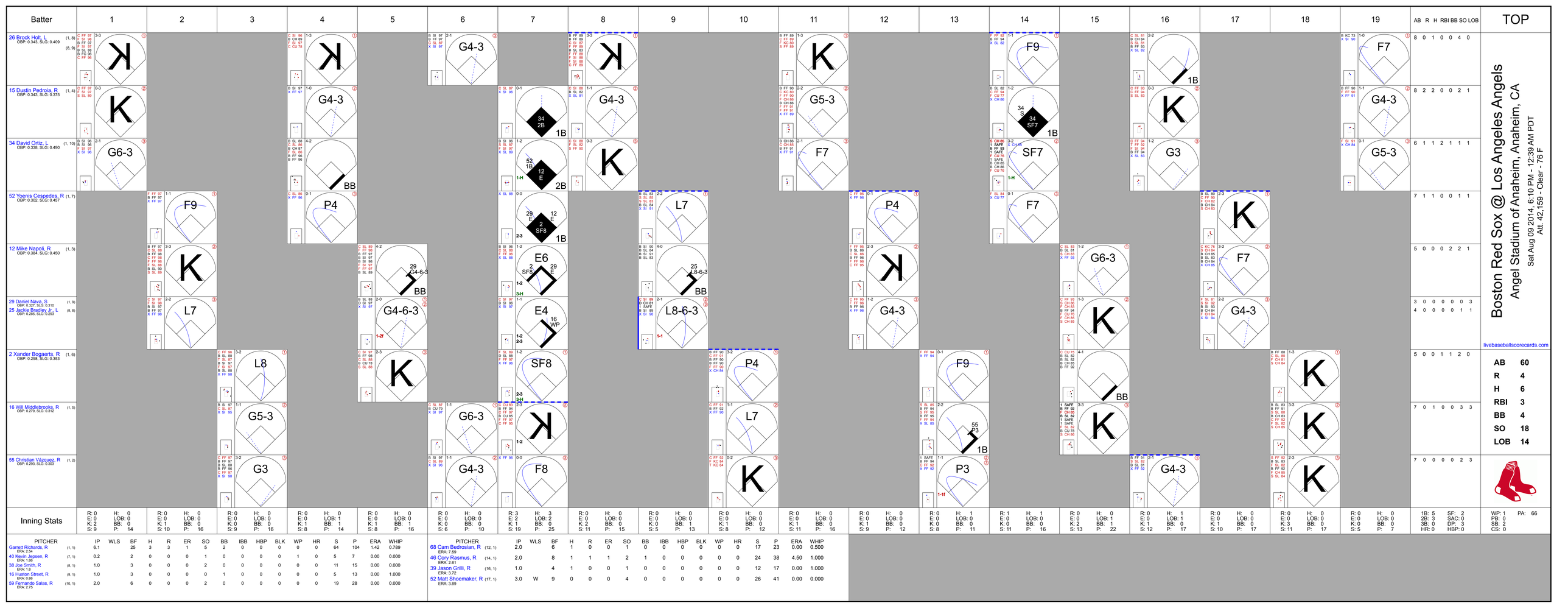
Batter
1
2
3
4
5
6
7
8
9
10
11
12
13
14
15
16
17
18
19
AB R H RBI BB SO LOB
TOP
26 Brock Holt, L (1, 8) (8, 9) OBP: 0.343, SLG: 0.409
15 Dustin Pedroia, R (1, 4) OBP: 0.343, SLG: 0.375
34 David Ortiz, L (1, 10) OBP: 0.338, SLG: 0.490
52 Yoenis Cespedes, R (1, 7) OBP: 0.302, SLG: 0.457
12 Mike Napoli, R (1, 3) OBP: 0.384, SLG: 0.450
29 Daniel Nava, S (1, 9) OBP: 0.327, SLG: 0.310
25 Jackie Bradley Jr., L (8, 8) OBP: 0.285, SLG: 0.293
2 Xander Bogaerts, R (1, 6) OBP: 0.298, SLG: 0.353
16 Will Middlebrooks, R (1, 5) OBP: 0.279, SLG: 0.312
55 Christian Vázquez, R (1, 2) OBP: 0.293, SLG: 0.303
Inning Stats
Boston Red Sox @ Los Angeles Angels
Angel Stadium of Anaheim, Anaheim, CA
Sat Aug 09 2014, 6:10 PM - 12:39 AM PDT
Att. 42,159 - Clear - 76 F
livebaseballscorecards.com
AB 60
R 4
H 6
RBI 3
BB 4
SO 18
LOB 14
PITCHER IP WLS BF H R ER SO BB IBB HBP BLK WP HR S P ERA WHIP
Garrett Richards, R (1, 1) ERA: 2.54 6.1 25 3 3 1 5 2 0 0 0 0 0 64 104 1.42 0.789
40 Kevin Jepsen, R (7, 1) ERA: 1.80 0.2 2 0 0 0 1 0 0 0 0 1 0 5 7 0.00 0.000
38 Joe Smith, R (8, 1) ERA: 1.8 1.0 3 0 0 0 2 0 0 0 0 0 0 11 15 0.00 0.000
16 Huston Street, R (9, 1) ERA: 0.86 1.0 3 0 0 0 0 1 0 0 0 0 0 5 13 0.00 1.000
59 Fernando Salas, R (10, 1) ERA: 2.75 2.0 6 0 0 0 2 0 0 0 0 0 0 19 28 0.00 0.000
PITCHER IP WLS BF H R ER SO BB IBB HBP BLK WP HR S P ERA WHIP
68 Cam Bedrosian, R (12, 1) ERA: 7.59 2.0 6 1 0 0 1 0 0 0 0 0 0 17 23 0.00 0.500
46 Cory Rasmus, R (14, 1) ERA: 2.61 2.0 8 1 1 1 2 1 0 0 0 0 0 24 38 4.50 1.000
39 Jason Grilli, R (16, 1) ERA: 3.72 1.0 4 1 0 0 1 0 0 0 0 0 0 12 17 0.00 1.000
52 Matt Shoemaker, R (17, 1) 3.0 W 9 0 0 0 4 0 0 0 0 0 0 26 41 0.00 0.000
1B: 5 SF: 2
2B: 3 SAC: 0
3B: 0 DP: 3
HR: 0 HBP: 0
WP: 1 PA: 66
PB: 0
SB: 2
CS: 0

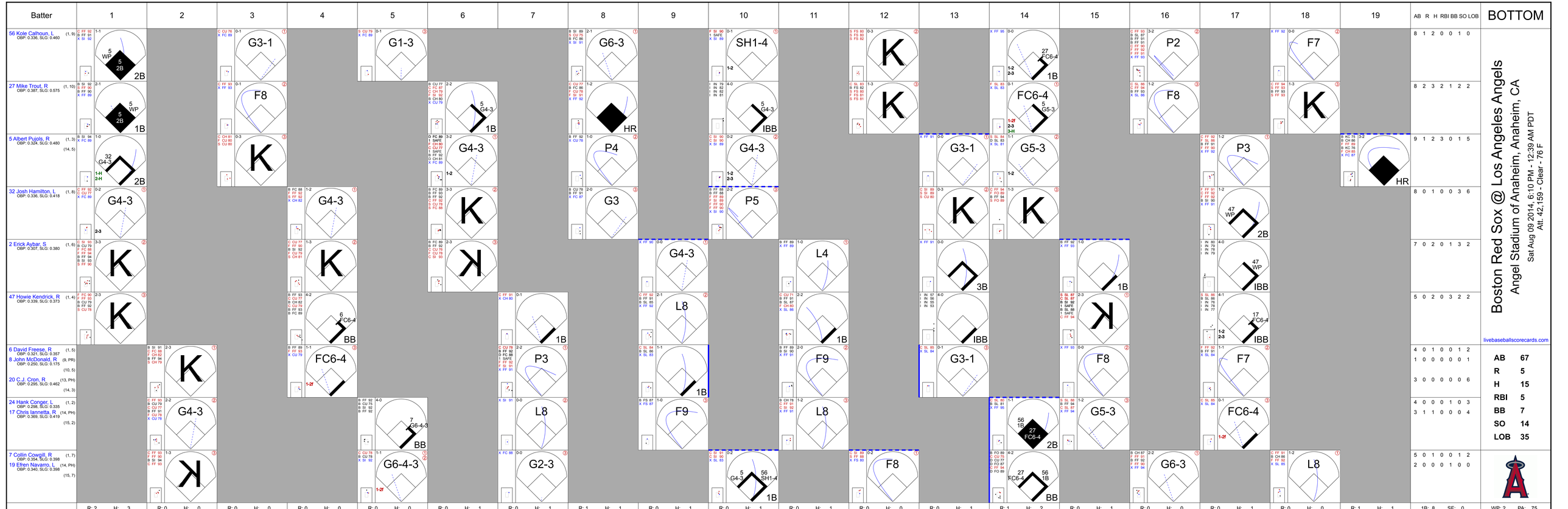
Batter
1
2
3
4
5
6
7
8
9
10
11
12
13
14
15
16
17
18
19
AB R H RBI BB SO LOB
BOTTOM
56 Kole Calhoun, L (1, 9) OBP: 0.336, SLG: 0.460
27 Mike Trout, R (1, 10) OBP: 0.387, SLG: 0.575
5 Albert Pujols, R (1, 3) (14, 5) OBP: 0.324, SLG: 0.480
32 Josh Hamilton, L (1, 8) OBP: 0.336, SLG: 0.418
2 Erick Aybar, S (1, 6) OBP: 0.307, SLG: 0.380
47 Howie Kendrick, R (1, 4) OBP: 0.339, SLG: 0.373
6 David Freese, R (1, 5) OBP: 0.321, SLG: 0.357
8 John McDonald, R (9, PR) (10, 5) OBP: 0.250, SLG: 0.175
20 C.J. Cron, R (13, PH) (14, 3) OBP: 0.295, SLG: 0.462
24 Hank Conger, L (1, 2) OBP: 0.298, SLG: 0.335
17 Chris Iannetta, R (14, PH) (15, 2) OBP: 0.369, SLG: 0.419
7 Collin Cowgill, R (1, 7) OBP: 0.334, SLG: 0.398
19 Efren Navarro, L (14, PH) (15, 7) OBP: 0.340, SLG: 0.398
Inning Stats
Boston Red Sox @ Los Angeles Angels
Angel Stadium of Anaheim, Anaheim, CA
Sat Aug 09 2014, 6:10 PM - 12:39 AM PDT
Att. 42,159 - Clear - 76 F
livebaseballscorecards.com
AB 67
R 5
H 15
RBI 5
BB 7
SO 14
LOB 35
1B: 8 SF: 0
2B: 4 SAC: 1
3B: 1 DP: 1
HR: 2 HBP: 0
WP: 2 PA: 75
PB: 0
SB: 0
CS: 0
PITCHER IP WLS BF H R ER SO BB IBB HBP BLK WP HR S P ERA WHIP
11 Clay Buchholz, R (1, 1) ERA: 5.99 8.0 31 6 3 3 8 2 0 0 0 0 1 76 120 3.38 1.000
54 Edward Mujica, R (9, 1) ERA: 4.75 1.0 4 1 0 0 0 0 0 0 0 0 0 6 10 0.00 1.000
35 Burke Badenhop, R (10, 1) ERA: 2.67 0.2 4 1 0 0 0 1 0 0 0 0 0 8 12 0.00 1.500
32 Craig Breslow, L (10, 1) ERA: 4.85 1.1 5 1 0 0 0 0 0 0 0 0 0 13 21 0.00 0.750
19 Koji Uehara, R (12, 1) ERA: 1.34 1.0 3 0 0 0 2 0 0 0 0 0 0 10 11 0.00 0.000
PITCHER IP WLS BF H R ER SO BB IBB HBP BLK WP HR S P ERA WHIP
59 Tommy Layne, L (13, 1) ERA: 1.59 1.0 5 1 0 0 1 0 0 0 0 0 0 7 11 0.00 1.000
36 Junichi Tazawa, R (14, 1) ERA: 3.38 1.0 B 6 2 1 1 1 1 0 0 0 0 0 12 19 9.00 3.000
38 Heath Hembree, R (15, 1) ERA: 4.05 4.0 16 2 0 0 2 0 0 2 0 0 1 0 39 62 0.00 0.500
67 Brandon Workman, R (9, 1) ERA: 4.45 0.0 L 1 1 1 1 0 0 0 0 0 0 1 3 6 ∞ ∞

Boston Red Sox @ Los Angeles Angels

Angel Stadium of Anaheim, Anaheim, CA

Sun Aug 10 2014, 12:40 PM - 3:39 PM PDT

Att. 36,300 - Sunny - 83 F

TOP

livebaseballscorecards.com

Batter	1	2	3	4	5	6	7	8	9	AB	R	H	RBI	BB	SO	LOB
26 Brock Holt, L (1, 9) OBP: 0.342, SLG: 0.407	B SI 88 B FF 85 C FF 86 F FF 86 F CU 80 F FC 85 B SI 89 F SI 89 X SI 89 3-2 ① P5		B FC 83 X FF 89 1-0 ③ F7		C FF 88 X SI 90 0-1 1-2 1B			C SL 81 B SL 80 B SL 80 X SI 89 2-1 E3 15 1B 52 HR		4	1	1	0	0	0	0
15 Dustin Pedroia, R (1, 4) OBP: 0.344, SLG: 0.378	C SI 89 B FC 84 X SI 89 1-1 ② F8			C FF 86 B CH 82 X SI 88 1-1 7 L9 2B	C FC 86 B FF 90 B SI 90 F CH 83 X FC 86 2-2 ③ F9			1 SAFE X SI 88 0-0 1-2 52 HR 1B		4	1	2	0	0	0	2
52 Yoenis Cespedes, R (1, 7) OBP: 0.302, SLG: 0.462	C SI 89 B CH 82 X FC 87 1-1 ③ F9			C FF 88 S FC 84 F SI 90 F CH 82 F FC 85 X CU 75 0-2 ① P3		B SI 91 F SI 89 F SI 91 B CH 81 F FC 87 B FF 93 X FF 90 3-2 ① F8		F SI 89 X SL 81 0-1 1-H 2-H HR		4	1	1	3	0	0	1
12 Mike Napoli, R (1, 10) OBP: 0.385, SLG: 0.447		B FF 86 B CH 81 F FF 87 B FC 84 C FC 83 F CH 82 B SI 90 4-2 BB		I IN 74 I IN 75 I IN 70 I IN 64 4-0 IBB		C FC 87 C FC 88 B CU 78 C FC 87 1-3 ② K		F SI 88 B SI 88 F SI 88 C SL 81 1-3 ② K		2	0	0	0	2	2	0
7 Kelly Johnson, L (1, 3) OBP: 0.299, SLG: 0.366		C FF 85 F SI 90 S FF 88 0-3 ① K		F FF 88 F FF 89 X FF 90 1-1 ② L9 2-3		B SI 91 B SI 90 X SI 90 2-0 ③ F8		C FF 88 F FF 88 T SL 80 0-2 ③ K		4	0	0	0	0	2	3
2 Xander Bogaerts, R (1, 6) OBP: 0.295, SLG: 0.349		B FF 87 F SI 89 B FC 83 C FF 88 X SI 90 2-2 ② F7		C SI 90 X SI 89 0-1 ③ P4			B FF 96 B FF 96 S FF 97 X FF 97 2-1 ① F9		C FF 91 F FF 91 F FF 91 F SL 80 F FF 89 B SL 80 B FF 90 S SL 80 2-3 ① K	4	0	0	0	0	1	3
16 Will Middlebrooks, R (1, 5) OBP: 0.278, SLG: 0.302		C FF 88 F FC 82 S CH 80 0-3 ③ K			C CU 78 B CH 81 S FF 89 X CH 83 1-2 ① L9		F FF 96 B CU 83 C CU 84 F FF 96 B CU 84 B FF 96 S CH 84 3-3 ② K		C SL 79 S FF 90 F FF 91 B SL 80 B FF 90 B FF 91 4-2 BB	3	0	0	0	1	2	1
25 Jackie Bradley Jr., L (1, 8) OBP: 0.281, SLG: 0.289			B CU 79 F SI 86 F SI 86 B SI 90 F CU 77 B FC 84 F SI 90 F SI 91 S SI 90 3-3 ① K		B FF 86 S SI 89 F FF 89 F FC 85 C SI 91 1-3 ② K		C FF 97 B CU 84 C CH 87 B FF 97 B CH 83 S CH 84 3-3 ③ K		F FF 90 F SI 90 D SL 80 S SL 78 1-3 ② K	4	0	0	0	0	4	1
61 Dan Butler, R (1, 2)			X FC 82 0-0 ② P3		B FC 84 C SI 90 B CH 78 B SI 90 B FF 89 4-1 26 1B BB			C SI 88 C SL 82 F SL 82 B SL 82 B SI 90 F SI 89 T SI 88 2-2 ① K	B FF 90 S FF 90 B FF 89 F FF 89 1 SAFE S FF 90 2-3 ③ K	3	0	0	0	1	2	1
Inning Stats	R: 0 E: 0 K: 0 S: 10 H: 0 LOB: 0 BB: 0 P: 15	R: 0 E: 0 K: 2 S: 12 H: 0 LOB: 1 BB: 1 P: 18	R: 0 E: 0 K: 1 S: 8 H: 0 LOB: 0 BB: 0 P: 12	R: 0 E: 0 K: 0 S: 12 H: 1 LOB: 2 BB: 1 P: 18	R: 0 E: 0 K: 1 S: 13 H: 1 LOB: 2 BB: 1 P: 21	R: 0 E: 0 K: 1 S: 8 H: 0 LOB: 0 BB: 0 P: 14	R: 0 E: 0 K: 2 S: 9 H: 0 LOB: 0 BB: 0 P: 17	R: 3 E: 1 K: 3 S: 16 H: 2 LOB: 0 BB: 0 P: 21	R: 0 E: 0 K: 3 S: 15 H: 0 LOB: 1 BB: 1 P: 24	1B: 2 2B: 1 3B: 0 HR: 1 SF: 0 SAC: 0 DP: 0 HBP: 0						WP: 0 PB: 0 SB: 0 CS: 0 PA: 36

	AB	32
	R	3
	H	4
	RBI	3
	BB	4
	SO	13
	LOB	12

PITCHER		IP	WLS	BF	H	R	ER	SO	BB	IBB	HBP	BLK	WP	HR	S	P	ERA	WHIP
53 Héctor Santiago, L ERA: 3.59	(1, 1)	6.0		23	2	0	0	5	2	1	0	0	0	0	63	98	0.00	0.667
40 Kevin Jepsen, R ERA: 1.82	(7, 1)	1.0		3	0	0	0	2	0	0	0	0	0	0	9	17	0.00	0.000
38 Joe Smith, R ERA: 2.09	(8, 1)	1.0	L	6	2	3	2	3	0	0	0	0	0	1	16	21	18.00	2.000
63 Vinnie Pestano, R ERA: 4.5	(9, 1)	1.0		4	0	0	0	3	1	0	0	0	0	0	15	24	0.00	1.000

PITCHER	IP	WLS	BF	H	R	ER	SO	BB	IBB	HBP	BLK	WP	HR	S	P	ERA	WHIP

Batter	1	2	3	4	5	6	7	8	9	AB	R	H	RBI	BB	SO	LOB
56 Kole Calhoun, L (1, 9) OBP: 0.338, SLG: 0.463	C FF 90 B FF 93 S FF 92 B FF 92 X CH 84 2-2 27 FC6 1B	B FF 93 X CH 85 1-0 2B	C FF 91 F FF 90 B SL 83 T FF 95 1-2 ① K	B SL 79 X SI 91 1-0 ③ G4-3				4	0	2	0	0	1	0
27 Mike Trout, R (1, 8) OBP: 0.388, SLG: 0.580	B FF 93 X FF 93 1-0 ① FC6 2 BB 1-2f	B SI 93 B FF 91 C SL 82 F CH 87 H FF 98 3-2 HBP	B FF 95 F SI 93 B FF 95 C SL 84 T FF 94 2-2 ② K	C FF 93 B FF 95 C SL 83 F FF 95 F CH 89 B SL 85 B FF 95 F FF 89 X SL 82 3-2 HR				3	1	1	1	0	1	1
5 Albert Pujols, R (1, 10) OBP: 0.324, SLG: 0.477	B SL 82 S SL 81 B FF 94 F CH 86 B SL 84 F CH 86 B CH 86 4-2 2 BB BB	B SL 81 X FF 96 1-0 ② F8	B SL 79 C CH 87 F FF 95 S SL 85 1-3 ③ K	C FF 89 C SI 88 C FF 89 X SL 84 1-1 ① P4				3	0	0	0	1	1	2
2 Erick Aybar, S (1, 6) OBP: 0.307, SLG: 0.377	B FF 94 B FF 91 C CH 86 D CH 86 B FF 92 4-1 47 G4-6-3 1-2 2-3 BB	F FF 94 F SI 94 S SL 84 0-3 ③ K	B SL 79 F SI 90 X SI 93 1-1 ① G4-3	X FF 92 0-0 ② B5-3				3	0	0	0	1	1	2
47 Howie Kendrick, R (1, 4) OBP: 0.339, SLG: 0.372	C FF 94 X SI 94 0-1 ②③ G4-6-3 1-2f	B FF 90 B SL 84 X CH 87 2-0 6 E 6 BB 1B	C FF 95 F FF 95 B FF 96 X SL 84 1-2 ② G3-1	X FF 91 0-0 ③ G4-3				4	0	1	0	0	0	3
6 David Freese, R (1, 5) OBP: 0.323, SLG: 0.357	C FF 90 C FF 94 B FF 92 B FF 96 F CH 86 X SI 90 2-2 ① G6-3	B SI 92 F SI 92 1 SAFE B SI 91 F SI 93 D CH 88 B SL 81 4-2 E2 1-3 BB	C FF 96 X FF 95 0-1 1B	C FS 80 S FS 81 F FS 82 F SI 90 X FS 81 0-2 ① P5				3	0	1	0	1	0	0
19 Efren Navarro, L (1, 3) OBP: 0.336, SLG: 0.392	B CH 88 F FF 94 F SI 92 C SL 82 1-3 ② K	B SI 96 F FF 96 X FF 95 1-1 ① F7	X SI 93 0-0 ③ F7	B FF 88 C SI 88 C FF 89 X SI 90 1-2 1B				4	0	1	0	0	1	3
17 Chris Iannetta, R (1, 2) OBP: 0.363, SLG: 0.411	B FF 92 X SI 94 1-0 ③ G5-3	B FF 94 F FF 96 S SI 93 C FF 96 1-3 ② K	F FF 91 B FF 93 S SL 80 F FF 94 B SL 85 S CH 86 2-3 ① K	C FS 79 C SI 88 S FS 81 0-3 ② K				4	0	0	0	0	3	3
7 Collin Cowgill, R (1, 7) OBP: 0.349, SLG: 0.392 32 Josh Hamilton, L (9, PH) OBP: 0.334, SLG: 0.417	C FF 89 B CH 80 C FF 93 S CH 87 1-3 ① K	B SI 94 T FF 95 B SI 96 X FF 93 2-1 ③ P4	X FF 95 0-0 ② G1-3	B FS 80 B FS 79 F SI 89 S FS 80 S FS 82 2-3 ③ K				3 1	0 0	0 0	0 0	0 0	1 1	2 1
Inning Stats	R: 0 E: 1 K: 0 S: 10 H: 1 LOB: 2 BB: 2 P: 21	R: 0 E: 0 K: 1 S: 8 H: 0 LOB: 0 BB: 0 P: 12	R: 0 E: 0 K: 2 S: 10 H: 1 LOB: 2 BB: 0 P: 16	R: 0 E: 1 K: 1 S: 10 H: 1 LOB: 2 BB: 1 P: 20	R: 0 E: 0 K: 3 S: 9 H: 0 LOB: 0 BB: 0 P: 13	R: 0 E: 0 K: 0 S: 8 H: 1 LOB: 1 BB: 0 P: 10	R: 0 E: 0 K: 1 S: 6 H: 0 LOB: 0 BB: 0 P: 9	R: 1 E: 0 K: 0 S: 10 H: 1 LOB: 0 BB: 0 P: 14	R: 0 E: 0 K: 2 S: 14 H: 1 LOB: 1 BB: 0 P: 17	1B: 4 2B: 1 3B: 0 HR: 1	SF: 0 SAC: 0 DP: 1 HBP: 1				WP: 0 PB: 0 SB: 0 CS: 0	PA: 36	

PITCHER		IP	WLS	BF	H	R	ER	SO	BB	IBB	HBP	BLK	WP	HR	S	P	ERA	WHIP
62 Rubby De La Rosa, R ERA: 3.21	(1, 1)	7.0	W	29	5	1	1	8	3	0	1	0	0	1	67	110	1.29	1.143
54 Edward Mujica, R ERA: 4.64	(8, 1)	1.0	H	3	0	0	0	0	0	0	0	0	0	0	4	5	0.00	0.000
19 Koji Uehara, R ERA: 1.32	(9, 1)	1.0	S	4	1	0	0	2	0	0	0	0	0	0	14	17	0.00	1.000

PITCHER	IP	WLS	BF	H	R	ER	SO	BB	IBB	HBP	BLK	WP	HR	S	P	ERA	WHIP

BOTTOM

Boston Red Sox @ Los Angeles Angels

Angel Stadium of Anaheim, Anaheim, CA

Sun Aug 10 2014, 12:40 PM - 3:39 PM PDT

Att. 36,300 - Sunny - 83 F

livebaseballscorecards.com

AB	32
R	1
H	6
RBI	1
BB	3
SO	10
LOB	17

Batter	1	2	3	4	5	6	7	8	9	AB	R	H	RBI	BB	SO	LOB
2 Ben Revere, L (1, 8) OBP: 0.326, SLG: 0.365	C FF 92 X FF 92 0-1 G4-3			C FF 90 C SL 83 B FC 89 B SI 92 X FF 91 2-2 26 1B 11 G5-3 6 SF7 1B		X FF 89 0-0 F7	C SL 81 F FF 91 S SL 83 0-3 K			4	1	1	0	0	1	2
11 Jimmy Rollins, S (1, 6) OBP: 0.314, SLG: 0.387	B FF 91 B FF 90 B FF 91 C FF 91 F FF 91 B FF 92 4-2 26 G4-6-3 BB			1 SAFE 1 SAFE F FF 90 B CH 84 F CH 86 1 SAFE 1 SAFE D CU 75 F CH 84 3-2 1 SAFE F SL 83 F FF 92 B CH 86 F CH 85 1 SAFE X FC 87 G5-3 1-2		C CU 76 X SI 91 0-1 G5-3	B FF 92 B SL 82 F FF 94 F FF 93 F FF 94 B SL 82 F FF 94 F FF 93 B FF 94 4-2 1-2 2-3 BB		2	0	0	0	2	0	1
26 Chase Utley, L (1, 4) OBP: 0.357, SLG: 0.445	B FF 91 X FF 91 1-0 G4-6-3 1-2f			C FF 91 X FC 87 0-1 2-3 1B		B FF 90 C SL 82 B CU 76 F FF 91 B SL 81 B FF 89 4-2 6 E 6 1B 3 1B BB	X FF 92 0-0 F7			3	1	1	0	1	0	4
6 Ryan Howard, L (1, 10) OBP: 0.299, SLG: 0.375		B FF 92 C SL 83 X FF 91 1-1 F7		C FF 91 F SI 92 B SL 83 X SL 84 1-2 SF7 3-H		X FF 91 0-0 E1 3 1B 1-3 1B		C FF 89 B KC 81 S CH 84 B FF 90 S FF 90 2-3 K		3	0	1	1	0	1	0
3 Marlon Byrd, R (1, 9) OBP: 0.320, SLG: 0.471		C SI 91 B FC 88 X CH 85 1-1 G4-3		B FF 91 C CH 85 D CH 86 B SI 91 X CH 85 3-1 F8		X CH 84 0-0 9 FC3-6 1-2 3-H 1B		S FF 89 S FF 91 B CH 84 B FF 91 X FF 90 2-2 P6		4	0	1	1	0	0	1
9 Domonic Brown, L (1, 7) OBP: 0.278, SLG: 0.335		C SL 84 B SI 91 S FC 85 X SI 92 1-2 G6-3			B FF 91 B SL 84 F FF 91 X FF 92 2-1 F7	F FF 90 B FF 92 B CH 86 2 SAFE X SL 82 2-1 FC3-6 1-2f		C KC 80 B CH 84 X CH 83 1-1 L3		4	0	0	0	0	0	2
51 Carlos Ruiz, R (1, 2) OBP: 0.354, SLG: 0.367			B FF 91 T SI 91 C CH 85 S FF 93 1-3 K		C CH 84 C CH 83 F FF 92 B SI 91 X FC 88 1-2 F8	B FF 90 B FC 90 B FF 90 C FF 90 F FF 90 X FC 88 3-2 G5-3			C CH 87 B CH 88 F KC 79 S KC 83 1-3 K	4	0	0	0	0	2	0
18 Darin Ruf, R (1, 3) OBP: 0.333, SLG: 0.389			C FF 92 B CU 77 S CH 85 H FC 88 2-2 4 G6-4-3 HBP		S CH 84 B CU 77 B FC 89 F CH 85 X SI 92 2-2 1B	B CH 85 X FF 90 1-0 11 BB 4 1B 1B			C CH 87 C FF 89 B FF 90 B CH 83 S FF 90 2-3 K	3	0	2	0	0	1	0
4 Andrés Blanco, S (1, 5) OBP: 0.345, SLG: 0.429			B SI 91 B FF 91 B FF 91 C FF 90 X FF 91 3-1 G6-4-3 1-2f		X FF 90 0-0 F8	C CH 84 F CH 84 F FC 88 X SL 83 0-2 11 BB 1-2 1B			B FF 89 B FF 89 X FF 88 2-0 L9	4	0	1	0	0	0	2
Inning Stats	R: 0 E: 0 K: 0 S: 5 H: 0 LOB: 0 BB: 1 P: 10	R: 0 E: 0 K: 0 S: 7 H: 0 LOB: 0 BB: 0 P: 10	R: 0 E: 0 K: 1 S: 7 H: 0 LOB: 0 BB: 0 P: 13	R: 1 E: 0 K: 0 S: 18 H: 2 LOB: 1 BB: 0 P: 27	R: 0 E: 0 K: 0 S: 10 H: 1 LOB: 1 BB: 0 P: 15	R: 1 E: 1 K: 0 S: 9 H: 2 LOB: 2 BB: 1 P: 15	R: 0 E: 0 K: 1 S: 17 H: 2 LOB: 3 BB: 1 P: 25	R: 0 E: 0 K: 1 S: 8 H: 0 LOB: 0 BB: 0 P: 13	R: 0 E: 0 K: 2 S: 7 H: 0 LOB: 0 BB: 0 P: 12	1B: 7 2B: 0 3B: 0 HR: 0 SF: 1 SAC: 0 DP: 2 HBP: 1						

TOP

Philadelphia Phillies @ Los Angeles Angels
Angel Stadium of Anaheim, Anaheim, CA
Tue Aug 12 2014, 7:10 PM - 10:05 PM PDT
Att. 37,296 - Clear - 75 F

livebaseballscorecards.com

AB	31
R	2
H	7
RBI	2
BB	3
SO	5
LOB	12

WP: 0 PA: 36
PB: 0
SB: 0
CS: 0

PITCHER		IP	WLS	BF	H	R	ER	SO	BB	IBB	HBP	BLK	WP	HR	S	P	ERA	WHIP
33 C.J. Wilson, L ERA: 4.71	(1, 1)	6.2	W	28	7	2	2	2	2	0	1	0	0	0	67	105	2.70	1.350
39 Jason Grilli, R ERA: 3.69	(7, 1)	0.1		2	0	0	0	0	1	0	0	0	0	0	6	10	0.00	3.000
59 Fernando Salas, R ERA: 2.61	(8, 1)	2.0		6	0	0	0	3	0	0	0	0	0	0	15	25	0.00	0.000

PITCHER	IP	WLS	BF	H	R	ER	SO	BB	IBB	HBP	BLK	WP	HR	S	P	ERA	WHIP

Batter	1	2	3	4	5	6	7	8	9	AB	R	H	RBI	BB	SO	LOB
56 Kole Calhoun, L (1, 9) OBP: 0.343, SLG: 0.476	C FF 90 F FF 90 B SL 82 X FC 88 1-2 32 1B 5 BB 2 G1-2-3 1B	C SI 91 B SI 92 X FF 90 1-1 ② G3	B SI 89 C SI 89 X SL 79 1-1 HR B SL 82 B SI 87 F SI 88 F SL 83 B SI 94 X SI 90 1-2 2-H 1B							4	1	3	2	0	0	0
27 Mike Trout, R (1, 8) OBP: 0.385, SLG: 0.575	C FC 86 C SI 90 B SI 91 B SI 92 X FC 88 2-2 ① F8	C CH 85 B CH 84 C SI 92 F SI 92 B CH 86 C SI 92 2-3 ③ K	B SI 91 C SI 90 F FF 88 S SI 91 1-3 ① K C SI 88 B SL 99 B SI 99 T SI 100 3-2 ③ K							4	0	0	0	0	3	2
5 Albert Pujols, R (1, 3) OBP: 0.325, SLG: 0.476 19 Efren Navarro, L (9, 3) OBP: 0.336, SLG: 0.392	D CU 78 1 SAFE C SI 91 S SI 91 B FF 90 B SI 92 B FC 88 4-2 32 1B 1-2 BB	C FC 87 B SI 90 F CH 84 B SL 85 B SI 92 X SI 92 3-2 ① G6-3	C FC 89 B FC 90 F SL 80 B CH 85 X FC 89 2-2 32 BB 47 1B 1B	C FF 92 F CH 84 X SL 83 0-2 ① G5-3						3 0	1 0	1 0	0 0	1 0	0 0	0 0
32 Josh Hamilton, L (1, 7) OBP: 0.337, SLG: 0.416	X CH 86 0-0 1-2 2-3 1B	B CU 78 B FC 89 X CH 84 2-0 ② P4	B SL 83 B FF 92 D FF 92 B FF 91 4-0 47 1B 7 2B 1-2 BB	B SL 84 T FF 93 S SL 82 B FF 95 X FF 94 2-2 ② G6-3						3	1	1	0	1	0	0
2 Erick Aybar, S (1, 6) OBP: 0.306, SLG: 0.376	F SI 91 F SL 81 X FF 92 0-2 ②③ G1-2-3 3-Hf	C SI 91 X SI 92 0-1 47 FC6-4 1B	C FF 93 X FF 93 0-1 ② F7	C CH 87 B SL 84 F FF 95 X FF 95 1-2 ③ G5-3						4	0	1	0	0	0	5
47 Howie Kendrick, R (1, 4) OBP: 0.340, SLG: 0.373	C SI 90 B SI 91 X CH 86 1-1 ① G5-3	B FF 89 C FF 88 1 SAFE X SI 89 1-1 ③ FC6-4 1-2f	B FF 92 D FF 93 X SL 84 2-0 7 2B 6 2B 1-3 2-H 1B	C FF 87 B CH 77 F FF 87 X FF 88 1-2 8 G5-3 1B						4	1	2	1	0	0	1
28 Brennan Boesch, L (1, 10) OBP: 0.200, SLG: 0.267 7 Collin Cowgill, R (6, PH) OBP: 0.350, SLG: 0.398 (7, 10)	B FF 91 X SI 91 1-0 ② G4-3	B CH 84 X FF 89 1-0 ① L9	S FF 93 F FF 93 X FF 93 0-2 6 2B 1-3 3-H 2B	C CH 78 X CH 77 0-1 ① P4						2 2	0 1	0 1	0 1	0 0	0 0	0 1
6 David Freese, R (1, 5) OBP: 0.323, SLG: 0.360 8 John McDonald, R (7, 5) OBP: 0.247, SLG: 0.172	B FF 90 B FF 92 F FC 90 C CH 86 C SI 92 2-3 ③ K	C CH 84 X CU 78 0-1 ② G6-3	C FF 93 B FF 94 F FF 93 X FF 94 1-2 17 E 2-H 3-H 2B	B FF 87 F FF 86 F FF 86 D CH 79 X CH 77 2-2 ② G5-3 1-2						3 1	1 0	1 0	2 0	0 0	1 0	0 1
17 Chris Iannetta, R (1, 2) OBP: 0.361, SLG: 0.408	X SI 90 0-0 ① G6-3	F FF 91 B FF 90 X FC 89 1-1 ③ G3-1	B SL 84 B CH 87 X FF 92 2-0 E9 56 1B 2-H 1B	X FF 87 0-0 ③ F9						4	1	1	1	0	0	1
Inning Stats	R: 0 E: 0 K: 0 S: 12 H: 2 LOB: 2 BB: 1 P: 19	R: 0 E: 0 K: 1 S: 6 H: 0 LOB: 0 BB: 0 P: 10	R: 0 E: 0 K: 1 S: 7 H: 0 LOB: 0 BB: 0 P: 10	R: 0 E: 0 K: 0 S: 8 H: 1 LOB: 1 BB: 0 P: 14	R: 0 E: 0 K: 0 S: 5 H: 0 LOB: 0 BB: 0 P: 7	R: 7 E: 1 K: 2 S: 26 H: 7 LOB: 1 BB: 1 P: 45	R: 0 E: 0 K: 0 S: 9 H: 0 LOB: 0 BB: 0 P: 12	R: 0 E: 0 K: 0 S: 9 H: 1 LOB: 1 BB: 0 P: 12		1B: 8 2B: 2 3B: 0 HR: 1	SF: 0 SAC: 0 DP: 1 HBP: 0			WP: 0 PB: 0 SB: 0 CS: 0	PA: 36

BOTTOM

Philadelphia Phillies @ Los Angeles Angels
Angel Stadium of Anaheim, Anaheim, CA
Tue Aug 12 2014, 7:10 PM - 10:05 PM PDT
Att. 37,296 - Clear - 75 F

livebaseballscorecards.com

AB	34
R	7
H	11
RBI	7
BB	2
SO	4
LOB	11

PITCHER		IP	WLS	BF	H	R	ER	SO	BB	IBB	HBP	BLK	WP	HR	S	P	ERA	WHIP
31 Jerome Williams, R ERA: 6.43	(1, 1)	5.1		21	5	2	2	3	1	0	0	0	0	1	46	72	3.38	1.125
59 Antonio Bastardo, L ERA: 4.56	(6, 1)	0.1	L	6	4	4	4	0	1	0	0	0	0	0	10	19	108.00	15.000
63 Jake Diekman, L ERA: 4.08	(6, 1)	0.1		2	1	1	0	1	0	0	0	0	0	0	8	14	0.00	3.000
43 Mario Hollands, L ERA: 4.03	(7, 1)	1.0		3	0	0	0	0	0	0	0	0	0	0	9	12	0.00	0.000
56 Cesar Jimenez, L ERA:	(8, 1)	1.0		4	1	0	0	0	0	0	0	0	0	0	9	12	0.00	1.000

PITCHER	IP	WLS	BF	H	R	ER	SO	BB	IBB	HBP	BLK	WP	HR	S	P	ERA	WHIP

Batter	1	2	3	4	5	6	7	8	9	AB	R	H	RBI	BB	SO	LOB
2 Ben Revere, L (1, 8) OBP: 0.326, SLG: 0.365	C SI 88 X SI 87 0-1 11 A4 D8 1B	C CU 73 C FF 87 B FF 87 X CH 77 1-2 ③ G4-3		B CH 78 X CU 72 1-0 ② G6-3 2-3			C FF 97 X FF 96 0-1 26 S 1B		B SI 88 B SI 89 F SI 89 X SI 89 2-1 ① G6-3	5	0	2	0	0	0	3
11 Jimmy Rollins, S (1, 6) OBP: 0.315, SLG: 0.387	C SI 86 1 SAFE B CU 69 F CU 69 C SI 87 1-3 ①② K 1-2		F SL 79 F SI 86 X CH 78 0-2 6 S 3 1B 1B	C SI 85 X SI 87 0-1 3-H 1B			X FF 96 0-0 ① P5		C SI 90 F SL 84 B CH 82 B CH 82 F CH 82 X SI 91 2-2 ② F7	5	1	2	1	0	1	2
26 Chase Utley, L (1, 4) OBP: 0.356, SLG: 0.442	C FF 87 F CU 69 B FF 88 F SI 88 B SL 82 F CU 70 B FF 89 X SI 87 3-2 6 BB 1B		C CU 71 F CH 76 1 SAFE X SI 85 0-2 ① L9	1 SAFE 1 SAFE X CH 80 0-0 ③ L8			B FF 96 B CH 87 F FF 97 1 SAFE S FF 97 B FF 97 F FF 97 X FF 97 3-2 ② P4 1-2		C SI 89 C SL 84 B SL 84 B CH 82 X SI 91 2-2 ③ F8	5	0	1	0	0	0	3
6 Ryan Howard, L (1, 3) OBP: 0.301, SLG: 0.374	B CU 72 C CU 72 B SI 87 B FF 86 F FF 86 B CU 68 4-2 1-2 BB		B SI 86 S CU 72 F CH 78 B CH 79 2 SAFE B SI 88 F CH 78 B CU 69 4-2 3 1B 1-3 BB		B SI 84 C CH 77 C CU 68 F CH 76 B SI 85 X CU 70 2-2 ① F7		C CH 89 S FF 97 B FF 97 C CU 83 1-3 ③ K			2	0	0	0	2	1	1
3 Marlon Byrd, R (1, 10) OBP: 0.319, SLG: 0.469	S SL 80 B SI 86 F CU 70 S SL 80 1-3 ③ K		D FF 86 B SL 81 X CU 72 2-0 1-2 3-H 1B		C FF 87 C CH 79 F FF 86 S CH 79 0-3 ② K			B SI 88 X SI 88 1-0 ① G5-3		4	0	1	1	0	2	2
24 Grady Sizemore, L (1, 9) OBP: 0.308, SLG: 0.362		F SI 85 X CU 70 0-1 ① F9	X SI 86 0-0 ② F8		C SI 85 X CH 79 0-1 ③ G1-3			C SI 88 F SL 82 B FF 89 X FF 90 1-2 9 G3 3B		4	1	1	0	0	0	2
9 Domonic Brown, L (1, 7) OBP: 0.278, SLG: 0.337		B SI 86 C CU 70 X FF 87 1-1 51 1B 2B	B CH 80 C CH 81 B SI 86 F CU 71 F CH 77 F SL 80 X SI 87 2-2 ③ F7			B SI 83 F CU 69 X CH 76 1-1 ① G4-3		C SL 82 T FF 90 B SL 82 X SL 82 1-2 ② G3 3-H		4	0	1	1	0	0	2
51 Carlos Ruiz, R (1, 2) OBP: 0.359, SLG: 0.372		C CU 70 2 SAFE S SL 79 B SL 80 B SI 85 X SL 80 2-2 2-3 1B		C FF 85 X FF 86 0-1 2 G6-3 25 SH1-3 11 1B 1B		C CU 69 F CH 79 B FF 85 S CH 78 1-3 ② K		B SL 80 B SI 88 X SI 88 2-0 1B		4	1	3	0	0	1	0
25 Cody Asche, L (1, 5) OBP: 0.295, SLG: 0.369		C CU 71 C SL 79 B SI 87 S CH 78 1-3 ② K		X SI 84 0-0 ① SH1-3 1-2		B SI 86 S CU 68 B CU 69 X CH 78 2-1 ③ F9		B SI 88 X SI 89 1-0 ③ L8		3	0	0	0	0	1	3
Inning Stats	R: 0 E: 0 K: 2 S: 15 H: 2 LOB: 2 BB: 1 P: 24	R: 0 E: 0 K: 1 S: 13 H: 2 LOB: 2 BB: 0 P: 18	R: 1 E: 0 K: 0 S: 16 H: 2 LOB: 2 BB: 1 P: 24	R: 1 E: 0 K: 0 S: 7 H: 2 LOB: 1 BB: 0 P: 8	R: 0 E: 0 K: 1 S: 10 H: 0 LOB: 0 BB: 0 P: 12	R: 0 E: 0 K: 1 S: 7 H: 0 LOB: 0 BB: 0 P: 11	R: 0 E: 0 K: 1 S: 10 H: 1 LOB: 1 BB: 0 P: 14	R: 1 E: 0 K: 0 S: 9 H: 2 LOB: 1 BB: 0 P: 15	R: 0 E: 0 K: 0 S: 9 H: 0 LOB: 0 BB: 0 P: 15	1B: 9 2B: 1 3B: 1 HR: 0 SF: 0 SAC: 1 DP: 0 HBP: 0						

PITCHER		IP	WLS	BF	H	R	ER	SO	BB	IBB	HBP	BLK	WP	HR	S	P	ERA	WHIP
36 Jered Weaver, R ERA: 3.66	(1, 1)	6.0	W	27	8	2	2	5	2	0	0	0	0	0	68	97	3.00	1.667
40 Kevin Jepsen, R ERA: 1.79	(7, 1)	1.0	H	4	1	0	0	1	0	0	0	0	0	0	10	14	0.00	1.000
38 Joe Smith, R ERA: 2.21	(8, 1)	1.0	H	5	2	1	1	0	0	0	0	0	0	0	9	15	9.00	2.000
16 Huston Street, R ERA: 0.84	(9, 1)	1.0	S	3	0	0	0	0	0	0	0	0	0	0	9	15	0.00	0.000

PITCHER	IP	WLS	BF	H	R	ER	SO	BB	IBB	HBP	BLK	WP	HR	S	P	ERA	WHIP

TOP

Philadelphia Phillies @ Los Angeles Angels
Angel Stadium of Anaheim, Anaheim, CA
Wed Aug 13 2014, 7:09 PM - 10:00 PM PDT
Att. 38,802 - Clear - 75 F

livebaseballscorecards.com

AB	36
R	3
H	11
RBI	3
BB	2
SO	6
LOB	18

WP: 0	PA: 39		
PB: 0			
SB: 3			
CS: 0			

BOTTOM

Philadelphia Phillies @ Los Angeles Angels
Angel Stadium of Anaheim, Anaheim, CA
Wed Aug 13 2014, 7:09 PM - 10:00 PM PDT
Att. 38,802 - Clear - 75 F

livebaseballscorecards.com

Batter	1	2	3	4	5	6	7	8	9	AB	R	H	RBI	BB	SO	LOB
56 Kole Calhoun, L (1, 9) OBP: 0.342, SLG: 0.474	C FF 91 B SI 92 X CH 88 1-1 27 G6-4-3 1B		B SI 92 B SI 91 B SI 92 C SI 92 C SI 92 X FF 93 3-2 ② G4-3		B CH 86 F KC 83 S SI 92 F FF 93 S KC 84 1-3 ③ K		C FF 98 B SL 88 X FF 100 1-1 ① G6-3			4	0	1	0	0	1	1
27 Mike Trout, R (1, 8) OBP: 0.382, SLG: 0.570	B SI 93 X SI 92 1-0 ①② G6-4-3 1-2f		C KC 83 B KC 85 F KC 84 F KC 85 X SI 94 1-2 ③ G4-3			C SI 91 X SI 91 0-1 ① G6-3	B SL 89 C FF 98 S FF 99 F FF 100 F SL 88 S SL 89 1-3 ② K			4	0	0	0	0	1	1
5 Albert Pujols, R (1, 3) OBP: 0.326, SLG: 0.477	C SI 92 B SI 93 B SI 92 B SI 89 B FF 92 4-1 BB			C SI 92 B SI 92 X SI 92 1-1 ① F9		C KC 81 X CH 86 0-1 2 BB 47 1B 2B	X FF 100 0-0 ③ G5-3			3	1	1	0	1	0	0
32 Josh Hamilton, L (1, 7) OBP: 0.342, SLG: 0.416	C SI 93 D KC 83 F SI 93 F KC 84 B SI 90 S KC 84 2-3 ③ K			B CH 88 B FF 92 B KC 83 B CH 87 4-0 2 G4-3 BB		H KC 84 1-0 2 BB 47 1B HBP		C SI 96 B SI 97 X SI 98 1-1 28 WP 1B		2	1	1	0	1	1	1
2 Erick Aybar, S (1, 6) OBP: 0.308, SLG: 0.378		B SI 92 B CH 88 C SI 92 M KC 82 X SI 92 2-2 47 SH5-3 28 SF8 2B		D KC 83 X SI 92 1-0 ② G4-3 1-2		B KC 81 S KC 81 D KC 83 B SI 92 D CH 87 4-1 47 1B 28 FC3-6 BB 1-2 2-3		B SI 96 1 SAFE X SI 96 1-0 ① P4		3	2	1	0	1	0	2
47 Howie Kendrick, R (1, 4) OBP: 0.340, SLG: 0.373		X KC 82 0-0 ① SH5-3 2-3		C KC 82 F SI 92 B KC 84 X KC 84 1-2 ③ G5-3		X SI 91 0-0 28 FC3-6 1-3 2-H 3-H 1B		B SI 96 B SI 96 C SI 96 B SI 98 C SI 98 F SI 98 S SL 87 3-3 ② K		3	0	1	2	0	1	2
28 Brennan Boesch, L (1, 10) OBP: 0.211, SLG: 0.235		C KC 82 X SI 93 0-1 ② SF8 3-H			B SI 92 X SI 92 1-0 ① F7	F KC 82 X KC 81 0-1 ② FC3-6 6 1B 1-2f 3-H		B SL 86 B SL 86 B SL 84 F SI 97 B SI 98 4-1 1-2 BB		2	0	0	2	1	0	1
6 David Freese, R (1, 5) OBP: 0.326, SLG: 0.361 8 John McDonald, R (8, 5) OBP: 0.243, SLG: 0.169		X FF 93 0-0 ③ F9			B SI 92 B KC 83 F KC 81 F KC 83 B SI 93 B SI 92 4-2 BB	B SI 92 X SI 92 1-0 1-3 1B		C SI 98 B SI 98 D SL 86 C SI 98 X SI 99 2-2 ③ G4-3		2 1	0 0	1 0	0 0	1 0	0 0	0 2
24 Hank Conger, L (1, 2) OBP: 0.293, SLG: 0.330			B KC 80 B SI 91 X SI 90 2-0 ① P5		F SI 92 1 SAFE S KC 81 B KC 84 F KC 83 S KC 84 1-3 ② K	B SI 93 F CH 86 B KC 82 F SI 92 B SI 93 S KC 84 3-3 ③ K				3	0	0	0	0	2	3
Inning Stats	R: 0 E: 0 K: 1 S: 8 H: 1 LOB: 1 BB: 1 P: 16	R: 1 E: 0 K: 0 S: 7 H: 1 LOB: 0 BB: 0 P: 9	R: 0 E: 0 K: 0 S: 8 H: 0 LOB: 0 BB: 0 P: 14	R: 0 E: 0 K: 0 S: 6 H: 0 LOB: 1 BB: 1 P: 13	R: 0 E: 0 K: 2 S: 11 H: 0 LOB: 1 BB: 1 P: 18	R: 3 E: 0 K: 1 S: 12 H: 3 LOB: 2 BB: 1 P: 21	R: 0 E: 0 K: 1 S: 8 H: 0 LOB: 0 BB: 0 P: 10	R: 0 E: 0 K: 1 S: 11 H: 1 LOB: 2 BB: 1 P: 22		1B: 4 2B: 2 3B: 0 HR: 0 SF: 1 SAC: 1 DP: 1 HBP: 1					WP: 1 PB: 0 SB: 0 CS: 0 PA: 35	

	AB	27
	R	4
	H	6
	RBI	4
	BB	5
	SO	6
	LOB	13

PITCHER		IP	WLS	BF	H	R	ER	SO	BB	IBB	HBP	BLK	WP	HR	S	P	ERA	WHIP
34 A.J. Burnett, R ERA: 4.35	(1, 1)	6.0	L	27	5	4	4	4	4	0	1	0	0	0	52	91	6.00	1.500
53 Ken Giles, R ERA: 1.44	(7, 1)	1.0		3	0	0	0	1	0	0	0	0	0	0	8	10	0.00	0.000
63 Jake Diekman, L ERA: 4.0	(8, 1)	1.0		5	1	0	0	1	1	0	0	0	1	0	11	22	0.00	2.000

PITCHER	IP	WLS	BF	H	R	ER	SO	BB	IBB	HBP	BLK	WP	HR	S	P	ERA	WHIP

Batter	1	2	3	4	5	6	7	8	9	AB	R	H	RBI	BB	SO	LOB
56 Kole Calhoun, L (1, 9) OBP: 0.348, SLG: 0.489	B FF 91 B FF 92 C FF 92 F FF 92 B CU 76 X FF 92 3-2 1B		P PO 88 X FF 90 1-0 27 SF9 1-3 2B		D SL 83 X FF 92 1-0 1-H 2-H HR		D CH 79 C FF 92 X CH 79 1-1 ①② G3-6 1-2f 3-H		C FF 91 B FF 90 F FF 91 B SL 84 H FF 92 3-2 5 BB 27 BB HBP	4	1	3	3	0	0	1
27 Mike Trout, R (1, 8) OBP: 0.380, SLG: 0.566	C FF 92 X FF 91 0-1 ① F9		X FF 90 0-0 ② SF9 2-3 3-H		C FF 90 B SL 84 B FF 89 F FF 90 B FF 89 F FF 90 X FF 89 3-2 ① F7		C FF 93 B FC 90 B FF 94 F FF 92 F FF 93 S FF 93 2-3 ③ K		1 SAFE B FF 90 B FF 90 B FF 92 C SL 87 B SL 87 4-1 5 BB 1-2 BB	3	0	0	1	1	1	1
5 Albert Pujols, R (1, 3) OBP: 0.327, SLG: 0.474	1 SAFE C FF 91 X FF 92 0-1 ② F9		C SL 85 T FF 92 D SL 84 B FF 92 B FF 92 D SL 85 4-2 32 S BB		C SL 83 B FF 91 F FF 92 B SL 84 B SL 83 X FF 92 3-2 ② F7			B FF 95 S FF 94 F FF 96 B SL 86 B SL 85 X FF 96 3-2 ① P2	B FF 91 B FF 92 B CH 83 B FF 93 4-0 1-2 2-3 BB	3	0	0	0	2	0	1
32 Josh Hamilton, L (1, 7) OBP: 0.340, SLG: 0.412	C FF 91 1 SAFE D CH 82 C FF 92 F CU 77 C FF 91 1-3 ③ K		B FF 91 D CU 76 B FF 90 C FF 92 F FF 92 S FF 92 3-3 ③ K 1-2		F SL 82 S CU 75 C FF 90 0-3 ③ K			B FF 96 S FF 95 X FF 96 1-1 47 BB 1B	F CH 84 B SL 84 B FF 91 F CH 85 F FF 94 S FF 94 2-3 ③ K	5	0	1	0	0	4	6
47 Howie Kendrick, R (1, 4) OBP: 0.339, SLG: 0.370		C FF 90 F FF 92 B FF 90 C CU 75 1-3 ① K	B SL 82 F FF 91 B CH 82 X FF 91 2-1 ① G6-3		B SL 83 F FF 91 B FF 92 X FF 92 2-1 ① L9			B FF 95 B FF 94 C FF 96 B FF 93 B FF 94 4-1 1-2 BB		3	0	0	0	1	1	0
2 Erick Aybar, S (1, 6) OBP: 0.305, SLG: 0.375		B FF 91 C CH 83 B CU 74 B FF 91 X FF 91 3-1 ② L7	C FF 90 B FF 93 B CH 84 B FF 91 F FF 93 X FF 92 3-2 ② G4-3		B CU 73 F FF 91 C CU 74 X FF 90 1-2 ② G3-1			B FF 94 F FF 94 S FF 95 B FF 94 C SL 85 2-3 ② K		4	0	0	0	0	1	2
28 Brennan Boesch, L (1, 10) OBP: 0.182, SLG: 0.200 7 Collin Cowgill, R (8, PH) OBP: 0.349, SLG: 0.396 (8, 10)		C FF 92 B CU 77 F FF 91 B CH 83 S FF 93 2-3 ③ K	X SL 83 0-0 ③ P5		S FF 90 F CU 74 B SI 92 S FF 92 1-3 ③ K			B SI 85 C SI 84 S CH 66 S CH 68 1-3 ③ K		3 1	0 0	0 0	0 0	0 1	2 2	0 2
6 David Freese, R (1, 5) OBP: 0.329, SLG: 0.367 8 John McDonald, R (7, 5) OBP: 0.240, SLG: 0.167			C FF 90 B SL 84 B FF 91 F FF 91 X SL 84 2-2 ① G5-3		C FF 90 C SL 84 F SL 83 X CU 75 0-2 17 1B 56 HR 1B		C FF 92 X FC 90 0-1 17 1B 56 G3-6 2B		C FF 89 X SL 87 0-1 ① F9	3 1	2 0	2 0	0 0	0 0	0 0	0 0
17 Chris Iannetta, R (1, 2) OBP: 0.367, SLG: 0.414			B FF 90 C SL 82 B SL 84 X FF 91 2-1 56 2B 27 SF9 1B		1 SAFE B FF 91 F FF 90 B SL 82 1 SAFE C SL 83 X FF 90 2-2 56 HR 1-2 1B		B FC 88 B FF 93 2 SAFE C FF 92 X FF 93 2-1 56 G3-6 2-3 1B		F SL 86 B FF 90 B FF 90 X SL 87 2-1 ② G5-3	4	2	3	0	0	0	0
Inning Stats	R: 0 E: 0 K: 1 S: 11 H: 1 LOB: 1 BB: 0 P: 15	R: 0 E: 0 K: 2 S: 8 H: 0 LOB: 0 BB: 0 P: 14	R: 1 E: 0 K: 1 S: 13 H: 2 LOB: 2 BB: 1 P: 24	R: 0 E: 0 K: 0 S: 6 H: 0 LOB: 0 BB: 0 P: 11	R: 3 E: 0 K: 1 S: 18 H: 3 LOB: 0 BB: 0 P: 27	R: 0 E: 0 K: 1 S: 8 H: 0 LOB: 0 BB: 0 P: 12	R: 1 E: 0 K: 1 S: 10 H: 2 LOB: 0 BB: 0 P: 15	R: 0 E: 0 K: 2 S: 12 H: 1 LOB: 2 BB: 1 P: 23	R: 0 E: 0 K: 1 S: 11 H: 0 LOB: 3 BB: 2 P: 26	1B: 6 2B: 2 3B: 0 HR: 1	SF: 1 SAC: 0 DP: 1 HBP: 1					

PITCHER		IP	WLS	BF	H	R	ER	SO	BB	IBB	HBP	BLK	WP	HR	S	P	ERA	WHIP
22 Nick Martinez, R ERA: 5.27	(1, 1)	6.0	L	25	6	4	4	6	1	0	0	0	0	1	64	103	6.00	1.167
37 Shawn Tolleson, R ERA: 3.12	(7, 1)	1.0		4	2	1	1	1	0	0	0	0	0	0	10	15	9.00	2.000
36 Jon Edwards, R ERA:	(8, 1)	0.2		4	1	0	0	1	1	0	0	0	0	0	9	19	0.00	3.000
58 Alex Claudio, L ERA:	(8, 1)	0.1		1	0	0	0	1	0	0	0	0	0	0	3	4	0.00	0.000
56 Neal Cotts, L ERA: 3.63	(9, 1)	0.2		4	0	0	0	0	1	0	1	0	0	0	7	16	0.00	1.500

PITCHER		IP	WLS	BF	H	R	ER	SO	BB	IBB	HBP	BLK	WP	HR	S	P	ERA	WHIP
30 Neftalí Feliz, R ERA: 2.45	(9, 1)	0.1		2	0	0	0	1	1	0	0	0	0	0	4	10	0.00	3.000

TOP

Los Angeles Angels @ Texas Rangers

Globe Life Park in Arlington, Arlington, TX

Fri Aug 15 2014, 8:11 PM - 11:26 PM EDT

Att. 31,465 - Clear - 98 F

livebaseballscorecards.com

AB	34
R	5
H	9
RBI	4
BB	4
SO	10
LOB	13

WP: 0	PA: 40		
PB: 0			
SB: 1			
CS: 0			

BOTTOM

Batter	1	2	3	4	5	6	7	8	9	AB	R	H	RBI	BB	SO	LOB
17 Shin-Soo Choo, L (1, 10) OBP: 0.341, SLG: 0.368	X SI 97 0-0 1 G4-3 29 1B 1B		C FF 96 X CU 80 0-1 ② F7			C SL 88 B SL 87 S CU 78 X FF 96 1-2 ① G3		B FF 95 F FF 95 F SL 87 B FC 95 B SL 86 X SI 94 3-2 1 1B 28 1B 1B	S CH 82 B SI 91 X CH 83 1-1 ③ F7	5	2	2	0	0	0	0
1 Elvis Andrus, R (1, 6) OBP: 0.321, SLG: 0.345	D SL 87 B SI 94 B FC 95 C FF 95 X FC 95 3-1 ① G4-3 1-2		C FC 95 B CU 80 C SL 87 S SI 96 1-3 ③ K			C SL 87 B SL 88 S SL 87 B CU 80 C FF 96 2-3 ② K		B FF 94 B FF 94 C FF 95 X SI 96 2-1 28 1B 29 1B 1-2 1B		4	1	1	0	0	2	1
28 Mike Carp, L (1, 3) OBP: 0.315, SLG: 0.255	B SL 86 S FF 95 C FF 95 S SL 88 1-3 ② K			C FF 95 S CU 80 C CU 78 0-3 ① K		X SL 87 0-0 G6-3		C FF 94 X FF 95 0-1 29 1B FC1-4 1-3 2-H 1B		4	1	1	1	0	2	1
29 Adrián Beltré, R (1, 5) OBP: 0.375, SLG: 0.504	C SL 87 F FF 96 B FF 96 X SL 88 1-2 2-H 1B			B SI 95 X FF 95 1-0 L8 WP 1B			C FF 95 F FF 96 F FF 96 X FF 95 0-2 2 1B 1B	C CU 83 D CU 83 B FF 94 D CU 83 X FF 94 3-1 FC1-4 1-3 3-H 1B		4	0	4	2	0	0	0
Alex Rios, R (1, 9) OBP: 0.315, SLG: 0.402 19 Daniel Robertson, R (8, PR) OBP: 0.331, SLG: 0.333 (9, 9)	D SL 87 S FC 95 F FC 95 B FF 95 X FF 96 2-2 ③ G1-3			C SL 86 B FF 95 F SL 87 B FC 96 F FF 96 X SL 87 2-2 ② L8 1-3			C FF 94 F FF 96 X SL 88 0-2 ① L9	B FF 95 X FF 94 1-0 ② FC1-4 1-2f 3-H		4 0	0 0	0 0	1 0	0 0	0 0	4 0
2 Leonys Martin, L (1, 8) OBP: 0.316, SLG: 0.357		C SI 95 B FC 95 X SI 95 1-1 ① G6-3		X FC 95 0-0 ③ L6			C SL 86 B FC 95 C SL 86 F FF 96 B SL 86 F SL 87 X FF 94 2-2 1-2 1B	I IN 46 I IN 48 I IN 47 I IN 48 4-0 8 FC6-4 IBB		3	0	1	0	1	0	1
8 Geovany Soto, R (1, 2) OBP: 0.258, SLG: 0.419		B FF 95 B FF 96 X FC 96 2-0 35 G4-6-3 1B			C FF 95 B SL 87 B SL 87 F FF 95 X FF 96 2-2 ① L9		B SL 85 F FF 95 B SL 86 S SL 86 C SL 86 2-3 ② K	B SI 89 T SI 89 X SI 88 1-1 ③ FC6-4 1-2f		4	0	1	0	0	1	4
35 James Adduci, L (1, 7) OBP: 0.244, SLG: 0.259		X SI 94 0-0 ② G4-6-3 ③ 1-2f			B SI 95 B SI 95 F SI 95 B SI 96 X FF 96 3-1 ② G3-1		C SL 86 S SI 94 X CU 79 0-2 ③ F9		B SI 88 C SI 88 C CH 80 F CH 81 B SI 91 S CH 82 2-3 ① K	4	0	0	0	0	1	3
12 Rougned Odor, L (1, 4) OBP: 0.293, SLG: 0.384			C SI 95 B SI 95 C SI 95 C CU 79 1-3 ① K		F SI 95 B SL 88 F SI 95 B CU 80 F SI 96 X FF 97 2-2 ③ G2-3			C SL 86 F SL 86 B FF 95 S FF 95 1-3 ① K	C SI 89 F CH 82 B SL 83 B CH 82 B SI 90 X SI 89 3-2 ② F8	4	0	0	0	0	2	0
Inning Stats	R: 1 E: 0 K: 1 S: 12 H: 2 LOB: 1 BB: 0 P: 19	R: 0 E: 0 K: 0 S: 4 H: 1 LOB: 0 BB: 0 P: 7	R: 0 E: 0 K: 2 S: 8 H: 0 LOB: 0 BB: 0 P: 10	R: 0 E: 0 K: 1 S: 9 H: 1 LOB: 1 BB: 0 P: 12	R: 0 E: 0 K: 0 S: 9 H: 0 LOB: 0 BB: 0 P: 16	R: 0 E: 0 K: 1 S: 7 H: 0 LOB: 0 BB: 0 P: 10	R: 0 E: 0 K: 1 S: 18 H: 2 LOB: 2 BB: 0 P: 22	R: 3 E: 1 K: 1 S: 15 H: 4 LOB: 2 BB: 1 P: 30	R: 0 E: 0 K: 1 S: 9 H: 0 LOB: 0 BB: 0 P: 15	1B: 10 2B: 0 3B: 0 HR: 0	SF: 0 SAC: 0 DP: 1 HBP: 0	WP: 1 PB: 0 SB: 0 CS: 0	PA: 37				

PITCHER		IP	WLS	BF	H	R	ER	SO	BB	IBB	HBP	BLK	WP	HR	S	P	ERA	WHIP
Garrett Richards, R ERA: 2.53	(1, 1)	7.1	W	28	7	2	2	7	0	0	0	0	1	0	73	106	2.46	0.955
40 Kevin Jepsen, R ERA: 2.13	(8, 1)	0.1		5	3	2	2	0	0	1	0	0	0	0	7	17	54.00	9.000
38 Joe Smith, R ERA: 2.2	(8, 1)	0.1	H	1	0	0	0	0	0	0	0	0	0	0	2	3	0.00	0.000
16 Huston Street, R ERA: 0.82	(9, 1)	1.0	S	3	0	0	0	1	0	0	0	0	0	0	9	15	0.00	0.000

PITCHER	IP	WLS	BF	H	R	ER	SO	BB	IBB	HBP	BLK	WP	HR	S	P	ERA	WHIP

Los Angeles Angels @ Texas Rangers

Globe Life Park in Arlington, Arlington, TX

Fri Aug 15 2014, 8:11 PM - 11:26 PM EDT

Att. 31,465 - Clear - 98 F

livebaseballscorecards.com

AB	36
R	4
H	10
RBI	4
BB	1
SO	8
LOB	14

Los Angeles Angels @ Texas Rangers

Globe Life Park in Arlington, Arlington, TX

Sat Aug 16 2014, 8:09 PM - 11:11 PM EDT

Att. 32,209 - Cloudy - 81 F

livebaseballscorecards.com

TOP

Batter	1	2	3	4	5	6	7	8	9	AB	R	H	RBI	BB	SO	LOB
56 Kole Calhoun, L (1, 9) OBP: 0.349, SLG: 0.491	B FF 88 X FF 87 1-0 F8 ①	C CU 77 C SL 82 D CH 85 S FF 88 1-3 K ③		X SL 83 0-0 1B 1-3 2-H 3-H		C FF 89 X CU 77 0-1 2B			B CH 83 F FF 96 F FF 95 X FS 87 1-2 G4-3 ②	5	0	2	2	0	1	1
27 Mike Trout, R (1, 8) OBP: 0.377, SLG: 0.560	B FF 89 C FF 88 F FF 88 S FF 90 1-3 K ②		C SL 82 F FF 89 B FF 89 B FF 90 F FF 89 F FF 89 C FF 91 2-3 K ①	1 SAFE C FF 88 B FF 88 F FF 89 X SL 82 1-2 P5 ③		C SL 82 X SL 83 0-1 L7 ③			B FF 95 C SL 85 B FF 96 B FF 93 X FF 94 3-1 F8 ③	5	0	0	0	0	2	3
5 Albert Pujols, R (1, 3) OBP: 0.326, SLG: 0.478	C FF 90 F FF 91 X FF 90 0-2 HR		F FF 90 S SL 84 C FF 90 0-3 K ②		C SL 81 X SL 84 0-1 G4-3 ①		C SL 84 B SI 91 B FF 92 X SL 85 2-1 F7 ①			4	1	1	1	0	1	0
32 Josh Hamilton, L (1, 7) OBP: 0.339, SLG: 0.414	S FF 89 F FF 89 F SL 85 B CU 78 B FF 90 S SL 84 2-3 K ③		B CU 78 S SL 83 T SL 84 C FF 90 1-3 K ③		S FF 88 B CH 82 F SL 82 F SL 83 X FF 88 1-2 47 1B 2B		F SL 85 S CH 86 S SI 92 0-3 K ②			4	0	1	0	0	3	0
47 Howie Kendrick, R (1, 4) OBP: 0.342, SLG: 0.380		B FF 88 X FF 87 1-0 HR		C FF 89 B SL 82 B SL 84 B SL 83 F FF 89 F FF 89 F FF 89 X SL 83 3-2 6 HBP 2 1B 56 1B 1B	F SL 82 B FF 89 X FF 89 1-1 2 E 2-H 1B ②		B SI 91 C SL 84 F FF 92 B SL 87 X SL 85 2-2 F8 ③			4	2	3	1	0	0	0
2 Erick Aybar, S (1, 6) OBP: 0.307, SLG: 0.376		X FF 88 0-0 17 2B 1B		C CU 76 F FF 87 1 SAFE F SL 82 B FF 89 1 SAFE F FF 88 X FF 88 1-2 6 HBP 56 1B 1B	C CH 84 B SL 82 D CU 76 B CH 81 X FF 88 3-1 E3 1-3			X FF 91 0-0 G6-3 ①		4	2	2	0	0	0	1
6 David Freese, R (1, 5) OBP: 0.328, SLG: 0.363 8 John McDonald, R (8, 5) OBP: 0.240, SLG: 0.167		C FF 87 X FF 89 0-1 F8 ①		C SL 82 C FF 88 B FF 89 H FF 88 2-2 56 1B HBP 1-2 2-3	S FF 89 F SL 83 S SL 82 0-3 K ③			B FF 90 X SL 88 1-0 G5-3 ②		3 0	0 0	0 0	0 0	0 0	1 0	3 0
28 Brennan Boesch, L (1, 10) OBP: 0.154, SLG: 0.167		1 SAFE S FF 88 1 SAFE B SL 82 F FF 86 F SL 83 F SL 81 1 SAFE F FF 88 1-2 P2 ②		X SL 82 0-0 F9 ①		C CH 86 F FF 88 B FF 90 S CU 77 1-3 K ①		C FF 90 X SL 88 0-1 L7 ③		4	0	0	0	0	1	4
17 Chris Iannetta, R (1, 2) OBP: 0.365, SLG: 0.416		X FF 88 0-0 1-H 2B		B SL 83 F SL 84 F FF 89 S SL 82 1-3 K ②		C FF 89 C FF 88 F FF 90 B SL 83 S SL 84 1-3 K ②			S FF 95 F FF 95 B FF 96 X SL 86 1-2 G5-3 ①	4	0	1	1	0	2	3

Inning Stats	1	2	3	4	5	6	7	8	9
	R: 1 E: 0 K: 2 S: 11 H: 1 LOB: 0 BB: 0 P: 15	R: 2 E: 0 K: 1 S: 14 H: 3 LOB: 1 BB: 0 P: 17	R: 0 E: 0 K: 3 S: 11 H: 0 LOB: 0 BB: 0 P: 14	R: 2 E: 0 K: 1 S: 20 H: 3 LOB: 2 BB: 0 P: 28	R: 0 E: 1 K: 1 S: 13 H: 2 LOB: 2 BB: 0 P: 18	R: 0 E: 0 K: 2 S: 11 H: 1 LOB: 1 BB: 0 P: 13	R: 0 E: 0 K: 1 S: 8 H: 0 LOB: 0 BB: 0 P: 12	R: 0 E: 0 K: 0 S: 4 H: 0 LOB: 0 BB: 0 P: 5	R: 0 E: 0 K: 0 S: 8 H: 0 LOB: 0 BB: 0 P: 13

1B: 5 SF: 0
2B: 3 SAC: 0
3B: 0 DP: 0
HR: 2 HBP: 1

WP: 0 PA: 38
PB: 0
SB: 0
CS: 0

	AB	37
	R	5
	H	10
	RBI	5
	BB	0
	SO	11
	LOB	15

PITCHER	IP	WLS	BF	H	R	ER	SO	BB	IBB	HBP	BLK	WP	HR	S	P	ERA	WHIP
48 Colby Lewis, R (1, 1) ERA: 5.52	6.0	L	29	10	5	5	10	0	0	1	0	0	2	80	105	7.50	1.667
35 Phil Klein, R (7, 1) ERA: 2.7	1.0		3	0	0	0	1	0	0	0	0	0	0	8	12	0.00	0.000
56 Neal Cotts, L (8, 1) ERA: 3.57	1.0		3	0	0	0	0	0	0	0	0	0	0	4	5	0.00	0.000
55 Roman Mendez, R (9, 1) ERA: 1.4	1.0		3	0	0	0	0	0	0	0	0	0	0	8	13	0.00	0.000

PITCHER	IP	WLS	BF	H	R	ER	SO	BB	IBB	HBP	BLK	WP	HR	S	P	ERA	WHIP

Batter	1	2	3	4	5	6	7	8	9	AB	R	H	RBI	BB	SO	LOB
17 Shin-Soo Choo, L (1, 10) OBP: 0.341, SLG: 0.374	C FF 89 B FF 90 B SI 91 X CH 82 2-1 F8 ①			B CH 80 B FF 88 S SI 90 X CH 83 2-1 HR	F SI 89 B FF 90 B FF 90 C KC 75 S CH 84 2-3 K ②		C SL 77 B FF 92 B CH 70 H FF 92 3-1 1 1B 1B HBP		B CH 83 C SI 89 X CH 82 1-1 G4-3 ③	4	2	1	1	0	1	1
1 Elvis Andrus, R (1, 6) OBP: 0.321, SLG: 0.344	C FF 91 B FF 91 C CH 84 T SI 91 1-2 K ②			X FF 88 0-0 L9 ①	C SI 90 F CH 84 D CH 85 S CH 85 1-3 K ③		X FF 93 0-0 1B **1-2** **2-3** 1B			4	0	1	0	0	2	1
Alex Rios, R (1, 9) OBP: 0.314, SLG: 0.401	C FF 92 S CH 83 B SI 91 B FF 90 F CH 83 B SI 92 F SL 82 F CH 84 X FF 94 3-2 L8 ③			C SL 79 B CH 82 X SL 80 1-1 F8 ②		C FF 88 F SL 78 F SI 87 S CH 83 0-3 K ①	B SL 81 X FF 93 1-0 **1-2** **2-H** **3-H** 1B			4	0	1	2	0	1	0
29 Adrián Beltré, R (1, 5) OBP: 0.374, SLG: 0.500		C FF 88 X CH 80 0-1 G5-3 ①		C FF 89 B FF 90 F FF 90 B SL 81 B CH 84 F CH 84 F SL 81 B KC 75 4-2 2 1B 7 1B BB		C FF 90 B FF 91 B CH 83 B FF 90 C CH 82 F CH 83 X SI 91 3-2 G5-3 ②	B FF 93 B FF 94 X FF 93 2-0 G4-3 ③			3	1	0	0	1	0	2
2 Leonys Martin, L (1, 8) OBP: 0.318, SLG: 0.359		B FF 89 C KC 74 B SL 81 X CH 82 2-1 F9 ②		F FF 90 S FF 89 B FF 91 B FF 91 X CH 84 2-2 7 1B **1-2** 1B		F KC 74 S CH 84 X SI 91 0-2 7 WP 1B		B SL 80 B SI 87 C SI 88 B SI 88 C SI 87 F FF 89 X FF 89 3-2 F7 ①		4	0	2	0	0	0	0
7 J.P. Arencibia, R (1, 3) OBP: 0.242, SLG: 0.384 28 Mike Carp, L (8, PH) OBP: 0.313, SLG: 0.252 (9, 3)		B SL 81 B SL 81 X FF 91 2-0 F9 ③		S SL 81 B SL 82 X SL 82 1-1 **1-2** **2-H** 1B		B SL 80 1 SAFE F FF 92 F SL 79 1 SAFE F CH 72 B CH 72 F FF 92 S CH 71 2-3 **1-2** K ③		C SI 88 F FF 90 X SL 80 0-2 F8 ②		3 1	0 0	1 0	1 0	0 0	1 0	1 0
35 James Adduci, L (1, 7) OBP: 0.234, SLG: 0.247			C SI 89 X CH 82 0-1 B2-3 ①	B CH 82 S CH 84 F SI 91 B FF 91 X CH 85 2-2 P4 ③			F FF 90 B FF 92 B FF 91 S SL 79 X FF 92 2-2 P6 ①	C FF 89 B SL 80 X FF 88 1-1 G4-3 ③		4	0	0	0	0	0	2
61 Robinson Chirinos, R (1, 2) OBP: 0.279, SLG: 0.424			C FF 89 B CH 82 S CH 83 F SI 90 S CH 83 1-3 K ②		C FF 86 C FF 87 B FF 88 F FF 89 H CH 82 2-2 HBP		B FF 92 F FF 92 F FF 93 X CH 74 1-2 1 1B 1B 2B		B SI 89 C SI 88 C SL 84 X SL 83 1-2 G6-3 ①	3	1	1	0	0	1	0
12 Rougned Odor, L (1, 4) OBP: 0.289, SLG: 0.378			C SI 91 F SI 91 B CH 85 F SI 92 S SL 78 1-3 K ③		X SI 89 0-0 F7 ①		C FF 91 F SI 89 D FF 92 X CH 74 1-2 F9 ②		F SI 89 T SI 92 B SI 90 F CH 82 B SI 91 B CH 83 X SI 89 3-2 P4 ②	4	0	0	0	0	1	2
Inning Stats	R: 0 E: 0 K: 1 S: 11 H: 0 LOB: 0 BB: 0 P: 17	R: 0 E: 0 K: 0 S: 5 H: 0 LOB: 0 BB: 0 P: 9	R: 0 E: 0 K: 2 S: 10 H: 0 LOB: 0 BB: 0 P: 12	R: 2 E: 0 K: 0 S: 17 H: 3 LOB: 2 BB: 1 P: 29	R: 0 E: 0 K: 2 S: 10 H: 0 LOB: 1 BB: 0 P: 15	R: 0 E: 0 K: 2 S: 16 H: 1 LOB: 1 BB: 0 P: 21	R: 2 E: 0 K: 0 S: 13 H: 3 LOB: 2 BB: 0 P: 23	R: 0 E: 0 K: 0 S: 9 H: 0 LOB: 0 BB: 0 P: 13	R: 0 E: 0 K: 0 S: 9 H: 0 LOB: 0 BB: 0 P: 14	1B: 5 2B: 1 3B: 0 HR: 1 SF: 0 SAC: 0 DP: 0 HBP: 2						

PITCHER		IP	WLS	BF	H	R	ER	SO	BB	IBB	HBP	BLK	WP	HR	S	P	ERA	WHIP
52 Matt Shoemaker, R ERA: 3.84	(1, 1)	5.2	W	23	4	2	2	6	1	0	1	0	0	1	64	96	3.18	0.882
64 Mike Morin, R ERA: 2.72	(6, 1)	1.0	H	5	1	2	2	1	0	0	1	0	1	0	15	24	18.00	1.000
39 Jason Grilli, R ERA: 3.66	(7, 1)	0.1	H	3	2	0	0	0	0	0	0	0	0	0	3	6	0.00	6.000
38 Joe Smith, R ERA: 2.16	(8, 1)	1.0	H	3	0	0	0	0	0	0	0	0	0	0	9	13	0.00	0.000
16 Huston Street, R ERA: 0.8	(9, 1)	1.0	S	3	0	0	0	0	0	0	0	0	0	0	9	14	0.00	0.000

PITCHER	IP	WLS	BF	H	R	ER	SO	BB	IBB	HBP	BLK	WP	HR	S	P	ERA	WHIP

BOTTOM

Los Angeles Angels @ Texas Rangers

Globe Life Park in Arlington, Arlington, TX

Sat Aug 16 2014, 8:09 PM - 11:11 PM EDT

Att. 32,209 - Cloudy - 81 F

livebaseballscorecards.com

AB	34
R	4
H	7
RBI	4
BB	1
SO	7
LOB	9

WP: 1 PA: 37
PB: 0
SB: 0
CS: 0

Batter	1	2	3	4	5	6	7	8	9	AB	R	H	RBI	BB	SO	LOB
56 Kole Calhoun, L (1, 9) OBP: 0.344, SLG: 0.484	B SI 88 X SI 89 1-0 ① L9	X CU 80 0-0 ② G4-3 1-2 2-3 3-H		B CU 79 1 SAFE F SI 90 1 SAFE 1 SAFE 1 SAFE B FF 89 F FF 90 X SL 87 2-2 ②③ L1-3 1-1			B FF 92 C SL 88 B SL 88 F CU 80 X CU 80 2-2 ③ G4-3		F FF 92 B FF 92 B CH 86 X FF 92 2-1 ③ F7	5	0	0	1	0	0	4
27 Mike Trout, R (1, 8) OBP: 0.378, SLG: 0.559	B FF 90 C FF 89 C FF 90 B FF 91 F FF 89 X FF 90 2-2 ② F7	B FF 91 B FF 91 X SI 91 2-0 ③ G5-3			C FF 89 B SL 86 X SI 90 1-1 5 CS 1B			B SI 88 B SI 88 B FF 89 B FF 88 4-0 5 2B BB		3	0	1	0	1	0	2
5 Albert Pujols, R (1, 10) OBP: 0.328, SLG: 0.479	B FF 90 B SL 86 F SL 85 B SI 90 B SL 86 4-1 BB		B CU 78 B SI 89 X SI 91 2-0 ① G6-3		C SI 91 1 SAFE C SL 87 X FF 92 0-2 ①② P3 1-2			C FF 92 X FC 88 0-1 1-3 2B		3	0	1	0	1	0	1
47 Howie Kendrick, R (1, 4) OBP: 0.342, SLG: 0.378	X SI 90 0-0 ③ F9		C FF 91 B SL 88 B FF 91 X SL 87 2-1 ② L9		F SI 92 S CU 80 C CU 80 0-3 ③ K			B FF 93 I IN 68 I IN 65 I IN 67 4-0 IBB		3	0	0	0	1	1	1
2 Erick Aybar, S (1, 6) OBP: 0.308, SLG: 0.376		C SI 89 B SL 85 X SI 89 1-1 6 1B 19 1B 1B	B CU 78 B SL 86 B SL 87 C SI 91 S SL 87 B FF 92 4-2 6 FC6-4 BB			B SI 88 X SL 86 1-0 ① P5		C FC 85 S SL 84 S SL 82 0-3 ① K		3	1	1	0	1	1	3
6 David Freese, R (1, 5) OBP: 0.327, SLG: 0.362 8 John McDonald, R (8, 5) OBP: 0.240, SLG: 0.167		1 SAFE B SI 89 X SI 89 1-0 7 1B 19 1B 56 G4-3 1-3 1B	X SI 91 0-0 ③ FC6-4 1-2f			C SL 85 C SI 91 X FF 90 0-2 ② G4-3		C FF 93 B SL 82 B FF 94 F FF 93 S FF 94 2-3 ② K		4	1	1	0	0	1	4
										0	0	0	0	0	0	0
19 Efren Navarro, L (1, 3) OBP: 0.342, SLG: 0.390		X SI 90 0-0 56 G4-3 7 1B 1-2 3-H 1B		B SL 84 B SL 86 C FF 88 F SL 86 B FF 91 B CU 78 4-2 7 1B BB		B SI 90 C SL 87 F SI 91 B FF 91 F SL 87 B SI 93 X SI 92 3-2 ③ L3		C SL 84 S SL 84 F FF 92 S SL 87 0-3 ③ K		3	0	1	1	1	1	3
7 Collin Cowgill, R (1, 7) OBP: 0.352, SLG: 0.398		C SL 86 X SI 90 0-1 56 G4-3 1-2 2-3 1B		X SI 90 0-0 56 L1-3 1-3 1B			C FF 89 X SL 86 0-1 ① F9		X FF 91 0-0 ① F8	4	0	2	0	0	0	0
24 Hank Conger, L (1, 2) OBP: 0.288, SLG: 0.323		S SL 86 B FF 91 1 SAFE X SL 87 1-1 ① F6		B FF 90 X FF 90 1-0 ① P6			B SL 86 X FF 90 1-0 ② F8		B CH 89 F FF 92 S CH 84 X CH 85 1-2 ② G3-1	4	0	0	0	0	0	5

Inning Stats	1	2	3	4	5	6	7	8	9
	R: 0 E: 0 K: 0 S: 7	R: 2 E: 0 K: 0 S: 10	R: 0 E: 0 K: 0 S: 6	R: 0 E: 0 K: 0 S: 7	R: 0 E: 0 K: 1 S: 8	R: 0 E: 0 K: 0 S: 8	R: 0 E: 0 K: 0 S: 6	R: 0 E: 0 K: 3 S: 12	R: 0 E: 0 K: 0 S: 6
	H: 0 LOB: 1 BB: 1 P: 14	H: 4 LOB: 2 BB: 0 P: 15	H: 0 LOB: 1 BB: 1 P: 14	H: 1 LOB: 1 BB: 1 P: 14	H: 1 LOB: 0 BB: 0 P: 9	H: 0 LOB: 0 BB: 0 P: 12	H: 0 LOB: 0 BB: 0 P: 9	H: 1 LOB: 3 BB: 2 P: 22	H: 0 LOB: 0 BB: 0 P: 9

PITCHER		IP	WLS	BF	H	R	ER	SO	BB	IBB	HBP	BLK	WP	HR	S	P	ERA	WHIP
23 Nick Tepesch, R ERA: 4.15	(1, 1)	7.0		29	6	2	2	1	4	0	0	0	0	0	52	91	2.57	1.429
37 Shawn Tolleson, R ERA: 3.09	(8, 1)	0.2		4	1	0	0	2	0	1	0	0	0	0	8	14	0.00	1.500
56 Neal Cotts, L ERA: 3.54	(8, 1)	0.1		1	0	0	0	1	0	0	0	0	0	0	4	4	0.00	0.000
30 Neftalí Feliz, R ERA: 2.33	(9, 1)	1.0	W	3	0	0	0	0	0	0	0	0	0	0	6	9	0.00	0.000

PITCHER	IP	WLS	BF	H	R	ER	SO	BB	IBB	HBP	BLK	WP	HR	S	P	ERA	WHIP

TOP

Los Angeles Angels @ Texas Rangers

Globe Life Park in Arlington, Arlington, TX

Sun Aug 17 2014, 3:07 PM - 5:58 PM EDT

Att. 28,942 - Overcast - 71 F

livebaseballscorecards.com

AB	32
R	2
H	7
RBI	2
BB	5
SO	4
LOB	23

1B: 6	SF: 0	WP: 0	PA: 37
2B: 2	SAC: 0	PB: 0	
3B: 0	DP: 1	SB: 0	
HR: 0	HBP: 0	CS: 1	

BOTTOM

Batter	1	2	3	4	5	6	7	8	9	AB	R	H	RBI	BB	SO	LOB
17 Shin-Soo Choo, L (1, 7) OBP: 0.341, SLG: 0.371 35 James Adduci, L (8, PR) OBP: 0.234, SLG: 0.247 (9, 7)	B SI 87 C FC 83 B FF 88 B SI 89 X FF 89 3-1 ① G3		B CH 82 D CU 76 C CH 84 B CU 74 C SI 91 C CH 84 3-3 ③ K			C CU 74 B CU 77 X SI 89 1-1 ① L7		B SL 80 B FF 89 S FF 89 B FF 88 B FF 89 4-1 1 S BB		3 0	0 0	0 0	0 0	1 0	1 0	1 0
1 Elvis Andrus, R (1, 6) OBP: 0.322, SLG: 0.344	B SI 91 F FF 90 X CH 83 1-1 ② G4-3			B CH 80 B SI 88 B SI 88 C SI 88 B SI 87 4-1 29 S BB		B SI 89 C FF 89 B SI 89 X SI 90 2-1 G4-6-3 1B		1 SAFE C SI 87 1 SAFE B SI 88 B SI 88 C SI 87 B SI 88 F SI 88 X SI 87 3-2 ③ G1-3 1-2		3	0	1	0	1	0	1
Alex Rios, R (1, 9) OBP: 0.313, SLG: 0.400	C FF 90 C CU 77 F SI 91 F FF 93 X CU 76 0-2 ③ F8			**B SI 90** **1 SAFE** C FF 89 C FF 88 1 SAFE D CU 77 S SI 90 2-3 ① K		X CH 83 0-0 ②③ G4-6-3 **1-2f**			B SI 89 X SI 90 1-0 29 1B 28 1B 1B	4	1	1	0	0	1	2
29 Adrián Beltré, R (1, 10) OBP: 0.373, SLG: 0.498		B CH 82 X SI 90 1-0 ① F9		B CU 77 B SI 88 X CH 82 2-0 ② F7 1-2			X FF 94 0-0 ① L7		**1 SAFE** **C SL 82** **B SL 83** **1 SAFE** D SL 83 1 SAFE 1 SAFE X SI 89 2-1 28 1B 9 1B **1-2** 1B	4	1	1	0	0	0	1
7 J.P. Arencibia, R (1, 3) OBP: 0.239, SLG: 0.378 28 Mike Carp, L (7, PH) OBP: 0.315, SLG: 0.257 (8, 3)		C SI 89 F FC 85 B SI 90 C SI 91 1-3 ② K		B CH 82 F SI 89 X CH 82 1-1 ③ F7			C FF 96 B CH 89 X CH 85 1-1 ② L3		X CH 83 0-0 9 1B **1-3** **2-H** 1B	2 2	0 0	0 1	0 1	0 0	1 0	1 0
9 Adam Rosales, R (1, 5) OBP: 0.424, SLG: 0.540		B SI 90 X CH 83 1-0 ③ P2			C CH 80 B CU 76 B SI 88 B SI 89 C FF 88 F CH 82 X SI 91 3-2 8 S 12 1B 1B		F FF 94 B FF 96 C CU 83 B CU 83 X CU 82 2-2 E5		F SL 82 P PO 84 X SL 82 1-1 **1-2** **3-H** 1B	4	1	2	1	0	0	0
8 Geovany Soto, R (1, 2) OBP: 0.265, SLG: 0.412			C FF 87 B CU 72 B CH 82 X CH 83 2-1 1B		C SI 88 C FC 84 B FF 86 F FC 84 B SI 92 B SI 91 S CH 83 3-3 ① K 1-2		B CU 82 F FF 94 B CU 83 C CU 83 B FF 96 F FF 95 C FF 96 3-3 ③ K			3	0	1	0	0	2	2
12 Rougned Odor, L (1, 4) OBP: 0.289, SLG: 0.378			F SI 90 B SI 90 F CU 77 F SI 90 C CH 81 1-3 ① K		B CH 81 B CH 82 F SI 89 C SI 90 X SI 90 2-2 ② 2-H 1B			B SI 87 F SI 86 B SL 80 C SI 87 X SL 80 2-2 ① G4-3		3	0	1	1	0	1	1
19 Daniel Robertson, R (1, 8) OBP: 0.325, SLG: 0.327 2 Leonys Martin, L (8, PH) OBP: 0.317, SLG: 0.358 (9, 8)			D SI 91 C CH 82 F SI 91 B SI 90 X SI 91 2-2 ② L9		C SI 91 B CH 83 X SI 90 1-1 ③ F7			C SL 80 B FF 89 C SI 88 X SL 81 1-2 ② L4		2 1	0 0	0 0	0 0	0 0	0 0	1 0
Inning Stats	R: 0 E: 0 K: 0 S: 9 H: 0 LOB: 0 BB: 0 P: 13	R: 0 E: 0 K: 1 S: 5 H: 0 LOB: 0 BB: 0 P: 8	R: 0 E: 0 K: 2 S: 12 H: 1 LOB: 1 BB: 0 P: 20	R: 0 E: 0 K: 1 S: 7 H: 0 LOB: 1 BB: 1 P: 16	R: 1 E: 0 K: 1 S: 13 H: 2 LOB: 0 BB: 0 P: 22	R: 0 E: 0 K: 0 S: 5 H: 1 LOB: 0 BB: 0 P: 8	R: 0 E: 1 K: 1 S: 10 H: 0 LOB: 1 BB: 0 P: 16	R: 0 E: 0 K: 0 S: 11 H: 0 LOB: 2 BB: 1 P: 21	R: 2 E: 0 K: 0 S: 7 H: 4 LOB: 2 BB: 0 P: 10	1B: 8 2B: 0 3B: 0 HR: 0 SF: 0 SAC: 0 DP: 1 HBP: 0						WP: 0 PB: 0 SB: 3 CS: 0 PA: 33	

PITCHER		IP	WLS	BF	H	R	ER	SO	BB	IBB	HBP	BLK	WP	HR	S	P	ERA	WHIP
53 Héctor Santiago, L ERA: 3.46	(1, 1)	6.0		21	4	1	1	5	1	0	0	0	0	0	51	87	1.50	0.833
40 Kevin Jepsen, R ERA: 2.09	(7, 1)	1.0	H	4	0	0	0	1	0	0	0	0	0	0	10	16	0.00	0.000
38 Joe Smith, R ERA: 2.12	(8, 1)	1.0	H	4	0	0	0	0	1	0	0	0	0	0	11	21	0.00	1.000
16 Huston Street, R ERA: 1.2	(9, 1)	0.0	L	4	4	2	2	0	0	0	0	0	0	0	7	10	∞	∞

PITCHER	IP	WLS	BF	H	R	ER	SO	BB	IBB	HBP	BLK	WP	HR	S	P	ERA	WHIP

Los Angeles Angels @ Texas Rangers

Globe Life Park in Arlington, Arlington, TX

Sun Aug 17 2014, 3:07 PM - 5:58 PM EDT

Att. 28,942 - Overcast - 71 F

livebaseballscorecards.com

AB	31
R	3
H	8
RBI	3
BB	2
SO	6
LOB	10

Batter	1	2	3	4	5	6	7	8	9	AB	R	H	RBI	BB	SO	LOB
56 Kole Calhoun, L (1, 9) OBP: 0.351, SLG: 0.490	C FF 92 B SI 93 B FF 92 X FF 91 2-1 5 G6-4-3 27 1B 1B		B FF 90 B FF 90 B FF 90 C FF 90 B FF 90 4-1 27 2B BB		B KC 75 B FF 92 F FF 90 B FF 90 B FF 90 4-1 BB			D CU 76 1 SAFE C FO 86 B FF 94 S FO 87 D FO 89 F FF 94 X FF 94 3-2 47 E 1-3 2B		2	2	2	0	2	0	0
27 Mike Trout, R (1, 8) OBP: 0.379, SLG: 0.560	F FF 91 X FC 87 0-1 5 G6-4-3 1-2 1B		C FF 90 1 SAFE D KC 76 S FF 91 B FF 91 B FF 91 1 SAFE X FF 91 3-2 5 1B 1-H 2B		C KC 75 F FF 91 F KC 76 S KC 75 0-3 ③ K			C SL 78 F FO 90 S FF 95 0-3 ① K		4	1	2	1	0	2	3
5 Albert Pujols, R (1, 10) OBP: 0.329, SLG: 0.479	B KC 77 X FF 91 1-0 ①② G6-4-3 1-2f 2-3		C KC 75 C FF 90 X FF 90 0-2 2-H 1B			F FF 88 F FF 90 B KC 74 F KC 76 X KC 76 1-2 ① G5-3		D FO 90 B FO 88 I IN 84 I IN 85 4-0 47 E 2 FC4-2 IBB		3	0	1	1	1	0	2
47 Howie Kendrick, R (1, 4) OBP: 0.339, SLG: 0.374	C KC 76 B FF 91 S FF 93 D KC 77 X FF 93 2-2 ③ G6-3		C FF 91 X CH 86 0-1 ③ G5-3			B CH 85 B FF 91 C FF 92 X FF 92 2-1 ② G6-3		X FO 88 0-0 FC1 2 FC4-2 1-3 2-H 3-H		4	0	0	0	0	0	3
2 Erick Aybar, S (1, 6) OBP: 0.308, SLG: 0.374		X FF 90 0-0 ① L7		C FF 89 X KC 75 0-1 19 CS 1B		C FF 91 T CH 85 S KC 78 0-3 ③ K2-3		X FO 89 0-0 ② FC4-2 7 WP 2-3 3-H		4	0	1	0	0	1	2
28 Brennan Boesch, L (1, 7) OBP: 0.138, SLG: 0.148 7 Collin Cowgill, R (7, 7) OBP: 0.350, SLG: 0.396		B FF 91 C FF 91 C FF 92 C KC 74 1-3 ② K		C FF 88 X CH 84 0-1 ① F9			X FF 88 0-0 ① F9	C SL 81 B FF 93 B FF 94 C SL 81 B FO 88 C SL 81 3-3 ③ K 1-2		3 1	0 0	0 0	0 0	0 0	1 1	1 2
6 David Freese, R (1, 5) OBP: 0.327, SLG: 0.362 8 John McDonald, R (8, 5) OBP: 0.237, SLG: 0.164		C FF 91 C KC 77 B FF 90 C FF 92 1-3 ③ K		B KC 74 X FF 90 1-0 ② F9			C FF 90 X FF 90 0-1 19 CS 1B		C FF 89 X FF 90 0-1 ① L5	3 1	0 0	1 0	0 0	0 0	1 0	1 0
19 Efren Navarro, L (1, 3) OBP: 0.330, SLG: 0.375			X FF 89 0-0 ① G4-3	C FF 90 1 SAFE B FF 89 C FF 89 D KC 75 B KC 74 3-2 ③ CS 1-2	C KC 75 B KC 74 X FF 89 1-1 ① G1-3		B FF 89 P PO 84 C FF 91 S CH 83 B KC 78 X FF 91 3-2 ②③ G6-3 1-2		C FS 86 X FS 86 0-1 ② G3	4	0	0	0	0	0	1
17 Chris Iannetta, R (1, 2) OBP: 0.364, SLG: 0.410			B FF 91 F FF 91 X FF 91 1-1 ② G6-3		F FF 88 S KC 75 S KC 76 0-3 ② K			F CU 74 B FF 93 F FF 93 F CU 77 F SL 83 B FO 88 F CU 76 B FF 94 F FF 94 4-2 F FF 94 B FF 94 56 2B 47 FC1 BB	X SL 82 0-0 ③ P6	3	1	0	0	1	1	0
Inning Stats	R: 0 E: 0 K: 0 S: 8 H: 2 LOB: 1 BB: 0 P: 13	R: 0 E: 0 K: 2 S: 7 H: 0 LOB: 0 BB: 0 P: 9	R: 2 E: 0 K: 0 S: 12 H: 2 LOB: 1 BB: 1 P: 20	R: 0 E: 0 K: 0 S: 7 H: 1 LOB: 0 BB: 0 P: 11	R: 0 E: 0 K: 2 S: 10 H: 0 LOB: 1 BB: 1 P: 15	R: 0 E: 0 K: 1 S: 9 H: 0 LOB: 0 BB: 0 P: 12	R: 0 E: 0 K: 0 S: 7 H: 1 LOB: 0 BB: 0 P: 9	R: 2 E: 1 K: 2 S: 19 H: 1 LOB: 2 BB: 2 P: 33	R: 0 E: 0 K: 0 S: 5 H: 0 LOB: 0 BB: 0 P: 5	1B: 5 2B: 2 3B: 0 HR: 0 SF: 0 SAC: 0 DP: 1 HBP: 0						

PITCHER	IP	WLS	BF	H	R	ER	SO	BB	IBB	HBP	BLK	WP	HR	S	P	ERA	WHIP
67 Brandon Workman, R (1, 1) ERA: 4.26	7.0	L	26	6	2	2	5	2	0	0	0	0	0	60	89	2.57	1.143
36 Junichi Tazawa, R (8, 1) ERA: 3.14	1.0		7	1	2	0	2	1	1	0	0	1	0	19	33	0.00	2.000
54 Edward Mujica, R (9, 1) ERA: 4.4	1.0		3	0	0	0	0	0	0	0	0	0	0	5	5	0.00	0.000

PITCHER	IP	WLS	BF	H	R	ER	SO	BB	IBB	HBP	BLK	WP	HR	S	P	ERA	WHIP

TOP

Los Angeles Angels @ Boston Red Sox

Fenway Park, Boston, MA

Mon Aug 18 2014, 7:13 PM - 10:34 PM EDT

Att. 35,170 - Cloudy - 76 F

livebaseballscorecards.com

AB	32
R	4
H	7
RBI	2
BB	4
SO	7
LOB	15

WP: 1	PA:	37	
PB: 0			
SB: 0			
CS: 2			

Los Angeles Angels @ Boston Red Sox

Fenway Park, Boston, MA

Mon Aug 18 2014, 7:13 PM - 10:34 PM EDT

Att. 35,170 - Cloudy - 76 F

livebaseballscorecards.com

BOTTOM

Batter	1	2	3	4	5	6	7	8	9	AB	R	H	RBI	BB	SO	LOB
26 Brock Holt, L (1, 9) OBP: 0.351, SLG: 0.408	C SI 90 C FF 90 B SL 83 F SI 91 S CU 77 1-3 K ①		C SI 89 X SL 83 0-1 G1-3 ①	B SL 83 C FF 90 X CH 84 1-1 1-2 3-H 1B		B CH 71 C SL 77 B FF 93 D SL 76 B FF 91 4-1 15 G6-4-3 1-2 2-3 BB			B FF 96 C FF 96 X CH 88 1-1 15 1B 52 FC5-4 1B	4	1	2	1	1	1	0
15 Dustin Pedroia, R (1, 4) OBP: 0.346, SLG: 0.379	C FF 91 X SI 91 0-1 G4-3 ②		C SI 89 F CH 84 F FF 92 F CU 77 B SL 83 B CH 87 X SI 92 2-2 34 BB 1B	C SI 91 B CH 84 X SI 90 1-1 F8 ③		C SL 79 B SL 79 F SL 78 X FF 93 1-2 G6-4-3 ②③ 1-2f			B FF 96 C FF 94 F FF 96 X FF 96 1-2 52 FC5-4 1-3 1B	5	0	2	0	0	0	5
34 David Ortiz, L (1, 10) OBP: 0.345, SLG: 0.503	S FF 92 B SI 92 B SI 93 B SL 84 C SI 92 B FC 89 4-2 BB		S SI 91 F SL 83 F SI 91 B FC 88 1 SAFE B SI 91 F SI 91 F SI 92 B CU 77 4-2 1 SAFE F FF 92 B FF 88 1-2 BB		C SL 84 B SI 90 C FC 87 F SI 90 X SI 90 1-2 12 F9 2B		F CH 88 X FF 89 0-1 1B		F FF 96 S CU 83 D CU 84 D CU 83 S CH 83 2-3 K ①	3	0	2	0	2	1	2
52 Yoenis Cespedes, R (1, 7) OBP: 0.294, SLG: 0.456	X SI 90 0-0 G4-3 ③		C SI 90 B CH 85 X SI 91 1-1 F9 ②		S CH 84 B CH 84 S SI 89 S CU 76 1-3 K ①		S KC 81 F FF 89 S FF 90 0-3 K ①		C CU 82 C CU 82 D CU 84 F FF 96 X CU 83 1-2 FC5-4 ② 12 DI 1-2f 3-H	5	0	0	1	0	2	6
12 Mike Napoli, R (1, 3) OBP: 0.388, SLG: 0.450		B CU 76 B SI 91 B CH 85 C SI 92 C SL 83 F FF 89 B SI 92 4-2 2 F9 16 BB BB	X CH 84 0-0 G3-1 ③		B FC 87 C CH 84 B FC 86 X CH 82 2-1 F9 ② 2-3		C KC 82 C KC 81 S FF 90 0-3 K ②		S FF 96 D CU 84 B FF 95 C CU 83 X FF 95 2-2 F8 ③ 1-2	4	0	0	0	1	1	5
16 Will Middlebrooks, R (1, 5) OBP: 0.271, SLG: 0.278		C SI 90 B CH 84 B CH 85 C FF 90 B SL 82 B FF 91 4-2 1-2 BB		C CU 75 C CH 85 B SI 90 B CH 85 F FF 90 F FF 91 B SL 84 C SI 90 3-3 K ①	B FF 89 B CH 84 B CH 84 S FF 90 X CH 83 3-1 L6 ③		B KC 82 S FF 90 F FF 90 B KC 82 S CH 85 2-3 K ③			3	0	0	0	1	2	2
2 Xander Bogaerts, R (1, 6) OBP: 0.293, SLG: 0.339		B SI 90 C CH 84 C CH 84 F FC 87 B SI 91 X CH 85 2-2 F9 ① 2-3		B SL 85 C CH 85 F CH 84 B SI 91 C SI 90 2-3 K ②		B FF 89 B CU 74 F CH 84 B SI 91 X CH 84 3-1 P6 ①		X FF 93 0-0 G4-3 ①		4	0	0	0	0	1	2
50 Mookie Betts, R (1, 8) OBP: 0.298, SLG: 0.364		C CH 84 C SL 83 1 SAFE C SI 91 0-3 K ②		S CH 84 C SI 90 B CH 86 B SI 90 B FF 90 B CH 84 4-2 55 1B 26 1B BB		F FF 89 S FC 88 X SI 90 0-2 26 BB 55 1B 1B		C FF 93 B FF 93 C SL 82 X SL 83 1-2 G1-4-3 ②		3	1	1	0	1	1	2
55 Christian Vázquez, R (1, 2) OBP: 0.301, SLG: 0.305		C SI 90 B CH 84 X SL 83 1-1 L3 ③		D CU 75 X FF 89 1-0 26 1B 1-3 1B		1 SAFE C SL 78 F FF 91 X CH 72 0-2 26 BB 1-2 1B		B FF 93 F FF 92 B FF 94 X SL 82 2-1 P6 ③		4	0	2	0	0	0	2
Inning Stats	R: 0 E: 0 K: 1 S: 9 H: 0 LOB: 1 BB: 1 P: 14	R: 0 E: 0 K: 1 S: 14 H: 0 LOB: 2 BB: 2 P: 25	R: 0 E: 0 K: 0 S: 16 H: 1 LOB: 2 BB: 1 P: 23	R: 1 E: 0 K: 2 S: 15 H: 2 LOB: 2 BB: 1 P: 27	R: 0 E: 0 K: 1 S: 11 H: 1 LOB: 1 BB: 0 P: 18	R: 0 E: 0 K: 0 S: 12 H: 2 LOB: 2 BB: 1 P: 20	R: 0 E: 0 K: 3 S: 11 H: 1 LOB: 1 BB: 0 P: 13	R: 0 E: 0 K: 0 S: 6 H: 0 LOB: 0 BB: 0 P: 9	R: 1 E: 0 K: 1 S: 15 H: 2 LOB: 1 BB: 0 P: 22	1B: 8 2B: 1 3B: 0 HR: 0 SF: 0 SAC: 0 DP: 1 HBP: 0						

	AB	35
	R	2
	H	9
	RBI	2
	BB	6
	SO	9
	LOB	26

WP: 0 PA: 41
PB: 0
SB: 0
CS: 0

PITCHER		IP	WLS	BF	H	R	ER	SO	BB	IBB	HBP	BLK	WP	HR	S	P	ERA	WHIP
33 C.J. Wilson, L ERA: 4.59	(1, 1)	5.1	W	26	5	1	1	5	5	0	0	0	0	0	70	115	1.69	1.875
64 Mike Morin, R ERA: 2.68	(6, 1)	0.2	H	3	1	0	0	0	1	0	0	0	0	0	7	12	0.00	3.000
59 Fernando Salas, R ERA: 2.55	(7, 1)	1.0	H	4	1	0	0	3	0	0	0	0	0	0	11	13	0.00	1.000
39 Jason Grilli, R ERA: 3.57	(8, 1)	1.0	H	3	0	0	0	0	0	0	0	0	0	0	6	9	0.00	0.000
40 Kevin Jepsen, R ERA: 2.22	(9, 1)	1.0	S	5	2	1	1	1	0	0	0	0	0	0	15	22	9.00	2.000

PITCHER	IP	WLS	BF	H	R	ER	SO	BB	IBB	HBP	BLK	WP	HR	S	P	ERA	WHIP

Batter	1	2	3	4	5	6	7	8	9	AB	R	H	RBI	BB	SO	LOB
56 Kole Calhoun, L (1, 9) OBP: 0.349, SLG: 0.485	C FF 91 C SL 84 S CH 84 0-3 ① K		S CH 82 B SL 84 F CH 84 B FF 93 F FF 92 B FF 94 F CH 84 F SL 86 X CH 85 3-2 27 3B 2-H 1B	X FF 92 0-0 ③ G4-3			B CU 83 F SI 93 B SL 89 C SL 87 X SL 88 2-2 ② G4-3		X FS 79 0-0 ③ L8	5	1	1	1	0	1	3
27 Mike Trout, R (1, 8) OBP: 0.378, SLG: 0.562	X FF 94 0-0 ② G6-3		C SL 84 1 SAFE S CH 84 F FF 92 B SL 86 F CH 86 X SL 83 1-2 5 1B 1-H 3B		C FF 90 B CH 84 B FF 89 F CH 84 B FF 94 S CH 85 3-3 ① K		B SL 88 F FF 93 X SL 85 1-1 ③ G5-3			4	1	1	1	0	1	0
5 Albert Pujols, R (1, 3) OBP: 0.332, SLG: 0.480	B FF 93 S SL 85 B FF 92 X SL 85 2-1 1B		F FF 93 X SI 91 0-1 32 HBP 3-H 1B		B FF 93 F FF 92 B SI 89 F FF 93 B CH 86 B FF 93 4-2 BB			C FF 92 F FF 93 X FF 92 0-2 ① F8		3	0	2	1	1	0	0
32 Josh Hamilton, L (1, 7) OBP: 0.338, SLG: 0.409	B FF 93 D FF 93 X CH 83 2-0 ③ F8		S CH 82 H SL 86 1-1 47 G4-6-3 1-2 HBP		X FF 91 0-0 ② F7			B SL 88 F FF 91 T SL 87 X SL 87 1-2 ② L3		3	0	0	0	0	0	2
47 Howie Kendrick, R (1, 4) OBP: 0.337, SLG: 0.371		B FF 90 X FF 88 1-0 ① G1-3	C SI 90 B FF 93 B FF 92 T FF 93 F FF 94 D FF 94 X FF 93 3-2 ②③ G4-6-3 1-2f		X FF 92 0-0 ③ G4-3			B FF 93 B FF 92 C SL 86 X SL 87 2-1 ③ F9		4	0	0	0	0	0	3
2 Erick Aybar, S (1, 6) OBP: 0.307, SLG: 0.373		B FF 92 B SL 83 T FF 90 X FF 91 2-1 6 F8-4-3 1B		X FF 90 0-0 ① L4		C SL 82 F CH 82 B CH 84 X FF 89 1-2 ① G1-3			L FS 79 X FS 80 0-1 ① L3	4	0	1	0	0	0	0
6 David Freese, R (1, 5) OBP: 0.326, SLG: 0.366 8 John McDonald, R (9, 5) OBP: 0.237, SLG: 0.164		S FF 90 B CH 81 B FF 92 S SL 83 B SL 83 X FF 92 3-2 ②③ F8-4-3 1-1		C FF 90 S CH 83 F CH 84 X SL 84 0-2 3B		X SI 89 0-0 ② G5-3			C FS 79 B FS 82 C FS 80 B FF 89 F FF 89 F FS 80 S FS 81 2-3 ② K2-3	4 0	0 0	1 0	0 0	0 0	1 0	1 0
28 Brennan Boesch, L (1, 10) OBP: 0.152, SLG: 0.194		B FF 91 B SL 83 F SI 90 X SL 84 2-1 ① G3-1	S CH 83 3 SAFE T CH 84 F CH 83 B FF 91 B CH 83 F FF 92 B FF 93 S CH 85 3-3 ② K			B SL 82 B FF 89 X FF 91 2-0 ③ G4-3			X FS 80 0-0 17 2B	4	1	1	0	0	1	1
17 Chris Iannetta, R (1, 2) OBP: 0.369, SLG: 0.422		F SL 82 B SI 91 B FF 91 X FF 90 2-1 56 1B 2B	S SL 83 B SL 83 F FF 94 B FF 89 B SL 83 B CH 84 4-2 BB				F CU 82 F FF 94 B SL 88 F FF 92 X SL 88 1-2 ① G6-3		D FS 79 B FS 81 S SL 84 X FS 81 2-1 2-H 2B	3	1	2	1	1	0	0
Inning Stats	R: 0 E: 0 K: 1 S: 7 H: 1 LOB: 1 BB: 0 P: 11	R: 0 E: 0 K: 0 S: 6 H: 1 LOB: 0 BB: 0 P: 12	R: 3 E: 0 K: 0 S: 22 H: 4 LOB: 0 BB: 0 P: 34	R: 0 E: 0 K: 1 S: 13 H: 1 LOB: 2 BB: 1 P: 20	R: 0 E: 0 K: 1 S: 7 H: 0 LOB: 1 BB: 1 P: 14	R: 0 E: 0 K: 0 S: 5 H: 0 LOB: 0 BB: 0 P: 8	R: 0 E: 0 K: 0 S: 9 H: 0 LOB: 0 BB: 0 P: 13	R: 0 E: 0 K: 0 S: 8 H: 0 LOB: 0 BB: 0 P: 11	R: 1 E: 0 K: 1 S: 11 H: 2 LOB: 1 BB: 0 P: 15	1B: 4 2B: 4 3B: 2 HR: 0 SF: 0 SAC: 0 DP: 2 HBP: 1						

TOP

Los Angeles Angels @ Boston Red Sox

Fenway Park, Boston, MA

Tue Aug 19 2014, 7:13 PM - 10:36 PM EDT

Att. 35,471 - Clear - 72 F

livebaseballscorecards.com

AB	34
R	4
H	9
RBI	4
BB	2
SO	4
LOB	10

PITCHER		IP	WLS	BF	H	R	ER	SO	BB	IBB	HBP	BLK	WP	HR	S	P	ERA	WHIP
64 Allen Webster, R ERA: 4.73	(1, 1)	6.0		26	7	3	3	3	2	0	1	0	0	0	60	99	4.50	1.500
30 Alex Wilson, R ERA: 1.69	(7, 1)	2.0		6	0	0	0	0	0	0	0	0	0	0	17	24	0.00	0.000
19 Koji Uehara, R ERA: 1.53	(9, 1)	1.0	L	5	2	1	1	1	0	0	0	0	0	0	11	15	9.00	2.000

PITCHER	IP	WLS	BF	H	R	ER	SO	BB	IBB	HBP	BLK	WP	HR	S	P	ERA	WHIP

Los Angeles Angels @ Boston Red Sox

Fenway Park, Boston, MA

Tue Aug 19 2014, 7:13 PM - 10:36 PM EDT

Att. 35,471 - Clear - 72 F

livebaseballscorecards.com

BOTTOM

Batter	1	2	3	4	5	6	7	8	9	AB	R	H	RBI	BB	SO	LOB
26 Brock Holt, L (1, 9) OBP: 0.348, SLG: 0.405	C FF 86 C FF 87 B SL 80 X FF 87 1-2 G4-3 ①	C CU 70 X CU 68 0-1 F9 ③			B FF 84 C FF 85 C SI 85 B SL 80 X CH 79 2-2 F7 ①	B SL 82 F FF 92 C CH 84 X FF 92 1-2 SF8 ② 3-H			X SI 89 0-0 SH5-3 ① 1-2	3	0	0	1	0	0	2
15 Dustin Pedroia, R (1, 4) OBP: 0.344, SLG: 0.377	B FF 88 F FF 86 X SL 79 1-1 F8 ②	C FF 85 B FF 87 B SL 78 F FF 86 X SL 78 2-2 L5 ①			C FF 85 X FC 86 0-1 12 WP 34 BB 12 G6-3 1B	C FF 93 F SL 82 F FF 92 D SL 82 F FF 94 X FF 94 1-2 FC6-4 ③ 1-2f			F SL 84 B SL 83 C SL 83 S SL 83 1-3 K ②	5	1	1	0	0	1	2
34 David Ortiz, L (1, 10) OBP: 0.350, SLG: 0.512	B FC 88 F SI 86 S SL 79 F CU 68 X CH 80 1-2 HR	F SI 86 X CU 67 0-1 12 G1-3 1B			S CH 80 B FF 86 B SL 77 C SL 77 F FF 86 F SI 86 1 SAFE F SL 78 B CU 67 4-2 1 SAFE B CH 77 12 G6-3 12 WP 1-2 BB		C FF 90 B CH 84 B KC 84 B FF 90 X FF 89 3-1 F7 ①		D CH 82 I IN 70 I IN 78 I IN 75 4-0 IBB	3	1	2	1	2	0	0
12 Mike Napoli, R (1, 3) OBP: 0.385, SLG: 0.446	C FF 86 C CH 79 B FC 90 F FF 89 B FF 91 X SL 80 2-2 1B	S CH 79 F FF 87 X CH 79 0-2 G1-3 ② 1-2			B FC 86 B CH 79 S SL 79 X CU 70 2-1 G6-3 ② 1-3 2-H		B FF 89 B KC 81 B CH 82 S FF 89 C FF 90 F CH 84 F FF 90 F FF 88 F FF 89 3-3 S KC 83 K ②		S SL 83 D SL 83 F SL 84 D SL 84 T SL 84 2-2 K ③	5	0	1	1	0	2	4
29 Daniel Nava, S (1, 7) OBP: 0.339, SLG: 0.340	B SI 86 C CH 81 X CH 79 1-1 G4-3 ③	B CH 77 X FF 86 1-0 F8 ③			C FF 86 B SI 87 F CH 78 B SI 88 B SL 78 F FF 87 B CU 68 4-2 BB		B KC 81 B FF 88 C CH 85 B CH 85 F FF 90 S FF 89 3-3 K ③			3	0	0	0	1	1	2
16 Will Middlebrooks, R (1, 5) OBP: 0.275, SLG: 0.282 7 Kelly Johnson, L (4, PR) OBP: 0.293, SLG: 0.356 (5, 5)		B FF 85 F FF 86 B FF 88 B CH 79 X FF 87 3-1 P3 ①		C SL 78 X SL 78 0-1 1B	D CU 71 C SI 85 1 SAFE S CH 77 X CH 76 1-2 G4-3 ③			B SI 86 F SI 87 B SI 87 B SL 81 X SI 88 3-1 G1-3 ①		2	0	1	0	0	0	0
										2	0	0	0	0	0	2
2 Xander Bogaerts, R (1, 6) OBP: 0.293, SLG: 0.336		F FF 85 B SL 79 C FC 86 X CH 79 1-2 F8 ②		D FF 85 B FF 85 S FF 85 1 SAFE C CU 68 S SL 80 2-3 K ①		B FC 84 B CU 70 F FC 86 B SL 78 B CH 76 4-1 55 1B 26 SF8 BB		B SI 88 X SI 88 1-0 G6-3 ②		3	1	0	0	1	1	1
50 Mookie Betts, R (1, 8) OBP: 0.294, SLG: 0.375		B FC 87 B SL 80 F FF 86 C SL 79 X CH 78 2-2 2B		B SL 77 B FF 84 C SL 77 F FF 86 X CU 68 2-2 P3 ②		1 SAFE C SL 79 1 SAFE B FF 85 1 SAFE C FF 85 X SL 80 1-2 P3 ①		B SI 88 C SI 88 B SL 81 X SI 88 2-1 G5-3 ③		4	0	1	0	0	0	2
55 Christian Vázquez, R (1, 2) OBP: 0.313, SLG: 0.310 52 Yoenis Cespedes, R (9, PH) OBP: 0.295, SLG: 0.457		B FC 85 B FC 86 B CH 79 B SL 78 4-0 BB		X FF 86 0-0 G5-3 ③		B CU 70 1 SAFE B CH 79 X SL 78 2-0 15 FC6-4 1 1-3 1B			C SL 84 B SL 83 B SI 92 X SL 83 2-1 26 SH5-3 1B	2	0	1	0	1	0	1
										1	0	1	0	0	0	0
Inning Stats	R: 1 E: 0 K: 0 S: 15 H: 2 LOB: 1 BB: 0 P: 21	R: 0 E: 0 K: 0 S: 10 H: 1 LOB: 2 BB: 1 P: 20	R: 0 E: 0 K: 0 S: 9 H: 1 LOB: 1 BB: 0 P: 12	R: 0 E: 0 K: 1 S: 9 H: 1 LOB: 1 BB: 0 P: 13	R: 1 E: 0 K: 0 S: 18 H: 1 LOB: 2 BB: 2 P: 31	R: 1 E: 0 K: 0 S: 13 H: 1 LOB: 1 BB: 1 P: 22	R: 0 E: 0 K: 2 S: 12 H: 0 LOB: 0 BB: 0 P: 21	R: 0 E: 0 K: 0 S: 5 H: 0 LOB: 0 BB: 0 P: 11	R: 0 E: 0 K: 2 S: 9 H: 1 LOB: 2 BB: 1 P: 18	1B: 6 2B: 1 3B: 0 HR: 1 SF: 1 SAC: 1 DP: 0 HBP: 0						

	AB	33
	R	3
	H	8
	RBI	3
	BB	5
	SO	5
	LOB	16

WP: 1 PA: 40
PB: 0
SB: 0
CS: 0

PITCHER		IP	WLS	BF	H	R	ER	SO	BB	IBB	HBP	BLK	WP	HR	S	P	ERA	WHIP
36 Jered Weaver, R ERA: 3.7	(1, 1)	5.1		27	7	3	3	1	4	0	0	0	1	1	66	109	5.06	2.062
39 Jason Grilli, R ERA: 3.51	(6, 1)	0.2	B	2	0	0	0	0	0	0	0	0	0	0	8	10	0.00	0.000
59 Fernando Salas, R ERA: 2.49	(7, 1)	1.0		3	0	0	0	2	0	0	0	0	0	0	12	21	0.00	0.000
38 Joe Smith, R ERA: 2.09	(8, 1)	1.0	W	3	0	0	0	0	0	0	0	0	0	0	5	11	0.00	0.000
16 Huston Street, R ERA: 1.17	(9, 1)	1.0	S	5	1	0	0	2	0	1	0	0	0	0	9	18	0.00	1.000

PITCHER	IP	WLS	BF	H	R	ER	SO	BB	IBB	HBP	BLK	WP	HR	S	P	ERA	WHIP

Batter	1	2	3	4	5	6	7	8	9	AB	R	H	RBI	BB	SO	LOB
56 Kole Calhoun, L (1, 9) OBP: 0.350, SLG: 0.486	C FF 90 S FF 91 C SI 92 0-3 ① K		X SI 91 0-0 ③ L6		S FC 87 B FC 88 B SI 93 B FF 91 F SI 91 D FC 89 4-2 27 FC9-6 1-2 2-3 3-H BB		B SL 78 X FS 83 1-0 27 G4-3 32 SF9 2B		B FF 88 B SI 88 X FF 88 2-0 ① L8 1-2	4	1	1	1	1	1	1
27 Mike Trout, R (1, 10) OBP: 0.374, SLG: 0.556	B FF 92 B FF 93 B SI 90 C FF 91 C SI 90 F CU 77 S CH 80 3-3 ② K			B FF 91 S FF 91 X CU 78 1-1 ① F8	C FC 88 X CH 81 0-1 ① FC9-6 5 1B 32 SF8 1-2f 2-3 3-H		B SI 88 C SI 90 B FS 85 X SI 89 2-1 ① G4-3 2-3		C SI 90 F SL 86 B FF 91 F CH 77 T FF 90 1-2 ② K	5	1	0	1	0	2	4
5 Albert Pujols, R (1, 3) OBP: 0.335, SLG: 0.480	X FC 89 0-0 ③ L9			B FF 92 F FF 91 B SI 92 C CU 78 X CH 81 2-2 ② L7	1 SAFE X SI 91 0-0 32 SF8 47 1B 1-3 3-H 1B		B SI 90 B SI 89 B SI 89 F SI 89 B SI 88 4-1 BB		F FF 91 X CU 71 0-1 32 1B 2-3 1B	4	1	2	1	1	0	0
32 Josh Hamilton, L (1, 8) OBP: 0.339, SLG: 0.415		C FC 87 B CH 80 S CH 79 B FF 92 F SI 91 F FF 92 X CH 80 2-2 ① L3		X FF 92 0-0 47 1B 2B	X FC 90 0-0 ② SF8 2-3 3-H		C SI 89 B FS 83 B SI 89 F FS 83 X FS 83 2-2 ② SF9 3-H		X SI 89 0-0 1-2 3-H 1B	3	1	2	3	0	0	0
47 Howie Kendrick, R (1, 4) OBP: 0.337, SLG: 0.372		X FF 92 0-0 ② F9		D CU 78 X FF 91 1-0 2-H 1B	B CU 79 B CU 76 X SI 92 2-0 6 S 3-H 1B		C SI 88 C SI 90 B SI 91 X SI 89 1-2 ③ F8		C CU 68 B FF 90 S CH 79 F FF 90 S CH 79 1-3 ③ K	5	0	2	2	0	1	3
6 David Freese, R (1, 5) OBP: 0.326, SLG: 0.365 8 John McDonald, R (8, 5) OBP: 0.237, SLG: 0.164		B CU 77 C CU 77 X FC 89 1-1 1B		C FC 88 1 SAFE D CU 78 X CU 79 1-1 ③ L8	C FF 93 B CH 80 B CH 79 X SI 92 2-1 ③ G4-3 1-2			C FF 90 B FF 90 C FF 91 F FF 92 S FS 86 1-3 ① K		4 0	0 0	1 0	0 0	1 0	2 0	0 0
2 Erick Aybar, S (1, 6) OBP: 0.307, SLG: 0.372		B FF 92 X SI 91 1-0 ③ G4-3			C CU 76 F CH 81 F FC 88 F CH 82 B SI 91 B SI 92 B SI 92 F FC 88 X SI 91 3-2 19 1B 17 BB 56 BB	C SI 89 C CU 78 X SI 92 0-2 ① G3-1		S FF 91 X FF 91 0-1 ② P6		4	1	1	0	0	0	1
17 Chris Iannetta, R (1, 2) OBP: 0.367, SLG: 0.417			B FC 86 S FF 91 T SI 91 S CH 81 1-3 ① K		C CH 80 B FC 88 D CU 79 1 SAFE B FC 89 C FF 92 1 SAFE D SI 91 4-2 56 BB 19 1B 27 FC9-6 1-2 BB	B FF 91 C SI 91 F SI 92 B SI 92 S CH 79 2-3 ② K		B SL 80 F FF 92 B FF 91 S FF 91 F FF 92 C FF 91 2-3 ③ K		3	1	0	0	1	3	0
19 Efren Navarro, L (1, 7) OBP: 0.331, SLG: 0.374 7 Collin Cowgill, R (6, 7) OBP: 0.353, SLG: 0.399			C FF 92 X SI 91 0-1 ② G4-3		C SI 90 F FC 88 D CH 81 F FC 88 F SI 92 X CU 78 1-2 27 FC9-6 56 BB 5 1B 1-2 2-3 1B	B CU 76 C CU 75 S CH 80 F CH 80 B FF 92 S FF 92 2-3 ③ K			B SI 87 C SI 89 X SI 89 1-1 5 1B 56 WP 32 1B 1B	3 1	1 1	1 1	0 0	0 0	1 0	0 0
Inning Stats	R: 0 E: 0 K: 2 S: 8 H: 0 LOB: 0 BB: 0 P: 11	R: 0 E: 0 K: 0 S: 9 H: 1 LOB: 1 BB: 0 P: 13	R: 0 E: 0 K: 1 S: 6 H: 0 LOB: 0 BB: 0 P: 7	R: 1 E: 0 K: 0 S: 9 H: 2 LOB: 1 BB: 0 P: 14	R: 5 E: 0 K: 0 S: 22 H: 4 LOB: 1 BB: 2 P: 38	R: 0 E: 0 K: 2 S: 10 H: 0 LOB: 0 BB: 0 P: 14	R: 1 E: 0 K: 0 S: 10 H: 1 LOB: 1 BB: 1 P: 20	R: 0 E: 0 K: 2 S: 10 H: 0 LOB: 0 BB: 0 P: 13	R: 1 E: 0 K: 2 S: 14 H: 3 LOB: 2 BB: 0 P: 19	1B: 9 2B: 2 3B: 0 HR: 0 SF: 2 SAC: 0 DP: 0 HBP: 0						

PITCHER		IP	WLS	BF	H	R	ER	SO	BB	IBB	HBP	BLK	WP	HR	S	P	ERA	WHIP
11 Clay Buchholz, R ERA: 5.94	(1, 1)	6.0	L	27	7	6	6	5	2	0	0	0	0	0	64	97	9.00	1.500
35 Burke Badenhop, R ERA: 2.61	(7, 1)	1.0		5	1	1	1	0	1	0	0	0	0	0	10	20	9.00	2.000
54 Edward Mujica, R ERA: 4.3	(8, 1)	1.0		3	0	0	0	2	0	0	0	0	0	0	10	13	0.00	0.000
32 Craig Breslow, L ERA: 5.09	(9, 1)	1.0		6	3	1	1	2	0	0	0	0	1	0	14	19	9.00	3.000

PITCHER	IP	WLS	BF	H	R	ER	SO	BB	IBB	HBP	BLK	WP	HR	S	P	ERA	WHIP

TOP

Los Angeles Angels @ Boston Red Sox

Fenway Park, Boston, MA

Wed Aug 20 2014, 7:14 PM - 10:55 PM EDT

Att. 35,136 - Partly Cloudy - 70 F

livebaseballscorecards.com

AB	36
R	8
H	11
RBI	8
BB	3
SO	9
LOB	11

BOTTOM

Los Angeles Angels @ Boston Red Sox

Fenway Park, Boston, MA

Wed Aug 20 2014, 7:14 PM - 10:55 PM EDT

Att. 35,136 - Partly Cloudy - 70 F

livebaseballscorecards.com

Batter	1	2	3	4	5	6	7	8	9	AB	R	H	RBI	BB	SO	LOB
26 Brock Holt, L (1, 5) OBP: 0.344, SLG: 0.400	B FF 98 C FF 98 B FF 98 B SI 97 C FF 98 X FF 97 3-2 ① L8	B SL 87 C SI 96 F SI 96 X SL 89 1-2 ② FC3-6 1-2f 2-3		B FF 90 C CH 85 X CH 84 1-1 ③ L3		B CH 84 F CH 84 F FF 90 X CH 85 1-2 ③ G3-1		B SL 80 X FF 90 1-0 ③ F7		5	0	0	0	0	0	4
15 Dustin Pedroia, R (1, 4) OBP: 0.343, SLG: 0.376	C FF 98 C SL 90 B CU 82 F FC 98 B SL 90 X FF 98 2-2 34 1B 52 SF9 1B	C FF 92 C SL 83 F CU 76 S SL 84 0-3 ③ K			C FF 93 S CH 73 F FF 93 B FF 92 F SL 80 B FF 91 F CH 74 F CH 73 S SL 81 2-3 ① K		B FF 96 F FF 96 C FF 96 B CU 85 X CU 84 2-2 ① G6-3		B SI 87 C SI 87 F SL 81 X SL 80 1-2 ① F9	5	1	1	0	0	2	2
34 David Ortiz, L (1, 10) OBP: 0.355, SLG: 0.523 68 Alex Hassan, R (9, PH) OBP: 0.222, SLG: 0.125	B SI 97 B SI 97 C SI 96 X FC 97 2-1 29 1B 1-3 1B		X FF 92 0-0 HR		C FF 93 B FF 92 S SL 80 B FF 93 B FF 94 F CH 74 F CH 74 X SL 79 3-2 52 FC6-4 1B		C CU 85 T FF 96 B CU 85 F CH 83 B FF 96 X CU 84 2-2 52 2B 1B		C SI 88 S SL 81 B SL 82 X SI 88 1-2 ② G1-3	4 1	1 0	4 0	1 0	0 0	0 0	0 0
52 Yoenis Cespedes, R (1, 7) OBP: 0.294, SLG: 0.457	B FF 98 B FF 98 X FF 98 2-0 ② SF9 3-H	C SL 87 B FF 93 X FF 94 1-1 ① G4-3			B FF 94 B FF 92 C SL 79 X CH 74 2-1 ② FC6-4 29 BB 1-2f		C FF 96 C FF 96 B FF 96 B CU 85 X FF 96 2-2 1-3 2B		C SI 85 C SI 88 S SL 82 0-3 ③ K	4	0	1	1	0	1	1
29 Daniel Nava, S (1, 9) OBP: 0.342, SLG: 0.340	B SI 97 C SL 87 C SL 87 X CU 81 1-2 7 CS 1-2 1B	C CU 76 X FF 94 0-1 E6 7 FC3-5			B SL 79 B FF 89 B SI 89 B FF 92 4-0 1-2 BB		C CU 84 B CH 83 T FF 96 F CH 85 F FF 97 B CH 83 D CH 84 X FF 96 3-2 ② F7			3	0	1	0	1	0	2
7 Kelly Johnson, L (1, 3) OBP: 0.293, SLG: 0.355	C SI 96 B SL 87 1-1 ③ CS 1-2	X SL 86 0-0 2 BB 3 1B 1B	C FF 92 B CH 85 S CH 85 X CH 85 1-2 ② FC3-5 1-2f		B SL 79 C FF 91 B CH 75 B FF 90 X FF 90 3-1 ③ F7		C FF 95 T FF 97 F FF 98 S FF 96 0-3 ③ K			4	1	1	0	0	1	5
2 Xander Bogaerts, R (1, 6) OBP: 0.294, SLG: 0.336		B FF 96 B FF 96 C FF 97 D SL 89 B FF 96 4-1 26 FC3-6 3 1B 1-2 BB	S SL 86 1 SAFE B SL 86 1 SAFE B FF 92 X CH 85 2-1 ③ F7			C FF 89 C FF 89 F FF 91 S KC 82 0-3 ① K		B SI 88 B SI 88 T SI 88 S SI 87 F SI 89 X SI 88 2-2 E5 50 G4-3 1B		3	0	1	0	1	1	1
50 Mookie Betts, R (1, 8) OBP: 0.291, SLG: 0.365		X FF 96 0-0 ① P3		B FF 92 C FF 92 C SL 86 X FF 93 1-2 ① F8		C FF 89 C FF 91 X FF 91 0-2 3 WP 1B		C SI 87 X SI 88 0-1 ① G4-3 2-3		4	0	1	0	0	0	3
3 David Ross, R (1, 2) OBP: 0.255, SLG: 0.380		B SL 88 S FF 98 F FF 97 X FF 97 1-2 26 FC3-6 1-2 2-H 1B		B SL 84 B SL 82 S FF 92 F FF 92 F FF 92 B CU 78 X SL 82 3-2 ② L6		F FF 88 B FF 88 S FF 88 F FF 90 B KC 82 X FF 90 2-2 ② P3 1-2		X SI 87 0-0 ② L3		4	0	1	1	0	0	2
Inning Stats	R: 1 E: 0 K: 0 S: 14 H: 3 LOB: 1 BB: 0 P: 25	R: 1 E: 0 K: 1 S: 13 H: 2 LOB: 2 BB: 1 P: 19	R: 1 E: 1 K: 0 S: 10 H: 1 LOB: 1 BB: 0 P: 14	R: 0 E: 0 K: 0 S: 9 H: 0 LOB: 0 BB: 0 P: 14	R: 0 E: 0 K: 1 S: 16 H: 1 LOB: 2 BB: 1 P: 30	R: 0 E: 0 K: 1 S: 14 H: 1 LOB: 1 BB: 0 P: 17	R: 0 E: 0 K: 1 S: 19 H: 2 LOB: 2 BB: 0 P: 28	R: 0 E: 1 K: 0 S: 8 H: 1 LOB: 1 BB: 0 P: 11	R: 0 E: 0 K: 1 S: 9 H: 0 LOB: 0 BB: 0 P: 11	1B: 9 2B: 1 3B: 0 HR: 1 SF: 1 SAC: 0 DP: 0 HBP: 0						

AB	37
R	3
H	11
RBI	3
BB	2
SO	5
LOB	20

WP: 1 PA: 41
PB: 0
SB: 0
CS: 1

PITCHER		IP	WLS	BF	H	R	ER	SO	BB	IBB	HBP	BLK	WP	HR	S	P	ERA	WHIP
Garrett Richards, R ERA: 2.61	(1, 1)	1.2		10	5	2	2	0	1	0	0	0	0	0	23	40	10.80	3.600
46 Cory Rasmus, R ERA: 2.7	(2, 1)	2.1	W	9	1	1	1	1	0	0	0	0	0	1	23	32	3.86	0.429
64 Mike Morin, R ERA: 2.62	(5, 1)	1.0	H	5	1	0	0	1	1	0	0	0	0	0	16	30	0.00	2.000
59 Fernando Salas, R ERA: 2.44	(6, 1)	1.0	H	4	1	0	0	1	0	0	0	0	1	0	14	17	0.00	1.000
40 Kevin Jepsen, R ERA: 2.18	(7, 1)	1.0		5	2	0	0	1	0	0	0	0	0	0	19	28	0.00	2.000

PITCHER		IP	WLS	BF	H	R	ER	SO	BB	IBB	HBP	BLK	WP	HR	S	P	ERA	WHIP
38 Joe Smith, R ERA: 2.05	(8, 1)	1.0		4	1	0	0	0	0	0	0	0	0	0	8	11	0.00	1.000
16 Huston Street, R ERA: 1.15	(9, 1)	1.0		3	0	0	0	1	0	0	0	0	0	0	9	11	0.00	0.000

Batter	1	2	3	4	5	6	7	8	9	AB	R	H	RBI	BB	SO	LOB
56 Kole Calhoun, L (1, 9) OBP: 0.348, SLG: 0.483	B FF 93 B FF 93 X FF 94 2-0 27 G5-3 32 2B 1B	F SI 94 B SI 94 C FF 94 B SI 89 F SL 84 S SL 86 2-3 ② K			C CH 87 X SL 80 0-1 ② G4-3		B FF 97 C FF 95 B FF 95 1 SAFE F FF 94 F SL 86 F SL 86 X SI 90 2-2 ② SF7 3-H		F FS 86 B FS 85 B FS 86 S FF 91 S FF 92 2-3 ① K	4	1	1	1	0	2	3
27 Mike Trout, R (1, 8) OBP: 0.375, SLG: 0.553	C FF 94 B SI 94 X FF 93 1-1 ① G5-3 1-2	C FF 90 F FF 97 S FF 95 0-3 ③ K			C FF 93 B CH 84 S CH 86 S FF 95 1-3 ③ K		X FF 96 0-0 1-2 1B		C FF 90 B FS 88 B FF 93 B FF 91 F FF 92 B FF 92 4-2 19 CS BB	4	0	1	0	1	2	4
5 Albert Pujols, R (1, 3) OBP: 0.333, SLG: 0.477 19 Efren Navarro, L (6, 3) OBP: 0.325, SLG: 0.367	C SI 94 B CH 87 F FF 95 D FF 95 S FF 89 2-3 ② K		B SI 92 C FF 94 F FF 95 B FF 96 X SL 84 2-2 ① P6			C CH 84 B FF 94 B FF 93 C SL 81 S SI 90 2-3 ① K	F SL 86 F SL 86 B CU 80 B SI 89 S CU 81 2-3 ③ K		B FS 85 C FF 92 X FS 86 1-1 ②③ G3-1 1-2	3 2	0 0	0 0	0 0	0 0	2 1	1 3
32 Josh Hamilton, L (1, 10) OBP: 0.337, SLG: 0.417	C FF 94 X FF 96 0-1 47 1B 2-H 2B		B FF 94 X CH 85 1-0 ② P5			X CH 86 0-0 ② F9		X SI 92 0-0 ① G5-3		4	0	1	1	0	0	0
47 Howie Kendrick, R (1, 4) OBP: 0.340, SLG: 0.375	C FF 95 C FF 98 B FF 96 B SL 84 F SL 84 X CH 89 3-2 ③ 2-H 1B		B FF 94 C FF 93 X FF 95 1-1 6 PO 1B			B SL 86 X SL 87 1-0 1B		C CU 75 C FF 93 F FF 93 B SL 83 F FF 94 F FF 94 S SL 80 1-3 ② K2-3		4	0	3	0	0	1	0
6 David Freese, R (1, 5) OBP: 0.325, SLG: 0.362 8 John McDonald, R (8, PR) OBP: 0.237, SLG: 0.164 (8, 5)		C FF 92 B FF 93 B FF 93 F CH 88 X FF 96 2-2 ① G5-3	1 SAFE F FF 93 B FF 91 1 SAFE 1-1 ③ PO 1-2	B SL 78 F SL 81 S CH 86 F FF 95 S SI 92 1-3 ① K		1 SAFE C FF 94 B CH 83 X CH 84 1-1 ③ G5-3		B CU 76 B FF 93 F FF 93 B FF 94 F FF 94 B FF 94 4-2 2 1B BB		3 0	0 0	0 0	0 0	1 0	1 0	1 0
2 Erick Aybar, S (1, 6) OBP: 0.310, SLG: 0.378		X FF 93 0-0 7 BB 17 WP 1B		C SL 82 X FF 92 0-1 ② F8			B CH 84 X CH 84 1-0 17 S 56 SF7 2B	B FF 93 X FF 93 1-0 17 BB 1-3 1B		4	1	3	0	0	0	0
17 Chris Iannetta, R (1, 2) OBP: 0.373, SLG: 0.415		B SL 83 B SL 82 D CH 87 B SL 82 4-0 7 BB 1-2 BB		B FF 96 C CH 86 B SL 84 X SI 92 2-1 ③ G6-3			F SL 84 B SL 84 B FF 92 S SL 80 B CH 87 B CH 86 4-2 27 1B 2-3 BB	B SL 81 B FF 94 C FF 94 B FF 94 F FF 92 B FF 94 4-2 1-2 BB		1	0	0	0	3	0	0
7 Collin Cowgill, R (1, 7) OBP: 0.351, SLG: 0.393		B SI 92 C SI 93 F SI 93 B SI 94 B CH 89 B FF 96 4-2 1-2 2-3 BB			C CH 88 B FF 92 B FF 92 S CH 85 B SL 85 F FF 92 S CH 87 3-3 ① K		F FF 95 B FF 96 F FF 94 C FF 96 1-3 ① K	S FF 94 B FF 94 C FF 95 D FO 90 F FF 94 S FF 94 2-3 ③ K		3	0	0	0	1	3	5
Inning Stats	R: 1 E: 0 K: 1 S: 11 H: 3 LOB: 2 BB: 0 P: 19	R: 0 E: 0 K: 2 S: 13 H: 1 LOB: 3 BB: 2 P: 25	R: 0 E: 0 K: 0 S: 7 H: 1 LOB: 0 BB: 0 P: 12	R: 0 E: 0 K: 1 S: 8 H: 0 LOB: 0 BB: 0 P: 11	R: 0 E: 0 K: 2 S: 9 H: 0 LOB: 0 BB: 0 P: 13	R: 0 E: 0 K: 1 S: 7 H: 1 LOB: 1 BB: 0 P: 11	R: 1 E: 0 K: 2 S: 15 H: 2 LOB: 2 BB: 1 P: 25	R: 0 E: 0 K: 2 S: 16 H: 1 LOB: 3 BB: 2 P: 28	R: 0 E: 0 K: 1 S: 7 H: 0 LOB: 0 BB: 1 P: 14	1B: 7 2B: 2 3B: 0 HR: 0 SF: 1 SAC: 0 DP: 0 HBP: 0						

PITCHER		IP	WLS	BF	H	R	ER	SO	BB	IBB	HBP	BLK	WP	HR	S	P	ERA	WHIP
62 Rubby De La Rosa, R ERA: 3.69	(1, 1)	6.2	L	29	8	2	2	8	3	0	0	0	1	0	67	111	2.70	1.650
59 Tommy Layne, L ERA: 1.13	(7, 1)	0.2		2	0	0	0	1	0	0	0	0	0	0	4	6	0.00	0.000
36 Junichi Tazawa, R ERA: 3.1	(8, 1)	0.2		5	1	0	0	2	2	0	0	0	0	0	15	27	0.00	4.500
54 Edward Mujica, R ERA: 4.21	(9, 1)	1.0		3	0	0	0	1	1	0	0	0	0	0	7	14	0.00	1.000

PITCHER	IP	WLS	BF	H	R	ER	SO	BB	IBB	HBP	BLK	WP	HR	S	P	ERA	WHIP

TOP

Los Angeles Angels @ Boston Red Sox

Fenway Park, Boston, MA

Thu Aug 21 2014, 7:13 PM - 10:22 PM EDT

Att. 36,160 - Cloudy - 70 F

livebaseballscorecards.com

AB	32
R	2
H	9
RBI	2
BB	6
SO	12
LOB	17

WP: 1 PA: 40
PB: 0
SB: 1
CS: 1

Batter	1	2	3	4	5	6	7	8	9	AB	R	H	RBI	BB	SO	LOB
26 Brock Holt, L (1, 5) (4, 9) OBP: 0.343, SLG: 0.397	B FF 90 C FF 91 H FF 91 2-1 29 S HBP		B KC 77 X FF 92 1-0 ③ F7			C FF 92 B FF 92 C CH 85 S CH 86 1-3 ③ K			C FF 95 C FF 94 F FF 94 F SL 83 F FF 94 S FF 93 0-3 ① K	3	0	0	0	0	2	0
15 Dustin Pedroia, R (1, 4) OBP: 0.341, SLG: 0.373	B FF 92 C FF 92 F FF 93 S SL 82 1-3 ① K			C SL 81 F KC 73 B FF 93 B CH 85 B FF 92 F CH 83 X SL 82 3-2 ① F7			C SL 79 B FF 90 F CH 82 F CH 84 B SL 82 X FF 92 2-2 ① G1-3		C FF 94 X SL 83 0-1 ② F8	4	0	0	0	0	1	1
29 Daniel Nava, S (1, 9) (4, 7) OBP: 0.337, SLG: 0.335	**B FF 92** **1 SAFE** **B SI 92** C FF 93 1 SAFE 1 SAFE B SI 92 S CH 84 S CH 86 3-3 ② K **1-2**			C KC 76 X CH 84 0-1 ② G6-3			C FF 90 B FF 90 F CH 83 F SI 92 S CH 85 1-3 ② K		B FF 94 C FF 93 X FF 94 1-1 ③ G4-3	4	0	0	0	0	2	1
52 Yoenis Cespedes, R (1, 7) OBP: 0.294, SLG: 0.456 16 Will Middlebrooks, R (4, 5) OBP: 0.278, SLG: 0.294	S FF 91 F SL 84 S CH 84 0-3 ③ K			B FF 92 B SL 83 S SL 81 X SL 82 2-1 ③ P4			B SL 82 F FF 91 B FF 92 S SL 83 X CH 85 2-2 2B			1 2	0 0	0 1	0 0	0 0	1 0	1 0
5 Allen Craig, R (1, 10) OBP: 0.289, SLG: 0.345		C FF 90 X SI 90 0-1 ① G5-3			C SL 80 C CH 81 B CH 85 X FF 90 1-2 ① F7		C FF 90 X SI 90 0-1 ③ G5-3			3	0	0	0	0	0	1
7 Kelly Johnson, L (1, 3) OBP: 0.289, SLG: 0.350		C FF 89 S CH 84 B FF 92 F FF 91 S SI 91 1-3 ② K			X FF 91 0-0 ② G3-1			B KC 72 C FF 87 S CH 79 B CH 82 F FF 91 B SI 90 F CH 82 S CH 84 3-3 ① K		3	0	0	0	0	2	0
2 Xander Bogaerts, R (1, 6) OBP: 0.293, SLG: 0.334		C FF 91 B SL 82 X FF 92 1-1 ③ F9			C FF 92 F SL 83 F CH 85 B FF 93 F FF 92 F CH 85 X SL 83 1-2 ③ G6-3			B SL 81 C FF 90 C FF 90 S FF 92 1-3 ② K		3	0	0	0	0	1	0
50 Mookie Betts, R (1, 8) OBP: 0.293, SLG: 0.352			B FF 90 F FF 90 B SL 81 F FF 92 S CH 85 2-3 ① K			C SL 80 B FF 92 C SL 81 F CH 85 F SL 83 X CH 86 2-2 ① G6-3		C FF 90 B FF 91 S SL 84 F FF 92 B FF 92 B CH 85 F SL 81 F CH 84 B SL 82 4-2 BB		2	0	0	0	1	1	0
55 Christian Vázquez, R (1, 2) OBP: 0.303, SLG: 0.299			C FF 92 B FF 90 B SL 83 X FF 92 2-1 ② G6-3			C FF 92 B SL 83 X CH 84 1-1 ② G5-3		C SL 78 B FF 90 B SL 78 F SL 79 S FF 91 2-3 ③ K		3	0	0	0	0	1	1
Inning Stats	R: 0 E: 0 K: 3 S: 10 H: 0 LOB: 1 BB: 0 P: 16	R: 0 E: 0 K: 1 S: 8 H: 0 LOB: 0 BB: 0 P: 10	R: 0 E: 0 K: 1 S: 6 H: 0 LOB: 0 BB: 0 P: 11	R: 0 E: 0 K: 0 S: 8 H: 0 LOB: 0 BB: 0 P: 13	R: 0 E: 0 K: 0 S: 10 H: 0 LOB: 0 BB: 0 P: 12	R: 0 E: 0 K: 1 S: 11 H: 0 LOB: 0 BB: 0 P: 15	R: 0 E: 0 K: 1 S: 13 H: 1 LOB: 1 BB: 0 P: 18	R: 0 E: 0 K: 3 S: 16 H: 0 LOB: 1 BB: 1 P: 26	R: 0 E: 0 K: 1 S: 10 H: 0 LOB: 0 BB: 0 P: 11	1B: 0 2B: 1 3B: 0 HR: 0	SF: 0 SAC: 0 DP: 0 HBP: 1	WP: 0 PB: 0 SB: 1 CS: 0	PA: 30			

PITCHER		IP	WLS	BF	H	R	ER	SO	BB	IBB	HBP	BLK	WP	HR	S	P	ERA	WHIP
52 Matt Shoemaker, R ERA: 3.56	(1, 1)	7.2	W	26	1	0	0	9	1	0	1	0	0	0	79	116	0.00	0.261
64 Mike Morin, R ERA: 2.6	(8, 1)	0.1	H	1	0	0	0	1	0	0	0	0	0	0	3	5	0.00	0.000
39 Jason Grilli, R ERA: 3.43	(9, 1)	1.0	S	3	0	0	0	1	0	0	0	0	0	0	10	11	0.00	0.000

PITCHER	IP	WLS	BF	H	R	ER	SO	BB	IBB	HBP	BLK	WP	HR	S	P	ERA	WHIP

BOTTOM

Los Angeles Angels @ Boston Red Sox

Fenway Park, Boston, MA

Thu Aug 21 2014, 7:13 PM - 10:22 PM EDT

Att. 36,160 - Cloudy - 70 F

livebaseballscorecards.com

AB	28
R	0
H	1
RBI	0
BB	1
SO	11
LOB	5

Batter	1	2	3	4	5	6	7	8	9	AB	R	H	RBI	BB	SO	LOB
56 Kole Calhoun, L (1, 9) OBP: 0.344, SLG: 0.478	C FF 93 X FF 94 0-1 G4-1		C CU 79 F CH 86 B SL 84 C CU 83 1-3 K		X FF 94 0-0 L6 2-2			C CU 79 B CH 85 F CU 82 F CU 83 S FC 89 1-3 K		4	0	0	0	0	2	2
27 Mike Trout, R (1, 8) OBP: 0.375, SLG: 0.559	C FF 94 B FF 95 X CU 81 1-1 HR		B FF 94 X SI 93 1-0 G6-3			B CU 78 X SI 93 1-0 5 G5-4-3 1B		B FF 93 C FF 93 F CH 87 B SL 88 X CU 83 2-2 F9		4	1	2	1	0	0	0
5 Albert Pujols, R (1, 3) OBP: 0.330, SLG: 0.473	F SI 94 X SI 94 0-1 P3			C SI 93 X FF 93 0-1 P4		C SI 92 B SI 93 C CU 81 X FF 94 1-2 G5-4-3 1-2f			B SI 93 C CU 78 X SI 92 1-1 L6	4	0	0	0	0	0	1
32 Josh Hamilton, L (1, 7) OBP: 0.342, SLG: 0.428	C SI 93 B FF 94 C CU 79 B CU 82 B CU 83 F FF 94 B FF 95 4-2 BB			S CH 86 C CU 80 B CU 82 X CU 83 1-2 HR		X SI 94 0-0 G3			F SI 93 B FF 93 B CH 86 F SI 91 B CU 81 B SI 92 4-2 2 1B 6 1B BB	2	2	1	1	2	0	0
47 Howie Kendrick, R (1, 4) OBP: 0.338, SLG: 0.372	B SI 92 F SI 91 F CH 87 F FF 95 X CU 82 1-2 F8			C SI 92 B FF 93 F SI 94 S CU 81 1-3 K			C CU 78 S CH 85 B CU 82 B FF 93 X SI 94 2-2 G5-3		C FF 96 C FF 95 S FF 96 0-3 K	4	0	0	0	0	2	2
2 Erick Aybar, S (1, 6) OBP: 0.312, SLG: 0.379		B CU 80 F FF 93 B FF 94 X FF 94 2-1 G3		C CH 84 C CU 82 S CU 83 0-3 K2-3			X CH 84 0-0 6 PB 1B		B FF 95 C FF 95 C FF 96 X FF 97 1-2 6 1B 1-2 1B	4	0	2	0	0	1	0
6 David Freese, R (1, 5) OBP: 0.327, SLG: 0.363 8 John McDonald, R (9, PR) OBP: 0.237, SLG: 0.164		B SI 94 X SI 93 1-0 G6-3			C CU 78 X CU 74 0-1 24 SH3-4 19 1B 1B		1 SAFE C SI 93 B SI 92 1 SAFE B SI 93 X CU 82 2-1 F9 1-2		F FF 94 S FF 96 B FF 96 F FF 96 X FF 96 1-2 7 BB 1-3 2-H 1B	4 0	0 0	2 0	1 0	0 0	0 0	1 0
19 Efren Navarro, L (1, 10) OBP: 0.325, SLG: 0.366 7 Collin Cowgill, R (9, PH) OBP: 0.354, SLG: 0.393		C FF 93 F CH 89 B FF 95 X CU 82 1-2 F7			B FF 93 1 SAFE 1 SAFE D FF 94 X FF 93 2-0 56 L6 24 SH3-4 1-2 1B		C CU 82 X CH 85 0-1 G6-3		S FF 96 B FF 96 F FF 94 B FF 96 F FF 95 B FF 96 B FF 96 4-2 1-2 BB	3 0	0 0	1 0	0 0	0 1	0 0	1 0
24 Hank Conger, L (1, 2) OBP: 0.285, SLG: 0.320 17 Chris Iannetta, R (9, PH) OBP: 0.372, SLG: 0.413			C CU 80 B FF 94 C CU 78 X FF 94 1-2 P5		X CU 80 0-0 SH3-4 1-2 2-3			C SI 93 B FF 92 C FF 93 F CU 82 S CU 82 1-3 K	S FF 95 S FF 95 B FF 95 B FF 95 F FF 95 F FF 95 S FF 95 2-3 K	2 1	0 0	0 0	0 0	0 0	1 1	0 3
Inning Stats	R: 1 E: 0 K: 0 S: 13 H: 1 LOB: 1 BB: 1 P: 19	R: 0 E: 0 K: 0 S: 6 H: 0 LOB: 0 BB: 0 P: 10	R: 0 E: 0 K: 1 S: 7 H: 0 LOB: 0 BB: 0 P: 10	R: 1 E: 0 K: 2 S: 11 H: 1 LOB: 0 BB: 0 P: 13	R: 0 E: 0 K: 0 S: 5 H: 2 LOB: 1 BB: 0 P: 7	R: 0 E: 0 K: 0 S: 5 H: 1 LOB: 0 BB: 0 P: 7	R: 0 E: 0 K: 0 S: 8 H: 1 LOB: 1 BB: 0 P: 12	R: 0 E: 0 K: 2 S: 11 H: 0 LOB: 0 BB: 0 P: 15	R: 1 E: 0 K: 2 S: 22 H: 2 LOB: 3 BB: 2 P: 35	1B: 6 2B: 1 3B: 0 HR: 2 SF: 0 SAC: 1 DP: 2 HBP: 0						

PITCHER		IP	WLS	BF	H	R	ER	SO	BB	IBB	HBP	BLK	WP	HR	S	P	ERA	WHIP
54 Sonny Gray, R ERA: 3.0	(1, 1)	8.1	W	31	6	3	3	5	2	0	0	0	0	2	70	102	3.24	0.960
62 Sean Doolittle, L ERA: 2.32	(9, 1)	0.2	S	5	2	0	0	2	1	0	0	0	0	0	18	26	0.00	4.500

PITCHER	IP	WLS	BF	H	R	ER	SO	BB	IBB	HBP	BLK	WP	HR	S	P	ERA	WHIP

TOP

Los Angeles Angels @ Oakland Athletics

O.co Coliseum, Oakland, CA

Fri Aug 22 2014, 10:09 PM - 1:01 AM EDT

Att. 33,810 - Overcast - 61 F

livebaseballscorecards.com

AB	32
R	3
H	8
RBI	3
BB	3
SO	7
LOB	10

WP: 0 PB: 1 SB: 0 CS: 0 PA: 36

Batter	1	2	3	4	5	6	7	8	9	AB	R	H	RBI	BB	SO	LOB
4 Coco Crisp, S (1, 8) OBP: 0.353, SLG: 0.405	C SI 90 F FC 88 B SI 91 X SI 92 1-2 HR	C CH 84 C CU 79 B SI 93 D CU 79 B SI 93 S CH 83 3-3 K			X CH 84 0-0 20 E 2B	F FF 92 C SL 82 X FF 92 0-2 L9				4	2	2	1	0	1	1
3 Craig Gentry, R (1, 7) OBP: 0.329, SLG: 0.300	C SI 90 X CH 84 0-1 36 1B 1B		B SI 89 C SI 90 F FC 85 B CU 77 F SI 93 X CH 85 2-2 L7		F CH 81 B SI 92 B SI 92 B CH 84 B SI 92 4-1 20 FC1-4-6 BB		F FF 92 B FF 94 C FF 94 F FF 95 C CU 76 1-3			3	0	1	0	1	1	0
20 Josh Donaldson, R (1, 5) OBP: 0.335, SLG: 0.458	B CH 84 B SI 91 1 SAFE X SI 91 2-0 F9		B FC 86 B CH 86 S CH 86 B SI 92 C SI 92 C SI 94 3-3		B CU 78 B SI 93 X SI 92 2-0 FC1-4-6 1-2f 2-H		S CH 86 S CH 85 B FF 93 B FF 93 X CH 86 2-2 L8			4	0	0	0	0	1	2
36 Derek Norris, R (1, 2) OBP: 0.377, SLG: 0.450	1 SAFE C FC 85 X CH 83 0-1 1-2 1B		C SI 93 B SI 91 C SI 93 B SI 93 B SI 94 F CH 85 F SI 94 X SI 94 3-2 G6-3		C SI 93 D CH 84 B SI 91 B SI 92 B SI 91 4-1 BB		B CU 73 S SL 84 S CH 86 F FF 92 C FF 94 1-3			3	0	1	0	1	1	0
15 Jonny Gomes, R (1, 10) OBP: 0.326, SLG: 0.338 37 Brandon Moss, L (8, PH) OBP: 0.341, SLG: 0.467 (9, 10)	C CH 83 F SI 90 F SI 91 C CH 80 0-3			C SI 90 F CU 77 F SI 92 S CH 81 0-3	F CH 82 B FC 87 X SI 90 1-1 F9			S FF 94 B FF 95 F SL 85 F FF 95 F FF 94 B FF 94 B FF 94 S FF 95 3-3		3 1	0 0	0 0	0 0	0 0	2 1	4 0
35 Nate Freiman, R (1, 3) OBP: 0.288, SLG: 0.571 21 Stephen Vogt, L (6, PH) OBP: 0.353, SLG: 0.514 (7, 3)	B SI 91 C CH 82 D FC 87 C SI 91 X CU 78 2-2 F9			B SI 91 S SI 92 B SI 92 B SI 92 X SI 92 3-1 1B		B CH 83 S SI 90 X FF 92 2-0 L9		C FF 94 B SL 85 B CH 88 F CH 87 X FF 95 2-2 HR		2 2	0 1	1 1	0 1	0 0	0 0	2 0
7 Alberto Callaspo, S (1, 4) OBP: 0.303, SLG: 0.300 28 Eric Sogard, L (9, 4) OBP: 0.302, SLG: 0.269		C SI 89 C FC 86 B SI 92 X SI 92 1-2 23 G4-3-6 1B		C CH 84 F FC 87 B SI 92 B CH 84 X CH 85 2-2 F8		B FF 92 C FF 91 B CH 84 X FF 92 2-1 23 3B 1B		X FF 94 0-0 G3-1		4 0	1 0	2 0	0 0	0 0	0 0	1 0
23 Sam Fuld, L (1, 9) OBP: 0.345, SLG: 0.355		C SI 90 B CH 82 C SI 91 B CU 78 X CH 84 2-2 G4-3-6 1-2f		B FC 86 B CH 82 C SI 90 X SI 92 2-1 G3		B FF 92 X FF 92 1-0 12 SF7 1-H 3B		C FF 95 B FF 94 B SL 84 C FF 95 C FF 95 2-3		4	1	1	1	0	1	2
12 Andy Parrino, S (1, 6) OBP: 0.222, SLG: 0.292		C SI 91 B CU 79 X CH 85 1-1 2B			B CH 83 S SI 90 C SI 92 S SI 93 1-3 K	F SL 83 D SL 83 X SL 82 1-1 SF7 3-H				2	0	1	1	0	1	0
Inning Stats	R: 1 E: 0 K: 1 S: 15 H: 3 LOB: 2 BB: 0 P: 20	R: 0 E: 0 K: 1 S: 11 H: 2 LOB: 1 BB: 0 P: 18	R: 0 E: 0 K: 1 S: 13 H: 0 LOB: 0 BB: 0 P: 21	R: 0 E: 0 K: 1 S: 11 H: 1 LOB: 1 BB: 0 P: 18	R: 1 E: 1 K: 1 S: 9 H: 1 LOB: 2 BB: 2 P: 21	R: 2 E: 0 K: 0 S: 9 H: 2 LOB: 0 BB: 0 P: 15	R: 0 E: 0 K: 2 S: 11 H: 0 LOB: 0 BB: 0 P: 15	R: 1 E: 0 K: 2 S: 12 H: 1 LOB: 0 BB: 0 P: 19		1B: 5 2B: 2 3B: 1 HR: 2 SF: 1 SAC: 0 DP: 1 HBP: 0						

PITCHER		IP	WLS	BF	H	R	ER	SO	BB	IBB	HBP	BLK	WP	HR	S	P	ERA	WHIP
53 Héctor Santiago, L ERA: 3.38	(1, 1)	5.0		23	7	2	1	5	2	0	0	0	0	1	59	98	1.80	1.800
39 Jason Grilli, R ERA: 3.77	(6, 1)	1.0	L	5	2	2	2	0	0	0	0	0	0	0	9	15	18.00	2.000
46 Cory Rasmus, R ERA: 2.62	(7, 1)	1.0		3	0	0	0	2	0	0	0	0	0	0	11	15	0.00	0.000
68 Cam Bedrosian, R ERA: 7.71	(8, 1)	1.0		4	1	1	1	2	0	0	0	0	0	1	12	19	9.00	1.000

PITCHER	IP	WLS	BF	H	R	ER	SO	BB	IBB	HBP	BLK	WP	HR	S	P	ERA	WHIP

BOTTOM

Los Angeles Angels @ Oakland Athletics

O.co Coliseum, Oakland, CA

Fri Aug 22 2014, 10:09 PM - 1:01 AM EDT

Att. 33,810 - Overcast - 61 F

livebaseballscorecards.com

AB	32
R	5
H	10
RBI	4
BB	2
SO	9
LOB	12

Batter	1	2	3	4	5	6	7	8	9	AB	R	H	RBI	BB	SO	LOB
7 Collin Cowgill, R (1, 9) OBP: 0.349, SLG: 0.387 56 Kole Calhoun, L (8, PH) OBP: 0.344, SLG: 0.476 (8, 9)	B FF 93 F FF 91 B FF 90 F FF 92 X FF 93 2-2 E3 5 5 FC6-5 WP		B FC 86 S SI 90 X FC 89 1-1 ① P6		F SI 91 X SI 92 0-1 ③ F7			B SI 88 F CH 78 F SI 89 X SL 80 1-2 ① P5		3 1	0 0	0 0	0 0	0 0	0 0	0 0
27 Mike Trout, R (1, 8) OBP: 0.373, SLG: 0.555	B FF 92 C FC 88 S FF 92 S FF 92 1-3 ① K		B CU 74 C FF 91 B FC 88 F FF 91 B FF 92 S FF 91 3-3 ② K			C FF 91 F FC 88 B FC 87 S CU 75 1-3 ① K		C SI 90 B FF 89 B SL 81 X SL 81 2-1 ② P3		4	0	0	0	0	3	1
5 Albert Pujols, R (1, 3) OBP: 0.330, SLG: 0.471	C FF 92 C CU 75 B FF 93 X FF 93 1-2 ② FC6-5 1-3		B SI 92 B SI 91 C FF 92 X CU 75 2-1 1B			S SI 92 C FC 87 B CU 74 X CU 76 1-2 ② L7		C SI 88 X SI 89 0-1 ③ G4-3		4	0	1	0	0	0	1
32 Josh Hamilton, L (1, 7) OBP: 0.338, SLG: 0.422	C FC 90 B FF 91 S CU 76 X CU 77 1-2 ③ P6		F FC 88 B FC 89 F FF 92 D FC 89 F FF 94 S CU 78 2-3 ③ K			X FF 93 0-0 ③ F7			B CU 80 S FF 94 S CU 80 S CU 82 1-3 ① K	4	0	0	0	0	2	2
6 David Freese, R (1, 10) OBP: 0.326, SLG: 0.362		C CU 74 S FC 88 S FC 89 0-3 ① K		X FF 91 0-0 ① G5-3			C SI 89 X FC 87 0-1 ① 1B		C FF 95 B CH 86 X FF 95 1-1 ② F9	4	0	1	0	0	1	0
47 Howie Kendrick, R (1, 4) OBP: 0.339, SLG: 0.375		C FF 92 X FC 89 0-1 ② G5-3		C FF 92 F FC 87 F CU 76 F FF 92 B CU 74 B FF 90 F SI 90 X FF 92 2-2 ② L9			B SI 90 F FC 85 F FF 91 B FC 88 X FF 91 2-2 2 1B 2B		X FF 95 0-0 1B	4	1	2	0	0	0	0
2 Erick Aybar, S (1, 6) OBP: 0.313, SLG: 0.380		C FF 92 X CU 74 0-1 17 BB 1B		C FC 86 L SI 91 B FF 91 X CU 76 1-2 ③ G3			S CU 75 B FC 87 C CU 73 B SI 91 F FC 86 F FF 91 D CU 76 X FC 86 3-2 18 S 17 G6-3 2-H 1B		F FF 96 F FF 94 X FF 96 0-2 ③ G1-3	4	0	2	1	0	0	1
17 Chris Iannetta, R (1, 2) OBP: 0.371, SLG: 0.410		S FC 89 B CU 74 B FC 87 B FF 92 B FF 91 4-1 1-2 BB			B CU 72 C FF 90 X FC 86 1-1 ① G6-3		F FC 87 B FC 88 B CU 73 F SI 90 F FF 90 X FC 86 2-2 ② G6-3 1-2			2	0	0	0	1	0	1
18 Gordon Beckham, R (1, 5) OBP: 0.261, SLG: 0.333		C CU 74 B FC 88 F FC 86 C FF 92 1-3 ③ K			F FC 88 B CU 73 F CU 74 C FC 86 1-3 ② K		D CU 75 B FF 90 C FF 91 F FF 91 X FC 89 2-2 ③ L8 2-3			3	0	0	0	0	2	3
Inning Stats	R: 0 E: 1 K: 1 S: 12 H: 0 LOB: 1 BB: 0 P: 17	R: 0 E: 0 K: 2 S: 11 H: 1 LOB: 2 BB: 1 P: 16	R: 0 E: 0 K: 2 S: 11 H: 1 LOB: 1 BB: 0 P: 19	R: 0 E: 0 K: 0 S: 10 H: 0 LOB: 0 BB: 0 P: 13	R: 0 E: 0 K: 1 S: 7 H: 0 LOB: 0 BB: 0 P: 9	R: 0 E: 0 K: 1 S: 7 H: 0 LOB: 0 BB: 0 P: 9	R: 1 E: 0 K: 0 S: 17 H: 3 LOB: 1 BB: 0 P: 26	R: 0 E: 0 K: 0 S: 7 H: 0 LOB: 0 BB: 0 P: 10	R: 0 E: 0 K: 1 S: 9 H: 1 LOB: 1 BB: 0 P: 11	1B: 5 2B: 1 3B: 0 HR: 0 SF: 0 SAC: 0 DP: 0 HBP: 0						

PITCHER		IP	WLS	BF	H	R	ER	SO	BB	IBB	HBP	BLK	WP	HR	S	P	ERA	WHIP
31 Jon Lester, L ERA: 2.53	(1, 1)	7.0		27	5	1	1	7	1	0	0	0	1	0	75	109	1.29	0.857
44 Luke Gregerson, R ERA: 2.17	(8, 1)	1.0	W	3	0	0	0	0	0	0	0	0	0	0	7	10	0.00	0.000
62 Sean Doolittle, L ERA: 2.28	(9, 1)	1.0	S	4	1	0	0	1	0	0	0	0	0	0	9	11	0.00	1.000

PITCHER	IP	WLS	BF	H	R	ER	SO	BB	IBB	HBP	BLK	WP	HR	S	P	ERA	WHIP

TOP

Los Angeles Angels @ Oakland Athletics

O.co Coliseum, Oakland, CA

Sat Aug 23 2014, 9:10 PM - 12:07 AM EDT

Att. 36,067 - Clear - 66 F

livebaseballscorecards.com

AB	33
R	1
H	6
RBI	1
BB	1
SO	8
LOB	9

WP: 1 PA: 34
PB: 0
SB: 1
CS: 0

BOTTOM

Batter	1	2	3	4	5	6	7	8	9	AB	R	H	RBI	BB	SO	LOB
4 Coco Crisp, S (1, 8) OBP: 0.351, SLG: 0.403	C FF 89 B SI 90 C FF 89 S CU 76 1-3 ① **K**	D CU 76 X FF 89 1-0 ③ **L8**			C CH 84 B FF 90 X FC 89 1-1 ② **F7**			B SI 87 C SI 88 B FF 89 X SI 88 2-1 20 G4-3, 3 G1-3, 37 WP, 1B		4	1	1	0	0	1	2
3 Craig Gentry, R (1, 7) OBP: 0.327, SLG: 0.299	B FC 90 C FF 89 S FC 88 B SI 91 B FF 91 X FF 91 3-2 36 S, 1B		B CU 73 C FF 90 C FF 91 F SL 82 B SI 91 B FF 89 X FF 91 3-2 ① **F8**		C FF 90 S CU 75 X SL 83 0-2 ③ **F7**			1 SAFE B FF 88 L FF 86 1 SAFE L SI 86 1 SAFE B SL 81 1 SAFE X SL 81 2-2 ① **G1-3** 1-2		4	0	1	0	0	0	1
20 Josh Donaldson, R (1, 5) OBP: 0.335, SLG: 0.455	**C FF 90** **1 SAFE** **F CH 85** **B SI 92** 1 SAFE 1 SAFE B SI 91 X CU 77 2-2 ② **P4**		X CH 86 0-0 ② **L9**			C CU 76 B FF 89 C SI 90 F SI 90 B SI 91 B CU 78 B SI 89 4-2 36 2B, BB		B SI 88 F SI 88 B SI 88 X SI 88 2-1 ② **G4-3** 2-3		3	0	0	0	1	0	2
36 Derek Norris, R (1, 2) OBP: 0.379, SLG: 0.453	B FF 89 C FF 89 1 SAFE C CH 84 S CU 77 1-3 ③ **K** 1-2		C SI 90 B CU 76 B SI 91 S FC 88 X SI 91 2-2 ③ **F9**			F CH 85 B CH 83 C SI 90 F SI 90 D SL 82 X SI 90 2-2 ① 1-H, 2B		H SI 87 1-0 37 WP, HBP		3	0	1	0	0	1	1
15 Jonny Gomes, R (1, 10) OBP: 0.330, SLG: 0.339 37 Brandon Moss, L (8, PH) OBP: 0.340, SLG: 0.466 (9, 10)		C SI 90 B CH 84 X FC 87 1-1 7 1B, 23 1B, 1B	C FF 89 B FF 90 B CH 86 B FF 90 B CH 85 4-1 7 G5-4-3, 35 BB, BB			S CU 76 C CU 76 D CU 76 B SI 91 C CU 77 2-3 ② **K**		B FF 89 F FF 88 B FF 88 X SI 88 2-1 ③ **P5** 1-2 3-H		2 1	1 0	1 0	0 0	1 0	1 0	1 1
35 Nate Freiman, R (1, 3) OBP: 0.291, SLG: 0.549 21 Stephen Vogt, L (9, 3) OBP: 0.353, SLG: 0.514		B SI 91 D CH 84 1 SAFE X FF 90 2-0 ① **L5**	B SI 90 B SI 90 C FF 90 B FF 91 B FF 90 4-1 7 G5-4-3 1-2 BB			F FF 90 C FF 90 B SI 89 F CU 77 B SI 90 X SI 90 2-2 ③ **G5-3**				2 0	0 0	0 0	0 0	1 0	0 0	2 0
7 Alberto Callaspo, S (1, 4) OBP: 0.304, SLG: 0.300		B FF 89 X CH 84 1-0 23 1B 1-2 1B	C CU 76 B CU 77 C FF 90 B FF 92 X SI 90 2-2 ① ② **G5-4-3** 1-2f 2-3				B CU 77 C FF 89 B FF 90 X FF 89 2-1 ① **G4-3**			3	0	1	0	0	0	2
23 Sam Fuld, L (1, 9) OBP: 0.345, SLG: 0.354		B FF 90 C FF 90 X SL 83 1-1 ② 1-3, 2-H, 1B	B FF 90 C SI 90 F FF 91 B SI 91 F SI 92 X SL 84 2-2 ③ **G4-3**				B FC 88 C SI 90 S FF 90 F FF 91 F SI 88 B FC 87 X SI 91 2-2 **E4** 5 CS			3	0	1	1	0	0	1
12 Andy Parrino, S (1, 6) OBP: 0.241, SLG: 0.280 5 John Jaso, L (7, PH) OBP: 0.337, SLG: 0.430 28 Eric Sogard, L (8, 6) OBP: 0.302, SLG: 0.269		H SI 90 1-0 HBP			C SI 89 X FF 90 0-1 ① **G5-3**			C CU 84 B CU 83 B CH 87 1 SAFE C FF 96 B FF 96 S CH 87 3-3 ② ③ **K** 1-2		1 1 0	0 0 0	0 0 0	0 0 0	0 0 0	0 1 0	0 1 0
Inning Stats	R: 0 E: 0 K: 2 S: 12 H: 1 LOB: 1 BB: 0 P: 19	R: 1 E: 0 K: 0 S: 7 H: 3 LOB: 2 BB: 0 P: 14	R: 0 E: 0 K: 0 S: 8 H: 0 LOB: 0 BB: 0 P: 13	R: 0 E: 0 K: 0 S: 9 H: 0 LOB: 1 BB: 2 P: 21	R: 0 E: 0 K: 0 S: 7 H: 0 LOB: 0 BB: 0 P: 8	R: 0 E: 0 K: 1 S: 14 H: 1 LOB: 1 BB: 1 P: 24	R: 0 E: 1 K: 1 S: 10 H: 0 LOB: 0 BB: 0 P: 17	R: 1 E: 0 K: 0 S: 9 H: 1 LOB: 1 BB: 0 P: 18		1B: 5 2B: 1 3B: 0 HR: 0	SF: 0 SAC: 0 DP: 1 HBP: 2		WP: 1 PB: 0 SB: 1 CS: 1	PA: 32		

PITCHER		IP	WLS	BF	H	R	ER	SO	BB	IBB	HBP	BLK	WP	HR	S	P	ERA	WHIP
33 C.J. Wilson, L ERA: 4.45	(1, 1)	6.1		26	5	1	1	3	3	0	1	0	0	0	64	110	1.42	1.263
40 Kevin Jepsen, R ERA: 2.15	(7, 1)	0.2		1	0	0	0	1	0	0	0	0	0	0	3	6	0.00	0.000
38 Joe Smith, R ERA: 2.17	(8, 1)	1.0	L	5	1	1	1	0	0	0	1	0	1	0	9	18	9.00	1.000

PITCHER	IP	WLS	BF	H	R	ER	SO	BB	IBB	HBP	BLK	WP	HR	S	P	ERA	WHIP

Los Angeles Angels @ Oakland Athletics

O.co Coliseum, Oakland, CA

Sat Aug 23 2014, 9:10 PM - 12:07 AM EDT

Att. 36,067 - Clear - 66 F

livebaseballscorecards.com

AB	27
R	2
H	6
RBI	1
BB	3
SO	4
LOB	14

Batter	1	2	3	4	5	6	7	8	9	AB	R	H	RBI	BB	SO	LOB
56 Kole Calhoun, L (1, 9) OBP: 0.347, SLG: 0.481	C SI 90 C CU 77 X SL 81 0-2 27 G1-4-3 1B	C CU 78 2 SAFE F SI 92 D SL 81 X SI 94 1-2 1-3 2-H 2B		C CU 75 C SI 89 X CU 76 0-2 27 1B 5 1B	C FF 93 B FC 91 X CH 86 1-1 ③ F7			C KC 77 S KC 78 F KC 80 B SI 92 F SI 93 F CH 74 F SI 93 B FF 93 F SI 93 2-3 S FF 94 ① K		5	1	3	1	0	1	0
27 Mike Trout, R (1, 8) OBP: 0.373, SLG: 0.559	B SI 90 1 SAFE X SI 90 1-0 G1-4-3 1-2f	① C SI 93 ② F CH 80 B SI 93 C SI 92 1-3 ③ K		D SI 92 B SI 89 D SI 90 C SI 90 X SI 90 3-1 5 1B 32 SF7 1-3 1B		C SI 92 S FC 90 F FC 91 B CU 78 F FC 90 F FC 91 X FC 91 1-2 HR		C SI 90 B SI 91 B CH 73 X SI 90 2-1 ② F8		5	2	2	1	0	1	3
5 Albert Pujols, R (1, 3) OBP: 0.331, SLG: 0.472 19 Efren Navarro, L (7, 3) OBP: 0.323, SLG: 0.363	X SI 91 0-0 ③ G5-3		B SI 91 C SI 90 X CU 77 1-1 32 HR 1B	B CU 73 B FF 90 B FC 91 F FF 92 X FF 92 3-1 32 SF7 47 1B 1-3 3-H 1B		S SI 92 C CH 85 X FC 90 0-2 ① G6-3		C KC 77 B KC 78 B KC 76 C KC 75 C SI 94 2-3 ③ K		4 1	2 0	2 0	1 0	0 0	0 1	0 0
32 Josh Hamilton, L (1, 7) OBP: 0.340, SLG: 0.434 7 Collin Cowgill, R (7, 7) OBP: 0.348, SLG: 0.385		B SI 92 B SL 80 B SI 93 X SI 92 3-0 47 BB 2 2B 1B	B SL 82 S SL 82 X SI 92 1-1 1-H HR	C CH 84 B CH 84 X FC 90 1-1 ① SF7 1-2 3-H		S CU 78 F FC 91 B CH 85 S CH 85 1-3 ② K			X FF 95 0-0 ① P5	3 1	2 0	2 0	3 0	0 0	1 0	0 0
47 Howie Kendrick, R (1, 10) OBP: 0.339, SLG: 0.374		C SI 90 B CH 76 B SI 91 B SI 91 B SI 90 4-1 2 2B 1-2 BB	B SI 92 C CH 78 X CH 76 1-1 ① G1-3	X SI 92 0-0 6 G5-3 2-H 1B		S FC 91 B CH 86 S CH 86 F CH 86 S FC 90 1-3 ③ K			C FF 95 S SL 84 F SL 85 C FF 96 0-3 ② K	4	1	1	1	1	2	0
6 David Freese, R (1, 5) OBP: 0.324, SLG: 0.363		C CU 77 S SI 92 B SI 92 D CH 76 X CH 77 2-2 ① F4	X SI 90 0-0 2 1B 2B	C FC 91 D CU 76 X SI 92 1-1 ② G5-3 1-2			C FF 90 C SI 90 X SI 90 0-2 ① G5-3		B SL 85 B CH 86 B FF 94 C FF 93 X FF 95 3-1 ③ G6-3	5	0	1	0	0	0	3
2 Erick Aybar, S (1, 6) OBP: 0.315, SLG: 0.383 8 John McDonald, R (7, 6) OBP: 0.237, SLG: 0.164		X CU 78 0-0 56 2B 1-H 2-H 2B	C SI 91 D CH 76 X SI 91 1-1 2-3 1B	C FF 92 X CH 85 0-1 ③ L5			F SI 90 F FF 89 B FF 90 F SI 90 X FF 90 1-2 ② F9			4 0	1 0	2 0	2 0	0 0	0 0	1 0
17 Chris Iannetta, R (1, 2) OBP: 0.376, SLG: 0.408		B SI 92 B CH 76 B SI 90 B SI 91 4-0 56 2B BB	C CH 76 B SI 91 X CH 75 1-1 ② P4		F FF 91 H CU 73 1-1 18 G6-4-3 HBP		B SI 90 S FF 90 C SI 91 F SI 90 B SI 91 B CH 83 B SI 90 4-2 BB			1	0	0	0	2	0	2
18 Gordon Beckham, R (1, 4) OBP: 0.258, SLG: 0.330		X CU 77 0-0 ② F7	B SI 90 S SI 91 X CH 76 1-1 ③ P2		D FF 90 B SI 91 X SI 90 2-0 ① ② G6-4-3 1-2f		B SI 92 X SI 90 1-0 ③ F9			4	0	0	0	0	0	6
Inning Stats	R: 0 E: 0 K: 0 S: 5 H: 1 LOB: 0 BB: 0 P: 6	R: 3 E: 0 K: 1 S: 13 H: 3 LOB: 2 BB: 2 P: 28	R: 2 E: 0 K: 0 S: 13 H: 4 LOB: 2 BB: 0 P: 19	R: 3 E: 0 K: 0 S: 14 H: 4 LOB: 1 BB: 0 P: 22	R: 0 E: 0 K: 0 S: 4 H: 0 LOB: 0 BB: 0 P: 8	R: 1 E: 0 K: 2 S: 16 H: 1 LOB: 0 BB: 0 P: 19	R: 0 E: 0 K: 0 S: 11 H: 0 LOB: 1 BB: 1 P: 17	R: 0 E: 0 K: 2 S: 13 H: 0 LOB: 0 BB: 0 P: 19	R: 0 E: 0 K: 1 S: 7 H: 0 LOB: 0 BB: 0 P: 10	1B: 8 2B: 3 3B: 0 HR: 2 SF: 1 SAC: 0 DP: 2 HBP: 1						

PITCHER	IP	WLS	BF	H	R	ER	SO	BB	IBB	HBP	BLK	WP	HR	S	P	ERA	WHIP
26 Scott Kazmir, L (1, 1) ERA: 3.08	3.0	L	20	10	7	7	1	2	0	0	0	0	1	36	61	21.00	4.000
60 Jesse Chavez, R (4, 1) ERA: 3.4	3.0		12	3	2	2	2	0	0	1	0	0	1	29	41	6.00	1.000
61 Dan Otero, R (7, 1) ERA: 2.25	1.0		4	0	0	0	0	1	0	0	0	0	0	11	17	0.00	1.000
56 Fernando Abad, L (8, 1) ERA: 1.59	1.0		3	0	0	0	2	0	0	0	0	0	0	13	19	0.00	0.000
48 Ryan Cook, R (9, 1) ERA: 2.95	1.0		3	0	0	0	1	0	0	0	0	0	0	7	10	0.00	0.000

PITCHER	IP	WLS	BF	H	R	ER	SO	BB	IBB	HBP	BLK	WP	HR	S	P	ERA	WHIP

TOP

Los Angeles Angels @ Oakland Athletics

O.co Coliseum, Oakland, CA

Sun Aug 24 2014, 8:09 PM - 11:13 PM EDT

Att. 36,067 - Clear - 69 F

livebaseballscorecards.com

AB	37
R	9
H	13
RBI	9
BB	3
SO	6
LOB	15

WP: 0	PA: 42		
PB: 0			
SB: 0			
CS: 0			

Batter	1	2	3	4	5	6	7	8	9	AB	R	H	RBI	BB	SO	LOB
4 Coco Crisp, S (1, 10) OBP: 0.350, SLG: 0.400	B SI 86 X SI 87 1-0 P6 ①		C FF 86 B CH 78 B FF 87 B FF 87 C CU 69 X SL 78 3-2 G4-3 ③		B CU 71 X FF 87 1-0 F8 ③		C CU 70 B SL 79 B FF 85 X SL 78 2-1 1B		B CH 86 B FF 94 C SL 84 C SL 82 B SL 82 C SL 83 3-3 K ③	5	0	1	0	0	1	4
23 Sam Fuld, L (1, 8) OBP: 0.340, SLG: 0.349	C FF 88 B FF 86 B SI 87 X SI 88 2-1 F9 ②			C SI 86 S SI 87 B SL 80 C SL 80 1-3 K ①		B SI 84 C CU 68 X CU 70 1-1 L8 ①	B CH 76 F FF 88 S SL 76 F CH 71 X FF 90 1-2 G6-3 ③			4	0	0	0	0	1	1
21 Stephen Vogt, L (1, 3) OBP: 0.351, SLG: 0.514	B FF 87 B CU 68 C FF 87 F SL 80 X FF 88 2-2 F7 ③			C SI 86 X SI 89 0-1 2B		B SI 85 B CU 69 C CH 77 F FF 86 F SL 79 S SL 79 2-3 K ②		C FF 89 B FF 91 X KC 82 1-1 G3 ①		4	0	1	0	0	1	0
37 Brandon Moss, L (1, 7) OBP: 0.337, SLG: 0.461		C SI 85 B FF 88 S SI 86 F FC 87 B FF 87 F SL 81 F CH 78 S CU 68 2-3 K ①		B FF 85 B SI 84 B SI 83 C CH 80 X SI 85 3-1 F7 ②		B CH 79 X CH 78 1-0 P5 ③		F FF 90 S FF 90 B FF 91 X KC 84 1-2 F9 ②		4	0	0	0	0	1	1
16 Josh Reddick, L (1, 9) OBP: 0.308, SLG: 0.427		C SI 87 X FF 88 0-1 F7 ②		X FF 87 0-0 G4-3 ③			B SI 85 B CU 68 B CH 76 C CH 82 X CH 82 3-1 7 HR 1B	F KC 81 B FF 91 F FF 92 B CH 86 S CH 84 2-3 K ③		4	1	1	0	0	1	1
36 Derek Norris, R (1, 2) OBP: 0.377, SLG: 0.450		C FF 88 C FF 88 B FF 90 B SI 86 C FF 90 2-3 K ③			B FC 87 C CU 70 F FF 86 S CU 71 1-3 K ①		C SL 78 C FF 86 S FC 86 0-3 K ①		X FF 93 0-0 28 PB, 7 1B, 28 SF9 1B	4	1	1	0	0	3	1
7 Alberto Callaspo, S (1, 5) OBP: 0.308, SLG: 0.316			C FF 87 C SI 86 B FF 87 X FF 86 1-2 2B		C CU 70 C CU 70 B FF 89 B SL 79 S SL 80 2-3 K ②		X SI 85 0-0 1-H HR		C FF 93 C SL 83 F FF 93 X FF 94 0-2 28 SF9, 28 PB 1-2 1B	4	1	3	2	0	1	0
28 Eric Sogard, L (1, 4) OBP: 0.302, SLG: 0.270			C SI 85 F SI 86 B FF 86 S SL 81 1-3 K ①		B FF 87 X SI 85 1-0 12 1B 1B		C CU 71 X SL 80 0-1 L4 ②		C FF 94 F SL 84 B SL 84 B FF 94 X SL 84 2-2 SF9 ① 1-3 2-H	3	0	1	1	0	1	1
12 Andy Parrino, S (1, 6) OBP: 0.273, SLG: 0.414			B FF 88 B FF 86 F FF 86 C CU 71 D CH 77 X FF 87 3-2 P4 ②		C CU 70 1 SAFE S CU 70 B FF 87 F SL 80 X FF 87 1-2 1B		X CH 80 0-0 HR		B FF 94 F FF 94 B FF 93 F CH 87 C FF 94 2-3 K ②	4	1	2	1	0	1	2
Inning Stats	R: 0 E: 0 K: 0 S: 6 H: 0 LOB: 0 BB: 0 P: 11	R: 0 E: 0 K: 2 S: 11 H: 0 LOB: 0 BB: 0 P: 15	R: 0 E: 0 K: 1 S: 12 H: 1 LOB: 1 BB: 0 P: 20	R: 0 E: 0 K: 1 S: 8 H: 1 LOB: 1 BB: 0 P: 12	R: 0 E: 0 K: 2 S: 12 H: 2 LOB: 2 BB: 0 P: 18	R: 0 E: 0 K: 1 S: 7 H: 0 LOB: 0 BB: 0 P: 11	R: 3 E: 0 K: 1 S: 15 H: 4 LOB: 1 BB: 0 P: 21	R: 0 E: 0 K: 1 S: 8 H: 0 LOB: 0 BB: 0 P: 12	R: 1 E: 0 K: 2 S: 14 H: 2 LOB: 1 BB: 0 P: 21	1B: 6 2B: 2 3B: 0 HR: 2	SF: 1 SAC: 0 DP: 0 HBP: 0	WP: 0 PB: 1 SB: 0 CS: 0	PA: 37				

BOTTOM

Los Angeles Angels @ Oakland Athletics

O.co Coliseum, Oakland, CA

Sun Aug 24 2014, 8:09 PM - 11:13 PM EDT

Att. 36,067 - Clear - 69 F

livebaseballscorecards.com

AB	36
R	4
H	10
RBI	4
BB	0
SO	11
LOB	11

PITCHER		IP	WLS	BF	H	R	ER	SO	BB	IBB	HBP	BLK	WP	HR	S	P	ERA	WHIP
36 Jered Weaver, R ERA: 3.72	(1, 1)	6.2	W	28	8	3	3	8	0	0	0	0	0	2	67	103	4.05	1.200
64 Mike Morin, R ERA: 2.58	(7, 1)	0.1		1	0	0	0	0	0	0	0	0	0	0	4	5	0.00	0.000
59 Fernando Salas, R ERA: 2.38	(8, 1)	1.0		3	0	0	0	1	0	0	0	0	0	0	8	12	0.00	0.000
39 Jason Grilli, R ERA: 3.68	(9, 1)	1.0		5	2	1	0	2	0	0	0	0	0	0	14	21	0.00	2.000

PITCHER	IP	WLS	BF	H	R	ER	SO	BB	IBB	HBP	BLK	WP	HR	S	P	ERA	WHIP

Miami Marlins @ Los Angeles Angels

Angel Stadium of Anaheim, Anaheim, CA

Mon Aug 25 2014, 7:08 PM - 10:04 PM PDT

Att. 35,350 - Partly Cloudy - 77 F

livebaseballscorecards.com

Batter	1	2	3	4	5	6	7	8	9	AB	R	H	RBI	BB	SO	LOB
21 Christian Yelich, L (1, 7) OBP: 0.372, SLG: 0.429	C SI 87 B SI 88 C FF 88 B CU 76 X FF 85 2-2 ① L7		C CU 76 C CU 74 B CU 75 X FF 85 1-2 10 F8 9 1B 1-2 2-H 1B	X SI 86 0-0 27 HR 1-2 3-H 1B		C SL 82 C CH 86 X CU 76 0-2 13 G1-3 2B	B FF 91 C SI 90 X SL 78 1-1 ③ G5-3			5	2	3	2	0	0	1
10 Jeff Baker, R (1, 3) OBP: 0.297, SLG: 0.386	C FF 87 B SI 88 C FF 89 F FF 89 C CU 76 1-3 ② K		B CH 78 X FF 88 1-0 ① F8 1-2 2-3	F FF 93 D SL 86 B SL 86 C SL 85 C SL 85 2-3 ② K		X FF 93 0-0 FC1 13 G1-3		C SL 78 F FF 90 S CH 73 0-3 ① K		5	0	0	0	0	3	5
27 Giancarlo Stanton, R (1, 9) OBP: 0.407, SLG: 0.566	S SI 88 S CH 79 B FF 89 F CH 78 F FF 86 B CH 78 B FF 87 B FF 88 4-2 BB		I IN 67 I IN 71 I IN 74 I IN 72 4-0 9 1B IBB	B CH 86 X FF 94 1-0 1-H 2-H HR		B SL 86 B CH 86 F CH 87 S SL 85 S SL 86 2-3 ① K		C FF 92 S CH 73 B SI 92 F SL 79 T CH 75 1-2 ② K		3	1	1	3	2	2	2
13 Marcell Ozuna, R (1, 8) OBP: 0.316, SLG: 0.444	C FF 89 B SI 88 B SI 89 C FF 89 S CH 79 2-3 ③ K		X CH 77 0-0 ② SF9 3-H	B CU 77 X SL 85 1-0 ③ P2		B CH 86 C SL 84 B SL 84 S CU 77 X CU 77 2-2 ② G1-3 1-2 2-3		F FF 92 F CH 72 B FF 91 X FF 93 1-2 ③ G4-3		4	0	0	1	0	1	3
9 Casey McGehee, R (1, 5) OBP: 0.363, SLG: 0.371		C FF 88 B CH 77 X SI 88 1-1 ① L9	B CH 76 C SI 88 B FF 88 B CU 75 X SI 88 3-1 1-2 2-H 1B		F SL 85 B CH 87 C FF 93 B CU 78 B SL 86 F CH 87 B FF 94 4-2 3 FC4-6 BB	B SL 84 B CH 86 C SL 84 B SL 85 B CH 87 4-1 BB			B FF 89 X FF 89 1-0 ① L9	3	0	1	1	2	0	0
39 Jarrod Saltalamacchia, S (1, 2) OBP: 0.339, SLG: 0.394		B FF 89 C SI 88 C FF 86 F CH 78 B SI 89 X CH 78 2-2 3 G3-6 1B	F CU 74 S CH 77 B SI 88 C SI 88 1-3 ③ K		C FF 93 F FF 93 S CU 78 0-3 ① K	S CH 87 F CH 88 S CU 76 0-3 ③ K			B FF 89 S FF 90 F FF 90 B CH 85 B CH 86 F FF 90 S FF 91 3-3 ② K	5	0	1	0	0	4	6
3 Adeiny Hechavarría, R (1, 6) OBP: 0.304, SLG: 0.354		F SI 89 X CH 78 0-1 ② ③ G3-6 1-2f		C FF 86 X CH 77 0-1 ① G6-3	B FF 93 X SL 85 1-0 ② FC4-6 17 1B 1-2f		F FF 91 B FF 92 B FF 91 S SL 79 X SL 79 2-2 1B		B FF 89 F KC 80 F KC 82 F FF 90 B FF 91 B CH 84 X KC 83 3-2 ③ G4-3	5	0	1	0	0	0	2
17 Donovan Solano, R (1, 4) OBP: 0.294, SLG: 0.317			B FF 88 B SI 87 B SI 87 C SI 85 B SI 88 4-1 5 1B 21 1B BB	B FF 86 C FF 87 X FF 84 1-1 5 1B 21 1B 2B	F FF 93 X CU 77 0-1 1-2 1B		C SL 77 X FF 92 0-1 ① F9			3	2	2	0	1	0	1
5 Reed Johnson, R (1, 10) OBP: 0.266, SLG: 0.336			C SI 87 S CH 76 X SI 88 0-2 10 F8 21 1B 13 SF9 1-2 1B	B CU 75 B FF 88 B SI 86 C SI 87 F FF 86 X FF 88 3-2 21 1B 27 HR 2-3 1B	C SL 82 F SL 84 F CU 77 B FF 92 B FF 94 X SL 84 2-2 ③ G3		C FF 92 B CH 73 F FF 92 S CH 71 1-3 ② K			4	2	2	0	0	1	3

	AB	37
	R	7
	H	11
	RBI	7
	BB	5
	SO	11
	LOB	23

MIAMI

Inning Stats																																		
	R: 0	E: 0	K: 2	S: 14	H: 0	LOB: 1	BB: 1	P: 23	R: 0	E: 0	K: 0	S: 8	H: 1	LOB: 0	BB: 0	P: 11	R: 3	E: 0	K: 1	S: 14	H: 3	LOB: 2	BB: 2	P: 28	R: 4	E: 0	K: 1	S: 13	H: 4	LOB: 0	BB: 0	P: 21	R: 0	E: 0	K: 1	S: 13	H: 1	LOB: 2	BB: 1	P: 20
	R: 0	E: 0	K: 2	S: 14	H: 1	LOB: 3	BB: 1	P: 22	R: 0	E: 0	K: 1	S: 10	H: 1	LOB: 1	BB: 0	P: 14	R: 0	E: 0	K: 2	S: 10	H: 0	LOB: 0	BB: 0	P: 12	R: 0	E: 0	K: 1	S: 9	H: 0	LOB: 0	BB: 0	P: 16	1B: 8	2B: 2	3B: 0	HR: 1	SF: 1	SAC: 0	DP: 1	HBP: 0	WP: 0	PB: 0	SB: 0	CS: 0	PA: 43

PITCHER		IP	WLS	BF	H	R	ER	SO	BB	IBB	HBP	BLK	WP	HR	S	P	ERA	WHIP
37 Wade LeBlanc, L ERA: 10.13	(1, 1)	3.1	L	19	7	6	6	3	2	1	0	0	0	0	44	74	16.20	2.700
46 Cory Rasmus, R ERA: 2.68	(4, 1)	2.2		14	3	1	1	4	2	0	0	0	0	1	32	51	3.38	1.875
64 Mike Morin, R ERA: 2.47	(7, 1)	2.0		7	1	0	0	3	0	0	0	0	0	0	20	26	0.00	0.500
59 Fernando Salas, R ERA: 2.33	(9, 1)	1.0		3	0	0	0	1	0	0	0	0	0	0	9	16	0.00	0.000

PITCHER		IP	WLS	BF	H	R	ER	SO	BB	IBB	HBP	BLK	WP	HR	S	P	ERA	WHIP

Batter	1	2	3	4	5	6	7	8	9	AB	R	H	RBI	BB	SO	LOB
56 Kole Calhoun, L (1, 9) OBP: 0.346, SLG: 0.481	B FF 96 X FF 96 1-0 ① G6-3		C FF 93 S KC 81 C CH 83 0-3 ② K		C KC 78 F KC 81 X FF 95 0-2 ③ G6-3			X FF 92 0-0 1-H 2B		4	0	1	1	0	1	1
27 Mike Trout, R (1, 8) OBP: 0.370, SLG: 0.555	C FF 96 F FF 96 C FC 95 0-3 ② K		C KC 81 B FF 94 X FF 94 1-1 ③ L4			B FF 92 X FF 92 1-0 ① L9		C SI 93 B FF 93 X FF 93 1-1 ① F9		4	0	0	0	0	1	1
5 Albert Pujols, R (1, 3) OBP: 0.330, SLG: 0.470	C FF 96 X FF 96 0-1 32 FC6-5 1B			C FF 94 F FF 94 F FF 94 X FF 95 0-2 ① F9		C FF 93 X KC 80 0-1 ② G6-3		C KC 80 X FF 94 0-1 ② F9		4	0	1	0	0	0	1
32 Josh Hamilton, L (1, 10) OBP: 0.339, SLG: 0.430	B FF 95 X FF 96 1-0 ③ FC6-5 1-2f			B FF 93 S CH 84 F KC 80 B CH 83 F FF 94 X FF 94 2-2 ② G1-3		C FF 92 F FF 92 B SI 92 X FF 92 1-2 ③ G5-3		F KC 79 B FC 91 B FF 92 B CH 84 B KC 79 4-1 BB		3	0	0	0	1	0	1
47 Howie Kendrick, R (1, 4) OBP: 0.339, SLG: 0.373		C FF 94 S FF 94 F FF 95 F FC 94 B CH 86 B FF 94 F KC 80 F FF 96 X FF 96 2-2 ① L4		F FF 94 B FF 95 X FF 94 1-1 1B			C FF 92 C KC 76 X CH 81 0-2 ① F9	F FF 97 T FF 96 T FF 96 0-2 ③ K		4	0	1	0	0	1	2
6 David Freese, R (1, 5) OBP: 0.321, SLG: 0.359		C FF 95 C KC 79 F FF 95 B FF 95 F FF 94 B KC 82 B KC 82 X KC 82 3-2 ② G3-1		C KC 79 S FF 94 S FF 95 0-3 ③ K			X FF 93 0-0 ② G4-3		C FF 95 B FS 89 F FS 88 S SL 90 1-3 ① K	4	0	0	0	0	2	1
2 Erick Aybar, S (1, 6) OBP: 0.318, SLG: 0.386		F FF 94 S FF 95 B FF 96 X FF 95 1-2 1B			C FF 92 F CH 81 B KC 78 F FF 93 X KC 79 1-2 7 FC6-4 1B		C FF 93 C KC 78 X FF 92 0-2 1B		C FS 88 B FS 90 C FF 95 B SL 89 B FF 96 C FF 96 3-3 ② K	4	0	3	0	0	1	0
17 Chris Iannetta, R (1, 2) OBP: 0.375, SLG: 0.410		X FF 95 0-0 ③ G1-3			F FF 92 X FF 93 0-1 ① L8		D KC 79 B KC 79 F FF 93 X FF 92 2-1 ③ P3		B FF 95 B FF 95 X SI 95 2-0 2B	4	0	1	0	0	0	3
7 Collin Cowgill, R (1, 7) OBP: 0.346, SLG: 0.383			C FF 93 B KC 80 F FF 94 S KC 80 1-3 ① K		C FF 93 B FF 94 D KC 80 X FF 94 2-1 ② FC6-4 1-2f			F FF 90 C FF 92 F FF 93 B KC 82 B FF 91 X FF 92 2-2 56 2B 1B	C FF 96 B FS 89 S FS 90 D SL 90 F SI 95 B FS 89 X FS 88 3-2 ③ P6	4	1	1	0	0	1	2
Inning Stats	R: 0 E: 0 K: 1 S: 7 H: 1 LOB: 1 BB: 0 P: 9	R: 0 E: 0 K: 0 S: 16 H: 1 LOB: 1 BB: 0 P: 22	R: 0 E: 0 K: 2 S: 8 H: 0 LOB: 0 BB: 0 P: 10	R: 0 E: 0 K: 1 S: 13 H: 1 LOB: 1 BB: 0 P: 16	R: 0 E: 0 K: 0 S: 11 H: 1 LOB: 1 BB: 0 P: 14	R: 0 E: 0 K: 0 S: 6 H: 0 LOB: 0 BB: 0 P: 8	R: 0 E: 0 K: 0 S: 9 H: 1 LOB: 1 BB: 0 P: 11	R: 1 E: 0 K: 1 S: 13 H: 2 LOB: 2 BB: 1 P: 20	R: 0 E: 0 K: 2 S: 11 H: 1 LOB: 1 BB: 0 P: 20	1B: 6 2B: 2 3B: 0 HR: 0 SF: 0 SAC: 0 DP: 0 HBP: 0	WP: 0 PB: 0 SB: 0 CS: 0 PA: 36					

PITCHER		IP	WLS	BF	H	R	ER	SO	BB	IBB	HBP	BLK	WP	HR	S	P	ERA	WHIP
23 Jarred Cosart, R ERA: 3.98	(1, 1)	7.2	W	31	7	1	1	4	1	0	0	0	0	0	80	107	1.17	1.043
41 Chris Hatcher, R ERA: 3.05	(8, 1)	1.1		5	1	0	0	3	0	0	0	0	0	0	14	23	0.00	0.750

PITCHER	IP	WLS	BF	H	R	ER	SO	BB	IBB	HBP	BLK	WP	HR	S	P	ERA	WHIP

BOTTOM

Miami Marlins @ Los Angeles Angels

Angel Stadium of Anaheim, Anaheim, CA

Mon Aug 25 2014, 7:08 PM - 10:04 PM PDT

Att. 35,350 - Partly Cloudy - 77 F

livebaseballscorecards.com

AB	35
R	1
H	8
RBI	1
BB	1
SO	7
LOB	12

Batter	1	2	3	4	5	6	7	8	9	AB	R	H	RBI	BB	SO	LOB
21 Christian Yelich, L (1, 7) OBP: 0.373, SLG: 0.426	C FF 90 F FF 92 F FF 93 B SI 87 S CH 86 1-3 ① K	S CH 81 B FF 92 F SI 92 1 SAFE X SI 93 1-2 ③ G1-3	C SI 87 C SI 88 F CH 85 F FF 90 H FF 91 1-2 HBP	B SL 82 B FF 93 B FF 93 C FF 92 C FF 93 F FF 93 F FF 94 B FF 94 4-2 ⑤ 27 DI BB	C SI 94 S CU 82 D CU 83 S CH 85 1-3 ③ K	3	0	0	0	1	2	3
1 Jordany Valdespin, L (1, 10) OBP: 0.274, SLG: 0.346	F SI 92 S SL 80 B SL 80 B CH 84 X SI 94 2-2 ② G3-1	C SI 90 B FF 90 X KC 77 1-1 ① F8	C SI 90 F KC 77 S CH 85 0-3 ① K	C FF 94 X CH 86 0-1 ② P2		4	0	0	0	0	1	2
27 Giancarlo Stanton, R (1, 9) OBP: 0.404, SLG: 0.562 5 Reed Johnson, R (8, 9) OBP: 0.266, SLG: 0.336	C FF 92 S FF 92 B FF 93 B FF 93 B SL 84 F CH 86 S CH 84 3-3 ③ K	X CH 83 0-0 ② G6-3	C SL 82 B FF 92 C FF 92 F CH 86 S CH 82 1-3 ② K	C FF 93 B FF 94 F SL 82 B FF 94 S FF 94 2-3 ③ K 1-2		4 0	0 0	0 0	0 0	0 0	3 0	2 0
13 Marcell Ozuna, R (1, 8) OBP: 0.316, SLG: 0.443	F CH 79 B SI 89 F SL 81 S FF 92 1-3 ① K	C FF 92 X SL 84 0-1 1B	X SL 81 0-0 ③ G4-3		X SI 94 0-0 ① G6-3	4	0	1	0	0	1	1
9 Casey McGehee, R (1, 5) OBP: 0.361, SLG: 0.369	B FF 90 S FF 90 C FF 92 F CH 86 B SL 84 S SL 84 2-3 ② K	D SL 82 X FF 92 1-0 ③ G4-3		C FF 90 C FF 90 B FF 91 B FF 91 B CH 83 F FF 93 F FF 92 X FF 93 3-2 ① G6-3	C FF 94 B CU 83 S FF 94 F FF 94 B CH 86 C FF 95 2-3 ② K	4	0	0	0	0	2	1
46 Garrett Jones, L (1, 3) OBP: 0.316, SLG: 0.408	F SI 92 C SI 92 X SI 92 0-2 ③ G5-3	C SI 88 X KC 76 0-1 ① G3	B CH 83 C SI 92 X SI 92 1-1 ② F7	B SI 94 B SI 94 C FF 94 C FF 94 X CH 85 2-2 39 DI 39 2B 2B	4	1	1	0	0	0	0
39 Jarrod Saltalamacchia, S (1, 2) OBP: 0.343, SLG: 0.398	B SI 90 S SL 82 C SI 92 X CH 85 1-2 ① G4-3	T SI 90 B SI 90 B KC 77 F FF 91 B FF 93 B CH 85 4-2 3 FC6-4 BB	B SI 91 B SI 92 B SI 92 C SI 91 F SI 92 F FF 93 B SI 94 4-2 3 FC6-4 BB	C CH 87 B SI 94 S CH 87 F CH 88 F SI 95 X CH 87 1-2 59 1B 2B 2-H	2	1	1	1	2	0	0
3 Adeiny Hechavarría, R (1, 6) OBP: 0.302, SLG: 0.351 59 Ed Lucas, R (8, 6) OBP: 0.281, SLG: 0.283	X SI 91 0-0 ② F9	X SI 91 0-0 ② FC6-4 17 FC5-4 1-2f	B FF 91 C FF 91 X SL 82 1-1 ③ FC6-4 1-2f	C SI 95 C FF 95 D CH 88 X SI 93 1-2 17 DI 1B 2-H	3 1	0 0	0 1	0 1	0 0	0 0	2 0
17 Donovan Solano, R (1, 4) OBP: 0.298, SLG: 0.321	B SI 91 C FF 92 F FF 92 X CH 84 1-2 1B	1 SAFE 1 SAFE X SI 90 0-0 ③ FC5-4 1-2f	C FF 91 C SL 80 F FF 93 B FF 93 F FF 94 B SL 82 B SL 82 X FF 93 3-2 ① G1-3	C CU 82 F CU 83 F FF 96 B CH 86 X CH 87 1-2 1B	4	0	2	0	0	0	1
Inning Stats	R: 0 E: 0 K: 2 S: 11 H: 0 LOB: 0 BB: 0 P: 17	R: 0 E: 0 K: 2 S: 10 H: 0 LOB: 0 BB: 0 P: 13	R: 0 E: 0 K: 0 S: 10 H: 1 LOB: 1 BB: 0 P: 13	R: 0 E: 0 K: 0 S: 6 H: 1 LOB: 1 BB: 0 P: 8	R: 0 E: 0 K: 0 S: 6 H: 0 LOB: 1 BB: 1 P: 10	R: 0 E: 0 K: 2 S: 12 H: 0 LOB: 1 BB: 0 P: 14	R: 0 E: 0 K: 0 S: 12 H: 0 LOB: 1 BB: 1 P: 21	R: 0 E: 0 K: 1 S: 14 H: 0 LOB: 1 BB: 1 P: 23	R: 2 E: 0 K: 2 S: 23 H: 4 LOB: 2 BB: 0 P: 31	1B: 4 2B: 2 3B: 0 HR: 0 SF: 0 SAC: 0 DP: 0 HBP: 1						

PITCHER		IP	WLS	BF	H	R	ER	SO	BB	IBB	HBP	BLK	WP	HR	S	P	ERA	WHIP
52 Matt Shoemaker, R ERA: 3.33	(1, 1)	7.0	W	26	2	0	0	6	2	0	1	0	0	0	67	96	0.00	0.571
39 Jason Grilli, R ERA: 3.6	(8, 1)	1.0		4	0	0	0	1	1	0	0	0	0	0	14	23	0.00	1.000
62 Yoslan Herrera, R ERA: 6.43	(9, 1)	1.0		7	4	2	2	2	0	0	0	0	0	0	23	31	18.00	4.000

PITCHER	IP	WLS	BF	H	R	ER	SO	BB	IBB	HBP	BLK	WP	HR	S	P	ERA	WHIP

Miami Marlins @ Los Angeles Angels

Angel Stadium of Anaheim, Anaheim, CA

Tue Aug 26 2014, 7:09 PM - 10:08 PM PDT

Att. 33,028 - Clear - 80 F

TOP

livebaseballscorecards.com

AB	33
R	2
H	6
RBI	2
BB	3
SO	9
LOB	12

MIAMI

BOTTOM

Miami Marlins @ Los Angeles Angels

Angel Stadium of Anaheim, Anaheim, CA

Tue Aug 26 2014, 7:09 PM - 10:08 PM PDT

Att. 33,028 - Clear - 80 F

livebaseballscorecards.com

Batter	1	2	3	4	5	6	7	8	9	AB	R	H	RBI	BB	SO	LOB
56 Kole Calhoun, L (1, 9) OBP: 0.344, SLG: 0.477	C FF 98 F FF 97 S SL 89 0-3 ① K		C FF 98 S FF 99 F SI 99 S CU 80 0-3 ① K	B SL 87 B FF 97 B FF 97 C FF 97 X FF 96 3-1 27 2B 5 1B 1-2 2-H 1B	S CU 81 X FF 96 0-1 ③ G6-3		F FF 96 C FF 97 S SL 89 0-3 ③ K			5	1	1	1	0	3	3
27 Mike Trout, R (1, 8) OBP: 0.374, SLG: 0.558	C FF 98 C FF 99 B FF 98 B FF 98 X FF 92 2-2 5 1B 47 1B 1B		C FF 100 X FF 99 0-1 5 1B 1B	B FF 96 X FF 96 1-0 5 1B 1-3 2-H 2B		B SI 95 C FF 97 F SI 95 B FF 97 T CU 83 2-2 ① K		B FF 95 F SL 88 B SL 88 B FF 97 C FF 96 B FF 97 4-2 18 HBP BB		4	2	3	1	1	1	0
5 Albert Pujols, R (1, 3) OBP: 0.333, SLG: 0.472 7 Collin Cowgill, R (8, 7) OBP: 0.345, SLG: 0.381	C FF 99 X FF 99 0-1 47 1B 1-3 1B		X FF 97 0-0 1-2 1B	X SI 96 0-0 2-H 3-H 1B		B FF 97 B FF 96 X FF 95 2-0 ② F8		X FF 96 0-0 ① F9		4 1	0 0	3 0	2 0	0 0	0 0	0 1
32 Josh Hamilton, L (1, 10) OBP: 0.335, SLG: 0.424 18 Gordon Beckham, R (8, PH) OBP: 0.260, SLG: 0.330 (9, 10)	B CU 78 C CU 77 F FF 98 F SI 96 S CU 77 1-3 ② K		X FF 99 0-0 ② L7	C SI 95 F CH 90 D CU 83 S CH 89 1-3 ② K		F SI 96 S CU 84 B CU 84 X CH 89 1-2 ③ G4-3		C SL 88 F FF 95 H FF 92 1-2 1-2 HBP		4 0	0 0	0 0	0 0	0 0	2 0	5 0
47 Howie Kendrick, R (1, 4) OBP: 0.338, SLG: 0.371	B SL 87 C FF 97 B FF 99 X FF 98 2-1 1-2 3-H 1B		B FF 99 X FF 98 1-0 ③ F9	B FF 96 B SI 94 X FF 95 2-0 ③ F8			F SI 94 C CU 82 F CU 83 X SI 96 0-2 ① G5-3	B FF 98 F FF 97 B SL 89 F FF 96 X FF 97 2-2 ② F8		5	0	1	1	0	0	5
2 Erick Aybar, S (1, 6) OBP: 0.321, SLG: 0.387	C SI 99 F FF 97 S SL 90 0-3 ③ K			B CU 77 B CU 75 F FF 99 B SI 98 B FF 97 4-1 6 2B BB	X SI 95 0-0 6 1B 19 G3 1B		F CU 82 X CH 89 0-1 19 FC6-4 6 1B 24 1B 1B	X FF 96 0-0 ③ F7		4	2	2	0	1	1	4
6 David Freese, R (1, 5) OBP: 0.325, SLG: 0.366 8 John McDonald, R (7, PR) OBP: 0.237, SLG: 0.164 (8, 5)		S SI 97 X FF 98 0-1 ① G3		1 SAFE B FF 98 S SL 86 D CU 78 F SI 97 X SL 88 2-2 ① 19 1B 1-2 2B	B SI 95 B SI 95 B SI 96 C FF 95 X SI 93 3-1 24 G3 19 G3 1-3 1B		B SI 95 S CU 82 B SI 95 X SI 94 2-1 19 FC6-4 1-2 1B			4 0	1 0	3 0	0 0	0 0	0 0	0 0
19 Efren Navarro, L (1, 7) OBP: 0.320, SLG: 0.359 (8, 3)		B FF 98 B FF 99 F FF 98 F SI 100 B FF 99 F FF 99 X FF 99 3-2 ② G3-1		B CU 76 B CU 76 F FF 97 X FF 98 2-1 24 1B 56 1B 2-H 1B	B FF 96 X SI 92 1-0 ① G3 1-2 3-H		B SI 96 C CH 88 F CU 82 X SI 95 1-2 ② FC6-4 24 1B 1-2f 2-3			4	1	1	2	0	0	3
24 Hank Conger, L (1, 2) OBP: 0.289, SLG: 0.323		L FF 97 X FF 99 0-1 ③ P6		X SI 95 0-0 56 1B 27 2B 1-2 1B	F SI 96 X CH 88 0-1 ② G3 2-3		B CH 88 F CH 88 F FF 95 D CU 84 X CU 82 2-2 1-2 3-H 1B			4	1	2	1	0	0	1
Inning Stats	R: 1 E: 0 K: 3 S: 17 H: 3 LOB: 2 BB: 0 P: 22	R: 0 E: 0 K: 0 S: 8 H: 0 LOB: 0 BB: 0 P: 11	R: 0 E: 0 K: 1 S: 9 H: 2 LOB: 2 BB: 0 P: 10	R: 5 E: 0 K: 1 S: 15 H: 6 LOB: 1 BB: 1 P: 30	R: 1 E: 0 K: 0 S: 8 H: 2 LOB: 1 BB: 0 P: 12	R: 0 E: 0 K: 1 S: 7 H: 0 LOB: 0 BB: 0 P: 12	R: 1 E: 0 K: 1 S: 17 H: 3 LOB: 2 BB: 0 P: 22	R: 0 E: 0 K: 0 S: 9 H: 0 LOB: 2 BB: 1 P: 16		1B: 14 2B: 2 3B: 0 HR: 0 SF: 0 SAC: 0 DP: 0 HBP: 1					WP: 0 PB: 0 SB: 0 CS: 0 PA: 42	

	AB	39
	R	8
	H	16
	RBI	8
	BB	2
	SO	7
	LOB	22

PITCHER		IP	WLS	BF	H	R	ER	SO	BB	IBB	HBP	BLK	WP	HR	S	P	ERA	WHIP
24 Nathan Eovaldi, R ERA: 4.3	(1, 1)	3.1	L	20	10	6	6	4	1	0	0	0	0	0	44	65	16.20	3.300
36 Sam Dyson, R ERA: 2.37	(4, 1)	3.1		16	6	2	2	2	0	0	0	0	0	0	34	51	5.40	1.800
40 Mike Dunn, L ERA: 3.33	(7, 1)	1.1		6	0	0	0	1	1	0	1	0	0	0	12	19	0.00	0.750

PITCHER		IP	WLS	BF	H	R	ER	SO	BB	IBB	HBP	BLK	WP	HR	S	P	ERA	WHIP

Batter	1	2	3	4	5	6	7	8	9	AB	R	H	RBI	BB	SO	LOB
21 Christian Yelich, L (1, 7) OBP: 0.372, SLG: 0.425	C SI 89 B SI 89 F SI 89 B CU 80 X SI 91 2-2 27 CS 1B		B CU 79 C SI 91 S CH 84 C SI 93 1-3 ③ K			M CH 83 F CU 77 B SI 93 S FC 82 1-3 ② K		F FF 90 F FF 91 B CH 86 X CH 86 1-2 ② F7		4	0	1	0	0	2	0
10 Jeff Baker, R (1, 3) OBP: 0.301, SLG: 0.400	C SI 89 F FC 84 F SI 90 F SI 90 1 SAFE B CH 80 X FC 86 1-2 ① L8			C FC 83 T CH 83 B SI 92 B CH 85 S CH 84 2-3 ① K		S CH 84 B CH 84 X FC 86 1-1 27 WP 1B		F FF 90 B FF 91 F CH 84 X FF 91 1-2 3B		4	0	2	0	0	1	1
27 Giancarlo Stanton, R (1, 9) OBP: 0.403, SLG: 0.558	B FF 91 F CH 83 B SI 91 F SI 92 1 SAFE 1 SAFE X CU 77 2-2 ②③ L6 1-2			C CH 85 F SI 93 S FF 93 0-3 ② K		B CH 82 S SI 91 B CH 84 B SI 92 B CH 84 4-1 1-2 BB		F FF 91 C FF 90 B FF 89 B FF 92 S FF 92 2-3 ③ K		3	0	0	0	1	2	2
13 Marcell Ozuna, R (1, 8) OBP: 0.313, SLG: 0.439		B SI 87 S SI 89 X FC 86 1-1 ① F9		B CH 86 X FF 92 1-0 ③ F9		D FF 99 S FF 97 X FF 97 1-1 ③ G1-3			C SI 89 B SL 83 S SL 83 B SL 83 F SL 83 F SI 90 F SL 82 S SL 83 2-3 ① K	4	0	0	0	0	1	2
9 Casey McGehee, R (1, 5) OBP: 0.360, SLG: 0.368		C FF 89 X FC 85 0-1 ② G6-3			C FF 88 X CH 83 0-1 ① P3		C CU 83 C FF 97 X FF 98 0-2 ① G3-1		X SI 89 0-0 3 1B 3 DI 1B	4	0	1	0	0	0	0
5 Reed Johnson, R (1, 10) OBP: 0.259, SLG: 0.327		B SI 89 B SI 90 F SI 90 T FC 87 B SI 92 F FC 89 X CH 84 3-2 ③ F8			B FC 84 X CH 83 1-0 ② F8		S CH 88 F FF 98 F CU 86 B FF 98 B CU 85 F CH 87 B FF 98 F FF 98 T FF 97 3-2 ② K		X SL 82 0-0 ② F8	4	0	0	0	0	1	1
3 Adeiny Hechavarría, R (1, 6) OBP: 0.308, SLG: 0.363			B FF 87 S FF 90 T FF 90 B SI 91 B FF 92 F FF 92 F SI 92 X FF 92 3-2 HR		C SI 91 B CH 84 B FF 92 S FC 87 B CH 84 F FC 87 F FF 92 B CH 84 4-2 BB		S CH 88 X FF 98 0-1 1B		C SI 88 X SL 82 0-1 1-3 17 DI 1B	3	1	3	1	1	0	0
17 Donovan Solano, R (1, 4) OBP: 0.292, SLG: 0.315			C SI 95 S SI 93 B FF 93 S CH 85 1-3 ① K		C FC 84 B SI 89 X FF 89 1-1 ③ F7		B FF 95 C FF 95 F FF 95 X CU 84 1-2 ③ G1-3		D SL 83 B SI 89 F SI 89 B SI 91 C SI 89 S SL 82 3-3 ③ K 1-2	4	0	0	0	0	2	4
6 Jeff Mathis, R (1, 2) OBP: 0.265, SLG: 0.282			F SI 91 C SI 90 S CH 85 0-3 ② K			C FF 87 F FC 82 F FF 91 B FF 91 B SI 91 F CH 84 F CH 84 F FC 86 X SI 92 2-2 ① P3		C FF 88 F FF 90 S FF 90 0-3 ① K		3	0	0	0	0	2	0
Inning Stats	R: 0 E: 0 K: 0 S: 11 H: 1 LOB: 0 BB: 0 P: 16	R: 0 E: 0 K: 0 S: 8 H: 0 LOB: 0 BB: 0 P: 12	R: 1 E: 0 K: 3 S: 14 H: 1 LOB: 0 BB: 0 P: 19	R: 0 E: 0 K: 2 S: 7 H: 0 LOB: 0 BB: 0 P: 10	R: 0 E: 0 K: 0 S: 9 H: 0 LOB: 1 BB: 1 P: 15	R: 0 E: 0 K: 1 S: 15 H: 1 LOB: 2 BB: 1 P: 24	R: 0 E: 0 K: 1 S: 14 H: 1 LOB: 1 BB: 0 P: 18	R: 0 E: 0 K: 2 S: 12 H: 1 LOB: 1 BB: 0 P: 16	R: 0 E: 0 K: 2 S: 13 H: 2 LOB: 2 BB: 0 P: 18	1B: 5 2B: 0 3B: 1 HR: 1 SF: 0 SAC: 0 DP: 0 HBP: 0						

PITCHER		IP	WLS	BF	H	R	ER	SO	BB	IBB	HBP	BLK	WP	HR	S	P	ERA	WHIP
53 Héctor Santiago, L ERA: 3.28	(1, 1)	5.2	W	21	3	1	1	6	2	0	0	0	1	1	62	93	1.59	0.882
40 Kevin Jepsen, R ERA: 2.1	(6, 1)	1.1	H	5	1	0	0	1	0	0	0	0	0	0	16	21	0.00	0.750
59 Fernando Salas, R ERA: 2.28	(8, 1)	1.0		4	1	0	0	2	0	0	0	0	0	0	12	16	0.00	1.000
16 Huston Street, R ERA: 1.13	(9, 1)	1.0		5	2	0	0	2	0	0	0	0	0	0	13	18	0.00	2.000

PITCHER	IP	WLS	BF	H	R	ER	SO	BB	IBB	HBP	BLK	WP	HR	S	P	ERA	WHIP

Miami Marlins @ Los Angeles Angels

Angel Stadium of Anaheim, Anaheim, CA

Wed Aug 27 2014, 7:08 PM - 9:58 PM PDT

Att. 34,657 - Clear - 88 F

TOP

livebaseballscorecards.com

AB	33
R	1
H	7
RBI	1
BB	2
SO	11
LOB	10

WP: 1	PA: 35
PB: 0	
SB: 0	
CS: 1	

Miami Marlins @ Los Angeles Angels

Angel Stadium of Anaheim, Anaheim, CA

Wed Aug 27 2014, 7:08 PM - 9:58 PM PDT

Att. 34,657 - Clear - 88 F

livebaseballscorecards.com

BOTTOM

Batter	1	2	3	4	5	6	7	8	9	AB	R	H	RBI	BB	SO	LOB
56 Kole Calhoun, L (1, 9) OBP: 0.342, SLG: 0.473	C FF 94 B SI 93 F SI 94 X SI 94 1-2 ① G4-3		X SI 95 0-0 ② 27 1B / 5 G5-3 / 1-3 1B	B SI 90 B FF 94 F SI 94 F FF 94 F SI 90 X SI 92 2-2 ② G4-3			F SI 92 T CH 90 B FF 95 B SI 94 F CH 90 C FF 94 2-3 ① K	X SI 93 0-0 ② G6-3 / 2-3		5	1	1	0	0	1	1
27 Mike Trout, R (1, 8) OBP: 0.378, SLG: 0.565	C FF 95 F SI 95 B SI 91 F FF 95 B SI 94 B SI 95 F CH 90 B SI 96 4-2 32 1B / BB		C SI 96 1 SAFE X SI 96 0-1 5 / 32 2B G5-3 / 1-3 3-H 1B	C FF 96 B SI 96 C FF 94 B FF 95 B SI 95 F SI 91 X SI 96 3-2 ③ L9			C FF 95 B SI 92 B SI 95 F FF 93 X SI 90 2-2 HR	B SL 85 C SL 83 B SL 84 C SI 92 B SL 83 B SI 93 4-2 BB		3	2	2	2	2	0	0
5 Albert Pujols, R (1, 3) OBP: 0.333, SLG: 0.469 19 Efren Navarro, L (7, PR) OBP: 0.318, SLG: 0.356 (8, 3)	F SI 94 X FF 96 0-1 ② F8		1 SAFE C FF 96 F SI 95 X CH 90 0-2 ① G5-3 / 1-2 3-H		B FF 92 C CH 89 B CH 88 S SI 93 X SI 90 2-2 ① G6-3		B SL 82 B FF 91 T FF 92 B FF 92 F FF 93 F FF 93 F FF 93 D SL 83 4-2 47 WP / 32 G3 / BB	F SI 93 B SL 81 B SL 81 X SI 94 2-1 ③ L8		3 1	0 0	0 0	1 0	1 0	0 0	2 2
32 Josh Hamilton, L (1, 7) OBP: 0.337, SLG: 0.429 7 Collin Cowgill, R (9, 7) OBP: 0.345, SLG: 0.381	1 SAFE C SI 94 X FF 96 0-1 1-3 1B		F SI 94 X SI 90 0-1 47 G1-3 / 2-H 2B		X FF 95 0-0 ② G6-3		S SI 91 B SI 92 F SI 92 X CH 85 1-2 ② G3 / 1-2			4 0	0 0	2 0	1 0	0 0	0 0	1 0
47 Howie Kendrick, R (1, 10) OBP: 0.335, SLG: 0.368	C SL 84 B SI 96 S SI 96 S SI 92 1-3 ③ K		F SI 96 B SI 95 D SL 83 F SI 95 X FF 96 2-2 ② G1-3 / 2-3		C FF 93 X FF 95 0-1 ③ G1-3		C FF 94 B SL 82 F FF 92 B SL 84 F SL 83 F FF 93 S SL 83 2-3 K 2 FC6-4 / 2-3			4	0	0	0	0	2	5
2 Erick Aybar, S (1, 6) OBP: 0.322, SLG: 0.386		B FF 95 B SI 94 X SI 94 2-0 ① F7 F FF 94 D SI 92 H FF 95 2-1 6 FC6-4 / HBP				B FF 92 B CH 89 X SI 91 2-0 6 FC5-4 / 1B C SL 79 X CH 85 0-1 ③ FC6-4 / 1-2f				3	0	1	0	0	0	2
6 David Freese, R (1, 5) OBP: 0.323, SLG: 0.363 8 John McDonald, R (7, 5) OBP: 0.234, SLG: 0.162		C FF 96 B EP 61 X SI 95 1-1 ② G3 1 SAFE C SI 95 X SI 94 0-1 ③ FC6-4 / 1-2f				X SI 93 0-0 ① FC5-4 / 17 FC5-4 / 1-2f		C SI 92 B SI 92 X SI 92 1-1 E1 / 17 E 17 FC5 / 18 G6-3		3 1	0 1	0 0	0 0	0 0	0 0	3 0
17 Chris Iannetta, R (1, 2) OBP: 0.370, SLG: 0.403		C SI 96 X FF 93 0-1 ③ G6-3		C FF 92 B SI 94 T FF 94 S SI 91 1-3 ① K		B FF 94 1 SAFE X SI 94 1-0 ② FC5-4 / 1-2f		X SI 93 0-0 FC5 / 56 G6-3 / 18 G6-3 / 1-3		4	0	0	0	0	1	2
18 Gordon Beckham, R (1, 4) OBP: 0.262, SLG: 0.339			B FF 94 X SI 93 1-0 56 1B / 27 1B / 1B	C FF 94 X SL 82 0-1 HR		B FF 94 B FF 94 X SI 93 2-0 ③ G1-3		C SI 94 B SL 84 X SI 94 1-1 ① G6-3 / 1-2 3-H		4	2	2	2	0	0	2
Inning Stats	R: 0 E: 0 K: 1 S: 14 H: 1 LOB: 2 BB: 1 P: 20	R: 0 E: 0 K: 0 S: 5 H: 0 LOB: 0 BB: 0 P: 8	R: 3 E: 0 K: 0 S: 15 H: 4 LOB: 2 BB: 0 P: 20	R: 1 E: 0 K: 1 S: 13 H: 1 LOB: 0 BB: 0 P: 19	R: 0 E: 0 K: 0 S: 6 H: 0 LOB: 0 BB: 0 P: 8	R: 0 E: 0 K: 0 S: 4 H: 1 LOB: 1 BB: 0 P: 9	R: 1 E: 0 K: 2 S: 21 H: 1 LOB: 2 BB: 1 P: 32	R: 1 E: 2 K: 0 S: 10 H: 0 LOB: 2 BB: 1 P: 18		1B: 5 2B: 1 3B: 0 HR: 2	SF: 0 SAC: 0 DP: 0 HBP: 1		WP: 1 PB: 0 SB: 0 CS: 0	PA: 39		

	AB	35
	R	6
	H	8
	RBI	6
	BB	3
	SO	4
	LOB	20

PITCHER		IP	WLS	BF	H	R	ER	SO	BB	IBB	HBP	BLK	WP	HR	S	P	ERA	WHIP
37 Henderson Alvarez III, R ERA: 2.75	(1, 1)	6.1	L	29	8	5	5	3	1	0	1	0	0	2	64	95	7.11	1.421
44 AJ Ramos, R ERA: 1.99	(7, 1)	0.2		4	0	0	0	1	1	0	0	0	1	0	14	21	0.00	1.500
31 Steve Cishek, R ERA: 3.74	(8, 1)	1.0		6	0	1	0	0	1	0	0	0	0	0	10	18	0.00	1.000

PITCHER		IP	WLS	BF	H	R	ER	SO	BB	IBB	HBP	BLK	WP	HR	S	P	ERA	WHIP

Batter	1	2	3	4	5	6	7	8	9	10	AB	R	H	RBI	BB	SO	LOB
4 Coco Crisp, S (1, 8) OBP: 0.347, SLG: 0.399	C FF 90 X CH 85 0-1 ① P6		B CH 84 X FF 92 1-0 3 FC5-4 1B		F CU 77 D CU 78 F CU 78 B SI 92 F CU 77 X SI 92 2-2 20 PO 1B 3-H		C CU 84 B CU 84 C CH 88 X CU 85 1-2 ① G5-3		C SL 82 B CH 82 C SI 89 F CH 82 B SI 91 X SL 84 2-2 ② F7		5	0	2	1	0	0	0
3 Craig Gentry, R (1, 9) OBP: 0.320, SLG: 0.292 (7, 7) 23 Sam Fuld, L (9, PH) OBP: 0.342, SLG: 0.366 (9, 7)	C FF 90 C FF 91 B FC 88 B CU 77 F SI 92 B CU 78 X FF 92 3-2 ② F9		C FF 90 D CU 76 D CH 84 X FF 90 2-1 ③ FC5-4 1-2f		1 SAFE X FF 91 0-0 ② F8		B FF 96 B FF 97 X FF 97 2-0 ② G6-3		B SI 89 C SI 88 F SI 90 F CH 81 X CH 82 1-2 ③ F8		4 1	0 0	0 0	0 0	0 0	0 0	2 0
20 Josh Donaldson, R (1, 5) OBP: 0.346, SLG: 0.470	B FF 91 B FF 90 B CH 86 B FF 90 4-0 BB			C FF 91 X FF 90 0-1 15 F7 2B	B CH 86 C FC 87 1 SAFE F SL 83 D CU 77 1 SAFE 1 SAFE 2-2 ③ PO 1-2	B FF 91 C CH 84 B CH 86 B FC 87 X FF 91 3-1 HR	S CU 85 S CU 86 B CU 84 B FF 98 B CU 85 B CH 87 4-2 BB			C KC 82 F FF 90 B FF 92 F FF 91 B KC 83 X KC 83 2-2 ① P3	3	1	2	1	2	0	0
15 Jonny Gomes, R (1, 7) OBP: 0.335, SLG: 0.343 16 Josh Reddick, L (7, PH) OBP: 0.312, SLG: 0.434 (7, 9)	B CH 85 C FF 91 1 SAFE C CH 84 B FF 91 1 SAFE X CU 77 2-2 ③ G4-3			B CH 84 B FF 91 S CH 86 F CU 76 B CH 86 X CH 84 3-2 ① F7 2-3		C CU 77 B CU 78 C SI 91 B CU 77 B CU 77 B CH 86 4-2 36 G6-4-3 BB	X CH 85 0-0 ③ F8		C FF 91 C FF 92 B FF 92 S FF 92 1-3 ② K	2 2	0 0	0 0	0 0	1 0	0 1	2 1
36 Derek Norris, R (1, 10) OBP: 0.363, SLG: 0.427		C FC 90 B CH 84 X CH 85 1-1 ① G5-3		B FF 90 B FF 90 X FC 87 2-0 ② G5-3		1 SAFE X SI 90 0-0 ①② G6-4-3 1-2f		F SI 89 B SI 88 C SI 89 F SI 89 S SL 82 1-3 ① K		B FF 91 B KC 83 F FF 90 X FF 90 2-1 ③ P4	5	0	0	0	0	1	2
7 Alberto Callaspo, S (1, 4) OBP: 0.300, SLG: 0.305		X CH 84 0-0 ② F8		F FF 90 B FF 90 X FF 90 1-1 ③ F9		C FF 91 X FF 91 0-1 17 BB 37 BB 1B		X SI 89 0-0 ② F8			4	0	1	0	0	0	1
37 Brandon Moss, L (1, 3) OBP: 0.344, SLG: 0.462		C FF 91 B CU 78 S SL 84 B FC 88 F SI 92 B FF 92 C CH 86 3-3 ③ K			B FF 90 C FF 91 C SL 82 B FC 89 X CH 85 2-2 17 2B 17 E 1B	B FC 88 B FF 90 B FC 88 C FC 89 B FC 87 4-1 17 BB 1-2 BB	C SL 83 B FF 90 B SL 82 B SL 82 B SI 90 4-1 BB			2	1	1	0	2	1	0
17 Geovany Soto, R (1, 2) OBP: 0.289, SLG: 0.395			C FC 90 B CH 84 B FF 90 X FF 91 2-1 ① P3		C FF 90 X FC 87 0-1 E9 4 1B 1-H 2B	C SL 80 B CH 70 B SL 78 C FF 92 D CH 71 B SL 79 4-2 1-2 2-3 BB	B SI 88 D SI 89 B SL 81 C SI 88 X SI 89 3-1 ③ G5-3			3	1	1	0	1	0	1
12 Andy Parrino, S (1, 6) OBP: 0.233, SLG: 0.316 21 Stephen Vogt, L (6, PH) OBP: 0.342, SLG: 0.493 28 Eric Sogard, L (6, 6) OBP: 0.307, SLG: 0.275			C FF 91 B CU 78 F FF 91 F CU 79 C FC 88 1-3 ② K		C FF 91 F FF 91 X FC 91 0-2 ① G3	B FF 91 F FF 92 F CH 73 F SL 80 B FF 94 F SL 78 F CH 71 S FF 93 2-3 ③ K			X SI 89 0-0 ① F9		2 1 1	0 0 0	0 0 0	0 0 0	1 1 0	1 3 0	1 3 0
Inning Stats	R: 0 E: 0 K: 0 S: 9 H: 0 LOB: 1 BB: 1 P: 18	R: 0 E: 0 K: 1 S: 7 H: 0 LOB: 0 BB: 0 P: 11	R: 0 E: 0 K: 1 S: 9 H: 1 LOB: 1 BB: 0 P: 15	R: 0 E: 0 K: 0 S: 8 H: 1 LOB: 1 BB: 0 P: 14	R: 2 E: 1 K: 0 S: 15 H: 3 LOB: 0 BB: 0 P: 21	R: 1 E: 0 K: 1 S: 16 H: 2 LOB: 3 BB: 3 P: 33	R: 0 E: 0 K: 0 S: 7 H: 0 LOB: 1 BB: 1 P: 14	R: 0 E: 0 K: 1 S: 8 H: 0 LOB: 1 BB: 1 P: 16	R: 0 E: 0 K: 0 S: 9 H: 0 LOB: 0 BB: 0 P: 12	R: 0 E: 0 K: 1 S: 9 H: 0 LOB: 0 BB: 0 P: 14	1B: 4 2B: 2 3B: 0 HR: 1	SF: 0 SAC: 0 DP: 1 HBP: 0					

PITCHER	IP	WLS	BF	H	R	ER	SO	BB	IBB	HBP	BLK	WP	HR	S	P	ERA	WHIP
33 C.J. Wilson, L (1, 1) ERA: 4.46	5.2		25	7	3	3	2	3	0	0	0	0	1	56	98	4.76	1.765
64 Mike Morin, R (6, 1) ERA: 2.45	0.1		2	0	0	0	1	1	0	0	0	0	0	8	14	0.00	3.000
40 Kevin Jepsen, R (7, 1) ERA: 2.06	1.0		4	0	0	0	0	1	0	0	0	0	0	7	14	0.00	1.000
38 Joe Smith, R (8, 1) ERA: 2.13	1.0		4	0	0	0	1	1	0	0	0	0	0	8	16	0.00	1.000
16 Huston Street, R (9, 1) ERA: 1.1	1.0		3	0	0	0	0	0	0	0	0	0	0	9	12	0.00	0.000

PITCHER	IP	WLS	BF	H	R	ER	SO	BB	IBB	HBP	BLK	WP	HR	S	P	ERA	WHIP
59 Fernando Salas, R (10, 1) ERA: 2.23	1.0	W	3	0	0	0	1	0	0	0	0	0	0	9	14	0.00	0.000

TOP

Oakland Athletics @ Los Angeles Angels

Angel Stadium of Anaheim, Anaheim, CA

Thu Aug 28 2014, 7:10 PM - 10:54 PM PDT

Att. 41,056 - Clear - 85 F

livebaseballscorecards.com

AB	35
R	3
H	7
RBI	2
BB	6
SO	5
LOB	13

1B: 4	SF: 0	WP: 0	PA: 42
2B: 2	SAC: 0	PB: 0	
3B: 0	DP: 1	SB: 0	
HR: 1	HBP: 0	CS: 0	

Oakland Athletics @ Los Angeles Angels

Angel Stadium of Anaheim, Anaheim, CA

Thu Aug 28 2014, 7:10 PM - 10:54 PM PDT

Att. 41,056 - Clear - 85 F

livebaseballscorecards.com

Batter	1	2	3	4	5	6	7	8	9	10	AB	R	H	RBI	BB	SO	LOB
56 Kole Calhoun, L (1, 9) OBP: 0.338, SLG: 0.467	B FF 93 X FF 93 1-0 P4 ①	S FF 95 1 SAFE F CH 86 S FF 93 0-3 K ③		C CU 79 F CU 79 X FC 89 0-2 G4-3 ③			C CU 81 F SI 96 B FF 95 B SL 88 S FC 90 2-3 K ③		S FF 93 X FF 94 0-1 F6 ②		5	0	0	0	0	2	4
27 Mike Trout, R (1, 8) OBP: 0.376, SLG: 0.561	C SI 95 F SI 94 B SI 96 B FF 95 F FF 95 B SI 95 C SI 95 3-3 K ②		C CH 85 B SI 93 X FF 92 1-1 32 F7 5 S 1B		X SI 92 0-0 F8 ①			B SI 90 C SL 82 C SI 90 B FF 90 F SL 82 F FF 90 B FF 90 X SL 81 3-2 G5-3 ①	B FF 97 B FF 97 X FF 96 2-0 FC5-4 ③ 1-2f		5	0	1	0	0	1	3
5 Albert Pujols, R (1, 3) OBP: 0.333, SLG: 0.468	C FF 94 F FF 95 B CU 83 C CU 82 1-3 K ③		S CU 81 B CU 82 S SI 92 X CU 80 1-2 P4 ① 1-2		B SI 93 B CU 80 B FF 94 C SI 92 X SL 88 3-1 G1-3 ②			B SL 81 F FF 89 X SI 89 1-1 1B		B FF 94 B SL 85 B FF 95 C FF 94 B FF 94 4-1 32 1B 47 SF9 BB	4	1	1	0	1	1	1
32 Josh Hamilton, L (1, 7) OBP: 0.338, SLG: 0.428		B SI 92 C CU 80 F CH 86 B CU 83 F SI 94 X CU 84 2-2 47 1B 2 1B 1B	B CU 82 X SI 92 1-0 F7 ② 2-3		F CU 80 X CH 85 0-1 L4 ③			X SI 88 0-0 F7 ②		X SI 94 0-0 1-3 1B	5	1	2	0	0	0	2
47 Howie Kendrick, R (1, 4) OBP: 0.337, SLG: 0.370		C SI 93 B SI 93 D FF 94 S SI 93 X CH 86 2-2 6 WP 2 1B 18 1B 1-2 1B	B FF 94 B SI 93 B SI 94 D FF 93 4-0 2 BB BB			C SI 93 X CH 85 0-1 6 G5-4-3 1B		C SL 81 S SL 81 S SL 82 0-3 K ③		C FF 96 S FF 96 B FF 96 F SL 86 B FF 96 D SL 88 F FF 97 X FF 98 3-2 SF9 ① 3-H	3	1	2	1	1	1	1
2 Erick Aybar, S (1, 6) OBP: 0.324, SLG: 0.387		C FF 95 X SI 94 0-1 6 WP 18 1B 1-2 2-H 1B	B FF 94 B FF 93 C SI 92 S CU 81 1 SAFE D CU 82 B FF 93 4-2 6 FC5-4 1-2 BB			X CH 86 0-0 L8 ①			B SI 91 B SI 90 C SI 90 X SI 91 2-1 E3 19 SH1-4 8 1B		3	1	1	1	1	0	1
6 David Freese, R (1, 10) OBP: 0.321, SLG: 0.360 8 John McDonald, R (9, PH) OBP: 0.244, SLG: 0.174 (10, 10)		C SI 94 S CU 83 B CU 82 B FF 89 X FF 95 2-2 G1-3 ① 1-2 2-3	S SI 93 X SI 92 0-1 FC5-4 ③ 1-2f			F SI 93 B SL 86 F SL 86 X SI 94 1-2 G5-4-3 ②③ 1-2f			X FF 88 0-0 19 SH1-4 1-2 1B		3 1	0 0	0 1	0 0	0 0	0 0	6 0
17 Chris Iannetta, R (1, 2) OBP: 0.369, SLG: 0.400 19 Efren Navarro, L (9, PH) OBP: 0.318, SLG: 0.356 24 Hank Conger, L (10, 2) OBP: 0.289, SLG: 0.323		B SI 95 B CH 86 F FF 95 B CU 83 C CU 82 S CU 82 3-3 K ②		B FF 93 C FF 92 B CH 85 B FF 93 F FF 93 D FF 94 4-2 18 G6-4-3 BB			B SI 94 F SI 94 C CU 82 B CU 80 T SI 90 2-2 K ①		L X SI 88 0-1 SH1-4 ① 1-2 2-3		2 0 0	0 0 0	0 0 0	1 0 0	2 0 0	2 0 0
18 Gordon Beckham, R (1, 5) OBP: 0.264, SLG: 0.339		F FF 96 F CU 82 X CU 82 0-2 2-H 3-H 1B		M SI 92 X CH 89 0-1 G6-4-3 ①② 1-2f			S CH 85 F SI 96 X SL 88 0-2 G5-3 ②		I IN 67 I IN 70 I IN 74 I IN 72 4-0 27 FC5-4 IBB		3	0	1	2	1	0	1
Inning Stats	R: 0 E: 0 K: 2 S: 8 H: 0 LOB: 0 BB: 0 P: 13	R: 3 E: 0 K: 2 S: 21 H: 4 LOB: 1 BB: 0 P: 30	R: 0 E: 0 K: 0 S: 10 H: 1 LOB: 3 BB: 2 P: 21	R: 0 E: 0 K: 0 S: 7 H: 0 LOB: 0 BB: 1 P: 11	R: 0 E: 0 K: 0 S: 5 H: 0 LOB: 0 BB: 0 P: 8	R: 0 E: 0 K: 0 S: 6 H: 1 LOB: 0 BB: 0 P: 7	R: 0 E: 0 K: 2 S: 9 H: 0 LOB: 0 BB: 0 P: 13	R: 0 E: 0 K: 1 S: 11 H: 1 LOB: 1 BB: 0 P: 15	R: 0 E: 1 K: 0 S: 8 H: 1 LOB: 3 BB: 1 P: 16	R: 1 E: 0 K: 0 S: 7 H: 1 LOB: 1 BB: 1 P: 14	1B: 9 2B: 0 3B: 0 HR: 0	SF: 1 SAC: 1 DP: 2 HBP: 0		WP: 1 PB: 0 SB: 1 CS: 0	PA: 41			

PITCHER		IP	WLS	BF	H	R	ER	SO	BB	IBB	HBP	BLK	WP	HR	S	P	ERA	WHIP
54 Sonny Gray, R ERA: 3.03	(1, 1)	7.0		28	6	3	3	6	3	0	0	0	1	0	66	103	3.86	1.286
44 Luke Gregerson, R ERA: 2.4	(8, 1)	1.0		4	1	0	0	1	0	0	0	0	0	0	11	15	0.00	1.000
61 Dan Otero, R ERA: 2.2	(9, 1)	0.1		4	1	0	0	0	0	1	0	0	0	0	5	11	0.00	3.000
56 Fernando Abad, L ERA: 1.57	(9, 1)	0.1		1	0	0	0	0	0	0	0	0	0	0	2	2	0.00	0.000
48 Ryan Cook, R ERA: 3.45	(9, 1)	0.2	L	4	1	1	1	0	1	0	0	0	0	0	8	17	13.50	3.000

PITCHER	IP	WLS	BF	H	R	ER	SO	BB	IBB	HBP	BLK	WP	HR	S	P	ERA	WHIP

BOTTOM	
AB	34
R	4
H	9
RBI	4
BB	5
SO	7
LOB	21

Oakland Athletics @ Los Angeles Angels

Angel Stadium of Anaheim, Anaheim, CA

Fri Aug 29 2014, 7:08 PM - 10:02 PM PDT

Att. 41,177 - Clear - 81 F

TOP

livebaseballscorecards.com

Batter	1	2	3	4	5	6	7	8	9	AB	R	H	RBI	BB	SO	LOB
4 Coco Crisp, S (1, 8) OBP: 0.346, SLG: 0.397	C SI 86 X CU 71 0-1 G4-3			C SI 87 B SI 87 X CU 71 1-1 L8		C SL 80 X FF 88 0-1 F9	X SL 79 0-0 L5			2	0	0	0	0	0	0
3 Craig Gentry, R (5, 8) OBP: 0.318, SLG: 0.290										2	0	0	0	0	0	1
23 Sam Fuld, L (1, 7) OBP: 0.341, SLG: 0.364	B SI 88 C CH 80 F FF 90 X CU 70 1-2 F9			B SI 86 C CH 77 C CU 69 B SL 82 X CH 77 2-2 G4-3		B SI 86 B CU 69 C CH 79 X SI 87 2-1 37 HBP 20 BB 1B		C SI 88 F FF 90 F SL 81 F FF 90 X FF 90 0-2 G4-3		4	0	1	0	0	0	0
20 Josh Donaldson, R (1, 5) OBP: 0.347, SLG: 0.471	C CU 71 B SL 81 T CH 80 B FF 89 C FF 90 2-3 K			X CH 78 0-0 2B		1 SAFE C FF 86 B SL 80 D FF 88 B CH 78 B SL 80 4-1 1-2 37 HBP BB		X SI 89 0-0 G4-3		3	0	1	0	1	1	0
21 Stephen Vogt, L (1, 3) OBP: 0.340, SLG: 0.489		C SI 86 B SL 82 S SL 82 B FF 87 X FF 89 2-2 F8		D CH 79 B CH 79 B CH 76 C FF 88 C CU 71 X FF 88 3-2 F8		F SL 81 X CH 80 0-1 F7		B FF 91 C SI 89 B SI 89 B FF 90 X SI 89 3-1 1B		4	0	1	0	0	0	3
37 Brandon Moss, L (1, 10) OBP: 0.345, SLG: 0.460		B CU 70 B CU 70 C CH 79 F SI 88 C CH 80 2-3 K			B CH 78 C CU 69 B FF 87 F FF 86 B SI 86 F CH 77 B FF 89 4-2 36 E BB	F CH 77 S CU 70 B FF 87 H SL 80 2-2 1-2 2-3 HBP		F FF 90 B FF 89 F SL 82 F FF 90 X SL 81 1-2 P6		2	0	0	0	1	1	1
16 Josh Reddick, L (1, 9) OBP: 0.308, SLG: 0.428		C CH 79 X FF 89 0-1 F8			D SI 87 1 SAFE C CU 71 S SL 82 S CH 81 1-3 K	B CH 79 B CU 70 F CH 79 X CU 70 2-1 F7			F SI 88 X SI 89 0-1 F8	4	0	0	0	0	1	4
36 Derek Norris, R (1, 2) OBP: 0.364, SLG: 0.426			C FF 89 F FF 89 B FF 91 F FF 90 B SL 83 B CU 69 B FC 83 4-2 28 G3-6-3 BB		B FC 83 B FF 88 C SL 81 X CU 72 2-1 FC5 1-2		C FF 86 C SL 80 B CU 71 F FF 88 B CH 76 X SL 82 2-2 G1-3		C SI 89 S SL 83 B SI 90 F SL 84 B SL 82 X SL 82 2-2 28 DI 1B	3	0	1	0	1	0	1
7 Alberto Callaspo, S (1, 4) OBP: 0.297, SLG: 0.302			B SI 87 1 SAFE B CH 80 C SI 88 X CH 80 2-1 F8		S SI 86 F SI 87 X CH 78 0-2 F7		F CH 78 F SI 89 X SL 82 0-2 F7		B CH 80 C SI 88 X SI 88 1-1 F8	4	0	0	0	0	0	4
28 Eric Sogard, L (1, 6) OBP: 0.306, SLG: 0.275			X SI 88 0-0 G3-6-3 1-2f		B SI 88 C SL 80 X SL 81 1-1 G4-3		C SI 80 X FF 87 0-1 1B		C SI 86 D SL 82 F SI 88 B CH 80 X SL 82 2-2 F9 1-2	4	0	1	0	0	0	4

Inning Stats	1	2	3	4	5	6	7	8	9
	R: 0 E: 0 K: 1 S: 8 H: 0 LOB: 0 BB: 0 P: 11	R: 0 E: 0 K: 1 S: 8 H: 0 LOB: 0 BB: 0 P: 12	R: 0 E: 0 K: 0 S: 6 H: 0 LOB: 0 BB: 1 P: 12	R: 0 E: 0 K: 0 S: 9 H: 1 LOB: 1 BB: 0 P: 15	R: 0 E: 1 K: 1 S: 13 H: 0 LOB: 2 BB: 1 P: 21	R: 0 E: 0 K: 0 S: 11 H: 1 LOB: 3 BB: 1 P: 21	R: 0 E: 0 K: 0 S: 10 H: 1 LOB: 1 BB: 0 P: 12	R: 0 E: 0 K: 0 S: 12 H: 1 LOB: 1 BB: 0 P: 16	R: 0 E: 0 K: 0 S: 11 H: 1 LOB: 1 BB: 0 P: 16

1B: 4 SF: 0
2B: 1 SAC: 0
3B: 0 DP: 1
HR: 0 HBP: 1

WP: 0 PA: 36
PB: 0
SB: 0
CS: 0

	AB	32
	R	0
	H	5
	RBI	0
	BB	3
	SO	3
	LOB	18

PITCHER		IP	WLS	BF	H	R	ER	SO	BB	IBB	HBP	BLK	WP	HR	S	P	ERA	WHIP
36 Jered Weaver, R ERA: 3.57	(1, 1)	7.0	W	28	3	0	0	3	3	0	1	0	0	0	65	104	0.00	0.857
38 Joe Smith, R ERA: 2.1	(8, 1)	1.0		4	1	0	0	0	0	0	0	0	0	0	12	16	0.00	1.000
16 Huston Street, R ERA: 1.08	(9, 1)	1.0		4	1	0	0	0	0	0	0	0	0	0	11	16	0.00	1.000

PITCHER	IP	WLS	BF	H	R	ER	SO	BB	IBB	HBP	BLK	WP	HR	S	P	ERA	WHIP

Batter	1	2	3	4	5	6	7	8	9	AB	R	H	RBI	BB	SO	LOB
56 Kole Calhoun, L (1, 9) OBP: 0.335, SLG: 0.462	C FF 90 X FF 92 0-1 ① L7		B CU 74 B FC 89 X FF 92 2-0 ② F8		F FC 89 C CU 75 X FC 87 0-2 ② G3		B FF 92 F FF 92 C FF 92 X CU 73 1-2 ① L9			4	0	0	0	0	0	0
27 Mike Trout, R (1, 8) OBP: 0.375, SLG: 0.559	C FF 92 C FF 93 B FC 88 B CU 75 X FF 93 2-2 ② L4		B FF 93 C FF 92 B FF 90 B FF 93 X FF 92 3-1 5 FC6-4 1B		C CU 75 C FF 93 F CU 75 B FF 92 B FF 93 S CU 76 2-3 ③ K		C FF 92 F FF 92 X FF 92 0-2 ② F9			4	0	1	0	0	1	0
5 Albert Pujols, R (1, 3) OBP: 0.334, SLG: 0.474	B FF 93 B FF 91 F SI 91 X FF 92 2-1 32 2B 1B		X SI 91 0-0 ③ FC6-4 1-2f			C CU 72 B SI 90 C FC 87 X CU 74 1-2 ① F8	C CU 73 X FF 92 0-1 HR			4	1	2	1	0	0	1
32 Josh Hamilton, L (1, 7) OBP: 0.337, SLG: 0.429	B FC 88 S CU 75 C FF 92 D FC 89 X CU 74 2-2 1-3 2B			S FC 88 B FC 88 B SI 90 B CU 74 F FC 89 F CU 76 X FF 93 3-2 ① F7		C SI 90 C SI 90 S CU 76 0-3 ② K	X CU 73 0-0 ③ L3			4	0	1	0	0	1	0
47 Howie Kendrick, R (1, 4) OBP: 0.335, SLG: 0.367	C FC 89 B FF 93 F FC 89 X CU 77 1-2 ③ P3			B SI 92 F FC 90 X SI 93 1-1 ② G3-1		B FC 90 X SI 92 1-0 E5 6 E 17 BB		C SI 93 C CH 85 B FF 93 X FC 90 1-2 ① L8		4	1	0	0	0	0	2
6 David Freese, R (1, 10) OBP: 0.318, SLG: 0.356		C SI 91 F FF 92 B CU 76 S FC 90 1-3 ① K		S SI 92 B FF 93 S FC 91 S FC 90 1-3 ③ K		C FF 91 S FC 88 X FC 88 0-2 E6 17 BB 1-3		C SI 92 C CH 86 B FF 92 B FC 91 F FF 91 X CH 85 2-2 ② L6		4	0	0	0	0	2	1
2 Erick Aybar, S (1, 6) OBP: 0.325, SLG: 0.388		C FF 92 B CU 77 B FC 90 S FC 89 X FC 89 2-2 ② G5-3			F FF 91 B FC 89 B SI 91 B FC 90 C FF 90 X FF 92 3-2 17 HR 1B	C FC 89 X FC 87 0-1 17 BB 1B		S CU 77 X FC 92 0-1 ③ F7		4	1	2	0	0	0	0
17 Chris Iannetta, R (1, 2) OBP: 0.372, SLG: 0.412		B FF 93 C FF 92 X FC 89 1-1 ③ F7			B FF 90 C FC 88 B SI 90 B FC 87 X FF 92 3-1 1-H HR	B FF 91 F SI 90 B CU 72 F FC 88 B CU 76 F FC 87 F CU 72 B FC 86 4-2 1-2 2-3 3-H BB				2	1	1	3	1	0	0
18 Gordon Beckham, R (1, 5) OBP: 0.263, SLG: 0.337			B FF 91 C FF 92 B FC 88 B FF 92 C FF 91 C FF 92 3-3 ① K		S CU 74 X SI 92 0-1 ① G4-3	B FC 89 X FF 92 1-0 ③ F7				3	0	0	0	0	1	3
Inning Stats	R: 0 E: 0 K: 0 S: 13 H: 2 LOB: 2 BB: 0 P: 20	R: 0 E: 0 K: 1 S: 8 H: 0 LOB: 0 BB: 0 P: 12	R: 0 E: 0 K: 1 S: 7 H: 1 LOB: 1 BB: 0 P: 15	R: 0 E: 0 K: 1 S: 9 H: 0 LOB: 0 BB: 0 P: 14	R: 2 E: 0 K: 1 S: 14 H: 2 LOB: 0 BB: 0 P: 22	R: 1 E: 2 K: 1 S: 17 H: 1 LOB: 3 BB: 1 P: 24	R: 1 E: 0 K: 0 S: 9 H: 1 LOB: 0 BB: 0 P: 10	R: 0 E: 0 K: 0 S: 9 H: 0 LOB: 0 BB: 0 P: 12		1B: 4 2B: 1 3B: 0 HR: 2 SF: 0 SAC: 0 DP: 0 HBP: 0					WP: 0 PB: 0 SB: 0 CS: 0 PA: 34	

PITCHER		IP	WLS	BF	H	R	ER	SO	BB	IBB	HBP	BLK	WP	HR	S	P	ERA	WHIP
31 Jon Lester, L ERA: 2.55	(1, 1)	6.0	L	27	6	3	2	5	1	0	0	0	0	1	68	107	3.00	1.167
58 Evan Scribner, R ERA: 2.84	(7, 1)	1.0		4	1	1	1	0	0	0	0	0	0	1	9	10	9.00	1.000
60 Jesse Chavez, R ERA: 3.38	(8, 1)	1.0		3	0	0	0	0	0	0	0	0	0	0	9	12	0.00	0.000

PITCHER	IP	WLS	BF	H	R	ER	SO	BB	IBB	HBP	BLK	WP	HR	S	P	ERA	WHIP

BOTTOM

Oakland Athletics @ Los Angeles Angels

Angel Stadium of Anaheim, Anaheim, CA

Fri Aug 29 2014, 7:08 PM - 10:02 PM PDT

Att. 41,177 - Clear - 81 F

livebaseballscorecards.com

AB	33
R	4
H	7
RBI	4
BB	1
SO	5
LOB	7

Oakland Athletics @ Los Angeles Angels

Angel Stadium of Anaheim, Anaheim, CA

Sat Aug 30 2014, 6:08 PM - 8:55 PM PDT

Att. 44,018 - Clear - 84 F

TOP

livebaseballscorecards.com

Batter	1	2	3	4	5	6	7	8	9	AB	R	H	RBI	BB	SO	LOB
23 Sam Fuld, L (1, 7) (4, 9) OBP: 0.340, SLG: 0.363	B FF 91 X FF 91 1-0 F9		C FF 92 F CU 78 B CU 78 B CH 87 F CH 87 F FF 94 C FF 93 2-3 K			B FF 92 C FF 92 C SL 81 B SL 83 F SL 82 F FF 93 F FF 93 X FF 93 2-2 G3			B SI 89 B SI 88 C SI 88 B SI 90 C SI 88 X SI 88 3-2 37 S 20 S 1B	4	0	1	0	0	1	0
21 Stephen Vogt, L (1, 3) OBP: 0.339, SLG: 0.483	B SI 93 B CU 76 C FF 92 B CH 86 X FF 92 3-1 F8			C FF 88 C SI 86 B SL 78 F CH 78 B CH 78 B FF 88 F SI 85 F CH 78 B SI 86 4-2 20 E 20 1B BB		C SL 81 B SI 93 C SL 82 B SL 82 F SL 81 S FF 94 2-3 K			C SI 89 T CH 82 X CH 82 0-2 F7	3	0	0	0	1	1	1
20 Josh Donaldson, R (1, 5) OBP: 0.348, SLG: 0.471	B FF 94 C FF 94 C FF 94 F FF 95 F SL 88 X SL 86 1-2 1B			C SI 86 F CH 79 X CH 79 0-2 E2 1-3 1B		B SL 83 C CH 86 B SL 83 X FF 94 2-1 F9			B SL 84 B SL 83 B SL 82 F SL 83 X SL 83 3-1 G5-3 1-2	4	0	2	0	0	0	1
37 Brandon Moss, L (1, 10) OBP: 0.342, SLG: 0.456	1 SAFE C FF 93 S CH 86 S CH 86 0-3 K			S SL 76 S SL 77 D SL 79 B CH 78 F SL 76 B SL 74 F SL 75 F SI 86 S SL 75 3-3 K			B CU 83 C FF 96 B CH 87 F CH 88 F FF 97 X CU 84 2-2 G5-3		S CH 83 S CH 82 S SI 92 0-3 K 2-3	4	0	0	0	0	3	4
36 Derek Norris, R (1, 2) OBP: 0.364, SLG: 0.423		B FF 92 C SL 86 S FF 93 F FF 94 F FF 93 B CU 77 S SL 85 2-3 K		I IN 65 I IN 65 I IN 65 I IN 65 4-0 15 G4-3 IBB			B CH 89 B FF 97 X FF 96 2-0 G1-3			2	0	0	0	1	1	0
16 Josh Reddick, L (1, 9) OBP: 0.307, SLG: 0.426 15 Jonny Gomes, R (4, PH) (4, 7) OBP: 0.332, SLG: 0.340		B FF 92 C FF 93 F FF 93 B FF 94 S CU 75 2-3 K		C CH 85 C FF 94 B FF 94 X SI 95 1-2 G4-3 1-2f			B FF 97 C FF 96 S FF 97 C FF 97 1-3 K			1 2	0 0	0 0	0 0	0 0	1 1	0 3
7 Alberto Callaspo, S (1, 4) OBP: 0.295, SLG: 0.300		C CH 86 S CH 87 B CH 88 F FF 94 B FF 94 B FF 93 T FF 94 3-2 K			C FF 90 X FF 91 0-1 L5			C SI 89 C SI 89 B FF 91 B SL 81 X SI 89 2-2 L8		3	0	0	0	0	1	0
28 Eric Sogard, L (1, 6) OBP: 0.302, SLG: 0.271			B CH 88 B FF 91 C FF 91 C CH 84 S SL 86 2-3 K		F FF 90 F KC 81 B FF 91 B CH 86 F CH 85 X FF 90 2-2 F7			B SI 89 X FF 89 1-0 G6-3		3	0	0	0	0	1	0
3 Craig Gentry, R (1, 8) OBP: 0.314, SLG: 0.286			B SL 85 X SL 84 1-0 G1-3		C FF 90 F FF 91 X FF 92 0-2 G4-3			B SI 89 S SI 88 F SI 90 B SI 89 S SI 90 2-3 K		3	0	0	0	0	1	0

	AB	29
	R	0
	H	3
	RBI	0
	BB	2
	SO	11
	LOB	9

Inning Stats																												
	R: 0	H: 1	R: 0	H: 0	R: 0	H: 0	R: 0	H: 1	R: 0	H: 0	R: 0	H: 0	R: 0	H: 0	R: 0	H: 1	1B: 3	SF: 0	WP: 0	PA: 31
	E: 0	LOB: 1	E: 0	LOB: 0	E: 0	LOB: 0	E: 1	LOB: 2	E: 0	LOB: 0	E: 0	LOB: 0	E: 0	LOB: 0	E: 0	LOB: 1	2B: 0	SAC: 0	PB: 0	
	K: 1	BB: 0	K: 3	BB: 0	K: 2	BB: 0	K: 1	BB: 2	K: 0	BB: 0	K: 1	BB: 0	K: 1	BB: 0	K: 1	BB: 0	3B: 0	DP: 1	SB: 2	
	S: 11	P: 16	S: 12	P: 19	S: 9	P: 14	S: 17	P: 29	S: 9	P: 11	S: 12	P: 18	S: 8	P: 13	S: 7	P: 12	HR: 0	HBP: 0	CS: 0	

PITCHER		IP	WLS	BF	H	R	ER	SO	BB	IBB	HBP	BLK	WP	HR	S	P	ERA	WHIP
46 Cory Rasmus, R ERA: 2.48	(1, 1)	3.0		10	1	0	0	6	0	0	0	0	0	0	32	49	0.00	0.333
41 Michael Roth, L ERA: 5.14	(4, 1)	0.1		4	1	0	0	1	1	1	0	0	0	0	14	25	0.00	6.000
62 Yoslan Herrera, R ERA: 5.87	(4, 1)	0.2	W	1	0	0	0	0	0	0	0	0	0	0	3	4	0.00	0.000
59 Fernando Salas, R ERA: 2.19	(5, 1)	1.0	H	3	0	0	0	0	0	0	0	0	0	0	9	11	0.00	0.000
39 Jason Grilli, R ERA: 3.52	(6, 1)	1.0	H	3	0	0	0	1	0	0	0	0	0	0	12	18	0.00	0.000
40 Kevin Jepsen, R ERA: 2.03	(7, 1)	1.0	H	3	0	0	0	1	0	0	0	0	0	0	8	13	0.00	0.000
38 Joe Smith, R ERA: 2.07	(8, 1)	1.0	H	3	0	0	0	1	0	0	0	0	0	0	7	12	0.00	0.000
16 Huston Street, R ERA: 1.06	(9, 1)	1.0	S	4	1	0	0	1	0	0	0	0	0	0	11	17	0.00	1.000

BOTTOM

Oakland Athletics @ Los Angeles Angels

Angel Stadium of Anaheim, Anaheim, CA

Sat Aug 30 2014, 6:08 PM - 8:55 PM PDT

Att. 44,018 - Clear - 84 F

livebaseballscorecards.com

Batter	1	2	3	4	5	6	7	8	9	AB	R	H	RBI	BB	SO	LOB
56 Kole Calhoun, L (1, 9) OBP: 0.332, SLG: 0.458	B FF 94 X SI 95 1-0 ① L8		B FF 96 C FF 93 T FF 95 B FF 96 B FS 84 T FC 93 3-2 ② K		B SL 87 X FC 92 1-0 ② L8			S FF 96 B FS 86 X FS 86 1-1 ② G1		4	0	0	0	0	1	0
27 Mike Trout, R (1, 10) OBP: 0.373, SLG: 0.554	C FF 96 X SI 95 0-1 ② G6-3		C FF 97 X FF 95 0-1 ③ G6-3		B FF 96 C SI 95 B FF 95 C SI 96 B FF 96 F SI 96 C SI 97 3-3 ③ K			S SL 88 C FF 97 F FF 97 B FC 90 F SI 99 B SI 100 S FS 85 2-3 ③ K		4	0	0	0	0	2	0
5 Albert Pujols, R (1, 3) OBP: 0.334, SLG: 0.473	S SI 95 F SI 96 F FF 96 B SL 88 X FF 96 1-2 ③ G4-3			C FF 95 F SI 96 B FS 87 B SI 97 B FS 87 F SI 96 X SI 98 3-2 47 E 2 1B 1B		F FF 94 B SI 94 X SI 95 1-1 ① L8				3	1	1	0	0	0	0
32 Josh Hamilton, L (1, 8) OBP: 0.334, SLG: 0.425		X FF 94 0-0 ① F8		S FF 96 B FF 97 F FC 94 S FS 85 1-3 ① K		F FF 95 B FS 85 X FF 92 1-1 ② G6-3				3	0	0	0	0	1	1
47 Howie Kendrick, R (1, 4) OBP: 0.335, SLG: 0.367		C FF 96 C SI 96 F SL 85 F FS 85 F SL 86 F FF 98 X SL 84 0-2 6 F8 2 1B 1B		1 SAFE X SI 96 0-0 E6 2 1B 6 WP 1-2		C FF 95 F SL 86 B SL 88 S SI 96 1-3 ③ K				3	1	1	0	0	1	1
2 Erick Aybar, S (1, 6) OBP: 0.327, SLG: 0.389		X FF 96 0-0 1-2 1B		C FF 96 X SI 96 0-1 6 WP 1-3 2-H 1B			C FF 94 B FS 85 X FC 93 1-1 ① L3			3	0	2	1	0	0	0
6 David Freese, R (1, 5) 8 John McDonald, R (8, 5) OBP: 0.244, SLG: 0.174		C FF 94 B FF 96 X SL 85 1-1 ② F8 2-3		F SI 96 C SI 98 B SI 96 B FS 85 S FF 96 2-3 ② K 2-3 3-H			F SI 96 T FF 97 C FF 96 0-3 ② K			3 0	0 0	0 0	0 0	0 0	2 0	3 0
24 Hank Conger, L (1, 2) OBP: 0.285, SLG: 0.318		F FF 96 1 SAFE B FF 96 F FF 94 S FS 85 1-3 ③ K		S FF 96 C FF 96 X FF 97 0-2 ③ G4-3			C FF 97 S FS 84 S FS 85 0-3 ③ K			3	0	0	0	0	2	3
7 Collin Cowgill, R (1, 7) OBP: 0.340, SLG: 0.376			C FF 94 B SI 94 X FF 93 1-1 ① G6-3		B SI 95 X SI 95 1-0 ① F8			F FF 96 S SL 85 B SI 96 X SL 87 1-2 ① G6-3		3	0	0	0	0	0	0
Inning Stats	R: 0 E: 0 K: 0 S: 7 H: 0 LOB: 0 BB: 0 P: 9	R: 0 E: 0 K: 1 S: 14 H: 2 LOB: 2 BB: 0 P: 16	R: 0 E: 0 K: 1 S: 7 H: 0 LOB: 0 BB: 0 P: 11	R: 2 E: 1 K: 2 S: 16 H: 2 LOB: 1 BB: 0 P: 22	R: 0 E: 0 K: 1 S: 6 H: 0 LOB: 0 BB: 0 P: 11	R: 0 E: 0 K: 1 S: 7 H: 0 LOB: 0 BB: 0 P: 10	R: 0 E: 0 K: 2 S: 8 H: 0 LOB: 0 BB: 0 P: 9	R: 0 E: 0 K: 1 S: 10 H: 0 LOB: 0 BB: 0 P: 14		1B: 4 2B: 0 3B: 0 HR: 0 SF: 0 SAC: 0 DP: 0 HBP: 0					

	AB	29
	R	2
	H	4
	RBI	1
	BB	0
	SO	9
	LOB	8

WP: 1 PA: 29
PB: 0
SB: 0
CS: 0

PITCHER	IP	WLS	BF	H	R	ER	SO	BB	IBB	HBP	BLK	WP	HR	S	P	ERA	WHIP
29 Jeff Samardzija, R (1, 1) ERA: 3.14	8.0	L	29	4	2	1	9	0	0	0	0	1	0	75	102	1.12	0.500

PITCHER	IP	WLS	BF	H	R	ER	SO	BB	IBB	HBP	BLK	WP	HR	S	P	ERA	WHIP

Oakland Athletics @ Los Angeles Angels

Angel Stadium of Anaheim, Anaheim, CA

Sun Aug 31 2014, 12:39 PM - 3:32 PM PDT

Att. 44,205 - Partly Cloudy - 84 F

livebaseballscorecards.com

Batter	1	2	3	4	5	6	7	8	9	AB	R	H	RBI	BB	SO	LOB
23 Sam Fuld, L (1, 8) OBP: 0.339, SLG: 0.359	B FF 90 C FF 90 X FF 90 1-1 ① P5		B FF 89 F SI 90 S SL 80 X CH 84 1-2 ② P6		C KC 74 F CH 83 C SI 92 0-3 ③ K			B FF 94 B SL 79 C FF 92 B SL 80 B FF 95 4-1 16 DI 16 1B BB		3	1	0	0	1	1	1
16 Josh Reddick, L (1, 9) OBP: 0.306, SLG: 0.424	C CH 82 X FF 91 0-1 ② F7		F SI 90 X KC 75 0-1 ③ F8			C SI 88 F SL 81 F CH 83 B FF 90 S SI 92 1-3 ① K		C FF 93 X SI 90 0-1 1-H 1B		4	0	1	1	0	1	1
20 Josh Donaldson, R (1, 5) OBP: 0.349, SLG: 0.471	B SI 91 B SL 82 F SL 82 B FF 93 C SL 83 S CH 85 3-3 ③ K			F KC 73 B SI 90 F CH 82 B SI 92 B FF 90 X CH 86 3-2 36 1B 1B		B CH 81 X KC 74 1-0 ① 37 WP 1B		B FF 95 X SL 80 1-0 ② F7		4	0	2	0	0	1	1
21 Stephen Vogt, L (1, 3) OBP: 0.333, SLG: 0.475		C SI 89 C KC 76 B FF 90 S FF 91 1-3 ① K		B SI 90 B CH 80 F SI 91 X SI 92 2-1 ① F7		X SL 79 0-0 ② F7		B FF 92 C SL 78 B CH 74 B FF 92 X FF 91 3-1 ③ G1-5-3		4	0	0	0	0	1	3
37 Brandon Moss, L (1, 7) OBP: 0.340, SLG: 0.452		C SL 81 M FF 90 B SI 91 C SI 92 1-3 ② K		X CH 80 0-0 ② F8		B CH 83 C CH 80 C SI 89 B KC 73 S CH 85 2-3 ③ K 1-2			C CU 81 X CH 85 0-1 ① P6	4	0	0	0	0	2	2
36 Derek Norris, R (1, 2) OBP: 0.365, SLG: 0.424		F FF 92 B FF 92 F KC 76 B SI 91 X CH 84 2-2 1B		C FF 90 B CH 80 C CH 81 B FF 91 F CH 84 X SL 81 2-2 1-2 1B			C SL 77 B KC 71 F FF 89 F CH 83 F FF 92 B SI 90 B CH 84 X FF 91 3-2 ① F7		X SI 94 0-0 ② G1-3	4	0	2	0	0	0	0
7 Alberto Callaspo, S (1, 10) OBP: 0.292, SLG: 0.297		C SL 79 1 SAFE F CH 83 1 SAFE B SI 91 B SL 80 F CH 84 F CH 85 B SI 92 3-2 ③ X CH 85 F9		X CH 82 0-0 ③ F9			C CH 82 F FF 89 B FF 90 F FF 91 X CH 84 1-2 ② P5		B SI 92 B SI 93 C SI 94 X SI 94 2-1 ③ G1-3	4	0	0	0	0	0	3
28 Eric Sogard, L (1, 4) OBP: 0.303, SLG: 0.272			B SI 88 C SI 89 B KC 75 X SI 90 2-1 1B		B CH 86 X SI 87 1-0 ① L6		B CH 80 S CH 82 S CH 83 B FF 92 X CH 85 2-2 ③ F7			3	0	1	0	0	0	0
12 Andy Parrino, S (1, 6) OBP: 0.217, SLG: 0.293			F SI 89 S CH 83 X SI 91 0-2 ① L8		S CH 81 F FF 89 B FF 89 S CH 83 1-3 ② K			C SL 79 B CH 72 S SL 78 X FF 94 1-2 ① F8		3	0	0	0	0	1	1
Inning Stats	R: 0 E: 0 K: 1 S: 7 H: 0 LOB: 0 BB: 0 P: 11	R: 0 E: 0 K: 2 S: 14 H: 1 LOB: 1 BB: 0 P: 21	R: 0 E: 0 K: 0 S: 10 H: 1 LOB: 1 BB: 0 P: 13	R: 0 E: 0 K: 0 S: 11 H: 2 LOB: 2 BB: 0 P: 18	R: 0 E: 0 K: 2 S: 7 H: 0 LOB: 0 BB: 0 P: 9	R: 0 E: 0 K: 2 S: 9 H: 1 LOB: 1 BB: 0 P: 13	R: 0 E: 0 K: 0 S: 12 H: 0 LOB: 0 BB: 0 P: 18	R: 1 E: 0 K: 0 S: 9 H: 1 LOB: 1 BB: 1 P: 18	R: 0 E: 0 K: 0 S: 5 H: 0 LOB: 0 BB: 0 P: 7	1B: 6 2B: 0 3B: 0 HR: 0	SF: 0 SAC: 0 DP: 0 HBP: 0					

TOP	
AB	33
R	1
H	6
RBI	1
BB	1
SO	7
LOB	12

WP: 1 PB: 0 SB: 0 CS: 0 PA: 34

PITCHER		IP	WLS	BF	H	R	ER	SO	BB	IBB	HBP	BLK	WP	HR	S	P	ERA	WHIP
52 Matt Shoemaker, R ERA: 3.14	(1, 1)	7.0	W	26	5	0	0	7	0	0	0	0	1	0	70	103	0.00	0.714
64 Mike Morin, R ERA: 2.59	(8, 1)	1.0		5	1	1	1	0	1	0	0	0	0	0	9	18	9.00	2.000
62 Yoslan Herrera, R ERA: 5.19	(9, 1)	1.0		3	0	0	0	0	0	0	0	0	0	0	5	7	0.00	0.000

PITCHER	IP	WLS	BF	H	R	ER	SO	BB	IBB	HBP	BLK	WP	HR	S	P	ERA	WHIP

Batter	1	2	3	4	5	6	7	8	9	AB	R	H	RBI	BB	SO	LOB
56 Kole Calhoun, L (1, 9) OBP: 0.331, SLG: 0.454	C SI 92 B FF 94 T SL 80 F FF 94 F SI 92 B SL 81 B CH 78 X SI 92 3-2 ① F7	B SL 82 S FC 85 B SL 81 B SI 93 B SI 92 4-1 27 1B 5 G5-3 BB 1-2 2-3 3-H		X FF 91 0-0 ① P6		B FC 90 B FC 90 C SI 91 F FC 90 F CH 84 C FC 91 2-3 ③ K				3	1	0	1	1	1	3
27 Mike Trout, R (1, 8) OBP: 0.374, SLG: 0.560	C FF 93 S FF 93 B FF 94 X CH 79 1-2 ② F8	C SI 90 X SI 90 0-1 5 G5-3 32 E3 1B 1-3 2-H 3-H		C FF 92 C FF 93 S FF 92 0-3 ② K			C FC 89 F FF 92 B CU 76 B FF 92 X CU 76 2-2 HR			4	1	2	3	0	1	2
5 Albert Pujols, R (1, 3) OBP: 0.332, SLG: 0.469	F SI 92 B SI 93 C SI 92 F SI 94 B SI 93 B CH 76 F SI 93 F SI 93 F FF 92 3-2 X FF 82 ③ P4	F SI 89 3 SAFE B SI 89 F SI 88 F CH 82 X SI 90 1-2 ② G5-3 1-2 3-H		B SI 94 B FC 90 C FC 85 F CH 86 X FC 90 2-2 ③ F8			C SI 92 B SI 93 B FC 90 X FC 89 2-1 ① P2			4	0	0	1	0	0	3
32 Josh Hamilton, L (1, 7) OBP: 0.333, SLG: 0.423		X SL 82 0-0 47 BB 2 1B 1B S FF 91 X CH 84 0-1 ③ E3 2-H			C FC 90 S CH 84 X SI 93 0-2 ① F8		F CU 76 B CH 85 F CH 85 X FC 90 1-2 ② F8			4	1	1	0	0	0	1
47 Howie Kendrick, R (1, 4) OBP: 0.334, SLG: 0.365		B SI 89 B CH 78 F SI 90 S SI 90 B SI 93 B SI 91 4-2 17 BB 2 1B 18 BB BB 1-2 B FF 91 C SI 90 X SI 90 1-1 ① G4-3			C CH 85 X CU 76 0-1 ② G5-3		B SI 92 F FC 91 X FF 93 1-1 ③ G4-3			3	1	0	0	1	0	0
6 David Freese, R (1, 10) OBP: 0.313, SLG: 0.350		B CU 78 D FC 86 B SI 92 C SI 91 F SI 91 X SI 92 3-2 ① F8 C SI 90 S SL 80 B CU 80 F SI 92 S CU 79 1-3 ② K			S FF 91 X CU 78 0-1 ③ G5-3			F FF 91 B FC 87 B FF 91 X CH 87 2-1 ① G6-3		4	0	0	0	0	1	2
2 Erick Aybar, S (1, 6) OBP: 0.327, SLG: 0.388		X SI 92 0-0 18 BB 17 BB 56 BB 1B 1-2 2-H C SI 90 S FF 91 B SI 90 F FF 91 S CH 83 1-3 ③ K2-3				F FC 90 F FF 90 X FC 91 0-2 ① F8		F FF 92 X CU 73 0-1 ② G4-3		4	1	1	1	0	1	0
17 Chris Iannetta, R (1, 2) OBP: 0.380, SLG: 0.431		C SL 80 B CH 76 B FF 92 F CH 75 B SI 92 F SI 92 B SI 91 4-2 56 BB 18 BB 27 1B BB 1-2 2-3		B FC 91 C CH 84 B SI 92 X CH 86 2-1 18 1B 1B		C FF 91 S CU 76 F CU 77 F FC 90 X SI 92 0-2 1B		B CU 72 B CH 87 X FF 91 2-0 HR		3	2	3	1	1	0	0
18 Gordon Beckham, R (1, 5) OBP: 0.265, SLG: 0.337		B FF 92 F CH 78 C FC 88 B FF 93 B CH 78 F FF 94 F SI 93 F SI 93 B CH 78 4-2 56 BB 27 1B BB 1-2 2-3 3-H		B FC 90 C FC 88 B FF 91 X FC 90 2-1 1B 1-2		1 SAFE S SI 92 X SI 91 0-1 ② P4		B FF 91 F CH 87 X CU 73 1-1 ③ F8		3	1	1	1	1	0	1
Inning Stats	R: 0 E: 0 K: 0 S: 15 H: 0 LOB: 0 BB: 0 P: 22	R: 6 E: 1 K: 0 S: 24 H: 3 LOB: 2 BB: 4 P: 44	R: 0 E: 0 K: 2 S: 10 H: 0 LOB: 0 BB: 0 P: 13	R: 0 E: 0 K: 1 S: 11 H: 2 LOB: 2 BB: 0 P: 17	R: 0 E: 0 K: 0 S: 7 H: 0 LOB: 0 BB: 0 P: 7	R: 0 E: 0 K: 1 S: 14 H: 1 LOB: 1 BB: 0 P: 16	R: 1 E: 0 K: 0 S: 10 H: 1 LOB: 0 BB: 0 P: 16	R: 1 E: 0 K: 0 S: 7 H: 1 LOB: 0 BB: 0 P: 12		1B: 6 2B: 0 3B: 0 HR: 2	SF: 0 SAC: 0 DP: 0 HBP: 0		WP: 0 PB: 0 SB: 0 CS: 0	PA: 36		

PITCHER		IP	WLS	BF	H	R	ER	SO	BB	IBB	HBP	BLK	WP	HR	S	P	ERA	WHIP
26 Scott Kazmir, L ERA: 3.39	(1, 1)	1.1	L	10	2	6	6	0	4	0	0	0	0	0	31	57	40.50	4.500
61 Dan Otero, R ERA: 2.15	(2, 1)	1.2		6	1	0	0	2	0	0	0	0	0	0	18	22	0.00	0.600
60 Jesse Chavez, R ERA: 3.34	(4, 1)	4.0		16	4	1	1	2	0	0	0	0	0	1	42	56	2.25	1.000
58 Evan Scribner, R ERA: 3.68	(8, 1)	1.0		4	1	1	1	0	0	0	0	0	0	1	7	12	9.00	1.000

PITCHER	IP	WLS	BF	H	R	ER	SO	BB	IBB	HBP	BLK	WP	HR	S	P	ERA	WHIP

BOTTOM

Oakland Athletics @ Los Angeles Angels

Angel Stadium of Anaheim, Anaheim, CA

Sun Aug 31 2014, 12:39 PM - 3:32 PM PDT

Att. 44,205 - Partly Cloudy - 84 F

livebaseballscorecards.com

AB	32
R	8
H	8
RBI	8
BB	4
SO	4
LOB	12

Batter	1	2	3	4	5	6	7	8	9	AB	R	H	RBI	BB	SO	LOB
56 Kole Calhoun, L (1, 9) OBP: 0.330, SLG: 0.452	C FF 91 B ST 83 F FF 92 B ST 84 F KC 76 S KC 79 2-3 ① K2-3		D KC 78 C FF 94 X KC 78 1-1 ③ G4-3			C KC 77 F FF 93 B FF 92 X KC 77 1-2 ① 1-3 1B	B SI 93 C SI 93 X SL 79 1-1 ③ P6			4	0	1	0	0	1	2
27 Mike Trout, R (1, 8) OBP: 0.371, SLG: 0.556	B FF 91 B FF 92 F FF 92 X KC 77 2-1 ② F8			C FF 91 C KC 79 B FF 92 S KC 79 1-3 ① K		C FF 94 B FF 91 X ST 82 1-1 ② F9		F FF 93 F FF 93 S FF 94 0-3 ① K		4	0	0	0	0	2	1
5 Albert Pujols, R (1, 3) OBP: 0.330, SLG: 0.466	B FF 93 C KC 76 B KC 78 X FF 93 2-1 ③ G6-3			B FF 93 B KC 78 X FF 93 2-0 ② F8		B ST 84 X FF 93 1-0 3-H E8		X FF 94 0-0 ② F8		4	0	0	0	0	0	0
32 Josh Hamilton, L (1, 7) OBP: 0.330, SLG: 0.418		B KC 75 X FF 91 1-0 ① G4-3		F KC 80 X KC 80 0-1 ③ G3-1		F KC 78 S KC 79 S ST 87 0-3 ③ K		F KC 77 F FF 94 S FF 93 0-3 ③ K		4	0	0	0	0	2	1
47 Howie Kendrick, R (1, 4) OBP: 0.336, SLG: 0.367		B FF 91 F FF 92 B FF 92 S FF 92 B FF 93 F FF 92 F FF 92 X FF 93 3-2 ② G6-3			B FF 93 B FF 92 X FF 90 2-0 ① F7		C FF 92 B KC 76 B FF 92 F FF 92 B ST 84 B FF 93 4-2 2 2B 17 SF8 BB		C FF 91 F CH 76 F FF 93 B KC 79 F CH 75 B CH 75 X FF 94 2-2 2B	3	1	1	0	1	0	0
2 Erick Aybar, S (1, 6) OBP: 0.326, SLG: 0.389		B KC 78 S FF 92 B FF 92 B KC 79 F FF 93 F FF 93 F FF 93 F FF 93 X FF 93 3-2 ③ F7			S FF 93 B KC 80 X FF 93 1-1 ② F8		B FF 94 X FF 93 1-0 1-3 18 2B 2B		B FF 94 B FF 93 B CH 80 C FF 94 X FF 94 3-1 ① F8	4	1	1	0	0	0	1
17 Chris Iannetta, R (1, 2) OBP: 0.379, SLG: 0.427			C KC 75 S ST 84 B KC 77 B FF 93 C FF 93 2-3 ① K		C ST 85 B FF 94 S KC 75 B KC 78 B FF 94 B FF 93 4-2 BB		C KC 77 B ST 82 X ST 82 1-1 ① SF8 3-H		F FF 94 X FF 94 0-1 ② P6	2	0	0	1	1	1	1
28 Brennan Boesch, L (1, 10) OBP: 0.143, SLG: 0.182 10 Grant Green, R (7, PH) OBP: 0.314, SLG: 0.390 (7, 10)			F FF 93 S FF 94 X FF 93 0-2 ② P5		S KC 78 F FF 94 F KC 78 S FF 94 0-3 ③ K		B SI 92 X SI 92 1-0 ② G6-3		B FF 94 S FF 93 D KC 80 X FF 94 2-1 ③ F7	2 2	0 0	0 0	0 0	0 0	1 0	1 2
18 Gordon Beckham, R (1, 5) OBP: 0.270, SLG: 0.344			B ST 85 S FF 94 X FF 93 1-1 1B			C FF 91 F FF 92 X KC 77 0-2 56 1B 5 E 1B	B SI 92 S SI 92 C SI 92 B SI 94 F SI 93 B CH 83 X SI 94 3-2 ② 2-H 2B			3	1	3	1	0	0	0
Inning Stats	R: 0 E: 0 K: 1 S: 8 H: 0 LOB: 0 BB: 0 P: 14	R: 0 E: 0 K: 0 S: 12 H: 0 LOB: 0 BB: 0 P: 19	R: 0 E: 0 K: 1 S: 10 H: 1 LOB: 1 BB: 0 P: 14	R: 0 E: 0 K: 1 S: 6 H: 0 LOB: 0 BB: 0 P: 9	R: 0 E: 0 K: 1 S: 9 H: 0 LOB: 1 BB: 1 P: 16	R: 1 E: 1 K: 1 S: 12 H: 2 LOB: 1 BB: 0 P: 15	R: 2 E: 0 K: 0 S: 12 H: 2 LOB: 1 BB: 1 P: 23	R: 0 E: 0 K: 2 S: 7 H: 0 LOB: 0 BB: 0 P: 7	R: 0 E: 0 K: 0 S: 11 H: 1 LOB: 1 BB: 0 P: 18	1B: 3 2B: 3 3B: 0 HR: 0 SF: 1 SAC: 0 DP: 0 HBP: 0	WP: 0 PB: 0 SB: 0 CS: 0 PA: 35					

TOP

Los Angeles Angels @ Houston Astros

Minute Maid Park, Houston, TX

Tue Sep 02 2014, 7:13 PM - 10:24 PM CDT

Att. 16,131 - Roof Closed - 73 F

livebaseballscorecards.com

AB	32
R	3
H	6
RBI	2
BB	2
SO	7
LOB	9

PITCHER		IP	WLS	BF	H	R	ER	SO	BB	IBB	HBP	BLK	WP	HR	S	P	ERA	WHIP
41 Brad Peacock, R ERA: 5.01	(1, 1)	6.1	W	25	4	3	2	5	2	0	0	0	0	0	62	98	2.84	0.947
66 Kevin Chapman, L ERA: 7.43	(7, 1)	0.2		3	1	0	0	0	0	0	0	0	0	0	7	12	0.00	1.500
35 Josh Fields, R ERA: 4.56	(8, 1)	2.0		7	1	0	0	2	0	0	0	0	0	0	18	25	0.00	0.500

PITCHER	IP	WLS	BF	H	R	ER	SO	BB	IBB	HBP	BLK	WP	HR	S	P	ERA	WHIP

BOTTOM

Los Angeles Angels @ Houston Astros

Minute Maid Park, Houston, TX

Tue Sep 02 2014, 7:13 PM - 10:24 PM CDT

Att. 16,131 - Roof Closed - 73 F

livebaseballscorecards.com

Batter	1	2	3	4	5	6	7	8	9	AB	R	H	RBI	BB	SO	LOB
19 Robbie Grossman, S (1, 7) OBP: 0.331, SLG: 0.329	B FF 91 B FF 91 C FF 91 C FF 91 B CH 87 F SI 91 F FF 91 F FF 92 X FF 92 3-2 27 1B 21 1B 2B	C FF 91 B CU 78 C FF 90 B SI 91 S SL 84 2-3 ③ K2-3		S FF 92 B FF 94 X CH 85 1-1 2-H 2B		C SI 90 B FF 90 S FF 90 B SL 80 B FF 90 F FF 90 X FF 90 3-2 ① P5		B SI 89 1 SAFE T SI 89 C CH 76 F CU 76 1 SAFE B SI 90 X SI 88 2-2 27 2B 1-3 1B		5	1	3	1	0	1	0
27 Jose Altuve, R (1, 4) OBP: 0.377, SLG: 0.451	F SI 92 X CH 85 0-1 21 1B 21 S 23 1B 2-3 1B	B CU 76 B FF 89 X CH 85 2-0 HR	X CU 80 0-0 ③ G6-3		X FF 90 0-0 1B		X SL 79 0-0 1-3 3-H 2B		5	2	4	2	0	0	1
21 Dexter Fowler, S (1, 8) OBP: 0.383, SLG: 0.411	1 SAFE B SI 91 C FF 90 B CU 78 B SI 92 C CH 86 X SI 92 3-2 23 1B 15 SF8 1-3 3-H 1B	B FF 90 C FF 91 C FF 90 B CU 89 B FF 90 B SL 84 4-2 23 CS BB		B FC 94 C FC 93 B CH 89 X FF 94 2-1 23 E 15 2B 1B	F SI 91 B SL 80 B FF 90 B FF 90 S SI 91 S FF 90 3-3 ② K		I IN 70 I IN 67 I IN 69 I IN 69 4-0 IBB		3	2	2	1	2	1	1
23 Chris Carter, R (1, 10) OBP: 0.299, SLG: 0.503	F SL 83 1 SAFE C SI 92 D SL 84 D SL 84 1 SAFE 1 SAFE F SI 92 F SI 92 2-2 X SI 92 6 L5-4 30 1B 1-3 3-H 1B	B FF 90 B FF 90 C FF 90 D FF 90 C SI 89 S SL 85 3-3 ①② K 1-2		B FF 94 B FF 95 C FF 95 C FF 95 X FF 96 2-2 FC5 15 2B 6 SF8 1-2	F FF 90 B FF 90 B SL 80 B FF 90 S FF 90 C FF 90 3-3 ③ K		S SL 79 S CH 70 B FF 92 F FF 92 S CH 72 1-3 ② K		5	1	1	1	0	3	6
15 Jason Castro, L (1, 2) OBP: 0.298, SLG: 0.387	D CU 77 B SI 92 X FF 91 2-0 ① SF8 3-H	B CU 77 C FF 89 F SL 83 B CU 77 B SI 90 X FF 90 3-2 30 FC5-4 1B		X FC 94 0-0 6 SF8 1-3 2-H 2B			C CU 74 C CU 77 B CU 76 S SI 88 1-3 ① K	X FF 92 0-0 ③ F8		4	0	2	2	0	1	3
30 Matt Dominguez, R (1, 5) OBP: 0.267, SLG: 0.348	B CH 86 X CH 85 1-0 1-2 1B	B SI 90 C FF 90 X SI 89 1-1 ③ FC5-4 1-2f		B FF 94 B SL 85 B FF 95 S FF 94 F FF 95 F FF 94 X FC 94 3-2 ① P3			X FF 87 0-0 ② G5-3			4	0	1	0	0	0	3
6 Jake Marisnick, R (1, 9) OBP: 0.270, SLG: 0.282	C SL 81 X SL 83 0-1 ②③ L5-4 2-2			B CH 84 X FF 88 1-0 19 2B 2B	B SL 84 F FF 94 S FC 94 D FF 94 F SL 84 B FC 94 X FF 94 3-2 ② SF8 2-3 3-H		C CU 76 B CH 79 F FF 87 B SI 89 S CH 79 2-3 ③ K			3	1	1	1	0	1	2
21 Jon Singleton, L (1, 3) OBP: 0.292, SLG: 0.352		B SI 91 C SI 91 B FF 90 C SI 92 S SI 89 2-3 ① K		X SI 91 0-0 ① P6	C FF 94 B FC 93 B FC 93 C FC 94 F FC 95 F CH 89 B CH 87 4-2 BB			X SI 88 0-0 ① P5		3	0	0	0	1	1	1
3 Gregorio Petit, R (1, 6) OBP: 0.295, SLG: 0.407		C FF 92 S CH 87 C FF 91 0-3 ② K		B FF 93 C SI 92 B SI 93 T CH 84 F FF 92 D CU 80 X FF 92 3-2 ② G5-3	B FF 90 B FF 89 S FF 89 F FF 89 S FF 91 2-3 ③ K			B CH 78 C SI 88 S FF 86 B SI 89 X CH 77 2-2 19 1B 27 2B 1B		4	1	1	0	0	2	3
Inning Stats	R: 3 E: 0 K: 0 S: 20 H: 5 LOB: 1 BB: 0 P: 31	R: 0 E: 0 K: 3 S: 9 H: 0 LOB: 0 BB: 0 P: 13	R: 1 E: 0 K: 1 S: 11 H: 2 LOB: 1 BB: 1 P: 24	R: 1 E: 0 K: 0 S: 9 H: 2 LOB: 1 BB: 0 P: 14	R: 2 E: 1 K: 1 S: 21 H: 2 LOB: 2 BB: 1 P: 37	R: 0 E: 0 K: 2 S: 11 H: 1 LOB: 1 BB: 0 P: 20	R: 0 E: 0 K: 2 S: 7 H: 0 LOB: 0 BB: 0 P: 10	R: 1 E: 0 K: 1 S: 14 H: 3 LOB: 3 BB: 1 P: 23		1B: 9 2B: 6 3B: 0 HR: 1 SF: 2 SAC: 0 DP: 1 HBP: 0						

	AB	36
	R	8
	H	15
	RBI	8
	BB	3
	SO	10
	LOB	20

WP: 0 PB: 0 SB: 1 CS: 1 PA: 41

PITCHER		IP	WLS	BF	H	R	ER	SO	BB	IBB	HBP	BLK	WP	HR	S	P	ERA	WHIP
33 C.J. Wilson, L ERA: 4.66	(1, 1)	3.1	L	17	8	5	5	4	1	0	0	0	0	1	42	71	13.50	2.700
62 Yoslan Herrera, R ERA: 4.82	(4, 1)	0.2		3	1	0	0	0	0	0	0	0	0	0	7	11	0.00	1.500
68 Cam Bedrosian, R ERA: 7.3	(5, 1)	0.2		6	2	2	0	0	1	0	0	0	0	0	18	32	0.00	4.500
63 Vinnie Pestano, R ERA: 3.97	(5, 1)	1.1		5	1	0	0	3	0	0	0	0	0	0	14	25	0.00	0.750
35 Wade LeBlanc, L ERA: 9.75	(7, 1)	1.1		6	2	1	1	2	0	0	0	0	0	0	15	22	6.75	1.500

PITCHER		IP	WLS	BF	H	R	ER	SO	BB	IBB	HBP	BLK	WP	HR	S	P	ERA	WHIP
64 Mike Morin, R ERA: 2.55	(8, 1)	0.2		4	1	0	0	1	0	1	0	0	0	0	6	11	0.00	1.500

Batter	1	2	3	4	5	6	7	8	9	AB	R	H	RBI	BB	SO	LOB
56 Kole Calhoun, L (1, 9) OBP: 0.332, SLG: 0.453	B FF 92 C FF 92 F FF 93 X CU 74 1-2 27 G6-3 1B		F FC 87 F FC 89 B FF 92 F FC 89 X CH 80 1-2 27 E 1-3 1B		B CU 73 C FC 87 S CU 76 S CU 75 1-3 ③ K			B CU 72 X FC 86 1-0 ② G4-3		4	0	2	0	0	1	0
27 Mike Trout, R (1, 8) OBP: 0.369, SLG: 0.551	B FF 91 F FF 91 F FC 90 B FF 92 1 SAFE B FF 92 X FC 89 3-2 ① G6-3 1-2		F FF 93 B FC 88 F FF 90 D CU 75 X FC 88 2-2 E6 1-2 3-H			B FF 90 X FC 87 1-0 ① F8		C SI 93 B CU 76 B CU 78 S SI 94 F SI 94 F CU 77 F SI 94 X SI 94 2-2 ③ P6		4	0	0	1	0	0	2
5 Albert Pujols, R (1, 3) OBP: 0.328, SLG: 0.462	X FF 92 0-0 ② F8		F FC 86 S FF 92 C CU 75 0-3 ② K			B FC 85 F FF 90 F FF 92 C CU 73 1-3 ② K			B SI 94 C SI 92 X SI 94 1-1 ① G4-3	4	0	0	0	0	2	3
32 Josh Hamilton, L (1, 10) OBP: 0.329, SLG: 0.416	S CU 73 F FC 88 D CU 73 F FC 88 D CU 76 X FC 88 2-2 ③ G5-3		X FC 87 0-0 ③ F8			S CU 74 X CU 75 0-1 1B			S SI 93 X SI 94 0-1 ② G4-3	4	0	1	0	0	0	3
47 Howie Kendrick, R (1, 4) OBP: 0.333, SLG: 0.364		C FF 91 S FC 87 B CU 74 B FC 85 X CU 74 2-2 ① F9		B FF 89 C FC 85 B FF 91 F FC 85 S CU 75 2-3 ① K2-3		X FC 83 0-0 ③ G5-3			C SI 95 X SL 87 0-1 ③ G6-3	4	0	0	0	0	1	1
2 Erick Aybar, S (1, 6) OBP: 0.324, SLG: 0.387		C FC 88 C CU 73 F CU 74 B FF 95 S FC 89 1-3 ② K		F FF 92 X CU 73 0-1 ② G4-3			C FC 84 F CU 75 B CU 74 X FC 88 1-2 ① G1-3			3	0	0	0	0	1	0
6 David Freese, R (1, 5) OBP: 0.310, SLG: 0.347		B FF 93 C FF 93 X FC 87 1-1 ③ G1-3		B CU 73 X FC 88 1-0 ③ F9			C FC 87 C CU 75 S CU 75 0-3 ② K			3	0	0	0	0	1	0
19 Efren Navarro, L (1, 7) OBP: 0.318, SLG: 0.355			X FC 85 0-0 56 1B 27 E 1B		B FC 88 C FC 87 F FF 91 S CU 75 1-3 ① K2-3		C FC 88 F FC 90 B FC 88 F FF 93 B CU 74 F FC 88 B CU 74 X FF 92 3-2 ③ L8			3	1	1	0	0	1	0
17 Chris Iannetta, R (1, 2) OBP: 0.375, SLG: 0.423			B CU 73 F FC 86 C FC 86 D CU 74 1 SAFE C FF 91 2-3 ① K		X FC 87 0-0 ② P4			B FC 82 X FC 84 1-0 ① F8		3	0	0	0	0	1	1
Inning Stats	R: 0 E: 0 K: 0 S: 11 H: 1 LOB: 1 BB: 0 P: 17	R: 0 E: 0 K: 1 S: 9 H: 0 LOB: 0 BB: 0 P: 13	R: 1 E: 1 K: 2 S: 15 H: 2 LOB: 2 BB: 0 P: 20	R: 0 E: 0 K: 1 S: 6 H: 0 LOB: 0 BB: 0 P: 9	R: 0 E: 0 K: 2 S: 7 H: 0 LOB: 0 BB: 0 P: 9	R: 0 E: 0 K: 1 S: 7 H: 1 LOB: 1 BB: 0 P: 9	R: 0 E: 0 K: 1 S: 11 H: 0 LOB: 0 BB: 0 P: 15	R: 0 E: 0 K: 0 S: 8 H: 0 LOB: 0 BB: 0 P: 12	R: 0 E: 0 K: 0 S: 6 H: 0 LOB: 0 BB: 0 P: 7	1B: 4 2B: 0 3B: 0 HR: 0	SF: 0 SAC: 0 DP: 0 HBP: 0			WP: 0 PB: 0 SB: 0 CS: 0	PA: 32		

PITCHER		IP	WLS	BF	H	R	ER	SO	BB	IBB	HBP	BLK	WP	HR	S	P	ERA	WHIP
31 Collin McHugh, R ERA: 2.89	(1, 1)	7.2	W	28	4	1	1	8	0	0	0	0	0	0	68	96	1.17	0.522
55 Jose Veras, R ERA: 4.66	(8, 1)	0.1	H	1	0	0	0	0	0	0	0	0	0	0	6	8	0.00	0.000
50 Chad Qualls, R ERA: 3.4	(9, 1)	1.0	S	3	0	0	0	0	0	0	0	0	0	0	6	7	0.00	0.000

PITCHER	IP	WLS	BF	H	R	ER	SO	BB	IBB	HBP	BLK	WP	HR	S	P	ERA	WHIP

TOP

Los Angeles Angels @ Houston Astros

Minute Maid Park, Houston, TX

Wed Sep 03 2014, 7:13 PM - 9:49 PM CDT

Att. 16,949 - Roof Closed - 73 F

livebaseballscorecards.com

AB	32
R	1
H	4
RBI	1
BB	0
SO	8
LOB	10

Batter	1	2	3	4	5	6	7	8	9	AB	R	H	RBI	BB	SO	LOB
19 Robbie Grossman, S (1, 7) OBP: 0.328, SLG: 0.325	C FF 86 X FF 87 0-1 G4-3		C CU 69 S CH 77 B FF 89 X FF 87 1-2 F8		T CH 79 B FF 87 X CU 71 1-1 F9		F CH 83 2 SAFE 0-1 PO 2-3	B KC 78 B FF 88 C CH 88 F FF 89 X FF 89 2-2 L7		3	0	0	0	0	0	1
9 Marwin Gonzalez, S (8, 6) OBP: 0.319, SLG: 0.396										1	0	0	0	0	0	0
27 Jose Altuve, R (1, 4) OBP: 0.376, SLG: 0.452	B SL 80 X FF 86 1-0 G5-3			B FC 86 B SL 80 F FF 86 X CH 77 2-1 G5-3		F FC 87 X FC 87 0-1 G4-3		X FF 89 0-0 23 BLK 23 HR 2B		4	1	1	0	0	0	0
21 Dexter Fowler, S (1, 8) OBP: 0.384, SLG: 0.409	B FC 87 B CU 69 S SI 85 B FF 86 F SI 85 C SI 88 3-3 K			C CU 70 B FF 87 B FF 86 B CH 77 S CH 76 F CH 77 B FF 88 4-2 15 S 15 1B BB		B FF 87 S SI 86 S FF 87 B FF 88 B SI 87 F CU 70 B FF 85 4-2 6 FC5 23 1B BB		S FF 90 B FF 90 F FF 89 B CH 85 X FF 90 2-2 P6		2	1	0	0	2	1	1
23 Chris Carter, R (1, 10) OBP: 0.302, SLG: 0.519		C FF 86 B SL 78 B FC 86 S FF 87 B FC 86 X FC 86 3-2 HR		1 SAFE B FC 84 D CH 79 C CH 78 X SL 79 2-1 L8		C FC 85 1 SAFE X FF 87 0-1 6 FC5 1-2 1B		T FF 90 X FF 91 0-1 2-H HR		4	2	3	3	0	0	1
15 Jason Castro, L (1, 2) OBP: 0.297, SLG: 0.386		C FF 87 X CU 72 0-1 F8		B CH 79 1 SAFE S CU 71 C FF 86 X CH 78 1-2 1-H 1B		B CH 78 B FC 86 1 SAFE C CH 78 B CH 76 F SI 86 S CU 68 3-3 K		C FF 89 X CH 84 0-1 G1-3		4	0	1	1	0	1	2
6 Jake Marisnick, R (1, 9) OBP: 0.265, SLG: 0.276		B FC 87 X FF 86 1-0 F7		S FF 85 F SI 85 D CU 71 X FF 88 1-2 P4		B FC 87 F CH 77 C FF 87 F FC 87 X SL 80 1-2 FC5 1-2 2-3f				3	0	0	0	0	0	3
21 Jon Singleton, L (1, 3) OBP: 0.292, SLG: 0.352		C FC 86 S CH 79 C SI 87 0-3 K			B CH 78 C FF 87 F CU 69 S SL 80 1-3 K		X SI 85 0-0 19 PO 30 SH5-3 1B			3	0	1	0	0	2	0
30 Matt Dominguez, R (1, 5) OBP: 0.268, SLG: 0.349			B SL 79 C FC 86 C CH 77 B CU 71 S FC 88 2-3 K		F FC 87 X CU 73 0-1 1B		B SL 80 1 SAFE L SL 81 X SL 81 1-1 SH5-3 1-2			2	0	1	0	0	1	0
2 Jonathan Villar, S (1, 6) OBP: 0.253, SLG: 0.339			B SI 85 B FF 87 S CH 78 C CH 78 C FF 87 2-3 K		X FF 86 0-0 L8		X CH 84 0-0 P5			2	0	0	0	0	1	1
8 Alex Presley, L (7, PH) OBP: 0.290, SLG: 0.357 (8, 7)										1	0	0	0	0	0	1
Inning Stats	R: 0 E: 0 K: 1 S: 6 H: 0 LOB: 0 BB: 0 P: 10	R: 1 E: 0 K: 1 S: 9 H: 1 LOB: 0 BB: 0 P: 13	R: 0 E: 0 K: 2 S: 9 H: 0 LOB: 0 BB: 0 P: 14	R: 1 E: 0 K: 0 S: 13 H: 1 LOB: 1 BB: 1 P: 23	R: 0 E: 0 K: 1 S: 8 H: 1 LOB: 1 BB: 0 P: 10	R: 0 E: 0 K: 1 S: 14 H: 1 LOB: 2 BB: 1 P: 22	R: 0 E: 0 K: 0 S: 5 H: 1 LOB: 0 BB: 0 P: 6	R: 2 E: 0 K: 0 S: 11 H: 2 LOB: 0 BB: 0 P: 15		1B: 4 2B: 1 3B: 0 HR: 2 SF: 0 SAC: 1 DP: 0 HBP: 0					WP: 0 PB: 0 SB: 1 CS: 0 PA: 33	

PITCHER	IP	WLS	BF	H	R	ER	SO	BB	IBB	HBP	BLK	WP	HR	S	P	ERA	WHIP
36 Jered Weaver, R (1, 1) ERA: 3.56	6.0	L	25	5	2	2	6	2	0	0	0	0	1	60	93	3.00	1.167
39 Jason Grilli, R (7, 1) ERA: 3.45	1.0		2	0	0	0	0	0	0	0	0	0	0	4	5	0.00	0.000
59 Fernando Salas, R (8, 1) ERA: 2.5	1.0		5	2	2	2	0	0	0	0	1	0	1	11	15	18.00	2.000

PITCHER	IP	WLS	BF	H	R	ER	SO	BB	IBB	HBP	BLK	WP	HR	S	P	ERA	WHIP

BOTTOM

Los Angeles Angels @ Houston Astros

Minute Maid Park, Houston, TX

Wed Sep 03 2014, 7:13 PM - 9:49 PM CDT

Att. 16,949 - Roof Closed - 73 F

livebaseballscorecards.com

AB	29
R	4
H	7
RBI	4
BB	2
SO	6
LOB	10

Batter	1	2	3	4	5	6	7	8	9	AB	R	H	RBI	BB	SO	LOB
56 Kole Calhoun, L (1, 9) OBP: 0.328, SLG: 0.447	C FF 90 F SI 88 B FF 90 X SI 90 1-2 G1-3		F FF 90 S FF 90 X CH 83 0-2 G5-3 1-2		F SI 90 B CH 82 X SI 91 1-1 L8		B CH 83 X SI 91 1-0 G4-3		X FF 92 0-0 G4-3	5	0	0	0	0	0	2
27 Mike Trout, R (1, 8) OBP: 0.370, SLG: 0.550	B FF 93 X SI 92 1-0 L9			B FF 91 B FF 91 B SI 90 C FF 90 B SI 89 4-1 32 BB 47 2B BB	B SL 83 F SI 92 X CH 83 1-1 5 G5-4-3 1B			B FF 92 X SL 88 1-0 F9		3	1	1	0	1	0	0
5 Albert Pujols, R (1, 10) OBP: 0.327, SLG: 0.461	X FF 91 0-0 G6-3			C SL 83 F SI 90 F CH 81 1 SAFE F SL 84 S SL 84 0-3 K	F SL 85 X SI 91 0-1 G5-4-3 1-2f			C SL 89 S FF 93 X FF 94 0-2 32 FC3-6 1B		4	0	1	0	0	1	2
32 Josh Hamilton, L (1, 7) OBP: 0.331, SLG: 0.415 7 Collin Cowgill, R (8, 7) OBP: 0.340, SLG: 0.376		C SI 89 X CH 83 0-1 G5-3		1 SAFE B FF 89 B FF 89 D CH 83 B SI 88 4-0 47 2B 47 E 1-2 BB		C SI 89 B CU 80 X CH 82 1-1 2 G3-1 47 G5-3 1B		B FF 92 B SL 89 F SL 89 1 SAFE C SL 89 F FF 94 X SL 88 2-2 FC3-6 47 1B 1-2f		3 0	1 0	1 0	0 0	1 0	0 0	1 0
47 Howie Kendrick, R (1, 4) OBP: 0.334, SLG: 0.367		C FF 90 X SL 83 0-1 G5-3		X SI 90 0-0 E7 2 1B 1-H 2-H 2B		B CU 80 1 SAFE S SL 83 B SI 90 1 SAFE 1 SAFE X SL 84 2-1 G5-3 1-2		X SL 87 0-0 1-2 1B		4	1	2	1	0	0	1
2 Erick Aybar, S (1, 6) OBP: 0.326, SLG: 0.388		X SI 90 0-0 1B		B CH 84 F FF 90 F FF 90 B SL 84 F FF 90 F CH 83 F CH 82 X FF 92 2-2 6 2B 3-H 1B		D SI 90 B SI 89 X CH 83 2-0 G3-1 2-3		X FF 92 0-0 F8		4	1	2	1	0	0	3
6 David Freese, R (1, 5) OBP: 0.312, SLG: 0.354 22 Tony Campana, L (9, PR) OBP: 0.164, SLG: 0.200 24 C.J. Cron, R (9, 3) OBP: 0.295, SLG: 0.462		C SL 82 B SI 90 1 SAFE X SI 90 1-1 G5-3		1 SAFE X SL 82 0-0 19 G3 1-H 2B		C SI 91 F CU 81 D SL 85 X SI 92 1-2 G4-3			C FF 93 B FF 93 X SL 82 1-1 8 SH1-4 17 SF7 2B	4 0 0	0 1 0	2 0 0	1 0 0	0 0 0	0 0 0	2 0 0
19 Efren Navarro, L (1, 3) OBP: 0.311, SLG: 0.347 8 John McDonald, R (9, PH) OBP: 0.244, SLG: 0.174 (9, 5)			B SI 89 S SI 91 B CH 82 B SI 90 F SI 87 X SI 92 3-2 G4-3	B SI 90 F SI 90 S CU 78 B SL 84 B CH 83 F CH 83 X SI 91 3-2 G3 2-3			B CH 82 B SI 90 C SI 89 F SI 89 X CH 83 2-2 G3-1		L FF 91 L FF 91 X FF 92 0-2 SH1-4 2-3	3 0	0 0	0 0	0 0	0 0	0 0	1 0
24 Hank Conger, L (1, 2) OBP: 0.286, SLG: 0.319 17 Chris Iannetta, R (9, PH) OBP: 0.374, SLG: 0.423 (9, 2)			C SI 91 B CH 83 X CH 83 1-1 56 CS 1B	F CU 79 B FF 92 B FF 91 B SI 90 F SI 90 X SI 91 3-2 G4-3			B SI 90 X SI 90 1-0 P5		B FF 93 X FF 93 1-0 SF7 3-H	3 0	0 0	1 0	0 1	0 0	0 0	1 0
Inning Stats	R: 0 E: 0 K: 0 S: 5 H: 0 LOB: 0 BB: 0 P: 7	R: 0 E: 0 K: 0 S: 7 H: 1 LOB: 1 BB: 0 P: 8	R: 0 E: 0 K: 0 S: 8 H: 1 LOB: 0 BB: 0 P: 12	R: 4 E: 1 K: 1 S: 21 H: 3 LOB: 1 BB: 2 P: 37	R: 0 E: 0 K: 0 S: 6 H: 1 LOB: 0 BB: 0 P: 8	R: 0 E: 0 K: 0 S: 8 H: 1 LOB: 1 BB: 0 P: 14	R: 0 E: 0 K: 0 S: 5 H: 0 LOB: 0 BB: 0 P: 9	R: 0 E: 0 K: 0 S: 10 H: 2 LOB: 2 BB: 0 P: 13	R: 1 E: 0 K: 0 S: 7 H: 1 LOB: 1 BB: 0 P: 9	1B: 7 2B: 3 3B: 0 HR: 0 SF: 1 SAC: 1 DP: 1 HBP: 0						

TOP

Los Angeles Angels @ Minnesota Twins

Target Field, Minneapolis, MN

Thu Sep 04 2014, 7:12 PM - 10:24 PM CDT

Att. 21,914 - Partly Cloudy - 80 F

livebaseballscorecards.com

AB	33
R	5
H	10
RBI	4
BB	2
SO	1
LOB	13

PITCHER		IP	WLS	BF	H	R	ER	SO	BB	IBB	HBP	BLK	WP	HR	S	P	ERA	WHIP
44 Kyle Gibson, R ERA: 4.27	(1, 1)	7.0		28	7	4	4	1	2	0	0	0	0	0	60	95	5.14	1.286
50 Casey Fien, R ERA: 3.26	(8, 1)	1.0		5	2	0	0	0	0	0	0	0	0	0	10	13	0.00	2.000
15 Glen Perkins, L ERA: 2.88	(9, 1)	1.0	L	4	1	1	1	0	0	0	0	0	0	0	7	9	9.00	1.000

PITCHER	IP	WLS	BF	H	R	ER	SO	BB	IBB	HBP	BLK	WP	HR	S	P	ERA	WHIP

BOTTOM

Los Angeles Angels @ Minnesota Twins

Target Field, Minneapolis, MN

Thu Sep 04 2014, 7:12 PM - 10:24 PM CDT

Att. 21,914 - Partly Cloudy - 80 F

livebaseballscorecards.com

Batter	1	2	3	4	5	6	7	8	9	AB	R	H	RBI	BB	SO	LOB
39 Danny Santana, S (1, 8) OBP: 0.353, SLG: 0.474	B SI 87 C SI 87 B CH 82 S SI 88 F SI 91 C SI 91 2-3 ① K		B SI 89 F SI 87 S FF 89 S CU 79 1-3 ① K		X CH 84 0-0 2 2B 2B	B SL 80 C FF 90 F FF 91 S SL 81 1-3 ② K2-3 2-3			C SI 87 L CH 79 X CH 80 0-2 2 1B 1B	5	1	2	0	0	3	1
2 Brian Dozier, R (1, 4) OBP: 0.347, SLG: 0.419	C SI 90 X CH 83 0-1 ② G6-3		X SI 90 0-0 ② F9		B SI 91 C CH 82 X CU 78 1-1 2-H 2B	C FF 92 D SL 80 C FF 92 B FF 92 F SL 81 B SL 81 C SL 81 3-3 ③ K			1 SAFE 1 SAFE F SI 88 X SL 81 0-1 1-2 1B	5	0	2	1	0	1	1
7 Joe Mauer, L (1, 3) OBP: 0.355, SLG: 0.372	C SI 90 B SI 91 X CH 83 1-1 ③ G4-3		C CU 76 B FC 86 B SI 91 X SI 91 2-1 19 1B 1B		B CH 81 B SI 90 B SI 90 C SI 89 C SI 91 B CH 82 4-2 19 G5-4-3 BB		C FF 97 B CU 84 X FF 96 1-1 ① G6-3		C SI 89 B SI 89 C SI 90 X SI 89 1-2 ① F7	4	0	1	0	1	0	2
19 Kennys Vargas, S (1, 10) OBP: 0.336, SLG: 0.500		C SI 88 B CH 82 S SI 90 B SI 91 X CH 84 2-2 ① L8	F SI 90 X CU 78 0-1 1-2 1B		B CH 82 S CH 82 X CH 83 1-1 ②③ G5-4-3 1-2f		C CU 83 C CU 82 S FF 97 0-3 ② K		B CH 80 C SL 83 B CH 81 D SL 83 S CH 81 F CH 80 S CH 81 3-3 ② K	5	0	1	0	0	2	4
24 Trevor Plouffe, R (1, 5) OBP: 0.322, SLG: 0.426 5 Eduardo Escobar, S (7, PR) OBP: 0.316, SLG: 0.399 (8, 6)		B CH 81 B CH 82 X SI 90 2-0 8 1B 1B	F CU 77 F SI 92 B CU 77 X CH 82 1-2 ③ G1-3			B SI 89 B FC 85 S CH 82 B CH 83 B SI 92 4-1 8 1B 8 S 9 HR BB	F FF 95 B CU 82 C CU 83 B FF 96 B FF 96 F FF 96 D CU 83 4-2 8 FC5-4 BB		C CH 82 X CH 81 0-1 ③ F7	2	1	1	0	2	0	2
										1	0	0	0	0	0	2
8 Kurt Suzuki, R (1, 2) OBP: 0.350, SLG: 0.382		C SI 89 X FC 85 0-1 1-3 1B		B CU 77 B SI 90 B SI 90 C SI 90 F SI 91 X SI 93 3-2 ① L8		B CH 83 F CH 83 S FC 86 F SI 91 X SI 92 1-2 1-3 9 HR 1B	1 SAFE 1 SAFE P PO 89 1 SAFE B FF 93 X FF 94 2-0 ③ FC5-4 1-2f			4	1	2	0	0	0	1
9 Eduardo Núñez, R (1, 6) OBP: 0.290, SLG: 0.401 (8, 5)		X CH 81 0-0 ② G3		C SI 90 X FC 85 0-1 ② G1-3		B CH 83 B CH 82 X CH 83 2-0 1-H 3-H HR		F SI 88 F SI 88 B SI 88 S SL 80 1-3 ① K		4	1	1	3	0	1	2
32 Aaron Hicks, S (1, 9) OBP: 0.337, SLG: 0.261 (9, 7)		C CU 77 B SI 92 B SI 92 B CH 83 B CH 84 4-1 BB		X SI 92 0-0 ③ F9		X FF 90 0-0 39 K2-3 1 SH4-3 1B		B SL 79 B SL 79 X SI 87 2-0 ② G1-3		3	0	1	0	1	0	0
1 Jordan Schafer, L (1, 7) OBP: 0.328, SLG: 0.314 31 Oswaldo Arcia, L (8, PH) OBP: 0.290, SLG: 0.426 (9, 9)		C SI 91 B CU 77 B SI 92 B SI 91 F SI 92 X SI 91 3-2 ③ L6			F SI 90 F FC 85 B SI 92 B SI 91 F SI 91 F CH 83 S SI 92 2-3 ① K	X FF 91 0-0 ① SH4-3 1-2		F SL 80 S FF 89 B FF 89 B FF 89 S SL 81 2-3 ③ K		2	0	0	0	0	1	3
										1	0	0	0	0	1	0
Inning Stats	R: 0 E: 0 K: 1 S: 8 H: 0 LOB: 0 BB: 0 P: 11	R: 0 E: 0 K: 0 S: 11 H: 2 LOB: 3 BB: 1 P: 22	R: 0 E: 0 K: 1 S: 11 H: 2 LOB: 2 BB: 0 P: 15	R: 0 E: 0 K: 0 S: 6 H: 0 LOB: 0 BB: 0 P: 9	R: 1 E: 0 K: 1 S: 12 H: 2 LOB: 1 BB: 1 P: 20	R: 3 E: 0 K: 2 S: 15 H: 3 LOB: 1 BB: 1 P: 26	R: 0 E: 0 K: 1 S: 10 H: 0 LOB: 1 BB: 1 P: 16	R: 0 E: 0 K: 2 S: 7 H: 0 LOB: 0 BB: 0 P: 12	R: 0 E: 0 K: 1 S: 14 H: 2 LOB: 2 BB: 0 P: 18	1B: 8 2B: 2 3B: 0 HR: 1 SF: 0 SAC: 1 DP: 1 HBP: 0	WP: 0 PB: 0 SB: 1 CS: 0 PA: 41					

	AB	36
	R	4
	H	11
	RBI	4
	BB	4
	SO	9
	LOB	18

PITCHER		IP	WLS	BF	H	R	ER	SO	BB	IBB	HBP	BLK	WP	HR	S	P	ERA	WHIP
53 Héctor Santiago, L ERA: 3.46	(1, 1)	5.0		25	8	4	4	3	3	0	0	0	0	0	54	90	7.20	2.200
39 Jason Grilli, R ERA: 3.38	(6, 1)	1.0		4	1	0	0	2	0	0	0	0	0	0	9	13	0.00	1.000
40 Kevin Jepsen, R ERA: 1.99	(7, 1)	1.0		4	0	0	0	1	1	0	0	0	0	0	10	16	0.00	1.000
38 Joe Smith, R ERA: 2.04	(8, 1)	1.0	W	3	0	0	0	2	0	0	0	0	0	0	7	12	0.00	0.000
16 Huston Street, R ERA: 1.04	(9, 1)	1.0	S	5	2	0	0	1	0	0	0	0	0	0	14	18	0.00	2.000

PITCHER	IP	WLS	BF	H	R	ER	SO	BB	IBB	HBP	BLK	WP	HR	S	P	ERA	WHIP

Batter	1	2	3	4	5	6	7	8	9	10	AB	R	H	RBI	BB	SO	LOB
56 Kole Calhoun, L (1, 9) OBP: 0.330, SLG: 0.455	C FF 89 B SI 90 B FS 79 F SI 91 B FF 92 F FF 91 X FF 90 3-2 5 E 3B	S SI 92 F FF 91 D CU 75 D FS 81 S CU 75 2-3 ② K		B FF 91 C FS 80 B CU 74 X SI 92 2-1 E9 27 1B		C FF 90 S SL 80 S SL 81 0-3 ② K		S SL 82 B SL 83 B FF 92 B SI 93 X FF 92 3-1 27 2B 2-H 3-H 2B		X SI 91 0-0 47 BB 27 S 2 SF9 1B	6	4	3	2	0	2	2
27 Mike Trout, R (1, 8) OBP: 0.369, SLG: 0.550	S FF 91 F FF 91 D SL 80 S FF 91 1-3 ① K	C SL 82 B FF 92 X SI 91 1-1 ③ F7		C SI 90 B SI 90 C SL 81 B SI 91 F SL 79 F FF 93 X SL 80 2-2 5 S 2-H 1B		C FF 92 S SL 84 S SL 87 0-3 ③ K		B SL 81 B SL 82 C SL 82 X SI 94 2-1 5 F9 2-H 2B		B SI 91 B FF 91 C FF 92 1 SAFE S SL 86 B FF 91 S SL 86 3-3 ① K 1-2	6	0	2	2	0	3	4
5 Albert Pujols, R (1, 3) OBP: 0.327, SLG: 0.458	C SL 80 B SL 81 B SI 91 X SI 92 2-1 E5 3-H		B SL 80 C SL 82 X CU 74 1-1 6 2B 1B	C SL 80 S SI 91 D SL 81 F SL 82 F CU 78 B FF 92 S SL 81 2-3 ③ K 1-2			C SL 86 X FF 94 0-1 ① G3-1	X SI 94 0-0 ② F9 2-3		I IN 80 I IN 80 I IN 81 I IN 81 4-0 2 SF9 47 BB IBB	5	0	1	1	1	1	3
47 Howie Kendrick, R (1, 4) OBP: 0.334, SLG: 0.365	C SL 81 X SI 90 0-1 ② F9		B SI 89 B FF 90 S FF 91 F SL 83 S SI 90 2-3 ① K		B SL 80 C SL 80 F FF 89 B CU 75 X SI 89 2-2 28 FC4-6 6 BB 1B		C FF 94 B FF 94 B SL 86 S SL 86 X FF 94 2-2 ② G4-3	C SI 94 C SI 95 S SL 84 0-3 ③ K		B SL 85 B FF 92 B FF 91 C FF 91 B FF 92 4-1 2 SF9 1-2 2-3 BB	5	0	1	0	1	2	4
2 Erick Aybar, S (1, 6) OBP: 0.324, SLG: 0.385	B FF 90 X FS 80 1-0 ③ G3		1 SAFE M CU 73 X SI 90 0-1 ② F8		1 SAFE 1 SAFE X FF 89 0-0 ① P6		B FF 93 B FF 93 F FF 93 B FF 93 F FF 93 D SL 87 4-2 BB		B SI 88 C CH 81 X SI 88 1-1 ① G4-3	B CH 86 C CH 86 F CH 86 F FF 91 F FF 92 X CH 87 1-2 ② SF9 1-2 2-3 3-H	4	0	0	1	1	0	3
6 David Freese, R (1, 5) OBP: 0.316, SLG: 0.358 24 Hank Conger, L (8, 2) OBP: 0.288, SLG: 0.317		B FF 88 F FF 89 B SL 80 B SI 89 X SI 90 3-1 28 1B 17 1B 1B	C SI 91 F SL 81 X FF 91 0-2 1-3 2B		B FF 91 1 SAFE S SL 81 1 SAFE F SI 90 B FF 90 B SI 91 B SL 80 4-2 28 FC4-6 1-2 BB		1 SAFE 1 SAFE C FF 92 F SL 84 B SL 87 1 SAFE X FF 93 1-2 ③ G1-3		C SI 88 S CU 69 B FF 90 B SL 77 B SI 89 B SI 89 4-2 22 1B BB	B CH 87 X FF 91 1-0 ③ F9	3	1	2	0	1	0	1
28 Brennan Boesch, L (1, 10) OBP: 0.179, SLG: 0.216 24 C.J. Cron, R (9, PH) OBP: 0.293, SLG: 0.460 (9, 10)		B FS 79 1 SAFE S SI 89 F FS 79 F CU 73 X CU 73 1-2 19 SH1-3 17 1B 1-2 1B	B CU 74 B FS 80 X FS 79 2-0 ③ F8		X FS 80 0-0 ② FC4-6 17 FC6-4 1-2f 2-3			C FF 92 F FF 94 B FF 93 B SL 89 F FF 94 B SL 88 X SL 88 3-2 8 SH3-4 17 PB 56 2B 1B	F SI 89 B FF 88 F CH 82 F FF 90 1 SAFE F SL 78 S FF 88 1-3 ② K		4 1	1 0	2 0	0 0	0 1	0 1	4 1
17 Chris Iannetta, R (1, 2) OBP: 0.375, SLG: 0.422 22 Tony Campana, L (8, PR) OBP: 0.177, SLG: 0.213 (8, 7)		B SL 82 X SL 83 1-0 19 SH1-3 1-2 2-H 1B		B CU 73 F FF 89 X SL 79 1-1 ① L7	B SL 81 B SL 80 F SL 82 X SI 91 2-1 ③ FC6-4 1-2f			B SL 87 B SL 88 F FF 92 F FF 93 B FF 93 B FF 92 4-2 8 SH3-4 56 2B 1-2 BB	B FF 89 X FF 88 1-0 1-3 1B	3 1	0 1	1 1	1 0	1 0	0 0	2 0
19 Efren Navarro, L (1, 7) OBP: 0.309, SLG: 0.344 7 Collin Cowgill, R (6, PH) OBP: 0.339, SLG: 0.374 (6, 7) 8 John McDonald, R (8, PH) OBP: 0.241, SLG: 0.171 (8, 5)	X SI 90 0-0 ① SH1-3 1-2 2-3			C FF 90 B FS 79 C CU 73 S SL 81 1-3 ② K		C FF 89 X FF 90 0-1 ① P6		L FF 92 2 SAFE B FF 94 B FF 93 D FF 93 X FF 92 3-1 ① SH3-4 1-2 2-3	B CU 69 X FF 88 1-0 ③ L7	1 1 1	0 0 0	0 0 0	0 0 0	0 0 0	1 0 2	0 0 2
Inning Stats	R: 1 E: 1 K: 1 S: 12 H: 1 LOB: 1 BB: 0 P: 19	R: 1 E: 0 K: 1 S: 13 H: 3 LOB: 2 BB: 0 P: 21	R: 0 E: 0 K: 1 S: 11 H: 2 LOB: 2 BB: 0 P: 16	R: 1 E: 1 K: 2 S: 17 H: 1 LOB: 1 BB: 0 P: 25	R: 0 E: 0 K: 0 S: 9 H: 1 LOB: 2 BB: 1 P: 17	R: 0 E: 0 K: 2 S: 8 H: 0 LOB: 0 BB: 0 P: 8	R: 0 E: 0 K: 0 S: 10 H: 0 LOB: 1 BB: 1 P: 17	R: 3 E: 0 K: 1 S: 16 H: 3 LOB: 2 BB: 1 P: 31	R: 0 E: 0 K: 1 S: 11 H: 1 LOB: 2 BB: 1 P: 19	R: 1 E: 0 K: 1 S: 11 H: 1 LOB: 2 BB: 2 P: 24	1B: 9 2B: 3 3B: 1 HR: 0 SF: 1 SAC: 2 DP: 0 HBP: 0						

PITCHER		IP	WLS	BF	H	R	ER	SO	BB	IBB	HBP	BLK	WP	HR	S	P	ERA	WHIP
47 Ricky Nolasco, R ERA: 5.87	(1, 1)	5.0		26	8	3	2	5	1	0	0	0	0	0	62	98	3.60	1.800
64 Aaron Thompson, L ERA:	(6, 1)	0.2		2	0	0	0	1	0	0	0	0	0	0	5	5	0.00	0.000
51 Anthony Swarzak, R ERA: 4.08	(6, 1)	1.1		5	0	0	0	1	1	0	0	0	0	0	13	20	0.00	0.750
50 Casey Fien, R ERA: 3.57	(8, 1)	0.0		2	1	2	2	0	1	0	0	0	0	0	6	13	∞	∞
57 Ryan Pressly, R ERA: 2.29	(8, 1)	0.1	H	1	0	0	0	0	0	0	0	0	0	0	2	5	0.00	0.000

PITCHER		IP	WLS	BF	H	R	ER	SO	BB	IBB	HBP	BLK	WP	HR	S	P	ERA	WHIP
52 Brian Duensing, L ERA: 3.44	(8, 1)	0.0	B	1	1	0	0	0	0	0	0	0	0	0	2	5	∞	∞
59 Michael Tonkin, R ERA: 5.52	(8, 1)	0.2		3	1	1	1	1	0	0	0	0	0	0	6	8	13.50	1.500
56 Caleb Thielbar, L ERA: 3.38	(9, 1)	1.0		5	1	0	0	1	1	0	0	0	0	0	11	19	0.00	2.000
61 Jared Burton, R ERA: 4.29	(10, 1)	1.0	L	6	1	1	1	1	1	1	0	0	0	0	11	24	9.00	2.000

TOP

Los Angeles Angels @ Minnesota Twins

Target Field, Minneapolis, MN

Fri Sep 05 2014, 7:14 PM - 11:41 PM CDT

Att. 23,477 - Partly Cloudy - 66 F

livebaseballscorecards.com

AB	42
R	7
H	13
RBI	7
BB	6
SO	10
LOB	28

WP: 0 PA: 51
PB: 1
SB: 2
CS: 0

Batter	1	2	3	4	5	6	7	8	9	10	AB	R	H	RBI	BB	SO	LOB
39 Danny Santana, S (1, 6) (10, 8) OBP: 0.356, SLG: 0.475	B FF 86 C FF 88 B FF 88 F FF 89 X CH 84 2-2 7 WP 2 G6-3 19 SF8 1B		F SI 87 B CH 80 B SI 87 B SI 89 X FF 89 3-1 ① F8	F SI 88 S FF 89 B FF 87 X CH 83 1-2 2 S 2-3 1B		1 SAFE B FF 90 F FF 89 F FF 89 1 SAFE F FF 91 X FF 90 1-2 ③ G5-3			C SI 88 X SI 89 0-1 2 S 24 2B 1B	B FF 96 B FF 95 B FF 94 C FF 94 C FF 93 F FF 94 X FF 95 3-2 ③ G4-3	6	2	3	0	0	0	1
2 Brian Dozier, R (1, 4) OBP: 0.349, SLG: 0.417	F FF 89 1 SAFE 1 SAFE S FF 89 D SL 81 1 SAFE X FF 90 1-2 ① G6-3 1-2		B KC 73 B KC 73 C CH 80 S FF 89 B FF 89 F FF 90 B CH 82 4-2 19 1B BB	1 SAFE B SL 79 B FF 89 1 SAFE B KC 78 C SL 78 C SL 80 X SL 80 3-2 ③ L7 1-2			C FF 93 B FF 92 B CU 80 B SI 92 B SI 91 4-1 7 1B BB		S SL 84 B SL 83 F SL 83 F SI 89 D SL 82 F SL 82 B SL 82 F SL 83 B SI 89 4-2 24 2B 1-2 BB		2	1	0	0	3	0	3
7 Joe Mauer, L (1, 3) OBP: 0.356, SLG: 0.371	C KC 73 B FF 89 B FF 90 C CH 82 B SI 90 B CH 84 4-2 2-3 BB		1 SAFE C KC 73 B SI 88 B CH 81 X SI 88 2-1 ② F7		F FF 88 X FF 89 0-1 ① G4-3		C SI 92 1 SAFE X CU 80 0-1 19 G3 1-3 1B		S CH 79 B SI 89 C SI 89 F CH 80 B SI 89 X SI 88 2-2 ① F7		4	0	1	0	1	0	3
19 Kennys Vargas, S (1, 10) OBP: 0.331, SLG: 0.493	X KC 75 0-0 ② SF8 3-H		X CH 81 0-0 24 FC6-4 1-2 1B		B FF 93 F SL 80 C FF 91 F CH 73 F FF 91 B FF 92 B CH 74 F CH 73 X SL 81 3-2 ② G4-3		B FF 93 B SI 92 B FF 93 F SI 92 X CH 84 3-1 ① G3 1-2		C SI 90 X CH 81 0-1 ② F7		4	0	1	1	0	0	4
24 Trevor Plouffe, R (1, 5) OBP: 0.321, SLG: 0.425 9 Eduardo Núñez, R (9, PR) OBP: 0.290, SLG: 0.401 (10, 5)	C FF 88 B FF 88 S SL 80 X SL 79 1-2 ③ P4		B FF 88 X SL 78 1-0 ③ FC6-4 1-2f		B FF 92 C SL 79 B CH 75 B SL 80 X FF 92 3-1 ③ G5-3		S CH 85 D CH 86 F CH 84 C FF 93 1-3 ② K		B SL 82 S SL 83 X SL 83 1-1 1-H 2-H 2B		5 0	0 0	1 0	2 0	0 0	1 0	5 0
31 Oswaldo Arcia, L (1, 9) OBP: 0.291, SLG: 0.433		B CH 86 F SI 87 F CH 80 B FF 88 X SL 81 2-2 HR		C CH 86 B CH 86 F KC 72 B FF 88 B FF 90 X CH 83 3-2 ① F8		S FF 89 F CH 85 S FF 90 0-3 ① K X CU 77 0-0 ③ F7			I IN 74 I IN 75 I IN 76 I IN 76 4-0 IBB		4	1	1	1	1	1	2
43 Josmil Pinto, R (1, 2) OBP: 0.333, SLG: 0.438	B FF 88 F FF 88 C FF 89 B FF 89 B FF 90 D SL 81 4-2 12 CS BB		B SL 79 F FF 89 F FF 88 B FF 89 B SL 82 X FF 90 3-2 32 1B 2B		B FF 89 B FF 90 X FF 88 2-0 32 1B 2B		C SI 87 F SI 87 B SL 81 X SL 80 1-2 ① F8		C SL 82 C SI 89 X SL 82 0-2 ③ G6-3		4	2	2	0	1	0	2
12 Chris Herrmann, L (1, 7) OBP: 0.204, SLG: 0.152 1 Jordan Schafer, L (8, 7) OBP: 0.326, SLG: 0.312 5 Eduardo Escobar, S (10, 6) OBP: 0.316, SLG: 0.398	B FF 88 B SI 89 C SI 89 F SI 89 B SI 89 1 SAFE S SI 89 3-3 ①② K 1-2		B SI 87 B SI 87 C SI 87 F KC 72 X CH 82 2-2 ② F7		C KC 82 S CH 86 X CH 85 0-2 ② F8		F SL 80 X SL 80 0-1 ② G5-3		C FF 96 X CU 82 0-1 ① G1-3		3 1 1	0 0 0	0 0 0	0 0 0	1 0 0	3 0 0	3 0 0
32 Aaron Hicks, S (1, 8) OBP: 0.339, SLG: 0.266 (10, 7)	B SI 88 C SI 87 C CH 80 F CH 82 S CH 83 1-3 ③ K		B SI 88 X SI 87 1-0 39 1B 2-H 1B		X KC 84 0-0 2-H 1B		B SL 79 B SL 80 C SI 88 F FF 89 X SL 80 2-2 ③ F8		S CH 84 F FF 95 B CU 81 B FF 95 F CH 84 X FF 96 2-2 ② G6-3		5	0	2	2	0	1	0
Inning Stats	R: 1 E: 0 K: 0 S: 12 H: 1 LOB: 1 BB: 1 P: 20	R: 1 E: 0 K: 2 S: 12 H: 1 LOB: 0 BB: 1 P: 22	R: 0 E: 0 K: 0 S: 9 H: 1 LOB: 2 BB: 1 P: 19	R: 1 E: 0 K: 0 S: 16 H: 3 LOB: 2 BB: 0 P: 29	R: 0 E: 0 K: 0 S: 10 H: 0 LOB: 0 BB: 0 P: 16	R: 1 E: 0 K: 1 S: 13 H: 2 LOB: 1 BB: 0 P: 16	R: 0 E: 0 K: 1 S: 9 H: 1 LOB: 2 BB: 1 P: 17	R: 0 E: 0 K: 0 S: 8 H: 0 LOB: 0 BB: 0 P: 11	R: 2 E: 0 K: 0 S: 18 H: 2 LOB: 2 BB: 2 P: 29	R: 0 E: 0 K: 0 S: 10 H: 0 LOB: 0 BB: 0 P: 15	1B: 7 2B: 4 3B: 0 HR: 1 SF: 1 SAC: 0 DP: 1 HBP: 0	WP: 1 PB: 0 SB: 2 CS: 1 PA: 46					

PITCHER		IP	WLS	BF	H	R	ER	SO	BB	IBB	HBP	BLK	WP	HR	S	P	ERA	WHIP
52 Matt Shoemaker, R ERA: 3.25	(1, 1)	4.0		20	6	3	3	2	3	0	0	0	1	1	49	90	6.75	2.250
64 Mike Morin, R ERA: 2.5	(5, 1)	1.0		3	0	0	0	0	0	0	0	0	0	0	10	16	0.00	0.000
59 Fernando Salas, R ERA: 2.63	(6, 1)	1.0		5	2	1	1	1	0	0	0	0	0	0	13	16	9.00	2.000
62 Yoslan Herrera, R ERA: 4.5	(7, 1)	0.2		4	1	0	0	1	1	0	0	0	0	0	8	16	0.00	3.000
35 Wade LeBlanc, L ERA: 9.49	(7, 1)	0.1		1	0	0	0	0	0	0	0	0	0	0	1	1	0.00	0.000

PITCHER		IP	WLS	BF	H	R	ER	SO	BB	IBB	HBP	BLK	WP	HR	S	P	ERA	WHIP
38 Joe Smith, R ERA: 2.0	(8, 1)	1.0	H	3	0	0	0	0	0	0	0	0	0	0	8	11	0.00	0.000
16 Huston Street, R ERA: 1.36	(9, 1)	1.0	W	7	2	2	2	0	1	1	0	0	0	0	18	29	18.00	3.000
40 Kevin Jepsen, R ERA: 1.96	(10, 1)	1.0	S	3	0	0	0	0	0	0	0	0	0	0	10	15	0.00	0.000

BOTTOM

Los Angeles Angels @ Minnesota Twins

Target Field, Minneapolis, MN

Fri Sep 05 2014, 7:14 PM - 11:41 PM CDT

Att. 23,477 - Partly Cloudy - 66 F

livebaseballscorecards.com

AB	39
R	6
H	11
RBI	6
BB	6
SO	4
LOB	23

Batter	1	2	3	4	5	6	7	8	9	AB	R	H	RBI	BB	SO	LOB
56 Kole Calhoun, L (1, 9) OBP: 0.329, SLG: 0.452	C FF 92 X FF 92 0-1 47 2B 1B	S FF 92 X FF 92 0-1 ③ F9		C KC 76 X FF 91 0-1 ③ F7			C FF 91 S FF 93 S FF 92 0-3 ② K		1 SAFE F CH 86 1 SAFE 1 SAFE 1 SAFE S CH 86 1 SAFE B FF 92 F CH 86 1-2 ② 1 SAFE F CH 87 X FF 92 L4 1-2	5	1	1	0	0	1	2
27 Mike Trout, R (1, 8) OBP: 0.368, SLG: 0.545	B FF 93 T FF 93 S FF 93 F FF 94 F FF 90 S KC 79 1-3 ① K		F FF 90 F FF 92 B FC 87 F FC 88 B FF 93 F FF 93 X FC 89 2-2 ① P3		F FF 91 F FF 92 B KC 77 S FF 93 1-3 ① K		B FF 92 F FF 92 B FF 92 F FF 92 C FF 94 2-3 ③ K		B SL 86 B SL 86 S CH 87 D CH 87 S CH 87 F CH 88 B CH 87 4-2 5 2B BB	4	1	0	0	1	3	1
5 Albert Pujols, R (1, 3) OBP: 0.330, SLG: 0.467	F FF 93 X FF 94 0-1 ② P3		F FF 93 F FF 94 B FC 88 X FC 89 1-2 HR		C FF 92 F FF 93 B KC 77 F KC 76 X FC 87 1-2 ② G5-3			C SL 88 X FF 93 0-1 47 3B 1B	B SL 86 C CH 87 C FF 92 X CH 88 1-2 1-H 2-H 47 1B 2B	5	3	3	3	0	0	1
47 Howie Kendrick, R (1, 4) OBP: 0.338, SLG: 0.375	1 SAFE C FF 93 S SI 92 F KC 79 F FC 89 X FF 93 0-2 1-H 2B		X FF 93 0-0 6 1B 1B		C KC 74 B SI 91 B SI 91 X FC 88 2-1 ③ G6-3			S SL 88 X SL 88 0-1 1-H 2 SF9 3B	B SL 83 X FF 91 1-0 2-H 1B	5	1	4	3	0	0	0
2 Erick Aybar, S (1, 6) OBP: 0.323, SLG: 0.383	F FF 92 X FF 92 0-1 ③ G6-3		1 SAFE B SI 90 X SI 90 1-0 ② F9			C FF 90 F FF 91 B FC 87 C FC 88 1-3 ① K		F FF 92 B SL 87 X FF 93 1-1 ① SF9 3-H	I IN 72 I IN 73 I IN 74 I IN 75 4-0 IBB	3	0	0	1	1	1	2
6 David Freese, R (1, 5) OBP: 0.318, SLG: 0.362 8 John McDonald, R (8, 5) OBP: 0.238, SLG: 0.169		F FF 92 C FF 93 X FF 93 0-2 24 1B 2B	C FF 92 1 SAFE B SI 90 B FF 90 B FC 88 X FF 92 3-1 1-2 1B			F FF 92 F SI 90 B KC 78 F FC 86 X KC 77 1-2 ② G6-3		B FF 92 F FF 93 C CU 80 S FF 94 1-3 ② K	C FF 91 B SL 83 D SL 83 C FF 92 F FF 94 B FF 94 S FF 94 3-3 ③ K	4 1	1 0	2 0	0 0	0 0	1 1	0 2
17 Chris Iannetta, R (1, 2) OBP: 0.374, SLG: 0.417		F FF 92 F KC 77 B FC 88 C FC 89 1-3 ① K	X FF 93 0-0 ③ F9			F FF 92 H FF 92 1-1 HBP		C CU 80 B SL 90 X SL 89 1-1 ③ F7		3	0	0	0	0	1	3
28 Brennan Boesch, L (1, 7) OBP: 0.163, SLG: 0.195 7 Collin Cowgill, R (9, 7) OBP: 0.339, SLG: 0.374		C FF 92 S FF 92 B FF 93 B FC 89 B FC 90 F FF 93 X FF 93 3-2 ② F7		F FF 91 S FF 92 F FF 92 X KC 77 0-2 ① G4-3		F FF 90 F FF 90 F FC 88 B FC 88 S FF 92 1-3 ③ K			X FF 92 0-0 ① G4-3	4 0	0 0	0 0	0 0	0 0	1 0	2 0
24 C.J. Cron, R (1, 10) OBP: 0.297, SLG: 0.461 22 Tony Campana, L (9, PR) OBP: 0.177, SLG: 0.213 (9, 10)		C FF 93 X KC 79 0-1 2-H 1B		S FF 91 C FF 93 S FF 92 0-3 ② K			F FF 91 X FF 93 0-1 ① L9		B FF 92 S FF 92 C FF 92 F FF 92 X CH 86 1-2 56 E 5 2B 1B	4 0	0 1	2 0	1 0	0 0	1 0	0 0
Inning Stats	R: 1 E: 0 K: 1 S: 16 H: 2 LOB: 1 BB: 0 P: 17	R: 1 E: 0 K: 1 S: 14 H: 2 LOB: 1 BB: 0 P: 18	R: 1 E: 0 K: 0 S: 13 H: 3 LOB: 2 BB: 0 P: 20	R: 0 E: 0 K: 1 S: 9 H: 0 LOB: 0 BB: 0 P: 9	R: 0 E: 0 K: 1 S: 9 H: 0 LOB: 0 BB: 0 P: 13	R: 0 E: 0 K: 2 S: 12 H: 0 LOB: 1 BB: 0 P: 16	R: 0 E: 0 K: 2 S: 8 H: 0 LOB: 0 BB: 0 P: 10	R: 2 E: 0 K: 1 S: 11 H: 2 LOB: 0 BB: 0 P: 14	R: 3 E: 1 K: 1 S: 21 H: 3 LOB: 2 BB: 2 P: 36	1B: 7 2B: 3 3B: 1 HR: 1 SF: 1 SAC: 0 DP: 0 HBP: 1						

PITCHER		IP	WLS	BF	H	R	ER	SO	BB	IBB	HBP	BLK	WP	HR	S	P	ERA	WHIP
45 Phil Hughes, R ERA: 3.55	(1, 1)	7.0		29	7	3	3	8	0	0	1	0	0	1	81	103	3.86	1.000
50 Casey Fien, R ERA: 3.81	(8, 1)	1.0	B	5	2	2	2	1	0	0	0	0	0	0	11	14	18.00	2.000
61 Jared Burton, R ERA: 4.71	(9, 1)	0.2	L	5	2	3	3	0	1	0	0	0	0	0	16	23	40.50	4.500
51 Anthony Swarzak, R ERA: 4.06	(9, 1)	0.1		3	1	0	0	1	0	1	0	0	0	0	5	13	0.00	3.000

PITCHER	IP	WLS	BF	H	R	ER	SO	BB	IBB	HBP	BLK	WP	HR	S	P	ERA	WHIP

TOP

Los Angeles Angels @ Minnesota Twins

Target Field, Minneapolis, MN

Sat Sep 06 2014, 6:11 PM - 9:31 PM CDT

Att. 28,924 - Clear - 77 F

livebaseballscorecards.com

AB	38
R	8
H	12
RBI	8
BB	2
SO	10
LOB	13

WP: 0 PA: 42
PB: 0
SB: 0
CS: 0

Batter	1	2	3	4	5	6	7	8	9	AB	R	H	RBI	BB	SO	LOB
39 Danny Santana, S (1, 8) OBP: 0.358, SLG: 0.475 27 Chris Parmelee, L (2, PH) OBP: 0.309, SLG: 0.390 (3, 7) 12 Chris Herrmann, L (9, PR) OBP: 0.204, SLG: 0.152	B B FF 89 B FF 92 C FF 91 C FF 91 B FF 92 4-2 2 G5-4-3 BB	1 SAFE B SL 74 1 SAFE 1 SAFE 1-0 ③ CS 1-2	B SI 83 F FF 84 C SL 74 X CU 66 1-2 HR	1 SAFE 1 SAFE B FF 92 C FF 93 S CU 79 D CU 82 F CH 84 X CU 82 2-2 ③ G4-3 1-2		B SI 88 C CU 74 X CU 78 1-1 ② G4-3		C SI 89 S CH 81 D CH 82 X CH 82 1-2 2 G3-4-1 1-2 1B	0 0 0 0 1 0 0 4 1 2 1 0 0 1 0 0 0 0 0 0 0						
2 Brian Dozier, R (1, 4) OBP: 0.347, SLG: 0.414	1 SAFE X FF 92 0-0 ①② G5-4-3 1-2f	B SI 84 B CH 76 B CH 77 C SI 85 C SI 84 S CH 77 3-3 ① K	C FF 94 C FF 95 B FF 96 B SL 85 F FF 95 X FF 94 2-2 ① L6		C CU 74 F FF 86 B CH 77 B FF 87 S CH 75 2-3 ③ K		D SL 83 X SL 82 1-0 ②③ G3-4-1 1-2f	5 0 0 0 0 2 3						
7 Joe Mauer, L (1, 3) OBP: 0.359, SLG: 0.376	C FF 92 B CH 86 F FF 93 X FF 93 1-2 1B	C SI 85 F SL 73 B SL 76 X SI 85 1-2 ② G6-3	B FF 96 C FF 96 B CH 89 B FF 94 C FF 94 B FF 95 4-2 19 G6-1 BB					B SI 86 X SI 86 1-0 2B		3 0 2 0 1 0 0						
19 Kennys Vargas, S (1, 10) OBP: 0.323, SLG: 0.480	F FF 93 B CU 76 B FF 93 S CH 85 X FF 93 2-2 ③ G4-3	X CH 78 0-0 ③ G1-3	F FF 95 X FF 95 0-1 ② G6-1 1-2					F FF 88 F FF 88 C SL 80 0-3 ① K		4 0 0 0 0 1 3						
24 Trevor Plouffe, R (1, 5) OBP: 0.320, SLG: 0.423		C FF 92 C SL 82 B FF 94 B CU 76 F SL 84 B CH 87 B SL 82 4-2 31 G4-3 5 HR BB	B CH 78 B SI 85 B SI 83 C SI 85 C CH 78 C SI 86 3-3 ① K	F FF 96 C FF 96 F FF 96 B SL 85 F FF 96 F SL 83 S FF 96 1-3 ③ K				X SI 88 0-0 ② G6-3		3 1 0 0 1 2 2						
31 Oswaldo Arcia, L (1, 9) OBP: 0.291, SLG: 0.429		C FF 93 X FF 92 0-1 ① G4-3 1-2	C FF 87 F FF 87 B FF 86 F FF 87 S SL 74 1-3 ② K		B FF 93 C FF 93 S FF 94 B FF 95 S FF 94 2-3 ① K			I IN 80 I IN 81 I IN 79 I IN 81 4-0 8 FC6-4 IBB		3 0 0 0 1 2 1						
8 Kurt Suzuki, R (1, 2) OBP: 0.349, SLG: 0.381		B FF 93 B FF 92 B SL 84 C FF 92 X FF 93 3-1 ② L9	B CH 80 X SI 86 1-0 5 2B 32 1B 1B		B FF 94 X FF 93 1-0 ② F9			B SI 87 X SI 87 1-0 ③ FC6-4 1-2f		4 1 1 0 0 0 3						
5 Eduardo Escobar, S (1, 6) OBP: 0.317, SLG: 0.410		X FF 91 0-0 2-H HR	C CH 78 X CU 68 0-1 32 1B 1-3 2B		F FF 93 F FF 95 X SL 83 0-2 ③ L9				C SI 88 B SI 88 C SI 89 F CH 81 B SI 88 X CH 80 2-2 ① L9	4 2 2 2 0 0 0						
32 Aaron Hicks, S (1, 7) OBP: 0.349, SLG: 0.275 (3, 8)		B FF 92 B CU 76 B CH 86 C CH 86 D FF 92 4-1 27 CS BB	C CH 83 F CH 83 B FF 93 D CH 84 X FF 93 2-2 27 S 2-H 3-H 1B				B SI 87 C SI 88 B CH 78 F SI 88 C SI 87 2-3 ① K		B SI 88 C SI 88 B SL 83 X SI 88 2-1 27 1B 1B	3 0 2 2 1 1 0						
Inning Stats	R: 0 E: 0 K: 0 S: 9 H: 1 LOB: 1 BB: 1 P: 16	R: 2 E: 0 K: 0 S: 9 H: 1 LOB: 0 BB: 2 P: 21	R: 1 E: 0 K: 1 S: 10 H: 1 LOB: 0 BB: 0 P: 15	R: 2 E: 0 K: 2 S: 17 H: 3 LOB: 1 BB: 0 P: 26	R: 0 E: 0 K: 1 S: 14 H: 0 LOB: 1 BB: 1 P: 21	R: 0 E: 0 K: 1 S: 7 H: 0 LOB: 0 BB: 0 P: 10	R: 0 E: 0 K: 2 S: 8 H: 0 LOB: 0 BB: 0 P: 13	R: 0 E: 0 K: 1 S: 6 H: 1 LOB: 2 BB: 1 P: 12	R: 0 E: 0 K: 0 S: 10 H: 2 LOB: 2 BB: 0 P: 16	1B: 5 2B: 2 3B: 0 HR: 2 SF: 0 SAC: 0 DP: 2 HBP: 0		WP: 0 PB: 0 SB: 1 CS: 1 PA: 39				

BOTTOM

Los Angeles Angels @ Minnesota Twins

Target Field, Minneapolis, MN

Sat Sep 06 2014, 6:11 PM - 9:31 PM CDT

Att. 28,924 - Clear - 77 F

livebaseballscorecards.com

AB	33
R	5
H	9
RBI	5
BB	5
SO	8
LOB	13

PITCHER		IP	WLS	BF	H	R	ER	SO	BB	IBB	HBP	BLK	WP	HR	S	P	ERA	WHIP
46 Cory Rasmus, R ERA: 2.81	(1, 1)	1.2		9	2	2	2	0	3	0	0	0	0	1	18	36	10.80	3.000
41 Michael Roth, L ERA: 7.0	(2, 1)	2.0		8	3	3	3	3	0	0	0	0	0	1	20	31	13.50	1.500
62 Yoslan Herrera, R ERA: 4.35	(4, 1)	0.1		2	1	0	0	0	0	0	0	0	0	0	7	11	0.00	3.000
68 Cam Bedrosian, R ERA: 6.28	(5, 1)	2.0		7	0	0	0	2	1	0	0	0	0	0	21	31	0.00	0.500
35 Wade LeBlanc, L ERA: 8.78	(7, 1)	1.0		3	0	0	0	2	0	0	0	0	0	0	8	13	0.00	0.000
38 Joe Smith, R ERA: 1.98	(8, 1)	1.0	W	5	1	0	0	1	0	1	0	0	0	0	6	12	0.00	1.000
16 Huston Street, R ERA: 1.33	(9, 1)	1.0	S	4	2	0	0	0	0	0	0	0	0	0	10	16	0.00	2.000

Los Angeles Angels @ Minnesota Twins

Target Field, Minneapolis, MN

Sun Sep 07 2014, 1:13 PM - 4:33 PM CDT

Att. 25,419 - Sunny - 75 F

TOP

livebaseballscorecards.com

Batter	1	2	3	4	5	6	7	8	9	AB	R	H	RBI	BB	SO	LOB
2 Erick Aybar, S (1, 6) OBP: 0.323, SLG: 0.383	M SI 87 B SI 88 X CH 79 1-1 L9 ①		X SI 89 0-0 F8 ①		B SI 90 X SL 83 1-0 SF8 ② 3-H	X CH 83 0-0 27 2B; 5 WP; 1B	B SI 94 S SL 87 F SL 87 F CU 84 X FF 94 1-2 12 1B; 27 G1-3; 47 1B; 1B	D SI 90 F FF 89 D SL 81 X SI 91 2-1 F8 ③		4	1	2	1	0	0	1
13 Luis Jimenez, R (7, PR) OBP: 0.214, SLG: 0.192										1	1	0	0	0	0	2
(7, 5)																
27 Mike Trout, R (1, 8) OBP: 0.370, SLG: 0.552	B SI 89 C SI 88 S SL 83 C SI 90 1-3 K ②		B SI 90 D CH 80 X CH 80 2-0 HR 2-H		B SI 88 C SL 83 B SL 81 F CH 79 B SI 90 F SL 82 B SI 91 4-2 5 1B; 47 3B; BB	F FF 90 D FF 90 B SL 82 X FF 89 2-1 5 WP; 5 2B; 2B 1-3	S FF 94 X SL 88 0-1 G1-3 ② 1-2 2-3		C SI 88 H SI 88 1-1 8 BB; 12 1B; HBP	4	3	2	2	1	1	2
18 Gordon Beckham, R (7, 4) OBP: 0.271, SLG: 0.344										0	0	0	0	0	0	0
5 Albert Pujols, R (1, 10) OBP: 0.331, SLG: 0.469	C SI 88 F CH 80 S SL 83 0-3 K ③		B SI 89 X SI 88 1-0 G4-3 ②		C FF 91 B FF 91 1 SAFE X FF 90 1-1 47 3B; 1B 1-2	B SL 83 F FF 94 B SL 84 F FF 94 X FF 93 2-2 6 WP; 17 1B; 2B 2-H 3-H	B SI 93 F SL 88 X CU 82 1-1 47 1B 2-3 3-H 1B		X FF 87 0-0 8 BB 1-2 1B	4	2	2	1	0	1	0
12 Shawn O'Malley, S (7, PH) OBP: 1.000, SLG: 1.000										2	0	2	1	0	0	0
(7, 10)																
(9, 9)																
47 Howie Kendrick, R (1, 4) OBP: 0.342, SLG: 0.386		C SI 86 F SI 87 F CH 79 B SL 82 F SL 82 X CU 70 1-2 HR	X SI 88 0-0 G5-3 ③		B SL 77 F FF 90 S SL 77 X CH 81 1-2 3B 1-H 2-H	C SL 81 F SL 84 F FF 93 B FF 94 F FF 96 B SL 84 F FF 96 F FF 95 4-2 6 WP; 17 1B; BB B SL 85	B FF 96 C CU 81 X SL 88 1-1 1-2 3-H 1B		B FF 88 F SI 88 S SL 76 C SL 78 1-3 K ①	4	2	3	4	1	0	0
22 Tony Campana, L (7, PR) OBP: 0.175, SLG: 0.210										1	0	0	0	0	1	2
(7, 8)																
6 David Freese, R (1, 5) OBP: 0.319, SLG: 0.362		B CH 79 C CH 80 X SI 88 1-1 1B	C CU 67 B SI 89 X SI 88 1-1 L8 ①		B FF 89 F FF 90 X FC 90 1-1 L4 ③	C FF 92 B SL 84 B FF 94 B FF 93 F FF 95 F FF 95 F FF 95 B SL 84 4-2 17 1B; BB 1-2 2-3	X FF 95 0-0 P3 ③		C SI 88 B SL 76 B SI 88 F SI 87 B SI 88 F SI 88 B SI 88 4-2 1-2 2-3 BB	3	0	1	0	1	0	1
8 John McDonald, R (6, 5) OBP: 0.244, SLG: 0.167										1	0	0	0	1	0	2
(7, 6)																
17 Chris Iannetta, R (1, 2) OBP: 0.372, SLG: 0.415		C SI 88 1 SAFE X FF 89 0-1 F8 ①	X SI 88 0-0 G3 ②			K 1-3 1B		F SI 90 F SL 79 B SI 91 S SL 80 1-3 K2-3 ①	F SL 78 S SI 91 D SL 79 T FF 91 1-2 K ②	4	0	1	2	0	1	1
44 John Buck, R (8, PH) OBP: 0.287, SLG: 0.279										2	0	0	0	0	2	3
(8, 2)																
10 Grant Green, R (1, 7) OBP: 0.307, SLG: 0.381		1 SAFE C FF 90 X CH 80 0-1 L7 ②	B SI 88 S CU 69 B SL 82 F SI 89 S SL 84 2-3 K ③			E3 24 HR P5		X SL 80 0-0 19 1B; 1B	F SI 87 T SL 79 B FF 90 X SL 78 1-2 G4-3 ③	2	0	0	0	0	1	1
56 Kole Calhoun, L (5, 9) OBP: 0.328, SLG: 0.450										4	1	1	0	0	0	5
35 Wade LeBlanc, L (9, 1)										0	0	0	0	0	0	0
24 C.J. Cron, R (1, 3) OBP: 0.302, SLG: 0.483		B SI 89 C FF 88 F SL 84 B SI 90 F CH 82 F CH 81 X SI 90 2-2 G6-3 ③	X SI 88 0-0 E8 2 SF8; 2B			C SL 80 B FF 89 1 SAFE X FF 88 1-1 1-H HR	C FF 93 B CU 80 X SI 93 1-1 27 G1-3; 2 1B; 12 1B; 1B	B FF 92 F SI 89 B SL 82 C SL 81 F SI 90 F FF 91 B SL 80 X SI 91 3-2 1-3 1B		3	2	2	2	0	0	1
19 Efren Navarro, L (6, 3) OBP: 0.319, SLG: 0.354										2	1	2	0	0	0	0
7 Collin Cowgill, R (1, 9) OBP: 0.336, SLG: 0.374			B SI 88 F CH 79 X CH 79 1-1 27 HR; 2B		B SI 89 C SI 86 X SL 82 1-1 G6-3 ① B FF 90 S CH 82 X SL 79 1-1 G6-3 ②		F FF 94 X SL 88 0-1 L4 ① S SL 81 F FF 90 S SI 91 0-3 K ②			5	1	1	0	0	1	4
(5, 7)																

	AB	R	H	RBI	BB	SO	LOB
	46	14	19	13	4	8	25

Inning Stats																																
	R: 0	H: 0	R: 1	H: 2	R: 2	H: 2	R: 0	H: 0	R: 3	H: 3	R: 6	H: 5	R: 2	H: 4	R: 0	H: 2	R: 0	H: 1	1B: 11	SF: 1	WP: 2	PA: 52
	E: 0	LOB: 0	E: 0	LOB: 1	E: 0	LOB: 0	K: 1	LOB: 0	E: 1	LOB: 1	E: 1	LOB: 2	E: 0	LOB: 2	E: 0	LOB: 2	E: 0	LOB: 3	2B: 4	SAC: 0	PB: 0	
	K: 2	BB: 0	K: 0	BB: 0	K: 0	BB: 0	S: 6	BB: 0	K: 0	BB: 1	K: 1	BB: 2	K: 0	BB: 0	K: 2	BB: 0	K: 2	BB: 1	3B: 1	DP: 0	SB: 0	
	S: 8	P: 10	S: 16	P: 20	S: 6	P: 10	S: 6	P: 9	S: 14	P: 23	S: 29	P: 47	S: 15	P: 19	S: 14	P: 20	S: 14	P: 22	HR: 3	HBP: 1	CS: 0	

PITCHER		IP	WLS	BF	H	R	ER	SO	BB	IBB	HBP	BLK	WP	HR	S	P	ERA	WHIP
38 Logan Darnell, L ERA: 8.64	(1, 1)	4.2	L	20	5	5	5	3	1	0	0	0	0	2	43	62	9.64	1.286
58 A.J. Achter, R ERA: 9.0	(5, 1)	1.0		9	5	5	4	1	0	0	0	0	0	1	19	29	36.00	5.000
48 Lester Oliveros, R ERA: 67.5	(6, 1)	0.1		5	2	2	0	0	2	0	0	0	2	0	17	28	0.00	12.000
57 Ryan Pressly, R ERA: 3.05	(7, 1)	1.0		7	4	2	2	0	0	0	0	0	0	0	15	19	18.00	4.000
52 Brian Duensing, L ERA: 3.38	(8, 1)	1.0		5	2	0	0	2	0	0	0	0	0	0	14	20	0.00	2.000

PITCHER		IP	WLS	BF	H	R	ER	SO	BB	IBB	HBP	BLK	WP	HR	S	P	ERA	WHIP
56 Caleb Thielbar, L ERA: 3.3	(9, 1)	1.0		6	1	0	0	2	1	0	1	0	0	0	14	22	0.00	2.000

Batter	1	2	3	4	5	6	7	8	9	AB	R	H	RBI	BB	SO	LOB
2 Brian Dozier, R (1, 4) OBP: 0.347, SLG: 0.414	B CU 75 C FF 91 C CH 86 X SL 82 1-2 9 1B 1B	B CH 85 B SL 82 C FF 91 B FF 89 F SI 91 F SI 88 X FF 91 3-2 ② SF9 2-3 3-H			B FC 87 C FF 89 B CU 78 C SI 91 B FF 91 F FF 89 X FF 92 3-2 ① F9		C FF 88 T FF 89 S FF 90 0-3 ② K		B SI 88 B SI 88 B SI 89 C SI 87 X FF 85 3-1 ③ F8	2	0	1	1	0	0	0
17 Doug Bernier, R (7, 4)										2	0	0	0	0	1	2
9 Eduardo Núñez, R (1, 7) OBP: 0.289, SLG: 0.398	B SI 91 B SI 92 1 SAFE F SI 92 B FC 89 F FF 92 X SI 92 3-2 19 G5-4-3 1-2 1B	X CU 76 0-0 ③ L9			C FF 89 F FF 88 C SI 91 0-3 ② K		B FF 89 X FF 89 1-0 ③ P2			4	0	1	0	0	1	3
7 Joe Mauer, L (1, 10) OBP: 0.357, SLG: 0.373	B SI 92 C SI 92 B CH 87 F SI 91 D FC 85 F FF 92 C FC 88 3-3 ① K		B FF 90 X CU 76 1-0 ① G4-3		C FF 89 T SI 92 B SI 92 S SI 90 1-3 ③ K			C FF 89 S FF 89 S FF 90 0-3 ① K		3	0	0	0	0	2	2
26 Eric Fryer, R (8, PH) OBP: 0.274, SLG: 0.299 (9, 10)										1	0	0	0	0	1	0
19 Kennys Vargas, S (1, 3) OBP: 0.321, SLG: 0.493	F FF 92 2 SAFE X FF 89 0-1 ②③ G5-4-3 1-2f		S FF 92 B SL 83 B CU 78 X FF 90 2-1 ② P6			B CU 76 B FF 90 C FC 88 C FC 87 B SI 90 X FC 88 3-2 ① G1-3		B FF 90 B SI 90 X FF 90 2-0 HR		4	1	1	1	0	0	2
24 Trevor Plouffe, R (1, 5) OBP: 0.322, SLG: 0.422		F CH 85 B FF 89 B SI 91 F SI 91 B SI 88 F FF 90 B SI 88 4-2 27 BB 43 BB 32 2B BB	C SI 89 B CU 77 B FC 88 B SI 91 B FC 88 4-1 BB			F FC 87 B FF 89 X FC 87 1-1 ② G6-3		C FF 90 C SI 91 B SL 80 B FF 91 X FF 90 2-2 1B		1	1	0	0	2	0	0
12 Chris Herrmann, L (7, 7) OBP: 0.220, SLG: 0.170										1	0	1	0	0	0	0
43 Josmil Pinto, R (1, 2) OBP: 0.331, SLG: 0.429	C SI 91 B FF 89 B SI 91 B FF 91 B SI 92 4-1 27 BB 32 2B 1-2 BB	B CH 85 F FF 88 F FF 89 X SI 91 1-2 ③ G4-3				C FC 87 C SL 82 B SI 92 B SL 82 S FF 91 2-3 ③ K		B FF 89 C FF 89 S FF 89 B FF 89 F FF 89 F FF 90 F FF 89 S FF 90 2-3 ② K		3	1	0	0	1	2	2
27 Chris Parmelee, L (1, 9) OBP: 0.308, SLG: 0.385		B FF 91 S SL 84 S SL 83 B SL 83 B SI 92 B FF 91 4-2 32 2B 2 SF9 1-2 2-3 BB		T FF 90 F CU 79 S FF 92 0-3 ① K			F SI 90 B FF 89 B FC 88 B SL 84 X FF 91 3-1 ① F7	B SI 89 X SI 89 1-0 ③ G4-3		3	1	0	0	1	1	1
5 Eduardo Escobar, S (1, 6) OBP: 0.317, SLG: 0.408		B FC 87 B FF 91 X FF 89 2-0 ① L5		B FF 89 X FF 88 1-0 ② G6-3			C FF 90 F FC 88 X CU 78 0-2 32 E 1B		C SI 87 S CH 77 B SI 88 B FF 87 B FF 86 X SI 88 3-2 ① F8	4	0	1	0	0	0	3
32 Aaron Hicks, S (1, 8) OBP: 0.347, SLG: 0.281		C CU 76 C SL 82 X FF 90 0-2 2 SF9 1-3 2-H 3-H 2B		S CU 78 B CU 79 B FF 89 C FC 88 S SL 84 2-3 ③ K			F FC 87 D SL 83 X FC 87 1-1 FC6 1-2		C SI 89 B CH 78 B CH 76 F SI 88 S CH 76 2-3 ② K	4	0	1	2	0	2	1
Inning Stats	R: 0 E: 0 K: 1 S: 12 H: 2 LOB: 1 BB: 0 P: 19	R: 3 E: 0 K: 0 S: 15 H: 1 LOB: 1 BB: 3 P: 32	R: 0 E: 0 K: 0 S: 7 H: 0 LOB: 1 BB: 1 P: 15	R: 0 E: 0 K: 2 S: 7 H: 0 LOB: 0 BB: 0 P: 10	R: 0 E: 0 K: 2 S: 10 H: 0 LOB: 0 BB: 0 P: 14	R: 0 E: 0 K: 1 S: 8 H: 0 LOB: 0 BB: 0 P: 14	R: 0 E: 1 K: 1 S: 11 H: 1 LOB: 2 BB: 0 P: 16	R: 1 E: 0 K: 2 S: 14 H: 2 LOB: 1 BB: 0 P: 21	R: 0 E: 0 K: 1 S: 8 H: 0 LOB: 0 BB: 0 P: 16	1B: 4 2B: 1 3B: 0 HR: 1 SF: 1 SAC: 0 DP: 1 HBP: 0	WP: 0 PB: 0 SB: 0 CS: 0 PA: 37					

PITCHER		IP	WLS	BF	H	R	ER	SO	BB	IBB	HBP	BLK	WP	HR	S	P	ERA	WHIP
33 C.J. Wilson, L ERA: 4.64	(1, 1)	6.1	W	27	4	3	3	6	4	0	0	0	0	0	66	115	4.26	1.263
63 Vinnie Pestano, R ERA: 4.15	(7, 1)	1.2		7	2	1	1	3	0	0	0	0	0	1	18	26	5.40	1.200
35 Wade LeBlanc, L ERA: 8.16	(9, 1)	1.0		3	0	0	0	1	0	0	0	0	0	0	8	16	0.00	0.000

PITCHER	IP	WLS	BF	H	R	ER	SO	BB	IBB	HBP	BLK	WP	HR	S	P	ERA	WHIP

BOTTOM

Los Angeles Angels @ Minnesota Twins

Target Field, Minneapolis, MN

Sun Sep 07 2014, 1:13 PM - 4:33 PM CDT

Att. 25,419 - Sunny - 75 F

livebaseballscorecards.com

AB	32
R	4
H	6
RBI	4
BB	4
SO	10
LOB	16

Los Angeles Angels @ Cleveland Indians

Progressive Field, Cleveland, OH

Mon Sep 08 2014, 1:08 PM - 4:23 PM EDT

Att. 15,116 - Sunny - 74 F

TOP

livebaseballscorecards.com

Batter	1	2	3	4	5	6	7	8	9	AB	R	H	RBI	BB	SO	LOB
56 Kole Calhoun, L (1, 9) OBP: 0.336, SLG: 0.461	1-0 5 G1-4-3 27 1B 1B		4-1 BB		2-0 2-H HR	1-1 ③ 1B			4-1 27 1B 5 HR BB	3	2	3	2	2	0	0
27 Mike Trout, R (1, 8) OBP: 0.372, SLG: 0.552 22 Tony Campana, L (9, 8) OBP: 0.175, SLG: 0.210	1-1 5 G1-4-3 1-2 1B		3-3 ② K		1-3 ② K		4-2 5 1B 47 1B BB		2-2 1-2 5 HR 1B	4 0	2 0	2 0	0 0	1 0	2 0	1 0
5 Albert Pujols, R (1, 10) OBP: 0.333, SLG: 0.475	2-2 ① ② G1-4-3 1-2f 2-3		0-0 ③ F9		0-1 47 1B 6 HR 1B		1-0 47 1B 1-2 6 G4-6-3 1B		1-1 1-H 2-H HR	5	3	3	3	0	0	3
47 Howie Kendrick, R (1, 4) OBP: 0.344, SLG: 0.394 13 Luis Jimenez, R (9, 5) OBP: 0.214, SLG: 0.192	1-3 ③ K			0-1 ① G5-3	1-0 6 HR 1-2 1B		1-1 6 G4-6-3 1-3 2-H 1B		2-2 HR	5 0	2 0	3 0	2 0	0 0	1 0	1 0
6 David Freese, R (1, 5) OBP: 0.319, SLG: 0.368 8 John McDonald, R (7, 5) OBP: 0.244, SLG: 0.167 18 Gordon Beckham, R (9, PH) OBP: 0.271, SLG: 0.343 (9, 6)		2-2 ① F9		1-2 ② G6-3	2-2 1-H 2-H HR		1-0 ① ② G4-6-3 1-2f 3-H		3-2 ① F9	4 0 1	1 0 0	1 0 0	3 0 0	0 0 0	0 0 0	1 0 0
2 Erick Aybar, S (1, 6) OBP: 0.323, SLG: 0.382 10 Grant Green, R (9, PH) OBP: 0.315, SLG: 0.400 (9, 4)		0-0 ② G6-3		0-1 ③ G6-3	0-0 24 S 1B		0-0 ③ G4-3		2-2 2B	4 1	0 0	1 1	0 0	0 0	0 0	0 0
24 C.J. Cron, R (1, 3) OBP: 0.306, SLG: 0.481 19 Efren Navarro, L (8, 3) OBP: 0.317, SLG: 0.352		4-0 BB	1-2 24 1B 7 G5-3 1B	3-2 F8				0-1 ① G1-3	1-0 ② F7	3 1	1 0	1 0	0 0	1 0	0 0	1 1
24 Hank Conger, L (1, 2) OBP: 0.286, SLG: 0.314		3-3 ③ K			2-2 7 G5-3 56 HR 1-3 1B	2-3 ① K		1-2 ② K	1-1 ③ F8	5	1	1	0	0	3	2
7 Collin Cowgill, R (1, 7) OBP: 0.331, SLG: 0.368			1-2 ① G6-3		1-2 ① G5-3 1-2 3-H	1-2 ② F8		0-2 ③ F7		4	0	0	1	0	0	1

	AB	R	H	RBI	BB	SO	LOB
AB	40						
R		12					
H			16				
RBI				11			
BB					4		
SO						6	
LOB							11

Inning Stats																																
	R: 0	H: 2		R: 0	H: 0		R: 0	H: 0		R: 0	H: 0		R: 6	H: 7		R: 0	H: 1		R: 2	H: 2		R: 0	H: 0		R: 4	H: 4		1B: 11	SF: 0		WP: 0	PA: 44	
	E: 0	LOB: 1		E: 0	LOB: 1		E: 0	LOB: 1		E: 0	LOB: 0		E: 0	LOB: 1		E: 0	LOB: 1		E: 0	LOB: 0		E: 0	LOB: 0		E: 0	LOB: 1		2B: 1	SAC: 0		PB: 0		
	K: 1	BB: 0		K: 1	BB: 1		K: 1	BB: 1		K: 1	BB: 0		K: 1	BB: 0		K: 1	BB: 0		K: 0	BB: 1		K: 0	BB: 0		K: 0	BB: 1		3B: 0	DP: 2		SB: 1		
	S: 11	P: 16		S: 8	P: 17		S: 9	P: 17		S: 7	P: 8		S: 31	P: 44		S: 8	P: 12		S: 8	P: 15		S: 9	P: 10		S: 21	P: 37		HR: 4	HBP: 0		CS: 0		

PITCHER		IP	WLS	BF	H	R	ER	SO	BB	IBB	HBP	BLK	WP	HR	S	P	ERA	WHIP
31 Danny Salazar, R ERA: 4.19	(1, 1)	4.2	L	23	8	6	6	4	2	0	0	0	0	2	58	91	11.57	2.143
34 Zach McAllister, R ERA: 5.97	(5, 1)	2.0		9	4	2	2	1	1	0	0	0	0	0	23	37	9.00	2.500
57 Kyle Crockett, L ERA: 1.78	(7, 1)	0.1		1	0	0	0	0	0	0	0	0	0	0	1	1	0.00	0.000
49 Austin Adams, R ERA: 11.81	(8, 1)	1.0		3	0	0	0	1	0	0	0	0	0	0	9	10	0.00	0.000
50 Nick Hagadone, L ERA: 2.18	(9, 1)	0.0		2	1	2	2	0	1	0	0	0	0	0	6	12	∞	∞

PITCHER		IP	WLS	BF	H	R	ER	SO	BB	IBB	HBP	BLK	WP	HR	S	P	ERA	WHIP
56 Bryan Price, R ERA: 20.25	(9, 1)	1.0		6	3	2	2	0	0	0	0	0	0	2	15	25	18.00	3.000

Los Angeles Angels @ Cleveland Indians

Progressive Field, Cleveland, OH

Mon Sep 08 2014, 1:08 PM - 4:23 PM EDT

Att. 15,116 - Sunny - 74 F

livebaseballscorecards.com

BOTTOM

Batter	1	2	3	4	5	6	7	8	9	AB	R	H	RBI	BB	SO	LOB
24 Michael Bourn, L (1, 8) OBP: 0.323, SLG: 0.378 62 Tyler Holt, R (8, 8) OBP: 0.340, SLG: 0.304	B FF 84 F SI 85 F CU 71 S FF 89 1-3 ① K			B SI 86 C CU 69 F CH 79 B FC 88 X SI 87 2-2 ① G4-3	S CU 71 B FF 85 X CH 77 1-1 ③ G3-1		C FF 94 C SL 83 B FF 94 B FF 94 X SL 83 2-2 ② F7		B FF 100 B FF 96 F FF 97 B FF 94 B FF 96 4-1 1-2 BB	4 0	0 0	0 0	0 0	0 1	1 0	2 0
11 José Ramírez, S (1, 6) OBP: 0.289, SLG: 0.325	B SI 85 C CU 69 F CU 69 X SI 86 1-2 ② G4-3			C FF 86 X SL 79 0-1 ② L9		C SI 84 C FF 85 B FF 86 B CH 77 X CH 77 2-2 ① G3-1	F SL 82 B FF 94 S FF 95 F FF 94 X SL 82 1-2 ③ G4-3		B FF 95 B FF 97 B FF 97 C FF 98 F FF 97 S FF 98 3-3 ③ K	5	0	0	0	0	1	3
23 Michael Brantley, L (1, 7) OBP: 0.374, SLG: 0.495 6 Zach Walters, S (9, 7) OBP: 0.248, SLG: 0.435	C FF 86 X FC 87 0-1 ③ G3			C CU 69 X CU 68 0-1 1B		B CH 79 X FF 86 1-0 ② L7		B FF 90 C FF 89 F CH 85 B FF 90 X FF 90 2-2 ① F9		4 0	0 0	1 0	0 0	0 0	0 0	0 0
41 Carlos Santana, S (1, 3) OBP: 0.366, SLG: 0.435 36 Jesús Aguilar, R (9, 3) OBP: 0.250, SLG: 0.130		B FF 84 X FC 85 1-0 22 L3 1B		B CH 81 1 SAFE C SI 85 B SI 87 1 SAFE C FF 86 1 SAFE B FF 86 T CU 71 3-2 ③ K		X FF 85 0-0 22 BB 8 1B 1B		B FF 90 B FF 91 X FF 91 2-0 ② P4		4 0	1 0	2 0	0 0	0 0	1 0	1 0
22 Jason Kipnis, L (1, 4) OBP: 0.318, SLG: 0.342 1 Justin Sellers, R (9, 4) OBP: 0.316, SLG: 0.188		C SI 85 X FC 85 0-1 ① ② L3 1-1			B SI 86 C CU 69 B FF 85 X FF 84 2-1 8 HR 2B	B SI 85 C CH 78 S CU 70 F FF 88 F FF 87 B SI 86 F CU 69 B CH 78 B CU 67 4-2 8 1B 1-2 BB		C FF 91 C KC 84 X FF 91 0-2 1B		3 0	1 0	2 0	0 0	1 0	0 0	1 0
8 Lonnie Chisenhall, L (1, 5) OBP: 0.354, SLG: 0.459		B SI 87 C CU 70 F SI 87 F FC 87 B SL 80 X CH 78 2-2 ③ F7			B CH 77 X CH 78 1-0 2-H HR	B SI 86 B SI 87 C CU 69 C FF 87 F FF 86 B FC 86 X SI 87 3-2 1-3 2-H 1B		B FF 90 C KC 81 S FF 91 X CH 86 1-2 ③ G4-3		4	1	2	3	0	0	1
10 Yan Gomes, R (1, 2) OBP: 0.321, SLG: 0.472 53 Chris Gimenez, R (9, 2) OBP: 0.336, SLG: 0.355			S FF 87 B FF 88 B CU 71 F CU 69 X FF 89 2-2 ① F9		F FF 86 B SL 81 X SL 81 1-1 ① G6-3	B CU 71 X SL 80 1-0 ③ F8			B FF 95 B FF 97 C FF 97 B FF 99 B FF 97 4-1 62 BB BB	3 0	0 0	0 0	0 0	0 1	0 0	2 0
72 Jason Giambi, L (1, 10) OBP: 0.237, SLG: 0.302 39 JB Shuck, L (7, PR) OBP: 0.185, SLG: 0.236 (8, 10)			B FF 85 C SI 86 B SI 86 X CU 69 2-1 ② P6		B SI 86 B SI 86 B CH 78 C FF 85 F FF 86 B FF 87 4-2 BB		B SI 93 X FF 93 1-0 2B		C FF 99 B FF 98 X FF 97 1-1 ① P5	2 1	0 0	1 0	0 0	1 0	0 0	0 1
7 David Murphy, L (1, 9) OBP: 0.323, SLG: 0.381			B FF 86 B CU 69 F FF 86 C SI 86 X FC 88 2-2 ③ L6		C CU 71 B SI 86 X FF 85 1-1 ② F7		F CH 84 X SL 82 0-1 ① P4		F FF 96 S SL 89 S SL 88 0-3 ② K	4	0	0	0	0	1	3
Inning Stats	R: 0 E: 0 K: 1 S: 8 H: 0 LOB: 0 BB: 0 P: 10	R: 0 E: 0 K: 0 S: 7 H: 1 LOB: 0 BB: 0 P: 10	R: 0 E: 0 K: 0 S: 8 H: 0 LOB: 0 BB: 0 P: 14	R: 0 E: 0 K: 1 S: 10 H: 1 LOB: 1 BB: 0 P: 15	R: 2 E: 0 K: 0 S: 11 H: 2 LOB: 1 BB: 1 P: 21	R: 1 E: 0 K: 0 S: 15 H: 2 LOB: 2 BB: 1 P: 26	R: 0 E: 0 K: 0 S: 10 H: 1 LOB: 1 BB: 0 P: 14	R: 0 E: 0 K: 0 S: 10 H: 1 LOB: 1 BB: 0 P: 15	R: 0 E: 0 K: 2 S: 10 H: 0 LOB: 2 BB: 2 P: 22	1B: 5 2B: 3 3B: 0 HR: 1 SF: 0 SAC: 0 DP: 1 HBP: 0						WP: 0 PB: 0 SB: 0 CS: 0 PA: 38	

	AB	34
	R	3
	H	8
	RBI	3
	BB	4
	SO	4
	LOB	14

PITCHER		IP	WLS	BF	H	R	ER	SO	BB	IBB	HBP	BLK	WP	HR	S	P	ERA	WHIP
36 Jered Weaver, R ERA: 3.58	(1, 1)	6.0	W	25	6	3	3	2	2	0	0	0	0	1	59	96	4.50	1.333
39 Jason Grilli, R ERA: 3.31	(7, 1)	1.0		4	1	0	0	0	0	0	0	0	0	0	10	14	0.00	1.000
59 Fernando Salas, R ERA: 2.58	(8, 1)	1.0		4	1	0	0	0	0	0	0	0	0	0	10	15	0.00	1.000
49 Jairo Díaz, R ERA:	(9, 1)	1.0		5	0	0	0	2	2	0	0	0	0	0	10	22	0.00	2.000

PITCHER	IP	WLS	BF	H	R	ER	SO	BB	IBB	HBP	BLK	WP	HR	S	P	ERA	WHIP

Batter	1	2	3	4	5	6	7	8	9	AB	R	H	RBI	BB	SO	LOB
56 Kole Calhoun, L (1, 9) OBP: 0.334, SLG: 0.465	C FF 88 C FF 88 X FF 88 0-2 HR		B CH 82 X CH 83 1-0 ① L4		B FF 89 X SL 83 1-0 ② FC9			1 SAFE S SL 79 S SL 79 S SL 80 S SL 80 1-2 K F FF 90 F FF 90 F FF 91 0-3 ② K		5	1	1	1	0	2	3
27 Mike Trout, R (1, 8) OBP: 0.372, SLG: 0.554	C FF 89 B FF 89 F SL 84 B FF 89 S SL 84 2-3 ① K		C CU 78 B SL 84 F FF 90 B FF 89 B CH 85 F FF 90 F SL 83 X SL 85 3-2 5 G6-4-3 1B		B FF 90 C SL 84 B FF 90 X FF 91 2-1 ③ F8			C SL 82 C SL 82 X FF 96 0-2 5 FC5-2 2-H 3B	B FF 91 X FF 93 1-0 ① G6-3	5	0	2	1	0	1	0
5 Albert Pujols, R (1, 3) OBP: 0.330, SLG: 0.471	X FF 90 0-0 ② F8		B FF 90 X SL 82 1-0 ② G6-4-3 1-2			C FF 89 B FF 88 F SL 82 B CU 79 F CH 83 X SL 86 2-2 ① G6-3		X FF 96 0-0 ② FC5-2 6 BB 47 1B 2 2B 3-H	C FF 93 S SL 84 B SL 84 B FF 92 X FF 93 2-2 ② G1-4-3	5	1	0	0	0	0	2
47 Howie Kendrick, R (1, 4) OBP: 0.345, SLG: 0.394	F FF 90 X SL 83 0-1 1B		C CU 78 B FF 89 X SL 83 1-1 ③ L8			X CU 78 0-0 ② G6-3		C SL 80 B FF 94 X FF 94 1-1 6 BB 2 2B 1-2 1B	B FF 92 X FF 93 1-0 ③ G6-3	5	1	2	0	0	0	1
6 David Freese, R (1, 5) OBP: 0.318, SLG: 0.366 12 Shawn O'Malley, S (8, PR) OBP: 1.000, SLG: 1.000 8 John McDonald, R (8, 5) OBP: 0.244, SLG: 0.167	C SL 82 B FF 88 1 SAFE X FF 88 1-1 ③ F7			C FF 89 B FF 88 X FF 90 1-1 FC9 2 G4-3 28 SF7		S SL 83 C FF 89 B SL 85 X FF 89 1-2 ③ F8		B CH 83 F FF 94 F FF 95 B SL 82 B FF 95 D SL 82 4-2 2 2B 18 BB 1-2 2-3 BB		3 0 0	1 1 0	0 0 0	0 0 0	1 0 0	0 0 0	1 0 0
2 Erick Aybar, S (1, 6) OBP: 0.322, SLG: 0.383		B FF 87 C CH 82 F SL 81 B SL 83 C FF 90 2-3 ① K		F FF 88 X CU 78 0-1 ① G4-3 2-3			B CU 74 F CH 82 X FF 89 1-1 ① G4-3	B FF 89 F FF 90 B FF 91 S FF 92 B SL 86 F FF 93 X FF 92 3-2 18 BB 7 3B 1-3 2-H 3-H 2B		4	1	1	2	0	1	1
28 Brennan Boesch, L (1, 10) OBP: 0.152, SLG: 0.186 17 Chris Iannetta, R (8, PH) OBP: 0.374, SLG: 0.415 (8, 2)		C FF 90 X CU 78 0-1 ② G3		B CU 79 B CH 85 X SL 83 2-0 ② SF7 3-H			F FF 89 B CH 84 B FF 90 F FF 89 F FF 90 S SL 85 2-3 ② K	I IN 72 I IN 71 I IN 72 I IN 68 4-0 18 BB 7 3B IBB		2 0	0 1	0 0	1 0	0 1	1 0	0 0
24 Hank Conger, L (1, 2) OBP: 0.286, SLG: 0.315 18 Gordon Beckham, R (8, PH) OBP: 0.272, SLG: 0.343 40 Kevin Jepsen, R (8, 1) 64 Mike Morin, R (9, 1)		X FF 90 0-0 7 FC6-4 1B		B CH 84 B FF 88 X FF 89 2-0 ③ FC9			F SL 83 B CU 78 B CH 83 X FF 87 2-1 ③ F7	B FF 90 B FF 91 B FF 92 C FF 90 B FF 91 4-1 7 3B 1-2 2-3 3-H BB		3 0 0 0	0 1 0 0	1 0 0 0	0 1 0 0	0 1 0 0	0 0 0 0	0 0 0 0
7 Collin Cowgill, R (1, 7) OBP: 0.333, SLG: 0.379		C SL 83 T FF 90 B FF 89 X CU 79 1-2 ③ FC6-4 1-2f			F FF 89 B CU 77 F SL 83 B CU 79 S SL 84 2-3 ① K			B SL 82 C CH 82 C FF 90 X SL 84 1-2 56 S 27 3B 1B X FF 92 X FF 93 0-1 1-H 2-H 3-H 3B		4	1	2	3	0	1	1

Inning Stats																								
	R: 1 E: 0 K: 1 S: 11	H: 2 LOB: 1 BB: 0 P: 14	R: 0 E: 0 K: 1 S: 9	H: 1 LOB: 1 BB: 0 P: 12	R: 0 E: 0 K: 0 S: 9	H: 1 LOB: 1 BB: 0 P: 15	R: 1 E: 1 K: 0 S: 6	H: 0 LOB: 0 BB: 0 P: 11	R: 0 E: 0 K: 1 S: 6	H: 0 LOB: 0 BB: 0 P: 11	R: 0 E: 0 K: 0 S: 8	H: 0 LOB: 0 BB: 0 P: 11	R: 0 E: 0 K: 1 S: 8	H: 0 LOB: 0 BB: 0 P: 13	R: 7 E: 0 K: 2 S: 24	H: 5 LOB: 2 BB: 3 P: 42	R: 0 E: 0 K: 0 S: 5	H: 0 LOB: 0 BB: 0 P: 9	1B: 5 2B: 1 3B: 2 HR: 1	SF: 1 SAC: 0 DP: 0 HBP: 0	WP: 0 PB: 0 SB: 1 CS: 0	PA: 40				

PITCHER		IP	WLS	BF	H	R	ER	SO	BB	IBB	HBP	BLK	WP	HR	S	P	ERA	WHIP
48 Colby Lewis, R ERA: 5.29	(1, 1)	7.0	L	27	5	3	2	4	0	0	0	0	0	1	60	91	2.57	0.714
50 Michael Kirkman, L ERA: 3.86	(8, 1)	0.1		1	0	0	0	1	0	0	0	0	0	0	3	4	0.00	0.000
55 Roman Mendez, R ERA: 2.7	(8, 1)	0.1		4	2	0	0	0	1	0	0	0	0	0	8	13	0.00	9.000
46 Robbie Ross Jr., L ERA: 6.59	(8, 1)	0.1		5	2	6	6	1	1	1	0	0	0	0	10	21	162.00	9.000
44 Spencer Patton, R ERA:	(9, 1)	1.0		3	0	0	0	0	0	0	0	0	0	0	5	9	0.00	0.000

PITCHER	IP	WLS	BF	H	R	ER	SO	BB	IBB	HBP	BLK	WP	HR	S	P	ERA	WHIP

TOP

Los Angeles Angels @ Texas Rangers

Globe Life Park in Arlington, Arlington, TX

Tue Sep 09 2014, 8:09 PM - 11:13 PM EDT

Att. 26,054 - Clear - 96 F

livebaseballscorecards.com

AB	36
R	9
H	9
RBI	9
BB	3
SO	6
LOB	9

BOTTOM

Batter	1	2	3	4	5	6	7	8	9	AB	R	H	RBI	BB	SO	LOB
2 Leonys Martin, L (1, 8) OBP: 0.329, SLG: 0.374	C SI 88 B SL 81 B SI 88 X SI 88 2-1 ① P6		M CH 82 X CH 83 0-1 ② F8		B CU 76 1 SAFE C CU 76 X SI 88 1-1 19 FC3-6 1B 1-2			B FF 95 B FF 96 B FF 96 B FF 94 4-0 29 1B 16 2B BB	C FF 92 B CH 74 B FF 93 F FF 92 F FF 93 S CH 74 2-3 ② K	4	1	1	0	1	1	2
19 Daniel Robertson, R (1, 7) OBP: 0.339, SLG: 0.340	C SI 89 B CH 82 F SI 89 B SI 92 F CH 83 B CU 76 X SI 91 3-2 ② F7		C CU 76 B CU 77 B SI 91 B SI 90 C SI 90 X CH 85 3-2 ③ G5-3		T SI 90 F FC 86 B SI 90 B SI 91 X SI 92 2-2 ③ FC3-6 1-2f			B FF 96 C FF 95 F FF 96 B CU 84 B CU 83 F FF 96 F FF 95 C FF 95 3-3 ① K	C SL 80 C CH 74 F FF 92 X FF 93 0-2 ③ P3	5	0	0	0	0	1	5
9 Adam Rosales, R (1, 10) OBP: 0.364, SLG: 0.462	B SI 90 F SI 90 B FC 85 X CH 83 2-1 29 CS 1B			B CH 83 X CU 74 1-0 ① L5		B SL 80 C SL 79 F FF 93 B FF 94 F FF 93 X FF 93 2-2 ① P4		C FF 96 C FF 96 B FF 96 X FF 95 1-2 ② F8		4	0	1	0	0	0	1
29 Adrián Beltré, R (1, 5) OBP: 0.389, SLG: 0.499 7 J.P. Arencibia, R (9, 3) OBP: 0.222, SLG: 0.335	B SI 88 B CH 83 C CH 84 F FC 85 1 SAFE 2-2 ③ CS 1-2	B SI 90 X SI 91 1-0 6 SH1 16 1B 1B	C CU 76 B SI 90 F SI 91 X CU 74 1-2 HR		B SL 80 B FF 93 B SL 80 C SL 79 B FF 93 4-1 BB		C CH 86 F FF 94 F FF 95 X FF 96 0-2 16 2B 1-3 1B		3	2	3	1	1	0	0
										0	0	0	0	0	0	0
16 Ryan Rua, R (1, 3) OBP: 0.318, SLG: 0.333 (9, 5)		B CH 81 F CH 82 B SI 90 X CH 83 2-1 6 SH1 1-2 1B	C SI 92 B SI 93 B SI 92 C CH 84 X CH 84 2-2 ② G5-3		B SL 81 F FF 92 B CU 83 B SL 82 X SL 81 2-2 ② L4		B FF 95 C FF 97 B CU 83 F FF 95 X CU 83 2-2 1-H 3-H 2B		4	0	2	2	0	0	1
6 Tomás Telis, S (1, 2) OBP: 0.225, SLG: 0.250		X SI 87 0-0 ① SH1 1-2 2-3	F SI 93 B CH 84 F CH 83 F CH 82 B SC 78 X CH 83 2-2 ③ G4-3		B CH 85 C SL 82 X SL 80 1-1 ③ G4-3		B FF 95 C FF 95 X CH 87 1-1 ③ G6-3		3	0	0	0	0	0	2
3 Luis Sardinas, S (1, 6) OBP: 0.289, SLG: 0.271		X CH 82 0-0 ② P4		C SI 90 F SL 82 B SI 91 X SI 91 1-2 ① G3		C FF 88 X CH 84 0-1 ① G6-3		B SL 79 B SI 92 C FF 91 C SI 91 X CH 76 2-2 ① G4-3	4	0	0	0	0	0	2
15 Michael Choice, R (1, 9) OBP: 0.251, SLG: 0.316		C CH 83 X FC 87 0-1 ③ FC9		B CU 74 F CH 82 B SI 92 B SI 92 B CH 83 4-1 2 1B BB		C FF 89 B FF 90 F FF 90 S KC 83 1-3 ② FC		C FF 93 B SL 80 H SL 80 2-1 60 DI HBP	2	0	0	0	1	0	2
60 Guilder Rodriguez, S (1, 4)			C SI 88 S SI 89 B SI 90 S SI 90 1-3 ① K		F SI 90 F SI 90 B SI 90 C SI 89 1-3 ② K		B FF 90 F FF 90 B CH 85 F FF 90 S FF 90 2-3 ③ K	B FF 91 C FF 92 B SI 91 F FF 93 B CH 75 B FF 92 4-2 1-2 BB	3	0	0	0	1	3	1
Inning Stats	R: 0 E: 0 K: 0 S: 10 H: 1 LOB: 0 BB: 0 P: 19	R: 0 E: 0 K: 0 S: 7 H: 2 LOB: 2 BB: 0 P: 10	R: 0 E: 0 K: 1 S: 8 H: 0 LOB: 0 BB: 0 P: 12	R: 1 E: 0 K: 0 S: 11 H: 1 LOB: 0 BB: 0 P: 17	R: 0 E: 0 K: 1 S: 12 H: 1 LOB: 2 BB: 1 P: 21	R: 0 E: 0 K: 0 S: 10 H: 0 LOB: 1 BB: 1 P: 19	R: 0 E: 0 K: 1 S: 8 H: 0 LOB: 0 BB: 0 P: 11	R: 2 E: 0 K: 1 S: 17 H: 2 LOB: 1 BB: 1 P: 28	R: 0 E: 0 K: 1 S: 14 H: 0 LOB: 2 BB: 1 P: 24	1B: 5 2B: 1 3B: 0 HR: 1	SF: 0 SAC: 1 DP: 0 HBP: 1					

PITCHER		IP	WLS	BF	H	R	ER	SO	BB	IBB	HBP	BLK	WP	HR	S	P	ERA	WHIP
53 Héctor Santiago, L ERA: 3.38	(1, 1)	5.0	W	20	5	1	1	2	1	0	0	0	0	1	48	79	1.80	1.200
39 Jason Grilli, R ERA: 3.24	(6, 1)	1.0	H	4	0	0	0	0	1	0	0	0	0	0	10	19	0.00	1.000
59 Fernando Salas, R ERA: 2.53	(7, 1)	1.0	H	3	0	0	0	2	0	0	0	0	0	0	8	11	0.00	0.000
40 Kevin Jepsen, R ERA: 2.23	(8, 1)	1.0		6	2	2	2	1	1	0	0	0	0	0	17	28	18.00	3.000
64 Mike Morin, R ERA: 2.45	(9, 1)	1.0		5	0	0	0	1	1	0	1	0	0	0	14	24	0.00	1.000

PITCHER	IP	WLS	BF	H	R	ER	SO	BB	IBB	HBP	BLK	WP	HR	S	P	ERA	WHIP

Los Angeles Angels @ Texas Rangers

Globe Life Park in Arlington, Arlington, TX

Tue Sep 09 2014, 8:09 PM - 11:13 PM EDT

Att. 26,054 - Clear - 96 F

livebaseballscorecards.com

AB	32
R	3
H	7
RBI	3
BB	4
SO	5
LOB	16

WP: 0 PB: 0 SB: 0 CS: 1 PA: 39

Los Angeles Angels @ Texas Rangers

Globe Life Park in Arlington, Arlington, TX

Wed Sep 10 2014, 8:09 PM - 11:43 PM EDT

Att. 26,611 - Clear - 98 F

TOP

livebaseballscorecards.com

Batter	1	2	3	4	5	6	7	8	9	AB	R	H	RBI	BB	SO	LOB
56 Kole Calhoun, L (1, 9) OBP: 0.334, SLG: 0.472	B SI 88 F SI 88 X SL 85 1-1 P5 ①	F SI 90 1 SAFE C CU 78 F SL 84 C FF 90 0-3 K ②		F CU 78 F CU 78 X FF 90 0-2 G3-1 ③		1 SAFE C SI 92 B FF 88 X SI 91 1-1 1-3 2B	B CH 83 F FF 92 B CH 83 S CH 84 S CH 84 2-3 K ③		F FF 91 B SI 90 B SI 88 X SL 88 2-1 HR	6	1	2	1	0	2	6
27 Mike Trout, R (1, 8) OBP: 0.373, SLG: 0.551	B FF 90 F SL 85 F SI 89 B FF 89 H SI 89 3-2 5 3B HBP	B CU 78 1 SAFE B FF 88 S SL 85 B FF 91 X SL 86 3-1 FC9 ③			B FF 86 C FF 87 C FF 87 B SL 84 B FF 88 F FF 88 B FF 89 4-2 5 1B 47 G4-6-3 BB	I IN 71 I IN 71 I IN 71 I IN 72 4-0 5 G6-4-3 IBB		B FF 92 C CH 83 S FF 91 B CH 84 C CU 80 2-3 K ①	B SI 89 X SL 88 1-0 G6-3 ②	3	2	0	0	2	1	1
5 Albert Pujols, R (1, 3) OBP: 0.332, SLG: 0.477	B FF 90 C SL 86 1 SAFE F SI 89 1 SAFE B SI 88 X SL 85 2-2 47 1B 1-H 3B		B SI 89 B SL 84 X FF 89 2-0 2B ①		B SL 84 F SI 90 F SI 89 1 SAFE X CU 78 1-2 47 G4-6-3 1-3 1B	B SL 85 D SL 86 C FF 91 F FF 93 F SL 87 X FF 93 2-2 G6-4-3 ②③ 1-2f		C CU 80 X CH 85 0-1 E6 19 3B	B FF 91 X FF 90 1-0 G6-3 ③	6	2	3	1	0	0	3
47 Howie Kendrick, R (1, 4) OBP: 0.347, SLG: 0.394	B CU 78 F SL 86 X FF 88 1-1 6 1B 2 1B 3-H 1B		C FF 90 F SL 84 B CU 77 X SL 84 1-2 G6-3 ②		C SL 83 T SL 84 D SL 85 X SL 85 1-2 G4-6-3 ①② 1-2f 3-H		C FF 96 B FF 96 F SL 87 F SL 90 B FF 96 X SL 86 2-2 2 WP 6 1B 28 FC4-6 1B	B FF 91 I IN 70 I IN 69 I IN 70 4-0 19 3B IBB		4	2	2	1	1	0	1
6 David Freese, R (1, 5) OBP: 0.322, SLG: 0.369 12 Shawn O'Malley, S (7, PR) OBP: 1.000, SLG: 1.500 8 John McDonald, R (7, 5) OBP: 0.244, SLG: 0.167 19 Efren Navarro, L (8, PH) OBP: 0.321, SLG: 0.372 18 Gordon Beckham, R (8, PR) OBP: 0.272, SLG: 0.343 (8, 5)	C FF 88 1 SAFE 1 SAFE 1 SAFE X SI 89 0-1 2 1B 1-2 1B		F FF 88 B SI 90 B CU 79 X SL 85 2-1 G5-3 ③		B SI 90 X SL 85 1-0 2 1B 1B		F FF 96 X FF 95 0-1 28 FC4-6 2 WP 1-2 1B	C FF 93 B CU 80 X CH 84 1-1 17 WP 1-H 2-H 3B		4 0 0 1 0	0 0 0 0 1	3 0 0 1 0	0 0 0 2 1	0 0 0 0 0	0 0 0 0 0	0 0 0 0 0
2 Erick Aybar, S (1, 6) OBP: 0.325, SLG: 0.384	X SI 89 0-0 1-3 2-H 1B ②			B FF 89 C SL 82 F CU 78 B FF 90 X SL 85 2-2 L8 ①	F SL 84 X CU 79 0-1 1-2 1B		B FF 95 S SL 87 F SL 87 B FF 94 B SL 86 F SL 85 S FF 95 3-3 K ① 1-2 2-3	B FF 93 B FF 91 S CH 84 B CH 85 D FF 91 4-1 17 WP BB		4	0	2	0	1	1	2
17 Chris Iannetta, R (1, 2) OBP: 0.375, SLG: 0.412	B CU 78 X SL 86 1-0 F8 ③			S SI 89 B SL 86 B SI 89 X SL 85 2-1 7 BB 1B	C SL 85 X SL 86 0-1 FC9 ③		C SL 86 D SL 87 H FF 94 2-1 28 FC4-6 HBP	B CH 77 F FF 92 B SL 83 B SL 82 F FF 92 S FF 92 3-3 K ② 1-2 3-H		4	0	1	0	0	1	5
28 Brennan Boesch, L (1, 10) OBP: 0.137, SLG: 0.167		B FF 88 S SL 84 F FF 88 F CU 78 B FF 90 F SL 86 F SL 86 X SL 86 2-2 G6-3 ①		C CU 78 B CU 77 F SI 89 F SL 85 S CU 79 1-3 K ②		B FF 91 S SI 91 F SI 92 B SL 87 X SI 93 2-2 F7 ①	C FF 95 X FF 95 0-1 FC4-6 7 S ② 1-2f 2-3 3-H	F FF 93 X FF 92 0-1 G4-3 ③		5	0	0	1	0	1	5
7 Collin Cowgill, R (1, 7) OBP: 0.342, SLG: 0.380		B FF 89 B SL 85 X FF 89 2-0 1B		B FF 90 B SI 90 C FF 90 D SL 85 B FF 90 4-1 1-2 BB		B SL 84 H SI 92 2-0 56 2B HBP	D SL 86 B FF 94 F FF 95 B FF 95 B FF 94 4-1 1-2 BB		S FF 91 B FF 90 S SL 88 B SL 87 X FF 91 2-2 P6 ①	2	0	1	0	2	0	0
Inning Stats	R: 2 E: 0 K: 0 S: 13 H: 4 LOB: 2 BB: 0 P: 21	R: 0 E: 0 K: 1 S: 13 H: 1 LOB: 1 BB: 0 P: 20	R: 0 E: 0 K: 0 S: 6 H: 1 LOB: 0 BB: 0 P: 11	R: 0 E: 0 K: 1 S: 13 H: 1 LOB: 2 BB: 1 P: 22	R: 1 E: 0 K: 0 S: 14 H: 3 LOB: 2 BB: 1 P: 21	R: 0 E: 0 K: 0 S: 9 H: 1 LOB: 2 BB: 1 P: 20	R: 1 E: 0 K: 2 S: 17 H: 2 LOB: 3 BB: 1 P: 30	R: 3 E: 1 K: 2 S: 13 H: 1 LOB: 2 BB: 2 P: 27	R: 1 E: 0 K: 0 S: 7 H: 1 LOB: 0 BB: 0 P: 13	1B: 10 2B: 2 3B: 2 HR: 1 SF: 0 SAC: 0 DP: 2 HBP: 3						

AB	39
R	8
H	15
RBI	6
BB	6
SO	6
LOB	23

WP: 2 PA: 48
PB: 0
SB: 1
CS: 0

PITCHER		IP	WLS	BF	H	R	ER	SO	BB	IBB	HBP	BLK	WP	HR	S	P	ERA	WHIP
23 Nick Tepesch, R ERA: 4.47	(1, 1)	4.2	L	24	10	3	3	2	2	0	1	0	0	0	57	93	5.79	2.571
35 Phil Klein, R ERA: 3.0	(5, 1)	1.1		6	1	0	0	0	0	1	1	0	0	0	11	22	0.00	0.750
36 Jon Edwards, R ERA: 5.68	(7, 1)	0.2		6	2	1	1	1	1	0	1	0	1	0	14	25	13.50	4.500
59 Lisalverto Bonilla, R ERA: 7.36	(7, 1)	0.2		6	1	3	2	2	1	1	0	0	0	0	11	24	27.00	3.000
37 Shawn Tolleson, R ERA: 2.9	(8, 1)	0.2		2	0	0	0	1	0	0	0	0	1	0	5	8	0.00	0.000

PITCHER		IP	WLS	BF	H	R	ER	SO	BB	IBB	HBP	BLK	WP	HR	S	P	ERA	WHIP
56 Neal Cotts, L ERA: 4.26	(9, 1)	1.0		4	1	1	1	0	0	0	0	0	0	1	7	13	9.00	1.000

Batter	1	2	3	4	5	6	7	8	9	AB	R	H	RBI	BB	SO	LOB
2 Leonys Martin, L (1, 8) OBP: 0.329, SLG: 0.373	B FF 89 L FF 89 F FF 90 B FF 91 X CH 83 2-2 P6 ①		L KC 76 B CH 82 B SL 82 F CH 82 X SI 92 2-2 F7 ③			F KC 74 B FF 90 B SI 90 F SL 80 X FF 91 2-2 G4-3 ②		C SI 91 X SI 91 0-1 1-2 1 BB 1B		4	0	1	0	0	0	0
1 Elvis Andrus, R (1, 6) OBP: 0.316, SLG: 0.333	C FF 90 X FF 92 0-1 12 E 1B			C SL 78 F CH 81 B FF 89 S FF 89 1-3 K ①		B CH 82 X FF 90 1-0 G4-3 ③		B FF 90 B FF 90 B FF 90 C FF 90 B FF 91 4-1 1-2 2-3 29 G6-4-3 BB		3	0	1	0	1	1	0
12 Rougned Odor, L (1, 4) OBP: 0.293, SLG: 0.392	C FF 90 1 SAFE X SL 80 0-1 L8 ② 1-2			X SL 80 0-0 E1 29 FC6-5 1B			B CH 83 B SL 77 F CH 86 C CH 80 B SI 89 F CH 82 X FF 89 3-2 G1-3 ①	C FF 89 X SL 81 0-1 F7 ①		4	0	1	0	0	0	4
29 Adrian Beltré, R (1, 5) OBP: 0.388, SLG: 0.497	B FF 90 S SL 80 S SL 81 X CH 85 1-2 L9 ③			D SL 82 B SL 80 F FF 91 S SL 82 X SL 82 2-2 FC6-5 ② 2-3			B CH 80 X SL 79 1-0 6 1B 16 1B 1B	C SI 88 F SI 89 B SI 88 F SI 88 X SL 81 1-2 G6-4-3 ②③ 1-2f		4	1	1	0	0	0	5
9 Adam Rosales, R (1, 3) OBP: 0.361, SLG: 0.455		F SL 78 B SI 89 S CH 81 B SI 89 B SL 82 X FF 91 3-2 3 CS 1B		X SL 81 0-0 F8 ③			C FF 87 B FF 88 C SI 88 B SI 88 B FF 91 S SL 80 3-3 K ②		B FF 92 F FF 92 F CU 80 S CH 86 1-3 K ①	4	0	1	0	0	2	2
6 Tomás Telis, S (1, 2) OBP: 0.250, SLG: 0.273		X FF 90 0-0 F9 ①			C SI 87 X CH 81 0-1 F8 ①		C CH 81 B SI 89 X FF 91 1-1 16 1B 1-2 1B		B SI 94 B FF 94 C SI 92 X SI 93 2-1 16 G5-4-3 1B	4	0	2	0	0	0	1
16 Ryan Rua, R (1, 7) OBP: 0.313, SLG: 0.326		B FF 90 X FF 90 1-0 L9 ②			C SI 88 B SI 87 B SI 88 C SI 89 X FF 90 2-2 G6-3 ②		X FF 88 0-0 1-2 2-H 1B		F SI 94 S CH 85 X CU 80 0-2 G5-4-3 ②③ 1-2f	4	0	1	1	0	0	2
3 Luis Sardinas, S (1, 10) OBP: 0.290, SLG: 0.273		1 SAFE C SI 90 1 SAFE B SL 80 B FF 89 2-1 CS ③ 1-2	C SI 89 F KC 75 X CH 84 0-2 15 FC5-4-3 1B			B FF 89 F SI 90 F FF 90 X CH 86 1-2 G6-3 ③	B CU 82 F FF 96 S FF 97 T FF 97 1-2 K ③			3	0	1	0	0	1	2
15 Michael Choice, R (1, 9) OBP: 0.252, SLG: 0.314			F SL 80 F SL 81 X FF 89 0-2 FC5-4-3 ①② 1-2			C SL 77 B FF 87 F CH 81 F FF 89 B CH 82 B SI 89 F FF 90 X CH 82 3-2 FC5 ①		B SL 79 B FF 89 F FF 90 B FF 91 B FF 90 4-1 1 BB 2 1B BB		2	0	0	0	1	0	1
Inning Stats	R: 0 E: 1 K: 0 S: 10 H: 1 LOB: 1 BB: 0 P: 13	R: 0 E: 0 K: 0 S: 6 H: 1 LOB: 0 BB: 0 P: 12	R: 0 E: 0 K: 0 S: 9 H: 1 LOB: 0 BB: 0 P: 11	R: 0 E: 1 K: 1 S: 8 H: 1 LOB: 1 BB: 0 P: 11	R: 0 E: 0 K: 0 S: 8 H: 0 LOB: 0 BB: 0 P: 11	R: 0 E: 0 K: 0 S: 9 H: 0 LOB: 0 BB: 0 P: 15	R: 1 E: 0 K: 2 S: 14 H: 3 LOB: 2 BB: 0 P: 23	R: 0 E: 0 K: 0 S: 10 H: 1 LOB: 2 BB: 2 P: 19	R: 0 E: 0 K: 1 S: 8 H: 1 LOB: 0 BB: 0 P: 11	1B: 9 2B: 0 3B: 0 HR: 0 SF: 0 SAC: 0 DP: 3 HBP: 0						WP: 0 PB: 0 SB: 0 CS: 1 PA: 35	

PITCHER		IP	WLS	BF	H	R	ER	SO	BB	IBB	HBP	BLK	WP	HR	S	P	ERA	WHIP
52 Matt Shoemaker, R ERA: 3.16	(1, 1)	6.2	W	25	7	1	1	2	0	0	0	0	0	0	61	92	1.35	1.050
40 Kevin Jepsen, R ERA: 2.21	(7, 1)	0.1	H	1	0	0	0	1	0	0	0	0	0	0	3	4	0.00	0.000
63 Vinnie Pestano, R ERA: 4.15	(8, 1)	0.0		3	1	0	0	0	2	0	0	0	0	0	4	12	∞	∞
38 Joe Smith, R ERA: 1.95	(8, 1)	1.0		2	0	0	0	0	0	0	0	0	0	0	6	7	0.00	0.000
62 Yoslan Herrera, R ERA: 3.97	(9, 1)	1.0		3	1	0	0	1	0	0	0	0	0	0	8	11	0.00	1.000

PITCHER	IP	WLS	BF	H	R	ER	SO	BB	IBB	HBP	BLK	WP	HR	S	P	ERA	WHIP

BOTTOM

Los Angeles Angels @ Texas Rangers

Globe Life Park in Arlington, Arlington, TX

Wed Sep 10 2014, 8:09 PM - 11:43 PM EDT

Att. 26,611 - Clear - 98 F

livebaseballscorecards.com

AB	32
R	1
H	9
RBI	1
BB	2
SO	4
LOB	17

Los Angeles Angels @ Texas Rangers

Globe Life Park in Arlington, Arlington, TX

Thu Sep 11 2014, 8:10 PM - 11:33 PM EDT

Att. 27,129 - Clear - 79 F

TOP

livebaseballscorecards.com

Batter	1	2	3	4	5	6	7	8	9	AB	R	H	RBI	BB	SO	LOB
56 Kole Calhoun, L (1, 9) OBP: 0.335, SLG: 0.470	C FF 91 X FF 92 0-1 ① P4		C CU 75 F FF 92 X FF 92 0-2 E8 47 G6-3 27 WP 6 1B		S CH 83 B FF 91 B FF 92 C FF 92 B SL 84 F FF 92 B FF 92 4-2 5 FC9 27 HBP BB		1 SAFE 1 SAFE C SL 82 B SL 84 X FF 90 1-1 1-H 1B		S FF 94 B FF 95 F FF 95 B SL 84 X FF 96 2-2 ① P6	4	1	1	1	1	0	0
27 Mike Trout, R (1, 8) OBP: 0.373, SLG: 0.548	C FF 91 X FF 92 0-1 ② L4		C FF 91 B SL 84 1 SAFE B FF 89 H FF 90 3-1 47 G6-3 6 1B 1-2 HBP		C SL 82 B FF 89 H SI 88 2-1 47 G6-4-3 1-2 HBP		B FF 90 B FF 90 F FF 90 B FF 90 S FF 90 S FF 90 3-3 ② K		C FF 96 X SL 86 0-1 ② F7	3	1	0	0	0	1	1
5 Albert Pujols, R (1, 10) OBP: 0.329, SLG: 0.473	B FF 91 C FF 92 C FF 91 S SI 92 1-3 ③ K		C SL 83 D FF 91 F CH 83 S SL 84 1-3 ① K		D SL 82 D CH 82 B SL 84 X FF 92 3-0 ① FC9 2-3		C SL 81 B FF 90 S FF 92 S FF 91 1-3 ③ K		B SL 85 S FF 96 S FF 97 1-3 ③ K	5	0	0	0	0	4	5
47 Howie Kendrick, R (1, 4) OBP: 0.346, SLG: 0.393		C FF 90 B FF 92 B SL 83 X SL 85 2-1 2 HR 1B	C SL 83 B SL 83 B FF 91 F FF 92 F SL 84 F FF 92 B FF 92 X SL 85 3-2 ② G6-3 1-2 2-3		X SI 91 0-0 ② ③ G6-4-3 1-2f			B FF 89 C FF 92 X FF 90 1-1 ① G6-3		4	1	1	0	0	0	4
6 David Freese, R (1, 5) OBP: 0.323, SLG: 0.369 22 Tony Campana, L (8, PR) OBP: 0.175, SLG: 0.210 24 C.J. Cron, R (8, 3) OBP: 0.306, SLG: 0.481		C FF 91 1 SAFE X FF 91 0-1 ① FC9	D SL 84 C SL 83 B FF 92 F FF 92 F FF 93 B SL 84 X SL 84 3-2 2-H 3-H 1B			F CH 81 C FF 89 B FF 88 B FF 91 X SL 84 2-2 ① G1-3		B FF 91 S FF 93 B FF 91 B FF 92 C FF 93 F FF 93 B FF 93 4-2 18 BLK 2 BB 10 1B BB		3 0 0	0 1 0	1 0 0	2 0 0	1 0 0	0 0 0	1 0 0
2 Erick Aybar, S (1, 6) OBP: 0.326, SLG: 0.389		1 SAFE C FF 90 X FF 90 0-1 1-H HR	X CH 84 0-0 ③ G3			B CU 74 C FF 93 C FF 93 B SL 84 X FF 93 2-2 ② L7		B SI 83 1 SAFE B SI 83 B SI 83 B SI 84 4-0 18 BLK 10 1B 1-2 BB		3	2	1	2	1	0	1
19 Efren Navarro, L (1, 3) OBP: 0.315, SLG: 0.364 18 Gordon Beckham, R (8, PH) OBP: 0.272, SLG: 0.342 17 Chris Iannetta, R (8, 2) OBP: 0.375, SLG: 0.412		C FF 91 S CH 84 B FF 91 F SL 84 F FF 92 B FF 94 B CH 85 X FF 92 3-2 ② F7		C FF 89 B FF 91 C CH 83 X CU 76 1-2 ① G3		C FF 90 B FF 92 C CH 83 X FF 91 1-2 ③ F7		B CU 75 B SI 83 C SI 84 S CH 69 S CH 67 2-3 ② K 1-2 2-3		3 1 0	0 0 0	0 0 0	0 0 0	0 1 0	0 2 0	0 2 0
24 Hank Conger, L (1, 2) OBP: 0.287, SLG: 0.319 10 Grant Green, R (8, PH) OBP: 0.322, SLG: 0.407 8 John McDonald, R (8, 5) OBP: 0.244, SLG: 0.167		B FF 92 C CH 83 B FF 92 C FF 92 B FF 92 X FF 93 3-2 2B	C FF 90 B CU 76 S CH 83 B FF 90 F SL 84 B CH 83 X FF 92 3-2 ② G5-3				C FF 89 X FF 90 0-1 ① G6-3	B SI 85 B CH 68 X SI 83 2-0 2-H 3-H 1B		3 1 0	0 0 0	1 1 0	0 2 0	0 0 0	0 0 0	0 0 0
7 Collin Cowgill, R (1, 7) OBP: 0.341, SLG: 0.378		C SL 84 B FF 93 S SL 84 F FF 93 S SL 86 1-3 ③ K2-3	X FF 92 0-0 ③ G5-3				B FF 89 B FF 88 X FF 90 2-0 56 E 56 1B 1B	C SI 84 S CU 75 D CH 69 1 SAFE X SI 84 1-2 ③ G4-3		4	1	1	0	0	1	2

| Inning Stats | | | |

Batter	1	2	3	4	5	6	7	8	9	AB	R	H	RBI	BB	SO	LOB
2 Leonys Martin, L (1, 8) OBP: 0.332, SLG: 0.381	B FF 90 F FF 91 X CU 75 1-1 HR		C FF 92 X FF 92 0-1 1 S 1B		B SL 77 B SI 85 B SI 85 B FF 87 4-0 1-2 2-3 BB			C FF 92 F CH 84 F FF 92 B FF 93 B FF 93 X CH 85 2-2 ① P5		3	1	2	1	1	0	0
1 Elvis Andrus, R (1, 6) OBP: 0.316, SLG: 0.335	C FF 92 B SL 84 C SL 83 B FF 92 X FF 92 2-2 ① F8		1 SAFE B SL 84 1 SAFE 1 SAFE C FF 90 D SL 83 F SL 84 S CH 85 2-3 ③ K 1-2		X FF 93 0-0 ③ G1-3			B SL 81 C FF 93 X SL 80 1-1 12 1B 2B		4	1	1	0	0	1	4
12 Rougned Odor, L (1, 4) OBP: 0.293, SLG: 0.390	B FF 89 S CH 85 C FF 91 F CH 86 B FF 91 B FF 91 F CH 86 F CH 84 F FF 93 3-3 ② K			B CH 86 X SL 85 1-0 ① F8		B FF 92 X FF 91 1-0 ① G4-3		C CH 83 B FF 92 B CH 84 F FF 92 D SL 82 X CH 85 3-2 29 G5-3 2-H 1B		4	0	1	1	0	1	0
29 Adrian Beltré, R (1, 5) OBP: 0.387, SLG: 0.494	C FF 92 X FF 92 0-1 ③ G4-3			C FF 89 C FF 89 S FF 91 0-3 ② K		B FF 94 B FF 93 B FF 92 C FF 95 B FF 94 4-1 9 G5-4-3 BB		D SL 82 D SL 81 X FF 92 2-0 ② G5-3 1-2		3	0	0	0	1	1	1
9 Adam Rosales, R (1, 3) OBP: 0.349, SLG: 0.439		C CU 74 F FF 91 B SL 84 X SL 84 1-2 ① G6-3		C FF 90 S FF 91 F FF 91 B FF 90 F FF 90 S FF 90 1-3 ③ K		X FF 93 0-0 ②③ G5-4-3 1-2f		C FF 91 C SL 82 S 0-3 ③ K		4	0	0	0	0	2	2
6 Tomás Telis, S (1, 2) OBP: 0.271, SLG: 0.277		B FF 90 B CU 74 X CH 86 2-0 ② P6			C CU 79 X CH 85 0-1 16 FC1-4 1B		C FF 89 S FF 90 F FF 90 F FF 90 B CH 84 B CH 85 X FF 90 2-2 ① F7		H FF 90 1-0 16 WP HBP	3	0	1	0	0	0	0
16 Ryan Rua, R (1, 7) OBP: 0.288, SLG: 0.300		B FF 92 B FF 91 C FF 92 B FF 93 F FF 93 X FF 92 3-2 ③ F8			B SI 93 C SI 92 1 SAFE C FF 93 F FF 92 F FF 92 B CH 84 X SI 93 2-2 ① FC1-4 2 BB 15 1B 1-2f		B KC 81 B KC 82 B FF 88 X FF 90 3-1 ② F9		B SI 88 B SI 87 C SI 88 F SI 87 B SI 87 X SI 87 3-2 ① G5-3 1-2	4	0	0	0	0	0	2
7 J.P. Arencibia, R (1, 10) OBP: 0.223, SLG: 0.349			C FF 91 S FF 92 B FF 92 B SL 85 C SL 82 2-3 ① K		F CU 82 B FF 94 X SI 92 1-1 ② F7		S FF 90 X FF 88 0-1 HR		F SI 88 B SL 80 X SI 87 1-1 ② F8	4	1	1	1	0	1	2
15 Michael Choice, R (1, 9) OBP: 0.252, SLG: 0.313			X FF 93 0-0 ② FC9		C CH 86 1 SAFE X FF 94 0-1 2 BB 1-2 1B		C FF 91 C KC 83 S FF 91 0-3 ③ FC		B SI 87 C SI 86 B SI 88 B SI 88 S SI 87 F SI 87 S SI 87 3-3 ③ FC	4	0	1	0	0	0	1
Inning Stats	R: 1 H: 1 E: 0 LOB: 0 K: 1 BB: 0 S: 15 P: 21	R: 0 H: 0 E: 0 LOB: 0 K: 0 BB: 0 S: 7 P: 13	R: 0 H: 1 E: 0 LOB: 1 K: 2 BB: 0 S: 9 P: 13	R: 0 H: 0 E: 0 LOB: 0 K: 2 BB: 0 S: 9 P: 11	R: 0 H: 2 E: 0 LOB: 3 K: 0 BB: 1 S: 12 P: 19	R: 0 H: 0 E: 0 LOB: 0 K: 0 BB: 1 S: 3 P: 8	R: 1 H: 1 E: 0 LOB: 0 K: 0 BB: 0 S: 12 P: 17	R: 1 H: 2 E: 0 LOB: 1 K: 1 BB: 0 S: 13 P: 21	R: 0 H: 0 E: 0 LOB: 1 K: 0 BB: 0 S: 9 P: 17	1B: 4 SF: 0 2B: 1 SAC: 0 3B: 0 DP: 1 HR: 2 HBP: 1					WP: 1 PA: 36 PB: 0 SB: 1 CS: 0	

BOTTOM

Los Angeles Angels @ Texas Rangers

Globe Life Park in Arlington, Arlington, TX

Thu Sep 11 2014, 8:10 PM - 11:33 PM EDT

Att. 27,129 - Clear - 79 F

livebaseballscorecards.com

AB	33
R	3
H	7
RBI	3
BB	2
SO	6
LOB	12

PITCHER		IP	WLS	BF	H	R	ER	SO	BB	IBB	HBP	BLK	WP	HR	S	P	ERA	WHIP
46 Cory Rasmus, R ERA: 2.8	(1, 1)	3.1		12	2	1	1	3	0	0	0	0	0	1	32	49	2.70	0.600
63 Vinnie Pestano, R ERA: 3.95	(4, 1)	0.2		2	0	0	0	2	0	0	0	0	0	0	8	9	0.00	0.000
62 Yoslan Herrera, R ERA: 3.75	(5, 1)	0.2	H	4	2	0	0	0	0	0	0	0	0	0	11	14	0.00	3.000
41 Michael Roth, L ERA: 7.0	(5, 1)	0.0		1	0	0	0	0	1	0	0	0	0	0	0	4	∞	∞
64 Mike Morin, R ERA: 2.39	(5, 1)	1.1	W	4	0	0	0	0	1	0	0	0	0	0	4	9	0.00	0.750

PITCHER		IP	WLS	BF	H	R	ER	SO	BB	IBB	HBP	BLK	WP	HR	S	P	ERA	WHIP
59 Fernando Salas, R ERA: 2.65	(7, 1)	1.0		4	1	1	1	1	0	0	0	0	0	1	12	17	9.00	1.000
39 Jason Grilli, R ERA: 3.35	(8, 1)	1.0		5	2	1	1	1	0	0	0	0	0	0	13	21	9.00	2.000
38 Joe Smith, R ERA: 1.92	(9, 1)	1.0		4	0	0	0	1	0	0	1	0	1	0	9	17	0.00	0.000

Houston Astros @ Los Angeles Angels

Angel Stadium of Anaheim, Anaheim, CA

Fri Sep 12 2014, 7:09 PM - 10:46 PM PDT

Att. 33,339 - Partly Cloudy - 84 F

TOP

livebaseballscorecards.com

Batter	1	2	3	4	5	6	7	8	9	AB	R	H	RBI	BB	SO	LOB
19 Robbie Grossman, S (1, 7) OBP: 0.328, SLG: 0.328	G6-3			E6 21 S 21 2B		P5			G4-3	5	1	1	1	0	0	0
27 Jose Altuve, R (1, 4) OBP: 0.374, SLG: 0.447 9 Marwin Gonzalez, S (6, 4) OBP: 0.319, SLG: 0.392	21 1B 21 WP 6 1B 1B	2-H 21 F9 27 1B 1B		F9		G5-3			8 1B BB	4	1	2	0	0	0	1
		1-2 1B								0	0	0	0	1	0	0
21 Dexter Fowler, S (1, 8) OBP: 0.374, SLG: 0.397 8 Alex Presley, L (7, 8) OBP: 0.292, SLG: 0.353	6 1B 23 S 1-3 1B	F9 2-3		1-H 2B			P4		1-2 1B	4	0	2	1	0	0	2
										1	0	1	0	0	0	0
23 Chris Carter, R (1, 10) OBP: 0.315, SLG: 0.522 0 L.J. Hoes, R (9, PH) OBP: 0.231, SLG: 0.289	6 1B 1-2 IBB	K		IBB			1B		K	2	0	1	0	2	1	2
										1	0	0	0	0	1	2
15 Jason Castro, L (1, 2) OBP: 0.295, SLG: 0.377 12 Max Stassi, R (7, 2) OBP: 0.200, SLG: 0.200	K		K	L9			K		K	4	0	0	0	0	3	6
										1	0	0	0	0	1	2
6 Jake Marisnick, R (1, 9) OBP: 0.258, SLG: 0.271	1-2 2-3 3-H 1B		2-1 21 S 1B		G6-3		F9			4	0	2	1	0	0	1
30 Matt Dominguez, R (1, 5) OBP: 0.262, SLG: 0.338 3 Gregorio Petit, R (7, 5) OBP: 0.292, SLG: 0.397	F9	F9	F9		K			2-3 K		3	0	0	0	0	1	4
										1	0	0	0	0	1	0
21 Jon Singleton, L (1, 3) OBP: 0.297, SLG: 0.355 18 Marc Krauss, L (7, 3) OBP: 0.287, SLG: 0.333		2 S 19 1B BB	F9 1-2		G4-3			2-3 K		2	1	0	0	1	0	1
										1	0	0	0	0	1	0
2 Jonathan Villar, S (1, 6) OBP: 0.260, SLG: 0.343		K 1-2		K		K			G4-3	4	0	0	0	0	3	1

Inning Stats																		
	R: 1	H: 3	R: 1	H: 2	R: 0	H: 1	R: 1	H: 1	R: 0	H: 0	R: 0	H: 0	R: 0	H: 1	R: 0	H: 1	1B: 8	SF: 0	WP: 1	PA: 41
	E: 0	LOB: 3	E: 0	LOB: 2	E: 0	LOB: 1	E: 1	LOB: 2	E: 0	LOB: 0	E: 0	LOB: 0	E: 0	LOB: 1	E: 0	LOB: 2	2B: 1	SAC: 0	PB: 0	
	K: 1	BB: 1	K: 2	BB: 1	K: 1	BB: 0	K: 1	BB: 1	K: 1	BB: 0	K: 1	BB: 0	K: 2	BB: 0	K: 2	BB: 1	3B: 0	DP: 0	SB: 4	
	S: 16	P: 30	S: 15	P: 28	S: 9	P: 12	S: 13	P: 26	S: 8	P: 12	S: 6	P: 8	S: 12	P: 20	S: 9	P: 16	HR: 0	HBP: 0	CS: 0	

PITCHER		IP	WLS	BF	H	R	ER	SO	BB	IBB	HBP	BLK	WP	HR	S	P	ERA	WHIP
33 C.J. Wilson, L ERA: 4.61	(1, 1)	5.0	W	26	7	3	2	6	1	2	0	0	1	0	61	108	3.60	1.600
64 Mike Morin, R ERA: 2.32	(6, 1)	1.2		6	1	0	0	2	0	0	0	0	0	0	15	23	0.00	0.600
63 Vinnie Pestano, R ERA: 3.86	(7, 1)	0.1		1	0	0	0	0	0	0	0	0	0	0	3	5	0.00	0.000
49 Jairo Díaz, R ERA:	(8, 1)	1.0		3	0	0	0	2	0	0	0	0	0	0	9	16	0.00	0.000
68 Cam Bedrosian, R ERA: 5.87	(9, 1)	1.0		5	1	0	0	2	1	0	0	0	0	0	15	27	0.00	2.000

PITCHER	IP	WLS	BF	H	R	ER	SO	BB	IBB	HBP	BLK	WP	HR	S	P	ERA	WHIP

AB	37
R	3
H	9
RBI	3
BB	4
SO	12
LOB	22

Batter	1	2	3	4	5	6	7	8	9	AB	R	H	RBI	BB	SO	LOB
56 Kole Calhoun, L (1, 9) OBP: 0.338, SLG: 0.473	B FF 88 C FF 88 C SI 89 B FF 90 S KC 80 2-3 K ①			C FF 88 C CH 80 B FF 89 B FF 90 B KC 79 X CH 81 3-2 27 2B 1B	D KC 80 X KC 79 1-0 27 3B 1B 2-H 3-H	B FF 91 B FF 91 X FF 91 2-0 47 2B 5 BLK 1B	S CH 85 B SI 96 S FF 97 F FF 98 S SL 81 1-3 K ③			4	3	3	2	0	1	0
22 Tony Campana, L (7, PH) OBP: 0.172, SLG: 0.206 (8, 8)										1	0	0	0	0	1	2
27 Mike Trout, R (1, 8) OBP: 0.374, SLG: 0.553	C FF 89 B FF 89 C SI 90 B FF 90 F SI 90 B KC 80 S FF 90 3-3 K ②			C SI 90 C FF 90 B SI 90 1 SAFE X KC 78 1-2 47 E 2B 1-H	C FF 96 B FF 96 S FS 86 B FF 95 B FS 86 X FF 95 3-2 5 SF9 3B 1-H	C FF 91 F CU 81 X FF 91 0-2 L8 ②		F SI 90 B SI 91 S FF 86 F SI 90 F CU 77 B SL 86 B SI 91 X SI 92 3-2 G6-3 ①		4	2	2	2	0	1	1
8 John McDonald, R (8, 6) OBP: 0.241, SLG: 0.164										1	0	0	0	0	0	0
5 Albert Pujols, R (1, 10) OBP: 0.329, SLG: 0.471	C KC 78 X CH 80 0-1 G5-3 ③			C SI 89 S KC 80 B FF 90 B KC 80 F CH 80 F KC 79 B FF 90 C FF 89 3-3 K ①	D FS 88 F FF 98 F FS 89 X FS 89 1-2 SF9 ② 3-H	D CU 80 F FF 91 S CH 85 D CU 81 F FF 86 F CU 81 D CU 81 B FF 92 4-2 47 2B BB 1-2		C SI 92 B SI 92 X SL 86 1-1 G6-3 ②		2	1	0	1	1	1	1
13 Luis Jimenez, R (8, PH) OBP: 0.207, SLG: 0.185 (9, 10)										1	0	0	0	0	0	0
47 Howie Kendrick, R (1, 4) OBP: 0.347, SLG: 0.396		C FF 87 F SI 87 B SI 89 B FF 89 S CH 81 2-3 K ①		X FF 89 0-0 L8 ② 2-H	B FF 97 B SI 96 B FF 96 X FF 93 3-0 6 S 6 HR 1B	D CU 82 C FF 91 C CU 81 D CU 83 B FF 92 X CU 82 3-2 2B 1-H 2-H		C SI 91 B SI 91 S SL 86 C SI 92 1-3 K ③		4	1	2	2	0	1	0
10 Grant Green, R (6, PR) OBP: 0.319, SLG: 0.402 (7, 4)										1	0	0	0	0	1	0
6 David Freese, R (1, 5) OBP: 0.323, SLG: 0.375		B FF 89 C SI 88 X CH 81 1-1 L7 ②		C CH 81 B FF 89 B KC 78 X CH 80 2-1 G5-3 ③	B FS 87 C FF 96 F FS 89 X FS 88 1-2 HR 1-H	C FF 91 F CU 80 F CU 81 F FF 93 S FF 91 0-3 K ③				4	1	1	2	0	1	1
44 John Buck, R (8, 2) OBP: 0.287, SLG: 0.279										0	0	0	0	0	0	0
2 Erick Aybar, S (1, 6) OBP: 0.328, SLG: 0.391		C FF 89 X CH 81 0-1 F8 ③			C KC 77 X KC 78 0-1 7 E 17 1B 1B X FF 96 0-0 17 WP 1B		C FF 98 B CU 76 X FF 98 1-1 P2 ①			3	1	2	0	0	0	0
18 Gordon Beckham, R (7, PH) OBP: 0.271, SLG: 0.341 (8, 5)										1	0	0	0	0	0	0
17 Chris Iannetta, R (1, 2) OBP: 0.377, SLG: 0.413			C SI 88 B CH 80 S CH 81 B FF 90 X CH 80 2-2 G6-3 ①		B CH 79 B FF 88 F FF 88 F CH 79 B KC 79 X FF 88 3-2 7 E 56 1B 1B 1-2 C FS 88 B FS 84 F FF 98 B FS 90 F FF 86 B FF 96 B FS 88 4-2 24 FC5-4 7 BB 1-2		C FF 98 S FF 99 B FF 99 B CH 86 X SI 95 2-2 E3 7 1B		2	1	1	0	1	0	0
12 Shawn O'Malley, S (7, PH) OBP: 0.667, SLG: 0.667 (8, 7)										1	0	0	0	0	0	0
24 C.J. Cron, R (1, 3) OBP: 0.302, SLG: 0.474			B CH 82 X CH 81 1-0 F7 ②		F CH 80 C SI 89 0-3 K ① 1-2 FC5-4 1-2T		X FF 97 0-0 L8 ②			3	0	0	0	0	1	4
19 Efren Navarro, L (6, 3) OBP: 0.313, SLG: 0.361										1	0	0	0	0	0	1
7 Collin Cowgill, R (1, 7) OBP: 0.340, SLG: 0.376 (8, 9)			C KC 78 C FF 90 B KC 80 F FF 90 B FF 91 S CH 81 2-3 K ③		B SI 89 X FF 89 1-0 E9 56 1B 1-3 2-H	S FF 91 B FF 90 X FF 90 1-1 G5-3 ①	B CU 76 F FF 97 X FF 98 1-1 1B 1-3			4	1	1	0	0	1	1
Inning Stats	R: 0 E: 0 K: 2 S: 9 H: 0 LOB: 0 BB: 0 P: 14	R: 0 E: 0 K: 1 S: 7 H: 0 LOB: 0 BB: 0 P: 10	R: 0 E: 0 K: 1 S: 8 H: 0 LOB: 0 BB: 0 P: 13	R: 2 E: 1 K: 1 S: 14 H: 2 LOB: 0 BB: 0 P: 23	R: 7 E: 1 K: 1 S: 27 H: 7 LOB: 2 BB: 1 P: 44	R: 2 E: 0 K: 1 S: 18 H: 2 LOB: 1 BB: 0 P: 28	R: 0 E: 1 K: 1 S: 12 H: 1 LOB: 2 BB: 0 P: 17	R: 0 E: 0 K: 1 S: 10 H: 0 LOB: 0 BB: 0 P: 15		1B: 8 2B: 2 3B: 1 HR: 1 SF: 1 SAC: 0 DP: 0 HBP: 0						

BOTTOM

Houston Astros @ Los Angeles Angels

Angel Stadium of Anaheim, Anaheim, CA

Fri Sep 12 2014, 7:09 PM - 10:46 PM PDT

Att. 33,339 - Partly Cloudy - 84 F

livebaseballscorecards.com

AB	37
R	11
H	12
RBI	9
BB	2
SO	9
LOB	11

WP: 1 PA: 40
PB: 0
SB: 1
CS: 0

PITCHER		IP	WLS	BF	H	R	ER	SO	BB	IBB	HBP	BLK	WP	HR	S	P	ERA	WHIP
39 Brett Oberholtzer, L ERA: 4.51	(1, 1)	4.1	L	19	5	6	4	6	0	0	0	0	0	0	48	75	8.31	1.154
67 Jorge De Leon, R ERA: 27.0	(5, 1)	0.1		6	4	3	3	0	1	0	0	0	1	1	14	26	81.00	15.000
44 Samuel Deduno, R ERA: 4.73	(5, 1)	1.1		7	2	2	2	1	1	0	0	1	0	0	21	31	13.50	2.250
48 Mike Foltynewicz, R ERA: 4.97	(7, 1)	1.0		5	1	0	0	1	0	0	0	0	0	0	12	17	0.00	1.000
58 Jake Buchanan, R ERA: 5.4	(8, 1)	1.0		3	0	0	0	1	0	0	0	0	0	0	10	15	0.00	0.000

PITCHER	IP	WLS	BF	H	R	ER	SO	BB	IBB	HBP	BLK	WP	HR	S	P	ERA	WHIP

Houston Astros @ Los Angeles Angels

Angel Stadium of Anaheim, Anaheim, CA

Sat Sep 13 2014, 6:08 PM - 9:26 PM PDT

Att. 38,041 - Partly Cloudy - 92 F

TOP

livebaseballscorecards.com

Batter	1	2	3	4	5	6	7	8	9	AB	R	H	RBI	BB	SO	LOB
19 Robbie Grossman, S (1, 7) OBP: 0.327, SLG: 0.327	C S X FF 89 0-2 ① G6-3		X FF 88 0-0 27 1B 2-H 1B			C CH 78 B CU 69 B CH 77 C CU 66 C FF 88 2-3 ① K		X CH 88 0-0 ① F9 2-3		4	0	1	1	0	1	1
27 Jose Altuve, R (1, 4) OBP: 0.375, SLG: 0.449	C SL 80 S FF 90 F FF 91 F FF 91 F FF 91 F CU 71 S SL 82 0-3 ② K		X SL 82 0-0 1-2 1B			S CH 79 S CH 80 B CH 79 X FF 90 1-2 ② F8		C CU 85 F FF 97 F CU 84 D CU 84 D CU 85 X CH 85 2-2 3-H 2B		4	0	2	1	0	1	0
23 Chris Carter, R (1, 10) OBP: 0.315, SLG: 0.519	C FF 89 C CU 71 C SI 90 0-3 ③ K		F SL 81 B FC 88 F FF 89 B CH 76 S CH 76 2-3 ③ K			B SI 88 F CH 78 X FF 89 1-1 1B		C FF 97 B FF 96 S CU 83 B SI 96 S CU 83 2-3 ② K		4	0	1	0	0	3	3
15 Jason Castro, L (1, 2) OBP: 0.293, SLG: 0.374		C CU 71 S FF 90 B SL 82 X FF 90 1-2 ① G3-1		S CU 69 X CU 69 0-1 ① F9		D SL 80 B SI 88 F SI 88 C CU 69 B CH 76 F CU 68 C SI 86 3-3 ③ K		F CH 87 B FF 96 C FF 94 B CU 84 S CU 84 2-3 ③ K		4	0	0	0	0	2	2
8 Alex Presley, L (1, 8) OBP: 0.291, SLG: 0.348		C SI 89 C SI 90 S FF 90 0-3 ② K		S CH 78 X CH 78 0-1 ② F8			B SI 87 F CH 78 B SI 88 S CU 70 B SI 88 B SI 88 4-2 6 SH1-4 BB		C SI 88 X SL 82 0-1 ① G4-3	3	0	0	0	1	1	0
6 Jake Marisnick, R (1, 9) OBP: 0.259, SLG: 0.272		C SI 89 B CU 71 F FF 91 F FC 83 X FF 91 1-2 ③ P4		C FF 88 F SI 87 F CH 76 C CH 78 0-3 ③ K			1 SAFE M FF 87 1 SAFE X CU 70 0-1 ① SH1-4 1-2		X SI 89 0-0 21 DI 1B	3	0	1	0	0	1	0
9 Marwin Gonzalez, S (1, 6) OBP: 0.318, SLG: 0.390			C CU 71 S CU 71 X FF 90 0-2 21 S 19 1B 1B		C CU 71 C CH 78 C SI 89 0-3 ① K		B SI 86 B CH 78 F CH 76 F CU 70 T FF 88 2-2 ② K		C SI 88 B CH 80 F CH 80 X SI 89 1-2 ② F9	4	1	1	0	0	2	2
21 Jon Singleton, L (1, 3) OBP: 0.293, SLG: 0.351			B FF 89 1 SAFE S CU 73 1 SAFE B CU 71 S CH 77 B FF 89 S CH 78 3-3 ① K 1-2		B SI 88 B CH 78 C CU 68 S CU 68 T CH 78 2-2 ② K		S CU 71 F FF 88 2 SAFE B SI 86 S CH 74 1-3 ③ K		S CH 79 B CH 80 C SL 82 D CH 80 S SI 89 2-3 ③ K 1-2	4	0	0	0	0	4	3
3 Gregorio Petit, R (1, 5) OBP: 0.284, SLG: 0.385 21 Dexter Fowler, S (8, PH) OBP: 0.376, SLG: 0.402 30 Matt Dominguez, R (8, 5) OBP: 0.262, SLG: 0.338			D CU 73 F FF 89 B FF 87 C CU 71 X SI 87 2-2 ② F7		C FF 89 C FF 90 X FF 90 0-2 ③ F8			C FF 96 B CU 84 X FF 97 1-1 19 F9 27 2B 2B		2 1 0	0 1 0	0 1 0	0 0 0	0 0 0	0 0 0	1 0 0
Inning Stats	R: 0 E: 0 K: 2 S: 13 H: 0 LOB: 0 BB: 0 P: 13	R: 0 E: 0 K: 1 S: 10 H: 0 LOB: 0 BB: 0 P: 12	R: 1 E: 0 K: 2 S: 14 H: 3 LOB: 2 BB: 0 P: 21	R: 0 E: 0 K: 1 S: 8 H: 0 LOB: 0 BB: 0 P: 8	R: 0 E: 0 K: 2 S: 9 H: 0 LOB: 0 BB: 0 P: 11	R: 0 E: 0 K: 2 S: 12 H: 1 LOB: 1 BB: 0 P: 19	R: 0 E: 0 K: 2 S: 10 H: 0 LOB: 1 BB: 1 P: 17	R: 1 E: 0 K: 2 S: 13 H: 2 LOB: 1 BB: 0 P: 20	R: 0 E: 0 K: 1 S: 9 H: 1 LOB: 1 BB: 0 P: 12	1B: 5 2B: 2 3B: 0 HR: 0	SF: 0 SAC: 1 DP: 0 HBP: 0						

	AB	33
	R	2
	H	7
	RBI	2
	BB	1
	SO	15
	LOB	12

WP: 0 PB: 0 SB: 1 CS: 0 PA: 35

PITCHER		IP	WLS	BF	H	R	ER	SO	BB	IBB	HBP	BLK	WP	HR	S	P	ERA	WHIP
36 Jered Weaver, R ERA: 3.5	(1, 1)	7.0	W	26	4	1	1	12	1	0	0	0	0	0	76	101	1.29	0.714
40 Kevin Jepsen, R ERA: 2.32	(8, 1)	1.0		5	2	1	1	2	0	0	0	0	0	0	13	20	9.00	2.000
16 Huston Street, R ERA: 1.31	(9, 1)	1.0	S	4	1	0	0	1	0	0	0	0	0	0	9	12	0.00	1.000

PITCHER	IP	WLS	BF	H	R	ER	SO	BB	IBB	HBP	BLK	WP	HR	S	P	ERA	WHIP

Batter	1	2	3	4	5	6	7	8	9	AB	R	H	RBI	BB	SO	LOB
56 Kole Calhoun, L (1, 9) OBP: 0.337, SLG: 0.469	B SI 88 S SI 88 B CU 73 F FC 87 X CU 76 2-2 G4-3 ①	D CU 75 1 SAFE C FF 87 F FC 87 X CU 76 1-2 FC6 ③ 1-2f			B FC 86 B CH 84 C FF 88 X FC 87 2-1 P6 ①		F SI 90 B SI 92 S FC 85 F FC 85 B FC 86 B CU 77 F FC 84 B SI 92 4-2 5 BB, 27 IBB, 47 1B 1-3 BB	C SL 80 C SI 94 B SL 81 F SI 94 B SI 94 S SL 80 2-3 K ③		4	1	0	0	1	1	2
27 Mike Trout, R (1, 8) OBP: 0.378, SLG: 0.568	C SI 89 B FF 87 B SI 89 C FC 88 B FF 89 X FC 89 3-2 HR		B SI 89 C SI 88 X CU 71 1-1 HR		C SI 89 F SI 88 B SI 90 X FC 88 1-2 5 G6-3 2B		I IN 68 I IN 69 I IN 71 I IN 71 4-0 47 1B, 5 BB, 2 G6-3 1-2 IBB			3	3	3	2	1	0	0
5 Albert Pujols, R (1, 3) OBP: 0.330, SLG: 0.470	C SI 89 B SI 90 X FC 85 1-1 G3 ②		C SI 88 B FC 86 F FC 86 B CU 74 F SI 89 B CU 76 X SI 90 3-2 6 FC5-4 1B		C SI 89 B FC 87 D CH 85 X FC 86 2-1 G6-3 ② 2-3		C SI 93 B CU 76 S SI 95 B CU 77 B CU 76 B SI 95 4-2 2 G6-3, 47 1B 1-2 2-3 3-H BB			3	0	1	1	1	0	1
47 Howie Kendrick, R (1, 4) OBP: 0.348, SLG: 0.397	B SI 89 B SI 90 X FC 86 2-0 2 2B 1B		C SI 88 C SI 89 F SI 91 F FF 87 S CU 72 0-3 K ①		C SI 88 B FC 87 X SI 90 1-1 G1-3 ③		F SI 94 X SI 94 0-1 2 G6-3 1-2 2-3 3-H 1B			4	0	2	1	0	1	2
2 Erick Aybar, S (1, 6) OBP: 0.327, SLG: 0.392	F SI 88 B CH 84 B FC 86 C FC 86 X CH 84 2-2 1-3 2B		B CU 72 X FC 87 1-0 F8 ②			C FC 84 C CU 74 B FC 87 F CU 75 B FC 87 S CU 76 2-3 K ①	B SI 94 B SI 93 X SI 93 2-0 G6-3 ② 1-2 2-3 3-H			4	0	1	1	0	1	3
6 David Freese, R (1, 10) OBP: 0.322, SLG: 0.374	F CU 76 D CU 73 D FC 86 B SI 90 F FC 86 T SI 90 3-2 K ③		C SI 89 X SI 89 0-1 FC5-4 ③ 1-2f			F CU 76 B FF 87 C SI 90 B CU 76 X SI 90 2-2 18 G4-6-3 1B	C SI 94 X SI 95 0-1 L4 ③			4	0	1	0	0	1	5
18 Gordon Beckham, R (1, 5) OBP: 0.271, SLG: 0.340		C SI 89 B FC 87 C SI 90 S CU 75 1-3 K ①		X SI 88 0-0 F9 ①		C SI 88 D CU 78 1 SAFE F CU 76 X SI 88 1-2 G4-6-3 ②③ 1-2f		C SI 92 B CH 85 X SI 92 1-1 24 SH2-4 1-2 1B		4	0	1	0	0	1	1
24 Hank Conger, L (1, 2) OBP: 0.288, SLG: 0.320		F SI 90 B CU 74 S SI 90 B CH 85 B FC 89 F SI 91 F SI 89 X SI 91 3-2 7 CS 1B		C SI 89 B CU 76 F CU 75 B CU 78 B CU 75 X SI 90 3-2 L3 ②			B FF 96 X SI 93 1-0 G3 ① 3-1 56 S, 56 WP, 5 BB 1B	L SI 92 B CH 84 X SI 91 1-1 SH2-4 ① 1-2		3	0	1	0	0	0	0
7 Collin Cowgill, R (1, 7) OBP: 0.342, SLG: 0.375		C FC 86 B FC 87 S CU 78 D CU 75 B SI 89 B SI 89 4-2 56 FC6 1-2 BB		B FC 88 B SI 90 F SI 90 F SI 89 S FC 88 2-3 K ③			B FF 98 B SI 94 B SI 96 C SI 94 X SI 95 C SI 91 F CH 84 B SI 93 D CH 86 F SI 93 F SL 81 F SI 93 S SL 81 2-3 K ②		3	1	1	0	1	2	1
Inning Stats	R: 1 E: 0 K: 1 S: 15 H: 3 LOB: 2 BB: 0 P: 28	R: 0 E: 0 K: 1 S: 13 H: 1 LOB: 1 BB: 1 P: 22	R: 1 E: 0 K: 1 S: 14 H: 2 LOB: 1 BB: 0 P: 19	R: 0 E: 0 K: 1 S: 7 H: 0 LOB: 0 BB: 0 P: 12	R: 0 E: 0 K: 0 S: 9 H: 1 LOB: 1 BB: 0 P: 15	R: 0 E: 0 K: 1 S: 10 H: 1 LOB: 0 BB: 0 P: 15	R: 3 E: 0 K: 0 S: 14 H: 2 LOB: 2 BB: 3 P: 32	R: 0 E: 0 K: 2 S: 14 H: 1 LOB: 1 BB: 0 P: 20		1B: 7 2B: 2 3B: 0 HR: 2	SF: 0 SAC: 1 DP: 1 HBP: 0			WP: 1 PB: 0 SB: 1 CS: 1	PA: 37	

BOTTOM

Houston Astros @ Los Angeles Angels

Angel Stadium of Anaheim, Anaheim, CA

Sat Sep 13 2014, 6:08 PM - 9:26 PM PDT

Att. 38,041 - Partly Cloudy - 92 F

livebaseballscorecards.com

AB	32
R	5
H	11
RBI	5
BB	4
SO	7
LOB	15

PITCHER		IP	WLS	BF	H	R	ER	SO	BB	IBB	HBP	BLK	WP	HR	S	P	ERA	WHIP
46 Scott Feldman, R ERA: 3.95	(1, 1)	6.0	L	25	8	2	2	5	1	0	0	0	0	2	68	111	3.00	1.500
48 Mike Foltynewicz, R ERA: 5.54	(7, 1)	0.1		2	1	1	1	0	0	0	0	0	0	0	3	7	27.00	3.000
38 Darin Downs, L ERA: 4.81	(7, 1)	0.0		2	0	0	0	0	1	1	0	0	1	0	4	12	∞	∞
55 Jose Veras, R ERA: 4.24	(7, 1)	0.2		4	1	2	2	0	1	0	0	0	0	0	7	13	27.00	3.000
66 Kevin Chapman, L ERA: 6.32	(8, 1)	1.0		4	1	0	0	2	0	0	0	0	0	0	14	20	0.00	1.000

PITCHER	IP	WLS	BF	H	R	ER	SO	BB	IBB	HBP	BLK	WP	HR	S	P	ERA	WHIP

Houston Astros @ Los Angeles Angels

Angel Stadium of Anaheim, Anaheim, CA

Sun Sep 14 2014, 12:38 PM - 3:57 PM PDT

Att. 35,364 - Partly Cloudy - 96 F

TOP

livebaseballscorecards.com

Batter	1	2	3	4	5	6	7	8	9	AB	R	H	RBI	BB	SO	LOB
19 Robbie Grossman, S (1, 7) OBP: 0.328, SLG: 0.331	C SI 90 B FC 85 B SI 89 B SI 89 C FF 90 C SI 91 3-3 ① K	B FF 90 B SI 92 C SI 92 X FC 86 2-1 2B		F SI 92 B CH 86 B SI 94 X SI 92 2-1 ① G3	S FF 96 B FF 96 F FF 96 X SL 85 1-2 2-H 3-H 1B		C SI 90 F CH 77 B FF 88 X CU 76 1-2 ③ G6-3			5	0	2	2	0	1	0
27 Jose Altuve, R (1, 4) OBP: 0.376, SLG: 0.450	F FF 91 B SI 93 S FC 86 B FC 87 X SI 93 2-2 1B	B FC 88 B SI 90 B CH 84 I 4-0 IBB		B CU 83 B CU 81 B SI 93 C SI 93 X FF 94 3-1 ② F9	B FF 94 1 SAFE 1 SAFE 1 SAFE F FF 96 X FF 96 1-1 ③ G1-3			B SI 89 X FF 87 1-0 23 G6-4-3 1B		4	0	2	0	1	0	1
21 Dexter Fowler, S (1, 8) OBP: 0.376, SLG: 0.407	B SI 91 B SI 90 F SI 90 B SI 90 X SI 90 3-1 ② F8	B SI 91 C FC 85 B SL 81 B SI 91 S SI 91 C SI 92 3-3 ③ K		S CH 85 B CU 81 B FF 93 X CH 86 2-1 2B		X SI 95 0-0 6 1B 2B		S SI 89 D CH 79 X CH 77 1-1 ① F9		5	1	2	0	0	1	4
23 Chris Carter, R (1, 10) OBP: 0.315, SLG: 0.517	1 SAFE B SI 90 B CH 83 B CH 83 C SI 91 C SI 92 T SI 92 3-2 ③ K		B CH 82 F SI 90 C CH 82 F FC 87 X SI 93 1-2 22 BB 6 BB 1B	D CH 83 S CU 80 S CU 80 D CU 82 B CU 81 B CU 80 4-2 BB		B FF 99 C FF 98 B FF 98 X FF 96 2-1 ① G5-3		1 SAFE B CH 76 C CH 77 B FF 87 B FF 86 X SI 89 3-1 ②③ G6-4-3 1-2f		4	0	1	0	1	1	3
6 Jake Marisnick, R (1, 9) OBP: 0.274, SLG: 0.282		C SI 87 F SI 89 F FF 91 B SI 92 X CH 84 1-2 30 CS 22 BB 1B	B SI 90 F SI 90 F FC 85 B SI 91 F SI 90 B CU 78 F SI 91 B SI 91 4-2 22 BB 1-2 BB	B FA 88 B FF 94 B FF 94 F SI 94 C FF 95 2-3 ③ K		S SL 85 B FF 99 B FF 96 X FF 97 2-1 22 S 2-H 1B			B CU 72 C CU 74 S CH 77 F FF 87 B FF 88 F FF 90 B CH 76 F FF 88 F CH 77 3-2 X FF 88 1B	4	0	3	1	1	1	2
22 Carlos Corporán, S (1, 2) OBP: 0.303, SLG: 0.369		1 SAFE 1 SAFE B SI 88 B CH 83 B SI 89 B SI 89 4-0 30 CS 3 HR 1-2 BB	S SI 90 F CH 82 F CU 79 B CH 80 B FC 85 B CH 83 F SI 91 B SI 90 4-2 1-2 2-3 BB		F FF 96 B FF 95 S FF 96 B FF 97 B FF 96 F FF 95 B FF 95 4-2 3 2B 19 1B BB	B FF 98 F FF 98 S SL 87 C SL 85 1-3 ② K 1-2		S CH 76 S CH 76 S FF 87 0-3 ① K	2	2	0	0	3	2	2
14 Jesus Guzman, R (1, 3) OBP: 0.271, SLG: 0.252		B SI 90 B SI 89 B SI 89 C SI 90 C SI 90 C SI 91 3-3 ① K	B FF 90 X FF 90 1-0 ① P2		X FF 95 0-0 ① F9	B FF 97 B SL 84 B FF 96 C FF 97 F FF 94 X FF 98 3-2 ③ F8			B CU 76 C SI 88 F FF 88 B FF 89 F FF 89 1 SAFE S CH 78 2-3 ② K	5	0	0	0	0	2	8
30 Matt Dominguez, R (1, 5) OBP: 0.261, SLG: 0.335		B FF 90 2 SAFE B SI 91 S SI 90 B SI 91 B SI 91 4-1 ② 3 HR 1-2 2-3 BB	B FF 91 B FF 90 F FF 90 F FF 90 X FF 92 2-2 ② P4		S SL 86 F SL 85 X FF 96 0-2 ② L9		S CH 76 X CH 77 0-1 ① L8		B FF 85 F FF 85 S SL 78 F FF 87 X SL 78 1-2 ③ F8	4	1	0	0	1	0	5
3 Gregorio Petit, R (1, 6) OBP: 0.296, SLG: 0.449		B CH 82 F SI 89 B CH 83 B CH 83 X SI 91 3-1 1-H 2-H HR	S FF 92 B SL 81 F FF 91 S FF 92 1-3 ③ K		C SL 85 X SL 85 0-1 19 1B 1-3 2B		X SI 89 0-0 ② G6-3			4	2	2	3	0	1	3
Inning Stats	R: 0 E: 0 K: 2 S: 11 H: 1 LOB: 1 BB: 0 P: 22	R: 3 E: 0 K: 2 S: 15 H: 3 LOB: 2 BB: 3 P: 39	R: 0 E: 0 K: 1 S: 19 H: 1 LOB: 3 BB: 2 P: 32	R: 0 E: 0 K: 1 S: 11 H: 1 LOB: 2 BB: 1 P: 24	R: 2 E: 0 K: 0 S: 14 H: 2 LOB: 1 BB: 1 P: 20	R: 1 E: 0 K: 1 S: 11 H: 2 LOB: 1 BB: 0 P: 19	R: 0 E: 0 K: 0 S: 6 H: 0 LOB: 0 BB: 0 P: 7	R: 0 E: 0 K: 0 S: 5 H: 1 LOB: 0 BB: 0 P: 10	R: 0 E: 0 K: 2 S: 18 H: 1 LOB: 1 BB: 0 P: 24	1B: 7 2B: 4 3B: 0 HR: 1 SF: 0 SAC: 0 DP: 1 HBP: 0						

	AB	37
	R	6
	H	12
	RBI	6
	BB	7
	SO	9
	LOB	28

WP: 0 PB: 0 SB: 1 CS: 2 PA: 44

PITCHER		IP	WLS	BF	H	R	ER	SO	BB	IBB	HBP	BLK	WP	HR	S	P	ERA	WHIP
53 Héctor Santiago, L ERA: 3.55	(1, 1)	2.0	L	15	5	3	3	4	4	1	0	0	0	1	38	82	13.50	4.500
63 Vinnie Pestano, R ERA: 3.6	(3, 1)	1.0		3	0	0	0	1	0	0	0	0	0	0	7	11	0.00	0.000
62 Yoslan Herrera, R ERA: 3.46	(4, 1)	1.0		5	1	0	0	1	1	0	0	0	0	0	11	24	0.00	2.000
68 Cam Bedrosian, R ERA: 6.61	(5, 1)	1.0		6	2	2	2	0	1	0	0	0	0	0	14	20	18.00	3.000
49 Jairo Díaz, R ERA: 3.0	(6, 1)	1.0		5	2	1	1	1	0	0	0	0	0	0	11	19	9.00	2.000

PITCHER		IP	WLS	BF	H	R	ER	SO	BB	IBB	HBP	BLK	WP	HR	S	P	ERA	WHIP
35 Wade LeBlanc, L ERA: 6.88	(7, 1)	2.2		9	2	0	0	2	0	0	0	0	0	0	25	36	0.00	0.750
54 Joe Thatcher, L ERA: 2.96	(9, 1)	0.1		1	0	0	0	0	0	0	0	0	0	0	4	5	0.00	0.000

Batter	1	2	3	4	5	6	7	8	9	AB	R	H	RBI	BB	SO	LOB
56 Kole Calhoun, L (1, 9) OBP: 0.336, SLG: 0.465	C FF 90 C FF 91 B FF 92 X SL 81 1-2 ① G1-3			C FF 91 F SL 79 B SI 92 B SI 92 C SI 92 2-3 ① K			B SL 81 B SI 92 F SI 91 B SI 92 C SI 93 X SI 92 3-2 ① G4-3		C FF 94 B FF 94 S SL 83 B SL 84 B FF 94 F FF 94 B FF 94 4-2 5 DI BB	3	0	0	0	1	1	0
27 Mike Trout, R (1, 8) OBP: 0.378, SLG: 0.567 22 Tony Campana, L (8, 8) OBP: 0.172, SLG: 0.206 12 Shawn O'Malley, S (9, PH) OBP: 0.500, SLG: 0.500	C FF 91 B FF 90 F FF 89 F SL 82 B FF 93 B FF 90 F FF 92 T FF 89 3-2 ② K			C CH 82 B SI 92 F SI 92 C FF 89 1-3 ② K			B CH 80 B FF 91 B CH 82 C SI 90 X FF 89 3-1 5 G6-4-3 1B		C FF 94 S SL 80 F CH 81 D CH 81 T FF 94 1-2 ② K	3 0 1	0 0 0	1 0 0	0 0 0	0 0 0	2 0 1	0 0 1
5 Albert Pujols, R (1, 10) OBP: 0.328, SLG: 0.467	C FF 92 B SL 80 S FF 91 X SL 81 1-2 ③ G5-3			C SL 80 F FF 91 F SL 81 B CH 81 B SI 92 B CH 82 X FF 92 3-2 ③ G5-3			C SI 91 S SL 81 B SI 91 D SL 81 X SI 91 2-2 ② ③ G6-4-3 1-2f		F FF 94 S SL 84 X SL 84 0-2 ③ G5-3 1-2	4	0	0	0	0	0	2
47 Howie Kendrick, R (1, 4) OBP: 0.347, SLG: 0.395 18 Gordon Beckham, R (7, 6) OBP: 0.273, SLG: 0.344		C FF 90 B FF 90 F CH 80 B CH 79 B SI 91 X FF 90 3-2 ① G5-3			C CH 80 B SL 80 X FF 90 1-1 ① G4-3			X FF 90 0-0 6 1B 2B		2 1	0 1	0 1	0 0	0 0	0 0	0 0
6 David Freese, R (1, 5) OBP: 0.322, SLG: 0.374 13 Luis Jimenez, R (8, PR) OBP: 0.207, SLG: 0.185 (9, 5)		C SI 90 B FF 89 B CH 81 X FF 91 2-1 ② G5-3			X CH 81 0-0 ② L3			B SI 90 F CH 81 B FF 88 F SI 90 F FF 88 D SL 83 F FF 91 X CH 81 3-2 2-H 1B		3 0	0 0	1 0	1 0	0 0	0 0	0 0
2 Erick Aybar, S (1, 6) OBP: 0.326, SLG: 0.390 10 Grant Green, R (7, 4) OBP: 0.315, SLG: 0.398		C FF 91 B SI 90 X SI 91 1-1 ③ G4-3			B SI 90 B SI 89 S SI 90 C FF 91 F CH 82 B SI 93 S CH 81 3-3 ③ K			C SI 90 B FS 82 C CU 74 S CU 75 1-3 ① K		2 1	0 0	0 0	0 0	1 1	0 1	0 1
17 Chris Iannetta, R (1, 2) OBP: 0.377, SLG: 0.410		B FF 89 B FF 89 X FF 90 2-0 ① F9		F SI 90 B FF 92 C CH 81 B CH 80 B FF 91 F FF 91 B FF 92 4-2 24 G4-6-3 BB				C CU 75 B SI 93 B FS 83 B SI 93 X SI 92 3-1 ② P2		2	0	0	0	1	0	1
24 C.J. Cron, R (1, 3) OBP: 0.298, SLG: 0.468		C CH 79 B CH 79 B FF 90 F SI 89 F SL 81 F CH 80 B FF 89 F CH 80 F CH 79 3-2 X SI 89 ② G4-3			B CH 82 X FF 92 1-0 ① ② G4-6-3 1-2f			C CU 75 S CU 76 D CU 77 C SI 94 1-3 ③ K		3	0	0	0	0	1	2
7 Collin Cowgill, R (1, 7) OBP: 0.338, SLG: 0.370		C CH 80 B SI 90 B SL 81 S CH 82 F CH 80 B SI 92 X FF 92 3-2 ③ G4-3			B FF 92 C SI 91 S CH 82 X CH 81 1-2 ③ G5-3				X FF 93 0-0 ① P4	3	0	0	0	0	0	0
Inning Stats	R: 0 E: 0 K: 1 S: 11 H: 0 LOB: 0 BB: 0 P: 16	R: 0 E: 0 K: 0 S: 7 H: 0 LOB: 0 BB: 0 P: 13	R: 0 E: 0 K: 0 S: 12 H: 0 LOB: 0 BB: 0 P: 20	R: 0 E: 0 K: 2 S: 10 H: 0 LOB: 0 BB: 0 P: 16	R: 0 E: 0 K: 1 S: 7 H: 0 LOB: 0 BB: 0 P: 11	R: 0 E: 0 K: 0 S: 7 H: 0 LOB: 0 BB: 1 P: 13	R: 0 E: 0 K: 0 S: 8 H: 1 LOB: 0 BB: 0 P: 16	R: 1 E: 0 K: 2 S: 14 H: 2 LOB: 1 BB: 0 P: 22	R: 0 E: 0 K: 1 S: 11 H: 0 LOB: 1 BB: 1 P: 16	1B: 2 2B: 1 3B: 0 HR: 0 SF: 0 SAC: 0 DP: 2 HBP: 0						WP: 0 PB: 0 SB: 0 CS: 0 PA: 30	

PITCHER		IP	WLS	BF	H	R	ER	SO	BB	IBB	HBP	BLK	WP	HR	S	P	ERA	WHIP
60 Dallas Keuchel, L ERA: 3.0	(1, 1)	7.0	W	23	3	1	1	4	1	0	0	0	0	0	68	114	1.29	0.571
55 Jose Veras, R ERA: 4.14	(8, 1)	1.0		3	0	0	0	2	0	0	0	0	0	0	8	13	0.00	0.000
29 Tony Sipp, L ERA: 3.28	(9, 1)	1.0		4	0	0	0	1	1	0	0	0	0	0	11	16	0.00	1.000

PITCHER	IP	WLS	BF	H	R	ER	SO	BB	IBB	HBP	BLK	WP	HR	S	P	ERA	WHIP

BOTTOM

Houston Astros @ Los Angeles Angels

Angel Stadium of Anaheim, Anaheim, CA

Sun Sep 14 2014, 12:38 PM - 3:57 PM PDT

Att. 35,364 - Partly Cloudy - 96 F

livebaseballscorecards.com

AB	28
R	1
H	3
RBI	1
BB	2
SO	7
LOB	7

Seattle Mariners @ Los Angeles Angels

Angel Stadium of Anaheim, Anaheim, CA

Mon Sep 15 2014, 7:10 PM - 10:04 PM PDT

Att. 36,137 - Partly Cloudy - 91 F

TOP

livebaseballscorecards.com

Batter	1	2	3	4	5	6	7	8	9	AB	R	H	RBI	BB	SO	LOB
16 Austin Jackson, R (1, 8) OBP: 0.316, SLG: 0.363	B FF 91 S SL 81 X SI 91 1-1 G5-3		B SL 82 B FF 92 X FF 92 2-0 F8			C SI 88 B SI 88 B CH 83 C SL 80 X CH 85 2-2 13 G3-6 1B		F FF 85 B FF 87 B SL 78 S FF 86 D SL 77 X FF 86 3-2 F7		3	0	1	0	0	0	0
99 James Jones, L (6, PR) OBP: 0.281, SLG: 0.315 (6, 8)										1	0	0	0	0	0	1
13 Dustin Ackley, L (1, 7) OBP: 0.298, SLG: 0.396	B SI 92 B SI 92 C SI 92 X SL 84 2-1 22 G6-4-3 1B			C CH 80 F FF 90 C FF 92 0-3 K		D SL 80 1 SAFE B SI 90 C SI 90 X CH 85 2-1 G3-6 1-2f			X FF 90 0-0 F8	3	0	1	0	0	1	1
7 Stefen Romero, R (6, 7) OBP: 0.237, SLG: 0.303										1	0	0	0	0	0	0
22 Robinson Canó, L (1, 4) OBP: 0.387, SLG: 0.467	X SI 92 0-0 G6-4-3 1-2f			B SI 90 C SI 90 F FF 91 X FF 91 1-2 2B			X SL 80 0-0 F8		B FF 90 B FF 90 C FF 90 B FF 90 X FF 90 3-1 G5-3	3	0	1	0	0	0	1
1 Chris Taylor, R (7, 6) OBP: 0.368, SLG: 0.360										1	0	0	0	0	0	0
15 Kyle Seager, L (1, 5) OBP: 0.342, SLG: 0.466		C SI 90 F SL 78 C FF 92 0-3 K		B CH 81 S SL 80 S CH 84 X CH 85 1-2 F7			C SI 88 B SI 90 B SI 89 B SL 83 X SI 90 3-1 F7		C SI 90 B SL 81 F SI 90 B SL 82 B SL 80 X SI 91 3-2 1B	4	0	1	0	0	1	1
21 Kendrys Morales, S (1, 10) OBP: 0.263, SLG: 0.335		C KC 77 C SI 93 B SI 87 B CH 86 B FF 94 S CH 85 3-3 K		C CH 82 C SI 91 X FF 93 0-2 G6-3			C SI 91 B SI 91 F CH 85 B SI 92 X SI 93 2-2 G4-3		X SI 91 0-0 G4-3	4	0	0	0	0	1	2
20 Logan Morrison, L (1, 3) OBP: 0.300, SLG: 0.384		B SI 92 X SI 91 1-0 1B			B CH 86 F SL 79 B FF 90 F SI 91 X CH 85 2-2 F9			B SI 89 B SI 90 C SI 89 X SI 91 2-1 55 G4-3 35 G6-3 2B		3	1	2	0	0	0	0
55 Michael Saunders, L (1, 9) OBP: 0.322, SLG: 0.410		C SI 92 S FF 92 1 SAFE B FF 93 B CH 86 1 SAFE B SI 93 X CH 85 3-2 P4			B FF 90 X SI 91 1-0 G6-3			T SL 80 S CH 86 B FF 91 B FF 92 X SI 93 2-2 G4-3 2-3		3	0	0	0	0	0	2
3 Mike Zunino, R (1, 2) OBP: 0.249, SLG: 0.398			C FF 90 B CH 83 B SI 90 F SL 82 B FF 93 S FF 94 3-3 K		C SL 81 B FF 91 B FF 91 S SL 83 S FF 93 2-3 K			S SL 81 X SL 78 0-1 G6-3 3-H		2	0	0	0	0	2	0
35 Humberto Quintero, R (6, 2)										1	0	0	1	0	0	0
5 Brad Miller, L (1, 6) OBP: 0.285, SLG: 0.359 (7, 4)			B SL 77 C CH 85 X CH 85 1-1 G5-3			B CH 86 X SL 78 1-0 F8		B FF 85 B FF 85 C FF 86 F FF 87 2-2 CI		2	0	0	0	0	0	0

Inning Stats	1	2	3	4	5	6	7	8	9
	R: 0 E: 0 K: 0 S: 5	H: 1 LOB: 0 BB: 0 P: 8	R: 0 E: 0 K: 2 S: 10	H: 1 LOB: 1 BB: 0 P: 17	R: 0 E: 0 K: 1 S: 6	H: 0 LOB: 0 BB: 0 P: 12	R: 0 E: 0 K: 1 S: 12	H: 1 LOB: 1 BB: 0 P: 14	R: 0 E: 0 K: 1 S: 7	H: 0 LOB: 0 BB: 0 P: 12	R: 0 E: 0 K: 0 S: 6	H: 1 LOB: 1 BB: 0 P: 11	R: 0 E: 0 K: 0 S: 6	H: 0 LOB: 0 BB: 0 P: 11	R: 1 E: 1 K: 0 S: 12	H: 1 LOB: 1 BB: 0 P: 21	R: 0 E: 0 K: 0 S: 7	H: 1 LOB: 1 BB: 0 P: 13

| | | | | | | | | | |

BOTTOM

Seattle Mariners @ Los Angeles Angels

Angel Stadium of Anaheim, Anaheim, CA

Mon Sep 15 2014, 7:10 PM - 10:04 PM PDT

Att. 36,137 - Partly Cloudy - 91 F

livebaseballscorecards.com

Batter	1	2	3	4	5	6	7	8	9	AB	R	H	RBI	BB	SO	LOB
56 Kole Calhoun, L (1, 9) OBP: 0.335, SLG: 0.463	C FF 88 B SI 88 F SL 80 B SI 86 F CU 73 X FF 90 2-2 ① F7		S SI 89 X SI 90 0-1 27 BB; 5 2B; 1-2 1B	B FF 93 D FC 91 S FF 96 X FF 97 2-1 ② G3-1; 1-2 2-3	F SL 85 X SL 83 0-1 ③ F7			B FF 95 F FF 95 B CU 84 C CU 85 F FF 96 X CU 85 2-2 ② F7		5	1	1	0	0	0	4
27 Mike Trout, R (1, 8) OBP: 0.381, SLG: 0.567	F FF 90 F FF 90 B FF 91 F SL 79 B FF 91 C SL 77 2-3 ② K		D SL 82 T FF 91 B FF 92 B SI 91 B FF 92 4-1 5 2B; 1-2 2-3 BB	I IN 63 I IN 64 I IN 65 I IN 65 4-0 22 1B IBB		C FF 91 B SL 86 B FF 92 F FF 91 B SI 92 X FF 93 3-2 1B		B CU 85 F FF 96 B FF 95 B CU 85 B FF 95 4-1 BB		2	1	1	0	3	1	0
5 Albert Pujols, R (1, 3) OBP: 0.328, SLG: 0.469 22 Tony Campana, L (3, PR) OBP: 0.179, SLG: 0.212 (4, 7)	C SL 81 X FS 85 0-1 ③ G5-3		F SI 86 C SL 80 F SL 80 F FF 93 F FS 85 X SI 86 0-2 47 2B; 1-H 2-H 3-H 2B	B FF 94 B FF 97 C FF 94 X FF 96 2-1 47 FC5-4; 1-2 2-H 3-H 1B		X FF 90 0-0 ① F8		B FF 96 B FF 96 S FF 96 B FF 97 C FF 96 F FF 96 X FF 96 3-2 ③ G3		2 3	0 1	1 1	3 2	0 0	0 0	0 2
47 Howie Kendrick, R (1, 4) OBP: 0.346, SLG: 0.396		F FF 89 B SL 80 C SL 82 B FS 85 F FF 90 C FF 92 2-3 ① K	B SL 81 B SI 89 X SI 90 2-0 2-H 2B	X FC 91 0-0 ③ FC5-4; 1-2f		B FF 92 F FF 91 X SL 86 1-1 ② P4				4	0	1	1	0	1	3
2 Erick Aybar, S (1, 6) OBP: 0.324, SLG: 0.388		C FF 91 X FS 85 0-1 ② G4-3	X FS 81 0-0 ③ G6-3		B SI 91 X SI 92 1-0 ① G5-3	C CH 77 B FF 93 B CH 80 S CH 80 X FF 93 2-2 ③ L9				4	0	0	0	0	0	2
6 David Freese, R (1, 5) OBP: 0.322, SLG: 0.379 8 John McDonald, R (8, 5) OBP: 0.241, SLG: 0.164		C SI 90 B SL 79 F SI 89 F FS 84 F FS 85 F FF 91 B FS 84 S SL 79 2-3 ③ K		C SI 87 X SL 78 0-1 HR	B FF 92 B CH 84 X FF 91 2-0 ② L9		B FF 91 X SL 86 1-0 ① F9			4 0	1 0	1 0	1 0	0 0	1 0	0 0
28 Brennan Boesch, L (1, 10) OBP: 0.164, SLG: 0.250			C SL 81 S FS 84 F SI 92 B SI 86 S SI 86 1-3 ① K	X SL 80 0-0 56 G3-1; 19 1B; 22 1B 1B	S SL 86 S SL 84 X SL 83 0-2 HR		X CH 79 0-0 ② G4-3			4	2	2	1	0	1	0
24 Hank Conger, L (1, 2) OBP: 0.287, SLG: 0.315			F SL 82 B FS 85 S SL 82 X FF 92 1-2 ② L8	D FS 81 B FF 88 X SI 88 2-0 ① L7	B SI 90 B SL 84 F FF 90 B SI 91 B SI 89 4-1 19 E BB		B FF 93 B CH 79 B CH 79 C FF 90 S FF 91 F FF 91 F FF 92 F SL 85 S CH 81 3-3 ③ K			3	0	0	0	1	1	1
19 Efren Navarro, L (1, 7) OBP: 0.318, SLG: 0.360 (4, 3)			B FF 91 B SL 82 B FF 90 B FF 91 4-0 27 BB; 56 1B; 5 2B BB	1 SAFE 1 SAFE S SI 87 B SI 87 1 SAFE X FS 81 1-1 56 G3-1; 22 1B; 1-2 1B	B SL 84 X SI 88 1-0 E4; 1-3			C FF 96 S FF 95 C CU 86 0-3 ① K		3	2	1	0	1	1	1
Inning Stats	R: 0 E: 0 K: 1 S: 10 H: 0 LOB: 0 BB: 0 P: 14	R: 0 E: 0 K: 2 S: 12 H: 0 LOB: 0 BB: 0 P: 16	R: 4 E: 0 K: 1 S: 19 H: 3 LOB: 1 BB: 2 P: 31	R: 3 E: 0 K: 0 S: 11 H: 4 LOB: 2 BB: 1 P: 22	R: 1 E: 1 K: 0 S: 9 H: 1 LOB: 2 BB: 1 P: 17	R: 0 E: 0 K: 0 S: 9 H: 1 LOB: 1 BB: 0 P: 15	R: 0 E: 0 K: 1 S: 8 H: 0 LOB: 0 BB: 0 P: 12	R: 0 E: 0 K: 1 S: 12 H: 0 LOB: 1 BB: 1 P: 21		1B: 5 2B: 2 3B: 0 HR: 2	SF: 0 SAC: 0 DP: 0 HBP: 0			WP: 0 PB: 0 SB: 0 CS: 0	PA: 39	

	AB	34
	R	8
	H	9
	RBI	8
	BB	5
	SO	6
	LOB	13

PITCHER	IP	WLS	BF	H	R	ER	SO	BB	IBB	HBP	BLK	WP	HR	S	P	ERA	WHIP
18 Hisashi Iwakuma, R (1, 1) ERA: 3.42	3.1	L	18	6	7	7	4	2	0	0	0	0	1	47	70	18.90	2.400
52 Dominic Leone, R (4, 1) ERA: 2.2	0.2		4	1	0	0	0	0	1	0	0	0	0	5	13	0.00	1.500
44 Lucas Luetge, L (5, 1) ERA: 5.06	1.0		6	1	1	1	0	1	0	0	0	0	1	9	17	9.00	2.000
50 Erasmo Ramírez, R (6, 1) ERA: 5.06	2.0		7	1	0	0	1	0	0	0	0	0	0	17	27	0.00	0.500
31 Yoervis Medina, R (8, 1) ERA: 2.29	1.0		4	0	0	0	1	1	0	0	0	0	0	12	21	0.00	1.000

PITCHER	IP	WLS	BF	H	R	ER	SO	BB	IBB	HBP	BLK	WP	HR	S	P	ERA	WHIP

Batter	1	2	3	4	5	6	7	8	9	AB	R	H	RBI	BB	SO	LOB
16 Austin Jackson, R (1, 8) OBP: 0.315, SLG: 0.362 99 James Jones, L (7, 8) OBP: 0.280, SLG: 0.314	B FF 92 B FF 92 C FF 92 S CH 87 C SL 85 2-3 K ①	F FF 93 X FF 94 0-1 L8 ③	C SL 80 B SL 78 F SI 90 F CH 70 B CH 70 C FF 94 2-3 K ②	X CH 85 0-0 22 E 22 E 1-2 2-3 3-H 1B	B SI 87 S CH 79 B CH 79 X FF 86 2-1 SF9 ① 3-H	B FF 85 B SI 83 X SI 84 2-0 G1-6-3 ①② 1-2f 2-3	4 1 1 2 0 2 1 1 0 0 0 0 0 2									
13 Dustin Ackley, L (1, 7) OBP: 0.298, SLG: 0.397 7 Stefen Romero, R (7, PH) OBP: 0.234, SLG: 0.299 (7, 7)	C FF 92 B FF 93 C CU 76 F FF 94 X FF 94 1-2 F8 ②			C SL 85 X CH 86 0-1 G3-1 ①	C CH 76 X FF 93 0-1 2-H 2B	C FF 85 C SL 78 B FC 86 F SL 79 X SL 79 1-2 SF9 ② 3-H	B CH 78 X SI 84 1-0 G4-6-3 ②③ 1-2f		B CH 80 B FF 84 F FF 85 C FF 86 F CH 78 B SI 84 S FF 84 3-3 K ③	3 0 1 2 0 0 0 2 0 0 0 0 1 3						
22 Robinson Canó, L (1, 4) OBP: 0.387, SLG: 0.466	C SL 87 X FF 94 0-1 G5-3 ③			S CH 86 T CU 78 B FF 95 S CH 88 1-3 K ②	I IN 65 I IN 66 I IN 65 I IN 68 4-0 IBB	X FF 86 0-0 15 1B 1-H 2-H 1B		B SI 85 B SI 84 F CH 78 X SI 84 2-1 F7 ①		4 1 1 0 1 1 0						
15 Kyle Seager, L (1, 5) OBP: 0.343, SLG: 0.466 5 Brad Miller, L (7, 5) OBP: 0.284, SLG: 0.358		C SL 84 B FF 93 X CH 86 1-1 1B	B CU 75 F CH 86 X FF 93 1-1 F8 ③	B SL 77 F SL 78 S CH 73 X CH 72 1-2 G3-1 ③	B SL 78 C FC 86 F SL 78 B SL 79 B SL 79 F FF 86 X FF 85 3-2 21 2B 3-H 1B			X FF 88 0-0 F8 ②		4 0 2 1 0 0 2 1 0 0 0 0 0 0						
21 Kendrys Morales, S (1, 10) OBP: 0.268, SLG: 0.341 27 Corey Hart, R (8, PH) OBP: 0.267, SLG: 0.313 (8, 10)		B CH 86 C CH 85 1 SAFE B SL 81 F CH 86 S CH 85 2-3 K ①			B SL 81 B FF 92 C CH 86 C FF 93 B SL 82 B FF 93 4-2 9 SH1-3 20 HBP 3 2B BB	X CH 85 C FF 85 C SL 78 B FC 86 F SL 79 X SL 79 2-2 20 2B 9 1B 1B B CH 86 C CH 85 1 SAFE B SL 81 F CH 86 S CH 85 1-1 1-3 2B		B FF 87 B CH 79 X FF 88 2-0 F8 ③		3 2 2 0 1 1 1 1 0 0 0 0 0 0					
20 Logan Morrison, L (1, 3) OBP: 0.302, SLG: 0.386 17 Justin Smoak, S (6, 3) OBP: 0.276, SLG: 0.340		D CU 74 1 SAFE X FF 92 1-0 P5 ②			C FF 94 C FF 93 H FF 94 1-2 9 SH1-3 3 2B 1-2 HBP	X CH 83 0-0 9 1B 16 1B 1-3 2B B FF 94 B SI 93 X SI 92 2-0 L7			B SI 85 B SI 85 B SI 85 B FF 86 4-0 3 HBP 28 1B 1 1B BB	3 2 1 0 0 0 3 0 1 0 0 1 0 0						
9 Endy Chavez, L (1, 9) OBP: 0.321, SLG: 0.376 28 Chris Denorfia, R (7, PH) OBP: 0.290, SLG: 0.320 (7, 9)		1 SAFE D CU 74 C CH 85 F FF 92 1 SAFE X FF 92 1-2 F9 ③			C SL 81 X FF 93 0-1 SH1-3 ① 1-2 2-3	C FF 91 F FF 90 X FF 91 0-2 16 1B 3 HBP 13 SF9 2-3 3-H 1B	B SI 86 B CH 79 B SI 86 B FF 86 4-0 1 E 3 1B 16 SF9 BB		C SI 84 B CH 79 F CH 78 F SL 76 X SI 83 1-2 3 HBP 1 1B 1-2 1B	2 1 1 1 0 0 1 1 2 1 0 1 0 0						
3 Mike Zunino, R (1, 2) OBP: 0.256, SLG: 0.402			C FF 92 F SL 84 S FF 94 0-3 K ①		X FF 93 0-0 1 2B 2-H 3-H 2B	B FF 91 B KC 82 C CH 87 F CH 84 H FF 88 3-2 22 1B 16 1B 22 E 1-2 HBP	B FF 87 X FF 86 1-0 1 E 1-2 1B		B CH 78 B FF 87 F SI 84 H SI 85 3-1 99 G1-6-3 1 1B 1-2 2-3 HBP	3 2 2 2 0 1 0						
1 Chris Taylor, R (1, 6) OBP: 0.370, SLG: 0.371			B SL 85 C SL 84 X FF 94 1-1 L4 ②		C SL 83 X SL 82 0-1 13 2B 2-H 2B	C KC 81 B KC 82 X CH 84 1-1 F9 ①	C CH 79 B FF 86 F CH 77 B CH 74 X FF 86 2-2 FC1 7 G4-6-3 1-2 2-3		C SI 86 B CH 78 B FF 86 T SI 84 X SI 85 2-2 99 G1-6-3 1-2 2-H 3-H 1B	5 1 2 3 0 0 5						
Inning Stats	R: 0 H: 0 E: 0 LOB: 0 K: 1 BB: 0 S: 9 P: 12	R: 0 H: 1 E: 0 LOB: 1 K: 1 BB: 0 S: 9 P: 14	R: 0 H: 0 E: 0 LOB: 0 K: 1 BB: 0 S: 7 P: 8	R: 0 H: 0 E: 0 LOB: 0 K: 1 BB: 0 S: 7 P: 9	R: 4 H: 3 E: 0 LOB: 2 K: 1 BB: 2 S: 18 P: 30	R: 6 H: 7 E: 1 LOB: 2 K: 0 BB: 0 S: 24 P: 37	R: 1 H: 1 E: 1 LOB: 1 K: 0 BB: 1 S: 7 P: 17	R: 0 H: 0 E: 0 LOB: 0 K: 0 BB: 0 S: 4 P: 8	R: 2 H: 2 E: 0 LOB: 1 K: 1 BB: 1 S: 13 P: 28	1B: 9 SF: 2 2B: 5 SAC: 1 3B: 0 DP: 2 HR: 0 HBP: 3				WP: 0 PA: 47 PB: 0 SB: 0 CS: 0		

PITCHER		IP	WLS	BF	H	R	ER	SO	BB	IBB	HBP	BLK	WP	HR	S	P	ERA	WHIP
46 Cory Rasmus, R ERA: 2.57	(1, 1)	4.0		13	1	0	0	4	0	0	0	0	0	0	32	43	0.00	0.250
39 Jason Grilli, R ERA: 4.03	(5, 1)	0.1	L	5	2	4	4	0	1	0	1	0	0	0	9	14	108.00	9.000
64 Mike Morin, R ERA: 2.29	(5, 1)	0.2		4	1	0	0	1	0	1	0	0	0	0	9	16	0.00	1.500
59 Fernando Salas, R ERA: 3.46	(6, 1)	0.1		6	4	5	5	0	0	0	1	0	0	0	12	18	135.00	12.000
54 Joe Thatcher, L ERA: 3.21	(6, 1)	0.1		3	2	1	1	0	0	0	0	0	0	0	9	13	27.00	6.000

PITCHER		IP	WLS	BF	H	R	ER	SO	BB	IBB	HBP	BLK	WP	HR	S	P	ERA	WHIP
62 Yoslan Herrera, R ERA: 3.38	(6, 1)	0.1		2	1	0	0	0	0	0	0	0	0	0	3	6	0.00	3.000
41 Michael Roth, L ERA: 7.5	(7, 1)	3.0		14	3	3	3	1	2	0	1	0	0	0	24	53	9.00	1.667

TOP

Seattle Mariners @ Los Angeles Angels

Angel Stadium of Anaheim, Anaheim, CA

Tue Sep 16 2014, 7:08 PM - 10:25 PM PDT

Att. 36,193 - Partly Cloudy - 96 F

livebaseballscorecards.com

AB	37
R	13
H	14
RBI	11
BB	4
SO	6
LOB	18

Seattle Mariners @ Los Angeles Angels

Angel Stadium of Anaheim, Anaheim, CA

Tue Sep 16 2014, 7:08 PM - 10:25 PM PDT

Att. 36,193 - Partly Cloudy - 96 F

livebaseballscorecards.com

BOTTOM

Batter	1	2	3	4	5	6	7	8	9	AB	R	H	RBI	BB	SO	LOB
56 Kole Calhoun, L (1, 9) OBP: 0.335, SLG: 0.461 13 Luis Jimenez, R (7, 5) OBP: 0.200, SLG: 0.179	B FF 93 F FF 93 H CU 78 2-1 27 1B 5 1B HBP	B CU 76 X CU 79 1-0 ② FC3-6 1-2f 2-3			C FF 92 B CH 88 B CH 88 X SI 92 2-1 ① G4-3			C SI 86 C SI 85 X CH 82 0-2 ① F9		2 1	1 0	0 0	0 0	0 0	0 0	2 0
27 Mike Trout, R (1, 8) OBP: 0.381, SLG: 0.565 22 Tony Campana, L (7, 8) OBP: 0.191, SLG: 0.224	B FF 92 B FF 92 1 SAFE C FF 92 X FF 92 2-1 47 F9 5 1B 6 1B 1-2 1B	B FF 91 B FF 91 C FF 90 B FF 89 X FF 91 3-1 ③ P4			B SI 94 S FF 93 X SI 93 1-1 ② G5-3			C FF 88 F FF 90 X FF 91 0-2 ② E1 1B		3 1	1 0	1 1	0 0	0 0	0 0	2 0
5 Albert Pujols, R (1, 3) OBP: 0.328, SLG: 0.468 44 John Buck, R (7, 2) OBP: 0.284, SLG: 0.276	B CH 86 C FF 92 F CH 86 F CU 79 F FF 93 X CH 86 1-2 6 1B 1-2 2-H 1B		B CU 74 F FF 92 S FF 92 B CU 78 X FF 91 2-2 ① G4-3		B SL 83 F SI 94 X SL 83 1-1 ③ G6-3			B SI 86 X SI 86 1-0 ② G1-3		3 1	0 0	1 0	1 0	0 0	0 0	0 1
47 Howie Kendrick, R (1, 4) OBP: 0.345, SLG: 0.395 18 Gordon Beckham, R (6, PH) OBP: 0.271, SLG: 0.343 (7, 6)	S FF 93 B FF 94 F CU 80 X FF 93 1-2 ① F9 2-3		C FF 88 B FF 88 X CH 80 1-1 ② G6-3			B FF 98 X FF 98 1-0 ① P6		C SI 87 X FF 86 0-1 ③ G6-3		2 2	0 0	0 0	0 0	0 0	0 0	2 1
6 David Freese, R (1, 5) OBP: 0.322, SLG: 0.380 19 Efren Navarro, L (6, PH) OBP: 0.313, SLG: 0.355 (7, 3)	X FF 93 0-0 32 G4-6-3 1-2 3-H 1B		B CH 82 B CH 82 B CH 88 C FF 88 F FF 88 S CU 76 3-3 ③ K2-3			B FF 97 B FF 98 T FF 97 X FF 98 2-1 ② G3			B FF 91 B FF 89 X SI 91 2-0 ① L8	2 2	0 0	1 0	1 0	0 0	1 0	0 0
32 Josh Hamilton, L (1, 10) OBP: 0.331, SLG: 0.414 24 C.J. Cron, R (9, PH) OBP: 0.296, SLG: 0.465	B CU 78 C CU 78 X FF 93 1-1 ②③ G4-6-3 1-2f			B CU 74 S FF 89 B CU 74 X FF 90 2-1 17 CS 1B		X FF 97 0-0 ③ F7			F SI 91 X SL 86 0-1 ② P3	3 1	0 0	1 0	0 0	0 0	0 0	2 0
2 Erick Aybar, S (1, 6) OBP: 0.323, SLG: 0.386 10 Grant Green, R (7, 4) OBP: 0.309, SLG: 0.389		B FF 92 B CH 83 C FF 91 X CH 85 2-1 ① L3		B CH 82 B CH 81 1 SAFE B SI 91 C SI 92 X FF 92 3-1 ① L6			C FF 96 X SL 90 0-1 ① G6-3		B SI 91 F SI 91 C SL 85 S CU 76 1-3 ③ K	2 2	0 0	0 0	0 0	0 0	1 0	1 0
17 Chris Iannetta, R (1, 2) OBP: 0.380, SLG: 0.410 28 Brennan Boesch, L (7, 9) OBP: 0.161, SLG: 0.245		B CH 86 C CH 85 B CU 80 C CH 86 B CU 80 B CH 85 4-2 56 FC3-6 7 1B BB		C SL 83 B SL 84 1 SAFE 1 SAFE B SI 94 S SL 83 B SL 86 B SL 84 4-2 ② 1-2 BB			X FF 97 0-0 ② G4-3			0 1	0 0	0 0	0 0	2 0	0 0	0 0
7 Collin Cowgill, R (1, 7) OBP: 0.339, SLG: 0.371 12 Shawn O'Malley, S (7, 7) OBP: 0.400, SLG: 0.400		1 SAFE B FF 92 X FF 92 1-0 56 FC3-6 1-2 1B		C SI 94 B SI 94 C SL 82 S SL 85 1-3 ③ K			B FF 97 B FF 96 B FF 97 C FF 96 C FF 96 F FF 97 X FF 97 3-2 ③ G6-3			2 1	0 0	1 0	0 0	0 0	1 0	1 0
Inning Stats	R: 2 E: 0 K: 0 S: 14 H: 3 LOB: 1 BB: 0 P: 21	R: 0 E: 0 K: 0 S: 8 H: 1 LOB: 2 BB: 1 P: 19	R: 0 E: 0 K: 1 S: 8 H: 0 LOB: 0 BB: 0 P: 14	R: 0 E: 0 K: 1 S: 9 H: 1 LOB: 1 BB: 1 P: 19	R: 0 E: 0 K: 0 S: 6 H: 0 LOB: 0 BB: 0 P: 10	R: 0 E: 0 K: 0 S: 4 H: 0 LOB: 0 BB: 0 P: 7	R: 0 E: 0 K: 0 S: 7 H: 0 LOB: 0 BB: 0 P: 10	R: 0 E: 1 K: 0 S: 9 H: 1 LOB: 1 BB: 0 P: 10	R: 0 E: 0 K: 1 S: 6 H: 0 LOB: 0 BB: 0 P: 9	1B: 6 2B: 0 3B: 0 HR: 0 SF: 0 SAC: 0 DP: 1 HBP: 1						

	AB	R	H	RBI	BB	SO	LOB
	31	2	6	2	2	3	12

WP: 0 PB: 0 SB: 0 CS: 1 PA: 34

PITCHER		IP	WLS	BF	H	R	ER	SO	BB	IBB	HBP	BLK	WP	HR	S	P	ERA	WHIP
29 Roenis Elías, L ERA: 3.85	(1, 1)	3.0		15	5	2	2	1	1	0	1	0	0	0	32	58	6.00	2.000
39 Carson Smith, R ERA:	(4, 1)	2.0	W	6	0	0	0	1	1	0	0	0	0	0	13	25	0.00	0.500
37 Brandon Maurer, R ERA: 4.87	(6, 1)	1.0		3	0	0	0	0	0	0	0	0	0	0	4	7	0.00	0.000
54 Tom Wilhelmsen, R ERA: 2.03	(7, 1)	1.0		3	0	0	0	0	0	0	0	0	0	0	7	10	0.00	0.000
97 Joe Beimel, L ERA: 1.91	(8, 1)	1.0		4	1	0	0	0	0	0	0	0	0	0	9	10	0.00	1.000

PITCHER		IP	WLS	BF	H	R	ER	SO	BB	IBB	HBP	BLK	WP	HR	S	P	ERA	WHIP
44 Lucas Luetge, L ERA: 4.26	(9, 1)	1.0		3	0	0	0	1	0	0	0	0	0	0	6	9	0.00	0.000

Batter	1	2	3	4	5	6	7	8	9	AB	R	H	RBI	BB	SO	LOB
16 Austin Jackson, R (1, 8) OBP: 0.313, SLG: 0.360	C FF 92 B SI 92 X FF 92 1-1 ① G4-3			C FF 90 X CU 77 0-1 ① G5-3		B CU 77 B CU 78 C FF 91 X FC 88 2-1 ② L8		C SI 90 F SL 82 C SL 82 0-3 ③ K		4	0	0	0	0	1	0
13 Dustin Ackley, L (1, 7) OBP: 0.295, SLG: 0.394	C FF 91 S CU 79 X FF 93 0-2 ② G3			B SL 82 B FF 91 X FF 92 2-0 ② G4-3		B CU 77 F FF 91 S FF 91 S SL 85 1-3 ③ K			B SI 90 C SI 90 X SL 84 1-1 ① P5	4	0	0	0	0	1	0
22 Robinson Canó, L (1, 4) OBP: 0.386, SLG: 0.463	C SI 92 X SI 92 0-1 ③ G1-3			B SI 92 B CU 78 B FF 93 B FF 92 4-0 BB			F SI 91 C FF 90 F CU 77 B SL 83 B SI 91 B FF 90 F FF 93 F CU 78 F FF 93 3-3 ① K F FF 92 C FF 92		C SI 90 X SI 89 0-1 ② G3-1	3	0	0	0	1	1	0
21 Kendrys Morales, S (1, 10) OBP: 0.269, SLG: 0.339 99 James Jones, L (7, PR) OBP: 0.280, SLG: 0.313 (7, 10)		B SI 92 B FF 91 F FF 91 C FF 92 X FC 88 2-2 ① G6-3		B FC 85 C FC 86 B FC 86 X FF 90 2-1 ③ F9			C SI 92 B CH 86 B SI 92 S CH 86 B FC 89 B CH 86 4-2 28 S BB		C SI 89 S SL 83 T CH 81 0-2 ③ K	2 1	0 0	0 0	0 0	1 1	0 0	1 0
15 Kyle Seager, L (1, 5) OBP: 0.342, SLG: 0.464		B FF 92 B FF 91 X FF 92 2-0 ② L8			C FF 91 S CU 77 B CU 77 B FF 92 S SL 84 2-3 ① K		1 SAFE C CU 76 1 SAFE T SL 81 S SL 83 0-3 ② K			3	0	0	0	0	2	1
28 Chris Denorfia, R (1, 9) OBP: 0.291, SLG: 0.318		C FC 88 B CU 76 S CU 77 S CU 77 1-3 ③ K			C CU 78 X SL 82 0-1 ② G5-3		D CU 76 D CU 77 B CU 75 C SI 90 B CU 76 4-1 1-2 BB			2	0	0	0	1	1	0
17 Justin Smoak, S (1, 3) OBP: 0.276, SLG: 0.340			B FC 87 C FF 92 X FC 87 1-1 ① G6-3		X FF 92 0-0 1B		B SL 82 S CU 76 D CU 77 X CU 76 2-1 ③ F9			3	0	1	0	0	0	2
1 Chris Taylor, R (1, 6) OBP: 0.361, SLG: 0.361			X FF 92 0-0 ② F9		C FF 90 B FF 89 D CU 75 X FF 90 2-1 ③ G5-3			B SI 90 C SI 89 S SI 90 F SI 90 B SL 82 X SI 90 2-2 ① G6-3		3	0	0	0	0	0	1
2 Jesús Sucre, R (1, 2) OBP: 0.228, SLG: 0.263			C FF 91 B CU 76 S CU 76 S CU 76 1-3 ③ K2-3			B CU 77 F FF 90 S CU 76 F CU 76 C SI 91 1-3 ① K		S SL 82 S SL 81 B SI 91 C FF 91 1-3 ② K		3	0	0	0	0	3	0
Inning Stats	R: 0 E: 0 K: 0 S: 7 H: 0 LOB: 0 BB: 0 P: 8	R: 0 E: 0 K: 1 S: 7 H: 0 LOB: 0 BB: 0 P: 12	R: 0 E: 0 K: 1 S: 6 H: 0 LOB: 0 BB: 0 P: 8	R: 0 E: 0 K: 0 S: 5 H: 0 LOB: 1 BB: 1 P: 13	R: 0 E: 0 K: 1 S: 8 H: 1 LOB: 1 BB: 0 P: 12	R: 0 E: 0 K: 2 S: 9 H: 0 LOB: 0 BB: 0 P: 13	R: 0 E: 0 K: 2 S: 16 H: 0 LOB: 2 BB: 2 P: 29	R: 0 E: 0 K: 2 S: 10 H: 0 LOB: 0 BB: 0 P: 13	R: 0 E: 0 K: 1 S: 7 H: 0 LOB: 0 BB: 0 P: 8	1B: 1 2B: 0 3B: 0 HR: 0 SF: 0 SAC: 0 DP: 0 HBP: 0						WP: 0 PB: 0 SB: 1 CS: 0 PA: 31	

PITCHER		IP	WLS	BF	H	R	ER	SO	BB	IBB	HBP	BLK	WP	HR	S	P	ERA	WHIP
33 C.J. Wilson, L ERA: 4.42	(1, 1)	7.0	W	25	1	0	0	7	3	0	0	0	0	0	58	95	0.00	0.571
38 Joe Smith, R ERA: 1.89	(8, 1)	1.0		3	0	0	0	2	0	0	0	0	0	0	10	13	0.00	0.000
16 Huston Street, R ERA: 1.29	(9, 1)	1.0		3	0	0	0	1	0	0	0	0	0	0	7	8	0.00	0.000

PITCHER	IP	WLS	BF	H	R	ER	SO	BB	IBB	HBP	BLK	WP	HR	S	P	ERA	WHIP

TOP

Seattle Mariners @ Los Angeles Angels

Angel Stadium of Anaheim, Anaheim, CA

Wed Sep 17 2014, 7:11 PM - 9:47 PM PDT

Att. 36,875 - Partly Cloudy - 85 F

livebaseballscorecards.com

AB	28
R	0
H	1
RBI	0
BB	3
SO	10
LOB	5

Batter	1	2	3	4	5	6	7	8	9	AB	R	H	RBI	BB	SO	LOB
56 Kole Calhoun, L (1, 9) OBP: 0.336, SLG: 0.463	C FF 94 B FF 94 F FF 95 B FF 93 X FF 95 2-2 ① G4-3		F KC 82 B FF 97 2 SAFE S FF 92 F KC 82 B FF 97 S FF 97 2-3 ③ K			B FF 92 F FF 98 X FF 97 1-1 1B	X FC 90 0-0 E4 1-H 2B			4	0	2	1	0	1	1
27 Mike Trout, R (1, 8) OBP: 0.378, SLG: 0.562	C FF 94 B FF 96 B FF 96 S FF 95 F FC 90 B FC 87 C FF 96 3-3 ② K			F FF 95 B FF 96 C CH 87 B FF 93 B FF 97 S FC 92 3-3 ① K		C KC 79 F FF 96 1 SAFE 1 SAFE B FF 96 1 SAFE B FF 97 B FF 98 C KC 82 3-3 ③ K	C SL 83 D SL 84 F FC 91 S FF 93 1-3 ③ K			4	0	0	0	0	4	3
5 Albert Pujols, R (1, 10) OBP: 0.326, SLG: 0.465	B FF 95 C CH 87 F FF 91 S FF 97 1-3 ③ K			C KC 82 F FF 97 X FF 98 0-2 ② F9			B FF 93 X FF 94 1-0 ① P3	F FF 95 F FC 90 S SL 84 0-3 ① K		4	0	0	0	0	2	0
47 Howie Kendrick, R (1, 4) OBP: 0.345, SLG: 0.394		C FF 93 S FF 95 X KC 82 0-2 ① G4-3		F FF 97 C KC 83 F FF 98 B KC 84 S KC 84 1-3 ③ K			F FF 95 F FF 96 F KC 84 B FF 96 B FF 92 B FF 95 X FF 96 3-2 6 1B 6 E 1B	B FF 95 S FC 89 C FF 95 S SL 84 1-3 ② K		4	1	1	0	0	2	0
6 David Freese, R (1, 5) OBP: 0.322, SLG: 0.380 22 Tony Campana, L (7, PR) OBP: 0.191, SLG: 0.224 19 Efren Navarro, L (8, 3) OBP: 0.311, SLG: 0.353		B FF 94 B FF 94 F FF 94 X FF 96 2-1 ② G6-3			B FF 96 C FF 95 X CH 87 1-1 ① G6-3		B FF 95 X FF 94 1-0 E9 24 HR 1-H 1B	X FF 96 0-0 ③ G6-3		3 0 1	0 1 0	1 0 0	0 0 0	0 0 0	0 0 0	0 0 0
2 Erick Aybar, S (1, 6) OBP: 0.323, SLG: 0.385		X FF 96 0-0 ③ G4-3			B FF 96 X FF 96 1-0 ② G5-3		D KC 79 D FF 94 B FF 94 I IN 76 4-0 24 HR IBB			2	1	0	0	1	0	0
17 Chris Iannetta, R (1, 2) OBP: 0.377, SLG: 0.406			B FF 93 C FF 94 B FF 92 X FF 96 2-1 ① P3		F FF 96 C KC 82 B FF 98 B KC 83 C KC 82 2-3 ③ K		C FF 95 F FF 96 B FF 96 F KC 82 F CH 86 F FF 97 B KC 83 F CH 87 C FF 95 2-3 ② K			3	0	0	0	0	2	2
24 C.J. Cron, R (1, 3) OBP: 0.301, SLG: 0.482 8 John McDonald, R (8, 5) OBP: 0.241, SLG: 0.164			B FF 95 B CH 86 X FF 95 2-0 7 G5-3 1B			F FF 95 X FF 96 0-1 ① G5-3	B FC 90 C FF 93 X FC 91 1-1 1-H 2-H HR			3 0	1 0	2 0	3 0	0 0	0 0	0 0
7 Collin Cowgill, R (1, 7) OBP: 0.339, SLG: 0.368			C FF 95 S FF 96 B FF 97 F KC 84 X FF 96 1-2 ② G5-3 1-2			B FF 96 X FF 97 1-0 ② G5-3	B SI 94 B FC 89 B FC 90 C FF 92 F FC 89 B FC 90 4-2 56 E BB			2	1	0	0	1	0	1
Inning Stats	R: 0 E: 0 K: 2 S: 10 H: 0 LOB: 0 BB: 0 P: 16	R: 0 E: 0 K: 0 S: 6 H: 0 LOB: 0 BB: 0 P: 8	R: 0 E: 0 K: 1 S: 11 H: 1 LOB: 1 BB: 0 P: 18	R: 0 E: 0 K: 2 S: 10 H: 0 LOB: 0 BB: 0 P: 14	R: 0 E: 0 K: 1 S: 6 H: 0 LOB: 0 BB: 0 P: 10	R: 0 E: 0 K: 1 S: 8 H: 1 LOB: 1 BB: 0 P: 13	R: 5 E: 2 K: 2 S: 21 H: 4 LOB: 2 BB: 2 P: 38	R: 0 E: 0 K: 2 S: 7 H: 0 LOB: 0 BB: 0 P: 8		1B: 4 2B: 1 3B: 0 HR: 1	SF: 0 SAC: 0 DP: 0 HBP: 0					

PITCHER	IP	WLS	BF	H	R	ER	SO	BB	IBB	HBP	BLK	WP	HR	S	P	ERA	WHIP
65 James Paxton, L (1, 1) ERA: 2.19	6.2	L	25	4	3	3	8	0	1	0	0	0	0	64	103	4.05	0.600
40 Danny Farquhar, R (7, 1) ERA: 2.6	0.0		3	2	2	2	0	1	0	0	0	0	1	5	10	∞	∞
52 Dominic Leone, R (7, 1) ERA: 2.15	1.1		4	0	0	0	3	0	0	0	0	0	0	10	12	0.00	0.000

PITCHER	IP	WLS	BF	H	R	ER	SO	BB	IBB	HBP	BLK	WP	HR	S	P	ERA	WHIP

BOTTOM

Seattle Mariners @ Los Angeles Angels

Angel Stadium of Anaheim, Anaheim, CA

Wed Sep 17 2014, 7:11 PM - 9:47 PM PDT

Att. 36,875 - Partly Cloudy - 85 F

livebaseballscorecards.com

AB	30
R	5
H	6
RBI	4
BB	2
SO	11
LOB	7

Batter	1	2	3	4	5	6	7	8	9	AB	R	H	RBI	BB	SO	LOB
16 Austin Jackson, R (1, 8) OBP: 0.313, SLG: 0.359	B FF 89 C SI 88 B CH 78 X FF 88 2-1 G6-3		C CU 75 B CH 78 F CH 77 B SI 88 B FF 87 F CH 79 F SI 87 X FF 90 3-2 E6 1B			B SI 87 1 SAFE B CU 75 1 SAFE C FF 85 1 SAFE 1 SAFE 1 SAFE C SI 86 3-2 1 SAFE B CH 77 X CH 74 F9		F FF 91 F FF 91 B FF 91 B KC 84 F KC 83 F FF 92 B FF 92 F FF 91 X KC 84 3-2 G4-3		4	0	1	0	0	0	1
13 Dustin Ackley, L (1, 7) OBP: 0.295, SLG: 0.391	C FF 89 S FC 79 S CU 78 0-3 K		X CU 75 0-0 F9			H FC 83 1-0 22 G6-4-3 1-2 HBP			C FF 95 B FF 95 X CH 87 1-1 G4-3	3	0	0	0	0	1	1
22 Robinson Canó, L (1, 4) OBP: 0.386, SLG: 0.463	B SI 90 S CH 80 B SI 90 B CU 79 F FF 90 X FF 88 3-2 2B			C CU 77 X CU 76 0-1 L9		C FF 86 C FF 87 X FF 87 0-2 G6-4-3 1-2f			X CH 87 0-0 G3-1	4	0	1	0	0	0	2
21 Kendrys Morales, S (1, 10) OBP: 0.269, SLG: 0.338 99 James Jones, L (9, PR) OBP: 0.280, SLG: 0.313 (9, 10)	C CH 79 X SI 89 0-1 G6-3			C SI 87 B SI 88 X SI 88 1-1 G4-1			B FF 92 X FF 92 1-0 G4-3		B CU 82 S CH 85 F CU 83 B FF 97 X FF 96 2-2 15 E 20 HR 1B	4 0	0 1	1 0	0 0	0 0	0 0	1 0
15 Kyle Seager, L (1, 5) OBP: 0.341, SLG: 0.461		C SI 89 X CU 75 0-1 B2-3		B CU 77 B CU 77 X CU 78 2-0 G3			S SL 78 B FF 92 C FF 92 F FF 92 X CH 73 1-2 F8		B FF 96 1 SAFE P PO 91 1 SAFE I I IN 49 4-0 1-2 20 HR IBB	3	1	0	0	1	0	0
20 Logan Morrison, L (1, 3) OBP: 0.305, SLG: 0.398		B SI 89 S CH 79 C CU 78 X SI 89 1-2 F7			X CU 75 0-0 G4-3		B FF 92 F SL 78 X SI 92 1-1 1B		C CH 86 D CU 83 X CH 85 1-1 1-H 2-H HR	4	1	2	3	0	0	0
28 Chris Denorfia, R (1, 9) OBP: 0.289, SLG: 0.316 9 Endy Chavez, L (7, PH) OBP: 0.319, SLG: 0.372 (7, 9)	B FF 89 B FF 87 B SI 88 C SI 88 C SI 89 F CH 79 X SI 90 3-2 G6-3				B SI 87 C SI 87 X CH 76 1-1 F8		C CH 72 1 SAFE 1 SAFE S CH 74 1 SAFE F CH 74 X CH 73 0-2 P6		C FF 95 C CU 83 F SI 96 D CH 88 S CU 82 1-3 K	2 2	0 0	0 0	0 0	0 0	0 1	0 2
3 Mike Zunino, R (1, 2) OBP: 0.254, SLG: 0.400			X SI 88 0-0 P3		C CU 75 S CH 76 B CH 77 C FF 88 1-3 K			B KC 82 X KC 81 1-0 F8		3	0	0	0	0	1	0
1 Chris Taylor, R (1, 6) OBP: 0.360, SLG: 0.360			B SI 88 C FF 87 C CU 75 B FF 88 F CH 77 F FF 89 S CH 77 2-3 K			C CH 75 B FF 86 C CU 75 B FF 88 X CH 76 2-2 13 HBP 1B		B FF 91 C KC 82 F FF 92 C FF 91 1-3 K		3	0	1	0	0	2	0
Inning Stats	R: 0 E: 0 K: 1 S: 10 H: 1 LOB: 1 BB: 0 P: 15	R: 0 E: 0 K: 0 S: 9 H: 0 LOB: 0 BB: 0 P: 13	R: 0 E: 1 K: 1 S: 12 H: 1 LOB: 1 BB: 0 P: 17	R: 0 E: 0 K: 0 S: 5 H: 0 LOB: 0 BB: 0 P: 8	R: 0 E: 0 K: 1 S: 6 H: 0 LOB: 0 BB: 0 P: 8	R: 0 E: 0 K: 0 S: 9 H: 1 LOB: 1 BB: 0 P: 15	R: 0 E: 0 K: 0 S: 11 H: 1 LOB: 1 BB: 0 P: 14	R: 0 E: 0 K: 1 S: 10 H: 0 LOB: 0 BB: 0 P: 15	R: 3 E: 1 K: 1 S: 13 H: 2 LOB: 1 BB: 1 P: 21	1B: 4 2B: 1 3B: 0 HR: 1 SF: 0 SAC: 0 DP: 1 HBP: 1						

TOP

Seattle Mariners @ Los Angeles Angels

Angel Stadium of Anaheim, Anaheim, CA

Thu Sep 18 2014, 7:07 PM - 10:13 PM PDT

Att. 40,835 - Clear - 76 F

livebaseballscorecards.com

AB	32
R	3
H	6
RBI	3
BB	1
SO	5
LOB	7

WP: 0 PB: 0 SB: 0 CS: 0 PA: 34

PITCHER		IP	WLS	BF	H	R	ER	SO	BB	IBB	HBP	BLK	WP	HR	S	P	ERA	WHIP
35 Wade LeBlanc, L ERA: 5.24	(1, 1)	5.1		19	3	0	0	3	0	0	0	0	0	0	48	72	0.00	0.562
54 Joe Thatcher, L ERA: 3.14	(6, 1)	0.2		2	0	0	0	0	0	0	1	0	0	0	3	4	0.00	0.000
64 Mike Morin, R ERA: 2.25	(7, 1)	1.0		4	1	0	0	0	0	0	0	0	0	0	11	14	0.00	1.000
59 Fernando Salas, R ERA: 3.4	(8, 1)	1.0		3	0	0	0	1	0	0	0	0	0	0	10	15	0.00	0.000
40 Kevin Jepsen, R ERA: 2.71	(9, 1)	1.0	L	6	2	3	3	1	0	1	0	0	0	1	13	21	27.00	2.000

PITCHER	IP	WLS	BF	H	R	ER	SO	BB	IBB	HBP	BLK	WP	HR	S	P	ERA	WHIP

Seattle Mariners @ Los Angeles Angels

Angel Stadium of Anaheim, Anaheim, CA

Thu Sep 18 2014, 7:07 PM - 10:13 PM PDT

Att. 40,835 - Clear - 76 F

livebaseballscorecards.com

BOTTOM

Batter	1	2	3	4	5	6	7	8	9	AB	R	H	RBI	BB	SO	LOB
22 Tony Campana, L (1, 8) OBP: 0.178, SLG: 0.208	C SI 92 C CU 81 B CH 90 T CH 90 1-2 K ①		C CU 80 S CH 89 B SI 91 S CU 82 1-3 K ③			B CH 90 F SI 92 B CU 80 F SI 93 B FF 94 F FF 93 X FF 93 3-2 L9 ①		C CU 76 1 SAFE 1 SAFE L SL 81 1 SAFE M SL 80 0-3 K ①	B CH 82 F SI 96 B CH 81 F SI 96 C CH 83 2-3 K ③	5	0	0	0	0	4	3
18 Gordon Beckham, R (1, 6) OBP: 0.269, SLG: 0.340	C SI 95 X SI 94 0-1 G6-3 ②			X SI 92 0-0 G1-3 ①		B CH 89 C CH 90 X CU 82 1-1 G5-3 ②		C FF 94 C FF 96 S CU 77 0-3 K ②		4	0	0	0	0	1	1
28 Brennan Boesch, L (1, 9) OBP: 0.200, SLG: 0.268	B CU 82 X CH 89 1-0 G4-3 ③			C SI 93 X CU 81 0-1 1B		X CH 88 0-0 24 S 1B		1 SAFE 1 SAFE B SI 96 I IN 69 I IN 75 I IN 77 4-0 24 BB 1-2 IBB		3	0	2	0	1	0	0
24 C.J. Cron, R (1, 10) OBP: 0.300, SLG: 0.475		F SI 92 B CH 89 C CH 89 B CH 89 X CH 90 2-2 G6-3 ①		1 SAFE C CH 88 C SI 94 1 SAFE F CH 90 S CH 90 0-3 K ②		F SI 93 S CU 82 D CH 90 S CU 82 1-3 K ③ 1-2		B FF 96 C FF 96 B FF 96 B SL 90 B FF 96 4-1 1-2 2-3 BB		3	0	0	0	1	2	2
19 Efren Navarro, L (1, 3) OBP: 0.303, SLG: 0.343		B SI 94 X SI 93 1-0 G5-3 ②		B SI 93 C CH 88 C CU 81 X FF 94 1-2 L7 ③			B CU 78 B CU 80 X SI 92 2-0 G4-3 ①	D FF 97 F FF 96 D CH 89 X FF 95 2-1 F8 ③		4	0	0	0	0	0	4
10 Grant Green, R (1, 4) OBP: 0.296, SLG: 0.372		B SI 94 F SI 93 C CU 81 F CH 90 C FF 93 1-3 K ③			C CU 79 T CH 89 S CH 88 0-3 K ①		C SI 93 C CU 80 S CH 90 0-3 K ②		B SI 92 C SI 92 X SI 94 1-1 F8 ①	4	0	0	0	0	3	0
24 Hank Conger, L (1, 2) OBP: 0.294, SLG: 0.330			C CU 79 S CH 88 B SI 94 S CU 81 1-3 K ①		S CH 89 B CU 82 F CU 81 B CH 90 B CH 90 B CH 90 4-2 13 FC6-4 BB		C CU 80 B CH 89 B CH 88 C SI 94 F CU 81 B FF 94 B CH 91 4-2 BB		X SI 94 0-0 HR	2	1	1	1	2	1	0
13 Luis Jimenez, R (1, 5) OBP: 0.212, SLG: 0.194 56 Kole Calhoun, L (9, PH) OBP: 0.335, SLG: 0.462			S SI 93 C CU 81 B CU 82 X FF 93 1-2 1B		F CH 89 F SI 91 X CH 90 0-2 FC6-4 1-2f		F CH 89 D CU 82 S CU 81 F CH 90 S CH 90 1-3 K ③		B CH 81 X SI 95 1-0 E1 12 G4-3 12 DI	3 1	0 0	1 0	0 0	0 0	1 0	2 0
12 Shawn O'Malley, S (1, 7) OBP: 0.333, SLG: 0.333			F SI 93 B CH 87 1 SAFE F CH 90 1 SAFE B CH 88 C CH 88 2-3 K ②		S CH 89 S CU 82 D CU 82 S CU 83 1-3 K ③			B SI 92 B FF 91 C FF 92 F SL 81 X FF 92 2-2 24 BB 28 S 1B	D CH 81 X SI 95 1-0 G4-3 ② 1-3	4	0	1	0	0	2	3
Inning Stats	R: 0 E: 0 K: 1 S: 6 H: 0 LOB: 0 BB: 0 P: 8	R: 0 E: 0 K: 1 S: 8 H: 0 LOB: 0 BB: 0 P: 12	R: 0 E: 0 K: 3 S: 12 H: 1 LOB: 1 BB: 0 P: 17	R: 0 E: 0 K: 1 S: 10 H: 1 LOB: 1 BB: 0 P: 11	R: 0 E: 0 K: 2 S: 11 H: 0 LOB: 1 BB: 1 P: 16	R: 0 E: 0 K: 1 S: 10 H: 1 LOB: 1 BB: 0 P: 15	R: 0 E: 0 K: 2 S: 11 H: 0 LOB: 1 BB: 1 P: 18	R: 0 E: 0 K: 2 S: 12 H: 1 LOB: 3 BB: 2 P: 24	R: 1 E: 1 K: 1 S: 8 H: 1 LOB: 1 BB: 0 P: 13	1B: 4 2B: 0 3B: 0 HR: 1	SF: 0 SAC: 0 DP: 0 HBP: 0						

	AB	33
	R	1
	H	5
	RBI	1
	BB	4
	SO	14
	LOB	15

PITCHER	IP	WLS	BF	H	R	ER	SO	BB	IBB	HBP	BLK	WP	HR	S	P	ERA	WHIP
34 Félix Hernández, R (1, 1) ERA: 2.07	7.0		26	3	0	0	11	2	0	0	0	0	0	68	97	0.00	0.714
41 Charlie Furbush, L (8, 1) ERA: 3.57	0.1		2	1	0	0	1	0	0	0	0	0	0	6	8	0.00	3.000
54 Tom Wilhelmsen, R (8, 1) ERA: 2.01	0.2	W	4	0	0	0	1	1	1	0	0	0	0	6	16	0.00	1.500
56 Fernando Rodney, R (9, 1) ERA: 2.7	1.0	S	5	1	1	1	1	0	0	0	0	0	1	8	13	9.00	1.000

PITCHER	IP	WLS	BF	H	R	ER	SO	BB	IBB	HBP	BLK	WP	HR	S	P	ERA	WHIP

WP: 0	PA: 37		
PB: 0			
SB: 2			
CS: 0			

Texas Rangers @ Los Angeles Angels

Angel Stadium of Anaheim, Anaheim, CA

Fri Sep 19 2014, 7:08 PM - 10:24 PM PDT

Att. 38,467 - Clear - 73 F

TOP

livebaseballscorecards.com

Batter	1	2	3	4	5	6	7	8	9	AB	R	H	RBI	BB	SO	LOB
2 Leonys Martin, L (1, 8) OBP: 0.332, SLG: 0.377	C SI 92 B FC 88 X SI 93 1-1 G6-3 1 9 1B 1 S 1B	M SI 89 B CH 82 X SI 90 1-1 E2 1 WP 1 SF8 1B 1-3 2-H		B FF 94 C FF 94 F SL 86 B FF 93 D FF 95 1 SAFE F FF 93 X FF 92 3-2 ① F7	C FF 99 B FF 98 X FF 99 1-1 ③ G4-3			B CH 82 F FF 92 F SL 79 B CH 83 F CH 82 X SL 79 2-2 ② F9		5	2	2	0	0	0	1
1 Elvis Andrus, R (1, 6) OBP: 0.316, SLG: 0.336 60 Guilder Rodriguez, S (8, PH) (8, 6) (9, 5)	1 SAFE B SI 90 C SI 91 M FF 91 F SI 92 B FF 90 F SI 91 X CU 80 2-2 ① G6-3 1-3	F FF 88 B FF 88 B FF 87 B FF 88 F FF 89 X FF 88 3-2 ① SF8 2-H 3-H		C FF 94 D SL 85 B FF 94 1 SAFE X FF 93 2-1 29 1B 2B 1-3		C SL 82 C FF 93 S CH 84 0-3 ① K		B FF 93 X FF 92 1-0 ③ F9		3 1	1 0	1 0	1 0	0 0	1 0	1 0
9 Adam Rosales, R (1, 3) OBP: 0.368, SLG: 0.434	B CH 84 S CH 84 B SI 91 F CU 80 F SI 92 X CH 84 2-2 ② 20 HR 1B 3-H	B FF 89 X FF 87 1-0 ② P4		C SL 83 B SL 85 B FF 94 B FF 95 C FF 94 B SL 85 4-2 29 1B BB		S FF 94 C FF 94 S CH 84 1-3 ② K			B SL 81 X SL 80 1-0 ① P3	4	1	1	1	1	1	0
29 Adrián Beltré, R (1, 5) OBP: 0.388, SLG: 0.488 3 Luis Sardinas, S (9, PR) OBP: 0.295, SLG: 0.300 (9, 6)	C SI 92 X CH 84 0-1 ② F9	B SL 79 C FF 89 B FF 89 B FF 89 F FF 88 X FF 89 3-2 ③ F9		C SL 84 F FF 95 X FF 92 0-2 1-2 2-H 3-H 1B		X FF 94 0-0 20 FC6-4 1B			C SL 80 B SL 80 F SL 79 B CH 84 B CH 82 B SL 80 4-2 61 2B BB	4 0	0 1	2 0	2 0	1 0	0 0	1 0
20 Jake Smolinski, R (1, 10) OBP: 0.431, SLG: 0.556	1 SAFE B CU 80 C CU 79 X SI 92 1-1 1-H HR		C CU 79 F CH 82 S CU 80 0-3 ① K	C FF 93 F FF 94 C SL 85 0-3 ② K		S FF 94 X SL 81 0-1 ③ FC6-4 1-2f			C FF 92 S FF 94 B SL 81 S SL 81 1-3 ② K	5	1	1	2	0	3	4
61 Robinson Chirinos, R (1, 2) OBP: 0.294, SLG: 0.409	C SI 93 X CH 84 0-1 ③ L9		C FF 93 C CU 79 B CH 86 X SI 92 1-2 ② L3	C SL 84 X FF 94 0-1 ③ G1-3			C SL 79 S SL 80 B FF 93 S CH 85 1-3 ① K		B FF 93 X CH 81 1-0 1-H 16 1B 2B	5	1	1	1	0	1	2
16 Ryan Rua, R (1, 7) OBP: 0.338, SLG: 0.387		B SI 88 S CH 83 X CH 84 1-1 12 1B 19 1B 1B	C SI 94 X CU 82 0-1 1B		X FF 99 0-0 12 G6-3 19 SF8 2B		C FF 93 B FF 93 C FF 93 S CH 84 1-3 ② K		C FF 93 B FF 93 B FF 93 S SL 82 F FF 93 X FF 93 2-2 2-H 1B	5	2	4	1	0	1	0
12 Rougned Odor, L (1, 4) OBP: 0.297, SLG: 0.394		X CU 79 0-0 2 1B 19 1B 2 E 1B 1-3	C SI 93 D CH 84 F FF 93 F FF 94 X CH 85 1-2 ③ G4-3		F FF 98 F FF 98 D SL 85 B SL 85 X FF 98 2-2 ① G6-3 2-3		B CH 81 F CH 81 C SL 79 B FF 93 B CH 83 X CH 84 3-2 ③ G6-3		X CH 80 0-0 ③ P6	5	1	1	0	0	0	3
19 Daniel Robertson, R (1, 9) OBP: 0.337, SLG: 0.335		X CH 82 0-0 2 E 1 WP 1B 1-2 3-H		B FF 94 X FF 93 1-0 1 2B 29 1B 1B	X FF 98 0-0 ② SF8 3-H			B SL 79 B FF 92 X FF 92 2-0 ① G1-5-3		3	2	2	2	0	0	0

Inning Stats										
	R: 3	H: 3	R: 4	H: 4	R: 0	H: 1	R: 2	H: 3	R: 1	H: 1
	E: 0	LOB: 0	E: 1	LOB: 0	E: 0	LOB: 1	E: 0	LOB: 2	E: 0	LOB: 0
	K: 0	BB: 0	K: 0	BB: 0	K: 1	BB: 0	K: 1	BB: 1	K: 0	BB: 0
	S: 17	P: 23	S: 13	P: 22	S: 12	P: 14	S: 17	P: 27	S: 7	P: 10

	R: 0	H: 1	R: 0	H: 0	R: 0	H: 0	R: 2	H: 2	1B: 11	SF: 2	WP: 1	PA: 44
	E: 0	LOB: 1	E: 0	LOB: 0	E: 0	LOB: 0	E: 0	LOB: 1	2B: 3	SAC: 0	PB: 0	
	K: 2	BB: 0	K: 2	BB: 0	K: 0	BB: 0	K: 1	BB: 1	3B: 0	DP: 0	SB: 1	
	S: 9	P: 10	S: 9	P: 14	S: 6	P: 11	S: 12	P: 21	HR: 1	HBP: 0	CS: 0	

PITCHER		IP	WLS	BF	H	R	ER	SO	BB	IBB	HBP	BLK	WP	HR	S	P	ERA	WHIP
53 Héctor Santiago, L ERA: 3.98	(1, 1)	1.0	L	10	7	7	6	0	0	0	0	0	0	1	23	31	54.00	7.000
63 Vinnie Pestano, R ERA: 3.18	(2, 1)	1.0		3	0	0	0	0	0	0	0	0	1	0	7	14	0.00	0.000
62 Yoslan Herrera, R ERA: 3.14	(3, 1)	1.0		4	1	0	0	1	0	0	0	0	0	0	12	14	0.00	1.000
68 Cam Bedrosian, R ERA: 7.27	(4, 1)	1.0		7	3	2	2	1	1	0	0	0	0	0	17	27	18.00	4.000
49 Jairo Díaz, R ERA: 4.5	(5, 1)	1.0		4	1	1	1	0	0	0	0	0	0	0	7	10	9.00	1.000

PITCHER		IP	WLS	BF	H	R	ER	SO	BB	IBB	HBP	BLK	WP	HR	S	P	ERA	WHIP
51 Drew Rucinski, R ERA: 7.2	(6, 1)	4.0		16	3	2	2	5	1	0	0	0	0	0	36	56	4.50	1.000

AB	40
R	12
H	15
RBI	10
BB	2
SO	7
LOB	12

BOTTOM

Texas Rangers @ Los Angeles Angels

Angel Stadium of Anaheim, Anaheim, CA

Fri Sep 19 2014, 7:08 PM - 10:24 PM PDT

Att. 38,467 - Clear - 73 F

Batter	1	2	3	4	5	6	7	8	9	AB	R	H	RBI	BB	SO	LOB
56 Kole Calhoun, L (1, 9) OBP: 0.335, SLG: 0.460	B FF 93 B FF 92 C FF 92 X FF 93 2-1 G3		X CU 82 0-0 G3		B FF 93 B FF 92 F FF 92 B FF 92 B FF 94 4-1 BB		C FF 91 X FF 90 0-1 F9		B SI 85 X SI 86 1-0 G5-3	2	0	0	0	1	0	0
18 Gordon Beckham, R (7, 5) OBP: 0.268, SLG: 0.338										2	0	0	0	0	0	1
27 Mike Trout, R (1, 8) OBP: 0.377, SLG: 0.559	B FF 94 C FF 93 X FF 92 1-1 L6		B FF 93 B CU 82 C FF 91 C FF 91 F CH 84 C CU 82 2-3 K		B CU 83 F FF 95 B FF 93 F CU 80 S CH 85 2-3 K		S CU 75 F CU 76 F FF 92 F FC 91 X CU 78 0-2 1-H 19 1B 2B		B CH 70 C SI 84 X SI 85 1-1 G3	3	0	0	0	0	2	1
24 C.J. Cron, R (7, 3) OBP: 0.302, SLG: 0.480										2	0	1	1	0	0	0
5 Albert Pujols, R (1, 3) OBP: 0.326, SLG: 0.464	S CU 81 B FF 93 B CH 86 B CH 85 S FF 92 B FF 93 4-2 47 BB BB			B FF 92 X FF 91 1-0 G5-3		C FF 91 B SL 85 X SL 84 1-1 G6-3	F FF 90 F FF 90 D FF 90 B FF 91 X SL 84 2-2 2-H 1B			2	0	0	0	1	0	0
19 Efren Navarro, L (7, 9) OBP: 0.308, SLG: 0.347										1	0	1	0	0	0	0
47 Howie Kendrick, R (1, 4) OBP: 0.346, SLG: 0.393	B FF 94 B FF 92 C FF 93 B CH 86 B FF 92 4-1 1-2 BB			B FF 93 C CU 80 C FF 91 B CU 83 B FF 92 B FF 93 4-2 2 G4-6-3 BB		B FF 91 C SL 83 F SI 91 S CU 80 1-3 K		B FF 95 F FF 96 B FF 96 F FF 95 S SL 88 2-3 K		1	0	0	0	2	1	0
10 Grant Green, R (7, 4) OBP: 0.293, SLG: 0.368										1	0	0	0	0	1	0
2 Erick Aybar, S (1, 6) OBP: 0.323, SLG: 0.383	S CH 85 B FF 93 X CU 81 1-1 G5-3			B CH 85 X FF 93 1-0 G4-6-3 1-2f		B SI 92 B SI 91 C SI 92 F SL 85 B CU 78 F SL 84 F SI 93 D SL 85 4-2 6 BB BB		C FF 97 B FF 96 B SL 88 F FF 95 F SL 88 B FF 96 X FF 95 3-2 28 WP 8 1B 1B		2	0	0	0	1	0	3
22 Tony Campana, L (7, 8) OBP: 0.189, SLG: 0.219										1	0	1	0	0	0	0
6 David Freese, R (1, 5) OBP: 0.324, SLG: 0.382		C FF 92 F FF 91 B FF 93 X CU 81 1-2 F9			C FF 92 B CU 79 B FF 93 S CH 85 X FF 93 2-2 28 HR 2B	B FF 92 B FF 91 D SL 87 B FF 92 4-0 1-2 BB		F FF 95 X FF 95 0-1 28 WP 1-2 1B		2	1	1	0	1	0	0
8 John McDonald, R (7, 6) OBP: 0.250, SLG: 0.176										1	0	1	0	0	0	0
28 Brennan Boesch, L (1, 10) OBP: 0.203, SLG: 0.317		C FF 92 F FF 92 F FF 92 F FF 92 S CU 81 0-3 K			C FF 93 F CH 84 B FF 93 X CH 86 1-2 2-H HR	S SL 85 B SI 92 B SL 85 B FF 92 F FF 93 S FF 92 3-3 K		C FF 95 B FF 94 F FF 94 B FF 95 S SL 88 2-3 K 1-2 2-3		4	1	1	2	0	3	4
24 Hank Conger, L (1, 2) OBP: 0.292, SLG: 0.327		B CH 82 B FF 92 X FF 92 2-0 F8			C CH 85 B FF 93 S CU 81 B FF 93 X CU 81 2-2 G3-1		C FF 90 F CU 75 F FC 91 B SL 84 X SL 84 1-2 12 FC6-4 1B	D FF 95 X FF 94 1-0 L3		2	0	0	0	0	0	0
44 John Buck, R (7, PH) OBP: 0.289, SLG: 0.281										2	0	1	0	0	0	2
(8, 2)																
12 Shawn O'Malley, S (1, 7) OBP: 0.231, SLG: 0.231			C FF 92 C FF 91 F FF 92 B CH 84 B FF 92 F CH 84 B CU 81 T FF 94 3-2 K		F FF 92 B CU 81 X FF 93 1-1 F7		X FF 91 0-0 FC6-4 1-2f 24 2B		C SI 84 F CU 77 B SI 85 F CH 69 B CH 68 C SI 86 2-3 K	4	1	0	0	0	2	1
Inning Stats	R: 0 E: 0 K: 0 S: 9 H: 0 LOB: 2 BB: 2 P: 21	R: 0 E: 0 K: 1 S: 9 H: 0 LOB: 0 BB: 0 P: 12	R: 0 E: 0 K: 2 S: 10 H: 0 LOB: 0 BB: 0 P: 15	R: 0 E: 0 K: 0 S: 4 H: 0 LOB: 0 BB: 1 P: 10	R: 2 E: 0 K: 1 S: 15 H: 2 LOB: 1 BB: 1 P: 27	R: 0 E: 0 K: 2 S: 12 H: 0 LOB: 2 BB: 2 P: 25	R: 1 E: 0 K: 0 S: 15 H: 3 LOB: 2 BB: 0 P: 18	R: 0 E: 0 K: 2 S: 13 H: 2 LOB: 2 BB: 0 P: 21	R: 0 E: 0 K: 1 S: 7 H: 0 LOB: 0 BB: 0 P: 11	1B: 4 2B: 2 3B: 0 HR: 1 SF: 0 SAC: 0 DP: 1 HBP: 0	WP: 1 PB: 0 SB: 0 CS: 0 PA: 38					

livebaseballscorecards.com

	AB	32
	R	3
	H	7
	RBI	3
	BB	6
	SO	9
	LOB	12

PITCHER		IP	WLS	BF	H	R	ER	SO	BB	IBB	HBP	BLK	WP	HR	S	P	ERA	WHIP
59 Lisalverto Bonilla, R ERA: 4.3	(1, 1)	5.0	W	20	2	2	2	4	4	0	0	0	0	1	47	85	3.60	1.200
35 Phil Klein, R ERA: 2.65	(6, 1)	1.0		5	0	0	0	2	2	0	0	0	0	0	12	25	0.00	2.000
46 Robbie Ross Jr., L ERA: 6.42	(7, 1)	1.0		5	3	1	1	0	0	0	0	0	0	0	15	18	9.00	3.000
36 Jon Edwards, R ERA: 4.32	(8, 1)	1.0		5	2	0	0	2	0	0	0	0	1	0	13	21	0.00	2.000
58 Alex Claudio, L ERA: 3.38	(9, 1)	1.0		3	0	0	0	1	0	0	0	0	0	0	7	11	0.00	0.000

PITCHER	IP	WLS	BF	H	R	ER	SO	BB	IBB	HBP	BLK	WP	HR	S	P	ERA	WHIP

Texas Rangers @ Los Angeles Angels

Angel Stadium of Anaheim, Anaheim, CA

Sat Sep 20 2014, 6:11 PM - 9:06 PM PDT

Att. 35,890 - Clear - 76 F

TOP

livebaseballscorecards.com

Batter	1	2	3	4	5	6	7	8	9	AB	R	H	RBI	BB	SO	LOB
2 Leonys Martin, L (1, 8) OBP: 0.330, SLG: 0.374	L SI 89 B SI 89 F CU 71 F FF 91 F SI 90 C SI 90 1-3 ① K	F CU 73 L FF 87 S SL 78 0-3 ③ K	B FF 88 S CH 78 F SI 87 S CH 78 1-3 ③ K	B SL 82 X SL 82 1-0 ① FC4-6 (12 1B; 29 2B) 1-2f 2-3	4	1	0	0	0	3	2
1 Elvis Andrus, R (1, 6) OBP: 0.314, SLG: 0.333	F SL 80 C CU 70 B FF 89 C FF 91 1-3 ② K	C FF 88 X FF 89 0-1 ① G4-3	C SI 85 C SI 85 X CU 69 0-2 ① F8	C FF 94 B FF 94 C SL 83 B FF 95 D FF 95 F SL 84 T FF 95 3-2 ② K	4	0	0	0	0	2	2
12 Rougned Odor, L (1, 4) OBP: 0.299, SLG: 0.393	B SI 88 C CU 69 F CU 70 B FF 91 X CH 78 2-2 ③ G6-3	B SI 88 S CH 79 B FF 87 C SI 87 S CH 78 2-3 ② K	B CU 68 F CH 76 B SI 87 T FF 86 F SL 79 B CH 77 B FF 88 4-2 (29 2B; 20 G6-3) BB	B FC 86 T FF 87 X SL 77 1-1 (29 2B) 1B 1-2 3-H	3	2	1	1	1	1	0
29 Adrián Beltré, R (1, 5) OBP: 0.390, SLG: 0.496	B CU 72 F FF 90 B SL 79 F SI 88 X SI 88 2-2 (6 1B; 2B)	B SI 88 F CH 80 B CU 73 X FF 90 2-1 ③ F8	X FF 87 0-0 (1-3; 2B)	B SI 88 C SI 88 B SI 89 S SI 89 F SI 89 F SI 89 X SI 89 2-2 (20 WP; 2B) 1-H 2-H	4	0	3	2	0	0	0
20 Jake Smolinski, R (1, 9) OBP: 0.403, SLG: 0.517	F SL 80 S FF 88 X FF 90 0-2 ① P6	C FF 88 X CH 76 0-1 ① P5	X FF 87 0-0 ② G6-3 3-H	C SI 90 T SI 89 B SL 81 X SI 88 1-2 ③ G5-3 2-3	4	0	0	1	0	0	3
6 Tomás Telis, S (1, 10) OBP: 0.254, SLG: 0.259	B CU 69 X CU 68 1-0 (16 G5-4-3; 1B) 2-3	B SI 88 C CH 78 B SI 89 B SI 87 S CH 78 X SI 87 3-2 ② G4-3	B SI 86 S CH 76 D CH 78 2 SAFE S SI 88 X CH 75 2-2 ③ F7	C SI 87 B SI 88 C SI 89 X CH 81 1-2 ① F8	4	0	1	0	0	0	1
16 Ryan Rua, R (1, 7) OBP: 0.333, SLG: 0.380	X SI 86 0-0 ② ③ G5-4-3 1-2f	C CH 78 B FF 88 C SI 87 B SL 82 F CH 76 B SI 89 S CU 70 3-3 ③ K	B SI 84 B SI 84 C SL 78 C FF 88 F FF 87 F CH 73 B CU 67 F CH 76 F FF 88 3-2 X SI 85 61 1B; 9 1B; 1B	B SI 88 C SI 88 F SI 88 F SL 81 X SL 81 1-2 ② G6-3	4	1	1	0	0	1	2
61 Robinson Chirinos, R (1, 2) OBP: 0.293, SLG: 0.407	C FF 88 X SI 87 0-1 ① G5-3	C SL 81 B FF 88 B FF 89 X FF 86 2-1 ① F8	B FF 86 X SI 86 1-0 (2 FC4-6; 9 1B; 12 1B; 1B) 1-3	S SL 82 F SL 82 S SL 82 0-3 ③ K2-3	4	1	1	0	0	1	0
9 Adam Rosales, R (1, 3) OBP: 0.368, SLG: 0.432	B CU 73 B SL 82 X FF 89 2-0 ② P4	C CU 72 B CH 76 C FF 88 B SL 81 S CU 69 2-3 ② K	X FF 94 0-0 (2 FC4-6; 1B) 1-2 3-H	3	0	1	1	0	1	0
Inning Stats	R: 0 E: 0 K: 2 S: 11 H: 0 LOB: 0 BB: 0 P: 15	R: 0 E: 0 K: 0 S: 8 H: 2 LOB: 1 BB: 0 P: 11	R: 0 E: 0 K: 1 S: 6 H: 0 LOB: 0 BB: 0 P: 8	R: 0 E: 0 K: 1 S: 7 H: 0 LOB: 0 BB: 0 P: 11	R: 0 E: 0 K: 1 S: 9 H: 0 LOB: 0 BB: 0 P: 15	R: 0 E: 0 K: 2 S: 8 H: 0 LOB: 0 BB: 0 P: 13	R: 1 E: 0 K: 0 S: 11 H: 1 LOB: 1 BB: 1 P: 17	R: 4 E: 0 K: 1 S: 24 H: 5 LOB: 1 BB: 0 P: 36	R: 0 E: 0 K: 1 S: 10 H: 0 LOB: 0 BB: 0 P: 12	1B: 5 2B: 3 3B: 0 HR: 0 SF: 0 SAC: 0 DP: 1 HBP: 0				WP: 1 PB: 0 SB: 0 CS: 0	PA: 35	

	AB	34
	R	5
	H	8
	RBI	5
	BB	1
	SO	9
	LOB	10

PITCHER		IP	WLS	BF	H	R	ER	SO	BB	IBB	HBP	BLK	WP	HR	S	P	ERA	WHIP
36 Jered Weaver, R ERA: 3.52	(1, 1)	7.0	W	26	5	3	3	7	1	0	0	0	0	0	68	102	3.86	0.857
39 Jason Grilli, R ERA: 4.15	(8, 1)	0.2		3	1	0	0	1	0	0	0	0	0	0	6	10	0.00	1.500
54 Joe Thatcher, L ERA: 3.45	(8, 1)	0.0		1	1	0	0	0	0	0	0	0	0	0	2	3	∞	∞
38 Joe Smith, R ERA: 1.88	(8, 1)	0.1		2	1	2	2	0	0	0	0	0	1	0	8	11	54.00	3.000
16 Huston Street, R ERA: 1.26	(9, 1)	1.0	S	3	0	0	0	1	0	0	0	0	0	0	10	12	0.00	0.000

PITCHER		IP	WLS	BF	H	R	ER	SO	BB	IBB	HBP	BLK	WP	HR	S	P	ERA	WHIP

Texas Rangers @ Los Angeles Angels

Angel Stadium of Anaheim, Anaheim, CA

Sat Sep 20 2014, 6:11 PM - 9:06 PM PDT

Att. 35,890 - Clear - 76 F

BOTTOM

livebaseballscorecards.com

Batter	1	2	3	4	5	6	7	8	9	AB	R	H	RBI	BB	SO	LOB
56 Kole Calhoun, L (1, 9) OBP: 0.332, SLG: 0.455	C FF 89 F SI 90 B FF 90 B SL 84 X SL 85 2-2 ① F8		B SL 83 F SL 83 X FF 90 1-1 E6 27 HR		C FF 89 X FF 90 0-1 ② G3	X SL 80 0-0 ②③ G3-6 1-2f		C SL 82 B FF 94 F SL 80 X FF 95 1-2 ③ G4-3		5	1	0	0	0	0	2
27 Mike Trout, R (1, 8) OBP: 0.379, SLG: 0.568	C FF 91 B FF 90 C FF 91 B FF 90 B SL 86 F FF 91 B FF 91 4-2 47 2B BB		B FF 89 1 SAFE 1 SAFE X FF 89 1-0 1-H HR		C FF 91 B SL 84 B FF 90 B SL 84 F FF 90 F FF 91 X FF 91 3-2 5 HR 3B		S FF 92 S FF 91 F FF 92 B FF 90 B SL 82 F FF 92 C FF 94 2-3 ① K			3	3	2	2	1	1	0
5 Albert Pujols, R (1, 3) OBP: 0.329, SLG: 0.470	C SL 85 F FF 90 X FF 90 0-2 ② L9		B FF 91 S SL 84 B SL 84 X SL 83 2-1 2 G4-6-3 1B		C FF 90 F FF 90 B FF 90 X FF 90 1-2 3-H HR		B SL 83 B FF 93 F FF 93 X FF 92 2-1 2 G1-3 47 1B 1B			4	1	3	2	0	0	1
47 Howie Kendrick, R (1, 4) OBP: 0.349, SLG: 0.397	C SL 81 X FF 90 0-1 1-H 2B		C FF 90 X FF 90 0-1 ① F9		X FF 91 0-0 2 1B 6 HR 1B		C SL 83 S FF 92 F FF 91 F FF 93 F FF 92 B SI 89 F SL 84 X FF 92 1-2 2 G1-3 1-2 1B			4	1	3	1	0	0	1
2 Erick Aybar, S (1, 6) OBP: 0.323, SLG: 0.382	D CU 78 B CH 84 F FF 89 F FF 89 B FF 90 X SL 85 3-2 ③ F8		X SI 89 0-0 ②③ G4-6-3 1-2f		B SL 84 X FF 89 1-0 6 HR 1-2 1B		C FF 91 B SL 82 X SI 92 1-1 ② G1-3 1-2 2-3			4	1	1	0	0	0	4
6 David Freese, R (1, 5) OBP: 0.324, SLG: 0.388 22 Tony Campana, L (8, 7) OBP: 0.189, SLG: 0.219		S SL 83 X FF 89 0-1 ① P6		C FF 90 F CU 79 B FF 91 X SL 84 1-2 ① L8	X SL 84 0-0 1-H 2-H HR		B FF 93 C FF 92 B FF 93 C SL 84 F FF 93 S FF 92 2-3 ③ K			4 0	1 0	1 0	3 0	0 0	1 0	2 0
28 Brennan Boesch, L (1, 10) OBP: 0.206, SLG: 0.313		B FF 90 X FF 89 1-0 1B		B CU 77 C SL 84 C FF 91 B SL 83 F SL 84 S FF 91 2-3 ② K	F FF 91 S FF 90 F FF 90 S SL 84 0-3 ③ K			X FF 94 0-0 ① F9		4	0	1	0	0	2	0
17 Chris Iannetta, R (1, 2) OBP: 0.373, SLG: 0.400		B FF 90 1 SAFE B SL 84 C FF 89 X SL 84 2-1 ② F8		B FF 90 C SL 83 F SL 83 B FF 91 T FF 91 2-2 ③ K		F SI 89 B CH 83 X SI 89 1-1 ① G6-3		S FF 96 B FF 95 S SL 83 F FF 96 B SL 82 S SL 82 2-3 ② K		4	0	0	0	0	2	1
19 Efren Navarro, L (1, 7) OBP: 0.308, SLG: 0.347 18 Gordon Beckham, R (8, 5) OBP: 0.269, SLG: 0.340		X SI 90 0-0 ③ F7			B FF 90 F CH 83 X SL 84 1-1 ① P5	B SI 91 C SI 90 B SI 90 C SL 80 X SI 89 2-2 56 G3-6 1B		C SL 83 X FF 96 0-1 1B		3 1	0 0	1 1	0 0	0 0	0 0	1 0
Inning Stats	R: 1 H: 1 E: 0 LOB: 1 K: 0 BB: 1 S: 14 P: 23	R: 0 H: 1 E: 0 LOB: 1 K: 0 BB: 0 S: 6 P: 9	R: 2 H: 2 E: 1 LOB: 0 K: 0 BB: 0 S: 8 P: 12	R: 0 H: 0 E: 0 LOB: 0 K: 2 BB: 0 S: 10 P: 15	R: 5 H: 5 E: 0 LOB: 0 K: 1 BB: 0 S: 18 P: 24	R: 0 H: 1 E: 0 LOB: 0 K: 0 BB: 0 S: 6 P: 9	R: 0 H: 2 E: 0 LOB: 2 K: 2 BB: 0 S: 20 P: 28	R: 0 H: 1 E: 0 LOB: 1 K: 1 BB: 0 S: 11 P: 14		1B: 8 2B: 1 3B: 1 HR: 3	SF: 0 SAC: 0 DP: 2 HBP: 0			WP: 0 PB: 0 SB: 0 CS: 0	PA: 37	

	AB	36
	R	8
	H	13
	RBI	8
	BB	1
	SO	6
	LOB	12

PITCHER		IP	WLS	BF	H	R	ER	SO	BB	IBB	HBP	BLK	WP	HR	S	P	ERA	WHIP
48 Colby Lewis, R ERA: 5.34	(1, 1)	5.0	L	25	9	8	7	3	1	0	0	0	0	3	56	83	12.60	2.000
50 Michael Kirkman, L ERA: 2.25	(6, 1)	1.0		3	1	0	0	0	0	0	0	0	0	0	6	9	0.00	1.000
44 Spencer Patton, R ERA: 1.29	(7, 1)	1.0		5	2	0	0	2	0	0	0	0	0	0	20	28	0.00	2.000
55 Roman Mendez, R ERA: 2.37	(8, 1)	1.0		4	1	0	0	1	0	0	0	0	0	0	11	14	0.00	1.000

PITCHER	IP	WLS	BF	H	R	ER	SO	BB	IBB	HBP	BLK	WP	HR	S	P	ERA	WHIP

Texas Rangers @ Los Angeles Angels

Angel Stadium of Anaheim, Anaheim, CA

Sun Sep 21 2014, 12:38 PM - 3:54 PM PDT

Att. 27,166 - Overcast - 76 F

TOP

livebaseballscorecards.com

Batter	1	2	3	4	5	6	7	8	9	AB	R	H	RBI	BB	SO	LOB
2 Leonys Martin, L (1, 8) OBP: 0.330, SLG: 0.373	F8		G4-3			SH1-4	P5		IBB	4	1	1	0	1	0	1
9 Adam Rosales, R (1, 3) OBP: 0.363, SLG: 0.424	P3			K		1B	K		G4-6-3	5	0	1	0	0	2	4
12 Rougned Odor, L (1, 4) OBP: 0.296, SLG: 0.390	G4-3			G6-3		SH1-4		G4-3		3	0	0	0	0	0	0
29 Adrián Beltré, R (1, 5) OBP: 0.389, SLG: 0.493		G1-3		F8		IBB		G5-3		3	0	0	0	1	0	0
20 Jake Smolinski, R (1, 9) OBP: 0.394, SLG: 0.516		P3			2B	K		K		4	0	1	0	0	2	3
6 Tomás Telis, S (1, 2) OBP: 0.286, SLG: 0.279		1B			BB	1B			K	3	0	2	1	1	1	0
16 Ryan Rua, R (1, 7) OBP: 0.329, SLG: 0.410		K			F5	L1			HR	4	1	1	1	0	1	6
7 J.P. Arencibia, R (1, 10) OBP: 0.234, SLG: 0.365 60 Guilder Rodriguez, S (9, PR) (9, 10)			K		K	K			2B	4 0	0 0	1 0	0 0	0 0	3 0	2 0
3 Luis Sardinas, S (1, 6) OBP: 0.303, SLG: 0.317			P6		G4-3		1B		2B	4	0	2	0	0	0	2
Inning Stats	R: 0 E: 0 K: 0 S: 7 H: 0 LOB: 0 BB: 0 P: 10	R: 0 E: 0 K: 1 S: 16 H: 1 LOB: 1 BB: 0 P: 23	R: 0 E: 0 K: 1 S: 7 H: 0 LOB: 0 BB: 0 P: 9	R: 0 E: 0 K: 1 S: 6 H: 0 LOB: 0 BB: 0 P: 7	R: 0 E: 0 K: 1 S: 12 H: 1 LOB: 2 BB: 1 P: 18	R: 1 E: 0 K: 1 S: 18 H: 3 LOB: 3 BB: 1 P: 29	R: 0 E: 0 K: 2 S: 14 H: 1 LOB: 1 BB: 0 P: 25	R: 0 E: 0 K: 1 S: 9 H: 0 LOB: 0 BB: 0 P: 10	R: 1 E: 0 K: 1 S: 18 H: 3 LOB: 3 BB: 1 P: 28	1B: 6 2B: 2 3B: 0 HR: 1 SF: 0 SAC: 1 DP: 1 HBP: 0						

	AB	34
	R	2
	H	9
	RBI	2
	BB	3
	SO	9
	LOB	18

WP: 1 PA: 38
PB: 0
SB: 1
CS: 0

PITCHER		IP	WLS	BF	H	R	ER	SO	BB	IBB	HBP	BLK	WP	HR	S	P	ERA	WHIP
46 Cory Rasmus, R ERA: 2.38	(1, 1)	4.0		15	2	0	0	3	1	0	0	0	0	0	41	59	0.00	0.750
64 Mike Morin, R ERA: 2.21	(5, 1)	1.0		3	0	0	0	1	0	0	0	0	0	0	7	8	0.00	0.000
59 Fernando Salas, R ERA: 3.49	(6, 1)	1.0		7	3	1	1	1	0	1	0	0	0	0	18	29	9.00	3.000
40 Kevin Jepsen, R ERA: 2.67	(7, 1)	1.0		4	1	0	0	2	0	0	0	0	1	0	14	25	0.00	1.000
38 Joe Smith, R ERA: 1.86	(8, 1)	1.0		3	0	0	0	1	0	0	0	0	0	0	9	10	0.00	0.000

PITCHER		IP	WLS	BF	H	R	ER	SO	BB	IBB	HBP	BLK	WP	HR	S	P	ERA	WHIP
16 Huston Street, R ERA: 1.41	(9, 1)	0.1	L	5	3	1	1	1	0	1	0	0	0	1	11	19	27.00	9.000
62 Yoslan Herrera, R ERA: 3.0	(9, 1)	0.2		1	0	0	0	0	0	0	0	0	0	0	7	9	0.00	0.000

Batter	1	2	3	4	5	6	7	8	9	AB	R	H	RBI	BB	SO	LOB
56 Kole Calhoun, L (1, 9) OBP: 0.329, SLG: 0.451	B SI 90 B SI 90 S SI 90 S SL 86 T SI 91 2-2 ① **K**		B CU 80 F SL 87 F FF 91 B CU 79 F SL 86 T SI 93 2-2 ③ **K**			X CU 78 0-0 ① **G3-1** **1-2**		C SI 91 F SL 80 B SL 82 F SL 83 S SI 90 1-3 ① **K**		4	0	0	0	0	3	1
27 Mike Trout, R (1, 8) OBP: 0.382, SLG: 0.568	C SI 91 H FF 90 1-1 5 S **HBP**			B FF 89 C SL 86 B FF 90 X SL 84 2-1 5 G6-4-3 **1B**		B CU 79 B SL 86 I IN 72 I IN 71 4-0 47 F8 5 1B **IBB**		C FF 94 B SL 81 B FF 95 F FF 93 F FF 96 B FF 96 B FF 95 4-2 5 G5-3 **BB**		1	0	1	0	2	0	0
5 Albert Pujols, R (1, 10) OBP: 0.328, SLG: 0.469	C FF 90 B SI 90 B SL 86 B SL 87 F SI 90 X SL 86 3-2 ② **F8** **1-2**			C FF 92 1 SAFE F FF 87 F SI 91 B FF 92 X CU 79 1-2 ① ② **G6-4-3** **1-2f**		C SL 86 X SI 90 0-1 47 F8 **1B** **1-2** **2-H**		B FF 95 X FF 94 1-0 ② **G5-3** **1-3**		4	0	1	1	0	0	3
47 Howie Kendrick, R (1, 4) OBP: 0.347, SLG: 0.395 18 Gordon Beckham, R (8, 4) OBP: 0.269, SLG: 0.339	X CU 79 0-0 ③ **G5-3**			C FF 91 B CU 78 X SL 86 1-1 ③ **G6-3**		B CU 77 X SL 86 1-0 ② **F8** **1-2** **2-3**		B FF 95 B FF 94 X FF 95 2-0 ③ **F9**		3 1	0 0	0 0	0 0	0 0	0 0	3 1
2 Erick Aybar, S (1, 6) OBP: 0.324, SLG: 0.382		B SI 88 X SI 87 1-0 ① **F7**			B SI 88 X SI 90 1-0 6 F9 **1B**	I IN 74 I IN 74 I IN 74 I IN 75 4-0 **IBB**			C FF 95 F FF 96 S FF 95 0-3 ① **K**	3	0	1	0	1	1	0
6 David Freese, R (1, 5) OBP: 0.321, SLG: 0.384		C FF 90 F SI 89 B FF 88 X CU 80 1-2 ② **G4-3**			B SL 84 1 SAFE 1 SAFE B SI 89 F SI 90 X SI 90 2-1 ① **F9** **1-2**	B CU 79 X FF 92 1-0 ③ **L9**			C FF 97 F FF 96 B FF 97 S SL 86 1-3 ② **K**	4	0	0	0	0	1	4
24 C.J. Cron, R (1, 3) OBP: 0.297, SLG: 0.472		C FF 91 C FF 90 B SL 86 F CU 79 X SI 91 1-2 ③ **L7**			B CU 79 X SL 85 1-0 ② **P6**		S FF 88 S FF 89 B FF 90 F FF 90 B SL 86 X SL 86 2-2 ① **G6-3**		C SL 86 C FF 96 B FF 97 F FF 97 S SL 88 1-3 ③ **K**	4	0	0	0	0	1	1
19 Efren Navarro, L (1, 7) OBP: 0.302, SLG: 0.340			B SI 90 X FF 85 1-0 ① **G4-3**		B CU 78 C SL 85 F SI 90 F CU 80 F SL 87 F FF 90 X SI 92 1-2 ③ **G6-3**		C SL 86 C CU 80 F CU 79 X SI 90 0-2 ② **G4-3**			3	0	0	0	0	0	1
17 Chris Iannetta, R (1, 2) OBP: 0.373, SLG: 0.399			B FF 90 B SL 86 F SI 91 S FF 92 S FF 92 2-3 ② **K**			F FF 88 S SL 84 B SL 86 X CU 78 1-2 56 G3-1 5 1B **1B**	B CU 78 B FF 92 B FF 92 X FF 91 3-0 ③ **F8**			3	1	1	0	0	1	0
Inning Stats	R: 0 E: 0 K: 1 S: 8 H: 0 LOB: 1 BB: 0 P: 14	R: 0 E: 0 K: 0 S: 8 H: 0 LOB: 0 BB: 0 P: 11	R: 0 E: 0 K: 2 S: 8 H: 0 LOB: 0 BB: 0 P: 13	R: 0 E: 0 K: 0 S: 8 H: 1 LOB: 0 BB: 0 P: 12	R: 0 E: 0 K: 0 S: 10 H: 1 LOB: 1 BB: 0 P: 15	R: 1 E: 0 K: 0 S: 8 H: 2 LOB: 3 BB: 2 P: 19	R: 0 E: 0 K: 0 S: 9 H: 0 LOB: 0 BB: 0 P: 14	R: 0 E: 0 K: 1 S: 9 H: 0 LOB: 1 BB: 1 P: 17	R: 0 E: 0 K: 3 S: 10 H: 0 LOB: 0 BB: 0 P: 12	1B: 4 2B: 0 3B: 0 HR: 0 SF: 0 SAC: 0 DP: 1 HBP: 1						

PITCHER		IP	WLS	BF	H	R	ER	SO	BB	IBB	HBP	BLK	WP	HR	S	P	ERA	WHIP
23 Nick Tepesch, R ERA: 4.14	(1, 1)	7.0		27	4	1	1	3	0	2	1	0	0	0	59	98	1.29	0.571
50 Michael Kirkman, L ERA: 2.08	(8, 1)	0.1		1	0	0	0	1	0	0	0	0	0	0	4	5	0.00	0.000
37 Shawn Tolleson, R ERA: 2.8	(8, 1)	0.2	W	3	0	0	0	0	1	0	0	0	0	0	5	12	0.00	1.500
30 Neftalí Feliz, R ERA: 2.2	(9, 1)	1.0	S	3	0	0	0	3	0	0	0	0	0	0	10	12	0.00	0.000

PITCHER	IP	WLS	BF	H	R	ER	SO	BB	IBB	HBP	BLK	WP	HR	S	P	ERA	WHIP

BOTTOM

Texas Rangers @ Los Angeles Angels

Angel Stadium of Anaheim, Anaheim, CA

Sun Sep 21 2014, 12:38 PM - 3:54 PM PDT

Att. 27,166 - Overcast - 76 F

livebaseballscorecards.com

AB	30
R	1
H	4
RBI	1
BB	3
SO	7
LOB	14

Batter	1	2	3	4	5	6	7	8	9	AB	R	H	RBI	BB	SO	LOB
56 Kole Calhoun, L (1, 9) OBP: 0.329, SLG: 0.452	C FF 94 X SL 87 0-1 E7 27 SF8 2B		B FC 94 S FC 93 S FS 87 X SL 86 1-2 ② G4-3 2-3			C FC 91 B FS 82 T FF 93 X SL 83 1-2 ① G1-3		F FF 91 F FC 87 S CU 72 0-3 ② K		4	1	1	0	0	1	2
27 Mike Trout, R (1, 8) OBP: 0.382, SLG: 0.567	C FF 95 B FF 95 X FC 93 1-1 ① SF8 3-H		C FC 94 F FF 97 B FF 96 D FS 88 F FF 97 C FF 96 2-3 ③ K			B FF 94 B FC 91 B SI 94 C FF 93 X FF 93 3-1 ② G5-3		F FF 92 B FC 87 B FF 93 X FF 91 2-1 5 HR 1-2 1B		3	1	1	1	0	1	1
5 Albert Pujols, R (1, 3) OBP: 0.328, SLG: 0.472	B FF 95 S SL 87 F SL 87 F SI 96 X FF 96 1-2 ② P4			B FC 94 B FF 94 F SI 95 C FC 93 F FF 97 X SL 88 2-2 ① G5-3		B FF 93 C FF 94 B FF 94 S SL 86 X FF 95 2-2 ③ F9		C CH 87 S CU 72 D CU 72 X FF 91 1-2 1-H 2-H HR		4	1	1	3	0	0	0
6 David Freese, R (1, 5) OBP: 0.321, SLG: 0.383	C FF 96 X SI 97 0-1 ③ G1-3			C SL 88 B FC 89 S FF 94 B FC 91 F FC 94 F SL 85 X FF 98 2-2 2 G3 1B			B SL 85 B SI 92 X FF 92 2-0 ① G5-3	C FF 92 F FF 91 X CU 72 0-2 ③ G5-3		4	0	1	0	0	0	0
2 Erick Aybar, S (1, 6) OBP: 0.323, SLG: 0.381		B FF 95 C FF 93 C SL 85 B FS 85 X SI 96 2-2 ① G4-3		C SL 88 B FF 94 F SL 88 X FS 85 1-2 ② G3 1-2			S FC 90 S FS 83 B FF 95 B FS 85 S FS 85 2-3 ② K2-3		M SI 89 X SI 88 0-1 17 1B 28 E 1B	4	0	1	0	0	1	1
28 Brennan Boesch, L (1, 10) OBP: 0.208, SLG: 0.309		X FF 95 0-0 ② F7		C SL 88 F SL 85 F FF 96 F FF 95 B FS 85 F FC 93 B FS 84 B FF 95 X FF 95 3-2 ③ F7			C SL 87 F FS 84 X FF 95 0-2 1B		S SI 88 X SL 82 0-1 ① F9 1-2	4	0	1	0	0	0	2
17 Chris Iannetta, R (1, 2) OBP: 0.374, SLG: 0.401		C FF 95 B FC 93 C SL 87 X FF 96 1-2 ③ F9			C FF 94 X FC 92 0-1 18 G6-4-3 1B		B FF 93 X FF 94 1-0 ③ G5-3		B SL 81 B SI 89 X SI 89 2-0 18 G6-4-3 2-3 1B	4	0	2	0	0	0	1
18 Gordon Beckham, R (1, 4) OBP: 0.271, SLG: 0.343			C FF 94 F FC 92 B FF 95 F FF 95 B SL 87 X FF 96 2-2 56 G4-3 2B		B FF 93 B SL 86 X FF 94 2-0 ①② G6-4-3 1-2f			C FF 91 X CU 71 0-1 ②③ 27 1B 5 HR 1B	B FF 88 C SI 88 X SI 89 1-1 ②③ G6-4-3 1-2f	4	1	2	0	0	0	3
7 Collin Cowgill, R (1, 7) OBP: 0.336, SLG: 0.364			B FF 96 C FF 96 B SL 88 F FF 94 S FS 85 2-3 ① K		C FF 94 X SL 88 0-1 ③ G4-3			C FF 91 C FF 91 B FC 87 B FC 87 C FF 92 2-3 ① K		3	0	0	0	0	2	2
Inning Stats	R: 1 E: 1 K: 0 S: 10 H: 1 LOB: 0 BB: 0 P: 12	R: 0 E: 0 K: 0 S: 7 H: 0 LOB: 0 BB: 0 P: 10	R: 0 E: 0 K: 2 S: 14 H: 1 LOB: 0 BB: 0 P: 21	R: 0 E: 0 K: 0 S: 18 H: 1 LOB: 1 BB: 0 P: 26	R: 0 E: 0 K: 0 S: 5 H: 1 LOB: 0 BB: 0 P: 7	R: 0 E: 0 K: 0 S: 8 H: 0 LOB: 0 BB: 0 P: 14	R: 0 E: 0 K: 1 S: 8 H: 1 LOB: 1 BB: 0 P: 13	R: 3 E: 0 K: 2 S: 16 H: 3 LOB: 0 BB: 0 P: 21	R: 0 E: 1 K: 0 S: 7 H: 2 LOB: 1 BB: 0 P: 10	1B: 7 2B: 2 3B: 0 HR: 1 SF: 1 SAC: 0 DP: 2 HBP: 0						

TOP

Los Angeles Angels @ Oakland Athletics

O.co Coliseum, Oakland, CA

Mon Sep 22 2014, 10:09 PM - 1:24 AM EDT

Att. 25,455 - Partly Cloudy - 65 F

livebaseballscorecards.com

AB	34
R	4
H	10
RBI	4
BB	0
SO	5
LOB	12

PITCHER		IP	WLS	BF	H	R	ER	SO	BB	IBB	HBP	BLK	WP	HR	S	P	ERA	WHIP
29 Jeff Samardzija, R ERA: 2.88	(1, 1)	7.0	W	25	5	1	0	3	0	0	0	0	0	0	70	103	0.00	0.714
58 Evan Scribner, R ERA: 4.63	(8, 1)	1.0		6	3	3	3	2	0	0	0	0	0	1	16	21	27.00	3.000
44 Luke Gregerson, R ERA: 2.06	(9, 1)	1.0		4	2	0	0	0	0	0	0	0	0	0	7	10	0.00	2.000

PITCHER	IP	WLS	BF	H	R	ER	SO	BB	IBB	HBP	BLK	WP	HR	S	P	ERA	WHIP

BOTTOM

Los Angeles Angels @ Oakland Athletics

O.co Coliseum, Oakland, CA

Mon Sep 22 2014, 10:09 PM - 1:24 AM EDT

Att. 25,455 - Partly Cloudy - 65 F

livebaseballscorecards.com

Batter	1	2	3	4	5	6	7	8	9	AB	R	H	RBI	BB	SO	LOB
4 Coco Crisp, S (1, 8) OBP: 0.339, SLG: 0.375	0-1: 23 FC4-6 1B 2-1: G3			C SL 80 X SL 79 0-1: 20 BB, 23 BB, 1B		B SL 84 B FF 94 C FF 94 X FF 95 2-1: F8 ②		X FF 96 0-0: L9 ①		5	0	2	0	0	0	1
23 Sam Fuld, L (1, 9) OBP: 0.321, SLG: 0.347	C FF 90 B SI 90 X FF 90 1-1: FC4-6, 15 BB, 20 BB, 36 BB, 1-2f ①	B FF 91 C SI 92 B CH 79 C SL 80 F CH 83 B CH 82 B SL 80 X FF 93 3-2: P6 ①		F FF 92 C FF 92 B SL 81 F CH 83 F FF 92 B FF 92 B CH 82 1 SAFE F FF 92 4-2: F FF 93, 1 SAFE, B FF 93, 20 BB, 1-2 BB		F FF 96 B FF 94 F FF 94 B FF 95 F FF 95 F CH 88 F SL 82 S FF 93 2-3: K ③		B FF 97 B FF 96 C FF 95 F FF 95 C SL 83 2-3: K ②		4	1	0	0	1	2	1
20 Josh Donaldson, R (1, 5) OBP: 0.341, SLG: 0.457	B FF 89 C CH 85 B CU 74 B FC 88 B CH 86 4-1: 36 BB, 15 BB, 35 BB, 1-2, BB	B SL 83 C SL 82 F FF 94 B CH 82 B CH 83 X SL 82 3-2: G6-3 ②		B FF 91 F FF 90 F FF 90 B FF 90 B FF 91 B FF 91 4-2: 1-2, 2-3, BB			B SI 85 B SI 86 C SI 84 S CH 80 B FF 87 F CH 79 X CH 79 3-2: G1-3 ①	B FF 97 B FF 95 B FF 95 C FF 96 F FF 96 B FF 97 4-2: 37 1B, BB		2	1	0	0	3	0	0
15 Jonny Gomes, R (1, 7) OBP: 0.324, SLG: 0.328 37 Brandon Moss, L (4, PH) OBP: 0.333, SLG: 0.444 (5, 7)	B CU 76 B CU 75 S CH 85 B CH 84 B CH 85 4-1: 35 BB, 36 BB, 17 1B, 1-2, 2-3, BB	B SL 83 B SL 82 C FF 94 B FF 93 C FF 94 C FF 94 3-3: K ③		S SL 79 B FF 91 F SL 80 S FF 90 1-3: K ②			C FF 85 B SI 84 B SL 76 B SI 85 F SI 86 B SI 85 4-2: 8 1B, 10 BB, 21 1B, BB	C FF 98 X FF 96 0-1: 1-3, 1B		1 2	1 1	0 1	0 1	1 1	1 1	0 3
36 Derek Norris, R (1, 10) OBP: 0.362, SLG: 0.407 10 Adam Dunn, L (4, PH) OBP: 0.342, SLG: 0.424 (5, 10)	C SI 91 B SL 82 D SL 83 B SI 90 B SI 90 4-1: 35 BB, 17 1B, 1-2, 2-3, 3-H, BB	X FF 92 0-0: 1B		B FF 90 B FF 90 X FF 90 2-0: F8 ③			D FF 88 B SI 83 B SI 85 C FF 86 1 SAFE F SI 85 B SI 84 4-2: 8 1B, 21 1B, 1-2, BB	F FF 97 B SL 81 C SL 86 B SL 85 S SL 84 2-3: K ③		1 2	1 1	1 0	1 0	1 1	0 1	0 5
8 Jed Lowrie, S (1, 6) OBP: 0.320, SLG: 0.354	C SI 91 B SI 90 B SI 91 B CH 85 X FF 91 3-1: P3 ②	C FF 92 B FF 93 X FF 92 1-1: L8 ①	F FF 93 C FF 94 F FF 94 B FF 93 X SL 82 1-2: G1-4-3 ①		B SI 86 X SI 84 1-0: 21 1B, 1-2, 2-3, 1B				4	0	1	0	0	0	4
35 Nate Freiman, R (1, 3) OBP: 0.278, SLG: 0.464 21 Stephen Vogt, L (3, PH) OBP: 0.335, SLG: 0.453 (4, 3)	B FF 91 B CU 76 B FF 92 B SI 91 4-0: 17 1B, 1 E, 1-2, 2-3, 3-H, BB	S SL 83 B CH 77 X FF 93 1-1: L7 ②	B FF 94 X FF 93 1-0: P5 ②		C SI 85 B SL 76 X SI 84 1-1: 1-3, 2-H, 3-H, 1B			0 3	1 0	0 1	1 2	1 0	0 0	0 1
17 Geovany Soto, R (1, 2) OBP: 0.288, SLG: 0.343	B SI 90 C SI 91 B SI 91 B CH 86 C FF 90 X FF 91 3-2: 1 E, 1 E, 1-3, 2-H, 3-H, 1B	C FF 92 C FF 92 X FF 92 0-2: G5-3 ③	C SL 83 B SL 83 X FF 95 1-1: L9 ③		S FF 92 C SL 84 F FF 95 S FF 94 0-3: K ②			4	1	1	2	0	1	3
1 Nick Punto, S (1, 4) OBP: 0.296, SLG: 0.283	B FF 90 C FF 88 B FF 90 C FF 91 F FF 93 B CH 73 F CH 72 X FF 91 3-2: E5 1-H, 3-H			C FF 90 B SL 80 B FF 91 C SL 80 B CH 82 C CH 81 3-3: K ①	C FF 93 C FF 93 B FF 93 F FF 95 S SL 85 1-3: K ①	X FF 96 0-0: G3 ③			4	0	0	0	0	2	2

Inning Stats																								
	R: 6	E: 1	K: 0	S: 19	H: 2	LOB: 1	BB: 4	P: 47	R: 0	E: 0	K: 1	S: 11	H: 0	LOB: 0	BB: 0	P: 20	R: 0	E: 0	K: 0	S: 8	H: 1	LOB: 1	BB: 0	P: 10
	R: 0	E: 0	K: 2	S: 18	H: 1	LOB: 3	BB: 2	P: 32	R: 0	E: 0	K: 0	S: 7	H: 0	LOB: 0	BB: 0	P: 10	R: 0	E: 0	K: 2	S: 12	H: 0	LOB: 0	BB: 0	P: 17
	R: 2	E: 0	K: 1	S: 16	H: 2	LOB: 2	BB: 2	P: 29	R: 0	E: 0	K: 2	S: 11	H: 1	LOB: 2	BB: 1	P: 19								

1B: 7	2B: 0	3B: 0	HR: 0	SF: 0	SAC: 0	DP: 0	HBP: 0	WP: 0	PB: 0	SB: 0	CS: 0	PA: 41												

	AB	32
	R	8
	H	7
	RBI	6
	BB	9
	SO	8
	LOB	20

PITCHER		IP	WLS	BF	H	R	ER	SO	BB	IBB	HBP	BLK	WP	HR	S	P	ERA	WHIP
33 C.J. Wilson, L ERA: 4.61	(1, 1)	0.2	L	8	2	6	4	0	4	0	0	0	0	0	12	35	54.00	9.000
64 Mike Morin, R ERA: 2.2	(1, 1)	0.1		2	0	0	0	0	0	0	0	0	0	0	7	12	0.00	0.000
51 Drew Rucinski, R ERA: 4.91	(2, 1)	2.1		10	2	0	0	2	1	0	0	0	0	0	31	49	0.00	1.286
63 Vinnie Pestano, R ERA: 3.06	(4, 1)	0.2		3	0	0	0	1	1	0	0	0	0	0	6	13	0.00	1.500
68 Cam Bedrosian, R ERA: 6.52	(5, 1)	2.0		6	0	0	0	2	0	0	0	0	0	0	19	27	0.00	0.000

PITCHER		IP	WLS	BF	H	R	ER	SO	BB	IBB	HBP	BLK	WP	HR	S	P	ERA	WHIP
41 Michael Roth, L ERA: 8.76	(7, 1)	0.1		5	2	2	2	0	2	0	0	0	0	0	11	24	54.00	12.000
49 Jairo Díaz, R ERA: 3.18	(7, 1)	1.2		7	1	0	0	3	1	0	0	0	0	0	16	24	0.00	1.200

Los Angeles Angels @ Oakland Athletics

O.co Coliseum, Oakland, CA

Tue Sep 23 2014, 10:08 PM - 1:10 AM EDT

Att. 27,588 - Overcast - 65 F

TOP

livebaseballscorecards.com

Batter	1	2	3	4	5	6	7	8	9	AB	R	H	RBI	BB	SO	LOB
56 Kole Calhoun, L (1, 9) OBP: 0.330, SLG: 0.453	C SI 92 X CU 82 0-1 2B		C SI 93 B SL 86 F SL 85 B SI 94 B SI 94 F SL 86 T SL 87 3-2 ② K			B SI 92 B SL 86 B SI 92 B FF 92 4-0 5 CS BB			C KC 78 B CH 72 X SI 91 1-1 ① P5	3	0	1	0	1	1	0
27 Mike Trout, R (1, 8) OBP: 0.380, SLG: 0.563	C SI 93 B SI 94 B CH 88 S SL 85 F FF 94 D SL 86 S SL 86 3-3 ① K		F SI 94 F SI 94 C FC 92 0-3 ③ K			C SL 84 C SI 93 F SL 85 T SL 85 0-2 ① K			C FF 96 S FF 96 X FF 96 0-2 ② P3	4	0	0	0	0	3	2
5 Albert Pujols, R (1, 3) OBP: 0.326, SLG: 0.469	S SL 84 B CU 79 F SI 93 B CU 81 S SL 84 2-3 ② K			C CU 79 B CU 78 X SI 92 1-1 ① G5-3		B SL 85 B SI 92 S SL 85 S SL 84 B SI 94 1 SAFE S SL 84 3-3 ②③ K 1-2			B FF 96 C SL 87 X FF 96 1-1 ③ L8	4	0	0	0	0	2	2
47 Howie Kendrick, R (1, 4) OBP: 0.346, SLG: 0.393	C CU 79 B SI 94 C SI 93 B SI 95 S SL 84 2-3 ③ K			X SI 91 0-0 ② G4-3			X CU 81 0-0 ① G3			3	0	0	0	0	1	1
2 Erick Aybar, S (1, 6) OBP: 0.323, SLG: 0.381		X CH 90 0-0 24 E 24 S 24 CS 1B		C FF 92 F CU 81 B SL 86 B CU 82 C SL 87 2-3 ③ K			C SI 92 S CU 78 X SL 86 0-2 ② F9			3	1	1	0	0	1	0
24 C.J. Cron, R (1, 10) OBP: 0.298, SLG: 0.468 22 Tony Campana, L (7, PR) OBP: 0.189, SLG: 0.219 (7, 10)		B SL 83 C SI 91 D SI 93 S SL 85 S SL 85 2-3 ① K2-3 1-3			S SI 91 F SI 93 B CU 80 S SL 84 1-3 ① K		B SI 93 B SL 84 B SI 92 F FF 92 B SI 94 4-1 19 CS BB			2	0	0	0	1	2	1
19 Efren Navarro, L (1, 7) OBP: 0.305, SLG: 0.338 7 Collin Cowgill, R (7, 7) OBP: 0.335, SLG: 0.363		D SL 86 B SI 94 B SI 94 B SI 94 4-0 24 CS BB			C SI 91 B CU 81 X SI 93 1-1 ② G6-3		1 SAFE B SI 93 1 SAFE B SI 92 C FF 93 2-1 ③ CS 1-2	F SI 91 B SI 90 X SI 91 1-1 ① G3-1		0 1	0 0	0 0	0 0	1 0	0 0	0 0
24 Hank Conger, L (1, 2) OBP: 0.289, SLG: 0.323		C SI 93 B SL 84 B CU 81 B SI 93 F SI 93 S SL 85 3-3 ②③ K 1-2 3-H			C SI 92 B CU 79 S SI 92 X SI 94 1-2 ③ G5-3			X SI 89 0-0 ② L7		3	0	0	0	0	1	1
18 Gordon Beckham, R (1, 5) OBP: 0.271, SLG: 0.349			B SI 92 F SI 91 B CU 80 C SL 84 S SI 94 2-3 ① K			B SI 91 X SI 91 1-0 HR		B SI 90 C SI 91 C SI 90 S SI 91 1-3 ③ K		3	1	1	1	0	2	0

	AB	27
	R	2
	H	3
	RBI	1
	BB	3
	SO	13
	LOB	7

Inning Stats																				
	R: 0	H: 1	R: 1	H: 1	R: 0	H: 0	R: 0	H: 0	R: 0	H: 0	R: 1	H: 1	R: 0	H: 0	R: 0	H: 0	1B: 1	SF: 0	WP: 0	PA: 31
	E: 0	LOB: 1	E: 0	LOB: 2	E: 0	LOB: 0	E: 0	LOB: 0	E: 0	LOB: 0	E: 0	LOB: 1	E: 0	LOB: 1	E: 0	LOB: 0	2B: 3	SAC: 0	PB: 0	
	K: 3	BB: 0	K: 2	BB: 1	K: 3	BB: 0	K: 1	BB: 0	K: 1	BB: 0	K: 2	BB: 1	K: 0	BB: 1	K: 1	BB: 0	3B: 0	DP: 2	SB: 1	
	S: 12	P: 19	S: 7	P: 16	S: 10	P: 15	S: 6	P: 9	S: 8	P: 11	S: 8	P: 16	S: 6	P: 12	S: 6	P: 8	HR: 1	HBP: 0	CS: 4	

PITCHER		IP	WLS	BF	H	R	ER	SO	BB	IBB	HBP	BLK	WP	HR	S	P	ERA	WHIP
54 Sonny Gray, R ERA: 3.21	(1, 1)	7.0	L	24	3	2	1	12	3	0	0	0	0	1	57	98	1.29	0.857
61 Dan Otero, R ERA: 2.35	(8, 1)	1.0		3	0	0	0	1	0	0	0	0	0	0	6	8	0.00	0.000
56 Fernando Abad, L ERA: 1.59	(9, 1)	0.1		1	0	0	0	0	0	0	0	0	0	0	2	3	0.00	0.000
48 Ryan Cook, R ERA: 3.42	(9, 1)	0.2		2	0	0	0	0	0	0	0	0	0	0	5	6	0.00	0.000

PITCHER		IP	WLS	BF	H	R	ER	SO	BB	IBB	HBP	BLK	WP	HR	S	P	ERA	WHIP

Batter	1	2	3	4	5	6	7	8	9	AB	R	H	RBI	BB	SO	LOB
4 Coco Crisp, S (1, 8) OBP: 0.337, SLG: 0.372	C SI 88 B CU 76 C CH 77 X CU 77 1-2 ① G1-3		C CH 76 C SI 89 D CU 79 D CU 76 F SI 89 X FF 87 2-2 ③ F9			B CH 75 B CH 77 C SI 86 C SI 87 X CU 76 2-2 ① P4		B SI 88 C SI 88 S SL 80 F SL 81 F FF 90 B SL 80 F FF 90 F SI 89 X FF 90 2-2 ① G4-3 1-2		4	0	0	0	0	0	2
23 Sam Fuld, L (1, 7) OBP: 0.323, SLG: 0.347	B SI 88 B SI 88 C SI 88 C CU 79 X SI 89 2-2 ② G6-3			B CU 74 B CU 77 B SI 88 B SI 87 4-0 36 1B BB		C CH 77 L SI 87 B SI 87 X SI 89 1-2 37 HBP 1B		B FF 89 C FF 89 S SL 80 F SL 80 X FF 90 1-2 ② L7		3	0	1	0	1	0	1
20 Josh Donaldson, R (1, 5) OBP: 0.341, SLG: 0.454	B SI 89 B SI 89 S CH 78 F CH 77 B SI 89 F SI 90 X FC 80 3-2 ③ F7			X CU 75 0-0 ① L7		S SL 82 D SL 82 B SL 84 C SL 82 S FF 94 2-3 ② K		F SL 82 B SL 79 B SI 89 B SI 88 B SI 89 4-1 37 BB BB		3	0	0	0	1	1	2
36 Derek Norris, R (1, 10) OBP: 0.363, SLG: 0.407 37 Brandon Moss, L (6, PH) OBP: 0.336, SLG: 0.444 (7, 10)		C SI 87 B SI 88 B FF 86 X SI 88 2-1 ① L4		B CH 76 C CH 77 1 SAFE B FF 85 S CH 78 1 SAFE 1 SAFE F SI 88 B FF 87 3-2 ② F SI 80 X CH 76 1-2 1B		B SL 82 C FF 94 B FF 93 H SL 83 3-1 1-2 HBP		B SL 80 B FF 89 B SI 89 C FF 89 S FF 90 B FF 90 4-2 1-2 2-3 BB		2 0	0 0	1 0	0 0	0 1	0 0	0 0
21 Stephen Vogt, L (1, 3) OBP: 0.330, SLG: 0.446		B SI 89 C CU 78 B SI 88 F SI 88 F CU 78 C FF 89 2-3 ② K		B CU 77 C CU 79 X CU 78 1-1 ③ L6		C SL 82 S FF 93 S FF 93 0-3 ③ K		C SL 80 B FF 89 X SL 80 1-1 ③ F9		4	0	0	0	0	2	6
8 Jed Lowrie, S (1, 6) OBP: 0.318, SLG: 0.351		B CH 78 X CH 78 1-0 ③ L8			C SI 88 F SI 88 B FF 86 X SI 87 1-2 ① G5-3		C FF 94 S CH 87 B CU 85 B CU 83 X FF 96 2-2 ① F8		C SI 88 F SI 89 F CH 82 B SI 90 X CH 81 1-2 ① F8	4	0	0	0	0	0	0
16 Josh Reddick, L (1, 9) OBP: 0.310, SLG: 0.430			C SI 87 X SI 88 0-1 17 G6-4-3 1B		B CU 75 B CH 79 X CU 78 2-0 17 F8 2B		B CU 84 C FF 95 X CU 83 1-1 17 G4-6-3 1B		B CH 79 C SI 90 B SL 83 X SI 89 2-1 ② F7	4	0	3	0	0	0	0
17 Geovany Soto, R (1, 2) OBP: 0.276, SLG: 0.329 10 Adam Dunn, L (9, PH) OBP: 0.341, SLG: 0.423			C SI 87 C CH 77 F CH 75 X CH 76 0-2 ① ② G6-4-3 1-2f		X SI 86 0-0 ② F8 2-3		C FF 95 C FF 94 B FF 96 B FF 94 X FF 95 2-2 ② ③ G4-6-3 1-2f		C SI 90 S CH 81 S CH 81 0-3 ③ K	3 1	0 0	0 0	0 0	0 1	0 0	3 0
28 Eric Sogard, L (1, 4) OBP: 0.297, SLG: 0.268			C SI 89 B CU 79 X CU 78 1-1 1B		F CU 75 X SI 86 0-1 ③ B4-3			B SI 89 B SI 88 C FF 89 X FF 89 2-1 37 BB 4 G4-3 1B		3	0	2	0	0	0	1
Inning Stats	R: 0 E: 0 K: 0 S: 10 H: 0 LOB: 0 BB: 0 P: 16	R: 0 E: 0 K: 1 S: 7 H: 0 LOB: 0 BB: 0 P: 12	R: 0 E: 0 K: 0 S: 12 H: 2 LOB: 1 BB: 0 P: 15	R: 0 E: 0 K: 0 S: 8 H: 1 LOB: 1 BB: 1 P: 16	R: 0 E: 0 K: 0 S: 7 H: 1 LOB: 1 BB: 0 P: 10	R: 0 E: 0 K: 2 S: 13 H: 1 LOB: 2 BB: 0 P: 21	R: 0 E: 0 K: 0 S: 8 H: 1 LOB: 0 BB: 0 P: 13	R: 0 E: 0 K: 0 S: 18 H: 1 LOB: 3 BB: 2 P: 32	R: 0 E: 0 K: 1 S: 9 H: 0 LOB: 0 BB: 0 P: 12	1B: 6 2B: 1 3B: 0 HR: 0	SF: 0 SAC: 0 DP: 2 HBP: 1			WP: 0 PB: 0 SB: 0 CS: 0	PA: 35		

PITCHER		IP	WLS	BF	H	R	ER	SO	BB	IBB	HBP	BLK	WP	HR	S	P	ERA	WHIP
35 Wade LeBlanc, L ERA: 4.23	(1, 1)	5.1	W	20	5	0	0	1	1	0	0	0	0	0	50	78	0.00	1.125
39 Jason Grilli, R ERA: 4.1	(6, 1)	0.2	H	3	0	0	0	2	0	0	1	0	0	0	7	12	0.00	0.000
40 Kevin Jepsen, R ERA: 2.63	(7, 1)	1.0	H	3	1	0	0	0	0	0	0	0	0	0	8	13	0.00	1.000
38 Joe Smith, R ERA: 1.83	(8, 1)	1.0	H	6	1	0	0	0	2	0	0	0	0	0	18	32	0.00	3.000
16 Huston Street, R ERA: 1.39	(9, 1)	1.0	S	3	0	0	0	1	0	0	0	0	0	0	9	12	0.00	0.000

PITCHER	IP	WLS	BF	H	R	ER	SO	BB	IBB	HBP	BLK	WP	HR	S	P	ERA	WHIP

BOTTOM

Los Angeles Angels @ Oakland Athletics

O.co Coliseum, Oakland, CA

Tue Sep 23 2014, 10:08 PM - 1:10 AM EDT

Att. 27,588 - Overcast - 65 F

livebaseballscorecards.com

AB	31
R	0
H	7
RBI	0
BB	3
SO	4
LOB	15

Batter	1	2	3	4	5	6	7	8	9	AB	R	H	RBI	BB	SO	LOB
56 Kole Calhoun, L (1, 9) OBP: 0.330, SLG: 0.451	L FF 91 F FF 92 C FF 93 0-3 ① K		C FF 91 B FF 92 B FC 87 S FF 92 B FF 93 X FC 86 3-2 5 2B 47 2B 1B		D CU 73 X FC 87 1-0 ① L7		S SI 91 F CU 75 D CH 82 B CH 85 X SI 92 2-2 ③ F7			4	1	1	0	0	1	1
27 Mike Trout, R (1, 8) 10 Grant Green, R (5, PH) OBP: 0.380, SLG: 0.563 OBP: 0.290, SLG: 0.365 22 Tony Campana, L (5, 8) OBP: 0.200, SLG: 0.230	B FF 94 X SI 92 1-0 47 S 47 1B 1B		B SI 90 B SI 90 T FF 91 B FF 92 S FF 91 F FF 91 S FF 92 3-3 ② K		X SI 91 0-0 E9 47 CS 2-3			X SI 88 0-0 E2 47 F7 1B		2 1 1	1 0 0	1 0 1	0 0 0	0 0 0	1 0 0	1 1 0
5 Albert Pujols, R (1, 10) OBP: 0.326, SLG: 0.470	B SI 91 F SI 92 B CU 72 B SI 91 F SI 91 X SI 92 3-2 ② F8		C SI 91 F SI 92 X SI 91 0-2 47 2B 1-3 2B		B SI 92 D SI 91 S FC 88 X CU 72 2-1 ② SF9 3-H			S SL 82 X SL 82 0-1 ① F9		3	1	1	1	0	0	2
47 Howie Kendrick, R (1, 4) OBP: 0.346, SLG: 0.395	B SI 92 C SI 92 X CU 74 1-1 1-H 1B		X FC 89 0-0 2-H 3-H 2B		C FF 92 B SI 91 B FF 91 2-1 ③ CS 1-2	C SI 89 B CH 87 F CH 87 S FF 91 1-3 ① K		B SI 88 X SL 81 1-0 ② F7 2-3		4	0	2	3	0	1	1
24 C.J. Cron, R (1, 3) OBP: 0.294, SLG: 0.462 19 Efren Navarro, L (7, 3) OBP: 0.303, SLG: 0.336	B SI 92 X FC 89 1-0 ③ F8		C CU 73 F SI 88 B FC 88 X CU 75 1-2 ③ F8			S CU 73 X FC 86 0-1 ② F9		C SL 81 F SI 89 F SL 82 S SL 82 0-3 ③ K2-3		3 1	0 0	0 0	0 0	0 0	0 1	2 1
17 Chris Iannetta, R (1, 2) OBP: 0.373, SLG: 0.397		B SI 90 C SI 89 S CU 73 X CU 72 1-2 ① G6-3	C FC 87 C FF 90 B FC 86 S CU 73 1-3 ① K2-3			B SI 91 X CH 84 1-0 ③ G3			B FF 92 B CH 84 C FF 92 B FF 93 F FF 93 B FF 94 4-2 BB	3	0	0	0	1	1	0
18 Gordon Beckham, R (1, 6) OBP: 0.271, SLG: 0.348		B SI 93 B SI 91 X SI 92 2-0 ② F7	C FC 88 B CH 88 S FC 88 B CU 75 S FC 88 2-3 ② K				B FF 90 X FC 86 1-0 7 1B 7 E 1B		C FF 92 S FF 93 B FF 93 F FF 93 X FF 94 1-2 ① F8	4	1	1	0	0	1	1
7 Collin Cowgill, R (1, 7) OBP: 0.333, SLG: 0.361		B FF 92 S FF 92 B SI 92 C FF 92 X CU 77 2-2 ③ P5	S CU 72 F FC 88 B FC 87 B CU 74 F FC 89 B SI 92 S FF 92 3-3 ③ K				X SI 90 0-0 ① E5 1-H 1B		B FF 93 C FF 93 F FF 93 T FF 94 1-2 ② K	4	0	1	0	0	2	1
13 Luis Jimenez, R (1, 5) OBP: 0.216, SLG: 0.229			X SI 91 0-0 ① F7		B FC 87 X FC 87 1-0 10 E 5 SF9 2B		C CU 73 C CH 82 D CU 75 F SI 90 S SI 89 1-3 ② K		B FF 93 B FF 94 F FF 93 S FF 93 1 SAFE F FF 93 1 SAFE X FF 93 2-2 ③ F7	4	1	1	0	0	1	1
Inning Stats	R: 1 E: 0 K: 1 S: 10 H: 2 LOB: 1 BB: 0 P: 16	R: 0 E: 0 K: 0 S: 7 H: 0 LOB: 0 BB: 0 P: 12	R: 2 E: 0 K: 1 S: 15 H: 3 LOB: 1 BB: 0 P: 22	R: 0 E: 0 K: 3 S: 10 H: 0 LOB: 0 BB: 0 P: 16	R: 1 E: 1 K: 0 S: 6 H: 1 LOB: 0 BB: 0 P: 12	R: 0 E: 0 K: 1 S: 6 H: 0 LOB: 0 BB: 0 P: 8	R: 1 E: 1 K: 1 S: 9 H: 2 LOB: 0 BB: 0 P: 13	R: 0 E: 1 K: 1 S: 8 H: 1 LOB: 1 BB: 0 P: 9	R: 0 E: 0 K: 1 S: 13 H: 0 LOB: 1 BB: 1 P: 21	1B: 6 2B: 3 3B: 0 HR: 0 SF: 1 SAC: 0 DP: 0 HBP: 0						

PITCHER		IP	WLS	BF	H	R	ER	SO	BB	IBB	HBP	BLK	WP	HR	S	P	ERA	WHIP
31 Jon Lester, L ERA: 2.46	(1, 1)	7.0	L	28	8	5	3	7	0	0	0	0	0	0	63	99	3.86	1.143
44 Luke Gregerson, R ERA: 2.03	(8, 1)	1.0		4	1	0	0	1	0	0	0	0	0	0	8	9	0.00	1.000
62 Sean Doolittle, L ERA: 2.77	(9, 1)	1.0		4	0	0	0	1	1	0	0	0	0	0	13	21	0.00	1.000

PITCHER	IP	WLS	BF	H	R	ER	SO	BB	IBB	HBP	BLK	WP	HR	S	P	ERA	WHIP

TOP

Los Angeles Angels @ Oakland Athletics

O.co Coliseum, Oakland, CA

Wed Sep 24 2014, 3:38 PM - 7:05 PM EDT

Att. 27,989 - Partly Cloudy - 77 F

livebaseballscorecards.com

AB	34
R	5
H	9
RBI	4
BB	1
SO	9
LOB	12

Batter	1	2	3	4	5	6	7	8	9	AB	R	H	RBI	BB	SO	LOB
4 Coco Crisp, S (1, 8) OBP: 0.337, SLG: 0.371	F SI 87 F SI 89 B CU 78 B CH 82 F SI 91 X SI 91 2-2 G5-3 ①	X CH 82 0-0 G1-3 ② 1-2	C FC 87 B SI 91 B SI 91 B SI 90 C CH 82 F CH 84 B CH 84 4-2 20 F9 23 1B BB	B FF 86 B FF 85 C FF 86 X FF 86 2-1 23 FC6-4 3-H 1B	B SI 88 F SI 88 B CH 80 S SL 82 B CH 79 X SI 89 3-2 L8 ②	4	0	1	1	1	0	1
23 Sam Fuld, L (1, 7) OBP: 0.321, SLG: 0.345	B SI 88 F SI 88 B SI 89 F SI 89 X CH 82 2-2 G1-3 ②	B SI 90 F SI 90 B SI 90 X SI 90 2-1 P5 ③	B SI 86 B SI 89 B SI 88 C SI 90 C SI 89 X SI 90 3-2 1-2 1B	B FF 84 M FF 84 B FF 85 F FF 85 F SL 78 X FF 85 2-2 FC6-4 ② 20 BB 1-2f	F SI 89 C CH 81 B CH 82 B CH 80 S SL 83 2-3 K ③	5	0	1	0	0	1	2
20 Josh Donaldson, R (1, 5) OBP: 0.340, SLG: 0.452	C SI 90 B CH 83 S SI 91 B SI 90 F SI 93 X CH 83 2-2 G6-3 ③	X CH 80 0-0 E8 36 F9-2	F FF 91 B FF 91 B FF 92 F FF 91 F FF 91 X FF 90 2-2 F9 ② 2-3	D SL 82 D SL 83 S SL 82 B FF 94 B FF 93 4-1 1-2 BB		3	0	0	0	1	0	2
15 Jonny Gomes, R (1, 10) OBP: 0.325, SLG: 0.330 7 Alberto Callaspo, S (6, PH) OBP: 0.292, SLG: 0.292 (7, 10) 10 Adam Dunn, L (7, PH) OBP: 0.341, SLG: 0.422 (8, 10)		C SI 87 B CH 82 S CH 81 F SI 90 X SI 91 1-2 8 G5-3 36 BB 1B	B FC 85 B SI 89 C CH 83 X SI 91 2-1 P4 ①	X FF 90 0-0 F8 ③	C FF 93 B FF 93 S CH 85 S FF 93 1-3 K ③			2 1 1	0 0 0	1 0 0	0 0 0	0 0 1	0 0 0	1 2 2
36 Derek Norris, R (1, 2) OBP: 0.364, SLG: 0.407		C SI 89 B FC 84 C SI 90 B SI 90 B FC 86 1 SAFE B SI 90 4-2 1-2 BB	T SI 89 F SI 91 D SI 91 F SI 91 B SI 90 X SI 92 2-2 F9-2 ②③ 3-H		B FF 93 F SL 80 C CH 74 B FF 93 F FF 94 X FF 94 2-2 8 1B 16 2B 1B	F FF 89 C FF 90 F FF 91 S KC 83 0-3 K ①		3	1	1	0	1	1	1
35 Nate Freiman, R (1, 3) OBP: 0.272, SLG: 0.453 21 Stephen Vogt, L (7, PH) OBP: 0.327, SLG: 0.442 (8, 3)		C SI 90 S SI 90 C SI 92 0-3 K ①	C SI 89 C SI 90 T SI 90 0-2 K ①		B FF 93 B FF 94 C SL 80 X FF 92 2-1 L7 ① B FF 92 X CH 85 1-0 P6 ②			2 2	0 0	0 0	0 0	2 0	2 1	2 1
8 Jed Lowrie, S (1, 6) OBP: 0.319, SLG: 0.352 1 Billy Burns, S (8, PR) OBP: 0.167, SLG: 0.167 28 Eric Sogard, L (9, 4) OBP: 0.297, SLG: 0.268		F CH 82 X SI 89 0-1 G5-3 ②③ 2-3f	B SI 91 X SI 90 1-0 L9 ②		C FF 92 X SL 80 0-1 16 2B 1-3 1B	C FF 91 B CH 85 F FF 92 B CH 87 X CH 87 2-2 16 S 1B		4 0 0	1 0 0	2 0 0	0 0 0	0 0 0	2 0 0
16 Josh Reddick, L (1, 9) OBP: 0.312, SLG: 0.434		B SI 86 C SI 87 C SI 89 B SI 91 B CU 78 F SI 90 X SI 90 3-2 4 G1-3 1B	C CH 83 B SI 92 B SL 81 F SI 91 F SI 91 X CH 83 2-2 G3-1 ③		C FF 93 S CH 74 X FF 92 0-2 1 3B 1-H 3-H 2B	1 SAFE 1 SAFE B FF 90 B FF 90 C KC 81 B CH 85 S FF 91 F FF 92 X CH 87 3-2 G4-3 ③ 1-2		4	1	2	2	0	0	1
1 Nick Punto, S (1, 4) OBP: 0.295, SLG: 0.292 (9, 6)		B SI 88 1 SAFE S SI 88 B SI 88 1 SAFE X SI 88 2-1 P4 ①			C SI 88 L SI 90 B FC 87 S SI 91 1-3 K ① X FF 93 0-0 4 1B 2-H 3B		B SL 81 B SI 88 C SI 88 C SI 88 B CH 78 X SI 89 3-2 F7 ①	4	1	1	1	0	1	1

Inning Stats	1	2	3	4	5	6	7	8	9
	R: 0 E: 0 K: 0 S: 11 H: 0 LOB: 0 BB: 0 P: 17	R: 0 E: 0 K: 1 S: 11 H: 1 LOB: 1 BB: 1 P: 16	R: 0 E: 0 K: 0 S: 9 H: 1 LOB: 1 BB: 0 P: 16	R: 0 E: 1 K: 0 S: 7 H: 0 LOB: 0 BB: 0 P: 11	R: 0 E: 0 K: 1 S: 8 H: 0 LOB: 0 BB: 0 P: 11	R: 0 E: 0 K: 1 S: 14 H: 1 LOB: 2 BB: 1 P: 24	R: 4 E: 0 K: 1 S: 22 H: 5 LOB: 2 BB: 1 P: 35	R: 0 E: 0 K: 1 S: 12 H: 1 LOB: 2 BB: 0 P: 18	R: 0 E: 0 K: 1 S: 9 H: 0 LOB: 0 BB: 0 P: 17

1B: 7 SF: 0 WP: 0 PA: 38
2B: 2 SAC: 0 PB: 0
3B: 1 DP: 2 SB: 1
HR: 0 HBP: 0 CS: 0

PITCHER		IP	WLS	BF	H	R	ER	SO	BB	IBB	HBP	BLK	WP	HR	S	P	ERA	WHIP
53 Héctor Santiago, L ERA: 3.81	(1, 1)	5.1	W	20	3	0	0	3	2	0	0	0	0	0	55	88	0.00	0.938
63 Vinnie Pestano, R ERA: 2.95	(6, 1)	0.2	H	2	0	0	0	0	0	0	0	0	0	0	5	7	0.00	0.000
64 Mike Morin, R ERA: 2.81	(7, 1)	0.1		5	4	4	4	0	0	0	0	0	0	0	12	16	108.00	12.000
54 Joe Thatcher, L ERA: 3.41	(7, 1)	0.1	H	2	1	0	0	0	0	0	0	0	0	0	6	10	0.00	3.000
39 Jason Grilli, R ERA: 4.08	(7, 1)	0.1	H	2	0	0	0	1	1	0	0	0	0	0	4	9	0.00	3.000

PITCHER		IP	WLS	BF	H	R	ER	SO	BB	IBB	HBP	BLK	WP	HR	S	P	ERA	WHIP
59 Fernando Salas, R ERA: 3.43	(8, 1)	1.0	H	4	1	0	0	1	0	0	0	0	0	0	12	18	0.00	1.000
16 Huston Street, R ERA: 1.37	(9, 1)	1.0	S	3	0	0	0	1	0	0	0	0	0	0	9	17	0.00	0.000

BOTTOM

Los Angeles Angels @ Oakland Athletics

O.co Coliseum, Oakland, CA

Wed Sep 24 2014, 3:38 PM - 7:05 PM EDT

Att. 27,989 - Partly Cloudy - 77 F

livebaseballscorecards.com

AB	35
R	4
H	9
RBI	4
BB	3
SO	6
LOB	18

Batter	1	2	3	4	5	6	7	8	9	AB	R	H	RBI	BB	SO	LOB
56 Kole Calhoun, L (1, 9) OBP: 0.329, SLG: 0.456	B SI 87 X SI 88 1-0 ① F8		C SI 89 B CU 72 F FS 84 F FS 84 F FF 92 X FS 84 1-2 ③ G6-3			C SI 89 B CU 72 X FS 84 1-1 HR		C CU 78 C SL 82 S SL 82 0-3 ② K2-3		4	1	1	1	0	1	0
27 Mike Trout, R (1, 8) OBP: 0.379, SLG: 0.566	F SI 89 B SI 88 X SL 80 1-1 ② G5-3			C SI 88 F SI 90 X SI 90 0-2 ① P4		B SI 89 X SL 82 1-0 HR		C SI 95 C SL 84 B SI 95 F SL 87 F SI 95 S SL 86 1-3 ③ K		4	1	1	1	0	1	0
5 Albert Pujols, R (1, 3) OBP: 0.325, SLG: 0.469	B SI 88 B SL 81 F SI 89 X SL 80 2-1 1B			C SI 89 B SI 91 F SI 86 B SL 77 F FF 91 F FF 91 F SI 92 F SI 91 X SI 87 2-2 ② G6-3		B FF 89 S FS 84 F FS 85 S SL 80 1-3 ② K			C SI 92 S CH 81 B SI 93 B SI 94 B CH 82 F SI 95 S CH 82 3-3 ① K	4	0	1	0	0	2	0
47 Howie Kendrick, R (1, 4) OBP: 0.347, SLG: 0.396 12 Shawn O'Malley, S (9, PR) OBP: 0.231, SLG: 0.231	C SI 86 X SI 89 0-1 ③ G4-3			B SI 90 X SI 90 1-0 1B		C SI 88 S SI 90 S FS 85 0-3 ③ K			B CH 82 X SI 95 1-0 2 S 2 2B 1B	4 0	0 1	2 0	0 0	0 0	1 0	1 0
2 Erick Aybar, S (1, 6) OBP: 0.323, SLG: 0.382		X SI 88 0-0 ① G3		B FS 83 X FS 85 1-0 ③ G6-3			B SL 80 L FS 82 X FS 83 1-1 ① F9		C CH 81 B CH 82 B CH 79 B SI 94 X SI 96 3-1 1-H 2B	4	0	1	1	0	0	1
6 David Freese, R (1, 5) OBP: 0.320, SLG: 0.382		C SI 88 X SI 89 0-1 ② G3-1			C SL 81 X SI 90 0-1 ① G4-3		B SI 88 C SI 89 F SI 86 B SI 85 B SL 77 X FF 98 3-2 1B		C CH 83 S SI 94 X SI 95 0-2 ② F9	4	0	1	0	0	0	2
28 Brennan Boesch, L (1, 10) OBP: 0.197, SLG: 0.292		B FS 83 B SI 89 F FS 84 F FS 85 T FF 91 2-2 ③ K			B SI 89 B FS 85 X SI 89 2-0 ② F7		B SL 89 F FF 96 S CH 88 S CH 88 1-3 ② K		S CH 84 X SI 95 0-1 ③ G6-3	4	0	0	0	0	2	3
17 Chris Iannetta, R (1, 2) OBP: 0.370, SLG: 0.393			X SL 79 0-0 ① G6-3		B SL 78 C SI 88 B SL 80 F SI 89 T SI 91 2-2 ③ K		S SL 90 B SL 90 X SL 89 1-1 ③ F7			3	0	0	0	0	1	1
19 Efren Navarro, L (1, 7) OBP: 0.299, SLG: 0.331 7 Collin Cowgill, R (8, PH) OBP: 0.332, SLG: 0.359 (8, 7)			B SI 88 C SI 88 X SI 89 1-1 ② L5			C FS 83 B FS 84 C SL 82 F SI 90 X CU 73 1-2 ① G6-3		B CU 76 F SI 92 C SL 81 S FF 92 1-3 ① K		2 1	0 0	0 0	0 0	0 0	0 1	0 0
Inning Stats	R: 0 H: 1 E: 0 LOB: 1 K: 0 BB: 0 S: 7 P: 11	R: 0 H: 0 E: 0 LOB: 0 K: 1 BB: 0 S: 6 P: 8	R: 0 H: 0 E: 0 LOB: 0 K: 0 BB: 0 S: 8 P: 10	R: 0 H: 1 E: 0 LOB: 1 K: 0 BB: 0 S: 12 P: 16	R: 0 H: 0 E: 0 LOB: 0 K: 1 BB: 0 S: 6 P: 10	R: 2 H: 2 E: 0 LOB: 0 K: 2 BB: 0 S: 13 P: 17	R: 0 H: 1 E: 0 LOB: 1 K: 1 BB: 0 S: 10 P: 16	R: 0 H: 0 E: 0 LOB: 0 K: 3 BB: 0 S: 11 P: 13	R: 1 H: 2 E: 0 LOB: 2 K: 1 BB: 0 S: 12 P: 19	1B: 4 SF: 0 2B: 1 SAC: 0 3B: 0 DP: 0 HR: 2 HBP: 0						

PITCHER	IP	WLS	BF	H	R	ER	SO	BB	IBB	HBP	BLK	WP	HR	S	P	ERA	WHIP
18 Hisashi Iwakuma, R (1, 1) ERA: 3.52	6.1	W	23	4	2	2	4	0	0	0	0	0	2	54	75	2.84	0.632
37 Brandon Maurer, R (7, 1) ERA: 4.76	0.2	H	3	1	0	0	1	0	0	0	0	0	0	8	13	0.00	1.500
41 Charlie Furbush, L (8, 1) ERA: 3.64	0.2	H	2	0	0	0	2	0	0	0	0	0	0	6	7	0.00	0.000
39 Carson Smith, R (8, 1) ERA:	0.1	H	1	0	0	0	1	0	0	0	0	0	0	5	6	0.00	0.000
56 Fernando Rodney, R (9, 1) ERA: 2.89	1.0	S	5	2	1	1	1	0	0	0	0	0	0	12	19	9.00	2.000

PITCHER	IP	WLS	BF	H	R	ER	SO	BB	IBB	HBP	BLK	WP	HR	S	P	ERA	WHIP

TOP

Los Angeles Angels @ Seattle Mariners

Safeco Field, Seattle, WA

Fri Sep 26 2014, 7:11 PM - 9:59 PM PDT

Att. 26,865 - Roof Closed - 64 F

livebaseballscorecards.com

AB	34
R	3
H	7
RBI	3
BB	0
SO	9
LOB	8

WP: 0 PA: 34
PB: 0
SB: 1
CS: 0

Batter	1	2	3	4	5	6	7	8	9	AB	R	H	RBI	BB	SO	LOB
16 Austin Jackson, R (1, 8) OBP: 0.309, SLG: 0.349	B SI 87 X FF 87 1-0 22 S 1B	1 SAFE C FC 88 B CU 71 S FC 88 F SL 79 D CH 78 B FF 88 S CH 79 3-3 ② K 1-2		C FC 85 X SI 84 0-1 ③ F8		D CU 71 1 SAFE D SL 79 B FF 86 C CU 69 C SL 80 F FC 86 X CU 71 3-2 ③ G5-3 1-2				4	0	1	0	0	1	3
13 Dustin Ackley, L (1, 7) OBP: 0.292, SLG: 0.401	1 SAFE B SI 86 1 SAFE C CU 71 1 SAFE X SI 87 1-1 ① P4	F CU 68 C FF 86 D SL 78 F SI 86 X CU 71 1-2 ③ P6			C CU 68 B SL 80 C SI 85 X SI 86 1-2 HR		B FF 84 T FF 84 B SL 76 X FF 85 2-1 ① P6			4	1	1	1	0	0	2
22 Robinson Canó, L (1, 4) OBP: 0.384, SLG: 0.457	D CH 80 B SI 87 B CH 78 B SI 85 4-0 15 G4-6-3 BB 1-2		C SI 84 C SI 85 B SL 77 X SI 86 1-2 ① F7		B SI 86 S CU 70 S CH 78 B CH 78 S CU 69 2-3 ① K		F SL 77 B SL 77 B FF 84 X FF 84 2-1 ② G4-3			3	0	0	0	1	1	0
15 Kyle Seager, L (1, 5) OBP: 0.335, SLG: 0.458	B SI 88 C CU 68 C CH 79 X CH 77 1-2 ②③ G4-6-3 1-2f		C SI 84 B SI 86 F CH 77 C SI 88 1-3 ② K		F CH 78 B CU 68 C CU 67 X CH 76 1-2 ② G3-1		B FF 84 B FF 84 X FF 83 2-0 ③ G3			4	0	0	0	0	1	2
21 Kendrys Morales, S (1, 10) OBP: 0.276, SLG: 0.344		B FC 86 C CU 67 X FF 87 1-1 HR	B SI 85 B SL 79 B CH 77 C CU 68 B CU 66 4-1 BB		C CH 82 X SI 84 0-1 1B			S CU 80 B SI 95 X SI 94 1-1 ① L8		3	1	2	1	1	0	0
20 Logan Morrison, L (1, 3) OBP: 0.309, SLG: 0.415		C CU 67 F SI 87 B SI 88 B SI 87 X CU 68 2-2 55 HR 1B	C SI 85 X SI 86 0-1 ③ P4		B SI 86 X CU 69 1-0 ③ G3-1			S CH 86 X SI 94 0-1 ② F8		4	1	1	0	0	0	2
55 Michael Saunders, L (1, 9) OBP: 0.332, SLG: 0.439		B SI 86 D CH 80 F CH 80 X CU 70 2-1 1-H HR		C SI 83 B SI 85 B SI 84 X CH 76 2-1 2B		B CU 68 B SI 83 X CU 69 2-0 ① L4		C CU 81 B CH 86 F SI 93 B SI 94 F CU 82 B CH 87 X CU 82 3-2 ③ G6-3		4	1	2	2	0	0	0
3 Mike Zunino, R (1, 2) OBP: 0.253, SLG: 0.405		X SL 79 0-0 ① F7		X SL 80 0-0 ① F8		B CU 70 B FF 86 S SL 78 F CU 68 T FC 88 2-2 ② K				3	0	0	0	0	1	1
1 Chris Taylor, R (1, 6) OBP: 0.352, SLG: 0.352		B SL 77 C SL 79 B FC 87 X FF 88 2-1 16 S 1B		B FF 86 B FF 86 S SL 79 F SL 80 C CU 67 2-3 ② K		C CU 69 S CH 78 B FF 85 B FF 87 X CH 76 2-2 16 S 1B				3	0	2	0	0	1	1
Inning Stats	R: 0 E: 0 K: 0 S: 6 H: 1 LOB: 1 BB: 1 P: 13	R: 3 E: 0 K: 1 S: 18 H: 4 LOB: 1 BB: 0 P: 29	R: 0 E: 0 K: 1 S: 9 H: 0 LOB: 1 BB: 1 P: 15	R: 0 E: 0 K: 1 S: 8 H: 1 LOB: 1 BB: 0 P: 12	R: 1 E: 0 K: 1 S: 12 H: 2 LOB: 1 BB: 0 P: 17	R: 0 E: 0 K: 1 S: 11 H: 1 LOB: 1 BB: 0 P: 20	R: 0 E: 0 K: 0 S: 5 H: 0 LOB: 0 BB: 0 P: 11	R: 0 E: 0 K: 0 S: 8 H: 0 LOB: 0 BB: 0 P: 12		1B: 5 2B: 1 3B: 0 HR: 3 SF: 0 SAC: 0 DP: 1 HBP: 0					WP: 0 PB: 0 SB: 3 CS: 0 PA: 34	

BOTTOM

Los Angeles Angels @ Seattle Mariners

Safeco Field, Seattle, WA

Fri Sep 26 2014, 7:11 PM - 9:59 PM PDT

Att. 26,865 - Roof Closed - 64 F

livebaseballscorecards.com

AB	32
R	4
H	9
RBI	4
BB	2
SO	5
LOB	11

PITCHER		IP	WLS	BF	H	R	ER	SO	BB	IBB	HBP	BLK	WP	HR	S	P	ERA	WHIP
36 Jered Weaver, R ERA: 3.59	(1, 1)	6.0	L	28	9	4	4	5	2	0	0	0	0	3	64	106	6.00	1.833
54 Joe Thatcher, L ERA: 3.3	(7, 1)	1.0		3	0	0	0	0	0	0	0	0	0	0	5	11	0.00	0.000
62 Yoslan Herrera, R ERA: 2.81	(8, 1)	1.0		3	0	0	0	0	0	0	0	0	0	0	8	12	0.00	0.000

PITCHER	IP	WLS	BF	H	R	ER	SO	BB	IBB	HBP	BLK	WP	HR	S	P	ERA	WHIP

Batter	1	2	3	4	5	6	7	8	9	10	11	AB	R	H	RBI	BB	SO	LOB
56 Kole Calhoun, L (1, 9) OBP: 0.326, SLG: 0.452	C FF 93 X FF 94 0-1 ① G5-3	C KC 83 C FF 95 F KC 83 D KC 85 B FF 96 X FF 96 2-2 ③ L8			C FF 94 S KC 82 S KC 82 0-3 ① K2-3		C FF 90 X CU 78 0-1 ② F7		C CH 82 B SI 98 F SI 96 X SI 97 1-2 1B		S FC 90 1 SAFE F FC 88 B FF 96 F SL 82 X FC 91 1-2 ③ G4-3	4	0	0	0	0	1	3
18 Gordon Beckham, R (7, 5) OBP: 0.272, SLG: 0.349 (10, 6)												2	0	1	0	0	0	1
27 Mike Trout, R (1, 8) OBP: 0.378, SLG: 0.563	B FF 93 B FF 93 F FF 94 C FF 95 S KC 85 2-3 ② K		X FF 93 0-0 ① G6-3		B FF 95 C FF 94 F FF 95 X KC 83 1-2 ② F9		C SL 83 B SL 85 B SL 83 B SI 95 B SL 82 4-1 BB		C CH 83 F SI 95 S CH 82 0-3 ③ K			3	0	0	0	1	1	0
12 Shawn O'Malley, S (7, 7) OBP: 0.214, SLG: 0.214												1	0	0	0	0	1	1
5 Albert Pujols, R (1, 3) OBP: 0.323, SLG: 0.466	C FF 96 B CH 87 B FF 96 B FF 95 X FF 96 3-1 ③ F9		C FF 94 S KC 83 X CH 84 0-2 ② G6-3		C FF 96 B CH 88 B KC 82 X FF 95 2-1 ③ G4-3		C SI 93 C SL 82 X SL 85 0-2 ③ G5-3			B X FF 94 1-0 ① P6		4	0	0	0	0	0	1
22 Tony Campana, L (7, 8) OBP: 0.197, SLG: 0.227												1	0	0	0	0	0	0
47 Howie Kendrick, R (1, 4) OBP: 0.348, SLG: 0.398		B FF 93 F FF 93 B FC 88 B FF 95 X FF 94 3-1 ① G6-3	C FF 95 B FF 94 X FC 90 1-1 6 WP 1B			C FF 93 C FF 94 B FF 96 X KC 84 1-2 6 WP 2B		B FF 95 X FF 96 1-0 ① G3		B SL 86 F FF 94 F SL 87 F FF 95 X SI 96 1-2 ② L7		4	0	2	0	0	0	0
10 Grant Green, R (8, 4) OBP: 0.287, SLG: 0.361												1	0	0	0	0	0	0
6 David Freese, R (1, 5) OBP: 0.322, SLG: 0.385	C FF 94 X KC 82 0-1 24 1B 2B		B FF 94 B FF 94 C FF 95 B FF 96 F FF 95 B FF 96 4-2 1-2 BB			C FF 95 B CH 88 B FF 96 S FF 96 2-3 ① K 2-3		B FF 96 F FF 96 T FF 96 C CU 85 1-3 ② K		B FF 95 X SL 87 1-0 2B		2	1	1	0	1	1	1
19 Efren Navarro, L (7, 3) OBP: 0.302, SLG: 0.340												2	0	1	0	0	1	0
2 Erick Aybar, S (1, 6) OBP: 0.322, SLG: 0.380	B FF 94 B FF 93 X FF 94 2-0 ② G6-3		C CH 88 F FF 95 F KC 84 B FF 95 D KC 84 X FF 97 2-2 ③ G3			B FF 96 X FF 94 1-0 ② L7		B FF 96 B FF 96 B SI 96 B SI 96 4-0 BB		B SI 96 F CH 86 X SL 87 1-1 ③ F8		3	0	0	0	1	0	4
8 John McDonald, R (8, 6) OBP: 0.250, SLG: 0.176												0	0	0	0	0	0	0
28 Brennan Boesch, L (10, PH) OBP: 0.195, SLG: 0.288												1	0	0	0	0	0	1
13 Luis Jimenez, R (10, 5) OBP: 0.216, SLG: 0.229												0	0	0	0	0	0	0
17 Chris Iannetta, R (1, 2) OBP: 0.373, SLG: 0.392	B KC 82 S FF 94 H FC 88 2-1 7 BB 24 1B HBP	B FF 93 C CH 85 B KC 82 B FF 94 X FF 95 3-1 ① L7			B FF 96 B CH 87 D CH 88 I IN 71 4-0 IBB		B SI 96 X SI 96 1-0 ③ G4-3			B FF 95 B FC 90 X FF 94 2-0 1B		3	0	1	0	1	0	1
24 C.J. Cron, R (1, 10) OBP: 0.292, SLG: 0.456	C FF 95 B KC 84 X CH 88 1-1 7 BB 1-2 2-H 1B	B CH 86 F FF 94 F KC 83 S KC 84 1-3 ② K2-3			C FC 90 C FC 89 F CU 76 F CU 77 S FF 94 0-3 ③ K			B SI 94 C CH 81 B SI 96 C SI 96 S SI 96 2-3 ① K		C FC 91 S FC 91 S FF 96 0-3 ① K		5	0	1	1	0	4	3
7 Collin Cowgill, R (1, 7) OBP: 0.330, SLG: 0.354 (7, 9)	B FF 95 S FF 95 D KC 83 B FF 95 C FF 94 B KC 83 4-2 1-2 2-3 BB	S FF 95 X KC 82 0-1 ③ G5-3					C FC 89 F FC 90 X FF 94 0-2 ① P3		B SI 96 C SI 96 B CH 82 T SI 96 F SI 96 B CH 82 S SI 96 3-3 ② K		B FC 90 1 SAFE F FF 95 1 SAFE S FF 95 B FF 96 F FC 90 B FF 96 X FF 96 3-2 ② F8	4	0	0	0	1	1	1
Inning Stats	R: 0 H: 0 E: 0 LOB: 0 K: 1 BB: 0 S: 7 P: 12	R: 1 H: 2 E: 0 LOB: 3 K: 0 BB: 1 S: 14 P: 28	R: 0 H: 1 E: 0 LOB: 2 K: 0 BB: 1 S: 12 P: 19	R: 0 H: 0 E: 0 LOB: 0 K: 1 BB: 0 S: 7 P: 11	R: 0 H: 0 E: 0 LOB: 0 K: 1 BB: 0 S: 8 P: 11	R: 0 H: 1 E: 0 LOB: 2 K: 2 BB: 1 S: 12 P: 20	R: 0 H: 0 E: 0 LOB: 1 K: 0 BB: 1 S: 9 P: 13	R: 0 H: 0 E: 0 LOB: 1 K: 1 BB: 1 S: 5 P: 12	R: 0 H: 1 E: 0 LOB: 1 K: 3 BB: 0 S: 13 P: 19	R: 0 H: 1 E: 0 LOB: 1 K: 0 BB: 0 S: 8 P: 12	R: 0 H: 1 E: 0 LOB: 1 K: 1 BB: 0 S: 12 P: 18	1B: 4 SF: 0 2B: 3 SAC: 0 3B: 0 DP: 0 HR: 0 HBP: 1						

PITCHER	IP	WLS	BF	H	R	ER	SO	BB	IBB	HBP	BLK	WP	HR	S	P	ERA	WHIP
65 James Paxton, L (1, 1) ERA: 3.04	5.2		25	4	1	1	4	2	1	1	0	2	0	55	96	1.59	1.059
40 Danny Farquhar, R (6, 1) ERA: 2.57	0.2		2	0	0	0	1	0	0	0	0	0	0	8	8	0.00	0.000
41 Charlie Furbush, L (7, 1) ERA: 3.61	0.1		1	0	0	0	0	0	0	0	0	0	0	2	2	0.00	0.000
39 Carson Smith, R (7, 1) ERA:	0.1		2	0	0	0	0	1	0	0	0	0	0	4	8	0.00	3.000
31 Yoervis Medina, R (8, 1) ERA: 2.72	1.0		4	0	0	0	1	1	0	0	0	0	0	5	12	0.00	1.000

PITCHER	IP	WLS	BF	H	R	ER	SO	BB	IBB	HBP	BLK	WP	HR	S	P	ERA	WHIP
56 Fernando Rodney, R (9, 1) ERA: 2.85	1.0		4	1	0	0	3	0	0	0	0	0	0	13	19	0.00	1.000
54 Tom Wilhelmsen, R (10, 1) ERA: 2.27	1.0		4	1	0	0	0	0	0	0	0	0	0	8	12	0.00	1.000
52 Dominic Leone, R (11, 1) ERA: 2.17	1.0	W	4	1	0	0	1	0	0	0	0	0	0	12	18	0.00	1.000

TOP

Los Angeles Angels @ Seattle Mariners

Safeco Field, Seattle, WA

Sat Sep 27 2014, 6:11 PM - 10:06 PM PDT

Att. 32,716 - Clear - 65 F

livebaseballscorecards.com

AB	40
R	1
H	7
RBI	1
BB	5
SO	10
LOB	17

WP: 2 PA: 46
PB: 0
SB: 0
CS: 0

Batter	1	2	3	4	5	6	7	8	9	10	11	AB	R	H	RBI	BB	SO	LOB
16 Austin Jackson, R (1, 8) OBP: 0.307, SLG: 0.346	C FF 92 B FF 92 B FF 91 B FF 91 X FF 92 3-1 ① G6-3		B SI 90 B CH 85 B FC 87 B SI 91 4-0 BB			C FC 86 C CU 76 1 SAFE S FC 87 0-3 ① K	B KC 82 B FF 90 F KC 82 S FF 88 F FF 91 S CH 84 2-3 ③ K		D SL 82 B FF 93 B SI 93 C FF 93 C FF 93 F SI 94 X FF 93 3-2 ③ L9		B SI 90 S FF 89 F FF 90 F FF 90 F FF 90 X SI 91 1-2 ② FC4-7 1-2f 3-H	5	0	0	1	1	2	7
13 Dustin Ackley, L (1, 7) OBP: 0.293, SLG: 0.400	C FF 91 C CU 76 B FF 92 B SI 92 C CU 78 2-3 ② K		C SI 89 F CU 76 1 SAFE X SI 92 0-2 ③ L8			H CU 75 1-0 22 FC6-4 1-2 HBP		F SI 89 B SL 79 F SL 80 B SI 90 F SI 89 X SI 90 2-2 ① L7		C FF 93 X SI 93 0-1 22 G4-3 1B		4	0	1	0	0	1	1
22 Robinson Canó, L (1, 4) OBP: 0.382, SLG: 0.454	B SI 91 B SI 91 B FF 92 C FF 92 B SI 92 4-1 BB			C FF 91 S CU 78 B FC 86 B CU 78 F SI 91 F SL 83 X SI 93 2-2 ① G4-3		X SI 90 0-0 ② FC6-4 1-2f 2-3		C SI 90 C SL 81 F SI 90 X SI 89 0-2 ② G4-3		X SL 78 0-0 ① G4-3 1-2		4	0	0	0	1	0	3
21 Kendrys Morales, S (1, 10) OBP: 0.275, SLG: 0.341	X FF 91 0-0 ③ F7			C CU 76 B CH 86 F FC 87 F FC 86 B CU 75 X CH 85 2-2 ② G5-3		C CU 78 X CH 85 0-1 ③ L7		B SI 88 F SI 88 B SL 81 X SI 88 2-1 ③ G6-3		I IN 68 I IN 65 I IN 65 I IN 68 4-0 IBB		4	0	0	0	1	0	3
15 Kyle Seager, L (1, 5) OBP: 0.336, SLG: 0.457 99 James Jones, L (9, PR) OBP: 0.278, SLG: 0.311 35 Humberto Quintero, R (10, 2)		B FF 92 X SI 91 1-0 ① F8		B CU 76 B CU 76 S FC 88 X FC 87 2-1 ③ G3-1			B SI 91 B CU 78 F FC 88 B CU 76 B FF 91 4-1 20 2B BB		B SL 82 C SI 94 B CH 86 B FF 92 X CH 84 3-1 9 SH 20 BB 1B	C SL 80 S FF 94 S CH 70 0-3 ② K		3 0 1	1 0 0	1 0 0	0 0 0	1 0 0	0 0 1	0 0 2
20 Logan Morrison, L (1, 3) OBP: 0.313, SLG: 0.419		B SI 91 X SI 92 1-0 28 G4-6-3 1B			X FF 90 0-0 ① P2		X SI 91 0-0 9 SH1-3 1-H 2B		B CH 84 B SI 94 C SL 82 B SI 94 F SI 93 D SL 82 4-2 9 SH 1-2 BB	X SI 92 0-0 ③ G4-3		4	0	2	1	1	0	2
28 Chris Denorfia, R (1, 9) OBP: 0.284, SLG: 0.318 9 Endy Chavez, L (7, PH) OBP: 0.317, SLG: 0.371 (8, 9)		C CU 76 B CU 77 D CU 77 B SI 91 C FC 88 X FC 88 3-2 ② ③ G4-6-3 1-2f		B CU 76 B CU 76 F FC 86 C FC 87 B SL 81 F FC 88 X SL 84 3-2 ② G4-3			X SI 89 0-0 ① SH1-3 2-3		B SL 80 C FF 92 X 1-1 SH 1-2 2-3		C CH 74 X CH 73 0-1 ① G4-3	2 1	0 0	0 0	0 0	0 0	1 0	1 0
3 Mike Zunino, R (1, 2) OBP: 0.254, SLG: 0.406 55 Michael Saunders, L (7, PH) OBP: 0.335, SLG: 0.439 2 Jesús Sucre, R (8, 2) OBP: 0.213, SLG: 0.246 5 Brad Miller, L (9, PH) OBP: 0.289, SLG: 0.366 (10, 5)			S CH 84 B FF 90 B CH 84 X FC 87 2-1 1 G6-4-3 1B		B CH 84 B CH 85 B FC 88 X CH 85 3-0 ③ G4-3		I IN 68 I IN 70 I IN 69 I IN 71 4-0 1 S IBB		B SI 93 S SI 92 B CH 84 F FF 93 B SI 92 C SL 82 3-3 ① K		X SL 79 0-0 1 1B 16 FC4-7 2B	2 0 0 2	0 0 0 1	1 0 0 1	0 0 0 3	0 1 0 0	0 0 0 1	0 0 0 3
1 Chris Taylor, R (1, 6) OBP: 0.354, SLG: 0.353			X FC 87 0-0 ① ② G6-4-3 1-2f			B CU 75 B FC 88 C FF 91 F FC 88 X CH 86 2-2 22 FC6-4 13 HBP 1B	C FF 89 B SI 89 B KC 81 1 SAFE P PO 84 F KC 82 S FF 90 3-3 ② K 1-2		F FF 94 C SI 93 S SI 94 0-3 ② K		X FF 92 0-0 16 FC4-7 2-3 1B	5	0	2	0	0	2	6
Inning Stats	R: 0 E: 0 K: 1 S: 7 H: 0 LOB: 1 BB: 1 P: 16	R: 0 E: 0 K: 0 S: 5 H: 1 LOB: 0 BB: 0 P: 10	R: 0 E: 0 K: 0 S: 6 H: 1 LOB: 1 BB: 1 P: 12	R: 0 E: 0 K: 0 S: 11 H: 0 LOB: 0 BB: 0 P: 17	R: 0 E: 0 K: 0 S: 6 H: 0 LOB: 0 BB: 0 P: 12	R: 0 E: 0 K: 1 S: 9 H: 1 LOB: 2 BB: 0 P: 12	R: 1 E: 0 K: 2 S: 11 H: 1 LOB: 2 BB: 2 P: 23	R: 0 E: 0 K: 0 S: 10 H: 0 LOB: 0 BB: 0 P: 14	R: 0 E: 0 K: 2 S: 16 H: 1 LOB: 3 BB: 1 P: 30	R: 0 E: 0 K: 1 S: 7 H: 1 LOB: 2 BB: 1 P: 11	R: 1 E: 0 K: 0 S: 9 H: 2 LOB: 2 BB: 0 P: 10	1B: 6 2B: 2 3B: 0 HR: 0	SF: 0 SAC: 2 DP: 2 HBP: 1					

PITCHER		IP	WLS	BF	H	R	ER	SO	BB	IBB	HBP	BLK	WP	HR	S	P	ERA	WHIP
33 C.J. Wilson, L ERA: 4.51	(1, 1)	6.0		24	4	1	1	2	3	0	1	0	0	0	46	85	1.50	1.167
59 Fernando Salas, R ERA: 3.38	(7, 1)	1.0		4	0	0	0	2	0	1	0	0	0	0	9	17	0.00	0.000
38 Joe Smith, R ERA: 1.81	(8, 1)	1.0		3	0	0	0	0	0	0	0	0	0	0	10	14	0.00	0.000
39 Jason Grilli, R ERA: 4.0	(9, 1)	1.0		6	1	0	0	2	1	0	0	0	0	0	16	30	0.00	2.000
64 Mike Morin, R ERA: 2.9	(10, 1)	1.1	L	8	3	1	1	1	0	1	0	0	0	0	11	15	6.75	2.250

PITCHER		IP	WLS	BF	H	R	ER	SO	BB	IBB	HBP	BLK	WP	HR	S	P	ERA	WHIP
63 Vinnie Pestano, R ERA: 2.89	(11, 1)	0.1		1	0	0	0	0	0	0	0	0	0	0	5	6	0.00	0.000

BOTTOM

Los Angeles Angels @ Seattle Mariners

Safeco Field, Seattle, WA

Sat Sep 27 2014, 6:11 PM - 10:06 PM PDT

Att. 32,716 - Clear - 65 F

livebaseballscorecards.com

AB	37
R	2
H	8
RBI	2
BB	6
SO	7
LOB	28

WP: 0 PB: 0 SB: 1 CS: 0

PA: 46

Batter	1	2	3	4	5	6	7	8	9	AB	R	H	RBI	BB	SO	LOB
56 Kole Calhoun, L (1, 9) OBP: 0.325, SLG: 0.450 18 Gordon Beckham, R (5, 5) OBP: 0.271, SLG: 0.348	B SI 92 C SI 92 F CU 79 S SI 93 1-3 ① K		F CU 79 B CH 90 F CH 89 B SI 91 S CH 90 2-3 ③ K			S SL 89 B SL 88 F FF 96 F SL 88 S SL 88 1-3 ② K 1-2		B SI 94 C SI 95 T FF 94 F SI 95 S CU 85 1-3 ③ K		2 0 0 0 0 2 0 2 0 0 0 0 2 3						
27 Mike Trout, R (1, 8) OBP: 0.377, SLG: 0.561 28 Brennan Boesch, L (5, 9) OBP: 0.203, SLG: 0.293 (8, 8)	C SI 93 F CH 90 F SI 94 B SI 94 B SI 91 F CH 88 C SI 93 2-3 ② K			C CH 91 B CH 89 B CH 90 B SI 94 X SI 93 3-1 ① G6-3		C FF 96 B CH 87 B FF 95 X CH 88 2-1 ③ P6			B FC 88 X FC 88 1-0 12 DI 8 2B 1B	2 0 0 0 0 1 0 2 1 1 0 0 0 1						
5 Albert Pujols, R (1, 10) OBP: 0.324, SLG: 0.466 13 Luis Jimenez, R (7, PH) OBP: 0.205, SLG: 0.216 (7, 10)	B CU 80 B SI 93 X SI 93 2-0 1B			C CU 79 F CH 89 X SI 94 0-2 ② G6-3			X SI 93 0-0 ① P3		B SI 91 F FC 90 F FF 93 B FF 93 S CU 75 2-3 ① K	2 0 1 0 0 0 0 2 0 0 0 0 1 1						
47 Howie Kendrick, R (1, 4) OBP: 0.347, SLG: 0.397 12 Shawn O'Malley, S (5, 4) OBP: 0.188, SLG: 0.188	X SI 93 0-0 ③ F8			C CU 81 X SI 94 0-1 ③ G6-3			B CH 91 C FF 94 B CH 87 S FF 93 S FF 95 2-3 ② K		F FC 88 B FC 88 S FC 89 C SI 94 1-3 ② K 1-2	2 0 0 0 0 0 1 2 0 0 0 0 2 1						
2 Erick Aybar, S (1, 6) OBP: 0.321, SLG: 0.379 8 John McDonald, R (5, 6) OBP: 0.256, SLG: 0.197		B SI 92 C SI 92 C CU 78 S FF 93 1-3 ① K			B CU 78 F SI 91 F CH 88 X CH 89 1-2 ① G3-1		B SL 86 X FF 95 1-0 ③ F7		B FC 89 X FC 89 1-0 2-H 2B	2 0 0 0 0 1 0 2 0 1 1 0 0 0						
6 David Freese, R (1, 5) OBP: 0.321, SLG: 0.383 22 Tony Campana, L (5, 8) OBP: 0.197, SLG: 0.227 10 Grant Green, R (8, PH) OBP: 0.282, SLG: 0.354 (8, 7)		C SI 92 X SI 93 0-1 ② L8			B CH 89 B SI 93 C SI 92 B CH 90 X SI 94 3-1 ② G4-3			C SI 84 B SI 84 B SI 84 X SI 83 2-1 ① G5-3	C FF 92 S FC 90 B FF 93 X FC 89 1-2 ③ G1-3	2 0 0 0 0 0 0 0 0 0 0 0 0 0 2 0 0 0 0 0 1						
19 Efren Navarro, L (1, 7) OBP: 0.302, SLG: 0.340 (8, 9)		B CU 79 F CU 80 C CH 89 B CH 90 F CH 89 S CU 81 2-3 ③ K			B SI 94 C CH 88 B CU 82 X CU 80 2-1 ③ G3			C SL 78 F FF 88 X SL 75 0-2 24 BB 1B		3 0 1 0 0 1 0						
24 C.J. Cron, R (1, 3) OBP: 0.289, SLG: 0.450			C SI 92 S CU 80 S CH 89 0-3 ① K			C CU 80 B CH 89 B SI 91 C SI 94 X CU 81 2-2 ① G6-3		X SI 94 0-0 ② F8		3 0 0 0 0 1 1						
24 Hank Conger, L (1, 2) OBP: 0.293, SLG: 0.325 44 John Buck, R (8, 2) OBP: 0.289, SLG: 0.281			S SI 92 B CU 79 B CU 80 S CH 88 C FF 93 2-3 ② K			C FF 95 B CH 86 F FF 96 B CH 88 F SL 90 X FF 97 2-2 18 WP 1B		B FF 94 F FF 94 B FF 94 B SI 94 B FF 95 4-1 1-2 BB		2 0 1 0 1 1 0 0 0 0 0 0 0 0						
Inning Stats	R: 0 H: 1 E: 0 LOB: 1 K: 2 BB: 0 S: 10 P: 15	R: 0 H: 0 E: 0 LOB: 0 K: 2 BB: 0 S: 9 P: 12	R: 0 H: 0 E: 0 LOB: 0 K: 3 BB: 0 S: 9 P: 13	R: 0 H: 0 E: 0 LOB: 0 K: 0 BB: 0 S: 7 P: 10	R: 0 H: 0 E: 0 LOB: 0 K: 0 BB: 0 S: 7 P: 13	R: 0 H: 1 E: 0 LOB: 1 K: 1 BB: 0 S: 13 P: 20	R: 0 H: 0 E: 0 LOB: 0 K: 1 BB: 0 S: 5 P: 8	R: 0 H: 1 E: 0 LOB: 2 K: 1 BB: 1 S: 11 P: 18	R: 1 H: 2 E: 0 LOB: 1 K: 2 BB: 0 S: 11 P: 17	1B: 4 SF: 0 2B: 1 SAC: 0 3B: 0 DP: 0 HR: 0 HBP: 0						

TOP

Los Angeles Angels @ Seattle Mariners

Safeco Field, Seattle, WA

Sun Sep 28 2014, 1:11 PM - 4:00 PM PDT

Att. 40,823 - Cloudy - 59 F

livebaseballscorecards.com

AB	32
R	1
H	5
RBI	1
BB	1
SO	12
LOB	9

PITCHER		IP	WLS	BF	H	R	ER	SO	BB	IBB	HBP	BLK	WP	HR	S	P	ERA	WHIP
34 Félix Hernández, R ERA: 2.14	(1, 1)	5.1	W	17	1	0	0	7	0	0	0	0	0	0	45	68	0.00	0.188
37 Brandon Maurer, R ERA: 4.65	(6, 1)	1.2		6	1	0	0	2	0	0	0	0	1	0	15	23	0.00	0.600
97 Joe Beimel, L ERA: 2.2	(8, 1)	0.1		2	1	0	0	0	0	0	0	0	0	0	5	7	0.00	3.000
31 Yoervis Medina, R ERA: 2.68	(8, 1)	0.2		3	0	0	0	1	1	0	0	0	0	0	6	11	0.00	1.500
40 Danny Farquhar, R ERA: 2.66	(9, 1)	1.0		5	2	1	1	2	0	0	0	0	0	0	11	17	9.00	2.000

PITCHER	IP	WLS	BF	H	R	ER	SO	BB	IBB	HBP	BLK	WP	HR	S	P	ERA	WHIP

BOTTOM

Los Angeles Angels @ Seattle Mariners

Safeco Field, Seattle, WA

Sun Sep 28 2014, 1:11 PM - 4:00 PM PDT

Att. 40,823 - Cloudy - 59 F

livebaseballscorecards.com

Batter	1	2	3	4	5	6	7	8	9	AB	R	H	RBI	BB	SO	LOB
16 Austin Jackson, R (1, 8) OBP: 0.308, SLG: 0.347 99 James Jones, L (6, PR) OBP: 0.278, SLG: 0.311 (7, 8)	B FF 91 B FF 90 C FF 90 C SL 84 B FF 92 F SL 86 X FF 92 3-2 ① F8		L FF 92 X CU 77 0-1 ① G6-3	C CU 81 X CU 80 0-1 1-2 1B		X SI 89 0-0 1-2 1B				4 0	0 0	2 0	0 0	0 0	0 0	0 0
13 Dustin Ackley, L (1, 7) OBP: 0.293, SLG: 0.398 7 Stefen Romero, R (9, 7) OBP: 0.234, SLG: 0.299	B SI 92 C SL 85 X CH 85 1-1 22 G4-3 1B		B CU 74 B CU 76 F FF 92 S CU 75 B FF 92 S CU 77 3-3 ② K	C SI 94 S SI 94 F SI 94 B SI 93 S CH 85 1-3 ③ K		B SI 90 B CH 82 F CH 81 B CH 81 C CH 82 C SI 90 3-3 ③ K				4 0	0 0	1 0	0 0	0 0	3 0	4 0
22 Robinson Canó, L (1, 4) OBP: 0.382, SLG: 0.454 5 Brad Miller, L (6, 4) OBP: 0.288, SLG: 0.365	B CH 85 F FF 92 X FF 92 1-1 ② G4-3 1-2		B SI 92 B CH 87 X SL 85 2-0 ③ G6-3		F SI 89 B SI 90 X CU 77 1-1 21 G1-3 1B		T FF 87 S CU 74 B CU 78 C FF 89 1-3 ① K			3 1	0 0	1 0	0 0	0 0	0 1	1 0
21 Kendrys Morales, S (1, 10) OBP: 0.274, SLG: 0.338	B CU 73 S CH 85 D CH 86 F CH 86 S FF 94 2-3 ③ K			B CU 75 C SL 84 B CU 76 B CH 86 C SI 92 B FF 92 4-2 20 1B 55 2B BB	C SI 88 B SI 89 B SI 89 F SI 89 F CH 82 F CH 82 X CH 82 2-2 ① G1-3 1-2		X CH 77 0-0 ② G5-3			3	1	0	0	1	1	2
15 Kyle Seager, L (1, 5) OBP: 0.334, SLG: 0.454		B FF 92 C FF 91 C SI 93 T FF 93 1-2 ① K		F FF 84 C FF 86 B FF 86 F SL 77 S SL 78 1-3 ① K	X CH 82 0-0 ② P5		C SI 88 X SI 88 0-1 ③ G4-3			4	0	0	0	0	2	2
20 Logan Morrison, L (1, 3) OBP: 0.315, SLG: 0.420		B SI 90 C CU 75 F FF 94 X FF 93 1-2 55 2B 1B	X FF 84 0-0 55 2B 3 1B 1-2 1B		B CU 77 C CH 82 B CH 84 X SI 90 2-1 ③ P6			F CH 80 B CU 75 B CU 73 S CU 76 B CH 75 X CU 76 3-2 ① G3		4	2	2	0	0	0	1
55 Michael Saunders, L (1, 9) OBP: 0.341, SLG: 0.450		F SL 84 B FF 92 X CH 85 1-1 1-H 2B	S SL 76 X FF 85 0-1 3 1B 1-3 2-H 2B			B SI 87 B SI 88 B SI 86 C SI 89 F CH 83 B SI 91 4-2 16 1B BB		B SI 87 C SI 88 B CH 76 B CU 77 C CU 77 S FF 88 3-3 ② K		3	1	2	2	1	1	0
3 Mike Zunino, R (1, 2) OBP: 0.254, SLG: 0.404		C SL 85 S SL 84 B FF 93 F FF 93 F SL 85 F FF 92 X SL 84 1-2 ② L7	C CU 80 F SI 93 X CH 83 0-2 16 1B 2-H 3-H 1B			F SI 88 B CH 82 X CH 83 1-1 ① F7		C CH 76 F FF 85 S CH 76 0-3 ③ K		4	0	1	2	0	1	2
1 Chris Taylor, R (1, 6) OBP: 0.347, SLG: 0.346		C CU 75 X SL 85 0-1 ③ L7	X SI 94 0-0 ② F8			C CH 83 C SI 88 S SI 89 0-3 ② K				3	0	0	0	0	1	3

	AB	R	H	RBI	BB	SO	LOB
	33	4	9	4	2	10	15

Inning Stats																																		
	R: 0	H: 1		R: 1	H: 2		R: 0	H: 0		R: 3	H: 4		R: 0	H: 1		R: 0	H: 1		R: 0	H: 0		R: 0	H: 0		1B: 7	SF: 0		WP: 0	PA: 35						
	E: 0	LOB: 1		E: 0	LOB: 1		E: 0	LOB: 0		E: 0	LOB: 2		E: 0	LOB: 1		E: 0	LOB: 2		E: 0	LOB: 0		E: 0	LOB: 0		2B: 2	SAC: 0		PB: 0							
	K: 1	BB: 0		K: 1	BB: 0		K: 1	BB: 0		K: 2	BB: 1		K: 0	BB: 0		K: 2	BB: 1		K: 1	BB: 0		K: 2	BB: 0		3B: 0	DP: 0		SB: 0							
	S: 11	P: 18		S: 16	P: 20		S: 6	P: 11		S: 19	P: 25		S: 10	P: 15		S: 11	P: 19		S: 6	P: 7		S: 9	P: 15		HR: 0	HBP: 0		CS: 0							

PITCHER		IP	WLS	BF	H	R	ER	SO	BB	IBB	HBP	BLK	WP	HR	S	P	ERA	WHIP
46 Cory Rasmus, R ERA: 2.57	(1, 1)	3.0	L	13	3	2	2	3	1	0	0	0	0	0	35	55	6.00	1.333
54 Joe Thatcher, L ERA: 3.86	(4, 1)	0.1		3	2	0	0	1	0	0	0	0	0	0	7	8	0.00	6.000
62 Yoslan Herrera, R ERA: 2.7	(4, 1)	0.2		4	2	2	2	1	0	0	0	0	0	0	10	11	27.00	3.000
53 Héctor Santiago, L ERA: 3.75	(5, 1)	2.0		9	2	0	0	2	1	0	0	0	0	0	21	34	0.00	1.500
35 Wade LeBlanc, L ERA: 3.94	(7, 1)	2.0		6	0	0	0	3	0	0	0	0	0	0	15	22	0.00	0.000

PITCHER	IP	WLS	BF	H	R	ER	SO	BB	IBB	HBP	BLK	WP	HR	S	P	ERA	WHIP

Batter	1	2	3	4	5	6	7	8	9	10	11	AB	R	H	RBI	BB	SO	LOB
2 Alcides Escobar, R (1, 6) OBP: 0.333, SLG: 0.444	C FF 85 S CU 68 F FF 90 S SL 79 0-3 K ①		B FF 87 1 SAFE F SL 80 F FF 87 1 SAFE B SL 79 1 SAFE X CU 69 2-2 1-H 2B			C SL 78 S CH 72 F FF 85 S FF 86 0-3 K ①			B SI 91 C SI 90 S SL 83 S SL 84 1-3 K ①		F FF 88 F KC 80 F FF 89 B KC 82 B CH 88 X FF 89 2-2 P6 ①	5	0	1	1	0	3	0
23 Norichika Aoki, L (1, 9) OBP: 0.100, SLG: 0.111 1 Jarrod Dyson, L (11, 8)	C SI 86 X SI 89 0-1 35 PO 1B		F CU 70 X CH 77 0-1 G6-3 ③			C CH 75 B SL 81 F CU 69 F SL 79 B FF 86 S SI 86 2-3 K ②			B SI 90 X SI 90 1-0 F7 ②		B KC 80 F CH 83 X CH 84 1-1 F8 ②	5 0	0 0	1 0	0 0	0 0	1 0	1 0
6 Lorenzo Cain, R (1, 8) OBP: 0.182, SLG: 0.273 (11, 9)	X SL 81 0-0 L5 ②			C FF 88 B SI 85 F FF 90 F FF 86 F FF 87 F CH 75 S FF 87 1-3 K ①		X SL 78 0-0 F8 ③			C SL 82 S SL 84 B SI 91 B SL 83 X SL 84 2-2 G3 ③		S FF 90 B KC 80 X KC 81 1-1 G4-3 ③	5	0	0	0	0	1	1
35 Eric Hosmer, L (1, 3) OBP: 0.600, SLG: 0.714	C SI 88 1 SAFE 1 SAFE 0-1 PO ③ 1-2	B CU 68 B SI 88 B CH 77 C SI 85 D CU 69 4-1 16 G3-6-3 BB		B SI 86 B CU 71 C SI 86 X SI 85 2-1 G6-3 ②			B CU 66 B CH 76 C CU 66 F CU 67 X SI 85 2-2 F9 ①			B FF 96 S FF 95 C CU 82 S CU 84 1-3 K ①		3	0	0	0	1	1	0
16 Billy Butler, R (1, 10) OBP: 0.375, SLG: 0.286 0 Terrance Gore, R (10, PR) (10, 10)		C FF 87 X SL 79 0-1 G3-6-3 ① ② 1-2f		B FF 85 C CH 76 B SL 82 S CU 72 X FF 88 2-2 G6-3 ③			F SI 85 X SL 80 0-1 L9 ②			C CU 83 F FF 96 B CU 84 B CU 85 B FF 96 B CU 82 4-2 4 S BB	3 0	0 0	0 0	0 0	1 0	0 0	1 0
4 Alex Gordon, L (1, 7) OBP: 0.300, SLG: 0.250		C SI 86 B SI 88 B SI 87 S CU 70 B SI 88 F CU 67 X SI 87 3-2 F7 ③			B CU 67 C SI 85 B CH 78 C CU 67 X FF 88 2-2 13 F7 14 SF8 2B		X SI 83 0-0 P5 ③			1 SAFE 1 SAFE B FF 92 B FF 93 4-0 1-2 IBB	3	1	1	0	1	0	0
13 Salvador Perez, R (1, 2) OBP: 0.100, SLG: 0.100			F FF 87 S CU 69 B FF 90 B FF 89 B SL 79 S SL 79 3-3 K ①		B FF 86 S SL 79 S FF 86 B SL 80 F CU 71 B FF 88 X FF 86 3-2 F7 ① 2-3			F SI 88 F SI 88 B SL 81 F SI 88 S SI 88 2-3 K ①		C CU 82 F CU 81 X FF 95 0-2 L8 ②	4	0	0	0	0	2	3
14 Omar Infante, R (1, 4) OBP: 0.222, SLG: 0.250			C CU 69 F CU 70 B SL 81 B FF 88 F FF 89 S CU 70 2-3 K ②		C SI 86 X FF 89 0-1 SF8 ② 3-H			F SI 87 X FF 89 0-1 F8 ②		B CU 82 S FF 94 S FF 95 F FF 94 F FF 95 B FF 95 X FF 96 2-2 P3 ③	3	0	0	1	0	1	2
8 Mike Moustakas, L (1, 5) OBP: 0.429, SLG: 0.833			C SI 87 B SL 79 B SI 86 F CU 70 B SI 87 B SI 87 4-2 2 2B BB		C CU 69 B SI 87 T CU 69 X SI 87 1-2 G6-3 ③			B FF 90 B FF 88 F FF 89 X FF 89 2-1 F8 ③		B FF 88 C FF 88 X CH 85 1-1 HR	3	2	1	1	1	0	0
Inning Stats	R: 0 H: 1 E: 0 LOB: 0 K: 1 BB: 0 S: 8 P: 8	R: 0 H: 0 E: 0 LOB: 0 K: 0 BB: 1 S: 7 P: 14	R: 1 H: 1 E: 0 LOB: 1 K: 2 BB: 1 S: 14 P: 25	R: 0 H: 0 E: 0 LOB: 0 K: 1 BB: 0 S: 11 P: 16	R: 1 H: 1 E: 0 LOB: 0 K: 0 BB: 0 S: 12 P: 18	R: 0 H: 0 E: 0 LOB: 0 K: 2 BB: 0 S: 9 P: 11	R: 0 H: 0 E: 0 LOB: 0 K: 0 BB: 0 S: 6 P: 8	R: 0 H: 0 E: 0 LOB: 0 K: 0 BB: 0 S: 8 P: 12	R: 0 H: 0 E: 0 LOB: 0 K: 1 BB: 0 S: 7 P: 11	R: 0 H: 0 E: 0 LOB: 2 K: 1 BB: 2 S: 13 P: 24	R: 1 H: 1 E: 0 LOB: 0 K: 0 BB: 0 S: 10 P: 15	1B: 1 SF: 1 2B: 2 SAC: 0 3B: 0 DP: 1 HR: 1 HBP: 0						

PITCHER		IP	WLS	BF	H	R	ER	SO	BB	IBB	HBP	BLK	WP	HR	S	P	ERA	WHIP
36 Jered Weaver, R ERA: 2.57	(1, 1)	7.0		24	3	2	2	6	2	0	0	0	0	0	67	100	2.57	0.714
38 Joe Smith, R ERA:	(8, 1)	1.0		3	0	0	0	1	0	0	0	0	0	0	8	12	0.00	0.000
16 Huston Street, R ERA:	(9, 1)	1.0		3	0	0	0	1	0	0	0	0	0	0	7	11	0.00	0.000
40 Kevin Jepsen, R ERA:	(10, 1)	1.0		5	0	0	0	1	1	1	0	0	0	0	13	24	0.00	1.000
59 Fernando Salas, R ERA: 9.0	(11, 1)	1.0	L	4	1	1	1	0	0	0	0	0	0	1	10	15	9.00	1.000

PITCHER	IP	WLS	BF	H	R	ER	SO	BB	IBB	HBP	BLK	WP	HR	S	P	ERA	WHIP

TOP

Kansas City Royals @ Los Angeles Angels

Angel Stadium of Anaheim, Anaheim, CA

Thu Oct 02 2014, 6:09 PM - 10:13 PM PDT

Att. 45,321 - Clear - 93 F

livebaseballscorecards.com

AB	34
R	3
H	4
RBI	3
BB	4
SO	9
LOB	8

WP: 0	PB: 0	SB: 1	CS: 0	PA:	40

Batter	1	2	3	4	5	6	7	8	9	10	11	AB	R	H	RBI	BB	SO	LOB
56 Kole Calhoun, L (1, 9) OBP: 0.400, SLG: 0.400	X FF 86 0-0 ① F8		X SI 89 0-0 ③ G3			C KC 79 B SI 90 S SI 90 B CH 82 X SI 89 2-2 5 BB 1B		D KC 88 B FC 93 C FF 97 B FF 98 X FF 97 3-1 ① B5		B FF 96 C FF 95 B FF 94 F FF 94 B FF 93 X FF 93 3-2 27 FC6-4 1B		5	0	2	0	0	0	1
27 Mike Trout, R (1, 8)	C FF 88 B FF 88 X FF 89 1-1 ② F7			B FF 88 C FF 89 X FF 89 2-1 ① P4		B KC 79 1 SAFE 1 SAFE C FF 89 B FF 89 X FF 88 2-1 ② F9		S FF 98 S FF 98 B FC 90 B FC 95 B FF 98 F FC 94 F FF 98 B FF 98 4-2 1-2 BB		1 SAFE B FF 94 F FF 94 1 SAFE X FF 94 1-1 ① FC6-4 1-2f		4	0	0	0	1	0	2
5 Albert Pujols, R (1, 3)	C FF 89 B CH 82 B FF 90 B CH 81 X FF 88 3-1 ③ F8			C FF 89 B KC 78 F FF 89 X CH 81 1-2 ② G5-3		B FF 89 D CH 81 1 SAFE 1 SAFE B FF 88 C SI 88 B FF 89 4-1 1-2 BB		C FF 97 F FF 96 D KC 88 X FF 92 1-2 ② P4		C CH 83 1 SAFE X SI 93 0-1 ② P3		4	0	0	0	1	0	3
47 Howie Kendrick, R (1, 4)		C FF 88 B KC 75 S CH 81 B FF 88 X FF 89 2-2 ① G4-3		B KC 77 S CH 82 S CH 82 B FF 90 F FF 90 B CH 81 F FF 90 S CH 81 3-3 ③ K		B FF 89 X FF 89 1-0 ③ F9		C FC 93 S FC 92 S FF 98 0-3 ③ K		1 SAFE F FF 93 B FF 93 C CU 76 F FF 94 B CU 74 F CH 82 1 SAFE S CU 79 2-3 ③ K		5	0	0	0	0	3	5
6 David Freese, R (1, 5) OBP: 0.667, SLG: 2.000 18 Gordon Beckham, R (7, PR) (8, 5)		B KC 77 X FF 89 1-0 ② F9			C KC 79 B FF 88 X FF 88 1-1 HR		B SI 97 B FF 99 B FF 97 C FF 97 B SI 97 4-1 32 G4-3 2 SH1-3 BB		B FF 93 S CH 83 H CU 76 2-1 2 SH1-4 HBP		C SL 88 B FF 95 S FF 94 S SL 88 1-3 ① K	2 1	1 0	1 0	1 0	0 1	0 0	0 0
2 Erick Aybar, S (1, 6)		C FF 89 B SI 90 F CH 82 B CH 82 X CH 80 2-2 ③ L8			B FF 89 S FF 90 X FF 90 1-1 ① B3		X SI 93 0-0 ① SH1-3 1-2	1 SAFE X CH 82 0-0 ① SH1-4 1-2			S SL 88 S SL 89 B SL 90 B FS 87 S SL 86 2-3 ② K	3	0	0	0	0	1	0
32 Josh Hamilton, L (1, 7)			C FF 87 F FF 88 X FF 88 0-2 ① L6		B FF 89 S CH 81 X FF 89 1-1 ② G5-3		B SI 92 X SI 94 1-0 ② G4-3 2-3	D CU 76 S CH 83 S FF 94 S CH 82 1-3 ② K			B FF 96 X FF 96 1-0 ③ P5	5	0	0	0	0	1	3
24 C.J. Cron, R (1, 10)			C KC 78 X FF 89 0-1 ② G5-3		C KC 78 B CH 81 S CH 80 X CH 80 1-2 ③ G4-3		X FF 97 0-0 ③ F9	B SL 86 F SL 86 D CH 88 F FF 93 F CH 88 B FF 93 B SL 86 4-2 BB				3	0	0	0	1	0	2
17 Chris Iannetta, R (1, 2) OBP: 0.500, SLG: 1.333			F FF 89 B CH 82 B FF 89 X CH 80 2-1 HR			C KC 77 B KC 78 C FF 89 S CH 81 1-3 ① K		F FF 96 B FC 93 B FC 93 B FF 97 C FC 94 B FF 97 4-2 27 WP BB	X CH 86 0-0 ③ L1-4-3			3	1	1	1	1	2	
Inning Stats	R: 0 E: 0 K: 0 S: 5 H: 0 LOB: 0 BB: 0 P: 9	R: 0 E: 0 K: 0 S: 7 H: 0 LOB: 0 BB: 0 P: 12	R: 1 E: 0 K: 0 S: 8 H: 1 LOB: 0 BB: 0 P: 10	R: 0 E: 0 K: 1 S: 10 H: 0 LOB: 0 BB: 0 P: 16	R: 1 E: 0 K: 0 S: 9 H: 1 LOB: 0 BB: 0 P: 13	R: 0 E: 0 K: 1 S: 10 H: 1 LOB: 2 BB: 1 P: 20	R: 0 E: 0 K: 0 S: 4 H: 0 LOB: 2 BB: 1 P: 9	R: 0 E: 0 K: 0 S: 14 H: 0 LOB: 2 BB: 2 P: 26	R: 0 E: 0 K: 1 S: 9 H: 0 LOB: 2 BB: 1 P: 16	R: 0 E: 0 K: 1 S: 13 H: 1 LOB: 1 BB: 0 P: 19	R: 0 E: 0 K: 2 S: 7 H: 0 LOB: 0 BB: 0 P: 11	1B: 2 2B: 0 3B: 0 HR: 2 SF: 0 SAC: 2 DP: 0 HBP: 1			WP: 1 PB: 0 SB: 0 CS: 0	PA: 43		

PITCHER		IP	WLS	BF	H	R	ER	SO	BB	IBB	HBP	BLK	WP	HR	S	P	ERA	WHIP
51 Jason Vargas, L ERA: 3.0	(1, 1)	6.0		22	3	2	2	2	1	0	0	0	0	2	49	80	3.00	0.667
40 Kelvin Herrera, R ERA: 5.4	(7, 1)	0.0		1	0	0	0	0	1	0	0	0	0	0	1	5	∞	∞
27 Brandon Finnegan, L ERA: 3.0	(7, 1)	0.2		2	0	0	0	0	0	0	0	0	0	0	2	3	0.00	0.000
17 Wade Davis, R ERA:	(7, 1)	1.1		6	0	0	0	1	2	0	0	0	1	0	15	27	0.00	1.500
55 Tim Collins, L ERA:	(9, 1)	0.2		3	0	0	0	1	0	0	1	0	0	0	5	8	0.00	0.000

PITCHER		IP	WLS	BF	H	R	ER	SO	BB	IBB	HBP	BLK	WP	HR	S	P	ERA	WHIP
54 Jason Frasor, R ERA:	(9, 1)	0.1		2	0	0	0	0	1	0	0	0	0	0	4	8	0.00	3.000
41 Danny Duffy, L ERA:	(10, 1)	1.0	W	4	1	0	0	1	0	0	0	0	0	0	13	19	0.00	1.000
56 Greg Holland, R ERA:	(11, 1)	1.0	S	3	0	0	0	2	0	0	0	0	0	0	7	11	0.00	0.000

BOTTOM

Kansas City Royals @ Los Angeles Angels

Angel Stadium of Anaheim, Anaheim, CA

Thu Oct 02 2014, 6:09 PM - 10:13 PM PDT

Att. 45,321 - Clear - 93 F

livebaseballscorecards.com

AB	35
R	2
H	4
RBI	2
BB	5
SO	7
LOB	18

Batter	1	2	3	4	5	6	7	8	9	10	11	AB	R	H	RBI	BB	SO	LOB
2 Alcides Escobar, R (1, 6) OBP: 0.231, SLG: 0.308	B FF 92 F FF 93 B SL 84 B CH 84 X FF 93 3-1 F9		D CH 81 1 SAFE F FF 90 X SL 80 1-1 SH2-3 1-2		X FF 90 0-0 FC5-4 1-2f			C SI 88 B SI 89 C SI 88 B SI 88 S SL 82 2-3 K		F SL 84 B SL 85 C SL 85 X SL 85 1-2 F9		4	0	0	0	0	1	1
23 Norichika Aoki, L (1, 9) OBP: 0.071, SLG: 0.077 1 Jarrod Dyson, L (8, 8)	B FF 93 X CH 85 1-0 F7		B SI 90 B CH 83 C CH 84 X CH 83 2-1 F7			C CH 80 B SI 88 C CH 80 X CH 83 1-2 L7		B FF 90 F FF 89 F FF 90 B FF 90 X FF 90 2-2 G4-3			B FF 95 X FF 95 1-0 F8	4 1	0 0	0 0	0 0	0 0	0 0	1 0
6 Lorenzo Cain, R (1, 8) OBP: 0.188, SLG: 0.250 (8, 9)	F FF 93 X SI 94 0-1 F9		F FF 91 S CH 85 S CH 86 0-3 K			C CH 80 F FF 89 B FF 88 B CH 84 F CH 84 S SL 83 2-3 K			F SL 84 F SL 84 X SL 84 0-2 L8		C FF 95 T CU 84 B CU 85 X CU 85 1-2 35 HR 1B	5	1	1	0	0	2	1
35 Eric Hosmer, L (1, 3) OBP: 0.667, SLG: 1.091		S CH 84 B FF 92 X SL 77 1-1 4 1B 2B		C CH 82 F FF 90 B FF 91 B SI 92 C SI 92 2-3 K		X CH 83 0-0 1B			B CH 82 B CH 81 B CH 81 C SI 90 B SI 92 4-1 16 FC4-6 BB		X FF 95 0-0 1-H HR	4	2	3	2	1	1	0
16 Billy Butler, R (1, 10) OBP: 0.250, SLG: 0.182 0 Terrance Gore, R (9, PR) (9, 10) 7 Josh Willingham, R (11, PH) OBP: 0.500, SLG: 0.500 (11, 10)		S CH 82 D CH 84 B CH 84 F SL 82 X SI 91 2-2 P6		B SL 82 X CH 84 1-0 F9		C CH 80 B SL 82 X FF 91 1-1 F8			F SL 83 1 SAFE B SL 84 X SL 84 1-1 FC4-6 13 FC5 4 S 1-2f		B FF 95 B FF 93 F FF 94 B FF 94 F FF 94 X FF 94 3-2 P4	4 0 1	0 0 0	0 0 0	0 0 0	0 0 0	0 0 0	3 0 0
4 Alex Gordon, L (1, 7) OBP: 0.400, SLG: 0.273		B FF 92 B CH 86 X SI 94 2-0 14 S 2-H 1B		B FF 91 C CH 83 B CH 83 T CH 84 F SI 93 S CH 86 2-3 K			B SL 82 X FF 93 1-0 F7		C CH 81 I IN 75 I IN 74 I IN 78 I IN 76 4-1 13 FC5 1-2 IBB		C CU 83 B CU 83 B FF 94 B CH 88 B FF 95 4-1 13 E 13 S 13 1B BB	3	1	1	1	2	1	0
13 Salvador Perez, R (1, 2) OBP: 0.200, SLG: 0.200	B FF 92 1 SAFE 1 SAFE B CH 81 B CH 84 C FF 91 1 SAFE F FF 92 1 SAFE 3-2 L8		B CH 80 F CH 79 S CH 84 B CH 85 F FF 92 X FF 93 2-2 2 FC5-4 1B		S SL 84 S SL 82 B FF 94 B SL 84 S SL 83 2-3 K			B SL 84 F SL 84 S SL 83 X SL 85 1-2 FC5 1-2 2-3f		C FF 89 S FF 91 F FF 91 B FF 92 X FF 91 1-2 1-H 1B	5	0	2	1	0	1	3
14 Omar Infante, R (1, 4) OBP: 0.143, SLG: 0.154	C FF 92 1 SAFE F FF 92 P PO 88 S CH 86 1-3 K 1-2		S SL 79 X FF 91 0-1 P2		C FF 94 B FF 94 F FF 94 X FF 94 1-2 P4				B SI 90 C SL 82 B SL 84 B SL 83 C SI 90 T SL 84 3-2 K		X FF 91 0-0 F8	5	0	0	0	0	2	3
8 Mike Moustakas, L (1, 5) OBP: 0.364, SLG: 0.600			X FF 90 0-0 2 SH2-3 1B		C FF 90 B FF 91 C FF 90 S CH 86 1-3 K			C SL 81 B FF 90 B SI 88 F SI 88 X FF 90 2-2 G2-3		B CH 83 C SI 92 B CH 81 S SI 90 B CH 82 T SL 84 3-2 K		4	0	1	0	0	2	1
Inning Stats	R: 0 E: 0 K: 0 S: 5 H: 0 LOB: 0 BB: 0 P: 9	R: 1 E: 0 K: 1 S: 14 H: 2 LOB: 1 BB: 0 P: 22	R: 0 E: 0 K: 1 S: 8 H: 1 LOB: 1 BB: 0 P: 11	R: 0 E: 0 K: 2 S: 8 H: 0 LOB: 0 BB: 0 P: 13	R: 0 E: 0 K: 1 S: 10 H: 1 LOB: 1 BB: 0 P: 13	R: 0 E: 0 K: 1 S: 10 H: 1 LOB: 1 BB: 0 P: 14	R: 0 E: 0 K: 1 S: 7 H: 0 LOB: 0 BB: 0 P: 11	R: 0 E: 0 K: 1 S: 9 H: 0 LOB: 0 BB: 0 P: 15	R: 0 E: 0 K: 0 S: 10 H: 0 LOB: 2 BB: 2 P: 20	R: 0 E: 0 K: 2 S: 9 H: 0 LOB: 0 BB: 0 P: 16	R: 3 E: 0 K: 0 S: 14 H: 3 LOB: 1 BB: 1 P: 24	1B: 6 2B: 1 3B: 0 HR: 1 SF: 0 SAC: 1 DP: 0 HBP: 0						

PITCHER		IP	WLS	BF	H	R	ER	SO	BB	IBB	HBP	BLK	WP	HR	S	P	ERA	WHIP
52 Matt Shoemaker, R ERA: 1.5	(1, 1)	6.0		23	5	1	1	6	0	0	0	0	0	0	55	82	1.50	0.833
39 Jason Grilli, R ERA:	(7, 1)	1.0		3	0	0	0	1	0	0	0	0	0	0	7	11	0.00	0.000
38 Joe Smith, R ERA:	(8, 1)	1.0		3	0	0	0	1	0	0	0	0	0	0	9	15	0.00	0.000
16 Huston Street, R ERA:	(9, 1)	2.0		8	0	0	0	2	1	1	0	0	0	0	19	36	0.00	0.500
40 Kevin Jepsen, R ERA: 10.8	(11, 1)	0.2	L	5	2	3	2	0	1	0	0	0	0	1	9	18	27.00	4.500

PITCHER		IP	WLS	BF	H	R	ER	SO	BB	IBB	HBP	BLK	WP	HR	S	P	ERA	WHIP
63 Vinnie Pestano, R ERA:	(11, 1)	0.1		2	1	0	0	0	0	0	0	0	0	0	5	6	0.00	3.000

TOP

Kansas City Royals @ Los Angeles Angels

Angel Stadium of Anaheim, Anaheim, CA

Fri Oct 03 2014, 6:39 PM - 10:26 PM PDT

Att. 45,361 - Partly Cloudy - 93 F

livebaseballscorecards.com

AB	40
R	4
H	8
RBI	4
BB	3
SO	10
LOB	13

WP: 0 PB: 0 SB: 3 CS: 0 PA: 44

Kansas City Royals @ Los Angeles Angels

Angel Stadium of Anaheim, Anaheim, CA

Fri Oct 03 2014, 6:39 PM - 10:26 PM PDT

Att. 45,361 - Partly Cloudy - 93 F

livebaseballscorecards.com

Batter	1	2	3	4	5	6	7	8	9	10	11	AB	R	H	RBI	BB	SO	LOB
56 Kole Calhoun, L (1, 9) OBP: 0.400, SLG: 0.400	B FF 95 F FF 97 B FF 97 F FF 96 X FF 98 2-2 27 FC6-4 1B			X FF 98 0-0 ① F8		B SI 96 S CH 84 B FF 98 X FF 98 2-1 27 BB 5 1B 1B		B FF 93 F KC 86 F FF 97 X KC 87 1-2 ③ G4-3			B FF 93 F FF 94 X SL 88 1-1 E4	5	1	2	0	0	0	1
27 Mike Trout, R (1, 8)	C FF 98 X SI 99 0-1 ① FC6-4 5 CS 1-2f			C SI 98 B FF 99 B CU 83 B FF 100 X FF 98 3-1 ② L5		C FF 100 C SI 99 B FF 100 B FF 100 B SI 100 1 SAFE D CU 85 4-2 5 1B 1-2 BB			C FF 91 B FF 92 B FF 92 X SL 86 2-1 ① P2		C FF 94 B FF 95 C SL 86 S SL 87 1-3 ③ K	4	0	0	0	1	1	2
5 Albert Pujols, R (1, 3) OBP: 0.222, SLG: 0.125	F FF 99 B FF 98 X SI 99 1-1 ②③ G5-3 1-2			B CU 85 F FF 99 C CU 83 C CU 86 1-3 ③ K		C SI 98 B SI 100 X FF 100 1-1 1-3 2-H 1B			B CH 87 B SL 86 X FF 93 2-0 ② P4			4	0	1	1	0	1	1
47 Howie Kendrick, R (1, 4) OBP: 0.111, SLG: 0.111		C FF 95 S SI 97 B FF 99 B CU 84 T CU 84 2-2 ① K			F FF 98 X FF 99 0-1 6 G4-6-3 2 1B 1B	B SI 99 C FA 88 F FF 100 F FF 100 X FA 88 1-2 ③ G5-3			X SL 85 0-0 ③ L9			4	0	1	0	0	1	2
2 Erick Aybar, S (1, 6) OBP: 0.143, SLG: 0.143		C SI 96 B CH 87 B SI 94 B FF 97 F FF 97 X FF 98 3-2 ② F7			F SI 98 F SI 99 X FF 100 0-2 6 G4-6-3 1-2 1B		C SI 98 X SI 99 0-1 ① G6-3			X SI 92 0-0 ① G4-3		4	0	1	0	0	0	0
6 David Freese, R (1, 5) OBP: 0.429, SLG: 0.800 18 Gordon Beckham, R (10, PR) (11, 5)		B FF 101 S FF 99 S FF 100 B FF 102 S FF 102 2-3 ③ K			B SI 99 C SI 99 S SI 100 F SI 101 X CU 85 1-2 ①② G4-6-3 1-2f 2-3		B CU 82 X CU 82 1-0 ② G1-3			B SI 94 B SL 84 C SI 95 B SL 84 B SI 95 4-1 32 G3-6-3 BB		3 0	0 0	0 0	0 0	1 0	1 0	2 0
32 Josh Hamilton, L (1, 7)		B FF 99 S CH 86 S FF 98 B CU 83 S CH 87 2-3 ① K			S FA 88 X CH 87 0-1 ③ L9		S SI 101 S CU 85 B FF 101 B CH 86 F FF 100 B CU 85 X SI 100 3-2 ③ G3			1 SAFE 1 SAFE F SI 94 S SL 85 B SI 95 D SL 84 X SI 96 2-2 ②③ G3-6-3 1-2f		4	0	0	0	0	1	2
24 C.J. Cron, R (1, 10) OBP: 0.286, SLG: 0.333 7 Collin Cowgill, R (8, PR) (9, 10) 19 Efren Navarro, L (11, PH)					F SI 98 B FF 100 X FF 98 1-1 ② F8	C CU 81 C CU 83 B CU 85 S CU 84 1-3 ① K2-3		X KC 83 0-0 17 L8-5 2B			C FF 93 S SL 88 S SL 89 0-3 ① K2-3	3 0 1	0 0 0	1 0 0	0 0 0	0 0 0	1 0 1	0 0 0
17 Chris Iannetta, R (1, 2) OBP: 0.250, SLG: 0.571					B SI 99 B FF 98 X SI 97 2-0 ③ G5-3	S FF 98 B FF 100 X SI 98 1-1 ② G6-3		F FC 92 S FF 97 B FC 93 B FF 96 F FF 97 F FF 97 X KC 86 2-2 ①② L8-5 2-3			T FF 94 C SL 87 B SL 88 X SL 88 1-2 ② G5-3	4	0	0	0	0	0	1
Inning Stats	R: 0 E: 0 K: 0 S: 7 H: 1 LOB: 0 BB: 0 P: 10	R: 0 E: 0 K: 2 S: 9 H: 0 LOB: 0 BB: 0 P: 16	R: 0 E: 0 K: 1 S: 6 H: 0 LOB: 0 BB: 0 P: 11	R: 0 E: 0 K: 1 S: 6 H: 0 LOB: 0 BB: 0 P: 10	R: 0 E: 0 K: 0 S: 11 H: 2 LOB: 1 BB: 0 P: 12	R: 1 E: 0 K: 1 S: 15 H: 2 LOB: 2 BB: 1 P: 25	R: 0 E: 0 K: 0 S: 7 H: 0 LOB: 0 BB: 0 P: 11	R: 0 E: 0 K: 0 S: 9 H: 1 LOB: 1 BB: 0 P: 12	R: 0 E: 0 K: 0 S: 4 H: 0 LOB: 0 BB: 0 P: 8	R: 0 E: 0 K: 0 S: 5 H: 0 LOB: 1 BB: 1 P: 11	R: 0 E: 1 K: 2 S: 11 H: 0 LOB: 1 BB: 0 P: 14	1B: 5 2B: 2 3B: 0 HR: 0	SF: 0 SAC: 0 DP: 3 HBP: 0		WP: 0 PB: 0 SB: 0 CS: 1	PA: 38		

PITCHER		IP	WLS	BF	H	R	ER	SO	BB	IBB	HBP	BLK	WP	HR	S	P	ERA	WHIP
30 Yordano Ventura, R ERA: 3.68	(1, 1)	7.0		25	5	1	1	5	1	0	0	0	0	0	61	95	1.29	0.857
17 Wade Davis, R ERA:	(8, 1)	1.0		3	1	0	0	0	0	0	0	0	0	0	9	12	0.00	1.000
54 Jason Frasor, R ERA:	(9, 1)	1.0		3	0	0	0	0	0	0	0	0	0	0	4	8	0.00	0.000
27 Brandon Finnegan, L ERA: 2.25	(10, 1)	1.0	W	3	0	0	0	0	1	0	0	0	0	0	5	11	0.00	1.000
56 Greg Holland, R ERA:	(11, 1)	1.0	S	4	0	0	0	2	0	0	0	0	0	0	11	14	0.00	0.000

PITCHER	IP	WLS	BF	H	R	ER	SO	BB	IBB	HBP	BLK	WP	HR	S	P	ERA	WHIP

Batter	1	2	3	4	5	6	7	8	9	AB	R	H	RBI	BB	SO	LOB
56 Kole Calhoun, L (1, 9) OBP: 0.333, SLG: 0.333	B FF 93 X FC 89 1-0 ① F8		B KC 80 S FC 90 X CH 86 1-1 ② G3		C FF 93 X KC 80 0-1 27 BB 1B		C FF 97 F CH 90 C FF 101 0-3 ① K		C FF 93 B SL 89 B FF 95 C FF 95 B FS 89 F FF 95 F FF 95 X FF 95 3-2 ② G1-4-3	5	0	1	0	0	1	0
27 Mike Trout, R (1, 8) OBP: 0.267, SLG: 0.333	B SI 92 X FF 94 1-0 HR		B FC 89 C FC 87 S SI 93 B SI 94 X FC 89 2-2 ③ G4-3		1 SAFE 1 SAFE B FC 87 B SI 91 B SI 91 C FF 92 F FF 91 D CH 86 4-2 **1-2** BB		B FF 98 F FF 99 X FF 100 1-1 ② L4		C FF 94 F SL 89 S SL 90 0-3 ③ K	4	1	1	1	1	1	0
5 Albert Pujols, R (1, 3) OBP: 0.231, SLG: 0.417	B FF 95 C FC 90 B FC 88 F FC 90 X SI 94 2-2 ② G5-3			B SI 92 X FC 89 1-0 HR	F SI 94 B SI 93 F SI 92 D KC 83 F CH 86 X SI 94 2-2 ② F8		B FF 100 C SI 98 F CH 90 F FF 101 B CU 84 X FF 99 2-2 ③ F9			4	1	1	1	0	0	2
47 Howie Kendrick, R (1, 4) OBP: 0.154, SLG: 0.231	B FF 95 X FC 90 1-0 ③ F9			B FF 92 B SI 92 F FF 92 B SI 92 F SI 93 S CH 86 3-3 ① K	C FC 88 X FC 87 0-1 ③ L8			B FF 92 S FF 93 B FF 95 X FF 95 2-1 2 1B 32 G3 2B		4	1	1	0	0	1	2
2 Erick Aybar, S (1, 6) OBP: 0.455, SLG: 0.545		C SI 91 X KC 80 0-1 6 WP 1B		C FF 94 B FC 89 B FC 90 B FF 93 X FF 93 3-1 32 FC3-6 2B		C FC 88 X CH 84 0-1 24 BB 1B		B FF 94 X FF 92 1-0 32 G3 6 S **2-3** 1B		4	0	4	0	0	0	0
6 David Freese, R (1, 5) OBP: 0.364, SLG: 0.500		C FC 88 1 SAFE S CH 86 B CH 87 B CH 87 B FC 88 S CH 87 3-3 ① K **1-2**		B FC 89 F FC 89 H SI 92 2-1 32 FC3-6 HBP		C FC 89 S KC 79 F KC 80 B FF 92 1 SAFE S KC 80 1-3 ① K		S FF 96 F KC 86 F FF 97 F FC 93 S FF 97 0-3 ① K **1-2**		3	0	0	0	0	3	4
32 Josh Hamilton, L (1, 7)		X FC 88 0-0 ② F9		S CH 86 F CH 86 B CH 86 F CH 85 D CH 88 D CH 86 F FF 94 X CH 86 3-2 ② FC3-6 **1-2f** **2-3**		S CH 85 B KC 81 X FC 88 1-1 ② F8		B FF 96 X FC 93 1-0 ② G3 **2-3** **3-H**		4	0	0	1	0	0	5
24 C.J. Cron, R (1, 10) OBP: 0.273, SLG: 0.222		C FC 88 F CH 87 B CH 87 B FF 95 S FF 96 2-3 ③ K		F SI 91 F FC 88 S CH 87 0-3 ③ K		B KC 80 S FC 87 B FF 92 B FC 86 F FF 92 F FF 92 B SI 88 4-2 **1-2** BB		B FC 92 F FF 96 C FF 96 B FF 98 S FC 94 2-3 ③ K		3	0	0	0	1	3	4
17 Chris Iannetta, R (1, 2) OBP: 0.182, SLG: 0.400 24 Hank Conger, L (9, PH)			S FF 92 F FC 88 F CH 86 B SI 94 B FF 95 X CH 87 2-2 ① P6		C FF 92 X KC 80 0-1 ① G4-3		S FC 90 S KC 80 D KC 83 S FF 93 1-3 ③ K		C FF 94 S FS 86 B FS 88 S SL 90 1-3 ① K	3 1	0 0	0 0	0 0	0 0	1 1	2 0
Inning Stats	R: 1 E: 0 K: 0 S: 6 H: 1 LOB: 0 BB: 0 P: 11	R: 0 E: 0 K: 2 S: 9 H: 1 LOB: 1 BB: 0 P: 14	R: 0 E: 0 K: 0 S: 9 H: 0 LOB: 0 BB: 0 P: 14	R: 1 E: 0 K: 2 S: 15 H: 2 LOB: 2 BB: 0 P: 27	R: 0 E: 0 K: 0 S: 12 H: 1 LOB: 2 BB: 1 P: 18	R: 0 E: 0 K: 2 S: 14 H: 1 LOB: 2 BB: 1 P: 21	R: 0 E: 0 K: 1 S: 9 H: 0 LOB: 0 BB: 0 P: 12	R: 1 E: 0 K: 2 S: 12 H: 2 LOB: 1 BB: 0 P: 18	R: 0 E: 0 K: 2 S: 11 H: 0 LOB: 0 BB: 0 P: 15	1B: 4 2B: 2 3B: 0 HR: 2 SF: 0 SAC: 0 DP: 0 HBP: 1						

TOP

Los Angeles Angels @ Kansas City Royals

Kauffman Stadium, Kansas City, MO

Sun Oct 05 2014, 6:39 PM - 10:16 PM CDT

Att. 40,657 - Partly Cloudy - 69 F

livebaseballscorecards.com

AB	35
R	3
H	8
RBI	3
BB	2
SO	11
LOB	19

WP: 1 PB: 0 SB: 1 CS: 0 PA: 38

PITCHER		IP	WLS	BF	H	R	ER	SO	BB	IBB	HBP	BLK	WP	HR	S	P	ERA	WHIP
33 James Shields, R ERA: 4.91	(1, 1)	6.0	W	27	6	2	2	6	2	0	1	0	1	2	65	105	3.00	1.333
40 Kelvin Herrera, R ERA: 3.38	(7, 1)	1.0		3	0	0	0	1	0	0	0	0	0	0	9	12	0.00	0.000
17 Wade Davis, R ERA: 2.08	(8, 1)	1.0		5	2	1	1	2	0	0	0	0	0	0	12	18	9.00	2.000
56 Greg Holland, R ERA:	(9, 1)	1.0		3	0	0	0	2	0	0	0	0	0	0	11	15	0.00	0.000

PITCHER	IP	WLS	BF	H	R	ER	SO	BB	IBB	HBP	BLK	WP	HR	S	P	ERA	WHIP

Batter	1	2	3	4	5	6	7	8	9	AB	R	H	RBI	BB	SO	LOB
2 Alcides Escobar, R (1, 6) OBP: 0.278, SLG: 0.333	C FF 93 X SI 92 0-1 G4-3	C CH 84 B CH 83 X FC 89 1-1 L6		C SL 82 S SL 83 F SL 85 X FF 93 0-2 23 1B 23 WP 6 SF7 1B		X FF 94 0-0 6 FC4-6 23 1B 1-2 1B		B SL 85 C SL 85 B SL 84 S CH 85 C FF 93 2-3 K		5	1	2	0	0	1	0
23 Norichika Aoki, L (1, 9) OBP: 0.278, SLG: 0.250 1 Jarrod Dyson, L (6, PR) (7, 8)	B FF 93 B SI 93 B FF 91 C FF 92 C FF 92 F FF 92 X FF 91 3-2 16 BB 6 1B 4 2B 1B	B SI 88 B SI 88 B SI 89 B SI 91 4-0 35 HR BB	1 SAFE 1 SAFE C FF 90 B SL 81 B CH 74 S FF 92 X CH 74 2-2 6 SF7 1-3 1B		B FF 93 B FF 93 D CH 88 C FF 94 F FF 95 X FF 95 3-2 6 FC4-6 1-2 2-H 1B		X CH 85 0-0 G4-3		3 1	2 0	3 0	1 0	1 0	0 0	0 0
6 Lorenzo Cain, R (1, 8) OBP: 0.200, SLG: 0.263 (7, 9)	B FC 89 X SI 92 1-0 16 BB 4 2B 1-2 1B	1 SAFE B CH 81 B SI 89 C FF 90 B CH 83 C SI 92 X SI 92 3-2 P3	C SL 81 X FF 92 0-1 SF7 1-2 3-H		D CU 76 D CU 76 S CH 87 X CH 86 2-1 FC4-6 35 BB 1-2f 2-3				3	1	1	1	0	0	3
35 Eric Hosmer, L (1, 3) OBP: 0.632, SLG: 1.143	C CU 78 S FC 85 C SL 84 0-3 K	B FC 88 1 SAFE B FF 91 X SI 92 2-0 1-H HR	C KC 79 F CH 87 F FF 88 F CH 82 S FF 88 0-3 K		D CU 77 C CH 86 B FF 95 F FF 95 B CU 78 F CH 88 B CH 86 4-2 1-2 BB				3	1	1	2	1	2	3
16 Billy Butler, R (1, 10) OBP: 0.313, SLG: 0.154	B CU 78 B FF 92 C CU 78 B FC 89 4-0 4 2B 1-2 2-3 BB	B SI 86 B SI 94 C CH 85 B CH 84 S FC 87 B SI 87 4-2 4 G3 4 S BB			B SL 83 F FF 93 B FF 94 B SL 83 X FF 93 3-1 F9	C SL 84 S SL 85 F SL 86 F SL 86 S CU 78 0-3 K			2	1	0	0	2	1	3
4 Alex Gordon, L (1, 7) OBP: 0.368, SLG: 0.333	B CU 77 C CU 77 F SI 91 D SL 85 X SL 83 2-2 1-H 2-H 3-H 2B	C SI 90 C SI 91 X CU 76 0-2 G3 1-3			F FF 93 C SL 83 F FF 94 C FF 93 0-3 K		C CH 85 B FF 93 F FF 93 X CU 78 1-2 P4		4	0	1	3	0	1	1
13 Salvador Perez, R (1, 2) OBP: 0.158, SLG: 0.158	B FF 88 B FF 89 X FF 89 2-0 P2	B SL 83 C FF 95 F FF 94 B CH 73 S CH 73 2-3 K			B SL 82 X SL 82 1-0 F8		B SL 85 F SL 86 X CH 88 1-1 P6		4	0	0	0	0	1	2
14 Omar Infante, R (1, 4) OBP: 0.167, SLG: 0.125		C FF 89 F FF 90 F FF 90 B SL 79 C FF 90 1-3 K		X FF 92 0-0 P4		B FF 95 B FF 94 B FF 94 C FF 94 F FF 94 B FF 96 4-2 2 1B 23 1B BB	C FF 92 C CU 77 X FF 93 0-2 F9			3	1	0	0	1	1	0
8 Mike Moustakas, L (1, 5) OBP: 0.333, SLG: 0.714		C SI 92 B SI 93 F SI 92 F SI 94 B CH 85 X SI 94 2-2 G5-3		B FF 94 X FF 92 1-0 HR		B FF 93 X FF 94 1-0 F7		C CH 85 F SL 86 X FF 92 0-2 G6-3		4	1	1	1	0	0	1
Inning Stats	R: 3 H: 3 E: 0 LOB: 1 K: 1 BB: 1 S: 14 P: 26	R: 0 H: 0 E: 0 LOB: 0 K: 1 BB: 0 S: 10 P: 14	R: 2 H: 1 E: 0 LOB: 1 K: 1 BB: 2 S: 12 P: 27	R: 2 H: 3 E: 0 LOB: 1 K: 1 BB: 0 S: 16 P: 19	R: 0 H: 0 E: 0 LOB: 0 K: 1 BB: 0 S: 7 P: 11	R: 1 H: 2 E: 0 LOB: 3 K: 0 BB: 2 S: 17 P: 31	R: 0 H: 0 E: 0 LOB: 0 K: 0 BB: 0 S: 8 P: 10	R: 0 H: 0 E: 0 LOB: 0 K: 1 BB: 0 S: 7 P: 9		1B: 6 SF: 1 2B: 1 SAC: 0 3B: 0 DP: 0 HR: 2 HBP: 0						

PITCHER		IP	WLS	BF	H	R	ER	SO	BB	IBB	HBP	BLK	WP	HR	S	P	ERA	WHIP
33 C.J. Wilson, L ERA: 40.5	(1, 1)	0.2	L	6	3	3	3	1	1	0	0	0	0	0	13	23	40.50	6.000
63 Vinnie Pestano, R ERA:	(1, 1)	0.2		2	0	0	0	1	0	0	0	0	0	0	5	8	0.00	0.000
53 Héctor Santiago, L ERA: 13.5	(2, 1)	1.1		7	1	2	2	0	2	0	0	0	0	1	15	31	13.50	2.250
64 Mike Morin, R ERA: 18.0	(3, 1)	1.0		6	3	2	2	1	0	0	0	0	1	1	14	19	18.00	3.000
59 Fernando Salas, R ERA: 6.75	(4, 1)	0.1		1	0	0	0	1	0	0	0	0	0	0	5	5	0.00	0.000
39 Jason Grilli, R ERA:	(5, 1)	1.0		3	0	0	0	1	0	0	0	0	0	0	7	11	0.00	0.000
40 Kevin Jepsen, R ERA: 13.5	(6, 1)	0.1		4	2	1	1	0	1	0	0	0	0	0	7	15	27.00	9.000
46 Cory Rasmus, R ERA:		2.2		9	0	0	0	2	1	0	0	0	0	0	25	35	0.00	0.375

BOTTOM

Los Angeles Angels @ Kansas City Royals

Kauffman Stadium, Kansas City, MO

Sun Oct 05 2014, 6:39 PM - 10:16 PM CDT

Att. 40,657 - Partly Cloudy - 69 F

livebaseballscorecards.com

AB	32
R	8
H	9
RBI	8
BB	5
SO	7
LOB	13

WP: 1 PA: 38
PB: 0
SB: 1
CS: 0