

Los Angeles Angels - 2014





Batter	1	2	3	4	5	6	7	8	9	AB	R	H	RBI	BB	SO	LOB	TOP
56 Kole Calhoun, L OBP: 0.429, SLG: 0.333 87 Matt Long, L OBP: 0.667, SLG: 1.000										3	0	1	0	0	0	1	
3 JB Shuck, L OBP: 0.600, SLG: 1.000 10 Grant Green, R OBP: 1.000, SLG: 1.500										2	0	1	0	0	0	1	
44 Ian Stewart, L OBP: 0.200, SLG: 0.200 13 Luis Jimenez, R (6, PH)										2	0	0	0	0	1	3	
16 Hank Conger, L 22 John Hester, R										3	0	0	0	0	1	5	
77 Carlos Pena, L 12 Tommy Field, R OBP: 1.000, SLG: 2.000										1	0	0	0	1	0	0	
48 Chad Tracy, L OBP: 0.250, SLG: 0.250 84 C.J. Cron, R (6, PH)										2	0	1	0	0	1	1	
0 Collin Cowgill, R 86 Zach Borenstein, L (7, 7)										3	0	0	0	0	0	3	
7 Andrew Romine, S 0 Brennan Boesch, L OBP: 0.667, SLG: 1.000										2	0	0	0	0	0	1	
18 John McDonald, R OBP: 0.667, SLG: 0.500 19 Efran Navarro, L (5, 3)										1	0	0	0	1	0	0	
<b>Inning Stats</b>	R: 0 E: 0 K: 0 S: 10	H: 1 LOB: 1 BB: 0 P: 14	R: 0 E: 0 K: 1 S: 12	H: 0 LOB: 1 BB: 1 P: 18	R: 0 E: 0 K: 1 S: 13	H: 1 LOB: 2 BB: 1 P: 24	R: 0 E: 0 K: 0 S: 6	H: 0 LOB: 0 BB: 0 P: 11	R: 0 E: 0 K: 0 S: 7	H: 0 LOB: 0 BB: 0 P: 9	R: 2 E: 1 K: 1 S: 12	H: 2 LOB: 1 BB: 0 P: 20	R: 1 E: 0 K: 0 S: 9	H: 2 LOB: 1 BB: 0 P: 15			
<b>PITCHER</b>	IP WLS BF H R ER SO BB IBB HBP BLK WP HR S P ERA WHIP	<b>PITCHER</b>															
58 Scott Baker, R ERA: 13.5	2.0 W 8 1 0 0 1 1 0 0 0 0 0 0 22 32 0.00 1.000																
81 Roenis Elias, L ERA: 9.0	1.1 H 7 2 0 0 1 1 0 0 0 0 0 0 17 32 0.00 2.250																
45 Hector Noesi, R ERA: 9.0	1.2 4 0 0 0 0 0 0 0 0 0 0 0 9 12 0.00 0.000																
77 James Gilheeny, L ERA: 9.0	1.0 6 2 2 0 1 0 0 0 0 0 0 0 12 20 0.00 2.000																
82 Stephen Kohlscheen, R ERA: 9.0	1.0 S 5 2 1 1 0 0 0 0 0 0 0 0 9 15 9.00 2.000																
<b>Batter</b>	<b>1</b>	<b>2</b>	<b>3</b>	<b>4</b>	<b>5</b>	<b>6</b>	<b>7</b>	<b>8</b>	<b>9</b>	<b>AB</b>	<b>R</b>	<b>H</b>	<b>RBI</b>	<b>BB</b>	<b>SO</b>	<b>LOB</b>	<b>BOTTOM</b>
36 Abraham Almonte, S (1, 8)										3	0	0	0	0	2	2	
39 Xavier Avery, L OBP: 0.500, SLG: 0.429 16 Cole Gillespie, R OBP: 0.800, SLG: 0.750										3	1	1	0	0	1	0	
22 Robinson Cano, L OBP: 0.800, SLG: 0.750 75 Nate Tenbrink, L OBP: 0.600, SLG: 1.600										3	1	2	1	0	1	0	
17 Justin Smoak, S OBP: 0.800, SLG: 1.250 66 J Man Choi, L OBP: 0.667, SLG: 0.667										2	1	2	0	1	0	0	
20 Logan Morrison, L OBP: 0.667, SLG: 1.000 69 Ty Kelly, S (6, PH)										3	0	2	1	0	0	1	
63 Jesus Montero, R OBP: 0.167, SLG: 0.167										0	0	0	0	0	0	0	
13 Dustin Ackley, L OBP: 0.600, SLG: 1.000 7 Stefen Romero, R (6, 7)										2	1	1	1	1	1	3	
5 Brad Miller, L 74 Chris Taylor, R (6, 6)										3	0	0	1	0	0	6	
3 Mike Zunino, R OBP: 0.250, SLG: 0.333 70 Manny Pina, R (6, 2)										2	0	1	0	0	0	2	
1 Carlos Truinfel, R OBP: 0.200, SLG: 0.250 (6, 4)										2	0	0	1	0	0	0	
<b>Inning Stats</b>	R: 0 E: 0 K: 3 S: 11	H: 0 LOB: 0 BB: 0 P: 16	R: 2 E: 0 K: 1 S: 17	H: 2 LOB: 2 BB: 1 P: 29	R: 2 E: 1 K: 0 S: 13	H: 4 LOB: 2 BB: 1 P: 23	R: 0 E: 0 K: 0 S: 6	H: 0 LOB: 0 BB: 0 P: 9	R: 1 E: 0 K: 1 S: 11	H: 3 LOB: 3 BB: 0 P: 16	R: 0 E: 0 K: 0 S: 5	H: 0 LOB: 0 BB: 0 P: 6	R: 0 E: 0 K: 2 S: 13	H: 1 LOB: 2 BB: 1 P: 24			
<b>PITCHER</b>	IP WLS BF H R ER SO BB IBB HBP BLK WP HR S P ERA WHIP	<b>PITCHER</b>															
33 C.J. Wilson, L ERA: 13.5	2.0 L 11 3 3 3 4 1 0 0 0 0 0 0 11 18 9.00 4.000																
88 Mike Morin, R ERA: 9.0	1.0 6 3 1 1 0 1 0 0 0 0 0 0 6 9 0.00 0.000																
40 Kevin Jepsen, R ERA: 9.0	1.0 3 0 0 0 0 0 0 0 0 0 0 0 6 9 0.00 0.000																
64 Clay Rapada, L ERA: 9.0	1.0 5 3 1 1 1 1 0 0 0 0 0 0 11 16 9.00 3.000																
58 Michael Kohn, R ERA: 9.0	1.0 3 0 0 0 0 0 0 0 0 0 0 0 5 6 0.00 0.000																
<b>Los Angeles Angels @ Seattle Mariners</b>	<b>Los Angeles Angels @ Seattle Mariners</b>																
Peoria Stadium, Peoria, AZ																	
Sat Mar 01 2014, 3:08 PM - 5:39 PM EST																	
Att: 5,913 - Cloudy - 61 F																	
livebaseballscores.com																	
AB	27																
R	3																
H	7																
RBI	3																
BB	2																
SO	3																
LOB	19																
WP	0																
PA	30																
CS	0																
1B	4																
2B	3																
3B	0																
HR	0																
SF	1																
SAC	0																
DP	1																
HBP	0																
WP	0																
PA	33																
CS	0																
1B	6																
2B	4																
3B	0																
HR	0																
SF	1																
SAC	0																
DP	1																
HBP	0																
WP	0																
PA	33																
CS	0																



Batter	1	2	3	4	5	6	7	8	9	AB	R	H	RBI	BB	SO	LOB	TOP				
4 Coco Crisp, S (1, 8)	P3	K		K					G5-3	3	0	0	0	1	2	3					
15 Jake Elmore, R OBP: 0.200, SLG: 0.200 (6, 4)						BB				1	0	0	0	0	0	0					
8 Jed Lowrie, S OBP: 0.375, SLG: 0.500 Alden Carrithers, L OBP: 0.333, SLG: 0.333 (1, 6) (6, 5)			F8						G4-3	3	2	1	0	1	0	1					
20 Josh Donaldson, R OBP: 0.286, SLG: 0.167 19 Billy Burns, S OBP: 0.357, SLG: 0.308 (1, 5) (6, 8)										1	0	0	0	0	0	0					
52 Yoenis Cespedes, R OBP: 0.182, SLG: 0.300 5 John Jaso, L OBP: 0.500, SLG: 0.333 (1, 10) (7, PH) (7, 10)	FC5		F8						G4-3	3	1	1	0	0	2	1					
37 Brandon Moss, L OBP: 0.667, SLG: 0.500 10 Darc Barton, L OBP: 0.400, SLG: 0.600 (1, 3) (5, 3)										1	0	0	0	2	0	1					
23 Michael Taylor, R OBP: 0.214, SLG: 0.154 (1, 9)	FC6									4	0	0	1	0	2	5					
29 Sam Fuld, L OBP: 0.400, SLG: 0.556 32 Shane Peterson, L OBP: 0.250, SLG: 0.143 (1, 7) (6, 7)	L3									2	0	0	0	1	1	4					
21 Stephen Vogt, L OBP: 0.571, SLG: 0.857 35 Chris Gimenez, R OBP: 0.333, SLG: 0.200 (1, 2) (7, 2)										3	0	1	0	0	1	2					
28 Eric Sogard, L (1, 4)										1	0	0	0	0	0	1					
17 Addison Russell, R OBP: 0.100, SLG: 0.100 (6, 6)										1	0	0	0	0	0	0					
<b>Inning Stats</b>	R: 1 E: 1 K: 1 S: 7	H: 0 LOB: 3 BB: 2 P: 15	R: 0 E: 0 K: 1 S: 5	H: 1 LOB: 0 BB: 0 P: 5	R: 0 E: 0 K: 1 S: 5	H: 0 LOB: 0 BB: 0 P: 5	R: 0 E: 0 K: 3 S: 9	H: 0 LOB: 3 BB: 3 P: 21	R: 2 E: 0 K: 1 S: 8	H: 3 LOB: 1 BB: 0 P: 8	R: 0 E: 0 K: 2 S: 3	H: 1 LOB: 1 BB: 1 P: 8	R: 0 E: 0 K: 0 S: 2	H: 0 LOB: 0 BB: 1 P: 6	R: 0 E: 0 K: 1 S: 5	H: 0 LOB: 0 BB: 0 P: 5	1B: 4 2B: 1 3B: 0 HR: 0	SF: 0 SAC: 0 DP: 2 HBP: 0	WP: 0 PB: 0 SB: 0 CS: 0	PA: 39	
<b>PITCHER</b>	IP	WLS	BF	H	R	ER	SO	BB	IBB	HBP	BLK	WP	HR	S	P	ERA	WHIP				
53 Héctor Santiago, L ERA: 35 Kevin Johnson, R ERA: 65 Dane De La Rosa, R ERA: 55 Joe Blanton, R ERA: 7.71 58 Cam Bedrosian, R ERA:	2.2	L	12	1	1	0	3	2	0	0	0	0	0	16	24	0.00	1.125				
54 Buddy Boshers, L ERA: 99 Brandon Lyon, R ERA:	1.0		3	0	0	0	0	1	0	0	0	0	0	1	21	0.00	3.000				
55 Joe Blanton, R ERA: 7.71 58 Cam Bedrosian, R ERA:	2.1		11	3	2	2	2	1	0	0	0	0	0	14	18	7.71	1.714				
58 Cam Bedrosian, R ERA:	0.2		3	1	0	0	1	0	0	0	0	0	0	5	5	0.00	1.500				

Oakland Athletics @ Los Angeles Angels  
 Tempe Diablo Stadium, Tempe, AZ  
 Sun Mar 02 2014, 3:10 PM - 6:30 PM EST  
 Att: 4,777 - Partly Cloudy - 64 F

livebaseballscorecards.com

AB 32  
 R 3  
 H 5  
 RBI 3  
 BB 7  
 SO 10  
 LOB 20




Batter	1	2	3	4	5	6	7	8	9	AB	R	H	RBI	BB	SO	LOB	BOTTOM					
2 Erick Aybar, S OBP: 0.833, SLG: 0.667 12 Tommy Field, R OBP: 1.000, SLG: 1.500 87 Matt Long, L OBP: 0.500, SLG: 0.667 (1, 6) (6, 6) (9, PH)			F7						F7	2	0	1	0	1	0	1						
27 Mike Trout, R OBP: 0.500, SLG: 1.000 71 Kaleb Cowart, S (1, 8) (6, 5)										1	0	1	0	0	0	0						
5 Albert Pujols, R (1, 3)										2	0	0	0	1	1	2						
86 Zach Borenstein, L (6, 7)										2	0	0	0	0	1	2						
28 Raul Ibanez, L (1, 7)										3	0	0	0	0	1	5						
0 Collin Cowgill, R OBP: 0.125, SLG: 0.250 (6, 8)										0	1	0	0	1	0	0						
6 David Freese, R 19 Efrén Navarro, L (1, 5) (6, 3)										2	0	0	0	0	1	1						
47 Howie Kendrick, R OBP: 0.400, SLG: 0.250 10 Grant Green, R OBP: 0.750, SLG: 1.250 (1, 4) (6, 4)										1	0	0	0	1	0	0						
77 Carlos Pena, L (1, 10)										2	0	1	1	0	0	0						
44 Ian Stewart, L OBP: 0.167, SLG: 0.167 (6, PH) (9, 10)										3	0	0	0	0	2	1						
17 Chris Iannetta, R OBP: 0.600, SLG: 1.500 8 Yovani Torresalba, R OBP: 0.333, SLG: 0.333 (1, 2) (6, 2)										1	0	0	0	0	0	1						
0 Brennan Boesch, L OBP: 0.571, SLG: 0.714 (1, 9)										4	0	2	0	0	1	1						
<b>Inning Stats</b>	R: 0 E: 0 K: 0 S: 3	H: 0 LOB: 1 BB: 1 P: 7	R: 0 E: 1 K: 1 S: 6	H: 0 LOB: 1 BB: 0 P: 6	R: 0 E: 0 K: 2 S: 8	H: 1 LOB: 1 BB: 0 P: 9	R: 0 E: 0 K: 2 S: 7	H: 0 LOB: 1 BB: 1 P: 11	R: 0 E: 0 K: 0 S: 3	H: 2 LOB: 2 BB: 1 P: 8	R: 0 E: 0 K: 0 S: 3	H: 0 LOB: 0 BB: 0 P: 3	R: 0 E: 0 K: 2 S: 9	H: 2 LOB: 2 BB: 0 P: 9	R: 2 E: 0 K: 1 S: 7	H: 2 LOB: 1 BB: 1 P: 11	R: 0 E: 0 K: 1 S: 5	H: 0 LOB: 0 BB: 0 P: 5	1B: 5 2B: 2 3B: 0 HR: 0	SF: 0 SAC: 0 DP: 1 HBP: 0	WP: 1 PB: 0 SB: 0 CS: 0	PA: 38
<b>PITCHER</b>	IP	WLS	BF	H	R	ER	SO	BB	IBB	HBP	BLK	WP	HR	S	P	ERA	WHIP					
60 Jesse Chavez, R ERA: 47 Philip Humber, R ERA: 50 Joe Savery, L ERA: 61 Dan Otero, R ERA: 6.75 Jeff Ujrlaub, L ERA:	2.2	W	11	1	0	0	2	1	0	0	0	1	0	7	12	0.00	1.000					
55 Matt Buschmann, R ERA: 10.8 72 Jose Flores, R ERA: 13.5	1.0	S	3	0	0	0	1	0	0	0	0	0	0	1	5	0.00	0.000					

Oakland Athletics @ Los Angeles Angels  
 Tempe Diablo Stadium, Tempe, AZ  
 Sun Mar 02 2014, 3:10 PM - 6:30 PM EST  
 Att: 4,777 - Partly Cloudy - 64 F

livebaseballscorecards.com

AB 34  
 R 2  
 H 7  
 RBI 2  
 BB 4  
 SO 9  
 LOB 17





Batter	1	2	3	4	5	6	7	8	9	AB	R	H	RBI	BB	SO	LOB	TOP										
56 Kole Calhoun, L (1,9) OBP: 0.455, SLG: 0.250 0 Brennan Boesch, L (9, PH) OBP: 0.500, SLG: 0.625 57 Andy Workman, R (9,8)	G1-3		BB			3 SF9 BB		G6-3	F7	2	1	0	0	2	0	0											
3 JB Shuck, L (1,7) OBP: 0.444, SLG: 0.750 25 Roberto Lopez, R (9,3)	G4-3		G3			1 SAFE SF9				3	1	1	1	0	0	1											
16 Hank Conger, L (1,2) 22 John Hester, R (6,2)	G4-3			G4-3		1-H		22 F 22 1B		3	0	0	0	0	1	0											
77 Carlos Pena, L (1,10) 10 Grant Green, R (7, PH) OBP: 0.667, SLG: 1.167 (7,10)		G4-3			K					2	0	0	0	0	1	0											
13 Luis Jimenez, R (1,5) OBP: 0.333, SLG: 0.333										2	0	0	0	0	1	0											
0 Collin Cowgill, R (1,8) OBP: 0.333, SLG: 0.455 (9,9)										3	0	2	0	1	0	1											
19 Efran Navarro, L (1,3) 84 C.J. Cron, R (7, PH) OBP: 0.333, SLG: 0.500 (7,3)										2	0	0	0	0	1	2											
59 Kyle Hudson, L (9, PR) (9,7)										0	0	0	0	0	0	0											
7 Andrew Romine, S (1,4) OBP: 0.125, SLG: 0.125										4	0	1	1	0	0	3											
18 John McDonald, R (1,6) OBP: 0.400, SLG: 0.250 85 Shawn O'Malley, S (7,6)										2	0	0	0	0	0	0											
										2	0	0	0	0	0	2											
<b>Inning Stats</b>	R: 0 E: 0 K: 0 S: 3	H: 0 LOB: 0 BB: 0 P: 3	R: 0 E: 0 K: 0 S: 4	H: 2 LOB: 1 BB: 0 P: 5	R: 0 E: 0 K: 0 S: 3	H: 0 LOB: 1 BB: 1 P: 7	R: 0 E: 0 K: 1 S: 5	H: 0 LOB: 0 BB: 0 P: 5	R: 0 E: 0 K: 1 S: 5	H: 1 LOB: 0 BB: 1 P: 9	R: 0 E: 0 K: 1 S: 6	H: 1 LOB: 1 BB: 1 P: 10	R: 1 E: 1 K: 0 S: 5	H: 2 LOB: 1 BB: 0 P: 5	R: 1 E: 0 K: 0 S: 6	H: 3 LOB: 2 BB: 0 P: 6	1B: 7 2B: 2 3B: 0 HR: 0	SF: 1 SAC: 0 DP: 1 HBP: 0	WP: 0 PB: 0 SB: 0 CS: 1	PA: 37							
<b>PITCHER</b>	IP	WLS	BF	H	R	ER	SO	BB	IBB	HBP	BLK	WP	HR	S	P	ERA	WHIP										
32 Brandon McCarthy, R (1,1) ERA: 1.0	5.0		17	3	0	0	2	1	0	0	0	0	0	20	25	0.00	0.800										
56 Eury De La Rosa, L (6,1) ERA: 4.5	1.0	L	4	0	1	0	1	1	0	0	0	0	0	5	9	0.00	1.000										
50 Ryan Rowland-Smith, L (7,1) ERA:	1.0		5	1	0	0	1	1	0	0	0	0	0	6	10	0.00	2.000										
81 Marcos Mateo, R (8,1) ERA: 4.5	1.0		5	2	1	0	0	0	0	0	0	0	0	5	5	0.00	2.000										
43 Jake Barrett, R (9,1) ERA: 4.5	1.0		6	3	1	1	0	0	0	0	0	0	0	6	6	9.00	3.000										

**Los Angeles Angels @ Arizona Diamondbacks**  
Salt River Fields at Talking Stick, Scottsdale, AZ  
Mon Mar 03 2014, 3:12 PM - 6:04 PM EST  
Att: 7,377 - Sunny - 66 F

livebaseballscorecards.com

AB 33  
R 3  
H 9  
RBI 3  
BB 3  
SO 4  
LOB 15



Batter	1	2	3	4	5	6	7	8	9	AB	R	H	RBI	BB	SO	LOB	BOTTOM										
1 Didi Gregorius, L (1,6) OBP: 0.231, SLG: 0.250 11 Tyler Bortnick, R (7,4) OBP: 1.000, SLG: 1.000	G4-3		G1-3			G4-3			19 1B 75 SF8 19 S	3	0	0	0	0	0	1											
2 Aaron Hill, R (1,4) OBP: 0.273, SLG: 0.200 19 Sócrates Brito, L (7,8) OBP: 0.333, SLG: 0.333	K			L5			F8		34 2B	2	0	0	0	0	1	0											
44 Paul Goldschmidt, R (1,3) OBP: 0.287, SLG: 0.083 75 Nick Ahmed, R (7,6)	G6-3			G6-3			L7		SF8	2	0	0	0	0	0	0											
12 Eric Chavez, L (1,10) OBP: 0.091, SLG: 0.364 34 Rudy Flores, L (9, PH) OBP: 0.333, SLG: 0.667 32 Colin Bray, S (9, PR)	G4-3			L9			P4		3-H	3	0	0	0	0	0	0											
14 Martín Prado, R (1,5) OBP: 0.636, SLG: 0.818 79 Danny Dorn, L (7,7) OBP: 0.500, SLG: 0.500 44 Brandon Jacobs, R (8, PH) (9,7)					G5-3				1-H	2	0	1	0	0	0	0											
27 Matt Tuasosopo, R (1,7) OBP: 0.273, SLG: 0.222 60 Blake Lalli, L (7,2) OBP: 0.250, SLG: 0.250					F8					2	0	0	0	0	0	0											
63 Ender Inciarte, L (1,9) OBP: 0.556, SLG: 0.500 Jon Griffin, R (7,3)					G4-3					2	0	1	0	0	0	0											
18 Bobby Wilson, R (1,2) 25 Breland Almadova, R (7,9) OBP: 0.500, SLG: 0.500										2	0	0	0	0	1	1											
19 Tony Campana, L (1,8) OBP: 0.100, SLG: 0.100 43 Ryan Court, R (7,5)										1	0	0	0	0	1	0											
										1	0	0	0	0	1	0											
<b>Inning Stats</b>	R: 0 E: 0 K: 1 S: 5	H: 1 LOB: 0 BB: 0 P: 5	R: 0 E: 0 K: 0 S: 3	H: 1 LOB: 0 BB: 0 P: 3	R: 0 E: 0 K: 1 S: 6	H: 1 LOB: 1 BB: 0 P: 6	R: 0 E: 0 K: 0 S: 3	H: 0 LOB: 0 BB: 0 P: 3	R: 0 E: 0 K: 0 S: 3	H: 0 LOB: 0 BB: 0 P: 3	R: 0 E: 0 K: 2 S: 7	H: 0 LOB: 1 BB: 1 P: 11	R: 2 E: 0 K: 2 S: 10	H: 3 LOB: 1 BB: 0 P: 11	1B: 4 2B: 1 3B: 0 HR: 0	SF: 1 SAC: 0 DP: 1 HBP: 0	WP: 1 PB: 0 SB: 1 CS: 0	PA: 32									
<b>PITCHER</b>	IP	WLS	BF	H	R	ER	SO	BB	IBB	HBP	BLK	WP	HR	S	P	ERA	WHIP										
Garrett Richards, R (1,1) ERA:	3.0		10	2	0	0	2	1	0	0	0	0	0	14	14	0.00	0.667										
49 Ernesto Frieri, R (4,1) ERA:	1.0		3	0	0	0	0	0	0	0	0	0	0	3	3	0.00	0.000										
52 Matt Shoemaker, R (5,1) ERA:	2.0	W	6	0	0	0	0	0	0	0	0	0	0	6	6	0.00	0.000										
46 Cory Rasmus, R (7,1) ERA:	1.0	H	3	0	0	0	0	0	0	0	0	0	0	3	3	0.00	0.000										
63 Nick Maronde, L (8,1) ERA:	1.0	H	4	0	0	0	2	1	0	0	0	0	0	7	11	0.00	1.000										

**Los Angeles Angels @ Arizona Diamondbacks**  
Salt River Fields at Talking Stick, Scottsdale, AZ  
Mon Mar 03 2014, 3:12 PM - 6:04 PM EST  
Att: 7,377 - Sunny - 66 F

livebaseballscorecards.com

AB 30  
R 2  
H 5  
RBI 2  
BB 1  
SO 6  
LOB 6









Batter	1	2	3	4	5	6	7	8	9	AB	R	H	RBI	BB	SO	LOB	TOP					
2 Erick Aybar, S (1, 10) 84 C.J. Cron, R (8, PH) 7 Andrew Romine, S (8, PR) OBP: 0.125, SLG: 0.125 (8, 10)	G3-1		K			G6-4-3		81 S 1B		3	0	0	0	0	1	1	<b>Los Angeles Angels @ San Francisco Giants</b> Scottsdale Stadium, Scottsdale, AZ Wed Mar 05 2014, 3:08 PM - 5:46 PM EST Att: 8,275 - Cloudy - 73 F <a href="http://livebaseballscorecards.com">livebaseballscorecards.com</a>					
10 Grant Green, R (1, 6) 74 Eric Stamets, R (7, 6) 81 Alex Yarbrough, S (8, PH) 85 Shawn O'Malley, S (8, 6)	K			16 G5-4-3 2B		K		K		3	0	1	0	0	2	0						
5 Albert Pujols, R (1, 3) 19 Efrén Navarro, L (7, PR) (7, 3)	P6			16 G5-4-3 BB				G6-3		2	0	1	0	1	0	0						
16 Hank Conger, L (1, 2) 8 Yovit Torrealba, R (7, 2) OBP: 0.250, SLG: 0.250	G2			G5-4-3				P5		3	0	0	0	0	0	3						
0 Brennan Boesch, L (1, 7) OBP: 0.385, SLG: 0.615	F8			G4-3				G4-3		4	1	1	1	0	0	1						
0 Collin Cowgill, R (1, 8) 77 Carlos Peña, L (7, PH) 59 Kyle Hudson, L (7, 9) 9B Jeff Bandy, R (8, PH) OBP: 0.500, SLG: 2.000	K					K2-3		G3		2	0	1	0	0	1	0						
13 Luis Jimenez, R (1, 5) OBP: 0.250, SLG: 0.250 79 Taylor Lindsey, L (7, PH) (7, 4)	F9					G5-3		G4-3		2	0	0	0	0	0	1						
87 Matt Long, L (1, 9) OBP: 0.286, SLG: 0.333 (7, 8)				G4-3		K		G4-3		3	0	0	0	0	1	0						
1B John McDonald, R (1, 4) 71 Kaleb Cowart, S (6, 5)	P6							84 1B BB		2	0	1	0	0	0	0						
										0	0	0	0	1	0	0						
<b>Inning Stats</b>	R: 0 E: 0 K: 1 S: 5	H: 0 LOB: 0 BB: 0 P: 5	R: 0 E: 0 K: 0 S: 4	H: 1 LOB: 1 BB: 0 P: 4	R: 0 E: 0 K: 1 S: 5	H: 0 LOB: 0 BB: 0 P: 5	R: 0 E: 0 K: 0 S: 3	H: 1 LOB: 1 BB: 1 P: 7	R: 0 E: 0 K: 2 S: 7	H: 0 LOB: 0 BB: 0 P: 7	R: 0 E: 0 K: 1 S: 5	H: 1 LOB: 0 BB: 0 P: 5	R: 2 E: 0 K: 0 S: 5	H: 2 LOB: 1 BB: 0 P: 5	R: 0 E: 0 K: 1 S: 6	H: 1 LOB: 3 BB: 1 P: 10	R: 0 E: 0 K: 1 S: 5	H: 0 LOB: 0 BB: 0 P: 5	1B: 3 2B: 2 3B: 1 HR: 0	SF: 0 SAC: 0 DP: 2 HBP: 0	WP: 0 PB: 0 SB: 1 CS: 0	PA: 33
<b>PITCHER</b>	IP WLS BF H R ER SO BB IBB HBP BLK WP HR S P ERA WHIP																					
18 Matt Cain, R (1, 1) ERA: 4.5	3.0 W 10 H 1 R 0 ER 0 SO 2 BB 0 IBB 0 HBP 0 BLK 0 WP 0 HR 0 S 14 P 14 ERA 0.00 WHIP 0.333																					
49 Javier López, L (4, 1) ERA: 4.5	1.0 H 4 H 1 R 0 ER 0 SO 1 BB 0 IBB 0 HBP 0 BLK 0 WP 0 HR 3 S 7 P 7 ERA 0.00 WHIP 2.000																					
34 Jose De Paula, L (5, 1) ERA: 9.0	2.0 H 6 H 1 R 0 ER 3 SO 0 BB 0 IBB 0 HBP 0 BLK 0 WP 0 HR 12 S 12 P 12 ERA 0.00 WHIP 0.500																					
50 Jason Berken, R (7, 1) ERA: 13.5	1.0 H 5 H 2 R 2 ER 0 SO 0 BB 0 IBB 0 HBP 0 BLK 0 WP 0 HR 5 S 5 P 5 ERA 18.00 WHIP 2.000																					
60 Mason Tobin, R (8, 1) ERA: 13.5	1.0 H 5 H 1 R 0 ER 1 SO 1 BB 0 IBB 0 HBP 0 BLK 0 WP 0 HR 6 S 10 P 10 ERA 0.00 WHIP 2.000																					

Batter	1	2	3	4	5	6	7	8	9	AB	R	H	RBI	BB	SO	LOB	BOTTOM			
7 Grégor Blanco, L (1, 8) OBP: 0.250, SLG: 0.300 (8, 7) 50 Jason Berken, R (7, 1) 60 Mason Tobin, R (8, 1) 12 Guillermo Quiroz, R (8, PH) 37 Heath Hembree, R (9, 1)	E7 G3-1 48 1B		35 1B	F9		G6-3		HBP		4	2	1	0	0	0	2	<b>Los Angeles Angels @ San Francisco Giants</b> Scottsdale Stadium, Scottsdale, AZ Wed Mar 05 2014, 3:08 PM - 5:46 PM EST Att: 8,275 - Cloudy - 73 F <a href="http://livebaseballscorecards.com">livebaseballscorecards.com</a>			
35 Brandon Crawford, L (1, 6) 14 Brandon Hicks, R (6, 6) OBP: 0.500, SLG: 0.625	G3-1		38 BB 48 1B			K		21 1B BB		3	0	1	0	0	1	1				
48 Pablo Sandoval, S (1, 5) OBP: 0.286, SLG: 0.250 21 Nick Noonan, L (6, 5) OBP: 0.231, SLG: 0.167			38 BB 1B			G6-3		85 G4-3 1B		3	0	2	2	0	0	0				
8 Hunter Pence, R (1, 9) OBP: 0.417, SLG: 0.400 85 Mac Williamson, R (6, 9) OBP: 0.500, SLG: 0.333	K		F7					G4-3		3	1	1	0	0	1	3				
38 Michael Morse, R (1, 7) OBP: 0.308, SLG: 0.273 56 Gary Brown, R (6, 8) OBP: 0.636, SLG: 0.429	G4-3					38 2B 1B				1	0	0	0	0	2	2				
29 Héctor Sánchez, S (1, 2) OBP: 0.231, SLG: 0.308 67 Andrew Susac, R (6, 2)	G1-3		G3					K		2	0	1	1	1	0	1				
13 Joaquin Arias, R (1, 4) OBP: 0.400, SLG: 0.400 6 Joe Panik, L (7, 4)	F9							G4-3		3	0	0	0	0	0	0				
71 Mark Minicuzzi, R (1, 3) OBP: 0.667, SLG: 0.889	G5-3							22 G4-3 1B		4	0	2	0	0	0	0				
22 Roger Kieschnick, L (1, 10) OBP: 0.300, SLG: 0.125 (7, 7)			K					G4-3		3	0	0	0	1	2	2				
										1B: 8 2B: 1 3B: 0 HR: 0	SF: 0 SAC: 0 DP: 0 HBP: 1	WP: 0 PB: 0 SB: 0 CS: 0	PA: 38							
<b>Inning Stats</b>	R: 1 E: 1 K: 1 S: 7	H: 1 LOB: 1 BB: 0 P: 7	R: 0 E: 0 K: 0 S: 3	H: 0 LOB: 0 BB: 0 P: 3	R: 1 E: 0 K: 1 S: 8	H: 3 LOB: 3 BB: 1 P: 12	R: 0 E: 0 K: 0 S: 3	H: 0 LOB: 1 BB: 1 P: 7	R: 1 E: 0 K: 1 S: 7	H: 2 LOB: 1 BB: 0 P: 7	R: 0 E: 0 K: 1 S: 6	H: 1 LOB: 1 BB: 0 P: 6	R: 0 E: 0 K: 1 S: 6	H: 1 LOB: 2 BB: 1 P: 10	R: 0 E: 0 K: 1 S: 6	H: 1 LOB: 2 BB: 0 P: 7	1B: 8 2B: 1 3B: 0 HR: 0	SF: 0 SAC: 0 DP: 0 HBP: 1	WP: 0 PB: 0 SB: 0 CS: 0	PA: 38
<b>PITCHER</b>	IP WLS BF H R ER SO BB IBB HBP BLK WP HR S P ERA WHIP																			
36 Jared Weaver, R (1, 1) ERA: 1.29	4.0 L 19 H 4 R 2 ER 1 SO 2 BB 0 IBB 0 HBP 0 BLK 0 WP 0 HR 7 S 21 P 29 ERA 1.29 WHIP 1.500																			
63 Nick Maronde, L (5, 1) ERA: 4.5	1.0 5 H 2 R 1 ER 1 SO 0 BB 0 IBB 0 HBP 0 BLK 0 WP 0 HR 7 S 7 P 7 ERA 9.00 WHIP 2.000																			
40 Kevin Jepsen, R (6, 1) ERA: 4.5	1.0 4 H 1 R 0 ER 1 SO 0 BB 0 IBB 0 HBP 0 BLK 0 WP 0 HR 6 S 6 P 6 ERA 0.00 WHIP 1.000																			
96 Jarrett Grube, R (7, 1) ERA: 4.5	2.0 10 H 2 R 0 ER 2 SO 1 BB 0 IBB 1 HBP 0 BLK 0 WP 0 HR 12 S 17 P 17 ERA 0.00 WHIP 1.500																			







Batter	1	2	3	4	5	6	7	8	9	AB	R	H	RBI	BB	SO	LOB	TOP										
28 Chris Coghlan, L OBP: 0.154, SLG: 0.083 7 Anthony Giansanti, R	F8		P4			CS 24 BB		F9		3	0	0	0	1	0	1	<b>Chicago Cubs @ Los Angeles Angels</b> Tempe Diablo Stadium, Tempe, AZ Fri Mar 07 2014, 3:10 PM - 5:59 PM EST Att: 5,088 - Partly Cloudy - 75 F										
24 Luis Valbuena, L OBP: 0.182, SLG: 0.364 22 Logan Watkins, L OBP: 0.143, SLG: 0.143	K			K				G4-3		3	1	1	0	0	2	0											
21 Junior Lake, R OBP: 0.182, SLG: 0.100 78 Albert Almora Jr., R OBP: 0.571, SLG: 0.714	1B			B5-3				60 1B	2B	3	0	1	0	0	0	1											
30 Mike Olt, R OBP: 0.200, SLG: 0.500	K			F8					1B	4	0	0	0	0	2	3											
60 Chris Valaika, R OBP: 0.231, SLG: 0.308			P4						68 3B	4	1	2	2	0	0	0											
66 Casper Wells, R OBP: 0.100, SLG: 0.100 68 Jorge Soler, R OBP: 0.286, SLG: 0.500	K			K					2B	3	0	0	0	0	2	1											
27 Josh Vitters, R OBP: 0.444, SLG: 0.286 93 Dustin Geiger, R	K			K					3B	1	0	1	1	0	0	0											
38 John Baker, L OBP: 0.333, SLG: 0.444 82 Raffy Lopez, L				G6-3						3	0	0	0	0	1	0											
61 Christian Villanueva, R OBP: 0.300, SLG: 0.333				F7						3	0	1	0	0	0	0											
<b>Inning Stats</b>	R: 0 E: 0 K: 2 S: 8	H: 1 LOB: 1 BB: 0 P: 8	R: 0 E: 0 K: 2 S: 7	H: 0 LOB: 0 BB: 0 P: 7	R: 0 E: 0 K: 0 S: 3	H: 0 LOB: 0 BB: 0 P: 3	R: 0 E: 0 K: 1 S: 5	H: 0 LOB: 0 BB: 0 P: 5	R: 0 E: 0 K: 2 S: 7	H: 0 LOB: 0 BB: 0 P: 7	R: 1 E: 0 K: 2 S: 9	H: 2 LOB: 1 BB: 0 P: 9	R: 0 E: 0 K: 2 S: 8	H: 1 LOB: 1 BB: 0 P: 8	R: 2 E: 0 K: 0 S: 6	H: 3 LOB: 1 BB: 0 P: 6		1B: 3 2B: 3 3B: 1 HR: 0	SF: 0 SAC: 0 DP: 0 HBP: 0	WP: 0 PB: 0 SB: 1 CS: 1	PA: 35						
<b>PITCHER</b>	IP	WLS	BF	H	R	ER	SO	BB	IBB	HBP	BLK	WP	HR	S	P	ERA	WHIP										
53 Héctor Santiago, L ERA	4.0		13	1	0	0	5	0	0	0	0	0	0	23	23	0.00	0.250										
58 Michael Kohn, R ERA	1.0	H	3	0	0	0	2	0	0	0	0	0	0	7	7	0.00	0.000										
54 Buddy Boshers, L ERA	1.0	H	3	0	0	0	0	1	0	0	0	0	0	2	7	0.00	1.000										
52 Matt Shoemaker, R ERA: 2.25	2.0	B	9	3	1	1	4	0	0	0	0	0	0	17	17	4.50	1.500										
35 Josh Wall, R ERA: 12.0	1.0	L	6	3	2	2	0	0	0	0	0	0	0	6	6	18.00	3.000										

AB 33  
R 3  
H 7  
RBI 3  
BB 1  
SO 11  
LOB 7



Batter	1	2	3	4	5	6	7	8	9	AB	R	H	RBI	BB	SO	LOB	BOTTOM										
56 Kole Calhoun, L OBP: 0.364, SLG: 0.222	F8		CS							4	1	1	0	1	0	1	<b>Chicago Cubs @ Los Angeles Angels</b> Tempe Diablo Stadium, Tempe, AZ Fri Mar 07 2014, 3:10 PM - 5:59 PM EST Att: 5,088 - Partly Cloudy - 75 F										
27 Mike Trout, R OBP: 0.487, SLG: 0.786 79 Taylor Lindsey, L	F9								BB	3	0	1	0	0	1	0											
5 Albert Pujols, R OBP: 0.200, SLG: 0.077 41 Luis Martinez, R	G5-3									3	0	0	0	0	0	2											
28 Raul Ibanez, L OBP: 0.286, SLG: 0.462 85 Shawn O'Malley, S OBP: 0.500, SLG: 0.333	G4-3									3	0	1	1	0	0	1											
6 David Freese, R OBP: 0.286, SLG: 0.091 Ranyelmy Alberto, R	1B									1	0	1	0	2	0	0											
47 Howie Kendrick, R OBP: 0.500, SLG: 0.462 59 Kyle Hudson, L	1B									0	0	0	0	0	0	0											
77 Carlos Pena, L OBP: 0.286, SLG: 0.250 35 Josh Wall, R	G6-4-3									3	0	2	0	0	0	1											
3 JB Shuck, L OBP: 0.263, SLG: 0.353 84 C.J. Cron, R OBP: 0.571, SLG: 1.167	G4-3									2	0	0	0	0	0	3											
16 Hank Conger, L OBP: 0.091, SLG: 0.091 18 John McDonald, R OBP: 0.444, SLG: 0.375	P5									2	0	1	0	0	0	1											
2 Erick Aybar, S OBP: 0.438, SLG: 0.182 13 Luis Jimenez, R OBP: 0.200, SLG: 0.200	1B									2	0	1	0	0	0	1											
<b>Inning Stats</b>	R: 0 E: 0 K: 0 S: 3	H: 0 LOB: 0 BB: 0 P: 3	R: 0 E: 0 K: 0 S: 3	H: 1 LOB: 0 BB: 0 P: 3	R: 0 E: 0 K: 0 S: 3	H: 0 LOB: 0 BB: 1 P: 7	R: 1 E: 0 K: 0 S: 6	H: 3 LOB: 3 BB: 1 P: 10	R: 0 E: 0 K: 0 S: 4	H: 1 LOB: 0 BB: 0 P: 4	R: 0 E: 0 K: 1 S: 7	H: 2 LOB: 3 BB: 1 P: 11	R: 0 E: 1 K: 2 S: 9	H: 1 LOB: 2 BB: 0 P: 9	R: 1 E: 0 K: 0 S: 5	H: 2 LOB: 1 BB: 0 P: 5	R: 0 E: 0 K: 1 S: 5	H: 0 LOB: 1 BB: 1 P: 9	1B: 10 2B: 0 3B: 0 HR: 0	SF: 0 SAC: 1 DP: 1 HBP: 0	WP: 0 PB: 0 SB: 0 CS: 2	PA: 40					
<b>PITCHER</b>	IP	WLS	BF	H	R	ER	SO	BB	IBB	HBP	BLK	WP	HR	S	P	ERA	WHIP										
55 James McDonald, R ERA: 18.0	2.0		6	1	0	0	0	0	0	0	0	0	0	6	6	0.00	0.500										
71 Dallas Beeler, R ERA: 4.5	2.0		10	3	1	1	0	2	0	0	0	0	0	9	17	4.50	2.500										
92 Casey Coleman, R ERA	1.0		3	1	0	0	0	0	0	0	0	0	0	4	4	0.00	1.000										
67 Tsuyoshi Wada, L ERA	2.0		11	3	0	0	3	1	0	0	0	0	0	16	20	0.00	2.000										
63 Brian Schiller, R ERA: 4.5	1.0	W	5	2	1	1	0	0	0	0	0	0	0	5	5	9.00	2.000										

AB 34  
R 2  
H 10  
RBI 2  
BB 4  
SO 4  
LOB 21





Batter	1	2	3	4	5	6	7	8	9	AB	R	H	RBI	BB	SO	LOB	TOP			
0 Collin Cowgill, R OBP: 0.368, SLG: 0.588 Drew Heid, L										3	0	1	1	0	0	3				
10 Grant Green, R OBP: 0.364, SLG: 0.714 Jimmy Swift, R										4	0	0	0	0	1	4				
44 Ian Stewart, L OBP: 0.304, SLG: 0.300 19 Efen Navarro, L										2	0	0	0	1	0	1				
48 Chad Tracy, L OBP: 0.231, SLG: 0.231										4	0	0	0	0	2	3				
0 Brennan Boesch, L OBP: 0.294, SLG: 0.471 57 Andy Workman, R OBP: 1.000, SLG: 2.000										3	0	0	0	1	0	1				
8 Yovlit Torresbls, R OBP: 0.143, SLG: 0.143 22 John Hester, R OBP: 0.500, SLG: 0.500										3	0	0	0	0	0	0				
7 Andrew Romine, S OBP: 0.143, SLG: 0.143 71 Kaleb Cowart, S										3	1	2	1	0	0	0				
12 Tommy Field, R OBP: 0.556, SLG: 0.625 74 Eric Stamets, R										3	1	2	0	0	1	1				
87 Matt Long, L OBP: 0.455, SLG: 0.500										3	0	3	0	0	0	0				
81 Alex Yarbrough, S OBP: 0.333, SLG: 0.333										1	0	0	0	0	0	0				
<b>Inning Stats</b>	R: 0 E: 0 K: 0 S: 4	H: 1 LOB: 1 BB: 0 P: 4	R: 0 E: 0 K: 0 S: 3	H: 0 LOB: 0 BB: 0 P: 3	R: 1 E: 0 K: 2 S: 9	H: 2 LOB: 2 BB: 1 P: 13	R: 0 E: 0 K: 1 S: 6	H: 1 LOB: 1 BB: 0 P: 6	R: 0 E: 0 K: 0 S: 3	H: 0 LOB: 0 BB: 0 P: 7	R: 1 E: 0 K: 0 S: 8	H: 3 LOB: 2 BB: 0 P: 8	R: 0 E: 0 K: 0 S: 4	H: 1 LOB: 1 BB: 0 P: 4	R: 0 E: 0 K: 0 S: 3	H: 0 LOB: 0 BB: 0 P: 3	1B: 7 2B: 1 3B: 0 HR: 1	SF: 1 SAC: 0 DP: 1 HBP: 0	WP: 1 PB: 0 SB: 1 CS: 0	PA: 36
<b>PITCHER</b>	IP WLS BF H R ER SO BB IBB HBP BLK WP HR S P ERA WHIP																			
29 Jorge De La Rosa, L ERA: 9.64	(1, 1) 3.0 W 13 3 1 1 2 1 0 0 0 0 1 0 16 20 3.00 1.333																			
32 LaTroy Hawkins, R ERA: 9.0	(4, 1) 1.0 4 1 0 0 1 0 0 0 0 0 0 0 6 6 0.00 1.000																			
49 Rex Brothers, L ERA:	(5, 1) 1.0 3 1 0 0 0 0 0 0 0 0 0 3 3 0.00 1.000																			
80 Christian Bergman, R ERA: 9.0	(6, 1) 2.0 9 3 1 1 2 0 0 0 0 0 1 15 15 4.50 1.500																			
43 Pedro Hernandez, L ERA:	(8, 1) 1.0 4 1 0 0 0 0 0 0 0 0 0 4 4 0.00 1.000																			
46 Greg Burke, R ERA: 5.4	(9, 1) 1.0 3 0 0 0 0 0 0 0 0 0 0 3 3 0.00 0.000																			

Los Angeles Angels @ Colorado Rockies  
Salt River Fields at Talking Stick, Scottsdale, AZ  
Fri Mar 07 2014, 3:13 PM - 5:47 PM EST  
Att: 8,101 - Sunny - 73 F

AB 34  
R 2  
H 9  
RBI 2  
BB 1  
SO 5  
LOB 13



Batter	1	2	3	4	5	6	7	8	9	AB	R	H	RBI	BB	SO	LOB	BOTTOM			
13 Drew Stubbs, R OBP: 0.231, SLG: 0.167 71 Kyle Parker, R OBP: 0.214, SLG: 0.231										4	1	1	0	0	1	1				
16 Tim Wheeler, L OBP: 0.375, SLG: 0.500										4	1	2	1	0	1	0				
2 Troy Tulowitzki, R OBP: 0.455, SLG: 1.143 10 Paul Janish, R OBP: 0.538, SLG: 0.500										2	2	2	3	0	0	0				
76 Rosell Herrera, S OBP: 0.429, SLG: 0.714 36 Ben Paulsen, L OBP: 0.300, SLG: 0.368										4	0	0	0	0	1	1				
28 Nolan Arenado, R OBP: 0.333, SLG: 0.286 78 Angelys Nina, R										2	0	0	0	1	0	0				
8 Michael McKenry, R OBP: 0.182, SLG: 0.545 50 Dustin Garneau, R OBP: 0.222, SLG: 0.333										3	1	1	1	0	1	1				
1 Brandon Barnes, R OBP: 0.474, SLG: 0.500										3	1	3	0	1	0	0				
41 Ryan Casteel, R OBP: 0.417, SLG: 0.818										4	0	0	0	0	4					
14 Josh Rutledge, R OBP: 0.250, SLG: 1.000 65 Cristhian Adames, S OBP: 0.250, SLG: 0.250										2	1	1	2	0	0	0				
<b>Inning Stats</b>	R: 1 E: 0 K: 1 S: 6	H: 1 LOB: 0 BB: 0 P: 6	R: 1 E: 0 K: 0 S: 7	H: 2 LOB: 0 BB: 0 P: 10	R: 3 E: 0 K: 1 S: 10	H: 3 LOB: 1 BB: 1 P: 16	R: 2 E: 0 K: 1 S: 8	H: 3 LOB: 1 BB: 0 P: 9	R: 0 E: 0 K: 1 S: 5	H: 0 LOB: 0 BB: 0 P: 5	R: 0 E: 0 K: 0 S: 3	H: 1 LOB: 1 BB: 1 P: 7	R: 0 E: 1 K: 0 S: 3	H: 0 LOB: 0 BB: 0 P: 3	R: 0 E: 0 K: 0 S: 4	H: 1 LOB: 1 BB: 0 P: 4	1B: 4 2B: 3 3B: 0 HR: 4	SF: 0 SAC: 0 DP: 2 HBP: 0	WP: 0 PB: 0 SB: 0 CS: 1	PA: 35
<b>PITCHER</b>	IP WLS BF H R ER SO BB IBB HBP BLK WP HR S P ERA WHIP																			
55 Joe Blanton, R ERA: 14.29	(1, 1) 3.1 L 18 8 7 7 2 1 0 0 0 0 0 0 13 17 0.00 1.125																			
37 Wade LeBlanc, L ERA:	(4, 1) 2.2 10 2 0 0 2 1 0 0 0 0 0 0 13 17 0.00 1.125																			
64 Clay Rapada, L ERA: 3.0	(7, 1) 1.0 3 0 0 0 0 0 0 0 0 0 0 3 3 0.00 0.000																			
99 Brandon Lyon, R ERA:	(8, 1) 1.0 4 1 0 0 0 0 0 0 0 0 0 4 4 0.00 1.000																			

Los Angeles Angels @ Colorado Rockies  
Salt River Fields at Talking Stick, Scottsdale, AZ  
Fri Mar 07 2014, 3:13 PM - 5:47 PM EST  
Att: 8,101 - Sunny - 73 F

AB 33  
R 7  
H 11  
RBI 7  
BB 2  
SO 4  
LOB 8





Batter	1	2	3	4	5	6	7	8	9	AB	R	H	RBI	BB	SO	LOB	TOP								
1 Didi Gregorius, L OBP: 0.273, SLG: 0.300 32 Colin Bray, S	G3-1		G6-3	G6-3			K		K	3	0	1	2	0	0	1									
14 Martin Prado, R OBP: 0.522, SLG: 0.696 23 Brandon Drury, R OBP: 0.667, SLG: 0.500	G6-3		2B	1B		F9	HBP			3	1	1	0	0	0	0									
44 Paul Goldschmidt, R OBP: 0.360, SLG: 0.333	K		2B			L4	F9			4	0	1	1	0	1	1									
26 Miguel Montero, L OBP: 0.250, SLG: 0.350 7 David Peralta, L		G6-3	G3-1			2B		18 G5-4-3 BB		3	0	1	0	0	0	1									
2 Aaron Hill, R OBP: 0.261, SLG: 0.238 18 Bobby Wilson, R	G6-3			1B		K		G5-4-3		3	1	1	0	0	1	1									
21 Mike Jacobs, L OBP: 0.211, SLG: 0.278	F9					G4-3		F9		4	0	0	0	0	1	1									
17 Alfredo Marte, R OBP: 0.500, SLG: 0.909 3 Gerson Montilla, R			19 1B 1 2B 1B	63 G4-3 1B 3B		K		FC4-6 BB		3	2	2	1	0	1	0									
63 Ender Inciarte, L OBP: 0.389, SLG: 0.412 41 Zach Esquerria, R			G4-3			G6-3		K		3	0	1	1	0	0	1									
19 Tony Campana, L OBP: 0.286, SLG: 0.250 Sean Jamieson, R OBP: 0.250, SLG: 0.500			1 2B 1B			G6-3		FC4-6		2	1	1	0	0	1	1									
<b>Inning Stats</b>	R: 0 E: 0 K: 1 S: 5	H: 0 LOB: 0 BB: 0 P: 5	R: 0 E: 0 K: 0 S: 3	H: 0 LOB: 0 BB: 0 P: 3	R: 3 E: 0 K: 0 S: 7	H: 5 LOB: 1 BB: 0 P: 7	R: 2 E: 0 K: 2 S: 10	H: 3 LOB: 1 BB: 0 P: 10	R: 0 E: 0 K: 1 S: 6	H: 1 LOB: 0 BB: 0 P: 6	R: 0 E: 0 K: 1 S: 5	H: 0 LOB: 0 BB: 0 P: 5	R: 0 E: 0 K: 1 S: 5	H: 0 LOB: 1 BB: 0 P: 6	R: 0 E: 0 K: 0 S: 2	H: 0 LOB: 0 BB: 1 P: 6	R: 0 E: 0 K: 2 S: 7	H: 0 LOB: 1 BB: 1 P: 11	1B: 5 2B: 3 3B: 1 HR: 0	SF: 0 SAC: 0 DP: 1 HBP: 1	WP: 0 PB: 0 SB: 0 CS: 0	PA: 37			
<b>PITCHER</b>	IP	WLS	BF	H	R	ER	SO	BB	IBB	HBP	BLK	WP	HR	S	P	ERA	WHIP								
Garrett Richards, R ERA: 6.43	4.0	L	19	8	5	5	3	0	0	0	0	0	0	25	25	11.25	2.000								
40 Kevin Jepsen, R ERA: 3.0	1.0		4	1	0	0	1	0	0	0	0	0	0	6	6	0.00	1.000								
63 Nick Maronde, L ERA: 3.0	1.0		3	0	0	0	1	0	0	0	0	0	0	5	5	0.00	0.000								
59 Fernando Salas, R ERA: 3.0	1.0		4	0	0	0	1	0	0	1	0	0	0	5	6	0.00	0.000								
75 Justin Thomas, L ERA: 3.0	2.0		7	0	0	0	2	2	0	0	0	0	0	9	17	0.00	1.000								

Arizona Diamondbacks @ Los Angeles Angels  
 Tempe Diablo Stadium, Tempe, AZ  
 Sat Mar 08 2014, 3:10 PM - 6:03 PM EST  
 Att: 9,580 - Sunny - 75 F

AB	34
R	5
H	9
RBI	5
BB	2
SO	8
LOB	11



Batter	1	2	3	4	5	6	7	8	9	AB	R	H	RBI	BB	SO	LOB	BOTTOM								
56 Kole Calhoun, L OBP: 0.400, SLG: 0.211 16 Hank Conger, L OBP: 0.077, SLG: 0.077	G6-3		87 1B BB		87 2B BB		F8		G6-3	1	1	0	0	2	0	0									
87 Matt Long, L OBP: 0.407, SLG: 0.571	G3				5 1B 2B		L7		K	4	1	2	1	0	0	0									
98 Jeff Bandy, R OBP: 0.333, SLG: 1.333			1-3 1B		3-H 2B		K			1	0	0	0	0	1	0									
5 Albert Pujols, R OBP: 0.222, SLG: 0.125 85 Shawn O'Malley, S OBP: 0.400, SLG: 0.250	K		G6-3		28 BB 1B		K			3	0	1	1	0	1	2									
28 Raul Ibanez, L OBP: 0.294, SLG: 0.400 Brennan Gowers, L	G3						G6-3			2	0	0	0	1	1	0									
48 Chad Tracy, L OBP: 0.214, SLG: 0.214 Riley Good, L					1-2 BB		G6-3			1	0	0	0	0	0	0									
17 Chris Iannetta, R OBP: 0.583, SLG: 1.000 41 Luis Martinez, R		10 1B BB					G6-3			1	0	0	0	1	0	2									
44 Ian Stewart, L OBP: 0.286, SLG: 0.231 18 John McDonald, R OBP: 0.500, SLG: 0.444	F8						F7		71 1B	3	0	0	0	0	1	2									
10 Grant Green, R OBP: 0.412, SLG: 0.647 71 Kaleb Cowart, S OBP: 0.286, SLG: 0.167							G4-3			1	0	1	0	0	0	0									
0 Collin Cowgill, R OBP: 0.333, SLG: 0.526 19 Eren Navarro, L OBP: 0.100, SLG: 0.100	SAFE CS		G5-3				G5-3		G3-1	2	0	0	0	0	0	0									
13 Luis Jimenez, R OBP: 0.154, SLG: 0.154 74 Eric Stamets, R							P3		K	3	0	0	0	0	1	1									
<b>Inning Stats</b>	R: 0 E: 0 K: 1 S: 5	H: 0 LOB: 0 BB: 0 P: 5	R: 0 E: 0 K: 0 S: 4	H: 1 LOB: 1 BB: 1 P: 8	R: 0 E: 0 K: 1 S: 6	H: 1 LOB: 2 BB: 1 P: 10	R: 0 E: 0 K: 3 S: 9	H: 0 LOB: 1 BB: 0 P: 10	R: 2 E: 0 K: 0 S: 5	H: 2 LOB: 2 BB: 2 P: 13	R: 0 E: 0 K: 0 S: 4	H: 1 LOB: 1 BB: 0 P: 5	R: 0 E: 0 K: 1 S: 5	H: 0 LOB: 0 BB: 0 P: 5	R: 0 E: 0 K: 0 S: 5	H: 2 LOB: 2 BB: 0 P: 5	R: 0 E: 0 K: 2 S: 7	H: 0 LOB: 0 BB: 0 P: 7	1B: 6 2B: 1 3B: 0 HR: 0	SF: 0 SAC: 0 DP: 0 HBP: 1	WP: 1 PB: 0 SB: 0 CS: 1	PA: 39			
<b>PITCHER</b>	IP	WLS	BF	H	R	ER	SO	BB	IBB	HBP	BLK	WP	HR	S	P	ERA	WHIP								
25 Archie Bradley, R ERA: 4.5	3.1	W	14	2	0	0	3	2	0	0	0	0	0	6	6	0.00	0.000								
56 Eury De La Rosa, L ERA: 2.45	0.2		2	0	0	0	2	0	0	0	0	0	0	6	6	0.00	0.000								
12 Matt Stites, R ERA: 6.75	0.2		6	2	2	2	0	2	0	0	0	0	0	4	12	27.00	6.000								
52 Zeke Spruill, R ERA: 7.5	1.1	H	5	1	0	0	0	0	0	0	0	1	0	5	6	0.00	0.750								
59 Adam Russell, R ERA: 7.5	1.0	H	3	0	0	0	1	0	0	0	0	0	0	5	5	0.00	0.000								

Arizona Diamondbacks @ Los Angeles Angels  
 Tempe Diablo Stadium, Tempe, AZ  
 Sat Mar 08 2014, 3:10 PM - 6:03 PM EST  
 Att: 9,580 - Sunny - 75 F

AB	33
R	2
H	7
RBI	2
BB	4
SO	8
LOB	10









Batter	1	2	3	4	5	6	7	8	9	AB	R	H	RBI	BB	SO	LOB	TOP				
7 Andrew Romine, S OBP: 0.421, SLG: 0.533 8 Yovitl Torrealba, R OBP: 0.111, SLG: 0.111	4-0 BB	4-0 BB		4-0 BB	0-0 G4-3		0-1 G6-3		0-0 F7	1	1	0	2	3	0	0					
10 Grant Green, R OBP: 0.429, SLG: 0.667 79 Taylor Lindsey, L (7, 4)	0-1 G5-3	0-0 F8		0-0 BB	0-0 G4-3				0-0 L3	4	1	2	0	0	0	4					
28 Raul Ibanez, L OBP: 0.300, SLG: 0.471 13 Luis Jimenez, R OBP: 0.200, SLG: 0.267				0-0 BB	0-1 SF7				0-0 BB	2	1	1	1	0	1	1					
77 Carlos Pena, L OBP: 0.278, SLG: 0.250 44 Ian Stewart, L OBP: 0.316, SLG: 0.294	0-0 F7			0-0 G1-3	0-0 F8				0-0 BB	3	0	0	0	0	0	2					
17 Chris Iannetta, R OBP: 0.600, SLG: 0.909 19 Efrén Navarro, L OBP: 0.083, SLG: 0.083		0-0 BB		0-0 L6					0-0 G1-3	2	2	1	0	1	0	0					
84 C.J. Cron, R OBP: 0.500, SLG: 0.818 74 Eric Stamets, R (6, 6)		0-0 F8		0-0 BB	0-0 HR				0-0 G5-3	4	1	2	1	0	0	1					
0 Collin Cowgill, R OBP: 0.333, SLG: 0.636 81 Alex Yarbrough, S OBP: 0.400, SLG: 0.400 59 Kyle Hudson, L (7, 8)		0-3 K		0-3 K	1-0 HR				0-0 L6	3	1	1	2	0	2	3					
71 Kaleb Cowart, S OBP: 0.250, SLG: 0.143 57 Andy Workman, R OBP: 1.000, SLG: 2.000 87 Matt Long, L OBP: 0.524, SLG: 0.750		0-0 BB		0-0 BB	0-0 G4-3				0-0 FC4-6	5	1	4	1	0	0	1					
18 John McDonald, R OBP: 0.462, SLG: 0.364 85 Shawn O'Malley, S OBP: 0.286, SLG: 0.167		4-0 BB		0-0 F8	0-0 G5-3				0-0 FC4-6	2	0	0	0	1	0	3					
<b>Inning Stats</b>	R: 0 E: 0 K: 1 S: 6	H: 0 LOB: 1 BB: 1 P: 10	R: 1 E: 0 K: 1 S: 7	H: 2 LOB: 3 BB: 2 P: 15	R: 2 E: 0 K: 1 S: 8	H: 3 LOB: 2 BB: 1 P: 12	R: 2 E: 0 K: 0 S: 5	H: 1 LOB: 0 BB: 1 P: 9	R: 3 E: 0 K: 1 S: 9	H: 4 LOB: 1 BB: 0 P: 10	R: 0 E: 0 K: 1 S: 5	H: 1 LOB: 1 BB: 0 P: 7	R: 0 E: 0 K: 2 S: 9	H: 2 LOB: 2 BB: 0 P: 9	R: 0 E: 0 K: 0 S: 4	H: 1 LOB: 1 BB: 0 P: 4	1B: 7 2B: 5 3B: 1 HR: 1	SF: 1 SAC: 0 DP: 0 HBP: 0	WP: 1 PB: 0 SB: 3 CS: 0	PA: 46	
<b>PITCHER</b>	IP WLS BF H R ER SO BB IBB HBP BLK WP HR S P ERA WHIP	IP WLS BF H R ER SO BB IBB HBP BLK WP HR S P ERA WHIP	IP WLS BF H R ER SO BB IBB HBP BLK WP HR S P ERA WHIP	IP WLS BF H R ER SO BB IBB HBP BLK WP HR S P ERA WHIP	IP WLS BF H R ER SO BB IBB HBP BLK WP HR S P ERA WHIP	IP WLS BF H R ER SO BB IBB HBP BLK WP HR S P ERA WHIP	IP WLS BF H R ER SO BB IBB HBP BLK WP HR S P ERA WHIP	IP WLS BF H R ER SO BB IBB HBP BLK WP HR S P ERA WHIP	IP WLS BF H R ER SO BB IBB HBP BLK WP HR S P ERA WHIP	IP WLS BF H R ER SO BB IBB HBP BLK WP HR S P ERA WHIP	IP WLS BF H R ER SO BB IBB HBP BLK WP HR S P ERA WHIP	IP WLS BF H R ER SO BB IBB HBP BLK WP HR S P ERA WHIP	IP WLS BF H R ER SO BB IBB HBP BLK WP HR S P ERA WHIP	IP WLS BF H R ER SO BB IBB HBP BLK WP HR S P ERA WHIP	IP WLS BF H R ER SO BB IBB HBP BLK WP HR S P ERA WHIP	IP WLS BF H R ER SO BB IBB HBP BLK WP HR S P ERA WHIP	IP WLS BF H R ER SO BB IBB HBP BLK WP HR S P ERA WHIP	IP WLS BF H R ER SO BB IBB HBP BLK WP HR S P ERA WHIP	IP WLS BF H R ER SO BB IBB HBP BLK WP HR S P ERA WHIP	IP WLS BF H R ER SO BB IBB HBP BLK WP HR S P ERA WHIP	IP WLS BF H R ER SO BB IBB HBP BLK WP HR S P ERA WHIP

Los Angeles Angels @ Cleveland Indians  
Goodyear Ballpark, Goodyear, AZ  
Mon Mar 10 2014, 4:10 PM - 7:25 PM EDT  
Att: 4,263 - Sunny - 75 F

AB	40
R	8
H	14
RBI	7
BB	5
SO	8
LOB	24



Batter	1	2	3	4	5	6	7	8	9	AB	R	H	RBI	BB	SO	LOB	BOTTOM				
24 Michael Bourn, L OBP: 0.176, SLG: 0.125 72 Tyler Naquin, L OBP: 0.471, SLG: 0.500	0-0 BB		4-0 BB	0-3 K			0-3 K		4-0 BB	2	2	1	0	1	1	1					
33 Nick Swisher, S OBP: 0.294, SLG: 0.143 1 David Adams, R OBP: 0.286, SLG: 0.235	4-0 BB		0-0 F8				0-0 K		0-0 P3	3	1	0	0	1	1	1					
22 Jason Kipnis, L OBP: 0.500, SLG: 0.611 62 José Ramírez, S (5, PR)	0-0 BB		0-0 FC4-6				4-0 BB			3	0	3	1	0	0	0					
41 Carlos Santana, S OBP: 0.158, SLG: 0.211 30 Elliot Johnson, S OBP: 0.375, SLG: 0.813	0-0 G1-3		0-0 FC4-6				0-0 P5		0-0 P3	4	0	0	1	0	0	5					
23 Michael Brantley, L OBP: 0.611, SLG: 0.600 26 Matt Carson, R OBP: 0.250, SLG: 0.222	0-0 SF9		0-0 BB				0-0 G5-3		0-0 F7	2	0	1	1	0	0	1					
4 Mike Aviles, R OBP: 0.412, SLG: 0.688 75 Carlos Moncrief, L OBP: 0.333, SLG: 0.375	0-3 K		0-0 G6-3				0-3 K		0-3 K	3	0	0	0	0	2	3					
6 Nyjer Morgan, L OBP: 0.211, SLG: 0.211 74 Jesús Aguilar, R (8, PH)		0-3 K		0-3 K			0-0 F9		0-0 F7	3	0	0	0	0	2	0					
78 Erik González, R OBP: 0.545, SLG: 0.800 67 Francisco Lindor, S OBP: 0.250, SLG: 0.583		0-0 P3		0-0 2B			0-0 FC5		0-3 K	3	0	2	0	0	0	0					
12 Matt Treanor, R OBP: 0.600, SLG: 0.333		0-0 P4		0-0 F7			0-0 FC5		0-0 G6-3	3	0	0	0	0	0	2					
<b>Inning Stats</b>	R: 2 E: 0 K: 1 S: 7	H: 2 LOB: 1 BB: 1 P: 11	R: 0 E: 0 K: 1 S: 5	H: 0 LOB: 0 BB: 0 P: 5	R: 1 E: 0 K: 0 S: 5	H: 2 LOB: 1 BB: 1 P: 9	R: 0 E: 0 K: 2 S: 8	H: 1 LOB: 1 BB: 0 P: 8	R: 0 E: 0 K: 1 S: 6	H: 1 LOB: 1 BB: 0 P: 6	R: 0 E: 0 K: 1 S: 6	H: 0 LOB: 1 BB: 1 P: 9	R: 0 E: 0 K: 1 S: 5	H: 0 LOB: 0 BB: 0 P: 5	R: 0 E: 0 K: 1 S: 5	H: 0 LOB: 1 BB: 1 P: 9	1B: 5 2B: 2 3B: 0 HR: 0	SF: 1 SAC: 0 DP: 0 HBP: 0	WP: 0 PB: 0 SB: 0 CS: 0	PA: 38	
<b>PITCHER</b>	IP WLS BF H R ER SO BB IBB HBP BLK WP HR S P ERA WHIP	IP WLS BF H R ER SO BB IBB HBP BLK WP HR S P ERA WHIP	IP WLS BF H R ER SO BB IBB HBP BLK WP HR S P ERA WHIP	IP WLS BF H R ER SO BB IBB HBP BLK WP HR S P ERA WHIP	IP WLS BF H R ER SO BB IBB HBP BLK WP HR S P ERA WHIP	IP WLS BF H R ER SO BB IBB HBP BLK WP HR S P ERA WHIP	IP WLS BF H R ER SO BB IBB HBP BLK WP HR S P ERA WHIP	IP WLS BF H R ER SO BB IBB HBP BLK WP HR S P ERA WHIP	IP WLS BF H R ER SO BB IBB HBP BLK WP HR S P ERA WHIP	IP WLS BF H R ER SO BB IBB HBP BLK WP HR S P ERA WHIP	IP WLS BF H R ER SO BB IBB HBP BLK WP HR S P ERA WHIP	IP WLS BF H R ER SO BB IBB HBP BLK WP HR S P ERA WHIP	IP WLS BF H R ER SO BB IBB HBP BLK WP HR S P ERA WHIP	IP WLS BF H R ER SO BB IBB HBP BLK WP HR S P ERA WHIP	IP WLS BF H R ER SO BB IBB HBP BLK WP HR S P ERA WHIP	IP WLS BF H R ER SO BB IBB HBP BLK WP HR S P ERA WHIP	IP WLS BF H R ER SO BB IBB HBP BLK WP HR S P ERA WHIP	IP WLS BF H R ER SO BB IBB HBP BLK WP HR S P ERA WHIP	IP WLS BF H R ER SO BB IBB HBP BLK WP HR S P ERA WHIP	IP WLS BF H R ER SO BB IBB HBP BLK WP HR S P ERA WHIP	IP WLS BF H R ER SO BB IBB HBP BLK WP HR S P ERA WHIP

Los Angeles Angels @ Cleveland Indians  
Goodyear Ballpark, Goodyear, AZ  
Mon Mar 10 2014, 4:10 PM - 7:25 PM EDT  
Att: 4,263 - Sunny - 75 F

AB	33
R	3
H	7
RBI	3
BB	4
SO	9
LOB	14









Batter	1	2	3	4	5	6	7	8	9	AB	R	H	RBI	BB	SO	LOB	TOP					
3 JB Shuck, L Ranyelmy Alberto, R	(1,9) K	(1,9) 0 HR 1B	(1,9) FC6-2 3B	(1,9) K	(1,9) K	(1,9) G3-1	(1,9) G3-1	(1,9) K	(1,9) K	5	1	2	1	0	2	1						
0 Collin Cowgill, R 8 Yorvit Torrealba, R	(1,8) 1B	(1,8) HR	(1,8) FC6-2 48 2B	(1,8) FC6-2 44 S 2B	(1,8) K	(1,8) G5-3	(1,8) G5-3	(1,8) F8	(1,8) F8	3	2	2	3	0	0	1						
44 Ian Stewart, L 57 Andy Workman, R	(1,3) P6	(1,3) HBP	(1,3) BB	(1,3) BB	(1,3) BB	(1,3) 1B	(1,3) 1B	(1,3) G3-1 1B	(1,3) G3-1 1B	2	2	1	0	1	0	1						
48 Chad Tracy, L Brennan Gowers, L	(1,7) F9	(1,7) FC8	(1,7) FC8	(1,7) FC8	(1,7) FC8	(1,7) 1B	(1,7) 2B	(1,7) G3-1	(1,7) G3-1	4	1	2	3	0	0	2						
17 Chris Iannetta, R 19 Eren Navarro, L	(1,2) BB	(1,2) BB	(1,2) FC8	(1,2) FC8	(1,2) FC8	(1,2) 1B	(1,2) 2B	(1,2) E7 1B	(1,2) E7 1B	2	1	0	0	1	0	1						
10 Grant Green, R	(1,6) 1B	(1,6) 1B	(1,6) K	(1,6) K	(1,6) K	(1,6) 1B	(1,6) SF8	(1,6) K	(1,6) K	4	2	2	1	0	2	1						
7 Andrew Romine, S Jimmy Swift, R	(1,5) SH5-3	(1,5) SH5-3	(1,5) F7	(1,5) P6	(1,5) FC6-4	(1,5) FC6-4	(1,5) FC6-4	(1,5) F9	(1,5) F9	3	0	0	0	0	0	2						
84 C.J. Cron, R 41 Luis Martinez, R	(1,10) K	(1,10) K	(1,10) FC8	(1,10) K2-3	(1,10) K2-3	(1,10) K2-3	(1,10) P3	(1,10) 1B	(1,10) 1B	4	0	0	0	0	2	3						
18 John McDonald, R 79 Taylor Lindsey, L	(1,4) 2B	(1,4) 2B	(1,4) FC8	(1,4) K	(1,4) K	(1,4) K	(1,4) G3	(1,4) 1B	(1,4) 1B	2	2	2	3	1	0	0						
<b>Inning Stats</b>	R: 0 H: 1 E: 0 K: 1 S: 9	H: 1 LOB: 0 BB: 0 P: 13	R: 5 H: 4 E: 0 K: 1 S: 17	H: 4 LOB: 1 BB: 1 P: 32	R: 0 H: 0 E: 0 K: 1 S: 6	H: 0 LOB: 0 BB: 0 P: 11	R: 3 H: 2 E: 0 K: 0 S: 16	H: 2 LOB: 1 BB: 2 P: 32	R: 1 H: 2 E: 0 K: 2 S: 15	H: 2 LOB: 1 BB: 0 P: 19	R: 2 H: 3 E: 0 K: 0 S: 11	H: 3 LOB: 1 BB: 0 P: 15	R: 0 H: 0 E: 0 K: 0 S: 6	H: 0 LOB: 0 BB: 0 P: 8	R: 1 H: 2 E: 0 K: 1 S: 11	H: 2 LOB: 1 BB: 0 P: 16	R: 0 H: 2 E: 0 K: 1 S: 14	H: 2 LOB: 2 BB: 0 P: 19	1B: 11 2B: 3 3B: 1 HR: 1	SF: 1 SAC: 1 DP: 0 HBP: 1	WP: 1 PB: 0 SB: 1 CS: 0	PA: 47
<b>PITCHER</b>	IP WLS BF H R ER SO BB IBB HBP BLK WP HR S P ERA WHIP	IP WLS BF H R ER SO BB IBB HBP BLK WP HR S P ERA WHIP	IP WLS BF H R ER SO BB IBB HBP BLK WP HR S P ERA WHIP	IP WLS BF H R ER SO BB IBB HBP BLK WP HR S P ERA WHIP	IP WLS BF H R ER SO BB IBB HBP BLK WP HR S P ERA WHIP	IP WLS BF H R ER SO BB IBB HBP BLK WP HR S P ERA WHIP	IP WLS BF H R ER SO BB IBB HBP BLK WP HR S P ERA WHIP	IP WLS BF H R ER SO BB IBB HBP BLK WP HR S P ERA WHIP	IP WLS BF H R ER SO BB IBB HBP BLK WP HR S P ERA WHIP	41 Alexi Ogando, R ERA: 8.64	57 Cory Burns, R ERA: 24.75	25 Jose Contreras, R ERA: 10.5	68 Ryan Feierabend, L ERA: 3.86	56 Neal Cotts, L ERA: 14.73	44 Jason Frasor, R ERA:							

Los Angeles Angels @ Texas Rangers  
 Surprise Stadium, Surprise, AZ  
 Wed Mar 12, 2014, 4:06 PM - 6:59 PM EDT  
 Att: 7,738 - Sunny - 78 F

AB	41
R	12
H	16
RBI	11
BB	3
SO	7
LOB	17



Batter	1	2	3	4	5	6	7	8	9	AB	R	H	RBI	BB	SO	LOB	BOTTOM			
17 Shin-Soo Choo, L 64 Brad Snyder, R	(1,7) G6-3	(1,7) G6-3	(1,7) G4-3	(1,7) K	(1,7) K	(1,7) FC6-4 BB	(1,7) FC6-4	(1,7) K	(1,7) K	2	0	0	0	1	0	0				
13 Jurickson Profar, S	(1,10) G1-3	(1,10) G1-3	(1,10) K	(1,10) K	(1,10) K	(1,10) FC6-4	(1,10) FC6-4	(1,10) 2B	(1,10) 2B	4	0	1	0	0	1	1				
84 Prince Fielder, L 6 Kevin Koussaman, R	(1,3) K	(1,3) K	(1,3) F8	(1,3) F8	(1,3) F8	(1,3) 1B	(1,3) 1B	(1,3) G5-3	(1,3) G5-3	2	0	0	0	0	1	0				
29 Adrian Beltré, R 9 Adam Rosales, R	(1,5) P3	(1,5) P3	(1,5) F9	(1,5) F9	(1,5) F9	(1,5) 1B	(1,5) 1B	(1,5) L8	(1,5) L8	2	0	0	0	0	0	0				
18 Mitch Moreland, L 43 Engel Beltré, L	(1,9) K	(1,9) K	(1,9) K	(1,9) K	(1,9) K	(1,9) 1B	(1,9) 1B	(1,9) F7	(1,9) F7	2	0	0	0	0	1	0				
15 Michael Choice, R 35 James Adduci, L	(1,8) 1B	(1,8) 1B	(1,8) FC8	(1,8) FC8	(1,8) FC8	(1,8) 2B	(1,8) 2B	(1,8) L8	(1,8) L8	2	0	1	0	0	0	0				
20 Brent Lillibridge, R 12 Josh Wilson, R	(1,6) F8	(1,6) F8	(1,6) F8	(1,6) F8	(1,6) F8	(1,6) G5-3	(1,6) G5-3	(1,6) G5-3	(1,6) G5-3	2	0	0	0	0	0	1				
7 J.P. Arencibia, R 58 Pat Cantwell, R	(1,2) K	(1,2) K	(1,2) K	(1,2) K	(1,2) K	(1,2) K	(1,2) K	(1,2) K	(1,2) K	2	0	0	0	0	1	0				
71 Andy Parrino, S 65 Kensuke Tanaka, L	(1,4) K	(1,4) K	(1,4) K	(1,4) K	(1,4) K	(1,4) G4-3	(1,4) G4-3	(1,4) K	(1,4) K	1	0	0	0	0	1	0				
<b>Inning Stats</b>	R: 0 H: 0 E: 0 K: 1 S: 10	H: 0 LOB: 0 BB: 0 P: 14	R: 0 H: 1 E: 0 K: 1 S: 12	H: 1 LOB: 0 BB: 0 P: 17	R: 0 H: 0 E: 0 K: 2 S: 10	H: 0 LOB: 0 BB: 0 P: 14	R: 0 H: 0 E: 0 K: 1 S: 11	H: 0 LOB: 0 BB: 0 P: 17	R: 0 H: 0 E: 0 K: 0 S: 11	H: 0 LOB: 1 BB: 1 P: 17	R: 1 H: 3 E: 0 K: 1 S: 16	H: 3 LOB: 2 BB: 0 P: 23	R: 0 H: 1 E: 0 K: 2 S: 9	H: 1 LOB: 0 BB: 0 P: 16	R: 0 H: 0 E: 0 K: 0 S: 7	H: 0 LOB: 0 BB: 0 P: 10	1B: 3 2B: 2 3B: 0 HR: 0	SF: 0 SAC: 0 DP: 0 HBP: 0	WP: 0 PB: 0 SB: 0 CS: 0	PA: 33
<b>PITCHER</b>	IP WLS BF H R ER SO BB IBB HBP BLK WP HR S P ERA WHIP	IP WLS BF H R ER SO BB IBB HBP BLK WP HR S P ERA WHIP	IP WLS BF H R ER SO BB IBB HBP BLK WP HR S P ERA WHIP	IP WLS BF H R ER SO BB IBB HBP BLK WP HR S P ERA WHIP	IP WLS BF H R ER SO BB IBB HBP BLK WP HR S P ERA WHIP	IP WLS BF H R ER SO BB IBB HBP BLK WP HR S P ERA WHIP	IP WLS BF H R ER SO BB IBB HBP BLK WP HR S P ERA WHIP	IP WLS BF H R ER SO BB IBB HBP BLK WP HR S P ERA WHIP	IP WLS BF H R ER SO BB IBB HBP BLK WP HR S P ERA WHIP	55 Joe Blanton, R ERA: 7.59	52 Matt Shoemaker, R ERA: 3.0	37 Wade LeBlanc, L ERA:								

Los Angeles Angels @ Texas Rangers  
 Surprise Stadium, Surprise, AZ  
 Wed Mar 12, 2014, 4:06 PM - 6:59 PM EDT  
 Att: 7,738 - Sunny - 78 F

AB	32
R	1
H	5
RBI	1
BB	1
SO	8
LOB	8





Batter	1	2	3	4	5	6	7	8	9	AB	R	H	RBI	BB	SO	LOB	TOP				
<b>Rickie Weeks Jr., R</b> OBP: 0.500, SLG: 0.579 <b>2 Scooter Gennett, L</b> OBP: 0.192, SLG: 0.250	0-3 K		0-0 20 2B		0-3 K		0-0 68 BB		0-0 F8	2	1	1	0	0	1	0	<b>Milwaukee Brewers @ Los Angeles Angels</b> Tempe Diablo Stadium, Tempe, AZ Wed Mar 12 2014, 4:11 PM - 7:37 PM EDT Att: 5,476 - Sunny - 75 F				
<b>9 Jean Segura, R</b> OBP: 0.383, SLG: 0.360 <b>67 Eugenio Velez, S</b> OBP: 0.111, SLG: 0.176	0-0 20 BB		0-0 F8		4-0 20 BB		0-3 K		0-0 G4-3	3	0	1	0	1	1	3					
<b>20 Jonathan Lucroy, R</b> OBP: 0.510, SLG: 0.289 <b>68 Matt Paganzzi, R</b> OBP: 0.500, SLG: 0.429 <b>66 Robinson Diaz, R</b> OBP: 0.400, SLG: 0.250	4-0 BB		0-0 16 1B		0-3 K		4-0 BB		0-0 G6-3	2	1	1	1	1	1	1					
<b>16 Aramis Ramirez, R</b> OBP: 0.500, SLG: 0.571 <b>14 Jeff Bianchi, R</b> OBP: 0.316, SLG: 0.455	0-0 F4		0-0 27 1B		0-0 P4		0-0 P2			3	0	1	1	0	0	3					
<b>27 Carlos Gómez, R</b> OBP: 0.478, SLG: 0.632 <b>76 Kevin Mattison, L</b> OBP: 0.235, SLG: 0.333	0-0 F8		0-0 1-2 1B		0-0 P2		0-3 K			1	0	0	0	0	1	0					
<b>18 Khris Davis, R</b> OBP: 0.214, SLG: 0.333 <b>15 Caleb Gindl, L</b> OBP: 0.160, SLG: 0.250		0-0 F9	0-3 K		0-3 K		0-0 L8			3	0	0	0	0	2	2					
<b>7 Mark Reynolds, R</b> OBP: 0.227, SLG: 0.227 <b>28 Pete Orr, L</b> OBP: 1.000, SLG: 1.333		0-0 F8		0-0 F8		0-3 K		0-0 E6 3 BB		4	0	0	0	0	1	0					
<b>24 Lyle Overbay, L</b> OBP: 0.435, SLG: 0.235 <b>3 Elian Herrera, S</b> OBP: 0.333, SLG: 0.545		0-0 L5		0-3 K		4-0 2 1B		4-0 BB		2	0	0	0	1	1	0					
<b>1 Logan Schafer, L</b> OBP: 0.407, SLG: 0.417 <b>11 Sean Halton, R</b> OBP: 0.370, SLG: 0.150		0-3 K	0-3 K		0-0 G5-3		0-0 F8			3	0	0	0	0	2	1					
<b>Inning Stats</b>	R: 0 E: 0 K: 1 S: 6	H: 1 LOB: 2 BB: 1 P: 10	R: 0 E: 0 K: 0 S: 3	H: 0 LOB: 0 BB: 0 P: 3	R: 2 E: 0 K: 2 S: 11	H: 4 LOB: 2 BB: 0 P: 11	R: 0 E: 0 K: 2 S: 7	H: 0 LOB: 0 BB: 0 P: 7	R: 0 E: 1 K: 2 S: 7	H: 0 LOB: 1 BB: 1 P: 11	R: 0 E: 0 K: 1 S: 6	H: 1 LOB: 3 BB: 2 P: 14	R: 0 E: 1 K: 1 S: 6	H: 0 LOB: 2 BB: 1 P: 10	R: 0 E: 0 K: 0 S: 3	H: 0 LOB: 0 BB: 0 P: 3		1B: 5 2B: 1 3B: 0 HR: 0	SF: 0 SAC: 0 DP: 0 HBP: 0	WP: 0 PB: 0 SB: 0 CS: 0	PA: 39
<b>PITCHER</b>	IP	WLS	BF	H	R	ER	SO	BB	IBB	HBP	BLK	WP	HR	S	P	ERA	WHIP			ERA	WHIP
<b>53 Héctor Santiago, L</b> ERA: 1.64	4.1	W	19	5	2	2	6	1	0	0	0	0	0	30	34	4.15	1.385			0.00	1.500
<b>58 Cam Bedrosian, R</b> ERA:	0.2		3	0	0	0	1	1	0	0	0	0	0	4	8	0.00	1.500			0.00	1.500
<b>49 Ernesto Frieri, R</b> ERA:	1.0		3	0	0	0	2	0	0	0	0	0	0	7	7	0.00	0.000			0.00	0.000
<b>60 Brian Moran, L</b> ERA: 3.38	1.0		6	1	0	0	1	2	0	0	0	0	0	6	14	0.00	3.000			0.00	3.000
<b>38 Joe Smith, R</b> ERA: 6.0	1.0		5	0	0	0	1	1	0	0	0	0	0	6	10	0.00	1.000			0.00	1.000

AB	34
R	2
H	6
RBI	2
BB	5
SO	11
LOB	17



Batter	1	2	3	4	5	6	7	8	9	AB	R	H	RBI	BB	SO	LOB	BOTTOM				
<b>56 Kole Calhoun, L</b> OBP: 0.406, SLG: 0.269 <b>0 Brennan Boesch, L</b> OBP: 0.333, SLG: 0.471	0-0 27 FC6-4		0-0 27 1B		0-3 K2-3		4-0 BB			4	1	2	1	0	1	2	<b>Milwaukee Brewers @ Los Angeles Angels</b> Tempe Diablo Stadium, Tempe, AZ Wed Mar 12 2014, 4:11 PM - 7:37 PM EDT Att: 5,476 - Sunny - 75 F				
<b>27 Mike Trout, R</b> OBP: 0.400, SLG: 0.625 <b>22 John Hester, R</b> OBP: 0.400, SLG: 0.333	0-0 FC6-4	0-0 5 BB	0-0 F8		0-0 F9		0-3 K2-3			4	2	1	2	0	0	1					
<b>5 Albert Pujols, R</b> OBP: 0.357, SLG: 0.333 <b>59 Kyle Hudson, L</b> OBP: 0.333, SLG: 0.333	0-0 28 G3	4-0 6 1B	0-0 P3		0-0 28 FC3-4		0-0 F7			3	2	2	1	1	0	0					
<b>28 Raul Ibanez, L</b> OBP: 0.250, SLG: 0.381 <b>25 Roberto Lopez, R</b> OBP: 0.250, SLG: 0.381	0-0 G3	0-0 F8	0-0 G4-3		0-0 FC3-4		4-0 BB			4	0	0	0	0	0	4					
<b>6 David Freese, R</b> OBP: 0.409, SLG: 0.235 <b>13 Luis Jimenez, R</b> OBP: 0.250, SLG: 0.313	0-0 47 PB	0-0 E6	4-0 47 G6-4-3		0-0 1-2		0-0 12 WP			3	1	3	2	1	0	0					
<b>47 Howie Kendrick, R</b> OBP: 0.458, SLG: 0.400 <b>85 Shawn O'Malley, S</b> OBP: 0.375, SLG: 0.167	0-0 K	0-0 SF9	0-0 G6-4-3		0-0 G4-3		4-0 BB			3	0	0	1	0	1	4					
<b>2 Erick Aybar, S</b> OBP: 0.278 <b>12 Tommy Field, R</b> OBP: 0.500, SLG: 0.583		0-0 16 1B	0-3 K		0-3 K2-3		0-0 G5-3			3	2	2	0	0	1	0					
<b>16 Hank Conger, L</b> OBP: 0.182, SLG: 0.143 <b>77 Carlos Pena, L</b> OBP: 0.273, SLG: 0.250		0-0 E4	0-3 K2-3		0-3 K		0-0 K			3	1	1	2	0	1	1					
<b>87 Matt Long, L</b> OBP: 0.567, SLG: 0.786		0-0 16 1B	0-3 K		0-3 K		0-0 2B			4	1	2	1	0	2	2					
<b>Inning Stats</b>	R: 2 E: 0 K: 1 S: 8	H: 3 LOB: 1 BB: 0 P: 8	R: 8 E: 2 K: 0 S: 11	H: 7 LOB: 2 BB: 1 P: 16	R: 0 E: 0 K: 0 S: 3	H: 0 LOB: 0 BB: 0 P: 3	R: 0 E: 0 K: 1 S: 4	H: 0 LOB: 0 BB: 1 P: 8	R: 0 E: 0 K: 3 S: 9	H: 0 LOB: 0 BB: 0 P: 9	R: 0 E: 0 K: 0 S: 5	H: 2 LOB: 2 BB: 0 P: 5	R: 0 E: 0 K: 2 S: 8	H: 1 LOB: 2 BB: 1 P: 12	R: 2 E: 0 K: 1 S: 7	H: 2 LOB: 2 BB: 2 P: 16		1B: 12 2B: 3 3B: 0 HR: 0	SF: 2 SAC: 0 DP: 1 HBP: 1	WP: 1 PB: 1 SB: 0 CS: 0	PA: 45
<b>PITCHER</b>	IP	WLS	BF	H	R	ER	SO	BB	IBB	HBP	BLK	WP	HR	S	P	ERA	WHIP			ERA	WHIP
<b>22 Matt Garza, R</b> ERA: 19.06	1.2	L	16	9	10	6	1	1	0	0	0	0	0	17	21	32.40	6.000			18.00	4.000
<b>47 Rob Wooten, R</b> ERA: 3.0	1.1		6	1	0	0	0	0	0	1	0	0	0	5	6	0.00	0.750			0.00	0.750
<b>29 Jim Henderson, R</b> ERA: 6.0	1.0		3	0	0	0	1	1	0	0	0	0	0	4	8	0.00	1.000			0.00	1.000
<b>59 Zach Duke, L</b> ERA: 1.89	1.0		3	0	0	0	3	0	0	0	0	0	0	9	9	0.00	0.000			0.00	0.000
<b>48 Donovan Hand, R</b> ERA: 2.7	1.2		9	3	0	0	1	1	0	0	0	0	0	10	14	0.00	2.400			0.00	2.400

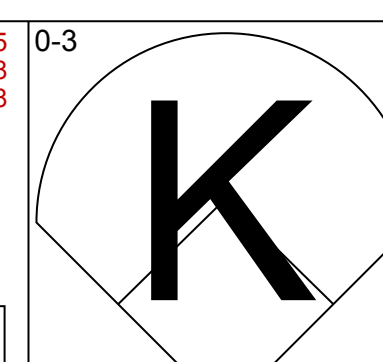
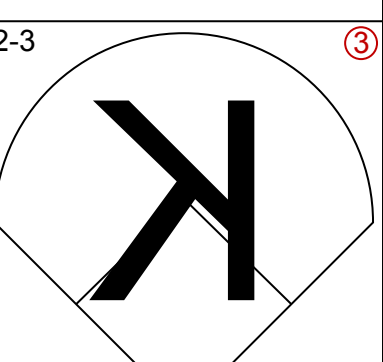
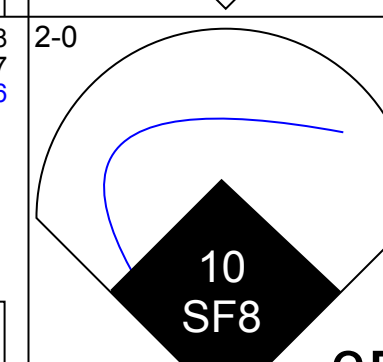
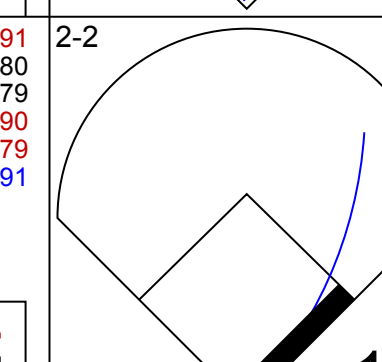
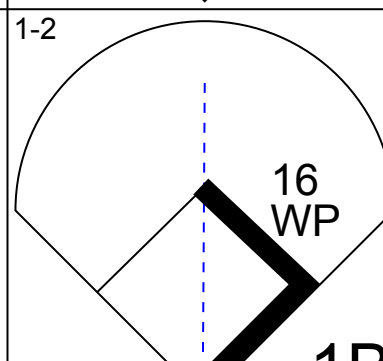
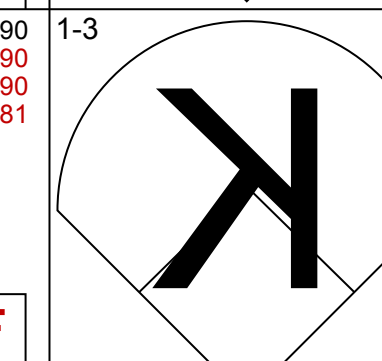
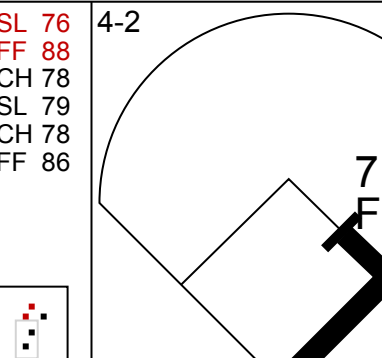
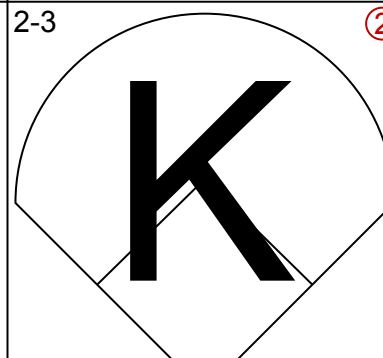
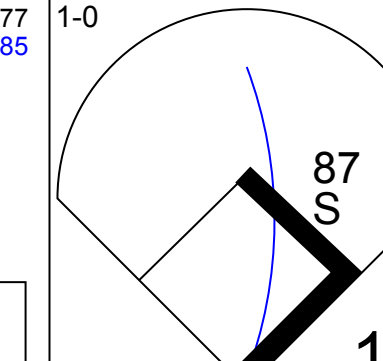
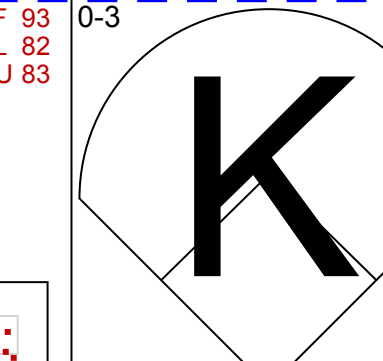
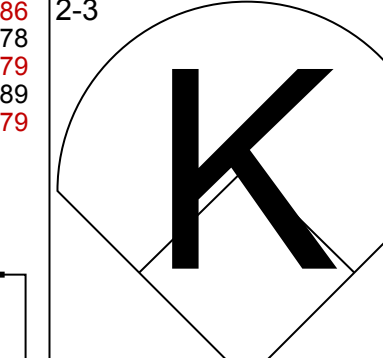
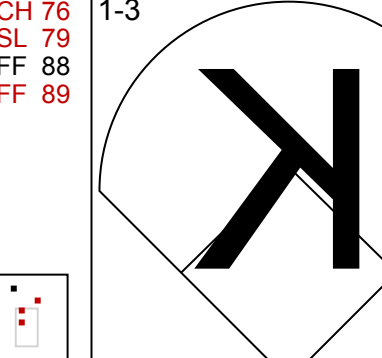
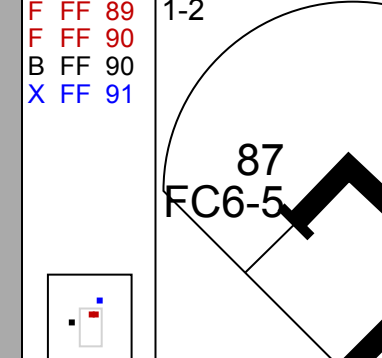

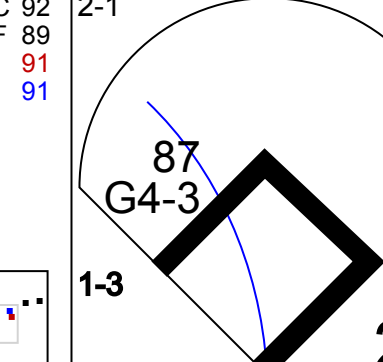
AB	37
R	12
H	15
RBI	11
BB	5
SO	8
LOB	16










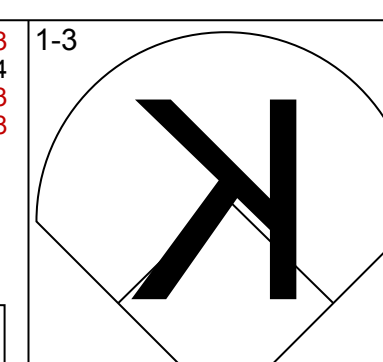
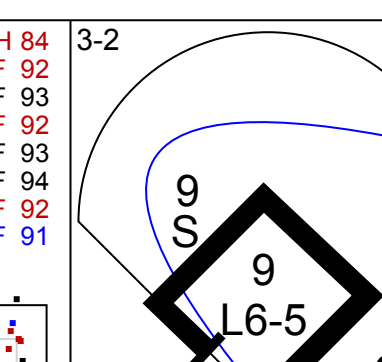
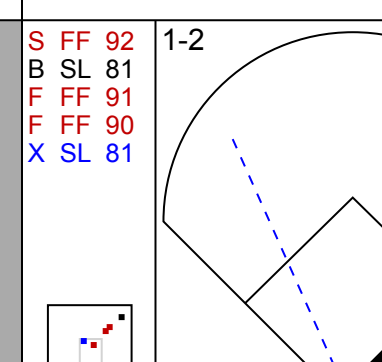
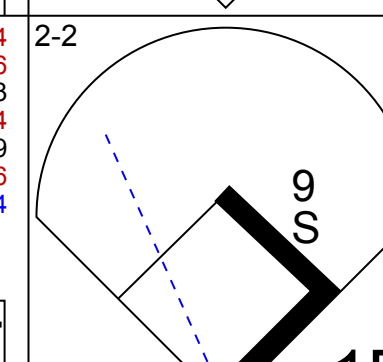
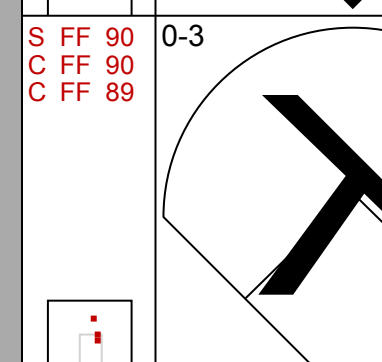
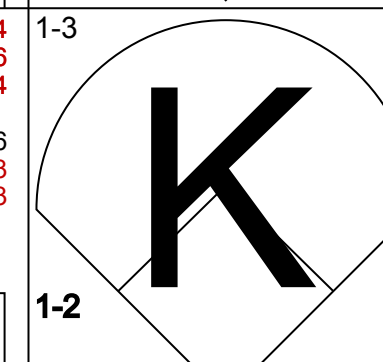
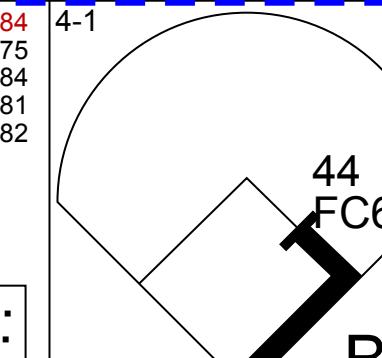
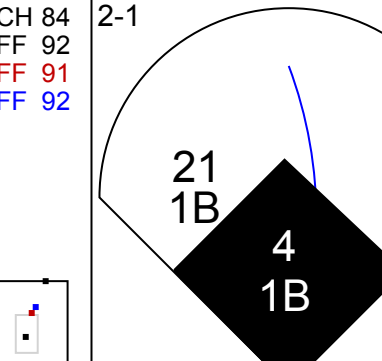

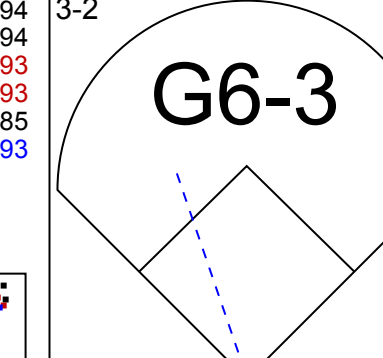


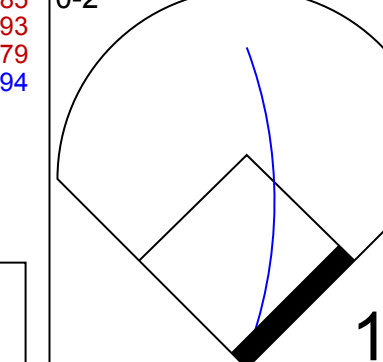
Batter	1	2	3	4	5	6	7	8	9	AB	R	H	RBI	BB	SO	LOB	TOP										
0 Collin Cowgill, R OBP: 0.343, SLG: 0.613 25 Roberto Lopez, R			G6-3					F7		4	0	0	0	0	2	0											
3 JB Shuck, L OBP: 0.314, SLG: 0.469 59 Kyle Hudson, L						L6				4	1	3	0	0	0	0											
10 Grant Green, R OBP: 0.364, SLG: 0.548 12 Tommy Field, R	SF8		P4							2	0	1	1	0	0	1											
44 Ian Stewart, L OBP: 0.379, SLG: 0.292 8 Yovvit Torrealba, R	G4-3							G6-3		2	0	0	0	1	1	1											
16 Hank Conger, L OBP: 0.200, SLG: 0.167 41 Luis Martinez, R			P4			G3				3	0	1	0	0	0	2											
77 Carlos Pena, L OBP: 0.259, SLG: 0.240 48 Chad Tracy, L										3	0	1	0	0	0	2											
7 Andrew Romine, S OBP: 0.308, SLG: 0.364 13 Luis Jimenez, R	L9		FC4-6				G6-3			2	0	0	0	0	0	2											
87 Matt Long, L OBP: 0.486, SLG: 0.667	G1-3				B1-3		FC6-5	G4-3		4	0	0	1	0	0	3											
18 John McDonald, R OBP: 0.474, SLG: 0.438 19 Efrén Navarro, L	G5-3						FC6-4	G4-3		3	0	0	0	0	0	1											
<b>Inning Stats</b>	R: 1 H: 1 E: 0 K: 1 S: 9	H: 1 LOB: 0 BB: 0 P: 14	R: 0 H: 1 E: 0 K: 1 S: 8	H: 1 LOB: 1 BB: 0 P: 12	R: 0 H: 1 E: 0 K: 0 S: 10	H: 1 LOB: 1 BB: 0 P: 15	R: 0 H: 0 E: 0 K: 1 S: 8	H: 0 LOB: 1 BB: 1 P: 13	R: 0 H: 0 E: 0 K: 1 S: 7	H: 0 LOB: 0 BB: 0 P: 12	R: 0 H: 1 E: 0 K: 1 S: 12	H: 1 LOB: 1 BB: 0 P: 17	R: 0 H: 1 E: 0 K: 1 S: 9	H: 1 LOB: 1 BB: 0 P: 15	R: 0 H: 1 E: 0 K: 1 S: 10	H: 1 LOB: 1 BB: 0 P: 14	R: 1 H: 2 E: 0 K: 1 S: 11	H: 2 LOB: 1 BB: 0 P: 15	1B: 6 2B: 1 3B: 1 HR: 0	SF: 1 SAC: 0 DP: 0 HBP: 0	WP: 1 PB: 0 SB: 1 CS: 0	PA: 36					
<b>PITCHER</b>	IP	WLS	BF	H	R	ER	SO	BB	IBB	HBP	BLK	WP	HR	S	P	ERA	WHIP										
53 Eric Stults, L ERA: 7.15	5.0	W	19	3	1	1	4	1	0	0	0	0	0	42	66	1.80	0.800										
58 Blaine Boyer, R ERA: 7.15	1.0	H	4	1	0	0	1	0	0	0	0	1	0	12	17	0.00	1.000										
57 Patrick Schuster, L ERA: 1.5	1.0	H	4	1	0	0	0	0	0	0	0	0	0	9	15	0.00	1.000										
40 Tony Sipp, L ERA: 1.5	1.0	H	4	1	0	0	1	0	0	0	0	0	0	10	14	0.00	1.000										
76 Dennis O'Grady, R ERA: 7.71	1.0	S	5	2	1	1	1	0	0	0	0	0	0	11	15	9.00	2.000										

Los Angeles Angels @ San Diego Padres  
Peoria Stadium, Peoria, AZ  
Fri Mar 14 2014, 4:08 PM - 7:02 PM EDT  
Att: 9,122 - Cloudy - 75 F

livebaseballscorecards.com

AB 34  
R 2  
H 8  
RBI 2  
BB 1  
SO 7  
LOB 16



Batter	1	2	3	4	5	6	7	8	9	AB	R	H	RBI	BB	SO	LOB	BOTTOM										
2 Everth Cabrera, S OBP: 0.281, SLG: 0.355 73 Cory Spangenberg, L				G5-3						4	0	2	0	0	1	2											
13 Chris Denorfia, R OBP: 0.190, SLG: 0.190 68 Rico Noel, R			L4			G6-3				3	0	1	0	0	0	1											
9 Jedd Gyorko, R OBP: 0.258, SLG: 0.414 74 Jace Peterson, L			L6-5				F8			4	1	1	1	0	1	3											
18 Carlos Quentin, R OBP: 0.143, SLG: 0.308 11 Alex Castellanos, R	P3			G5-3		P3				3	0	0	0	1	0	1											
14 Tommy Medica, R OBP: 0.439, SLG: 0.641	F8					F8				4	1	1	0	0	0	1											
21 Xavier Nady, R OBP: 0.357, SLG: 0.481 78 Alex Dickerson, L	G6-3									3	1	1	0	0	1	0											
4 Nick Hundley, R OBP: 0.286, SLG: 0.667 44 René Rivera, R								FC6-4		3	1	2	2	0	1	0											
88 Kyle Blanks, R OBP: 0.393, SLG: 0.391 27 Rey Fuentes, L										2	0	1	0	1	1	2											
15 Ryan Jackson, R OBP: 0.286, SLG: 0.458 3 Alberto Gonzalez, R										2	0	1	1	0	1	1											
<b>Inning Stats</b>	R: 0 H: 1 E: 0 K: 2 S: 14	H: 2 LOB: 1 BB: 0 P: 18	R: 1 H: 2 E: 0 K: 1 S: 16	H: 1 LOB: 1 BB: 0 P: 21	R: 0 H: 1 E: 0 K: 0 S: 11	H: 1 LOB: 0 BB: 0 P: 16	R: 2 H: 4 E: 0 K: 1 S: 19	H: 4 LOB: 2 BB: 0 P: 28	R: 1 H: 1 E: 0 K: 0 S: 10	H: 1 LOB: 0 BB: 0 P: 12	R: 0 H: 0 E: 0 K: 2 S: 11	H: 0 LOB: 1 BB: 1 P: 20	R: 0 H: 1 E: 0 K: 1 S: 11	H: 1 LOB: 1 BB: 0 P: 14	R: 0 H: 0 E: 0 K: 1 S: 8	H: 0 LOB: 1 BB: 1 P: 15	R: 0 H: 0 E: 0 K: 1 S: 8	H: 0 LOB: 1 BB: 1 P: 15	1B: 7 2B: 2 3B: 0 HR: 2	SF: 0 SAC: 0 DP: 1 HBP: 0	WP: 0 PB: 0 SB: 3 CS: 1	PA: 35					
<b>PITCHER</b>	IP	WLS	BF	H	R	ER	SO	BB	IBB	HBP	BLK	WP	HR	S	P	ERA	WHIP										
45 Tyler Skaggs, L ERA: 4.35	4.0	L	19	8	3	3	4	0	0	0	0	0	1	60	83	6.75	2.000										
59 Fernando Salas, R ERA: 1.5	1.0		4	1	1	1	0	0	0	0	0	0	1	10	12	9.00	1.000										
40 Kevin Jepsen, R ERA: 3.6	1.0		3	0	0	0	2	1	0	0	0	0	0	11	20	0.00	1.000										
63 Nick Maronde, L ERA: 2.08	1.0		4	1	0	0	1	0	0	0	0	0	0	11	14	0.00	1.000										
64 Clay Rapada, L ERA: 8.31	1.0		4	0	0	0	1	1	0	0	0	0	0	8	15	0.00	1.000										

Los Angeles Angels @ San Diego Padres  
Peoria Stadium, Peoria, AZ  
Fri Mar 14 2014, 4:08 PM - 7:02 PM EDT  
Att: 9,122 - Cloudy - 75 F

livebaseballscorecards.com

AB 32  
R 4  
H 10  
RBI 4  
BB 2  
SO 8  
LOB 14





Batter	1	2	3	4	5	6	7	8	9	10	AB	R	H	RBI	BB	SO	LOB		
56 Kole Calhoun, L OBP: 0.375, SLG: 0.303 0 Collin Cowgill, R OBP: 0.333, SLG: 0.594											4	0	0	0	0	0	1		
27 Mike Trout, R OBP: 0.469, SLG: 0.800 18 John McDonald, R OBP: 0.500, SLG: 0.471											3	1	1	2	0	1	0		
5 Albert Pujols, R OBP: 0.371, SLG: 0.345 13 Luis Jimenez, R OBP: 0.316, SLG: 0.421											4	0	2	0	0	0	1		
6 David Freese, R OBP: 0.345, SLG: 0.208 7 Andrew Romine, S OBP: 0.296, SLG: 0.348											1	0	0	0	0	0	2		
28 Raul Ibanez, L OBP: 0.357, SLG: 0.531 10 Grant Green, R OBP: 0.353, SLG: 0.531												4	0	1	0	0	2		
47 Howie Kendrick, R OBP: 0.467, SLG: 0.538 3 JB Shuck, L OBP: 0.306, SLG: 0.455											3	1	1	1	0	1	2		
17 Chris Iannetta, R OBP: 0.520, SLG: 0.667 22 John Hester, R OBP: 0.400, SLG: 0.333											0	0	0	0	0	0	0		
0 Brennan Boesch, L OBP: 0.333, SLG: 0.450 87 Matt Long, L OBP: 0.474, SLG: 0.722											1	0	0	0	0	1	1		
2 Erick Aybar, S OBP: 0.419, SLG: 0.333 19 Efrén Navarro, L OBP: 0.188, SLG: 0.188											3	1	1	0	0	0	1		
<b>Inning Stats</b>	R: 0 E: 0 K: 2 S: 8	H: 1 LOB: 1 BB: 0 P: 8	R: 1 E: 0 K: 1 S: 8	H: 2 LOB: 1 BB: 0 P: 9	R: 0 E: 1 K: 0 S: 4	H: 0 LOB: 1 BB: 0 P: 4	R: 0 E: 0 K: 1 S: 5	H: 0 LOB: 0 BB: 0 P: 9	R: 3 E: 0 K: 2 S: 14	H: 5 LOB: 2 BB: 0 P: 17	R: 0 E: 0 K: 1 S: 5	H: 0 LOB: 1 BB: 0 P: 7	R: 0 E: 0 K: 1 S: 5	H: 0 LOB: 0 BB: 0 P: 5	R: 0 E: 0 K: 1 S: 6	H: 2 LOB: 1 BB: 0 P: 4	1B: 6 2B: 1 3B: 0 HR: 3	SF: 0 SAC: 0 DP: 1 HBP: 1	
<b>PITCHER</b>	IP WLS BF H R ER SO	IP WLS BF H R ER SO	IP WLS BF H R ER SO	IP WLS BF H R ER SO	IP WLS BF H R ER SO	IP WLS BF H R ER SO	IP WLS BF H R ER SO	IP WLS BF H R ER SO	IP WLS BF H R ER SO	IP WLS BF H R ER SO	IP WLS BF H R ER SO	IP WLS BF H R ER SO	IP WLS BF H R ER SO	IP WLS BF H R ER SO	IP WLS BF H R ER SO	IP WLS BF H R ER SO	IP WLS BF H R ER SO	IP WLS BF H R ER SO	IP WLS BF H R ER SO

**TOP**

Los Angeles Angels @ Colorado Rockies  
Salt River Fields at Talking Stick, Scottsdale, AZ

Sat Mar 15 2014, 4:14 PM - 7:33 PM EDT  
Alt. 12,667 - Sunny - 77 F

AB	39
R	4
H	10
RBI	4
BB	1
SO	9
LOB	14

WP: 0 PA: 42  
PB: 0  
SB: 1  
CS: 1

Batter	1	2	3	4	5	6	7	8	9	10	AB	R	H	RBI	BB	SO	LOB		
6 Corey Dickerson, L OBP: 0.378, SLG: 0.571 Cristian Adames, S OBP: 0.305, SLG: 0.517											4	0	2	0	0	1	0		
13 Drew Stubbs, R OBP: 0.419, SLG: 0.407											4	1	2	1	1	0	2		
5 Carlos González, L OBP: 0.400, SLG: 0.591 Kent Matthes, R OBP: 0.300, SLG: 0.444											2	1	1	2	1	0	0		
20 Wilin Rosario, R OBP: 0.154, SLG: 0.150 7 Matt McBride, R OBP: 0.414, SLG: 0.500 23 Charlie Culberson, R OBP: 0.313, SLG: 0.484											3	0	1	0	0	1	0		
33 Justin Morneau, L OBP: 0.154, SLG: 0.154 36 Ben Paulsen, L OBP: 0.314, SLG: 0.441											2	0	1	0	0	0	1		
28 Nolan Arenado, R OBP: 0.394, SLG: 0.581 4 Ryan Wheeler, L OBP: 0.400, SLG: 0.576											2	0	1	0	0	0	0		
14 Josh Rutledge, R OBP: 0.250, SLG: 0.368 26 Jason Pridie, L OBP: 0.344, SLG: 0.357											3	1	1	0	0	0	2		
10 Paul Janish, R OBP: 0.452, SLG: 0.533 66 Rafael Ynoa, S OBP: 0.429, SLG: 0.429											2	0	0	0	0	1	4		
12 Juan Nicasio, R ERA: 3.18 60 Manny Corpas, R ERA: 1.59 0 Adam Ottavino, S ERA: 2.57 54 Tommy Kahnle, R ERA: 1.69 46 Greg Burke, R ERA: 3.0											3	0	0	0	0	0	3		
<b>Inning Stats</b>	R: 2 E: 0 K: 1 S: 9	H: 2 LOB: 0 BB: 0 P: 10	R: 0 E: 0 K: 0 S: 4	H: 1 LOB: 1 BB: 0 P: 4	R: 0 E: 0 K: 0 S: 3	H: 2 LOB: 2 BB: 2 P: 11	R: 1 E: 0 K: 0 S: 6	H: 3 LOB: 2 BB: 0 P: 7	R: 0 E: 0 K: 1 S: 5	H: 0 LOB: 0 BB: 0 P: 5	R: 0 E: 0 K: 1 S: 6	H: 1 LOB: 1 BB: 0 P: 6	R: 0 E: 0 K: 2 S: 8	H: 0 LOB: 1 BB: 0 P: 8	R: 1 E: 0 K: 1 S: 6	H: 1 LOB: 1 BB: 10 P: 10	1B: 9 2B: 2 3B: 0 HR: 1	SF: 0 SAC: 0 DP: 1 HBP: 0	
<b>PITCHER</b>	IP WLS BF H R ER SO	IP WLS BF H R ER SO	IP WLS BF H R ER SO	IP WLS BF H R ER SO	IP WLS BF H R ER SO	IP WLS BF H R ER SO	IP WLS BF H R ER SO	IP WLS BF H R ER SO	IP WLS BF H R ER SO	IP WLS BF H R ER SO	IP WLS BF H R ER SO	IP WLS BF H R ER SO	IP WLS BF H R ER SO	IP WLS BF H R ER SO	IP WLS BF H R ER SO	IP WLS BF H R ER SO	IP WLS BF H R ER SO	IP WLS BF H R ER SO	IP WLS BF H R ER SO

**BOTTOM**

Los Angeles Angels @ Colorado Rockies  
Salt River Fields at Talking Stick, Scottsdale, AZ

Sat Mar 15 2014, 4:14 PM - 7:33 PM EDT  
Alt. 12,667 - Sunny - 77 F

AB	40
R	4
H	12
RBI	4
BB	3
SO	7
LOB	20

WP: 0 PA: 43  
PB: 0  
SB: 1  
CS: 1



Batter	1	2	3	4	5	6	7	8	9	AB	R	H	RBI	BB	SO	LOB	TOP					
36 Abraham Almonte, S (1, 8) OBP: 0.233, SLG: 0.385	G3	G4-3		B3-4					P6	3	0	1	0	0	0	0	<b>Seattle Mariners @ Los Angeles Angels</b> Tempe Diablo Stadium, Tempe, AZ Sun Mar 16 2014, 4:12 PM - 7:02 PM EDT Att: 9,628 - Sunny - 80 F <a href="http://livebaseballscorecards.com">livebaseballscorecards.com</a>					
9 Endy Chavez, L (5, 8) OBP: 0.269, SLG: 0.280										2	0	1	1	0	0							
15 Kyle Seager, L (1, 5) OBP: 0.275, SLG: 0.222										4	1	1	0	0	2							
97 Ramon Moria, R (6, 5)										1	0	0	0	0	1							
27 Corey Hart, R (1, 10) OBP: 0.142, SLG: 0.143										4	0	0	0	0	2							
79 Dario Pizzano, L (9, PH) (9, 10)										1	0	0	0	0	1							
17 Justin Smoak, S (1, 3) OBP: 0.386, SLG: 0.486										2	1	1	0	1	0							
20 Logan Morrison, L (5, 3) OBP: 0.357, SLG: 0.432										1	0	0	0	0	0							
55 Michael Saunders, L (1, 9) OBP: 0.412, SLG: 0.533										3	0	2	1	0	0							
16 Cole Gillespie, R (6, 9) OBP: 0.440, SLG: 0.522										1	0	0	0	0	0							
13 Dustin Ackley, L (1, 7) OBP: 0.482, SLG: 0.703										3	0	1	1	0	1							
99 Jordy Lara, R (6, 7)										1	1	0	0	0	0							
3 Mike Zunino, R (1, 2) OBP: 0.400, SLG: 0.435										1	1	0	0	2	1							
35 Humberto Quintero, R (6, 2) OBP: 0.294, SLG: 0.353										1	0	0	0	0	0							
5 Brad Miller, L (1, 6) OBP: 0.441, SLG: 0.800										3	0	0	0	0	2							
82 Tyler Smith, R (6, 6) OBP: 0.500, SLG: 1.143										1	1	1	1	0	0							
8 Willie Bloomquist, R (1, 4) OBP: 0.242, SLG: 0.281										2	0	0	1	0	1							
81 Kelet Marte, S (6, 4) OBP: 0.313, SLG: 0.231										1	0	0	0	0	0							
<b>Inning Stats</b>	R: 2 E: 0 K: 2 S: 11	H: 4 LOB: 3 BB: 1 P: 15	R: 0 E: 0 K: 0 S: 4	H: 1 LOB: 1 BB: 0 P: 4	R: 0 E: 0 K: 2 S: 8	H: 1 LOB: 2 BB: 1 P: 12	R: 0 E: 0 K: 2 S: 7	H: 0 LOB: 0 BB: 0 P: 7	R: 0 E: 0 K: 1 S: 5	H: 0 LOB: 0 BB: 0 P: 5	R: 2 E: 1 K: 2 S: 9	H: 1 LOB: 1 BB: 1 P: 14	R: 0 E: 0 K: 0 S: 3	H: 0 LOB: 0 BB: 0 P: 3	R: 1 E: 0 K: 0 S: 4	H: 1 LOB: 0 BB: 0 P: 5	R: 0 E: 0 K: 2 S: 7	H: 0 LOB: 0 BB: 0 P: 7	1B: 5 2B: 2 3B: 0 HR: 1	SF: 1 SAC: 0 DP: 0 HBP: 0	WP: 1 PB: 0 SB: 0 CS: 0	PA: 39
<b>PITCHER</b>	IP WLS BF H R ER SO BB IBB HBP BLK WP HR S P ERA WHIP																					
33 C.J. Wilson, L (1, 1) ERA: 2.81	5.0 L 25 6 4 2 7 3 0 0 0 0 0 0 36 48 3.60 1.800																					
46 Cory Rasmus, R (6, 1) ERA:	2.0 7 1 0 0 2 0 0 0 0 0 1 0 11 12 0.00 0.500																					
59 Fernando Salas, R (8, 1) ERA: 3.0	1.0 4 1 1 1 0 0 0 0 0 0 0 1 4 5 9.00 1.000																					
58 Michael Kohn, R (9, 1) ERA: 4.76	1.0 3 0 0 0 2 0 0 0 0 0 0 0 7 7 0.00 0.000																					

Batter	1	2	3	4	5	6	7	8	9	AB	R	H	RBI	BB	SO	LOB	BOTTOM					
56 Kole Calhoun, L (1, 9) OBP: 0.395, SLG: 0.314										2	1	1	0	1	1	0	<b>Seattle Mariners @ Los Angeles Angels</b> Tempe Diablo Stadium, Tempe, AZ Sun Mar 16 2014, 4:12 PM - 7:02 PM EDT Att: 9,628 - Sunny - 80 F <a href="http://livebaseballscorecards.com">livebaseballscorecards.com</a>					
13 Luis Jimenez, R (8, PH) (9, 3)										1	0	0	0	0	0							
27 Mike Trout, R (1, 8) OBP: 0.429, SLG: 0.727										3	0	0	0	0	2							
8 Yorvit Torrealba, R (7, 2) OBP: 0.200, SLG: 0.200										1	0	1	0	0	0							
5 Albert Pujols, R (1, 3) OBP: 0.351, SLG: 0.323										2	0	0	0	0	0							
48 Chad Tracy, L (6, 7) OBP: 0.240, SLG: 0.320										2	0	0	0	0	2							
6 David Freese, R (1, 5) OBP: 0.375, SLG: 0.231										2	0	1	1	1	0							
87 Matt Long, L (6, PR) OBP: 0.487, SLG: 0.722										0	1	0	0	1	0							
47 Howie Kendrick, R (1, 4) OBP: 0.424, SLG: 0.483										3	0	0	0	0	2							
10 Grant Green, R (7, 4) OBP: 0.343, SLG: 0.515										1	0	0	0	0	1							
2 Enck Aybar, S (1, 6) OBP: 0.441, SLG: 0.444										3	1	2	0	0	0							
18 John McDonald, R (8, 6) OBP: 0.476, SLG: 0.444										1	0	0	0	0	1							
17 Chris Iannetta, R (1, 10) OBP: 0.481, SLG: 0.632										1	0	0	1	0	0							
77 Carlos Pena, L (7, PH) (8, 10)										2	0	0	0	0	1							
16 Hank Conger, L (1, 2) OBP: 0.185, SLG: 0.154										2	0	0	0	0	0							
44 Ian Stewart, L (7, 5) OBP: 0.387, SLG: 0.308										2	0	1	0	0	1							
7 Andrew Romine, S (9, PR) OBP: 0.296, SLG: 0.348										0	0	0	0	0	0							
0 Collin Cowgill, R (1, 7) OBP: 0.316, SLG: 0.559										2	0	0	0	0	1							
0 Brennan Boesch, L (7, 9) OBP: 0.304, SLG: 0.409										2	0	0	0	0	1							
<b>Inning Stats</b>	R: 0 E: 0 K: 1 S: 5	H: 0 LOB: 0 BB: 0 P: 5	R: 0 E: 0 K: 0 S: 3	H: 1 LOB: 1 BB: 1 P: 7	R: 0 E: 0 K: 1 S: 5	H: 0 LOB: 1 BB: 1 P: 9	R: 0 E: 0 K: 0 S: 3	H: 0 LOB: 0 BB: 0 P: 3	R: 1 E: 0 K: 0 S: 4	H: 1 LOB: 0 BB: 0 P: 4	R: 1 E: 0 K: 0 S: 5	H: 2 LOB: 1 BB: 0 P: 6	R: 0 E: 0 K: 2 S: 7	H: 0 LOB: 0 BB: 0 P: 7	R: 0 E: 0 K: 1 S: 6	H: 1 LOB: 1 BB: 0 P: 6	R: 1 E: 1 K: 1 S: 7	H: 1 LOB: 3 BB: 1 P: 12	1B: 5 2B: 0 3B: 1 HR: 0	SF: 1 SAC: 0 DP: 1 HBP: 0	WP: 0 PB: 0 SB: 3 CS: 0	PA: 36
<b>PITCHER</b>	IP WLS BF H R ER SO BB IBB HBP BLK WP HR S P ERA WHIP																					
81 Roenis Elias, L (1, 1) ERA: 1.46	5.0 W 18 2 1 1 2 2 0 0 0 0 0 0 20 28 1.80 0.800																					
83 Zach Miner, R (6, 1) ERA: 3.69	2.0 H 8 2 1 1 2 0 0 0 0 0 0 0 12 13 4.50 1.000																					
44 Lucas Luetge, L (8, 1) ERA: 4.91	1.0 H 4 1 0 0 1 0 0 0 0 0 0 0 6 6 0.00 1.000																					
31 Yoervis Medina, R (9, 1) ERA: 1.29	1.0 S 6 1 1 0 1 1 0 0 0 0 0 0 7 12 0.00 2.000																					






Batter	1	2	3	4	5	6	7	8	9	AB	R	H	RBI	BB	SO	LOB	TOP					
7 Andrew Romine, S (1.4) OBP: 0.281, SLG: 0.357	G4-3	K			G4-3			G3-1 41 WP	G6-3	5	1	1	0	0	1	2						
0 Brennan Boesch, L (1.9) OBP: 0.286, SLG: 0.346	G4-3		K					G3-1	G1-3	4	0	0	0	1	1	1						
16 Hank Conger, L (1.2) OBP: 0.200, SLG: 0.172			K							3	0	1	0	0	1	2						
41 Luis Martinez, R (7.2) OBP: 0.375, SLG: 0.286	48 BB 44 1B		K					F8		0	1	0	0	1	0	0						
44 Ian Stewart, L (1.5) OBP: 0.371, SLG: 0.300	48 BB 1-2		G4-3					F8		4	0	1	0	0	1	1						
48 Chad Tracy, L (1.10) OBP: 0.276, SLG: 0.321	1-2 2-3			K				F7	0 1B 77 WP	3	0	1	0	1	1	0						
77 Carlos Pena, L (1.3) OBP: 0.242, SLG: 0.200	K		G4-3					G3-1	0 1B	3	0	0	0	1	1	3						
0 Collin Cowgill, R (1.8) OBP: 0.310, SLG: 0.526		K			P4			B1-3	1-2 2-3	4	0	1	0	0	1	0						
87 Matt Long, L (1.7) OBP: 0.465, SLG: 0.675						P6		F7	G4-3	4	0	1	0	0	0	3						
18 John McDonald, R (1.6) OBP: 0.440, SLG: 0.409			F7			7 G4-3 7 PB		F7		4	0	1	0	0	0	1						
<b>Inning Stats</b>	R: 0 E: 0 K: 1 S: 7	H: 2 LOB: 3 BB: 1 P: 11	R: 0 E: 0 K: 2 S: 8	H: 1 LOB: 1 BB: 0 P: 8	R: 0 E: 0 K: 2 S: 7	H: 0 LOB: 0 BB: 0 P: 7	R: 0 E: 0 K: 1 S: 5	H: 0 LOB: 0 BB: 0 P: 5	R: 0 E: 0 K: 0 S: 4	H: 1 LOB: 2 BB: 1 P: 9	R: 0 E: 0 K: 1 S: 5	H: 0 LOB: 0 BB: 0 P: 5	R: 0 E: 0 K: 0 S: 3	H: 0 LOB: 0 BB: 0 P: 3	R: 2 E: 0 K: 0 S: 6	H: 3 LOB: 3 BB: 2 P: 14	R: 0 E: 0 K: 0 S: 3	H: 0 LOB: 0 BB: 0 P: 3	1B: 6 2B: 1 3B: 0 HR: 0	SF: 0 SAC: 0 DP: 0 HBP: 0	WP: 2 PB: 1 SB: 0 CS: 0	PA: 38
<b>PITCHER</b>	IP	WLS	BF	H	R	ER	SO	BB	IBB	HBP	BLK	WP	HR	S	P	ERA	WHIP					
36 Edwin Jackson, R (1.1) ERA: 4.0	4.0	W	16	3	0	0	6	1	0	0	0	0	0	27	31	0.00	1.000					
12 Chang-Yong Lim, R (6.1) ERA: 4.5	1.0	H	5	1	0	0	0	1	0	0	0	0	0	4	9	0.00	2.000					
41 Jose Veras, R (6.1) ERA: 7.2	1.0	H	3	0	0	0	1	0	0	0	0	0	0	5	5	0.00	0.000					
50 Blake Parker, R (7.1) ERA: 10.8	1.2	H	7	1	2	2	0	1	0	0	0	1	0	6	10	10.80	1.200					
Paolo Espino, R (8.1) ERA:	0.1	H	4	2	0	0	0	1	0	0	0	1	0	3	7	0.00	9.000					

Los Angeles Angels @ Chicago Cubs  
Cubs Park, Mesa, AZ  
Mon Mar 17 2014, 4:07 PM - 6:59 PM EDT  
Att: 14,787 - Sunny - 77 F


AB 34  
R 2  
H 7  
RBI 0  
BB 4  
SO 7  
LOB 13



Batter	1	2	3	4	5	6	7	8	9	AB	R	H	RBI	BB	SO	LOB	BOTTOM				
43 Emilio Bonifacio, S (1.6) OBP: 0.273, SLG: 0.452	F8		4 2B					F9		3	1	1	1	1	0	0					
4 Ryan Roberts, R (1.4) OBP: 0.346, SLG: 0.458	F8		44 1B					F7		3	1	1	1	0	0	2					
95 Walter Ibarra, S (6.6) OBP: 0.500, SLG: 0.500			3H							1	0	0	0	0	0	0					
44 Anthony Rizzo, L (1.3) OBP: 0.452, SLG: 0.750	G4-3		2H					K		4	0	1	1	0	1	2					
92 Lars Anderson, L (6.3)			1B							0	0	0	0	0	0	0					
20 Justin Ruggiano, R (1.8) OBP: 0.423, SLG: 0.667		G5-3	G1-3					F8		4	0	0	0	0	0	1					
19 Nate Schierholtz, L (1.9) OBP: 0.375, SLG: 0.444		G4-3						F8		3	1	0	0	0	0	0					
7 Anthony Giansanti, R (9.9) ERA:								FC3-6 54 1B		0	0	0	0	0	0	0					
5 Wellington Castillo, R (1.2) OBP: 0.333, SLG: 0.278										3	0	1	0	0	1	0					
9 George Kottaras, L (7.2) OBP: 0.250, SLG: 0.357		P3						K		1	0	0	0	0	1	0					
6 Ryan Sweeney, L (1.10) OBP: 0.111, SLG: 0.077			F8		G3			FC3-6 54 1B		3	0	0	0	0	0	2					
54 Darnell McDonald, R (1.7) OBP: 0.450, SLG: 0.353								1-2 2-3		2	1	2	1	1	0	0					
28 Chris Coghlan, L (7.7) OBP: 0.217, SLG: 0.273			43 3B							0	0	0	0	0	0	0					
24 Luis Valbuena, L (1.5) OBP: 0.346, SLG: 0.545			F9					K		3	0	0	0	0	1	4					
<b>Inning Stats</b>	R: 0 E: 0 K: 0 S: 3	H: 0 LOB: 0 BB: 0 P: 3	R: 0 E: 0 K: 0 S: 3	H: 0 LOB: 0 BB: 0 P: 3	R: 3 E: 0 K: 0 S: 6	H: 3 LOB: 1 BB: 1 P: 10	R: 0 E: 0 K: 1 S: 5	H: 0 LOB: 0 BB: 0 P: 5	R: 0 E: 0 K: 0 S: 4	H: 1 LOB: 2 BB: 1 P: 8	R: 1 E: 0 K: 0 S: 7	H: 2 LOB: 2 BB: 0 P: 8	R: 0 E: 0 K: 1 S: 5	H: 0 LOB: 0 BB: 0 P: 5	R: 0 E: 0 K: 1 S: 5	H: 0 LOB: 0 BB: 0 P: 5	1B: 3 2B: 2 3B: 1 HR: 0	SF: 0 SAC: 0 DP: 0 HBP: 1	WP: 0 PB: 0 SB: 0 CS: 0	PA: 33	
<b>PITCHER</b>	IP	WLS	BF	H	R	ER	SO	BB	IBB	HBP	BLK	WP	HR	S	P	ERA	WHIP				
55 Joe Blanton, R (1.1) ERA: 6.75	5.1	L	22	4	3	3	1	2	0	0	0	0	0	22	30	5.06	1.125				
64 Clay Rapada, L (6.1) ERA: 9.64	0.1		3	1	0	0	0	0	0	1	0	0	0	2	3	0.00	3.000				
52 Matt Shoemaker, R (6.1) ERA: 2.16	2.1		8	1	1	1	3	0	0	0	0	0	0	14	14	3.86	0.429				

Los Angeles Angels @ Chicago Cubs  
Cubs Park, Mesa, AZ  
Mon Mar 17 2014, 4:07 PM - 6:59 PM EDT  
Att: 14,787 - Sunny - 77 F

AB 30  
R 4  
H 6  
RBI 4  
BB 2  
SO 4  
LOB 11





Batter	1	2	3	4	5	6	7	8	9	AB	R	H	RBI	BB	SO	LOB	TOP
13 Joaquin Arias, R OBP: 0.314, SLG: 0.333 80 Ryan Lolis, L OBP: 0.222, SLG: 0.444										3	0	0	1	0	1	1	<b>San Francisco Giants @ Los Angeles Angels</b> Tempe Diablo Stadium, Tempe, AZ Mon Mar 17 2014, 4:12 PM - 6:54 PM EDT Att: 9,170 - Partly Cloudy - 77 F
19 Marco Scutaro, R OBP: 0.500, SLG: 1.000 10 Tony Abreu, S OBP: 0.211, SLG: 0.167 77 Chris Lofton, L										2	1	1	0	0	1	0	
28 Buster Posey, R OBP: 0.424, SLG: 0.483 12 Guillermo Quiroz, R OBP: 0.308, SLG: 0.250										3	1	0	0	1	0	1	
8 Hunter Pence, R OBP: 0.342, SLG: 0.750 82 Kelby Tomlinson, R										4	0	1	0	0	1	2	
48 Pablo Sandoval, S OBP: 0.385, SLG: 0.394 88 Trevor Brown, R										2	0	1	1	1	0	1	
71 Mark Minicuzzi, R OBP: 0.308, SLG: 0.400										4	0	1	1	0	1	2	
6 Ehire Adriansa, S OBP: 0.219, SLG: 0.484 14 Brandon Hicks, R OBP: 0.472, SLG: 0.733										3	0	0	0	0	1	3	
78 Tyler Graham, R OBP: 0.500, SLG: 0.429										3	2	1	1	1	1	0	
86 Jarrett Parker, L Chris Dominguez, R OBP: 0.500, SLG: 0.417										2	0	0	0	0	1	1	
<b>Inning Stats</b>	R: 2 E: 0 K: 3 S: 12	H: 3 LOB: 2 BB: 1 P: 16	R: 0 E: 0 K: 1 S: 5	H: 0 LOB: 0 BB: 0 P: 5	R: 0 E: 0 K: 1 S: 5	H: 0 LOB: 0 BB: 1 P: 5	R: 0 E: 0 K: 0 S: 3	H: 1 LOB: 0 BB: 0 P: 3	R: 0 E: 0 K: 1 S: 5	H: 0 LOB: 1 BB: 0 P: 5	R: 0 E: 0 K: 0 S: 4	H: 1 LOB: 1 BB: 0 P: 4	R: 4 E: 1 K: 1 S: 10	H: 4 LOB: 1 BB: 0 P: 10	1B: 6 2B: 2 3B: 1 HR: 0	SF: 1 SAC: 0 DP: 1 HBP: 0	
<b>PITCHER</b>	IP WLS BF H R ER SO BB IBB HBP BLK WP HR S P ERA WHIP	5.1 22 4 3 3 5 3 0 0 0 0 0 0 30 43 5.06 1.312	1.2 4 0 0 0 1 0 0 0 0 0 0 0 6 6 0.00 0.000	1.0 H 4 1 0 0 0 0 0 0 0 0 0 0 4 4 0.00 1.000	0.2 B 7 4 4 0 1 0 0 0 0 0 0 0 9 9 0.00 6.000	0.1 W 1 0 0 0 0 0 0 0 0 0 0 0 0 1 1 0.00 0.000											

Batter	1	2	3	4	5	6	7	8	9	AB	R	H	RBI	BB	SO	LOB	BOTTOM		
56 Kole Calhoun, L OBP: 0.417, SLG: 0.410										4	2	2	2	0	0	0	<b>San Francisco Giants @ Los Angeles Angels</b> Tempe Diablo Stadium, Tempe, AZ Mon Mar 17 2014, 4:12 PM - 6:54 PM EDT Att: 9,170 - Partly Cloudy - 77 F		
27 Mike Trout, R OBP: 0.421, SLG: 0.686 10 Grant Green, R OBP: 0.361, SLG: 0.515										2	0	0	0	1	0	1			
32 Josh Hamilton, L OBP: 0.333, SLG: 0.333 22 John Hester, R OBP: 0.333, SLG: 0.250										3	1	1	0	0	0	1			
6 David Freese, R OBP: 0.400, SLG: 0.222 Kaleb Cowart, S OBP: 0.222, SLG: 0.125										1	1	0	0	1	0	1			
28 Raul Ibanez, L OBP: 0.265, SLG: 0.355 Drew Heid, L										3	1	1	0	0	0	2			
47 Howie Kendrick, R OBP: 0.417, SLG: 0.484 79 Taylor Lindsey, L OBP: 0.100, SLG: 0.100										2	1	1	2	0	0	0			
2 Erick Aybar, S OBP: 0.459, SLG: 0.467 Brennan Gowers, L										3	0	2	1	0	0	1			
17 Chris Iannetta, R OBP: 0.483, SLG: 0.619 8 Yorvit Torrealba, R OBP: 0.176, SLG: 0.188										2	0	1	1	0	0	1			
3 JB Shuck, L OBP: 0.282, SLG: 0.417 Shawn O'Malley, S OBP: 0.400, SLG: 0.250										1	1	1	0	0	0	0			
<b>Inning Stats</b>	R: 0 E: 0 K: 0 S: 3	H: 0 LOB: 1 BB: 1 P: 7	R: 0 E: 0 K: 0 S: 4	H: 1 LOB: 1 BB: 0 P: 4	R: 0 E: 0 K: 0 S: 3	H: 1 LOB: 0 BB: 0 P: 3	R: 3 E: 0 K: 0 S: 6	H: 3 LOB: 1 BB: 0 P: 7	R: 0 E: 0 K: 0 S: 3	H: 2 LOB: 1 BB: 1 P: 9	R: 1 E: 0 K: 1 S: 4	H: 0 LOB: 0 BB: 1 P: 9	R: 0 E: 0 K: 0 S: 3	H: 0 LOB: 0 BB: 0 P: 3	R: 2 E: 0 K: 0 S: 3	H: 2 LOB: 2 BB: 0 P: 6		1B: 8 2B: 1 3B: 0 HR: 1	SF: 2 SAC: 0 DP: 2 HBP: 2
<b>PITCHER</b>	IP WLS BF H R ER SO BB IBB HBP BLK WP HR S P ERA WHIP	5.1 25 7 5 5 0 2 0 0 0 0 0 0 22 31 8.44 1.688	0.2 2 0 0 0 0 0 0 0 0 0 0 0 2 2 0.00 0.000	1.0 4 1 0 1 1 1 0 1 0 0 0 0 4 9 0.00 1.000	1.0 3 0 0 0 0 0 0 0 0 0 0 0 3 3 0.00 0.000	0.1 L 3 2 2 2 0 0 0 0 0 0 0 0 1 3 54.00 6.000													



Batter	1	2	3	4	5	6	7	8	9	AB	R	H	RBI	BB	SO	LOB	TOP								
56 Kole Calhoun, L (1, 9) OBP: 0.423, SLG: 0.442 0 Collin Cowgill, R (7, 8) OBP: 0.326, SLG: 0.526										4	1	2	1	0	1	1									
27 Mike Trout, R (1, 8) OBP: 0.439, SLG: 0.757 3 JB Shuck, L (7, PH) OBP: 0.293, SLG: 0.474										2	2	1	1	0	1	1									
5 Albert Pujols, R (1, 3) OBP: 0.375, SLG: 0.412 10 Grant Green, R (7, PH) OBP: 0.368, SLG: 0.514										3	2	2	1	0	0	1									
32 Josh Hamilton, L (1, 7) OBP: 0.333, SLG: 0.333 8 Yovvit Torrealba, R (6, 2) OBP: 0.263, SLG: 0.333										3	0	1	1	0	1	2									
6 David Freese, R (1, 5) OBP: 0.395, SLG: 0.233 44 Ian Stewart, L (7, PH) OBP: 0.378, SLG: 0.406										3	0	1	2	0	1	1									
28 Raul Ibanez, L (1, 10) OBP: 0.270, SLG: 0.333 48 Chad Tracy, L (7, PH) OBP: 0.290, SLG: 0.345										2	1	0	0	1	0	0									
47 Howie Kendrick, R (1, 4) OBP: 0.422, SLG: 0.529 77 Carlos Pena, L (7, PH) OBP: 0.228, SLG: 0.188										3	2	3	0	0	0	0									
17 Chris Iannetta, R (1, 2) OBP: 0.469, SLG: 0.625 0 Brennan Boesch, L (6, PR) OBP: 0.300, SLG: 0.357										3	0	1	1	0	1	2									
2 Erick Aybar, S (1, 6) OBP: 0.462, SLG: 0.452 18 John McDonald, R (7, 4) OBP: 0.407, SLG: 0.375										1	1	0	1	1	0	1									
<b>Inning Stats</b>	R: 1 E: 0 K: 2 S: 9	H: 2 LOB: 1 BB: 0 P: 9	R: 2 E: 0 K: 1 S: 6	H: 1 LOB: 0 BB: 1 P: 12	R: 2 E: 0 K: 0 S: 4	H: 1 LOB: 0 BB: 0 P: 6	R: 1 E: 0 K: 0 S: 3	H: 2 LOB: 1 BB: 1 P: 7	R: 2 E: 0 K: 1 S: 9	H: 3 LOB: 2 BB: 0 P: 10	R: 1 E: 0 K: 1 S: 6	H: 2 LOB: 1 BB: 0 P: 8	R: 3 E: 1 K: 1 S: 8	H: 3 LOB: 0 BB: 0 P: 8	R: 0 E: 0 K: 0 S: 3	H: 0 LOB: 1 BB: 0 P: 4	R: 2 E: 0 K: 2 S: 12	H: 4 LOB: 2 BB: 0 P: 13	1B: 10 2B: 5 3B: 1 HR: 2	SF: 1 SAC: 1 DP: 0 HBP: 2	WP: 1 PB: 0 SB: 5 CS: 1	PA: 45			
<b>PITCHER</b>	IP	WLS	BF	H	R	ER	SO	BB	IBB	HBP	BLK	WP	HR	S	P	ERA	WHIP								
45 Erik Johnson, R (1, 1) ERA: 7.36	4.0	L	21	8	8	7	3	2	0	1	0	1	1	26	39	15.75	2.500								
46 Donnie Veal, L (5, 1) ERA: 1.42	1.0		3	1	0	0	1	0	0	0	0	0	0	5	5	0.00	1.000								
43 Mitchell Boggs, R (6, 1) ERA: 11.12	1.0		4	2	1	1	1	0	0	0	0	0	0	6	8	9.00	2.000								
33 Dylan Axelrod, R (7, 1) ERA: 2.7	2.0		10	3	3	2	1	0	0	1	0	0	0	11	12	9.00	1.500								
52 Jake Petricka, R (9, 1) ERA: 6.14	1.0		7	4	2	2	2	0	0	0	0	0	1	12	13	18.00	4.000								

Los Angeles Angels @ Chicago White Sox  
 Camelback Ranch, Glendale, AZ  
 Wed Mar 19, 2014, 4:08 PM - 7:43 PM EDT  
 Att: 7,448 - Sunny - 78 F

AB	39
R	14
H	18
RBI	12
BB	2
SO	8
LOB	14



Batter	1	2	3	4	5	6	7	8	9	AB	R	H	RBI	BB	SO	LOB	BOTTOM								
1 Adam Eaton, L (1, 8) OBP: 0.439, SLG: 0.543 20 Jordan Danks, L (7, 8) OBP: 0.425, SLG: 0.838										4	0	2	1	0	0	1									
5 Marcus Semien, R (1, 4) OBP: 0.486, SLG: 0.517 83 Micah Johnson, L (7, PR) OBP: 0.391, SLG: 0.333										2	1	1	0	2	0	1									
26 Avisail Garcia, R (1, 9) OBP: 0.394, SLG: 0.499 95 Courtney Hawkins, R (8, 9)										3	1	1	1	1	0	2									
79 José Abreu, R (1, 3) OBP: 0.325, SLG: 0.513 18 Blake Tekotte, L (7, PR) OBP: 0.211, SLG: 0.333										4	1	3	3	0	1	1									
14 Paul Konerko, R (1, 10) OBP: 0.281, SLG: 0.267 Keenyn Walker, S (7, PH) OBP: 0.143, SLG: 0.214										3	0	0	0	0	1	2									
24 Dayan Viciedo, R (1, 7) OBP: 0.342, SLG: 0.371 96 Dan Black, S (8, 3)										3	1	1	0	1	0	5									
22 Matt Davidson, R (1, 5) OBP: 0.324, SLG: 0.571 Alex Liddi, R (8, 5) OBP: 0.294, SLG: 0.706										4	1	2	3	0	2	1									
38 Hector Gimenez, S (1, 2) OBP: 0.133, SLG: 0.214 17 Adrian Nieto, S (7, 2) OBP: 0.353, SLG: 0.333										3	0	0	0	0	2										
28 Leury Garcia, S (1, 6) OBP: 0.357, SLG: 0.250 78 Tyler Saladino, R (6, PR) OBP: 0.294, SLG: 0.333										2	1	1	0	1	0	0									
<b>Inning Stats</b>	R: 0 E: 0 K: 1 S: 6	H: 1 LOB: 1 BB: 0 P: 6	R: 0 E: 0 K: 1 S: 5	H: 0 LOB: 1 BB: 1 P: 9	R: 3 E: 0 K: 0 S: 6	H: 3 LOB: 0 BB: 0 P: 6	R: 2 E: 0 K: 0 S: 4	H: 3 LOB: 1 BB: 1 P: 8	R: 0 E: 0 K: 1 S: 6	H: 1 LOB: 2 BB: 1 P: 10	R: 0 E: 0 K: 1 S: 6	H: 1 LOB: 0 BB: 0 P: 6	R: 4 E: 0 K: 0 S: 8	H: 3 LOB: 2 BB: 2 P: 19	R: 1 E: 0 K: 1 S: 7	H: 1 LOB: 0 BB: 0 P: 9	R: 0 E: 0 K: 1 S: 6	H: 1 LOB: 1 BB: 0 P: 6	1B: 6 2B: 5 3B: 0 HR: 3	SF: 0 SAC: 0 DP: 1 HBP: 0	WP: 1 PB: 0 SB: 0 CS: 0	PA: 44			
<b>PITCHER</b>	IP	WLS	BF	H	R	ER	SO	BB	IBB	HBP	BLK	WP	HR	S	P	ERA	WHIP								
45 Tyler Skaggs, L (1, 1) ERA: 6.14	1.0		3	1	0	0	1	0	0	0	0	0	0	5	5	0.00	1.500								
59 Fernando Salas, R (6, 1) ERA: 2.57	1.0	H	4	1	0	0	1	0	0	0	0	0	0	6	6	0.00	1.000								
58 Michael Kohn, R (7, 1) ERA: 8.53	0.2		5	1	4	4	0	2	0	0	0	1	0	3	12	54.00	4.500								
46 Cory Rasmus, R (7, 1) ERA: 1.74	1.1		7	3	1	1	1	0	0	0	0	0	2	12	16	6.75	2.250								

Los Angeles Angels @ Chicago White Sox  
 Camelback Ranch, Glendale, AZ  
 Wed Mar 19, 2014, 4:08 PM - 7:43 PM EDT  
 Att: 7,448 - Sunny - 78 F

AB	39
R	10
H	14
RBI	9
BB	5
SO	6
LOB	20





Batter	1	2	3	4	5	6	7	8	9	AB	R	H	RBI	BB	SO	LOB	TOP										
2 Erick Aybar, S OBP: 0.452, SLG: 0.441 Andrew Romine, S OBP: 0.303, SLG: 0.414	P5		B1-6			27 HR				3	1	1	0	0	0	1	<b>Los Angeles Angels @ Kansas City Royals</b> Surprise Stadium, Surprise, AZ Thu Mar 20 2014, 4:06 PM - 6:36 PM EDT Att: 8,380 - Partly Cloudy - 78 F										
27 Mike Trout, R OBP: 0.455, SLG: 0.850 48 Chad Tracy, L OBP: 0.281, SLG: 0.333	G4-3		2B			HR		L8		3	1	2	2	0	0	0											
5 Albert Pujols, R OBP: 0.372, SLG: 0.486 44 Ian Stewart, L OBP: 0.368, SLG: 0.394	HR		F7			F9		F7		3	1	1	1	0	0	1											
6 David Freese, R OBP: 0.366, SLG: 0.212 18 John McDonald, R OBP: 0.393, SLG: 0.380	F9		F7			G4-3		G6-3		3	0	0	0	0	0	0											
32 Josh Hamilton, L OBP: 0.222, SLG: 0.222 77 Carlos Pena, L OBP: 0.222, SLG: 0.182	P5		G4-3			K		G4-3		3	0	0	0	0	1	0											
47 Howie Kendrick, R OBP: 0.426, SLG: 0.486 87 Matt Long, L OBP: 0.455, SLG: 0.659	G6-3		K			L8		K		3	0	0	0	0	1	0											
56 Kole Calhoun, L OBP: 0.182, SLG: 0.435 0 Brennan Boesch, L OBP: 0.300, SLG: 0.357	1B		F7			P6				3	0	1	0	0	0	0											
16 Hank Conger, L OBP: 0.182, SLG: 0.156 8 Yovvit Torrealba, R OBP: 0.263, SLG: 0.333	F9		F8			L8				3	0	0	0	0	0	1											
0 Collin Cowgill, R OBP: 0.333, SLG: 0.550 3 JB Shuck, L OBP: 0.286, SLG: 0.462	B2-3		B1-6			L8				2	0	1	0	0	0	0											
			2B							1	0	0	0	0	0	0											
<b>Inning Stats</b>	R: 1 H: 1 E: 0 K: 0 S: 9	H: 1 LOB: 0 BB: 0 P: 11	R: 0 H: 1 E: 0 K: 0 S: 12	H: 1 LOB: 1 BB: 0 P: 17	R: 0 H: 2 E: 0 K: 0 S: 7	H: 2 LOB: 1 BB: 0 P: 12	R: 0 H: 0 E: 0 K: 1 S: 6	H: 0 LOB: 0 BB: 0 P: 10	R: 0 H: 0 E: 0 K: 2 S: 13	H: 2 LOB: 0 BB: 0 P: 19	R: 0 H: 0 E: 0 K: 0 S: 7	H: 0 LOB: 0 BB: 0 P: 12	R: 0 H: 1 E: 0 K: 0 S: 11	H: 1 LOB: 1 BB: 0 P: 16	R: 0 H: 0 E: 0 K: 1 S: 6	H: 0 LOB: 0 BB: 0 P: 10	1B: 2 2B: 4 3B: 0 HR: 2	SF: 0 SAC: 0 DP: 1 HBP: 0	WP: 0 PB: 0 SB: 0 CS: 0	PA: 33							
<b>PITCHER</b>	IP	WLS	BF	H	R	ER	SO	BB	IBB	HBP	BLK	WP	HR	S	P	ERA	WHIP										
52 Bruce Chen, L ERA: 4.05	5.1	L	21	6	3	3	1	0	0	0	0	0	2	47	71	5.06	1.125										
17 Wade Davis, R ERA: 2.09	0.2		2	0	0	0	1	0	0	0	0	0	0	6	8	0.00	0.000										
41 Danny Duffy, L ERA: 9.9	1.0		3	0	0	0	0	0	0	0	0	0	0	7	12	0.00	0.000										
40 Kelvin Herrera, R ERA: 5.14	1.0		4	1	0	0	0	0	0	0	0	0	0	11	16	0.00	1.000										
56 Greg Holland, R ERA: 3.89	1.0		3	0	0	0	1	0	0	0	0	0	0	6	10	0.00	0.000										

Batter	1	2	3	4	5	6	7	8	9	AB	R	H	RBI	BB	SO	LOB	BOTTOM										
23 Norichika Aoki, L OBP: 0.362, SLG: 0.381 27 Justin Maxwell, R OBP: 0.391, SLG: 0.578	G6-3		G5-3			K		K		2	0	0	0	0	0	0	<b>Los Angeles Angels @ Kansas City Royals</b> Surprise Stadium, Surprise, AZ Thu Mar 20 2014, 4:06 PM - 6:36 PM EDT Att: 8,380 - Partly Cloudy - 78 F										
19 Danny Valencia, R OBP: 0.348, SLG: 0.333 97 Whit Merrifield, R OBP: 0.500, SLG: 0.500	G4-3		K			16 BB		K		2	1	1	0	0	1	0											
35 Eric Hosmer, L OBP: 0.353, SLG: 0.542 50 Ramon Hernandez, R OBP: 0.556, SLG: 0.500	G4-3		K			L8		K		3	0	0	0	0	2	1											
16 Billy Butler, R OBP: 0.426, SLG: 0.447 64 Jimmy Paredes, S OBP: 0.192, SLG: 0.160	1B		G3			L8		K		2	0	1	1	1	0	0											
4 Alex Gordon, L OBP: 0.326, SLG: 0.500 7 Carlos Peguero, L OBP: 0.467, SLG: 0.500	G4-3		G6-3			BB		F8		2	0	1	1	1	0	0											
			F8			K		F9		3	0	0	0	0	1	3											
12 Brett Hayes, R OBP: 0.333, SLG: 0.278 32 Adam Moore, R OBP: 0.263, SLG: 0.176	K		K			K		F9		2	0	0	0	0	2	0											
8 Mike Moustakas, L OBP: 0.521, SLG: 0.975 9 Johnny Giavotella, R OBP: 0.297, SLG: 0.543	G4-3		K			K		F9		2	0	1	0	0	0	0											
6 Lorenzo Cain, R OBP: 0.417, SLG: 0.405 1 Jarrod Dyson, L OBP: 0.545, SLG: 0.560	L8		K			L8		K		2	0	0	0	0	0	0											
45 Jason Donald, R OBP: 0.395, SLG: 0.529 37 Pedro Ciriaco, R OBP: 0.263, SLG: 0.432	G5-3		G5-3			HR		G5-3		2	1	1	1	0	0	0											
										1	0	0	0	0	0	1											
<b>Inning Stats</b>	R: 1 H: 2 E: 0 K: 0 S: 16	H: 2 LOB: 1 BB: 0 P: 22	R: 0 H: 0 E: 0 K: 1 S: 5	H: 0 LOB: 0 BB: 0 P: 7	R: 0 H: 0 E: 0 K: 1 S: 11	H: 0 LOB: 0 BB: 0 P: 18	R: 0 H: 0 E: 0 K: 2 S: 7	H: 0 LOB: 0 BB: 0 P: 12	R: 0 H: 1 E: 0 K: 2 S: 15	H: 1 LOB: 2 BB: 1 P: 25	R: 0 H: 1 E: 0 K: 0 S: 9	H: 1 LOB: 1 BB: 1 P: 18	R: 0 H: 0 E: 0 K: 3 S: 11	H: 0 LOB: 0 BB: 0 P: 14	R: 0 H: 0 E: 0 K: 0 S: 7	H: 0 LOB: 0 BB: 0 P: 12	1B: 2 2B: 1 3B: 0 HR: 1	SF: 0 SAC: 0 DP: 0 HBP: 1	WP: 0 PB: 0 SB: 1 CS: 1	PA: 33							
<b>PITCHER</b>	IP	WLS	BF	H	R	ER	SO	BB	IBB	HBP	BLK	WP	HR	S	P	ERA	WHIP										
36 Jered Weaver, R ERA: 3.74	5.1	H	20	3	2	2	5	0	0	0	0	0	0	10	17	0.00	1.500										
63 Nick Maronde, L ERA: 1.5	0.2	H	3	0	0	0	1	1	0	0	0	0	0	10	17	0.00	1.500										
3B Joe Smith, R ERA: 3.18	1.0	H	4	1	0	0	0	1	0	0	0	0	0	9	18	0.00	2.000										
40 Kevin Jepsen, R ERA: 2.35	1.0	H	3	0	0	0	3	0	0	0	0	0	0	11	14	0.00	0.000										
99 Brandon Lyon, R ERA: 1.89	1.0	S	3	0	0	0	0	0	0	0	0	0	0	7	12	0.00	0.000										

AB	33
R	3
H	7
RBI	3
BB	0
SO	3
LOB	5



AB	30
R	2
H	4
RBI	2
BB	2
SO	9
LOB	7













Batter	1	2	3	4	5	6	7	8	9	AB	R	H	RBI	BB	SO	LOB	TOP								
7 David Murphy, L (1, 9) OBP: 0.273, SLG: 0.282 26 Matt Carson, R (7, 9) OBP: 0.333, SLG: 0.382 (8, 8)	G3-1		G5-3			F7		L8		3	0	0	0	0	0	1									
33 Nick Swisher, S (1, 10) OBP: 0.375, SLG: 0.425 85 Joe Sever, R (8, PH) (8, 10)	G4-3							G6-3		2	0	0	0	1	1	0									
41 Carlos Santana, S (1, 2) OBP: 0.231, SLG: 0.333 Tony Walters, L (8, 2) OBP: 0.571, SLG: 0.400	G4-3							K		4	0	0	0	0	1	1									
9 Ryan Raburn, R (1, 7) OBP: 0.526, SLG: 0.938 92 Jordan Smith, (7, PR) OBP: 0.143, SLG: 0.143 (7, 7)		F9								2	0	0	0	1	0	0									
8 Lonnie Chisenhall, L (1, 5) OBP: 0.382, SLG: 0.458 76 Ryan Rohlinger, R (7, 5) OBP: 0.435, SLG: 0.444		G4-3								3	0	1	0	0	1	1									
4 Mike Aviles, R (1, 6) OBP: 0.357, SLG: 0.564 87 Dorssys Paulino, R (7, PR) OBP: 0.333, SLG: 0.667 (7, 6)		G5-3								2	0	0	0	1	0	1									
39 Bryan LaHair, L (1, 3) OBP: 0.333, SLG: 0.487 46 David Cooper, L (7, 3) OBP: 0.444, SLG: 0.455			G4-3							3	0	1	0	0	0	2									
30 Elliot Johnson, S (1, 4) OBP: 0.375, SLG: 0.622 84 Ronny Rodriguez, R (7, 4) OBP: 0.167, SLG: 0.167										3	0	1	0	0	1	4									
6 Nyjer Morgan, L (1, 8) OBP: 0.395, SLG: 0.313 Cody Ferrell, R (8, 9) OBP: 0.500, SLG: 0.500				G4-3						2	1	0	0	1	0	1									
<b>Inning Stats</b>	R: 0 E: 0 K: 0 S: 3	H: 0 LOB: 0 BB: 0 P: 3	R: 0 E: 0 K: 0 S: 3	H: 0 LOB: 0 BB: 0 P: 3	R: 0 E: 0 K: 0 S: 4	H: 1 LOB: 1 BB: 0 P: 4	R: 0 E: 0 K: 1 S: 5	H: 0 LOB: 0 BB: 0 P: 5	R: 0 E: 0 K: 0 S: 4	H: 2 LOB: 1 BB: 0 P: 4	R: 0 E: 0 K: 0 S: 3	H: 0 LOB: 1 BB: 1 P: 7	R: 0 E: 0 K: 2 S: 7	H: 0 LOB: 3 BB: 2 P: 15	R: 1 E: 0 K: 1 S: 5	H: 0 LOB: 0 BB: 1 P: 10	R: 1 E: 0 K: 2 S: 10	H: 2 LOB: 2 BB: 0 P: 10	1B: 4 2B: 1 3B: 0 HR: 0	SF: 0 SAC: 0 DP: 1 HBP: 0	WP: 1 PB: 0 SB: 0 CS: 0	PA: 36			
<b>PITCHER</b>	IP	WLS	BF	H	R	ER	SO	BB	IBB	HBP	BLK	WP	HR	S	P	ERA	WHIP								
Garrett Richards, R (1, 1) ERA: 3.5	6.1	2	24	3	0	2	3	0	0	0	0	1	0	25	37	0.00	0.947								
58 Michael Kohn, R (7, 1) ERA: 6.75	0.2	H	4	0	0	0	1	0	0	0	0	0	0	4	4	0.00	0.000								
46 Cory Rasmus, R (8, 1) ERA: 1.59	1.0	H	4	0	1	0	1	1	0	0	0	0	0	5	10	0.00	1.000								
99 Brandon Lyon, R (9, 1) ERA: 2.7	1.0		6	2	1	1	2	0	0	0	0	0	0	10	10	9.00	2.000								

Cleveland Indians @ Los Angeles Angels  
 Tempe Diablo Stadium, Tempe, AZ  
 Sun Mar 23 2014, 4:11 PM - 6:50 PM EDT  
 Att: 9,569 - Partly Cloudy - 81 F

AB 32  
 R 2  
 H 5  
 RBI 2  
 BB 4  
 SO 6  
 LOB 19



Batter	1	2	3	4	5	6	7	8	9	AB	R	H	RBI	BB	SO	LOB	BOTTOM								
56 Kole Calhoun, L (1, 9) OBP: 0.400, SLG: 0.464 3 JB Shuck, L (7, 9) OBP: 0.277, SLG: 0.477 (9, 7)	G3		G5-3							3	1	1	0	0	0	0									
27 Mike Trout, R (1, 8) OBP: 0.483, SLG: 0.837 0 Collin Cowgill, R (7, 8) OBP: 0.326, SLG: 0.537										2	1	0	0	1	2	1									
5 Albert Pujols, R (1, 3) OBP: 0.400, SLG: 0.558 44 Ian Stewart, L (7, 3) OBP: 0.366, SLG: 0.472										2	1	2	1	0	0	0									
32 Josh Hamilton, L (1, 7) OBP: 0.364, SLG: 0.500 Drew Heid, L (8, PR) (9, 9)										3	0	2	2	0	0	0									
6 David Freese, R (1, 5) OBP: 0.400, SLG: 0.268 87 Matt Long, L (7, 4) OBP: 0.468, SLG: 0.705										3	0	1	0	0	0	3									
28 Raul Ibanez, L (1, 10) OBP: 0.234, SLG: 0.286 17 Chris Iannetta, R (8, PH) OBP: 0.486, SLG: 0.704 (9, 10)										3	0	0	0	0	1	1									
47 Howie Kendrick, R (1, 4) OBP: 0.412, SLG: 0.478 Kaleb Cowart, S (7, 5) OBP: 0.300, SLG: 0.222										3	0	1	0	0	0	0									
16 Hank Conger, L (1, 2) OBP: 0.167, SLG: 0.125 41 Luis Martinez, R (9, 2) OBP: 0.375, SLG: 0.286										4	0	0	0	0	0	2									
10 Grant Green, R (1, 6) OBP: 0.326, SLG: 0.450										3	0	0	0	0	1										
<b>Inning Stats</b>	R: 2 E: 0 K: 1 S: 7	H: 2 LOB: 1 BB: 1 P: 11	R: 0 E: 0 K: 0 S: 3	H: 0 LOB: 0 BB: 0 P: 3	R: 0 E: 0 K: 1 S: 6	H: 1 LOB: 2 BB: 0 P: 7	R: 0 E: 0 K: 0 S: 4	H: 1 LOB: 1 BB: 0 P: 4	R: 1 E: 0 K: 1 S: 7	H: 2 LOB: 1 BB: 0 P: 7	R: 0 E: 0 K: 0 S: 3	H: 0 LOB: 0 BB: 0 P: 3	R: 0 E: 0 K: 1 S: 8	H: 3 LOB: 1 BB: 0 P: 10	1B: 6 2B: 1 3B: 1 HR: 1	SF: 1 SAC: 0 DP: 0 HBP: 1	WP: 0 PB: 0 SB: 1 CS: 0	PA: 35							
<b>PITCHER</b>	IP	WLS	BF	H	R	ER	SO	BB	IBB	HBP	BLK	WP	HR	S	P	ERA	WHIP								
34 Zach McAllister, R (1, 1) ERA: 6.06	6.0	L	26	6	3	3	3	1	0	0	0	0	0	30	35	4.50	1.167								
44 John Axford, R (7, 1) ERA: 1.29	1.0		3	0	0	0	0	0	0	0	0	0	0	3	3	0.00	0.000								
88 Josh Outman, L (8, 1) ERA: 3.86	0.1		3	2	2	2	0	0	0	0	0	0	1	3	5	54.00	6.000								
20 C.C. Lee, R (8, 1) ERA: 3.24	0.2		3	1	0	0	1	0	0	0	0	0	0	5	5	0.00	1.500								

Cleveland Indians @ Los Angeles Angels  
 Tempe Diablo Stadium, Tempe, AZ  
 Sun Mar 23 2014, 4:11 PM - 6:50 PM EDT  
 Att: 9,569 - Partly Cloudy - 81 F

AB 32  
 R 5  
 H 9  
 RBI 5  
 BB 1  
 SO 4  
 LOB 11





Batter	1	2	3	4	5	6	7	8	9	AB	R	H	RBI	BB	SO	LOB	TOP					
13 Joaquin Arias, R OBP: 0.333, SLG: 0.319 76 Rando Moreno, S OBP: 0.500, SLG: 0.500										3	0	2	0	1	0	1	<b>San Francisco Giants @ Los Angeles Angels</b> Tempe Diablo Stadium, Tempe, AZ Mon Mar 24 2014, 4:13 PM - 8:17 PM EDT Att: 9,168 - Sunny - 81 F					
38 Michael Morse, R OBP: 0.357, SLG: 0.375										5	1	2	2	0	1	2						
9 Brandon Belt, L OBP: 0.377, SLG: 0.370 Mark Miniccozi, R OBP: 0.319, SLG: 0.381										2	0	0	0	2	1	3						
8 Hunter Pence, R OBP: 0.379, SLG: 0.679 86 Jarrett Parker, L OBP: 0.125, SLG: 0.125										4	0	2	0	0	0	2						
48 Pablo Sandoval, S OBP: 0.333, SLG: 0.420 95 Blake Miller, R OBP: 0.200, SLG: 0.200										3	0	0	1	0	1	4						
29 Héctor Sánchez, S OBP: 0.326, SLG: 0.455 Jeff Arnold, R										2	0	0	0	1	0	4						
2 Juan Carlos Perez, R OBP: 0.379, SLG: 0.569										4	0	0	0	0	1	2						
88 Tyler Colvin, L OBP: 0.207, SLG: 0.448 93 Elliott Blair, R OBP: 0.500, SLG: 1.000										4	1	2	1	0	0	0						
35 Brandon Crawford, L OBP: 0.275, SLG: 0.449 6 Ehre Adrianza, S OBP: 0.258, SLG: 0.500										3	2	2	0	0	0	1						
<b>Inning Stats</b>	R: 0 E: 0 K: 1 S: 7	H: 2 LOB: 2 BB: 0 P: 7	R: 0 E: 0 K: 0 S: 2	H: 0 LOB: 0 BB: 1 P: 6	R: 2 E: 1 K: 0 S: 6	H: 3 LOB: 2 BB: 1 P: 10	R: 0 E: 0 K: 1 S: 6	H: 1 LOB: 1 BB: 0 P: 6	R: 0 E: 0 K: 0 S: 4	H: 1 LOB: 2 BB: 1 P: 8	R: 1 E: 0 K: 1 S: 7	H: 2 LOB: 2 BB: 1 P: 11	R: 0 E: 0 K: 0 S: 3	H: 0 LOB: 1 BB: 1 P: 7	R: 1 E: 0 K: 1 S: 6	H: 1 LOB: 0 BB: 0 P: 6		R: 0 E: 0 K: 0 S: 4	H: 2 LOB: 1 BB: 0 P: 4	1B: 8 2B: 4 3B: 1 HR: 1	SF: 1 SAC: 0 DP: 2 HBP: 0	WP: 0 PB: 0 SB: 0 CS: 0
<b>PITCHER</b>	IP WLS BF H R ER SO BB IBB HBP BLK WP HR S P ERA WHIP																					
45 Tyler Skaggs, L ERA: 4.95	5.1 W 25 7 2 1 2 3 0 0 0 0 0 0 26 38 1.69 1.875																					
63 Nick Maronde, L ERA: 2.45	0.2 H 5 2 1 1 1 1 0 0 0 0 0 0 6 10 13.50 4.500																					
38 Joe Smith, R ERA: 2.35	1.0 H 4 0 0 0 0 1 0 0 0 0 0 0 3 7 0.00 1.000																					
40 Kevin Jepsen, R ERA: 2.79	1.0 4 1 1 1 1 0 0 0 0 0 0 1 6 6 9.00 1.000																					
36 Jeremy Berg, R ERA:	1.0 4 2 0 0 0 0 0 0 0 0 0 0 4 4 0.00 2.000																					
56 Kole Calhoun, L OBP: 0.377, SLG: 0.433 87 Matt Long, L OBP: 0.458, SLG: 0.689										4	0	0	0	0	0	4	<b>San Francisco Giants @ Los Angeles Angels</b> Tempe Diablo Stadium, Tempe, AZ Mon Mar 24 2014, 4:13 PM - 8:17 PM EDT Att: 9,168 - Sunny - 81 F					
2 Erick Aybar, S OBP: 0.420, SLG: 0.476 18 John McDonald, R OBP: 0.387, SLG: 0.357										3	1	1	0	0	1	2						
5 Albert Pujols, R OBP: 0.415, SLG: 0.543 44 Ian Stewart, L OBP: 0.372, SLG: 0.459										3	0	1	0	0	1	0						
32 Josh Hamilton, L OBP: 0.400, SLG: 0.609 0 Collin Cowgill, R OBP: 0.354, SLG: 0.548										3	1	2	1	0	0	0						
6 David Freese, R OBP: 0.389, SLG: 0.250 16 Hank Conger, L OBP: 0.163, SLG: 0.122										3	0	0	0	0	0	4						
28 Raul Ibanez, L OBP: 0.285, SLG: 0.289 25 Roberto Lopez, R										3	1	1	2	1	0	3						
41 Luis Martinez, R OBP: 0.444, SLG: 0.375										0	1	0	0	0	0	0						
47 Howie Kendrick, R OBP: 0.306, SLG: 0.522 10 Grant Green, R OBP: 0.348, SLG: 0.488										2	1	1	0	0	0	0						
17 Chris Iannetta, R OBP: 0.512, SLG: 0.793 Jimmy Swift, R 36 Jeremy Berg, R											2	1	1	1	2	0		3				
3 JB Shuck, L OBP: 0.306, SLG: 0.522 0 Brennan Boesch, L OBP: 0.324, SLG: 0.406										2	0	2	2	0	0	0						
<b>Inning Stats</b>	R: 0 E: 0 K: 1 S: 5	H: 0 LOB: 0 BB: 0 P: 5	R: 0 E: 0 K: 0 S: 3	H: 0 LOB: 0 BB: 0 P: 3	R: 0 E: 0 K: 1 S: 6	H: 1 LOB: 2 BB: 1 P: 11	R: 3 E: 0 K: 0 S: 7	H: 4 LOB: 2 BB: 1 P: 11	R: 1 E: 0 K: 0 S: 6	H: 3 LOB: 3 BB: 0 P: 6	R: 1 E: 0 K: 0 S: 4	H: 1 LOB: 0 BB: 0 P: 5	R: 4 E: 0 K: 0 S: 4	H: 2 LOB: 2 BB: 3 P: 17	R: 2 E: 0 K: 1 S: 9	H: 4 LOB: 2 BB: 0 P: 9	1B: 8 2B: 6 3B: 0 HR: 1	SF: 0 SAC: 0 DP: 1 HBP: 1	WP: 0 PB: 0 SB: 1 CS: 0	PA: 44		
<b>PITCHER</b>	IP WLS BF H R ER SO BB IBB HBP BLK WP HR S P ERA WHIP																					
32 Ryan Vogelsong, R ERA: 1.86	2.0 7 1 1 1 1 0 0 0 0 0 0 1 7 8 4.50 0.500																					
46 Santiago Casilla, R ERA: 8.1	0.0 5 1 4 4 0 0 3 0 1 0 0 0 1 14 ∞ ∞																					
Daryl Maday, R ERA:	1.0 3 1 0 0 0 0 0 0 0 0 0 0 3 3 0.00 1.000																					
99 Bryce Bandilla, L ERA: 27.0	0.1 2 1 1 1 1 0 0 0 0 0 0 0 2 2 27.00 3.000																					



Batter	1	2	3	4	5	6	7	8	9	AB	R	H	RBI	BB	SO	LOB	TOP					
56 Kole Calhoun, L (1, 9) OBP: 0.380, SLG: 0.426 0 Collin Cowgill, R (4, FH) OBP: 0.353, SLG: 0.556	4-0 27 1B 5 SF9 BB	0-3 K		0-0 F8			0-0 G5-3		0-0 3 1B 1B 2B	1 1 0 0 1 1 1 3 1 1 1 0 0 1												
27 Mike Trout, R (1, 8) OBP: 0.464, SLG: 0.824 3 JB Shuck, L (4, 9) OBP: 0.308, SLG: 0.510	0-0 17 F9 32 BB 1B		0-0 B5-3		0-2 K		0-0 F8		0-0 1B 1B	2 0 1 0 0 0 0 3 1 1 0 0 1 0												
5 Albert Pujols, R (1, 3) OBP: 0.362, SLG: 0.532 84 C.J. Cron, R (4, 3) OBP: 0.316, SLG: 0.500	0-0 SF9		0-3 K		0-0 G5-3		0-3 K		0-3 K	1 0 0 1 0 1 0 3 0 0 0 0 2 2												
32 Josh Hamilton, L (1, 7) OBP: 0.444, SLG: 0.667 0 Brennan Boesch, L (4, 7) OBP: 0.351, SLG: 0.394	4-0 1-2 BB		0-0 2B		0-3 K		4-0 22 S BB		4-0 1B 1B IBB	1 0 1 0 1 0 0 1 1 0 0 2 1 0												
17 Chris Iannetta, R (1, 2) OBP: 0.488, SLG: 0.742 22 John Hester, R (5, 2) OBP: 0.376, SLG: 0.333 Shawn O'Malley, S (9, PH) OBP: 0.455, SLG: 0.333 Robert Carson, L (9, 1)	0-0 F9		0-3 K		0-0 44 1B 1B		1-0 G6-3		0-0 44 1B 1B	2 0 0 0 0 1 3 2 0 1 0 0 0 1 1 1 1 1 0 0 0 0 0 0 0 0 0 0												
28 Raul Ibanez, L (1, 10) OBP: 0.362, SLG: 0.362 25 Roberto Lopez, R (8, PH) OBP: 0.500, SLG: 0.500 Abel Baker, L (8, PH) OBP: 0.500, SLG: 0.500	0-0 G4-3		1-0 HR		0-0 P2		0-3 K		1-2 2-3 3-H 44 1B 1B	2 1 1 1 0 0 2 1 0 0 0 0 0 1 2 0 1 2 0 1 1												
2 Erick Aybar, S (1, 6) OBP: 0.404, SLG: 0.455 79 Taylor Lindsey, L (4, 4) OBP: 0.077, SLG: 0.077		0-0 L9		0-0 G6-3		0-0 F9		0-0 G1-3	0-0 F9	2 0 0 0 0 0 0 3 0 0 0 0 0 4												
44 Ian Stewart, L (1, 5) OBP: 0.396, SLG: 0.548		0-3 K		0-0 F7		1-2 1B				5 1 3 2 0 1 0												
10 Grant Green, R (1, 4) OBP: 0.373, SLG: 0.553		4-0 BB		0-0 2B		0-3 K				4 1 2 0 1 2 4												
<b>Inning Stats</b>	R: 1 E: 0 K: 0 S: 4	H: 1 LOB: 2 BB: 2 P: 12	R: 0 E: 0 K: 2 S: 7	H: 0 LOB: 1 BB: 1 P: 11	R: 0 E: 0 K: 2 S: 8	H: 1 LOB: 1 BB: 0 P: 8	R: 1 E: 0 K: 0 S: 5	H: 2 LOB: 1 BB: 0 P: 6	R: 0 E: 0 K: 2 S: 7	H: 0 LOB: 0 BB: 0 P: 7	R: 0 E: 0 K: 1 S: 5	H: 2 LOB: 2 BB: 0 P: 7	R: 0 E: 0 K: 1 S: 5	H: 0 LOB: 0 BB: 0 P: 5	R: 0 E: 0 K: 1 S: 5	H: 0 LOB: 1 BB: 1 P: 10	R: 6 E: 0 K: 2 S: 15	H: 7 LOB: 2 BB: 1 P: 19	1B: 7 2B: 3 3B: 1 HR: 2	SF: 1 SAC: 0 DP: 0 HBP: 0	WP: 0 PB: 0 SB: 2 CS: 0	PA: 45
<b>PITCHER</b>	IP WLS BF H R ER SO BB IBB HBP BLK WP HR S P ERA WHIP	4.0 19 3 4 2 2 4 3 0 0 0 0 1 24 37 4.50 1.750	1.0 3 0 0 0 2 0 0 0 0 0 0 7 7 0.00 0.000	1.0 H 5 2 0 0 1 0 0 0 0 0 7 7 0.00 2.000	1.0 H 3 0 0 0 1 0 0 0 0 0 5 5 0.00 0.000	1.0 H 4 0 0 0 1 1 0 0 0 0 5 10 0.00 1.000	0.1 L 6 4 5 5 1 0 0 0 0 0 8 8 0.00 4.500	0.2 5 3 1 0 1 0 0 0 0 0 0 8 8 0.00 4.500	62 Alberto Cabrera, R (9, 1) ERA: 5.79 90 Frank Batista, R (9, 1) ERA: 6.23	IP WLS BF H R ER SO BB IBB HBP BLK WP HR S P ERA WHIP	1.0 L 6 4 5 5 1 0 0 0 0 0 8 8 0.00 4.500	1.0 W 4 1 0 0 1 0 0 0 0 0 6 6 0.00 1.000	1.0 3 0 0 0 0 1 0 0 0 0 0 2 6 0.00 1.000	1.0 W 4 1 0 0 1 0 0 0 0 0 6 6 0.00 1.000	1.0 3 0 0 0 0 1 0 0 0 0 0 2 6 0.00 1.000	1.0 W 4 1 0 0 1 0 0 0 0 0 6 6 0.00 1.000	1.0 W 4 1 0 0 1 0 0 0 0 0 6 6 0.00 1.000	1.0 W 4 1 0 0 1 0 0 0 0 0 6 6 0.00 1.000	1B: 7 2B: 3 3B: 1 HR: 2	SF: 0 SAC: 0 DP: 1 HBP: 0	WP: 0 PB: 0 SB: 2 CS: 1	PA: 36

Los Angeles Angels @ Chicago Cubs  
Cubs Park, Mesa, AZ  
Tue Mar 25 2014, 4:25 PM - 7:35 PM EDT  
Att: 15,276 - Sunny - 78 F

AB 39  
R 8  
H 13  
RBI 8  
BB 5  
SO 11  
LOB 20



Batter	1	2	3	4	5	6	7	8	9	AB	R	H	RBI	BB	SO	LOB	BOTTOM					
21 Junior Lake, R (1, 7) OBP: 0.277, SLG: 0.568 90 John Andreoli, R (9, 7)	0-0 G6-3				0-1 HR		1-3 K			4 1 1 1 0 2 3 0 0 0 0 0 0 0												
24 Luis Valbuena, L (1, 4) OBP: 0.333, SLG: 0.842	0-0 G4-3		0-0 G4-3		0-3 K			0-0 F9		4 0 0 0 0 1 0												
19 Nate Schierholtz, L (1, 9) OBP: 0.327, SLG: 0.357	0-0 G3-1		0-0 L3		0-0 G3			0-0 1B		4 0 1 0 0 0 0												
30 Mike Olt, R (1, 5) OBP: 0.327, SLG: 0.617 94 Wes Darvill, L (7, 4) OBP: 0.200, SLG: 0.200		0-0 85 1B 15 1B 1B	0-0 G6-3		0-0 P3		0-3 K		0-3 K	3 1 1 0 0 0 0 1 0 0 0 0 1 1												
85 Daniel Vogelbach, L (1, 3) OBP: 0.333, SLG: 0.583		0-0 32 1B 15 1B FC5 1B		0-0 32 PO 1B		0-3 K		0-0 G3		4 1 2 0 0 1 1												
Christian Villanueva, R (1, 10) OBP: 0.310, SLG: 0.240		0-0 F7		0-0 F7		0-3 K		0-0 15 G6-4-3 BB		3 0 0 0 1 1 3												
15 Darwin Barney, R (1, 6) OBP: 0.375, SLG: 0.415		0-0 FC5 32 1B 1B		0-3 K		4-0 9 CS BB		0-0 G6-4-3		3 0 1 1 1 1 2												
32 Eli Whiteside, R (1, 2) OBP: 0.105, SLG: 0.056 9 George Kottaras, L (7, 2) OBP: 0.320, SLG: 0.350		0-0 FC5 1B		0-0 PO		1-0 P4		0-0 F9		2 0 1 0 0 0 0 2 1 1 0 0 0 0												
Albert Almora Jr., R (1, 8) OBP: 0.429, SLG: 0.500 98 Zeke DeVoss, S (5, 7) OBP: 0.400, SLG: 0.400		0-0 FC5 1B		0-0 K		0-3 K		0-0 21 S 1B		1 0 0 1 0 0 2 2 0 1 1 0 1 0												
<b>Inning Stats</b>	R: 0 E: 0 K: 0 S: 3	H: 0 LOB: 0 BB: 0 P: 3	R: 2 E: 0 K: 1 S: 9	H: 4 LOB: 2 BB: 0 P: 9	R: 0 E: 0 K: 0 S: 3	H: 0 LOB: 0 BB: 0 P: 3	R: 0 E: 0 K: 1 S: 5	H: 1 LOB: 0 BB: 0 P: 5	R: 1 E: 0 K: 2 S: 9	H: 1 LOB: 0 BB: 0 P: 9	R: 0 E: 0 K: 1 S: 5	H: 0 LOB: 0 BB: 0 P: 5	R: 1 E: 0 K: 2 S: 8	H: 2 LOB: 1 BB: 1 P: 14	R: 0 E: 0 K: 1 S: 6	H: 1 LOB: 1 BB: 0 P: 6	R: 0 E: 0 K: 0 S: 2	H: 0 LOB: 0 BB: 1 P: 6	1B: 7 2B: 1 3B: 0 HR: 1	SF: 0 SAC: 0 DP: 1 HBP: 0	WP: 0 PB: 0 SB: 2 CS: 1	PA: 36
<b>PITCHER</b>	IP WLS BF H R ER SO BB IBB HBP BLK WP HR S P ERA WHIP	1.1 8 2 0 0 0 1 0 0 0 0 0 4 4 0.00 3.000	0.2 2 0 0 0 1 0 0 0 0 0 0 4 4 0.00 0.000	1.0 3 0 0 0 0 0 0 0 0 0 0 3 3 0.00 0.000	2.0 7 2 1 1 3 0 0 0 0 0 1 14 14 4.50 1.000	1.0 3 0 0 0 1 0 0 0 0 0 5 5 0.00 0.000	7.1 1.0 W 4 1 0 0 1 0 0 0 0 0 6 6 0.00 1.000	8.1 1.0 3 0 0 0 0 1 0 0 0 0 0 2 6 0.00 1.000	58 Michael Kohn, R (7, 1) ERA: 7.0 46 Cory Rasmus, R (8, 1) ERA: 1.46 Robert Carson, L (9, 1) ERA:	IP WLS BF H R ER SO BB IBB HBP BLK WP HR S P ERA WHIP	1.0 W 4 1 0 0 1 0 0 0 0 0 6 6 0.00 1.000	1.0 3 0 0 0 0 1 0 0 0 0 0 2 6 0.00 1.000	1.0 W 4 1 0 0 1 0 0 0 0 0 6 6 0.00 1.000	1.0 W 4 1 0 0 1 0 0 0 0 0 6 6 0.00 1.000	1.0 W 4 1 0 0 1 0 0 0 0 0 6 6 0.00 1.000	1.0 W 4 1 0 0 1 0 0 0 0 0 6 6 0.00 1.000	1.0 W 4 1 0 0 1 0 0 0 0 0 6 6 0.00 1.000	1.0 W 4 1 0 0 1 0 0 0 0 0 6 6 0.00 1.000	1B: 7 2B: 1 3B: 0 HR: 1	SF: 0 SAC: 0 DP: 1 HBP: 0	WP: 0 PB: 0 SB: 2 CS: 1	PA: 36

Los Angeles Angels @ Chicago Cubs  
Cubs Park, Mesa, AZ  
Tue Mar 25 2014, 4:25 PM - 7:35 PM EDT  
Att: 15,276 - Sunny - 78 F

AB 33  
R 4  
H 9  
RBI 4  
BB 2  
SO 8  
LOB 12





Batter	1	2	3	4	5	6	7	8	9	AB	R	H	RBI	BB	SO	LOB	TOP				
3 JB Shuck, L OBP: 0.286, SLG: 0.472 31 Mike Fish, R (8, 8)	K		F7			P4	G6-3		K	4	0	0	0	0	1	3					
0 Collin Cowgill, R OBP: 0.345, SLG: 0.521 Andrew Ray, R (8, 7)	L5		G5-3			SAFE	BB		L5	3	0	0	0	1	0	1					
16 Hank Conger, L OBP: 0.170, SLG: 0.178 (1, 2)	F7			F8			F7	44 SF8		4	1	1	0	0	0	1					
44 Ian Stewart, L OBP: 0.385, SLG: 0.533 (7, 3)		G6-3		G4-3				10 HR	SF8	3	1	1	1	0	0	0					
10 Grant Green, R OBP: 0.370, SLG: 0.600 79 Taylor Lindsey, L OBP: 0.071, SLG: 0.071 (8, 4)		G1-3		G6-3			HR		K	3	1	1	2	0	0	0					
0 Brennan Boesch, L OBP: 0.350, SLG: 0.472 Shawn O'Malley, S OBP: 0.500, SLG: 0.333 (9, 10)		G6-3			G3-1		HR			3	1	1	1	0	0	0					
84 C.J. Cron, R OBP: 0.318, SLG: 0.524 Kaleb Cowart, S OBP: 0.273, SLG: 0.200 (7, 5)			87 WP 87 SF7	F8			K		G4-3	3	1	1	0	0	1	0					
87 Matt Long, L OBP: 0.442, SLG: 0.702 (1, 9)			SF7	G4-3			G6-3		SF8	2	0	1	2	0	0	0					
Eric Stamets, R (1, 6)							G6-3			1	0	0	0	3	0	1					
<b>Inning Stats</b>	R: 0 E: 0 K: 1 S: 5	H: 0 LOB: 0 BB: 0 P: 5	R: 0 E: 0 K: 0 S: 3	H: 0 LOB: 0 BB: 0 P: 3	R: 1 E: 0 K: 0 S: 5	H: 1 LOB: 1 BB: 1 P: 10	R: 0 E: 0 K: 0 S: 3	H: 0 LOB: 0 BB: 0 P: 3	R: 0 E: 0 K: 0 S: 2	H: 0 LOB: 1 BB: 2 P: 10	R: 3 E: 0 K: 1 S: 11	H: 4 LOB: 1 BB: 0 P: 15	R: 1 E: 0 K: 1 S: 6	H: 1 LOB: 0 BB: 1 P: 6	R: 1 E: 0 K: 1 S: 6	H: 0 LOB: 1 BB: 1 P: 11	1B: 1 2B: 2 3B: 1 HR: 2	SF: 3 SAC: 0 DP: 0 HBP: 1	WP: 1 PB: 0 CS: 1	PA: 37	
<b>PITCHER</b>	IP	WLS	BF	H	R	ER	SO	BB	IBB	HBP	BLK	WP	HR	S	P	ERA	WHIP				
54 Sonny Gray, R ERA: 3.48	5.0		17	1	1	1	1	1	0	0	0	1	0	19	24	1.80	0.400				
Jeff Urtaub, L ERA: 8.1	1.0	L	7	3	3	3	0	2	0	0	0	0	2	7	19	27.00	5.000				
97 Austin House, R ERA: 5.4	1.2		7	2	1	1	1	0	0	0	0	0	0	9	9	5.40	1.200				
Trey Barham, L ERA: 27.0	0.1		1	0	0	0	1	0	0	0	0	0	0	3	3	0.00	0.000				
Ryan Dull, R ERA: 27.0	1.0		5	0	1	0	1	1	0	1	0	0	0	6	11	0.00	1.000				

Los Angeles Angels @ Oakland Athletics  
Phoenix Municipal Stadium, Phoenix, AZ  
Wed Mar 26 2014, 3:10 PM - 6:05 PM EDT  
Att: 5,033 - Cloudy - 75 F

AB 29  
R 6  
H 6  
RBI 6  
BB 4  
SO 4  
LOB 8



Batter	1	2	3	4	5	6	7	8	9	AB	R	H	RBI	BB	SO	LOB	BOTTOM				
19 Billy Burns, S OBP: 0.375, SLG: 0.352 Bobby Crocker, R (9, 7)	G5-3		SF8			F9				3	0	1	1	0	0	0					
29 Sam Fuld, L OBP: 0.349, SLG: 0.446 88 Anthony Aliotti, L OBP: 0.167, SLG: 0.333 (7, 3)	G6-3		F8			K2-3		FC5-6-4		3	0	0	0	0	1	2					
18 Alberto Callaspo, S OBP: 0.412, SLG: 0.943 77 Johnni Turbo, R (7, 7)	G3		L6					F8		3	0	1	0	0	0	2					
36 Derek Norris, R OBP: 0.465, SLG: 0.775 10 Daric Barton, L OBP: 0.452, SLG: 0.387 (5, 10)	K									1	0	0	0	0	1	0					
21 Stephen Vogt, L OBP: 0.417, SLG: 0.651 (7, 10)										1	0	0	0	1	1	1					
23 Michael Taylor, R OBP: 0.348, SLG: 0.532 Jake Goebbert, L OBP: 0.238, SLG: 0.167 (8, 9)										3	0	0	0	0	2	1					
15 Jake Elmore, R OBP: 0.404, SLG: 0.360 Conner Crumbless, L OBP: 0.333, SLG: 0.400 (8, 4)										3	0	1	0	0	0	1					
5 John Jaso, L OBP: 0.333, SLG: 0.422 35 Chris Gimenez, R OBP: 0.324, SLG: 0.333 78 Ryan Ortiz, R OBP: 0.333, SLG: 0.333 (9, 2)										2	1	0	0	0	1	0					
86 Tyler Ladendorf, R OBP: 0.267, SLG: 0.333 (8, 5)										4	0	1	0	0	1	2					
Dusty Coleman, R OBP: 0.333, SLG: 0.571 (1, 6)										3	1	1	1	1	2	1					
<b>Inning Stats</b>	R: 0 E: 0 K: 0 S: 3	H: 0 LOB: 0 BB: 0 P: 3	R: 0 E: 0 K: 2 S: 8	H: 1 LOB: 0 BB: 0 P: 8	R: 1 E: 1 K: 0 S: 5	H: 1 LOB: 2 BB: 1 P: 9	R: 0 E: 0 K: 1 S: 4	H: 0 LOB: 0 BB: 1 P: 8	R: 0 E: 0 K: 2 S: 7	H: 0 LOB: 0 BB: 0 P: 7	R: 0 E: 0 K: 2 S: 8	H: 1 LOB: 1 BB: 0 P: 8	R: 0 E: 0 K: 0 S: 4	H: 1 LOB: 2 BB: 1 P: 11	R: 0 E: 0 K: 3 S: 9	H: 0 LOB: 1 BB: 1 P: 13	1B: 3 2B: 2 3B: 0 HR: 1	SF: 1 SAC: 0 DP: 1 HBP: 0	WP: 0 PB: 0 SB: 0 CS: 1	PA: 37	
<b>PITCHER</b>	IP	WLS	BF	H	R	ER	SO	BB	IBB	HBP	BLK	WP	HR	S	P	ERA	WHIP				
33 C.J. Wilson, L ERA: 1.88	7.0		26	4	1	0	7	4	1	0	0	0	0	39	47	0.00	0.857				
36 Joe Smith, R ERA: 3.12	1.0		6	2	1	1	1	1	0	0	0	0	1	7	11	9.00	3.000				
40 Kevin Jepsen, R ERA: 2.53	1.0		4	0	0	0	3	1	0	0	0	0	0	9	13	0.00	1.000				

Los Angeles Angels @ Oakland Athletics  
Phoenix Municipal Stadium, Phoenix, AZ  
Wed Mar 26 2014, 3:10 PM - 6:05 PM EDT  
Att: 5,033 - Cloudy - 75 F

AB 31  
R 2  
H 6  
RBI 2  
BB 4  
SO 11  
LOB 15





Batter	1	2	3	4	5	6	7	8	9	AB	R	H	RBI	BB	SO	LOB	TOP										
56 Kole Calhoun, L (1,9) OBP: 0.378, SLG: 0.422 10 Grant Green, R (7,PH) OBP: 0.364, SLG: 0.588	F7		E4 27 WP 2-H				K			3	0	1	2	0	0	0	<b>Los Angeles Angels @ Los Angeles Dodgers</b> Dodger Stadium, Los Angeles, CA Thu Mar 27 2014, 7:11 PM - 10:10 PM PDT Att: 34,932 - Clear - 63 F <a href="http://livebaseballscorecards.com">livebaseballscorecards.com</a>										
27 Mike Trout, R (1,8) OBP: 0.458, SLG: 0.796 0 Collin Cowgill, R (7,PH) OBP: 0.339, SLG: 0.510	P4		F9				K			3	0	1	0	0	0	1											
5 Albert Pujols, R (1,3) OBP: 0.362, SLG: 0.500 3 JB Shuck, L (7,7)	K			L8						3	0	0	0	0	1	1											
32 Josh Hamilton, L (1,7) OBP: 0.400, SLG: 0.593 44 Ian Stewart, L (7,5)	P6			G4-3						3	0	0	0	0	0	0											
6 David Freese, R (1,5) OBP: 0.386, SLG: 0.255 87 Matt Long, L (7,PR) OBP: 0.434, SLG: 0.688	K			G4-3						3	0	1	0	0	1	0											
28 Raul Ibanez, L (1,10) OBP: 0.286, SLG: 0.400 0 Brennan Boesch, L (8,PH) OBP: 0.341, SLG: 0.459	G4-3									3	2	2	0	0	0	0											
47 Howie Kendrick, R (1,4) OBP: 0.411, SLG: 0.471 79 Taylor Lindsey, L (7,PR) OBP: 0.067, SLG: 0.067				G6-3						3	0	1	2	0	0	1											
17 Chris Iannetta, R (1,2) OBP: 0.476, SLG: 0.735 41 Luis Martinez, R (9,PH) OBP: 0.400, SLG: 0.533				G4-3						3	1	1	0	0	1	1											
2 Erick Aybar, S (1,6) OBP: 0.418, SLG: 0.489 84 C.J. Cron, R (7,3)										3	2	2	0	0	0	2											
										1	0	0	0	0	0	0											
<b>Inning Stats</b>	R: 0 E: 0 K: 1 S: 9	H: 0 LOB: 0 BB: 0 P: 14	R: 0 E: 0 K: 1 S: 9	H: 0 LOB: 0 BB: 0 P: 15	R: 1 E: 1 K: 0 S: 15	H: 1 LOB: 1 BB: 0 P: 23	R: 0 E: 0 K: 0 S: 6	H: 0 LOB: 0 BB: 0 P: 7	R: 2 E: 0 K: 0 S: 9	H: 3 LOB: 1 BB: 0 P: 13	R: 0 E: 0 K: 0 S: 5	H: 1 LOB: 0 BB: 0 P: 6	R: 4 E: 1 K: 3 S: 20	H: 4 LOB: 1 BB: 0 P: 29	R: 0 E: 0 K: 1 S: 13	H: 0 LOB: 1 BB: 0 P: 18	R: 0 E: 0 K: 1 S: 8	H: 0 LOB: 0 BB: 0 P: 13	1B: 7 2B: 3 3B: 0 HR: 0	SF: 0 SAC: 0 DP: 1 HBP: 0	WP: 1 PB: 0 SB: 2 CS: 0	PA: 36					
<b>PITCHER</b>	IP	WLS	BF	H	R	ER	SO	BB	IBB	HBP	BLK	WP	HR	S	P	ERA	WHIP										
21 Zack Greinke, R (1,1) ERA: 5.4	6.0		22	5	3	2	2	0	0	0	0	1	0	53	78	3.00	0.833										
60 José Domínguez, R (7,1) ERA: 2.16	0.1	L	5	4	4	2	1	0	0	0	0	0	0	14	18	54.00	12.000										
75 Paco Rodríguez, L (7,1) ERA: 2.16	0.2		2	0	0	0	2	0	0	0	0	0	0	6	11	0.00	0.000										
56 J.P. Howell, L (8,1) ERA: 2.7	1.0		4	1	0	0	1	0	0	0	0	0	0	13	18	0.00	1.000										
0 Brian Wilson, R (9,1) ERA: 3.38	1.0		3	0	0	0	1	0	0	0	0	0	0	8	13	0.00	0.000										

Batter	1	2	3	4	5	6	7	8	9	AB	R	H	RBI	BB	SO	LOB	BOTTOM										
66 Yasiel Puig, R (1,9) OBP: 0.146, SLG: 0.205 60 José Domínguez, R (7,1) ERA: 2.16 75 Paco Rodríguez, L (7,1) ERA: 2.16 91 Trayvon Robinson, S (8,7) OBP: 0.286, SLG: 0.667	23 WP 3 SH1-3 23 1B		K				K			3	1	1	1	0	2	0	<b>Los Angeles Angels @ Los Angeles Dodgers</b> Dodger Stadium, Los Angeles, CA Thu Mar 27 2014, 7:11 PM - 10:10 PM PDT Att: 34,932 - Clear - 63 F <a href="http://livebaseballscorecards.com">livebaseballscorecards.com</a>										
3 Carl Crawford, L (1,7) OBP: 0.310, SLG: 0.200 56 J.P. Howell, L (8,1) ERA: 2.7 0 Brian Wilson, R (9,1) ERA: 3.38 Tim Federowicz, R (9,PH) OBP: 0.194, SLG: 0.111	SH1-3		K				L4			3	0	0	0	0	1	2											
13 Hanley Ramirez, R (1,6) OBP: 0.295, SLG: 0.571 18 Chone Figgins, S (6,5) OBP: 0.333, SLG: 0.211	F8						K			3	2	2	2	0	1	0											
23 Adrián González, L (1,3) OBP: 0.429, SLG: 0.500 33 Scott Van Slyke, R (4,3) OBP: 0.364, SLG: 0.571							K			2	0	1	0	0	1	0											
5 Juan Uribe, R (1,5) OBP: 0.238, SLG: 0.425 Joc Pederson, L (6,8) OBP: 0.325, SLG: 0.394	G4-3						K			3	0	0	0	0	2	1											
16 Andre Ethier, L (1,8) OBP: 0.409, SLG: 0.487 Miguel Rojas, R (6,6) OBP: 0.500, SLG: 0.519	G3						K			2	1	1	0	1	0	0											
10 Justin Turner, R (1,4) OBP: 0.463, SLG: 0.485 37 Mike Baxter, L (7,9) OBP: 0.300, SLG: 0.324										2	0	1	0	1	0	1											
17 A.J. Ellis, R (1,2) OBP: 0.268, SLG: 0.118 31 Drew Butera, R (7,2) OBP: 0.375, SLG: 0.500	F9									3	0	0	0	0	3	0											
21 Zack Greinke, R (1,1) ERA: 3.38 9 Dee Strange-Gordon, L (6,PH) OBP: 0.333, SLG: 0.553	F9									1	0	0	0	1	0	1											
										2	1	1	0	0	1	0											
<b>Inning Stats</b>	R: 1 E: 0 K: 0 S: 12	H: 2 LOB: 1 BB: 0 P: 15	R: 0 E: 0 K: 0 S: 10	H: 0 LOB: 1 BB: 1 P: 18	R: 1 E: 0 K: 2 S: 13	H: 1 LOB: 1 BB: 0 P: 23	R: 1 E: 0 K: 0 S: 10	H: 1 LOB: 2 BB: 2 P: 20	R: 1 E: 0 K: 1 S: 9	H: 2 LOB: 1 BB: 0 P: 16	R: 0 E: 0 K: 2 S: 9	H: 0 LOB: 0 BB: 0 P: 12	R: 0 E: 0 K: 2 S: 7	H: 0 LOB: 0 BB: 0 P: 11	R: 0 E: 0 K: 2 S: 9	H: 0 LOB: 1 BB: 1 P: 14	R: 1 E: 0 K: 0 S: 14	H: 2 LOB: 1 BB: 0 P: 24	1B: 4 2B: 1 3B: 1 HR: 2	SF: 1 SAC: 1 DP: 0 HBP: 1	WP: 1 PB: 0 SB: 0 CS: 0	PA: 40					
<b>PITCHER</b>	IP	WLS	BF	H	R	ER	SO	BB	IBB	HBP	BLK	WP	HR	S	P	ERA	WHIP										
53 Héctor Santiago, L (1,1) ERA: 3.63	6.0		28	6	4	4	5	3	0	0	0	1	0	63	104	6.00	1.500										
58 Michael Kohn, R (7,1) ERA: 6.3	1.0	H	3	0	0	0	2	0	0	0	0	0	0	7	11	0.00	0.000										
49 Ernesto Frieri, R (8,1) ERA: 3.38	1.0	H	4	0	0	0	2	1	0	0	0	0	0	9	14	0.00	1.000										
63 Nick Maronde, L (9,1) ERA: 3.38	0.2	H	4	2	1	1	0	0	0	0	0	0	0	11	18	13.50	3.000										
58 Cam Bedrosian, R (9,1) ERA: 3.38	0.1	S	1	0	0	0	0	0	0	0	0	0	0	3	6	0.00	0.000										









Batter	1	2	3	4	5	6	7	8	9	AB	R	H	RBI	BB	SO	LOB	TOP					
66 Yasiel Puig, R OBP: 0.173, SLG: 0.229	(1, 9) B FF 94 S FF 94 X FF 96	2-1 	2-3 	1-2 	0-3 					1	0	1	0	0	0	0	<b>Los Angeles Dodgers @ Los Angeles Angels</b> Angel Stadium of Anaheim, Anaheim, CA Sat Mar 29 2014, 6:09 PM - 8:56 PM PDT Att: 43,553 - Cloudy - 69 F <a href="http://livebaseballscorecards.com">livebaseballscorecards.com</a>					
37 Mike Baxter, L OBP: 0.295, SLG: 0.317	(2, 9) B FF 94 S FF 94 X FF 96		2-3 	1-2 						1	0	0	0	0	1	3						
90 Scott Schebler, L OBP: 0.300, SLG: 0.444	(3, 9) B FF 94 S FF 94 X FF 96		2-3 	1-2 						2	0	0	0	0	1	2						
3 Carl Crawford, L OBP: 0.253, SLG: 0.179	(1, 10) C FF 94 S FF 94 X FF 96	2-3 	4-2 	2-3 						1	0	0	0	0	1	1						
31 Drew Butera, R OBP: 0.474, SLG: 0.571	(3, PH) 1 SAFE F CU 76 B FF 94 S FF 94 X FF 96		9 FC1-2 2B 							0	1	0	0	1	0	0						
91 Travon Robinson, S OBP: 0.222, SLG: 0.500	(5, PH) B FF 94 S FF 94 X FF 96		1-2 							2	0	0	0	0	2	0						
13 Hanley Ramirez, R OBP: 0.293, SLG: 0.543	(1, 6) X SI 88	0-0 	2-2 	4-1 						1	0	0	0	0	0	1						
9 Dee Strange-Gordon, L OBP: 0.306, SLG: 0.479	(2, 4) B FF 94 S FF 94 X FF 96	L7 	FC1-2 18 2B 							1	0	0	0	0	0	3						
Brendan Harris, R OBP: 0.259, SLG: 0.136	(3, 4) B FF 94 S FF 94 X FF 96		1-2 2-3 3-H 							1	0	0	0	1	0	0						
23 Adrián González, L OBP: 0.413, SLG: 0.474	(1, 3) B FF 94 S FF 94 X FF 96	2-3 	2-2 	0-0 						1	0	0	0	0	1	1						
18 Chone Figgins, S OBP: 0.340, SLG: 0.250	(2, 7) B FF 94 S FF 94 X FF 96		3-2 							1	0	1	2	0	0	0						
95 Jamie Romak, R OBP: 0.311, SLG: 0.447	(3, PR) B FF 94 S FF 94 X FF 96		1-3 							1	0	0	0	1	0	1						
33 Scott Van Slyke, R OBP: 0.362, SLG: 0.368	(1, 7) B FF 94 S FF 94 X FF 96		1-3 							1	0	0	0	0	1	0						
Clint Robinson, L OBP: 0.308, SLG: 0.423	(2, 3) B FF 94 S FF 94 X FF 96		1-3 							3	0	0	0	0	1	5						
5 Juan Uribe, R OBP: 0.281, SLG: 0.432	(1, 5) B FF 94 S FF 94 X FF 96		1-3 							1	0	0	0	0	1	0						
Joc Pederson, L OBP: 0.311, SLG: 0.447	(2, 8) B FF 94 S FF 94 X FF 96		1-3 							3	0	0	0	0	1	1						
16 Andre Ethier, L OBP: 0.375, SLG: 0.286	(1, 8) C FF 94 S FF 94 X FF 96		2-2 							1	0	0	0	0	0	0						
91 Corey Seager, L OBP: 0.375, SLG: 0.286	(2, 6) C FF 94 S FF 94 X FF 96		2-2 							2	0	1	0	1	0	0						
10 Justin Turner, R OBP: 0.477, SLG: 0.528	(1, 4) B FF 94 S FF 94 X FF 96		3-2 							1	0	1	0	0	0	0						
Miguel Rojas, R OBP: 0.441, SLG: 0.452	(3, PR) B FF 94 S FF 94 X FF 96		3-2 							3	0	0	0	0	0	2						
17 A.J. Ellis, R OBP: 0.289, SLG: 0.158	(1, 2) B FF 94 S FF 94 X FF 96		2-2 							1	0	1	0	0	0	0						
Tim Federowicz, R OBP: 0.200, SLG: 0.100	(3, PR) B FF 94 S FF 94 X FF 96		2-3 							2	1	0	0	1	1	0						
<b>Inning Stats</b>	R: 0 E: 0 K: 2 S: 10	H: 1 LOB: 1 BB: 0 P: 16	R: 0 E: 0 K: 2 S: 12	H: 0 LOB: 0 BB: 0 P: 16	R: 2 E: 0 K: 2 S: 28	H: 3 LOB: 3 BB: 1 P: 46	R: 0 E: 0 K: 0 S: 13	H: 1 LOB: 1 BB: 1 P: 23	R: 0 E: 0 K: 1 S: 7	H: 0 LOB: 0 BB: 1 P: 13	R: 0 E: 0 K: 3 S: 9	H: 0 LOB: 0 BB: 0 P: 13	R: 0 E: 0 K: 0 S: 4	H: 0 LOB: 1 BB: 1 P: 10	R: 0 E: 0 K: 0 S: 6	H: 0 LOB: 0 BB: 0 P: 7	1B: 3 2B: 2 3B: 0 HR: 0	SF: 0 SAC: 0 DP: 1 HBP: 0	WP: 0 PB: 0 SB: 0 CS: 0	PA: 36		
<b>PITCHER</b>	IP WLS BF H R ER SO BB IBB HBP BLK WP HR S P ERA WHIP	IP WLS BF H R ER SO BB IBB HBP BLK WP HR S P ERA WHIP	IP WLS BF H R ER SO BB IBB HBP BLK WP HR S P ERA WHIP	IP WLS BF H R ER SO BB IBB HBP BLK WP HR S P ERA WHIP	IP WLS BF H R ER SO BB IBB HBP BLK WP HR S P ERA WHIP	IP WLS BF H R ER SO BB IBB HBP BLK WP HR S P ERA WHIP	IP WLS BF H R ER SO BB IBB HBP BLK WP HR S P ERA WHIP	IP WLS BF H R ER SO BB IBB HBP BLK WP HR S P ERA WHIP	IP WLS BF H R ER SO BB IBB HBP BLK WP HR S P ERA WHIP	IP WLS BF H R ER SO BB IBB HBP BLK WP HR S P ERA WHIP	IP WLS BF H R ER SO BB IBB HBP BLK WP HR S P ERA WHIP	IP WLS BF H R ER SO BB IBB HBP BLK WP HR S P ERA WHIP	IP WLS BF H R ER SO BB IBB HBP BLK WP HR S P ERA WHIP	IP WLS BF H R ER SO BB IBB HBP BLK WP HR S P ERA WHIP	IP WLS BF H R ER SO BB IBB HBP BLK WP HR S P ERA WHIP	IP WLS BF H R ER SO BB IBB HBP BLK WP HR S P ERA WHIP	IP WLS BF H R ER SO BB IBB HBP BLK WP HR S P ERA WHIP	IP WLS BF H R ER SO BB IBB HBP BLK WP HR S P ERA WHIP	IP WLS BF H R ER SO BB IBB HBP BLK WP HR S P ERA WHIP	IP WLS BF H R ER SO BB IBB HBP BLK WP HR S P ERA WHIP	IP WLS BF H R ER SO BB IBB HBP BLK WP HR S P ERA WHIP	IP WLS BF H R ER SO BB IBB HBP BLK WP HR S P ERA WHIP

Batter	1	2	3	4	5	6	7	8	9	AB	R	H	RBI	BB	SO	LOB	BOTTOM					
56 Kole Calhoun, L OBP: 0.386, SLG: 0.451	(1, 9) B FF 97 S FF 97 X FF 99	3-2 	1-0 	4-1 	1-0 					3	1	1	3	1	0	0	<b>Los Angeles Dodgers @ Los Angeles Angels</b> Angel Stadium of Anaheim, Anaheim, CA Sat Mar 29 2014, 6:09 PM - 8:56 PM PDT Att: 43,553 - Cloudy - 69 F <a href="http://livebaseballscorecards.com">livebaseballscorecards.com</a>					
JB Shuck, L OBP: 0.300, SLG: 0.474	(8, 7) B FF 97 S FF 97 X FF 99		1-H 3-H 	27 L4-3 BB 						0	0	0	0	0	0	0						
27 Mike Trout, R OBP: 0.480, SLG: 0.828	(1, 8) B FF 80 S FF 80 X FF 82	1-0 	3-2 	0-1 						4	2	2	1	0	1	1						
87 Matt Long, L OBP: 0.426, SLG: 0.673	(8, 9) B FF 80 S FF 80 X FF 82		5 2B 							0	0	0	0	0	0	0						
5 Albert Pujols, R OBP: 0.375, SLG: 0.536	(1, 3) B SI 88 S SI 87	1-0 	2-1 	2-1 						3	1	1	1	0	0	0						
18 John McDonald, R OBP: 0.375, SLG: 0.345	(6, 6) B SI 88 S SI 87		6 2B 							1	0	0	0	0	1	0						
32 Josh Hamilton, L OBP: 0.378, SLG: 0.606	(1, 7) X FC 84	0-0 	2-3 	4-2 						3	0	0	0	1	1	1						
79 Taylor Lindsey, L OBP: 0.097, SLG: 0.067	(8, 4) B FF 94 S FF 94 X FF 96		P5 							0	0	0	0	0	0	0						
6 David Freese, R OBP: 0.397, SLG: 0.302	(1, 5) X FS 83	0-0 		6 2B 						3	0	2	1	0	0	0						
0 Collin Cowgill, R OBP: 0.345, SLG: 0.529	(8, 8) B FF 94 S FF 94 X FF 96		2H 							1	0	1	0	0	0	0						
28 Raul Ibanez, L OBP: 0.274, SLG: 0.364	(1, 10) C SI 87 X FS 81	0-1 	0-1 	4-1 						2	0	0	0	1	0	1						
0 Brennan Boesch, L OBP: 0.326, SLG: 0.436	(8, PH) B FF 91 S FF 91 X FF 93		G3 							1	0	0	0	0	0	1						
47 Howie Kendrick, R OBP: 0.403, SLG: 0.474	(1, 4) X SI 87	0-0 	3-2 	1-0 						3	1	2	0	0	0	3						
Grant Green, R OBP: 0.345, SLG: 0.556	(8, 5) B SI 87 S SI 87 X FS 82		17 G5-3 56 HR 							1	0	0	0	0	0	1						
17 Chris Iannetta, R OBP: 0.440, SLG: 0.658	(1, 2) B FF 87 S FF 87 X FS 82	2-2 	2-2 	3-3 						4	0	0	0	0	1	3						
2 Erick Aybar, S OBP: 0.417, SLG: 0.460	(1, 6) B FC 86 S FC 86 X FS 83	4-2 								1	1	0	0	1	0	0						
44 Ian Stewart, L OBP: 0.364, SLG: 0.500	(6, 3) B FC 86 S FC 86 X FS 83		56 HR 							1	0	0	0	0	0	0						
<b>Inning Stats</b>	R: 2 E: 0 K: 0 S: 9	H: 3 LOB: 1 BB: 0 P: 14	R: 4 E: 0 K: 1 S: 15	H: 3 LOB: 0 BB: 1 P: 29	R: 0 E: 0 K: 1 S: 11	H: 1 LOB: 1 BB: 0 P: 18	R: 0 E: 0 K: 0 S: 7	H: 0 LOB: 0 BB: 1 P: 13	R: 0 E: 0 K: 0 S: 9	H: 1 LOB: 2 BB: 2 P: 22	R: 0 E: 0 K: 2 S: 10	H: 0 LOB: 0 BB: 0 P: 15	R: 0 E: 0 K: 0 S: 7	H: 1 LOB: 1 BB: 0 P: 13	R: 0 E: 0 K: 0 S: 6	H: 0 LOB: 0 BB: 0 P: 9	1B: 3 2B: 5 3B: 0 HR: 2	SF: 0 SAC: 0 DP: 2 HBP: 0	WP: 0 PB: 0 SB: 0 CS: 0	PA: 35		
<b>PITCHER</b>	IP WLS BF H R ER SO BB IBB HBP BLK WP HR S P ERA WHIP	IP WLS BF H R ER SO BB IBB HBP BLK WP HR S P ERA WHIP	IP WLS BF H R ER SO BB IBB HBP BLK WP HR S P ERA WHIP	IP WLS BF H R ER SO BB IBB HBP BLK WP HR S P ERA WHIP	IP WLS BF H R ER SO BB IBB HBP BLK WP HR S P ERA WHIP	IP WLS BF H R ER SO BB IBB HBP BLK WP HR S P ERA WHIP	IP WLS BF H R ER SO BB IBB HBP BLK WP HR S P ERA WHIP	IP WLS BF H R ER SO BB IBB HBP BLK WP HR S P ERA WHIP	IP WLS BF H R ER SO BB IBB HBP BLK WP HR S P ERA WHIP	IP WLS BF H R ER SO BB IBB HBP BLK WP HR S P ERA WHIP	IP WLS BF H R ER SO BB IBB HBP BLK WP HR S P ERA WHIP	IP WLS BF H R ER SO BB IBB HBP BLK WP HR S P ERA WHIP	IP WLS BF H R ER SO BB IBB HBP BLK WP HR S P ERA WHIP	IP WLS BF H R ER SO BB IBB HBP BLK WP HR S P ERA WHIP	IP WLS BF H R ER SO BB IBB HBP BLK WP HR S P ERA WHIP	IP WLS BF H R ER SO BB IBB HBP BLK WP HR S P ERA WHIP	IP WLS BF H R ER SO BB IBB HBP BLK WP HR S P ERA WHIP	IP WLS BF H R ER SO BB IBB HBP BLK WP HR S P ERA WHIP	IP WLS BF H R ER SO BB IBB HBP BLK WP HR S P ERA WHIP	IP WLS BF H R ER SO BB IBB HBP BLK WP HR S P ERA WHIP	IP WLS BF H R ER SO BB IBB HBP BLK WP HR S P ERA WHIP	IP WLS BF H R ER SO BB IBB HBP BLK WP HR S P ERA WHIP





Batter	1	2	3	4	5	6	7	8	9	AB	R	H	RBI	BB	SO	LOB	TOP										
36 Abraham Almonte, S (1, 8) OBP: 0.400, SLG: 0.600			G4-3		L8				K	5	0	2	1	0	1	1	Seattle Mariners @ Los Angeles Angels Angel Stadium of Anaheim, Anaheim, CA Mon Mar 31 2014, 7:16 PM - 10:31 PM PDT Att: 44,152 - Partly Cloudy - 60 F										
5 Brad Miller, L (1, 6) OBP: 0.200, SLG: 0.200	P5		P4		G4-3		P5			5	1	1	0	0	0	2											
22 Robinson Cano, L (1, 4) OBP: 0.600, SLG: 0.750	G6-3						L5			4	1	2	0	1	0	0											
17 Justin Smoak, S (1, 3) OBP: 0.600, SLG: 1.500										4	3	2	3	1	1	3											
20 Logan Morrison, L (1, 10)		K								3	1	0	0	2	3	2											
15 Kyle Seager, L (1, 5) OBP: 0.600, SLG: 0.667		E4			G1-3					3	1	1	1	2	0	2											
55 Michael Saunders, L (1, 9)		SF9					F8			3	1	0	1	1	1	1											
13 Dustin Ackley, L (1, 7)		F8								4	1	2	3	1	1	2											
3 Mike Zunino, R (1, 2) OBP: 0.200, SLG: 0.600										5	1	1	1	0	4	2											
<b>Inning Stats</b>	R: 0 E: 0 K: 0 S: 9	H: 1 LOB: 0 BB: 0 P: 18	R: 1 E: 1 K: 1 S: 11	H: 1 LOB: 1 BB: 0 P: 19	R: 0 E: 0 K: 1 S: 7	H: 0 LOB: 0 BB: 0 P: 10	R: 0 E: 0 K: 2 S: 9	H: 1 LOB: 1 BB: 0 P: 10	R: 0 E: 0 K: 2 S: 8	H: 0 LOB: 0 BB: 1 P: 15	R: 1 E: 0 K: 0 S: 8	H: 1 LOB: 2 BB: 2 P: 17	R: 2 E: 0 K: 0 S: 11	H: 3 LOB: 2 BB: 1 P: 19	R: 0 E: 0 K: 2 S: 10	H: 0 LOB: 1 BB: 1 P: 16	R: 6 E: 0 K: 3 S: 25	H: 4 LOB: 1 BB: 3 P: 43	1B: 4 2B: 4 3B: 2 HR: 1	SF: 1 SAC: 0 DP: 0 HBP: 0	WP: 0 PB: 0 SB: 1 CS: 1	PA: 45					
<b>PITCHER</b>	IP	WLS	BF	H	R	ER	SO	BB	IBB	HBP	BLK	WP	HR	S	P	ERA	WHIP										
36 Jered Weaver, R (1, 1) ERA: 4.26	6.1	L	27	6	4	3	6	3	0	0	0	0	0	56	95	4.26	1.421										
59 Fernando Salas, R (7, 1) ERA:	0.2		4	1	0	0	0	0	1	0	0	0	0	7	13	0.00	1.500										
58 Michael Kohn, R (8, 1) ERA:	1.0		4	0	0	0	2	1	0	0	0	0	0	10	16	0.00	1.000										
40 Kevin Jepsen, R (9, 1) ERA: 67.5	0.2		7	3	5	5	2	2	0	0	0	0	1	17	30	67.50	7.500										
63 Nick Maronde, L (9, 1) ERA: 27.0	0.1		3	1	1	1	1	1	0	0	0	0	0	8	13	27.00	6.000										

AB	36
R	10
H	11
RBI	10
BB	8
SO	11
LOB	15



Batter	1	2	3	4	5	6	7	8	9	AB	R	H	RBI	BB	SO	LOB	BOTTOM										
56 Kole Calhoun, L (1, 9) OBP: 0.250, SLG: 0.250			K		L9				F9	4	1	1	0	0	1	2	Seattle Mariners @ Los Angeles Angels Angel Stadium of Anaheim, Anaheim, CA Mon Mar 31 2014, 7:16 PM - 10:31 PM PDT Att: 44,152 - Partly Cloudy - 60 F										
27 Mike Trout, R (1, 8) OBP: 0.500, SLG: 1.250			F9		K					4	1	2	2	0	1	1											
5 Albert Pujols, R (1, 3) OBP: 0.250, SLG: 0.500	P2				K				L8	4	0	1	1	0	1	2											
32 Josh Hamilton, L (1, 7) OBP: 0.500, SLG: 0.333		K								3	0	1	0	1	1	0											
6 David Freese, R (1, 5)	G6-3		K							4	0	0	0	0	2	3											
28 Raul Ibanez, L (1, 10)		K			K					4	0	0	0	0	3	1											
47 Howie Kendrick, R (1, 4)	G6-3									3	0	0	0	0	1	1											
17 Chris Iannetta, R (1, 2)	P3		K							4	0	0	0	0	2	1											
2 Erick Aybar, S (1, 6) OBP: 0.250, SLG: 0.250		E5			K					4	1	1	0	0	1	1											
<b>Inning Stats</b>	R: 2 E: 0 K: 1 S: 11	H: 2 LOB: 0 BB: 0 P: 17	R: 0 E: 0 K: 1 S: 8	H: 0 LOB: 0 BB: 0 P: 12	R: 1 E: 1 K: 2 S: 17	H: 1 LOB: 2 BB: 1 P: 30	R: 0 E: 0 K: 3 S: 12	H: 0 LOB: 1 BB: 0 P: 15	R: 0 E: 0 K: 2 S: 10	H: 0 LOB: 0 BB: 0 P: 17	R: 0 E: 0 K: 2 S: 8	H: 1 LOB: 1 BB: 0 P: 12	R: 0 E: 0 K: 0 S: 9	H: 2 LOB: 2 BB: 0 P: 11	R: 0 E: 0 K: 1 S: 7	H: 0 LOB: 0 BB: 0 P: 14	R: 0 E: 0 K: 1 S: 11	H: 0 LOB: 0 BB: 0 P: 17	1B: 4 2B: 1 3B: 0 HR: 1	SF: 0 SAC: 0 DP: 0 HBP: 1	WP: 2 PB: 0 SB: 1 CS: 0	PA: 36					
<b>PITCHER</b>	IP	WLS	BF	H	R	ER	SO	BB	IBB	HBP	BLK	WP	HR	S	P	ERA	WHIP										
34 Félix Hernández, R (1, 1) ERA: 3.0	6.0	W	25	4	3	2	11	1	0	1	0	0	0	3	3	0.00	3.000										
31 Yoervis Medina, R (7, 1) ERA:	0.1	H	2	1	0	0	0	0	0	0	0	0	0	3	3	0.00	3.000										
41 Charlie Furbush, L (7, 1) ERA:	0.1	H	2	1	0	0	0	0	0	0	0	0	0	4	5	0.00	3.000										
54 Tom Wilhelmson, R (7, 1) ERA:	1.1	H	4	0	0	0	1	0	0	0	0	0	0	9	17	0.00	0.000										
40 Danny Farquhar, R (9, 1) ERA:	1.0		3	0	0	0	1	0	0	0	0	0	0	11	17	0.00	0.000										

AB	34
R	3
H	6
RBI	3
BB	1
SO	13
LOB	12





Batter	1	2	3	4	5	6	7	8	9	AB	R	H	RBI	BB	SO	LOB	TOP								
36 Abraham Almonte, S (1,8) OBP: 0.300, SLG: 0.500	G4-3		17 2B		K		K		G1	5	1	1	1	0	2	1	<b>Seattle Mariners @ Los Angeles Angels</b> Angel Stadium of Anaheim, Anaheim, CA Tue Apr 01 2014, 7:12 PM - 10:15 PM PDT Att: 43,567 - Partly Cloudy - 59 F								
5 Brad Miller, L (1,6) OBP: 0.300, SLG: 0.900	K		K		HR		F8		HR	5	2	2	3	0	2	2									
22 Robinson Cano, L (1,4) OBP: 0.600, SLG: 0.571	L7		17 2B		BB		1B		K	3	1	1	0	2	1	0									
17 Justin Smoak, S (1,3) OBP: 0.556, SLG: 1.125		15 CS			K		G4-3			4	0	2	3	0	1	2									
27 Corey Hart, R (1,10) OBP: 0.250, SLG: 0.250	F7		F8			7 WP			K	4	1	1	0	0	1	2									
15 Kyle Seager, L (1,5) OBP: 0.333, SLG: 0.286	K				K		K		G1-3	4	0	0	0	0	3	2									
7 Stefan Romero, R (1,9) 55 Michael Saunders, L (8,9)			F9		F9		K		L5	4	0	0	0	0	1	1									
13 Dustin Ackley, L (1,7) OBP: 0.667, SLG: 1.000			36 2B		L7		HR		36 G1	3	2	2	1	1	0	0									
4 John Buck, R (1,2) OBP: 0.250, SLG: 0.250			36 2B		G4-3		G1-3		K	4	1	1	0	0	1	2									
			36 2B		G4-3		G1-3		K	4	1	1	0	0	1	2									
<b>Inning Stats</b>	R: 0 E: 0 K: 1 S: 12	H: 0 LOB: 0 BB: 0 P: 18	R: 0 E: 0 K: 1 S: 10	H: 1 LOB: 0 BB: 0 P: 16	R: 4 E: 0 K: 1 S: 16	H: 4 LOB: 1 BB: 1 P: 28	R: 0 E: 0 K: 1 S: 7	H: 0 LOB: 0 BB: 0 P: 11	R: 1 E: 0 K: 2 S: 11	H: 1 LOB: 1 BB: 1 P: 22	R: 1 E: 0 K: 2 S: 13	H: 2 LOB: 1 BB: 0 P: 20	R: 0 E: 0 K: 1 S: 9	H: 0 LOB: 0 BB: 0 P: 17	R: 0 E: 0 K: 1 S: 9	H: 0 LOB: 0 BB: 0 P: 17	R: 2 E: 0 K: 2 S: 18	H: 1 LOB: 0 BB: 1 P: 25	1B: 5 2B: 3 3B: 0 HR: 2	SF: 0 SAC: 0 DP: 0 HBP: 0	WP: 1 PB: 0 SB: 1 CS: 1	PA: 39			
<b>PITCHER</b>	IP WLS BF H R ER SO BB IBB HBP BLK WP HR S P ERA WHIP	5.2 L 26 8 6 6 8 1 1 0 0 1 1 68 114 9.53 1.588	2.1 8 1 0 0 2 0 0 0 0 0 0 21 37 0.00 0.429	1.0 5 1 2 2 2 1 0 0 0 0 1 18 25 18.00 2.000																					

AB	36
R	8
H	10
RBI	8
BB	3
SO	12
LOB	12



Batter	1	2	3	4	5	6	7	8	9	AB	R	H	RBI	BB	SO	LOB	BOTTOM							
56 Kole Calhoun, L (1,9) OBP: 0.125, SLG: 0.125	F7		FC3-6		K		K			4	0	0	0	0	2	3	<b>Seattle Mariners @ Los Angeles Angels</b> Angel Stadium of Anaheim, Anaheim, CA Tue Apr 01 2014, 7:12 PM - 10:15 PM PDT Att: 43,567 - Partly Cloudy - 59 F							
27 Mike Trout, R (1,8) OBP: 0.375, SLG: 0.714	G6-3		HBP		G5-3		K		K	3	0	0	0	0	1	0								
5 Albert Pujols, R (1,3) OBP: 0.250, SLG: 0.500	G5-3		L8		K		K		2B	4	1	1	0	0	1	2								
32 Josh Hamilton, L (1,7) OBP: 0.625, SLG: 0.667		47 G5-3		28 HR		G1-3		6 FC6-4		3	1	2	0	1	0	0								
6 David Freese, R (1,5) OBP: 0.125, SLG: 0.125		1B		P3		G6-3		FC6-4		4	0	1	0	0	0	2								
28 Raul Ibanez, L (1,10) OBP: 0.250, SLG: 0.625	K		HR		K		K		PO	4	1	2	2	0	2	2								
47 Howie Kendrick, R (1,4) OBP: 0.250, SLG: 0.625	G5-3		16 1B		HR		G6-3		16 G4-6-3	4	0	0	0	0	1	3								
16 Hank Conger, L (1,2) OBP: 0.500, SLG: 0.500			2 FC3-6		1B		P6		G4-6-3	4	0	2	0	0	0	1								
2 Erick Aybar, S (1,6) OBP: 0.143, SLG: 0.143	FC3-6		56 FC3-6		K		G6-3			3	0	0	0	0	1	3								
<b>Inning Stats</b>	R: 0 E: 0 K: 0 S: 5	H: 2 LOB: 1 BB: 0 P: 18	R: 0 E: 0 K: 1 S: 10	H: 2 LOB: 0 BB: 0 P: 18	R: 0 E: 0 K: 0 S: 11	H: 1 LOB: 2 BB: 0 P: 17	R: 2 E: 1 K: 2 S: 18	H: 3 LOB: 2 BB: 0 P: 24	R: 0 E: 0 K: 1 S: 5	H: 0 LOB: 0 BB: 0 P: 9	R: 0 E: 0 K: 1 S: 6	H: 0 LOB: 0 BB: 0 P: 9	R: 0 E: 0 K: 1 S: 7	H: 0 LOB: 0 BB: 0 P: 8	R: 1 E: 1 K: 1 S: 8	H: 1 LOB: 0 BB: 1 P: 18	R: 0 E: 0 K: 1 S: 7	H: 1 LOB: 0 BB: 0 P: 10	1B: 5 2B: 2 3B: 0 HR: 1	SF: 0 SAC: 0 DP: 2 HBP: 1	WP: 0 PB: 0 SB: 0 CS: 0	PA: 36		
<b>PITCHER</b>	IP WLS BF H R ER SO BB IBB HBP BLK WP HR S P ERA WHIP	7.0 W 28 6 2 2 6 1 0 0 0 0 8 18 2.57 0.857	0.2 4 1 1 0 1 1 0 0 0 0 0 8 18 0.00 3.000	0.1 H 0 0 0 0 0 0 0 0 0 0 0 0 0.00 0.000	1.0 3 1 0 0 1 0 0 0 0 0 0 7 10 0.00 1.000																			





Batter	1	2	3	4	5	6	7	8	9	AB R H RBI BB SO LOB	TOP											
36 Abraham Almonte, S (1, 8) OBP: 0.333, SLG: 0.385			B5-3		G5-3			K		3 0 0 0 2 1 3	<b>Seattle Mariners @ Los Angeles Angels</b> Angel Stadium of Anaheim, Anaheim, CA Wed Apr 02 2014, 7:07 PM - 9:45 PM PDT Att: 38,007 - Clear - 57 F											
5 Brad Miller, L (1, 6) OBP: 0.333, SLG: 0.800					E7		K		5 1 2 1 0 3 2													
22 Robinson Cano, L (1, 4) OBP: 0.800, SLG: 0.545					G5-3				4 0 2 1 1 0 1													
17 Justin Smoak, S (1, 3) OBP: 0.500, SLG: 1.077							K		5 2 2 1 0 2 4													
27 Corey Hart, R (1, 10) OBP: 0.333, SLG: 0.667				K					5 2 2 1 0 1 3													
7 Stefan Romero, R (1, 9) OBP: 0.286, SLG: 0.429									3 1 2 1 0 0 0													
55 Michael Saunders, L (6, 9)									2 0 0 0 0 0 1													
13 Dustin Ackley, L (1, 7) OBP: 0.462, SLG: 0.636									4 0 0 0 0 0 3													
3 Mike Zunino, R (1, 2) OBP: 0.333, SLG: 0.889									4 1 2 3 0 1 0													
8 Willie Bloomquist, R (1, 5) OBP: 0.500, SLG: 0.333									3 1 1 0 1 1 0													
<b>Inning Stats</b>	R: 0 H: 0 E: 0 K: 2 S: 11	H: 0 LOB: 2 BB: 2 P: 26	R: 0 H: 0 E: 0 K: 1 S: 6	H: 0 LOB: 0 BB: 0 P: 9	R: 1 H: 2 E: 0 K: 0 S: 6	H: 2 LOB: 1 BB: 0 P: 10	R: 0 H: 1 E: 0 K: 1 S: 7	H: 1 LOB: 0 BB: 0 P: 10	R: 1 H: 2 E: 1 K: 0 S: 11	H: 2 LOB: 1 BB: 1 P: 19	R: 4 H: 4 E: 0 K: 2 S: 18	H: 4 LOB: 1 BB: 1 P: 28	R: 0 H: 1 E: 0 K: 1 S: 9	H: 1 LOB: 1 BB: 0 P: 16	R: 0 H: 1 E: 0 K: 1 S: 12	H: 1 LOB: 1 BB: 0 P: 17	R: 2 H: 2 E: 0 K: 1 S: 15	H: 2 LOB: 0 BB: 0 P: 20	1B: 8 2B: 2 3B: 0 HR: 3	SF: 0 SAC: 0 DP: 2 HBP: 0	WP: 0 PB: 0 SB: 0 CS: 0	PA: 42
<b>PITCHER</b>	IP WLS BF H R ER SO BB IBB HBP BLK WP HR S P ERA WHIP											IP WLS BF H R ER SO BB IBB HBP BLK WP HR S P ERA WHIP										
53 Héctor Santiago, L (1, 1) ERA: 7.2	5.0 L 23 7 4 4 4 3 0 0 0 0 0 0 46 83 7.20 2.000																					
59 Fernando Salas, R (6, 1) ERA: 10.8	1.0 6 2 2 2 2 1 0 0 0 0 0 1 13 19 18.00 3.000																					
63 Nick Maronde, L (7, 1) ERA: 6.75	1.0 4 1 0 0 1 0 0 0 0 0 0 0 9 16 0.00 1.000																					
38 Joe Smith, R (8, 1) ERA: 18.0	1.0 4 1 0 0 1 0 0 0 0 0 0 0 12 17 0.00 1.000																					
49 Ernesto Frieri, R (9, 1) ERA: 18.0	1.0 5 2 2 2 1 0 0 0 0 0 0 2 15 20 18.00 2.000																					

AB	38
R	8
H	13
RBI	8
BB	4
SO	9
LOB	17



Batter	1	2	3	4	5	6	7	8	9	AB R H RBI BB SO LOB	BOTTOM											
56 Kole Calhoun, L (1, 9) OBP: 0.167, SLG: 0.250			L4							4 1 1 0 0 1 0	<b>Seattle Mariners @ Los Angeles Angels</b> Angel Stadium of Anaheim, Anaheim, CA Wed Apr 02 2014, 7:07 PM - 9:45 PM PDT Att: 38,007 - Clear - 57 F											
27 Mike Trout, R (1, 8) OBP: 0.500, SLG: 1.000										3 1 2 1 1 0 0												
5 Albert Pujols, R (1, 3) OBP: 0.167, SLG: 0.333										4 0 0 0 0 1 4												
6 David Freese, R (1, 5) OBP: 0.167, SLG: 0.100										2 0 0 1 1 0 1												
32 Josh Hamilton, L (1, 7) OBP: 0.417, SLG: 0.400										4 0 0 0 0 4 2												
47 Howie Kendrick, R (1, 4)										3 0 0 0 0 1 2												
28 Raul Ibanez, L (1, 10) OBP: 0.182, SLG: 0.455										3 0 0 0 0 2 0												
17 Chris Iannetta, R (1, 2)										3 0 0 0 0 1 0												
2 Erick Aybar, S (1, 6) OBP: 0.100, SLG: 0.100										3 0 0 0 0 1 0												
<b>Inning Stats</b>	R: 0 H: 1 E: 0 K: 0 S: 6	H: 0 LOB: 1 BB: 1 P: 14	R: 0 H: 0 E: 0 K: 2 S: 9	H: 0 LOB: 0 BB: 0 P: 11	R: 0 H: 0 E: 0 K: 0 S: 5	H: 0 LOB: 0 BB: 0 P: 8	R: 0 H: 1 E: 0 K: 3 S: 15	H: 1 LOB: 2 BB: 1 P: 29	R: 0 H: 0 E: 0 K: 3 S: 9	H: 0 LOB: 0 BB: 0 P: 11	R: 0 H: 0 E: 0 K: 0 S: 12	H: 0 LOB: 0 BB: 0 P: 15	R: 0 H: 0 E: 0 K: 1 S: 8	H: 0 LOB: 0 BB: 0 P: 11	R: 0 H: 0 E: 0 K: 0 S: 7	H: 0 LOB: 0 BB: 0 P: 8	R: 2 H: 1 E: 0 K: 2 S: 15	H: 1 LOB: 0 BB: 0 P: 25	1B: 0 2B: 2 3B: 1 HR: 0	SF: 1 SAC: 0 DP: 1 HBP: 0	WP: 1 PB: 0 SB: 0 CS: 0	PA: 32
<b>PITCHER</b>	IP WLS BF H R ER SO BB IBB HBP BLK WP HR S P ERA WHIP											IP WLS BF H R ER SO BB IBB HBP BLK WP HR S P ERA WHIP										
65 James Paxton, L (1, 1) ERA: 0.00	7.0 W 24 2 0 0 0 2 0 0 0 0 0 0 7 8 0.00 0.571																					
97 Joe Beimeel, L (8, 1) ERA: 18.0	1.0 3 0 0 0 0 0 0 0 0 0 0 0 7 8 0.00 0.000																					
45 Hector Noesi, R (9, 1) ERA: 18.0	1.0 5 1 2 2 2 0 0 0 0 0 1 0 15 25 18.00 1.000																					


AB	29
R	2
H	3
RBI	2
BB	2
SO	11
LOB	9










Batter	1	2	3	4	5	6	7	8	9	AB	R	H	RBI	BB	SO	LOB	TOP							
7 Collin Cowgill, R OBP: 0.333, SLG: 0.667 56 Kole Calhoun, L OBP: 0.200, SLG: 0.400 (6, FH)	G3-1		F9			K		K		3	1	1	0	0	0	0	<b>Los Angeles Angels @ Houston Astros</b> Minute Maid Park, Houston, TX Sat Apr 05 2014, 6:14 PM - 9:15 PM CDT Att: 28,515 - Roof Closed - 73 F  livebaseballscorecards.com  AB 41 R 5 H 14 RBI 5 BB 2 SO 11 LOB 28  							
27 Mike Trout, R OBP: 0.455, SLG: 0.842	G6-4-3		K			K		K		5	0	1	0	0	3	4								
5 Albert Pujols, R OBP: 0.227, SLG: 0.333	G6-4-3		K			K		G6-3		4	0	1	0	0	1	3								
6 David Freese, R OBP: 0.286, SLG: 0.222			K			K		K		4	2	2	1	1	1	1								
32 Josh Hamilton, L OBP: 0.571, SLG: 0.889			K			K		K		5	1	3	2	0	1	2								
47 Howie Kendrick, R OBP: 0.236, SLG: 0.300			K			K		K		5	0	2	1	0	1	5								
17 Chris Iannetta, R OBP: 0.235, SLG: 0.267			K			K		K		4	0	0	0	1	1	4								
2 Erick Aybar, S OBP: 0.250, SLG: 0.333			K			K		K		5	1	2	0	0	1	4								
8 John McDonald, R OBP: 0.400, SLG: 0.400			K			K		K		4	0	1	0	0	1	3								
<b>Inning Stats</b>	R: 0 H: 1 E: 0 K: 0 S: 9	H: 1 LOB: 0 BB: 0 P: 14	R: 1 H: 2 E: 0 K: 1 S: 14	H: 2 LOB: 2 BB: 1 P: 24	R: 0 H: 2 E: 0 K: 1 S: 12	H: 2 LOB: 3 BB: 1 P: 22	R: 0 H: 0 E: 0 K: 1 S: 6	H: 0 LOB: 0 BB: 0 P: 10	R: 3 H: 3 E: 0 K: 2 S: 15	H: 3 LOB: 0 BB: 0 P: 20	R: 0 H: 2 E: 0 K: 1 S: 10	H: 2 LOB: 2 BB: 0 P: 15	R: 0 H: 0 E: 1 K: 1 S: 14	H: 0 LOB: 2 BB: 0 P: 23	R: 1 H: 2 E: 0 K: 2 S: 11	H: 2 LOB: 1 BB: 0 P: 14	R: 0 H: 2 E: 0 K: 2 S: 13	H: 2 LOB: 2 BB: 0 P: 20	1B: 9 2B: 3 3B: 1 HR: 1	SF: 0 SAC: 0 DP: 1 HBP: 1	WP: 0 PB: 0 SB: 1 CS: 0	PA: 44		
<b>PITCHER</b>	IP WLS BF H R ER SO BB IBB HBP BLK WP HR S P ERA WHIP	IP WLS BF H R ER SO BB IBB HBP BLK WP HR S P ERA WHIP	IP WLS BF H R ER SO BB IBB HBP BLK WP HR S P ERA WHIP	IP WLS BF H R ER SO BB IBB HBP BLK WP HR S P ERA WHIP	IP WLS BF H R ER SO BB IBB HBP BLK WP HR S P ERA WHIP	IP WLS BF H R ER SO BB IBB HBP BLK WP HR S P ERA WHIP	IP WLS BF H R ER SO BB IBB HBP BLK WP HR S P ERA WHIP	IP WLS BF H R ER SO BB IBB HBP BLK WP HR S P ERA WHIP	IP WLS BF H R ER SO BB IBB HBP BLK WP HR S P ERA WHIP	IP WLS BF H R ER SO BB IBB HBP BLK WP HR S P ERA WHIP	IP WLS BF H R ER SO BB IBB HBP BLK WP HR S P ERA WHIP	IP WLS BF H R ER SO BB IBB HBP BLK WP HR S P ERA WHIP	IP WLS BF H R ER SO BB IBB HBP BLK WP HR S P ERA WHIP	IP WLS BF H R ER SO BB IBB HBP BLK WP HR S P ERA WHIP	IP WLS BF H R ER SO BB IBB HBP BLK WP HR S P ERA WHIP	IP WLS BF H R ER SO BB IBB HBP BLK WP HR S P ERA WHIP	IP WLS BF H R ER SO BB IBB HBP BLK WP HR S P ERA WHIP	IP WLS BF H R ER SO BB IBB HBP BLK WP HR S P ERA WHIP	IP WLS BF H R ER SO BB IBB HBP BLK WP HR S P ERA WHIP	IP WLS BF H R ER SO BB IBB HBP BLK WP HR S P ERA WHIP	IP WLS BF H R ER SO BB IBB HBP BLK WP HR S P ERA WHIP	IP WLS BF H R ER SO BB IBB HBP BLK WP HR S P ERA WHIP	IP WLS BF H R ER SO BB IBB HBP BLK WP HR S P ERA WHIP	IP WLS BF H R ER SO BB IBB HBP BLK WP HR S P ERA WHIP
60 Dallas Keuchel, L ERA: 7.2	5.0	L	24	8	4	4	5	2	0	0	1	0	0	0	0	0	7.20	2.000						
37 Matt Albers, R ERA:	2.0		10	2	0	0	2	0	0	0	0	0	0	0	0	0	0.00	1.000						
50 Chad Qualls, R ERA: 9.0	1.0		5	2	1	1	2	0	0	0	0	0	0	0	0	11	14	9.00	2.000					
35 Josh Fields, R ERA:	1.0		5	2	0	0	2	0	0	0	0	0	0	0	0	13	20	0.00	2.000					

Batter	1	2	3	4	5	6	7	8	9	AB	R	H	RBI	BB	SO	LOB	BOTTOM							
6 Jonathan Villar, S OBP: 0.333, SLG: 0.429	G1-3		E3			F9		K		4	0	1	0	0	1	2	<b>Los Angeles Angels @ Houston Astros</b> Minute Maid Park, Houston, TX Sat Apr 05 2014, 6:14 PM - 9:15 PM CDT Att: 28,515 - Roof Closed - 73 F  livebaseballscorecards.com  AB 31 R 1 H 4 RBI 0 BB 1 SO 6 LOB 9  							
19 Robbie Grossman, S OBP: 0.238, SLG: 0.222	F9		G6-3			G4-3		G3		4	0	0	0	0	0	3								
27 Jose Altuve, R OBP: 0.500, SLG: 0.438			G5-3			G5-4-3		F8		3	1	1	0	1	0	1								
14 Jesus Guzman, R OBP: 0.167, SLG: 0.417	E5		K			G5-4-3		G1-3		4	0	0	0	0	1	1								
23 Chris Carter, R OBP: 0.263, SLG: 0.188	K		G5-3			K		K		4	0	0	0	0	3	1								
30 Matt Dominguez, R OBP: 0.222, SLG: 0.267	L9		F8			K		K		3	0	0	0	0	1	0								
28 L.J. Hoes, R OBP: 0.500, SLG: 1.000	G5-3		G4-3			P6		L9		3	0	1	0	0	0	0								
22 Carlos Corporan, S OBP: 0.111, SLG: 0.111	G1-3		G4-3			L9		K		3	0	0	0	0	0	1								
9 Marwin Gonzalez, S OBP: 0.143, SLG: 0.143	F7		G6-3			G6-3		G6-3		3	0	1	0	0	0	0								
<b>Inning Stats</b>	R: 1 H: 1 E: 1 K: 1 S: 11	H: 1 LOB: 1 BB: 0 P: 17	R: 0 H: 0 E: 0 K: 0 S: 6	H: 0 LOB: 0 BB: 0 P: 8	R: 0 H: 1 E: 1 K: 0 S: 8	H: 1 LOB: 1 BB: 0 P: 8	R: 0 H: 0 E: 0 K: 1 S: 8	H: 0 LOB: 0 BB: 0 P: 14	R: 0 H: 2 E: 0 K: 0 S: 10	H: 2 LOB: 2 BB: 0 P: 17	R: 0 H: 0 E: 0 K: 1 S: 5	H: 0 LOB: 0 BB: 1 P: 12	R: 0 H: 0 E: 0 K: 1 S: 5	H: 0 LOB: 0 BB: 0 P: 8	R: 0 H: 0 E: 0 K: 1 S: 10	H: 0 LOB: 0 BB: 0 P: 11	R: 0 H: 0 E: 0 K: 1 S: 9	H: 0 LOB: 0 BB: 0 P: 12	1B: 4 2B: 0 3B: 0 HR: 0	SF: 0 SAC: 0 DP: 1 HBP: 0	WP: 0 PB: 0 SB: 1 CS: 0	PA: 32		
<b>PITCHER</b>	IP WLS BF H R ER SO BB IBB HBP BLK WP HR S P ERA WHIP	IP WLS BF H R ER SO BB IBB HBP BLK WP HR S P ERA WHIP	IP WLS BF H R ER SO BB IBB HBP BLK WP HR S P ERA WHIP	IP WLS BF H R ER SO BB IBB HBP BLK WP HR S P ERA WHIP	IP WLS BF H R ER SO BB IBB HBP BLK WP HR S P ERA WHIP	IP WLS BF H R ER SO BB IBB HBP BLK WP HR S P ERA WHIP	IP WLS BF H R ER SO BB IBB HBP BLK WP HR S P ERA WHIP	IP WLS BF H R ER SO BB IBB HBP BLK WP HR S P ERA WHIP	IP WLS BF H R ER SO BB IBB HBP BLK WP HR S P ERA WHIP	IP WLS BF H R ER SO BB IBB HBP BLK WP HR S P ERA WHIP	IP WLS BF H R ER SO BB IBB HBP BLK WP HR S P ERA WHIP	IP WLS BF H R ER SO BB IBB HBP BLK WP HR S P ERA WHIP	IP WLS BF H R ER SO BB IBB HBP BLK WP HR S P ERA WHIP	IP WLS BF H R ER SO BB IBB HBP BLK WP HR S P ERA WHIP	IP WLS BF H R ER SO BB IBB HBP BLK WP HR S P ERA WHIP	IP WLS BF H R ER SO BB IBB HBP BLK WP HR S P ERA WHIP	IP WLS BF H R ER SO BB IBB HBP BLK WP HR S P ERA WHIP	IP WLS BF H R ER SO BB IBB HBP BLK WP HR S P ERA WHIP	IP WLS BF H R ER SO BB IBB HBP BLK WP HR S P ERA WHIP	IP WLS BF H R ER SO BB IBB HBP BLK WP HR S P ERA WHIP	IP WLS BF H R ER SO BB IBB HBP BLK WP HR S P ERA WHIP	IP WLS BF H R ER SO BB IBB HBP BLK WP HR S P ERA WHIP	IP WLS BF H R ER SO BB IBB HBP BLK WP HR S P ERA WHIP	IP WLS BF H R ER SO BB IBB HBP BLK WP HR S P ERA WHIP
45 Tyler Skaggs, L ERA:	8.0	W	29	4	1	0	5	1	0	0	0	0	0	0	0	0	0.00	0.625						
38 Joe Smith, R ERA:	1.0		3	0	0	0	1	0	0	0	0	0	0	0	0	9	12	0.00	0.000					



Batter	1	2	3	4	5	6	7	8	9	AB	R	H	RBI	BB	SO	LOB	TOP								
56 Kole Calhoun, L (1,9) OBP: 0.160, SLG: 0.320	F7		L6-4		G4-3			F8	K2-3	5	0	0	0	0	1	5									
27 Mike Trout, R (1,8) OBP: 0.385, SLG: 0.696	G1-3			G4-3	F9			L8		4	0	0	0	0	0	0									
5 Albert Pujols, R (1,3) OBP: 0.231, SLG: 0.320	G6-3			F7	P3					4	1	1	0	0	0	0									
32 Josh Hamilton, L (1,7) OBP: 0.560, SLG: 0.864		G3-1			G4-3					4	1	2	0	0	0	0									
6 David Freese, R (1,5) OBP: 0.240, SLG: 0.182	G6-3			FC1-4						4	0	0	0	0	0	3									
28 Raul Ibanez, L (1,10) OBP: 0.250, SLG: 0.368	B1-3				K					3	1	1	2	1	1	0									
47 Howie Kendrick, R (1,4) OBP: 0.320, SLG: 0.348				HBP						3	1	2	0	0	0	1									
16 Hank Conger, L (1,2) OBP: 0.375, SLG: 0.375	F7				G4-3					4	0	1	0	0	0	4									
2 Erick Aybar, S (1,6) OBP: 0.292, SLG: 0.333					G4-3					3	0	1	2	1	0	1									
<b>Inning Stats</b>	R: 0 E: 0 K: 0 S: 11	H: 0 LOB: 0 BB: 0 P: 18	R: 0 E: 0 K: 0 S: 7	H: 0 LOB: 0 BB: 0 P: 10	R: 0 E: 0 K: 0 S: 7	H: 0 LOB: 1 BB: 1 P: 15	R: 0 E: 0 K: 0 S: 9	H: 1 LOB: 1 BB: 0 P: 14	R: 0 E: 0 K: 0 S: 16	H: 2 LOB: 1 BB: 0 P: 23	R: 0 E: 0 K: 0 S: 6	H: 0 LOB: 0 BB: 0 P: 11	R: 0 E: 0 K: 0 S: 10	H: 0 LOB: 1 BB: 1 P: 15	R: 0 E: 0 K: 0 S: 7	H: 0 LOB: 0 BB: 0 P: 11	R: 3 E: 0 K: 1 S: 20	H: 5 LOB: 2 BB: 0 P: 31	1B: 7 2B: 2 3B: 0 HR: 0	SF: 0 SAC: 0 DP: 1 HBP: 1	WP: 0 PB: 0 SB: 2 CS: 0	PA: 37			
<b>PITCHER</b>	IP	WLS	BF	H	R	ER	SO	BB	IBB	HBP	BLK	WP	HR	S	P	ERA	WHIP								
46 Scott Feldman, R (1,1) ERA: 0.66	7.0	W	26	3	1	1	1	2	0	1	0	0	0	66	106	1.29	0.714								
45 Anthony Bass, R (8,1) ERA: 7.35	1.1		8	4	3	3	0	0	0	0	0	0	0	18	30	20.25	3.000								
50 Chad Qualls, R (9,1) ERA: 6.75	0.2	S	3	1	0	0	1	0	0	0	0	0	0	9	12	0.00	1.500								

**Los Angeles Angels @ Houston Astros**  
 Minute Maid Park, Houston, TX  
 Sun Apr 06 2014, 1:17 PM - 4:06 PM CDT  
 Att: 14,786 - Roof Closed - 73 F

**AB 34**  
**R 4**  
**H 8**  
**RBI 4**  
**BB 2**  
**SO 2**  
**LOB 14**



Batter	1	2	3	4	5	6	7	8	9	AB	R	H	RBI	BB	SO	LOB	BOTTOM								
6 Jonathan Villar, S (1,6) OBP: 0.368, SLG: 0.588	HBP		B2		F8					3	2	1	2	0	0	0									
19 Robbie Grossman, S (1,7) OBP: 0.200, SLG: 0.182	L1-6-3		K		K					4	0	0	0	0	3	1									
15 Jason Castro, L (1,2) OBP: 0.333, SLG: 0.417	HR		K			G2-3		G6-3		4	1	1	2	0	1	0									
27 Jose Altuve, R (1,4) OBP: 0.417, SLG: 0.350	G6-3			F7		G5-3		G3-1		4	0	0	0	0	0	0									
14 Jesus Guzman, R (1,3) OBP: 0.250, SLG: 0.625	K			HR		E1		G6-3		4	1	2	1	0	1	0									
18 Marc Krauss, L (1,10)		P2		K		F7				3	0	0	0	0	1	1									
30 Matt Dominguez, R (1,5) OBP: 0.238, SLG: 0.444	HR			F8				L7		3	1	1	1	0	0	0									
8 Alex Presley, L (1,8) OBP: 0.200, SLG: 0.400	F8				HR			F7		3	1	1	1	0	0	0									
28 L.J. Hoes, R (1,9) OBP: 0.444, SLG: 0.750	F7				K					3	1	1	0	0	1	0									
<b>Inning Stats</b>	R: 2 E: 0 K: 1 S: 10	H: 1 LOB: 0 BB: 0 P: 18	R: 1 E: 0 K: 0 S: 11	H: 1 LOB: 0 BB: 0 P: 18	R: 0 E: 0 K: 2 S: 8	H: 0 LOB: 0 BB: 0 P: 12	R: 1 E: 0 K: 1 S: 12	H: 1 LOB: 0 BB: 0 P: 20	R: 1 E: 0 K: 2 S: 12	H: 1 LOB: 0 BB: 0 P: 16	R: 0 E: 1 K: 0 S: 12	H: 1 LOB: 1 BB: 0 P: 19	R: 2 E: 0 K: 1 S: 10	H: 2 LOB: 0 BB: 0 P: 14	R: 0 E: 0 K: 0 S: 6	H: 0 LOB: 0 BB: 0 P: 9	R: 0 E: 0 K: 0 S: 6	H: 0 LOB: 0 BB: 0 P: 9	1B: 2 2B: 0 3B: 0 HR: 5	SF: 0 SAC: 0 DP: 0 HBP: 1	WP: 0 PB: 0 SB: 1 CS: 0	PA: 32			
<b>PITCHER</b>	IP	WLS	BF	H	R	ER	SO	BB	IBB	HBP	BLK	WP	HR	S	P	ERA	WHIP								
36 Jered Weaver, R (1,1) ERA: 6.0	5.2	L	23	5	5	5	6	0	0	1	0	0	1	19	26	7.71	0.882								
52 Matt Shoemaker, R (6,1) ERA: 3.96	2.1		9	2	2	2	1	0	0	0	0	0	1	19	26	7.71	0.857								

**Los Angeles Angels @ Houston Astros**  
 Minute Maid Park, Houston, TX  
 Sun Apr 06 2014, 1:17 PM - 4:06 PM CDT  
 Att: 14,786 - Roof Closed - 73 F

**AB 31**  
**R 7**  
**H 7**  
**RBI 7**  
**BB 0**  
**SO 7**  
**LOB 2**









Batter	1	2	3	4	5	6	7	8	9	AB	R	H	RBI	BB	SO	LOB	TOP			
56 Kole Calhoun, L (1,9) OBP: 0.235, SLG: 0.406	G6-3		K					K		4	0	1	0	0	2	0	<b>Los Angeles Angels @ Seattle Mariners</b> Safeco Field, Seattle, WA Tue Apr 08 2014, 7:13 PM - 10:11 PM PDT Att: 45,661 - Roof Closed - 56 F			
27 Mike Trout, R (1,8) OBP: 0.371, SLG: 0.581	5 HR		G4-3					K		4	1	1	0	0	2	1				
5 Albert Pujols, R (1,3) OBP: 0.286, SLG: 0.438	1-H		G5-3							2	1	1	2	2	0	0				
6 David Freese, R (1,5) OBP: 0.276, SLG: 0.320										3	1	1	1	1	1	2				
7 Collin Cowgill, R (9, PR) OBP: 0.250, SLG: 0.500										0	0	0	0	0	0	0				
32 Josh Hamilton, L (1,7) OBP: 0.545, SLG: 0.741	F7									3	0	0	0	0	1	0				
44 Ian Stewart, L (9, PH) OBP: 0.143, SLG: 0.429										1	0	0	0	0	1	2				
47 Howie Kendrick, R (1,4) OBP: 0.294, SLG: 0.313	L9									4	0	0	0	0	2	2				
28 Raul Ibanez, L (1,10)										3	0	0	0	1	0	2				
17 Chris Iannetta, R (1,2) OBP: 0.167, SLG: 0.190										3	0	0	0	0	0	1				
2 Erick Aybar, S (1,6) OBP: 0.226, SLG: 0.250										3	0	0	0	0	0	0				
<b>Inning Stats</b>	R: 3 E: 0 K: 0 S: 11	H: 3 LOB: 0 BB: 0 P: 14	R: 0 E: 0 K: 0 S: 6	H: 0 LOB: 0 BB: 0 P: 10	R: 0 E: 0 K: 1 S: 8	H: 0 LOB: 0 BB: 0 P: 12	R: 0 E: 0 K: 3 S: 9	H: 0 LOB: 0 BB: 0 P: 13	R: 0 E: 0 K: 0 S: 4	H: 1 LOB: 1 BB: 1 P: 18	R: 0 E: 0 K: 0 S: 7	H: 0 LOB: 1 BB: 1 P: 12	R: 0 E: 0 K: 2 S: 8	H: 0 LOB: 2 BB: 2 P: 21	R: 0 E: 0 K: 2 S: 11	H: 0 LOB: 0 BB: 0 P: 21	1B: 2 2B: 0 3B: 0 HR: 2	SF: 0 SAC: 0 DP: 1 HBP: 0	WP: 1 PB: 0 SB: 0 CS: 0	PA: 34
<b>PITCHER</b>	IP WLS BF H R ER SO BB IBB HBP BLK WP HR S P ERA WHIP																			
65 James Paxton, L (1,1) ERA: 2.25	5.0 W 19 4 3 3 4 0 0 0 0 0 2 40 59 5.40 0.800																			
31 Yoervis Medina, R (6,1) ERA: 2.45	1.0 H 3 0 0 0 1 1 0 0 0 1 0 8 16 0.00 1.000																			
40 Danny Farquhar, R (7,1) ERA:	1.2 H 6 0 0 0 1 1 0 0 0 0 0 12 19 0.00 0.600																			
54 Tom Wilhelmsen, R (8,1) ERA:	0.1 H 1 0 0 0 1 0 0 0 0 0 0 3 5 0.00 0.000																			
56 Fernando Rodney, R (9,1) ERA:	1.0 S 5 0 0 0 2 2 0 0 0 0 0 0 11 21 0.00 2.000																			
<b>Batter</b>	1	2	3	4	5	6	7	8	9	AB <th>R</th> <th>H</th> <th>RBI</th> <th>BB</th> <th>SO</th> <th>LOB</th> <th>BOTTOM</th>	R	H	RBI	BB	SO	LOB	BOTTOM			
36 Abraham Almonte, S (1,8) OBP: 0.324, SLG: 0.400	K		K					F8		5	0	0	0	0	3	3	<b>Los Angeles Angels @ Seattle Mariners</b> Safeco Field, Seattle, WA Tue Apr 08 2014, 7:13 PM - 10:11 PM PDT Att: 45,661 - Roof Closed - 56 F			
5 Brad Miller, L (1,6) OBP: 0.242, SLG: 0.469	22 BB		K					K		4	1	0	0	1	3	3				
22 Robinson Cano, L (1,4) OBP: 0.469, SLG: 0.423	G4-6-3		17 BB					G4-3		3	1	0	0	1	0	1				
17 Justin Smoak, S (1,3) OBP: 0.387, SLG: 0.643	F9		27 HR					G3-1		4	1	2	1	0	1	0				
27 Corey Hart, R (1,10) OBP: 0.227, SLG: 0.636	K		27 HR					K		4	2	2	4	0	1	1				
15 Kyle Seager, L (1,5) OBP: 0.385, SLG: 0.316	7 HBP		17 BB					K		1	0	1	0	3	0	0				
7 Stefan Romero, R (1,9) ERA: 4.91			17 HR					55 CS		2	0	0	0	0	0	4				
55 Michael Saunders, L (7,9) OBP: 0.267, SLG: 0.308			P3					CS		1	0	1	0	0	0	0				
13 Dustin Ackley, L (1,7) OBP: 0.300, SLG: 0.464			K					F7		4	0	0	0	0	1	6				
3 Mike Zunino, R (1,2) OBP: 0.280, SLG: 0.520			F8					F9		4	0	2	0	0	0	0				
<b>Inning Stats</b>	R: 0 E: 0 K: 1 S: 9	H: 0 LOB: 0 BB: 1 P: 14	R: 0 E: 0 K: 2 S: 12	H: 0 LOB: 1 BB: 1 P: 22	R: 4 E: 0 K: 2 S: 20	H: 3 LOB: 1 BB: 1 P: 28	R: 0 E: 0 K: 1 S: 14	H: 1 LOB: 1 BB: 0 P: 23	R: 0 E: 0 K: 0 S: 11	H: 0 LOB: 0 BB: 0 P: 11	R: 1 E: 0 K: 1 S: 9	H: 1 LOB: 0 BB: 1 P: 20	R: 0 E: 0 K: 1 S: 9	H: 2 LOB: 2 BB: 0 P: 11	R: 0 E: 0 K: 1 S: 9	H: 0 LOB: 0 BB: 0 P: 11	1B: 4 2B: 2 3B: 0 HR: 2	SF: 0 SAC: 0 DP: 1 HBP: 1	WP: 1 PB: 0 SB: 0 CS: 1	PA: 39
<b>PITCHER</b>	IP WLS BF H R ER SO BB IBB HBP BLK WP HR S P ERA WHIP																			
53 Héctor Santiago, L (1,1) ERA: 7.71	4.1 L 22 5 4 4 4 3 0 0 0 0 0 7 15 8.31 1.846																			
58 Michael Kohn, R (5,1) ERA: 4.91	0.2 4 0 0 0 0 1 0 0 0 0 0 7 15 0.00 1.500																			
59 Fernando Salas, R (6,1) ERA: 6.23	1.2 7 1 1 1 2 1 0 0 0 0 1 12 27 5.40 1.200																			
63 Nick Maronde, L (7,1) ERA: 3.0	0.2 2 1 0 0 0 0 0 0 0 0 0 5 8 0.00 1.500																			
40 Kevin Jepsen, R (8,1) ERA: 19.29	0.2 3 1 0 0 1 0 0 0 0 0 0 6 7 0.00 1.500																			







Batter	1	2	3	4	5	6	7	8	9	10	11	AB	R	H	RBI	BB	SO	LOB	TOP				
22 Eric Young Jr., S OBP: 0.275, SLG: 0.306												5	1	1	0	0	2	1					
28 Daniel Murphy, L OBP: 0.371, SLG: 0.394												5	0	2	0	0	0	0					
5 David Wright, R OBP: 0.295, SLG: 0.333												5	0	1	0	0	0	2					
30 Andrew Brown, R OBP: 0.167, SLG: 0.417												3	1	1	0	0	0	1					
21 Lucas Duda, L OBP: 0.259, SLG: 0.440												2	0	0	0	0	2	1					
3 Curtis Granderson, L OBP: 0.290, SLG: 0.324												5	1	1	0	0	1	2					
13 Josh Satin, R OBP: 0.222, SLG: 0.250												3	0	1	2	0	1	1					
29 Ike Davis, L OBP: 0.412, SLG: 0.571												1	0	0	0	0	0	0					
12 Juan Lagares, R OBP: 0.341, SLG: 0.486												4	0	1	0	0	1	1					
15 Travis d'Arnaud, R OBP: 0.182, SLG: 0.258												4	1	1	1	0	1	1					
11 Rubén Tejeda, R OBP: 0.297, SLG: 0.242												4	0	1	0	0	1	0					
<b>Inning Stats</b>	R: 1 E: 0 K: 1 S: 10	H: 2 LOB: 0 BB: 0 P: 11	R: 0 E: 0 K: 1 S: 6	H: 1 LOB: 0 BB: 0 P: 10	R: 1 E: 0 K: 1 S: 9	H: 1 LOB: 0 BB: 0 P: 12	R: 2 E: 0 K: 0 S: 9	H: 3 LOB: 1 BB: 0 P: 18	R: 0 E: 0 K: 1 S: 9	H: 1 LOB: 1 BB: 0 P: 16	R: 0 E: 0 K: 1 S: 9	H: 1 LOB: 1 BB: 0 P: 13	R: 0 E: 0 K: 2 S: 14	H: 0 LOB: 0 BB: 0 P: 21	R: 0 E: 0 K: 1 S: 11	H: 0 LOB: 0 BB: 0 P: 14	R: 0 E: 0 K: 1 S: 10	H: 0 LOB: 0 BB: 0 P: 10	1B: 6 2B: 3 3B: 0 HR: 1	SF: 0 SAC: 0 DP: 1 HBP: 0	WP: 1 PB: 0 SB: 0 CS: 1	PA: 42	
<b>PITCHER</b>	IP WLS BF H R ER SO BB IBB HBP BLK WP HR S P ERA WHIP	45 Tyler Skaggs, L ERA: 2.4	38 Joe Smith, R ERA:	49 Ernesto Frieri, R ERA: 4.5	59 Fernando Salas, R ERA: 5.06	58 Michael Kohn, R ERA: 3.86	<b>PITCHER</b>	IP WLS BF H R ER SO BB IBB HBP BLK WP HR S P ERA WHIP	45 Tyler Skaggs, L ERA: 2.4	38 Joe Smith, R ERA:	49 Ernesto Frieri, R ERA: 4.5	59 Fernando Salas, R ERA: 5.06	58 Michael Kohn, R ERA: 3.86	45 Tyler Skaggs, L ERA: 2.4	38 Joe Smith, R ERA:	49 Ernesto Frieri, R ERA: 4.5	59 Fernando Salas, R ERA: 5.06	58 Michael Kohn, R ERA: 3.86	45 Tyler Skaggs, L ERA: 2.4	38 Joe Smith, R ERA:	49 Ernesto Frieri, R ERA: 4.5	59 Fernando Salas, R ERA: 5.06	58 Michael Kohn, R ERA: 3.86

New York Mets @ Los Angeles Angels  
Angel Stadium of Anaheim, Anaheim, CA  
Fri Apr 11 2014, 7:09 PM - 11:03 PM PDT  
Att: 42,871 - Clear - 65 F

AB	41
R	4
H	10
RBI	3
BB	0
SO	9
LOB	10



Batter	1	2	3	4	5	6	7	8	9	10	11	AB	R	H	RBI	BB	SO	LOB	BOTTOM				
56 Kole Calhoun, L OBP: 0.273, SLG: 0.375												4	0	1	0	2	0	1					
27 Mike Trout, R OBP: 0.369, SLG: 0.575												5	1	2	1	1	2	4					
5 Albert Pujols, R OBP: 0.311, SLG: 0.488												5	0	1	0	1	0	5					
28 Raul Ibanez, L OBP: 0.265, SLG: 0.290												5	1	1	0	1	2	4					
6 David Freese, R OBP: 0.231, SLG: 0.235												6	0	0	0	0	2	3					
47 Howie Kendrick, R OBP: 0.341, SLG: 0.350												4	2	2	0	2	1	2					
3 JB Shuck, L OBP: 0.333, SLG: 0.800												5	1	1	2	1	0	3					
17 Chris Iannetta, R OBP: 0.219, SLG: 0.185												2	0	1	1	2	1	0					
7 Colin Cowgill, R OBP: 0.250, SLG: 0.375												0	0	0	0	0	0	0					
16 Hank Conger, L OBP: 0.400, SLG: 0.333												1	0	0	1	0	0	0					
2 Erick Aybar, S OBP: 0.290, SLG: 0.273												5	0	2	0	0	0	3					
<b>Inning Stats</b>	R: 1 E: 0 K: 1 S: 10	H: 1 LOB: 0 BB: 0 P: 13	R: 1 E: 0 K: 0 S: 10	H: 2 LOB: 1 BB: 0 P: 17	R: 0 E: 0 K: 1 S: 5	H: 0 LOB: 0 BB: 0 P: 10	R: 0 E: 0 K: 1 S: 10	H: 1 LOB: 1 BB: 0 P: 12	R: 0 E: 0 K: 3 S: 16	H: 2 LOB: 2 BB: 2 P: 30	R: 0 E: 0 K: 2 S: 10	H: 1 LOB: 1 BB: 0 P: 15	R: 0 E: 0 K: 0 S: 10	H: 1 LOB: 3 BB: 2 P: 20	R: 0 E: 0 K: 0 S: 7	H: 0 LOB: 1 BB: 1 P: 14	R: 0 E: 0 K: 0 S: 13	H: 2 LOB: 2 BB: 0 P: 17	1B: 8 2B: 1 3B: 0 HR: 2	SF: 0 SAC: 0 DP: 0 HBP: 1	WP: 1 PB: 0 SB: 0 CS: 0	PA: 53	
<b>PITCHER</b>	IP WLS BF H R ER SO BB IBB HBP BLK WP HR S P ERA WHIP	35 Dillon Gee, R ERA: 5.03	52 Carlos Torres, R ERA: 1.69	71 Gonzalez Gerren, R ERA: 1.5	56 Scott Rice, L ERA: 18.0	44 Kyle Farnsworth, R ERA: 1.59	<b>PITCHER</b>	IP WLS BF H R ER SO BB IBB HBP BLK WP HR S P ERA WHIP	35 Dillon Gee, R ERA: 5.03	52 Carlos Torres, R ERA: 1.69	71 Gonzalez Gerren, R ERA: 1.5	56 Scott Rice, L ERA: 18.0	44 Kyle Farnsworth, R ERA: 1.59	35 Dillon Gee, R ERA: 5.03	52 Carlos Torres, R ERA: 1.69	71 Gonzalez Gerren, R ERA: 1.5	56 Scott Rice, L ERA: 18.0	44 Kyle Farnsworth, R ERA: 1.59	35 Dillon Gee, R ERA: 5.03	52 Carlos Torres, R ERA: 1.69	71 Gonzalez Gerren, R ERA: 1.5	56 Scott Rice, L ERA: 18.0	44 Kyle Farnsworth, R ERA: 1.59

New York Mets @ Los Angeles Angels  
Angel Stadium of Anaheim, Anaheim, CA  
Fri Apr 11 2014, 7:09 PM - 11:03 PM PDT  
Att: 42,871 - Clear - 65 F

AB	42
R	5
H	11
RBI	5
BB	10
SO	8
LOB	25









Batter	1	2	3	4	5	6	7	8	9	AB	R	H	RBI	BB	SO	LOB	TOP						
22 Eric Young Jr. S OBP: 0.280, SLG: 0.256										3	1	0	0	1	1	1	<b>New York Mets @ Los Angeles Angels</b> Angel Stadium of Anaheim, Anaheim, CA Sun Apr 13 2014, 12:38 PM - 3:42 PM PDT Att: 38,855 - Overcast - 65 F						
28 Daniel Murphy L OBP: 0.295, SLG: 0.302 0 Omar Quintanilla L OBP: 0.375, SLG: 0.375										3	0	0	0	0	1	1							
5 David Wright R OBP: 0.295, SLG: 0.313 21 Lucas Duda L OBP: 0.294, SLG: 0.516										3	0	1	1	0	1	0							
13 Josh Satin R OBP: 0.231, SLG: 0.333										4	0	1	0	0	1	1							
3 Curtis Granderson L OBP: 0.289, SLG: 0.318 27 Jeury Familia R OBP: 0.333, SLG: 0.421 32 Ike Davis L OBP: 0.375, SLG: 0.421										3	0	1	0	0	2	1							
30 Andrew Brown R OBP: 0.250, SLG: 0.357										2	0	0	0	2	1	1							
12 Juan Lagares R OBP: 0.353, SLG: 0.468										4	1	2	0	0	0	2							
15 Travis d'Aruad R OBP: 0.222, SLG: 0.273										2	0	1	0	1	1	1							
11 Rubén Tejada R OBP: 0.275, SLG: 0.222										3	0	0	0	0	2	5							
<b>Inning Stats</b>	R: 1 E: 0 K: 1 S: 9	H: 1 LOB: 1 BB: 1 P: 17	R: 0 E: 0 K: 0 S: 12	H: 2 LOB: 2 BB: 1 P: 20	R: 0 E: 0 K: 1 S: 7	H: 0 LOB: 0 BB: 0 P: 12	R: 0 E: 0 K: 2 S: 9	H: 0 LOB: 0 BB: 0 P: 14	R: 1 E: 0 K: 1 S: 11	H: 2 LOB: 0 BB: 0 P: 16	R: 0 E: 0 K: 2 S: 11	H: 1 LOB: 1 BB: 0 P: 17	R: 0 E: 0 K: 2 S: 10	H: 0 LOB: 1 BB: 1 P: 20	R: 0 E: 0 K: 2 S: 9	H: 0 LOB: 0 BB: 0 P: 14		R: 0 E: 0 K: 0 S: 13	H: 0 LOB: 1 BB: 1 P: 20	1B: 5 2B: 2 3B: 0 HR: 0	SF: 0 SAC: 0 DP: 3 HBP: 0	WP: 2 PB: 0 SB: 0 CS: 1	PA: 34
<b>PITCHER</b>	IP WLS BF ERA WHIP	IP WLS BF ERA WHIP	IP WLS BF ERA WHIP	IP WLS BF ERA WHIP	IP WLS BF ERA WHIP	IP WLS BF ERA WHIP	IP WLS BF ERA WHIP	IP WLS BF ERA WHIP	IP WLS BF ERA WHIP	IP WLS BF ERA WHIP	IP WLS BF ERA WHIP	IP WLS BF ERA WHIP	IP WLS BF ERA WHIP	IP WLS BF ERA WHIP	IP WLS BF ERA WHIP	IP WLS BF ERA WHIP	IP WLS BF ERA WHIP	IP WLS BF ERA WHIP	IP WLS BF ERA WHIP	IP WLS BF ERA WHIP	IP WLS BF ERA WHIP	IP WLS BF ERA WHIP	IP WLS BF ERA WHIP
33 C.J. Wilson L ERA: 3.92	7.0	W	27	6	2	2	9	3	0	0	0	0	0	0	0	0	2	0	69	116	2.57	1.286	
40 Kevin Jepsen R ERA: 11.25	1.0		3	0	0	0	2	0	0	0	0	0	0	0	0	0	0	0	9	14	0.00	0.000	
60 Yoslan Herrera R ERA:	1.0		4	0	0	0	0	1	0	0	0	0	0	0	0	0	0	0	13	20	0.00	1.000	

Batter	1	2	3	4	5	6	7	8	9	AB	R	H	RBI	BB	SO	LOB	BOTTOM						
3 JB Shuck L OBP: 0.400, SLG: 0.571										6	1	3	1	0	0	1	<b>New York Mets @ Los Angeles Angels</b> Angel Stadium of Anaheim, Anaheim, CA Sun Apr 13 2014, 12:38 PM - 3:42 PM PDT Att: 38,855 - Overcast - 65 F						
27 Mike Trout R OBP: 0.382, SLG: 0.640 7 Collin Cowgill R OBP: 0.333, SLG: 0.667										4	2	3	1	0	0	0							
5 Albert Pujols R OBP: 0.309, SLG: 0.500										4	1	1	1	1	0	4							
28 Raul Ibanez L OBP: 0.295, SLG: 0.436										3	1	1	2	2	1	1							
56 Kole Calhoun L OBP: 0.259, SLG: 0.400										5	2	2	0	0	1	4							
47 Howie Kendrick R OBP: 0.315, SLG: 0.306										4	2	1	0	1	1	4							
44 Ian Stewart L OBP: 0.250, SLG: 0.600										4	2	2	3	1	2	3							
16 Hank Conger L OBP: 0.400, SLG: 0.643										5	2	2	2	0	1	1							
2 Erick Aybar S OBP: 0.289, SLG: 0.308 8 John McDonald R OBP: 0.600, SLG: 0.667										3	1	1	2	1	0	0							
<b>Inning Stats</b>	R: 4 E: 0 K: 2 S: 19	H: 5 LOB: 1 BB: 0 P: 26	R: 0 E: 0 K: 0 S: 11	H: 0 LOB: 0 BB: 0 P: 12	R: 0 E: 0 K: 0 S: 10	H: 0 LOB: 1 BB: 1 P: 14	R: 3 E: 0 K: 0 S: 10	H: 4 LOB: 1 BB: 1 P: 18	R: 2 E: 0 K: 1 S: 7	H: 2 LOB: 0 BB: 0 P: 11	R: 2 E: 0 K: 2 S: 17	H: 2 LOB: 2 BB: 2 P: 34	R: 0 E: 0 K: 1 S: 8	H: 1 LOB: 2 BB: 1 P: 13	R: 3 E: 0 K: 1 S: 15	H: 3 LOB: 1 BB: 1 P: 28		R: 3 E: 0 K: 1 S: 15	H: 3 LOB: 1 BB: 1 P: 28	1B: 6 2B: 4 3B: 2 HR: 5	SF: 0 SAC: 0 DP: 1 HBP: 0	WP: 3 PB: 0 SB: 0 CS: 0	PA: 46
<b>PITCHER</b>	IP WLS BF ERA WHIP	IP WLS BF ERA WHIP	IP WLS BF ERA WHIP	IP WLS BF ERA WHIP	IP WLS BF ERA WHIP	IP WLS BF ERA WHIP	IP WLS BF ERA WHIP	IP WLS BF ERA WHIP	IP WLS BF ERA WHIP	IP WLS BF ERA WHIP	IP WLS BF ERA WHIP	IP WLS BF ERA WHIP	IP WLS BF ERA WHIP	IP WLS BF ERA WHIP	IP WLS BF ERA WHIP	IP WLS BF ERA WHIP	IP WLS BF ERA WHIP	IP WLS BF ERA WHIP	IP WLS BF ERA WHIP	IP WLS BF ERA WHIP	IP WLS BF ERA WHIP	IP WLS BF ERA WHIP	IP WLS BF ERA WHIP
40 Bartolo Colon R ERA: 6.0	5.0	L	27	11	9	9	3	2	0	0	0	0	0	0	0	0	2	0	4	57	81	16.20	2.600
56 Scott Rice L ERA: 13.5	1.0		7	2	2	2	2	1	1	0	0	0	0	0	0	0	2	0	17	34	18.00	3.000	
27 Jeury Familia R ERA: 5.4	1.0		5	1	0	0	1	1	0	0	0	0	0	0	0	0	0	0	8	13	0.00	2.000	
32 John Lannan L ERA: 15.75	1.0		7	3	3	3	1	1	0	0	0	0	0	0	0	0	1	1	15	28	27.00	4.000	




Batter	1	2	3	4	5	6	7	8	9	AB	R	H	RBI	BB	SO	LOB	TOP		
3 Craig Gentry, R OBP: 0.200, SLG: 0.200 37 Brandon Moss, L OBP: 0.347, SLG: 0.432	F7		F9			1B		HBP		3	0	1	0	0	0	0			
8 Jed Lowrie, S OBP: 0.434, SLG: 0.324	F8		F9			F7		G3-6-3		4	0	0	0	0	0	2			
20 Josh Donaldson, R OBP: 0.254, SLG: 0.448	1B		F9			K				4	1	2	0	0	1	1			
52 Yoenis Cespedes, R OBP: 0.304, SLG: 0.520	P5		HR			BB		F8		3	1	1	1	1	0	2			
36 Derek Norris, R OBP: 0.296, SLG: 0.480 5 John Jaso, L OBP: 0.379, SLG: 0.500	P3		G6-3			L7		HR		3	0	0	0	0	0	1			
18 Alberto Callaspo, S OBP: 0.459, SLG: 0.576	G1-5-3		1B			1B		1B		4	0	3	0	0	0	0			
1 Nick Punto, S OBP: 0.385, SLG: 0.238	P6		G4-6-3			L9		1B		4	0	1	0	0	0	3			
16 Josh Reddick, L OBP: 0.163, SLG: 0.100			K			P2		K		4	0	0	0	0	2	4			
10 Daric Barton, L OBP: 0.207, SLG: 0.080	G1-3		G4-3			K		F9		4	0	0	0	0	1	2			
<b>Inning Stats</b>	R: 0 H: 1 E: 0 K: 0 S: 9	H: 1 LOB: 1 BB: 0 P: 13	R: 0 H: 0 E: 0 K: 0 S: 6	H: 0 LOB: 0 BB: 0 P: 8	R: 0 H: 0 E: 0 K: 1 S: 8	H: 0 LOB: 0 BB: 0 P: 12	R: 1 H: 1 E: 0 K: 0 S: 11	H: 1 LOB: 0 BB: 0 P: 21	R: 0 H: 1 E: 0 K: 2 S: 12	H: 1 LOB: 1 BB: 0 P: 16	R: 0 H: 0 E: 0 K: 0 S: 7	H: 0 LOB: 0 BB: 0 P: 11	R: 2 H: 4 E: 0 K: 1 S: 25	H: 4 LOB: 2 BB: 0 P: 34	1B: 7 2B: 0 3B: 0 HR: 2	SF: 0 SAC: 0 DP: 2 HBP: 1	WP: 0 PB: 0 SB: 1 CS: 0	PA: 36	
<b>PITCHER</b>	IP	WLS	BF	H	R	ER	SO	BB	IBB	HBP	BLK	WP	HR	S	P	ERA	WHIP		
53 Héctor Santiago, L ERA: 4.96	7.0		26	5	1	1	3	1	0	0	0	0	1	65	101	1.29	0.857		
36 Joe Smith, R ERA: 4.96	1.0	H	3	0	0	0	0	0	0	1	0	0	0	7	11	0.00	0.000		
49 Ernesto Frieri, R ERA: 6.75	0.1	L	5	4	2	2	0	0	0	0	0	0	1	18	25	54.00	12.000		
48 Jose Alvarez, L ERA: 6.75	0.2		2	0	0	0	1	0	0	0	0	0	0	7	9	0.00	0.000		

Oakland Athletics @ Los Angeles Angels  
Angel Stadium of Anaheim, Anaheim, CA  
Mon Apr 14 2014, 7:11 PM - 10:05 PM PDT  
Att: 37,120 - Clear - 78 F

livebaseballscores.com

AB 34  
R 3  
H 9  
RBI 3  
BB 1  
SO 4  
LOB 15




Batter	1	2	3	4	5	6	7	8	9	AB	R	H	RBI	BB	SO	LOB	BOTTOM					
56 Kole Calhoun, L OBP: 0.276, SLG: 0.426	27 PB 1B		K			P6		27 F9 2B		4	1	2	0	0	1	1						
27 Mike Trout, R OBP: 0.356, SLG: 0.593	K		F9			K		F9		4	0	0	0	0	2	3						
5 Albert Pujols, R OBP: 0.322, SLG: 0.556	28 E 1B		HR			G6-3		G5-3		4	1	2	2	0	0	1						
28 Raul Ibanez, L OBP: 0.271, SLG: 0.395	FC3		K			F8		G4-3		4	0	0	0	0	1	1						
47 Howie Kendrick, R OBP: 0.293, SLG: 0.283	K		K			G1-3		G4-3		4	0	0	0	0	2	2						
6 David Freese, R OBP: 0.208, SLG: 0.209	K		K			G6-3		G4-3		4	0	0	0	0	2	2						
3 JB Shuck, L OBP: 0.333, SLG: 0.471 7 Collin Cowgill, R OBP: 0.333, SLG: 0.667	F9		G4-3			G4-3		G4-3		3	0	0	0	0	0	0						
16 Hank Conger, L OBP: 0.333, SLG: 0.529	P5		G4-3			K		K		3	0	0	0	0	1	0						
2 Erick Aybar, S OBP: 0.292, SLG: 0.310	G6-3		27 WP 1B			B1-3				3	0	1	0	0	0	0						
<b>Inning Stats</b>	R: 1 H: 2 E: 1 K: 3 S: 21	H: 2 LOB: 2 BB: 0 P: 28	R: 0 H: 0 E: 0 K: 0 S: 6	H: 0 LOB: 0 BB: 0 P: 8	R: 1 H: 1 E: 0 K: 2 S: 13	H: 1 LOB: 0 BB: 0 P: 17	R: 0 H: 0 E: 0 K: 0 S: 7	H: 0 LOB: 0 BB: 0 P: 8	R: 0 H: 1 E: 0 K: 1 S: 10	H: 1 LOB: 1 BB: 0 P: 13	R: 0 H: 0 E: 0 K: 1 S: 11	H: 0 LOB: 0 BB: 0 P: 14	R: 0 H: 0 E: 0 K: 2 S: 9	H: 0 LOB: 0 BB: 0 P: 12	R: 0 H: 1 E: 0 K: 0 S: 6	H: 1 LOB: 0 BB: 0 P: 9	R: 0 H: 0 E: 0 K: 0 S: 7	H: 0 LOB: 0 BB: 0 P: 13	1B: 3 2B: 1 3B: 0 HR: 1	SF: 0 SAC: 0 DP: 0 HBP: 0	WP: 1 PB: 1 SB: 0 CS: 0	PA: 33
<b>PITCHER</b>	IP	WLS	BF	H	R	ER	SO	BB	IBB	HBP	BLK	WP	HR	S	P	ERA	WHIP					
60 Jesse Chavez, R ERA: 1.35	7.0		26	4	2	1	9	0	0	0	0	0	0	6	9	0.00	1.000					
45 Jim Johnson, R ERA: 9.95	1.0	W	4	1	0	0	0	0	0	0	0	0	0	6	9	0.00	1.000					
44 Luke Gregerson, R ERA: 1.17	1.0	S	3	0	0	0	0	0	0	0	0	0	0	7	13	0.00	0.000					

Oakland Athletics @ Los Angeles Angels  
Angel Stadium of Anaheim, Anaheim, CA  
Mon Apr 14 2014, 7:11 PM - 10:05 PM PDT  
Att: 37,120 - Clear - 78 F

livebaseballscores.com

AB 33  
R 2  
H 5  
RBI 2  
BB 0  
SO 9  
LOB 10





Batter	1	2	3	4	5	6	7	8	9	10	11	AB	R	H	RBI	BB	SO	LOB	TOP						
5 John Jaso, L OBP: 0.324, SLG: 0.419 10 Darrin Barton, L OBP: 0.200, SLG: 0.077												5	0	0	1	0	1	4							
8 Jed Lowrie, S OBP: 0.438, SLG: 0.405												5	2	3	1	1	1	3							
20 Josh Donaldson, R OBP: 0.277, SLG: 0.469												6	1	3	1	0	1	1							
37 Brandon Moss, L OBP: 0.327, SLG: 0.400												6	1	1	1	0	3	3							
52 Yoenis Cespedes, R OBP: 0.306, SLG: 0.509												5	1	1	0	1	2	2							
18 Alberto Callaspo, S OBP: 0.444, SLG: 0.526												5	0	1	1	1	2	1							
16 Josh Reddick, L OBP: 0.196, SLG: 0.098 36 Derek Norris, R OBP: 0.333, SLG: 0.500												1	2	0	0	2	0	0							
3 Craig Gentry, R OBP: 0.500, SLG: 0.444												4	2	3	0	1	0	0							
28 Eric Sogard, L OBP: 0.314, SLG: 0.258 4 Coco Crisp, S OBP: 0.438, SLG: 0.500 1 Nick Punto, S OBP: 0.355, SLG: 0.238												4	1	2	2	0	0	3							
<b>Inning Stats</b>	R: 0 E: 0 K: 1 S: 5	H: 0 LOB: 0 BB: 0 P: 8	R: 0 E: 0 K: 1 S: 7	H: 1 LOB: 1 BB: 0 P: 13	R: 3 E: 0 K: 1 S: 12	H: 4 LOB: 1 BB: 1 P: 21	R: 0 E: 0 K: 0 S: 5	H: 0 LOB: 0 BB: 0 P: 7	R: 0 E: 0 K: 2 S: 10	H: 1 LOB: 1 BB: 0 P: 14	R: 2 E: 0 K: 0 S: 7	H: 2 LOB: 0 BB: 1 P: 16	R: 4 E: 0 K: 1 S: 23	H: 4 LOB: 3 BB: 3 P: 45	R: 0 E: 0 K: 1 S: 9	H: 0 LOB: 0 BB: 0 P: 13	R: 0 E: 0 K: 1 S: 16	H: 2 LOB: 2 BB: 0 P: 21	R: 1 E: 0 K: 2 S: 13	H: 2 LOB: 2 BB: 1 P: 21	1B: 12 2B: 4 3B: 0 HR: 0	SF: 0 SAC: 0 DP: 0 HBP: 0	WP: 1 PB: 0 SB: 0 CS: 0	PA: 52	
<b>PITCHER</b> Garrett Richards, R ERA: 2.84 38 Joe Smith, R ERA: 6.0 48 Jose Alvarez, L ERA: 58 Michael Kohn, R ERA: 2.7 59 Fernando Salas, R ERA: 0.05	IP: 7.0 WLS: 28 BF: 28 H: 8 R: 5 ER: 5 SO: 5 BB: 2 IBB: 0 HBP: 0 BLK: 0 WP: 0 HR: 0 S: 91 ERA: 6.43 WHIP: 1.429																								
<b>PITCHER</b> 49 Ernesto Frier, R ERA: 5.68 60 Yoslan Herrera, R ERA: 4.5	IP: 1.0 WLS: 0 BF: 6 H: 2 R: 1 ER: 1 SO: 1 BB: 0 IBB: 0 HBP: 0 BLK: 0 WP: 0 HR: 0 S: 13 ERA: 9.00 WHIP: 2.000																								

Oakland Athletics @ Los Angeles Angels  
Angel Stadium of Anaheim, Anaheim, CA  
Tue Apr 15 2014, 7:09 PM - 11:21 PM PDT  
Att. 34,887 - Clear - 70 F

livebaseballscorecards.com

AB 46  
R 10  
H 16  
RBI 9  
BB 6  
SO 10  
LOB 23

Batter	1	2	3	4	5	6	7	8	9	10	11	AB	R	H	RBI	BB	SO	LOB	BOTTOM						
56 Kole Calhoun, L OBP: 0.297, SLG: 0.500												6	3	3	2	0	0	1							
27 Mike Trout, R OBP: 0.369, SLG: 0.650												6	2	3	3	0	2	0							
5 Albert Pujols, R OBP: 0.308, SLG: 0.508												5	0	0	0	1	0	1							
28 Raul Ibanez, L OBP: 0.241, SLG: 0.347												6	0	0	0	0	2	3							
47 Howie Kendrick, R OBP: 0.313, SLG: 0.293												5	1	2	1	1	0	2							
3 JB Shuck, L OBP: 0.304, SLG: 0.409												5	1	1	0	0	1	3							
6 David Freese, R OBP: 0.231, SLG: 0.234 7 Collin Cowgill, R OBP: 0.333, SLG: 0.667 16 Hank Conger, L OBP: 0.316, SLG: 0.500												4	0	0	0	0	0	0							
17 Chris Iannetta, R OBP: 0.279, SLG: 0.333 44 Ian Stewart, L OBP: 0.222, SLG: 0.529												1	1	1	2	2	0	0							
2 Erick Aybar, S OBP: 0.264, SLG: 0.277												5	0	0	0	0	1	5							
<b>Inning Stats</b>	R: 2 E: 0 K: 0 S: 13	H: 3 LOB: 1 BB: 0 P: 21	R: 0 E: 0 K: 1 S: 11	H: 0 LOB: 1 BB: 1 P: 19	R: 0 E: 0 K: 2 S: 8	H: 0 LOB: 0 BB: 0 P: 12	R: 4 E: 0 K: 0 S: 13	H: 4 LOB: 0 BB: 0 P: 18	R: 0 E: 0 K: 1 S: 6	H: 0 LOB: 1 BB: 1 P: 16	R: 0 E: 0 K: 1 S: 8	H: 0 LOB: 0 BB: 0 P: 13	R: 0 E: 0 K: 2 S: 15	H: 2 LOB: 2 BB: 1 P: 25	R: 2 E: 1 K: 1 S: 18	H: 2 LOB: 1 BB: 0 P: 25	R: 0 E: 0 K: 1 S: 8	H: 0 LOB: 0 BB: 0 P: 8	R: 0 E: 0 K: 0 S: 7	H: 1 LOB: 2 BB: 1 P: 13	1B: 7 2B: 3 3B: 0 HR: 2	SF: 0 SAC: 0 DP: 0 HBP: 0	WP: 0 PB: 0 SB: 2 CS: 0	PA: 50	
<b>PITCHER</b> 67 Dan Straily, R ERA: 5.4 13 Drew Pomeranz, L ERA: 1.35 48 Ryan Cook, R ERA: 3.0 61 Dan Otero, R ERA: 1.35 62 Sean Doolittle, L ERA: 3.12	IP: 3.2 WLS: 9 BF: 19 H: 7 R: 0 ER: 6 SO: 3 BB: 1 IBB: 0 HBP: 0 BLK: 0 WP: 0 HR: 1 S: 44 ERA: 14.73 WHIP: 2.182																								
<b>PITCHER</b> 45 Jim Johnson, R ERA: 7.66	IP: 2.0 WLS: 0 BF: 8 H: 1 R: 0 ER: 0 SO: 1 BB: 0 IBB: 0 HBP: 0 BLK: 0 WP: 0 HR: 0 S: 15 ERA: 0.00 WHIP: 0.500																								

Oakland Athletics @ Los Angeles Angels  
Angel Stadium of Anaheim, Anaheim, CA  
Tue Apr 15 2014, 7:09 PM - 11:21 PM PDT  
Att. 34,887 - Clear - 70 F

livebaseballscorecards.com

AB 46  
R 9  
H 12  
RBI 9  
BB 4  
SO 10  
LOB 17



Batter	1	2	3	4	5	6	7	8	9	10	11	12	AB	R	H	RBI	BB	SO	LOB	TOP						
3 Craig Greig, R OBP: 0.436, SLG: 0.357	4-1 FC1-4 BB		0-2 F7		1-0 F7		2-1 G4-3			2-3 K		1-3 K	5	0	1	0	1	2	0							
8 Jed Lowrie, S OBP: 0.477, SLG: 0.468	0-1 FC1-4 1B		0-3 K		1-0 2B		2-3 K			1-1 2B		1-2 HBP	5	0	3	0	0	2	1							
20 Josh Donaldson, R OBP: 0.268, SLG: 0.443	3-1 FC1-4 52 G5-4-3		0-2 1B		0-0 P6		3-3 K			1-1 F8		1-1 G6-3	6	1	1	0	0	1	5							
52 Yoenis Cespedes, R OBP: 0.279, SLG: 0.459	1-0 G5-4-3		1-1 G5-3		1-1 F7		0-0 P4			0-3 K		1-2 G5-3	6	0	0	0	0	1	6							
36 Derek Norris, R OBP: 0.324, SLG: 0.469	2-2 G4-3		2-1 G4-3		0-0 G4-3		0-0 F8			4-1 BB			4	1	1	0	0	0	0							
4 Coco Crisp, S OBP: 0.455, SLG: 0.500			2-3 HR							3-1 F8			0	0	0	0	1	0	0							
16 Josh Reddick, L OBP: 0.196, SLG: 0.098			0-1 L4		0-1 G5-3		2-0 G3-1			1-1 F8			4	1	1	1	0	0	0							
18 Alberto Callaspo, S OBP: 0.463, SLG: 0.324			0-2 37 HR		0-2 G5-3					3-1 F8			0	0	0	0	0	0	0							
10 Danic Barton, L OBP: 0.200, SLG: 0.077			1-3 37 HR		3-2 F9		4-0 BB			0-0 F8			4	1	1	1	0	0	0							
5 John Jaso, L OBP: 0.314, SLG: 0.406			3-1 G6-3		2-2 BB		1-2 BB			1-2 K			3	1	1	3	2	2	0							
1 Nick Punto, S OBP: 0.355, SLG: 0.200			3-3 K		2-1 HR		1-2 BB			0-3 K			3	1	1	3	2	2	0							
37 Brandon Moss, L OBP: 0.350, SLG: 0.453			1-1 G4-3		1-0 G3		1-3 K			2-2 F8			5	0	0	0	0	1	4							
28 Eric Sogard, L OBP: 0.276, SLG: 0.222			1-1 G4-3		1-0 F8		1-0 G3			1-3 K			5	0	0	0	0	1	4							
<b>Inning Stats</b>	R: 0 E: 0 K: 0 S: 6	H: 1 LOB: 1 BB: 1 P: 14	R: 0 E: 0 K: 0 S: 7	H: 0 LOB: 0 BB: 0 P: 12	R: 0 E: 0 K: 2 S: 11	H: 1 LOB: 1 BB: 0 P: 15	R: 4 E: 0 K: 0 S: 19	H: 4 LOB: 2 BB: 2 P: 28	R: 0 E: 0 K: 0 S: 9	H: 0 LOB: 0 BB: 0 P: 18	R: 0 E: 0 K: 2 S: 9	H: 0 LOB: 0 BB: 0 P: 5	R: 0 E: 0 K: 2 S: 10	H: 1 LOB: 1 BB: 0 P: 14	R: 0 E: 0 K: 1 S: 12	H: 0 LOB: 2 BB: 2 P: 25	R: 0 E: 0 K: 1 S: 12	H: 0 LOB: 1 BB: 0 P: 16	1B: 4 2B: 3 3B: 0 HR: 1	SF: 0 SAC: 0 DP: 1 HBP: 1	WP: 0 PB: 0 SB: 2 CS: 0	PA: 49				
<b>PITCHER</b>	IP WLS BF H R ER SO BB IBB HBP BLK WP HR S P ERA WHIP	6.0 1.0 2.0 1.0 1.0 1.0	27 3 6 4 0 0 1	7 0 0 1 0 0 0	4 0 0 0 0 0 0	2 2 0 2 0 0 1	BB IBB HBP BLK WP HR S P ERA WHIP	0 0 0 0 0 0 9 16 0.00 0.000	0 0 0 0 0 0 0 0 0 0 9 10 13 0.00 0.000	0 0 0 0 0 0 0 0 0 0 9 25 0.00 1.000	38 Joe Smith, R ERA: 5.14	12.1 1.0 1.0 1.0 1.0 1.0	7 3 6 4 0 0 0	4 0 0 0 0 0 0	1 0 0 0 0 0 0	57 9 6.00 1.667	0 0 0 0 0 0 1 16 0.00 0.000	0 0 0 0 0 0 0 0 0 0 10 14 0.00 0.000	0 0 0 0 0 0 0 0 0 0 9 25 0.00 1.000	0 0 0 0 0 0 0 0 0 0 1 16 0.00 0.000	0 0 0 0 0 0 0 0 0 0 1 16 0.00 0.000	0 0 0 0 0 0 0 0 0 0 1 16 0.00 0.000	0 0 0 0 0 0 0 0 0 0 1 16 0.00 0.000	0 0 0 0 0 0 0 0 0 0 1 16 0.00 0.000	0 0 0 0 0 0 0 0 0 0 1 16 0.00 0.000	0 0 0 0 0 0 0 0 0 0 1 16 0.00 0.000

Oakland Athletics @ Los Angeles Angels  
Angel Stadium of Anaheim, Anaheim, CA  
Wed Apr 16 2014, 7:09 PM - 11:27 PM PDT  
Att. 37,344 - Clear - 65 F

livebaseballscorecards.com

AB 43  
R 4  
H 8  
RBI 4  
BB 5  
SO 10  
LOB 20



Batter	1	2	3	4	5	6	7	8	9	10	11	12	AB	R	H	RBI	BB	SO	LOB	BOTTOM							
3 JB Shuck, L OBP: 0.241, SLG: 0.321	1-1 P4		3-1 F9		0-1 G3		0-0 E3		2-1 F7		0-1 F9		6	0	0	1	0	0	2								
27 Mike Trout, R OBP: 0.380, SLG: 0.646	1-0 P6		1-0 2B		4-2 BB		3-3 K		1-2 1B		3-2 F8		5	1	2	1	1	1	2								
5 Albert Pujols, R OBP: 0.338, SLG: 0.516	4-2 47 FC5-4 BB		1-1 F7		0-2 F9		2-2 1B		0-1 1B		1-1 1B		5	0	3	1	1	0	2								
47 Howie Kendrick, R OBP: 0.300, SLG: 0.281	2-0 FC5-4		1-1 G1-3		1-1 1B		0-1 L9		0-2 FC5-4		2-3 K		6	0	1	1	0	1	6								
6 David Freese, R OBP: 0.207, SLG: 0.208	2-2 F8		2-2 F7		2-2 FC6-4		0-0 L9		2-2 G5-3		2-2 G4-3		6	0	0	0	0	2									
28 Raul Ibanez, L OBP: 0.233, SLG: 0.345	1-2 P5		1-2 2B		3-1 2B		2-1 G4-5-3		3-2 G6-3		1-1 G3		6	0	1	0	0	1									
17 Chris Iannetta, R OBP: 0.304, SLG: 0.421	3-2 1B		1-1 F8		1-1 F8		2-2 K		0-3 E5		2-3 K		5	2	2	1	0	2	1								
7 Collin Cowgill, R OBP: 0.333, SLG: 0.600	0-2 F7		0-2 F7		0-3 K		0-0 HBP		3-2 E5		0-0 1B		3	0	1	0	0	1	2								
0 Brennan Boesch, L OBP: 0.500, SLG: 0.500							2-2 FC4-6		1-2 1B		2-3 K		2	0	1	0	0	1									
2 Erick Aybar, S OBP: 0.259, SLG: 0.269	0-1 27 2B				1-1 F7		1-0 FC4-6		1-0 G1-3		3-2 G3		5	2	1	0	0	5									
<b>Inning Stats</b>	R: 0 E: 0 K: 0 S: 6	H: 0 LOB: 1 BB: 1 P: 14	R: 0 E: 0 K: 0 S: 13	H: 1 LOB: 1 BB: 0 P: 19	R: 1 E: 0 K: 0 S: 9	H: 2 LOB: 1 BB: 0 P: 15	R: 0 E: 0 K: 0 S: 10	H: 1 LOB: 1 BB: 0 P: 16	R: 0 E: 0 K: 0 S: 7	H: 0 LOB: 0 BB: 0 P: 14	R: 0 E: 0 K: 1 S: 11	H: 0 LOB: 0 BB: 0 P: 18	R: 1 E: 0 K: 0 S: 13	H: 2 LOB: 1 BB: 0 P: 16	R: 0 E: 0 K: 1 S: 9	H: 1 LOB: 1 BB: 0 P: 15	R: 0 E: 0 K: 1 S: 10	H: 1 LOB: 0 BB: 0 P: 10	1B: 9 2B: 2 3B: 0 HR: 1	SF: 0 SAC: 0 DP: 1 HBP: 1	WP: 0 PB: 1 SB: 2 CS: 0	PA: 52					
<b>PITCHER</b>	IP WLS BF H R ER SO BB IBB HBP BLK WP HR S P ERA WHIP	6.0 1.1 0.1 0.1 0.1 0.1	26 6 1 0 0 0 0	6 3 0 0 0 0 0	3 0 0 0 0 0 0	2 0 0 0 0 0 0	IP WLS BF H R ER SO BB IBB HBP BLK WP HR S P ERA WHIP	3.0 0.0 0.750	0 0 0 0 0 0 0 0 0 0 7 11 0.00 0.000	0 0 0 0 0 0 0 0 0 0 7 11 0.00 0.000	0 0 0 0 0 0 0 0 0 0 7 11 0.00 0.000	0 0 0 0 0 0 0 0 0 0 7 11 0.00 0.000	0 0 0 0 0 0 0 0 0 0 7 11 0.00 0.000	0 0 0 0 0 0 0 0 0 0 7 11 0.00 0.000	0 0 0 0 0 0 0 0 0 0 7 11 0.00 0.000	0 0 0 0 0 0 0 0 0 0 7 11 0.00 0.000	0 0 0 0 0 0 0 0 0 0 7 11 0.00 0.000	0 0 0 0 0 0 0 0 0 0 7 11 0.00 0.000	0 0 0 0 0 0 0 0 0 0 7 11 0.00 0.000	0 0 0 0 0 0 0 0 0 0 7 11 0.00 0.000	0 0 0 0 0 0 0 0 0 0 7 11 0.00 0.000	0 0 0 0 0 0 0 0 0 0 7 11 0.00 0.000	0 0 0 0 0 0 0 0 0 0 7 11 0.00 0.000	0 0 0 0 0 0 0 0 0 0 7 11 0.00 0.000	0 0 0 0 0 0 0 0 0 0 7 11 0.00 0.000	0 0 0 0 0 0 0 0 0 0 7 11 0.00 0.000	0 0 0 0 0 0 0 0 0 0 7 11 0.00 0.000

Oakland Athletics @ Los Angeles Angels  
Angel Stadium of Anaheim, Anaheim, CA  
Wed Apr 16 2014, 7:09 PM - 11:27 PM PDT  
Att. 37,344 - Clear - 65 F

livebaseballscorecards.com

AB 49  
R 5  
H 12  
RBI 5  
BB 2  
SO 5  
LOB 24





Batter	1	2	3	4	5	6	7	8	9	AB	R	H	RBI	BB	SO	LOB	TOP							
7 Collin Cowgill, R OBP: 0.400, SLG: 0.611										3	2	1	0	1	1	1	<b>Los Angeles Angels @ Detroit Tigers</b> Comerica Park, Detroit, MI Fri Apr 18 2014, 7:09 PM - 10:46 PM EDT Att: 28,435 - Clear - 1:55 F							
27 Mike Trout, R OBP: 0.400, SLG: 0.676										3	2	2	2	1	1	2								
28 Raul Ibanez, L OBP: 0.230, SLG: 0.339										1	0	0	0	0	0	0								
5 Albert Pujols, R OBP: 0.347, SLG: 0.574										4	2	2	3	0	1	2								
0 Brennan Boesch, L OBP: 0.333, SLG: 0.333										1	0	0	0	0	0	0								
47 Howie Kendrick, R OBP: 0.320, SLG: 0.391										5	2	3	4	0	0	1								
17 Chris Iannetta, R OBP: 0.333, SLG: 0.439										3	1	1	0	2	0	0								
2 Erick Aybar, S OBP: 0.254, SLG: 0.263										5	0	1	0	0	1	2								
3 JB Shuck, L OBP: 0.206, SLG: 0.273										5	1	0	1	0	0	1								
8 John McDonald, R OBP: 0.429, SLG: 0.462										4	0	0	0	0	0	1								
44 Ian Stewart, L OBP: 0.318, SLG: 0.714										4	1	3	1	0	0	0								
<b>Inning Stats</b>	R: 0 E: 0 K: 1 S: 11	H: 1 LOB: 0 P: 18	R: 2 E: 0 K: 1 S: 27	H: 2 LOB: 2 BB: 2 P: 45	R: 2 E: 0 K: 0 S: 12	H: 3 LOB: 0 BB: 0 P: 19	R: 4 E: 0 K: 1 S: 13	H: 3 LOB: 1 BB: 1 P: 26	R: 0 E: 0 K: 0 S: 6	H: 0 LOB: 0 BB: 0 P: 11	R: 3 E: 0 K: 0 S: 12	H: 2 LOB: 0 BB: 1 P: 19	R: 0 E: 0 K: 1 S: 10	H: 1 LOB: 0 BB: 0 P: 17	R: 0 E: 0 K: 0 S: 8	H: 1 LOB: 0 BB: 0 P: 10	R: 0 E: 0 K: 0 S: 6	H: 0 LOB: 0 BB: 0 P: 9	1B: 3 2B: 7 HR: 3	SF: 0 SAC: 0 DP: 1 HBP: 1	WP: 0 PB: 0 SB: 1 CS: 1	PA: 44		
<b>PITCHER</b>	IP WLS BF H R ER SO BB IBB HBP BLK WP HR S P ERA WHIP	IP WLS BF H R ER SO BB IBB HBP BLK WP HR S P ERA WHIP	IP WLS BF H R ER SO BB IBB HBP BLK WP HR S P ERA WHIP	IP WLS BF H R ER SO BB IBB HBP BLK WP HR S P ERA WHIP	IP WLS BF H R ER SO BB IBB HBP BLK WP HR S P ERA WHIP	IP WLS BF H R ER SO BB IBB HBP BLK WP HR S P ERA WHIP	IP WLS BF H R ER SO BB IBB HBP BLK WP HR S P ERA WHIP	IP WLS BF H R ER SO BB IBB HBP BLK WP HR S P ERA WHIP	IP WLS BF H R ER SO BB IBB HBP BLK WP HR S P ERA WHIP	IP WLS BF H R ER SO BB IBB HBP BLK WP HR S P ERA WHIP	IP WLS BF H R ER SO BB IBB HBP BLK WP HR S P ERA WHIP	IP WLS BF H R ER SO BB IBB HBP BLK WP HR S P ERA WHIP	IP WLS BF H R ER SO BB IBB HBP BLK WP HR S P ERA WHIP	IP WLS BF H R ER SO BB IBB HBP BLK WP HR S P ERA WHIP	IP WLS BF H R ER SO BB IBB HBP BLK WP HR S P ERA WHIP	IP WLS BF H R ER SO BB IBB HBP BLK WP HR S P ERA WHIP	IP WLS BF H R ER SO BB IBB HBP BLK WP HR S P ERA WHIP	IP WLS BF H R ER SO BB IBB HBP BLK WP HR S P ERA WHIP	IP WLS BF H R ER SO BB IBB HBP BLK WP HR S P ERA WHIP	IP WLS BF H R ER SO BB IBB HBP BLK WP HR S P ERA WHIP	IP WLS BF H R ER SO BB IBB HBP BLK WP HR S P ERA WHIP	IP WLS BF H R ER SO BB IBB HBP BLK WP HR S P ERA WHIP	IP WLS BF H R ER SO BB IBB HBP BLK WP HR S P ERA WHIP	IP WLS BF H R ER SO BB IBB HBP BLK WP HR S P ERA WHIP

**Los Angeles Angels @ Detroit Tigers**  
Comerica Park, Detroit, MI  
Fri Apr 18 2014, 7:09 PM - 10:46 PM EDT  
Att: 28,435 - Clear - 1:55 F

AB	38
R	11
H	13
RBI	11
BB	4
SO	4
LOB	10



Batter	1	2	3	4	5	6	7	8	9	AB	R	H	RBI	BB	SO	LOB	BOTTOM							
3 Ian Kinsler, R OBP: 0.373, SLG: 0.526										5	1	3	2	0	0	1	<b>Los Angeles Angels @ Detroit Tigers</b> Comerica Park, Detroit, MI Fri Apr 18 2014, 7:09 PM - 10:46 PM EDT Att: 28,435 - Clear - 1:55 F							
48 Tolly Hunter, R OBP: 0.258, SLG: 0.512										3	0	1	1	0	0	1								
9 Nick Castellanos, R OBP: 0.333, SLG: 0.400										2	1	1	1	0	0	1								
24 Miguel Cabrera, R OBP: 0.286, SLG: 0.365										4	0	0	1	1	1	1								
41 Victor Martinez, S OBP: 0.353, SLG: 0.457										5	0	1	1	0	1	2								
14 Austin Jackson, R OBP: 0.345, SLG: 0.489										3	0	1	0	2	0	0								
32 Don Kelly, L OBP: 0.353, SLG: 0.500										4	0	1	0	1	1	3								
13 Alex Avila, L OBP: 0.308, SLG: 0.242										4	1	1	0	0	1	3								
17 Andrew Romine, S OBP: 0.278, SLG: 0.133										3	1	1	0	1	0	0								
20 Rajai Davis, R OBP: 0.391, SLG: 0.400										4	2	1	0	0	1	1								
<b>Inning Stats</b>	R: 0 E: 0 K: 0 S: 10	H: 0 LOB: 0 BB: 0 P: 13	R: 0 E: 0 K: 1 S: 8	H: 0 LOB: 1 BB: 1 P: 14	R: 1 E: 0 K: 1 S: 14	H: 2 LOB: 2 BB: 1 P: 26	R: 0 E: 0 K: 1 S: 12	H: 0 LOB: 0 BB: 0 P: 15	R: 0 E: 0 K: 0 S: 11	H: 1 LOB: 0 BB: 0 P: 14	R: 0 E: 0 K: 0 S: 11	H: 0 LOB: 1 BB: 1 P: 18	R: 5 E: 0 K: 0 S: 21	H: 5 LOB: 2 BB: 2 P: 31	R: 0 E: 0 K: 1 S: 9	H: 1 LOB: 1 BB: 0 P: 15	R: 0 E: 0 K: 1 S: 10	H: 2 LOB: 1 BB: 0 P: 19	1B: 9 2B: 2 HR: 0	SF: 0 SAC: 0 DP: 1 HBP: 0	WP: 0 PB: 0 SB: 1 CS: 0	PA: 42		
<b>PITCHER</b>	IP WLS BF H R ER SO BB IBB HBP BLK WP HR S P ERA WHIP	IP WLS BF H R ER SO BB IBB HBP BLK WP HR S P ERA WHIP	IP WLS BF H R ER SO BB IBB HBP BLK WP HR S P ERA WHIP	IP WLS BF H R ER SO BB IBB HBP BLK WP HR S P ERA WHIP	IP WLS BF H R ER SO BB IBB HBP BLK WP HR S P ERA WHIP	IP WLS BF H R ER SO BB IBB HBP BLK WP HR S P ERA WHIP	IP WLS BF H R ER SO BB IBB HBP BLK WP HR S P ERA WHIP	IP WLS BF H R ER SO BB IBB HBP BLK WP HR S P ERA WHIP	IP WLS BF H R ER SO BB IBB HBP BLK WP HR S P ERA WHIP	IP WLS BF H R ER SO BB IBB HBP BLK WP HR S P ERA WHIP	IP WLS BF H R ER SO BB IBB HBP BLK WP HR S P ERA WHIP	IP WLS BF H R ER SO BB IBB HBP BLK WP HR S P ERA WHIP	IP WLS BF H R ER SO BB IBB HBP BLK WP HR S P ERA WHIP	IP WLS BF H R ER SO BB IBB HBP BLK WP HR S P ERA WHIP	IP WLS BF H R ER SO BB IBB HBP BLK WP HR S P ERA WHIP	IP WLS BF H R ER SO BB IBB HBP BLK WP HR S P ERA WHIP	IP WLS BF H R ER SO BB IBB HBP BLK WP HR S P ERA WHIP	IP WLS BF H R ER SO BB IBB HBP BLK WP HR S P ERA WHIP	IP WLS BF H R ER SO BB IBB HBP BLK WP HR S P ERA WHIP	IP WLS BF H R ER SO BB IBB HBP BLK WP HR S P ERA WHIP	IP WLS BF H R ER SO BB IBB HBP BLK WP HR S P ERA WHIP	IP WLS BF H R ER SO BB IBB HBP BLK WP HR S P ERA WHIP	IP WLS BF H R ER SO BB IBB HBP BLK WP HR S P ERA WHIP	IP WLS BF H R ER SO BB IBB HBP BLK WP HR S P ERA WHIP

**Los Angeles Angels @ Detroit Tigers**  
Comerica Park, Detroit, MI  
Fri Apr 18 2014, 7:09 PM - 10:46 PM EDT  
Att: 28,435 - Clear - 1:55 F

AB	37
R	6
H	11
RBI	6
BB	5
SO	5
LOB	13





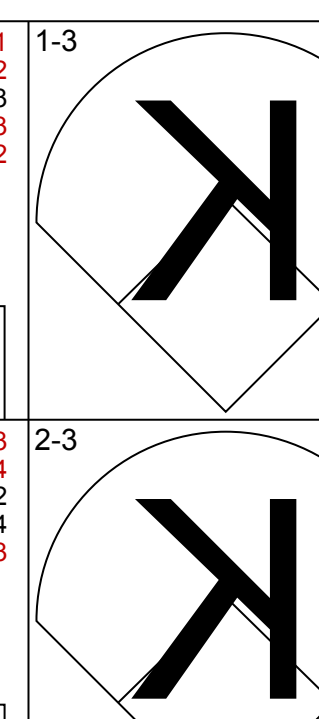
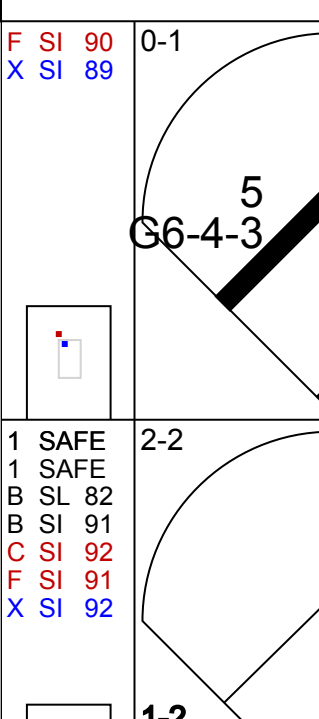
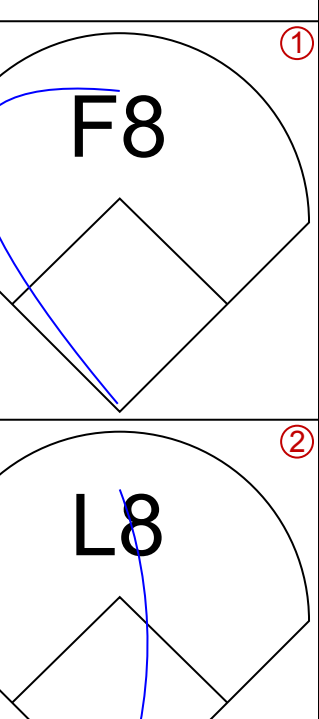
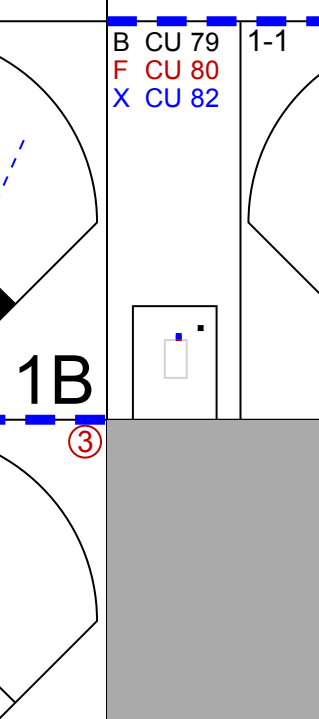
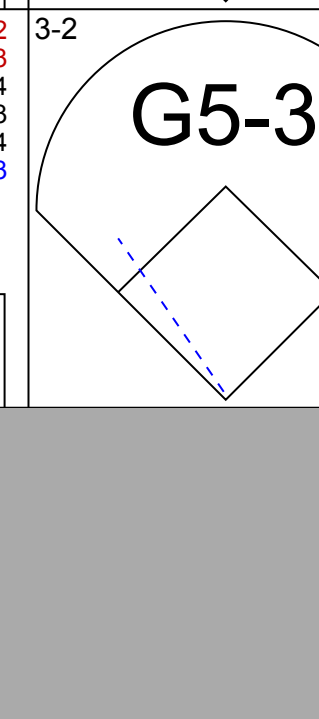
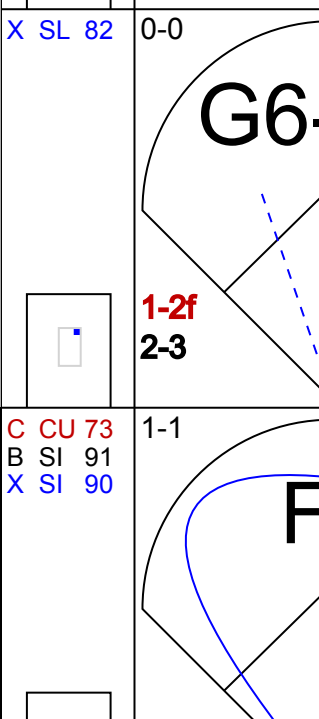
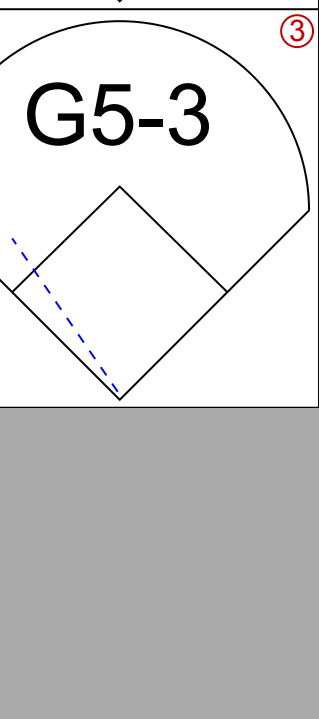
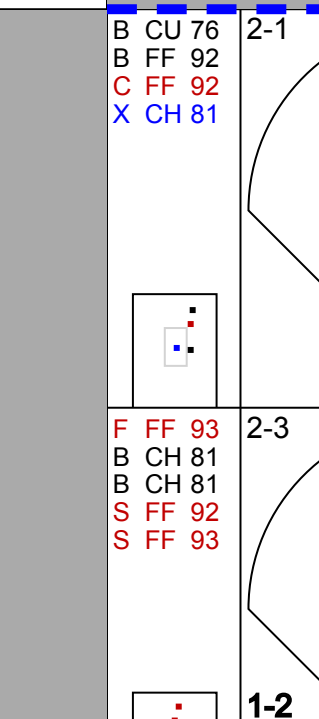
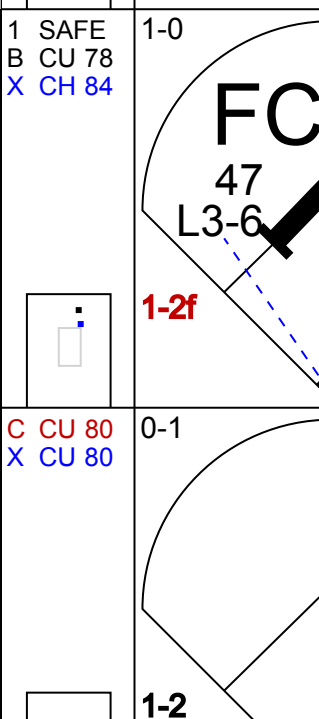



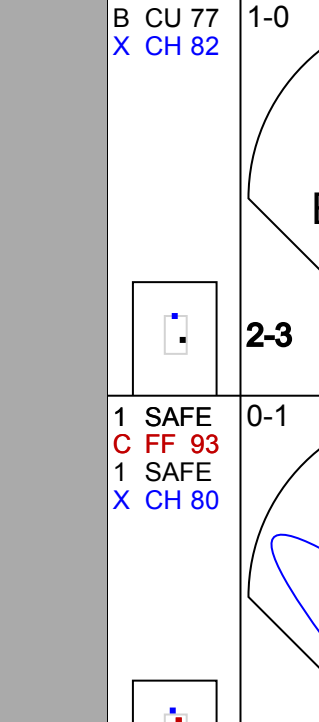
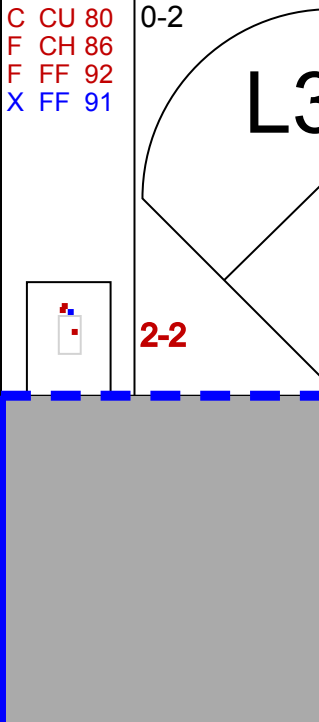



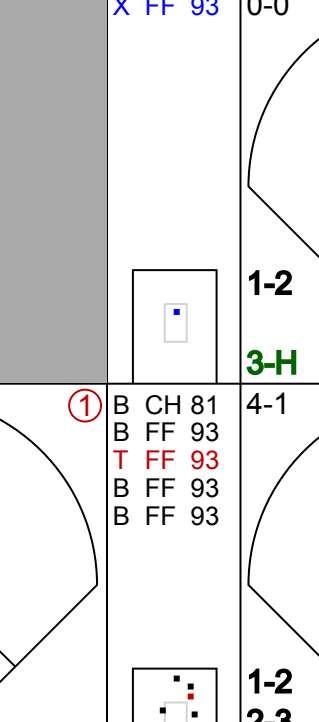

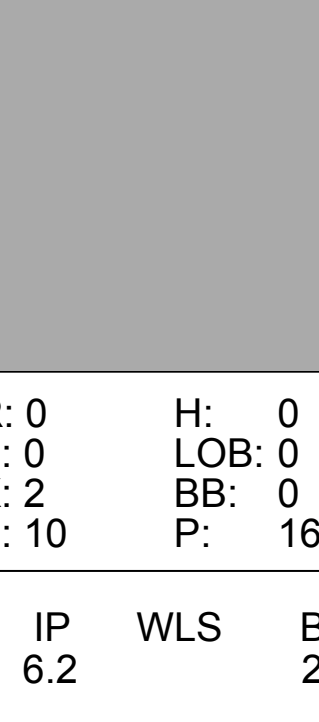

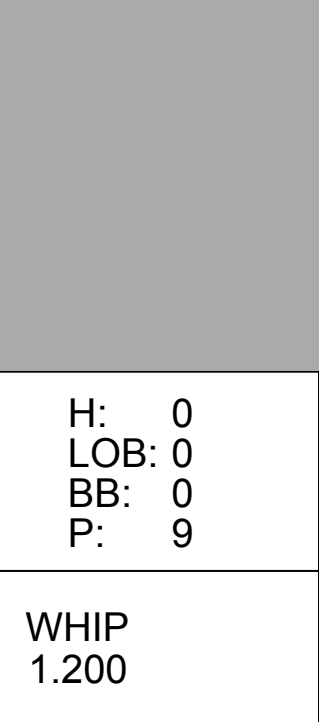
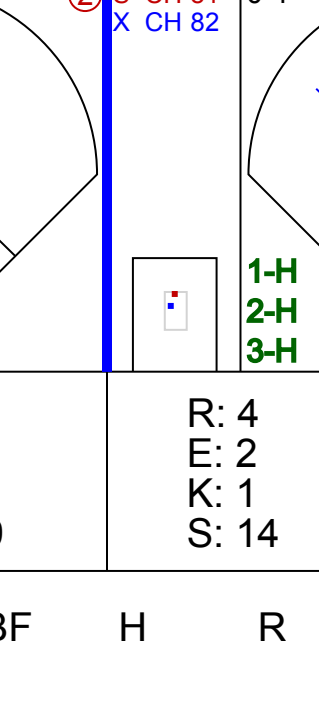
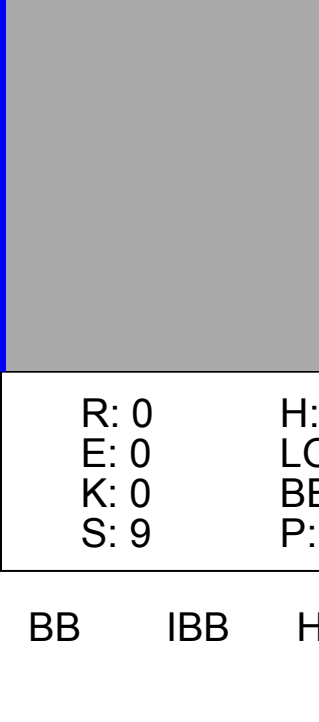
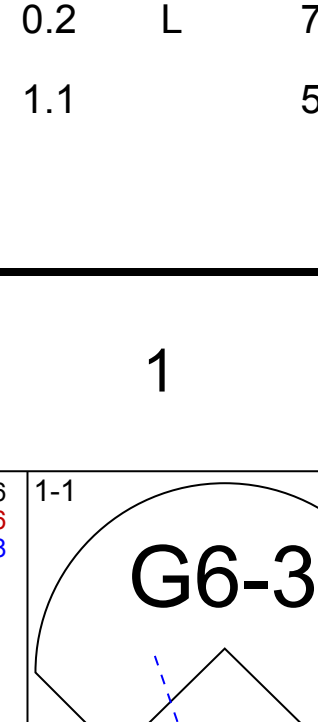
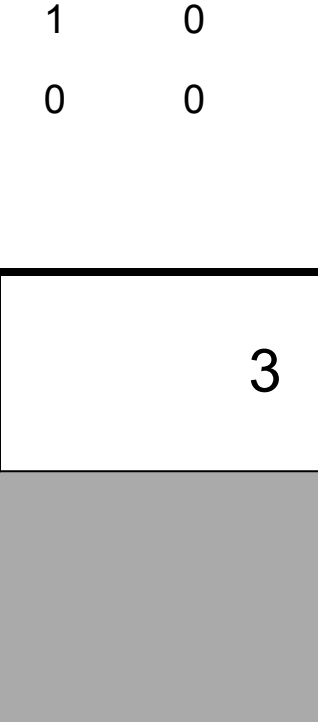
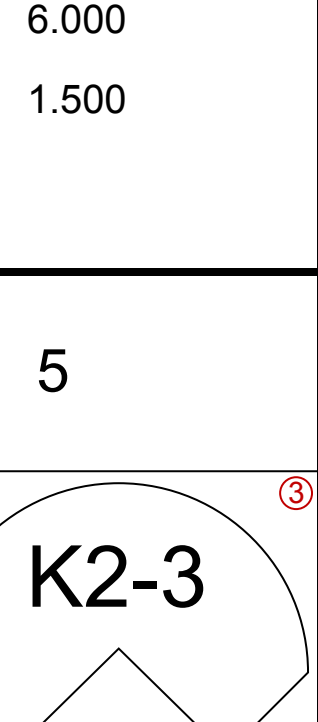
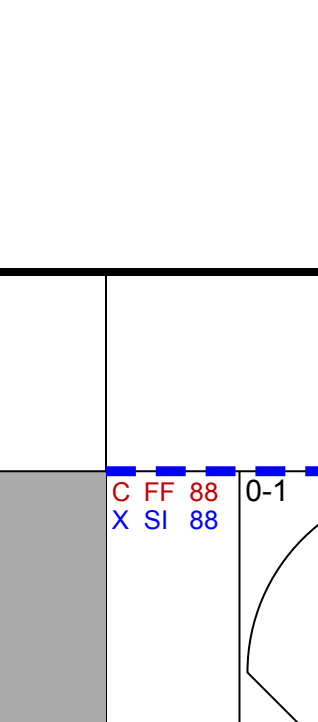
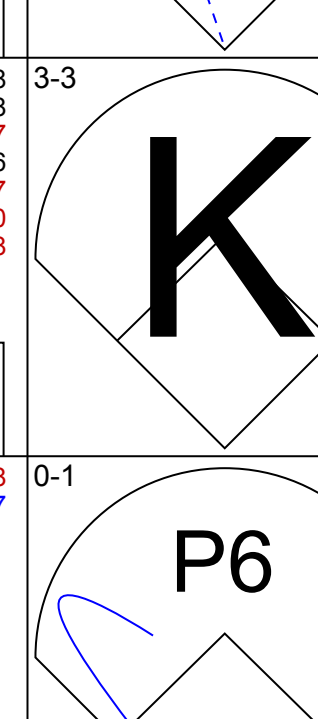


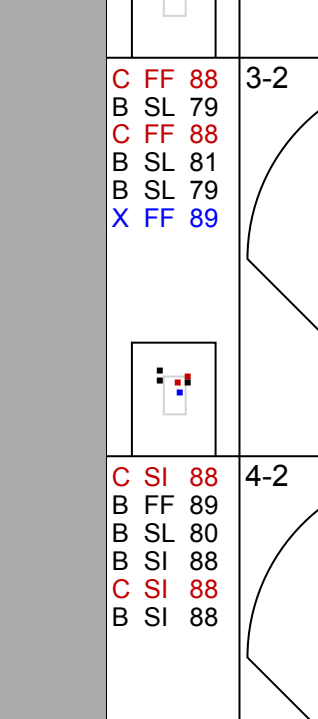



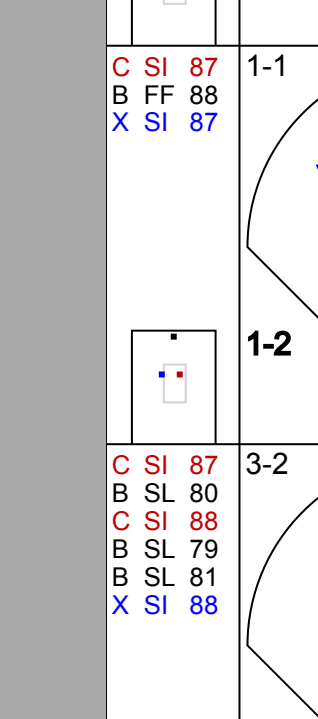

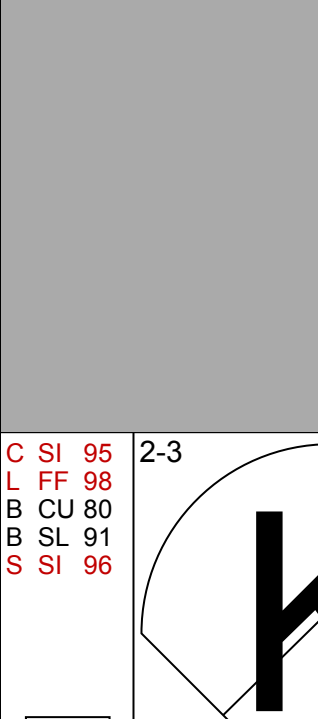
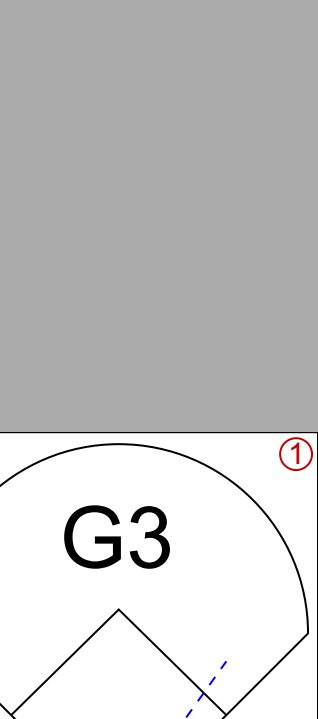
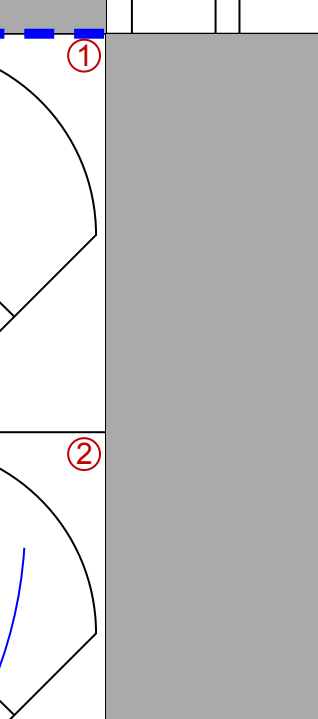




Batter	1	2	3	4	5	6	7	8	9	AB	R	H	RBI	BB	SO	LOB	TOP										
3 JB Shuck, L OBP: 0.190, SLG: 0.317	G4-3	G4-3			F8			G2-3		4	0	0	0	0	0	2	<b>Los Angeles Angels @ Detroit Tigers</b> Comerica Park, Detroit, MI Sun Apr 20 2014, 1:09 PM - 4:36 PM EDT Att: 28,921 - Sunny - 65 F										
27 Mike Trout, R OBP: 0.373, SLG: 0.613	K		L3			G6-4-3 BB		G5-3		3	0	0	0	1	1												
5 Albert Pujols, R OBP: 0.349, SLG: 0.587	44 1B		G5-3		G6-4-3 1-2			F9		4	1	1	0	0	0	1											
44 Ian Stewart, L OBP: 0.276, SLG: 0.571	47 1B		G6-3					K		4	0	1	0	0	2	0											
47 Howie Kendrick, R OBP: 0.349, SLG: 0.408	1-3 2-H 1B				G6-3 16 CS 1B					4	0	3	1	0	0	0											
6 David Freese, R OBP: 0.197, SLG: 0.196	G5-3				K					3	0	0	0	0	2	3											
28 Raul Ibanez, L OBP: 0.212, SLG: 0.311					K			K		1	0	0	0	0	1	1											
16 Hank Conger, L OBP: 0.280, SLG: 0.417			G4-3		F9			P5		3	0	0	0	0	0	1											
0 Brennan Boesch, L OBP: 0.250, SLG: 0.375					G4-3					2	0	1	0	0	0	0											
7 Collin Cowgill, R OBP: 0.426, SLG: 0.632			G6-3 2 2B					G2-3 3 1B		1	0	1	0	0	0	0											
2 Erick Aybar, S OBP: 0.232, SLG: 0.238			G6-3 2-3		G3-1			P4		3	0	0	0	0	0	2											
<b>Inning Stats</b>	R: 1 E: 0 K: 1 S: 15	H: 3 LOB: 2 BB: 0 P: 20	R: 0 E: 0 K: 0 S: 10	H: 1 LOB: 1 BB: 0 P: 18	R: 0 E: 0 K: 0 S: 7	H: 0 LOB: 0 BB: 0 P: 11	R: 0 E: 0 K: 1 S: 11	H: 1 LOB: 0 BB: 0 P: 17	R: 0 E: 0 K: 0 S: 7	H: 0 LOB: 0 BB: 0 P: 9	R: 0 E: 0 K: 1 S: 12	H: 0 LOB: 0 BB: 0 P: 17	R: 0 E: 0 K: 0 S: 8	H: 1 LOB: 1 BB: 0 P: 11	R: 0 E: 0 K: 2 S: 10	H: 1 LOB: 1 BB: 0 P: 17	1B: 6 2B: 1 3B: 0 HR: 0	SF: 0 SAC: 0 DP: 1 HBP: 0	WP: 0 PB: 0 SB: 0 CS: 1	PA: 33							
<b>PITCHER</b>	IP WLS BF H R ER SO BB IBB HBP BLK WP HR S P ERA WHIP	7.0 W 25 5 1 1 4 1 0 0 0 0 0 69 103 1.29 0.857	0.2 H 3 1 0 0 0 0 0 0 0 0 7 9 0.00 1.500	0.1 H 1 0 0 0 0 0 0 0 0 1 2 0.00 0.000	1.0 S 4 1 0 0 2 0 0 0 0 0 10 17 0.00 1.000	<b>PITCHER</b>										IP WLS BF H R ER SO BB IBB HBP BLK WP HR S P ERA WHIP											
21 Rick Porcello, R ERA: 3.15											7.0	W	25	5	1	1	4	1	0	0	0	0	0	69	103	1.29	0.857
46 Ian Krol, L ERA: 3.18											0.2	H	3	1	0	0	0	0	0	0	0	0	7	9	0.00	1.500	
62 Al Alburquerque, R ERA: 4.76											0.1	H	1	0	0	0	0	0	0	0	0	1	2	0.00	0.000		
36 Joe Nathan, R ERA: 7.04											1.0	S	4	1	0	0	2	0	0	0	0	10	17	0.00	1.000		

Batter	1	2	3	4	5	6	7	8	9	AB	R	H	RBI	BB	SO	LOB	BOTTOM								
20 Rajai Davis, R OBP: 0.382, SLG: 0.362	F8		K		K			K		4	0	0	0	0	3	3	<b>Los Angeles Angels @ Detroit Tigers</b> Comerica Park, Detroit, MI Sun Apr 20 2014, 1:09 PM - 4:36 PM EDT Att: 28,921 - Sunny - 65 F								
3 Ian Kinsler, R OBP: 0.353, SLG: 0.476			G6-3		P4			G4-3 24 BB		2	1	0	0	2	0	2									
24 Miguel Cabrera, R OBP: 0.292, SLG: 0.356	E2 1-H BB		K		K			G4-3		3	0	0	0	1	2	4									
41 Victor Martinez, S OBP: 0.373, SLG: 0.500	F9				F9			G4-3		4	0	0	0	0	0	1									
48 Torii Hunter, R OBP: 0.288, SLG: 0.469	P6				G6-3 9 F8 14 BB 1B			G6-3 9 S 1B		4	0	2	0	0	0	1									
14 Austin Jackson, R OBP: 0.365, SLG: 0.481			F9					F8		2	1	0	0	2	0	1									
9 Nick Castellanos, R OBP: 0.319, SLG: 0.442			K		F8			K		4	0	1	1	0	2	3									
13 Alex Avila, L OBP: 0.286, SLG: 0.222			K		K			K		3	0	0	0	0	3	3									
17 Andrew Romine, S OBP: 0.400, SLG: 0.250			G6-3 3 20 S 1B					G6-3 3 BB 1B		2	0	2	0	1	0	0									
<b>Inning Stats</b>	R: 1 E: 1 K: 0 S: 9	H: 0 LOB: 1 BB: 2 P: 23	R: 0 E: 0 K: 2 S: 11	H: 0 LOB: 0 BB: 0 P: 17	R: 0 E: 0 K: 2 S: 11	H: 1 LOB: 1 BB: 0 P: 20	R: 0 E: 0 K: 1 S: 13	H: 1 LOB: 2 BB: 1 P: 21	R: 0 E: 0 K: 2 S: 12	H: 0 LOB: 1 BB: 1 P: 24	R: 1 E: 0 K: 1 S: 14	H: 1 LOB: 1 BB: 1 P: 26	R: 0 E: 0 K: 1 S: 12	H: 1 LOB: 1 BB: 0 P: 19	R: 0 E: 0 K: 1 S: 12	H: 1 LOB: 1 BB: 0 P: 16		1B: 5 2B: 0 3B: 0 HR: 0	SF: 0 SAC: 0 DP: 1 HBP: 0	WP: 0 PB: 0 SB: 3 CS: 0	PA: 34				
<b>PITCHER</b>	IP WLS BF H R ER SO BB IBB HBP BLK WP HR S P ERA WHIP	5.2 L 24 2 2 0 1 0 0 0 0 0 8 12 0.00 3.000	0.1 2 1 0 0 1 0 0 0 0 0 0 8 12 0.00 2.000	1.0 4 1 0 0 1 1 0 0 0 0 0 12 19 0.00 2.000	1.0 4 1 0 0 1 0 0 0 0 0 0 12 16 0.00 1.000	<b>PITCHER</b>										IP WLS BF H R ER SO BB IBB HBP BLK WP HR S P ERA WHIP									
53 Héctor Santiago, L ERA: 3.88											5.2	L	24	2	2	0	1	0	0	0	0	8	12	0.00	3.000
40 Kevin Jepsen, R ERA: 7.11											0.1	2	1	0	0	1	0	0	0	0	8	12	0.00	2.000	
58 Michael Kohn, R ERA: 1.86											1.0	4	1	0	0	1	1	0	0	0	12	19	0.00	2.000	
38 Joe Smith, R ERA: 4.5											1.0	4	1	0	0	1	0	0	0	0	12	16	0.00	1.000	

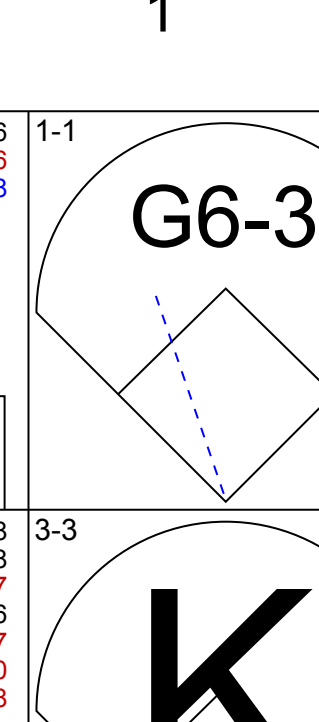

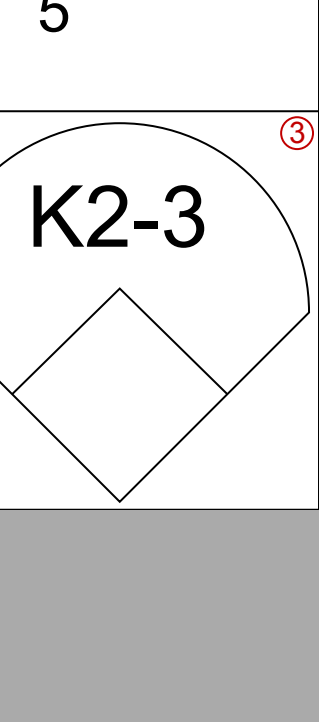
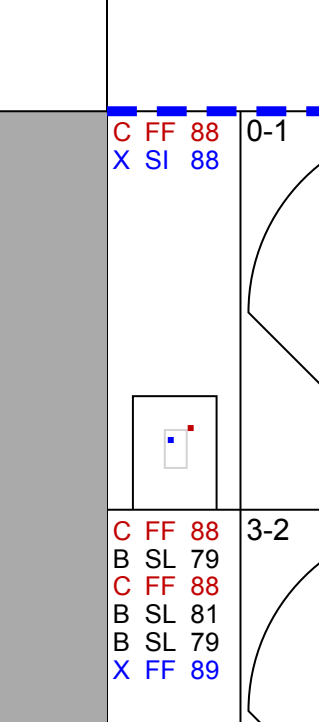
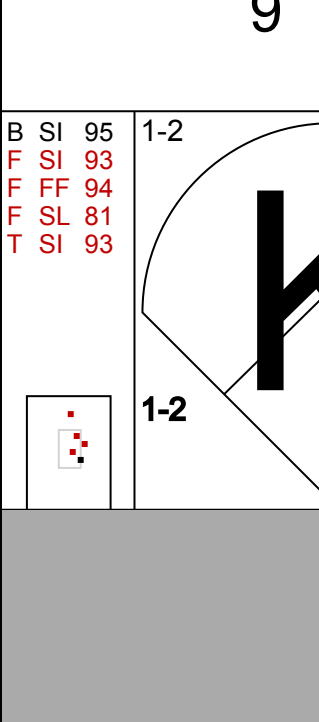
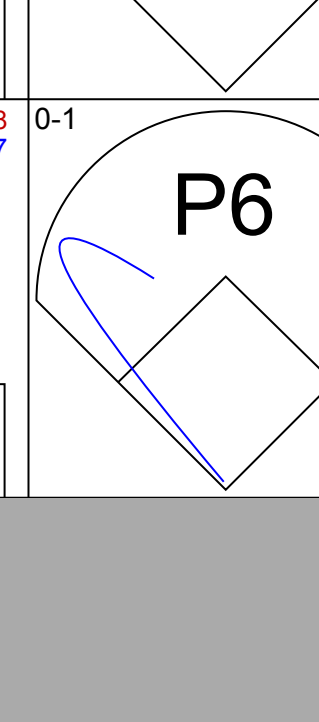


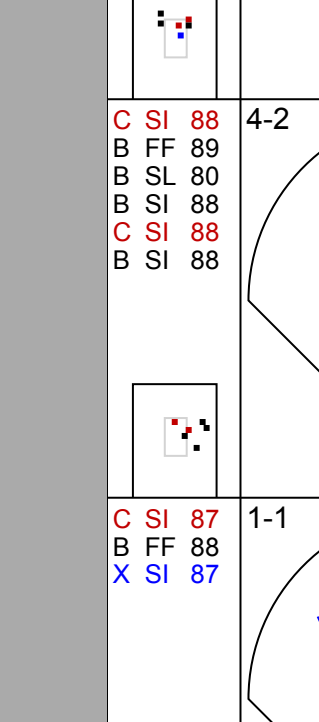



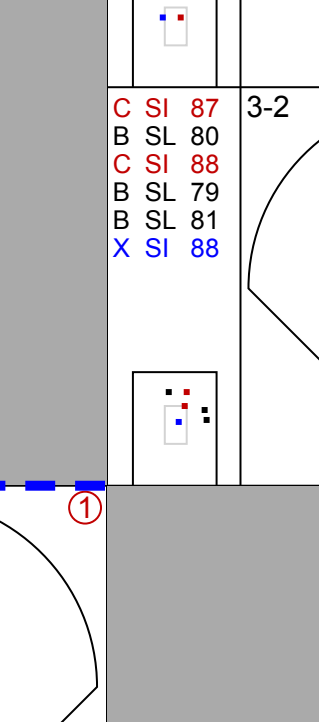

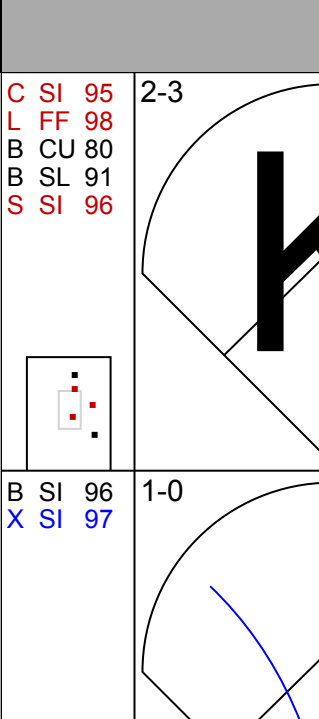
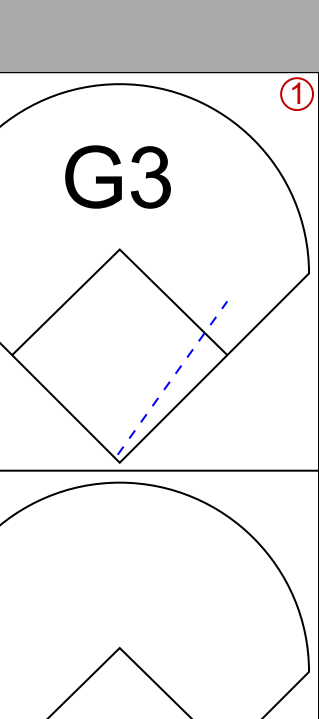
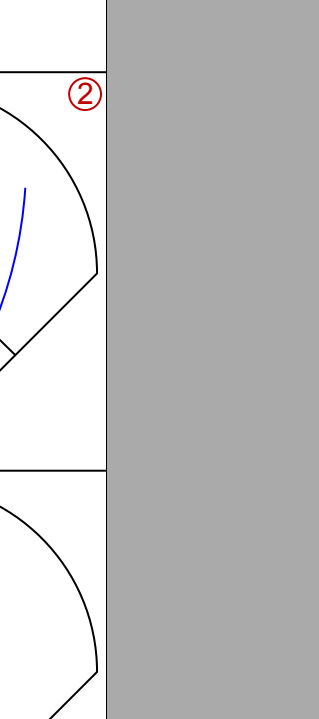
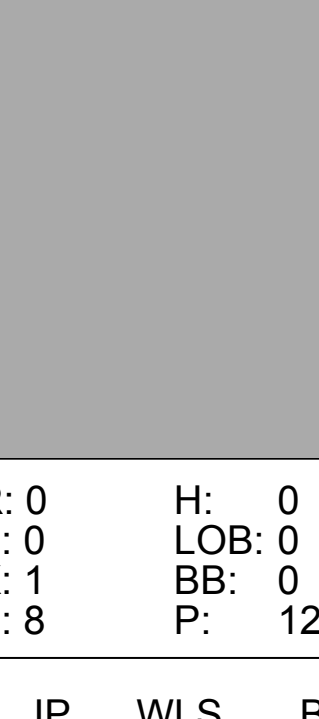
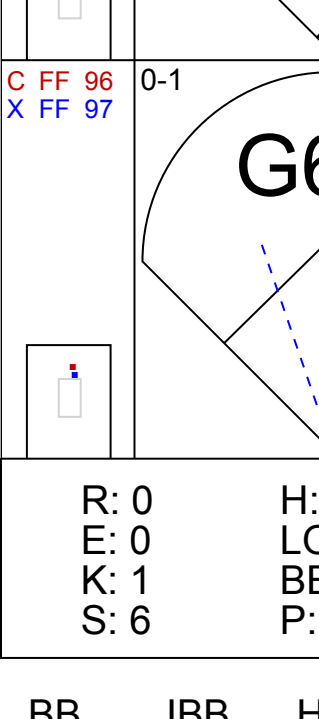
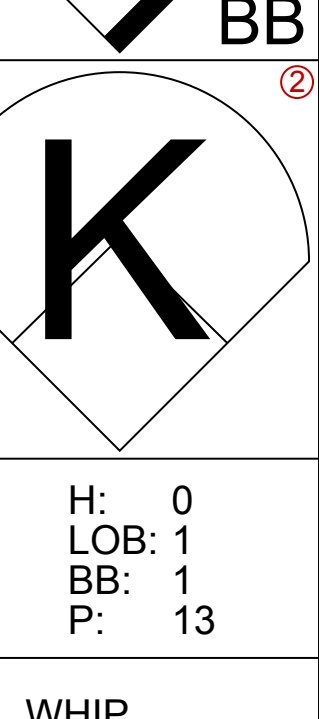
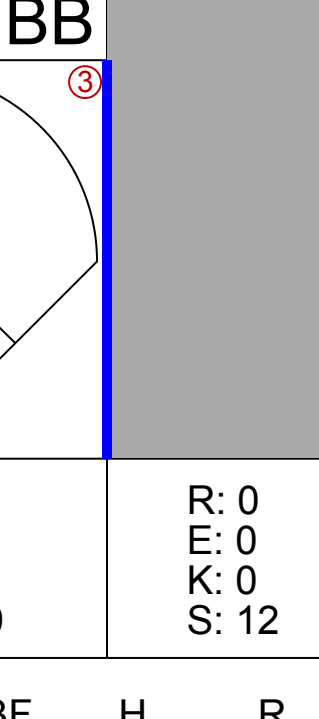





Batter	1	2	3	4	5	6	7	8	9	AB	R	H	RBI	BB	SO	LOB	TOP					
3 JB Shuck, L (1.7)										5	0	2	0	0	1	1						
27 Mike Trout, R (1.8)										5	0	2	0	0	1	1						
5 Albert Pujols, R (1.3)										5	1	0	0	0	0	3						
44 Ian Stewart, L (1.5)										5	0	1	0	0	2	2						
47 Howie Kendrick, R (1.4)										5	1	2	0	0	0	2						
0 Brennan Boesch, L (1.9)										4	0	1	0	0	0	3						
7 Collin Cowgill, R (8.9)										4	1	3	1	0	0	1						
17 Chris Iannetta, R (1.2)										1	1	0	0	3	0	0						
Garrett Richards, R (1.1)										2	0	0	0	0	1	5						
6 David Freese, R (7.7)										1	0	0	0	0	1	0						
59 Fernando Salas, R (7.1)										0	0	0	0	0	0	0						
28 Raul Ibanez, L (8.7)										1	0	1	3	0	0	0						
38 Joe Smith, R (8.1)										0	0	0	0	0	0	0						
49 Ernesto Frieri, R (9.1)										0	0	0	0	0	0	0						
<b>Inning Stats</b>	R: 0 E: 0 K: 2 S: 10	H: 0 LOB: 0 BB: 0 P: 16	R: 0 E: 0 K: 2 S: 15	H: 2 LOB: 3 BB: 1 P: 24	R: 0 E: 0 K: 0 S: 8	H: 2 LOB: 1 BB: 0 P: 11	R: 0 E: 0 K: 0 S: 8	H: 1 LOB: 2 BB: 1 P: 18	R: 0 E: 0 K: 0 S: 5	H: 1 LOB: 0 BB: 0 P: 9	R: 0 E: 0 K: 1 S: 10	H: 1 LOB: 1 BB: 0 P: 14	R: 0 E: 0 K: 1 S: 12	H: 1 LOB: 1 BB: 0 P: 19	R: 4 E: 0 K: 1 S: 14	H: 3 LOB: 1 BB: 1 P: 24	R: 0 E: 0 K: 0 S: 9	H: 2 LOB: 1 BB: 0 P: 12	1B: 10 2B: 3 3B: 0 HR: 0	SF: 0 SAC: 0 DP: 2 HBP: 0	WP: 0 PB: 0 SB: 1 CS: 0	PA: 41
<b>PITCHER</b>	IP WLS BF H R ER SO BB IBB HBP BLK WP HR S P ERA WHIP																					
57 Tanner Roark, R (1.1)	6.2		28	7	0	0	5	1	1	0	0	0	0	0	0	64	105	0.00	1.200			
22 Drew Storen, R (7.1)	0.1	H	1	0	0	0	0	0	0	0	0	0	0	0	4	6	0.00	0.000				
36 Tyler Clippard, R (8.1)	0.2	L	7	3	4	0	1	1	0	0	0	0	0	12	21	0.00	6.000					
31 Xavier Cedeño, L (8.1)	1.1		5	2	0	0	0	0	0	0	0	0	0	11	15	0.00	1.500					

**Los Angeles Angels @ Washington Nationals**  
 Nationals Park, Washington, DC  
 Mon Apr 21 2014, 7:08 PM - 10:24 PM EDT  
 Att: 24,371 - Clear - 67 F

AB	38
R	4
H	12
RBI	4
BB	3
SO	6
LOB	18



Batter	1	2	3	4	5	6	7	8	9	AB	R	H	RBI	BB	SO	LOB	BOTTOM					
2 Denard Span, L (1.8)										4	1	0	0	1	2	2						
34 Bryce Harper, L (1.7)										3	0	0	0	1	1	0						
28 Jayson Werth, R (1.9)										1	0	0	0	2	0	0						
25 Adam LaRoche, L (1.3)										4	0	1	1	0	0	3						
6 Anthony Rendon, R (1.5)										4	0	0	0	0	1	5						
20 Ian Desmond, R (1.6)										4	1	1	1	0	2	2						
8 Danny Espinosa, S (1.4)										4	0	0	0	0	2	0						
59 Jose Lobaton, S (1.2)										2	0	1	0	2	1	0						
57 Tanner Roark, R (1.1)										2	0	0	0	0	1	1						
22 Drew Storen, S (7.1)										1	0	0	0	0	0	1						
4 Zach Walters, S (7.7)										0	0	0	0	0	0	0						
36 Tyler Clippard, R (8.1)										0	0	0	0	0	0	0						
31 Xavier Cedeño, L (8.1)										0	0	0	0	0	0	0						
15 Nate McLouth, L (8.7)										0	0	0	0	1	0	0						
<b>Inning Stats</b>	R: 0 E: 0 K: 1 S: 8	H: 0 LOB: 0 BB: 0 P: 12	R: 0 E: 0 K: 1 S: 11	H: 0 LOB: 0 BB: 0 P: 18	R: 0 E: 0 K: 1 S: 6	H: 1 LOB: 0 BB: 0 P: 9	R: 1 E: 0 K: 0 S: 11	H: 0 LOB: 2 BB: 2 P: 24	R: 0 E: 0 K: 2 S: 7	H: 0 LOB: 1 BB: 1 P: 13	R: 0 E: 0 K: 1 S: 12	H: 0 LOB: 1 BB: 1 P: 23	R: 0 E: 0 K: 2 S: 13	H: 0 LOB: 1 BB: 1 P: 19	R: 0 E: 0 K: 0 S: 12	H: 1 LOB: 2 BB: 1 P: 23	R: 1 E: 0 K: 3 S: 16	H: 1 LOB: 1 BB: 1 P: 22	1B: 2 2B: 0 3B: 0 HR: 1	SF: 0 SAC: 0 DP: 0 HBP: 1	WP: 1 PB: 0 SB: 0 CS: 0	PA: 37
<b>PITCHER</b>	IP WLS BF H R ER SO BB IBB HBP BLK WP HR S P ERA WHIP																					
Garrett Richards, R (1.1)	6.0		23	1	1	0	6	4	0	0	0	0	0	0	13	19	0.00	1.000				
59 Fernando Salas, R (7.1)	1.0	W	4	0	0	0	2	1	0	0	0	0	0	13	19	0.00	1.000					
38 Joe Smith, R (8.1)	1.0	H	5	1	0	0	0	1	0	0	0	0	0	12	23	0.00	2.000					
49 Ernesto Frieri, R (9.1)	1.0	S	5	1	1	1	3	1	0	0	0	0	0	1	16	22	9.00	2.000				

**Los Angeles Angels @ Washington Nationals**  
 Nationals Park, Washington, DC  
 Mon Apr 21 2014, 7:08 PM - 10:24 PM EDT  
 Att: 24,371 - Clear - 67 F

AB	29
R	2
H	3
RBI	2
BB	7
SO	11
LOB	14





Batter	1	2	3	4	5	6	7	8	9	AB	R	H	RBI	BB	SO	LOB	TOP								
3 JB Shuck, L OBP: 0.212, SLG: 0.333 (1, 9)										5	1	1	0	0	1	1									
27 Mike Trout, R OBP: 0.396, SLG: 0.576 (1, 8)										5	2	1	0	0	3	1									
5 Albert Pujols, R OBP: 0.337, SLG: 0.619 (1, 3)										4	2	2	5	0	1	0									
28 Raul Ibanez, L OBP: 0.211, SLG: 0.318 7 Collin Cowgill, R OBP: 0.429, SLG: 0.632 (1, 7) (7, 9)										4	0	0	0	0	0	0									
47 Howie Kendrick, R OBP: 0.359, SLG: 0.424 (1, 4)										4	1	2	0	0	0	0									
2 Erick Aybar, S OBP: 0.273, SLG: 0.310 (1, 6)										4	1	2	0	0	0	1									
6 David Freese, R OBP: 0.197, SLG: 0.186 (1, 5)										2	0	0	1	0	1	2									
17 Chris Iannetta, R OBP: 0.356, SLG: 0.413 (1, 2)										4	0	1	1	0	0	1									
45 Tyler Skaggs, L (1, 1)										3	0	0	0	0	2	3									
58 Michael Kohn, R (8, 1)										0	0	0	0	0	0	0									
44 Ian Stewart, L OBP: 0.257, SLG: 0.500 40 Kevin Jepsen, R (9, 1) (9, 1)										1	0	0	0	0	1	0									
<b>Inning Stats</b>	R: 4 H: 4 E: 0 K: 1 S: 23	H: 4 LOB: 2 BB: 0 P: 32	R: 0 H: 0 E: 0 K: 2 S: 7	H: 0 LOB: 0 BB: 0 P: 9	R: 0 H: 0 E: 0 K: 0 S: 4	H: 0 LOB: 0 BB: 0 P: 6	R: 0 H: 0 E: 1 K: 1 S: 10	H: 0 LOB: 1 BB: 0 P: 13	R: 2 H: 4 E: 0 K: 1 S: 13	H: 4 LOB: 2 BB: 0 P: 19	R: 0 H: 0 E: 0 K: 1 S: 5	H: 0 LOB: 0 BB: 0 P: 8	R: 0 H: 0 E: 0 K: 1 S: 6	H: 0 LOB: 0 BB: 0 P: 11	R: 1 H: 1 E: 0 K: 0 S: 8	H: 1 LOB: 0 BB: 0 P: 11	R: 0 H: 0 E: 0 K: 2 S: 8	H: 0 LOB: 0 BB: 0 P: 15	1B: 4 2B: 4 3B: 0 HR: 2	SF: 1 SAC: 0 DP: 1 HBP: 1	WP: 0 PB: 0 SB: 1 CS: 1	PA: 38			
<b>PITCHER</b>	IP WLS BF H R ER SO BB IBB HBP BLK WP HR S P ERA WHIP	IP WLS BF H R ER SO BB IBB HBP BLK WP HR S P ERA WHIP	IP WLS BF H R ER SO BB IBB HBP BLK WP HR S P ERA WHIP	IP WLS BF H R ER SO BB IBB HBP BLK WP HR S P ERA WHIP	IP WLS BF H R ER SO BB IBB HBP BLK WP HR S P ERA WHIP	IP WLS BF H R ER SO BB IBB HBP BLK WP HR S P ERA WHIP	IP WLS BF H R ER SO BB IBB HBP BLK WP HR S P ERA WHIP	IP WLS BF H R ER SO BB IBB HBP BLK WP HR S P ERA WHIP	IP WLS BF H R ER SO BB IBB HBP BLK WP HR S P ERA WHIP	IP WLS BF H R ER SO BB IBB HBP BLK WP HR S P ERA WHIP	IP WLS BF H R ER SO BB IBB HBP BLK WP HR S P ERA WHIP	IP WLS BF H R ER SO BB IBB HBP BLK WP HR S P ERA WHIP	IP WLS BF H R ER SO BB IBB HBP BLK WP HR S P ERA WHIP	IP WLS BF H R ER SO BB IBB HBP BLK WP HR S P ERA WHIP	IP WLS BF H R ER SO BB IBB HBP BLK WP HR S P ERA WHIP	IP WLS BF H R ER SO BB IBB HBP BLK WP HR S P ERA WHIP	IP WLS BF H R ER SO BB IBB HBP BLK WP HR S P ERA WHIP	IP WLS BF H R ER SO BB IBB HBP BLK WP HR S P ERA WHIP	IP WLS BF H R ER SO BB IBB HBP BLK WP HR S P ERA WHIP	IP WLS BF H R ER SO BB IBB HBP BLK WP HR S P ERA WHIP	IP WLS BF H R ER SO BB IBB HBP BLK WP HR S P ERA WHIP	IP WLS BF H R ER SO BB IBB HBP BLK WP HR S P ERA WHIP	IP WLS BF H R ER SO BB IBB HBP BLK WP HR S P ERA WHIP	IP WLS BF H R ER SO BB IBB HBP BLK WP HR S P ERA WHIP	
38 Taylor Jordan, R ERA: 6.23 (1, 1)	5.0 L 25 8 6 4 5 0 0 0 1 0 0 2 57 79 7.20 1.600	2.0 6 0 0 0 2 0 0 0 0 0 0 0 11 19 0.00 0.000	1.0 4 1 1 1 0 0 0 0 0 0 0 0 8 11 9.00 1.000	1.0 3 0 0 0 2 0 0 0 0 0 0 0 8 15 0.00 0.000																					
35 Craig Stammen, R ERA: 4.75 (8, 1)																									
13 Jerry Blevins, L ERA: 3.86 (9, 1)																									
30 Aaron Barrett, R ERA: (9, 1)																									

**Los Angeles Angels @ Washington Nationals**  
 Nationals Park, Washington, DC  
 Tue Apr 22 2014, 7:07 PM - 9:50 PM EDT  
 Att: 21,915 - Cloudy - 68 F

AB	36
R	7
H	9
RBI	7
BB	0
SO	9
LOB	9



Batter	1	2	3	4	5	6	7	8	9	AB	R	H	RBI	BB	SO	LOB	BOTTOM								
2 Denard Span, L OBP: 0.283, SLG: 0.302 (1, 8)										3	0	0	0	1	0	0									
8 Danny Espinosa, S OBP: 0.333, SLG: 0.455 (1, 4)										3	0	0	0	0	1	0									
28 Jayson Werth, R OBP: 0.379, SLG: 0.431 (1, 9)										3	0	1	0	1	0	2									
6 Anthony Rendon, R OBP: 0.341, SLG: 0.524 (1, 5)										3	0	0	0	1	0	2									
20 Ian Desmond, R OBP: 0.256, SLG: 0.395 (1, 6)										4	0	0	0	0	2	3									
34 Bryce Harper, L OBP: 0.328, SLG: 0.375 (1, 7)										4	0	0	0	0	2	0									
12 Tyler Moore, R OBP: 0.235, SLG: 0.438 (1, 3)										2	0	0	0	1	1	0									
41 Sandy León, S OBP: 0.226, SLG: 0.310 (1, 2)										3	1	1	0	0	1	1									
38 Taylor Jordan, R OBP: 0.243, SLG: 0.141 19 Kevin Frandsen, R OBP: 0.257, SLG: 0.395 35 Craig Stammen, R (8, 1) 4 Zach Walters, S ERA: 1.69 13 Jerry Blevins, L 30 Aaron Barrett, R (9, 1)										1	1	1	0	0	0	0									
<b>Inning Stats</b>	R: 0 H: 1 E: 0 K: 1 S: 12	H: 0 LOB: 1 BB: 0 P: 17	R: 0 H: 0 E: 0 K: 2 S: 8	H: 0 LOB: 0 BB: 0 P: 10	R: 2 H: 2 E: 0 K: 0 S: 11	H: 2 LOB: 2 BB: 2 P: 27	R: 0 H: 0 E: 0 K: 1 S: 5	H: 0 LOB: 0 BB: 0 P: 10	R: 0 H: 0 E: 0 K: 0 S: 4	H: 0 LOB: 0 BB: 1 P: 11	R: 0 H: 0 E: 0 K: 1 S: 8	H: 0 LOB: 1 BB: 1 P: 14	R: 0 H: 0 E: 0 K: 0 S: 6	H: 0 LOB: 0 BB: 0 P: 10	R: 0 H: 0 E: 0 K: 2 S: 8	H: 0 LOB: 0 BB: 0 P: 11	1B: 1 2B: 2 3B: 0 HR: 0	SF: 0 SAC: 0 DP: 2 HBP: 1	WP: 1 PB: 0 SB: 0 CS: 0	PA: 33					
<b>PITCHER</b>	IP WLS BF H R ER SO BB IBB HBP BLK WP HR S P ERA WHIP	IP WLS BF H R ER SO BB IBB HBP BLK WP HR S P ERA WHIP	IP WLS BF H R ER SO BB IBB HBP BLK WP HR S P ERA WHIP	IP WLS BF H R ER SO BB IBB HBP BLK WP HR S P ERA WHIP	IP WLS BF H R ER SO BB IBB HBP BLK WP HR S P ERA WHIP	IP WLS BF H R ER SO BB IBB HBP BLK WP HR S P ERA WHIP	IP WLS BF H R ER SO BB IBB HBP BLK WP HR S P ERA WHIP	IP WLS BF H R ER SO BB IBB HBP BLK WP HR S P ERA WHIP	IP WLS BF H R ER SO BB IBB HBP BLK WP HR S P ERA WHIP	IP WLS BF H R ER SO BB IBB HBP BLK WP HR S P ERA WHIP	IP WLS BF H R ER SO BB IBB HBP BLK WP HR S P ERA WHIP	IP WLS BF H R ER SO BB IBB HBP BLK WP HR S P ERA WHIP	IP WLS BF H R ER SO BB IBB HBP BLK WP HR S P ERA WHIP	IP WLS BF H R ER SO BB IBB HBP BLK WP HR S P ERA WHIP	IP WLS BF H R ER SO BB IBB HBP BLK WP HR S P ERA WHIP	IP WLS BF H R ER SO BB IBB HBP BLK WP HR S P ERA WHIP	IP WLS BF H R ER SO BB IBB HBP BLK WP HR S P ERA WHIP	IP WLS BF H R ER SO BB IBB HBP BLK WP HR S P ERA WHIP	IP WLS BF H R ER SO BB IBB HBP BLK WP HR S P ERA WHIP	IP WLS BF H R ER SO BB IBB HBP BLK WP HR S P ERA WHIP	IP WLS BF H R ER SO BB IBB HBP BLK WP HR S P ERA WHIP	IP WLS BF H R ER SO BB IBB HBP BLK WP HR S P ERA WHIP	IP WLS BF H R ER SO BB IBB HBP BLK WP HR S P ERA WHIP	IP WLS BF H R ER SO BB IBB HBP BLK WP HR S P ERA WHIP	
45 Tyler Skaggs, L ERA: 3.21 (8, 1)	7.0 W 27 3 2 2 5 4 0 0 1 0 0 6 53 94 2.57 1.000	1.0 3 0 0 0 0 0 0 0 0 0 0 0 6 10 0.00 0.000	1.0 3 0 0 0 2 0 0 0 0 0 0 0 8 11 0.00 0.000																						
58 Michael Kohn, R ERA: 1.69 (9, 1)																									
40 Kevin Jepsen, R ERA: 6.14 (9, 1)																									

**Los Angeles Angels @ Washington Nationals**  
 Nationals Park, Washington, DC  
 Tue Apr 22 2014, 7:07 PM - 9:50 PM EDT  
 Att: 21,915 - Cloudy - 68 F

AB	28
R	2
H	3
RBI	0
BB	4
SO	7
LOB	9





Batter	1	2	3	4	5	6	7	8	9	AB	R	H	RBI	BB	SO	LOB	TOP																	
7 Collin Cowgill, R OBP: 0.423, SLG: 0.545										3	0	0	0	2	2	2	<b>Los Angeles Angels @ Washington Nationals</b> Nationals Park, Washington, DC Wed Apr 23 2014, 7:09 PM - 10:24 PM EDT Att: 22,504 - Clear - 54 F																	
27 Mike Trout, R OBP: 0.376, SLG: 0.584										4	1	2	1	1	0	1																		
5 Albert Pujols, R OBP: 0.351, SLG: 0.625										4	1	2	1	1	0	0																		
47 Howie Kendrick, R OBP: 0.361, SLG: 0.409										3	0	0	0	2	2	4																		
2 Erick Aybar, S OBP: 0.284, SLG: 0.320										4	0	2	1	0	0	3																		
17 Chris Iannetta, R OBP: 0.248, SLG: 0.400										4	0	1	0	0	1	3																		
6 David Freese, R OBP: 0.214, SLG: 0.210										3	1	1	0	1	1	1																		
3 JB Shuck, L OBP: 0.218, SLG: 0.321										2	0	0	0	1	0	1																		
36 Jered Weaver, R ERA: 3.0										2	0	0	0	0	1	2																		
44 Ian Stewart, L ERA: 1.23										1	0	0	0	0	1	1																		
<b>Inning Stats</b>	R: 0 E: 0 K: 1 S: 11	H: 2 LOB: 2 BB: 1 P: 20	R: 0 E: 0 K: 1 S: 9	H: 1 LOB: 2 BB: 1 P: 15	R: 0 E: 0 K: 1 S: 8	H: 0 LOB: 0 BB: 0 P: 11	R: 0 E: 0 K: 1 S: 6	H: 0 LOB: 0 BB: 0 P: 9	R: 0 E: 0 K: 1 S: 9	H: 0 LOB: 0 BB: 0 P: 15	R: 2 E: 0 K: 1 S: 12	H: 2 LOB: 1 BB: 1 P: 22	R: 1 E: 0 K: 1 S: 11	H: 1 LOB: 1 BB: 1 P: 19	R: 0 E: 0 K: 0 S: 6	H: 1 LOB: 1 BB: 1 P: 11	R: 1 E: 0 K: 1 S: 20	H: 1 LOB: 3 BB: 3 P: 38	1B: 5 2B: 5 3B: 0 HR: 0	SF: 0 SAC: 1 DP: 3 HBP: 0	WP: 1 PB: 0 SB: 1 CS: 0	PA: 40												
<b>PITCHER</b>	IP WLS BF H R ER SO BB IBB HBP BLK WP HR S P ERA WHIP																																	
47 Gio González, L ERA: 3.0	5.0	21	4	2	2	5	3	0	0	0	0	0	0	0	49	83	3.60	1.400																
30 Aaron Barrett, R ERA: 1.23	2.0	8	2	1	1	2	1	0	0	0	1	0	17	28	4.50	1.500																		
48 Ross Detwiler, L ERA: 1.17	1.2	8	1	1	0	2	3	0	0	0	0	0	17	31	0.00	2.400																		
22 Drew Storen, R ERA: 1.17	0.1	W	3	1	0	0	1	0	0	0	0	0	9	18	0.00	6.000																		

Batter	1	2	3	4	5	6	7	8	9	AB	R	H	RBI	BB	SO	LOB	BOTTOM															
2 Denard Span, L OBP: 0.292, SLG: 0.298										4	1	1	0	1	0	1	<b>Los Angeles Angels @ Washington Nationals</b> Nationals Park, Washington, DC Wed Apr 23 2014, 7:09 PM - 10:24 PM EDT Att: 22,504 - Clear - 54 F															
6 Anthony Rendon, R OBP: 0.344, SLG: 0.512										4	1	1	0	1	0	1																
28 Jayson Werth, R OBP: 0.370, SLG: 0.429										5	1	1	2	0	1	2																
25 Adam LaRoche, L OBP: 0.419, SLG: 0.479										5	0	3	1	0	1	0																
34 Bryce Harper, L OBP: 0.325, SLG: 0.368										4	0	1	0	0	0	3																
20 Ian Desmond, R OBP: 0.244, SLG: 0.376										4	0	0	0	0	0	3																
8 Danny Espinosa, S OBP: 0.359, SLG: 0.466										3	1	2	0	1	0	1																
59 Jose Lobaton, S OBP: 0.327, SLG: 0.370										4	1	1	1	0	1	5																
47 Gio González, R ERA: 4.11										2	0	1	1	0	0	2																
<b>Inning Stats</b>	R: 0 E: 0 K: 1 S: 11	H: 2 LOB: 0 BB: 0 P: 14	R: 0 E: 0 K: 0 S: 11	H: 2 LOB: 1 BB: 0 P: 15	R: 0 E: 0 K: 0 S: 7	H: 0 LOB: 0 BB: 0 P: 11	R: 0 E: 0 K: 1 S: 10	H: 2 LOB: 2 BB: 0 P: 13	R: 0 E: 0 K: 0 S: 7	H: 1 LOB: 2 BB: 1 P: 19	R: 0 E: 0 K: 0 S: 9	H: 0 LOB: 1 BB: 1 P: 20	R: 0 E: 1 K: 1 S: 9	H: 0 LOB: 1 BB: 0 P: 14	R: 4 E: 0 K: 1 S: 15	H: 4 LOB: 1 BB: 1 P: 26		1B: 9 2B: 1 3B: 0 HR: 1	SF: 0 SAC: 0 DP: 0 HBP: 0	WP: 1 PB: 0 SB: 1 CS: 0	PA: 40											
<b>PITCHER</b>	IP WLS BF H R ER SO BB IBB HBP BLK WP HR S P ERA WHIP																															
36 Jered Weaver, R ERA: 4.11	6.0	26	7	1	1	2	1	0	0	0	1	0	9	20	0.00	1.000																
58 Michael Kohn, R ERA: 1.54	1.0	H	4	0	0	0	1	0	0	0	0	0	9	14	0.00	0.000																
38 Joe Smith, R ERA: 3.6	1.0	H	4	0	0	0	0	0	0	0	0	0	9	14	0.00	0.000																
49 Ernesto Frieri, R ERA: 9.35	0.1	L	5	3	4	4	1	1	0	0	0	1	14	25	108.00	12.000																
59 Fernando Salas, R ERA: 2.79	0.0	1	1	0	0	0	0	0	0	0	0	0	1	1	∞	∞																







Batter	1	2	3	4	5	6	7	8	9	AB	R	H	RBI	BB	SO	LOB	TOP			
7 Collin Cowgill, R OBP: 0.371, SLG: 0.548	F8		L4		G5-3		1B		K	5	0	1	0	0	1	0	<b>Los Angeles Angels @ New York Yankees</b> Yankee Stadium, Bronx, NY Sat Apr 26 2014, 1:09 PM - 4:13 PM EDT Att: 40,908 - Partly Cloudy - 61 F			
27 Mike Trout, R OBP: 0.383, SLG: 0.594	HR		K		BB		BB		1B	3	1	2	1	2	1	0				
5 Albert Pujols, R OBP: 0.358, SLG: 0.639	1B				G6-3		F7		F7	5	1	2	0	0	0	4				
47 Howie Kendrick, R OBP: 0.364, SLG: 0.412	G1-3				BB		K		K	4	0	0	0	1	2	5				
2 Erick Aybar, S OBP: 0.300, SLG: 0.381	K				FC5-4		G1-3		G3	4	1	0	0	0	1	2				
17 Chris Iannetta, R OBP: 0.358, SLG: 0.426	F8				2B		K		1B	4	0	2	1	0	1	0				
0 Brennan Boesch, L (8, PR)					2B					0	0	0	0	0	0	0				
44 Ian Stewart, L OBP: 0.289, SLG: 0.535	K				K		BB		1B	3	0	1	0	1	2	1				
6 David Freese, R OBP: 0.213, SLG: 0.209	G3-1				1B		K		F7	4	0	1	0	0	1	3				
3 JB Shuck, L OBP: 0.190, SLG: 0.279					F8				L9	3	0	0	0	0	1	2				
28 Raul Ibanez, L (8, PH)										1	0	0	0	0	0	2				
16 Hank Conger, L OBP: 0.333, SLG: 0.517										0	0	0	0	0	0	0				
<b>Inning Stats</b>	R: 1 E: 0 K: 1 S: 13	H: 2 LOB: 1 BB: 0 P: 19	R: 0 E: 0 K: 1 S: 7	H: 0 LOB: 0 BB: 0 P: 10	R: 0 E: 0 K: 1 S: 10	H: 0 LOB: 0 BB: 0 P: 14	R: 2 E: 1 K: 1 S: 12	H: 3 LOB: 2 BB: 1 P: 19	R: 0 E: 0 K: 2 S: 10	H: 0 LOB: 1 BB: 1 P: 17	R: 0 E: 0 K: 2 S: 10	H: 1 LOB: 2 BB: 1 P: 21	R: 0 E: 0 K: 0 S: 13	H: 2 LOB: 2 BB: 0 P: 18	R: 0 E: 0 K: 2 S: 16	H: 1 LOB: 1 BB: 0 P: 26	1B: 7 2B: 1 3B: 0 HR: 1	SF: 0 SAC: 0 DP: 0 HBP: 0	WP: 0 PB: 0 SB: 1 CS: 0	PA: 40
<b>PITCHER</b>	IP WLS BF H R ER SO BB IBB HBP BLK WP HR S P ERA WHIP																			
57 Vidal Nuño, L ERA: 6.59	4.1	20	5	3	3	4	2	0	0	0	0	0	0	1	48	72	6.23	1.615		
68 Dellin Betances, R ERA: 0.77	2.0	8	1	0	0	3	1	0	0	1	0	0	0	18	32	0.00	1.000			
27 Shawn Kelley, R ERA: 2.38	1.1	7	2	0	0	1	1	0	0	0	0	0	0	13	24	0.00	2.250			
48 Matt Thornton, L ERA: 1.8	0.1	1	0	0	0	0	0	0	0	0	0	0	0	5	7	0.00	0.000			
30 David Robertson, R ERA:	1.0	4	1	0	0	2	0	0	0	0	0	0	0	16	26	0.00	1.000			

Batter	1	2	3	4	5	6	7	8	9	AB	R	H	RBI	BB	SO	LOB	BOTTOM			
22 Jacoby Ellsbury, L OBP: 0.374, SLG: 0.467	K	G3			1B		K			4	0	1	0	0	2	1	<b>Los Angeles Angels @ New York Yankees</b> Yankee Stadium, Bronx, NY Sat Apr 26 2014, 1:09 PM - 4:13 PM EDT Att: 40,908 - Partly Cloudy - 61 F			
2 Derek Jeter, R OBP: 0.376, SLG: 0.333	F9		K		1B		F9			4	0	1	0	0	1	0				
36 Carlos Beltrán, S OBP: 0.309, SLG: 0.551	G5-3		G6-3		F7		F9			4	0	0	0	0	0	2				
12 Alfonso Soriano, R OBP: 0.309, SLG: 0.472			K		F9		F8			4	0	1	0	0	1	2				
31 Ichiro Suzuki, L OBP: 0.376, SLG: 0.417			1B							0	0	0	0	0	0	0				
25 Mark Teixeira, S OBP: 0.366, SLG: 0.333			P4		K		G6-3			3	1	0	0	0	1	3				
11 Brett Gardner, L OBP: 0.344, SLG: 0.346			HBP		G1-3		1B			3	1	2	0	0	0	0				
14 Brian Roberts, S OBP: 0.312, SLG: 0.258			1B		F9		K		F8	3	1	0	0	1	1	2				
33 Kelly Johnson, L OBP: 0.273, SLG: 0.459			F7		G3		G4-3			3	0	0	0	0	0	4				
66 John Ryan Murphy, R OBP: 0.388, SLG: 0.538			1B		HR		F9			3	1	2	3	0	0	1				
<b>Inning Stats</b>	R: 0 E: 0 K: 1 S: 8	H: 0 LOB: 0 BB: 0 P: 10	R: 3 E: 0 K: 1 S: 16	H: 2 LOB: 1 BB: 1 P: 29	R: 0 E: 0 K: 1 S: 11	H: 1 LOB: 0 BB: 0 P: 14	R: 0 E: 0 K: 0 S: 7	H: 0 LOB: 0 BB: 0 P: 12	R: 1 E: 0 K: 1 S: 14	H: 3 LOB: 2 BB: 0 P: 23	R: 0 E: 0 K: 1 S: 12	H: 1 LOB: 1 BB: 0 P: 14	R: 0 E: 0 K: 1 S: 8	H: 0 LOB: 0 BB: 0 P: 12	R: 0 E: 0 K: 0 S: 6	H: 0 LOB: 1 BB: 0 P: 11	1B: 6 2B: 0 3B: 0 HR: 1	SF: 0 SAC: 0 DP: 0 HBP: 2	WP: 0 PB: 0 SB: 1 CS: 0	PA: 34
<b>PITCHER</b>	IP WLS BF H R ER SO BB IBB HBP BLK WP HR S P ERA WHIP																			
53 Héctor Santiago, L ERA: 4.44	4.1	21	6	4	4	3	1	0	0	0	0	0	0	7	11	0.00	0.000			
40 Kevin Jepsen, R ERA: 5.63	0.2	2	0	0	0	1	0	0	0	0	0	0	0	10	10	0.00	1.500			
63 Nick Maronde, L ERA: 1.93	0.2	3	1	0	0	1	0	0	0	0	0	0	0	10	16	0.00	0.000			
58 Michael Kohn, R ERA: 1.38	1.1	4	0	0	0	1	0	0	0	0	0	0	0	10	16	0.00	0.000			
49 Ernesto Frieri, R ERA: 7.59	1.0	4	0	0	0	0	0	0	1	0	0	0	0	6	11	0.00	0.000			



Batter	1	2	3	4	5	6	7	8	9	AB	R	H	RBI	BB	SO	LOB	TOP
7 Collin Cowgill, R OBP: 0.359, SLG: 0.543										4	0	1	0	0	3	2	<b>Los Angeles Angels @ New York Yankees</b> Yankee Stadium, Bronx, NY Sun Apr 27 2014, 8:09 PM - 11:36 PM EDT Att: 40,028 - Cloudy - 54 F
28 Raul Ibanez, L OBP: 0.218, SLG: 0.306										1	0	0	0	0	1	2	
27 Mike Trout, R OBP: 0.397, SLG: 0.590										4	0	2	0	0	2	1	
5 Albert Pujols, R OBP: 0.355, SLG: 0.620										3	0	0	0	1	1	2	
47 Howie Kendrick, R OBP: 0.369, SLG: 0.430										3	0	1	0	1	1	2	
2 Erick Aybar, S OBP: 0.298, SLG: 0.386										4	1	1	0	0	2	3	
6 David Freese, R OBP: 0.215, SLG: 0.254										4	1	1	1	0	2	1	
44 Ian Stewart, L OBP: 0.286, SLG: 0.500										3	0	0	0	0	3	0	
17 Chris Iannetta, R OBP: 0.380, SLG: 0.418										1	0	0	0	3	0	0	
8 John McDonald, R OBP: 0.400, SLG: 0.429										0	0	0	0	0	0	0	
3 JB Shuck, L OBP: 0.179, SLG: 0.262										4	0	0	1	0	0	4	
<b>Inning Stats</b>	R: 0 H: 1 E: 0 K: 3 S: 15	H: 1 LOB: 2 BB: 1 P: 21	R: 0 H: 0 E: 0 K: 1 S: 9	H: 0 LOB: 1 BB: 1 P: 15	R: 0 H: 1 E: 0 K: 1 S: 7	H: 1 LOB: 1 BB: 1 P: 14	R: 1 H: 1 E: 0 K: 1 S: 9	H: 1 LOB: 0 BB: 0 P: 12	R: 0 H: 0 E: 0 K: 2 S: 9	H: 0 LOB: 0 BB: 0 P: 17	R: 0 H: 0 E: 0 K: 2 S: 16	H: 0 LOB: 2 BB: 1 P: 24	1B: 2 2B: 2 3B: 1 HR: 1	SF: 0 SAC: 0 DP: 2 HBP: 1	WP: 0 PB: 0 CS: 0	PA: 37	
<b>PITCHER</b>	IP: 6.1 WLS: 2 BF: 28 ERA: 2.27	H: 5 R: 2 ER: 2 SO: 11	BB: 4 IBB: 0 HBP: 1 BLK: 0	WP: 0 HR: 1 S: 71 P: 108	ERA: 2.84 WHIP: 1.421	IP: 1.2 WLS: 0 BF: 5 ERA: 1.33	H: 1 R: 0 ER: 0 SO: 2	BB: 0 IBB: 0 HBP: 0 BLK: 0	WP: 0 HR: 0 S: 14 P: 24	ERA: 0.00 WHIP: 0.600	IP: 1.0 WLS: 0 BF: 4 ERA: 1.33	H: 0 R: 0 ER: 0 SO: 2	BB: 1 IBB: 0 HBP: 0 BLK: 0	WP: 0 HR: 0 S: 16 P: 24	ERA: 0.00 WHIP: 1.000		

Batter	1	2	3	4	5	6	7	8	9	AB	R	H	RBI	BB	SO	LOB	BOTTOM	
22 Jacoby Ellsbury, L OBP: 0.369, SLG: 0.452										3	1	0	0	1	0	2	<b>Los Angeles Angels @ New York Yankees</b> Yankee Stadium, Bronx, NY Sun Apr 27 2014, 8:09 PM - 11:36 PM EDT Att: 40,028 - Cloudy - 54 F	
2 Derek Jeter, R OBP: 0.350, SLG: 0.316										4	0	0	0	0	2	1		
36 Carlos Beltrán, S OBP: 0.316, SLG: 0.538										2	0	0	0	2	0	0		
34 Brian McCann, L OBP: 0.279, SLG: 0.370										3	0	0	0	0	1	2		
12 Alfonso Soriano, R OBP: 0.297, SLG: 0.452										4	0	0	0	0	2	4		
25 Mark Teixeira, S OBP: 0.386, SLG: 0.429										2	2	1	1	1	1	0		
33 Kelly Johnson, L OBP: 0.275, SLG: 0.453										3	0	1	0	0	1	1		
14 Brian Roberts, S OBP: 0.313, SLG: 0.275										3	0	1	0	0	0	1		
31 Ichiro Suzuki, L OBP: 0.350, SLG: 0.385										3	0	0	1	0	1	2		
<b>Inning Stats</b>	R: 0 H: 0 E: 0 K: 1 S: 7	H: 0 LOB: 0 BB: 0 P: 13	R: 0 H: 1 E: 0 K: 1 S: 8	H: 1 LOB: 0 BB: 0 P: 14	R: 0 H: 0 E: 0 K: 1 S: 9	H: 0 LOB: 1 BB: 1 P: 18	R: 0 H: 1 E: 0 K: 1 S: 14	H: 0 LOB: 1 BB: 1 P: 23	R: 0 H: 0 E: 0 K: 1 S: 8	H: 0 LOB: 0 BB: 0 P: 15	R: 1 H: 1 E: 0 K: 0 S: 12	H: 1 LOB: 0 BB: 0 P: 16	R: 1 H: 0 E: 0 K: 1 S: 13	H: 0 LOB: 1 BB: 2 P: 28	1B: 1 2B: 1 3B: 0 HR: 1	SF: 0 SAC: 0 DP: 1 HBP: 1		WP: 2 PB: 1 CS: 0
<b>PITCHER</b>	IP: 7.0 WLS: 2 BF: 27 ERA: 2.57	H: 3 R: 2 ER: 2 SO: 7	BB: 2 IBB: 0 HBP: 0 BLK: 0	WP: 0 HR: 1 S: 11 P: 112	ERA: 2.57 WHIP: 0.714	IP: 0.1 WLS: 0 BF: 3 ERA: 1.35	H: 0 R: 1 ER: 0 SO: 1	BB: 0 IBB: 0 HBP: 0 BLK: 0	WP: 0 HR: 0 S: 5 P: 14	ERA: 0.00 WHIP: 6.000	IP: 0.0 WLS: 0 BF: 1 ERA: 1.35	H: 0 R: 0 ER: 0 SO: 0	BB: 0 IBB: 0 HBP: 0 BLK: 0	WP: 0 HR: 0 S: 8 P: 6	ERA: 0.00 WHIP: 0.000			



Batter	1	2	3	4	5	6	7	8	9	AB	R	H	RBI	BB	SO	LOB	TOP				
24 Michael Bourn, L (1, 8) OBP: 0.314, SLG: 0.375										4	0	0	0	0	0	1	<b>Cleveland Indians @ Los Angeles Angels</b> Angel Stadium of Anaheim, Anaheim, CA Mon Apr 28 2014, 7:09 PM - 9:48 PM PDT Att: 37,654 - Clear - 74 F				
33 Nick Swisher, S (1, 3) OBP: 0.299, SLG: 0.346										3	1	1	0	1	1	0					
22 Jason Kipnis, L (1, 4) OBP: 0.360, SLG: 0.402										3	1	0	0	1	1	1					
41 Carlos Santana, S (1, 10) OBP: 0.308, SLG: 0.244										4	1	2	3	0	0	0					
9 Ryan Raburn, R (1, 9) OBP: 0.228, SLG: 0.192										3	0	0	0	0	1	1					
7 David Murphy, L (9, PH) OBP: 0.341, SLG: 0.446										1	0	1	0	0	0	0					
23 Michael Brantley, L (1, 7) OBP: 0.330, SLG: 0.421										4	0	0	0	0	0	1					
13 Asdrubal Cabrera, S (1, 6) OBP: 0.279, SLG: 0.319										4	0	0	0	0	1	1					
10 Yan Gomes, R (1, 2) OBP: 0.313, SLG: 0.455										3	0	1	0	0	2	0					
4 Mike Aviles, R (1, 5) OBP: 0.265, SLG: 0.311										2	0	0	0	0	0	1					
8 Lonnie Chisenhall, L (8, PH) OBP: 0.413, SLG: 0.912										1	0	0	0	0	0	0					
<b>Inning Stats</b>	R: 0 E: 0 K: 0 S: 8	H: 0 LOB: 0 BB: 0 P: 15	R: 0 E: 0 K: 1 S: 9	H: 0 LOB: 0 BB: 0 P: 12	R: 0 E: 0 K: 2 S: 10	H: 0 LOB: 0 BB: 0 P: 13	R: 3 E: 0 K: 0 S: 13	H: 2 LOB: 0 BB: 1 P: 21	R: 0 E: 0 K: 2 S: 14	H: 1 LOB: 1 BB: 0 P: 19	R: 0 E: 0 K: 1 S: 6	H: 0 LOB: 0 BB: 0 P: 6	R: 0 E: 0 K: 0 S: 7	H: 0 LOB: 1 BB: 1 P: 12	R: 0 E: 0 K: 0 S: 13	H: 1 LOB: 1 BB: 0 P: 21	1B: 3 2B: 1 3B: 0 HR: 1	SF: 0 SAC: 0 DP: 0 HBP: 0	WP: 0 PB: 0 CS: 0	PA: 34	
<b>PITCHER</b>	IP	WLS	BF	H	R	ER	SO	BB	IBB	HBP	BLK	WP	HR	S	P	ERA	WHIP				
45 Tyler Skaggs, L (1, 1) ERA: 3.34	7.0		26	4	3	3	6	1	0	0	0	0	1	70	103	3.86	0.714				
59 Fernando Salas, R (8, 1) ERA: 2.53	1.0	W	4	0	0	0	0	1	0	0	0	0	0	7	12	0.00	1.000				
38 Joe Smith, R (9, 1) ERA: 3.27	1.0	S	4	1	0	0	0	0	0	0	0	0	0	13	21	0.00	1.000				

AB	32
R	3
H	5
RBI	3
BB	2
SO	6
LOB	6



Batter	1	2	3	4	5	6	7	8	9	AB	R	H	RBI	BB	SO	LOB	BOTTOM				
2 Erick Aybar, S (1, 6) OBP: 0.299, SLG: 0.396										3	0	1	2	0	0	0	<b>Cleveland Indians @ Los Angeles Angels</b> Angel Stadium of Anaheim, Anaheim, CA Mon Apr 28 2014, 7:09 PM - 9:48 PM PDT Att: 37,654 - Clear - 74 F				
27 Mike Trout, R (1, 8) OBP: 0.391, SLG: 0.606										4	2	2	1	0	1	1					
5 Albert Pujols, R (1, 3) OBP: 0.351, SLG: 0.602										3	1	0	1	1	0	0					
28 Raul Ibanez, L (1, 7) OBP: 0.232, SLG: 0.342										4	0	2	2	0	1	0					
7 Collin Cowgill, R (9, PR) OBP: 0.359, SLG: 0.543										0	0	0	0	0	0	0					
47 Howie Kendrick, R (1, 4) OBP: 0.365, SLG: 0.417										3	0	0	0	1	0	1					
44 Ian Stewart, L (1, 5) OBP: 0.283, SLG: 0.469										3	1	0	0	1	1	2					
6 David Freese, R (1, 10) OBP: 0.229, SLG: 0.267										4	1	2	0	0	2	2					
16 Hank Conger, L (1, 2) OBP: 0.313, SLG: 0.484										2	0	0	0	0	1	1					
3 JB Shuck, L (1, 9) OBP: 0.171, SLG: 0.250										3	1	0	0	0	1	2					
<b>Inning Stats</b>	R: 1 E: 0 K: 0 S: 12	H: 1 LOB: 0 BB: 0 P: 19	R: 0 E: 0 K: 0 S: 9	H: 1 LOB: 0 BB: 0 P: 13	R: 0 E: 0 K: 1 S: 8	H: 0 LOB: 0 BB: 0 P: 10	R: 0 E: 0 K: 0 S: 9	H: 1 LOB: 0 BB: 0 P: 13	R: 2 E: 0 K: 1 S: 11	H: 2 LOB: 1 BB: 1 P: 21	R: 0 E: 0 K: 1 S: 8	H: 0 LOB: 0 BB: 0 P: 10	R: 0 E: 0 K: 2 S: 7	H: 0 LOB: 0 BB: 0 P: 10	R: 3 E: 1 K: 2 S: 17	H: 2 LOB: 2 BB: 2 P: 29	1B: 4 2B: 1 3B: 2 HR: 0	SF: 0 SAC: 2 DP: 1 HBP: 0	WP: 0 PB: 0 CS: 0	PA: 34	
<b>PITCHER</b>	IP	WLS	BF	H	R	ER	SO	BB	IBB	HBP	BLK	WP	HR	S	P	ERA	WHIP				
63 Justin Masterson, R (1, 1) ERA: 4.84	7.1	L	31	7	6	5	5	1	1	0	0	0	0	74	113	6.14	1.091				
27 Bryan Shaw, R (8, 1) ERA: 1.46	0.2		3	0	0	0	2	1	0	0	0	0	0	7	12	0.00	1.500				

AB	29
R	6
H	7
RBI	6
BB	3
SO	7
LOB	9









Batter	1	2	3	4	5	6	7	8	9	AB	R	H	RBI	BB	SO	LOB	TOP										
24 Michael Bourn, L OBP: 0.300, SLG: 0.351	G5-3		K			G4-3			G4-3	4	0	1	0	0	1	1											
4 Mike Aviles, R OBP: 0.291, SLG: 0.320	BB		G5-3			L7			G4-6-3	3	0	0	0	1	0	2											
33 Nick Swisher, S OBP: 0.287, SLG: 0.330	K		G3-1			K			F8	4	0	0	0	0	2	2											
41 Carlos Santana, S OBP: 0.313, SLG: 0.280	L9					K			P4	3	0	0	0	0	1	1											
9 Ryan Raburn, R OBP: 0.217, SLG: 0.182		K				K			P4	3	0	0	0	0	2	0											
13 Asdrubal Cabrera, S OBP: 0.297, SLG: 0.330			G6-3			G6-3			G6-3	2	1	0	0	0	0	0											
10 Yan Gomes, R OBP: 0.289, SLG: 0.417			F8			G5-3			K2-3	3	0	0	0	0	1	1											
7 David Murphy, L OBP: 0.360, SLG: 0.436			G6-3			G6-3			G3	3	0	1	1	0	0	0											
30 Elliot Johnson, S OBP: 0.133, SLG: 0.267			CS			K			F8	3	0	1	0	0	1	0											
<b>Inning Stats</b>	R: 0 H: 0 E: 0 K: 1 S: 10	H: 0 LOB: 1 BB: 1 P: 19	R: 1 H: 1 E: 0 K: 1 S: 12	H: 1 LOB: 0 BB: 0 P: 19	R: 0 H: 1 E: 0 K: 1 S: 9	H: 1 LOB: 1 BB: 0 P: 14	R: 0 H: 0 E: 0 K: 2 S: 9	H: 0 LOB: 0 BB: 0 P: 17	R: 0 H: 0 E: 0 K: 1 S: 10	H: 0 LOB: 0 BB: 0 P: 15	R: 0 H: 0 E: 0 K: 1 S: 8	H: 0 LOB: 0 BB: 0 P: 13	R: 0 H: 0 E: 0 K: 1 S: 9	H: 0 LOB: 0 BB: 0 P: 13	R: 0 H: 1 E: 0 K: 0 S: 4	H: 1 LOB: 0 BB: 0 P: 9	1B: 2 2B: 1 3B: 0 HR: 0	SF: 0 SAC: 0 DP: 1 HBP: 1	WP: 1 PB: 0 SB: 0 CS: 1	PA: 31							
<b>PITCHER</b>	IP	WLS	BF	H	R	ER	SO	BB	IBB	HBP	BLK	WP	HR	S	P	ERA	WHIP										
33 C.J. Wilson, L ERA: 3.18	8.0	W	27	2	1	1	8	1	0	1	0	1	0	73	117	1.12	0.375										
64 Mike Morin, R ERA:	1.0		3	1	0	0	0	0	0	0	0	0	0	4	9	0.00	1.000										

Cleveland Indians @ Los Angeles Angels  
Angel Stadium of Anaheim, Anaheim, CA  
Wed Apr 30 2014, 4:09 PM - 6:55 PM PDT  
Att: 33,334 - Sunny - 92 F

AB 28  
R 1  
H 3  
RBI 1  
BB 1  
SO 8  
LOB 7



Batter	1	2	3	4	5	6	7	8	9	AB	R	H	RBI	BB	SO	LOB	BOTTOM										
47 Howie Kendrick, R OBP: 0.382, SLG: 0.417	BB		SF8			FC4-6				3	2	1	0	1	1	2											
27 Mike Trout, R OBP: 0.403, SLG: 0.596	K		K			BB			2B	3	1	1	2	1	2	2											
5 Albert Pujols, R OBP: 0.341, SLG: 0.586	F9		SF8			BB			G5-3	3	1	1	1	0	0	2											
28 Raul Ibanez, L OBP: 0.231, SLG: 0.313	G3-1		K			K			K	4	0	0	0	0	3	3											
6 David Freese, R OBP: 0.250, SLG: 0.277		BB				G6-3			F9	3	0	1	2	1	0	0											
2 Erick Aybar, S OBP: 0.311, SLG: 0.400		FC6-4				B5			P5	4	1	0	0	0	0	2											
16 Hank Conger, L OBP: 0.361, SLG: 0.588						BB			F9	3	1	2	2	1	0	0											
7 Collin Cowgill, R OBP: 0.383, SLG: 0.512			K			BB			G6-4-3	3	1	1	0	0	1	1											
3 JB Shuck, L OBP: 0.177, SLG: 0.247			G4-3			FC5			G5-3	4	0	1	0	0	0	2											
<b>Inning Stats</b>	R: 0 H: 0 E: 0 K: 1 S: 11	H: 0 LOB: 1 BB: 1 P: 18	R: 2 H: 1 E: 0 K: 1 S: 15	H: 1 LOB: 1 BB: 1 P: 22	R: 1 H: 1 E: 1 K: 2 S: 17	H: 1 LOB: 0 BB: 0 P: 23	R: 0 H: 1 E: 0 K: 0 S: 12	H: 2 LOB: 2 BB: 1 P: 19	R: 2 H: 2 E: 0 K: 2 S: 17	H: 2 LOB: 1 BB: 1 P: 25	R: 2 H: 2 E: 0 K: 0 S: 15	H: 2 LOB: 1 BB: 0 P: 22	R: 0 H: 0 E: 0 K: 1 S: 6	H: 0 LOB: 0 BB: 0 P: 8	R: 0 H: 1 E: 0 K: 0 S: 4	H: 1 LOB: 0 BB: 0 P: 8	1B: 5 2B: 2 3B: 0 HR: 1	SF: 1 SAC: 0 DP: 1 HBP: 1	WP: 0 PB: 0 SB: 2 CS: 0	PA: 36							
<b>PITCHER</b>	IP	WLS	BF	H	R	ER	SO	BB	IBB	HBP	BLK	WP	HR	S	P	ERA	WHIP										
34 Zach McAllister, R ERA: 3.82	4.1	L	21	4	5	4	5	4	0	0	0	0	0	66	101	8.31	1.846										
35 Marc Rzepczynski, L ERA: 2.53	1.0		6	2	2	2	1	0	0	1	0	0	0	13	17	18.00	2.000										
59 Carlos Carrasco, R ERA: 0.46	1.2		6	1	0	0	1	0	0	0	0	0	0	14	19	0.00	0.600										
44 John Axford, R ERA: 2.53	1.0		3	1	0	0	0	0	0	0	0	0	0	4	8	0.00	1.000										

Cleveland Indians @ Los Angeles Angels  
Angel Stadium of Anaheim, Anaheim, CA  
Wed Apr 30 2014, 4:09 PM - 6:55 PM PDT  
Att: 33,334 - Sunny - 92 F

AB 30  
R 7  
H 8  
RBI 7  
BB 4  
SO 7  
LOB 14





Batter	1	2	3	4	5	6	7	8	9	AB	R	H	RBI	BB	SO	LOB	TOP								
17 Shin-Soo Choo, L OBP: 0.446, SLG: 0.525 19 Daniel Robertson, R OBP: 0.500, SLG: 0.333	G5-3		1B			HR	1B		G6-4-3	4	1	3	2	0	0	0									
1 Elvis Andrus, R OBP: 0.295, SLG: 0.300	F9		1B			P6	FC5		G6-4-3	5	0	1	1	0	0	3									
29 Adrián Beltré, R OBP: 0.328, SLG: 0.333	BB		1B			L7	K			3	0	0	0	1	1	4									
84 Prince Fielder, L OBP: 0.328, SLG: 0.311	P2					HR	G6-3			4	1	1	0	0	0	3									
Alex Rios, R OBP: 0.358, SLG: 0.469			1B			HR			K	4	1	2	2	0	2	0									
16 Donnie Murphy, R OBP: 0.276, SLG: 0.302	K		K			HR	F9		K	4	0	0	0	0	3	1									
2 Leonys Martín, L OBP: 0.353, SLG: 0.389	P6					F9			K	4	1	1	0	0	1	0									
15 Michael Choice, R OBP: 0.309, SLG: 0.268 18 Mitch Moreland, L OBP: 0.316, SLG: 0.412			FC5-3			FC4			BB	2	1	0	0	1	0	0									
7 J.P. Arencibia, R OBP: 0.143, SLG: 0.128	K		K			K			L9	4	0	0	0	0	3	3									
<b>Inning Stats</b>	R: 0 H: 0 E: 0 K: 0 S: 11	H: 0 LOB: 1 BB: 1 P: 19	R: 0 H: 1 E: 0 K: 1 S: 6	H: 1 LOB: 0 BB: 0 P: 10	R: 0 H: 2 E: 0 K: 1 S: 13	H: 2 LOB: 2 BB: 0 P: 17	R: 0 H: 0 E: 0 K: 2 S: 10	H: 0 LOB: 0 BB: 0 P: 15	R: 0 H: 0 E: 0 K: 1 S: 8	H: 0 LOB: 0 BB: 0 P: 11	R: 3 H: 3 E: 0 K: 0 S: 16	H: 3 LOB: 0 BB: 0 P: 22	R: 2 H: 2 E: 0 K: 2 S: 17	H: 2 LOB: 2 BB: 1 P: 25	R: 0 H: 0 E: 0 K: 3 S: 11	H: 0 LOB: 0 BB: 0 P: 13	R: 0 H: 1 E: 0 K: 0 S: 8	H: 1 LOB: 1 BB: 1 P: 14	1B: 7 2B: 0 3B: 0 HR: 2	SF: 0 SAC: 0 DP: 1 HBP: 0	WP: 0 PB: 0 SB: 0 CS: 1	PA: 38			
<b>PITCHER</b>	IP WLS BF H R ER SO BB IBB HBP BLK WP HR S P ERA WHIP	IP WLS BF H R ER SO BB IBB HBP BLK WP HR S P ERA WHIP	IP WLS BF H R ER SO BB IBB HBP BLK WP HR S P ERA WHIP	IP WLS BF H R ER SO BB IBB HBP BLK WP HR S P ERA WHIP	IP WLS BF H R ER SO BB IBB HBP BLK WP HR S P ERA WHIP	IP WLS BF H R ER SO BB IBB HBP BLK WP HR S P ERA WHIP	IP WLS BF H R ER SO BB IBB HBP BLK WP HR S P ERA WHIP	IP WLS BF H R ER SO BB IBB HBP BLK WP HR S P ERA WHIP	IP WLS BF H R ER SO BB IBB HBP BLK WP HR S P ERA WHIP	IP WLS BF H R ER SO BB IBB HBP BLK WP HR S P ERA WHIP	IP WLS BF H R ER SO BB IBB HBP BLK WP HR S P ERA WHIP	IP WLS BF H R ER SO BB IBB HBP BLK WP HR S P ERA WHIP	IP WLS BF H R ER SO BB IBB HBP BLK WP HR S P ERA WHIP	IP WLS BF H R ER SO BB IBB HBP BLK WP HR S P ERA WHIP	IP WLS BF H R ER SO BB IBB HBP BLK WP HR S P ERA WHIP	IP WLS BF H R ER SO BB IBB HBP BLK WP HR S P ERA WHIP	IP WLS BF H R ER SO BB IBB HBP BLK WP HR S P ERA WHIP	IP WLS BF H R ER SO BB IBB HBP BLK WP HR S P ERA WHIP	IP WLS BF H R ER SO BB IBB HBP BLK WP HR S P ERA WHIP	IP WLS BF H R ER SO BB IBB HBP BLK WP HR S P ERA WHIP	IP WLS BF H R ER SO BB IBB HBP BLK WP HR S P ERA WHIP	IP WLS BF H R ER SO BB IBB HBP BLK WP HR S P ERA WHIP	IP WLS BF H R ER SO BB IBB HBP BLK WP HR S P ERA WHIP	IP WLS BF H R ER SO BB IBB HBP BLK WP HR S P ERA WHIP	
47 Howie Kendrick, R OBP: 0.375, SLG: 0.407	L7	G6-3				27 S	1B		G4-3	5	0	1	1	0	1	2									
27 Mike Trout, R OBP: 0.395, SLG: 0.579	F9		K			K			G1-3	5	0	1	0	0	2	1									
5 Albert Pujols, R OBP: 0.346, SLG: 0.591	2B		1B			G6-3			K	4	0	2	0	0	1	1									
28 Raul Ibanez, L OBP: 0.221, SLG: 0.299	L7		K			K			F9	4	0	0	0	0	2	3									
6 David Freese, R OBP: 0.266, SLG: 0.286 44 Ian Stewart, L OBP: 0.278, SLG: 0.460 10 Grant Green, R			1B			K			K	1	1	1	0	0	0	0									
2 Erick Aybar, S OBP: 0.300, SLG: 0.385	G3		F8			P5			G4-3	4	0	0	0	0	0	3									
16 Hank Conger, L OBP: 0.350, SLG: 0.541	P2		K			G3			BB	3	0	0	0	1	1	1									
7 Collin Cowgill, R OBP: 0.392, SLG: 0.500	P2		P2			BB			G5-3	3	0	1	0	1	0	1									
3 JB Shuck, L OBP: 0.193, SLG: 0.259	1B		1B			P4			G4-3	4	1	2	1	0	0	1									
<b>Inning Stats</b>	R: 0 H: 1 E: 0 K: 0 S: 8	H: 3 LOB: 2 BB: 0 P: 10	R: 1 H: 1 E: 0 K: 2 S: 13	H: 1 LOB: 2 BB: 0 P: 16	R: 1 H: 2 E: 0 K: 2 S: 17	H: 2 LOB: 1 BB: 0 P: 22	R: 0 H: 0 E: 0 K: 0 S: 8	H: 0 LOB: 1 BB: 1 P: 16	R: 0 H: 1 E: 0 K: 1 S: 13	H: 1 LOB: 1 BB: 0 P: 20	R: 0 H: 0 E: 0 K: 0 S: 10	H: 0 LOB: 0 BB: 1 P: 18	R: 0 H: 0 E: 0 K: 1 S: 8	H: 0 LOB: 0 BB: 0 P: 12	1B: 7 2B: 1 3B: 0 HR: 0	SF: 0 SAC: 0 DP: 0 HBP: 1	WP: 0 PB: 0 SB: 3 CS: 0	PA: 38							
<b>PITCHER</b>	IP WLS BF H R ER SO BB IBB HBP BLK WP HR S P ERA WHIP	IP WLS BF H R ER SO BB IBB HBP BLK WP HR S P ERA WHIP	IP WLS BF H R ER SO BB IBB HBP BLK WP HR S P ERA WHIP	IP WLS BF H R ER SO BB IBB HBP BLK WP HR S P ERA WHIP	IP WLS BF H R ER SO BB IBB HBP BLK WP HR S P ERA WHIP	IP WLS BF H R ER SO BB IBB HBP BLK WP HR S P ERA WHIP	IP WLS BF H R ER SO BB IBB HBP BLK WP HR S P ERA WHIP	IP WLS BF H R ER SO BB IBB HBP BLK WP HR S P ERA WHIP	IP WLS BF H R ER SO BB IBB HBP BLK WP HR S P ERA WHIP	IP WLS BF H R ER SO BB IBB HBP BLK WP HR S P ERA WHIP	IP WLS BF H R ER SO BB IBB HBP BLK WP HR S P ERA WHIP	IP WLS BF H R ER SO BB IBB HBP BLK WP HR S P ERA WHIP	IP WLS BF H R ER SO BB IBB HBP BLK WP HR S P ERA WHIP	IP WLS BF H R ER SO BB IBB HBP BLK WP HR S P ERA WHIP	IP WLS BF H R ER SO BB IBB HBP BLK WP HR S P ERA WHIP	IP WLS BF H R ER SO BB IBB HBP BLK WP HR S P ERA WHIP	IP WLS BF H R ER SO BB IBB HBP BLK WP HR S P ERA WHIP	IP WLS BF H R ER SO BB IBB HBP BLK WP HR S P ERA WHIP	IP WLS BF H R ER SO BB IBB HBP BLK WP HR S P ERA WHIP	IP WLS BF H R ER SO BB IBB HBP BLK WP HR S P ERA WHIP	IP WLS BF H R ER SO BB IBB HBP BLK WP HR S P ERA WHIP	IP WLS BF H R ER SO BB IBB HBP BLK WP HR S P ERA WHIP	IP WLS BF H R ER SO BB IBB HBP BLK WP HR S P ERA WHIP	IP WLS BF H R ER SO BB IBB HBP BLK WP HR S P ERA WHIP	
48 Colby Lewis, R ERA: 4.22 49 Aaron Poreda, L ERA: 0.96 44 Jason Frasor, R ERA: 0.96 56 Neal Cotts, L ERA: 5.4 41 Alexi Ogando, R ERA: 6.14	IP WLS BF H R ER SO BB IBB HBP BLK WP HR S P ERA WHIP	IP WLS BF H R ER SO BB IBB HBP BLK WP HR S P ERA WHIP	IP WLS BF H R ER SO BB IBB HBP BLK WP HR S P ERA WHIP	IP WLS BF H R ER SO BB IBB HBP BLK WP HR S P ERA WHIP	IP WLS BF H R ER SO BB IBB HBP BLK WP HR S P ERA WHIP	IP WLS BF H R ER SO BB IBB HBP BLK WP HR S P ERA WHIP	IP WLS BF H R ER SO BB IBB HBP BLK WP HR S P ERA WHIP	IP WLS BF H R ER SO BB IBB HBP BLK WP HR S P ERA WHIP	IP WLS BF H R ER SO BB IBB HBP BLK WP HR S P ERA WHIP	IP WLS BF H R ER SO BB IBB HBP BLK WP HR S P ERA WHIP	IP WLS BF H R ER SO BB IBB HBP BLK WP HR S P ERA WHIP	IP WLS BF H R ER SO BB IBB HBP BLK WP HR S P ERA WHIP	IP WLS BF H R ER SO BB IBB HBP BLK WP HR S P ERA WHIP	IP WLS BF H R ER SO BB IBB HBP BLK WP HR S P ERA WHIP	IP WLS BF H R ER SO BB IBB HBP BLK WP HR S P ERA WHIP	IP WLS BF H R ER SO BB IBB HBP BLK WP HR S P ERA WHIP	IP WLS BF H R ER SO BB IBB HBP BLK WP HR S P ERA WHIP	IP WLS BF H R ER SO BB IBB HBP BLK WP HR S P ERA WHIP	IP WLS BF H R ER SO BB IBB HBP BLK WP HR S P ERA WHIP	IP WLS BF H R ER SO BB IBB HBP BLK WP HR S P ERA WHIP	IP WLS BF H R ER SO BB IBB HBP BLK WP HR S P ERA WHIP	IP WLS BF H R ER SO BB IBB HBP BLK WP HR S P ERA WHIP	IP WLS BF H R ER SO BB IBB HBP BLK WP HR S P ERA WHIP	IP WLS BF H R ER SO BB IBB HBP BLK WP HR S P ERA WHIP	IP WLS BF H R ER SO BB IBB HBP BLK WP HR S P ERA WHIP
28 Joaquin Soria, R ERA: 3.0	IP WLS BF H R ER SO BB IBB HBP BLK WP HR S P ERA WHIP	IP WLS BF H R ER SO BB IBB HBP BLK WP HR S P ERA WHIP	IP WLS BF H R ER SO BB IBB HBP BLK WP HR S P ERA WHIP	IP WLS BF H R ER SO BB IBB HBP BLK WP HR S P ERA WHIP	IP WLS BF H R ER SO BB IBB HBP BLK WP HR S P ERA WHIP	IP WLS BF H R ER SO BB IBB HBP BLK WP HR S P ERA WHIP	IP WLS BF H R ER SO BB IBB HBP BLK WP HR S P ERA WHIP	IP WLS BF H R ER SO BB IBB HBP BLK WP HR S P ERA WHIP	IP WLS BF H R ER SO BB IBB HBP BLK WP HR S P ERA WHIP	IP WLS BF H R ER SO BB IBB HBP BLK WP HR S P ERA WHIP	IP WLS BF H R ER SO BB IBB HBP BLK WP HR S P ERA WHIP	IP WLS BF H R ER SO BB IBB HBP BLK WP HR S P ERA WHIP	IP WLS BF H R ER SO BB IBB HBP BLK WP HR S P ERA WHIP	IP WLS BF H R ER SO BB IBB HBP BLK WP HR S P ERA WHIP	IP WLS BF H R ER SO BB IBB HBP BLK WP HR S P ERA WHIP	IP WLS BF H R ER SO BB IBB HBP BLK WP HR S P ERA WHIP	IP WLS BF H R ER SO BB IBB HBP BLK WP HR S P ERA WHIP	IP WLS BF H R ER SO BB IBB HBP BLK WP HR S P ERA WHIP	IP WLS BF H R ER SO BB IBB HBP BLK WP HR S P ERA WHIP	IP WLS BF H R ER SO BB IBB HBP BLK WP HR S P ERA WHIP	IP WLS BF H R ER SO BB IBB HBP BLK WP HR S P ERA WHIP	IP WLS BF H R ER SO BB IBB HBP BLK WP HR S P ERA WHIP	IP WLS BF H R ER SO BB IBB HBP BLK WP HR S P ERA WHIP	IP WLS BF H R ER SO BB IBB HBP BLK WP HR S P ERA WHIP	IP WLS BF H R ER SO BB IBB HBP BLK WP HR S P ERA WHIP

Texas Rangers @ Los Angeles Angels  
Angel Stadium of Anaheim, Anaheim, CA  
Fri May 02 2014, 7:10 PM - 10:23 PM PDT  
Att: 42,989 - Clear - 83 F

AB	35
R	5
H	9
RBI	5
BB	3
SO	10
LOB	14



Texas Rangers @ Los Angeles Angels  
Angel Stadium of Anaheim, Anaheim, CA  
Fri May 02 2014, 7:10 PM - 10:23 PM PDT  
Att: 42,989 - Clear - 83 F

AB	35
R	2
H	8
RBI	2
BB	2
SO	8
LOB	13






Batter	1	2	3	4	5	6	7	8	9	AB	R	H	RBI	BB	SO	LOB	TOP										
17 Shin-Soo Choo, L (1.7) OBP: 0.462, SLG: 0.530										3	0	2	1	2	0	0	<p><b>Texas Rangers @ Los Angeles Angels</b>  <b>Angel Stadium of Anaheim, Anaheim, CA</b>  Sat May 03 2014, 6:08 PM - 9:31 PM PDT  Att: 39,107 - Partly Cloudy - 81 F</p>										
1 Elvis Andrus, R (1.6) OBP: 0.283, SLG: 0.287										5	0	0	0	0	3	6											
29 Adrián Beltré, R (1.5) OBP: 0.308, SLG: 0.310										4	0	0	0	0	2	1											
84 Prince Fielder, L (1.3) OBP: 0.326, SLG: 0.309										4	1	1	0	0	1	1											
Alex Rios, R (1.9) OBP: 0.363, SLG: 0.470										4	0	2	0	0	1	0											
18 Mitch Moreland, L (1.10) OBP: 0.313, SLG: 0.403										4	1	1	1	0	1	2											
16 Donnie Murphy, R (1.4) OBP: 0.289, SLG: 0.313										4	1	2	0	0	2	0											
2 Leonys Martín, L (1.8) OBP: 0.340, SLG: 0.374										4	0	0	0	0	1	4											
61 Robinson Chirinos, R (1.2) OBP: 0.303, SLG: 0.387										4	0	2	1	0	1	2											
<b>Inning Stats</b>	R: 0 E: 0 K: 3 S: 11	H: 0 LOB: 1 BB: 1 P: 21	R: 0 E: 0 K: 1 S: 11	H: 2 LOB: 3 BB: 1 P: 15	R: 0 E: 0 K: 0 S: 7	H: 0 LOB: 0 BB: 0 P: 11	R: 3 E: 0 K: 2 S: 19	H: 5 LOB: 2 BB: 0 P: 30	R: 0 E: 0 K: 1 S: 10	H: 1 LOB: 1 BB: 0 P: 15	R: 0 E: 0 K: 2 S: 10	H: 1 LOB: 2 BB: 1 P: 19	R: 0 E: 0 K: 1 S: 8	H: 0 LOB: 0 BB: 0 P: 13	R: 0 E: 0 K: 2 S: 8	H: 0 LOB: 0 BB: 0 P: 14	R: 0 E: 0 K: 0 S: 8	H: 1 LOB: 0 BB: 0 P: 11	1B: 9 2B: 1 3B: 0 HR: 0	SF: 0 SAC: 0 DP: 1 HBP: 0	WP: 0 PB: 0 SB: 1 CS: 0	PA: 38					
<b>PITCHER</b>	IP	WLS	BF	H	R	ER	SO	BB	IBB	HBP	BLK	WP	HR	S	P	ERA	WHIP										
Garrett Richards, R (1.1) ERA: 2.84	6.0	W	29	9	3	3	9	1	1	0	0	0	0	68	111	4.50	1.667										
59 Fernando Salas, R (7.1) ERA: 2.13	1.0	H	3	0	0	0	1	0	0	0	0	0	0	8	13	0.00	0.000										
49 Ernesto Frieri, R (8.1) ERA: 6.57	1.0	H	3	0	0	0	2	0	0	0	0	0	0	8	14	0.00	0.000										
38 Joe Smith, R (9.1) ERA: 2.77	1.0	S	3	1	0	0	0	0	0	0	0	0	0	8	11	0.00	1.000										

Batter	1	2	3	4	5	6	7	8	9	AB	R	H	RBI	BB	SO	LOB	BOTTOM										
7 Collin Cowgill, R (1.9) OBP: 0.411, SLG: 0.510										5	2	3	0	0	0	2	<p><b>Texas Rangers @ Los Angeles Angels</b>  <b>Angel Stadium of Anaheim, Anaheim, CA</b>  Sat May 03 2014, 6:08 PM - 9:31 PM PDT  Att: 39,107 - Partly Cloudy - 81 F</p>										
27 Mike Trout, R (1.8) OBP: 0.396, SLG: 0.564										3	1	0	0	2	3												
5 Albert Pujols, R (1.10) OBP: 0.349, SLG: 0.580										4	0	1	1	1	4												
44 Ian Stewart, L (6, PR) OBP: 0.278, SLG: 0.460										0	0	0	0	0	0												
47 Howie Kendrick, R (1.4) OBP: 0.391, SLG: 0.441										5	2	4	1	0	0	2											
20 C.J. Cron, R (1.3) OBP: 0.600, SLG: 0.800										5	0	3	2	0	0	5											
2 Enck Aybar, S (1.6) OBP: 0.296, SLG: 0.385										5	0	1	1	0	0	7											
17 Chris Iannetta, R (1.2) OBP: 0.375, SLG: 0.397										3	0	0	0	1	1	1											
13 Luis Jimenez, R (1.5) OBP: 0.283, SLG: 0.287										3	0	0	0	0	2	1											
10 Grant Green, R (1.7) OBP: 0.400, SLG: 0.400										4	0	2	0	0	1	2											
<b>Inning Stats</b>	R: 1 E: 1 K: 0 S: 12	H: 2 LOB: 2 BB: 1 P: 21	R: 0 E: 0 K: 1 S: 14	H: 2 LOB: 3 BB: 1 P: 29	R: 1 E: 0 K: 2 S: 12	H: 2 LOB: 1 BB: 0 P: 16	R: 1 E: 0 K: 0 S: 14	H: 3 LOB: 2 BB: 0 P: 20	R: 0 E: 0 K: 1 S: 15	H: 1 LOB: 2 BB: 1 P: 24	R: 1 E: 0 K: 2 S: 18	H: 2 LOB: 0 BB: 0 P: 24	R: 0 E: 0 K: 0 S: 9	H: 0 LOB: 0 BB: 0 P: 12	R: 1 E: 0 K: 1 S: 16	H: 2 LOB: 3 BB: 1 P: 29	1B: 10 2B: 4 3B: 0 HR: 0	SF: 0 SAC: 1 DP: 0 HBP: 0	WP: 0 PB: 0 SB: 0 CS: 0	PA: 42							
<b>PITCHER</b>	IP	WLS	BF	H	R	ER	SO	BB	IBB	HBP	BLK	WP	HR	S	P	ERA	WHIP										
54 Matt Harrison, L (1.1) ERA: 4.35	4.1	L	26	10	3	3	3	3	0	0	0	0	0	27	96	6.23	3.000										
37 Shawn Tolleson, R (5.1) ERA: 3.6	1.2	L	7	2	1	1	3	0	0	0	0	0	0	9	12	0.00	0.000										
44 Jason Frasor, R (7.1) ERA: 0.87	1.0		3	0	0	0	0	0	0	0	0	0	0	9	12	0.00	0.000										
41 Alexi Ogando, R (8.1) ERA: 6.32	1.0		6	2	1	1	1	1	0	0	0	0	0	16	29	9.00	3.000										

AB	36
R	3
H	10
RBI	3
BB	2
SO	12
LOB	16



AB	37
R	5
H	14
RBI	5
BB	4
SO	7
LOB	27





Batter	1	2	3	4	5	6	7	8	9	AB	R	H	RBI	BB	SO	LOB	TOP					
17 Shin-Soo Choo, L OBP: 0.482, SLG: 0.535										3	2	0	2	1	0							
19 Daniel Robertson, R OBP: 0.200, SLG: 0.111										6	1	0	1	0	3	7						
29 Adrian Beltré, R OBP: 0.338, SLG: 0.333										5	3	3	1	1	0	2						
84 Prince Fielder, L OBP: 0.348, SLG: 0.342										4	3	3	2	2	1	1						
Alex Rios, R OBP: 0.362, SLG: 0.475										5	0	1	3	1	1	5						
15 Michael Choice, R OBP: 0.324, SLG: 0.328										5	1	2	4	1	0	2						
7 J.P. Arencibia, R OBP: 0.188, SLG: 0.233										4	2	2	2	1	0	2						
12 Josh Wilson, R OBP: 0.302, SLG: 0.333										5	1	1	0	0	2	3						
1 Elvis Andrus, R OBP: 0.288, SLG: 0.288										3	1	1	1	1	0	1						
<b>Inning Stats</b>	R: 3 H: 4 E: 0 K: 1 S: 23	H: 4 LOB: 2 BB: 1 P: 36	R: 2 H: 3 E: 0 K: 0 S: 10	H: 3 LOB: 1 BB: 0 P: 17	R: 1 H: 1 E: 0 K: 2 S: 11	H: 1 LOB: 2 BB: 2 P: 23	R: 3 H: 2 E: 0 K: 0 S: 14	H: 2 LOB: 1 BB: 2 P: 30	R: 0 H: 0 E: 0 K: 2 S: 14	H: 0 LOB: 0 BB: 0 P: 21	R: 0 H: 0 E: 0 K: 0 S: 6	H: 0 LOB: 0 BB: 0 P: 11	R: 0 H: 0 E: 0 K: 1 S: 10	H: 0 LOB: 2 BB: 1 P: 24	R: 0 H: 1 E: 0 K: 2 S: 15	H: 1 LOB: 2 BB: 1 P: 38	R: 5 H: 4 E: 0 K: 0 S: 19	H: 4 LOB: 2 BB: 3 P: 38	1B: 9 2B: 3 3B: 1 HR: 2	SF: 2 SAC: 0 DP: 0 HBP: 1	WP: 1 PB: 0 SB: 1 CS: 0	PA: 52
<b>PITCHER</b>	IP: 2.2 WLS: L BF: 19 ERA: 4.54	H: 8 R: 6 ER: 6 SO: 2	BB: 2 IBB: 1 HBP: 0 BLK: 0	WP: 1 HR: 1 S: 41 P: 70	ERA: 20.25 WHIP: 3.750	IP: 1.0 WLS: 0 BF: 10 ERA: 8.53	H: 4 R: 5 ER: 5 SO: 0	BB: 3 IBB: 0 HBP: 0 BLK: 0	WP: 0 HR: 0 S: 19 P: 38	ERA: 45.00 WHIP: 7.000												
45 Tyler Skaggs, L ERA: 4.54	(1, 1)	2.2	L	19	8	6	6	2	2	1	0	0	0	1	41	70	20.25	3.750				
40 Kevin Jepsen, R ERA: 6.35	(3, 1)	1.1		8	2	3	3	1	2	0	0	0	0	1	17	36	20.25	3.000				
58 Michael Kohn, R ERA: 1.15	(5, 1)	1.2		6	0	0	0	3	0	0	1	0	0	0	18	30	0.00	0.000				
64 Mike Morin, R ERA: 1.98	(6, 1)	1.1		4	0	0	0	1	0	0	0	0	0	0	12	18	0.00	0.000				
59 Fernando Salas, R ERA: 1.98	(8, 1)	1.0		5	1	0	0	2	1	0	0	0	0	0	15	24	0.00	2.000				
<b>Batter</b>	<b>1</b>	<b>2</b>	<b>3</b>	<b>4</b>	<b>5</b>	<b>6</b>	<b>7</b>	<b>8</b>	<b>9</b>	<b>AB</b>	<b>R</b>	<b>H</b>	<b>RBI</b>	<b>BB</b>	<b>SO</b>	<b>LOB</b>	<b>BOTTOM</b>					
2 Erick Aybar, S OBP: 0.308, SLG: 0.430										5	1	3	1	0	0	3						
27 Mike Trout, R OBP: 0.384, SLG: 0.550										3	0	0	1	0	1	3						
5 Albert Pujols, R OBP: 0.353, SLG: 0.598										3	1	1	1	0	1	1						
28 Raul Ibanez, L OBP: 0.222, SLG: 0.289										3	0	0	0	1	2	2						
47 Howie Kendrick, R OBP: 0.380, SLG: 0.426										4	0	0	0	0	1	1						
44 Ian Stewart, L OBP: 0.259, SLG: 0.426										4	0	0	0	0	2	1						
20 C.J. Cron, R OBP: 0.556, SLG: 0.667										4	0	2	0	0	0	0						
16 Hank Conger, L OBP: 0.349, SLG: 0.525										3	1	1	0	0	2	1						
8 John McDonald, R OBP: 0.375, SLG: 0.460										1	0	0	0	0	0	1						
7 Collin Cowgill, R OBP: 0.407, SLG: 0.500										3	0	1	0	0	2	1						
10 Grant Green, R OBP: 0.500, SLG: 0.667										1	0	1	0	0	0	0						
<b>Inning Stats</b>	R: 2 H: 2 E: 0 K: 0 S: 15	H: 2 LOB: 1 BB: 1 P: 27	R: 0 H: 2 E: 0 K: 2 S: 15	H: 2 LOB: 0 BB: 0 P: 24	R: 0 H: 0 E: 0 K: 2 S: 7	H: 0 LOB: 0 BB: 0 P: 11	R: 0 H: 0 E: 0 K: 2 S: 8	H: 0 LOB: 0 BB: 0 P: 10	R: 0 H: 1 E: 0 K: 2 S: 13	H: 1 LOB: 2 BB: 0 P: 24	R: 0 H: 0 E: 0 K: 0 S: 6	H: 0 LOB: 0 BB: 0 P: 9	R: 1 H: 2 E: 0 K: 1 S: 12	H: 2 LOB: 1 BB: 0 P: 19	R: 0 H: 0 E: 0 K: 2 S: 9	H: 0 LOB: 0 BB: 0 P: 14	R: 0 H: 2 E: 0 K: 0 S: 14	H: 2 LOB: 1 BB: 0 P: 20	1B: 5 2B: 2 3B: 0 HR: 2	SF: 1 SAC: 0 DP: 1 HBP: 1	WP: 0 PB: 0 SB: 0 CS: 0	PA: 37
<b>PITCHER</b>	IP: 6.1 WLS: W BF: 28 ERA: 2.87	H: 7 R: 3 ER: 3 SO: 0	BB: 1 IBB: 0 HBP: 1 BLK: 0	WP: 0 HR: 1 S: 71 P: 116	ERA: 4.26 WHIP: 1.263	IP: 2.2 WLS: 0 BF: 9 ERA: 0.00	H: 2 R: 0 ER: 0 SO: 0	BB: 0 IBB: 0 HBP: 0 BLK: 0	WP: 0 HR: 0 S: 28 P: 42	ERA: 0.00 WHIP: 0.750												
11 Yu Darvish, R ERA: 2.87	(1, 1)	6.1	W	28	7	3	3	0	1	0	1	0	0	0	71	116	4.26	1.263				
22 Nick Martinez, R ERA: 2.41	(7, 1)	2.2		9	2	0	0	2	0	0	0	0	0	0	28	42	0.00	0.750				

Texas Rangers @ Los Angeles Angels  
Angel Stadium of Anaheim, Anaheim, CA  
Sun May 04 2014, 12:41 PM - 4:35 PM PDT  
Att: 37,765 - Partly Cloudy - 79 F

AB 40  
R 14  
H 15  
RBI 14  
BB 9  
SO 8  
LOB 23



Texas Rangers @ Los Angeles Angels  
Angel Stadium of Anaheim, Anaheim, CA  
Sun May 04 2014, 12:41 PM - 4:35 PM PDT  
Att: 37,765 - Partly Cloudy - 79 F

AB 34  
R 3  
H 9  
RBI 3  
BB 1  
SO 11  
LOB 14





Batter	1	2	3	4	5	6	7	8	9	AB	R	H	RBI	BB	SO	LOB	TOP										
11 Brett Gardner, L OBP: 0.336, SLG: 0.330	G1-3		K			K		K		4	0	0	0	0	3	3	<b>New York Yankees @ Los Angeles Angels</b> Angel Stadium of Anaheim, Anaheim, CA Mon May 05 2014, 7:09 PM - 10:17 PM PDT Att: 39,701 - Partly Cloudy - 65 F										
2 Derek Jeter, R OBP: 0.321, SLG: 0.293	F8			1B			2B	G4-6-3		4	1	2	0	0	0	3											
22 Jacoby Ellsbury, L OBP: 0.378, SLG: 0.470	G3			G4-6-3			G4-3		K	4	0	0	0	0	1	2											
25 Mark Teixeira, S OBP: 0.403, SLG: 0.542		BB		L3			1B		K	3	0	1	1	1	1	0											
34 Brian McCann, L OBP: 0.252, SLG: 0.358	FC4-5					F9	FC3-5		L9	4	0	0	0	0	0	2											
12 Alfonso Soriano, R OBP: 0.283, SLG: 0.436	K			L8			K			3	0	0	0	0	2	2											
33 Kelly Johnson, L OBP: 0.284, SLG: 0.480	K			G3-1						3	0	1	0	0	1	1											
14 Brian Roberts, S OBP: 0.320, SLG: 0.295			F7			F9				3	0	1	0	0	0	0											
31 Ichiro Suzuki, L OBP: 0.396, SLG: 0.451	G4-3					K				3	0	1	0	0	1	0											
<b>Inning Stats</b>	R: 0 E: 0 K: 0 S: 4	H: 0 LOB: 0 BB: 0 P: 6	R: 0 E: 0 K: 2 S: 10	H: 0 LOB: 1 BB: 1 P: 21	R: 0 E: 0 K: 1 S: 7	H: 0 LOB: 0 BB: 0 P: 10	R: 0 E: 0 K: 0 S: 6	H: 1 LOB: 1 BB: 0 P: 11	R: 0 E: 0 K: 0 S: 6	H: 0 LOB: 0 BB: 0 P: 11	R: 0 E: 0 K: 2 S: 14	H: 0 LOB: 0 BB: 0 P: 18	R: 1 E: 0 K: 1 S: 11	H: 2 LOB: 1 BB: 0 P: 18	R: 0 E: 0 K: 1 S: 7	H: 3 LOB: 2 BB: 0 P: 9		R: 0 E: 0 K: 2 S: 13	H: 0 LOB: 0 BB: 0 P: 16	1B: 5 2B: 1 3B: 0 HR: 0	SF: 0 SAC: 0 DP: 2 HBP: 0	WP: 0 PB: 0 SB: 0 CS: 0	PA: 32				
<b>PITCHER</b>	IP	WLS	BF	H	R	ER	SO	BB	IBB	HBP	BLK	WP	HR	S	P	ERA	WHIP										
36 Jered Weaver, R ERA: 3.48	8.0	W	29	6	1	1	7	1	0	0	0	0	0	65	104	1.12	0.875										
49 Ernesto Frieri, R ERA: 6.08	1.0	S	3	0	0	0	2	0	0	0	0	0	0	13	16	0.00	0.000										

Batter	1	2	3	4	5	6	7	8	9	AB	R	H	RBI	BB	SO	LOB	BOTTOM										
2 Erick Aybar, S OBP: 0.298, SLG: 0.415	G1-6-3			L5		E3		G4-3		4	0	0	0	0	0	1	<b>New York Yankees @ Los Angeles Angels</b> Angel Stadium of Anaheim, Anaheim, CA Mon May 05 2014, 7:09 PM - 10:17 PM PDT Att: 39,701 - Partly Cloudy - 65 F										
27 Mike Trout, R OBP: 0.348, SLG: 0.537	L6			5B		P3		F8		3	0	0	0	1	0	2											
5 Albert Pujols, R OBP: 0.364, SLG: 0.600	G1-3			BB						3	1	2	0	1	0	0											
20 C.J. Cron, R OBP: 0.417, SLG: 0.500										3	0	0	0	0	1	4											
28 Raul Ibanez, L OBP: 0.230, SLG: 0.289	K			G6-4-3		P5				0	1	0	0	1	0	0											
47 Howie Kendrick, R OBP: 0.383, SLG: 0.440	K									3	1	1	1	1	1	2											
44 Ian Stewart, L OBP: 0.246, SLG: 0.404										3	0	0	1	0	0	0											
8 John McDonald, R OBP: 0.412, SLG: 0.400	F8									0	0	0	1	1	0	0											
17 Chris Iannetta, R OBP: 0.381, SLG: 0.394	K									3	0	1	1	1	1	0											
10 Grant Green, R OBP: 0.300, SLG: 0.400										4	0	0	0	0	1	4											
7 Collin Cowgill, R OBP: 0.403, SLG: 0.481	G6-3									2	1	0	0	1	0	1											
<b>Inning Stats</b>	R: 0 E: 0 K: 0 S: 6	H: 0 LOB: 0 BB: 0 P: 11	R: 0 E: 0 K: 2 S: 16	H: 0 LOB: 0 BB: 0 P: 20	R: 0 E: 0 K: 1 S: 10	H: 0 LOB: 0 BB: 0 P: 15	R: 0 E: 0 K: 0 S: 7	H: 1 LOB: 1 BB: 1 P: 15	R: 1 E: 0 K: 0 S: 12	H: 2 LOB: 1 BB: 0 P: 18	R: 0 E: 1 K: 0 S: 10	H: 1 LOB: 2 BB: 0 P: 15	R: 0 E: 0 K: 1 S: 13	H: 0 LOB: 0 BB: 0 P: 16	R: 3 E: 0 K: 0 S: 21	H: 0 LOB: 3 BB: 6 P: 49	R: 0 E: 0 K: 0 S: 13	H: 0 LOB: 0 BB: 0 P: 16	1B: 3 2B: 0 3B: 1 HR: 0	SF: 0 SAC: 0 DP: 1 HBP: 0	WP: 0 PB: 0 SB: 0 CS: 0	PA: 35					
<b>PITCHER</b>	IP	WLS	BF	H	R	ER	SO	BB	IBB	HBP	BLK	WP	HR	S	P	ERA	WHIP										
41 David Phelps, R ERA: 3.18	5.1		20	3	1	1	3	1	0	0	0	0	0	56	87	1.69	0.750										
43 Adam Warren, R ERA: 1.4	1.2		6	1	0	0	1	0	0	0	0	0	0	18	23	0.00	0.600										
27 Shawn Kelley, R ERA: 3.6	0.2	L	6	0	3	3	0	3	1	0	0	0	0	14	34	40.50	4.500										
48 Matt Thornton, L ERA: 1.5	0.0		1	0	0	0	0	1	0	0	0	0	0	3	7	=	=										
38 Preston Claiborne, R ERA: 1.15	0.1		2	0	0	0	0	1	0	0	0	0	0	4	8	0.00	3.000										

AB	31
R	1
H	6
RBI	1
BB	1
SO	9
LOB	13

AB	28
R	4
H	4
RBI	4
BB	7
SO	4
LOB	14







Batter	1	2	3	4	5	6	7	8	9	AB	R	H	RBI	BB	SO	LOB	TOP								
22 Jacoby Ellsbury, L (1,8) OBP: 0.380, SLG: 0.463										4	1	2	0	1	0	0	<b>New York Yankees @ Los Angeles Angels</b> Angel Stadium of Anaheim, Anaheim, CA Wed May 07 2014, 7:10 PM - 10:10 PM PDT Att: 44,083 - Clear - 64 F								
2 Derek Jeter, R (1,6) OBP: 0.339, SLG: 0.330										5	2	2	1	0	1	4									
17 Brendan Ryan, R (9,6)										0	0	0	0	0	0	0									
36 Carlos Beltrán, S (1,9) OBP: 0.291, SLG: 0.448										3	1	0	1	1	0	3									
31 Ichiro Suzuki, L (8,9) OBP: 0.396, SLG: 0.451										0	0	0	0	0	0	0									
25 Mark Teixeira, S (1,3) OBP: 0.383, SLG: 0.507										4	1	1	2	1	0	5									
12 Alfonso Soriano, R (1,10) OBP: 0.272, SLG: 0.413										5	0	0	0	0	3	3									
26 Yanoris Solarte, S (1,5) OBP: 0.391, SLG: 0.499										4	1	2	1	0	0	0									
11 Brett Gardner, L (1,7) OBP: 0.347, SLG: 0.336										4	2	2	0	1	0	2									
14 Brian Roberts, S (1,4) OBP: 0.333, SLG: 0.337										3	0	1	1	1	1	3									
66 John Ryan Murphy, R (1,2) OBP: 0.348, SLG: 0.522										4	1	2	2	0	1	0									
<b>Inning Stats</b>	R: 5 E: 2 K: 1 S: 17	H: 3 LOB: 0 BB: 2 P: 30	R: 1 E: 0 K: 0 S: 9	H: 1 LOB: 0 BB: 1 P: 15	R: 0 E: 0 K: 1 S: 13	H: 1 LOB: 2 BB: 1 P: 22	R: 0 E: 0 K: 0 S: 12	H: 3 LOB: 2 BB: 0 P: 20	R: 0 E: 0 K: 1 S: 9	H: 0 LOB: 1 BB: 1 P: 16	R: 0 E: 0 K: 2 S: 10	H: 0 LOB: 0 BB: 0 P: 13	R: 0 E: 0 K: 0 S: 5	H: 0 LOB: 0 BB: 0 P: 5	R: 3 E: 0 K: 0 S: 14	H: 4 LOB: 2 BB: 1 P: 24	R: 0 E: 0 K: 1 S: 5	H: 0 LOB: 0 BB: 0 P: 6	1B: 8 2B: 3 3B: 0 HR: 1	SF: 2 SAC: 0 DP: 1 HBP: 0	WP: 1 PB: 0 SB: 0 CS: 1	PA: 44			
<b>PITCHER</b>	IP WLS BF H R ER SO BB IBB HBP BLK WP HR S P ERA WHIP	IP WLS BF H R ER SO BB IBB HBP BLK WP HR S P ERA WHIP	IP WLS BF H R ER SO BB IBB HBP BLK WP HR S P ERA WHIP	IP WLS BF H R ER SO BB IBB HBP BLK WP HR S P ERA WHIP	IP WLS BF H R ER SO BB IBB HBP BLK WP HR S P ERA WHIP	IP WLS BF H R ER SO BB IBB HBP BLK WP HR S P ERA WHIP	IP WLS BF H R ER SO BB IBB HBP BLK WP HR S P ERA WHIP	IP WLS BF H R ER SO BB IBB HBP BLK WP HR S P ERA WHIP	IP WLS BF H R ER SO BB IBB HBP BLK WP HR S P ERA WHIP	IP WLS BF H R ER SO BB IBB HBP BLK WP HR S P ERA WHIP	IP WLS BF H R ER SO BB IBB HBP BLK WP HR S P ERA WHIP	IP WLS BF H R ER SO BB IBB HBP BLK WP HR S P ERA WHIP	IP WLS BF H R ER SO BB IBB HBP BLK WP HR S P ERA WHIP	IP WLS BF H R ER SO BB IBB HBP BLK WP HR S P ERA WHIP	IP WLS BF H R ER SO BB IBB HBP BLK WP HR S P ERA WHIP	IP WLS BF H R ER SO BB IBB HBP BLK WP HR S P ERA WHIP	IP WLS BF H R ER SO BB IBB HBP BLK WP HR S P ERA WHIP	IP WLS BF H R ER SO BB IBB HBP BLK WP HR S P ERA WHIP	IP WLS BF H R ER SO BB IBB HBP BLK WP HR S P ERA WHIP	IP WLS BF H R ER SO BB IBB HBP BLK WP HR S P ERA WHIP	IP WLS BF H R ER SO BB IBB HBP BLK WP HR S P ERA WHIP	IP WLS BF H R ER SO BB IBB HBP BLK WP HR S P ERA WHIP	IP WLS BF H R ER SO BB IBB HBP BLK WP HR S P ERA WHIP	IP WLS BF H R ER SO BB IBB HBP BLK WP HR S P ERA WHIP	
53 Héctor Santiago, L (1,1) ERA: 5.19	2.1	L	15	5	6	2	2	3	0	0	0	0	0	0	0	0	7.71	3.429							
64 Mike Morin, R (3,1) ERA: 5.19	1.2		7	3	0	0	0	0	0	0	0	0	0	0	0	0	0.00	1.800							
40 Kevin Jepsen, R (5,1) ERA: 5.84	1.0		4	0	0	0	1	1	0	0	0	0	0	0	0	0	0.00	1.000							
58 Michael Kohn, R (6,1) ERA: 1.02	2.0		6	0	0	0	2	0	0	0	0	0	0	0	0	0	0.00	0.000							
63 Nick Maronde, L (8,1) ERA: 12.79	0.0		3	2	3	3	0	1	0	0	0	0	0	0	0	0	∞	∞							
<b>PITCHER</b>	IP WLS BF H R ER SO BB IBB HBP BLK WP HR S P ERA WHIP	IP WLS BF H R ER SO BB IBB HBP BLK WP HR S P ERA WHIP	IP WLS BF H R ER SO BB IBB HBP BLK WP HR S P ERA WHIP	IP WLS BF H R ER SO BB IBB HBP BLK WP HR S P ERA WHIP	IP WLS BF H R ER SO BB IBB HBP BLK WP HR S P ERA WHIP	IP WLS BF H R ER SO BB IBB HBP BLK WP HR S P ERA WHIP	IP WLS BF H R ER SO BB IBB HBP BLK WP HR S P ERA WHIP	IP WLS BF H R ER SO BB IBB HBP BLK WP HR S P ERA WHIP	IP WLS BF H R ER SO BB IBB HBP BLK WP HR S P ERA WHIP	IP WLS BF H R ER SO BB IBB HBP BLK WP HR S P ERA WHIP	IP WLS BF H R ER SO BB IBB HBP BLK WP HR S P ERA WHIP	IP WLS BF H R ER SO BB IBB HBP BLK WP HR S P ERA WHIP	IP WLS BF H R ER SO BB IBB HBP BLK WP HR S P ERA WHIP	IP WLS BF H R ER SO BB IBB HBP BLK WP HR S P ERA WHIP	IP WLS BF H R ER SO BB IBB HBP BLK WP HR S P ERA WHIP	IP WLS BF H R ER SO BB IBB HBP BLK WP HR S P ERA WHIP	IP WLS BF H R ER SO BB IBB HBP BLK WP HR S P ERA WHIP	IP WLS BF H R ER SO BB IBB HBP BLK WP HR S P ERA WHIP	IP WLS BF H R ER SO BB IBB HBP BLK WP HR S P ERA WHIP	IP WLS BF H R ER SO BB IBB HBP BLK WP HR S P ERA WHIP	IP WLS BF H R ER SO BB IBB HBP BLK WP HR S P ERA WHIP	IP WLS BF H R ER SO BB IBB HBP BLK WP HR S P ERA WHIP	IP WLS BF H R ER SO BB IBB HBP BLK WP HR S P ERA WHIP	IP WLS BF H R ER SO BB IBB HBP BLK WP HR S P ERA WHIP	IP WLS BF H R ER SO BB IBB HBP BLK WP HR S P ERA WHIP
46 Cory Rasmus, R (8,1) ERA:	2.0		8	2	0	0	1	0	0	0	0	0	0	0	0	0	0.00	1.000							
<b>Batter</b>	<b>1</b>	<b>2</b>	<b>3</b>	<b>4</b>	<b>5</b>	<b>6</b>	<b>7</b>	<b>8</b>	<b>9</b>	<b>AB</b>	<b>R</b>	<b>H</b>	<b>RBI</b>	<b>BB</b>	<b>SO</b>	<b>LOB</b>	<b>BOTTOM</b>								
7 Collin Cowgill, R (1,9) OBP: 0.382, SLG: 0.450										4	0	0	0	0	1	6	<b>New York Yankees @ Los Angeles Angels</b> Angel Stadium of Anaheim, Anaheim, CA Wed May 07 2014, 7:10 PM - 10:10 PM PDT Att: 44,083 - Clear - 64 F								
27 Mike Trout, R (1,8) OBP: 0.373, SLG: 0.535										3	1	0	0	1	0	0									
5 Albert Pujols, R (1,3) OBP: 0.359, SLG: 0.579										4	0	0	0	0	2	1									
44 Ian Stewart, L (9,3) OBP: 0.231, SLG: 0.377										0	0	0	0	0	0	0									
47 Howie Kendrick, R (1,4) OBP: 0.369, SLG: 0.421										4	1	1	0	0	0	1									
20 C.J. Cron, R (1,10) OBP: 0.450, SLG: 0.579										4	0	3	1	0	1	0									
2 Enck Aybar, S (1,6) OBP: 0.288, SLG: 0.400										4	0	0	1	0	0	3									
17 Chris Iannetta, R (1,2) OBP: 0.364, SLG: 0.371										4	0	0	0	0	1	2									
10 Grant Green, R (1,7) OBP: 0.357, SLG: 0.385										3	0	1	0	1	0	0									
8 John McDonald, R (1,5) OBP: 0.421, SLG: 0.375										1	0	0	0	1	0	0									
28 Raul Ibanez, L (7,PH) OBP: 0.226, SLG: 0.281										2	0	1	0	0	0	0									
<b>Inning Stats</b>	R: 0 E: 0 K: 0 S: 6	H: 0 LOB: 0 BB: 0 P: 9	R: 1 E: 0 K: 0 S: 10	H: 3 LOB: 3 BB: 1 P: 21	R: 0 E: 0 K: 0 S: 8	H: 0 LOB: 0 BB: 0 P: 11	R: 0 E: 0 K: 1 S: 7	H: 0 LOB: 0 BB: 0 P: 11	R: 0 E: 0 K: 1 S: 7	H: 0 LOB: 0 BB: 0 P: 11	R: 0 E: 0 K: 0 S: 7	H: 0 LOB: 0 BB: 0 P: 14	R: 0 E: 0 K: 1 S: 13	H: 2 LOB: 3 BB: 1 P: 22	R: 1 E: 0 K: 1 S: 12	H: 1 LOB: 1 BB: 1 P: 21	R: 0 E: 0 K: 0 S: 7	H: 0 LOB: 0 BB: 0 P: 9	1B: 4 2B: 2 3B: 0 HR: 0	SF: 0 SAC: 0 DP: 0 HBP: 0	WP: 0 PB: 0 SB: 0 CS: 0	PA: 36			
<b>PITCHER</b>	IP WLS BF H R ER SO BB IBB HBP BLK WP HR S P ERA WHIP	IP WLS BF H R ER SO BB IBB HBP BLK WP HR S P ERA WHIP	IP WLS BF H R ER SO BB IBB HBP BLK WP HR S P ERA WHIP	IP WLS BF H R ER SO BB IBB HBP BLK WP HR S P ERA WHIP	IP WLS BF H R ER SO BB IBB HBP BLK WP HR S P ERA WHIP	IP WLS BF H R ER SO BB IBB HBP BLK WP HR S P ERA WHIP	IP WLS BF H R ER SO BB IBB HBP BLK WP HR S P ERA WHIP	IP WLS BF H R ER SO BB IBB HBP BLK WP HR S P ERA WHIP	IP WLS BF H R ER SO BB IBB HBP BLK WP HR S P ERA WHIP	IP WLS BF H R ER SO BB IBB HBP BLK WP HR S P ERA WHIP	IP WLS BF H R ER SO BB IBB HBP BLK WP HR S P ERA WHIP	IP WLS BF H R ER SO BB IBB HBP BLK WP HR S P ERA WHIP	IP WLS BF H R ER SO BB IBB HBP BLK WP HR S P ERA WHIP	IP WLS BF H R ER SO BB IBB HBP BLK WP HR S P ERA WHIP	IP WLS BF H R ER SO BB IBB HBP BLK WP HR S P ERA WHIP	IP WLS BF H R ER SO BB IBB HBP BLK WP HR S P ERA WHIP	IP WLS BF H R ER SO BB IBB HBP BLK WP HR S P ERA WHIP	IP WLS BF H R ER SO BB IBB HBP BLK WP HR S P ERA WHIP	IP WLS BF H R ER SO BB IBB HBP BLK WP HR S P ERA WHIP	IP WLS BF H R ER SO BB IBB HBP BLK WP HR S P ERA WHIP	IP WLS BF H R ER SO BB IBB HBP BLK WP HR S P ERA WHIP	IP WLS BF H R ER SO BB IBB HBP BLK WP HR S P ERA WHIP	IP WLS BF H R ER SO BB IBB HBP BLK WP HR S P ERA WHIP	IP WLS BF H R ER SO BB IBB HBP BLK WP HR S P ERA WHIP	
57 Vidal Núñez, L (1,1) ERA: 5.47	6.1	W	24	4	1	1	3	1	0	0	0	0	0	0	0	0	1.42	0.789							
68 Dellin Betances, R (7,1) ERA: 2.08	1.2		9	2	1	1	2	2	0	0	0	0	0	0	0	0	5.40	2.400							
38 Preston Claiborne, R (9,1) ERA: 1.10	1.0		3	0	0	0	0	0	0	0	0	0	0	0	0	0	0.00	0.000							

















Batter	1	2	3	4	5	6	7	8	9	AB	R	H	RBI	BB	SO	LOB	TOP						
2 Erick Aybar, S OBP: 0.294, SLG: 0.418	G1-3		F8		L4		G6-4-3		FC4-6	5	0	1	0	0	0	4	<b>Los Angeles Angels @ Toronto Blue Jays</b> Rogers Centre, Toronto, ON Mon May 12 2014, 7:08 PM - 9:52 PM EDT Att: 13,603 - Roof Closed - 68 F						
27 Mike Trout, R OBP: 0.359, SLG: 0.524	G4-3		2B		BB		K		F9	4	0	1	2	1	1	3							
5 Albert Pujols, R OBP: 0.337, SLG: 0.530	G5-3		G5-3		L8		G6-4-3			4	0	0	0	0	0	5							
47 Howie Kendrick, R OBP: 0.389, SLG: 0.446		1B			K		G6-3		G1-3	4	0	1	0	0	1	0							
20 C.J. Cron, R OBP: 0.414, SLG: 0.714	G5-4-3		G3		G3		G6-3		HR	4	1	1	1	0	0	1							
17 Chris Iannetta, R OBP: 0.375, SLG: 0.408	F7		BB		BB		7 BB		K	2	0	0	0	2	1	0							
7 Collin Cowgill, R OBP: 0.412, SLG: 0.431			10 BB 27 BB		F9		BB		P4	2	1	0	0	2	0	1							
13 Luis Jimenez, R OBP: 0.167, SLG: 0.167			K				10 FC4-6		P4	3	0	1	0	0	1	3							
19 Eren Navarro, L OBP: 0.275, SLG: 0.275							10 FC4-6		2 FC4-6	0	0	0	0	0	1	0							
10 Grant Green, R OBP: 0.381, SLG: 0.400							FC4-6		P6	3	1	2	0	0	0	1							
28 Raul Ibanez, L OBP: 0.248, SLG: 0.267			27 BB				1B			1	0	0	0	0	0	1							
<b>Inning Stats</b>	R: 0 H: 0 E: 0 K: 0 S: 4	H: 0 LOB: 0 BB: 0 P: 9	R: 0 H: 1 E: 0 K: 0 S: 6	H: 1 LOB: 0 BB: 0 P: 7	R: 2 H: 2 E: 0 K: 1 S: 10	H: 2 LOB: 1 BB: 1 P: 23	R: 0 H: 0 E: 0 K: 1 S: 8	H: 0 LOB: 1 BB: 1 P: 16	R: 0 H: 1 E: 0 K: 0 S: 9	H: 1 LOB: 2 BB: 2 P: 14	R: 0 H: 0 E: 0 K: 0 S: 11	H: 0 LOB: 2 BB: 2 P: 23	R: 0 H: 2 E: 0 K: 1 S: 10	H: 2 LOB: 0 BB: 0 P: 16	R: 1 H: 1 E: 0 K: 1 S: 13	H: 1 LOB: 0 BB: 0 P: 19	R: 0 H: 0 E: 0 K: 0 S: 10	H: 0 LOB: 1 BB: 1 P: 19	1B: 5 2B: 1 3B: 0 HR: 1	SF: 0 SAC: 0 DP: 2 HBP: 0	WP: 0 PB: 0 SB: 0 CS: 0	PA: 38	
<b>PITCHER</b>	IP WLS BF H R ER SO BB IBB HBP BLK WP HR S P ERA WHIP	IP WLS BF H R ER SO BB IBB HBP BLK WP HR S P ERA WHIP	IP WLS BF H R ER SO BB IBB HBP BLK WP HR S P ERA WHIP	IP WLS BF H R ER SO BB IBB HBP BLK WP HR S P ERA WHIP	IP WLS BF H R ER SO BB IBB HBP BLK WP HR S P ERA WHIP	IP WLS BF H R ER SO BB IBB HBP BLK WP HR S P ERA WHIP	IP WLS BF H R ER SO BB IBB HBP BLK WP HR S P ERA WHIP	IP WLS BF H R ER SO BB IBB HBP BLK WP HR S P ERA WHIP	IP WLS BF H R ER SO BB IBB HBP BLK WP HR S P ERA WHIP	IP WLS BF H R ER SO BB IBB HBP BLK WP HR S P ERA WHIP	IP WLS BF H R ER SO BB IBB HBP BLK WP HR S P ERA WHIP	IP WLS BF H R ER SO BB IBB HBP BLK WP HR S P ERA WHIP	IP WLS BF H R ER SO BB IBB HBP BLK WP HR S P ERA WHIP	IP WLS BF H R ER SO BB IBB HBP BLK WP HR S P ERA WHIP	IP WLS BF H R ER SO BB IBB HBP BLK WP HR S P ERA WHIP	IP WLS BF H R ER SO BB IBB HBP BLK WP HR S P ERA WHIP	IP WLS BF H R ER SO BB IBB HBP BLK WP HR S P ERA WHIP						
56 Mark Buehrle, L ERA: 2.04	6.0	W	28	6	2	2	2	5	0	0	0	0	0	0	0	0	0	0	53	102	3.00	1.833	
50 Steve Delabar, R ERA: 3.18	2.0	H	6	1	1	1	2	0	0	0	0	0	0	0	0	0	0	0	1	18	25	4.50	0.500
44 Casey Janssen, R ERA:	1.0		4	0	0	0	0	1	0	0	0	0	0	0	0	0	0	0	0	10	19	0.00	1.000

Batter	1	2	3	4	5	6	7	8	9	AB	R	H	RBI	BB	SO	LOB	BOTTOM					
18 Steve Tolleson, R OBP: 0.375, SLG: 0.682	53 BB 19 HR		K		E6		K			4	1	1	0	0	2	0	<b>Los Angeles Angels @ Toronto Blue Jays</b> Rogers Centre, Toronto, ON Mon May 12 2014, 7:08 PM - 9:52 PM EDT Att: 13,603 - Roof Closed - 68 F					
53 Melky Cabrera, S OBP: 0.368, SLG: 0.521	19 HR		19 BB		G4-3		K			3	1	1	0	1	1	1						
19 José Bautista, R OBP: 0.438, SLG: 0.564	HR		30 BB		1B		P4			4	1	3	3	0	0	0						
10 Edwin Encarnación, R OBP: 0.335, SLG: 0.477	G5-3		F8		F7				13 BB 26 BB 47 BB	4	1	1	0	0	0	3						
30 Dioner Navarro, S OBP: 0.315, SLG: 0.339	K		BB		F7		K			3	0	0	0	1	2	1						
26 Adam Lind, L OBP: 0.433, SLG: 0.510	K		K		13 HR		13 BB		47 BB	3	2	1	0	1	2	3						
13 Brett Lawrie, R OBP: 0.282, SLG: 0.430	K		K		HR		47 BB		1B	3	1	1	2	1	2	0						
28 Colby Rasmus, L OBP: 0.266, SLG: 0.489	K		G3		G4-3		BB		BB	3	0	0	0	0	1	0						
47 Juan Francisco, L OBP: 0.369, SLG: 0.542	K		K		G1-3		1 CS		1B	1	0	1	2	0	0	0						
1 Jonathan Diaz, R OBP: 0.256, SLG: 0.184	G6-3		K				K			4	0	0	0	0	2	2						
<b>Inning Stats</b>	R: 3 H: 2 E: 0 K: 2 S: 18	H: 2 LOB: 0 BB: 1 P: 31	R: 0 H: 0 E: 0 K: 2 S: 8	H: 0 LOB: 0 BB: 0 P: 15	R: 0 H: 2 E: 0 K: 2 S: 12	H: 2 LOB: 3 BB: 1 P: 25	R: 0 H: 0 E: 0 K: 2 S: 10	H: 0 LOB: 0 BB: 0 P: 16	R: 0 H: 1 E: 0 K: 0 S: 6	H: 1 LOB: 1 BB: 1 P: 9	R: 2 H: 1 E: 0 K: 0 S: 11	H: 1 LOB: 2 BB: 1 P: 20	R: 0 H: 0 E: 0 K: 2 S: 9	H: 0 LOB: 0 BB: 0 P: 12	R: 2 H: 3 E: 0 K: 2 S: 15	H: 3 LOB: 2 BB: 1 P: 26	R: 0 H: 0 E: 0 K: 2 S: 10	H: 0 LOB: 0 BB: 0 P: 19	1B: 7 2B: 1 3B: 0 HR: 2	SF: 0 SAC: 0 DP: 2 HBP: 0	WP: 0 PB: 0 SB: 0 CS: 1	PA: 36
<b>PITCHER</b>	IP WLS BF H R ER SO BB IBB HBP BLK WP HR S P ERA WHIP	IP WLS BF H R ER SO BB IBB HBP BLK WP HR S P ERA WHIP	IP WLS BF H R ER SO BB IBB HBP BLK WP HR S P ERA WHIP	IP WLS BF H R ER SO BB IBB HBP BLK WP HR S P ERA WHIP	IP WLS BF H R ER SO BB IBB HBP BLK WP HR S P ERA WHIP	IP WLS BF H R ER SO BB IBB HBP BLK WP HR S P ERA WHIP	IP WLS BF H R ER SO BB IBB HBP BLK WP HR S P ERA WHIP	IP WLS BF H R ER SO BB IBB HBP BLK WP HR S P ERA WHIP	IP WLS BF H R ER SO BB IBB HBP BLK WP HR S P ERA WHIP	IP WLS BF H R ER SO BB IBB HBP BLK WP HR S P ERA WHIP	IP WLS BF H R ER SO BB IBB HBP BLK WP HR S P ERA WHIP	IP WLS BF H R ER SO BB IBB HBP BLK WP HR S P ERA WHIP	IP WLS BF H R ER SO BB IBB HBP BLK WP HR S P ERA WHIP	IP WLS BF H R ER SO BB IBB HBP BLK WP HR S P ERA WHIP	IP WLS BF H R ER SO BB IBB HBP BLK WP HR S P ERA WHIP	IP WLS BF H R ER SO BB IBB HBP BLK WP HR S P ERA WHIP	IP WLS BF H R ER SO BB IBB HBP BLK WP HR S P ERA WHIP					
33 C.J. Wilson, L ERA: 3.69	6.0	L	27	6	0	0	0	3	0	0	0	0	0	0	0	0	0	0	9	12	0.00	0.000
40 Kevin Jepsen, R ERA: 5.4	1.0		3	0	0	0	2	0	0	0	0	0	0	0	0	0	0	0	9	12	0.00	0.000
46 Cory Rasmus, R ERA: 7.71	0.1		5	3	2	2	1	1	0	0	0	0	0	0	0	0	0	0	12	20	54.00	12.000
64 Mike Morin, R ERA:	0.2		1	0	0	0	1	0	0	0	0	0	0	0	0	0	0	0	3	6	0.00	0.000



Batter	1	2	3	4	5	6	7	8	9	AB	R	H	RBI	BB	SO	LOB	TOP					
7 Collin Cowgill, R OBP: 0.422, SLG: 0.447	F9		K			E			BB	4	1	2	0	1	1	1	<b>Los Angeles Angels @ Philadelphia Phillies</b> Citizens Bank Park, Philadelphia, PA Tue May 13 2014, 7:08 PM - 9:56 PM EDT Att: 41,959 - Partly Cloudy - 70 F					
27 Mike Trout, R OBP: 0.354, SLG: 0.513	G6-3					K			F9	5	0	1	0	0	1	3						
5 Albert Pujols, R OBP: 0.327, SLG: 0.513	G6-3					F8			L6	5	1	0	0	0	1	5						
47 Howie Kendrick, R OBP: 0.386, SLG: 0.437	L8					FC3-6			K	3	1	0	0	1	1	3						
17 Chris Iannetta, R OBP: 0.370, SLG: 0.400	L8					L8				4	1	1	0	0	0	3						
10 Grant Green, R OBP: 0.320, SLG: 0.391	L9									3	0	1	1	0	0	1						
13 Luis Jimenez, R OBP: 0.200, SLG: 0.300			K			P5			P4	4	0	1	2	0	1	2						
8 John McDonald, R OBP: 0.345, SLG: 0.308						F9			L3	4	0	1	0	0	1	3						
52 Matt Shoemaker, R 58 Michael Kohn, R 19 Efen Navarro, L 59 Fernando Salas, R 38 Joe Smith, R 20 C.J. Cron, R 49 Ernesto Frieri, R			SH2-4			K			L3	1	0	0	0	0	0	1	<b>AB 35</b> <b>R 4</b> <b>H 7</b> <b>RBI 3</b> <b>BB 2</b> <b>SO 7</b> <b>LOB 22</b>					
									G5-3	1	0	0	0	0	0	1						
<b>Inning Stats</b>	R: 0 E: 0 K: 0 S: 7	H: 0 LOB: 0 BB: 0 P: 12	R: 0 E: 0 K: 0 S: 9	H: 0 LOB: 0 BB: 0 P: 15	R: 0 E: 0 K: 2 S: 10	H: 1 LOB: 1 BB: 0 P: 12	R: 0 E: 0 K: 1 S: 6	H: 1 LOB: 1 BB: 0 P: 12	R: 0 E: 0 K: 1 S: 9	H: 1 LOB: 1 BB: 0 P: 12	R: 4 E: 1 K: 2 S: 20	H: 2 LOB: 1 BB: 0 P: 32	R: 0 E: 0 K: 2 S: 13	H: 1 LOB: 2 BB: 0 P: 19	R: 0 E: 0 K: 0 S: 8	H: 1 LOB: 1 BB: 1 P: 11	R: 0 E: 0 K: 0 S: 7	H: 0 LOB: 1 BB: 1 P: 16	1B: 5 2B: 2 3B: 0 HR: 0	SF: 1 SAC: 1 DP: 0 HBP: 0	WP: 0 PB: 0 SB: 1 CS: 0	PA: 39
<b>PITCHER</b>	IP WLS BF H R ER SO BB IBB HBP BLK WP HR S P ERA WHIP																					
33 Cliff Lee, L ERA: 3.23	7.0 L 31 6 4 0 7 1 0 0 0 0 0 0 74 114 0.00 1.000																					
37 Mike Adams, R ERA: 4.15	1.0 4 1 0 0 0 0 0 0 0 0 0 8 11 0.00 1.000																					
63 Jake Diekman, L ERA: 4.5	1.0 4 0 0 0 0 0 1 0 0 0 0 7 16 0.00 1.000																					


Batter	1	2	3	4	5	6	7	8	9	AB	R	H	RBI	BB	SO	LOB	BOTTOM					
2 Ben Revere, L OBP: 0.292, SLG: 0.306	P6					FC4-6			G4-3	4	1	1	0	0	0	2	<b>Los Angeles Angels @ Philadelphia Phillies</b> Citizens Bank Park, Philadelphia, PA Tue May 13 2014, 7:08 PM - 9:56 PM EDT Att: 41,959 - Partly Cloudy - 70 F					
11 Jimmy Rollins, S OBP: 0.360, SLG: 0.427	K					K			K	4	0	0	0	0	3	1						
26 Chase Utley, L OBP: 0.399, SLG: 0.559	F8								P6	3	1	1	1	0	0	0						
6 Ryan Howard, L OBP: 0.327, SLG: 0.457	F8								F9	3	0	1	1	1	0	0						
3 Marlon Byrd, R OBP: 0.349, SLG: 0.493	G5-3					F9			L5	4	0	0	0	0	1	3						
9 Domic Brown, L OBP: 0.290, SLG: 0.303	F9					F9			K	4	0	0	0	0	1	3						
51 Carlos Ruiz, R OBP: 0.386, SLG: 0.415	P6								BB	2	0	0	1	1	0	1						
25 Cody Asche, L OBP: 0.321, SLG: 0.387	G3					L9			G3	3	0	0	0	0	0	1						
33 Cliff Lee, L ERA: 0.188, SLG: 0.188	G6-3					K			E4	2	0	0	0	0	1	1	<b>AB 29</b> <b>R 3</b> <b>H 4</b> <b>RBI 3</b> <b>BB 3</b> <b>SO 5</b> <b>LOB 10</b>					
16 César Hernández, R 37 Mike Adams, R 63 Jake Diekman, R										1	0	0	0	0	0	0						
<b>Inning Stats</b>	R: 0 E: 0 K: 1 S: 6	H: 0 LOB: 0 BB: 0 P: 8	R: 0 E: 0 K: 0 S: 4	H: 0 LOB: 0 BB: 0 P: 7	R: 0 E: 0 K: 0 S: 4	H: 0 LOB: 0 BB: 0 P: 7	R: 2 E: 0 K: 1 S: 14	H: 3 LOB: 1 BB: 0 P: 22	R: 0 E: 0 K: 1 S: 8	H: 0 LOB: 1 BB: 1 P: 13	R: 0 E: 0 K: 0 S: 7	H: 0 LOB: 1 BB: 1 P: 16	R: 1 E: 1 K: 0 S: 15	H: 1 LOB: 1 BB: 0 P: 21	R: 0 E: 0 K: 1 S: 7	H: 0 LOB: 0 BB: 0 P: 9	R: 0 E: 0 K: 1 S: 8	H: 0 LOB: 0 BB: 1 P: 16	1B: 2 2B: 1 3B: 2 HR: 0	SF: 1 SAC: 0 DP: 2 HBP: 1	WP: 0 PB: 0 SB: 0 CS: 0	PA: 34
<b>PITCHER</b>	IP WLS BF H R ER SO BB IBB HBP BLK WP HR S P ERA WHIP																					
52 Matt Shoemaker, R ERA: 3.86	5.0 W 19 3 2 2 3 1 0 0 0 0 0 7 36 3.60 0.800																					
58 Michael Kohn, R ERA: 0.93	1.0 H 4 0 0 0 0 1 0 1 0 0 0 7 16 0.00 1.000																					
59 Fernando Salas, R ERA: 3.6	1.0 H 5 1 1 1 0 0 0 0 0 0 0 15 21 9.00 1.000																					
38 Joe Smith, R ERA: 2.81	1.0 H 3 0 0 0 0 1 0 0 0 0 0 7 9 0.00 0.000																					
49 Ernesto Frieri, R ERA: 5.51	1.0 S 3 0 0 0 0 1 1 0 0 0 0 8 16 0.00 1.000																					



Batter	1	2	3	4	5	6	7	8	9	AB	R	H	RBI	BB	SO	LOB	TOP					
19 Efrén Navarro, L OBP: 0.438, SLG: 0.571	G1-3	1-3 2-H 1B		G1-3		G6-3			F7	5	0	1	1	0	0	0	<b>Los Angeles Angels @ Philadelphia Phillies</b> Citizens Bank Park, Philadelphia, PA Wed May 14, 2014, 1:10 PM - 4:16 PM EDT Att: 33,308 - Cloudy - 67 F					
27 Mike Trout, R OBP: 0.356, SLG: 0.519	K	L8		BB			3B		K	4	0	1	0	1	2	2						
5 Albert Pujols, R OBP: 0.330, SLG: 0.516	2B			G6-3			K		F7	5	2	2	0	0	1	2						
28 Raul Ibanez, L OBP: 0.264, SLG: 0.272	1B			BB						2	0	1	1	2	1	1						
7 Collin Cowgill, R OBP: 0.422, SLG: 0.447	1B			BB						0	0	0	0	0	0	0						
2 Erick Aybar, S OBP: 0.306, SLG: 0.426	K			BB						2	0	1	1	2	1	1						
16 Hank Conger, L OBP: 0.373, SLG: 0.556	1B			BB						3	1	1	0	1	1	4						
10 Grant Green, R OBP: 0.345, SLG: 0.370	1B			BB						4	0	1	0	0	1	5						
49 Ernesto Frieri, R OBP: 0.372, SLG: 0.422	1B			BB						0	0	0	0	0	0	0						
38 Joe Smith, R OBP: 0.333, SLG: 0.296	1B			BB						0	0	0	0	0	0	0						
13 Luis Jimenez, R OBP: 0.143, SLG: 0.214	K			G5-3					L5	4	0	0	0	0	2	5						
Garrett Richards, R OBP: 0.333, SLG: 0.296	K			G6-3					P4	3	0	0	0	0	1	2						
8 John McDonald, R OBP: 0.333, SLG: 0.296	K			G6-3					P4	1	0	0	0	0	0	0						
<b>Inning Stats</b>	R: 1 H: 2 E: 0 K: 2 S: 18	H: 2 LOB: 1 BB: 0 P: 27	R: 1 H: 3 E: 0 K: 2 S: 15	H: 3 LOB: 2 BB: 0 P: 22	R: 1 H: 2 E: 0 K: 1 S: 16	H: 2 LOB: 2 BB: 2 P: 29	R: 0 H: 0 E: 0 K: 0 S: 8	H: 0 LOB: 1 BB: 1 P: 15	R: 0 H: 0 E: 0 K: 1 S: 9	H: 0 LOB: 1 BB: 2 P: 20	R: 0 H: 0 E: 0 K: 1 S: 7	H: 0 LOB: 0 BB: 0 P: 11	R: 0 H: 1 E: 0 K: 2 S: 16	H: 1 LOB: 2 BB: 1 P: 25	R: 0 H: 0 E: 0 K: 0 S: 10	H: 0 LOB: 0 BB: 0 P: 12	R: 0 H: 0 E: 0 K: 1 S: 7	H: 0 LOB: 0 BB: 0 P: 14	1B: 5 2B: 2 3B: 1 HR: 0	SF: 0 SAC: 0 DP: 2 HBP: 0	WP: 0 PB: 0 SB: 3 CS: 0	PA: 39
<b>PITCHER</b>	IP WLS BF H R ER SO BB IBB HBP BLK WP HR S P ERA WHIP																					
34 A.J. Burnett, R ERA: 3.13	5.0 L 25 7 3 3 6 5 0 0 0 0 0 0 66 113 5.40 2.400																					
52 Jeff Manish, R ERA: 4.91	1.0 0 3 0 0 0 1 0 0 0 0 0 0 7 11 0.00 0.000																					
37 Mike Adams, R ERA: 3.72	1.0 5 1 0 0 2 1 0 0 0 0 0 0 16 25 0.00 2.000																					
43 Mario Hollands, L ERA: 4.2	1.0 3 0 0 0 0 0 0 0 0 0 0 0 10 12 0.00 0.000																					
59 Antonio Bastardo, L ERA: 5.99	1.0 3 0 0 0 1 0 0 0 0 0 0 0 7 14 0.00 0.000																					

Batter	1	2	3	4	5	6	7	8	9	AB	R	H	RBI	BB	SO	LOB	BOTTOM					
2 Ben Revere, L OBP: 0.284, SLG: 0.297	G1-3		G4-3			B5-3		G6-3		4	0	0	0	0	0	0	<b>Los Angeles Angels @ Philadelphia Phillies</b> Citizens Bank Park, Philadelphia, PA Wed May 14, 2014, 1:10 PM - 4:16 PM EDT Att: 33,308 - Cloudy - 67 F					
11 Jimmy Rollins, S OBP: 0.357, SLG: 0.422	G6-3			G6-3		2B		G3		4	0	1	0	0	0	0						
26 Chase Utley, L OBP: 0.401, SLG: 0.571	2B			G4-3		1B		K		4	0	2	0	0	1	0						
6 Ryan Howard, L OBP: 0.325, SLG: 0.451	K2-3			1B		K				4	0	1	0	0	2	3						
3 Marlon Byrd, R OBP: 0.340, SLG: 0.479	P3			K		P5		F9		4	0	0	0	0	1	3						
9 Dominic Brown, L OBP: 0.282, SLG: 0.294	G4-3			K				F7		4	0	0	0	0	2	2						
51 Carlos Ruiz, R OBP: 0.385, SLG: 0.413	F8					1B				3	0	1	0	0	1	0						
25 Cody Asche, L OBP: 0.312, SLG: 0.375	G3			K		K		G5-3		3	0	0	0	0	1	1						
34 A.J. Burnett, R ERA: 3.13				K		G4-3		K2-3		1	0	0	0	0	1	0						
19 Tony Gwynn, L ERA: 2.42										1	0	0	0	0	0	0						
52 Jeff Manish, R ERA: 4.91										0	0	0	0	0	0	0						
37 Mike Adams, R ERA: 3.72										0	0	0	0	0	0	0						
17 Reid Brignac, L ERA: 5.19										1	0	0	0	0	0	0						
43 Mario Hollands, L ERA: 4.2										0	0	0	0	0	0	0						
59 Antonio Bastardo, R ERA: 5.99										0	0	0	0	0	0	0						
<b>Inning Stats</b>	R: 0 H: 1 E: 0 K: 1 S: 11	H: 1 LOB: 1 BB: 0 P: 16	R: 0 H: 0 E: 0 K: 0 S: 7	H: 0 LOB: 0 BB: 0 P: 9	R: 0 H: 0 E: 0 K: 1 S: 9	H: 0 LOB: 0 BB: 0 P: 13	R: 0 H: 1 E: 0 K: 2 S: 15	H: 1 LOB: 2 BB: 0 P: 25	R: 0 H: 0 E: 0 K: 2 S: 9	H: 0 LOB: 0 BB: 0 P: 13	R: 0 H: 2 E: 0 K: 1 S: 11	H: 2 LOB: 2 BB: 0 P: 17	R: 0 H: 1 E: 0 K: 1 S: 9	H: 1 LOB: 1 BB: 0 P: 13	R: 0 H: 0 E: 0 K: 1 S: 6	H: 0 LOB: 0 BB: 0 P: 8	R: 0 H: 0 E: 0 K: 1 S: 9	H: 0 LOB: 0 BB: 0 P: 11	1B: 3 2B: 2 3B: 0 HR: 0	SF: 0 SAC: 0 DP: 0 HBP: 0	WP: 2 PB: 0 SB: 0 CS: 0	PA: 33
<b>PITCHER</b>	IP WLS BF H R ER SO BB IBB HBP BLK WP HR S P ERA WHIP																					
Garrett Richards, R ERA: 2.42	7.0 W 27 7 0 0 8 2 0 0 0 0 0 0 71 106 0.00 0.714																					
49 Ernesto Frieri, R ERA: 5.19	1.0 H 3 0 0 0 1 0 0 0 0 0 0 0 6 8 0.00 0.000																					
38 Joe Smith, R ERA: 2.66	1.0 S 3 0 0 0 1 0 0 0 0 0 0 0 9 11 0.00 0.000																					

AB	33
R	3
H	8
RBI	3
BB	6
SO	10
LOB	22



AB	33
R	0
H	5
RBI	0
BB	0
SO	10
LOB	10





Batter	1	2	3	4	5	6	7	8	9	AB	R	H	RBI	BB	SO	LOB	TOP										
8 Desmond Jennings, R OBP: 0.335, SLG: 0.400	G5-3		K		G4-3		K		F9	5	0	0	0	0	2	2	<b>Tampa Bay Rays @ Los Angeles Angels</b> Angel Stadium of Anaheim, Anaheim, CA Thu May 15 2014, 7:09 PM - 10:50 PM PDT Att: 34,441 - Clear - 95 F <a href="http://livebaseballscorecards.com">livebaseballscorecards.com</a>										
11 Logan Forsythe, R OBP: 0.286, SLG: 0.268	F8		F9				F7			3	1	1	0	0	0	0											
7 David DeJesus, L OBP: 0.356, SLG: 0.481	F8		F9				F7			1	0	0	0	0	0	1											
3 Evan Longoria, R OBP: 0.335, SLG: 0.400	F8		K				F7			2	1	0	0	2	1	0											
9 Wil Myers, R OBP: 0.318, SLG: 0.396			K				F9			4	1	2	1	0	1	2											
1 Sean Rodriguez, R OBP: 0.290, SLG: 0.534	L6		G6-3				F8			4	0	0	0	0	0	3											
21 James Loney, L OBP: 0.352, SLG: 0.408			K				F8			4	1	2	2	0	1	0											
11 Yunel Escobar, R OBP: 0.314, SLG: 0.329			K				F8			4	0	1	0	0	0	3											
5 Brandon Guyer, R OBP: 0.231, SLG: 0.316			K				F9			3	1	2	2	0	0	0											
24 Ryan Hanigan, R OBP: 0.324, SLG: 0.384	G4-3		K				F8			3	0	0	0	1	1	3											
<b>Inning Stats</b>	R: 0 E: 0 K: 0 S: 9	H: 0 LOB: 0 BB: 0 P: 15	R: 1 E: 0 K: 0 S: 9	H: 3 LOB: 2 BB: 0 P: 13	R: 0 E: 0 K: 2 S: 9	H: 0 LOB: 0 BB: 0 P: 12	R: 0 E: 0 K: 2 S: 9	H: 0 LOB: 1 BB: 0 P: 15	R: 0 E: 0 K: 1 S: 13	H: 1 LOB: 1 BB: 0 P: 18	R: 3 E: 0 K: 0 S: 12	H: 3 LOB: 2 BB: 1 P: 20	R: 1 E: 0 K: 1 S: 17	H: 1 LOB: 2 BB: 2 P: 32	R: 0 E: 0 K: 0 S: 9	H: 0 LOB: 0 BB: 0 P: 10	R: 0 E: 0 K: 0 S: 9	H: 0 LOB: 0 BB: 0 P: 12	1B: 6 2B: 1 3B: 0 HR: 1	SF: 0 SAC: 1 DP: 1 HBP: 0	WP: 1 PB: 0 SB: 0 CS: 0	PA: 37					
<b>PITCHER</b>	IP	WLS	BF	H	R	ER	SO	BB	IBB	HBP	BLK	WP	HR	S	P	ERA	WHIP										
45 Tyler Skaggs, L ERA: 4.53	6.0		26	8	5	5	5	1	0	0	0	1	1	63	95	7.50	1.500										
40 Kevin Jepsen, R ERA: 5.02	1.0		5	0	0	0	1	2	0	0	0	0	0	15	30	0.00	2.000										
64 Mike Morin, R ERA:	1.0		3	0	0	0	0	0	0	0	0	0	0	9	10	0.00	0.000										
59 Fernando Salas, R ERA: 3.38	1.0	W	3	0	0	0	0	0	0	0	0	0	0	9	12	0.00	0.000										

Batter	1	2	3	4	5	6	7	8	9	AB	R	H	RBI	BB	SO	LOB	BOTTOM										
7 Collin Cowgill, R OBP: 0.421, SLG: 0.444	L6		K		G6-3		F8			5	1	2	1	0	1	3	<b>Tampa Bay Rays @ Los Angeles Angels</b> Angel Stadium of Anaheim, Anaheim, CA Thu May 15 2014, 7:09 PM - 10:50 PM PDT Att: 34,441 - Clear - 95 F <a href="http://livebaseballscorecards.com">livebaseballscorecards.com</a>										
27 Mike Trout, R OBP: 0.357, SLG: 0.531	K		E6		K		F8			4	1	1	3	0	2	0											
5 Albert Pujols, R OBP: 0.322, SLG: 0.503	F7		L9		K		F8			4	0	0	0	0	1	3											
47 Howie Kendrick, R OBP: 0.383, SLG: 0.432	G5-3		G4-3		K		K			4	1	1	0	0	1	3											
20 C.J. Cron, R OBP: 0.382, SLG: 0.636	L7		F8				K			4	1	1	0	0	0	1											
2 Enck Aybar, S OBP: 0.304, SLG: 0.417	G4-3		F8				K			3	0	0	0	1	1	1											
17 Chris Iannetta, R OBP: 0.363, SLG: 0.390			P6		F9					2	0	0	0	0	0	1											
28 Raul Ibanez, L OBP: 0.288, SLG: 0.276			F9							2	0	1	1	0	0	0											
10 Grant Green, R OBP: 0.344, SLG: 0.400			F8							3	0	1	0	0	1	2											
16 Hank Conger, R OBP: 0.383, SLG: 0.556			F8							0	1	0	0	1	0	0											
13 Luis Jimenez, R OBP: 0.176, SLG: 0.235			K							3	0	1	0	0	2	2											
19 Efran Navarro, L OBP: 0.471, SLG: 0.571			K							0	1	0	0	1	0	0											
<b>Inning Stats</b>	R: 0 E: 0 K: 1 S: 7	H: 0 LOB: 0 BB: 0 P: 12	R: 0 E: 0 K: 0 S: 9	H: 0 LOB: 0 BB: 0 P: 14	R: 0 E: 0 K: 1 S: 8	H: 1 LOB: 1 BB: 0 P: 11	R: 0 E: 0 K: 0 S: 8	H: 0 LOB: 1 BB: 0 P: 11	R: 2 E: 1 K: 3 S: 18	H: 3 LOB: 2 BB: 0 P: 28	R: 0 E: 0 K: 2 S: 11	H: 1 LOB: 2 BB: 0 P: 17	R: 0 E: 0 K: 1 S: 8	H: 0 LOB: 0 BB: 0 P: 10	R: 4 E: 0 K: 0 S: 11	H: 2 LOB: 2 BB: 2 P: 22	1B: 6 2B: 1 3B: 0 HR: 1	SF: 0 SAC: 0 DP: 0 HBP: 1	WP: 0 PB: 0 SB: 0 CS: 0	PA: 38							
<b>PITCHER</b>	IP	WLS	BF	H	R	ER	SO	BB	IBB	HBP	BLK	WP	HR	S	P	ERA	WHIP										
40 Erik Bedard, L ERA: 2.78	5.2		24	4	2	0	0	1	0	0	0	0	0	3	5	0.00	0.882										
47 Brandon Gomes, R ERA: 1.5	0.0		1	1	0	0	0	0	0	0	0	0	0	3	5	0.00	0.000										
57 Jake McGee, L ERA: 1.5	1.0	H	5	1	0	0	2	0	0	1	0	0	0	10	16	0.00	1.000										
62 Joel Peralta, R ERA: 5.71	1.1	H	4	0	0	0	2	0	0	0	0	0	0	12	14	0.00	0.000										
50 Grant Balfour, R ERA: 6.46	0.0		3	1	3	3	0	2	0	0	0	0	0	9	19	0.00	0.000										
26 Brad Boxberger, R ERA: 2.53	0.0		L	1	1	1	0	0	0	0	0	0	0	1	3	0.00	0.000										



Batter	1	2	3	4	5	6	7	8	9	AB	R	H	RBI	BB	SO	LOB	TOP								
8 Desmond Jennings, R OBP: 0.316, SLG: 0.596										4	1	1	0	1	1	2									
7 David DeJesus, L OBP: 0.341, SLG: 0.459										5	0	0	0	0	1	5									
9 Wil Myers, R OBP: 0.316, SLG: 0.389										3	0	0	0	1	0	0									
3 Evan Longoria, R OBP: 0.339, SLG: 0.399										3	1	1	1	1	0	0									
21 James Loney, L OBP: 0.376, SLG: 0.404										4	0	1	1	0	1	2									
11 Logan Forsythe, R OBP: 0.256, SLG: 0.257										3	0	0	0	0	1	1									
35 Cole Figueroa, L (8, PH)										1	0	0	0	0	2	2									
20 Matt Joyce, L OBP: 0.372, SLG: 0.414										4	0	0	0	0	2	1									
11 Yunel Escobar, R OBP: 0.331, SLG: 0.363										3	1	3	1	1	0	0									
24 Ryan Hanigan, R OBP: 0.325, SLG: 0.376										2	0	0	0	1	1	2									
28 José Molina, R OBP: 0.163, SLG: 0.128										1	0	0	0	0	1	1									
<b>Inning Stats</b>	R: 0 E: 0 K: 0 S: 7	H: 0 LOB: 0 BB: 0 P: 9	R: 0 E: 0 K: 1 S: 6	H: 0 LOB: 0 BB: 0 P: 9	R: 0 E: 0 K: 0 S: 14	H: 1 LOB: 2 BB: 1 P: 25	R: 0 E: 0 K: 0 S: 7	H: 0 LOB: 0 BB: 0 P: 8	R: 1 E: 0 K: 2 S: 12	H: 1 LOB: 0 BB: 0 P: 14	R: 0 E: 0 K: 1 S: 8	H: 0 LOB: 0 BB: 0 P: 13	R: 1 E: 0 K: 1 S: 12	H: 1 LOB: 2 BB: 2 P: 27	R: 1 E: 0 K: 1 S: 13	H: 1 LOB: 2 BB: 2 P: 25	R: 0 E: 0 K: 2 S: 14	H: 2 LOB: 2 BB: 0 P: 15	1B: 5 2B: 0 3B: 0 HR: 1	SF: 0 SAC: 0 DP: 0 HBP: 0	WP: 0 PB: 0 SB: 1 CS: 0	PA: 38			
<b>PITCHER</b>	IP	WLS	BF	H	R	ER	SO	BB	IBB	HBP	BLK	WP	HR	S	P	ERA	WHIP								
36 Jered Weaver, R ERA: 3.14	7.0	L	27	3	2	2	5	2	1	0	0	0	1	66	105	2.57	0.714								
58 Michael Kohn, R ERA: 1.37	0.1		4	1	1	1	0	2	0	0	0	0	0	6	15	27.00	9.000								
64 Mike Morin, R ERA:	0.2		2	0	0	0	1	0	0	0	0	0	0	7	10	0.00	0.000								
59 Fernando Salas, R ERA: 3.18	1.0		5	2	0	0	2	0	0	0	0	0	0	14	15	0.00	2.000								

Tampa Bay Rays @ Los Angeles Angels  
Angel Stadium of Anaheim, Anaheim, CA  
Fri May 16 2014, 7:09 PM - 10:36 PM PDT  
Att: 38,796 - Partly Cloudy - 82 F

livebaseballscorecards.com

AB 33  
R 3  
H 6  
RBI 3  
BB 5  
SO 8  
LOB 16

Batter	1	2	3	4	5	6	7	8	9	AB	R	H	RBI	BB	SO	LOB	BOTTOM								
2 Erick Aybar, S OBP: 0.307, SLG: 0.413										4	0	1	0	1	1	0									
27 Mike Trout, R OBP: 0.365, SLG: 0.528										1	0	0	0	3	0	0									
5 Albert Pujols, R OBP: 0.321, SLG: 0.497										4	0	1	0	0	0	6									
28 Raul Ibanez, L OBP: 0.268, SLG: 0.269										3	0	0	0	1	1	0									
47 Howie Kendrick, R OBP: 0.380, SLG: 0.428										4	0	1	0	0	1	2									
19 Efrén Navarro, L OBP: 0.428, SLG: 0.500										4	0	1	0	0	1	1									
16 Hank Conger, L OBP: 0.359, SLG: 0.517										4	0	0	0	0	1	2									
7 Collin Cowgill, R OBP: 0.404, SLG: 0.424										4	0	0	0	0	2	0									
8 John McDonald, R OBP: 0.344, SLG: 0.286										1	0	0	0	1	1	0									
20 C.J. Cron, R OBP: 0.371, SLG: 0.618										1	0	0	0	0	1	0									
13 Luis Jimenez, R OBP: 0.176, SLG: 0.235										0	0	0	0	0	0	0									
10 Grant Green, R OBP: 0.333, SLG: 0.387										1	0	0	0	0	0	0									
<b>Inning Stats</b>	R: 0 E: 0 K: 1 S: 13	H: 1 LOB: 2 BB: 1 P: 22	R: 0 E: 0 K: 2 S: 8	H: 0 LOB: 0 BB: 0 P: 10	R: 0 E: 0 K: 1 S: 9	H: 0 LOB: 1 BB: 1 P: 18	R: 0 E: 0 K: 0 S: 8	H: 0 LOB: 0 BB: 0 P: 11	R: 0 E: 0 K: 1 S: 14	H: 0 LOB: 3 BB: 3 P: 29	R: 0 E: 0 K: 0 S: 10	H: 1 LOB: 1 BB: 0 P: 15	R: 0 E: 0 K: 1 S: 12	H: 1 LOB: 2 BB: 1 P: 21	R: 0 E: 0 K: 2 S: 13	H: 1 LOB: 1 BB: 0 P: 15	R: 0 E: 0 K: 1 S: 10	H: 0 LOB: 0 BB: 0 P: 14	1B: 4 2B: 0 3B: 0 HR: 0	SF: 0 SAC: 0 DP: 0 HBP: 0	WP: 0 PB: 0 SB: 1 CS: 0	PA: 37			
<b>PITCHER</b>	IP	WLS	BF	H	R	ER	SO	BB	IBB	HBP	BLK	WP	HR	S	P	ERA	WHIP								
22 Chris Archer, R ERA: 4.59	5.2	W	24	2	0	0	5	5	0	0	0	0	0	1	1	0.00	1.235								
46 Juan Carlos Oviedo, R ERA: 2.45	0.1	H	1	0	0	0	0	0	0	0	0	0	0	1	1	0.00	0.000								
57 Jake McGee, L ERA: 1.42	1.0	H	5	1	0	0	1	1	0	0	0	0	0	12	21	0.00	2.000								
62 Joel Peralta, R ERA: 5.4	1.0	H	4	1	0	0	2	0	0	0	0	0	0	13	15	1.00	1.000								
50 Grant Balfour, R ERA: 6.06	1.0	S	3	0	0	0	1	0	0	0	0	0	0	10	14	0.00	0.000								

Tampa Bay Rays @ Los Angeles Angels  
Angel Stadium of Anaheim, Anaheim, CA  
Fri May 16 2014, 7:09 PM - 10:36 PM PDT  
Att: 38,796 - Partly Cloudy - 82 F

livebaseballscorecards.com

AB 31  
R 0  
H 4  
RBI 0  
BB 6  
SO 9  
LOB 11



Batter	1	2	3	4	5	6	7	8	9	AB	R	H	RBI	BB	SO	LOB	TOP					
5 Brandon Guyer, R OBP: 0.233, SLG: 0.310										4	0	1	0	0	0	2	<b>Tampa Bay Rays @ Los Angeles Angels</b> Angel Stadium of Anaheim, Anaheim, CA Sat May 17 2014, 6:12 PM - 9:09 PM PDT Att: 42,224 - Partly Cloudy - 78 F <a href="http://livebaseballscorecards.com">livebaseballscorecards.com</a>					
9 Wil Myers, R OBP: 0.309, SLG: 0.380										4	0	0	0	0	1	2						
3 Evan Longoria, R OBP: 0.337, SLG: 0.395										4	0	1	0	0	1	0						
1 Sean Rodriguez, R OBP: 0.288, SLG: 0.516										4	0	1	0	0	1	1						
11 Yunel Escobar, R OBP: 0.331, SLG: 0.362										3	0	1	0	0	2	1						
11 Logan Forsythe, R OBP: 0.259, SLG: 0.250										2	0	0	0	1	0	1						
21 James Loney, L OBP: 0.370, SLG: 0.396										3	0	0	0	0	0	4						
28 José Molina, R OBP: 0.173, SLG: 0.122										2	0	0	0	1	1	0						
39 Kevin Kiermaier, L OBP: 0.143, SLG: 0.143										3	0	1	0	0	1	1						
<b>Inning Stats</b>	R: 0 E: 0 K: 1 S: 7	H: 1 LOB: 0 BB: 0 P: 12	R: 0 E: 0 K: 1 S: 9	H: 1 LOB: 1 BB: 0 P: 14	R: 0 E: 0 K: 1 S: 10	H: 0 LOB: 1 BB: 1 P: 17	R: 0 E: 0 K: 1 S: 8	H: 0 LOB: 0 BB: 0 P: 11	R: 0 E: 0 K: 0 S: 5	H: 0 LOB: 0 BB: 0 P: 10	R: 0 E: 0 K: 0 S: 7	H: 1 LOB: 0 BB: 0 P: 11	R: 0 E: 0 K: 1 S: 15	H: 2 LOB: 2 BB: 1 P: 25	R: 0 E: 0 K: 2 S: 10	H: 0 LOB: 0 BB: 0 P: 13	R: 0 E: 0 K: 0 S: 7	H: 0 LOB: 0 BB: 0 P: 14	1B: 5 2B: 0 3B: 0 HR: 0	SF: 0 SAC: 0 DP: 3 HBP: 0	WP: 0 PB: 0 SB: 0 CS: 0	PA: 31
<b>PITCHER</b> 33 C.J. Wilson, L ERA: 3.16	IP: 9.0 WLS: W BF: 31	H: 5 R: 0 ER: 0 SO: 7	BB: 2 IBB: 0 HBP: 0 BLK: 0	WP: 0 HR: 0 S: 78 P: 127	ERA: 0.00 WHIP: 0.778	<b>PITCHER</b>					IP: 9.0 WLS: W BF: 31	H: 5 R: 0 ER: 0 SO: 7	BB: 2 IBB: 0 HBP: 0 BLK: 0	WP: 0 HR: 0 S: 78 P: 127	ERA: 0.00 WHIP: 0.778	<b>PITCHER</b>						

Batter	1	2	3	4	5	6	7	8	9	AB	R	H	RBI	BB	SO	LOB	BOTTOM					
7 Collin Cowgill, R OBP: 0.413, SLG: 0.427										4	2	2	0	1	1	2	<b>Tampa Bay Rays @ Los Angeles Angels</b> Angel Stadium of Anaheim, Anaheim, CA Sat May 17 2014, 6:12 PM - 9:09 PM PDT Att: 42,224 - Partly Cloudy - 78 F <a href="http://livebaseballscorecards.com">livebaseballscorecards.com</a>					
27 Mike Trout, R OBP: 0.363, SLG: 0.521										2	1	0	1	1	1	3						
5 Albert Pujols, R OBP: 0.319, SLG: 0.497										4	0	1	1	0	0	5						
47 Howie Kendrick, R OBP: 0.377, SLG: 0.423										4	0	1	1	0	0	1						
20 C.J. Cron, R OBP: 0.359, SLG: 0.579										4	0	1	0	0	0	0						
2 Enck Aybar, S OBP: 0.300, SLG: 0.405										3	0	0	1	0	0	0						
17 Chris Iannetta, R OBP: 0.368, SLG: 0.407										4	1	2	0	0	1	2						
10 Grant Green, R OBP: 0.351, SLG: 0.471										3	1	1	2	1	2	1						
13 Luis Jimenez, R OBP: 0.286, SLG: 0.263										2	1	1	0	0	1	0						
<b>Inning Stats</b>	R: 2 E: 0 K: 0 S: 14	H: 3 LOB: 2 BB: 1 P: 24	R: 2 E: 0 K: 1 S: 14	H: 2 LOB: 1 BB: 0 P: 20	R: 2 E: 0 K: 1 S: 10	H: 2 LOB: 0 BB: 0 P: 13	R: 0 E: 0 K: 1 S: 8	H: 0 LOB: 0 BB: 0 P: 11	R: 0 E: 0 K: 0 S: 6	H: 0 LOB: 0 BB: 0 P: 12	R: 0 E: 0 K: 2 S: 17	H: 1 LOB: 3 BB: 2 P: 30	R: 0 E: 0 K: 0 S: 6	H: 0 LOB: 0 BB: 0 P: 9	R: 0 E: 0 K: 1 S: 12	H: 1 LOB: 1 BB: 0 P: 22	R: 0 E: 0 K: 1 S: 7	H: 0 LOB: 0 BB: 0 P: 14	1B: 6 2B: 2 3B: 0 HR: 1	SF: 2 SAC: 0 DP: 1 HBP: 2	WP: 1 PB: 0 SB: 0 CS: 0	PA: 37
<b>PITCHER</b> 27 César Ramos, L ERA: 4.58	IP: 1.1 WLS: L BF: 10	H: 4 R: 4 ER: 4 SO: 4	BB: 1 IBB: 0 HBP: 0 BLK: 0	WP: 0 HR: 0 S: 21 P: 35	ERA: 27.00 WHIP: 3.750	<b>PITCHER</b>					IP: 1.1 WLS: L BF: 10	H: 4 R: 4 ER: 4 SO: 4	BB: 1 IBB: 0 HBP: 0 BLK: 0	WP: 0 HR: 0 S: 21 P: 35	ERA: 27.00 WHIP: 3.750	<b>PITCHER</b>						
47 Brandon Gomes, R ERA: 4.91	IP: 2.2 WLS: W BF: 11	H: 3 R: 2 ER: 2 SO: 2	BB: 0 IBB: 0 HBP: 0 BLK: 0	WP: 0 HR: 1 S: 25 P: 33	ERA: 6.75 WHIP: 1.125	<b>PITCHER</b>					IP: 2.2 WLS: W BF: 11	H: 3 R: 2 ER: 2 SO: 2	BB: 0 IBB: 0 HBP: 0 BLK: 0	WP: 0 HR: 1 S: 25 P: 33	ERA: 6.75 WHIP: 1.125	<b>PITCHER</b>						
46 Juan Carlos Oviedo, R ERA: 2.15	IP: 1.1 WLS: W BF: 7	H: 1 R: 0 ER: 0 SO: 0	BB: 2 IBB: 0 HBP: 0 BLK: 0	WP: 1 HR: 0 S: 17 P: 33	ERA: 0.00 WHIP: 2.250	<b>PITCHER</b>					IP: 1.1 WLS: W BF: 7	H: 1 R: 0 ER: 0 SO: 0	BB: 2 IBB: 0 HBP: 0 BLK: 0	WP: 1 HR: 0 S: 17 P: 33	ERA: 0.00 WHIP: 2.250	<b>PITCHER</b>						
52 Josh Lueke, R ERA: 4.74	IP: 1.2 WLS: W BF: 5	H: 0 R: 0 ER: 0 SO: 1	BB: 0 IBB: 0 HBP: 0 BLK: 0	WP: 0 HR: 0 S: 12 P: 38	ERA: 0.00 WHIP: 0.000	<b>PITCHER</b>					IP: 1.2 WLS: W BF: 5	H: 0 R: 0 ER: 0 SO: 1	BB: 0 IBB: 0 HBP: 0 BLK: 0	WP: 0 HR: 0 S: 12 P: 38	ERA: 0.00 WHIP: 0.000	<b>PITCHER</b>						
26 Brad Boxberger, R ERA: 2.31	IP: 1.0 WLS: W BF: 4	H: 1 R: 0 ER: 0 SO: 1	BB: 0 IBB: 0 HBP: 1 BLK: 0	WP: 0 HR: 0 S: 12 P: 22	ERA: 0.00 WHIP: 1.000	<b>PITCHER</b>					IP: 1.0 WLS: W BF: 4	H: 1 R: 0 ER: 0 SO: 1	BB: 0 IBB: 0 HBP: 1 BLK: 0	WP: 0 HR: 0 S: 12 P: 22	ERA: 0.00 WHIP: 1.000	<b>PITCHER</b>						



Batter	1	2	3	4	5	6	7	8	9	AB	R	H	RBI	BB	SO	LOB	TOP										
7 David DeJesus, L (1, 10) OBP: 0.346, SLG: 0.469	G4-3		G4-3		G4-3			G4-3		4	0	2	0	0	0	0	<b>Tampa Bay Rays @ Los Angeles Angels</b> Angel Stadium of Anaheim, Anaheim, CA Sun May 18 2014, 12:37 PM PDT Att: 36,655 - Partly Cloudy - 75 F										
9 Wil Myers, R (1, 9) OBP: 0.308, SLG: 0.373	20 BB		G5-3					K		3	0	0	0	1	2	2											
20 Matt Joyce, L (1, 7) OBP: 0.376, SLG: 0.412	1B							K		3	0	1	0	1	1	1											
3 Evan Longoria, R (1, 5) OBP: 0.330, SLG: 0.386	F9							K		4	0	0	0	0	2	5											
21 James Loney, L (1, 3) OBP: 0.373, SLG: 0.395	L9									3	1	1	0	1	0	2											
11 Yunel Escobar, R (1, 6) OBP: 0.324, SLG: 0.353			G5-3							4	0	0	0	0	2	2											
39 Kevin Kiermaier, L (1, 8) OBP: 0.182, SLG: 0.455			G4-3							4	1	1	2	0	1	1											
35 Cole Figueroa, L (1, 4) 5 Brandon Guyer, R (9, PH) OBP: 0.227, SLG: 0.302										3	0	0	0	0	1	0											
2B José Molina, R (1, 2) OBP: 0.164, SLG: 0.115										3	0	0	0	0	1	0											
<b>Inning Stats</b>	R: 0 E: 0 K: 0 S: 10	H: 1 LOB: 2 BB: 1 P: 16	R: 0 E: 0 K: 1 S: 7	H: 0 LOB: 0 BB: 0 P: 11	R: 0 E: 0 K: 2 S: 11	H: 1 LOB: 2 BB: 1 P: 19	R: 0 E: 0 K: 1 S: 9	H: 0 LOB: 0 BB: 0 P: 16	R: 0 E: 0 K: 0 S: 5	H: 0 LOB: 0 BB: 0 P: 8	R: 0 E: 0 K: 2 S: 9	H: 0 LOB: 0 BB: 0 P: 14	R: 2 E: 0 K: 0 S: 11	H: 1 LOB: 1 BB: 1 P: 19	R: 0 E: 0 K: 2 S: 11	H: 1 LOB: 1 BB: 0 P: 15	R: 0 E: 0 K: 2 S: 9	H: 1 LOB: 1 BB: 0 P: 11	1B: 3 2B: 1 3B: 0 HR: 1	SF: 0 SAC: 0 DP: 0 HBP: 0	WP: 0 PB: 0 SB: 0 CS: 0	PA: 35					
<b>PITCHER</b>	IP	WLS	BF	H	R	ER	SO	BB	IBB	HBP	BLK	WP	HR	S	P	ERA	WHIP										
52 Matt Shoemaker, R (1, 1) ERA: 3.06	6.0	W	23	2	1	1	6	3	0	0	0	0	0	52	89	1.50	0.833										
64 Mike Morin, R (7, 1) ERA: 0.53	1.0		4	1	1	1	0	0	0	0	0	0	1	10	14	9.00	1.000										
3B Joe Smith, R (8, 1) ERA: 2.5	1.0		4	1	0	0	2	0	0	0	0	0	0	11	15	0.00	1.000										
49 Ernesto Frieri, R (9, 1) ERA: 4.91	1.0		4	1	0	0	2	0	0	0	0	0	0	9	11	0.00	1.000										

Batter	1	2	3	4	5	6	7	8	9	AB	R	H	RBI	BB	SO	LOB	BOTTOM										
7 Collin Cowgill, R (1, 9) OBP: 0.398, SLG: 0.409	K		F7		E5			K		4	0	0	1	0	2	1	<b>Tampa Bay Rays @ Los Angeles Angels</b> Angel Stadium of Anaheim, Anaheim, CA Sun May 18 2014, 12:37 PM PDT Att: 36,655 - Partly Cloudy - 75 F										
27 Mike Trout, R (1, 8) OBP: 0.390, SLG: 0.515	K		5 1B		K			F9		4	1	1	0	0	2	1											
5 Albert Pujols, R (1, 10) OBP: 0.328, SLG: 0.537	HR		47 1B		F9			HR		4	2	3	2	0	0	1											
47 Howie Kendrick, R (1, 4) OBP: 0.374, SLG: 0.419	K		1B					HR		4	0	1	1	0	2	0											
20 C.J. Cron, R (1, 3) OBP: 0.333, SLG: 0.537	G4-3		1B							3	0	0	0	0	0	2											
19 Efrén Navarro, L (6, 3) OBP: 0.455, SLG: 0.579	L9									1	0	1	0	0	0	0											
2 Enck Aybar, S (1, 6) OBP: 0.299, SLG: 0.401	F8									4	1	1	0	0	0	1											
17 Chris Iannetta, R (1, 2) OBP: 0.373, SLG: 0.411										4	1	2	0	0	2	0											
10 Grant Green, R (1, 7) OBP: 0.390, SLG: 0.500	G3									4	1	3	1	0	0	1											
13 Luis Jimenez, R (1, 5) OBP: 0.250, SLG: 0.227	G5-3									3	0	0	0	0	2	0											
<b>Inning Stats</b>	R: 1 E: 0 K: 3 S: 13	H: 1 LOB: 0 BB: 0 P: 16	R: 0 E: 0 K: 0 S: 11	H: 1 LOB: 1 BB: 0 P: 16	R: 1 E: 0 K: 0 S: 15	H: 3 LOB: 2 BB: 0 P: 23	R: 3 E: 1 K: 1 S: 17	H: 3 LOB: 1 BB: 0 P: 21	R: 0 E: 0 K: 0 S: 6	H: 0 LOB: 0 BB: 0 P: 7	R: 0 E: 0 K: 2 S: 11	H: 1 LOB: 1 BB: 0 P: 16	R: 1 E: 0 K: 1 S: 19	H: 2 LOB: 1 BB: 0 P: 26	R: 0 E: 0 K: 1 S: 8	H: 1 LOB: 0 BB: 0 P: 10	1B: 9 2B: 1 3B: 0 HR: 2	SF: 0 SAC: 1 DP: 0 HBP: 0	WP: 0 PB: 0 SB: 0 CS: 1	PA: 36							
<b>PITCHER</b>	IP	WLS	BF	H	R	ER	SO	BB	IBB	HBP	BLK	WP	HR	S	P	ERA	WHIP										
14 David Price, L (1, 1) ERA: 4.28	6.2	L	32	11	6	5	7	0	0	0	0	0	0	87	119	6.75	1.650										
26 Brad Boxberger, R (7, 1) ERA: 2.08	1.1		4	1	0	0	1	0	0	0	0	0	0	13	16	0.00	0.750										

AB	32
R	2
H	5
RBI	2
BB	3
SO	10
LOB	14



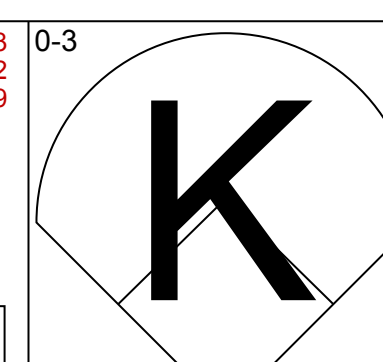
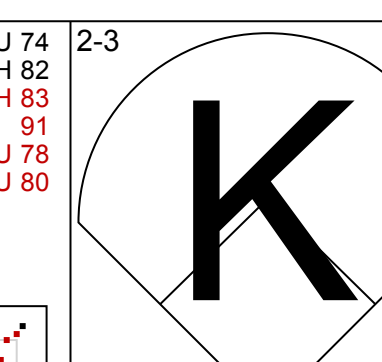
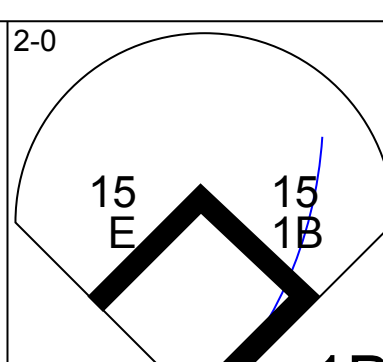
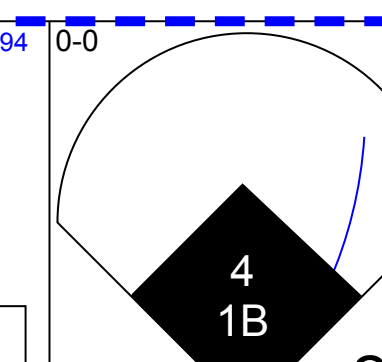
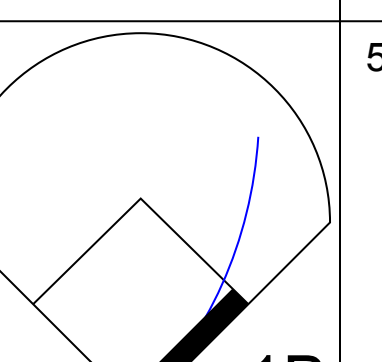
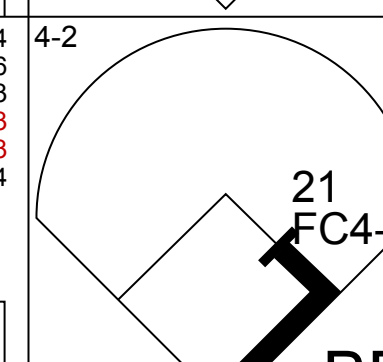
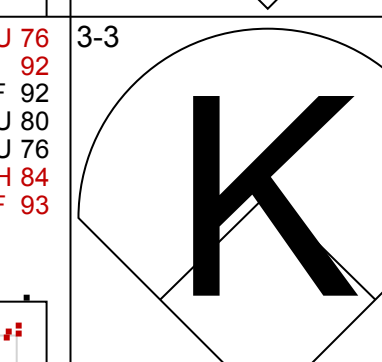
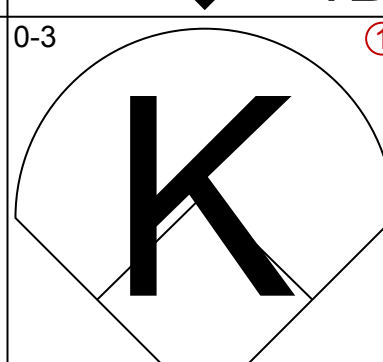
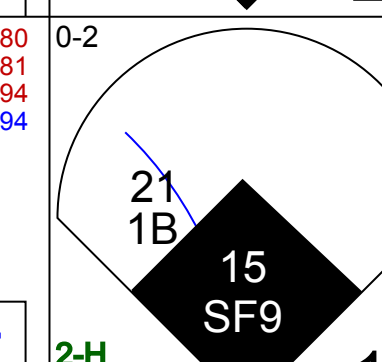
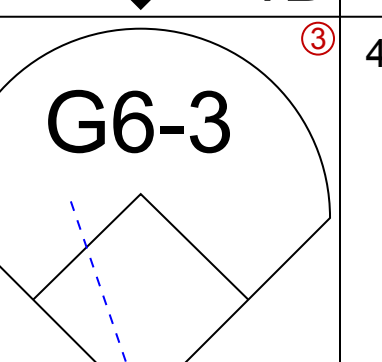
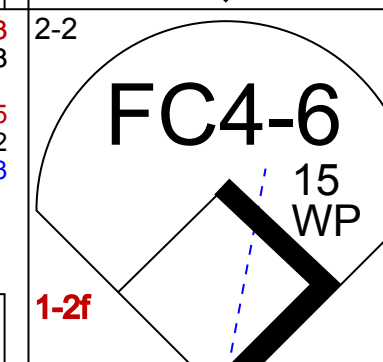
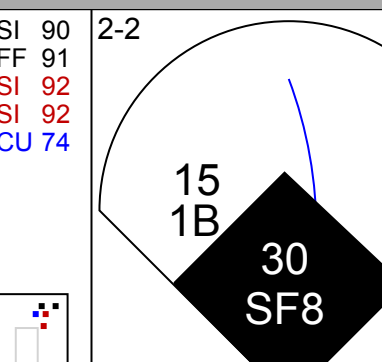
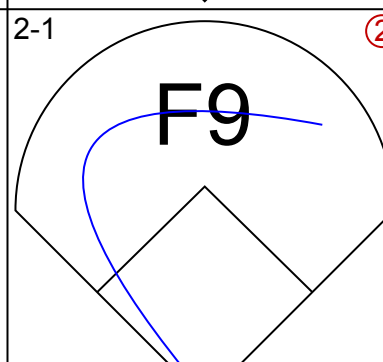
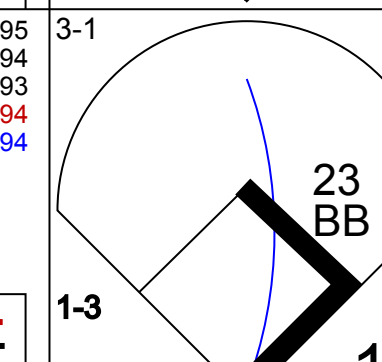

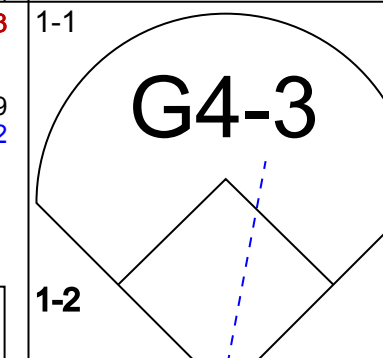
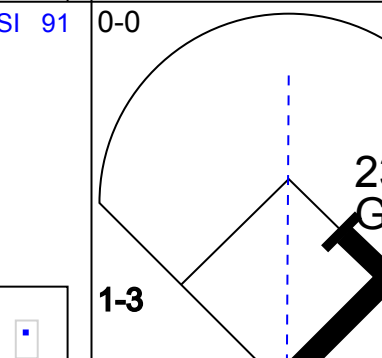
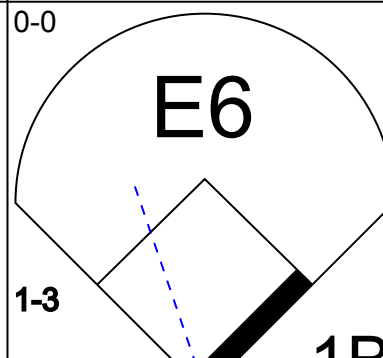
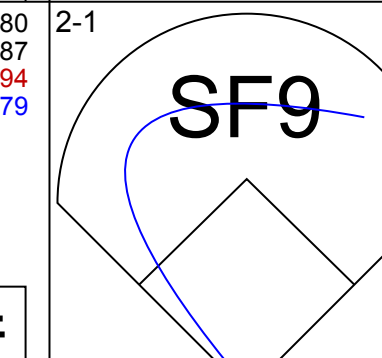


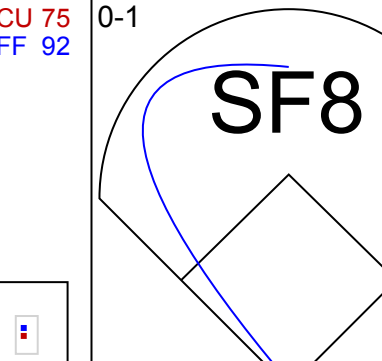
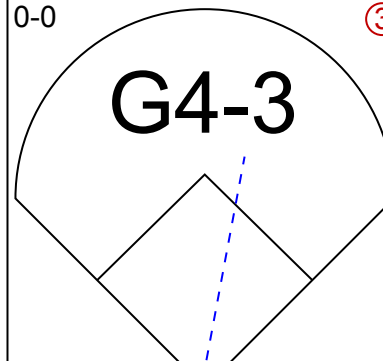
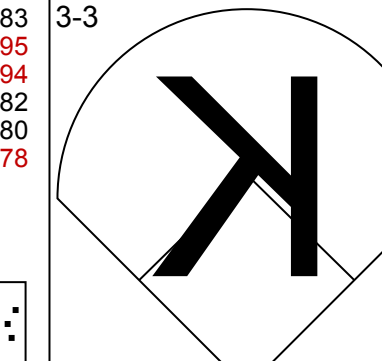


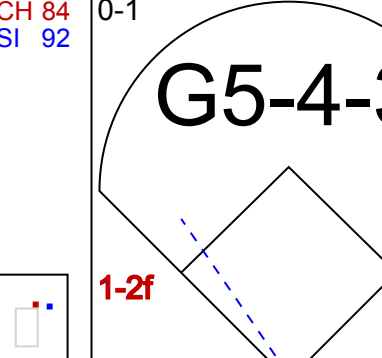
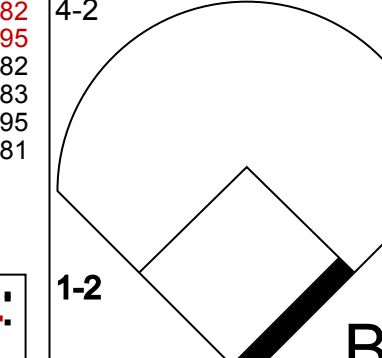



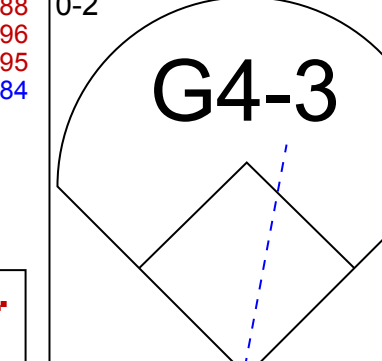


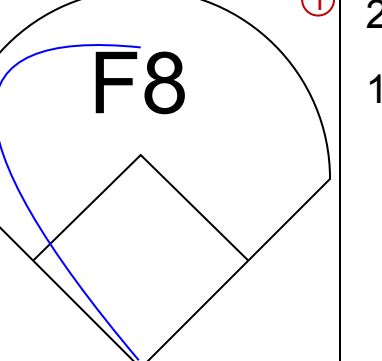



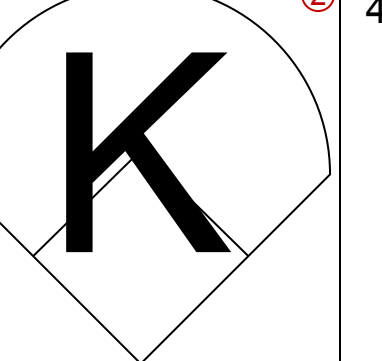
AB	35
R	6
H	12
RBI	5
BB	0
SO	8
LOB	9





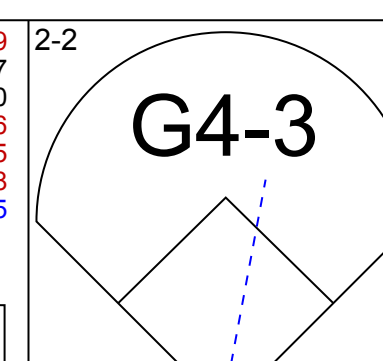
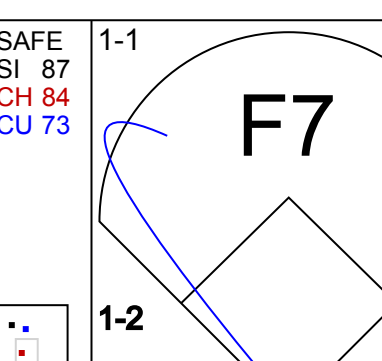

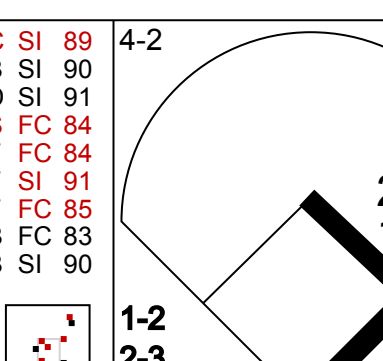

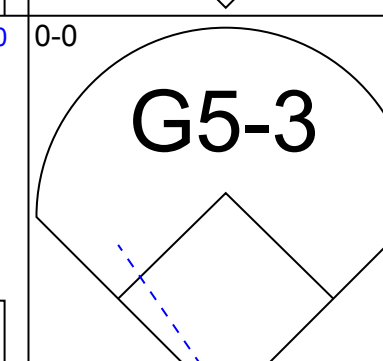
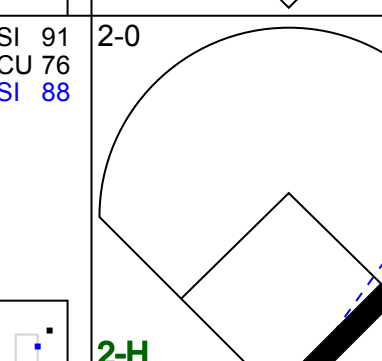

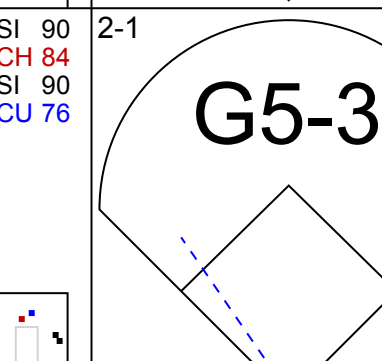
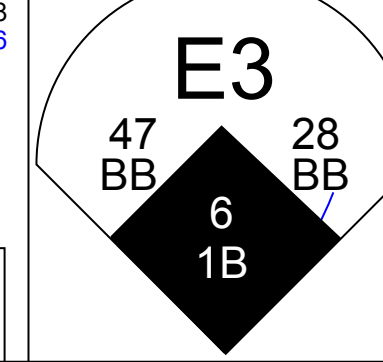
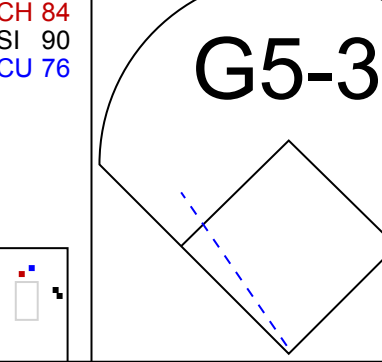
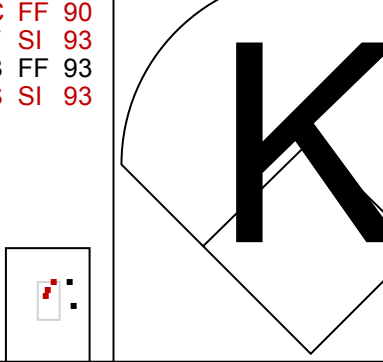
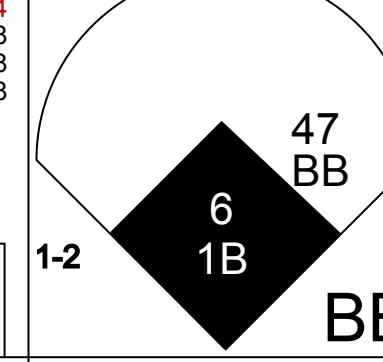

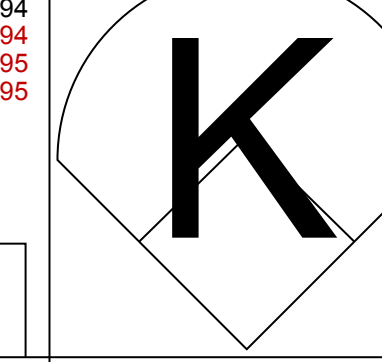
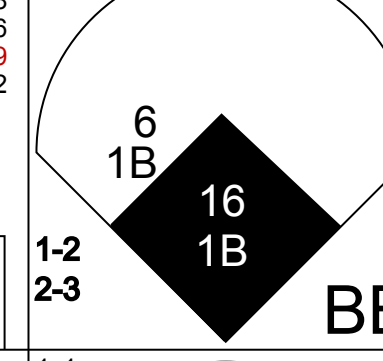
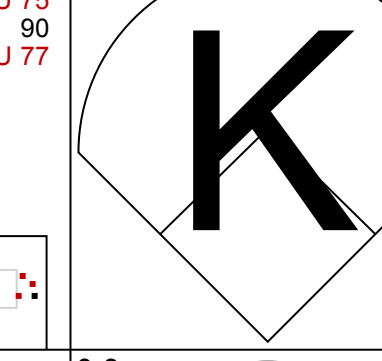
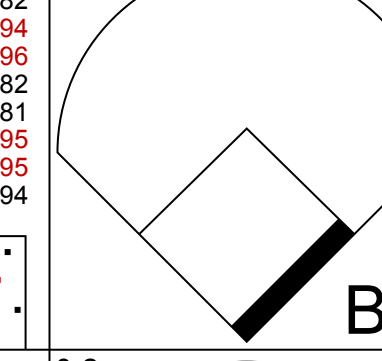
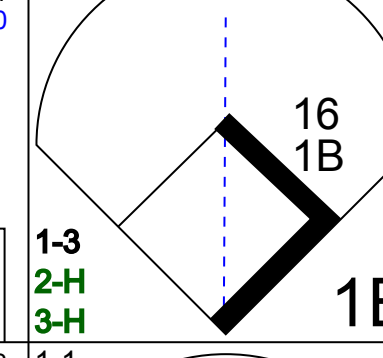
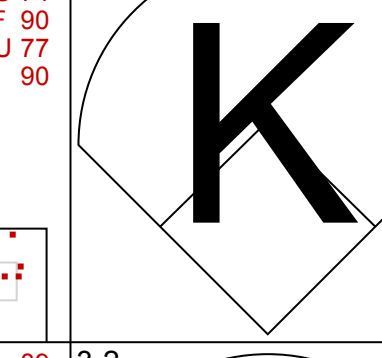
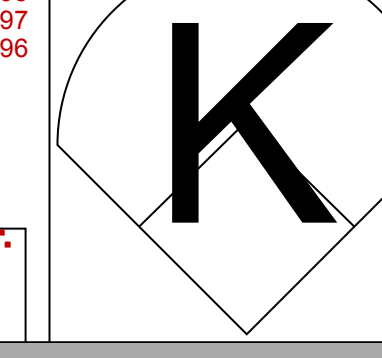
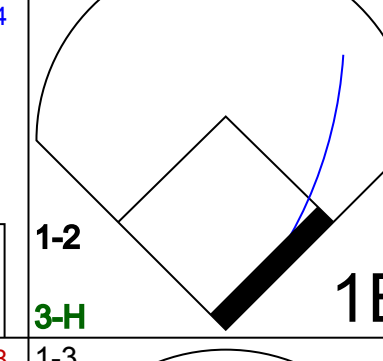
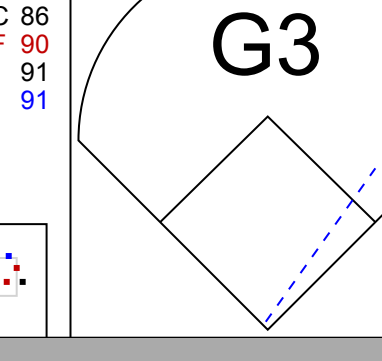

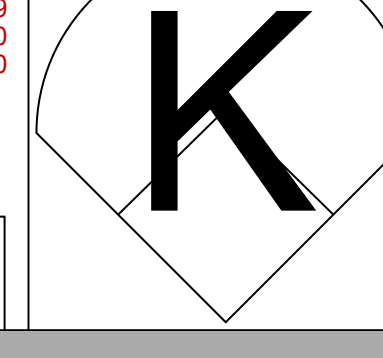
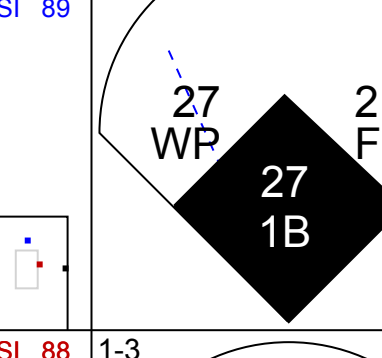


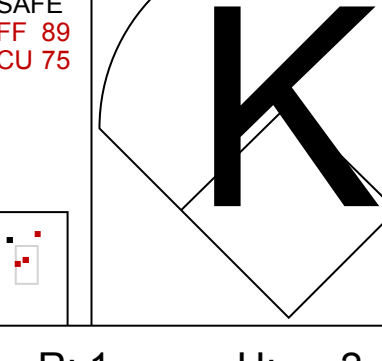





Batter	1	2	3	4	5	6	7	8	9	AB	R	H	RBI	BB	SO	LOB	TOP			
27 Jose Altuve, R OBP: 0.355, SLG: 0.426										5	1	3	0	0	2	1	<b>Houston Astros @ Los Angeles Angels</b> Angel Stadium of Anaheim, Anaheim, CA Tue May 20 2014, 7:09 PM - 10:42 PM PDT Att: 30,150 - Partly Cloudy - 68 F			
4 George Springer, R OBP: 0.321, SLG: 0.361										4	1	1	1	1	2	3				
21 Dexter Fowler, S OBP: 0.380, SLG: 0.395										4	1	2	0	0	0	2				
15 Jason Castro, L OBP: 0.317, SLG: 0.411										3	0	2	1	0	0	1				
30 Matt Dominguez, R OBP: 0.315, SLG: 0.438										3	0	0	1	0	1	3				
23 Chris Carter, R OBP: 0.280, SLG: 0.400										3	0	0	0	1	1	1				
14 Jesus Guzman, R OBP: 0.232, SLG: 0.333										3	0	0	0	0	1	0				
8 Alex Presley, L OBP: 0.232, SLG: 0.333										1	0	0	0	0	0	2				
22 Carlos Corporan, S OBP: 0.222, SLG: 0.408										2	0	1	0	0	0	0				
18 Marc Krauss, L OBP: 0.294, SLG: 0.318										1	0	0	0	0	0	0				
6 Jonathan Villar, S OBP: 0.279, SLG: 0.416										4	0	0	0	0	1	2				
<b>Inning Stats</b>	R: 0 E: 0 K: 1 S: 10	H: 0 LOB: 1 BB: 1 P: 17	R: 0 E: 0 K: 1 S: 13	H: 0 LOB: 0 BB: 0 P: 17	R: 0 E: 0 K: 2 S: 12	H: 0 LOB: 0 BB: 0 P: 21	R: 1 E: 0 K: 0 S: 8	H: 2 LOB: 0 BB: 0 P: 10	R: 0 E: 1 K: 1 S: 9	H: 2 LOB: 2 BB: 0 P: 13	R: 0 E: 0 K: 0 S: 11	H: 1 LOB: 1 BB: 0 P: 15	R: 2 E: 0 K: 1 S: 18	H: 3 LOB: 2 BB: 1 P: 30	R: 0 E: 0 K: 1 S: 10	H: 1 LOB: 1 BB: 0 P: 15	1B: 8 2B: 1 3B: 0 HR: 0	SF: 2 SAC: 0 DP: 1 HBP: 1	WP: 1 PB: 0 SB: 0 CS: 0	PA: 38
<b>PITCHER</b>	IP WLS BF H R ER SO BB IBB HBP BLK WP HR S P ERA WHIP	IP WLS BF H R ER SO BB IBB HBP BLK WP HR S P ERA WHIP	IP WLS BF H R ER SO BB IBB HBP BLK WP HR S P ERA WHIP	IP WLS BF H R ER SO BB IBB HBP BLK WP HR S P ERA WHIP	IP WLS BF H R ER SO BB IBB HBP BLK WP HR S P ERA WHIP	IP WLS BF H R ER SO BB IBB HBP BLK WP HR S P ERA WHIP	IP WLS BF H R ER SO BB IBB HBP BLK WP HR S P ERA WHIP	IP WLS BF H R ER SO BB IBB HBP BLK WP HR S P ERA WHIP	IP WLS BF H R ER SO BB IBB HBP BLK WP HR S P ERA WHIP	IP WLS BF H R ER SO BB IBB HBP BLK WP HR S P ERA WHIP	IP WLS BF H R ER SO BB IBB HBP BLK WP HR S P ERA WHIP	IP WLS BF H R ER SO BB IBB HBP BLK WP HR S P ERA WHIP	IP WLS BF H R ER SO BB IBB HBP BLK WP HR S P ERA WHIP	IP WLS BF H R ER SO BB IBB HBP BLK WP HR S P ERA WHIP	IP WLS BF H R ER SO BB IBB HBP BLK WP HR S P ERA WHIP	IP WLS BF H R ER SO BB IBB HBP BLK WP HR S P ERA WHIP	IP WLS BF H R ER SO BB IBB HBP BLK WP HR S P ERA WHIP	IP WLS BF H R ER SO BB IBB HBP BLK WP HR S P ERA WHIP		
45 Tyler Skaggs, L ERA: 4.14	7.0	W	27	5	1	1	6	1	0	1	0	0	0	0	14	26	27.00	6.000		
58 Michael Kohn, R ERA: 2.21	0.2		6	3	2	2	1	1	0	0	0	0	0	4	4	0.00	0.000			
40 Kevin Jepsen, R ERA: 4.91	0.1		1	0	0	0	0	0	0	0	0	0	0	1	1	0.00	0.000			
59 Fernando Salas, R ERA: 3.0	1.0		4	1	0	0	1	0	0	0	0	0	0	10	15	0.00	1.000			

AB	33
R	3
H	9
RBI	3
BB	2
SO	8
LOB	15



Batter	1	2	3	4	5	6	7	8	9	AB	R	H	RBI	BB	SO	LOB	BOTTOM			
2 Erick Aybar, S OBP: 0.297, SLG: 0.391										3	0	1	1	1	0	1	<b>Houston Astros @ Los Angeles Angels</b> Angel Stadium of Anaheim, Anaheim, CA Tue May 20 2014, 7:09 PM - 10:42 PM PDT Att: 30,150 - Partly Cloudy - 68 F			
8 John McDonald, R OBP: 0.333, SLG: 0.276										1	0	0	0	0	0	0				
27 Mike Trout, R OBP: 0.361, SLG: 0.511										3	0	2	3	0	0	0				
10 Grant Green, R OBP: 0.378, SLG: 0.476										1	0	0	0	0	0	0				
5 Albert Pujols, R OBP: 0.350, SLG: 0.536										4	1	1	0	0	1	4				
20 C.J. Cron, R OBP: 0.298, SLG: 0.478										1	0	0	0	0	0	0				
28 Raul Ibanez, L OBP: 0.273, SLG: 0.277										4	2	1	0	1	1	1				
47 Howie Kendrick, R OBP: 0.388, SLG: 0.437										3	2	2	0	2	1	0				
6 David Freese, R OBP: 0.273, SLG: 0.303										5	1	2	4	0	2	2				
16 Hank Conger, L OBP: 0.368, SLG: 0.508										3	1	1	1	1	0	1				
7 Collin Cowgill, R OBP: 0.393, SLG: 0.402										4	1	1	0	0	1	6				
19 Efen Navarro, L OBP: 0.379, SLG: 0.500										4	1	1	0	0	2	4				
<b>Inning Stats</b>	R: 3 E: 1 K: 1 S: 18	H: 2 LOB: 2 BB: 2 P: 32	R: 1 E: 0 K: 0 S: 14	H: 3 LOB: 1 BB: 0 P: 20	R: 0 E: 0 K: 2 S: 11	H: 0 LOB: 0 BB: 0 P: 15	R: 1 E: 0 K: 1 S: 10	H: 2 LOB: 1 BB: 0 P: 17	R: 3 E: 1 K: 2 S: 23	H: 3 LOB: 3 BB: 2 P: 42	R: 1 E: 0 K: 0 S: 12	H: 2 LOB: 1 BB: 0 P: 21	R: 0 E: 0 K: 0 S: 6	H: 0 LOB: 0 BB: 0 P: 9	R: 0 E: 0 K: 2 S: 13	H: 0 LOB: 1 BB: 1 P: 20	1B: 8 2B: 4 3B: 0 HR: 0	SF: 1 SAC: 0 DP: 0 HBP: 0	WP: 2 PB: 0 SB: 0 CS: 1	PA: 42
<b>PITCHER</b>	IP WLS BF H R ER SO BB IBB HBP BLK WP HR S P ERA WHIP	IP WLS BF H R ER SO BB IBB HBP BLK WP HR S P ERA WHIP	IP WLS BF H R ER SO BB IBB HBP BLK WP HR S P ERA WHIP	IP WLS BF H R ER SO BB IBB HBP BLK WP HR S P ERA WHIP	IP WLS BF H R ER SO BB IBB HBP BLK WP HR S P ERA WHIP	IP WLS BF H R ER SO BB IBB HBP BLK WP HR S P ERA WHIP	IP WLS BF H R ER SO BB IBB HBP BLK WP HR S P ERA WHIP	IP WLS BF H R ER SO BB IBB HBP BLK WP HR S P ERA WHIP	IP WLS BF H R ER SO BB IBB HBP BLK WP HR S P ERA WHIP	IP WLS BF H R ER SO BB IBB HBP BLK WP HR S P ERA WHIP	IP WLS BF H R ER SO BB IBB HBP BLK WP HR S P ERA WHIP	IP WLS BF H R ER SO BB IBB HBP BLK WP HR S P ERA WHIP	IP WLS BF H R ER SO BB IBB HBP BLK WP HR S P ERA WHIP	IP WLS BF H R ER SO BB IBB HBP BLK WP HR S P ERA WHIP	IP WLS BF H R ER SO BB IBB HBP BLK WP HR S P ERA WHIP	IP WLS BF H R ER SO BB IBB HBP BLK WP HR S P ERA WHIP	IP WLS BF H R ER SO BB IBB HBP BLK WP HR S P ERA WHIP			
46 Scott Feldman, R ERA: 3.02	4.0	L	24	9	8	3	4	2	0	0	0	0	1	2	0	0	0			
38 Darin Downs, L ERA: 5.81	0.2		4	0	0	0	1	2	0	0	0	0	1	0	11	22	0.00	3.000		
36 Jerome Williams, R ERA: 5.81	2.1		10	3	1	1	1	0	0	0	0	0	0	24	40	3.86	1.286			
35 Josh Fields, R ERA: 9.39	1.0		4	0	0	0	2	1	0	0	0	0	0	13	20	0.00	1.000			

AB	36
R	9
H	12
RBI	9
BB	5
SO	8
LOB	19





Batter	1	2	3	4	5	6	7	8	9	AB	R	H	RBI	BB	SO	LOB	TOP			
27 Jose Altuve, R (1.4) OBP: 0.349, SLG: 0.417	L8		F8			K			F7	4	0	0	0	0	1	1	<b>Houston Astros @ Los Angeles Angels</b> Angel Stadium of Anaheim, Anaheim, CA Wed May 21 2014, 7:09 PM - 9:35 PM PDT Att: 40,112 - Partly Cloudy - 68 F			
4 George Springer, R (1.9) OBP: 0.326, SLG: 0.384	L8			HR		F7			HBP	3	1	1	1	0	0	0				
21 Dexter Fowler, S (1.8) OBP: 0.372, SLG: 0.385	K			K					P5	4	0	0	0	0	2	1				
15 Jason Castro, L (1.2) OBP: 0.317, SLG: 0.417		G3-1		K						3	0	1	0	0	1	0				
30 Matt Dominguez, R (1.5) OBP: 0.309, SLG: 0.430	F7			P4						3	0	0	0	0	0	1				
23 Chris Carter, R (1.10) OBP: 0.275, SLG: 0.392	L7									3	0	0	0	0	0	1				
14 Jesus Guzman, R (1.3) OBP: 0.271, SLG: 0.307										2	0	0	0	1	1	0				
8 Alex Presley, L (1.7) OBP: 0.226, SLG: 0.324			FC1-6						L8	3	0	0	0	0	0	1				
6 Jonathan Villar, S (1.6) OBP: 0.273, SLG: 0.407			G4-3						F8	3	0	0	0	0	0	1				
<b>Inning Stats</b>	R: 0 H: 0 E: 0 K: 1 S: 6	H: 0 LOB: 0 BB: 0 P: 8	R: 0 H: 0 E: 0 K: 0 S: 6	H: 0 LOB: 0 BB: 0 P: 8	R: 0 H: 0 E: 0 K: 0 S: 9	H: 0 LOB: 1 BB: 1 P: 14	R: 1 H: 1 E: 0 K: 2 S: 9	H: 1 LOB: 0 BB: 0 P: 12	R: 0 H: 0 E: 0 K: 1 S: 5	H: 0 LOB: 0 BB: 0 P: 6	R: 0 H: 1 E: 0 K: 0 S: 8	H: 1 LOB: 1 BB: 0 P: 14	R: 0 H: 0 E: 0 K: 1 S: 7	H: 0 LOB: 0 BB: 0 P: 12	R: 0 H: 0 E: 0 K: 0 S: 4	H: 0 LOB: 0 BB: 0 P: 8	1B: 0 2B: 1 3B: 0 HR: 1	SF: 0 SAC: 0 DP: 0 HBP: 1	WP: 0 PB: 0 SB: 0 CS: 0	PA: 30
<b>PITCHER</b> 36 Jered Weaver, R (1.1) ERA: 2.85	IP: 9.0 WLS: W BF: 30	H: 2 R: 1 ER: 1 SO: 5	BB: 1 IBB: 0 HBP: 1 BLK: 0	WP: 0 HR: 1 S: 63 P: 94	ERA: 1.00 WHIP: 0.333	<b>PITCHER</b>										IP: 9.0 WLS: W BF: 30	H: 2 R: 1 ER: 1 SO: 5	BB: 1 IBB: 0 HBP: 1 BLK: 0	WP: 0 HR: 1 S: 63 P: 94	ERA: 1.00 WHIP: 0.333

AB	28
R	1
H	2
RBI	1
BB	1
SO	5
LOB	6



Batter	1	2	3	4	5	6	7	8	9	AB	R	H	RBI	BB	SO	LOB	BOTTOM			
47 Howie Kendrick, R (1.4) OBP: 0.385, SLG: 0.433	G5-3		G5-3					G4-3		4	0	1	0	0	0	1	<b>Houston Astros @ Los Angeles Angels</b> Angel Stadium of Anaheim, Anaheim, CA Wed May 21 2014, 7:09 PM - 9:35 PM PDT Att: 40,112 - Partly Cloudy - 68 F			
2 Erick Aybar, S (1.6) OBP: 0.296, SLG: 0.387	G6-3							P5		4	0	1	1	0	0	0				
5 Albert Pujols, R (1.3) OBP: 0.328, SLG: 0.545	P5		G5-3					K		4	1	1	1	0	1	1				
28 Raul Ibanez, L (1.10) OBP: 0.274, SLG: 0.272										2	0	0	0	1	1	0				
6 David Freese, R (1.5) OBP: 0.265, SLG: 0.293										3	0	0	0	0	1	1				
8 John McDonald, R (9.5) OBP: 0.333, SLG: 0.276										0	0	0	0	0	0	0				
56 Kole Calhoun, L (1.9) OBP: 0.284, SLG: 0.476										3	0	0	0	0	1	1				
16 Hank Conger, L (1.2) OBP: 0.352, SLG: 0.484										3	0	0	0	0	1	1				
7 Collin Cowgill, R (1.8) OBP: 0.391, SLG: 0.394										2	0	0	0	1	2	0				
19 Efrén Navarro, L (1.7) OBP: 0.375, SLG: 0.483										3	1	1	0	0	1	2				
<b>Inning Stats</b>	R: 0 H: 0 E: 0 K: 0 S: 11	H: 0 LOB: 0 BB: 0 P: 13	R: 0 H: 0 E: 0 K: 0 S: 8	H: 0 LOB: 1 BB: 1 P: 15	R: 1 H: 2 E: 0 K: 1 S: 14	H: 2 LOB: 1 BB: 0 P: 19	R: 0 H: 0 E: 0 K: 3 S: 13	H: 0 LOB: 0 BB: 0 P: 18	R: 0 H: 1 E: 0 K: 1 S: 8	H: 1 LOB: 2 BB: 0 P: 11	R: 1 H: 1 E: 0 K: 0 S: 9	H: 1 LOB: 0 BB: 0 P: 14	R: 0 H: 0 E: 0 K: 2 S: 12	H: 0 LOB: 1 BB: 1 P: 22	R: 0 H: 0 E: 0 K: 1 S: 8	H: 0 LOB: 0 BB: 0 P: 13	1B: 3 2B: 0 3B: 0 HR: 1	SF: 0 SAC: 0 DP: 0 HBP: 0	WP: 1 PB: 0 SB: 0 CS: 0	PA: 30
<b>PITCHER</b> 31 Collin McHugh, R (1.1) ERA: 3.32	IP: 7.0 WLS: L BF: 27	H: 4 R: 2 ER: 2 SO: 7	BB: 2 IBB: 0 HBP: 0 BLK: 0	WP: 1 HR: 1 S: 75 P: 112	ERA: 2.57 WHIP: 0.857	<b>PITCHER</b>										IP: 1.0 WLS: L BF: 3	H: 0 R: 0 ER: 0 SO: 1	BB: 0 IBB: 0 HBP: 0 BLK: 0	WP: 0 HR: 0 S: 8 P: 13	ERA: 0.00 WHIP: 0.000

AB	28
R	2
H	4
RBI	2
BB	2
SO	8
LOB	7





Batter	1	2	3	4	5	6	7	8	9	AB	R	H	RBI	BB	SO	LOB	TOP										
23 Norichika Aoki, L OBP: 0.338, SLG: 0.343										4	1	3	0	0	0	1	<b>Kansas City Royals @ Los Angeles Angels</b> Angel Stadium of Anaheim, Anaheim, CA Fri May 23 2014, 7:09 PM - 9:59 PM PDT Att: 35,082 - Partly Cloudy - 67 F										
2 Alcides Escobar, R OBP: 0.315, SLG: 0.376										5	0	0	0	0	1	6											
35 Eric Hosmer, L OBP: 0.324, SLG: 0.384										4	0	0	0	0	0	3											
16 Billy Butler, R OBP: 0.309, SLG: 0.315										3	0	0	0	1	1	0											
4 Alex Gordon, L OBP: 0.318, SLG: 0.394										2	0	1	1	1	1	0											
19 Danny Valencia, R OBP: 0.355, SLG: 0.400										3	0	0	0	1	0	2											
6 Lorenzo Cain, R OBP: 0.359, SLG: 0.376										3	0	0	0	1	1	3											
37 Pedro Ciriaco, R OBP: 0.250, SLG: 0.250										4	0	1	0	0	1	2											
12 Brett Hayes, R OBP: 0.250, SLG: 0.250										4	0	0	0	0	1	1											
<b>Inning Stats</b>	R: 1 H: 2 E: 0 K: 1 S: 15	W: 2 L: 3 BB: 2 P: 29	R: 0 H: 1 E: 0 K: 0 S: 7	LOB: 1 BB: 0 P: 11	R: 0 H: 0 E: 0 K: 1 S: 8	LOB: 0 BB: 1 P: 12	R: 0 H: 0 E: 0 K: 1 S: 13	LOB: 2 BB: 1 P: 21	R: 0 H: 0 E: 0 K: 1 S: 6	LOB: 0 BB: 0 P: 8	R: 0 H: 1 E: 1 K: 1 S: 10	LOB: 2 BB: 0 P: 12	1B: 4 2B: 2 HR: 0	SF: 0 SAC: 0 HBP: 2	WP: 1 PB: 1 SB: 2 CS: 0	PA: 38											
<b>PITCHER</b>	IP	WLS	BF	H	R	ER	SO	BB	IBB	HBP	BLK	WP	HR	S	P	ERA	WHIP										
33 C.J. Wilson, L ERA: 3.0	6.1	W	28	4	1	1	3	4	0	2	0	0	0	62	105	1.42	1.263										
40 Kevin Jepsen, R ERA: 4.5	0.1		1	0	0	0	1	0	0	0	0	1	0	3	4	0.00	0.000										
24 Sean Burnett, L ERA: 4.5	0.1		1	0	0	0	0	0	0	0	0	0	0	3	5	0.00	0.000										
64 Mike Morin, R ERA: 0.84	1.0		3	0	0	0	1	0	0	0	0	0	0	6	8	0.00	0.000										
59 Fernando Salas, R ERA: 2.84	1.0		5	1	0	0	1	0	0	0	0	0	0	10	12	0.00	1.000										

Batter	1	2	3	4	5	6	7	8	9	AB	R	H	RBI	BB	SO	LOB	BOTTOM											
47 Howie Kendrick, R OBP: 0.385, SLG: 0.432										5	1	2	0	0	0	2	<b>Kansas City Royals @ Los Angeles Angels</b> Angel Stadium of Anaheim, Anaheim, CA Fri May 23 2014, 7:09 PM - 9:59 PM PDT Att: 35,082 - Partly Cloudy - 67 F											
27 Mike Trout, R OBP: 0.364, SLG: 0.528										4	1	2	1	0	0	1												
5 Albert Pujols, R OBP: 0.332, SLG: 0.540										2	0	0	0	2	1	3												
6 David Freese, R OBP: 0.255, SLG: 0.281										4	0	0	0	0	0	5												
56 Kole Calhoun, L OBP: 0.294, SLG: 0.476										0	0	0	0	0	0	0												
20 C.J. Cron, R OBP: 0.314, SLG: 0.500										4	1	2	1	0	1	1												
17 Chris Iannetta, R OBP: 0.388, SLG: 0.427										4	1	1	1	0	0	3												
2 Erick Aybar, S OBP: 0.305, SLG: 0.392										3	2	2	1	1	0	0												
10 Grant Green, R OBP: 0.396, SLG: 0.511										3	0	2	1	0	0	1												
8 John McDonald, R OBP: 0.234, SLG: 0.267										1	0	0	0	0	0	1												
7 Collin Cowgill, R OBP: 0.387, SLG: 0.388										4	0	1	1	0	1	2												
<b>Inning Stats</b>	R: 0 H: 1 E: 0 K: 0 S: 8	LOB: 1 BB: 0 P: 9	R: 2 H: 3 E: 0 K: 0 S: 12	LOB: 1 BB: 0 P: 14	R: 1 H: 1 E: 0 K: 1 S: 9	LOB: 0 BB: 1 P: 17	R: 0 H: 1 E: 0 K: 0 S: 12	LOB: 1 BB: 0 P: 18	R: 0 H: 0 E: 0 K: 0 S: 4	LOB: 0 BB: 1 P: 8	R: 2 H: 3 E: 0 K: 1 S: 14	LOB: 0 BB: 0 P: 21	R: 1 H: 3 E: 0 K: 1 S: 14	LOB: 3 BB: 0 P: 25	R: 0 H: 0 E: 0 K: 0 S: 8	LOB: 1 BB: 1 P: 13	1B: 8 2B: 2 3B: 0 HR: 2	SF: 0 SAC: 0 DP: 1 HBP: 0	WP: 0 PB: 0 SB: 0 CS: 0	PA: 37								
<b>PITCHER</b>	IP	WLS	BF	H	R	ER	SO	BB	IBB	HBP	BLK	WP	HR	S	P	ERA	WHIP											
41 Danny Duffy, L ERA: 2.59	6.0	L	27	9	5	5	2	2	0	0	0	0	0	2	59	8	7.50	1.833										
31 Louis Coleman, R ERA: 5.57	1.0		6	3	1	1	1	0	0	0	0	0	0	14	25	9.00	3.000											
43 Aaron Crow, R ERA: 2.89	1.0		4	0	0	0	0	1	0	0	0	0	0	8	13	0.00	1.000											















Batter	1	2	3	4	5	6	7	8	9	AB	R	H	RBI	BB	SO	LOB	TOP						
47 Howie Kendrick, R OBP: 0.371, SLG: 0.405	G1-4-3	F9		G6-4-3			G3		G5-3	5	0	0	0	0	0	4	<b>Los Angeles Angels @ Seattle Mariners</b> Safeco Field, Seattle, WA Tue May 27 2014, 7:11 PM - 10:13 PM PDT Att: 13,064 - Clear - 64 F <a href="http://livebaseballscorecards.com">livebaseballscorecards.com</a>						
27 Mike Trout, R OBP: 0.388, SLG: 0.534	K		BB	F9			SF9		1B	3	0	1	1	1	1	1							
5 Albert Pujols, R OBP: 0.326, SLG: 0.529	G6-3		P5						K	4	0	0	0	1	1	2							
6 David Freese, R OBP: 0.274, SLG: 0.301		2B																					
28 Raul Ibanez, L OBP: 0.276, SLG: 0.276			1B																				
8 John McDonald, R OBP: 0.324, SLG: 0.287																							
20 C.J. Cron, R OBP: 0.333, SLG: 0.533		2B								4	2	2	2	0	2	2							
2 Erick Aybar, S OBP: 0.300, SLG: 0.404		2B		FC4-6					K	4	1	1	1	0	1	2							
10 Grant Green, R OBP: 0.404, SLG: 0.510																							
56 Kole Calhoun, L OBP: 0.259, SLG: 0.408	L9								G4-3	3	1	1	0	0	1	1							
17 Chris Iannetta, R OBP: 0.378, SLG: 0.467										3	0	2	1	0	0	0							
7 Collin Cowgill, R OBP: 0.369, SLG: 0.377										4	1	2	0	0	2	2							
<b>Inning Stats</b>	R: 0 E: 0 K: 1 S: 8	H: 0 LOB: 0 BB: 0 P: 12	R: 3 E: 0 K: 1 S: 14	H: 4 LOB: 1 BB: 0 P: 22	R: 0 E: 0 K: 1 S: 14	H: 1 LOB: 2 BB: 1 P: 24	R: 1 E: 0 K: 0 S: 7	H: 2 LOB: 1 BB: 0 P: 10	R: 0 E: 0 K: 1 S: 7	H: 0 LOB: 0 BB: 0 P: 10	R: 1 E: 0 K: 1 S: 10	H: 1 LOB: 1 BB: 1 P: 19	R: 1 E: 0 K: 2 S: 12	H: 2 LOB: 1 BB: 0 P: 18	R: 0 E: 0 K: 1 S: 7	H: 1 LOB: 1 BB: 0 P: 8	1B: 5 2B: 5 3B: 0 HR: 1	SF: 1 SAC: 0 DP: 1 HBP: 1	WP: 0 PB: 0 SB: 1 CS: 0	PA: 40			
<b>PITCHER</b>	IP WLS BF H R ER SO BB IBB HBP BLK WP HR S P ERA WHIP	IP WLS BF H R ER SO BB IBB HBP BLK WP HR S P ERA WHIP	IP WLS BF H R ER SO BB IBB HBP BLK WP HR S P ERA WHIP	IP WLS BF H R ER SO BB IBB HBP BLK WP HR S P ERA WHIP	IP WLS BF H R ER SO BB IBB HBP BLK WP HR S P ERA WHIP	IP WLS BF H R ER SO BB IBB HBP BLK WP HR S P ERA WHIP	IP WLS BF H R ER SO BB IBB HBP BLK WP HR S P ERA WHIP	IP WLS BF H R ER SO BB IBB HBP BLK WP HR S P ERA WHIP	IP WLS BF H R ER SO BB IBB HBP BLK WP HR S P ERA WHIP	IP WLS BF H R ER SO BB IBB HBP BLK WP HR S P ERA WHIP	IP WLS BF H R ER SO BB IBB HBP BLK WP HR S P ERA WHIP	IP WLS BF H R ER SO BB IBB HBP BLK WP HR S P ERA WHIP	IP WLS BF H R ER SO BB IBB HBP BLK WP HR S P ERA WHIP	IP WLS BF H R ER SO BB IBB HBP BLK WP HR S P ERA WHIP	IP WLS BF H R ER SO BB IBB HBP BLK WP HR S P ERA WHIP	IP WLS BF H R ER SO BB IBB HBP BLK WP HR S P ERA WHIP	IP WLS BF H R ER SO BB IBB HBP BLK WP HR S P ERA WHIP	IP WLS BF H R ER SO BB IBB HBP BLK WP HR S P ERA WHIP					
29 Roenis Elias, L ERA: 4.02	6.1	L	28	8	5	5	5	1	0	0	1	0	0	0	0	0	0	0	60	92	7.11	1.421	
52 Dominic Leone, R ERA: 1.29	0.2		3	0	0	0	1	1	0	0	0	0	0	0	0	0	0	0	7	15	0.00	1.500	
54 Tom Wilhelmson, R ERA: 3.16	2.0		9	3	1	1	3	0	0	0	0	0	0	0	0	0	0	0	1	19	26	4.50	1.500

Batter	1	2	3	4	5	6	7	8	9	AB	R	H	RBI	BB	SO	LOB	BOTTOM			
99 James Jones, L OBP: 0.329, SLG: 0.373	K		F7	P5			K		G6-3	5	0	0	0	0	2	3	<b>Los Angeles Angels @ Seattle Mariners</b> Safeco Field, Seattle, WA Tue May 27 2014, 7:11 PM - 10:13 PM PDT Att: 13,064 - Clear - 64 F <a href="http://livebaseballscorecards.com">livebaseballscorecards.com</a>			
55 Michael Saunders, L OBP: 0.330, SLG: 0.465	L9									4	1	1	0	1	1	0				
22 Robinson Cano, L OBP: 0.377, SLG: 0.428	G6-3		G6-3							5	0	2	1	0	0	1				
17 Justin Smoak, S OBP: 0.304, SLG: 0.408										3	1	1	1	2	1	1				
16 Cole Gillespie, R OBP: 0.310, SLG: 0.299										0	0	0	0	0	0	0				
15 Kyle Seager, L OBP: 0.342, SLG: 0.424	K									5	0	2	0	0	1	2				
13 Dustin Ackley, L OBP: 0.311, SLG: 0.412										3	2	1	0	1	0	3				
6 Nick Franklin, S OBP: 0.283, SLG: 0.242										4	0	2	1	0	0	1				
3 Mike Zunino, R OBP: 0.276, SLG: 0.424										4	0	0	0	0	1	4				
5 Brad Miller, L OBP: 0.230, SLG: 0.247										2	0	0	0	2	0	0				
<b>Inning Stats</b>	R: 0 E: 0 K: 1 S: 7	H: 0 LOB: 0 BB: 0 P: 9	R: 1 E: 0 K: 2 S: 14	H: 2 LOB: 1 BB: 0 P: 23	R: 0 E: 0 K: 0 S: 9	H: 1 LOB: 1 BB: 0 P: 14	R: 2 E: 0 K: 0 S: 12	H: 3 LOB: 2 BB: 1 P: 21	R: 0 E: 0 K: 1 S: 13	H: 1 LOB: 1 BB: 1 P: 22	R: 0 E: 0 K: 1 S: 8	H: 0 LOB: 0 BB: 1 P: 13	R: 0 E: 0 K: 1 S: 12	H: 0 LOB: 1 BB: 1 P: 22	R: 1 E: 0 K: 0 S: 11	H: 1 LOB: 2 BB: 2 P: 21	1B: 7 2B: 1 3B: 0 HR: 1	SF: 0 SAC: 0 DP: 1 HBP: 0	WP: 1 PB: 0 SB: 1 CS: 0	PA: 41
<b>PITCHER</b>	IP WLS BF H R ER SO BB IBB HBP BLK WP HR S P ERA WHIP	IP WLS BF H R ER SO BB IBB HBP BLK WP HR S P ERA WHIP	IP WLS BF H R ER SO BB IBB HBP BLK WP HR S P ERA WHIP	IP WLS BF H R ER SO BB IBB HBP BLK WP HR S P ERA WHIP	IP WLS BF H R ER SO BB IBB HBP BLK WP HR S P ERA WHIP	IP WLS BF H R ER SO BB IBB HBP BLK WP HR S P ERA WHIP	IP WLS BF H R ER SO BB IBB HBP BLK WP HR S P ERA WHIP	IP WLS BF H R ER SO BB IBB HBP BLK WP HR S P ERA WHIP	IP WLS BF H R ER SO BB IBB HBP BLK WP HR S P ERA WHIP	IP WLS BF H R ER SO BB IBB HBP BLK WP HR S P ERA WHIP	IP WLS BF H R ER SO BB IBB HBP BLK WP HR S P ERA WHIP	IP WLS BF H R ER SO BB IBB HBP BLK WP HR S P ERA WHIP	IP WLS BF H R ER SO BB IBB HBP BLK WP HR S P ERA WHIP	IP WLS BF H R ER SO BB IBB HBP BLK WP HR S P ERA WHIP	IP WLS BF H R ER SO BB IBB HBP BLK WP HR S P ERA WHIP	IP WLS BF H R ER SO BB IBB HBP BLK WP HR S P ERA WHIP	IP WLS BF H R ER SO BB IBB HBP BLK WP HR S P ERA WHIP	IP WLS BF H R ER SO BB IBB HBP BLK WP HR S P ERA WHIP		
36 Jered Weaver, R ERA: 2.99	6.0	W	28	7	3	3	5	3	0	0	0	0	0	0	0	0	0			
24 Sean Burnett, L ERA: 13.5	0.1	H	1	0	0	0	0	0	0	0	0	5	6	0.00	0.000					
59 Fernando Salas, R ERA: 2.49	0.2	H	2	1	0	0	0	0	0	0	0	8	12	0.00	1.500					
38 Joe Smith, R ERA: 2.14	1.0	H	4	0	0	0	1	1	0	0	0	12	22	0.00	1.000					
49 Ernesto Frieri, R ERA: 4.43	1.0	S	6	1	1	1	0	2	0	0	0	11	21	9.00	3.000					







Batter	1	2	3	4	5	6	7	8	9	AB	R	H	RBI	BB	SO	LOB	TOP							
56 Kole Calhoun, L (1,9) OBP: 0.278, SLG: 0.410										4	3	2	0	2	0	1								
2 Erick Aybar, S (1,6) OBP: 0.307, SLG: 0.423											5	1	3	3	0	0	1							
27 Mike Trout, R (1,8) OBP: 0.380, SLG: 0.538											3	0	3	2	1	0	0							
6 David Freese, R (1,5) OBP: 0.263, SLG: 0.287											5	0	1	0	0	1	6							
7 Collin Cowgill, R (8, PR) OBP: 0.398, SLG: 0.371											0	0	0	0	0	0	0							
47 Howie Kendrick, R (1,4) OBP: 0.361, SLG: 0.392											5	0	0	0	0	1	7							
28 Raul Ibanez, L (1,10) OBP: 0.288, SLG: 0.282											5	0	1	0	0	1	0							
20 C.J. Cron, R (1,3) OBP: 0.353, SLG: 0.585											5	2	3	0	0	0	1							
16 Hank Conger, L (1,2) OBP: 0.353, SLG: 0.467											3	0	0	0	2	1	3							
10 Grant Green, R (1,7) OBP: 0.393, SLG: 0.491											4	1	1	1	0	0	4							
8 John McDonald, R (8,5) OBP: 0.343, SLG: 0.290											1	0	1	1	0	0	0							
<b>Inning Stats</b>	R: 1 E: 0 K: 0 S: 12	H: 1 LOB: 1 BB: 1 P: 20	R: 0 E: 1 K: 0 S: 7	H: 0 LOB: 1 BB: 1 P: 15	R: 0 E: 0 K: 0 S: 9	H: 1 LOB: 2 BB: 1 P: 16	R: 4 E: 1 K: 2 S: 22	H: 4 LOB: 1 BB: 1 P: 34	R: 0 E: 0 K: 1 S: 12	H: 1 LOB: 1 BB: 0 P: 19	R: 1 E: 0 K: 1 S: 14	H: 3 LOB: 2 BB: 0 P: 17	R: 0 E: 0 K: 0 S: 6	H: 1 LOB: 1 BB: 1 P: 11	R: 0 E: 0 K: 0 S: 12	H: 2 LOB: 2 BB: 0 P: 19	R: 1 E: 0 K: 0 S: 8	H: 2 LOB: 1 BB: 0 P: 10	1B: 10 2B: 2 3B: 2 HR: 1	SF: 1 SAC: 0 DP: 2 HBP: 0	WP: 1 PB: 0 SB: 1 CS: 0	PA: 46		
<b>PITCHER</b>	IP WLS BF H R ER SO BB IBB HBP BLK WP HR S P ERA WHIP	IP WLS BF H R ER SO BB IBB HBP BLK WP HR S P ERA WHIP	IP WLS BF H R ER SO BB IBB HBP BLK WP HR S P ERA WHIP	IP WLS BF H R ER SO BB IBB HBP BLK WP HR S P ERA WHIP	IP WLS BF H R ER SO BB IBB HBP BLK WP HR S P ERA WHIP	IP WLS BF H R ER SO BB IBB HBP BLK WP HR S P ERA WHIP	IP WLS BF H R ER SO BB IBB HBP BLK WP HR S P ERA WHIP	IP WLS BF H R ER SO BB IBB HBP BLK WP HR S P ERA WHIP	IP WLS BF H R ER SO BB IBB HBP BLK WP HR S P ERA WHIP	IP WLS BF H R ER SO BB IBB HBP BLK WP HR S P ERA WHIP	IP WLS BF H R ER SO BB IBB HBP BLK WP HR S P ERA WHIP	IP WLS BF H R ER SO BB IBB HBP BLK WP HR S P ERA WHIP	IP WLS BF H R ER SO BB IBB HBP BLK WP HR S P ERA WHIP	IP WLS BF H R ER SO BB IBB HBP BLK WP HR S P ERA WHIP	IP WLS BF H R ER SO BB IBB HBP BLK WP HR S P ERA WHIP	IP WLS BF H R ER SO BB IBB HBP BLK WP HR S P ERA WHIP	IP WLS BF H R ER SO BB IBB HBP BLK WP HR S P ERA WHIP	IP WLS BF H R ER SO BB IBB HBP BLK WP HR S P ERA WHIP	IP WLS BF H R ER SO BB IBB HBP BLK WP HR S P ERA WHIP	IP WLS BF H R ER SO BB IBB HBP BLK WP HR S P ERA WHIP	IP WLS BF H R ER SO BB IBB HBP BLK WP HR S P ERA WHIP	IP WLS BF H R ER SO BB IBB HBP BLK WP HR S P ERA WHIP	IP WLS BF H R ER SO BB IBB HBP BLK WP HR S P ERA WHIP	IP WLS BF H R ER SO BB IBB HBP BLK WP HR S P ERA WHIP

Los Angeles Angels @ Seattle Mariners  
Safeco Field, Seattle, WA  
Thu May 29 2014, 7:12 PM - 10:20 PM PDT  
Att: 11,657 - Partly Cloudy - 62 F

AB	40
R	7
H	15
RBI	7
BB	5
SO	4
LOB	23



Batter	1	2	3	4	5	6	7	8	9	AB	R	H	RBI	BB	SO	LOB	BOTTOM							
99 James Jones, L (1,8) OBP: 0.333, SLG: 0.386										4	1	2	0	0	1	1								
6 Nick Franklin, S (1,4) OBP: 0.222, SLG: 0.200										4	0	0	0	0	4	4								
55 Michael Saunders, L (1,9) OBP: 0.331, SLG: 0.431										2	2	1	3	1	1	0								
17 Justin Smoak, S (1,3) OBP: 0.299, SLG: 0.398											4	0	0	0	1	2								
15 Kyle Seager, L (1,5) OBP: 0.340, SLG: 0.433											4	1	1	2	0	1	0							
7 Stefan Romero, R (1,10) OBP: 0.246, SLG: 0.309										4	0	0	0	0	1	0								
13 Dustin Ackley, L (1,7) OBP: 0.299, SLG: 0.394										4	0	0	0	0	1	0								
3 Mike Zunino, R (1,2) OBP: 0.278, SLG: 0.441										3	0	0	0	0	0	0								
5 Brad Miller, L (1,6) OBP: 0.238, SLG: 0.255										3	1	2	0	0	1	0								
<b>Inning Stats</b>	R: 0 E: 0 K: 2 S: 11	H: 0 LOB: 0 BB: 0 P: 16	R: 0 E: 0 K: 0 S: 4	H: 0 LOB: 0 BB: 0 P: 7	R: 0 E: 0 K: 1 S: 8	H: 0 LOB: 0 BB: 0 P: 14	R: 2 E: 0 K: 2 S: 12	H: 2 LOB: 0 BB: 0 P: 19	R: 0 E: 0 K: 0 S: 3	H: 0 LOB: 0 BB: 0 P: 4	R: 1 E: 0 K: 1 S: 12	H: 2 LOB: 1 BB: 0 P: 20	R: 0 E: 0 K: 1 S: 8	H: 0 LOB: 0 BB: 0 P: 12	R: 0 E: 0 K: 2 S: 13	H: 1 LOB: 1 BB: 0 P: 19	R: 2 E: 0 K: 2 S: 17	H: 1 LOB: 0 BB: 1 P: 29	1B: 3 2B: 1 3B: 0 HR: 2	SF: 1 SAC: 0 DP: 0 HBP: 0	WP: 1 PB: 0 SB: 0 CS: 0	PA: 34		
<b>PITCHER</b>	IP WLS BF H R ER SO BB IBB HBP BLK WP HR S P ERA WHIP	IP WLS BF H R ER SO BB IBB HBP BLK WP HR S P ERA WHIP	IP WLS BF H R ER SO BB IBB HBP BLK WP HR S P ERA WHIP	IP WLS BF H R ER SO BB IBB HBP BLK WP HR S P ERA WHIP	IP WLS BF H R ER SO BB IBB HBP BLK WP HR S P ERA WHIP	IP WLS BF H R ER SO BB IBB HBP BLK WP HR S P ERA WHIP	IP WLS BF H R ER SO BB IBB HBP BLK WP HR S P ERA WHIP	IP WLS BF H R ER SO BB IBB HBP BLK WP HR S P ERA WHIP	IP WLS BF H R ER SO BB IBB HBP BLK WP HR S P ERA WHIP	IP WLS BF H R ER SO BB IBB HBP BLK WP HR S P ERA WHIP	IP WLS BF H R ER SO BB IBB HBP BLK WP HR S P ERA WHIP	IP WLS BF H R ER SO BB IBB HBP BLK WP HR S P ERA WHIP	IP WLS BF H R ER SO BB IBB HBP BLK WP HR S P ERA WHIP	IP WLS BF H R ER SO BB IBB HBP BLK WP HR S P ERA WHIP	IP WLS BF H R ER SO BB IBB HBP BLK WP HR S P ERA WHIP	IP WLS BF H R ER SO BB IBB HBP BLK WP HR S P ERA WHIP	IP WLS BF H R ER SO BB IBB HBP BLK WP HR S P ERA WHIP	IP WLS BF H R ER SO BB IBB HBP BLK WP HR S P ERA WHIP	IP WLS BF H R ER SO BB IBB HBP BLK WP HR S P ERA WHIP	IP WLS BF H R ER SO BB IBB HBP BLK WP HR S P ERA WHIP	IP WLS BF H R ER SO BB IBB HBP BLK WP HR S P ERA WHIP	IP WLS BF H R ER SO BB IBB HBP BLK WP HR S P ERA WHIP	IP WLS BF H R ER SO BB IBB HBP BLK WP HR S P ERA WHIP	IP WLS BF H R ER SO BB IBB HBP BLK WP HR S P ERA WHIP

Los Angeles Angels @ Seattle Mariners  
Safeco Field, Seattle, WA  
Thu May 29 2014, 7:12 PM - 10:20 PM PDT  
Att: 11,657 - Partly Cloudy - 62 F

AB	32
R	5
H	6
RBI	5
BB	1
SO	11
LOB	7





Batter	1	2	3	4	5	6	7	8	9	AB	R	H	RBI	BB	SO	LOB	TOP										
2 Erick Aybar, S OBP: 0.305, SLG: 0.417	G5-3		K		G5-3		FC1-6 FC6-4 1B		K	5	0	1	0	0	1	3	<b>Los Angeles Angels @ Oakland Athletics</b> O.co Coliseum, Oakland, CA Fri May 30 2014, 10:08 PM - 1:11 AM EDT Att: 23,384 - Overcast - 60 F										
27 Mike Trout, R OBP: 0.380, SLG: 0.549	K			HR	K		K		K	5	1	2	1	0	3	2											
5 Albert Pujols, R OBP: 0.319, SLG: 0.519	K			G4-3		G4-3	FC6-4			4	0	0	0	0	1	2											
6 David Freese, R OBP: 0.270, SLG: 0.282		F9		47 HR BB		20 2B BB			K	2	2	0	0	2	1	2											
47 Howie Kendrick, R OBP: 0.363, SLG: 0.408	G6-3			HR		20 2B 1B			F8	4	2	2	2	0	0	0											
20 C.J. Cron, R OBP: 0.347, SLG: 0.580	P3			P4		10 FC5 2B			K	4	0	1	2	0	1	0											
17 Chris Iannetta, R OBP: 0.377, SLG: 0.458 (8, PH)				G4-3		K			F7	2	0	0	0	1	1	<b>AB 34</b> <b>R 5</b> <b>H 7</b> <b>RBI 5</b> <b>BB 4</b> <b>SO 10</b> <b>LOB 14</b>											
16 Hank Conger, L OBP: 0.349, SLG: 0.461 (8, 2)				BB						1	0	0	0	0	0												
10 Grant Green, R OBP: 0.383, SLG: 0.491 (1, 7)			L8			FC5			F9	4	0	1	0	0	0	2											
7 Collin Cowgill, R OBP: 0.363, SLG: 0.364 (7, PH)			K			F9			K	2	0	0	0	0	1	2											
56 Kole Calhoun, L OBP: 0.283, SLG: 0.405 (7, 9)			K			F9	FC1-6 BB		K	1	0	0	0	1	1	0											
<b>Inning Stats</b>	R: 0 E: 0 K: 2 S: 10	H: 0 LOB: 0 BB: 0 P: 12	R: 0 E: 0 K: 0 S: 6	H: 0 LOB: 0 BB: 0 P: 9	R: 0 E: 0 K: 2 S: 12	H: 0 LOB: 1 BB: 1 P: 20	R: 3 E: 0 K: 0 S: 14	H: 2 LOB: 0 BB: 1 P: 24	R: 0 E: 0 K: 1 S: 8	H: 1 LOB: 1 BB: 1 P: 16	R: 2 E: 0 K: 1 S: 15	H: 2 LOB: 1 BB: 1 P: 27	R: 0 E: 0 K: 1 S: 10	H: 0 LOB: 0 BB: 0 P: 11	R: 0 E: 0 K: 2 S: 14	H: 1 LOB: 1 BB: 0 P: 20	1B: 3 2B: 2 3B: 0 HR: 2	SF: 0 SAC: 0 DP: 0 HBP: 0	WP: 0 PB: 0 SB: 0 CS: 0	PA: 38							
<b>PITCHER</b>	IP	WLS	BF	H	R	ER	SO	BB	IBB	HBP	BLK	WP	HR	S	P	ERA	WHIP										
13 Drew Pomeranz, L ERA: 2.37 (1, 1)	5.1	W	23	4	5	5	5	3	0	0	0	0	2	56	95	8.44	1.312										
61 Dan Otero, R ERA: 2.43 (6, 1)	1.1		7	2	0	0	1	1	0	0	0	0	0	16	26	0.00	2.250										
44 Luke Gregerson, R ERA: 2.57 (7, 1)	1.1	H	4	0	0	0	2	0	0	0	0	0	0	11	15	0.00	0.000										
62 Sean Doolittle, L ERA: 2.88 (9, 1)	1.0		4	1	0	0	2	0	0	0	0	0	0	14	20	0.00	1.000										

Batter	1	2	3	4	5	6	7	8	9	AB	R	H	RBI	BB	SO	LOB	BOTTOM										
4 Coco Crisp, S OBP: 0.353, SLG: 0.390					F8		L4			4	2	2	1	1	0	0	<b>Los Angeles Angels @ Oakland Athletics</b> O.co Coliseum, Oakland, CA Fri May 30 2014, 10:08 PM - 1:11 AM EDT Att: 23,384 - Overcast - 60 F										
5 John Jaso, L OBP: 0.394, SLG: 0.492				20 1B 1B		20 HR 1B			G3	4	2	2	0	0	1	3											
20 Josh Donaldson, R OBP: 0.379, SLG: 0.561									F9	4	3	3	4	1	0	0											
37 Brandon Moss, L OBP: 0.366, SLG: 0.568										2	1	1	4	0	0	0											
88 Kyle Blanks, R OBP: 0.345, SLG: 0.385 (3, PH)										2	0	1	0	1	0	2											
52 Yoenis Cespedes, R OBP: 0.294, SLG: 0.467									P6	5	0	0	0	0	2	2											
8 Jed Lowrie, S OBP: 0.341, SLG: 0.366									K	4	1	1	0	1	1	1											
16 Josh Reddick, L OBP: 0.282, SLG: 0.343										3	0	1	0	1	0	1											
36 Derek Norris, R OBP: 0.399, SLG: 0.476										3	0	0	0	1	2	1											
18 Alberto Callaspo, S ERA: 3.65 (1, 4)										4	0	0	0	0	1	3											
28 Eric Sogard, L OBP: 0.252, SLG: 0.231 (8, 4)										0	0	0	0	0	0	0											
<b>Inning Stats</b>	R: 5 E: 0 K: 3 S: 19	H: 5 LOB: 3 BB: 3 P: 43	R: 1 E: 0 K: 0 S: 8	H: 1 LOB: 1 BB: 1 P: 13	R: 1 E: 0 K: 0 S: 10	H: 2 LOB: 2 BB: 0 P: 17	R: 0 E: 0 K: 1 S: 9	H: 0 LOB: 1 BB: 1 P: 16	R: 2 E: 0 K: 1 S: 14	H: 3 LOB: 1 BB: 0 P: 23	R: 0 E: 0 K: 1 S: 6	H: 0 LOB: 0 BB: 0 P: 7	R: 0 E: 0 K: 0 S: 7	H: 0 LOB: 0 BB: 0 P: 12	R: 0 E: 0 K: 1 S: 7	H: 0 LOB: 1 BB: 1 P: 15	1B: 8 2B: 0 3B: 0 HR: 3	SF: 0 SAC: 0 DP: 0 HBP: 1	WP: 1 PB: 0 SB: 0 CS: 0	PA: 42							
<b>PITCHER</b>	IP	WLS	BF	H	R	ER	SO	BB	IBB	HBP	BLK	WP	HR	S	P	ERA	WHIP										
Garrett Richards, R ERA: 3.65 (1, 1)	0.2	L	10	5	5	5	2	3	0	0	0	0	1	16	37	67.50	12.000										
37 Wade LeBlanc, L ERA: 5.68 (1, 1)	6.1		28	6	4	4	4	2	0	1	0	1	2	57	94	5.68	1.263										
58 Michael Kohn, R ERA: 1.93 (8, 1)	1.0		4	0	0	0	1	1	0	0	0	0	0	7	15	0.00	1.000										





Batter	1	2	3	4	5	6	7	8	9	AB	R	H	RBI	BB	SO	LOB	TOP		
2 Erick Aybar, S OBP: 0.307, SLG: 0.422	1-1 FC5-1B	1-3 K		1-0 L5-4			0-1 FC4-6		1-1 G5-3	5	0	2	0	0	1	3	<b>Los Angeles Angels @ Oakland Athletics</b> O.co Coliseum, Oakland, CA Sat May 31 2014, 10:11 PM - 1:23 AM EDT Att: 35,067 - Clear - 63 F <a href="http://livebaseballscorecards.com">livebaseballscorecards.com</a>		
10 Grant Green, R OBP: 0.375, SLG: 0.475	2-2 FC5	2-2 K		0-0 L5-4			0-0 L9			4	0	1	0	0	0	3			
5 Albert Pujols, R OBP: 0.318, SLG: 0.514	0-1 FC6-4									4	0	1	0	0	0	1			
6 David Freese, R OBP: 0.262, SLG: 0.273	1-3 K									4	0	0	0	0	1	3			
47 Howie Kendrick, R OBP: 0.361, SLG: 0.406	1-0 F4									4	0	1	0	0	0	3			
20 C.J. Cron, R OBP: 0.329, SLG: 0.548	1-1 FC6-4									4	0	0	0	0	0	4			
17 Chris Iannetta, R OBP: 0.383, SLG: 0.459										2	1	1	0	1	1	0			
28 Raul Ibanez, L OBP: 0.266, SLG: 0.280										1	0	0	0	0	0	1			
16 Hank Conger, L OBP: 0.349, SLG: 0.461										0	0	0	0	0	0	0			
56 Kole Calhoun, L OBP: 0.292, SLG: 0.409										4	1	2	0	0	1	0			
7 Collin Cowgill, R OBP: 0.374, SLG: 0.402										4	1	3	3	0	0	0			
<b>Inning Stats</b>	R: 0 H: 2 E: 1 K: 1 S: 13	H: 2 LOB: 3 BB: 0 P: 19	R: 0 H: 4 E: 0 K: 1 S: 11	H: 4 LOB: 2 BB: 0 P: 17	R: 0 H: 0 E: 0 K: 0 S: 6	H: 0 LOB: 0 BB: 0 P: 11	R: 3 H: 3 E: 0 K: 0 S: 8	H: 3 LOB: 0 BB: 1 P: 16	R: 0 H: 0 E: 0 K: 0 S: 5	H: 0 LOB: 0 BB: 0 P: 10	R: 0 H: 1 E: 0 K: 0 S: 6	H: 1 LOB: 1 BB: 0 P: 6	R: 0 H: 1 E: 0 K: 0 S: 8	H: 1 LOB: 1 BB: 0 P: 9	R: 0 H: 0 E: 0 K: 1 S: 7	H: 0 LOB: 0 BB: 0 P: 10	1B: 9 2B: 2 3B: 0 HR: 1	SF: 0 SAC: 0 DP: 1 HBP: 0	WP: 0 PA: 37 PB: 0 SB: 0 CS: 0
<b>PITCHER</b>	IP WLS BF H R ER SO BB IBB HBP BLK WP HR S P ERA WHIP	6.0 1.0 4.1 1.0 1.0 1.0	26 W 4 1 0 0 0	9 1 0 0 0 0	3 0 0 0 0 0	3 0 0 0 0 0	1 0 0 0 0 0	0 0 0 0 0 0	0 0 0 0 0 0	0 0 0 0 0 0	0 0 0 0 0 0	0 0 0 0 0 0	0 0 0 0 0 0	0 0 0 0 0 0	0 0 0 0 0 0	0 0 0 0 0 0	4.50 0.00 0.00 0.00	1.667 1.000 1.000 0.000	

Batter	1	2	3	4	5	6	7	8	9	AB	R	H	RBI	BB	SO	LOB	BOTTOM	
3 Craig Gentry, R OBP: 0.340, SLG: 0.333	2-2 K									4	1	2	1	0	2	1	<b>Los Angeles Angels @ Oakland Athletics</b> O.co Coliseum, Oakland, CA Sat May 31 2014, 10:11 PM - 1:23 AM EDT Att: 35,067 - Clear - 63 F <a href="http://livebaseballscorecards.com">livebaseballscorecards.com</a>	
8 Jed Lowrie, S OBP: 0.346, SLG: 0.363	4-2 BB									2	2	0	0	3	0	2		
20 Josh Donaldson, R OBP: 0.375, SLG: 0.550	2-3 K									4	1	0	1	1	2	5		
52 Yoenis Cespedes, R OBP: 0.301, SLG: 0.500	0-0 P3									5	2	3	5	0	0	1		
36 Derek Norris, R OBP: 0.399, SLG: 0.469										2	1	0	1	2	1	0		
18 Alberto Callaspo, S OBP: 0.330, SLG: 0.327										4	0	1	2	0	0	2		
88 Kyle Blanks, R OBP: 0.364, SLG: 0.483										3	1	1	1	1	2	1		
16 Josh Reddick, L OBP: 0.279, SLG: 0.339										2	0	0	0	0	0	1		
4 Coco Crisp, S OBP: 0.360, SLG: 0.395										1	2	1	0	1	0	0		
1 Nick Punto, S OBP: 0.339, SLG: 0.316										3	1	1	0	1	2	2		
<b>Inning Stats</b>	R: 0 H: 0 E: 0 K: 2 S: 11	H: 0 LOB: 1 BB: 1 P: 19	R: 0 H: 0 E: 0 K: 2 S: 7	H: 0 LOB: 0 BB: 0 P: 11	R: 0 H: 0 E: 0 K: 1 S: 10	H: 0 LOB: 0 BB: 1 P: 17	R: 1 H: 1 E: 0 K: 0 S: 7	H: 1 LOB: 1 BB: 1 P: 11	R: 0 H: 1 E: 0 K: 1 S: 10	H: 0 LOB: 1 BB: 1 P: 16	R: 6 H: 5 E: 0 K: 1 S: 23	H: 5 LOB: 1 BB: 2 P: 38	R: 4 H: 2 E: 0 K: 1 S: 13	H: 2 LOB: 0 BB: 2 P: 28	1B: 4 2B: 2 3B: 1 HR: 2	SF: 1 SAC: 1 DP: 0 HBP: 0	WP: 0 PA: 42 PB: 0 SB: 2 CS: 1	
<b>PITCHER</b>	IP WLS BF H R ER SO BB IBB HBP BLK WP HR S P ERA WHIP	6.0 0.2 0.1 0.1 0.1 0.2	27 B 0 1 3 3	4 2 3 3 1	4 0 0 0 0	7 3 3 1 2	0 1 0 0 0	0 0 0 0 0	0 0 0 0 0	0 0 0 0 0	0 0 0 0 0	0 0 0 0 0	0 0 0 0 0	0 0 0 0 0	0 0 0 0 0	0 0 0 0 0	6.00 40.50 0.00 81.00 13.50	1.667 4.500 0.000 9.000 1.500















Batter	1	2	3	4	5	6	7	8	9	AB	R	H	RBI	BB	SO	LOB	TOP								
56 Kole Calhoun, L OBP: 0.289, SLG: 0.394	F9		F8		G3		G6-3		FC4-6	3	0	0	0	0	0	1	<b>Los Angeles Angels @ Houston Astros</b> Minute Maid Park, Houston, TX Thu Jun 05 2014, 6:13 PM - 9:44 PM CDT Att: 24,672 - Roof Closed - 73 F								
20 C.J. Cron, R OBP: 0.326, SLG: 0.518										1	0	0	0	0	0	0									
7 Collin Cowgill, R OBP: 0.374, SLG: 0.419										1	0	0	1	0	0	2									
27 Mike Trout, R OBP: 0.379, SLG: 0.557	5 SF8		F9		G4-3		K		K	5	1	2	1	0	2	2									
5 Albert Pujols, R OBP: 0.307, SLG: 0.489	SF8		F8		G4-3				F9	4	0	0	1	0	0	3									
32 Josh Hamilton, L OBP: 0.444, SLG: 0.632	F8				F8				K	4	0	0	0	0	2	1									
47 Howie Kendrick, R OBP: 0.350, SLG: 0.391		L5			G6-3				G6-3							0									
6 David Freese, R OBP: 0.306, SLG: 0.302		17 BB								3	1	2	0	1	1	0									
28 Raul Ibanez, L OBP: 0.249, SLG: 0.259			F9		G4-3				E3	4	1	1	0	0	0	3									
17 Chris Iannetta, R OBP: 0.380, SLG: 0.458										4	1	3	0	0	1	1									
2 Erick Aybar, S OBP: 0.311, SLG: 0.429	P5									3	1	1	2	1	0	2									
<b>Inning Stats</b>	R: 1 E: 0 K: 0 S: 9	H: 1 LOB: 0 BB: 0 P: 18	R: 0 E: 0 K: 0 S: 10	H: 1 LOB: 2 BB: 1 P: 21	R: 0 E: 0 K: 0 S: 5	H: 0 LOB: 0 BB: 0 P: 8	R: 0 E: 0 K: 0 S: 11	H: 1 LOB: 1 BB: 0 P: 13	R: 2 E: 0 K: 2 S: 16	H: 3 LOB: 1 BB: 0 P: 21	R: 0 E: 0 K: 2 S: 13	H: 1 LOB: 0 BB: 0 P: 18	R: 0 E: 0 K: 1 S: 10	H: 0 LOB: 0 BB: 0 P: 15	R: 0 E: 0 K: 1 S: 9	H: 0 LOB: 0 BB: 0 P: 12	R: 2 E: 1 K: 1 S: 15	H: 2 LOB: 2 BB: 1 P: 26	1B: 6 2B: 2 3B: 1 HR: 0	SF: 1 SAC: 0 DP: 0 HBP: 0	WP: 0 PB: 0 SB: 0 CS: 0	PA: 39			
<b>PITCHER</b>	IP	WLS	BF	H	R	ER	SO	BB	IBB	HBP	BLK	WP	HR	S	P	ERA	WHIP								
41 Brad Peacock, R ERA: 4.82	5.0	W	22	6	3	3	1	1	0	0	0	0	0	51	81	5.40	1.400								
35 Josh Fields, R ERA: 6.45	1.1	H	5	1	0	0	2	0	0	0	0	0	0	15	21	0.00	0.750								
38 Darin Downs, L ERA: 1.69	0.1	H	1	0	0	0	0	0	0	0	0	0	0	5	7	0.00	0.000								
44 Kyle Farnsworth, R ERA: 3.09	0.1	H	1	0	0	0	1	0	0	0	0	0	0	3	5	0.00	0.000								
56 Paul Clemens, R ERA: 3.92	1.0	H	7	2	2	1	1	1	0	0	0	0	0	17	27	9.00	3.000								

Batter	1	2	3	4	5	6	7	8	9	AB	R	H	RBI	BB	SO	LOB	BOTTOM								
21 Dexter Fowler, S OBP: 0.386, SLG: 0.368	27 BB		F7							3	2	2	1	2	0	0	<b>Los Angeles Angels @ Houston Astros</b> Minute Maid Park, Houston, TX Thu Jun 05 2014, 6:13 PM - 9:44 PM CDT Att: 24,672 - Roof Closed - 73 F								
27 Jose Altuve, R OBP: 0.356, SLG: 0.425			F8		G4-3					5	1	2	2	0	1	5									
4 George Springer, R OBP: 0.340, SLG: 0.477	SF8									4	0	1	3	0	2	0									
30 Matt Dominguez, R OBP: 0.302, SLG: 0.400	L4									5	0	0	0	0	1	2									
21 Jon Singleton, L OBP: 0.250, SLG: 0.455	G3-1									4	1	1	0	0	1	1									
23 Chris Carter, R OBP: 0.296, SLG: 0.424										0	0	0	0	4	0	0									
2 Jonathan Villar, S OBP: 0.260, SLG: 0.355										0	0	0	0	0	0	0									
19 Robbie Grossman, S OBP: 0.289, SLG: 0.329		SH5-3								2	2	2	1	1	0	0									
22 Carlos Corporan, S OBP: 0.254, SLG: 0.397										3	2	1	1	1	0	3									
9 Marwin Gonzalez, S OBP: 0.342, SLG: 0.371										4	0	1	0	0	2	5									
<b>Inning Stats</b>	R: 1 E: 0 K: 0 S: 11	H: 2 LOB: 1 BB: 0 P: 19	R: 0 E: 0 K: 1 S: 8	H: 0 LOB: 1 BB: 1 P: 12	R: 0 E: 0 K: 1 S: 9	H: 0 LOB: 0 BB: 0 P: 12	R: 3 E: 0 K: 0 S: 24	H: 5 LOB: 2 BB: 1 P: 35	R: 0 E: 0 K: 2 S: 10	H: 0 LOB: 0 BB: 0 P: 12	R: 0 E: 0 K: 2 S: 13	H: 1 LOB: 3 BB: 2 P: 24	R: 0 E: 0 K: 1 S: 9	H: 0 LOB: 0 BB: 0 P: 15	R: 4 E: 0 K: 0 S: 19	H: 2 LOB: 1 BB: 4 P: 40	1B: 9 2B: 1 3B: 0 HR: 0	SF: 1 SAC: 1 DP: 0 HBP: 0	WP: 2 PB: 0 SB: 2 CS: 3	PA: 40					
<b>PITCHER</b>	IP	WLS	BF	H	R	ER	SO	BB	IBB	HBP	BLK	WP	HR	S	P	ERA	WHIP								
45 Tyler Skaggs, L ERA: 4.34	5.0	L	24	7	4	4	4	3	0	0	0	2	0	13	20	0.00	2.000								
64 Mike Morin, R ERA: 1.13	1.0		5	1	0	0	2	1	0	0	0	0	0	9	15	0.00	0.000								
40 Kevin Jepsen, R ERA: 3.72	1.0		3	0	0	0	1	0	0	0	0	0	0	9	15	0.00	0.000								
68 Cam Bedrosian, R ERA: 16.2	0.2		5	0	3	3	0	4	0	0	0	0	0	14	31	40.50	6.000								
59 Fernando Salas, R ERA: 3.47	0.1		3	2	1	1	0	0	0	0	0	0	0	5	9	27.00	6.000								



Batter	1	2	3	4	5	6	7	8	9	AB	R	H	RBI	BB	SO	LOB	TOP										
1 Adam Eaton, L (1,8) OBP: 0.309, SLG: 0.316	G4-1		79 BB		K		G1-4-3	L3		4	0	1	0	1	1	3	<b>Chicago White Sox @ Los Angeles Angels</b> Angel Stadium of Anaheim, Anaheim, CA Fri Jun 06 2014, 7:09 PM - 10:18 PM PDT Att: 38,521 - Clear - 70 F <a href="http://livebaseballscorecards.com">livebaseballscorecards.com</a>										
15 Gordon Beckham, R (1,4) OBP: 0.321, SLG: 0.410	G1-3		F9		HBP		G1-4-3	F9		4	1	0	0	0	0	3											
12 Conor Gillaspie, L (1,5) OBP: 0.395, SLG: 0.444	K		F5		BB		BB	HR		4	1	2	0	1	1	2											
79 José Abreu, R (1,3) OBP: 0.371, SLG: 0.617			2B		BB		K	G3-1		4	0	1	0	1	2	4											
44 Adam Dunn, L (1,10) OBP: 0.371, SLG: 0.462	K		K		BB		BB	HR		5	1	3	3	0	2	4											
10 Alexei Ramirez, R (1,6) OBP: 0.356, SLG: 0.460	K		G6-4-3		G1-3		G1-3	BB		5	0	2	0	0	1	4											
24 Dayan Viciedo, R (1,9) OBP: 0.313, SLG: 0.414	F7		G6-4-3		K		K	G6-3		5	0	0	0	0	2	4											
30 Alejandro De Aza, L (1,7) OBP: 0.261, SLG: 0.303			HR		BB		G3-1	HBP		2	1	1	1	1	0	0											
17 Adrián Nieto, S (1,2) OBP: 0.319, SLG: 0.356			BB		K		K	HBP		3	0	1	0	0	2	1											
<b>Inning Stats</b>	R: 0 H: 0 E: 0 K: 1 S: 8	H: 0 LOB: 0 BB: 0 P: 15	R: 0 H: 1 E: 0 K: 2 S: 12	LOB: 1 BB: 0 P: 19	R: 1 H: 2 E: 0 K: 1 S: 14	LOB: 3 BB: 2 P: 26	R: 0 H: 1 E: 0 K: 1 S: 11	H: 1 LOB: 2 BB: 1 P: 19	R: 1 H: 1 E: 0 K: 2 S: 11	H: 1 LOB: 2 BB: 1 P: 18	R: 0 H: 0 E: 0 K: 2 S: 8	H: 0 LOB: 0 BB: 0 P: 12	R: 0 H: 2 E: 0 K: 1 S: 12	H: 2 LOB: 0 BB: 0 P: 19	R: 0 H: 1 E: 0 K: 1 S: 18	H: 3 LOB: 1 BB: 0 P: 21	R: 2 H: 3 E: 0 K: 0 S: 13	H: 3 LOB: 1 BB: 0 P: 21	1B: 8 2B: 1 3B: 0 HR: 2	SF: 0 SAC: 0 DP: 2 HBP: 3	WP: 0 PB: 0 SB: 0 CS: 0	PA: 43					
<b>PITCHER</b>	IP	WLS	BF	H	R	ER	SO	BB	IBB	HBP	BLK	WP	HR	S	P	ERA	WHIP										
36 Jered Weaver, R (1,1) ERA: 3.31	6.0	W	27	5	2	2	9	4	0	1	0	0	1	64	109	3.00	1.500										
40 Kevin Jepsen, R (7,1) ERA: 3.54	1.0		4	2	0	0	1	0	0	0	0	0	0	12	19	0.00	2.000										
38 Joe Smith, R (8,1) ERA: 2.92	1.0		6	1	0	0	1	0	0	2	0	0	0	18	28	0.00	1.000										
49 Ernesto Frieri, R (9,1) ERA: 4.68	1.0		6	3	2	2	0	0	0	0	0	0	1	13	21	18.00	3.000										

Batter	1	2	3	4	5	6	7	8	9	AB	R	H	RBI	BB	SO	LOB	BOTTOM										
56 Kole Calhoun, L (1,9) OBP: 0.297, SLG: 0.435	HR		K		2B		G4-3			4	1	2	3	0	1	0	<b>Chicago White Sox @ Los Angeles Angels</b> Angel Stadium of Anaheim, Anaheim, CA Fri Jun 06 2014, 7:09 PM - 10:18 PM PDT Att: 38,521 - Clear - 70 F <a href="http://livebaseballscorecards.com">livebaseballscorecards.com</a>										
27 Mike Trout, R (1,8) OBP: 0.377, SLG: 0.551	BB		G4-3		K		G6-3			4	1	1	0	0	1	1											
5 Albert Pujols, R (1,10) OBP: 0.307, SLG: 0.498	K				G5-3		G5-3			4	1	1	1	0	1	1											
32 Josh Hamilton, L (1,7) OBP: 0.449, SLG: 0.643	2B				L8		L8			4	1	2	1	0	1	0											
6 David Freese, R (1,5) OBP: 0.304, SLG: 0.301	L7-4				G6-3		G6-3			4	1	1	0	0	0	1											
8 John McDonald, R (9,5) OBP: 0.343, SLG: 0.290	L7-4				BB		BB			0	0	0	0	0	0	0											
2 Enck Aybar, S (1,6) OBP: 0.318, SLG: 0.429			G3		G3		HBP			2	0	1	0	1	0	2											
20 C.J. Cron, R (1,3) OBP: 0.322, SLG: 0.517	G4-6-3		G4-6-3		BB		K			4	1	1	2	0	1	3											
16 Hank Conger, L (1,2) OBP: 0.323, SLG: 0.419	F9				BB		G3-6-3			3	1	1	1	0	0	1											
10 Grant Green, R (1,4) OBP: 0.373, SLG: 0.469	G1-3		G1-3		BB		G4-3			3	1	1	0	0	0	0											
<b>Inning Stats</b>	R: 2 H: 3 E: 0 K: 1 S: 15	H: 0 LOB: 0 BB: 0 P: 23	R: 0 H: 0 E: 0 K: 0 S: 6	LOB: 0 BB: 1 P: 11	R: 0 H: 0 E: 0 K: 1 S: 6	LOB: 0 BB: 0 P: 9	R: 5 H: 6 E: 0 K: 1 S: 22	H: 6 LOB: 1 BB: 0 P: 37	R: 0 H: 0 E: 0 K: 0 S: 6	H: 0 LOB: 0 BB: 0 P: 7	R: 0 H: 0 E: 0 K: 1 S: 7	H: 0 LOB: 0 BB: 0 P: 12	R: 0 H: 0 E: 0 K: 0 S: 7	H: 0 LOB: 0 BB: 0 P: 9	R: 1 H: 2 E: 0 K: 1 S: 12	H: 2 LOB: 1 BB: 0 P: 20	R: 1 H: 2 E: 0 K: 0 S: 13	H: 3 LOB: 1 BB: 0 P: 21	1B: 6 2B: 4 3B: 0 HR: 2	SF: 0 SAC: 0 DP: 3 HBP: 1	WP: 0 PB: 0 SB: 1 CS: 0	PA: 34					
<b>PITCHER</b>	IP	WLS	BF	H	R	ER	SO	BB	IBB	HBP	BLK	WP	HR	S	P	ERA	WHIP										
64 André Rienzo, R (1,1) ERA: 5.25	3.2	L	19	9	7	7	2	1	0	0	0	0	1	46	76	17.18	2.727										
67 Scott Carroll, R (4,1) ERA: 4.81	4.1		15	2	1	1	3	0	0	1	0	0	1	35	52	2.08	0.462										







Batter	1	2	3	4	5	6	7	8	9	AB	R	H	RBI	BB	SO	LOB	TOP					
1 Adam Eaton, L (1, 8) OBP: 0.310, SLG: 0.317										4	0	1	1	0	2	0	<b>Chicago White Sox @ Los Angeles Angels</b> Angel Stadium of Anaheim, Anaheim, CA Sun Jun 08 2014, 12:41 PM - 3:41 PM PDT Att: 35,793 - Sunny - 77 F					
15 Gordon Beckham, R (1, 4) OBP: 0.329, SLG: 0.411										4	0	2	0	0	0	2						
79 José Abreu, R (1, 10) OBP: 0.308, SLG: 0.592										4	0	0	0	0	0	2						
24 Dayan Viciedo, R (1, 7) OBP: 0.311, SLG: 0.413										4	0	2	0	0	0	0						
10 Alexei Ramirez, R (1, 6) OBP: 0.352, SLG: 0.451										4	0	0	0	0	2	2						
14 Paul Konerko, R (1, 3) OBP: 0.235, SLG: 0.340										2	0	0	0	1	1	0						
44 Adam Dunn, L (9, PH) OBP: 0.372, SLG: 0.474										0	0	0	0	1	0	0						
21 Tyler Flowers, R (1, 2) OBP: 0.326, SLG: 0.384										2	0	0	0	1	2	1						
17 Adrian Nieto, S (8, PR) OBP: 0.313, SLG: 0.348										1	1	0	0	0	1	2						
25 Moisés Sierra, R (1, 9) OBP: 0.209, SLG: 0.221										2	0	0	0	0	0	0						
30 Alejandro De Aza, L (8, PH) OBP: 0.289, SLG: 0.328										1	1	1	0	0	0	0						
28 Leury Garcia, S (1, 5) OBP: 0.291, SLG: 0.353										2	0	0	0	0	0	0						
12 Conor Gillaspie, L (8, PH) OBP: 0.401, SLG: 0.456										1	0	1	1	0	0	0						
<b>Inning Stats</b>	R: 0 E: 0 K: 1 S: 8	H: 0 LOB: 0 BB: 0 P: 13	R: 0 E: 0 K: 1 S: 13	H: 0 LOB: 1 BB: 1 P: 25	R: 0 E: 0 K: 1 S: 6	H: 0 LOB: 0 BB: 0 P: 8	R: 0 E: 0 K: 0 S: 7	H: 1 LOB: 0 BB: 0 P: 10	R: 0 E: 0 K: 2 S: 9	H: 0 LOB: 0 BB: 0 P: 15	R: 0 E: 0 K: 0 S: 7	H: 0 LOB: 0 BB: 0 P: 11	R: 0 E: 0 K: 0 S: 9	H: 2 LOB: 1 BB: 0 P: 15	R: 2 E: 0 K: 1 S: 15	H: 3 LOB: 2 BB: 1 P: 22	R: 0 E: 0 K: 2 S: 11	H: 1 LOB: 2 BB: 1 P: 19	1B: 5 2B: 2 3B: 0 HR: 0	SF: 0 SAC: 0 DP: 3 HBP: 0	WP: 0 PB: 0 SB: 0 CS: 0	PA: 34
<b>PITCHER</b>	IP WLS BF H R ER SO BB IBB HBP BLK WP HR S P ERA WHIP																					
33 C.J. Wilson, L (1, 1) ERA: 3.32	7.1 W 25 3 1 1 6 2 0 0 0 0 0 0 65 107 1.23 0.682																					
36 Joe Smith, R (8, 1) ERA: 3.2	0.2 4 3 1 1 0 0 0 0 0 0 0 0 9 12 13.50 4.500																					
49 Ernesto Frieri, R (9, 1) ERA: 4.33	1.0 S 5 1 0 0 2 0 1 0 0 0 0 0 11 19 0.00 1.000																					

Batter	1	2	3	4	5	6	7	8	9	AB	R	H	RBI	BB	SO	LOB	BOTTOM			
47 Howie Kendrick, R (1, 4) OBP: 0.353, SLG: 0.390										4	1	2	0	1	0	1	<b>Chicago White Sox @ Los Angeles Angels</b> Angel Stadium of Anaheim, Anaheim, CA Sun Jun 08 2014, 12:41 PM - 3:41 PM PDT Att: 35,793 - Sunny - 77 F			
27 Mike Trout, R (1, 8) OBP: 0.375, SLG: 0.554										5	2	1	0	0	1	3				
5 Albert Pujols, R (1, 10) OBP: 0.304, SLG: 0.486										4	0	1	0	1	1	3				
6 David Freese, R (1, 5) OBP: 0.320, SLG: 0.299										0	1	0	0	4	0	0				
8 John McDonald, R (9, 5) OBP: 0.343, SLG: 0.290										0	0	0	0	0	0	0				
32 Josh Hamilton, L (1, 7) OBP: 0.474, SLG: 0.660										4	0	2	3	0	1	6				
20 C.J. Cron, R (1, 3) OBP: 0.316, SLG: 0.495										4	0	1	1	0	2	5				
2 Erick Aybar, S (1, 6) OBP: 0.320, SLG: 0.432										4	0	1	0	0	2	2				
17 Chris Iannetta, R (1, 2) OBP: 0.373, SLG: 0.440										3	0	0	0	1	2	2				
7 Collin Cowgill, R (1, 9) OBP: 0.364, SLG: 0.404										4	0	1	0	0	0	1				
<b>Inning Stats</b>	R: 0 E: 0 K: 1 S: 15	H: 1 LOB: 3 BB: 2 P: 29	R: 0 E: 0 K: 2 S: 9	H: 0 LOB: 0 BB: 0 P: 10	R: 1 E: 0 K: 1 S: 15	H: 2 LOB: 2 BB: 1 P: 25	R: 0 E: 0 K: 0 S: 8	H: 0 LOB: 0 BB: 0 P: 10	R: 3 E: 1 K: 2 S: 18	H: 4 LOB: 2 BB: 1 P: 30	R: 0 E: 0 K: 2 S: 10	H: 1 LOB: 3 BB: 2 P: 19	R: 0 E: 1 K: 1 S: 9	H: 1 LOB: 1 BB: 1 P: 16	R: 0 E: 0 K: 0 S: 5	H: 0 LOB: 0 BB: 0 P: 7	1B: 8 2B: 1 3B: 0 HR: 0	SF: 0 SAC: 0 DP: 0 HBP: 0	WP: 1 PB: 0 SB: 0 CS: 1	PA: 39
<b>PITCHER</b>	IP WLS BF H R ER SO BB IBB HBP BLK WP HR S P ERA WHIP																			
62 Jose Quintana, L (1, 1) ERA: 3.59	4.1 L 24 4 0 0 4 4 0 0 0 0 0 0 59 96 8.31 2.538																			
41 Javy Guerra, R (5, 1) ERA: 4.25	1.2 8 1 0 0 4 1 1 0 0 0 0 0 16 27 0.00 1.200																			
40 Daniel Webb, R (7, 1) ERA: 2.03	2.0 7 1 0 0 1 1 0 0 0 0 1 0 14 23 0.00 1.000																			











Batter	1	2	3	4	5	6	7	8	9	AB	R	H	RBI	BB	SO	LOB	TOP					
4 Coco Crisp, S OBP: 0.375, SLG: 0.429										4	2	2	1	1	1	0						
5 John Jaso, L OBP: 0.362, SLG: 0.455										5	0	0	0	0	2	4						
52 Yoenis Cespedes, R OBP: 0.309, SLG: 0.506										5	1	3	2	0	1	1						
37 Brandon Moss, L OBP: 0.361, SLG: 0.552										4	1	1	0	1	2	2						
8 Jed Lowrie, S OBP: 0.326, SLG: 0.352										3	0	1	1	0	1	1						
21 Stephen Vogt, L OBP: 0.310, SLG: 0.448										4	1	1	2	0	0	2						
18 Alberto Callaspo, S OBP: 0.314, SLG: 0.329										1	0	0	0	1	0	1	AB 36					
20 Josh Donaldson, R OBP: 0.347, SLG: 0.508										2	0	0	0	0	0	0	R 7					
3 Craig Gentry, R OBP: 0.326, SLG: 0.319										4	1	1	0	0	1	3	H 10					
28 Eric Sogard, L OBP: 0.265, SLG: 0.234										4	1	1	0	0	0	0	RBI 6					
<b>Inning Stats</b>	R: 0 E: 0 K: 1 S: 6	H: 0 LOB: 0 BB: 0 P: 9	R: 0 E: 0 K: 2 S: 12	H: 0 LOB: 2 BB: 2 P: 25	R: 1 E: 0 K: 1 S: 16	H: 2 LOB: 1 BB: 0 P: 23	R: 0 E: 0 K: 0 S: 10	H: 1 LOB: 1 BB: 0 P: 14	R: 0 E: 0 K: 1 S: 9	H: 0 LOB: 0 BB: 0 P: 14	R: 0 E: 0 K: 2 S: 18	H: 3 LOB: 0 BB: 0 P: 28	R: 0 E: 0 K: 2 S: 9	H: 0 LOB: 1 BB: 1 P: 21	R: 0 E: 0 K: 0 S: 4	H: 0 LOB: 0 BB: 0 P: 8	R: 3 E: 1 K: 1 S: 17	H: 4 LOB: 1 BB: 0 P: 24	1B: 7 2B: 2 3B: 0 HR: 1	SF: 1 SAC: 0 DP: 0 HBP: 0	WP: 2 PB: 0 SB: 0 CS: 0	PA: 40
<b>PITCHER</b>	IP WLS BF H R ER SO BB IBB HBP BLK WP HR S P ERA WHIP																					
36 Jered Weaver, R ERA: 3.51	5.1 L 24 6 4 4 5 2 0 0 0 0 1 1 64 104 6.75 1.500																					
64 Mike Morin, R ERA: 1.4	1.1 5 0 0 0 1 1 0 0 0 0 0 0 12 23 0.00 0.750																					
40 Kevin Jepsen, R ERA: 3.32	0.1 1 0 0 0 1 0 0 0 0 0 0 0 4 7 0.00 0.000																					
59 Fernando Salas, R ERA: 3.2	1.0 3 0 0 0 0 0 0 0 0 0 0 0 4 8 0.00 0.000																					
46 Cory Rasmus, R ERA: 5.14	0.2 6 4 3 2 0 0 0 0 0 0 0 0 0 13 19 27.00 6.000																					
52 Matt Shoemaker, R ERA: 4.19	0.1 1 0 0 0 1 0 0 0 0 0 0 0 1 2 0.00 0.000																					

Oakland Athletics @ Los Angeles Angels  
Angel Stadium of Anaheim, Anaheim, CA  
Wed Jun 11 2014, 7:09 PM - 10:28 PM PDT  
Att: 36,793 - Clear - 72 F

livebaseballscorecards.com



Batter	1	2	3	4	5	6	7	8	9	AB	R	H	RBI	BB	SO	LOB	BOTTOM					
47 Howie Kendrick, R OBP: 0.345, SLG: 0.374										5	0	1	0	0	0	2						
27 Mike Trout, R OBP: 0.380, SLG: 0.556										4	1	1	0	0	0	1						
5 Albert Pujols, R OBP: 0.307, SLG: 0.482										4	0	2	0	0	0	1						
32 Josh Hamilton, L OBP: 0.451, SLG: 0.603										4	0	1	1	0	0	2						
20 C.J. Cron, R OBP: 0.305, SLG: 0.465										3	0	0	0	1	2	2						
2 Enck Aybar, S OBP: 0.322, SLG: 0.425										3	0	0	0	1	1	2						
17 Chris Iannetta, R OBP: 0.368, SLG: 0.431										4	0	1	0	0	1	3	AB 35					
7 Collin Cowgill, R OBP: 0.374, SLG: 0.448										3	0	2	0	0	0	0	R 1					
56 Kole Calhoun, L OBP: 0.306, SLG: 0.447										1	0	1	0	0	0	0	H 10					
8 John McDonald, R OBP: 0.324, SLG: 0.273										2	0	0	0	0	1	1	RBI 1					
6 David Freese, R OBP: 0.309, SLG: 0.285										2	0	1	0	0	1	2	BB 2					
<b>Inning Stats</b>	R: 0 E: 0 K: 0 S: 5	H: 0 LOB: 0 BB: 0 P: 10	R: 0 E: 0 K: 1 S: 8	H: 0 LOB: 1 BB: 1 P: 19	R: 0 E: 0 K: 0 S: 8	H: 1 LOB: 0 BB: 0 P: 9	R: 1 E: 0 K: 2 S: 17	H: 2 LOB: 2 BB: 1 P: 26	R: 0 E: 0 K: 1 S: 7	H: 0 LOB: 0 BB: 0 P: 8	R: 0 E: 0 K: 0 S: 8	H: 1 LOB: 0 BB: 0 P: 10	R: 0 E: 0 K: 1 S: 12	H: 2 LOB: 2 BB: 0 P: 16	R: 0 E: 0 K: 1 S: 11	H: 2 LOB: 2 BB: 0 P: 17	R: 0 E: 0 K: 0 S: 13	H: 2 LOB: 2 BB: 0 P: 16	1B: 6 2B: 5 3B: 0 HR: 0	SF: 0 SAC: 0 DP: 1 HBP: 0	WP: 0 PB: 0 SB: 0 CS: 0	PA: 37
<b>PITCHER</b>	IP WLS BF H R ER SO BB IBB HBP BLK WP HR S P ERA WHIP																					
57 Tommy Milone, L ERA: 3.47	6.2 W 26 6 1 1 1 4 2 0 0 0 0 0 0 62 95 1.35 1.200																					
48 Ryan Cook, R ERA: 3.14	0.1 H 1 0 0 0 1 0 0 0 0 0 0 0 3 3 0.00 0.000																					
44 Luke Gregerson, R ERA: 2.06	1.0 H 5 2 0 0 1 0 0 0 0 0 0 0 11 17 0.00 2.000																					
45 Jim Johnson, R ERA: 5.88	1.0 5 2 0 0 0 0 0 0 0 0 0 0 0 13 16 0.00 2.000																					

Oakland Athletics @ Los Angeles Angels  
Angel Stadium of Anaheim, Anaheim, CA  
Wed Jun 11 2014, 7:09 PM - 10:28 PM PDT  
Att: 36,793 - Clear - 72 F

livebaseballscorecards.com


























Batter	1	2	3	4	5	6	7	8	9	10	AB	R	H	RBI	BB	SO	LOB	TOP
56 Kole Calhoun, L OBP: 0.331, SLG: 0.460 (7, 3) (10, 9)	G4-3		G4-3		F7			L8										5 1 1 0 0 0 0
27 Mike Trout, R OBP: 0.401, SLG: 0.611 (1, 8)	K					G6-3												3 1 1 0 2 1 0
5 Albert Pujols, R OBP: 0.315, SLG: 0.462 (1, 10)						G4-3												4 0 2 2 1 0 1
32 Josh Hamilton, L OBP: 0.392, SLG: 0.484 (1, 7)	K					G4-3												4 0 0 0 1 2 4
2 Erick Aybar, S OBP: 0.332, SLG: 0.438 (1, 6)																		3 0 1 0 0 0 0
47 Howie Kendrick, R OBP: 0.340, SLG: 0.381 (1, 4)																		4 1 1 0 0 1 2
28 Raul Ibanez, L OBP: 0.258, SLG: 0.265 (7, PR) (7, 9)																		3 0 1 0 0 0 2
7 Collin Cowgill, R OBP: 0.361, SLG: 0.430 (10, 3)																		1 0 0 0 0 1 0
20 C.J. Cron, R OBP: 0.302, SLG: 0.461 (1, 5)																		0 0 0 0 0 0 0
6 David Freese, R OBP: 0.301, SLG: 0.275 (8, PH) (8, 2)																		4 0 1 0 0 2 1
8 John McDonald, R OBP: 0.318, SLG: 0.263 (1, 2)																		2 0 0 0 0 0 1
16 Hank Conger, L OBP: 0.314, SLG: 0.387 (8, PH) (8, 2)																		2 0 0 0 0 1 0
<b>Inning Stats</b>	R: 0 E: 0 K: 2 S: 12	H: 0 LOB: 1 BB: 1 P: 18	R: 1 E: 0 K: 1 S: 9	H: 1 LOB: 0 BB: 1 P: 19	R: 0 E: 0 K: 0 S: 8	H: 1 LOB: 1 BB: 1 P: 17	R: 0 E: 0 K: 0 S: 5	H: 1 LOB: 0 BB: 0 P: 8	R: 0 E: 0 K: 2 S: 15	H: 1 LOB: 1 BB: 0 P: 22	R: 0 E: 0 K: 1 S: 13	H: 0 LOB: 0 BB: 0 P: 17	R: 2 E: 0 K: 1 S: 18	H: 3 LOB: 1 BB: 0 P: 29	1B: 5 2B: 4 3B: 0 HR: 0	SF: 0 SAC: 0 DP: 2 HBP: 1	WP: 1 PB: 0 SB: 0 CS: 1	PA: 40
<b>PITCHER</b>	IP ERA WLS BF H R ER SO BB IBB HBP BLK WP HR S P ERA WHIP	7.0 4.75 0 26 4 1 1 5 3 0 0 0 1 0 66 116 1.29 1.000	0.2 3.46 0 2 0 0 0 0 0 0 0 0 0 0 4 8 0.00 0.000	0.0 3.46 0 2 1 0 0 0 1 0 0 0 0 0 6 11 ∞	1.1 2.59 0 4 0 0 0 2 0 0 0 0 0 0 16 21 0.00 0.000	0.2 3.46 0 5 3 2 2 1 0 0 0 0 0 0 15 24 27.00 4.500	<b>PITCHER</b>	IP ERA WLS BF H R ER SO BB IBB HBP BLK WP HR S P ERA WHIP	10.1 1.23 0 0.1 1 0 0 0 0 0 0 0 0 0 0 0 0 0 0 0.00 0.000									

Los Angeles Angels @ Cleveland Indians  
Progressive Field, Cleveland, OH  
Thu Jun 19 2014, 12:07 PM - 3:43 PM EDT  
Att: 20,361 - Overcast - 72 F

livebaseballscorecards.com

AB 35  
R 3  
H 8  
RBI 2  
BB 4  
SO 8  
LOB 11



Batter	1	2	3	4	5	6	7	8	9	10	AB	R	H	RBI	BB	SO	LOB	BOTTOM				
24 Michael Bourn, L OBP: 0.306, SLG: 0.358 (1, 8)	F8																	4 1 0 1 1 0 2				
13 Adrián Cabrera, S OBP: 0.321, SLG: 0.403 (1, 6)	F9																	4 0 0 0 1 2 1				
22 Jason Kipnis, L OBP: 0.343, SLG: 0.358 (1, 4)	G4-3																	4 1 1 0 1 0 2				
41 Carlos Santana, S OBP: 0.353, SLG: 0.355 (1, 3)																		2 1 0 0 3 1 1				
9 Ryan Raburn, R OBP: 0.292, SLG: 0.263 (9, PH) (10, 9)																		3 0 1 0 0 2 1				
7 David Murphy, L OBP: 0.327, SLG: 0.403 (1, 10)																		2 0 0 0 0 0 3				
33 Nick Swisher, S OBP: 0.292, SLG: 0.329 (1, 10)																		5 1 1 4 0 3 4				
10 Yan Gomes, R OBP: 0.311, SLG: 0.406 (1, 2)																		4 1 2 0 0 1 1				
8 Lonnie Chisenhall, L OBP: 0.421, SLG: 0.585 (1, 5)																		3 0 1 0 1 0 1				
4 Mike Aviles, R OBP: 0.275, SLG: 0.345 (1, 7)																		4 0 0 0 0 1 5				
<b>Inning Stats</b>	R: 0 E: 0 K: 0 S: 6	H: 0 LOB: 0 BB: 0 P: 11	R: 0 E: 0 K: 2 S: 11	H: 0 LOB: 0 BB: 1 P: 21	R: 1 E: 0 K: 0 S: 12	H: 1 LOB: 2 BB: 2 P: 24	R: 0 E: 0 K: 2 S: 8	H: 0 LOB: 0 BB: 0 P: 13	R: 0 E: 0 K: 0 S: 10	H: 1 LOB: 1 BB: 1 P: 14	R: 0 E: 0 K: 2 S: 10	H: 1 LOB: 2 BB: 1 P: 19	R: 0 E: 0 K: 0 S: 8	H: 0 LOB: 0 BB: 0 P: 12	R: 0 E: 1 K: 2 S: 11	H: 1 LOB: 2 BB: 0 P: 12	R: 4 E: 0 K: 1 S: 18	H: 2 LOB: 0 BB: 2 P: 33	1B: 4 2B: 1 3B: 0 HR: 1	SF: 0 SAC: 0 DP: 0 HBP: 0	WP: 0 PB: 0 SB: 1 CS: 1	PA: 42
<b>PITCHER</b>	IP ERA WLS BF H R ER SO BB IBB HBP BLK WP HR S P ERA WHIP	3.34 0 0 7.0 3 1 0 6 4 0 0 0 0 0 0 65 114 1.29 1.000	1.0 4 0 0 0 1 1 0 0 0 0 0 0 0 8 13 0.00 1.000	1.0 5 1 0 0 2 0 0 0 0 0 0 0 0 11 12 0.00 1.000	0.1 14.29 0 4 1 3 3 1 2 0 0 0 0 0 13 25 81.00 9.000	0.1 5.93 0 2 1 1 1 0 0 0 0 0 0 0 1 5 8 27.00 3.000	<b>PITCHER</b>	IP ERA WLS BF H R ER SO BB IBB HBP BLK WP HR S P ERA WHIP	0.0 0.00 0 0.1 1 0 0 0 0 0 0 0 0 0 0 0 0 0 0 0.00 0.000													

Los Angeles Angels @ Cleveland Indians  
Progressive Field, Cleveland, OH  
Thu Jun 19 2014, 12:07 PM - 3:43 PM EDT  
Att: 20,361 - Overcast - 72 F

livebaseballscorecards.com

AB 35  
R 5  
H 6  
RBI 5  
BB 7  
SO 10  
LOB 21





Batter	1	2	3	4	5	6	7	8	9	AB	R	H	RBI	BB	SO	LOB	TOP											
<b>2 Leonys Martin, L</b> OBP: 0.320, SLG: 0.352	G4-3		1B				1B		K	3	1	1	0	2	1	0	<b>Texas Rangers @ Los Angeles Angels</b> Angel Stadium of Anaheim, Anaheim, CA Fri Jun 20 2014, 7:09 PM - 10:31 PM PDT Att: 41,637 - Partly Cloudy - 75 F											
<b>1 Elvis Andrus, R</b> OBP: 0.318, SLG: 0.356	BB		1B				1B		G1-3	4	0	2	1	1	1	1												
<b>17 Shin-Soo Choo, L</b> OBP: 0.384, SLG: 0.382	BB		K				G4-3		K	5	0	1	0	0	3	4												
<b>29 Adrian Beltré, R</b> OBP: 0.352, SLG: 0.478	K						1B		K	4	0	1	0	0	2	3												
<b>Alex Rios, R</b> OBP: 0.352, SLG: 0.461	F8						1B		F8	3	1	1	0	1	0	1												
<b>64 Brad Snyder, L</b> OBP: 0.295, SLG: 0.348	G4-3						F9		BB	4	0	1	0	0	1	2												
<b>61 Robinson Chirinos, R</b> OBP: 0.276, SLG: 0.418	G6-3						F7		BB	4	0	0	1	0	1	3												
<b>15 Michael Choice, R</b> OBP: 0.273, SLG: 0.368			FC4-3				FC		BB	3	1	1	1	1	0	0												
<b>3 Luis Sardinas, S</b> OBP: 0.333, SLG: 0.305			K				G4-3		G6-3	3	0	0	0	0	1	0												
<b>12 Rougned Odor, L</b> OBP: 0.324, SLG: 0.485							G6-3		G6-3	1	0	0	0	0	0	2												
<b>Inning Stats</b>	R: 0 H: 0 E: 0 K: 2 S: 13	H: 0 LOB: 1 BB: 1 P: 20	R: 0 H: 0 E: 0 K: 0 S: 7	H: 0 LOB: 0 BB: 0 P: 14	R: 1 H: 1 E: 0 K: 2 S: 17	H: 1 LOB: 1 BB: 1 P: 28	R: 0 H: 1 E: 0 K: 1 S: 8	H: 1 LOB: 1 BB: 0 P: 15	R: 0 H: 1 E: 0 K: 1 S: 14	H: 1 LOB: 2 BB: 1 P: 18	R: 1 H: 3 E: 0 K: 2 S: 15	H: 3 LOB: 2 BB: 0 P: 20	R: 1 H: 1 E: 0 K: 0 S: 17	H: 1 LOB: 1 BB: 2 P: 29	R: 0 H: 0 E: 0 K: 2 S: 11	H: 0 LOB: 0 BB: 0 P: 14	1B: 6 2B: 1 3B: 0 HR: 1	SF: 0 SAC: 0 DP: 1 HBP: 0	WP: 2 PB: 0 SB: 4 CS: 0	PA: 39								
<b>PITCHER</b>	IP	WLS	BF	H	R	ER	SO	BB	IBB	HBP	BLK	WP	HR	S	P	ERA	WHIP											
<b>Garrett Richards, R</b> ERA: 2.79	(1, 1)	6.0	W	25	4	1	1	7	3	0	0	0	2	0	73	119	1.50	1.167										
<b>64 Mike Morin, R</b> ERA: 1.54	(7, 1)	1.0		6	3	1	1	2	0	0	0	0	0	1	15	20	9.00	3.000										
<b>46 Cory Rasmus, R</b> ERA: 5.4	(8, 1)	0.0		2	1	1	1	0	1	0	0	0	0	0	5	9	∞	∞										
<b>40 Kevin Jepsen, R</b> ERA: 2.73	(8, 1)	1.0		3	0	0	0	0	1	0	0	0	0	0	12	20	0.00	1.000										
<b>38 Joe Smith, R</b> ERA: 2.97	(9, 1)	1.0		3	0	0	0	2	0	0	0	0	0	0	11	14	0.00	0.000										

Batter	1	2	3	4	5	6	7	8	9	AB	R	H	RBI	BB	SO	LOB	BOTTOM											
<b>7 Collin Cowgill, R</b> OBP: 0.362, SLG: 0.436	2B		1B				K		G6-3	5	0	2	0	0	1	3	<b>Texas Rangers @ Los Angeles Angels</b> Angel Stadium of Anaheim, Anaheim, CA Fri Jun 20 2014, 7:09 PM - 10:31 PM PDT Att: 41,637 - Partly Cloudy - 75 F											
<b>27 Mike Trout, R</b> OBP: 0.399, SLG: 0.604	BB		BB				G6-3		G6-3	3	1	0	0	1	2	2												
<b>5 Albert Pujols, R</b> OBP: 0.315, SLG: 0.479	G6-3						G6-3		G6-3	2	1	0	0	1	0	0												
<b>10 Grant Green, R</b> OBP: 0.368, SLG: 0.462							G6-3		G6-3	1	0	0	0	0	0	0												
<b>32 Josh Hamilton, L</b> OBP: 0.406, SLG: 0.489	1B						G1-3		G1-3	3	2	2	1	1	0	0												
<b>47 Howie Kendrick, R</b> OBP: 0.339, SLG: 0.382	L4-3						F9		G3	4	1	1	0	0	0	3												
<b>2 Enck Aybar, S</b> OBP: 0.331, SLG: 0.435	FC7						G1-3		G1-3	4	1	1	1	1	0	0												
<b>20 C.J. Cron, R</b> OBP: 0.309, SLG: 0.491	HR						G6-3		G6-3	4	1	2	1	0	1	3												
<b>6 David Freese, R</b> OBP: 0.305, SLG: 0.280	G6-3						K		G6-3	4	0	2	2	0	1	1												
<b>8 John McDonald, R</b> OBP: 0.318, SLG: 0.283							1B		K	0	0	0	0	0	0	0												
<b>17 Chris Iannetta, R</b> OBP: 0.368, SLG: 0.424	P3						K		G6-3	4	0	1	0	0	1	3												
<b>Inning Stats</b>	R: 0 H: 1 E: 0 K: 1 S: 6	H: 1 LOB: 0 BB: 0 P: 12	R: 0 H: 1 E: 0 K: 0 S: 8	H: 1 LOB: 0 BB: 0 P: 13	R: 1 H: 2 E: 0 K: 1 S: 12	H: 2 LOB: 1 BB: 0 P: 20	R: 3 H: 3 E: 1 K: 0 S: 18	H: 3 LOB: 2 BB: 1 P: 33	R: 3 H: 3 E: 0 K: 2 S: 22	H: 3 LOB: 2 BB: 2 P: 37	R: 0 H: 0 E: 0 K: 1 S: 8	H: 0 LOB: 0 BB: 0 P: 9	R: 0 H: 0 E: 0 K: 0 S: 4	H: 0 LOB: 0 BB: 0 P: 7	R: 0 H: 1 E: 0 K: 1 S: 11	H: 1 LOB: 1 BB: 0 P: 12	1B: 8 2B: 3 3B: 0 HR: 1	SF: 0 SAC: 0 DP: 1 HBP: 0	WP: 0 PB: 0 SB: 0 CS: 0	PA: 37								
<b>PITCHER</b>	IP	WLS	BF	H	R	ER	SO	BB	IBB	HBP	BLK	WP	HR	S	P	ERA	WHIP											
<b>47 Joe Saunders, L</b> ERA: 4.11	(1, 1)	4.2	L	26	10	7	4	3	3	0	0	0	0	0	62	110	7.71	2.786										
<b>39 Ben Rowen, R</b> ERA:	(5, 1)	3.1		11	1	0	0	3	0	0	0	0	0	0	27	33	0.00	0.300										

AB	34
R	3
H	8
RBI	3
BB	5
SO	10
LOB	16



AB	34
R	7
H	11
RBI	5
BB	3
SO	6
LOB	15





Batter	1	2	3	4	5	6	7	8	9	10	AB	R	H	RBI	BB	SO	LOB	TOP		
2 Leonyvs Martin, L OBP: 0.322, SLG: 0.355	(1, 8) C SI 86 B CU 73 F CH 70 S SI 89 X SI 89	2-2 G4-3 17 2B	0-1 F8	1-3 K	1-3 K	1-3 K	4-0 BB	1-1 BB	3-3 K	1 SAFE S CH 74 1 SAFE F CH 74 1 SAFE F CH 74 1 SAFE S CH 74 1 SAFE S CH 74	4	1	1	0	1	2	3			
1 Elvis Andrus, R OBP: 0.314, SLG: 0.351	(1, 6) B SI 86 F CH 70 C FF 86 2 SAFE X SI 86	2-1 G4-3	3-2 G5-3	1-0 G6-3	0-2 G4-3	1-0 G6-3	1-1 P3	1-2 P3	1-0 HR	1-0 F9	4	0	0	0	0	0	2			
17 Shin-Soo Choo, L OBP: 0.382, SLG: 0.393	(1, 7) C CU 70 X FF 87	0-1 G4-3	0-0 E4	1-0 G4-3	1-2 G4-3	0-2 G4-3	1-0 G4-3	0-3 HR	1-0 F9	0-3 K	4	1	1	2	0	0	0			
29 Adrian Beltré, R OBP: 0.351, SLG: 0.474	(1, 5) B SI 86 X FF 87	1-0 F7	1-0 G6-4-3 1B	1-0 G6-4-3 1B	1-0 G6-4-3 1B	1-3 K	1-3 K	0-3 K	0-3 K	0-3 K	4	0	1	0	0	0	0			
Alex Rios, R OBP: 0.353, SLG: 0.465	(1, 10) C FF 86 F CH 88 B SI 87 X SI 80	1-2 G4-3 64 2B	1-2 G6-4-3 1B	1-2 G6-4-3 1B	2-3 K	1-3 K	1-3 K	3-3 K	0-3 K	3-3 FC	2	0	1	0	0	1				
16 Donnie Murphy, R OBP: 0.279, SLG: 0.346	(7, PH) B SI 86 F CH 70 C FF 86 X SI 86	1-1 G4-3	1-2 G6-4-3 1B	1-2 G6-4-3 1B	2-3 K	1-3 K	1-3 K	3-3 K	0-3 K	0-3 FC	2	0	0	0	0	2	0			
64 Brad Snyder, L OBP: 0.258, SLG: 0.296	(1, 3) B SI 86 F CH 70 C FF 86 X SI 86	1-1 G4-3	1-2 G6-4-3 1B	1-2 G6-4-3 1B	2-3 K	1-3 K	1-3 K	3-3 K	0-3 K	0-3 FC	2	0	0	0	0	3	1			
61 Robinson Chirinos, R OBP: 0.269, SLG: 0.407	(1, 2) X SL 79	0-0 P4	0-0 P4	1-1 F9	1-1 F9	0-1 G6-3	0-1 G6-3	0-1 G6-3	0-3 K	0-3 FC	4	0	0	0	0	1	1			
15 Michael Choice, R OBP: 0.273, SLG: 0.361	(1, 9) B SI 86 F CH 70 C FF 86 X SI 86	1-1 FC6-3	1-1 FC6-3	1-1 FC6-3	4-2 BB	1-3 FC	1-3 FC	3-3 FC	0-3 FC	0-3 FC	3	0	0	0	1	0	1			
19 Daniel Robertson, R OBP: 0.261, SLG: 0.256	(10, 9) B SI 86 F CH 70 C FF 86 X SI 86	1-1 FC6-3	1-1 FC6-3	1-1 FC6-3	4-2 BB	1-3 FC	1-3 FC	3-3 FC	0-3 FC	0-3 FC	0	0	0	0	0	0	0			
12 Rougned Odor, L OBP: 0.330, SLG: 0.480	(1, 4) B SI 86 F CH 70 C FF 86 X SI 86	1-1 F8	2-0 F8	2-0 F8	1-1 BB	1-3 BB	1-3 BB	2-0 F9	2-1 HBP	2-1 HBP	3	0	1	0	0	0	0			
<b>Inning Stats</b>	R: 1 E: 0 K: 0 S: 8	H: 1 LOB: 0 BB: 0 P: 13	R: 0 E: 0 K: 0 S: 9	H: 1 LOB: 1 BB: 0 P: 12	R: 0 E: 0 K: 0 S: 10	H: 0 LOB: 0 BB: 0 P: 15	R: 0 E: 1 K: 0 S: 5	H: 1 LOB: 0 BB: 0 P: 7	R: 0 E: 0 K: 2 S: 8	H: 0 LOB: 0 BB: 0 P: 10	R: 0 E: 0 K: 0 S: 8	H: 0 LOB: 1 BB: 1 P: 16	R: 1 E: 0 K: 2 S: 8	H: 1 LOB: 0 BB: 0 P: 13	R: 0 E: 0 K: 2 S: 11	H: 0 LOB: 1 BB: 0 P: 19	1B: 2 2B: 2 3B: 0 HR: 1	SF: 0 SAC: 0 DP: 1 HBP: 1	WP: 0 PA: 37 PB: 0 SB: 2 CS: 0	
<b>PITCHER</b>	IP WLS BF H R ER SO BB IBB HBP BLK WP HR S P ERA WHIP	8.0 B 4 1 1 5 2 0 0 0 0 0 1 8 108 1.12 0.750	1.0 B 4 0 0 3 0 0 1 0 0 0 0 8 13 9.00 1.000	1.0 W 4 0 0 0 3 0 0 1 0 0 0 11 19 0.00 0.000	<b>PITCHER</b>															

Texas Rangers @ Los Angeles Angels  
Angel Stadium of Anaheim, Anaheim, CA  
Sat Jun 21 2014, 7:10 PM - 10:09 PM PDT  
Att: 37,026 - Clear - 72 F

AB	34
R	2
H	5
RBI	2
BB	2
SO	8
LOB	9



Batter	1	2	3	4	5	6	7	8	9	10	AB	R	H	RBI	BB	SO	LOB	BOTTOM					
56 Kole Calhoun, L OBP: 0.323, SLG: 0.448	(1, 9) C SI 91 B CU 77 F CH 77 X SI 78	2-2 L8	1-2 G3	0-3 K	1-2 G3	0-3 K	1-2 CS	1-2 CS	1-0 G4-3	1-0 G4-3	4	0	0	0	1	0							
2 Erick Aybar, S OBP: 0.327, SLG: 0.429	(1, 6) C SI 91 F CH 92 X SI 92	1-1 FC9	0-0 P2	0-0 P2	1-1 F7	1-1 F7	2-2 G6-3	2-2 G6-3	2-2 G6-3	2-2 G6-3	4	0	0	0	0	0							
27 Mike Trout, R OBP: 0.394, SLG: 0.595	(1, 8) B SI 86 F CH 92 X SI 92	1-0 L7	3-1 P3	3-1 P3	3-2 P4	3-2 P4	3-3 K	3-3 K	3-3 K	3-3 K	4	0	0	0	0	1							
32 Josh Hamilton, L OBP: 0.409, SLG: 0.485	(1, 7) C CH 84 B SI 92 X SI 92	1-1 L7	1-1 L7	1-1 L7	1-3 K	1-3 K	4-2 BB	4-2 BB	1-0 G5-3	0-0 G5-3	3	1	1	0	1	1							
47 Howie Kendrick, R OBP: 0.338, SLG: 0.364	(1, 4) C SI 91 F CH 92 B SI 93 X SI 92	3-2 FC9	3-2 FC9	3-2 FC9	1-0 FC9	1-0 FC9	0-0 G5-3	0-0 G5-3	2-2 G6-3	3-2 G6-3	4	0	1	1	0	0	1						
20 C.J. Cron, R OBP: 0.310, SLG: 0.514	(1, 10) B SI 86 F CH 92 X SI 90	1-1 F8	1-1 F8	1-1 F8	1-1 FC9	1-1 FC9	0-1 HR	0-1 HR	0-1 HR	0-1 HR	3	1	1	1	0	0	0						
16 Hank Conger, L OBP: 0.322, SLG: 0.404	(1, 2) B SI 86 F CH 92 X SI 92	1-1 F7	1-1 F7	1-1 F7	1-1 FC9	1-1 FC9	2-1 G6-3 19 2B	2-1 G6-3 19 2B	3-2 FC6-4 1B	3-2 FC6-4 1B	3	1	2	0	0	0	0						
6 David Freese, R OBP: 0.300, SLG: 0.275	(1, 5) C SI 91 F CH 92 B SI 93 X SI 92	1-3 K	1-3 K	1-3 K	1-3 K	1-3 K	3-2 G6-3	3-2 G6-3	0-0 L6	0-0 L6	3	0	0	0	0	1	2						
8 John McDonald, R OBP: 0.318, SLG: 0.263	(9, 5) B SI 86 F CH 92 X SI 92	1-1 K	1-1 K	1-1 K	1-1 FC9	1-1 FC9	2-2 G3-1	2-2 G3-1	2-2 FC6-4 56 CS	2-2 FC6-4 56 CS	0	0	0	0	0	0	0						
19 Efrén Navarro, L OBP: 0.343, SLG: 0.438	(1, 3) B SI 86 F CH 92 X SI 92	1-0 L7	1-0 L7	1-0 L7	1-0 L7	1-0 L7	2-2 FC6-4 56 CS	2-2 FC6-4 56 CS	2-2 FC6-4 56 CS	2-2 FC6-4 56 CS	3	0	0	1	0	0	1						
<b>Inning Stats</b>	R: 0 E: 0 K: 0 S: 6	H: 0 LOB: 0 BB: 0 P: 10	R: 0 E: 0 K: 0 S: 7	H: 0 LOB: 0 BB: 0 P: 12	R: 0 E: 0 K: 1 S: 6	H: 0 LOB: 0 BB: 0 P: 9	R: 0 E: 0 K: 0 S: 6	H: 0 LOB: 0 BB: 0 P: 10	R: 0 E: 0 K: 1 S: 7	H: 0 LOB: 0 BB: 0 P: 10	R: 1 E: 0 K: 1 S: 11	H: 1 LOB: 0 BB: 0 P: 19	R: 0 E: 0 K: 0 S: 8	H: 0 LOB: 1 BB: 1 P: 16	R: 1 E: 0 K: 0 S: 14	H: 2 LOB: 0 BB: 0 P: 20	R: 0 E: 0 K: 1 S: 8	H: 0 LOB: 0 BB: 0 P: 14	R: 1 E: 0 K: 0 S: 5	H: 2 LOB: 1 BB: 0 P: 8	1B: 2 2B: 2 3B: 0 HR: 1	SF: 0 SAC: 0 DP: 0 HBP: 0	WP: 0 PA: 33 PB: 0 SB: 0 CS: 1
<b>PITCHER</b>	IP WLS BF H R ER SO BB IBB HBP BLK WP HR S P ERA WHIP	7.0 L 6 1 1 2 1 0 0 0 0 0 0 4 7 ∞ ∞	2.0 L 6 1 1 1 1 0 0 0 0 0 0 0 15 24 4.50 0.500	0.0 1 1 0 0 0 0 0 0 0 0 0 0 4 7 ∞ ∞	<b>PITCHER</b>																		

Texas Rangers @ Los Angeles Angels  
Angel Stadium of Anaheim, Anaheim, CA  
Sat Jun 21 2014, 7:10 PM - 10:09 PM PDT  
Att: 37,026 - Clear - 72 F

AB	31
R	3
H	5
RBI	3
BB	1
SO	4
LOB	4





Batter	1	2	3	4	5	6	7	8	9	AB	R	H	RBI	BB	SO	LOB	TOP					
2 Leonys Martin, L (1, 8) OBP: 0.328, SLG: 0.370	G3		1 CS			1B 17 E		2B		4	1	3	0	0	0	0	<b>Texas Rangers @ Los Angeles Angels</b> Angel Stadium of Anaheim, Anaheim, CA Sun Jun 22 2014, 5:09 PM - 8:03 PM PDT Att: 37,191 - Clear - 75 F					
1 Elvis Andrus, R (1, 6) OBP: 0.320, SLG: 0.354	1B		CS	K		1B		BB		3	0	2	0	1	1	0						
17 Shin-Soo Choo, L (1, 10) OBP: 0.377, SLG: 0.386	K			K		F8		L8		4	0	0	0	0	2	3						
29 Adrian Beltré, R (1, 5) OBP: 0.353, SLG: 0.479		1B				G5-4-3			K	4	0	2	0	0	1	1						
Alex Rios, R (1, 9) OBP: 0.352, SLG: 0.462	K			F7					K	4	0	1	0	0	2	2						
16 Donnie Murphy, R (1, 3) OBP: 0.276, SLG: 0.343						F8				1	0	0	0	0	1	1						
64 Brad Snyder, L (4, 3) OBP: 0.265, SLG: 0.400	K						G6-3		HR	3	1	1	1	0	0	1						
60 Chris Gimenez, R (1, 2) OBP: 0.375, SLG: 0.423	G6-3						F7		G5-3	3	0	0	0	1	0	1						
15 Michael Choice, R (1, 7) OBP: 0.268, SLG: 0.355			FC			FC4		FC5-3		3	0	0	0	0	0	1						
12 Rougned Odor, L (1, 4) OBP: 0.321, SLG: 0.466			F7			P5		G6-3		3	0	0	0	0	0	1						
<b>Inning Stats</b>	R: 0 E: 0 K: 1 S: 8	H: 1 LOB: 0 BB: 0 P: 13	R: 0 E: 0 K: 2 S: 11	H: 1 LOB: 1 BB: 0 P: 15	R: 0 E: 0 K: 0 S: 8	H: 1 LOB: 0 BB: 0 P: 10	R: 0 E: 0 K: 2 S: 12	H: 1 LOB: 1 BB: 0 P: 18	R: 0 E: 0 K: 0 S: 6	H: 0 LOB: 1 BB: 1 P: 15	R: 1 E: 1 K: 0 S: 5	H: 2 LOB: 0 BB: 0 P: 10	R: 0 E: 0 K: 0 S: 10	H: 1 LOB: 2 BB: 0 P: 14	R: 0 E: 0 K: 0 S: 13	H: 1 LOB: 2 BB: 1 P: 21	R: 1 E: 0 K: 2 S: 15	H: 1 LOB: 0 BB: 0 P: 16	1B: 5 2B: 3 HR: 1	SF: 0 SAC: 0 DP: 2 HBP: 0	WP: 0 PB: 0 SB: 0 CS: 1	PA: 35
<b>PITCHER</b>	IP WLS BF H R ER SO BB IBB HBP BLK WP HR S P ERA WHIP																					
52 Matt Shoemaker, R (1, 1) ERA: 3.42	7.2 W 29 8 1 1 6 2 0 0 0 0 0 0 70 112 1.17 1.304																					
53 Héctor Santiago, L (8, 1) ERA: 4.41	0.1 H 1 0 0 0 0 0 0 0 0 0 0 0 3 4 0.00 0.000																					
38 Joe Smith, R (9, 1) ERA: 3.16	1.0 4 1 1 1 2 0 0 0 0 0 0 1 15 16 9.00 1.000																					

Batter	1	2	3	4	5	6	7	8	9	AB	R	H	RBI	BB	SO	LOB	BOTTOM			
56 Kole Calhoun, L (1, 9) OBP: 0.327, SLG: 0.466	5B BB		K	HR			K			3	2	1	2	1	2	0	<b>Texas Rangers @ Los Angeles Angels</b> Angel Stadium of Anaheim, Anaheim, CA Sun Jun 22 2014, 5:09 PM - 8:03 PM PDT Att: 37,191 - Clear - 75 F			
27 Mike Trout, R (1, 8) OBP: 0.395, SLG: 0.593	F9		32 WP 5 WP 1B	P4			1B			4	0	2	0	0	0	1				
5 Albert Pujols, R (1, 10) OBP: 0.315, SLG: 0.476	E2 1H 1B		L5			FC7		F9		4	0	1	0	0	0	2				
32 Josh Hamilton, L (1, 7) OBP: 0.395, SLG: 0.465	K		FC7			K		K		4	0	0	0	0	3	3				
2 Erick Aybar, S (1, 6) OBP: 0.322, SLG: 0.423	F8					K		K2-3		4	0	0	0	0	2	1				
20 C.J. Cron, R (1, 3) OBP: 0.310, SLG: 0.536	P6			HR			K		G6-3	3	1	1	1	0	1	0				
19 Efrén Navarro, L (8, 3) OBP: 0.333, SLG: 0.424								G6-3		1	0	0	0	0	0	0				
16 Hank Conger, L (1, 2) OBP: 0.344, SLG: 0.409		6 PB BB		6 2B BB				BB		1	1	1	0	3	0	0				
6 David Freese, R (1, 5) OBP: 0.301, SLG: 0.281									BB	3	1	1	1	0	2	2				
8 John McDonald, R (8, 5) OBP: 0.311, SLG: 0.256				56 HR 2B				FC4		1	0	0	0	0	0	1				
10 Grant Green, R (1, 4) OBP: 0.352, SLG: 0.441	F8							K		3	0	0	0	0	1	3				
<b>Inning Stats</b>	R: 1 E: 1 K: 1 S: 11	H: 1 LOB: 1 BB: 1 P: 22	R: 0 E: 0 K: 1 S: 10	H: 0 LOB: 1 BB: 1 P: 18	R: 0 E: 0 K: 1 S: 10	H: 1 LOB: 0 BB: 0 P: 16	R: 4 E: 0 K: 1 S: 13	H: 3 LOB: 0 BB: 1 P: 20	R: 0 E: 0 K: 2 S: 9	H: 0 LOB: 0 BB: 0 P: 11	R: 0 E: 0 K: 3 S: 11	H: 0 LOB: 1 BB: 1 P: 18	R: 0 E: 0 K: 2 S: 14	H: 1 LOB: 0 BB: 0 P: 20	R: 0 E: 0 K: 0 S: 8	H: 1 LOB: 1 BB: 0 P: 11	1B: 4 2B: 1 3B: 0 HR: 2	SF: 0 SAC: 0 DP: 0 HBP: 0	WP: 2 PB: 1 SB: 0 CS: 0	PA: 35
<b>PITCHER</b>	IP WLS BF H R ER SO BB IBB HBP BLK WP HR S P ERA WHIP																			
11 Yu Darvish, R (1, 1) ERA: 2.62	6.0 L 27 5 5 4 9 4 0 0 0 0 0 0 14 20 6.00 1.500																			
37 Shawn Tolleson, R (7, 1) ERA: 3.57	1.0 4 1 0 0 2 0 0 0 0 0 0 0 14 20 0.00 1.000																			
49 Aaron Poreda, L (8, 1) ERA: 2.93	1.0 4 1 0 0 0 0 0 0 0 0 0 0 8 11 0.00 1.000																			



Batter	1	2	3	4	5	6	7	8	9	AB	R	H	RBI	BB	SO	LOB	TOP										
<b>39 Danny Santana, S</b> OBP: 0.364, SLG: 0.439										5	1	2	1	0	0	1	<b>Minnesota Twins @ Los Angeles Angels</b> Angel Stadium of Anaheim, Anaheim, CA Tue Jun 24 2014, 7:11 PM - 10:10 PM PDT Att: 37,086 - Clear - 74 F <a href="http://livebaseballscores.com">livebaseballscores.com</a>										
<b>2 Brian Dozier, R</b> OBP: 0.396, SLG: 0.454										4	1	3	1	1	0	0											
<b>7 Joe Mauer, L</b> OBP: 0.332, SLG: 0.339										5	0	1	0	0	1	4											
<b>16 Josh Willingham, R</b> OBP: 0.397, SLG: 0.500										3	1	1	1	1	1	2											
<b>17 Kendrys Morales, S</b> OBP: 0.271, SLG: 0.333										3	1	1	2	0	1	2											
<b>8 Kurt Suzuki, R</b> OBP: 0.372, SLG: 0.412										4	0	0	0	0	1	1											
<b>27 Chris Parmelee, L</b> OBP: 0.275, SLG: 0.393										4	0	1	0	0	3	0											
<b>5 Eduardo Escobar, S</b> OBP: 0.336, SLG: 0.434										4	1	0	0	0	0	1											
<b>1 Sam Fuld, L</b> OBP: 0.295, SLG: 0.373										4	1	2	1	0	1	0											
<b>Inning Stats</b>	R: 0 E: 0 K: 0 S: 12	H: 0 LOB: 0 BB: 0 P: 19	R: 5 E: 1 K: 1 S: 25	H: 6 LOB: 1 BB: 0 P: 39	R: 0 E: 0 K: 2 S: 8	H: 0 LOB: 0 BB: 0 P: 12	R: 0 E: 0 K: 1 S: 9	H: 1 LOB: 1 BB: 0 P: 13	R: 1 E: 0 K: 0 S: 10	H: 2 LOB: 1 BB: 0 P: 16	R: 0 E: 0 K: 1 S: 10	H: 0 LOB: 0 BB: 0 P: 12	R: 0 E: 0 K: 1 S: 11	H: 1 LOB: 2 BB: 2 P: 20	R: 0 E: 0 K: 1 S: 8	H: 0 LOB: 0 BB: 0 P: 13	R: 0 E: 0 K: 1 S: 11	H: 1 LOB: 1 BB: 0 P: 13	1B: 6 2B: 3 3B: 0 HR: 2	SF: 1 SAC: 0 DP: 1 HBP: 0	WP: 0 PB: 0 SB: 1 CS: 0	PA: 39					
<b>PITCHER</b>	IP	WLS	BF	H	R	ER	SO	BB	IBB	HBP	BLK	WP	HR	S	P	ERA	WHIP										
<b>33 C.J. Wilson, L</b> ERA: 3.7	5.0	W	24	9	6	6	4	0	0	0	0	0	2	64	99	10.80	1.800										
<b>64 Mike Morin, R</b> ERA: 1.42	1.0	H	3	0	0	0	1	0	0	0	0	0	0	10	12	0.00	0.000										
<b>40 Kevin Jepsen, R</b> ERA: 2.86	1.0	H	5	1	0	0	1	2	0	0	0	0	0	11	20	0.00	3.000										
<b>49 Ernesto Frieri, R</b> ERA: 5.64	1.0	H	3	0	0	0	1	0	0	0	0	0	0	8	13	0.00	0.000										
<b>38 Joe Smith, R</b> ERA: 3.69	1.0	S	4	1	0	0	1	0	0	0	0	0	0	11	13	0.00	1.000										

Batter	1	2	3	4	5	6	7	8	9	AB	R	H	RBI	BB	SO	LOB	BOTTOM										
<b>56 Kole Calhoun, L</b> OBP: 0.329, SLG: 0.463										3	2	1	1	1	0	2	<b>Minnesota Twins @ Los Angeles Angels</b> Angel Stadium of Anaheim, Anaheim, CA Tue Jun 24 2014, 7:11 PM - 10:10 PM PDT Att: 37,086 - Clear - 74 F <a href="http://livebaseballscores.com">livebaseballscores.com</a>										
<b>27 Mike Trout, R</b> OBP: 0.399, SLG: 0.604										2	2	1	2	2	0	0											
<b>5 Albert Pujols, R</b> OBP: 0.311, SLG: 0.469										4	1	0	0	0	0	3											
<b>32 Josh Hamilton, L</b> OBP: 0.398, SLG: 0.467										4	1	2	2	0	2	1											
<b>2 Erick Aybar, S</b> OBP: 0.321, SLG: 0.418										3	1	0	0	0	1	2											
<b>47 Howie Kendrick, R</b> OBP: 0.340, SLG: 0.386										4	1	2	2	0	1	0											
<b>20 C.J. Cron, R</b> OBP: 0.317, SLG: 0.530										3	0	1	0	1	1	1											
<b>6 David Freese, R</b> OBP: 0.305, SLG: 0.282										3	0	1	0	0	0	0											
<b>8 John McDonald, R</b> OBP: 0.311, SLG: 0.256										0	0	0	0	0	0	0											
<b>16 Hank Conger, L</b> OBP: 0.336, SLG: 0.398										3	0	0	0	0	0	2											
<b>10 Grant Green, R</b> OBP: 0.347, SLG: 0.435										1	0	0	0	0	0	3											
<b>17 Chris Iannetta, R</b> OBP: 0.368, SLG: 0.424										0	0	0	0	0	0	0											
<b>Inning Stats</b>	R: 5 E: 0 K: 0 S: 15	H: 2 LOB: 0 BB: 2 P: 31	R: 2 E: 0 K: 1 S: 12	H: 2 LOB: 0 BB: 0 P: 19	R: 0 E: 0 K: 1 S: 6	H: 0 LOB: 0 BB: 0 P: 9	R: 0 E: 0 K: 0 S: 8	H: 0 LOB: 0 BB: 0 P: 12	R: 0 E: 0 K: 2 S: 10	H: 0 LOB: 1 BB: 1 P: 17	R: 0 E: 0 K: 1 S: 10	H: 1 LOB: 2 BB: 1 P: 20	R: 0 E: 0 K: 0 S: 10	H: 1 LOB: 1 BB: 0 P: 12	R: 1 E: 0 K: 0 S: 9	H: 2 LOB: 1 BB: 0 P: 16	R: 0 E: 0 K: 0 S: 9	H: 0 LOB: 0 BB: 0 P: 13	1B: 7 2B: 1 3B: 0 HR: 1	SF: 1 SAC: 0 DP: 2 HBP: 2	WP: 0 PB: 0 SB: 1 CS: 0	PA: 37					
<b>PITCHER</b>	IP	WLS	BF	H	R	ER	SO	BB	IBB	HBP	BLK	WP	HR	S	P	ERA	WHIP										
<b>44 Kyle Gibson, R</b> ERA: 3.92	2.0	L	13	4	7	7	1	2	0	0	0	0	0	34	58	0.00	0.750										
<b>21 Samuel Deduno, R</b> ERA: 4.99	4.0		15	1	0	0	4	2	0	0	0	0	0	14	19	9.00	3.000										
<b>54 Matt Guerrier, R</b> ERA: 3.0	1.0		7	3	1	1	0	0	0	1	0	0	0	5	9	0.00	0.000										
<b>56 Caleb Thielbar, L</b> ERA: 3.16	1.0		2	0	0	0	0	0	0	0	0	0	0	5	9	0.00	0.000										

AB	36
R	6
H	11
RBI	6
BB	2
SO	8
LOB	11





Batter	1	2	3	4	5	6	7	8	9	AB	R	H	RBI	BB	SO	LOB	TOP		
39 Danny Santana, S OBP: 0.366, SLG: 0.448 25 Pedro Florimón, S OBP: 0.182, SLG: 0.143	G4-3		2B		K2-3		L8		K	2	0	1	0	0	0	0			
2 Brian Dozier, R OBP: 0.338, SLG: 0.449	K		F7				BB		G6-3	3	0	0	0	1	1				
7 Joe Mauer, L OBP: 0.338, SLG: 0.343	1B		BB				FC5-4		E7	3	1	2	0	1	0	1			
16 Josh Willingham, R OBP: 0.394, SLG: 0.486	FC5-4		BB				F9		1B	3	0	0	0	1	0	4			
17 Kendrys Morales, S OBP: 0.270, SLG: 0.328	F7				K		G1-3		1B	4	0	1	1	0	1	1			
31 Oswaldo Arcia, L OBP: 0.394, SLG: 0.404	HR		G4-3				BB		K	3	1	1	1	1	1	2			
5 Eduardo Escobar, S OBP: 0.330, SLG: 0.425	G3-1		F8				L5		G3	4	0	0	0	0	0	3			
26 Eric Fryer, R OBP: 0.273, SLG: 0.273 8 Kurt Suzuki, R OBP: 0.370, SLG: 0.410	F9				K		F9		L4	3	0	0	0	0	1	1			
1 Sam Fuld, L OBP: 0.294, SLG: 0.363					G1-3		G1-3		P4	3	0	0	0	1	1	0			
<b>Inning Stats</b>	R: 0 E: 0 K: 1 S: 8	H: 1 LOB: 1 BB: 0 P: 12	R: 1 E: 0 K: 0 S: 7	H: 1 LOB: 0 BB: 1 P: 12	R: 0 E: 0 K: 1 S: 10	H: 1 LOB: 2 BB: 1 P: 20	R: 0 E: 0 K: 1 S: 10	H: 0 LOB: 0 BB: 0 P: 12	R: 0 E: 0 K: 0 S: 9	H: 0 LOB: 1 BB: 0 P: 15	R: 0 E: 0 K: 0 S: 6	H: 0 LOB: 2 BB: 1 P: 17	R: 1 E: 1 K: 1 S: 18	H: 2 LOB: 2 BB: 1 P: 31	R: 0 E: 0 K: 1 S: 7	H: 0 LOB: 0 BB: 0 P: 9	1B: 3 2B: 1 3B: 0 HR: 1	SF: 0 SAC: 0 DP: 0 HBP: 0	WP: 2 PA: 37 PB: 0 SB: 0 CS: 0
<b>PITCHER</b>	IP WLS BF H R ER SO BB IBB HBP BLK WP HR S P ERA WHIP	IP WLS BF H R ER SO BB IBB HBP BLK WP HR S P ERA WHIP	IP WLS BF H R ER SO BB IBB HBP BLK WP HR S P ERA WHIP	IP WLS BF H R ER SO BB IBB HBP BLK WP HR S P ERA WHIP	IP WLS BF H R ER SO BB IBB HBP BLK WP HR S P ERA WHIP	IP WLS BF H R ER SO BB IBB HBP BLK WP HR S P ERA WHIP	IP WLS BF H R ER SO BB IBB HBP BLK WP HR S P ERA WHIP	IP WLS BF H R ER SO BB IBB HBP BLK WP HR S P ERA WHIP	IP WLS BF H R ER SO BB IBB HBP BLK WP HR S P ERA WHIP	IP WLS BF H R ER SO BB IBB HBP BLK WP HR S P ERA WHIP	IP WLS BF H R ER SO BB IBB HBP BLK WP HR S P ERA WHIP	IP WLS BF H R ER SO BB IBB HBP BLK WP HR S P ERA WHIP	IP WLS BF H R ER SO BB IBB HBP BLK WP HR S P ERA WHIP	IP WLS BF H R ER SO BB IBB HBP BLK WP HR S P ERA WHIP	IP WLS BF H R ER SO BB IBB HBP BLK WP HR S P ERA WHIP	IP WLS BF H R ER SO BB IBB HBP BLK WP HR S P ERA WHIP	IP WLS BF H R ER SO BB IBB HBP BLK WP HR S P ERA WHIP	IP WLS BF H R ER SO BB IBB HBP BLK WP HR S P ERA WHIP	

Minnesota Twins @ Los Angeles Angels  
Angel Stadium of Anaheim, Anaheim, CA  
Wed Jun 25 2014, 7:08 PM - 10:04 PM PDT  
Att: 39,082 - Clear - 75 F

AB 32  
R 2  
H 5  
RBI 2  
BB 5  
SO 7  
LOB 15



Batter	1	2	3	4	5	6	7	8	9	AB	R	H	RBI	BB	SO	LOB	BOTTOM		
56 Kole Calhoun, L OBP: 0.327, SLG: 0.464	G6-3				G4-3		K			4	0	1	2	0	1	0			
27 Mike Trout, R OBP: 0.401, SLG: 0.601	1B		K		G5-3		BB			3	0	1	0	1	1	1			
5 Albert Pujols, R OBP: 0.313, SLG: 0.470	F9		2B		P4		1B			4	1	2	0	0	0	1			
32 Josh Hamilton, L OBP: 0.393, SLG: 0.468	L8		2B		F8		K			4	1	1	0	0	1	3			
2 Erick Aybar, S OBP: 0.324, SLG: 0.425	2B		SF8		G5-3				1B	3	2	2	1	0	0	0			
47 Howie Kendrick, R OBP: 0.338, SLG: 0.384	K		1B		F8		K		K	4	0	1	1	0	2	2			
20 C.J. Cron, R OBP: 0.323, SLG: 0.529	1B		F7		K		K		1B	4	1	2	1	0	1	1			
10 Grant Green, R OBP: 0.333, SLG: 0.423 8 John McDonald, R OBP: 0.304, SLG: 0.250	SF9		FC6-4				G6-3		F8	2	0	0	1	0	0	1			
17 Chris Iannetta, R OBP: 0.366, SLG: 0.415	BB				K		G6-3		K	3	1	0	0	1	2	1			
<b>Inning Stats</b>	R: 0 E: 0 K: 0 S: 15	H: 1 LOB: 1 BB: 0 P: 21	R: 3 E: 0 K: 2 S: 20	H: 3 LOB: 1 BB: 1 P: 30	R: 2 E: 0 K: 0 S: 17	H: 3 LOB: 1 BB: 0 P: 23	R: 0 E: 0 K: 1 S: 6	H: 0 LOB: 0 BB: 0 P: 8	R: 0 E: 0 K: 0 S: 6	H: 0 LOB: 0 BB: 0 P: 8	R: 0 E: 0 K: 1 S: 10	H: 0 LOB: 2 BB: 0 P: 14	R: 0 E: 0 K: 2 S: 12	H: 1 LOB: 1 BB: 1 P: 23	R: 1 E: 0 K: 2 S: 12	H: 2 LOB: 1 BB: 0 P: 19	1B: 7 2B: 3 3B: 0 HR: 0	SF: 2 SAC: 0 DP: 0 HBP: 0	WP: 1 PA: 36 PB: 0 SB: 2 CS: 0
<b>PITCHER</b>	IP WLS BF H R ER SO BB IBB HBP BLK WP HR S P ERA WHIP	IP WLS BF H R ER SO BB IBB HBP BLK WP HR S P ERA WHIP	IP WLS BF H R ER SO BB IBB HBP BLK WP HR S P ERA WHIP	IP WLS BF H R ER SO BB IBB HBP BLK WP HR S P ERA WHIP	IP WLS BF H R ER SO BB IBB HBP BLK WP HR S P ERA WHIP	IP WLS BF H R ER SO BB IBB HBP BLK WP HR S P ERA WHIP	IP WLS BF H R ER SO BB IBB HBP BLK WP HR S P ERA WHIP	IP WLS BF H R ER SO BB IBB HBP BLK WP HR S P ERA WHIP	IP WLS BF H R ER SO BB IBB HBP BLK WP HR S P ERA WHIP	IP WLS BF H R ER SO BB IBB HBP BLK WP HR S P ERA WHIP	IP WLS BF H R ER SO BB IBB HBP BLK WP HR S P ERA WHIP	IP WLS BF H R ER SO BB IBB HBP BLK WP HR S P ERA WHIP	IP WLS BF H R ER SO BB IBB HBP BLK WP HR S P ERA WHIP	IP WLS BF H R ER SO BB IBB HBP BLK WP HR S P ERA WHIP	IP WLS BF H R ER SO BB IBB HBP BLK WP HR S P ERA WHIP	IP WLS BF H R ER SO BB IBB HBP BLK WP HR S P ERA WHIP	IP WLS BF H R ER SO BB IBB HBP BLK WP HR S P ERA WHIP	IP WLS BF H R ER SO BB IBB HBP BLK WP HR S P ERA WHIP	

Minnesota Twins @ Los Angeles Angels  
Angel Stadium of Anaheim, Anaheim, CA  
Wed Jun 25 2014, 7:08 PM - 10:04 PM PDT  
Att: 39,082 - Clear - 75 F

AB 32  
R 6  
H 10  
RBI 6  
BB 2  
SO 8  
LOB 11





Batter	1	2	3	4	5	6	7	8	9	AB	R	H	RBI	BB	SO	LOB	TOP										
1 Sam Fuld, L (1,8) OBP: 0.298, SLG: 0.359			CS	FC4-6 BB		G1-3			G1-3	4	0	1	0	1	1	2	<b>Minnesota Twins @ Los Angeles Angels</b> Angel Stadium of Anaheim, Anaheim, CA Thu Jun 26 2014, 12:40 PM - 3:55 PM PDT Att: 32,209 - Overcast - 77 F										
2 Brian Dozier, R (1,4) OBP: 0.392, SLG: 0.443				F7		P5			P6	4	1	0	0	1	1	3											
7 Joe Mauer, L (1,10) OBP: 0.342, SLG: 0.354				FC4-6 17 1B						5	1	3	3	0	1	1											
17 Kendrys Morales, S (1,3) OBP: 0.279, SLG: 0.333		F7								5	0	2	0	0	1	2											
31 Oswaldo Arcia, L (1,9) OBP: 0.268, SLG: 0.398		K2-3		G3-1						4	0	1	1	1	0	2		3									
8 Kurt Suzuki, R (1,2) OBP: 0.394, SLG: 0.403		P4								4	0	0	0	0	1	3											
27 Chris Parmelee, L (1,7) OBP: 0.295, SLG: 0.409										4	0	3	0	0	1	0											
5 Eduardo Escobar, S (1,5) OBP: 0.329, SLG: 0.422										4	1	1	0	0	0	3											
25 Pedro Florimón, S (1,6) OBP: 0.175, SLG: 0.137										3	0	0	0	0	1	3											
11 Jorge Polanco, S (9,PH)										0	1	0	0	1	0	0											
<b>Inning Stats</b>	R: 0 H: 0 E: 0 K: 3 S: 10	H: 0 LOB: 0 BB: 0 P: 12	R: 0 H: 0 E: 0 K: 1 S: 8	H: 0 LOB: 0 BB: 0 P: 12	R: 0 H: 1 E: 0 K: 1 S: 7	H: 1 LOB: 2 BB: 0 P: 11	R: 0 H: 1 E: 0 K: 0 S: 10	H: 1 LOB: 2 BB: 1 P: 19	R: 0 H: 1 E: 0 K: 1 S: 7	H: 1 LOB: 1 BB: 0 P: 10	R: 1 H: 3 E: 0 K: 0 S: 13	H: 3 LOB: 2 BB: 0 P: 19	R: 0 H: 2 E: 0 K: 0 S: 13	H: 2 LOB: 2 BB: 0 P: 23	R: 0 H: 1 E: 0 K: 1 S: 15	H: 1 LOB: 1 BB: 0 P: 20	R: 3 H: 2 E: 0 K: 2 S: 20	H: 2 LOB: 1 BB: 2 P: 36	1B: 9 2B: 2 HR: 0	SF: 0 SAC: 0 DP: 0 HBP: 0	WP: 0 PB: 0 SB: 0 CS: 1	PA: 41					
<b>PITCHER</b>	IP	WLS	BF	H	R	ER	SO	BB	IBB	HBP	BLK	WP	HR	S	P	ERA	WHIP	<b>PITCHER</b>									
36 Jered Weaver, R (1,1) ERA: 3.33	7.0	W	29	8	1	1	6	1	0	0	0	0	0	68	106	1.29	1.286										
46 Cory Rasmus, R (8,1) ERA: 4.82	1.0		4	1	0	0	1	0	0	0	0	0	0	15	23	0.00	1.000										
Ernesto Frieri, R (9,1) ERA: 6.39	0.2	S	5	1	3	3	1	2	0	0	0	0	0	13	25	40.50	4.500										
38 Joe Smith, R (9,1) ERA: 3.03	0.1	S	2	1	0	0	1	0	0	0	0	0	0	7	11	0.00	3.000										
<b>Batter</b>	<b>1</b>	<b>2</b>	<b>3</b>	<b>4</b>	<b>5</b>	<b>6</b>	<b>7</b>	<b>8</b>	<b>9</b>	<b>AB</b>	<b>R</b>	<b>H</b>	<b>RBI</b>	<b>BB</b>	<b>SO</b>	<b>LOB</b>	<b>BOTTOM</b>										
56 Kole Calhoun, L (1,9) OBP: 0.331, SLG: 0.465		G3								4	2	2	0	0	1	2	<b>Minnesota Twins @ Los Angeles Angels</b> Angel Stadium of Anaheim, Anaheim, CA Thu Jun 26 2014, 12:40 PM - 3:55 PM PDT Att: 32,209 - Overcast - 77 F										
27 Mike Trout, R (1,8) OBP: 0.402, SLG: 0.606										4	1	2	2	0	1	1											
5 Albert Pujols, R (1,10) OBP: 0.318, SLG: 0.477										4	2	3	2	0	0	0											
32 Josh Hamilton, L (1,7) OBP: 0.397, SLG: 0.464										3	0	1	1	1	1	3											
2 Erick Aybar, S (1,6) OBP: 0.323, SLG: 0.426										4	0	1	1	0	1	3											
47 Howie Kendrick, R (1,4) OBP: 0.340, SLG: 0.385										4	0	2	0	0	0	1											
16 Hank Conger, L (1,2) OBP: 0.326, SLG: 0.385										4	0	0	0	0	1	3											
6 David Freese, R (1,5) OBP: 0.305, SLG: 0.283										3	0	1	0	0	1	0											
8 John McDonald, R (8,5) OBP: 0.236, SLG: 0.244										1	0	0	0	0	1	1											
19 Efen Navarro, L (1,3) OBP: 0.350, SLG: 0.432										4	1	2	0	0	1	1											
<b>Inning Stats</b>	R: 2 H: 3 E: 0 K: 2 S: 15	H: 2 LOB: 1 BB: 0 P: 27	R: 0 H: 2 E: 0 K: 0 S: 11	H: 4 LOB: 1 BB: 0 P: 16	R: 2 H: 4 E: 0 K: 0 S: 11	H: 4 LOB: 1 BB: 0 P: 17	R: 0 H: 0 E: 0 K: 3 S: 9	H: 0 LOB: 0 BB: 0 P: 13	R: 0 H: 0 E: 0 K: 1 S: 9	H: 0 LOB: 1 BB: 1 P: 15	R: 0 H: 0 E: 0 K: 0 S: 8	H: 0 LOB: 0 BB: 0 P: 10	R: 2 H: 4 E: 0 K: 0 S: 13	H: 4 LOB: 1 BB: 0 P: 26	R: 0 H: 1 E: 0 K: 2 S: 12	H: 1 LOB: 0 BB: 0 P: 13	R: 0 H: 0 E: 0 K: 2 S: 12	H: 0 LOB: 1 BB: 0 P: 13	1B: 10 2B: 5 HR: 0	SF: 0 SAC: 0 DP: 2 HBP: 0	WP: 0 PB: 0 SB: 2 CS: 1	PA: 36					
<b>PITCHER</b>	IP	WLS	BF	H	R	ER	SO	BB	IBB	HBP	BLK	WP	HR	S	P	ERA	WHIP	<b>PITCHER</b>									
47 Ricky Nolasco, R (1,1) ERA: 5.74	6.0	L	28	11	6	6	6	1	0	0	0	0	0	67	107	9.00	2.000										
54 Matt Guerrier, R (7,1) ERA: 3.0	0.0		2	2	0	0	0	0	0	0	0	0	0	3	6												
56 Caleb Thielbar, L (7,1) ERA: 3.04	1.0		2	0	0	0	0	0	0	0	0	0	0	6	11	0.00	0.000										
50 Casey Fien, R (8,1) ERA: 2.43	1.0		4	1	0	0	2	0	0	0	0	0	0	12	13	0.00	1.000										



Batter	1	2	3	4	5	6	7	8	9	AB	R	H	RBI	BB	SO	LOB	TOP																	
7 Collin Cowgill, R OBP: 0.362, SLG: 0.434 56 Kole Calhoun, L OBP: 0.328, SLG: 0.459	F7		G6-3		1B	FC6		K		3	0	1	0	0	0	0	<b>Los Angeles Angels @ Kansas City Royals</b> Kauffman Stadium, Kansas City, MO Fri Jun 27 2014, 7:11 PM - 10:12 PM CDT Att: 35,461 - Partly Cloudy - 82 F																	
27 Mike Trout, R OBP: 0.403, SLG: 0.616	HR		G3-1		1B		K			4	1	2	1	0	1	0																		
5 Albert Pujols, R OBP: 0.315, SLG: 0.472	F9			G6-3	SF7		G6-3			3	0	0	1	0	0	0																		
32 Josh Hamilton, L OBP: 0.392, SLG: 0.457	L6			G4-6-3	P5		K			4	0	1	0	0	1	2																		
47 Howie Kendrick, R OBP: 0.336, SLG: 0.380		G5-3		G4-6-3	L9			G3		4	0	0	0	0	0	3																		
2 Erick Aybar, S OBP: 0.325, SLG: 0.425	L7				20 HR	BB		K		3	1	1	0	1	1	0																		
20 C.J. Cron, R OBP: 0.328, SLG: 0.577	HR				HR			K		4	2	2	3	0	2	1																		
6 David Freese, R OBP: 0.304, SLG: 0.287	K				17 1B	E4		K		4	1	1	0	0	2	1																		
17 Chris Iannetta, R OBP: 0.365, SLG: 0.413 16 Hank Conger, L OBP: 0.323, SLG: 0.381			G5-3		27 1B	5 SF7		K		3	1	1	1	0	1	2																		
					5 1B					1	0	0	0	0	1	0																		
<b>Inning Stats</b>	R: 1 H: 1 E: 0 K: 0 S: 8	H: 1 LOB: 0 BB: 0 P: 13	R: 1 H: 1 E: 0 K: 1 S: 11	H: 1 LOB: 0 BB: 0 P: 15	R: 0 H: 0 E: 0 K: 0 S: 5	H: 0 LOB: 0 BB: 0 P: 9	R: 0 H: 1 E: 0 K: 0 S: 6	H: 1 LOB: 2 BB: 0 P: 8	R: 4 H: 6 E: 0 K: 0 S: 22	H: 6 LOB: 2 BB: 1 P: 31	R: 0 H: 0 E: 1 K: 2 S: 14	H: 0 LOB: 2 BB: 1 P: 23	R: 0 H: 0 E: 0 K: 2 S: 9	H: 0 LOB: 0 BB: 0 P: 15	R: 0 H: 0 E: 0 K: 3 S: 10	H: 0 LOB: 0 BB: 0 P: 16	1B: 5 2B: 1 3B: 0 HR: 3	SF: 1 SAC: 0 DP: 1 HBP: 0	WP: 0 PB: 1 SB: 0 CS: 0	PA: 37														
<b>PITCHER</b>	IP WLS BF H R ER SO BB IBB HBP BLK WP HR S P ERA WHIP																																	
51 Jason Vargas, L ERA: 3.53	4.0	20	9	6	6	1	0	0	0	0	0	0	0	3	44	63	13.50	2.250																
48 Michael Mariot, R ERA: 5.08	1.1	6	0	0	0	0	1	0	0	0	0	0	0	0	16	29	0.00	0.750																
40 Kelvin Herrera, R ERA: 2.36	1.2	5	0	0	0	3	0	0	0	0	0	0	0	0	14	29	0.00	0.000																
17 Wade Davis, R ERA: 1.3	1.0	3	0	0	0	2	0	0	0	0	0	0	0	9	15	0.00	0.000																	
56 Greg Holland, R ERA: 2.05	1.0	3	0	0	0	3	0	0	0	0	0	0	0	10	16	0.00	0.000																	

Batter	1	2	3	4	5	6	7	8	9	AB	R	H	RBI	BB	SO	LOB	BOTTOM																	
6 Lorenzo Cain, R OBP: 0.355, SLG: 0.436	P5		16 BB	35 1B	16 1B			G5-3		5	2	3	1	0	0	0	<b>Los Angeles Angels @ Kansas City Royals</b> Kauffman Stadium, Kansas City, MO Fri Jun 27 2014, 7:11 PM - 10:12 PM CDT Att: 35,461 - Partly Cloudy - 82 F																	
35 Eric Hosmer, L OBP: 0.291, SLG: 0.351	F7		13 1B	16 BB	14 HR		G3			5	1	1	0	0	0	2																		
16 Billy Butler, R OBP: 0.330, SLG: 0.364 37 Pedro Ciriaco, R OBP: 0.229, SLG: 0.255	K		13 1B	14 HR	BB		G3-1			4	1	2	1	1	1	1																		
			14 HR							0	0	0	0	0	0	0																		
4 Alex Gordon, L OBP: 0.357, SLG: 0.443	F8		SF6	F9			HBP			3	0	0	1	0	0	2																		
13 Salvador Perez, R OBP: 0.336, SLG: 0.453	1B		14 HR	1B			F8			4	1	3	0	0	0	2																		
14 Omar Infante, R OBP: 0.297, SLG: 0.362	F7		HR				G5-3			4	1	1	4	0	1	3																		
8 Mike Moustakas, L OBP: 0.243, SLG: 0.356	G4-3		G3-1				P5			4	0	0	0	0	0	1																		
2 Alcides Escobar, R OBP: 0.329, SLG: 0.399							G6-3			3	1	2	0	0	0	0																		
1 Jarrod Dyson, L OBP: 0.350, SLG: 0.345							G1-4-3			4	1	1	0	0	0	2																		
<b>Inning Stats</b>	R: 0 H: 0 E: 0 K: 1 S: 7	H: 0 LOB: 0 BB: 0 P: 12	R: 0 H: 1 E: 0 K: 0 S: 9	H: 1 LOB: 1 BB: 0 P: 13	R: 7 H: 7 E: 1 K: 0 S: 23	H: 7 LOB: 1 BB: 1 P: 35	R: 1 H: 3 E: 0 K: 1 S: 13	H: 3 LOB: 2 BB: 0 P: 19	R: 0 H: 0 E: 0 K: 0 S: 5	H: 1 LOB: 2 BB: 0 P: 17	R: 0 H: 0 E: 0 K: 0 S: 13	H: 0 LOB: 1 BB: 0 P: 15	R: 0 H: 1 E: 0 K: 0 S: 12	H: 1 LOB: 0 BB: 0 P: 15	1B: 9 2B: 2 3B: 1 HR: 1	SF: 1 SAC: 0 DP: 0 HBP: 2	WP: 0 PB: 0 SB: 2 CS: 0	PA: 40																
<b>PITCHER</b>	IP WLS BF H R ER SO BB IBB HBP BLK WP HR S P ERA WHIP																																	
52 Matt Shoemaker, R ERA: 4.5	4.0	24	11	8	8	2	1	0	0	0	0	0	0	0	27	39	0.00	0.333																
39 David Carpenter, R ERA: 4.35	3.0	12	1	0	0	0	0	0	2	0	0	0	0	0	12	15	0.00	1.000																
46 Cory Rasmus, R ERA: 4.35	1.0	4	1	0	0	0	0	0	0	0	0	0	0	0	0	0	0.00	1.000																

AB 35  
R 6  
H 9  
RBI 6  
BB 1  
SO 10  
LOB 11



AB 36  
R 8  
H 13  
RBI 7  
BB 1  
SO 2  
LOB 13





Batter	1	2	3	4	5	6	7	8	9	AB	R	H	RBI	BB	SO	LOB	TOP								
56 Kole Calhoun, L OBP: 0.335, SLG: 0.470										5	2	3	1	0	1	3									
27 Mike Trout, R OBP: 0.403, SLG: 0.611										4	0	1	0	1	2	1									
5 Albert Pujols, R OBP: 0.316, SLG: 0.471										5	0	2	2	0	0	1									
32 Josh Hamilton, L OBP: 0.378, SLG: 0.438										5	0	0	0	0	3	3									
2 Erick Aybar, S OBP: 0.324, SLG: 0.422										4	1	1	0	0	0	0									
47 Howie Kendrick, R OBP: 0.338, SLG: 0.383										3	2	1	0	1	1	0									
20 C.J. Cron, R OBP: 0.326, SLG: 0.567										4	0	1	0	0	1	2									
6 David Freese, R OBP: 0.312, SLG: 0.301										4	1	3	3	0	1	0									
8 John McDonald, R OBP: 0.298, SLG: 0.244										0	0	0	0	0	0	0									
16 Hank Conger, L OBP: 0.314, SLG: 0.369										4	0	0	0	0	2	4									
<b>Inning Stats</b>	R: 0 H: 1 E: 0 K: 1 S: 9	H: 1 LOB: 1 BB: 0 P: 13	R: 0 H: 0 E: 0 K: 0 S: 8	H: 0 LOB: 0 BB: 0 P: 11	R: 1 H: 3 E: 0 K: 1 S: 12	H: 3 LOB: 2 BB: 0 P: 17	R: 1 H: 3 E: 0 K: 1 S: 12	H: 3 LOB: 2 BB: 0 P: 15	R: 0 H: 0 E: 0 K: 1 S: 9	H: 0 LOB: 0 BB: 0 P: 14	R: 4 H: 4 E: 0 K: 2 S: 21	H: 4 LOB: 2 BB: 2 P: 34	R: 0 H: 0 E: 0 K: 2 S: 8	H: 0 LOB: 1 BB: 0 P: 12	R: 0 H: 1 E: 0 K: 1 S: 12	H: 1 LOB: 1 BB: 0 P: 18	R: 0 H: 0 E: 0 K: 2 S: 8	H: 0 LOB: 0 BB: 0 P: 10	1B: 9 2B: 3 3B: 0 HR: 0	SF: 0 SAC: 0 DP: 0 HBP: 0	WP: 1 PB: 0 SB: 3 CS: 0	PA: 40			
<b>PITCHER</b>	IP WLS BF H R ER SO BB IBB HBP BLK WP HR S P ERA WHIP	IP WLS BF H R ER SO BB IBB HBP BLK WP HR S P ERA WHIP	IP WLS BF H R ER SO BB IBB HBP BLK WP HR S P ERA WHIP	IP WLS BF H R ER SO BB IBB HBP BLK WP HR S P ERA WHIP	IP WLS BF H R ER SO BB IBB HBP BLK WP HR S P ERA WHIP	IP WLS BF H R ER SO BB IBB HBP BLK WP HR S P ERA WHIP	IP WLS BF H R ER SO BB IBB HBP BLK WP HR S P ERA WHIP	IP WLS BF H R ER SO BB IBB HBP BLK WP HR S P ERA WHIP	IP WLS BF H R ER SO BB IBB HBP BLK WP HR S P ERA WHIP	IP WLS BF H R ER SO BB IBB HBP BLK WP HR S P ERA WHIP	IP WLS BF H R ER SO BB IBB HBP BLK WP HR S P ERA WHIP	IP WLS BF H R ER SO BB IBB HBP BLK WP HR S P ERA WHIP	IP WLS BF H R ER SO BB IBB HBP BLK WP HR S P ERA WHIP	IP WLS BF H R ER SO BB IBB HBP BLK WP HR S P ERA WHIP	IP WLS BF H R ER SO BB IBB HBP BLK WP HR S P ERA WHIP	IP WLS BF H R ER SO BB IBB HBP BLK WP HR S P ERA WHIP	IP WLS BF H R ER SO BB IBB HBP BLK WP HR S P ERA WHIP	IP WLS BF H R ER SO BB IBB HBP BLK WP HR S P ERA WHIP	IP WLS BF H R ER SO BB IBB HBP BLK WP HR S P ERA WHIP	IP WLS BF H R ER SO BB IBB HBP BLK WP HR S P ERA WHIP	IP WLS BF H R ER SO BB IBB HBP BLK WP HR S P ERA WHIP	IP WLS BF H R ER SO BB IBB HBP BLK WP HR S P ERA WHIP	IP WLS BF H R ER SO BB IBB HBP BLK WP HR S P ERA WHIP	IP WLS BF H R ER SO BB IBB HBP BLK WP HR S P ERA WHIP	IP WLS BF H R ER SO BB IBB HBP BLK WP HR S P ERA WHIP

Los Angeles Angels @ Kansas City Royals  
Kauffman Stadium, Kansas City, MO  
Sat Jun 28 2014, 1:11 PM - 8:03 PM CDT  
Att: 21,093 - Partly Cloudy - 83 F

livebaseballscorecards.com

AB 38  
R 6  
H 12  
RBI 6  
BB 2  
SO 11  
LOB 14

Batter	1	2	3	4	5	6	7	8	9	AB	R	H	RBI	BB	SO	LOB	BOTTOM								
6 Lorenzo Cain, R OBP: 0.348, SLG: 0.427										4	0	0	0	0	2	2									
35 Eric Hosmer, L OBP: 0.320, SLG: 0.350										4	1	1	0	0	0	2									
16 Billy Butler, R OBP: 0.332, SLG: 0.363										3	1	1	0	1	0	1									
4 Alex Gordon, L OBP: 0.355, SLG: 0.444										4	0	1	0	0	2	3									
13 Salvador Perez, R OBP: 0.334, SLG: 0.450										4	0	1	1	0	1	1									
14 Omar Infante, R OBP: 0.292, SLG: 0.357										3	0	0	1	0	1	1									
19 Danny Valencia, R OBP: 0.310, SLG: 0.350										4	0	1	0	0	1	2									
27 Justin Maxwell, R OBP: 0.222, SLG: 0.175										3	0	0	0	0	2	1									
2 Alcides Escobar, R OBP: 0.329, SLG: 0.399										3	0	1	0	0	0	1									
<b>Inning Stats</b>	R: 0 H: 1 E: 0 K: 1 S: 15	H: 1 LOB: 1 BB: 0 P: 19	R: 0 H: 1 E: 0 K: 1 S: 10	H: 1 LOB: 1 BB: 0 P: 14	R: 0 H: 1 E: 0 K: 2 S: 12	H: 1 LOB: 1 BB: 0 P: 21	R: 0 H: 0 E: 0 K: 1 S: 6	H: 0 LOB: 0 BB: 0 P: 8	R: 2 H: 2 E: 0 K: 0 S: 15	H: 2 LOB: 1 BB: 1 P: 23	R: 0 H: 0 E: 0 K: 1 S: 11	H: 0 LOB: 1 BB: 0 P: 16	R: 0 H: 0 E: 0 K: 1 S: 7	H: 0 LOB: 0 BB: 0 P: 12	R: 0 H: 0 E: 0 K: 2 S: 9	H: 0 LOB: 0 BB: 0 P: 12	1B: 5 2B: 1 3B: 0 HR: 0	SF: 1 SAC: 0 DP: 0 HBP: 1	WP: 1 PB: 0 SB: 0 CS: 0	PA: 35					
<b>PITCHER</b>	IP WLS BF H R ER SO BB IBB HBP BLK WP HR S P ERA WHIP	IP WLS BF H R ER SO BB IBB HBP BLK WP HR S P ERA WHIP	IP WLS BF H R ER SO BB IBB HBP BLK WP HR S P ERA WHIP	IP WLS BF H R ER SO BB IBB HBP BLK WP HR S P ERA WHIP	IP WLS BF H R ER SO BB IBB HBP BLK WP HR S P ERA WHIP	IP WLS BF H R ER SO BB IBB HBP BLK WP HR S P ERA WHIP	IP WLS BF H R ER SO BB IBB HBP BLK WP HR S P ERA WHIP	IP WLS BF H R ER SO BB IBB HBP BLK WP HR S P ERA WHIP	IP WLS BF H R ER SO BB IBB HBP BLK WP HR S P ERA WHIP	IP WLS BF H R ER SO BB IBB HBP BLK WP HR S P ERA WHIP	IP WLS BF H R ER SO BB IBB HBP BLK WP HR S P ERA WHIP	IP WLS BF H R ER SO BB IBB HBP BLK WP HR S P ERA WHIP	IP WLS BF H R ER SO BB IBB HBP BLK WP HR S P ERA WHIP	IP WLS BF H R ER SO BB IBB HBP BLK WP HR S P ERA WHIP	IP WLS BF H R ER SO BB IBB HBP BLK WP HR S P ERA WHIP	IP WLS BF H R ER SO BB IBB HBP BLK WP HR S P ERA WHIP	IP WLS BF H R ER SO BB IBB HBP BLK WP HR S P ERA WHIP	IP WLS BF H R ER SO BB IBB HBP BLK WP HR S P ERA WHIP	IP WLS BF H R ER SO BB IBB HBP BLK WP HR S P ERA WHIP	IP WLS BF H R ER SO BB IBB HBP BLK WP HR S P ERA WHIP	IP WLS BF H R ER SO BB IBB HBP BLK WP HR S P ERA WHIP	IP WLS BF H R ER SO BB IBB HBP BLK WP HR S P ERA WHIP	IP WLS BF H R ER SO BB IBB HBP BLK WP HR S P ERA WHIP	IP WLS BF H R ER SO BB IBB HBP BLK WP HR S P ERA WHIP	IP WLS BF H R ER SO BB IBB HBP BLK WP HR S P ERA WHIP

Los Angeles Angels @ Kansas City Royals  
Kauffman Stadium, Kansas City, MO  
Sat Jun 28 2014, 1:11 PM - 8:03 PM CDT  
Att: 21,093 - Partly Cloudy - 83 F

livebaseballscorecards.com

AB 32  
R 2  
H 6  
RBI 2  
BB 1  
SO 9  
LOB 14







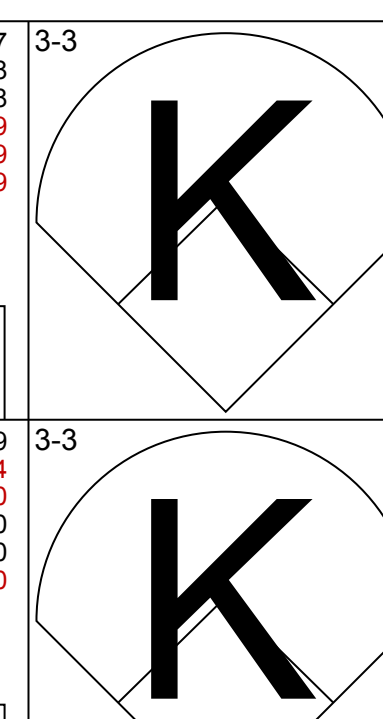
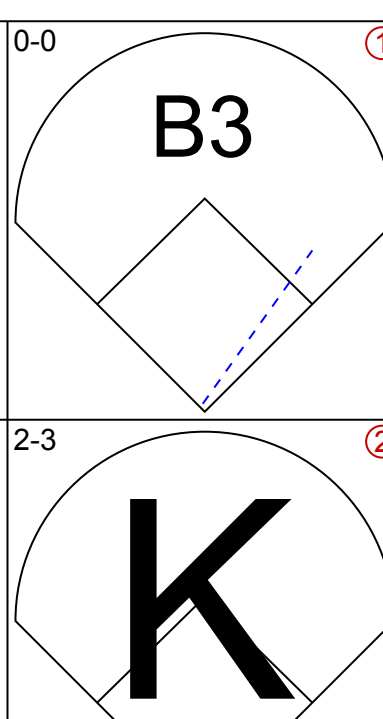
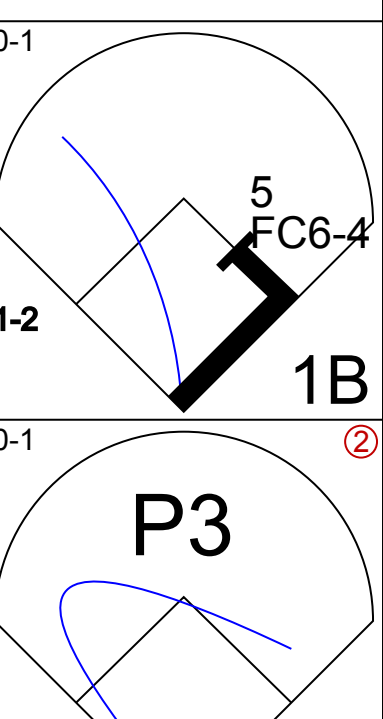
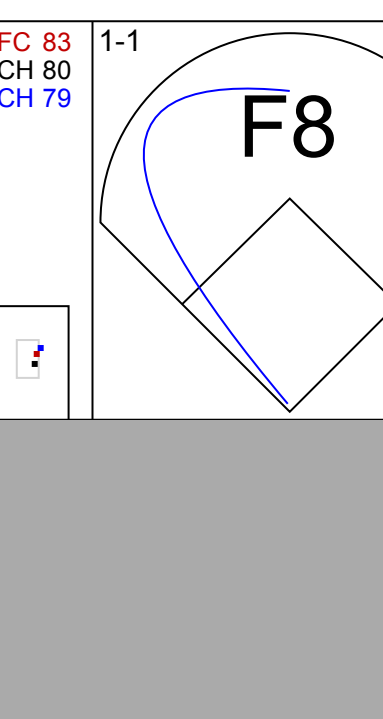
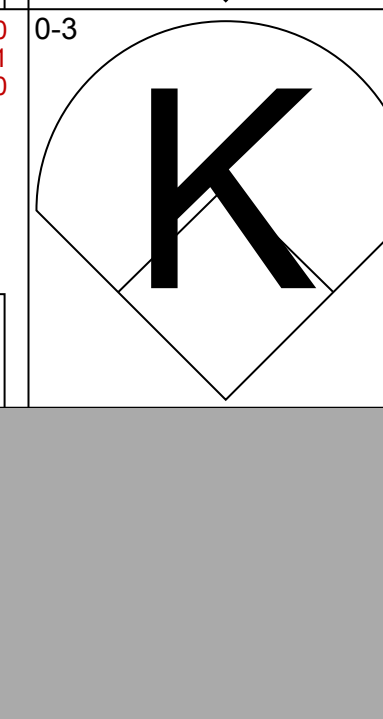
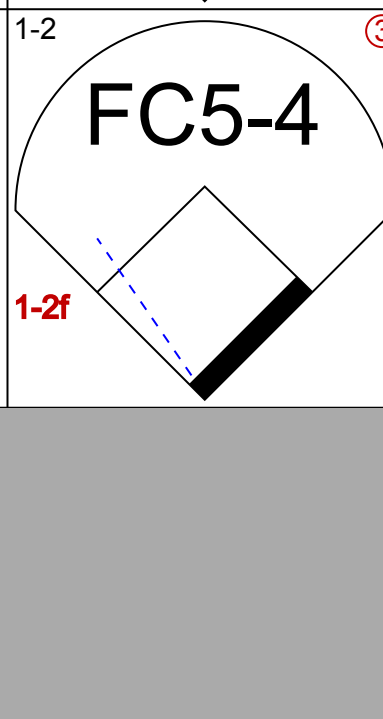
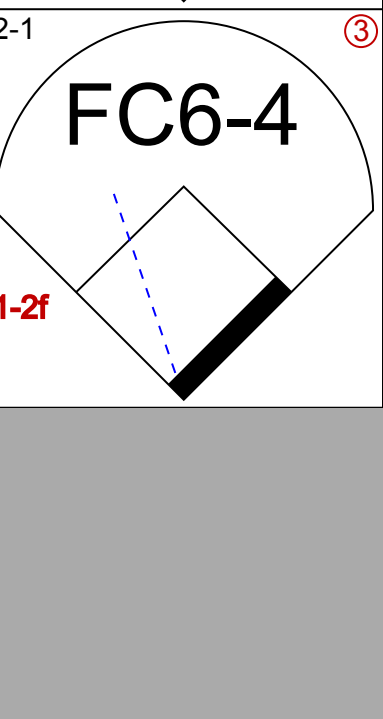
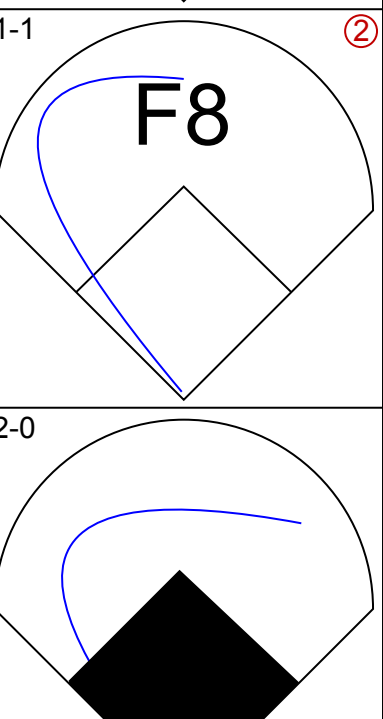




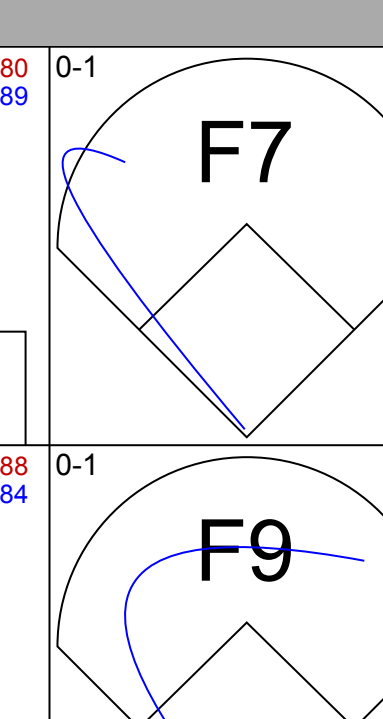
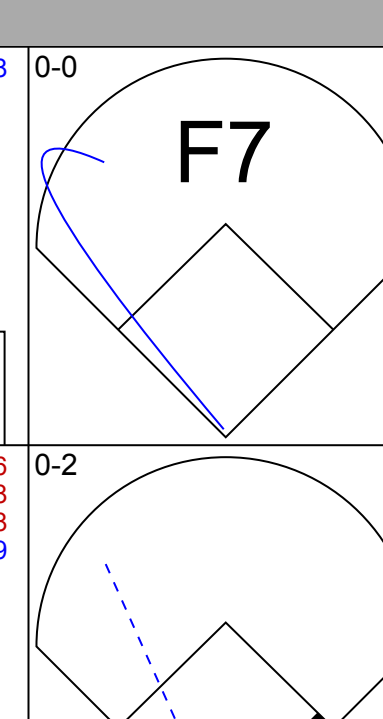
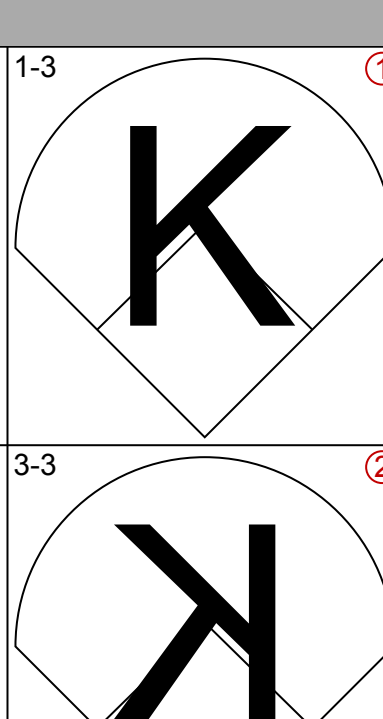
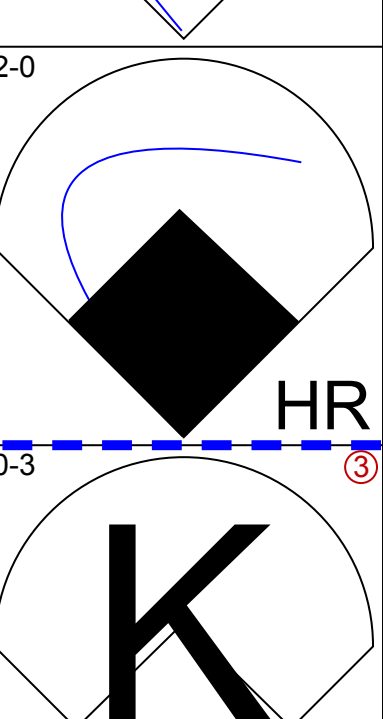
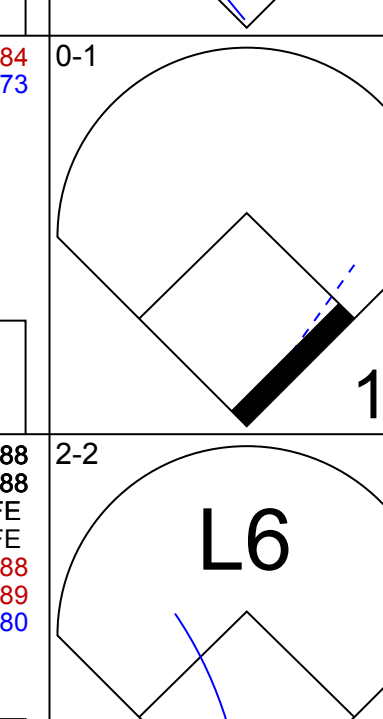
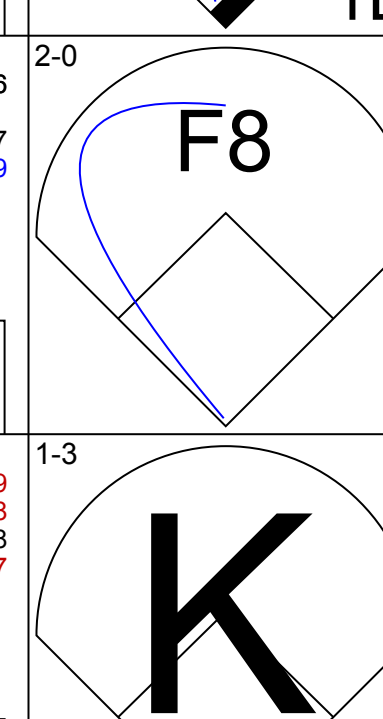
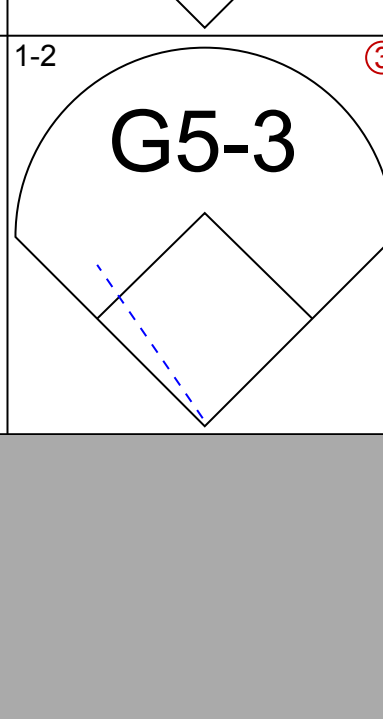





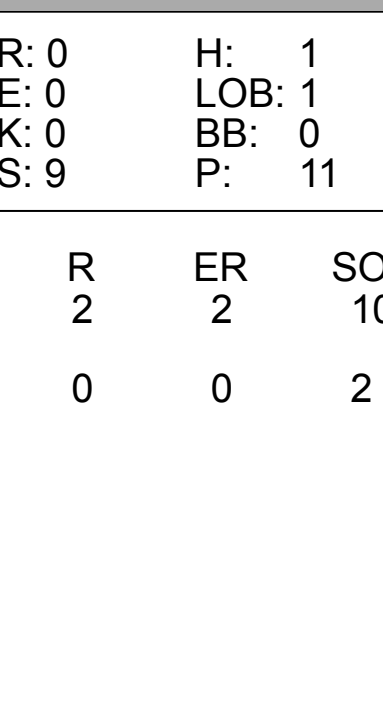
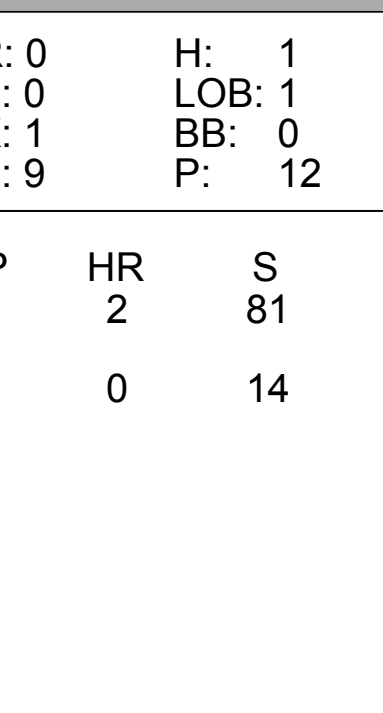
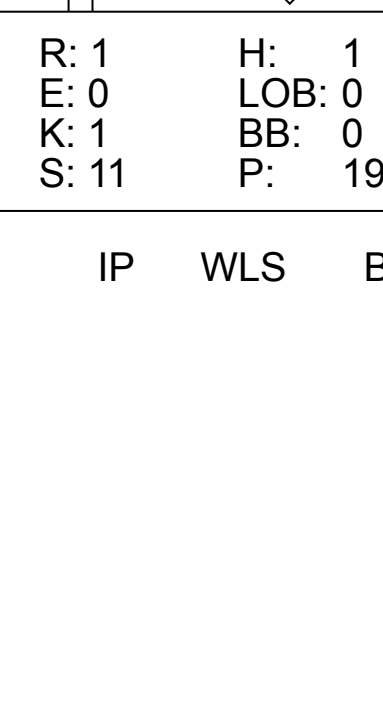
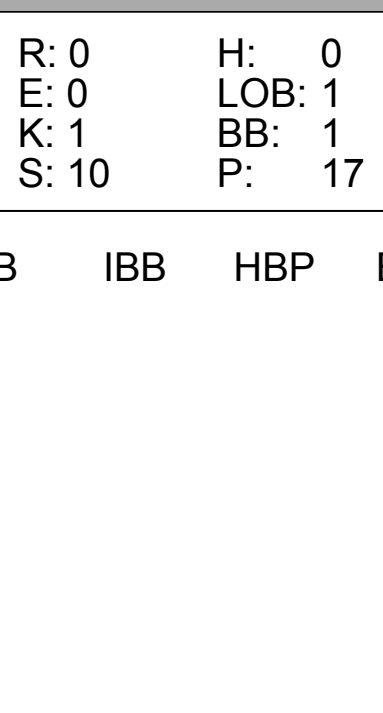
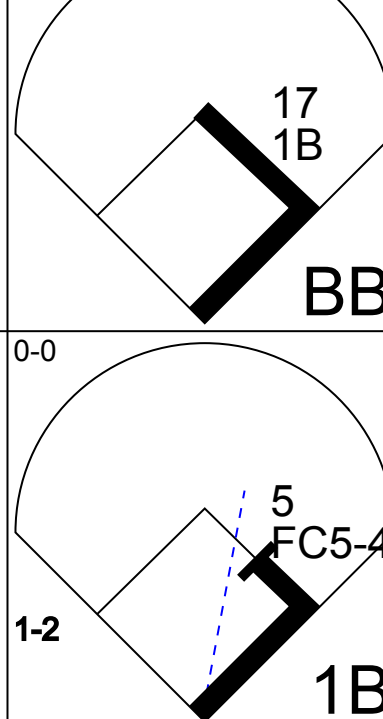
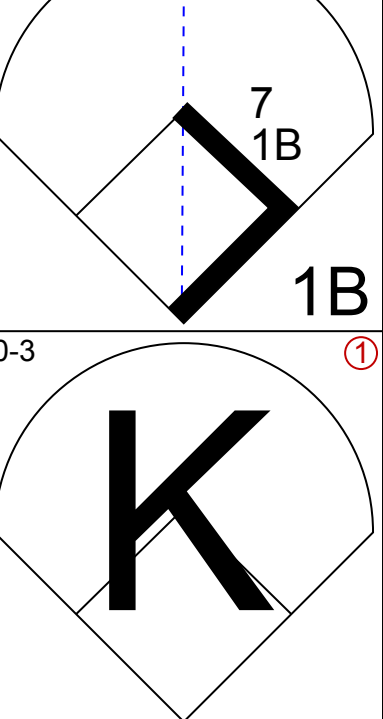
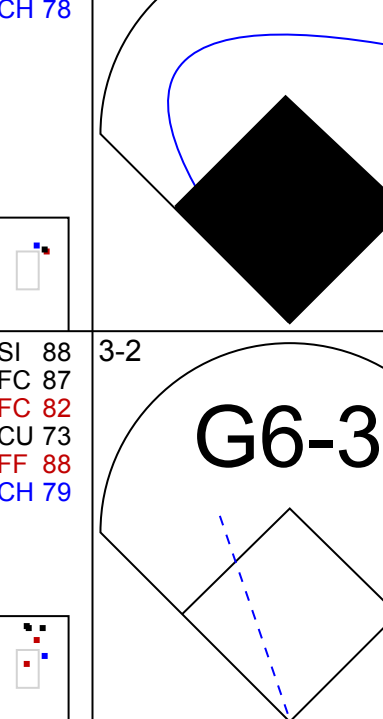
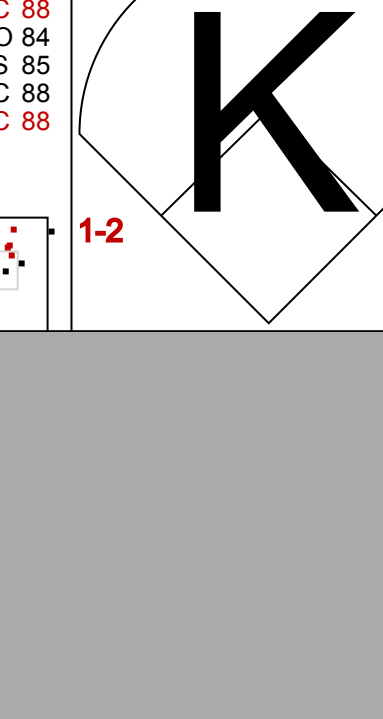
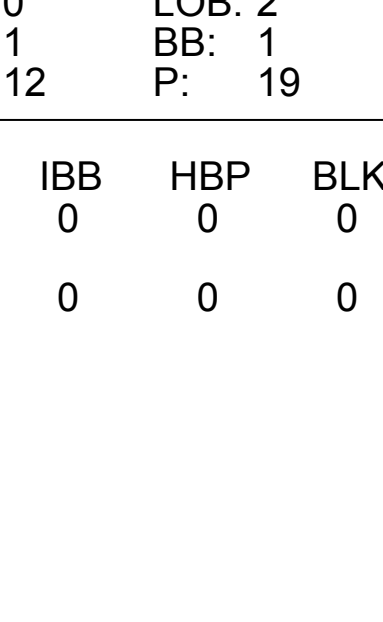
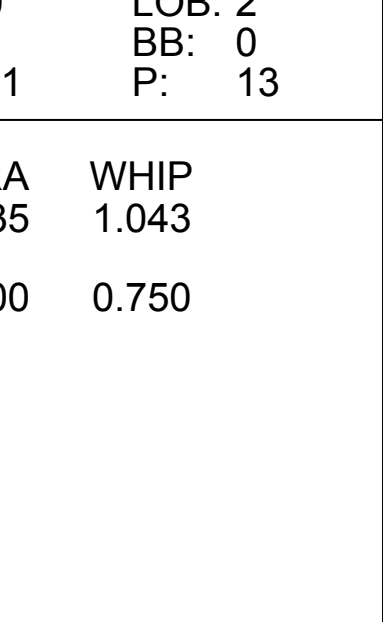





Batter	1	2	3	4	5	6	7	8	9	AB	R	H	RBI	BB	SO	LOB	TOP							
56 Kole Calhoun, L OBP: 0.345, SLG: 0.494										4	2	2	2	1	0	2	<b>Los Angeles Angels @ Chicago White Sox</b> U.S. Cellular Field, Chicago, IL Tue Jul 01 2014, 8:47 PM - 11:55 PM EDT Att: 20,233 - Partly Cloudy - 79 F <a href="http://livebaseballscorecards.com">livebaseballscorecards.com</a>							
27 Mike Trout, R OBP: 0.410, SLG: 0.617										4	0	2	0	1	0	1								
5 Albert Pujols, R OBP: 0.312, SLG: 0.467										4	0	0	0	1	0	5								
32 Josh Hamilton, L OBP: 0.403, SLG: 0.469										2	1	1	0	2	1	0								
2 Erick Aybar, S OBP: 0.319, SLG: 0.423										5	1	1	0	0	0	7								
47 Howie Kendrick, R OBP: 0.337, SLG: 0.376											3	2	2	2	1	0		0						
20 C.J. Cron, R OBP: 0.314, SLG: 0.541										4	0	1	1	0	1	4								
16 Hank Conger, L OBP: 0.317, SLG: 0.369										4	0	1	1	0	0	2								
10 Grant Green, R OBP: 0.333, SLG: 0.419										3	1	1	1	0	1	2								
8 John McDonald, R OBP: 0.313, SLG: 0.262										1	0	1	0	0	0	0								
<b>Inning Stats</b>	R: 0 E: 0 K: 0 S: 4	H: 1 LOB: 0 BB: 0 P: 7	R: 3 E: 0 K: 0 S: 17	H: 4 LOB: 1 BB: 0 P: 24	R: 0 E: 0 K: 0 S: 6	H: 0 LOB: 0 BB: 1 P: 13	R: 0 E: 0 K: 0 S: 4	H: 0 LOB: 0 BB: 0 P: 8	R: 2 E: 0 K: 1 S: 13	H: 3 LOB: 0 BB: 0 P: 15	R: 1 E: 0 K: 1 S: 9	H: 2 LOB: 1 BB: 0 P: 12	R: 1 E: 0 K: 1 S: 11	H: 0 LOB: 3 BB: 4 P: 29	R: 0 E: 0 K: 0 S: 8	H: 1 LOB: 0 BB: 0 P: 16	R: 0 E: 0 K: 0 S: 7	H: 1 LOB: 1 BB: 1 P: 13	1B: 10 2B: 1 3B: 0 HR: 1	SF: 0 SAC: 0 DP: 4 HBP: 1	WP: 1 PB: 0 SB: 0 CS: 1	PA: 42		
<b>PITCHER</b>	IP WLS BF H R ER SO BB IBB HBP BLK WP HR S P ERA WHIP	IP WLS BF H R ER SO BB IBB HBP BLK WP HR S P ERA WHIP	IP WLS BF H R ER SO BB IBB HBP BLK WP HR S P ERA WHIP	IP WLS BF H R ER SO BB IBB HBP BLK WP HR S P ERA WHIP	IP WLS BF H R ER SO BB IBB HBP BLK WP HR S P ERA WHIP	IP WLS BF H R ER SO BB IBB HBP BLK WP HR S P ERA WHIP	IP WLS BF H R ER SO BB IBB HBP BLK WP HR S P ERA WHIP	IP WLS BF H R ER SO BB IBB HBP BLK WP HR S P ERA WHIP	IP WLS BF H R ER SO BB IBB HBP BLK WP HR S P ERA WHIP	IP WLS BF H R ER SO BB IBB HBP BLK WP HR S P ERA WHIP	IP WLS BF H R ER SO BB IBB HBP BLK WP HR S P ERA WHIP	IP WLS BF H R ER SO BB IBB HBP BLK WP HR S P ERA WHIP	IP WLS BF H R ER SO BB IBB HBP BLK WP HR S P ERA WHIP	IP WLS BF H R ER SO BB IBB HBP BLK WP HR S P ERA WHIP	IP WLS BF H R ER SO BB IBB HBP BLK WP HR S P ERA WHIP	IP WLS BF H R ER SO BB IBB HBP BLK WP HR S P ERA WHIP	IP WLS BF H R ER SO BB IBB HBP BLK WP HR S P ERA WHIP	IP WLS BF H R ER SO BB IBB HBP BLK WP HR S P ERA WHIP	IP WLS BF H R ER SO BB IBB HBP BLK WP HR S P ERA WHIP	IP WLS BF H R ER SO BB IBB HBP BLK WP HR S P ERA WHIP	IP WLS BF H R ER SO BB IBB HBP BLK WP HR S P ERA WHIP	IP WLS BF H R ER SO BB IBB HBP BLK WP HR S P ERA WHIP	IP WLS BF H R ER SO BB IBB HBP BLK WP HR S P ERA WHIP	IP WLS BF H R ER SO BB IBB HBP BLK WP HR S P ERA WHIP
67 Scott Carroll, R ERA: 5.05	6.0	L	29	10	7	7	2	3	0	0	1	0	0	1	0	0	1	1	57	91	10.50	2.167		
52 Jake Patrick, R ERA: 1.94	2.0		8	1	0	0	1	1	1	0	0	0	0	0	0	0	0	0	15	33	0.00	1.000		
41 Javy Guerra, R ERA: 2.25	1.0		4	1	0	0	0	0	1	0	0	0	0	0	0	0	0	0	7	13	0.00	1.000		

Batter	1	2	3	4	5	6	7	8	9	AB	R	H	RBI	BB	SO	LOB	BOTTOM							
1 Adam Eaton, L OBP: 0.347, SLG: 0.376										4	0	0	0	1	0	1	<b>Los Angeles Angels @ Chicago White Sox</b> U.S. Cellular Field, Chicago, IL Tue Jul 01 2014, 8:47 PM - 11:55 PM EDT Att: 20,233 - Partly Cloudy - 79 F <a href="http://livebaseballscorecards.com">livebaseballscorecards.com</a>							
28 Leury Garcia, S OBP: 0.222, SLG: 0.260									5	0	1	0	0	2	2									
79 José Abreu, R OBP: 0.329, SLG: 0.627										4	0	1	0	0	1	1								
44 Adam Dunn, L OBP: 0.363, SLG: 0.434										4	0	0	0	2	1									
10 Alexei Ramirez, R OBP: 0.328, SLG: 0.423											3	2	1	0	0	0		0						
12 Conor Gillaspie, L OBP: 0.380, SLG: 0.432											3	2	2	3	1	1		0						
24 Dayan Viciedo, R OBP: 0.298, SLG: 0.409											4	1	2	2	0	1		1						
30 Alejandro De Aza, L OBP: 0.296, SLG: 0.347											4	0	2	0	0	1		2						
17 Adrian Nieto, S OBP: 0.318, SLG: 0.288										3	0	0	0	0	2	2								
15 Gordon Beckham, R9, PH OBP: 0.312, SLG: 0.409										1	0	0	0	0	0	0								
<b>Inning Stats</b>	R: 0 E: 0 K: 0 S: 8	H: 1 LOB: 1 BB: 0 P: 15	R: 2 E: 0 K: 1 S: 12	H: 2 LOB: 1 BB: 0 P: 20	R: 0 E: 0 K: 1 S: 6	H: 0 LOB: 0 BB: 0 P: 11	R: 0 E: 0 K: 2 S: 10	H: 1 LOB: 1 BB: 0 P: 17	R: 0 E: 0 K: 1 S: 9	H: 1 LOB: 2 BB: 1 P: 15	R: 3 E: 0 K: 2 S: 19	H: 4 LOB: 2 BB: 1 P: 30	R: 0 E: 0 K: 2 S: 7	H: 0 LOB: 0 BB: 0 P: 9	R: 0 E: 0 K: 0 S: 5	H: 0 LOB: 1 BB: 1 P: 12	R: 0 E: 0 K: 1 S: 6	H: 0 LOB: 0 BB: 0 P: 9	1B: 6 2B: 1 3B: 0 HR: 2	SF: 0 SAC: 0 DP: 1 HBP: 1	WP: 1 PB: 0 SB: 2 CS: 0	PA: 38		
<b>PITCHER</b>	IP WLS BF H R ER SO BB IBB HBP BLK WP HR S P ERA WHIP	IP WLS BF H R ER SO BB IBB HBP BLK WP HR S P ERA WHIP	IP WLS BF H R ER SO BB IBB HBP BLK WP HR S P ERA WHIP	IP WLS BF H R ER SO BB IBB HBP BLK WP HR S P ERA WHIP	IP WLS BF H R ER SO BB IBB HBP BLK WP HR S P ERA WHIP	IP WLS BF H R ER SO BB IBB HBP BLK WP HR S P ERA WHIP	IP WLS BF H R ER SO BB IBB HBP BLK WP HR S P ERA WHIP	IP WLS BF H R ER SO BB IBB HBP BLK WP HR S P ERA WHIP	IP WLS BF H R ER SO BB IBB HBP BLK WP HR S P ERA WHIP	IP WLS BF H R ER SO BB IBB HBP BLK WP HR S P ERA WHIP	IP WLS BF H R ER SO BB IBB HBP BLK WP HR S P ERA WHIP	IP WLS BF H R ER SO BB IBB HBP BLK WP HR S P ERA WHIP	IP WLS BF H R ER SO BB IBB HBP BLK WP HR S P ERA WHIP	IP WLS BF H R ER SO BB IBB HBP BLK WP HR S P ERA WHIP	IP WLS BF H R ER SO BB IBB HBP BLK WP HR S P ERA WHIP	IP WLS BF H R ER SO BB IBB HBP BLK WP HR S P ERA WHIP	IP WLS BF H R ER SO BB IBB HBP BLK WP HR S P ERA WHIP	IP WLS BF H R ER SO BB IBB HBP BLK WP HR S P ERA WHIP	IP WLS BF H R ER SO BB IBB HBP BLK WP HR S P ERA WHIP	IP WLS BF H R ER SO BB IBB HBP BLK WP HR S P ERA WHIP	IP WLS BF H R ER SO BB IBB HBP BLK WP HR S P ERA WHIP	IP WLS BF H R ER SO BB IBB HBP BLK WP HR S P ERA WHIP	IP WLS BF H R ER SO BB IBB HBP BLK WP HR S P ERA WHIP	IP WLS BF H R ER SO BB IBB HBP BLK WP HR S P ERA WHIP
36 Jered Weaver, R ERA: 3.56	5.2	W	27	9	5	5	6	0	0	0	0	0	0	0	0	0	1	0	1	9	5	7.94	1.588	
51 Rich Hill, L ERA: 1.88	0.0		1	0	0	0	0	1	0	0	0	0	0	0	0	0	0	0	3	4	0.00	0.000		
64 Mike Morin, R ERA: 1.88	0.1	H	1	0	0	0	1	0	0	0	0	0	0	0	0	0	0	0	7	9	0.00	0.000		
40 Kevin Jepsen, R ERA: 2.45	1.0	H	3	0	0	0	2	0	0	0	0	0	0	0	0	0	0	0	5	12	0.00	1.000		
39 Jason Grilli, R																								

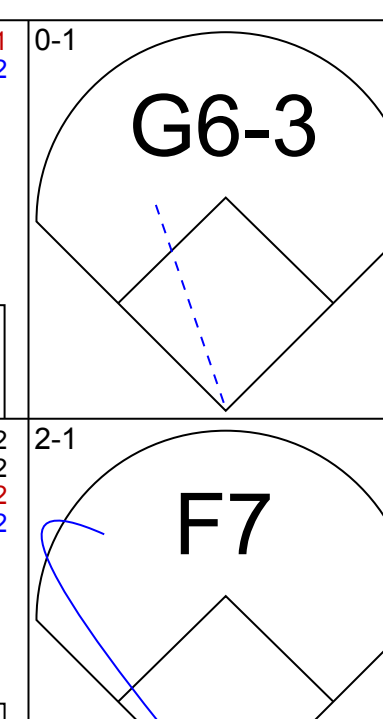
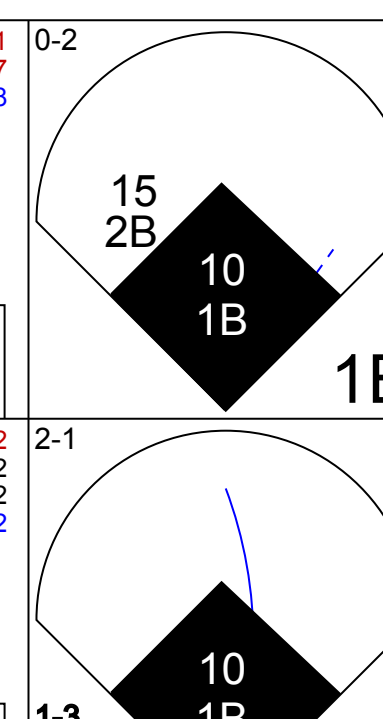

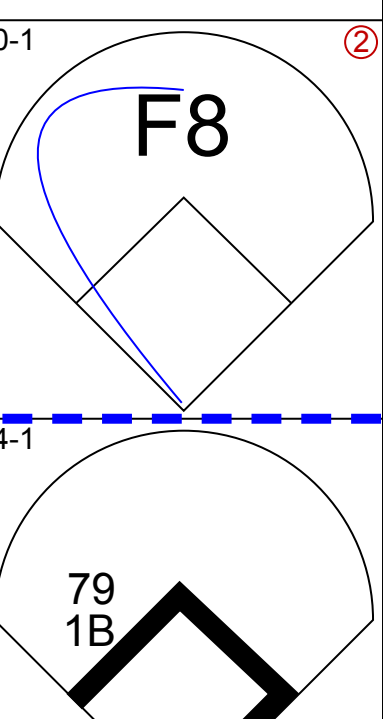
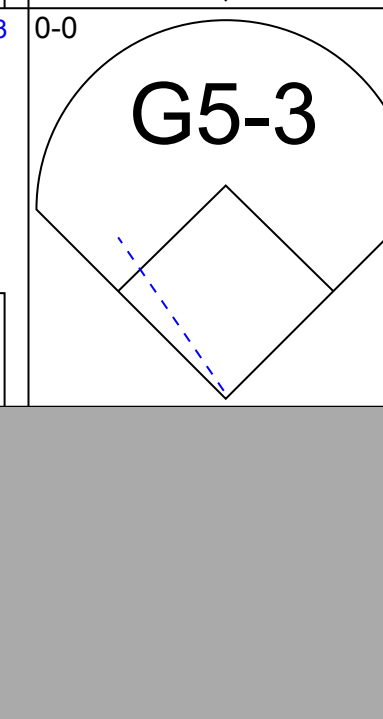
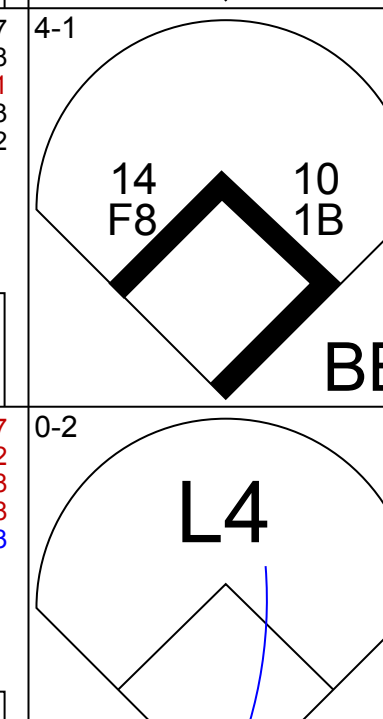
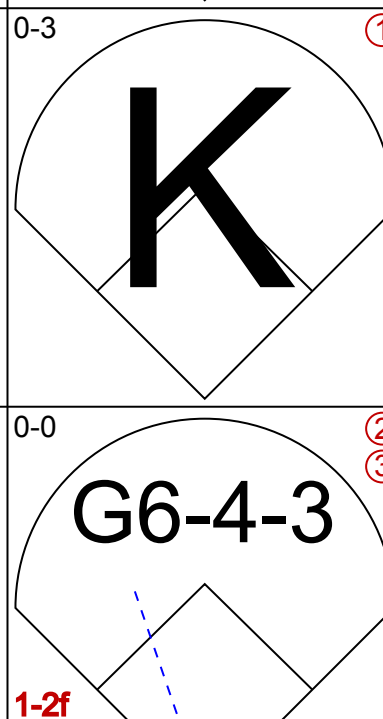
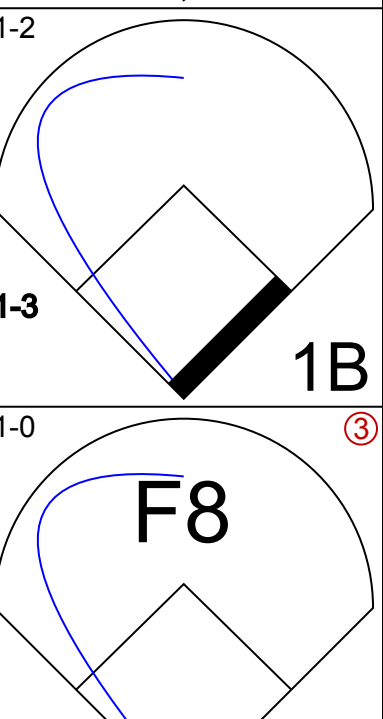

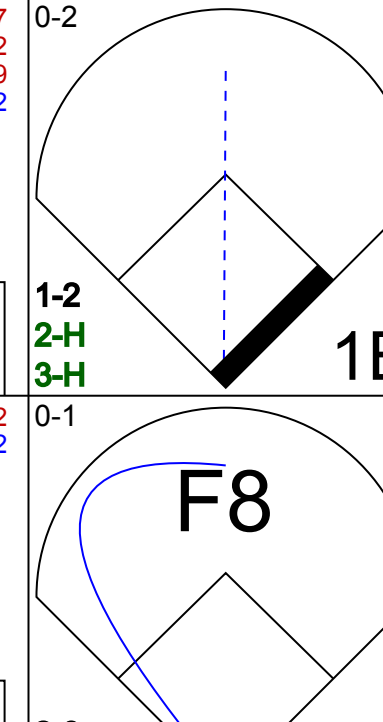


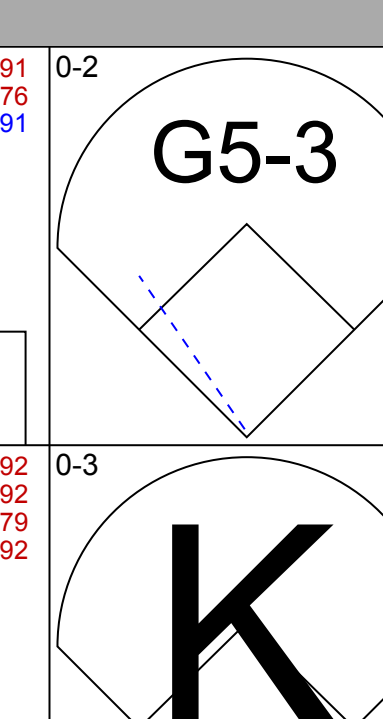
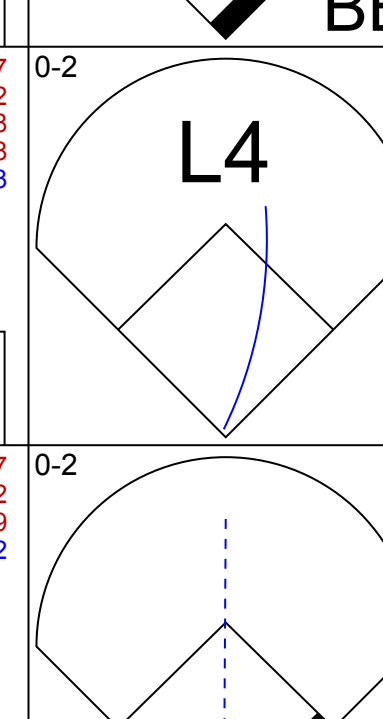
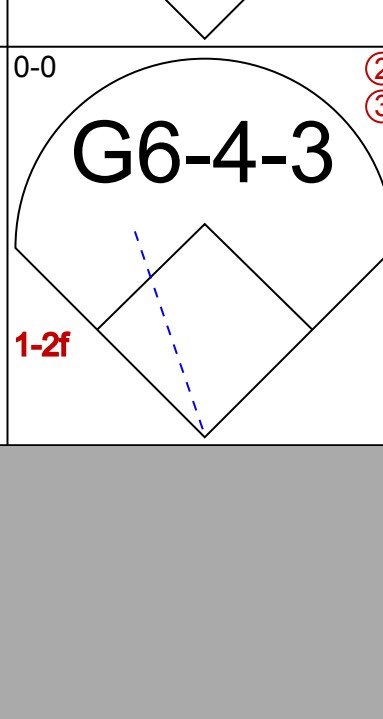
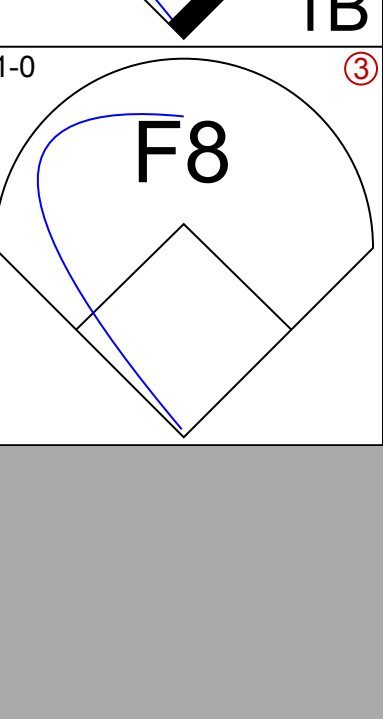
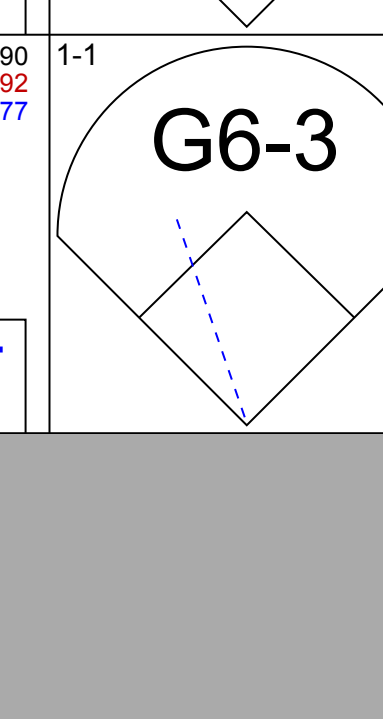
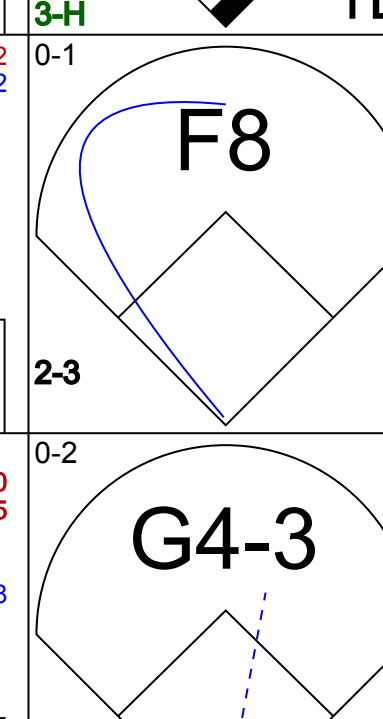
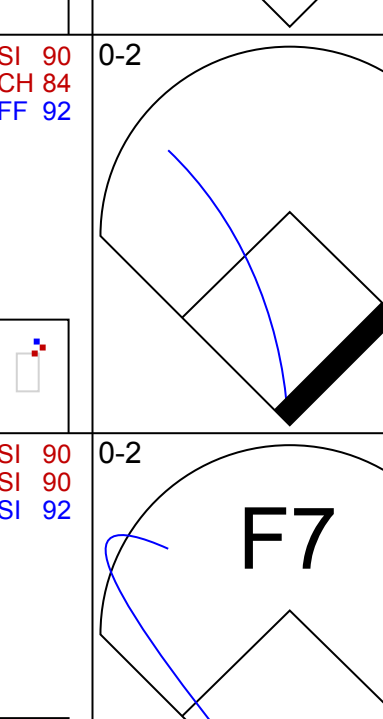
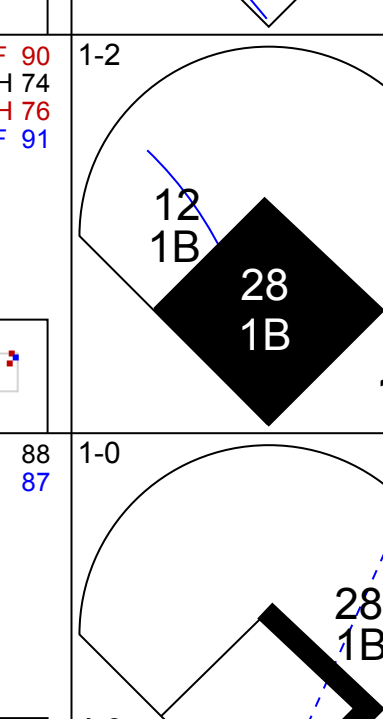


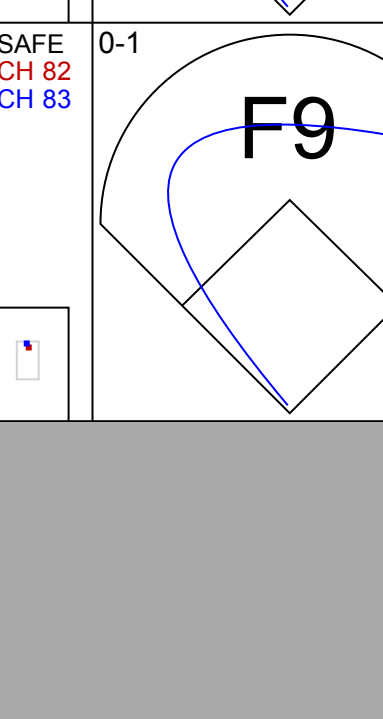
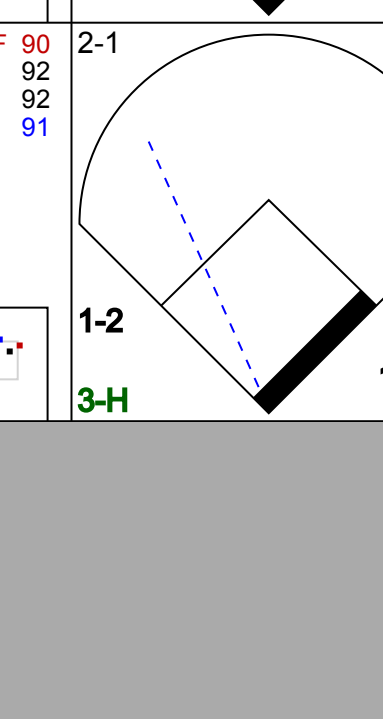
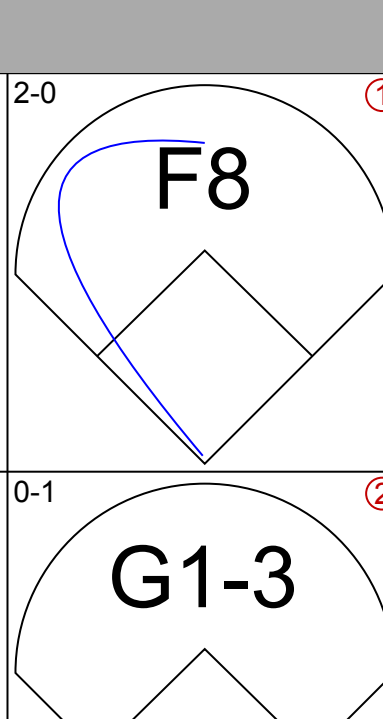
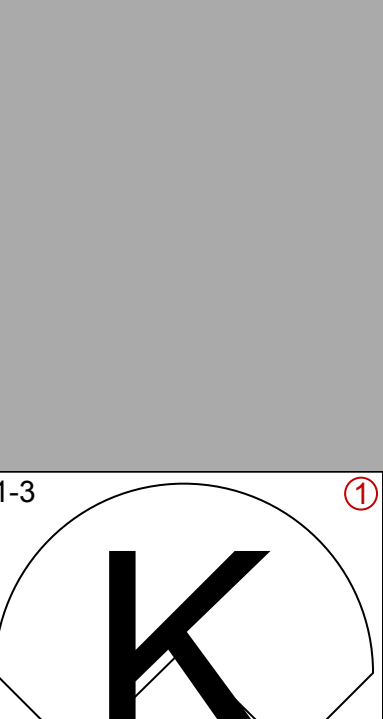
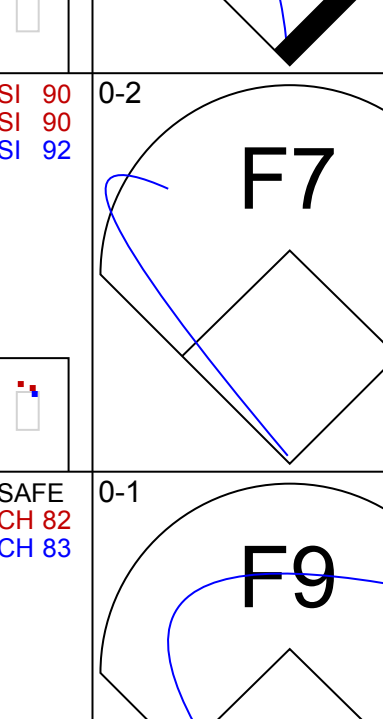
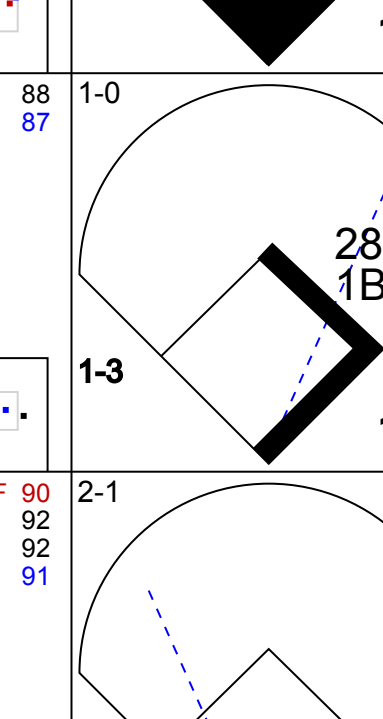
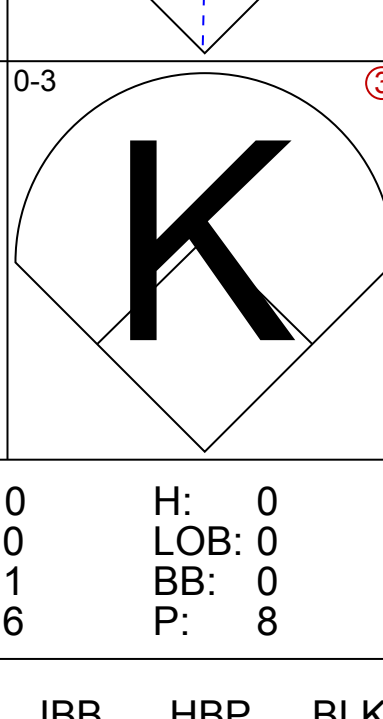
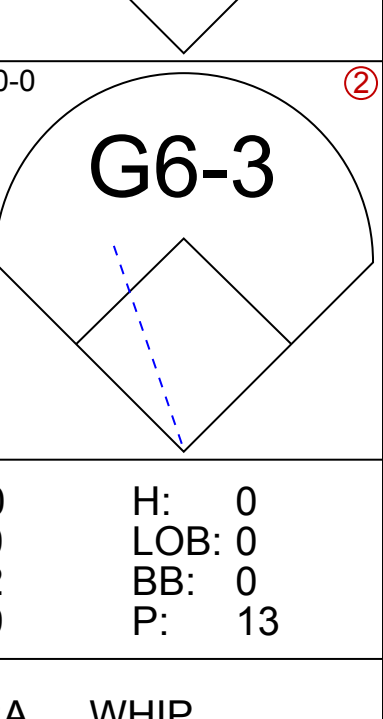
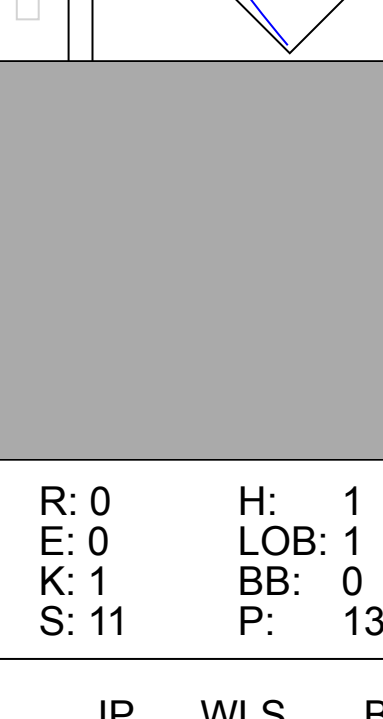
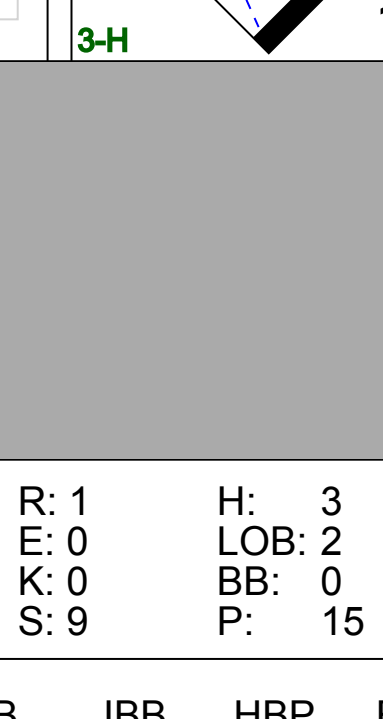

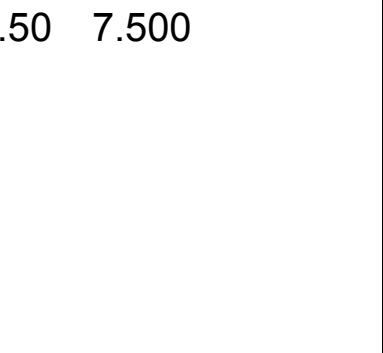



Batter	1	2	3	4	5	6	7	8	9	AB	R	H	RBI	BB	SO	LOB	TOP				
7 Collin Cowgill, R OBP: 0.357, SLG: 0.425 56 Kole Calhoun, L OBP: 0.345, SLG: 0.494										4	0	1	0	0	1	2					
27 Mike Trout, R OBP: 0.405, SLG: 0.609										4	0	0	0	0	3	4					
5 Albert Pujols, R OBP: 0.308, SLG: 0.462										4	0	0	0	0	1	4					
32 Josh Hamilton, L OBP: 0.399, SLG: 0.485										4	1	1	1	0	1	0					
47 Howie Kendrick, R OBP: 0.336, SLG: 0.375										4	0	1	0	0	2	0					
2 Enck Aybar, S OBP: 0.318, SLG: 0.420										4	0	1	0	0	0	1					
20 C.J. Cron, R OBP: 0.313, SLG: 0.529 10 Grant Green, R OBP: 0.333, SLG: 0.419										3	0	0	0	1	2	2					
6 David Freese, R OBP: 0.313, SLG: 0.318										3	1	2	1	1	1	1					
17 Chris Iannetta, R OBP: 0.378, SLG: 0.419										3	0	1	0	0	1	1					
<b>Inning Stats</b>	R: 0 H: 0 E: 0 K: 3 S: 10	H: 0 LOB: 0 BB: 0 P: 16	R: 0 H: 1 E: 0 K: 0 S: 9	H: 1 LOB: 1 BB: 0 P: 11	R: 0 H: 1 E: 0 K: 1 S: 12	H: 1 LOB: 2 BB: 1 P: 19	R: 0 H: 1 E: 0 K: 1 S: 9	H: 2 LOB: 2 BB: 0 P: 13	R: 0 H: 0 E: 0 K: 2 S: 12	H: 0 LOB: 0 BB: 0 P: 17	R: 1 H: 1 E: 0 K: 1 S: 11	H: 1 LOB: 0 BB: 0 P: 19	R: 1 H: 1 E: 0 K: 2 S: 11	H: 1 LOB: 0 BB: 0 P: 17	R: 0 H: 0 E: 0 K: 1 S: 10	H: 0 LOB: 1 BB: 1 P: 17	1B: 5 2B: 1 3B: 0 HR: 2	SF: 0 SAC: 0 DP: 1 HBP: 0	WP: 0 PB: 0 SB: 0 CS: 1	PA: 35	
<b>PITCHER</b>	IP: 7.2 WLS: 1 BF: 31 ERA: 4.12	WLS: 0 BF: 4 ERA: 2.2	IP: 7.2 WLS: 1 BF: 31 ERA: 4.12	IP: 7.2 WLS: 1 BF: 31 ERA: 4.12	IP: 7.2 WLS: 1 BF: 31 ERA: 4.12	IP: 7.2 WLS: 1 BF: 31 ERA: 4.12	IP: 7.2 WLS: 1 BF: 31 ERA: 4.12	IP: 7.2 WLS: 1 BF: 31 ERA: 4.12	IP: 7.2 WLS: 1 BF: 31 ERA: 4.12	IP: 7.2 WLS: 1 BF: 31 ERA: 4.12	IP: 7.2 WLS: 1 BF: 31 ERA: 4.12	IP: 7.2 WLS: 1 BF: 31 ERA: 4.12	IP: 7.2 WLS: 1 BF: 31 ERA: 4.12	IP: 7.2 WLS: 1 BF: 31 ERA: 4.12	IP: 7.2 WLS: 1 BF: 31 ERA: 4.12	IP: 7.2 WLS: 1 BF: 31 ERA: 4.12	IP: 7.2 WLS: 1 BF: 31 ERA: 4.12	IP: 7.2 WLS: 1 BF: 31 ERA: 4.12	IP: 7.2 WLS: 1 BF: 31 ERA: 4.12	IP: 7.2 WLS: 1 BF: 31 ERA: 4.12	IP: 7.2 WLS: 1 BF: 31 ERA: 4.12

**Los Angeles Angels @ Chicago White Sox**  
U.S. Cellular Field, Chicago, IL  
Wed Jul 02 2014, 8:12 PM - 11:00 PM EDT  
Att: 18,207 - Drizzlie - 57 F

**AB 33**  
**R 2**  
**H 7**  
**RBI 2**  
**BB 2**  
**SO 12**  
**LOB 15**



Batter	1	2	3	4	5	6	7	8	9	AB	R	H	RBI	BB	SO	LOB	BOTTOM					
1 Adam Eaton, L OBP: 0.346, SLG: 0.374										4	1	1	0	0	1	0						
15 Gordon Beckham, R OBP: 0.318, SLG: 0.416										3	1	2	0	1	0	0						
79 José Abreu, R OBP: 0.331, SLG: 0.624										3	0	1	0	1	1	1						
24 Dayan Viciedo, R OBP: 0.294, SLG: 0.404										4	0	0	0	0	0	6						
10 Alexei Ramirez, R OBP: 0.327, SLG: 0.421										4	0	1	2	0	2	0						
14 Paul Konerko, R OBP: 0.284, SLG: 0.371 30 Alejandro De Aza, L OBP: 0.299, SLG: 0.349										3	0	1	0	0	0	2						
12 Conor Gillaspie, L OBP: 0.359, SLG: 0.429										4	0	1	0	0	0	3						
25 Moisés Sierra, R OBP: 0.226, SLG: 0.291 28 Leury Garcia, S OBP: 0.232, SLG: 0.269										3	0	0	0	0	1	1						
21 Tyler Flowers, R OBP: 0.290, SLG: 0.319										3	0	0	0	0	1	0						
<b>Inning Stats</b>	R: 0 H: 0 E: 0 K: 0 S: 5	H: 0 LOB: 0 BB: 0 P: 7	R: 0 H: 0 E: 0 K: 1 S: 9	H: 0 LOB: 0 BB: 0 P: 10	R: 0 H: 0 E: 0 K: 1 S: 6	H: 0 LOB: 0 BB: 0 P: 8	R: 2 H: 3 E: 0 K: 0 S: 20	H: 3 LOB: 2 BB: 1 P: 26	R: 0 H: 0 E: 0 K: 2 S: 9	H: 0 LOB: 0 BB: 0 P: 13	R: 0 H: 1 E: 0 K: 1 S: 7	H: 1 LOB: 0 BB: 0 P: 7	R: 0 H: 1 E: 0 K: 1 S: 11	H: 1 LOB: 1 BB: 0 P: 13	R: 0 H: 1 E: 0 K: 0 S: 8	H: 1 LOB: 2 BB: 1 P: 14	R: 1 H: 3 E: 0 K: 0 S: 9	H: 3 LOB: 2 BB: 0 P: 15	1B: 8 2B: 1 3B: 0 HR: 0	SF: 0 SAC: 0 DP: 1 HBP: 0	WP: 0 PB: 0 SB: 0 CS: 0	PA: 35
<b>PITCHER</b>	IP: 7.2 WLS: 1 BF: 28 ERA: 4.16	IP: 0.2 WLS: 0 BF: 7 ERA: 2.15	IP: 7.2 WLS: 1 BF: 28 ERA: 4.16	IP: 7.2 WLS: 1 BF: 28 ERA: 4.16	IP: 7.2 WLS: 1 BF: 28 ERA: 4.16	IP: 7.2 WLS: 1 BF: 28 ERA: 4.16	IP: 7.2 WLS: 1 BF: 28 ERA: 4.16	IP: 7.2 WLS: 1 BF: 28 ERA: 4.16	IP: 7.2 WLS: 1 BF: 28 ERA: 4.16	IP: 7.2 WLS: 1 BF: 28 ERA: 4.16	IP: 7.2 WLS: 1 BF: 28 ERA: 4.16	IP: 7.2 WLS: 1 BF: 28 ERA: 4.16	IP: 7.2 WLS: 1 BF: 28 ERA: 4.16	IP: 7.2 WLS: 1 BF: 28 ERA: 4.16	IP: 7.2 WLS: 1 BF: 28 ERA: 4.16	IP: 7.2 WLS: 1 BF: 28 ERA: 4.16	IP: 7.2 WLS: 1 BF: 28 ERA: 4.16	IP: 7.2 WLS: 1 BF: 28 ERA: 4.16	IP: 7.2 WLS: 1 BF: 28 ERA: 4.16	IP: 7.2 WLS: 1 BF: 28 ERA: 4.16	IP: 7.2 WLS: 1 BF: 28 ERA: 4.16	IP: 7.2 WLS: 1 BF: 28 ERA: 4.16

**Los Angeles Angels @ Chicago White Sox**  
U.S. Cellular Field, Chicago, IL  
Wed Jul 02 2014, 8:12 PM - 11:00 PM EDT  
Att: 18,207 - Drizzlie - 57 F

**AB 33**  
**R 3**  
**H 9**  
**RBI 3**  
**BB 2**  
**SO 6**  
**LOB 13**





Batter	1	2	3	4	5	6	7	8	9	AB	R	H	RBI	BB	SO	LOB	TOP			
27 Jose Altuve, R OBP: 0.386, SLG: 0.450										5	1	3	0	0	0	1	<b>Houston Astros @ Los Angeles Angels</b> Angel Stadium of Anaheim, Anaheim, CA Thu Jul 03 2014, 7:09 PM - 10:09 PM PDT Att: 37,625 - Clear - 81 F <a href="#">livebaseballscorecards.com</a>			
15 Jason Castro, L OBP: 0.299, SLG: 0.359										4	0	2	1	0	0	1				
4 George Springer, R OBP: 0.344, SLG: 0.465										4	0	1	1	0	1	4				
21 Jon Singleton, L OBP: 0.282, SLG: 0.337										3	0	0	0	1	2	4				
30 Matt Dominguez, R OBP: 0.283, SLG: 0.377										4	0	0	0	0	0	3				
23 Chris Carter, R OBP: 0.286, SLG: 0.401										4	0	1	0	0	2	1				
8 Alex Presley, L OBP: 0.286, SLG: 0.337										4	0	1	0	0	1	1				
6 Enrique Hernández, R OBP: 0.444, SLG: 0.875										3	0	0	0	1	2	2				
9 Marwin Gonzalez, S OBP: 0.344, SLG: 0.423										2	1	0	0	2	1	1				
<b>Inning Stats</b>	R: 0 E: 0 K: 1 S: 11	H: 2 LOB: 1 BB: 0 P: 15	R: 0 E: 0 K: 2 S: 12	H: 1 LOB: 1 BB: 0 P: 16	R: 2 E: 0 K: 0 S: 18	H: 2 LOB: 1 BB: 2 P: 31	R: 0 E: 0 K: 1 S: 7	H: 0 LOB: 1 BB: 0 P: 13	R: 0 E: 0 K: 2 S: 8	H: 1 LOB: 1 BB: 0 P: 12	R: 0 E: 0 K: 1 S: 11	H: 0 LOB: 0 BB: 0 P: 11	R: 0 E: 0 K: 1 S: 12	H: 1 LOB: 1 BB: 0 P: 15	R: 0 E: 0 K: 0 S: 11	H: 0 LOB: 1 BB: 1 P: 17	1B: 5 2B: 3 3B: 0 HR: 0	SF: 0 SAC: 0 DP: 1 HBP: 0	WP: 0 PB: 0 SB: 1 CS: 0	PA: 38
<b>PITCHER</b>	IP WLS BF H R ER SO BB IBB HBP BLK WP HR S P ERA WHIP																			
52 Matt Shoemaker, R ERA: 4.35	6.0 W 26 7 2 2 7 3 0 0 0 0 0 0 67 102 3.00 1.667																			
40 Kevin Jepsen, R ERA: 2.35	1.0 H 3 0 0 0 1 0 0 0 0 0 0 9 11 0.00 0.000																			
39 Jason Grilli, R ERA: 4.18	1.0 H 4 1 0 0 1 0 0 0 0 0 0 12 15 0.00 1.000																			
38 Joe Smith, R ERA: 2.7	1.0 S 4 0 0 0 0 1 0 0 0 0 0 0 11 17 0.00 1.000																			

Batter	1	2	3	4	5	6	7	8	9	AB	R	H	RBI	BB	SO	LOB	BOTTOM			
7 Collin Cowgill, R OBP: 0.354, SLG: 0.418										3	0	0	0	1	1	0	<b>Houston Astros @ Los Angeles Angels</b> Angel Stadium of Anaheim, Anaheim, CA Thu Jul 03 2014, 7:09 PM - 10:09 PM PDT Att: 37,625 - Clear - 81 F <a href="#">livebaseballscorecards.com</a>			
27 Mike Trout, R OBP: 0.406, SLG: 0.611										4	1	2	0	0	0	2				
5 Albert Pujols, R OBP: 0.308, SLG: 0.459										4	0	1	0	0	0	3				
32 Josh Hamilton, L OBP: 0.389, SLG: 0.471										4	0	0	0	0	3	2				
47 Howie Kendrick, R OBP: 0.338, SLG: 0.376										4	1	2	1	0	0	0				
2 Enck Aybar, S OBP: 0.318, SLG: 0.418										4	1	1	0	0	1	2				
20 C.J. Cron, R OBP: 0.320, SLG: 0.529										2	1	1	1	1	0	0				
6 David Freese, R OBP: 0.317, SLG: 0.327										3	1	2	2	0	1	1				
8 John McDonald, R OBP: 0.313, SLG: 0.262										0	0	0	0	0	0	0				
17 Chris Iannetta, R OBP: 0.378, SLG: 0.417										1	0	0	1	1	0	1				
<b>Inning Stats</b>	R: 1 E: 0 K: 2 S: 15	H: 3 LOB: 2 BB: 0 P: 18	R: 0 E: 0 K: 0 S: 6	H: 1 LOB: 0 BB: 0 P: 9	R: 0 E: 0 K: 0 S: 8	H: 1 LOB: 0 BB: 0 P: 12	R: 4 E: 0 K: 0 S: 17	H: 4 LOB: 0 BB: 0 P: 23	R: 0 E: 0 K: 1 S: 6	H: 0 LOB: 0 BB: 0 P: 8	R: 0 E: 0 K: 1 S: 13	H: 0 LOB: 1 BB: 1 P: 17	R: 0 E: 0 K: 0 S: 13	H: 0 LOB: 0 BB: 2 P: 24	R: 0 E: 0 K: 2 S: 10	H: 0 LOB: 0 BB: 0 P: 13	1B: 7 2B: 3 3B: 0 HR: 0	SF: 1 SAC: 0 DP: 3 HBP: 0	WP: 0 PB: 0 SB: 0 CS: 0	PA: 33
<b>PITCHER</b>	IP WLS BF H R ER SO BB IBB HBP BLK WP HR S P ERA WHIP																			
39 Brett Oberholzer, L ERA: 4.68	6.1 L 29 9 5 5 4 3 0 0 0 0 0 0 74 105 7.11 1.895																			
55 Jose Veras, R ERA: 7.41	1.2 4 0 0 0 2 0 0 0 0 0 0 0 14 19 0.00 0.000																			



Batter	1	2	3	4	5	6	7	8	9	AB R H RBI BB SO LOB	TOP									
27 Jose Altuve, R OBP: 0.381, SLG: 0.444	G6-3		G5-3		K		F8		G4-3	5 0 0 0 0 1 0	<b>Houston Astros @ Los Angeles Angels</b> Angel Stadium of Anaheim, Anaheim, CA Fri Jul 04 2014, 6:11 PM - 9:14 PM PDT Att: 43,557 - Clear - 81 F									
6 Enrique Hernández, R OBP: 0.536, SLG: 0.653	L9			4 HR	4 BB		4 BB			4 1 3 0 0 0 0										
4 George Springer, R OBP: 0.350, SLG: 0.477	G1-3			1B	1B		1B			2 1 1 2 2 0 0										
30 Matt Dominguez, R OBP: 0.285, SLG: 0.376		K		21 HR	23 1B		L7		P4	4 1 1 0 0 1 4										
23 Chris Carter, R OBP: 0.266, SLG: 0.415		HR		21 HR	1B		K		G6-3	4 2 2 1 0 1 2										
21 Jon Singleton, L OBP: 0.281, SLG: 0.362	P2			1B	HR		K		K	4 1 1 3 0 1 0										
22 Carlos Corporán, S OBP: 0.277, SLG: 0.407	G6-3			HR			K		K	4 0 0 0 0 3 0										
13 Domingo Santana, R OBP: 0.245, SLG: 0.295							F9		K	3 0 0 0 0 2 0										
8 Alex Presley, L OBP: 0.281, SLG: 0.335									K	1 0 0 0 0 1 0										
0 L.J. Hoes, R OBP: 0.245, SLG: 0.295					G5-3		G5-3		G5-3	4 0 0 0 0 1 0										
<b>Inning Stats</b>	R: 0 E: 0 K: 0 S: 5	H: 0 LOB: 0 BB: 0 P: 8	R: 1 E: 0 K: 1 S: 10	H: 1 LOB: 0 BB: 0 P: 17	R: 0 E: 0 K: 2 S: 7	H: 0 LOB: 0 BB: 0 P: 12	R: 5 E: 0 K: 2 S: 23	H: 5 LOB: 0 BB: 1 P: 34	R: 0 E: 0 K: 1 S: 12	H: 0 LOB: 0 BB: 0 P: 7	R: 0 E: 0 K: 0 S: 11	H: 1 LOB: 2 BB: 1 P: 16	R: 0 E: 0 K: 2 S: 8	H: 0 LOB: 0 BB: 0 P: 11	R: 0 E: 0 K: 1 S: 5	H: 0 LOB: 0 BB: 0 P: 5	1B: 5 2B: 0 3B: 0 HR: 3	SF: 0 SAC: 0 DP: 0 HBP: 0	WP: 0 PB: 0 SB: 0 CS: 0	PA: 37
<b>PITCHER</b>	IP WLS BF H R ER SO BB IBB HBP BLK WP HR S P ERA WHIP											IP WLS BF H R ER SO BB IBB HBP BLK WP HR S P ERA WHIP								
33 C.J. Wilson, L ERA: 4.23	4.1 21 7 6 6 6 1 0 0 0 0 3 50 81 12.46 1.846																			
46 Cory Rasmus, R ERA: 3.0	2.1 9 1 0 0 2 1 0 0 0 0 0 22 31 0.00 0.857																			
64 Mike Morin, R ERA: 2.05	1.1 4 0 0 0 2 0 0 0 0 0 0 9 12 0.00 0.000																			
38 Joe Smith, R ERA: 2.63	1.0 W 3 0 0 0 1 0 0 0 0 0 0 5 5 0.00 0.000																			

AB	35
R	6
H	8
RBI	6
BB	2
SO	11
LOB	6



Batter	1	2	3	4	5	6	7	8	9	AB R H RBI BB SO LOB	BOTTOM									
7 Collin Cowgill, R OBP: 0.349, SLG: 0.410	G6-3			FC5-4		G4-3		G3		3 1 0 1 0 0 2	<b>Houston Astros @ Los Angeles Angels</b> Angel Stadium of Anaheim, Anaheim, CA Fri Jul 04 2014, 6:11 PM - 9:14 PM PDT Att: 43,557 - Clear - 81 F									
56 Kole Calhoun, L OBP: 0.342, SLG: 0.489		G4-3		5 HR						2 0 0 0 0 0 0										
27 Mike Trout, R OBP: 0.406, SLG: 0.616	47 1B	5 G1-3		K		F8			HR	4 1 1 1 1 1 2										
5 Albert Pujols, R OBP: 0.313, SLG: 0.472	G1-3		47 1B	32 1B	2	HR				4 3 3 2 0 0 1										
32 Josh Hamilton, L OBP: 0.391, SLG: 0.472	47 1B		6 2B	47 1B		G1-3		K		4 1 2 0 0 1 1										
47 Howie Kendrick, R OBP: 0.345, SLG: 0.387	1B		2 6 4-3	6 2B		G1-3		2B		4 0 4 1 0 0 0										
2 Enck Aybar, S OBP: 0.314, SLG: 0.413	P6		G6-4-3			G5-3		K		4 0 0 0 0 1 7										
6 David Freese, R OBP: 0.320, SLG: 0.335		G6-3		20 1B	2B			K		4 0 2 1 0 1 1										
20 C.J. Cron, R OBP: 0.325, SLG: 0.528			17 2B	7 G4-3		G6-4-3		K		4 1 2 0 0 1 2										
17 Chris Iannetta, R OBP: 0.380, SLG: 0.425			7 G4-3		7 FC5-4		K		K	4 0 2 0 0 2 0										
<b>Inning Stats</b>	R: 0 E: 0 K: 0 S: 14	H: 2 LOB: 3 BB: 1 P: 27	R: 1 E: 0 K: 0 S: 14	H: 2 LOB: 1 BB: 0 P: 24	R: 2 E: 0 K: 0 S: 13	H: 5 LOB: 2 BB: 0 P: 19	R: 2 E: 0 K: 1 S: 7	H: 2 LOB: 0 BB: 0 P: 13	R: 0 E: 0 K: 0 S: 8	H: 0 LOB: 0 BB: 0 P: 13	R: 1 E: 0 K: 3 S: 14	H: 2 LOB: 1 BB: 0 P: 22	R: 0 E: 0 K: 2 S: 9	H: 0 LOB: 0 BB: 0 P: 10	R: 1 E: 0 K: 0 S: 3	H: 1 LOB: 0 BB: 0 P: 3	1B: 11 2B: 3 3B: 0 HR: 2	SF: 0 SAC: 0 DP: 2 HBP: 0	WP: 0 PB: 0 SB: 1 CS: 0	PA: 38
<b>PITCHER</b>	IP WLS BF H R ER SO BB IBB HBP BLK WP HR S P ERA WHIP											IP WLS BF H R ER SO BB IBB HBP BLK WP HR S P ERA WHIP								
60 Dallas Keuchel, L ERA: 3.06	5.0 26 13 5 5 1 1 0 0 0 0 0 10 16 9.00 2.800																			
61 Josh Zeid, R ERA: 5.82	1.0 H 4 1 1 1 1 0 0 0 0 0 0 10 16 9.00 1.000																			
38 Darin Downs, L ERA: 4.05	0.1 H 1 0 0 0 1 0 0 0 0 0 0 3 5 0.00 0.000																			
35 Josh Fields, R ERA: 5.85	1.1 B 5 1 0 0 4 0 0 0 0 0 0 16 22 0.00 0.750																			
29 Tony Sipp, L ERA: 1.9	0.1 L 2 1 1 1 0 0 0 0 0 0 0 1 5 5 27.00 3.000																			

AB	37
R	7
H	16
RBI	6
BB	1
SO	7
LOB	16





Batter	1	2	3	4	5	6	7	8	9	AB	R	H	RBI	BB	SO	LOB	TOP										
27 Jose Altuve, R (1,4) OBP: 0.378, SLG: 0.439										4	0	0	0	1	0	2											
15 Jason Castro, L (1,2) OBP: 0.304, SLG: 0.367										5	1	3	1	0	2	1											
4 George Springer, R (1,8) OBP: 0.347, SLG: 0.470										4	1	0	0	0	2	4											
30 Matt Dominguez, R (1,5) OBP: 0.287, SLG: 0.377										4	1	2	0	0	0	1											
23 Chris Carter, R (1,10) OBP: 0.270, SLG: 0.426										3	1	1	4	1	2	0											
21 Jon Singleton, L (1,3) OBP: 0.272, SLG: 0.349										4	0	0	0	0	2	3											
6 Enrique Hernández, R (1,6) OBP: 0.471, SLG: 0.667										3	0	0	0	1	1	3											
13 Domingo Santana, R (1,9)										3	0	0	0	0	3	1											
9 Marwin González, S (9,PH) OBP: 0.341, SLG: 0.420										1	0	0	0	0	0	0											
0 L.J. Hoes, R (1,7) OBP: 0.248, SLG: 0.297										3	1	1	0	0	0	0											
8 Alex Presley, L (9,PH) OBP: 0.288, SLG: 0.338										1	0	1	0	0	0	0											
<b>Inning Stats</b>	R: 0 H: 0 E: 0 K: 1 S: 10	H: 0 LOB: 1 BB: 1 P: 17	R: 0 H: 0 E: 0 K: 2 S: 12	H: 0 LOB: 1 BB: 1 P: 20	R: 5 H: 4 E: 0 K: 2 S: 18	H: 4 LOB: 0 BB: 0 P: 29	R: 0 H: 0 E: 0 K: 1 S: 6	H: 0 LOB: 0 BB: 0 P: 9	R: 0 H: 2 E: 0 K: 1 S: 15	H: 2 LOB: 3 BB: 1 P: 24	R: 0 H: 0 E: 0 K: 1 S: 10	H: 0 LOB: 0 BB: 0 P: 16	R: 0 H: 0 E: 0 K: 2 S: 10	H: 0 LOB: 0 BB: 0 P: 15	R: 0 H: 2 E: 0 K: 1 S: 11	H: 2 LOB: 0 BB: 0 P: 13	1B: 6 2B: 1 HR: 1	SF: 0 SAC: 0 DP: 0 HBP: 1	WP: 1 PB: 0 SB: 1 CS: 0	PA: 39							
<b>PITCHER</b>	IP	WLS	BF	H	R	ER	SO	BB	IBB	HBP	BLK	WP	HR	S	P	ERA	WHIP										
53 Héctor Santiago, L (1,1) ERA: 4.5	5.0		25	6	5	5	7	2	1	1	0	1	1	61	99	9.00	1.600										
41 Michael Roth, L (6,1) ERA:	2.0	W	6	0	0	0	2	0	0	0	0	0	0	16	23	0.00	0.000										
40 Kevin Jepsen, R (8,1) ERA: 2.31	1.0		3	0	0	0	2	0	0	0	0	0	0	10	15	0.00	0.000										
39 Jason Grilli, R (9,1) ERA: 4.01	1.0		5	2	0	0	1	0	0	0	0	0	0	11	13	0.00	2.000										

Houston Astros @ Los Angeles Angels  
Angel Stadium of Anaheim, Anaheim, CA  
Sat Jul 05 2014, 7:07 PM - 10:42 PM PDT  
Att: 40,479 - Clear - 83 F

livebaseballscorecards.com

AB 35  
R 5  
H 8  
RBI 5  
BB 3  
SO 12  
LOB 15

Batter	1	2	3	4	5	6	7	8	9	AB	R	H	RBI	BB	SO	LOB	BOTTOM										
56 Kole Calhoun, L (1,9) OBP: 0.348, SLG: 0.497										5	2	3	0	0	1	2											
27 Mike Trout, R (1,8) OBP: 0.401, SLG: 0.606										5	0	0	0	0	2	6											
5 Albert Pujols, R (1,3) OBP: 0.316, SLG: 0.485										5	2	3	3	0	0	1											
32 Josh Hamilton, L (1,7) OBP: 0.386, SLG: 0.459										4	1	0	0	1	2	2											
2 Erick Aybar, S (1,6) OBP: 0.318, SLG: 0.419										5	2	3	1	0	0	2											
47 Howie Kendrick, R (1,4) OBP: 0.348, SLG: 0.388										4	1	2	2	1	0	1											
20 C.J. Cron, R (1,10) OBP: 0.327, SLG: 0.544										5	2	2	3	0	2	2											
16 Hank Conger, L (1,2) OBP: 0.315, SLG: 0.361										3	0	0	0	1	2	2											
8 John McDonald, R (1,5) OBP: 0.300, SLG: 0.250										2	0	0	0	0	0	0											
6 David Freese, R (7,PH) OBP: 0.325, SLG: 0.351										1	1	1	2	1	0	0											
10 Grant Green, R (7,PR) OBP: 0.333, SLG: 0.419										0	0	0	0	0	0	0											
<b>Inning Stats</b>	R: 1 H: 2 E: 0 K: 0 S: 13	H: 2 LOB: 1 BB: 0 P: 22	R: 0 H: 0 E: 0 K: 2 S: 9	H: 0 LOB: 0 BB: 0 P: 13	R: 0 H: 1 E: 0 K: 1 S: 8	H: 1 LOB: 0 BB: 0 P: 14	R: 1 H: 2 E: 0 K: 2 S: 14	H: 2 LOB: 1 BB: 0 P: 21	R: 0 H: 0 E: 0 K: 0 S: 8	H: 0 LOB: 0 BB: 0 P: 14	R: 0 H: 1 E: 0 K: 0 S: 13	H: 1 LOB: 3 BB: 0 P: 20	R: 8 H: 6 E: 0 K: 3 S: 40	H: 6 LOB: 4 BB: 4 P: 74	R: 1 H: 2 E: 0 K: 1 S: 8	H: 2 LOB: 1 BB: 0 P: 12	1B: 8 2B: 3 HR: 3	SF: 0 SAC: 0 DP: 0 HBP: 0	WP: 2 PB: 0 SB: 2 CS: 0	PA: 43							
<b>PITCHER</b>	IP	WLS	BF	H	R	ER	SO	BB	IBB	HBP	BLK	WP	HR	S	P	ERA	WHIP										
46 Scott Feldman, R (1,1) ERA: 3.86	6.0		24	6	2	2	5	0	0	0	0	0	2	15	24	54.00	6.000										
45 Anthony Bass, R (7,1) ERA: 6.2	0.2	L	6	4	4	4	1	0	0	0	0	0	0	10	21	∞	∞										
29 Tony Sipp, L (7,1) ERA: 3.04	0.0		3	1	1	1	0	1	1	0	0	0	0	10	21	∞	∞										
61 Josh Zeid, R (7,1) ERA: 6.23	0.1		5	1	3	3	2	2	0	0	0	1	1	15	29	81.00	9.000										
38 Darin Downs, L (8,1) ERA: 4.29	1.0		5	2	1	1	1	0	0	0	0	0	0	8	12	9.00	2.000										

Houston Astros @ Los Angeles Angels  
Angel Stadium of Anaheim, Anaheim, CA  
Sat Jul 05 2014, 7:07 PM - 10:42 PM PDT  
Att: 40,479 - Clear - 83 F

livebaseballscorecards.com

AB 39  
R 11  
H 14  
RBI 11  
BB 4  
SO 9  
LOB 18











Batter	1	2	3	4	5	6	7	8	9	AB	R	H	RBI	BB	SO	LOB	TOP										
7 José Reyes, S OBP: 0.320, SLG: 0.410	G4-3		1B		1B		HR		1B	5	1	4	3	0	0	0	Toronto Blue Jays @ Los Angeles Angels Angel Stadium of Anaheim, Anaheim, CA Tue Jul 08 2014, 7:10 PM - 9:54 PM PDT Att: 38,111 - Clear - 75 F										
18 Steve Tolleson, R OBP: 0.327, SLG: 0.444	1B		K		F7		1B		K	5	0	2	0	0	2	3											
53 Melky Cabrera, S OBP: 0.345, SLG: 0.460	1B			G4-3	G6-3		G3			4	0	1	0	0	0	3											
19 José Bautista, R OBP: 0.412, SLG: 0.513	1B			F8		L7		1B		4	1	1	0	0	0	2											
14 Nolan Reimold, R OBP: 0.286, SLG: 0.571		G6-4-3		2B		G4-3		K		4	0	2	0	0	1	1											
30 Dioner Navarro, S OBP: 0.300, SLG: 0.350		HBP		K		G5-3		1B		3	0	1	1	0	1	1											
33 Darin Mastroianni, R OBP: 0.121, SLG: 0.188		G6-4-3		P3		G6-3		G5-4-3		4	0	0	0	0	0	3											
66 Munenori Kawasaki, L OBP: 0.345, SLG: 0.329		L7		1B		HR		F8		4	2	2	0	0	0	1											
22 Josh Thole, L OBP: 0.337, SLG: 0.295	G4-3			1B		F7		G1-3		4	0	1	0	0	0	1											
<b>Inning Stats</b>	R: 0 E: 0 K: 0 S: 11	H: 2 LOB: 1 BB: 0 P: 16	R: 0 E: 0 K: 0 S: 5	H: 1 LOB: 1 BB: 0 P: 6	R: 0 E: 0 K: 1 S: 8	H: 1 LOB: 0 BB: 0 P: 12	R: 0 E: 0 K: 1 S: 11	H: 1 LOB: 1 BB: 0 P: 15	R: 1 E: 0 K: 0 S: 14	H: 3 LOB: 2 BB: 0 P: 18	R: 0 E: 0 K: 0 S: 12	H: 0 LOB: 0 BB: 0 P: 18	R: 2 E: 0 K: 0 S: 16	H: 3 LOB: 1 BB: 0 P: 21	R: 1 E: 0 K: 1 S: 11	H: 2 LOB: 0 BB: 0 P: 14	R: 0 E: 0 K: 1 S: 10	H: 1 LOB: 1 BB: 0 P: 12	1B: 11 2B: 2 3B: 0 HR: 1	SF: 0 SAC: 0 DP: 2 HBP: 1	WP: 0 PB: 0 SB: 1 CS: 2	PA: 38					
<b>PITCHER</b>	IP	WLS	BF	H	R	ER	SO	BB	IBB	HBP	BLK	WP	HR	S	P	ERA	WHIP	<b>PITCHER</b>									
45 Tyler Skaggs, L ERA: 4.15	6.2	L	29	11	3	3	2	0	0	1	0	0	1	75	104	4.05	1.650										
64 Mike Morin, R ERA: 2.2	1.1		5	2	1	1	1	0	0	0	0	0	0	13	16	6.75	1.500										
68 Cam Bedrosian, R ERA: 12.15	1.0		4	1	0	0	1	0	0	0	0	0	0	10	12	0.00	1.000										

AB	37
R	4
H	14
RBI	4
BB	0
SO	4
LOB	15



Batter	1	2	3	4	5	6	7	8	9	AB	R	H	RBI	BB	SO	LOB	BOTTOM										
56 Kole Calhoun, L OBP: 0.355, SLG: 0.510	K		K			G4-3		F8		4	0	0	0	0	2	1	Toronto Blue Jays @ Los Angeles Angels Angel Stadium of Anaheim, Anaheim, CA Tue Jul 08 2014, 7:10 PM - 9:54 PM PDT Att: 38,111 - Clear - 75 F										
27 Mike Trout, R OBP: 0.397, SLG: 0.594	F8		F9			2B		P4		4	0	1	0	0	0	1											
5 Albert Pujols, R OBP: 0.319, SLG: 0.480	F9			G6-3		G5-3		G6-3		4	0	0	0	0	0	0											
32 Josh Hamilton, L OBP: 0.371, SLG: 0.432		G3-1		P6		F7		G4-3		4	0	0	0	0	0	0											
2 Erick Aybar, S OBP: 0.319, SLG: 0.419		1B		G5-3		1B		G6-3		4	0	2	0	0	0	0											
47 Howie Kendrick, R OBP: 0.352, SLG: 0.391	F8				K			1B		3	0	1	0	0	1	1											
17 Chris Iannetta, R OBP: 0.387, SLG: 0.434		BB			K		G5-3			2	0	0	0	1	1	2											
7 Collin Cowgill, R OBP: 0.344, SLG: 0.403	F9				G6-3			K		3	0	0	0	0	1	2											
8 John McDonald, R OBP: 0.278, SLG: 0.229								1B		2	0	0	0	0	1	0											
6 David Freese, R OBP: 0.327, SLG: 0.349			K			P2				1	0	1	0	0	0	0											
<b>Inning Stats</b>	R: 0 E: 0 K: 1 S: 11	H: 0 LOB: 0 BB: 0 P: 16	R: 0 E: 0 K: 0 S: 12	H: 1 LOB: 2 BB: 1 P: 19	R: 0 E: 0 K: 2 S: 8	H: 0 LOB: 0 BB: 0 P: 12	R: 0 E: 0 K: 0 S: 8	H: 0 LOB: 0 BB: 0 P: 12	R: 0 E: 0 K: 2 S: 8	H: 0 LOB: 1 BB: 0 P: 12	R: 0 E: 0 K: 0 S: 8	H: 1 LOB: 1 BB: 0 P: 12	R: 0 E: 0 K: 0 S: 10	H: 2 LOB: 2 BB: 0 P: 13	R: 0 E: 0 K: 1 S: 10	H: 1 LOB: 0 BB: 0 P: 17	R: 0 E: 0 K: 0 S: 5	H: 0 LOB: 0 BB: 0 P: 7	1B: 4 2B: 1 3B: 0 HR: 0	SF: 0 SAC: 0 DP: 0 HBP: 0	WP: 0 PB: 0 SB: 0 CS: 0	PA: 32					
<b>PITCHER</b>	IP	WLS	BF	H	R	ER	SO	BB	IBB	HBP	BLK	WP	HR	S	P	ERA	WHIP	<b>PITCHER</b>									
43 R.A. Dickey, R ERA: 3.86	7.0	W	25	4	0	0	0	1	0	0	0	0	0	65	96	0.00	0.714										
29 Dustin McGowan, R ERA: 3.5	1.0		4	1	0	0	1	0	0	0	0	0	0	10	17	0.00	1.000										
62 Aaron Loup, L ERA: 2.95	1.0		3	0	0	0	0	0	0	0	0	0	0	5	7	0.00	0.000										

AB	31
R	0
H	5
RBI	0
BB	1
SO	6
LOB	7













Batter	1	2	3	4	5	6	7	8	9	AB	R	H	RBI	BB	SO	LOB	TOP									
56 Kole Calhoun, L (1,9) OBP: 0.364, SLG: 0.536										4	0	1	0	0	0	0	<b>Los Angeles Angels @ Texas Rangers</b> Globe Life Park in Arlington, Arlington, TX Fri Jul 11 2014, 8:08 PM - 10:48 PM EDT Att: 38,402 - Clear - 93 F									
27 Mike Trout, R (1,8) OBP: 0.399, SLG: 0.607										4	1	1	1	0	0	1										
5 Albert Pujols, R (1,3) OBP: 0.323, SLG: 0.489										4	1	2	0	0	0	0										
32 Josh Hamilton, L (1,7) OBP: 0.372, SLG: 0.446										4	1	1	0	0	1	1										
2 Erick Aybar, S (1,6) OBP: 0.321, SLG: 0.416										4	0	2	1	0	0	0										
47 Howie Kendrick, R (1,4) OBP: 0.344, SLG: 0.382										3	0	0	0	0	0	2										
6 David Freese, R (1,5) OBP: 0.326, SLG: 0.345										3	0	1	1	0	1	0										
8 John McDonald, R (9,5) OBP: 0.273, SLG: 0.224										0	0	0	0	0	0	0										
20 C.J. Cron, R (1,10) OBP: 0.307, SLG: 0.497										3	0	0	0	0	1	2										
16 Hank Conger, L (1,2) OBP: 0.311, SLG: 0.347										3	0	0	0	0	0	0										
<b>Inning Stats</b>	R: 0 E: 0 K: 0 S: 6	H: 0 LOB: 0 BB: 0 P: 9	R: 0 E: 0 K: 0 S: 8	H: 0 LOB: 0 BB: 0 P: 14	R: 0 E: 0 K: 1 S: 9	H: 0 LOB: 0 BB: 0 P: 13	R: 1 E: 0 K: 0 S: 14	H: 3 LOB: 1 BB: 0 P: 23	R: 0 E: 0 K: 1 S: 5	H: 0 LOB: 0 BB: 0 P: 9	R: 0 E: 0 K: 0 S: 8	H: 0 LOB: 0 BB: 0 P: 12	R: 2 E: 1 K: 0 S: 13	H: 4 LOB: 1 BB: 0 P: 20	R: 0 E: 0 K: 0 S: 7	H: 1 LOB: 0 BB: 0 P: 9	R: 0 E: 0 K: 1 S: 7	H: 0 LOB: 0 BB: 0 P: 10	1B: 7 2B: 0 3B: 0 HR: 1	SF: 0 SAC: 0 DP: 2 HBP: 0	WP: 0 PB: 0 SB: 0 CS: 1	PA: 33				
<b>PITCHER</b>	IP WLS BF H R ER SO BB IBB HBP BLK WP HR S P ERA WHIP	IP WLS BF H R ER SO BB IBB HBP BLK WP HR S P ERA WHIP	IP WLS BF H R ER SO BB IBB HBP BLK WP HR S P ERA WHIP	IP WLS BF H R ER SO BB IBB HBP BLK WP HR S P ERA WHIP	IP WLS BF H R ER SO BB IBB HBP BLK WP HR S P ERA WHIP	IP WLS BF H R ER SO BB IBB HBP BLK WP HR S P ERA WHIP	IP WLS BF H R ER SO BB IBB HBP BLK WP HR S P ERA WHIP	IP WLS BF H R ER SO BB IBB HBP BLK WP HR S P ERA WHIP	IP WLS BF H R ER SO BB IBB HBP BLK WP HR S P ERA WHIP	IP WLS BF H R ER SO BB IBB HBP BLK WP HR S P ERA WHIP	IP WLS BF H R ER SO BB IBB HBP BLK WP HR S P ERA WHIP	IP WLS BF H R ER SO BB IBB HBP BLK WP HR S P ERA WHIP	IP WLS BF H R ER SO BB IBB HBP BLK WP HR S P ERA WHIP	IP WLS BF H R ER SO BB IBB HBP BLK WP HR S P ERA WHIP	IP WLS BF H R ER SO BB IBB HBP BLK WP HR S P ERA WHIP	IP WLS BF H R ER SO BB IBB HBP BLK WP HR S P ERA WHIP	IP WLS BF H R ER SO BB IBB HBP BLK WP HR S P ERA WHIP	IP WLS BF H R ER SO BB IBB HBP BLK WP HR S P ERA WHIP	IP WLS BF H R ER SO BB IBB HBP BLK WP HR S P ERA WHIP	IP WLS BF H R ER SO BB IBB HBP BLK WP HR S P ERA WHIP	IP WLS BF H R ER SO BB IBB HBP BLK WP HR S P ERA WHIP	IP WLS BF H R ER SO BB IBB HBP BLK WP HR S P ERA WHIP	IP WLS BF H R ER SO BB IBB HBP BLK WP HR S P ERA WHIP	IP WLS BF H R ER SO BB IBB HBP BLK WP HR S P ERA WHIP	IP WLS BF H R ER SO BB IBB HBP BLK WP HR S P ERA WHIP	IP WLS BF H R ER SO BB IBB HBP BLK WP HR S P ERA WHIP

AB	32
R	3
H	8
RBI	3
BB	0
SO	3
LOB	6



Batter	1	2	3	4	5	6	7	8	9	AB	R	H	RBI	BB	SO	LOB	BOTTOM									
17 Shin-Soo Choo, L (1,10) OBP: 0.365, SLG: 0.382										4	0	0	0	0	3	2	<b>Los Angeles Angels @ Texas Rangers</b> Globe Life Park in Arlington, Arlington, TX Fri Jul 11 2014, 8:08 PM - 10:48 PM EDT Att: 38,402 - Clear - 93 F									
1 Elvis Andrus, R (1,6) OBP: 0.313, SLG: 0.341										4	0	1	0	0	1	0										
Alex Rios, R (1,9) OBP: 0.332, SLG: 0.434										4	0	2	0	0	0	1										
29 Adrian Beltré, R (1,5) OBP: 0.386, SLG: 0.543										3	0	1	0	1	0	1										
2 Leonys Martin, L (1,8) OBP: 0.330, SLG: 0.386										4	0	1	0	0	1	4										
20 Jake Smolinski, R (1,7) OBP: 0.600, SLG: 0.786										0	0	0	0	0	0	0										
19 Daniel Robertson, R (3,7) OBP: 0.289, SLG: 0.270										2	0	0	0	1	0	1										
21 Carlos Pena, L (1,3) OBP: 0.186, SLG: 0.218										4	0	0	0	0	0	3										
61 Robinson Chirinos, R (1,2) OBP: 0.276, SLG: 0.441										4	0	0	0	0	2	2										
12 Rougned Odor, L (1,4) OBP: 0.292, SLG: 0.373										3	0	1	0	0	2	1										
<b>Inning Stats</b>	R: 0 E: 0 K: 2 S: 13	H: 1 LOB: 2 BB: 1 P: 23	R: 0 E: 0 K: 2 S: 15	H: 1 LOB: 2 BB: 0 P: 18	R: 0 E: 0 K: 2 S: 10	H: 1 LOB: 1 BB: 1 P: 10	R: 0 E: 0 K: 1 S: 7	H: 0 LOB: 0 BB: 0 P: 10	R: 0 E: 0 K: 1 S: 10	H: 1 LOB: 0 BB: 0 P: 14	R: 0 E: 0 K: 1 S: 9	H: 0 LOB: 0 BB: 0 P: 14	R: 0 E: 0 K: 1 S: 9	H: 1 LOB: 1 BB: 0 P: 11	R: 0 E: 0 K: 0 S: 8	H: 0 LOB: 0 BB: 0 P: 12	R: 0 E: 0 K: 1 S: 8	H: 0 LOB: 0 BB: 0 P: 12	1B: 6 2B: 0 3B: 0 HR: 0	SF: 0 SAC: 0 DP: 0 HBP: 1	WP: 1 PB: 0 SB: 3 CS: 1	PA: 35				
<b>PITCHER</b>	IP WLS BF H R ER SO BB IBB HBP BLK WP HR S P ERA WHIP	IP WLS BF H R ER SO BB IBB HBP BLK WP HR S P ERA WHIP	IP WLS BF H R ER SO BB IBB HBP BLK WP HR S P ERA WHIP	IP WLS BF H R ER SO BB IBB HBP BLK WP HR S P ERA WHIP	IP WLS BF H R ER SO BB IBB HBP BLK WP HR S P ERA WHIP	IP WLS BF H R ER SO BB IBB HBP BLK WP HR S P ERA WHIP	IP WLS BF H R ER SO BB IBB HBP BLK WP HR S P ERA WHIP	IP WLS BF H R ER SO BB IBB HBP BLK WP HR S P ERA WHIP	IP WLS BF H R ER SO BB IBB HBP BLK WP HR S P ERA WHIP	IP WLS BF H R ER SO BB IBB HBP BLK WP HR S P ERA WHIP	IP WLS BF H R ER SO BB IBB HBP BLK WP HR S P ERA WHIP	IP WLS BF H R ER SO BB IBB HBP BLK WP HR S P ERA WHIP	IP WLS BF H R ER SO BB IBB HBP BLK WP HR S P ERA WHIP	IP WLS BF H R ER SO BB IBB HBP BLK WP HR S P ERA WHIP	IP WLS BF H R ER SO BB IBB HBP BLK WP HR S P ERA WHIP	IP WLS BF H R ER SO BB IBB HBP BLK WP HR S P ERA WHIP	IP WLS BF H R ER SO BB IBB HBP BLK WP HR S P ERA WHIP	IP WLS BF H R ER SO BB IBB HBP BLK WP HR S P ERA WHIP	IP WLS BF H R ER SO BB IBB HBP BLK WP HR S P ERA WHIP	IP WLS BF H R ER SO BB IBB HBP BLK WP HR S P ERA WHIP	IP WLS BF H R ER SO BB IBB HBP BLK WP HR S P ERA WHIP	IP WLS BF H R ER SO BB IBB HBP BLK WP HR S P ERA WHIP	IP WLS BF H R ER SO BB IBB HBP BLK WP HR S P ERA WHIP	IP WLS BF H R ER SO BB IBB HBP BLK WP HR S P ERA WHIP	IP WLS BF H R ER SO BB IBB HBP BLK WP HR S P ERA WHIP	IP WLS BF H R ER SO BB IBB HBP BLK WP HR S P ERA WHIP

AB	32
R	0
H	6
RBI	0
BB	2
SO	9
LOB	15





Batter	1	2	3	4	5	6	7	8	9	AB	R	H	RBI	BB	SO	LOB	TOP										
56 Kole Calhoun, L OBP: 0.361, SLG: 0.526	F8		K		G4-3	BB		G6-4-3		4	0	0	0	1	1	5	<b>Los Angeles Angels @ Texas Rangers</b> Globe Life Park in Arlington, Arlington, TX Sat Jul 12, 2014, 7:18 PM - 10:35 PM EDT Att: 37,253 - Clear - 97 F										
27 Mike Trout, R OBP: 0.397, SLG: 0.601	L5		1B		G1-3	FC6-4		K		5	0	1	0	0	1	4											
5 Albert Pujols, R OBP: 0.322, SLG: 0.486	G5-3		SF7			1B	G1-3			4	1	1	1	0	0	0											
32 Josh Hamilton, L OBP: 0.372, SLG: 0.442		L7	K			1B	BB			4	1	1	0	1	1	2											
2 Erick Aybar, S OBP: 0.319, SLG: 0.413	G5-3			L8		1B	BB			5	0	1	0	0	0	2											
47 Howie Kendrick, R OBP: 0.348, SLG: 0.386						1B	K			4	1	3	1	0	1	2											
6 David Freese, R OBP: 0.327, SLG: 0.343						1B				4	1	1	1	0	1	4											
8 John McDonald, R OBP: 0.273, SLG: 0.224			K		L1-3		F9			0	0	0	0	0	0	0											
16 Hank Conger, L OBP: 0.315, SLG: 0.364										4	1	2	2	0	0	0											
7 Collin Cowgill, R OBP: 0.354, SLG: 0.407										1	0	1	0	1	0	0											
19 Eren Navarro, L OBP: 0.366, SLG: 0.432										0	0	0	0	1	0	0											
<b>Inning Stats</b>	R: 0 E: 0 K: 0 S: 6	H: 0 LOB: 0 BB: 0 P: 9	R: 0 E: 0 K: 1 S: 11	H: 1 LOB: 1 BB: 0 P: 16	R: 1 E: 1 K: 2 S: 12	H: 2 LOB: 2 BB: 0 P: 19	R: 0 E: 0 K: 0 S: 9	H: 1 LOB: 0 BB: 0 P: 11	R: 0 E: 0 K: 0 S: 6	H: 0 LOB: 1 BB: 0 P: 10	R: 4 E: 0 K: 0 S: 18	H: 5 LOB: 2 BB: 2 P: 29	R: 0 E: 0 K: 1 S: 16	H: 1 LOB: 2 BB: 1 P: 25	R: 0 E: 0 K: 1 S: 12	H: 1 LOB: 1 BB: 1 P: 20	R: 0 E: 0 K: 0 S: 7	H: 0 LOB: 0 BB: 0 P: 9	1B: 9 2B: 3 3B: 0 HR: 0	SF: 1 SAC: 0 DP: 2 HBP: 1	WP: 0 PB: 0 SB: 1 CS: 0	PA: 41					
<b>PITCHER</b>	IP	WLS	BF	H	R	ER	SO	BB	IBB	HBP	BLK	WP	HR	S	P	ERA	WHIP										
36 Miles Mikolas, R ERA: 10.05	5.2	L	27	9	5	4	3	1	0	1	0	0	0	4	10	6.35	1.765										
44 Jason Frasor, R ERA: 3.54	0.1		2	0	0	0	0	1	0	0	0	0	0	4	10	0.00	3.000										
55 Roman Mendez, R ERA:	1.0		5	1	0	0	1	1	0	0	0	0	0	16	25	0.00	2.000										
63 Matt West, R ERA:	1.0		4	1	0	0	1	1	0	0	0	0	0	12	20	0.00	2.000										
28 Joskim Soria, R ERA: 2.67	1.0		3	0	0	0	0	0	0	0	0	0	0	7	9	0.00	0.000										
<b>Batter</b>	<b>1</b>	<b>2</b>	<b>3</b>	<b>4</b>	<b>5</b>	<b>6</b>	<b>7</b>	<b>8</b>	<b>9</b>	<b>AB</b>	<b>R</b>	<b>H</b>	<b>RBI</b>	<b>BB</b>	<b>SO</b>	<b>LOB</b>	<b>BOTTOM</b>										
17 Shin-Soo Choo, L OBP: 0.364, SLG: 0.378	FC6-5 1 SH BB	G3		P6				F9		3	0	0	1	1	0	2	<b>Los Angeles Angels @ Texas Rangers</b> Globe Life Park in Arlington, Arlington, TX Sat Jul 12, 2014, 7:18 PM - 10:35 PM EDT Att: 37,253 - Clear - 97 F										
1 Elvis Andrus, R OBP: 0.311, SLG: 0.338	SH FC6-5	F9		G3				F9		3	0	0	0	0	0	2											
Alex Rios, R OBP: 0.332, SLG: 0.435	FC6-5 2B				F9			F7		4	0	1	0	0	0	3											
29 Adrian Beltré, R OBP: 0.384, SLG: 0.538	K	G6-3						F7		3	0	0	0	1	1	3											
2 Leonys Martin, L OBP: 0.326, SLG: 0.381	K	G6-3			P5			F9		4	0	0	0	0	1	4											
20 Jake Smolinski, R OBP: 0.267, SLG: 0.647	G6-3							F9		3	0	0	0	1	0	0											
21 Carlos Pena, L OBP: 0.190, SLG: 0.237								F9		4	1	1	0	0	2	2											
61 Robinson Chirinos, R OBP: 0.276, SLG: 0.434								L8		3	1	0	0	0	0	0											
12 Rougned Odor, L OBP: 0.297, SLG: 0.382								K		4	0	2	1	0	1	0											
<b>Inning Stats</b>	R: 0 E: 1 K: 2 S: 14	H: 2 LOB: 2 BB: 1 P: 21	R: 2 E: 0 K: 0 S: 11	H: 2 LOB: 1 BB: 0 P: 16	R: 0 E: 0 K: 0 S: 10	H: 1 LOB: 2 BB: 1 P: 18	R: 0 E: 0 K: 0 S: 8	H: 0 LOB: 0 BB: 0 P: 13	R: 0 E: 0 K: 1 S: 8	H: 0 LOB: 1 BB: 1 P: 15	R: 0 E: 0 K: 0 S: 7	H: 0 LOB: 0 BB: 0 P: 9	R: 0 E: 0 K: 0 S: 8	H: 0 LOB: 0 BB: 0 P: 13	R: 0 E: 0 K: 2 S: 9	H: 0 LOB: 0 BB: 0 P: 12		R: 0 E: 0 K: 0 S: 9	H: 0 LOB: 0 BB: 0 P: 12	1B: 1 2B: 3 3B: 0 HR: 0	SF: 0 SAC: 1 DP: 0 HBP: 1	WP: 0 PB: 0 SB: 2 CS: 0	PA: 36				
<b>PITCHER</b>	IP	WLS	BF	H	R	ER	SO	BB	IBB	HBP	BLK	WP	HR	S	P	ERA	WHIP										
36 Jared Weaver, R ERA: 3.45	7.0	W	30	4	2	2	3	3	0	1	0	0	0	66	103	2.57	1.000										
64 Mike Morin, R ERA: 2.14	1.0	H	3	0	0	0	0	0	0	0	0	0	0	8	13	0.00	0.000										
3B Joe Smith, R ERA: 2.38	1.0	S	3	0	0	0	2	0	0	0	0	0	0	9	12	0.00	0.000										




















Batter	1	2	3	4	5	6	7	8	9	AB	R	H	RBI	BB	SO	LOB	TOP								
21 Nick Markakis, L (1,9) OBP: 0.354, SLG: 0.400										4	2	2	0	0	1	0	<p><b>Baltimore Orioles @ Los Angeles Angels</b> Angel Stadium of Anaheim, Anaheim, CA Mon Jul 21 2014, 7:10 PM - 10:11 PM PDT Att: 39,028 - Clear - 78 F</p> <p>livebaseballscores.com</p>								
28 Steve Pearce, R (1,7) OBP: 0.381, SLG: 0.554										4	0	1	0	0	2	2									
9 David Lough, L (8, FR) OBP: 0.271, SLG: 0.308										0	0	0	0	0	0	0									
10 Adam Jones, R (1,8) OBP: 0.325, SLG: 0.500										4	2	2	4	0	2	1									
23 Nelson Cruz, R (1,10) OBP: 0.343, SLG: 0.550										4	0	1	0	0	0	0									
19 Chris Davis, L (1,3) OBP: 0.311, SLG: 0.397										3	0	0	0	0	3	0									
2 J.J. Hardy, R (1,6) OBP: 0.314, SLG: 0.372										4	0	0	0	0	2	2									
13 Manny Machado, R (1,5) OBP: 0.317, SLG: 0.422										3	0	0	0	0	1	0									
40 Nick Hundley, R (1,2) OBP: 0.261, SLG: 0.353										3	0	0	0	0	3	0									
6 Jonathan Schoop, R (1,4) OBP: 0.253, SLG: 0.325										3	0	0	0	0	1	0									
<b>Inning Stats</b>	R: 2 E: 0 K: 2 S: 13	H: 2 LOB: 0 BB: 0 P: 23	R: 0 E: 0 K: 2 S: 9	H: 0 LOB: 0 BB: 0 P: 13	R: 0 E: 0 K: 1 S: 6	H: 0 LOB: 0 BB: 0 P: 7	R: 0 E: 0 K: 2 S: 8	H: 0 LOB: 0 BB: 0 P: 14	R: 0 E: 0 K: 1 S: 9	H: 0 LOB: 0 BB: 0 P: 13	R: 2 E: 0 K: 3 S: 17	H: 3 LOB: 2 BB: 0 P: 26	R: 0 E: 0 K: 2 S: 7	H: 0 LOB: 1 BB: 0 P: 11	R: 0 E: 0 K: 1 S: 6	H: 1 LOB: 1 BB: 0 P: 7	R: 0 E: 0 K: 1 S: 9	H: 0 LOB: 0 BB: 0 P: 13	1B: 3 2B: 1 3B: 0 HR: 2	SF: 0 SAC: 0 DP: 0 HBP: 1	WP: 0 PB: 0 SB: 0 CS: 1	PA: 33			
<b>PITCHER</b>	IP: 5.2 ERA: 4.54	WLS: L LOB: 0	BF: 22 ER: 4	H: 5 R: 4 ER: 4	R: 0 ER: 0	SO: 10 LOB: 0	BB: 0 LOB: 0	IBB: 0 LOB: 0	HBP: 0 LOB: 0	BLK: 0 LOB: 0	WP: 0 LOB: 0	HR: 2 LOB: 0	S: 59 P: 91	P: 1 LOB: 0	ERA: 6.35 WHIP: 0.882										

Batter	1	2	3	4	5	6	7	8	9	AB	R	H	RBI	BB	SO	LOB	BOTTOM							
56 Kole Calhoun, L (1,9) OBP: 0.349, SLG: 0.510										5	1	2	0	0	1	2	<p><b>Baltimore Orioles @ Los Angeles Angels</b> Angel Stadium of Anaheim, Anaheim, CA Mon Jul 21 2014, 7:10 PM - 10:11 PM PDT Att: 39,028 - Clear - 78 F</p> <p>livebaseballscores.com</p>							
27 Mike Trout, R (1,8) OBP: 0.396, SLG: 0.605										4	0	0	0	0	2	4								
5 Albert Pujols, R (1,3) OBP: 0.326, SLG: 0.479										3	0	0	0	1	1	2								
32 Josh Hamilton, L (1,10) OBP: 0.374, SLG: 0.441										4	0	2	1	0	1	1								
47 Howie Kendrick, R (1,4) OBP: 0.354, SLG: 0.395										4	1	1	0	0	0	3								
6 David Freese, R (1,5) OBP: 0.324, SLG: 0.350										3	0	1	0	1	2	1								
19 Efen Navarro, L (1,7) OBP: 0.361, SLG: 0.436										4	0	0	0	0	0	3								
24 Hank Conger, L (1,2) OBP: 0.317, SLG: 0.362										3	0	2	1	0	1	0								
2 Enck Aybar, S (9, PH) OBP: 0.319, SLG: 0.408										1	0	0	0	0	0	0								
8 John McDonald, R (1,6) OBP: 0.262, SLG: 0.193										3	0	0	0	0	3	4								
17 Chris Iannetta, R (9, PH) OBP: 0.379, SLG: 0.415										1	0	0	0	0	0	0								
<b>Inning Stats</b>	R: 1 E: 1 K: 1 S: 13	H: 2 LOB: 1 BB: 0 P: 16	R: 0 E: 0 K: 1 S: 9	H: 2 LOB: 2 BB: 0 P: 11	R: 0 E: 0 K: 0 S: 5	H: 0 LOB: 0 BB: 0 P: 6	R: 1 E: 0 K: 2 S: 18	H: 3 LOB: 3 BB: 1 P: 31	R: 0 E: 0 K: 1 S: 7	H: 1 LOB: 1 BB: 0 P: 11	R: 0 E: 0 K: 2 S: 10	H: 0 LOB: 0 BB: 0 P: 14	R: 0 E: 0 K: 2 S: 10	H: 0 LOB: 1 BB: 1 P: 17	R: 0 E: 0 K: 1 S: 9	H: 0 LOB: 0 BB: 0 P: 12	R: 0 E: 0 K: 1 S: 7	H: 0 LOB: 0 BB: 0 P: 7	1B: 7 2B: 1 3B: 0 HR: 0	SF: 0 SAC: 0 DP: 1 HBP: 0	WP: 0 PB: 0 SB: 0 CS: 0	PA: 37		
<b>PITCHER</b>	IP: 6.2 ERA: 3.78	WLS: W LOB: 1	BF: 30 ER: 1	H: 8 R: 2 ER: 1	R: 2 ER: 0	SO: 8 LOB: 2	BB: 2 LOB: 0	IBB: 0 LOB: 0	HBP: 0 LOB: 0	BLK: 0 LOB: 0	WP: 0 LOB: 0	HR: 0 LOB: 3	S: 69 P: 103	P: 3 LOB: 1	ERA: 1.35 WHIP: 1.500									

AB	32
R	4
H	6
RBI	4
BB	0
SO	15
LOB	5





Batter	1	2	3	4	5	6	7	8	9	AB	R	H	RBI	BB	SO	LOB	TOP					
21 Nick Markakis, L (1.9) OBP: 0.350, SLG: 0.395	G6-3		F9		FC6-4		F7		F7	5	0	0	0	0	0	2	<p><b>Baltimore Orioles @ Los Angeles Angels</b> Angel Stadium of Anaheim, Anaheim, CA Tue Jul 22 2014, 7:12 PM - 10:17 PM PDT Att: 35,353 - Clear - 81 F</p> <p>livebaseballscores.com</p>					
28 Steve Pearce, R (1.7) OBP: 0.374, SLG: 0.544	F9		F9		F7		G5-3			4	0	0	0	0	0	2						
9 David Lough, L (8.7) OBP: 0.271, SLG: 0.308	F9		F9		F7		G5-3			0	0	0	0	0	0	0						
10 Adam Jones, R (1.8) OBP: 0.344, SLG: 0.496	K							P4		3	0	0	0	1	2	0						
23 Nelson Cruz, R (1.10) OBP: 0.344, SLG: 0.551										3	1	1	0	1	1	2						
19 Chris Davis, L (1.3) OBP: 0.311, SLG: 0.395										4	1	1	0	0	1	2						
2 J.J. Hardy, R (1.6) OBP: 0.316, SLG: 0.380										4	1	2	2	0	0	1						
6 Jonathan Schoop, R (1.4) OBP: 0.256, SLG: 0.338										4	1	2	2	0	2	1						
3 Ryan Flaherty, L (1.5) OBP: 0.284, SLG: 0.331										4	0	0	0	0	1	2						
36 Caleb Joseph, R (1.2) OBP: 0.265, SLG: 0.296										3	0	1	0	1	2	0						
<b>Inning Stats</b>	R: 0 E: 0 K: 1 S: 8	H: 0 LOB: 0 BB: 0 P: 13	R: 0 E: 0 K: 0 S: 20	H: 1 LOB: 2 BB: 1 P: 33	R: 0 E: 0 K: 0 S: 11	H: 0 LOB: 2 BB: 2 P: 22	R: 0 E: 0 K: 1 S: 9	H: 0 LOB: 0 BB: 0 P: 12	R: 0 E: 0 K: 0 S: 15	H: 1 LOB: 1 BB: 0 P: 19	R: 3 E: 0 K: 2 S: 14	H: 3 LOB: 0 BB: 0 P: 17	R: 0 E: 0 K: 1 S: 9	H: 0 LOB: 0 BB: 0 P: 12	R: 1 E: 0 K: 2 S: 11	H: 2 LOB: 1 BB: 0 P: 17	R: 0 E: 0 K: 2 S: 11	H: 0 LOB: 0 BB: 0 P: 16	1B: 3 2B: 3 3B: 0 HR: 1	SF: 0 SAC: 0 DP: 0 HBP: 0	WP: 0 PB: 0 SB: 0 CS: 0	PA: 37
<b>PITCHER</b>	IP	WLS	BF	H	R	ER	SO	BB	IBB	HBP	BLK	WP	HR	S	P	ERA	WHIP					
53 Héctor Santiago, L (1.1) ERA: 4.02	5.0		20	2	0	0	2	3	0	0	0	0	0	63	99	0.00	1.000					
64 Mike Morin, R (6.1) ERA: 2.53	1.0	L	6	3	3	3	2	0	0	0	0	0	1	14	17	27.00	3.000					
59 Fernando Salas, R (7.1) ERA: 2.97	1.2		7	2	1	1	2	0	0	0	0	0	0	17	26	5.40	1.200					
46 Cory Rasmus, R (8.1) ERA: 1.99	1.1		4	0	0	0	3	0	0	0	0	0	0	14	19	0.00	0.000					

Batter	1	2	3	4	5	6	7	8	9	AB	R	H	RBI	BB	SO	LOB	BOTTOM					
56 Kole Calhoun, L (1.9) OBP: 0.343, SLG: 0.502	G3-1		L4-6			G6-3		P6		4	0	0	0	0	0	3	<p><b>Baltimore Orioles @ Los Angeles Angels</b> Angel Stadium of Anaheim, Anaheim, CA Tue Jul 22 2014, 7:12 PM - 10:17 PM PDT Att: 35,353 - Clear - 81 F</p> <p>livebaseballscores.com</p>					
27 Mike Trout, R (1.8) OBP: 0.395, SLG: 0.610	K				G5-3		K			4	1	1	2	0	2	0						
5 Albert Pujols, R (1.3) OBP: 0.323, SLG: 0.475	F8				L7		F9			4	0	0	0	0	0	0						
32 Josh Hamilton, L (1.10) OBP: 0.372, SLG: 0.434										3	0	0	0	1	2	0						
2 Erick Aybar, S (1.6) OBP: 0.316, SLG: 0.404										4	0	0	0	0	1	1						
47 Howie Kendrick, R (1.4) OBP: 0.351, SLG: 0.391										4	0	0	0	0	0	1						
6 David Freese, R (1.5) OBP: 0.328, SLG: 0.348										1	0	0	0	2	0	1						
19 Efrén Navarro, L (1.7) OBP: 0.375, SLG: 0.448										3	0	2	0	0	0	0						
24 Hank Conger, L (1.2) OBP: 0.317, SLG: 0.358										2	1	0	0	1	2	4						
<b>Inning Stats</b>	R: 0 E: 0 K: 1 S: 8	H: 0 LOB: 0 BB: 0 P: 11	R: 0 E: 0 K: 0 S: 7	H: 0 LOB: 0 BB: 0 P: 8	R: 0 E: 0 K: 1 S: 8	H: 1 LOB: 1 BB: 1 P: 14	R: 0 E: 0 K: 1 S: 6	H: 0 LOB: 0 BB: 0 P: 12	R: 0 E: 0 K: 1 S: 9	H: 1 LOB: 2 BB: 1 P: 18	R: 0 E: 0 K: 1 S: 11	H: 0 LOB: 0 BB: 0 P: 17	R: 0 E: 0 K: 0 S: 11	H: 0 LOB: 1 BB: 1 P: 18	R: 2 E: 0 K: 0 S: 9	H: 1 LOB: 0 BB: 1 P: 15		R: 0 E: 0 K: 2 S: 9	H: 0 LOB: 0 BB: 0 P: 12	1B: 2 2B: 1 3B: 0 HR: 1	SF: 0 SAC: 0 DP: 1 HBP: 0	WP: 0 PB: 0 SB: 0 CS: 0
<b>PITCHER</b>	IP	WLS	BF	H	R	ER	SO	BB	IBB	HBP	BLK	WP	HR	S	P	ERA	WHIP					
50 Miguel González, R (1.1) ERA: 3.91	7.2	W	29	3	2	2	5	4	0	0	0	0	0	66	110	2.35	0.913					
29 Tommy Hunter, R (8.1) ERA: 3.78	0.1	H	1	0	0	0	0	0	0	0	0	0	0	3	3	0.00	0.000					
53 Zack Britton, L (9.1) ERA: 1.78	1.0	S	3	0	0	0	2	0	0	0	0	0	0	9	12	0.00	0.000					

AB 34  
R 4  
H 7  
RBI 4  
BB 3  
SO 9  
LOB 12



AB 29  
R 2  
H 3  
RBI 2  
BB 4  
SO 7  
LOB 10













Batter	1	2	3	4	5	6	7	8	9	AB	R	H	RBI	BB	SO	LOB	TOP				
14 Austin Jackson, R OBP: 0.327, SLG: 0.401	G5-3		K			G4-3		G4-3		4	0	0	0	0	1	1					
3 Ian Kinsler, R OBP: 0.322, SLG: 0.444	P4		L9			K		G5-3		4	0	0	0	0	1	1					
24 Miguel Cabrera, R OBP: 0.371, SLG: 0.542	G6-3					HR		F9		4	1	2	1	0	0	0					
41 Victor Martinez, S OBP: 0.386, SLG: 0.570		G1-3				K		F7		4	0	1	0	0	1	0					
28 J.D. Martinez, R OBP: 0.361, SLG: 0.604		G1-3				K		G6-3		4	0	1	0	0	1	2					
48 Torii Hunter, R OBP: 0.301, SLG: 0.466		G1-3				G5-3				4	0	1	0	0	1	4					
9 Nick Castellanos, R OBP: 0.315, SLG: 0.496										3	0	1	0	1	2	1					
13 Alex Avila, L OBP: 0.328, SLG: 0.367										3	0	0	0	0	2	3					
30 Eugenio Suárez, R OBP: 0.350, SLG: 0.400										2	0	0	0	0	1	0					
<b>Inning Stats</b>	R: 0 E: 0 K: 0 S: 9	H: 0 LOB: 0 BB: 0 P: 13	R: 0 E: 0 K: 1 S: 22	H: 1 LOB: 2 BB: 1 P: 30	R: 0 E: 0 K: 1 S: 8	H: 0 LOB: 0 BB: 0 P: 13	R: 1 E: 0 K: 2 S: 11	H: 1 LOB: 0 BB: 0 P: 18	R: 0 E: 0 K: 2 S: 18	H: 2 LOB: 3 BB: 0 P: 23	R: 0 E: 0 K: 3 S: 10	H: 0 LOB: 0 BB: 0 P: 14	R: 0 E: 0 K: 0 S: 11	H: 0 LOB: 0 BB: 0 P: 17	R: 0 E: 0 K: 1 S: 7	H: 1 LOB: 1 BB: 0 P: 9	1B: 4 2B: 1 3B: 0 HR: 1	SF: 0 SAC: 0 DP: 1 HBP: 1	WP: 0 PB: 0 SB: 0 CS: 1	PA: 34	
<b>PITCHER</b>	IP	WLS	BF	H	R	ER	SO	BB	IBB	HBP	BLK	WP	HR	S	P	ERA	WHIP				
45 Tyler Skaggs, L ERA: 4.49	5.2		22	5	1	1	5	1	0	1	0	0	1	70	104	1.59	1.059				
64 Mike Morin, R ERA: 2.51	0.1	W	2	0	0	0	1	0	0	0	0	0	0	7	8	0.00	0.000				
40 Kevin Jepsen, R ERA: 1.93	1.0	H	3	0	0	0	3	0	0	0	0	0	0	10	14	0.00	0.000				
38 Joe Smith, R ERA: 2.12	1.0	H	3	0	0	0	0	0	0	0	0	0	0	11	17	0.00	0.000				
16 Huston Street, R ERA: 1.0	1.0	S	4	1	0	0	1	0	0	0	0	0	0	7	9	0.00	1.000				

**Detroit Tigers @ Los Angeles Angels**  
Angel Stadium of Anaheim, Anaheim, CA  
Fri Jul 25 2014, 7:09 PM - 10:11 PM PDT  
Att: 42,915 - Partly Cloudy - 77 F

AB 32  
R 1  
H 6  
RBI 1  
BB 1  
SO 10  
LOB 12



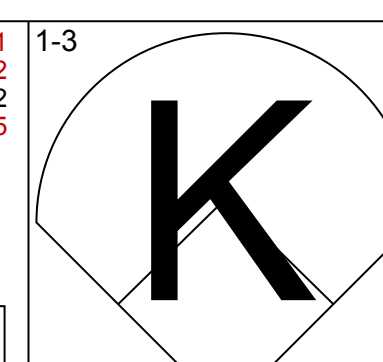
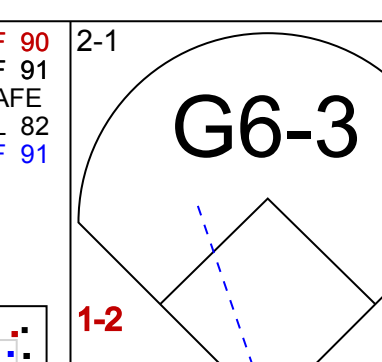
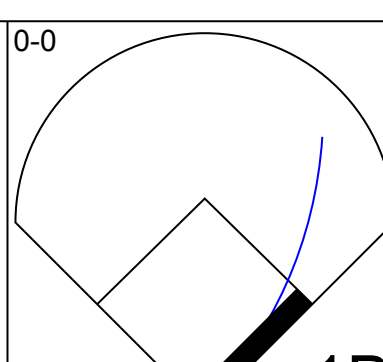
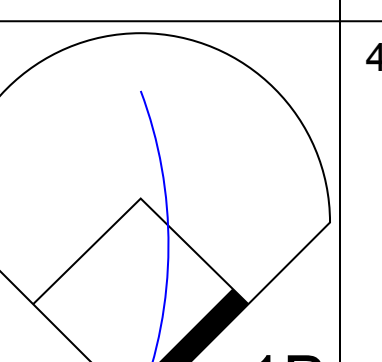
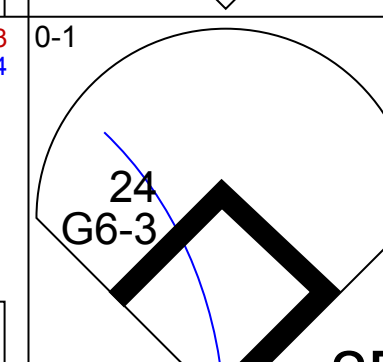
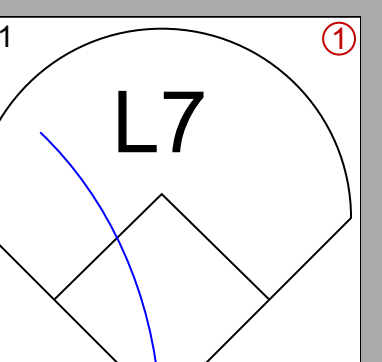
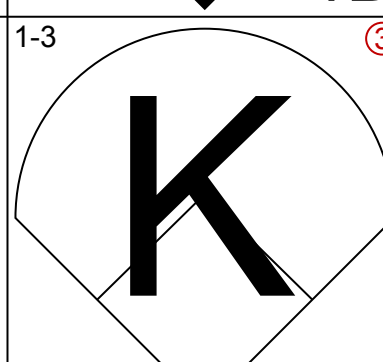
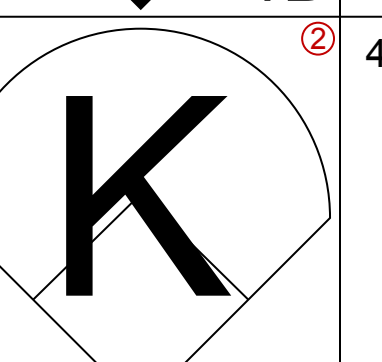
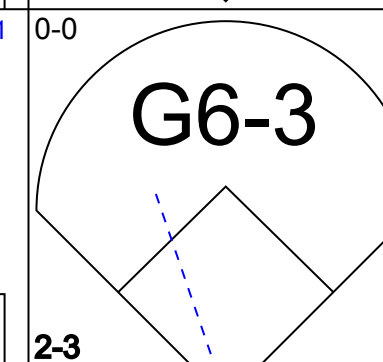
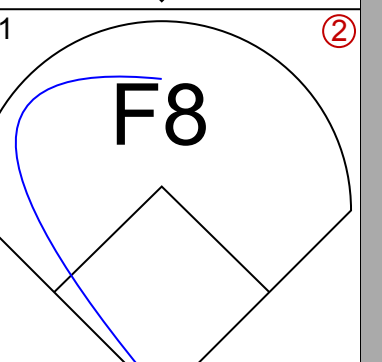
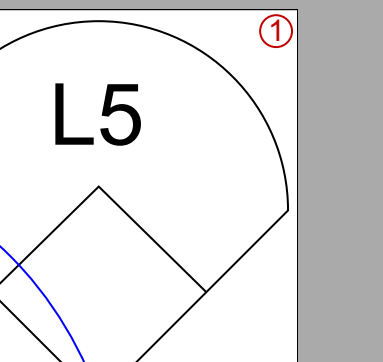
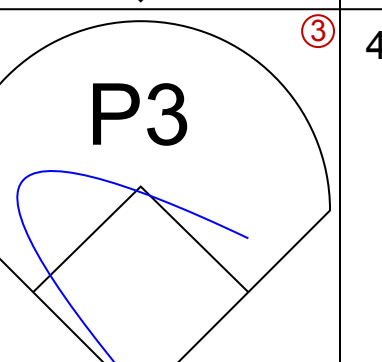
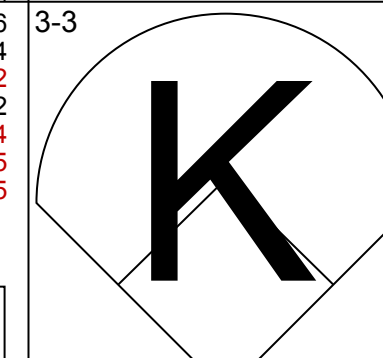
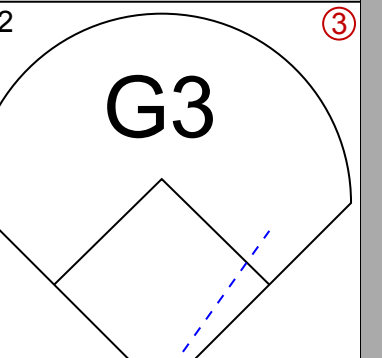
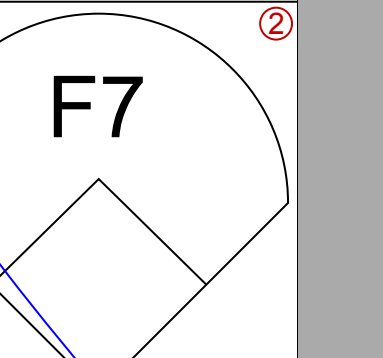
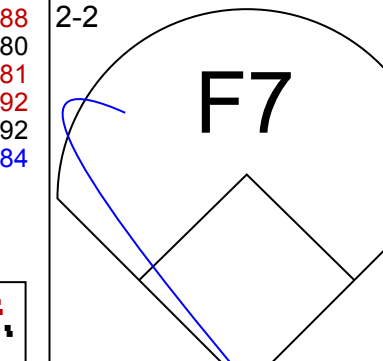
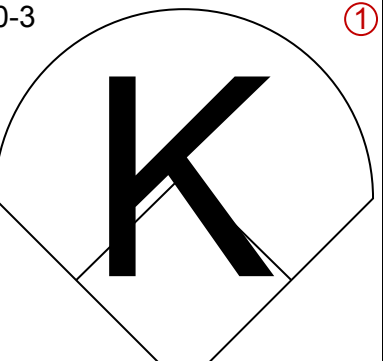
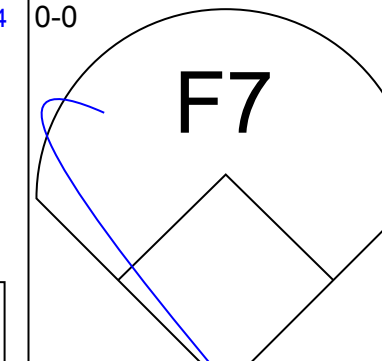
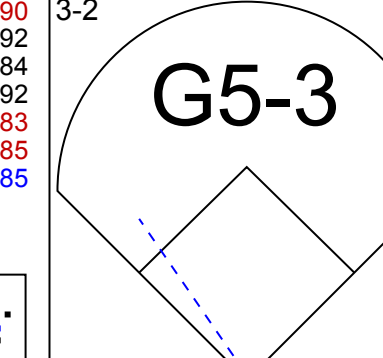
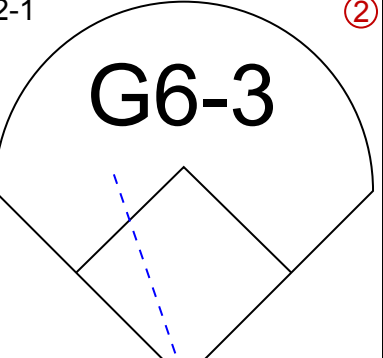
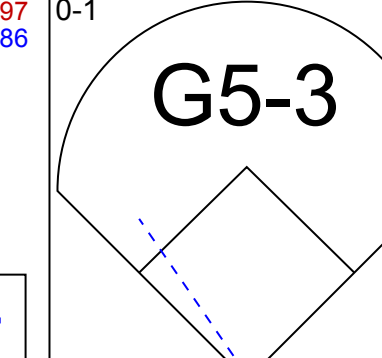
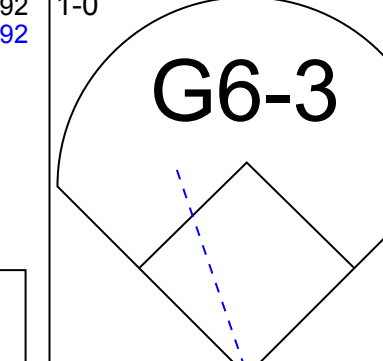
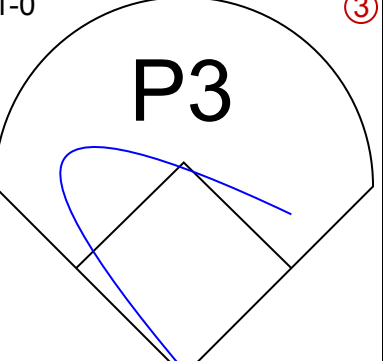
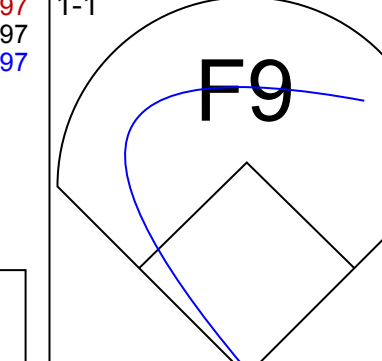
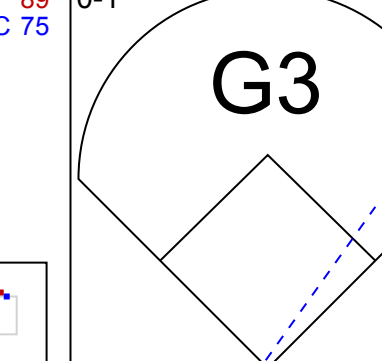
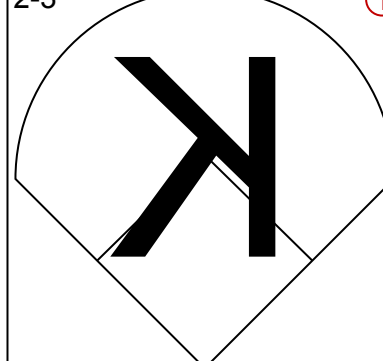
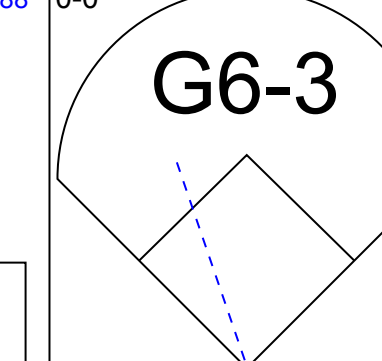
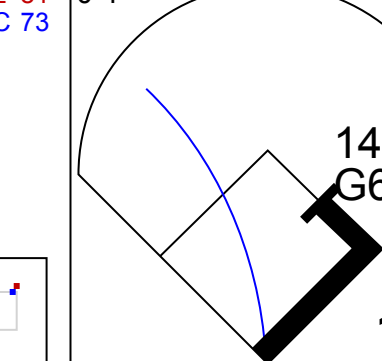
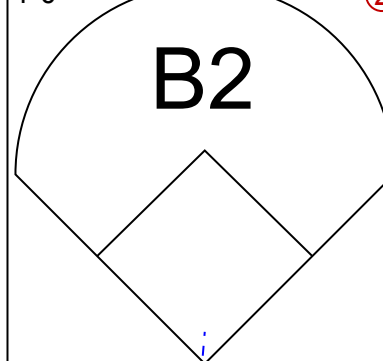
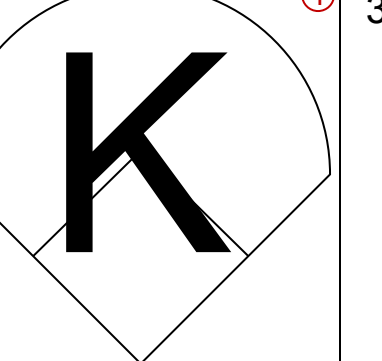
Batter	1	2	3	4	5	6	7	8	9	AB	R	H	RBI	BB	SO	LOB	BOTTOM				
56 Kole Calhoun, L OBP: 0.345, SLG: 0.498	P5					K		L4		4	1	1	1	0	1	0					
27 Mike Trout, R OBP: 0.392, SLG: 0.600						L9		L6		4	0	0	0	0	2	1					
5 Albert Pujols, R OBP: 0.327, SLG: 0.475						F9				3	0	1	0	1	1	0					
32 Josh Hamilton, L OBP: 0.366, SLG: 0.427		G1-3								1	0	0	0	0	0	0					
19 Eren Navarro, L OBP: 0.390, SLG: 0.438										3	0	2	1	0	1	0					
47 Howie Kendrick, R OBP: 0.348, SLG: 0.392										4	0	1	0	0	2	4					
2 Enck Aybar, S OBP: 0.314, SLG: 0.401										3	0	1	0	0	1	1					
6 David Freese, R OBP: 0.320, SLG: 0.339										2	0	0	0	0	2	1					
8 John McDonald, R OBP: 0.273, SLG: 0.193										0	0	0	0	1	0	0					
20 C.J. Cron, R OBP: 0.291, SLG: 0.467										3	0	0	0	0	2	1					
17 Chris Iannetta, R OBP: 0.381, SLG: 0.414										3	1	1	0	0	1	1					
<b>Inning Stats</b>	R: 0 E: 0 K: 2 S: 9	H: 0 LOB: 0 BB: 0 P: 14	R: 0 E: 0 K: 2 S: 10	H: 0 LOB: 0 BB: 0 P: 10	R: 0 E: 0 K: 3 S: 11	H: 0 LOB: 0 BB: 0 P: 16	R: 0 E: 0 K: 1 S: 8	H: 0 LOB: 0 BB: 0 P: 12	R: 0 E: 0 K: 2 S: 11	H: 1 LOB: 1 BB: 0 P: 15	R: 2 E: 0 K: 2 S: 15	H: 3 LOB: 2 BB: 1 P: 28	R: 0 E: 0 K: 1 S: 7	H: 1 LOB: 1 BB: 1 P: 13	R: 0 E: 0 K: 0 S: 13	H: 2 LOB: 2 BB: 0 P: 16	1B: 4 2B: 3 3B: 0 HR: 0	SF: 0 SAC: 0 DP: 0 HBP: 0	WP: 0 PB: 0 SB: 0 CS: 1	PA: 32	
<b>PITCHER</b>	IP	WLS	BF	H	R	ER	SO	BB	IBB	HBP	BLK	WP	HR	S	P	ERA	WHIP				
33 Drew Smyly, L ERA: 3.77	5.2	L	22	4	2	2	11	1	0	0	0	0	0	61	92	3.18	0.706				
62 Al Alburquerque, R ERA: 3.19	1.1		5	1	0	0	2	1	0	0	0	0	0	10	16	0.00	1.500				
65 Blaine Hardy, L ERA: 2.08	1.0		5	2	0	0	0	0	0	0	0	0	0	13	16	0.00	2.000				

**Detroit Tigers @ Los Angeles Angels**  
Angel Stadium of Anaheim, Anaheim, CA  
Fri Jul 25 2014, 7:09 PM - 10:11 PM PDT  
Att: 42,915 - Partly Cloudy - 77 F

AB 30  
R 2  
H 7  
RBI 2  
BB 2  
SO 13  
LOB 9



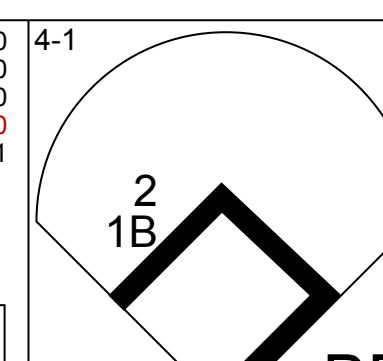
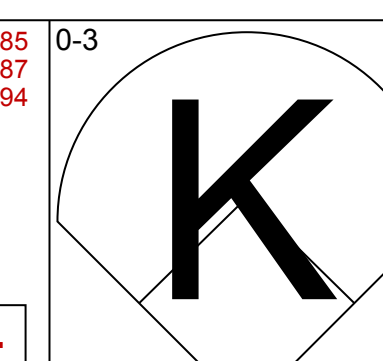
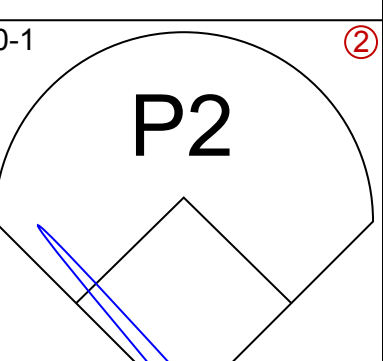
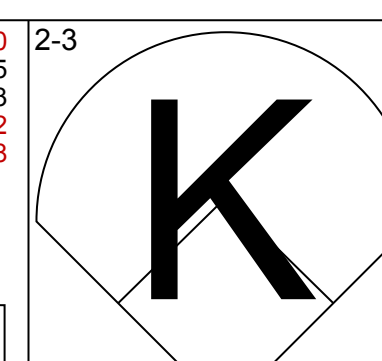
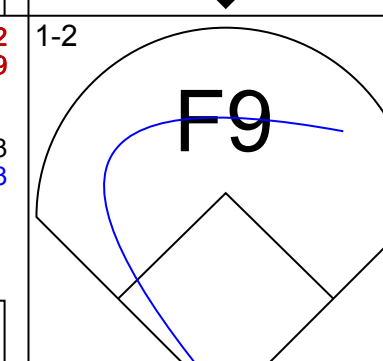
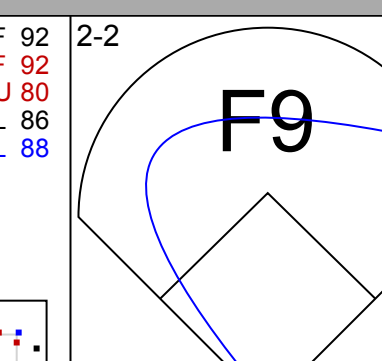
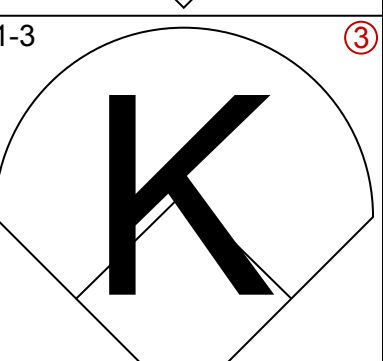
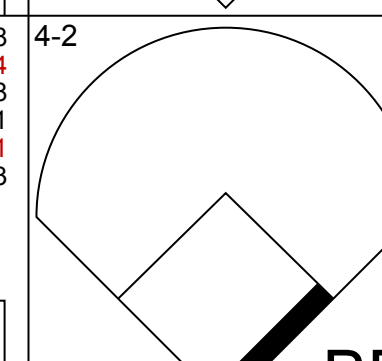
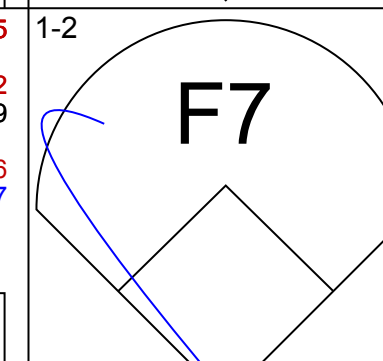
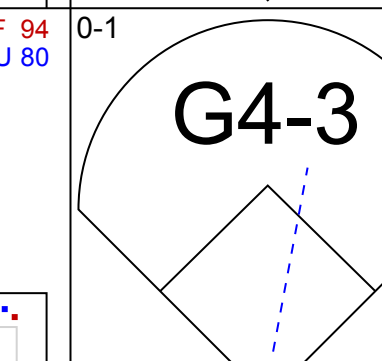
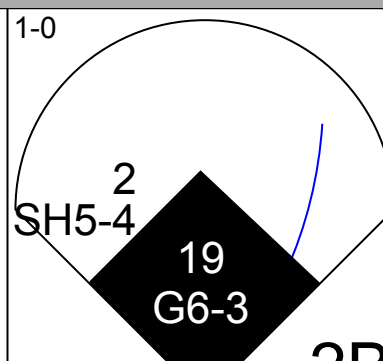
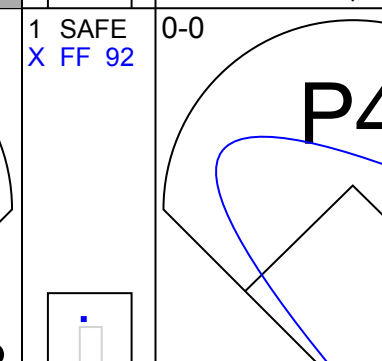
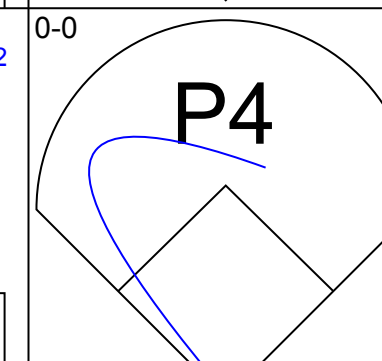
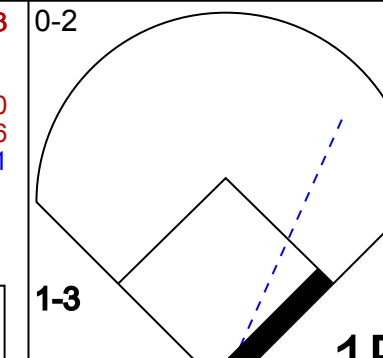
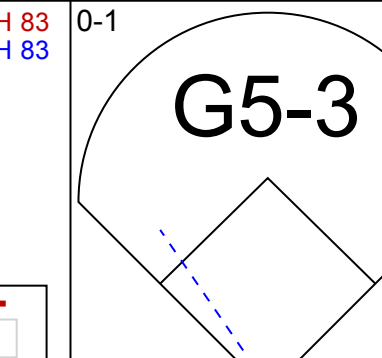
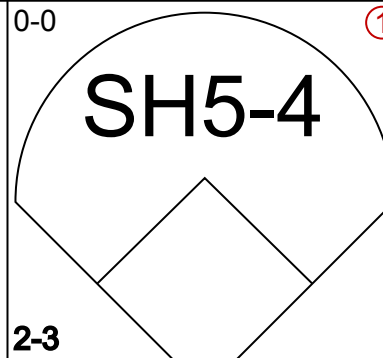
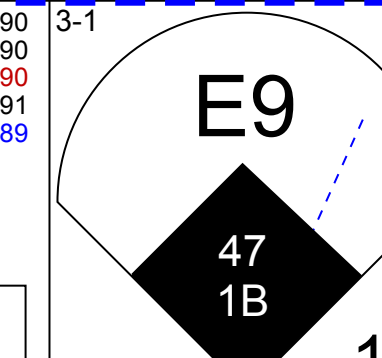
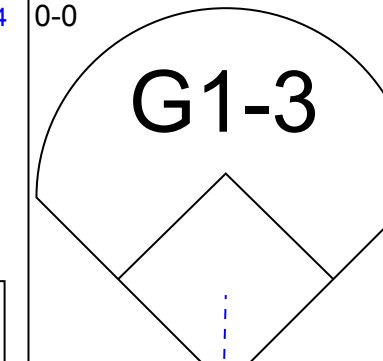
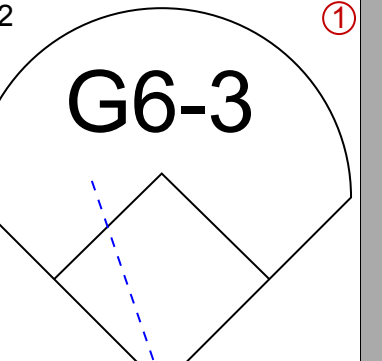
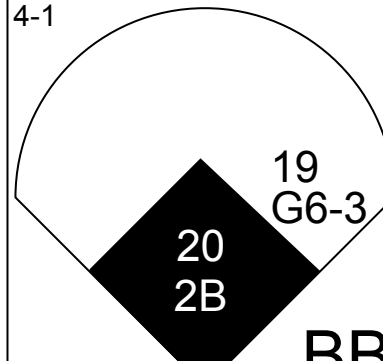
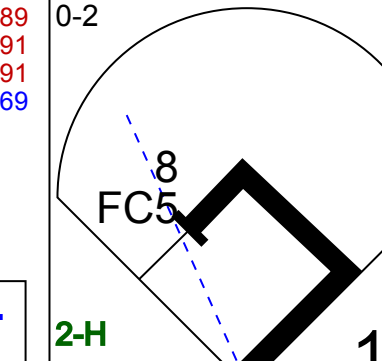
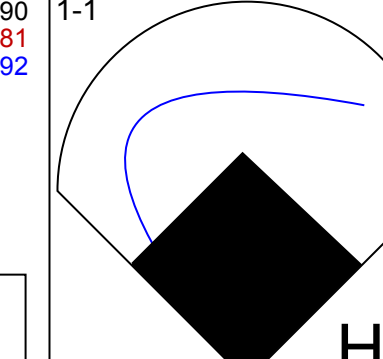
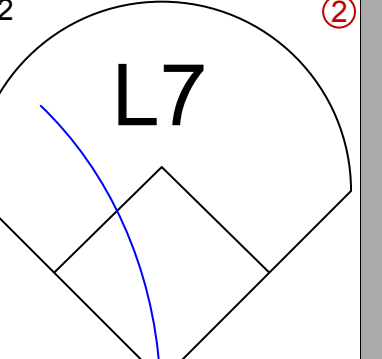
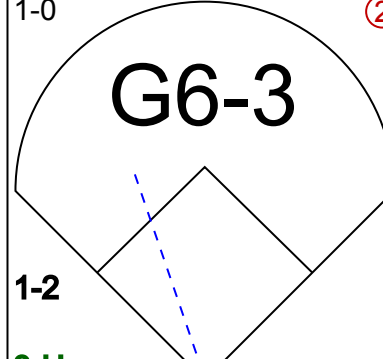
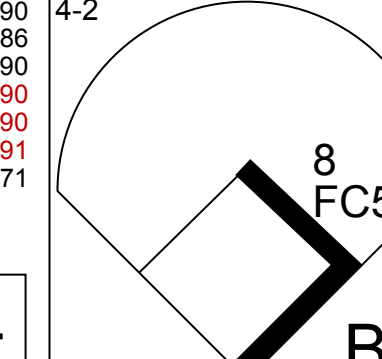
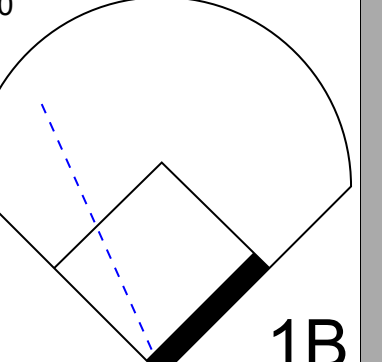
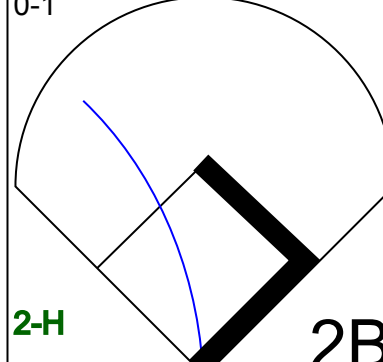
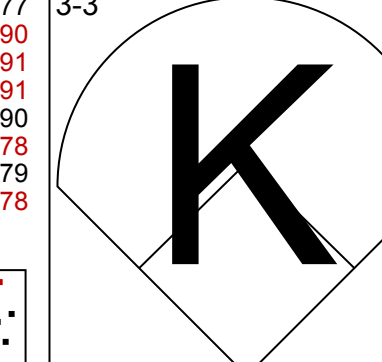

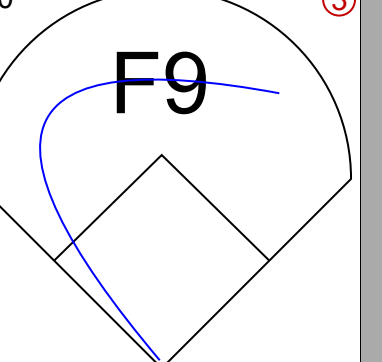
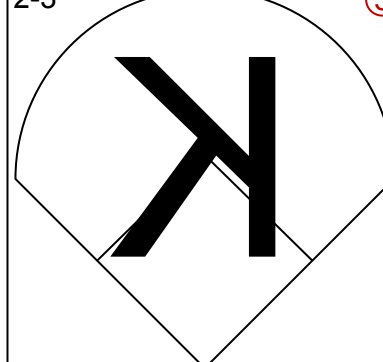
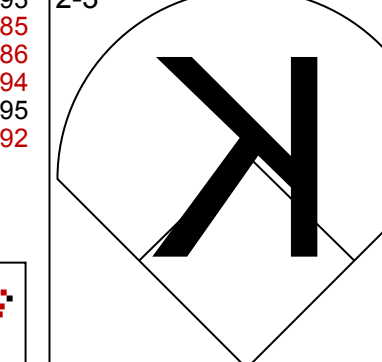
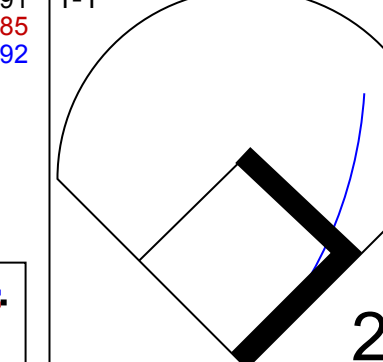
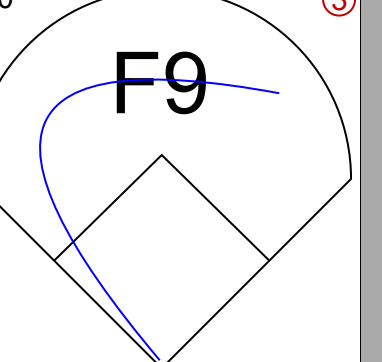
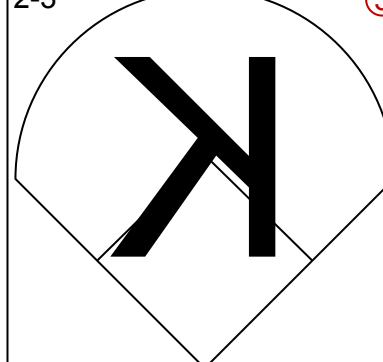
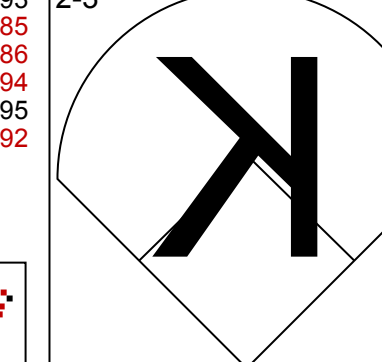

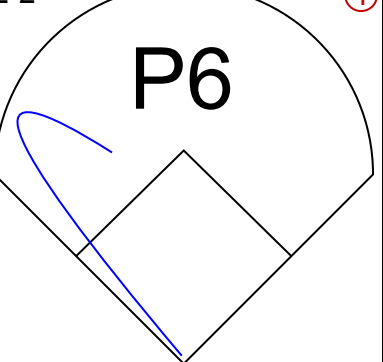
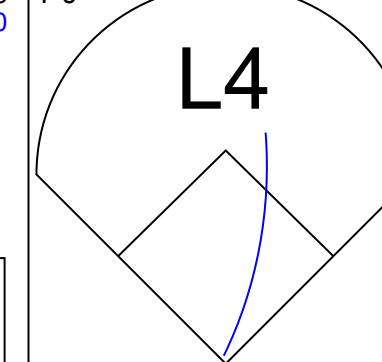
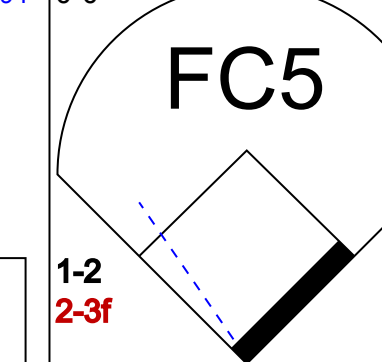


Batter	1	2	3	4	5	6	7	8	9	AB	R	H	RBI	BB	SO	LOB	TOP										
14 Austin Jackson, R OBP: 0.329, SLG: 0.402										4	0	2	0	0	1	1											
3 Ian Kinsler, R OBP: 0.321, SLG: 0.444										4	0	1	0	0	2	2											
24 Miguel Cabrera, R OBP: 0.367, SLG: 0.536										4	0	0	0	0	0	2											
41 Victor Martinez, S OBP: 0.383, SLG: 0.565										3	0	0	0	0	1	1											
28 J.D. Martinez, R OBP: 0.356, SLG: 0.595										3	0	0	0	0	1	0											
48 Torii Hunter, R OBP: 0.298, SLG: 0.462										3	0	0	0	0	0	0											
9 Nick Castellanos, R OBP: 0.313, SLG: 0.462										3	0	0	0	0	0	0											
13 Alex Avila, L OBP: 0.324, SLG: 0.362										3	0	0	0	0	1	0											
30 Eugenio Suárez, R OBP: 0.350, SLG: 0.398										3	0	1	0	0	1	0											
<b>Inning Stats</b>	R: 0 H: 1 E: 0 K: 2 S: 10	H: 1 LOB: 1 BB: 0 P: 14	R: 0 H: 0 E: 0 K: 0 S: 9	H: 0 LOB: 0 BB: 0 P: 15	R: 0 H: 1 E: 0 K: 0 S: 6	H: 1 LOB: 0 BB: 0 P: 8	R: 0 H: 0 E: 0 K: 0 S: 7	H: 0 LOB: 0 BB: 0 P: 11	R: 0 H: 0 E: 0 K: 1 S: 6	H: 0 LOB: 0 BB: 0 P: 9	R: 0 H: 1 E: 0 K: 2 S: 8	H: 1 LOB: 1 BB: 0 P: 12	R: 0 H: 0 E: 0 K: 0 S: 5	H: 0 LOB: 0 BB: 0 P: 9	R: 0 H: 0 E: 0 K: 0 S: 5	H: 0 LOB: 0 BB: 0 P: 6	R: 0 H: 1 E: 0 K: 2 S: 15	H: 1 LOB: 1 BB: 0 P: 16	1B: 3 2B: 1 3B: 0 HR: 0	SF: 0 SAC: 0 DP: 0 HBP: 0	WP: 0 PB: 0 SB: 0 CS: 0	PA: 30					
<b>PITCHER</b>	IP	WLS	BF	H	R	ER	SO	BB	IBB	HBP	BLK	WP	HR	S	P	ERA	WHIP										
52 Matt Shoemaker, R ERA: 4.13	7.0	W	23	3	0	0	5	0	0	0	0	0	0	51	78	0.00	0.429										
40 Kevin Jepsen, R ERA: 1.93	1.0	H	3	0	0	0	0	0	0	0	0	0	0	5	6	0.00	0.000										
39 Jason Grilli, R ERA: 3.69	1.0		4	1	0	0	2	0	0	0	0	0	0	15	16	0.00	1.000										

**Detroit Tigers @ Los Angeles Angels**  
 Angel Stadium of Anaheim, Anaheim, CA  
 Sat Jul 26 2014, 6:09 PM - 8:55 PM PDT  
 Att: 43,569 - Clear - 83 F

AB	30
R	0
H	4
RBI	0
BB	0
SO	7
LOB	6



Batter	1	2	3	4	5	6	7	8	9	AB	R	H	RBI	BB	SO	LOB	BOTTOM										
56 Kole Calhoun, L OBP: 0.344, SLG: 0.492										3	0	0	0	1	2	1											
27 Mike Trout, R OBP: 0.391, SLG: 0.595										3	0	0	0	1	1	1											
5 Albert Pujols, R OBP: 0.327, SLG: 0.475										4	1	1	0	0	0	2											
2 Erick Aybar, S OBP: 0.317, SLG: 0.403										3	1	2	0	0	0	0											
47 Howie Kendrick, R OBP: 0.349, SLG: 0.392										3	1	1	1	1	0	2											
19 Efran Navarro, L OBP: 0.387, SLG: 0.478										3	1	1	2	1	0	1											
3 JB Shuck, L OBP: 0.193, SLG: 0.259										0	0	0	0	0	0	0											
20 C.J. Cron, R OBP: 0.295, SLG: 0.473										4	0	2	1	0	1	2											
17 Chris Iannetta, R OBP: 0.378, SLG: 0.416										4	0	1	0	0	2	4											
8 John McDonald, R OBP: 0.257, SLG: 0.180										4	0	0	0	0	0	3											
<b>Inning Stats</b>	R: 0 H: 1 E: 0 K: 0 S: 13	H: 2 LOB: 1 BB: 0 P: 19	R: 1 H: 2 E: 0 K: 1 S: 12	H: 2 LOB: 1 BB: 0 P: 15	R: 0 H: 0 E: 0 K: 0 S: 7	H: 0 LOB: 0 BB: 0 P: 9	R: 0 H: 1 E: 0 K: 0 S: 8	H: 1 LOB: 1 BB: 0 P: 18	R: 0 H: 0 E: 0 K: 1 S: 8	H: 0 LOB: 0 BB: 0 P: 11	R: 2 H: 2 E: 0 K: 1 S: 9	H: 2 LOB: 1 BB: 1 P: 17	R: 0 H: 0 E: 0 K: 1 S: 7	H: 0 LOB: 1 BB: 1 P: 14	R: 1 H: 2 E: 1 K: 2 S: 19	H: 2 LOB: 2 BB: 1 P: 31	1B: 4 2B: 3 3B: 0 HR: 1	SF: 0 SAC: 1 DP: 0 HBP: 0	WP: 0 PB: 0 SB: 0 CS: 0	PA: 36							
<b>PITCHER</b>	IP	WLS	BF	H	R	ER	SO	BB	IBB	HBP	BLK	WP	HR	S	P	ERA	WHIP										
35 Justin Verlander, R ERA: 4.79	7.0	L	30	6	3	3	4	3	0	0	0	0	0	14	24	0.00	9.000										
38 Joakim Soria, R ERA: 2.67	0.1		4	2	1	0	1	1	0	0	0	0	0	5	7	0.00	0.000										
40 Phil Coke, L ERA: 4.71	0.2		2	0	0	0	1	0	0	0	0	0	0	5	7	0.00	0.000										

**Detroit Tigers @ Los Angeles Angels**  
 Angel Stadium of Anaheim, Anaheim, CA  
 Sat Jul 26 2014, 6:09 PM - 8:55 PM PDT  
 Att: 43,569 - Clear - 83 F

AB	31
R	4
H	8
RBI	4
BB	4
SO	6
LOB	16





Batter	1	2	3	4	5	6	7	8	9	AB	R	H	RBI	BB	SO	LOB	TOP										
14 Austin Jackson, R OBP: 0.328, SLG: 0.401										4	0	1	0	0	1	0	<b>Detroit Tigers @ Los Angeles Angels</b> Angel Stadium of Anaheim, Anaheim, CA Sun Jul 27 2014, 12:39 PM - 3:16 PM PDT Att: 36,252 - Partly Cloudy - 83 F										
3 Ian Kinsler, R OBP: 0.321, SLG: 0.442										4	1	1	0	0	1	1											
24 Miguel Cabrera, R OBP: 0.364, SLG: 0.531										4	0	0	0	0	2	2											
41 Victor Martinez, S OBP: 0.383, SLG: 0.566										3	0	1	1	0	0	0											
28 J.D. Martinez, R OBP: 0.352, SLG: 0.587										3	0	0	0	0	1	1											
9 Nick Castellanos, R OBP: 0.310, SLG: 0.399										3	0	0	0	0	1	0											
30 Eugenio Suárez, R OBP: 0.343, SLG: 0.389										3	0	0	0	0	0	0											
50 Bryan Holaday, R OBP: 0.305, SLG: 0.295										2	0	0	0	0	1	0											
48 Toni Hunter, R OBP: 0.297, SLG: 0.461										1	0	0	0	0	0	0											
13 Alex Avila, L OBP: 0.324, SLG: 0.362										0	0	0	0	0	0	0											
20 Rajai Davis, R OBP: 0.339, SLG: 0.428										3	0	0	0	0	0	0											
<b>Inning Stats</b>	R: 1 H: 2 E: 0 K: 1 S: 22	H: 2 LOB: 1 BB: 0 P: 28	R: 0 H: 0 E: 0 K: 1 S: 8	H: 0 LOB: 0 BB: 0 P: 12	R: 0 H: 0 E: 0 K: 0 S: 9	H: 0 LOB: 0 BB: 0 P: 14	R: 0 H: 0 E: 0 K: 0 S: 10	H: 0 LOB: 0 BB: 0 P: 18	R: 0 H: 1 E: 0 K: 2 S: 9	H: 1 LOB: 1 BB: 0 P: 11	R: 0 H: 0 E: 0 K: 1 S: 9	H: 0 LOB: 0 BB: 0 P: 11	R: 0 H: 0 E: 0 K: 0 S: 7	H: 0 LOB: 0 BB: 0 P: 9	R: 0 H: 0 E: 0 K: 1 S: 9	H: 0 LOB: 0 BB: 0 P: 13	1B: 2 2B: 1 3B: 0 HR: 0	SF: 0 SAC: 0 DP: 0 HBP: 0	WP: 1 PB: 0 SB: 0 CS: 0	PA: 30							
<b>PITCHER</b>	IP	WLS	BF	H	R	ER	SO	BB	IBB	HBP	BLK	WP	HR	S	P	ERA	WHIP										
53 Héctor Santiago, L ERA: 3.86	5.1		19	3	1	1	3	0	0	0	0	0	0	60	85	1.69	0.562										
64 Mike Morin, R ERA: 2.5	1.2		5	0	0	0	3	0	0	0	0	1	0	15	18	0.00	0.000										
38 Joe Smith, R ERA: 2.08	1.0	W	3	0	0	0	0	0	0	0	0	0	0	7	9	0.00	0.000										
16 Huston Street, R ERA: 0.97	1.0	S	3	0	0	0	1	0	0	0	0	0	0	9	13	0.00	0.000										

Batter	1	2	3	4	5	6	7	8	9	AB	R	H	RBI	BB	SO	LOB	BOTTOM										
56 Kole Calhoun, L OBP: 0.346, SLG: 0.492										4	0	2	0	0	0	0	<b>Detroit Tigers @ Los Angeles Angels</b> Angel Stadium of Anaheim, Anaheim, CA Sun Jul 27 2014, 12:39 PM - 3:16 PM PDT Att: 36,252 - Partly Cloudy - 83 F										
27 Mike Trout, R OBP: 0.390, SLG: 0.592										4	0	1	0	0	1	2											
5 Albert Pujols, R OBP: 0.325, SLG: 0.472										3	0	0	0	0	1	2											
32 Josh Hamilton, L OBP: 0.361, SLG: 0.421										3	0	0	0	0	2	0											
2 Erick Aybar, S OBP: 0.317, SLG: 0.403										3	1	1	0	0	1	0											
47 Howie Kendrick, R OBP: 0.348, SLG: 0.391										3	0	1	0	0	1	0											
19 Efrén Navarro, L OBP: 0.385, SLG: 0.471										3	0	1	0	0	1	1											
6 David Freese, R OBP: 0.321, SLG: 0.350										3	1	1	1	0	0	2											
8 John McDonald, R OBP: 0.257, SLG: 0.160										0	0	0	0	0	0	0											
24 Hank Conger, L OBP: 0.309, SLG: 0.347										3	0	0	0	0	0	0											
<b>Inning Stats</b>	R: 0 H: 1 E: 0 K: 1 S: 11	H: 1 LOB: 0 BB: 0 P: 15	R: 0 H: 0 E: 0 K: 1 S: 9	H: 0 LOB: 0 BB: 0 P: 13	R: 0 H: 1 E: 0 K: 0 S: 8	H: 1 LOB: 0 BB: 0 P: 12	R: 0 H: 0 E: 0 K: 0 S: 12	H: 0 LOB: 0 BB: 0 P: 17	R: 1 H: 2 E: 1 K: 0 S: 11	H: 2 LOB: 1 BB: 0 P: 15	R: 0 H: 1 E: 0 K: 3 S: 11	H: 0 LOB: 0 BB: 0 P: 13	R: 1 H: 2 E: 0 K: 1 S: 11	H: 2 LOB: 1 BB: 0 P: 19	R: 0 H: 0 E: 0 K: 0 S: 11	H: 0 LOB: 0 BB: 0 P: 13	1B: 6 2B: 0 3B: 0 HR: 1	SF: 0 SAC: 0 DP: 2 HBP: 0	WP: 0 PB: 0 SB: 0 CS: 0	PA: 29							
<b>PITCHER</b>	IP	WLS	BF	H	R	ER	SO	BB	IBB	HBP	BLK	WP	HR	S	P	ERA	WHIP										
21 Rick Porcello, R ERA: 3.24	7.0		24	5	1	0	6	0	0	0	0	0	0	72	99	0.00	0.714										
44 Joba Chamberlain, R ERA: 2.7	1.0	L	5	2	1	1	1	0	0	0	0	0	1	11	19	9.00	2.000										

livebaseballscores.com

AB 30  
R 1  
H 3  
RBI 1  
BB 0  
SO 7  
LOB 4



livebaseballscores.com

AB 29  
R 2  
H 7  
RBI 1  
BB 0  
SO 7  
LOB 7





Batter	1	2	3	4	5	6	7	8	9	10	11	12	AB	R	H	RBI	BB	SO	LOB	TOP						
56 Kole Calhoun, L OBP: 0.342, SLG: 0.489													6	0	1	1	0	3	1							
27 Mike Trout, R OBP: 0.391, SLG: 0.588													4	2	1	0	1	1	1							
5 Albert Pujols, R OBP: 0.327, SLG: 0.475													6	0	3	0	0	1	1							
32 Josh Hamilton, L OBP: 0.365, SLG: 0.442													6	1	3	3	0	0	1							
2 Erick Aybar, S OBP: 0.313, SLG: 0.396													6	0	0	0	0	1	5							
47 Howie Kendrick, R OBP: 0.350, SLG: 0.394													5	2	2	0	0	0	0							
19 Efrén Navarro, L OBP: 0.373, SLG: 0.453													5	0	1	0	0	1	2							
6 David Freese, R OBP: 0.315, SLG: 0.344													5	1	0	0	0	2	3							
24 Hank Conger, L OBP: 0.304, SLG: 0.343													2	0	0	1	0	0	1							
17 Chris Iannetta, R OBP: 0.375, SLG: 0.412													2	0	0	0	0	2	0							
<b>Inning Stats</b>	R: 1 E: 0 K: 1 S: 11	H: 1 LOB: 1 BB: 1 P: 17	R: 2 E: 1 K: 1 S: 15	H: 2 LOB: 1 BB: 0 P: 23	R: 0 E: 0 K: 1 S: 6	H: 0 LOB: 0 BB: 0 P: 8	R: 0 E: 0 K: 2 S: 16	H: 2 LOB: 1 BB: 0 P: 23	R: 1 E: 0 K: 1 S: 7	H: 1 LOB: 0 BB: 0 P: 8	R: 0 E: 0 K: 0 S: 6	H: 0 LOB: 0 BB: 0 P: 9	R: 0 E: 0 K: 0 S: 6	H: 0 LOB: 0 BB: 0 P: 9	R: 0 E: 1 K: 2 S: 12	H: 0 LOB: 1 BB: 0 P: 17	R: 0 E: 0 K: 1 S: 15	H: 0 LOB: 0 BB: 0 P: 5	R: 0 E: 0 K: 1 S: 6	H: 0 LOB: 0 BB: 0 P: 8	R: 0 E: 0 K: 1 S: 12	H: 2 LOB: 2 BB: 0 P: 19	1B: 6 2B: 5 3B: 0 HR: 1	SF: 1 SAC: 0 DP: 1 HBP: 1	WP: 1 PB: 0 SB: 0 CS: 1	PA: 50
<b>PITCHER</b>	IP WLS BF H R ER SO BB IBB HBP BLK WP HR S P ERA WHIP	30 Chris Tillman, R ERA: 3.97	35 Brad Brach, R ERA: 3.41	17 Brian Matusz, L ERA: 4.14	29 Tommy Hunter, R ERA: 3.96	53 Zack Britton, L ERA: 1.68	<b>PITCHER</b>	IP WLS BF H R ER SO BB IBB HBP BLK WP HR S P ERA WHIP	56 Darren O'Day, R ERA: 1.13	58 Ryan Webb, R ERA: 3.67																

Los Angeles Angels @ Baltimore Orioles  
Oriole Park at Camden Yards, Baltimore, MD  
Tue Jul 29 2014, 7:08 PM - 11:12 PM EDT  
Att. 36,882 - Cloudy - 72 F

AB 47  
R 6  
H 11  
RBI 5  
BB 1  
SO 11  
LOB 15



Batter	1	2	3	4	5	6	7	8	9	10	11	12	AB	R	H	RBI	BB	SO	LOB	BOTTOM							
21 Nick Markakis, L OBP: 0.346, SLG: 0.393													6	1	2	3	0	1	3								
13 Manny Machado, R OBP: 0.314, SLG: 0.430													6	1	2	2	0	2	1								
10 Adam Jones, R OBP: 0.319, SLG: 0.491													5	1	1	1	0	1	0								
23 Nelson Cruz, R OBP: 0.342, SLG: 0.535													4	1	0	0	1	0	0								
27 Delmon Young, R OBP: 0.358, SLG: 0.477													5	0	3	0	0	2	0								
2 J.J. Hardy, R OBP: 0.308, SLG: 0.368													5	0	1	1	0	1	2								
28 Steve Pearce, R OBP: 0.362, SLG: 0.518													4	0	0	0	1	2	3								
3 Ryan Flaherty, L OBP: 0.270, SLG: 0.312													4	1	0	0	1	0	3								
40 Nick Hundley, R OBP: 0.281, SLG: 0.338													3	2	1	0	2	0	0								
<b>Inning Stats</b>	R: 2 E: 0 K: 1 S: 20	H: 3 LOB: 2 BB: 1 P: 28	R: 1 E: 0 K: 1 S: 13	H: 1 LOB: 0 BB: 1 P: 21	R: 0 E: 0 K: 1 S: 16	R: 3 E: 0 K: 0 S: 10	H: 1 LOB: 0 BB: 2 P: 19	R: 0 E: 0 K: 1 S: 13	H: 1 LOB: 0 BB: 0 P: 17	R: 0 E: 0 K: 1 S: 8	H: 0 LOB: 0 BB: 0 P: 13	R: 0 E: 0 K: 0 S: 5	H: 1 LOB: 0 BB: 0 P: 7	R: 0 E: 0 K: 1 S: 7	H: 0 LOB: 0 BB: 0 P: 9	R: 0 E: 0 K: 1 S: 12	H: 1 LOB: 2 BB: 1 P: 18	R: 0 E: 0 K: 1 S: 3	H: 1 LOB: 0 BB: 0 P: 4	1B: 5 2B: 2 3B: 0 HR: 3	SF: 0 SAC: 0 DP: 1 HBP: 0	WP: 0 PB: 0 SB: 0 CS: 0	PA: 48				
<b>PITCHER</b>	IP WLS BF H R ER SO BB IBB HBP BLK WP HR S P ERA WHIP	36 Jared Weaver, R ERA: 3.62	64 Mike Morin, R ERA: 2.43	39 Jason Grilli, R ERA: 1.84	40 Kevin Jepsen, R ERA: 1.84	38 Joe Smith, R ERA: 1.99	<b>PITCHER</b>	IP WLS BF H R ER SO BB IBB HBP BLK WP HR S P ERA WHIP	46 Cory Rasmus, R ERA: 2.28																		

Los Angeles Angels @ Baltimore Orioles  
Oriole Park at Camden Yards, Baltimore, MD  
Tue Jul 29 2014, 7:08 PM - 11:12 PM EDT  
Att. 36,882 - Cloudy - 72 F

AB 42  
R 7  
H 10  
RBI 7  
BB 5  
SO 9  
LOB 12





Batter	1	2	3	4	5	6	7	8	9	AB	R	H	RBI	BB	SO	LOB	TOP										
56 Kole Calhoun, L (1,9)	G3-1			G3-1				K		4	0	1	1	0	1	0	<b>Los Angeles Angels @ Baltimore Orioles</b> Oriole Park at Camden Yards, Baltimore, MD Wed Jul 30 2014, 7:12 PM - 9:47 PM EDT Att: 27,195 - Partly Cloudy - 81 F										
27 Mike Trout, R (1,8)	G4-3			P4				K		4	0	0	0	0	2	2											
5 Albert Pujols, R (1,3)	F8			G5-3						4	0	0	0	0	0	0											
32 Josh Hamilton, L (1,7)										4	0	1	0	0	2	0											
2 Erick Aybar, S (1,6)	G1-3									4	0	1	0	0	0	1											
47 Howie Kendrick, R (1,4)	G3									3	1	0	0	1	0	1											
20 C.J. Cron, R (1,10)										2	1	0	0	1	0	0											
6 David Freese, R (1,5)										2	1	0	0	1	0	0											
17 Chris Iannetta, R (1,2)										2	0	1	2	0	0	0											
19 Eren Navarro, L (8,PH)										1	0	0	0	0	0	0											
24 Hank Conger, L (8,2)										0	0	0	0	0	0	0											
<b>Inning Stats</b>	R: 0 E: 0 K: 0 S: 5	H: 0 LOB: 0 BB: 0 P: 9	R: 0 E: 0 K: 1 S: 8	H: 0 LOB: 0 BB: 0 P: 10	R: 0 E: 0 K: 0 S: 5	H: 0 LOB: 0 BB: 0 P: 9	R: 0 E: 0 K: 0 S: 7	H: 2 LOB: 2 BB: 3 P: 39	R: 0 E: 0 K: 0 S: 8	H: 1 LOB: 0 BB: 0 P: 13	R: 0 E: 0 K: 0 S: 4	H: 0 LOB: 0 BB: 0 P: 7	R: 0 E: 0 K: 2 S: 10	H: 0 LOB: 0 BB: 0 P: 16	R: 0 E: 0 K: 1 S: 11	H: 1 LOB: 1 BB: 0 P: 16	1B: 3 2B: 1 3B: 0 HR: 0	SF: 0 SAC: 0 DP: 0 HBP: 0	WP: 0 PB: 0 SB: 0 CS: 1	PA: 34							
<b>PITCHER</b>	IP	WLS	BF	H	R	ER	SO	BB	IBB	HBP	BLK	WP	HR	S	P	ERA	WHIP										
39 Kevin Gausman, R (1,1)	7.0	W	26	3	3	3	2	3	0	0	0	0	0	56	96	3.86	0.857										
56 Darren O'Day, R (8,1)	1.0	H	3	0	0	0	2	0	0	0	0	0	0	10	16	0.00	0.000										
53 Zack Britton, L (9,1)	1.0	S	4	1	0	0	1	0	0	0	0	0	0	11	16	0.00	1.000										

Batter	1	2	3	4	5	6	7	8	9	AB	R	H	RBI	BB	SO	LOB	BOTTOM										
21 Nick Markakis, L (1,9)	G6-3									4	0	0	0	0	0	0	<b>Los Angeles Angels @ Baltimore Orioles</b> Oriole Park at Camden Yards, Baltimore, MD Wed Jul 30 2014, 7:12 PM - 9:47 PM EDT Att: 27,195 - Partly Cloudy - 81 F										
13 Manny Machado, R (1,5)										4	1	1	0	0	2	0											
10 Adam Jones, R (1,8)										4	1	2	2	0	1	1											
23 Nelson Cruz, R (1,10)										4	0	0	0	0	1	1											
28 Steve Pearce, R (1,3)										3	1	1	0	0	0	0											
2 J.J. Hardy, R (1,6)										3	0	0	0	0	2	1											
9 David Lough, L (1,7)										3	1	1	1	0	0	0											
3 Ryan Flaherty, L (1,4)										3	0	1	1	0	1	0											
36 Caleb Joseph, R (1,2)										3	0	0	0	0	0	1											
<b>Inning Stats</b>	R: 2 E: 0 K: 0 S: 9	H: 2 LOB: 0 BB: 0 P: 11	R: 0 E: 0 K: 1 S: 6	H: 0 LOB: 0 BB: 0 P: 11	R: 0 E: 0 K: 1 S: 13	H: 0 LOB: 1 BB: 0 P: 20	R: 2 E: 0 K: 0 S: 14	H: 3 LOB: 1 BB: 0 P: 21	R: 0 E: 0 K: 1 S: 6	H: 0 LOB: 0 BB: 0 P: 8	R: 0 E: 0 K: 1 S: 7	H: 0 LOB: 0 BB: 0 P: 13	R: 0 E: 0 K: 1 S: 13	H: 0 LOB: 0 BB: 0 P: 19	R: 0 E: 0 K: 3 S: 11	H: 0 LOB: 0 BB: 0 P: 16		1B: 4 2B: 1 3B: 0 HR: 1	SF: 0 SAC: 0 DP: 0 HBP: 0	WP: 1 PB: 0 SB: 0 CS: 0	PA: 31						
<b>PITCHER</b>	IP	WLS	BF	H	R	ER	SO	BB	IBB	HBP	BLK	WP	HR	S	P	ERA	WHIP										
Garrett Richards, R (1,1)	7.0	L	28	6	4	4	4	0	0	0	0	0	0	68	103	5.14	0.857										
39 Jason Grilli, R (8,1)	1.0		3	0	0	0	3	0	0	0	0	0	0	11	16	0.00	0.000										



Batter	1	2	3	4	5	6	7	8	9	10	11	12	13	AB	R	H	RBI	BB	SO	LOB	TOP					
56 Kole Cathoun, L OBP: 0.341, SLG: 0.484	G1-3		FC3-4-6 27 HBP		G4-3		G4-3														5 1 1 0 1 0 4					
27 Mike Trout, R OBP: 0.389, SLG: 0.580	G5-4-3 1B		G5-4-3 HBP			F9		K													5 0 2 0 0 2 1					
5 Albert Pujols, R OBP: 0.324, SLG: 0.471	G5-4-3		G5-4-3					P4													6 0 2 1 0 0 4					
32 Josh Hamilton, L OBP: 0.354, SLG: 0.427		G6-3																			6 0 0 0 0 3 3					
2 Erick Aybar, S OBP: 0.312, SLG: 0.394																					6 0 2 0 0 1 2					
47 Howie Kendrick, R OBP: 0.346, SLG: 0.386																					5 0 0 0 1 2 4					
19 Eren Navarro, L OBP: 0.348, SLG: 0.420																					5 0 0 0 0 2 1					
6 David Freese, R OBP: 0.323, SLG: 0.349																					5 0 4 0 0 1 0					
3 JB Shuck, L OBP: 0.193, SLG: 0.256																					0 0 0 0 0 0 0					
8 John McDonald, R OBP: 0.257, SLG: 0.180																					0 0 0 0 0 0 0					
17 Chris Iannetta, R OBP: 0.372, SLG: 0.407																					5 0 1 0 0 1 3					
<b>Inning Stats</b>	R: 0 E: 0 K: 0 S: 8	H: 1 LOB: 0 BB: 0 P: 12	R: 0 E: 0 K: 0 S: 9	H: 1 LOB: 1 BB: 16	R: 0 E: 0 K: 1 S: 13	H: 0 LOB: 0 BB: 0 P: 8	R: 0 E: 0 K: 2 S: 18	H: 2 LOB: 2 BB: 0 P: 26	R: 0 E: 0 K: 2 S: 11	H: 1 LOB: 1 BB: 0 P: 14	R: 0 E: 0 K: 2 S: 8	H: 0 LOB: 0 BB: 0 P: 13	R: 0 E: 0 K: 0 S: 9	H: 0 LOB: 0 BB: 0 P: 12	R: 0 E: 0 K: 0 S: 6	H: 1 LOB: 1 BB: 0 P: 8	R: 1 E: 0 K: 3 S: 13	H: 2 LOB: 2 BB: 1 P: 24	1B: 11 2B: 1 3B: 0 HR: 0	SF: 0 SAC: 0 DP: 2 HBP: 1	W/P: 0 PB: 0 SB: 0 CS: 1	PA: 51				
<b>PITCHER</b>	IP ERA WLS BF H R ER SO BB IBB HBP BLK WP HR S P ERA WHIP	25 Bud Norris, R ERA: 3.69	35 Brad Brach, R ERA: 3.23	29 Tommy Hunter, R ERA: 3.76	58 Ryan Webb, R ERA: 3.8	17 Brian Matusz, L ERA: 4.03	<b>PITCHER</b>																			
<b>Batter</b>	1	2	3	4	5	6	7	8	9	10	11	12	13	AB	R	H	RBI	BB	SO	LOB	BOTTOM					
21 Nick Markakis, L OBP: 0.341, SLG: 0.385																					5 0 0 0 1 1 2					
13 Manny Machado, R OBP: 0.307, SLG: 0.416																					6 0 0 0 0 4 3					
10 Adam Jones, R OBP: 0.319, SLG: 0.493																					6 0 1 0 0 2 1					
23 Nelson Cruz, R OBP: 0.336, SLG: 0.523																					5 0 0 0 0 1 1					
27 Delmon Young, R OBP: 0.367, SLG: 0.470																					2 0 0 0 1 1 0					
19 Chris Davis, L OBP: 0.310, SLG: 0.390																					1 0 0 0 1 1 0					
2 J.J. Hardy, R OBP: 0.304, SLG: 0.362																					5 0 1 0 0 2 2					
28 Steve Pearce, R OBP: 0.363, SLG: 0.511																					4 0 1 0 1 0 2					
36 Caleb Joseph, R OBP: 0.273, SLG: 0.316																					3 0 2 0 0 1 0					
9 David Lough, L OBP: 0.293, SLG: 0.320																					0 0 0 0 0 0 0					
40 Nick Hundley, R OBP: 0.265, SLG: 0.336																					1 0 0 0 1 1 1					
6 Jonathan Schoop, R OBP: 0.250, SLG: 0.325																					4 0 0 0 0 2 6					
<b>Inning Stats</b>	R: 0 E: 0 K: 1 S: 10	H: 0 LOB: 1 BB: 1 P: 15	R: 0 E: 0 K: 0 S: 7	H: 0 LOB: 0 BB: 0 P: 12	R: 0 E: 0 K: 2 S: 8	H: 0 LOB: 0 BB: 0 P: 9	R: 0 E: 0 K: 2 S: 15	H: 1 LOB: 2 BB: 1 P: 25	R: 0 E: 0 K: 1 S: 7	H: 0 LOB: 1 BB: 1 P: 15	R: 0 E: 0 K: 1 S: 7	H: 0 LOB: 1 BB: 0 P: 9	R: 0 E: 0 K: 2 S: 11	H: 1 LOB: 1 BB: 0 P: 15	R: 0 E: 0 K: 0 S: 10	H: 1 LOB: 0 BB: 0 P: 16	R: 0 E: 0 K: 2 S: 15	H: 1 LOB: 3 BB: 2 P: 28	R: 0 E: 0 K: 1 S: 10	H: 0 LOB: 0 BB: 0 P: 18	1B: 5 2B: 0 3B: 0 HR: 0	SF: 0 SAC: 1 DP: 0 HBP: 0	W/P: 0 PB: 0 SB: 0 CS: 0	PA: 49		
<b>PITCHER</b>	IP ERA WLS BF H R ER SO BB IBB HBP BLK WP HR S P ERA WHIP	45 Tyler Skaggs, L ERA: 4.3	64 Mike Marín, R ERA: 2.36	40 Kevin Jepsen, R ERA: 1.8	38 Joe Smith, R ERA: 1.95	46 Cory Rasmus, R ERA: 2.1	<b>PITCHER</b>																			
53 Héctor Santiago, L ERA: 3.76																										
16 Huston Street, R ERA: 0.95																										

Los Angeles Angels @ Baltimore Orioles  
 Oriole Park at Camden Yards, Baltimore, MD  
 Thu Jul 31 2014, 7:11 PM - 11:41 PM EDT  
 Att: 24,974 - Cloudy - 83 F

AB 48  
 R 1  
 H 12  
 RBI 1  
 BB 2  
 SO 12  
 LOB 22



BOTTOM

Los Angeles Angels @ Baltimore Orioles  
 Oriole Park at Camden Yards, Baltimore, MD  
 Thu Jul 31 2014, 7:11 PM - 11:41 PM EDT  
 Att: 24,974 - Cloudy - 83 F

AB 42  
 R 0  
 H 5  
 RBI 0  
 BB 5  
 SO 16  
 LOB 18









Batter	1	2	3	4	5	6	7	8	9	AB	R	H	RBI	BB	SO	LOB	TOP										
56 Kole Calhoun, L OBP: 0.340, SLG: 0.474	G4-3						L9		L9	5	0	1	0	0	1	3	<b>Los Angeles Angels @ Tampa Bay Rays</b> Tropicana Field, St. Petersburg, FL Sat Aug 02 2014, 7:11 PM - 10:44 PM EDT Att: 23,656 - Dome - 72 F <a href="http://livebaseballscorecards.com">livebaseballscorecards.com</a>										
27 Mike Trout, R OBP: 0.390, SLG: 0.581	P4						K		F9	4	0	0	0	1	2	2											
5 Albert Pujols, R OBP: 0.324, SLG: 0.470									F8	4	1	2	0	0	1	1											
32 Josh Hamilton, L OBP: 0.359, SLG: 0.437	K									3	0	0	0	1	3	3											
2 Erick Aybar, S OBP: 0.314, SLG: 0.391	G4-3									2	1	0	0	2	0	1											
47 Howie Kendrick, R OBP: 0.343, SLG: 0.384	K									4	1	1	1	0	3	2											
6 David Freese, R OBP: 0.321, SLG: 0.350	K									4	0	0	1	0	2	3											
20 C.J. Cron, R OBP: 0.300, SLG: 0.474										4	0	2	0	0	0	0											
24 Hank Conger, L OBP: 0.304, SLG: 0.349										3	0	1	1	0	0	0											
17 Chris Iannetta, R OBP: 0.377, SLG: 0.422										1	0	1	0	0	0	0											
<b>Inning Stats</b>	R: 0 E: 0 K: 1 S: 12	H: 1 LOB: 1 BB: 0 P: 16	R: 0 E: 0 K: 2 S: 11	H: 0 LOB: 1 BB: 0 P: 18	R: 0 E: 0 K: 1 S: 9	H: 1 LOB: 1 BB: 0 P: 11	R: 3 E: 0 K: 2 S: 18	H: 4 LOB: 2 BB: 1 P: 32	R: 0 E: 0 K: 2 S: 10	H: 0 LOB: 1 BB: 1 P: 18	R: 0 E: 0 K: 1 S: 10	H: 0 LOB: 0 BB: 0 P: 14	R: 0 E: 0 K: 1 S: 8	H: 0 LOB: 0 BB: 0 P: 11	R: 0 E: 0 K: 2 S: 14	H: 2 LOB: 1 BB: 2 P: 26	R: 0 E: 0 K: 0 S: 6	H: 2 LOB: 1 BB: 0 P: 9	1B: 5 2B: 3 3B: 0 HR: 0	SF: 0 SAC: 0 DP: 0 HBP: 0	WP: 1 PB: 1 SB: 1 CS: 0	PA: 38					
<b>PITCHER</b>	IP	WLS	BF	H	R	ER	SO	BB	IBB	HBP	BLK	WP	HR	S	P	ERA	WHIP										
22 Chris Archer, R ERA: 3.42	6.0	W	26	6	3	3	9	2	0	0	0	1	0	70	109	4.50	1.333										
62 Joel Peralta, R ERA: 3.95	1.0	H	3	0	0	0	1	0	0	0	0	0	0	8	11	0.00	0.000										
26 Brad Boxberger, R ERA: 2.06	1.0	H	5	0	0	0	2	2	0	0	0	0	0	14	26	0.00	2.000										
27 Cesar Ramos, L ERA: 3.92	1.0		4	2	0	0	0	0	0	0	0	0	0	6	9	0.00	2.000										

Batter	1	2	3	4	5	6	7	8	9	AB	R	H	RBI	BB	SO	LOB	BOTTOM										
8 Desmond Jennings, R OBP: 0.324, SLG: 0.381	K									5	2	2	1	0	1	0	<b>Los Angeles Angels @ Tampa Bay Rays</b> Tropicana Field, St. Petersburg, FL Sat Aug 02 2014, 7:11 PM - 10:44 PM EDT Att: 23,656 - Dome - 72 F <a href="http://livebaseballscorecards.com">livebaseballscorecards.com</a>										
18 Ben Zobrist, S OBP: 0.386, SLG: 0.429	G6-3									5	1	4	1	0	0	0											
5 Brandon Guyer, R OBP: 0.352, SLG: 0.399										2	1	2	2	1	0	0											
39 Kevin Kiermaier, L OBP: 0.354, SLG: 0.524										1	0	0	0	0	1	1											
3 Evan Longoria, R OBP: 0.334, SLG: 0.397										4	2	1	2	1	0	6											
1 Sean Rodriguez, R OBP: 0.284, SLG: 0.497										3	0	0	0	0	1	2											
26 Brad Boxberger, R										0	0	0	0	0	0	0											
20 Matt Joyce, L OBP: 0.364, SLG: 0.430										1	0	1	1	0	0	0											
27 Cesar Ramos, L										0	0	0	0	0	0	0											
11 Yunel Escobar, R OBP: 0.328, SLG: 0.338										4	0	1	1	1	0	0											
21 James Loney, L OBP: 0.341, SLG: 0.374										5	1	3	0	0	1	4											
59 Curt Casali, R OBP: 0.238, SLG: 0.111										3	1	0	0	1	1	4											
11 Logan Forsythe, R OBP: 0.301, SLG: 0.367										4	2	2	2	0	1	1											
<b>Inning Stats</b>	R: 2 E: 0 K: 2 S: 13	H: 1 LOB: 0 BB: 1 P: 26	R: 4 E: 0 K: 0 S: 22	H: 5 LOB: 2 BB: 1 P: 35	R: 0 E: 0 K: 2 S: 9	H: 1 LOB: 1 BB: 0 P: 15	R: 0 E: 0 K: 0 S: 13	H: 2 LOB: 0 BB: 0 P: 17	R: 0 E: 0 K: 1 S: 13	H: 0 LOB: 1 BB: 1 P: 25	R: 0 E: 0 K: 0 S: 11	H: 1 LOB: 2 BB: 0 P: 16	R: 0 E: 0 K: 0 S: 12	H: 1 LOB: 1 BB: 0 P: 19	R: 4 E: 1 K: 1 S: 14	H: 5 LOB: 1 BB: 1 P: 25	1B: 13 2B: 1 3B: 0 HR: 2	SF: 0 SAC: 0 DP: 3 HBP: 2	WP: 0 PB: 0 SB: 2 CS: 0	PA: 43							
<b>PITCHER</b>	IP	WLS	BF	H	R	ER	SO	BB	IBB	HBP	BLK	WP	HR	S	P	ERA	WHIP										
33 C.J. Wilson, L ERA: 4.74	1.1	L	12	6	6	6	2	2	0	0	0	0	0	27	50	40.50	6.000										
46 Cory Rasmus, R ERA: 1.99	1.2		6	1	0	0	2	0	0	0	0	0	0	17	26	0.00	0.600										
54 Joe Thatcher, L ERA: 3.0	0.1		3	2	0	0	0	0	0	0	0	0	0	11	15	0.00	6.000										
41 Michael Roth, L ERA: 5.4	4.2		22	7	4	4	2	1	1	2	0	0	1	52	87	7.71	1.714										




Batter	1	2	3	4	5	6	7	8	9	AB	R	H	RBI	BB	SO	LOB	TOP					
56 Kole Calhoun, L (1,9) OBP: 0.341, SLG: 0.471										4	1	1	0	1	0	3	<b>Los Angeles Angels @ Tampa Bay Rays</b> Tropicana Field, St. Petersburg, FL Sun Aug 03 2014, 1:43 PM - 5:47 PM EDT Att: 25,877 - Dome - 72 F  <b>livebaseballscorecards.com</b>  <b>AB 36</b> <b>R 7</b> <b>H 12</b> <b>RBI 7</b> <b>BB 4</b> <b>SO 5</b> <b>LOB 16</b>  					
27 Mike Trout, R (1,10) OBP: 0.394, SLG: 0.585										4	1	3	2	1	1	0						
5 Albert Pujols, R (1,3) OBP: 0.323, SLG: 0.466										4	1	0	0	1	0	4						
32 Josh Hamilton, L (1,8) OBP: 0.360, SLG: 0.441										5	2	2	1	0	2	2						
2 Erick Aybar, S (1,6) OBP: 0.312, SLG: 0.388										5	1	1	0	0	0	3						
47 Howie Kendrick, R (1,4) OBP: 0.343, SLG: 0.384											5	0	2	1	0	0						
6 David Freese, R (1,5) OBP: 0.320, SLG: 0.351										2	0	1	2	0	1	0						
8 John McDonald, R (8,5) OBP: 0.257, SLG: 0.180										4	1	2	1	0	0	2						
19 Efrén Navarro, L (1,7) OBP: 0.355, SLG: 0.435										3	0	0	0	1	1	2						
17 Chris Iannetta, R (1,2) OBP: 0.375, SLG: 0.416																						
<b>Inning Stats</b>	R: 5 E: 0 K: 1 S: 29	H: 5 LOB: 1 BB: 2 P: 46	R: 0 E: 0 K: 0 S: 9	H: 2 LOB: 0 BB: 0 P: 16	R: 0 E: 0 K: 0 S: 14	H: 1 LOB: 2 BB: 1 P: 20	R: 0 E: 0 K: 2 S: 9	H: 0 LOB: 0 BB: 0 P: 13	R: 0 E: 0 K: 1 S: 12	H: 0 LOB: 0 BB: 0 P: 15	R: 1 E: 0 K: 0 S: 11	H: 2 LOB: 1 BB: 0 P: 18	R: 1 E: 0 K: 0 S: 8	H: 2 LOB: 1 BB: 0 P: 11	R: 0 E: 0 K: 0 S: 6	H: 0 LOB: 0 BB: 1 P: 13	R: 0 E: 0 K: 1 S: 10	H: 0 LOB: 0 BB: 0 P: 13	1B: 9 2B: 3 3B: 0 HR: 0	SF: 2 SAC: 0 DP: 0 HBP: 0	WP: 1 PB: 0 SB: 2 CS: 0	PA: 42
<b>PITCHER</b>	IP WLS BF H R ER SO BB IBB HBP BLK WP HR S P ERA WHIP																<b>PITCHER</b>	IP WLS BF H R ER SO BB IBB HBP BLK WP HR S P ERA WHIP				
23 Jake Odorizzi, R (1,1) ERA: 4.09	3.0 L 19 8 5 5 1 3 0 0 0 0 1 0 52 82 15.00 3.667																57 Jake McGee, L (9,1) ERA: 1.47	1.0 3 0 0 0 1 0 0 0 0 0 0 15 28 0.00 0.000				
49 Kirby Yates, R (4,1) ERA: 2.95	2.0 6 0 0 0 3 0 0 0 0 0 0 0 21 28 0.00 0.000																					
38 Jeff Beliveau, L (6,1) ERA: 2.08	1.1 8 4 2 2 0 0 0 0 0 0 0 0 15 25 13.50 3.000																					
27 Cesar Ramos, L (7,1) ERA: 3.88	0.2 2 0 0 0 0 0 0 0 0 0 0 4 4 0.00 0.000																					
50 Grant Balfour, R (8,1) ERA: 4.79	1.0 4 0 0 0 0 1 0 0 0 0 0 0 6 13 0.00 1.000																					
<b>Batter</b>	<b>1</b>	<b>2</b>	<b>3</b>	<b>4</b>	<b>5</b>	<b>6</b>	<b>7</b>	<b>8</b>	<b>9</b>	<b>AB</b>	<b>R</b>	<b>H</b>	<b>RBI</b>	<b>BB</b>	<b>SO</b>	<b>LOB</b>	<b>BOTTOM</b>					
39 Kevin Kiermaier, L (1,8) OBP: 0.346, SLG: 0.510											5	0	0	0	0	7	<b>Los Angeles Angels @ Tampa Bay Rays</b> Tropicana Field, St. Petersburg, FL Sun Aug 03 2014, 1:43 PM - 5:47 PM EDT Att: 25,877 - Dome - 72 F  <b>livebaseballscorecards.com</b>  <b>AB 34</b> <b>R 5</b> <b>H 10</b> <b>RBI 4</b> <b>BB 7</b> <b>SO 6</b> <b>LOB 20</b>  					
18 Ben Zobrist, S (1,9) OBP: 0.394, SLG: 0.426											5	1	1	0	0	1						
20 Matt Joyce, L (1,10) OBP: 0.371, SLG: 0.431											2	1	1	0	3	0						
3 Evan Longoria, R (1,5) OBP: 0.333, SLG: 0.395											4	1	1	0	0	1						
21 James Loney, L (1,3) OBP: 0.343, SLG: 0.380												4	2	3	2	0		1				
11 Yunel Escobar, R (1,6) OBP: 0.329, SLG: 0.338												5	0	2	0	0		1				
11 Logan Forsythe, R (1,4) OBP: 0.308, SLG: 0.374												4	0	2	0	1		0				
28 José Molina, R (1,2) OBP: 0.243, SLG: 0.201												1	0	0	1	1		0				
1 Sean Rodriguez, R (7,PH) OBP: 0.281, SLG: 0.491												2	0	0	0	1		3				
5 Brandon Guyer, R (1,7) OBP: 0.352, SLG: 0.364												2	0	0	0	1		2				
35 Cole Figueroa, L (7,PH) OBP: 0.235, SLG: 0.207												0	0	0	1	0	0					
59 Curt Casali, R (8,2) OBP: 0.238, SLG: 0.111												0	0	0	0	0						
<b>Inning Stats</b>	R: 0 E: 0 K: 0 S: 7	H: 0 LOB: 1 BB: 1 P: 14	R: 0 E: 0 K: 1 S: 11	H: 1 LOB: 1 BB: 1 P: 21	R: 0 E: 0 K: 1 S: 7	H: 0 LOB: 0 BB: 0 P: 9	R: 1 E: 0 K: 0 S: 16	H: 3 LOB: 3 BB: 1 P: 26	R: 1 E: 0 K: 0 S: 13	H: 1 LOB: 1 BB: 1 P: 21	R: 0 E: 0 K: 1 S: 11	H: 1 LOB: 0 BB: 0 P: 16	R: 3 E: 0 K: 1 S: 29	H: 3 LOB: 3 BB: 3 P: 47	R: 0 E: 0 K: 1 S: 9	H: 1 LOB: 0 BB: 0 P: 13	R: 0 E: 0 K: 1 S: 7	H: 0 LOB: 0 BB: 0 P: 11	1B: 8 2B: 2 3B: 0 HR: 0	SF: 2 SAC: 1 DP: 0 HBP: 0	WP: 1 PB: 0 SB: 0 CS: 0	PA: 44
<b>PITCHER</b>	IP WLS BF H R ER SO BB IBB HBP BLK WP HR S P ERA WHIP																<b>PITCHER</b>	IP WLS BF H R ER SO BB IBB HBP BLK WP HR S P ERA WHIP				
36 Jered Weaver, R (1,1) ERA: 3.99	6.0 W 28 6 2 2 3 4 0 0 0 0 0 0 65 107 3.00 1.667																					
39 Jason Grilli, R (7,1) ERA: 4.11	0.1 4 2 3 3 0 1 0 0 0 0 0 0 7 14 81.00 9.000																					
40 Kevin Jepsen, R (7,1) ERA: 1.75	0.1 H 3 1 0 0 1 1 0 0 0 0 1 0 17 24 0.00 6.000																					
38 Joe Smith, R (7,1) ERA: 1.87	1.1 H 6 1 0 0 1 1 0 0 0 0 0 0 14 22 0.00 1.500																					
16 Huston Street, R (9,1) ERA: 0.9	1.0 S 3 0 0 0 1 0 0 0 0 0 0 0 7 11 0.00 0.000																					



Batter	1	2	3	4	5	6	7	8	9	AB	R	H	RBI	BB	SO	LOB	TOP			
56 Kole Calhoun, L OBP: 0.340, SLG: 0.468										4	1	1	0	0	1	0	<b>Los Angeles Angels @ Los Angeles Dodgers</b> Dodger Stadium, Los Angeles, CA Mon Aug 04 2014, 7:11 PM - 9:59 PM PDT Att: 53,166 - Clear - 76 F			
27 Mike Trout, R OBP: 0.393, SLG: 0.584										4	1	1	1	0	1	0				
5 Albert Pujols, R OBP: 0.324, SLG: 0.468										4	0	2	1	0	0	0				
32 Josh Hamilton, L OBP: 0.358, SLG: 0.450										4	1	1	1	0	1	2				
2 Erick Aybar, S OBP: 0.312, SLG: 0.387										4	1	1	0	0	0	2				
47 Howie Kendrick, R OBP: 0.340, SLG: 0.380										4	1	0	0	0	1	2				
6 David Freese, R OBP: 0.320, SLG: 0.350										4	0	1	1	0	0	1				
8 John McDonald, R OBP: 0.257, SLG: 0.180										0	0	0	0	0	0	0				
24 Hank Conger, L OBP: 0.298, SLG: 0.341										4	0	0	0	0	1	3				
Garrett Richards, R										4	0	0	0	0	2	1				
<b>Inning Stats</b>	R: 4 H: 4 E: 0 K: 0 S: 14	H: 4 LOB: 1 BB: 0 P: 21	R: 0 H: 0 E: 0 K: 2 S: 10	H: 0 LOB: 0 BB: 0 P: 13	R: 0 H: 0 E: 0 K: 1 S: 5	H: 0 LOB: 0 BB: 0 P: 6	R: 0 H: 0 E: 1 K: 0 S: 5	H: 0 LOB: 1 BB: 0 P: 9	R: 0 H: 0 E: 0 K: 0 S: 7	H: 2 LOB: 1 BB: 0 P: 15	R: 0 H: 0 E: 0 K: 1 S: 6	H: 0 LOB: 0 BB: 0 P: 10	R: 0 H: 1 E: 0 K: 1 S: 11	H: 1 LOB: 1 BB: 0 P: 15	R: 0 H: 0 E: 0 K: 1 S: 11	H: 0 LOB: 0 BB: 0 P: 13	1B: 4 2B: 2 3B: 0 HR: 1	SF: 0 SAC: 0 DP: 0 HBP: 0	WP: 2 PB: 0 SB: 0 CS: 0	PA: 36
<b>PITCHER</b>	IP WLS BF H R ER SO BB IBB HBP BLK WP HR S P ERA WHIP																			
21 Zack Greinke, R ERA: 2.71	(1, 1) 7.0 L 29 6 5 3 5 0 0 0 0 0 2 1 59 95 3.86 0.857																			
77 Carlos Frias, R ERA:	(8, 1) 2.0 7 1 0 0 2 0 0 0 0 0 0 0 22 28 0.00 0.500																			

Batter	1	2	3	4	5	6	7	8	9	AB	R	H	RBI	BB	SO	LOB	BOTTOM			
9 Dee Strange-Gordon, L OBP: 0.343, SLG: 0.394										4	0	1	0	0	2	0	<b>Los Angeles Angels @ Los Angeles Dodgers</b> Dodger Stadium, Los Angeles, CA Mon Aug 04 2014, 7:11 PM - 9:59 PM PDT Att: 53,166 - Clear - 76 F			
66 Yasiel Puig, R OBP: 0.404, SLG: 0.545										4	0	0	0	0	1	1				
23 Adrián González, L OBP: 0.325, SLG: 0.440										4	0	0	0	0	2	1				
13 Hanley Ramirez, R OBP: 0.365, SLG: 0.455										4	0	1	0	0	0	0				
27 Matt Kemp, R OBP: 0.349, SLG: 0.468										3	0	0	0	1	3	0				
3 Carl Crawford, L OBP: 0.271, SLG: 0.341										4	0	2	0	0	1	2				
5 Juan Uribe, R OBP: 0.325, SLG: 0.416										3	0	1	0	0	0	3				
77 Carlos Frias, R ERA:	(8, 1)									0	0	0	0	0	0	0				
16 Andre Ethier, L OBP: 0.307, SLG: 0.365										1	0	0	0	0	0	1				
17 A.J. Ellis, R OBP: 0.335, SLG: 0.236										2	0	0	0	1	0	1				
21 Zack Greinke, R OBP: 0.196, SLG: 0.233	(1, 1)									2	0	0	0	0	0	3				
10 Justin Turner, R OBP: 0.372, SLG: 0.432	(8, 5)									1	0	0	0	0	0	0				
<b>Inning Stats</b>	R: 0 H: 0 E: 0 K: 0 S: 6	H: 1 LOB: 3 BB: 2 P: 19	R: 0 H: 0 E: 0 K: 3 S: 9	H: 0 LOB: 0 BB: 0 P: 16	R: 0 H: 1 E: 0 K: 1 S: 8	H: 1 LOB: 1 BB: 0 P: 13	R: 0 H: 0 E: 0 K: 1 S: 8	H: 0 LOB: 0 BB: 0 P: 10	R: 0 H: 0 E: 0 K: 0 S: 9	H: 0 LOB: 0 BB: 0 P: 11	R: 0 H: 1 E: 0 K: 1 S: 8	H: 1 LOB: 1 BB: 0 P: 12	R: 0 H: 1 E: 0 K: 1 S: 10	H: 1 LOB: 1 BB: 0 P: 17	R: 0 H: 1 E: 0 K: 1 S: 9	H: 1 LOB: 1 BB: 0 P: 13	1B: 5 2B: 0 3B: 0 HR: 0	SF: 0 SAC: 0 DP: 0 HBP: 0	WP: 2 PB: 0 SB: 0 CS: 0	PA: 34
<b>PITCHER</b>	IP WLS BF H R ER SO BB IBB HBP BLK WP HR S P ERA WHIP																			
Garrett Richards, R ERA: 2.58	(1, 1) 9.0 W 34 5 0 0 9 2 0 0 0 0 2 0 76 122 0.00 0.778																			

AB	36
R	5
H	7
RBI	4
BB	0
SO	7
LOB	11



AB	32
R	0
H	5
RBI	0
BB	2
SO	9
LOB	12





Batter	1	2	3	4	5	6	7	8	9	AB	R	H	RBI	BB	SO	LOB	TOP										
2 Erick Aybar, S OBP: 0.308, SLG: 0.383	B3	G6-3			L7		K			4	0	0	0	0	1	2	<b>Los Angeles Angels @ Los Angeles Dodgers</b> Dodger Stadium, Los Angeles, CA Tue Aug 05 2014, 7:11 PM - 10:13 PM PDT Att: 53,051 - Clear - 75 F										
27 Mike Trout, R OBP: 0.394, SLG: 0.586	G1-4-3 1B				K			F9		4	1	2	0	0	1	0											
5 Albert Pujols, R OBP: 0.328, SLG: 0.479	G1-4-3							HR		3	1	2	2	1	0	1											
32 Josh Hamilton, L OBP: 0.353, SLG: 0.443					K			K2-3		4	0	0	0	0	3	2											
47 Howie Kendrick, R OBP: 0.340, SLG: 0.379								K		4	1	1	0	0	2	1											
6 David Freese, R OBP: 0.319, SLG: 0.352								K		4	1	1	0	0	2	1											
17 Chris Iannetta, R OBP: 0.373, SLG: 0.417								K		4	0	1	2	0	2	0											
7 Collin Cowgill, R OBP: 0.356, SLG: 0.406								K		3	0	1	0	1	1	0											
40 Kevin Jepsen, R								K		0	0	0	0	0	0	0											
53 Héctor Santiago, R OBP: 0.286, SLG: 0.250										1	0	0	0	0	0	0											
39 Jason Grilli, R ERA: 4.04										0	0	0	0	0	0	0											
20 C.J. Cron, R OBP: 0.266, SLG: 0.472										1	0	0	0	0	0	1											
59 Fernando Salas, R ERA: 3.06										0	0	0	0	0	0	0											
38 Joe Smith, R ERA: 1.83										0	0	0	0	0	0	0											
56 Kole Calhoun, L OBP: 0.330, SLG: 0.466										0	0	0	0	0	0	0											
<b>Inning Stats</b>	R: 0 E: 0 K: 0 S: 4	H: 1 LOB: 0 BB: 0 P: 6	R: 2 E: 0 K: 1 S: 18	H: 4 LOB: 2 BB: 0 P: 26	R: 1 E: 0 K: 0 S: 10	H: 2 LOB: 1 BB: 0 P: 16	R: 0 E: 0 K: 1 S: 8	H: 0 LOB: 0 BB: 0 P: 13	R: 0 E: 0 K: 2 S: 14	H: 0 LOB: 0 BB: 1 P: 22	R: 0 E: 0 K: 1 S: 5	H: 0 LOB: 0 BB: 1 P: 10	R: 1 E: 0 K: 2 S: 13	H: 1 LOB: 0 BB: 0 P: 20	R: 0 E: 0 K: 3 S: 10	H: 0 LOB: 0 BB: 0 P: 11	1B: 3 2B: 4 3B: 0 HR: 1	SF: 0 SAC: 1 DP: 2 HBP: 0	WP: 0 PB: 0 SB: 0 CS: 0	PA: 35							
<b>PITCHER</b>	IP	WLS	BF	H	R	ER	SO	BB	IBB	HBP	BLK	WP	HR	S	P	ERA	WHIP										
22 Clayton Kershaw, L ERA: 1.82	7.0		28	7	3	3	7	2	0	0	0	0	0	67	104	3.86	1.286										
0 Brian Wilson, R ERA: 5.05	1.0	B	4	1	1	1	2	0	0	0	0	0	1	13	20	9.00	1.000										
74 Kenley Jansen, R ERA: 3.13	1.0	W	3	0	0	0	3	0	0	0	0	0	0	10	11	0.00	0.000										

Batter	1	2	3	4	5	6	7	8	9	AB	R	H	RBI	BB	SO	LOB	BOTTOM										
9 Dee Strange-Gordon, L OBP: 0.344, SLG: 0.398	F8				L5		G4-3			4	0	2	0	0	0	0	<b>Los Angeles Angels @ Los Angeles Dodgers</b> Dodger Stadium, Los Angeles, CA Tue Aug 05 2014, 7:11 PM - 10:13 PM PDT Att: 53,051 - Clear - 75 F										
66 Yasiel Puig, R OBP: 0.400, SLG: 0.540	F8	P3			G6-3		F8			4	0	0	0	0	3												
23 Adrián González, L OBP: 0.322, SLG: 0.436	F8	PO			G4-3		P6			4	0	0	0	0	1												
13 Hanley Ramirez, R OBP: 0.364, SLG: 0.452	F9				F8		G4-3			4	0	1	0	0	1												
27 Matt Kemp, R OBP: 0.348, SLG: 0.466					L7		E5			4	2	1	0	0	1												
33 Scott Van Slyke, R OBP: 0.372, SLG: 0.500							SF8			1	1	0	1	2	1	0											
5 Juan Uribe, R OBP: 0.328, SLG: 0.429							L1-3			4	2	2	3	0	1	2											
17 A.J. Ellis, R OBP: 0.338, SLG: 0.238							F8			3	0	1	0	1	1	0											
22 Clayton Kershaw, L OBP: 0.209, SLG: 0.171										2	0	0	0	0	0	1											
3 Carl Crawford, L OBP: 0.270, SLG: 0.340										1	0	0	0	0	0	0											
0 Brian Wilson, R										0	0	0	0	0	0	0											
74 Kenley Jansen, S										0	0	0	0	0	0	0											
16 Andre Ethier, L OBP: 0.306, SLG: 0.364										1	0	0	1	0	0	1											
<b>Inning Stats</b>	R: 0 E: 0 K: 0 S: 8	H: 1 LOB: 1 BB: 0 P: 9	R: 3 E: 0 K: 0 S: 15	H: 3 LOB: 1 BB: 2 P: 25	R: 0 E: 0 K: 1 S: 18	H: 1 LOB: 2 BB: 1 P: 31	R: 0 E: 0 K: 1 S: 9	H: 0 LOB: 0 BB: 0 P: 15	R: 0 E: 0 K: 0 S: 5	H: 0 LOB: 0 BB: 0 P: 8	R: 1 E: 1 K: 0 S: 10	H: 0 LOB: 0 BB: 0 P: 14	R: 0 E: 0 K: 0 S: 6	H: 0 LOB: 0 BB: 0 P: 6	R: 0 E: 0 K: 1 S: 8	H: 0 LOB: 0 BB: 0 P: 12	R: 1 E: 0 K: 1 S: 11	H: 2 LOB: 2 BB: 0 P: 20	1B: 5 2B: 1 3B: 0 HR: 1	SF: 1 SAC: 0 DP: 0 HBP: 0	WP: 0 PB: 0 SB: 1 CS: 0	PA: 37					
<b>PITCHER</b>	IP	WLS	BF	H	R	ER	SO	BB	IBB	HBP	BLK	WP	HR	S	P	ERA	WHIP										
53 Héctor Santiago, L ERA: 3.84	5.1		24	5	4	3	2	3	0	0	0	0	0	6	8	0.00	0.000										
39 Jason Grilli, R ERA: 4.04	0.2		2	0	0	0	0	0	0	0	0	0	0	6	8	0.00	0.000										
59 Fernando Salas, R ERA: 3.06	1.0		3	0	0	0	0	0	0	0	0	0	0	6	6	0.00	0.000										
38 Joe Smith, R ERA: 1.83	1.0		3	0	0	0	1	0	0	0	0	0	0	8	12	0.00	0.000										
40 Kevin Jepsen, R ERA: 1.93	0.1	L	4	2	1	1	1	0	0	0	0	0	0	11	20	27.00	6.000										





Batter	1	2	3	4	5	6	7	8	9	AB	R	H	RBI	BB	SO	LOB	TOP							
9 Dee Strange-Gordon, L (1,4) OBP: 0.340, SLG: 0.393										5	0	0	0	0	2	5								
66 Yasiel Pujol, R (1,8) OBP: 0.401, SLG: 0.541										3	0	1	0	1	0	1								
23 Adrián González, L (1,3) OBP: 0.319, SLG: 0.432										4	0	0	0	0	0	4								
13 Hanley Ramirez, R (1,6) OBP: 0.363, SLG: 0.450										4	0	1	0	0	2	1								
72 Miguel Rojas, R (8,6) OBP: 0.291, SLG: 0.259										0	0	0	0	0	0	0								
27 Matt Kemp, R (1,10) OBP: 0.347, SLG: 0.472										4	1	1	1	0	1	1								
3 Carl Crawford, L (1,7) OBP: 0.379, SLG: 0.343										4	1	2	0	0	0	1								
16 Andre Ethier, L (1,9) OBP: 0.308, SLG: 0.369										4	0	2	1	0	0	1								
10 Justin Turner, R (1,5) OBP: 0.379, SLG: 0.436										3	0	2	0	1	0	1								
17 A.J. Ellis, R (1,2) OBP: 0.333, SLG: 0.233										3	0	0	0	0	1	3								
<b>Inning Stats</b>	R: 0 E: 0 K: 1 S: 9	H: 1 LOB: 1 BB: 0 P: 14	R: 2 E: 0 K: 1 S: 23	H: 3 LOB: 3 BB: 2 P: 38	R: 0 E: 0 K: 1 S: 10	H: 0 LOB: 0 BB: 0 P: 15	R: 0 E: 0 K: 1 S: 9	H: 1 LOB: 1 BB: 0 P: 12	R: 0 E: 0 K: 0 S: 10	H: 0 LOB: 0 BB: 0 P: 14	R: 0 E: 0 K: 0 S: 7	H: 1 LOB: 0 BB: 0 P: 9	R: 0 E: 0 K: 1 S: 10	H: 1 LOB: 1 BB: 0 P: 15	R: 0 E: 0 K: 0 S: 12	H: 1 LOB: 1 BB: 0 P: 16	R: 0 E: 0 K: 0 S: 7	H: 1 LOB: 1 BB: 0 P: 12	1B: 6 2B: 2 HR: 1	SF: 0 SAC: 1 DP: 1 HBP: 0	WP: 1 PB: 0 SB: 1 CS: 0	PA: 37		
<b>PITCHER</b>	IP WLS BF H R ER SO BB IBB HBP BLK WP HR S P ERA WHIP	IP WLS BF H R ER SO BB IBB HBP BLK WP HR S P ERA WHIP	IP WLS BF H R ER SO BB IBB HBP BLK WP HR S P ERA WHIP	IP WLS BF H R ER SO BB IBB HBP BLK WP HR S P ERA WHIP	IP WLS BF H R ER SO BB IBB HBP BLK WP HR S P ERA WHIP	IP WLS BF H R ER SO BB IBB HBP BLK WP HR S P ERA WHIP	IP WLS BF H R ER SO BB IBB HBP BLK WP HR S P ERA WHIP	IP WLS BF H R ER SO BB IBB HBP BLK WP HR S P ERA WHIP	IP WLS BF H R ER SO BB IBB HBP BLK WP HR S P ERA WHIP	IP WLS BF H R ER SO BB IBB HBP BLK WP HR S P ERA WHIP	IP WLS BF H R ER SO BB IBB HBP BLK WP HR S P ERA WHIP	IP WLS BF H R ER SO BB IBB HBP BLK WP HR S P ERA WHIP	IP WLS BF H R ER SO BB IBB HBP BLK WP HR S P ERA WHIP	IP WLS BF H R ER SO BB IBB HBP BLK WP HR S P ERA WHIP	IP WLS BF H R ER SO BB IBB HBP BLK WP HR S P ERA WHIP	IP WLS BF H R ER SO BB IBB HBP BLK WP HR S P ERA WHIP	IP WLS BF H R ER SO BB IBB HBP BLK WP HR S P ERA WHIP	IP WLS BF H R ER SO BB IBB HBP BLK WP HR S P ERA WHIP	IP WLS BF H R ER SO BB IBB HBP BLK WP HR S P ERA WHIP	IP WLS BF H R ER SO BB IBB HBP BLK WP HR S P ERA WHIP	IP WLS BF H R ER SO BB IBB HBP BLK WP HR S P ERA WHIP	IP WLS BF H R ER SO BB IBB HBP BLK WP HR S P ERA WHIP	IP WLS BF H R ER SO BB IBB HBP BLK WP HR S P ERA WHIP	
52 Matt Shoemaker, R (1,1) ERA: 4.02	6.0	L	25	6	2	2	5	2	0	0	0	0	0	1	0	10	15	0.00	1.000					
39 Jason Grilli, R (7,1) ERA: 3.53	1.0		4	1	0	0	1	0	0	0	0	0	0	1	0	10	16	0.00	1.000					
59 Fernando Salas, R (8,1) ERA: 2.97	1.0		4	1	0	0	0	0	0	0	0	0	0	0	12	16	0.00	1.000						
16 Huston Street, R (9,1) ERA: 0.88	1.0		4	1	0	0	0	0	0	0	0	0	0	0	7	12	0.00	1.000						
<b>Batter</b>	<b>1</b>	<b>2</b>	<b>3</b>	<b>4</b>	<b>5</b>	<b>6</b>	<b>7</b>	<b>8</b>	<b>9</b>	<b>AB</b>	<b>R</b>	<b>H</b>	<b>RBI</b>	<b>BB</b>	<b>SO</b>	<b>LOB</b>	<b>BOTTOM</b>							
56 Kole Calhoun, L (1,9) OBP: 0.338, SLG: 0.465										4	0	1	0	0	1	1								
27 Mike Trout, R (1,8) OBP: 0.390, SLG: 0.580										4	0	0	0	0	1	1								
5 Albert Pujols, R (1,3) OBP: 0.325, SLG: 0.475										4	0	0	0	0	1	1								
32 Josh Hamilton, L (1,7) OBP: 0.348, SLG: 0.435										4	0	0	0	0	1	1								
2 Erick Aybar, S (1,6) OBP: 0.309, SLG: 0.383										3	1	1	0	0	0	0								
47 Howie Kendrick, R (1,4) OBP: 0.338, SLG: 0.376										3	0	0	0	0	1	1								
19 Efrén Navarro, L (1,10) OBP: 0.347, SLG: 0.425										2	0	0	0	0	1	0								
20 C.J. Cron, R (8,PH) OBP: 0.302, SLG: 0.474										1	0	1	0	0	0	0								
7 Collin Cowgill, R (8,FR) OBP: 0.356, SLG: 0.406										0	0	0	0	0	0	0								
24 Hank Conger, L (1,2) OBP: 0.300, SLG: 0.343										2	0	1	0	0	0	0								
17 Chris Iannetta, R (8,PH) OBP: 0.371, SLG: 0.417										0	0	0	1	0	0	0								
8 John McDonald, R (1,5) OBP: 0.254, SLG: 0.177										1	0	0	0	0	0	0								
6 David Freese, R (6,PH) OBP: 0.320, SLG: 0.353										2	0	1	0	0	0	1								
<b>Inning Stats</b>	R: 0 E: 0 K: 0 S: 5	H: 0 LOB: 0 BB: 0 P: 9	R: 0 E: 0 K: 0 S: 7	H: 0 LOB: 0 BB: 0 P: 9	R: 0 E: 0 K: 0 S: 10	H: 0 LOB: 0 BB: 0 P: 16	R: 0 E: 0 K: 2 S: 9	H: 0 LOB: 0 BB: 0 P: 15	R: 0 E: 0 K: 1 S: 6	H: 0 LOB: 0 BB: 0 P: 10	R: 0 E: 0 K: 1 S: 10	H: 2 LOB: 1 BB: 0 P: 17	R: 0 E: 0 K: 0 S: 7	H: 0 LOB: 0 BB: 0 P: 8	R: 1 E: 0 K: 0 S: 7	H: 2 LOB: 1 BB: 0 P: 11	R: 0 E: 0 K: 2 S: 9	H: 1 LOB: 1 BB: 0 P: 15	1B: 5 2B: 0 3B: 0 HR: 0	SF: 1 SAC: 0 DP: 0 HBP: 0	WP: 0 PB: 0 SB: 1 CS: 0	PA: 31		
<b>PITCHER</b>	IP WLS BF H R ER SO BB IBB HBP BLK WP HR S P ERA WHIP	IP WLS BF H R ER SO BB IBB HBP BLK WP HR S P ERA WHIP	IP WLS BF H R ER SO BB IBB HBP BLK WP HR S P ERA WHIP	IP WLS BF H R ER SO BB IBB HBP BLK WP HR S P ERA WHIP	IP WLS BF H R ER SO BB IBB HBP BLK WP HR S P ERA WHIP	IP WLS BF H R ER SO BB IBB HBP BLK WP HR S P ERA WHIP	IP WLS BF H R ER SO BB IBB HBP BLK WP HR S P ERA WHIP	IP WLS BF H R ER SO BB IBB HBP BLK WP HR S P ERA WHIP	IP WLS BF H R ER SO BB IBB HBP BLK WP HR S P ERA WHIP	IP WLS BF H R ER SO BB IBB HBP BLK WP HR S P ERA WHIP	IP WLS BF H R ER SO BB IBB HBP BLK WP HR S P ERA WHIP	IP WLS BF H R ER SO BB IBB HBP BLK WP HR S P ERA WHIP	IP WLS BF H R ER SO BB IBB HBP BLK WP HR S P ERA WHIP	IP WLS BF H R ER SO BB IBB HBP BLK WP HR S P ERA WHIP	IP WLS BF H R ER SO BB IBB HBP BLK WP HR S P ERA WHIP	IP WLS BF H R ER SO BB IBB HBP BLK WP HR S P ERA WHIP	IP WLS BF H R ER SO BB IBB HBP BLK WP HR S P ERA WHIP	IP WLS BF H R ER SO BB IBB HBP BLK WP HR S P ERA WHIP	IP WLS BF H R ER SO BB IBB HBP BLK WP HR S P ERA WHIP	IP WLS BF H R ER SO BB IBB HBP BLK WP HR S P ERA WHIP	IP WLS BF H R ER SO BB IBB HBP BLK WP HR S P ERA WHIP	IP WLS BF H R ER SO BB IBB HBP BLK WP HR S P ERA WHIP	IP WLS BF H R ER SO BB IBB HBP BLK WP HR S P ERA WHIP	IP WLS BF H R ER SO BB IBB HBP BLK WP HR S P ERA WHIP
14 Dan Haren, R (1,1) ERA: 4.57	7.1	W	24	3	1	1	4	0	0	0	0	0	0	0	2	4	0.00	1.23	0.409					
56 J.P. Howell, L (8,1) ERA: 1.16	0.0		1	1	0	0	0	0	0	0	0	0	0	0	2	4	0.00	1.23	0.409					
43 Brandon League, R (8,1) ERA: 2.45	0.2	H	2	0	0	0	0	0	0	0	0	0	0	0	2	4	0.00	1.23	0.409					
74 Kenley Jansen, R (9,1) ERA: 3.06	1.0	S	4	1	0	0	2	0	0	0	0	0	0	9	15	0.00	1.23	0.409						

Los Angeles Dodgers @ Los Angeles Angels  
Angel Stadium of Anaheim, Anaheim, CA  
Wed Aug 06 2014, 7:10 PM - 10:15 PM PDT  
Att. 43,669 - Clear - 75 F

livebaseballscorecards.com

AB 34  
R 2  
H 9  
RBI 2  
BB 2  
SO 6  
LOB 18



WP: 1 PA: 37  
PB: 0  
SB: 1 CS: 0

Los Angeles Dodgers @ Los Angeles Angels  
Angel Stadium of Anaheim, Anaheim, CA  
Wed Aug 06 2014, 7:10 PM - 10:15 PM PDT  
Att. 43,669 - Clear - 75 F

livebaseballscorecards.com

AB 30  
R 1  
H 5  
RBI 1  
BB 0  
SO 6  
LOB 6



WP: 0 PA: 31  
PB: 0







Batter	1	2	3	4	5	6	7	8	9	AB	R	H	RBI	BB	SO	LOB	TOP							
26 Brock Holt, L OBP: 0.348, SLG: 0.415										4	1	2	0	1	1	0	<b>Boston Red Sox @ Los Angeles Angels</b> Angel Stadium of Anaheim, Anaheim, CA Fri Aug 08 2014, 7:09 PM - 10:18 PM PDT Att: 38,016 - Clear - 73 F							
15 Dustin Pedroia, R OBP: 0.345, SLG: 0.377										5	1	2	1	0	0	4								
34 David Ortiz, L OBP: 0.339, SLG: 0.493										4	0	0	0	0	2	3								
52 Yoenis Cespedes, R OBP: 0.305, SLG: 0.462										4	0	1	2	0	1	1								
12 Mike Napoli, R OBP: 0.385, SLG: 0.457										3	1	1	1	1	2	0								
29 Daniel Nava, S OBP: 0.331, SLG: 0.314										4	0	0	0	0	0	2								
25 Jackie Bradley, Jr., L OBP: 0.289, SLG: 0.296										0	0	0	0	0	0	0								
2 Xander Bogaerts, R OBP: 0.300, SLG: 0.357										4	0	0	0	0	0	0								
16 Will Middlebrooks, R OBP: 0.289, SLG: 0.326										4	0	1	0	0	0	0								
55 Christian Vázquez, R OBP: 0.324, SLG: 0.339										4	1	1	0	0	1	1								
<b>Inning Stats</b>	R: 0 H: 1 E: 0 K: 2 S: 11	H: 1 LOB: 1 BB: 0 P: 18	R: 0 H: 0 E: 0 K: 1 S: 8	H: 0 LOB: 0 BB: 0 P: 11	R: 3 H: 4 E: 0 K: 0 S: 18	H: 4 LOB: 2 BB: 1 P: 34	R: 0 H: 1 E: 0 K: 0 S: 12	H: 1 LOB: 2 BB: 1 P: 21	R: 1 H: 1 E: 0 K: 0 S: 9	H: 1 LOB: 0 BB: 0 P: 16	R: 0 H: 0 E: 0 K: 0 S: 5	H: 0 LOB: 0 BB: 0 P: 8	R: 0 H: 0 E: 0 K: 1 S: 14	H: 0 LOB: 0 BB: 0 P: 22	R: 0 H: 0 E: 0 K: 2 S: 9	H: 0 LOB: 0 BB: 0 P: 11	R: 0 H: 1 E: 0 K: 1 S: 10	H: 1 LOB: 2 BB: 0 P: 15	1B: 5 2B: 2 HR: 1	SF: 0 SAC: 0 HBP: 0	WP: 1 PB: 0 SB: 1 CS: 0	PA: 38		
<b>PITCHER</b>	IP WLS BF H R ER SO BB IBB HBP BLK WP HR S P ERA WHIP	IP WLS BF H R ER SO BB IBB HBP BLK WP HR S P ERA WHIP	IP WLS BF H R ER SO BB IBB HBP BLK WP HR S P ERA WHIP	IP WLS BF H R ER SO BB IBB HBP BLK WP HR S P ERA WHIP	IP WLS BF H R ER SO BB IBB HBP BLK WP HR S P ERA WHIP	IP WLS BF H R ER SO BB IBB HBP BLK WP HR S P ERA WHIP	IP WLS BF H R ER SO BB IBB HBP BLK WP HR S P ERA WHIP	IP WLS BF H R ER SO BB IBB HBP BLK WP HR S P ERA WHIP	IP WLS BF H R ER SO BB IBB HBP BLK WP HR S P ERA WHIP	IP WLS BF H R ER SO BB IBB HBP BLK WP HR S P ERA WHIP	IP WLS BF H R ER SO BB IBB HBP BLK WP HR S P ERA WHIP	IP WLS BF H R ER SO BB IBB HBP BLK WP HR S P ERA WHIP	IP WLS BF H R ER SO BB IBB HBP BLK WP HR S P ERA WHIP	IP WLS BF H R ER SO BB IBB HBP BLK WP HR S P ERA WHIP	IP WLS BF H R ER SO BB IBB HBP BLK WP HR S P ERA WHIP	IP WLS BF H R ER SO BB IBB HBP BLK WP HR S P ERA WHIP	IP WLS BF H R ER SO BB IBB HBP BLK WP HR S P ERA WHIP	IP WLS BF H R ER SO BB IBB HBP BLK WP HR S P ERA WHIP	IP WLS BF H R ER SO BB IBB HBP BLK WP HR S P ERA WHIP	IP WLS BF H R ER SO BB IBB HBP BLK WP HR S P ERA WHIP	IP WLS BF H R ER SO BB IBB HBP BLK WP HR S P ERA WHIP	IP WLS BF H R ER SO BB IBB HBP BLK WP HR S P ERA WHIP	IP WLS BF H R ER SO BB IBB HBP BLK WP HR S P ERA WHIP	IP WLS BF H R ER SO BB IBB HBP BLK WP HR S P ERA WHIP

AB	36
R	4
H	8
RBI	4
BB	2
SO	7
LOB	11



Batter	1	2	3	4	5	6	7	8	9	AB	R	H	RBI	BB	SO	LOB	BOTTOM							
56 Kole Calhoun, L OBP: 0.338, SLG: 0.462										5	0	2	0	0	1	4	<b>Boston Red Sox @ Los Angeles Angels</b> Angel Stadium of Anaheim, Anaheim, CA Fri Aug 08 2014, 7:09 PM - 10:18 PM PDT Att: 38,016 - Clear - 73 F							
27 Mike Trout, R OBP: 0.386, SLG: 0.572										3	0	0	1	0	1	2								
5 Albert Pujols, R OBP: 0.326, SLG: 0.476										3	0	1	0	1	1	1								
32 Josh Hamilton, L OBP: 0.341, SLG: 0.424										3	0	0	0	0	0	3								
2 Erick Aybar, S OBP: 0.306, SLG: 0.377										4	0	0	0	0	0	2								
47 Howie Kendrick, R OBP: 0.335, SLG: 0.373										4	0	1	0	0	1	1								
6 David Freese, R OBP: 0.322, SLG: 0.359										3	0	1	0	0	0	1								
19 Efrén Navarro, L OBP: 0.340, SLG: 0.407										3	1	0	0	1	0	2								
17 Chris Iannetta, R OBP: 0.369, SLG: 0.415										3	1	1	0	1	0	1								
7 Collin Cowgill, R OBP: 0.358, SLG: 0.403										0	0	0	0	0	0	0								
<b>Inning Stats</b>	R: 0 H: 1 E: 0 K: 1 S: 8	H: 0 LOB: 0 BB: 0 P: 12	R: 0 H: 0 E: 0 K: 0 S: 7	H: 0 LOB: 0 BB: 0 P: 8	R: 2 H: 1 E: 1 K: 0 S: 6	H: 1 LOB: 1 BB: 2 P: 16	R: 0 H: 1 E: 0 K: 0 S: 8	H: 1 LOB: 0 BB: 0 P: 12	R: 0 H: 1 E: 0 K: 2 S: 9	H: 1 LOB: 1 BB: 0 P: 15	R: 0 H: 0 E: 0 K: 2 S: 11	H: 0 LOB: 1 BB: 0 P: 16	R: 0 H: 0 E: 0 K: 0 S: 6	H: 0 LOB: 0 BB: 0 P: 10	R: 0 H: 1 E: 0 K: 0 S: 12	H: 1 LOB: 0 BB: 0 P: 19	R: 0 H: 1 E: 0 K: 1 S: 11	H: 1 LOB: 2 BB: 1 P: 18	1B: 3 2B: 4 HR: 0	SF: 1 SAC: 0 HBP: 2	WP: 0 PB: 0 SB: 0 CS: 0	PA: 37		
<b>PITCHER</b>	IP WLS BF H R ER SO BB IBB HBP BLK WP HR S P ERA WHIP	IP WLS BF H R ER SO BB IBB HBP BLK WP HR S P ERA WHIP	IP WLS BF H R ER SO BB IBB HBP BLK WP HR S P ERA WHIP	IP WLS BF H R ER SO BB IBB HBP BLK WP HR S P ERA WHIP	IP WLS BF H R ER SO BB IBB HBP BLK WP HR S P ERA WHIP	IP WLS BF H R ER SO BB IBB HBP BLK WP HR S P ERA WHIP	IP WLS BF H R ER SO BB IBB HBP BLK WP HR S P ERA WHIP	IP WLS BF H R ER SO BB IBB HBP BLK WP HR S P ERA WHIP	IP WLS BF H R ER SO BB IBB HBP BLK WP HR S P ERA WHIP	IP WLS BF H R ER SO BB IBB HBP BLK WP HR S P ERA WHIP	IP WLS BF H R ER SO BB IBB HBP BLK WP HR S P ERA WHIP	IP WLS BF H R ER SO BB IBB HBP BLK WP HR S P ERA WHIP	IP WLS BF H R ER SO BB IBB HBP BLK WP HR S P ERA WHIP	IP WLS BF H R ER SO BB IBB HBP BLK WP HR S P ERA WHIP	IP WLS BF H R ER SO BB IBB HBP BLK WP HR S P ERA WHIP	IP WLS BF H R ER SO BB IBB HBP BLK WP HR S P ERA WHIP	IP WLS BF H R ER SO BB IBB HBP BLK WP HR S P ERA WHIP	IP WLS BF H R ER SO BB IBB HBP BLK WP HR S P ERA WHIP	IP WLS BF H R ER SO BB IBB HBP BLK WP HR S P ERA WHIP	IP WLS BF H R ER SO BB IBB HBP BLK WP HR S P ERA WHIP	IP WLS BF H R ER SO BB IBB HBP BLK WP HR S P ERA WHIP	IP WLS BF H R ER SO BB IBB HBP BLK WP HR S P ERA WHIP	IP WLS BF H R ER SO BB IBB HBP BLK WP HR S P ERA WHIP	IP WLS BF H R ER SO BB IBB HBP BLK WP HR S P ERA WHIP

















Batter	1	2	3	4	5	6	7	8	9	AB	R	H	RBI	BB	SO	LOB	TOP					
2 Ben Revere, L OBP: 0.326, SLG: 0.365										5	0	2	0	0	0	3	Philadelphia Phillies @ Los Angeles Angels Angel Stadium of Anaheim, Anaheim, CA Wed Aug 13 2014, 7:09 PM - 10:00 PM PDT Att: 38,802 - Clear - 75 F					
11 Jimmy Rollins, S OBP: 0.315, SLG: 0.387										5	1	2	1	0	1	2						
26 Chase Utley, L OBP: 0.356, SLG: 0.442										5	0	1	0	0	0	3						
6 Ryan Howard, L OBP: 0.301, SLG: 0.374										2	0	0	0	2	1							
3 Marlon Byrd, R OBP: 0.319, SLG: 0.469										4	0	1	1	0	2	2						
24 Grady Sizemore, L OBP: 0.308, SLG: 0.362										4	1	1	0	0	0	2						
9 Domic Brown, L OBP: 0.278, SLG: 0.337										4	0	1	1	0	0	2						
51 Carlos Ruiz, R OBP: 0.359, SLG: 0.372										4	1	3	0	0	1	0						
25 Cody Asche, L OBP: 0.295, SLG: 0.369										3	0	0	0	0	1	3						
<b>Inning Stats</b>	R: 0 E: 0 K: 2 S: 15	H: 2 LOB: 2 BB: 1 P: 24	R: 0 E: 0 K: 1 S: 13	H: 2 LOB: 2 BB: 0 P: 18	R: 1 E: 0 K: 0 S: 16	H: 2 LOB: 2 BB: 1 P: 24	R: 1 E: 0 K: 0 S: 7	H: 2 LOB: 1 BB: 0 P: 8	R: 0 E: 0 K: 1 S: 10	H: 0 LOB: 0 BB: 0 P: 12	R: 0 E: 0 K: 1 S: 7	H: 0 LOB: 0 BB: 0 P: 11	R: 0 E: 0 K: 1 S: 10	H: 1 LOB: 1 BB: 0 P: 14	R: 1 E: 0 K: 0 S: 9	H: 2 LOB: 1 BB: 0 P: 15	R: 0 E: 0 K: 0 S: 9	H: 0 LOB: 0 BB: 0 P: 15	1B: 9 2B: 1 3B: 1 HR: 0	SF: 0 SAC: 1 DP: 0 HBP: 0	WP: 0 PB: 0 SB: 3 CS: 0	PA: 39
<b>PITCHER</b>	IP WLS BF H R ER SO BB IBB HBP BLK WP HR S P ERA WHIP																					
36 Jered Weaver, R ERA: 3.66	6.0 W 27 8 2 2 5 2 0 0 0 0 0 0 68 97 3.00 1.667																					
40 Kevin Jepsen, R ERA: 1.73	1.0 H 4 1 0 0 1 0 0 0 0 0 0 0 10 14 0.00 1.000																					
38 Joe Smith, R ERA: 2.21	1.0 H 5 2 1 1 0 0 0 0 0 0 0 0 9 15 9.00 2.000																					
16 Huston Street, R ERA: 0.84	1.0 S 3 0 0 0 0 0 0 0 0 0 0 0 9 15 0.00 0.000																					

Batter	1	2	3	4	5	6	7	8	9	AB	R	H	RBI	BB	SO	LOB	BOTTOM					
56 Kole Calhoun, L OBP: 0.342, SLG: 0.474										4	0	1	0	0	1	1	Philadelphia Phillies @ Los Angeles Angels Angel Stadium of Anaheim, Anaheim, CA Wed Aug 13 2014, 7:09 PM - 10:00 PM PDT Att: 38,802 - Clear - 75 F					
27 Mike Trout, R OBP: 0.322, SLG: 0.570										4	0	0	0	0	1	1						
5 Albert Pujols, R OBP: 0.326, SLG: 0.477										3	1	1	0	1	0	0						
32 Josh Hamilton, L OBP: 0.342, SLG: 0.416										2	1	1	0	1	1	1						
2 Erick Aybar, S OBP: 0.308, SLG: 0.378										3	2	1	0	1	0	2						
47 Howie Kendrick, R OBP: 0.340, SLG: 0.373										3	0	1	2	0	1	2						
28 Brennan Boesch, L OBP: 0.211, SLG: 0.235										2	0	2	1	0	1							
6 David Freese, R OBP: 0.326, SLG: 0.361										2	0	1	0	1	0	0						
8 John McDonald, R OBP: 0.243, SLG: 0.169										1	0	0	0	0	0	2						
24 Hank Conger, L OBP: 0.293, SLG: 0.330										3	0	0	0	0	2	3						
<b>Inning Stats</b>	R: 0 E: 0 K: 1 S: 8	H: 1 LOB: 1 BB: 1 P: 16	R: 1 E: 0 K: 0 S: 7	H: 1 LOB: 0 BB: 0 P: 9	R: 0 E: 0 K: 0 S: 8	H: 0 LOB: 0 BB: 0 P: 14	R: 0 E: 0 K: 0 S: 6	H: 0 LOB: 1 BB: 1 P: 13	R: 0 E: 0 K: 2 S: 11	H: 0 LOB: 1 BB: 1 P: 18	R: 3 E: 0 K: 1 S: 12	H: 3 LOB: 2 BB: 1 P: 21	R: 0 E: 0 K: 1 S: 8	H: 0 LOB: 0 BB: 0 P: 10	R: 0 E: 0 K: 1 S: 11	H: 1 LOB: 2 BB: 1 P: 22	R: 0 E: 0 K: 1 S: 11	H: 1 LOB: 2 BB: 1 P: 22	1B: 4 2B: 2 3B: 0 HR: 0	SF: 1 SAC: 1 DP: 1 HBP: 1	WP: 1 PB: 0 SB: 0 CS: 0	PA: 35
<b>PITCHER</b>	IP WLS BF H R ER SO BB IBB HBP BLK WP HR S P ERA WHIP																					
34 A.J. Burnett, R ERA: 4.35	6.0 L 27 8 4 4 4 4 0 0 0 0 0 0 8 91 6.00 1.500																					
53 Ken Giles, R ERA: 1.44	1.0 3 0 0 0 1 0 0 0 0 0 0 0 8 10 0.00 0.000																					
63 Jake Diekman, L ERA: 4.0	1.0 5 1 0 0 1 1 0 0 0 0 1 0 11 22 0.00 2.000																					











Batter	1	2	3	4	5	6	7	8	9	AB	R	H	RBI	BB	SO	LOB	TOP					
56 Kole Calhoun, L (1,9)	L9	G4-3	L1-3	G4-3	L1-3	G4-3	F7	F7		5	0	0	1	0	0	4						
27 Mike Trout, R (1,8)	F7	G5-3								3	0	1	0	1	0	2						
5 Albert Pujols, R (1,10)			G6-3		P3					3	0	1	0	1	0	1						
47 Howie Kendrick, R (1,4)	F9		L9							3	0	0	0	1	1							
2 Erick Aybar, S (1,6)										3	1	1	0	1	1	3						
6 David Freese, R (1,5)										4	1	1	0	0	1	4						
8 John McDonald, R (8,5)										0	0	0	0	0	0	0						
19 Efrén Navarro, L (1,3)										3	0	1	1	1	1	3						
7 Collin Cowgill, R (1,7)										4	0	2	0	0	0	0						
24 Hank Conger, L (1,2)										4	0	0	0	0	0	5						
Inning Stats	R: 0 E: 0 K: 0 S: 7	H: 0 LOB: 1 BB: 1 P: 14	R: 2 E: 0 K: 0 S: 10	H: 4 LOB: 2 BB: 0 P: 15	R: 0 E: 0 K: 0 S: 6	H: 0 LOB: 1 BB: 1 P: 14	R: 0 E: 0 K: 1 S: 8	H: 1 LOB: 0 BB: 0 P: 9	R: 0 E: 0 K: 0 S: 8	H: 0 LOB: 0 BB: 0 P: 12	R: 0 E: 0 K: 3 S: 12	H: 0 LOB: 3 BB: 2 P: 22	R: 0 E: 0 K: 0 S: 6	H: 0 LOB: 0 BB: 0 P: 9	1B: 6 2B: 2 3B: 0 HR: 0	SF: 0 SAC: 0 DP: 1 HBP: 0	WP: 0 PB: 0 SB: 0 CS: 1	PA: 37				
PITCHER	IP	WLS	BF	H	R	ER	SO	BB	IBB	HBP	BLK	WP	HR	S	P	ERA	WHIP					
23 Nick Tepesch, R (1,1)	7.0		29	6	2	2	1	4	0	0	0	0	0	52	91	2.57	1.429					
37 Shawn Tolleson, R (8,1)	0.2		4	1	0	0	2	0	1	0	0	0	0	8	14	0.00	1.500					
56 Neal Cotts, L (8,1)	0.1		1	0	0	0	1	0	0	0	0	0	0	4	4	0.00	0.000					
30 Neftalí Feliz, R (9,1)	1.0	W	3	0	0	0	0	0	0	0	0	0	0	6	9	0.00	0.000					
Batter	1	2	3	4	5	6	7	8	9	AB	R	H	RBI	BB	SO	LOB	BOTTOM					
17 Shin-Soo Choo, L (1,7)	G3									3	0	0	0	1	1							
35 James Adduci, L (8,FR) (9,7)										0	0	0	0	0	0	0						
1 Elvis Andrus, R (1,6)	G4-3									3	0	1	0	1	0	1						
Alex Rios, R (1,9)	F8									4	1	1	0	0	1	2						
29 Adrián Beltré, R (1,10)										4	1	1	0	0	0	1						
7 J.P. Arenchibia, R (1,3)										2	0	0	0	0	1	1						
28 Mike Carp, L (7,PH) (8,3)										2	0	1	1	0	0	0						
9 Adam Rosales, R (1,5)										4	1	2	1	0	0	0						
8 Geovany Soto, R (1,2)										3	0	1	0	0	2	2						
12 Rougned Odor, L (1,4)										3	0	1	1	0	1	1						
19 Daniel Robertson, R (1,8)										2	0	0	0	0	0	1						
2 Leonys Martín, L (8,PH) (9,8)										1	0	0	0	0	0	0						
Inning Stats	R: 0 E: 0 K: 0 S: 9	H: 0 LOB: 0 BB: 0 P: 13	R: 0 E: 0 K: 1 S: 5	H: 0 LOB: 0 BB: 0 P: 8	R: 0 E: 0 K: 2 S: 12	H: 1 LOB: 1 BB: 0 P: 20	R: 0 E: 0 K: 1 S: 7	H: 0 LOB: 1 BB: 1 P: 16	R: 1 E: 0 K: 1 S: 13	H: 2 LOB: 0 BB: 0 P: 22	R: 0 E: 0 K: 0 S: 5	H: 1 LOB: 0 BB: 0 P: 8	R: 0 E: 1 K: 1 S: 10	H: 0 LOB: 1 BB: 0 P: 16	R: 0 E: 0 K: 0 S: 11	H: 0 LOB: 2 BB: 1 P: 21	R: 2 E: 0 K: 0 S: 7	H: 4 LOB: 2 BB: 0 P: 10	1B: 8 2B: 0 3B: 0 HR: 0	SF: 0 SAC: 0 DP: 1 HBP: 0	WP: 0 PB: 0 SB: 3 CS: 0	PA: 33
PITCHER	IP	WLS	BF	H	R	ER	SO	BB	IBB	HBP	BLK	WP	HR	S	P	ERA	WHIP					
53 Héctor Santiago, L (1,1)	6.0		21	4	1	1	5	1	0	0	0	0	0	10	16	0.00	0.833					
40 Kevin Jepsen, R (7,1)	1.0	H	4	0	0	0	1	0	0	0	0	0	0	11	21	0.00	1.000					
3B Joe Smith, R (8,1)	1.0	H	4	0	0	0	0	1	0	0	0	0	0	7	10	∞	∞					
16 Huston Street, R (9,1)	0.0	L	4	4	2	2	0	0	0	0	0	0	0	7	10	∞	∞					

Los Angeles Angels @ Texas Rangers  
 Globe Life Park in Arlington, Arlington, TX  
 Sun Aug 17 2014, 3:07 PM - 5:58 PM EDT  
 Att: 28,942 - Overcast - 71 F

AB 32  
 R 2  
 H 7  
 RBI 2  
 BB 5  
 SO 4  
 LOB 23



Los Angeles Angels @ Texas Rangers  
 Globe Life Park in Arlington, Arlington, TX  
 Sun Aug 17 2014, 3:07 PM - 5:58 PM EDT  
 Att: 28,942 - Overcast - 71 F

AB 31  
 R 3  
 H 8  
 RBI 3  
 SO 6  
 LOB 10





Batter	1	2	3	4	5	6	7	8	9	AB	R	H	RBI	BB	SO	LOB	TOP										
56 Kole Calhoun, L (1,9) OBP: 0.351, SLG: 0.490										2	2	2	0	2	0	0											
27 Mike Trout, R (1,8) OBP: 0.379, SLG: 0.560										4	1	2	1	0	2	3											
5 Albert Pujols, R (1,10) OBP: 0.329, SLG: 0.479										3	0	1	1	1	0	2											
47 Howie Kendrick, R (1,4) OBP: 0.339, SLG: 0.374										4	0	0	0	0	0	3											
2 Erick Aybar, S (1,6) OBP: 0.308, SLG: 0.374											4	0	1	0	0	1	2										
28 Brennan Boesch, L (1,7) OBP: 0.138, SLG: 0.148											3	0	0	0	0	1											
7 Collin Cowgill, R (7,7) OBP: 0.350, SLG: 0.396											1	0	0	0	0	1	2										
6 David Freese, R (1,5) OBP: 0.237, SLG: 0.362											3	0	1	0	0	1	1										
8 John McDonald, R (8,5) OBP: 0.237, SLG: 0.164											4	0	0	0	0	0	1										
19 Efrén Navarro, L (1,3) OBP: 0.330, SLG: 0.375											4	0	0	0	0	0	1										
17 Chris Iannetta, R (1,2) OBP: 0.364, SLG: 0.410											3	1	0	0	1	1	0										
<b>Inning Stats</b>	R: 0 E: 0 K: 0 S: 8	H: 2 LOB: 1 BB: 0 P: 13	R: 0 E: 0 K: 2 S: 7	H: 0 LOB: 0 BB: 0 P: 9	R: 2 E: 0 K: 0 S: 12	H: 2 LOB: 1 BB: 1 P: 20	R: 0 E: 0 K: 0 S: 7	H: 1 LOB: 1 BB: 0 P: 11	R: 0 E: 0 K: 1 S: 9	H: 0 LOB: 0 BB: 0 P: 12	R: 0 E: 0 K: 0 S: 7	H: 1 LOB: 0 BB: 0 P: 9	R: 2 E: 1 K: 2 S: 19	H: 1 LOB: 2 BB: 2 P: 33	R: 0 E: 0 K: 0 S: 5	H: 0 LOB: 0 BB: 0 P: 5	1B: 5 2B: 2 3B: 0 HR: 0	SF: 0 SAC: 0 DP: 1 HBP: 0	WP: 1 PB: 0 SB: 0 CS: 2	PA: 37							
<b>PITCHER</b>	IP	WLS	BF	H	R	ER	SO	BB	IBB	HBP	BLK	WP	HR	S	P	ERA	WHIP										
67 Brandon Workman, R (1,1) ERA: 4.26	7.0	L	26	6	2	2	5	2	0	0	0	0	0	60	89	2.57	1.143										
36 Junichi Tazawa, R (8,1) ERA: 3.14	1.0		7	1	2	0	2	1	1	0	0	1	0	19	33	0.00	2.000										
54 Edward Mujica, R (9,1) ERA: 4.4	1.0		3	0	0	0	0	0	0	0	0	0	0	5	5	0.00	0.000										

Los Angeles Angels @ Boston Red Sox  
Fenway Park, Boston, MA  
Mon Aug 18 2014, 7:13 PM - 10:34 PM EDT  
Att: 35,170 - Cloudy - 76 F

AB 32  
R 4  
H 7  
RBI 2  
BB 4  
SO 7  
LOB 15



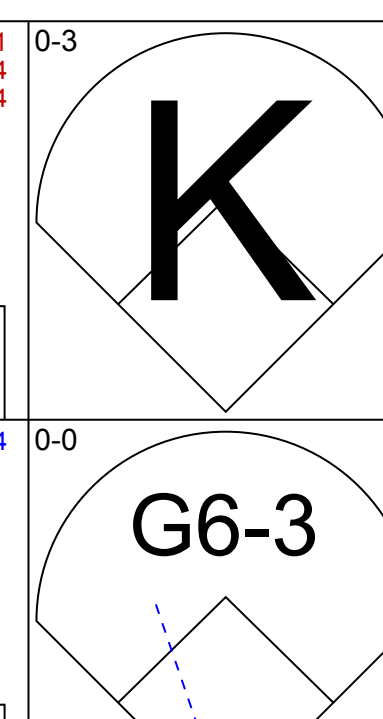
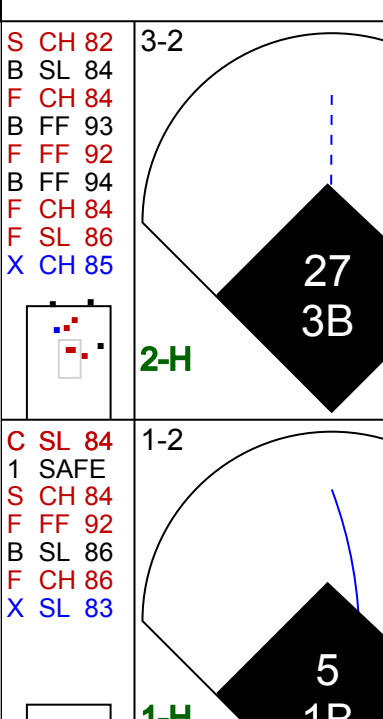
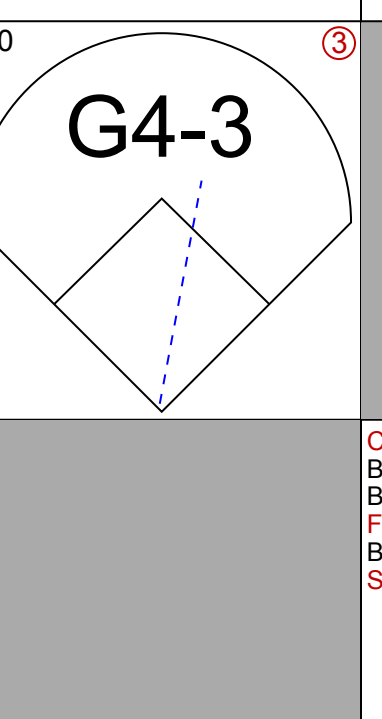
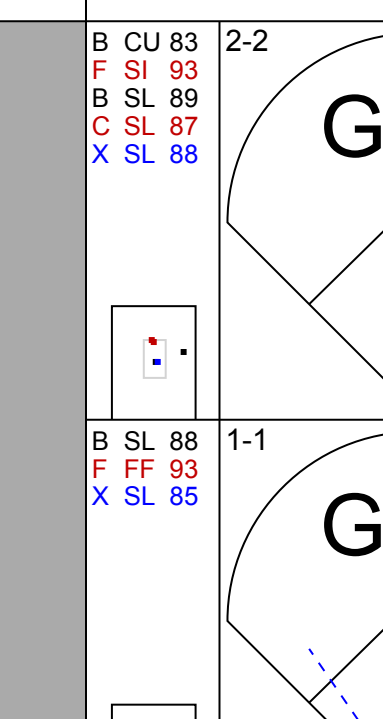
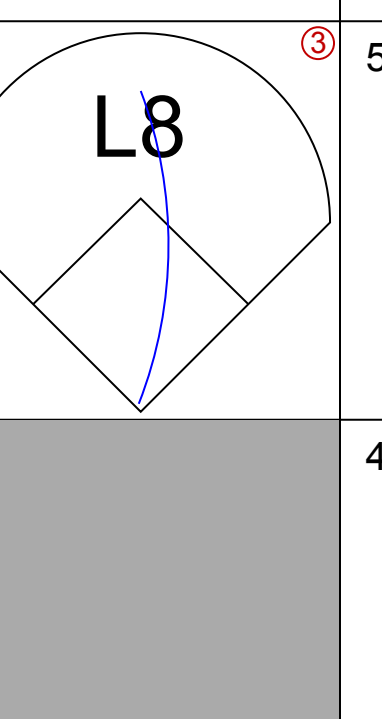
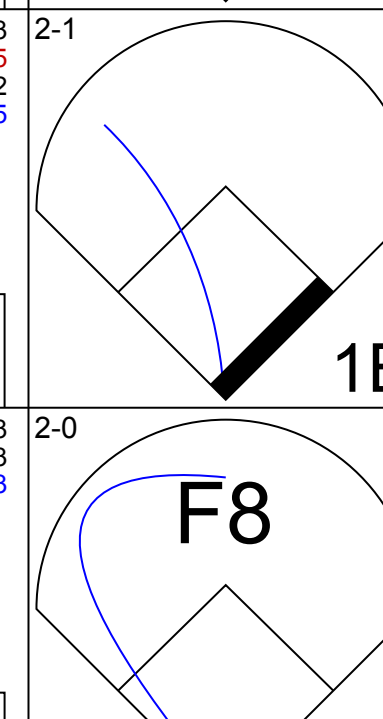
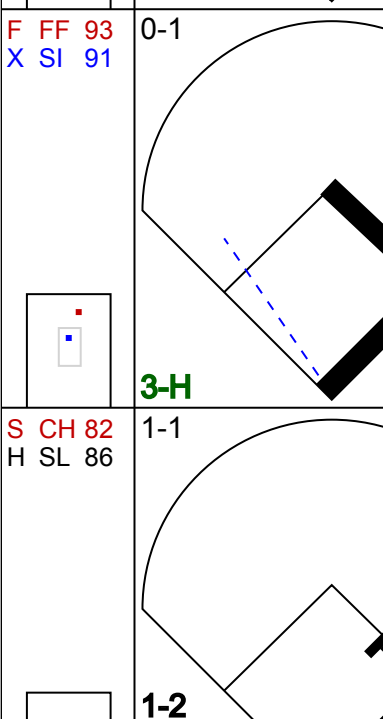
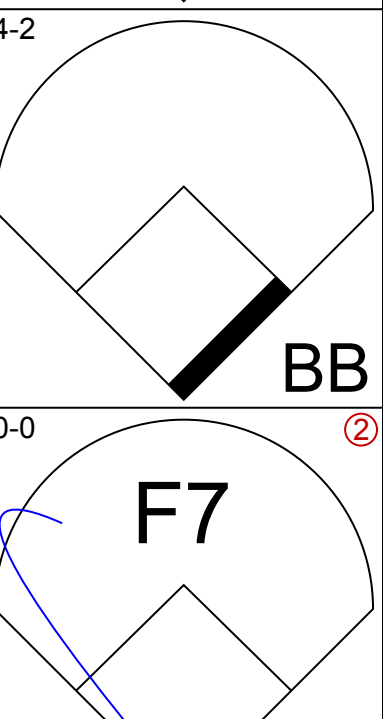


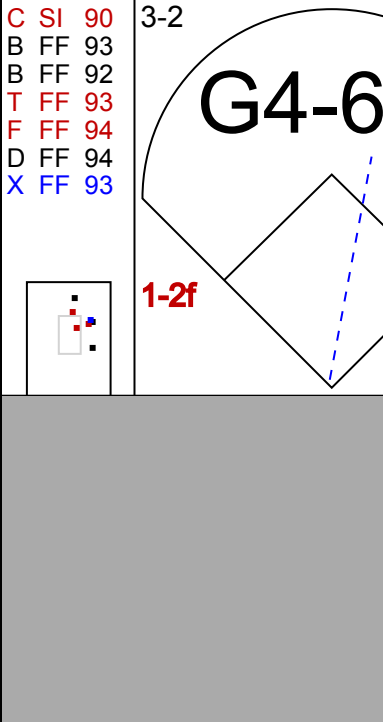
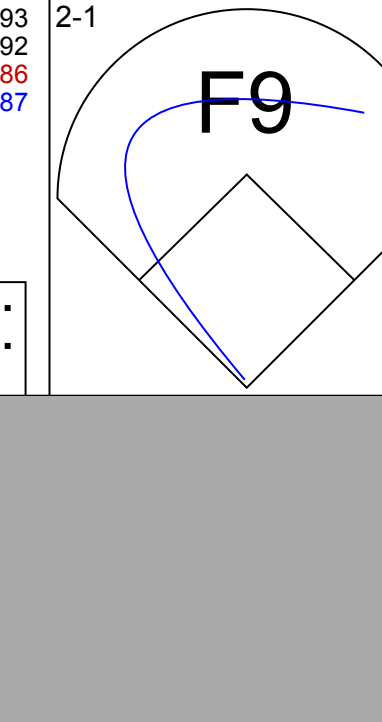

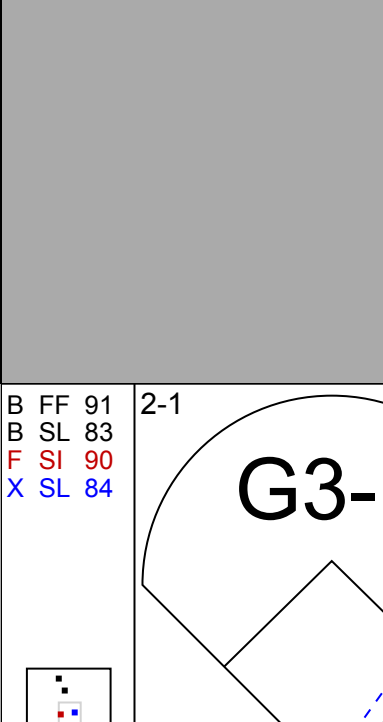



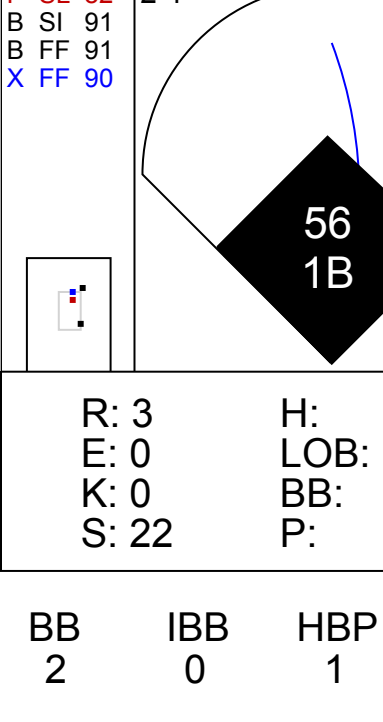
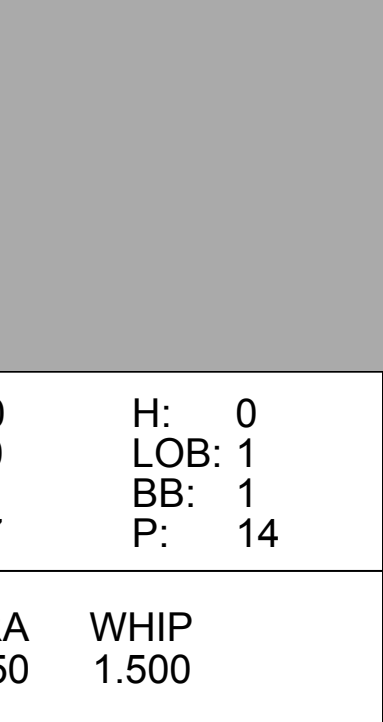

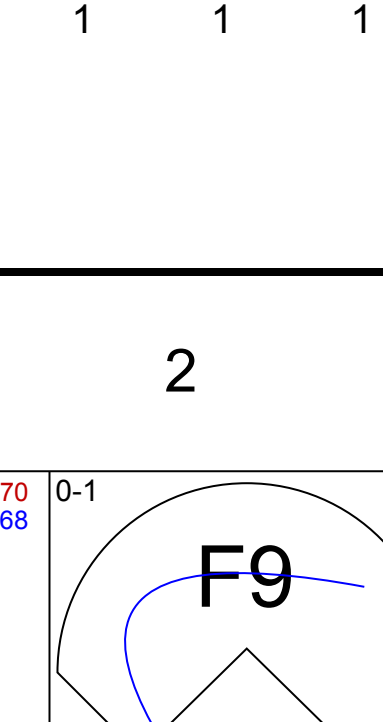
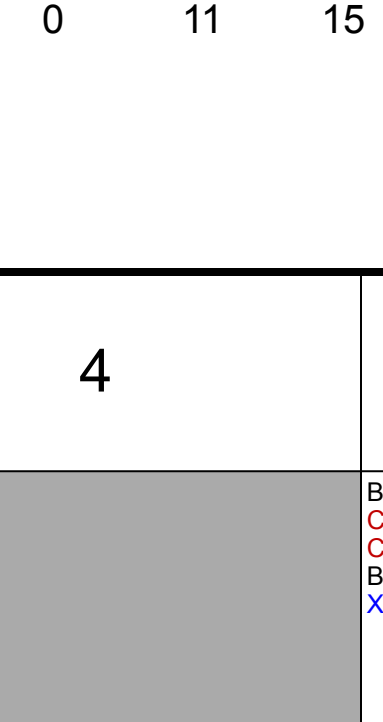
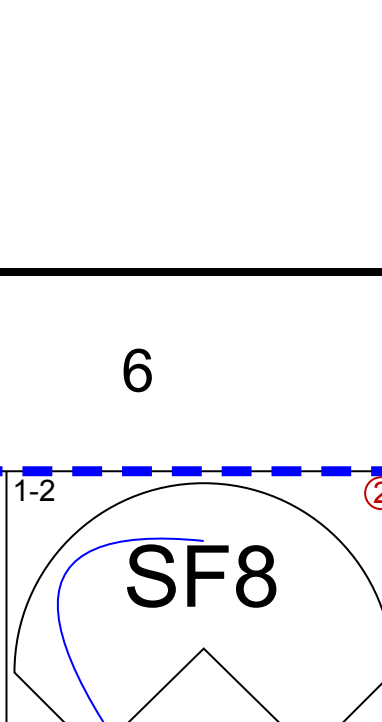
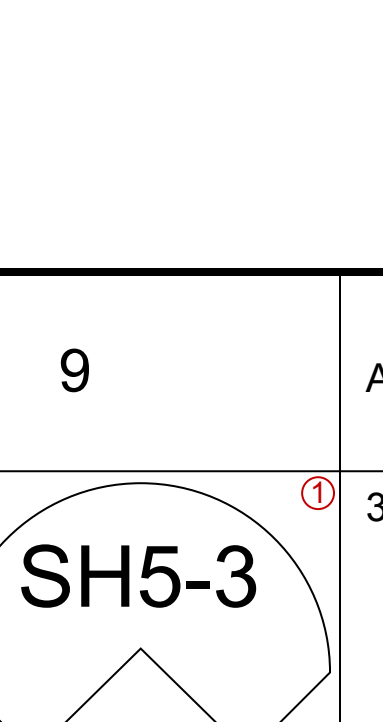

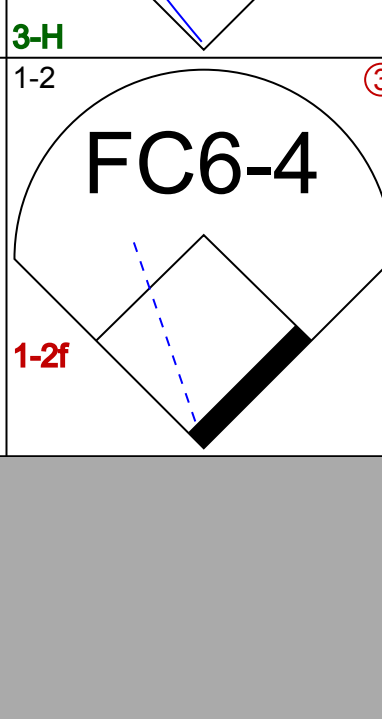
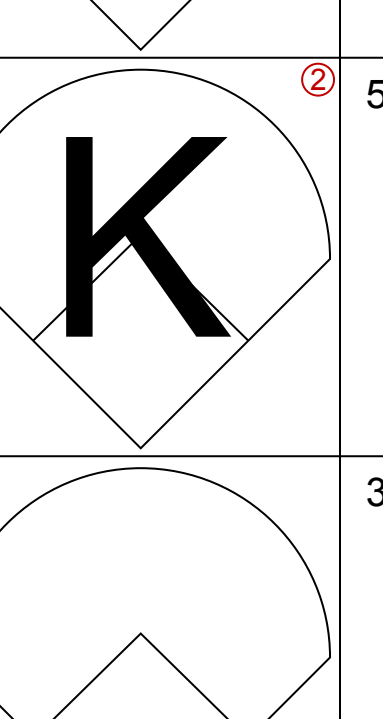


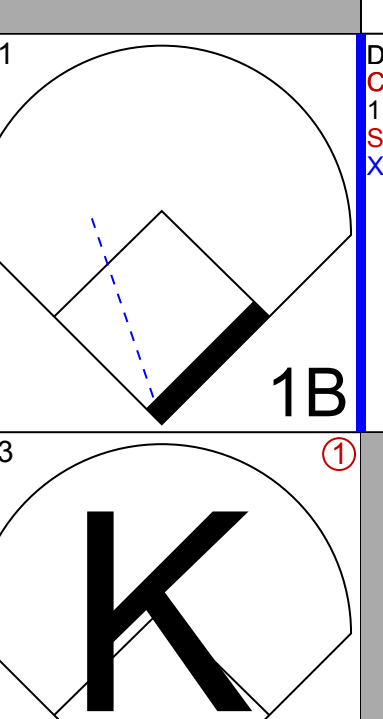
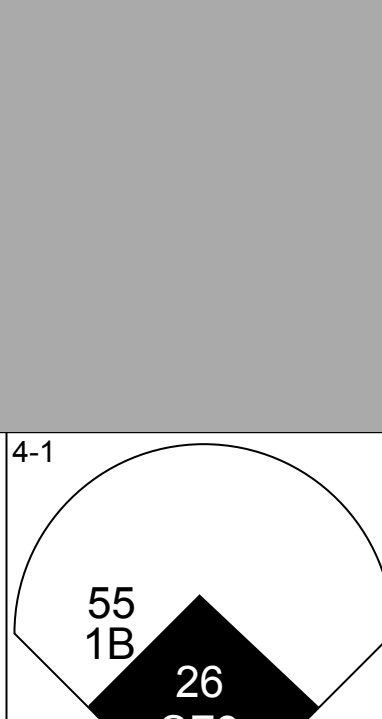


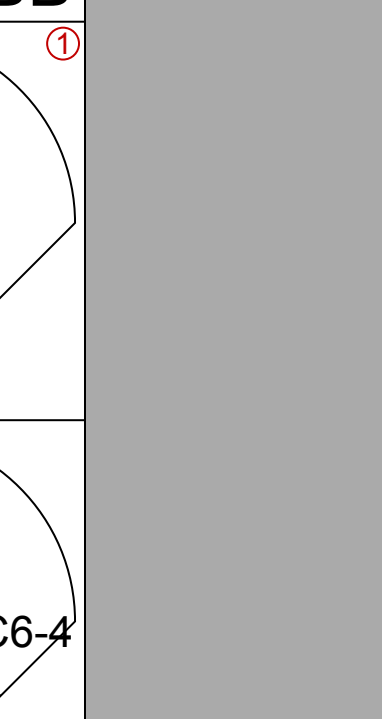
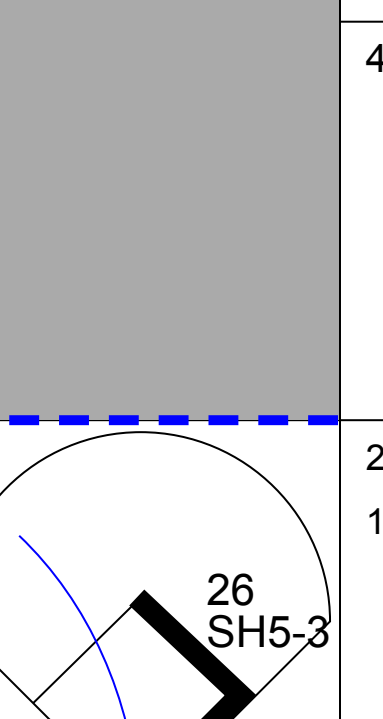
Batter	1	2	3	4	5	6	7	8	9	AB	R	H	RBI	BB	SO	LOB	BOTTOM										
26 Brock Holt, L (1,9) OBP: 0.351, SLG: 0.408										4	1	2	1	1	1	0											
15 Dustin Pedroia, R (1,4) OBP: 0.346, SLG: 0.379										5	0	2	0	0	0	5											
34 David Ortiz, L (1,10) OBP: 0.345, SLG: 0.503											3	0	2	0	2	1	2										
52 Yoenis Cespedes, R (1,7) OBP: 0.294, SLG: 0.456											5	0	0	1	0	2	6										
12 Mike Napoli, R (1,3) OBP: 0.388, SLG: 0.450											4	0	0	0	1	1	5										
16 Will Middlebrooks, R (1,5) OBP: 0.271, SLG: 0.278											3	0	0	0	1	2	2										
2 Xander Bogaerts, R (1,6) OBP: 0.293, SLG: 0.339											4	0	0	0	0	1	2										
50 Mookie Betts, R (1,8) OBP: 0.298, SLG: 0.364											3	1	1	0	1	1	2										
55 Christian Vázquez, R (1,2) OBP: 0.301, SLG: 0.305											4	0	2	0	0	2											
<b>Inning Stats</b>	R: 0 E: 0 K: 1 S: 9	H: 0 LOB: 1 BB: 1 P: 14	R: 0 E: 0 K: 1 S: 14	H: 0 LOB: 2 BB: 2 P: 25	R: 0 E: 0 K: 0 S: 16	H: 1 LOB: 2 BB: 1 P: 23	R: 1 E: 0 K: 2 S: 15	H: 2 LOB: 1 BB: 1 P: 27	R: 0 E: 0 K: 0 S: 11	H: 1 LOB: 1 BB: 0 P: 18	R: 0 E: 0 K: 0 S: 12	H: 2 LOB: 2 BB: 1 P: 20	R: 0 E: 0 K: 3 S: 11	H: 1 LOB: 1 BB: 0 P: 13	R: 0 E: 0 K: 0 S: 6	H: 0 LOB: 0 BB: 0 P: 9	R: 1 E: 0 K: 1 S: 15	H: 2 LOB: 1 BB: 0 P: 22	1B: 8 2B: 1 3B: 0 HR: 0	SF: 0 SAC: 0 DP: 1 HBP: 0	WP: 0 PB: 0 SB: 0 CS: 0	PA: 41					
<b>PITCHER</b>	IP	WLS	BF	H	R	ER	SO	BB	IBB	HBP	BLK	WP	HR	S	P	ERA	WHIP										
33 C.J. Wilson, L (1,1) ERA: 4.99	5.1	W	26	5	1	1	5	5	0	0	0	0	0	70	115	1.69	1.875										
64 Mike Morin, R (6,1) ERA: 2.68	0.2	H	3	1	0	0	0	1	0	0	0	0	0	7	12	0.00	3.000										
59 Fernando Salas, R (7,1) ERA: 2.55	1.0	H	4	1	0	0	3	0	0	0	0	0	0	11	13	0.00	1.000										
39 Jason Grilli, R (8,1) ERA: 3.57	1.0	H	3	0	0	0	0	0	0	0	0	0	0	6	9	0.00	0.000										
40 Kevin Jepsen, R (9,1) ERA: 2.22	1.0	S	5	2	1	1	1	0	0	0	0	0	0	15	22	9.00	2.000										

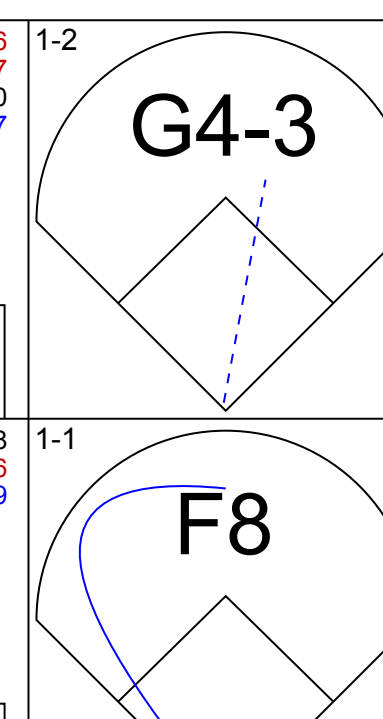
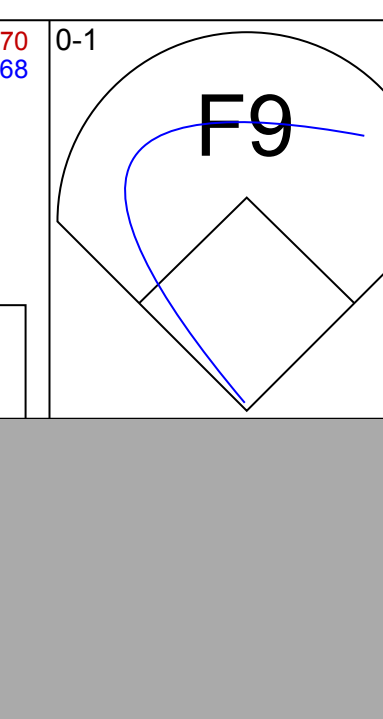
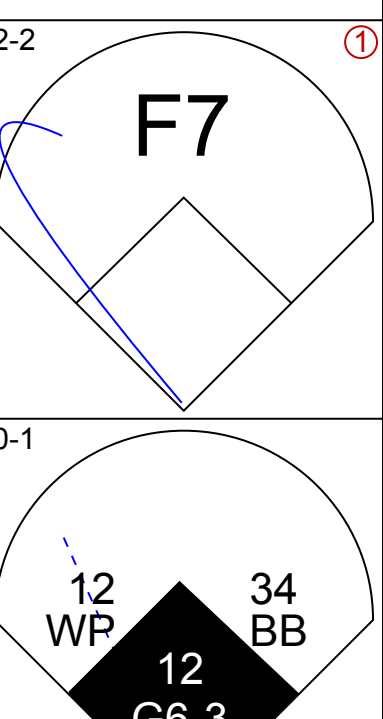
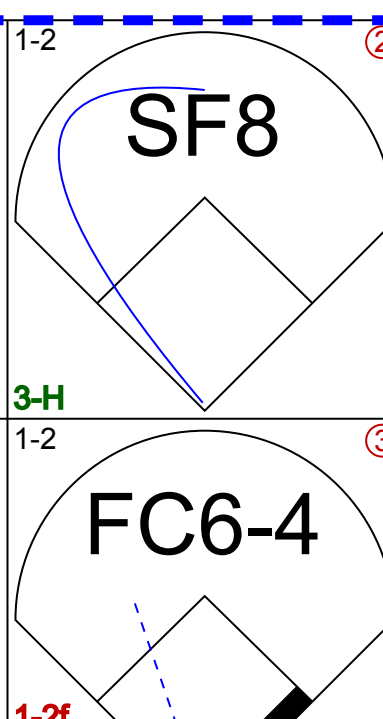
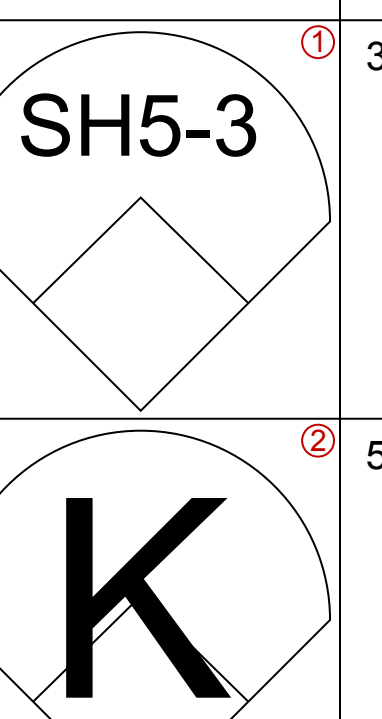
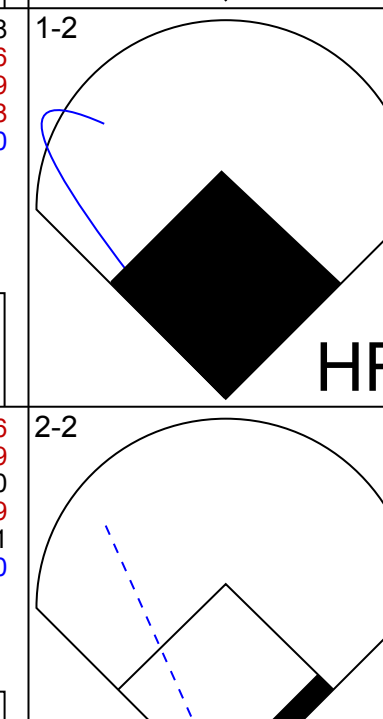
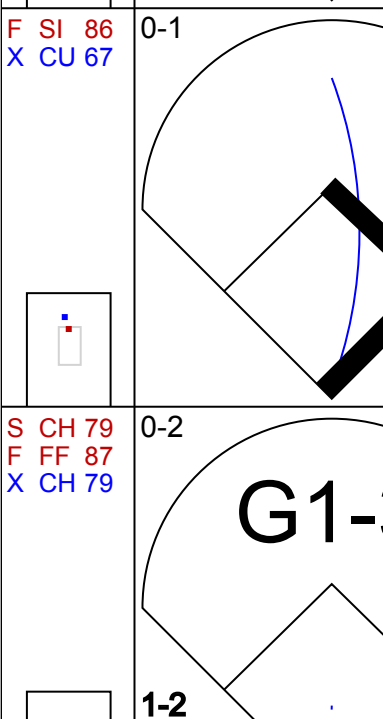
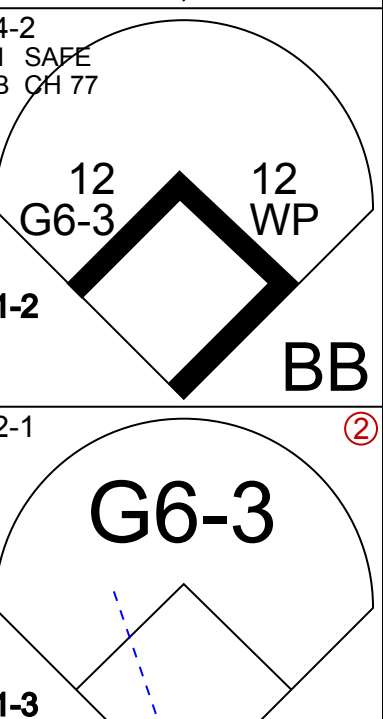

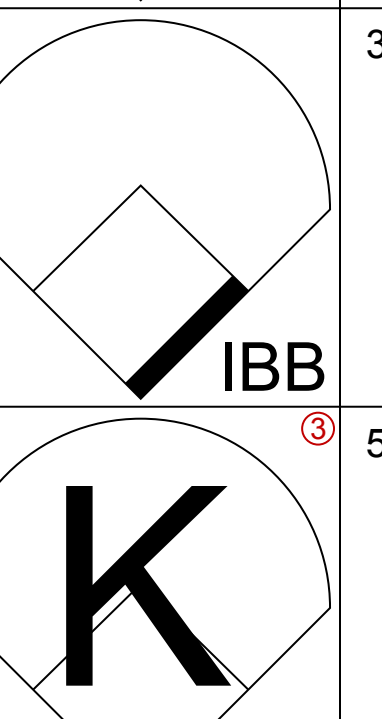
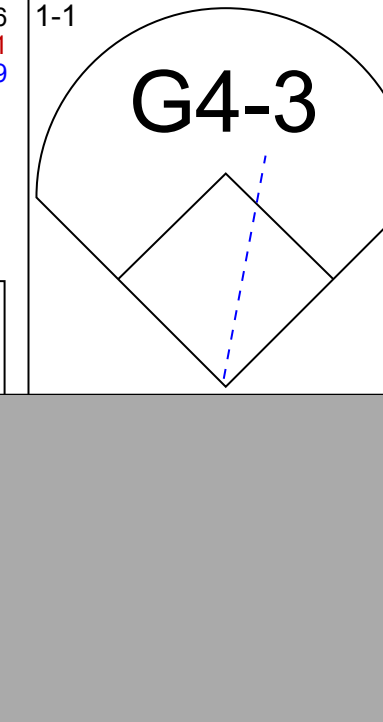
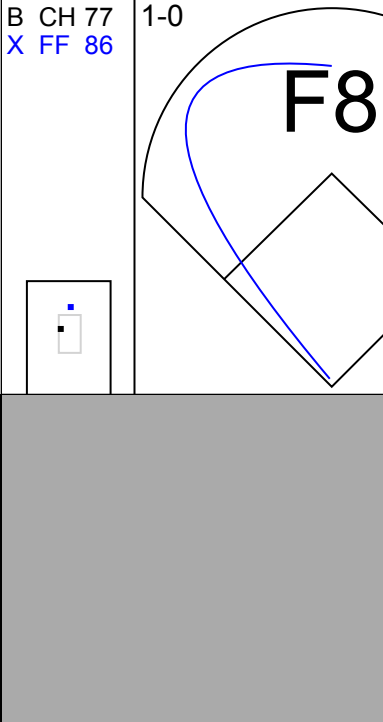
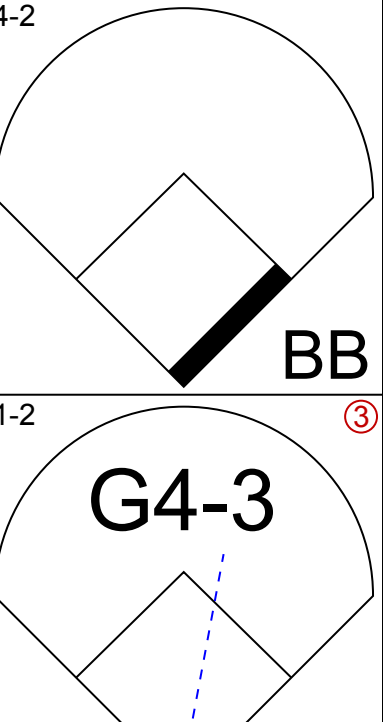
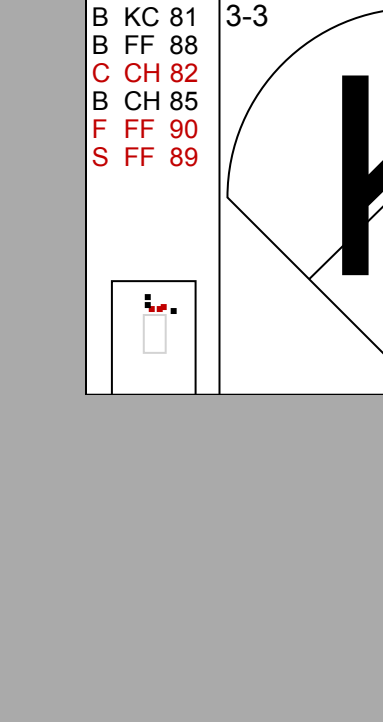




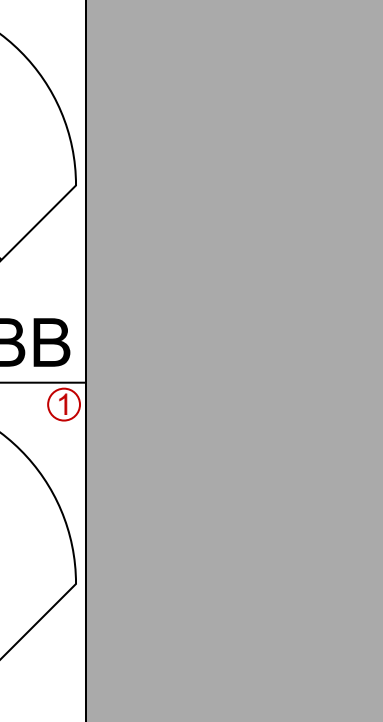


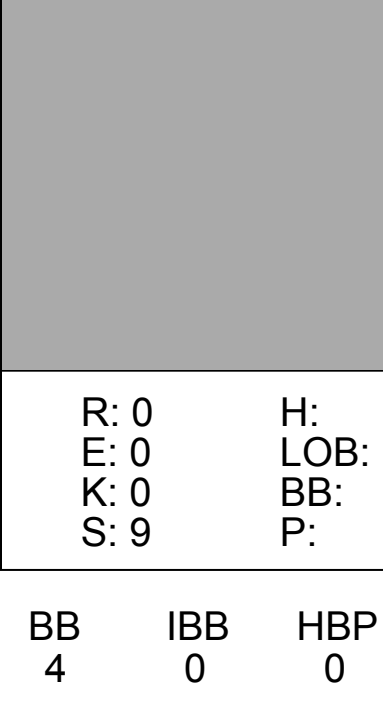

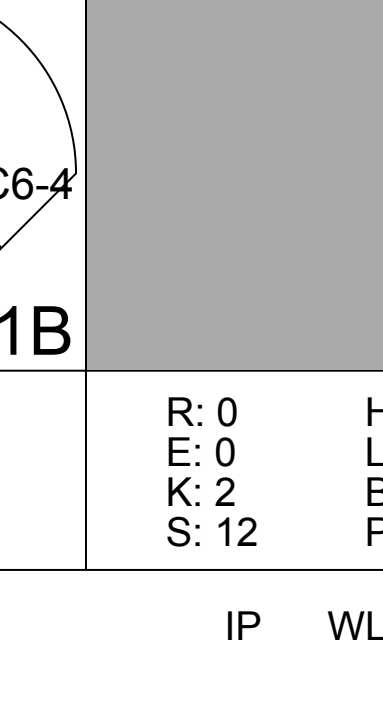




Los Angeles Angels @ Boston Red Sox  
Fenway Park, Boston, MA  
Mon Aug 18 2014, 7:13 PM - 10:34 PM EDT  
Att: 35,170 - Cloudy - 76 F

AB 35  
R 2  
H 9  
RBI 2  
BB 6  
SO 9  
LOB 26






Batter	1	2	3	4	5	6	7	8	9	AB	R	H	RBI	BB	SO	LOB	TOP			
56 Kole Calhoun, L (1,9) OBP: 0.349, SLG: 0.485										5	1	1	1	0	1	3	<b>Los Angeles Angels @ Boston Red Sox</b> Fenway Park, Boston, MA Tue Aug 19 2014, 7:13 PM - 10:36 PM EDT Att: 35,471 - Clear - 72 F			
27 Mike Trout, R (1,8) OBP: 0.378, SLG: 0.562										4	1	1	1	0	1	0				
5 Albert Pujols, R (1,3) OBP: 0.332, SLG: 0.480										3	0	2	1	1	0	0				
32 Josh Hamilton, L (1,7) OBP: 0.338, SLG: 0.409										3	0	0	0	0	0	2				
47 Howie Kendrick, R (1,4) OBP: 0.337, SLG: 0.371										4	0	0	0	0	0	3				
2 Erick Aybar, S (1,6) OBP: 0.307, SLG: 0.373										4	0	1	0	0	0	0				
6 David Freese, R (1,5) OBP: 0.326, SLG: 0.366										4	0	1	0	0	1	1				
8 John McDonald, R (9,5) OBP: 0.237, SLG: 0.164										0	0	0	0	0	0	0				
28 Brennan Boesch, L (1,10) OBP: 0.152, SLG: 0.194										4	1	1	0	0	1	1				
17 Chris Iannetta, R (1,2) OBP: 0.369, SLG: 0.422										3	1	2	1	1	0	0				
<b>Inning Stats</b>	R: 0 E: 0 K: 1 S: 7	H: 1 LOB: 0 P: 11	R: 0 E: 0 K: 0 S: 6	H: 1 LOB: 0 BB: 12	R: 3 E: 0 K: 0 S: 22	H: 4 LOB: 1 BB: 0 P: 34	R: 0 E: 0 K: 1 S: 13	H: 1 LOB: 2 BB: 1 P: 20	R: 0 E: 0 K: 0 S: 5	H: 0 LOB: 0 BB: 0 P: 8	R: 0 E: 0 K: 0 S: 9	H: 0 LOB: 0 BB: 0 P: 13	R: 0 E: 0 K: 0 S: 8	H: 0 LOB: 0 BB: 0 P: 11	R: 1 E: 0 K: 1 S: 11	H: 2 LOB: 1 BB: 0 P: 15	1B: 4 2B: 4 3B: 2 HR: 0	SF: 0 SAC: 0 DP: 2 HBP: 1	WP: 0 PB: 0 SB: 0 CS: 0	PA: 37
<b>PITCHER</b>	IP WLS BF H R ER SO BB IBB HBP BLK WP HR S P ERA WHIP																			
64 Allen Webster, R (1,1) ERA: 4.73	6.0	26	7	3	3	3	2	0	1	0	0	0	0	60	99	4.50	1.500			
30 Alex Wilson, R (7,1) ERA: 1.59	2.0	6	0	0	0	0	0	0	0	0	0	0	17	24	0.00	0.000				
19 Koji Uehara, R (9,1) ERA: 1.53	1.0	L	5	2	1	1	1	0	0	0	0	0	0	11	15	9.00	2.000			

Batter	1	2	3	4	5	6	7	8	9	AB	R	H	RBI	BB	SO	LOB	BOTTOM					
26 Brock Holt, L (1,9) OBP: 0.348, SLG: 0.405										3	0	0	1	0	0	2	<b>Los Angeles Angels @ Boston Red Sox</b> Fenway Park, Boston, MA Tue Aug 19 2014, 7:13 PM - 10:36 PM EDT Att: 35,471 - Clear - 72 F					
15 Dustin Pedroia, R (1,4) OBP: 0.344, SLG: 0.377										5	1	1	0	0	1	2						
34 David Ortiz, L (1,10) OBP: 0.350, SLG: 0.512										3	1	2	1	2	0	0						
12 Mike Napoli, R (1,3) OBP: 0.385, SLG: 0.446										5	0	1	1	0	2	4						
29 Daniel Nava, S (1,7) OBP: 0.339, SLG: 0.340										3	0	0	0	1	1	2						
16 Will Middlebrooks, R (1,5) OBP: 0.275, SLG: 0.262										2	0	1	0	0	0	0						
7 Kelly Johnson, L (4, PR) (5,5) OBP: 0.293, SLG: 0.356										2	0	0	0	0	0	2						
2 Xander Bogaerts, R (1,6) OBP: 0.293, SLG: 0.336										3	1	0	0	1	1	1						
50 Mookie Betts, R (1,8) OBP: 0.294, SLG: 0.375										4	0	1	0	0	0	2						
55 Christian Vázquez, R (1,2) OBP: 0.313, SLG: 0.310										2	0	1	0	1	0	1						
52 Yoanis Cespedes, R (9, PH) OBP: 0.255, SLG: 0.457										1	0	1	0	0	0	0						
<b>Inning Stats</b>	R: 1 E: 0 K: 0 S: 15	H: 2 LOB: 1 P: 21	R: 0 E: 0 K: 0 S: 10	H: 1 LOB: 1 BB: 1 P: 20	R: 0 E: 0 K: 0 S: 9	H: 1 LOB: 1 BB: 0 P: 12	R: 0 E: 0 K: 1 S: 9	H: 1 LOB: 1 BB: 0 P: 13	R: 1 E: 0 K: 0 S: 18	H: 1 LOB: 2 BB: 2 P: 31	R: 1 E: 0 K: 0 S: 13	H: 1 LOB: 0 BB: 1 P: 22	R: 0 E: 0 K: 2 S: 12	H: 0 LOB: 0 BB: 0 P: 21	R: 0 E: 0 K: 0 S: 5	H: 0 LOB: 0 BB: 0 P: 11	R: 0 E: 0 K: 2 S: 9	H: 1 LOB: 2 BB: 1 P: 18	1B: 6 2B: 1 3B: 0 HR: 1	SF: 1 SAC: 1 DP: 0 HBP: 0	WP: 1 PB: 0 SB: 0 CS: 0	PA: 40
<b>PITCHER</b>	IP WLS BF H R ER SO BB IBB HBP BLK WP HR S P ERA WHIP																					
36 Jered Weaver, R (1,1) ERA: 3.7	5.1	27	7	3	3	1	4	0	0	0	0	0	0	0	66	109	5.06	2.062				
39 Jason Grilli, R (6,1) ERA: 3.51	0.2	B	2	0	0	0	0	0	0	0	0	0	8	10	0.00	0.000						
59 Fernando Salas, R (7,1) ERA: 2.49	1.0	3	0	0	0	2	0	0	0	0	0	0	12	21	0.00	0.000						
38 Joe Smith, R (8,1) ERA: 2.09	1.0	W	3	0	0	0	0	0	0	0	0	5	11	0.00	0.000							
16 Huston Street, R (9,1) ERA: 1.17	1.0	S	5	1	0	0	2	0	1	0	0	0	9	18	0.00	1.000						


livebaseballscores.com

AB 34  
R 4  
H 9  
RBI 4  
BB 2  
SO 4  
LOB 10



livebaseballscores.com

AB 33  
R 3  
H 8  
RBI 3  
BB 5  
SO 5  
LOB 16





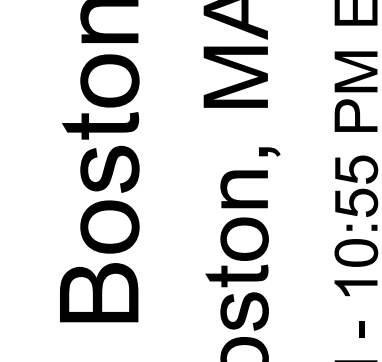
Batter	1	2	3	4	5	6	7	8	9	AB	R	H	RBI	BB	SO	LOB	TOP										
56 Kole Calhoun, L (1,9) OBP: 0.350, SLG: 0.486			L6						L8	4	1	1	1	1	1	1	<b>Los Angeles Angels @ Boston Red Sox</b> Fenway Park, Boston, MA Wed Aug 20 2014, 7:14 PM - 10:55 PM EDT Att: 35,136 - Partly Cloudy - 70 F										
27 Mike Trout, R (1,10) OBP: 0.374, SLG: 0.556				F8	FC9-6		G4-3		K	5	1	0	1	0	2	4											
5 Albert Pujols, R (1,3) OBP: 0.335, SLG: 0.480				L7						4	1	2	1	1	0	0											
32 Josh Hamilton, L (1,8) OBP: 0.339, SLG: 0.415		L3			SF8					3	1	2	3	0	0	0											
47 Howie Kendrick, R (1,4) OBP: 0.337, SLG: 0.372										5	0	2	2	0	1	3											
6 David Freese, R (1,5) OBP: 0.326, SLG: 0.365										4	0	1	0	0	1	2											
8 John McDonald, R (8,5) OBP: 0.237, SLG: 0.164										0	0	0	0	0	0	0											
2 Erick Aybar, S (1,6) OBP: 0.307, SLG: 0.372										4	1	1	0	0	0	1											
17 Chris Iannetta, R (1,2) OBP: 0.367, SLG: 0.417										3	1	0	0	1	3	0											
19 Efrén Navarro, L (1,7) OBP: 0.331, SLG: 0.374										3	1	1	0	0	1	0											
7 Collin Cowgill, R (6,7) OBP: 0.353, SLG: 0.399										1	1	1	0	0	0	0											
<b>Inning Stats</b>	R: 0 E: 0 K: 2 S: 8	H: 0 LOB: 0 BB: 0 P: 11	R: 0 E: 0 K: 0 S: 9	H: 1 LOB: 1 BB: 0 P: 13	R: 0 E: 0 K: 1 S: 6	H: 0 LOB: 0 BB: 0 P: 7	R: 1 E: 0 K: 0 S: 9	H: 2 LOB: 1 BB: 0 P: 14	R: 5 E: 0 K: 0 S: 22	H: 4 LOB: 1 BB: 2 P: 38	R: 0 E: 0 K: 2 S: 10	H: 0 LOB: 0 BB: 0 P: 14	R: 1 E: 0 K: 0 S: 10	H: 1 LOB: 1 BB: 1 P: 20	R: 0 E: 0 K: 2 S: 10	H: 0 LOB: 0 BB: 0 P: 13	R: 1 E: 0 K: 2 S: 14	H: 3 LOB: 2 BB: 0 P: 19	1B: 9 2B: 2 3B: 0 HR: 0	SF: 2 SAC: 0 DP: 0 HBP: 0	WP: 1 PB: 0 SB: 1 CS: 0	PA: 41					
<b>PITCHER</b>	IP	WLS	BF	H	R	ER	SO	BB	IBB	HBP	BLK	WP	HR	S	P	ERA	WHIP										
11 Clay Buchholz, R (1,1) ERA: 5.94	6.0	L	27	7	6	6	5	2	0	0	0	0	0	64	97	9.00	1.500										
35 Burke Badenhop, R (7,1) ERA: 2.51	1.0	5	1	1	1	1	0	1	0	0	0	0	0	10	20	9.00	2.000										
54 Edward Mujica, R (8,1) ERA: 4.3	1.0	3	0	0	0	2	0	0	0	0	0	0	0	10	13	0.00	0.000										
32 Craig Breslow, L (9,1) ERA: 5.09	1.0	6	3	1	1	2	0	0	0	0	0	1	0	14	19	9.00	3.000										

Batter	1	2	3	4	5	6	7	8	9	AB	R	H	RBI	BB	SO	LOB	BOTTOM										
26 Brock Holt, L (1,5) OBP: 0.344, SLG: 0.400		FC3-6		L3						5	0	0	0	0	0	4	<b>Los Angeles Angels @ Boston Red Sox</b> Fenway Park, Boston, MA Wed Aug 20 2014, 7:14 PM - 10:55 PM EDT Att: 35,136 - Partly Cloudy - 70 F										
15 Dustin Pedroia, R (1,4) OBP: 0.343, SLG: 0.376			K							5	1	1	0	0	2	2											
34 David Ortiz, L (1,10) OBP: 0.355, SLG: 0.523										4	1	4	1	0	0	0											
68 Alex Hassan, R (9,PH) OBP: 0.222, SLG: 0.125										1	0	0	0	0	0	0											
52 Yoenis Cespedes, R (1,7) OBP: 0.294, SLG: 0.457										4	0	1	1	0	1	1											
29 Daniel Nava, S (1,9) OBP: 0.342, SLG: 0.340										3	0	1	0	1	0	2											
7 Kelly Johnson, L (1,3) OBP: 0.293, SLG: 0.355										4	1	1	0	0	1	5											
2 Xander Bogaerts, R (1,6) OBP: 0.294, SLG: 0.336										3	0	1	0	1	1	1											
50 Mookie Betts, R (1,8) OBP: 0.291, SLG: 0.365										4	0	1	0	0	0	3											
3 David Ross, R (1,2) OBP: 0.255, SLG: 0.380										4	0	1	1	0	0	2											
<b>Inning Stats</b>	R: 1 E: 0 K: 0 S: 14	H: 3 LOB: 1 BB: 0 P: 25	R: 1 E: 0 K: 1 S: 13	H: 2 LOB: 2 BB: 1 P: 19	R: 1 E: 0 K: 0 S: 10	H: 1 LOB: 1 BB: 0 P: 14	R: 0 E: 0 K: 0 S: 9	H: 0 LOB: 0 BB: 0 P: 14	R: 0 E: 0 K: 1 S: 16	H: 1 LOB: 2 BB: 1 P: 30	R: 0 E: 0 K: 1 S: 14	H: 1 LOB: 1 BB: 0 P: 17	R: 0 E: 0 K: 1 S: 19	H: 2 LOB: 2 BB: 0 P: 28	R: 0 E: 1 K: 0 S: 8	H: 1 LOB: 1 BB: 0 P: 11	R: 0 E: 0 K: 1 S: 9	H: 0 LOB: 0 BB: 0 P: 11	1B: 9 2B: 1 3B: 0 HR: 1	SF: 1 SAC: 0 DP: 0 HBP: 0	WP: 1 PB: 0 SB: 0 CS: 1	PA: 41					
<b>PITCHER</b>	IP	WLS	BF	H	R	ER	SO	BB	IBB	HBP	BLK	WP	HR	S	P	ERA	WHIP										
Garrett Richards, R (1,1) ERA: 2.61	1.2	W	10	5	2	2	0	1	0	0	0	0	0	23	40	10.80	3.600										
46 Cory Rasmus, R (2,1) ERA: 2.7	2.1	W	9	1	1	1	1	0	0	0	0	0	1	23	32	3.86	0.429										
64 Mike Morin, R (5,1) ERA: 2.63	1.0	H	5	1	0	0	1	1	0	0	0	0	0	16	30	0.00	2.000										
59 Fernando Salas, R (6,1) ERA: 2.44	1.0	H	4	1	0	0	1	0	0	0	0	1	0	14	17	0.00	1.000										
40 Kevin Jepsen, R (7,1) ERA: 2.16	1.0	5	2	0	0	1	0	0	0	0	0	0	0	19	28	0.00	2.000										
<b>PITCHER</b>	IP	WLS	BF	H	R	ER	SO	BB	IBB	HBP	BLK	WP	HR	S	P	ERA	WHIP										
38 Joe Smith, R (8,1) ERA: 2.05	1.0	4	1	0	0	0	1	0	0	0	0	0	0	9	11	0.00	0.000										
16 Huston Street, R (9,1) ERA: 1.15	1.0	3	0	0	0	1	0	0	0	0	0	0	0	9	11	0.00	0.000										

AB 36  
R 8  
H 11  
RBI 8  
BB 3  
SO 9  
LOB 11



AB 37  
R 3  
H 11  
RBI 3  
SO 5  
LOB 20













Batter	1	2	3	4	5	6	7	8	9	AB	R	H	RBI	BB	SO	LOB	TOP				
7 Collin Cowgill, R OBP: 0.349, SLG: 0.387 56 Kole Calhoun, L OBP: 0.344, SLG: 0.476	E3 FC6-5 WP		P6		F7			P5		3	0	0	0	0	0	0					
27 Mike Trout, R OBP: 0.373, SLG: 0.555	K		K					P3		4	0	0	0	0	3	1					
5 Albert Pujols, R OBP: 0.333, SLG: 0.471	FC6-5				L7			G4-3		4	0	1	0	0	0	1					
32 Josh Hamilton, L OBP: 0.338, SLG: 0.422	P6				F7				K	4	0	0	0	0	2	2					
6 David Freese, R OBP: 0.326, SLG: 0.362		K			G5-3				F9	4	0	1	0	0	1	0					
47 Howie Kendrick, R OBP: 0.336, SLG: 0.375		G5-3			L9					4	1	2	0	0	0	0					
2 Erick Aybar, S OBP: 0.313, SLG: 0.380					G3					4	0	2	1	0	0	1					
17 Chris Iannetta, R OBP: 0.371, SLG: 0.410					G6-3					2	0	0	0	1	0	1					
18 Gordon Beckham, R OBP: 0.261, SLG: 0.333										3	0	0	0	0	2	3					
<b>Inning Stats</b>	R: 0 H: 0 E: 1 K: 1 S: 12	H: 0 R: 1 ER: 0 LOB: 1 BB: 0 P: 17	R: 0 H: 1 E: 0 K: 2 S: 11	H: 1 R: 0 ER: 0 LOB: 2 BB: 1 P: 16	R: 0 H: 1 E: 0 K: 2 S: 11	H: 1 R: 0 ER: 0 LOB: 1 BB: 0 P: 19	R: 0 H: 0 E: 0 K: 0 S: 10	H: 0 R: 0 ER: 0 LOB: 0 BB: 0 P: 13	R: 0 H: 0 E: 0 K: 1 S: 7	H: 0 R: 0 ER: 0 LOB: 0 BB: 0 P: 9	R: 1 H: 3 E: 0 K: 0 S: 17	H: 3 R: 0 ER: 0 LOB: 1 BB: 0 P: 26	R: 0 H: 0 E: 0 K: 0 S: 7	H: 0 R: 0 ER: 0 LOB: 1 BB: 0 P: 10	R: 0 H: 1 E: 0 K: 1 S: 9	H: 1 R: 0 ER: 0 LOB: 1 BB: 0 P: 11	1B: 5 2B: 1 3B: 0 HR: 0	SF: 0 DP: 0 HBP: 0	WP: 1 PB: 0 SB: 1 CS: 0	PA: 34	
<b>PITCHER</b>	IP	WLS	BF	H	R	ER	SO	BB	IBB	HBP	BLK	WP	HR	S	P	ERA	WHIP				
31 Jon Lester, L ERA: 2.53	7.0		27	5	1	1	7	1	0	0	0	1	0	75	109	1.29	0.857				
44 Luke Gregerson, R ERA: 2.17	1.0	W	3	0	0	0	0	0	0	0	0	0	0	7	10	0.00	0.000				
62 Sean Doolittle, L ERA: 2.28	1.0	S	4	1	0	0	1	0	0	0	0	0	0	9	11	0.00	1.000				

**Los Angeles Angels @ Oakland Athletics**  
 O.co Coliseum, Oakland, CA  
 Sat Aug 23 2014, 9:10 PM - 12:07 AM EDT  
 Att: 36,067 - Clear - 66 F

AB	33
R	1
H	6
RBI	1
BB	1
SO	8
LOB	9



Batter	1	2	3	4	5	6	7	8	9	AB	R	H	RBI	BB	SO	LOB	BOTTOM				
4 Coco Crisp, S OBP: 0.351, SLG: 0.403	K	L8			F7			G4-3 37 WP G1-3 1B		4	1	1	0	0	1	2					
3 Craig Gentry, R OBP: 0.327, SLG: 0.299			F8		F7			G1-3		4	0	1	0	0	0	1					
20 Josh Donaldson, R OBP: 0.335, SLG: 0.455	P4		L9					G4-3		3	0	0	0	1	0	2					
36 Derek Norris, R OBP: 0.379, SLG: 0.453	K		F9							3	0	1	0	0	1	1					
15 Jonny Gomes, R OBP: 0.330, SLG: 0.339 37 Brandon Moss, L OBP: 0.340, SLG: 0.466					G5-4-3 7 BB 35 BB					2	1	1	0	1	1	1					
35 Nate Freiman, R OBP: 0.291, SLG: 0.549 21 Stephen Vogt, L OBP: 0.353, SLG: 0.514			L5							2	0	0	0	1	0	2					
7 Alberto Callaspo, S OBP: 0.304, SLG: 0.300					G5-4-3					3	0	1	0	0	0	2					
23 Sam Fuld, L OBP: 0.345, SLG: 0.354					G4-3					3	0	1	1	0	0	1					
12 Andy Parrino, S OBP: 0.241, SLG: 0.280 5 John Jaso, L OBP: 0.337, SLG: 0.430 28 Eric Sogard, L OBP: 0.302, SLG: 0.269										1	0	0	0	0	0	0					
					G5-3					1	0	0	0	0	1	1					
										0	0	0	0	0	0	0					
<b>Inning Stats</b>	R: 0 H: 1 E: 0 K: 2 S: 12	H: 3 R: 1 ER: 0 LOB: 2 BB: 0 P: 14	R: 0 H: 0 E: 0 K: 0 S: 8	H: 0 R: 0 ER: 0 LOB: 0 BB: 0 P: 13	R: 0 H: 0 E: 0 K: 0 S: 9	H: 0 R: 0 ER: 0 LOB: 1 BB: 2 P: 21	R: 0 H: 0 E: 0 K: 0 S: 7	H: 0 R: 0 ER: 0 LOB: 0 BB: 0 P: 8	R: 0 H: 1 E: 0 K: 1 S: 14	H: 1 R: 0 ER: 0 LOB: 1 BB: 1 P: 24	R: 0 H: 0 E: 1 K: 1 S: 10	H: 0 R: 0 ER: 0 LOB: 0 BB: 0 P: 17	R: 1 H: 1 E: 0 K: 0 S: 9	H: 1 R: 0 ER: 0 LOB: 1 BB: 0 P: 18	1B: 5 2B: 1 3B: 0 HR: 0	SF: 0 DP: 1 HBP: 2	WP: 1 PB: 0 SB: 1 CS: 1	PA: 32			
<b>PITCHER</b>	IP	WLS	BF	H	R	ER	SO	BB	IBB	HBP	BLK	WP	HR	S	P	ERA	WHIP				
33 C.J. Wilson, L ERA: 4.45	6.1		26	5	1	1	3	3	0	1	0	0	0	64	110	1.42	1.263				
40 Kevin Jepsen, R ERA: 2.15	0.2		1	0	0	0	1	0	0	0	0	0	0	3	6	0.00	0.000				
3B Joe Smith, R ERA: 2.17	1.0	L	5	1	1	1	0	0	0	1	0	1	0	9	18	9.00	1.000				

**Los Angeles Angels @ Oakland Athletics**  
 O.co Coliseum, Oakland, CA  
 Sat Aug 23 2014, 9:10 PM - 12:07 AM EDT  
 Att: 36,067 - Clear - 66 F

AB	27
R	2
H	6
RBI	1
BB	3
SO	4
LOB	14









Batter	1	2	3	4	5	6	7	8	9	AB	R	H	RBI	BB	SO	LOB	TOP			
21 Christian Yelich, L OBP: 0.372, SLG: 0.429	L7		10 1B	27 HR		13 G1-3	G5-3			5	2	3	2	0	0	1				
10 Jeff Baker, R OBP: 0.297, SLG: 0.386	K		F8	K		FC1 13 G1-3		K		5	0	0	0	0	3	5				
27 Giancarlo Stanton, R OBP: 0.407, SLG: 0.566			9 1B	HR		K		K		3	1	1	3	2	2	2				
13 Marcell Ozuna, R OBP: 0.316, SLG: 0.444	K		SF9	P2		G1-3		G4-3		4	0	0	1	0	1	3				
9 Casey McGehee, R OBP: 0.363, SLG: 0.371		L9							L9	3	0	1	1	2	0	0				
39 Jarrod Saltalamacchia, R OBP: 0.339, SLG: 0.394									K	5	0	1	0	0	4	6				
3 Adeiny Hechavarria, R OBP: 0.304, SLG: 0.354									G4-3	5	0	1	0	0	0	2				
17 Donovan Solano, R OBP: 0.294, SLG: 0.317										3	2	2	0	1	0	1				
5 Reed Johnson, R OBP: 0.266, SLG: 0.336										4	2	2	0	0	1	3				
<b>Inning Stats</b>	R: 0 E: 0 K: 2 S: 14	H: 0 LOB: 1 BB: 1 P: 23	R: 0 E: 0 K: 0 S: 8	H: 1 LOB: 0 BB: 0 P: 11	R: 3 E: 0 K: 1 S: 14	H: 3 LOB: 2 BB: 2 P: 28	R: 4 E: 0 K: 1 S: 13	H: 4 LOB: 0 BB: 0 P: 21	R: 0 E: 0 K: 1 S: 14	H: 1 LOB: 2 BB: 1 P: 20	R: 0 E: 0 K: 2 S: 10	H: 1 LOB: 1 BB: 0 P: 14	R: 0 E: 0 K: 2 S: 10	H: 0 LOB: 0 BB: 0 P: 12	R: 0 E: 0 K: 1 S: 9	H: 0 LOB: 0 BB: 0 P: 16	1B: 8 2B: 2 3B: 0 HR: 1	SF: 1 SAC: 0 DP: 1 HBP: 0	WP: 0 SB: 0 CS: 0	PA: 43
<b>PITCHER</b>	IP ERA WHIP	WLS LOB	BF H R ER SO	H R ER SO	BB IBB HBP BLK	WP HR S P	ERA WHIP	<b>PITCHER</b>	IP ERA WHIP	WLS LOB	BF H R ER SO	H R ER SO	BB IBB HBP BLK	WP HR S P	ERA WHIP					
37 Wade LeBlanc, L ERA: 10.13	3.1	L	19	7	6	6	3	2	1	0	0	0	0	0	1	32	51	16.20	2.700	
46 Cory Rasmus, R ERA: 2.69	2.2		14	3	1	1	4	2	0	0	0	0	0	0	3	26	0.00	0.500		
64 Mike Morin, R ERA: 2.47	2.0		7	1	0	0	3	0	0	0	0	0	0	0	9	16	0.00	0.000		
59 Fernando Salas, R ERA: 2.33	1.0		3	0	0	0	1	0	0	0	0	0	0	0	9	16	0.00	0.000		

Miami Marlins @ Los Angeles Angels  
Angel Stadium of Anaheim, Anaheim, CA  
Mon Aug 25 2014, 7:08 PM - 10:04 PM PDT  
Att: 35,350 - Partly Cloudy - 77 F

AB	37
R	7
H	11
RBI	7
BB	5
SO	11
LOB	23



Batter	1	2	3	4	5	6	7	8	9	AB	R	H	RBI	BB	SO	LOB	BOTTOM			
56 Kole Calhoun, L OBP: 0.346, SLG: 0.481	G6-3		K		G6-3					4	0	1	1	0	1	1				
27 Mike Trout, R OBP: 0.370, SLG: 0.555	K		L4				L9			4	0	0	0	0	1	1				
5 Albert Pujols, R OBP: 0.330, SLG: 0.470										4	0	1	0	0	0	1				
32 Josh Hamilton, L OBP: 0.339, SLG: 0.430										3	0	0	0	1	0	1				
47 Howie Kendrick, R OBP: 0.339, SLG: 0.373										4	0	1	0	0	1	2				
6 David Freese, R OBP: 0.321, SLG: 0.359										4	0	0	0	0	2	1				
2 Erick Aybar, S OBP: 0.318, SLG: 0.386										4	0	3	0	0	1	0				
17 Chris Iannetta, R OBP: 0.375, SLG: 0.410										4	0	1	0	0	0	3				
7 Collin Cowgill, R OBP: 0.346, SLG: 0.383										4	1	1	0	0	1	2				
<b>Inning Stats</b>	R: 0 E: 0 K: 1 S: 7	H: 1 LOB: 1 BB: 0 P: 9	R: 0 E: 0 K: 0 S: 16	H: 1 LOB: 0 BB: 0 P: 22	R: 0 E: 0 K: 2 S: 13	H: 1 LOB: 0 BB: 0 P: 16	R: 0 E: 0 K: 0 S: 11	H: 1 LOB: 1 BB: 0 P: 14	R: 0 E: 0 K: 0 S: 6	H: 0 LOB: 0 BB: 0 P: 8	R: 0 E: 0 K: 0 S: 9	H: 1 LOB: 1 BB: 0 P: 11	R: 1 E: 0 K: 1 S: 13	H: 2 LOB: 2 BB: 1 P: 20	R: 0 E: 0 K: 2 S: 11	H: 1 LOB: 0 BB: 0 P: 20	1B: 6 2B: 2 3B: 0 HR: 0	SF: 0 SAC: 0 DP: 0 HBP: 0	WP: 0 SB: 0 CS: 0	PA: 36
<b>PITCHER</b>	IP ERA WHIP	WLS LOB	BF H R ER SO	H R ER SO	BB IBB HBP BLK	WP HR S P	ERA WHIP	<b>PITCHER</b>	IP ERA WHIP	WLS LOB	BF H R ER SO	H R ER SO	BB IBB HBP BLK	WP HR S P	ERA WHIP					
23 Jarrod Cosart, R ERA: 3.98	7.2	W	31	7	1	1	4	1	0	0	0	0	0	0	10	17	1.17	1.043		
41 Chris Hatcher, R ERA: 3.05	1.1		5	1	0	0	3	0	0	0	0	0	0	0	14	23	0.00	0.750		

Miami Marlins @ Los Angeles Angels  
Angel Stadium of Anaheim, Anaheim, CA  
Mon Aug 25 2014, 7:08 PM - 10:04 PM PDT  
Att: 35,350 - Partly Cloudy - 77 F

AB	35
R	1
H	8
RBI	1
BB	1
SO	7
LOB	12









Batter	1	2	3	4	5	6	7	8	9	AB	R	H	RBI	BB	SO	LOB	TOP										
21 Christian Yelich, L (1.7) OBP: 0.372, SLG: 0.425										4	0	1	0	0	2	0											
10 Jeff Baker, R (1.3) OBP: 0.301, SLG: 0.400										4	0	2	0	0	1	1											
27 Giancarlo Stanton, R (1.9) OBP: 0.403, SLG: 0.556										3	0	0	0	1	2	2											
13 Marcell Ozuna, R (1.8) OBP: 0.313, SLG: 0.439										4	0	0	0	1	2												
9 Casey McGehee, R (1.5) OBP: 0.360, SLG: 0.368										4	0	1	0	0	0	0											
5 Reed Johnson, R (1.10) OBP: 0.255, SLG: 0.327										4	0	0	0	0	1	1											
3 Adeiny Hechavarria, R (1.6) OBP: 0.309, SLG: 0.363										3	1	3	1	1	0	0											
17 Donovan Solano, R (1.4) OBP: 0.292, SLG: 0.315										4	0	0	0	0	2	4											
6 Jeff Mathis, R (1.2) OBP: 0.265, SLG: 0.282										3	0	0	0	0	2	0											
<b>Inning Stats</b>	R: 0 E: 0 K: 0 S: 11	H: 1 LOB: 0 BB: 0 P: 16	R: 0 E: 0 K: 0 S: 8	H: 0 LOB: 0 BB: 0 P: 12	R: 1 E: 0 K: 3 S: 14	H: 1 LOB: 0 BB: 0 P: 19	R: 0 E: 0 K: 2 S: 7	H: 0 LOB: 1 BB: 1 P: 10	R: 0 E: 0 K: 1 S: 9	H: 0 LOB: 1 BB: 1 P: 15	R: 0 E: 0 K: 1 S: 15	H: 1 LOB: 2 BB: 1 P: 24	R: 0 E: 0 K: 1 S: 14	H: 1 LOB: 0 BB: 0 P: 18	R: 0 E: 0 K: 2 S: 12	H: 2 LOB: 2 BB: 0 P: 18	R: 0 E: 0 K: 2 S: 13	H: 2 LOB: 2 BB: 0 P: 18	1B: 5 2B: 0 3B: 1 HR: 1	SF: 0 SAC: 0 DP: 0 HBP: 0	WP: 1 PB: 0 SB: 0 CS: 1	PA: 35					
<b>PITCHER</b>	IP	WLS	BF	H	R	ER	SO	BB	IBB	HBP	BLK	WP	HR	S	P	ERA	WHIP										
53 Héctor Santiago, L (1.1) ERA: 3.28	5.2	W	21	3	1	1	6	2	0	0	0	1	1	62	93	1.59	0.882										
40 Kevin Jepsen, R (6.1) ERA: 2.1	1.1	H	5	1	0	0	1	0	0	0	0	0	0	16	21	0.00	0.750										
59 Fernando Salas, R (8.1) ERA: 2.28	1.0		4	1	0	0	2	0	0	0	0	0	0	12	16	0.00	1.000										
16 Huston Street, R (9.1) ERA: 1.13	1.0		5	2	0	0	2	0	0	0	0	0	0	13	18	0.00	2.000										

Miami Marlins @ Los Angeles Angels  
Angel Stadium of Anaheim, Anaheim, CA  
Wed Aug 27 2014, 7:08 PM - 9:58 PM PDT  
Att: 34,657 - Clear - 88 F

livebaseballscorecards.com

AB 33  
R 1  
H 7  
RBI 1  
BB 2  
SO 11  
LOB 10

Batter	1	2	3	4	5	6	7	8	9	AB	R	H	RBI	BB	SO	LOB	BOTTOM										
56 Kole Calhoun, L (1.9) OBP: 0.342, SLG: 0.473										5	1	1	0	0	1	1											
27 Mike Trout, R (1.8) OBP: 0.378, SLG: 0.565										3	2	2	2	2	0	0											
5 Albert Pujols, R (1.3) OBP: 0.353, SLG: 0.469										3	0	0	1	1	0	2											
19 Efran Navarro, L (7, PR) OBP: 0.318, SLG: 0.356										1	0	0	0	0	0	2											
32 Josh Hamilton, L (1.7) OBP: 0.337, SLG: 0.429										4	0	2	1	0	0	1											
7 Collin Cowgill, R (9.7) OBP: 0.345, SLG: 0.381										0	0	0	0	0	0	0											
47 Howie Kendrick, R (1.10) OBP: 0.335, SLG: 0.368										4	0	0	0	0	2	5											
2 Enck Aybar, S (1.6) OBP: 0.322, SLG: 0.386										3	0	1	0	0	0	2											
6 David Freese, R (1.5) ERA: 2.75										3	0	0	0	0	0	3											
8 John McDonald, R (7.5) OBP: 0.234, SLG: 0.162										1	1	0	0	0	0	0											
17 Chris Iannetta, R (1.2) OBP: 0.370, SLG: 0.403										4	0	0	0	0	1	2											
18 Gordon Beckham, R (1.4) OBP: 0.262, SLG: 0.339										4	2	2	2	0	0	2											
<b>Inning Stats</b>	R: 0 E: 0 K: 1 S: 14	H: 1 LOB: 2 BB: 1 P: 20	R: 0 E: 0 K: 0 S: 5	H: 0 LOB: 0 BB: 0 P: 8	R: 3 E: 0 K: 0 S: 15	H: 4 LOB: 2 BB: 0 P: 20	R: 1 E: 0 K: 1 S: 13	H: 1 LOB: 0 BB: 0 P: 19	R: 0 E: 0 K: 0 S: 6	H: 0 LOB: 0 BB: 0 P: 8	R: 0 E: 0 K: 0 S: 4	H: 1 LOB: 1 BB: 0 P: 9	R: 1 E: 0 K: 2 S: 21	H: 1 LOB: 2 BB: 1 P: 32	R: 1 E: 2 K: 0 S: 10	H: 0 LOB: 2 BB: 1 P: 18	1B: 5 2B: 1 3B: 0 HR: 2	SF: 0 SAC: 0 DP: 0 HBP: 1	WP: 1 PB: 0 SB: 0 CS: 0	PA: 39							
<b>PITCHER</b>	IP	WLS	BF	H	R	ER	SO	BB	IBB	HBP	BLK	WP	HR	S	P	ERA	WHIP										
37 Henderson Alvarez III, R (1.1) ERA: 2.75	6.1	L	29	8	5	5	3	1	0	0	0	1	0	14	21	0.00	1.500										
44 AJ Ramos, R (7.1) ERA: 1.99	0.2		4	0	0	0	1	1	0	0	0	1	0	14	21	0.00	1.500										
31 Steve Csiehek, R (8.1) ERA: 3.74	1.0		6	0	1	0	0	1	0	0	0	0	0	10	18	0.00	1.000										

Miami Marlins @ Los Angeles Angels  
Angel Stadium of Anaheim, Anaheim, CA  
Wed Aug 27 2014, 7:08 PM - 9:58 PM PDT  
Att: 34,657 - Clear - 88 F


livebaseballscorecards.com

AB 35  
R 6  
H 8  
RBI 6  
BB 3  
SO 4  
LOB 20

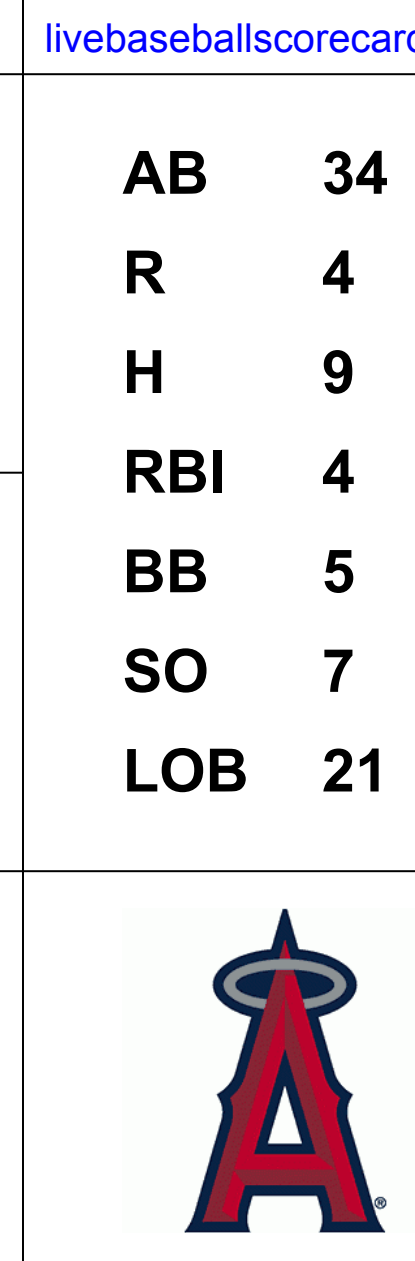


Batter	1	2	3	4	5	6	7	8	9	10	AB	R	H	RBI	BB	SO	LOB	TOP				
4 Coco Crisp, S OBP: 0.347, SLG: 0.399	P6		1B				G5-3		F7		5	0	2	1	0	0	0	<b>Oakland Athletics @ Los Angeles Angels</b> Angel Stadium of Anaheim, Anaheim, CA Thu Aug 28 2014, 7:10 PM - 10:54 PM PDT Att: 41,056 - Clear - 85 F				
3 Craig Gentry, R OBP: 0.320, SLG: 0.292	F9		FC5-4				G6-3		F8		4	0	0	0	0	0	2					
23 Sam Fuld, L OBP: 0.342, SLG: 0.366											1	0	0	0	0	0						
20 Josh Donaldson, R OBP: 0.346, SLG: 0.470	BB					PO					3	1	2	1	2	0	0					
15 Jonny Gomes, R OBP: 0.335, SLG: 0.343	G4-3						HR															
16 Josh Reddick, L OBP: 0.312, SLG: 0.434											2	0	0	0	1	0	2					
											2	0	0	0	0	1	1					
36 Derek Norris, R OBP: 0.342, SLG: 0.427	G5-3										5	0	0	0	0	1	2					
7 Alberto Callaspo, S OBP: 0.300, SLG: 0.305	F8										4	0	1	0	0	0	1					
37 Brandon Moss, L OBP: 0.344, SLG: 0.462											2	1	1	0	2	1	0					
17 Geovany Soto, R OBP: 0.289, SLG: 0.395			P3								3	1	1	0	1	0	1					
12 Andy Parrino, S OBP: 0.233, SLG: 0.316											2	0	0	0	0	1	1					
21 Stephen Vogt, L OBP: 0.342, SLG: 0.493											1	0	0	0	0	1	3					
28 Eric Sogard, L OBP: 0.307, SLG: 0.275											1	0	0	0	0	0	0					
<b>Inning Stats</b>	R: 0 E: 0 K: 0 S: 9	H: 0 LOB: 1 BB: 1 P: 18	R: 0 E: 0 K: 1 S: 7	H: 0 LOB: 0 BB: 0 P: 11	R: 0 E: 0 K: 1 S: 9	H: 1 LOB: 1 BB: 0 P: 15	R: 0 E: 0 K: 0 S: 8	H: 1 LOB: 0 BB: 0 P: 14	R: 2 E: 1 K: 0 S: 15	H: 3 LOB: 0 BB: 0 P: 21	R: 1 E: 0 K: 1 S: 16	H: 2 LOB: 3 BB: 3 P: 33	R: 0 E: 0 K: 0 S: 7	H: 0 LOB: 1 BB: 1 P: 16	R: 0 E: 0 K: 0 S: 9	H: 0 LOB: 0 BB: 0 P: 14	R: 0 E: 0 K: 1 S: 9	H: 0 LOB: 0 BB: 0 P: 14	1B: 4 2B: 2 3B: 0 HR: 1	SF: 0 SAC: 0 DP: 1 HBP: 0	WP: 0 PB: 0 SB: 0 CS: 0	PA: 42
<b>PITCHER</b>	IP	WLS	BF	H	R	ER	SO	BB	IBB	HBP	BLK	WP	HR	S	P	ERA	WHIP					
33 C.J. Wilson, L ERA: 4.48	5.2		25	7	3	3	2	3	0	0	0	0	0	56	98	4.76	1.765					
64 Mike Morin, R ERA: 2.45	0.1		2	0	0	0	1	1	0	0	0	0	0	8	14	0.00	3.000					
40 Kevin Jepsen, R ERA: 2.06	1.0		4	0	0	0	0	1	0	0	0	0	0	7	14	0.00	1.000					
38 Joe Smith, R ERA: 2.13	1.0		4	0	0	0	1	1	0	0	0	0	0	8	16	0.00	1.000					
16 Huston Street, R ERA: 1.1	1.0		3	0	0	0	0	0	0	0	0	0	0	9	12	0.00	0.000					
<b>PITCHER</b>	IP	WLS	BF	H	R	ER	SO	BB	IBB	HBP	BLK	WP	HR	S	P	ERA	WHIP					
59 Fernando Salas, R (10.1) ERA: 2.23	1.0		3	0	0	0	1	0	0	0	0	0	0	9	14	0.00	0.000					

AB	35
R	3
H	7
RBI	2
BB	6
SO	5
LOB	13



Batter	1	2	3	4	5	6	7	8	9	10	AB	R	H	RBI	BB	SO	LOB	BOTTOM						
56 Kole Calhoun, L OBP: 0.338, SLG: 0.467	P4		K						F6		5	0	0	0	0	2	4	<b>Oakland Athletics @ Los Angeles Angels</b> Angel Stadium of Anaheim, Anaheim, CA Thu Aug 28 2014, 7:10 PM - 10:54 PM PDT Att: 41,056 - Clear - 85 F						
27 Mike Trout, R OBP: 0.376, SLG: 0.561											5	0	1	0	0	1	3							
5 Albert Pujols, R OBP: 0.333, SLG: 0.468											4	1	1	0	1	1	1							
32 Josh Hamilton, L OBP: 0.338, SLG: 0.428											5	1	2	0	0	0	2							
47 Howie Kendrick, R OBP: 0.337, SLG: 0.370											3	1	2	1	1	1	1							
2 Erick Aybar, S OBP: 0.324, SLG: 0.387											3	1	1	1	1	0	1							
6 David Freese, R OBP: 0.321, SLG: 0.360											3	0	0	0	0	0	6							
8 John McDonald, R OBP: 0.244, SLG: 0.174											1	0	1	0	0	0	0							
17 Chris Iannetta, R OBP: 0.369, SLG: 0.400											2	0	0	0	1	2	2							
19 Efrén Navarro, L OBP: 0.318, SLG: 0.356											0	0	0	0	0	0	0							
24 Hank Conger, L OBP: 0.289, SLG: 0.323											0	0	0	0	0	0	0							
18 Gordon Beckham, R (1.5) OBP: 0.264, SLG: 0.339											3	0	1	2	1	0	1							
<b>Inning Stats</b>	R: 0 E: 0 K: 2 S: 8	H: 0 LOB: 0 BB: 0 P: 13	R: 3 E: 0 K: 2 S: 21	H: 4 LOB: 1 BB: 0 P: 30	R: 0 E: 0 K: 0 S: 10	H: 1 LOB: 3 BB: 1 P: 21	R: 0 E: 0 K: 0 S: 7	H: 0 LOB: 0 BB: 1 P: 11	R: 0 E: 0 K: 0 S: 5	H: 0 LOB: 0 BB: 0 P: 8	R: 0 E: 0 K: 2 S: 9	H: 1 LOB: 0 BB: 0 P: 7	R: 0 E: 0 K: 2 S: 9	H: 0 LOB: 0 BB: 0 P: 13	R: 0 E: 0 K: 1 S: 11	H: 1 LOB: 1 BB: 0 P: 15	R: 0 E: 1 K: 0 S: 8	H: 1 LOB: 3 BB: 1 P: 16	R: 1 E: 0 K: 0 S: 7	H: 1 LOB: 1 BB: 1 P: 14	1B: 9 2B: 0 3B: 0 HR: 0	SF: 1 SAC: 1 DP: 2 HBP: 0	WP: 1 PB: 0 SB: 1 CS: 0	PA: 41
<b>PITCHER</b>	IP	WLS	BF	H	R	ER	SO	BB	IBB	HBP	BLK	WP	HR	S	P	ERA	WHIP							
54 Sonny Gray, R ERA: 3.03	7.0		28	6	3	3	6	3	0	0	0	0	0	66	103	3.86	1.286							
44 Luke Gregerson, R ERA: 2.4	1.0		4	1	0	0	1	0	0	0	0	0	0	11	15	0.00	1.000							
61 Dan Otero, R ERA: 2.2	0.1		4	1	0	0	0	0	1	0	0	0	0	5	11	0.00	3.000							
56 Fernando Abad, L ERA: 1.57	0.1		1	0	0	0	0	0	0	0	0	0	0	2	2	0.00	0.000							
48 Ryan Cook, R ERA: 3.45	0.2		4	1	1	1	0	1	0	0	0	0	0	8	17	13.50	3.000							





Batter	1	2	3	4	5	6	7	8	9	AB	R	H	RBI	BB	SO	LOB	TOP										
4 Coco Crisp, S (1, 8) OBP: 0.346, SLG: 0.397	G4-3			L8		F9	L5			2	0	0	0	0	0	0	<b>Oakland Athletics @ Los Angeles Angels</b> Angel Stadium of Anaheim, Anaheim, CA Fri Aug 29 2014, 7:08 PM - 10:02 PM PDT Att: 41,177 - Clear - 81 F <a href="http://livebaseballscorecards.com">livebaseballscorecards.com</a>										
3 Craig Gentry, R (5, 8)										2	0	0	0	0	1												
23 Sam Fuld, L (1, 7) OBP: 0.341, SLG: 0.364	F9			G4-3		37 HBP 20 BB		G4-3		4	0	1	0	0	0												
20 Josh Donaldson, R (1, 5) OBP: 0.347, SLG: 0.471								G4-3		3	0	1	0	1	1												
21 Stephen Vogt, L (1, 3) OBP: 0.340, SLG: 0.489								G4-3		4	0	1	0	0	3												
37 Brandon Moss, L (1, 10) OBP: 0.345, SLG: 0.460								G4-3		2	0	0	0	1	1												
16 Josh Reddick, L (1, 9) OBP: 0.308, SLG: 0.428								G4-3		4	0	0	0	0	1												
36 Derek Norris, R (1, 2) OBP: 0.364, SLG: 0.426								G4-3		3	0	1	0	1	0												
7 Alberto Callaspo, S (1, 4) OBP: 0.297, SLG: 0.302								G4-3		4	0	0	0	0	4												
28 Eric Sogard, L (1, 6) OBP: 0.306, SLG: 0.275								G4-3		4	0	1	0	0	4												
<b>Inning Stats</b>	R: 0 E: 0 K: 1 S: 8	H: 0 LOB: 0 BB: 0 P: 11	R: 0 E: 0 K: 1 S: 8	H: 0 LOB: 0 BB: 0 P: 12	R: 0 E: 0 K: 0 S: 6	H: 0 LOB: 0 BB: 0 P: 12	R: 0 E: 0 K: 0 S: 9	H: 1 LOB: 1 BB: 0 P: 15	R: 0 E: 0 K: 1 S: 13	H: 0 LOB: 2 BB: 1 P: 21	R: 0 E: 0 K: 0 S: 11	H: 1 LOB: 3 BB: 1 P: 21	R: 0 E: 0 K: 0 S: 10	H: 1 LOB: 1 BB: 0 P: 12	R: 0 E: 0 K: 0 S: 12	H: 1 LOB: 1 BB: 0 P: 16	R: 0 E: 0 K: 0 S: 11	H: 1 LOB: 1 BB: 0 P: 16	1B: 4 2B: 1 3B: 0 HR: 0	SF: 0 SAC: 0 DP: 1 HBP: 1	WP: 0 PB: 0 SB: 0 CS: 0	PA: 36					
<b>PITCHER</b>	IP	WLS	BF	H	R	ER	SO	BB	IBB	HBP	BLK	WP	HR	S	P	ERA	WHIP										
36 Jered Weaver, R (1, 1) ERA: 3.57	7.0	W	28	3	0	0	3	3	0	1	0	0	0	65	104	0.00	0.857										
38 Joe Smith, R (8, 1) ERA: 2.1	1.0		4	1	0	0	0	0	0	0	0	0	0	12	16	0.00	1.000										
16 Huston Street, R (9, 1) ERA: 1.08	1.0		4	1	0	0	0	0	0	0	0	0	0	11	16	0.00	1.000										

Batter	1	2	3	4	5	6	7	8	9	AB	R	H	RBI	BB	SO	LOB	BOTTOM										
56 Kole Calhoun, L (1, 9) OBP: 0.335, SLG: 0.462	L7									4	0	0	0	0	0		<b>Oakland Athletics @ Los Angeles Angels</b> Angel Stadium of Anaheim, Anaheim, CA Fri Aug 29 2014, 7:08 PM - 10:02 PM PDT Att: 41,177 - Clear - 81 F <a href="http://livebaseballscorecards.com">livebaseballscorecards.com</a>										
27 Mike Trout, R (1, 8) OBP: 0.375, SLG: 0.559	L4									4	0	1	0	0	1												
5 Albert Pujols, R (1, 3) OBP: 0.334, SLG: 0.474										4	1	2	1	0	0												
32 Josh Hamilton, L (1, 7) OBP: 0.337, SLG: 0.429										4	0	1	0	0	1												
47 Howie Kendrick, R (1, 4) OBP: 0.335, SLG: 0.367										4	1	0	0	0	2												
6 David Freese, R (1, 10) OBP: 0.318, SLG: 0.356										4	0	0	0	0	2												
2 Erick Aybar, S (1, 6) OBP: 0.325, SLG: 0.388										4	1	2	0	0	0												
17 Chris Iannetta, R (1, 2) OBP: 0.372, SLG: 0.412										2	1	1	3	1	0												
18 Gordon Beckham, R (1, 5) OBP: 0.263, SLG: 0.337										3	0	0	0	0	1												
<b>Inning Stats</b>	R: 0 E: 0 K: 0 S: 13	H: 2 LOB: 2 BB: 0 P: 20	R: 0 E: 0 K: 1 S: 8	H: 0 LOB: 0 BB: 0 P: 12	R: 0 E: 0 K: 1 S: 7	H: 1 LOB: 1 BB: 0 P: 15	R: 0 E: 0 K: 1 S: 9	H: 0 LOB: 0 BB: 0 P: 14	R: 2 E: 0 K: 1 S: 14	H: 2 LOB: 0 BB: 0 P: 22	R: 1 E: 2 K: 1 S: 17	H: 1 LOB: 3 BB: 1 P: 24	R: 1 E: 0 K: 0 S: 9	H: 1 LOB: 0 BB: 0 P: 10	R: 0 E: 0 K: 0 S: 9	H: 0 LOB: 0 BB: 0 P: 12		1B: 4 2B: 1 3B: 0 HR: 2	SF: 0 SAC: 0 DP: 0 HBP: 0	WP: 0 PB: 0 SB: 0 CS: 0	PA: 34						
<b>PITCHER</b>	IP	WLS	BF	H	R	ER	SO	BB	IBB	HBP	BLK	WP	HR	S	P	ERA	WHIP										
31 Jon Lester, L (1, 1) ERA: 2.55	6.0	L	27	6	3	2	5	1	0	0	0	0	0	68	107	3.00	1.167										
58 Evan Scribner, R (7, 1) ERA: 2.64	1.0		4	1	1	1	0	0	0	0	0	0	1	9	10	9.00	1.000										
60 Jesse Chavez, R (8, 1) ERA: 3.38	1.0		3	0	0	0	0	0	0	0	0	0	0	9	12	0.00	0.000										







Batter	1	2	3	4	5	6	7	8	9	AB	R	H	RBI	BB	SO	LOB	TOP			
23 Sam Fuld, L (1, 8) OBP: 0.339, SLG: 0.359	P5		P6					BB		3	1	0	0	1	1	1				
16 Josh Reddick, L (1, 9) OBP: 0.306, SLG: 0.424	F7		F8					1B		4	0	1	1	0	1	1				
20 Josh Donaldson, R (1, 5) OBP: 0.349, SLG: 0.471	K							F7		4	0	2	0	0	1	1				
21 Stephen Vogt, L (1, 3)		K						G1-5-3		4	0	0	0	0	1	3				
37 Brandon Moss, L (1, 7) OBP: 0.340, SLG: 0.452		K						P6		4	0	0	0	0	2	2				
36 Derek Norris, R (1, 2) OBP: 0.395, SLG: 0.424								G1-3		4	0	2	0	0	0	0				
7 Alberto Callaspo, S (1, 10) OBP: 0.292, SLG: 0.297								G1-3		4	0	0	0	0	0	3				
28 Eric Sogard, L (1, 4) OBP: 0.303, SLG: 0.272								F7		3	0	1	0	0	0	0				
12 Andy Parrino, S (1, 6) OBP: 0.217, SLG: 0.293								F8		3	0	0	0	0	1	1				
<b>Inning Stats</b>	R: 0 E: 0 K: 1 S: 7	H: 0 LOB: 0 BB: 0 P: 11	R: 0 E: 0 K: 2 S: 14	H: 1 LOB: 1 BB: 21 P: 21	R: 0 E: 0 K: 0 S: 10	H: 1 LOB: 1 BB: 0 P: 13	R: 0 E: 0 K: 0 S: 11	H: 2 LOB: 2 BB: 0 P: 18	R: 0 E: 0 K: 2 S: 9	H: 1 LOB: 1 BB: 0 P: 13	R: 0 E: 0 K: 0 S: 12	H: 0 LOB: 0 BB: 0 P: 18	R: 1 E: 0 K: 0 S: 9	H: 1 LOB: 1 BB: 1 P: 18	R: 0 E: 0 K: 0 S: 5	H: 0 LOB: 0 BB: 0 P: 7	1B: 6 2B: 0 3B: 0 HR: 0	SF: 0 SAC: 0 DP: 0 HBP: 0	WP: 1 PB: 0 SB: 0 CS: 0	PA: 34
<b>PITCHER</b>	IP	WLS	BF	H	R	ER	SO	BB	IBB	HBP	BLK	WP	HR	S	P	ERA	WHIP			
52 Matt Shoemaker, R (1, 1) ERA: 3.14	7.0	W	26	5	0	0	7	0	0	0	0	1	0	70	103	0.00	0.714			
64 Mike Morin, R (8, 1) ERA: 2.59	1.0		5	1	1	1	0	1	0	0	0	0	0	9	18	9.00	2.000			
62 Yoslan Herrera, R (9, 1) ERA: 5.19	1.0		3	0	0	0	0	0	0	0	0	0	0	5	7	0.00	0.000			

Oakland Athletics @ Los Angeles Angels  
Angel Stadium of Anaheim, Anaheim, CA  
Sun Aug 31 2014, 12:39 PM - 3:32 PM PDT  
Att: 44,205 - Partly Cloudy - 84 F


AB 33  
R 1  
H 6  
RBI 1  
BB 1  
SO 7  
LOB 12



Batter	1	2	3	4	5	6	7	8	9	AB	R	H	RBI	BB	SO	LOB	BOTTOM			
56 Kole Calhoun, L (1, 9) OBP: 0.331, SLG: 0.454	F7									3	1	0	1	1	1	3				
27 Mike Trout, R (1, 8) OBP: 0.374, SLG: 0.560	F8									4	1	2	3	0	1	2				
5 Albert Pujols, R (1, 3) OBP: 0.332, SLG: 0.469	P4									4	0	0	1	0	0	3				
32 Josh Hamilton, L (1, 7) OBP: 0.333, SLG: 0.423										4	1	1	0	0	0	1				
47 Howie Kendrick, R (1, 4) OBP: 0.334, SLG: 0.365										3	1	0	0	1	0	0				
6 David Freese, R (1, 10) OBP: 0.313, SLG: 0.350										4	0	0	0	0	1	2				
2 Erick Aybar, S (1, 6) OBP: 0.327, SLG: 0.388										4	1	1	1	0	1	0				
17 Chris Iannetta, R (1, 2) OBP: 0.380, SLG: 0.431										3	2	3	1	1	0	0				
18 Gordon Beckham, R (1, 5) OBP: 0.265, SLG: 0.337										3	1	1	1	1	0	1				
<b>Inning Stats</b>	R: 0 E: 0 K: 0 S: 15	H: 3 LOB: 2 BB: 4 P: 44	R: 0 E: 0 K: 2 S: 10	H: 0 LOB: 0 BB: 0 P: 13	R: 0 E: 0 K: 1 S: 11	H: 2 LOB: 2 BB: 0 P: 17	R: 0 E: 0 K: 0 S: 7	H: 1 LOB: 1 BB: 0 P: 7	R: 0 E: 0 K: 1 S: 14	H: 1 LOB: 1 BB: 0 P: 16	R: 1 E: 0 K: 0 S: 10	H: 1 LOB: 0 BB: 0 P: 16	R: 1 E: 0 K: 0 S: 7	H: 1 LOB: 0 BB: 0 P: 12	1B: 6 2B: 0 3B: 0 HR: 2	SF: 0 SAC: 0 DP: 0 HBP: 0	WP: 0 PB: 0 SB: 0 CS: 0	PA: 36		
<b>PITCHER</b>	IP	WLS	BF	H	R	ER	SO	BB	IBB	HBP	BLK	WP	HR	S	P	ERA	WHIP			
26 Scott Kazmir, L (1, 1) ERA: 3.39	1.1	L	10	2	0	0	2	4	0	0	0	0	0	31	57	40.50	4.500			
61 Dan Otero, R (2, 1) ERA: 2.15	1.2		6	1	0	0	2	0	0	0	0	0	0	18	22	0.00	0.600			
60 Jesse Chavez, R (4, 1) ERA: 3.34	4.0		16	4	1	1	2	0	0	0	0	0	1	42	56	2.25	1.000			
58 Evan Scribner, R (8, 1) ERA: 3.88	1.0		4	1	1	1	0	0	0	0	0	0	1	7	12	9.00	1.000			

Oakland Athletics @ Los Angeles Angels  
Angel Stadium of Anaheim, Anaheim, CA  
Sun Aug 31 2014, 12:39 PM - 3:32 PM PDT  
Att: 44,205 - Partly Cloudy - 84 F

AB 32  
R 8  
H 8  
RBI 8  
BB 4  
SO 4  
LOB 12





Batter	1	2	3	4	5	6	7	8	9	AB	R	H	RBI	BB	SO	LOB	TOP					
56 Kole Calhoun, L OBP: 0.330, SLG: 0.452	K2-3		G4-3				P6			4	0	1	0	0	1	2	<b>Los Angeles Angels @ Houston Astros</b> Minute Maid Park, Houston, TX Tue Sep 02 2014, 7:13 PM - 10:24 PM CDT Att: 16,131 - Roof Closed - 73 F					
27 Mike Trout, R OBP: 0.371, SLG: 0.556	F8			K		F9		K		4	0	0	0	0	2	1						
5 Albert Pujols, R OBP: 0.330, SLG: 0.466	G6-3			F8		E8		F8		4	0	0	0	0	0	0						
32 Josh Hamilton, L OBP: 0.330, SLG: 0.418		G4-3		G3-1		K		K		4	0	0	0	0	2	1						
47 Howie Kendrick, R OBP: 0.336, SLG: 0.367		G6-3			F7					3	1	1	0	1	0	0						
2 Erick Aybar, S OBP: 0.326, SLG: 0.389			F7							4	1	1	0	0	0	1						
17 Chris Iannetta, R OBP: 0.379, SLG: 0.427										2	0	0	1	1	1	1						
28 Brennan Boesch, L OBP: 0.143, SLG: 0.182										2	0	0	0	0	1	1						
10 Grant Green, R OBP: 0.314, SLG: 0.390			P5							2	0	0	0	0	0	2						
18 Gordon Beckham, R OBP: 0.270, SLG: 0.344										3	1	3	1	0	0	0						
<b>Inning Stats</b>	R: 0 E: 0 K: 1 S: 8	H: 0 LOB: 0 BB: 0 P: 14	R: 0 E: 0 K: 0 S: 12	H: 0 LOB: 0 BB: 0 P: 19	R: 0 E: 0 K: 1 S: 10	H: 1 LOB: 1 BB: 0 P: 14	R: 0 E: 0 K: 1 S: 6	H: 0 LOB: 1 BB: 0 P: 9	R: 0 E: 0 K: 1 S: 9	H: 0 LOB: 1 BB: 1 P: 16	R: 1 E: 0 K: 1 S: 12	H: 2 LOB: 1 BB: 0 P: 15	R: 2 E: 0 K: 0 S: 12	H: 2 LOB: 1 BB: 1 P: 23	R: 0 E: 0 K: 2 S: 7	H: 0 LOB: 0 BB: 0 P: 7	R: 0 E: 0 K: 0 S: 11	H: 1 LOB: 1 BB: 0 P: 18	1B: 3 2B: 3 3B: 0 HR: 0	SF: 1 SAC: 0 DP: 0 HBP: 0	WP: 0 PB: 0 SB: 0 CS: 0	PA: 35
<b>PITCHER</b>	IP	WLS	BF	H	R	ER	SO	BB	IBB	HBP	BLK	WP	HR	S	P	ERA	WHIP					
41 Brad Peacock, R ERA: 5.01	6.1	W	25	4	3	2	5	2	0	0	0	0	0	62	98	2.84	0.947					
66 Kevin Chapman, L ERA: 7.43	0.2		3	1	0	0	0	0	0	0	0	0	0	7	12	0.00	1.500					
35 Josh Fields, R ERA: 4.56	2.0		7	1	0	0	2	0	0	0	0	0	0	18	25	0.00	0.500					

AB	32
R	3
H	6
RBI	2
BB	2
SO	7
LOB	9



Batter	1	2	3	4	5	6	7	8	9	AB	R	H	RBI	BB	SO	LOB	BOTTOM				
19 Robbie Grossman, S OBP: 0.331, SLG: 0.329	2B		K2-3			P5		1B		5	1	3	1	0	1	0	<b>Los Angeles Angels @ Houston Astros</b> Minute Maid Park, Houston, TX Tue Sep 02 2014, 7:13 PM - 10:24 PM CDT Att: 16,131 - Roof Closed - 73 F				
27 Jose Altuve, R OBP: 0.377, SLG: 0.451	1B			G6-3				1B		5	2	4	2	0	0	1					
21 Dexter Fowler, S OBP: 0.383, SLG: 0.411	1B			HR				2B		3	2	2	1	2	1	1					
23 Chris Carter, R OBP: 0.299, SLG: 0.503	1B			BB				IBB		5	1	1	1	0	3	6					
15 Jason Castro, L OBP: 0.298, SLG: 0.387	1B									4	0	2	2	0	1	3					
30 Matt Dominguez, R OBP: 0.297, SLG: 0.348	1B									4	0	1	0	0	0	3					
6 Jake Marisnick, R OBP: 0.270, SLG: 0.282	1B									3	1	1	1	0	1	2					
21 Jon Singleton, L OBP: 0.292, SLG: 0.352			K							3	0	0	0	1	1	1					
3 Gregorio Petit, R OBP: 0.295, SLG: 0.407										4	1	1	0	0	2	3					
<b>Inning Stats</b>	R: 3 E: 0 K: 0 S: 20	H: 5 LOB: 1 BB: 0 P: 31	R: 0 E: 0 K: 3 S: 9	H: 0 LOB: 0 BB: 0 P: 13	R: 1 E: 0 K: 1 S: 11	H: 2 LOB: 1 BB: 1 P: 24	R: 1 E: 0 K: 0 S: 9	H: 2 LOB: 1 BB: 0 P: 14	R: 2 E: 0 K: 1 S: 21	H: 2 LOB: 2 BB: 1 P: 37	R: 0 E: 0 K: 2 S: 11	H: 1 LOB: 1 BB: 0 P: 20	R: 0 E: 0 K: 2 S: 7	H: 0 LOB: 0 BB: 0 P: 10	R: 1 E: 0 K: 1 S: 14	H: 3 LOB: 3 BB: 1 P: 23		1B: 9 2B: 6 3B: 0 HR: 1	SF: 2 SAC: 0 DP: 1 HBP: 0	WP: 0 PB: 0 SB: 1 CS: 1	PA: 41
<b>PITCHER</b>	IP	WLS	BF	H	R	ER	SO	BB	IBB	HBP	BLK	WP	HR	S	P	ERA	WHIP				
33 C.J. Wilson, L ERA: 4.66	3.1	L	17	8	5	5	4	1	0	0	0	0	0	42	71	13.50	2.700				
62 Yostan Herrera, R ERA: 4.82	0.2		3	1	0	0	0	0	0	0	0	0	0	7	11	0.00	1.500				
68 Cam Bedrosian, R ERA: 7.3	0.2		6	2	2	0	0	1	0	0	0	0	0	18	32	0.00	4.500				
63 Vinnie Pestano, R ERA: 3.97	1.1		5	1	0	0	3	0	0	0	0	0	0	14	25	0.00	0.750				
35 Wade LeBlanc, L ERA: 9.75	1.1		6	2	1	1	2	0	0	0	0	0	0	15	22	6.75	1.500				






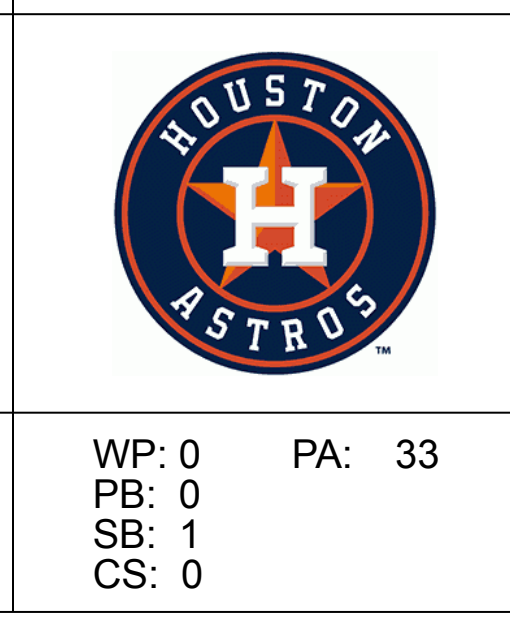
Batter	1	2	3	4	5	6	7	8	9	AB	R	H	RBI	BB	SO	LOB	TOP										
56 Kole Calhoun, L (1,9) OBP: 0.332, SLG: 0.453										4	0	2	0	0	1	0	<b>Los Angeles Angels @ Houston Astros</b> Minute Maid Park, Houston, TX Wed Sep 03 2014, 7:13 PM - 9:49 PM CDT Att: 16,949 - Roof Closed - 73 F										
27 Mike Trout, R (1,8) OBP: 0.389, SLG: 0.551										4	0	0	1	0	0	2											
5 Albert Pujols, R (1,3) OBP: 0.328, SLG: 0.462										4	0	0	0	0	2	3											
32 Josh Hamilton, L (1,10) OBP: 0.329, SLG: 0.416										4	0	1	0	0	0	3											
47 Howie Kendrick, R (1,4) OBP: 0.375, SLG: 0.364										4	0	0	0	0	1	1											
2 Erick Aybar, S (1,6) OBP: 0.324, SLG: 0.387										3	0	0	0	0	1	0											
6 David Freese, R (1,5) OBP: 0.310, SLG: 0.347										3	0	0	0	0	1	0											
19 Efrén Navarro, L (1,7) OBP: 0.318, SLG: 0.355										3	1	1	0	0	1	0											
17 Chris Iannetta, R (1,2) OBP: 0.375, SLG: 0.423										3	0	0	0	0	1	1											
<b>Inning Stats</b>	R: 0 E: 0 K: 0 S: 11	H: 1 LOB: 1 BB: 0 P: 17	R: 0 E: 0 K: 1 S: 9	H: 0 LOB: 0 BB: 0 P: 13	R: 1 E: 1 K: 2 S: 15	H: 2 LOB: 2 BB: 0 P: 20	R: 0 E: 0 K: 1 S: 6	H: 0 LOB: 0 BB: 0 P: 9	R: 0 E: 0 K: 1 S: 7	H: 1 LOB: 1 BB: 0 P: 9	R: 0 E: 0 K: 1 S: 11	H: 0 LOB: 0 BB: 0 P: 15	R: 0 E: 0 K: 0 S: 8	H: 0 LOB: 0 BB: 0 P: 12	R: 0 E: 0 K: 0 S: 6	H: 0 LOB: 0 BB: 0 P: 7	1B: 4 2B: 0 3B: 0 HR: 0	SF: 0 SAC: 0 DP: 0 HBP: 0	WP: 0 PB: 0 SB: 0 CS: 0	PA: 32							
<b>PITCHER</b>	IP	WLS	BF	H	R	ER	SO	BB	IBB	HBP	BLK	WP	HR	S	P	ERA	WHIP										
31 Collin McHugh, R (1,1) ERA: 2.89	7.2	W	28	4	1	1	8	0	0	0	0	0	0	68	96	1.17	0.522										
55 Jose Veras, R (8,1) ERA: 4.95	0.1	H	1	0	0	0	0	0	0	0	0	0	0	6	8	0.00	0.000										
50 Chad Qualls, R (9,1) ERA: 3.4	1.0	S	3	0	0	0	0	0	0	0	0	0	0	6	7	0.00	0.000										

Batter	1	2	3	4	5	6	7	8	9	AB	R	H	RBI	BB	SO	LOB	BOTTOM										
19 Robbie Grossman, S (1,7) OBP: 0.328, SLG: 0.325										3	0	0	0	0	0	1	<b>Los Angeles Angels @ Houston Astros</b> Minute Maid Park, Houston, TX Wed Sep 03 2014, 7:13 PM - 9:49 PM CDT Att: 16,949 - Roof Closed - 73 F										
9 Marwin Gonzalez, S (8,6) OBP: 0.319, SLG: 0.396										4	1	1	0	0	0	0											
27 Jose Altuve, R (1,4) OBP: 0.376, SLG: 0.452										2	1	0	0	2	1	1											
21 Dexter Fowler, S (1,8) OBP: 0.384, SLG: 0.409										4	2	3	3	0	0	1											
23 Chris Carter, R (1,10) OBP: 0.302, SLG: 0.519										4	0	1	1	0	1	2											
15 Jason Castro, L (1,2) OBP: 0.297, SLG: 0.386										3	0	0	0	0	0	3											
6 Jake Marisnick, R (1,9) OBP: 0.285, SLG: 0.276										3	0	1	0	0	2	0											
21 Jon Singleton, L (1,3) OBP: 0.292, SLG: 0.352										2	0	1	0	0	1	0											
30 Matt Dominguez, R (1,5) OBP: 0.268, SLG: 0.349										2	0	0	0	0	1	1											
2 Jonathan Villar, S (1,6) OBP: 0.253, SLG: 0.339										1	0	0	0	0	0	1											
8 Alex Presley, L (7,PH) OBP: 0.290, SLG: 0.357										1	0	0	0	0	0	1											
<b>Inning Stats</b>	R: 0 E: 0 K: 1 S: 6	H: 0 LOB: 0 BB: 0 P: 10	R: 1 E: 0 K: 1 S: 9	H: 1 LOB: 0 BB: 0 P: 13	R: 0 E: 0 K: 2 S: 9	H: 0 LOB: 0 BB: 0 P: 14	R: 1 E: 0 K: 0 S: 13	H: 1 LOB: 1 BB: 1 P: 23	R: 0 E: 0 K: 1 S: 8	H: 1 LOB: 1 BB: 0 P: 10	R: 0 E: 0 K: 1 S: 14	H: 1 LOB: 2 BB: 1 P: 22	R: 0 E: 0 K: 0 S: 5	H: 1 LOB: 0 BB: 0 P: 6	R: 2 E: 0 K: 0 S: 11	H: 2 LOB: 0 BB: 0 P: 15	1B: 4 2B: 1 3B: 0 HR: 2	SF: 0 SAC: 1 DP: 0 HBP: 0	WP: 0 PB: 0 SB: 1 CS: 0	PA: 33							
<b>PITCHER</b>	IP	WLS	BF	H	R	ER	SO	BB	IBB	HBP	BLK	WP	HR	S	P	ERA	WHIP										
36 Jered Weaver, R (1,1) ERA: 3.96	6.0	L	25	5	2	2	6	2	0	0	0	0	1	60	93	3.00	1.167										
39 Jason Grilli, R (7,1) ERA: 3.45	1.0		2	0	0	0	0	0	0	0	0	0	0	4	5	0.00	0.000										
59 Fernando Salas, R (8,1) ERA: 2.5	1.0		5	2	2	2	0	0	0	0	1	0	1	11	15	18.00	2.000										

AB	32
R	1
H	4
RBI	1
BB	0
SO	8
LOB	10



AB	29
R	4
H	7
RBI	4
BB	2
SO	6
LOB	10






Batter	1	2	3	4	5	6	7	8	9	AB	R	H	RBI	BB	SO	LOB	TOP										
56 Kole Calhoun, L (1,9) OBP: 0.328, SLG: 0.447	G1-3		G5-3		L8		G4-3		G4-3	5	0	0	0	0	0	2											
27 Mike Trout, R (1,8) OBP: 0.370, SLG: 0.550	L9			32 BB 47 2B					F9	3	1	1	0	1	0	0											
5 Albert Pujols, R (1,10) OBP: 0.327, SLG: 0.461	G6-3									4	0	1	0	0	1	2											
32 Josh Hamilton, L (1,7) OBP: 0.331, SLG: 0.415		G5-3		47 2B 47 E						3	1	1	0	1	0	1											
7 Collin Cowgill, R (8,7) OBP: 0.340, SLG: 0.376										0	0	0	0	0	0	0											
47 Howie Kendrick, R (1,4) OBP: 0.334, SLG: 0.367		G5-3								4	1	2	1	0	0	1											
2 Enck Aybar, S (1,6) OBP: 0.326, SLG: 0.388										4	1	2	1	0	0	3											
6 David Freese, R (1,5) OBP: 0.312, SLG: 0.354										4	0	2	1	0	0	2											
22 Tony Campaña, L (9,PR) OBP: 0.164, SLG: 0.200										0	1	0	0	0	0	0											
24 C.J. Cron, R (9,3) OBP: 0.295, SLG: 0.462										0	0	0	0	0	0	0											
19 Efrén Navarro, L (1,3) OBP: 0.311, SLG: 0.347										3	0	0	0	0	0	1											
8 John McDonald, R (9,PH) OBP: 0.374, SLG: 0.174										0	0	0	0	0	0	0											
24 Hank Conger, L (1,2) OBP: 0.286, SLG: 0.319										3	0	1	0	0	0	1											
17 Chris Iannetta, R (9,PH) OBP: 0.374, SLG: 0.423										0	0	0	1	0	0	0											
<b>Inning Stats</b>	R: 0 E: 0 K: 0 S: 5	H: 0 LOB: 0 BB: 0 P: 7	R: 0 E: 0 K: 0 S: 7	H: 1 LOB: 1 BB: 0 P: 8	R: 0 E: 0 K: 0 S: 8	H: 1 LOB: 0 BB: 0 P: 12	R: 4 E: 1 K: 1 S: 21	H: 3 LOB: 1 BB: 2 P: 37	R: 0 E: 0 K: 0 S: 6	H: 1 LOB: 1 BB: 0 P: 8	R: 0 E: 0 K: 0 S: 5	H: 0 LOB: 0 BB: 0 P: 9	R: 0 E: 0 K: 0 S: 10	H: 2 LOB: 2 BB: 0 P: 13	R: 0 E: 0 K: 0 S: 7	H: 1 LOB: 1 BB: 0 P: 9	1B: 7 2B: 3 3B: 0 HR: 0	SF: 1 SAC: 1 DP: 1 HBP: 0	WP: 0 PB: 0 SB: 0 CS: 1	PA: 37							
<b>PITCHER</b>	IP	WLS	BF	H	R	ER	SO	BB	IBB	HBP	BLK	WP	HR	S	P	ERA	WHIP										
44 Kyle Gibson, R (1,1) ERA: 4.27	7.0		28	7	4	4	1	2	0	0	0	0	0	60	95	5.14	1.286										
50 Casey Fien, R (8,1) ERA: 3.29	1.0		5	2	0	0	0	0	0	0	0	0	0	10	13	0.00	2.000										
15 Glen Perkins, L (9,1) ERA: 2.88	1.0	L	4	1	1	1	0	0	0	0	0	0	0	7	9	9.00	1.000										

**Los Angeles Angels @ Minnesota Twins**  
**Target Field, Minneapolis, MN**  
 Thu Sep 04 2014, 7:12 PM - 10:24 PM CDT  
 Att: 21,914 - Partly Cloudy - 80 F

livebaseballscorecards.com

**AB 33**  
**R 5**  
**H 10**  
**RBI 4**  
**BB 2**  
**SO 1**  
**LOB 13**




Batter	1	2	3	4	5	6	7	8	9	AB	R	H	RBI	BB	SO	LOB	BOTTOM										
39 Danny Santana, S (1,8) OBP: 0.353, SLG: 0.474	K		K							5	1	2	0	0	3	1											
2 Brian Dozier, R (1,4) OBP: 0.347, SLG: 0.419	G6-3		F9							5	0	2	1	0	1	1											
7 Joe Mauer, L (1,3) OBP: 0.355, SLG: 0.372	G4-3									4	0	1	0	1	0	2											
19 Kennys Vargas, S (1,10) OBP: 0.336, SLG: 0.500		L8								5	0	1	0	0	2	4											
24 Trevor Plouffe, R (1,5) OBP: 0.322, SLG: 0.426										2	1	1	0	2	0	2											
5 Eduardo Escobar, S (7,PR) OBP: 0.316, SLG: 0.399										1	0	0	0	0	0	2											
8 Kurt Suzuki, R (1,2) OBP: 0.350, SLG: 0.382										4	1	2	0	0	0	1											
9 Eduardo Núñez, R (1,6) OBP: 0.290, SLG: 0.491										4	1	1	3	0	1	2											
32 Aaron Hicks, S (1,9) OBP: 0.337, SLG: 0.261										3	0	1	0	1	0	0											
1 Jordan Schafer, L (1,7) OBP: 0.328, SLG: 0.314										2	0	0	0	0	1	3											
31 Oswaldo Arcia, L (8,PH) OBP: 0.290, SLG: 0.426										1	0	0	0	0	1	0											
<b>Inning Stats</b>	R: 0 E: 0 K: 1 S: 8	H: 2 LOB: 3 BB: 1 P: 22	R: 0 E: 0 K: 1 S: 11	H: 2 LOB: 0 BB: 0 P: 15	R: 0 E: 0 K: 0 S: 6	H: 0 LOB: 0 BB: 0 P: 9	R: 1 E: 0 K: 1 S: 12	H: 2 LOB: 1 BB: 1 P: 20	R: 3 E: 0 K: 2 S: 15	H: 3 LOB: 1 BB: 1 P: 26	R: 0 E: 0 K: 1 S: 10	H: 0 LOB: 1 BB: 1 P: 16	R: 0 E: 0 K: 2 S: 7	H: 0 LOB: 0 BB: 0 P: 12	R: 0 E: 0 K: 1 S: 14	H: 2 LOB: 2 BB: 0 P: 18	1B: 8 2B: 2 3B: 0 HR: 1	SF: 0 SAC: 1 DP: 1 HBP: 0	WP: 0 PB: 0 SB: 1 CS: 0	PA: 41							
<b>PITCHER</b>	IP	WLS	BF	H	R	ER	SO	BB	IBB	HBP	BLK	WP	HR	S	P	ERA	WHIP										
53 Héctor Santiago, L (1,1) ERA: 3.46	5.0		25	8	4	4	3	3	0	0	0	0	0	9	13	0.00	1.000										
39 Jason Grilli, R (6,1) ERA: 3.39	1.0		4	1	0	0	2	0	0	0	0	0	0	10	16	0.00	1.000										
40 Kevin Jepsen, R (7,1) ERA: 1.99	1.0		4	0	0	0	1	1	0	0	0	0	0	7	12	0.00	0.000										
38 Joe Smith, R (8,1) ERA: 2.04	1.0	W	3	0	0	0	2	0	0	0	0	0	0	14	18	0.00	2.000										
16 Huston Street, R (9,1) ERA: 1.04	1.0	S	5	2	0	0	1	0	0	0	0	0	0	14	18	0.00	2.000										

**Los Angeles Angels @ Minnesota Twins**  
**Target Field, Minneapolis, MN**  
 Thu Sep 04 2014, 7:12 PM - 10:24 PM CDT  
 Att: 21,914 - Partly Cloudy - 80 F

livebaseballscorecards.com

**AB 36**  
**R 4**  
**H 11**  
**RBI 4**  
**BB 4**  
**SO 9**  
**LOB 18**





Batter	1	2	3	4	5	6	7	8	9	10	AB	R	H	RBI	BB	SO	LOB	TOP			
56 Kole Calhoun, L (1, 9) OBP: 0.330, SLG: 0.455											6	4	3	2	0	2	2	<b>Los Angeles Angels @ Minnesota Twins</b> Target Field, Minneapolis, MN Fri Sep 05 2014, 7:14 PM - 11:41 PM CDT Att: 23,477 - Partly Cloudy - 66 F			
27 Mike Trout, R (1, 8) OBP: 0.369, SLG: 0.550											6	0	2	2	0	3	4				
5 Albert Pujols, R (1, 3) OBP: 0.327, SLG: 0.458											5	0	1	1	1	1	3				
47 Howie Kendrick, R (1, 4) OBP: 0.334, SLG: 0.365											5	0	1	0	1	2	4				
2 Erick Aybar, S (1, 6) OBP: 0.324, SLG: 0.385											4	0	0	1	1	0	3				
6 David Freese, R (1, 5) OBP: 0.316, SLG: 0.358											3	1	2	0	1	0	1				
24 Hank Conger, L (8, 2) OBP: 0.288, SLG: 0.317											1	0	0	0	1	0	2				
28 Brennan Boesch, L (1, 10) OBP: 0.179, SLG: 0.216											4	1	2	0	0	0	4				
24 C.J. Cron, R (9, 10) OBP: 0.293, SLG: 0.460											1	0	0	0	0	1	1				
17 Chris Iannetta, R (1, 2) OBP: 0.375, SLG: 0.422											3	0	1	1	1	0	2				
22 Tony Campana, L (8, 7) OBP: 0.177, SLG: 0.213											1	1	1	0	0	0	0				
19 Efrén Navarro, L (1, 7) OBP: 0.309, SLG: 0.344											1	0	0	0	0	1	0				
7 Collin Cowgill, R (6, 7) OBP: 0.339, SLG: 0.374											1	0	0	0	0	0	0				
8 John McDonald, R (8, 5) OBP: 0.241, SLG: 0.171											1	0	0	0	0	0	2				
<b>Inning Stats</b>	R: 1 E: 1 K: 1 S: 12	H: 1 LOB: 1 BB: 1 P: 19	R: 1 E: 0 K: 1 S: 13	H: 3 LOB: 2 BB: 21	R: 0 E: 0 K: 1 S: 11	H: 2 LOB: 2 BB: 0 P: 16	R: 1 E: 1 K: 2 S: 17	H: 1 LOB: 1 BB: 0 P: 25	R: 0 E: 0 K: 0 S: 9	H: 0 LOB: 2 BB: 1 P: 17	R: 0 E: 0 K: 1 S: 10	H: 0 LOB: 1 BB: 1 P: 17	R: 0 E: 0 K: 1 S: 16	H: 0 LOB: 2 BB: 1 P: 31	R: 0 E: 0 K: 1 S: 11	H: 1 LOB: 2 BB: 2 P: 24	1B: 9 2B: 3 3B: 1 HR: 0	SF: 1 SAC: 2 DP: 0 HBP: 0	WP: 0 PB: 1 SB: 2 CS: 0	PA: 51	
<b>PITCHER</b>	IP 5.0	WLS 26	BF 8	H 3	R 2	ER 2	SO 5	BB 1	IBB 0	HBP 0	BLK 0	WP 0	HR 0	S 62	P 98	ERA 3.60	WHIP 1.800				
47 Ricky Nolasco, R ERA: 5.87																					
64 Aaron Thompson, L ERA: 4.08																					
51 Anthony Swarzak, R ERA: 4.08																					
50 Casey Fien, R ERA: 3.57																					
57 Ryan Pressly, R ERA: 2.29																					
<b>PITCHER</b>	IP 0.0	WLS 1	BF 1	H 0	R 0	ER 0	SO 0	BB 0	IBB 0	HBP 0	BLK 0	WP 0	HR 0	S 62	P 98	ERA 3.60	WHIP 1.800				
52 Brian Duensing, L ERA: 3.44																					
59 Michael Tonkin, R ERA: 5.52																					
56 Caleb Thielbar, L ERA: 3.38																					
61 Jared Burton, R ERA: 4.29																					

Batter	1	2	3	4	5	6	7	8	9	10	AB	R	H	RBI	BB	SO	LOB	BOTTOM
39 Danny Santana, S (1, 6) OBP: 0.356, SLG: 0.475											6	2	3	0	0	0	1	<b>Los Angeles Angels @ Minnesota Twins</b> Target Field, Minneapolis, MN Fri Sep 05 2014, 7:14 PM - 11:41 PM CDT Att: 23,477 - Partly Cloudy - 66 F
2 Brian Dozier, R (1, 4) OBP: 0.349, SLG: 0.417											2	1	0	0	3	0	3	
7 Joe Mauer, L (1, 3) OBP: 0.356, SLG: 0.371											4	0	1	0	1	0	3	
19 Kennys Vargas, S (1, 10) OBP: 0.331, SLG: 0.493											4	0	1	1	0	0	4	
24 Trevor Plouffe, R (1, 5) OBP: 0.321, SLG: 0.425											5	0	1	2	0	1	5	
9 Eduardo Núñez, R (9, 10) OBP: 0.290, SLG: 0.401											0	0	0	0	0	0	0	
31 Oswaldo Arcia, L (1, 9) OBP: 0.291, SLG: 0.433											4	1	1	1	1	1	2	
43 Josmil Pinto, R (1, 2) OBP: 0.333, SLG: 0.438											4	2	2	0	1	0	2	
12 Chris Herrmann, L (1, 7) OBP: 0.204, SLG: 0.152											3	0	0	0	0	1	3	
1 Jordan Schafer, L (8, 7) OBP: 0.326, SLG: 0.312											1	0	0	0	0	0	0	
5 Eduardo Escobar, S (10, 6) OBP: 0.316, SLG: 0.398											1	0	0	0	0	0	0	
32 Aaron Hicks, S (1, 8) OBP: 0.339, SLG: 0.266											5	0	2	2	0	1	0	
<b>Inning Stats</b>	R: 1 E: 0 K: 0 S: 12	H: 1 LOB: 1 BB: 1 P: 20	R: 1 E: 0 K: 2 S: 12	H: 1 LOB: 0 BB: 1 P: 22	R: 0 E: 0 K: 0 S: 9	H: 1 LOB: 1 BB: 1 P: 19	R: 1 E: 0 K: 0 S: 16	H: 3 LOB: 2 BB: 0 P: 29	R:									



Batter	1	2	3	4	5	6	7	8	9	AB	R	H	RBI	BB	SO	LOB	TOP			
56 Kole Calhoun, L OBP: 0.329, SLG: 0.452										5	1	1	0	0	1	2	<b>Los Angeles Angels @ Minnesota Twins</b> Target Field, Minneapolis, MN Sat Sep 06 2014, 6:11 PM - 9:31 PM CDT Att: 28,924 - Clear - 77 F			
27 Mike Trout, R OBP: 0.398, SLG: 0.545										4	1	0	0	1	3	1				
5 Albert Pujols, R OBP: 0.330, SLG: 0.467										5	3	3	3	0	0	1				
47 Howie Kendrick, R OBP: 0.338, SLG: 0.375										5	1	4	3	0	0	0				
2 Erick Aybar, S OBP: 0.323, SLG: 0.383										3	0	0	1	1	1	2				
6 David Freese, R OBP: 0.318, SLG: 0.362										4	1	2	0	0	1	0				
8 John McDonald, R OBP: 0.238, SLG: 0.169										1	0	0	0	0	1	2				
17 Chris Iannetta, R OBP: 0.374, SLG: 0.417										3	0	0	0	0	1	3				
28 Brennan Boesch, L OBP: 0.163, SLG: 0.195										4	0	0	0	0	1	2				
7 Collin Cowgill, R OBP: 0.339, SLG: 0.374										0	0	0	0	0	0	0				
24 C.J. Cron, R OBP: 0.297, SLG: 0.461										4	0	2	1	0	1	0				
22 Tony Campana, L OBP: 0.177, SLG: 0.213										0	1	0	0	0	0	0				
<b>Inning Stats</b>	R: 1 E: 0 K: 1 S: 16	H: 2 LOB: 1 BB: 0 P: 17	R: 1 E: 0 K: 1 S: 14	H: 2 LOB: 1 BB: 0 P: 18	R: 1 E: 0 K: 1 S: 13	H: 3 LOB: 2 BB: 0 P: 20	R: 0 E: 0 K: 1 S: 9	H: 0 LOB: 0 BB: 0 P: 9	R: 0 E: 0 K: 2 S: 12	H: 0 LOB: 1 BB: 0 P: 16	R: 0 E: 0 K: 2 S: 8	H: 0 LOB: 0 BB: 0 P: 10	R: 2 E: 0 K: 1 S: 11	H: 2 LOB: 0 BB: 0 P: 14	R: 3 E: 1 K: 1 S: 21	H: 3 LOB: 2 BB: 2 P: 36	1B: 7 2B: 3 3B: 1 HR: 1	SF: 1 SAC: 0 DP: 0 HBP: 0	WP: 0 PB: 0 SB: 0 CS: 0	PA: 42
<b>PITCHER</b>	IP WLS BF H R ER SO BB IBB HBP BLK WP HR S P ERA WHIP	7.0 2 29 7 3 3 8 0 0 1 0 0 1 81 103 3.86 1.000	1.0 0 5 2 2 2 1 0 0 0 0 0 0 11 14 18.00 2.000	0.2 0 2 1 0 0 0 0 0 0 0 0 0 16 23 40.50 4.500	0.1 0 3 1 0 0 1 0 1 0 0 0 0 5 13 0.00 3.000															

Batter	1	2	3	4	5	6	7	8	9	AB	R	H	RBI	BB	SO	LOB	BOTTOM					
39 Danny Santana, S OBP: 0.358, SLG: 0.475										0	0	0	0	1	0	0	<b>Los Angeles Angels @ Minnesota Twins</b> Target Field, Minneapolis, MN Sat Sep 06 2014, 6:11 PM - 9:31 PM CDT Att: 28,924 - Clear - 77 F					
27 Chris Parmelee, L OBP: 0.309, SLG: 0.390										4	1	2	1	0	0	1						
12 Chris Herrmann, L OBP: 0.204, SLG: 0.152										0	0	0	0	0	0	0						
2 Brian Dozier, R OBP: 0.347, SLG: 0.414										5	0	0	0	0	2	3						
7 Joe Mauer, L OBP: 0.359, SLG: 0.376										3	0	2	0	1	0	0						
19 Kennys Vargas, S OBP: 0.323, SLG: 0.480										4	0	0	0	0	1	3						
24 Trevor Plouffe, R OBP: 0.320, SLG: 0.423										3	1	0	0	1	2	2						
31 Oswaldo Arcia, L OBP: 0.291, SLG: 0.429										3	0	0	0	1	2	1						
8 Kurt Suzuki, R OBP: 0.349, SLG: 0.381										4	1	1	0	0	0	3						
5 Eduardo Escobar, S OBP: 0.317, SLG: 0.410										4	2	2	2	0	0	0						
32 Aaron Hicks, S OBP: 0.349, SLG: 0.275										3	0	2	2	1	1	0						
<b>Inning Stats</b>	R: 0 E: 0 K: 0 S: 9	H: 1 LOB: 1 BB: 1 P: 16	R: 2 E: 0 K: 0 S: 9	H: 1 LOB: 0 BB: 2 P: 21	R: 1 E: 0 K: 1 S: 10	H: 1 LOB: 0 BB: 0 P: 15	R: 2 E: 0 K: 2 S: 17	H: 3 LOB: 1 BB: 0 P: 26	R: 0 E: 0 K: 1 S: 14	H: 0 LOB: 1 BB: 1 P: 21	R: 0 E: 0 K: 1 S: 7	H: 0 LOB: 0 BB: 0 P: 10	R: 0 E: 0 K: 2 S: 8	H: 0 LOB: 0 BB: 0 P: 13	R: 0 E: 0 K: 1 S: 6	H: 1 LOB: 2 BB: 1 P: 12	R: 0 E: 0 K: 0 S: 10	H: 2 LOB: 2 BB: 0 P: 16	1B: 5 2B: 2 3B: 0 HR: 2	SF: 0 SAC: 0 DP: 2 HBP: 0	WP: 0 PB: 0 SB: 1 CS: 1	PA: 39
<b>PITCHER</b>	IP WLS BF H R ER SO BB IBB HBP BLK WP HR S P ERA WHIP	1.2 8 3 3 3 3 0 0 0 0 0 0 1 20 31 13.50 1.500	0.1 2 1 0 0 0 0 0 0 0 0 0 0 7 11 0.00 3.000	2.0 7 0 0 0 2 1 0 0 0 0 0 0 21 31 0.00 0.500	1.0 3 0 0 0 2 0 0 0 0 0 0 8 13 0.00 0.000																	











Batter	1	2	3	4	5	6	7	8	9	AB	R	H	RBI	BB	SO	LOB	TOP			
56 Kole Calhoun, L (1,9) OBP: 0.334, SLG: 0.465										5	1	1	1	0	2	3	<b>Los Angeles Angels @ Texas Rangers</b> Globe Life Park in Arlington, Arlington, TX Tue Sep 09 2014, 8:09 PM - 11:13 PM EDT Att: 26,054 - Clear - 96 F <a href="http://livebaseballscorecards.com">livebaseballscorecards.com</a>			
27 Mike Trout, R (1,8) OBP: 0.372, SLG: 0.554										5	0	2	1	0	1	0				
5 Albert Pujols, R (1,3) OBP: 0.330, SLG: 0.471										5	1	0	0	0	0	2				
47 Howie Kendrick, R (1,4) OBP: 0.345, SLG: 0.394										5	1	2	0	0	0	1				
6 David Freese, R (1,5) OBP: 0.318, SLG: 0.366										3	1	0	0	1	0	1				
12 Shawn O'Malley, S (8, PR) OBP: 1.000, SLG: 1.000										0	1	0	0	0	0	0				
8 John McDonald, R (8, S) OBP: 0.244, SLG: 0.167										0	0	0	0	0	0	0				
2 Nick Aybar, S (1,6) OBP: 0.322, SLG: 0.383										4	1	1	2	0	1	1				
28 Brennan Boesch, L (1, 10) OBP: 0.152, SLG: 0.186										2	0	0	1	0	1	0				
17 Chris Iannetta, R (8, PH) OBP: 0.374, SLG: 0.415										0	1	0	0	1	0	0				
24 Hank Conger, L (1,2) OBP: 0.286, SLG: 0.315										3	0	1	0	0	0	0				
16 Gordon Beckham, R (8, PH) OBP: 0.272, SLG: 0.343										0	1	0	1	1	0	0				
40 Kevin Jepsen, R (8, 1) OBP: 0.374, SLG: 0.415										0	0	0	0	0	0	0				
64 Mike Morin, R (9, 1)										0	0	0	0	0	0	0				
7 Collin Cowgill, R (1, 7) OBP: 0.333, SLG: 0.379										4	1	2	3	0	1	1				
<b>Inning Stats</b>	R: 1 E: 0 K: 1 S: 11	H: 2 LOB: 1 BB: 0 P: 14	R: 0 E: 0 K: 1 S: 9	H: 1 LOB: 1 BB: 0 P: 12	R: 0 E: 0 K: 0 S: 9	H: 1 LOB: 1 BB: 0 P: 15	R: 1 E: 1 K: 0 S: 6	H: 0 LOB: 0 BB: 0 P: 11	R: 0 E: 0 K: 1 S: 8	H: 0 LOB: 0 BB: 0 P: 11	R: 0 E: 0 K: 1 S: 8	H: 0 LOB: 0 BB: 0 P: 13	R: 7 E: 0 K: 2 S: 24	H: 5 LOB: 2 BB: 3 P: 42	R: 0 E: 0 K: 0 S: 5	H: 0 LOB: 0 BB: 0 P: 9	1B: 5 2B: 1 3B: 2 HR: 1	SF: 1 SAC: 0 DP: 0 HBP: 0	WP: 0 PB: 0 SB: 1 CS: 0	PA: 40
<b>PITCHER</b>	IP WLS BF H R ER SO BB IBB HBP BLK WP HR S P ERA WHIP																			
48 Colby Lewis, R (1, 1) ERA: 5.29	7.0 L 27 5 3 2 4 0 0 0 0 0 0 1 60 91 2.57 0.714																			
50 Michael Kirkman, L (8, 1) ERA: 3.85	0.1 1 0 0 0 1 0 0 0 0 0 0 0 3 4 0.00 0.000																			
55 Roman Mendez, R (8, 1) ERA: 2.7	0.1 4 2 0 0 0 1 0 0 0 0 0 0 8 13 0.00 9.000																			
46 Robbie Ross Jr., L (8, 1) ERA: 6.59	0.1 5 2 6 6 1 1 1 0 0 0 0 0 10 21 162.00 9.000																			
44 Spencer Patton, R (9, 1) ERA:	1.0 3 0 0 0 0 0 0 0 0 0 0 0 5 9 0.00 0.000																			

Batter	1	2	3	4	5	6	7	8	9	AB	R	H	RBI	BB	SO	LOB	BOTTOM					
2 Leonys Martin, L (1,8) OBP: 0.329, SLG: 0.374										4	1	1	0	1	1	2	<b>Los Angeles Angels @ Texas Rangers</b> Globe Life Park in Arlington, Arlington, TX Tue Sep 09 2014, 8:09 PM - 11:13 PM EDT Att: 26,054 - Clear - 96 F <a href="http://livebaseballscorecards.com">livebaseballscorecards.com</a>					
19 Daniel Robertson, R (1, 7) OBP: 0.339, SLG: 0.340										5	0	0	0	0	1	5						
9 Adam Rosales, R (1, 10) OBP: 0.364, SLG: 0.462										4	0	1	0	0	0	1						
29 Adrián Beltré, R (1, 5) OBP: 0.389, SLG: 0.499										3	2	3	1	1	0	0						
7 J.P. Arencibia, R (9, 3) OBP: 0.222, SLG: 0.335										4	0	2	2	0	0	1						
16 Ryan Rua, R (1, 3) OBP: 0.318, SLG: 0.333										4	0	2	2	0	0	1						
6 Tomás Telis, S (1, 2) OBP: 0.225, SLG: 0.250										3	0	0	0	0	0	2						
3 Luis Sardinas, S (1, 6) OBP: 0.289, SLG: 0.271										4	0	0	0	0	0	2						
15 Michael Choice, R (1, 9) OBP: 0.251, SLG: 0.316										2	0	0	0	1	0	2						
60 Guilder Rodriguez, S (1, 4) OBP: 0.251, SLG: 0.316										3	0	0	0	1	3	1						
<b>Inning Stats</b>	R: 0 E: 0 K: 0 S: 10	H: 1 LOB: 0 BB: 0 P: 19	R: 0 E: 0 K: 0 S: 7	H: 2 LOB: 2 BB: 0 P: 10	R: 0 E: 0 K: 1 S: 8	H: 0 LOB: 0 BB: 0 P: 12	R: 1 E: 0 K: 0 S: 11	H: 1 LOB: 0 BB: 0 P: 17	R: 0 E: 0 K: 1 S: 12	H: 1 LOB: 2 BB: 1 P: 21	R: 0 E: 0 K: 0 S: 10	H: 0 LOB: 1 BB: 1 P: 19	R: 0 E: 0 K: 1 S: 8	H: 0 LOB: 0 BB: 0 P: 11	R: 2 E: 0 K: 1 S: 17	H: 2 LOB: 1 BB: 1 P: 28	R: 0 E: 0 K: 1 S: 14	H: 0 LOB: 2 BB: 1 P: 24	1B: 5 2B: 1 3B: 0 HR: 1	SF: 0 SAC: 1 DP: 0 HBP: 1	WP: 0 PB: 0 SB: 0 CS: 1	PA: 39
<b>PITCHER</b>	IP WLS BF H R ER SO BB IBB HBP BLK WP HR S P ERA WHIP																					
53 Héctor Santiago, L (1, 1) ERA: 3.38	5.0 W 20 5 1 1 2 1 0 0 0 0 0 1 48 79 1.80 1.200																					
39 Jason Grilli, R (6, 1) ERA: 3.24	1.0 H 4 0 0 0 0 1 0 0 0 0 0 0 10 19 0.00 1.000																					
59 Fernando Salas, R (7, 1) ERA: 2.53	1.0 H 3 0 0 0 0 2 0 0 0 0 0 0 8 11 0.00 0.000																					
40 Kevin Jepsen, R (8, 1) ERA: 2.23	1.0 6 2 2 2 1 1 0 0 0 0 0 0 17 28 18.00 3.000																					
64 Mike Morin, R (9, 1) ERA: 2.45	1.0 5 0 0 0 0 1 1 0 1 0 0 0 14 24 0.00 1.000																					

**Los Angeles Angels @ Texas Rangers**  
 Globe Life Park in Arlington, Arlington, TX  
 Tue Sep 09 2014, 8:09 PM - 11:13 PM EDT  
 Att: 26,054 - Clear - 96 F

AB 36  
 R 9  
 H 9  
 RBI 9  
 BB 3  
 SO 6  
 LOB 9

**Los Angeles Angels @ Texas Rangers**  
 Globe Life Park in Arlington, Arlington, TX  
 Tue Sep 09 2014, 8:09 PM - 11:13 PM EDT  
 Att: 26,054 - Clear - 96 F

AB 32  
 R 3  
 H 7  
 RBI 3  
 BB 4  
 SO 5  
 LOB 16











Batter	1	2	3	4	5	6	7	8	9	AB	R	H	RBI	BB	SO	LOB	TOP										
19 Robbie Grossman, S (1, 7) OBP: 0.328, SLG: 0.328	G6-3	21 F9 27 1B		E6 21 2B		P5			G4-3	5	1	1	1	0	0	0											
27 Jose Altuve, R (1, 4) OBP: 0.374, SLG: 0.447				F9		G5-3				4	1	2	0	0	0	1											
9 Marwin Gonzalez, S (6, 4) OBP: 0.319, SLG: 0.392	21 1B 6 1B								8 1B BB	0	0	0	0	1	0	0											
21 Dexter Fowler, S (1, 8) OBP: 0.292, SLG: 0.353				F9						4	0	2	1	0	0	2											
8 Alex Presley, L (7, 8) OBP: 0.292, SLG: 0.353	6 1B 23 S									1	0	1	0	0	0	0											
23 Chris Carter, R (1, 10) OBP: 0.315, SLG: 0.522										2	0	1	0	2	1	2											
0 L.J. Hoes, R (9, PH) OBP: 0.231, SLG: 0.289	6 1B									1	0	0	0	0	1	2											
15 Jason Castro, L (1, 2) OBP: 0.295, SLG: 0.377										4	0	0	0	0	3	6											
12 Max Stassi, R (7, 2) OBP: 0.200, SLG: 0.200	K									1	0	0	0	0	1	2											
6 Jake Marisnick, R (1, 9) OBP: 0.268, SLG: 0.271										4	0	2	1	0	0	1											
30 Matt Dominguez, R (1, 5) OBP: 0.339, SLG: 0.338										3	0	0	0	0	1	4											
3 Gregorio Petit, R (7, 5) OBP: 0.292, SLG: 0.397	F9									1	0	0	0	0	1	0											
21 Jon Singleton, L (1, 3) OBP: 0.297, SLG: 0.355										2	1	0	0	1	0	1											
18 Marc Krauss, L (7, 3) OBP: 0.258, SLG: 0.333										1	0	0	0	0	1	0											
2 Jonathan Villar, S (1, 6) OBP: 0.260, SLG: 0.343										4	0	0	0	0	3	1											
Inning Stats	R: 1 E: 0 K: 1 S: 16	H: 3 LOB: 3 BB: 1 P: 30	R: 1 E: 0 K: 2 S: 15	H: 2 LOB: 2 BB: 1 P: 28	R: 0 E: 0 K: 1 S: 9	H: 1 LOB: 1 BB: 0 P: 12	R: 1 E: 0 K: 1 S: 13	H: 1 LOB: 0 BB: 1 P: 26	R: 0 E: 0 K: 1 S: 8	H: 0 LOB: 0 BB: 0 P: 12	R: 0 E: 0 K: 1 S: 6	H: 1 LOB: 1 BB: 0 P: 20	R: 0 E: 0 K: 2 S: 9	H: 0 LOB: 2 BB: 0 P: 16	R: 0 E: 0 K: 2 S: 15	H: 1 LOB: 2 BB: 1 P: 27	1B: 8 2B: 1 3B: 0 HR: 0	SF: 0 SAC: 0 DP: 0 HBP: 0	WP: 1 PB: 0 SB: 4 CS: 0	PA: 41							
PITCHER	IP	WLS	BF	H	R	ER	SO	BB	IBB	HBP	BLK	WP	HR	S	P	ERA	WHIP										
33 C.J. Wilson, L (1, 1) ERA: 4.61	5.0	W	26	7	3	2	6	1	2	0	0	1	0	61	108	3.60	1.600										
64 Mike Morin, R (6, 1) ERA: 2.32	1.2		6	1	0	0	2	0	0	0	0	0	0	15	23	0.00	0.600										
63 Vinnie Pestano, R (7, 1) ERA: 3.86	0.1		1	0	0	0	0	0	0	0	0	0	0	3	5	0.00	0.000										
49 Jairo Diaz, R (8, 1) ERA: 5.87	1.0		3	0	0	0	2	0	0	0	0	0	0	9	16	0.00	0.000										
68 Cam Bedrosian, R (9, 1) ERA: 5.87	1.0		5	1	0	0	2	1	0	0	0	0	0	15	27	0.00	2.000										
Batter	1	2	3	4	5	6	7	8	9	AB	R	H	RBI	BB	SO	LOB	BOTTOM										
56 Kole Calhoun, L (1, 9) OBP: 0.338, SLG: 0.473	K									4	3	3	2	0	1	0											
22 Tony Campana, R (7, PH) OBP: 0.172, SLG: 0.206										1	0	0	0	0	1	2											
27 Mike Trout, R (1, 8) OBP: 0.374, SLG: 0.553										4	2	2	2	0	1	1											
8 John McDonald, R (8, 6) OBP: 0.241, SLG: 0.164	K									1	0	0	0	0	0	0											
5 Albert Pujols, R (1, 10) OBP: 0.329, SLG: 0.471										2	1	0	1	1	1	1											
13 Luis Jimenez, R (6, PH) OBP: 0.207, SLG: 0.185	G5-3									1	0	0	0	0	0	0											
47 Howie Kendrick, R (1, 4) OBP: 0.347, SLG: 0.396										4	1	2	2	0	1	0											
10 Grant Green, R (6, PR) OBP: 0.319, SLG: 0.402										1	0	0	0	0	1	0											
6 David Freese, R (1, 5) OBP: 0.323, SLG: 0.375										4	1	1	2	0	1	1											
44 John Buck, R (8, 2) OBP: 0.287, SLG: 0.279										0	0	0	0	0	0	0											
2 Enck Aybar, S (1, 6) OBP: 0.328, SLG: 0.391										3	1	2	0	0	0	0											
18 Gordon Beckham, R (7, PH) OBP: 0.271, SLG: 0.341	F8									1	0	0	0	0	0	0											
17 Chris Iannetta, R (1, 2) OBP: 0.377, SLG: 0.413										2	1	1	0	1	0	0											
12 Shawn O'Malley, S (7, PH) OBP: 0.667, SLG: 0.667										1	0	0	0	0	0	0											
24 C.J. Cron, R (1, 3) OBP: 0.302, SLG: 0.474										3	0	0	0	0	1	4											
19 Eren Navarro, R (6, 3) OBP: 0.313, SLG: 0.361										1	0	0	0	0	0	1											
7 Collin Cowgill, R (1, 7) OBP: 0.340, SLG: 0.376										4	1	1	0	0	1	1											
Inning Stats	R: 0 E: 0 K: 2 S: 9	H: 0 LOB: 0 BB: 0 P: 14	R: 0 E: 0 K: 1 S: 7	H: 0 LOB: 0 BB: 0 P: 10	R: 0 E: 0 K: 1 S: 8	H: 0 LOB: 0 BB: 0 P: 13	R: 2 E: 1 K: 1 S: 14	H: 2 LOB: 0 BB: 0 P: 23	R: 7 E: 1 K: 1 S: 27	H: 7 LOB: 2 BB: 1 P: 44	R: 2 E: 0 K: 1 S: 18	H: 2 LOB: 1 BB: 1 P: 28	R: 0 E: 0 K: 1 S: 12	H: 1 LOB: 2 BB: 0 P: 17	R: 0 E: 0 K: 1 S: 10	H: 0 LOB: 0 BB: 0 P: 15	1B: 8 2B: 2 3B: 1 HR: 1	SF: 1 SAC: 0 DP: 0 HBP: 0	WP: 1 PB: 0 SB: 1 CS: 0	PA: 40							
PITCHER	IP	WLS	BF	H	R	ER	SO	BB	IBB	HBP	BLK	WP	HR	S	P	ERA	WHIP										
39 Brett Oberholzer, L (1, 1) ERA: 27.0	4.1	L	19	5	6	4	6	1	0	0	0	1	1	14	26	81.00	15.000										
44 Samuel Deduno, R (5, 1) ERA: 4.75	1.1		7	2	2	2	1	1	0	0	1	0	0	21	31	13.50	2.250										
48 Mike Foltyniewicz, R (7, 1) ERA: 4.97	1.0		5	1	0	0	1	0	0	0	0	0	0	12	17	0.00	1.000										
56 Jake Buchanan, R (8, 1) ERA: 5.4	1.0		3	0	0	0	1	0	0	0	0	0	0	10	15	0.00	0.000										

Houston Astros @ Los Angeles Angels  
Angel Stadium of Anaheim, Anaheim, CA  
Fri Sep 12 2014, 7:09 PM - 10:46 PM PDT  
Att: 33,339 - Partly Cloudy - 84 F

AB	37
R	3
H	9
RBI	3
BB	4
SO	12
LOB	22



Houston Astros @ Los Angeles Angels  
Angel Stadium of Anaheim, Anaheim, CA  
Fri Sep 12 2014, 7:09 PM - 10:46 PM PDT  
Att: 33,339 - Partly Cloudy - 84 F

AB	37
R	11
H	12
RBI	9
BB	2
SO	9
LOB	11













Batter	1	2	3	4	5	6	7	8	9	AB	R	H	RBI	BB	SO	LOB	TOP				
16 Austin Jackson, R OBP: 0.316, SLG: 0.363 99 James Jones, L OBP: 0.281, SLG: 0.315	G5-3		F8			G3-6		F7		3	0	1	0	0	0	0	Seattle Mariners @ Los Angeles Angels Angel Stadium of Anaheim, Anaheim, CA Mon Sep 15 2014, 7:10 PM - 10:04 PM PDT Att: 36,137 - Partly Cloudy - 91 F				
13 Dustin Ackley, L OBP: 0.298, SLG: 0.396 7 Stefan Romero, R OBP: 0.237, SLG: 0.303	1B			K				F8		3	0	1	0	0	1	1					
22 Robinson Cano, L OBP: 0.387, SLG: 0.467 1 Chris Taylor, R OBP: 0.368, SLG: 0.360	G6-4-3							G5-3		3	0	1	0	0	0	1					
15 Kyle Seager, L OBP: 0.342, SLG: 0.466		K						F7		4	0	1	0	0	1	1					
21 Kendrys Morales, S OBP: 0.263, SLG: 0.335		K						G4-3		4	0	0	0	0	1	2					
20 Logan Morrison, L OBP: 0.300, SLG: 0.384								F8		3	1	2	0	0	0	0					
55 Michael Saunders, L OBP: 0.322, SLG: 0.410								G4-3		3	0	0	0	0	0	2					
3 Mike Zunino, R OBP: 0.249, SLG: 0.398 35 Humberto Quintero, R OBP: 0.281, SLG: 0.315								G6-3		2	0	0	0	0	2	0					
5 Brad Miller, L OBP: 0.285, SLG: 0.359								CI		2	0	0	0	0	0	0					
<b>Inning Stats</b>	R: 0 E: 0 K: 0 S: 5	H: 1 LOB: 0 BB: 0 P: 8	R: 0 E: 0 K: 2 S: 10	H: 1 LOB: 1 BB: 0 P: 17	R: 0 E: 0 K: 1 S: 6	H: 0 LOB: 0 BB: 0 P: 12	R: 0 E: 0 K: 1 S: 12	H: 1 LOB: 1 BB: 0 P: 14	R: 0 E: 0 K: 1 S: 7	H: 0 LOB: 0 BB: 0 P: 12	R: 0 E: 0 K: 0 S: 6	H: 1 LOB: 1 BB: 0 P: 11	R: 0 E: 0 K: 0 S: 12	H: 1 LOB: 1 BB: 0 P: 21	R: 0 E: 0 K: 0 S: 7	H: 1 LOB: 1 BB: 0 P: 13		1B: 4 2B: 2 3B: 0 HR: 0	SF: 0 SAC: 0 DP: 2 HBP: 0	WP: 0 PB: 0 SB: 0 CS: 0	PA: 32
<b>PITCHER</b>	IP	WLS	BF	H	R	ER	SO	BB	IBB	HBP	BLK	WP	HR	S	P	ERA	WHIP				
52 Matt Shoemaker, R ERA: 3.04	7.2	W	26	5	1	1	5	0	0	0	0	0	0	59	96	1.17	0.652				
54 Joe Thatcher, L ERA: 2.93	0.1		2	0	0	0	0	0	0	0	0	0	0	5	10	0.00	0.000				
63 Vinnie Pestano, R ERA: 3.38	1.0		4	1	0	0	0	0	0	0	0	0	0	7	13	0.00	1.000				

Batter	1	2	3	4	5	6	7	8	9	AB	R	H	RBI	BB	SO	LOB	BOTTOM				
56 Kole Calhoun, L OBP: 0.335, SLG: 0.463	F7							F7		5	1	1	0	0	0	4	Seattle Mariners @ Los Angeles Angels Angel Stadium of Anaheim, Anaheim, CA Mon Sep 15 2014, 7:10 PM - 10:04 PM PDT Att: 36,137 - Partly Cloudy - 91 F				
27 Mike Trout, R OBP: 0.381, SLG: 0.567	K									2	1	1	0	3	1	0					
5 Albert Pujols, R OBP: 0.328, SLG: 0.469 22 Tony Campana, L OBP: 0.179, SLG: 0.212	G5-3									2	0	1	3	0	0	0					
47 Howie Kendrick, R OBP: 0.346, SLG: 0.396	K									4	0	1	1	0	1	3					
2 Erick Aybar, S OBP: 0.324, SLG: 0.388	G4-3									4	0	0	0	0	0	2					
6 David Freese, R OBP: 0.322, SLG: 0.379 8 John McDonald, R OBP: 0.241, SLG: 0.164	K									4	1	1	1	0	1	0					
28 Brennan Boesch, L OBP: 0.164, SLG: 0.250										4	2	2	1	0	1	0					
24 Hank Conger, L OBP: 0.287, SLG: 0.315										3	0	0	0	1	1	1					
19 Efran Navarro, L OBP: 0.318, SLG: 0.360										3	2	1	0	1	1	1					
<b>Inning Stats</b>	R: 0 E: 0 K: 1 S: 10	H: 0 LOB: 0 BB: 0 P: 14	R: 0 E: 0 K: 2 S: 12	H: 0 LOB: 0 BB: 0 P: 16	R: 4 E: 0 K: 1 S: 19	H: 3 LOB: 1 BB: 2 P: 31	R: 3 E: 0 K: 0 S: 11	H: 4 LOB: 2 BB: 1 P: 22	R: 1 E: 1 K: 0 S: 9	H: 1 LOB: 1 BB: 0 P: 17	R: 0 E: 0 K: 0 S: 9	H: 1 LOB: 1 BB: 0 P: 15	R: 0 E: 0 K: 1 S: 8	H: 0 LOB: 0 BB: 0 P: 12	R: 0 E: 0 K: 1 S: 12	H: 0 LOB: 1 BB: 1 P: 21		1B: 5 2B: 2 3B: 0 HR: 2	SF: 0 SAC: 0 DP: 0 HBP: 0	WP: 0 PB: 0 SB: 0 CS: 0	PA: 39
<b>PITCHER</b>	IP	WLS	BF	H	R	ER	SO	BB	IBB	HBP	BLK	WP	HR	S	P	ERA	WHIP				
18 Hisashi Iwakuma, R ERA: 3.42	3.1	L	18	6	7	7	4	2	0	0	0	0	0	5	13	0.00	1.500				
52 Dominic Leone, R ERA: 2.2	0.2		4	1	0	0	0	0	1	0	0	0	0	5	13	0.00	1.500				
44 Lucas Luetge, L ERA: 5.06	1.0		6	1	1	1	0	1	0	0	0	0	1	9	17	9.00	2.000				
50 Erasmo Ramirez, R ERA: 5.06	2.0		7	1	0	0	1	0	0	0	0	0	0	17	27	0.00	0.500				
31 Yoervis Medina, R ERA: 2.23	1.0		4	0	0	0	1	1	0	0	0	0	0	12	21	0.00	1.000				




Batter	1	2	3	4	5	6	7	8	9	AB	R	H	RBI	BB	SO	LOB	TOP							
16 Austin Jackson, R OBP: 0.315, SLG: 0.362 99 James Jones, L OBP: 0.280, SLG: 0.314										4	1	1	2	0	2	1	<b>Seattle Mariners @ Los Angeles Angels</b> Angel Stadium of Anaheim, Anaheim, CA Tue Sep 16 2014, 7:08 PM - 10:25 PM PDT Att: 36,193 - Partly Cloudy - 96 F							
13 Dustin Ackley, L OBP: 0.298, SLG: 0.397 7 Stefan Romero, R OBP: 0.234, SLG: 0.299										3	0	1	2	0	0	0								
22 Robinson Cano, L OBP: 0.387, SLG: 0.466										4	1	1	0	1	1	0								
15 Kyle Seager, L OBP: 0.343, SLG: 0.466 5 Brad Miller, L OBP: 0.294, SLG: 0.358										4	0	2	1	0	0	2								
21 Kendrys Morales, S OBP: 0.268, SLG: 0.341 27 Corey Hart, R OBP: 0.267, SLG: 0.313										3	2	2	0	1	1	1								
20 Logan Morrison, L OBP: 0.302, SLG: 0.386 17 Justin Smoak, S OBP: 0.276, SLG: 0.340										3	2	1	0	0	0	3								
9 Endy Chavez, L OBP: 0.321, SLG: 0.376 28 Chris Denorfia, R OBP: 0.290, SLG: 0.320										2	1	1	1	0	0	1								
3 Mike Zunino, R OBP: 0.256, SLG: 0.402										3	2	2	2	0	1	0								
1 Chris Taylor, R OBP: 0.370, SLG: 0.371										5	1	2	3	0	0	5								
<b>Inning Stats</b>	R: 0 E: 0 K: 1 S: 9	H: 0 LOB: 0 BB: 0 P: 12	R: 0 E: 0 K: 1 S: 9	H: 1 LOB: 1 BB: 0 P: 14	R: 0 E: 0 K: 1 S: 7	H: 0 LOB: 0 BB: 0 P: 8	R: 0 E: 0 K: 1 S: 7	H: 0 LOB: 0 BB: 0 P: 9	R: 4 E: 1 K: 1 S: 18	H: 3 LOB: 2 BB: 2 P: 30	R: 6 E: 1 K: 0 S: 24	H: 7 LOB: 2 BB: 0 P: 37	R: 1 E: 1 K: 0 S: 7	H: 1 LOB: 1 BB: 1 P: 17	R: 0 E: 0 K: 0 S: 4	H: 0 LOB: 0 BB: 0 P: 8		R: 2 E: 0 K: 1 S: 13	H: 2 LOB: 1 BB: 1 P: 28	1B: 9 2B: 5 3B: 0 HR: 0	SF: 2 SAC: 1 DP: 2 HBP: 3	WP: 0 PB: 0 SB: 0 CS: 0	PA: 47	
<b>PITCHER</b>	IP WLS BF H R ER SO BB IBB HBP BLK WP HR S P ERA WHIP	4.0 0 13 1 0 0 4 0 0 0 0 0 0 0 0 0 0.00 0.250	5.1 0 1 L 5 2 4 4 0 1 0 1 0 0 0 9 14 108.00 9.000	5.1 0.2 4 1 0 0 1 0 1 0 0 0 0 9 16 0.00 1.500	6.1 0.1 6 4 5 5 0 0 0 1 0 0 0 12 18 135.00 12.000	6.1 0.1 3 2 1 1 0 0 0 0 0 0 0 9 13 27.00 6.000	6.1 0.1 2 1 0 0 0 0 0 0 0 0 0 2 3 0.00 3.000	7.1 3.0 14 3 3 3 1 2 0 1 0 0 0 24 53 9.00 1.667	6.1 0.1 2 1 0 0 0 0 0 0 0 0 0 2 3 0.00 3.000	7.1 3.0 14 3 3 3 1 2 0 1 0 0 0 24 53 9.00 1.667	6.1 0.1 2 1 0 0 0 0 0 0 0 0 0 2 3 0.00 3.000	7.1 3.0 14 3 3 3 1 2 0 1 0 0 0 24 53 9.00 1.667	6.1 0.1 2 1 0 0 0 0 0 0 0 0 0 2 3 0.00 3.000	7.1 3.0 14 3 3 3 1 2 0 1 0 0 0 24 53 9.00 1.667	6.1 0.1 2 1 0 0 0 0 0 0 0 0 0 2 3 0.00 3.000	7.1 3.0 14 3 3 3 1 2 0 1 0 0 0 24 53 9.00 1.667	6.1 0.1 2 1 0 0 0 0 0 0 0 0 0 2 3 0.00 3.000	7.1 3.0 14 3 3 3 1 2 0 1 0 0 0 24 53 9.00 1.667	6.1 0.1 2 1 0 0 0 0 0 0 0 0 0 2 3 0.00 3.000	7.1 3.0 14 3 3 3 1 2 0 1 0 0 0 24 53 9.00 1.667	6.1 0.1 2 1 0 0 0 0 0 0 0 0 0 2 3 0.00 3.000	7.1 3.0 14 3 3 3 1 2 0 1 0 0 0 24 53 9.00 1.667	6.1 0.1 2 1 0 0 0 0 0 0 0 0 0 2 3 0.00 3.000	7.1 3.0 14 3 3 3 1 2 0 1 0 0 0 24 53 9.00 1.667

AB	37
R	13
H	14
RBI	11
BB	4
SO	6
LOB	18



Batter	1	2	3	4	5	6	7	8	9	AB	R	H	RBI	BB	SO	LOB	BOTTOM										
56 Kole Calhoun, L OBP: 0.335, SLG: 0.461 13 Luis Jimenez, R OBP: 0.200, SLG: 0.179										2	1	0	0	0	0	2	<b>Seattle Mariners @ Los Angeles Angels</b> Angel Stadium of Anaheim, Anaheim, CA Tue Sep 16 2014, 7:08 PM - 10:25 PM PDT Att: 36,193 - Partly Cloudy - 96 F										
27 Mike Trout, R OBP: 0.381, SLG: 0.565 22 Tony Campana, L OBP: 0.191, SLG: 0.224										3	1	1	0	0	0	2											
5 Albert Pujols, R OBP: 0.328, SLG: 0.468 44 John Buck, R OBP: 0.284, SLG: 0.276										3	0	1	1	0	0	0											
47 Howie Kendrick, R OBP: 0.345, SLG: 0.395 18 Gordon Beckham, R OBP: 0.271, SLG: 0.343										2	0	0	0	0	0	2											
6 David Freese, R OBP: 0.322, SLG: 0.380 19 Efrén Navarro, L OBP: 0.313, SLG: 0.355										2	0	1	1	0	1	0											
32 Josh Hamilton, L OBP: 0.331, SLG: 0.414 24 C.J. Cron, R OBP: 0.296, SLG: 0.465										3	0	1	0	0	0	2											
2 Erick Aybar, S OBP: 0.323, SLG: 0.386 10 Grant Green, R OBP: 0.309, SLG: 0.389										2	0	0	0	0	0	1											
17 Chris Iannetta, R OBP: 0.380, SLG: 0.410 28 Brennan Boesch, L OBP: 0.161, SLG: 0.245										0	0	0	0	2	0	0											
7 Collin Cowgill, R OBP: 0.339, SLG: 0.371 12 Shawn O'Malley, S OBP: 0.400, SLG: 0.400										2	0	1	0	0	1	1											
<b>Inning Stats</b>	R: 2 E: 0 K: 0 S: 14	H: 3 LOB: 1 BB: 0 P: 21	R: 0 E: 0 K: 0 S: 8	H: 1 LOB: 1 BB: 1 P: 19	R: 0 E: 0 K: 1 S: 8	H: 0 LOB: 0 BB: 0 P: 14	R: 0 E: 0 K: 1 S: 9	H: 1 LOB: 1 BB: 1 P: 19	R: 0 E: 0 K: 0 S: 6	H: 0 LOB: 0 BB: 0 P: 10	R: 0 E: 0 K: 0 S: 4	H: 0 LOB: 0 BB: 0 P: 7	R: 0 E: 0 K: 0 S: 7	H: 0 LOB: 0 BB: 0 P: 10	R: 0 E: 1 K: 0 S: 9	H: 1 LOB: 1 BB: 0 P: 10		R: 0 E: 0 K: 1 S: 6	H: 0 LOB: 0 BB: 0 P: 9	1B: 6 2B: 0 3B: 0 HR: 0	SF: 0 SAC: 0 DP: 1 HBP: 1	WP: 0 PB: 0 SB: 0 CS: 1	PA: 34				
<b>PITCHER</b>	IP WLS BF H R ER SO BB IBB HBP BLK WP HR S P ERA WHIP	3.0 0 15 5 2 2 1 1 0 0 0 0 0 13 25 6.00 2.000	4.1 0 6 0 0 0 1 1 0 0 0 0 0 4 7 0.00 0.500	6.1 1.0 3 0 0 0 0 0 0 0 0 0 0 7 10 0.00 0.000	7.1 1.0 3 0 0 0 0 0 0 0 0 0 0 7 10 0.00 0.000	8.1 1.0 4 1 0 0 0 0 0 0 0 0 0 9 10 0.00 1.000	9.1 1.0 2 0 0 0 0 0 0 0 0 0 0 2 3 0.00 0.000	10.1 1.0 2 0 0 0 0 0 0 0 0 0 0 2 3 0.00 0.000	11.1 1.0 2 0 0 0 0 0 0 0 0 0 0 2 3 0.00 0.000	12.1 1.0 2 0 0 0 0 0 0 0 0 0 0 2 3 0.00 0.000	13.1 1.0 2 0 0 0 0 0 0 0 0 0 0 2 3 0.00 0.000	14.1 1.0 2 0 0 0 0 0 0 0 0 0 0 2 3 0.00 0.000	15.1 1.0 2 0 0 0 0 0 0 0 0 0 0 2 3 0.00 0.000	16.1 1.0 2 0 0 0 0 0 0 0 0 0 0 2 3 0.00 0.000	17.1 1.0 2 0 0 0 0 0 0 0 0 0 0 2 3 0.00 0.000	18.1 1.0 2 0 0 0 0 0 0 0 0 0 0 2 3 0.00 0.000	19.1 1.0 2 0 0 0 0 0 0 0 0 0 0 2 3 0.00 0.000	20.1 1.0 2 0 0 0 0 0 0 0 0 0 0 2 3 0.00 0.000	21.1 1.0 2 0 0 0 0 0 0 0 0 0 0 2 3 0.00 0.000	22.1 1.0 2 0 0 0 0 0 0 0 0 0 0 2 3 0.00 0.000	23.1 1.0 2 0 0 0 0 0 0 0 0 0 0 2 3 0.00 0.000	24.1 1.0 2 0 0 0 0 0 0 0 0 0 0 2 3 0.00 0.000	25.1 1.0 2 0 0 0 0 0 0 0 0 0 0 2 3 0.00 0.000	26.1 1.0 2 0 0 0 0 0 0 0 0 0 0 2 3 0.00 0.000	27.1 1.0 2 0 0 0 0 0 0 0 0 0 0 2 3 0.00 0.000	28.1 1.0 2 0 0 0 0 0 0 0 0 0 0 2 3 0.00 0.000	29.1 1.0 2 0 0 0 0 0 0 0 0 0 0 2 3 0.00 0.000

AB	31
R	2
H	6
RBI	2
BB	2
SO	3
LOB	12





Batter	1	2	3	4	5	6	7	8	9	AB	R	H	RBI	BB	SO	LOB	TOP										
16 Austin Jackson, R OBP: 0.313, SLG: 0.360	G4-3			G5-3		L8		K		4	0	0	0	0	1	0											
13 Dustin Ackley, L OBP: 0.295, SLG: 0.394	G3			G4-3		K			P5	4	0	0	0	0	1	0											
22 Robinson Canó, L OBP: 0.386, SLG: 0.463	G1-3			BB				K	G3-1	3	0	0	0	1	1	0											
21 Kendrys Morales, S OBP: 0.269, SLG: 0.339			G6-3						K	2	0	0	0	1	0	1											
99 James Jones, L OBP: 0.290, SLG: 0.313				F9					K	1	0	0	0	0	1	0											
15 Kyle Seager, L OBP: 0.342, SLG: 0.464	L8									3	0	0	0	0	2	1											
28 Chris Denorfia, R OBP: 0.291, SLG: 0.318	K									2	0	0	0	1	1	0											
17 Justin Smoak, S OBP: 0.276, SLG: 0.340			G6-3							3	0	1	0	0	0	2											
1 Chris Taylor, R OBP: 0.361, SLG: 0.361			F9							3	0	0	0	0	0	1											
2 Jesús Sucre, R OBP: 0.228, SLG: 0.263			K2-3							3	0	0	0	0	3	0											
<b>Inning Stats</b>	R: 0 E: 0 K: 0 S: 7	H: 0 LOB: 0 BB: 0 P: 8	R: 0 E: 0 K: 1 S: 7	H: 0 LOB: 0 BB: 0 P: 12	R: 0 E: 0 K: 1 S: 6	H: 0 LOB: 0 BB: 0 P: 8	R: 0 E: 0 K: 0 S: 5	H: 0 LOB: 1 BB: 1 P: 13	R: 0 E: 0 K: 2 S: 9	H: 0 LOB: 0 BB: 0 P: 13	R: 0 E: 0 K: 2 S: 16	H: 0 LOB: 2 BB: 2 P: 29	R: 0 E: 0 K: 2 S: 10	H: 0 LOB: 0 BB: 0 P: 13	R: 0 E: 0 K: 1 S: 7	H: 0 LOB: 0 BB: 0 P: 8	1B: 1 2B: 0 3B: 0 HR: 0	SF: 0 SAC: 0 DP: 0 HBP: 0	WP: 0 PB: 0 SB: 1 CS: 0	PA: 31							
<b>PITCHER</b>	IP	WLS	BF	H	R	ER	SO	BB	IBB	HBP	BLK	WP	HR	S	P	ERA	WHIP										
33 C.J. Wilson, L ERA: 4.42	7.0	W	25	1	0	0	7	3	0	0	0	0	0	58	95	0.00	0.571										
36 Joe Smith, R ERA: 1.99	1.0		3	0	0	0	2	0	0	0	0	0	0	10	13	0.00	0.000										
16 Huston Street, R ERA: 1.29	1.0		3	0	0	0	1	0	0	0	0	0	0	7	8	0.00	0.000										

Seattle Mariners @ Los Angeles Angels  
Angel Stadium of Anaheim, Anaheim, CA  
Wed Sep 17 2014, 7:11 PM - 9:47 PM PDT  
Att: 36,875 - Partly Cloudy - 85 F

AB 28  
R 0  
H 1  
RBI 0  
BB 3  
SO 10  
LOB 5



Batter	1	2	3	4	5	6	7	8	9	AB	R	H	RBI	BB	SO	LOB	BOTTOM										
56 Kole Calhoun, L OBP: 0.336, SLG: 0.463	G4-3		K							4	0	2	1	0	1	1											
27 Mike Trout, R OBP: 0.376, SLG: 0.562	K			K						4	0	0	0	0	4	3											
5 Albert Pujols, R OBP: 0.326, SLG: 0.465	K			F9						4	0	0	0	0	2	0											
47 Howie Kendrick, R OBP: 0.345, SLG: 0.394	G4-3			K						4	1	1	0	0	2	0											
6 David Freese, R OBP: 0.322, SLG: 0.380					G6-3					3	0	1	0	0	0	0											
22 Tony Campana, L OBP: 0.191, SLG: 0.224										0	1	0	0	0	0	0											
19 Efran Navarro, L OBP: 0.311, SLG: 0.353										1	0	0	0	0	0	0											
2 Enck Aybar, S OBP: 0.323, SLG: 0.385	G4-3				G5-3					2	1	0	0	1	0	0											
17 Chris Iannetta, R OBP: 0.377, SLG: 0.496			P3							3	0	0	0	0	2	2											
24 C.J. Cron, R OBP: 0.301, SLG: 0.482										3	1	2	3	0	0	0											
8 John McDonald, R OBP: 0.241, SLG: 0.164										0	0	0	0	0	0	0											
7 Collin Cowgill, R OBP: 0.339, SLG: 0.368					G5-3					2	1	0	0	1	0	1											
<b>Inning Stats</b>	R: 0 E: 0 K: 2 S: 10	H: 0 LOB: 0 BB: 0 P: 16	R: 0 E: 0 K: 0 S: 6	H: 0 LOB: 0 BB: 0 P: 8	R: 0 E: 0 K: 1 S: 11	H: 1 LOB: 0 BB: 0 P: 18	R: 0 E: 0 K: 2 S: 10	H: 0 LOB: 0 BB: 0 P: 14	R: 0 E: 0 K: 1 S: 6	H: 0 LOB: 0 BB: 0 P: 10	R: 0 E: 0 K: 1 S: 8	H: 1 LOB: 1 BB: 0 P: 13	R: 5 E: 2 K: 2 S: 21	H: 4 LOB: 2 BB: 2 P: 38	R: 0 E: 0 K: 2 S: 7	H: 0 LOB: 0 BB: 0 P: 8	1B: 4 2B: 1 3B: 0 HR: 1	SF: 0 SAC: 0 DP: 0 HBP: 0	WP: 0 PB: 0 SB: 0 CS: 0	PA: 32							
<b>PITCHER</b>	IP	WLS	BF	H	R	ER	SO	BB	IBB	HBP	BLK	WP	HR	S	P	ERA	WHIP										
65 James Paxton, L ERA: 2.19	6.2	L	25	4	3	3	8	4	3	3	0	0	0	64	103	4.05	0.600										
40 Danny Farquhar, R ERA: 2.6	0.0		3	2	2	2	0	1	0	0	0	0	1	5	10	∞	∞										
52 Dominic Leone, R ERA: 2.15	1.1		4	0	0	0	3	0	0	0	0	0	0	10	12	0.00	0.000										

Seattle Mariners @ Los Angeles Angels  
Angel Stadium of Anaheim, Anaheim, CA  
Wed Sep 17 2014, 7:11 PM - 9:47 PM PDT  
Att: 36,875 - Partly Cloudy - 85 F

AB 30  
R 5  
H 6  
RBI 4  
BB 2  
SO 11  
LOB 7





Batter	1	2	3	4	5	6	7	8	9	AB	R	H	RBI	BB	SO	LOB	TOP								
16 Austin Jackson, R (1, 8) OBP: 0.313, SLG: 0.359	G6-3		E6 1B			F9		G4-3		4	0	1	0	0	0	1									
13 Dustin Ackley, L (1, 7) OBP: 0.295, SLG: 0.391	K		F9			HBP		G4-3		3	0	0	0	0	1	1									
22 Robinson Cano, L (1, 4) OBP: 0.386, SLG: 0.463	2B			L9		G6-4-3		G3-1		4	0	1	0	0	0	2									
21 Kendrys Morales, S (1, 10) 99 James Jones, L (9, PR) OBP: 0.269, SLG: 0.338 OBP: 0.290, SLG: 0.313	G6-3			G4-1				G4-3		4	0	1	0	0	0	1									
15 Kyle Seager, L (1, 5) OBP: 0.341, SLG: 0.461	B2-3			G3				F8		3	1	0	0	1	0	0									
20 Logan Morrison, L (1, 3) OBP: 0.305, SLG: 0.398	F7			G4-3						4	1	2	3	0	0	0									
28 Chris Denorfia, R (1, 9) 9 Endy Chavez, L (7, PH) OBP: 0.319, SLG: 0.372	G6-3			F8				P6		2	0	0	0	0	0	0									
3 Mike Zunino, R (1, 2) OBP: 0.254, SLG: 0.400			P3			K		F8		3	0	0	0	0	1	0									
1 Chris Taylor, R (1, 6) OBP: 0.360, SLG: 0.360			K					K		3	0	1	0	0	2	0									
<b>Inning Stats</b>	R: 0 H: 1 E: 0 K: 1 S: 10	H: 1 LOB: 1 BB: 0 P: 15	R: 0 H: 0 E: 0 K: 0 S: 9	H: 0 LOB: 0 BB: 0 P: 13	R: 0 H: 1 E: 1 K: 1 S: 12	H: 1 LOB: 1 BB: 0 P: 17	R: 0 H: 0 E: 0 K: 0 S: 5	H: 0 LOB: 0 BB: 0 P: 8	R: 0 H: 0 E: 0 K: 1 S: 6	H: 0 LOB: 0 BB: 0 P: 8	R: 0 H: 1 E: 0 K: 0 S: 9	H: 1 LOB: 1 BB: 0 P: 15	R: 0 H: 1 E: 0 K: 0 S: 11	H: 1 LOB: 1 BB: 0 P: 14	R: 0 H: 0 E: 0 K: 1 S: 10	H: 0 LOB: 0 BB: 0 P: 15	R: 3 H: 2 E: 1 K: 1 S: 13	H: 2 LOB: 1 BB: 1 P: 21	1B: 4 2B: 1 3B: 0 HR: 1	SF: 0 SAC: 0 DP: 1 HBP: 1	WP: 0 PB: 0 SB: 0 CS: 0	PA: 34			
<b>PITCHER</b>	IP	WLS	BF	H	R	ER	SO	BB	IBB	HBP	BLK	WP	HR	S	P	ERA	WHIP								
35 Wade LeBlanc, L (1, 1) ERA: 5.24	5.1		19	3	0	0	3	0	0	0	0	0	0	48	72	0.00	0.562								
54 Joe Thatcher, L (6, 1) ERA: 3.14	0.2		2	0	0	0	0	0	0	1	0	0	0	3	4	0.00	0.000								
64 Mike Morin, R (7, 1) ERA: 2.25	1.0		4	1	0	0	0	0	0	0	0	0	0	11	14	0.00	1.000								
59 Fernando Salas, R (8, 1) ERA: 3.4	1.0		3	0	0	0	1	0	0	0	0	0	0	10	15	0.00	0.000								
40 Kevin Jepsen, R (9, 1) ERA: 2.71	1.0	L	6	2	3	3	1	0	1	0	0	0	1	13	21	27.00	2.000								

Seattle Mariners @ Los Angeles Angels  
Angel Stadium of Anaheim, Anaheim, CA  
Thu Sep 18 2014, 7:07 PM - 10:13 PM PDT  
Att. 40,835 - Clear - 76 F

AB	32
R	3
H	6
RBI	3
BB	1
SO	5
LOB	7



Batter	1	2	3	4	5	6	7	8	9	AB	R	H	RBI	BB	SO	LOB	BOTTOM								
22 Tony Campaña, L (1, 8) OBP: 0.178, SLG: 0.208	K		K			L9		K		5	0	0	0	0	4	3									
18 Gordon Beckham, R (1, 6) OBP: 0.285, SLG: 0.340	G6-3			G1-3		G5-3		K		4	0	0	0	0	1	1									
28 Brennan Boesch, L (1, 9) OBP: 0.200, SLG: 0.268	G4-3									3	0	2	0	1	0	0									
24 C.J. Cron, R (1, 10) OBP: 0.300, SLG: 0.475	G6-3									3	0	0	0	1	2	2									
19 Efran Navarro, L (1, 3) OBP: 0.303, SLG: 0.343	G5-3			L7						4	0	0	0	0	0	4									
10 Grant Green, R (1, 4) OBP: 0.295, SLG: 0.372	K									4	0	0	0	0	3	0									
24 Hank Conger, L (1, 2) OBP: 0.294, SLG: 0.330			K							2	1	1	1	2	1	0									
13 Luis Jimenez, R (1, 5) OBP: 0.212, SLG: 0.194										3	0	1	0	0	1	2									
56 Kole Calhoun, L (9, PH) OBP: 0.335, SLG: 0.462										1	0	0	0	0	0	0									
12 Shawn O'Malley, S (1, 7) OBP: 0.333, SLG: 0.333										4	0	1	0	0	2	3									
<b>Inning Stats</b>	R: 0 H: 0 E: 0 K: 1 S: 6	H: 0 LOB: 0 BB: 0 P: 8	R: 0 H: 0 E: 0 K: 1 S: 8	H: 0 LOB: 0 BB: 0 P: 12	R: 0 H: 1 E: 0 K: 3 S: 12	H: 1 LOB: 1 BB: 0 P: 17	R: 0 H: 1 E: 0 K: 1 S: 10	H: 1 LOB: 1 BB: 0 P: 11	R: 0 H: 0 E: 0 K: 2 S: 11	H: 0 LOB: 1 BB: 1 P: 16	R: 0 H: 1 E: 0 K: 1 S: 10	H: 1 LOB: 1 BB: 0 P: 15	R: 0 H: 0 E: 0 K: 2 S: 11	H: 0 LOB: 1 BB: 1 P: 18	R: 0 H: 1 E: 0 K: 2 S: 12	H: 1 LOB: 2 BB: 2 P: 24	R: 1 H: 1 E: 1 K: 1 S: 8	H: 1 LOB: 1 BB: 0 P: 13	1B: 4 2B: 0 3B: 0 HR: 1	SF: 0 SAC: 0 DP: 0 HBP: 0	WP: 0 PB: 0 SB: 2 CS: 0	PA: 37			
<b>PITCHER</b>	IP	WLS	BF	H	R	ER	SO	BB	IBB	HBP	BLK	WP	HR	S	P	ERA	WHIP								
34 Félix Hernández, R (1, 1) ERA: 2.07	7.0		26	3	0	0	10	2	0	0	0	0	0	68	97	0.00	0.714								
41 Charlie Furbush, L (8, 1) ERA: 3.07	0.1		2	1	0	0	1	0	0	0	0	0	0	6	8	0.00	3.000								
54 Tom Wilhelmson, R (8, 1) ERA: 2.01	0.2	W	4	0	0	0	1	1	1	0	0	0	0	6	16	0.00	1.500								
56 Fernando Rodney, R (9, 1) ERA: 2.7	1.0	S	5	1	1	1	1	0	0	0	0	0	1	8	13	9.00	1.000								

Seattle Mariners @ Los Angeles Angels  
Angel Stadium of Anaheim, Anaheim, CA  
Thu Sep 18 2014, 7:07 PM - 10:13 PM PDT  
Att. 40,835 - Clear - 76 F

AB	33
R	1
H	5
RBI	1
BB	4
SO	14
LOB	15









Batter	1	2	3	4	5	6	7	8	9	AB	R	H	RBI	BB	SO	LOB	TOP										
2 Leonys Martin, L (1.8) OBP: 0.330, SLG: 0.374										4	1	0	0	0	3	2											
1 Elvis Andrus, R (1.6) OBP: 0.314, SLG: 0.333										4	0	0	0	0	2	2											
12 Rougned Odor, L (1.4) OBP: 0.299, SLG: 0.393										3	2	1	1	1	1	0											
29 Adrián Beltré, R (1.5) OBP: 0.390, SLG: 0.496										4	0	3	2	0	0	0											
20 Jake Smolinski, R (1.9) OBP: 0.403, SLG: 0.517										4	0	0	1	0	0	3											
6 Tomás Telis, S (1.10) OBP: 0.254, SLG: 0.259										4	0	1	0	0	0	1											
16 Ryan Rua, R (1.7) OBP: 0.333, SLG: 0.380										4	1	1	0	0	1	2											
61 Robinson Chirinos, R (1.2) OBP: 0.293, SLG: 0.407										4	1	1	0	0	1	0											
9 Adam Rosales, R (1.3) OBP: 0.368, SLG: 0.432										3	0	1	1	0	1	0											
<b>Inning Stats</b>	R: 0 E: 0 K: 2 S: 11	H: 0 LOB: 0 BB: 0 P: 15	R: 0 E: 0 K: 0 S: 8	H: 2 LOB: 1 BB: 0 P: 11	R: 0 E: 0 K: 1 S: 6	H: 0 LOB: 0 BB: 0 P: 8	R: 0 E: 0 K: 1 S: 7	H: 0 LOB: 0 BB: 0 P: 11	R: 0 E: 0 K: 2 S: 8	H: 0 LOB: 0 BB: 0 P: 13	R: 1 E: 0 K: 0 S: 11	H: 1 LOB: 1 BB: 1 P: 17	R: 4 E: 0 K: 1 S: 24	H: 5 LOB: 1 BB: 0 P: 36	R: 0 E: 0 K: 1 S: 10	H: 0 LOB: 0 BB: 0 P: 12	1B: 5 2B: 3 HR: 0	SF: 0 SAC: 0 DP: 1 HBP: 0	WP: 1 PB: 0 SB: 0 CS: 0	PA: 35							
<b>PITCHER</b>	IP	WLS	BF	H	R	ER	SO	BB	IBB	HBP	BLK	WP	HR	S	P	ERA	WHIP										
36 Jered Weaver, R (1.1) ERA: 3.52	7.0	W	26	5	3	3	7	1	0	0	0	0	0	68	102	3.86	0.857										
39 Jason Grilli, R (8.1) ERA: 4.15	0.2		3	1	0	0	1	0	0	0	0	0	0	6	10	0.00	1.500										
54 Joe Thatcher, L (8.1) ERA: 3.45	0.0		1	1	0	0	0	0	0	0	0	0	0	2	3	∞	∞										
38 Joe Smith, R (8.1) ERA: 1.88	0.1		2	1	2	2	0	0	0	0	0	1	0	8	11	54.00	3.000										
16 Huston Street, R (9.1) ERA: 1.25	1.0	S	3	0	0	0	1	0	0	0	0	0	0	10	12	0.00	0.000										

Texas Rangers @ Los Angeles Angels  
Angel Stadium of Anaheim, Anaheim, CA  
Sat Sep 20 2014, 6:11 PM - 9:06 PM PDT  
Att: 35,890 - Clear - 76 F

livebaseballscorecards.com

AB 34  
R 5  
H 8  
RBI 5  
BB 1  
SO 9  
LOB 10

Batter	1	2	3	4	5	6	7	8	9	AB	R	H	RBI	BB	SO	LOB	BOTTOM										
56 Kole Calhoun, L (1.9) OBP: 0.332, SLG: 0.455										5	1	0	0	0	0	2											
27 Mike Trout, R (1.8) OBP: 0.379, SLG: 0.568										3	3	2	2	1	1	0											
5 Albert Pujols, R (1.3) OBP: 0.329, SLG: 0.470										4	1	3	2	0	0	1											
47 Howie Kendrick, R (1.4) OBP: 0.349, SLG: 0.397										4	1	3	1	0	0	1											
2 Erick Aybar, S (1.6) OBP: 0.323, SLG: 0.382										4	1	1	0	0	0	4											
6 David Freese, R (1.5) OBP: 0.324, SLG: 0.388										4	1	1	3	0	1	2											
22 Tony Campana, L (8.7) OBP: 0.189, SLG: 0.219										0	0	0	0	0	0	0											
28 Brennan Boesch, L (1.10) OBP: 0.206, SLG: 0.313										4	0	1	0	0	2	0											
17 Chris Iannetta, R (1.2) OBP: 0.373, SLG: 0.400										4	0	0	0	0	2	1											
19 Eren Navarro, L (1.7) OBP: 0.308, SLG: 0.347										3	0	1	0	0	0	1											
18 Gordon Beckham, R (8.5) OBP: 0.269, SLG: 0.340										1	0	1	0	0	0	0											
<b>Inning Stats</b>	R: 1 E: 0 K: 0 S: 14	H: 1 LOB: 1 BB: 1 P: 23	R: 0 E: 0 K: 0 S: 6	H: 1 LOB: 0 BB: 0 P: 9	R: 2 E: 1 K: 0 S: 8	H: 2 LOB: 0 BB: 0 P: 12	R: 0 E: 0 K: 2 S: 10	H: 0 LOB: 0 BB: 0 P: 15	R: 5 E: 0 K: 1 S: 18	H: 5 LOB: 0 BB: 0 P: 24	R: 0 E: 0 K: 0 S: 6	H: 1 LOB: 0 BB: 0 P: 9	R: 0 E: 0 K: 2 S: 20	H: 2 LOB: 2 BB: 0 P: 28	R: 0 E: 0 K: 1 S: 11	H: 1 LOB: 0 BB: 0 P: 14	1B: 8 2B: 1 3B: 1 HR: 3	SF: 0 SAC: 0 DP: 2 HBP: 0	WP: 0 PB: 0 SB: 0 CS: 0	PA: 37							
<b>PITCHER</b>	IP	WLS	BF	H	R	ER	SO	BB	IBB	HBP	BLK	WP	HR	S	P	ERA	WHIP										
48 Colby Lewis, R (1.1) ERA: 5.34	5.0	L	25	9	8	7	3	1	0	0	0	0	0	56	83	12.60	2.000										
50 Michael Kirkman, L (6.1) ERA: 2.25	1.0		3	1	0	0	0	0	0	0	0	0	0	6	9	0.00	1.000										
44 Spencer Patton, R (7.1) ERA: 1.29	1.0		5	2	0	0	2	0	0	0	0	0	0	20	28	0.00	2.000										
55 Roman Mendez, R (8.1) ERA: 2.37	1.0		4	1	0	0	1	0	0	0	0	0	0	11	14	0.00	1.000										

Texas Rangers @ Los Angeles Angels  
Angel Stadium of Anaheim, Anaheim, CA  
Sat Sep 20 2014, 6:11 PM - 9:06 PM PDT  
Att: 35,890 - Clear - 76 F

livebaseballscorecards.com

AB 36  
R 8  
H 13  
RBI 8  
BB 1  
SO 6  
LOB 12



Batter	1	2	3	4	5	6	7	8	9	AB	R	H	RBI	BB	SO	LOB	TOP						
2 Leonys Martin, L (1,8) OBP: 0.330, SLG: 0.373	F8		G4-3			SH1-4	P5		IBB	4	1	1	0	1	0	1							
9 Adam Rosales, R (1,3) OBP: 0.393, SLG: 0.424	P3			K		SH1-4	K		G4-6-3	5	0	1	0	0	2	4							
12 Rougheed Odor, L (1,4) OBP: 0.296, SLG: 0.390	G4-3			G6-3		SH1-4			G4-3	3	0	0	0	0	0	0							
29 Adrián Beltré, R (1,5) OBP: 0.389, SLG: 0.493		G1-3		F8		IBB			G5-3	3	0	0	0	1	0	0							
20 Jake Smolinski, R (1,9) OBP: 0.394, SLG: 0.516	P3					K			K	4	0	1	0	0	2	3							
6 Tomás Telis, S (1,2) OBP: 0.286, SLG: 0.279									K	3	0	2	1	1	1	0							
16 Ryan Rua, R (1,7) OBP: 0.329, SLG: 0.410						F5	L1		HR	4	1	1	1	0	1	6							
7 J.P. Arencibia, R (1,10) ERA: 2.21				K						4	0	1	0	0	3	2							
60 Guilder Rodriguez, S (9,10) ERA: 2.67									IBB	0	0	0	0	0	0	0							
3 Luis Sardinas, S (1,6) OBP: 0.303, SLG: 0.317		P6				G4-3				4	0	2	0	0	0	2							
<b>Inning Stats</b>	R: 0 E: 0 K: 0 S: 7	H: 0 LOB: 0 BB: 0 P: 10	R: 0 E: 0 K: 1 S: 16	H: 1 LOB: 1 BB: 0 P: 23	R: 0 E: 0 K: 1 S: 7	H: 0 LOB: 0 BB: 0 P: 9	R: 0 E: 0 K: 1 S: 6	H: 0 LOB: 0 BB: 0 P: 7	R: 0 E: 0 K: 1 S: 12	H: 1 LOB: 2 BB: 1 P: 18	R: 1 E: 0 K: 1 S: 18	H: 3 LOB: 3 BB: 0 P: 29	R: 0 E: 0 K: 2 S: 14	H: 1 LOB: 1 BB: 0 P: 25	R: 0 E: 0 K: 1 S: 9	H: 0 LOB: 0 BB: 0 P: 10	R: 1 E: 0 K: 1 S: 18	H: 3 LOB: 3 BB: 1 P: 28	1B: 6 2B: 2 HR: 1	SF: 0 SAC: 1 HBP: 0	WP: 1 PB: 0 SB: 1 CS: 0	PA: 38	
<b>PITCHER</b>	IP WLS BF H R ER SO BB IBB HBP BLK WP HR S P ERA WHIP	IP WLS BF H R ER SO BB IBB HBP BLK WP HR S P ERA WHIP	IP WLS BF H R ER SO BB IBB HBP BLK WP HR S P ERA WHIP	IP WLS BF H R ER SO BB IBB HBP BLK WP HR S P ERA WHIP	IP WLS BF H R ER SO BB IBB HBP BLK WP HR S P ERA WHIP	IP WLS BF H R ER SO BB IBB HBP BLK WP HR S P ERA WHIP	IP WLS BF H R ER SO BB IBB HBP BLK WP HR S P ERA WHIP	IP WLS BF H R ER SO BB IBB HBP BLK WP HR S P ERA WHIP	IP WLS BF H R ER SO BB IBB HBP BLK WP HR S P ERA WHIP	IP WLS BF H R ER SO BB IBB HBP BLK WP HR S P ERA WHIP	IP WLS BF H R ER SO BB IBB HBP BLK WP HR S P ERA WHIP	IP WLS BF H R ER SO BB IBB HBP BLK WP HR S P ERA WHIP	IP WLS BF H R ER SO BB IBB HBP BLK WP HR S P ERA WHIP	IP WLS BF H R ER SO BB IBB HBP BLK WP HR S P ERA WHIP	IP WLS BF H R ER SO BB IBB HBP BLK WP HR S P ERA WHIP	IP WLS BF H R ER SO BB IBB HBP BLK WP HR S P ERA WHIP	IP WLS BF H R ER SO BB IBB HBP BLK WP HR S P ERA WHIP	IP WLS BF H R ER SO BB IBB HBP BLK WP HR S P ERA WHIP	IP WLS BF H R ER SO BB IBB HBP BLK WP HR S P ERA WHIP	IP WLS BF H R ER SO BB IBB HBP BLK WP HR S P ERA WHIP	IP WLS BF H R ER SO BB IBB HBP BLK WP HR S P ERA WHIP	IP WLS BF H R ER SO BB IBB HBP BLK WP HR S P ERA WHIP	IP WLS BF H R ER SO BB IBB HBP BLK WP HR S P ERA WHIP

Texas Rangers @ Los Angeles Angels  
Angel Stadium of Anaheim, Anaheim, CA  
Sun Sep 21 2014, 12:38 PM - 3:54 PM PDT  
Att: 27,166 - Overcast - 76 F

AB	34
R	2
H	9
RBI	2
BB	3
SO	9
LOB	18



Batter	1	2	3	4	5	6	7	8	9	AB	R	H	RBI	BB	SO	LOB	BOTTOM						
56 Kole Calhoun, L (1,9) OBP: 0.329, SLG: 0.451	K		K			G3-1			K	4	0	0	0	0	3	1							
27 Mike Trout, R (1,8) OBP: 0.382, SLG: 0.568	HBP					G6-4-3	IBB		G5-3	1	0	1	0	2	0	0							
5 Albert Pujols, R (1,10) OBP: 0.328, SLG: 0.469	F8					G6-4-3			G5-3	4	0	1	1	0	0	3							
47 Howie Kendrick, R (1,4) OBP: 0.347, SLG: 0.395	G5-3					G6-3			F9	3	0	0	0	0	0	3							
18 Gordon Beckham, R (8,4) OBP: 0.269, SLG: 0.339										1	0	0	0	0	0	1							
2 Erick Aybar, S (1,6) OBP: 0.324, SLG: 0.382		F7							K	3	0	1	0	1	1	0							
6 David Freese, R (1,5) OBP: 0.321, SLG: 0.384		G4-3				F9			K	4	0	0	0	0	1	4							
24 C.J. Cron, R (1,3) OBP: 0.297, SLG: 0.472		L7				P6			K	4	0	0	0	0	1	1							
19 Efrén Navarro, L (1,7) OBP: 0.302, SLG: 0.340						G4-3				3	0	0	0	0	0	1							
17 Chris Iannetta, R (1,2) OBP: 0.373, SLG: 0.399						G6-3			K	3	1	1	0	0	1	0							
<b>Inning Stats</b>	R: 0 E: 0 K: 1 S: 8	H: 0 LOB: 1 BB: 0 P: 14	R: 0 E: 0 K: 0 S: 8	H: 0 LOB: 0 BB: 0 P: 11	R: 0 E: 0 K: 2 S: 8	H: 0 LOB: 0 BB: 0 P: 13	R: 0 E: 0 K: 0 S: 8	H: 1 LOB: 0 BB: 0 P: 12	R: 0 E: 0 K: 0 S: 10	H: 1 LOB: 1 BB: 0 P: 15	R: 1 E: 0 K: 0 S: 8	H: 2 LOB: 3 BB: 2 P: 19	R: 0 E: 0 K: 0 S: 9	H: 0 LOB: 0 BB: 0 P: 14	R: 0 E: 0 K: 1 S: 9	H: 0 LOB: 1 BB: 1 P: 17	R: 0 E: 0 K: 3 S: 10	H: 0 LOB: 0 BB: 0 P: 12	1B: 4 2B: 0 HR: 0	SF: 0 SAC: 0 HBP: 1	WP: 0 PB: 0 SB: 1 CS: 0	PA: 34	
<b>PITCHER</b>	IP WLS BF H R ER SO BB IBB HBP BLK WP HR S P ERA WHIP	IP WLS BF H R ER SO BB IBB HBP BLK WP HR S P ERA WHIP	IP WLS BF H R ER SO BB IBB HBP BLK WP HR S P ERA WHIP	IP WLS BF H R ER SO BB IBB HBP BLK WP HR S P ERA WHIP	IP WLS BF H R ER SO BB IBB HBP BLK WP HR S P ERA WHIP	IP WLS BF H R ER SO BB IBB HBP BLK WP HR S P ERA WHIP	IP WLS BF H R ER SO BB IBB HBP BLK WP HR S P ERA WHIP	IP WLS BF H R ER SO BB IBB HBP BLK WP HR S P ERA WHIP	IP WLS BF H R ER SO BB IBB HBP BLK WP HR S P ERA WHIP	IP WLS BF H R ER SO BB IBB HBP BLK WP HR S P ERA WHIP	IP WLS BF H R ER SO BB IBB HBP BLK WP HR S P ERA WHIP	IP WLS BF H R ER SO BB IBB HBP BLK WP HR S P ERA WHIP	IP WLS BF H R ER SO BB IBB HBP BLK WP HR S P ERA WHIP	IP WLS BF H R ER SO BB IBB HBP BLK WP HR S P ERA WHIP	IP WLS BF H R ER SO BB IBB HBP BLK WP HR S P ERA WHIP	IP WLS BF H R ER SO BB IBB HBP BLK WP HR S P ERA WHIP	IP WLS BF H R ER SO BB IBB HBP BLK WP HR S P ERA WHIP	IP WLS BF H R ER SO BB IBB HBP BLK WP HR S P ERA WHIP	IP WLS BF H R ER SO BB IBB HBP BLK WP HR S P ERA WHIP	IP WLS BF H R ER SO BB IBB HBP BLK WP HR S P ERA WHIP	IP WLS BF H R ER SO BB IBB HBP BLK WP HR S P ERA WHIP	IP WLS BF H R ER SO BB IBB HBP BLK WP HR S P ERA WHIP	IP WLS BF H R ER SO BB IBB HBP BLK WP HR S P ERA WHIP

Texas Rangers @ Los Angeles Angels  
Angel Stadium of Anaheim, Anaheim, CA  
Sun Sep 21 2014, 12:38 PM - 3:54 PM PDT  
Att: 27,166 - Overcast - 76 F

AB	30
R	1
H	4
RBI	1
BB	3
SO	7
LOB	14





Batter	1	2	3	4	5	6	7	8	9	AB	R	H	RBI	BB	SO	LOB	TOP					
56 Kole Calhoun, L OBP: 0.329, SLG: 0.452	E7 27 SF8 2B		G4-3			G1-3		K		4	1	1	0	0	1	2	<b>Los Angeles Angels @ Oakland Athletics</b> O.co Coliseum, Oakland, CA Mon Sep 22 2014, 10:09 PM - 1:24 AM EDT Att: 25,455 - Partly Cloudy - 65 F					
27 Mike Trout, R OBP: 0.382, SLG: 0.567	SF8		K			G5-3		5 HR 1B		3	1	1	1	0	1	1						
5 Albert Pujols, R OBP: 0.328, SLG: 0.472	P4				G5-3		F9	1B HR		4	1	1	3	0	0	0						
6 David Freese, R OBP: 0.321, SLG: 0.383	G1-3				G5-3		G5-3	G5-3		4	0	1	0	0	0	0						
2 Erick Aybar, S OBP: 0.323, SLG: 0.381	G4-3				G3		K2-3		17 1B 28 E 1B	4	0	1	0	0	1	1						
28 Brennan Boesch, L OBP: 0.288, SLG: 0.309	F7				F7			F9		4	0	1	0	0	0	2						
17 Chris Iannetta, R OBP: 0.374, SLG: 0.401	F9						G5-3		18 1B G6-4-3 1B	4	0	2	0	0	0	1						
18 Gordon Beckham, R OBP: 0.271, SLG: 0.343			G4-3		G6-4-3			27 1B 5 HR 1B	18 1B G6-4-3 1B	4	1	2	0	0	0	3						
7 Collin Cowgill, R OBP: 0.336, SLG: 0.364			K				G4-3			3	0	0	0	0	2	2						
<b>Inning Stats</b>	R: 1 E: 1 K: 0 S: 10	H: 1 LOB: 0 BB: 0 P: 12	R: 0 E: 0 K: 0 S: 7	H: 0 LOB: 0 BB: 0 P: 10	R: 0 E: 0 K: 2 S: 14	H: 1 LOB: 1 BB: 0 P: 21	R: 0 E: 0 K: 0 S: 18	H: 1 LOB: 0 BB: 0 P: 26	R: 0 E: 0 K: 0 S: 5	H: 0 LOB: 0 BB: 0 P: 7	R: 0 E: 0 K: 0 S: 8	H: 0 LOB: 1 BB: 0 P: 14	R: 0 E: 0 K: 1 S: 8	H: 1 LOB: 1 BB: 0 P: 13	R: 3 E: 0 K: 2 S: 16	H: 3 LOB: 0 BB: 0 P: 21		R: 0 E: 1 K: 0 S: 7	H: 2 LOB: 1 BB: 0 P: 10	1B: 7 2B: 2 3B: 0 HR: 1	SF: 1 SAC: 0 DP: 2 HBP: 0	WP: 0 PB: 0 SB: 0 CS: 0
<b>PITCHER</b>	IP WLS BF H R ER SO BB IBB HBP BLK WP HR S P ERA WHIP																					
29 Jeff Samardzija, R ERA: 2.88	7.0 W 25 5 1 0 3 0 0 0 0 0 0 0 103 0.00 0.714																					
58 Evan Scribner, R ERA: 4.63	1.0 6 3 3 3 2 0 0 0 0 0 1 16 21 27.00 3.000																					
44 Luke Gregerson, R ERA: 2.06	1.0 4 2 0 0 0 0 0 0 0 0 0 7 10 0.00 2.000																					

Batter	1	2	3	4	5	6	7	8	9	AB	R	H	RBI	BB	SO	LOB	BOTTOM			
4 Coco Crisp, S OBP: 0.339, SLG: 0.375						F8		L9		5	0	2	0	0	0	1	<b>Los Angeles Angels @ Oakland Athletics</b> O.co Coliseum, Oakland, CA Mon Sep 22 2014, 10:09 PM - 1:24 AM EDT Att: 25,455 - Partly Cloudy - 65 F			
23 Sam Fuld, L OBP: 0.321, SLG: 0.347	FC4-6 15 BB 20 BB 36 BB	P6				K		K		4	1	0	0	1	2	1				
20 Josh Donaldson, R OBP: 0.341, SLG: 0.457	G6-3							G1-3		2	1	0	0	3	0	0				
15 Jonny Gomes, R OBP: 0.324, SLG: 0.328										1	1	0	0	1	1	0				
37 Brandon Moss, L OBP: 0.333, SLG: 0.444										2	1	1	0	1	1	3				
36 Derek Norris, R OBP: 0.362, SLG: 0.407										1	1	1	1	1	0	0				
10 Adam Dunn, L OBP: 0.342, SLG: 0.424										2	1	0	0	1	1	5				
8 Jed Lowrie, S OBP: 0.320, SLG: 0.354	P3									4	0	1	0	0	0	4				
35 Nate Freiman, R OBP: 0.278, SLG: 0.464										0	1	0	1	1	0	0				
21 Stephen Vogt, L OBP: 0.335, SLG: 0.453										3	0	1	2	0	0	1				
17 Geovany Soto, R OBP: 0.288, SLG: 0.343										4	1	1	2	0	1	3				
1 Nick Punto, S OBP: 0.296, SLG: 0.283	E5									4	0	0	0	0	2	2				
<b>Inning Stats</b>	R: 6 E: 1 K: 0 S: 19	H: 2 LOB: 1 BB: 4 P: 47	R: 0 E: 0 K: 1 S: 11	H: 0 LOB: 0 BB: 0 P: 20	R: 0 E: 0 K: 0 S: 8	H: 1 LOB: 1 BB: 0 P: 10	R: 0 E: 0 K: 2 S: 18	H: 1 LOB: 3 BB: 2 P: 32	R: 0 E: 0 K: 0 S: 7	H: 0 LOB: 0 BB: 0 P: 10	R: 0 E: 0 K: 2 S: 12	H: 0 LOB: 0 BB: 0 P: 17	R: 2 E: 0 K: 1 S: 16	H: 2 LOB: 2 BB: 2 P: 29	R: 0 E: 0 K: 2 S: 11	H: 1 LOB: 2 BB: 1 P: 19	1B: 7 2B: 0 3B: 0 HR: 0	SF: 0 SAC: 0 DP: 0 HBP: 0	WP: 0 PB: 0 SB: 0 CS: 0	PA: 41
<b>PITCHER</b>	IP WLS BF H R ER SO BB IBB HBP BLK WP HR S P ERA WHIP																			
33 C.J. Wilson, L ERA: 4.61	0.2 L 8 2 6 4 0 0 4 0 0 0 0 0 7 12 0.00 0.000																			
64 Mike Morin, R ERA: 2.2	0.1 2 0 0 0 0 0 0 0 0 0 0 0 7 12 0.00 0.000																			
51 Drew Rucinski, R ERA: 4.91	2.1 10 2 0 0 2 1 0 0 0 0 0 0 31 49 0.00 1.286																			
63 Vinnie Pestano, R ERA: 3.06	0.2 3 0 0 0 1 1 0 0 0 0 0 6 13 0.00 1.500																			
68 Cam Bedrosian, R ERA: 6.82	2.0 6 0 0 0 2 0 0 0 0 0 0 0 19 27 0.00 0.000																			
41 Michael Roth, L ERA: 8.76	0.1 5 2 2 2 0 2 0 0 0 0 0 0 11 24 0.00 1.200																			
49 Jairo Diaz, R ERA: 3.18	1.2 7 1 0 0 3 1 0 0 0 0 0 0 16 24 0.00 1.200																			









Batter	1	2	3	4	5	6	7	8	9	AB	R	H	RBI	BB	SO	LOB	TOP								
56 Kole Calhoun, L (1,9) OBP: 0.330, SLG: 0.451										4	1	1	0	0	1	1	<b>Los Angeles Angels @ Oakland Athletics</b> O.co Coliseum, Oakland, CA Wed Sep 24, 2014, 3:38 PM - 7:05 PM EDT Att: 27,989 - Partly Cloudy - 77 F								
27 Mike Trout, R (1,8) OBP: 0.380, SLG: 0.563										2	1	1	0	0	1	1									
10 Grant Green, R (5,PH) OBP: 0.290, SLG: 0.365										1	0	0	0	0	0	1									
22 Tony Campana, L (5,8) OBP: 0.200, SLG: 0.230										1	0	1	0	0	0	0									
5 Albert Pujols, R (1,10) OBP: 0.326, SLG: 0.470										3	1	1	1	0	0	2									
47 Howie Kendrick, R (1,4) OBP: 0.346, SLG: 0.395										4	0	2	3	0	1	1									
24 C.J. Cron, R (1,3) OBP: 0.294, SLG: 0.462										3	0	0	0	0	0	2									
19 Eren Navarro, L (7,3) OBP: 0.303, SLG: 0.336										1	0	0	0	0	1	1									
17 Chris Iannetta, R (1,2) OBP: 0.373, SLG: 0.397										3	0	0	0	1	1	0									
18 Gordon Beckham, R (1,6) OBP: 0.271, SLG: 0.348										4	1	1	0	0	1	1									
7 Collin Cowgill, R (1,7) OBP: 0.333, SLG: 0.361										4	0	1	0	0	2	1									
13 Luis Jimenez, R (1,5) OBP: 0.216, SLG: 0.229										4	1	1	0	0	1	1									
<b>Inning Stats</b>	R: 1 H: 2 E: 0 K: 1 S: 10	H: 2 LOB: 1 BB: 0 P: 16	R: 0 H: 0 E: 0 K: 0 S: 7	H: 0 LOB: 0 BB: 0 P: 12	R: 2 H: 3 E: 0 K: 1 S: 15	H: 3 LOB: 1 BB: 0 P: 22	R: 0 H: 0 E: 0 K: 3 S: 10	H: 0 LOB: 0 BB: 0 P: 16	R: 1 H: 1 E: 1 K: 0 S: 6	H: 1 LOB: 0 BB: 0 P: 12	R: 0 H: 0 E: 0 K: 1 S: 6	H: 0 LOB: 0 BB: 0 P: 8	R: 1 H: 2 E: 1 K: 1 S: 9	H: 2 LOB: 0 BB: 0 P: 13	R: 0 H: 1 E: 1 K: 1 S: 8	H: 1 LOB: 1 BB: 0 P: 9	R: 0 H: 0 E: 0 K: 1 S: 13	H: 0 LOB: 1 BB: 1 P: 21	1B: 6 2B: 3 3B: 0 HR: 0	SF: 1 SAC: 0 DP: 0 HBP: 0	WP: 0 PB: 0 SB: 1 CS: 1	PA: 37			
<b>PITCHER</b>	IP WLS BF H R ER SO BB IBB HBP BLK WP HR S P ERA WHIP	IP WLS BF H R ER SO BB IBB HBP BLK WP HR S P ERA WHIP	IP WLS BF H R ER SO BB IBB HBP BLK WP HR S P ERA WHIP	IP WLS BF H R ER SO BB IBB HBP BLK WP HR S P ERA WHIP	IP WLS BF H R ER SO BB IBB HBP BLK WP HR S P ERA WHIP	IP WLS BF H R ER SO BB IBB HBP BLK WP HR S P ERA WHIP	IP WLS BF H R ER SO BB IBB HBP BLK WP HR S P ERA WHIP	IP WLS BF H R ER SO BB IBB HBP BLK WP HR S P ERA WHIP	IP WLS BF H R ER SO BB IBB HBP BLK WP HR S P ERA WHIP	IP WLS BF H R ER SO BB IBB HBP BLK WP HR S P ERA WHIP	IP WLS BF H R ER SO BB IBB HBP BLK WP HR S P ERA WHIP	IP WLS BF H R ER SO BB IBB HBP BLK WP HR S P ERA WHIP	IP WLS BF H R ER SO BB IBB HBP BLK WP HR S P ERA WHIP	IP WLS BF H R ER SO BB IBB HBP BLK WP HR S P ERA WHIP	IP WLS BF H R ER SO BB IBB HBP BLK WP HR S P ERA WHIP	IP WLS BF H R ER SO BB IBB HBP BLK WP HR S P ERA WHIP	IP WLS BF H R ER SO BB IBB HBP BLK WP HR S P ERA WHIP	IP WLS BF H R ER SO BB IBB HBP BLK WP HR S P ERA WHIP	IP WLS BF H R ER SO BB IBB HBP BLK WP HR S P ERA WHIP	IP WLS BF H R ER SO BB IBB HBP BLK WP HR S P ERA WHIP	IP WLS BF H R ER SO BB IBB HBP BLK WP HR S P ERA WHIP	IP WLS BF H R ER SO BB IBB HBP BLK WP HR S P ERA WHIP	IP WLS BF H R ER SO BB IBB HBP BLK WP HR S P ERA WHIP	IP WLS BF H R ER SO BB IBB HBP BLK WP HR S P ERA WHIP	IP WLS BF H R ER SO BB IBB HBP BLK WP HR S P ERA WHIP

Batter	1	2	3	4	5	6	7	8	9	AB	R	H	RBI	BB	SO	LOB	BOTTOM								
4 Coco Crisp, S (1,8) OBP: 0.337, SLG: 0.371										4	0	1	1	1	0	1	<b>Los Angeles Angels @ Oakland Athletics</b> O.co Coliseum, Oakland, CA Wed Sep 24, 2014, 3:38 PM - 7:05 PM EDT Att: 27,989 - Partly Cloudy - 77 F								
23 Sam Fuld, L (1,7) OBP: 0.321, SLG: 0.345										5	0	1	0	0	1	2									
20 Josh Donaldson, R (1,5) OBP: 0.340, SLG: 0.452										3	0	0	0	1	0	2									
15 Jonny Gomes, R (1,10) OBP: 0.325, SLG: 0.330										2	0	1	0	0	0	1									
7 Alberto Callaspo, S (6,PH) OBP: 0.292, SLG: 0.292										1	0	0	0	0	0	2									
10 Adam Dunn, L (7,PH) OBP: 0.341, SLG: 0.422										1	0	0	0	0	1	2									
36 Derek Norris, R (1,2) OBP: 0.364, SLG: 0.407										3	1	1	0	1	1	1									
35 Nate Freiman, R (1,3) OBP: 0.272, SLG: 0.453										2	0	0	0	0	2	2									
21 Stephen Vogt, L (7,PH) OBP: 0.327, SLG: 0.442										2	0	0	0	0	0	1									
8 Jed Lowrie, S (1,6) OBP: 0.167, SLG: 0.167										4	1	2	0	0	0	2									
1 Billy Burns, S (6,PR) OBP: 0.167, SLG: 0.167										0	0	0	0	0	0	0									
28 Eric Sogard, L (9,4) OBP: 0.297, SLG: 0.268										0	0	0	0	0	0	0									
16 Josh Reddick, L (1,9) OBP: 0.312, SLG: 0.434										4	1	2	2	0	0	1									
1 Nick Punto, S (1,4) OBP: 0.295, SLG: 0.292										4	1	1	1	0	1	1									
<b>Inning Stats</b>	R: 0 H: 0 E: 0 K: 0 S: 11	H: 0 LOB: 0 BB: 0 P: 17	R: 0 H: 1 E: 0 K: 1 S: 11	H: 1 LOB: 1 BB: 1 P: 16	R: 0 H: 1 E: 0 K: 0 S: 9	H: 1 LOB: 0 BB: 0 P: 16	R: 0 H: 0 E: 0 K: 0 S: 7	H: 0 LOB: 0 BB: 0 P: 11	R: 0 H: 0 E: 0 K: 1 S: 8	H: 0 LOB: 0 BB: 0 P: 11	R: 0 H: 1 E: 0 K: 1 S: 14	H: 1 LOB: 2 BB: 1 P: 24	R: 4 H: 5 E: 0 K: 1 S: 22	H: 5 LOB: 2 BB: 1 P: 35	R: 0 H: 1 E: 0 K: 1 S: 12	H: 1 LOB: 2 BB: 0 P: 18	R: 0 H: 0 E: 0 K: 1 S: 9	H: 0 LOB: 0 BB: 0 P: 17	1B: 7 2B: 2 3B: 1 HR: 0	SF: 0 SAC: 0 DP: 2 HBP: 0	WP: 0 PB: 0 SB: 1 CS: 0	PA: 38			
<b>PITCHER</b>	IP WLS BF H R ER SO BB IBB HBP BLK WP HR S P ERA WHIP	IP WLS BF H R ER SO BB IBB HBP BLK WP HR S P ERA WHIP	IP WLS BF H R ER SO BB IBB HBP BLK WP HR S P ERA WHIP	IP WLS BF H R ER SO BB IBB HBP BLK WP HR S P ERA WHIP	IP WLS BF H R ER SO BB IBB HBP BLK WP HR S P ERA WHIP	IP WLS BF H R ER SO BB IBB HBP BLK WP HR S P ERA WHIP	IP WLS BF H R ER SO BB IBB HBP BLK WP HR S P ERA WHIP	IP WLS BF H R ER SO BB IBB HBP BLK WP HR S P ERA WHIP	IP WLS BF H R ER SO BB IBB HBP BLK WP HR S P ERA WHIP	IP WLS BF H R ER SO BB IBB HBP BLK WP HR S P ERA WHIP	IP WLS BF H R ER SO BB IBB HBP BLK WP HR S P ERA WHIP	IP WLS BF H R ER SO BB IBB HBP BLK WP HR S P ERA WHIP	IP WLS BF H R ER SO BB IBB HBP BLK WP HR S P ERA WHIP	IP WLS BF H R ER SO BB IBB HBP BLK WP HR S P ERA WHIP	IP WLS BF H R ER SO BB IBB HBP BLK WP HR S P ERA WHIP	IP WLS BF H R ER SO BB IBB HBP BLK WP HR S P ERA WHIP	IP WLS BF H R ER SO BB IBB HBP BLK WP HR S P ERA WHIP	IP WLS BF H R ER SO BB IBB HBP BLK WP HR S P ERA WHIP	IP WLS BF H R ER SO BB IBB HBP BLK WP HR S P ERA WHIP	IP WLS BF H R ER SO BB IBB HBP BLK WP HR S P ERA WHIP	IP WLS BF H R ER SO BB IBB HBP BLK WP HR S P ERA WHIP	IP WLS BF H R ER SO BB IBB HBP BLK WP HR S P ERA WHIP	IP WLS BF H R ER SO BB IBB HBP BLK WP HR S P ERA WHIP	IP WLS BF H R ER SO BB IBB HBP BLK WP HR S P ERA WHIP	IP WLS BF H R ER SO BB IBB HBP BLK WP HR S P ERA WHIP





Batter	1	2	3	4	5	6	7	8	9	AB	R	H	RBI	BB	SO	LOB	TOP					
56 Kole Calhoun, L (1,9) OBP: 0.329, SLG: 0.456	F8		G6-3			HR		K2-3		4	1	1	1	0	1	0	<b>Los Angeles Angels @ Seattle Mariners</b> Safeco Field, Seattle, WA Fri Sep 26 2014, 7:11 PM - 9:59 PM PDT Att: 26,865 - Roof Closed - 64 F					
27 Mike Trout, R (1,8) OBP: 0.379, SLG: 0.566	G5-3			P4		HR		K		4	1	1	1	0	1	0						
5 Albert Pujols, R (1,3) OBP: 0.325, SLG: 0.469				G6-3				K		4	0	1	0	0	2	0						
47 Howie Kendrick, R (1,4) OBP: 0.347, SLG: 0.396										4	0	2	0	0	1	1						
12 Shawn O'Malley, S (9, PR) OBP: 0.231, SLG: 0.231	G4-3									0	1	0	0	0	0	0						
2 Erick Aybar, S (1,6) OBP: 0.323, SLG: 0.382		G3								4	0	1	1	0	0	1						
6 David Freese, R (1,5) OBP: 0.320, SLG: 0.382		G3-1								4	0	1	0	0	0	2						
28 Brennan Boesch, L (1, 10) OBP: 0.197, SLG: 0.292										4	0	0	0	0	2	3						
17 Chris Iannetta, R (1,2) OBP: 0.370, SLG: 0.393										3	0	0	0	0	1	1						
19 Efrén Navarro, L (1,7) OBP: 0.299, SLG: 0.331										2	0	0	0	0	0	0						
7 Collin Cowgill, R (8, PH) OBP: 0.332, SLG: 0.359										1	0	0	0	0	1	0						
<b>Inning Stats</b>	R: 0 E: 0 K: 0 S: 7	H: 1 LOB: 1 BB: 0 P: 11	R: 0 E: 0 K: 1 S: 6	H: 0 LOB: 0 BB: 0 P: 8	R: 0 E: 0 K: 1 S: 8	H: 0 LOB: 0 BB: 0 P: 10	R: 0 E: 0 K: 0 S: 12	H: 1 LOB: 1 BB: 0 P: 16	R: 0 E: 0 K: 1 S: 6	H: 0 LOB: 0 BB: 0 P: 10	R: 2 E: 0 K: 2 S: 13	H: 2 LOB: 0 BB: 0 P: 17	R: 0 E: 0 K: 1 S: 10	H: 1 LOB: 1 BB: 0 P: 16	R: 0 E: 0 K: 3 S: 11	H: 0 LOB: 0 BB: 0 P: 13	R: 1 E: 0 K: 1 S: 12	H: 2 LOB: 2 BB: 0 P: 19	1B: 4 2B: 1 3B: 0 HR: 2	SF: 0 SAC: 0 DP: 0 HBP: 0	WP: 0 PB: 0 SB: 1 CS: 0	PA: 34
<b>PITCHER</b>	IP WLS BF H R ER SO BB IBB HBP BLK WP HR S P ERA WHIP																					
18 Hisashi Iwakuma, R (1, 1) ERA: 3.52	6.1 W 23 4 2 2 4 0 0 0 0 0 2 54 75 2.84 0.632																					
37 Brandon Maurer, R (7, 1) ERA: 4.78	0.2 H 3 1 0 0 1 0 0 0 0 0 0 8 13 0.00 1.500																					
41 Charlie Furbush, L (8, 1) ERA: 3.64	0.2 H 2 0 0 0 2 0 0 0 0 0 0 6 7 0.00 0.000																					
39 Carson Smith, R (8, 1) ERA: 2.89	0.1 H 1 0 0 0 1 0 0 0 0 0 0 5 6 0.00 0.000																					
56 Fernando Rodney, R (9, 1) ERA: 2.89	1.0 S 5 2 1 1 1 0 0 0 0 0 0 0 12 19 9.00 2.000																					
<b>Batter</b>	1	2	3	4	5	6	7	8	9	AB	R	H	RBI	BB	SO	LOB	BOTTOM					
16 Austin Jackson, R (1,8) OBP: 0.309, SLG: 0.349	F8	K				G5-3				4	0	1	0	0	1	3	<b>Los Angeles Angels @ Seattle Mariners</b> Safeco Field, Seattle, WA Fri Sep 26 2014, 7:11 PM - 9:59 PM PDT Att: 26,865 - Roof Closed - 64 F					
13 Dustin Ackley, L (1,7) OBP: 0.292, SLG: 0.401	P4	P6								4	1	1	1	0	0	2						
22 Robinson Canó, L (1,4) OBP: 0.384, SLG: 0.457				F7						3	0	0	0	1	1	0						
15 Kyle Seager, L (1,5) OBP: 0.335, SLG: 0.458	G4-6-3									4	0	0	0	0	1	2						
21 Kendrys Morales, S (1, 10) OBP: 0.276, SLG: 0.344										3	1	2	1	1	0	0						
20 Logan Morrison, L (1,3) OBP: 0.309, SLG: 0.415										4	1	1	0	0	0	2						
55 Michael Saunders, L (1,9) OBP: 0.332, SLG: 0.439										4	1	2	2	0	0	0						
3 Mike Zunino, R (1,2) OBP: 0.253, SLG: 0.405										3	0	0	0	0	1	1						
1 Chris Taylor, R (1,6) OBP: 0.352, SLG: 0.352										3	0	2	0	0	1	1						
<b>Inning Stats</b>	R: 0 E: 0 K: 0 S: 6	H: 1 LOB: 1 BB: 1 P: 13	R: 3 E: 0 K: 1 S: 18	H: 4 LOB: 1 BB: 0 P: 29	R: 0 E: 0 K: 1 S: 9	H: 0 LOB: 1 BB: 1 P: 15	R: 0 E: 0 K: 1 S: 8	H: 1 LOB: 1 BB: 0 P: 12	R: 1 E: 0 K: 1 S: 12	H: 2 LOB: 1 BB: 0 P: 17	R: 0 E: 0 K: 1 S: 11	H: 1 LOB: 0 BB: 0 P: 20	R: 0 E: 0 K: 0 S: 5	H: 0 LOB: 0 BB: 0 P: 11	R: 0 E: 0 K: 0 S: 8	H: 0 LOB: 0 BB: 0 P: 12		R: 0 E: 0 K: 0 S: 8	H: 0 LOB: 0 BB: 0 P: 12	1B: 5 2B: 1 3B: 0 HR: 3	SF: 0 SAC: 0 DP: 1 HBP: 0	WP: 0 PB: 0 SB: 3 CS: 0
<b>PITCHER</b>	IP WLS BF H R ER SO BB IBB HBP BLK WP HR S P ERA WHIP																					
36 Jered Weaver, R (1, 1) ERA: 3.59	6.0 L 28 9 4 4 4 2 0 0 0 0 0 3 64 106 6.00 1.833																					
54 Joe Thatcher, L (7, 1) ERA: 3.3	1.0 3 0 0 0 0 0 0 0 0 0 0 5 11 0.00 0.000																					
62 Yoslan Herrera, R (8, 1) ERA: 2.81	1.0 3 0 0 0 0 0 0 0 0 0 0 8 12 0.00 0.000																					

AB 34  
R 3  
H 7  
RBI 3  
BB 0  
SO 9  
LOB 8



AB 32  
R 4  
H 9  
RBI 4  
BB 2  
SO 5  
LOB 11









Batter	1	2	3	4	5	6	7	8	9	AB	R	H	RBI	BB	SO	LOB	TOP										
56 Kole Calhoun, L (1,9) OBP: 0.325, SLG: 0.450										2	0	0	0	0	2	0	<b>Los Angeles Angels @ Seattle Mariners</b> Safeco Field, Seattle, WA Sun Sep 28 2014, 1:11 PM - 4:00 PM PDT Att: 40,823 - Cloudy - 59 F										
18 Gordon Beckham, R (5,5)										2	0	0	0	0	2	3											
27 Mike Trout, R (1,8) OBP: 0.377, SLG: 0.561										2	0	0	0	0	1	0											
28 Brennan Boesch, L (5,9) OBP: 0.203, SLG: 0.293										2	1	1	0	0	0	1											
5 Albert Pujols, R (1,10) OBP: 0.324, SLG: 0.466										2	0	1	0	0	0	0											
13 Luis Jimenez, R (7,PH) OBP: 0.205, SLG: 0.216										2	0	0	0	0	1	1											
47 Howie Kendrick, R (1,4) OBP: 0.347, SLG: 0.397										2	0	0	0	0	0	1											
12 Shawn O'Malley, S (5,4) OBP: 0.188, SLG: 0.188										2	0	0	0	0	2	1											
2 Erick Aybar, S (1,6) OBP: 0.321, SLG: 0.379										2	0	0	0	0	1	0											
8 John McDonald, R (5,6) OBP: 0.256, SLG: 0.197										2	0	1	1	0	0	0											
6 David Freese, R (1,5) OBP: 0.321, SLG: 0.383										2	0	0	0	0	0	0											
22 Tony Campana, L (5,8) OBP: 0.197, SLG: 0.227										0	0	0	0	0	0	0											
10 Grant Green, R (6,PH) OBP: 0.282, SLG: 0.354										2	0	0	0	0	0	1											
19 Efrén Navarro, L (1,7) OBP: 0.302, SLG: 0.340										3	0	1	0	0	1	0											
24 C.J. Cron, R (1,3) OBP: 0.289, SLG: 0.450										3	0	0	0	0	1	1											
24 Hank Conger, L (1,2) OBP: 0.293, SLG: 0.325										2	0	1	0	1	1	0											
44 John Buck, R (8,2) OBP: 0.289, SLG: 0.281										0	0	0	0	0	0	0											
<b>Inning Stats</b>	R: 0 E: 0 K: 2 S: 10	H: 1 LOB: 1 BB: 0 P: 15	R: 0 E: 0 K: 2 S: 9	H: 0 LOB: 0 BB: 0 P: 12	R: 0 E: 0 K: 3 S: 9	H: 0 LOB: 0 BB: 0 P: 13	R: 0 E: 0 K: 0 S: 7	H: 0 LOB: 0 BB: 0 P: 10	R: 0 E: 0 K: 0 S: 7	H: 0 LOB: 0 BB: 0 P: 13	R: 0 E: 0 K: 1 S: 13	H: 1 LOB: 1 BB: 0 P: 20	R: 0 E: 0 K: 1 S: 5	H: 0 LOB: 0 BB: 0 P: 8	R: 0 E: 0 K: 1 S: 11	H: 1 LOB: 2 BB: 1 P: 18	R: 1 E: 0 K: 2 S: 11	H: 2 LOB: 1 BB: 0 P: 17	1B: 4 2B: 1 3B: 0 HR: 0	SF: 0 SAC: 0 DP: 0 HBP: 0	WP: 1 PB: 0 CS: 0	PA: 33					
<b>PITCHER</b>	IP	WLS	BF	H	R	ER	SO	BB	IBB	HBP	BLK	WP	HR	S	P	ERA	WHIP										
34 Félix Hernández, R (1,1) ERA: 2.14	5.1	W	17	1	0	0	7	0	0	0	0	0	0	45	68	0.00	0.188										
37 Brandon Maurer, R (6,1) ERA: 4.65	1.2		6	1	0	0	2	0	0	0	0	1	0	15	23	0.00	0.600										
97 Joe Beimel, L (8,1) ERA: 2.2	0.1		2	1	0	0	0	0	0	0	0	0	0	5	7	0.00	3.000										
31 Yoervis Medina, R (8,1) ERA: 2.88	0.2		3	0	0	0	1	1	0	0	0	0	0	6	11	0.00	1.500										
40 Danny Farquhar, R (9,1) ERA: 2.66	1.0		5	2	1	1	2	0	0	0	0	0	0	11	17	9.00	2.000										

Batter	1	2	3	4	5	6	7	8	9	AB	R	H	RBI	BB	SO	LOB	BOTTOM										
16 Austin Jackson, R (1,8) OBP: 0.308, SLG: 0.347										4	0	2	0	0	0	0	<b>Los Angeles Angels @ Seattle Mariners</b> Safeco Field, Seattle, WA Sun Sep 28 2014, 1:11 PM - 4:00 PM PDT Att: 40,823 - Cloudy - 59 F										
99 James Jones, L (6,FR) OBP: 0.278, SLG: 0.311										0	0	0	0	0	0	0											
13 Dustin Ackley, L (1,7) OBP: 0.293, SLG: 0.398										4	0	1	0	0	3	4											
7 Stefan Romero, R (9,7) OBP: 0.234, SLG: 0.299										0	0	0	0	0	0	0											
22 Robinson Canó, L (1,4) OBP: 0.362, SLG: 0.454										3	0	1	0	0	0	1											
5 Brad Miller, L (6,4) OBP: 0.288, SLG: 0.365										1	0	0	0	0	1	0											
21 Kendrys Morales, S (1,10) OBP: 0.274, SLG: 0.338										3	1	0	0	1	1	2											
15 Kyle Seager, L (1,5) OBP: 0.334, SLG: 0.454										4	0	0	0	0	2	2											
20 Logan Morrison, L (1,3) OBP: 0.315, SLG: 0.420										4	2	2	0	0	0	1											
55 Michael Saunders, L (1,9) OBP: 0.341, SLG: 0.450										3	1	2	2	1	1	0											
3 Mike Zunino, R (1,2) OBP: 0.254, SLG: 0.404										4	0	1	2	0	1	2											
1 Chris Taylor, R (1,6) OBP: 0.347, SLG: 0.346										3	0	0	0	0	1	3											
<b>Inning Stats</b>	R: 0 E: 0 K: 1 S: 11	H: 1 LOB: 1 BB: 0 P: 18	R: 1 E: 0 K: 1 S: 16	H: 2 LOB: 1 BB: 0 P: 20	R: 0 E: 0 K: 1 S: 6	H: 0 LOB: 0 BB: 0 P: 11	R: 3 E: 0 K: 2 S: 19	H: 4 LOB: 2 BB: 1 P: 25	R: 0 E: 0 K: 0 S: 10	H: 1 LOB: 1 BB: 0 P: 15	R: 0 E: 0 K: 2 S: 11	H: 1 LOB: 2 BB: 1 P: 19	R: 0 E: 0 K: 1 S: 6	H: 0 LOB: 0 BB: 0 P: 7	R: 0 E: 0 K: 2 S: 9	H: 0 LOB: 0 BB: 0 P: 15	1B: 7 2B: 2 3B: 0 HR: 0	SF: 0 SAC: 0 DP: 0 HBP: 0	WP: 0 PB: 0 CS: 0	PA: 35							
<b>PITCHER</b>	IP	WLS	BF	H	R	ER	SO	BB	IBB	HBP	BLK	WP	HR	S	P	ERA	WHIP										
46 Cory Rasmus, R (1,1) ERA: 2.57	3.0	L	13	3	2	2	3	1	0	0	0	0	0	7	8	0.00	6.000										
54 Joe Thatcher, L (4,1) ERA: 3.69	0.1		3	2	0	0	1	0	0	0	0	0	0	7	8	0.00	6.000										
62 Yoslan Herrera, R (4,1) ERA: 2.7	0.2		4	2	2	2	1	0	0	0	0	0	0	10	11	27.00	3.000										
53 Héctor Santiago, L (5,1) ERA: 3.75	2.0		9	2	0	0	2	1	0	0	0	0	0	21	34	0.00	1.500										
35 Wade LeBlanc, L (7,1) ERA: 3.94	2.0		6	0	0	0	3	0	0	0	0	0	0	15	22	0.00	0.000										

AB	32
R	1
H	5
RBI	1
BB	1
SO	12
LOB	9



AB	33
R	4
H	9
RBI	4
BB	2
SO	10
LOB	15

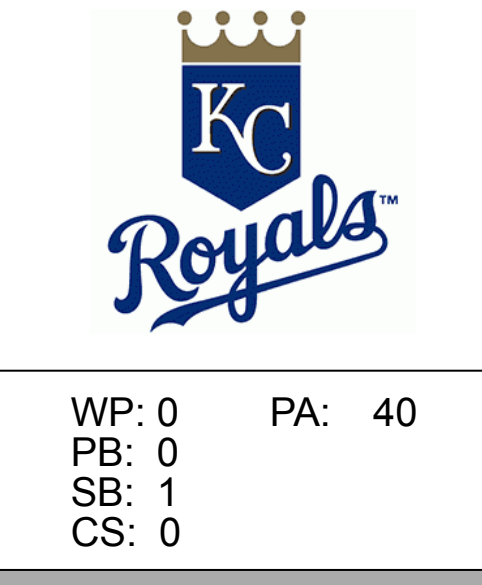




Batter	1	2	3	4	5	6	7	8	9	10	11	AB	R	H	RBI	BB	SO	LOB	TOP							
2 Alcides Escobar, R OBP: 0.333, SLG: 0.444												5	0	1	1	0	3	0								
23 Norichika Aoki, L 1 Jarrod Dyson, L												5	0	0	0	0	1	1								
6 Lorenzo Cain, R OBP: 0.182, SLG: 0.273												5	0	0	0	0	1	1								
35 Eric Hosmer, L OBP: 0.600, SLG: 0.714												3	0	0	0	1	1	0								
16 Billy Butler, R 0 Terrance Gore, R												3	0	0	0	1	0	1								
4 Alex Gordon, L OBP: 0.300, SLG: 0.250												3	1	1	0	1	0	0								
13 Salvador Perez, R OBP: 0.100, SLG: 0.100												4	0	0	0	0	2	3								
14 Omar Infante, R OBP: 0.222, SLG: 0.250												3	2	1	1	1	0	0								
8 Mike Moustakas, L OBP: 0.429, SLG: 0.833												3	2	1	1	1	0	0								
<b>Inning Stats</b>	R: 0 E: 0 K: 1 S: 8	H: 1 LOB: 0 BB: 0 P: 8	R: 0 E: 0 K: 0 S: 7	H: 0 LOB: 0 BB: 1 P: 14	R: 1 E: 0 K: 2 S: 14	H: 1 LOB: 1 BB: 1 P: 25	R: 0 E: 0 K: 1 S: 11	H: 0 LOB: 0 BB: 0 P: 16	R: 1 E: 0 K: 0 S: 12	H: 1 LOB: 0 BB: 0 P: 18	R: 0 E: 0 K: 2 S: 9	H: 0 LOB: 0 BB: 0 P: 11	R: 0 E: 0 K: 1 S: 8	H: 0 LOB: 0 BB: 0 P: 12	R: 0 E: 0 K: 1 S: 7	H: 0 LOB: 2 BB: 0 P: 11	R: 0 E: 0 K: 1 S: 13	H: 0 LOB: 2 BB: 2 P: 24	R: 1 E: 0 K: 0 S: 10	H: 1 LOB: 0 BB: 0 P: 15	1B: 1 2B: 2 3B: 0 HR: 1	SF: 1 SAC: 0 DP: 1 HBP: 0	WP: 0 PB: 0 SB: 1 CS: 0	PA: 40		
<b>PITCHER</b>	IP: 7.0 WLS: 2.57 BF: 30 H: 3 R: 2 ER: 2 SO: 6 BB: 2 IBB: 0 HBP: 0 BLK: 0 WP: 0 HR: 0 S: 67 P: 100 ERA: 2.57 WHIP: 0.714																									

Kansas City Royals @ Los Angeles Angels  
Angel Stadium of Anaheim, Anaheim, CA  
Thu Oct 02 2014, 6:09 PM - 10:13 PM PDT  
Att: 45,321 - Clear - 93 F


AB	34
R	3
H	4
RBI	3
BB	4
SO	9
LOB	8



Batter	1	2	3	4	5	6	7	8	9	10	11	AB	R	H	RBI	BB	SO	LOB	BOTTOM						
56 Kole Calhoun, L OBP: 0.400, SLG: 0.400												5	0	2	0	0	0	1							
27 Mike Trout, R												4	0	0	0	1	0	2							
5 Albert Pujols, R												4	0	0	0	1	0	3							
47 Howie Kendrick, R												5	0	0	0	0	3	5							
6 David Freese, R 18 Gordon Beckham, R												2	1	1	1	1	0	0							
2 Erick Aybar, S												3	0	0	0	0	1	0							
32 Josh Hamilton, L												5	0	0	0	0	1	3							
24 C.J. Cron, R												3	0	0	0	1	0	2							
17 Chris Iannetta, R OBP: 0.500, SLG: 1.333												3	1	1	1	1	1	2							
<b>Inning Stats</b>	R: 0 E: 0 K: 0 S: 5	H: 0 LOB: 0 BB: 0 P: 9	R: 0 E: 0 K: 0 S: 7	H: 0 LOB: 0 BB: 0 P: 12	R: 1 E: 0 K: 0 S: 8	H: 1 LOB: 0 BB: 0 P: 10	R: 0 E: 0 K: 1 S: 10	H: 0 LOB: 2 BB: 1 P: 16	R: 1 E: 0 K: 0 S: 9	H: 1 LOB: 0 BB: 0 P: 13	R: 0 E: 0 K: 1 S: 14	H: 0 LOB: 2 BB: 2 P: 26	R: 0 E: 0 K: 1 S: 9	H: 0 LOB: 0 BB: 1 P: 16	R: 0 E: 0 K: 1 S: 13	H: 1 LOB: 1 BB: 0 P: 19	R: 0 E: 0 K: 2 S: 7	H: 0 LOB: 0 BB: 0 P: 11	1B: 2 2B: 0 3B: 0 HR: 2	SF: 0 SAC: 2 DP: 0 HBP: 1	WP: 1 PB: 0 SB: 0 CS: 0	PA: 43			
<b>PITCHER</b>	IP: 6.0 WLS: 3.0 BF: 22 H: 3 R: 2 ER: 2 SO: 2 BB: 1 IBB: 0 HBP: 0 BLK: 0 WP: 0 HR: 0 S: 49 P: 80 ERA: 3.00 WHIP: 0.667																								

Kansas City Royals @ Los Angeles Angels  
Angel Stadium of Anaheim, Anaheim, CA  
Thu Oct 02 2014, 6:09 PM - 10:13 PM PDT  
Att: 45,321 - Clear - 93 F


AB	35
R	2
H	4
RBI	2
BB	5
SO	7
LOB	18










Batter	1	2	3	4	5	6	7	8	9	AB	R	H	RBI	BB	SO	LOB	TOP					
56 Kole Calhoun, L OBP: 0.333, SLG: 0.333	F8		G3				K		G1-4-3	5	0	1	0	0	1	0	<b>Los Angeles Angels @ Kansas City Royals</b> Kauffman Stadium, Kansas City, MO Sun Oct 05 2014, 6:39 PM - 10:16 PM CDT Att: 40,657 - Partly Cloudy - 69 F <a href="http://livebaseballscorecards.com">livebaseballscorecards.com</a>					
27 Mike Trout, R OBP: 0.297, SLG: 0.333	HR		G4-3				L4		K	4	1	1	1	1	1	0						
5 Albert Pujols, R OBP: 0.231, SLG: 0.417	G5-3						F8		F9	4	1	1	1	0	0	2						
47 Howie Kendrick, R OBP: 0.154, SLG: 0.231	F9						L8		2B	4	1	1	0	0	1	2						
2 Erick Aybar, S OBP: 0.455, SLG: 0.545	6 WP						24 BB		32 G3	4	0	4	0	0	0	0						
6 David Freese, R OBP: 0.384, SLG: 0.500	K						K		K	3	0	0	0	0	3	4						
32 Josh Hamilton, L (1, 7)	F9						F8		G3	4	0	0	1	0	0	5						
24 C.J. Cron, R OBP: 0.273, SLG: 0.222	K								K	3	0	0	0	1	3	4						
17 Chris Iannetta, R OBP: 0.182, SLG: 0.400																						
24 Hank Conger, L (9, PH)									K	3	0	0	0	0	1	2						
										1	0	0	0	0	1	0						
<b>Inning Stats</b>	R: 1 E: 0 K: 0 S: 6	H: 1 LOB: 0 BB: 0 P: 11	R: 0 E: 0 K: 2 S: 9	H: 1 LOB: 1 BB: 0 P: 14	R: 0 E: 0 K: 0 S: 9	H: 0 LOB: 0 BB: 0 P: 14	R: 1 E: 0 K: 2 S: 15	H: 2 LOB: 2 BB: 0 P: 27	R: 0 E: 0 K: 0 S: 12	H: 1 LOB: 2 BB: 1 P: 18	R: 0 E: 0 K: 2 S: 14	H: 1 LOB: 1 BB: 0 P: 21	R: 0 E: 0 K: 1 S: 9	H: 0 LOB: 0 BB: 0 P: 12	R: 1 E: 0 K: 2 S: 12	H: 2 LOB: 1 BB: 0 P: 18		R: 0 E: 0 K: 2 S: 11	H: 0 LOB: 0 BB: 0 P: 15	1B: 4 2B: 2 3B: 0 HR: 2	SF: 0 SAC: 0 DP: 0 HBP: 1	WP: 1 PB: 0 SB: 1 CS: 0
<b>PITCHER</b>	IP WLS BF H R ER SO BB IBB HBP BLK WP HR S P ERA WHIP																					
33 James Shields, R ERA: 4.91	6.0 W 27 6 2 2 6 2 0 1 0 1 2 65 105 3.00 1.333																					
40 Kelvin Herrera, R ERA: 3.39	1.0 3 0 0 0 1 0 0 0 0 0 0 9 12 0.00 0.000																					
17 Wade Davis, R ERA: 2.08	1.0 5 2 1 1 2 0 0 0 0 0 0 12 18 9.00 2.000																					
56 Greg Holland, R ERA:	1.0 3 0 0 0 2 0 0 0 0 0 0 11 15 0.00 0.000																					

Batter	1	2	3	4	5	6	7	8	9	AB	R	H	RBI	BB	SO	LOB	BOTTOM			
2 Alcides Escobar, R OBP: 0.278, SLG: 0.333	G4-3		L6							5	1	2	0	0	1	0	<b>Los Angeles Angels @ Kansas City Royals</b> Kauffman Stadium, Kansas City, MO Sun Oct 05 2014, 6:39 PM - 10:16 PM CDT Att: 40,657 - Partly Cloudy - 69 F <a href="http://livebaseballscorecards.com">livebaseballscorecards.com</a>			
23 Norichika Aoki, L OBP: 0.278, SLG: 0.250										3	2	3	1	1	0	0				
1 Jarrod Dyson, L (6, FR)	16 BB									1	0	0	0	0	0	0				
6 Lorenzo Cain, R OBP: 0.200, SLG: 0.263	4 BB									3	1	1	1	0	0	3				
35 Eric Hosmer, L OBP: 0.632, SLG: 1.143	K									3	1	1	2	1	2	3				
16 Billy Butler, R OBP: 0.313, SLG: 0.154	4 BB									2	1	0	0	2	1	3				
4 Alex Gordon, L OBP: 0.388, SLG: 0.333	2B									4	0	1	3	0	1	1				
13 Salvador Perez, R OBP: 0.158, SLG: 0.158	P2									4	0	0	0	0	1	2				
14 Omar Infante, R OBP: 0.167, SLG: 0.125	K									3	1	0	0	1	1	0				
8 Mike Moustakas, L OBP: 0.333, SLG: 0.714	G5-3									4	1	1	1	0	0	1				
																				
<b>Inning Stats</b>	R: 3 E: 0 K: 1 S: 14	H: 3 LOB: 1 BB: 1 P: 26	R: 0 E: 0 K: 1 S: 10	H: 0 LOB: 0 BB: 0 P: 14	R: 2 E: 0 K: 1 S: 12	H: 1 LOB: 1 BB: 2 P: 27	R: 2 E: 0 K: 1 S: 16	H: 3 LOB: 1 BB: 0 P: 19	R: 0 E: 0 K: 1 S: 7	H: 0 LOB: 0 BB: 0 P: 11	R: 1 E: 0 K: 1 S: 17	H: 2 LOB: 3 BB: 2 P: 31	R: 0 E: 0 K: 0 S: 8	H: 0 LOB: 0 BB: 0 P: 10	R: 0 E: 0 K: 1 S: 7	H: 0 LOB: 0 BB: 0 P: 9		1B: 6 2B: 1 3B: 0 HR: 2	SF: 1 SAC: 0 DP: 0 HBP: 0	WP: 1 PB: 0 SB: 1 CS: 0
<b>PITCHER</b>	IP WLS BF H R ER SO BB IBB HBP BLK WP HR S P ERA WHIP																			
33 C.J. Wilson, L ERA: 40.5	0.2 L 6 3 3 3 1 0 0 0 0 0 0 5 8 40.50 6.000																			
63 Vinnie Pestano, R ERA:	0.2 2 0 0 0 1 0 0 0 0 0 0 5 8 0.00 0.000																			
53 Héctor Santiago, L ERA: 13.5	1.1 7 1 2 2 0 2 0 0 0 0 1 15 31 13.50 2.250																			
64 Mike Morin, R ERA: 18.0	1.0 6 3 2 2 1 0 0 0 0 1 1 14 19 18.00 3.000																			
59 Fernando Salas, R ERA: 6.75	0.1 1 0 0 0 1 0 0 0 0 0 0 5 5 0.00 0.000																			
<b>PITCHER</b>	IP WLS BF H R ER SO BB IBB HBP BLK WP HR S P ERA WHIP																			
39 Jason Grilli, R ERA:	1.0 3 0 0 0 1 0 0 0 0 0 0 7 11 0.00 0.000																			
40 Kevin Jepsen, R ERA: 13.5	0.1 4 2 1 1 0 1 0 0 0 0 0 7 15 27.00 9.000																			
46 Cory Rasmus, R ERA:	2.2 9 0 0 0 2 1 0 0 0 0 0 25 35 0.00 0.375																			