

Los Angeles Angels - 2015

Batter	1	2	3	4	5	6	7	8	9	AB	R	H	RBI	BB	SO	LOB	TOP																			
2 Scooter Gennett, L OBP: 0.500, SLG: 1.000 5 Héctor Gómez, R										1	0	1	1	0	0	0	Milwaukee Brewers @ Los Angeles Angels Tempe Diablo Stadium, Tempe, AZ Thu Mar 05 2015, 6:03 PM - 6:06 PM EST Att.: 4,679 - Sunny - 70 F																			
9 Jean Segura, R 62 Luis Sardinas, S										2	0	0	0	0	1	2																				
8 Ryan Braun, R 7 Logan Schafer, L										1	0	0	0	1	0	1																				
60 Matt Clark, L OBP: 0.333, SLG: 0.333 25 Hunter Morris, L										3	0	1	0	0	1	3																				
28 Gerardo Parra, L 64 Shane Peterson, L										2	0	0	0	0	1	0																				
14 Luis Jimenez, R 41 Pete Orr, L										2	0	0	0	0	0	0																				
15 Jason Rogers, R 3 Elian Herrera, S										2	0	0	0	0	1	0																				
12 Martin Maldonado, R 66 Juan Centeno, L										2	1	2	0	0	0	0																				
70 Matt Long, L 61 Bryan Petersen, L										2	0	1	0	0	1	1																				
										1	0	1	0	0	0	0																				
Inning Stats	R: 0 E: 0 K: 1 S: 5	H: 1 LOB: 1 BB: 1 P: 10	R: 0 E: 0 K: 0 S: 3	H: 0 LOB: 0 BB: 0 P: 3	R: 1 E: 0 K: 1 S: 7	H: 2 LOB: 1 BB: 0 P: 8	R: 0 E: 0 K: 1 S: 5	H: 1 LOB: 0 BB: 0 P: 5	R: 0 E: 0 K: 0 S: 4	H: 1 LOB: 1 BB: 0 P: 5	R: 1 E: 0 K: 0 S: 4	H: 2 LOB: 0 BB: 0 P: 4	R: 0 E: 2 K: 1 S: 5	H: 1 LOB: 1 BB: 0 P: 5	R: 0 E: 0 K: 0 S: 3	H: 0 LOB: 0 BB: 0 P: 3	1B: 8 2B: 1 3B: 0 HR: 0	SF: 1 SAC: 0 DP: 1 HBP: 0	WP: 1 PB: 0 SB: 0 CS: 2	PA: 34																
PITCHER	IP	WLS	BF	H	R	ER	SO	BB	IBB	HBP	BLK	WP	HR	S	P	ERA	WHIP	PITCHER		IP	WLS	BF	H	R	ER	SO	BB	IBB	HBP	BLK	WP	HR	S	P	ERA	WHIP
53 Héctor Santiago, L ERA: 4.5	2.0		7	1	0	0	1	1	0	0	0	0	0	8	13	0.00	1.000	60 Jeremy McBryde, R ERA: 9.1		1.0	S	3	0	0	0	0	0	0	0	0	0	3	3	0.00	0.000	
46 Cory Rasmus, R ERA: 4.5	2.0		8	3	1	1	2	0	0	0	0	0	0	12	13	4.50	1.500																			
48 Jose Alvarez, L ERA: 9.0	2.0	W	7	2	0	0	2	0	0	0	0	1	0	11	12	0.00	1.000																			
84 Trevor Gott, R ERA: 9.0	1.0	H	4	2	1	1	0	0	0	0	0	0	0	4	4	9.00	2.000																			
72 Adam Wilk, L ERA: 9.0	1.0	H	4	1	0	0	1	0	0	0	0	0	0	5	5	0.00	1.000																			

Batter	1	2	3	4	5	6	7	8	9	AB	R	H	RBI	BB	SO	LOB	BOTTOM																			
56 Kole Calhoun, L OBP: 0.500, SLG: 0.500 7 Collin Cowgill, R OBP: 0.500, SLG: 0.500										2	0	1	0	0	1	0	Milwaukee Brewers @ Los Angeles Angels Tempe Diablo Stadium, Tempe, AZ Thu Mar 05 2015, 6:03 PM - 6:06 PM EST Att.: 4,679 - Sunny - 70 F																			
27 Mike Trout, R OBP: 0.500, SLG: 0.500 19 Efran Navarro, L										2	0	1	1	0	0	0																				
5 Albert Pujols, R 8 Taylor Featherston, R										2	0	0	0	0	2	3																				
20 Matt Joyce, L OBP: 0.500, SLG: 0.500 75 Kyle Kubitzka, L										2	0	1	0	0	1	0																				
6 David Freese, R 44 Daniel Robertson, R										2	0	0	0	0	1	1																				
2 Enck Aybar, S 57 Alfredo Marte, R										2	0	0	0	0	1	1																				
24 C.J. Cron, R OBP: 1.000, SLG: 1.500 49 Ryan Wheeler, L										2	1	2	0	0	0	0																				
17 Chris Iannetta, R OBP: 0.500, SLG: 0.500 80 Johnny Turbo, R										0	1	0	0	0	0	0																				
12 Johnny Giavotella, R										0	0	0	0	1	0	0																				
13 Josh Rutledge, R OBP: 0.500, SLG: 0.500 99 Carlos Pérez, R										2	0	1	1	0	0	1																				
										1	0	0	0	0	2	2																				
Inning Stats	R: 0 E: 1 K: 1 S: 5	H: 0 LOB: 0 BB: 0 P: 5	R: 0 E: 0 K: 1 S: 5	H: 0 LOB: 0 BB: 0 P: 5	R: 1 E: 1 K: 1 S: 8	H: 3 LOB: 2 BB: 0 P: 8	R: 0 E: 0 K: 1 S: 6	H: 2 LOB: 2 BB: 0 P: 6	R: 1 E: 0 K: 0 S: 5	H: 2 LOB: 2 BB: 0 P: 6	R: 1 E: 2 K: 2 S: 10	H: 0 LOB: 2 BB: 1 P: 14	R: 0 E: 0 K: 0 S: 3	H: 1 LOB: 0 BB: 0 P: 3	R: 0 E: 0 K: 2 S: 7	H: 0 LOB: 0 BB: 0 P: 7	1B: 7 2B: 1 3B: 0 HR: 0	SF: 0 SAC: 0 DP: 1 HBP: 0	WP: 0 PB: 0 SB: 3 CS: 0	PA: 33																
PITCHER	IP	WLS	BF	H	R	ER	SO	BB	IBB	HBP	BLK	WP	HR	S	P	ERA	WHIP	PITCHER		IP	WLS	BF	H	R	ER	SO	BB	IBB	HBP	BLK	WP	HR	S	P	ERA	WHIP
26 Kyle Lohse, R ERA: 3.38	2.2		9	1	1	1	3	0	0	0	0	0	0	3	3	0.00	6.000	54 Michael Blazek, R ERA: 7.1		2.0		6	1	0	0	0	0	0	0	0	10	10	0.00	0.500		
68 Ariel Peña, R ERA: 3.38	0.1		3	2	0	0	0	0	0	0	0	0	0	3	3	0.00	6.000																			
13 Will Smith, L ERA: 9.0	1.0		4	2	0	0	1	0	0	0	0	0	0	6	6	0.00	2.000																			
32 Chris Perez, R ERA: 9.0	1.0	L	5	2	1	1	0	0	0	0	0	0	0	5	6	9.00	2.000																			
53 Brandon Kintzler, R ERA: 9.0	1.0		6	0	1	0	2	1	0	0	0	0	0	10	14	0.00	1.000																			



Batter	1	2	3	4	5	6	7	8	9	AB	R	H	RBI	BB	SO	LOB	TOP							
3 Daniel Descalso, L (1,6) 23 Charlie Culberson, R (5,6)	4-0 F8 13 1B 28 F7-2 BB		0-0 F9		0-0 F7		0-0 F7		0-0 F7	2	0	0	0	1	0	2	Colorado Rockies @ Los Angeles Angels Tempe Diablo Stadium, Tempe, AZ Fri Mar 06 2015, 5:42 PM - 5:45 PM EST Att: 5,739 - Sunny - 75 F							
13 Drew Stubbs, R (1,8) 59 Rosell Herrera, S (6,8)	0-0		0-3 K		0-1 CS	0-3 K		0-0		3	0	1	0	0	2	1								
6 Corey Dickerson, L (1,7) 7 Matt McBride, R (6,7)	0-0 F8 2-3		4-0 1-2 BB		0-0 F7			0-0 F8		2	0	0	0	1	0	2								
28 Nolan Arenado, R (1,5) 43 Rafael Ynoa, S (6,5)	0-0 F7-2 3-H		0-0 G4-3		0-0 F9			0-0 G4-3		3	0	0	0	0	0	4								
10 Ben Paulsen, L (1,3) 72 Ryan Casteel, R (7,3)		0-0 G4-3		0-0 G1-3			0-0 G3-1		0-0 L1	3	0	0	0	0	0	0								
1 Brandon Barnes, R (1,9) 16 Kyle Parker, R (6,9)		0-0 4 WP 2B		0-0 L6			4-0 20 G4-3 BB		0-0 F9	2	0	1	0	0	0	0								
4 Nick Hundley, R (1,2) 20 Wilin Rosario, R (6,2)		1-0 P4 2-3		0-0 F9			0-0 G4-3 1-2			2	0	0	0	0	0	1								
70 Tom Murphy, R (1,10) 12 Omar Quintanilla, L (7,PH) (7,10)		0-0 G3-1		0-3 K			0-0 F8			2	0	0	0	0	1	1								
9 DJ LeMahieu, R (1,4) 65 Cristhian Adames, S (6,4)			0-0 E3 6 BB		0-0 13 CS 1B			0-3 K		2	0	1	0	0	0	0								
Inning Stats	R: 0 E: 0 K: 0 S: 3	H: 1 LOB: 1 BB: 1 P: 7	R: 0 E: 0 K: 0 S: 4	H: 1 LOB: 1 BB: 0 P: 5	R: 0 E: 1 K: 1 S: 6	H: 0 LOB: 2 BB: 1 P: 10	R: 0 E: 0 K: 0 S: 3	H: 0 LOB: 0 BB: 0 P: 3	R: 0 E: 0 K: 1 S: 6	H: 1 LOB: 1 BB: 0 P: 6	R: 0 E: 0 K: 0 S: 5	H: 0 LOB: 0 BB: 0 P: 5	R: 0 E: 0 K: 0 S: 3	H: 0 LOB: 1 BB: 1 P: 7	R: 0 E: 0 K: 1 S: 6	H: 1 LOB: 1 BB: 0 P: 6		R: 0 E: 0 K: 0 S: 3	H: 0 LOB: 0 BB: 0 P: 3	1B: 2 2B: 3 3B: 0 HR: 0	SF: 0 SAC: 0 DP: 1 HBP: 0	WP: 1 PB: 0 SB: 0 CS: 1	PA: 34	
PITCHER	IP WLS BF H R ER SO BB IBB HBP BLK WP HR S P ERA WHIP	36 Jered Weaver, R (1,1) ERA: 4.5	2.2 W 11 2 0 0 1 1 0 0 0 1 0 12 17 0.00 1.125	65 Danny Reynolds, R (3,1) ERA: 4.5	0.1 H 2 0 0 0 0 1 0 0 0 0 0 0 1 5 0.00 3.000	37 Cesar Ramos, L (4,1) ERA: 4.5	1.0 H 3 0 0 0 0 0 0 0 0 0 0 3 3 0.00 0.000	22 Matt Lindstrom, R (5,1) ERA: 4.5	1.0 H 3 1 0 0 1 0 0 0 0 0 0 6 6 0.00 1.000	51 Drew Rucinski, R (6,1) ERA: 4.5	2.0 H 7 0 0 0 1 1 0 0 0 0 0 0 8 12 0.00 0.500	PITCHER	IP WLS BF H R ER SO BB IBB HBP BLK WP HR S P ERA WHIP	41 Frank Herrmann, R (8,1) ERA: 4.5	1.0 H 4 1 0 0 1 0 0 0 0 0 0 0 3 6 0.00 1.000	47 Ryan Mattheus, R (9,1) ERA: 4.5	1.0 S 3 0 0 0 0 0 0 0 0 0 0 0 3 3 0.00 0.000							

Batter	1	2	3	4	5	6	7	8	9	AB	R	H	RBI	BB	SO	LOB	BOTTOM							
56 Kole Calhoun, L (1,9) 24 C.J. Cron, R (5,3)	0-0 5 1B 20 SF7 27 BB 1B		1-0 CS		4-0 27 G6-4-3 BB		0-0 F7		0-3 K	1	1	1	0	1	0	0	Colorado Rockies @ Los Angeles Angels Tempe Diablo Stadium, Tempe, AZ Fri Mar 06 2015, 5:42 PM - 5:45 PM EST Att: 5,739 - Sunny - 75 F							
27 Mike Trout, R (1,8) 44 Daniel Robertson, R (5,8)	4-0 5 1B BB		0-0 G6-4-3		0-0 2B		0-0	0-0 12 FC6-4 1B		1	0	0	0	1	0	1								
5 Albert Pujols, R (1,3) 12 Johnny Giavotella, R (5,4)	0-0 1-2 2-3 1B		0-3 K		0-3 K			0-0 FC6-4 81 G6-3 1B		2	0	1	0	0	1	2								
20 Matt Joyce, L (1,10) 81 Alex Yarbrough, S (6,PH) (7,10)	0-0 SF7 3-H		0-0 G4-3		0-0 39 G3 8 SF7 2B			0-0 G6-3		1	0	0	1	0	0	0								
2 Erick Aybar, S (1,6) 39 Marc Krauss, L (5,7) 80 Johnni Turbo, R (9,7)	0-0 F9		0-0 7 1B 3B		0-0 G3			0-0 G3		2	1	1	0	0	0	2								
7 Collin Cowdell, R (1,7) 8 Taylor Featherston, R (5,6)	0-2 K		0-0 3 1B 1B		0-0 SF7			0-0 G6-3		2	0	1	1	0	1	2								
3 Drew Butera, R (1,2) 98 Jett Bandy, R (6,2)		0-0 G6-3		0-3 K			0-0 G5-3			2	0	0	0	0	1	1								
10 Grant Green, R (1,4) 54 Roger Kieschnick, L (5,9)		0-0 L9		0-3 K			0-0 G3-1			2	0	0	0	0	1	1								
75 Kyle Kubitz, L (1,5) 87 Sherman Johnson, L (6,5)		0-0 56 CS 1B		0-3 K			0-0 G4-3			2	0	1	0	0	1	0								
Inning Stats	R: 1 E: 0 K: 1 S: 7	H: 2 LOB: 2 BB: 1 P: 11	R: 0 E: 0 K: 0 S: 3	H: 1 LOB: 0 BB: 0 P: 4	R: 0 E: 0 K: 1 S: 4	H: 0 LOB: 1 BB: 1 P: 8	R: 1 E: 0 K: 2 S: 9	H: 2 LOB: 1 BB: 0 P: 9	R: 0 E: 0 K: 2 S: 8	H: 1 LOB: 1 BB: 0 P: 8	R: 1 E: 0 K: 0 S: 4	H: 1 LOB: 0 BB: 0 P: 4	R: 0 E: 0 K: 1 S: 5	H: 0 LOB: 0 BB: 0 P: 5	R: 0 E: 0 K: 0 S: 3	H: 1 LOB: 0 BB: 0 P: 3		R: 0 E: 0 K: 0 S: 3	H: 0 LOB: 0 BB: 0 P: 3	1B: 5 2B: 2 3B: 1 HR: 0	SF: 2 SAC: 0 DP: 2 HBP: 0	WP: 0 PB: 0 SB: 1 CS: 1	PA: 32	
PITCHER	IP WLS BF H R ER SO BB IBB HBP BLK WP HR S P ERA WHIP	38 Kyle Kendrick, R (1,1) ERA: 4.5	2.0 L 9 3 1 1 1 1 1 0 0 0 0 0 13 17 4.50 2.000	61 David Hale, R (5,1) ERA: 4.5	2.0 8 2 1 1 2 0 0 0 0 0 0 0 12 12 4.50 1.000	71 Ken Roberts, L (7,1) ERA: 4.5	1.0 3 0 0 0 0 1 0 0 0 0 0 0 5 5 0.00 0.000	74 Jose Ortega, R (8,1) ERA: 4.5	1.0 3 1 0 0 0 0 0 0 0 0 0 0 3 3 0.00 1.000	PITCHER	IP WLS BF H R ER SO BB IBB HBP BLK WP HR S P ERA WHIP													

AB	30
R	0
H	4
RBI	0
BB	3
SO	4
LOB	14

AB	27
R	3
H	8
RBI	3
BB	2
SO	7
LOB	11



Batter	1	2	3	4	5	6	7	8	9	AB	R	H	RBI	BB	SO	LOB	TOP								
8 Taylor Featherston, R (1, 6) 12 Johnny Giavotella, R (6, 4)					SH1-4				G5-3	2	0	1	2	0	1	0									
13 Josh Rutledge, R (1, 4) 99 Carlos Pérez, R (6, 2)					K		SF7		F9	3	0	0	0	0	3	2									
6 David Freese, R (1, 5) 75 Kyle Kubitzka, L (6, 5)	G5-3				24 1B 19 1B		G5-3		K	3	1	1	0	0	0	0									
24 C.J. Cron, R (1, 3) 57 Alfredo Marte, R (6, 9) 87 Sherman Johnson, L (9, 9)		P3			19 1B 1-3		G6-3		P6	3	0	1	0	0	0	0									
17 Chris Iannetta, R (1, 2) 74 Eric Stamets, R (6, PR)	G4-3				K		19 2B BB		44 1B 3B	2	0	0	0	1	1	2									
19 Efrén Navarro, L (1, 7) 44 Daniel Robertson, R (1, 8)					44 CS 1B				G4-3	4	0	3	2	0	0	1									
39 Marc Krauss, L (1, 10) 80 Johnni Turbo, R (5, PR)					54 G4-6-3 BB		54 G3-1 8 SH1-4 BB		54 HBP 12 2B 1B	0	0	0	0	2	0	0									
10 Grant Green, R (7, PH) 54 Roger Kieschnick, L (1, 9)					G4-6-3		G3-1		12 2B 99 SF7 HBP	2	1	1	0	0	1	1									
Inning Stats	R: 0 E: 0 K: 2 S: 7	H: 0 LOB: 0 BB: 7	R: 0 E: 0 K: 0 S: 3	H: 1 LOB: 0 BB: 4	R: 1 E: 1 K: 1 S: 6	H: 1 LOB: 1 BB: 10	R: 1 E: 0 K: 1 S: 7	H: 3 LOB: 1 BB: 7	R: 1 E: 0 K: 1 S: 5	H: 0 LOB: 1 BB: 1	R: 1 E: 0 K: 0 S: 4	H: 1 LOB: 2 BB: 1	R: 2 E: 0 K: 1 S: 7	H: 2 LOB: 1 BB: 0	R: 1 E: 0 K: 2 S: 9	H: 2 LOB: 1 BB: 0	R: 0 E: 0 K: 1 S: 6	1B: 8 2B: 2 3B: 1 HR: 0	SF: 1 SAC: 1 DP: 2 HBP: 1	WP: 0 PB: 0 SB: 1 CS: 1	PA: 41				
PITCHER	IP WLS BF H R ER SO BB IBB HBP BLK WP HR S P ERA WHIP	40 Chris Bassitt, R (1, 1) ERA: 15.0	39 Eric O'Flaherty, L (3, 1) ERA: 9.0	48 Ryan Cook, R (4, 1) ERA: 4.5	58 Evan Scribner, R (5, 1) ERA: 4.5	71 Angel Castro, R (6, 1) ERA: 4.5	99 Rudy Owens, L (7, 1) ERA: 15.0	96 Ryan Doolittle, R (8, 1) ERA: 15.0	73 Kevin Whelan, R (9, 1) ERA: 15.0	IP WLS BF H R ER SO BB IBB HBP BLK WP HR S P ERA WHIP	99 Rudy Owens, L (7, 1) ERA: 15.0	96 Ryan Doolittle, R (8, 1) ERA: 15.0	73 Kevin Whelan, R (9, 1) ERA: 15.0	IP WLS BF H R ER SO BB IBB HBP BLK WP HR S P ERA WHIP	99 Rudy Owens, L (7, 1) ERA: 15.0	96 Ryan Doolittle, R (8, 1) ERA: 15.0	73 Kevin Whelan, R (9, 1) ERA: 15.0	IP WLS BF H R ER SO BB IBB HBP BLK WP HR S P ERA WHIP	99 Rudy Owens, L (7, 1) ERA: 15.0	96 Ryan Doolittle, R (8, 1) ERA: 15.0	73 Kevin Whelan, R (9, 1) ERA: 15.0	IP WLS BF H R ER SO BB IBB HBP BLK WP HR S P ERA WHIP	99 Rudy Owens, L (7, 1) ERA: 15.0	96 Ryan Doolittle, R (8, 1) ERA: 15.0	73 Kevin Whelan, R (9, 1) ERA: 15.0

Los Angeles Angels @ Oakland Athletics
Hohokam Stadium, Mesa, AZ
Sat Mar 07 2015, 6:19 PM - 6:23 PM EST
Att: 10,042 - Sunny - 82 F

AB 34
R 7
H 11
RBI 7
BB 3
SO 9
LOB 17

Batter	1	2	3	4	5	6	7	8	9	AB	R	H	RBI	BB	SO	LOB	BOTTOM								
4 Coco Crisp, S (1, 7) 28 Eric Sogard, L (6, 4)			SF8			G6-3	G4-6-3		57 1B 12 IBB BB	1	0	0	1	0	1	0									
10 Marcus Semien, R (1, 6) 12 Andy Parrino, S (6, 6)	F8		F7			G4-3			50 2B 1-2 IBB	2	0	0	0	0	0	0									
18 Ben Zobrist, S (1, 16) 7 Jason Pridie, L (6, 8)	G6-3				G3	F9			50 2B BB	2	0	0	0	0	0	0									
16 Billy Butler, R (1, 10) 52 Joey Wendle, L (7, PH) 57 Renato Núñez, R (8, PH)					BB		50 BB 5 1B 1B	L5	1-2 2-3 3-H 1B	1	0	0	0	1	1	0									
15 Brett Lawrie, R (1, 5) 50 Max Muncy, L (7, 5)	P3				F8		5 1B 38 2B BB	77 G3 1-1 2-H 2B		2	0	0	0	0	0	1									
20 Mark Canha, R (1, 3) 77 Matt Olson, L (7, 3)					K		P6	G3	2-3 1B	2	0	1	0	0	1	1									
19 Josh Phegley, R (1, 2) 5 Luke Carlin, S (5, 2)	F7				G6-3		38 2B 25 1B 1B			1	0	0	0	0	0	1									
79 Alex Hassan, R (1, 9) 38 Aiden Carrithers, L (7, PH)					23 FC4-6 1B		23 G4-6-3 1B		25 3B 2B	2	0	2	0	0	0	0									
1 Billy Burns, S (9, PH) 23 Sam Fuld, L (1, 8) 25 Tyler Ladendorf, R (6, 7)					FC4-6 4 SF8 1B		G4-6-3		28 G4-6-3 1B	2	1	0	0	0	0	2									
Inning Stats	R: 0 E: 0 K: 1 S: 5	H: 0 LOB: 0 BB: 5	R: 0 E: 0 K: 1 S: 6	H: 1 LOB: 0 BB: 6	R: 1 E: 1 K: 0 S: 4	H: 1 LOB: 0 BB: 4	R: 0 E: 0 K: 1 S: 5	H: 0 LOB: 1 BB: 9	R: 0 E: 0 K: 0 S: 3	H: 1 LOB: 0 BB: 3	R: 3 E: 0 K: 0 S: 6	H: 4 LOB: 1 BB: 1	R: 2 E: 0 K: 1 S: 7	H: 2 LOB: 1 BB: 1	R: 2 E: 0 K: 1 S: 6	H: 3 LOB: 3 BB: 2	1B: 7 2B: 4 3B: 1 HR: 0	SF: 1 SAC: 0 DP: 2 HBP: 0	WP: 0 PB: 0 SB: 0 CS: 0	PA: 40					
PITCHER	IP WLS BF H R ER SO BB IBB HBP BLK WP HR S P ERA WHIP	33 C.J. Wilson, L (1, 1) ERA: 18.0	59 Fernando Salas, R (4, 1) ERA: 18.0	73 Scott Snodgrass, L (5, 1) ERA: 54.0	64 Mike Morin, R (6, 1) ERA: 54.0	68 Cam Bedrosian, R (7, 1) ERA: 54.0	85 Nate Smith, L (7, 1) ERA: 18.0	63 Vinnie Pestano, R (8, 1) ERA: 54.0	79 Edgar Ibarra, L (9, 1) ERA: 54.0	IP WLS BF H R ER SO BB IBB HBP BLK WP HR S P ERA WHIP	85 Nate Smith, L (7, 1) ERA: 18.0	63 Vinnie Pestano, R (8, 1) ERA: 54.0	79 Edgar Ibarra, L (9, 1) ERA: 54.0	IP WLS BF H R ER SO BB IBB HBP BLK WP HR S P ERA WHIP	85 Nate Smith, L (7, 1) ERA: 18.0	63 Vinnie Pestano, R (8, 1) ERA: 54.0	79 Edgar Ibarra, L (9, 1) ERA: 54.0	IP WLS BF H R ER SO BB IBB HBP BLK WP HR S P ERA WHIP	85 Nate Smith, L (7, 1) ERA: 18.0	63 Vinnie Pestano, R (8, 1) ERA: 54.0	79 Edgar Ibarra, L (9, 1) ERA: 54.0	IP WLS BF H R ER SO BB IBB HBP BLK WP HR S P ERA WHIP	85 Nate Smith, L (7, 1) ERA: 18.0	63 Vinnie Pestano, R (8, 1) ERA: 54.0	79 Edgar Ibarra, L (9, 1) ERA: 54.0

Los Angeles Angels @ Oakland Athletics
Hohokam Stadium, Mesa, AZ
Sat Mar 07 2015, 6:19 PM - 6:23 PM EST
Att: 10,042 - Sunny - 82 F

AB 34
R 8
H 12
RBI 8
BB 5
SO 5
LOB 16

Batter	1	2	3	4	5	6	7	8	9	AB	R	H	RBI	BB	SO	LOB	TOP			
2 Leonys Martin, L (1.8) 7 Delino DeShields, R (6.8)	G4-3		1-1 HR		G6-3		F8		B1-3	3	1	1	2	0	0	0				
1 Elvis Andrus, R (1.6) 68 Hanser Alberto, R (6.6)	G6-3		1B		G6-3			17 G4-3 32 1B	F9	3	0	1	0	0	0	0				
17 Shin-Soo Choo, L (1.10) 18 Mitch Moreland, L (1.3) 32 Kyle Blanks, R (6.3)	18 FC4 1B		K		K			G4-3		4	0	1	0	0	2	2				
61 Robinson Chirinos, R (1.2) 13 Edwin Garcia, R (6. PR) 62 Jorge Alfaro, R (6.2)	FC4		F9					P4		3	0	0	0	0	0	2				
43 Carlos Peguero, L (1.9) 71 Jared Hoving, L (6. PH)	F8							71 BB 15 SF9 62 1B	1B	2	0	1	0	0	0	0				
16 Ryan Rua, R (1.7) 15 Michael Choice, R (6. PH)	F8							15 SF9 71 BB	1B	0	0	0	0	0	0	0				
19 Ed Lucas, R (1.5) 78 Elliot Johnson, S (6.5)	K							1-2 2-3	BB	1	0	0	0	1	0	1				
12 Rougned Odor, L (1.4) 39 Tommy Field, R (6.4)	G6-3							2-3 3-H	BB	2	0	0	0	0	2	2				
									SF9	2	0	0	1	0	0	1				
									G1-3	2	0	0	0	0	1	2				
									F9	2	1	1	0	0	0	2				
										2	0	0	0	0	0	0				
Inning Stats	R: 0 E: 0 K: 0 S: 4	H: 1 LOB: 1 BB: 0 P: 4	R: 0 E: 0 K: 1 S: 5	H: 0 LOB: 0 BB: 0 P: 5	R: 2 E: 0 K: 1 S: 9	H: 3 LOB: 1 BB: 0 P: 10	R: 0 E: 0 K: 2 S: 7	H: 0 LOB: 2 BB: 1 P: 12	R: 0 E: 0 K: 1 S: 6	H: 1 LOB: 1 BB: 0 P: 6	R: 0 E: 0 K: 1 S: 5	H: 0 LOB: 0 BB: 0 P: 5	R: 2 E: 0 K: 3 S: 6	H: 3 LOB: 2 BB: 1 P: 10	R: 0 E: 0 K: 0 S: 3	H: 0 LOB: 0 BB: 0 P: 3	1B: 6 2B: 1 3B: 0 HR: 1	SF: 1 SAC: 0 DP: 0 HBP: 1	WP: 0 PB: 0 SB: 0 CS: 0	PA: 38
PITCHER	IP WLS BF H R ER SO BB IBB HBP BLK WP HR S P ERA WHIP	53 Héctor Santiago, L (1.1) ERA: 3.6	3.0 0 13 4 2 2 2 0 0 0 0 0 0 1 18 19 6.00 1.333	65 Danny Reynolds, R (4.1) ERA:	0.2 4 0 0 0 2 1 0 0 1 0 0 0 0 6 11 0.00 1.500	73 Scott Snodgrass, L (4.1) ERA:	1.1 4 0 0 0 1 0 0 0 0 0 0 0 0 6 6 0.00 0.000	59 Fernando Salas, R (6.1) ERA:	1.0 4 1 0 0 1 0 0 0 0 0 0 0 0 6 6 0.00 1.000	64 Mike Morin, R (7.1) ERA:	1.0 3 0 0 0 1 0 0 0 0 0 0 0 0 5 5 0.00 0.000	PITCHER	IP WLS BF H R ER SO BB IBB HBP BLK WP HR S P ERA WHIP	48 Jose Alvarez, L (8.1) ERA: 6.0	1.0 7 3 2 2 0 1 0 0 0 0 0 0 0 6 10 18.00 4.000	63 Vinnie Pestano, R (9.1) ERA:	1.0 W 3 0 0 0 0 0 0 0 0 0 0 0 0 3 3 0.00 0.000			

Texas Rangers @ Los Angeles Angels
 Tempe Diablo Stadium, Tempe, AZ
 Tue Mar 10 2015, 4:12 PM - 7:00 PM EDT
 Att: 6,063 - Sunny - 81 F

AB	34
R	4
H	8
RBI	4
BB	2
SO	6
LOB	14



Batter	1	2	3	4	5	6	7	8	9	AB	R	H	RBI	BB	SO	LOB	BOTTOM								
44 Daniel Robertson, R (1.8) 80 Johnni Turbo, R (6.8) 87 Sherman Johnson, L (6. PH)	F9		4-0 BB		K			K		2	0	0	0	1	1	0									
7 Collin Cowgill, R (1.9) 39 Marc Krauss, L (7.7)	P4		1-2 BB							3	0	0	0	0	2										
20 Matt Joyce, L (1.7) 57 Alfredo Marte, R (6. PR)	K		2-3							2	1	1	0	1	1	0									
6 David Freese, R (1.10) 75 Kyle Kubitzka, L (6. PH)	G6-3									3	0	0	0	0	1	2									
24 C.J. Cron, R (1.3) 19 Efrén Navarro, L (7.3)	F9									1	0	0	0	0	1	0									
13 Josh Rutledge, R (1.6) 12 Johnny Giavotella, R (8.4)	F8									3	1	1	2	0	0	1									
81 Alex Yarbrough, S (1.4) 74 Eric Stamets, R (6.6)	F8									1	0	0	0	0	0	0									
3 Drew Butera, R (1.2) 98 Jett Bandy, R (6.2) 48 Jackson Williams, R (8.2)	F7									2	0	0	0	0	0	0									
8 Taylor Featherston, R (1.5) 54 Roger Kieschnick, L (9.8)	7 FC5 44 BB									1	0	0	0	0	1										
Inning Stats	R: 0 E: 0 K: 1 S: 5	H: 0 LOB: 0 BB: 0 P: 5	R: 0 E: 0 K: 0 S: 3	H: 0 LOB: 0 BB: 0 P: 3	R: 0 E: 0 K: 0 S: 4	H: 1 LOB: 2 BB: 1 P: 8	R: 2 E: 0 K: 0 S: 6	H: 2 LOB: 0 BB: 0 P: 6	R: 0 E: 0 K: 1 S: 5	H: 0 LOB: 0 BB: 0 P: 5	R: 0 E: 1 K: 1 S: 5	H: 0 LOB: 2 BB: 1 P: 9	R: 0 E: 0 K: 0 S: 3	H: 0 LOB: 0 BB: 0 P: 3	R: 2 E: 0 K: 3 S: 11	H: 1 LOB: 1 BB: 0 P: 15	R: 1 E: 0 K: 1 S: 6	H: 2 LOB: 1 BB: 0 P: 7	1B: 3 2B: 1 3B: 0 HR: 2	SF: 0 SAC: 0 DP: 0 HBP: 0	WP: 1 PB: 0 SB: 0 CS: 0	PA: 36			
PITCHER	IP WLS BF H R ER SO BB IBB HBP BLK WP HR S P ERA WHIP	48 Colby Lewis, R (1.1) ERA: 13.5	3.0 0 11 1 0 0 0 1 0 0 0 0 0 1 6 6 18.00 2.000	97 Joe Beimel, L (4.1) ERA: 18.0	1.0 B 5 2 2 2 0 0 0 0 0 0 0 0 5 5 0.00 0.000	25 Jarney Wright, R (5.1) ERA:	1.0 3 0 0 0 1 0 0 0 0 0 0 0 0 5 5 0.00 0.000	76 Martine Garcia, L (6.1) ERA:	1.0 4 0 0 0 1 1 0 0 0 0 0 0 0 5 9 0.00 1.000	59 Lisandro Bonilla, R (7.1) ERA: 5.75	2.2 L 13 3 3 3 4 1 0 0 0 0 1 1 20 25 10.12 1.500	PITCHER	IP WLS BF H R ER SO BB IBB HBP BLK WP HR S P ERA WHIP												

Texas Rangers @ Los Angeles Angels
 Tempe Diablo Stadium, Tempe, AZ
 Tue Mar 10 2015, 4:12 PM - 7:00 PM EDT
 Att: 6,063 - Sunny - 81 F

AB	33
R	5
H	6
RBI	4
BB	3
SO	7
LOB	9



Batter	1	2	3	4	5	6	7	8	9	AB	R	H	RBI	BB	SO	LOB	TOP				
56 Kole Calhoun, L (1,9) OBP: 0.385, SLG: 0.273 8 Taylor Featherston, R (6,6) OBP: 0.417, SLG: 0.500	4-2 5 1B 6 FC6-4 BB	0-1 F7			1-3 K		2-1 G4-3		0-1 2B	2	1	0	0	1	1	0					
27 Mike Trout, R (1,8) OBP: 0.482, SLG: 0.636 75 Kyle Kubitz, L (6,5) OBP: 0.167, SLG: 0.167	0-1 L9		0-1 G3-1			3-3 K		0-0 B1-3	2-0 F7	3	0	0	0	0	1	1					
5 Albert Pujols, R (1,3) OBP: 0.462, SLG: 0.462 44 Daniel Robertson, R (6,8) OBP: 0.267, SLG: 0.286	1-2 6 FC6-4 1B		1-2 L3			2-3 K		2-2 G6-3	1-0 P3	3	0	1	0	0	1	0					
6 David Freese, R (1,5) OBP: 0.154, SLG: 0.154 54 Roger Kieschnick, L (6,9) OBP: 0.429, SLG: 0.200	3-1 FC6-4		2-1 G6-3			1-3 K		4-2 19 1B BB		3	0	0	1	0	1	1					
2 Erick Aybar, S (1,6) OBP: 0.273, SLG: 0.455 19 Efen Navarro, L (6,3) OBP: 0.455, SLG: 0.545	0-0 L5			0-1 P3				2-0 G3-1	0-1 1B	2	0	0	0	0	0	1					
17 Chris Iannetta, R (1,2) OBP: 0.384, SLG: 0.500 13 Josh Rutledge, R (7,4) OBP: 0.143, SLG: 0.143		1-0 20 1B 7 E 2B		2-3 K				1-3 K	0-0 F9	3	1	1	0	0	2	0					
20 Matt Joyce, L (1,10) OBP: 0.500, SLG: 0.500 80 Johni Turbo, R (7,PR) OBP: 0.545, SLG: 1.000		0-0 7 S 10 G6-3 1B		2-2 L9				0-0 7 1B 39 1B 1B	4-0 39 WP 8 2B BB	3	1	2	0	0	0	0					
12 Johnny Giavotella, R (6,PH) OBP: 0.545, SLG: 1.000		2-3 10 G6-3 1B								0	1	0	0	1	0	0					
7 Collin Cowgill, R (1,7) OBP: 0.200, SLG: 0.200 99 Carlos Pérez, R (7,2)		1-3 K		2-2 G5-3				0-1 39 1B 1B	2-3 K	3	0	1	0	0	1	1					
10 Grant Green, R (1,4) OBP: 0.300, SLG: 0.300 39 Marc Krauss, L (7,PH) OBP: 0.857, SLG: 1.667		1-2 G6-3		0-0 G5-3				1-1 1-3 2-H 1B	4-1 8 2B BB	2	0	0	1	0	0	0					
74 Eric Stamets, R (6,PR) OBP: 1.000, SLG: 2.000		3-H								0	0	0	0	0	0	0					
Inning Stats	R: 1 E: 0 K: 0 S: 10	H: 1 LOB: 1 BB: 1 P: 18	R: 2 E: 0 K: 1 S: 10	H: 2 LOB: 0 BB: 0 P: 13	R: 0 E: 0 K: 0 S: 7	H: 0 LOB: 0 BB: 0 P: 10	R: 0 E: 0 K: 1 S: 10	H: 0 LOB: 0 BB: 0 P: 14	R: 0 E: 0 K: 3 S: 10	H: 0 LOB: 0 BB: 0 P: 16	R: 1 E: 0 K: 1 S: 11	H: 3 LOB: 3 BB: 0 P: 17	R: 0 E: 0 K: 0 S: 10	H: 1 LOB: 2 BB: 2 P: 16	R: 1 E: 0 K: 1 S: 9	H: 1 LOB: 3 BB: 2 P: 22	1B: 6 2B: 2 3B: 0 HR: 0	SF: 0 SAC: 0 DP: 0 HBP: 0	WP: 1 PB: 0 SB: 2 CS: 0	PA: 39	
PITCHER	IP WLS BF H R ER SO BB IBB HBP BLK WP HR S P ERA WHIP	3.0 13 3 3 2 1 1 0 0 0 0 0 27 41 6.00 1.333	3.0 9 0 0 0 5 0 0 0 0 0 0 27 40 0.00 0.000	2.0 W 11 4 1 1 1 1 0 0 0 0 0 21 33 4.50 2.500	1.0 S 6 1 1 1 1 2 0 0 0 1 0 9 22 9.00 3.000																

Los Angeles Angels @ Arizona Diamondbacks
Salt River Fields at Talking Stick, Scottsdale, AZ
Wed Mar 11 2015, 4:11 PM - 7:11 PM EDT
Att: 11,796 - Partly Cloudy - 80 F

livebaseballscorecards.com

AB 35
R 5
H 8
RBI 4
BB 4
SO 8
LOB 16



Batter	1	2	3	4	5	6	7	8	9	AB	R	H	RBI	BB	SO	LOB	BOTTOM			
11 AJ Pollock, R (1,8) OBP: 0.471, SLG: 0.500 77 Nick Buss, L (7,8) OBP: 0.263, SLG: 0.222	1-3 K	0-1 2H 2B		0-2 E4		1-2 44 S 5 1B 1B		0-0 SH2-3		4	0	2	3	0	1	0				
5 Ender Inciarte, L (1,7) OBP: 0.412, SLG: 0.375 79 Danny Dorn, L (7,7) OBP: 0.316, SLG: 0.471	2-1 44 E 1B	0-0 F9		0-0 B5-3		1-2 44 S 1B		1-1 L7		4	0	2	0	0	2	0				
44 Paul Goldschmidt, R (1,3) OBP: 0.400, SLG: 0.394 28 Nick Evans, R (7,3) OBP: 0.400, SLG: 0.556	4-0 6 BB		2-2 G5-3		0-2 G6-3		2-3 K	3-2 68 2B		3	0	0	0	1	1	2				
6 David Peralta, L (1,9) OBP: 0.412, SLG: 0.308 68 Sócrates Brito, L (7,9) OBP: 0.250, SLG: 0.267	4-1 BB		2-1 19 S 1B		1-2 G4-3		3-3 K	1-1 2B		3	0	1	0	1	2	0				
24 Yasmany Tomás, R (1,10) OBP: 0.261, SLG: 0.545 72 Peter O'Brien, R (8,PH) OBP: 0.400, SLG: 0.308	0-0 P3		0-1 P4		1-2 1B		0-2 2B	1-0 P6		4	0	2	0	0	4	0				
19 Jake Lamb, L (1,5) OBP: 0.300, SLG: 0.588 75 Jamie Romak, R (7,5) OBP: 0.455, SLG: 0.800	1-1 P5		0-3 K		3-2 G5-3		1-3 K			3	0	0	0	1	5	1				
62 Brandon Drury, R (1,4) OBP: 0.529, SLG: 1.077 74 Walter Ibarra, S (7,4) OBP: 0.455, SLG: 0.400		3-3 K		2-2 HR		4-0 9 1B 11 1B BB		1-1 L5		2	2	1	1	1	1	0				
9 Tuffy Gosewisch, R (1,2) OBP: 0.308, SLG: 0.308 73 Mark Thomas, R (7,2) OBP: 0.333, SLG: 0.333		1-1 L7		0-0 G6-3		3-2 11 1B 13 G5-3 1B		2-3 K		3	1	1	0	0	0	0				
13 Nick Ahmed, R (1,6) OBP: 0.267, SLG: 0.400 76 Danny Worth, R (8,PH) OBP: 0.286, SLG: 0.357		3-2 11 2B		3-2 G5-3		3-2 G5-3		1-2 E6 79 L7 77 SH2-3 2B		3	1	1	0	0	2	0				
Inning Stats	R: 0 E: 0 K: 1 S: 9	H: 1 LOB: 3 BB: 2 P: 21	R: 1 E: 0 K: 1 S: 11	H: 2 LOB: 1 BB: 0 P: 18	R: 0 E: 0 K: 1 S: 13	H: 1 LOB: 1 BB: 0 P: 17	R: 1 E: 1 K: 0 S: 12	H: 1 LOB: 1 BB: 0 P: 17	R: 0 E: 0 K: 2 S: 13	H: 1 LOB: 1 BB: 0 P: 18	R: 2 E: 0 K: 2 S: 25	H: 3 LOB: 2 BB: 1 P: 42	R: 0 E: 0 K: 2 S: 11	H: 1 LOB: 1 BB: 0 P: 15	R: 2 E: 1 K: 0 S: 13	H: 2 LOB: 1 BB: 0 P: 20	1B: 6 2B: 5 3B: 0 HR: 1	SF: 0 SAC: 1 DP: 0 HBP: 0	WP: 0 PB: 0 SB: 4 CS: 0	PA: 41
PITCHER	IP WLS BF H R ER SO BB IBB HBP BLK WP HR S P ERA WHIP	3.0 16 4 2 2 3 2 0 0 0 0 0 9 12 0.00 0.000	1.1 B 8 3 2 2 0 1 0 0 0 0 0 26 42 13.50 3.000	0.2 3 1 0 0 2 0 0 0 0 0 0 0 12 18 0.00 1.500	1.0 4 1 0 0 2 0 0 0 0 0 0 0 11 15 0.00 1.000															

Los Angeles Angels @ Arizona Diamondbacks
Salt River Fields at Talking Stick, Scottsdale, AZ
Wed Mar 11 2015, 4:11 PM - 7:11 PM EDT
Att: 11,796 - Partly Cloudy - 80 F

livebaseballscorecards.com

AB 37
R 6
H 12
RBI 6
BB 3
SO 7
LOB 22



Batter	1	2	3	4	5	6	7	8	9	AB	R	H	RBI	BB	SO	LOB	TOP							
15 Chris Denorfa, R OBP: 0.333, SLG: 0.200 51 Raffy Lopez, L (7, 10)										3	1	1	0	1	0	2	<p>Chicago Cubs @ Los Angeles Angels Tempe Diablo Stadium, Tempe, AZ Thu Mar 12 2015, 4:12 PM - 7:25 PM EDT Att: 8,472 - Cloudy - 82 F</p>							
9 Javier Báez, R OBP: 0.133, SLG: 0.333 11 Tommy La Stella, L OBP: 0.231, SLG: 0.091										4	1	1	0	0	0	3								
68 Jorge Soler, R OBP: 0.385, SLG: 0.246 16 Chris Valaika, R OBP: 0.214, SLG: 0.214										4	1	2	2	0	0	2								
20 Mike Olt, R OBP: 0.529, SLG: 0.833 40 Adron Chambers, L OBP: 0.167, SLG: 0.273										2	2	0	0	2	1	1								
76 Kris Bryant, R OBP: 0.563, SLG: 1.429 94 Jeimer Candelario, S (7, 5)										4	3	3	3	0	1	1								
21 Junior Lake, R OBP: 0.308, SLG: 0.273 33 Mike Baxter, L OBP: 0.167, SLG: 0.111										2	0	0	1	1	0	0								
5 Wellington Castillo, R OBP: 0.388, SLG: 0.692 74 Kyle Schwarber, L OBP: 0.167, SLG: 0.417										3	1	2	1	0	0	2								
75 Addison Russell, R OBP: 0.417, SLG: 0.583 19 Jonathan Herrera, S OBP: 0.250, SLG: 0.250										3	0	3	1	0	0	0								
41 Matt Szczer, R OBP: 0.412, SLG: 0.733 19 Will Ferrell, R (4, PH)										4	0	1	0	0	1	3								
41 Matt Szczer, R OBP: 0.412, SLG: 0.733 60 Joe Ortiz, L (8, 1)										4	0	1	0	0	1	3								
Inning Stats	R: 2 E: 0 K: 1 S: 8	H: 3 LOB: 2 BB: 1 P: 13	R: 0 E: 0 K: 0 S: 4	H: 1 LOB: 2 BB: 1 P: 8	R: 2 E: 0 K: 0 S: 6	H: 3 LOB: 2 BB: 1 P: 11	R: 4 E: 0 K: 1 S: 10	H: 4 LOB: 1 BB: 1 P: 15	R: 0 E: 1 K: 1 S: 5	H: 0 LOB: 0 BB: 0 P: 5	R: 1 E: 0 K: 1 S: 6	H: 1 LOB: 0 BB: 0 P: 6	R: 0 E: 0 K: 0 S: 4	H: 1 LOB: 0 BB: 0 P: 4	R: 0 E: 0 K: 1 S: 5	H: 0 LOB: 0 BB: 0 P: 3	R: 0 E: 0 K: 0 S: 3	H: 0 LOB: 0 BB: 0 P: 3	1B: 7 2B: 3 3B: 0 HR: 3	SF: 1 SAC: 0 DP: 1 HBP: 0	WP: 1 PB: 0 SB: 2 CS: 0	PA: 44		
PITCHER	IP WLS BF H R ER SO BB IBB HBP BLK WP HR S P ERA WHIP	IP WLS BF H R ER SO BB IBB HBP BLK WP HR S P ERA WHIP	IP WLS BF H R ER SO BB IBB HBP BLK WP HR S P ERA WHIP	IP WLS BF H R ER SO BB IBB HBP BLK WP HR S P ERA WHIP	IP WLS BF H R ER SO BB IBB HBP BLK WP HR S P ERA WHIP	IP WLS BF H R ER SO BB IBB HBP BLK WP HR S P ERA WHIP	IP WLS BF H R ER SO BB IBB HBP BLK WP HR S P ERA WHIP	IP WLS BF H R ER SO BB IBB HBP BLK WP HR S P ERA WHIP	IP WLS BF H R ER SO BB IBB HBP BLK WP HR S P ERA WHIP	IP WLS BF H R ER SO BB IBB HBP BLK WP HR S P ERA WHIP	IP WLS BF H R ER SO BB IBB HBP BLK WP HR S P ERA WHIP	IP WLS BF H R ER SO BB IBB HBP BLK WP HR S P ERA WHIP	IP WLS BF H R ER SO BB IBB HBP BLK WP HR S P ERA WHIP	IP WLS BF H R ER SO BB IBB HBP BLK WP HR S P ERA WHIP	IP WLS BF H R ER SO BB IBB HBP BLK WP HR S P ERA WHIP	IP WLS BF H R ER SO BB IBB HBP BLK WP HR S P ERA WHIP	IP WLS BF H R ER SO BB IBB HBP BLK WP HR S P ERA WHIP	IP WLS BF H R ER SO BB IBB HBP BLK WP HR S P ERA WHIP	IP WLS BF H R ER SO BB IBB HBP BLK WP HR S P ERA WHIP	IP WLS BF H R ER SO BB IBB HBP BLK WP HR S P ERA WHIP	IP WLS BF H R ER SO BB IBB HBP BLK WP HR S P ERA WHIP	IP WLS BF H R ER SO BB IBB HBP BLK WP HR S P ERA WHIP	IP WLS BF H R ER SO BB IBB HBP BLK WP HR S P ERA WHIP	IP WLS BF H R ER SO BB IBB HBP BLK WP HR S P ERA WHIP

Chicago Cubs @ Los Angeles Angels
Tempe Diablo Stadium, Tempe, AZ
 Thu Mar 12 2015, 4:12 PM - 7:25 PM EDT
 Att: 8,472 - Cloudy - 82 F

AB 38
 R 9
 H 13
 RBI 8
 BB 4
 SO 4
 LOB 15



Batter	1	2	3	4	5	6	7	8	9	AB	R	H	RBI	BB	SO	LOB	BOTTOM							
56 Kole Calhoun, L OBP: 0.294, SLG: 0.200 54 Roger Kieschnick, L OBP: 0.500, SLG: 0.200										4	0	0	0	0	1	2	<p>Chicago Cubs @ Los Angeles Angels Tempe Diablo Stadium, Tempe, AZ Thu Mar 12 2015, 4:12 PM - 7:25 PM EDT Att: 8,472 - Cloudy - 82 F</p>							
27 Mike Trout, R OBP: 0.588, SLG: 0.857 19 Will Ferrell, R (3, 8)										3	2	3	2	1	0	0								
27 Mike Trout, R OBP: 0.588, SLG: 0.857 80 Johnni Turbo, R (5, PR)										3	2	3	2	1	0	0								
5 Albert Pujols, R OBP: 0.471, SLG: 0.471 57 Alfredo Marte, R (6, 9)										4	0	2	2	0	0	2								
6 David Freese, R OBP: 0.188, SLG: 0.188 19 Eren Navarro, L OBP: 0.395, SLG: 0.462										3	1	1	0	0	0	2								
2 Erick Aybar, S OBP: 0.278, SLG: 0.278 8 Taylor Featherston, R OBP: 0.357, SLG: 0.417										2	0	0	0	1	0	1								
24 C.J. Cron, R OBP: 0.388, SLG: 0.778 10 Grant Green, R OBP: 0.364, SLG: 0.455										4	2	2	1	0	1	3								
7 Collin Cowgill, R OBP: 0.278, SLG: 0.278 87 Sherman Johnson, L OBP: 0.250, SLG: 0.250 81 Alex Yarbrough, S OBP: 0.250, SLG: 0.286 75 Kyle Kubitz, L OBP: 0.167, SLG: 0.167										3	1	2	1	0	0	3								
3 Drew Butera, R OBP: 0.222, SLG: 0.667 98 Jett Bandy, R (6, 2)										3	2	2	3	0	1	1								
13 Josh Rutledge, R OBP: 0.176, SLG: 0.235 12 Johnny Giavotella, R OBP: 0.462, SLG: 0.860										3	1	1	0	0	0	1								
Inning Stats	R: 1 E: 1 K: 1 S: 7	H: 1 LOB: 3 BB: 2 P: 16	R: 2 E: 0 K: 0 S: 6	H: 3 LOB: 0 BB: 0 P: 6	R: 0 E: 0 K: 1 S: 6	H: 1 LOB: 1 BB: 0 P: 7	R: 0 E: 0 K: 1 S: 6	H: 1 LOB: 1 BB: 0 P: 6	R: 5 E: 0 K: 0 S: 9	H: 6 LOB: 1 BB: 0 P: 9	R: 1 E: 0 K: 1 S: 7	H: 2 LOB: 1 BB: 0 P: 9	R: 0 E: 0 K: 0 S: 3	H: 0 LOB: 1 BB: 1 P: 7	R: 1 E: 0 K: 2 S: 9	H: 1 LOB: 2 BB: 1 P: 14	R: 1 E: 0 K: 2 S: 9	H: 1 LOB: 2 BB: 1 P: 14	1B: 8 2B: 5 3B: 0 HR: 2	SF: 0 SAC: 1 DP: 0 HBP: 0	WP: 2 PB: 0 SB: 2 CS: 0	PA: 45		
PITCHER	IP WLS BF H R ER SO BB IBB HBP BLK WP HR S P ERA WHIP	IP WLS BF H R ER SO BB IBB HBP BLK WP HR S P ERA WHIP	IP WLS BF H R ER SO BB IBB HBP BLK WP HR S P ERA WHIP	IP WLS BF H R ER SO BB IBB HBP BLK WP HR S P ERA WHIP	IP WLS BF H R ER SO BB IBB HBP BLK WP HR S P ERA WHIP	IP WLS BF H R ER SO BB IBB HBP BLK WP HR S P ERA WHIP	IP WLS BF H R ER SO BB IBB HBP BLK WP HR S P ERA WHIP	IP WLS BF H R ER SO BB IBB HBP BLK WP HR S P ERA WHIP	IP WLS BF H R ER SO BB IBB HBP BLK WP HR S P ERA WHIP	IP WLS BF H R ER SO BB IBB HBP BLK WP HR S P ERA WHIP	IP WLS BF H R ER SO BB IBB HBP BLK WP HR S P ERA WHIP	IP WLS BF H R ER SO BB IBB HBP BLK WP HR S P ERA WHIP	IP WLS BF H R ER SO BB IBB HBP BLK WP HR S P ERA WHIP	IP WLS BF H R ER SO BB IBB HBP BLK WP HR S P ERA WHIP	IP WLS BF H R ER SO BB IBB HBP BLK WP HR S P ERA WHIP	IP WLS BF H R ER SO BB IBB HBP BLK WP HR S P ERA WHIP	IP WLS BF H R ER SO BB IBB HBP BLK WP HR S P ERA WHIP	IP WLS BF H R ER SO BB IBB HBP BLK WP HR S P ERA WHIP	IP WLS BF H R ER SO BB IBB HBP BLK WP HR S P ERA WHIP	IP WLS BF H R ER SO BB IBB HBP BLK WP HR S P ERA WHIP	IP WLS BF H R ER SO BB IBB HBP BLK WP HR S P ERA WHIP	IP WLS BF H R ER SO BB IBB HBP BLK WP HR S P ERA WHIP	IP WLS BF H R ER SO BB IBB HBP BLK WP HR S P ERA WHIP	IP WLS BF H R ER SO BB IBB HBP BLK WP HR S P ERA WHIP

Chicago Cubs @ Los Angeles Angels
Tempe Diablo Stadium, Tempe, AZ
 Thu Mar 12 2015, 4:12 PM - 7:25 PM EDT
 Att: 8,472 - Cloudy - 82 F

AB 40
 R 10
 H 15
 RBI 10
 BB 4
 SO 6
 LOB 20

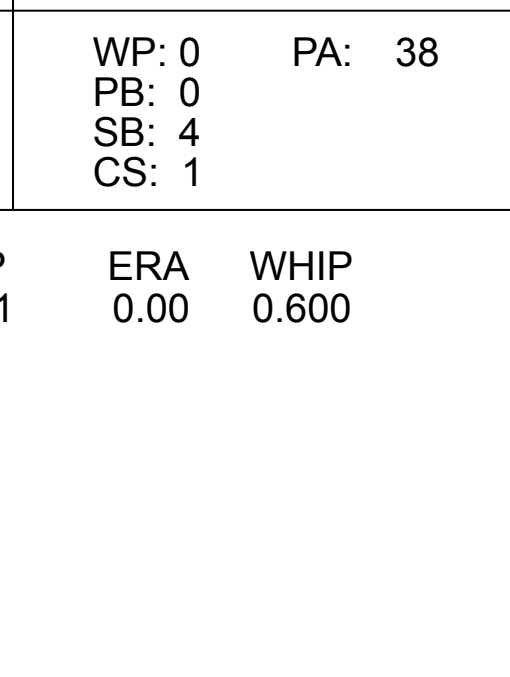


Batter	1	2	3	4	5	6	7	8	9	AB	R	H	RBI	BB	SO	LOB	TOP					
24 Cameron Maybin, R (1, 8) OBP: 0.350, SLG: 0.333 84 Brett Wallace, L (6, PH) OBP: 0.417, SLG: 0.455 (6, 3)	G6-3	F8				G4-3			G3	3	0	1	0	0	0	1	San Diego Padres @ Los Angeles Angels Tempe Diablo Stadium, Tempe, AZ Fri Mar 13 2015, 4:12 PM - 7:05 PM EDT Att: 9,491 - Partly Cloudy - 82 F					
5 Alexi Amarista, L (1, 6) OBP: 0.487, SLG: 0.533 16 Abraham Almonte, S (6, 7) OBP: 0.283, SLG: 0.222	G6-3	2-6	F8			K			G3	3	0	0	0	0	1	1						
25 Will Venable, L (1, 9) OBP: 0.421, SLG: 0.467 28 Rymer Lirio, R (6, 9) OBP: 0.250, SLG: 0.467	K		P3			P5			F7	3	0	0	0	0	1	1						
7 Tommy Medica, R (1, 3) OBP: 0.625, SLG: 0.714 66 Ramiro Pena, S (6, 6) OBP: 0.462, SLG: 0.538			K							3	2	2	0	0	1	0						
26 Yangervis Solarte, S (1, 4) OBP: 0.450, SLG: 0.500 68 Rico Noel, R (6, PR) OBP: 0.375, SLG: 0.167 (6, 8)										1	0	1	0	0	0	0						
2 Jake Goethbert, L (1, 10) OBP: 0.333, SLG: 0.556 79 Cody Decker, R (7, PH) OBP: 0.286, SLG: 0.714 (7, 10)										3	1	2	0	0	0	0						
64 Alex Dickerson, L (1, 7) OBP: 0.450, SLG: 0.556 67 Taylor Lindsey, L (6, 4) OBP: 0.286, SLG: 0.714										1	0	0	0	0	0	0						
15 Cory Spangenberg, L (1, 5) OBP: 0.350, SLG: 0.313 85 Diego Goris, R (7, 5) OBP: 0.200, SLG: 0.200										1	0	1	2	1	0	0						
70 Austin Hedges, R (1, 2) OBP: 0.286, SLG: 0.167 83 Griff Erickson, S (7, 2)										1	0	0	0	0	0	0						
Inning Stats	R: 0 E: 0 K: 1 S: 5	H: 0 LOB: 0 BB: 0 P: 5	R: 4 E: 0 K: 0 S: 6	H: 4 LOB: 1 BB: 1 P: 11	R: 0 E: 0 K: 1 S: 5	H: 0 LOB: 0 BB: 0 P: 5	R: 1 E: 0 K: 0 S: 4	H: 2 LOB: 0 BB: 0 P: 4	R: 0 E: 0 K: 1 S: 6	H: 1 LOB: 1 BB: 1 P: 6	R: 2 E: 0 K: 1 S: 8	H: 3 LOB: 2 BB: 1 P: 12	R: 0 E: 0 K: 1 S: 7	H: 2 LOB: 2 BB: 0 P: 7	R: 0 E: 0 K: 1 S: 5	H: 0 LOB: 0 BB: 0 P: 5		R: 0 E: 0 K: 0 S: 3	H: 0 LOB: 0 BB: 0 P: 3	1B: 8 2B: 3 3B: 1 HR: 0	SF: 1 SAC: 0 DP: 0 HBP: 0	WP: 0 PB: 0 SB: 1 CS: 1
PITCHER	IP	WLS	BF	H	R	ER	SO	BB	IBB	HBP	BLK	WP	HR	S	P	ERA	WHIP					
52 Matt Shoemaker, R (1, 1) ERA: 9.0	4.0	L	18	6	5	5	2	1	0	0	0	0	0	0	20	25	11.25	1.750				
65 Danny Reynolds, S (5, 1) ERA: 6.0	1.0		4	1	0	0	1	0	0	0	0	0	0	6	6	0.00	1.000					
59 Fernando Salas, R (6, 1) ERA: 6.0	1.0		7	3	2	2	1	1	0	0	0	0	0	8	12	18.00	4.000					
64 Mike Morin, R (7, 1) ERA: 6.0	1.0		5	2	0	0	1	0	0	0	0	0	0	7	7	0.00	2.000					
63 Vinnie Pestano, R (8, 1) ERA: 6.0	1.0		3	0	0	0	1	0	0	0	0	0	0	5	5	0.00	0.000					

Batter	1	2	3	4	5	6	7	8	9	AB	R	H	RBI	BB	SO	LOB	BOTTOM				
7 Collin Cowgill, R (1, 8) OBP: 0.350, SLG: 0.368 44 Daniel Robertson, R (7, 9) OBP: 0.222, SLG: 0.235 (9, 8)										1	1	1	0	1	0	0	San Diego Padres @ Los Angeles Angels Tempe Diablo Stadium, Tempe, AZ Fri Mar 13 2015, 4:12 PM - 7:05 PM EDT Att: 9,491 - Partly Cloudy - 82 F				
19 Efran Navarro, L (1, 9) OBP: 0.284, SLG: 0.353 (7, 3)	G5-3		G5-3							4	0	0	1	0	0	3					
48 Jackson Williams, R (9, PH) OBP: 0.284, SLG: 0.353 (7, 3)	G5-3		G5-3							1	0	0	0	0	0	1					
20 Matt Joyce, L (1, 10) OBP: 0.365, SLG: 0.364 75 Kyle Kubitz, L (7, PH) OBP: 0.154, SLG: 0.154 (8, 10)	G3		G4-3							3	0	0	1	0	0	1					
24 C.J. Cron, R (1, 3) OBP: 0.409, SLG: 0.750 8 Taylor Featherston, R (7, 5) OBP: 0.400, SLG: 0.538										2	0	1	0	1	0	0					
17 Chris Iannetta, R (1, 2) OBP: 0.308, SLG: 0.417 99 Carlos Pérez, R (6, 2) OBP: 0.125, SLG: 0.286 96 Stephen McGee, R (9, 2)										2	0	0	0	0	0	2					
13 Josh Rutledge, R (1, 6) OBP: 0.200, SLG: 0.250 74 Eric Stamets, R (7, 6) OBP: 1.000, SLG: 1.667										2	0	1	0	0	0	1					
10 Grant Green, R (1, 5) OBP: 0.429, SLG: 0.500 80 Johnny Turbo, R (7, 8) OBP: 0.200, SLG: 0.200										3	0	2	0	0	1	1					
39 Marc Krauss, L (1, 7) OBP: 0.700, SLG: 1.167 12 Johnny Cueto, R (8, PH) OBP: 0.429, SLG: 0.727 57 Alfredo Marte, R (9, 9)										0	0	0	0	0	0	0					
81 Alex Yarbrough, S (1, 4) OBP: 0.333, SLG: 0.300										3	0	1	1	1	0	0					
Inning Stats	R: 1 E: 0 K: 0 S: 3	H: 0 LOB: 1 BB: 2 P: 13	R: 0 E: 0 K: 1 S: 5	H: 1 LOB: 0 BB: 0 P: 6	R: 0 E: 0 K: 0 S: 4	H: 3 LOB: 2 BB: 0 P: 5	R: 0 E: 0 K: 2 S: 8	H: 1 LOB: 1 BB: 0 P: 8	R: 1 E: 0 K: 0 S: 5	H: 2 LOB: 1 BB: 0 P: 6	R: 0 E: 0 K: 1 S: 7	H: 2 LOB: 2 BB: 0 P: 8	R: 0 E: 0 K: 1 S: 2	H: 0 LOB: 0 BB: 1 P: 6	R: 0 E: 0 K: 0 S: 2	H: 0 LOB: 0 BB: 1 P: 6	1B: 6 2B: 4 3B: 0 HR: 0	SF: 0 SAC: 0 DP: 2 HBP: 0	WP: 0 PB: 0 SB: 4 CS: 1	PA: 38	
PITCHER	IP	WLS	BF	H	R	ER	SO	BB	IBB	HBP	BLK	WP	HR	S	P	ERA	WHIP				
38 Tyson Ross, R (1, 1) ERA: 2.25	3.0		12	2	1	1	1	2	0	0	0	0	0	5	5	0.00	3.000				
60 Fran García, L (4, 1) ERA: 4.5	1.0		5	3	0	0	0	0	0	0	0	0	0	5	5	0.00	3.000				
63 Jay Jackson, R (5, 1) ERA: 4.5	1.0		4	0	1	0	0	0	0	0	0	0	0	4	5	0.00	0.000				
57 Leonel Campos, R (6, 1) ERA: 6.0	1.0		4	1	0	0	2	0	0	0	0	0	0	8	8	0.00	1.000				
88 Marcos Mateo, R (7, 1) ERA: 4.15	1.1		8	4	1	1	0	0	0	0	0	0	0	8	9	6.75	3.000				

AB	36
R	7
H	12
RBI	7
BB	2
SO	6
LOB	13

AB	35
R	3
H	10
RBI	3
BB	3
SO	4
LOB	20



Batter	1	2	3	4	5	6	7	8	9	AB	R	H	RBI	BB	SO	LOB	TOP										
71 Jared Hoying, L (1, 8) OBP: 0.364, SLG: 0.500 (6, 9)										4	0	1	1	0	2	1	<p>Texas Rangers @ Los Angeles Angels Tempe Diablo Stadium, Tempe, AZ Mon Mar 16 2015, 4:15 PM - 6:39 PM EDT Att: 6,653 - Sunny - 84 F</p>										
20 Jake Smolinski, R (1, 10) OBP: 0.391, SLG: 0.619 15 Michael Choice, R (6, PH) OBP: 0.158, SLG: 0.063 (6, 10)										2	0	0	0	0	1	0											
70 Joey Gallo, L (1, 5) OBP: 0.370, SLG: 0.583										4	0	0	0	0	1	2											
32 Kyle Blanks, R (1, 3) OBP: 0.250, SLG: 0.250 9 Adam Rosales, R (6, 3) OBP: 0.294, SLG: 0.143										2	0	0	0	0	1	0											
8 Nate Schierholtz, L (1, 9) OBP: 0.462, SLG: 0.300 64 Anton Richardson, S (6, 8) OBP: 0.214, SLG: 0.167										2	0	0	0	0	0	0											
61 Robinson Chirinos, R (1, 2) OBP: 0.500, SLG: 0.889 6 Tomás Telis, S (6, 2) OBP: 0.477, SLG: 0.500										2	1	1	1	0	0	0											
41 Ryan Ludwick, R (1, 7) OBP: 0.280, SLG: 0.500 16 Ryan Rua, R (6, 7) OBP: 0.280, SLG: 0.500										2	0	0	0	0	1	0											
78 Elliot Johnson, S (1, 4) OBP: 0.263, SLG: 0.176										3	1	1	0	0	1	0											
68 Hanser Alberto, R (1, 6) OBP: 0.273, SLG: 0.286 39 Tommy Field, R (6, 4) OBP: 0.263, SLG: 0.313										2	0	1	0	0	0	0											
Inning Stats	R: 0 E: 0 K: 1 S: 5	H: 0 LOB: 0 BB: 0 P: 5	R: 1 E: 0 K: 1 S: 7	H: 1 LOB: 0 BB: 0 P: 9	R: 0 E: 0 K: 1 S: 5	H: 0 LOB: 0 BB: 0 P: 5	R: 0 E: 0 K: 2 S: 7	H: 0 LOB: 0 BB: 0 P: 7	R: 0 E: 0 K: 0 S: 3	H: 0 LOB: 0 BB: 0 P: 3	R: 0 E: 0 K: 1 S: 5	H: 1 LOB: 0 BB: 0 P: 6	R: 0 E: 1 K: 2 S: 9	H: 0 LOB: 1 BB: 1 P: 14	R: 2 E: 0 K: 0 S: 9	H: 4 LOB: 2 BB: 0 P: 11		R: 0 E: 0 K: 1 S: 5	H: 0 LOB: 0 BB: 0 P: 5	1B: 4 2B: 0 3B: 0 HR: 2	SF: 0 SAC: 0 DP: 0 HBP: 0	WP: 0 PB: 0 SB: 0 CS: 1	PA: 34				
PITCHER	IP	WLS	BF	H	R	ER	SO	BB	IBB	HBP	BLK	WP	HR	S	P	ERA	WHIP										
36 Jered Weaver, R (1, 1) ERA: 2.53	5.0	W	16	1	1	1	5	0	0	0	0	0	1	27	29	1.80	0.200										
36 Joe Smith, R (6, 1) ERA:	1.0	H	3	1	0	0	1	0	0	0	0	0	0	5	6	0.00	1.000										
64 Mike Morin, R (7, 1) ERA:	1.0		4	0	0	0	3	1	0	0	0	0	0	9	14	0.00	1.000										
59 Fernando Salas, R (8, 1) ERA: 9.0	1.0	S	7	4	2	2	0	0	0	0	0	0	1	9	11	18.00	4.000										
63 Vinnie Pestano, R (9, 1) ERA:	1.0	S	3	0	0	0	1	0	0	0	0	0	0	5	5	0.00	0.000										

AB 32
R 3
H 6
RBI 3
BB 1
SO 9
LOB 6



Batter	1	2	3	4	5	6	7	8	9	AB	R	H	RBI	BB	SO	LOB	BOTTOM										
7 Collin Cowgill, R (1, 9) OBP: 0.346, SLG: 0.440 81 Alex Yarbrough, S (7, 4) OBP: 0.389, SLG: 0.333										3	0	1	0	0	0	0	<p>Texas Rangers @ Los Angeles Angels Tempe Diablo Stadium, Tempe, AZ Mon Mar 16 2015, 4:15 PM - 6:39 PM EDT Att: 6,653 - Sunny - 84 F</p>										
13 Josh Rutledge, R (1, 5) OBP: 0.250, SLG: 0.258 75 Kyle Kubitzka, L (7, 5) OBP: 0.263, SLG: 0.421										3	0	0	0	0	0	0											
20 Matt Joyce, L (1, 7) OBP: 0.421, SLG: 0.590 87 Sherman Johnson, 1s, PR (6, 7) OBP: 0.444, SLG: 0.375										2	1	1	0	1	0	0											
24 C.J. Cron, R (1, 10) OBP: 0.406, SLG: 0.643 49 Ryan Wheeler, L (7, PH) (8, 10)										3	1	1	1	0	1	1											
17 Chris Iannetta, R (1, 2) OBP: 0.412, SLG: 0.667 3 Drew Butera, R (6, 2) OBP: 0.214, SLG: 0.462									2	1	2	2	0	0	0	0											
19 Efrén Navarro, L (1, 3) OBP: 0.400, SLG: 0.480 10 Grant Green, R (6, PH) OBP: 0.333, SLG: 0.381									2	1	1	0	0	0	1	1											
8 Taylor Featherston, R (1, 6) OBP: 0.391, SLG: 0.474 Eric Stamets, R (7, 6) OBP: 0.500, SLG: 0.833									3	0	1	1	0	1	3	0											
12 Johnny Giavotella, R (1, 4) OBP: 0.350, SLG: 0.529 Roger Kieschnick, L (7, 9) OBP: 0.500, SLG: 0.167									3	0	0	0	0	0	1	0											
44 Daniel Robertson, R (1, 8) OBP: 0.241, SLG: 0.231									3	0	0	0	0	1	2	0											
Inning Stats	R: 0 E: 0 K: 0 S: 3	H: 0 LOB: 0 BB: 0 P: 3	R: 0 E: 0 K: 2 S: 8	H: 1 LOB: 0 BB: 0 P: 8	R: 0 E: 0 K: 0 S: 3	H: 1 LOB: 0 BB: 0 P: 3	R: 4 E: 1 K: 1 S: 9	H: 4 LOB: 1 BB: 1 P: 17	R: 0 E: 0 K: 0 S: 4	H: 1 LOB: 1 BB: 0 P: 4	R: 1 E: 2 K: 0 S: 4	H: 0 LOB: 1 BB: 1 P: 8	R: 0 E: 0 K: 1 S: 6	H: 1 LOB: 1 BB: 0 P: 6	R: 0 E: 0 K: 1 S: 5	H: 0 LOB: 0 BB: 0 P: 5		1B: 4 2B: 3 3B: 0 HR: 1	SF: 0 SAC: 0 DP: 1 HBP: 0	WP: 0 PB: 0 SB: 1 CS: 0	PA: 34						
PITCHER	IP	WLS	BF	H	R	ER	SO	BB	IBB	HBP	BLK	WP	HR	S	P	ERA	WHIP										
59 Lisalberto Bonilla, R (1, 1) ERA: 7.0	4.1	L	19	6	4	4	3	1	0	0	0	0	1	24	32	8.31	1.615										
25 Jamey Wright, R (6, 1) ERA:	1.2		8	1	1	0	0	1	0	0	0	0	0	7	11	0.00	1.200										
53 Luke Jackson, R (7, 1) ERA: 6.4	2.0		7	1	0	0	2	0	0	0	0	0	0	11	11	0.00	0.500										

AB 32
R 5
H 8
RBI 4
BB 2
SO 5
LOB 10



Batter	1	2	3	4	5	6	7	8	9	AB	R	H	RBI	BB	SO	LOB	TOP					
56 Kole Calhoun, L (1, 9) OBP: 0.400, SLG: 0.375 19 Efrén Navarro, L (7, PH) OBP: 0.429, SLG: 0.481										4	0	1	1	0	2	1	Los Angeles Angels @ Cleveland Indians Goodyear Ballpark, Goodyear, AZ Fri Mar 20 2015, 10:07 PM - 1:37 AM EDT Att: 10,511 - Clear - 75 F livebaseballscorecards.com					
27 Mike Trout, R (1, 8) OBP: 0.571, SLG: 0.966 75 Kyle Kubitzka, L (7, PH) OBP: 0.348, SLG: 0.545										3	2	2	1	0	1	0						
5 Albert Pujols, R (1, 10) OBP: 0.324, SLG: 0.496 10 Grant Green, R (7, PH) OBP: 0.292, SLG: 0.333										4	0	0	0	0	2	3						
6 David Freese, R (1, 5) OBP: 0.313, SLG: 0.452 39 Marc Krauss, L (7, 7) OBP: 0.571, SLG: 0.733										4	0	2	1	0	1	1						
2 Erick Aybar, S (1, 6) OBP: 0.290, SLG: 0.400 44 Daniel Robertson, R (7, 8) OBP: 0.259, SLG: 0.250										4	1	2	1	0	1	1						
24 C.J. Cron, R (1, 3) OBP: 0.425, SLG: 0.711 72 Adam Wilk, L (8, 1)										5	2	3	1	0	1	3						
17 Chris Iannetta, R (1, 2) OBP: 0.310, SLG: 0.346 8 Taylor Featherston, R (7, PH) OBP: 0.310, SLG: 0.346										2	1	1	3	0	1	0						
12 Johnny Giavotella, R (1, 4) OBP: 0.357, SLG: 0.600										5	3	2	1	0	1	0						
7 Collin Cowgill, R (1, 7) OBP: 0.441, SLG: 0.625 3 Drew Butera, R (7, PH) OBP: 0.188, SLG: 0.400										3	1	2	0	0	0	0						
Inning Stats	R: 0 E: 1 K: 2 S: 8	H: 0 LOB: 1 BB: 0 P: 8	R: 4 E: 1 K: 0 S: 8	H: 4 LOB: 1 BB: 0 P: 11	R: 3 E: 0 K: 1 S: 9	H: 4 LOB: 1 BB: 0 P: 10	R: 1 E: 0 K: 1 S: 7	H: 3 LOB: 1 BB: 0 P: 7	R: 0 E: 0 K: 2 S: 7	H: 0 LOB: 0 BB: 0 P: 7	R: 1 E: 0 K: 3 S: 11	H: 2 LOB: 1 BB: 0 P: 11	R: 2 E: 0 K: 0 S: 7	H: 4 LOB: 2 BB: 0 P: 7	R: 0 E: 0 K: 2 S: 7	H: 0 LOB: 1 BB: 1 P: 11		R: 0 E: 0 K: 1 S: 5	H: 0 LOB: 1 BB: 1 P: 9	1B: 9 2B: 4 3B: 4 HR: 1	SF: 2 SAC: 0 DP: 1 HBP: 0	WP: 1 PB: 0 SB: 0 CS: 0
PITCHER	IP WLS BF	H R ER	SO BB IBB	HBP BLK	WP HR S	P ERA WHIP	PITCHER	IP WLS BF	H R ER	SO BB IBB	HBP BLK	WP HR S	P ERA WHIP									
47 Trevor Bauer, R (1, 1) ERA: 5.87	3.1 L 21	9 8 6	4 0 0	0 0 0	1 1 29	33 16.20 2.700	57 Kyle Crockett, L (8, 1) ERA: 4.5	0.0	1 0 0	0 0 0	0 0 0	0 0 4	4 0.00 3.000									
65 Michael Roth, L (4, 1) ERA: 1.59	0.2	3 2 0	0 0 0	0 0 0	0 0 3	3 0.00 3.000	83 Dustin Mollen, R (8, 1) ERA: 1.5	1.0	3 0 0	0 0 2	0 0 0	0 0 7	7 0.00 0.000									
51 Anthony Swarzak, R (5, 1) ERA: 14.29	1.0	3 0 0	0 0 2	0 0 0	0 0 7	7 0.00 0.000	20 C.C. Lee, R (9, 1) ERA: 1.5	1.0	4 0 0	0 0 1	1 0 0	0 0 5	9 0.00 1.000									
53 Jeff Manship, R (6, 1) ERA: 1.5	1.0	5 2 1	1 1 3	0 0 0	0 0 11	11 9.00 2.000																
49 Austin Adams, R (7, 1) ERA: 7.2	1.0	7 4 2	2 0 0	0 0 0	0 0 7	7 18.00 4.000																

Batter	1	2	3	4	5	6	7	8	9	AB	R	H	RBI	BB	SO	LOB	BOTTOM					
24 Michael Bourn, L (1, 8) OBP: 0.484, SLG: 0.536 62 Tyler Holt, R (5, 8) OBP: 0.357, SLG: 0.375										3	0	1	1	0	0	1	Los Angeles Angels @ Cleveland Indians Goodyear Ballpark, Goodyear, AZ Fri Mar 20 2015, 10:07 PM - 1:37 AM EDT Att: 10,511 - Clear - 75 F livebaseballscorecards.com					
67 Francisco Lindor, S (1, 6) OBP: 0.314, SLG: 0.636										4	0	1	2	0	1	3						
23 Michael Brantley, L (1, 7) OBP: 0.333, SLG: 0.516 12 Brett Hayes, R (6, 2) OBP: 0.412, SLG: 0.733										3	0	1	0	0	1	0						
41 Carlos Santana, S (1, 3) OBP: 0.308, SLG: 0.444 36 Jesús Aguilar, R (6, 3) OBP: 0.400, SLG: 0.478										3	0	1	0	0	0	0						
10 Yan Gomes, R (1, 2) OBP: 0.357, SLG: 0.583 77 Destin Hood, R (5, PR) OBP: 0.300, SLG: 0.368										2	0	2	0	1	0	0						
9 Ryan Raburn, R (1, 10) OBP: 0.308, SLG: 0.261 16 Anthony Gallas, R (6, PH) OBP: 1.000, SLG: 2.000										3	0	0	0	1	2	5						
7 David Murphy, L (1, 9) OBP: 0.379, SLG: 0.440 61 Jerry Sands, R (5, 9) OBP: 0.423, SLG: 0.391										2	0	0	0	0	2	0						
8 Lonnie Chisenhall, L (1, 5) OBP: 0.379, SLG: 0.440 76 Ryan Rohlinger, R (6, PR) OBP: 0.190, SLG: 0.278										2	1	1	0	1	0	2						
1 Michael Martínez, S (1, 4) OBP: 0.384, SLG: 0.500										4	2	3	1	0	0	1						
Inning Stats	R: 0 E: 0 K: 1 S: 5	H: 1 LOB: 2 BB: 1 P: 8	R: 0 E: 0 K: 0 S: 4	H: 1 LOB: 1 BB: 1 P: 8	R: 1 E: 0 K: 0 S: 6	H: 3 LOB: 3 BB: 1 P: 10	R: 1 E: 0 K: 0 S: 5	H: 2 LOB: 1 BB: 0 P: 6	R: 0 E: 0 K: 2 S: 8	H: 1 LOB: 1 BB: 0 P: 8	R: 0 E: 0 K: 0 S: 4	H: 1 LOB: 2 BB: 1 P: 8	R: 0 E: 0 K: 1 S: 6	H: 1 LOB: 1 BB: 0 P: 6	R: 2 E: 0 K: 1 S: 7	H: 2 LOB: 1 BB: 1 P: 12		R: 1 E: 0 K: 0 S: 4	H: 2 LOB: 1 BB: 1 P: 8	1B: 6 2B: 7 3B: 0 HR: 0	SF: 1 SAC: 0 DP: 1 HBP: 0	WP: 1 PB: 1 SB: 0 CS: 0
PITCHER	IP WLS BF	H R ER	SO BB IBB	HBP BLK	WP HR S	P ERA WHIP	PITCHER	IP WLS BF	H R ER	SO BB IBB	HBP BLK	WP HR S	P ERA WHIP									
53 Héctor Santiago, L (1, 1) ERA: 4.5	4.1	2 1 2	1 0 1	0 0 0	0 0 5	5 0.00 1.500	73 Scott Snodgrass, L (6, 1) ERA: 1.69	1.0	5 1 0	0 0 0	1 0 0	0 0 4	8 0.00 2.000									
75 Brian Loconsole, R (5, 1) ERA: 5.06	0.2	3 1 0	0 0 1	0 0 0	0 0 6	6 0.00 1.000	72 Adam Wilk, L (8, 1) ERA: 3.68	2.0	11 4 3	3 1 1	2 0 0	0 1 0	20 13.50 3.000									

Batter	1	2	3	4	5	6	7	8	9	AB	R	H	RBI	BB	SO	LOB	TOP							
23 Norichika Aoki, L (1.10) OBP: 0.250, SLG: 0.205										5	0	2	0	0	0	2	San Francisco Giants @ Los Angeles Angels Tempe Diablo Stadium, Tempe, AZ Sat Mar 21 2015, 4:08 PM - 6:59 PM EDT Att: 9,641 - Sunny - 79 F							
35 Brandon Crawford, L (1.6) OBP: 0.182, SLG: 0.194 1 Ehre Adrianza, S (7.6)										3	0	0	0	0	1	2								
14 Casey McGehee, R (1.5) OBP: 0.238, SLG: 0.548 37 Adam Duvall, R (6.5)										3	0	1	0	0	1	1								
45 Travis Ishikawa, L (1.3)										3	1	0	0	1	0	2								
43 Justin Maxwell, R (1.9) OBP: 0.306, SLG: 0.281										4	1	1	0	0	1	0								
2 Juan Carlos Perez, R (1.7) OBP: 0.333, SLG: 0.419										4	0	0	0	0	3	1								
29 Héctor Sánchez, S (1.2) OBP: 0.291, SLG: 0.395 81 Ryan Lolis, L (9. PR) OBP: 0.500, SLG: 0.500 6 Guillermo Quiroz, R (9.2) OBP: 0.222, SLG: 0.353										3	0	2	1	1	0	0								
13 Joaquin Arias, R (1.4) OBP: 0.250, SLG: 0.478 21 Brandon Hicks, R (7.4) OBP: 0.350, SLG: 0.460										3	0	1	0	0	0	1								
56 Gary Brown, R (1.8) OBP: 0.265, SLG: 0.300										4	0	0	0	0	1	3								
Inning Stats	R: 0 E: 0 K: 1 S: 6	H: 1 LOB: 1 BB: 0 P: 6	R: 0 E: 0 K: 1 S: 6	H: 1 LOB: 2 BB: 1 P: 10	R: 0 E: 0 K: 1 S: 6	H: 1 LOB: 0 BB: 0 P: 6	R: 0 E: 0 K: 2 S: 7	H: 0 LOB: 0 BB: 0 P: 7	R: 0 E: 0 K: 1 S: 6	H: 1 LOB: 1 BB: 0 P: 6	R: 2 E: 0 K: 1 S: 7	H: 2 LOB: 1 BB: 1 P: 11	R: 0 E: 0 K: 0 S: 3	H: 0 LOB: 1 BB: 0 P: 5	R: 0 E: 0 K: 0 S: 3	H: 0 LOB: 0 BB: 0 P: 3		R: 0 E: 0 K: 0 S: 4	H: 1 LOB: 2 BB: 0 P: 4	1B: 4 2B: 2 3B: 1 HR: 0	SF: 0 SAC: 0 DP: 0 HBP: 1	WP: 0 PB: 1 SB: 1 CS: 0	PA: 37	
PITCHER	IP WLS BF H R ER SO BB IBB HBP BLK WP HR S P ERA WHIP																							
36 Jered Weaver, R (1.1) ERA: 1.69	5.1	21	4	0	0	6	1	0	0	0	0	0	0	0	0	32	36	0.00	0.938					
Greg Mahle, L (6.1) ERA: 4.5	0.0	2	1	0	0	1	0	0	0	0	0	0	0	0	1	5	∞	∞						
Frank Herrmann, R (6.1) ERA: 9.82	0.2	B	3	1	2	1	0	0	0	0	0	0	0	0	5	5	13.50	1.500						
16 Huston Street, R (7.1) ERA: 3.38	1.0	4	0	0	0	0	0	0	1	0	0	0	0	3	5	0.00	0.000							
38 Joe Smith, R (8.1) ERA:	1.0	3	0	0	0	0	0	0	0	0	0	0	0	3	3	0.00	0.000							

Batter	1	2	3	4	5	6	7	8	9	AB	R	H	RBI	BB	SO	LOB	BOTTOM					
7 Collin Cowgill, R (1.9) OBP: 0.444, SLG: 0.647 Alfredo Marte, R (5.9) OBP: 0.091, SLG: 0.091 Roger Kieschnick, L (8. PH) OBP: 0.583, SLG: 0.500										2	1	1	0	0	0	0	San Francisco Giants @ Los Angeles Angels Tempe Diablo Stadium, Tempe, AZ Sat Mar 21 2015, 4:08 PM - 6:59 PM EDT Att: 9,641 - Sunny - 79 F					
8 Taylor Featherston, R (1.6) OBP: 0.291, SLG: 0.310										3	0	0	0	0	1	1						
19 Efen Navarro, L (1.3) OBP: 0.469, SLG: 0.500										3	1	2	0	1	1	1						
39 Marc Krauss, L (1.7) OBP: 0.542, SLG: 0.765 Johanni Turbo, R (6. PR) OBP: 0.750, SLG: 0.750										2	0	1	2	0	0	1						
10 Grant Green, R (1.4) OBP: 0.250, SLG: 0.286										4	0	0	0	0	1	3						
99 Carlos Pérez, R (1.10) OBP: 0.316, SLG: 0.444										4	0	2	0	0	0	0						
3 Drew Butera, R (1.2) OBP: 0.211, SLG: 0.389										3	0	1	0	0	0	0						
75 Kyle Kubitz, L (1.5) OBP: 0.370, SLG: 0.520										3	0	1	1	1	0	1						
44 Daniel Robertson, R (1.8) OBP: 0.235, SLG: 0.226										3	0	0	0	0	1	2						
Inning Stats	R: 1 E: 0 K: 0 S: 4	H: 1 LOB: 1 BB: 1 P: 8	R: 0 E: 0 K: 0 S: 3	H: 0 LOB: 0 BB: 0 P: 3	R: 0 E: 0 K: 0 S: 3	H: 0 LOB: 0 BB: 0 P: 3	R: 0 E: 0 K: 1 S: 5	H: 0 LOB: 1 BB: 1 P: 10	R: 1 E: 0 K: 1 S: 7	H: 2 LOB: 1 BB: 0 P: 7	R: 0 E: 0 K: 0 S: 4	H: 1 LOB: 1 BB: 0 P: 4	R: 0 E: 0 K: 1 S: 5	H: 1 LOB: 0 BB: 0 P: 6	R: 1 E: 0 K: 1 S: 7	H: 4 LOB: 3 BB: 0 P: 7		1B: 8 2B: 2 3B: 0 HR: 0	SF: 1 SAC: 2 DP: 1 HBP: 0	WP: 0 PB: 0 SB: 0 CS: 1	PA: 35	
PITCHER	IP WLS BF H R ER SO BB IBB HBP BLK WP HR S P ERA WHIP																					
55 Tim Lincecum, R (1.1) ERA: 7.88	4.0	14	2	1	1	0	1	0	0	0	0	0	0	13	17	2.25	0.750					
52 Yusmeiro Petit, R (5.1) ERA: 5.19	2.0	9	2	1	1	2	1	0	0	0	0	0	0	12	17	4.50	1.500					
63 Jean Machi, R (7.1) ERA: 4.0	1.0	4	1	0	0	0	0	0	0	0	0	0	0	4	4	0.00	1.000					
46 Santiago Casilla, R (8.1) ERA: 9.0	1.0	3	1	0	0	1	0	0	0	0	0	0	0	5	6	0.00	1.000					
49 Javier López, L (9.1) ERA: 6.75	0.1	L	3	2	1	1	0	0	0	0	0	0	0	5	5	27.00	6.000					

Batter	1	2	3	4	5	6	7	8	9	AB	R	H	RBI	BB	SO	LOB	TOP											
56 Kole Calhoun, L (1,9) OBP: 0.368, SLG: 0.343 75 Kyle Kubitzka, L (7,5) OBP: 0.357, SLG: 0.500	L6		F8			G3-1			K	3	0	0	0	0	0	0	Los Angeles Angels @ San Francisco Giants Scottsdale Stadium, Scottsdale, AZ Sun Mar 22 2015, 4:15 PM - 6:33 PM EDT Att: 11,303 - Sunny - 82 F livebaseballscores.com											
27 Mike Trout, R (1,8) OBP: 0.553, SLG: 0.906 39 Marc Krauss, L (7,9) OBP: 0.560, SLG: 0.778	P4								PO	3	0	1	0	0	1	0												
5 Albert Pujols, R (1,3) OBP: 0.324, SLG: 0.486 10 Grant Green, R (7,7) OBP: 0.241, SLG: 0.276	HR								P5	3	1	1	1	0	0	1												
6 David Freese, R (1,5) OBP: 0.286, SLG: 0.412 44 Daniel Robertson, R (7,8) OBP: 0.257, SLG: 0.250	G5-3								1B	3	0	0	0	0	1	0												
2 Erick Aybar, S (1,6) OBP: 0.273, SLG: 0.375 8 Taylor Featherston, R (7,6) OBP: 0.303, SLG: 0.333	G5-3								PO	2	0	0	0	0	0	0												
24 C.J. Cron, R (1,10) OBP: 0.422, SLG: 0.707 64 Angel Rosa, R (8,10)	K								1B	3	0	1	1	0	1	0												
17 Chris Iannetta, R (1,2) OBP: 0.321, SLG: 0.583 99 Carlos Pérez, R (7,2) OBP: 0.300, SLG: 0.421	F7								2B	0	1	0	0	0	0	0												
7 Collin Cowgill, R (1,7) OBP: 0.421, SLG: 0.611 19 Eren Navarro, L (7,3) OBP: 0.455, SLG: 0.516	P2								1B	2	0	0	0	0	0	0												
13 Josh Rutledge, R (1,4) OBP: 0.270, SLG: 0.235	K								G5-4-3	3	0	0	0	0	1	2												
Inning Stats	R: 1 E: 0 K: 0 S: 5	H: 1 LOB: 0 BB: 7 P: 7	R: 0 E: 0 K: 1 S: 5	H: 0 LOB: 0 BB: 0 P: 5	R: 0 E: 0 K: 1 S: 5	H: 0 LOB: 0 BB: 0 P: 5	R: 0 E: 0 K: 2 S: 7	H: 0 LOB: 0 BB: 0 P: 7	R: 0 E: 0 K: 1 S: 5	H: 0 LOB: 0 BB: 0 P: 5	R: 0 E: 0 K: 0 S: 3	H: 1 LOB: 0 BB: 0 P: 4	R: 2 E: 0 K: 0 S: 5	H: 3 LOB: 1 BB: 0 P: 5	R: 0 E: 0 K: 1 S: 6	H: 2 LOB: 1 BB: 0 P: 7		1B: 5 2B: 1 3B: 0 HR: 1	SF: 0 SAC: 0 DP: 1 HBP: 0	WP: 0 PB: 0 SB: 1 CS: 0	PA: 32							
PITCHER	IP	WLS	BF	H	R	ER	SO	BB	IBB	HBP	BLK	WP	HR	S	P	ERA		WHIP										
40 Madison Bumgarner, L (1,1) ERA: 5.65	6.0		19	1	1	1	5	0	0	0	0	0	1	30	32	1.50		0.167										
70 George Kontos, R (7,1) ERA: 3.68	1.0	H	3	1	0	0	0	0	0	0	0	0	0	3	4	0.00	1.000											
41 Jeremy Affeldt, L (8,1) ERA: 4.15	1.0	L	5	3	2	2	0	0	0	0	0	0	0	5	5	18.00	3.000											
49 Javier López, L (9,1) ERA: 6.23	0.1		2	1	0	0	1	0	0	0	0	0	0	4	4	0.00	3.000											
54 Sergio Romo, R (9,1) ERA: 3.38	0.2		2	1	0	0	0	0	0	0	0	0	0	2	3	0.00	1.500											

Batter	1	2	3	4	5	6	7	8	9	AB	R	H	RBI	BB	SO	LOB	BOTTOM											
7 Grégor Blanco, L (1,8) OBP: 0.417, SLG: 0.452 Jarrett Parker, L (8,FR) OBP: 0.370, SLG: 0.273	K									3	0	2	0	1	1	0	Los Angeles Angels @ San Francisco Giants Scottsdale Stadium, Scottsdale, AZ Sun Mar 22 2015, 4:15 PM - 6:33 PM EDT Att: 11,303 - Sunny - 82 F livebaseballscores.com											
50 Matt Duffy, R (1,6) OBP: 0.424, SLG: 0.742	HR								2B	3	1	1	1	1	1	2												
28 Buster Posey, R (1,2) OBP: 0.368, SLG: 0.273 34 Andrew Susac, R (7,2) OBP: 0.167, SLG: 0.182	G5-3								F7	2	0	0	0	1	0	1												
14 Casey McGehee, R (1,5) OBP: 0.400, SLG: 0.500 21 Brandon Hicks, R (7,5) OBP: 0.346, SLG: 0.381	F8								G5-3	3	0	0	0	0	1	3												
43 Justin Maxwell, R (1,9) OBP: 0.325, SLG: 0.417	F9								2B	4	1	2	1	0	0	0												
2 Juan Carlos Pérez, R (1,7) OBP: 0.333, SLG: 0.384	F7								SH5-3	2	0	0	0	1	1	0												
45 Travis Ishikawa, L (1,3) OBP: 0.349, SLG: 0.381 41 Jeremy Affeldt, L (8,1) 49 Javier López, L (9,1) 54 Sergio Romo, R (9,1) 80 Javier Herrera, R (9,PH)	G4-3								K	3	0	0	0	0	1	1												
1 Ehire Adrianza, S (1,4) OBP: 0.351, SLG: 0.300	G5-3								SH5-3	4	0	0	0	0	1	2												
40 Madison Bumgarner, R (1,1) 70 George Kontos, R (7,1) 91 John Bowker, L (8,3)	G4-3								K	2	0	0	0	0	0	0												
Inning Stats	R: 1 E: 0 K: 1 S: 6	H: 1 LOB: 0 BB: 0 P: 7	R: 0 E: 0 K: 0 S: 3	H: 0 LOB: 0 BB: 0 P: 3	R: 0 E: 0 K: 1 S: 4	H: 1 LOB: 3 BB: 2 P: 12	R: 1 E: 0 K: 1 S: 5	H: 1 LOB: 0 BB: 1 P: 11	R: 0 E: 0 K: 2 S: 7	H: 0 LOB: 0 BB: 0 P: 7	R: 0 E: 0 K: 1 S: 5	H: 0 LOB: 0 BB: 0 P: 5	R: 0 E: 0 K: 0 S: 4	H: 1 LOB: 2 BB: 0 P: 4	R: 0 E: 0 K: 2 S: 8	H: 1 LOB: 1 BB: 0 P: 8		1B: 1 2B: 2 3B: 0 HR: 2	SF: 0 SAC: 1 DP: 1 HBP: 0	WP: 0 PB: 0 SB: 1 CS: 0	PA: 35							
PITCHER	IP	WLS	BF	H	R	ER	SO	BB	IBB	HBP	BLK	WP	HR	S	P	ERA		WHIP										
33 C.J. Wilson, L (1,1) ERA: 2.45	4.1		19	3	2	2	2	4	0	0	0	0	0	28	28	0.00		0.429										
51 Drew Rucinski, R (5,1) ERA: 1.5	4.2	W	16	2	0	0	6	0	0	0	0	0	0	28	28	0.00	0.429											

Batter	1	2	3	4	5	6	7	8	9	AB	R	H	RBI	BB	SO	LOB	TOP										
9 Endy Chavez, L (1, 8) OBP: 0.353, SLG: 0.214 83 Austin Cousino, L (6, 8) OBP: 0.167, SLG: 0.500	F8			F9		F9		G3		3	0	0	0	0	0	1											
25 Rickie Weeks Jr., R (1, 10) OBP: 0.360, SLG: 0.476 81 Marcus Littlewood, S (6, PR) OBP: 0.250, SLG: 0.250 Daniel Paolini, R (9, PH)	K			K		7 FC6 1-2 BB			F8	2	0	0	0	1	2	0											
7 Seth Smith, L (1, 9) OBP: 0.323, SLG: 0.320 84 Gabriel Guerrero, R (6, PR) OBP: 0.250, SLG: 0.750	F8			F7		FC6			F8	3	0	0	0	0	0	2											
15 Kyle Seager, L (1, 5) OBP: 0.432, SLG: 0.633 55 Carlos Rivera, R (6, 5) OBP: 0.179, SLG: 0.222		F8			G4-3	G6-3			F9	3	0	0	0	0	0	2											
3 Mike Zunino, R (1, 2) OBP: 0.406, SLG: 0.759 4 John Baker, L (7, 2) OBP: 0.273, SLG: 0.364		F7			20 1B 2B				K	3	0	1	0	0	1	0											
20 Logan Morrison, L (1, 3) OBP: 0.250, SLG: 0.564		G4-3			2-3 1B				F8	3	0	1	0	0	0	0											
8 Willie Bloomquist, R (1, 6) OBP: 0.290, SLG: 0.290				G6-3		F8			G6-3	3	0	0	0	0	0	2											
13 Dustin Ackley, L (1, 7) OBP: 0.452, SLG: 0.500 86 Leury Bonilla, R (8, 7)				G1-3		P3			P4	3	0	0	0	0	0	2											
84 Tyler Smith, R (1, 4) OBP: 0.200, SLG: 0.143				G1-3		E6 7 FC6 25 BB			G6-3	3	0	0	0	0	0	0											
Inning Stats	R: 0 E: 0 K: 1 S: 5	H: 0 LOB: 0 BB: 0 P: 5	R: 0 E: 0 K: 0 S: 3	H: 0 LOB: 0 BB: 0 P: 3	R: 0 E: 0 K: 0 S: 3	H: 0 LOB: 0 BB: 0 P: 3	R: 0 E: 0 K: 1 S: 5	H: 2 LOB: 2 BB: 0 P: 5	R: 0 E: 1 K: 0 S: 4	H: 0 LOB: 2 BB: 1 P: 8	R: 0 E: 0 K: 1 S: 5	H: 0 LOB: 0 BB: 0 P: 5	R: 0 E: 0 K: 0 S: 3	H: 0 LOB: 0 BB: 0 P: 3	R: 0 E: 0 K: 0 S: 3	H: 0 LOB: 0 BB: 0 P: 3	1B: 1 2B: 1 3B: 0 HR: 0	SF: 0 SAC: 0 DP: 0 HBP: 0	WP: 0 PB: 0 SB: 0 CS: 0	PA: 31							
PITCHER	IP	WLS	BF	H	R	ER	SO	BB	IBB	HBP	BLK	WP	HR	S	P	ERA	WHIP										
52 Matt Shoemaker, R (1, 1) ERA: 4.85	6.0	W	22	2	0	0	2	1	0	0	0	0	0	25	29	0.00	0.500										
48 Jose Alvarez, L (7, 1) ERA: 3.39	1.1		4	0	0	0	1	0	0	0	0	0	0	6	6	0.00	0.000										
47 Ryan Mattheus, R (8, 1) ERA: 3.86	0.2		2	0	0	0	0	0	0	0	0	0	0	2	2	0.00	0.000										
37 Cesar Ramos, L (9, 1) ERA: 3.0	1.0		3	0	0	0	0	0	0	0	0	0	0	3	3	0.00	0.000										

Seattle Mariners @ Los Angeles Angels
 Tempe Diablo Stadium, Tempe, AZ
 Mon Mar 23 2015, 4:11 PM - 6:41 PM EDT
 Att: 7,720 - Sunny - 81 F

AB	30
R	0
H	2
RBI	0
BB	1
SO	3
LOB	9



Batter	1	2	3	4	5	6	7	8	9	AB	R	H	RBI	BB	SO	LOB	BOTTOM										
56 Kole Calhoun, L (1, 9) OBP: 0.386, SLG: 0.342 Roger Kieschnick, L (5, 9) OBP: 0.538, SLG: 0.444	F8			K						3	0	1	1	0	1	0											
27 Mike Trout, R (1, 8) OBP: 0.537, SLG: 0.857 13 Josh Rutledge, R (7, 5) OBP: 0.263, SLG: 0.229	K	3-H 1B				5 G5-4-3 1B			K	3	0	1	0	0	1	1											
5 Albert Pujols, R (1, 3) OBP: 0.325, SLG: 0.459 19 Efran Navarro, L (7, 3) OBP: 0.500, SLG: 0.531	P3			20 1B 6 SF8 20 WP BB		G5-4-3 1B			CS BB 1B	2	1	0	0	1	0	1											
20 Matt Joyce, L (1, 10) OBP: 0.391, SLG: 0.450		E6 6 2B 2 2B		1-3 1B		G4-3			F7	4	1	1	0	0	0	1											
6 David Freese, R (1, 5) OBP: 0.316, SLG: 0.472 44 Daniel Robertson, R (7, 8) OBP: 0.257, SLG: 0.250 Sherman Johnson, L (8, PH) OBP: 0.388, SLG: 0.273 43 Mark Shannon, L (9, 8)		2 2B 12 1B 2B		SF8		2 FC6-4 1B			CS BB 1B	2	1	2	1	0	0	0											
2 Enck Aybar, S (1, 6) OBP: 0.278, SLG: 0.400 Eric Stamets, R (7, 6) OBP: 0.375, SLG: 0.625		12 1B 10 SH3 2B		K		FC6-4 12 G6-3 1B			BB	3	1	1	1	0	1	2											
12 Johnny Giavotella, R (1, 4) OBP: 0.355, SLG: 0.571		99 F9 56 1B 10 SH3 1B		K		G6-3			1-2	3	1	1	1	0	1	2											
10 Grant Green, R (1, 7) OBP: 0.258, SLG: 0.290 46 Chad Hinshaw, R (8, 7)		SH3				F9			1B	2	0	1	1	0	0	0											
99 Carlos Pérez, R (1, 2) OBP: 0.261, SLG: 0.364		F9				G6-3			F7	3	0	0	0	0	0	2											
Inning Stats	R: 0 E: 0 K: 1 S: 5	H: 4 LOB: 1 BB: 0 P: 8	R: 1 E: 0 K: 2 S: 8	H: 1 LOB: 1 BB: 1 P: 13	R: 0 E: 0 K: 1 S: 5	H: 0 LOB: 0 BB: 0 P: 5	R: 0 E: 0 K: 0 S: 3	H: 1 LOB: 0 BB: 0 P: 3	R: 0 E: 0 K: 2 S: 8	H: 1 LOB: 1 BB: 0 P: 8	R: 0 E: 0 K: 1 S: 5	H: 1 LOB: 2 BB: 1 P: 9	R: 0 E: 0 K: 0 S: 3	H: 1 LOB: 0 BB: 0 P: 3	R: 0 E: 0 K: 0 S: 3	H: 1 LOB: 0 BB: 0 P: 3	1B: 7 2B: 3 3B: 0 HR: 0	SF: 1 SAC: 1 DP: 2 HBP: 0	WP: 1 PB: 0 SB: 0 CS: 1	PA: 33							
PITCHER	IP	WLS	BF	H	R	ER	SO	BB	IBB	HBP	BLK	WP	HR	S	P	ERA	WHIP										
50 Erasmo Ramirez, R (1, 1) ERA: 3.38	1.2	L	10	4	4	2	1	0	0	0	0	0	0	12	12	10.80	2.400										
91 Grady Wood, R (2, 1) ERA: 5.4	1.1		6	1	1	1	2	1	0	0	0	1	0	9	14	6.75	1.500										
74 Jordan Pries, R (4, 1) ERA: 1.64	3.0		9	2	0	0	1	0	0	0	0	0	0	11	11	0.00	0.667										
41 Charlie Furbush, L (7, 1) ERA: 5.14	1.0		4	1	0	0	2	0	0	0	0	0	0	8	8	0.00	1.000										
31 Yoervis Medina, R (8, 1) ERA: 1.08	1.0		4	1	0	0	1	1	0	0	0	0	0	5	9	0.00	2.000										

Seattle Mariners @ Los Angeles Angels
 Tempe Diablo Stadium, Tempe, AZ
 Mon Mar 23 2015, 4:11 PM - 6:41 PM EDT
 Att: 7,720 - Sunny - 81 F

AB	29
R	5
H	9
RBI	5
BB	2
SO	7
LOB	13



Batter	1	2	3	4	5	6	7	8	9	AB	R	H	RBI	BB	SO	LOB	TOP				
2 Erick Aybar, S OBP: 0.300, SLG: 0.410 Alfredo Marte, R OBP: 0.167, SLG: 0.091	0-1 27 S 1B		2-1 L4		0-1 L8		2-2 1B		4-1 99 1B 8 1B BB	4	1	2	0	0	0	0					
62 Jake Yacinih, L (9, PR)			1-0 F9		2-2 L9		2-2 F8		1-1 L3-4	4	1	1	1	0	0	0					
27 Mike Trout, R OBP: 0.511, SLG: 0.846 44 Daniel Robertson, R OBP: 0.250, SLG: 0.242	3-1 5 SF8 3B									4	1	1	1	0	0	1					
5 Albert Pujols, R OBP: 0.319, SLG: 0.525 99 Carlos Pérez, R OBP: 0.292, SLG: 0.391	1-0 SF8			2-2 HR		0-2 G1-3	0-1 L8		0-1 10 BLK 8 1B 1B	3	1	1	2	0	0	1					
6 David Freese, R OBP: 0.293, SLG: 0.436 8 Taylor Featherston, R OBP: 0.343, SLG: 0.375	1-0 P3			1-0 F8		1-2 F7		1-0 24 G4-6-3 1B	0-1 10 BLK 1B	3	0	0	0	0	0	0					
24 C.J. Cron, R OBP: 0.408, SLG: 0.689 12 Bo Way, L (8, 7)	3-1 G6-3			2-1 P3		1-1 10 1B 2B		0-1 G4-6-3 1B	0-1 F7	4	1	1	0	0	0	1					
19 Efran Navarro, L OBP: 0.500, SLG: 0.559 10 Grant Green, R OBP: 0.265, SLG: 0.294		1-2 F8		1-0 2B		1-1 7 E 1B		E4 13 1B 1B	0-1 G6-3	2	0	1	0	0	0	0					
7 Collin Cowgill, R OBP: 0.379, SLG: 0.579 75 Kyle Kubitz, L OBP: 0.379, SLG: 0.519		0-0 B4-1		4-1 BB		1-1 E5		0-0 13 1B 1B		2	0	0	0	1	0	0					
13 Josh Rutledge, R OBP: 0.262, SLG: 0.231		2-3 K		0-0 L8		2-3 K		0-0 12 WP 1B		4	0	1	1	0	2	3					
3 Drew Butera, R OBP: 0.182, SLG: 0.333 12 Johnny Giavotella, R OBP: 0.344, SLG: 0.652 41 Anthony Bemboom, L (8, 2)		1-2 G5-3			2-2 G4-3			2-2 K	2-2 G6-3	3	0	0	0	0	1	0					
Inning Stats	R: 2 E: 0 K: 0 S: 8	H: 2 LOB: 0 BB: 0 P: 16	R: 0 E: 0 K: 1 S: 7	H: 0 LOB: 0 BB: 0 P: 10	R: 0 E: 0 K: 0 S: 6	H: 0 LOB: 0 BB: 0 P: 10	R: 1 E: 0 K: 0 S: 9	H: 2 LOB: 2 BB: 1 P: 19	R: 0 E: 0 K: 1 S: 15	H: 2 LOB: 1 BB: 0 P: 21	R: 0 E: 0 K: 1 S: 13	H: 1 LOB: 1 BB: 0 P: 19	R: 2 E: 1 K: 0 S: 10	H: 3 LOB: 1 BB: 0 P: 14	R: 1 E: 0 K: 0 S: 13	H: 2 LOB: 3 BB: 1 P: 19	1B: 8 2B: 2 3B: 1 HR: 1	SF: 1 SAC: 0 DP: 1 HBP: 0	WP: 3 PB: 0 SB: 1 CS: 0	PA: 42	
PITCHER	IP WLS BF H R ER SO BB IBB HBP BLK WP HR S P ERA WHIP	5.0 20 4 3 3 1 1 0 0 0 0 0 1 39 68 5.40 1.000	0.2 3 1 1 1 0 0 0 0 0 0 0 0 8 10 13.50 1.500	0.1 3 1 1 0 1 0 0 0 0 0 0 0 7 11 0.00 3.000	1.0 4 1 0 0 1 0 0 0 0 0 0 0 13 19 0.00 1.000	1.0 6 3 2 0 0 0 0 0 0 0 1 0 10 14 0.00 3.000	1.0 6 2 1 1 0 1 0 0 0 1 0 0 13 19 9.00 3.000														

Los Angeles Angels @ Texas Rangers
 Surprise Stadium, Surprise, AZ
 Tue Mar 24 2015, 4:06 PM - 7:11 PM EDT
 Att: 5,582 - Partly Cloudy - 82 F

AB	39
R	8
H	12
RBI	6
BB	2
SO	3
LOB	12



Batter	1	2	3	4	5	6	7	8	9	AB	R	H	RBI	BB	SO	LOB	BOTTOM			
2 Leonys Martin, L OBP: 0.310, SLG: 0.316 68 Luis Mendez, S (7, PR)	0-2 G3-1		1-0 F9		1-1 L7	1-1 PO				5	0	1	1	0	0	1				
38 Chris Gimenez, R OBP: 0.143, SLG: 0.100										0	1	0	0	0	0	0				
1 Elvis Andrus, R OBP: 0.487, SLG: 0.704 39 Tommy Field, R OBP: 0.290, SLG: 0.481	1-1 L9		1-1 SF8		2-2 HR					2	1	1	2	1	0	0				
29 Adrian Beltré, R OBP: 0.417, SLG: 0.690 8 Nate Schierholz, L OBP: 0.407, SLG: 0.333	2-0 F8		3-1 1B		2-2 G5-3					3	0	1	0	0	0	0				
84 Prince Fielder, L OBP: 0.300, SLG: 0.379 19 Ed Lucas, R OBP: 0.307, SLG: 0.423		0-0 20 G6-4-3 1B		3-2 G3		1-2 1B				3	0	2	0	0	0	1				
20 Jake Smolinski, R OBP: 0.395, SLG: 0.571 85 Ryan Strausborger, R (8, 8)		1-0 G6-4-3 1B		2-2 F8	2-2 F8					5	0	1	0	0	0	4				
43 Carlos Peguero, L OBP: 0.500, SLG: 0.586		3-2 3 1B 1B		0-3 K		2-3 K		0-0 FC6-4 3 WP 9 2B	1-2 HBP	4	1	1	1	0	2	2				
3 Carlos Corporán, S OBP: 0.369 44 Diego Cedeno, L (7, PR)		2-0 1B		3-3 K		0-0 F9		1-3 K 9 2B	2-2 L7	4	0	1	0	0	2	1				
9 Adam Rosales, R OBP: 0.323, SLG: 0.429		1-3 K			1-2 HR	3-2 E1 12 S 2B		0-2 12 1B 2 1B 2B	2-1 P3	5	3	2	3	0	1	3				
12 Rougned Odor, L OBP: 0.484, SLG: 0.690 78 Evan Van Hooser, R (8, 4)			4-2 1 E 1 SF8 BB		0-0 2 WP 3B	2-2 E1 2B		1-1 G4-3		3	2	3	0	1	0	0				
Inning Stats	R: 0 E: 0 K: 0 S: 6	H: 0 LOB: 0 BB: 0 P: 9	R: 0 E: 0 K: 1 S: 12	H: 3 LOB: 2 BB: 0 P: 19	R: 1 E: 0 K: 0 S: 12	H: 1 LOB: 1 BB: 1 P: 24	R: 0 E: 0 K: 2 S: 9	H: 0 LOB: 0 BB: 0 P: 14	R: 3 E: 0 K: 0 S: 21	H: 4 LOB: 1 BB: 0 P: 30	R: 1 E: 2 K: 1 S: 13	H: 1 LOB: 0 BB: 0 P: 20	R: 10 E: 0 K: 1 S: 31	H: 9 LOB: 2 BB: 1 P: 45	R: 0 E: 0 K: 0 S: 9	H: 0 LOB: 1 BB: 0 P: 15	1B: 12 2B: 2 3B: 1 HR: 3	SF: 1 SAC: 0 DP: 1 HBP: 1	WP: 3 PB: 0 SB: 1 CS: 0	PA: 46
PITCHER	IP WLS BF H R ER SO BB IBB HBP BLK WP HR S P ERA WHIP	4.2 22 8 4 4 4 3 1 0 0 0 0 0 3 5 0.00 0.000	1.0 4 0 0 0 0 0 0 0 0 0 0 0 3 5 0.00 0.000	1.0 4 1 1 0 1 0 0 0 0 0 1 0 16 26 67.50 6.000	0.1 7 6 5 5 0 0 0 0 0 0 1 1 15 19 135.00 18.000	1.0 4 0 0 0 0 0 0 0 0 0 0 0 15 19 0.00 0.000														

Los Angeles Angels @ Texas Rangers
 Surprise Stadium, Surprise, AZ
 Tue Mar 24 2015, 4:06 PM - 7:11 PM EDT
 Att: 5,582 - Partly Cloudy - 82 F

AB	41
R	15
H	18
RBI	12
BB	2
SO	5
LOB	14



Batter	1	2	3	4	5	6	7	8	9	AB	R	H	RBI	BB	SO	LOB	TOP								
6 Billy Hamilton, S (1,8) OBP: 0.233, SLG: 0.282 37 Beau Amaral, L (7,8) OBP: 0.200, SLG: 0.200	F8		K	P3		FC6-2 17 BB		F8		4	0	0	0	0	1	4	<p>Cincinnati Reds @ Los Angeles Angels</p> <p>Tempe Diablo Stadium, Tempe, AZ</p> <p>Sun Mar 29 2015, 3:19 PM - 6:22 PM EDT</p> <p>Att: 7,259 - Partly Cloudy - 88 F</p>								
17 Kristopher Negrón, R (1,5) OBP: 0.472, SLG: 0.597	F9		39 FC6 27 BB 4 BB	K		BB		F9		4	1	1	1	1	1	1									
4 Brandon Phillips, R (1,4) OBP: 0.321, SLG: 0.362 2 Brodie Greene, R (7,4)	1B		39 FC6 BB		G5-3	K		89 2B	1B	3	0	1	0	1	1	3									
39 Devin Mesoraco, R (1,2) OBP: 0.290, SLG: 0.429 Chad Wallach, R (3, PR) OBP: 0.350, SLG: 0.294	K		27 BB 89 HR	FC6	K	F9		89 2B	1B	2	0	0	0	0	1	3									
27 Brennan Boesch, L (1,9) OBP: 0.370, SLG: 0.673		89 G5-3 71 1B	89 HR	2B	L5		G4-3	F7		5	2	2	1	0	0	2									
89 Chris Dominguez, R (1,3) OBP: 0.346, SLG: 0.660	G5-3		2H 3-H	HR		55 1B	2B	1B		5	2	4	4	0	0	1									
55 Skip Schumaker, L (1,7) OBP: 0.421, SLG: 0.436 6 Phillip Ervin, R (7, PH) OBP: 0.286, SLG: 0.286	K		G3			15 BB 6 FC6-2 71 1B	1B	P6		3	0	1	1	0	1	2									
71 Irving Falu, S (1,6) OBP: 0.366, SLG: 0.333 45 Zach Vincej, R (7, PH) (7,6)	15 S					6 FC6-2 17 BB	1B	F9		3	1	3	1	0	0	0									
15 Marquez Smith, R (1,10) OBP: 0.500, SLG: 1.000	P5			L7		17 BB 6 FC6-2	BB	K		3	0	0	0	1	1	2									
Inning Stats	R: 0 E: 0 K: 1 S: 6	H: 1 LOB: 1 P: 6	R: 1 E: 0 K: 1 S: 7	H: 2 LOB: 1 BB: 0 P: 8	R: 4 E: 0 K: 1 S: 9	H: 3 LOB: 1 BB: 1 P: 14	R: 0 E: 0 K: 1 S: 6	H: 1 LOB: 1 BB: 0 P: 6	R: 0 E: 0 K: 1 S: 5	H: 0 LOB: 0 BB: 0 P: 5	R: 2 E: 0 K: 1 S: 8	H: 3 LOB: 3 BB: 2 P: 16	R: 0 E: 0 K: 0 S: 4	H: 1 LOB: 1 BB: 0 P: 4	R: 0 E: 0 K: 1 S: 5	H: 0 LOB: 0 BB: 0 P: 5		R: 1 E: 0 K: 0 S: 5	H: 2 LOB: 2 BB: 1 P: 9	1B: 9 2B: 3 3B: 0 HR: 1	SF: 0 SAC: 0 DP: 0 HBP: 0	WP: 0 PB: 0 SB: 1 CS: 0	PA: 44		
PITCHER	IP	WLS	BF	H	R	ER	SO	BB	IBB	HBP	BLK	WP	HR	S	P	ERA	WHIP								
28 Andrew Heaney, L (1,1) ERA: 9.0	5.0	L	24	8	6	6	5	1	0	0	0	0	1	34	40	10.80	1.800								
73 Scott Snodgrass, L (6,1) ERA: 2.54	1.0		7	2	1	1	1	2	0	0	0	0	0	7	15	9.00	4.000								
Greg Mahle, L (7,1) ERA: 3.86	0.1		1	0	0	0	0	0	0	0	0	0	0	1	1	0.00	0.000								
63 Vinnie Pestano, R (7,1) ERA: 5.63	0.2		3	1	0	0	0	0	0	0	0	0	0	3	3	0.00	1.500								
59 Fernando Salas, R (8,1) ERA: 5.63	1.0		3	0	0	0	1	0	0	0	0	0	0	5	5	0.00	0.000								
64 Mike Morin, R (9,1) ERA: 1.13	1.0		6	2	1	1	0	1	0	0	0	0	0	5	9	9.00	3.000								

AB	40
R	8
H	13
RBI	8
BB	4
SO	7
LOB	27



Batter	1	2	3	4	5	6	7	8	9	AB	R	H	RBI	BB	SO	LOB	BOTTOM								
56 Kole Calhoun, L (1,9) OBP: 0.333, SLG: 0.298 8 Taylor Featherston, R (7,5) OBP: 0.271, SLG: 0.311	G3				F8		G1-3	P4		3	0	1	0	0	0	1	<p>Cincinnati Reds @ Los Angeles Angels</p> <p>Tempe Diablo Stadium, Tempe, AZ</p> <p>Sun Mar 29 2015, 3:19 PM - 6:22 PM EDT</p> <p>Att: 7,259 - Partly Cloudy - 88 F</p>								
7 Collin Cowgill, R (1,8) OBP: 0.392, SLG: 0.471 22 Roberto Baldoquin, R (8,6) OBP: 0.500, SLG: 2.000	G4-3		1B		G5-3		P4		K	4	0	0	0	0	1	1									
20 Matt Joyce, L (1,10) OBP: 0.421, SLG: 0.588 75 Kyle Kubitzka, L (6, PR) OBP: 0.375, SLG: 0.486	G4-3		G3			24 FC1-4 6 BB	1B	44 BB	19 WP	3	0	1	0	0	0	1									
6 David Freese, R (1,5) OBP: 0.341, SLG: 0.463 44 Daniel Robertson, R (6, PR) OBP: 0.328, SLG: 0.316		24 1B 19 G3	1B			24 FC1-4	BB	39 2B 12 1B	19 WP	2	2	2	0	1	0	0									
24 C.J. Cron, R (1,3) OBP: 0.435, SLG: 0.789 39 Marc Krauss, L (8, PH) OBP: 0.500, SLG: 0.696			19 G3	1B		FC1-4 12 BB		12 1B 10 1B	K	3	1	2	2	0	0	2									
19 Efrén Navarro, L (1,7) OBP: 0.460, SLG: 0.478		G3		G4-3		K		G1-3	K	5	0	0	1	0	2	7									
12 Johnny Giavotella, R (1,4) OBP: 0.422, SLG: 0.634		L8		K			BB			3	0	1	1	1	1	1									
13 Josh Rutledge, R (1,6) OBP: 0.216, SLG: 0.191 10 Grant Green, R (8,7) OBP: 0.279, SLG: 0.302		L9		G6-3		F9				3	0	0	0	0	0	4									
3 Drew Butera, R (1,2) OBP: 0.207, SLG: 0.357 99 Carlos Pérez, R (8, PH) OBP: 0.296, SLG: 0.360			F9			56 CS	1B		F9	3	0	1	0	0	0	0									
Inning Stats	R: 0 E: 0 K: 0 S: 3	H: 0 LOB: 0 P: 3	R: 1 E: 0 K: 0 S: 5	H: 2 LOB: 1 BB: 0 P: 5	R: 0 E: 0 K: 1 S: 6	H: 1 LOB: 1 BB: 0 P: 6	R: 2 E: 0 K: 1 S: 7	H: 2 LOB: 0 BB: 0 P: 8	R: 0 E: 0 K: 0 S: 3	H: 1 LOB: 0 BB: 0 P: 4	R: 0 E: 0 K: 1 S: 6	H: 1 LOB: 3 BB: 2 P: 14	R: 0 E: 0 K: 0 S: 3	H: 0 LOB: 0 BB: 0 P: 3	R: 3 E: 0 K: 0 S: 6	H: 3 LOB: 2 BB: 2 P: 14		R: 0 E: 0 K: 3 S: 10	H: 1 LOB: 2 BB: 1 P: 15	1B: 8 2B: 2 3B: 0 HR: 1	SF: 0 SAC: 0 DP: 0 HBP: 0	WP: 1 PB: 0 SB: 0 CS: 1	PA: 42		
PITCHER	IP	WLS	BF	H	R	ER	SO	BB	IBB	HBP	BLK	WP	HR	S	P	ERA	WHIP								
31 Jason Marquis, R (1,1) ERA: 3.86	6.0	W	26	7	3	3	3	2	0	0	0	0	0	30	40	4.50	1.500								
60 J.J. Hoover, R (7,1) ERA: 3.86	1.0		3	0	0	0	0	0	0	0	0	0	0	3	3	0.00	0.000								
62 Pedro Villarreal, R (8,1) ERA: 12.38	1.0		8	3	3	3	0	2	0	0	0	0	0	6	14	27.00	5.000								
63 Sam LeCure, R (9,1) ERA: 3.24	1.0	S	5	1	0	0	3	1	0	0	0	0	1	0	15	0.00	2.000								

AB	37
R	6
H	11
RBI	6
BB	5
SO	6
LOB	23



Batter	1	2	3	4	5	6	7	8	9	AB	R	H	RBI	BB	SO	LOB	TOP				
56 Kole Calhoun, L (1,9) Alex Yarbrough, S (7,4)			G6-3							3	0	0	0	0	2	0	Los Angeles Angels @ Seattle Mariners Peoria Stadium, Peoria, AZ Mon Mar 30 2015, 4:07 PM - 6:20 PM EDT Att: 6,625 - Partly Cloudy - 91 F				
27 Mike Trout, R (1,8) 24 Kaleb Cowart, S (7,5)										3	0	0	0	0	1	0					
5 Albert Pujols, R (1,3) Roger Kieschnick, L (7,7) Johnni Turbe, R (9,PH)										3	0	0	0	0	1	0					
20 Matt Joyce, L (1,7) Alfredo Marte, R (7,9)										3	1	1	1	0	0	0					
6 David Freese, R (1,5) Eric Stamets, R (7,6)										3	0	1	0	0	0	0					
2 Enck Aybar, S (1,6) 19 Eren Navarro, L (7,3)										2	0	1	0	0	0	0					
24 C.J. Cron, R (1,10) 39 Marc Krauss, L (8,PH)										2	0	0	0	0	0	2					
17 Chris Iannetta, R (1,2) 3 Drew Butera, R (8,2)										3	0	0	0	0	2	1					
12 Johnny Giavotella, R (1,4) 44 Daniel Robertson, R (7,8)										2	0	0	0	0	0	0					
Inning Stats	R: 0 E: 0 K: 1 S: 8	H: 0 LOB: 0 BB: 0 P: 10	R: 1 E: 0 K: 1 S: 15	H: 3 LOB: 1 BB: 0 P: 21	R: 0 E: 0 K: 1 S: 7	H: 0 LOB: 0 BB: 0 P: 8	R: 0 E: 0 K: 1 S: 6	H: 0 LOB: 0 BB: 0 P: 10	R: 0 E: 0 K: 0 S: 8	H: 0 LOB: 0 BB: 0 P: 11	R: 0 E: 0 K: 0 S: 9	H: 0 LOB: 0 BB: 0 P: 13	R: 0 E: 0 K: 1 S: 6	H: 0 LOB: 0 BB: 0 P: 8	R: 2 E: 1 K: 1 S: 17	H: 3 LOB: 1 BB: 0 P: 21		1B: 4 2B: 0 3B: 1 HR: 1	SF: 0 SAC: 0 DP: 1 HBP: 0	WP: 0 PB: 0 SB: 0 CS: 0	PA: 32
PITCHER	IP WLS BF H R ER SO BB IBB HBP BLK WP HR S P ERA WHIP																				
44 Tajuan Walker, R (1,1) 31 Yoervis Medina, R (8,1) 41 Charlie Furbush, L (9,1) 52 Dominic Leone, R (9,1)	7.0 W 23 3 0 1 5 0 0 0 0 0 0 1 61 84 1.29 0.429																				

Batter	1	2	3	4	5	6	7	8	9	AB	R	H	RBI	BB	SO	LOB	BOTTOM				
16 Austin Jackson, R (1,8) 83 Austin Cousino, L (8,8)										4	0	1	0	0	3	2	Los Angeles Angels @ Seattle Mariners Peoria Stadium, Peoria, AZ Mon Mar 30 2015, 4:07 PM - 6:20 PM EDT Att: 6,625 - Partly Cloudy - 91 F				
25 Rickie Weeks Jr., R (1,10)										4	0	0	0	0	1	3					
22 Robinson Cano, L (1,4) 83 Jack Reinheimer, R (9,6)										4	2	2	1	0	0	1					
23 Nelson Cruz, R (1,9) 84 Gabriel Guerrero, R (9,9)										4	1	2	0	0	0	1					
15 Kyle Seager, L (1,5) 86 Leury Bonilla, R (8,5)										3	1	1	1	0	0	1					
20 Logan Morrison, L (1,3) 86 Burt Reynolds, R (8,3)										1	0	0	0	0	0	0					
3 Mike Zunino, R (1,2) 2 Jesús Sucre, R (8,2)										3	1	2	3	0	1	0					
13 Dustin Ackley, L (1,7) 12 Justin Ruggiano, R (7,PH)										0	0	0	0	0	0	0					
5 Brad Miller, L (1,6) 8 Willie Bloomquist, R (7,PH)										1	0	0	0	1	0	1					
Inning Stats	R: 0 E: 1 K: 0 S: 8	H: 1 LOB: 1 BB: 0 P: 9	R: 0 E: 0 K: 1 S: 8	H: 0 LOB: 0 BB: 0 P: 8	R: 0 E: 0 K: 1 S: 8	H: 0 LOB: 1 BB: 1 P: 15	R: 3 E: 0 K: 0 S: 15	H: 4 LOB: 1 BB: 0 P: 20	R: 0 E: 0 K: 0 S: 7	H: 1 LOB: 0 BB: 0 P: 11	R: 1 E: 0 K: 3 S: 14	H: 2 LOB: 1 BB: 0 P: 20	R: 1 E: 0 K: 0 S: 9	H: 1 LOB: 0 BB: 0 P: 10	R: 1 E: 0 K: 0 S: 9	H: 1 LOB: 0 BB: 0 P: 10		1B: 5 2B: 2 3B: 0 HR: 2	SF: 0 SAC: 0 DP: 1 HBP: 0	WP: 0 PB: 0 SB: 0 CS: 0	PA: 33
PITCHER	IP WLS BF H R ER SO BB IBB HBP BLK WP HR S P ERA WHIP																				
35 Nick Tropeano, R (1,1) 37 Cesar Ramos, L (7,1) 3B Joe Smith, R (8,1)	6.0 L 25 7 4 4 3 0 0 0 0 0 0 1 53 71 6.00 1.333																				

Batter	1	2	3	4	5	6	7	8	9	AB	R	H	RBI	BB	SO	LOB	TOP	
12 Johnny Giavotella, R OBP: 0.589, SLG: 0.571 Alex Yarbrough, S OBP: 0.319, SLG: 0.263	0-3 K		0-0 G1-3			0-0 F8		0-3 K		3	0	0	0	0	1	0		
8 Taylor Featherston, R OBP: 0.259, SLG: 0.250 75 Kyle Kubitzka, L OBP: 0.357, SLG: 0.462	0-0 G5-3		0-0 G3			0-0 P3		0-3 K		3	0	0	0	0	0	0		
7 Collin Cowgill, R OBP: 0.397, SLG: 0.518 44 Daniel Robertson, R OBP: 0.327, SLG: 0.302	0-0 E6 24 2B			0-0 1B		4-0 BB		0-0 G6-3		2	1	1	0	0	0	0		
24 C.J. Cron, R OBP: 0.437, SLG: 0.769 46 Chad Hinshaw, R OBP: 0.409, SLG: 0.633	0-0 K			1-0 1B		0-3 K		0-0 G4-3		2	0	2	1	0	0	0		
63 Vinnie Pestano, R OBP: 0.418, SLG: 0.431 28 Zach Wright, R OBP: 0.300, SLG: 0.500	0-3 K			0-0 2B		0-0 G5-3		0-0 F7		0	0	0	0	0	0	0		
19 Efran Navarro, L OBP: 0.418, SLG: 0.431 Eric Stamets, R OBP: 0.300, SLG: 0.500	0-3 K			0-0 G6-3		0-0 K		0-0 G5-3		3	0	0	0	0	1	3		
10 Grant Green, R OBP: 0.250, SLG: 0.271 35 Michael Snyder, R OBP: 0.246, SLG: 0.212		0-3 K		0-0 L4		0-3 K		0-0 G5-3		3	0	0	0	0	2	2		
39 Marc Krauss, L OBP: 0.486, SLG: 0.607		0-3 K				0-0 1B				3	0	1	0	0	2	0		
13 Josh Rutledge, R OBP: 0.246, SLG: 0.212 39 Cal Tovey, L OBP: 0.242, SLG: 0.290		0-0 F9				0-0 G1-3		0-0 1B		3	0	1	0	0	0	0		
99 Carlos Pérez, R OBP: 0.242, SLG: 0.290			0-0 G1-3			0-0 P3		0-0 P4		3	0	0	0	0	0	2		
Inning Stats	R: 1 H: 1 E: 1 K: 2 S: 9	H: 1 LOB: 1 BB: 0 P: 9	R: 0 H: 0 E: 0 K: 2 S: 7	H: 0 LOB: 0 BB: 0 P: 7	R: 0 H: 0 E: 0 K: 0 S: 3	H: 2 LOB: 2 BB: 0 P: 5	R: 0 H: 0 E: 0 K: 1 S: 5	H: 0 LOB: 0 BB: 1 P: 9	R: 0 H: 2 E: 0 K: 1 S: 7	H: 0 LOB: 0 BB: 0 P: 7	R: 0 H: 0 E: 0 K: 0 S: 3	H: 0 LOB: 0 BB: 0 P: 3	1B: 3 2B: 2 3B: 0 HR: 0	SF: 0 SAC: 0 DP: 0 HBP: 0	WP: 0 PB: 0 SB: 0 CS: 1	PA: 33		
PITCHER	IP WLS BF H R ER SO BB IBB HBP BLK WP HR S P ERA WHIP	IP WLS BF H R ER SO BB IBB HBP BLK WP HR S P ERA WHIP	IP WLS BF H R ER SO BB IBB HBP BLK WP HR S P ERA WHIP	IP WLS BF H R ER SO BB IBB HBP BLK WP HR S P ERA WHIP	IP WLS BF H R ER SO BB IBB HBP BLK WP HR S P ERA WHIP	IP WLS BF H R ER SO BB IBB HBP BLK WP HR S P ERA WHIP	IP WLS BF H R ER SO BB IBB HBP BLK WP HR S P ERA WHIP	IP WLS BF H R ER SO BB IBB HBP BLK WP HR S P ERA WHIP	IP WLS BF H R ER SO BB IBB HBP BLK WP HR S P ERA WHIP	IP WLS BF H R ER SO BB IBB HBP BLK WP HR S P ERA WHIP	IP WLS BF H R ER SO BB IBB HBP BLK WP HR S P ERA WHIP	IP WLS BF H R ER SO BB IBB HBP BLK WP HR S P ERA WHIP	IP WLS BF H R ER SO BB IBB HBP BLK WP HR S P ERA WHIP	IP WLS BF H R ER SO BB IBB HBP BLK WP HR S P ERA WHIP	IP WLS BF H R ER SO BB IBB HBP BLK WP HR S P ERA WHIP	IP WLS BF H R ER SO BB IBB HBP BLK WP HR S P ERA WHIP	IP WLS BF H R ER SO BB IBB HBP BLK WP HR S P ERA WHIP	IP WLS BF H R ER SO BB IBB HBP BLK WP HR S P ERA WHIP

Los Angeles Angels @ Oakland Athletics
Hohokam Stadium, Mesa, AZ
Wed Apr 01 2015, 3:19 PM - 5:31 PM EDT
Att: 4,315 - Sunny - 84 F


AB 32
R 1
H 5
RBI 1
BB 1
SO 9
LOB 8



Batter	1	2	3	4	5	6	7	8	9	AB	R	H	RBI	BB	SO	LOB	BOTTOM	
3 Craig Gentry, R OBP: 0.339, SLG: 0.358 7 Jason Pridie, L OBP: 0.283, SLG: 0.435 82 Tyler Marinov, R OBP: 0.500, SLG: 0.333	0-3 K		0-0 G4-3		0-0 G4-3		0-0 P3			1	0	0	0	0	1	0		
23 Sam Fuld, L OBP: 0.283, SLG: 0.411 1 Billy Burns, S OBP: 0.444, SLG: 0.507 38 Jaycob Brugman, L OBP: 0.333, SLG: 0.333	0-0 F9		0-0 1B			0-0 F7		0-0 G1-3		1	0	0	0	0	0	0		
18 Ben Zobrist, S OBP: 0.389, SLG: 0.571 93 J.P. Sportman, R OBP: 0.714, SLG: 2.000	4-0 BB		0-1 G5-3		2-2 HR		4-0 BB	6-3 2B 96 G3		0	0	0	0	1	0	0		
16 Billy Butler, R OBP: 0.351, SLG: 0.592 20 Mark Canha, R OBP: 0.342, SLG: 0.648 63 Joe Bennie, R OBP: 1.000, SLG: 2.000	0-0 FC6			3-2 HR		0-0 2B		0-0 2B		1	0	0	0	0	0	1		
17 Ike Davis, L OBP: 0.452, SLG: 0.514 Matt Olson, L OBP: 0.260, SLG: 0.311 96 Anthony Altiotti, L OBP: 0.111, SLG: 0.111	0-3 K			0-0 G4-3		0-3 K		0-0 G3		1	0	0	0	1	2			
15 Brett Lawrie, R OBP: 0.298, SLG: 0.595 98 Ryon Healy, R OBP: 0.333, SLG: 0.333		0-3 K		0-0 1B		0-0 L8		0-3 K		1	0	0	0	1	0			
19 Josh Phegley, R OBP: 0.350, SLG: 0.500 45 Bryan Anderson, L OBP: 0.278, SLG: 0.303 Carson Blair, R OBP: 0.500, SLG: 0.400		0-3 K		0-0 G6-4-3		0-0 G4-3		0-0 K		1	0	0	0	1	0			
10 Marcus Semien, R OBP: 0.369, SLG: 0.474 25 Tyler Ladendorf, R OBP: 0.328, SLG: 0.469 53 Yairo Muñoz, R OBP: 0.286, SLG: 0.167		0-0 F8			0-0 1B		0-0 K		0-0 2B	1	0	0	0	0	1	0		
28 Eric Sogard, L OBP: 0.373, SLG: 0.518 52 Joey Wendle, L OBP: 0.350, SLG: 0.495 86 Wade Kirkland, R OBP: 0.286, SLG: 0.167			0-0 1B		0-0 G3-6					1	1	1	0	0	0	0		
Inning Stats	R: 0 H: 0 E: 1 K: 2 S: 8	H: 0 LOB: 2 BB: 1 P: 12	R: 0 H: 0 E: 0 K: 2 S: 7	H: 0 LOB: 0 BB: 0 P: 7	R: 1 H: 2 E: 0 K: 0 S: 5	H: 2 LOB: 0 BB: 0 P: 9	R: 0 H: 1 E: 0 K: 1 S: 3	H: 2 LOB: 1 BB: 0 P: 11	R: 0 H: 1 E: 0 K: 1 S: 6	H: 1 LOB: 1 BB: 1 P: 10	1B: 4 2B: 3 3B: 0 HR: 2	SF: 0 SAC: 0 DP: 2 HBP: 0	WP: 0 PB: 0 SB: 0 CS: 1	PA: 33				
PITCHER	IP WLS BF H R ER SO BB IBB HBP BLK WP HR S P ERA WHIP	IP WLS BF H R ER SO BB IBB HBP BLK WP HR S P ERA WHIP	IP WLS BF H R ER SO BB IBB HBP BLK WP HR S P ERA WHIP	IP WLS BF H R ER SO BB IBB HBP BLK WP HR S P ERA WHIP	IP WLS BF H R ER SO BB IBB HBP BLK WP HR S P ERA WHIP	IP WLS BF H R ER SO BB IBB HBP BLK WP HR S P ERA WHIP	IP WLS BF H R ER SO BB IBB HBP BLK WP HR S P ERA WHIP	IP WLS BF H R ER SO BB IBB HBP BLK WP HR S P ERA WHIP	IP WLS BF H R ER SO BB IBB HBP BLK WP HR S P ERA WHIP	IP WLS BF H R ER SO BB IBB HBP BLK WP HR S P ERA WHIP	IP WLS BF H R ER SO BB IBB HBP BLK WP HR S P ERA WHIP	IP WLS BF H R ER SO BB IBB HBP BLK WP HR S P ERA WHIP	IP WLS BF H R ER SO BB IBB HBP BLK WP HR S P ERA WHIP	IP WLS BF H R ER SO BB IBB HBP BLK WP HR S P ERA WHIP	IP WLS BF H R ER SO BB IBB HBP BLK WP HR S P ERA WHIP	IP WLS BF H R ER SO BB IBB HBP BLK WP HR S P ERA WHIP	IP WLS BF H R ER SO BB IBB HBP BLK WP HR S P ERA WHIP	IP WLS BF H R ER SO BB IBB HBP BLK WP HR S P ERA WHIP

Los Angeles Angels @ Oakland Athletics
Hohokam Stadium, Mesa, AZ
Wed Apr 01 2015, 3:19 PM - 5:31 PM EDT
Att: 4,315 - Sunny - 84 F

AB 31
R 4
H 9
RBI 4
BB 2
SO 7
LOB 12



Batter	1	2	3	4	5	6	7	8	9	AB	R	H	RBI	BB	SO	LOB	TOP			
11 Jimmy Rollins, S OBP: 0.333, SLG: 0.567 6 Darwin Barney, R OBP: 0.400, SLG: 0.600	G1-3		G6-3 1B		F9			G6-3 2B		3	0	1	0	0	0	0	Los Angeles Dodgers @ Los Angeles Angels Angel Stadium of Anaheim, Anaheim, CA Thu Apr 02 2015, 7:08 PM - 9:42 PM PDT Att: 38,007 - Clear - 69 F			
3 Carl Crawford, L OBP: 0.255, SLG: 0.292 16 Andre Ethier, L OBP: 0.393, SLG: 0.449	F7		G6-3		F7			F8		3	0	0	0	0	0	1				
66 Yasiel Puig, R OBP: 0.280, SLG: 0.588 28 Chris Heisey, R OBP: 0.167, SLG: 0.245	K		F9		F7			G6-3		2	0	0	0	0	1	1				
23 Adrián González, L OBP: 0.274, SLG: 0.397 O'Koyea Dickson, R OBP: 0.421, SLG: 0.765		F7			G3			L6		4	1	1	0	0	0	0				
47 Howie Kendrick, R OBP: 0.446, SLG: 0.540 14 Enrique Hernández, R OBP: 0.271, SLG: 0.552	L4		G6-3 1B		G6-3			K		3	0	1	0	0	0	0				
9 Yasmani Grandal, S OBP: 0.271, SLG: 0.327 33 Scott Van Slyke, R OBP: 0.388, SLG: 0.524	BB		F7		K			K		2	0	0	0	1	1	2				
5 Juan Uribe, R OBP: 0.271, SLG: 0.255 7 Alex Guerrero, R OBP: 0.333, SLG: 0.511	1B		K		K			K		2	0	1	0	1	1	2				
31 Joc Pederson, L OBP: 0.397, SLG: 0.750 Scott Schebler, L OBP: 0.333, SLG: 0.692	F9		2B		K			K		3	0	1	1	0	1	3				
17 A.J. Ellis, R OBP: 0.319, SLG: 0.359 Shawn Zarraga, S OBP: 0.500, SLG: 0.429 70 Chris O'Brien, S OBP: 0.231, SLG: 0.250	G5-3		F8		F8			G4-3		3	0	0	0	0	0	0				
										0	0	0	0	0	0	0				
Inning Stats	R: 0 E: 0 K: 1 S: 8	H: 0 LOB: 0 BB: 0 P: 8	R: 0 E: 0 K: 0 S: 10	H: 1 LOB: 2 BB: 1 P: 16	R: 0 E: 0 K: 0 S: 8	H: 1 LOB: 1 BB: 0 P: 15	R: 1 E: 0 K: 1 S: 10	H: 3 LOB: 2 BB: 0 P: 18	R: 0 E: 0 K: 0 S: 4	H: 0 LOB: 0 BB: 0 P: 6	R: 0 E: 0 K: 0 S: 7	H: 0 LOB: 1 BB: 1 P: 17	R: 1 E: 0 K: 0 S: 7	H: 1 LOB: 0 BB: 0 P: 10	R: 0 E: 0 K: 3 S: 9	H: 0 LOB: 0 BB: 0 P: 13	1B: 4 2B: 2 3B: 0 HR: 0	SF: 0 SAC: 0 DP: 0 HBP: 0	WP: 0 PB: 0 SB: 1 CS: 0	PA: 34
PITCHER	IP WLS BF H R ER SO BB IBB HBP BLK WP HR S P ERA WHIP																			
52 Matt Shoemaker, R ERA: 4.26	6.1 W 25 5 1 1 3 2 0 0 0 0 0 0 51 82 1.42 1.105																			
37 Cesar Ramos, L ERA: 3.0	1.0 H 4 1 1 1 1 0 0 0 0 0 0 0 7 10 9.00 1.000																			
47 Ryan Mattheus, R ERA: 3.6	0.2 H 2 0 0 0 0 0 0 0 0 0 0 0 4 7 0.00 0.000																			
64 Mike Morin, R ERA: 1.0	1.0 S 3 0 0 0 3 0 0 0 0 0 0 0 9 13 0.00 0.000																			

Batter	1	2	3	4	5	6	7	8	9	AB	R	H	RBI	BB	SO	LOB	BOTTOM			
56 Kole Calhoun, L OBP: 0.300, SLG: 0.321 75 Kyle Kubitz, L OBP: 0.357, SLG: 0.462	G5-3		K		F8			F8		4	0	0	0	0	1	2	Los Angeles Dodgers @ Los Angeles Angels Angel Stadium of Anaheim, Anaheim, CA Thu Apr 02 2015, 7:08 PM - 9:42 PM PDT Att: 38,007 - Clear - 69 F			
27 Mike Trout, L OBP: 0.531, SLG: 0.907 44 Daniel Robertson, R OBP: 0.327, SLG: 0.302	HR		BB		3B			K		3	2	2	1	1	1	0				
5 Albert Pujols, R OBP: 0.322, SLG: 0.538 7 Collin Cowgill, R OBP: 0.377, SLG: 0.526	G5-3		F8		SF8			1B		2	0	0	1	0	0	1				
20 Matt Joyce, L OBP: 0.383, SLG: 0.581 8 Taylor Featherston, R OBP: 0.255, SLG: 0.275	1B		K		G3-1			FC6-4 3 G4-3		3	0	1	0	0	1	1				
6 David Freese, R OBP: 0.346, SLG: 0.531 3 Drew Butera, R OBP: 0.200, SLG: 0.345	K		2B		F8			G4-3		3	1	1	0	0	1	1				
2 Enck Aybar, S OBP: 0.321, SLG: 0.473 19 Efrén Navarro, L OBP: 0.411, SLG: 0.423	F8		L4		G5-3			G4-3		3	0	0	0	0	0	1				
24 C.J. Cron, R OBP: 0.446, SLG: 0.779	2B		1B		G5-3			G4-3		3	0	2	1	0	0	0				
17 Chris Iannetta, R OBP: 0.311, SLG: 0.462 10 Grant Green, R OBP: 0.250, SLG: 0.271	P3		BB		K			K		2	0	0	0	1	1	1				
12 Johnny Giavotella, R OBP: 0.368, SLG: 0.538 13 Josh Rutledge, R OBP: 0.246, SLG: 0.212	F7		BB		F8			F9		3	0	0	0	0	0	3				
										0	0	0	0	0	0	0				
Inning Stats	R: 1 E: 0 K: 1 S: 11	H: 2 LOB: 1 BB: 0 P: 14	R: 0 E: 0 K: 0 S: 7	H: 1 LOB: 0 BB: 0 P: 10	R: 0 E: 0 K: 2 S: 10	H: 0 LOB: 1 BB: 1 P: 17	R: 1 E: 0 K: 0 S: 9	H: 2 LOB: 2 BB: 1 P: 15	R: 1 E: 0 K: 0 S: 10	H: 1 LOB: 0 BB: 0 P: 16	R: 0 E: 0 K: 1 S: 6	H: 0 LOB: 0 BB: 0 P: 8	R: 0 E: 0 K: 1 S: 10	H: 0 LOB: 0 BB: 0 P: 16	R: 0 E: 0 K: 0 S: 8	H: 1 LOB: 1 BB: 0 P: 11	1B: 3 2B: 3 3B: 1 HR: 1	SF: 1 SAC: 0 DP: 0 HBP: 0	WP: 0 PB: 0 SB: 2 CS: 0	PA: 33
PITCHER	IP WLS BF H R ER SO BB IBB HBP BLK WP HR S P ERA WHIP																			
26 Sergio Santos, R ERA: 4.66	1.0 4 1 0 0 0 0 0 0 0 0 0 0 7 10 9.00 2.000																			
52 Pedro Báez, R ERA: 3.86	1.0 4 0 0 0 2 1 0 0 0 0 0 0 10 17 0.00 1.000																			
36 Adam Liberatore, L ERA:	1.0 L 7 3 2 2 0 1 0 0 0 0 0 0 11 17 18.00 4.000																			
Josh Ravin, R ERA: 2.7	1.0 3 0 0 0 0 0 0 0 0 0 0 0 8 14 0.00 0.000																			
62 Joel Peralta, R ERA: 4.91	1.0 3 0 0 0 0 0 0 0 0 0 0 0 8 14 0.00 0.000																			
56 J.P. Howell, L ERA: 7.04	1.0 3 0 0 0 1 0 0 0 0 0 0 0 10 16 0.00 0.000																			
41 Chris Hatcher, R ERA: 6.49	1.0 4 1 0 0 0 0 0 0 0 0 0 0 8 11 0.00 1.000																			
75 Paco Rodríguez, L ERA:	1.0 4 1 0 0 0 0 0 0 0 0 0 0 8 11 0.00 1.000																			



Batter	1	2	3	4	5	6	7	8	9	AB	R	H	RBI	BB	SO	LOB	TOP										
11 Jimmy Rollins, S OBP: 0.333, SLG: 0.548 14 Enrique Hernández, R OBP: 0.267, SLG: 0.542	2-2 HBP	0-2 SAFE	2-1		2-1			0-3		2	0	0	0	0	0	0	Los Angeles Dodgers @ Los Angeles Angels Angel Stadium of Anaheim, Anaheim, CA Fri Apr 03 2015, 7:08 PM - 9:47 PM PDT Att: 41,027 - Partly Cloudy - 81 F livebaseballscorecards.com										
66 Yasiel Puig, R OBP: 0.298, SLG: 0.556 Scott Schebler, L OBP: 0.321, SLG: 0.667	0-1 L4		0-0			1-2 F8		3-3 K		3	0	0	0	0	1	1											
23 Adrián González, L OBP: 0.258, SLG: 0.371	1-2 L7		3-2			0-0 L4			0-3 K	4	0	0	0	0	1	1											
47 Howie Kendrick, R OBP: 0.441, SLG: 0.519 6 Darwin Barney, R OBP: 0.392, SLG: 0.587	4-2 BB			1-2 G6-3		3-1 G1-3			0-3 K	2	0	0	0	1	0	0											
33 Scott Van Slyke, R OBP: 0.415, SLG: 0.533	4-0 BB			1-3 K			1-2 FC4-6 1B		0-0 DI 1B	3	0	2	0	1	1	0											
9 Yasmani Grandal, S OBP: 0.274, SLG: 0.316 Shawn Zarraga, S OBP: 0.444, SLG: 0.375	3-2 F8			4-1 BB			0-1 FC4-6		2-0 F8	2	0	0	0	1	0	4											
5 Juan Uribe, R 7 Alex Guerrero, R OBP: 0.327, SLG: 0.500		1-3 K			0-0 F9		1-2 F8			2	0	0	0	0	1	1											
10 Justin Turner, R OBP: 0.471, SLG: 0.766		1-3 K			0-1 G4-3		3-2 L8			3	0	0	0	0	1	1											
31 Joc Pederson, L 84 Devan Ahart, L OBP: 0.333, SLG: 0.333		1-2 E4			0-0 G3-1			1-0 L4		3	0	0	0	0	0	0											
	R: 0 K: 0 S: 15	H: 0 LOB: 3 BB: 2 P: 29	R: 0 K: 2 S: 16	H: 0 LOB: 0 BB: 0 P: 19	R: 0 K: 0 S: 8	H: 0 LOB: 1 BB: 1 P: 13	R: 0 K: 1 S: 10	H: 0 LOB: 0 BB: 0 P: 7	R: 0 K: 0 S: 6	H: 0 LOB: 0 BB: 0 P: 10	R: 0 K: 0 S: 12	H: 1 LOB: 0 BB: 0 P: 17	R: 0 K: 2 S: 8	H: 0 LOB: 0 BB: 0 P: 12	R: 0 K: 2 S: 8	H: 1 LOB: 1 BB: 0 P: 10		1B: 2 2B: 0 3B: 0 HR: 0	SF: 0 SAC: 0 DP: 0 HBP: 1	WP: 0 PB: 0 SB: 0 CS: 0	PA: 34						
PITCHER	IP	WLS	BF	H	R	ER	SO	BB	IBB	HBP	BLK	WP	HR	S	P	ERA	WHIP										
28 Andrew Heaney, L ERA: 7.03	5.1	W	20	0	0	0	3	3	0	1	0	0	0	57	88	0.00	0.562										
48 Jose Alvarez, L ERA: 2.0	0.2		2	0	0	0	0	0	0	0	0	0	0	3	6	0.00	0.000										
59 Fernando Salas, R ERA: 4.5	1.0		4	1	0	0	0	0	0	0	0	0	0	12	17	0.00	1.000										
38 Joe Smith, R ERA: 8.59	1.0		3	0	0	0	2	0	0	0	0	0	0	8	12	0.00	0.000										
16 Huston Street, R ERA: 7.04	1.0		4	1	0	0	2	0	0	0	0	0	0	8	10	0.00	1.000										

Batter	1	2	3	4	5	6	7	8	9	AB	R	H	RBI	BB	SO	LOB	BOTTOM											
56 Kole Calhoun, L OBP: 0.302, SLG: 0.322 99 Carlos Pérez, R OBP: 0.235, SLG: 0.281	1-0 G4-3		3-2 P4		0-1 5 HR 1B		1-2 F9			3	1	1	0	0	0	0	Los Angeles Dodgers @ Los Angeles Angels Angel Stadium of Anaheim, Anaheim, CA Fri Apr 03 2015, 7:08 PM - 9:47 PM PDT Att: 41,027 - Partly Cloudy - 81 F livebaseballscorecards.com											
27 Mike Trout, R OBP: 0.522, SLG: 0.875 75 Kyle Kubitzka, L OBP: 0.349, SLG: 0.450	2-0 G5-3		1-1 G6-3		4-2 5 HR BB		3-3 K			2	1	0	0	1	0	0												
5 Albert Pujols, R OBP: 0.323, SLG: 0.582 10 Grant Green, R OBP: 0.245, SLG: 0.265	3-3 K		3-2 L8		1-0 HR			0-0 F9		3	1	1	4	0	1	0												
20 Matt Joyce, L OBP: 0.380, SLG: 0.556 13 Josh Rutledge, R OBP: 0.241, SLG: 0.298		1-1 6 HR HBP		0-3 K	1-0 F9			1-2 G3-1		2	1	0	0	0	1	0												
6 David Freese, R OBP: 0.364, SLG: 0.596 22 Roberto Baldoquin, R OBP: 0.333, SLG: 1.333		0-1 1-H HR		3-2 1B	2-3 K			0-0 F9		3	1	2	2	0	1	0												
2 Erick Aybar, S OBP: 0.308, SLG: 0.448 44 Daniel Robertson, R OBP: 0.327, SLG: 0.302		0-2 F7		0-0 F9		0-0 F9				3	0	0	0	0	0	1												
24 C.J. Cron, R OBP: 0.447, SLG: 0.771 39 Marc Krauss, L OBP: 0.474, SLG: 0.586		0-1 1B		1-2 L4		0-1 F8				2	0	1	0	0	0	1												
3 Drew Butera, R OBP: 0.188, SLG: 0.323 7 Collin Cowgill, R OBP: 0.371, SLG: 0.517			0-0 L8		0-0 F7	2-2 G6-3				2	0	0	0	0	0	0												
12 Johnny Giavotella, R OBP: 0.373, SLG: 0.537 19 Efrén Navarro, L OBP: 0.464, SLG: 0.415		1-0 B5-3			1-2 27 BB 56 1B 5 HR 1B			1-3 K		2	1	1	0	0	0	1												
	R: 0 K: 1 S: 6	H: 0 LOB: 0 BB: 0 P: 12	R: 2 K: 0 S: 10	H: 2 LOB: 1 BB: 0 P: 12	R: 0 K: 0 S: 10	H: 0 LOB: 0 BB: 0 P: 17	R: 0 K: 1 S: 12	H: 1 LOB: 1 BB: 0 P: 16	R: 4 K: 1 S: 14	H: 3 LOB: 0 BB: 1 P: 23	R: 0 K: 0 S: 6	H: 0 LOB: 0 BB: 0 P: 8	R: 0 K: 2 S: 9	H: 0 LOB: 0 BB: 0 P: 14	R: 0 K: 0 S: 5	H: 0 LOB: 0 BB: 0 P: 6		1B: 4 2B: 0 3B: 0 HR: 2	SF: 0 SAC: 0 DP: 0 HBP: 1	WP: 0 PB: 0 SB: 0 CS: 0	PA: 32							
PITCHER	IP	WLS	BF	H	R	ER	SO	BB	IBB	HBP	BLK	WP	HR	S	P	ERA	WHIP											
38 Brandon McCarthy, R ERA: 6.62	3.0	L	12	2	2	2	1	0	0	1	0	0	0	26	41	6.00	0.667											
75 Paco Rodríguez, L ERA:	0.1		1	0	0	0	1	0	0	0	0	0	0	4	4	0.00	0.000											
12 Juan Nicasio, R ERA: 8.22	1.0		5	2	1	1	0	0	0	0	0	0	0	12	17	9.00	2.000											
56 J.P. Howell, L ERA: 8.22	0.0		1	1	0	0	0	0	0	0	0	0	0	2	2	=	=											
52 Pedro Báez, R ERA: 5.4	0.2		4	1	3	3	1	1	0	0	0	0	1	8	16	40.50	3.000											
62 Joel Peralta, R ERA: 4.32 36 Adam Liberatore, L ERA: 6.23 41 Chris Hatcher, R ERA: 6.23 63 Yimi García, R ERA: 0.79	(6.1)	1.0	3	0	0	0	0	0	0	0	0	0	0	0	0	0	0.00	0.000										
	(7.1)	0.2	2	0	0	0	1	0	0	0	0	0	0	6	8	0.00	0.000											
	(7.1)	0.1	1	0	0	0	1	0	0	0	0	0	0	3	6	0.00	0.000											
	(8.1)	1.0	3	0	0	0	0	0	0	0	0	0	0	5	6	0.00	0.000											




Batter	1	2	3	4	5	6	7	8	9	AB	R	H	RBI	BB	SO	LOB	TOP					
56 Kole Calhoun, L (1,9)										4	0	0	0	0	2	2	Los Angeles Angels @ Seattle Mariners Safeco Field, Seattle, WA Mon Apr 06 2015, 1:12 PM - 3:46 PM PDT Att: 45,909 - Cloudy - 54 F					
27 Mike Trout, R (1,8)										4	1	1	1	0	3	2						
5 Albert Pujols, R (1,3)										2	0	0	0	2	1	0						
20 Matt Joyce, L (1,7)										4	0	0	0	0	2	2						
6 David Freese, R (1,5)										4	0	0	0	0	2	2						
2 Erick Aybar, S (1,6)										3	0	1	0	0	1	0						
24 C.J. Cron, R (1,10)										2	0	0	0	0	0	0						
17 Chris Iannetta, R (1,2)										3	0	1	0	0	1	2						
12 Johnny Giavotella, R (1,4)										3	0	1	0	0	0	2						
Inning Stats	R: 1 E: 0 K: 3 S: 17	H: 1 LOB: 0 BB: 0 P: 21	R: 0 E: 0 K: 1 S: 6	H: 0 LOB: 0 BB: 0 P: 11	R: 0 E: 0 K: 0 S: 6	H: 0 LOB: 0 BB: 0 P: 10	R: 0 E: 0 K: 2 S: 12	H: 0 LOB: 1 BB: 1 P: 19	R: 0 E: 0 K: 1 S: 7	H: 1 LOB: 0 BB: 0 P: 13	R: 0 E: 0 K: 1 S: 9	H: 0 LOB: 0 BB: 0 P: 13	R: 0 E: 0 K: 2 S: 7	H: 0 LOB: 0 BB: 0 P: 10	R: 0 E: 0 K: 2 S: 12	H: 2 LOB: 2 BB: 0 P: 19		R: 0 E: 0 K: 0 S: 8	H: 0 LOB: 0 BB: 1 P: 13	1B: 3 2B: 0 3B: 0 HR: 1	SF: 0 SAC: 0 DP: 2 HBP: 1	WP: 0 PB: 0 SB: 0 CS: 0
PITCHER	IP WLS BF H R ER SO BB IBB HBP BLK WP HR S P ERA WHIP																					
34 Félix Hernández, R (1,1)	7.0 W 24 2 1 1 10 1 0 1 0 0 0 1 64 97 1.29 0.429																					
40 Danny Farquhar, R (8,1)	0.1 H 3 2 0 0 0 0 0 0 0 0 0 0 6 9 0.00 6.000																					
41 Charlie Furbush, L (8,1)	0.1 H 1 0 0 0 1 0 0 0 0 0 0 0 3 6 0.00 0.000																					
39 Carson Smith, R (8,1)	0.1 H 1 0 0 0 1 0 0 0 0 0 0 0 3 4 0.00 0.000																					
56 Fernando Rodney, R (9,1)	1.0 S 3 0 0 0 0 1 0 0 0 0 0 0 8 13 0.00 1.000																					
Batter	1	2	3	4	5	6	7	8	9	AB	R	H	RBI	BB	SO	LOB	BOTTOM					
16 Austin Jackson, R (1,8)										4	1	2	0	0	0	1	Los Angeles Angels @ Seattle Mariners Safeco Field, Seattle, WA Mon Apr 06 2015, 1:12 PM - 3:46 PM PDT Att: 45,909 - Cloudy - 54 F					
7 Seth Smith, L (1,9)										3	1	3	2	0	0	0						
12 Justin Ruggiano, R (7, PH)										0	0	0	0	1	0	0						
22 Robinson Canó, L (1,4)										4	0	1	1	0	1	4						
23 Nelson Cruz, R (1,10)										4	0	0	0	0	0	3						
15 Kyle Seager, L (1,5)										4	0	0	0	0	0	0						
20 Logan Morrison, L (1,3)										4	0	1	0	0	0	0						
3 Mike Zunino, R (1,2)										3	0	0	0	0	1	1						
13 Dustin Ackley, L (1,7)										3	1	1	1	0	1	0						
5 Brad Miller, L (1,6)										3	1	2	0	0	0	0						
Inning Stats	R: 0 E: 0 K: 0 S: 10	H: 1 LOB: 1 BB: 0 P: 20	R: 0 E: 0 K: 0 S: 5	H: 0 LOB: 0 BB: 0 P: 6	R: 2 E: 0 K: 0 S: 13	H: 3 LOB: 1 BB: 0 P: 21	R: 0 E: 0 K: 1 S: 9	H: 0 LOB: 0 BB: 0 P: 12	R: 2 E: 0 K: 0 S: 13	H: 3 LOB: 1 BB: 0 P: 23	R: 0 E: 0 K: 0 S: 4	H: 1 LOB: 0 BB: 0 P: 8	R: 0 E: 0 K: 2 S: 15	H: 2 LOB: 2 BB: 1 P: 22	R: 0 E: 0 K: 0 S: 9	H: 0 LOB: 0 BB: 0 P: 12	1B: 5 2B: 3 3B: 1 HR: 1	SF: 0 SAC: 0 DP: 1 HBP: 0	WP: 1 PB: 0 SB: 0 CS: 0	PA: 33		
PITCHER	IP WLS BF H R ER SO BB IBB HBP BLK WP HR S P ERA WHIP																					
36 Jered Weaver, R (1,1)	6.0 L 25 8 4 4 4 0 0 0 0 0 0 1 54 90 6.00 1.333																					
37 César Ramos, L (7,1)	1.0 5 2 0 0 2 1 0 0 0 0 0 0 15 22 0.00 3.000																					
59 Fernando Salas, R (8,1)	1.0 3 0 0 0 0 0 0 0 0 0 0 0 9 12 0.00 0.000																					

Batter	1	2	3	4	5	6	7	8	9	AB	R	H	RBI	BB	SO	LOB	TOP					
56 Kole Calhoun, L OBP: 0.125, SLG: 0.125	L6		K					G4-3		4	0	1	0	0	1	1						
27 Mike Trout, R OBP: 0.250, SLG: 0.750	F9			F8	K					4	0	1	0	0	1	1						
5 Albert Pujols, R OBP: 0.375, SLG: 0.333	G6-3									4	1	1	0	0	0	1						
6 David Freese, R OBP: 0.125, SLG: 0.500		K								4	1	1	2	0	1	0						
24 C.J. Cron, R (1, 10)	F8									4	0	0	0	0	2	1						
2 Erick Aybar, S OBP: 0.286, SLG: 0.286	G6-3									4	0	1	0	0	0	1						
17 Chris Iannetta, R OBP: 0.167, SLG: 0.167			L7							3	0	0	0	0	2	1						
7 Collin Cowgill, R (1, 7)										3	0	0	0	0	1	0						
12 Johnny Givortella, R OBP: 0.286, SLG: 0.200										2	0	0	0	1	0	0						
Inning Stats	R: 0 E: 0 K: 0 S: 6	H: 0 LOB: 0 BB: 0 P: 11	R: 0 E: 0 K: 1 S: 8	H: 0 LOB: 0 BB: 0 P: 10	R: 0 E: 0 K: 1 S: 8	H: 0 LOB: 1 BB: 1 P: 18	R: 2 E: 0 K: 2 S: 13	H: 3 LOB: 1 BB: 0 P: 20	R: 0 E: 0 K: 1 S: 9	H: 1 LOB: 1 BB: 0 P: 15	R: 0 E: 0 K: 0 S: 8	H: 0 LOB: 0 BB: 0 P: 13	R: 0 E: 0 K: 2 S: 9	H: 0 LOB: 0 BB: 0 P: 16	R: 0 E: 0 K: 0 S: 7	H: 1 LOB: 1 BB: 0 P: 12	R: 0 E: 1 K: 1 S: 6	H: 0 LOB: 0 BB: 0 P: 8	1B: 2 2B: 2 HR: 1	SF: 0 SAC: 0 HBP: 0	WP: 1 PB: 0 SB: 0 CS: 0	PA: 33
PITCHER	IP	WLS	BF	H	R	ER	SO	BB	IBB	HBP	BLK	WP	HR	S	P	ERA	WHIP					
65 James Paxton, L ERA: 3.0	6.0	L	23	4	2	2	5	1	0	0	0	1	1	52	87	3.00	0.833					
54 Tom Wilhelmson, R ERA:	1.0		3	0	0	0	2	0	0	0	0	0	0	9	16	0.00	0.000					
31 Yoervis Medina, R ERA:	1.1		6	1	0	0	1	0	0	0	0	0	0	12	19	0.00	0.750					
66 Tyler Olson, L ERA:	0.2		1	0	0	0	0	0	0	0	0	0	0	1	1	0.00	0.000					

Los Angeles Angels @ Seattle Mariners
Safeco Field, Seattle, WA
Tue Apr 07 2015, 7:11 PM - 9:25 PM PDT
Att: 26,545 - Partly Cloudy - 56 F


AB 32
R 2
H 5
RBI 2
BB 1
SO 8
LOB 6



Batter	1	2	3	4	5	6	7	8	9	AB	R	H	RBI	BB	SO	LOB	BOTTOM					
25 Rickie Weeks Jr., R OBP: 0.250, SLG: 0.250	F8									4	0	1	0	0	1	0						
16 Austin Jackson, R OBP: 0.250, SLG: 0.375	P4									4	0	0	0	0	1	1						
22 Robinson Cano, L OBP: 0.125, SLG: 0.125	G4-3									4	0	0	0	0	0	1						
23 Nelson Cruz, R OBP: 0.143, SLG: 0.143										3	0	1	0	0	0	0						
15 Kyle Seager, L (1, 5)										3	0	0	0	0	0	1						
12 Justin Ruggiano, R (1, 7)										2	0	0	0	1	1	0						
20 Logan Morrison, L OBP: 0.143, SLG: 0.143										3	0	0	0	0	0	2						
3 Mike Zunino, R (1, 2)										3	0	0	0	0	0	2						
5 Brad Miller, L OBP: 0.333, SLG: 0.333										3	0	0	0	0	1	0						
Inning Stats	R: 0 E: 0 K: 0 S: 6	H: 1 LOB: 2 BB: 1 P: 10	R: 0 E: 0 K: 0 S: 8	H: 1 LOB: 1 BB: 0 P: 16	R: 0 E: 0 K: 1 S: 10	H: 0 LOB: 0 BB: 0 P: 15	R: 0 E: 0 K: 0 S: 7	H: 0 LOB: 0 BB: 0 P: 8	R: 0 E: 0 K: 1 S: 8	H: 0 LOB: 0 BB: 0 P: 8	R: 0 E: 0 K: 2 S: 11	H: 0 LOB: 0 BB: 0 P: 15	R: 0 E: 0 K: 1 S: 8	H: 0 LOB: 0 BB: 0 P: 15	1B: 2 2B: 0 HR: 0	SF: 0 SAC: 0 HBP: 0	WP: 0 PB: 0 SB: 0 CS: 0	PA: 30				
PITCHER	IP	WLS	BF	H	R	ER	SO	BB	IBB	HBP	BLK	WP	HR	S	P	ERA	WHIP					
33 C.J. Wilson, L ERA:	8.0		27	2	0	0	2	1	0	0	0	0	0	63	96	0.00	0.375					
16 Huston Street, R ERA:	1.0	S	3	0	0	0	2	0	0	0	0	0	0	11	15	0.00	0.000					

Los Angeles Angels @ Seattle Mariners
Safeco Field, Seattle, WA
Tue Apr 07 2015, 7:11 PM - 9:25 PM PDT
Att: 26,545 - Partly Cloudy - 56 F

AB 29
R 0
H 2
RBI 0
BB 1
SO 4
LOB 7




Batter	1	2	3	4	5	6	7	8	9	AB	R	H	RBI	BB	SO	LOB	TOP			
56 Kole Calhoun, L OBP: 0.083, SLG: 0.083	L8	K		G3			SH5-3		G1-3	4	0	0	0	0	1	3	Los Angeles Angels @ Seattle Mariners Safeco Field, Seattle, WA Wed Apr 08 2015, 7:11 PM - 9:58 PM PDT Att: 25,495 - Partly Cloudy - 60 F			
27 Mike Trout, R OBP: 0.308, SLG: 0.636	5 HR	SF8			G6-3				K	3	1	1	1	1	1	0				
5 Albert Pujols, R OBP: 0.308, SLG: 0.545	1B	F9			G1-3				F9	5	1	1	2	0	1	3				
20 Matt Joyce, L OBP: 0.125, SLG: 0.125	6 2B				F8				L8	4	1	1	0	0	0	2				
6 David Freese, R OBP: 0.250, SLG: 0.545	2B				K				2 HBP	3	1	1	0	1	1	0				
2 Erick Aybar, S OBP: 0.384, SLG: 0.300	E4				G3				BB	3	0	1	1	0	0	0				
17 Chris Iannetta, R OBP: 0.100, SLG: 0.100	K				G6-3				HBP	4	0	0	0	0	2	3				
19 Efrén Navarro, L OBP: 0.667, SLG: 1.000		12 SF8							F9	3	1	2	0	0	0	1				
7 Collin Cowgill, R									L8	1	0	0	0	0	0	2				
12 Johnny Giavotella, R OBP: 0.500, SLG: 0.444									K	4	0	3	0	0	1	2				
									56 SH5-3											
Inning Stats	R: 4 E: 1 K: 1 S: 13	H: 4 LOB: 0 BB: 0 P: 23	R: 1 E: 0 K: 1 S: 17	H: 2 LOB: 1 BB: 0 P: 27	R: 0 E: 0 K: 1 S: 8	H: 0 LOB: 0 BB: 0 P: 14	R: 0 E: 0 K: 0 S: 10	H: 2 LOB: 1 BB: 0 P: 12	R: 0 E: 0 K: 0 S: 6	H: 1 LOB: 0 BB: 0 P: 9	R: 0 E: 0 K: 0 S: 12	H: 1 LOB: 2 BB: 1 P: 17	R: 0 E: 0 K: 2 S: 11	H: 0 LOB: 2 BB: 1 P: 17	R: 0 E: 0 K: 1 S: 10	H: 0 LOB: 0 BB: 0 P: 16		1B: 7 2B: 2 3B: 0 HR: 1	SF: 1 SAC: 1 DP: 0 HBP: 1	WP: 0 PB: 0 SB: 0 CS: 1
PITCHER	IP WLS BF H R ER SO BB IBB HBP BLK WP HR S P ERA WHIP																			
18 Hisashi Iwakuma, R ERA: 6.0	6.0 L 26 9 5 4 3 0 0 0 0 0 0 1 61 92 6.00 1.500																			
66 Tyler Olson, L ERA:	(7, 1) 0.1 3 1 0 0 0 0 0 1 0 0 0 0 5 9 0.00 3.000																			
39 Carson Smith, R ERA:	(7, 1) 1.2 7 0 0 0 3 1 0 0 0 0 0 0 18 25 0.00 0.600																			
40 Danny Farquhar, R ERA:	(9, 1) 1.0 3 0 0 0 1 0 0 0 0 0 0 0 10 16 0.00 0.000																			

Batter	1	2	3	4	5	6	7	8	9	AB	R	H	RBI	BB	SO	LOB	BOTTOM				
16 Austin Jackson, R OBP: 0.231, SLG: 0.308	K				G4-3				F7	5	0	1	0	0	1	2	Los Angeles Angels @ Seattle Mariners Safeco Field, Seattle, WA Wed Apr 08 2015, 7:11 PM - 9:58 PM PDT Att: 25,495 - Partly Cloudy - 60 F				
13 Dustin Ackley, L OBP: 0.286, SLG: 0.714	L9				K					4	0	1	0	0	1	1					
22 Robinson Canó, L OBP: 0.250, SLG: 0.417	K				F7					4	1	2	0	0	1	0					
23 Nelson Cruz, R OBP: 0.091, SLG: 0.091		P6			F9				K	4	0	0	0	0	1	3					
15 Kyle Seager, L OBP: 0.182, SLG: 0.400		F9			P2					3	1	1	2	1	0	0					
25 Rickie Weeks Jr., R OBP: 0.250, SLG: 0.143		20 1B			K					3	0	0	0	0	2	3					
20 Logan Morrison, L OBP: 0.182, SLG: 0.182										4	0	1	0	0	0	3					
3 Mike Zunino, R OBP: 0.100, SLG: 0.100										4	0	1	0	0	3	2					
5 Brad Miller, L OBP: 0.400, SLG: 0.700										4	1	2	1	0	0	1					
Inning Stats	R: 0 E: 0 K: 2 S: 7	H: 0 LOB: 0 BB: 0 P: 9	R: 0 E: 0 K: 1 S: 13	H: 1 LOB: 2 BB: 0 P: 22	R: 1 E: 0 K: 1 S: 11	H: 2 LOB: 0 BB: 0 P: 14	R: 0 E: 0 K: 1 S: 8	H: 0 LOB: 0 BB: 0 P: 12	R: 0 E: 0 K: 0 S: 9	H: 2 LOB: 0 BB: 0 P: 12	R: 0 E: 0 K: 1 S: 8	H: 1 LOB: 1 BB: 0 P: 10	R: 0 E: 0 K: 2 S: 12	H: 2 LOB: 3 BB: 1 P: 18	R: 0 E: 0 K: 1 S: 10	H: 0 LOB: 0 BB: 0 P: 15		1B: 5 2B: 2 3B: 0 HR: 2	SF: 0 SAC: 0 DP: 0 HBP: 1	WP: 0 PB: 0 SB: 0 CS: 1	PA: 37
PITCHER	IP WLS BF H R ER SO BB IBB HBP BLK WP HR S P ERA WHIP																				
52 Matt Shoemaker, R ERA: 4.5	6.0 W 24 6 3 3 3 0 0 0 0 0 0 0 2 3 4.50 1.000																				
48 Jose Alvarez, L ERA:	(7, 1) 0.1 H 1 0 0 0 0 0 0 0 0 0 0 2 3 0.00 0.000																				
64 Mike Morin, R ERA:	(7, 1) 0.2 H 3 1 0 0 1 0 0 0 0 0 0 6 7 0.00 1.500																				
38 Joe Smith, R ERA:	(8, 1) 1.0 H 6 2 0 0 2 0 1 0 0 0 0 12 18 0.00 2.000																				
16 Huston Street, R ERA:	(9, 1) 1.0 S 3 0 0 0 1 0 0 0 0 0 0 10 15 0.00 0.000																				

Batter	1	2	3	4	5	6	7	8	9	AB	R	H	RBI	BB	SO	LOB	TOP						
2 Alcides Escobar, R OBP: 0.529, SLG: 0.600	G6-3		G6-3 8 HBP BB		G3-1 8 1B		G4-3		SH5-3	3	1	1	0	1	0	0	Kansas City Royals @ Los Angeles Angels Angel Stadium of Anaheim, Anaheim, CA Fri Apr 10 2015, 7:14 PM - 10:28 PM PDT Att: 44,489 - Partly Cloudy - 67 F						
8 Mike Moustakas, L OBP: 0.471, SLG: 0.615	P6		G6-3 35 HBP		G3-1		G6-3 6 1B		HBP	3	0	1	0	0	0	1							
6 Lorenzo Cain, R OBP: 0.526, SLG: 0.750	35 1B		K		K		K		K	4	1	2	2	1	2	3							
35 Eric Hosmer, L OBP: 0.316, SLG: 0.474	25 1B		G6-3		L9		G5-3		K	5	0	1	1	0	1	6							
25 Kendrys Morales, S OBP: 0.281, SLG: 0.625	1B		K		K		G5-3		FC4	5	1	2	1	0	1	5							
4 Alex Gordon, L OBP: 0.385, SLG: 0.111	P6		K		K		F8		15 E HBP	3	0	0	0	0	1	2							
15 Alex Rios, R OBP: 0.313, SLG: 0.500	L7		K		F7		F7		G6-3	4	0	0	0	0	1	1							
13 Salvador Perez, R OBP: 0.438, SLG: 0.667	F8		P4		L9		L9		SH5-3 2 6 14 BB 1B	4	1	1	0	0	0	0							
14 Omar Infante, R OBP: 0.133, SLG: 0.133	L4		P4		P4		F7		6 BB 2 SH5-3 1B	4	0	1	0	0	0	0							
Inning Stats	R: 1 H: 3 E: 0 K: 0 S: 16	H: 3 LOB: 2 BB: 0 P: 23	R: 0 H: 0 E: 0 K: 0 S: 11	H: 0 LOB: 0 BB: 0 P: 18	R: 0 H: 0 E: 0 K: 2 S: 13	H: 0 LOB: 2 BB: 1 P: 21	R: 0 H: 0 E: 0 K: 2 S: 9	H: 0 LOB: 0 BB: 0 P: 13	R: 1 H: 2 E: 0 K: 0 S: 11	H: 1 LOB: 1 BB: 0 P: 15	R: 0 H: 1 E: 1 K: 1 S: 15	H: 1 LOB: 1 BB: 0 P: 21	R: 0 H: 0 E: 0 K: 0 S: 8	H: 0 LOB: 1 BB: 0 P: 12	R: 1 H: 2 E: 0 K: 1 S: 11	H: 2 LOB: 3 BB: 1 P: 19		1B: 7 2B: 1 3B: 0 HR: 1	SF: 0 SAC: 1 DP: 0 HBP: 3	WP: 0 PB: 0 SB: 0 CS: 0	PA: 41		
PITCHER	IP WLS BF H R ER SO BB IBB HBP BLK WP HR S P ERA WHIP	IP WLS BF H R ER SO BB IBB HBP BLK WP HR S P ERA WHIP	IP WLS BF H R ER SO BB IBB HBP BLK WP HR S P ERA WHIP	IP WLS BF H R ER SO BB IBB HBP BLK WP HR S P ERA WHIP	IP WLS BF H R ER SO BB IBB HBP BLK WP HR S P ERA WHIP	IP WLS BF H R ER SO BB IBB HBP BLK WP HR S P ERA WHIP	IP WLS BF H R ER SO BB IBB HBP BLK WP HR S P ERA WHIP	IP WLS BF H R ER SO BB IBB HBP BLK WP HR S P ERA WHIP	IP WLS BF H R ER SO BB IBB HBP BLK WP HR S P ERA WHIP	IP WLS BF H R ER SO BB IBB HBP BLK WP HR S P ERA WHIP	IP WLS BF H R ER SO BB IBB HBP BLK WP HR S P ERA WHIP	IP WLS BF H R ER SO BB IBB HBP BLK WP HR S P ERA WHIP	IP WLS BF H R ER SO BB IBB HBP BLK WP HR S P ERA WHIP	IP WLS BF H R ER SO BB IBB HBP BLK WP HR S P ERA WHIP	IP WLS BF H R ER SO BB IBB HBP BLK WP HR S P ERA WHIP	IP WLS BF H R ER SO BB IBB HBP BLK WP HR S P ERA WHIP	IP WLS BF H R ER SO BB IBB HBP BLK WP HR S P ERA WHIP	IP WLS BF H R ER SO BB IBB HBP BLK WP HR S P ERA WHIP	IP WLS BF H R ER SO BB IBB HBP BLK WP HR S P ERA WHIP	IP WLS BF H R ER SO BB IBB HBP BLK WP HR S P ERA WHIP	IP WLS BF H R ER SO BB IBB HBP BLK WP HR S P ERA WHIP	IP WLS BF H R ER SO BB IBB HBP BLK WP HR S P ERA WHIP	IP WLS BF H R ER SO BB IBB HBP BLK WP HR S P ERA WHIP
53 Héctor Santiago, L ERA: 5.06	5.1	L	24	6	3	3	4	1	0	0	1	0	0	0	0	0	0	0	0	20	27	0.00	0.600
63 Vinnie Pestano, R ERA:	1.2		6	1	0	0	1	0	0	0	0	0	0	0	0	0	0	0	0	6	7	0.00	0.000
48 Jose Alvarez, L ERA:	0.2		3	0	0	0	0	0	0	0	0	0	0	0	0	0	0	0	0	2	5	0.00	0.000
64 Mike Morin, R ERA:	0.1		1	0	0	0	0	0	0	0	0	0	0	0	0	0	0	0	0	7	15	27.00	9.000
59 Fernando Salas, R ERA: 6.75	0.1		5	2	1	1	0	1	0	1	0	1	0	0	0	0	0	0	0	7	15	27.00	9.000
56 Kole Calhoun, L OBP: 0.125, SLG: 0.188	G6-3		G3		G3		K		K	4	0	1	1	0	1	0	Kansas City Royals @ Los Angeles Angels Angel Stadium of Anaheim, Anaheim, CA Fri Apr 10 2015, 7:14 PM - 10:28 PM PDT Att: 44,489 - Partly Cloudy - 67 F						
27 Mike Trout, R OBP: 0.412, SLG: 0.643	G1-3		2B		BB		G6-4-3 5 1B		G5-3 5 1B	3	0	2	0	1	0	0							
5 Albert Pujols, R OBP: 0.235, SLG: 0.400	P3		K		G6-4-3 1-2		G5-3		G6-3	4	0	0	0	0	1	4							
6 David Freese, R OBP: 0.313, SLG: 0.733	G5-3		1B		HR		G6-3		G6-3	4	1	2	1	0	0	1							
24 C.J. Cron, R OBP: 0.233, SLG: 0.231	L7		L5		P3		P3		K	4	0	0	0	0	1	1							
2 Enck Aybar, S OBP: 0.333, SLG: 0.231	F8		P2		G4-3		G4-3		BB	3	0	0	0	1	0	1							
17 Chris Iannetta, R OBP: 0.071, SLG: 0.071	K		K		K		K		K	4	0	0	0	0	4	2							
7 Collin Cowgill, R OBP: 0.167, SLG: 0.167	P6		P6		P6		P6		K	2	0	1	0	0	0	0							
20 Matt Joyce, L OBP: 0.200, SLG: 0.300	12 FC6-4 1B		G5-3		G5-3		G5-3		K	2	0	1	0	0	1	1							
12 Johnny Giavotella, R OBP: 0.385, SLG: 0.333	56 2B		G5-3		G5-3		G5-3		K	3	1	0	0	0	1	2							
Inning Stats	R: 0 H: 0 E: 0 K: 0 S: 9	H: 0 LOB: 0 BB: 0 P: 15	R: 0 H: 0 E: 0 K: 0 S: 6	H: 0 LOB: 0 BB: 0 P: 7	R: 1 H: 2 E: 0 K: 2 S: 14	H: 2 LOB: 1 BB: 1 P: 27	R: 0 H: 1 E: 0 K: 1 S: 9	H: 1 LOB: 1 BB: 0 P: 17	R: 0 H: 0 E: 0 K: 0 S: 13	H: 0 LOB: 0 BB: 0 P: 20	R: 1 H: 2 E: 0 K: 0 S: 6	H: 2 LOB: 0 BB: 0 P: 12	R: 0 H: 1 E: 0 K: 2 S: 13	H: 1 LOB: 1 BB: 0 P: 17	R: 0 H: 1 E: 0 K: 1 S: 15	H: 1 LOB: 1 BB: 0 P: 21	R: 0 H: 0 E: 0 K: 3 S: 9	H: 0 LOB: 1 BB: 1 P: 14	1B: 4 2B: 2 3B: 0 HR: 1	SF: 0 SAC: 0 DP: 1 HBP: 0	WP: 0 PB: 0 SB: 0 CS: 0	PA: 35	
PITCHER	IP WLS BF H R ER SO BB IBB HBP BLK WP HR S P ERA WHIP	IP WLS BF H R ER SO BB IBB HBP BLK WP HR S P ERA WHIP	IP WLS BF H R ER SO BB IBB HBP BLK WP HR S P ERA WHIP	IP WLS BF H R ER SO BB IBB HBP BLK WP HR S P ERA WHIP	IP WLS BF H R ER SO BB IBB HBP BLK WP HR S P ERA WHIP	IP WLS BF H R ER SO BB IBB HBP BLK WP HR S P ERA WHIP	IP WLS BF H R ER SO BB IBB HBP BLK WP HR S P ERA WHIP	IP WLS BF H R ER SO BB IBB HBP BLK WP HR S P ERA WHIP	IP WLS BF H R ER SO BB IBB HBP BLK WP HR S P ERA WHIP	IP WLS BF H R ER SO BB IBB HBP BLK WP HR S P ERA WHIP	IP WLS BF H R ER SO BB IBB HBP BLK WP HR S P ERA WHIP	IP WLS BF H R ER SO BB IBB HBP BLK WP HR S P ERA WHIP	IP WLS BF H R ER SO BB IBB HBP BLK WP HR S P ERA WHIP	IP WLS BF H R ER SO BB IBB HBP BLK WP HR S P ERA WHIP	IP WLS BF H R ER SO BB IBB HBP BLK WP HR S P ERA WHIP	IP WLS BF H R ER SO BB IBB HBP BLK WP HR S P ERA WHIP	IP WLS BF H R ER SO BB IBB HBP BLK WP HR S P ERA WHIP	IP WLS BF H R ER SO BB IBB HBP BLK WP HR S P ERA WHIP	IP WLS BF H R ER SO BB IBB HBP BLK WP HR S P ERA WHIP	IP WLS BF H R ER SO BB IBB HBP BLK WP HR S P ERA WHIP	IP WLS BF H R ER SO BB IBB HBP BLK WP HR S P ERA WHIP	IP WLS BF H R ER SO BB IBB HBP BLK WP HR S P ERA WHIP	IP WLS BF H R ER SO BB IBB HBP BLK WP HR S P ERA WHIP
51 Jason Vargas, L ERA: 3.0	6.0	W	23	5	2	2	3	1	0	0	0	0	0	0	0	0	0	0	0	13	17	0.00	1.000
54 Jason Frasor, R ERA:	1.0	H	4	1	0	0	2	0	0	0	0	0	0	0	0	0	0	0	0	15	21	0.00	1.000
40 Kelvin Herrera, R ERA:	1.0	H	4	1	0	0	1	0	0	0	0	0	0	0	0	0	0	0	0	9	14	0.00	1.000
17 Wade Davis, R ERA:	1.0	S	4	0	0	0	3	1	0	0	0	0	0	0	0	0	0	0	0	9	14	0.00	1.000

livebaseballscorecards.com

AB 35
R 4
H 9
RBI 4
BB 2
SO 6
LOB 18



livebaseballscorecards.com

AB 33
R 2
H 7
RBI 2
BB 2
SO 9
LOB 12



Batter	1	2	3	4	5	6	7	8	9	AB	R	H	RBI	BB	SO	LOB	TOP							
2 Alcides Escobar, R OBP: 0.455, SLG: 0.500										5	0	1	0	0	1	1	Kansas City Royals @ Los Angeles Angels Angel Stadium of Anaheim, Anaheim, CA Sat Apr 11 2015, 6:07 PM - 8:47 PM PDT Att: 44,154 - Clear - 68 F							
8 Mike Moustakas, L OBP: 0.500, SLG: 0.765										4	1	2	1	1	1	2								
6 Lorenzo Cain, R OBP: 0.500, SLG: 0.650										4	1	1	0	1	2	2								
35 Eric Hosmer, L OBP: 0.375, SLG: 0.455										3	1	1	0	1	1	1								
25 Kendrys Morales, S OBP: 0.500, SLG: 0.700										4	1	3	1	1	0	2								
4 Alex Gordon, L OBP: 0.333, SLG: 0.077										4	0	0	0	0	2	7								
15 Alex Rios, R OBP: 0.300, SLG: 0.450										4	1	1	2	0	1	3								
13 Salvador Perez, R OBP: 0.450, SLG: 0.789										4	1	2	2	0	0	0								
14 Omar Infante, R OBP: 0.158, SLG: 0.158										4	0	1	0	0	0	1								
Inning Stats	R: 0 H: 0 E: 0 K: 3 S: 12	H: 0 LOB: 1 BB: 1 P: 20	R: 0 H: 0 E: 0 K: 1 S: 6	H: 0 LOB: 0 BB: 1 P: 12	R: 0 H: 0 E: 0 K: 0 S: 5	H: 0 LOB: 0 BB: 0 P: 6	R: 5 H: 6 E: 0 K: 1 S: 17	H: 6 LOB: 1 BB: 1 P: 32	R: 1 H: 2 E: 0 K: 0 S: 16	H: 2 LOB: 2 BB: 0 P: 28	R: 0 H: 2 E: 0 K: 2 S: 10	H: 2 LOB: 2 BB: 0 P: 15	R: 0 H: 1 E: 0 K: 0 S: 8	H: 1 LOB: 2 BB: 0 P: 12	R: 0 H: 0 E: 0 K: 0 S: 6	H: 0 LOB: 0 BB: 0 P: 10		R: 0 H: 1 E: 0 K: 1 S: 10	H: 1 LOB: 2 BB: 0 P: 13	1B: 9 2B: 1 3B: 0 HR: 2	SF: 0 SAC: 0 DP: 1 HBP: 2	WP: 0 PB: 0 SB: 1 CS: 2	PA: 43	
PITCHER	IP WLS BF H R ER SO BB IBB HBP BLK WP HR S P ERA WHIP	IP WLS BF H R ER SO BB IBB HBP BLK WP HR S P ERA WHIP	IP WLS BF H R ER SO BB IBB HBP BLK WP HR S P ERA WHIP	IP WLS BF H R ER SO BB IBB HBP BLK WP HR S P ERA WHIP	IP WLS BF H R ER SO BB IBB HBP BLK WP HR S P ERA WHIP	IP WLS BF H R ER SO BB IBB HBP BLK WP HR S P ERA WHIP	IP WLS BF H R ER SO BB IBB HBP BLK WP HR S P ERA WHIP	IP WLS BF H R ER SO BB IBB HBP BLK WP HR S P ERA WHIP	IP WLS BF H R ER SO BB IBB HBP BLK WP HR S P ERA WHIP	IP WLS BF H R ER SO BB IBB HBP BLK WP HR S P ERA WHIP	IP WLS BF H R ER SO BB IBB HBP BLK WP HR S P ERA WHIP	IP WLS BF H R ER SO BB IBB HBP BLK WP HR S P ERA WHIP	IP WLS BF H R ER SO BB IBB HBP BLK WP HR S P ERA WHIP	IP WLS BF H R ER SO BB IBB HBP BLK WP HR S P ERA WHIP	IP WLS BF H R ER SO BB IBB HBP BLK WP HR S P ERA WHIP	IP WLS BF H R ER SO BB IBB HBP BLK WP HR S P ERA WHIP	IP WLS BF H R ER SO BB IBB HBP BLK WP HR S P ERA WHIP	IP WLS BF H R ER SO BB IBB HBP BLK WP HR S P ERA WHIP	IP WLS BF H R ER SO BB IBB HBP BLK WP HR S P ERA WHIP	IP WLS BF H R ER SO BB IBB HBP BLK WP HR S P ERA WHIP	IP WLS BF H R ER SO BB IBB HBP BLK WP HR S P ERA WHIP	IP WLS BF H R ER SO BB IBB HBP BLK WP HR S P ERA WHIP	IP WLS BF H R ER SO BB IBB HBP BLK WP HR S P ERA WHIP	IP WLS BF H R ER SO BB IBB HBP BLK WP HR S P ERA WHIP




Batter	1	2	3	4	5	6	7	8	9	AB	R	H	RBI	BB	SO	LOB	BOTTOM							
56 Kole Calhoun, L OBP: 0.200, SLG: 0.450										4	2	2	3	0	0	0	Kansas City Royals @ Los Angeles Angels Angel Stadium of Anaheim, Anaheim, CA Sat Apr 11 2015, 6:07 PM - 8:47 PM PDT Att: 44,154 - Clear - 68 F							
27 Mike Trout, R OBP: 0.429, SLG: 0.611										4	0	2	1	0	0	0								
5 Albert Pujols, R OBP: 0.190, SLG: 0.316										4	0	0	0	0	0	2								
20 Matt Joyce, L OBP: 0.143, SLG: 0.214										4	0	0	0	0	1	1								
6 David Freese, R OBP: 0.250, SLG: 0.579										4	0	0	0	0	0	1								
2 Erick Aybar, S OBP: 0.316, SLG: 0.235										4	0	1	0	0	1	0								
19 Efran Navarro, L OBP: 0.500, SLG: 0.600										2	1	0	0	1	1	1								
3 Drew Butera, R OBP: 0.500, SLG: 0.500										2	1	1	0	0	0	1								
17 Chris Iannetta, R OBP: 0.067, SLG: 0.067										1	0	0	0	0	0	0								
12 Johnny Giavotella, R OBP: 0.313, SLG: 0.287										3	0	0	0	0	0	2								
Inning Stats	R: 1 H: 2 E: 0 K: 1 S: 9	H: 2 LOB: 1 BB: 0 P: 14	R: 0 H: 1 E: 0 K: 1 S: 7	H: 1 LOB: 0 BB: 0 P: 11	R: 0 H: 0 E: 0 K: 0 S: 8	H: 0 LOB: 0 BB: 0 P: 10	R: 0 H: 0 E: 0 K: 0 S: 8	H: 0 LOB: 0 BB: 0 P: 11	R: 0 H: 0 E: 0 K: 0 S: 6	H: 0 LOB: 0 BB: 0 P: 9	R: 0 H: 0 E: 0 K: 0 S: 7	H: 0 LOB: 0 BB: 0 P: 11	R: 0 H: 0 E: 0 K: 0 S: 6	H: 0 LOB: 0 BB: 0 P: 9	R: 0 H: 0 E: 0 K: 1 S: 8	H: 0 LOB: 0 BB: 0 P: 10	1B: 4 2B: 1 3B: 0 HR: 1	SF: 0 SAC: 0 DP: 0 HBP: 0	WP: 0 PB: 0 SB: 0 CS: 1	PA: 34				
PITCHER	IP WLS BF H R ER SO BB IBB HBP BLK WP HR S P ERA WHIP	IP WLS BF H R ER SO BB IBB HBP BLK WP HR S P ERA WHIP	IP WLS BF H R ER SO BB IBB HBP BLK WP HR S P ERA WHIP	IP WLS BF H R ER SO BB IBB HBP BLK WP HR S P ERA WHIP	IP WLS BF H R ER SO BB IBB HBP BLK WP HR S P ERA WHIP	IP WLS BF H R ER SO BB IBB HBP BLK WP HR S P ERA WHIP	IP WLS BF H R ER SO BB IBB HBP BLK WP HR S P ERA WHIP	IP WLS BF H R ER SO BB IBB HBP BLK WP HR S P ERA WHIP	IP WLS BF H R ER SO BB IBB HBP BLK WP HR S P ERA WHIP	IP WLS BF H R ER SO BB IBB HBP BLK WP HR S P ERA WHIP	IP WLS BF H R ER SO BB IBB HBP BLK WP HR S P ERA WHIP	IP WLS BF H R ER SO BB IBB HBP BLK WP HR S P ERA WHIP	IP WLS BF H R ER SO BB IBB HBP BLK WP HR S P ERA WHIP	IP WLS BF H R ER SO BB IBB HBP BLK WP HR S P ERA WHIP	IP WLS BF H R ER SO BB IBB HBP BLK WP HR S P ERA WHIP	IP WLS BF H R ER SO BB IBB HBP BLK WP HR S P ERA WHIP	IP WLS BF H R ER SO BB IBB HBP BLK WP HR S P ERA WHIP	IP WLS BF H R ER SO BB IBB HBP BLK WP HR S P ERA WHIP	IP WLS BF H R ER SO BB IBB HBP BLK WP HR S P ERA WHIP	IP WLS BF H R ER SO BB IBB HBP BLK WP HR S P ERA WHIP	IP WLS BF H R ER SO BB IBB HBP BLK WP HR S P ERA WHIP	IP WLS BF H R ER SO BB IBB HBP BLK WP HR S P ERA WHIP	IP WLS BF H R ER SO BB IBB HBP BLK WP HR S P ERA WHIP	IP WLS BF H R ER SO BB IBB HBP BLK WP HR S P ERA WHIP



Batter	1	2	3	4	5	6	7	8	9	AB	R	H	RBI	BB	SO	LOB	TOP								
7 Collin Cowgill, R OBP: 0.286, SLG: 0.462	F7		L7			HR		G1-3		5	1	2	2	0	0	1									
27 Mike Trout, R OBP: 0.483, SLG: 0.583	L9		L9			HR			1B	4	2	2	0	1	0	1									
5 Albert Pujols, R OBP: 0.241, SLG: 0.462	F8		F7						1B	4	0	0	0	1	0	5									
6 David Freese, R OBP: 0.276, SLG: 0.593		BB		K		HR			1B	4	1	1	2	1	2	2									
24 C.J. Cron, R OBP: 0.211, SLG: 0.118		K				HR				4	0	2	0	0	2	1									
56 Kole Calhoun, L OBP: 0.238, SLG: 0.476				1B					1B	1	0	1	1	0	0	0									
19 Efrén Navarro, L OBP: 0.429, SLG: 0.500				1B					1B	0	0	0	0	0	0	0									
2 Enck Aybar, S OBP: 0.296, SLG: 0.208		BB		FC4-6		F9			F9	4	1	1	0	1	0	4									
20 Matt Joyce, L OBP: 0.174, SLG: 0.261				2B					L8	5	0	1	1	0	1	5									
17 Chris Iannetta, R OBP: 0.091, SLG: 0.048		G2-3				HR			L8	3	1	0	0	1	0	2									
12 Johnny Givon, R OBP: 0.333, SLG: 0.300						F9			L8	4	0	2	0	0	0	1									
Inning Stats	R: 0 E: 0 K: 0 S: 7	H: 0 LOB: 0 BB: 0 P: 11	R: 0 E: 0 K: 2 S: 10	H: 0 LOB: 2 BB: 2 P: 24	R: 0 E: 0 K: 0 S: 12	H: 1 LOB: 1 BB: 0 P: 14	R: 1 E: 0 K: 1 S: 7	H: 2 LOB: 1 BB: 0 P: 11	R: 4 E: 0 K: 0 S: 13	H: 3 LOB: 2 BB: 2 P: 25	R: 0 E: 0 K: 0 S: 9	H: 3 LOB: 3 BB: 0 P: 9	R: 0 E: 0 K: 2 S: 12	H: 1 LOB: 1 BB: 0 P: 14	R: 0 E: 0 K: 0 S: 6	H: 0 LOB: 0 BB: 0 P: 13	R: 1 E: 0 K: 0 S: 12	H: 2 LOB: 2 BB: 1 P: 22	1B: 9 2B: 1 3B: 0 HR: 2	SF: 0 SAC: 0 DP: 0 HBP: 0	WP: 0 PB: 0 SB: 1 CS: 0	PA: 43			
PITCHER	IP	WLS	BF	H	R	ER	SO	BB	IBB	HBP	BLK	WP	HR	S	P	ERA	WHIP								
47 Ross Detwiler, L ERA: 9.0	5.2	L	28	8	5	5	3	4	0	0	0	0	2	55	91	7.94	2.118								
57 Stolmy Pimentel, R ERA: 3.86	2.1		11	3	1	1	2	1	0	0	0	0	0	26	39	3.86	1.714								
55 Roman Mendez, R ERA: 3.86	1.0		4	1	0	0	0	0	0	0	0	0	0	7	13	0.00	1.000								

Los Angeles Angels @ Texas Rangers
Globe Life Park in Arlington, Arlington, TX
Mon Apr 13 2015, 8:09 PM - 11:26 PM EDT
Att: 18,401 - Cloudy - 64 F

AB 38
R 6
H 12
RBI 6
BB 5
SO 5
LOB 22



Batter	1	2	3	4	5	6	7	8	9	AB	R	H	RBI	BB	SO	LOB	BOTTOM								
2 Leonys Martin, L OBP: 0.162, SLG: 0.139	29 1B	P5			K			F7		4	1	1	0	0	1	2									
17 Shin-Soo Choo, L OBP: 0.250, SLG: 0.389	K		F9		K			K		4	0	0	0	0	3	2									
29 Adrián Beltré, R OBP: 0.194, SLG: 0.389	84 1B		L9		G6-3			F8		4	1	1	0	0	0	1									
84 Prince Fielder, L OBP: 0.444, SLG: 0.455	18 2B		G3-1			F7				4	1	2	1	0	0	0									
7 Delino DeShields, R OBP: 0.333, SLG: 0.200	18 2B							18 1B		0	0	0	0	0	0	0									
18 Mitch Moreland, L OBP: 0.321, SLG: 0.435					L8			F8		4	0	1	1	0	1	1									
1 Elvis Andrus, R OBP: 0.143, SLG: 0.147	SF9				B2-3			F9		3	0	0	1	0	0	0									
43 Carlos Peguero, L OBP: 0.538, SLG: 0.600	K									3	0	1	0	1	2	1									
61 Robinson Chirinos, R OBP: 0.200, SLG: 0.070		L8								3	0	0	0	0	1	2									
3 Carlos Corporán, S OBP: 0.333, SLG: 0.333					L8					1	0	0	0	0	1	0									
12 Rougned Odor, L OBP: 0.323, SLG: 0.360		K								3	0	1	0	0	2	1									
Inning Stats	R: 3 E: 0 K: 2 S: 15	H: 4 LOB: 1 BB: 0 P: 22	R: 0 E: 0 K: 1 S: 11	H: 0 LOB: 0 BB: 0 P: 15	R: 0 E: 0 K: 0 S: 8	H: 0 LOB: 0 BB: 0 P: 11	R: 0 E: 0 K: 0 S: 4	H: 1 LOB: 1 BB: 0 P: 8	R: 0 E: 0 K: 2 S: 13	H: 1 LOB: 1 BB: 0 P: 19	R: 0 E: 0 K: 1 S: 8	H: 0 LOB: 0 BB: 0 P: 12	R: 0 E: 0 K: 2 S: 12	H: 1 LOB: 1 BB: 1 P: 22	R: 0 E: 0 K: 1 S: 13	H: 0 LOB: 2 BB: 0 P: 20	R: 0 E: 0 K: 2 S: 12	H: 0 LOB: 0 BB: 0 P: 17	1B: 5 2B: 2 3B: 0 HR: 0	SF: 1 SAC: 0 DP: 0 HBP: 0	WP: 1 PB: 0 SB: 1 CS: 0	PA: 35			
PITCHER	IP	WLS	BF	H	R	ER	SO	BB	IBB	HBP	BLK	WP	HR	S	P	ERA	WHIP								
52 Matt Shoemaker, R ERA: 4.38	6.1	W	26	6	3	3	7	1	0	0	0	0	0	63	96	4.26	1.105								
37 Cesar Ramos, L ERA:	0.2	H	2	0	0	0	1	0	0	0	0	0	0	8	13	0.00	0.000								
3B Joe Smith, R ERA:	1.0	H	4	1	0	0	1	0	0	0	0	0	0	13	20	0.00	1.000								
16 Huston Street, R ERA:	1.0	S	3	0	0	0	2	0	0	0	0	0	0	12	17	0.00	0.000								

Los Angeles Angels @ Texas Rangers
Globe Life Park in Arlington, Arlington, TX
Mon Apr 13 2015, 8:09 PM - 11:26 PM EDT
Att: 18,401 - Cloudy - 64 F

AB 33
R 3
H 7
RBI 3
BB 1
SO 11
LOB 10



Batter	1	2	3	4	5	6	7	8	9	AB	R	H	RBI	BB	SO	LOB	TOP						
2 Eric Aybar, S OBP: 0.290, SLG: 0.214 8 Taylor Featherston, R (7, 6)										4	0	1	0	0	0	4	Los Angeles Angels @ Texas Rangers Globe Life Park in Arlington, Arlington, TX Tue Apr 14 2015, 8:09 PM - 11:04 PM EDT Att: 21,805 - Cloudy - 60 F AB 32 R 2 H 7 RBI 2 BB 3 SO 2 LOB 18 						
27 Mike Trout, R OBP: 0.455, SLG: 0.571 3 Drew Butera, R (7, 3)										4	0	1	0	0	0	1							
5 Albert Pujols, R OBP: 0.291, SLG: 0.444 19 Efran Navarro, L OBP: 0.500, SLG: 0.571										1	0	0	0	2	0	0							
20 Matt Joyce, L OBP: 0.185, SLG: 0.259										4	0	1	0	0	0	3							
6 David Freese, R OBP: 0.242, SLG: 0.516										4	0	0	0	0	1	5							
24 C.J. Cron, R OBP: 0.174, SLG: 0.095										4	0	0	1	0	1	1							
17 Chris Iannetta, R OBP: 0.192, SLG: 0.125										3	1	2	0	1	0	1							
7 Collin Cowgill, R OBP: 0.278, SLG: 0.471										4	0	1	0	0	0	2							
12 Johnny Giavotella, R OBP: 0.320, SLG: 0.273										2	0	0	1	0	0	1							
Inning Stats	R: 0 E: 0 K: 0 S: 11	H: 2 LOB: 2 BB: 1 P: 18	R: 0 E: 0 K: 1 S: 12	H: 1 LOB: 2 BB: 1 P: 20	R: 0 E: 0 K: 0 S: 11	H: 0 LOB: 1 BB: 1 P: 19	R: 0 E: 0 K: 0 S: 6	H: 1 LOB: 1 BB: 0 P: 10	R: 0 E: 0 K: 0 S: 6	H: 0 LOB: 0 BB: 0 P: 9	R: 0 E: 0 K: 0 S: 5	H: 0 LOB: 0 BB: 0 P: 7	R: 1 E: 1 K: 0 S: 11	H: 1 LOB: 1 BB: 0 P: 16	R: 1 E: 0 K: 1 S: 16	H: 2 LOB: 1 BB: 0 P: 21		R: 0 E: 0 K: 0 S: 4	H: 0 LOB: 0 BB: 0 P: 7	1B: 5 2B: 2 HR: 0	SF: 1 SAC: 0 DP: 1 HBP: 1	WP: 1 PB: 0 SB: 0 CS: 0	PA: 37
PITCHER	IP WLS BF H R ER SO BB IBB HBP BLK WP HR S P ERA WHIP																						
22 Nick Martinez, R ERA: 7.71	7.0 W 29 5 1 0 1 3 0 1 0 0 0 62 99 0.00 1.143																						
35 Phil Klein, R ERA: 7.71	1.0 5 2 1 1 1 0 0 0 0 1 0 16 21 9.00 2.000																						
50 Keone Kela, R ERA: 1.8	1.0 3 0 0 0 0 0 0 0 0 0 0 4 7 0.00 0.000																						

Batter	1	2	3	4	5	6	7	8	9	AB	R	H	RBI	BB	SO	LOB	BOTTOM				
12 Rougned Odor, L OBP: 0.333, SLG: 0.379										4	1	1	1	1	1	0	Los Angeles Angels @ Texas Rangers Globe Life Park in Arlington, Arlington, TX Tue Apr 14 2015, 8:09 PM - 11:04 PM EDT Att: 21,805 - Cloudy - 60 F AB 33 R 8 H 11 RBI 8 BB 5 SO 6 LOB 12 				
18 Mitch Moreland, L OBP: 0.394, SLG: 0.423										3	0	1	1	2	2	0					
29 Adrian Beltré, R OBP: 0.171, SLG: 0.341										5	0	0	0	0	0	4					
84 Prince Fielder, L OBP: 0.450, SLG: 0.459 9 Adam Rosales, R (9, 3)										4	0	2	0	0	0	0					
17 Shin-Soo Choo, L OBP: 0.250, SLG: 0.364 20 Jake Smolinski, R (8, 7)										4	0	1	0	0	1	1					
1 Elvis Andrus, R OBP: 0.179, SLG: 0.263										4	2	2	1	0	0	2					
43 Carlos Peguero, L OBP: 0.588, SLG: 0.667										2	1	1	0	1	0	1					
2 Leonys Martin, L OBP: 0.195, SLG: 0.154										3	2	1	0	1	1	4					
61 Robinson Chirinos, R OBP: 0.283, SLG: 0.412										4	2	2	5	0	1	0					
Inning Stats	R: 1 E: 0 K: 0 S: 12	H: 1 LOB: 0 BB: 1 P: 22	R: 3 E: 0 K: 0 S: 23	H: 3 LOB: 2 BB: 2 P: 40	R: 0 E: 0 K: 1 S: 11	H: 2 LOB: 1 BB: 1 P: 19	R: 0 E: 0 K: 2 S: 8	H: 0 LOB: 0 BB: 0 P: 11	R: 0 E: 0 K: 0 S: 8	H: 0 LOB: 0 BB: 0 P: 11	R: 4 E: 0 K: 1 S: 20	H: 3 LOB: 0 BB: 0 P: 23	R: 0 E: 0 K: 1 S: 17	H: 2 LOB: 2 BB: 0 P: 21	R: 0 E: 0 K: 1 S: 11	H: 0 LOB: 1 BB: 1 P: 19		1B: 6 2B: 3 HR: 2	SF: 0 SAC: 0 DP: 1 HBP: 1	WP: 3 PB: 0 SB: 3 CS: 0	PA: 39
PITCHER	IP WLS BF H R ER SO BB IBB HBP BLK WP HR S P ERA WHIP																				
51 Drew Rucinski, R ERA: 7.71	2.2 L 16 6 4 4 0 4 0 0 0 0 1 2 29 38 15.43 1.286																				
48 Jose Alvarez, L ERA: 8.31	2.1 11 3 4 4 3 0 0 1 0 1 2 29 38 15.43 1.286																				
64 Mike Morin, R ERA:	1.0 3 0 0 0 1 0 0 0 0 0 0 10 11 0.00 0.000																				
59 Fernando Salas, R ERA: 7.36	1.0 5 2 0 0 1 0 0 0 0 0 0 17 21 0.00 2.000																				
63 Vinnie Pestano, R ERA:	1.0 4 0 0 0 1 1 0 0 0 0 0 11 19 0.00 1.000																				

Batter	1	2	3	4	5	6	7	8	9	AB	R	H	RBI	BB	SO	LOB	TOP						
2 Erick Aybar, S OBP: 0.286, SLG: 0.194	F7	SH5-3		G3		BB	F8			3	1	0	1	1	0	2	<p>Los Angeles Angels @ Texas Rangers Globe Life Park in Arlington, Arlington, TX Wed Apr 15 2015, 2:09 PM - 5:20 PM EDT Att: 25,757 - Sunny - 70 F</p> <p>livebaseballscorecards.com</p>						
27 Mike Trout, R OBP: 0.500, SLG: 0.594	20 S 1B	5 1B 20 2B BB		20 BB 1B		5 1B 6 1B 1B	G6-3			4	2	3	1	1	0	1							
5 Albert Pujols, R OBP: 0.297, SLG: 0.438	P4	20 2B 1B		P4		E7 6 1B 1B	G3			5	2	2	2	0	0	2							
20 Matt Joyce, L OBP: 0.281, SLG: 0.333	K					17 G3-1 6 1B 1B	8 5-3 1B			3	0	2	2	2	1	1							
6 David Freese, R OBP: 0.270, SLG: 0.514										4	1	2	2	0	1	3							
8 Taylor Featherston, R (8, PH)										1	0	0	0	0	0	1							
										5	1	1	0	0	1	3							
17 Chris Iannetta, R OBP: 0.194, SLG: 0.172										5	0	0	0	0	1	4							
19 Efrén Navarro, L OBP: 0.308, SLG: 0.333										5	0	0	0	0	1	4							
7 Collin Cowgill, R OBP: 0.304, SLG: 0.476										4	1	1	0	1	1	0							
12 Johnny Giavotella, R OBP: 0.333, SLG: 0.333										5	2	2	2	0	1	1							
Inning Stats	R: 0 E: 0 K: 1 S: 17	H: 1 LOB: 1 BB: 0 P: 26	R: 6 E: 0 K: 2 S: 23	H: 5 LOB: 1 BB: 2 P: 40	R: 0 E: 0 K: 0 S: 7	H: 0 LOB: 0 BB: 0 P: 12	R: 1 E: 0 K: 0 S: 13	H: 2 LOB: 2 BB: 1 P: 26	R: 0 E: 0 K: 2 S: 13	H: 0 LOB: 0 BB: 0 P: 20	R: 3 E: 1 K: 1 S: 17	H: 3 LOB: 2 BB: 2 P: 31	R: 0 E: 0 K: 0 S: 9	H: 1 LOB: 1 BB: 0 P: 12	R: 0 E: 0 K: 0 S: 6	H: 0 LOB: 0 BB: 0 P: 10	1B: 9 2B: 4 3B: 0 HR: 0	SF: 0 SAC: 1 DP: 0 HBP: 0	WP: 0 PB: 0 SB: 2 CS: 0	PA: 45			
PITCHER	IP WLS BF H R ER SO BB IBB HBP BLK WP HR S P ERA WHIP	IP WLS BF H R ER SO BB IBB HBP BLK WP HR S P ERA WHIP	IP WLS BF H R ER SO BB IBB HBP BLK WP HR S P ERA WHIP	IP WLS BF H R ER SO BB IBB HBP BLK WP HR S P ERA WHIP	IP WLS BF H R ER SO BB IBB HBP BLK WP HR S P ERA WHIP	IP WLS BF H R ER SO BB IBB HBP BLK WP HR S P ERA WHIP	IP WLS BF H R ER SO BB IBB HBP BLK WP HR S P ERA WHIP	IP WLS BF H R ER SO BB IBB HBP BLK WP HR S P ERA WHIP	IP WLS BF H R ER SO BB IBB HBP BLK WP HR S P ERA WHIP	IP WLS BF H R ER SO BB IBB HBP BLK WP HR S P ERA WHIP	IP WLS BF H R ER SO BB IBB HBP BLK WP HR S P ERA WHIP	IP WLS BF H R ER SO BB IBB HBP BLK WP HR S P ERA WHIP	IP WLS BF H R ER SO BB IBB HBP BLK WP HR S P ERA WHIP	IP WLS BF H R ER SO BB IBB HBP BLK WP HR S P ERA WHIP	IP WLS BF H R ER SO BB IBB HBP BLK WP HR S P ERA WHIP	IP WLS BF H R ER SO BB IBB HBP BLK WP HR S P ERA WHIP	IP WLS BF H R ER SO BB IBB HBP BLK WP HR S P ERA WHIP						
46 Anthony Ranaudo, R ERA: 32.4	1.2	L	13	6	6	6	2	2	0	0	0	0	0	0	0	0	0	0	0	37	62	32.40	4.800
63 Anthony Bass, R ERA: 4.22	3.2		17	4	4	4	4	2	0	0	0	0	0	0	0	0	0	0	0	45	78	9.82	1.636
41 Logan Verrett, R ERA: 4.91	2.2		12	3	0	0	0	0	1	0	0	0	0	0	0	0	0	0	0	28	44	0.00	1.125
57 Stolmy Pimentel, R ERA: 2.7	1.0		3	0	0	0	0	0	0	0	0	0	0	0	0	0	0	0	0	6	10	0.00	0.000

Batter	1	2	3	4	5	6	7	8	9	AB	R	H	RBI	BB	SO	LOB	BOTTOM						
7 Delino DeShields, R OBP: 0.182, SLG: 0.100	K									5	0	0	0	0	2	0	<p>Los Angeles Angels @ Texas Rangers Globe Life Park in Arlington, Arlington, TX Wed Apr 15 2015, 2:09 PM - 5:20 PM EDT Att: 25,757 - Sunny - 70 F</p> <p>livebaseballscorecards.com</p>						
12 Rougned Odor, L OBP: 0.350, SLG: 0.375	F9									3	0	1	0	0	0	0							
29 Adrián Beltré, R OBP: 0.182, SLG: 0.326										2	0	0	0	1	0	1							
18 Mitch Moreland, L OBP: 0.382, SLG: 0.444										1	0	1	0	0	0	0							
84 Prince Fielder, L OBP: 0.455, SLG: 0.450	G1-3									3	0	1	0	1	0	1							
20 Jake Smolinski, R OBP: 0.333, SLG: 0.154										3	0	1	0	1	1	4							
1 Elvis Andrus, R OBP: 0.183, SLG: 0.238										4	0	0	0	0	1	6							
9 Adam Rosales, R OBP: 0.200, SLG: 0.444										4	1	1	1	0	2	2							
2 Leonys Martín, L OBP: 0.182, SLG: 0.143										3	0	0	0	0	1	1							
43 Carlos Peguero, L OBP: 0.556, SLG: 0.615										1	0	0	0	0	0	0							
3 Carlos Corporán, S OBP: 0.316, SLG: 0.500										4	1	1	1	0	0	0							
Inning Stats	R: 0 E: 0 K: 1 S: 9	H: 0 LOB: 1 BB: 1 P: 15	R: 0 E: 0 K: 0 S: 9	H: 1 LOB: 1 BB: 0 P: 16	R: 0 E: 0 K: 1 S: 14	H: 1 LOB: 1 BB: 0 P: 17	R: 0 E: 0 K: 1 S: 10	H: 1 LOB: 1 BB: 0 P: 13	R: 1 E: 0 K: 0 S: 9	H: 1 LOB: 0 BB: 0 P: 12	R: 0 E: 0 K: 0 S: 8	H: 0 LOB: 1 BB: 1 P: 17	R: 0 E: 0 K: 2 S: 9	H: 0 LOB: 0 BB: 0 P: 13	R: 0 E: 0 K: 2 S: 15	H: 1 LOB: 3 BB: 1 P: 25	R: 1 E: 0 K: 0 S: 9	H: 1 LOB: 0 BB: 0 P: 15	1B: 3 2B: 1 3B: 0 HR: 2	SF: 0 SAC: 0 DP: 0 HBP: 1	WP: 0 PB: 0 SB: 0 CS: 0	PA: 37	
PITCHER	IP WLS BF H R ER SO BB IBB HBP BLK WP HR S P ERA WHIP	IP WLS BF H R ER SO BB IBB HBP BLK WP HR S P ERA WHIP	IP WLS BF H R ER SO BB IBB HBP BLK WP HR S P ERA WHIP	IP WLS BF H R ER SO BB IBB HBP BLK WP HR S P ERA WHIP	IP WLS BF H R ER SO BB IBB HBP BLK WP HR S P ERA WHIP	IP WLS BF H R ER SO BB IBB HBP BLK WP HR S P ERA WHIP	IP WLS BF H R ER SO BB IBB HBP BLK WP HR S P ERA WHIP	IP WLS BF H R ER SO BB IBB HBP BLK WP HR S P ERA WHIP	IP WLS BF H R ER SO BB IBB HBP BLK WP HR S P ERA WHIP	IP WLS BF H R ER SO BB IBB HBP BLK WP HR S P ERA WHIP	IP WLS BF H R ER SO BB IBB HBP BLK WP HR S P ERA WHIP	IP WLS BF H R ER SO BB IBB HBP BLK WP HR S P ERA WHIP	IP WLS BF H R ER SO BB IBB HBP BLK WP HR S P ERA WHIP	IP WLS BF H R ER SO BB IBB HBP BLK WP HR S P ERA WHIP	IP WLS BF H R ER SO BB IBB HBP BLK WP HR S P ERA WHIP	IP WLS BF H R ER SO BB IBB HBP BLK WP HR S P ERA WHIP	IP WLS BF H R ER SO BB IBB HBP BLK WP HR S P ERA WHIP						
53 Héctor Santiago, L ERA: 2.92	7.0	W	27	4	1	1	5	2	0	0	0	0	0	0	0	0	0	0	0	68	103	1.29	0.857
49 Adam Wilk, L ERA: 4.5	2.0		10	2	1	1	2	1	0	1	0	1	0	0	0	0	0	0	0	24	40	4.50	1.500

Batter	1	2	3	4	5	6	7	8	9	AB	R	H	RBI	BB	SO	LOB	TOP								
56 Kole Calhoun, L (1,9) OBP: 0.320, SLG: 0.583	G4-3			20 SF7 3B		27 HR 1B		27 HR BB		3	3	2	0	1	0	0	Los Angeles Angels @ Houston Astros Minute Maid Park, Houston, TX Fri Apr 17 2015, 7:13 PM - 10:08 PM CDT Att: 22,660 - Roof Closed - 73 F								
27 Mike Trout, R (1,8) OBP: 0.500, SLG: 0.750	G6-3			K		HR		HR		4	2	2	5	0	1	1									
5 Albert Pujols, R (1,3) OBP: 0.293, SLG: 0.400	G4-3			20 SF7 BB		G5-3		K		3	0	0	0	1	1	0									
20 Matt Joyce, L (1,10) OBP: 0.250, SLG: 0.303		K		SF7		F8		K		3	0	0	1	0	2	0									
6 David Freese, R (1,5) OBP: 0.244, SLG: 0.462		K								4	0	0	0	0	1	1									
8 Taylor Featherston, R (8,5)		K								0	0	0	0	0	0	0									
2 Erick Aybar, S (1,6) OBP: 0.282, SLG: 0.200	G1-3									4	0	1	0	0	0	0									
17 Chris Iannetta, R (1,2) OBP: 0.200, SLG: 0.156										3	0	0	0	1	1	1									
19 Efrén Navarro, L (1,7) OBP: 0.250, SLG: 0.267										3	0	0	0	0	1	1									
7 Collin Cowgill, R (7,7) OBP: 0.292, SLG: 0.455										1	0	0	0	0	0	0									
12 Johnny Giavotella, R (1,4) OBP: 0.333, SLG: 0.333										3	1	1	0	0	2	0									
Inning Stats	R: 0 E: 0 K: 0 S: 6	H: 0 LOB: 0 BB: 0 P: 12	R: 0 E: 0 K: 2 S: 11	H: 0 LOB: 0 BB: 0 P: 17	R: 0 E: 0 K: 2 S: 8	H: 0 LOB: 0 BB: 0 P: 13	R: 1 E: 0 K: 1 S: 9	H: 1 LOB: 1 BB: 1 P: 18	R: 0 E: 0 K: 0 S: 8	H: 0 LOB: 0 BB: 0 P: 13	R: 2 E: 0 K: 1 S: 14	H: 2 LOB: 0 BB: 0 P: 23	R: 0 E: 0 K: 1 S: 10	H: 0 LOB: 1 BB: 1 P: 16	R: 3 E: 0 K: 2 S: 19	H: 2 LOB: 0 BB: 1 P: 26	R: 0 E: 0 K: 0 S: 6	H: 1 LOB: 0 BB: 0 P: 11	1B: 3 2B: 0 3B: 1 HR: 2	SF: 1 SAC: 0 DP: 1 HBP: 0	WP: 0 PB: 0 SB: 0 CS: 0	PA: 35			
PITCHER	IP WLS BF H R ER SO BB IBB HBP BLK WP HR S P ERA WHIP	IP WLS BF H R ER SO BB IBB HBP BLK WP HR S P ERA WHIP	IP WLS BF H R ER SO BB IBB HBP BLK WP HR S P ERA WHIP	IP WLS BF H R ER SO BB IBB HBP BLK WP HR S P ERA WHIP	IP WLS BF H R ER SO BB IBB HBP BLK WP HR S P ERA WHIP	IP WLS BF H R ER SO BB IBB HBP BLK WP HR S P ERA WHIP	IP WLS BF H R ER SO BB IBB HBP BLK WP HR S P ERA WHIP	IP WLS BF H R ER SO BB IBB HBP BLK WP HR S P ERA WHIP	IP WLS BF H R ER SO BB IBB HBP BLK WP HR S P ERA WHIP	IP WLS BF H R ER SO BB IBB HBP BLK WP HR S P ERA WHIP	IP WLS BF H R ER SO BB IBB HBP BLK WP HR S P ERA WHIP	IP WLS BF H R ER SO BB IBB HBP BLK WP HR S P ERA WHIP	IP WLS BF H R ER SO BB IBB HBP BLK WP HR S P ERA WHIP	IP WLS BF H R ER SO BB IBB HBP BLK WP HR S P ERA WHIP	IP WLS BF H R ER SO BB IBB HBP BLK WP HR S P ERA WHIP	IP WLS BF H R ER SO BB IBB HBP BLK WP HR S P ERA WHIP	IP WLS BF H R ER SO BB IBB HBP BLK WP HR S P ERA WHIP	IP WLS BF H R ER SO BB IBB HBP BLK WP HR S P ERA WHIP	IP WLS BF H R ER SO BB IBB HBP BLK WP HR S P ERA WHIP	IP WLS BF H R ER SO BB IBB HBP BLK WP HR S P ERA WHIP	IP WLS BF H R ER SO BB IBB HBP BLK WP HR S P ERA WHIP	IP WLS BF H R ER SO BB IBB HBP BLK WP HR S P ERA WHIP	IP WLS BF H R ER SO BB IBB HBP BLK WP HR S P ERA WHIP	IP WLS BF H R ER SO BB IBB HBP BLK WP HR S P ERA WHIP	IP WLS BF H R ER SO BB IBB HBP BLK WP HR S P ERA WHIP
56 Roberto Hernandez, R (1,1) ERA: 3.38	6.0	22	3	3	3	6	1	0	0	0	0	0	0	0	0	0	4.50	0.667							
36 Will Harris, R (7,1) ERA:	1.0	4	0	0	0	1	1	0	0	0	0	0	0	0	0	0	10.00	1.000							
50 Chad Qualls, R (8,1) ERA: 5.75	1.0	L 6	2	3	3	2	1	0	0	0	0	0	0	0	0	0	27.00	3.000							
45 Samuel Deduno, R (9,1) ERA: 2.57	1.0	3	1	0	0	0	0	0	0	0	0	0	0	0	0	0	0.00	1.000							

Batter	1	2	3	4	5	6	7	8	9	AB	R	H	RBI	BB	SO	LOB	BOTTOM								
27 Jose Altuve, R (1,4) OBP: 0.333, SLG: 0.381	G6-3		P6		4 S 1B		8 G6-4-3 BB			3	0	1	1	1	0	0	Los Angeles Angels @ Houston Astros Minute Maid Park, Houston, TX Fri Apr 17 2015, 7:13 PM - 10:08 PM CDT Att: 22,660 - Roof Closed - 73 F								
4 George Springer, R (1,9) OBP: 0.233, SLG: 0.162	F8			G5-3	L7		SF9		3	0	0	1	0	0	2										
8 Jed Lowrie, S (1,6) OBP: 0.351, SLG: 0.563	K			E1 2B	G4-3		G6-4-3		4	0	0	0	0	1	4										
18 Luis Valbuena, L (1,5) OBP: 0.243, SLG: 0.400	F8			F7		G6-3		K		4	0	0	0	0	1										
Evan Gattis, R (1,10) OBP: 0.162, SLG: 0.250						L8		G6-3		4	0	2	0	0	0										
15 Jason Castro, L (1,2) OBP: 0.406, SLG: 0.423					G4-3		HR		4	1	1	1	0	0	3										
23 Chris Carter, R (1,3) OBP: 0.139, SLG: 0.088						G2-3			4	1	1	0	0	1	1										
28 Colby Rasmus, L (1,7) OBP: 0.280, SLG: 0.478									2	0	0	0	0	2	1										
19 Robbie Grossman, PH (8,7) OBP: 0.313, SLG: 0.295								F7	2	1	1	0	0	0	0										
6 Jake Marisnick, R (1,8) OBP: 0.345, SLG: 0.556									2	0	1	0	0	0	0										
2 Jonathan Villar, S (7,PH) OBP: 0.250, SLG: 0.100								G4-3	2	0	1	0	0	0	0										
Inning Stats	R: 0 E: 0 K: 1 S: 8	H: 0 LOB: 0 BB: 0 P: 11	R: 0 E: 0 K: 0 S: 8	H: 1 LOB: 1 BB: 0 P: 13	R: 0 E: 0 K: 1 S: 8	H: 0 LOB: 0 BB: 0 P: 11	R: 0 E: 0 K: 0 S: 12	H: 1 LOB: 2 BB: 0 P: 16	R: 1 E: 0 K: 1 S: 14	H: 3 LOB: 2 BB: 0 P: 22	R: 1 E: 0 K: 0 S: 10	H: 1 LOB: 0 BB: 0 P: 13	R: 1 E: 0 K: 0 S: 8	H: 2 LOB: 1 BB: 1 P: 13	R: 0 E: 0 K: 1 S: 7	H: 0 LOB: 0 BB: 0 P: 10	R: 0 E: 0 K: 1 S: 9	H: 0 LOB: 0 BB: 0 P: 14	1B: 6 2B: 1 3B: 0 HR: 1	SF: 1 SAC: 0 DP: 1 HBP: 0	WP: 0 PB: 0 SB: 1 CS: 0	PA: 36			
PITCHER	IP WLS BF H R ER SO BB IBB HBP BLK WP HR S P ERA WHIP	IP WLS BF H R ER SO BB IBB HBP BLK WP HR S P ERA WHIP	IP WLS BF H R ER SO BB IBB HBP BLK WP HR S P ERA WHIP	IP WLS BF H R ER SO BB IBB HBP BLK WP HR S P ERA WHIP	IP WLS BF H R ER SO BB IBB HBP BLK WP HR S P ERA WHIP	IP WLS BF H R ER SO BB IBB HBP BLK WP HR S P ERA WHIP	IP WLS BF H R ER SO BB IBB HBP BLK WP HR S P ERA WHIP	IP WLS BF H R ER SO BB IBB HBP BLK WP HR S P ERA WHIP	IP WLS BF H R ER SO BB IBB HBP BLK WP HR S P ERA WHIP	IP WLS BF H R ER SO BB IBB HBP BLK WP HR S P ERA WHIP	IP WLS BF H R ER SO BB IBB HBP BLK WP HR S P ERA WHIP	IP WLS BF H R ER SO BB IBB HBP BLK WP HR S P ERA WHIP	IP WLS BF H R ER SO BB IBB HBP BLK WP HR S P ERA WHIP	IP WLS BF H R ER SO BB IBB HBP BLK WP HR S P ERA WHIP	IP WLS BF H R ER SO BB IBB HBP BLK WP HR S P ERA WHIP	IP WLS BF H R ER SO BB IBB HBP BLK WP HR S P ERA WHIP	IP WLS BF H R ER SO BB IBB HBP BLK WP HR S P ERA WHIP	IP WLS BF H R ER SO BB IBB HBP BLK WP HR S P ERA WHIP	IP WLS BF H R ER SO BB IBB HBP BLK WP HR S P ERA WHIP	IP WLS BF H R ER SO BB IBB HBP BLK WP HR S P ERA WHIP	IP WLS BF H R ER SO BB IBB HBP BLK WP HR S P ERA WHIP	IP WLS BF H R ER SO BB IBB HBP BLK WP HR S P ERA WHIP	IP WLS BF H R ER SO BB IBB HBP BLK WP HR S P ERA WHIP	IP WLS BF H R ER SO BB IBB HBP BLK WP HR S P ERA WHIP	IP WLS BF H R ER SO BB IBB HBP BLK WP HR S P ERA WHIP
36 Jered Weaver, R (1,1) ERA: 6.61	6.0	25	6	2	2	3	0	0	0	0	0	0	0	0	0	0	3.00	1.000							
48 Jose Alvarez, L (7,1) ERA: 10.38	0.0	1	1	1	1	0	0	0	0	0	0	2	3												
63 Vinnie Pestano, R (7,1) ERA:	0.1	B 3	1	0	0	0	1	0	0	0	0	0	3	7	0.00	6.000									
37 Cesar Ramos, L (7,1) ERA:	0.2	W 1	0	0	0	0	0	0	0	0	0	3	3	0.00	0.000										
38 Joe Smith, R (8,1) ERA:	1.0	H 3	0	0	0	1	0	0	0	0	0	7	10	0.00	0.000										

Batter	1	2	3	4	5	6	7	8	9	AB	R	H	RBI	BB	SO	LOB	TOP					
23 Sam Fuld, L OBP: 0.345, SLG: 0.510										3	2	1	1	1	0	0						
20 Mark Canha, R OBP: 0.320, SLG: 0.417 3 Craig Gentry, R OBP: 0.345, SLG: 0.510										4	1	1	0	0	3	1						
21 Stephen Vogt, L OBP: 0.435, SLG: 0.780										3	1	1	3	1	0	0						
16 Billy Butler, R OBP: 0.431, SLG: 0.500										3	0	2	0	1	0	0						
17 Ike Davis, L OBP: 0.396, SLG: 0.488										3	0	0	1	0	0	2						
22 Josh Reddick, L OBP: 0.303, SLG: 0.387										3	0	0	0	1	1	3						
15 Brett Lawrie, R OBP: 0.316, SLG: 0.358										4	0	1	0	0	2	3						
28 Eric Sogard, L OBP: 0.290, SLG: 0.310										4	1	1	0	0	0	3						
10 Marcus Semien, R OBP: 0.304, SLG: 0.423										4	1	1	1	0	0	1						
Inning Stats	R: 1 H: 1 E: 0 K: 1 S: 9	H: 1 LOB: 2 BB: 2 P: 22	R: 0 H: 1 E: 0 K: 0 S: 9	H: 1 LOB: 0 BB: 14	R: 3 H: 4 E: 0 K: 1 S: 15	LOB: 2 BB: 1 P: 30	R: 1 H: 1 E: 0 K: 1 S: 12	H: 1 LOB: 0 BB: 15	R: 0 H: 0 E: 0 K: 0 S: 10	H: 0 LOB: 1 BB: 1 P: 16	R: 0 H: 0 E: 0 K: 0 S: 5	H: 0 LOB: 0 BB: 7	R: 0 H: 0 E: 0 K: 2 S: 8	H: 0 LOB: 0 BB: 15	R: 0 H: 0 E: 0 K: 2 S: 9	H: 0 LOB: 0 BB: 10	R: 1 H: 1 E: 0 K: 0 S: 8	H: 1 LOB: 0 BB: 0 P: 10	1B: 3 2B: 4 3B: 0 HR: 2	SF: 2 SAC: 0 DP: 1 HBP: 0	WP: 0 PA: 38 PB: 0 SB: 1 CS: 0	
PITCHER	IP WLS BF H R ER SO BB IBB HBP BLK WP HR S P ERA WHIP	3.0 L 18 7 5 5 2 3 0 0 0 0 2 35 68 15.00 3.333	4.1 3.0 10 0 0 0 1 1 0 0 0 0 0 25 36 0.00 0.333	7.1 1.0 3 0 0 0 1 0 0 0 0 0 0 8 15 0.00 0.000	8.1 2.0 7 1 1 1 2 0 0 0 0 0 0 17 20 4.50 0.500																	
52 Matt Shoemaker, R ERA: 6.46																						
48 Jose Alvarez, L ERA: 5.4																						
64 Mike Morin, R ERA: 3.38																						
59 Fernando Salas, R ERA: 5.4																						
Batter	1	2	3	4	5	6	7	8	9	AB	R	H	RBI	BB	SO	LOB	BOTTOM					
56 Kole Calhoun, L OBP: 0.263, SLG: 0.417										5	0	0	0	0	3	4						
27 Mike Trout, R OBP: 0.407, SLG: 0.583										4	2	1	0	0	0	0						
5 Albert Pujols, R OBP: 0.302, SLG: 0.447										4	1	2	1	0	0	0						
20 Matt Joyce, L OBP: 0.200, SLG: 0.238										4	0	0	0	0	1	3						
6 David Freese, R OBP: 0.245, SLG: 0.412										4	0	1	2	0	0	1						
2 Enck Aybar, S OBP: 0.294, SLG: 0.222										2	0	1	0	2	0	0						
24 C.J. Cron, R OBP: 0.206, SLG: 0.258										3	0	0	0	1	1	3						
17 Chris Iannetta, R OBP: 0.214, SLG: 0.135										3	0	0	0	1	0	4						
12 Johnny Giavotella, R OBP: 0.349, SLG: 0.342										3	0	0	0	1	2	3						
Inning Stats	R: 2 H: 3 E: 0 K: 1 S: 12	H: 0 LOB: 1 BB: 1 P: 18	R: 0 H: 0 E: 1 K: 0 S: 8	H: 0 LOB: 1 BB: 14	R: 1 H: 1 E: 0 K: 1 S: 16	H: 1 LOB: 0 BB: 27	R: 0 H: 0 E: 0 K: 2 S: 13	H: 0 LOB: 2 BB: 23	R: 0 H: 0 E: 0 K: 0 S: 7	H: 0 LOB: 0 BB: 11	R: 0 H: 1 E: 0 K: 0 S: 5	H: 1 LOB: 0 BB: 9	R: 0 H: 0 E: 0 K: 2 S: 9	H: 0 LOB: 0 BB: 13	R: 0 H: 0 E: 0 K: 0 S: 6	H: 0 LOB: 0 BB: 7	R: 0 H: 0 E: 0 K: 1 S: 12	H: 0 LOB: 2 BB: 21	1B: 4 2B: 1 3B: 0 HR: 0	SF: 0 SAC: 0 DP: 1 HBP: 0	WP: 1 PA: 37 PB: 0 SB: 1 CS: 0	
PITCHER	IP WLS BF H R ER SO BB IBB HBP BLK WP HR S P ERA WHIP	3.0 3.0 16 4 3 2 2 3 0 0 0 0 1 0 42 73 6.00 2.333	4.1 4.0 W 13 1 0 0 4 0 0 0 0 0 0 28 42 0.00 0.250	8.1 1.0 H 3 0 0 0 0 0 0 0 0 0 0 6 7 0.00 0.000	9.1 1.0 S 5 0 0 0 1 2 0 0 0 0 0 0 12 21 0.00 2.000																	
31 Kendall Graveman, R ERA: 6.84																						
61 Dan Otero, R ERA: 3.38																						
58 Evan Scribner, R ERA: 2.05																						
36 Tyler Clippard, R ERA: 1.8																						

Oakland Athletics @ Los Angeles Angels
Angel Stadium of Anaheim, Anaheim, CA
Mon Apr 20 2015, 7:09 PM - 10:06 PM PDT
Att: 35,228 - Clear - 70 F

AB	32
R	6
H	8
RBI	6
BB	4
SO	6
LOB	13



Oakland Athletics @ Los Angeles Angels
Angel Stadium of Anaheim, Anaheim, CA
Mon Apr 20 2015, 7:09 PM - 10:06 PM PDT
Att: 35,228 - Clear - 70 F

AB	32
R	3
H	5
RBI	3
BB	5
SO	7
LOB	18



Batter	1	2	3	4	5	6	7	8	9	AB	R	H	RBI	BB	SO	LOB	TOP				
3 Craig Gentry, R (1,8) (7,7)										4	0	0	0	0	4	2	Oakland Athletics @ Los Angeles Angels Angel Stadium of Anaheim, Anaheim, CA Tue Apr 21 2015, 7:09 PM - 10:32 PM PDT Att: 32,137 - Partly Cloudy - 66 F				
20 Mark Canha, R OBP: 0.333, SLG: 0.412 (1,7) (7,5)										3	0	1	0	1	1	0					
21 Stephen Vogt, L OBP: 0.440, SLG: 0.744 (1,3)										2	0	0	0	2	0	1					
16 Billy Butler, R OBP: 0.435, SLG: 0.554 (1,10)										4	1	2	1	0	0	2					
7 Cody Ross, R OBP: 0.235, SLG: 0.133 (1,9)										4	0	0	0	0	1	4					
15 Brett Lawrie, R OBP: 0.300, SLG: 0.339 23 Sam Fuld, L OBP: 0.357, SLG: 0.520 (1,5) (7,8)										3	0	0	0	0	1	0					
19 Josh Phegley, R OBP: 0.294, SLG: 0.294 (1,2)										4	0	1	0	0	1	1					
10 Marcus Semien, R OBP: 0.300, SLG: 0.400 (1,6)										3	0	0	0	1	1	1					
28 Eric Sogard, L OBP: 0.257, SLG: 0.273 (1,4)										4	0	0	0	0	1	3					
Inning Stats	R: 0 E: 0 K: 3 S: 15	H: 1 LOB: 2 BB: 1 P: 21	R: 0 E: 0 K: 1 S: 15	H: 1 LOB: 2 BB: 1 P: 25	R: 1 E: 0 K: 0 S: 9	H: 1 LOB: 0 BB: 0 P: 14	R: 0 E: 0 K: 2 S: 11	H: 0 LOB: 0 BB: 0 P: 15	R: 0 E: 0 K: 0 S: 5	H: 0 LOB: 1 BB: 1 P: 8	R: 0 E: 0 K: 0 S: 10	H: 0 LOB: 0 BB: 0 P: 17	R: 0 E: 0 K: 1 S: 12	H: 1 LOB: 2 BB: 1 P: 16	R: 0 E: 0 K: 1 S: 9	H: 1 LOB: 1 BB: 0 P: 12		1B: 4 2B: 0 3B: 0 HR: 1	SF: 0 SAC: 0 DP: 0 HBP: 0	WP: 0 PB: 0 SB: 0 CS: 0	PA: 36
PITCHER	IP WLS BF H R ER SO BB IBB HBP BLK WP HR S P ERA WHIP	6.0 W 24 3 1 1 8 3 0 0 0 0 1 63 101 1.50 1.000	1.0 3 0 0 0 0 0 0 0 0 0 0 10 17 0.00 0.000	2.0 9 2 0 0 2 1 0 0 0 0 0 21 28 0.00 1.500																	

AB	32
R	1
H	5
RBI	1
BB	4
SO	10
LOB	14



Batter	1	2	3	4	5	6	7	8	9	AB	R	H	RBI	BB	SO	LOB	BOTTOM			
56 Kole Calhoun, L OBP: 0.326, SLG: 0.537 (1,9)										5	3	4	3	0	0	0	Oakland Athletics @ Los Angeles Angels Angel Stadium of Anaheim, Anaheim, CA Tue Apr 21 2015, 7:09 PM - 10:32 PM PDT Att: 32,137 - Partly Cloudy - 66 F			
27 Mike Trout, R OBP: 0.424, SLG: 0.588 (1,8)										3	2	1	0	2	2	1				
5 Albert Pujols, R OBP: 0.276, SLG: 0.404 3 Drew Butera, R OBP: 0.400, SLG: 0.400 (1,3) (8,3)										5	0	0	0	0	2	5				
6 David Freese, R OBP: 0.263, SLG: 0.436 8 Taylor Featherston, R (7,4) (8,5)										4	1	2	2	0	1	3				
2 Erick Aybar, S OBP: 0.304, SLG: 0.240 (1,6)										5	1	2	1	0	1	1				
7 Collin Cowgill, R OBP: 0.242, SLG: 0.355 (1,7)										5	0	1	0	0	1	2				
24 C.J. Cron, R OBP: 0.231, SLG: 0.306 (1,10)										5	2	2	0	0	1	2				
17 Chris Iannetta, R OBP: 0.234, SLG: 0.146 (1,2)										4	2	1	0	1	1	2				
12 Johnny Giavotella, R OBP: 0.383, SLG: 0.439 (1,4)										3	3	2	4	1	0	0				
Inning Stats	R: 0 E: 0 K: 3 S: 14	H: 1 LOB: 0 BB: 0 P: 22	R: 4 E: 1 K: 0 S: 21	H: 4 LOB: 2 BB: 1 P: 37	R: 0 E: 0 K: 1 S: 9	H: 1 LOB: 1 BB: 0 P: 13	R: 0 E: 0 K: 1 S: 5	H: 0 LOB: 0 BB: 0 P: 10	R: 0 E: 0 K: 1 S: 10	H: 1 LOB: 1 BB: 0 P: 13	R: 6 E: 2 K: 3 S: 23	H: 6 LOB: 1 BB: 1 P: 38	R: 4 E: 0 K: 0 S: 20	H: 2 LOB: 0 BB: 2 P: 34	R: 0 E: 0 K: 0 S: 6	H: 0 LOB: 0 BB: 0 P: 9		1B: 10 2B: 3 3B: 0 HR: 2	SF: 1 SAC: 0 DP: 0 HBP: 0	WP: 2 PB: 0 SB: 0 CS: 0
PITCHER	IP WLS BF H R ER SO BB IBB HBP BLK WP HR S P ERA WHIP	5.0 L 25 5 5 4 6 1 0 0 0 0 0 27 48 54.00 7.000	1.0 11 5 7 6 3 2 1 0 0 0 2 0 27 48 54.00 7.000	1.0 5 2 2 2 0 0 0 0 0 0 0 1 13 19 18.00 2.000	1.0 3 0 0 0 0 0 0 0 0 0 0 0 6 9 0.00 0.000															

AB	39
R	14
H	15
RBI	11
BB	4
SO	9
LOB	16



Batter	1	2	3	4	5	6	7	8	9	AB	R	H	RBI	BB	SO	LOB	TOP										
23 Sam Fuld, L OBP: 0.354, SLG: 0.483 18 Ben Zobrist, S OBP: 0.317, SLG: 0.435	F9		K		K		FC5-4		F7	4	0	0	0	0	2	3											
20 Mark Canha, R OBP: 0.317, SLG: 0.373	G5-3		K		G5-3			P4		4	0	0	0	0	1	1											
21 Stephen Vogt, L OBP: 0.441, SLG: 0.700	FC6-4 1B		L4			F8		16 BB		3	0	1	0	1	0	0											
16 Billy Butler, R OBP: 0.423, SLG: 0.569	FC6-4		G4-3		G4-3	G5-3		1B		4	0	1	0	0	0	1											
17 Ike Davis, L OBP: 0.404, SLG: 0.480		28 1B	G3-1		G3-1	K		K		4	0	1	0	0	2	2											
22 Josh Reddick, L OBP: 0.357, SLG: 0.436	F7				BB		28 1B	L9		3	0	1	0	1	0	3											
15 Brett Lawrie, R OBP: 0.275, SLG: 0.308	P4		G4-3		G4-3	K		K		4	0	0	0	0	2	3											
28 Eric Sogard, L OBP: 0.295, SLG: 0.310					F7			G4-3		4	0	2	0	0	0	0											
10 Marcus Semien, R OBP: 0.324, SLG: 0.429								F9		4	0	2	0	0	1	4											
Inning Stats	R: 0 E: 0 K: 0 S: 11	H: 1 LOB: 1 BB: 0 P: 18	R: 0 E: 0 K: 1 S: 18	H: 2 LOB: 2 BB: 0 P: 25	R: 0 E: 0 K: 2 S: 8	H: 0 LOB: 0 BB: 0 P: 13	R: 0 E: 0 K: 0 S: 10	H: 0 LOB: 1 BB: 0 P: 17	R: 0 E: 0 K: 1 S: 9	H: 1 LOB: 1 BB: 0 P: 13	R: 0 E: 0 K: 1 S: 6	H: 0 LOB: 0 BB: 0 P: 6	R: 0 E: 0 K: 1 S: 12	H: 2 LOB: 2 BB: 0 P: 20	R: 0 E: 0 K: 1 S: 11	H: 1 LOB: 2 BB: 0 P: 18	R: 0 E: 0 K: 1 S: 10	H: 1 LOB: 1 BB: 0 P: 15	1B: 7 2B: 1 3B: 0 HR: 0	SF: 0 SAC: 0 DP: 0 HBP: 0	WP: 0 PB: 0 SB: 0 CS: 0	PA: 37					
PITCHER	IP	WLS	BF	H	R	ER	SO	BB	IBB	HBP	BLK	WP	HR	S	P	ERA	WHIP										
35 Nick Tropeano, R ERA: 6.48	6.0	W	24	5	0	0	5	1	0	0	0	0	0	64	97	0.00	1.000										
59 Fernando Salas, R ERA: 6.48	1.0	H	4	1	0	0	1	0	0	0	0	0	0	10	15	0.00	1.000										
38 Joe Smith, R ERA: 6.48	1.0	H	5	1	0	0	1	1	0	0	0	0	0	11	18	0.00	2.000										
16 Huston Street, R ERA: 6.48	1.0	S	4	1	0	0	1	0	0	0	0	0	0	10	15	0.00	1.000										

Oakland Athletics @ Los Angeles Angels
Angel Stadium of Anaheim, Anaheim, CA
Thu Apr 23 2015, 4:08 PM - 6:28 PM PDT
Att: 24,304 - Cloudy - 67 F

AB 35
R 0
H 8
RBI 0
BB 2
SO 8
LOB 18



Batter	1	2	3	4	5	6	7	8	9	AB	R	H	RBI	BB	SO	LOB	BOTTOM										
56 Kole Calhoun, L OBP: 0.314, SLG: 0.542	K				K			L9		4	1	1	2	0	2	0											
27 Mike Trout, R OBP: 0.473, SLG: 0.526	L9		2H HR		K			P4		3	0	0	0	1	1	0											
5 Albert Pujols, R OBP: 0.277, SLG: 0.379			F8			G6-3				2	0	0	0	1	0	1											
6 David Freese, R OBP: 0.281, SLG: 0.459	L8					F8				2	0	0	0	1	0	1											
2 Erick Aybar, S OBP: 0.274, SLG: 0.214		L8	FC4			G4-3				3	0	0	0	0	0	2											
20 Matt Joyce, L OBP: 0.173, SLG: 0.204								F8		3	0	0	0	0	0	0											
7 Collin Cowgill, R OBP: 0.216, SLG: 0.314		L5			P4					0	0	0	0	0	0	0											
24 C.J. Cron, R OBP: 0.214, SLG: 0.282		G1-3			K			G1-3		3	0	0	0	0	1	0											
3 Drew Butera, R OBP: 0.250, SLG: 0.250			E5 12 SH1-4 56 HR		L9			F7		3	1	0	0	0	0	0											
12 Johnny Giavotella, R OBP: 0.365, SLG: 0.413			SH1-4			P4				2	0	0	0	0	0	0											
Inning Stats	R: 0 E: 0 K: 1 S: 7	H: 0 LOB: 1 BB: 1 P: 14	R: 0 E: 0 K: 0 S: 5	H: 0 LOB: 0 BB: 0 P: 6	R: 2 E: 1 K: 0 S: 14	H: 1 LOB: 2 BB: 2 P: 25	R: 0 E: 0 K: 1 S: 12	H: 0 LOB: 0 BB: 0 P: 18	R: 0 E: 0 K: 2 S: 8	H: 0 LOB: 0 BB: 0 P: 13	R: 0 E: 0 K: 0 S: 10	H: 0 LOB: 0 BB: 0 P: 14	R: 0 E: 0 K: 0 S: 5	H: 0 LOB: 0 BB: 0 P: 8	R: 0 E: 0 K: 0 S: 4	H: 0 LOB: 0 BB: 0 P: 10	1B: 0 2B: 0 3B: 0 HR: 1	SF: 0 SAC: 1 DP: 0 HBP: 0	WP: 0 PB: 0 SB: 1 CS: 0	PA: 29							
PITCHER	IP	WLS	BF	H	R	ER	SO	BB	IBB	HBP	BLK	WP	HR	S	P	ERA	WHIP										
30 Jesse Chavez, R ERA: 0.71	6.0	L	23	1	2	1	4	3	0	0	0	0	0	56	90	1.50	0.667										
61 Dan Otero, R ERA: 3.0	1.0		3	0	0	0	0	0	0	0	0	0	0	5	8	0.00	0.000										
36 Tyler Clippard, R ERA: 1.5	1.0		3	0	0	0	0	0	0	0	0	0	0	4	10	0.00	0.000										

Oakland Athletics @ Los Angeles Angels
Angel Stadium of Anaheim, Anaheim, CA
Thu Apr 23 2015, 4:08 PM - 6:28 PM PDT
Att: 24,304 - Cloudy - 67 F

AB 25
R 2
H 1
RBI 2
BB 3
SO 4
LOB 4



Batter	1	2	3	4	5	6	7	8	9	AB	R	H	RBI	BB	SO	LOB	TOP				
2 Leonys Martin, L (1, 8) OBP: 0.282, SLG: 0.273			SH5-4		G3			P6		3	0	0	0	0	1	0					
18 Mitch Moreland, L (1, 3) OBP: 0.381, SLG: 0.441			G4-3		F7			K		3	0	0	1	1	1	1					
84 Prince Fielder, L (1, 10) OBP: 0.429, SLG: 0.484			G4-6-3		G4-6-3			F8		4	0	2	1	0	0	1					
29 Adrián Beltré, R (1, 5) OBP: 0.246, SLG: 0.333		G4-3		P6				BB		3	0	0	0	1	0	2					
7 Delino DeShields, R (9, PR) OBP: 0.182, SLG: 0.100		G4-3		G4-6-3				BB		0	0	0	0	0	0	0					
17 Shin-Soo Choo, L (1, 9) OBP: 0.245, SLG: 0.214		K		G4-3				BB		3	0	0	0	1	1	0					
9 Adam Rosales, R (9, PR) OBP: 0.278, SLG: 0.412		K		G4-3				BB		0	0	0	0	0	0	0					
1 Elvis Andrus, R (1, 6) OBP: 0.220, SLG: 0.279		2B		F9				G5-3		4	0	1	0	0	1	2					
12 Rougned Odor, L (1, 4) OBP: 0.270, SLG: 0.245		K		G3						3	0	0	0	0	2	1					
20 Jake Smolinski, R (1, 7) OBP: 0.306, SLG: 0.250				F9				K		2	1	0	0	1	1	0					
3 Carlos Corporán, S (1, 2) OBP: 0.370, SLG: 0.476				G4-3				F7		2	1	0	0	1	0	0					
Inning Stats	R: 0 E: 0 K: 1 S: 7	H: 0 LOB: 0 BB: 1 P: 13	R: 0 E: 0 K: 2 S: 13	H: 1 LOB: 1 BB: 0 P: 18	R: 2 E: 0 K: 0 S: 15	H: 1 LOB: 1 BB: 2 P: 24	R: 0 E: 0 K: 0 S: 7	H: 0 LOB: 0 BB: 0 P: 10	R: 0 E: 0 K: 0 S: 10	H: 1 LOB: 0 BB: 0 P: 14	R: 0 E: 0 K: 2 S: 8	H: 0 LOB: 0 BB: 0 P: 9	R: 0 E: 0 K: 1 S: 8	H: 0 LOB: 0 BB: 2 P: 10	R: 0 E: 0 K: 1 S: 14	H: 0 LOB: 2 BB: 2 P: 26	1B: 2 2B: 1 3B: 0 HR: 0	SF: 0 SAC: 1 DP: 2 HBP: 0	WP: 0 PB: 0 SB: 1 CS: 0	PA: 33	
PITCHER	IP WLS BF H R ER SO BB IBB HBP BLK WP HR S P ERA WHIP	IP WLS BF H R ER SO BB IBB HBP BLK WP HR S P ERA WHIP	IP WLS BF H R ER SO BB IBB HBP BLK WP HR S P ERA WHIP	IP WLS BF H R ER SO BB IBB HBP BLK WP HR S P ERA WHIP	IP WLS BF H R ER SO BB IBB HBP BLK WP HR S P ERA WHIP	IP WLS BF H R ER SO BB IBB HBP BLK WP HR S P ERA WHIP	IP WLS BF H R ER SO BB IBB HBP BLK WP HR S P ERA WHIP	IP WLS BF H R ER SO BB IBB HBP BLK WP HR S P ERA WHIP	IP WLS BF H R ER SO BB IBB HBP BLK WP HR S P ERA WHIP	IP WLS BF H R ER SO BB IBB HBP BLK WP HR S P ERA WHIP	IP WLS BF H R ER SO BB IBB HBP BLK WP HR S P ERA WHIP	IP WLS BF H R ER SO BB IBB HBP BLK WP HR S P ERA WHIP	IP WLS BF H R ER SO BB IBB HBP BLK WP HR S P ERA WHIP	IP WLS BF H R ER SO BB IBB HBP BLK WP HR S P ERA WHIP	IP WLS BF H R ER SO BB IBB HBP BLK WP HR S P ERA WHIP	IP WLS BF H R ER SO BB IBB HBP BLK WP HR S P ERA WHIP	IP WLS BF H R ER SO BB IBB HBP BLK WP HR S P ERA WHIP	IP WLS BF H R ER SO BB IBB HBP BLK WP HR S P ERA WHIP	IP WLS BF H R ER SO BB IBB HBP BLK WP HR S P ERA WHIP	IP WLS BF H R ER SO BB IBB HBP BLK WP HR S P ERA WHIP	IP WLS BF H R ER SO BB IBB HBP BLK WP HR S P ERA WHIP

Texas Rangers @ Los Angeles Angels
Angel Stadium of Anaheim, Anaheim, CA
Fri Apr 24 2015, 7:10 PM - 9:55 PM PDT
Att: 41,054 - Cloudy - 62 F

AB 27
R 2
H 3
RBI 2
BB 5
SO 7
LOB 7



Batter	1	2	3	4	5	6	7	8	9	AB	R	H	RBI	BB	SO	LOB	BOTTOM				
56 Kole Calhoun, L (1, 9) OBP: 0.327, SLG: 0.529			F7		G3			BB		3	0	1	0	1	0	2					
27 Mike Trout, R (1, 8) OBP: 0.408, SLG: 0.517			G6-4-3		FC6-4			HR		3	1	1	0	1	0	2					
5 Albert Pujols, R (1, 3) OBP: 0.261, SLG: 0.355			P3		L8			L1		4	0	0	0	0	1	4					
6 David Freese, R (1, 5) OBP: 0.294, SLG: 0.500		K		HBP		P6		HR		3	1	1	2	0	1	1					
2 Erick Aybar, S (1, 6) OBP: 0.273, SLG: 0.217		24 WP		L8		K2-3		G3		4	0	1	0	0	1	4					
24 C.J. Cron, R (1, 10) OBP: 0.281, SLG: 0.349		1B		17 WP		2B		K		4	1	3	0	0	1	0					
7 Collin Cowgill, R (1, 7) ERA: 3.75		1B		17 SF8		1B		L7		2	0	1	0	0	1	2					
20 Matt Joyce, L (6, PH) OBP: 0.197, SLG: 0.196		K		1B		1B		K		2	0	0	0	0	1	1					
17 Chris Iannetta, R (1, 2) OBP: 0.204, SLG: 0.128		K		SF8		K		F7		3	0	0	1	0	2	3					
12 Johnny Giavotella, R (1, 4) OBP: 0.364, SLG: 0.396		6 HBP		L8		G5-3				2	0	0	0	1	0	2					
Inning Stats	R: 0 E: 0 K: 0 S: 4	H: 2 LOB: 2 BB: 0 P: 11	R: 0 E: 0 K: 3 S: 22	H: 2 LOB: 0 BB: 0 P: 36	R: 0 E: 0 K: 1 S: 8	H: 0 LOB: 2 BB: 2 P: 20	R: 1 E: 0 K: 0 S: 7	H: 2 LOB: 1 BB: 0 P: 9	R: 0 E: 0 K: 1 S: 11	H: 1 LOB: 1 BB: 0 P: 13	R: 2 E: 0 K: 0 S: 16	H: 2 LOB: 0 BB: 0 P: 27	R: 0 E: 0 K: 1 S: 6	H: 0 LOB: 0 BB: 0 P: 10	1B: 6 2B: 1 3B: 0 HR: 1	SF: 1 SAC: 0 DP: 1 HBP: 1	WP: 2 PB: 0 SB: 1 CS: 0	PA: 35			
PITCHER	IP WLS BF H R ER SO BB IBB HBP BLK WP HR S P ERA WHIP	IP WLS BF H R ER SO BB IBB HBP BLK WP HR S P ERA WHIP	IP WLS BF H R ER SO BB IBB HBP BLK WP HR S P ERA WHIP	IP WLS BF H R ER SO BB IBB HBP BLK WP HR S P ERA WHIP	IP WLS BF H R ER SO BB IBB HBP BLK WP HR S P ERA WHIP	IP WLS BF H R ER SO BB IBB HBP BLK WP HR S P ERA WHIP	IP WLS BF H R ER SO BB IBB HBP BLK WP HR S P ERA WHIP	IP WLS BF H R ER SO BB IBB HBP BLK WP HR S P ERA WHIP	IP WLS BF H R ER SO BB IBB HBP BLK WP HR S P ERA WHIP	IP WLS BF H R ER SO BB IBB HBP BLK WP HR S P ERA WHIP	IP WLS BF H R ER SO BB IBB HBP BLK WP HR S P ERA WHIP	IP WLS BF H R ER SO BB IBB HBP BLK WP HR S P ERA WHIP	IP WLS BF H R ER SO BB IBB HBP BLK WP HR S P ERA WHIP	IP WLS BF H R ER SO BB IBB HBP BLK WP HR S P ERA WHIP	IP WLS BF H R ER SO BB IBB HBP BLK WP HR S P ERA WHIP	IP WLS BF H R ER SO BB IBB HBP BLK WP HR S P ERA WHIP	IP WLS BF H R ER SO BB IBB HBP BLK WP HR S P ERA WHIP	IP WLS BF H R ER SO BB IBB HBP BLK WP HR S P ERA WHIP	IP WLS BF H R ER SO BB IBB HBP BLK WP HR S P ERA WHIP	IP WLS BF H R ER SO BB IBB HBP BLK WP HR S P ERA WHIP	IP WLS BF H R ER SO BB IBB HBP BLK WP HR S P ERA WHIP

Texas Rangers @ Los Angeles Angels
Angel Stadium of Anaheim, Anaheim, CA
Fri Apr 24 2015, 7:10 PM - 9:55 PM PDT
Att: 41,054 - Cloudy - 62 F

AB 30
R 3
H 8
RBI 3
BB 3
SO 8
LOB 21



Batter	1	2	3	4	5	6	7	8	9	AB	R	H	RBI	BB	SO	LOB	TOP					
2 Leonys Martin, L (1, 8) OBP: 0.276, SLG: 0.268	P6		84 FB 84 S 1B		L9		F8		F9	5	0	1	0	0	0	1	Texas Rangers @ Los Angeles Angels Angel Stadium of Anaheim, Anaheim, CA Sat Apr 25 2015, 6:14 PM - 9:22 PM PDT Att: 38,016 - Cloudy - 63 F					
20 Jake Smolinski, R (1, 7) OBP: 0.300, SLG: 0.250	K		F8				K		L8	4	0	1	0	0	2	1						
43 Carlos Peguero, L (9, PH) OBP: 0.393, SLG: 0.364										1	0	0	0	0	0	1						
84 Prince Fielder, L (1, 10) OBP: 0.432, SLG: 0.478			F8		G4-3					3	0	1	0	0	0	2						
29 Adrian Beltré, R (1, 5) OBP: 0.247, SLG: 0.328	P4						HBP			4	1	1	0	0	1	2						
18 Mitch Moreland, L (1, 3) OBP: 0.391, SLG: 0.459							K		K	3	0	1	0	1	1	1						
1 Elvis Andrus, R (1, 6) OBP: 0.216, SLG: 0.292										4	0	2	0	0	0	1						
17 Shin-Soo Choo, L (1, 9) OBP: 0.264, SLG: 0.205										2	0	0	0	2	0	2						
9 Adam Rosales, R (1, 4) OBP: 0.238, SLG: 0.350										3	0	0	0	0	2	6						
12 Rougned Odor, L (9, PH) OBP: 0.211, SLG: 0.259										1	0	1	0	0	0	0						
61 Robinson Chirinos, R (1, 2) OBP: 0.296, SLG: 0.429										4	0	0	0	0	0	6						
Inning Stats	R: 0 E: 0 K: 1 S: 8	H: 1 LOB: 0 BB: 0 P: 13	R: 0 E: 0 K: 1 S: 9	H: 1 LOB: 2 BB: 1 P: 19	R: 0 E: 0 K: 0 S: 5	H: 1 LOB: 0 BB: 0 P: 9	R: 1 E: 0 K: 1 S: 11	H: 2 LOB: 1 BB: 0 P: 20	R: 0 E: 0 K: 0 S: 10	H: 1 LOB: 1 BB: 0 P: 15	R: 0 E: 0 K: 1 S: 18	H: 1 LOB: 3 BB: 0 P: 33	R: 0 E: 0 K: 1 S: 9	H: 0 LOB: 0 BB: 0 P: 14	R: 0 E: 0 K: 1 S: 6	H: 0 LOB: 0 BB: 0 P: 7	R: 0 E: 0 K: 0 S: 9	H: 1 LOB: 1 BB: 0 P: 16	1B: 7 2B: 1 3B: 0 HR: 0	SF: 0 SAC: 0 DP: 1 HBP: 1	WP: 1 PB: 0 SB: 3 CS: 0	PA: 38
PITCHER	IP WLS BF H R ER SO BB IBB HBP BLK WP HR S P ERA WHIP	5.2 1 26 7 1 1 4 3 0 0 0 1 0 58 103 1.59 1.765	0.1 W 1 0 0 0 0 0 0 0 0 0 0 0 3 6 0.00 0.000	0.2 H 3 0 0 0 1 0 0 0 1 0 0 0 8 13 0.00 0.000	0.1 H 1 0 0 0 0 0 0 0 0 0 0 0 1 1 0.00 0.000	1.0 H 3 0 0 0 1 0 0 0 0 0 0 0 6 7 0.00 0.000	16 Huston Street, R (9, 1) ERA:	1.0 S 4 1 0 0 0 0 0 0 0 0 0 0 9 16 0.00 1.000														
33 C.J. Wilson, L (1, 1) ERA: 3.12	63 Vinnie Pestano, R (6, 1) ERA: 2.54	48 Jose Alvarez, L (7, 1) ERA: 5.0	64 Mike Morin, R (7, 1) ERA: 6.75	59 Fernando Salas, R (8, 1) ERA: 5.79																		
Batter	1	2	3	4	5	6	7	8	9	AB	R	H	RBI	BB	SO	LOB	BOTTOM					
56 Kole Calhoun, L (1, 9) OBP: 0.356, SLG: 0.545										4	0	3	0	0	0	0	Texas Rangers @ Los Angeles Angels Angel Stadium of Anaheim, Anaheim, CA Sat Apr 25 2015, 6:14 PM - 9:22 PM PDT Att: 38,016 - Cloudy - 63 F					
27 Mike Trout, R (1, 8) OBP: 0.427, SLG: 0.516										2	1	1	0	1	1	1						
5 Albert Pujols, R (1, 3) OBP: 0.274, SLG: 0.354										3	1	1	2	1	0	2						
6 David Freese, R (1, 5) OBP: 0.278, SLG: 0.471										4	0	0	0	0	2	6						
7 Collin Cowgill, R (8, 7) OBP: 0.231, SLG: 0.324										0	0	0	0	0	0	0						
2 Erick Aybar, S (1, 6) OBP: 0.271, SLG: 0.206										3	0	0	0	1	0	0						
24 C.J. Cron, R (1, 10) OBP: 0.280, SLG: 0.340										4	0	1	2	0	1	0						
20 Matt Joyce, L (1, 7) ERA: 3.75										2	0	0	0	1	0	0						
8 Taylor Featherston, R (8, 5) ERA: 11.25										1	0	0	0	0	0	0						
3 Drew Butera, R (1, 2) OBP: 0.182, SLG: 0.182										3	0	0	0	0	1	1						
10 Grant Green, R (1, 4) OBP: 0.667, SLG: 0.667										3	2	2	0	0	0	0						
Inning Stats	R: 0 E: 0 K: 1 S: 9	H: 0 LOB: 0 BB: 0 P: 14	R: 0 E: 0 K: 0 S: 10	H: 0 LOB: 0 BB: 0 P: 15	R: 0 E: 0 K: 0 S: 7	H: 0 LOB: 0 BB: 0 P: 8	R: 0 E: 0 K: 1 S: 17	H: 1 LOB: 1 BB: 0 P: 28	R: 0 E: 0 K: 2 S: 10	H: 0 LOB: 1 BB: 1 P: 18	R: 3 E: 0 K: 0 S: 18	H: 4 LOB: 2 BB: 2 P: 30	R: 1 E: 0 K: 1 S: 14	H: 2 LOB: 3 BB: 1 P: 26	R: 0 E: 0 K: 0 S: 9	H: 0 LOB: 0 BB: 0 P: 12	1B: 8 2B: 1 3B: 0 HR: 0	SF: 0 SAC: 0 DP: 1 HBP: 1	WP: 0 PB: 0 SB: 0 CS: 0	PA: 34		
PITCHER	IP WLS BF H R ER SO BB IBB HBP BLK WP HR S P ERA WHIP	5.0 L 20 4 3 3 4 2 0 0 0 0 0 0 12 19 0.00 3.000	1.0 B 4 2 0 0 0 0 1 0 0 0 0 0 0 12 19 0.00 3.000	0.2 6 2 1 1 0 1 0 0 1 0 0 0 11 21 13.50 4.500	1.1 4 0 0 0 1 0 0 0 0 0 0 0 12 17 0.00 0.000																	
48 Colby Lewis, R (1, 1) ERA: 3.75	55 Roman Mendez, R (6, 1) ERA: 3.0	52 Tanner Scheppers, R (7, 1) ERA: 11.25	63 Anthony Bass, R (7, 1) ERA: 2.87																			

AB	34
R	1
H	8
RBI	0
BB	3
SO	6
LOB	23



AB	29
R	4
H	8
RBI	4
BB	4
SO	5
LOB	10



Batter	1	2	3	4	5	6	7	8	9	AB	R	H	RBI	BB	SO	LOB	TOP										
2 Erick Aybar, S OBP: 0.284, SLG: 0.247	L7		G4-3		SH2-4			F8		5	1	2	1	0	0	2	Los Angeles Angels @ Oakland Athletics O.co Coliseum, Oakland, CA Thu Apr 30 2015, 3:38 PM - 6:55 PM EDT Att: 19,534 - Sunny - 77 F										
12 Johnny Giavotella, R OBP: 0.360, SLG: 0.413	BB		BB		SH2-4		G5-3	G4-3		3	0	1	1	1	0	2											
27 Mike Trout, R OBP: 0.447, SLG: 0.592	K		BB		SH2-4					3	2	2	0	2	1	1											
56 Kole Calhoun, L OBP: 0.367, SLG: 0.493	2-6		L8		FC4-6					5	0	2	3	0	1	3											
6 David Freese, R OBP: 0.275, SLG: 0.430					FC4-6					5	0	3	1	0	0	2											
24 C.J. Cron, R OBP: 0.273, SLG: 0.349	K				K					5	0	0	0	0	3	6											
20 Matt Joyce, L OBP: 0.161, SLG: 0.179	F8				G3					4	0	0	0	0	0	3											
7 Collin Cowgill, R OBP: 0.225, SLG: 0.316										0	0	0	0	0	0	0											
3 Drew Butera, R OBP: 0.222, SLG: 0.222					P4					4	1	1	0	0	0	1											
8 Taylor Featherston, R OBP: 0.273, SLG: 0.125	SH1-3				SH2-4			E5		2	2	1	0	1	0	0											
Inning Stats	R: 0 H: 0 E: 0 K: 1 S: 9	H: 0 LOB: 1 BB: 1 P: 19	R: 0 H: 1 E: 0 K: 2 S: 11	LOB: 1 BB: 0 P: 15	R: 1 H: 2 E: 0 K: 0 S: 16	LOB: 2 BB: 1 P: 26	R: 0 H: 1 E: 0 K: 1 S: 12	LOB: 1 BB: 0 P: 18	R: 3 H: 3 E: 0 K: 1 S: 12	LOB: 1 BB: 1 P: 17	R: 1 H: 1 E: 0 K: 0 S: 9	LOB: 1 BB: 0 P: 17	R: 1 H: 3 E: 0 K: 0 S: 15	LOB: 1 BB: 0 P: 20	R: 0 H: 0 E: 1 K: 0 S: 6	LOB: 0 BB: 0 P: 8	R: 0 H: 1 E: 0 K: 0 S: 8	LOB: 1 BB: 0 P: 14	1B: 9 2B: 4 3B: 0 HR: 0	SF: 0 SAC: 2 DP: 1 HBP: 0	WP: 0 PB: 0 CS: 3 SB: 0	PA: 42					
PITCHER	IP	WLS	BF	H	R	ER	SO	BB	IBB	HBP	BLK	WP	HR	S	P	ERA	WHIP	PITCHER									
30 Jesse Chavez, R ERA: 2.55	5.0	L	25	7	4	4	5	2	1	0	0	0	0	60	95	7.20	1.800										
39 Eric O'Flaherty, L ERA: 11.37	0.2		4	1	1	1	0	1	0	0	0	0	0	7	13	13.50	3.000										
61 Dan Otero, R ERA: 3.97	0.1		1	0	0	0	0	0	0	0	0	0	0	2	4	0.00	0.000										
48 Ryan Cook, R ERA: 10.8	2.0		9	3	1	1	0	0	0	0	0	0	0	21	28	4.50	1.500										
36 Tyler Clippard, R ERA: 2.89	1.0		4	1	0	0	0	0	0	0	0	0	0	8	14	0.00	1.000										
Batter	1	2	3	4	5	6	7	8	9	AB	R	H	RBI	BB	SO	LOB	BOTTOM										
23 Sam Fuld, L OBP: 0.310, SLG: 0.385	BB		G4-3					G3		4	0	1	1	1	1	1	Los Angeles Angels @ Oakland Athletics O.co Coliseum, Oakland, CA Thu Apr 30 2015, 3:38 PM - 6:55 PM EDT Att: 19,534 - Sunny - 77 F										
10 Marcus Semien, R OBP: 0.370, SLG: 0.455	K		F9					G5-3		4	0	0	0	1	1	4											
17 Ike Davis, L OBP: 0.380, SLG: 0.443	BB							G4-3		5	0	1	0	0	0	5											
16 Billy Butler, R OBP: 0.354, SLG: 0.448	G5-4-3							G4-3		3	1	0	0	1	2	4											
22 Josh Reddick, L OBP: 0.429, SLG: 0.561	F9									4	2	2	0	0	0	0											
15 Brett Lawrie, R OBP: 0.270, SLG: 0.325	L9									3	1	1	1	1	0	1											
20 Mark Canha, R OBP: 0.329, SLG: 0.412										4	1	3	3	0	0	1											
28 Eric Sogard, L OBP: 0.262, SLG: 0.317										3	0	0	0	0	1	2											
21 Stephen Vogt, L OBP: 0.429, SLG: 0.606	K									0	0	0	0	1	0	0											
19 Josh Phegley, R OBP: 0.261, SLG: 0.261										3	0	1	0	0	0	0											
50 Max Muncy, L OBP: 0.143, SLG: 0.143	P3									1	0	0	0	0	0	3											
Inning Stats	R: 0 H: 1 E: 0 K: 1 S: 11	H: 1 LOB: 1 BB: 1 P: 20	R: 0 H: 1 E: 0 K: 1 S: 11	LOB: 1 BB: 0 P: 17	R: 0 H: 0 E: 0 K: 0 S: 9	LOB: 0 BB: 0 P: 18	R: 0 H: 0 E: 0 K: 1 S: 8	LOB: 0 BB: 0 P: 12	R: 0 H: 1 E: 0 K: 2 S: 16	LOB: 2 BB: 1 P: 24	R: 2 H: 2 E: 0 K: 0 S: 12	LOB: 0 BB: 0 P: 17	R: 0 H: 0 E: 0 K: 0 S: 4	LOB: 0 BB: 0 P: 7	R: 3 H: 4 E: 0 K: 0 S: 18	LOB: 3 BB: 2 P: 36	1B: 8 2B: 0 3B: 0 HR: 1	SF: 0 SAC: 0 DP: 2 HBP: 0	WP: 1 PB: 0 CS: 0 SB: 0	PA: 39							
PITCHER	IP	WLS	BF	H	R	ER	SO	BB	IBB	HBP	BLK	WP	HR	S	P	ERA	WHIP	PITCHER									
43 Garrett Richards, R ERA: 3.0	6.0	W	23	4	1	1	0	3	0	0	0	0	0	63	103	1.50	1.167										
64 Mike Morin, R ERA: 6.0	1.0		4	1	1	1	0	0	0	0	0	0	1	10	15	9.00	1.000										
38 Joe Smith, R ERA: 0.9	1.0		3	0	0	0	0	0	0	0	0	0	0	4	7	0.00	0.000										
63 Vinnie Pestano, R ERA: 4.26	0.0		2	1	2	2	0	1	0	0	0	0	0	5	10	=	=										
16 Huston Street, R ERA: 1.0	1.0	S	7	3	1	0	0	1	0	0	0	1	0	13	26	0.00	4.000										

Batter	1	2	3	4	5	6	7	8	9	AB	R	H	RBI	BB	SO	LOB	TOP	
2 Erick Aybar, S OBP: 0.269, SLG: 0.233										5	1	0	0	0	1	2	Los Angeles Angels @ San Francisco Giants AT&T Park, San Francisco, CA Fri May 01 2015, 7:17 PM - 10:21 PM PDT Att: 41,507 - Clear - 59 F	
12 Johnny Giavotella, R OBP: 0.373, SLG: 0.403										4	0	1	0	0	1	1		
27 Mike Trout, R OBP: 0.439, SLG: 0.588										4	0	1	0	0	2	3		
56 Kole Calhoun, L OBP: 0.386, SLG: 0.493										2	0	1	0	1	0	0		
6 David Freese, R OBP: 0.263, SLG: 0.416										3	1	0	1	0	0	3		
24 C.J. Cron, R OBP: 0.271, SLG: 0.343										4	0	1	0	0	1	2		
20 Matt Joyce, L OBP: 0.184, SLG: 0.183										4	0	1	1	0	1	0		
17 Chris Iannetta, R OBP: 0.194, SLG: 0.103										4	0	0	0	0	1	2		
33 C.J. Wilson, L OBP: 0.333, SLG: 0.333										3	0	1	0	0	0	2		
59 Fernando Salas, R ERA: 2.25										0	0	0	0	0	0	0		
19 Efran Navarro, L OBP: 0.294, SLG: 0.313										1	0	1	0	0	0	0		
38 Joe Smith, R										0	0	0	0	0	0	0		
Inning Stats	R: 0 H: 1 E: 0 K: 1 S: 7	WLS: 1 BF: 15	R: 0 H: 0 E: 0 K: 1 S: 7	WLS: 0 BF: 11	R: 0 H: 1 E: 0 K: 0 S: 10	WLS: 1 BF: 13	R: 0 H: 0 E: 0 K: 1 S: 12	WLS: 0 BF: 20	R: 0 H: 0 E: 0 K: 2 S: 8	WLS: 0 BF: 11	R: 1 H: 3 E: 0 K: 1 S: 12	WLS: 3 BF: 19	R: 1 H: 1 E: 1 K: 1 S: 18	WLS: 1 BF: 26	R: 0 H: 1 E: 0 K: 0 S: 12	WLS: 1 BF: 15	1B: 6 SF: 1 2B: 1 3B: 0 HR: 0	WP: 0 PA: 37 PB: 1 SB: 0 CS: 1
PITCHER	IP WLS BF H R ER SO BB IBB HBP BLK WP HR S P ERA WHIP	IP WLS BF H R ER SO BB IBB HBP BLK WP HR S P ERA WHIP	IP WLS BF H R ER SO BB IBB HBP BLK WP HR S P ERA WHIP	IP WLS BF H R ER SO BB IBB HBP BLK WP HR S P ERA WHIP	IP WLS BF H R ER SO BB IBB HBP BLK WP HR S P ERA WHIP	IP WLS BF H R ER SO BB IBB HBP BLK WP HR S P ERA WHIP	IP WLS BF H R ER SO BB IBB HBP BLK WP HR S P ERA WHIP	IP WLS BF H R ER SO BB IBB HBP BLK WP HR S P ERA WHIP	IP WLS BF H R ER SO BB IBB HBP BLK WP HR S P ERA WHIP	IP WLS BF H R ER SO BB IBB HBP BLK WP HR S P ERA WHIP	IP WLS BF H R ER SO BB IBB HBP BLK WP HR S P ERA WHIP	IP WLS BF H R ER SO BB IBB HBP BLK WP HR S P ERA WHIP	IP WLS BF H R ER SO BB IBB HBP BLK WP HR S P ERA WHIP	IP WLS BF H R ER SO BB IBB HBP BLK WP HR S P ERA WHIP	IP WLS BF H R ER SO BB IBB HBP BLK WP HR S P ERA WHIP	IP WLS BF H R ER SO BB IBB HBP BLK WP HR S P ERA WHIP	IP WLS BF H R ER SO BB IBB HBP BLK WP HR S P ERA WHIP	

AB	34
R	2
H	7
RBI	2
BB	1
SO	7
LOB	15



Batter	1	2	3	4	5	6	7	8	9	AB	R	H	RBI	BB	SO	LOB	BOTTOM	
23 Norichika Aoki, L OBP: 0.397, SLG: 0.376										4	1	1	0	0	0	1	Los Angeles Angels @ San Francisco Giants AT&T Park, San Francisco, CA Fri May 01 2015, 7:17 PM - 10:21 PM PDT Att: 41,507 - Clear - 59 F	
50 Matt Duffy, R OBP: 0.273, SLG: 0.320										4	0	0	0	0	2			
16 Angel Pagan, S OBP: 0.378, SLG: 0.440										3	1	2	1	0	0			
28 Buster Posey, R OBP: 0.330, SLG: 0.381										4	0	1	0	0	1	2		
7 Gregor Blanco, L OBP: 0.315, SLG: 0.375										3	0	0	0	0	1	2		
43 Justin Maxwell, R OBP: 0.317, SLG: 0.481										3	0	0	0	0	1	2		
34 Andrew Susac, R OBP: 0.375, SLG: 0.476										3	0	1	1	1	0	0		
14 Casey McGehee, R OBP: 0.227, SLG: 0.262										2	0	0	0	1	0	0		
35 Brandon Crawford, L OBP: 0.345, SLG: 0.451										3	0	0	0	1	1	2		
53 Chris Heston, R OBP: 0.077, SLG: 0.077										2	0	0	0	0	2	0		
63 Jean Machi, R ERA: 2.19										0	0	0	0	0	0	0		
54 Sergio Romo, R ERA: 2.25										0	0	0	0	0	0	0		
41 Jeremy Affeldt, L ERA: 1.42										0	0	0	0	0	0	0		
46 Santiago Casilla, R ERA: 2.38										1	0	0	0	0	0	0		
13 Joaquin Arias, R OBP: 0.265, SLG: 0.429										1	0	0	0	0	0	0		
9 Brandon Bell, L OBP: 0.333, SLG: 0.269										1	0	0	0	0	0	0		
12 Joe Frankl, L OBP: 0.333, SLG: 0.382										1	0	1	1	0	0	0		
Inning Stats	R: 1 H: 1 E: 0 K: 1 S: 7	WLS: 1 BF: 12	R: 0 H: 0 E: 0 K: 0 S: 6	WLS: 0 BF: 9	R: 0 H: 0 E: 0 K: 1 S: 12	WLS: 0 BF: 16	R: 0 H: 1 E: 0 K: 1 S: 9	WLS: 1 BF: 15	R: 0 H: 0 E: 0 K: 0 S: 6	WLS: 0 BF: 10	R: 1 H: 2 E: 0 K: 1 S: 13	WLS: 2 BF: 24	R: 0 H: 0 E: 1 K: 0 S: 13	WLS: 0 BF: 18	R: 1 H: 2 E: 0 K: 1 S: 9	WLS: 2 BF: 21	1B: 5 SF: 1 2B: 2 3B: 0 HR: 0	WP: 3 PA: 36 PB: 1 SB: 0 CS: 1
PITCHER	IP WLS BF H R ER SO BB IBB HBP BLK WP HR S P ERA WHIP	IP WLS BF H R ER SO BB IBB HBP BLK WP HR S P ERA WHIP	IP WLS BF H R ER SO BB IBB HBP BLK WP HR S P ERA WHIP	IP WLS BF H R ER SO BB IBB HBP BLK WP HR S P ERA WHIP	IP WLS BF H R ER SO BB IBB HBP BLK WP HR S P ERA WHIP	IP WLS BF H R ER SO BB IBB HBP BLK WP HR S P ERA WHIP	IP WLS BF H R ER SO BB IBB HBP BLK WP HR S P ERA WHIP	IP WLS BF H R ER SO BB IBB HBP BLK WP HR S P ERA WHIP	IP WLS BF H R ER SO BB IBB HBP BLK WP HR S P ERA WHIP	IP WLS BF H R ER SO BB IBB HBP BLK WP HR S P ERA WHIP	IP WLS BF H R ER SO BB IBB HBP BLK WP HR S P ERA WHIP	IP WLS BF H R ER SO BB IBB HBP BLK WP HR S P ERA WHIP	IP WLS BF H R ER SO BB IBB HBP BLK WP HR S P ERA WHIP	IP WLS BF H R ER SO BB IBB HBP BLK WP HR S P ERA WHIP	IP WLS BF H R ER SO BB IBB HBP BLK WP HR S P ERA WHIP	IP WLS BF H R ER SO BB IBB HBP BLK WP HR S P ERA WHIP	IP WLS BF H R ER SO BB IBB HBP BLK WP HR S P ERA WHIP	

AB	31
R	3
H	6
RBI	3
BB	3
SO	6
LOB	12



Batter	1	2	3	4	5	6	7	8	9	AB	R	H	RBI	BB	SO	LOB	TOP										
2 Erick Aybar, S OBP: 0.267, SLG: 0.226	G3-1		1B			BB		F8		3	0	1	0	1	0	0	Los Angeles Angels @ San Francisco Giants AT&T Park, San Francisco, CA Sun May 03 2015, 1:07 PM - 3:23 PM PDT Att: 41,516 - Partly Cloudy - 59 F livebaseballscorecards.com										
27 Mike Trout, R OBP: 0.425, SLG: 0.591	G5-3		L8			L8		K		4	0	0	0	0	1	3											
5 Albert Pujols, R OBP: 0.287, SLG: 0.388	1B			G4-3		G4-3		K		4	0	1	0	0	1	2											
56 Kole Calhoun, L OBP: 0.385, SLG: 0.469	G4-3			G6-3		L8		BB		3	0	0	0	1	0	3											
6 David Freese, R OBP: 0.252, SLG: 0.392	E5			K		G6-3		G6-3		4	0	0	0	0	1	1											
20 Matt Joyce, L OBP: 0.181, SLG: 0.179	G6-3			K		K		K		3	0	0	0	0	2	1											
12 Johnny Giavotella, R 48 Jose Alvarez, L	G6-3			L5		L9		L9		3	0	0	0	0	0	0											
36 Jered Weaver, R 37 Cesar Ramos, L 8 Taylor Featherston, R	K			F9		F9		G5-3		2	0	0	0	0	1	0											
17 Chris Iannetta, R OBP: 0.200, SLG: 0.115	F7			F7		BB		F8		3	0	1	0	0	0	0											
Inning Stats	R: 0 E: 0 K: 0 S: 9	H: 1 LOB: 1 BB: 0 P: 12	R: 0 E: 1 K: 0 S: 8	H: 0 LOB: 0 BB: 0 P: 13	R: 0 E: 0 K: 1 S: 13	H: 1 LOB: 1 BB: 0 P: 19	R: 0 E: 0 K: 1 S: 8	H: 0 LOB: 0 BB: 0 P: 11	R: 0 E: 0 K: 1 S: 10	H: 0 LOB: 0 BB: 0 P: 14	R: 0 E: 0 K: 0 S: 12	H: 1 LOB: 2 BB: 1 P: 19	R: 0 E: 0 K: 1 S: 5	H: 0 LOB: 0 BB: 0 P: 7	R: 0 E: 0 K: 0 S: 6	H: 0 LOB: 0 BB: 0 P: 11		R: 0 E: 0 K: 2 S: 8	H: 0 LOB: 1 BB: 1 P: 18	1B: 3 2B: 0 3B: 0 HR: 0	SF: 0 SAC: 0 DP: 1 HBP: 0	WP: 0 PB: 0 SB: 0 CS: 0	PA: 32				
PITCHER	IP	WLS	BF	H	R	ER	SO	BB	IBB	HBP	BLK	WP	HR	S	P	ERA	WHIP										
55 Tim Lincecum, R ERA: 2.4	8.0	W	28	3	0	0	4	1	0	0	0	0	0	71	106	0.00	0.500										
63 Jean Machi, R ERA: 2.03	1.0		4	0	0	0	2	1	0	0	0	0	0	8	18	0.00	1.000										

Batter	1	2	3	4	5	6	7	8	9	AB	R	H	RBI	BB	SO	LOB	BOTTOM										
23 Norichika Aoki, L OBP: 0.391, SLG: 0.406	HR	L8		G4-6-3		HBP				3	1	1	1	0	0	2	Los Angeles Angels @ San Francisco Giants AT&T Park, San Francisco, CA Sun May 03 2015, 1:07 PM - 3:23 PM PDT Att: 41,516 - Partly Cloudy - 59 F livebaseballscorecards.com										
12 Joe Panik, L OBP: 0.348, SLG: 0.415	HR		1B		K	FC9-6		FC9-6		4	2	2	1	0	1	2											
16 Angel Pagan, S OBP: 0.368, SLG: 0.444	3B		G3		G3-1	G4-3		G4-3		4	0	1	0	0	0	3											
28 Buster Posey, R OBP: 0.343, SLG: 0.435	G5-3		1B		1B	1B		L3		4	1	2	0	0	0	1											
9 Brandon Belt, L OBP: 0.309, SLG: 0.267	G3		FC4-6		2B	F7		F7		4	1	1	1	0	0	2											
35 Brandon Crawford, L OBP: 0.359, SLG: 0.500	K		BB		2B	2B		K		3	0	1	2	1	2	1											
14 Casey McGehee, R OBP: 0.243, SLG: 0.275	F8		P6		G6-3			F8		4	0	0	0	0	0	3											
7 Gregor Blanco, L OBP: 0.293, SLG: 0.346	G4-3				F7			G4-3		4	0	0	0	0	0	0											
55 Tim Lincecum, L OBP: 0.333, SLG: 0.250	1B					BB		K		2	0	2	0	1	0	0											
13 Joaquin Arias, R 63 Jean Machi, R	1B					BB		K		1	0	0	0	0	1	0											
Inning Stats	R: 2 E: 0 K: 1 S: 12	H: 3 LOB: 1 BB: 0 P: 18	R: 0 E: 0 K: 0 S: 11	H: 1 LOB: 1 BB: 0 P: 19	R: 1 E: 0 K: 0 S: 13	H: 2 LOB: 1 BB: 1 P: 24	R: 0 E: 0 K: 0 S: 5	H: 1 LOB: 0 BB: 0 P: 6	R: 2 E: 0 K: 1 S: 15	H: 3 LOB: 1 BB: 0 P: 20	R: 0 E: 0 K: 0 S: 7	H: 0 LOB: 2 BB: 1 P: 14	R: 0 E: 0 K: 1 S: 6	H: 0 LOB: 0 BB: 0 P: 9	R: 0 E: 0 K: 1 S: 7	H: 0 LOB: 0 BB: 0 P: 9	R: 0 E: 0 K: 1 S: 7	H: 0 LOB: 0 BB: 0 P: 9	1B: 5 2B: 2 3B: 1 HR: 2	SF: 0 SAC: 0 DP: 1 HBP: 1	WP: 0 PB: 0 SB: 0 CS: 0	PA: 36					
PITCHER	IP	WLS	BF	H	R	ER	SO	BB	IBB	HBP	BLK	WP	HR	S	P	ERA	WHIP										
36 Jered Weaver, R ERA: 6.29	5.0	L	25	10	5	5	2	1	0	0	0	0	0	56	87	9.00	2.200										
37 Cesar Ramos, L ERA: 1.17	1.0		5	0	0	0	0	1	0	1	0	0	0	7	14	0.00	1.000										
48 Jose Alvarez, L ERA: 4.15	2.0		6	0	0	0	2	0	0	0	0	0	0	13	18	0.00	0.000										

Los Angeles Angels @ San Francisco Giants
 AT&T Park, San Francisco, CA
 Sun May 03 2015, 1:07 PM - 3:23 PM PDT
 Att: 41,516 - Partly Cloudy - 59 F

AB 30
 R 0
 H 3
 RBI 0
 BB 2
 SO 6
 LOB 10



Los Angeles Angels @ San Francisco Giants
 AT&T Park, San Francisco, CA
 Sun May 03 2015, 1:07 PM - 3:23 PM PDT
 Att: 41,516 - Partly Cloudy - 59 F

AB 33
 R 5
 H 10
 RBI 5
 BB 2
 SO 4
 LOB 14



Batter	1	2	3	4	5	6	7	8	9	AB	R	H	RBI	BB	SO	LOB	TOP	
7 Seth Smith, L (1, 10) OBP: 0.307, SLG: 0.478	F7		F9		F9		P6		F8	5	0	0	0	0	0	0		
12 Justin Ruggiano, R (1, 8) OBP: 0.293, SLG: 0.229	K		G5-3		G5-3		G6-3		K	4	0	0	0	1	2	0		
22 Robinson Cano, L (1, 4) OBP: 0.299, SLG: 0.378	1B		G4-3						F8	5	1	3	0	0	0	1		
23 Nelson Cruz, R (1, 9) OBP: 0.368, SLG: 0.766	F9		F8						G5-3	4	0	0	0	0	1	4		
15 Kyle Seager, L (1, 5) OBP: 0.292, SLG: 0.357	K				F7		P4			4	1	1	1	0	1	1		
20 Logan Morrison, L (1, 3) OBP: 0.300, SLG: 0.430	2B		2B		G4-3		IBB		1B	3	2	3	0	1	0	0		
3 Mike Zunino, R (1, 2) OBP: 0.247, SLG: 0.320	1B		G4-3		G4-3				1B	3	0	2	2	0	0	1		
13 Dustin Ackley, L (1, 7) OBP: 0.214, SLG: 0.348	P6		G3		G3		K		SF7	3	0	0	1	0	1	5		
1 Chris Taylor, R (1, 6) OBP: 0.214, SLG: 0.348	P3				F9		K		G6-3	4	0	0	0	0	1	2		
Inning Stats	R: 0 H: 1 E: 0 K: 1 S: 10	H: 1 LOB: 1 BB: 0 P: 14	R: 1 H: 2 E: 0 K: 1 S: 14	H: 2 LOB: 1 BB: 0 P: 27	R: 0 H: 0 E: 0 K: 0 S: 9	H: 0 LOB: 1 BB: 1 P: 17	R: 0 H: 1 E: 0 K: 0 S: 9	H: 1 LOB: 3 BB: 1 P: 23	R: 0 H: 0 E: 0 K: 1 S: 9	H: 0 LOB: 0 BB: 0 P: 12	R: 3 H: 4 E: 0 K: 0 S: 17	H: 4 LOB: 1 BB: 0 P: 22	R: 0 H: 0 E: 0 K: 1 S: 6	H: 0 LOB: 0 BB: 0 P: 11	1B: 5 2B: 4 3B: 0 HR: 0	SF: 1 SAC: 0 DP: 0 HBP: 1	WP: 3 PB: 0 SB: 0 CS: 0	PA: 39
PITCHER	IP WLS BF H R ER SO BB IBB HBP BLK WP HR S P ERA WHIP	IP WLS BF H R ER SO BB IBB HBP BLK WP HR S P ERA WHIP	IP WLS BF H R ER SO BB IBB HBP BLK WP HR S P ERA WHIP	IP WLS BF H R ER SO BB IBB HBP BLK WP HR S P ERA WHIP	IP WLS BF H R ER SO BB IBB HBP BLK WP HR S P ERA WHIP	IP WLS BF H R ER SO BB IBB HBP BLK WP HR S P ERA WHIP	IP WLS BF H R ER SO BB IBB HBP BLK WP HR S P ERA WHIP	IP WLS BF H R ER SO BB IBB HBP BLK WP HR S P ERA WHIP	IP WLS BF H R ER SO BB IBB HBP BLK WP HR S P ERA WHIP	IP WLS BF H R ER SO BB IBB HBP BLK WP HR S P ERA WHIP	IP WLS BF H R ER SO BB IBB HBP BLK WP HR S P ERA WHIP	IP WLS BF H R ER SO BB IBB HBP BLK WP HR S P ERA WHIP	IP WLS BF H R ER SO BB IBB HBP BLK WP HR S P ERA WHIP	IP WLS BF H R ER SO BB IBB HBP BLK WP HR S P ERA WHIP	IP WLS BF H R ER SO BB IBB HBP BLK WP HR S P ERA WHIP	IP WLS BF H R ER SO BB IBB HBP BLK WP HR S P ERA WHIP	IP WLS BF H R ER SO BB IBB HBP BLK WP HR S P ERA WHIP	IP WLS BF H R ER SO BB IBB HBP BLK WP HR S P ERA WHIP

Seattle Mariners @ Los Angeles Angels
 Angel Stadium of Anaheim, Anaheim, CA
 Tue May 05 2015, 7:11 PM - 9:45 PM PDT
 Att: 33,394 - Partly Cloudy - 64 F

AB 35
 R 4
 H 9
 RBI 4
 BB 2
 SO 6
 LOB 14



Batter	1	2	3	4	5	6	7	8	9	AB	R	H	RBI	BB	SO	LOB	BOTTOM					
56 Kole Calhoun, L (1, 9) OBP: 0.374, SLG: 0.449	1B		G1-3		1B		K			4	1	2	0	0	1	2						
27 Mike Trout, R (1, 8) OBP: 0.494, SLG: 0.552	F9		L9		K				P3	4	0	0	0	0	1	2						
5 Albert Pujols, R (1, 3) OBP: 0.314, SLG: 0.435	HR		G5-3		IBB				1B	3	2	2	2	1	0	0						
6 David Freese, R (1, 5) OBP: 0.281, SLG: 0.408	L7		K		L6				1B	3	0	0	0	1	1	2						
8 Taylor Featherston, R (8, PPR) OBP: 0.250, SLG: 0.111	L7		K		L6				BB	0	1	0	0	0	0	0						
2 Erick Aybar, S (1, 6) OBP: 0.275, SLG: 0.238	F9				K		B2		1B	4	0	1	1	0	1	0						
12 Johnny Givonella, R (1, 4) OBP: 0.348, SLG: 0.363	P3						F8		1B	3	0	1	1	1	0	0						
24 C.J. Cron, R (1, 10) OBP: 0.247, SLG: 0.311	L9		F7		F7		F9		G5-3	4	0	0	0	0	0	3						
58 Carlos Pérez, R (1, 2) OBP: 0.500, SLG: 1.250	1B		G6-3		G6-3		L7		HR	4	1	2	1	0	0	1						
7 Collin Cowgill, R (1, 7) OBP: 0.250, SLG: 0.300	BB				G5-3		G4-3			2	0	0	0	1	0	0						
Inning Stats	R: 2 H: 2 E: 0 K: 0 S: 7	H: 2 LOB: 0 BB: 0 P: 10	R: 0 H: 1 E: 0 K: 0 S: 9	H: 1 LOB: 2 BB: 1 P: 17	R: 0 H: 0 E: 0 K: 1 S: 8	H: 0 LOB: 0 BB: 0 P: 12	R: 0 H: 0 E: 0 K: 1 S: 8	H: 0 LOB: 1 BB: 1 P: 15	R: 0 H: 1 E: 0 K: 1 S: 8	H: 1 LOB: 2 BB: 1 P: 20	R: 0 H: 0 E: 0 K: 0 S: 4	H: 0 LOB: 0 BB: 0 P: 6	R: 0 H: 0 E: 0 K: 1 S: 7	H: 0 LOB: 0 BB: 0 P: 11	R: 2 H: 3 E: 0 K: 0 S: 12	H: 3 LOB: 1 BB: 1 P: 21	R: 1 H: 1 E: 0 K: 0 S: 2	H: 1 LOB: 0 BB: 0 P: 2	1B: 6 2B: 0 3B: 0 HR: 2	SF: 0 SAC: 0 DP: 1 HBP: 0	WP: 1 PB: 0 SB: 0 CS: 0	PA: 35
PITCHER	IP WLS BF H R ER SO BB IBB HBP BLK WP HR S P ERA WHIP	IP WLS BF H R ER SO BB IBB HBP BLK WP HR S P ERA WHIP	IP WLS BF H R ER SO BB IBB HBP BLK WP HR S P ERA WHIP	IP WLS BF H R ER SO BB IBB HBP BLK WP HR S P ERA WHIP	IP WLS BF H R ER SO BB IBB HBP BLK WP HR S P ERA WHIP	IP WLS BF H R ER SO BB IBB HBP BLK WP HR S P ERA WHIP	IP WLS BF H R ER SO BB IBB HBP BLK WP HR S P ERA WHIP	IP WLS BF H R ER SO BB IBB HBP BLK WP HR S P ERA WHIP	IP WLS BF H R ER SO BB IBB HBP BLK WP HR S P ERA WHIP	IP WLS BF H R ER SO BB IBB HBP BLK WP HR S P ERA WHIP	IP WLS BF H R ER SO BB IBB HBP BLK WP HR S P ERA WHIP	IP WLS BF H R ER SO BB IBB HBP BLK WP HR S P ERA WHIP	IP WLS BF H R ER SO BB IBB HBP BLK WP HR S P ERA WHIP	IP WLS BF H R ER SO BB IBB HBP BLK WP HR S P ERA WHIP	IP WLS BF H R ER SO BB IBB HBP BLK WP HR S P ERA WHIP	IP WLS BF H R ER SO BB IBB HBP BLK WP HR S P ERA WHIP	IP WLS BF H R ER SO BB IBB HBP BLK WP HR S P ERA WHIP	IP WLS BF H R ER SO BB IBB HBP BLK WP HR S P ERA WHIP				


Seattle Mariners @ Los Angeles Angels
 Angel Stadium of Anaheim, Anaheim, CA
 Tue May 05 2015, 7:11 PM - 9:45 PM PDT
 Att: 33,394 - Partly Cloudy - 64 F

AB 31
 R 5
 H 8
 RBI 5
 BB 4
 SO 4
 LOB 10



Batter	1	2	3	4	5	6	7	8	9	AB	R	H	RBI	BB	SO	LOB	TOP										
25 Rickie Weeks Jr., R OBP: 0.309, SLG: 0.354 5 Brad Miller, L OBP: 0.294, SLG: 0.372										3	0	1	0	0	0	1	Seattle Mariners @ Los Angeles Angels Angel Stadium of Anaheim, Anaheim, CA Wed May 06 2015, 7:08 PM - 9:43 PM PDT Att: 25,160 - Partly Cloudy - 63 F										
8 Willie Bloomquist, R OBP: 0.240, SLG: 0.298 7 Seth Smith, L OBP: 0.303, SLG: 0.471										3	0	0	0	0	1	2											
22 Robinson Cano, L OBP: 0.306, SLG: 0.377										3	0	1	0	0	1	2											
23 Nelson Cruz, R OBP: 0.373, SLG: 0.757										4	1	2	0	0	0	2											
15 Kyle Seager, L OBP: 0.300, SLG: 0.402										4	2	2	2	0	0	1											
3 Mike Zunino, R OBP: 0.228, SLG: 0.329										4	0	2	0	0	0	1											
20 Logan Morrison, L OBP: 0.288, SLG: 0.412										4	0	0	0	0	1	3											
12 Justin Ruggiano, R OBP: 0.273, SLG: 0.211 13 Dustin Ackley, L OBP: 0.211, SLG: 0.348										3	0	0	0	0	1	0											
1 Chris Taylor, R OBP: 0.182, SLG: 0.100										3	0	1	0	1	0	0											
Inning Stats	R: 0 E: 0 K: 1 S: 9	H: 1 LOB: 1 BB: 0 P: 15	R: 0 E: 0 K: 1 S: 7	H: 0 LOB: 0 BB: 0 P: 9	R: 0 E: 0 K: 0 S: 9	H: 1 LOB: 1 BB: 0 P: 17	R: 2 E: 0 K: 0 S: 12	H: 3 LOB: 0 BB: 0 P: 21	R: 0 E: 0 K: 2 S: 11	H: 1 LOB: 2 BB: 0 P: 16	R: 0 E: 0 K: 0 S: 9	H: 1 LOB: 0 BB: 0 P: 13	R: 0 E: 0 K: 0 S: 4	H: 0 LOB: 0 BB: 0 P: 5	R: 0 E: 0 K: 1 S: 7	H: 0 LOB: 1 BB: 0 P: 11		R: 1 E: 0 K: 1 S: 13	H: 2 LOB: 2 BB: 1 P: 25	1B: 7 2B: 1 3B: 0 HR: 1	SF: 1 SAC: 0 DP: 1 HBP: 1	WP: 0 PB: 0 SB: 1 CS: 1	PA: 37				
PITCHER	IP	WLS	BF	H	R	ER	SO	BB	IBB	HBP	BLK	WP	HR	S	P	ERA	WHIP										
33 C.J. Wilson, L ERA: 2.7	7.0		27	7	2	2	4	0	0	0	0	0	1	61	96	2.57	1.000										
38 Joe Smith, R ERA: 3.75	1.0	H	4	0	0	0	1	0	0	1	0	0	0	7	11	0.00	0.000										
16 Huston Street, R ERA: 1.64	1.0	W	6	2	1	1	1	1	0	0	0	0	0	13	25	9.00	3.000										

Batter	1	2	3	4	5	6	7	8	9	AB	R	H	RBI	BB	SO	LOB	BOTTOM											
56 Kole Calhoun, L OBP: 0.369, SLG: 0.452										4	1	1	1	0	1	0	Seattle Mariners @ Los Angeles Angels Angel Stadium of Anaheim, Anaheim, CA Wed May 06 2015, 7:08 PM - 9:43 PM PDT Att: 25,160 - Partly Cloudy - 63 F											
27 Mike Trout, R OBP: 0.398, SLG: 0.570										4	1	1	2	0	0	0												
5 Albert Pujols, R OBP: 0.311, SLG: 0.427										4	0	1	0	0	0	0												
6 David Freese, R OBP: 0.270, SLG: 0.400 8 Taylor Featherston, R OBP: 0.250, SLG: 0.111										2	0	0	0	2	0	1												
2 Erick Aybar, S OBP: 0.283, SLG: 0.248										4	1	2	0	0	0	2												
12 Johnny Giavotella, R OBP: 0.344, SLG: 0.389										4	0	1	1	0	1	2												
24 C.J. Cron, R OBP: 0.238, SLG: 0.299 19 Efren Navarro, L OBP: 0.278, SLG: 0.294										3	0	0	0	0	0	1												
58 Carlos Pérez, R OBP: 0.286, SLG: 0.714										3	0	0	0	0	2	0												
7 Collin Cowgill, R OBP: 0.255, SLG: 0.349										3	1	1	0	0	1	0												
Inning Stats	R: 0 E: 0 K: 0 S: 9	H: 0 LOB: 0 BB: 0 P: 14	R: 0 E: 0 K: 0 S: 9	H: 1 LOB: 1 BB: 0 P: 12	R: 3 E: 0 K: 1 S: 21	H: 3 LOB: 1 BB: 1 P: 30	R: 0 E: 0 K: 2 S: 8	H: 0 LOB: 0 BB: 0 P: 12	R: 0 E: 0 K: 2 S: 8	H: 2 LOB: 1 BB: 0 P: 9	R: 0 E: 0 K: 0 S: 7	H: 0 LOB: 0 BB: 0 P: 9	R: 0 E: 0 K: 0 S: 4	H: 0 LOB: 0 BB: 0 P: 11	R: 0 E: 0 K: 0 S: 4	H: 0 LOB: 0 BB: 0 P: 5		R: 1 E: 0 K: 0 S: 4	H: 1 LOB: 2 BB: 1 P: 9	1B: 3 2B: 2 3B: 1 HR: 1	SF: 0 SAC: 0 DP: 1 HBP: 0	WP: 0 PB: 0 SB: 0 CS: 0	PA: 33					
PITCHER	IP	WLS	BF	H	R	ER	SO	BB	IBB	HBP	BLK	WP	HR	S	P	ERA	WHIP											
29 Roenis Elias, L ERA: 3.86	7.0		27	7	3	3	5	1	0	0	0	0	0	1	70	97	3.86	1.000										
97 Joe Beimel, L ERA:	0.1		1	0	0	0	0	0	0	0	0	0	0	1	1	0.00	0.000											
57 Mark Lowe, R ERA:	0.2		2	0	0	0	0	0	0	0	0	0	0	3	4	0.00	0.000											
39 Carson Smith, R ERA: 1.42	0.1	L	3	1	1	1	0	1	0	0	0	0	0	4	9	27.00	6.000											



Batter	1	2	3	4	5	6	7	8	9	AB	R	H	RBI	BB	SO	LOB	TOP										
27 Jose Altuve, R OBP: 0.388, SLG: 0.475										4	0	1	1	1	0	4	Houston Astros @ Los Angeles Angels Angel Stadium of Anaheim, Anaheim, CA Thu May 07 2015, 7:08 PM - 10:05 PM PDT Att: 25,097 - Partly Cloudy - 61 F										
18 Luis Valbuena, L OBP: 0.283, SLG: 0.437										5	0	0	0	0	2	6											
Evan Gattis, R OBP: 0.219, SLG: 0.426										4	0	0	0	0	1	1											
28 Colby Rasmus, L OBP: 0.333, SLG: 0.531										3	1	1	0	1	1	0											
23 Chris Carter, R OBP: 0.266, SLG: 0.295										3	0	1	0	1	1	1											
19 Robbie Grossman, R OBP: 0.245, SLG: 0.273										0	1	0	0	0	0	0											
9 Marwin Gonzalez, S OBP: 0.283, SLG: 0.441										0	0	0	0	0	0	0											
15 Jason Castro, L OBP: 0.294, SLG: 0.360										4	0	0	0	0	1	3											
6 Jake Marisnick, R OBP: 0.379, SLG: 0.550										4	1	1	1	0	2	0											
20 Preston Tucker, L OBP: 0.500, SLG: 0.333										3	0	1	1	1	0	0											
2 Jonathan Villar, S OBP: 0.273, SLG: 0.200										3	0	1	0	1	0	1											
Inning Stats	R: 0 E: 0 K: 0 S: 6	H: 1 LOB: 0 BB: 0 P: 7	R: 0 E: 0 K: 2 S: 9	H: 0 LOB: 0 BB: 0 P: 11	R: 0 E: 1 K: 1 S: 8	H: 0 LOB: 2 BB: 1 P: 17	R: 0 E: 0 K: 0 S: 12	H: 0 LOB: 1 BB: 1 P: 20	R: 0 E: 0 K: 1 S: 15	H: 0 LOB: 1 BB: 1 P: 24	R: 0 E: 0 K: 0 S: 13	H: 0 LOB: 0 BB: 0 P: 11	R: 0 E: 0 K: 1 S: 10	H: 1 LOB: 1 BB: 0 P: 15	R: 3 E: 0 K: 1 S: 19	H: 4 LOB: 3 BB: 1 P: 28	1B: 6 2B: 0 3B: 0 HR: 0	SF: 0 SAC: 0 DP: 1 HBP: 0	WP: 1 PB: 0 SB: 3 CS: 0	PA: 38							
PITCHER	IP	WLS	BF	H	R	ER	SO	BB	IBB	HBP	BLK	WP	HR	S	P	ERA	WHIP										
53 Héctor Santiago, L ERA: 2.57	6.1		24	1	0	0	5	3	1	0	2	0	0	66	106	0.00	0.632										
59 Fernando Salas, R ERA: 4.29	0.2	H	2	0	0	0	1	0	0	0	0	0	0	5	6	0.00	0.000										
38 Joe Smith, R ERA: 3.46	1.0	H	4	1	0	0	1	0	0	0	0	0	0	10	15	0.00	1.000										
16 Huston Street, R ERA: 3.96	0.2	L	7	4	3	3	0	1	0	0	0	0	0	16	23	40.50	7.500										
37 César Ramos, L ERA: 1.04	0.1		1	0	0	0	1	0	0	0	0	1	0	3	5	0.00	0.000										

Batter	1	2	3	4	5	6	7	8	9	AB	R	H	RBI	BB	SO	LOB	BOTTOM										
56 Kole Calhoun, L OBP: 0.364, SLG: 0.443										4	0	1	1	0	2	0	Houston Astros @ Los Angeles Angels Angel Stadium of Anaheim, Anaheim, CA Thu May 07 2015, 7:08 PM - 10:05 PM PDT Att: 25,097 - Partly Cloudy - 61 F										
27 Mike Trout, R OBP: 0.393, SLG: 0.587										4	1	1	1	0	1	2											
5 Albert Pujols, R OBP: 0.318, SLG: 0.430										4	0	2	0	0	0	0											
20 Matt Joyce, L OBP: 0.198, SLG: 0.235										4	0	1	0	0	2	1											
6 David Freese, R OBP: 0.277, SLG: 0.398										3	0	1	0	0	0	0											
2 Enck Aybar, S OBP: 0.274, SLG: 0.239										4	0	0	0	0	1	3											
12 Johnny Giavotella, R OBP: 0.344, SLG: 0.379										3	1	1	0	0	0	1											
19 Efrén Navarro, L OBP: 0.250, SLG: 0.263										2	0	0	0	0	1	0											
7 Collin Cowgill, R OBP: 0.255, SLG: 0.349										0	0	0	0	0	0	0											
17 Chris Iannetta, R OBP: 0.197, SLG: 0.106										2	0	0	0	1	1	0											
Inning Stats	R: 1 E: 0 K: 1 S: 8	H: 1 LOB: 0 BB: 0 P: 14	R: 0 E: 0 K: 1 S: 8	H: 0 LOB: 0 BB: 0 P: 13	R: 0 E: 0 K: 2 S: 7	H: 0 LOB: 0 BB: 0 P: 12	R: 0 E: 0 K: 1 S: 6	H: 1 LOB: 0 BB: 0 P: 8	R: 0 E: 0 K: 0 S: 9	H: 1 LOB: 0 BB: 0 P: 13	R: 0 E: 0 K: 2 S: 7	H: 0 LOB: 0 BB: 0 P: 11	R: 0 E: 0 K: 0 S: 8	H: 1 LOB: 2 BB: 0 P: 17	R: 1 E: 0 K: 0 S: 14	H: 3 LOB: 2 BB: 1 P: 20	R: 0 E: 0 K: 1 S: 9	H: 0 LOB: 0 BB: 0 P: 11	1B: 4 2B: 3 3B: 0 HR: 1	SF: 0 SAC: 1 DP: 2 HBP: 1	WP: 0 PB: 0 SB: 0 CS: 0	PA: 33					
PITCHER	IP	WLS	BF	H	R	ER	SO	BB	IBB	HBP	BLK	WP	HR	S	P	ERA	WHIP										
31 Collin McHugh, R ERA: 3.23	7.1		27	5	2	2	7	1	0	1	0	0	0	1	1	2.46	0.818										
54 Joe Thatcher, L ERA: 2.35	0.0		1	1	0	0	0	0	0	0	0	0	0	1	1	∞	∞										
37 Pat Neshek, R ERA: 4.09	0.2	W	2	1	0	0	0	0	0	0	0	0	0	8	10	0.00	1.500										
44 Luke Gregerson, R ERA: 2.57	1.0	S	3	0	0	0	1	0	0	0	0	0	0	9	11	0.00	0.000										

AB	33
R	3
H	6
RBI	3
BB	5
SO	8
LOB	16



AB	30
R	2
H	7
RBI	2
BB	1
SO	8
LOB	7



Batter	1	2	3	4	5	6	7	8	9	AB	R	H	RBI	BB	SO	LOB	TOP			
27 Jose Altuve, R OBP: 0.399, SLG: 0.484										4	0	3	0	0	0	0	Houston Astros @ Los Angeles Angels Angel Stadium of Anaheim, Anaheim, CA Fri May 08 2015, 7:08 PM - 9:18 PM PDT Att: 40,006 - Cloudy - 61 F			
18 Luis Valbuena, L OBP: 0.271, SLG: 0.439										4	0	2	0	0	1	2				
Evan Gattis, R OBP: 0.211, SLG: 0.410										4	0	0	0	0	1	3				
28 Colby Rasmus, L OBP: 0.319, SLG: 0.506										4	0	0	0	0	0	2				
23 Chris Carter, R OBP: 0.257, SLG: 0.283										4	0	0	0	0	2	0				
15 Jason Castro, L OBP: 0.295, SLG: 0.359										3	0	1	0	0	0	0				
6 Jake Marisnick, R OBP: 0.367, SLG: 0.530										3	0	0	0	0	0	1				
20 Preston Tucker, L OBP: 0.286, SLG: 0.167										3	0	0	0	0	1	1				
2 Jonathan Villar, S OBP: 0.250, SLG: 0.182										3	0	0	0	0	1	0				
Inning Stats	R: 0 E: 0 K: 1 S: 6	H: 2 LOB: 1 BB: 0 P: 12	R: 0 E: 0 K: 1 S: 10	H: 1 LOB: 1 BB: 0 P: 14	R: 0 E: 0 K: 1 S: 8	H: 2 LOB: 1 BB: 0 P: 10	R: 0 E: 0 K: 0 S: 7	H: 0 LOB: 0 BB: 0 P: 12	R: 0 E: 0 K: 1 S: 12	H: 0 LOB: 1 BB: 0 P: 18	R: 0 E: 0 K: 1 S: 8	H: 0 LOB: 0 BB: 0 P: 14	R: 0 E: 0 K: 1 S: 12	H: 1 LOB: 1 BB: 0 P: 18	R: 0 E: 0 K: 1 S: 9	H: 0 LOB: 0 BB: 0 P: 14	1B: 6 2B: 0 3B: 0 HR: 0	SF: 0 SAC: 0 DP: 0 HBP: 0	WP: 0 PB: 0 SB: 0 CS: 2	PA: 32
PITCHER 36 Jered Weaver, R ERA: 4.98	IP: 9.0 WLS: W BF: 32 H: 6 R: 0 ER: 0 SO: 6 BB: 0 IBB: 0 HBP: 0 BLK: 0 WP: 0 HR: 0 S: 77 P: 120 ERA: 0.00 WHIP: 0.667																			

Batter	1	2	3	4	5	6	7	8	9	AB	R	H	RBI	BB	SO	LOB	BOTTOM			
56 Kole Calhoun, L OBP: 0.360, SLG: 0.436										4	0	1	0	0	1	1	Houston Astros @ Los Angeles Angels Angel Stadium of Anaheim, Anaheim, CA Fri May 08 2015, 7:08 PM - 9:18 PM PDT Att: 40,006 - Cloudy - 61 F			
27 Mike Trout, R OBP: 0.389, SLG: 0.570										3	0	0	0	0	1	2				
5 Albert Pujols, R OBP: 0.316, SLG: 0.423										4	0	1	0	0	0	1				
20 Matt Joyce, L OBP: 0.191, SLG: 0.227										3	0	0	0	0	0	1				
7 Collin Cowgill, R OBP: 0.235, SLG: 0.349										0	0	0	0	0	0	0				
6 David Freese, R OBP: 0.287, SLG: 0.405										3	1	2	0	0	0	0				
2 Enck Aybar, S OBP: 0.275, SLG: 0.241										3	1	1	0	0	1	1				
12 Johnny Giavotella, R OBP: 0.343, SLG: 0.376										3	0	1	0	0	0	2				
24 C.J. Cron, R OBP: 0.229, SLG: 0.291										2	0	0	1	0	0	1				
58 Carlos Pérez, R OBP: 0.300, SLG: 0.600										3	0	1	1	0	0	1				
Inning Stats	R: 0 E: 0 K: 1 S: 8	H: 0 LOB: 0 BB: 0 P: 10	R: 0 E: 0 K: 0 S: 6	H: 1 LOB: 0 BB: 0 P: 10	R: 0 E: 0 K: 0 S: 7	H: 1 LOB: 1 BB: 0 P: 10	R: 0 E: 0 K: 0 S: 6	H: 0 LOB: 0 BB: 0 P: 13	R: 2 E: 0 K: 0 S: 11	H: 4 LOB: 2 BB: 0 P: 15	R: 0 E: 0 K: 0 S: 8	H: 1 LOB: 0 BB: 0 P: 14	R: 0 E: 0 K: 1 S: 6	H: 0 LOB: 1 BB: 0 P: 9	R: 0 E: 0 K: 1 S: 9	H: 0 LOB: 0 BB: 0 P: 15	1B: 7 2B: 0 3B: 0 HR: 0	SF: 1 SAC: 0 DP: 2 HBP: 1	WP: 0 PB: 0 SB: 1 CS: 0	PA: 30
PITCHER 56 Roberto Hernandez, R ERA: 3.86 35 Josh Fields, R ERA: 1.8	IP: 7.2 WLS: L BF: 29 H: 7 R: 2 ER: 2 SO: 2 BB: 2 IBB: 1 HBP: 0 BLK: 0 WP: 0 HR: 0 S: 58 P: 92 ERA: 2.35 WHIP: 0.913																			

livebaseballscores.com

AB 32
R 0
H 6
RBI 0
BB 0
SO 6
LOB 9

livebaseballscores.com

AB 28
R 2
H 7
RBI 2
BB 0
SO 3
LOB 10

Batter	1	2	3	4	5	6	7	8	9	AB R H RBI BB SO LOB	TOP											
6 Jake Marisnick, R (1.8) OBP: 0.368, SLG: 0.534										5 1 2 0 0 1 1	Houston Astros @ Los Angeles Angels Angel Stadium of Anaheim, Anaheim, CA Sat May 09 2015, 6:09 PM - 8:49 PM PDT Att: 40,210 - Partly Cloudy - 64 F											
27 Jose Altuve, R (1.4) OBP: 0.401, SLG: 0.504										3 1 1 1 1 1 1												
18 Luis Valbuena, L (1.5) OBP: 0.270, SLG: 0.432										4 1 1 1 0 1 1												
Evan Gattis, R (1.10) OBP: 0.212, SLG: 0.398										3 0 0 0 1 2 1												
28 Colby Rasmus, L (1.9) OBP: 0.327, SLG: 0.534										3 2 1 2 1 1 2												
23 Chris Carter, R (1.3) OBP: 0.256, SLG: 0.311										4 1 1 2 0 2 0												
16 Hank Conger, L (1.2) OBP: 0.333, SLG: 0.407										3 0 0 0 1 2 0												
20 Preston Tucker, L (1.7) OBP: 0.273, SLG: 0.111										3 0 0 0 1 0 1												
9 Marwin Gonzalez, S (1.6) OBP: 0.266, SLG: 0.413										4 0 0 0 0 3 2												
Inning Stats	R: 1 E: 0 K: 1 S: 11	H: 2 LOB: 0 BB: 0 P: 14	R: 2 E: 0 K: 1 S: 9	H: 1 LOB: 0 BB: 1 P: 17	R: 3 E: 0 K: 2 S: 15	H: 3 LOB: 0 BB: 0 P: 23	R: 0 E: 0 K: 1 S: 7	H: 0 LOB: 0 BB: 0 P: 8	R: 0 E: 0 K: 1 S: 10	H: 0 LOB: 1 BB: 2 P: 22	R: 0 E: 0 K: 2 S: 13	H: 0 LOB: 1 BB: 2 P: 19	R: 0 E: 0 K: 1 S: 8	H: 0 LOB: 0 BB: 0 P: 12	R: 0 E: 0 K: 1 S: 8	H: 0 LOB: 0 BB: 0 P: 11	R: 0 E: 0 K: 2 S: 8	H: 0 LOB: 1 BB: 1 P: 16	1B: 2 2B: 1 3B: 0 HR: 3	SF: 0 SAC: 0 DP: 0 HBP: 0	WP: 0 PB: 0 SB: 0 CS: 1	PA: 37
PITCHER	IP WLS BF H R ER SO BB IBB HBP BLK WP HR S P ERA WHIP											IP WLS BF H R ER SO BB IBB HBP BLK WP HR S P ERA WHIP										
52 Matt Shoemaker, R (1.1) ERA: 6.61	3.0 L 15 6 6 6 4 1 0 0 0 0 0 3 35 54 18.00 2.333																					
48 Jose Alvarez, L (4.1) ERA: 3.38	3.0 0 0 0 0 4 3 0 0 0 0 0 0 30 49 0.00 1.000																					
63 Vinnie Pestano, R (7.1) ERA: 4.32	1.0 3 0 0 0 2 0 0 0 0 0 0 0 8 12 0.00 0.000																					
64 Mike Morin, R (8.1) ERA: 4.5	1.0 3 0 0 0 1 0 0 0 0 0 0 0 8 11 0.00 0.000																					
47 Ryan Mattheus, R (9.1) ERA:	1.0 4 0 0 0 2 1 0 0 0 0 0 0 8 16 0.00 1.000																					

AB	32
R	6
H	6
RBI	6
BB	5
SO	13
LOB	9



Batter	1	2	3	4	5	6	7	8	9	AB R H RBI BB SO LOB	BOTTOM											
56 Kole Calhoun, L (1.9) OBP: 0.362, SLG: 0.443										5 1 2 1 0 2 0	Houston Astros @ Los Angeles Angels Angel Stadium of Anaheim, Anaheim, CA Sat May 09 2015, 6:09 PM - 8:49 PM PDT Att: 40,210 - Partly Cloudy - 64 F											
27 Mike Trout, R (1.8) OBP: 0.405, SLG: 0.604										4 2 3 1 1 0 0												
5 Albert Pujols, R (1.3) OBP: 0.303, SLG: 0.404										5 0 0 0 0 1 5												
6 David Freese, R (1.10) OBP: 0.286, SLG: 0.395										3 0 0 0 1 1 0												
2 Erick Aybar, S (1.6) OBP: 0.274, SLG: 0.241										4 0 1 2 0 2 0												
12 Johnny Cueto, R (1.4) OBP: 0.550, SLG: 0.376										3 1 1 0 1 0 0												
58 Carlos Pérez, R (1.2) OBP: 0.357, SLG: 0.643										4 0 2 1 0 1 3												
8 Taylor Featherston, R (1.5) OBP: 0.200, SLG: 0.083										3 0 0 0 0 2 2												
20 Matt Joyce, L (9. PH) OBP: 0.189, SLG: 0.225										1 0 0 0 0 0 0												
7 Collin Cowgill, R (1.7) OBP: 0.255, SLG: 0.340										4 1 1 0 0 0 1												
Inning Stats	R: 2 E: 0 K: 0 S: 9	H: 3 LOB: 2 BB: 2 P: 23	R: 0 E: 0 K: 1 S: 6	H: 0 LOB: 0 BB: 0 P: 7	R: 0 E: 0 K: 1 S: 10	H: 0 LOB: 0 BB: 0 P: 15	R: 1 E: 0 K: 2 S: 11	H: 2 LOB: 1 BB: 0 P: 16	R: 1 E: 0 K: 2 S: 10	H: 1 LOB: 0 BB: 0 P: 15	R: 0 E: 0 K: 0 S: 8	H: 1 LOB: 1 BB: 0 P: 14	R: 0 E: 0 K: 1 S: 10	H: 1 LOB: 1 BB: 0 P: 17	R: 0 E: 0 K: 1 S: 8	H: 0 LOB: 0 BB: 0 P: 12	R: 0 E: 0 K: 1 S: 14	H: 2 LOB: 2 BB: 1 P: 25	1B: 7 2B: 2 3B: 0 HR: 1	SF: 0 SAC: 0 DP: 1 HBP: 0	WP: 0 PB: 0 SB: 0 CS: 0	PA: 39
PITCHER	IP WLS BF H R ER SO BB IBB HBP BLK WP HR S P ERA WHIP											IP WLS BF H R ER SO BB IBB HBP BLK WP HR S P ERA WHIP										
60 Dallas Keuchel, L (1.1) ERA: 1.39	6.2 W 29 8 4 4 4 2 0 0 0 0 0 0 10 16 0.00 0.000																					
37 Fat Neshkek, R (7.1) ERA: 3.65	1.1 H 4 0 0 0 1 0 0 0 0 0 0 0 10 16 0.00 0.000																					
50 Chad Qualls, R (9.1) ERA: 3.97	1.0 S 6 2 1 1 1 0 1 0 0 0 0 0 14 25 9.00 2.000																					

AB	36
R	5
H	10
RBI	5
BB	3
SO	9
LOB	11



Batter	1	2	3	4	5	6	7	8	9	AB	R	H	RBI	BB	SO	LOB	TOP			
6 Jake Marisnick, R OBP: 0.364, SLG: 0.516										3	0	0	0	1	2	1				
27 Jose Altuve, R OBP: 0.390, SLG: 0.489										4	0	0	0	0	0	2				
18 Luis Valbuena, L OBP: 0.270, SLG: 0.421										3	1	0	0	1	1	1				
23 Chris Carter, R OBP: 0.256, SLG: 0.302										3	0	0	0	1	2	1				
28 Colby Rasmus, L OBP: 0.314, SLG: 0.511										4	0	0	0	0	2	2				
15 Jason Castro, L OBP: 0.293, SLG: 0.354										4	0	1	0	0	1	0				
9 Marwin Gonzalez, S OBP: 0.254, SLG: 0.394										3	0	0	0	0	1	3				
20 Preston Tucker, L OBP: 0.357, SLG: 0.100										1	0	0	1	1	1	0				
19 Robbie Grossman, S (1, 7) OBP: 0.235, SLG: 0.261										2	0	0	0	0	1	1				
Evan Gattis, R (7, PH) OBP: 0.211, SLG: 0.364										1	0	0	0	0	0	3				
2 Jonathan Villar, S OBP: 0.250, SLG: 0.182										0	0	0	0	0	0	0				
Inning Stats	R: 0 E: 0 K: 1 S: 9	H: 0 LOB: 1 BB: 1 P: 14	R: 0 E: 0 K: 0 S: 7	H: 0 LOB: 0 BB: 0 P: 9	R: 0 E: 0 K: 2 S: 8	H: 0 LOB: 0 BB: 0 P: 11	R: 0 E: 0 K: 1 S: 8	H: 0 LOB: 0 BB: 0 P: 15	R: 0 E: 0 K: 2 S: 12	H: 0 LOB: 1 BB: 1 P: 20	R: 1 E: 0 K: 2 S: 17	H: 1 LOB: 3 BB: 2 P: 31	R: 0 E: 0 K: 1 S: 7	H: 0 LOB: 0 BB: 0 P: 12	R: 0 E: 0 K: 1 S: 7	H: 0 LOB: 0 BB: 0 P: 12	1B: 1 2B: 0 3B: 0 HR: 0	SF: 0 SAC: 0 DP: 0 HBP: 1	WP: 0 PB: 1 SB: 0 CS: 0	PA: 33
PITCHER	IP WLS BF H R ER SO BB IBB HBP BLK WP HR S P ERA WHIP																			
43 Garrett Richards, R (1, 1) ERA: 2.27	6.2	W: 26	1	1	1	10	4	0	1	0	0	0	68	110	1.35	0.750				
59 Fernando Salas, R (7, 1) ERA: 4.15	0.1	H: 1	0	0	0	0	0	0	0	0	0	1	1	0.00	0.000					
38 Joe Smith, R (8, 1) ERA: 3.21	1.0	H: 3	0	0	0	0	0	0	0	0	7	9	0.00	0.000						
16 Huston Street, R (9, 1) ERA: 3.55	1.0	S: 3	0	0	0	1	0	0	0	0	7	12	0.00	0.000						

Houston Astros @ Los Angeles Angels
Angel Stadium of Anaheim, Anaheim, CA
Sun May 10 2015, 12:41 PM - 3:19 PM PDT
Att: 30,929 - Sunny - 73 F

AB	28
R	1
H	1
RBI	1
BB	4
SO	11
LOB	14



Batter	1	2	3	4	5	6	7	8	9	AB	R	H	RBI	BB	SO	LOB	BOTTOM			
56 Kole Calhoun, L OBP: 0.350, SLG: 0.431										3	0	0	1	0	1	0				
27 Mike Trout, R OBP: 0.407, SLG: 0.596										3	0	1	0	1	0	0				
5 Albert Pujols, R OBP: 0.293, SLG: 0.389										4	0	0	0	0	2	3				
20 Matt Joyce, L (1, 7) OBP: 0.182, SLG: 0.215										4	0	0	0	0	1	1				
7 Collin Cowgill, R (9, 7) OBP: 0.235, SLG: 0.340										0	0	0	0	0	0	0				
6 David Freese, R (1, 5) OBP: 0.295, SLG: 0.410										3	1	2	0	0	0	0				
2 Enck Aybar, S (1, 6) OBP: 0.283, SLG: 0.252										3	1	2	0	0	0	1				
12 Johnny Giavotella, R (1, 4) OBP: 0.349, SLG: 0.365										2	1	0	0	1	0	2				
24 C.J. Cron, R (1, 3) OBP: 0.221, SLG: 0.280										3	0	0	0	0	1	3				
17 Chris Iannetta, R (1, 2) OBP: 0.203, SLG: 0.116										3	0	1	1	0	1	0				
Inning Stats	R: 0 E: 0 K: 1 S: 6	H: 0 LOB: 0 BB: 0 P: 8	R: 0 E: 0 K: 1 S: 9	H: 1 LOB: 0 BB: 0 P: 13	R: 0 E: 0 K: 0 S: 8	H: 0 LOB: 0 BB: 0 P: 14	R: 0 E: 0 K: 0 S: 7	H: 0 LOB: 0 BB: 0 P: 12	R: 3 E: 1 K: 2 S: 19	H: 4 LOB: 2 BB: 1 P: 31	R: 0 E: 0 K: 0 S: 7	H: 1 LOB: 1 BB: 0 P: 11	R: 0 E: 0 K: 1 S: 6	H: 0 LOB: 0 BB: 0 P: 7	R: 0 E: 0 K: 1 S: 7	H: 0 LOB: 0 BB: 1 P: 14	1B: 5 2B: 1 3B: 0 HR: 0	SF: 1 SAC: 0 DP: 0 HBP: 0	WP: 2 PB: 0 SB: 0 CS: 1	PA: 31
PITCHER	IP WLS BF H R ER SO BB IBB HBP BLK WP HR S P ERA WHIP																			
46 Scott Feldman, R (1, 1) ERA: 5.23	7.0	L: 28	6	3	3	5	1	0	0	0	0	62	96	3.86	1.000					
35 Josh Fields, R (8, 1) ERA: 1.5	1.0	S: 3	0	0	0	1	1	0	0	0	7	14	0.00	1.000						

Houston Astros @ Los Angeles Angels
Angel Stadium of Anaheim, Anaheim, CA
Sun May 10 2015, 12:41 PM - 3:19 PM PDT
Att: 30,929 - Sunny - 73 F

AB	28
R	3
H	6
RBI	2
BB	2
SO	6
LOB	10



Batter	1	2	3	4	5	6	7	8	9	10	11	AB	R	H	RBI	BB	SO	LOB	TOP									
6 Corey Dickerson, L (1, 7) OBP: 0.355, SLG: 0.548												5	0	2	0	0	2	0										
2 Troy Tulowitzki, R (1, 6) OBP: 0.310, SLG: 0.477												5	0	2	0	0	1	1										
28 Nolan Arenado, R (1, 5) OBP: 0.328, SLG: 0.560												5	0	2	0	0	2	2										
5 Carlos González, L (1, 9) OBP: 0.245, SLG: 0.297												5	0	1	0	0	2	3										
20 Wilin Rosario, R (1, 10) OBP: 0.333, SLG: 0.538												5	1	1	0	0	0	1										
33 Justin Morneau, L (1, 3) OBP: 0.317, SLG: 0.450												4	0	1	0	0	1	0										
3 Daniel Descalzo, L (8, 3) OBP: 0.184, SLG: 0.088												3	0	1	1	0	1	0										
4 Nick Hundley, R (1, 2) OBP: 0.367, SLG: 0.482												4	0	0	0	0	2	2										
9 DJ LeMahieu, R (1, 4) OBP: 0.353, SLG: 0.418												4	0	0	0	0	2	0										
Inning Stats	R: 0 E: 0 K: 2 S: 10	H: 1 LOB: 1 BB: 0 P: 16	R: 0 E: 0 K: 1 S: 8	H: 0 LOB: 0 BB: 0 P: 12	R: 0 E: 0 K: 2 S: 16	H: 1 LOB: 1 BB: 0 P: 27	R: 1 E: 0 K: 3 S: 16	H: 3 LOB: 2 BB: 0 P: 22	R: 0 E: 0 K: 0 S: 14	H: 2 LOB: 2 BB: 0 P: 23	R: 0 E: 0 K: 2 S: 12	H: 2 LOB: 2 BB: 0 P: 20	R: 0 E: 0 K: 2 S: 8	H: 0 LOB: 0 BB: 0 P: 11	R: 0 E: 0 K: 1 S: 8	H: 0 LOB: 0 BB: 0 P: 11	R: 0 E: 0 K: 1 S: 7	H: 0 LOB: 0 BB: 0 P: 9	R: 0 E: 0 K: 0 S: 11	H: 1 LOB: 0 BB: 0 P: 16	1B: 9 2B: 2 3B: 0 HR: 0	SF: 0 SAC: 0 DP: 1 HBP: 0	WP: 2 PB: 0 SB: 0 CS: 0	PA: 42				
PITCHER	IP ERA WLS BF H R ER SO BB IBB HBP BLK WP HR S P ERA WHIP	53 Héctor Santiago, L (1, 1) ERA: 2.41	64 Mike Morin, R (7, 1) ERA: 4.15	36 Joe Smith, R (8, 1) ERA: 3.0	16 Huston Street, R (9, 1) ERA: 3.07	59 Fernando Salas, R (10, 1) ERA: 3.86	37 César Ramos, L (11, 1) ERA: 0.93																					

Colorado Rockies @ Los Angeles Angels
 Angel Stadium of Anaheim, Anaheim, CA
 Wed May 13 2015, 7:10 PM - 10:29 PM PDT
 Att. 30,129 - Party Cloudy - 65 F

livebaseballscorecards.com

AB 42
 R 1
 H 10
 RBI 1
 BB 0
 SO 14
 LOB 10

Batter	1	2	3	4	5	6	7	8	9	10	11	AB	R	H	RBI	BB	SO	LOB	BOTTOM								
56 Kole Calhoun, L (1, 9) OBP: 0.364, SLG: 0.458												5	0	2	0	0	1	1									
27 Mike Trout, R (1, 8) OBP: 0.399, SLG: 0.562												4	1	0	0	1	1	1									
5 Albert Pujols, R (1, 3) OBP: 0.289, SLG: 0.388												4	0	1	1	0	0	0									
6 David Freese, R (1, 5) OBP: 0.285, SLG: 0.387												3	0	0	0	1	1	0									
2 Erick Aybar, S (1, 6) OBP: 0.311, SLG: 0.294												4	0	3	1	0	0	0									
12 Johnny Cueto, R (1, 4) OBP: 0.345, SLG: 0.363												3	0	0	0	0	0	2									
20 Matt Joyce, L (1, 7) OBP: 0.181, SLG: 0.222												2	0	0	0	0	1	0									
7 Collin Cowgill, R (8, PH) OBP: 0.245, SLG: 0.327												2	0	0	0	0	1	1									
58 Carlos Pérez, R (1, 2) OBP: 0.318, SLG: 0.500												4	0	1	0	0	1	1									
39 Marc Krauss, L (1, 10) OBP: 0.225, SLG: 0.282												2	0	0	0	0	1	0									
24 C.J. Cron, R (8, PH) OBP: 0.225, SLG: 0.282												2	0	1	0	0	1	1									
8 Taylor Featherston, R (11, PR) OBP: 0.200, SLG: 0.083												0	1	0	0	0	0	0									
Inning Stats	R: 0 E: 0 K: 0 S: 9	H: 0 LOB: 0 BB: 0 P: 13	R: 0 E: 0 K: 0 S: 6	H: 0 LOB: 0 BB: 0 P: 9	R: 0 E: 0 K: 1 S: 10	H: 0 LOB: 0 BB: 0 P: 13	R: 0 E: 0 K: 1 S: 8	H: 0 LOB: 0 BB: 0 P: 10	R: 0 E: 0 K: 1 S: 6	H: 1 LOB: 1 BB: 0 P: 6	R: 0 E: 0 K: 1 S: 6	H: 0 LOB: 0 BB: 0 P: 8	R: 1 E: 0 K: 0 S: 5	H: 3 LOB: 2 BB: 1 P: 12	R: 0 E: 0 K: 2 S: 13	H: 1 LOB: 1 BB: 0 P: 23	R: 0 E: 0 K: 0 S: 7	H: 0 LOB: 0 BB: 0 P: 13	R: 0 E: 0 K: 2 S: 11	H: 1 LOB: 1 BB: 0 P: 17	R: 1 E: 0 K: 0 S: 7	H: 2 LOB: 2 BB: 1 P: 14	1B: 6 2B: 2 3B: 0 HR: 0	SF: 1 SAC: 1 DP: 0 HBP: 0	WP: 0 PB: 0 SB: 0 CS: 0	PA: 39	
PITCHER	IP ERA WLS BF H R ER SO BB IBB HBP BLK WP HR S P ERA WHIP	24 Jordan Lyles, R (1, 1) ERA: 4.3	36 Christian Bergman, R (2, 1) ERA: 2.92	45 Scott Oberg, R (7, 1) ERA: 6.75	48 Boone Logan, L (8, 1) ERA: 5.4	66 John Axford, R (9, 1) ERA: 1.5	53 Christian Friedrich, L (10, 1) ERA: 4.5																				

Colorado Rockies @ Los Angeles Angels
 Angel Stadium of Anaheim, Anaheim, CA
 Wed May 13 2015, 7:10 PM - 10:29 PM PDT
 Att. 30,129 - Party Cloudy - 65 F

livebaseballscorecards.com

AB 35
 R 2
 H 8
 RBI 2
 BB 2
 SO 8
 LOB 7

Batter	1	2	3	4	5	6	7	8	9	AB	R	H	RBI	BB	SO	LOB	TOP			
56 Kole Calhoun, L (1,9) OBP: 0.368, SLG: 0.450	F7		BB		K			BB		2	0	0	0	2	1	1	Los Angeles Angels @ Baltimore Orioles Oriole Park at Camden Yards, Baltimore, MD Fri May 15 2015, 7:08 PM - 9:29 PM EDT Att: 35,470 - Partly Cloudy - 70 F			
27 Mike Trout, R (1,8) OBP: 0.392, SLG: 0.552	K		K		K	1B		G1-4-3		4	0	1	0	0	2	2				
5 Albert Pujols, R (1,3) OBP: 0.287, SLG: 0.408	HR		L9		L9	FC5-4		G6-3		4	1	1	1	0	0	2				
6 David Freese, R (1,5) OBP: 0.294, SLG: 0.383	G4-3				F8					4	0	1	0	0	1	1				
8 Taylor Featherston, R (9,PR) OBP: 0.200, SLG: 0.083										0	1	0	0	0	0	0				
2 Erick Aybar, S (1,6) OBP: 0.317, SLG: 0.308		12 SF9 2B			G4-3					4	1	2	0	0	1	1				
12 Johnny Giavotella, R (1,4) OBP: 0.333, SLG: 0.332		G6-3			K					3	0	0	1	0	1	1				
58 Carlos Pérez, R (1,2) OBP: 0.269, SLG: 0.440		SF9				G5-3				3	0	0	1	0	0	1				
24 C.J. Cron, R (1,10) OBP: 0.239, SLG: 0.295		P4								3	0	2	0	0	0	0				
7 Collin Cowgill, R (1,7) OBP: 0.232, SLG: 0.308					L8					3	0	0	0	0	1	2				
Inning Stats	R: 1 E: 0 K: 1 S: 14	H: 1 LOB: 0 BB: 0 P: 18	R: 1 E: 0 K: 0 S: 9	H: 1 LOB: 0 BB: 0 P: 12	R: 0 E: 0 K: 1 S: 7	H: 0 LOB: 1 BB: 1 P: 14	R: 0 E: 0 K: 1 S: 8	H: 0 LOB: 0 BB: 0 P: 10	R: 0 E: 0 K: 2 S: 11	H: 1 LOB: 1 BB: 0 P: 15	R: 0 E: 0 K: 0 S: 6	H: 1 LOB: 1 BB: 0 P: 10	R: 0 E: 0 K: 0 S: 4	H: 0 LOB: 0 BB: 0 P: 11	R: 1 E: 0 K: 0 S: 6	H: 2 LOB: 1 BB: 0 P: 8	1B: 5 2B: 1 3B: 0 HR: 1	SF: 2 SAC: 0 DP: 2 HBP: 0	WP: 0 PB: 0 SB: 0 CS: 0	PA: 34
PITCHER	IP WLS BF H R ER SO	IP WLS BF H R ER SO	IP WLS BF H R ER SO	IP WLS BF H R ER SO	IP WLS BF H R ER SO	IP WLS BF H R ER SO	IP WLS BF H R ER SO	IP WLS BF H R ER SO	IP WLS BF H R ER SO	IP WLS BF H R ER SO	IP WLS BF H R ER SO	IP WLS BF H R ER SO	IP WLS BF H R ER SO	IP WLS BF H R ER SO	IP WLS BF H R ER SO	IP WLS BF H R ER SO	ERA WHIP	ERA WHIP	ERA WHIP	
16 Wei-Yin Chen, L (1,1) ERA: 2.53	7.0	L	28	5	2	2	7	2	0	0	0	0	0	0	0	0	0	2.57	1.000	
29 Tommy Hunter, R (8,1) ERA: 4.8	2.0	H	6	2	1	1	0	0	0	0	0	0	0	0	0	0	0	4.50	1.000	

Batter	1	2	3	4	5	6	7	8	9	AB	R	H	RBI	BB	SO	LOB	BOTTOM			
13 Manny Machado, R (1,5) OBP: 0.346, SLG: 0.500	L7		P5			G3-1				4	0	1	0	0	0	0	Los Angeles Angels @ Baltimore Orioles Oriole Park at Camden Yards, Baltimore, MD Fri May 15 2015, 7:08 PM - 9:29 PM EDT Att: 35,470 - Partly Cloudy - 70 F			
12 Alejandro De Aza, L (1,7) OBP: 0.270, SLG: 0.396	L8		G3-1			B5-3		F9		4	0	0	0	0	0	1				
38 Jimmy Paredes, S (1,10) OBP: 0.385, SLG: 0.637					L5					3	0	0	0	1	1	0				
10 Adam Jones, R (1,8) OBP: 0.388, SLG: 0.556					F8					4	0	2	0	0	0	1				
19 Chris Davis, L (1,3) OBP: 0.303, SLG: 0.492					L9					4	0	0	0	0	1	2				
27 Delmon Young, R (1,9) OBP: 0.306, SLG: 0.329										3	0	0	0	0	1	0				
23 Travis Snider, L (9,PH) OBP: 0.337, SLG: 0.373					P4					1	0	0	0	0	1	1				
2 J.J. Hardy, R (1,6) OBP: 0.267, SLG: 0.464					E1					3	1	2	1	0	0	0				
43 Rey Navarro, S (1,4) OBP: 0.269, SLG: 0.462					F8					3	0	0	0	0	0	2				
36 Caleb Joseph, R (1,2) OBP: 0.363, SLG: 0.443					P2					3	0	0	0	0	2	1				
Inning Stats	R: 0 E: 0 K: 0 S: 7	H: 0 LOB: 1 BB: 1 P: 12	R: 0 E: 0 K: 1 S: 8	H: 1 LOB: 0 BB: 0 P: 16	R: 0 E: 0 K: 0 S: 6	H: 0 LOB: 0 BB: 0 P: 11	R: 0 E: 0 K: 0 S: 6	H: 0 LOB: 0 BB: 0 P: 6	R: 0 E: 0 K: 1 S: 8	H: 0 LOB: 0 BB: 0 P: 8	R: 0 E: 0 K: 1 S: 6	H: 1 LOB: 0 BB: 0 P: 8	R: 1 E: 0 K: 1 S: 20	H: 2 LOB: 1 BB: 0 P: 26	R: 0 E: 0 K: 2 S: 11	H: 1 LOB: 1 BB: 0 P: 15	1B: 4 2B: 0 3B: 0 HR: 1	SF: 0 SAC: 0 DP: 1 HBP: 0	WP: 0 PB: 0 SB: 0 CS: 0	PA: 33
PITCHER	IP WLS BF H R ER SO	IP WLS BF H R ER SO	IP WLS BF H R ER SO	IP WLS BF H R ER SO	IP WLS BF H R ER SO	IP WLS BF H R ER SO	IP WLS BF H R ER SO	IP WLS BF H R ER SO	IP WLS BF H R ER SO	IP WLS BF H R ER SO	IP WLS BF H R ER SO	IP WLS BF H R ER SO	IP WLS BF H R ER SO	IP WLS BF H R ER SO	IP WLS BF H R ER SO	IP WLS BF H R ER SO	ERA WHIP	ERA WHIP	ERA WHIP	
36 Jered Weaver, R (1,1) ERA: 4.44	7.1	W	26	3	1	1	3	1	0	0	0	0	0	0	0	0	0	1.23	0.545	
36 Joe Smith, R (8,1) ERA: 2.87	0.2	H	3	1	0	0	1	0	0	0	0	0	0	0	0	0	0	0.00	1.500	
16 Huston Street, R (9,1) ERA: 2.87	1.0	S	4	1	0	0	2	0	0	0	0	0	0	0	0	0	0	0.00	1.000	

AB 30
R 3
H 7
RBI 3
BB 2
SO 7
LOB 11



AB 32
R 1
H 5
RBI 1
SO 6
LOB 8



Batter	1	2	3	4	5	6	7	8	9	AB	R	H	RBI	BB	SO	LOB	TOP										
56 Kole Calhoun, L (1, 9) OBP: 0.362, SLG: 0.440	G6-3			1B		L8	F9		G4-3	5	0	1	0	0	0	3	Los Angeles Angels @ Baltimore Orioles Oriole Park at Camden Yards, Baltimore, MD Sat May 16 2015, 8:03 PM - 10:31 PM EDT Att: 29,102 - Overcast - 69 F										
27 Mike Trout, R (1, 8) OBP: 0.399, SLG: 0.577	L6		K					HR	1B	5	1	3	2	0	1	1											
5 Albert Pujols, R (1, 3) OBP: 0.277, SLG: 0.392	K		P3					L7	G6-3	5	0	0	0	0	2	3											
2 Erick Aybar, S (1, 6) OBP: 0.315, SLG: 0.306		G4-3		G3				F8		4	1	1	0	0	0	1											
12 Johnny Giavotella, R (1, 4) OBP: 0.331, SLG: 0.349		L9						G5-3		4	1	1	0	0	0	0											
6 David Freese, R (1, 5) OBP: 0.250, SLG: 0.409																											
8 Taylor Featherston, R (9, 5) OBP: 0.200, SLG: 0.083	K								HR	4	1	2	1	0	1	2											
20 Matt Joyce, L (1, 7) OBP: 0.165, SLG: 0.225				F9						3	0	1	0	0	1	2											
7 Collin Cowgill, R (9, PH) OBP: 0.246, SLG: 0.321									1B	1	1	1	0	0	0	0											
17 Chris Iannetta, R (1, 2) OBP: 0.217, SLG: 0.137									1B	4	1	2	1	0	0	2											
39 Marc Krauss, L (1, 10) OBP: 0.125, SLG: 0.125										3	0	1	1	0	1	2											
24 C.J. Cron, R (9, PH) OBP: 0.237, SLG: 0.292									1B	1	0	0	0	0	1	1											
Inning Stats	R: 0 E: 0 K: 1 S: 8	H: 0 LOB: 0 BB: 0 P: 10	R: 0 E: 0 K: 1 S: 8	H: 0 LOB: 0 BB: 0 P: 10	R: 0 E: 0 K: 1 S: 6	H: 0 LOB: 0 BB: 0 P: 8	R: 0 E: 0 K: 1 S: 15	H: 1 LOB: 1 BB: 0 P: 17	R: 0 E: 0 K: 1 S: 9	H: 2 LOB: 2 BB: 0 P: 14	R: 0 E: 0 K: 1 S: 9	H: 1 LOB: 2 BB: 0 P: 13	R: 2 E: 0 K: 1 S: 11	H: 4 LOB: 2 BB: 0 P: 20	R: 1 E: 0 K: 0 S: 9	H: 1 LOB: 0 BB: 0 P: 14	R: 3 E: 0 K: 1 S: 13	H: 4 LOB: 1 BB: 0 P: 21	1B: 11 2B: 0 3B: 0 HR: 2	SF: 0 SAC: 0 DP: 0 HBP: 0	WP: 1 PB: 0 SB: 0 CS: 1	PA: 40					
PITCHER	IP	WLS	BF	H	R	ER	SO	BB	IBB	HBP	BLK	WP	HR	S	P	ERA	WHIP										
31 Ubaldo Jiménez, R (1, 1) ERA: 2.43	7.0	L	28	8	2	2	6	0	0	0	0	0	0	65	92	2.57	1.143										
56 Darren O'Day, R (8, 1) ERA: 1.29	1.0		4	1	1	1	0	0	0	0	0	0	1	9	14	9.00	1.000										
53 Zack Britton, L (9, 1) ERA: 3.21	1.0		7	4	3	3	1	0	0	0	0	1	1	13	21	27.00	4.000										

Batter	1	2	3	4	5	6	7	8	9	AB	R	H	RBI	BB	SO	LOB	BOTTOM										
13 Manny Machado, R (1, 5) OBP: 0.336, SLG: 0.484	F9		K			K			F7	4	0	0	0	0	2	0	Los Angeles Angels @ Baltimore Orioles Oriole Park at Camden Yards, Baltimore, MD Sat May 16 2015, 8:03 PM - 10:31 PM EDT Att: 29,102 - Overcast - 69 F										
38 Jimmy Paredes, S (1, 10) OBP: 0.380, SLG: 0.621		G5-3				F7			G4-3	4	0	1	0	0	0	0											
10 Adam Jones, R (1, 8) OBP: 0.378, SLG: 0.538	F9					G4-3			G6-3	4	0	0	0	0	0	1											
19 Chris Davis, L (1, 3) OBP: 0.296, SLG: 0.479	K									3	0	0	0	0	2	1											
28 Steve Pearce, R (1, 4) OBP: 0.276, SLG: 0.325		1B				L7				3	1	2	1	0	0	0											
12 Alejandro De Azs, L (1, 9) OBP: 0.281, SLG: 0.372		L8				F9				3	0	0	0	0	1	1											
2 J.J. Hardy, R (1, 6) OBP: 0.242, SLG: 0.419	F9									3	0	0	0	0	2	1											
9 David Lough, L (1, 7) OBP: 0.321, SLG: 0.360										3	0	0	0	0	2	1											
36 Caleb Joseph, R (1, 2) OBP: 0.356, SLG: 0.433										2	0	0	0	0	0	0											
23 Travis Snider, L (8, PH) ERA: 2.7										1	0	0	0	0	0	0											
34 Ryan Lavarnway, R (9, 2) OBP: 0.208, SLG: 0.182										0	0	0	0	0	0	0											
Inning Stats	R: 0 E: 0 K: 1 S: 7	H: 1 LOB: 1 BB: 0 P: 10	R: 0 E: 0 K: 1 S: 13	H: 1 LOB: 0 BB: 0 P: 16	R: 0 E: 0 K: 1 S: 5	H: 0 LOB: 0 BB: 0 P: 7	R: 1 E: 0 K: 1 S: 13	H: 1 LOB: 0 BB: 0 P: 19	R: 0 E: 0 K: 1 S: 8	H: 0 LOB: 0 BB: 0 P: 13	R: 0 E: 0 K: 1 S: 8	H: 0 LOB: 0 BB: 0 P: 11	R: 0 E: 0 K: 2 S: 6	H: 0 LOB: 0 BB: 0 P: 8	R: 0 E: 0 K: 2 S: 8	H: 0 LOB: 0 BB: 0 P: 10	R: 0 E: 0 K: 0 S: 12	H: 0 LOB: 0 BB: 0 P: 12	1B: 2 2B: 0 3B: 0 HR: 1	SF: 0 SAC: 0 DP: 0 HBP: 0	WP: 0 PB: 0 SB: 0 CS: 0	PA: 30					
PITCHER	IP	WLS	BF	H	R	ER	SO	BB	IBB	HBP	BLK	WP	HR	S	P	ERA	WHIP										
52 Matt Shoemaker, R (1, 1) ERA: 5.63	7.0	W	24	3	1	1	7	0	0	0	0	0	0	8	10	0.00	0.000										
38 Joe Smith, R (8, 1) ERA: 2.7	1.0	H	3	0	0	0	2	0	0	0	0	0	0	8	10	0.00	0.000										
59 Fernando Salas, R (9, 1) ERA: 3.6	1.0		3	0	0	0	0	0	0	0	0	0	0	12	12	0.00	0.000										




Batter	1	2	3	4	5	6	7	8	9	AB	R	H	RBI	BB	SO	LOB	TOP										
56 Kole Calhoun, L OBP: 0.359, SLG: 0.434										4	0	1	0	0	0	0	Los Angeles Angels @ Baltimore Orioles Oriole Park at Camden Yards, Baltimore, MD Sun May 17 2015, 1:38 PM - 3:56 PM EDT Att: 41,733 - Cloudy - 81 F										
27 Mike Trout, R OBP: 0.389, SLG: 0.560										4	0	0	0	0	1	1											
5 Albert Pujols, R OBP: 0.283, SLG: 0.403										4	0	2	0	0	0	0											
2 Erick Aybar, S OBP: 0.320, SLG: 0.312										4	0	2	0	0	0	2											
12 Johnny Giavotella, R OBP: 0.320, SLG: 0.336										4	0	0	0	0	2	5											
6 David Freese, R OBP: 0.284, SLG: 0.400										3	0	0	0	0	2	0											
20 Matt Joyce, L OBP: 0.189, SLG: 0.229										3	0	1	0	0	0	0											
58 Carlos Pérez, R OBP: 0.241, SLG: 0.393										3	0	0	0	0	1	1											
39 Marc Krauss, L OBP: 0.091, SLG: 0.091										3	0	0	0	0	3	1											
Inning Stats	R: 0 H: 0 E: 0 K: 1 S: 9	H: 0 LOB: 0 BB: 0 P: 15	R: 0 H: 0 E: 0 K: 1 S: 9	H: 0 LOB: 0 BB: 0 P: 13	R: 0 H: 0 E: 0 K: 1 S: 6	H: 0 LOB: 0 BB: 0 P: 10	R: 0 H: 2 E: 0 K: 1 S: 8	H: 0 LOB: 2 BB: 0 P: 12	R: 0 H: 0 E: 0 K: 1 S: 8	H: 0 LOB: 0 BB: 0 P: 13	R: 0 H: 0 E: 0 K: 1 S: 7	H: 1 LOB: 0 BB: 0 P: 8	R: 0 H: 1 E: 0 K: 3 S: 10	H: 1 LOB: 1 BB: 0 P: 13	R: 0 H: 2 E: 0 K: 1 S: 10	H: 2 LOB: 2 BB: 0 P: 11		1B: 5 2B: 1 3B: 0 HR: 0	SF: 0 SAC: 0 DP: 1 HBP: 0	WP: 0 PB: 0 SB: 0 CS: 0	PA: 32						
PITCHER	IP	WLS	BF	H	R	ER	SO	BB	IBB	HBP	BLK	WP	HR	S	P	ERA	WHIP										
59 Mike Wright Jr., R ERA: 4.24	(1.1)	7.1	W	25	4	0	0	6	0	0	0	0	0	59	90	0.00	0.545										
35 Brad Brach, R ERA: 3.0	(8.1)	0.2	H	2	0	0	0	2	0	0	0	0	0	6	7	0.00	0.000										
53 Zack Britton, L	(9.1)	1.0	S	5	2	0	0	1	0	0	0	0	0	10	11	0.00	2.000										

Batter	1	2	3	4	5	6	7	8	9	AB	R	H	RBI	BB	SO	LOB	BOTTOM										
13 Manny Machado, R OBP: 0.340, SLG: 0.480										3	1	1	0	1	1	1	Los Angeles Angels @ Baltimore Orioles Oriole Park at Camden Yards, Baltimore, MD Sun May 17 2015, 1:38 PM - 3:56 PM EDT Att: 41,733 - Cloudy - 81 F										
38 Jimmy Paredes, S OBP: 0.375, SLG: 0.606										4	1	1	0	0	0	1											
10 Adam Jones, R OBP: 0.381, SLG: 0.545										4	1	2	2	0	0	1											
27 Delmon Young, R OBP: 0.315, SLG: 0.337										4	0	2	0	0	1	1											
19 Chris Davis, L OBP: 0.290, SLG: 0.468										3	0	0	0	0	1	3											
28 Steve Pearce, R OBP: 0.287, SLG: 0.313										3	0	0	0	0	1	2											
2 J.J. Hardy, R OBP: 0.222, SLG: 0.382										3	0	0	0	0	1	1											
23 Travis Snider, L OBP: 0.333, SLG: 0.367										3	0	1	0	0	1	0											
9 David Lough, L OBP: 0.321, SLG: 0.360										0	0	0	0	0	0	0											
36 Caleb Joseph, R OBP: 0.346, SLG: 0.419										3	0	0	0	0	1	1											
Inning Stats	R: 0 H: 0 E: 0 K: 0 S: 7	H: 1 LOB: 1 BB: 0 P: 13	R: 0 H: 0 E: 0 K: 3 S: 13	H: 0 LOB: 0 BB: 0 P: 18	R: 1 H: 2 E: 0 K: 1 S: 12	H: 2 LOB: 1 BB: 0 P: 18	R: 0 H: 1 E: 0 K: 1 S: 10	H: 1 LOB: 1 BB: 0 P: 12	R: 0 H: 0 E: 0 K: 1 S: 8	H: 0 LOB: 0 BB: 0 P: 9	R: 0 H: 0 E: 0 K: 1 S: 7	H: 0 LOB: 0 BB: 0 P: 9	R: 2 H: 3 E: 0 K: 0 S: 10	H: 3 LOB: 1 BB: 0 P: 19	R: 0 H: 0 E: 0 K: 0 S: 10	H: 0 LOB: 1 BB: 0 P: 11	1B: 6 2B: 1 3B: 0 HR: 0	SF: 0 SAC: 0 DP: 1 HBP: 0	WP: 2 PB: 0 SB: 0 CS: 0	PA: 31							
PITCHER	IP	WLS	BF	H	R	ER	SO	BB	IBB	HBP	BLK	WP	HR	S	P	ERA	WHIP										
43 Garrett Richards, R ERA: 4.73	(1.1)	7.2	L	28	5	2	2	7	1	0	0	0	0	6	11	27.00	6.000										
64 Mike Morin, R	(8.1)	0.1	3	2	1	1	0	0	0	0	0	0	0	6	11	27.00	6.000										

Batter	1	2	3	4	5	6	7	8	9	AB	R	H	RBI	BB	SO	LOB	TOP			
2 Erick Aybar, S OBP: 0.309, SLG: 0.308 8 Taylor Featherston, R OBP: 0.130, SLG: 0.050	L8		G4-3			K		G4-3		4	0	0	0	0	1	0				
39 Marc Krauss, L OBP: 0.190, SLG: 0.350	HR			G4-3		L7		G1-3		4	1	1	1	0	0	0				
27 Mike Trout, R OBP: 0.394, SLG: 0.564	F9									3	2	2	0	1	0	0				
56 Kole Calhoun, L OBP: 0.348, SLG: 0.438 24 C.J. Cron, R OBP: 0.222, SLG: 0.274	G4-3									3	0	0	0	0	1	2				
6 David Freese, R OBP: 0.287, SLG: 0.440										4	1	2	3	0	1	1				
20 Matt Joyce, L OBP: 0.235, SLG: 0.230	F8									3	0	0	0	1	2	1				
17 Chris Iannetta, R OBP: 0.245, SLG: 0.238										3	0	0	0	0	2					
7 Collin Cowgill, R OBP: 0.231, SLG: 0.295										3	0	0	0	0	2	0				
12 Johnny Givonella, R OBP: 0.309, SLG: 0.323										3	0	0	0	0	0	0				
Inning Stats	R: 1 E: 0 K: 0 S: 7	H: 1 LOB: 0 BB: 0 P: 10	R: 0 E: 0 K: 1 S: 7	H: 0 LOB: 0 BB: 0 P: 10	R: 0 E: 0 K: 1 S: 6	H: 0 LOB: 0 BB: 0 P: 11	R: 0 E: 0 K: 1 S: 11	H: 1 LOB: 1 BB: 0 P: 12	R: 0 E: 0 K: 1 S: 10	H: 0 LOB: 0 BB: 1 P: 13	R: 1 E: 0 K: 1 S: 9	H: 2 LOB: 1 BB: 0 P: 12	R: 0 E: 0 K: 1 S: 7	H: 0 LOB: 0 BB: 0 P: 12	R: 2 E: 0 K: 1 S: 9	H: 1 LOB: 0 BB: 1 P: 15	1B: 1 2B: 2 3B: 0 HR: 2	SF: 0 SAC: 0 DP: 1 HBP: 0	WP: 0 PB: 0 SB: 0 CS: 0	PA: 33
PITCHER 43 R.A. Dickey, R ERA: 5.49	IP: 9.0 WLS: W BF: 33	H: 5 R: 4 ER: 4 SO: 7	BB: 2 IBB: 0 HBP: 0 BLK: 0	WP: 0 HR: 2 S: 73 P: 107	ERA: 4.00 WHIP: 0.778	PITCHER IP: 0 WLS: 0 BF: 0 H: 0 R: 0 ER: 0 SO: 0 BB: 0 IBB: 0 HBP: 0 BLK: 0 WP: 0 HR: 0 S: 0 P: 0 ERA: 0.00 WHIP: 0.00														

Los Angeles Angels @ Toronto Blue Jays
Rogers Centre, Toronto, ON
Thu May 21 2015, 7:09 PM - 9:31 PM EDT
Att: 19,014 - Roof Closed - 68 F

AB 31
R 4
H 5
RBI 4
BB 2
SO 7
LOB 7



Batter	1	2	3	4	5	6	7	8	9	AB	R	H	RBI	BB	SO	LOB	BOTTOM			
20 Josh Donaldson, R OBP: 0.369, SLG: 0.533	G6-3		K		P6			F7		5	1	1	0	0	1	5				
19 Jose Bautista, R OBP: 0.383, SLG: 0.472	G6-3		K							4	1	1	2	0	1	3				
10 Edwin Encarnación, R OBP: 0.315, SLG: 0.445 14 Justin Smoak, S OBP: 0.328, SLG: 0.377	F8		K							4	1	1	3	0	2	2				
15 Chris Colabello, R OBP: 0.415, SLG: 0.462 3 Ezequiel Carrera, L OBP: 0.364, SLG: 0.588	F9									3	0	1	0	1	0	0				
11 Kevin Pillar, R OBP: 0.267, SLG: 0.325	L8									4	0	1	1	0	0	1				
22 Josh Thole, L OBP: 0.200, SLG: 0.167	F7									4	0	0	0	0	2					
23 Danny Valencia, R OBP: 0.350, SLG: 0.508										4	1	1	1	0	1	0				
17 Ryan Goins, L OBP: 0.280, SLG: 0.319										3	2	2	0	1	0	0				
18 Steve Tolleson, R OBP: 0.350, SLG: 0.444										2	2	2	0	2	0	0				
Inning Stats	R: 0 E: 0 K: 0 S: 6	H: 0 LOB: 0 BB: 0 P: 8	R: 0 E: 0 K: 0 S: 6	H: 0 LOB: 0 BB: 0 P: 8	R: 2 E: 1 K: 3 S: 17	H: 3 LOB: 1 BB: 0 P: 25	R: 0 E: 0 K: 0 S: 6	H: 0 LOB: 0 BB: 0 P: 10	R: 4 E: 0 K: 1 S: 14	H: 4 LOB: 1 BB: 1 P: 21	R: 0 E: 0 K: 0 S: 6	H: 0 LOB: 0 BB: 0 P: 7	R: 2 E: 0 K: 1 S: 15	H: 2 LOB: 2 BB: 2 P: 29	R: 0 E: 0 K: 0 S: 9	H: 1 LOB: 2 BB: 1 P: 18	1B: 5 2B: 3 3B: 0 HR: 2	SF: 1 SAC: 0 DP: 0 HBP: 0	WP: 0 PB: 0 SB: 1 CS: 0	PA: 38
PITCHER 52 Matt Shoemaker, R ERA: 6.29 63 Vinnie Pestano, R ERA: 4.66 4B Jose Alvarez, L ERA: 3.0	IP: 6.0 WLS: L BF: 28	H: 8 R: 8 ER: 7 SO: 4	BB: 2 IBB: 0 HBP: 0 BLK: 0	WP: 0 HR: 2 S: 60 P: 89	ERA: 10.50 WHIP: 1.667	PITCHER IP: 1.0 WLS: 0 BF: 5 H: 1 R: 0 ER: 0 SO: 1														

Los Angeles Angels @ Toronto Blue Jays
Rogers Centre, Toronto, ON
Thu May 21 2015, 7:09 PM - 9:31 PM EDT
Att: 19,014 - Roof Closed - 68 F

AB 33
R 8
H 10
RBI 7
BB 4
SO 5
LOB 13



Batter	1	2	3	4	5	6	7	8	9	AB	R	H	RBI	BB	SO	LOB	TOP
2 Erick Aybar, S OBP: 0.320, SLG: 0.335										4	2	2	0	0	0	0	Los Angeles Angels @ Boston Red Sox Fenway Park, Boston, MA Sat May 23 2015, 7:17 PM - 10:25 PM EDT Att: 37,735 - Clear - 63 F
27 Mike Trout, R OBP: 0.395, SLG: 0.553										4	0	1	1	0	1	1	
5 Albert Pujols, R OBP: 0.289, SLG: 0.438										4	1	1	0	0	0	1	
56 Kole Calhoun, L OBP: 0.347, SLG: 0.438											4	0	1	2	0	1	
6 David Freese, R OBP: 0.277, SLG: 0.430											4	0	0	0	0	1	
20 Matt Joyce, L OBP: 0.244, SLG: 0.254											2	0	1	0	2	0	
58 Carlos Pérez, R OBP: 0.243, SLG: 0.343											3	0	0	0	1	2	
39 Marc Krauss, L OBP: 0.133, SLG: 0.241											4	0	0	0	0	3	
12 Johnny Giavotella, R OBP: 0.310, SLG: 0.308											4	0	0	0	1	2	
Inning Stats	R: 2 E: 0 K: 0 S: 13	H: 3 LOB: 1 BB: 0 P: 16	R: 0 E: 0 K: 0 S: 6	H: 0 LOB: 0 BB: 0 P: 10	R: 0 E: 0 K: 1 S: 6	H: 1 LOB: 1 BB: 0 P: 10	R: 0 E: 0 K: 0 S: 5	H: 0 LOB: 0 BB: 0 P: 9	R: 0 E: 0 K: 1 S: 10	H: 0 LOB: 1 BB: 1 P: 18	R: 1 E: 0 K: 1 S: 13	H: 2 LOB: 1 BB: 0 P: 18	R: 0 E: 0 K: 1 S: 9	H: 0 LOB: 2 BB: 2 P: 18	1B: 3 2B: 3 3B: 0 HR: 0	SF: 0 SAC: 0 DP: 0 HBP: 0	
PITCHER	IP WLS BF H R ER SO BB IBB HBP BLK WP HR S P ERA WHIP	IP WLS BF H R ER SO BB IBB HBP BLK WP HR S P ERA WHIP	IP WLS BF H R ER SO BB IBB HBP BLK WP HR S P ERA WHIP	IP WLS BF H R ER SO BB IBB HBP BLK WP HR S P ERA WHIP	IP WLS BF H R ER SO BB IBB HBP BLK WP HR S P ERA WHIP	IP WLS BF H R ER SO BB IBB HBP BLK WP HR S P ERA WHIP	IP WLS BF H R ER SO BB IBB HBP BLK WP HR S P ERA WHIP	IP WLS BF H R ER SO BB IBB HBP BLK WP HR S P ERA WHIP	IP WLS BF H R ER SO BB IBB HBP BLK WP HR S P ERA WHIP	IP WLS BF H R ER SO BB IBB HBP BLK WP HR S P ERA WHIP	IP WLS BF H R ER SO BB IBB HBP BLK WP HR S P ERA WHIP	IP WLS BF H R ER SO BB IBB HBP BLK WP HR S P ERA WHIP	IP WLS BF H R ER SO BB IBB HBP BLK WP HR S P ERA WHIP	IP WLS BF H R ER SO BB IBB HBP BLK WP HR S P ERA WHIP	IP WLS BF H R ER SO BB IBB HBP BLK WP HR S P ERA WHIP	IP WLS BF H R ER SO BB IBB HBP BLK WP HR S P ERA WHIP	IP WLS BF H R ER SO BB IBB HBP BLK WP HR S P ERA WHIP
35 Steven Wright, R ERA: 3.68	6.1 W 24 4 2 2 2 1 0 0 0 0 0 0 49 75 2.84 0.789	0.2 H 2 0 0 1 0 0 0 0 0 0 0 5 7 0.00 0.000	1.0 5 2 1 1 0 0 0 0 0 0 0 13 18 9.00 2.000	1.0 5 0 0 0 1 2 0 0 0 0 0 9 18 0.00 2.000													

Batter	1	2	3	4	5	6	7	8	9	AB	R	H	RBI	BB	SO	LOB	BOTTOM		
15 Dustin Pedroia, R OBP: 0.354, SLG: 0.414										5	0	1	0	0	2	2	Los Angeles Angels @ Boston Red Sox Fenway Park, Boston, MA Sat May 23 2015, 7:17 PM - 10:25 PM EDT Att: 37,735 - Clear - 63 F		
18 Shane Victorino, S OBP: 0.379, SLG: 0.345										1	0	1	0	0	0	0			
50 Mookie Betts, R OBP: 0.295, SLG: 0.390										4	1	2	2	0	0	1			
13 Hanley Ramirez, R OBP: 0.315, SLG: 0.486										4	1	2	0	1	0	2			
34 David Ortiz, L OBP: 0.325, SLG: 0.404										4	0	0	0	0	1	7			
2 Xander Bogaerts, R OBP: 0.322, SLG: 0.383										4	0	1	2	0	1	1			
12 Mike Napoli, R OBP: 0.292, SLG: 0.385										3	2	2	3	1	1	2			
38 Rusney Castillo, R OBP: 0.250, SLG: 0.250										4	0	1	0	0	1	1			
26 Brock Holt, L OBP: 0.380, SLG: 0.420										3	2	1	0	1	2	2			
23 Blake Swihart, S OBP: 0.214, SLG: 0.241										3	2	1	1	1	0	1			
Inning Stats	R: 0 E: 0 K: 1 S: 8	H: 1 LOB: 0 BB: 0 P: 14	R: 1 E: 0 K: 3 S: 13	H: 1 LOB: 0 BB: 0 P: 22	R: 1 E: 0 K: 0 S: 18	H: 3 LOB: 1 BB: 1 P: 27	R: 0 E: 0 K: 1 S: 7	H: 0 LOB: 1 BB: 1 P: 17	R: 0 E: 0 K: 0 S: 5	H: 0 LOB: 0 BB: 0 P: 8	R: 2 E: 0 K: 1 S: 15	H: 2 LOB: 2 BB: 1 P: 31	R: 2 E: 1 K: 2 S: 16	H: 2 LOB: 2 BB: 1 P: 23	R: 2 E: 0 K: 0 S: 18	H: 3 LOB: 1 BB: 0 P: 27	1B: 10 2B: 0 3B: 0 HR: 2	SF: 0 SAC: 0 DP: 2 HBP: 0	WP: 2 PA: 39 PB: 0 SB: 0 CS: 0
PITCHER	IP WLS BF H R ER SO BB IBB HBP BLK WP HR S P ERA WHIP	IP WLS BF H R ER SO BB IBB HBP BLK WP HR S P ERA WHIP	IP WLS BF H R ER SO BB IBB HBP BLK WP HR S P ERA WHIP	IP WLS BF H R ER SO BB IBB HBP BLK WP HR S P ERA WHIP	IP WLS BF H R ER SO BB IBB HBP BLK WP HR S P ERA WHIP	IP WLS BF H R ER SO BB IBB HBP BLK WP HR S P ERA WHIP	IP WLS BF H R ER SO BB IBB HBP BLK WP HR S P ERA WHIP	IP WLS BF H R ER SO BB IBB HBP BLK WP HR S P ERA WHIP	IP WLS BF H R ER SO BB IBB HBP BLK WP HR S P ERA WHIP	IP WLS BF H R ER SO BB IBB HBP BLK WP HR S P ERA WHIP	IP WLS BF H R ER SO BB IBB HBP BLK WP HR S P ERA WHIP	IP WLS BF H R ER SO BB IBB HBP BLK WP HR S P ERA WHIP	IP WLS BF H R ER SO BB IBB HBP BLK WP HR S P ERA WHIP	IP WLS BF H R ER SO BB IBB HBP BLK WP HR S P ERA WHIP	IP WLS BF H R ER SO BB IBB HBP BLK WP HR S P ERA WHIP	IP WLS BF H R ER SO BB IBB HBP BLK WP HR S P ERA WHIP	IP WLS BF H R ER SO BB IBB HBP BLK WP HR S P ERA WHIP		
33 C.J. Wilson, L ERA: 3.36	6.0 L 26 7 4 4 4 3 0 0 0 0 0 0 0 66 119 6.00 1.667	0.0 1 0 1 0 0 1 0 0 0 0 0 0 4 0 0.00 0.000	0.1 3 1 0 0 1 0 0 0 0 0 0 0 8 9 0.00 3.000	0.1 1 0 0 0 0 0 0 0 0 0 0 1 3 0.00 0.000	1.1 8 4 3 2 1 0 0 0 0 0 1 0 25 34 13.50 3.000														

livebaseballscorecards.com

AB 33
R 3
H 6
RBI 3
BB 3
SO 5
LOB 12

livebaseballscorecards.com

AB 35
R 8
H 12
RBI 8
BB 4
SO 8
LOB 19

Batter	1	2	3	4	5	6	7	8	9	AB	R	H	RBI	BB	SO	LOB	TOP	
2 Erick Aybar, S OBP: 0.318, SLG: 0.333	F7			B1-3		27 2B		G5-4-3		4	1	1	0	0	0	1	Los Angeles Angels @ Boston Red Sox Fenway Park, Boston, MA Sun May 24 2015, 1:37 PM - 4:13 PM EDT Att: 37,742 - Sunny - 80 F	
27 Mike Trout, R OBP: 0.392, SLG: 0.552	G5-3			F9		1-H		G5-3		4	0	1	1	0	0	0		
5 Albert Pujols, R OBP: 0.282, SLG: 0.427	F8			G6-3		P4		K		4	0	0	0	0	1	1		
56 Kole Calhoun, L OBP: 0.339, SLG: 0.427	F7			L8		G3		K		4	0	0	0	0	1	1		
6 David Freese, R OBP: 0.273, SLG: 0.422	L9			G6-3		G4-3				3	0	0	0	0	0	0		
17 Chris Iannetta, R OBP: 0.285, SLG: 0.270	P4			24 1B		G5-3				2	0	0	0	1	0	0		
24 C.J. Cron, R OBP: 0.225, SLG: 0.276				G5-3		1-2		K		3	0	1	0	0	1	0		
20 Matt Joyce, L OBP: 0.239, SLG: 0.248				P6		G3-1		G3		3	0	0	0	0	0	2		
8 Taylor Featherston, R OBP: 0.120, SLG: 0.045				F9						2	0	0	0	0	1	0		
12 Johnny Giavotella, R OBP: 0.315, SLG: 0.313						K		2 G5-4-3		1	0	1	0	0	0	0		
Inning Stats	R: 0 E: 0 K: 0 S: 5	H: 0 LOB: 0 BB: 0 P: 8	R: 0 E: 0 K: 0 S: 7	H: 0 LOB: 0 BB: 0 P: 9	R: 0 E: 0 K: 0 S: 4	H: 0 LOB: 0 BB: 0 P: 8	R: 0 E: 0 K: 0 S: 5	H: 1 LOB: 2 BB: 1 P: 23	R: 1 E: 0 K: 1 S: 11	H: 2 LOB: 1 BB: 0 P: 16	R: 0 E: 0 K: 1 S: 7	H: 0 LOB: 0 BB: 0 P: 10	R: 0 E: 0 K: 2 S: 9	H: 1 LOB: 0 BB: 0 P: 14	1B: 3 2B: 1 3B: 0 HR: 0	SF: 0 SAC: 0 DP: 1 HBP: 0	WP: 0 PB: 0 SB: 0 CS: 0	PA: 31
PITCHER	IP WLS BF H R ER SO BB IBB HBP BLK WP HR S P ERA WHIP																	
20 Wade Miley, L ERA: 4.47	8.0 W 28 4 1 1 2 1 0 0 0 0 0 0 61 96 1.12 0.625																	
19 Koji Uehara, R ERA: 1.8	1.0 3 0 0 0 2 0 0 0 0 0 0 0 9 14 0.00 0.000																	

Batter	1	2	3	4	5	6	7	8	9	AB	R	H	RBI	BB	SO	LOB	BOTTOM			
15 Dustin Pedroia, R OBP: 0.357, SLG: 0.415	K			1B		SF8		BB		2	0	1	1	1	1	0	Los Angeles Angels @ Boston Red Sox Fenway Park, Boston, MA Sun May 24 2015, 1:37 PM - 4:13 PM EDT Att: 37,742 - Sunny - 80 F			
50 Mookie Betts, R OBP: 0.289, SLG: 0.381	F9			F9		P3		K		4	0	0	0	0	1	3				
13 Hanley Ramirez, R OBP: 0.313, SLG: 0.480	K			F8		K		2 1B		4	1	1	0	0	2	1				
34 David Ortiz, L OBP: 0.318, SLG: 0.393	G3			G5-3		K		F9		4	0	0	0	0	1	1				
2 Xander Bogaerts, R OBP: 0.340, SLG: 0.407	12 HR			1B		2B		12 2B		4	2	4	0	0	0	0				
12 Mike Napoli, R OBP: 0.304, SLG: 0.420	1-H			K		38 PO		1B		3	2	4	1	1	1	1				
38 Rusney Castillo, R OBP: 0.250, SLG: 0.250	G6-3			F9		PO		G5-3		4	0	1	0	0	0	1				
26 Brock Holt, L OBP: 0.379, SLG: 0.429	F7			3 SF8		15 BB		K		3	1	1	0	0	1	0				
Pablo Sandoval, S ERA: 4.35										1	0	1	1	0	0	0				
16 Jeff Bianchi, R ERA: 8.1										0	0	0	0	0	0	0				
3 Sandy León, S OBP: 0.250, SLG: 0.167	F9			SH1-3		15 BB		P6		3	0	1	0	0	0	1				
Inning Stats	R: 0 E: 0 K: 2 S: 10	H: 2 LOB: 0 BB: 0 P: 17	R: 2 E: 0 K: 0 S: 14	H: 2 LOB: 0 BB: 0 P: 19	R: 0 E: 0 K: 1 S: 13	H: 1 LOB: 1 BB: 0 P: 23	R: 0 E: 0 K: 1 S: 10	H: 1 LOB: 0 BB: 0 P: 14	R: 1 E: 0 K: 0 S: 12	H: 1 LOB: 0 BB: 0 P: 17	R: 0 E: 0 K: 2 S: 11	H: 1 LOB: 2 BB: 1 P: 18	R: 0 E: 0 K: 2 S: 15	H: 1 LOB: 1 BB: 0 P: 27	R: 3 E: 0 K: 0 S: 14	H: 5 LOB: 1 BB: 0 P: 22	1B: 8 2B: 3 3B: 0 HR: 1	SF: 1 SAC: 1 DP: 0 HBP: 0	WP: 0 PB: 0 SB: 0 CS: 0	PA: 37
PITCHER	IP WLS BF H R ER SO BB IBB HBP BLK WP HR S P ERA WHIP																			
53 Héctor Santiago, L ERA: 2.47	6.2 L 27 7 3 3 6 1 1 0 0 0 0 0 5 11 4.05 1.050																			
63 Vinnie Pestano, R ERA: 4.35	0.1 2 0 0 0 1 1 0 0 0 0 0 0 5 11 0.00 3.000																			
68 Cam Bedrosian, R ERA: 8.1	0.1 5 4 3 3 0 0 0 0 0 0 0 0 10 18 81.00 12.000																			
37 César Ramos, L ERA: 2.31	0.2 2 1 0 0 0 0 0 0 0 0 0 0 4 4 0.00 1.500																			

Batter	1	2	3	4	5	6	7	8	9	AB	R	H	RBI	BB	SO	LOB	TOP					
26 Yangervis Solarte, S OBP: 0.331, SLG: 0.399										4	1	2	1	0	1	2						
25 Will Venable, L OBP: 0.391, SLG: 0.467										3	0	1	2	1	1	0						
27 Matt Kemp, R OBP: 0.288, SLG: 0.341										4	0	0	0	0	2	3						
10 Justin Upton, R OBP: 0.346, SLG: 0.560										4	0	2	0	0	1	2						
3 Derek Norris, R OBP: 0.311, SLG: 0.447										4	0	0	0	0	1	4						
15 Cory Spangenberg, L OBP: 0.284, SLG: 0.367										4	0	1	0	0	1	0						
11 Will Middlebrooks, R OBP: 0.262, SLG: 0.350										4	1	2	0	0	0	0						
16 Abraham Almonte, S (1, 9) OBP: 0.243, SLG: 0.176										4	0	0	0	0	3	2						
5 Alexi Amarista, L OBP: 0.285, SLG: 0.269										2	0	1	0	0	0	0						
9 Jedd Gyorko, R OBP: 0.292, SLG: 0.323										0	1	0	0	1	0	0						
12 Clint Barmes, R OBP: 0.276, SLG: 0.315										1	0	0	0	0	0	0						
Inning Stats	R: 0 E: 0 K: 2 S: 9	H: 0 LOB: 0 BB: 0 P: 14	R: 0 E: 0 K: 0 S: 7	H: 1 LOB: 0 BB: 0 P: 9	R: 0 E: 0 K: 1 S: 7	H: 0 LOB: 0 BB: 0 P: 9	R: 0 E: 0 K: 2 S: 13	H: 1 LOB: 2 BB: 1 P: 27	R: 0 E: 0 K: 0 S: 16	H: 2 LOB: 2 BB: 0 P: 20	R: 0 E: 0 K: 0 S: 12	H: 1 LOB: 1 BB: 0 P: 17	R: 3 E: 0 K: 1 S: 18	H: 3 LOB: 1 BB: 1 P: 26	R: 0 E: 0 K: 1 S: 6	H: 1 LOB: 0 BB: 0 P: 8	R: 0 E: 0 K: 1 S: 11	H: 0 LOB: 0 BB: 0 P: 16	1B: 8 2B: 1 3B: 0 HR: 0	SF: 0 SAC: 0 DP: 0 HBP: 0	WP: 0 PB: 0 SB: 1 CS: 1	PA: 37
PITCHER	IP	WLS	BF	H	R	ER	SO	BB	IBB	HBP	BLK	WP	HR	S	P	ERA	WHIP					
36 Jered Weaver, R ERA: 4.06	6.2		26	6	1	1	7	1	0	0	0	0	0	72	104	1.35	1.050					
48 Jose Alvarez, L ERA: 3.79	0.0	B	3	2	2	2	0	1	0	0	0	0	0	7	13	∞	∞					
59 Fernando Salas, R ERA: 4.08	0.1	L	1	0	0	0	1	0	0	0	0	0	0	3	5	0.00	0.000					
38 Joe Smith, R ERA: 2.18	2.0	W	6	1	0	0	2	0	0	0	0	0	0	17	24	0.00	0.500					

San Diego Padres @ Los Angeles Angels
Angel Stadium of Anaheim, Anaheim, CA
Mon May 25 2015, 6:09 PM - 9:19 PM PDT
Att: 38,055 - Partly Cloudy - 70 F

AB 34
R 3
H 9
RBI 3
BB 2
SO 10
LOB 13



Batter	1	2	3	4	5	6	7	8	9	AB	R	H	RBI	BB	SO	LOB	BOTTOM					
2 Erick Aybar, S OBP: 0.315, SLG: 0.329										5	1	1	0	0	3	3						
27 Mike Trout, R OBP: 0.392, SLG: 0.551										4	0	1	0	1	2	1						
5 Albert Pujols, R OBP: 0.280, SLG: 0.420										5	0	1	1	0	1	3						
56 Kole Calhoun, L OBP: 0.343, SLG: 0.425										3	1	1	0	1	1	0						
6 David Freese, R OBP: 0.267, SLG: 0.412										4	0	0	0	0	2	4						
20 Matt Joyce, L OBP: 0.246, SLG: 0.264										4	1	2	1	0	1	2						
58 Carlos Pérez, R OBP: 0.268, SLG: 0.359										4	0	2	1	0	0	0						
39 Marc Krauss, L OBP: 0.206, SLG: 0.313										3	0	2	0	1	1	1						
7 Collin Cowgill, R OBP: 0.231, SLG: 0.295										0	1	0	0	0	0	0						
12 Johnny Giavotella, R OBP: 0.320, SLG: 0.319										4	0	2	0	0	0	3						
Inning Stats	R: 0 E: 0 K: 2 S: 8	H: 0 LOB: 0 BB: 0 P: 12	R: 1 E: 0 K: 3 S: 13	H: 2 LOB: 1 BB: 0 P: 23	R: 0 E: 0 K: 0 S: 11	H: 1 LOB: 1 BB: 0 P: 18	R: 1 E: 0 K: 0 S: 13	H: 4 LOB: 2 BB: 0 P: 20	R: 1 E: 0 K: 2 S: 13	H: 2 LOB: 2 BB: 1 P: 22	R: 0 E: 0 K: 0 S: 7	H: 1 LOB: 0 BB: 0 P: 8	R: 0 E: 0 K: 2 S: 7	H: 0 LOB: 0 BB: 0 P: 9	R: 0 E: 0 K: 1 S: 9	H: 0 LOB: 0 BB: 0 P: 14	R: 1 E: 0 K: 1 S: 11	H: 2 LOB: 3 BB: 2 P: 24	1B: 9 2B: 3 3B: 0 HR: 0	SF: 0 SAC: 0 DP: 1 HBP: 0	WP: 1 PB: 1 SB: 3 CS: 1	PA: 39
PITCHER	IP	WLS	BF	H	R	ER	SO	BB	IBB	HBP	BLK	WP	HR	S	P	ERA	WHIP					
38 Tyson Ross, R ERA: 3.84	6.0		27	10	3	2	7	0	0	0	0	0	0	65	103	3.00	1.667					
37 Brandon Maurer, R ERA: 2.05	1.0		3	0	0	0	2	0	0	0	0	0	0	7	9	0.00	0.000					
53 Joaquin Benoit, R ERA: 2.84	1.0		3	0	0	0	1	0	0	0	0	0	0	9	14	0.00	0.000					
59 Kevin Quackenbush, R ERA: 2.45	0.1	L	3	1	1	1	0	1	0	0	0	0	0	7	15	27.00	6.000					
46 Craig Kimbrel, R ERA: 5.63	0.1		3	1	0	0	1	0	1	0	0	0	0	4	9	0.00	3.000					

San Diego Padres @ Los Angeles Angels
Angel Stadium of Anaheim, Anaheim, CA
Mon May 25 2015, 6:09 PM - 9:19 PM PDT
Att: 38,055 - Partly Cloudy - 70 F

AB 36
R 4
H 12
RBI 3
BB 3
SO 11
LOB 17



Batter	1	2	3	4	5	6	7	8	9	10	AB	R	H	RBI	BB	SO	LOB	TOP							
26 Yangelvis Solarte, S OBP: 0.327, SLG: 0.387	F8		G3		G4-3			G4-3																	
25 Will Venable, L OBP: 0.375, SLG: 0.468	E1 1B			L4		K																			
10 Justin Upton, R OBP: 0.348, SLG: 0.553	K				F8																				
27 Matt Kemp, R OBP: 0.291, SLG: 0.348	F8				G5-3																				
3 Derek Norris, R OBP: 0.320, SLG: 0.448		P6																							
15 Cory Spangenberg, L OBP: 0.292, SLG: 0.361																									
11 Will Middlebrooks, R OBP: 0.253, SLG: 0.366																									
9 Jedd Gyorko, R OBP: 0.281, SLG: 0.320																									
16 Abraham Almonte, (So, PR) OBP: 0.243, SLG: 0.176																									
5 Alexi Amarista, L OBP: 0.278, SLG: 0.281																									
Inning Stats	R: 0 E: 1 K: 1 S: 10	H: 1 LOB: 1 BB: 0 P: 18	R: 0 E: 0 K: 2 S: 8	H: 0 LOB: 0 BB: 0 P: 12	R: 0 E: 0 K: 0 S: 8	H: 0 LOB: 0 BB: 0 P: 11	R: 0 E: 0 K: 1 S: 15	H: 2 LOB: 3 BB: 1 P: 25	R: 0 E: 0 K: 0 S: 4	H: 0 LOB: 0 BB: 0 P: 9	R: 0 E: 0 K: 1 S: 8	H: 1 LOB: 1 BB: 0 P: 13	R: 0 E: 0 K: 2 S: 9	H: 1 LOB: 2 BB: 1 P: 17	R: 0 E: 0 K: 1 S: 7	H: 0 LOB: 0 BB: 0 P: 10	R: 4 E: 0 K: 1 S: 19	H: 4 LOB: 2 BB: 2 P: 32	1B: 8 2B: 1 3B: 0 HR: 0	SF: 0 SAC: 2 DP: 0 HBP: 0	WP: 1 PB: 0 SB: 0 CS: 0	PA: 43			
PITCHER	IP 7.0	WLS 26	BF 4	H 0	R 0	ER 0	SO 6	BB 1	IBB 0	HBP 0	BLK 0	WP 0	HR 0	S 58	P 94	ERA 0.00	WHIP 0.714								
52 Matt Shoemaker, R ERA: 5.44																									
59 Fernando Salas, R ERA: 3.86																									
16 Huston Street, R ERA: 2.41																									
38 Joe Smith, R ERA: 3.8																									
63 Vinnie Pestano, R ERA: 4.35																									
PITCHER	IP 0.1	WLS 2	BF 1	H 0	R 0	ER 0	SO 0	BB 0	IBB 0	HBP 0	BLK 0	WP 0	HR 0	S 4	P 7	ERA 0.00	WHIP 3.000								
37 Cesar Ramos, L ERA: 2.25																									

San Diego Padres @ Los Angeles Angels
 Angel Stadium of Anaheim, Anaheim, CA
 Tue May 26 2015, 7:09 PM - 10:34 PM PDT
 Att. 32,334 - Partly Cloudy - 67 F

AB 37
 R 4
 H 9
 RBI 4
 BB 4
 SO 10
 LOB 17



Batter	1	2	3	4	5	6	7	8	9	10	AB	R	H	RBI	BB	SO	LOB	BOTTOM						
2 Erick Aybar, S OBP: 0.317, SLG: 0.328	G3-1				K																			
27 Mike Trout, R OBP: 0.384, SLG: 0.538	K																							
5 Albert Pujols, R OBP: 0.285, SLG: 0.422																								
56 Kole Calhoun, L OBP: 0.341, SLG: 0.421																								
6 David Freese, R OBP: 0.261, SLG: 0.402																								
20 Matt Joyce, L OBP: 0.246, SLG: 0.258																								
17 Chris Iannetta, R OBP: 0.255, SLG: 0.258																								
39 Marc Krauss, L OBP: 0.211, SLG: 0.286																								
12 Johnny Giavotella, R OBP: 0.318, SLG: 0.317																								
Inning Stats	R: 0 E: 0 K: 1 S: 11	H: 2 LOB: 2 BB: 0 P: 21	R: 0 E: 0 K: 0 S: 7	H: 0 LOB: 0 BB: 0 P: 12	R: 0 E: 0 K: 1 S: 13	H: 1 LOB: 1 BB: 1 P: 18	R: 0 E: 0 K: 1 S: 8	H: 0 LOB: 0 BB: 0 P: 14	R: 0 E: 0 K: 1 S: 13	H: 1 LOB: 1 BB: 0 P: 17	R: 0 E: 0 K: 1 S: 10	H: 0 LOB: 0 BB: 0 P: 15	R: 0 E: 0 K: 2 S: 9	H: 0 LOB: 0 BB: 0 P: 16	R: 0 E: 0 K: 0 S: 9	H: 0 LOB: 0 BB: 0 P: 14	R: 0 E: 0 K: 1 S: 11	H: 0 LOB: 1 BB: 1 P: 20	1B: 5 2B: 0 3B: 0 HR: 0	SF: 0 SAC: 0 DP: 1 HBP: 1	WP: 2 PB: 0 SB: 1 CS: 0	PA: 37		
PITCHER	IP 6.0	WLS 23	BF 5	H 0	R 0	ER 0	SO 5	BB 0	IBB 0	HBP 0	BLK 0	WP 0	HR 0	S 62	P 97	ERA 0.00	WHIP 0.833							
40 Odrisamer Despaigne, R ERA: 5.23																								
37 Brandon Maurer, R ERA: 1.96																								
53 Joaquin Benoit, R ERA: 2.7																								
60 Frank Garces, L ERA: 4.85																								
44 Dale Thayer, R ERA: 3.0																								
PITCHER	IP 1.0	WLS 4	BF 0	H 0	R 0	ER 0	SO 1	BB 1	IBB 0	HBP 0	BLK 0	WP 1	HR 0	S 11	P 20	ERA 0.00	WHIP 1.000							
46 Craig Kimbrel, R ERA: 5.29																								

San Diego Padres @ Los Angeles Angels
 Angel Stadium of Anaheim, Anaheim, CA
 Tue May 26 2015, 7:09 PM - 10:34 PM PDT
 Att. 32,334 - Partly Cloudy - 67 F

AB 34
 R 0
 H 5
 RBI 0
 BB 2
 SO 9
 LOB 12



Batter	1	2	3	4	5	6	7	8	9	AB	R	H	RBI	BB	SO	LOB	TOP			
26 Yangervis Solarte, S OBP: 0.329, SLG: 0.384										4	0	1	0	0	1	2				
25 Will Venable, L OBP: 0.354, SLG: 0.440										5	0	0	0	0	1	5				
10 Justin Upton, R OBP: 0.354, SLG: 0.552										4	0	2	1	1	2	1				
27 Matt Kemp, R OBP: 0.289, SLG: 0.344										5	0	1	1	0	3	3				
3 Derek Norris, R OBP: 0.324, SLG: 0.455											4	1	2	0	0	1	2			
15 Cory Spangenberg, L OBP: 0.262, SLG: 0.347											4	1	0	0	0	2				
11 Will Middlebrooks, R OBP: 0.260, SLG: 0.397											4	1	2	3	0	1	0			
5 Alexi Amarista, L OBP: 0.285, SLG: 0.257											2	1	0	0	2	1				
18 Austin Hedges, R OBP: 0.105, SLG: 0.111																				
Inning Stats	R: 0 E: 0 K: 1 S: 7	H: 1 LOB: 0 BB: 0 P: 9	R: 1 E: 0 K: 0 S: 10	H: 2 LOB: 1 BB: 0 P: 15	R: 0 E: 1 K: 2 S: 9	H: 0 LOB: 1 BB: 0 P: 14	R: 2 E: 0 K: 1 S: 10	H: 2 LOB: 1 BB: 1 P: 22	R: 0 E: 0 K: 0 S: 4	H: 0 LOB: 0 BB: 0 P: 6	R: 2 E: 1 K: 1 S: 16	H: 2 LOB: 2 BB: 1 P: 25	R: 0 E: 0 K: 2 S: 10	H: 0 LOB: 0 BB: 1 P: 14	R: 0 E: 0 K: 2 S: 12	H: 0 LOB: 2 BB: 1 P: 24	1B: 5 2B: 2 HR: 1	SF: 0 SAC: 1 DP: 0 HBP: 1	WP: 1 PB: 0 SB: 1 CS: 0	PA: 40
PITCHER	IP WLS BF H R ER SO BB IBB HBP BLK WP HR S P ERA WHIP																			
43 Garrett Richards, R ERA: 3.12	6.2 L 31 8 5 3 6 2 0 0 0 0 0 1 62 99 4.05 1.500																			
68 Cam Bedrosian, R ERA: 5.4	7.1 1.2 6 0 0 0 3 0 0 0 1 0 0 0 16 23 0.00 0.000																			
37 Cesar Ramos, L ERA: 2.19	0.1 0 0 0 0 1 0 0 0 0 0 1 0 3 5 0.00 0.000																			
63 Vinnie Pestano, R ERA: 4.22	0.1 2 0 0 0 1 0 1 0 0 0 0 0 6 13 0.00 0.000																			

San Diego Padres @ Los Angeles Angels
Angel Stadium of Anaheim, Anaheim, CA

AB 35
R 5
H 8
RBI 5
BB 3
SO 11
LOB 17



Wed May 27 2015, 7:08 PM - 9:59 PM PDT
Att: 36,180 - Partly Cloudy - 70 F

Batter	1	2	3	4	5	6	7	8	9	AB	R	H	RBI	BB	SO	LOB	BOTTOM					
2 Erick Aybar, S OBP: 0.316, SLG: 0.326										4	0	1	0	0	0	0						
27 Mike Trout, R OBP: 0.386, SLG: 0.543										4	1	2	0	0	0	1						
5 Albert Pujols, R OBP: 0.284, SLG: 0.418										4	0	1	0	0	1	3						
56 Kole Calhoun, L OBP: 0.333, SLG: 0.413											3	0	0	1	0	2						
6 David Freese, R OBP: 0.266, SLG: 0.410											4	1	2	0	0	1	0					
8 Taylor Featherston, R OBP: 0.120, SLG: 0.045											0	0	0	0	0	0	0					
20 Matt Joyce, L OBP: 0.253, SLG: 0.282											4	1	1	0	0	2						
17 Chris Iannetta, R OBP: 0.255, SLG: 0.258											4	1	1	0	0	2						
58 Carlos Pérez, R OBP: 0.289, SLG: 0.395											4	0	2	2	0	1	0					
10 Grant Green, R OBP: 0.222, SLG: 0.222											3	0	0	0	0	1	2					
12 Johnny Giavotella, R OBP: 0.323, SLG: 0.321											1	0	1	0	0	0	0					
Inning Stats	R: 0 E: 0 K: 1 S: 9	H: 1 LOB: 1 BB: 0 P: 17	R: 1 E: 0 K: 1 S: 15	H: 2 LOB: 1 BB: 1 P: 21	R: 0 E: 0 K: 1 S: 12	H: 1 LOB: 1 BB: 0 P: 16	R: 1 E: 0 K: 2 S: 11	H: 2 LOB: 0 BB: 0 P: 15	R: 0 E: 0 K: 0 S: 5	H: 1 LOB: 0 BB: 0 P: 7	R: 1 E: 0 K: 1 S: 11	H: 1 LOB: 0 BB: 0 P: 17	R: 0 E: 0 K: 0 S: 5	H: 0 LOB: 0 BB: 0 P: 10	R: 1 E: 0 K: 0 S: 9	H: 2 LOB: 1 BB: 0 P: 14	R: 0 E: 0 K: 1 S: 6	H: 1 LOB: 0 BB: 0 P: 9	1B: 7 2B: 3 HR: 1	SF: 1 SAC: 0 DP: 2 HBP: 0	WP: 0 PB: 0 SB: 1 CS: 0	PA: 36
PITCHER	IP WLS BF H R ER SO BB IBB HBP BLK WP HR S P ERA WHIP																					
34 Andrew Cashner, R ERA: 3.0	7.0 W 28 8 3 3 6 1 0 0 0 0 0 0 68 103 3.86 1.286																					
37 Brandon Maurer, R ERA: 2.25	1.0 H 5 2 1 1 0 0 0 0 0 0 0 0 9 14 9.00 2.000																					
46 Craig Kimbrel, R ERA: 5.0	1.0 S 3 1 0 0 1 0 0 0 0 0 0 0 6 9 0.00 1.000																					

San Diego Padres @ Los Angeles Angels
Angel Stadium of Anaheim, Anaheim, CA

AB 34
R 4
H 11
RBI 4
BB 1
SO 7
LOB 11



Wed May 27 2015, 7:08 PM - 9:59 PM PDT
Att: 36,180 - Partly Cloudy - 70 F

Batter	1	2	3	4	5	6	7	8	9	AB	R	H	RBI	BB	SO	LOB	TOP										
20 Rajai Davis, R OBP: 0.350, SLG: 0.398										3	0	1	0	1	1	0	Detroit Tigers @ Los Angeles Angels Angel Stadium of Anaheim, Anaheim, CA Fri May 29 2015, 7:08 PM - 9:54 PM PDT Att: 41,901 - Partly Cloudy - 72 F										
3 Ian Kinsler, R OBP: 0.350, SLG: 0.356										4	0	0	0	0	0	3											
24 Miguel Cabrera, R OBP: 0.441, SLG: 0.583										2	0	1	0	2	0	0											
52 Yoenis Cespedes, R OBP: 0.319, SLG: 0.479										4	0	0	0	0	2	5											
28 J.D. Martinez, R OBP: 0.324, SLG: 0.451										4	0	1	0	0	1	1											
34 James McCann, R OBP: 0.318, SLG: 0.412										2	0	0	0	1	1	1											
12 Anthony Gose, L OBP: 0.365, SLG: 0.456										1	0	0	0	0	0	0											
9 Nick Castellanos, R OBP: 0.282, SLG: 0.372										4	0	0	0	0	2	3											
26 Hernán Pérez, R OBP: 0.088, SLG: 0.061										3	0	0	0	0	1	1											
1 Jose Iglesias, R OBP: 0.390, SLG: 0.426										3	0	1	0	0	1	0											
Inning Stats	R: 0 H: 0 E: 0 K: 2 S: 11	H: 0 LOB: 1 BB: 1 P: 19	R: 0 H: 0 E: 0 K: 1 S: 9	H: 0 LOB: 0 BB: 0 P: 11	R: 0 H: 0 E: 0 K: 0 S: 5	H: 0 LOB: 0 BB: 0 P: 8	R: 0 H: 0 E: 0 K: 0 S: 9	H: 0 LOB: 1 BB: 0 P: 13	R: 0 H: 0 E: 0 K: 1 S: 10	H: 0 LOB: 0 BB: 1 P: 13	R: 0 H: 0 E: 0 K: 1 S: 7	H: 0 LOB: 0 BB: 1 P: 15	R: 0 H: 1 E: 0 K: 1 S: 15	H: 1 LOB: 2 BB: 1 P: 24	R: 0 H: 2 E: 0 K: 2 S: 16	H: 2 LOB: 3 BB: 1 P: 25	R: 0 H: 0 E: 0 K: 1 S: 7	H: 0 LOB: 0 BB: 0 P: 10	1B: 4 2B: 0 3B: 0 HR: 0	SF: 0 SAC: 0 DP: 0 HBP: 0	WP: 0 PB: 0 SB: 2 CS: 1	PA: 34					
PITCHER	IP	WLS	BF	H	R	ER	SO	BB	IBB	HBP	BLK	WP	HR	S	P	ERA	WHIP										
53 Héctor Santiago, L ERA: 2.18	7.1	W	27	3	0	0	7	3	0	0	0	0	0	73	112	0.00	0.818										
68 Cam Bedrosian, R ERA: 5.05	0.1	H	3	1	0	0	0	0	1	0	0	0	0	6	12	0.00	3.000										
16 Huston Street, R ERA: 2.25	1.1	S	4	0	0	0	2	0	0	0	0	0	0	10	14	0.00	0.000										

Batter	1	2	3	4	5	6	7	8	9	AB	R	H	RBI	BB	SO	LOB	BOTTOM										
12 Johnny Givonella, R OBP: 0.325, SLG: 0.340										3	0	0	0	1	1	1	Detroit Tigers @ Los Angeles Angels Angel Stadium of Anaheim, Anaheim, CA Fri May 29 2015, 7:08 PM - 9:54 PM PDT Att: 41,901 - Partly Cloudy - 72 F										
27 Mike Trout, R OBP: 0.381, SLG: 0.536										4	0	1	0	0	1	1											
5 Albert Pujols, R OBP: 0.304, SLG: 0.460										4	2	3	1	0	0	0											
10 Grant Green, R OBP: 0.231, SLG: 0.231										0	0	0	0	0	0	0											
56 Kole Calhoun, L OBP: 0.335, SLG: 0.408										4	0	1	0	0	0	1											
6 David Freese, R OBP: 0.276, SLG: 0.417										3	0	1	0	1	1	1											
20 Matt Joyce, L OBP: 0.257, SLG: 0.307										3	0	0	1	0	0	3											
17 Chris Iannetta, R OBP: 0.256, SLG: 0.298										3	0	0	0	0	2	4											
22 Kirk Nieuwenhuis, L OBP: 0.159, SLG: 0.171										3	0	1	0	0	2	0											
8 Taylor Featherston, R OBP: 0.100, SLG: 0.037										3	0	0	0	0	2	1											
Inning Stats	R: 0 H: 0 E: 0 K: 0 S: 11	H: 0 LOB: 0 BB: 0 P: 14	R: 0 H: 0 E: 0 K: 1 S: 8	H: 0 LOB: 0 BB: 0 P: 13	R: 0 H: 1 E: 0 K: 2 S: 11	H: 1 LOB: 1 BB: 0 P: 16	R: 1 H: 3 E: 1 K: 0 S: 16	H: 3 LOB: 2 BB: 1 P: 28	R: 0 H: 0 E: 0 K: 3 S: 10	H: 0 LOB: 1 BB: 1 P: 15	R: 1 H: 2 E: 0 K: 0 S: 13	H: 2 LOB: 1 BB: 0 P: 21	R: 0 H: 0 E: 0 K: 2 S: 9	H: 0 LOB: 0 BB: 0 P: 10	R: 0 H: 1 E: 0 K: 0 S: 12	H: 1 LOB: 1 BB: 0 P: 16	1B: 4 2B: 2 3B: 0 HR: 1	SF: 0 SAC: 0 DP: 1 HBP: 0	WP: 0 PB: 0 SB: 0 CS: 1	PA: 32							
PITCHER	IP	WLS	BF	H	R	ER	SO	BB	IBB	HBP	BLK	WP	HR	S	P	ERA	WHIP										
19 Anibal Sánchez, R ERA: 5.75	7.0	L	28	6	2	2	9	2	0	0	0	0	0	12	17	2.57	1.143										
60 Angel Nesbitt, R ERA: 3.54	1.0		4	1	0	0	0	0	0	0	0	0	0	12	16	0.00	1.000										

AB	30
R	0
H	4
RBI	0
BB	4
SO	9
LOB	14



AB	30
R	2
H	7
RBI	2
BB	2
SO	9
LOB	12



Batter	1	2	3	4	5	6	7	8	9	AB	R	H	RBI	BB	SO	LOB	TOP								
12 Anthony Gose, L (1.8) OBP: 0.360, SLG: 0.447	F7		G5-3 3 2B		G5-3		G1-3		G6-3	5	1	1	0	0	0	2									
3 Ian Kinsler, R (1.4) OBP: 0.347, SLG: 0.367	F8		G5-3		L6		K		HR	5	1	1	1	0	1	4									
24 Miguel Cabrera, R (1.3) OBP: 0.440, SLG: 0.583	1B		2B		G3				F9	5	0	2	1	0	0	0									
52 Yoenis Cespedes, R (1.7) OBP: 0.322, SLG: 0.495		HR	G1-3				L7		2B 18 G6-3 1B	4	2	2	1	0	0	1									
28 J.D. Martinez, R (1.9) OBP: 0.332, SLG: 0.468	E7 1B				18 9 SF9 2B		G1-3		34 2B 2B	4	2	3	0	0	0	0									
18 Tyler Collins, L (1.10) OBP: 0.333, SLG: 0.263	K				1 S 1B		G1-3		G6-3	4	0	1	1	0	1	2									
34 James McCann, R (1.2) OBP: 0.324, SLG: 0.419	F7				2-3 1B				G6-3 2B	3	0	1	1	0	1	3									
9 Nick Castellanos, R (1.5) OBP: 0.276, SLG: 0.366	K				SF9		F8		G4-3	3	0	0	1	0	1	3									
1 Jose Iglesias, R (1.6) OBP: 0.393, SLG: 0.429					3 G5-3 12 1B 1B		L8		L7	4	0	2	0	0	0	1									
Inning Stats	R: 0 E: 0 K: 0 S: 7	H: 1 LOB: 1 BB: 0 P: 11	R: 1 E: 1 K: 2 S: 13	H: 2 LOB: 1 BB: 0 P: 18	R: 1 E: 0 K: 0 S: 16	H: 3 LOB: 1 BB: 0 P: 21	R: 1 E: 0 K: 1 S: 11	H: 2 LOB: 1 BB: 0 P: 14	R: 0 E: 0 K: 0 S: 5	H: 0 LOB: 0 BB: 0 P: 6	R: 0 E: 0 K: 0 S: 12	H: 0 LOB: 0 BB: 0 P: 16	R: 0 E: 0 K: 1 S: 12	H: 1 LOB: 2 BB: 0 P: 18	R: 2 E: 0 K: 0 S: 10	H: 3 LOB: 1 BB: 0 P: 14	R: 1 E: 0 K: 0 S: 12	H: 1 LOB: 0 BB: 0 P: 18	1B: 7 2B: 4 3B: 0 HR: 2	SF: 1 SAC: 0 DP: 1 HBP: 1	WP: 0 PB: 0 SB: 1 CS: 0	PA: 39			
PITCHER	IP	WLS	BF	H	R	ER	SO	BB	IBB	HBP	BLK	WP	HR	S	P	ERA	WHIP								
36 Jered Weaver, R (1.1) ERA: 4.08	6.1	W	27	9	3	3	3	0	0	1	0	0	1	70	96	4.26	1.421								
37 Cesar Ramos, L (7.1) ERA: 2.13	0.1	H	1	0	0	0	0	0	0	0	0	0	0	3	5	0.00	0.000								
59 Fernando Salas, R (7.1) ERA: 4.35	1.0	H	6	3	2	2	1	0	0	0	0	0	0	12	15	18.00	3.000								
38 Joe Smith, R (8.1) ERA: 3.74	0.1	H	1	0	0	0	0	0	0	0	0	0	0	1	2	0.00	0.000								
16 Huston Street, R (9.1) ERA: 2.57	1.0	S	4	1	1	1	0	0	0	0	0	0	1	12	18	9.00	1.000								

Detroit Tigers @ Los Angeles Angels
Angel Stadium of Anaheim, Anaheim, CA
Sat May 30 2015, 7:09 PM - 9:57 PM PDT
Att: 40,369 - Partly Cloudy - 70 F

AB	37
R	6
H	13
RBI	6
BB	0
SO	4
LOB	16

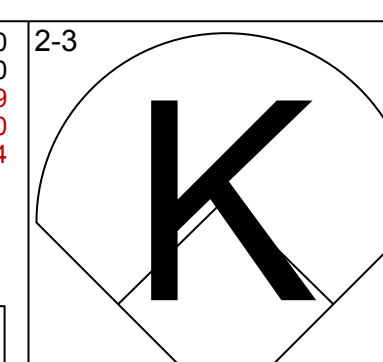
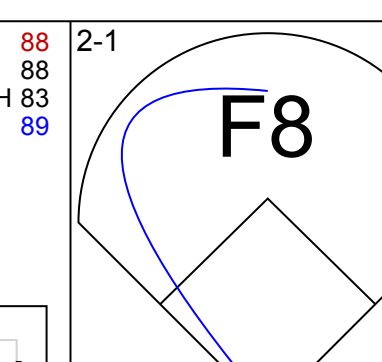
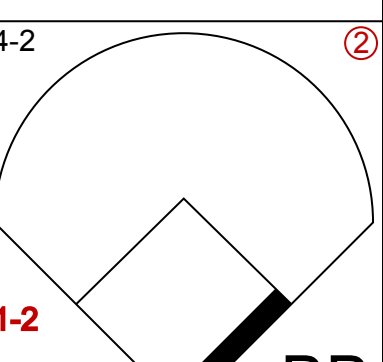
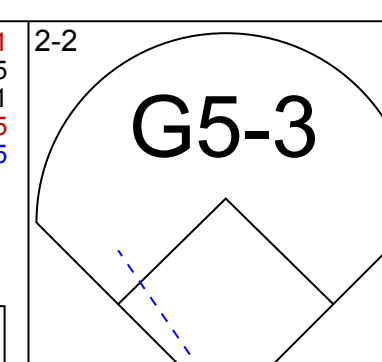
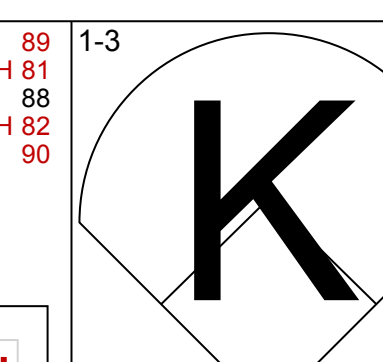
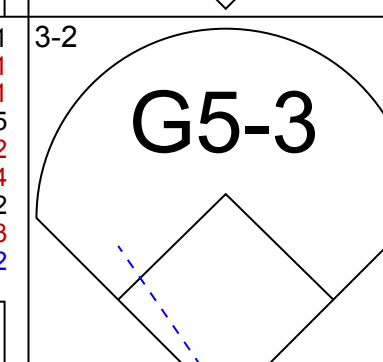
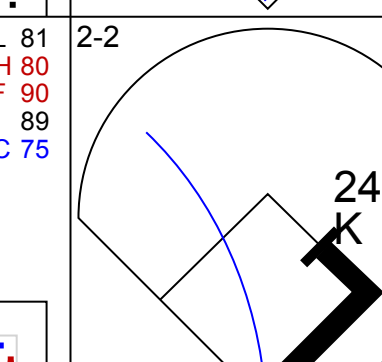
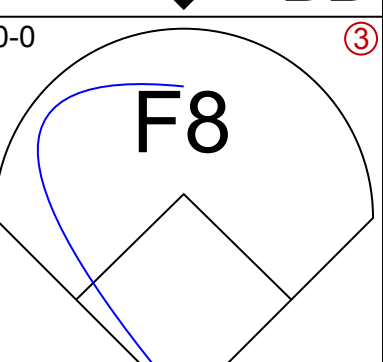
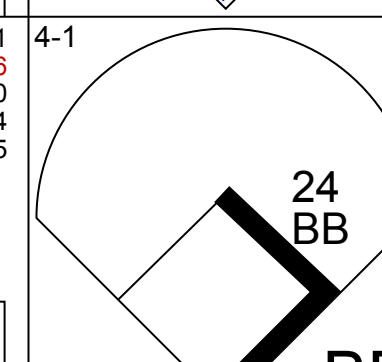
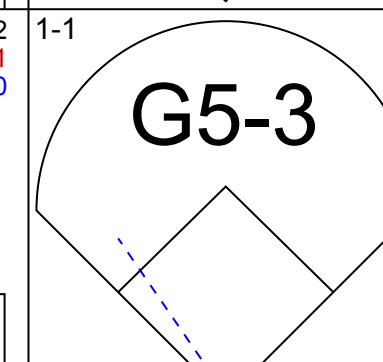
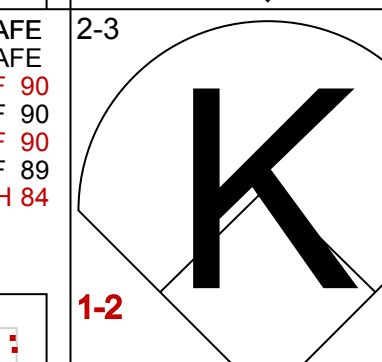

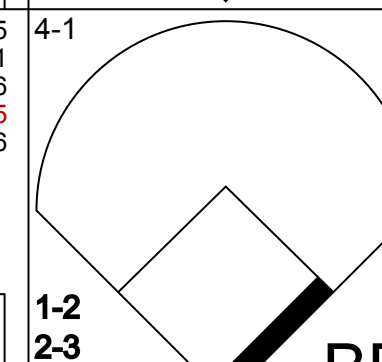



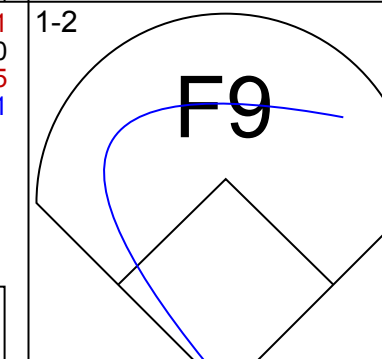














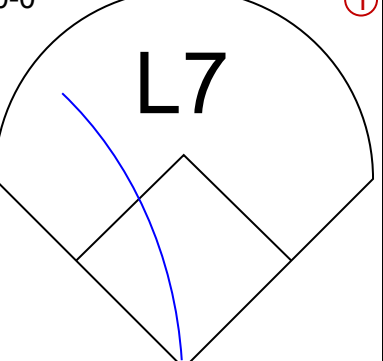
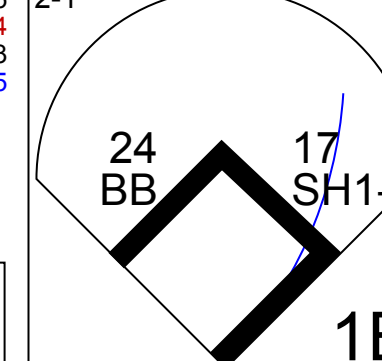
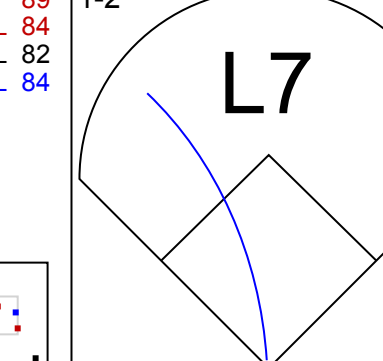


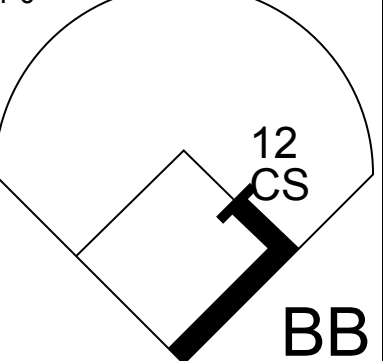
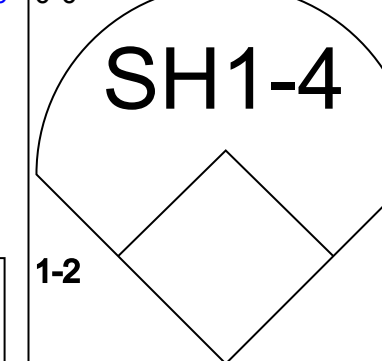


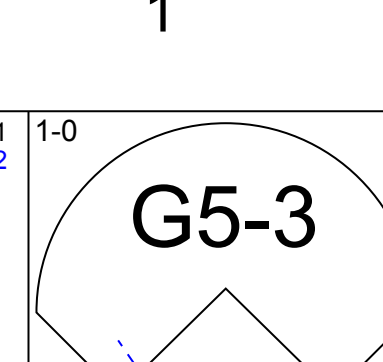
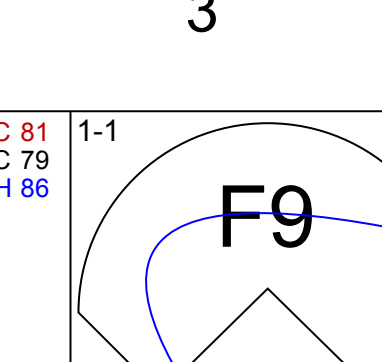
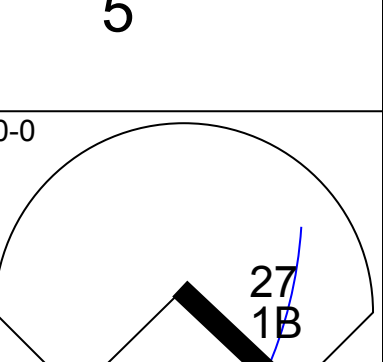
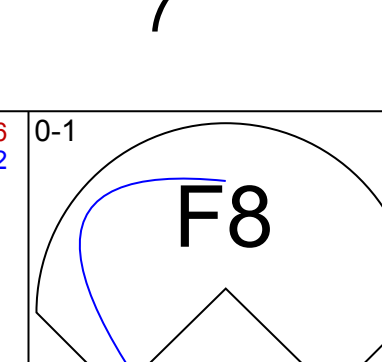

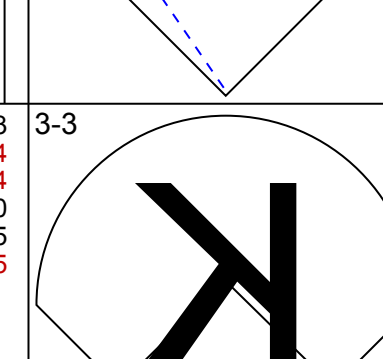
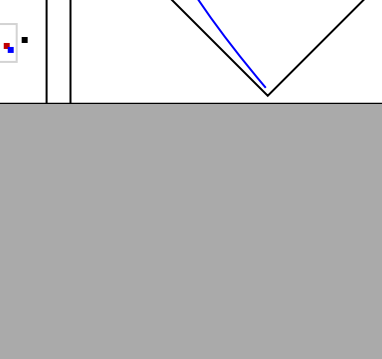
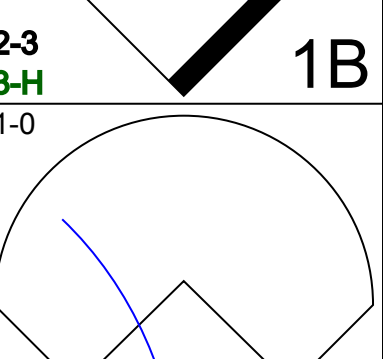
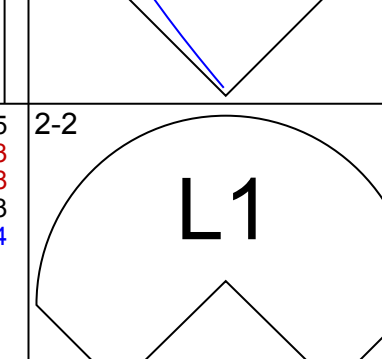
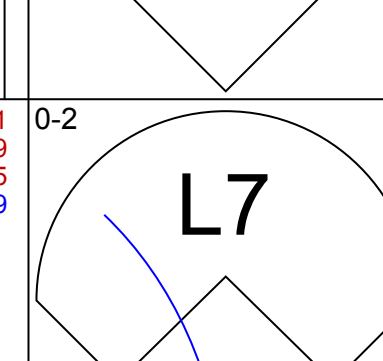

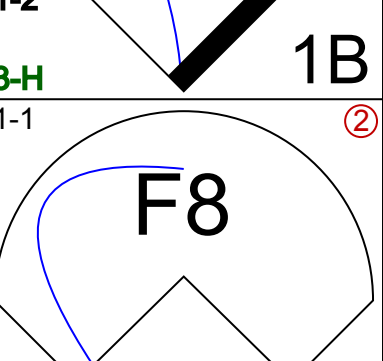
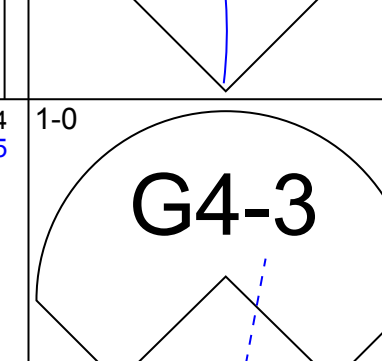
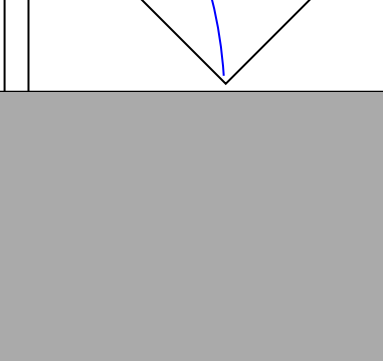

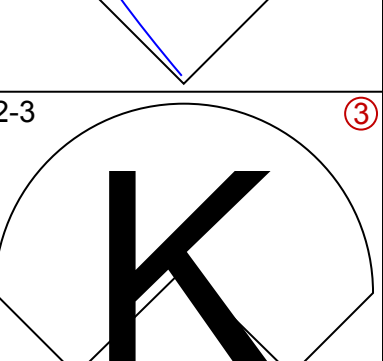
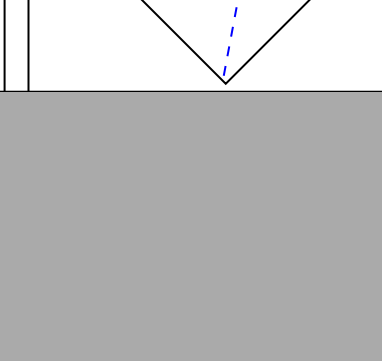






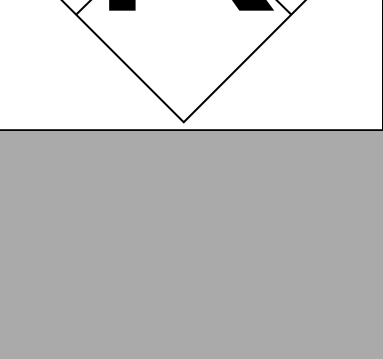







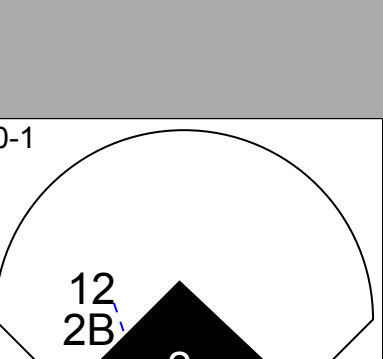



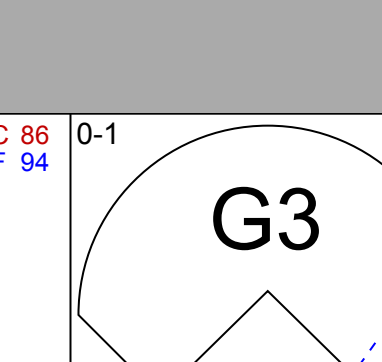
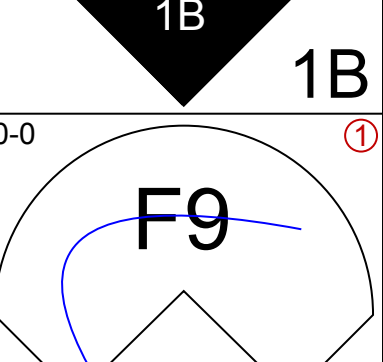

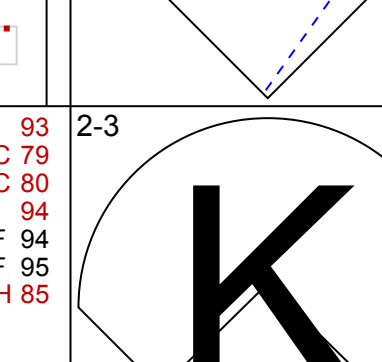
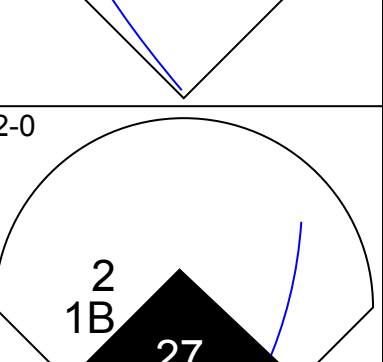

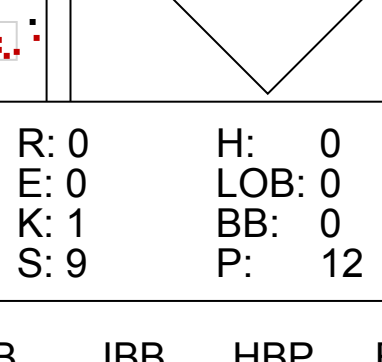
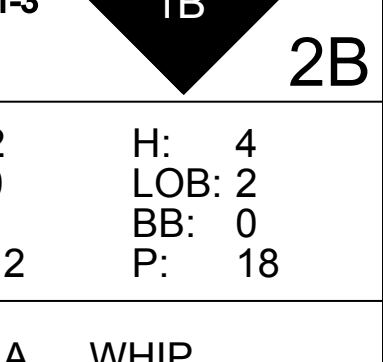
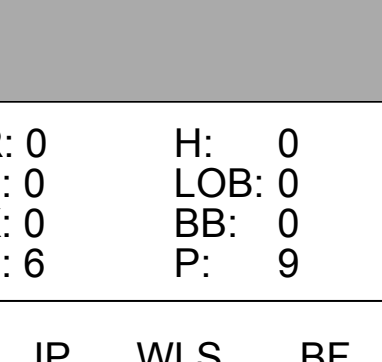


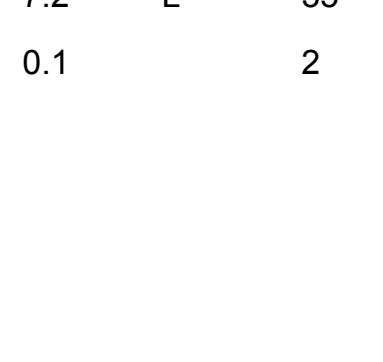


Batter	1	2	3	4	5	6	7	8	9	AB	R	H	RBI	BB	SO	LOB	BOTTOM								
12 Johnny Givotella, R (1.4) OBP: 0.323, SLG: 0.344	G6-3		L8		F8					4	0	1	0	0	0	1									
27 Mike Trout, R (1.8) OBP: 0.383, SLG: 0.548	HR		5 HR BB		G6-3		L9			3	2	1	1	1	0	1									
5 Albert Pujols, R (1.10) OBP: 0.303, SLG: 0.472	P5		HR		G4-3				G4-3	4	1	1	3	0	0	0									
56 Kole Calhoun, L (1.9) OBP: 0.333, SLG: 0.421	HR		G6-3		F8				K	4	1	1	1	0	1	0									
6 David Freese, R (1.5) OBP: 0.275, SLG: 0.413	P3		G6-3		G4-3		G4-3		20 BB 2B 1B	4	1	1	0	0	0	0									
20 Matt Joyce, L (1.7) OBP: 0.263, SLG: 0.329			HR		G3-1		K		58 2B BB	3	1	1	1	1	1	0									
22 Kirk Nieuwenhuis, L (8.PR) OBP: 0.199, SLG: 0.171			HR				K		1-2 BB	0	0	0	0	0	0	0									
58 Carlos Pérez, R (1.2) OBP: 0.300, SLG: 0.479	HR		F9		K		K		1-3 2-H 2B	4	1	2	2	0	1	0									
19 Efrén Navarro, L (1.3) OBP: 0.292, SLG: 0.273			27 BB 5 HR 1B		G4-3		F7		IBB	3	1	1	0	1	0	0									
10 Grant Green, R (1.8) OBP: 0.200, SLG: 0.200			HR		G6-3		K		K	2	0	0	0	0	1	1									
8 Taylor Featherston, R (7.6) OBP: 0.094, SLG: 0.034							K		K	2	0	0	0	0	2	3									
Inning Stats	R: 2 E: 0 K: 0 S: 12	H: 2 LOB: 0 BB: 0 P: 17	R: 5 E: 0 K: 1 S: 22	H: 4 LOB: 1 BB: 0 P: 32	R: 0 E: 0 K: 0 S: 9	H: 0 LOB: 0 BB: 0 P: 12	R: 0 E: 0 K: 0 S: 11	H: 0 LOB: 0 BB: 0 P: 12	R: 0 E: 0 K: 2 S: 8	H: 0 LOB: 0 BB: 0 P: 11	R: 0 E: 0 K: 1 S: 8	H: 1 LOB: 1 BB: 0 P: 12	R: 1 E: 0 K: 2 S: 15	H: 2 LOB: 3 BB: 2 P: 27	R: 1 E: 0 K: 2 S: 15	H: 2 LOB: 2 BB: 0 P: 17	1B: 2 2B: 2 3B: 0 HR: 5	SF: 0 SAC: 0 DP: 0 HBP: 0	WP: 0 PB: 0 SB: 0 CS: 0	PA: 36					
PITCHER	IP	WLS	BF	H	R	ER	SO	BB	IBB	HBP	BLK	WP	HR	S	P	ERA	WHIP								
61 Shane Greene, R (1.1) ERA: 5.19	1.2	L	12	6	7	7	1	1	0	0	0	0	5	31	46	37.80	4.200								
30 Alex Wilson, R (2.1) ERA: 1.71	3.2		11	0	0	0	0	0	0	0	0	0	0	31	40	0.00	0.000								
65 Blaine Hardy, L (6.1) ERA: 3.0	1.2		6	1	0	0	3	0	0	0	0	0	0	14	21	0.00	0.600								
62 AJ Alburquerque, R (8.1) ERA: 3.98	1.0		7	2	1	1	2	1	1	0	0	0	0	15	27	9.00	3.000								

Detroit Tigers @ Los Angeles Angels
Angel Stadium of Anaheim, Anaheim, CA
Sat May 30 2015, 7:09 PM - 9:57 PM PDT
Att: 40,369 - Partly Cloudy - 70 F

AB	33
R	8
H	9
RBI	8
BB	3
SO	6
LOB	6



Batter	1	2	3	4	5	6	7	8	9	AB	R	H	RBI	BB	SO	LOB	TOP					
12 Anthony Gose, L (1, 8) OBP: 0.355, SLG: 0.436										4	0	0	0	1	2	1	Detroit Tigers @ Los Angeles Angels Angel Stadium of Anaheim, Anaheim, CA Sun May 31 2015, 5:10 PM - 8:27 PM PDT Att: 37,143 - Sunny - 72 F					
3 Ian Kinsler, R (1, 4) OBP: 0.350, SLG: 0.367										3	0	1	0	1	0	1						
24 Miguel Cabrera, R (1, 3) OBP: 0.441, SLG: 0.579										3	1	1	0	1	1	1						
52 Yoenis Cespedes, R (1, 7) OBP: 0.316, SLG: 0.485										4	0	0	0	0	2	3						
28 J.D. Martinez, R (1, 9) OBP: 0.335, SLG: 0.466										3	1	1	0	1	0	1						
18 Tyler Collins, L (1, 10) OBP: 0.220, SLG: 0.304										4	0	1	0	0	1	2						
34 James McCann, R (1, 2) OBP: 0.313, SLG: 0.407										3	0	0	1	0	0	2						
1 Jose Iglesias, R (1, 6) OBP: 0.396, SLG: 0.426										3	0	1	0	1	0	0						
17 Andrew Romine, S (1, 5) OBP: 0.405, SLG: 0.342										1	0	0	0	1	1	2						
9 Nick Castellanos, R (9, PH) OBP: 0.275, SLG: 0.354										1	0	0	0	0	0	0						
Inning Stats	R: 0 E: 0 K: 1 S: 11	H: 0 LOB: 0 BB: 0 P: 17	R: 1 E: 0 K: 2 S: 11	H: 2 LOB: 2 BB: 1 P: 18	R: 0 E: 0 K: 1 S: 8	H: 0 LOB: 0 BB: 0 P: 14	R: 0 E: 0 K: 1 S: 11	H: 0 LOB: 1 BB: 2 P: 18	R: 0 E: 0 K: 0 S: 6	H: 0 LOB: 1 BB: 2 P: 13	R: 1 E: 0 K: 0 S: 16	H: 1 LOB: 1 BB: 0 P: 22	R: 0 E: 0 K: 0 S: 11	H: 1 LOB: 3 BB: 2 P: 24	R: 0 E: 0 K: 1 S: 10	H: 0 LOB: 0 BB: 0 P: 14	R: 0 E: 0 K: 1 S: 8	H: 0 LOB: 0 BB: 0 P: 11	1B: 4 2B: 1 3B: 0 HR: 0	SF: 1 SAC: 1 DP: 0 HBP: 0	WP: 0 PB: 1 SB: 0 CS: 1	PA: 37
PITCHER	IP	WLS	BF	H	R	ER	SO	BB	IBB	HBP	BLK	WP	HR	S	P	ERA	WHIP					
52 Matt Shoemaker, R (1, 1) ERA: 5.08	5.1		23	4	2	1	5	3	1	0	0	0	0	0	57	93	1.69	1.312				
37 Cesar Ramos, L (6, 1) ERA: 2.09	0.1		1	0	0	0	0	0	0	0	0	0	0	3	5	0.00	0.000					
68 Cam Bedrosian, R (6, 1) ERA: 4.05	1.1		7	1	0	0	0	2	0	0	0	0	0	14	28	0.00	2.250					
38 Joe Smith, R (8, 1) ERA: 3.57	1.0	W	3	0	0	0	1	0	0	0	0	0	0	10	14	0.00	0.000					
16 Huston Street, R (9, 1) ERA: 2.45	1.0	S	3	0	0	0	1	0	0	0	0	0	0	8	11	0.00	0.000					

Batter	1	2	3	4	5	6	7	8	9	AB	R	H	RBI	BB	SO	LOB	BOTTOM					
2 Erick Aybar, S (1, 6) OBP: 0.315, SLG: 0.324										5	0	1	1	0	0	2	Detroit Tigers @ Los Angeles Angels Angel Stadium of Anaheim, Anaheim, CA Sun May 31 2015, 5:10 PM - 8:27 PM PDT Att: 37,143 - Sunny - 72 F					
27 Mike Trout, R (1, 8) OBP: 0.381, SLG: 0.542										4	0	1	1	0	1	0						
5 Albert Pujols, R (1, 10) OBP: 0.296, SLG: 0.462										4	0	0	0	0	0	2						
6 David Freese, R (1, 5) OBP: 0.279, SLG: 0.412										3	0	1	0	1	1	2						
22 Kirk Nieuwenhuis, L (8, PR) OBP: 0.199, SLG: 0.171										0	1	0	0	0	0	0						
17 Chris Iannetta, R (1, 2) OBP: 0.264, SLG: 0.299										3	1	1	0	1	1	1						
56 Kole Calhoun, L (1, 9) OBP: 0.333, SLG: 0.417										2	0	0	0	1	0	3						
10 Grant Green, R (1, 3) OBP: 0.222, SLG: 0.222										3	1	1	0	1	2	2						
19 Efran Navarro, L (9, 3) OBP: 0.292, SLG: 0.273										0	0	0	0	0	0	0						
57 Alfredo Marte, R (1, 7) OBP: 0.250, SLG: 0.250										3	0	1	0	0	0	1						
58 Carlos Pérez, R (8, PH) OBP: 0.294, SLG: 0.469										1	0	0	0	0	0	3						
8 Taylor Featherston, R (9, 5) OBP: 0.094, SLG: 0.034										0	0	0	0	0	0	0						
12 Johnny Giavotella, R (1, 4) OBP: 0.327, SLG: 0.355										4	1	2	2	0	1	2						
Inning Stats	R: 0 E: 0 K: 1 S: 8	H: 0 LOB: 0 BB: 0 P: 12	R: 0 E: 0 K: 2 S: 11	H: 0 LOB: 1 BB: 1 P: 20	R: 0 E: 0 K: 1 S: 9	H: 0 LOB: 0 BB: 0 P: 12	R: 0 E: 0 K: 0 S: 10	H: 2 LOB: 2 BB: 0 P: 12	R: 2 E: 0 K: 1 S: 12	H: 4 LOB: 2 BB: 0 P: 18	R: 0 E: 0 K: 1 S: 9	H: 1 LOB: 2 BB: 1 P: 16	R: 0 E: 0 K: 0 S: 6	H: 0 LOB: 0 BB: 0 P: 9	R: 2 E: 1 K: 0 S: 11	H: 1 LOB: 2 BB: 2 P: 25	R: 0 E: 0 K: 0 S: 8	H: 0 LOB: 0 BB: 0 P: 11	1B: 7 2B: 1 3B: 0 HR: 0	SF: 0 SAC: 1 DP: 0 HBP: 0	WP: 0 PB: 0 SB: 0 CS: 0	PA: 37
PITCHER	IP	WLS	BF	H	R	ER	SO	BB	IBB	HBP	BLK	WP	HR	S	P	ERA	WHIP					
14 David Price, L (1, 1) ERA: 2.91	7.2	L	35	7	4	2	6	3	1	0	0	0	0	73	121	2.35	1.304					
44 Joba Chamberlain, R (8, 1) ERA: 1.26	0.1		2	1	0	0	0	0	0	0	0	0	0	3	3	0.00	3.000					

AB	29
R	2
H	5
RBI	1
BB	6
SO	7
LOB	13



AB	32
R	4
H	8
RBI	4
BB	4
SO	6
LOB	18



Batter	1	2	3	4	5	6	7	8	9	AB	R	H	RBI	BB	SO	LOB	TOP								
39 Kevin Kiermaier, L (1, 8) OBP: 0.273, SLG: 0.387	L7		9 1B				G3-6			3	1	2	0	0	0	0									
5 Brandon Guyer, R (7, PH) OBP: 0.367, SLG: 0.421	G6-3		3 1B				F8			1	0	0	0	0	0	1									
9 Joey Butler, R (1, 10) OBP: 0.358, SLG: 0.519	G6-3		2H							4	0	1	1	0	1	2									
3 Evan Longoria, R (1, 5) OBP: 0.355, SLG: 0.423	P3									4	0	1	0	0	0	0									
7 David DeJesus, L (1, 7)		11 G5-3 BB	L6							3	0	0	0	1	1	2									
11 Logan Forsythe, R (1, 3) OBP: 0.367, SLG: 0.457	G5-3						G6-3			3	1	0	0	1	0	1									
20 Steven Souza Jr., R (1, 9) OBP: 0.326, SLG: 0.463	F8									4	0	0	0	0	2	2									
13 Asdrúbal Cabrera, S (1, 6) OBP: 0.265, SLG: 0.320	G6-3						L7			4	0	0	0	0	1	2									
2 Nick Franklin, S (1, 4) OBP: 0.189, SLG: 0.212			P6				K			4	1	1	2	0	1	0									
44 René Rivera, R (1, 2) OBP: 0.213, SLG: 0.256	G1-3									2	0	1	0	1	0	0									
Inning Stats	R: 0 E: 0 K: 0 S: 9	H: 0 LOB: 0 BB: 0 P: 12	R: 0 E: 0 K: 0 S: 5	H: 0 LOB: 1 BB: 1 P: 11	R: 1 E: 0 K: 0 S: 9	H: 3 LOB: 2 BB: 0 P: 16	R: 2 E: 0 K: 3 S: 21	H: 2 LOB: 2 BB: 2 P: 36	R: 0 E: 0 K: 1 S: 6	H: 0 LOB: 0 BB: 0 P: 9	R: 0 E: 0 K: 1 S: 6	H: 0 LOB: 0 BB: 0 P: 9	R: 0 E: 0 K: 1 S: 8	H: 1 LOB: 0 BB: 0 P: 11	R: 0 E: 0 K: 1 S: 8	H: 0 LOB: 0 BB: 0 P: 11	R: 0 E: 0 K: 1 S: 8	H: 0 LOB: 0 BB: 0 P: 14	1B: 4 2B: 1 3B: 0 HR: 1	SF: 0 SAC: 0 DP: 1 HBP: 0	WP: 0 PB: 0 SB: 0 CS: 0	PA: 35			
PITCHER	IP	WLS	BF	H	R	ER	SO	BB	IBB	HBP	BLK	WP	HR	S	P	ERA	WHIP								
43 Garrett Richards, R (1, 1) ERA: 3.26	6.0	W	27	6	3	3	4	3	0	0	0	0	1	59	99	4.50	1.500								
48 Jose Alvarez, L (7, 1) ERA: 3.74	0.2	H	1	0	0	0	0	0	0	0	0	0	0	3	4	0.00	0.000								
59 Fernando Salas, R (7, 1) ERA: 4.29	0.1	H	1	0	0	0	0	0	0	0	0	0	0	3	3	0.00	0.000								
38 Joe Smith, R (8, 1) ERA: 3.42	1.0	H	3	0	0	0	1	0	0	0	0	0	0	8	11	0.00	0.000								
66 Cam Bedrosian, R (9, 1) ERA: 3.52	1.0		3	0	0	0	1	0	0	0	0	0	0	8	14	0.00	0.000								

Tampa Bay Rays @ Los Angeles Angels
Angel Stadium of Anaheim, Anaheim, CA
Mon Jun 01 2015, 7:10 PM - 10:03 PM PDT
Att: 27,078 - Clear - 72 F

AB 32
R 3
H 6
RBI 3
BB 3
SO 6
LOB 10



Batter	1	2	3	4	5	6	7	8	9	AB	R	H	RBI	BB	SO	LOB	BOTTOM								
2 Erick Aybar, S (1, 6) OBP: 0.317, SLG: 0.323	G2-3		27 HR				L7			4	2	1	0	1	0	3									
27 Mike Trout, R (1, 8) OBP: 0.381, SLG: 0.552	K		1B				P2			4	1	1	3	1	2	1									
5 Albert Pujols, R (1, 3) OBP: 0.304, SLG: 0.497	1B		F8				IBB			5	2	3	3	0	0	3									
56 Kole Calhoun, L (1, 9) OBP: 0.325, SLG: 0.405	G4-3		E3				K			5	0	0	0	0	1	1									
6 David Freese, R (1, 5) OBP: 0.289, SLG: 0.432			K							3	1	2	1	1	1	1									
8 Taylor Featherston, R (9, 5) OBP: 0.094, SLG: 0.034	HR		1B				BB			0	0	0	0	0	0	0									
20 Matt Joyce, L (1, 10) OBP: 0.256, SLG: 0.319	K		G4-3				G4-3			4	0	0	0	0	1	3									
58 Carlos Pérez, R (1, 2) OBP: 0.309, SLG: 0.462	F8						K			3	0	1	0	1	1	0									
22 Kirk Nieuwenhuis, L (1, 7) OBP: 0.188, SLG: 0.182	12 CS		1B				F7			3	0	1	0	1	0	2									
12 Johnny Giavotella, R (1, 4) OBP: 0.333, SLG: 0.361	CS		27 HR				SH3-4			3	1	2	0	0	0	0									
Inning Stats	R: 0 E: 0 K: 1 S: 12	H: 1 LOB: 1 BB: 0 P: 15	R: 1 E: 0 K: 1 S: 10	H: 2 LOB: 0 BB: 0 P: 20	R: 3 E: 1 K: 1 S: 12	H: 3 LOB: 1 BB: 0 P: 17	R: 0 E: 0 K: 1 S: 7	H: 1 LOB: 1 BB: 0 P: 9	R: 1 E: 0 K: 1 S: 10	H: 1 LOB: 1 BB: 1 P: 17	R: 0 E: 0 K: 0 S: 9	H: 1 LOB: 2 BB: 2 P: 19	R: 0 E: 0 K: 0 S: 9	H: 1 LOB: 2 BB: 1 P: 17	R: 2 E: 0 K: 1 S: 9	H: 1 LOB: 0 BB: 1 P: 20	1B: 7 2B: 0 3B: 0 HR: 4	SF: 0 SAC: 1 DP: 0 HBP: 0	WP: 0 PB: 0 SB: 1 CS: 1	PA: 41					
PITCHER	IP	WLS	BF	H	R	ER	SO	BB	IBB	HBP	BLK	WP	HR	S	P	ERA	WHIP								
37 Alex Colomé, R (1, 1) ERA: 5.05	6.0	L	30	9	5	5	5	2	1	0	0	0	0	60	97	7.50	1.833								
43 Ernesto Frieri, R (7, 1) ERA: 4.63	1.0		5	1	0	0	0	1	0	0	0	0	0	9	17	0.00	2.000								
59 Andrew Bellatti, R (8, 1) ERA: 2.57	1.0		5	1	2	2	1	1	0	0	0	0	1	9	20	18.00	2.000								

Tampa Bay Rays @ Los Angeles Angels
Angel Stadium of Anaheim, Anaheim, CA
Mon Jun 01 2015, 7:10 PM - 10:03 PM PDT
Att: 27,078 - Clear - 72 F

AB 34
R 7
H 11
RBI 7
BB 5
SO 6
LOB 14



Batter	1	2	3	4	5	6	7	8	9	10	AB	R	H	RBI	BB	SO	LOB	TOP																			
5 Brandon Guyer, R OBP: 0.368, SLG: 0.408 39 Kevin Kiermaier, L OBP: 0.276, SLG: 0.406											2 1 1 0 0 0 0 2 1 1 1 0 0 0																										
9 Joey Butler, R OBP: 0.356, SLG: 0.535											5 1 2 2 0 1 0																										
3 Evan Longoria, R OBP: 0.345, SLG: 0.408											5 1 1 0 0 1 2																										
11 Logan Forsythe, R OBP: 0.375, SLG: 0.470											4 1 1 0 1 2 2																										
20 Steven Souza Jr., R OBP: 0.327, SLG: 0.468											4 1 1 3 0 1 1																										
10 Jake Elmers, R OBP: 0.286, SLG: 0.400											4 0 0 0 0 0 3																										
13 Adrelbin Cabrera, S OBP: 0.269, SLG: 0.322											4 0 1 0 0 0 0																										
27 Mikie Mahtook, R OBP: 0.250, SLG: 0.400											3 0 0 0 1 0 1																										
44 René Rivera, R OBP: 0.208, SLG: 0.248											4 0 0 0 0 2 2																										
Inning Stats	R: 0 E: 0 K: 1 S: 20	H: 2 LOB: 3 BB: 0 P: 31	R: 0 E: 0 K: 1 S: 7	H: 0 LOB: 0 BB: 1 P: 13	R: 0 E: 0 K: 0 S: 7	H: 0 LOB: 0 BB: 0 P: 10	R: 0 E: 0 K: 1 S: 6	H: 0 LOB: 0 BB: 0 P: 12	R: 0 E: 0 K: 0 S: 7	H: 0 LOB: 0 BB: 0 P: 10	R: 5 E: 0 K: 0 S: 13	H: 4 LOB: 1 BB: 1 P: 23	R: 0 E: 0 K: 1 S: 9	H: 0 LOB: 0 BB: 0 P: 16	R: 0 E: 0 K: 1 S: 8	H: 0 LOB: 0 BB: 0 P: 10	R: 0 E: 0 K: 1 S: 6	H: 0 LOB: 0 BB: 0 P: 8	R: 1 E: 0 K: 1 S: 11	H: 2 LOB: 1 BB: 0 P: 17	1B: 5 2B: 0 3B: 0 HR: 3	SF: 0 SAC: 0 DP: 0 HBP: 2	WP: 0 PB: 0 SB: 2 CS: 1	PA: 42													
PITCHER	IP 5.0	WLS 23	BF 5	H 5	R 5	ER 5	SO 3	BB 2	IBB 0	HBP 2	BLK 0	WP 0	HR 2	S 55	P 93	ERA 9.00	WHIP 1.400	PITCHER	IP 1.0	WLS 0	BF 1	H 0	R 0	ER 0	SO 0	BB 0	IBB 0	HBP 0	BLK 0	WP 0	HR 0	S 3	P 5	ERA 0.00	WHIP 0.500		
53 Héctor Santiago, L ERA: 2.69	68 Cam Bedrosian, R ERA: 2.79	59 Fernando Salas, R ERA: 4.09	48 Jose Alvarez, L ERA: 3.57	16 Huston Street, R ERA: 2.74																																	

Tampa Bay Rays @ Los Angeles Angels
Angel Stadium of Anaheim, Anaheim, CA
Wed Jun 03 2015, 7:09 PM - 10:26 PM PDT
Att: 28,245 - Partly Cloudy - 70 F

AB 37
R 6
H 8
RBI 6
BB 2
SO 7
LOB 11



Batter	1	2	3	4	5	6	7	8	9	10	AB	R	H	RBI	BB	SO	LOB	BOTTOM																	
2 Erick Aybar, S OBP: 0.318, SLG: 0.327											3 0 0 1 1 0 0																								
27 Mike Trout, R OBP: 0.379, SLG: 0.552											3 1 1 1 2 1 2																								
5 Albert Pujols, R OBP: 0.305, SLG: 0.505											5 0 2 1 0 0 3																								
56 Kole Calhoun, L OBP: 0.325, SLG: 0.396											4 0 1 0 1 1 0																								
6 David Freese, R OBP: 0.200, SLG: 0.429											4 0 1 0 1 2 4 0 0 0 0 0 0 0																								
10 Grant Green, R OBP: 0.250, SLG: 0.211											4 1 1 0 0 2 2																								
20 Matt Joyce, L OBP: 0.251, SLG: 0.311											3 0 2 0 0 0 0 0 0 0 0 0 0 0 1 0 0 0 0 0 2																								
58 Carlos Pérez, R OBP: 0.328, SLG: 0.473											3 1 1 0 0 2 2 0 1 0 0 1 0 0																								
8 Taylor Featherston, R OBP: 0.099, SLG: 0.034											4 1 2 2 0 1 1																								
17 Chris Iannetta, R OBP: 0.262, SLG: 0.295											4 1 2 2 0 1 1																								
22 Kirk Nieuwenhuis, L OBP: 0.185, SLG: 0.200											3 1 1 0 0 2 2 0 1 0 0 1 0 0																								
19 Etren Navarro, L OBP: 0.320, SLG: 0.273											4 1 2 2 0 1 1																								
12 Johnny Giavotella, R OBP: 0.337, SLG: 0.382											4 1 2 2 0 1 1																								
Inning Stats	R: 1 E: 0 K: 1 S: 7	H: 1 LOB: 0 BB: 0 P: 9	R: 0 E: 0 K: 1 S: 7	H: 0 LOB: 0 BB: 0 P: 11	R: 1 E: 0 K: 0 S: 12	H: 2 LOB: 3 BB: 2 P: 22	R: 2 E: 0 K: 1 S: 11	H: 2 LOB: 0 BB: 0 P: 15	R: 0 E: 0 K: 0 S: 8	H: 0 LOB: 0 BB: 0 P: 15	R: 0 E: 0 K: 2 S: 11	H: 2 LOB: 1 BB: 0 P: 15	R: 0 E: 0 K: 2 S: 7	H: 0 LOB: 0 BB: 0 P: 11	R: 0 E: 0 K: 2 S: 11	H: 2 LOB: 1 BB: 0 P: 17	R: 1 E: 0 K: 0 S: 14	H: 2 LOB: 2 BB: 0 P: 27	R: 0 E: 0 K: 0 S: 9	H: 0 LOB: 2 BB: 1 P: 15	1B: 7 2B: 2 3B: 0 HR: 2	SF: 1 SAC: 2 DP: 1 HBP: 0	WP: 2 PB: 0 SB: 0 CS: 1	PA: 43											
PITCHER	IP 5.0	WLS 22	BF 4	H 4	R 4	ER 4	SO 3	BB 3	IBB 0	HBP 0	BLK 0	WP 1	HR 2	S 45	P 72	ERA 7.20	WHIP 1.600	PITCHER	IP 0.1	WLS 1	BF 1	H 0	R 0	ER 0	SO 0	BB 0	IBB 0	HBP 0	BLK 0	WP 0	HR 0	S 3	P 5	ERA 0.00	WHIP 0.000
51 Nate Karns, R ERA: 3.63	47 Brandon Gomes, R ERA: 2.37	57 Jake McGee, L ERA: 4.5	40 Kevin Jepsen, R ERA: 2.05	26 Brad Boxberger, R ERA: 2.95																															
31 Xavier Cedeño, L ERA: 2.63	54 Steve Geltz, R ERA: 2.95																																		

Tampa Bay Rays @ Los Angeles Angels
Angel Stadium of Anaheim, Anaheim, CA
Wed Jun 03 2015, 7:09 PM - 10:26 PM PDT
Att: 28,245 - Partly Cloudy - 70 F

AB 34
R 5
H 11
RBI 5
BB 6
SO 9
LOB 16



Batter	1	2	3	4	5	6	7	8	9	AB	R	H	RBI	BB	SO	LOB	TOP			
2 Erick Aybar, S OBP: 0.312, SLG: 0.320 8 Taylor Featherston, R OBP: 0.311, SLG: 0.100 58 Carlos Pérez, R OBP: 0.322, SLG: 0.464	G6-3		G5-3		G3	K			K	4	0	0	0	0	1	3	Los Angeles Angels @ New York Yankees Yankee Stadium, Bronx, NY Fri Jun 05 2015, 7:11 PM - 10:37 PM EDT Att: 40,310 - Cloudy - 66 F			
27 Mike Trout, R OBP: 0.377, SLG: 0.544 10 Grant Green, R OBP: 0.286, SLG: 0.250	P4		L3		BB		F7		1B	3	0	0	0	1	0	0				
5 Albert Pujols, R OBP: 0.300, SLG: 0.495 19 Efran Navarro, L OBP: 0.346, SLG: 0.273	K		G4-3		F9		G6-3		1B	4	0	0	0	0	1	1				
56 Kole Calhoun, L OBP: 0.336, SLG: 0.403	1B						G3-1		1B	4	2	3	1	1	0	0				
6 David Freese, R OBP: 0.293, SLG: 0.426	F9		FC6-4		BB		G4-3		1B	4	1	1	2	1	0	3				
20 Matt Joyce, L OBP: 0.282, SLG: 0.323	2B		1B		F8		K		BB	4	0	2	0	1	1	2				
17 Chris Iannetta, R OBP: 0.275, SLG: 0.289	K		K		BB		BB		BB	2	0	0	1	3	2	3				
22 Kirk Nieuwenhuis, L OBP: 0.169, SLG: 0.182	E6		G3		G3		K		K	5	0	0	1	0	2	9				
12 Johnny Giavotella, R OBP: 0.339, SLG: 0.379	K		G6-3		BB				FC6-4	4	1	1	1	1	1	4				
Inning Stats	R: 0 E: 0 K: 1 S: 13	H: 1 LOB: 2 BB: 0 P: 20	R: 0 E: 1 K: 2 S: 10	H: 1 LOB: 1 BB: 0 P: 15	R: 0 E: 0 K: 0 S: 6	H: 0 LOB: 0 BB: 0 P: 8	R: 0 E: 0 K: 1 S: 11	H: 2 LOB: 2 BB: 0 P: 19	R: 0 E: 0 K: 0 S: 9	H: 0 LOB: 3 BB: 4 P: 14	R: 1 E: 0 K: 1 S: 12	H: 0 LOB: 0 BB: 0 P: 14	R: 0 E: 0 K: 2 S: 12	H: 0 LOB: 1 BB: 1 P: 19	R: 6 E: 0 K: 2 S: 23	H: 5 LOB: 2 BB: 3 P: 47		1B: 7 2B: 2 3B: 0 HR: 0	SF: 0 SAC: 0 DP: 0 HBP: 0	WP: 1 PB: 1 SB: 0 CS: 0
PITCHER	IP WLS BF H R ER SO BB IBB HBP BLK WP HR S P ERA WHIP																			
30 Nathan Eovaldi, R ERA: 4.16	5.1 W 25 4 1 1 4 4 0 0 0 0 0 0 53 93 1.69 1.500																			
45 Chasen Shreve, L ERA: 2.22	1.2 H 6 0 0 0 1 1 0 0 0 0 0 15 29 0.00 0.600																			
64 Jacob Lindgren, L ERA: 3.38	1.0 4 0 0 0 2 1 0 0 0 0 0 12 19 0.00 1.000																			
53 Esmil Rogers, R ERA: 6.39	0.0 5 4 5 5 0 1 0 0 0 1 0 8 14 ∞ ∞																			
68 Dellin Betances, R ERA: 0.3	1.0 S 6 1 1 1 2 2 0 0 0 0 0 0 15 33 9.00 3.000																			


Batter	1	2	3	4	5	6	7	8	9	AB	R	H	RBI	BB	SO	LOB	BOTTOM			
11 Brett Gardner, L OBP: 0.351, SLG: 0.425	L5		1B		3B	G3		F7		5	2	2	0	0	0	1	Los Angeles Angels @ New York Yankees Yankee Stadium, Bronx, NY Fri Jun 05 2015, 7:11 PM - 10:37 PM EDT Att: 40,310 - Cloudy - 66 F			
12 Chase Headley, S OBP: 0.305, SLG: 0.393	P5		F8		P6		G5-3		1B	5	0	1	0	0	0	2				
13 Alex Rodriguez, R OBP: 0.374, SLG: 0.530	1B		K		1B		2B		1B	5	1	4	1	0	1	1				
25 Mark Teixeira, S OBP: 0.353, SLG: 0.581 38 José Pirella, R OBP: 0.237, SLG: 0.263	P5		HR		L7		G4-3		FC6-4	5	1	1	2	0	0	5				
34 Brian McCann, L OBP: 0.319, SLG: 0.456	P6		P6				G3		BB	3	1	1	0	1	0	0				
33 Garrett Jones, L OBP: 0.294, SLG: 0.446 24 Chris Young, R OBP: 0.278, SLG: 0.436	1B		F8		G3		1B		1B	3	1	1	0	0	0	1				
18 Didi Gregorius, L OBP: 0.289, SLG: 0.299	K		G6-3		SF8		BB		BB	2	0	0	1	1	1	1				
14 Stephen Drew, L OBP: 0.238, SLG: 0.345	HR		G1-3		HR		G3			4	2	2	3	0	0	3				
31 Ramón Flores, L OBP: 0.167, SLG: 0.167	P5		F9		1B		K			4	0	1	0	0	1	0				
Inning Stats	R: 0 E: 0 K: 0 S: 11	H: 1 LOB: 1 BB: 0 P: 20	R: 2 E: 0 K: 1 S: 13	H: 2 LOB: 0 BB: 0 P: 18	R: 2 E: 0 K: 1 S: 13	H: 2 LOB: 0 BB: 0 P: 19	R: 0 E: 0 K: 0 S: 7	H: 0 LOB: 0 BB: 0 P: 10	R: 1 E: 0 K: 0 S: 12	H: 2 LOB: 1 BB: 0 P: 17	R: 2 E: 0 K: 0 S: 12	H: 3 LOB: 1 BB: 0 P: 23	R: 1 E: 0 K: 0 S: 16	H: 2 LOB: 3 BB: 2 P: 30	R: 0 E: 0 K: 1 S: 10	H: 2 LOB: 2 BB: 0 P: 17		1B: 8 2B: 2 3B: 1 HR: 3	SF: 1 SAC: 0 DP: 0 HBP: 0	WP: 1 PB: 0 SB: 1 CS: 0
PITCHER	IP WLS BF H R ER SO BB IBB HBP BLK WP HR S P ERA WHIP																			
36 Jered Weaver, R ERA: 4.6	5.2 L 26 9 7 7 2 0 0 0 0 0 0 3 63 98 11.12 1.588																			
37 Cesar Ramos, L ERA: 2.51	0.1 2 1 0 0 0 0 0 0 0 0 0 5 9 0.00 3.000																			
66 Edgar Ibarra, L ERA: 2.25	2.0 12 4 1 1 1 2 0 0 0 1 0 26 47 4.50 3.000																			

Batter	1	2	3	4	5	6	7	8	9	AB	R	H	RBI	BB	SO	LOB	TOP																											
2 Erick Aybar, S OBP: 0.310, SLG: 0.318										4	0	1	0	0	2	0	Los Angeles Angels @ New York Yankees Yankee Stadium, Bronx, NY Sun Jun 07 2015, 1:09 PM - 3:29 PM EDT Att: 43,178 - Sunny - 74 F																											
27 Mike Trout, R OBP: 0.373, SLG: 0.561										4	1	1	1	0	2	1																												
5 Albert Pujols, R OBP: 0.307, SLG: 0.507										4	1	2	1	0	1	2																												
6 David Freese, R OBP: 0.296, SLG: 0.431										3	0	1	0	1	1	2																												
56 Kole Calhoun, L OBP: 0.329, SLG: 0.389										4	0	0	0	0	2	3																												
17 Chris Iannetta, R OBP: 0.274, SLG: 0.282										2	0	0	0	1	1	1																												
24 C.J. Cron, R OBP: 0.220, SLG: 0.260										3	0	0	0	0	0	1																												
20 Matt Joyce, L OBP: 0.260, SLG: 0.325										2	0	0	0	0	2	0																												
8 Taylor Featherston, R OBP: 0.118, SLG: 0.097										1	0	0	0	0	0	0																												
22 Kirk Nieuwenhuis, L OBP: 0.169, SLG: 0.152										0	0	0	0	0	0	0																												
12 Johnny Giavotella, R OBP: 0.333, SLG: 0.370										3	0	0	0	0	1	0																												
Inning Stats	R: 2 E: 0 K: 1 S: 14	H: 3 LOB: 1 BB: 0 P: 20	R: 0 E: 0 K: 1 S: 7	H: 0 LOB: 0 BB: 0 P: 9	R: 0 E: 1 K: 0 S: 7	H: 1 LOB: 1 BB: 0 P: 9	R: 0 E: 0 K: 2 S: 10	H: 0 LOB: 0 BB: 0 P: 17	R: 0 E: 0 K: 2 S: 8	H: 0 LOB: 0 BB: 0 P: 12	R: 0 E: 0 K: 1 S: 11	H: 1 LOB: 1 BB: 1 P: 20	R: 0 E: 0 K: 0 S: 7	H: 0 LOB: 0 BB: 1 P: 14	R: 0 E: 0 K: 2 S: 9	H: 0 LOB: 0 BB: 0 P: 15	R: 0 E: 0 K: 3 S: 12	H: 0 LOB: 0 BB: 0 P: 18	1B: 2 2B: 2 3B: 0 HR: 2	SF: 0 SAC: 0 DP: 3 HBP: 0	WP: 0 PB: 0 CS: 0	PA: 32																						
PITCHER	IP: 6.0 ERA: 5.25	WLS: W LOB: 1	BF: 23	H: 5 R: 2 ER: 2 SO: 7	BB: 1 IBB: 0 HBP: 0 BLK: 0	WP: 0 HR: 2 S: 57 P: 87	ERA: 3.00 WHIP: 1.000	PITCHER										IP: 6.0 ERA: 4.05	WLS: H LOB: 0	BF: 3	H: 0 R: 0 ER: 0 SO: 2	BB: 0 IBB: 0 HBP: 0 BLK: 0	WP: 0 HR: 1 S: 15 P: 14	ERA: 0.00 WHIP: 0.000	PITCHER										IP: 1.0 ERA: 1.04	WLS: 3 LOB: 0	BF: 3	H: 0 R: 0 ER: 0 SO: 3	BB: 0 IBB: 0 HBP: 0 BLK: 0	WP: 0 HR: 0 S: 12 P: 18	1B: 0 2B: 0 3B: 0 HR: 0	SF: 0 SAC: 0 DP: 0 HBP: 0	WP: 0 PB: 0 CS: 0	PA: 32
52 CC Sabathia, L ERA: 5.25																																												
41 Justin Wilson, L ERA: 4.05																																												
68 Dellin Betances, R ERA: 0.29																																												
48 Andrew Miller, L ERA: 1.04																																												
Batter	1	2	3	4	5	6	7	8	9	AB	R	H	RBI	BB	SO	LOB	BOTTOM																											
11 Brett Gardner, L OBP: 0.355, SLG: 0.438										4	1	1	3	0	2	0	Los Angeles Angels @ New York Yankees Yankee Stadium, Bronx, NY Sun Jun 07 2015, 1:09 PM - 3:29 PM EDT Att: 43,178 - Sunny - 74 F																											
12 Chase Headley, S OBP: 0.301, SLG: 0.386										4	0	1	0	0	2	0																												
13 Alex Rodriguez, R OBP: 0.386, SLG: 0.522										2	0	0	0	1	0	1																												
25 Mark Teixeira, S OBP: 0.348, SLG: 0.565										4	0	0	0	0	2	2																												
36 Carlos Beltrán, S OBP: 0.277, SLG: 0.395										3	0	0	0	0	1	1																												
14 Stephen Drew, L OBP: 0.232, SLG: 0.335										1	0	0	0	0	1	1																												
24 Chris Young, R OBP: 0.277, SLG: 0.455										3	1	1	1	0	1	0																												
38 José Pirela, R OBP: 0.268, SLG: 0.390										3	2	2	1	0	0	0																												
31 Ramón Flores, L OBP: 0.182, SLG: 0.227										0	0	0	0	0	0	0																												
66 John Ryan Murphy, R OBP: 0.259, SLG: 0.313										3	1	1	0	0	1	1																												
18 Didi Gregorius, L OBP: 0.294, SLG: 0.311										3	1	1	1	0	0	0																												
Inning Stats	R: 0 E: 0 K: 0 S: 8	H: 1 LOB: 0 BB: 0 P: 14	R: 0 E: 0 K: 2 S: 8	H: 0 LOB: 0 BB: 0 P: 11	R: 0 E: 0 K: 1 S: 8	H: 1 LOB: 0 BB: 0 P: 13	R: 0 E: 0 K: 2 S: 8	H: 0 LOB: 1 BB: 0 P: 16	R: 4 E: 0 K: 1 S: 11	H: 4 LOB: 0 BB: 0 P: 18	R: 0 E: 0 K: 0 S: 4	H: 0 LOB: 0 BB: 0 P: 7	R: 1 E: 0 K: 2 S: 8	H: 1 LOB: 0 BB: 0 P: 12	R: 0 E: 0 K: 2 S: 12	H: 0 LOB: 1 BB: 1 P: 20	1B: 3 2B: 2 3B: 0 HR: 3	SF: 0 SAC: 0 DP: 1 HBP: 1	WP: 0 PB: 0 CS: 0	PA: 32																								
PITCHER	IP: 7.0 ERA: 3.92	WLS: L LOB: 0	BF: 28	H: 7 R: 6 ER: 6 SO: 8	BB: 0 IBB: 0 HBP: 0 BLK: 0	WP: 0 HR: 3 S: 55 P: 91	ERA: 7.71 WHIP: 1.000	PITCHER										IP: 1.0 ERA: 3.91	WLS: 4 LOB: 0	BF: 4	H: 0 R: 0 ER: 0 SO: 2	BB: 0 IBB: 0 HBP: 0 BLK: 0	WP: 0 HR: 0 S: 12 P: 18	1B: 0 2B: 0 3B: 0 HR: 0	SF: 0 SAC: 0 DP: 0 HBP: 0	WP: 0 PB: 0 CS: 0	PA: 32																	
33 C.J. Wilson, L ERA: 3.92																																												
59 Fernando Salas, R ERA: 3.91																																												

Batter	1	2	3	4	5	6	7	8	9	AB	R	H	RBI	BB	SO	LOB	TOP			
2 Erick Aybar, S OBP: 0.314, SLG: 0.321	F8		27 1B		L5-3		G4-3			4	1	1	1	0	0	3	Los Angeles Angels @ Tampa Bay Rays Tropicana Field, St. Petersburg, FL Wed Jun 10 2015, 7:10 PM - 9:49 PM EDT Att: 10,088 - Dome - 72 F			
27 Mike Trout, R OBP: 0.372, SLG: 0.552	F9		5 HBP		K			K		4	0	1	1	0	2	0				
5 Albert Pujols, R OBP: 0.316, SLG: 0.523	L7					L4		L8		3	0	0	0	0	0	0				
56 Kole Calhoun, L OBP: 0.329, SLG: 0.392	K		G1-3			K		G1-3		4	0	0	0	0	2	2				
58 Carlos Pérez, R OBP: 0.278, SLG: 0.391	F8				G4-3			K		4	0	0	0	0	2	0				
20 Matt Joyce, L OBP: 0.295, SLG: 0.323							F8			3	0	0	0	0	0	0				
17 Chris Iannetta, R OBP: 0.272, SLG: 0.280										1	0	0	0	0	0	0				
24 C.J. Cron, R OBP: 0.239, SLG: 0.271			12 F6 2 1B				G6-3			3	1	2	0	0	0	0				
18 Kyle Kubitz, L OBP: 0.667, SLG: 0.667			2 1B							3	0	2	0	0	1	1				
6 David Freese, R OBP: 0.294, SLG: 0.430			2 1B							1	0	0	0	0	1	1				
12 Johnny Giavotella, R OBP: 0.330, SLG: 0.361	F8									2	0	1	0	1	0	2				
Inning Stats	R: 0 E: 0 K: 0 S: 4	H: 0 LOB: 0 BB: 0 P: 4	R: 0 E: 0 K: 1 S: 5	H: 0 LOB: 0 BB: 0 P: 7	R: 2 E: 0 K: 0 S: 20	H: 4 LOB: 2 BB: 0 P: 33	R: 0 E: 0 K: 1 S: 14	H: 0 LOB: 1 BB: 0 P: 23	R: 0 E: 0 K: 2 S: 9	H: 0 LOB: 0 BB: 0 P: 14	R: 0 E: 0 K: 0 S: 12	H: 1 LOB: 2 BB: 1 P: 20	R: 0 E: 0 K: 1 S: 12	H: 0 LOB: 0 BB: 0 P: 15	R: 0 E: 0 K: 2 S: 11	H: 1 LOB: 1 BB: 0 P: 13	1B: 7 2B: 1 3B: 0 HR: 0	SF: 0 SAC: 0 DP: 1 HBP: 2	WP: 0 PB: 0 SB: 0 CS: 0	PA: 35
PITCHER	IP WLS BF H R ER SO BB IBB HBP BLK WP HR S P ERA WHIP	5.0 W 20 5 2 2 3 0 0 2 0 0 0 50 78 3.60 1.000	6.1 H 3 0 0 0 2 0 0 0 0 0 0 9 14 0.00 0.000	7.1 H 5 1 0 0 0 1 0 0 0 0 0 12 20 0.00 2.000	8.1 H 3 0 0 0 1 0 0 0 0 0 0 12 15 0.00 0.000	9.1 S 4 1 0 0 2 0 0 0 0 0 0 11 13 0.00 1.000	PITCHER										IP WLS BF H R ER SO BB IBB HBP BLK WP HR S P ERA WHIP			

Batter	1	2	3	4	5	6	7	8	9	AB	R	H	RBI	BB	SO	LOB	BOTTOM	
39 Kevin Kiermaier, L OBP: 0.282, SLG: 0.410	G4-3		9 FC5-4		F8		F9			4	0	1	1	0	0	2	Los Angeles Angels @ Tampa Bay Rays Tropicana Field, St. Petersburg, FL Wed Jun 10 2015, 7:10 PM - 9:49 PM EDT Att: 10,088 - Dome - 72 F	
9 Joey Butler, R OBP: 0.354, SLG: 0.519					G6-3		G6-3			4	0	1	1	0	0	3		
3 Evan Longoria, R OBP: 0.352, SLG: 0.426							P4			3	1	1	1	1	1	0		
7 David DeJesus, L OBP: 0.364, SLG: 0.464	L6		L7		L8					4	0	1	0	0	0	2		
11 Logan Forsythe, R OBP: 0.358, SLG: 0.451	F9		G5-3							4	0	1	0	0	0	3		
20 Steven Souza Jr., R OBP: 0.365, SLG: 0.428			P6		G1-3					4	1	1	0	0	0	1		
13 Adrúbal Cabrera, S OBP: 0.270, SLG: 0.317										4	1	2	1	0	0	0		
2 Nick Franklin, S OBP: 0.176, SLG: 0.174			39 1B							3	1	1	0	1	0	1		
44 René Rivera, R OBP: 0.202, SLG: 0.240			39 1B							2	0	0	0	1	0	2		
Inning Stats	R: 0 E: 0 K: 0 S: 11	H: 1 LOB: 2 BB: 1 P: 19	R: 2 E: 0 K: 0 S: 13	H: 2 LOB: 2 BB: 1 P: 22	R: 1 E: 0 K: 0 S: 7	H: 1 LOB: 0 BB: 0 P: 10	R: 0 E: 0 K: 0 S: 7	H: 1 LOB: 2 BB: 1 P: 14	R: 0 E: 0 K: 0 S: 9	H: 0 LOB: 0 BB: 0 P: 11	R: 0 E: 0 K: 1 S: 8	H: 0 LOB: 0 BB: 0 P: 10	R: 1 E: 0 K: 0 S: 14	H: 3 LOB: 1 BB: 0 P: 23	1B: 5 2B: 3 3B: 0 HR: 1	SF: 0 SAC: 0 DP: 0 HBP: 0		WP: 0 PB: 0 SB: 1 CS: 1
PITCHER	IP WLS BF H R ER SO BB IBB HBP BLK WP HR S P ERA WHIP	7.2 L 33 8 4 4 4 3 0 0 0 0 0 66 103 4.70 1.435	8.1 L 2 1 0 0 0 0 0 0 0 0 0 7 11 0.00 3.000	PITCHER										IP WLS BF H R ER SO BB IBB HBP BLK WP HR S P ERA WHIP				

AB	32
R	2
H	7
RBI	2
BB	1
SO	8
LOB	9



AB	32
R	4
H	9
RBI	4
BB	3
SO	1
LOB	14



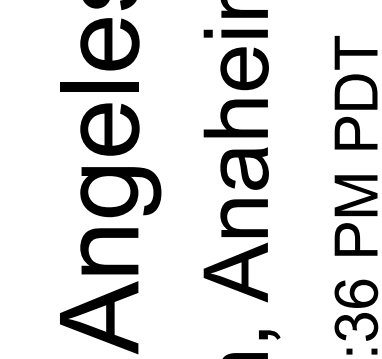
Batter	1	2	3	4	5	6	7	8	9	AB	R	H	RBI	BB	SO	LOB	TOP										
1 Billy Burns, S OBP: 0.353, SLG: 0.411										4	0	1	0	0	2	1	Oakland Athletics @ Los Angeles Angels Angel Stadium of Anaheim, Anaheim, CA Sat Jun 13 2015, 7:09 PM - 9:36 PM PDT Att: 43,548 - Clear - 70 F										
20 Mark Canha, R OBP: 0.319, SLG: 0.432										4	0	0	0	0	2	1											
18 Ben Zobrist, S OBP: 0.279, SLG: 0.330										4	0	0	0	0	0	1											
16 Billy Butler, R OBP: 0.298, SLG: 0.339										2	0	0	0	2	2	1											
28 Eric Sogard, L OBP: 0.230, SLG: 0.290										0	0	0	0	0	0	0											
19 Josh Phegley, R OBP: 0.349, SLG: 0.474										3	0	0	0	0	1	1											
22 Josh Reddick, L OBP: 0.379, SLG: 0.529										1	0	0	0	0	0	1											
15 Brett Lawrie, R OBP: 0.308, SLG: 0.402										2	0	0	0	1	0	1											
21 Stephen Vogt, L OBP: 0.384, SLG: 0.519										3	0	0	0	0	2	3											
10 Marcus Semien, R OBP: 0.322, SLG: 0.416										3	0	1	0	0	0	0											
23 Sam Fuld, L OBP: 0.278, SLG: 0.301										2	0	0	0	1	1	2											
Inning Stats	R: 0 E: 0 K: 1 S: 10	H: 1 LOB: 1 BB: 0 P: 14	R: 0 E: 0 K: 1 S: 8	H: 0 LOB: 0 BB: 0 P: 13	R: 0 E: 0 K: 0 S: 5	H: 0 LOB: 1 BB: 1 P: 11	R: 0 E: 0 K: 1 S: 11	H: 0 LOB: 0 BB: 0 P: 14	R: 0 E: 0 K: 3 S: 14	H: 1 LOB: 2 BB: 1 P: 24	R: 0 E: 0 K: 2 S: 8	H: 0 LOB: 0 BB: 0 P: 12	R: 0 E: 1 K: 0 S: 8	H: 0 LOB: 1 BB: 1 P: 18	R: 0 E: 0 K: 1 S: 10	H: 0 LOB: 0 BB: 0 P: 13	R: 0 E: 0 K: 1 S: 8	H: 0 LOB: 1 BB: 1 P: 15	1B: 1 2B: 2 3B: 0 HR: 0	SF: 0 SAC: 0 DP: 2 HBP: 0	WP: 0 PB: 0 SB: 0 CS: 0	PA: 32					
PITCHER	IP	WLS	BF	H	R	ER	SO	BB	IBB	HBP	BLK	WP	HR	S	P	ERA	WHIP										
33 C.J. Wilson, L ERA: 3.6	7.0	W	25	2	0	0	8	3	0	0	0	0	0	64	106	0.00	0.714										
38 Joe Smith, R ERA: 3.16	1.0	H	3	0	0	0	1	0	0	0	0	0	0	10	13	0.00	0.000										
16 Huston Street, R ERA: 2.42	1.0	S	4	0	0	0	1	1	0	0	0	0	0	8	15	0.00	1.000										

Batter	1	2	3	4	5	6	7	8	9	AB	R	H	RBI	BB	SO	LOB	BOTTOM										
2 Erick Aybar, S OBP: 0.301, SLG: 0.305										4	0	0	0	0	0	0	Oakland Athletics @ Los Angeles Angels Angel Stadium of Anaheim, Anaheim, CA Sat Jun 13 2015, 7:09 PM - 9:36 PM PDT Att: 43,548 - Clear - 70 F										
27 Mike Trout, R OBP: 0.383, SLG: 0.584										4	0	1	0	0	0	0											
5 Albert Pujols, R OBP: 0.320, SLG: 0.546										4	1	2	1	0	1	1											
56 Kole Calhoun, L OBP: 0.333, SLG: 0.406										3	0	1	0	0	1	1											
6 David Freese, R OBP: 0.298, SLG: 0.433										3	0	2	0	0	0	0											
12 Johnny Giavotella, R OBP: 0.355, SLG: 0.386										3	0	0	0	0	2	3											
19 Efen Navarro, L OBP: 0.378, SLG: 0.333										3	0	1	0	0	1	2											
58 Carlos Pérez, R OBP: 0.282, SLG: 0.387										3	0	1	0	0	1	3											
20 Matt Joyce, L OBP: 0.262, SLG: 0.310										3	0	0	0	0	1	1											
Inning Stats	R: 1 E: 0 K: 0 S: 9	H: 1 LOB: 0 BB: 0 P: 14	R: 0 E: 0 K: 1 S: 13	H: 2 LOB: 1 BB: 0 P: 18	R: 0 E: 0 K: 0 S: 7	H: 1 LOB: 0 BB: 0 P: 12	R: 0 E: 0 K: 2 S: 12	H: 2 LOB: 2 BB: 0 P: 15	R: 0 E: 0 K: 0 S: 9	H: 0 LOB: 0 BB: 0 P: 14	R: 0 E: 0 K: 1 S: 7	H: 1 LOB: 0 BB: 0 P: 10	R: 0 E: 0 K: 2 S: 10	H: 1 LOB: 1 BB: 0 P: 16	R: 0 E: 0 K: 1 S: 8	H: 0 LOB: 0 BB: 0 P: 12		1B: 7 2B: 1 3B: 0 HR: 1	SF: 0 SAC: 0 DP: 1 HBP: 0	WP: 0 PB: 0 SB: 0 CS: 2	PA: 30						
PITCHER	IP	WLS	BF	H	R	ER	SO	BB	IBB	HBP	BLK	WP	HR	S	P	ERA	WHIP										
31 Kendall Graveman, R ERA: 4.22	8.0	L	30	8	1	1	7	0	0	0	0	0	0	75	111	1.12	1.000										

AB 28
R 0
H 2
RBI 0
BB 4
SO 10
LOB 12



AB 30
R 1
H 8
RBI 1
BB 0
SO 7
LOB 11



Batter	1	2	3	4	5	6	7	8	9	AB	R	H	RBI	BB	SO	LOB	TOP									
1 Billy Burns, S OBP: 0.354, SLG: 0.411										5	1	2	1	0	1	3	Oakland Athletics @ Los Angeles Angels Angel Stadium of Anaheim, Anaheim, CA Sun Jun 14 2015, 12:40 PM - 3:54 PM PDT Att: 35,143 - Sunny - 72 F									
10 Marcus Semien, R OBP: 0.315, SLG: 0.407										5	0	0	0	0	3	6										
22 Josh Reddick, L OBP: 0.380, SLG: 0.526										5	1	2	1	0	0	0										
18 Ben Zobrist, S OBP: 0.291, SLG: 0.360										5	3	3	0	0	0	1										
21 Stephen Vogt, L OBP: 0.380, SLG: 0.508										4	1	0	0	1	2	3										
15 Brett Lawrie, R OBP: 0.307, SLG: 0.399										4	0	1	0	0	1	4										
12 Andy Parrino, S (9, PH)										1	0	0	0	0	0	0										
50 Max Muncy, L OBP: 0.293, SLG: 0.379										5	1	1	1	0	1	6										
28 Eric Sogard, L OBP: 0.293, SLG: 0.298										5	1	2	3	0	1	2										
23 Sam Fuld, L OBP: 0.283, SLG: 0.302										3	0	1	0	0	0	3										
Inning Stats	R: 0 E: 0 K: 2 S: 11	H: 0 LOB: 0 BB: 0 P: 18	R: 1 E: 2 K: 0 S: 10	H: 1 LOB: 2 BB: 0 P: 17	R: 1 E: 0 K: 2 S: 14	H: 2 LOB: 1 BB: 0 P: 21	R: 0 E: 0 K: 0 S: 13	H: 1 LOB: 1 BB: 0 P: 19	R: 0 E: 0 K: 0 S: 8	H: 0 LOB: 0 BB: 0 P: 12	R: 3 E: 0 K: 2 S: 18	H: 5 LOB: 2 BB: 0 P: 27	R: 3 E: 1 K: 1 S: 18	H: 3 LOB: 3 BB: 1 P: 34	R: 0 E: 0 K: 1 S: 7	H: 0 LOB: 0 BB: 0 P: 8	R: 0 E: 0 K: 1 S: 6	H: 0 LOB: 0 BB: 0 P: 7	1B: 8 2B: 4 3B: 0 HR: 0	SF: 0 SAC: 0 DP: 0 HBP: 1	WP: 0 PB: 0 SB: 2 CS: 0	PA: 44				
PITCHER	IP WLS BF H R ER SO BB IBB HBP BLK WP HR S P ERA WHIP	5.2 L 25 6 4 3 5 0 0 0 0 0 0 0 66 101 4.76 1.059	0.0 3 3 1 1 0 0 0 0 0 0 0 0 5 8 ∞ ∞	0.1 5 2 3 2 1 0 1 0 0 0 0 0 12 22 54.00 6.000	2.0 8 1 0 0 2 0 0 0 1 0 0 0 16 25 0.00 0.500	1.0 3 0 0 0 1 0 0 0 0 0 0 0 6 7 0.00 0.000																				
52 Matt Shoemaker, R ERA: 4.85																										
48 Jose Alvarez, L ERA: 3.39																										
68 Cam Bedrosian, R ERA: 4.38																										
37 Cesar Ramos, L ERA: 2.65																										
62 Trevor Gott, R ERA:																										
Batter	1	2	3	4	5	6	7	8	9	AB	R	H	RBI	BB	SO	LOB	BOTTOM									
2 Erick Aybar, S OBP: 0.298, SLG: 0.301										3	1	0	0	0	0	0	Oakland Athletics @ Los Angeles Angels Angel Stadium of Anaheim, Anaheim, CA Sun Jun 14 2015, 12:40 PM - 3:54 PM PDT Att: 35,143 - Sunny - 72 F									
8 Taylor Featherston, R OBP: 0.139, SLG: 0.152										1	0	0	0	0	1	0										
27 Mike Trout, R OBP: 0.379, SLG: 0.576										3	0	0	0	0	1	1										
20 Matt Joyce, L OBP: 0.265, SLG: 0.314										1	0	1	0	0	0	0										
5 Albert Pujols, R OBP: 0.324, SLG: 0.547										3	0	2	1	0	0	0										
58 Carlos Pérez, R OBP: 0.278, SLG: 0.382										1	0	0	0	0	1	1										
56 Kole Calhoun, L OBP: 0.333, SLG: 0.405										3	0	1	0	0	1	1										
44 Daniel Robertson, R										1	0	0	0	0	0	0										
6 David Freese, R OBP: 0.302, SLG: 0.432										3	0	1	0	0	1	2										
12 Johnny Giavotella, R OBP: 0.329, SLG: 0.359										4	0	0	0	0	1	3										
19 Efen Navarro, L OBP: 0.341, SLG: 0.297										4	0	0	0	0	1	2										
17 Chris Iannetta, R OBP: 0.264, SLG: 0.264										3	0	0	0	1	1	0										
18 Kyle Kubitz, L OBP: 0.286, SLG: 0.231										4	0	0	0	0	3	3										
Inning Stats	R: 0 E: 0 K: 1 S: 7	H: 0 LOB: 0 BB: 0 P: 12	R: 0 E: 0 K: 2 S: 10	H: 0 LOB: 0 BB: 0 P: 15	R: 0 E: 0 K: 0 S: 6	H: 0 LOB: 0 BB: 0 P: 8	R: 1 E: 1 K: 1 S: 12	H: 2 LOB: 2 BB: 0 P: 17	R: 0 E: 0 K: 3 S: 9	H: 0 LOB: 0 BB: 0 P: 13	R: 0 E: 0 K: 0 S: 9	H: 2 LOB: 2 BB: 0 P: 15	R: 0 E: 0 K: 0 S: 5	H: 0 LOB: 0 BB: 0 P: 8	R: 0 E: 0 K: 2 S: 8	H: 1 LOB: 1 BB: 0 P: 14	R: 0 E: 1 K: 1 S: 16	H: 0 LOB: 3 BB: 1 P: 28	1B: 5 2B: 0 3B: 0 HR: 0	SF: 0 SAC: 0 DP: 0 HBP: 1	WP: 1 PB: 1 SB: 0 CS: 0	PA: 36				
PITCHER	IP WLS BF H R ER SO BB IBB HBP BLK WP HR S P ERA WHIP	7.2 W 29 5 1 0 9 0 0 0 0 0 0 0 65 100 0.00 0.652	0.1 1 0 0 0 0 0 0 0 0 0 0 0 1 2 0.00 0.000	1.0 6 0 0 0 1 1 0 1 0 0 0 0 16 28 0.00 1.000																						
54 Sonny Gray, R ERA: 1.6																										
33 Fernando Rodriguez Jr., R ERA: 5.02																										
36 Tyler Clippard, R ERA: 0.68																										

AB	42
R	8
H	12
RBI	6
BB	1
SO	9
LOB	28



AB	34
R	1
H	5
RBI	1
BB	1
SO	10
LOB	13



Batter	1	2	3	4	5	6	7	8	9	AB	R	H	RBI	BB	SO	LOB	TOP	
11 AJ Pollock, R OBP: 0.357, SLG: 0.484	(1, 8) C FF 97 X SI 96 0-1 F8	(1, 10) D SI 95 X FF 95 1-0 SF9		(1, 1) B SL 87 X SL 86 1-1 G5-3			(1, 2) C SL 85 X SL 84 B CU 77 X SL 86 1-2 G5-3			3	0	0	1	0	0	2		
26 Danny Dorn, L OBP: 0.467, SLG: 0.462	(1, 3) X FF 97 0-0 6 1B	(1, 3) 1 SAFE X SL 87 0-1 FC4-6			(1, 3) C SL 85 X SL 84 B CU 77 X SL 86 1-3 K			(1, 2) B SL 77 X SL 76 F SL 78 X SL 77 X FF 88 2-1 1B		4	0	2	0	0	1	1		
44 Paul Goldschmidt, R OBP: 0.491, SLG: 0.670	(1, 10) B FF 98 B SL 88 X SL 87 C FC 89 X SI 97 3-1 E4		(1, 10) B SL 87 X SL 86 B FC 85 X SL 87 4-2 FC4-6		(1, 2) S FF 95 X SL 89 1-2 G1-3			(1, 1) C SI 88 X SL 87 B SL 88 1-1 L9		3	0	0	0	1	0	2		
6 David Peralta, L OBP: 0.320, SLG: 0.433	(1, 7) X SI 96 0-0 1B		(1, 7) F FF 95 X SL 87 2-2 FC4-6		(1, 3) B SL 86 X SL 85 B CU 79 X SL 87 X FF 95 3-1 G6-3			(1, 2) C SI 87 X SL 86 X FF 88 0-2 F7		4	0	1	0	0	0	2		
24 Yasmany Tomás, R OBP: 0.352, SLG: 0.424	(1, 9) D SI 96 X SL 87 X SL 86 1-3 K		(1, 9) X SI 95 0-0 G5-4-3			(1, 1) C SL 86 X FC 94 0-1 G3-1		(1, 3) 1 SAFE C SL 88 X SL 87 F SL 87 X SL 86 1-3 K		4	0	0	0	0	2	5		
19 Jake Lamb, L OBP: 0.400, SLG: 0.491	(1, 5) B FF 96 X SL 87 1-2 L1-6-3			(1, 5) C SI 96 X SL 86 B CU 80 X SL 85 2-2 1B		(1, 2) C FF 94 X FC 96 0-3 K		(1, 2) C SI 87 X CH 80 X CH 82 1-2 G4-3		4	0	1	0	0	1	3		
16 Chris Owings, R OBP: 0.327, SLG: 0.327		(1, 4) X FF 95 0-0 13 1B		(1, 4) B SL 86 X SL 85 2-1 P4		(1, 3) C FF 96 X FC 95 0-2 G4-1		(1, 2) B SI 89 X SL 87 2-0 L8		4	1	1	0	0	0	1		
8 Jarrod Saltalamacchia, S OBP: 0.230, SLG: 0.266		(1, 1) B SI 86 X SL 85 1-1 L7		(1, 1) B SI 95 X SL 94 4-1 1B				(1, 3) C SI 88 X SL 89 X CH 80 0-3 K		3	0	0	0	1	1	1		
13 Nick Ahmed, R OBP: 0.302, SLG: 0.314		(1, 6) B FF 94 X SL 85 4-1 1B		(1, 6) S SL 86 X SL 85 0-2 F8			(1, 2) F FF 95 X SL 87 0-3 K			2	0	0	0	1	1	2		
Inning Stats	R: 0 H: 2 E: 1 LOB: 3 K: 1 S: 12	R: 1 H: 1 E: 0 LOB: 1 K: 0 S: 7	R: 0 H: 0 E: 0 LOB: 0 K: 0 S: 6	R: 0 H: 1 E: 0 LOB: 2 K: 1 S: 11	R: 0 H: 0 E: 0 LOB: 0 K: 1 S: 10	R: 0 H: 0 E: 0 LOB: 0 K: 1 S: 8	R: 0 H: 0 E: 0 LOB: 0 K: 1 S: 8	R: 0 H: 1 E: 0 LOB: 1 K: 1 S: 12	R: 0 H: 0 E: 0 LOB: 0 K: 1 S: 7	1B: 5 SF: 1 2B: 0 SAC: 0 3B: 0 DP: 1 HR: 0 HBP: 0	WP: 0 PA: 35							
PITCHER	IP WLS BF H R ER SO BB IBB HBP BLK WP HR S P ERA WHIP	IP WLS BF H R ER SO BB IBB HBP BLK WP HR S P ERA WHIP																
43 Garrett Richards, R ERA: 3.58	(1, 1) 7.0 W 28 4 1 0 4 3 0 0 0 0 0 0 62 96 0.00 1.000																	
38 Joe Smith, R ERA: 3.04	(8, 1) 1.0 H 4 1 0 0 1 0 0 0 0 0 0 0 12 16 0.00 1.000																	
16 Huston Street, R ERA: 2.33	(9, 1) 1.0 S 3 0 0 0 1 0 0 0 0 0 0 0 7 10 0.00 0.000																	

Arizona Diamondbacks @ Los Angeles Angels
Angel Stadium of Anaheim, Anaheim, CA
Tue Jun 16 2015, 7:07 PM - 9:49 PM PDT
Att. 40,099 - Clear - 70 F


AB	31
R	1
H	5
RBI	1
BB	3
SO	6
LOB	19



Batter	1	2	3	4	5	6	7	8	9	AB	R	H	RBI	BB	SO	LOB	BOTTOM	
2 Erick Aybar, S OBP: 0.296, SLG: 0.296	(1, 6) B FF 90 X FF 90 1-0 P4		(1, 2) C SI 90 X SL 89 B CU 78 X FF 91 3-2 G6-3			(1, 3) B CU 72 X FF 91 X SL 81 1-3 K	(1, 3) X SL 81 0-0 FC6-4			4	0	0	0	0	1	2		
56 Kole Calhoun, L OBP: 0.323, SLG: 0.391	(1, 9) B FF 90 X CH 91 1-1 F7		(1, 9) X FF 90 0-0 L7			(1, 2) B FF 90 X CH 81 2-1 G4-3		(1, 1) X SL 81 0-0 G4-3		4	0	0	0	0	0	0		
27 Mike Trout, R OBP: 0.383, SLG: 0.574	(1, 8) C FF 90 X FF 91 2-2 1B			(1, 8) B FF 89 X CH 79 X SL 80 2-3 K		(1, 2) C CU 75 X SL 84 4-2 5 HR		(1, 2) C SI 86 X SL 84 0-1 G6-3		3	1	1	0	1	1	0		
5 Albert Pujols, R OBP: 0.326, SLG: 0.550	(1, 3) C CH 80 X CH 80 1-2 G1-3			(1, 3) X FF 90 0-0 F8		(1, 2) B FF 90 X FF 91 2-1 HR		(1, 4) B SL 83 X CH 87 X SL 86 4-1 6 HR		3	2	1	2	1	0	1		
6 David Freese, R OBP: 0.296, SLG: 0.434	(1, 10) B FF 90 X FF 90 1-3 K			(1, 10) X FF 90 0-0 F7		(1, 3) C CH 80 X FF 91 0-1 L4		(1, 2) B FF 95 X SL 83 2-2 HR		4	1	1	2	0	1	0		
20 Matt Joyce, L OBP: 0.263, SLG: 0.311		(1, 7) B FF 90 X CH 81 3-2 P4			(1, 7) X FF 90 0-0 F7			(1, 2) C SI 91 X SL 83 X SL 83 X SL 83 2-2 L4		2	0	0	0	0	0	0		
44 Daniel Robertson, R OBP: 0.400, SLG: 0.400	(7, PH) (8, 7) B FF 91 X CH 80 1-2 1B							(1, 1) X FF 96 0-0 1B		2	0	1	0	0	0	0		
58 Carlos Pérez, R OBP: 0.279, SLG: 0.373	(1, 2) C SI 91 X SL 81 2-2 1B			(1, 2) C FF 90 X SL 80 X CH 78 2-3 K		(1, 2) X SI 93 0-0 1B		(1, 3) 1 SAFE B FF 94 X FF 94 2-0 L7		4	0	2	0	0	1	1		
18 Kyle Kubitz, L OBP: 0.350, SLG: 0.316		(1, 5) D CU 74 X CH 81 3-3 K			(1, 5) C FF 90 X SL 81 3-2 8 WP			(1, 2) X SI 91 0-0 1B		3	0	2	0	0	1	1		
8 Taylor Featherston, R OBP: 0.128, SLG: 0.139			(1, 4) S FF 90 X FF 90 2-2 P6		(1, 4) D CH 79 X FF 91 2-3 K		(1, 2) B FF 92 X SL 80 X SL 80 X SL 80 2-3 K			3	0	0	0	0	2	3		
Inning Stats	R: 0 H: 1 E: 0 LOB: 1 K: 0 S: 10	R: 0 H: 1 E: 0 LOB: 0 K: 2 S: 13	R: 0 H: 0 E: 0 LOB: 0 K: 0 S: 7	R: 0 H: 0 E: 0 LOB: 0 K: 1 S: 7	R: 0 H: 0 E: 0 LOB: 0 K: 1 S: 7	R: 0 H: 1 E: 0 LOB: 1 K: 2 S: 11	R: 2 H: 1 E: 0 LOB: 1 K: 1 S: 12	R: 0 H: 2 E: 0 LOB: 2 K: 1 S: 11	R: 2 H: 2 E: 0 LOB: 1 K: 0 S: 9	1B: 6 SF: 0 2B: 0 SAC: 0 3B: 0 DP: 0 HR: 2 HBP: 0	WP: 1 PA: 34							
PITCHER	IP WLS BF H R ER SO BB IBB HBP BLK WP HR S P ERA WHIP	IP WLS BF H R ER SO BB IBB HBP BLK WP HR S P ERA WHIP																
58 Jeremy Hellickson, R ERA: 5.1	(1, 1) 6.0 L 23 4 2 2 6 1 0 0 0 0 0 0 1 60 3.00 0.833																	
40 Andrew Chafin, L ERA: 3.21	(7, 1) 1.1 6 2 0 0 1 0 0 0 0 0 0 0 12 16 0.00 1.500																	
48 Randall Delgado, R ERA: 3.45	(8, 1) 0.2 5 2 2 2 0 1 0 0 0 0 0 1 8 16 27.00 4.500																	

Arizona Diamondbacks @ Los Angeles Angels
Angel Stadium of Anaheim, Anaheim, CA
Tue Jun 16 2015, 7:07 PM - 9:49 PM PDT
Att. 40,099 - Clear - 70 F

AB	32
R	4
H	8
RBI	4
BB	2
SO	7
LOB	8



Batter	1	2	3	4	5	6	7	8	9	AB	R	H	RBI	BB	SO	LOB	TOP										
2 Erick Aybar, S OBP: 0.291, SLG: 0.290	G4-3			F7	P6		B1		G4-3	5	0	0	0	0	0	4	Los Angeles Angels @ Arizona Diamondbacks Chase Field, Phoenix, AZ Wed Jun 17 2015, 6:42 PM - 9:41 PM MST Att: 28,481 - Roof Closed - 79 F										
56 Kole Calhoun, L OBP: 0.326, SLG: 0.393	L4			5 1B			F8			4	1	2	0	0	0	2											
27 Mike Trout, R OBP: 0.381, SLG: 0.573	K			K			G5-3			4	0	1	0	0	2	3											
5 Albert Pujols, R OBP: 0.324, SLG: 0.545		F9					G6-3		F9	4	0	1	1	0	0	1											
6 David Freese, R OBP: 0.291, SLG: 0.427	F9			G3			L8		K	4	0	0	0	0	1	3											
20 Matt Joyce, L OBP: 0.272, SLG: 0.328	G3-1									3	1	2	0	1	0	0											
12 Johnny Giavotella, R OBP: 0.326, SLG: 0.351										4	0	1	0	0	1	3											
17 Chris Iannetta, R OBP: 0.268, SLG: 0.269				E6			L5		K	4	0	1	0	0	1	3											
8 Taylor Featherston, R OBP: 0.128, SLG: 0.139	F7						G5-4-3			4	0	2	0	0	0	2											
53 Héctor Santiago, R OBP: 0.333, SLG: 0.330	G1-6-3								G4-6-3	2	0	1	0	0	0	1											
Inning Stats	R: 0 E: 0 K: 1 S: 6	H: 0 LOB: 0 BB: 0 P: 9	R: 0 E: 0 K: 0 S: 7	H: 0 LOB: 0 BB: 0 P: 15	R: 0 E: 1 K: 0 S: 6	H: 0 LOB: 0 BB: 0 P: 9	R: 0 E: 0 K: 1 S: 11	H: 2 LOB: 2 BB: 0 P: 20	R: 1 E: 0 K: 0 S: 12	H: 3 LOB: 1 BB: 0 P: 18	R: 1 E: 0 K: 0 S: 11	H: 2 LOB: 2 BB: 1 P: 20	R: 0 E: 0 K: 2 S: 9	H: 2 LOB: 0 BB: 0 P: 12	R: 0 E: 0 K: 2 S: 15	H: 1 LOB: 1 BB: 0 P: 21	R: 0 E: 0 K: 0 S: 7	H: 1 LOB: 1 BB: 0 P: 11	1B: 8 2B: 2 3B: 1 HR: 0	SF: 0 SAC: 0 DP: 3 HBP: 0	WP: 0 PB: 0 SB: 0 CS: 0	PA: 37					
PITCHER	IP	WLS	BF	H	R	ER	SO	BB	IBB	HBP	BLK	WP	HR	S	P	ERA	WHIP										
57 Chase Anderson, R ERA: 2.84	6.0	W	25	7	2	2	2	1	0	0	0	0	0	53	91	3.00	1.333										
30 David Hernandez, R ERA:	0.1	H	3	2	0	0	0	0	0	0	0	0	0	5	7	0.00	6.000										
59 Oliver Pérez, L ERA: 4.91	0.1	H	1	0	0	0	0	0	0	0	0	0	0	1	1	0.00	0.000										
41 Daniel Hudson, R ERA: 3.26	1.1	H	5	1	0	0	2	0	0	0	0	0	0	18	25	0.00	0.750										
29 Brad Ziegler, R ERA: 1.55	1.0	S	3	1	0	0	0	0	0	0	0	0	0	7	11	0.00	1.000										

Batter	1	2	3	4	5	6	7	8	9	AB	R	H	RBI	BB	SO	LOB	BOTTOM										
11 AJ Pollock, R OBP: 0.352, SLG: 0.476	F8			F8			L3			4	0	0	0	0	1	2	Los Angeles Angels @ Arizona Diamondbacks Chase Field, Phoenix, AZ Wed Jun 17 2015, 6:42 PM - 9:41 PM MST Att: 28,481 - Roof Closed - 79 F										
6 David Peralta, L OBP: 0.319, SLG: 0.429	K			K			K			4	1	1	0	0	3	1											
44 Paul Goldschmidt, R OBP: 0.491, SLG: 0.679	HR			F8			24 1B			4	1	2	1	0	1	1											
24 Yasmany Tomás, R OBP: 0.361, SLG: 0.443	16 S			2 BB			24 1B			4	0	3	1	0	1	0											
2 Aaron Hill, R OBP: 0.292, SLG: 0.329	16 S			G5-3			1B			3	0	0	0	1	1	3											
16 Chris Owings, R OBP: 0.257, SLG: 0.330	K			K			F9			4	0	1	0	0	2	3											
7 Wellington Castillo, R OBP: 0.249, SLG: 0.347	K			HR			4 CS			4	1	2	1	0	1	0											
13 Nick Ahmed, R OBP: 0.301, SLG: 0.309	57 SH2-4			F8			K			3	0	0	0	1	2	2											
57 Chase Anderson, R ERA: 2.77	4						G3			1	0	1	0	0	0	0											
68 Cam Bedrosian, R ERA: 4.05	3									1	0	0	0	0	0	0											
62 Trevor Gott, R ERA:	5									0	0	0	0	0	0	0											
59 Fernando Salas, R ERA: 4.67	3									1	0	1	0	0	0	0											
Inning Stats	R: 1 E: 0 K: 2 S: 14	H: 2 LOB: 2 BB: 1 P: 24	R: 0 E: 0 K: 2 S: 11	H: 0 LOB: 1 BB: 1 P: 20	R: 1 E: 0 K: 1 S: 13	H: 2 LOB: 1 BB: 0 P: 21	R: 1 E: 0 K: 1 S: 11	H: 2 LOB: 1 BB: 0 P: 17	R: 0 E: 0 K: 3 S: 11	H: 0 LOB: 0 BB: 0 P: 15	R: 0 E: 0 K: 1 S: 7	H: 2 LOB: 1 BB: 0 P: 11	R: 0 E: 0 K: 1 S: 11	H: 2 LOB: 2 BB: 0 P: 18	R: 0 E: 0 K: 1 S: 6	H: 0 LOB: 0 BB: 0 P: 10	R: 0 E: 0 K: 1 S: 6	H: 0 LOB: 0 BB: 0 P: 10	1B: 6 2B: 1 3B: 1 HR: 2	SF: 0 SAC: 1 DP: 0 HBP: 0	WP: 0 PB: 0 SB: 2 CS: 2	PA: 35					
PITCHER	IP	WLS	BF	H	R	ER	SO	BB	IBB	HBP	BLK	WP	HR	S	P	ERA	WHIP										
53 Héctor Santiago, L ERA: 2.77	5.0	L	24	7	3	3	9	2	0	0	0	0	0	5	8	0.00	1.000										
68 Cam Bedrosian, R ERA: 4.05	1.0		3	1	0	0	1	0	0	0	0	0	0	5	8	0.00	1.000										
62 Trevor Gott, R ERA:	1.0		5	2	0	0	1	0	0	0	0	0	0	11	18	0.00	2.000										
59 Fernando Salas, R ERA: 4.67	1.0		3	0	0	0	1	0	0	0	0	0	0	6	10	0.00	0.000										

AB	36
R	2
H	11
RBI	1
BB	1
SO	4
LOB	20



AB	32
R	3
H	10
RBI	3
BB	2
SO	12
LOB	14




Batter	1	2	3	4	5	6	7	8	9	AB	R	H	RBI	BB	SO	LOB	TOP																					
12 Johnny Giavotella, R OBP: 0.328, SLG: 0.367	G6-3		HR			27 3B	F8		FC6-4 56 P5-3	5	2	2	1	0	0	1																						
56 Kole Calhoun, L OBP: 0.327, SLG: 0.388	BB		BB			K	G4-3		P5-3	3	0	0	0	2	1	2																						
27 Mike Trout, R OBP: 0.382, SLG: 0.584	G1-6-3		K			19 1B	2B			4	1	2	1	0	1	2																						
5 Albert Pujols, R OBP: 0.327, SLG: 0.541		K			G6-3	19 1B	2B			2	1	0	0	2	1	0																						
6 David Freese, R OBP: 0.295, SLG: 0.423	BB		BB		K	19 1B	L8			2	1	0	0	2	1	2																						
19 Efran Navarro, L OBP: 0.348, SLG: 0.333																																						
44 Daniel Robertson, R OBP: 0.400, SLG: 0.430	G3-6-3		G3-1			58 2B	1B		P4	4	1	1	2	0	0	1																						
58 Carlos Pérez, R OBP: 0.278, SLG: 0.379			F8			G5-3	2B		F7	4	0	1	2	0	0	0																						
8 Taylor Featherston, R OBP: 0.140, SLG: 0.225			HR			P6	K		F8	4	1	1	1	0	1	1																						
33 C.J. Wilson, L OBP: 0.333, SLG: 0.333			G3-1			1B																																
18 Kyle Kubitz, L OBP: 0.364, SLG: 0.300																																						
48 Jose Alvarez, L									BB	3	0	1	0	0	1	1																						
Inning Stats	R: 0 H: 0 E: 0 K: 0 S: 7	H: 0 LOB: 0 BB: 1 P: 11	R: 0 H: 0 E: 0 K: 1 S: 8	H: 0 LOB: 0 BB: 1 P: 14	R: 2 H: 2 E: 0 K: 1 S: 13	H: 2 LOB: 1 BB: 1 P: 19	R: 0 H: 0 E: 0 K: 1 S: 7	H: 0 LOB: 0 BB: 0 P: 10	R: 0 H: 1 E: 0 K: 0 S: 5	H: 1 LOB: 1 BB: 0 P: 8	R: 5 H: 4 E: 0 K: 3 S: 18	H: 4 LOB: 1 BB: 2 P: 32	R: 0 H: 1 E: 0 K: 0 S: 13	H: 0 LOB: 2 BB: 1 P: 27	R: 0 H: 0 E: 0 K: 0 S: 5	H: 0 LOB: 0 BB: 1 P: 9	R: 0 H: 0 E: 0 K: 0 S: 6	H: 0 LOB: 0 BB: 1 P: 11	1B: 3 2B: 3 3B: 1 HR: 2	SF: 0 SAC: 0 DP: 3 HBP: 0	WP: 0 PB: 0 SB: 0 CS: 0	PA: 38																
PITCHER	IP	WLS	BF	H	R	ER	SO	BB	IBB	HBP	BLK	WP	HR	S	P	ERA	WHIP	PITCHER				IP	WLS	BF	H	R	ER	SO	BB	IBB	HBP	BLK	WP	HR	S	P	ERA	WHIP
27 Allen Webster, R ERA: 6.55	5.1	L	23	5	6	6	4	4	1	0	0	0	2	47	77	10.12	1.688																					
55 Josh Collmenter, R ERA: 5.17	2.2		12	3	1	1	2	0	1	0	0	0	0	29	53	3.38	1.125																					
30 David Hernandez, R ERA:	1.0		3	0	0	0	0	1	0	0	0	0	0	6	11	0.00	1.000																					

Los Angeles Angels @ Arizona Diamondbacks
Chase Field, Phoenix, AZ
Thu Jun 18 2015, 12:41 PM - 3:17 PM MST
Att: 28,942 - Roof Closed - 80 F

livebaseballscorecards.com

AB 31
R 7
H 8
RBI 7
BB 7
SO 6
LOB 10




Batter	1	2	3	4	5	6	7	8	9	AB	R	H	RBI	BB	SO	LOB	BOTTOM																					
11 AJ Pollock, R OBP: 0.347, SLG: 0.468	K		G5-4-3			K		FC6-4 2 WP		4	0	0	0	0	2	2																						
2 Aaron Hill, R OBP: 0.297, SLG: 0.333	F9				24 G6-4-3 1B	44 WP 1B		G5-3		4	0	2	0	0	0	1																						
44 Paul Goldschmidt, R OBP: 0.474, SLG: 0.663					L8					4	0	0	0	0	3	3																						
30 David Hernandez, R										0	0	0	0	0	0	0																						
24 Yasmany Tomás, R OBP: 0.358, SLG: 0.444			G6-4-3			L9			E6 6 FC4-6	4	0	1	0	0	0	2																						
16 Chris Owings, R OBP: 0.252, SLG: 0.324	K						F9		K	4	0	0	0	0	3	2																						
8 Jarrod Saltalamacchia, S OBP: 0.218, SLG: 0.250	G6-3				P2		G5-3		K	4	0	0	0	0	1	2																						
6 David Peralta, L OBP: 0.323, SLG: 0.436	G5-3					13 2B			1B	4	1	2	0	0	0	2																						
13 Nick Ahmed, R OBP: 0.307, SLG: 0.320			G5-4-3				L7			3	0	2	1	0	0	1																						
27 Allen Webster, R																																						
55 Josh Collmenter, R OBP: 0.295, SLG: 0.213																																						
4 Cliff Pennington, S																																						
Inning Stats	R: 0 H: 0 E: 0 K: 2 S: 7	H: 1 LOB: 0 BB: 0 P: 9	R: 0 H: 1 E: 0 K: 1 S: 14	H: 1 LOB: 0 BB: 0 P: 19	R: 0 H: 1 E: 0 K: 1 S: 9	H: 1 LOB: 0 BB: 0 P: 13	R: 0 H: 1 E: 0 K: 0 S: 5	H: 1 LOB: 0 BB: 0 P: 11	R: 1 H: 2 E: 0 K: 2 S: 10	H: 2 LOB: 1 BB: 0 P: 13	R: 0 H: 1 E: 0 K: 2 S: 11	H: 1 LOB: 1 BB: 0 P: 18	R: 0 H: 1 E: 0 K: 0 S: 7	H: 1 LOB: 1 BB: 0 P: 9	R: 0 H: 1 E: 0 K: 1 S: 13	H: 1 LOB: 0 BB: 0 P: 23	R: 0 H: 0 E: 1 K: 2 S: 8	H: 0 LOB: 1 BB: 1 P: 10	1B: 5 2B: 3 3B: 0 HR: 0	SF: 0 SAC: 0 DP: 2 HBP: 0	WP: 2 PB: 0 SB: 0 CS: 0	PA: 34																
PITCHER	IP	WLS	BF	H	R	ER	SO	BB	IBB	HBP	BLK	WP	HR	S	P	ERA	WHIP	PITCHER				IP	WLS	BF	H	R	ER	SO	BB	IBB	HBP	BLK	WP	HR	S	P	ERA	WHIP
33 C.J. Wilson, L ERA: 3.39	8.0	W	30	8	1	1	9	0	0	0	0	2	0	76	115	1.12	1.000																					
48 Jose Alvarez, L ERA: 3.25	1.0		4	0	0	0	2	0	0	0	0	0	0	8	10	0.00	0.000																					

Los Angeles Angels @ Arizona Diamondbacks
Chase Field, Phoenix, AZ
Thu Jun 18 2015, 12:41 PM - 3:17 PM MST
Att: 28,942 - Roof Closed - 80 F

livebaseballscorecards.com

AB 34
R 1
H 8
RBI 1
BB 0
SO 11
LOB 17




Batter	1	2	3	4	5	6	7	8	9	AB	R	H	RBI	BB	SO	LOB	TOP								
19 Eren Navarro, L OBP: 0.347, SLG: 0.356 44 Daniel Robertson, R OBP: 0.379, SLG: 0.295	G4-3					G2-3		G4-6-3	K	3	0	1	0	0	0	0									
56 Kole Calhoun, L OBP: 0.321, SLG: 0.381	G6-3					L8		G3-1		5	0	0	0	0	2	4									
27 Mike Trout, R OBP: 0.379, SLG: 0.583	K					L8				4	2	1	1	0	1	1									
5 Albert Pujols, R OBP: 0.328, SLG: 0.554										5	3	2	5	0	0	0									
6 David Freese, R OBP: 0.297, SLG: 0.420										4	1	1	0	1	1	1									
2 Nick Aybar, S OBP: 0.298, SLG: 0.298										4	2	2	1	1	0	3									
12 Johnny Giavotella, R OBP: 0.335, SLG: 0.379 8 Taylor Featherston, R OBP: 0.199, SLG: 0.225										2	1	2	3	1	0	0									
20 Matt Joyce, L OBP: 0.275, SLG: 0.326										4	1	1	1	1	0	3									
17 Chris Iannetta, R OBP: 0.273, SLG: 0.274										5	1	2	0	0	1	3									
Inning Stats	R: 0 E: 0 K: 1 S: 7	H: 0 LOB: 0 BB: 0 P: 11	R: 1 E: 0 K: 0 S: 19	H: 1 LOB: 1 BB: 1 P: 32	R: 0 E: 0 K: 1 S: 8	H: 1 LOB: 1 BB: 0 P: 11	R: 1 E: 1 K: 0 S: 8	H: 1 LOB: 1 BB: 0 P: 15	R: 0 E: 0 K: 0 S: 10	H: 0 LOB: 0 BB: 0 P: 17	R: 0 E: 0 K: 0 S: 9	H: 0 LOB: 0 BB: 0 P: 11	R: 8 E: 2 K: 2 S: 30	H: 5 LOB: 1 BB: 3 P: 51	R: 0 E: 0 K: 0 S: 7	H: 1 LOB: 0 BB: 0 P: 11	R: 2 E: 0 K: 2 S: 15	H: 3 LOB: 3 BB: 2 P: 30	1B: 6 2B: 5 3B: 0 HR: 1	SF: 2 SAC: 0 DP: 1 HBP: 0	WP: 0 PB: 0 SB: 0 CS: 1	PA: 46			
PITCHER	IP	WLS	BF	H	R	ER	SO	BB	IBB	HBP	BLK	WP	HR	S	P	ERA	WHIP								
54 Sonny Gray, R ERA: 1.95	6.0		27	5	6	5	2	3	0	0	0	0	0	68	113	7.50	1.333								
13 Drew Pomeranz, L ERA: 4.17	0.1	H	2	0	0	0	1	1	0	0	0	0	0	6	11	0.00	3.000								
49 Edward Mujica, R ERA: 3.72	0.1	L	4	2	3	2	1	0	0	0	0	0	1	11	14	54.00	6.000								
58 Evan Scribner, R ERA: 3.25	0.1		2	1	1	0	0	0	0	0	0	0	0	6	10	0.00	3.000								
39 Eric O'Flaherty, L ERA: 9.0	1.1		8	4	2	2	0	1	0	0	0	0	0	16	28	13.50	3.750								

Los Angeles Angels @ Oakland Athletics
O.co Coliseum, Oakland, CA
Fri Jun 19 2015, 9:39 PM - 1:16 AM EDT
Att: 25,528 - Partly Cloudy - 63 F

livebaseballscores.com

AB 38
R 12
H 12
RBI 12
BB 6
SO 6
LOB 19




Batter	1	2	3	4	5	6	7	8	9	AB	R	H	RBI	BB	SO	LOB	BOTTOM								
1 Billy Burns, S OBP: 0.368, SLG: 0.425										5	2	3	1	0	0	1									
21 Stephen Vogt, L OBP: 0.382, SLG: 0.537										4	2	2	3	1	1	1									
18 Ben Zobrist, S OBP: 0.329, SLG: 0.450										5	1	2	3	0	0	1									
22 Josh Reddick, L OBP: 0.356, SLG: 0.485										5	0	0	0	0	1	1									
16 Billy Butler, R OBP: 0.311, SLG: 0.357										4	0	1	0	0	0	1									
17 Ike Davis, L OBP: 0.345, SLG: 0.421										4	0	1	0	0	0	2									
15 Brett Lawrie, R OBP: 0.326, SLG: 0.416										4	1	2	0	0	2	1									
28 Eric Sogard, L OBP: 0.294, SLG: 0.293										3	0	0	0	1	1	2									
10 Marcus Semien, R OBP: 0.323, SLG: 0.409										3	1	0	0	1	1	3									
Inning Stats	R: 3 E: 0 K: 0 S: 15	H: 2 LOB: 0 BB: 1 P: 27	R: 1 E: 0 K: 1 S: 14	H: 2 LOB: 1 BB: 0 P: 18	R: 0 E: 0 K: 0 S: 7	H: 1 LOB: 1 BB: 0 P: 14	R: 0 E: 0 K: 1 S: 6	H: 1 LOB: 1 BB: 0 P: 6	R: 1 E: 0 K: 1 S: 14	H: 2 LOB: 1 BB: 1 P: 18	R: 2 E: 0 K: 2 S: 16	H: 2 LOB: 1 BB: 1 P: 24	R: 0 E: 0 K: 1 S: 12	H: 1 LOB: 0 BB: 0 P: 18	R: 0 E: 0 K: 0 S: 7	H: 0 LOB: 0 BB: 1 P: 12	R: 0 E: 0 K: 0 S: 8	H: 0 LOB: 0 BB: 0 P: 12	1B: 7 2B: 2 3B: 0 HR: 2	SF: 0 SAC: 0 DP: 1 HBP: 0	WP: 0 PB: 0 SB: 1 CS: 0	PA: 40			
PITCHER	IP	WLS	BF	H	R	ER	SO	BB	IBB	HBP	BLK	WP	HR	S	P	ERA	WHIP								
52 Matt Shoemaker, R ERA: 5.2	4.0		21	8	5	5	2	1	0	0	0	0	0	24	34	10.80	1.800								
48 Jose Alvarez, L ERA: 3.69	1.2		8	2	2	2	3	1	0	0	0	0	0	24	34	10.80	1.800								
59 Fernando Salas, R ERA: 4.61	0.1	W	1	0	0	0	0	0	0	0	0	0	0	1	1	0.00	0.000								
62 Trevor Gott, R ERA: 3.69	1.0	H	4	1	0	0	1	0	0	0	0	0	0	12	18	0.00	1.000								
38 Joe Smith, R ERA: 2.93	1.0	H	3	0	0	0	0	1	0	0	0	0	0	7	12	0.00	1.000								

Los Angeles Angels @ Oakland Athletics
O.co Coliseum, Oakland, CA
Fri Jun 19 2015, 9:39 PM - 1:16 AM EDT
Att: 25,528 - Partly Cloudy - 63 F

livebaseballscores.com


AB 37
R 7
H 11
RBI 7
BB 3
SO 6
LOB 13



Batter	1	2	3	4	5	6	7	8	9	AB	R	H	RBI	BB	SO	LOB	TOP										
4 George Springer, R OBP: 0.373, SLG: 0.482	F7		F9			G4-3		K		4	0	0	0	0	1	2	Houston Astros @ Los Angeles Angels Angel Stadium of Anaheim, Anaheim, CA Mon Jun 22 2015, 7:08 PM - 10:19 PM PDT Att: 34,153 - Partly Cloudy - 77 F										
1 Carlos Correa, R OBP: 0.323, SLG: 0.508	L6		F9			G4-3		27 BB		3	0	0	0	1	0	1											
27 Jose Altuve, R OBP: 0.327, SLG: 0.391	L7		F7			K		2B		4	0	1	1	0	1	0											
Evan Gattis, R OBP: 0.258, SLG: 0.437	F9		G6-3			G4-3		K		4	0	0	0	0	1	2											
28 Colby Rasmus, L OBP: 0.318, SLG: 0.503	G4-3		K			G3		G6-3		4	0	0	0	0	1	0											
23 Chris Carter, R OBP: 0.321, SLG: 0.393	K		F7			L9		G5-3		4	0	0	0	0	1	0											
13 Domingo Santana, R OBP: 0.357, SLG: 0.750			HR			K		L8		2	1	1	1	0	1	0											
20 Preston Tucker, L OBP: 0.317, SLG: 0.443								P6		2	0	0	0	0	0	0											
9 Marwin Gonzalez, S OBP: 0.262, SLG: 0.390								15 BB		2	1	2	0	1	0	0											
15 Jason Castro, L OBP: 0.295, SLG: 0.401	L9		P6					27 BB		3	1	1	1	0	0	2											
Inning Stats	R: 0 E: 0 K: 0 S: 11	H: 0 LOB: 0 BB: 0 P: 15	R: 0 E: 0 K: 1 S: 12	H: 0 LOB: 0 BB: 20 P: 20	R: 1 E: 0 K: 0 S: 19	H: 1 LOB: 1 BB: 1 P: 32	R: 0 E: 0 K: 1 S: 7	H: 0 LOB: 0 BB: 0 P: 10	R: 0 E: 0 K: 1 S: 10	H: 1 LOB: 1 BB: 0 P: 15	R: 0 E: 0 K: 1 S: 8	H: 0 LOB: 0 BB: 0 P: 14	R: 0 E: 0 K: 0 S: 8	H: 0 LOB: 0 BB: 0 P: 12	R: 2 E: 0 K: 2 S: 22	H: 3 LOB: 2 BB: 1 P: 30	R: 0 E: 0 K: 0 S: 7	H: 0 LOB: 0 BB: 0 P: 9	1B: 2 2B: 2 HR: 1	SF: 0 SAC: 0 DP: 0 HBP: 0	WP: 0 PB: 0 SB: 0 CS: 0	PA: 34					
PITCHER	IP	WLS	BF	H	R	ER	SO	BB	IBB	HBP	BLK	WP	HR	S	P	ERA	WHIP										
53 Héctor Santiago, L ERA: 2.68	6.0		21	2	1	1	4	1	0	0	0	0	1	67	106	1.50	0.500										
62 Trevor Gott, R ERA: 2.81	1.0	H	3	0	0	0	0	0	0	0	0	0	0	8	12	0.00	0.000										
38 Joe Smith, R ERA: 3.38	0.2	B	6	3	2	2	1	1	0	0	0	0	0	19	26	27.00	6.000										
16 Huston Street, R ERA: 2.22	1.1	W	4	0	0	0	1	0	0	0	0	0	0	10	13	0.00	0.000										

Batter	1	2	3	4	5	6	7	8	9	AB	R	H	RBI	BB	SO	LOB	BOTTOM											
12 Johnny Giavotella, R OBP: 0.328, SLG: 0.365	K		G4-3			F9		K		5	0	0	0	0	2	4	Houston Astros @ Los Angeles Angels Angel Stadium of Anaheim, Anaheim, CA Mon Jun 22 2015, 7:08 PM - 10:19 PM PDT Att: 34,153 - Partly Cloudy - 77 F											
56 Kole Calhoun, L OBP: 0.320, SLG: 0.375	K		5 WP			G4-3		G1-3		5	0	1	0	0	1	2												
27 Mike Trout, R OBP: 0.384, SLG: 0.574	K		K			5 HR		K		3	1	0	0	1	3	1												
5 Albert Pujols, R OBP: 0.336, SLG: 0.581	E5		G1-3			6 HR		6 HR		3	2	2	3	1	0	0												
6 David Freese, R OBP: 0.292, SLG: 0.411	G1-3		G1-3			G1-3		K		4	0	0	0	0	1	3												
8 Taylor Featherston, R OBP: 0.159, SLG: 0.225	G1-3		G1-3			G1-3		K		0	0	0	0	0	0	0												
2 Enck Aybar, S OBP: 0.298, SLG: 0.299	17 BB		G5-3			G5-3		20 S		4	1	2	0	0	0	0												
17 Chris Iannetta, R OBP: 0.280, SLG: 0.277	1B		F9			F9		P6		2	0	1	0	1	0	0												
19 Efrén Navarro, L OBP: 0.310, SLG: 0.315	57 HBP		F9			F9		P6		1	0	0	0	0	0	1												
58 Carlos Pérez, R OBP: 0.268, SLG: 0.362	1B		F9			F9		P6		0	0	0	0	0	0	0												
57 Alfredo Marte, R OBP: 0.429, SLG: 0.200	44 FC6-4		44 FC6-4			44 FC4-6		44 SH		1	0	0	0	1	1	1												
20 Matt Joyce, L OBP: 0.277, SLG: 0.319	44 FC6-4		44 FC6-4			44 FC4-6		44 SH		0	0	0	0	1	0	0												
44 Daniel Robertson, R OBP: 0.286, SLG: 0.231	FC6-4		FC6-4			FC4-6		SH		3	0	1	1	0	0	4												
Inning Stats	R: 0 E: 0 K: 3 S: 10	H: 2 LOB: 3 BB: 0 P: 16	R: 0 E: 1 K: 0 S: 14	H: 2 LOB: 0 BB: 0 P: 19	R: 0 E: 0 K: 1 S: 13	H: 1 LOB: 2 BB: 1 P: 22	R: 0 E: 0 K: 0 S: 12	H: 0 LOB: 1 BB: 1 P: 20	R: 2 E: 0 K: 0 S: 9	H: 1 LOB: 0 BB: 0 P: 15	R: 0 E: 0 K: 1 S: 11	H: 1 LOB: 2 BB: 1 P: 16	R: 1 E: 0 K: 2 S: 10	H: 1 LOB: 0 BB: 0 P: 14	R: 1 E: 1 K: 1 S: 19	H: 1 LOB: 2 BB: 1 P: 33	1B: 5 2B: 0 3B: 0 HR: 2	SF: 0 SAC: 1 DP: 0 HBP: 1	WP: 2 PB: 0 SB: 1 CS: 0	PA: 38								
PITCHER	IP	WLS	BF	H	R	ER	SO	BB	IBB	HBP	BLK	WP	HR	S	P	ERA	WHIP											
39 Brett Oberholzer, L ERA: 2.91	2.0		26	4	2	2	5	4	0	1	0	0	0	1	63	101	3.18	1.412										
35 Josh Fields, R ERA: 2.18	1.1		6	2	1	1	2	0	0	0	0	0	0	1	16	21	6.75	1.500										
50 Chad Qualls, R ERA: 5.11	0.1	L	2	1	1	1	0	0	0	0	0	0	0	10	14	27.00	3.000											
54 Joe Thatcher, L ERA: 1.76	0.0		1	0	0	0	0	1	0	0	0	0	0	1	5													
36 Will Harris, R ERA: 0.8	0.2		3	0	0	0	1	0	0	0	0	0	0	8	14	0.00	0.000											

AB	32
R	3
H	5
RBI	3
BB	2
SO	6
LOB	7



AB	31
R	4
H	7
RBI	4
BB	5
SO	8
LOB	16



Batter	1	2	3	4	5	6	7	8	9	10	11	12	13	AB	R	H	RBI	BB	SO	LOB	TOP
27 Jose Altuve, R OBP: 0.326, SLG: 0.386 (1, 4)	G6-3			F9		1B		G6-3			F9		FC6-4	6	1	1	0	0	0	1	
1 Carlos Correa, R OBP: 0.329, SLG: 0.557 (1, 8)	P3			K				G4-3			F8			5	0	1	1	0	1	0	
20 Preston Tucker, L OBP: 0.313, SLG: 0.433 (9, PR)	G4-3			L1							K			4	0	1	0	0	1	1	
4 George Springer, R OBP: 0.367, SLG: 0.470 (8, 9)														1	0	0	0	0	1	1	
Evan Gattis, R OBP: 0.259, SLG: 0.433 (1, 10)		P3												4	0	1	0	1	1	0	
28 Colby Rasmus, L OBP: 0.319, SLG: 0.492 (9, 7)		P6												4	0	0	0	1	2	2	
23 Chris Carter, R OBP: 0.321, SLG: 0.388 (1, 3)			L9											5	0	0	0	0	2	2	
18 Luis Valbuena, L OBP: 0.276, SLG: 0.459 (10, PR)														3	0	2	0	1	0	0	
9 Marwin Gonzalez, S OBP: 0.299, SLG: 0.391 (10, 5)														1	0	1	0	0	0	0	
13 Domingo Santana, R OBP: 0.292, SLG: 0.545 (1, 9)														5	0	0	0	0	2	5	
15 Jason Castro, L OBP: 0.287, SLG: 0.390 (1, 2)														5	0	0	0	0	2	3	
Inning Stats	R: 0 E: 0 K: 0 S: 6	H: 0 LOB: 0 BB: 0 P: 10	R: 0 E: 0 K: 0 S: 5	H: 1 LOB: 0 BB: 0 P: 7	R: 0 E: 0 K: 1 S: 8	H: 0 LOB: 0 BB: 0 P: 11	R: 0 E: 0 K: 3 S: 12	H: 2 LOB: 2 BB: 1 P: 24	R: 0 E: 0 K: 0 S: 5	H: 0 LOB: 0 BB: 0 P: 5	R: 0 E: 0 K: 1 S: 10	H: 2 LOB: 1 BB: 1 P: 15	R: 0 E: 0 K: 1 S: 11	H: 0 LOB: 0 BB: 0 P: 17	R: 0 E: 0 K: 0 S: 10	H: 1 LOB: 1 BB: 0 P: 12	1B: 6 2B: 1 3B: 0 HR: 0	SF: 0 SAC: 0 DP: 1 HBP: 0	W/P: 0 PB: 0 SB: 1 CS: 1	PA: 46	
PITCHER	IP 6.0	WLS 23	BF 4	H 1	R 1	ER 1	SO 5	BB 0	IBB 1	HBP 0	BLK 0	W/P 0	HR 0	S 53	P 83	ERA 1.50	WHIP 0.667				
28 Andrew Heaney, L ERA: 1.5 (1, 1)	IP 6.0	WLS 23	BF 4	H 1	R 1	ER 1	SO 5	BB 0	IBB 1	HBP 0	BLK 0	W/P 0	HR 0	S 53	P 83	ERA 1.50	WHIP 0.667				
62 Trevor Gott, R ERA: 1.2 (7, 1)	IP 1.0	WLS 3	BF 0	H 0	R 0	ER 0	SO 1	BB 0	IBB 0	HBP 0	BLK 0	W/P 0	HR 0	S 8	P 14	ERA 0.00	WHIP 0.000				
38 Joe Smith, R ERA: 3.19 (8, 1)	IP 1.2	WLS 2	BF 0	H 2	R 0	ER 0	SO 0	BB 0	IBB 0	HBP 0	BLK 0	W/P 0	HR 0	S 10	P 17	ERA 0.00	WHIP 1.800				
16 Huston Street, R ERA: 2.12 (9, 1)	IP 1.1	WLS 4	BF 0	H 0	R 0	ER 0	SO 3	BB 1	IBB 0	HBP 0	BLK 0	W/P 0	HR 0	S 13	P 20	ERA 0.00	WHIP 0.750				
59 Fernando Salas, R ERA: 4.5 (11, 1)	IP 1.1	WLS 4	BF 0	H 0	R 0	ER 0	SO 2	BB 0	IBB 0	HBP 0	BLK 0	W/P 0	HR 0	S 13	P 19	ERA 0.00	WHIP 0.000				
PITCHER	IP 12.1	WLS 6	BF 1	H 0	R 0	ER 0	SO 1	BB 0	IBB 0	HBP 0	BLK 0	W/P 0	HR 0	S 18	P 24	ERA 0.00	WHIP 0.600				
48 Jose Alvarez, L ERA: 3.66 (12, 1)	IP 12.1	WLS 6	BF 1	H 0	R 0	ER 0	SO 1	BB 0	IBB 0	HBP 0	BLK 0	W/P 0	HR 0	S 18	P 24	ERA 0.00	WHIP 0.600				

Houston Astros @ Los Angeles Angels
Angel Stadium of Anaheim, Anaheim, CA
Wed Jun 24 2015, 12:38 PM - 5:04 PM PDT
Att. 33,543 - Sunny - 79 F

AB 43
R 1
H 7
RBI 1
BB 3
SO 12
LOB 14



Batter	1	2	3	4	5	6	7	8	9	10	11	12	13	AB	R	H	RBI	BB	SO	LOB	BOTTOM	
12 Johnny Giavotella, R OBP: 0.322, SLG: 0.361 (1, 4)	G4-3			P4		G6-3							F8	6	0	1	0	0	1	1		
56 Kole Calhoun, L OBP: 0.321, SLG: 0.375 (1, 9)						P5								5	0	1	0	1	1	1		
27 Mike Trout, R OBP: 0.393, SLG: 0.567 (1, 8)														4	0	0	0	1	2	2		
5 Albert Pujols, R OBP: 0.336, SLG: 0.570 (1, 10)														5	1	0	0	1	0	4		
2 Erick Aybar, S OBP: 0.302, SLG: 0.304 (1, 6)														6	1	3	0	0	2	1		
20 Matt Joyce, L OBP: 0.276, SLG: 0.313 (1, 7)														3	0	1	0	0	1	2		
44 Daniel Robertson, R OBP: 0.294, SLG: 0.280 (8, PR)														2	0	1	0	0	1	0		
19 Efran Navarro, L OBP: 0.324, SLG: 0.317 (1, 3)														5	0	0	0	1	0	4		
17 Chris Iannetta, R OBP: 0.287, SLG: 0.277 (1, 2)														3	0	1	1	2	1	2		
18 Kyle Kubitzka, L OBP: 0.287, SLG: 0.214 (8, PR)														3	0	0	0	0	1	2		
6 David Freese, R OBP: 0.291, SLG: 0.408 (8, PR)														1	0	0	0	1	2			
8 Taylor Featherston, R OBP: 0.167, SLG: 0.267 (9, 5)														2	0	1	1	0	1	1		
Inning Stats	R: 0 E: 0 K: 1 S: 11	H: 1 LOB: 1 BB: 0 P: 21	R: 0 E: 0 K: 2 S: 11	H: 1 LOB: 1 BB: 0 P: 17	R: 0 E: 0 K: 2 S: 9	H: 1 LOB: 2 BB: 2 P: 21	R: 0 E: 0 K: 0 S: 5	H: 0 LOB: 1 BB: 0 P: 7	R: 0 E: 0 K: 0 S: 12	H: 1 LOB: 2 BB: 1 P: 21	R: 0 E: 0 K: 0 S: 11	H: 1 LOB: 2 BB: 0 P: 20	R: 0 E: 0 K: 1 S: 13	H: 0 LOB: 0 BB: 0 P: 8	R: 0 E: 0 K: 0 S: 5	H: 0 LOB: 0 BB: 0 P: 9	R: 1 E: 0 K: 0 S: 12	H: 2 LOB: 2 BB: 1 P: 19	1B: 8 2B: 1 3B: 0 HR: 0	SF: 1 SAC: 0 DP: 0 HBP: 1	W/P: 0 PB: 0 SB: 0 CS: 0	PA: 54
PITCHER	IP 6.0	WLS 26	BF 4	H 1	R 1	ER 0	SO 6	BB 3	IBB 0	HBP 1	BLK 0	W/P 0	HR 0	S 104	P 167	ERA 1.50	WHIP 1.167					
43 Lance McCullers Jr., R ERA: 2.33 (7, 1)	IP 1.0	WLS 5	BF 1	H 0	R 0	ER 0	SO 0	BB 0	IBB 0	HBP 0	BLK 0	W/P 0	HR 0	S 11	P 20	ERA 0.00	WHIP 2.000					
36 Will Harris, R ERA: 0.78 (8, 1)	IP 0.2	WLS 4	BF 2	H 0	R 0	ER 0	SO 0	BB 0	IBB 0	HBP 0	BLK 0	W/P 0	HR 0	S 12	P 18	ERA 0.00	WHIP 3.000					
29 Tony Sippo, L ERA: 2.03 (8, 1)	IP 1.1	WLS 4	BF 0	H 0	R 0	ER 0	SO 3	BB 0	IBB 0	HBP 0	BLK 0	W/P 0	HR 0	S 12	P 17	ERA 0.00	WHIP 0.000					
37 Pat Neshek, R ERA: 2.63 (8, 1)	IP 1.1	WLS 4	BF 0	H 0	R 0	ER 0	SO 2	BB 1	IBB 0	HBP 0	BLK 0	W/P 0	HR 0	S 17	P 25	ERA 0.00	WHIP 0.600					
35 Josh Fields, R ERA: 2.01 (10, 1)	IP 1.2	WLS 6	BF 0	H 0	R 0	ER 0	SO 3	BB 1	IBB 0	HBP 0	BLK 0	W/P 0	HR 0	S 17	P 25	ERA 0.00	WHIP 0.600					
PITCHER	IP 1.1	WLS 4	BF 0	H 0	R 0	ER 0	SO 0	BB 0	IBB 0	HBP 0	BLK 0	W/P 0	HR 0	S 7	P 12	ERA ∞	WHIP ∞					
44 Luke Gregerson, R ERA: 3.68 (11, 1)	IP 1.1	WLS 4	BF 0	H 0	R 0	ER 0	SO 0	BB 0	IBB 0	HBP 0	BLK 0	W/P 0	HR 0	S 8	P 13	ERA 0.00	WHIP 0.000					
54 Joe Thatcher, L ERA: 2.25 (13, 1)	IP 0.2	WLS 3	BF 1	H 1	R 1	ER 0	SO 0	BB 0	IBB 0	HBP 0	BLK 0	W/P 0	HR 0	S 5	P 7	ERA 13.50	WHIP 1.500					
50 Chad Qualls, R ERA: 5.11 (13, 1)	IP 0.0	WLS 2	BF 1	H 0	R 0	ER 0	SO 0	BB 0	IBB 0	HBP 0	BLK 0	W/P 0	HR 0	S 7	P 12	ERA ∞	WHIP ∞					

Houston Astros @ Los Angeles Angels
Angel Stadium of Anaheim, Anaheim, CA
Wed Jun 24 2015, 12:38 PM - 5:04 PM PDT
Att. 33,543 - Sunny - 79 F

AB 45
R 2
H 9
RBI 2
BB 6
SO 12
LOB 22



Batter	1	2	3	4	5	6	7	8	9	AB	R	H	RBI	BB	SO	LOB	TOP			
11 Brett Gardner, L (1, 8) OBP: 0.377, SLG: 0.502										5	0	3	0	0	0	3	New York Yankees @ Los Angeles Angels Angel Stadium of Anaheim, Anaheim, CA Mon Jun 29 2015, 7:09 PM - 9:50 PM PDT Att: 42,056 - Partly Cloudy - 78 F livebaseballscorecards.com			
24 Chris Young, R (1, 7) OBP: 0.305, SLG: 0.489										4	0	0	0	0	0	6				
13 Alex Rodriguez, R (1, 10) OBP: 0.389, SLG: 0.520										3	0	1	1	1	1	3				
25 Mark Teixeira, S (1, 3) OBP: 0.356, SLG: 0.524										2	0	0	0	1	1	2				
36 Carlos Beltrán, S (1, 9) OBP: 0.238, SLG: 0.433										4	0	2	0	0	2	4				
12 Chase Headley, S (1, 5) OBP: 0.300, SLG: 0.371										4	0	0	0	0	0	3				
38 José Pirela, R (1, 4) 33 Garrett Jones, L (0, PH) OBP: 0.273, SLG: 0.385										3	0	0	0	0	1	2				
66 John Ryan Murphy, R (1, 2) 34 Brian McCann, L (7, PH) OBP: 0.339, SLG: 0.480										2	0	0	0	0	0	0				
18 Didi Gregorius, L (1, 6) OBP: 0.290, SLG: 0.328										3	1	2	0	1	1	0				
Inning Stats	R: 0 E: 0 K: 1 S: 8	H: 1 LOB: 1 BB: 0 P: 12	R: 0 E: 0 K: 2 S: 11	H: 0 LOB: 1 BB: 0 P: 21	R: 1 E: 0 K: 1 S: 12	H: 2 LOB: 3 BB: 2 P: 24	R: 0 E: 0 K: 0 S: 8	H: 0 LOB: 0 BB: 0 P: 14	R: 0 E: 0 K: 1 S: 13	H: 1 LOB: 2 BB: 1 P: 22	R: 0 E: 0 K: 0 S: 5	H: 1 LOB: 0 BB: 0 P: 8	R: 0 E: 0 K: 1 S: 6	H: 1 LOB: 0 BB: 0 P: 9	R: 0 E: 0 K: 1 S: 10	H: 1 LOB: 1 BB: 0 P: 16		1B: 6 2B: 2 3B: 0 HR: 0	SF: 0 SAC: 0 DP: 2 HBP: 1	WP: 0 PB: 0 SB: 0 CS: 0
PITCHER	IP WLS BF H R ER SO BB IBB HBP BLK WP HR S P ERA WHIP																			
33 C.J. Wilson, L (1, 1) ERA: 3.78	6.0 W 26 5 1 1 5 3 0 1 0 0 0 0 57 101 1.50 1.333																			
62 Trevor Gott, R (7, 1) ERA:	1.0 H 5 1 0 0 0 1 0 0 0 0 0 0 6 18 0.00 2.000																			
38 Joe Smith, R (8, 1) ERA: 2.97	1.0 H 3 1 0 0 1 0 0 0 0 0 0 0 9 9 0.00 1.000																			
16 Huston Street, R (9, 1) ERA: 2.2	1.0 S 4 1 0 0 0 0 0 0 0 0 0 0 10 16 0.00 1.000																			

Batter	1	2	3	4	5	6	7	8	9	AB	R	H	RBI	BB	SO	LOB	BOTTOM			
12 Johnny Giavotella, R (1, 4) OBP: 0.319, SLG: 0.355										4	1	1	0	0	0	1	New York Yankees @ Los Angeles Angels Angel Stadium of Anaheim, Anaheim, CA Mon Jun 29 2015, 7:09 PM - 9:50 PM PDT Att: 42,056 - Partly Cloudy - 78 F livebaseballscorecards.com			
56 Kole Calhoun, L (1, 9) OBP: 0.319, SLG: 0.382										4	0	1	1	0	3	1				
27 Mike Trout, R (1, 8) OBP: 0.390, SLG: 0.583										3	1	1	1	1	1	2				
5 Albert Pujols, R (1, 10) OBP: 0.333, SLG: 0.552										4	0	1	1	0	0	1				
6 David Freese, R (1, 5) OBP: 0.300, SLG: 0.406										3	0	0	0	1	1	1				
8 Taylor Featherston, R (9, 5) OBP: 0.169, SLG: 0.216										0	0	0	0	0	0	0				
2 Enck Aybar, S (1, 6) OBP: 0.302, SLG: 0.307										3	0	0	0	0	0	2				
24 C.J. Cron, R (1, 3) OBP: 0.239, SLG: 0.297										3	1	1	1	0	1	0				
19 Efrén Navarro, L (8, 3) OBP: 0.316, SLG: 0.324										3	0	0	0	0	0	0				
58 Carlos Pérez, R (1, 2) OBP: 0.250, SLG: 0.333										3	1	1	0	0	0	0				
Inning Stats	R: 1 E: 0 K: 2 S: 11	H: 2 LOB: 2 BB: 1 P: 23	R: 0 E: 0 K: 1 S: 9	H: 0 LOB: 0 BB: 0 P: 11	R: 1 E: 0 K: 1 S: 8	H: 1 LOB: 0 BB: 0 P: 12	R: 0 E: 0 K: 0 S: 6	H: 0 LOB: 0 BB: 0 P: 7	R: 1 E: 0 K: 0 S: 8	H: 2 LOB: 1 BB: 0 P: 11	R: 0 E: 0 K: 0 S: 8	H: 0 LOB: 0 BB: 0 P: 12	R: 1 E: 0 K: 0 S: 8	H: 1 LOB: 0 BB: 0 P: 14	R: 0 E: 0 K: 2 S: 11	H: 0 LOB: 1 BB: 1 P: 20	1B: 2 2B: 2 3B: 0 HR: 2	SF: 0 SAC: 0 DP: 0 HBP: 0	WP: 0 PB: 1 SB: 1 CS: 0	PA: 32
PITCHER	IP WLS BF H R ER SO BB IBB HBP BLK WP HR S P ERA WHIP																			
52 CC Sabathia, L (1, 1) ERA: 5.59	7.1 L 29 6 4 4 0 1 1 0 0 0 0 0 8 15 0.00 1.500																			
64 Nick Rumbelow, R (8, 1) ERA: 6.75	0.2 3 0 0 0 0 1 1 0 0 0 0 0 0 8 15 0.00 1.500																			


Batter	1	2	3	4	5	6	7	8	9	AB R H RBI BB SO LOB	TOP									
11 Brett Gardner, L (1, 8) OBP: 0.375, SLG: 0.498	L8		1B			K			K	4 0 1 0 0 2 0	New York Yankees @ Los Angeles Angels Angel Stadium of Anaheim, Anaheim, CA Tue Jun 30 2015, 7:07 PM - 9:44 PM PDT Att: 42,036 - Partly Cloudy - 80 F livebaseballscorecards.com									
24 Chris Young, R (1, 7) OBP: 0.296, SLG: 0.478	L7		P6			G4-6-3			K	4 0 0 0 0 1 2										
13 Alex Rodriguez, R (1, 10) OBP: 0.384, SLG: 0.512	K					L6			G5-3	4 0 0 0 0 1 0										
25 Mark Teixeira, S (1, 3)		HR				G5-3			34 BB	2 1 1 1 1 0 0										
34 Brian McCann, L (1, 2) OBP: 0.335, SLG: 0.473	F7					K			G1-5-6-3	3 0 0 0 0 1 1										
36 Carlos Beltrán, S (1, 9) OBP: 0.309, SLG: 0.430	G6-3					G5-3			L6	2 0 0 0 0 0 0										
33 Garrett Jones, L (5, 9) OBP: 0.270, SLG: 0.381										1 0 0 0 0 0 0										
12 Chase Headley, S (1, 5) OBP: 0.300, SLG: 0.369									G6-3	2 0 0 0 1 1 0										
18 Didi Gregorius, L (1, 6) OBP: 0.287, SLG: 0.324			G3			K			E1	3 0 0 0 0 1 1										
14 Stephen Drew, L (1, 4) OBP: 0.253, SLG: 0.370			K			K			G6-3	3 0 0 0 0 2 2										
Inning Stats	R: 0 E: 0 K: 1 S: 6	H: 0 LOB: 0 BB: 0 P: 11	R: 1 E: 0 K: 1 S: 10	H: 1 LOB: 1 BB: 0 P: 15	R: 0 E: 0 K: 1 S: 12	H: 1 LOB: 1 BB: 0 P: 16	R: 0 E: 0 K: 1 S: 10	H: 0 LOB: 0 BB: 0 P: 15	R: 0 E: 0 K: 2 S: 10	H: 0 LOB: 1 BB: 1 P: 19	R: 0 E: 0 K: 1 S: 6	H: 0 LOB: 0 BB: 1 P: 13	R: 0 E: 1 K: 0 S: 5	H: 0 LOB: 0 BB: 0 P: 7	R: 0 E: 0 K: 2 S: 9	H: 0 LOB: 0 BB: 0 P: 15	1B: 1 2B: 0 3B: 0 HR: 1	SF: 0 SAC: 0 DP: 3 HBP: 0	WP: 1 PB: 0 SB: 0 CS: 0	PA: 30
PITCHER	IP WLS BF H R ER SO BB IBB HBP BLK WP HR S P ERA WHIP											IP WLS BF H R ER SO BB IBB HBP BLK WP HR S P ERA WHIP								
28 Andrew Heaney, L (1, 1) ERA: 1.38	7.0 W 24 2 1 1 7 2 0 0 0 0 1 1 60 95 1.29 0.571																			
36 Joe Smith, R (8, 1) ERA: 2.98	1.0 H 3 0 0 0 0 0 0 0 0 0 0 5 7 0.00 0.000																			
16 Huston Street, R (9, 1) ERA: 2.14	1.0 S 3 0 0 0 2 0 0 0 0 0 0 0 9 15 0.00 0.000																			

Batter	1	2	3	4	5	6	7	8	9	AB R H RBI BB SO LOB	BOTTOM									
12 Johnny Givonetta, R (1, 4) OBP: 0.319, SLG: 0.352	G1-3					SH2-4			G5-3	2 0 0 0 1 0 0	New York Yankees @ Los Angeles Angels Angel Stadium of Anaheim, Anaheim, CA Tue Jun 30 2015, 7:07 PM - 9:44 PM PDT Att: 42,036 - Partly Cloudy - 80 F livebaseballscorecards.com									
56 Kole Calhoun, L (1, 9) OBP: 0.318, SLG: 0.380	27 1B					F7			G3	4 0 1 0 0 0 4										
27 Mike Trout, R (1, 8) OBP: 0.392, SLG: 0.582	1B					G5-3			K	4 0 2 0 0 1 1										
5 Albert Pujols, R (1, 3) OBP: 0.332, SLG: 0.558	K					HR			F7	4 1 1 1 0 2 3										
2 Erick Aybar, S (1, 6) OBP: 0.305, SLG: 0.324	G6-3					HR			2B	4 1 2 1 0 1 2										
6 David Freese, R (1, 5) OBP: 0.280, SLG: 0.404						K			K	4 0 1 0 0 3 1										
44 Daniel Robertson, R (9, 7) OBP: 0.280, SLG: 0.250	12 BB								K	0 0 0 0 0 0 0										
20 Matt Joyce, L (1, 7) OBP: 0.299, SLG: 0.317						G3				3 0 2 0 1 0 0										
8 Taylor Featherston, R (8, PR) OBP: 0.169, SLG: 0.218	12 BB									0 0 0 0 0 0 0										
24 C.J. Cron, R (1, 10) OBP: 0.231, SLG: 0.287	K					K			G4-3	4 0 0 0 0 2 5										
17 Chris Iannetta, R (1, 2) OBP: 0.283, SLG: 0.268	F9					12 SH2-4			G3	2 0 0 0 1 0 3										
Inning Stats	R: 0 E: 0 K: 1 S: 12	H: 2 LOB: 2 BB: 0 P: 15	R: 0 E: 0 K: 1 S: 10	H: 2 LOB: 3 BB: 1 P: 18	R: 0 E: 0 K: 2 S: 9	H: 1 LOB: 0 BB: 0 P: 14	R: 0 E: 0 K: 2 S: 7	H: 0 LOB: 0 BB: 0 P: 9	R: 0 E: 0 K: 0 S: 11	H: 0 LOB: 1 BB: 1 P: 17	R: 2 E: 0 K: 1 S: 11	H: 3 LOB: 1 BB: 0 P: 18	R: 0 E: 0 K: 1 S: 7	H: 0 LOB: 0 BB: 0 P: 10	R: 0 E: 0 K: 1 S: 15	H: 1 LOB: 2 BB: 1 P: 24	1B: 5 2B: 2 3B: 0 HR: 2	SF: 0 SAC: 1 DP: 0 HBP: 0	WP: 0 PB: 0 SB: 0 CS: 1	PA: 35
PITCHER	IP WLS BF H R ER SO BB IBB HBP BLK WP HR S P ERA WHIP											IP WLS BF H R ER SO BB IBB HBP BLK WP HR S P ERA WHIP								
47 Iván Nova, R (1, 1) ERA: 1.5	5.1 L 25 8 2 2 7 2 0 0 0 0 0 0 25 40 0.00 0.750																			
43 Adam Warren, R (6, 1) ERA: 3.49	2.2 10 1 0 0 2 1 0 0 0 0 0 0 25 40 0.00 0.750																			


Batter	1	2	3	4	5	6	7	8	9	AB	R	H	RBI	BB	SO	LOB	TOP					
11 Brett Gardner, L (1, 8) OBP: 0.373, SLG: 0.495										4	0	1	0	0	2	4	New York Yankees @ Los Angeles Angels Angel Stadium of Anaheim, Anaheim, CA Wed Jul 01 2015, 4:09 PM - 7:30 PM PDT Att: 40,938 - Overcast - 83 F					
12 Chase Headley, S (1, 5) OBP: 0.305, SLG: 0.372										5	0	3	1	0	0	1						
13 Alex Rodriguez, R (1, 10) OBP: 0.381, SLG: 0.506										5	0	1	0	0	2	5						
25 Mark Teixeira, S (1, 3) OBP: 0.356, SLG: 0.528										4	0	0	0	1	1							
34 Brian McCann, L (1, 2) OBP: 0.333, SLG: 0.470										4	1	1	0	0	1							
33 Garrett Jones, L (1, 9) OBP: 0.278, SLG: 0.407										3	1	1	1	1	0	1						
24 Chris Young, R (1, 7) OBP: 0.303, SLG: 0.484										4	0	2	0	0	0	1						
18 Didi Gregorius, L (1, 6) OBP: 0.290, SLG: 0.326										4	1	2	1	0	0	1						
14 Stephen Drew, L (1, 4) OBP: 0.254, SLG: 0.374										3	0	1	0	0	0	3						
Inning Stats	R: 0 E: 0 K: 1 S: 11	H: 1 LOB: 1 BB: 0 P: 15	R: 0 E: 0 K: 1 S: 8	H: 0 LOB: 0 BB: 0 P: 10	R: 1 E: 0 K: 1 S: 12	H: 2 LOB: 1 BB: 0 P: 19	R: 0 E: 0 K: 0 S: 7	H: 0 LOB: 1 BB: 1 P: 15	R: 0 E: 0 K: 0 S: 10	H: 2 LOB: 2 BB: 0 P: 13	R: 1 E: 0 K: 0 S: 14	H: 2 LOB: 1 BB: 0 P: 22	R: 0 E: 0 K: 1 S: 10	H: 1 LOB: 1 BB: 0 P: 16	R: 1 E: 0 K: 2 S: 12	H: 3 LOB: 3 BB: 2 P: 21		R: 0 E: 0 K: 0 S: 6	H: 1 LOB: 0 BB: 0 P: 8	1B: 9 2B: 2 HR: 1	SF: 0 SAC: 2 DP: 1 HBP: 0	WP: 0 PB: 0 SB: 0 CS: 0
PITCHER	IP WLS BF H R ER SO BB IBB HBP BLK WP HR S P ERA WHIP																					
52 Matt Shoemaker, R (1, 1) ERA: 4.91	5.2 L 25 7 2 2 3 1 0 0 0 0 0 1 60 92 3.18 1.412																					
37 Cesar Ramos, L (6, 1) ERA: 1.96	0.2 3 1 0 0 0 0 0 0 0 0 0 6 9 0.00 1.500																					
59 Fernando Salas, R (7, 1) ERA: 4.64	1.0 4 1 1 1 2 0 0 0 0 0 0 11 16 9.00 1.000																					
48 Jose Alvarez, L (8, 1) ERA: 3.38	1.2 8 3 0 0 1 1 0 0 0 0 0 13 23 0.00 2.400																					

Batter	1	2	3	4	5	6	7	8	9	AB	R	H	RBI	BB	SO	LOB	BOTTOM					
12 Johnny Giavotella, R (1, 4) OBP: 0.321, SLG: 0.355										4	0	2	0	0	0	0	New York Yankees @ Los Angeles Angels Angel Stadium of Anaheim, Anaheim, CA Wed Jul 01 2015, 4:09 PM - 7:30 PM PDT Att: 40,938 - Overcast - 83 F					
56 Kole Calhoun, L (1, 9) OBP: 0.314, SLG: 0.375										4	0	0	0	0	3	2						
27 Mike Trout, R (1, 8) OBP: 0.393, SLG: 0.590										3	1	1	1	1	1	1						
5 Albert Pujols, R (1, 10) OBP: 0.334, SLG: 0.554										2	0	0	0	2	0	1						
2 Erick Aybar, S (1, 6) OBP: 0.304, SLG: 0.321										3	0	0	0	1	0	4						
6 David Freese, R (1, 5) OBP: 0.299, SLG: 0.401										4	0	1	0	0	0	4						
20 Matt Joyce, L (1, 7) OBP: 0.282, SLG: 0.319										2	0	1	0	0	0	0						
44 Daniel Robertson, R (7, PH) OBP: 0.259, SLG: 0.231										2	0	0	0	0	1	1						
17 Chris Iannetta, R (1, 2) OBP: 0.288, SLG: 0.270										3	0	1	0	1	0	2						
8 Taylor Featherston, R (9, PH) OBP: 0.189, SLG: 0.218										0	0	0	0	0	0	0						
19 Efran Navarro, L (1, 3) OBP: 0.304, SLG: 0.311										3	0	0	0	0	1	2						
24 C.J. Cron, R (9, PH) OBP: 0.230, SLG: 0.284										1	0	0	0	0	1	2						
Inning Stats	R: 0 E: 0 K: 2 S: 10	H: 1 LOB: 1 BB: 0 P: 18	R: 0 E: 0 K: 0 S: 9	H: 0 LOB: 0 BB: 0 P: 10	R: 0 E: 0 K: 0 S: 9	H: 1 LOB: 0 BB: 0 P: 15	R: 0 E: 0 K: 0 S: 10	H: 0 LOB: 1 BB: 1 P: 18	R: 0 E: 0 K: 1 S: 12	H: 2 LOB: 1 BB: 0 P: 18	R: 0 E: 0 K: 1 S: 8	H: 1 LOB: 3 BB: 2 P: 19	R: 0 E: 0 K: 1 S: 10	H: 0 LOB: 0 BB: 0 P: 17	R: 1 E: 0 K: 1 S: 10	H: 1 LOB: 0 BB: 0 P: 16	R: 0 E: 0 K: 2 S: 13	H: 0 LOB: 2 BB: 2 P: 26	1B: 5 2B: 0 3B: 0 HR: 1	SF: 0 SAC: 0 DP: 2 HBP: 0	WP: 1 PB: 0 SB: 1 CS: 0	PA: 36
PITCHER	IP WLS BF H R ER SO BB IBB HBP BLK WP HR S P ERA WHIP																					
30 Nathan Eovaldi, R (1, 1) ERA: 4.52	5.1 W 22 5 0 0 0 1 0 0 0 0 0 1 12 21 0.00 1.500																					
45 Chasen Shreve, L (6, 1) ERA: 1.64	1.2 H 5 0 0 0 1 0 0 0 0 0 0 1 8 14 13.50 1.500																					
41 Justin Wilson, L (8, 1) ERA: 3.21	0.2 H 3 1 1 1 1 0 0 0 0 0 0 1 8 14 13.50 1.500																					
68 Dellin Betances, R (8, 1) ERA: 1.13	1.1 S 6 0 0 0 2 2 0 0 0 0 0 0 15 28 0.00 1.500																					

AB 36
R 3
H 12
RBI 3
BB 2
SO 6
LOB 18



AB 31
R 1
H 6
RBI 1
BB 5
SO 7
LOB 19



Batter	1	2	3	4	5	6	7	8	9	AB	R	H	RBI	BB	SO	LOB	TOP					
12 Johnny Giavotella, R OBP: 0.319, SLG: 0.352	L7	F4	G1-3		G1-3		P3			5	0	1	0	0	0	5	Los Angeles Angels @ Texas Rangers Globe Life Park in Arlington, Arlington, TX Fri Jul 03 2015, 8:09 PM - 11:12 PM EDT Att: 39,320 - Partly Cloudy - 90 F					
56 Kole Calhoun, L OBP: 0.316, SLG: 0.382	G3	F4	F7		F7		P6			5	1	2	4	0	0	2						
27 Mike Trout, R OBP: 0.393, SLG: 0.585	L7	F4	G1-3		L6		K			4	1	1	0	1	1	3						
5 Albert Pujols, R OBP: 0.335, SLG: 0.550	G5-3	F4	K		K		P2			4	0	1	0	1	1	1						
19 Eren Navarro, L OBP: 0.314, SLG: 0.311	G5-3	F4	K		K		P2			0	0	0	0	0	0	0						
2 Erick Aybar, S OBP: 0.315, SLG: 0.336		F4	K		K		P2			5	2	5	2	0	0	0						
6 David Freese, R OBP: 0.304, SLG: 0.405		F4	K		K		P2			5	1	3	1	0	0	3						
8 Taylor Featherston, R OBP: 0.169, SLG: 0.218		F4	K		K		P2			0	0	0	0	0	0	0						
20 Matt Joyce, L OBP: 0.232, SLG: 0.314		F4	K		K		P2			3	1	0	0	1	2	6						
44 Daniel Robertson, R OBP: 0.250, SLG: 0.222		F4	K		K		P2			1	0	0	0	0	0	0						
24 C.J. Cron, R OBP: 0.228, SLG: 0.281		F4	K		K		P2			5	1	1	1	0	3	3						
58 Carlos Pérez, R OBP: 0.257, SLG: 0.330		F4	K		K		P2			4	1	1	0	1	1	3						
Inning Stats	R: 0 H: 1 E: 0 K: 0 S: 8	H: 1 LOB: 1 BB: 0 P: 13	R: 6 H: 6 E: 0 K: 2 S: 34	H: 6 LOB: 3 BB: 3 P: 61	R: 1 H: 2 E: 0 K: 3 S: 11	H: 2 LOB: 1 BB: 1 P: 20	R: 1 H: 2 E: 0 K: 3 S: 12	H: 2 LOB: 1 BB: 0 P: 17	R: 0 H: 0 E: 1 K: 0 S: 6	H: 0 LOB: 1 BB: 0 P: 8	R: 0 H: 2 E: 0 K: 1 S: 13	H: 2 LOB: 2 BB: 0 P: 19	R: 0 H: 1 E: 0 K: 1 S: 10	H: 1 LOB: 1 BB: 0 P: 19	R: 0 H: 1 E: 0 K: 0 S: 10	H: 1 LOB: 0 BB: 0 P: 13	R: 0 H: 0 E: 0 K: 1 S: 8	H: 0 LOB: 0 BB: 0 P: 9	1B: 12 2B: 3 HR: 0	SF: 0 SAC: 0 DP: 1 HBP: 0	WP: 0 PB: 0 SB: 0 CS: 0	PA: 45
PITCHER	IP WLS BF H R ER SO BB IBB HBP BLK WP HR S P ERA WHIP	IP WLS BF H R ER SO BB IBB HBP BLK WP HR S P ERA WHIP	IP WLS BF H R ER SO BB IBB HBP BLK WP HR S P ERA WHIP	IP WLS BF H R ER SO BB IBB HBP BLK WP HR S P ERA WHIP	IP WLS BF H R ER SO BB IBB HBP BLK WP HR S P ERA WHIP	IP WLS BF H R ER SO BB IBB HBP BLK WP HR S P ERA WHIP	IP WLS BF H R ER SO BB IBB HBP BLK WP HR S P ERA WHIP	IP WLS BF H R ER SO BB IBB HBP BLK WP HR S P ERA WHIP	IP WLS BF H R ER SO BB IBB HBP BLK WP HR S P ERA WHIP	IP WLS BF H R ER SO BB IBB HBP BLK WP HR S P ERA WHIP	IP WLS BF H R ER SO BB IBB HBP BLK WP HR S P ERA WHIP	IP WLS BF H R ER SO BB IBB HBP BLK WP HR S P ERA WHIP	IP WLS BF H R ER SO BB IBB HBP BLK WP HR S P ERA WHIP	IP WLS BF H R ER SO BB IBB HBP BLK WP HR S P ERA WHIP	IP WLS BF H R ER SO BB IBB HBP BLK WP HR S P ERA WHIP	IP WLS BF H R ER SO BB IBB HBP BLK WP HR S P ERA WHIP	IP WLS BF H R ER SO BB IBB HBP BLK WP HR S P ERA WHIP					
21 Chi Chi González, R ERA: 3.74	1.2	L	12	5	6	6	1	2	0	0	0	0	0	0	29	52	32.40	4.200				
63 Anthony Bass, R ERA: 4.14	4.1		23	8	2	2	5	2	0	0	0	0	0	0	55	86	4.15	2.308				
30 Neftali Feliz, R ERA: 4.58	2.0		7	2	0	0	1	0	0	0	0	0	0	0	20	32	0.00	1.000				
47 Ross Detwiler, L ERA: 7.08	1.0		3	0	0	0	1	0	0	0	0	0	0	0	8	9	0.00	0.000				

Batter	1	2	3	4	5	6	7	8	9	AB	R	H	RBI	BB	SO	LOB	BOTTOM			
12 Rougned Odor, L OBP: 0.315, SLG: 0.352	K		G4-3			G3-1		G4-3		4	0	0	0	0	1	0	Los Angeles Angels @ Texas Rangers Globe Life Park in Arlington, Arlington, TX Fri Jul 03 2015, 8:09 PM - 11:12 PM EDT Att: 39,320 - Partly Cloudy - 90 F			
18 Mitch Moreland, L OBP: 0.344, SLG: 0.542	K		G4-3			K		G6-3		3	0	1	0	0	1	0				
9 Adam Rosales, R OBP: 0.314, SLG: 0.352	K		G4-3			K		G6-3		1	0	0	0	0	0	0				
84 Prince Fielder, L OBP: 0.415, SLG: 0.526	K		G4-3			L7		G4-3		4	1	2	0	0	0	1				
29 Adrian Beltré, R OBP: 0.281, SLG: 0.378	K		G4-3			L7		G4-3		4	1	2	0	0	0	1				
32 Josh Hamilton, L OBP: 0.378, SLG: 0.576	K		G4-3			L7		G4-3		4	0	1	1	0	0	2				
16 Ryan Rua, R OBP: 0.224, SLG: 0.438	K		G4-3			L7		G4-3		3	0	1	0	0	2	0				
17 Shin-Soo Choo, L OBP: 0.317, SLG: 0.404	K		G4-3			L7		G4-3		1	1	1	1	0	0	0				
1 Elvis Andrus, R OBP: 0.294, SLG: 0.320	K		G4-3			L7		G4-3		4	0	1	0	0	1	2				
68 Hanser Alberto, R OBP: 0.267, SLG: 0.301	K		G4-3			L7		G4-3		2	0	0	0	0	0	1				
2 Leonys Martin, L OBP: 0.267, SLG: 0.324	K		G4-3			L7		G4-3		2	0	0	0	0	0	0				
61 Robinson Chirinos, R OBP: 0.300, SLG: 0.416	K		G4-3			L7		G4-3		3	0	0	0	0	0	2				
Inning Stats	R: 0 H: 1 E: 0 K: 1 S: 10	H: 1 LOB: 1 BB: 0 P: 14	R: 0 H: 1 E: 0 K: 1 S: 9	H: 1 LOB: 2 BB: 1 P: 17	R: 0 H: 0 E: 0 K: 2 S: 9	H: 0 LOB: 0 BB: 0 P: 15	R: 0 H: 0 E: 0 K: 2 S: 8	H: 0 LOB: 0 BB: 0 P: 9	R: 0 H: 3 E: 0 K: 1 S: 13	H: 3 LOB: 2 BB: 0 P: 21	R: 0 H: 0 E: 0 K: 1 S: 9	H: 0 LOB: 0 BB: 0 P: 11	R: 0 H: 1 E: 0 K: 0 S: 7	H: 1 LOB: 1 BB: 0 P: 12	R: 1 H: 1 E: 0 K: 0 S: 6	H: 1 LOB: 0 BB: 0 P: 8	1B: 3 2B: 3 HR: 1	SF: 0 SAC: 0 DP: 0 HBP: 0	WP: 0 PB: 0 SB: 0 CS: 0	PA: 35
PITCHER	IP WLS BF H R ER SO BB IBB HBP BLK WP HR S P ERA WHIP	IP WLS BF H R ER SO BB IBB HBP BLK WP HR S P ERA WHIP	IP WLS BF H R ER SO BB IBB HBP BLK WP HR S P ERA WHIP	IP WLS BF H R ER SO BB IBB HBP BLK WP HR S P ERA WHIP	IP WLS BF H R ER SO BB IBB HBP BLK WP HR S P ERA WHIP	IP WLS BF H R ER SO BB IBB HBP BLK WP HR S P ERA WHIP	IP WLS BF H R ER SO BB IBB HBP BLK WP HR S P ERA WHIP	IP WLS BF H R ER SO BB IBB HBP BLK WP HR S P ERA WHIP	IP WLS BF H R ER SO BB IBB HBP BLK WP HR S P ERA WHIP	IP WLS BF H R ER SO BB IBB HBP BLK WP HR S P ERA WHIP	IP WLS BF H R ER SO BB IBB HBP BLK WP HR S P ERA WHIP	IP WLS BF H R ER SO BB IBB HBP BLK WP HR S P ERA WHIP	IP WLS BF H R ER SO BB IBB HBP BLK WP HR S P ERA WHIP	IP WLS BF H R ER SO BB IBB HBP BLK WP HR S P ERA WHIP	IP WLS BF H R ER SO BB IBB HBP BLK WP HR S P ERA WHIP	IP WLS BF H R ER SO BB IBB HBP BLK WP HR S P ERA WHIP	IP WLS BF H R ER SO BB IBB HBP BLK WP HR S P ERA WHIP			
43 Garrett Richards, R ERA: 3.35	0.1		0	0	0	0	0	0	0	0	0	1	2	0.00	0.000					
59 Fernando Salas, R ERA: 4.59	1.0		4	1	1	1	0	0	0	1	6	8	9.00	1.000						
64 Mike Morin, R ERA: 6.19																				

AB	41
R	8
H	15
RBI	8
BB	4
SO	8
LOB	26



AB	34
R	2
H	7
RBI	2
BB	1
SO	6
LOB	8



Batter	1	2	3	4	5	6	7	8	9	AB	R	H	RBI	BB	SO	LOB	TOP						
12 Johnny Giavotella, R OBP: 0.294, SLG: 0.361										5	2	2	2	0	0	5							
56 Kole Calhoun, L OBP: 0.320, SLG: 0.403										5	2	2	4	0	0	5							
27 Mike Trout, R OBP: 0.393, SLG: 0.575										4	1	1	1	1	0	1							
5 Albert Pujols, R OBP: 0.337, SLG: 0.557										5	1	2	2	0	0	2							
2 Erick Aybar, S OBP: 0.319, SLG: 0.350										4	1	1	1	0	0	0							
6 David Freese, R OBP: 0.310, SLG: 0.402										4	1	1	1	0	0	1							
44 Daniel Robertson, R OBP: 0.294, SLG: 0.273										1	0	1	0	0	0	0							
20 Matt Joyce, L OBP: 0.264, SLG: 0.313										3	2	1	0	1	0	1							
8 Taylor Featherston, R OBP: 0.161, SLG: 0.207										1	0	0	0	0	0	1							
24 C.J. Cron, R OBP: 0.263, SLG: 0.354										5	2	4	1	0	0	1							
19 Eren Navarro, L OBP: 0.313, SLG: 0.320										0	0	0	0	0	0	0							
17 Chris Iannetta, R OBP: 0.309, SLG: 0.272										2	0	0	0	3	1	3							
Inning Stats	R: 3 H: 3 E: 0 K: 0 S: 12	H: 3 LOB: 0 BB: 0 P: 20	R: 2 H: 3 E: 0 K: 0 S: 12	H: 3 LOB: 2 BB: 1 P: 21	R: 2 H: 4 E: 0 K: 1 S: 9	H: 4 LOB: 0 BB: 0 P: 16	R: 1 H: 1 E: 0 K: 0 S: 13	H: 1 LOB: 0 BB: 0 P: 19	R: 4 H: 2 E: 0 K: 0 S: 12	H: 2 LOB: 2 BB: 2 P: 23	R: 0 H: 0 E: 0 K: 0 S: 7	H: 0 LOB: 0 BB: 0 P: 10	R: 0 H: 1 E: 0 K: 0 S: 10	LOB: 1 BB: 0 P: 16	R: 0 H: 0 E: 0 K: 1 S: 8	H: 0 LOB: 0 BB: 0 P: 15	R: 0 H: 1 E: 0 K: 0 S: 14	LOB: 2 BB: 1 P: 24	1B: 10 HR: 2	SF: 2 SAC: 0 DP: 1 HBP: 1	WP: 0 PB: 0 SB: 0 CS: 0	PA: 46	
PITCHER	IP: 4.0 WLS: L BF: 26 K: 0 S: 12	WLS: L BF: 26 K: 0 P: 20	H: 12 R: 2 ER: 1 SO: 1 BB: 1 IBB: 0 HBP: 0 BLK: 0	H: 10 R: 2 ER: 2 SO: 1 BB: 1 IBB: 0 HBP: 0 BLK: 0	H: 10 R: 1 ER: 0 SO: 1 BB: 1 IBB: 0 HBP: 0 BLK: 0	H: 10 R: 1 ER: 0 SO: 1 BB: 1 IBB: 0 HBP: 0 BLK: 0	H: 14 R: 0 ER: 0 SO: 14 BB: 0 IBB: 0 HBP: 0 BLK: 0	H: 14 R: 0 ER: 0 SO: 14 BB: 0 IBB: 0 HBP: 0 BLK: 0	H: 14 R: 0 ER: 0 SO: 14 BB: 0 IBB: 0 HBP: 0 BLK: 0	H: 24 R: 0 ER: 0 SO: 24 BB: 0 IBB: 0 HBP: 0 BLK: 0	H: 24 R: 0 ER: 0 SO: 24 BB: 0 IBB: 0 HBP: 0 BLK: 0	H: 10 R: 0 ER: 0 SO: 10 BB: 0 IBB: 0 HBP: 0 BLK: 0	H: 10 R: 0 ER: 0 SO: 10 BB: 0 IBB: 0 HBP: 0 BLK: 0	H: 16 R: 0 ER: 0 SO: 16 BB: 0 IBB: 0 HBP: 0 BLK: 0	H: 16 R: 0 ER: 0 SO: 16 BB: 0 IBB: 0 HBP: 0 BLK: 0	H: 16 R: 0 ER: 0 SO: 16 BB: 0 IBB: 0 HBP: 0 BLK: 0	H: 15 R: 0 ER: 0 SO: 15 BB: 0 IBB: 0 HBP: 0 BLK: 0	H: 24 R: 0 ER: 0 SO: 24 BB: 0 IBB: 0 HBP: 0 BLK: 0	H: 24 R: 0 ER: 0 SO: 24 BB: 0 IBB: 0 HBP: 0 BLK: 0	1B: 10 HR: 2	SF: 2 SAC: 0 DP: 1 HBP: 1	WP: 0 PB: 0 SB: 0 CS: 0	ERA: 22.50 WHIP: 3.500
48 Colby Lewis, R ERA: 4.83	IP: 4.0 WLS: L BF: 26 K: 0 S: 12	WLS: L BF: 26 K: 0 P: 20	H: 12 R: 2 ER: 1 SO: 1 BB: 1 IBB: 0 HBP: 0 BLK: 0	H: 10 R: 2 ER: 2 SO: 1 BB: 1 IBB: 0 HBP: 0 BLK: 0	H: 10 R: 1 ER: 0 SO: 1 BB: 1 IBB: 0 HBP: 0 BLK: 0	H: 10 R: 1 ER: 0 SO: 1 BB: 1 IBB: 0 HBP: 0 BLK: 0	H: 14 R: 0 ER: 0 SO: 14 BB: 0 IBB: 0 HBP: 0 BLK: 0	H: 14 R: 0 ER: 0 SO: 14 BB: 0 IBB: 0 HBP: 0 BLK: 0	H: 14 R: 0 ER: 0 SO: 14 BB: 0 IBB: 0 HBP: 0 BLK: 0	H: 24 R: 0 ER: 0 SO: 24 BB: 0 IBB: 0 HBP: 0 BLK: 0	H: 24 R: 0 ER: 0 SO: 24 BB: 0 IBB: 0 HBP: 0 BLK: 0	H: 10 R: 0 ER: 0 SO: 10 BB: 0 IBB: 0 HBP: 0 BLK: 0	H: 10 R: 0 ER: 0 SO: 10 BB: 0 IBB: 0 HBP: 0 BLK: 0	H: 16 R: 0 ER: 0 SO: 16 BB: 0 IBB: 0 HBP: 0 BLK: 0	H: 16 R: 0 ER: 0 SO: 16 BB: 0 IBB: 0 HBP: 0 BLK: 0	H: 16 R: 0 ER: 0 SO: 16 BB: 0 IBB: 0 HBP: 0 BLK: 0	H: 15 R: 0 ER: 0 SO: 15 BB: 0 IBB: 0 HBP: 0 BLK: 0	H: 24 R: 0 ER: 0 SO: 24 BB: 0 IBB: 0 HBP: 0 BLK: 0	1B: 10 HR: 2	SF: 2 SAC: 0 DP: 1 HBP: 1	WP: 0 PB: 0 SB: 0 CS: 0	ERA: 22.50 WHIP: 3.500	
46 Anthony Ranaudo, R ERA: 5.84	IP: 4.0 WLS: L BF: 15 K: 0 S: 12	WLS: L BF: 15 K: 0 P: 20	H: 2 R: 2 ER: 2 SO: 1 BB: 1 IBB: 0 HBP: 0 BLK: 0	H: 2 R: 2 ER: 2 SO: 1 BB: 1 IBB: 0 HBP: 0 BLK: 0	H: 2 R: 1 ER: 0 SO: 1 BB: 1 IBB: 0 HBP: 0 BLK: 0	H: 2 R: 1 ER: 0 SO: 1 BB: 1 IBB: 0 HBP: 0 BLK: 0	H: 3 R: 0 ER: 0 SO: 3 BB: 0 IBB: 0 HBP: 0 BLK: 0	H: 3 R: 0 ER: 0 SO: 3 BB: 0 IBB: 0 HBP: 0 BLK: 0	H: 3 R: 0 ER: 0 SO: 3 BB: 0 IBB: 0 HBP: 0 BLK: 0	H: 3 R: 0 ER: 0 SO: 3 BB: 0 IBB: 0 HBP: 0 BLK: 0	H: 3 R: 0 ER: 0 SO: 3 BB: 0 IBB: 0 HBP: 0 BLK: 0	H: 10 R: 0 ER: 0 SO: 10 BB: 0 IBB: 0 HBP: 0 BLK: 0	H: 10 R: 0 ER: 0 SO: 10 BB: 0 IBB: 0 HBP: 0 BLK: 0	H: 16 R: 0 ER: 0 SO: 16 BB: 0 IBB: 0 HBP: 0 BLK: 0	H: 16 R: 0 ER: 0 SO: 16 BB: 0 IBB: 0 HBP: 0 BLK: 0	H: 16 R: 0 ER: 0 SO: 16 BB: 0 IBB: 0 HBP: 0 BLK: 0	H: 15 R: 0 ER: 0 SO: 15 BB: 0 IBB: 0 HBP: 0 BLK: 0	H: 24 R: 0 ER: 0 SO: 24 BB: 0 IBB: 0 HBP: 0 BLK: 0	1B: 10 HR: 2	SF: 2 SAC: 0 DP: 1 HBP: 1	WP: 0 PB: 0 SB: 0 CS: 0	ERA: 4.50 WHIP: 0.750	
52 Tanner Scheppers, R ERA: 4.21	IP: 1.0 WLS: L BF: 5 K: 0 S: 12	WLS: L BF: 5 K: 0 P: 20	H: 1 R: 0 ER: 0 SO: 0 BB: 1 IBB: 0 HBP: 0 BLK: 0	H: 1 R: 0 ER: 0 SO: 0 BB: 1 IBB: 0 HBP: 0 BLK: 0	H: 0 R: 0 ER: 0 SO: 0 BB: 0 IBB: 0 HBP: 0 BLK: 0	H: 0 R: 0 ER: 0 SO: 0 BB: 0 IBB: 0 HBP: 0 BLK: 0	H: 0 R: 0 ER: 0 SO: 0 BB: 0 IBB: 0 HBP: 0 BLK: 0	H: 0 R: 0 ER: 0 SO: 0 BB: 0 IBB: 0 HBP: 0 BLK: 0	H: 0 R: 0 ER: 0 SO: 0 BB: 0 IBB: 0 HBP: 0 BLK: 0	H: 0 R: 0 ER: 0 SO: 0 BB: 0 IBB: 0 HBP: 0 BLK: 0	H: 0 R: 0 ER: 0 SO: 0 BB: 0 IBB: 0 HBP: 0 BLK: 0	H: 10 R: 0 ER: 0 SO: 10 BB: 0 IBB: 0 HBP: 0 BLK: 0	H: 10 R: 0 ER: 0 SO: 10 BB: 0 IBB: 0 HBP: 0 BLK: 0	H: 16 R: 0 ER: 0 SO: 16 BB: 0 IBB: 0 HBP: 0 BLK: 0	H: 16 R: 0 ER: 0 SO: 16 BB: 0 IBB: 0 HBP: 0 BLK: 0	H: 16 R: 0 ER: 0 SO: 16 BB: 0 IBB: 0 HBP: 0 BLK: 0	H: 15 R: 0 ER: 0 SO: 15 BB: 0 IBB: 0 HBP: 0 BLK: 0	H: 24 R: 0 ER: 0 SO: 24 BB: 0 IBB: 0 HBP: 0 BLK: 0	1B: 10 HR: 2	SF: 2 SAC: 0 DP: 1 HBP: 1	WP: 0 PB: 0 SB: 0 CS: 0	ERA: 0.00 WHIP: 2.000	

Los Angeles Angels @ Texas Rangers
Globe Life Park in Arlington, Arlington, TX
Sun Jul 05 2015, 7:07 PM - 10:10 PM EDT
Att: 28,638 - Partly Cloudy - 91 F

AB 39
R 12
H 15
RBI 12
BB 4
SO 2
LOB 19



Batter	1	2	3	4	5	6	7	8	9	AB	R	H	RBI	BB	SO	LOB	BOTTOM
7 Delino DeShields, R OBP: 0.365, SLG: 0.403										4	2	2	0	1	0	2	
12 Rougned Odor, L OBP: 0.316, SLG: 0.379										4	1	1	3	0	0	3	
84 Prince Fielder, L OBP: 0.413, SLG: 0.530										5	1	2	1	0	0	1	
29 Adrián Beltré, R OBP: 0.283, SLG: 0.376										4	1	1	0	1	0	1	
18 Mitch Moreland, L OBP: 0.337, SLG: 0.532										4	1	1	1	0	1	3	
1 Elvis Andrus, R OBP: 0.290, SLG: 0.315										4	0	1	1	0	0	0	
16 Ryan Rua, R OBP: 0.196, SLG: 0.382										3	0	0	0	0	2	1	
2 Leonys Martin, L OBP: 0.271, SLG: 0.331										1	0	1	0	0	0	0	
9 Adam Rosales, R OBP: 0.314, SLG: 0.351										3	0	1	0	0	1	0	
17 Shin-Soo Choo, L OBP: 0.315, SLG: 0.400										1	0	0	0	0	0	1	
61 Robinson Chirinos, R OBP: 0.299, SLG: 0.412										4							

Batter	1	2	3	4	5	6	7	8	9	AB	R	H	RBI	BB	SO	LOB	TOP		
12 Johnny Giavotella, R OBP: 0.318, SLG: 0.358	G4-3	56 1B 27 HR	G4-3			G5-3			P4	5	1	1	1	0	0	0			
56 Kole Calhoun, L OBP: 0.322, SLG: 0.406	5 HR	27 HR		K			L8		K	5	2	2	0	0	2	0			
27 Mike Trout, R OBP: 0.396, SLG: 0.584	5 HR		G5-3			G5-3				4	2	2	3	0	0	0			
5 Albert Pujols, R OBP: 0.335, SLG: 0.561		G6-3	G6-3			G6-3			F9	5	1	1	3	0	0	1			
2 Erick Aybar, S OBP: 0.315, SLG: 0.345	K	G3			G1-3			G5-3		4	0	0	0	0	1	0			
6 David Freese, R OBP: 0.315, SLG: 0.405	K		17 HR			20 G6-3 BB			44 1B	3	1	2	0	1	1	0			
20 Matt Joyce, L OBP: 0.255, SLG: 0.327			L8			G6-3				3	1	1	1	0	0	2			
44 Daniel Robertson, R OBP: 0.314, SLG: 0.294		HR								1	0	1	0	0	0	0			
17 Chris Iannetta, R OBP: 0.314, SLG: 0.292		28 SH3-4 12 1B				G5-3			F4	3	2	1	2	1	0	2			
28 Andrew Heaney, L																			
59 Fernando Salas, R		SH3-4																	
64 Mike Morin, R																			
Inning Stats	R: 3 H: 2 E: 0 K: 2 S: 15	H: 2 LOB: 0 BB: 0 P: 23	R: 5 H: 4 E: 0 K: 0 S: 13	H: 4 LOB: 0 BB: 1 P: 20	R: 2 H: 2 E: 0 K: 0 S: 14	H: 2 LOB: 0 BB: 0 P: 20	R: 0 H: 0 E: 0 K: 1 S: 9	H: 0 LOB: 0 BB: 0 P: 11	R: 0 H: 0 E: 0 K: 1 S: 8	H: 0 LOB: 0 BB: 1 P: 16	R: 0 H: 0 E: 0 K: 1 S: 7	H: 0 LOB: 0 BB: 0 P: 10	R: 0 H: 2 E: 0 K: 1 S: 12	H: 2 LOB: 2 BB: 0 P: 18	R: 0 H: 1 E: 0 K: 1 S: 7	H: 1 LOB: 1 BB: 0 P: 10	1B: 6 2B: 1 3B: 0 HR: 4	SF: 0 SAC: 1 DP: 1 HBP: 1	WP: 0 PA: 40 PB: 0 SB: 0 CS: 0
PITCHER	IP WLS BF H R ER SO BB IBB HBP BLK WP HR S P ERA WHIP																		
35 Chad Bettis, R ERA: 4.95	2.1 L 17 8 10 10 2 1 0 1 0 0 4 37 56 38.57 3.857																		
58 Yohan Flande, L ERA: 4.73	5.2 19 2 0 0 3 1 0 0 0 0 0 46 70 0.00 0.529																		
53 Christian Friedrich, L ERA: 4.33	1.0 4 1 0 0 1 0 0 0 0 0 0 7 10 0.00 1.000																		

Los Angeles Angels @ Colorado Rockies
 Coors Field, Denver, CO
 Tue Jul 07 2015, 6:43 PM - 9:12 PM MDT
 Att: 26,232 - Cloudy - 65 F

AB	36
R	10
H	11
RBI	10
BB	2
SO	6
LOB	7



Batter	1	2	3	4	5	6	7	8	9	AB	R	H	RBI	BB	SO	LOB	BOTTOM				
19 Charlie Blackmon, L OBP: 0.351, SLG: 0.452	G6-3					9 1B 2 1B			9 1B	4	1	3	0	0	0	0					
9 DJ LeMahieu, R OBP: 0.356, SLG: 0.392	2 G5-4-3 1B		K			28 L9 2 1B				4	0	3	0	0	1	1					
2 Troy Tulowitzki, R OBP: 0.357, SLG: 0.486	G5-4-3				P4					4	0	1	1	0	1	3					
28 Nolan Arenado, R OBP: 0.310, SLG: 0.591		F8			P4	L9			F9	4	0	0	0	0	0	4					
5 Carlos González, L OBP: 0.299, SLG: 0.412		G3			G4-3					4	0	0	0	0	1	2					
20 Wilin Rosario, R OBP: 0.315, SLG: 0.459		K			G6-3					4	0	1	0	0	1	0					
4 Nick Hundley, R OBP: 0.335, SLG: 0.450					G6-3				F9	4	0	0	0	0	0	1					
13 Drew Stubbs, R OBP: 0.182, SLG: 0.279					L7					3	1	1	1	1	1	0					
35 Chad Bettis, R					HR																
58 Yohan Flande, L					G5-3																
1 Brandon Barnes, R OBP: 0.354, SLG: 0.531																					
53 Christian Friedrich, R ERA: 4.5																					
10 Ben Paulsen, L OBP: 0.338, SLG: 0.492																					
Inning Stats	R: 0 H: 1 E: 0 K: 0 S: 7	H: 0 LOB: 0 BB: 0 P: 11	R: 0 H: 0 E: 0 K: 1 S: 7	H: 0 LOB: 0 BB: 0 P: 9	R: 1 H: 2 E: 0 K: 1 S: 12	H: 2 LOB: 1 BB: 0 P: 18	R: 0 H: 0 E: 0 K: 0 S: 6	H: 0 LOB: 0 BB: 0 P: 8	R: 0 H: 0 E: 0 K: 0 S: 8	H: 0 LOB: 0 BB: 0 P: 15	R: 1 H: 3 E: 0 K: 1 S: 10	H: 3 LOB: 2 BB: 0 P: 13	R: 0 H: 0 E: 0 K: 1 S: 7	H: 0 LOB: 0 BB: 0 P: 7	R: 0 H: 2 E: 0 K: 2 S: 14	H: 2 LOB: 2 BB: 0 P: 21	R: 0 H: 1 E: 0 K: 2 S: 14	H: 1 LOB: 2 BB: 1 P: 24	1B: 7 2B: 1 3B: 0 HR: 1	SF: 0 SAC: 0 DP: 1 HBP: 0	WP: 0 PA: 36 PB: 0 SB: 0 CS: 0
PITCHER	IP WLS BF H R ER SO BB IBB HBP BLK WP HR S P ERA WHIP																				
28 Andrew Heaney, L ERA: 1.77	7.1 W 29 8 2 2 5 0 0 0 0 0 0 65 94 2.46 1.091																				
59 Fernando Salas, R ERA: 4.5	0.2 2 0 0 0 1 0 0 0 0 0 0 6 8 0.00 0.000																				
64 Mike Morin, R ERA: 5.82	1.0 5 1 0 0 2 1 0 0 0 0 0 0 14 24 0.00 2.000																				

Los Angeles Angels @ Colorado Rockies
 Coors Field, Denver, CO
 Tue Jul 07 2015, 6:43 PM - 9:12 PM MDT
 Att: 26,232 - Cloudy - 65 F

AB	35
R	2
H	9
RBI	2
BB	1
SO	8
LOB	13




Batter	1	2	3	4	5	6	7	8	9	AB	R	H	RBI	BB	SO	LOB	TOP										
12 Johnny Giavotella, R OBP: 0.319, SLG: 0.356	G6-3		G6-3				G5-3			4	0	1	1	1	0	1	Los Angeles Angels @ Colorado Rockies Coors Field, Denver, CO Wed Jul 08 2015, 8:48 PM - 12:14 AM MDT Att: 24,660 - Cloudy - 58 F										
56 Kole Calhoun, L OBP: 0.317, SLG: 0.400	K			K		G4-3		K	G4-3	5	0	0	0	0	3	5											
27 Mike Trout, R OBP: 0.400, SLG: 0.604	HR			G3				HR		3	2	2	2	1	0	0											
5 Albert Pujols, R OBP: 0.334, SLG: 0.557	P3					L8		L7-3		4	0	1	0	0	0	1											
2 Erick Aybar, S OBP: 0.317, SLG: 0.347						G4-3			G4-3	4	0	2	0	0	0	0											
6 David Freese, R OBP: 0.315, SLG: 0.403	G6-4-3					G1-3				4	0	1	0	0	0	3											
8 Taylor Featherston, R OBP: 0.161, SLG: 0.257										0	1	0	0	0	0	0											
17 Chris Iannetta, R OBP: 0.311, SLG: 0.297	G4-3					F8				4	0	1	0	0	1	0											
44 Daniel Robertson, R OBP: 0.333, SLG: 0.297						G5-3				3	0	1	0	1	0	0											
52 Matt Shoemaker, R 37 Cesar Ramos, L 20 Matt Joyce, L 62 Trevor Gott, R 38 Joe Smith, R 19 Ethen Navarro, L 16 Huston Street, R						G1-3				1	0	0	0	0	1	0											
Inning Stats	R: 1 H: 1 E: 0 K: 1 S: 10	H: 1 LOB: 0 BB: 0 P: 16	R: 0 H: 0 E: 0 K: 0 S: 6	H: 1 LOB: 0 BB: 0 P: 8	R: 0 H: 0 E: 0 K: 0 S: 6	H: 0 LOB: 0 BB: 0 P: 10	R: 0 H: 2 E: 0 K: 1 S: 15	H: 2 LOB: 2 BB: 0 P: 19	R: 0 H: 0 E: 0 K: 0 S: 9	H: 0 LOB: 0 BB: 2 P: 21	R: 1 H: 1 E: 0 K: 0 S: 12	H: 1 LOB: 1 BB: 0 P: 21	R: 0 H: 1 E: 0 K: 1 S: 8	H: 1 LOB: 1 BB: 0 P: 13	R: 0 H: 0 E: 0 K: 1 S: 13	H: 0 LOB: 0 BB: 1 P: 11	R: 1 H: 3 E: 0 K: 1 S: 16	H: 3 LOB: 3 BB: 1 P: 31	1B: 6 2B: 2 3B: 0 HR: 2	SF: 0 SAC: 0 DP: 2 HBP: 0	WP: 0 PB: 0 SB: 0 CS: 0	PA: 38					
PITCHER	IP	WLS	BF	H	R	ER	SO	BB	IBB	HBP	BLK	WP	HR	S	P	ERA	WHIP										
52 Chris Rusin, L ERA: 4.13	6.0		24	5	2	2	2	2	0	0	0	0	2	58	95	3.00	1.167										
32 LaTroy Hawkins, R ERA: 4.32	1.0		4	1	0	0	1	0	0	0	0	0	0	8	13	0.00	1.000										
48 Boone Logan, L ERA: 5.01	0.1		1	0	0	0	1	0	0	0	0	0	0	3	5	0.00	0.000										
54 Tommy Kahnle, R ERA: 3.71	0.2		2	0	0	0	0	1	0	0	0	0	0	10	17	0.00	1.500										
66 John Axford, R ERA: 2.55	1.0	L	7	3	1	1	1	0	1	0	0	0	0	16	31	9.00	3.000										
Batter	1	2	3	4	5	6	7	8	9	AB	R	H	RBI	BB	SO	LOB	BOTTOM										
19 Charlie Blackmon, L OBP: 0.346, SLG: 0.445	L7		G4-3		P4					5	0	0	0	0	0	4	Los Angeles Angels @ Colorado Rockies Coors Field, Denver, CO Wed Jul 08 2015, 8:48 PM - 12:14 AM MDT Att: 24,660 - Cloudy - 58 F										
9 DJ LeMahieu, R OBP: 0.357, SLG: 0.390				K		G4-3				4	0	1	0	1	2	0											
2 Troy Tulowitzki, R OBP: 0.354, SLG: 0.481						L9				5	0	1	0	0	1	1											
5 Carlos González, L OBP: 0.304, SLG: 0.419	F9									5	1	3	0	0	1	2											
28 Nolan Arenado, R OBP: 0.320, SLG: 0.598										3	1	3	0	2	0	0											
10 Ben Paulsen, L OBP: 0.340, SLG: 0.489										5	0	2	1	0	0	6											
4 Nick Hundley, R OBP: 0.342, SLG: 0.460										4	0	3	1	0	0	2											
1 Brandon Barnes, R OBP: 0.347, SLG: 0.343										3	0	0	0	0	0	5											
52 Chris Rusin, L 20 Matt Joyce, L 32 LaTroy Hawkins, R 48 Boone Logan, R 54 Tommy Kahnle, R 3 Daniel Descalso, L 66 John Axford, R										2	0	0	0	0	1	4											
Inning Stats	R: 0 H: 1 E: 0 K: 0 S: 8	H: 2 LOB: 2 BB: 0 P: 12	R: 0 H: 0 E: 0 K: 1 S: 13	H: 0 LOB: 0 BB: 0 P: 21	R: 2 H: 4 E: 0 K: 1 S: 15	H: 4 LOB: 2 BB: 0 P: 22	R: 0 H: 1 E: 0 K: 0 S: 9	H: 1 LOB: 1 BB: 0 P: 15	R: 0 H: 2 E: 0 K: 2 S: 16	H: 2 LOB: 2 BB: 0 P: 19	R: 0 H: 1 E: 0 K: 0 S: 5	H: 1 LOB: 1 BB: 0 P: 8	R: 0 H: 1 E: 0 K: 1 S: 10	H: 1 LOB: 2 BB: 1 P: 17	1B: 10 2B: 3 3B: 0 HR: 0	SF: 0 SAC: 1 DP: 0 HBP: 0		WP: 1 PB: 0 SB: 1 CS: 0	PA: 42								
PITCHER	IP	WLS	BF	H	R	ER	SO	BB	IBB	HBP	BLK	WP	HR	S	P	ERA	WHIP										
52 Matt Shoemaker, R ERA: 4.8	5.2		27	9	2	2	2	1	1	0	0	0	0	60	102	3.18	1.765										
37 Cesar Ramos, L ERA: 1.95	0.1		1	0	0	0	0	0	0	0	0	0	0	2	2	0.00	0.000										
62 Trevor Gott, R ERA: 1.64	1.0		5	2	0	0	2	0	0	0	0	0	0	16	19	0.00	2.000										
38 Joe Smith, R ERA: 2.72	1.0	W	4	1	0	0	0	0	0	0	0	0	0	5	8	0.00	1.000										
16 Huston Street, R ERA: 2.27	1.0	S	5	1	0	0	1	0	1	0	0	0	0	10	17	0.00	1.000										

Batter	1	2	3	4	5	6	7	8	9	AB	R	H	RBI	BB	SO	LOB	TOP				
12 Johnny Giavotella, R OBP: 0.321, SLG: 0.359	4-2 FC5-2 27 1B 56 1B 2 BB		0-2 G5-3		1-1 L8			0-2 G1-3		3	0	0	0	1	0	0					
56 Kole Calhoun, L OBP: 0.321, SLG: 0.412	2-2 FC5-2 2 27 1B 1-2 1B		0-0 F9		1-1 G4-3			0-1 L9		4	0	1	0	0	0	0					
27 Mike Trout, R OBP: 0.402, SLG: 0.616	0-1 FC5-2 2 1-2 2-3 1B		4-2 BB		1-3 K			0-2 L9		3	0	1	0	1	1	0					
5 Albert Pujols, R OBP: 0.325, SLG: 0.538	2-3 K		0-0 P6		2-2 F9			3-3 K		4	0	0	0	0	2	4					
2 Erick Aybar, S OBP: 0.317, SLG: 0.346	0-0 FC5-2 1-2 2-3 1-1 1B		1-1 G4-3		0-3 K			2-2 K		4	0	1	0	0	1	3					
6 David Freese, R OBP: 0.308, SLG: 0.393	1-0 L9		0-3 K		0-3 K			1-3 K		4	0	0	0	0	3	4					
24 C.J. Cron, R OBP: 0.284, SLG: 0.407		2-2 P6		1-0 1B				0-2 G5-3		3	0	1	0	0	0	0					
20 Matt Joyce, L OBP: 0.283, SLG: 0.321		2-3 K		0-1 F8				0-0 G6-3		3	0	0	0	0	1	1					
58 Carlos Pérez, R OBP: 0.250, SLG: 0.313		1-1 G4-3		1-1 G5-3				2-2 G6-3		3	0	0	0	0	0	0					
Inning Stats	R: 0 E: 0 K: 1 S: 14	H: 2 LOB: 3 BB: 1 P: 23	R: 0 E: 0 K: 1 S: 9	H: 0 LOB: 0 BB: 0 P: 14	R: 0 E: 0 K: 0 S: 9	H: 0 LOB: 1 BB: 1 P: 13	R: 0 E: 0 K: 1 S: 8	H: 1 LOB: 1 BB: 0 P: 10	R: 0 E: 0 K: 2 S: 9	H: 0 LOB: 0 BB: 0 P: 12	R: 0 E: 0 K: 1 S: 7	H: 0 LOB: 0 BB: 0 P: 7	R: 0 E: 0 K: 0 S: 11	H: 0 LOB: 0 BB: 0 P: 13	R: 0 E: 0 K: 2 S: 12	H: 1 LOB: 1 BB: 0 P: 18	1B: 4 2B: 0 3B: 0 HR: 0	SF: 0 SAC: 0 DP: 0 HBP: 0	WP: 0 PB: 0 SB: 0 CS: 0	PA: 33	
PITCHER	IP WLS BF H R ER SO BB IBB HBP BLK WP HR S P ERA WHIP	8.0 W 29 3 0 0 6 2 0 0 0 0 0 0 73 101 0.00 0.625	1.0 L 4 1 0 0 2 0 0 0 0 0 0 0 12 18 0.00 1.000																		

Los Angeles Angels @ Seattle Mariners
Safeco Field, Seattle, WA
Sat Jul 11 2015, 7:14 PM - 9:53 PM PDT
Att: 40,765 - Cloudy - 68 F


AB 31
R 0
H 4
RBI 0
BB 2
SO 8
LOB 12



Batter	1	2	3	4	5	6	7	8	9	AB	R	H	RBI	BB	SO	LOB	BOTTOM				
16 Austin Jackson, R OBP: 0.292, SLG: 0.352	0-1 F8	1-0 L8		2-3 K		0-2 G4-3		1-0 F9		5	0	0	0	0	1	3					
30 Franklin Gutierrez, R OBP: 0.303, SLG: 0.452	1-3 K		1-1 E1 23 BB		1-2 L8			0-1 L6		4	0	0	0	0	1	1					
7 Seth Smith, L OBP: 0.336, SLG: 0.462										1	0	1	0	0	0	0					
22 Robinson Canó, L OBP: 0.290, SLG: 0.371	1-3 K		2-3 K		1-0 15 BB 23 1B 35 K2-3 HBP			1-0 L8		4	0	0	0	0	2	2					
23 Nelson Cruz, R OBP: 0.376, SLG: 0.551		1-1 35 BB 15 1B 63 BB 1B	4-2 35 1B BB		1-2 35 K2-3 15 BB 1B			0-2 35 1B 2B		3	3	3	0	1	0	0					
15 Kyle Seager, L OBP: 0.324, SLG: 0.431		3-1 63 BB 5 SF8 35 BB 1B	2-0 35 1B 1B		4-1 35 K2-3 BB			4-0 35 1B 20 1B IBB		2	2	2	0	2	0	0					
35 Mark Trumbo, R OBP: 0.286, SLG: 0.436		4-2 63 BB 1B	0-0 1B		1-3 K2-3			0-1 20 1B 1B		3	0	2	2	1	1	3					
13 Dustin Ackley, L OBP: 0.282, SLG: 0.380		1-2 BB	1-3 1B		1-2 2-3 BB			1-3 20 1B 1B		0	0	0	0	0	0	0					
63 Jesus Montero, R OBP: 0.333, SLG: 0.290		4-1 BB			2-2 G5-3			2-2 5 FC4-6 1B		2	0	0	1	1	0	4					
20 Logan Morrison, L OBP: 0.303, SLG: 0.390		1-2 BB						1-2 5 FC4-6 1B		1	0	1	1	0	0	0					
5 Brad Miller, L OBP: 0.319, SLG: 0.412	0-2 SF8				0-0 E3 3 SH1-3			2-2 L7		3	0	0	1	0	0	2					
3 Mike Zunino, R OBP: 0.227, SLG: 0.297	0-1 F8				0-1 SH1-3			0-1 G5-3		3	0	0	0	0	0	2					
Inning Stats	R: 0 E: 0 K: 2 S: 8	H: 0 LOB: 0 BB: 0 P: 10	R: 2 E: 0 K: 0 S: 15	H: 2 LOB: 2 BB: 2 P: 28	R: 1 E: 1 K: 1 S: 13	H: 2 LOB: 2 BB: 1 P: 22	R: 0 E: 1 K: 1 S: 9	H: 0 LOB: 1 BB: 0 P: 12	R: 0 E: 0 K: 1 S: 12	H: 1 LOB: 1 BB: 1 P: 21	R: 0 E: 0 K: 0 S: 7	H: 0 LOB: 0 BB: 0 P: 8	R: 2 E: 0 K: 0 S: 17	H: 3 LOB: 2 BB: 1 P: 28	R: 0 E: 0 K: 0 S: 5	H: 1 LOB: 1 BB: 0 P: 8	1B: 7 2B: 2 3B: 0 HR: 0	SF: 1 SAC: 1 DP: 0 HBP: 1	WP: 0 PB: 0 SB: 0 CS: 0	PA: 39	
PITCHER	IP WLS BF H R ER SO BB IBB HBP BLK WP HR S P ERA WHIP	6.2 L 30 5 3 3 5 4 0 1 0 0 0 0 69 109 4.05 1.350	0.0 L 3 2 1 1 0 0 0 1 0 0 0 0 5 9 - -	0.1 L 2 1 1 1 0 0 0 0 0 0 0 0 7 11 27.00 3.000	1.0 L 4 1 0 0 0 0 0 0 0 0 0 0 5 8 0.00 1.000																

Los Angeles Angels @ Seattle Mariners
Safeco Field, Seattle, WA
Sat Jul 11 2015, 7:14 PM - 9:53 PM PDT
Att: 40,765 - Cloudy - 68 F

AB 31
R 5
H 9
RBI 5
BB 5
SO 5
LOB 17



Batter	1	2	3	4	5	6	7	8	9	AB	R	H	RBI	BB	SO	LOB	TOP								
12 Johnny Givonella, R OBP: 0.322, SLG: 0.363										5	1	2	0	0	1	1									
56 Kole Calhoun, L OBP: 0.320, SLG: 0.407										4	0	0	0	1	2	1									
27 Mike Trout, R OBP: 0.405, SLG: 0.614										4	2	2	1	0	0	2									
5 Albert Pujols, R OBP: 0.323, SLG: 0.532										5	1	1	0	0	0	4									
58 Carlos Pérez, R OBP: 0.250, SLG: 0.313										0	0	0	0	0	0	0									
2 Erik Aybar, S OBP: 0.323, SLG: 0.355										3	2	3	0	0	0	0									
8 Taylor Featherston, R OBP: 0.154, SLG: 0.197										1	0	0	0	0	1	0									
6 David Freese, R OBP: 0.310, SLG: 0.399										5	2	2	2	0	3	1									
24 C.J. Cron, R OBP: 0.294, SLG: 0.421										5	0	3	0	0	1	2									
20 Matt Joyce, L OBP: 0.281, SLG: 0.319										2	0	0	1	0	0	1									
44 Daniel Robertson, R OBP: 0.304, SLG: 0.273										3	1	0	1	0	0	4									
17 Chris Iannetta, R OBP: 0.304, SLG: 0.306										4	1	1	2	0	3	3									
Inning Stats	R: 0 E: 0 K: 1 S: 14	H: 1 LOB: 1 BB: 0 P: 18	R: 2 E: 1 K: 2 S: 12	H: 2 LOB: 1 BB: 0 P: 16	R: 1 E: 1 K: 1 S: 12	H: 2 LOB: 1 BB: 0 P: 18	R: 0 E: 0 K: 1 S: 8	H: 0 LOB: 0 BB: 0 P: 12	R: 0 E: 0 K: 2 S: 8	H: 0 LOB: 0 BB: 0 P: 9	R: 6 E: 1 K: 0 S: 24	H: 5 LOB: 2 BB: 1 P: 40	R: 0 E: 0 K: 2 S: 12	H: 2 LOB: 2 BB: 0 P: 19	R: 1 E: 0 K: 0 S: 12	H: 1 LOB: 1 BB: 0 P: 21	R: 0 E: 0 K: 2 S: 10	H: 1 LOB: 1 BB: 0 P: 14	1B: 8 2B: 5 HR: 1	SF: 0 SAC: 1 HBP: 1	WP: 1 PB: 0 SB: 0 CS: 0	PA: 44			
PITCHER	IP	WLS	BF	H	R	ER	SO	BB	IBB	HBP	BLK	WP	HR	S	P	ERA	WHIP								
44 Tajuan Walker, R ERA: 4.84	5.0	L	24	7	7	6	7	0	0	1	0	1	0	64	87	10.80	1.400								
59 David Rollins, L ERA: 12.46	0.1	5	3	2	2	0	1	0	0	0	0	0	1	8	17	54.00	12.000								
40 Danny Farquhar, R ERA: 6.23	1.2	7	2	0	0	2	0	0	0	0	0	0	0	18	28	0.00	1.200								
56 Fernando Rodney, R ERA: 5.5	1.0	4	1	1	1	0	0	0	0	0	0	0	0	12	21	9.00	1.000								
39 Carson Smith, R ERA: 1.73	1.0	4	1	0	0	2	0	0	0	0	0	0	0	10	14	0.00	1.000								

Los Angeles Angels @ Seattle Mariners
Safeco Field, Seattle, WA
Sun Jul 12 2015, 1:11 PM - 4:06 PM PDT
Att: 36,955 - Partly Cloudy - 74 F

AB 41
R 10
H 14
RBI 7
BB 1
SO 11
LOB 19



Batter	1	2	3	4	5	6	7	8	9	AB	R	H	RBI	BB	SO	LOB	BOTTOM								
16 Austin Jackson, R OBP: 0.295, SLG: 0.355										4	1	2	0	0	0	1									
22 Robinson Canó, L OBP: 0.290, SLG: 0.370										4	1	1	0	0	1	3									
23 Nelson Cruz, R OBP: 0.373, SLG: 0.546										3	0	0	0	0	1	0									
13 Dustin Ackley, L OBP: 0.280, SLG: 0.378										1	0	0	1	0	0	1									
15 Kyle Seager, L OBP: 0.329, SLG: 0.438										4	0	3	1	0	0	0									
1 Chris Taylor, R OBP: 0.221, SLG: 0.222										0	0	0	0	0	0	0									
35 Mark Trumbo, R OBP: 0.282, SLG: 0.430										4	0	0	0	0	2	3									
63 Jesus Montero, R OBP: 0.333, SLG: 0.143										2	0	0	0	1	0	1									
7 Seth Smith, L OBP: 0.338, SLG: 0.477										1	1	1	1	0	0	0									
20 Logan Morrison, L OBP: 0.300, SLG: 0.385										4	0	0	0	0	2	2									
3 Mike Zunino, R OBP: 0.223, SLG: 0.292										4	0	0	0	0	2	2									
5 Brad Miller, L OBP: 0.322, SLG: 0.413										4	0	2	0	0	0	0									
Inning Stats	R: 0 E: 0 K: 0 S: 11	H: 0 LOB: 0 BB: 0 P: 14	R: 0 E: 0 K: 3 S: 13	H: 1 LOB: 2 BB: 1 P: 22	R: 0 E: 0 K: 0 S: 3	H: 1 LOB: 0 BB: 0 P: 7	R: 0 E: 0 K: 0 S: 7	H: 1 LOB: 1 BB: 0 P: 10	R: 0 E: 0 K: 2 S: 14	H: 2 LOB: 2 BB: 0 P: 22	R: 0 E: 0 K: 1 S: 5	H: 0 LOB: 0 BB: 0 P: 7	R: 0 E: 0 K: 0 S: 8	H: 0 LOB: 0 BB: 0 P: 11	R: 2 E: 0 K: 1 S: 20	H: 3 LOB: 1 BB: 0 P: 29	R: 1 E: 0 K: 1 S: 9	H: 1 LOB: 0 BB: 0 P: 15	1B: 7 2B: 2 HR: 1	SF: 0 SAC: 0 DP: 1 HBP: 0	WP: 1 PB: 0 SB: 0 CS: 0	PA: 36			
PITCHER	IP	WLS	BF	H	R	ER	SO	BB	IBB	HBP	BLK	WP	HR	S	P	ERA	WHIP								
28 Andrew Heaney, L ERA: 1.32	7.0	W	26	5	0	0	6	1	0	0	0	1	0	61	93	0.00	0.857								
62 Trevor Gott, R ERA: 2.77	1.0	6	3	2	2	1	0	0	0	0	0	0	0	20	29	18.00	3.000								
52 Matt Shoemaker, R ERA: 4.85	1.0	4	1	1	1	1	0	0	0	0	0	0	1	9	15	9.00	1.000								

Los Angeles Angels @ Seattle Mariners
Safeco Field, Seattle, WA
Sun Jul 12 2015, 1:11 PM - 4:06 PM PDT
Att: 36,955 - Partly Cloudy - 74 F

AB 35
R 3
H 9
RBI 3
BB 1
SO 8
LOB 13



Batter	1	2	3	4	5	6	7	8	9	AB	R	H	RBI	BB	SO	LOB	TOP			
50 Mookie Betts, R (1, 8) OBP: 0.325, SLG: 0.458	F7		F7		L8			F8		4	0	0	0	0	0	2	Boston Red Sox @ Los Angeles Angels Angel Stadium of Anaheim, Anaheim, CA Fri Jul 17 2015, 7:10 PM - 9:33 PM PDT Att: 43,234 - Clear - 81 F			
15 Dustin Pedroia, R (1, 4) OBP: 0.363, SLG: 0.446	F9		F9			G4-3		F7		4	0	0	0	0	1					
2 Xander Bogaerts, R (1, 6) OBP: 0.340, SLG: 0.416	2B		FC6-4			K				4	0	2	0	0	1	1				
34 David Ortiz, L (1, 10) OBP: 0.328, SLG: 0.436	L5							1B		4	0	2	0	0	0	2				
13 Hanley Ramirez, R (1, 7) OBP: 0.316, SLG: 0.490	F8					G5-4-3		L6		4	0	0	0	0	1	2				
Pablo Sandoval, S (1, 5) OBP: 0.306, SLG: 0.380						G4-3				3	0	0	0	1	0	0				
12 Mike Napoli, R (1, 3) OBP: 0.294, SLG: 0.349										3	0	0	0	1	1					
18 Shane Victorino, S (1, 9) OBP: 0.337, SLG: 0.308										3	0	1	0	0	1	2				
10 Ryan Hanigan, R (1, 2) OBP: 0.375, SLG: 0.295										2	0	0	0	1	1	2				
Inning Stats	R: 0 H: 1 E: 0 K: 0 S: 12	H: 1 LOB: 1 BB: 0 P: 17	R: 0 H: 0 E: 0 K: 2 S: 11	H: 0 LOB: 1 BB: 1 P: 20	R: 0 H: 0 E: 0 K: 0 S: 6	H: 0 LOB: 1 BB: 1 P: 12	R: 0 H: 1 E: 0 K: 0 S: 6	H: 1 LOB: 0 BB: 0 P: 10	R: 0 H: 1 E: 0 K: 1 S: 10	H: 1 LOB: 1 BB: 0 P: 13	R: 0 H: 1 E: 0 K: 1 S: 9	H: 0 LOB: 1 BB: 0 P: 10	R: 0 H: 1 E: 0 K: 1 S: 10	H: 0 LOB: 0 BB: 0 P: 12	R: 0 H: 0 E: 0 K: 1 S: 7	H: 0 LOB: 0 BB: 0 P: 10		1B: 4 2B: 1 3B: 0 HR: 0	SF: 0 2B: 1 3B: 0 HBP: 0	WP: 1 PB: 1 CS: 0
PITCHER	IP WLS BF H R ER SO BB IBB HBP BLK WP HR S P ERA WHIP	IP WLS BF H R ER SO BB IBB HBP BLK WP HR S P ERA WHIP	PITCHER																	
33 C.J. Wilson, L (1, 1) ERA: 3.59	8.0	31	5	0	0	4	3	0	0	0	1	0	0	0	0	0	0.00	1.000		
38 Joe Smith, R (9, 1) ERA: 2.65	1.0	W	3	0	0	0	1	0	0	0	0	0	0	0	0	0	0.00	0.000		

AB 31
R 0
H 5
RBI 0
BB 3
SO 5
LOB 13




Batter	1	2	3	4	5	6	7	8	9	AB	R	H	RBI	BB	SO	LOB	BOTTOM					
12 Johnny Giavotella, R (1, 4) OBP: 0.318, SLG: 0.358	G1-3				L9			FC6-4		4	0	0	0	0	0	1	Boston Red Sox @ Los Angeles Angels Angel Stadium of Anaheim, Anaheim, CA Fri Jul 17 2015, 7:10 PM - 9:33 PM PDT Att: 43,234 - Clear - 81 F					
56 Kole Calhoun, L (1, 9) OBP: 0.319, SLG: 0.408					F7					4	0	1	0	0	2	0						
27 Mike Trout, R (1, 8) OBP: 0.403, SLG: 0.619	G4-3									4	1	1	1	0	1	1						
5 Albert Pujols, R (1, 3) OBP: 0.320, SLG: 0.527										3	0	0	0	0	1	1						
2 Erick Aybar, S (1, 6) OBP: 0.320, SLG: 0.352										3	0	0	0	0	1	1						
6 David Freese, R (1, 5) OBP: 0.310, SLG: 0.397										2	0	0	0	1	0	0						
8 Taylor Featherston, R (8, PR) OBP: 0.194, SLG: 0.197										0	0	0	0	0	0	0						
24 C.J. Cron, R (1, 10) OBP: 0.288, SLG: 0.412										3	0	0	0	0	0	1						
17 Chris Iannetta, R (1, 2) OBP: 0.304, SLG: 0.303										2	0	0	0	1	1	1						
44 Daniel Robertson, R (1, 7) OBP: 0.286, SLG: 0.255										3	0	0	0	0	1	2						
Inning Stats	R: 0 H: 0 E: 0 K: 1 S: 8	H: 0 LOB: 0 BB: 0 P: 13	R: 0 H: 0 E: 0 K: 1 S: 6	H: 0 LOB: 0 BB: 0 P: 10	R: 0 H: 0 E: 0 K: 2 S: 9	H: 0 LOB: 0 BB: 0 P: 15	R: 0 H: 0 E: 0 K: 1 S: 9	H: 0 LOB: 0 BB: 0 P: 17	R: 0 H: 0 E: 0 K: 1 S: 8	H: 0 LOB: 1 BB: 1 P: 15	R: 0 H: 0 E: 0 K: 0 S: 8	H: 0 LOB: 1 BB: 1 P: 14	R: 0 H: 1 E: 0 K: 0 S: 5	H: 1 LOB: 0 BB: 0 P: 9	R: 0 H: 0 E: 0 K: 0 S: 10	H: 0 LOB: 1 BB: 1 P: 19	R: 1 H: 1 E: 0 K: 1 S: 8	H: 1 LOB: 0 BB: 0 P: 12	1B: 0 2B: 1 3B: 0 HR: 1	SF: 0 2B: 1 3B: 0 HBP: 0	WP: 0 PB: 0 SB: 0 CS: 0	PA: 30
PITCHER	IP WLS BF H R ER SO BB IBB HBP BLK WP HR S P ERA WHIP	IP WLS BF H R ER SO BB IBB HBP BLK WP HR S P ERA WHIP	PITCHER																			
20 Wade Miley, L (1, 1) ERA: 4.49	7.0	24	1	0	0	0	2	0	0	0	0	0	0	0	0	0	0.00	0.429				
36 Junichi Tazawa, R (8, 1) ERA: 2.52	1.0	3	0	0	0	0	0	0	0	0	0	6	11	0.00	0.000							
19 Koji Uehara, R (9, 1) ERA: 2.67	0.2	L	3	1	1	1	1	0	0	0	0	1	8	12	13.50	1.500						

AB 28
R 1
H 2
RBI 1
BB 2
SO 7
LOB 8




Batter	1	2	3	4	5	6	7	8	9	AB	R	H	RBI	BB	SO	LOB	TOP					
50 Mookie Betts, R OBP: 0.321, SLG: 0.453										4	0	0	0	0	2	0	Boston Red Sox @ Los Angeles Angels Angel Stadium of Anaheim, Anaheim, CA Sat Jul 18 2015, 6:09 PM - 8:45 PM PDT Att: 43,631 - Cloudy - 70 F					
15 Dustin Pedroia, R OBP: 0.358, SLG: 0.439										4	0	0	0	0	1	0						
2 Xander Bogaerts, R OBP: 0.336, SLG: 0.410										4	0	0	0	0	1	0						
34 David Ortiz, L OBP: 0.326, SLG: 0.432										3	0	0	0	0	0	0						
13 Hanley Ramirez, R OBP: 0.313, SLG: 0.485										3	0	0	0	0	0	0						
Pablo Sandoval, S OBP: 0.309, SLG: 0.387										3	0	2	0	0	0	0						
31 Alejandro De Aza, L OBP: 0.317, SLG: 0.458										2	0	0	0	1	1	1						
26 Brock Holt, L OBP: 0.375, SLG: 0.407										3	0	0	0	0	1	3						
10 Ryan Hanigan, R OBP: 0.364, SLG: 0.284										3	0	0	0	0	0	1						
Inning Stats	R: 0 E: 0 K: 2 S: 10	H: 0 LOB: 0 BB: 0 P: 13	R: 0 E: 0 K: 1 S: 10	H: 1 LOB: 2 BB: 1 P: 19	R: 0 E: 0 K: 1 S: 8	H: 0 LOB: 0 BB: 0 P: 12	R: 0 E: 0 K: 0 S: 10	H: 0 LOB: 0 BB: 0 P: 13	R: 0 E: 0 K: 1 S: 12	H: 1 LOB: 1 BB: 0 P: 14	R: 0 E: 0 K: 0 S: 5	H: 0 LOB: 0 BB: 0 P: 6	R: 0 E: 0 K: 0 S: 9	H: 0 LOB: 0 BB: 0 P: 14	R: 0 E: 0 K: 0 S: 8	H: 0 LOB: 0 BB: 0 P: 13	R: 0 E: 0 K: 1 S: 7	H: 0 LOB: 0 BB: 0 P: 9	1B: 1 2B: 1 3B: 0 HR: 0	SF: 0 SAC: 0 DP: 0 HBP: 0	WP: 0 PB: 0 SB: 0 CS: 0	PA: 30
PITCHER	IP: 9.0 WLS: W BF: 30	H: 2 R: 0 ER: 0 SO: 6	BB: 1 IBB: 0 HBP: 0 BLK: 0	WP: 0 HR: 0 S: 79 P: 113	ERA: 0.00 WHIP: 0.333	PITCHER											IP: 9.0 WLS: W BF: 30	H: 2 R: 0 ER: 0 SO: 6	BB: 1 IBB: 0 HBP: 0 BLK: 0	WP: 0 HR: 0 S: 79 P: 113	ERA: 0.00 WHIP: 0.333	

AB	29
R	0
H	2
RBI	0
BB	1
SO	6
LOB	5



Batter	1	2	3	4	5	6	7	8	9	AB	R	H	RBI	BB	SO	LOB	BOTTOM					
12 Johnny Giavotella, R OBP: 0.314, SLG: 0.353										4	0	0	0	0	1	3	Boston Red Sox @ Los Angeles Angels Angel Stadium of Anaheim, Anaheim, CA Sat Jul 18 2015, 6:09 PM - 8:45 PM PDT Att: 43,631 - Cloudy - 70 F					
56 Kole Calhoun, L OBP: 0.326, SLG: 0.431										3	2	3	2	1	0	0						
27 Mike Trout, R OBP: 0.399, SLG: 0.611										4	0	0	0	0	2	2						
5 Albert Pujols, R OBP: 0.320, SLG: 0.524										4	0	1	0	0	0	1						
2 Erick Aybar, S OBP: 0.319, SLG: 0.348										3	0	0	0	1	2	1						
6 David Freese, R OBP: 0.309, SLG: 0.393										3	1	0	0	0	1	2						
8 Taylor Featherston, R OBP: 0.194, SLG: 0.197										0	0	0	0	0	0	0						
24 C.J. Cron, R OBP: 0.289, SLG: 0.417										3	0	1	0	0	1	2						
20 Matt Joyce, L OBP: 0.282, SLG: 0.316										2	0	0	0	1	0	2						
44 Daniel Robertson, R OBP: 0.286, SLG: 0.255										0	0	0	0	0	0	0						
58 Carlos Pérez, R OBP: 0.244, SLG: 0.305										3	0	0	0	0	2	4						
Inning Stats	R: 0 E: 0 K: 2 S: 11	H: 0 LOB: 1 BB: 1 P: 19	R: 1 E: 1 K: 0 S: 12	H: 0 LOB: 2 BB: 2 P: 26	R: 1 E: 0 K: 2 S: 15	H: 2 LOB: 1 BB: 0 P: 22	R: 0 E: 0 K: 1 S: 10	H: 1 LOB: 0 BB: 0 P: 18	R: 1 E: 0 K: 0 S: 9	H: 1 LOB: 0 BB: 0 P: 17	R: 0 E: 0 K: 2 S: 9	H: 0 LOB: 1 BB: 0 P: 12	R: 0 E: 0 K: 0 S: 6	H: 1 LOB: 0 BB: 0 P: 11	R: 0 E: 0 K: 2 S: 10	H: 0 LOB: 0 BB: 0 P: 11	R: 0 E: 0 K: 2 S: 10	H: 0 LOB: 0 BB: 0 P: 11	1B: 2 2B: 1 3B: 0 HR: 2	SF: 0 SAC: 0 DP: 1 HBP: 1	WP: 1 PB: 0 SB: 0 CS: 0	PA: 33
PITCHER	IP: 5.0 WLS: L BF: 23	H: 3 R: 3 ER: 2 SO: 5	BB: 3 IBB: 0 HBP: 0 BLK: 0	WP: 1 HR: 2 S: 57 P: 102	ERA: 3.60 WHIP: 1.400	PITCHER											IP: 3.0 WLS: 10 BF: 10	H: 1 R: 0 ER: 0 SO: 4	BB: 0 IBB: 0 HBP: 1 BLK: 0	WP: 0 HR: 0 S: 25 P: 34	ERA: 0.00 WHIP: 0.333	

AB	29
R	3
H	5
RBI	2
BB	3
SO	9
LOB	17



Batter	1	2	3	4	5	6	7	8	9	AB	R	H	RBI	BB	SO	LOB	TOP								
50 Mookie Betts, R OBP: 0.317, SLG: 0.447										5	0	0	0	0	3	4	Boston Red Sox @ Los Angeles Angels Angel Stadium of Anaheim, Anaheim, CA Mon Jul 20 2015, 2:09 PM - 5:15 PM PDT Att: 42,503 - Partly Cloudy - 84 F								
15 Dustin Pedroia, R OBP: 0.358, SLG: 0.436										2	0	0	0	1	1	0									
16 Deven Marrero, R OBP: 0.143, SLG: 0.143										1	0	1	0	0	0	0									
2 Xander Bogaerts, R OBP: 0.339, SLG: 0.413										3	0	2	0	0	0	0									
26 Brock Holt, L OBP: 0.374, SLG: 0.405										1	0	0	0	0	0	1									
34 David Ortiz, L OBP: 0.325, SLG: 0.430										4	1	1	0	0	2	3									
13 Hanley Ramirez, R OBP: 0.310, SLG: 0.480										3	0	0	0	0	3	4									
31 Alejandro De Aza, L OBP: 0.315, SLG: 0.455										1	0	0	0	0	0	0									
Pablo Sandoval, S OBP: 0.312, SLG: 0.388										4	0	2	0	0	1	0									
12 Mike Napoli, R OBP: 0.293, SLG: 0.348										4	0	1	1	0	3	1									
18 Shane Victorino, S OBP: 0.344, SLG: 0.317										4	0	2	0	0	0	1									
10 Ryan Hanigan, R OBP: 0.359, SLG: 0.274										3	0	0	0	1	1	5									
Inning Stats	R: 0 E: 0 K: 3 S: 18	H: 1 LOB: 2 BB: 1 P: 31	R: 0 E: 0 K: 2 S: 15	H: 1 LOB: 0 BB: 0 P: 20	R: 0 E: 0 K: 1 S: 8	H: 0 LOB: 0 BB: 0 P: 13	R: 1 E: 0 K: 3 S: 19	H: 4 LOB: 3 BB: 0 P: 26	R: 0 E: 0 K: 1 S: 12	H: 1 LOB: 1 BB: 0 P: 16	R: 0 E: 0 K: 1 S: 17	H: 1 LOB: 0 BB: 0 P: 24	R: 0 E: 0 K: 1 S: 9	H: 1 LOB: 0 BB: 0 P: 10	R: 0 E: 0 K: 1 S: 6	H: 0 LOB: 0 BB: 0 P: 10	R: 0 E: 0 K: 1 S: 9	H: 0 LOB: 1 BB: 1 P: 15	1B: 9 2B: 0 3B: 0 HR: 0	SF: 0 SAC: 0 DP: 1 HBP: 0	WP: 0 PB: 0 SB: 0 CS: 0	PA: 37			
PITCHER	IP WLS BF H R ER SO BB IBB HBP BLK WP HR S P ERA WHIP	IP WLS BF H R ER SO BB IBB HBP BLK WP HR S P ERA WHIP	IP WLS BF H R ER SO BB IBB HBP BLK WP HR S P ERA WHIP	IP WLS BF H R ER SO BB IBB HBP BLK WP HR S P ERA WHIP	IP WLS BF H R ER SO BB IBB HBP BLK WP HR S P ERA WHIP	IP WLS BF H R ER SO BB IBB HBP BLK WP HR S P ERA WHIP	IP WLS BF H R ER SO BB IBB HBP BLK WP HR S P ERA WHIP	IP WLS BF H R ER SO BB IBB HBP BLK WP HR S P ERA WHIP	IP WLS BF H R ER SO BB IBB HBP BLK WP HR S P ERA WHIP	IP WLS BF H R ER SO BB IBB HBP BLK WP HR S P ERA WHIP	IP WLS BF H R ER SO BB IBB HBP BLK WP HR S P ERA WHIP	IP WLS BF H R ER SO BB IBB HBP BLK WP HR S P ERA WHIP	IP WLS BF H R ER SO BB IBB HBP BLK WP HR S P ERA WHIP	IP WLS BF H R ER SO BB IBB HBP BLK WP HR S P ERA WHIP	IP WLS BF H R ER SO BB IBB HBP BLK WP HR S P ERA WHIP	IP WLS BF H R ER SO BB IBB HBP BLK WP HR S P ERA WHIP	IP WLS BF H R ER SO BB IBB HBP BLK WP HR S P ERA WHIP	IP WLS BF H R ER SO BB IBB HBP BLK WP HR S P ERA WHIP	IP WLS BF H R ER SO BB IBB HBP BLK WP HR S P ERA WHIP	IP WLS BF H R ER SO BB IBB HBP BLK WP HR S P ERA WHIP	IP WLS BF H R ER SO BB IBB HBP BLK WP HR S P ERA WHIP	IP WLS BF H R ER SO BB IBB HBP BLK WP HR S P ERA WHIP	IP WLS BF H R ER SO BB IBB HBP BLK WP HR S P ERA WHIP	IP WLS BF H R ER SO BB IBB HBP BLK WP HR S P ERA WHIP	
53 Héctor Santiago, L ERA: 2.3	5.0 W 24 8 1 1 10 1 0 0 0 0 0 77 114 1.80 1.800	2.0 6 1 0 0 2 0 0 0 0 0 0 21 26 0.00 0.500	2.0 7 0 0 0 2 1 0 0 0 0 0 15 25 0.00 0.500	2.0 7 0 0 0 2 1 0 0 0 0 0 15 25 0.00 0.500																					

Boston Red Sox @ Los Angeles Angels
 Angel Stadium of Anaheim, Anaheim, CA
 Mon Jul 20 2015, 2:09 PM - 5:15 PM PDT
 Att: 42,503 - Partly Cloudy - 84 F

AB 35
 R 1
 H 9
 RBI 1
 BB 2
 SO 14
 LOB 19



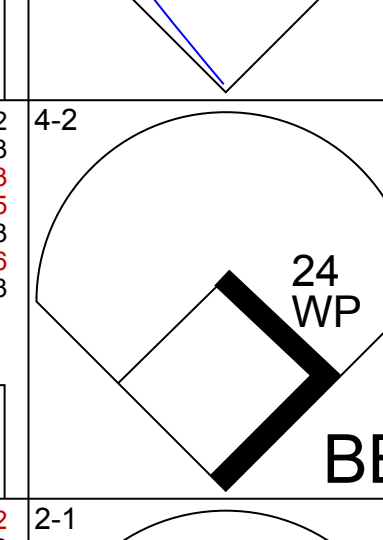

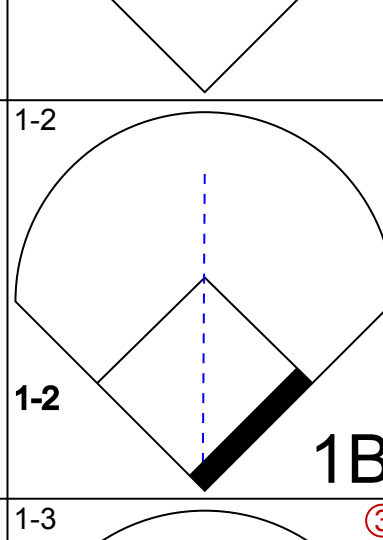

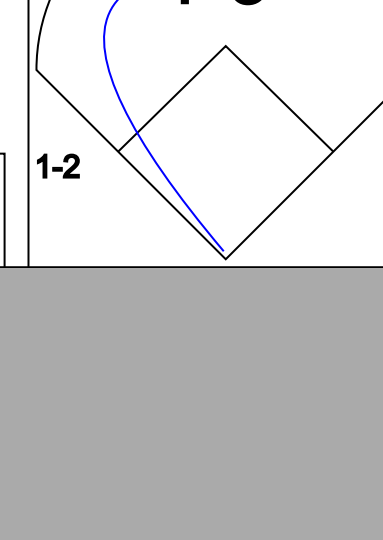

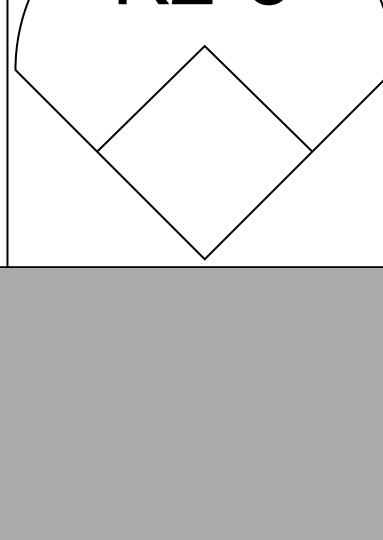
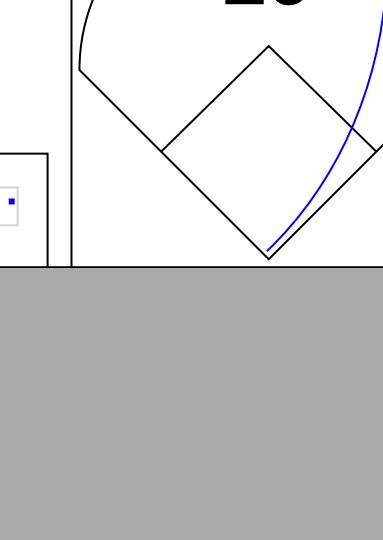








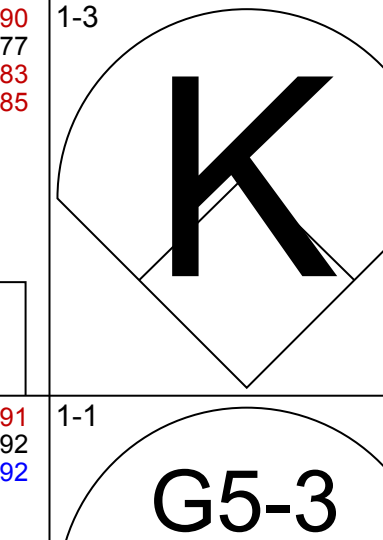
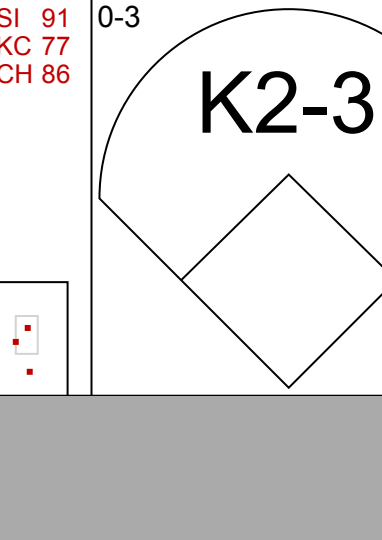
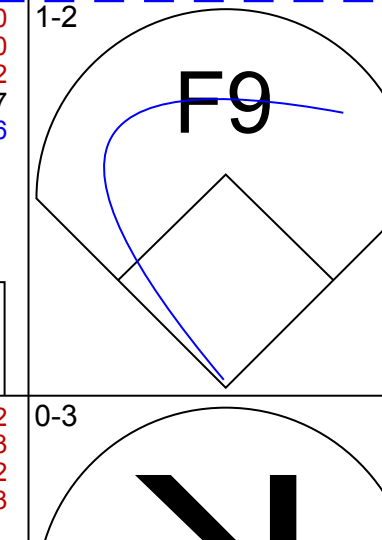
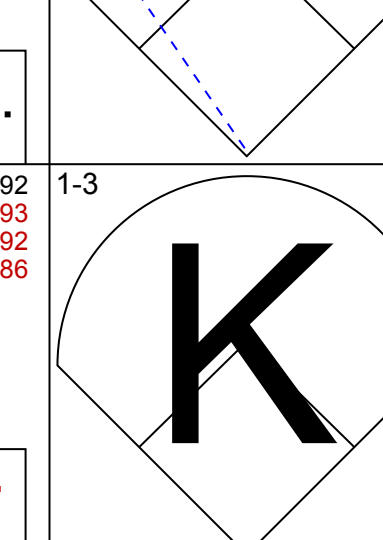
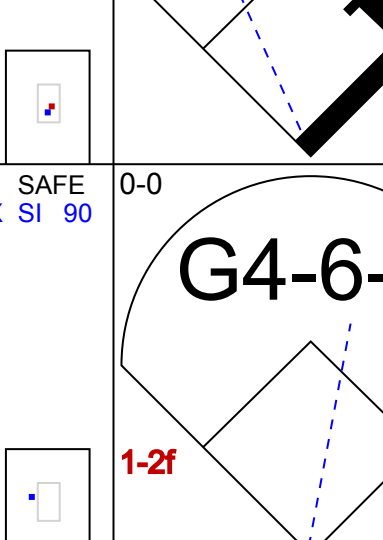
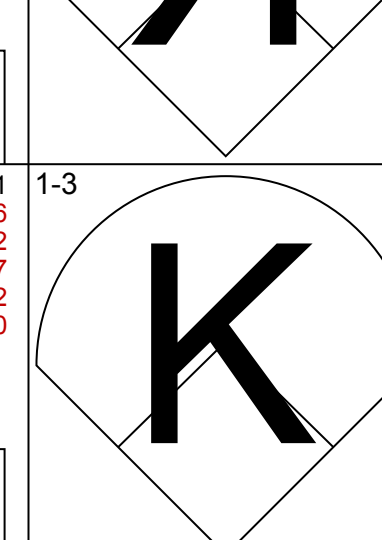

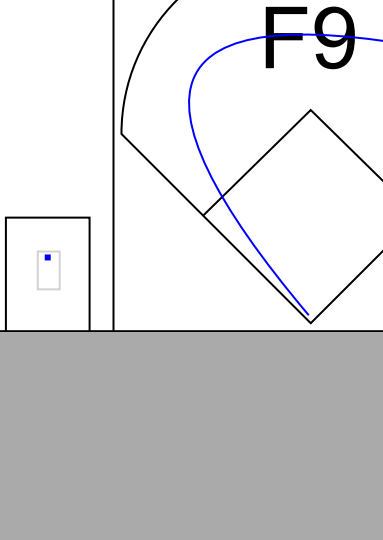

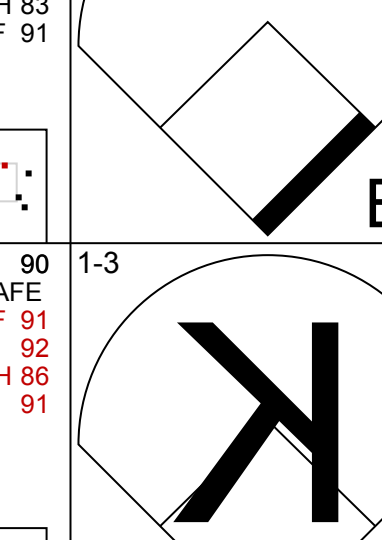
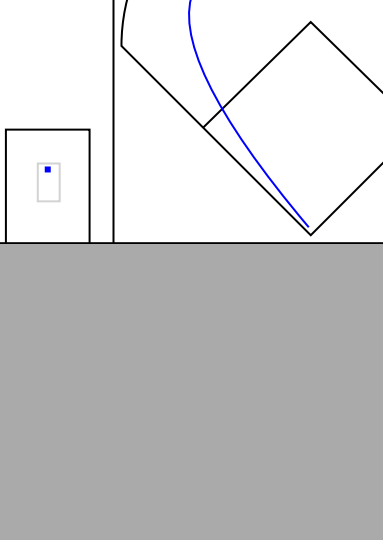
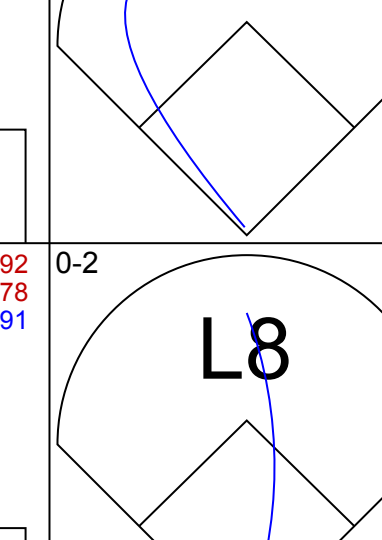
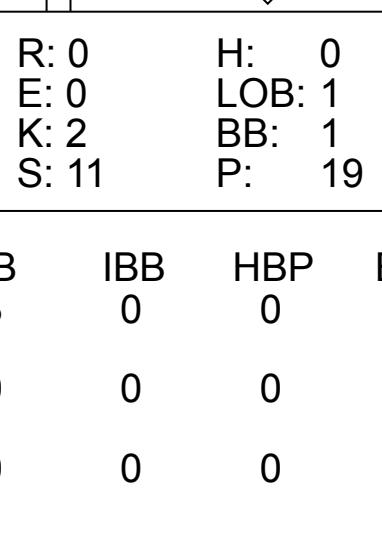
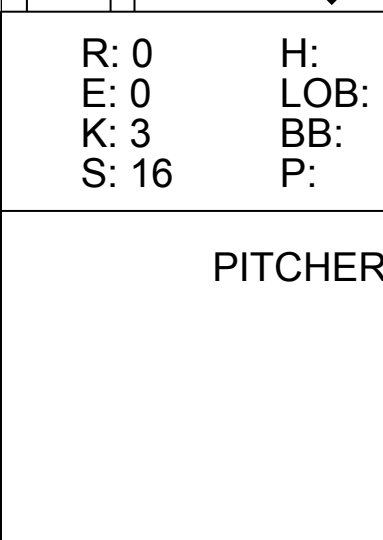
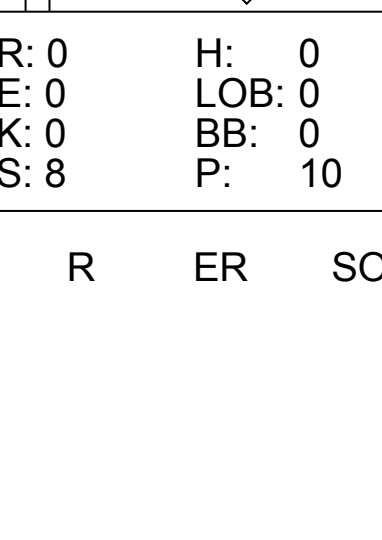
Batter	1	2	3	4	5	6	7	8	9	AB	R	H	RBI	BB	SO	LOB	BOTTOM							
12 Johnny Giavotella, R OBP: 0.315, SLG: 0.352										4	1	1	2	1	0	0	Boston Red Sox @ Los Angeles Angels Angel Stadium of Anaheim, Anaheim, CA Mon Jul 20 2015, 2:09 PM - 5:15 PM PDT Att: 42,503 - Partly Cloudy - 84 F							
37 Cesar Ramos, L										0	0	0	0	0	0	0								
56 Kole Calhoun, L OBP: 0.329, SLG: 0.440										2	2	1	2	1	0	1								
8 Taylor Featherston, R OBP: 0.179, SLG: 0.210										1	0	1	0	1	0	0								
27 Mike Trout, R OBP: 0.399, SLG: 0.607										4	0	1	0	1	1	2								
5 Albert Pujols, R OBP: 0.322, SLG: 0.533										4	2	2	1	0	0	3								
10 Grant Green, R OBP: 0.273, SLG: 0.238										1	0	0	0	0	0	2								
2 Erick Aybar, S OBP: 0.322, SLG: 0.351										3	2	2	1	0	0	0								
20 Matt Joyce, L OBP: 0.281, SLG: 0.314										1	0	0	0	0	1	1								
6 David Freese, R OBP: 0.308, SLG: 0.401										4	1	1	3	0	0	1								
24 C.J. Cron, R OBP: 0.288, SLG: 0.409										3	1	0	0	1	1	0								
17 Chris Iannetta, R OBP: 0.308, SLG: 0.303										3	1	1	1	1	1	0								
44 Daniel Robertson, R OBP: 0.283, SLG: 0.275										4	1	1	1	0	1	1								
Inning Stats	R: 0 E: 0 K: 0 S: 9	H: 0 LOB: 1 BB: 2 P: 18	R: 7 E: 0 K: 0 S: 14	H: 6 LOB: 0 BB: 1 P: 22	R: 0 E: 0 K: 0 S: 9	H: 0 LOB: 0 BB: 1 P: 13	R: 4 E: 1 K: 1 S: 15	H: 2 LOB: 0 BB: 1 P: 27	R: 0 E: 0 K: 1 S: 9	H: 2 LOB: 1 BB: 0 P: 13	R: 0 E: 0 K: 1 S: 7	H: 0 LOB: 0 BB: 0 P: 8	R: 0 E: 0 K: 1 S: 13	H: 1 LOB: 2 BB: 1 P: 22	1B: 7 2B: 2 3B: 0 HR: 3	SF: 0 SAC: 0 DP: 2 HBP: 0	WP: 0 PB: 0 SB: 0 CS: 0	PA: 40						
PITCHER	IP WLS BF H R ER SO BB IBB HBP BLK WP HR S P ERA WHIP	IP WLS BF H R ER SO BB IBB HBP BLK WP HR S P ERA WHIP	IP WLS BF H R ER SO BB IBB HBP BLK WP HR S P ERA WHIP	IP WLS BF H R ER SO BB IBB HBP BLK WP HR S P ERA WHIP	IP WLS BF H R ER SO BB IBB HBP BLK WP HR S P ERA WHIP	IP WLS BF H R ER SO BB IBB HBP BLK WP HR S P ERA WHIP	IP WLS BF H R ER SO BB IBB HBP BLK WP HR S P ERA WHIP	IP WLS BF H R ER SO BB IBB HBP BLK WP HR S P ERA WHIP	IP WLS BF H R ER SO BB IBB HBP BLK WP HR S P ERA WHIP	IP WLS BF H R ER SO BB IBB HBP BLK WP HR S P ERA WHIP	IP WLS BF H R ER SO BB IBB HBP BLK WP HR S P ERA WHIP	IP WLS BF H R ER SO BB IBB HBP BLK WP HR S P ERA WHIP	IP WLS BF H R ER SO BB IBB HBP BLK WP HR S P ERA WHIP	IP WLS BF H R ER SO BB IBB HBP BLK WP HR S P ERA WHIP	IP WLS BF H R ER SO BB IBB HBP BLK WP HR S P ERA WHIP	IP WLS BF H R ER SO BB IBB HBP BLK WP HR S P ERA WHIP	IP WLS BF H R ER SO BB IBB HBP BLK WP HR S P ERA WHIP	IP WLS BF H R ER SO BB IBB HBP BLK WP HR S P ERA WHIP	IP WLS BF H R ER SO BB IBB HBP BLK WP HR S P ERA WHIP	IP WLS BF H R ER SO BB IBB HBP BLK WP HR S P ERA WHIP	IP WLS BF H R ER SO BB IBB HBP BLK WP HR S P ERA WHIP	IP WLS BF H R ER SO BB IBB HBP BLK WP HR S P ERA WHIP	IP WLS BF H R ER SO BB IBB HBP BLK WP HR S P ERA WHIP	IP WLS BF H R ER SO BB IBB HBP BLK WP HR S P ERA WHIP
52 Eduardo Rodriguez, L ERA: 4.64	1.2 L 13 6 7 7 0 3 0 0 0 0 2 20 36 37.80 5.400	2.1 12 2 4 0 1 2 0 0 0 0 1 27 44 0.00 1.714	3.0 10 2 0 0 3 0 0 0 0 0 0 25 36 0.00 0.667	1.0 5 1 0 0 1 1 0 0 0 0 0 13 22 0.00 2.000																				

AB 34
 R 11
 H 11
 RBI 11
 BB 6
 SO 5
 LOB 11



Batter	1	2	3	4	5	6	7	8	9	AB	R	H	RBI	BB	SO	LOB	TOP					
50 Mookie Betts, R OBP: 0.316, SLG: 0.443										3	0	0	0	1	0	1	Boston Red Sox @ Los Angeles Angels Angel Stadium of Anaheim, Anaheim, CA Mon Jul 20 2015, 7:07 PM - 9:38 PM PDT Att: 38,042 - Clear - 81 F livebaseballscorecards.com					
15 Dustin Pedroia, R OBP: 0.354, SLG: 0.431										4	0	0	0	0	0	3						
2 Xander Bogaerts, R OBP: 0.341, SLG: 0.415										3	1	2	1	0	1	0						
34 David Ortiz, L OBP: 0.327, SLG: 0.440										4	1	2	2	0	1	1						
13 Hanley Ramirez, R OBP: 0.306, SLG: 0.474										4	0	0	0	0	0	2						
Pablo Sandoval, S OBP: 0.308, SLG: 0.383										4	0	0	0	0	1	0						
18 Shane Victorino, S OBP: 0.297, SLG: 0.355										3	0	0	0	0	0	0						
31 Alejandro De Aza, L OBP: 0.314, SLG: 0.453										1	0	0	0	0	0	0						
23 Blake Swihart, S OBP: 0.280, SLG: 0.319										2	1	0	0	1	1	2						
Inning Stats	R: 0 E: 0 K: 0 S: 8	H: 1 LOB: 1 BB: 0 P: 10	R: 0 E: 0 K: 0 S: 8	H: 0 LOB: 0 BB: 0 P: 12	R: 0 E: 0 K: 1 S: 9	H: 1 LOB: 1 BB: 0 P: 12	R: 0 E: 0 K: 2 S: 10	H: 0 LOB: 0 BB: 0 P: 16	R: 0 E: 0 K: 1 S: 9	H: 1 LOB: 1 BB: 0 P: 15	R: 2 E: 0 K: 0 S: 15	H: 2 LOB: 0 BB: 0 P: 23	R: 0 E: 0 K: 0 S: 6	H: 0 LOB: 0 BB: 0 P: 8	R: 1 E: 0 K: 0 S: 11	H: 1 LOB: 2 BB: 2 P: 23		R: 0 E: 0 K: 1 S: 10	H: 0 LOB: 0 BB: 0 P: 14	1B: 4 2B: 1 3B: 0 HR: 1	SF: 1 2B: 1 SAC: 0 DP: 0 HBP: 0	WP: 0 PB: 0 SB: 0 CS: 0
PITCHER	IP	WLS	BF	H	R	ER	SO	BB	IBB	HBP	BLK	WP	HR	S	P	ERA	WHIP					
28 Andrew Heaney, L ERA: 1.57	(1, 1)	7.0	W	26	5	2	2	4	0	0	0	0	0	1	65	96	2.57	0.714				
62 Trevor Gott, R ERA: 3.29	(8, 1)	0.2		5	1	1	1	0	2	0	0	0	0	0	9	19	13.50	4.500				
38 Joe Smith, R ERA: 2.56	(8, 1)	1.1	S	4	0	0	0	1	0	0	0	0	0	12	18	0.00	0.000					

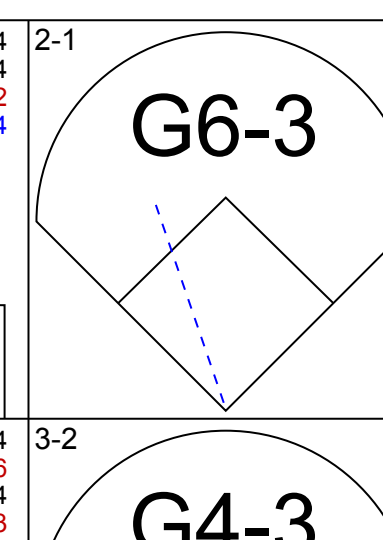
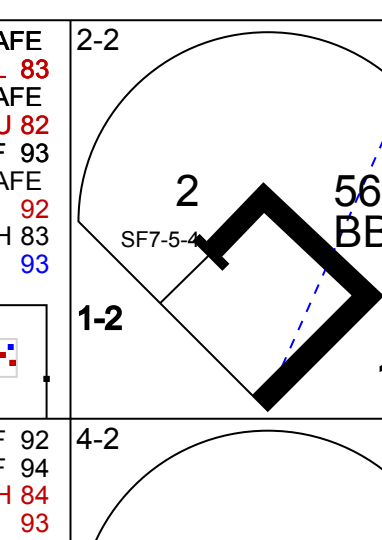
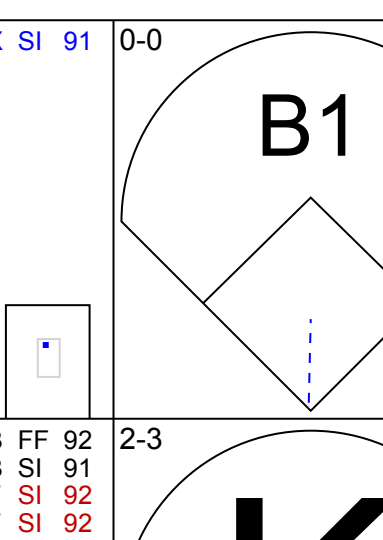
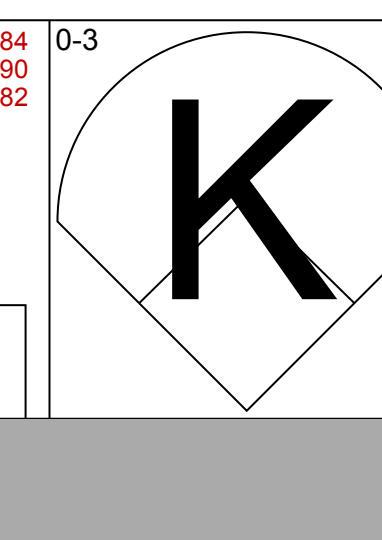
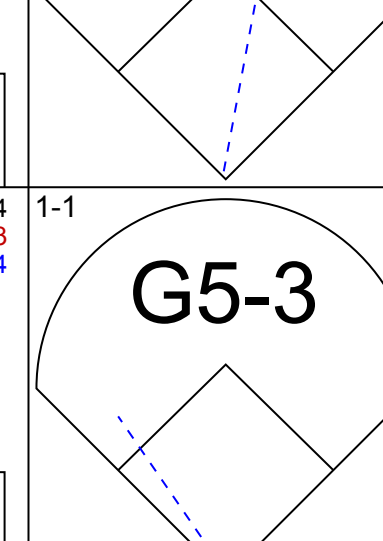
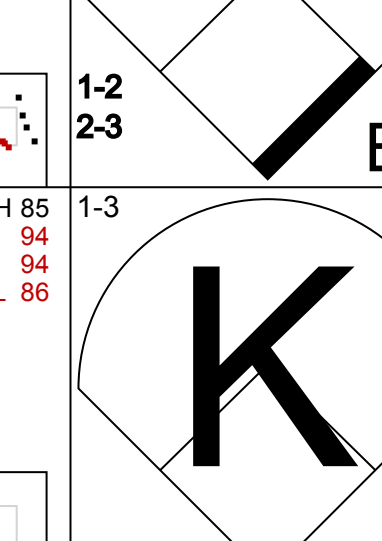
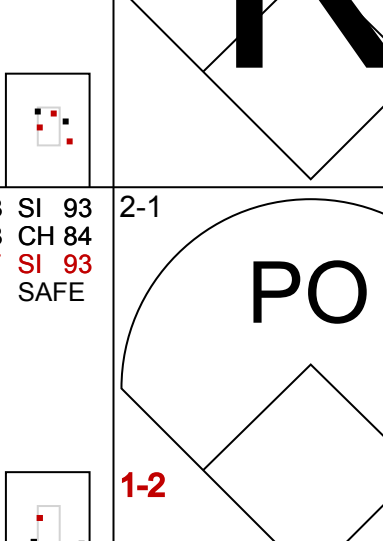

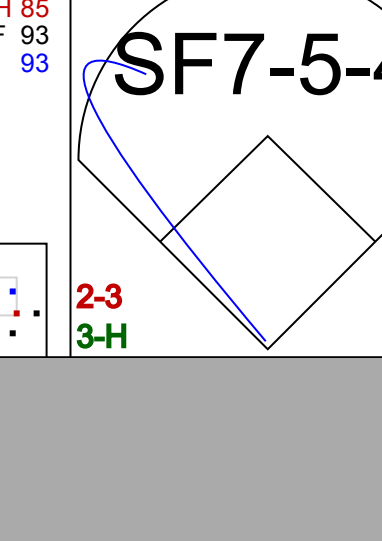

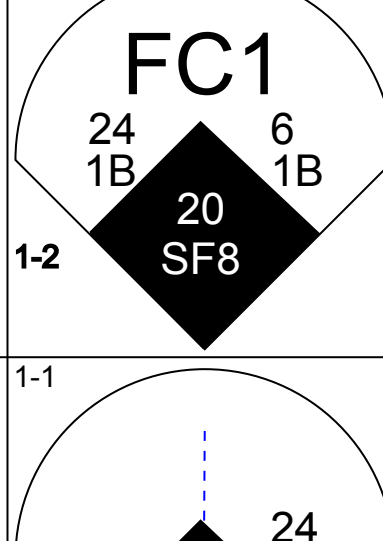


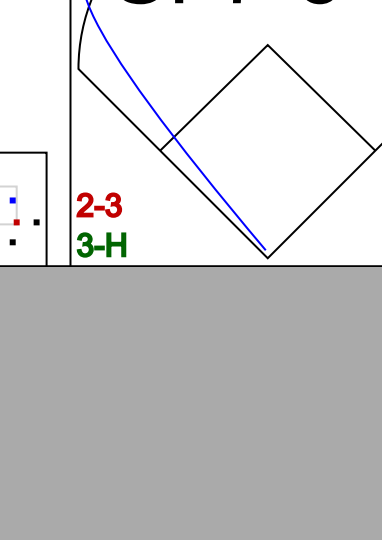

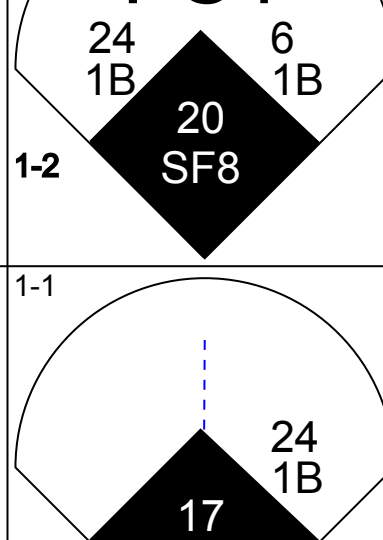

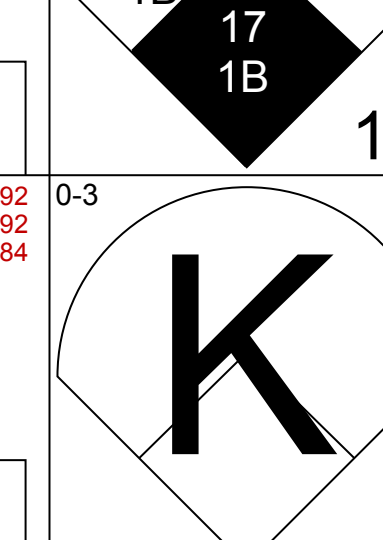
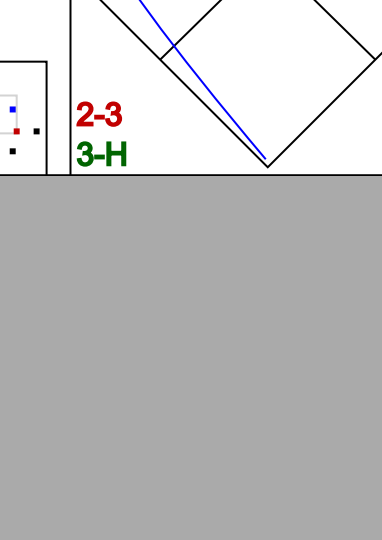
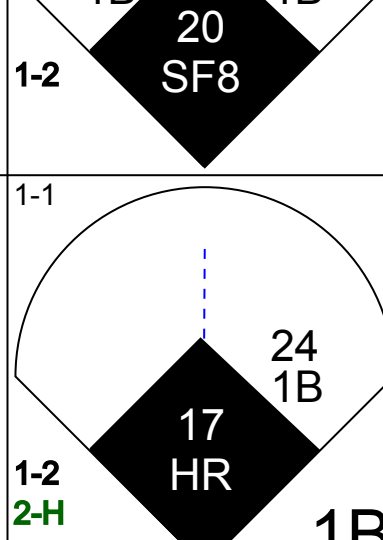

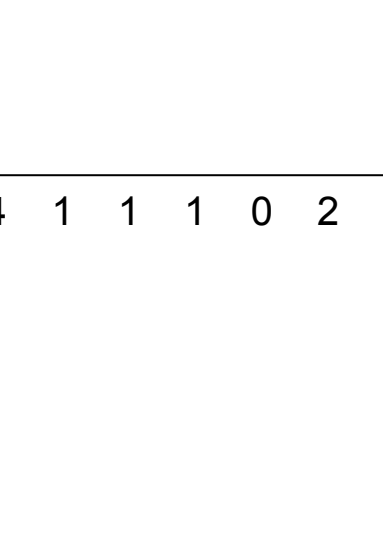
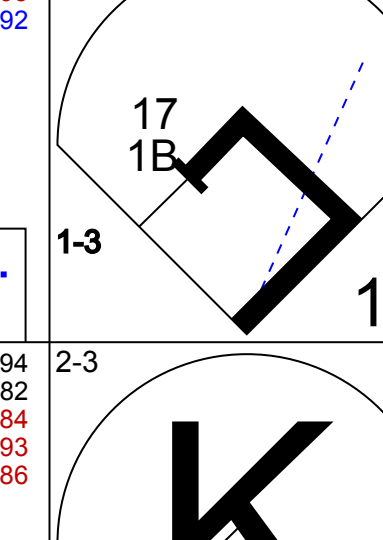
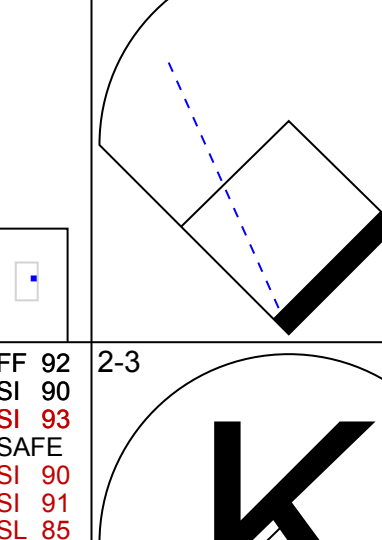
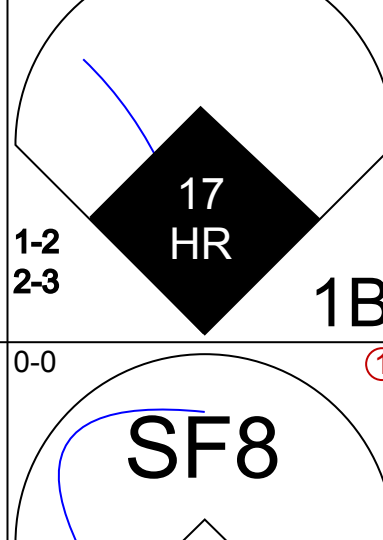
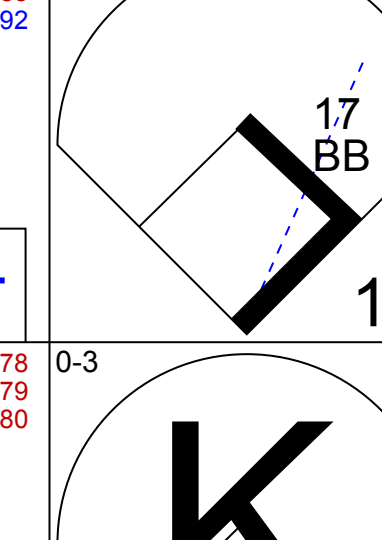
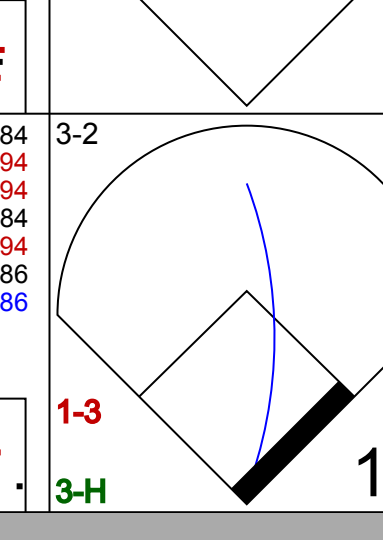
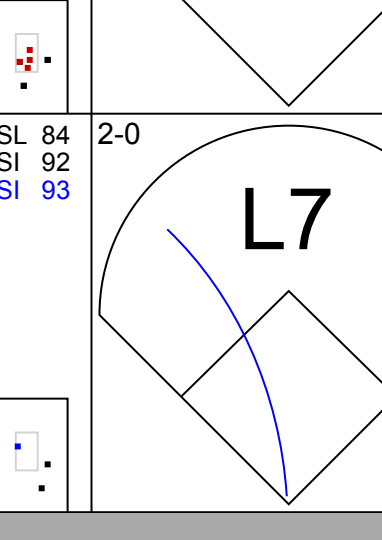
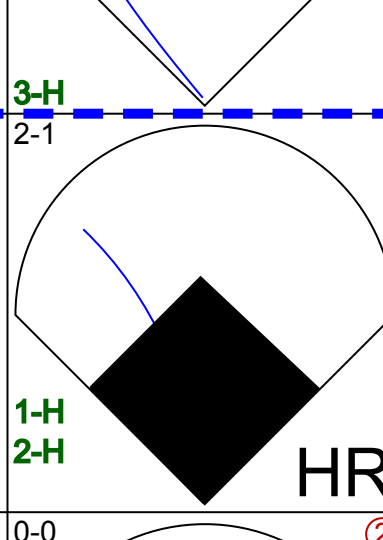
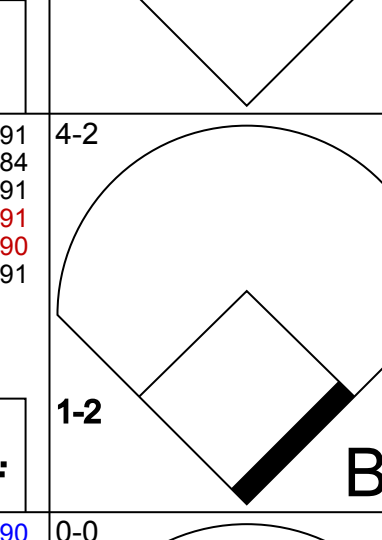
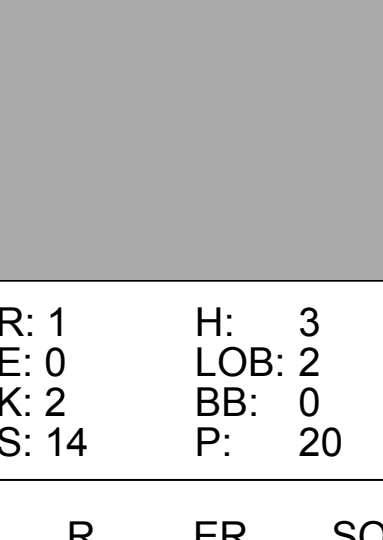

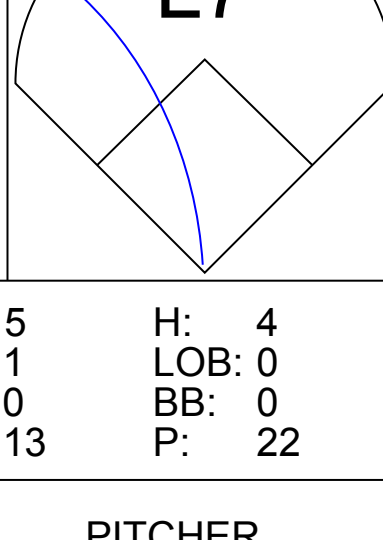
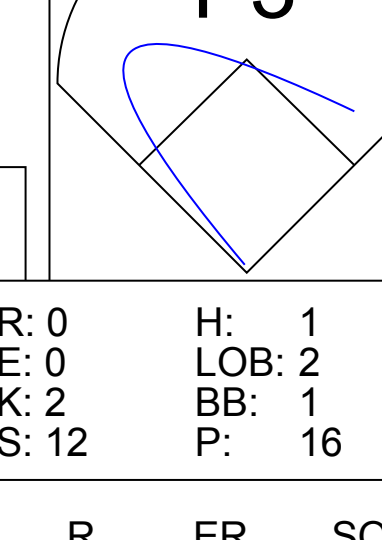








Batter	1	2	3	4	5	6	7	8	9	AB	R	H	RBI	BB	SO	LOB	BOTTOM					
12 Johnny Giavotella, R OBP: 0.315, SLG: 0.349										3	1	0	0	1	0	1	Boston Red Sox @ Los Angeles Angels Angel Stadium of Anaheim, Anaheim, CA Mon Jul 20 2015, 7:07 PM - 9:38 PM PDT Att: 38,042 - Clear - 81 F livebaseballscorecards.com					
56 Kole Calhoun, L OBP: 0.328, SLG: 0.438										4	1	1	0	0	1	1						
27 Mike Trout, R OBP: 0.400, SLG: 0.614										3	2	1	1	1	2	0						
5 Albert Pujols, R OBP: 0.326, SLG: 0.552										3	3	2	3	1	0	0						
2 Erick Aybar, S OBP: 0.324, SLG: 0.356										4	0	2	2	0	0	0						
20 Matt Joyce, L OBP: 0.280, SLG: 0.310										3	0	0	0	0	1	1						
44 Daniel Robertson, R OBP: 0.281, SLG: 0.273										4	0	1	1	0	0	1						
58 Carlos Pérez, R OBP: 0.244, SLG: 0.303										4	0	1	0	0	0	3						
8 Taylor Featherston, R OBP: 0.171, SLG: 0.200										3	0	0	0	0	1	0						
Inning Stats	R: 0 E: 0 K: 1 S: 7	H: 0 LOB: 0 BB: 0 P: 13	R: 1 E: 0 K: 1 S: 14	H: 1 LOB: 0 BB: 0 P: 20	R: 4 E: 0 K: 0 S: 15	H: 3 LOB: 3 BB: 3 P: 33	R: 0 E: 0 K: 1 S: 8	H: 0 LOB: 0 BB: 0 P: 11	R: 1 E: 0 K: 0 S: 13	H: 2 LOB: 1 BB: 0 P: 21	R: 0 E: 0 K: 0 S: 9	H: 1 LOB: 1 BB: 0 P: 14	R: 1 E: 0 K: 1 S: 11	H: 1 LOB: 0 BB: 0 P: 17	R: 0 E: 0 K: 1 S: 8	H: 0 LOB: 0 BB: 0 P: 11		1B: 4 2B: 1 3B: 0 HR: 3	SF: 0 2B: 1 SAC: 1 DP: 0 HBP: 1	WP: 0 PB: 2 SB: 0 CS: 0	PA: 36	
PITCHER	IP	WLS	BF	H	R	ER	SO	BB	IBB	HBP	BLK	WP	HR	S	P	ERA	WHIP					
35 Steven Wright, R ERA: 4.84	(1, 1)	5.0	L	25	6	6	3	0	0	0	0	0	0	2	57	98	10.80	1.800				
59 Tommy Layne, L ERA: 3.21	(6, 1)	1.0		4	1	0	0	0	0	0	0	0	0	9	14	0.00	1.000					
41 Alexi Ogando, R ERA: 3.7	(7, 1)	1.0		4	1	1	1	1	0	0	0	0	1	11	17	9.00	1.000					
32 Craig Breslow, L ERA: 3.74	(8, 1)	1.0		3	0	0	0	1	0	0	0	0	0	8	11	0.00	0.000					

Batter	1	2	3	4	5	6	7	8	9	AB	R	H	RBI	BB	SO	LOB	TOP			
2 Brian Dozier, R OBP: 0.328, SLG: 0.514										4	0	0	0	0	3	2				
48 Toni Hunter, R OBP: 0.309, SLG: 0.431										4	0	0	0	0	2	2				
7 Joe Mauer, L OBP: 0.341, SLG: 0.393										3	0	1	0	1	1	0				
24 Trevor Plouffe, R OBP: 0.317, SLG: 0.449										4	0	0	0	0	1	3				
20 Eddie Rosario, L OBP: 0.298, SLG: 0.397										3	0	0	0	0	2	0				
9 Eduardo Núñez, R OBP: 0.328, SLG: 0.468										3	0	1	0	0	1	0				
32 Aaron Hicks, S OBP: 0.327, SLG: 0.365										3	0	0	0	0	2	1				
8 Kurt Suzuki, R OBP: 0.283, SLG: 0.300										2	0	0	0	1	0	0				
5 Eduardo Escobar, S OBP: 0.285, SLG: 0.396										2	0	0	0	1	1	1				
Inning Stats	R: 0 H: 0 E: 0 K: 1 S: 12	H: 0 LOB: 1 BB: 1 P: 22	R: 0 H: 0 E: 0 K: 2 S: 8	H: 0 LOB: 0 BB: 0 P: 11	R: 0 H: 0 E: 0 K: 2 S: 11	H: 0 LOB: 1 BB: 1 P: 19	R: 0 H: 0 E: 0 K: 2 S: 7	H: 0 LOB: 0 BB: 0 P: 7	R: 0 H: 1 E: 0 K: 0 S: 4	H: 1 LOB: 0 BB: 0 P: 4	R: 0 H: 0 E: 0 K: 2 S: 13	H: 0 LOB: 0 BB: 0 P: 15	R: 0 H: 0 E: 0 K: 0 S: 8	H: 0 LOB: 0 BB: 0 P: 10	R: 0 H: 0 E: 0 K: 1 S: 6	H: 0 LOB: 0 BB: 0 P: 11	1B: 2 2B: 0 3B: 0 HR: 0	SF: 0 SAC: 0 DP: 0 HBP: 0	WP: 1 PB: 0 SB: 0 CS: 0	PA: 31
PITCHER	IP WLS BF H R ER SO BB IBB HBP BLK WP HR S P ERA WHIP	IP WLS BF H R ER SO BB IBB HBP BLK WP HR S P ERA WHIP	IP WLS BF H R ER SO BB IBB HBP BLK WP HR S P ERA WHIP	IP WLS BF H R ER SO BB IBB HBP BLK WP HR S P ERA WHIP	IP WLS BF H R ER SO BB IBB HBP BLK WP HR S P ERA WHIP	IP WLS BF H R ER SO BB IBB HBP BLK WP HR S P ERA WHIP	IP WLS BF H R ER SO BB IBB HBP BLK WP HR S P ERA WHIP	IP WLS BF H R ER SO BB IBB HBP BLK WP HR S P ERA WHIP	IP WLS BF H R ER SO BB IBB HBP BLK WP HR S P ERA WHIP	IP WLS BF H R ER SO BB IBB HBP BLK WP HR S P ERA WHIP	IP WLS BF H R ER SO BB IBB HBP BLK WP HR S P ERA WHIP	IP WLS BF H R ER SO BB IBB HBP BLK WP HR S P ERA WHIP	IP WLS BF H R ER SO BB IBB HBP BLK WP HR S P ERA WHIP	IP WLS BF H R ER SO BB IBB HBP BLK WP HR S P ERA WHIP	IP WLS BF H R ER SO BB IBB HBP BLK WP HR S P ERA WHIP	IP WLS BF H R ER SO BB IBB HBP BLK WP HR S P ERA WHIP	IP WLS BF H R ER SO BB IBB HBP BLK WP HR S P ERA WHIP	IP WLS BF H R ER SO BB IBB HBP BLK WP HR S P ERA WHIP	IP WLS BF H R ER SO BB IBB HBP BLK WP HR S P ERA WHIP	IP WLS BF H R ER SO BB IBB HBP BLK WP HR S P ERA WHIP

Minnesota Twins @ Los Angeles Angels
Angel Stadium of Anaheim, Anaheim, CA
Tue Jul 21 2015, 7:10 PM - 10:00 PM PDT
Att: 38,937 - Cloudy - 76 F

AB 28
R 0
H 2
RBI 0
BB 3
SO 13
LOB 9



Batter	1	2	3	4	5	6	7	8	9	AB	R	H	RBI	BB	SO	LOB	BOTTOM			
12 Johnny Giavotella, R OBP: 0.313, SLG: 0.346										5	0	1	0	0	1	3				
56 Kole Calhoun, L OBP: 0.287, SLG: 0.434										3	0	0	0	1	1	1				
5 Albert Pujols, R OBP: 0.326, SLG: 0.551										4	1	2	0	0	1	3				
10 Grant Green, R OBP: 0.273, SLG: 0.238										0	0	0	0	0	0	0				
2 Erick Aybar, S OBP: 0.323, SLG: 0.356										3	2	1	1	0	0	2				
6 David Freese, R OBP: 0.308, SLG: 0.399										4	1	1	1	0	2	2				
24 C.J. Cron, R OBP: 0.305, SLG: 0.424										4	1	4	0	0	0	0				
20 Matt Joyce, L OBP: 0.276, SLG: 0.306										3	0	0	1	0	3	4				
17 Chris Iannetta, R OBP: 0.316, SLG: 0.326										3	1	2	4	1	0	1				
44 Daniel Robertson, R OBP: 0.295, SLG: 0.288										4	1	2	0	0	0	2				
Inning Stats	R: 0 H: 0 E: 0 K: 0 S: 8	H: 3 LOB: 2 BB: 0 P: 14	R: 1 H: 2 E: 0 K: 1 S: 13	H: 2 LOB: 1 BB: 1 P: 23	R: 0 H: 1 E: 0 K: 2 S: 9	H: 1 LOB: 0 BB: 0 P: 13	R: 0 H: 1 E: 0 K: 1 S: 7	H: 1 LOB: 0 BB: 0 P: 13	R: 5 H: 4 E: 1 K: 0 S: 13	H: 4 LOB: 0 BB: 0 P: 22	R: 0 H: 1 E: 0 K: 0 S: 12	H: 1 LOB: 1 BB: 0 P: 16	R: 0 H: 1 E: 0 K: 2 S: 12	H: 1 LOB: 2 BB: 1 P: 16	R: 0 H: 0 E: 0 K: 2 S: 12	H: 0 LOB: 0 BB: 0 P: 16	1B: 12 2B: 1 3B: 0 HR: 1	SF: 2 SAC: 0 DP: 1 HBP: 0	WP: 0 PB: 0 SB: 0 CS: 0	PA: 38
PITCHER	IP WLS BF H R ER SO BB IBB HBP BLK WP HR S P ERA WHIP	IP WLS BF H R ER SO BB IBB HBP BLK WP HR S P ERA WHIP	IP WLS BF H R ER SO BB IBB HBP BLK WP HR S P ERA WHIP	IP WLS BF H R ER SO BB IBB HBP BLK WP HR S P ERA WHIP	IP WLS BF H R ER SO BB IBB HBP BLK WP HR S P ERA WHIP	IP WLS BF H R ER SO BB IBB HBP BLK WP HR S P ERA WHIP	IP WLS BF H R ER SO BB IBB HBP BLK WP HR S P ERA WHIP	IP WLS BF H R ER SO BB IBB HBP BLK WP HR S P ERA WHIP	IP WLS BF H R ER SO BB IBB HBP BLK WP HR S P ERA WHIP	IP WLS BF H R ER SO BB IBB HBP BLK WP HR S P ERA WHIP	IP WLS BF H R ER SO BB IBB HBP BLK WP HR S P ERA WHIP	IP WLS BF H R ER SO BB IBB HBP BLK WP HR S P ERA WHIP	IP WLS BF H R ER SO BB IBB HBP BLK WP HR S P ERA WHIP	IP WLS BF H R ER SO BB IBB HBP BLK WP HR S P ERA WHIP	IP WLS BF H R ER SO BB IBB HBP BLK WP HR S P ERA WHIP	IP WLS BF H R ER SO BB IBB HBP BLK WP HR S P ERA WHIP	IP WLS BF H R ER SO BB IBB HBP BLK WP HR S P ERA WHIP	IP WLS BF H R ER SO BB IBB HBP BLK WP HR S P ERA WHIP	IP WLS BF H R ER SO BB IBB HBP BLK WP HR S P ERA WHIP	IP WLS BF H R ER SO BB IBB HBP BLK WP HR S P ERA WHIP

Minnesota Twins @ Los Angeles Angels
Angel Stadium of Anaheim, Anaheim, CA
Tue Jul 21 2015, 7:10 PM - 10:00 PM PDT
Att: 38,937 - Cloudy - 76 F

AB 33
R 7
H 13
RBI 7
BB 2
SO 8
LOB 18



Batter	1	2	3	4	5	6	7	8	9	AB	R	H	RBI	BB	SO	LOB	TOP					
2 Brian Dozier, R OBP: 0.326, SLG: 0.510										5	0	1	2	0	2	3						
48 Toni Hunter, R OBP: 0.307, SLG: 0.428										5	0	1	0	0	1	1						
7 Joe Mauer, L OBP: 0.342, SLG: 0.393										5	0	2	0	0	0	1						
22 Miguel Sanó, R OBP: 0.431, SLG: 0.522										3	0	0	0	2	1	4						
24 Trevor Plouffe, R OBP: 0.316, SLG: 0.444										4	0	0	0	1	0	3						
20 Eddie Rosario, L OBP: 0.297, SLG: 0.399										4	0	1	0	0	0	3						
32 Aaron Hicks, S OBP: 0.331, SLG: 0.369										4	1	2	0	0	0	1						
26 Eric Fryer, R OBP: 0.375, SLG: 0.308										3	0	0	0	1	3	2						
39 Danny Santana, S OBP: 0.249, SLG: 0.311										3	1	2	0	1	0	2						
Inning Stats	R: 0 E: 0 K: 1 S: 8	H: 0 LOB: 0 BB: 0 P: 12	R: 0 E: 0 K: 1 S: 12	H: 0 LOB: 0 BB: 0 P: 17	R: 2 E: 0 K: 2 S: 15	H: 4 LOB: 2 BB: 0 P: 29	R: 0 E: 0 K: 0 S: 11	H: 1 LOB: 2 BB: 1 P: 20	R: 0 E: 0 K: 1 S: 15	H: 1 LOB: 3 BB: 1 P: 27	R: 0 E: 0 K: 1 S: 13	H: 1 LOB: 1 BB: 0 P: 16	R: 0 E: 0 K: 0 S: 7	H: 1 LOB: 1 BB: 1 P: 14	R: 0 E: 0 K: 1 S: 12	H: 1 LOB: 2 BB: 1 P: 18	R: 0 E: 0 K: 0 S: 9	H: 0 LOB: 1 BB: 1 P: 16	1B: 8 2B: 1 3B: 0 HR: 0	SF: 0 SAC: 0 DP: 1 HBP: 0	WP: 0 PB: 0 SB: 2 CS: 0	PA: 41
PITCHER	IP	WLS	BF	H	R	ER	SO	BB	IBB	HBP	BLK	WP	HR	S	P	ERA	WHIP					
33 C.J. Wilson, L ERA: 3.59	5.0	W	24	6	2	2	5	2	0	0	0	0	0	61	105	3.60	1.600					
59 Fernando Salas, R ERA: 4.14	1.0	H	4	1	0	0	1	0	0	0	0	0	0	13	16	0.00	1.000					
62 Trevor Gott, R ERA: 3.07	1.0	H	4	1	0	0	0	1	0	0	0	0	0	7	14	0.00	2.000					
38 Joe Smith, R ERA: 2.5	1.0	H	5	1	0	0	1	1	0	0	0	0	0	12	18	0.00	2.000					
16 Huston Street, R ERA: 2.21	1.0	S	4	0	0	0	0	1	0	0	0	0	0	9	16	0.00	1.000					

Minnesota Twins @ Los Angeles Angels
Angel Stadium of Anaheim, Anaheim, CA
Wed Jul 22 2015, 7:10 PM - 10:42 PM PDT
Att. 40,239 - Clear - 79 F

livebaseballscorecards.com

AB 36
R 2
H 9
RBI 2
BB 5
SO 7
LOB 20

Batter	1	2	3	4	5	6	7	8	9	AB	R	H	RBI	BB	SO	LOB	BOTTOM				
12 Johnny Giavotella, R OBP: 0.318, SLG: 0.358										4	3	3	0	0	0	1					
56 Kole Calhoun, L OBP: 0.332, SLG: 0.438										4	0	3	2	0	0	1					
27 Mike Trout, R OBP: 0.396, SLG: 0.606										4	0	0	0	0	0	5					
5 Albert Pujols, R OBP: 0.327, SLG: 0.550										4	0	1	1	0	0	2					
2 Erick Aybar, S OBP: 0.325, SLG: 0.356										3	0	1	0	1	0	1					
6 David Freese, R OBP: 0.309, SLG: 0.397										1	0	0	0	0	0	1					
8 Taylor Featherston, R OBP: 0.181, SLG: 0.209										2	0	1	0	0	0	3					
17 Chris Iannetta, R OBP: 0.320, SLG: 0.346										4	1	2	1	0	1	1					
20 Matt Joyce, L OBP: 0.276, SLG: 0.303										3	0	0	0	1	1	2					
44 Daniel Robertson, R OBP: 0.297, SLG: 0.290										3	1	1	0	0	0	3					
62 Trevor Gott, R										0	0	0	0	0	0	0					
38 Joe Smith, R										0	0	0	0	0	0	0					
24 C.J. Cron, R OBP: 0.304, SLG: 0.421										1	0	0	0	0	1	0					
16 Huston Street, R										0	0	0	0	0	0	0					
Inning Stats	R: 0 E: 0 K: 0 S: 7	H: 1 LOB: 1 BB: 0 P: 13	R: 1 E: 0 K: 0 S: 9	H: 2 LOB: 0 BB: 0 P: 12	R: 2 E: 1 K: 0 S: 12	H: 2 LOB: 0 BB: 0 P: 18	R: 0 E: 0 K: 0 S: 7	H: 0 LOB: 2 BB: 1 P: 12	R: 1 E: 0 K: 0 S: 8	H: 2 LOB: 1 BB: 0 P: 14	R: 0 E: 0 K: 1 S: 8	H: 2 LOB: 1 BB: 0 P: 10	R: 1 E: 0 K: 0 S: 12	H: 3 LOB: 2 BB: 1 P: 20	R: 0 E: 0 K: 2 S: 8	H: 0 LOB: 0 BB: 0 P: 10	1B: 9 2B: 2 3B: 1 HR: 1	SF: 0 SAC: 0 DP: 3 HBP: 1	WP: 0 PB: 0 SB: 0 CS: 0	PA: 36	
PITCHER	IP	WLS	BF	H	R	ER	SO	BB	IBB	HBP	BLK	WP	HR	S	P	ERA	WHIP				
37 Mike Pelfrey, R ERA: 3.94	6.0	L	27	9	4	2	1	0	0	0	0	0	0	20	30	4.50	1.667				
65 Trevor May, R ERA: 4.43	2.0		9	3	1	1	2	0	1	0	0	0	0	20	30	4.50	1.500				

Minnesota Twins @ Los Angeles Angels
Angel Stadium of Anaheim, Anaheim, CA
Wed Jul 22 2015, 7:10 PM - 10:42 PM PDT
Att. 40,239 - Clear - 79 F

livebaseballscorecards.com

AB 33
R 5
H 12
RBI 4
BB 2
SO 3
LOB 20

Batter	1	2	3	4	5	6	7	8	9	AB	R	H	RBI	BB	SO	LOB	TOP										
32 Aaron Hicks, S OBP: 0.329, SLG: 0.361	G6-3			L8		G1-3		IBB		3	0	0	0	1	0	0	Minnesota Twins @ Los Angeles Angels Angel Stadium of Anaheim, Anaheim, CA Thu Jul 23 2015, 12:41 PM - 3:01 PM PDT Att: 36,134 - Sunny - 79 F										
9 Eduardo Núñez, R OBP: 0.317, SLG: 0.452	G6-3			F7		G1-3		F4		4	0	0	0	0	0	3											
7 Joe Mauer, L OBP: 0.341, SLG: 0.394	G4-3			24 HR		G3-1		K2-3		4	1	1	0	0	1	3											
22 Miguel Sanó, R OBP: 0.419, SLG: 0.490		K		24 HR		F8			K	3	1	0	0	1	2	0											
24 Trevor Plouffe, R OBP: 0.315, SLG: 0.451	F8			BB		K			K	4	1	1	3	0	2	0											
20 Eddie Rosario, L OBP: 0.296, SLG: 0.396	G4-3			HR		K2-3				4	0	1	0	0	1	0											
21 Shane Robinson, R OBP: 0.295, SLG: 0.320			G5-3							3	0	1	0	0	1	0											
8 Kurt Suzuki, R OBP: 0.287, SLG: 0.302	F7									2	0	1	0	1	0	0											
39 Danny Santana, S OBP: 0.247, SLG: 0.308	G1-3					G4-6-3				2	0	0	0	0	0	1											
Inning Stats	R: 0 E: 0 K: 0 S: 7	H: 0 LOB: 0 BB: 0 P: 9	R: 0 E: 0 K: 1 S: 6	H: 0 LOB: 0 BB: 0 P: 10	R: 0 E: 0 K: 0 S: 7	H: 0 LOB: 0 BB: 0 P: 11	R: 3 E: 0 K: 0 S: 12	H: 2 LOB: 0 BB: 1 P: 20	R: 0 E: 0 K: 1 S: 8	H: 0 LOB: 0 BB: 0 P: 11	R: 0 E: 0 K: 2 S: 8	H: 0 LOB: 0 BB: 0 P: 11	R: 0 E: 0 K: 1 S: 10	H: 1 LOB: 3 BB: 2 P: 20	R: 0 E: 0 K: 2 S: 10	H: 1 LOB: 1 BB: 0 P: 12	1B: 3 2B: 1 3B: 0 HR: 1	SF: 0 SAC: 1 DP: 1 HBP: 0	WP: 0 PB: 0 SB: 1 CS: 0	PA: 33							
PITCHER	IP	WLS	BF	H	R	ER	SO	BB	IBB	HBP	BLK	WP	HR	S	P	ERA	WHIP										
43 Garrett Richards, R ERA: 3.25	8.0	L	30	4	3	3	5	2	1	0	0	0	1	66	102	3.38	0.750										
64 Mike Morin, R ERA: 6.64	1.0	S	3	1	0	0	2	0	0	0	0	0	0	10	12	0.00	1.000										

Batter	1	2	3	4	5	6	7	8	9	AB	R	H	RBI	BB	SO	LOB	BOTTOM										
12 Johnny Givonella, R OBP: 0.317, SLG: 0.356	1B		F8			K		L9		4	0	1	0	0	1	0	Minnesota Twins @ Los Angeles Angels Angel Stadium of Anaheim, Anaheim, CA Thu Jul 23 2015, 12:41 PM - 3:01 PM PDT Att: 36,134 - Sunny - 79 F										
56 Kole Calhoun, L OBP: 0.282, SLG: 0.433	F7		K			L4		P6		4	0	0	0	0	1	1											
27 Mike Trout, R OBP: 0.395, SLG: 0.602	K		K			1B		F8		4	0	1	0	0	2	1											
5 Albert Pujols, R OBP: 0.326, SLG: 0.547	1B		F8			G6-3		P3		4	0	1	0	0	0	1											
2 Erick Aybar, S OBP: 0.322, SLG: 0.352	K		G3-1			P5		L8		4	0	0	0	0	1	2											
24 C.J. Cron, R OBP: 0.298, SLG: 0.414		L9		F8		G5-3				3	0	0	0	0	0	0											
20 Matt Joyce, L OBP: 0.276, SLG: 0.300		L8		K				HBP		2	0	0	0	0	1	0											
58 Carlos Pérez, R OBP: 0.246, SLG: 0.304			P4			F9				3	0	1	0	0	0	1											
8 Taylor Featherston, R OBP: 0.176, SLG: 0.203			FC6-4					L3		2	0	0	0	0	1	1											
18 Kyle Kubitzka, L OBP: 0.250, SLG: 0.200			K							1	0	0	0	0	0	0											
Inning Stats	R: 0 E: 0 K: 2 S: 11	H: 2 LOB: 2 BB: 0 P: 16	R: 0 E: 0 K: 0 S: 8	H: 1 LOB: 1 BB: 0 P: 11	R: 0 E: 0 K: 2 S: 8	H: 0 LOB: 0 BB: 0 P: 9	R: 0 E: 0 K: 0 S: 6	H: 0 LOB: 0 BB: 1 P: 10	R: 0 E: 0 K: 1 S: 10	H: 1 LOB: 1 BB: 0 P: 13	R: 0 E: 0 K: 0 S: 8	H: 0 LOB: 1 BB: 0 P: 12	R: 0 E: 0 K: 0 S: 6	H: 0 LOB: 0 BB: 0 P: 10	R: 0 E: 0 K: 0 S: 10	H: 0 LOB: 0 BB: 0 P: 14	1B: 4 2B: 0 3B: 0 HR: 0	SF: 0 SAC: 0 DP: 0 HBP: 1	WP: 0 PB: 0 SB: 0 CS: 0	PA: 32							
PITCHER	IP	WLS	BF	H	R	ER	SO	BB	IBB	HBP	BLK	WP	HR	S	P	ERA	WHIP										
54 Ervin Santana, R ERA: 2.6	8.0	W	29	4	0	0	7	0	0	1	0	0	0	65	91	0.00	0.500										
15 Glen Perkins, L ERA: 1.37	1.0	S	3	0	0	0	0	0	0	0	0	0	0	10	14	0.00	0.000										

AB	29
R	3
H	5
RBI	3
BB	3
SO	7
LOB	7



AB	31
R	0
H	4
RBI	0
BB	0
SO	7
LOB	7



livebaseballscores.com

livebaseballscores.com

Batter	1	2	3	4	5	6	7	8	9	AB	R	H	RBI	BB	SO	LOB	TOP					
7 Delino DeShields, R OBP: 0.369, SLG: 0.410 2 Leonys Martin, L OBP: 0.299, SLG: 0.314	3-2 SH1-3 2B		2-2 F9		1-3 K		2-0 F9			4	0	1	0	0	1	1						
12 Rougned Odor, L OBP: 0.332, SLG: 0.453	0-0 SH1-3 2-3			3-1 G4-3		0-0 G3		0-1 P3		3	0	0	0	0	0	0						
84 Prince Fielder, L OBP: 0.404, SLG: 0.518	0-2 P2		1-2 F8		4-2 BB FC6-4		1-0 G6-3			3	0	0	0	1	0	1						
29 Adrian Beltré, R OBP: 0.299, SLG: 0.393	0-1 F7		1-2 G5-3		0-0 FC6-4 1-2		0-1 1B			4	0	1	0	0	0	2						
18 Mitch Moreland, L OBP: 0.326, SLG: 0.515	1-1 F7		2-2 F8		0-1 G5-3		0-3 K			4	0	0	0	0	1	2						
32 Josh Hamilton, L OBP: 0.294, SLG: 0.450	2-3 K			0-0 1B 17 E 2B		1-1 FC3-6 1B		0-2 L4		4	2	2	0	0	1	0						
1 Elvis Andrus, R OBP: 0.301, SLG: 0.326	3-1 F8			1-1 17 E 2B 1B		0-0 FC3-6 1B		0-1 G3		4	1	2	0	0	0	0						
17 Shin-Soo Choo, L OBP: 0.311, SLG: 0.410			1-2 K		1-1 61 1B 2B		2-2 FC3-6 61 SH1-3 1B		1-3 K	4	1	1	1	0	2	2						
61 Robinson Chirinos, R OBP: 0.314, SLG: 0.427			1-3 K		3-2 1B 2B		0-0 SH1-3			2	0	1	2	0	1	0						
Inning Stats	R: 0 E: 0 K: 0 S: 9	H: 1 LOB: 1 BB: 0 P: 12	R: 0 E: 0 K: 1 S: 7	H: 0 LOB: 0 BB: 0 P: 13	R: 0 E: 0 K: 2 S: 10	H: 0 LOB: 0 BB: 0 P: 14	R: 0 E: 0 K: 0 S: 10	H: 0 LOB: 0 BB: 0 P: 15	R: 3 E: 1 K: 1 S: 15	H: 4 LOB: 0 BB: 0 P: 22	R: 0 E: 0 K: 0 S: 7	H: 0 LOB: 1 BB: 0 P: 11	R: 1 E: 0 K: 0 S: 8	H: 2 LOB: 1 BB: 0 P: 13	R: 0 E: 0 K: 1 S: 8	H: 1 LOB: 0 BB: 0 P: 9	R: 0 E: 0 K: 1 S: 11	H: 0 LOB: 0 BB: 0 P: 12	1B: 5 2B: 3 3B: 0 HR: 0	SF: 0 SAC: 2 DP: 0 HBP: 0	WP: 0 PB: 0 SB: 0 CS: 0	PA: 35
PITCHER	IP WLS BF H R ER SO BB IBB HBP BLK WP HR S P ERA WHIP	IP WLS BF H R ER SO BB IBB HBP BLK WP HR S P ERA WHIP																				
35 Nick Tropeano, R ERA: 3.0	6.0 L 25 7 4 4 4 1 0 0 0 0 0 0 61 91 6.00 1.333	0.1 1 0 0 0 0 0 0 0 0 0 0 0 3 5 0.00 0.000	0.2 2 0 0 0 0 0 0 0 0 0 0 0 2 4 0.00 0.000	2.0 7 1 0 0 2 0 0 0 0 0 0 0 19 21 0.00 0.500																		

Texas Rangers @ Los Angeles Angels
Angel Stadium of Anaheim, Anaheim, CA
Fri Jul 24 2015, 7:08 PM - 9:45 PM PDT
Att: 42,046 - Clear - 79 F

AB 32
R 4
H 8
RBI 3
BB 1
SO 6
LOB 8



Batter	1	2	3	4	5	6	7	8	9	AB	R	H	RBI	BB	SO	LOB	BOTTOM				
12 Johnny Givonella, R OBP: 0.317, SLG: 0.355	1-2 F8		1-1 F9			0-2 1B		1-0 F7		4	0	1	0	0	0	1					
56 Kole Calhoun, L OBP: 0.327, SLG: 0.431	1-0 F7			2-3 K		1-3 K		1-2 27 1B 1B		4	0	1	0	0	2	2					
27 Mike Trout, R OBP: 0.398, SLG: 0.611	4-0 BB		1-2 HR		1-3 K		1-3 K		0-2 1B	3	1	2	2	1	1	2					
5 Albert Pujols, R OBP: 0.323, SLG: 0.541	0-3 K		2-0 G5-3		2-3 K		2-3 K		2-3 K	4	0	0	0	0	3	5					
2 Erick Aybar, S OBP: 0.318, SLG: 0.348		1-1 G6-3		3-1 P5			0-2 L6		1-1 F8	4	0	0	0	0	0	0					
24 C.J. Cron, R OBP: 0.291, SLG: 0.404		0-1 G2-3			1-1 F8		1-0 F8		2-2 G4-3	4	0	0	0	0	0	0					
17 Chris Iannetta, R OBP: 0.314, SLG: 0.339			1-3 K		2-3 K		2-3 K		2-3 K	4	0	0	0	0	4	0					
18 Kyle Kubitz, L OBP: 0.257, SLG: 0.212			1-0 G4-3		3-3 K			0-0 56 1B 27 1B 1B		3	1	1	0	0	1	0					
44 Daniel Robertson, R OBP: 0.299, SLG: 0.292		0-2 L8				0-1 12 1B 1B			0-1 P4	3	0	1	0	0	0	1					
Inning Stats	R: 0 E: 0 K: 1 S: 7	H: 0 LOB: 1 BB: 1 P: 13	R: 0 E: 0 K: 1 S: 8	H: 0 LOB: 0 BB: 0 P: 10	R: 0 E: 0 K: 0 S: 6	H: 0 LOB: 0 BB: 0 P: 8	R: 1 E: 0 K: 1 S: 9	H: 1 LOB: 0 BB: 0 P: 17	R: 0 E: 0 K: 3 S: 14	H: 2 LOB: 2 BB: 0 P: 18	R: 0 E: 0 K: 1 S: 7	H: 0 LOB: 0 BB: 0 P: 10	R: 1 E: 0 K: 1 S: 14	H: 3 LOB: 2 BB: 0 P: 21	R: 0 E: 0 K: 1 S: 8	H: 0 LOB: 0 BB: 0 P: 13	1B: 5 2B: 0 3B: 0 HR: 1	SF: 0 SAC: 0 DP: 0 HBP: 0	WP: 0 PB: 0 SB: 0 CS: 0	PA: 34	
PITCHER	IP WLS BF H R ER SO BB IBB HBP BLK WP HR S P ERA WHIP	IP WLS BF H R ER SO BB IBB HBP BLK WP HR S P ERA WHIP																			
48 Colby Lewis, R ERA: 4.49	7.2 W 29 5 2 2 2 1 0 0 0 0 0 6 11 0.00 3.000	0.1 H 2 1 0 0 1 0 0 0 0 0 0 6 11 0.00 3.000	1.0 S 3 0 0 0 1 0 0 0 0 0 0 8 13 0.00 0.000																		

Texas Rangers @ Los Angeles Angels
Angel Stadium of Anaheim, Anaheim, CA
Fri Jul 24 2015, 7:08 PM - 9:45 PM PDT
Att: 42,046 - Clear - 79 F

AB 33
R 2
H 6
RBI 2
BB 1
SO 11
LOB 11



Batter	1	2	3	4	5	6	7	8	9	AB	R	H	RBI	BB	SO	LOB	TOP				
12 Johnny Giavotella, R OBP: 0.328, SLG: 0.359										4	2	1	0	1	0	1					
22 Conor Gillaspie, L OBP: 0.298, SLG: 0.378										5	1	2	2	0	0	0					
56 Kole Calhoun, L OBP: 0.328, SLG: 0.429											5	0	1	0	0	1	3				
5 Albert Pujols, R OBP: 0.323, SLG: 0.534											4	0	1	1	1	1					
2 Erick Aybar, S OBP: 0.320, SLG: 0.345											4	0	1	1	0	0	4				
24 C.J. Cron, R OBP: 0.293, SLG: 0.407											3	0	0	0	1	1	2				
17 Chris Iannetta, R OBP: 0.316, SLG: 0.349											3	1	1	1	1	0	2				
18 Shane Victorino, S OBP: 0.321, SLG: 0.296											4	1	1	0	0	1	2				
44 Daniel Robertson, R OBP: 0.307, SLG: 0.315											4	0	1	0	0	0	1				
Inning Stats	R: 2 H: 1 E: 0 K: 0 S: 19	WLS: 1 BF: 2 LOB: 3 BB: 3 P: 32	R: 2 H: 4 E: 0 K: 0 S: 8	H: 4 R: 0 ER: 2 LOB: 2 BB: 10 P: 14	R: 1 H: 1 E: 0 K: 1 S: 13	H: 1 R: 0 ER: 0 LOB: 0 BB: 0 P: 18	R: 0 H: 0 E: 0 K: 1 S: 6	H: 0 R: 0 ER: 0 LOB: 0 BB: 0 P: 8	R: 0 H: 1 E: 0 K: 1 S: 13	H: 1 R: 0 ER: 0 LOB: 1 BB: 1 P: 21	R: 0 H: 0 E: 0 K: 0 S: 9	H: 0 R: 0 ER: 0 LOB: 0 BB: 0 P: 14	R: 0 H: 1 E: 0 K: 1 S: 10	H: 1 R: 0 ER: 0 LOB: 1 BB: 0 P: 13	R: 0 H: 1 E: 0 K: 0 S: 7	H: 0 R: 0 ER: 0 LOB: 0 BB: 0 P: 9	1B: 7 2B: 1 3B: 0 HR: 1	SF: 0 SAC: 0 DP: 0 HBP: 0	WP: 1 PB: 0 SB: 1 CS: 0	PA: 40	
PITCHER	IP WLS BF H R ER SO BB IBB HBP BLK WP HR S P ERA WHIP	IP WLS BF H R ER SO BB IBB HBP BLK WP HR S P ERA WHIP	IP WLS BF H R ER SO BB IBB HBP BLK WP HR S P ERA WHIP	IP WLS BF H R ER SO BB IBB HBP BLK WP HR S P ERA WHIP	IP WLS BF H R ER SO BB IBB HBP BLK WP HR S P ERA WHIP	IP WLS BF H R ER SO BB IBB HBP BLK WP HR S P ERA WHIP	IP WLS BF H R ER SO BB IBB HBP BLK WP HR S P ERA WHIP	IP WLS BF H R ER SO BB IBB HBP BLK WP HR S P ERA WHIP	IP WLS BF H R ER SO BB IBB HBP BLK WP HR S P ERA WHIP	IP WLS BF H R ER SO BB IBB HBP BLK WP HR S P ERA WHIP	IP WLS BF H R ER SO BB IBB HBP BLK WP HR S P ERA WHIP	IP WLS BF H R ER SO BB IBB HBP BLK WP HR S P ERA WHIP	IP WLS BF H R ER SO BB IBB HBP BLK WP HR S P ERA WHIP	IP WLS BF H R ER SO BB IBB HBP BLK WP HR S P ERA WHIP	IP WLS BF H R ER SO BB IBB HBP BLK WP HR S P ERA WHIP	IP WLS BF H R ER SO BB IBB HBP BLK WP HR S P ERA WHIP	IP WLS BF H R ER SO BB IBB HBP BLK WP HR S P ERA WHIP	IP WLS BF H R ER SO BB IBB HBP BLK WP HR S P ERA WHIP	IP WLS BF H R ER SO BB IBB HBP BLK WP HR S P ERA WHIP	IP WLS BF H R ER SO BB IBB HBP BLK WP HR S P ERA WHIP	IP WLS BF H R ER SO BB IBB HBP BLK WP HR S P ERA WHIP

Los Angeles Angels @ Houston Astros
Minute Maid Park, Houston, TX
Tue Jul 28 2015, 7:15 PM - 10:31 PM CDT
Att: 24,031 - Roof Closed - 73 F

AB	36
R	5
H	9
RBI	5
BB	4
SO	4
LOB	16



Batter	1	2	3	4	5	6	7	8	9	AB	R	H	RBI	BB	SO	LOB	BOTTOM				
27 Jose Altuve, R OBP: 0.349, SLG: 0.432										5	1	3	4	0	1	0					
9 Marwin Gonzalez, S OBP: 0.303, SLG: 0.431										2	0	1	0	2	0	0					
1 Carlos Correa, R OBP: 0.350, SLG: 0.545										4	1	3	1	1	1	1					
Evan Gattis, R OBP: 0.274, SLG: 0.453										4	0	1	1	0	1	4					
20 Preston Tucker, L OBP: 0.316, SLG: 0.464										1	0	0	0	0	0	2					
18 Luis Valbuena, L OBP: 0.280, SLG: 0.412										3	1	0	0	0	1	5					
23 Chris Carter, R OBP: 0.297, SLG: 0.389										4	1	1	2	0	2	2					
16 Hank Conger, L OBP: 0.343, SLG: 0.452										3	3	2	0	0	1	0					
28 Colby Rasmus, L OBP: 0.305, SLG: 0.463										4	1	2	1	0	1	2					
6 Jake Marisnick, R OBP: 0.271, SLG: 0.368										3	2	1	0	1	1	2					
Inning Stats	R: 1 H: 1 E: 0 K: 1 S: 10	WLS: 1 BF: 20 LOB: 0 BB: 0 P: 18	R: 3 H: 2 E: 0 K: 1 S: 12	H: 2 R: 0 ER: 0 LOB: 1 BB: 0 P: 21	R: 0 H: 0 E: 0 K: 0 S: 6	H: 0 R: 0 ER: 0 LOB: 2 BB: 2 P: 16	R: 2 H: 2 E: 0 K: 1 S: 11	H: 2 R: 0 ER: 0 LOB: 1 BB: 1 P: 17	R: 0 H: 2 E: 0 K: 2 S: 16	H: 2 R: 0 ER: 0 LOB: 2 BB: 0 P: 22	R: 4 H: 5 E: 0 K: 2 S: 25	H: 5 R: 0 ER: 0 LOB: 1 BB: 0 P: 40	R: 0 H: 1 E: 0 K: 2 S: 11	H: 1 R: 0 ER: 0 LOB: 1 BB: 0 P: 19	R: 0 H: 1 E: 0 K: 0 S: 5	H: 1 R: 0 ER: 0 LOB: 1 BB: 1 P: 12	1B: 8 2B: 4 3B: 1 HR: 2	SF: 0 SAC: 1 DP: 2 HBP: 2	WP: 0 PB: 1 SB: 1 CS: 0	PA: 40	
PITCHER	IP WLS BF H R ER SO BB IBB HBP BLK WP HR S P ERA WHIP	IP WLS BF H R ER SO BB IBB HBP BLK WP HR S P ERA WHIP	IP WLS BF H R ER SO BB IBB HBP BLK WP HR S P ERA WHIP	IP WLS BF H R ER SO BB IBB HBP BLK WP HR S P ERA WHIP	IP WLS BF H R ER SO BB IBB HBP BLK WP HR S P ERA WHIP	IP WLS BF H R ER SO BB IBB HBP BLK WP HR S P ERA WHIP	IP WLS BF H R ER SO BB IBB HBP BLK WP HR S P ERA WHIP	IP WLS BF H R ER SO BB IBB HBP BLK WP HR S P ERA WHIP	IP WLS BF H R ER SO BB IBB HBP BLK WP HR S P ERA WHIP	IP WLS BF H R ER SO BB IBB HBP BLK WP HR S P ERA WHIP	IP WLS BF H R ER SO BB IBB HBP BLK WP HR S P ERA WHIP	IP WLS BF H R ER SO BB IBB HBP BLK WP HR S P ERA WHIP	IP WLS BF H R ER SO BB IBB HBP BLK WP HR S P ERA WHIP	IP WLS BF H R ER SO BB IBB HBP BLK WP HR S P ERA WHIP	IP WLS BF H R ER SO BB IBB HBP BLK WP HR S P ERA WHIP	IP WLS BF H R ER SO BB IBB HBP BLK WP HR S P ERA WHIP	IP WLS BF H R ER SO BB IBB HBP BLK WP HR S P ERA WHIP	IP WLS BF H R ER SO BB IBB HBP BLK WP HR S P ERA WHIP	IP WLS BF H R ER SO BB IBB HBP BLK WP HR S P ERA WHIP	IP WLS BF H R ER SO BB IBB HBP BLK WP HR S P ERA WHIP	IP WLS BF H R ER SO BB IBB HBP BLK WP HR S P ERA WHIP

Los Angeles Angels @ Houston Astros
Minute Maid Park, Houston, TX
Tue Jul 28 2015, 7:15 PM - 10:31 PM CDT
Att: 24,031 - Roof Closed - 73 F

AB	33
R	10
H	14
RBI	9
BB	4
SO	9
LOB	18



Batter	1	2	3	4	5	6	7	8	9	AB	R	H	RBI	BB	SO	LOB	TOP					
3 David DeJesus, L (1.8) OBP: 0.318, SLG: 0.369										4	0	0	0	0	3	2						
56 Kole Calhoun, L (1.9) OBP: 0.324, SLG: 0.425										4	0	0	0	0	3	2						
5 Albert Pujols, R (1.3) OBP: 0.323, SLG: 0.539										4	1	1	1	0	0	1						
19 David Murphy, L (1.7) OBP: 0.342, SLG: 0.433										4	1	1	0	0	0	0						
2 Erick Aybar, S (1.6) OBP: 0.321, SLG: 0.350									4	1	2	0	0	0	0							
24 C.J. Cron, R (1.10) OBP: 0.292, SLG: 0.409									4	0	1	0	0	1	3							
22 Conor Gillaspie, L (1.5) OBP: 0.287, SLG: 0.386									4	0	1	1	0	0	3							
12 Johnny Giavotella, R (1.4) OBP: 0.319, SLG: 0.358									4	0	1	1	0	0	1							
58 Carlos Pérez, R (1.2) OBP: 0.254, SLG: 0.311										4	0	2	0	0	0	2						
Inning Stats	R: 0 E: 0 K: 2 S: 8	H: 0 LOB: 0 BB: 0 P: 11	R: 1 E: 0 K: 0 S: 9	H: 2 LOB: 1 BB: 0 P: 15	R: 0 E: 0 K: 2 S: 10	H: 1 LOB: 1 BB: 0 P: 18	R: 0 E: 0 K: 0 S: 10	H: 1 LOB: 0 BB: 0 P: 15	R: 0 E: 0 K: 1 S: 11	H: 1 LOB: 0 BB: 0 P: 20	R: 0 E: 0 K: 0 S: 7	H: 0 LOB: 0 BB: 0 P: 11	R: 0 E: 0 K: 0 S: 7	H: 0 LOB: 0 BB: 0 P: 9	R: 0 E: 0 K: 1 S: 8	H: 0 LOB: 0 BB: 0 P: 9	R: 2 E: 0 K: 1 S: 16	H: 4 LOB: 2 BB: 0 P: 25	1B: 4 2B: 3 3B: 1 HR: 1	SF: 0 SAC: 0 DP: 0 HBP: 0	WP: 1 PB: 0 SB: 1 CS: 0	PA: 36
PITCHER	IP WLS BF H R ER SO BB IBB HBP BLK WP HR S P ERA WHIP																					
43 Lance McCullers Jr., R (1.1) ERA: 2.45	7.0 W 26 5 1 1 5 0 0 0 0 0 1 0 62 99 1.29 0.714																					
37 Pat Neshek, R (8.1) ERA: 2.58	1.0 H 3 0 0 0 1 0 0 0 0 0 0 0 8 9 0.00 0.000																					
44 Luke Gregerson, R (9.1) ERA: 3.38	1.0 7 4 2 2 1 0 0 0 0 0 0 1 16 25 18.00 4.000																					

Los Angeles Angels @ Houston Astros
Minute Maid Park, Houston, TX
Wed Jul 29 2015, 7:12 PM - 10:01 PM CDT
Att: 31,272 - Roof Closed - 73 F

AB 36
R 3
H 9
RBI 3
BB 0
SO 7
LOB 14

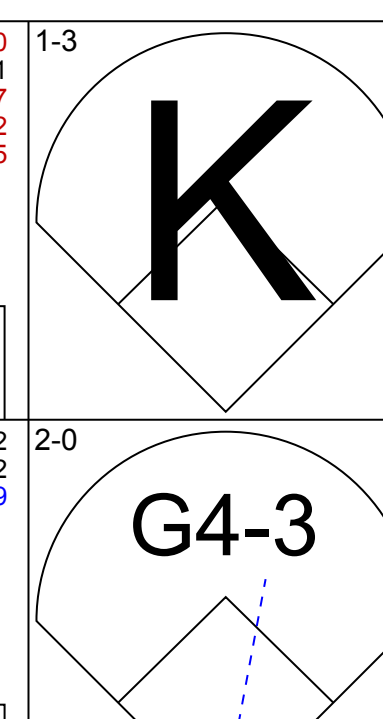
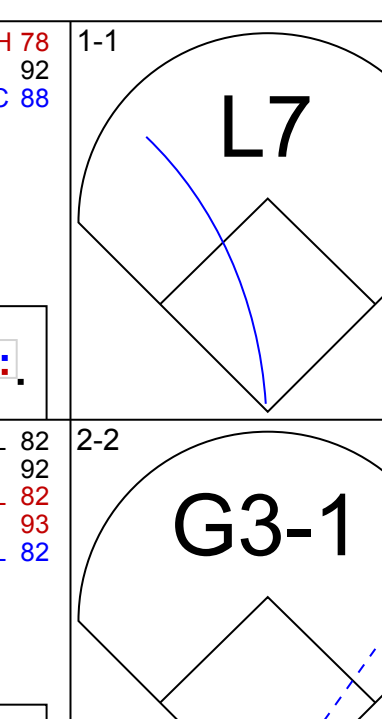
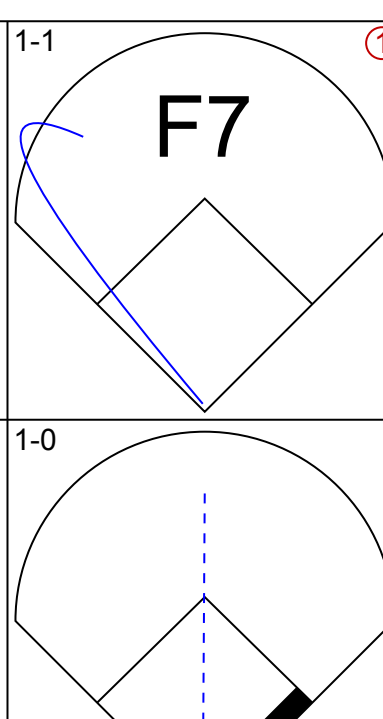
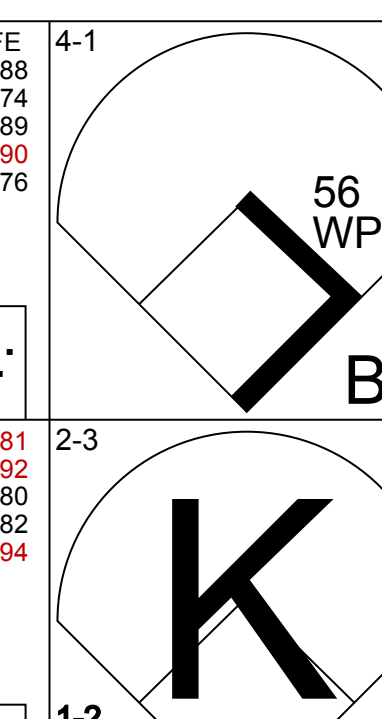
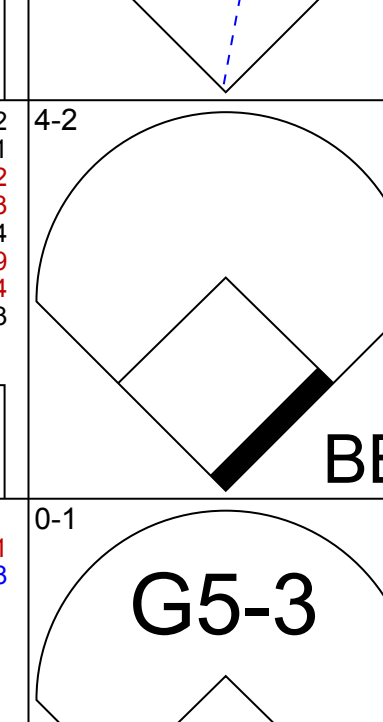

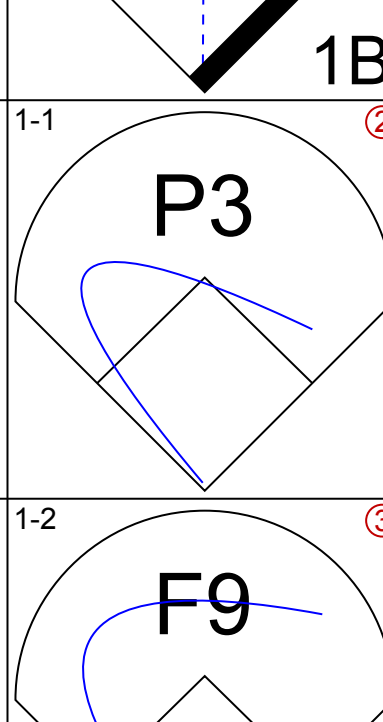
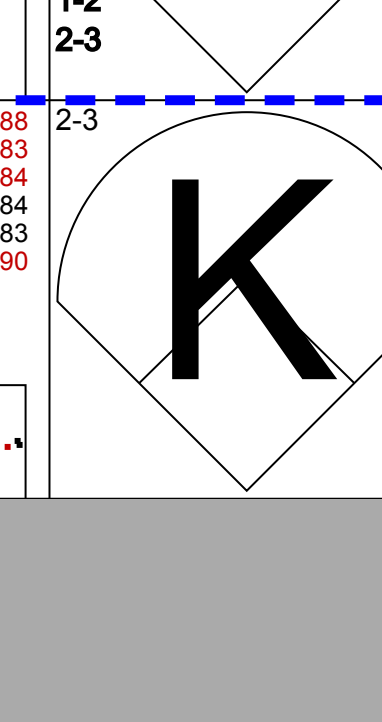

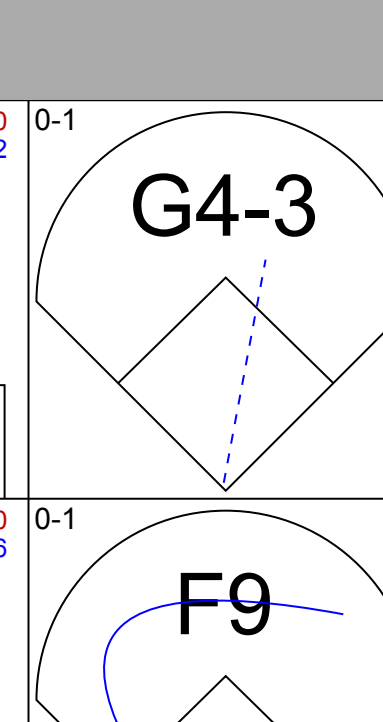



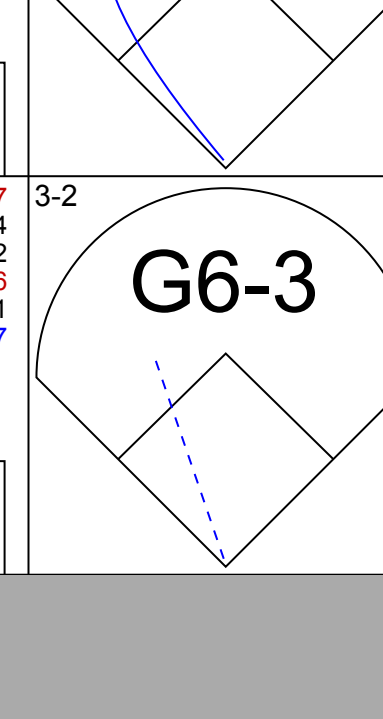





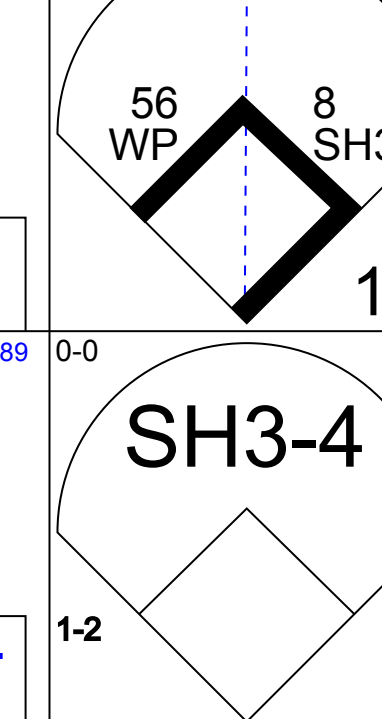
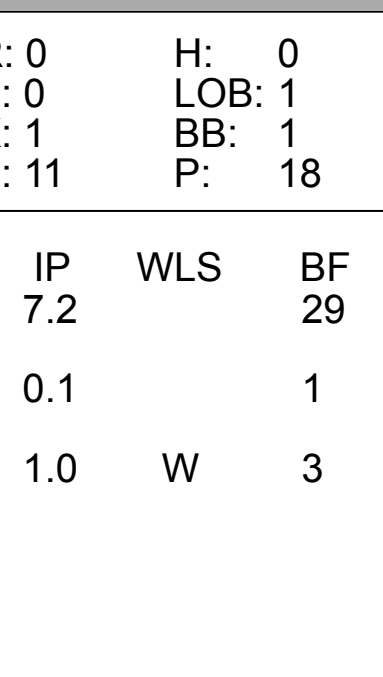
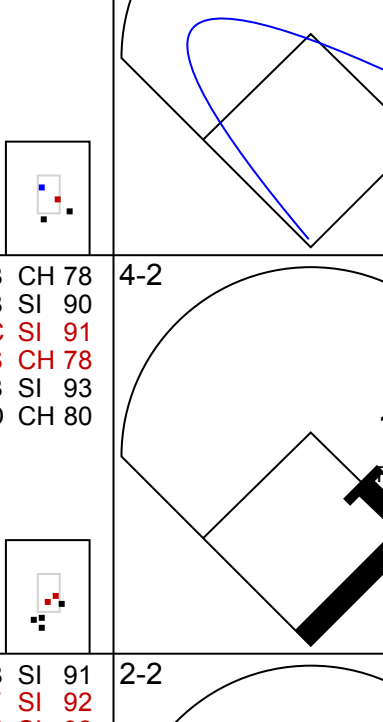
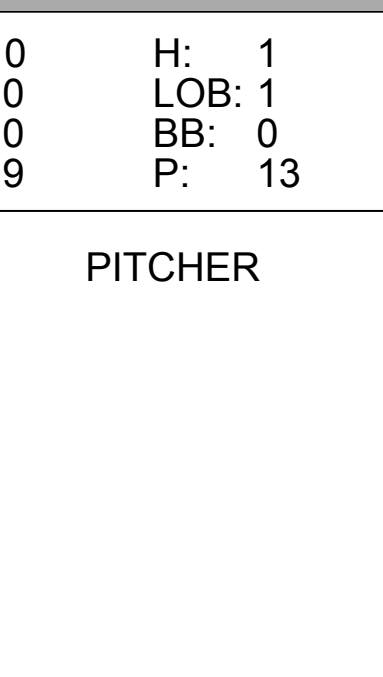
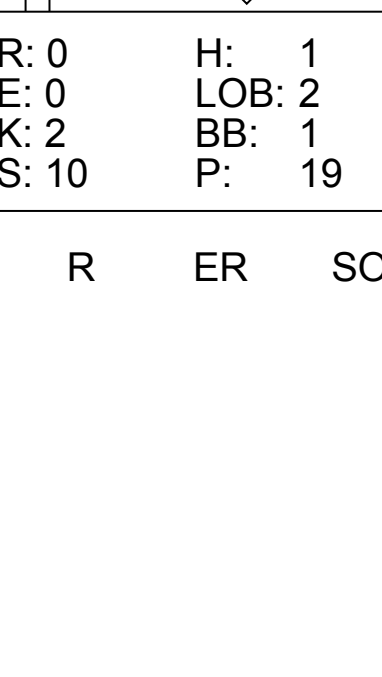
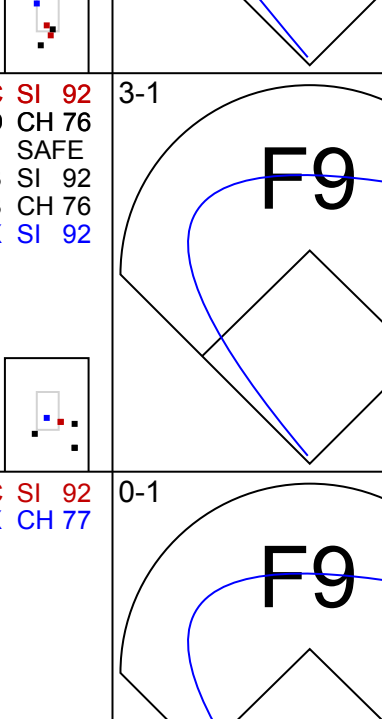
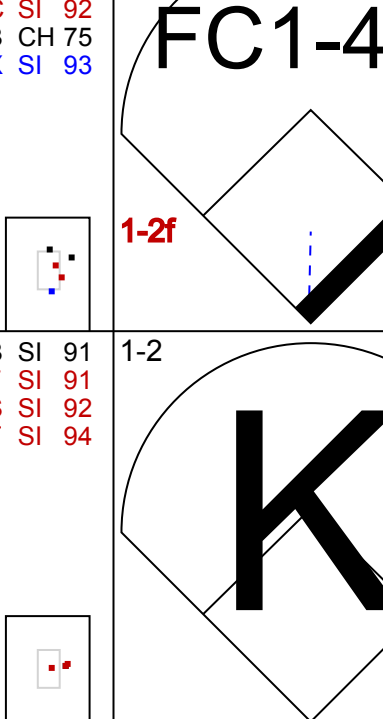


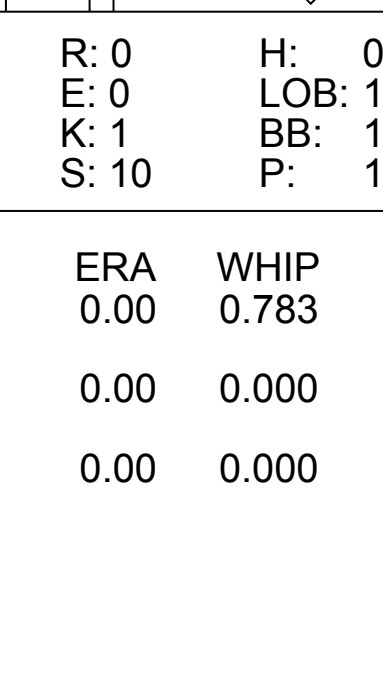
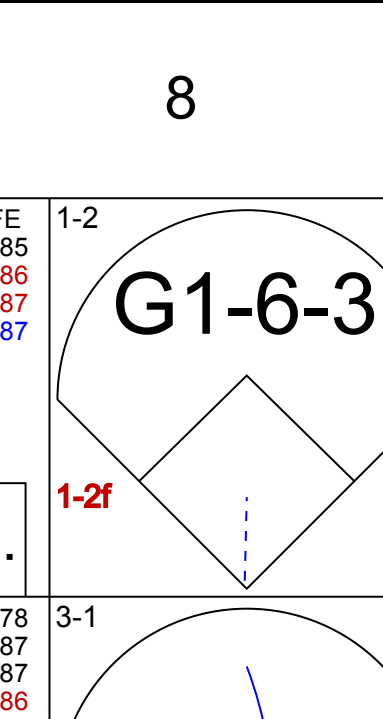
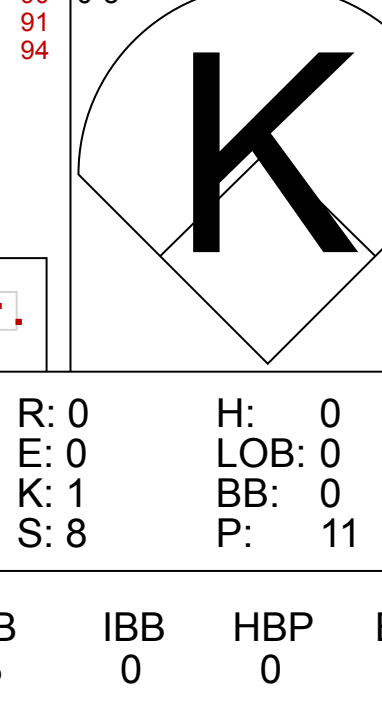
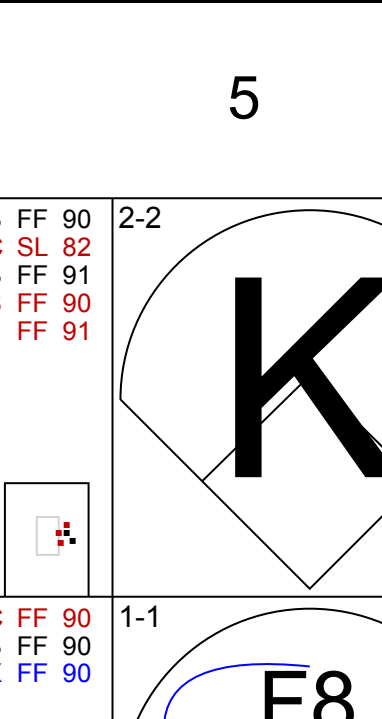
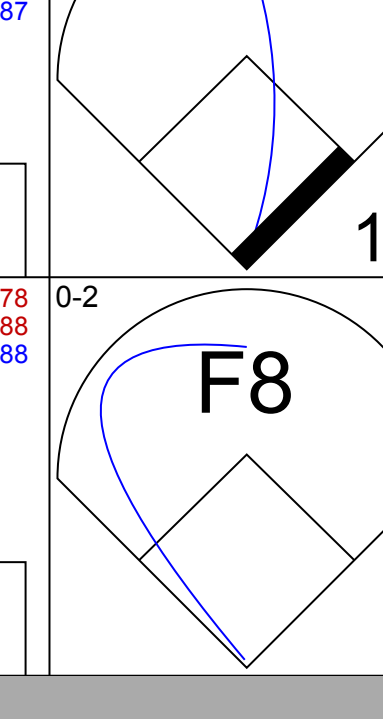


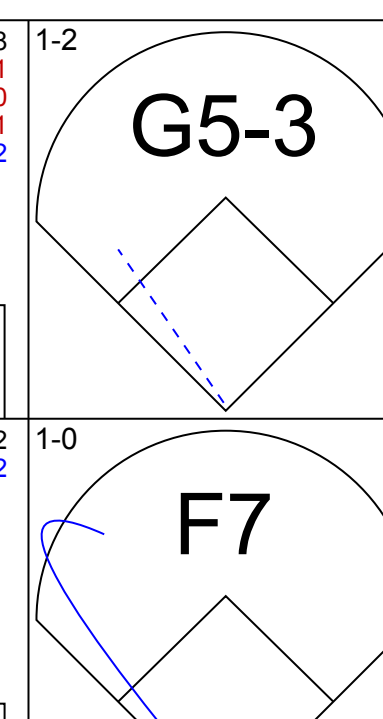
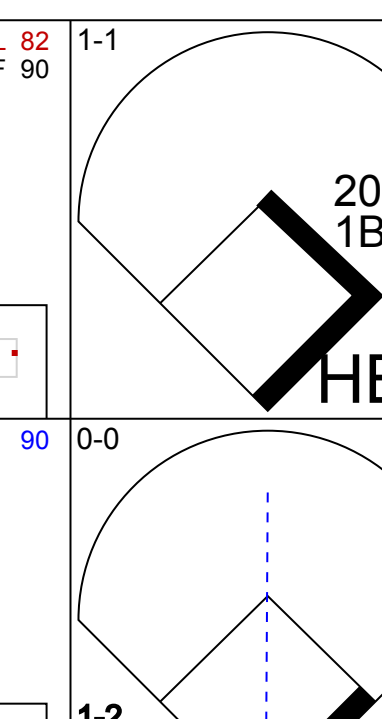
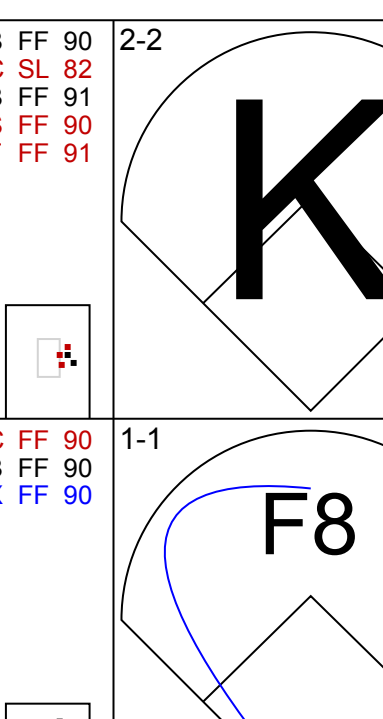
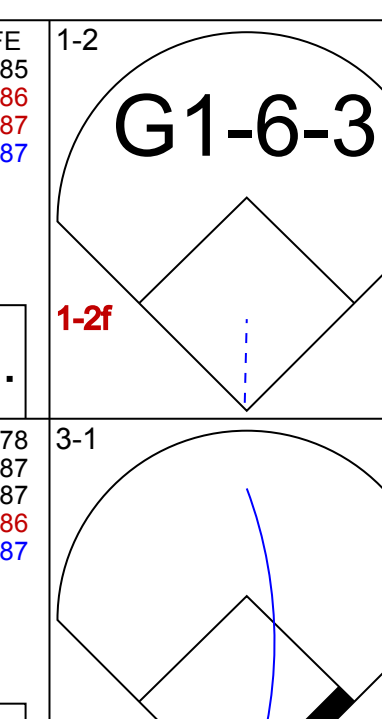
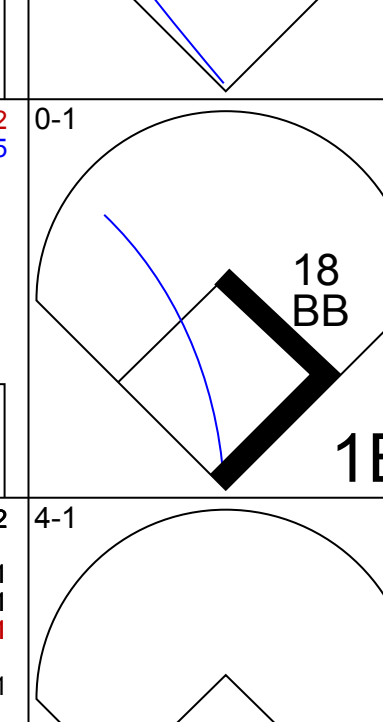
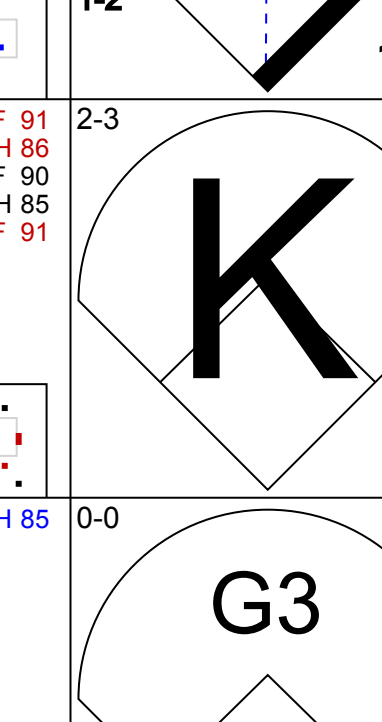

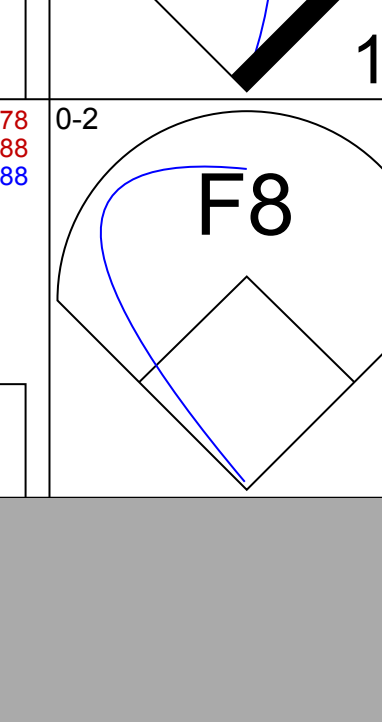

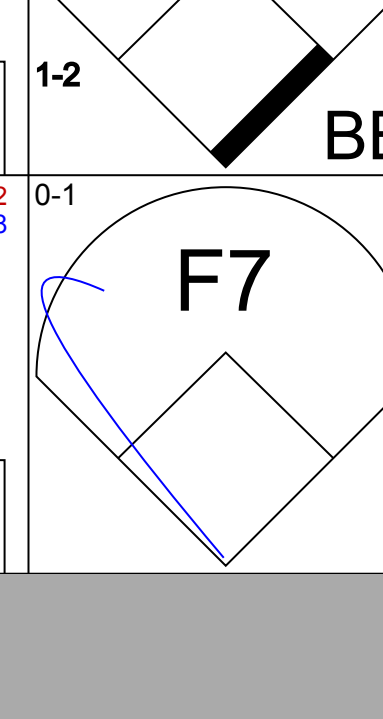








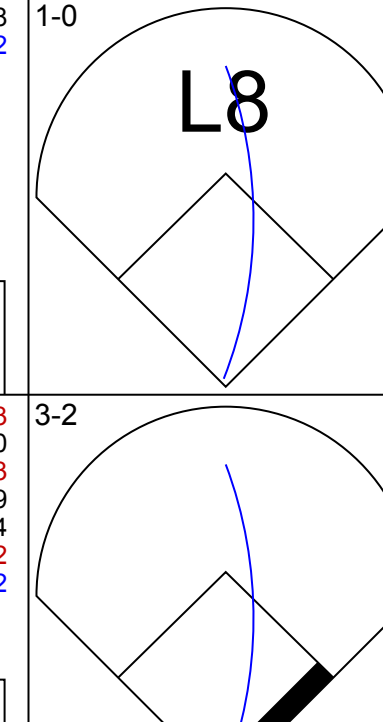
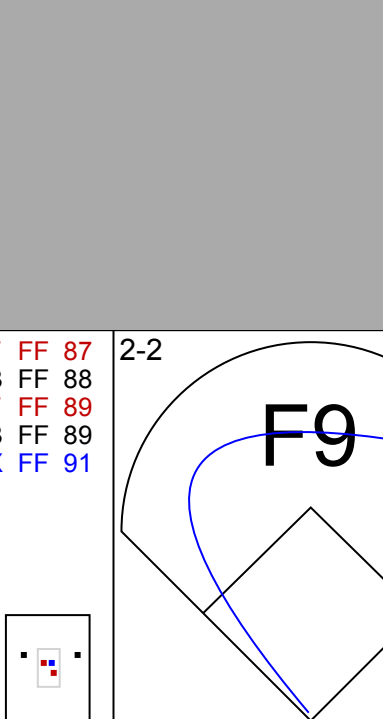
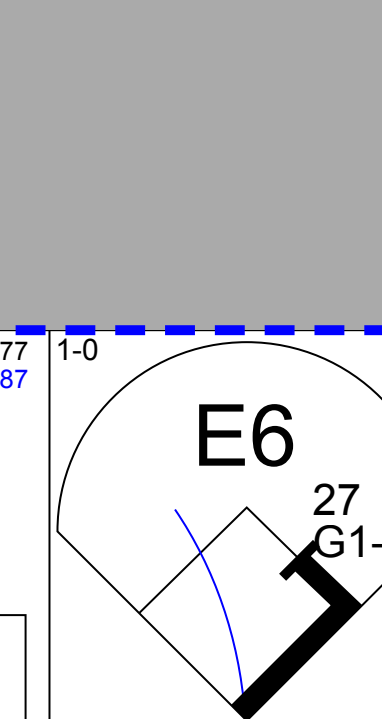
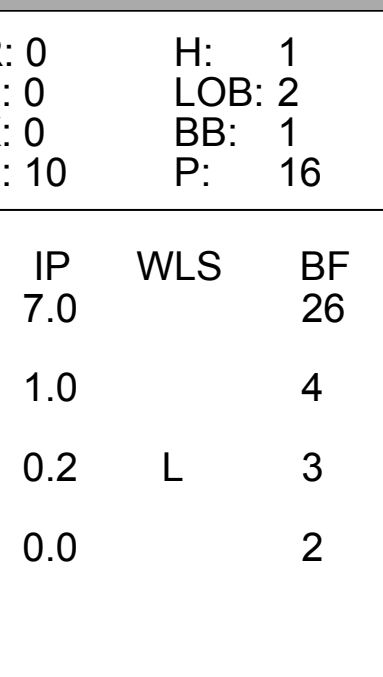
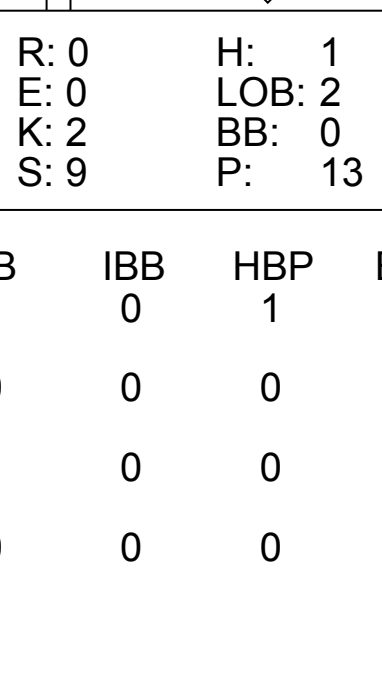
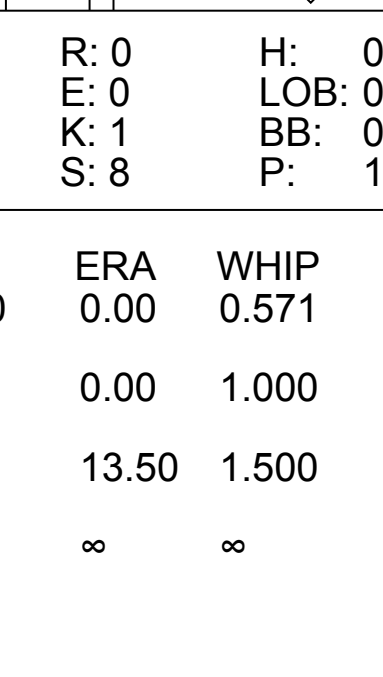
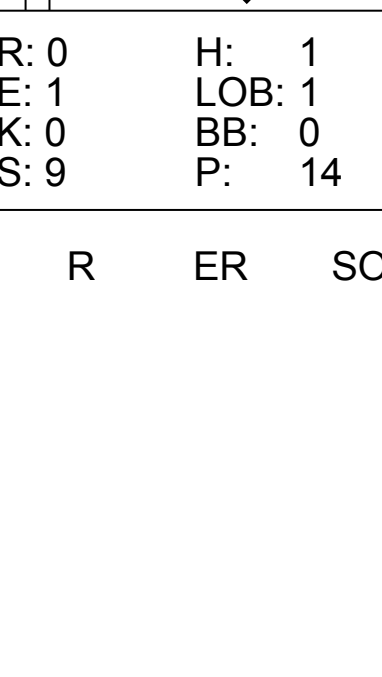
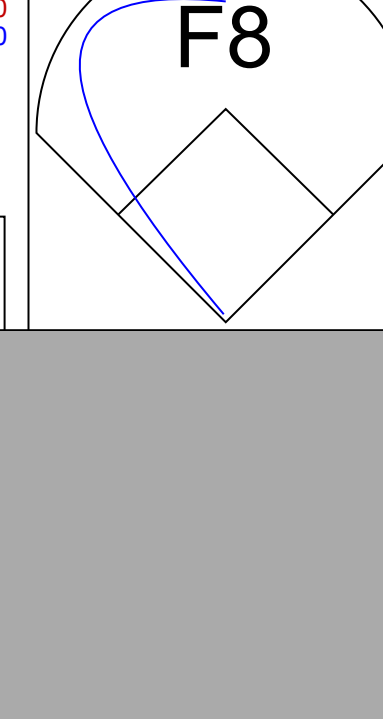
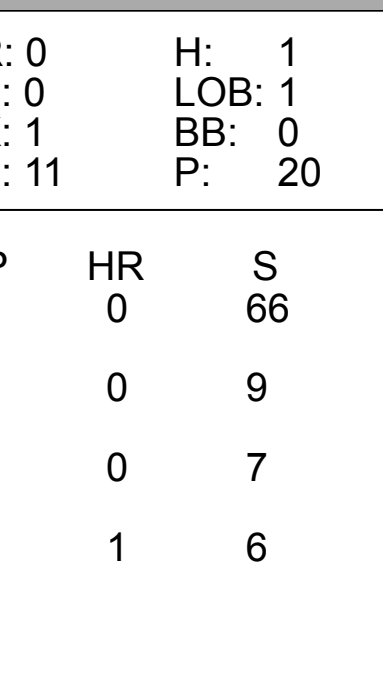
Batter	1	2	3	4	5	6	7	8	9	AB	R	H	RBI	BB	SO	LOB	BOTTOM			
27 Jose Altuve, R (1.4) OBP: 0.348, SLG: 0.430										4	0	1	1	0	0	2				
20 Preston Tucker, L (1.7) OBP: 0.319, SLG: 0.477										3	1	1	1	1	1	1				
1 Carlos Correa, R (1.6) OBP: 0.348, SLG: 0.538										4	0	1	0	0	0	1				
Evan Gattis, R (1.10) OBP: 0.273, SLG: 0.451									4	1	1	0	0	1	1					
18 Luis Valbuena, L (1.5) OBP: 0.282, SLG: 0.416									4	2	2	0	0	1	1					
28 Colby Rasmus, L (1.9) OBP: 0.304, SLG: 0.459									2	0	0	1	1	1	1					
16 Hank Conger, L (1.2) OBP: 0.341, SLG: 0.449									3	1	1	1	0	0	0					
21 Jon Singleton, L (1.3) OBP: 0.321, SLG: 0.318									3	1	2	2	1	0	1					
6 Jake Marisnick, R (1.8) OBP: 0.275, SLG: 0.374									4	0	2	0	0	1	3					
Inning Stats	R: 0 E: 0 K: 0 S: 8	H: 0 LOB: 0 BB: 0 P: 13	R: 0 E: 0 K: 1 S: 6	H: 0 LOB: 0 BB: 0 P: 10	R: 0 E: 0 K: 0 S: 7	H: 0 LOB: 1 BB: 1 P: 15	R: 0 E: 0 K: 1 S: 6	H: 0 LOB: 0 BB: 1 P: 13	R: 2 E: 0 K: 0 S: 15	H: 4 LOB: 1 BB: 0 P: 23	R: 1 E: 0 K: 1 S: 16	H: 2 LOB: 1 BB: 0 P: 20	R: 1 E: 0 K: 1 S: 11	H: 2 LOB: 1 BB: 0 P: 14	R: 2 E: 0 K: 1 S: 12	H: 3 LOB: 2 BB: 1 P: 20	1B: 7 2B: 2 3B: 0 HR: 2	SF: 2 SAC: 0 DP: 1 HBP: 0	WP: 1 PB: 0 SB: 0 CS: 1	PA: 37
PITCHER	IP WLS BF H R ER SO BB IBB HBP BLK WP HR S P ERA WHIP																			
43 Garrett Richards, R (1.1) ERA: 3.38	6.1 L 26 7 4 4 3 2 0 0 0 0 0 1 2 63 101 5.68 1.421																			
62 Trevor Gott, R (7.1) ERA: 2.7	0.2 3 1 0 0 1 0 0 0 0 0 0 0 6 7 0.00 1.500																			
48 Jose Alvarez, L (8.1) ERA: 3.48	1.0 7 3 2 2 1 1 0 0 0 0 0 0 12 20 18.00 4.000																			

Los Angeles Angels @ Houston Astros
Minute Maid Park, Houston, TX
Wed Jul 29 2015, 7:12 PM - 10:01 PM CDT
Att: 31,272 - Roof Closed - 73 F

AB 31
R 6
H 11
RBI 6
BB 3
SO 5
LOB 11



Batter	1	2	3	4	5	6	7	8	9	AB R H RBI BB SO LOB	TOP									
18 Shane Victorino, S OBP: 0.319, SLG: 0.287										3 0 0 0 1 1 0	Los Angeles Angels @ Houston Astros Minute Maid Park, Houston, TX Thu Jul 30 2015, 7:13 PM - 10:14 PM CDT Att: 27,598 - Roof Closed - 73 F									
56 Kole Calhoun, L OBP: 0.324, SLG: 0.423										4 0 1 0 0 1 2										
27 Mike Trout, R OBP: 0.404, SLG: 0.627										3 0 0 0 1 1 3										
5 Albert Pujols, R OBP: 0.320, SLG: 0.533										4 0 0 0 0 1 2										
2 Erick Aybar, S OBP: 0.321, SLG: 0.349										4 0 1 0 0 0 0										
24 C.J. Cron, R OBP: 0.286, SLG: 0.400										4 0 0 0 0 1 1										
17 Chris Iannetta, R OBP: 0.316, SLG: 0.345										2 0 0 0 1 0 1										
12 Johnny Giavotella, R OBP: 0.319, SLG: 0.358										3 0 1 0 0 0 2										
8 Taylor Featherston, R OBP: 0.182, SLG: 0.222										2 0 0 0 0 2 1										
Inning Stats	R: 0 H: 0 E: 0 K: 1 S: 11	H: 0 LOB: 1 BB: 1 P: 18	R: 0 H: 1 E: 0 K: 0 S: 9	H: 1 LOB: 1 BB: 0 P: 15	R: 0 H: 0 E: 0 K: 1 S: 8	H: 0 LOB: 0 BB: 0 P: 11	R: 0 H: 0 E: 0 K: 0 S: 7	H: 0 LOB: 0 BB: 0 P: 10	R: 0 H: 0 E: 0 K: 1 S: 10	H: 0 LOB: 1 BB: 1 P: 19	R: 0 H: 1 E: 0 K: 0 S: 9	H: 0 LOB: 0 BB: 0 P: 12	R: 0 H: 1 E: 0 K: 2 S: 10	H: 1 LOB: 2 BB: 1 P: 19	R: 0 H: 0 E: 0 K: 1 S: 10	H: 0 LOB: 0 BB: 0 P: 12	1B: 3 2B: 0 3B: 0 HR: 0	SF: 0 SAC: 1 DP: 0 HBP: 0	WP: 1 PB: 0 SB: 0 CS: 0	PA: 33
PITCHER	IP WLS BF H R ER SO BB IBB HBP BLK WP HR S P ERA WHIP																			
26 Scott Kazmir, L ERA: 2.1	(1, 1) 7.2 0 29 3 0 0 5 3 0 0 0 1 0 69 111 0.00 0.783																			
37 Pat Neshek, R ERA: 2.56	(8, 1) 0.1 1 0 0 0 1 0 0 0 0 0 0 4 6 0.00 0.000																			
44 Luke Gregerson, R ERA: 3.29	(9, 1) 1.0 W 3 0 0 0 1 0 0 0 0 0 0 10 12 0.00 0.000																			

Batter	1	2	3	4	5	6	7	8	9	AB R H RBI BB SO LOB	BOTTOM									
27 Jose Altuve, R OBP: 0.347, SLG: 0.427										3 0 0 0 0 1 1	Los Angeles Angels @ Houston Astros Minute Maid Park, Houston, TX Thu Jul 30 2015, 7:13 PM - 10:14 PM CDT Att: 27,598 - Roof Closed - 73 F									
20 Preston Tucker, L OBP: 0.322, SLG: 0.477										4 0 2 0 0 0 0										
1 Carlos Correa, R OBP: 0.346, SLG: 0.531										4 0 1 0 0 1 3										
18 Luis Valbuena, L OBP: 0.282, SLG: 0.412										3 0 0 0 1 1 2										
8 Jed Lowrie, S OBP: 0.423, SLG: 0.540										3 1 0 0 1 0 2										
28 Colby Rasmus, L OBP: 0.304, SLG: 0.456										4 0 1 0 0 1 1										
23 Chris Carter, R OBP: 0.295, SLG: 0.387										2 0 0 0 0 2 1										
9 Marwin Gonzalez, S OBP: 0.304, SLG: 0.431										2 1 1 0 0 1 0										
15 Jason Castro, L OBP: 0.283, SLG: 0.371										4 1 1 3 0 0 1										
6 Jake Marisnick, R OBP: 0.272, SLG: 0.370										3 0 0 0 0 1 0										
Inning Stats	R: 0 H: 1 E: 0 K: 0 S: 10	H: 1 LOB: 2 BB: 1 P: 16	R: 0 H: 0 E: 0 K: 1 S: 8	H: 0 LOB: 0 BB: 0 P: 10	R: 0 H: 1 E: 0 K: 2 S: 9	H: 1 LOB: 2 BB: 0 P: 13	R: 0 H: 0 E: 0 K: 1 S: 11	H: 1 LOB: 0 BB: 0 P: 20	R: 0 H: 0 E: 0 K: 1 S: 8	H: 0 LOB: 0 BB: 0 P: 13	R: 0 H: 0 E: 0 K: 2 S: 9	H: 0 LOB: 0 BB: 0 P: 13	R: 0 H: 1 E: 1 K: 0 S: 9	H: 1 LOB: 1 BB: 0 P: 14	R: 3 H: 2 E: 0 K: 1 S: 13	H: 2 LOB: 1 BB: 1 P: 23	1B: 5 2B: 0 3B: 0 HR: 1	SF: 0 SAC: 0 DP: 1 HBP: 1	WP: 0 PB: 0 SB: 0 CS: 0	PA: 35
PITCHER	IP WLS BF H R ER SO BB IBB HBP BLK WP HR S P ERA WHIP																			
52 Matt Shoemaker, R ERA: 4.24	(1, 1) 7.0 0 26 3 0 0 7 1 0 1 0 0 66 100 0.00 0.571																			
38 Jose Smith, R ERA: 3.0	(8, 1) 1.0 4 1 0 0 0 0 0 0 0 0 0 9 14 0.00 1.000																			
48 Jose Alvarez, L ERA: 3.64	(9, 1) 0.2 L 3 0 1 1 1 1 0 0 0 0 0 7 16 13.50 1.500																			
59 Fernando Salas, R ERA: 4.35	(9, 1) 0.0 2 2 2 2 0 0 0 0 0 0 1 6 7 ∞ ∞																			

AB	29
R	0
H	3
RBI	0
BB	3
SO	7
LOB	12



AB	32
R	3
H	6
RBI	3
BB	2
SO	8
LOB	11



Batter	1	2	3	4	5	6	7	8	9	AB	R	H	RBI	BB	SO	LOB	TOP										
12 Johnny Giavotella, R (1.4) OBP: 0.316, SLG: 0.353	L9			G6-3		G4-3		F9		4	0	0	0	0	0	0	Los Angeles Angels @ Los Angeles Dodgers Dodger Stadium, Los Angeles, CA Fri Jul 31 2015, 7:12 PM - 9:54 PM PDT Att: 53,380 - Partly Cloudy - 75 F										
56 Kole Calhoun, L (1.9) OBP: 0.328, SLG: 0.426 37 Cesar Ramos, L (8.1)	G6-4-3 1B			27 3B 1B		27 WP 1B		G1-3		4	2	3	0	0	0	0											
27 Mike Trout, R (1.8) OBP: 0.407, SLG: 0.642	G6-4-3			1-0 3B		1-0 1B		HR		4	1	3	3	0	0	1											
5 Albert Pujols, R (1.3) OBP: 0.317, SLG: 0.528		K		2-2 P4		0-3 K		K		4	0	0	0	0	3	2											
19 David Murphy, L (1.7) OBP: 0.340, SLG: 0.427	L8			1-0 BB		3-3 K		F9		3	0	0	0	1	1	1											
2 Enck Aybar, S (1.6) OBP: 0.320, SLG: 0.346	G3-1			1-1 L6		1-1 G3		2-2 HBP		3	0	0	0	0	0	2											
22 Conor Gillaspie, L (1.5) OBP: 0.282, SLG: 0.378				0-1 G3-1		1-0 F7		2-3 K2-3		4	0	0	0	0	1	1											
17 Chris Iannetta, R (1.2) OBP: 0.312, SLG: 0.340				1-3 K		1-3 K		G3		3	0	0	0	0	2	0											
53 Héctor Santiago, R (1.1) OBP: 0.200, SLG: 0.200 62 Trevor Gott, R (6.1) 46 Cory Rasmus, R (7.1) 3 David DeJesus, L (8,PH) OBP: 0.317, SLG: 0.367				0-3 K		2-3 K		1-1 G1-3		2	0	0	0	0	2	0											
Inning Stats	R: 0 E: 0 K: 0 S: 8	H: 1 LOB: 0 BB: 0 P: 14	R: 0 E: 0 K: 1 S: 6	H: 0 LOB: 0 BB: 0 P: 8	R: 0 E: 0 K: 2 S: 8	H: 0 LOB: 0 BB: 0 P: 9	R: 1 E: 0 K: 0 S: 10	H: 2 LOB: 2 BB: 0 P: 21	R: 0 E: 0 K: 2 S: 7	H: 0 LOB: 0 BB: 0 P: 11	R: 1 E: 0 K: 2 S: 15	H: 2 LOB: 1 BB: 0 P: 21	R: 0 E: 0 K: 1 S: 6	H: 0 LOB: 0 BB: 0 P: 10	R: 0 E: 0 K: 0 S: 8	H: 0 LOB: 0 BB: 0 P: 14		R: 1 E: 0 K: 1 S: 19	H: 1 LOB: 1 BB: 0 P: 26	1B: 4 2B: 0 3B: 1 HR: 1	SF: 0 SAC: 0 DP: 1 HBP: 1	WP: 1 PB: 0 SB: 0 CS: 0	PA: 34				
PITCHER	IP	WLS	BF	H	R	ER	SO	BB	IBB	HBP	BLK	WP	HR	S	P	ERA	WHIP										
21 Zack Greinke, R (1.1) ERA: 1.41 74 Kenley Jansen, R (9.1) ERA: 2.81	8.0	W	29	5	2	2	8	1	0	0	0	1	0	68	108	2.25	0.750										
11 Jimmy Rollins, S (1.6) OBP: 0.270, SLG: 0.360	K			0-1 2B		1-0 F7		1-0 F7		4	0	1	0	0	1	2											
47 Howie Kendrick, R (1.4) OBP: 0.335, SLG: 0.405	HR			1-3 K		0-1 L6		0-1 L6		4	1	1	1	0	1	3											
23 Adrián González, L (1.3) OBP: 0.370, SLG: 0.539	L8			1-2 BB		0-3 K		1-3 K		3	0	0	0	1	2	0											
33 Scott Van Slyke, R (1.7) OBP: 0.340, SLG: 0.425	G5-3			3-2 P6		0-2 2B		1-2 K		4	1	1	0	0	1	3											
66 Yasiel Puig, R (1.9) OBP: 0.325, SLG: 0.429	G6-3			0-0 F9		0-1 1B		1-3 K2-3		4	1	1	1	0	1	0											
9 Yasmani Grandal, S (1.2) OBP: 0.394, SLG: 0.500	F9			0-1 7 HR		0-1 1B		0-0 5 BB		4	1	3	1	0	0	0											
7 Alex Guerrero, R (1.5) OBP: 0.266, SLG: 0.497 5 Alberto Callaspo, S (8.5) OBP: 0.314, SLG: 0.275	G5-3			0-0 HR		1-1 L7		4-1 BB		3	1	1	2	0	0	1											
14 Enrique Hernández, R (1.8) OBP: 0.323, SLG: 0.470				2-2 2B		2-2 2B		1-3 K		3	0	2	0	0	1	2											
21 Zack Greinke, R (1.1) ERA: 2.7 62 Trevor Gott, R (6.1) ERA: 2.55 46 Cory Rasmus, R (7.1) 3 Cesar Ramos, L (8.1) 74 Kenley Jansen, S (9.1)	P4			1-2 L5		0-1 G5-3		2-1 G4-6-3		3	0	0	0	0	0	3											
Inning Stats	R: 1 E: 0 K: 1 S: 10	H: 1 LOB: 0 BB: 0 P: 17	R: 0 E: 0 K: 0 S: 4	H: 0 LOB: 0 BB: 0 P: 4	R: 0 E: 0 K: 1 S: 18	H: 2 LOB: 3 BB: 1 P: 29	R: 2 E: 0 K: 0 S: 12	H: 3 LOB: 1 BB: 0 P: 14	R: 2 E: 0 K: 1 S: 15	H: 3 LOB: 1 BB: 0 P: 16	R: 0 E: 0 K: 0 S: 7	H: 0 LOB: 0 BB: 0 P: 10	R: 0 E: 0 K: 3 S: 9	H: 0 LOB: 0 BB: 0 P: 12	R: 0 E: 0 K: 1 S: 7	H: 1 LOB: 1 BB: 1 P: 14	1B: 6 2B: 2 3B: 0 HR: 2	SF: 0 SAC: 0 DP: 1 HBP: 1	WP: 0 PB: 0 SB: 0 CS: 0	PA: 36							
PITCHER	IP	WLS	BF	H	R	ER	SO	BB	IBB	HBP	BLK	WP	HR	S	P	ERA	WHIP										
53 Héctor Santiago, L (1.1) ERA: 2.7 62 Trevor Gott, R (6.1) ERA: 2.55 46 Cory Rasmus, R (7.1) 3 Cesar Ramos, L (8.1)	5.0	L	26	9	5	5	3	1	0	1	0	0	0	5	6	0.00	0.000										
21 Zack Greinke, R (1.1) ERA: 2.55 62 Trevor Gott, R (6.1) ERA: 2.55 46 Cory Rasmus, R (7.1) 3 Cesar Ramos, L (8.1)	1.0		3	0	0	0	0	0	0	0	0	0	0	5	6	0.00	0.000										
21 Zack Greinke, R (1.1) ERA: 2.55 62 Trevor Gott, R (6.1) ERA: 2.55 46 Cory Rasmus, R (7.1) 3 Cesar Ramos, L (8.1)	1.0		3	0	0	0	3	0	0	0	0	0	0	9	12	0.00	0.000										
21 Zack Greinke, R (1.1) ERA: 2.55 62 Trevor Gott, R (6.1) ERA: 2.55 46 Cory Rasmus, R (7.1) 3 Cesar Ramos, L (8.1)	1.0		4	1	0	0	1	1	0	0	0	0	0	7	14	0.00	2.000										

Batter	1	2	3	4	5	6	7	8	9	AB	R	H	RBI	BB	SO	LOB	BOTTOM										
11 Jimmy Rollins, S (1.6) OBP: 0.270, SLG: 0.360	K			1-2 2B		1-0 F7		1-0 F7		4	0	1	0	0	1	2	Los Angeles Angels @ Los Angeles Dodgers Dodger Stadium, Los Angeles, CA Fri Jul 31 2015, 7:12 PM - 9:54 PM PDT Att: 53,380 - Partly Cloudy - 75 F										
47 Howie Kendrick, R (1.4) OBP: 0.335, SLG: 0.405	HR			1-3 K		0-1 L6		0-1 L6		4	1	1	1	0	1	3											
23 Adrián González, L (1.3) OBP: 0.370, SLG: 0.539	L8			1-2 BB		0-3 K		1-3 K		3	0	0	0	1	2	0											
33 Scott Van Slyke, R (1.7) OBP: 0.340, SLG: 0.425	G5-3			3-2 P6		0-2 2B		1-2 K		4	1	1	0	0	1	3											
66 Yasiel Puig, R (1.9) OBP: 0.325, SLG: 0.429	G6-3			0-0 F9		0-1 1B		1-3 K2-3		4	1	1	1	0	1	0											
9 Yasmani Grandal, S (1.2) OBP: 0.394, SLG: 0.500	F9			0-1 7 HR		0-1 1B		0-0 5 BB		4	1	3	1	0	0	0											
7 Alex Guerrero, R (1.5) OBP: 0.266, SLG: 0.497 5 Alberto Callaspo, S (8.5) OBP: 0.314, SLG: 0.275	G5-3			0-0 HR		1-1 L7		4-1 BB		3	1	1	2	0	0	1											
14 Enrique Hernández, R (1.8) OBP: 0.323, SLG: 0.470				2-2 2B		2-2 2B		1-3 K		3	0	2	0	0	1	2											
21 Zack Greinke, R (1.1) ERA: 2.7 62 Trevor Gott, R (6.1) ERA: 2.55 46 Cory Rasmus, R (7.1) 3 Cesar Ramos, L (8.1) 74 Kenley Jansen, S (9.1)	P4			1-2 L5		0-1 G5-3		2-1 G4-6-3		3	0	0	0	0	0	3											
Inning Stats	R: 1 E: 0 K: 1 S: 10	H: 1 LOB: 0 BB: 0 P: 17	R: 0 E: 0 K: 0 S: 4	H: 0 LOB: 0 BB: 0 P: 4	R: 0 E: 0 K: 1 S: 18	H: 2 LOB: 3 BB: 1 P: 29	R: 2 E: 0 K: 0 S: 12	H: 3 LOB: 1 BB: 0 P: 14	R: 2 E: 0 K: 1 S: 15	H: 3 LOB: 1 BB: 0 P: 16	R: 0 E: 0 K: 0 S: 7	H: 0 LOB: 0 BB: 0 P: 10	R: 0 E: 0 K: 3 S: 9	H: 0 LOB: 0 BB: 0 P: 12	R: 0 E: 0 K: 1 S: 7	H: 1 LOB: 1 BB: 1 P: 14		1B: 6 2B: 2 3B: 0 HR: 2	SF: 0 SAC: 0 DP: 1 HBP: 1	WP: 0 PB: 0 SB: 0 CS: 0	PA: 36						
PITCHER	IP	WLS	BF	H	R	ER	SO	BB	IBB	HBP	BLK	WP	HR	S	P	ERA	WHIP										
53 Héctor Santiago, L (1.1) ERA: 2.7 62 Trevor Gott, R (6.1) ERA: 2.55 46 Cory Rasmus, R (7.1) 3 Cesar Ramos, L (8.1)	5.0	L	26	9	5	5	3	1	0	1	0	0	0	5	6	0.00	0.000										
21 Zack Greinke, R (1.1) ERA: 2.55 62 Trevor Gott, R (6.1) ERA: 2.55 46 Cory Rasmus, R (7.1) 3 Cesar Ramos, L (8.1)	1.0		3	0	0	0	0	0	0	0	0	0	0	5	6	0.00	0.000										
21 Zack Greinke, R (1.1) ERA: 2.55 62 Trevor Gott, R (6.1) ERA: 2.55 46 Cory Rasmus, R (7.1) 3 Cesar Ramos, L (8.1)	1.0		3	0	0	0	3	0	0	0	0	0	0	9	12	0.00	0.000										
21 Zack Greinke, R (1.1) ERA: 2.55 62 Trevor Gott, R (6.1) ERA: 2.55 46 Cory Rasmus, R (7.1) 3 Cesar Ramos, L (8.1)	1.0		4	1	0	0	1	1	0	0	0	0	0	7	14	0.00	2.000										

Batter	1	2	3	4	5	6	7	8	9	AB	R	H	RBI	BB	SO	LOB	TOP				
11 José Ramírez, S OBP: 0.247, SLG: 0.231										3	2	0	0	2	0	2					
12 Francisco Lindor, S OBP: 0.256, SLG: 0.365										3	0	0	0	0	1	1					
23 Michael Brantley, L OBP: 0.379, SLG: 0.446										4	1	2	1	0	0	0					
41 Carlos Santana, S OBP: 0.356, SLG: 0.393										4	0	2	1	0	2	1					
10 Yan Gomes, R OBP: 0.254, SLG: 0.369										4	1	1	2	0	2	3					
8 Lonnie Chisenhall, L OBP: 0.254, SLG: 0.363										2	0	0	0	0	1	0					
13 Tyler Holt, R OBP: 0.143, SLG: 0.077										2	0	0	0	0	2	2					
40 Jerry Sands, R OBP: 0.400, SLG: 0.500										3	0	0	0	1	3	0					
24 Michael Bourn, L OBP: 0.314, SLG: 0.295										4	0	2	0	0	2	1					
39 Gio Urshela, R OBP: 0.273, SLG: 0.333										4	0	0	0	0	1	3					
Inning Stats	R: 3 E: 0 K: 2 S: 14	H: 2 LOB: 0 BB: 1 P: 26	R: 0 E: 0 K: 2 S: 9	H: 0 LOB: 1 BB: 1 P: 14	R: 0 E: 0 K: 1 S: 7	H: 0 LOB: 0 BB: 0 P: 11	R: 0 E: 0 K: 1 S: 5	H: 0 LOB: 0 BB: 0 P: 8	R: 0 E: 0 K: 1 S: 8	H: 1 LOB: 1 BB: 0 P: 12	R: 0 E: 0 K: 2 S: 10	H: 1 LOB: 1 BB: 0 P: 14	R: 1 E: 0 K: 3 S: 16	H: 2 LOB: 2 BB: 1 P: 26	R: 0 E: 0 K: 1 S: 11	H: 1 LOB: 1 BB: 0 P: 19	1B: 6 2B: 0 3B: 0 HR: 1	SF: 0 SAC: 1 DP: 0 HBP: 0	WP: 0 PB: 0 SB: 1 CS: 0	PA: 37	
PITCHER	IP WLS BF H R ER SO BB IBB HBP BLK WP HR S P ERA WHIP	IP WLS BF H R ER SO BB IBB HBP BLK WP HR S P ERA WHIP	IP WLS BF H R ER SO BB IBB HBP BLK WP HR S P ERA WHIP	IP WLS BF H R ER SO BB IBB HBP BLK WP HR S P ERA WHIP	IP WLS BF H R ER SO BB IBB HBP BLK WP HR S P ERA WHIP	IP WLS BF H R ER SO BB IBB HBP BLK WP HR S P ERA WHIP	IP WLS BF H R ER SO BB IBB HBP BLK WP HR S P ERA WHIP	IP WLS BF H R ER SO BB IBB HBP BLK WP HR S P ERA WHIP	IP WLS BF H R ER SO BB IBB HBP BLK WP HR S P ERA WHIP	IP WLS BF H R ER SO BB IBB HBP BLK WP HR S P ERA WHIP	IP WLS BF H R ER SO BB IBB HBP BLK WP HR S P ERA WHIP	IP WLS BF H R ER SO BB IBB HBP BLK WP HR S P ERA WHIP	IP WLS BF H R ER SO BB IBB HBP BLK WP HR S P ERA WHIP	IP WLS BF H R ER SO BB IBB HBP BLK WP HR S P ERA WHIP	IP WLS BF H R ER SO BB IBB HBP BLK WP HR S P ERA WHIP	IP WLS BF H R ER SO BB IBB HBP BLK WP HR S P ERA WHIP	IP WLS BF H R ER SO BB IBB HBP BLK WP HR S P ERA WHIP	IP WLS BF H R ER SO BB IBB HBP BLK WP HR S P ERA WHIP	IP WLS BF H R ER SO BB IBB HBP BLK WP HR S P ERA WHIP	IP WLS BF H R ER SO BB IBB HBP BLK WP HR S P ERA WHIP	IP WLS BF H R ER SO BB IBB HBP BLK WP HR S P ERA WHIP

Cleveland Indians @ Los Angeles Angels
Angel Stadium of Anaheim, Anaheim, CA
Mon Aug 03 2015, 7:09 PM - 10:09 PM PDT
Att: 37,030 - Partly Cloudy - 80 F

AB 33
R 4
H 7
RBI 4
BB 3
SO 14
LOB 13



Batter	1	2	3	4	5	6	7	8	9	AB	R	H	RBI	BB	SO	LOB	BOTTOM				
3 David DeJesus, L OBP: 0.314, SLG: 0.359										4	1	1	1	0	1	2					
56 Kole Calhoun, L OBP: 0.334, SLG: 0.438										4	0	2	1	0	1	2					
27 Mike Trout, R OBP: 0.400, SLG: 0.624										3	0	1	1	1	0	0					
19 David Murphy, L OBP: 0.337, SLG: 0.421										4	0	1	0	0	0	5					
2 Erick Aybar, S OBP: 0.316, SLG: 0.340										4	1	1	0	0	0	1					
22 Conor Gillaspie, L OBP: 0.290, SLG: 0.388										4	1	1	2	0	1	1					
8 Taylor Featherston, R OBP: 0.185, SLG: 0.213										0	0	0	0	0	0	0					
24 C.J. Cron, R OBP: 0.289, SLG: 0.405										4	1	2	0	0	1	0					
12 Johnny Giavotella, R OBP: 0.313, SLG: 0.349										4	1	1	0	0	0	2					
58 Carlos Pérez, R OBP: 0.248, SLG: 0.302										4	0	1	0	0	1	2					
Inning Stats	R: 0 E: 0 K: 1 S: 7	H: 0 LOB: 0 BB: 0 P: 11	R: 0 E: 0 K: 0 S: 9	H: 0 LOB: 0 BB: 0 P: 12	R: 0 E: 0 K: 1 S: 12	H: 2 LOB: 2 BB: 0 P: 20	R: 0 E: 0 K: 0 S: 9	H: 1 LOB: 1 BB: 0 P: 11	R: 2 E: 0 K: 1 S: 18	H: 3 LOB: 2 BB: 0 P: 22	R: 3 E: 0 K: 1 S: 18	H: 5 LOB: 3 BB: 1 P: 29	R: 0 E: 0 K: 1 S: 6	H: 0 LOB: 0 BB: 0 P: 6	R: 0 E: 0 K: 0 S: 11	H: 0 LOB: 0 BB: 0 P: 13	1B: 9 2B: 1 3B: 0 HR: 1	SF: 0 SAC: 0 DP: 0 HBP: 1	WP: 0 PB: 0 SB: 0 CS: 0	PA: 37	
PITCHER	IP WLS BF H R ER SO BB IBB HBP BLK WP HR S P ERA WHIP	IP WLS BF H R ER SO BB IBB HBP BLK WP HR S P ERA WHIP	IP WLS BF H R ER SO BB IBB HBP BLK WP HR S P ERA WHIP	IP WLS BF H R ER SO BB IBB HBP BLK WP HR S P ERA WHIP	IP WLS BF H R ER SO BB IBB HBP BLK WP HR S P ERA WHIP	IP WLS BF H R ER SO BB IBB HBP BLK WP HR S P ERA WHIP	IP WLS BF H R ER SO BB IBB HBP BLK WP HR S P ERA WHIP	IP WLS BF H R ER SO BB IBB HBP BLK WP HR S P ERA WHIP	IP WLS BF H R ER SO BB IBB HBP BLK WP HR S P ERA WHIP	IP WLS BF H R ER SO BB IBB HBP BLK WP HR S P ERA WHIP	IP WLS BF H R ER SO BB IBB HBP BLK WP HR S P ERA WHIP	IP WLS BF H R ER SO BB IBB HBP BLK WP HR S P ERA WHIP	IP WLS BF H R ER SO BB IBB HBP BLK WP HR S P ERA WHIP	IP WLS BF H R ER SO BB IBB HBP BLK WP HR S P ERA WHIP	IP WLS BF H R ER SO BB IBB HBP BLK WP HR S P ERA WHIP	IP WLS BF H R ER SO BB IBB HBP BLK WP HR S P ERA WHIP	IP WLS BF H R ER SO BB IBB HBP BLK WP HR S P ERA WHIP	IP WLS BF H R ER SO BB IBB HBP BLK WP HR S P ERA WHIP	IP WLS BF H R ER SO BB IBB HBP BLK WP HR S P ERA WHIP	IP WLS BF H R ER SO BB IBB HBP BLK WP HR S P ERA WHIP	IP WLS BF H R ER SO BB IBB HBP BLK WP HR S P ERA WHIP

Cleveland Indians @ Los Angeles Angels
Angel Stadium of Anaheim, Anaheim, CA
Mon Aug 03 2015, 7:09 PM - 10:09 PM PDT
Att: 37,030 - Partly Cloudy - 80 F

AB 35
R 5
H 11
RBI 5
BB 1
SO 5
LOB 15



Batter	1	2	3	4	5	6	7	8	9	10	11	12	AB	R	H	RBI	BB	SO	LOB	TOP				
11 José Ramírez, S OBP: 0.296, SLG: 0.231													4	0	1	0	2	0	1					
12 Francisco Lindor, S OBP: 0.284, SLG: 0.369													5	0	1	0	0	2	7					
23 Michael Brantley, L OBP: 0.381, SLG: 0.449													4	0	2	0	1	1	0					
41 Carlos Santana, S OBP: 0.351, SLG: 0.387													5	0	0	0	0	2	3					
10 Yan Gomes, R OBP: 0.248, SLG: 0.360													5	0	0	0	0	2	0					
8 Lonnie Chisenhall, L OBP: 0.262, SLG: 0.359													5	1	1	0	0	2	0					
40 Jerry Sands, R OBP: 0.375, SLG: 0.457													5	0	1	0	0	1	1					
24 Michael Bourn, L OBP: 0.314, SLG: 0.295													3	0	1	0	0	1	0					
9 Ryan Raburn, R OBP: 0.353, SLG: 0.470													1	0	0	0	0	0	0					
13 Tyler Holt, R OBP: 0.133, SLG: 0.071													1	0	0	0	0	1	1					
39 Gio Urshela, R OBP: 0.293, SLG: 0.367													5	1	3	2	0	1	2					
Inning Stats	R: 0 E: 0 K: 1 S: 9	H: 0 LOB: 0 BB: 1 P: 17	R: 0 E: 0 K: 1 S: 9	H: 0 LOB: 0 BB: 0 P: 14	R: 0 E: 0 K: 3 S: 13	H: 2 LOB: 2 BB: 0 P: 19	R: 0 E: 0 K: 1 S: 7	H: 1 LOB: 0 BB: 0 P: 14	R: 0 E: 0 K: 2 S: 15	H: 2 LOB: 3 BB: 1 P: 26	R: 0 E: 0 K: 0 S: 8	H: 0 LOB: 0 BB: 0 P: 13	R: 0 E: 0 K: 0 S: 6	H: 0 LOB: 0 BB: 0 P: 6	R: 0 E: 0 K: 1 S: 6	H: 1 LOB: 1 BB: 0 P: 9	R: 0 E: 0 K: 1 S: 7	H: 1 LOB: 0 BB: 0 P: 12	R: 2 E: 0 K: 1 S: 14	H: 2 LOB: 0 BB: 0 P: 19	1B: 7 2B: 2 3B: 0 HR: 1	SF: 0 SAC: 0 DP: 1 HBP: 0	WP: 0 PB: 0 SB: 1 CS: 1	PA: 46
PITCHER	52 Matt Shoemaker, R (1, 1) ERA: 4.01 IP: 6.0, WLS: 23, BF: 23, H: 5, R: 0, ER: 0, SO: 10, BB: 2, IBB: 0, HBP: 0, BLK: 0, WP: 0, HR: 0, S: 60, P: 103, ERA: 0.00, WHIP: 1.167												68 Cam Bedrosian, R (12, 1) ERA: 4.86 IP: 1.0, WLS: 4, BF: 1, H: 1, R: 1, ER: 1, SO: 1, BB: 0, IBB: 0, HBP: 0, BLK: 0, WP: 0, HR: 1, S: 9, P: 14, ERA: 9.00, WHIP: 1.000											

Cleveland Indians @ Los Angeles Angels
 Angel Stadium of Anaheim, Anaheim, CA
 Tue Aug 04 2015, 7:09 PM - 10:39 PM PDT
 Att: 38,159 - Clear - 84 F

livebaseballscorecards.com

AB 43
 R 2
 H 10
 RBI 2
 BB 3
 SO 13
 LOB 15

Batter	1	2	3	4	5	6	7	8	9	10	11	12	AB	R	H	RBI	BB	SO	LOB	BOTTOM						
3 David DeJesus, L OBP: 0.308, SLG: 0.352													5	0	0	0	0	1	1							
56 Kole Calhoun, L OBP: 0.330, SLG: 0.433													5	0	0	0	0	4	1							
27 Mike Trout, R OBP: 0.397, SLG: 0.618													4	0	0	0	1	0	0							
5 Albert Pujols, R OBP: 0.315, SLG: 0.519													4	0	0	0	0	1	1							
19 David Murphy, L OBP: 0.336, SLG: 0.418													4	0	1	0	0	1	0							
2 Erick Aybar, S OBP: 0.313, SLG: 0.337													4	0	0	0	0	1	1							
22 Conor Gillaspie, L OBP: 0.275, SLG: 0.380													4	0	0	0	0	0	0							
12 Johnny Giavotella, R OBP: 0.315, SLG: 0.349													3	0	1	0	0	0	0							
17 Chris Iannetta, R OBP: 0.309, SLG: 0.340													2	0	0	0	0	1	0							
18 Shane Victorino, S (9, PH) OBP: 0.316, SLG: 0.288													0	0	0	0	0	0	0							
50 Carlos Pérez, R OBP: 0.247, SLG: 0.300													1	0	0	0	0	0	1							
Inning Stats	R: 0 E: 0 K: 0 S: 8	H: 0 LOB: 0 BB: 0 P: 11	R: 0 E: 0 K: 1 S: 12	H: 0 LOB: 0 BB: 0 P: 14	R: 0 E: 0 K: 1 S: 10	H: 0 LOB: 0 BB: 0 P: 8	R: 0 E: 0 K: 2 S: 10	H: 0 LOB: 0 BB: 0 P: 17	R: 0 E: 0 K: 1 S: 11	H: 1 LOB: 0 BB: 0 P: 17	R: 0 E: 0 K: 0 S: 5	H: 0 LOB: 0 BB: 0 P: 8	R: 0 E: 0 K: 1 S: 6	H: 0 LOB: 0 BB: 0 P: 13	R: 0 E: 0 K: 0 S: 5	H: 0 LOB: 1 BB: 0 P: 9	R: 0 E: 0 K: 0 S: 5	H: 0 LOB: 0 BB: 0 P: 9	R: 0 E: 0 K: 0 S: 8	H: 1 LOB: 1 BB: 0 P: 13	R: 0 E: 0 K: 2 S: 10	H: 0 LOB: 0 BB: 0 P: 14	1B: 2 2B: 0 3B: 0 HR: 0	SF: 0 SAC: 1 DP: 0 HBP: 1	WP: 0 PB: 0 SB: 0 CS: 1	PA: 39
PITCHER	59 Carlos Carrasco, R (1, 1) ERA: 3.78 IP: 9.0, WLS: 29, BF: 1, H: 0, R: 0, ER: 0, SO: 7, BB: 1, IBB: 0, HBP: 1, BLK: 0, WP: 0, HR: 0, S: 68, P: 100, ERA: 0.00, WHIP: 0.222												27 Bryan Shaw, R (10, 1) ERA: 1.88 IP: 1.0, WLS: 4, BF: 1, H: 0, R: 0, ER: 0, SO: 0, BB: 0, IBB: 0, HBP: 0, BLK: 0, WP: 0, HR: 8, S: 13, ERA: 0.00, WHIP: 1.000													
34 Zach McAllister, R (11, 1) ERA: 3.54 IP: 1.0, WLS: 3, BF: 0, H: 0, R: 0, ER: 0, SO: 2, BB: 0, IBB: 0, HBP: 0, BLK: 0, WP: 0, HR: 10, S: 14, ERA: 0.00, WHIP: 0.000																										

Cleveland Indians @ Los Angeles Angels
 Angel Stadium of Anaheim, Anaheim, CA
 Tue Aug 04 2015, 7:09 PM - 10:39 PM PDT
 Att: 38,159 - Clear - 84 F

livebaseballscorecards.com

AB 36
 R 0
 H 2
 RBI 0
 BB 1
 SO 9
 LOB 5

Batter	1	2	3	4	5	6	7	8	9	AB	R	H	RBI	BB	SO	LOB	TOP					
13 Manny Machado, R OBP: 0.362, SLG: 0.514										5	0	3	0	0	0	1	Baltimore Orioles @ Los Angeles Angels Angel Stadium of Anaheim, Anaheim, CA Fri Aug 07 2015, 7:10 PM - 10:07 PM PDT Att: 42,578 - Partly Cloudy - 73 F					
18 Gerardo Parra, L OBP: 0.365, SLG: 0.501										5	1	2	0	0	0	3						
10 Adam Jones, R OBP: 0.322, SLG: 0.478										4	0	1	1	0	1	3						
19 Chris Davis, L OBP: 0.330, SLG: 0.514										4	0	1	0	0	2	2						
32 Matt Wieters, S OBP: 0.289, SLG: 0.451										4	2	1	1	0	0	1						
2 J.J. Hardy, R OBP: 0.271, SLG: 0.341										3	0	0	0	1	0	1						
6 Jonathan Schoop, R OBP: 0.342, SLG: 0.577										4	1	2	2	0	0	1						
48 Junior Lake, R OBP: 0.273, SLG: 0.355										4	0	1	0	0	0	1						
14 Nolan Reimold, R OBP: 0.322, SLG: 0.375										3	0	1	0	0	1	2						
38 Jimmy Paredes, S OBP: 0.315, SLG: 0.436										1	0	0	0	0	1	0						
Inning Stats	R: 0 E: 0 K: 1 S: 15	H: 1 LOB: 1 BB: 0 P: 20	R: 0 E: 0 K: 0 S: 4	H: 0 LOB: 1 BB: 1 P: 9	R: 1 E: 0 K: 0 S: 7	H: 3 LOB: 1 BB: 0 P: 12	R: 2 E: 0 K: 0 S: 8	H: 2 LOB: 0 BB: 0 P: 12	R: 0 E: 0 K: 1 S: 10	H: 1 LOB: 1 BB: 0 P: 16	R: 1 E: 0 K: 1 S: 13	H: 3 LOB: 2 BB: 0 P: 20	R: 0 E: 0 K: 1 S: 11	H: 1 LOB: 1 BB: 0 P: 17	R: 0 E: 0 K: 0 S: 9	H: 0 LOB: 0 BB: 0 P: 13	R: 0 E: 0 K: 1 S: 10	H: 1 LOB: 1 BB: 0 P: 11	1B: 8 2B: 2 3B: 0 HR: 2	SF: 0 SAC: 0 DP: 0 HBP: 0	WP: 0 PB: 0 SB: 0 CS: 0	PA: 38
PITCHER	IP WLS BF H R ER SO BB IBB HBP BLK WP HR S P ERA WHIP																					
28 Andrew Heaney, L ERA: 2.45	(1, 1) 5.2 26 10 4 4 2 1 0 0 0 0 0 2 54 85 6.35 1.941																					
59 Fernando Salas, R ERA: 4.35	(6, 1) 0.1 W 1 0 0 0 1 0 0 0 0 0 0 0 3 4 0.00 0.000																					
48 Jose Alvarez, L ERA: 3.5	(7, 1) 0.1 H 2 1 0 0 0 0 0 0 0 0 0 0 7 10 0.00 3.000																					
62 Trevor Gott, R ERA: 2.01	(7, 1) 1.2 H 5 0 0 0 1 0 0 0 0 0 0 0 13 20 0.00 0.000																					
46 Cory Rasmus, R ERA: 2.7	(9, 1) 1.0 4 1 0 0 1 0 0 0 0 0 0 0 10 11 0.00 1.000																					

Batter	1	2	3	4	5	6	7	8	9	AB	R	H	RBI	BB	SO	LOB	BOTTOM			
3 David DeJesus, L OBP: 0.306, SLG: 0.349										5	0	1	1	0	2	0	Baltimore Orioles @ Los Angeles Angels Angel Stadium of Anaheim, Anaheim, CA Fri Aug 07 2015, 7:10 PM - 10:07 PM PDT Att: 42,578 - Partly Cloudy - 73 F			
56 Kole Calhoun, L OBP: 0.310, SLG: 0.436										4	0	1	0	1	1	0				
27 Mike Trout, R OBP: 0.398, SLG: 0.620										3	2	2	1	2	0	1				
5 Albert Pujols, R OBP: 0.317, SLG: 0.516										4	1	1	0	1	0	5				
19 David Murphy, L OBP: 0.333, SLG: 0.412										4	1	2	1	0	0	1				
2 Enck Aybar, S OBP: 0.314, SLG: 0.336										4	1	2	0	0	0	3				
22 Conor Gillaspie, L ERA: 2.89										3	0	0	0	0	1	3				
24 C.J. Cron, R OBP: 0.301, SLG: 0.425										1	1	1	2	0	0	0				
8 Taylor Featherston, R OBP: 0.185, SLG: 0.213										0	0	0	0	0	0	0				
12 Johnny Giavotella, R OBP: 0.316, SLG: 0.352										4	1	2	1	0	0	0				
17 Chris Iannetta, R OBP: 0.304, SLG: 0.338										4	1	1	2	0	1	2				
Inning Stats	R: 1 E: 0 K: 2 S: 11	H: 2 LOB: 1 BB: 0 P: 17	R: 0 E: 0 K: 1 S: 10	H: 1 LOB: 0 BB: 0 P: 13	R: 0 E: 0 K: 0 S: 8	H: 0 LOB: 0 BB: 0 P: 12	R: 2 E: 0 K: 0 S: 11	H: 2 LOB: 2 BB: 2 P: 22	R: 0 E: 0 K: 1 S: 9	H: 1 LOB: 1 BB: 0 P: 13	R: 3 E: 0 K: 0 S: 22	H: 5 LOB: 3 BB: 1 P: 36	R: 2 E: 0 K: 1 S: 14	H: 2 LOB: 0 BB: 0 P: 16	R: 0 E: 0 K: 0 S: 5	H: 0 LOB: 0 BB: 1 P: 14	1B: 9 2B: 2 3B: 0 HR: 2	SF: 0 SAC: 0 DP: 0 HBP: 0	WP: 0 PB: 0 SB: 0 CS: 0	PA: 40
PITCHER	IP WLS BF H R ER SO BB IBB HBP BLK WP HR S P ERA WHIP																			
39 Kevin Gausman, R ERA: 4.56	(1, 1) 5.2 L 27 9 6 6 4 2 0 0 0 0 0 0 7 64 9.53 1.941																			
65 Chaz Roe, R ERA: 2.89	(6, 1) 0.1 4 2 0 0 0 1 0 0 0 0 0 0 7 15 0.00 9.000																			
17 Brian Matusz, L ERA: 2.73	(7, 1) 0.1 2 1 1 1 0 0 0 0 0 0 0 0 8 9 27.00 3.000																			
35 Brad Brach, R ERA: 2.79	(7, 1) 0.2 3 1 1 1 1 0 0 0 0 0 0 1 6 7 13.50 1.500																			
61 Jason Garcia, R ERA: 5.52	(8, 1) 1.0 4 0 0 0 0 1 0 0 0 0 0 0 5 14 0.00 1.000																			

AB 37
R 4
H 12
RBI 4
BB 1
SO 5
LOB 15



AB 36
R 8
H 13
RBI 8
BB 4
SO 5
LOB 15



Batter	1	2	3	4	5	6	7	8	9	10	11	AB	R	H	RBI	BB	SO	LOB	TOP					
13 Manny Machado, R (1.5) OBP: 0.367, SLG: 0.523												5	1	2	0	0	2	0						
18 Gerardo Parra, L (1.9) OBP: 0.362, SLG: 0.501												5	1	2	1	0	1	2						
10 Adam Jones, R (1.8) OBP: 0.320, SLG: 0.473												4	0	0	0	1	1	3						
19 Chris Davis, L (1.3) OBP: 0.334, SLG: 0.522												4	2	1	1	0	1	1						
32 Matt Wieters, S (1.2) OBP: 0.292, SLG: 0.444												5	0	2	1	0	2	0						
6 Jonathan Schoop, R (1.4) OBP: 0.341, SLG: 0.576												5	0	2	1	0	1	1						
38 Jimmy Paredes, S (1.10) OBP: 0.311, SLG: 0.430												4	0	0	0	0	1	3						
2 J.J. Hardy, R (1.6) OBP: 0.267, SLG: 0.339												4	0	0	0	0	0	1						
9 David Lough, L (1.7) OBP: 0.249, SLG: 0.325												4	0	0	0	0	3	0						
Inning Stats	R: 2 E: 0 K: 1 S: 17	H: 3 LOB: 2 BB: 0 P: 31	R: 0 E: 0 K: 2 S: 9	H: 0 LOB: 0 BB: 0 P: 12	R: 0 E: 0 K: 0 S: 7	H: 1 LOB: 0 BB: 0 P: 8	R: 0 E: 0 K: 3 S: 13	H: 0 LOB: 0 BB: 0 P: 20	R: 0 E: 0 K: 1 S: 8	H: 0 LOB: 0 BB: 0 P: 14	R: 2 E: 0 K: 1 S: 14	H: 2 LOB: 0 BB: 0 P: 19	R: 0 E: 0 K: 3 S: 10	H: 0 LOB: 1 BB: 1 P: 16	R: 0 E: 0 K: 0 S: 10	H: 1 LOB: 1 BB: 0 P: 15	R: 0 E: 0 K: 0 S: 8	H: 1 LOB: 0 BB: 0 P: 13	R: 0 E: 0 K: 0 S: 5	H: 1 LOB: 0 BB: 0 P: 8	1B: 6 2B: 1 3B: 0 HR: 2	SF: 0 SAC: 0 DP: 2 HBP: 1	WP: 1 PB: 0 SB: 0 CS: 0	PA: 42
PITCHER	IP: 5.0 ERA: 4.69	WLS: 19 ERA: 4.69	BF: 5 ERA: 4.7	H: 2 ERA: 4.7	R: 2 ERA: 4.7	ER: 2 ERA: 4.7	SO: 1 ERA: 4.7	BB: 0 ERA: 4.7	IBB: 0 ERA: 4.7	HBP: 0 ERA: 4.7	BLK: 0 ERA: 4.7	WP: 0 ERA: 4.7	HR: 2 ERA: 4.7	S: 14 ERA: 4.7	P: 19 ERA: 4.7	S: 8 ERA: 4.7	P: 16 ERA: 4.7	S: 10 ERA: 4.7	P: 15 ERA: 4.7	S: 8 ERA: 4.7	P: 8 ERA: 4.7	ERA: 4.69	WHIP: 0.800	
36 Jared Weaver, R (1.1) ERA: 4.69	IP: 5.0	WLS: 19	BF: 5	H: 2	R: 2	ER: 2	SO: 1	BB: 0	IBB: 0	HBP: 0	BLK: 0	WP: 0	HR: 2	S: 14	P: 19	S: 8	P: 16	S: 10	P: 15	S: 8	P: 8	ERA: 4.69	WHIP: 0.800	
46 Cory Rasmus, R (6.1) ERA: 4.7	1.0	B	5	2	2	2	1	0	0	0	0	0	2	14	19	18.00	2.000							
59 Fernando Salas, R (7.1) ERA: 4.7	2.0	7	0	0	0	4	1	0	0	0	0	0	17	24	0.00	0.500								
16 Huston Street, R (9.1) ERA: 2.59	1.0	4	1	0	0	0	0	0	0	0	0	1	0	15	0.00	1.000								
62 Trevor Gott, R (10.1) ERA: 1.86	2.0	W	7	2	0	0	0	0	0	0	0	0	13	21	0.00	1.000								

Baltimore Orioles @ Los Angeles Angels
 Angel Stadium of Anaheim, Anaheim, CA
 Sun Aug 09 2015, 12:40 PM - 4:41 PM PDT
 Att: 37,154 - Party Cloudy - 74 F

livebaseballscores.com

AB 40
 R 4
 H 9
 RBI 4
 BB 1
 SO 12
 LOB 11

Batter	1	2	3	4	5	6	7	8	9	10	11	AB	R	H	RBI	BB	SO	LOB	BOTTOM					
12 Johnny Giavotella, R (1.4) OBP: 0.317, SLG: 0.354												6	1	3	0	0	2	2						
56 Kole Calhoun, L (1.9) OBP: 0.330, SLG: 0.441												5	2	1	1	1	2	3						
27 Mike Trout, R (1.8) OBP: 0.394, SLG: 0.608												5	0	0	0	1	2	3						
5 Albert Pujols, R (1.10) OBP: 0.319, SLG: 0.511												4	0	0	0	2	1	2						
19 David Murphy, L (1.7) OBP: 0.332, SLG: 0.420												6	1	3	4	0	2	1						
2 Erick Aybar, S (1.6) OBP: 0.316, SLG: 0.342												5	0	2	0	0	0	1						
24 C.J. Cron, R (1.3) OBP: 0.303, SLG: 0.421												4	0	1	0	1	2	1						
22 Conor Gillaspie, L (1.5) OBP: 0.268, SLG: 0.361												1	0	0	0	1	0	0						
18 Shane Victorino, S (5. PH) OBP: 0.314, SLG: 0.283												1	0	0	0	0	0	3						
8 Taylor Featherston, R (8.5) OBP: 0.193, SLG: 0.221												2	0	1	0	0	0	0						
17 Chris Iannetta, R (1.2) OBP: 0.300, SLG: 0.333												3	0	0	0	0	1	2						
3 David DeJesus, L (8. PH) OBP: 0.304, SLG: 0.344												1	0	0	0	0	1	1						
58 Carlos Pérez, R (9.2) OBP: 0.253, SLG: 0.308												1	1	1	0	0	0	0						
Inning Stats	R: 1 E: 0 K: 0 S: 8	H: 1 LOB: 0 BB: 0 P: 10	R: 0 E: 0 K: 0 S: 17	H: 2 LOB: 2 BB: 1 P: 26	R: 3 E: 0 K: 3 S: 21	H: 3 LOB: 1 BB: 1 P: 31	R: 0 E: 0 K: 2 S: 12	H: 1 LOB: 1 BB: 0 P: 21	R: 0 E: 0 K: 1 S: 14	H: 1 LOB: 3 BB: 1 P: 24	R: 0 E: 0 K: 0 S: 10	H: 0 LOB: 0 BB: 0 P: 15	R: 0 E: 0 K: 2 S: 13	H: 1 LOB: 1 BB: 0 P: 18	R: 0 E: 0 K: 2 S: 11	H: 0 LOB: 1 BB: 1 P: 20	R: 0 E: 0 K: 1 S: 13	H: 0 LOB: 0 BB: 0 P: 19	R: 1 E: 0 K: 2 S: 14	H: 2 LOB: 3 BB: 2 P: 29	1B: 6 2B: 4 3B: 0 HR: 2	SF: 0 SAC: 0 DP: 1 HBP: 0	WP: 2 PB: 0 SB: 2 CS: 0	PA: 50
PITCHER	IP: 4.2 ERA: 4.45	WLS: 10 ERA: 4.45	BF: 23 ERA: 4.45	H: 7 ERA: 4.45	R: 4 ERA: 4.45	ER: 4 ERA: 4.45	SO: 6 ERA: 4.45	BB: 2 ERA: 4.45	IBB: 0 ERA: 4.45	HBP: 0 ERA: 4.45	BLK: 0 ERA: 4.45	WP: 2 ERA: 4.45	HR: 2 ERA: 4.45	S: 67 ERA: 4.45	P: 102 ERA: 4.45	ERA: 4.45	WHIP: 1.929							
50 Miguel González, R (1.1) ERA: 4.45	IP: 4.2	WLS: 10	BF: 23	H: 7	R: 4	ER: 4	SO: 6	BB: 2	IBB: 0	HBP: 0	BLK: 0	WP: 2	HR: 2	S: 67	P: 102	ERA: 4.45	WHIP: 1.929							
66 T.J. McFarland, L (5.1) ERA: 2.04	2.1	10	2	0	0	0	0	0	0	0	0	0	0	23	35	0.00	0.857							
56 Danen O'Day, R (8.1) ERA: 2.04	1.0	4	1	0	0	2	0	0	0	0	0	0	13	18	0.00	1.000								
35 Brad Brach, R (9.1) ERA: 2.68	2.0	7	0	0	0	3	1	0	0	0	0	0	24	39	0.00	0.500								
65 Chaz Roe, R (11.1) ERA: 3.12	0.1	L	2	1	1	1	1	0	0	0	0	0	7	9	27.00	3.000								
PITCHER	IP: 0.1 ERA: 2.7	WLS: 4 ERA: 2.7	BF: 4 ERA: 2.7	H: 1 ERA: 2.7	R: 0 ERA: 2.7	ER: 0 ERA: 2.7	SO: 1 ERA: 2.7	BB: 0 ERA: 2.7	IBB: 2 ERA: 2.7	HBP: 0 ERA: 2.7	BLK: 0 ERA: 2.7	WP: 0 ERA: 2.7	HR: 0 ERA: 2.7	S: 7 ERA: 2.7	P: 20 ERA: 2.7	ERA: 2.7	WHIP: 3.000							
17 Brian Matusz, L (11.1) ERA: 2.7	IP: 0.1	WLS: 4	BF: 4	H: 1	R: 0	ER: 0	SO: 1	BB: 0	IBB: 2	HBP: 0	BLK: 0	WP: 0	HR: 0	S: 7	P: 20	ERA: 2.7	WHIP: 3.000							

Baltimore Orioles @ Los Angeles Angels
 Angel Stadium of Anaheim, Anaheim, CA
 Sun Aug 09 2015, 12:40 PM - 4:41 PM PDT
 Att: 37,154 - Party Cloudy - 74 F

livebaseballscores.com

AB 44
 R 5
 H 12
 RBI 5
 BB 6
 SO 13
 LOB 19

Batter	1	2	3	4	5	6	7	8	9	AB	R	H	RBI	BB	SO	LOB	TOP								
18 Shane Victorino, S OBP: 0.313, SLG: 0.308 19 David Murphy, L OBP: 0.330, SLG: 0.418										2	1	1	0	0	1	1	Los Angeles Angels @ Kansas City Royals Kauffman Stadium, Kansas City, MO Fri Aug 14 2015, 7:11 PM - 10:09 PM CDT Att: 36,926 - Clear - 85 F livebaseballscorecards.com								
56 Kole Calhoun, L OBP: 0.330, SLG: 0.431										3	0	0	0	1	1	5									
27 Mike Trout, R OBP: 0.398, SLG: 0.603										3	0	2	1	1	1	1									
5 Albert Pujols, R OBP: 0.312, SLG: 0.495										4	0	0	0	0	0	6									
24 C.J. Cron, R OBP: 0.307, SLG: 0.418										4	0	0	0	0	1	2									
12 Johnny Giavotella, R OBP: 0.315, SLG: 0.354										4	0	0	0	0	0	1									
58 Carlos Pérez, R OBP: 0.261, SLG: 0.298										4	0	0	0	0	0	0									
22 Conor Gillaspie, L OBP: 0.276, SLG: 0.370										4	0	2	0	0	1	0									
8 Taylor Featherston, R OBP: 0.196, SLG: 0.202 3 David DeJesus, L OBP: 0.354, SLG: 0.340										2	0	1	0	0	0	1									
Inning Stats	R: 1 E: 0 K: 0 S: 11	H: 2 LOB: 1 BB: 0 P: 16	R: 0 E: 0 K: 0 S: 9	H: 1 LOB: 3 BB: 0 P: 19	R: 0 E: 0 K: 0 S: 14	H: 1 LOB: 1 BB: 0 P: 21	R: 0 E: 0 K: 1 S: 11	H: 0 LOB: 0 BB: 0 P: 16	R: 0 E: 0 K: 0 S: 6	H: 0 LOB: 0 BB: 0 P: 8	R: 0 E: 0 K: 0 S: 7	H: 1 LOB: 3 BB: 2 P: 13	R: 0 E: 0 K: 1 S: 12	H: 0 LOB: 0 BB: 0 P: 22	R: 0 E: 0 K: 1 S: 8	H: 1 LOB: 1 BB: 0 P: 11		R: 0 E: 0 K: 3 S: 14	H: 1 LOB: 1 BB: 0 P: 16	1B: 4 2B: 2 3B: 1 HR: 0	SF: 0 SAC: 0 DP: 1 HBP: 3	WP: 0 PB: 0 SB: 0 CS: 0	PA: 38		
PITCHER	IP	WLS	BF	H	R	ER	SO	BB	IBB	HBP	BLK	WP	HR	S	P	ERA	WHIP								
41 Danny Duffy, L ERA: 4.03	6.0	W	25	5	1	1	2	0	0	3	0	0	0	58	93	1.50	0.833								
46 Ryan Madson, R ERA: 2.42	1.0	H	6	1	0	0	0	2	0	0	0	0	0	12	22	0.00	3.000								
40 Kelvin Herrera, R ERA: 2.06	1.0	H	3	0	0	0	1	0	0	0	0	0	0	8	11	0.00	0.000								
56 Greg Holland, R ERA: 3.79	1.0	S	4	1	0	0	3	0	0	0	0	0	0	14	16	0.00	1.000								

Batter	1	2	3	4	5	6	7	8	9	AB	R	H	RBI	BB	SO	LOB	BOTTOM								
2 Alcides Escobar, R OBP: 0.308, SLG: 0.336										5	0	0	0	0	0	3	Los Angeles Angels @ Kansas City Royals Kauffman Stadium, Kansas City, MO Fri Aug 14 2015, 7:11 PM - 10:09 PM CDT Att: 36,926 - Clear - 85 F livebaseballscorecards.com								
18 Ben Zobrist, S OBP: 0.385, SLG: 0.465 1 Jarrod Dyson, L OBP: 0.317, SLG: 0.378										4	1	2	0	0	0	1									
6 Lorenzo Cain, R OBP: 0.371, SLG: 0.513										4	1	1	0	0	0	1									
35 Eric Hosmer, L OBP: 0.374, SLG: 0.491										4	1	1	2	0	0	3									
25 Kendrys Morales, S OBP: 0.348, SLG: 0.460 16 Paulo Orlando, R OBP: 0.269, SLG: 0.413										2	0	0	0	2	1	1									
8 Mike Moustakas, L OBP: 0.342, SLG: 0.413										1	0	0	0	2	1	1									
15 Alex Rios, R OBP: 0.282, SLG: 0.318										4	0	1	0	0	0	5									
14 Omar Infante, R OBP: 0.232, SLG: 0.298										4	0	0	0	0	1	4									
9 Drew Butera, R OBP: 0.226, SLG: 0.247										3	0	1	1	0	0	2									
Inning Stats	R: 0 E: 0 K: 0 S: 6	H: 0 LOB: 0 BB: 0 P: 11	R: 0 E: 0 K: 1 S: 8	H: 0 LOB: 1 BB: 1 P: 18	R: 0 E: 0 K: 0 S: 7	H: 0 LOB: 0 BB: 0 P: 10	R: 0 E: 0 K: 0 S: 11	H: 1 LOB: 2 BB: 0 P: 16	R: 0 E: 0 K: 0 S: 7	H: 0 LOB: 0 BB: 0 P: 10	R: 3 E: 2 K: 2 S: 17	H: 3 LOB: 2 BB: 1 P: 32	R: 0 E: 0 K: 0 S: 10	H: 1 LOB: 2 BB: 0 P: 15	R: 1 E: 0 K: 0 S: 13	H: 1 LOB: 2 BB: 2 P: 26		R: 0 E: 0 K: 3 S: 14	H: 1 LOB: 1 BB: 0 P: 16	1B: 4 2B: 1 3B: 0 HR: 1	SF: 0 SAC: 0 DP: 0 HBP: 2	WP: 0 PB: 0 SB: 2 CS: 0	PA: 37		
PITCHER	IP	WLS	BF	H	R	ER	SO	BB	IBB	HBP	BLK	WP	HR	S	P	ERA	WHIP								
36 Jared Weaver, R ERA: 4.6	6.0	L	27	4	3	2	3	2	0	2	0	0	0	8	13	0.00	1.500								
59 Fernando Salas, R ERA: 3.97	0.2		3	1	0	0	0	0	0	0	0	0	0	3	11	27.00	6.000								
37 Cesar Ramos, L ERA: 2.21	0.1		3	0	1	1	0	2	0	0	0	0	0	3	11	27.00	6.000								
38 Joe Smith, R ERA: 2.89	1.0		4	1	0	0	0	0	0	0	0	0	0	12	17	0.00	1.000								



Batter	1	2	3	4	5	6	7	8	9	AB	R	H	RBI	BB	SO	LOB	TOP			
12 Johnny Giavotella, R OBP: 0.319, SLG: 0.358										4	0	3	0	0	1	1	Los Angeles Angels @ Kansas City Royals Kauffman Stadium, Kansas City, MO Sat Aug 15 2015, 6:10 PM - 9:05 PM CDT Att: 39,251 - Clear - 88 F			
56 Kole Calhoun, L OBP: 0.327, SLG: 0.427										4	0	0	0	0	4					
27 Mike Trout, R OBP: 0.395, SLG: 0.599										3	0	0	0	0	2					
24 C.J. Cron, R OBP: 0.310, SLG: 0.435										1	1	1	1	0	0					
5 Albert Pujols, R OBP: 0.312, SLG: 0.501										3	1	1	1	0	1	0				
18 Shane Victorino, S OBP: 0.319, SLG: 0.314										1	1	1	0	0	0	0				
19 David Murphy, L OBP: 0.332, SLG: 0.424										4	0	2	0	0	0	1				
22 Conor Gillaspie, L OBP: 0.272, SLG: 0.363										4	0	0	0	0	2	3				
3 David DeJesus, L OBP: 0.303, SLG: 0.338										4	1	1	0	0	0	1				
58 Carlos Pérez, R OBP: 0.267, SLG: 0.310										4	0	2	1	0	1	0				
8 Taylor Featherston, R OBP: 0.198, SLG: 0.196										3	0	0	0	0	1	3				
Inning Stats	R: 0 E: 0 K: 0 S: 5	H: 1 LOB: 0 BB: 0 P: 10	R: 1 E: 0 K: 0 S: 10	H: 4 LOB: 2 BB: 0 P: 14	R: 0 E: 0 K: 0 S: 7	H: 1 LOB: 1 BB: 0 P: 10	R: 0 E: 0 K: 1 S: 10	H: 0 LOB: 0 BB: 0 P: 14	R: 0 E: 0 K: 2 S: 8	H: 0 LOB: 0 BB: 0 P: 12	R: 0 E: 0 K: 1 S: 12	H: 0 LOB: 0 BB: 0 P: 19	R: 0 E: 0 K: 0 S: 11	H: 1 LOB: 0 BB: 0 P: 18	R: 3 E: 1 K: 2 S: 21	H: 3 LOB: 1 BB: 0 P: 26	1B: 7 2B: 3 3B: 0 HR: 2	SF: 0 SAC: 0 DP: 2 HBP: 1	WP: 0 PB: 0 SB: 0 CS: 0	PA: 36
PITCHER	IP WLS BF H R ER SO BB IBB HBP BLK WP HR S P ERA WHIP																			
47 Johnny Cueto, R ERA: 2.46	8.0 W 29 8 1 1 4 0 0 1 0 0 1 68 105 1.12 1.000																			
44 Luke Hochevar, R ERA: 3.55	1.0 7 3 3 1 2 0 0 0 0 0 0 1 21 26 9.00 3.000																			


Batter	1	2	3	4	5	6	7	8	9	AB	R	H	RBI	BB	SO	LOB	BOTTOM			
2 Alcides Escobar, R OBP: 0.307, SLG: 0.333										4	0	0	0	0	2	Los Angeles Angels @ Kansas City Royals Kauffman Stadium, Kansas City, MO Sat Aug 15 2015, 6:10 PM - 9:05 PM CDT Att: 39,251 - Clear - 88 F				
18 Ben Zobrist, S OBP: 0.371, SLG: 0.465										2	1	1	1	3	0					
35 Eric Hosmer, L OBP: 0.376, SLG: 0.493										4	1	2	1	1	0		2			
25 Kendrys Morales, S OBP: 0.349, SLG: 0.459										5	0	2	0	0	2		4			
8 Mike Moustakas, L OBP: 0.343, SLG: 0.418										5	1	2	1	0	4					
13 Salvador Perez, R OBP: 0.287, SLG: 0.430										5	1	2	2	0	2					
15 Alex Rios, R OBP: 0.281, SLG: 0.313										4	1	0	0	1	0		4			
16 Paulo Orlando, R OBP: 0.275, SLG: 0.427										4	2	2	1	0	1		2			
1 Jarrod Dyson, L OBP: 0.327, SLG: 0.395										4	2	3	3	0	0		2			
Inning Stats	R: 0 E: 0 K: 0 S: 11	H: 1 LOB: 2 BB: 1 P: 20	R: 6 E: 0 K: 0 S: 19	H: 6 LOB: 2 BB: 2 P: 37	R: 1 E: 0 K: 2 S: 14	H: 2 LOB: 2 BB: 1 P: 26	R: 0 E: 0 K: 1 S: 8	H: 1 LOB: 0 BB: 0 P: 11	R: 0 E: 0 K: 1 S: 10	H: 1 LOB: 1 BB: 0 P: 15	R: 2 E: 0 K: 1 S: 17	H: 3 LOB: 1 BB: 0 P: 23	R: 0 E: 0 K: 0 S: 8	H: 0 LOB: 0 BB: 1 P: 14	R: 0 E: 0 K: 0 S: 5	H: 0 LOB: 0 BB: 0 P: 7	1B: 6 2B: 7 3B: 0 HR: 1	SF: 0 SAC: 1 DP: 1 HBP: 0	WP: 0 PB: 0 SB: 2 CS: 0	PA: 43
PITCHER	IP WLS BF H R ER SO BB IBB HBP BLK WP HR S P ERA WHIP																			
52 Matt Shoemaker, R ERA: 4.76	1.2 L 15 7 6 6 0 3 0 0 0 0 0 0 12 20 9.00 2.000																			
59 Fernando Salas, R ERA: 4.08	1.0 5 2 1 1 1 0 0 0 0 0 0 0 12 20 9.00 2.000																			
37 Cesar Ramos, L ERA: 2.08	2.1 11 2 0 0 3 1 0 0 0 0 0 0 22 35 0.00 1.286																			
48 Jose Alvarez, L ERA: 3.51	2.0 9 3 2 2 1 1 0 0 0 0 0 0 25 37 9.00 2.000																			
62 Trevor Gott, R ERA: 1.65	1.0 3 0 0 0 0 0 0 0 0 0 0 0 5 7 0.00 0.000																			

Batter	1	2	3	4	5	6	7	8	9	10	AB	R	H	RBI	BB	SO	LOB					
12 Johnny Giavotella, R OBP: 0.315, SLG: 0.354	F7		G6-3		FC4-6			F9		F9	5	0	0	0	0	0	3					
56 Kole Calhoun, L OBP: 0.329, SLG: 0.439	G3-1			G5-3		27 WP		HR			4	2	2	1	0	0	0					
27 Mike Trout, R OBP: 0.392, SLG: 0.593	F9			F9		3B		G6-3			4	0	0	0	0	1	0					
5 Albert Pujols, R OBP: 0.312, SLG: 0.499		G6-3			G5-3			G6-3			4	0	1	0	0	0	0					
19 David Murphy, L OBP: 0.331, SLG: 0.432		K			K			G6-3			4	1	1	1	0	2	1					
2 Erick Aybar, S OBP: 0.310, SLG: 0.334		K			G1-3			F8			4	0	1	0	0	1	0					
22 Conor Gillaspie, L OBP: 0.269, SLG: 0.359			G4-3		F8			G6-3			3	0	0	0	0	1	1					
32 Ryan Jackson, R (8, 5)								K			1	0	0	0	0	0	0					
3 David DeJesus, L OBP: 0.302, SLG: 0.341			17 PB		FC7-4			K			4	0	1	0	0	1	1					
17 Chris Iannetta, R OBP: 0.289, SLG: 0.316			K					G5-3			3	0	0	0	1	2	1					
Inning Stats	R: 0 E: 0 K: 0 S: 6	H: 0 LOB: 0 BB: 0 P: 9	R: 0 E: 0 K: 2 S: 10	H: 0 LOB: 0 BB: 0 P: 15	R: 0 E: 0 K: 1 S: 12	H: 1 LOB: 1 BB: 0 P: 18	R: 0 E: 0 K: 0 S: 8	H: 1 LOB: 2 BB: 1 P: 16	R: 2 E: 0 K: 1 S: 10	H: 2 LOB: 0 BB: 0 P: 18	R: 0 E: 0 K: 2 S: 10	H: 0 LOB: 0 BB: 0 P: 15	R: 1 E: 0 K: 0 S: 13	H: 1 LOB: 0 BB: 0 P: 21	R: 0 E: 0 K: 0 S: 9	H: 0 LOB: 0 BB: 0 P: 9	R: 0 E: 0 K: 1 S: 9	H: 0 LOB: 0 BB: 0 P: 13	1B: 2 2B: 1 3B: 1 HR: 2	SF: 0 SAC: 0 DP: 0 HBP: 0	WP: 1 PB: 1 SB: 0 CS: 0	PA: 37
PITCHER	IP	WLS	BF	H	R	ER	SO	BB	IBB	HBP	BLK	WP	HR	S	P	ERA	WHIP					
30 Yordano Ventura, R ERA: 4.82	7.0		27	5	2	2	7	1	0	0	0	0	1	66	105	2.57	0.857					
17 Wade Davis, R ERA: 1.13	1.0	4	1	1	1	0	0	0	0	0	0	0	1	13	21	9.00	1.000					
56 Greg Holland, R ERA: 3.68	1.0	3	0	0	0	0	0	0	0	0	0	0	0	9	9	0.00	0.000					
40 Kelvin Herrera, R ERA: 2.03	1.0	W	3	0	0	0	1	0	0	0	0	0	0	9	13	0.00	0.000					

Los Angeles Angels @ Kansas City Royals
 Kauffman Stadium, Kansas City, MO
 Sun Aug 16 2015, 7:09 PM - 10:20 PM CDT
 Att. 36,845 - Partly Cloudy - 88 F

livebaseballscores.com

AB	36
R	3
H	6
RBI	2
BB	1
SO	8
LOB	7




Batter	1	2	3	4	5	6	7	8	9	10	AB	R	H	RBI	BB	SO	LOB							
2 Alcides Escobar, R OBP: 0.305, SLG: 0.332	18 2B		L3		F8			G1-3		G4-3	5	1	1	0	0	0	0							
18 Ben Zobrist, S OBP: 0.375, SLG: 0.469	G4-3							F7		G1-3	4	2	2	1	1	0	0							
6 Lorenzo Cain, R OBP: 0.367, SLG: 0.506	G4-3							E5		K	5	0	0	0	0	1	3							
35 Eric Hosmer, L OBP: 0.381, SLG: 0.493	G1-4-3							K			2	1	1	1	3	1	1							
25 Kendrys Morales, S OBP: 0.349, SLG: 0.457	G1-4-3							IBB			4	0	1	1	1	1	3							
8 Mike Moustakas, L OBP: 0.342, SLG: 0.415	F9							F8			3	0	0	0	1	0	3							
1 Jarrod Dyson, L OBP: 0.327, SLG: 0.395								F8			0	0	0	0	0	0	0							
14 Omar Infante, R OBP: 0.232, SLG: 0.298								IBB			0	0	0	0	0	0	0							
13 Salvador Perez, R OBP: 0.265, SLG: 0.426	G6-3										3	0	0	0	0	1	1							
9 Drew Butera, R OBP: 0.235, SLG: 0.247											0	0	0	0	1	0	0							
15 Alex Rios, R OBP: 0.277, SLG: 0.309	F8							G1-3			3	0	0	1	0	0	0							
16 Paulo Orlando, R OBP: 0.269, SLG: 0.417								K			4	0	0	0	0	2	2							
Inning Stats	R: 2 E: 0 K: 0 S: 10	H: 3 LOB: 0 BB: 0 P: 15	R: 0 E: 0 K: 0 S: 6	H: 0 LOB: 0 BB: 0 P: 9	R: 0 E: 0 K: 1 S: 9	H: 0 LOB: 1 BB: 1 P: 14	R: 0 E: 0 K: 1 S: 8	H: 0 LOB: 1 BB: 1 P: 17	R: 0 E: 0 K: 0 S: 4	H: 0 LOB: 0 BB: 1 P: 6	R: 0 E: 1 K: 1 S: 10	H: 0 LOB: 2 BB: 0 P: 23	R: 0 E: 0 K: 2 S: 11	H: 0 LOB: 0 BB: 0 P: 16	R: 0 E: 0 K: 1 S: 8	H: 0 LOB: 0 BB: 0 P: 10	R: 1 E: 0 K: 0 S: 11	H: 2 LOB: 2 BB: 1 P: 24	R: 1 E: 0 K: 0 S: 9	H: 2 LOB: 2 BB: 1 P: 17	1B: 4 2B: 1 3B: 0 HR: 0	SF: 1 SAC: 0 DP: 1 HBP: 0	WP: 0 PB: 0 SB: 0 CS: 0	PA: 41
PITCHER	IP	WLS	BF	H	R	ER	SO	BB	IBB	HBP	BLK	WP	HR	S	P	ERA	WHIP							
53 Héctor Santiago, L ERA: 2.86	7.0		27	3	2	2	5	2	1	0	0	0	0	58	100	2.57	0.714							
38 Joe Smith, R ERA: 2.83	1.0	H	3	0	0	0	1	0	0	0	0	0	0	8	10	0.00	0.000							
16 Huston Street, R ERA: 2.78	1.0	B	6	0	1	1	0	2	1	0	0	0	0	11	24	9.00	2.000							
62 Trevor Gott, R ERA: 1.93	0.2	L	5	2	1	1	0	1	0	0	0	0	0	9	17	13.50	4.500							

Los Angeles Angels @ Kansas City Royals
 Kauffman Stadium, Kansas City, MO
 Sun Aug 16 2015, 7:09 PM - 10:20 PM CDT
 Att. 36,845 - Partly Cloudy - 88 F

livebaseballscores.com

AB	33
R	4
H	5
RBI	4
BB	7
SO	6
LOB	13



Batter	1	2	3	4	5	6	7	8	9	AB	R	H	RBI	BB	SO	LOB	TOP						
1 Adam Eaton, L (1, 8) OBP: 0.340, SLG: 0.408										4	0	1	0	0	2	1							
79 José Abreu, R (1, 3) OBP: 0.356, SLG: 0.508										4	0	0	0	0	1	1							
53 Melky Cabrera, S (1, 7) OBP: 0.316, SLG: 0.396										4	0	2	0	0	0	0							
28 Trayce Thompson, R (9, PR) OBP: 0.563, SLG: 0.786										0	0	0	0	0	0	0							
26 Avisail García, R (1, 10) OBP: 0.312, SLG: 0.384										4	0	0	0	0	1	3							
20 JB Shuck, L (1, 9) OBP: 0.347, SLG: 0.362										3	0	2	0	1	0	2							
10 Alexei Ramírez, R (1, 6) OBP: 0.282, SLG: 0.348										3	0	0	0	0	1	2							
25 Adam LaRoche, L (9, PH) OBP: 0.296, SLG: 0.335										1	0	0	0	0	0	2							
5 Yolmer Sánchez, S (1, 4) OBP: 0.273, SLG: 0.339										3	0	2	0	0	0	0							
21 Tyler Flowers, R (1, 2) OBP: 0.260, SLG: 0.343										2	0	0	0	0	0	1							
18 Tyler Saladino, R (1, 5) OBP: 0.270, SLG: 0.343										3	0	0	0	0	1	1							
Inning Stats	R: 0 E: 0 K: 2 S: 13	H: 2 LOB: 2 BB: 0 P: 17	R: 0 E: 0 K: 0 S: 8	H: 0 LOB: 0 BB: 0 P: 12	R: 0 E: 0 K: 2 S: 9	H: 1 LOB: 1 BB: 0 P: 15	R: 0 E: 0 K: 0 S: 6	H: 1 LOB: 1 BB: 0 P: 8	R: 0 E: 0 K: 1 S: 8	H: 0 LOB: 0 BB: 0 P: 14	R: 0 E: 0 K: 1 S: 12	H: 2 LOB: 1 BB: 0 P: 21	R: 0 E: 0 K: 1 S: 8	H: 0 LOB: 0 BB: 0 P: 13	R: 0 E: 0 K: 0 S: 9	H: 1 LOB: 1 BB: 1 P: 16	1B: 6 2B: 1 3B: 0 HR: 0	SF: 0 SAC: 1 DP: 1 HBP: 0	WP: 0 PB: 0 SB: 1 CS: 1	PA: 33			
PITCHER	IP: 6.1 ERA: 4.34	WLS: W LOB: 2	BF: 24	H: 5 R: 0 ER: 0 SO: 5	BB: 0 IBB: 0 HBP: 0 BLK: 0	WP: 0 HR: 0 S: 58 P: 86	ERA: 0.00 WHIP: 0.789	PITCHER	IP: 1.2 ERA: 1.52	WLS: H	BF: 5	H: 1 R: 0 ER: 0 SO: 1	BB: 0 IBB: 0 HBP: 0 BLK: 0	WP: 0 HR: 0 S: 15 P: 26	ERA: 0.00 WHIP: 0.600	PITCHER	IP: 1.0 ERA: 2.66	WLS: S	BF: 4	H: 1 R: 0 ER: 0 SO: 0	BB: 1 IBB: 0 HBP: 0 BLK: 0	WP: 0 HR: 0 S: 9 P: 16	ERA: 0.00 WHIP: 2.000

Chicago White Sox @ Los Angeles Angels
 Angel Stadium of Anaheim, Anaheim, CA
 Wed Aug 19 2015, 7:09 PM - 10:00 PM PDT
 Att: 35,036 - Clear - 75 F

livebaseballscorecards.com

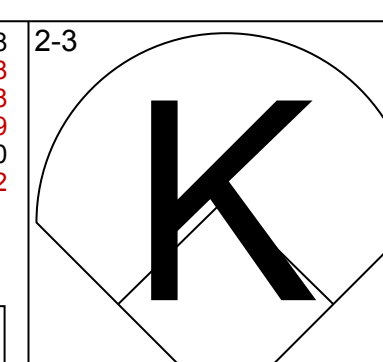
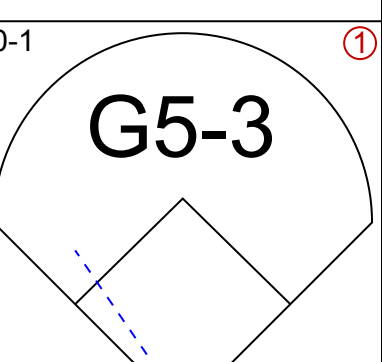
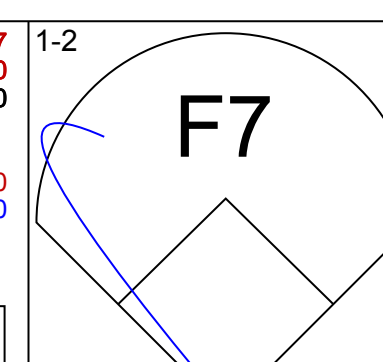
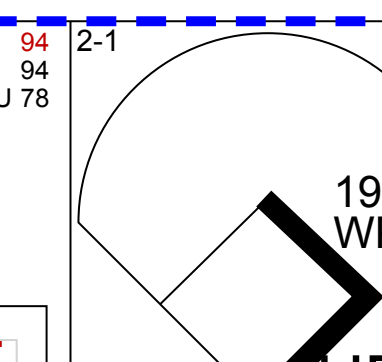
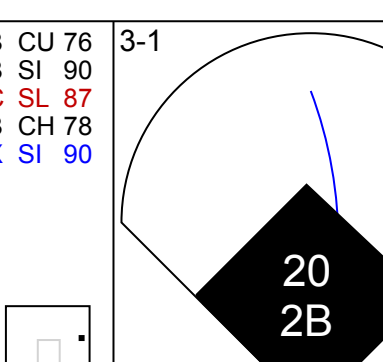
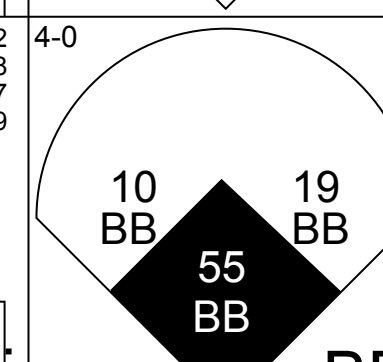
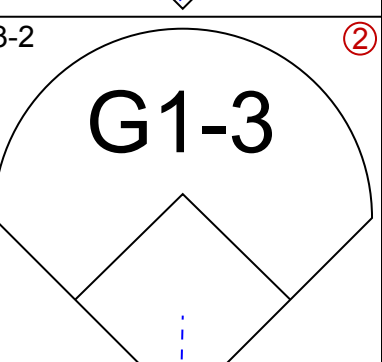
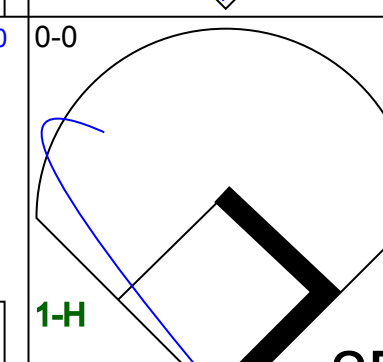
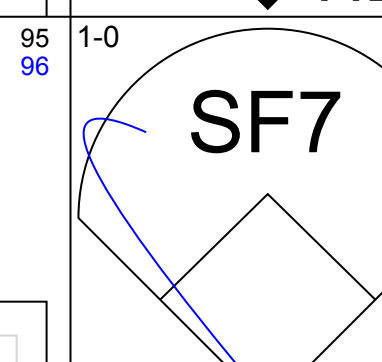
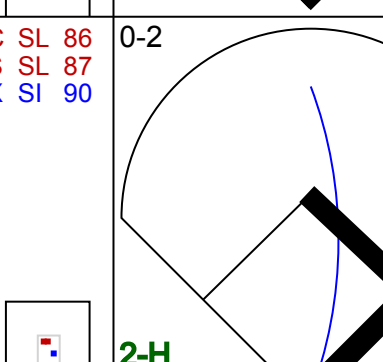
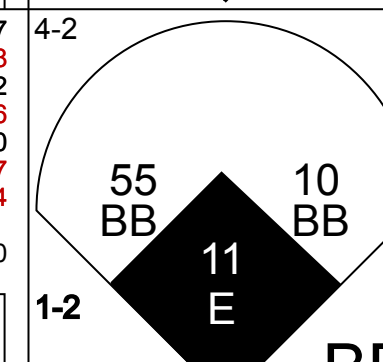
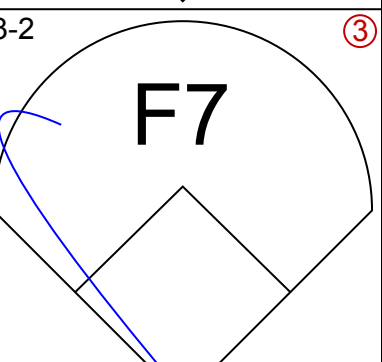
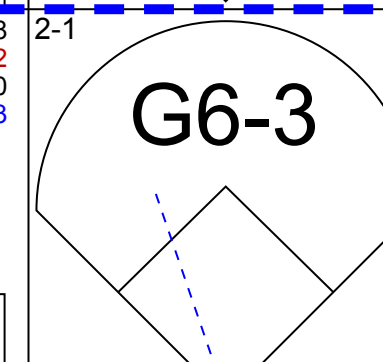
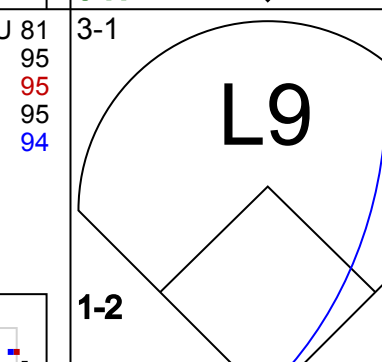
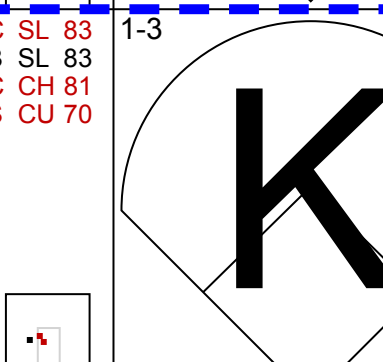
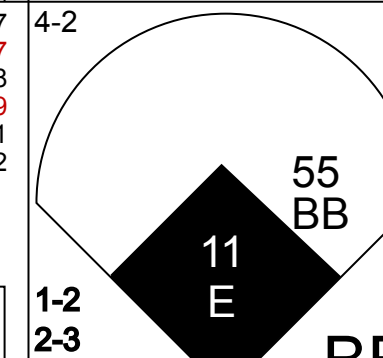
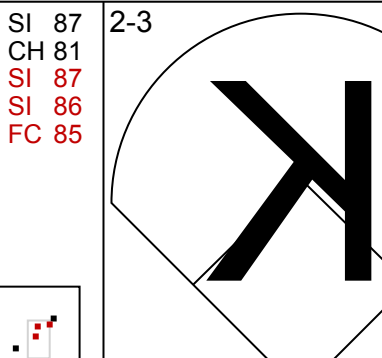
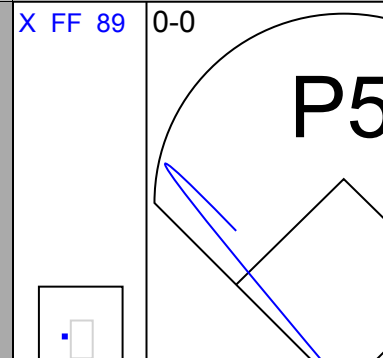
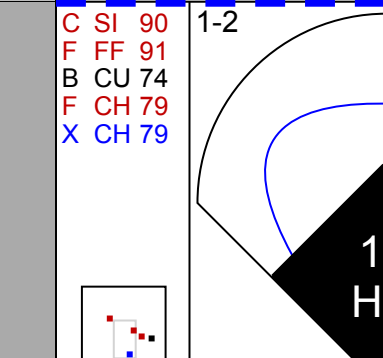
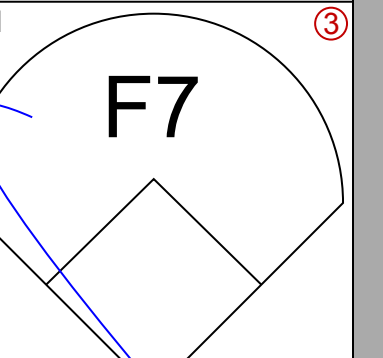
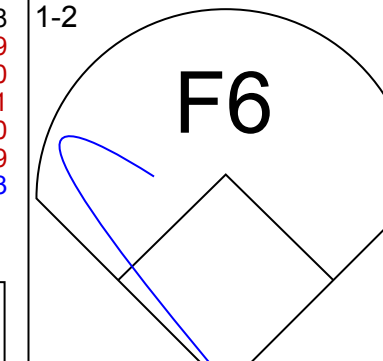




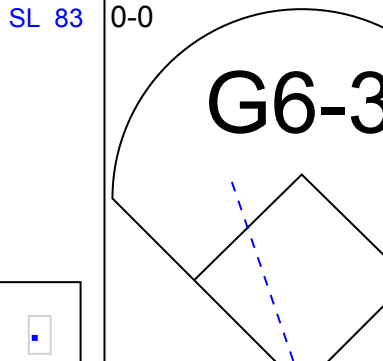
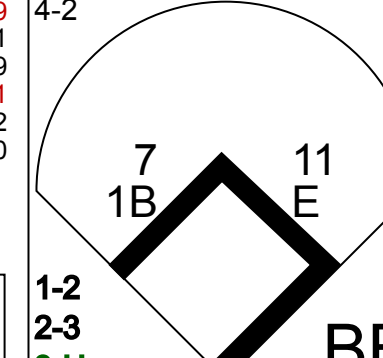




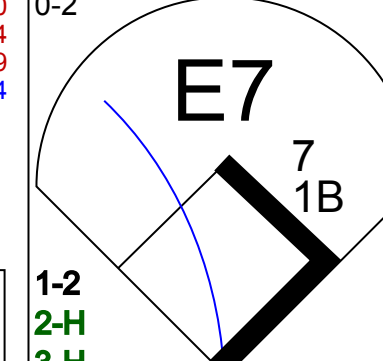




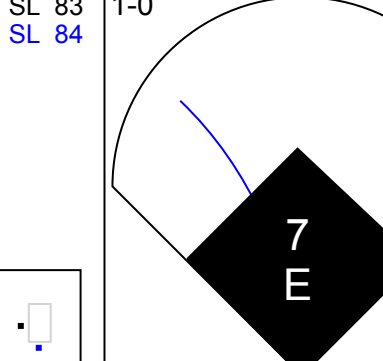
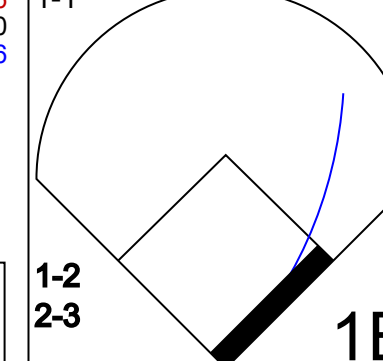


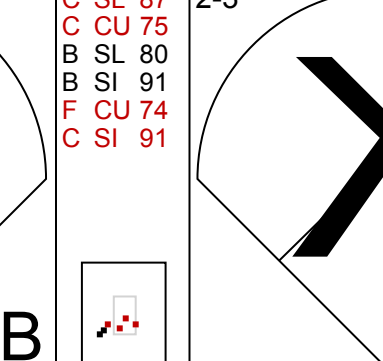

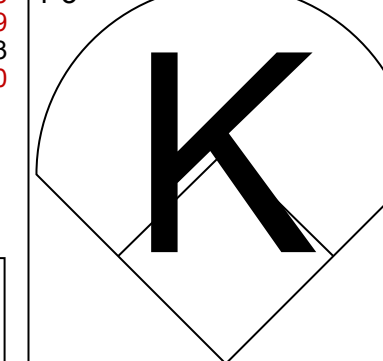


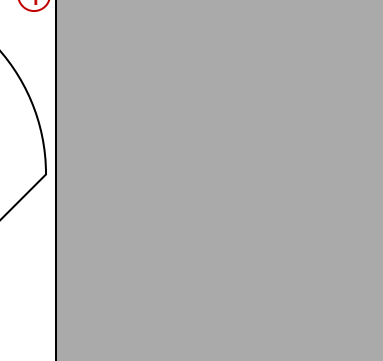
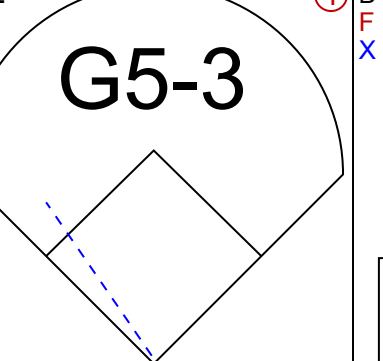
AB 31
R 0
H 7
RBI 0
BB 1
SO 6
LOB 13

Batter	1	2	3	4	5	6	7	8	9	AB	R	H	RBI	BB	SO	LOB	BOTTOM			
12 Johnny Giavotella, R (1, 4) OBP: 0.313, SLG: 0.351										4	0	0	0	0	1	5				
32 Ryan Jackson, R (9, 4)										0	0	0	0	0	0	0				
56 Kole Calhoun, L (1, 9) OBP: 0.302, SLG: 0.441										4	0	1	0	0	0	0				
27 Mike Trout, R (1, 8) OBP: 0.392, SLG: 0.585										3	0	1	0	1	1	1				
19 David Murphy, L (1, 10) OBP: 0.330, SLG: 0.430										4	0	1	0	0	1	2				
24 C.J. Cron, R (1, 3) OBP: 0.308, SLG: 0.440										4	0	1	0	0	1	3				
2 Erick Aybar, S (1, 6) OBP: 0.302, SLG: 0.331										4	0	2	0	0	0	2				
3 David DeJesus, L (1, 7) OBP: 0.302, SLG: 0.337										3	0	0	0	1	0	1				
18 Shane Victorino, S (9, 7) OBP: 0.315, SLG: 0.305										0	0	0	0	0	0	0				
58 Carlos Pérez, R (1, 2) OBP: 0.276, SLG: 0.341										3	1	2	1	0	0	3				
41 Kaleb Cowart, S (1, 5) OBP: 0.276, SLG: 0.341										3	0	0	0	0	3	5				
Inning Stats	R: 0 E: 0 K: 2 S: 11	H: 1 LOB: 1 BB: 0 P: 17	R: 0 E: 0 K: 1 S: 14	H: 2 LOB: 3 BB: 1 P: 27	R: 0 E: 0 K: 1 S: 11	H: 1 LOB: 1 BB: 0 P: 17	R: 0 E: 0 K: 1 S: 14	H: 2 LOB: 2 BB: 0 P: 15	R: 0 E: 0 K: 1 S: 13	H: 1 LOB: 0 BB: 0 P: 20	R: 1 E: 0 K: 1 S: 8	H: 1 LOB: 0 BB: 0 P: 13	R: 0 E: 0 K: 0 S: 5	H: 0 LOB: 0 BB: 0 P: 7	R: 0 E: 0 K: 0 S: 9	H: 0 LOB: 0 BB: 0 P: 12	1B: 6 2B: 1 3B: 0 HR: 1	SF: 0 SAC: 0 DP: 0 HBP: 0	WP: 1 PB: 0 SB: 2 CS: 0	PA: 34
PITCHER	IP: 7.0 ERA: 4.64	WLS: L	BF: 31	H: 8 R: 1 ER: 1 SO: 7	BB: 2 IBB: 0 HBP: 0 BLK: 0	WP: 1 HR: 1 S: 76 P: 116	ERA: 1.29 WHIP: 1.429	PITCHER	IP: 1.0 ERA: 2.93	WLS: L	BF: 3	H: 0 R: 0 ER: 0 SO: 0	BB: 0 IBB: 0 HBP: 0 BLK: 0	WP: 0 HR: 0 S: 9 P: 12	ERA: 0.00 WHIP: 0.000					

Chicago White Sox @ Los Angeles Angels
 Angel Stadium of Anaheim, Anaheim, CA
 Wed Aug 19 2015, 7:09 PM - 10:00 PM PDT
 Att: 35,036 - Clear - 75 F

livebaseballscorecards.com

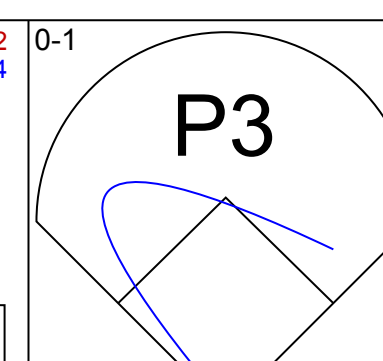
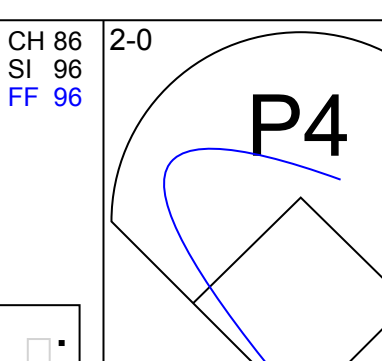
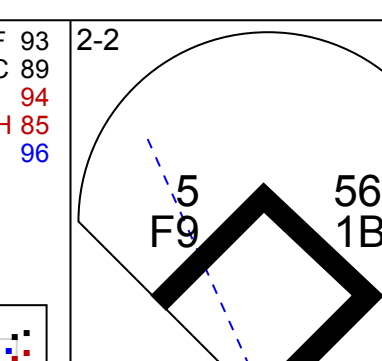
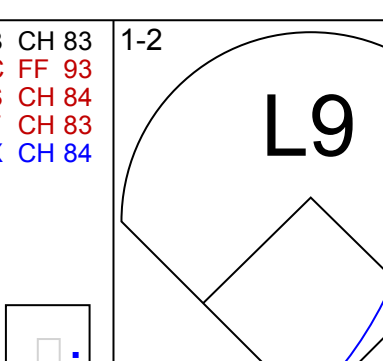
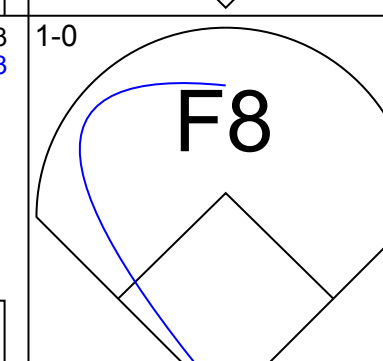

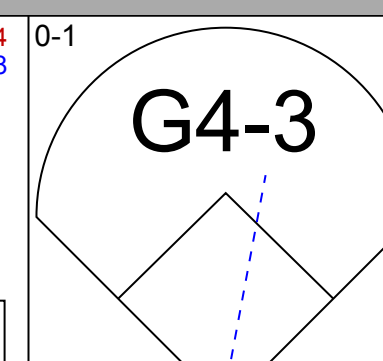
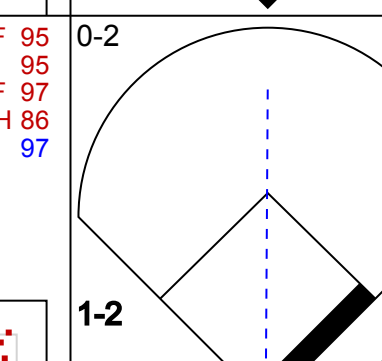
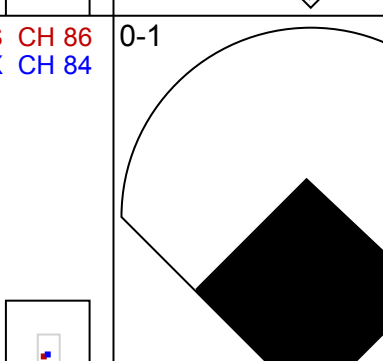
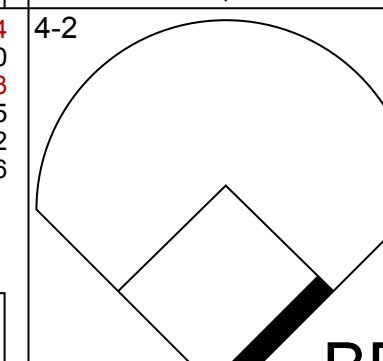

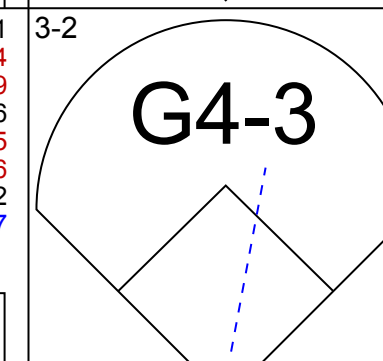
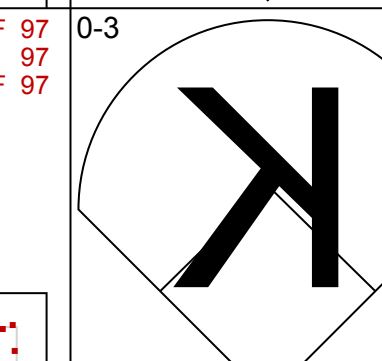
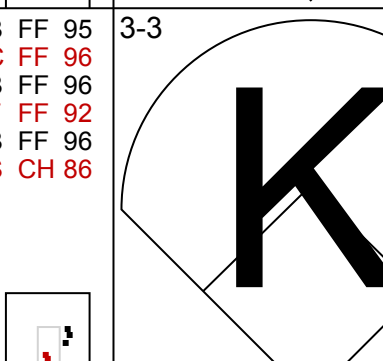
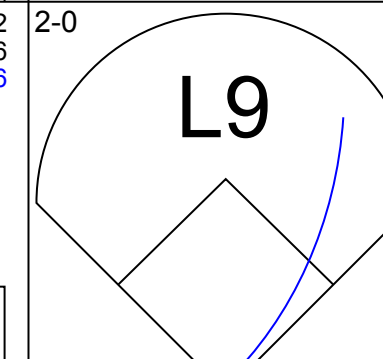

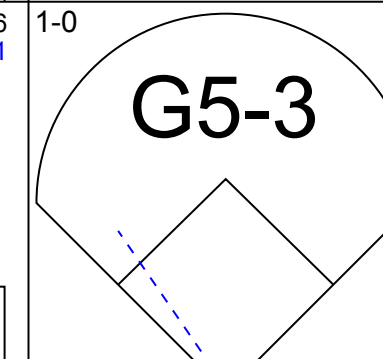
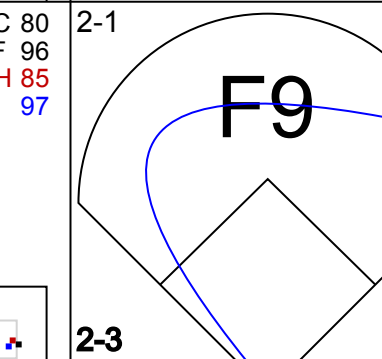
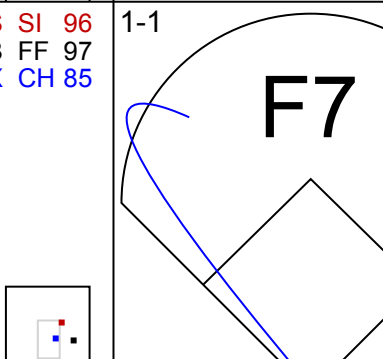
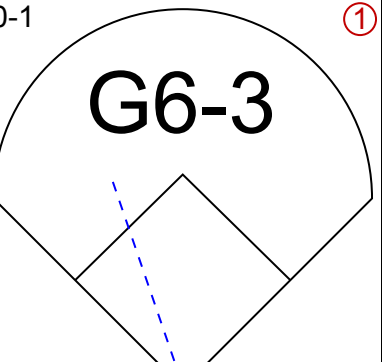
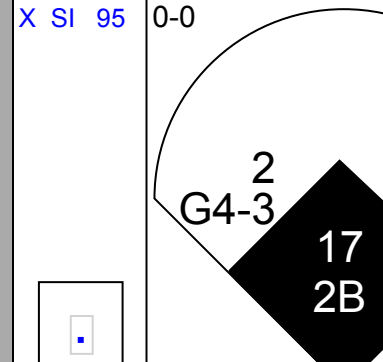
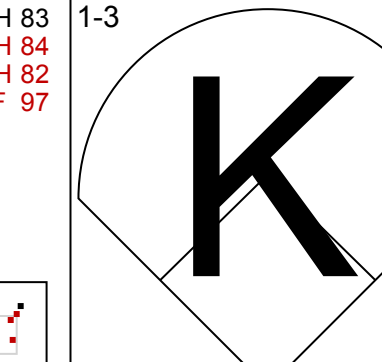

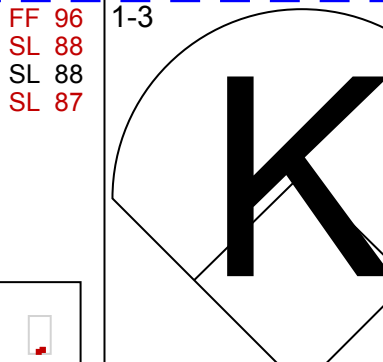

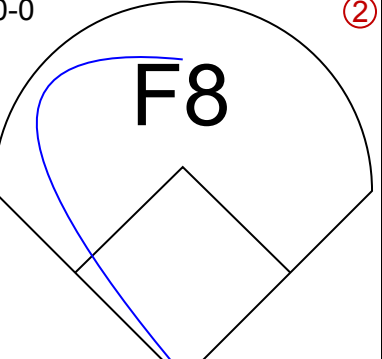


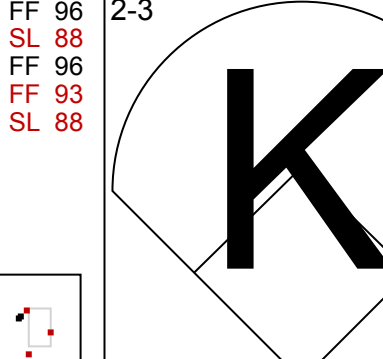

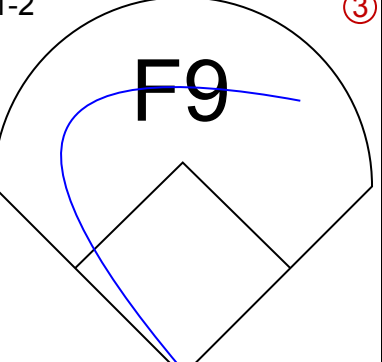



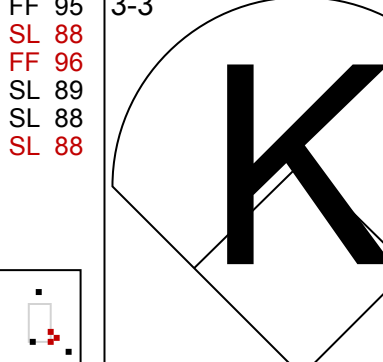
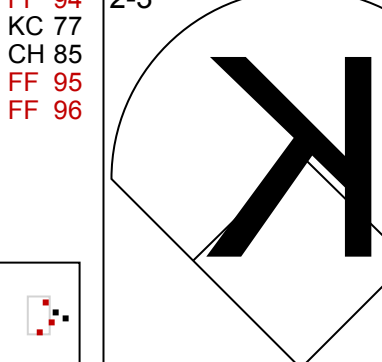
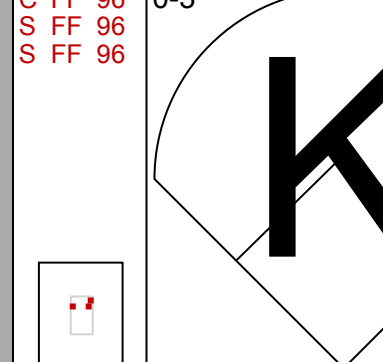
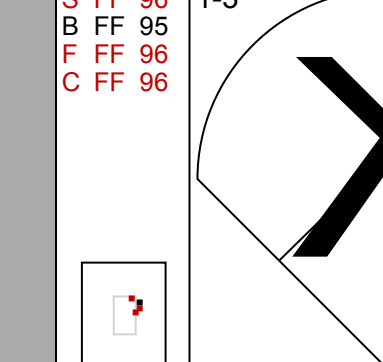


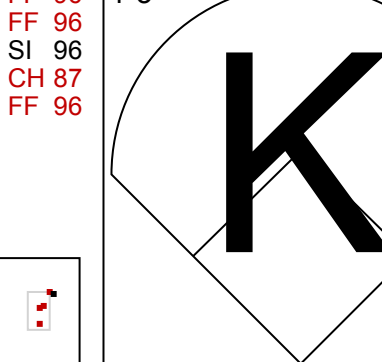
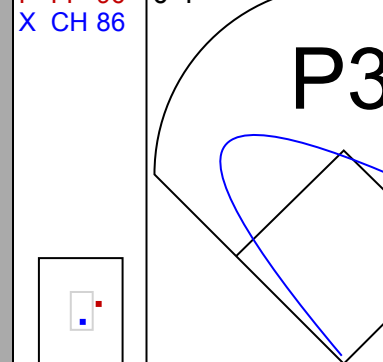
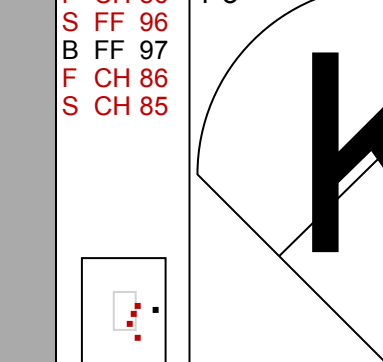


AB 32
R 1
H 8
RBI 1
BB 2
SO 7
LOB 22

Batter	1	2	3	4	5	6	7	8	9	AB	R	H	RBI	BB	SO	LOB	TOP						
2 Troy Tulowitzki, R OBP: 0.343, SLG: 0.455										4	1	1	0	0	1	1							
20 Josh Donaldson, R OBP: 0.365, SLG: 0.574										3	1	2	3	1	0	0							
19 José Bautista, R OBP: 0.350, SLG: 0.502										4	1	0	0	1	1	3							
10 Edwin Encarnación, R OBP: 0.351, SLG: 0.487										4	2	1	0	1	1	1							
13 Justin Smoak, S OBP: 0.287, SLG: 0.443										5	1	1	2	0	0	3							
55 Russell Martin, R OBP: 0.327, SLG: 0.434										4	0	1	1	1	0	0							
11 Kevin Pillar, R OBP: 0.294, SLG: 0.362										5	1	1	0	0	1	3							
7 Ben Revere, L OBP: 0.330, SLG: 0.362										5	2	4	1	0	1	0							
9 Cliff Pennington, S OBP: 0.310, SLG: 0.277										4	0	0	0	0	2	5							
Inning Stats	R: 3 H: 1 E: 1 K: 2 S: 27	H: 1 LOB: 3 BB: 4 P: 48	R: 0 H: 0 E: 0 K: 0 S: 10	H: 0 LOB: 0 BB: 0 P: 16	R: 0 H: 0 E: 1 K: 1 S: 11	H: 0 LOB: 1 BB: 0 P: 16	R: 1 H: 2 E: 0 K: 1 S: 12	H: 2 LOB: 1 BB: 0 P: 19	R: 0 H: 1 E: 0 K: 0 S: 8	H: 1 LOB: 1 BB: 0 P: 10	R: 1 H: 1 E: 0 K: 0 S: 7	H: 1 LOB: 0 BB: 0 P: 15	R: 2 H: 2 E: 0 K: 2 S: 16	H: 2 LOB: 0 BB: 0 P: 22	R: 1 H: 2 E: 1 K: 1 S: 13	H: 2 LOB: 1 BB: 0 P: 18	R: 1 H: 2 E: 1 K: 0 S: 8	H: 2 LOB: 1 BB: 0 P: 12	1B: 5 2B: 5 HR: 1	SF: 1 2B: 5 HBP: 1	WP: 1 PB: 0 SB: 0 CS: 0	PA: 45	
PITCHER	IP WLS BF H R ER SO BB IBB HBP BLK WP HR S P ERA WHIP	IP WLS BF H R ER SO BB IBB HBP BLK WP HR S P ERA WHIP	IP WLS BF H R ER SO BB IBB HBP BLK WP HR S P ERA WHIP	IP WLS BF H R ER SO BB IBB HBP BLK WP HR S P ERA WHIP	IP WLS BF H R ER SO BB IBB HBP BLK WP HR S P ERA WHIP	IP WLS BF H R ER SO BB IBB HBP BLK WP HR S P ERA WHIP	IP WLS BF H R ER SO BB IBB HBP BLK WP HR S P ERA WHIP	IP WLS BF H R ER SO BB IBB HBP BLK WP HR S P ERA WHIP	IP WLS BF H R ER SO BB IBB HBP BLK WP HR S P ERA WHIP	IP WLS BF H R ER SO BB IBB HBP BLK WP HR S P ERA WHIP	IP WLS BF H R ER SO BB IBB HBP BLK WP HR S P ERA WHIP	IP WLS BF H R ER SO BB IBB HBP BLK WP HR S P ERA WHIP	IP WLS BF H R ER SO BB IBB HBP BLK WP HR S P ERA WHIP	IP WLS BF H R ER SO BB IBB HBP BLK WP HR S P ERA WHIP	IP WLS BF H R ER SO BB IBB HBP BLK WP HR S P ERA WHIP	IP WLS BF H R ER SO BB IBB HBP BLK WP HR S P ERA WHIP	IP WLS BF H R ER SO BB IBB HBP BLK WP HR S P ERA WHIP	IP WLS BF H R ER SO BB IBB HBP BLK WP HR S P ERA WHIP	IP WLS BF H R ER SO BB IBB HBP BLK WP HR S P ERA WHIP	IP WLS BF H R ER SO BB IBB HBP BLK WP HR S P ERA WHIP	IP WLS BF H R ER SO BB IBB HBP BLK WP HR S P ERA WHIP	IP WLS BF H R ER SO BB IBB HBP BLK WP HR S P ERA WHIP	IP WLS BF H R ER SO BB IBB HBP BLK WP HR S P ERA WHIP

Toronto Blue Jays @ Los Angeles Angels
Angel Stadium of Anaheim, Anaheim, CA
Fri Aug 21 2015, 7:10 PM - 10:15 PM PDT
Att.: 41,110 - Clear - 75 F

AB	38
R	9
H	11
RBI	7
BB	4
SO	7
LOB	16



Batter	1	2	3	4	5	6	7	8	9	AB	R	H	RBI	BB	SO	LOB	BOTTOM						
18 Shane Victorino, S OBP: 0.311, SLG: 0.301										4	0	1	0	0	0	0							
56 Kole Calhoun, L OBP: 0.393, SLG: 0.449										4	1	2	1	0	0	0							
27 Mike Trout, R OBP: 0.393, SLG: 0.584										3	0	0	0	1	2	2							
5 Albert Pujols, R OBP: 0.310, SLG: 0.503										4	0	0	0	0	0	3							
24 C.J. Cron, R OBP: 0.302, SLG: 0.433										4	1	1	0	0	2	2							
2 Enck Aybar, S OBP: 0.305, SLG: 0.327										4	0	1	0	0	1	1							
17 Chris Iannetta, R OBP: 0.288, SLG: 0.318										4	0	1	1	0	2	1							
32 Ryan Jackson, R										3	0	0	0	0	3	2							
41 Kaleb Cowart, S										3	0	0	0	0	2	2							
Inning Stats	R: 0 H: 0 E: 0 K: 0 S: 6	H: 0 LOB: 1 BB: 1 P: 13	R: 0 H: 0 E: 0 K: 0 S: 6	H: 0 LOB: 0 BB: 0 P: 7	R: 0 H: 0 E: 0 K: 2 S: 8	H: 0 LOB: 0 BB: 0 P: 13	R: 0 H: 0 E: 0 K: 0 S: 8	H: 0 LOB: 0 BB: 0 P: 12	R: 1 H: 2 E: 0 K: 1 S: 9	H: 2 LOB: 1 BB: 0 P: 11	R: 0 H: 2 E: 0 K: 2 S: 16	H: 2 LOB: 2 BB: 0 P: 21	R: 0 H: 1 E: 0 K: 3 S: 12	H: 1 LOB: 1 BB: 0 P: 16	R: 1 H: 1 E: 0 K: 1 S: 11	H: 1 LOB: 0 BB: 0 P: 16	R: 0 H: 0 E: 0 K: 3 S: 9	H: 0 LOB: 0 BB: 0 P: 15	1B: 3 2B: 2 HR: 1	SF: 0 2B: 2 HBP: 0	WP: 0 PB: 0 SB: 0 CS: 0	PA: 34	
PITCHER	IP WLS BF H R ER SO BB IBB HBP BLK WP HR S P ERA WHIP	IP WLS BF H R ER SO BB IBB HBP BLK WP HR S P ERA WHIP	IP WLS BF H R ER SO BB IBB HBP BLK WP HR S P ERA WHIP	IP WLS BF H R ER SO BB IBB HBP BLK WP HR S P ERA WHIP	IP WLS BF H R ER SO BB IBB HBP BLK WP HR S P ERA WHIP	IP WLS BF H R ER SO BB IBB HBP BLK WP HR S P ERA WHIP	IP WLS BF H R ER SO BB IBB HBP BLK WP HR S P ERA WHIP	IP WLS BF H R ER SO BB IBB HBP BLK WP HR S P ERA WHIP	IP WLS BF H R ER SO BB IBB HBP BLK WP HR S P ERA WHIP	IP WLS BF H R ER SO BB IBB HBP BLK WP HR S P ERA WHIP	IP WLS BF H R ER SO BB IBB HBP BLK WP HR S P ERA WHIP	IP WLS BF H R ER SO BB IBB HBP BLK WP HR S P ERA WHIP	IP WLS BF H R ER SO BB IBB HBP BLK WP HR S P ERA WHIP	IP WLS BF H R ER SO BB IBB HBP BLK WP HR S P ERA WHIP	IP WLS BF H R ER SO BB IBB HBP BLK WP HR S P ERA WHIP	IP WLS BF H R ER SO BB IBB HBP BLK WP HR S P ERA WHIP	IP WLS BF H R ER SO BB IBB HBP BLK WP HR S P ERA WHIP	IP WLS BF H R ER SO BB IBB HBP BLK WP HR S P ERA WHIP	IP WLS BF H R ER SO BB IBB HBP BLK WP HR S P ERA WHIP	IP WLS BF H R ER SO BB IBB HBP BLK WP HR S P ERA WHIP	IP WLS BF H R ER SO BB IBB HBP BLK WP HR S P ERA WHIP	IP WLS BF H R ER SO BB IBB HBP BLK WP HR S P ERA WHIP	IP WLS BF H R ER SO BB IBB HBP BLK WP HR S P ERA WHIP

Toronto Blue Jays @ Los Angeles Angels
Angel Stadium of Anaheim, Anaheim, CA
Fri Aug 21 2015, 7:10 PM - 10:15 PM PDT
Att.: 41,110 - Clear - 75 F


AB	33
R	2
H	6
RBI	2
BB	1
SO	12
LOB	13



Batter	1	2	3	4	5	6	7	8	9	AB	R	H	RBI	BB	SO	LOB	TOP					
56 Kole Calhoun, L (1,9) OBP: 0.324, SLG: 0.437										4	0	0	0	0	2	1						
27 Mike Trout, R (1,8) OBP: 0.392, SLG: 0.579										3	0	0	0	0	1	0						
5 Albert Pujols, R (1,3) OBP: 0.309, SLG: 0.502										3	0	0	0	0	1	0						
19 David Murphy, L (1,7) OBP: 0.333, SLG: 0.433										2	0	0	0	1	0	0						
2 Erick Aybar, S (1,6) OBP: 0.308, SLG: 0.333										3	0	0	0	0	0	1						
24 C.J. Cron, R (1,10) OBP: 0.304, SLG: 0.441										3	0	0	0	0	1	0						
17 Chris Iannetta, R (1,2) OBP: 0.291, SLG: 0.325										3	0	1	0	0	1	0						
41 Kaleb Cowart, S (1,5) OBP: 0.231, SLG: 0.304										2	0	0	0	1	2	1						
32 Ryan Jackson, R (1,4) OBP: 0.302, SLG: 0.337										2	0	0	0	0	1	1						
3 David DeJesus, L (9,PH) OBP: 0.302, SLG: 0.337										1	0	0	0	0	0	1						
Inning Stats	R: 0 H: 0 E: 0 K: 1 S: 6	H: 0 LOB: 0 BB: 0 P: 10	R: 0 H: 0 E: 0 K: 1 S: 9	H: 0 LOB: 0 BB: 0 P: 13	R: 0 H: 0 E: 0 K: 1 S: 10	H: 0 LOB: 0 BB: 0 P: 15	R: 0 H: 0 E: 0 K: 0 S: 6	H: 0 LOB: 0 BB: 0 P: 9	R: 0 H: 0 E: 0 K: 0 S: 7	H: 0 LOB: 0 BB: 0 P: 8	R: 0 H: 0 E: 0 K: 2 S: 9	H: 0 LOB: 0 BB: 0 P: 14	R: 0 H: 0 E: 0 K: 3 S: 10	H: 0 LOB: 0 BB: 0 P: 16	R: 0 H: 0 E: 0 K: 0 S: 8	H: 0 LOB: 0 BB: 0 P: 15	R: 0 H: 1 E: 0 K: 1 S: 9	H: 1 LOB: 1 BB: 0 P: 12	1B: 0 2B: 1 3B: 0 HR: 0	SF: 0 SAC: 0 DP: 2 HBP: 0	WP: 0 PB: 0 SB: 0 CS: 0	PA: 28
PITCHER 35 Justin Verlander, R (1,1) ERA: 3.45	IP: 9.0 WLS: W BF: 28	H: 1 R: 0 ER: 0 SO: 9	BB: 2 IBB: 0 HBP: 0 BLK: 0	WP: 0 HR: 0 S: 74 P: 112	ERA: 0.00 WHIP: 0.333	PITCHER	IP: 9.0 WLS: W BF: 28	H: 1 R: 0 ER: 0 SO: 9	BB: 2 IBB: 0 HBP: 0 BLK: 0	WP: 0 HR: 0 S: 74 P: 112	ERA: 0.00 WHIP: 0.333	PITCHER	IP: 9.0 WLS: W BF: 28	H: 1 R: 0 ER: 0 SO: 9	BB: 2 IBB: 0 HBP: 0 BLK: 0	WP: 0 HR: 0 S: 74 P: 112	ERA: 0.00 WHIP: 0.333					

Los Angeles Angels @ Detroit Tigers
Comerica Park, Detroit, MI
Wed Aug 26 2015, 7:10 PM - 9:57 PM EDT
Att: 31,938 - Cloudy - 67 F


AB 26
R 0
H 1
RBI 0
BB 2
SO 9
LOB 5

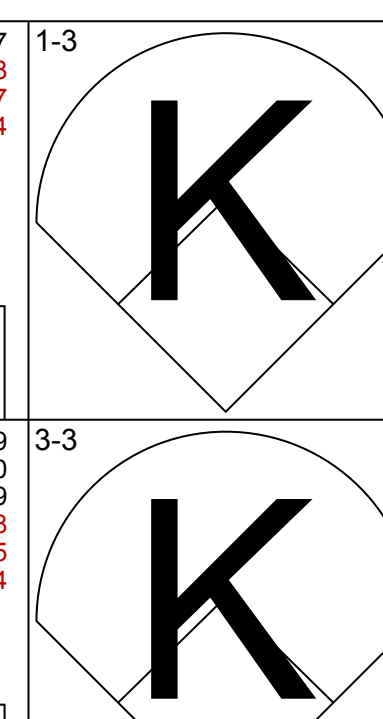
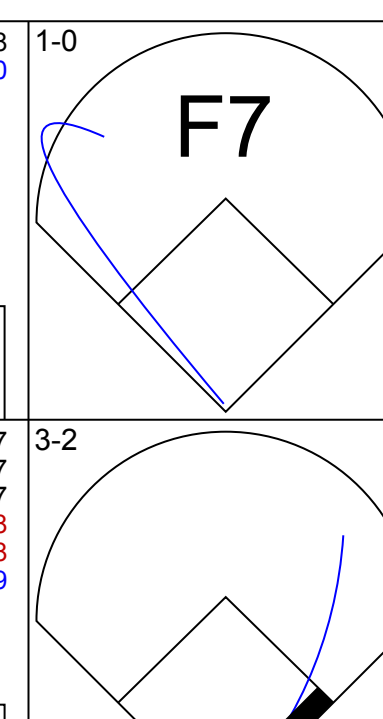
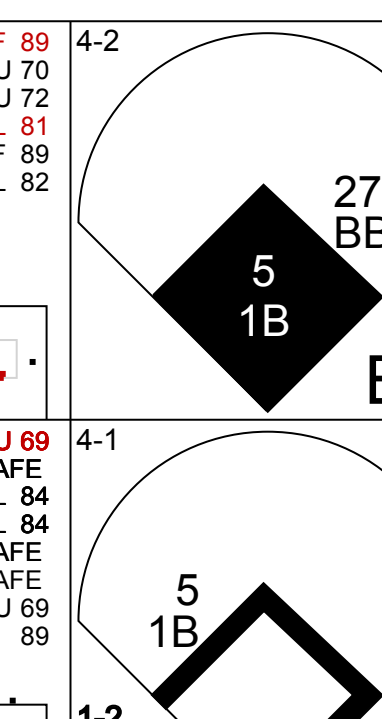
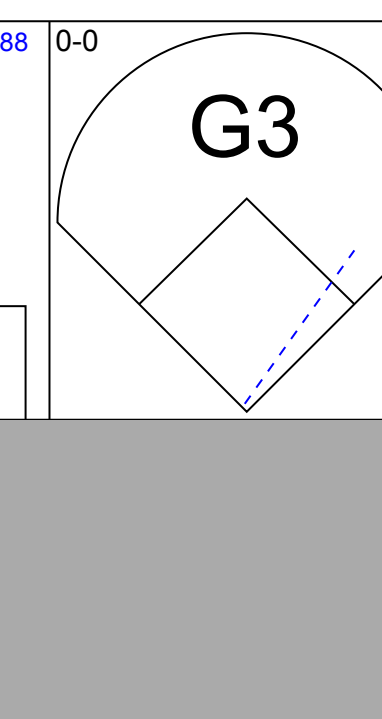
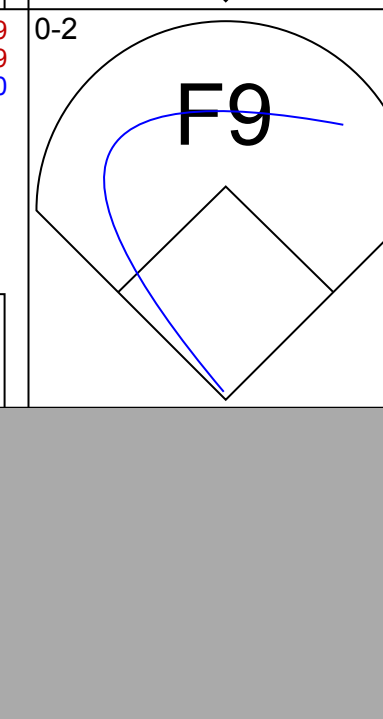
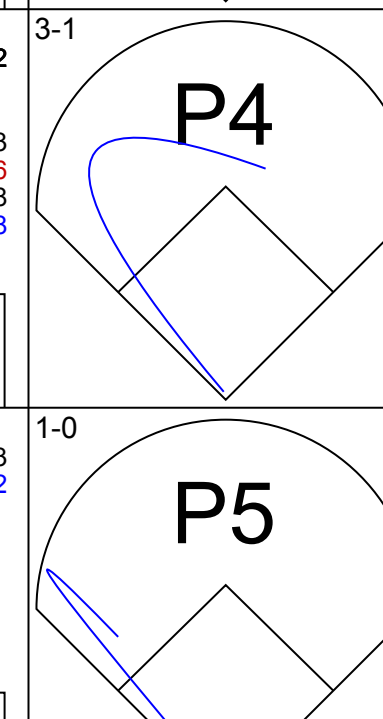
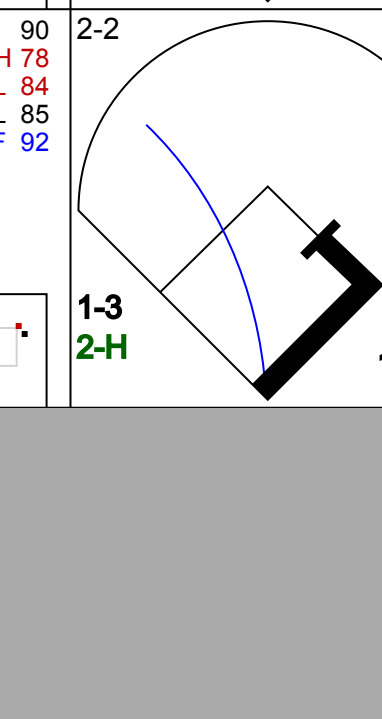
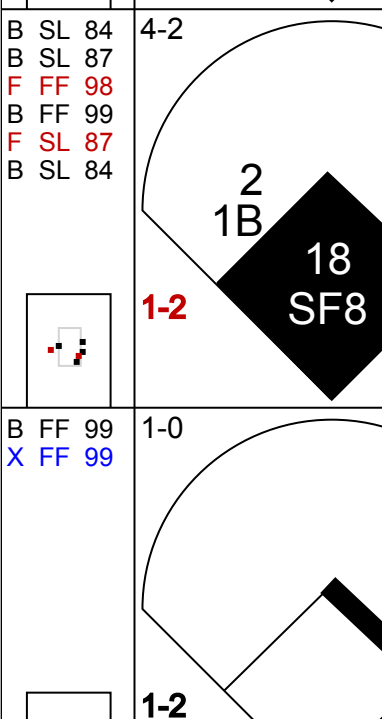



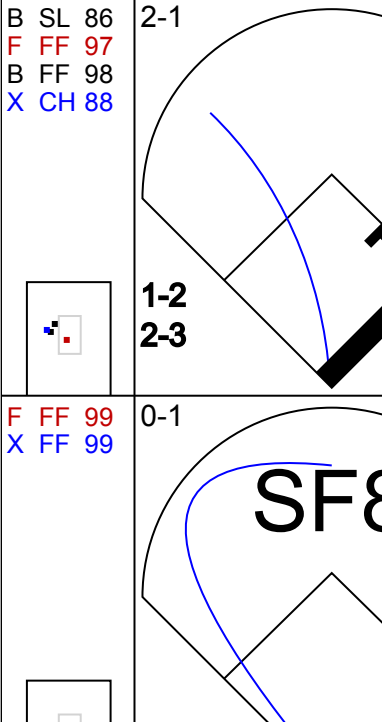
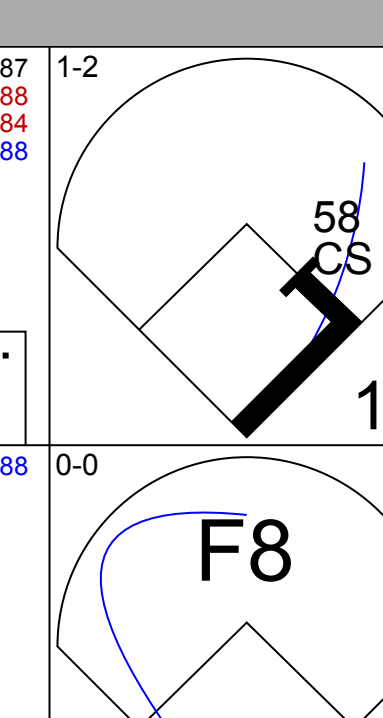
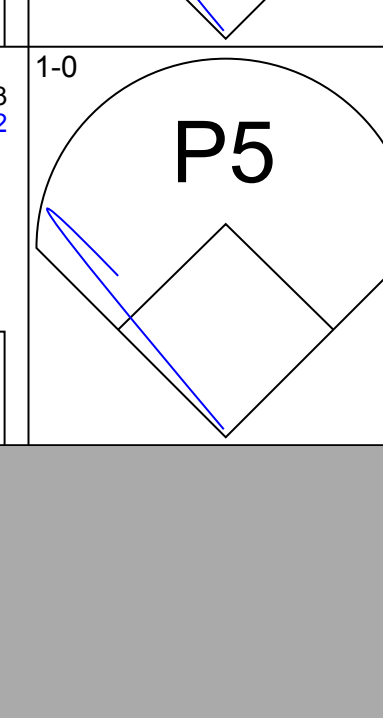
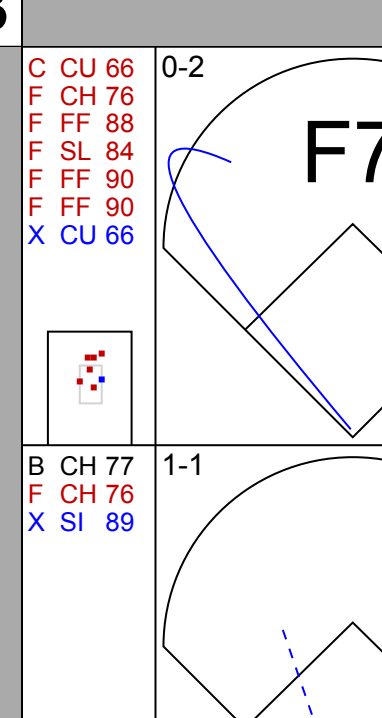
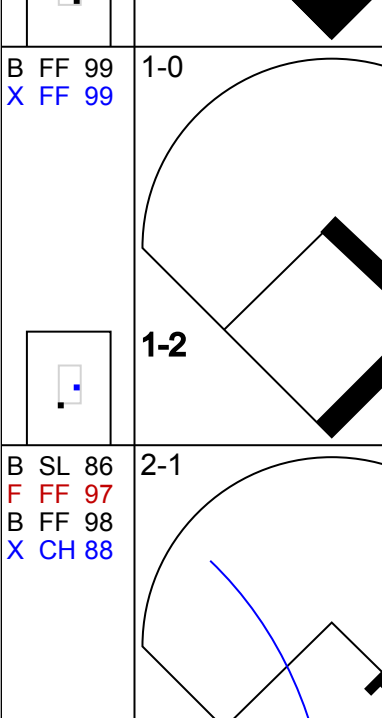

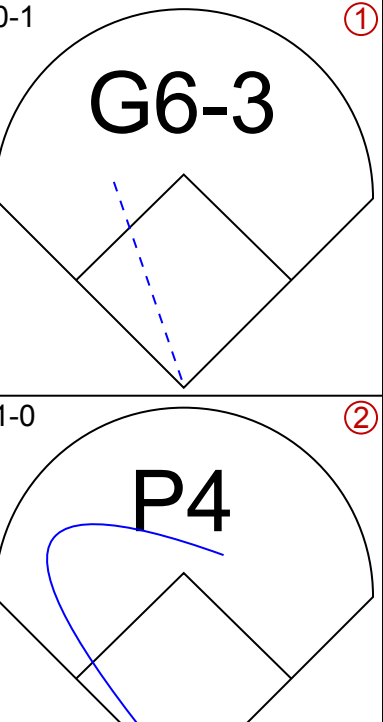
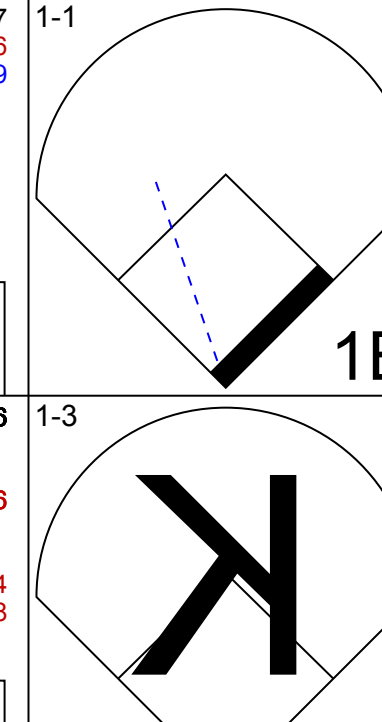
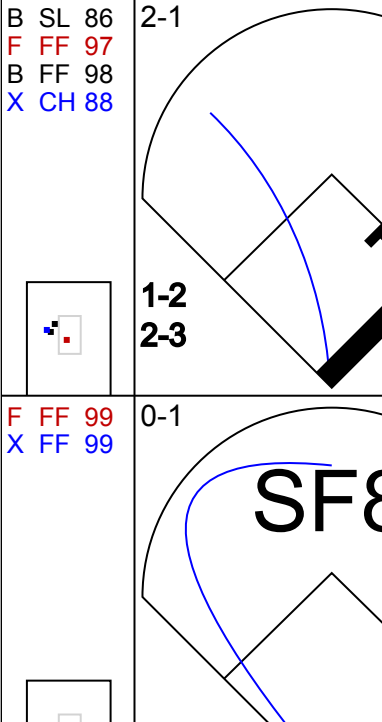

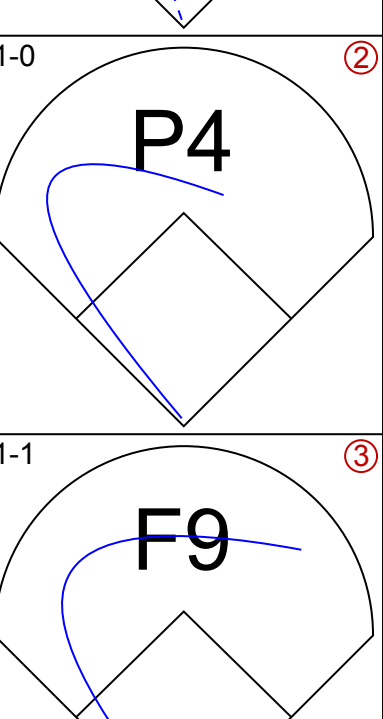
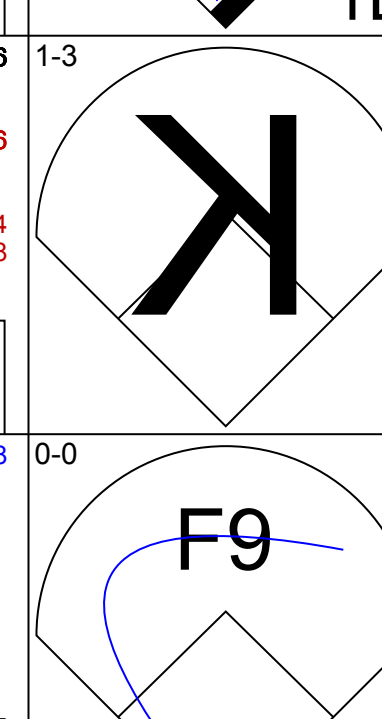
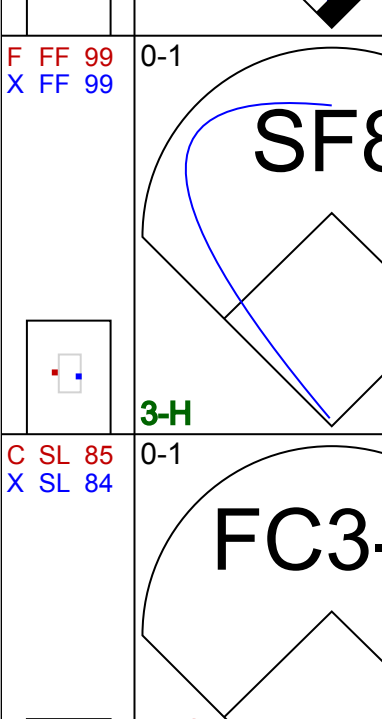
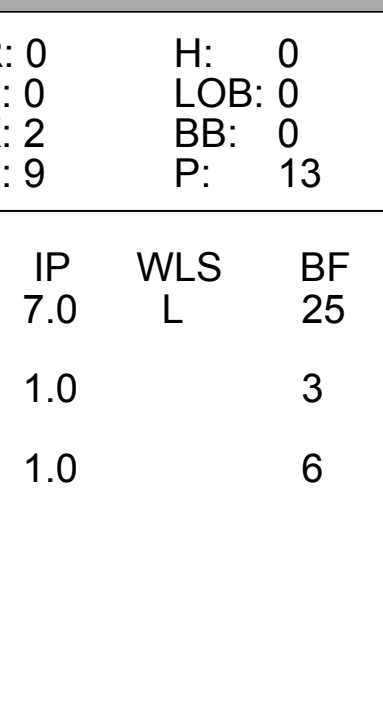
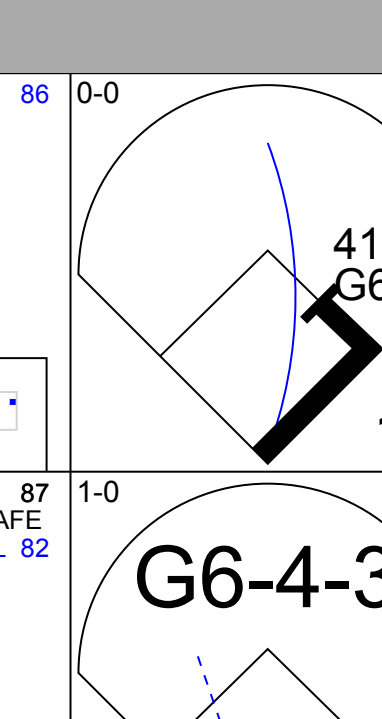
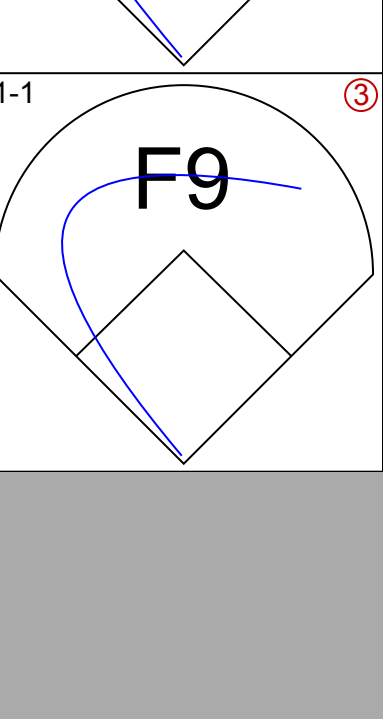
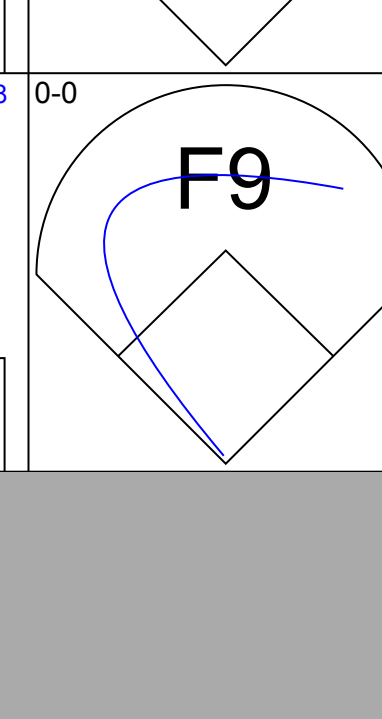
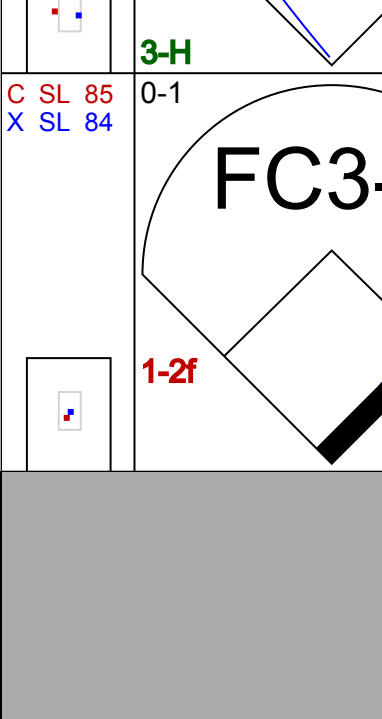
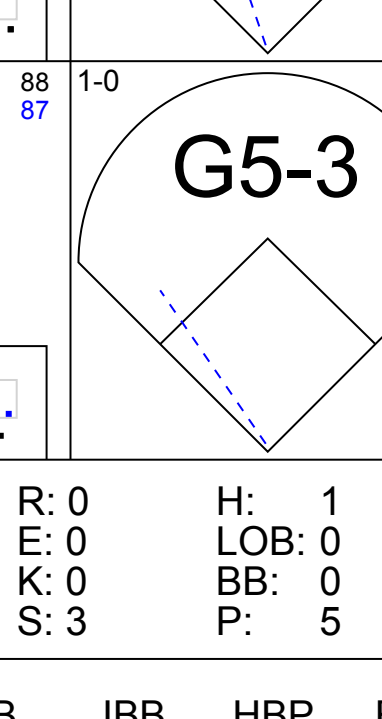
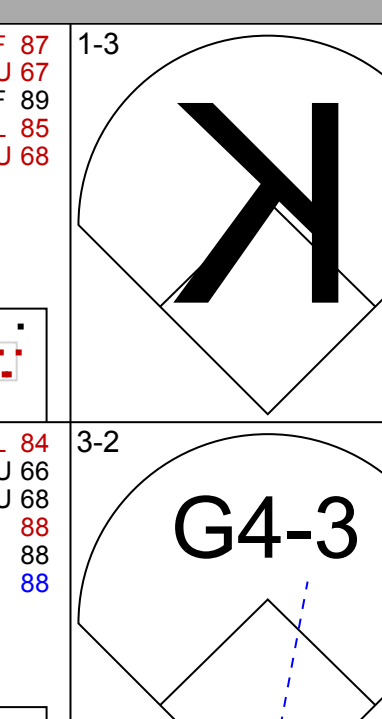
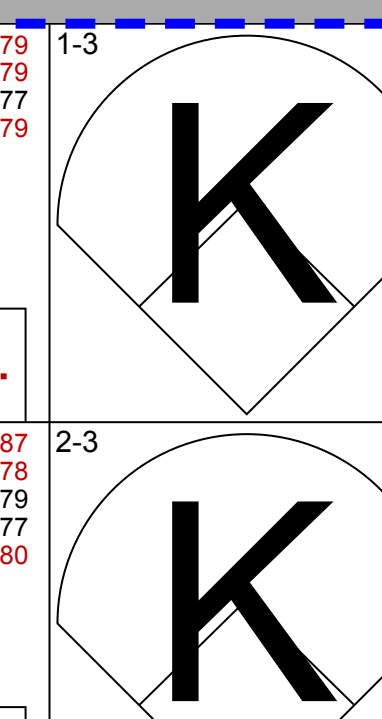

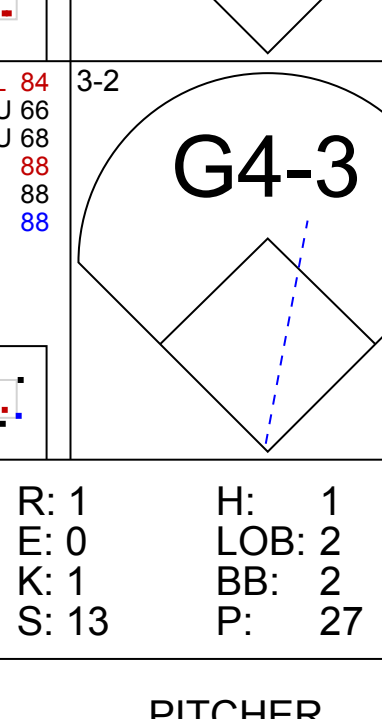
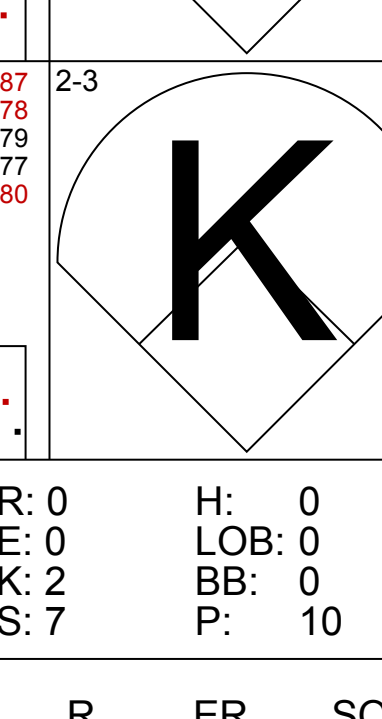


Batter	1	2	3	4	5	6	7	8	9	AB	R	H	RBI	BB	SO	LOB	BOTTOM					
20 Rajai Davis, R (1,7) OBP: 0.299, SLG: 0.404										4	1	1	0	1	1	2						
3 Ian Kinsler, R (1,4) OBP: 0.359, SLG: 0.447										4	0	1	0	0	0	2						
24 Miguel Cabrera, R (1,3) OBP: 0.473, SLG: 0.611										3	1	1	2	1	1	1						
41 Victor Martinez, S (1,10) OBP: 0.299, SLG: 0.370										4	1	1	0	0	1	3						
28 J.D. Martinez, R (1,9) OBP: 0.353, SLG: 0.564										4	1	2	2	0	1	0						
9 Nick Castellanos, R (1,5) OBP: 0.303, SLG: 0.424										4	1	1	1	0	1	1						
17 Andrew Romine, S (9,5) OBP: 0.304, SLG: 0.339										0	0	0	0	0	0	0						
34 James McCann, R (1,2) OBP: 0.302, SLG: 0.405										3	0	0	0	0	0	1						
1 Jose Iglesias, R (1,6) OBP: 0.351, SLG: 0.378										2	0	0	0	2	0	1						
12 Anthony Gose, L (1,8) OBP: 0.306, SLG: 0.357										3	0	0	0	1	0	2						
Inning Stats	R: 0 H: 1 E: 0 K: 1 S: 15	H: 1 LOB: 1 BB: 0 P: 22	R: 1 H: 1 E: 0 K: 1 S: 10	H: 1 LOB: 1 BB: 1 P: 16	R: 0 H: 0 E: 0 K: 1 S: 9	H: 0 LOB: 2 BB: 1 P: 19	R: 0 H: 1 E: 0 K: 0 S: 17	H: 1 LOB: 2 BB: 1 P: 28	R: 4 H: 4 E: 0 K: 1 S: 20	H: 4 LOB: 0 BB: 0 P: 31	R: 0 H: 0 E: 0 K: 0 S: 7	H: 0 LOB: 1 BB: 1 P: 16	R: 0 H: 0 E: 0 K: 1 S: 7	H: 0 LOB: 0 BB: 0 P: 11	R: 0 H: 0 E: 0 K: 0 S: 13	H: 0 LOB: 2 BB: 1 P: 22	R: 0 H: 0 E: 0 K: 0 S: 13	H: 0 LOB: 2 BB: 1 P: 22	1B: 2 2B: 1 3B: 1 HR: 3	SF: 0 SAC: 0 DP: 0 HBP: 1	WP: 0 PB: 0 SB: 1 CS: 1	PA: 38
PITCHER 53 Héctor Santiago, L (1,1) ERA: 3.13	IP: 4.1 WLS: L BF: 23	H: 7 R: 5 ER: 3 SO: 3	BB: 2 IBB: 0 HBP: 0 BLK: 0	WP: 0 HR: 3 S: 64 P: 105	ERA: 10.38 WHIP: 2.077	PITCHER	IP: 4.1 WLS: L BF: 23	H: 7 R: 5 ER: 3 SO: 3	BB: 2 IBB: 0 HBP: 0 BLK: 0	WP: 0 HR: 3 S: 64 P: 105	ERA: 10.38 WHIP: 2.077	PITCHER	IP: 4.1 WLS: L BF: 23	H: 7 R: 5 ER: 3 SO: 3	BB: 2 IBB: 0 HBP: 0 BLK: 0	WP: 0 HR: 3 S: 64 P: 105	ERA: 10.38 WHIP: 2.077					
68 Cam Bedrosian, R (5,1) ERA: 5.79	IP: 1.2 WLS: 0 BF: 6	H: 0 R: 0 ER: 0 SO: 1	BB: 1 IBB: 0 HBP: 0 BLK: 0	WP: 0 HR: 0 S: 14 P: 27	ERA: 0.00 WHIP: 0.600	PITCHER	IP: 1.2 WLS: 0 BF: 6	H: 0 R: 0 ER: 0 SO: 1	BB: 1 IBB: 0 HBP: 0 BLK: 0	WP: 0 HR: 0 S: 14 P: 27	ERA: 0.00 WHIP: 0.600	PITCHER	IP: 1.2 WLS: 0 BF: 6	H: 0 R: 0 ER: 0 SO: 1	BB: 1 IBB: 0 HBP: 0 BLK: 0	WP: 0 HR: 0 S: 14 P: 27	ERA: 0.00 WHIP: 0.600					
51 Drew Rucinski, R (7,1) ERA: 7.71	IP: 2.0 WLS: 0 BF: 8	H: 0 R: 0 ER: 0 SO: 1	BB: 1 IBB: 0 HBP: 1 BLK: 0	WP: 0 HR: 0 S: 20 P: 33	ERA: 0.00 WHIP: 0.500	PITCHER	IP: 2.0 WLS: 0 BF: 8	H: 0 R: 0 ER: 0 SO: 1	BB: 1 IBB: 0 HBP: 1 BLK: 0	WP: 0 HR: 0 S: 20 P: 33	ERA: 0.00 WHIP: 0.500	PITCHER	IP: 2.0 WLS: 0 BF: 8	H: 0 R: 0 ER: 0 SO: 1	BB: 1 IBB: 0 HBP: 1 BLK: 0	WP: 0 HR: 0 S: 20 P: 33	ERA: 0.00 WHIP: 0.500					

Los Angeles Angels @ Detroit Tigers
Comerica Park, Detroit, MI
Wed Aug 26 2015, 7:10 PM - 9:57 PM EDT
Att: 31,938 - Cloudy - 67 F

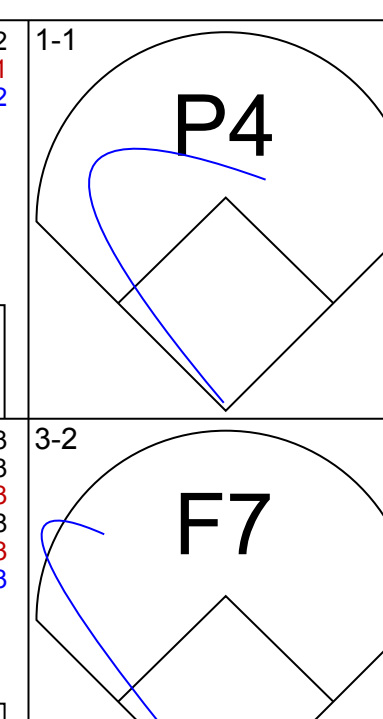
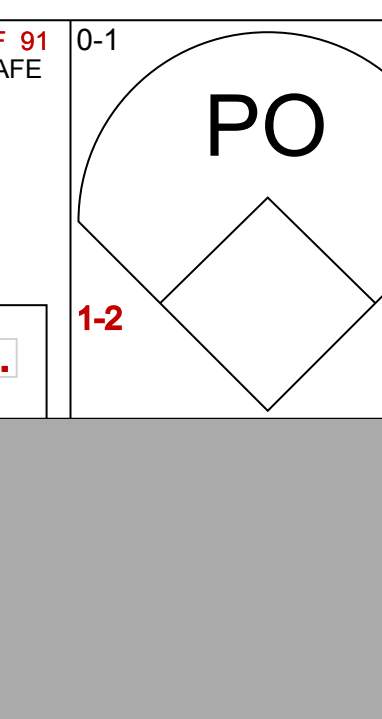
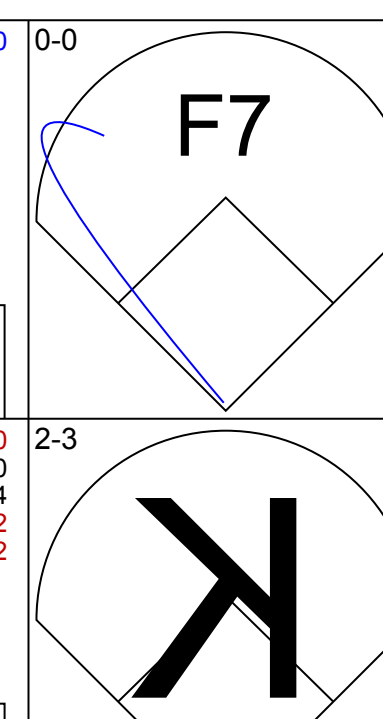
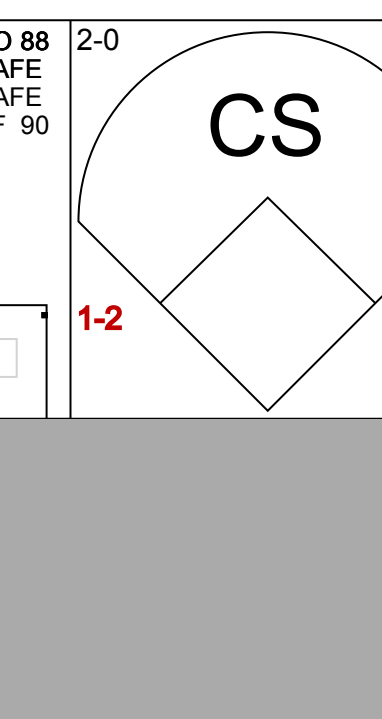
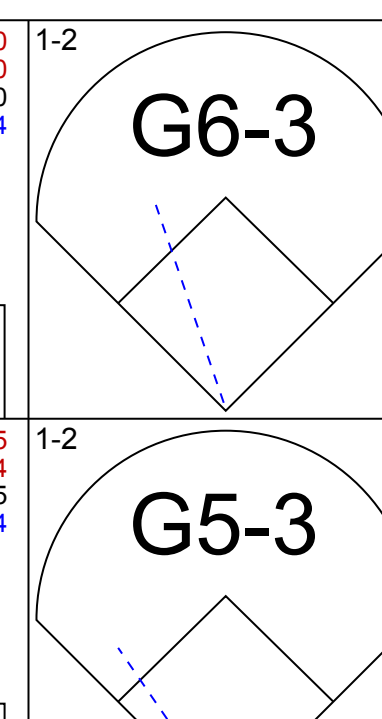
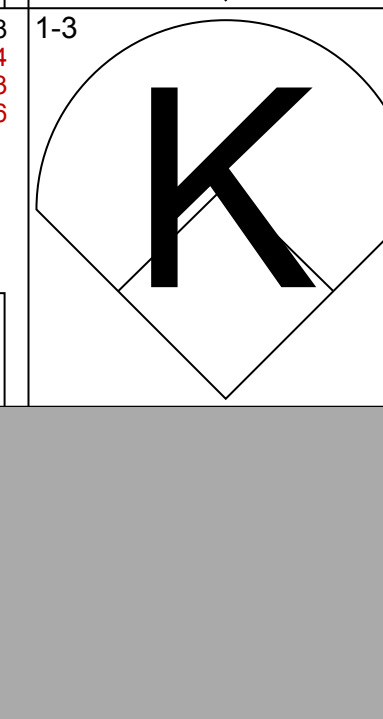
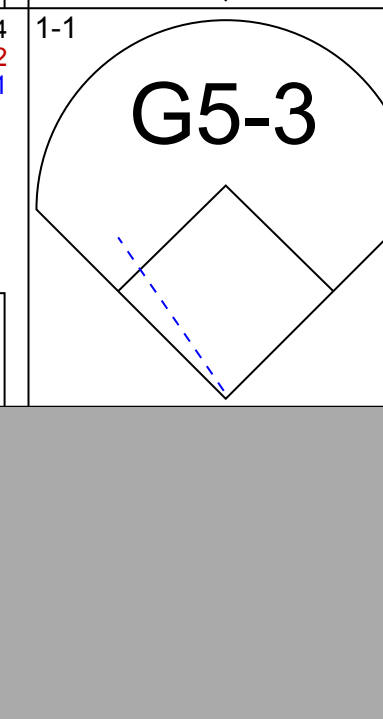




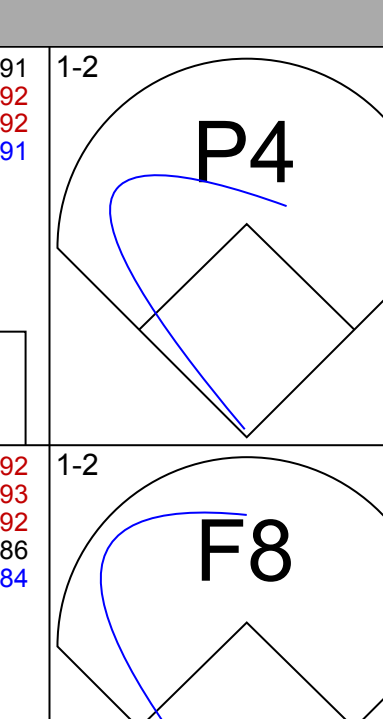
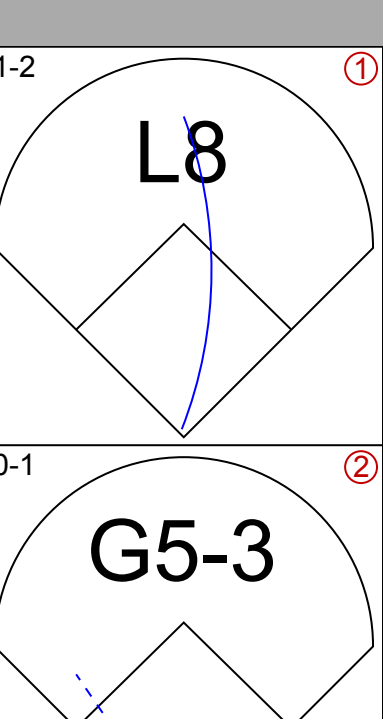
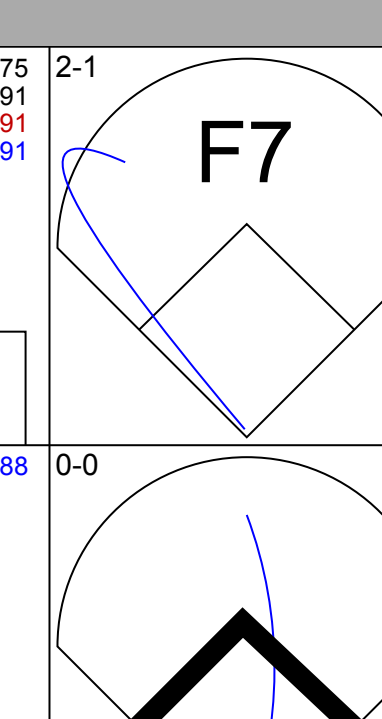
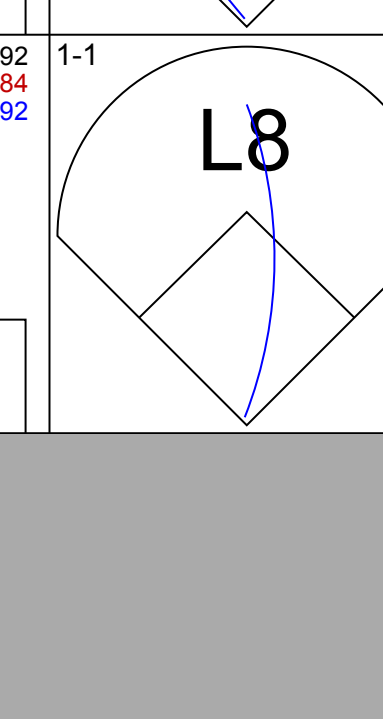
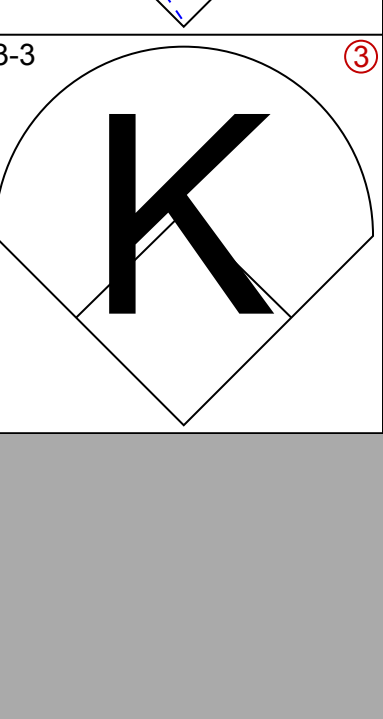
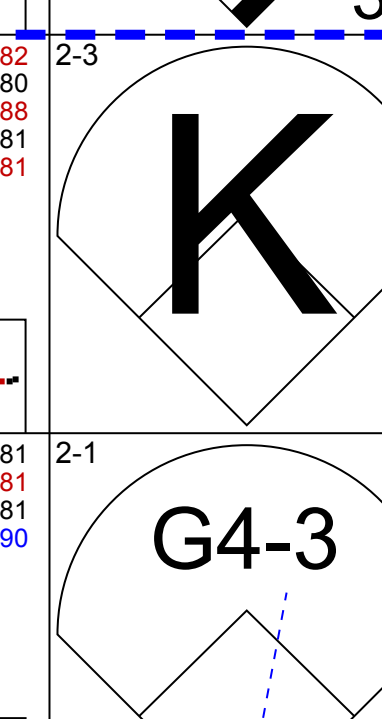


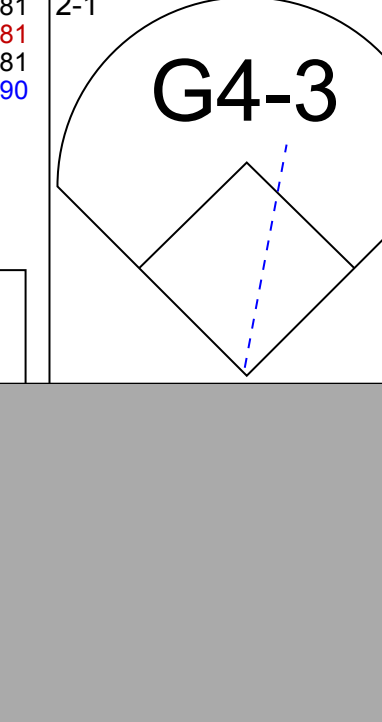
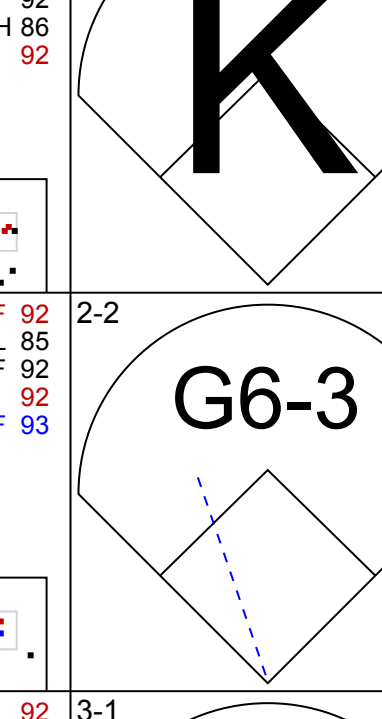
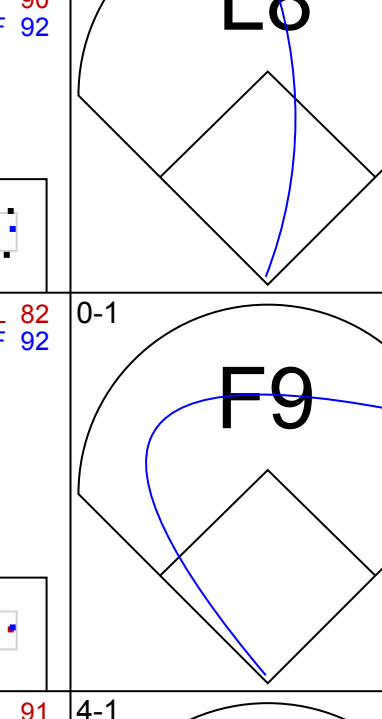
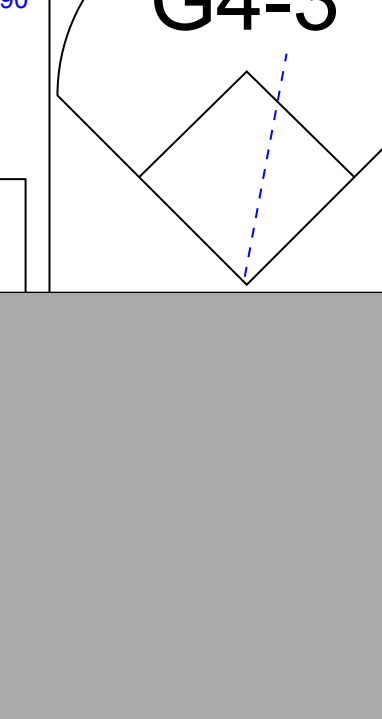

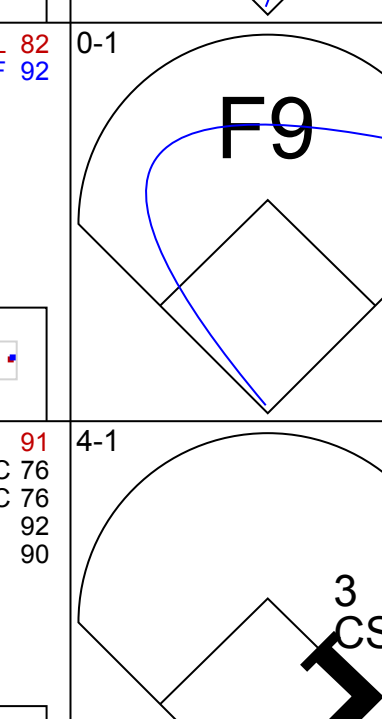
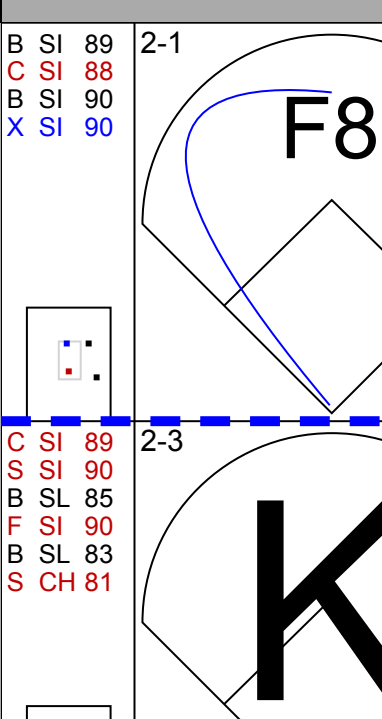
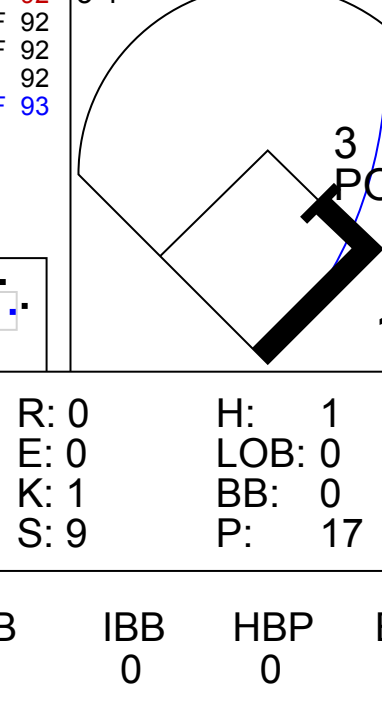
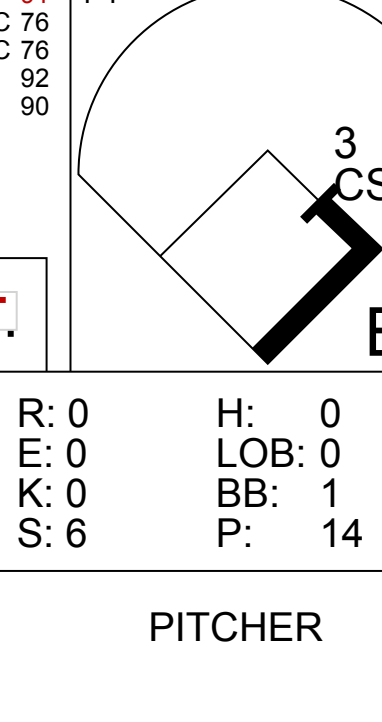
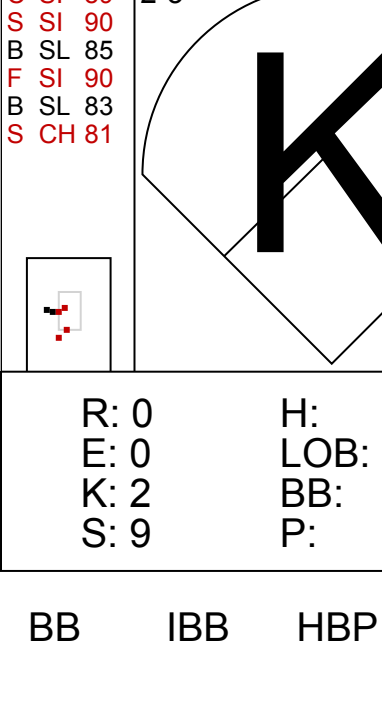
AB 31
R 5
H 7
RBI 5
BB 5
SO 5
LOB 13



Batter	1	2	3	4	5	6	7	8	9	AB	R	H	RBI	BB	SO	LOB	TOP							
56 Kole Calhoun, L (1,9) OBP: 0.324, SLG: 0.435										3	1	0	0	1	1	0	Los Angeles Angels @ Detroit Tigers Comerica Park, Detroit, MI Thu Aug 27 2015, 1:09 PM - 3:47 PM EDT Att: 36,198 - Overcast - 63 F							
27 Mike Trout, R (1,8) OBP: 0.392, SLG: 0.577										3	0	1	0	1	1	0								
5 Albert Pujols, R (1,10) OBP: 0.311, SLG: 0.501										3	1	1	1	1	0	1								
24 C.J. Cron, R (1,3) OBP: 0.307, SLG: 0.442											4	0	2	0	0	0		1						
2 Erick Aybar, S (1,6) OBP: 0.310, SLG: 0.334											4	0	2	0	0	0		1						
18 Shane Victorino, S (1,7) OBP: 0.301, SLG: 0.293											3	0	0	1	0	2		2						
58 Carlos Pérez, R (1,2) OBP: 0.263, SLG: 0.320											4	0	1	0	0	0		3						
41 Kaleb Cowart, S (1,5) OBP: 0.207, SLG: 0.269											3	0	0	0	0	2	1							
10 Grant Green, R (1,4) OBP: 0.242, SLG: 0.219											3	0	0	0	0	1	0							
32 Ryan Jackson, R (8,4)											0	0	0	0	0	0	0							
Inning Stats	R: 0 E: 0 K: 2 S: 9	H: 0 LOB: 0 BB: 0 P: 13	R: 0 E: 0 K: 1 S: 9	H: 1 LOB: 0 BB: 0 P: 16	R: 0 E: 0 K: 0 S: 3	H: 1 LOB: 0 BB: 0 P: 5	R: 0 E: 0 K: 0 S: 7	H: 1 LOB: 1 BB: 0 P: 15	R: 0 E: 0 K: 1 S: 5	H: 0 LOB: 0 BB: 0 P: 7	R: 1 E: 0 K: 1 S: 13	H: 1 LOB: 2 BB: 2 P: 27	R: 0 E: 0 K: 1 S: 13	H: 1 LOB: 1 BB: 0 P: 15	R: 0 E: 0 K: 2 S: 7	H: 0 LOB: 0 BB: 0 P: 10	R: 1 E: 1 K: 0 S: 12	H: 2 LOB: 2 BB: 1 P: 20	1B: 7 2B: 0 3B: 0 HR: 0	SF: 1 SAC: 0 DP: 1 HBP: 0	WP: 0 PB: 0 SB: 0 CS: 2	PA: 35		
PITCHER	IP WLS BF H R ER SO BB IBB HBP BLK WP HR S P ERA WHIP	IP WLS BF H R ER SO BB IBB HBP BLK WP HR S P ERA WHIP	IP WLS BF H R ER SO BB IBB HBP BLK WP HR S P ERA WHIP	IP WLS BF H R ER SO BB IBB HBP BLK WP HR S P ERA WHIP	IP WLS BF H R ER SO BB IBB HBP BLK WP HR S P ERA WHIP	IP WLS BF H R ER SO BB IBB HBP BLK WP HR S P ERA WHIP	IP WLS BF H R ER SO BB IBB HBP BLK WP HR S P ERA WHIP	IP WLS BF H R ER SO BB IBB HBP BLK WP HR S P ERA WHIP	IP WLS BF H R ER SO BB IBB HBP BLK WP HR S P ERA WHIP	IP WLS BF H R ER SO BB IBB HBP BLK WP HR S P ERA WHIP	IP WLS BF H R ER SO BB IBB HBP BLK WP HR S P ERA WHIP	IP WLS BF H R ER SO BB IBB HBP BLK WP HR S P ERA WHIP	IP WLS BF H R ER SO BB IBB HBP BLK WP HR S P ERA WHIP	IP WLS BF H R ER SO BB IBB HBP BLK WP HR S P ERA WHIP	IP WLS BF H R ER SO BB IBB HBP BLK WP HR S P ERA WHIP	IP WLS BF H R ER SO BB IBB HBP BLK WP HR S P ERA WHIP	IP WLS BF H R ER SO BB IBB HBP BLK WP HR S P ERA WHIP	IP WLS BF H R ER SO BB IBB HBP BLK WP HR S P ERA WHIP	IP WLS BF H R ER SO BB IBB HBP BLK WP HR S P ERA WHIP	IP WLS BF H R ER SO BB IBB HBP BLK WP HR S P ERA WHIP	IP WLS BF H R ER SO BB IBB HBP BLK WP HR S P ERA WHIP	IP WLS BF H R ER SO BB IBB HBP BLK WP HR S P ERA WHIP	IP WLS BF H R ER SO BB IBB HBP BLK WP HR S P ERA WHIP	IP WLS BF H R ER SO BB IBB HBP BLK WP HR S P ERA WHIP

AB	30
R	2
H	7
RBI	2
BB	3
SO	7
LOB	9



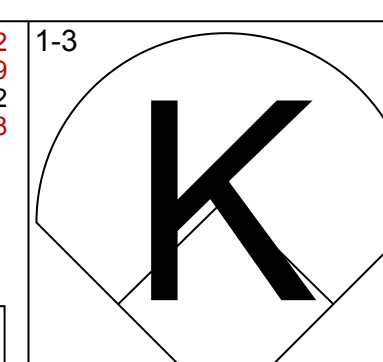
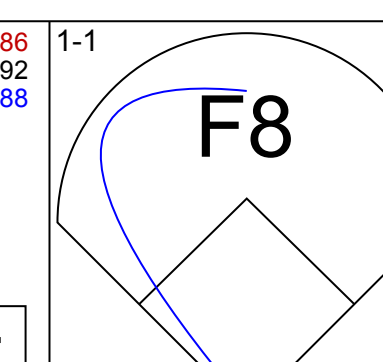
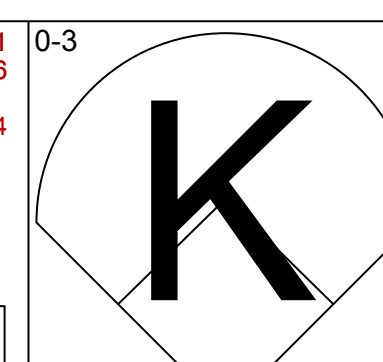
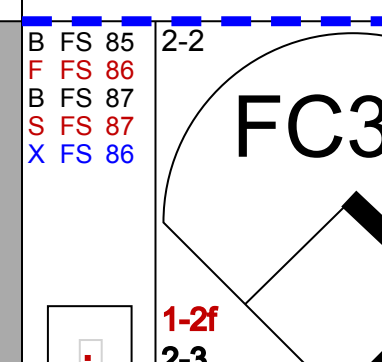
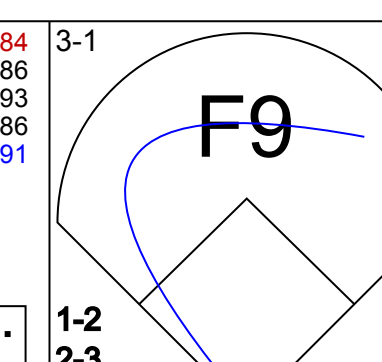
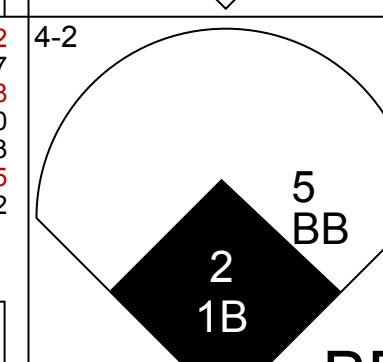
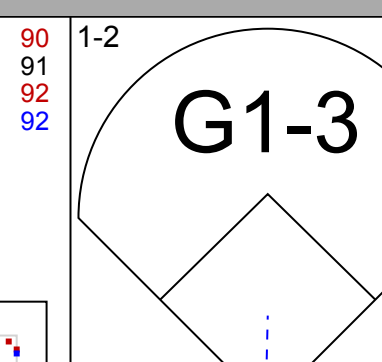
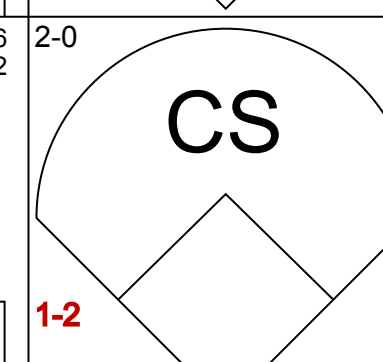
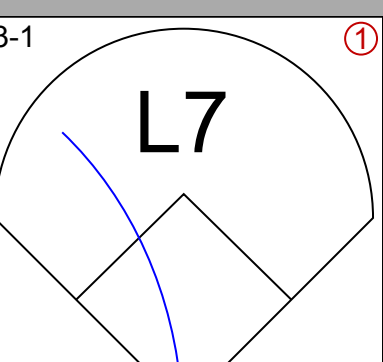
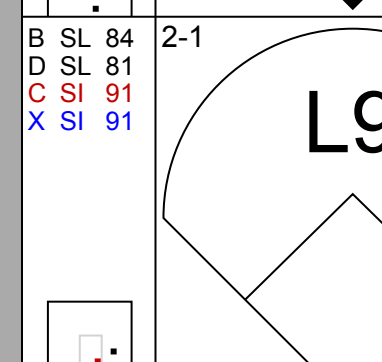
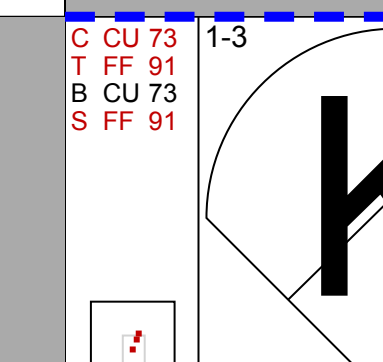
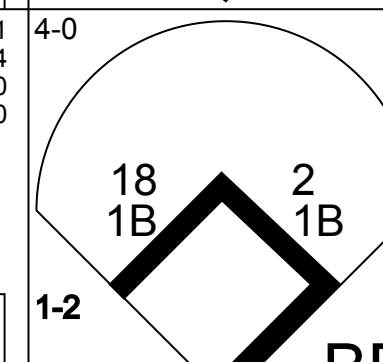
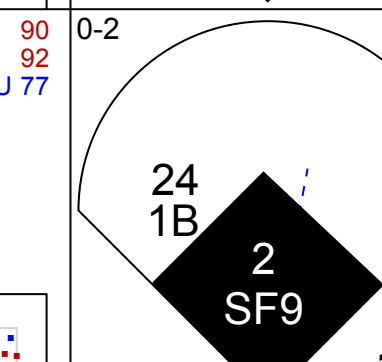
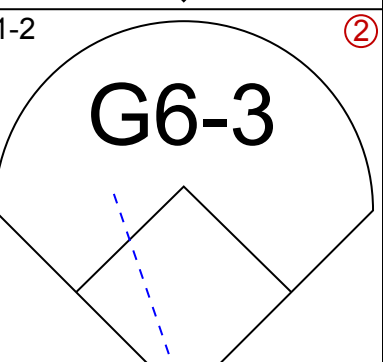
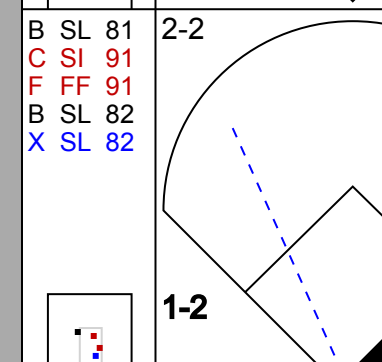
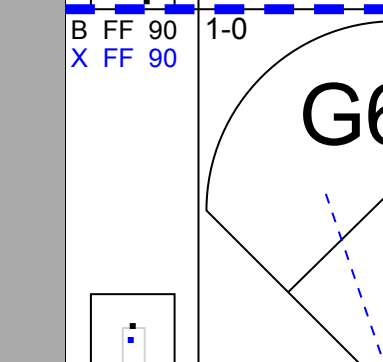
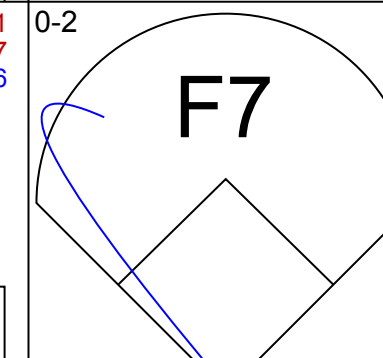
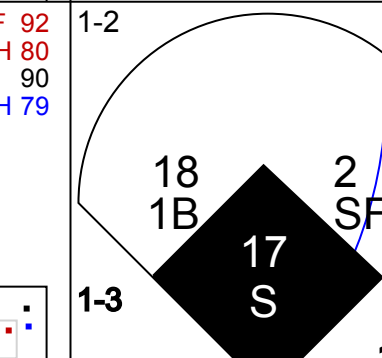
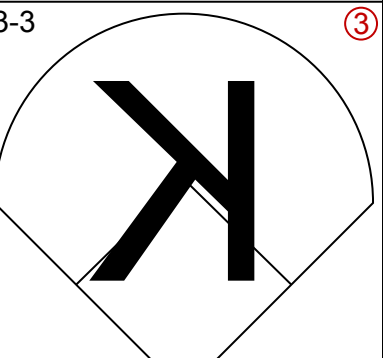
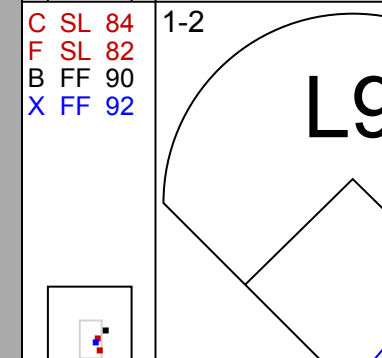
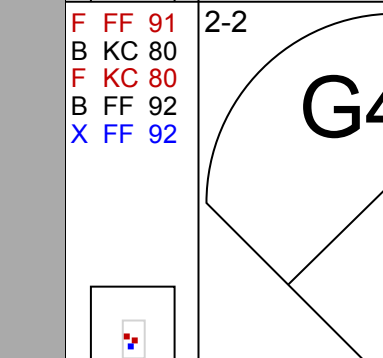
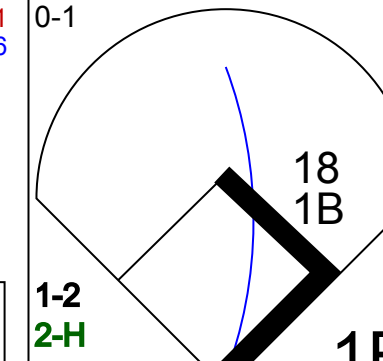
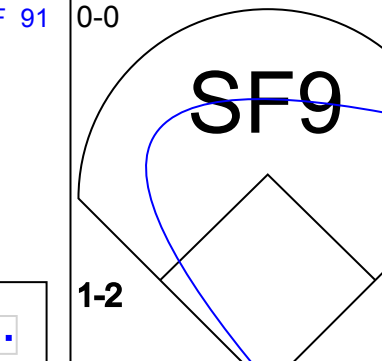
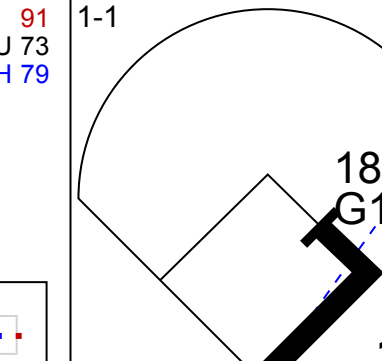
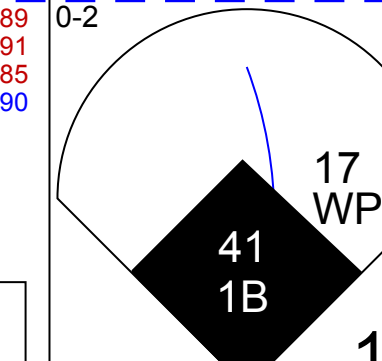
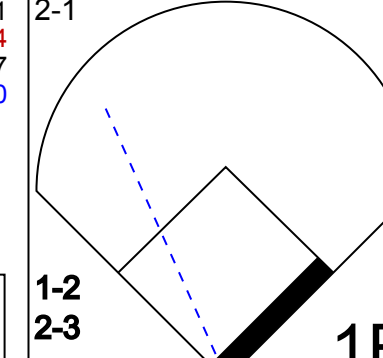
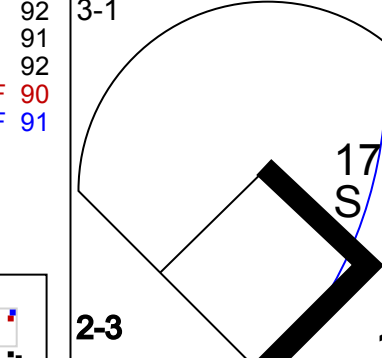

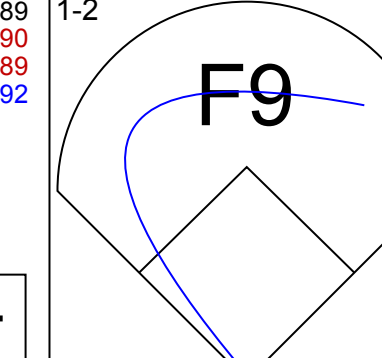
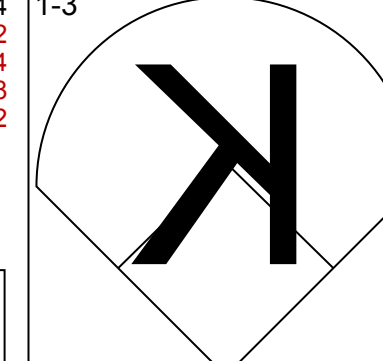

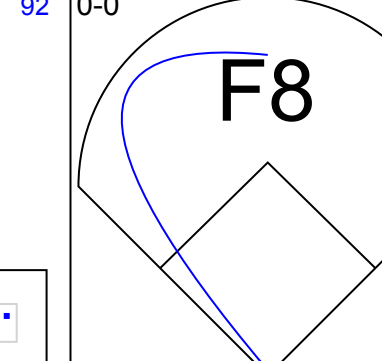
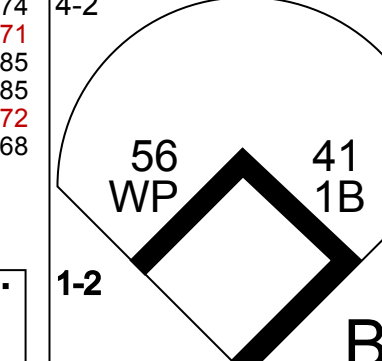
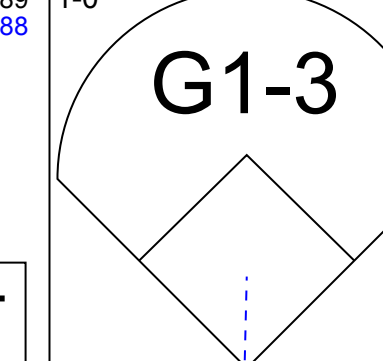
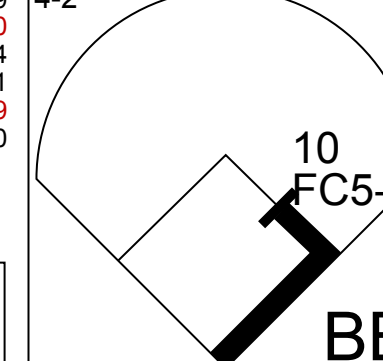
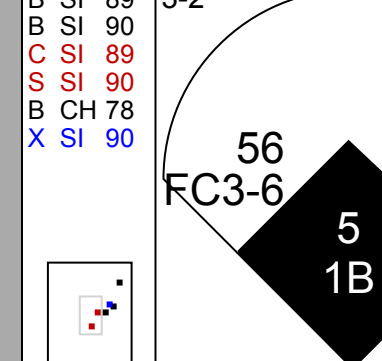
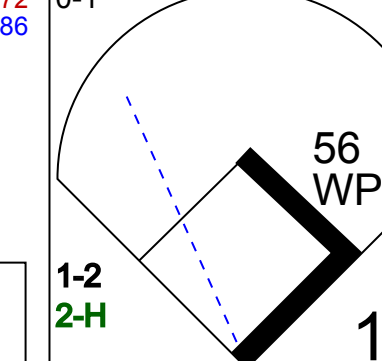
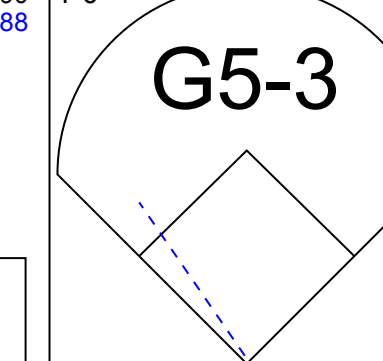
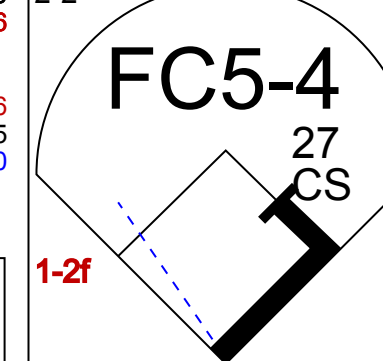
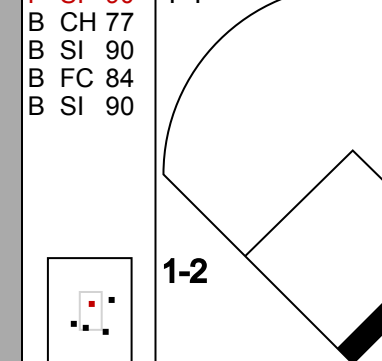
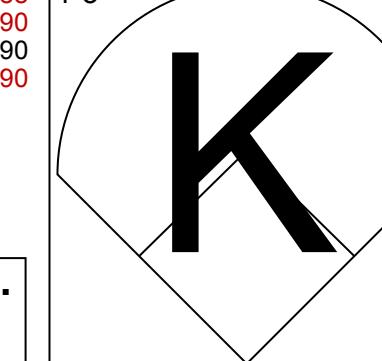
Batter	1	2	3	4	5	6	7	8	9	AB	R	H	RBI	BB	SO	LOB	BOTTOM							
3 Ian Kinsler, R (1,4) OBP: 0.317, SLG: 0.444										4	0	0	0	0	1	0	Los Angeles Angels @ Detroit Tigers Comerica Park, Detroit, MI Thu Aug 27 2015, 1:09 PM - 3:47 PM EDT Att: 36,198 - Overcast - 63 F							
18 Tyler Collins, L (1,7) OBP: 0.282, SLG: 0.389											3	0	0	0	1	0								
24 Miguel Cabrera, R (1,3) OBP: 0.469, SLG: 0.606											3	0	0	0	2	0								
41 Victor Martinez, S (1,10) OBP: 0.297, SLG: 0.367											3	0	0	0	0	0								
28 J.D. Martinez, R (1,9) OBP: 0.353, SLG: 0.567											3	0	1	0	0	0								
9 Nick Castellanos, R (1,5) OBP: 0.301, SLG: 0.421											3	0	0	0	2	1								
13 Alex Avila, L (1,2) OBP: 0.322, SLG: 0.260											3	0	0	0	1	1								
1 Jose Iglesias, R (1,6) OBP: 0.349, SLG: 0.375																								
12 Anthony Gose, L (1,8) OBP: 0.308, SLG: 0.358																								
Inning Stats	R: 0 E: 0 K: 1 S: 8	H: 0 LOB: 0 BB: 0 P: 13	R: 0 E: 0 K: 0 S: 9	H: 0 LOB: 0 BB: 0 P: 12	R: 0 E: 0 K: 1 S: 9	H: 1 LOB: 0 BB: 0 P: 17	R: 0 E: 0 K: 1 S: 6	H: 0 LOB: 0 BB: 0 P: 9	R: 0 E: 0 K: 1 S: 9	H: 0 LOB: 0 BB: 0 P: 13	R: 0 E: 0 K: 0 S: 6	H: 0 LOB: 0 BB: 1 P: 14	R: 0 E: 0 K: 1 S: 9	H: 0 LOB: 0 BB: 0 P: 13	R: 0 E: 0 K: 1 S: 8	H: 1 LOB: 1 BB: 0 P: 14	R: 0 E: 0 K: 2 S: 9	H: 0 LOB: 0 BB: 0 P: 14	1B: 1 2B: 0 3B: 1 HR: 0	SF: 0 SAC: 0 DP: 0 HBP: 0	WP: 0 PB: 0 SB: 0 CS: 1	PA: 30		
PITCHER	IP WLS BF H R ER SO BB IBB HBP BLK WP HR S P ERA WHIP	IP WLS BF H R ER SO BB IBB HBP BLK WP HR S P ERA WHIP	IP WLS BF H R ER SO BB IBB HBP BLK WP HR S P ERA WHIP	IP WLS BF H R ER SO BB IBB HBP BLK WP HR S P ERA WHIP	IP WLS BF H R ER SO BB IBB HBP BLK WP HR S P ERA WHIP	IP WLS BF H R ER SO BB IBB HBP BLK WP HR S P ERA WHIP	IP WLS BF H R ER SO BB IBB HBP BLK WP HR S P ERA WHIP	IP WLS BF H R ER SO BB IBB HBP BLK WP HR S P ERA WHIP	IP WLS BF H R ER SO BB IBB HBP BLK WP HR S P ERA WHIP	IP WLS BF H R ER SO BB IBB HBP BLK WP HR S P ERA WHIP	IP WLS BF H R ER SO BB IBB HBP BLK WP HR S P ERA WHIP	IP WLS BF H R ER SO BB IBB HBP BLK WP HR S P ERA WHIP	IP WLS BF H R ER SO BB IBB HBP BLK WP HR S P ERA WHIP	IP WLS BF H R ER SO BB IBB HBP BLK WP HR S P ERA WHIP	IP WLS BF H R ER SO BB IBB HBP BLK WP HR S P ERA WHIP	IP WLS BF H R ER SO BB IBB HBP BLK WP HR S P ERA WHIP	IP WLS BF H R ER SO BB IBB HBP BLK WP HR S P ERA WHIP	IP WLS BF H R ER SO BB IBB HBP BLK WP HR S P ERA WHIP	IP WLS BF H R ER SO BB IBB HBP BLK WP HR S P ERA WHIP	IP WLS BF H R ER SO BB IBB HBP BLK WP HR S P ERA WHIP	IP WLS BF H R ER SO BB IBB HBP BLK WP HR S P ERA WHIP	IP WLS BF H R ER SO BB IBB HBP BLK WP HR S P ERA WHIP	IP WLS BF H R ER SO BB IBB HBP BLK WP HR S P ERA WHIP	IP WLS BF H R ER SO BB IBB HBP BLK WP HR S P ERA WHIP

AB	27
R	0
H	2
RBI	0
BB	1
SO	8
LOB	2



Batter	1	2	3	4	5	6	7	8	9	AB	R	H	RBI	BB	SO	LOB	TOP										
56 Kole Calhoun, L OBP: 0.322, SLG: 0.435										4	0	2	0	0	0	0	Los Angeles Angels @ Cleveland Indians Progressive Field, Cleveland, OH Sun Aug 30 2015, 1:12 PM - 3:51 PM EDT Att: 22,328 - Partly Cloudy - 77 F										
27 Mike Trout, R OBP: 0.397, SLG: 0.581										4	0	4	1	0	0	0											
5 Albert Pujols, R OBP: 0.305, SLG: 0.493										4	0	0	0	0	1	5											
19 David Murphy, L OBP: 0.328, SLG: 0.434										4	0	0	0	0	1	5											
24 C.J. Cron, R OBP: 0.313, SLG: 0.444										4	0	1	0	0	2	1											
2 Ency Aybar, S OBP: 0.307, SLG: 0.330										4	0	0	0	0	1	1											
58 Carlos Pérez, R OBP: 0.258, SLG: 0.308										4	0	0	0	0	2	1											
41 Kaleb Cowart, S OBP: 0.250, SLG: 0.306										4	1	1	0	0	1	1											
10 Grant Green, R OBP: 0.225, SLG: 0.282										3	1	1	1	0	2	1											
Inning Stats	R: 0 E: 0 K: 1 S: 13	H: 2 LOB: 1 BB: 0 P: 17	R: 0 E: 0 K: 2 S: 9	H: 0 LOB: 0 BB: 0 P: 11	R: 0 E: 0 K: 1 S: 9	H: 0 LOB: 0 BB: 0 P: 13	R: 0 E: 0 K: 1 S: 12	H: 1 LOB: 1 BB: 0 P: 16	R: 0 E: 0 K: 1 S: 7	H: 0 LOB: 0 BB: 0 P: 11	R: 1 E: 0 K: 0 S: 8	H: 2 LOB: 1 BB: 0 P: 13	R: 0 E: 0 K: 2 S: 8	H: 0 LOB: 0 BB: 0 P: 9	R: 1 E: 0 K: 1 S: 17	H: 3 LOB: 2 BB: 0 P: 27		R: 0 E: 0 K: 1 S: 8	H: 1 LOB: 1 BB: 0 P: 10	1B: 6 2B: 1 3B: 1 HR: 1	SF: 0 SAC: 0 HBP: 0	WP: 0 PB: 1 SB: 0 CS: 0	PA: 35				
PITCHER	IP	WLS	BF	H	R	ER	SO	BB	IBB	HBP	BLK	WP	HR	S	P	ERA	WHIP										
43 Josh Tomlin, R ERA: 3.08	7.0	W	26	6	2	2	8	0	0	0	0	0	1	69	96	2.57	0.857										
34 Zach McAllister, R ERA: 3.07	1.0		5	2	0	0	1	0	0	0	0	0	0	14	21	0.00	2.000										
49 Austin Adams, R ERA: 3.62	1.0		4	1	0	0	1	0	0	0	0	0	0	8	10	0.00	1.000										

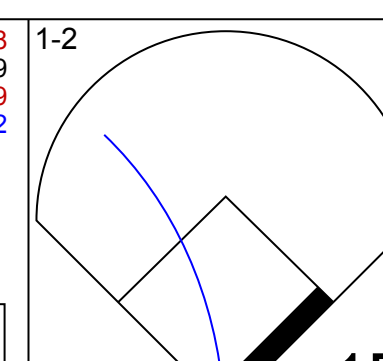
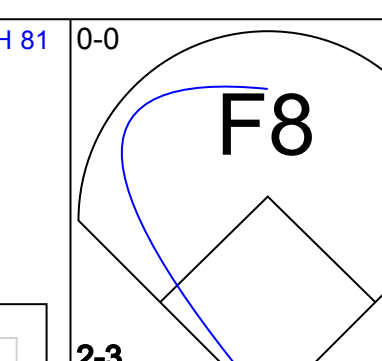
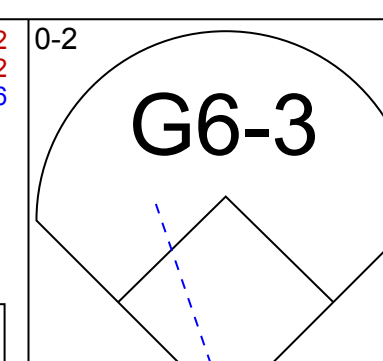
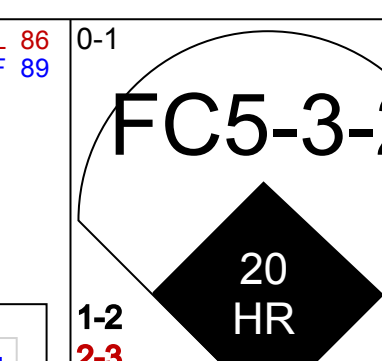
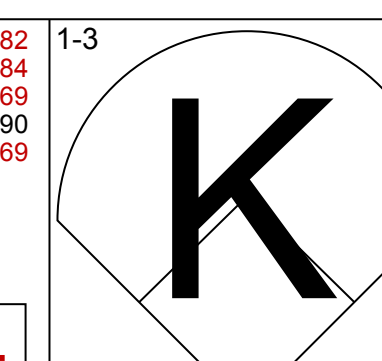
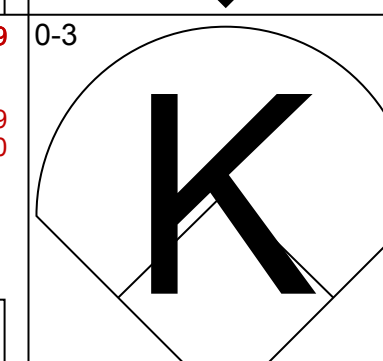
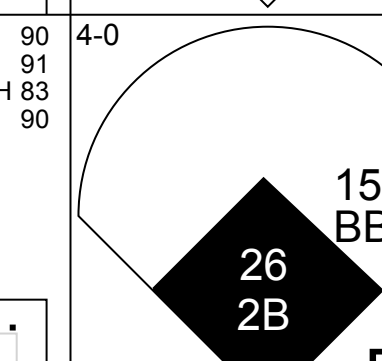
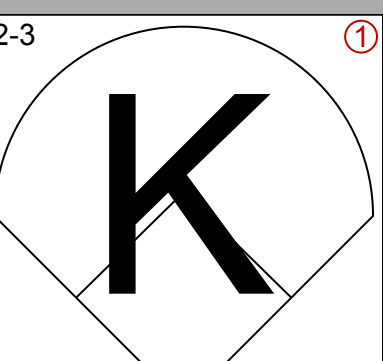
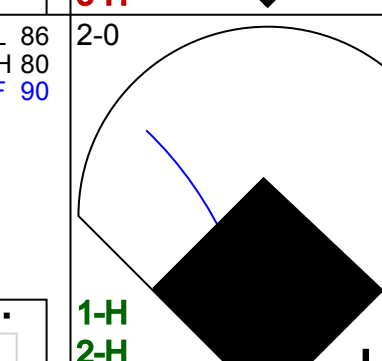
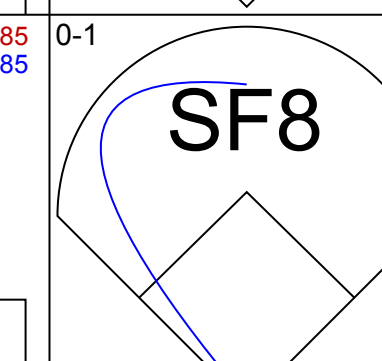
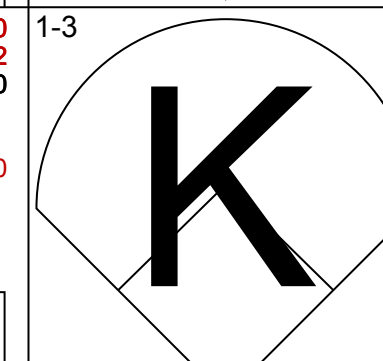
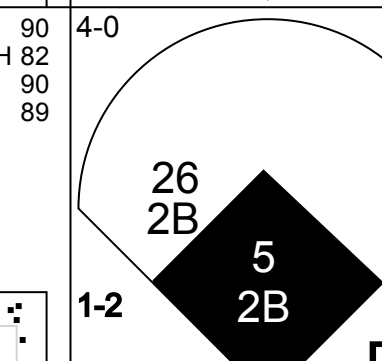
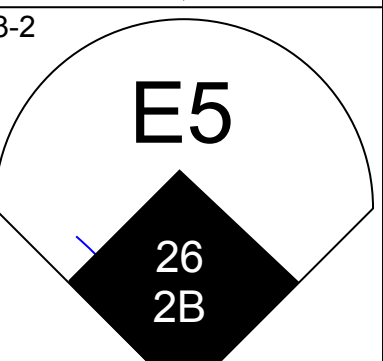
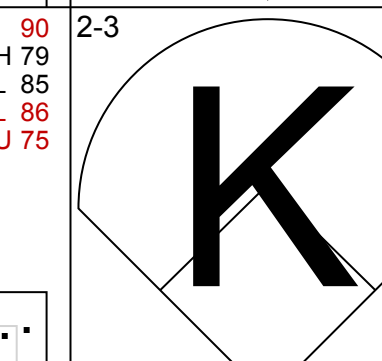
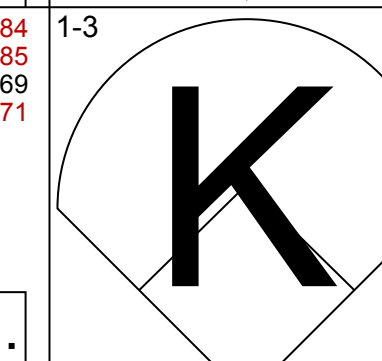
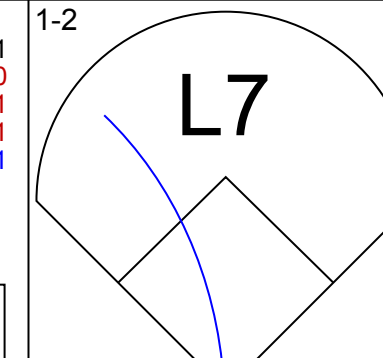
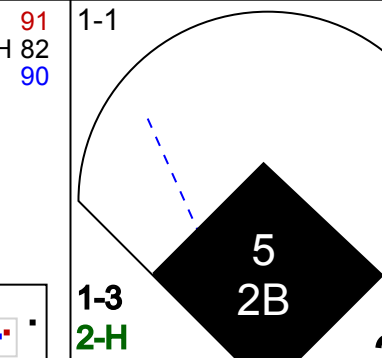
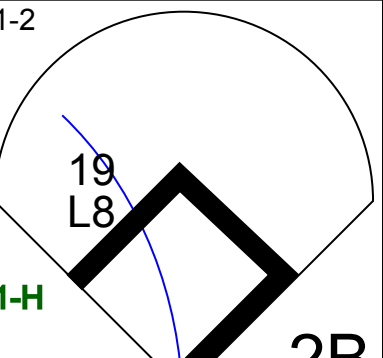
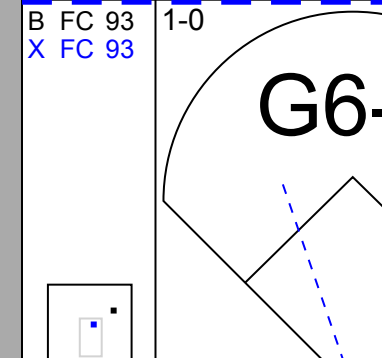
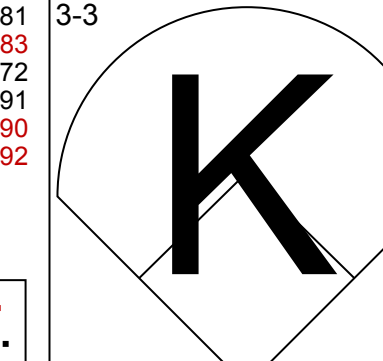
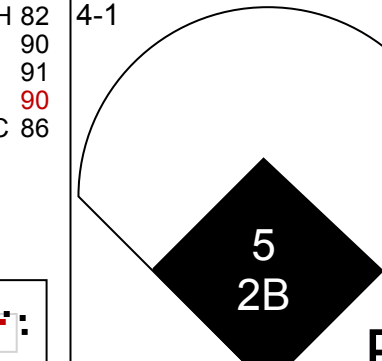
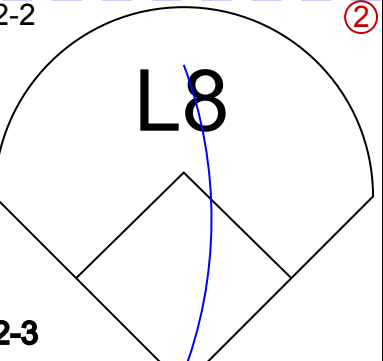
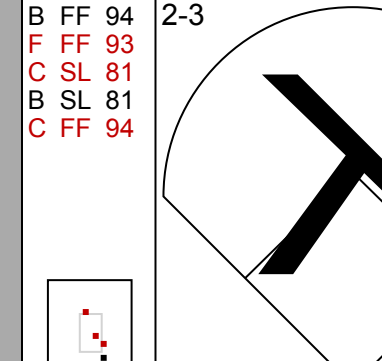

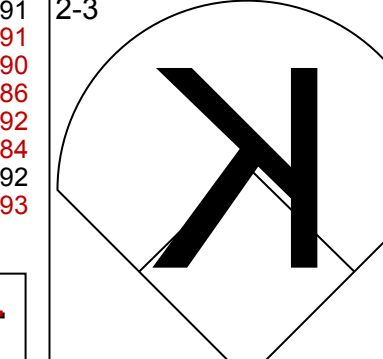
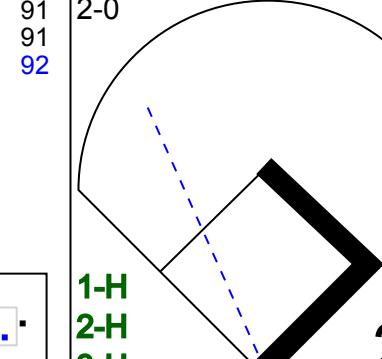
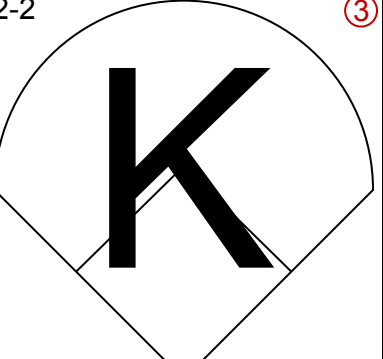
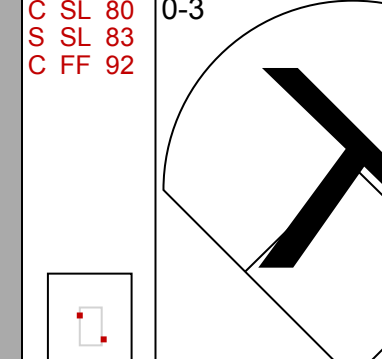


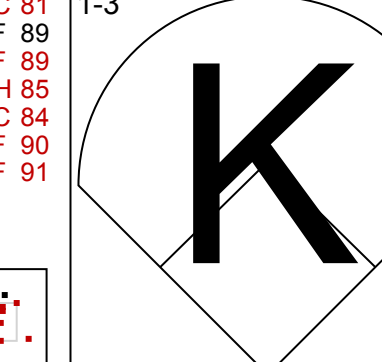
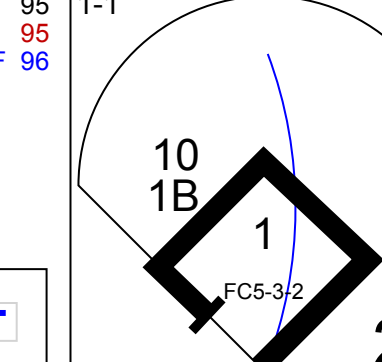
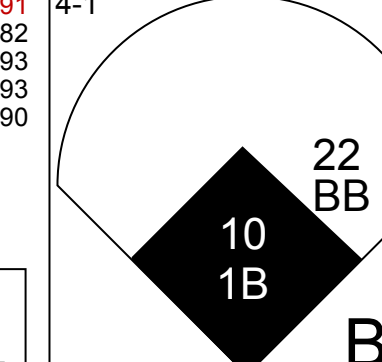

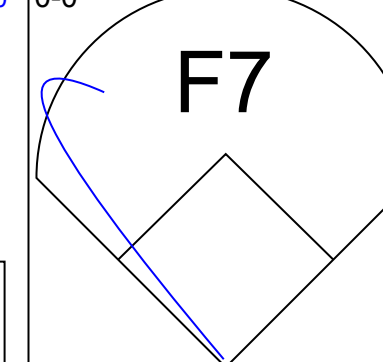
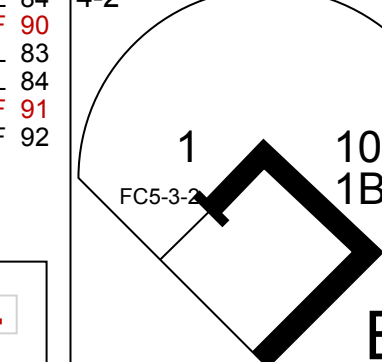
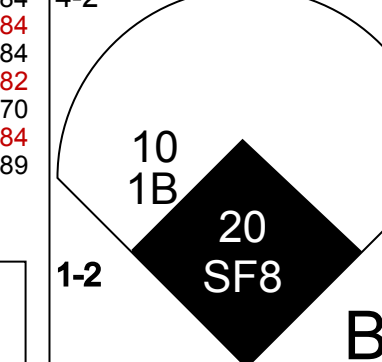

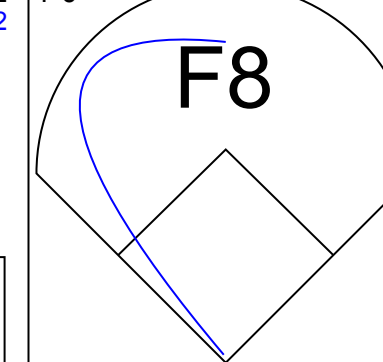
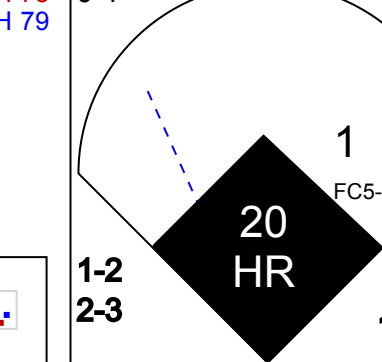
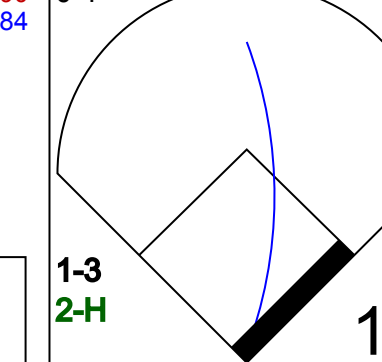
Batter	1	2	3	4	5	6	7	8	9	AB	R	H	RBI	BB	SO	LOB	BOTTOM										
22 Jason Kipnis, L OBP: 0.393, SLG: 0.472										5	1	1	0	0	0	4	Los Angeles Angels @ Cleveland Indians Progressive Field, Cleveland, OH Sun Aug 30 2015, 1:12 PM - 3:51 PM EDT Att: 22,328 - Partly Cloudy - 77 F										
11 José Ramírez, S OBP: 0.277, SLG: 0.276										3	1	1	1	0	0	1											
12 Francisco Lindor, S OBP: 0.352, SLG: 0.440										4	3	2	1	1	0	4											
23 Michael Brantley, L OBP: 0.389, SLG: 0.486										4	1	3	3	0	0	0											
41 Carlos Santana, S OBP: 0.352, SLG: 0.395										4	1	3	3	0	0	0											
8 Lonnie Chisenhall, L OBP: 0.309, SLG: 0.404										2	1	0	0	1	1	1											
40 Jerry Sands, R OBP: 0.286, SLG: 0.349										1	0	0	0	0	0	0											
39 Gio Urshela, R OBP: 0.277, SLG: 0.323										4	0	0	0	0	2	4											
35 Abraham Almonte, S OBP: 0.300, SLG: 0.422										4	1	2	4	0	0	0											
55 Roberto Pérez, R OBP: 0.342, SLG: 0.369										2	0	0	0	1	0	0											
4 Mike Aviles, R OBP: 0.278, SLG: 0.308										3	1	1	0	1	0	1											
Inning Stats	R: 2 E: 0 K: 0 S: 14	H: 3 LOB: 1 BB: 0 P: 20	R: 0 E: 0 K: 0 S: 17	H: 0 LOB: 2 BB: 2 P: 29	R: 0 E: 0 K: 2 S: 8	H: 0 LOB: 0 BB: 0 P: 10	R: 0 E: 0 K: 0 S: 9	H: 1 LOB: 1 BB: 0 P: 10	R: 4 E: 0 K: 0 S: 16	H: 3 LOB: 0 BB: 1 P: 24	R: 2 E: 0 K: 0 S: 9	H: 2 LOB: 1 BB: 1 P: 15	R: 0 E: 0 K: 1 S: 6	H: 0 LOB: 0 BB: 0 P: 8	R: 1 E: 1 K: 0 S: 10	H: 1 LOB: 1 BB: 0 P: 17	R: 0 E: 0 K: 1 S: 10	H: 0 LOB: 0 BB: 0 P: 10	1B: 4 2B: 5 3B: 0 HR: 1	SF: 0 SAC: 2 HBP: 1	WP: 1 PB: 0 SB: 0 CS: 0	PA: 39					
PITCHER	IP	WLS	BF	H	R	ER	SO	BB	IBB	HBP	BLK	WP	HR	S	P	ERA	WHIP										
36 Jared Weaver, R ERA: 4.94	6.0	L	31	9	8	8	2	2	2	1	0	0	1	73	108	12.00	1.833										
48 Jose Alvarez, L ERA: 3.74	1.0		3	0	0	0	1	0	0	0	0	0	0	6	8	0.00	0.000										
37 Cesar Ramos, L ERA: 1.99	1.0		5	1	1	0	0	0	0	0	0	0	0	10	17	0.00	1.000										

Batter	1	2	3	4	5	6	7	8	9	AB	R	H	RBI	BB	SO	LOB	TOP			
56 Kole Calhoun, L OBP: 0.319, SLG: 0.431										5	0	0	0	0	2	5				
27 Mike Trout, R OBP: 0.395, SLG: 0.576										4	1	0	0	1	1	2				
5 Albert Pujols, R OBP: 0.308, SLG: 0.493										4	1	2	1	1	0	0				
24 C.J. Cron, R OBP: 0.311, SLG: 0.440										5	1	1	0	0	1	4				
2 Erick Aybar, S OBP: 0.311, SLG: 0.335										3	1	3	2	0	0	0				
18 Shane Victorino, S OBP: 0.304, SLG: 0.297										4	0	2	0	0	0	2				
17 Chris Iannetta, R OBP: 0.290, SLG: 0.317										3	0	0	0	1	2	4				
41 Kaleb Cowart, S OBP: 0.295, SLG: 0.333										3	1	2	1	1	0	0				
10 Grant Green, R OBP: 0.227, SLG: 0.262										3	0	0	0	1	1	3				
Inning Stats	R: 1 H: 2 E: 0 K: 2 S: 17	H: 2 LOB: 3 BB: 2 P: 29	R: 0 H: 0 E: 0 K: 0 S: 4	H: 0 LOB: 0 BB: 7 P: 7	R: 2 H: 3 E: 0 K: 1 S: 15	H: 3 LOB: 1 BB: 0 P: 22	R: 0 H: 0 E: 0 K: 1 S: 8	H: 0 LOB: 0 BB: 1 P: 16	R: 0 H: 1 E: 0 K: 0 S: 5	H: 1 LOB: 0 BB: 0 P: 6	R: 1 H: 2 E: 0 K: 0 S: 15	H: 2 LOB: 2 BB: 1 P: 29	R: 1 H: 2 E: 0 K: 1 S: 16	H: 2 LOB: 2 BB: 2 P: 25	R: 0 H: 0 E: 0 K: 1 S: 7	H: 0 LOB: 0 BB: 0 P: 11	1B: 10 2B: 9 3B: 0 HR: 0	SF: 1 SAC: 0 DP: 1 HBP: 0	WP: 2 PB: 0 CS: 2	PA: 41
PITCHER	IP	WLS	BF	H	R	ER	SO	BB	IBB	HBP	BLK	WP	HR	S	P	ERA	WHIP			
53 Felix Doubront, L ERA: 3.99	6.0	W	27	7	4	4	5	4	0	0	0	0	0	61	106	6.00	1.833			
49 Edward Mujica, R ERA: 4.54	1.0		4	1	0	0	0	0	0	0	0	0	0	11	18	0.00	1.000			
56 Fernando Abad, L ERA: 3.82	1.0		6	2	1	1	1	1	0	0	0	2	0	16	25	9.00	3.000			
58 Evan Scribner, R ERA: 4.35	0.1		1	0	0	0	1	0	0	0	0	0	0	3	4	0.00	0.000			
13 Drew Pomeranz, L ERA: 5.58	0.2		2	0	0	0	0	0	0	0	0	0	0	4	7	0.00	0.000			

Los Angeles Angels @ Oakland Athletics
O.co Coliseum, Oakland, CA
Mon Aug 31 2015, 10:09 PM - 1:52 AM EDT
Att: 12,054 - Clear - 68 F

AB	34
R	5
H	10
RBI	4
BB	5
SO	7
LOB	20



Batter	1	2	3	4	5	6	7	8	9	AB	R	H	RBI	BB	SO	LOB	BOTTOM			
1 Billy Burns, S OBP: 0.336, SLG: 0.387										5	1	1	0	0	1	6				
20 Mark Canha, R OBP: 0.305, SLG: 0.426										3	2	1	4	1	2	1				
15 Brett Lawrie, R OBP: 0.308, SLG: 0.414										4	2	0	0	1	3	2				
26 Danny Valencia, R OBP: 0.340, SLG: 0.525										4	1	2	3	0	0	1				
19 Josh Phegley, R OBP: 0.314, SLG: 0.455										3	1	0	0	1	2	1				
5 Jake Smolinski, R OBP: 0.301, SLG: 0.346										4	0	1	3	0	3	1				
16 Billy Butler, R OBP: 0.313, SLG: 0.360										3	1	1	0	1	1	1				
22 Josh Reddick, L OBP: 0.336, SLG: 0.458										2	2	1	0	2	0	0				
10 Marcus Semien, R OBP: 0.298, SLG: 0.391										4	1	2	1	0	0	1				
Inning Stats	R: 0 H: 1 E: 0 K: 2 S: 13	H: 1 LOB: 1 BB: 0 P: 16	R: 0 H: 0 E: 0 K: 2 S: 14	H: 0 LOB: 0 BB: 0 P: 21	R: 5 H: 3 E: 0 K: 1 S: 20	H: 3 LOB: 1 BB: 3 P: 41	R: 0 H: 0 E: 0 K: 0 S: 5	H: 0 LOB: 0 BB: 0 P: 6	R: 1 H: 1 E: 0 K: 2 S: 18	H: 1 LOB: 1 BB: 0 P: 28	R: 3 H: 3 E: 0 K: 1 S: 12	H: 3 LOB: 0 BB: 1 P: 21	R: 0 H: 0 E: 0 K: 2 S: 7	H: 0 LOB: 0 BB: 0 P: 10	R: 2 H: 1 E: 0 K: 2 S: 15	H: 1 LOB: 1 BB: 2 P: 25	1B: 3 2B: 6 3B: 0 HR: 1	SF: 1 SAC: 0 DP: 1 HBP: 0	WP: 0 PB: 0 SB: 0 CS: 0	PA: 39
PITCHER	IP	WLS	BF	H	R	ER	SO	BB	IBB	HBP	BLK	WP	HR	S	P	ERA	WHIP			
53 Héctor Santiago, L ERA: 3.37	2.2	L	15	4	5	5	4	3	0	0	0	0	0	41	71	16.88	2.625			
59 Fernando Salas, R ERA: 4.47	1.2		7	1	1	0	2	0	0	0	0	0	0	23	31	0.00	0.600			
62 Trevor Gott, R ERA: 2.65	0.2		3	1	1	1	1	0	0	0	0	0	0	8	13	13.50	1.500			
48 Jose Alvarez, L ERA: 3.99	1.0		5	2	2	2	1	1	0	0	0	0	1	10	18	18.00	3.000			
68 Cam Bedrosian, R ERA: 5.54	1.0		4	0	1	1	2	1	0	0	0	0	0	8	15	9.00	1.000			

Los Angeles Angels @ Oakland Athletics
O.co Coliseum, Oakland, CA
Mon Aug 31 2015, 10:09 PM - 1:52 AM EDT
Att: 12,054 - Clear - 68 F

AB	32
R	11
H	9
RBI	11
BB	6
SO	12
LOB	14



Batter	1	2	3	4	5	6	7	8	9	AB	R	H	RBI	BB	SO	LOB	TOP			
56 Kole Calhoun, L OBP: 0.321, SLG: 0.438	F8		5 HBP 19 G3 27 BB 1B	27 BB 1B			HR		P6	5	2	3	2	0	0	0	Los Angeles Angels @ Oakland Athletics O.co Coliseum, Oakland, CA Tue Sep 01 2015, 10:08 PM - 1:12 AM EDT Att: 14,178 - Partly Cloudy - 64 F livebaseballscorecards.com			
27 Mike Trout, R OBP: 0.397, SLG: 0.574	1B		19 G3 24 SF9 5 HBP BB	5 FC6-4 BB			G5-3		K	3	1	1	0	2	1	0				
5 Albert Pujols, R OBP: 0.308, SLG: 0.490	L4		19 G3 HBP	FC6-4			L9			3	0	0	1	0	0	3				
19 David Murphy, L OBP: 0.327, SLG: 0.435	F7		G3				G6-3			4	0	1	1	0	0	3				
7 Collin Cowgill, R OBP: 0.291, SLG: 0.295										0	0	0	0	0	0	0				
24 C.J. Cron, R OBP: 0.307, SLG: 0.435	G6-3		SF9				FC6-5 2 G4-6-3		K	3	0	0	1	0	1	1				
2 Enck Aybar, S OBP: 0.310, SLG: 0.334	L7		G3-1				G4-6-3		6 PB 1B	4	0	1	0	0	0	2				
6 David Freese, R OBP: 0.295, SLG: 0.333	G5-3									4	1	1	0	0	0	1				
41 Kaleb Cowart, S OBP: 0.295, SLG: 0.333										0	0	0	0	0	0	0				
58 Carlos Pérez, R OBP: 0.262, SLG: 0.312			8 1B 56 1B 1B	8 1B 56 1B 1B			G5-3		G4-3	4	1	2	0	0	0	1				
8 Taylor Featherston, R OBP: 0.200, SLG: 0.198			27 BB 56 1B 5 HBP 1B	G6-4-3			L9		K	4	1	1	0	0	1	1				
Inning Stats	R: 0 E: 0 K: 0 S: 8	H: 1 LOB: 1 BB: 0 P: 11	R: 0 E: 0 K: 0 S: 6	H: 0 LOB: 0 BB: 0 P: 9	R: 4 E: 0 K: 0 S: 16	H: 3 LOB: 1 BB: 1 P: 28	R: 1 E: 0 K: 0 S: 16	H: 3 LOB: 2 BB: 1 P: 27	R: 0 E: 0 K: 0 S: 11	H: 0 LOB: 0 BB: 0 P: 15	R: 1 E: 0 K: 0 S: 12	H: 1 LOB: 0 BB: 0 P: 20	R: 0 E: 0 K: 1 S: 13	H: 1 LOB: 1 BB: 0 P: 20	R: 0 E: 0 K: 2 S: 10	H: 0 LOB: 0 BB: 0 P: 16	1B: 8 2B: 1 3B: 0 HR: 1	SF: 1 SAC: 0 DP: 2 HBP: 1	WP: 0 PB: 1 SB: 0 CS: 0	PA: 38
PITCHER	IP WLS BF H R ER SO	IP WLS BF H R ER SO	IP WLS BF H R ER SO	IP WLS BF H R ER SO	IP WLS BF H R ER SO	IP WLS BF H R ER SO	IP WLS BF H R ER SO	IP WLS BF H R ER SO	IP WLS BF H R ER SO	IP WLS BF H R ER SO	IP WLS BF H R ER SO	IP WLS BF H R ER SO	IP WLS BF H R ER SO	IP WLS BF H R ER SO	IP WLS BF H R ER SO	IP WLS BF H R ER SO	ERA WHIP	ERA WHIP	ERA WHIP	ERA WHIP
63 Cody Martin, R ERA: 6.57	3.0	L	17	6	5	5	0	0	0	0	0	0	0	0	0	0	15.00	2.333		
68 Arnold Leon, R ERA: 4.91	2.0		7	2	0	0	0	0	0	0	0	0	0	0	0	0	0.00	1.500		
61 Dan Otero, R ERA: 7.5	2.0		7	1	1	1	0	0	0	0	0	0	0	0	0	0	4.50	0.500		
66 Ryan Dull, R ERA: 11.32	1.0		4	1	0	0	1	0	0	0	0	0	0	0	0	0	0.00	1.000		
37 R.J. Alvarez, R ERA: 11.32	1.0		3	0	0	0	2	0	0	0	0	0	0	0	0	0	0.00	0.000		

Batter	1	2	3	4	5	6	7	8	9	AB	R	H	RBI	BB	SO	LOB	BOTTOM					
28 Eric Sogard, L OBP: 0.289, SLG: 0.276	G4-3	G4-3					F8			4	0	1	0	0	0	4	Los Angeles Angels @ Oakland Athletics O.co Coliseum, Oakland, CA Tue Sep 01 2015, 10:08 PM - 1:12 AM EDT Att: 14,178 - Partly Cloudy - 64 F livebaseballscorecards.com					
15 Brett Lawrie, R OBP: 0.308, SLG: 0.419	HR		K				K			4	1	1	1	0	2	1						
22 Josh Reddick, L OBP: 0.335, SLG: 0.456	1B		G6-3				K			4	0	1	0	0	1	0						
20 Mark Canha, R OBP: 0.303, SLG: 0.421	F7		F8				G6-3		F7	4	0	0	0	0	0	1						
21 Stephen Vogt, L OBP: 0.346, SLG: 0.463	F8		K				L8			4	1	1	0	0	1	1						
16 Billy Butler, R OBP: 0.314, SLG: 0.361	G4-3		G6-3				7 FC4-6 1B		5 WP 1B	4	0	2	0	0	0	0						
5 Jake Smolinski, R OBP: 0.291, SLG: 0.333	L4		G3				P4		P4	4	0	0	0	0	0	2						
7 Jason Pridie, L			10 1B BB				G3		FC4-6 10 BB K	3	0	0	0	1	1	2						
10 Marcus Semien, R OBP: 0.300, SLG: 0.391							K		K	3	0	1	0	1	2	1						
Inning Stats	R: 1 E: 0 K: 0 S: 10	H: 2 LOB: 1 BB: 0 P: 19	R: 0 E: 0 K: 0 S: 10	H: 1 LOB: 2 BB: 1 P: 16	R: 0 E: 0 K: 1 S: 12	H: 0 LOB: 0 BB: 0 P: 15	R: 0 E: 0 K: 1 S: 7	H: 0 LOB: 0 BB: 0 P: 10	R: 0 E: 0 K: 2 S: 9	H: 1 LOB: 1 BB: 0 P: 15	R: 0 E: 0 K: 1 S: 8	H: 0 LOB: 0 BB: 0 P: 14	R: 0 E: 0 K: 0 S: 12	H: 1 LOB: 2 BB: 1 P: 19	R: 0 E: 0 K: 0 S: 5	H: 0 LOB: 0 BB: 0 P: 7	R: 1 E: 0 K: 2 S: 14	H: 2 LOB: 1 BB: 0 P: 21	1B: 6 2B: 0 3B: 0 HR: 1	SF: 0 SAC: 0 DP: 0 HBP: 0	WP: 1 PB: 0 SB: 0 CS: 0	PA: 36
PITCHER	IP WLS BF H R ER SO	IP WLS BF H R ER SO	IP WLS BF H R ER SO	IP WLS BF H R ER SO	IP WLS BF H R ER SO	IP WLS BF H R ER SO	IP WLS BF H R ER SO	IP WLS BF H R ER SO	IP WLS BF H R ER SO	IP WLS BF H R ER SO	IP WLS BF H R ER SO	IP WLS BF H R ER SO	IP WLS BF H R ER SO	IP WLS BF H R ER SO	IP WLS BF H R ER SO	IP WLS BF H R ER SO	ERA WHIP	ERA WHIP	ERA WHIP	ERA WHIP		
52 Matt Shoemaker, R ERA: 4.31	7.0	W	28	5	1	1	0	0	0	0	0	0	0	0	0	0	1.29	1.000				
64 Mike Morin, R ERA: 7.33	0.1		1	0	0	0	0	0	0	0	0	0	0	0	0	0	0.00	0.000				
40 Wesley Wright, L ERA: 3.86	0.2		2	0	0	0	0	0	0	0	0	0	0	0	0	0	0.00	0.000				
16 Huston Street, R ERA: 2.73	1.0		5	2	1	1	2	0	0	0	0	0	0	0	0	0	9.00	2.000				



Batter	1	2	3	4	5	6	7	8	9	AB	R	H	RBI	BB	SO	LOB	TOP			
7 Delino DeShields, R OBP: 0.343, SLG: 0.377	G6-3	K		G3-1		G4-3			K	5	0	0	0	0	2	3				
17 Shin-Soo Choo, L OBP: 0.348, SLG: 0.432			G4-3				K			3	1	1	0	2	1	0				
15 Drew Stubbs, R OBP: 0.281, SLG: 0.423	BB									0	0	0	0	0	0	0				
84 Prince Fielder, L OBP: 0.381, SLG: 0.470	BB		G5-3		F9					4	0	0	0	1	0	2				
29 Adrián Beltré, R OBP: 0.310, SLG: 0.419			G5-3		F9					4	0	1	1	0	1	1				
18 Mitch Moreland, L OBP: 0.340, SLG: 0.484										3	0	2	0	0	0	1				
20 Ryan Strausborger, R OBP: 0.297, SLG: 0.350										0	1	0	0	0	0	0				
25 Mike Napoli, R OBP: 0.311, SLG: 0.398										0	0	0	0	0	0	0				
1 Elvis Andrus, R OBP: 0.313, SLG: 0.360	F7									4	0	2	0	0	0	3				
12 Rougned Odor, L OBP: 0.327, SLG: 0.468	F8									3	0	0	1	0	0	5				
30 Will Venable, L OBP: 0.332, SLG: 0.368										2	0	0	0	1	2	1				
8 Bobby Wilson, R OBP: 0.252, SLG: 0.229										4	0	0	0	0	1	4				
Inning Stats	R: 1 E: 0 K: 0 S: 14	H: 1 LOB: 3 BB: 2 P: 27	R: 0 E: 0 K: 3 S: 9	H: 0 LOB: 0 BB: 0 P: 11	R: 0 E: 0 K: 0 S: 6	H: 0 LOB: 0 BB: 0 P: 10	R: 0 E: 0 K: 0 S: 9	H: 2 LOB: 3 BB: 1 P: 20	R: 0 E: 0 K: 0 S: 13	H: 0 LOB: 1 BB: 0 P: 18	R: 0 E: 0 K: 1 S: 11	H: 0 LOB: 0 BB: 0 P: 15	R: 1 E: 0 K: 2 S: 15	H: 2 LOB: 2 BB: 0 P: 21	R: 0 E: 0 K: 1 S: 7	H: 0 LOB: 1 BB: 1 P: 14	1B: 5 2B: 1 3B: 0 HR: 0	SF: 1 SAC: 0 DP: 0 HBP: 2	WP: 0 PB: 0 SB: 2 CS: 0	PA: 39
PITCHER	IP WLS BF H R ER SO BB IBB HBP BLK WP HR S P ERA WHIP																			
36 Jered Weaver, R ERA: 4.78	6.0	27	4	1	1	3	2	1	2	0	0	0	0	0	0	60	106	1.50	1.000	
59 Fernando Salas, R ERA: 4.39	1.0	3	0	0	0	1	0	0	0	0	0	0	0	0	11	15	0.00	0.000		
38 Joe Smith, R ERA: 3.77	1.0	L	5	2	1	2	0	0	0	0	0	0	0	0	15	21	9.00	2.000		
64 Mike Morin, R ERA: 7.13	0.2	3	0	0	0	1	1	0	0	0	0	0	0	6	13	0.00	1.500			
48 Jose Alvarez, L ERA: 3.9	0.1	1	0	0	0	0	0	0	0	0	0	0	0	1	1	0.00	0.000			

Texas Rangers @ Los Angeles Angels
Angel Stadium of Anaheim, Anaheim, CA
Sat Sep 05 2015, 6:09 PM - 8:53 PM PDT
Att: 39,889 - Clear - 78 F

AB 32
R 2
H 6
RBI 2
BB 4
SO 7
LOB 20



Batter	1	2	3	4	5	6	7	8	9	AB	R	H	RBI	BB	SO	LOB	BOTTOM			
56 Kole Calhoun, L OBP: 0.324, SLG: 0.438	G4-3		G4-3		CS				G4-3	4	0	1	0	0	0	0				
27 Mike Trout, R OBP: 0.396, SLG: 0.575										4	1	1	0	0	3	1				
5 Albert Pujols, R OBP: 0.310, SLG: 0.490										3	0	0	0	1	0	1				
24 C.J. Cron, R OBP: 0.308, SLG: 0.445										4	0	0	1	0	1	2				
2 Erick Aybar, S OBP: 0.303, SLG: 0.326										3	0	0	0	0	0	1				
6 David Freese, R OBP: 0.308, SLG: 0.396										3	0	0	0	0	0	0				
7 Collin Cowgill, R OBP: 0.217, SLG: 0.277										3	0	0	0	0	2	0				
17 Chris Iannetta, R OBP: 0.290, SLG: 0.313										2	0	1	0	1	0	0				
8 Taylor Featherston, R OBP: 0.191, SLG: 0.189										2	0	0	0	0	1	2				
18 Shane Victorino, S OBP: 0.301, SLG: 0.299										1	0	0	0	0	0	0				
32 Ryan Jackson, R OBP: 0.289										0	0	0	0	0	0	0				
Inning Stats	R: 1 E: 0 K: 0 S: 11	H: 1 LOB: 1 BB: 1 P: 20	R: 0 E: 0 K: 1 S: 10	H: 1 LOB: 0 BB: 0 P: 15	R: 0 E: 0 K: 1 S: 10	H: 0 LOB: 0 BB: 0 P: 15	R: 0 E: 0 K: 1 S: 10	H: 0 LOB: 0 BB: 1 P: 18	R: 0 E: 0 K: 1 S: 8	H: 1 LOB: 1 BB: 0 P: 11	R: 0 E: 0 K: 1 S: 12	H: 0 LOB: 0 BB: 0 P: 17	R: 0 E: 0 K: 0 S: 5	H: 0 LOB: 0 BB: 0 P: 10	R: 0 E: 0 K: 2 S: 11	H: 0 LOB: 0 BB: 0 P: 16	1B: 2 2B: 0 3B: 1 HR: 0	SF: 0 SAC: 0 DP: 0 HBP: 0	WP: 0 PB: 0 SB: 0 CS: 1	PA: 32
PITCHER	IP WLS BF H R ER SO BB IBB HBP BLK WP HR S P ERA WHIP																			
45 Derek Holland, L ERA: 2.37	8.0	28	3	1	1	5	2	0	0	0	0	0	0	0	71	113	1.12	0.625		
37 Shawn Tolson, R ERA: 2.89	1.0	S	3	0	0	2	0	0	0	0	0	0	0	11	16	0.00	0.000			

Texas Rangers @ Los Angeles Angels
Angel Stadium of Anaheim, Anaheim, CA
Sat Sep 05 2015, 6:09 PM - 8:53 PM PDT
Att: 39,889 - Clear - 78 F

AB 29
R 1
H 3
RBI 1
BB 2
SO 7
LOB 7



Batter	1	2	3	4	5	6	7	8	9	AB	R	H	RBI	BB	SO	LOB	TOP										
15 Drew Stubbs, R OBP: 0.280, SLG: 0.411										3	0	0	0	1	2	1											
17 Shin-Soo Choo, L OBP: 0.349, SLG: 0.432										3	0	1	0	1	1	1											
84 Prince Fielder, L OBP: 0.380, SLG: 0.467										3	0	0	0	1	1	2											
29 Adrián Beltré, R OBP: 0.310, SLG: 0.416										3	0	0	0	1	0	3											
25 Mike Napoli, R OBP: 0.310, SLG: 0.394										3	0	0	0	1	0	2											
1 Elvis Andrus, R OBP: 0.311, SLG: 0.358										3	0	0	0	0	0	2											
68 Hanser Alberto, R OBP: 0.240, SLG: 0.265										1	0	0	0	0	0	0											
12 Rougned Odor, L OBP: 0.327, SLG: 0.470										3	0	1	0	0	0	0											
38 Chris Gimenez, R OBP: 0.321, SLG: 0.608										2	0	0	0	1	1	2											
20 Ryan Strausborger, R OBP: 0.256, SLG: 0.286										2	0	0	0	0	0	1											
13 Joey Gallo, L OBP: 0.252, SLG: 0.415										1	0	0	0	0	1	0											
Inning Stats	R: 0 E: 0 K: 0 S: 9	H: 0 LOB: 1 BB: 2 P: 18	R: 0 E: 0 K: 0 S: 9	H: 1 LOB: 1 BB: 1 P: 16	R: 0 E: 0 K: 1 S: 10	H: 0 LOB: 0 BB: 0 P: 14	R: 0 E: 0 K: 1 S: 11	H: 0 LOB: 1 BB: 1 P: 20	R: 0 E: 0 K: 1 S: 9	H: 0 LOB: 0 BB: 0 P: 19	R: 0 E: 0 K: 1 S: 11	H: 0 LOB: 0 BB: 0 P: 17	R: 0 E: 0 K: 2 S: 10	H: 1 LOB: 1 BB: 0 P: 14	R: 0 E: 0 K: 0 S: 4	H: 0 LOB: 0 BB: 0 P: 6	1B: 1 2B: 2 3B: 0 HR: 0	SF: 0 SAC: 0 DP: 2 HBP: 0	WP: 0 PB: 0 SB: 1 CS: 0	PA: 33							
PITCHER	IP	WLS	BF	H	R	ER	SO	BB	IBB	HBP	BLK	WP	HR	S	P	ERA	WHIP										
53 Héctor Santiago, L ERA: 3.24	6.0	W	23	1	0	0	3	6	0	0	0	0	0	57	103	0.00	1.167										
46 Cory Rasmus, R ERA: 4.53	1.0		3	0	0	0	1	0	0	0	0	0	0	11	17	0.00	0.000										
64 Mike Morin, R ERA: 6.93	0.2		3	1	0	0	2	0	0	0	0	0	0	8	10	0.00	1.500										
37 Cesár Ramos, L ERA: 2.08	1.1		4	0	0	0	0	0	0	0	0	0	0	6	10	0.00	0.000										

Texas Rangers @ Los Angeles Angels
Angel Stadium of Anaheim, Anaheim, CA
Sun Sep 06 2015, 12:38 PM - 3:23 PM PDT
Att: 38,367 - Partly Cloudy - 84 F

AB 27
R 0
H 2
RBI 0
BB 6
SO 6
LOB 14



Batter	1	2	3	4	5	6	7	8	9	AB	R	H	RBI	BB	SO	LOB	BOTTOM										
56 Kole Calhoun, L OBP: 0.323, SLG: 0.436										5	0	1	0	0	3	5											
27 Mike Trout, R OBP: 0.397, SLG: 0.581										2	1	1	2	1	1	0											
5 Albert Pujols, R OBP: 0.311, SLG: 0.489										1	0	0	1	1	1	2											
19 David Murphy, L OBP: 0.329, SLG: 0.435										3	0	0	0	0	0	4											
18 Shane Victorino, S OBP: 0.299, SLG: 0.297										4	0	1	0	0	1	2											
24 C.J. Cron, R OBP: 0.307, SLG: 0.442										4	0	1	0	0	1	2											
2 Enck Aybar, S OBP: 0.303, SLG: 0.324										3	1	0	0	1	1	2											
6 David Freese, R OBP: 0.313, SLG: 0.406										4	2	3	0	0	0	1											
41 Kaleb Cowart, S OBP: 0.283, SLG: 0.317										0	0	0	0	0	0	0											
58 Carlos Pérez, R OBP: 0.276, SLG: 0.314										3	3	2	0	1	1	1											
8 Taylor Featherston, R OBP: 0.210, SLG: 0.218										4	0	3	2	0	0	1											
Inning Stats	R: 1 E: 0 K: 1 S: 12	H: 1 LOB: 1 BB: 0 P: 18	R: 3 E: 0 K: 1 S: 17	H: 3 LOB: 2 BB: 2 P: 29	R: 0 E: 0 K: 1 S: 10	H: 1 LOB: 0 BB: 0 P: 14	R: 1 E: 1 K: 2 S: 13	H: 2 LOB: 0 BB: 0 P: 17	R: 0 E: 0 K: 0 S: 6	H: 0 LOB: 1 BB: 1 P: 11	R: 2 E: 0 K: 1 S: 9	H: 3 LOB: 1 BB: 1 P: 15	R: 0 E: 0 K: 0 S: 8	H: 0 LOB: 0 BB: 0 P: 9	R: 0 E: 0 K: 2 S: 13	H: 1 LOB: 2 BB: 0 P: 15	1B: 7 2B: 5 3B: 0 HR: 1	SF: 2 SAC: 0 DP: 3 HBP: 1	WP: 1 PB: 0 SB: 0 CS: 2	PA: 37							
PITCHER	IP	WLS	BF	H	R	ER	SO	BB	IBB	HBP	BLK	WP	HR	S	P	ERA	WHIP										
48 Colby Lewis, R ERA: 4.88	5.0	L	27	10	7	6	5	3	0	1	0	0	0	5	94	10.80	2.600										
51 Ross Ohlendorf, R ERA: 2.79	1.0		3	0	0	0	1	0	1	0	0	0	0	8	9	0.00	0.000										
56 Andrew Faulkner, L ERA:	1.0		3	0	0	0	0	0	0	0	0	0	0	8	9	0.00	0.000										
53 Luke Jackson, R ERA: 10.8	1.0		4	1	0	0	2	0	0	0	0	0	0	13	15	0.00	1.000										

Texas Rangers @ Los Angeles Angels
Angel Stadium of Anaheim, Anaheim, CA
Sun Sep 06 2015, 12:38 PM - 3:23 PM PDT
Att: 38,367 - Partly Cloudy - 84 F

AB 30
R 7
H 11
RBI 5
BB 4
SO 8
LOB 18



Batter	1	2	3	4	5	6	7	8	9	AB	R	H	RBI	BB	SO	LOB	TOP								
27 Justin Ruggiano, R (1, 7) OBP: 0.344, SLG: 0.469										5	1	2	1	0	1	0	Los Angeles Dodgers @ Los Angeles Angels Angel Stadium of Anaheim, Anaheim, CA Tue Sep 08 2015, 7:08 PM - 10:19 PM PDT Att: 41,086 - Partly Cloudy - 91 F livebaseballscorecards.com								
26 Chase Utley, L (1, 4) OBP: 0.295, SLG: 0.359										5	0	1	0	0	2	1									
10 Justin Turner, R (1, 5) OBP: 0.359, SLG: 0.496										3	0	0	0	1	0	1									
23 Adrián González, L (1, 3) OBP: 0.354, SLG: 0.493										3	1	1	0	2	1	2									
33 Scott Van Slyke, R (1, 9) OBP: 0.338, SLG: 0.414										4	1	1	0	0	1	1									
16 Andre Ethier, L (9, PH) OBP: 0.370, SLG: 0.488										1	0	0	0	0	1	2									
5 Cory Seager, L (1, 6) OBP: 0.458, SLG: 0.571										3	1	2	1	1	0	0									
17 A.J. Ellis, R (1, 2) OBP: 0.360, SLG: 0.370										4	0	0	1	0	1	3									
7 Alex Guerrero, R (1, 10) OBP: 0.255, SLG: 0.443										1	1	0	0	1	0	1									
3 Carl Crawford, L (6, PH) OBP: 0.299, SLG: 0.400										2	1	0	1	0	0	1									
28 Chris Heisey, R (1, 8) OBP: 0.325, SLG: 0.167										2	0	0	1	0	1	1									
31 Joc Pederson, L (8, PH) OBP: 0.358, SLG: 0.432										1	0	0	0	0	1	1									
Inning Stats	R: 1 H: 1 E: 0 K: 2 S: 11	H: 1 LOB: 0 BB: 0 P: 18	R: 0 H: 0 E: 0 K: 1 S: 7	H: 0 LOB: 0 BB: 0 P: 9	R: 1 H: 1 E: 0 K: 1 S: 15	H: 1 LOB: 2 BB: 2 P: 29	R: 0 H: 1 E: 0 K: 1 S: 14	H: 1 LOB: 1 BB: 0 P: 19	R: 0 H: 1 E: 0 K: 1 S: 11	H: 1 LOB: 1 BB: 0 P: 13	R: 4 H: 2 E: 0 K: 1 S: 11	H: 2 LOB: 0 BB: 1 P: 19	R: 0 H: 1 E: 0 K: 0 S: 4	H: 0 LOB: 1 BB: 0 P: 7	R: 0 H: 0 E: 0 K: 1 S: 9	H: 0 LOB: 2 BB: 1 P: 18	R: 0 H: 0 E: 0 K: 1 S: 8	H: 0 LOB: 1 BB: 1 P: 16	1B: 4 2B: 2 3B: 0 HR: 1	SF: 1 SAC: 0 DP: 0 HBP: 0	WP: 1 PB: 0 SB: 2 CS: 0	PA: 41			
PITCHER	IP WLS BF H R ER SO BB IBB HBP BLK WP HR S P ERA WHIP	IP WLS BF H R ER SO BB IBB HBP BLK WP HR S P ERA WHIP	IP WLS BF H R ER SO BB IBB HBP BLK WP HR S P ERA WHIP	IP WLS BF H R ER SO BB IBB HBP BLK WP HR S P ERA WHIP	IP WLS BF H R ER SO BB IBB HBP BLK WP HR S P ERA WHIP	IP WLS BF H R ER SO BB IBB HBP BLK WP HR S P ERA WHIP	IP WLS BF H R ER SO BB IBB HBP BLK WP HR S P ERA WHIP	IP WLS BF H R ER SO BB IBB HBP BLK WP HR S P ERA WHIP	IP WLS BF H R ER SO BB IBB HBP BLK WP HR S P ERA WHIP	IP WLS BF H R ER SO BB IBB HBP BLK WP HR S P ERA WHIP	IP WLS BF H R ER SO BB IBB HBP BLK WP HR S P ERA WHIP	IP WLS BF H R ER SO BB IBB HBP BLK WP HR S P ERA WHIP	IP WLS BF H R ER SO BB IBB HBP BLK WP HR S P ERA WHIP	IP WLS BF H R ER SO BB IBB HBP BLK WP HR S P ERA WHIP	IP WLS BF H R ER SO BB IBB HBP BLK WP HR S P ERA WHIP	IP WLS BF H R ER SO BB IBB HBP BLK WP HR S P ERA WHIP	IP WLS BF H R ER SO BB IBB HBP BLK WP HR S P ERA WHIP	IP WLS BF H R ER SO BB IBB HBP BLK WP HR S P ERA WHIP	IP WLS BF H R ER SO BB IBB HBP BLK WP HR S P ERA WHIP	IP WLS BF H R ER SO BB IBB HBP BLK WP HR S P ERA WHIP	IP WLS BF H R ER SO BB IBB HBP BLK WP HR S P ERA WHIP	IP WLS BF H R ER SO BB IBB HBP BLK WP HR S P ERA WHIP	IP WLS BF H R ER SO BB IBB HBP BLK WP HR S P ERA WHIP	IP WLS BF H R ER SO BB IBB HBP BLK WP HR S P ERA WHIP	IP WLS BF H R ER SO BB IBB HBP BLK WP HR S P ERA WHIP

Batter	1	2	3	4	5	6	7	8	9	AB	R	H	RBI	BB	SO	LOB	BOTTOM								
56 Kole Calhoun, L (1, 9) OBP: 0.325, SLG: 0.446										5	1	2	1	0	3	5	Los Angeles Dodgers @ Los Angeles Angels Angel Stadium of Anaheim, Anaheim, CA Tue Sep 08 2015, 7:08 PM - 10:19 PM PDT Att: 41,086 - Partly Cloudy - 91 F livebaseballscorecards.com								
27 Mike Trout, R (1, 8) OBP: 0.394, SLG: 0.572										2	0	0	0	2	1	1									
5 Albert Pujols, R (1, 10) OBP: 0.311, SLG: 0.488										4	0	0	0	0	1	2									
24 C.J. Cron, R (1, 3) OBP: 0.302, SLG: 0.444										4	0	0	0	0	2	0									
2 Erick Aybar, S (1, 6) OBP: 0.304, SLG: 0.325										4	2	1	0	0	0	0									
6 David Freese, R (1, 5) OBP: 0.314, SLG: 0.408										4	0	3	1	0	1	0									
41 Kaleb Cowart, S (8, FR) OBP: 0.283, SLG: 0.317										0	1	0	0	0	0	0									
18 Shane Victorino, S (1, 7) OBP: 0.298, SLG: 0.281										3	0	0	0	0	0	3									
19 David Murphy, L (9, PH) OBP: 0.325, SLG: 0.429										1	0	0	0	0	0	1									
17 Chris Iannetta, R (1, 2) OBP: 0.287, SLG: 0.310										3	0	0	0	0	0	3									
20 Matt Joyce, L (9, PH) OBP: 0.276, SLG: 0.296										0	0	0	0	1	0	0									
8 Taylor Featherston, R (1, 4) OBP: 0.224, SLG: 0.228										2	0	0	0	1	1	0									
3 David DeJesus, L (9, PH) OBP: 0.299, SLG: 0.333										1	0	0	1	0	0	2									
Inning Stats	R: 1 H: 1 E: 0 K: 1 S: 10	H: 1 LOB: 0 BB: 0 P: 18	R: 0 H: 0 E: 0 K: 1 S: 5	H: 0 LOB: 0 BB: 0 P: 8	R: 0 H: 1 E: 0 K: 2 S: 10	H: 1 LOB: 1 BB: 0 P: 15	R: 0 H: 0 E: 0 K: 1 S: 12	H: 0 LOB: 0 BB: 0 P: 18	R: 0 H: 1 E: 0 K: 0 S: 5	H: 1 LOB: 3 BB: 1 P: 9	R: 0 H: 0 E: 0 K: 2 S: 9	H: 0 LOB: 1 BB: 1 P: 14	R: 1 H: 1 E: 0 K: 1 S: 15	H: 1 LOB: 3 BB: 1 P: 24	R: 0 H: 0 E: 0 K: 0 S: 7	H: 0 LOB: 0 BB: 1 P: 15	R: 0 H: 0 E: 0 K: 1 S: 14	H: 2 LOB: 2 BB: 1 P: 25	R: 2 H: 2 E: 0 K: 1 S: 14	H: 2 LOB: 2 BB: 1 P: 25	1B: 3 2B: 2 3B: 0 HR: 1	SF: 0 SAC: 0 DP: 2 HBP: 0	WP: 0 PB: 0 SB: 0 CS: 0	PA: 37	
PITCHER	IP WLS BF H R ER SO BB IBB HBP BLK WP HR S P ERA WHIP	IP WLS BF H R ER SO BB IBB HBP BLK WP HR S P ERA WHIP	IP WLS BF H R ER SO BB IBB HBP BLK WP HR S P ERA WHIP	IP WLS BF H R ER SO BB IBB HBP BLK WP HR S P ERA WHIP	IP WLS BF H R ER SO BB IBB HBP BLK WP HR S P ERA WHIP	IP WLS BF H R ER SO BB IBB HBP BLK WP HR S P ERA WHIP	IP WLS BF H R ER SO BB IBB HBP BLK WP HR S P ERA WHIP	IP WLS BF H R ER SO BB IBB HBP BLK WP HR S P ERA WHIP	IP WLS BF H R ER SO BB IBB HBP BLK WP HR S P ERA WHIP	IP WLS BF H R ER SO BB IBB HBP BLK WP HR S P ERA WHIP	IP WLS BF H R ER SO BB IBB HBP BLK WP HR S P ERA WHIP	IP WLS BF H R ER SO BB IBB HBP BLK WP HR S P ERA WHIP	IP WLS BF H R ER SO BB IBB HBP BLK WP HR S P ERA WHIP	IP WLS BF H R ER SO BB IBB HBP BLK WP HR S P ERA WHIP	IP WLS BF H R ER SO BB IBB HBP BLK WP HR S P ERA WHIP	IP WLS BF H R ER SO BB IBB HBP BLK WP HR S P ERA WHIP	IP WLS BF H R ER SO BB IBB HBP BLK WP HR S P ERA WHIP	IP WLS BF H R ER SO BB IBB HBP BLK WP HR S P ERA WHIP	IP WLS BF H R ER SO BB IBB HBP BLK WP HR S P ERA WHIP	IP WLS BF H R ER SO BB IBB HBP BLK WP HR S P ERA WHIP	IP WLS BF H R ER SO BB IBB HBP BLK WP HR S P ERA WHIP	IP WLS BF H R ER SO BB IBB HBP BLK WP HR S P ERA WHIP	IP WLS BF H R ER SO BB IBB HBP BLK WP HR S P ERA WHIP	IP WLS BF H R ER SO BB IBB HBP BLK WP HR S P ERA WHIP	IP WLS BF H R ER SO BB IBB HBP BLK WP HR S P ERA WHIP

AB	34
R	6
H	7
RBI	5
BB	5
SO	9
LOB	14



AB	33
R	4
H	6
RBI	3
BB	4
SO	9
LOB	17



Batter	1	2	3	4	5	6	7	8	9	AB	R	H	RBI	BB	SO	LOB	TOP								
30 Scott Schebler, L (1, 7) OBP: 0.400, SLG: 0.786										4	1	1	1	0	3	2	Los Angeles Dodgers @ Los Angeles Angels Angel Stadium of Anaheim, Anaheim, CA Wed Sep 09 2015, 7:09 PM - 9:58 PM PDT Att: 42,799 - Partly Cloudy - 93 F livebaseballscorecards.com								
26 Chase Utley, L (1, 4) OBP: 0.297, SLG: 0.362										3	0	1	1	0	2	0									
23 Adrián González, L (1, 10) OBP: 0.355, SLG: 0.491										2	0	0	0	2	2	3									
10 Justin Turner, R (1, 5) OBP: 0.355, SLG: 0.490										4	0	0	0	0	2	4									
16 Andre Ethier, L (1, 9) OBP: 0.366, SLG: 0.483										4	0	0	0	0	0	2									
5 Corey Seager, L (1, 6) OBP: 0.428, SLG: 0.520										4	0	1	0	0	1	0									
33 Scott Van Slyke, R (1, 3) OBP: 0.333, SLG: 0.407										3	0	0	0	0	1	1									
31 Joc Pederson, L (1, 8) OBP: 0.356, SLG: 0.433										3	1	1	0	0	1	0									
65 Austin Barnes, R (1, 2) OBP: 0.364, SLG: 0.278										1	0	0	0	1	0	0									
Inning Stats	R: 1 E: 0 K: 2 S: 11	H: 1 LOB: 1 BB: 1 P: 18	R: 0 E: 0 K: 2 S: 10	H: 0 LOB: 0 BB: 0 P: 11	R: 0 E: 0 K: 2 S: 8	H: 0 LOB: 0 BB: 0 P: 14	R: 0 E: 0 K: 1 S: 7	H: 0 LOB: 0 BB: 1 P: 15	R: 0 E: 0 K: 1 S: 8	H: 1 LOB: 0 BB: 0 P: 10	R: 0 E: 0 K: 2 S: 11	H: 0 LOB: 2 BB: 1 P: 21	R: 0 E: 0 K: 0 S: 5	H: 0 LOB: 0 BB: 0 P: 8	R: 1 E: 0 K: 2 S: 12	H: 2 LOB: 1 BB: 0 P: 16		R: 0 E: 0 K: 0 S: 6	H: 0 LOB: 0 BB: 0 P: 9	1B: 1 2B: 2 3B: 0 HR: 1	SF: 0 SAC: 1 DP: 1 HBP: 1	WP: 0 PB: 0 SB: 1 CS: 0	PA: 33		
PITCHER	IP WLS BF H R ER SO BB IBB HBP BLK WP HR S P ERA WHIP	IP WLS BF H R ER SO BB IBB HBP BLK WP HR S P ERA WHIP	IP WLS BF H R ER SO BB IBB HBP BLK WP HR S P ERA WHIP	IP WLS BF H R ER SO BB IBB HBP BLK WP HR S P ERA WHIP	IP WLS BF H R ER SO BB IBB HBP BLK WP HR S P ERA WHIP	IP WLS BF H R ER SO BB IBB HBP BLK WP HR S P ERA WHIP	IP WLS BF H R ER SO BB IBB HBP BLK WP HR S P ERA WHIP	IP WLS BF H R ER SO BB IBB HBP BLK WP HR S P ERA WHIP	IP WLS BF H R ER SO BB IBB HBP BLK WP HR S P ERA WHIP	IP WLS BF H R ER SO BB IBB HBP BLK WP HR S P ERA WHIP	IP WLS BF H R ER SO BB IBB HBP BLK WP HR S P ERA WHIP	IP WLS BF H R ER SO BB IBB HBP BLK WP HR S P ERA WHIP	IP WLS BF H R ER SO BB IBB HBP BLK WP HR S P ERA WHIP	IP WLS BF H R ER SO BB IBB HBP BLK WP HR S P ERA WHIP	IP WLS BF H R ER SO BB IBB HBP BLK WP HR S P ERA WHIP	IP WLS BF H R ER SO BB IBB HBP BLK WP HR S P ERA WHIP	IP WLS BF H R ER SO BB IBB HBP BLK WP HR S P ERA WHIP	IP WLS BF H R ER SO BB IBB HBP BLK WP HR S P ERA WHIP	IP WLS BF H R ER SO BB IBB HBP BLK WP HR S P ERA WHIP	IP WLS BF H R ER SO BB IBB HBP BLK WP HR S P ERA WHIP	IP WLS BF H R ER SO BB IBB HBP BLK WP HR S P ERA WHIP	IP WLS BF H R ER SO BB IBB HBP BLK WP HR S P ERA WHIP	IP WLS BF H R ER SO BB IBB HBP BLK WP HR S P ERA WHIP	IP WLS BF H R ER SO BB IBB HBP BLK WP HR S P ERA WHIP	IP WLS BF H R ER SO BB IBB HBP BLK WP HR S P ERA WHIP

Batter	1	2	3	4	5	6	7	8	9	AB	R	H	RBI	BB	SO	LOB	BOTTOM								
56 Kole Calhoun, L (1, 9) OBP: 0.324, SLG: 0.448										3	1	1	1	0	1	0	Los Angeles Dodgers @ Los Angeles Angels Angel Stadium of Anaheim, Anaheim, CA Wed Sep 09 2015, 7:09 PM - 9:58 PM PDT Att: 42,799 - Partly Cloudy - 93 F livebaseballscorecards.com								
27 Mike Trout, R (1, 8) OBP: 0.393, SLG: 0.570										4	0	1	0	0	1	1									
5 Albert Pujols, R (1, 10) OBP: 0.311, SLG: 0.486										4	0	1	1	0	0	1									
19 David Murphy, L (1, 7) OBP: 0.327, SLG: 0.428										3	0	1	0	1	0	0									
7 Collin Cowgill, R (8, PR) OBP: 0.217, SLG: 0.277										0	0	0	0	0	0	0									
24 C.J. Cron, R (1, 3) OBP: 0.302, SLG: 0.439										3	0	0	0	0	1	4									
39 Efrén Navarro, L (9, 3) OBP: 0.305, SLG: 0.312										0	0	0	0	0	0	0									
2 Enck Aybar, S (1, 6) OBP: 0.204, SLG: 0.327										3	1	1	0	0	0	1									
6 David Freese, R (1, 5) OBP: 0.314, SLG: 0.410										3	0	1	1	0	0	0									
41 Kaleb Cowart, S (8, 5) OBP: 0.283, SLG: 0.317										0	0	0	0	0	0	0									
58 Carlos Pérez, R (1, 2) OBP: 0.276, SLG: 0.313										3	0	0	0	0	1	1									
8 Taylor Featherston, R (1, 4) OBP: 0.227, SLG: 0.246										3	1	1	0	0	0	0									
Inning Stats	R: 0 E: 0 K: 0 S: 6	H: 0 LOB: 0 BB: 0 P: 11	R: 1 E: 0 K: 1 S: 13	H: 2 LOB: 1 BB: 0 P: 21	R: 1 E: 0 K: 1 S: 16	H: 2 LOB: 2 BB: 1 P: 28	R: 0 E: 0 K: 0 S: 8	H: 0 LOB: 0 BB: 0 P: 12	R: 0 E: 0 K: 1 S: 7	H: 0 LOB: 0 BB: 0 P: 11	R: 0 E: 0 K: 0 S: 9	H: 0 LOB: 1 BB: 0 P: 11	R: 0 E: 0 K: 0 S: 7	H: 0 LOB: 0 BB: 0 P: 11	R: 1 E: 0 K: 1 S: 16	H: 3 LOB: 2 BB: 0 P: 22	R: 0 E: 0 K: 0 S: 6	H: 0 LOB: 0 BB: 0 P: 9	1B: 3 2B: 3 3B: 1 HR: 0	SF: 1 SAC: 0 DP: 1 HBP: 1	WP: 0 PB: 0 SB: 0 CS: 0	PA: 32			
PITCHER	IP WLS BF H R ER SO BB IBB HBP BLK WP HR S P ERA WHIP	IP WLS BF H R ER SO BB IBB HBP BLK WP HR S P ERA WHIP	IP WLS BF H R ER SO BB IBB HBP BLK WP HR S P ERA WHIP	IP WLS BF H R ER SO BB IBB HBP BLK WP HR S P ERA WHIP	IP WLS BF H R ER SO BB IBB HBP BLK WP HR S P ERA WHIP	IP WLS BF H R ER SO BB IBB HBP BLK WP HR S P ERA WHIP	IP WLS BF H R ER SO BB IBB HBP BLK WP HR S P ERA WHIP	IP WLS BF H R ER SO BB IBB HBP BLK WP HR S P ERA WHIP	IP WLS BF H R ER SO BB IBB HBP BLK WP HR S P ERA WHIP	IP WLS BF H R ER SO BB IBB HBP BLK WP HR S P ERA WHIP	IP WLS BF H R ER SO BB IBB HBP BLK WP HR S P ERA WHIP	IP WLS BF H R ER SO BB IBB HBP BLK WP HR S P ERA WHIP	IP WLS BF H R ER SO BB IBB HBP BLK WP HR S P ERA WHIP	IP WLS BF H R ER SO BB IBB HBP BLK WP HR S P ERA WHIP	IP WLS BF H R ER SO BB IBB HBP BLK WP HR S P ERA WHIP	IP WLS BF H R ER SO BB IBB HBP BLK WP HR S P ERA WHIP	IP WLS BF H R ER SO BB IBB HBP BLK WP HR S P ERA WHIP	IP WLS BF H R ER SO BB IBB HBP BLK WP HR S P ERA WHIP	IP WLS BF H R ER SO BB IBB HBP BLK WP HR S P ERA WHIP	IP WLS BF H R ER SO BB IBB HBP BLK WP HR S P ERA WHIP	IP WLS BF H R ER SO BB IBB HBP BLK WP HR S P ERA WHIP	IP WLS BF H R ER SO BB IBB HBP BLK WP HR S P ERA WHIP	IP WLS BF H R ER SO BB IBB HBP BLK WP HR S P ERA WHIP	IP WLS BF H R ER SO BB IBB HBP BLK WP HR S P ERA WHIP	IP WLS BF H R ER SO BB IBB HBP BLK WP HR S P ERA WHIP

AB 28
R 2
H 4
RBI 2
BB 3
SO 12
LOB 12



AB 29
R 3
H 7
RBI 3
BB 1
SO 4
LOB 8



Batter	1	2	3	4	5	6	7	8	9	AB	R	H	RBI	BB	SO	LOB	TOP										
4 George Springer, R OBP: 0.359, SLG: 0.437	G6-3		1B		K			HBP		3	0	1	0	0	1	0	Houston Astros @ Los Angeles Angels Angel Stadium of Anaheim, Anaheim, CA Fri Sep 11 2015, 7:09 PM - 9:51 PM PDT Att: 39,636 - Partly Cloudy - 82 F										
27 Jose Altuve, R OBP: 0.341, SLG: 0.427	2B		FC6-4			F8		G6-3		4	0	1	0	0	0	2											
1 Carlos Correa, R OBP: 0.341, SLG: 0.498	1B		F9				BB			3	1	1	0	1	1	1											
30 Carlos Gómez, R OBP: 0.313, SLG: 0.411	F8			P4			HR		G6-3	4	1	1	2	0	0	2											
8 Jed Lowrie, S OBP: 0.328, SLG: 0.444	P4		F8				K		L7	4	0	0	0	0	1	2											
28 Colby Rasmus, L OBP: 0.300, SLG: 0.452	G4-3			BB			K		K	3	0	0	0	1	2	0											
18 Luis Valbuena, L OBP: 0.295, SLG: 0.410	G2-3		K							3	0	0	0	0	2	1											
9 Marwin Gonzalez, S OBP: 0.318, SLG: 0.440					K			K2-3		3	0	1	0	0	2	0											
16 Hank Conger, L OBP: 0.307, SLG: 0.436	CS				K			F9		3	0	0	0	0	2	0											
Inning Stats	R: 0 H: 2 E: 0 K: 0 S: 13	H: 2 LOB: 2 BB: 0 P: 20	R: 0 H: 1 E: 0 K: 0 S: 7	H: 1 LOB: 1 BB: 0 P: 10	R: 0 H: 1 E: 0 K: 1 S: 9	H: 1 LOB: 1 BB: 0 P: 12	R: 0 H: 0 E: 0 K: 1 S: 11	H: 0 LOB: 1 BB: 1 P: 19	R: 0 H: 0 E: 0 K: 3 S: 10	H: 0 LOB: 0 BB: 0 P: 14	R: 2 H: 1 E: 0 K: 2 S: 15	H: 1 LOB: 0 BB: 1 P: 26	R: 0 H: 0 E: 0 K: 2 S: 9	H: 0 LOB: 0 BB: 0 P: 12	R: 0 H: 0 E: 0 K: 1 S: 6	H: 0 LOB: 0 BB: 0 P: 8	R: 0 H: 0 E: 0 K: 1 S: 9	H: 0 LOB: 0 BB: 0 P: 16	1B: 3 2B: 1 3B: 0 HR: 1	SF: 0 SAC: 0 DP: 1 HBP: 1	WP: 0 PB: 0 SB: 2 CS: 1	PA: 34					
PITCHER	IP	WLS	BF	H	R	ER	SO	BB	IBB	HBP	BLK	WP	HR	S	P	ERA	WHIP	PITCHER									
36 Jered Weaver, R ERA: 4.71	6.0	W	24	5	2	2	7	2	0	0	0	0	1	65	101	3.00	1.167										
59 Fernando Salas, R ERA: 4.42	1.0	H	3	0	0	0	2	0	0	0	0	0	0	9	12	0.00	0.000										
38 Joe Smith, R ERA: 3.81	1.0	H	3	0	0	0	1	0	0	1	0	0	0	6	8	0.00	0.000										
16 Huston Street, R ERA: 2.99	1.0	S	3	0	0	0	1	0	0	0	0	0	0	9	16	0.00	0.000										

Batter	1	2	3	4	5	6	7	8	9	AB	R	H	RBI	BB	SO	LOB	BOTTOM										
56 Kole Calhoun, L OBP: 0.325, SLG: 0.448	G6-3		1B	G4-3				G3		4	0	2	2	0	0	0	Houston Astros @ Los Angeles Angels Angel Stadium of Anaheim, Anaheim, CA Fri Sep 11 2015, 7:09 PM - 9:51 PM PDT Att: 39,636 - Partly Cloudy - 82 F										
27 Mike Trout, R OBP: 0.394, SLG: 0.567	K		BB	L8				BB		2	0	0	0	2	1	1											
5 Albert Pujols, R OBP: 0.309, SLG: 0.483	G6-3		K	G5-3				G6-4-3		4	0	0	0	0	1	4											
24 C.J. Cron, R OBP: 0.301, SLG: 0.437	K		G5-3					BB		4	0	1	0	0	1	1											
44 Daniel Robertson, R OBP: 0.307, SLG: 0.315				P4				1B		0	0	0	0	0	0	0											
39 Elnor Navarro, L OBP: 0.305, SLG: 0.312										0	0	0	0	0	0	0											
6 David Freese, R OBP: 0.314, SLG: 0.410										3	0	1	0	0	1	0											
41 Kaleb Cowart, S OBP: 0.277, SLG: 0.310										1	0	0	0	0	0	1											
2 Enck Aybar, S OBP: 0.304, SLG: 0.329										3	1	1	0	0	1	1											
18 Shane Victorino, S OBP: 0.299, SLG: 0.282										3	0	1	0	0	2	1											
58 Carlos Pérez, R OBP: 0.277, SLG: 0.310										2	1	0	0	1	0	0											
8 Taylor Featherston, R OBP: 0.221, SLG: 0.240										3	1	0	0	0	0	2											
Inning Stats	R: 0 H: 1 E: 0 K: 2 S: 17	H: 1 LOB: 1 BB: 0 P: 26	R: 3 H: 2 E: 1 K: 3 S: 16	H: 2 LOB: 2 BB: 2 P: 31	R: 0 H: 2 E: 0 K: 0 S: 10	H: 2 LOB: 2 BB: 0 P: 15	R: 0 H: 0 E: 0 K: 0 S: 9	H: 0 LOB: 0 BB: 0 P: 12	R: 0 H: 0 E: 0 K: 0 S: 11	H: 0 LOB: 0 BB: 0 P: 16	R: 0 H: 0 E: 0 K: 2 S: 10	H: 0 LOB: 0 BB: 0 P: 13	R: 0 H: 0 E: 0 K: 0 S: 10	H: 0 LOB: 0 BB: 0 P: 11	R: 0 H: 1 E: 0 K: 0 S: 9	H: 1 LOB: 1 BB: 1 P: 14	1B: 5 2B: 1 3B: 0 HR: 0	SF: 0 SAC: 0 DP: 1 HBP: 0	WP: 2 PB: 0 SB: 0 CS: 0	PA: 32							
PITCHER	IP	WLS	BF	H	R	ER	SO	BB	IBB	HBP	BLK	WP	HR	S	P	ERA	WHIP	PITCHER									
60 Dallas Keuchel, L ERA: 2.22	6.0	L	25	5	3	0	7	2	0	0	0	0	0	73	113	0.00	1.167										
35 Josh Fields, R ERA: 3.45	1.0		3	0	0	0	0	0	0	0	0	0	0	10	11	0.00	0.000										
37 Pat Neshek, R ERA: 3.2	1.0		4	1	0	0	0	0	0	0	0	0	0	9	14	0.00	2.000										

AB	30
R	2
H	5
RBI	2
BB	2
SO	11
LOB	8



AB	29
R	3
H	6
RBI	2
BB	3
SO	7
LOB	11



Batter	1	2	3	4	5	6	7	8	9	AB	R	H	RBI	BB	SO	LOB	TOP											
4 George Springer, R OBP: 0.358, SLG: 0.434	(1, 9) G6-3		(2, 2) 1B		(3) L3			(1) G2-3		4	0	1	0	0	0	0	Houston Astros @ Los Angeles Angels Angel Stadium of Anaheim, Anaheim, CA Sat Sep 12 2015, 6:08 PM - 8:48 PM PDT Att: 41,130 - Partly Cloudy - 90 F											
27 Jose Altuve, R OBP: 0.352, SLG: 0.429	(1, 4) 1B		(2) F8			(1) F9		(1) 2B		4	0	2	0	0	0	1												
1 Carlos Correa, R OBP: 0.343, SLG: 0.507	(1, 6) 1B		(3) G4-3			(2) HR		(2) K		3	1	1	1	1	1	2												
30 Carlos Gómez, R OBP: 0.313, SLG: 0.408	(1, 8) FC5-4					(2) F9		(3) G6-3		3	0	0	0	1	0	2												
8 Jed Lowrie, S OBP: 0.322, SLG: 0.434	(1, 5) F9				(1) F8				(1) G3	4	0	0	0	0	0	1												
Evan Gattis, R OBP: 0.278, SLG: 0.447	(1, 10) 1B				(2) F8		(1) G6-3		(2) K	4	0	1	0	0	1	1												
9 Marwin Gonzalez, S OBP: 0.315, SLG: 0.434	(1, 3) L5				(3) P4		(2) F8		(3) K	4	0	0	0	0	1	2												
16 Hank Conger, L OBP: 0.308, SLG: 0.451	(1, 2) F7				(1) L7		(0) HR			3	1	1	1	0	0	1												
6 Jake Marisnick, R OBP: 0.270, SLG: 0.393					(1) K		(2) K			3	0	0	0	0	3	0												
Inning Stats	R: 0 H: 1 E: 0 K: 0 S: 7	H: 1 LOB: 1 BB: 1 P: 14	R: 0 H: 1 E: 0 K: 0 S: 12	H: 1 LOB: 1 BB: 0 P: 21	R: 0 H: 1 E: 0 K: 1 S: 9	H: 1 LOB: 1 BB: 0 P: 12	R: 0 H: 0 E: 0 K: 0 S: 8	H: 0 LOB: 1 BB: 1 P: 13	R: 0 H: 0 E: 0 K: 1 S: 6	H: 0 LOB: 0 BB: 0 P: 9	R: 1 H: 1 E: 0 K: 0 S: 14	H: 1 LOB: 0 BB: 0 P: 17	R: 1 H: 1 E: 0 K: 1 S: 9	H: 1 LOB: 0 BB: 0 P: 14	R: 0 H: 1 E: 0 K: 1 S: 7	H: 1 LOB: 1 BB: 0 P: 12	R: 0 H: 0 E: 0 K: 2 S: 8	H: 0 LOB: 0 BB: 0 P: 11	1B: 3 2B: 1 3B: 0 HR: 2	SF: 0 SAC: 0 DP: 0 HBP: 0	WP: 0 PB: 0 SB: 0 CS: 1	PA: 34						
PITCHER	IP	WLS	BF	H	R	ER	SO	BB	IBB	HBP	BLK	WP	HR	S	P	ERA	WHIP	PITCHER										
53 Héctor Santiago, L ERA: 3.21	(1, 1) 7.0		27	5	2	2	3	2	0	0	0	0	0	2	65	100	2.57	1.000										
36 Joe Smith, R ERA: 3.75	(8, 1) 1.0	W	4	1	0	0	1	0	0	0	0	0	0	7	12	0.00	1.000											
16 Huston Street, R ERA: 2.54	(9, 1) 1.0	S	3	0	0	0	2	0	0	0	0	0	0	8	11	0.00	0.000											

Batter	1	2	3	4	5	6	7	8	9	AB	R	H	RBI	BB	SO	LOB	BOTTOM										
56 Kole Calhoun, L OBP: 0.323, SLG: 0.445	(1, 9) P6	(3) F8			(1) G3-1		(1) F8			4	0	0	0	0	0	1	Houston Astros @ Los Angeles Angels Angel Stadium of Anaheim, Anaheim, CA Sat Sep 12 2015, 6:08 PM - 8:48 PM PDT Att: 41,130 - Partly Cloudy - 90 F										
27 Mike Trout, R OBP: 0.395, SLG: 0.568	(1, 8) F9		(1) G3-1		(2) 2B		(1) 2B			3	0	1	0	1	0	0											
5 Albert Pujols, R OBP: 0.310, SLG: 0.485	(1, 10) 1B		(2) G6-3		(1) 2B		(2) L9			4	0	2	0	0	0	1											
19 David Murphy, L OBP: 0.326, SLG: 0.426	(1, 7) G3				(2) F7		(3) L7			4	0	1	0	0	0	4											
7 Collin Cowgill, R OBP: 0.217, SLG: 0.277										0	0	0	0	0	0	0											
24 C.J. Cron, R OBP: 0.307, SLG: 0.449			(3) G6-3							3	2	2	1	1	0	1											
39 Efrén Navarro, L OBP: 0.305, SLG: 0.312			1B							0	0	0	0	0	0	0											
2 Enck Aybar, S OBP: 0.304, SLG: 0.331	(1, 6) 1B				(1) L9		(3) L7		(1) HR	4	1	1	0	0	1	3											
6 David Freese, R OBP: 0.316, SLG: 0.411										4	0	2	1	0	0	0											
41 Kaleb Cowart, S OBP: 0.277, SLG: 0.310										0	0	0	0	0	0	0											
58 Carlos Pérez, R OBP: 0.277, SLG: 0.306	(1, 2) G5-3				(2) G1-3		(1) L7			3	0	0	1	1	0	3											
8 Taylor Featherston, R OBP: 0.215, SLG: 0.232	(1, 4) K									4	0	0	0	0	1	4											
Inning Stats	R: 0 H: 1 E: 0 K: 0 S: 11	H: 3 LOB: 1 BB: 0 P: 16	R: 2 H: 3 E: 0 K: 1 S: 17	H: 3 LOB: 1 BB: 0 P: 24	R: 0 H: 1 E: 0 K: 0 S: 10	H: 1 LOB: 1 BB: 0 P: 18	R: 0 H: 1 E: 0 K: 0 S: 11	H: 1 LOB: 1 BB: 0 P: 16	R: 0 H: 1 E: 0 K: 0 S: 14	H: 1 LOB: 3 BB: 2 P: 26	R: 0 H: 0 E: 1 K: 0 S: 7	H: 0 LOB: 0 BB: 0 P: 10	R: 0 H: 1 E: 0 K: 0 S: 8	H: 1 LOB: 0 BB: 0 P: 11	R: 1 H: 1 E: 0 K: 1 S: 10	H: 1 LOB: 1 BB: 1 P: 17	R: 0 H: 0 E: 0 K: 2 S: 10	H: 0 LOB: 0 BB: 0 P: 11	1B: 5 2B: 3 3B: 0 HR: 1	SF: 0 SAC: 0 DP: 1 HBP: 0	WP: 0 PB: 0 SB: 0 CS: 0	PA: 36					
PITCHER	IP	WLS	BF	H	R	ER	SO	BB	IBB	HBP	BLK	WP	HR	S	P	ERA	WHIP	PITCHER									
43 Lance McCullers Jr., R ERA: 3.1	(1, 1) 5.0		24	7	2	2	1	2	0	0	0	0	0	63	100	3.60	1.800										
67 Vince Velasquez, R ERA: 3.83	(6, 1) 1.0		3	0	0	0	0	0	0	0	0	0	0	7	10	0.00	0.000										
36 Will Harris, R ERA: 1.42	(7, 1) 2.0	L	9	2	1	1	1	1	0	0	0	0	1	18	28	4.50	1.500										

AB	32
R	2
H	6
RBI	2
BB	2
SO	6
LOB	10



AB	33
R	3
H	9
RBI	3
BB	3
SO	2
LOB	17



Batter	1	2	3	4	5	6	7	8	9	AB	R	H	RBI	BB	SO	LOB	TOP										
56 Kole Calhoun, L (1,9) OBP: 0.319, SLG: 0.439 13 Kyle Kubitz, L (8,4) OBP: 0.256, SLG: 0.194										3	0	0	0	0	2	0	Los Angeles Angels @ Seattle Mariners Safeco Field, Seattle, WA Mon Sep 14 2015, 7:11 PM - 10:09 PM PDT Att: 13,681 - Overcast - 62 F livebaseballscorecards.com										
27 Mike Trout, R (1,8) OBP: 0.395, SLG: 0.572 47 Jett Bandy, R (8,2)										3	0	2	0	0	1	0											
5 Albert Pujols, R (1,10) OBP: 0.306, SLG: 0.478 7 Collin Cowell, R (9,PH) OBP: 0.229, SLG: 0.288										3	0	0	0	0	0	1											
19 David Murphy, L (1,7) OBP: 0.324, SLG: 0.421 41 Kaleb Cowart, S (8,5)										3	1	1	0	0	1	0											
24 C.J. Cron, R (1,3) OBP: 0.310, SLG: 0.469										3	0	1	0	0	0	0											
2 Erick Aybar, S (1,6) OBP: 0.302, SLG: 0.328 32 Ryan Jackson, R (8,6)										3	0	0	0	0	0	1											
6 David Freese, R (1,5) OBP: 0.379, SLG: 0.498 39 Eren Navarro, L (8,7) OBP: 0.301, SLG: 0.308										2	0	0	0	0	0	0											
58 Carlos Pérez, R (1,2) OBP: 0.275, SLG: 0.308 3 David DeJesus, L (8,PH) OBP: 0.297, SLG: 0.331										2	0	0	0	0	1	1											
8 Taylor Featherston, R (1,4) OBP: 0.207, SLG: 0.223 20 Matt Joyce, L (8,PH) OBP: 0.275, SLG: 0.295										2	0	0	0	0	1	0											
Inning Stats	R: 0 E: 0 K: 2 S: 10	H: 0 LOB: 0 BB: 0 P: 16	R: 1 E: 0 K: 1 S: 12	H: 2 LOB: 1 BB: 0 P: 21	R: 0 E: 0 K: 1 S: 11	H: 1 LOB: 0 BB: 0 P: 17	R: 0 E: 0 K: 1 S: 8	H: 0 LOB: 0 BB: 0 P: 8	R: 0 E: 0 K: 0 S: 7	H: 0 LOB: 0 BB: 0 P: 7	R: 0 E: 0 K: 1 S: 14	H: 1 LOB: 1 BB: 0 P: 18	R: 0 E: 0 K: 1 S: 6	H: 0 LOB: 0 BB: 0 P: 9	R: 0 E: 1 K: 0 S: 7	H: 0 LOB: 0 BB: 0 P: 12		R: 0 E: 0 K: 0 S: 9	H: 1 LOB: 1 BB: 0 P: 17	1B: 5 2B: 0 3B: 0 HR: 0	SF: 0 SAC: 0 DP: 2 HBP: 1	WP: 0 PB: 0 SB: 0 CS: 0	PA: 32				
PITCHER	IP	WLS	BF	H	R	ER	SO	BB	IBB	HBP	BLK	WP	HR	S	P	ERA	WHIP										
44 Taijuan Walker, R (1,1) ERA: 4.56	7.0	W	24	4	1	1	7	0	0	1	0	0	0	68	96	1.29	0.571										
40 Danny Farquhar, R (8,1) ERA: 5.09	1.0		3	0	0	0	0	0	0	0	0	0	0	7	12	0.00	0.000										
50 Rob Rasmussen, L (9,1) ERA: 10.8	1.0		4	1	0	0	0	0	0	0	0	0	0	9	17	0.00	1.000										

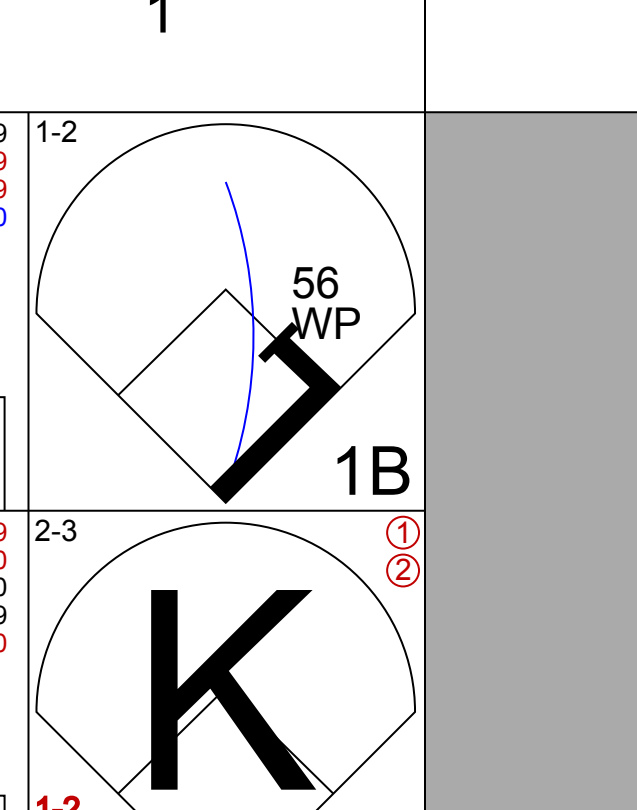
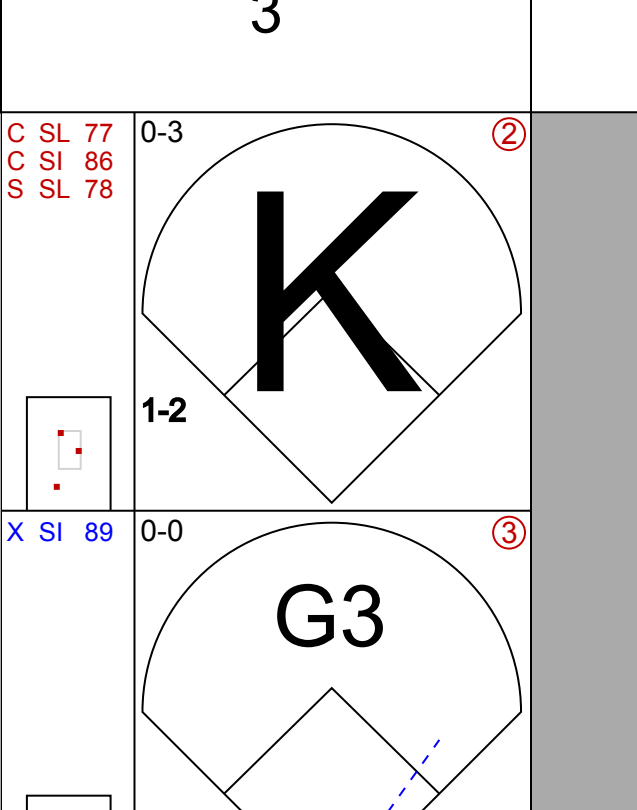
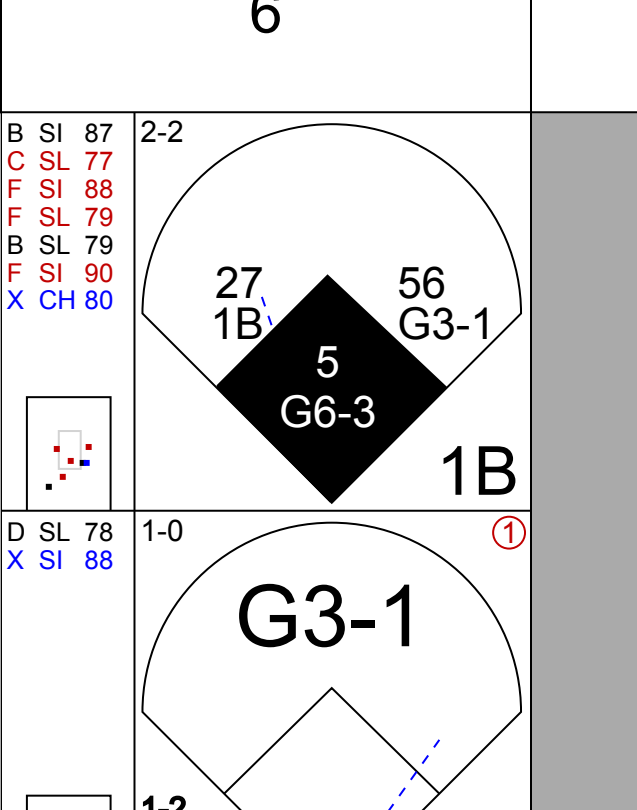
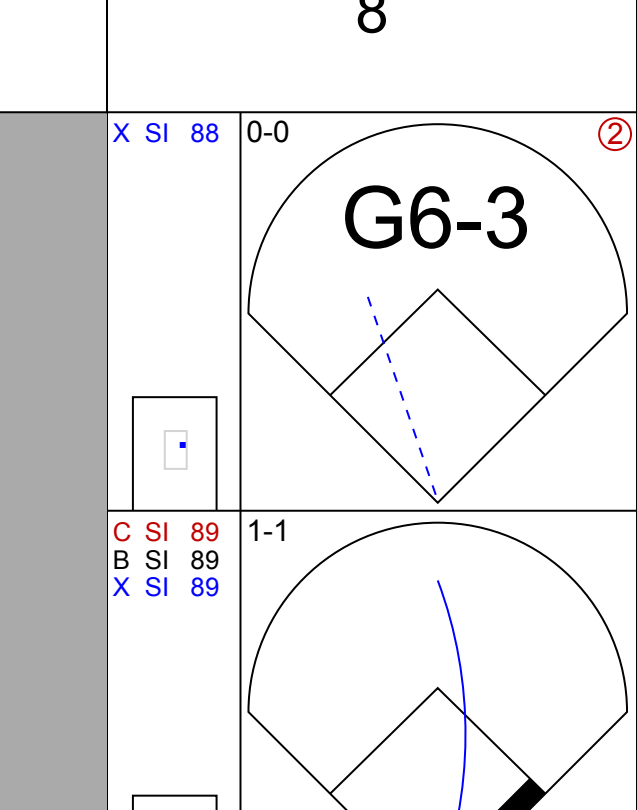
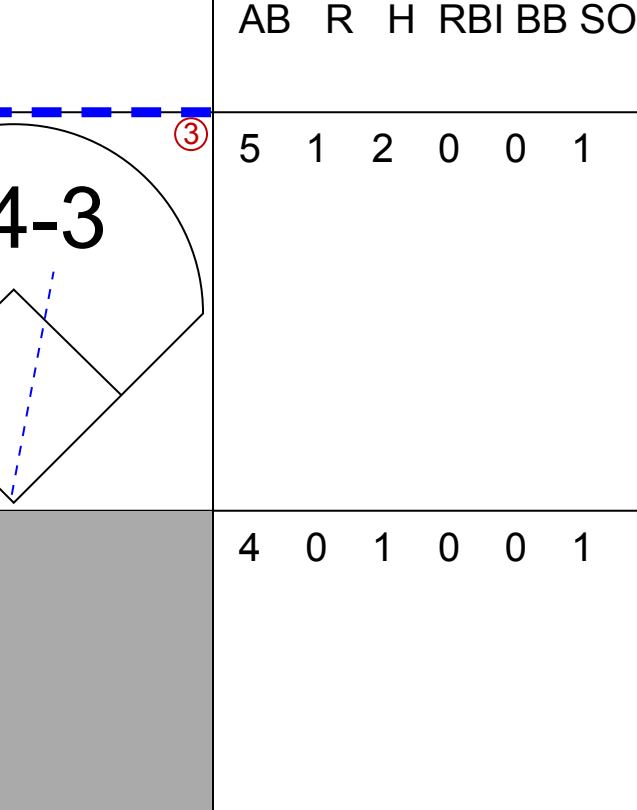
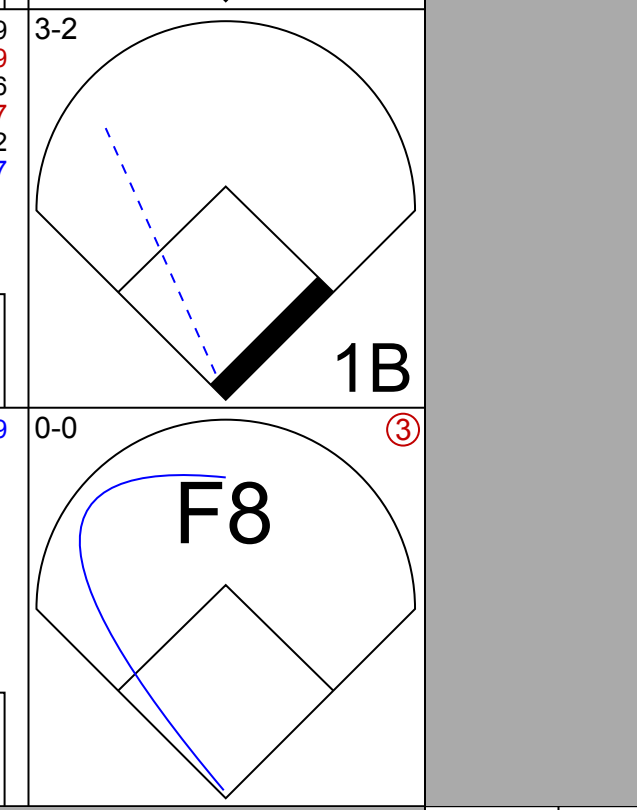

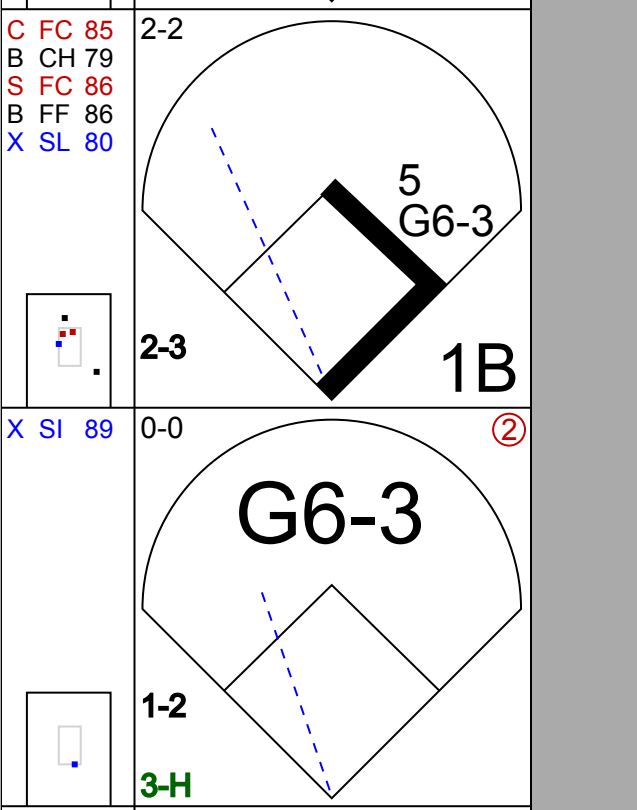
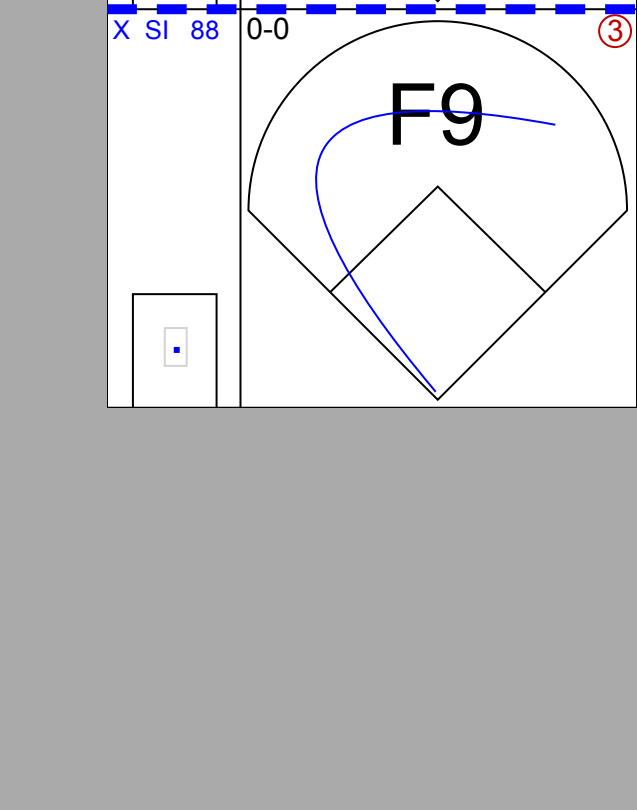
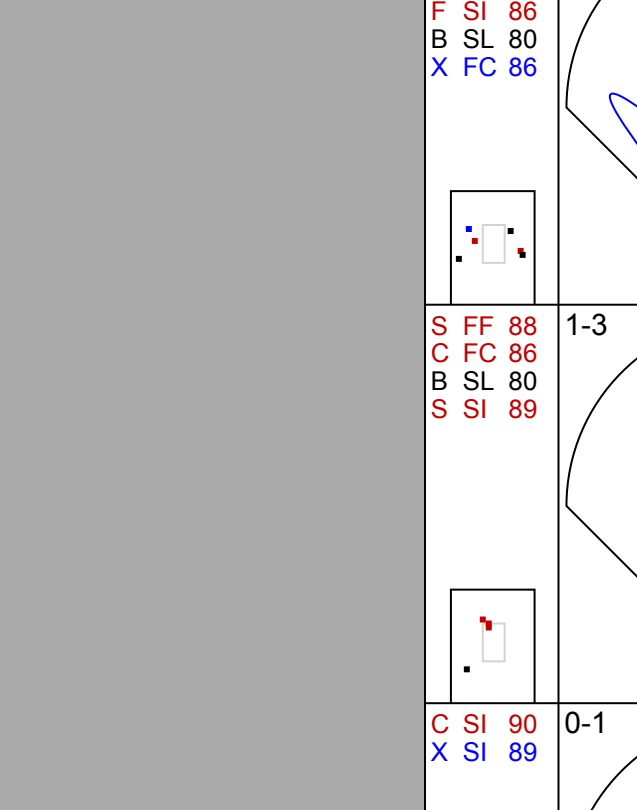
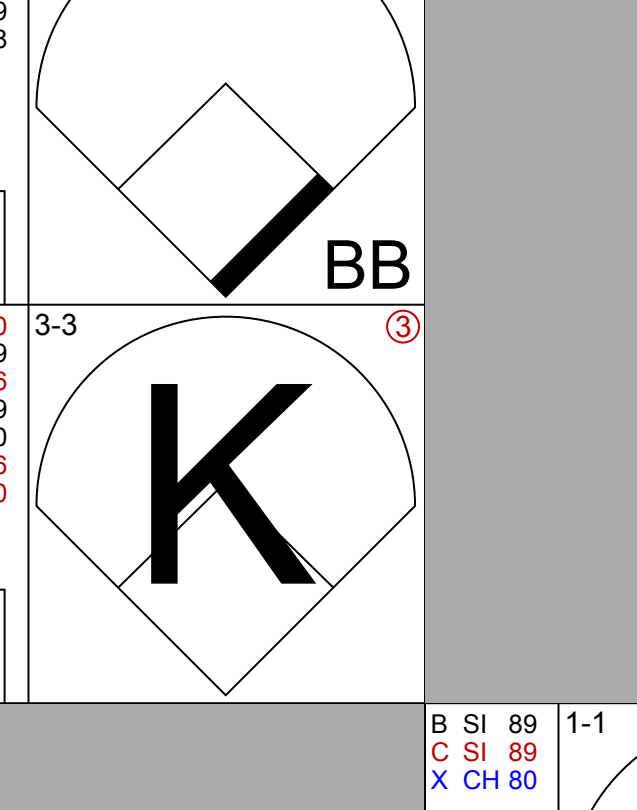
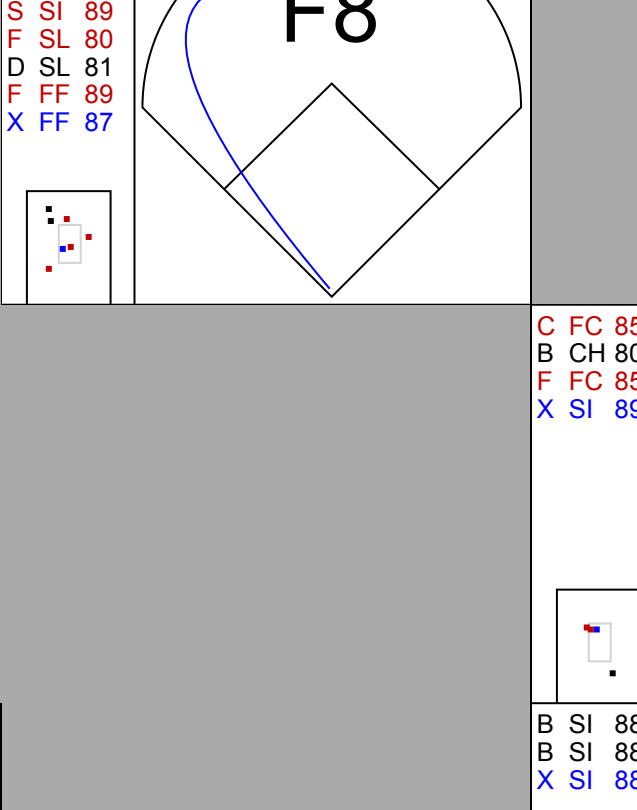
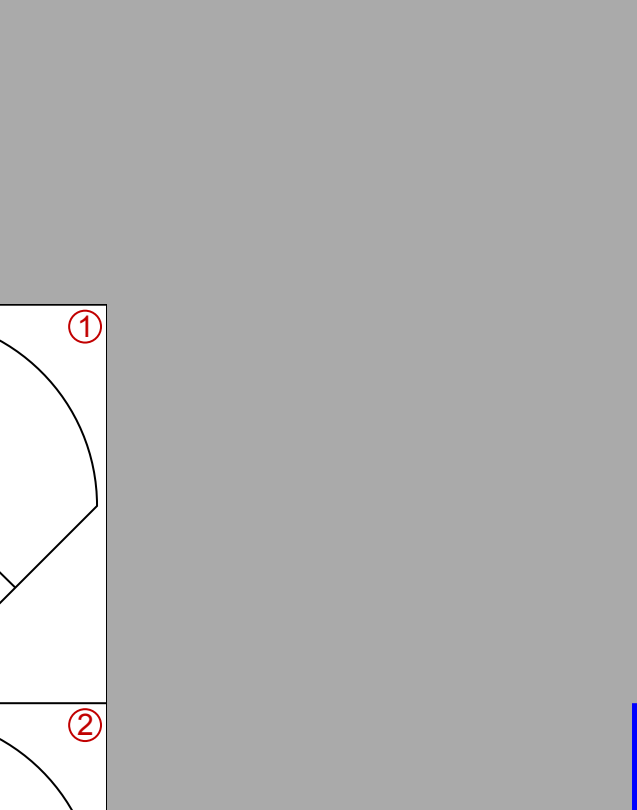

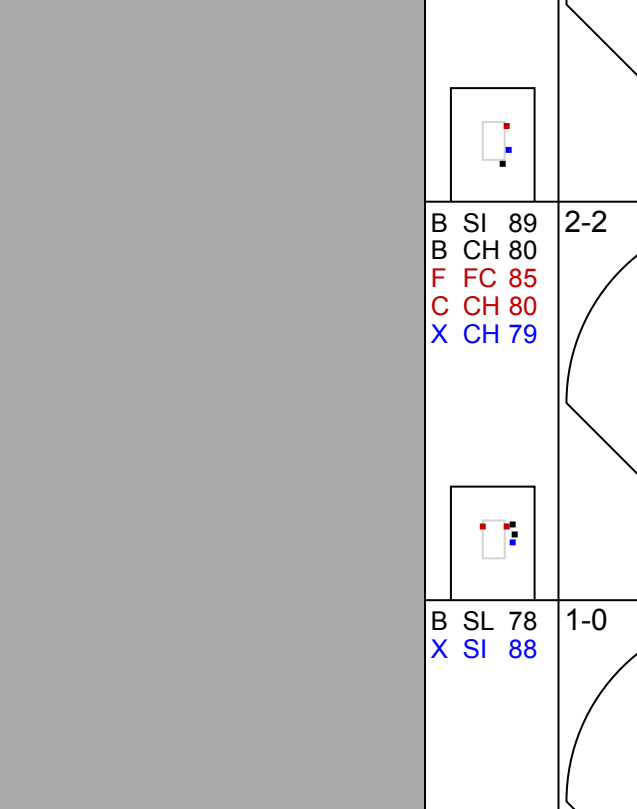
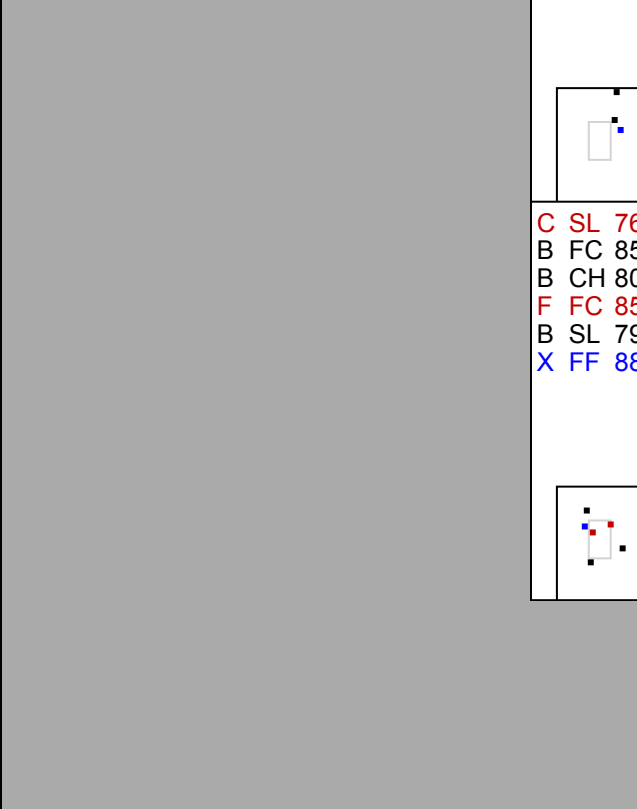
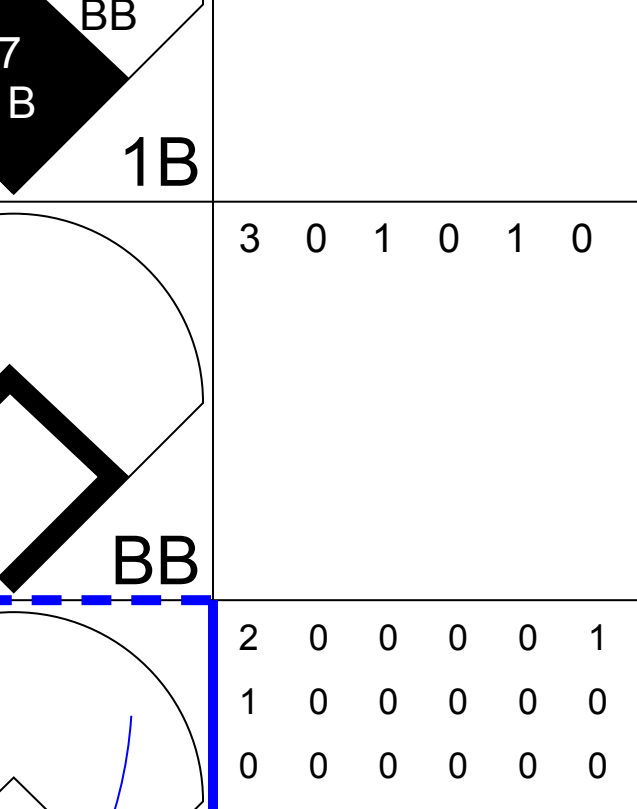
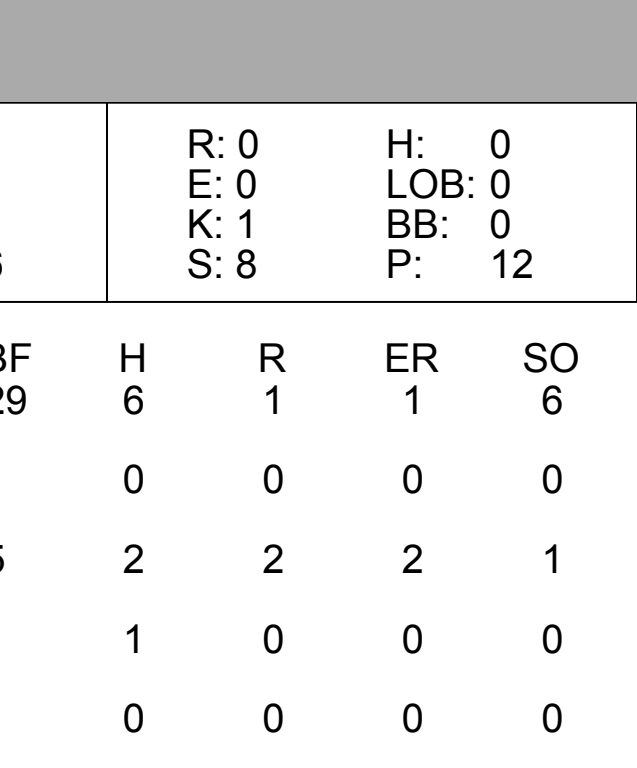
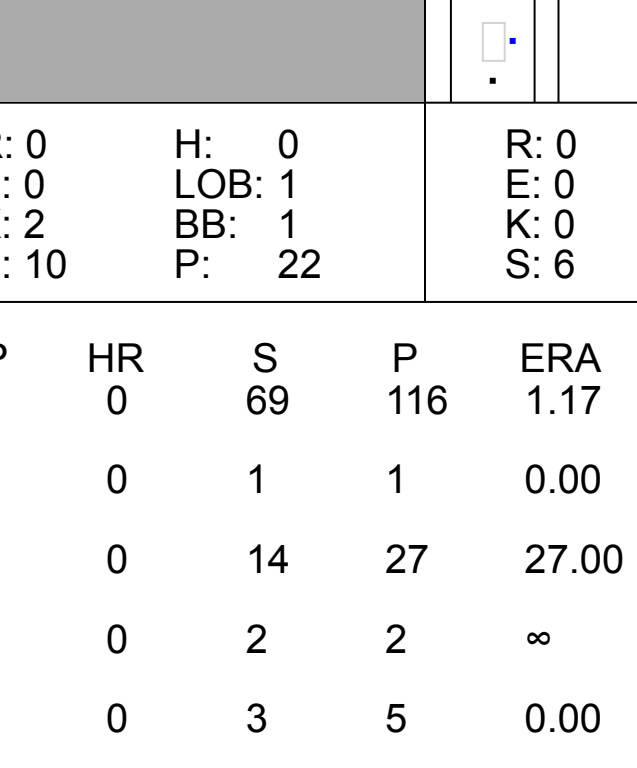
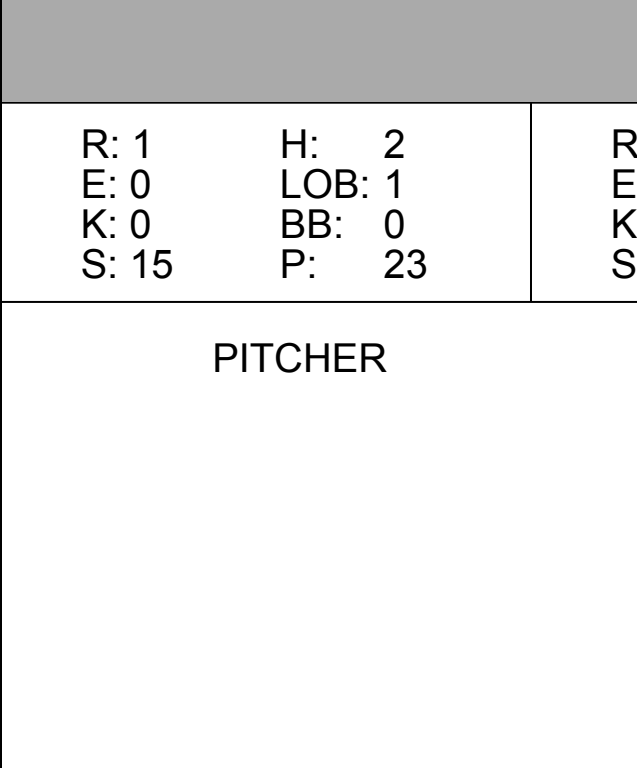
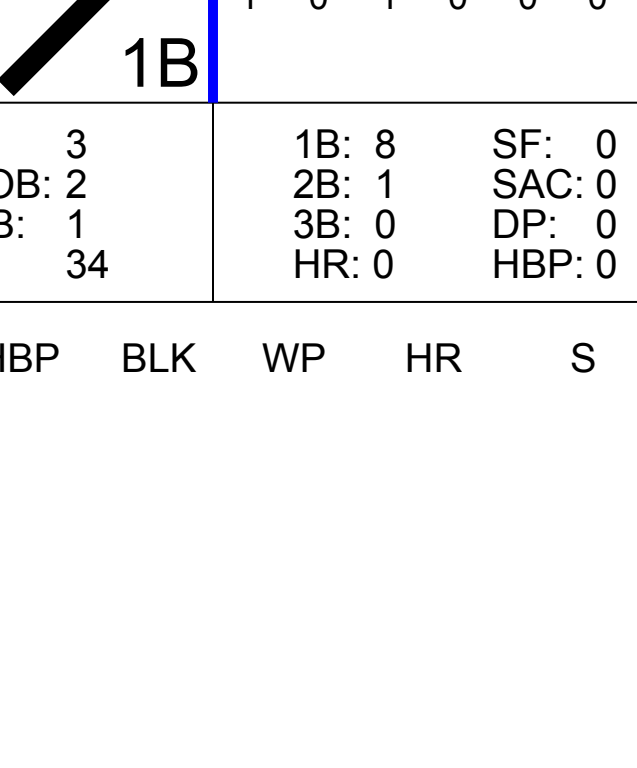
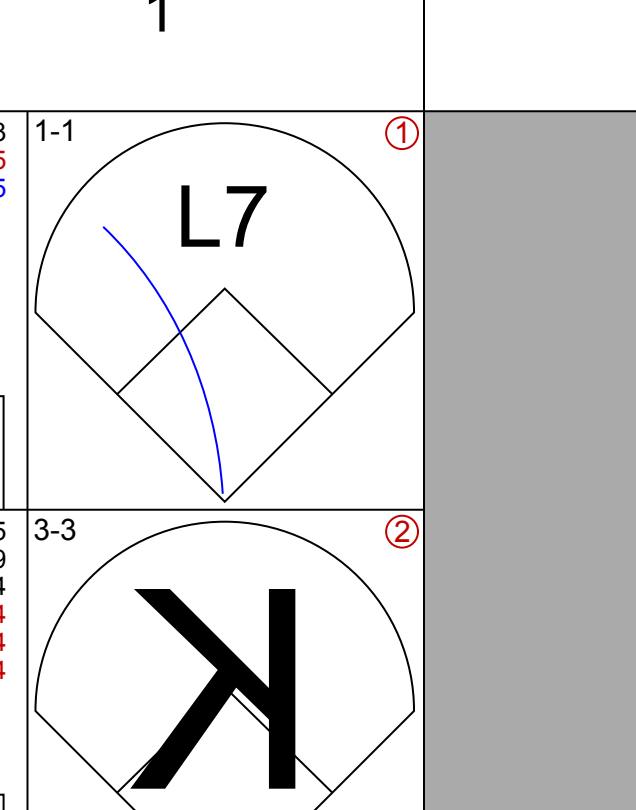
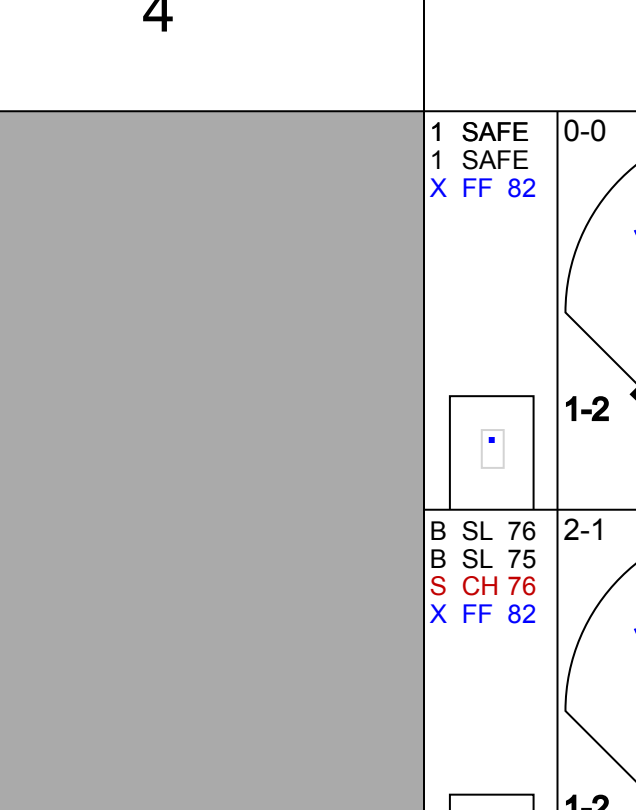
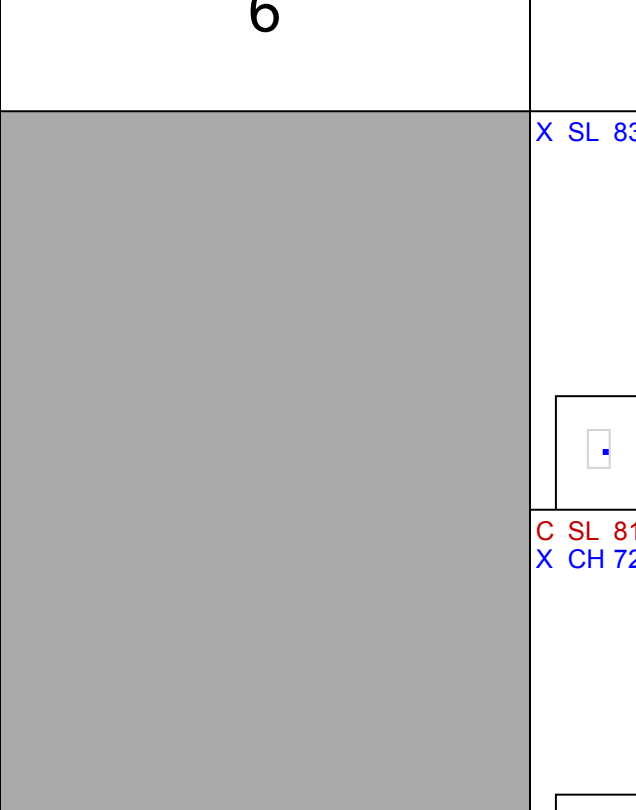
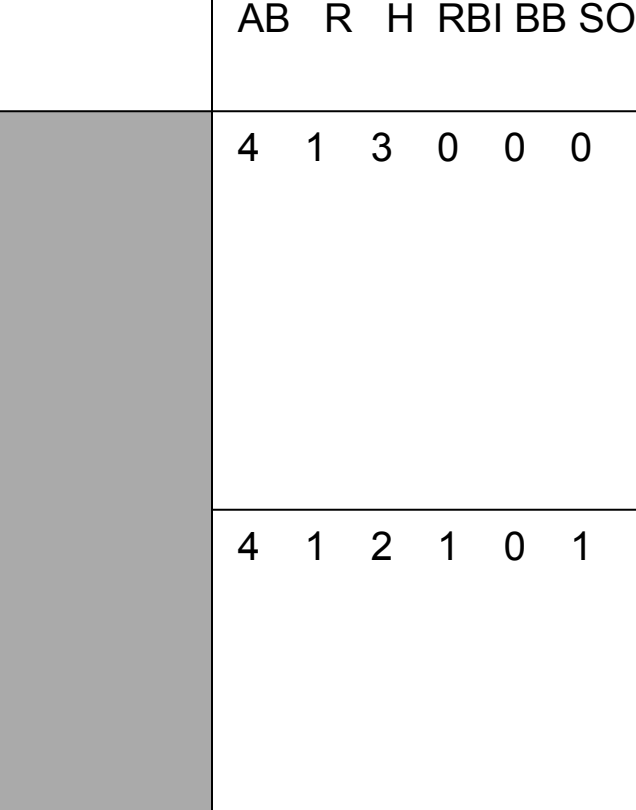
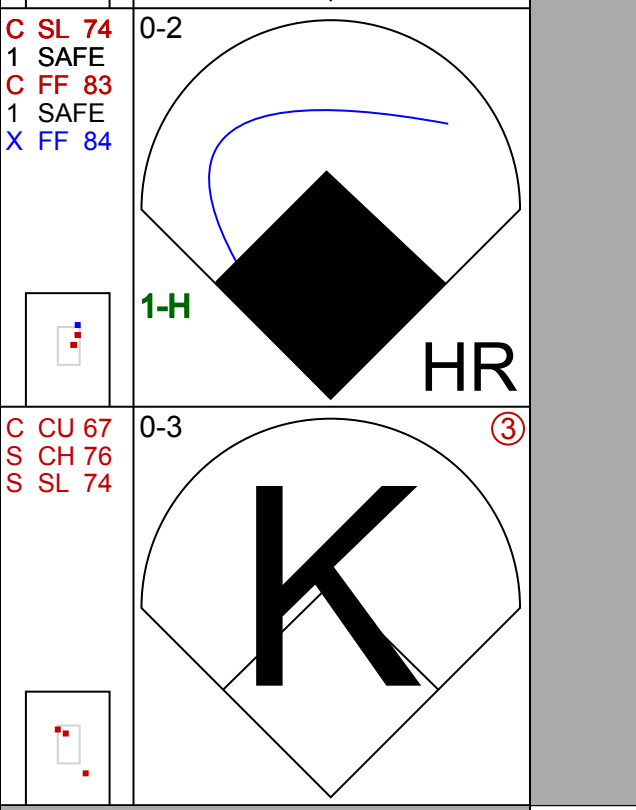
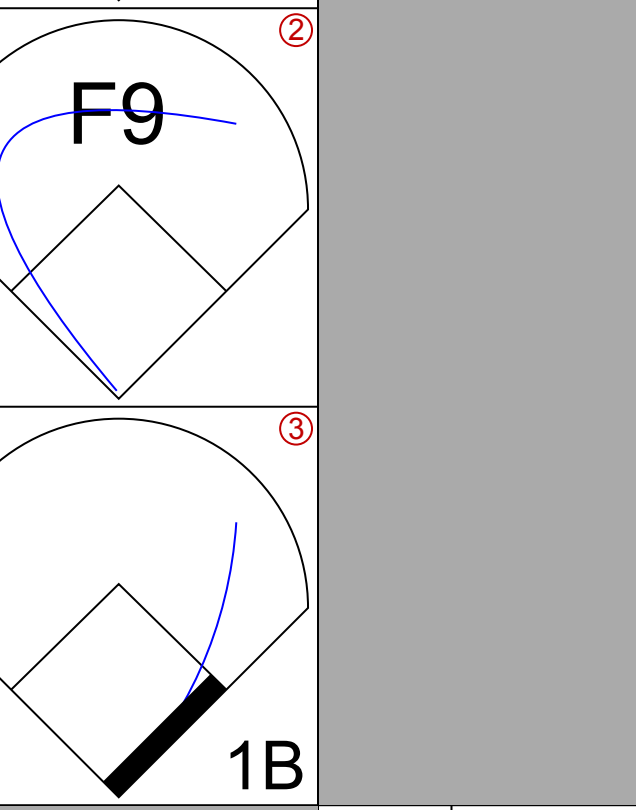
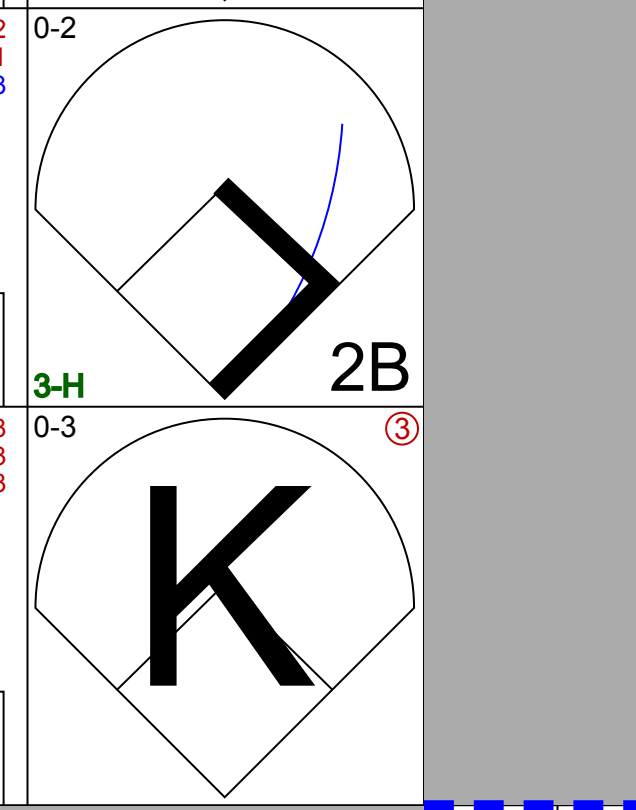
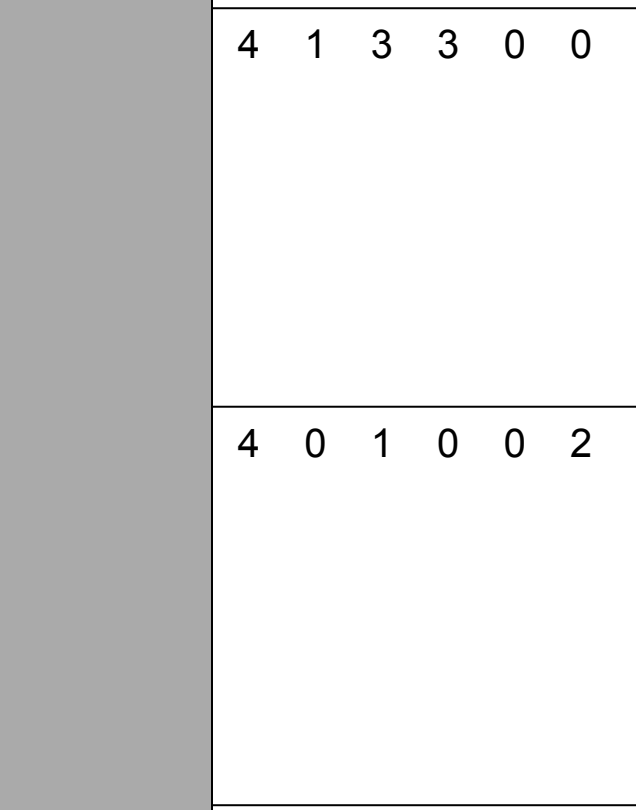
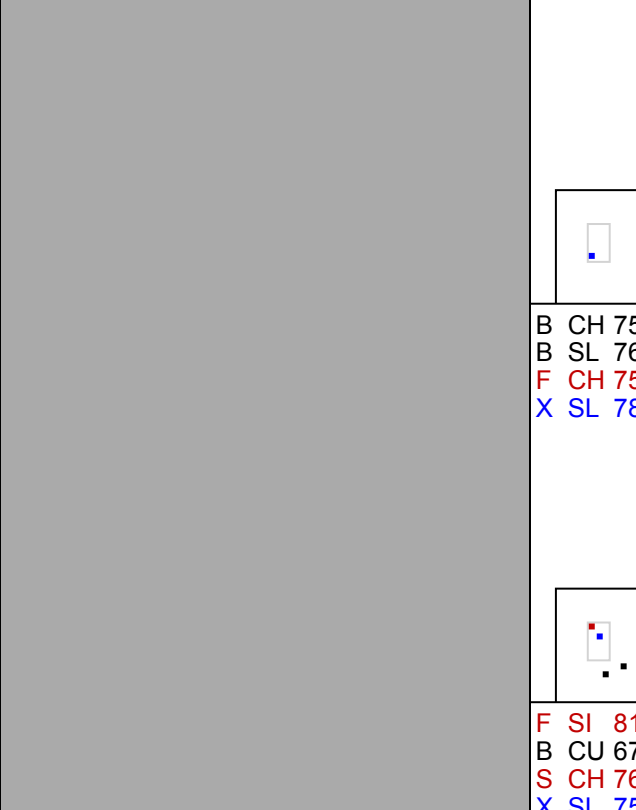
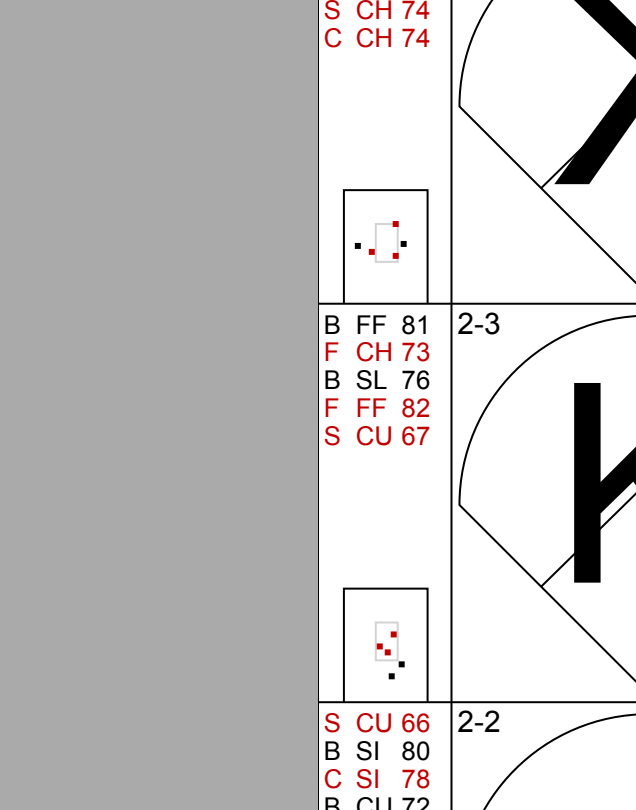
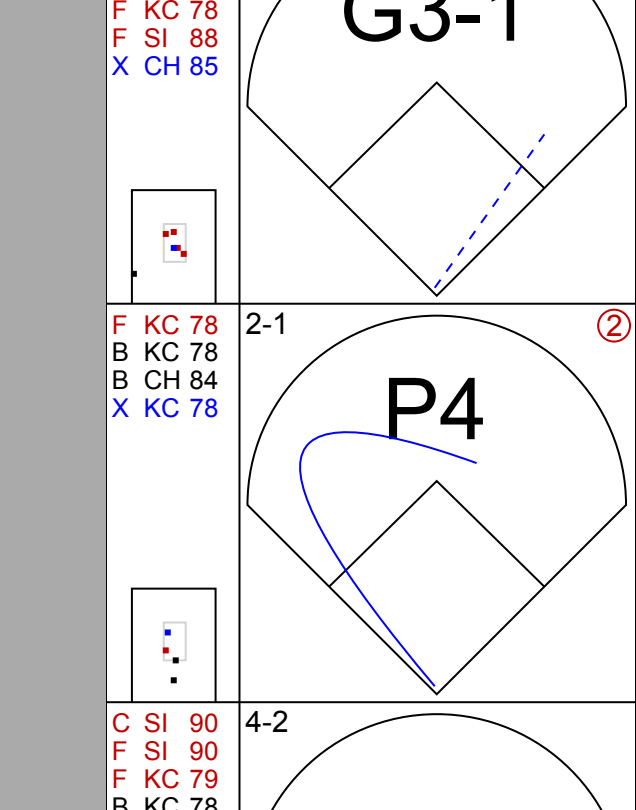

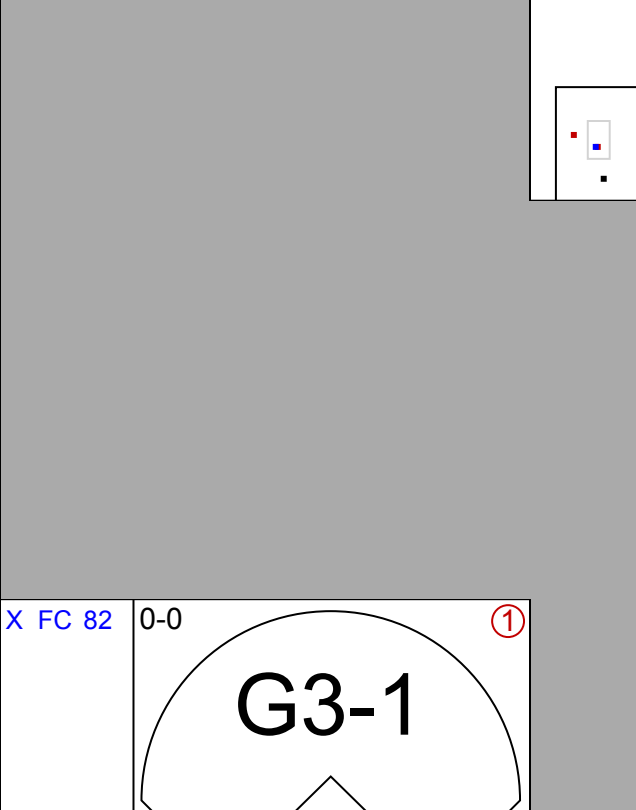
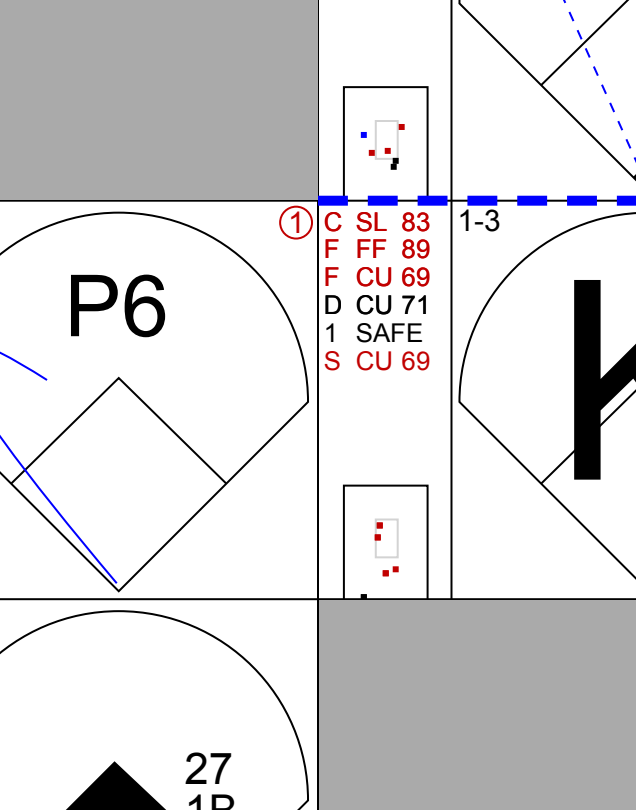
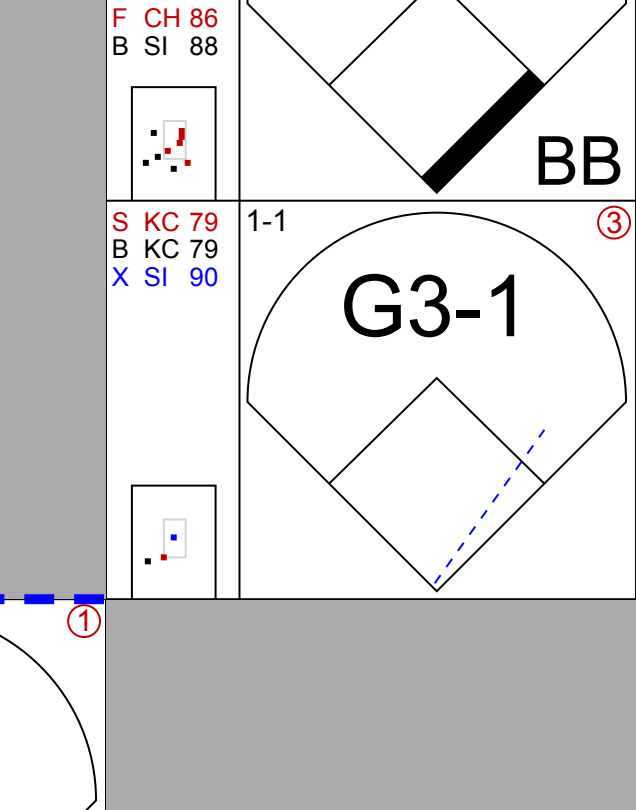
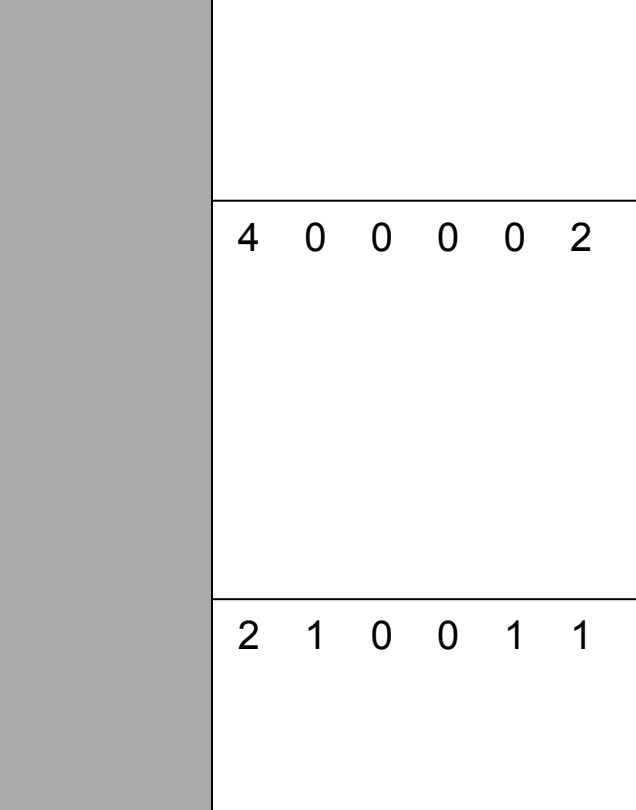
Batter	1	2	3	4	5	6	7	8	9	AB	R	H	RBI	BB	SO	LOB	BOTTOM										
4 Ketel Marte, S (1,6) OBP: 0.337, SLG: 0.342										4	0	1	1	1	2	0	Los Angeles Angels @ Seattle Mariners Safeco Field, Seattle, WA Mon Sep 14 2015, 7:11 PM - 10:09 PM PDT Att: 13,681 - Overcast - 62 F livebaseballscorecards.com										
15 Kyle Seager, L (1,5) OBP: 0.331, SLG: 0.460 50 Rob Rasmussen, R (9,1)										5	1	1	0	0	1	5											
23 Nelson Cruz, R (1,10) OBP: 0.379, SLG: 0.589 99 James Jones, L (7,PR) OBP: 0.238, SLG: 0.211										3	1	1	0	1	0	0											
22 Robinson Canó, L (1,4) OBP: 0.329, SLG: 0.431 17 Stefan Romero, R (7,PR) OBP: 0.293, SLG: 0.353										3	1	2	2	1	1	0											
7 Seth Smith, L (1,9) OBP: 0.328, SLG: 0.458										5	1	2	3	0	2	3											
35 Mark Trumbo, R (1,7) OBP: 0.308, SLG: 0.456 5 Brad Miller, L (7,PR) OBP: 0.327, SLG: 0.392										4	1	2	1	0	0	2											
20 Logan Morrison, L (1,3) OBP: 0.304, SLG: 0.386										2	1	0	0	2	0	1											
36 Shawn O'Malley, S (1,8) OBP: 0.559, SLG: 0.583										4	1	2	1	0	1	1											
6 John Hicks, R (1,2) OBP: 0.083, SLG: 0.043										4	0	0	0	0	4	4											
Inning Stats	R: 0 E: 0 K: 1 S: 7	H: 0 LOB: 0 BB: 0 P: 9	R: 3 E: 0 K: 1 S: 22	H: 3 LOB: 2 BB: 2 P: 39	R: 0 E: 0 K: 2 S: 8	H: 0 LOB: 0 BB: 0 P: 13	R: 0 E: 0 K: 1 S: 8	H: 0 LOB: 1 BB: 1 P: 15	R: 1 E: 0 K: 1 S: 17	H: 2 LOB: 2 BB: 1 P: 24	R: 0 E: 0 K: 2 S: 9	H: 0 LOB: 0 BB: 0 P: 12	R: 6 E: 0 K: 3 S: 27	H: 6 LOB: 3 BB: 1 P: 40	R: 0 E: 0 K: 2 S: 10	H: 1 LOB: 1 BB: 0 P: 16		R: 0 E: 0 K: 2 S: 10	H: 0 LOB: 0 BB: 0 P: 16	1B: 7 2B: 4 3B: 0 HR: 1	SF: 0 SAC: 0 DP: 0 HBP: 0	WP: 2 PB: 0 SB: 0 CS: 0	PA: 42				
PITCHER	IP	WLS	BF	H	R	ER	SO	BB	IBB	HBP	BLK	WP	HR	S	P	ERA	WHIP										
43 Garrett Richards, R (1,1) ERA: 3.81	5.0	L	24	5	4	4	6	4	0	0	0	0	0	62	100	7.20	1.800										
40 Wesley Wright, L (8,1) ERA: 2.25	0.1		1	0	0	0	0	0	0	0	0	0	0	3	3	0.00	0.000										
64 Mike Morin, R (6,1) ERA: 4.56	0.2		2	0	0	0	2	0	0	0	0	0	0	6	9	0.00	0.000										
46 Cory Rasmus, R (7,1) ERA: 6.91	0.2		7	4	5	5	2	1	0	0	0	0	0	19	30	67.50	7.500										
37 Cesar Ramos, L (7,1) ERA: 2.23	0.1		4	2	1	1	1	0	0	0	0	1	0	8	10	27.00	6.000										

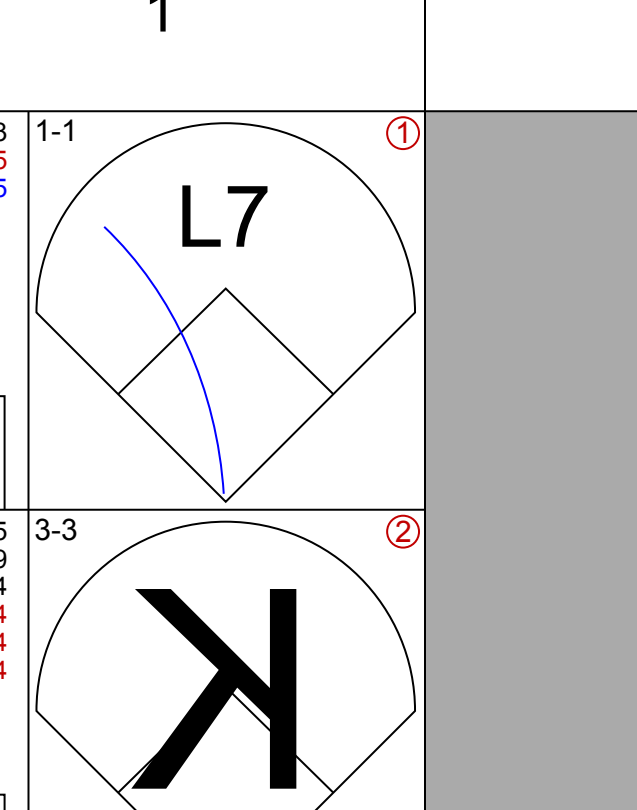
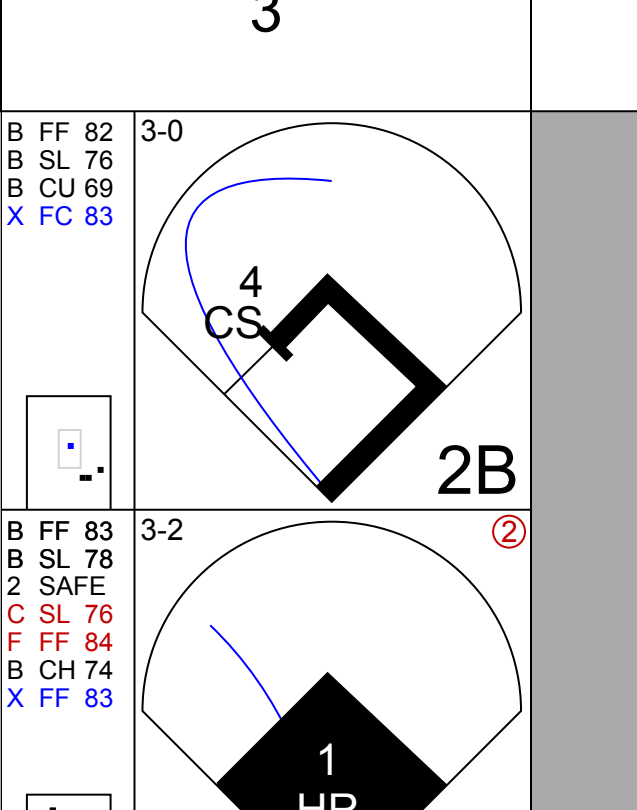
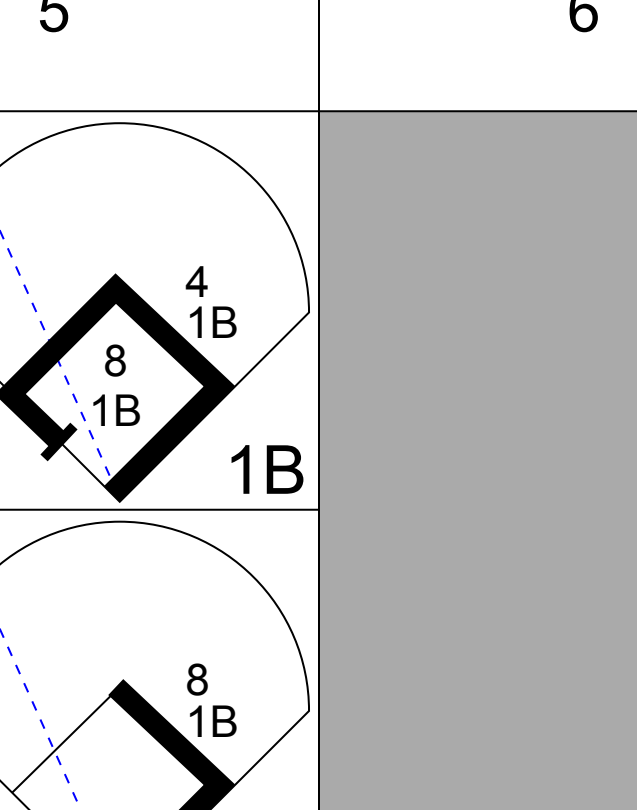
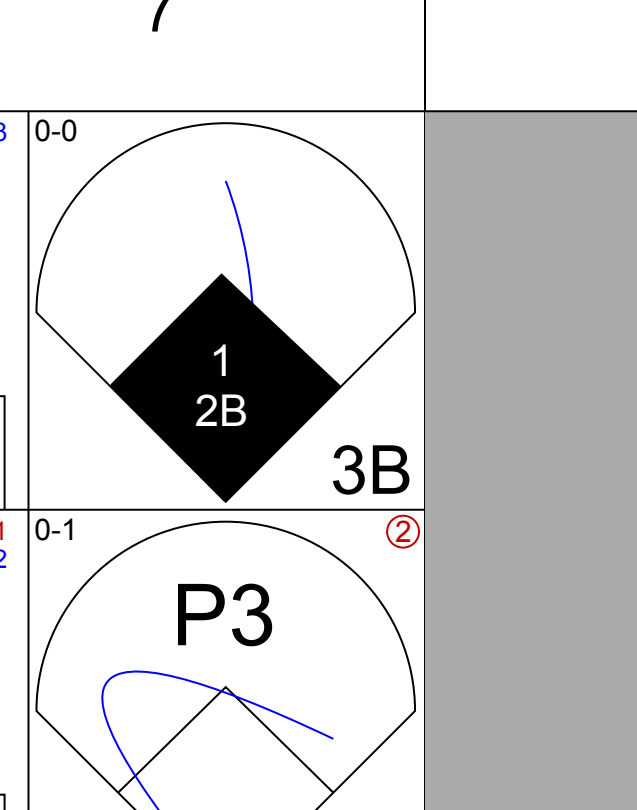
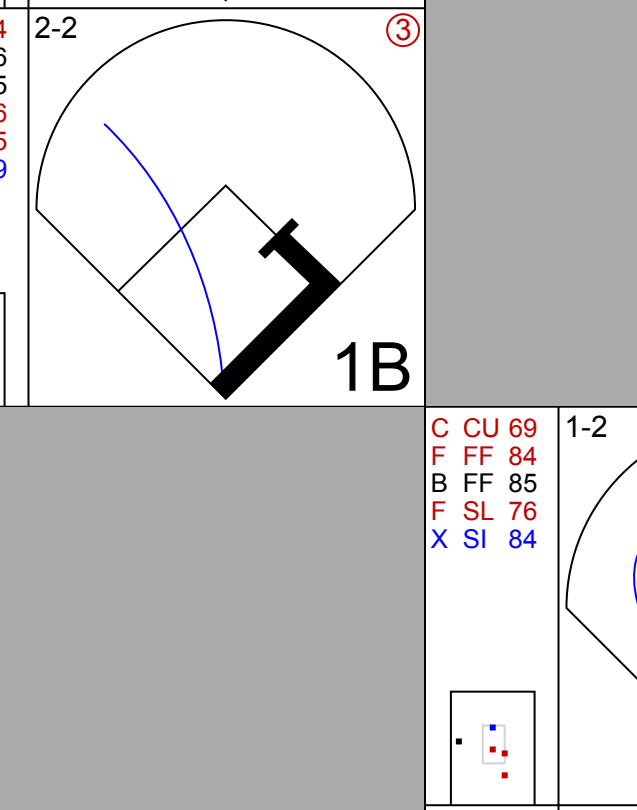
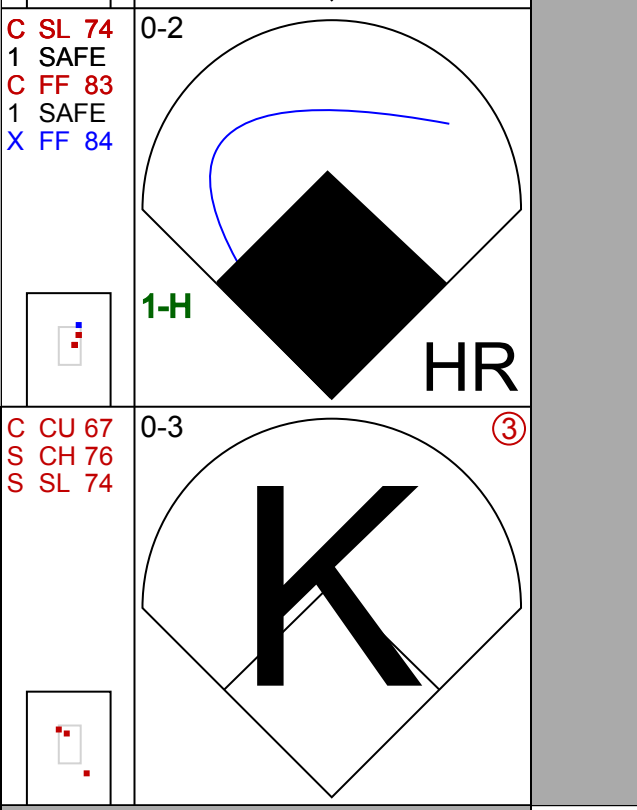
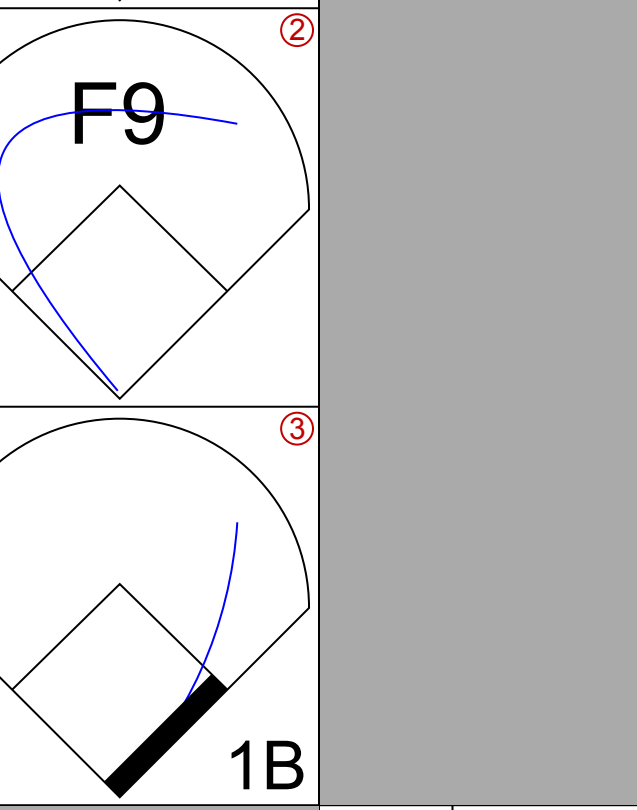
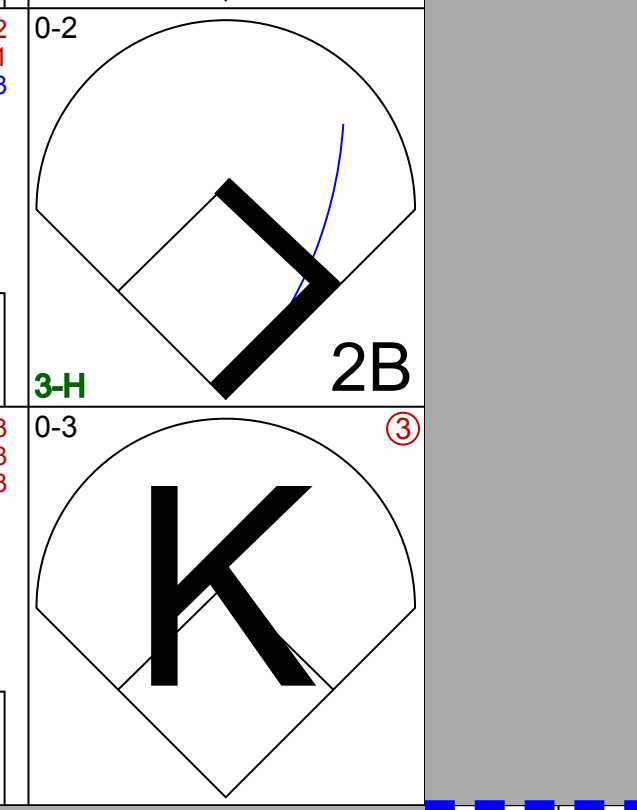
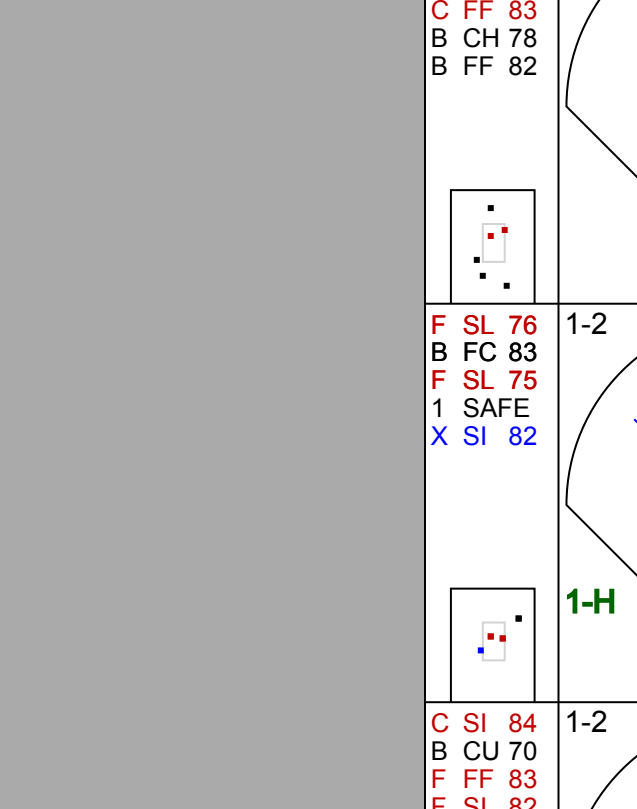
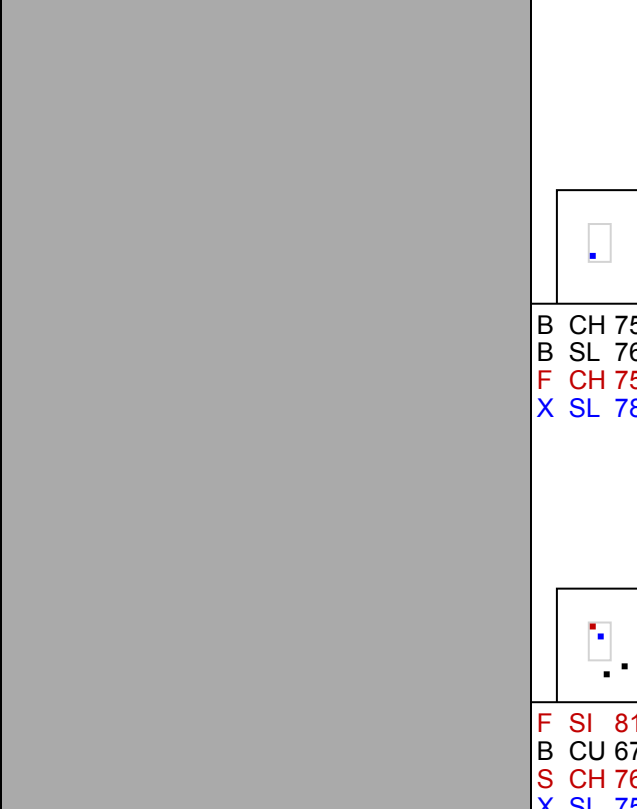
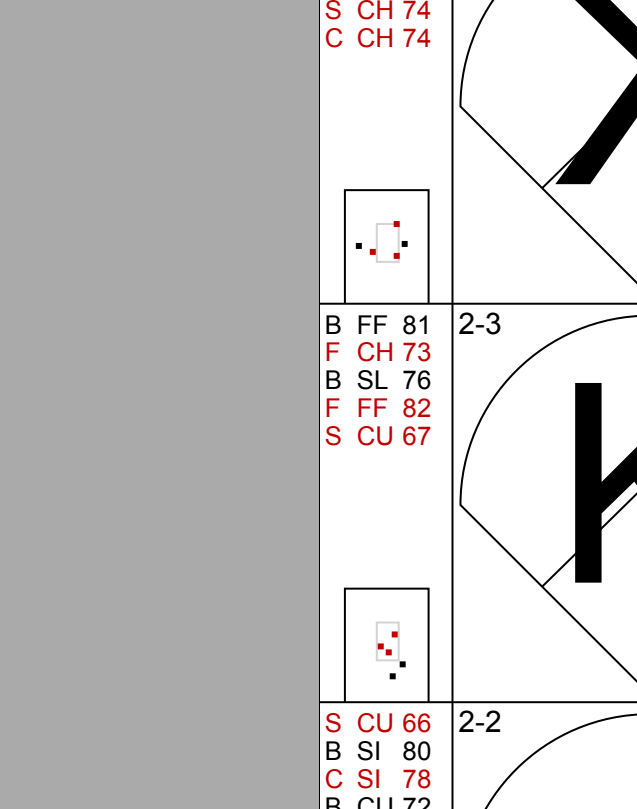
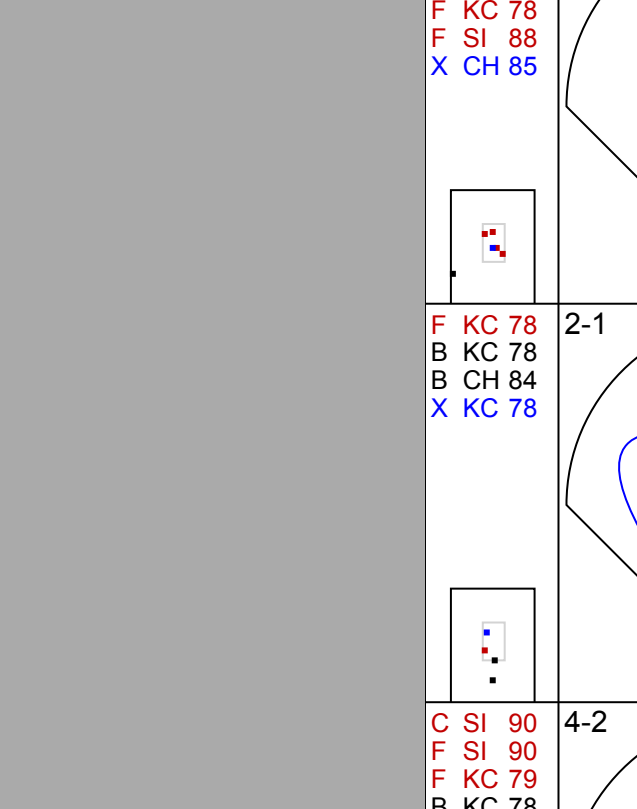
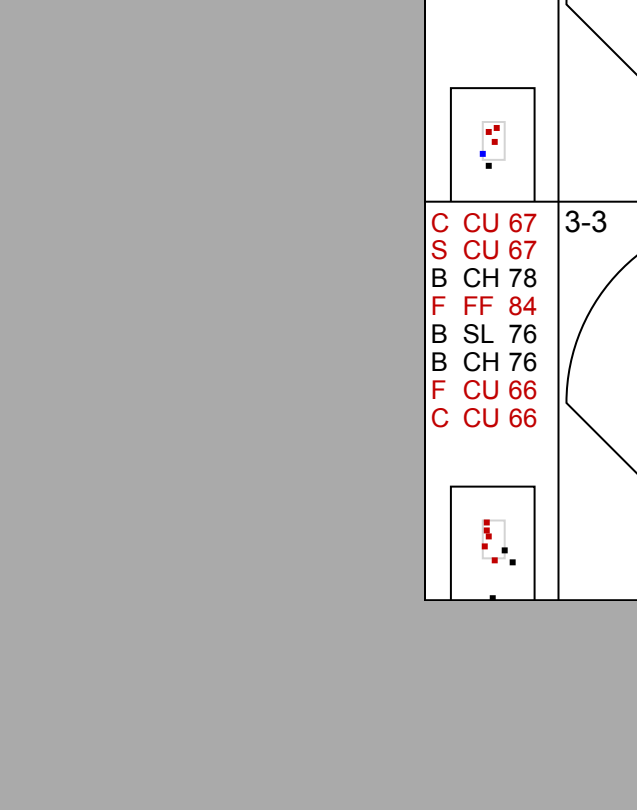
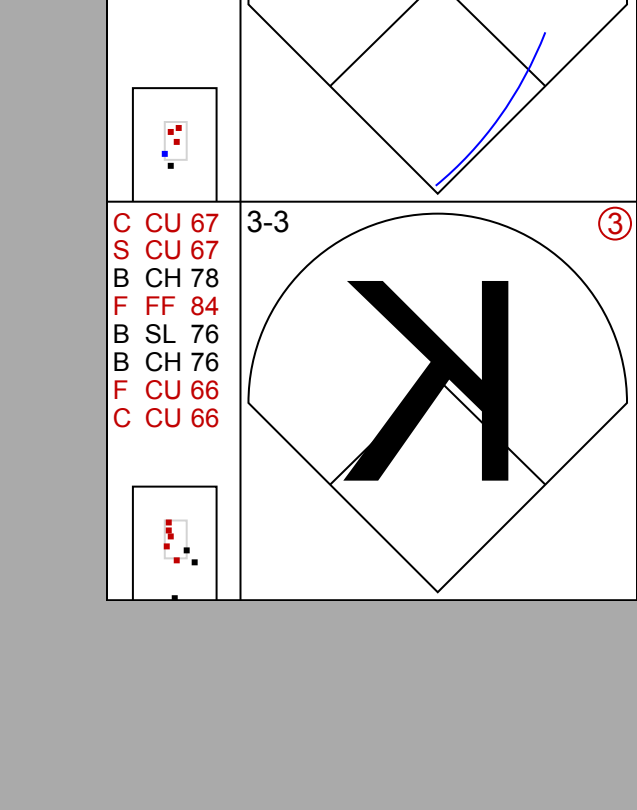
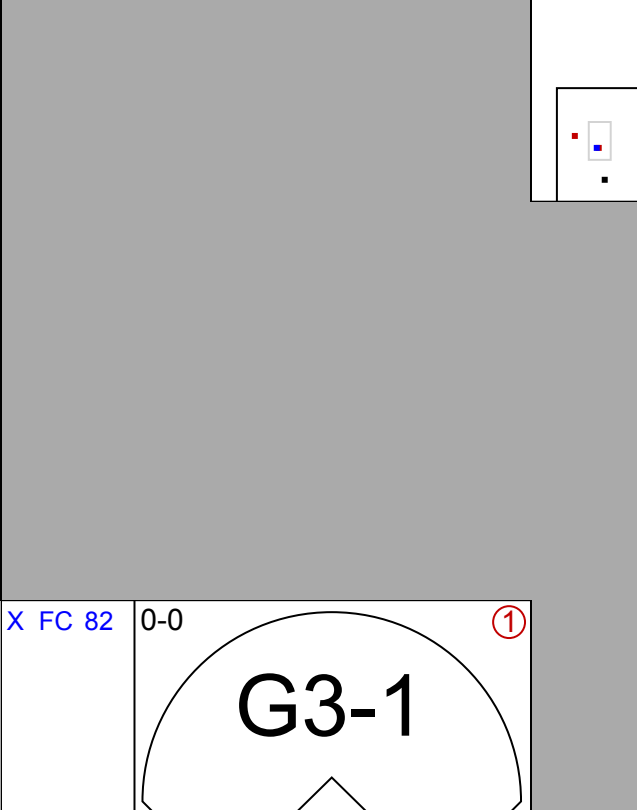
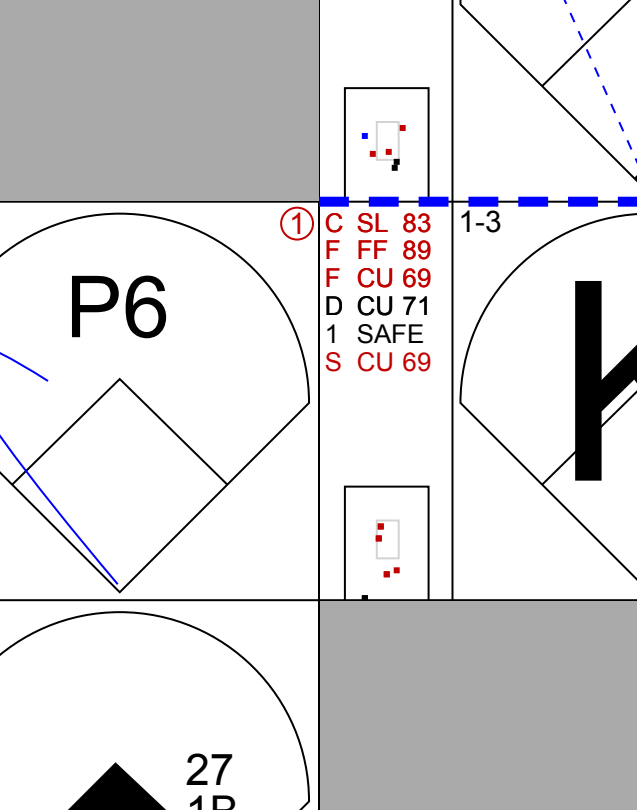
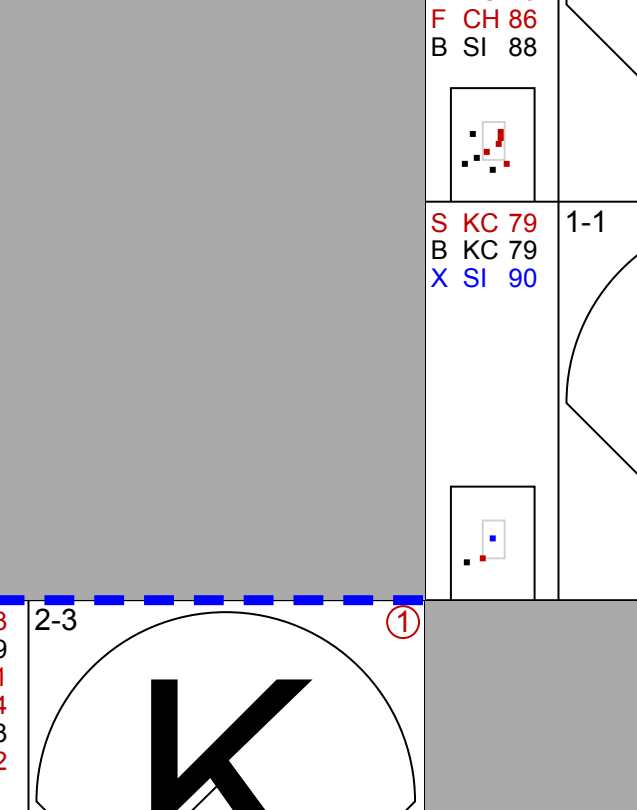
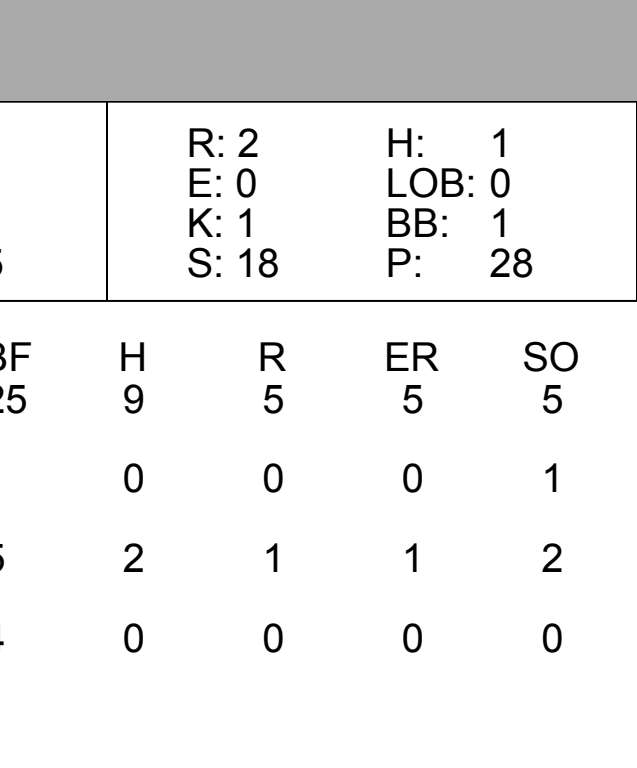
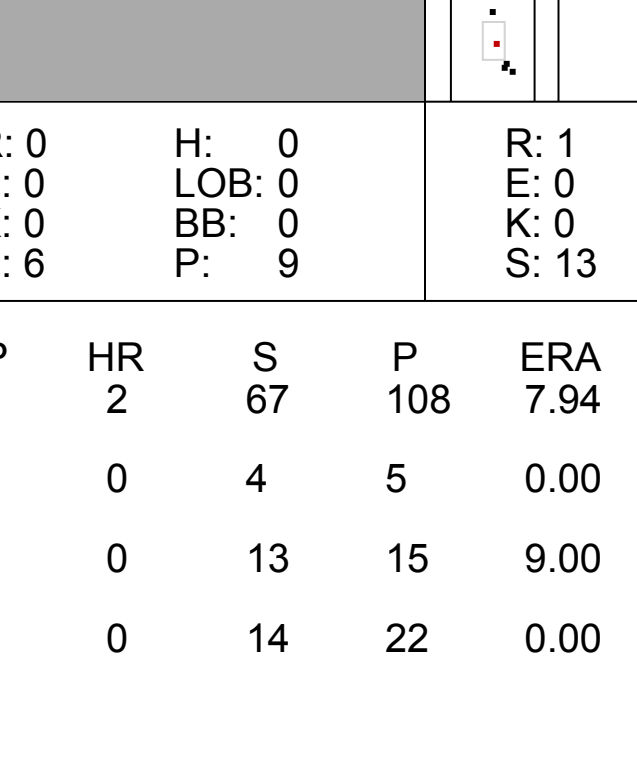
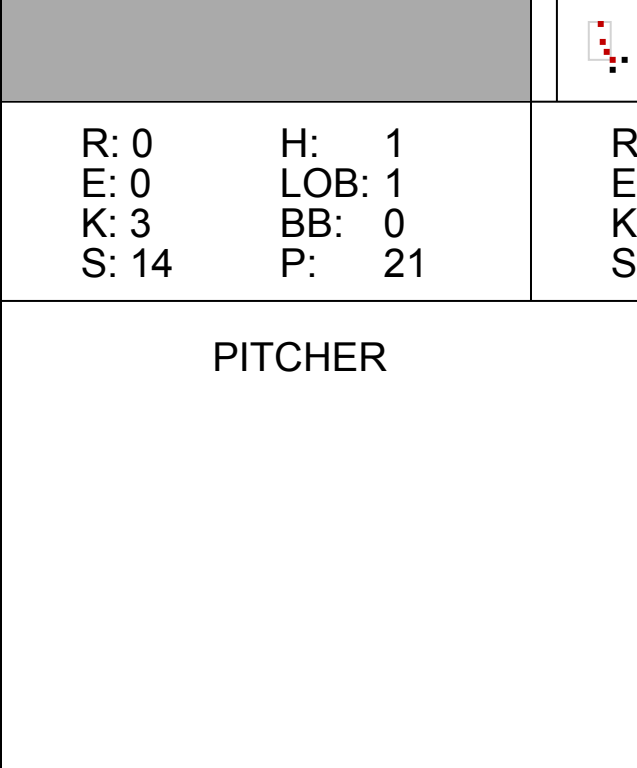
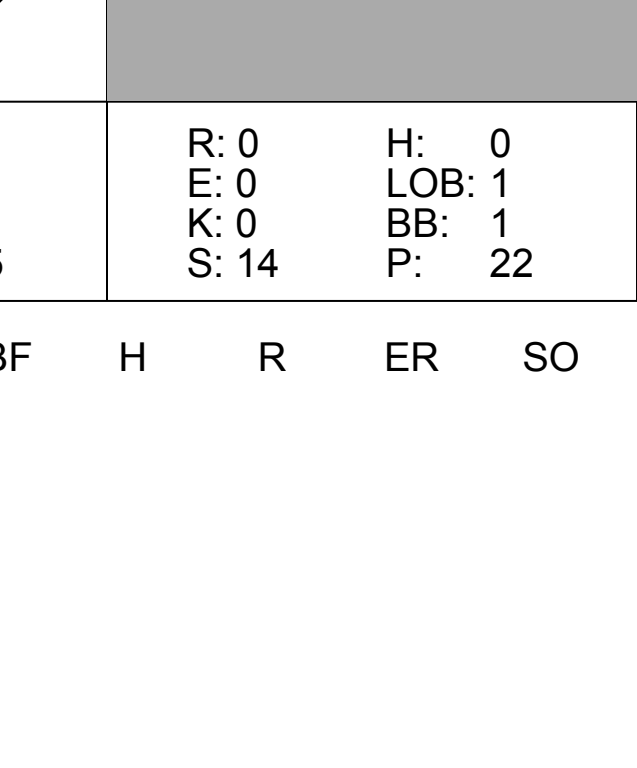
Batter	1	2	3	4	5	6	7	8	9	AB	R	H	RBI	BB	SO	LOB	TOP			
19 David Murphy, L (1,7) OBP: 0.325, SLG: 0.438	G1-3		FC4-2			HR		1B		4	1	2	1	0	0	1	Los Angeles Angels @ Seattle Mariners Safeco Field, Seattle, WA Wed Sep 16 2015, 7:11 PM - 9:50 PM PDT Att: 16,176 - Clear - 66 F			
56 Kole Calhoun, L (1,9) OBP: 0.317, SLG: 0.434	1B		K			G4-3		K		4	0	1	0	0	2	3				
27 Mike Trout, R (1,8) OBP: 0.393, SLG: 0.572	K					G4-3		K		4	0	0	0	0	3	3				
5 Albert Pujols, R (1,10) OBP: 0.302, SLG: 0.471	L7					K				4	0	0	0	0	1	1				
24 C.J. Cron, R (1,3) OBP: 0.306, SLG: 0.459	G4-3					K				4	0	0	0	0	2	0				
2 Erick Aybar, S (1,6) OBP: 0.301, SLG: 0.331	F8					2B				4	0	2	0	0	0	0				
6 David Freese, R (1,5) OBP: 0.315, SLG: 0.403	K					K		L9		4	0	0	0	0	2	2				
58 Carlos Pérez, R (1,2) OBP: 0.288, SLG: 0.335			SH1-4			K		1B		3	0	2	0	0	1	1				
32 Ryan Jackson, R (1,4) OBP: 0.274, SLG: 0.294			SH1-4			K		F8		0	0	0	0	0	0	0				
20 Matt Joyce, L (5, PH)										1	0	0	0	0	1	1				
8 Taylor Featherston, R (5,4) OBP: 0.233, SLG: 0.218										0	0	0	0	0	0	0				
3 David DeJesus, L (8, PH) OBP: 0.296, SLG: 0.330										1	0	0	0	0	0	1				
13 Kyle Kubitzka, L (8,4) OBP: 0.256, SLG: 0.194										0	0	0	0	0	0	0				
Inning Stats	R: 0 E: 0 K: 1 S: 12	H: 1 LOB: 1 BB: 0 P: 18	R: 0 E: 0 K: 1 S: 6	H: 0 LOB: 0 BB: 0 P: 8	R: 0 E: 0 K: 1 S: 8	H: 1 LOB: 1 BB: 0 P: 12	R: 0 E: 0 K: 2 S: 9	H: 0 LOB: 0 BB: 0 P: 13	R: 0 E: 0 K: 3 S: 12	H: 1 LOB: 1 BB: 0 P: 16	R: 1 E: 0 K: 1 S: 11	H: 1 LOB: 0 BB: 0 P: 17	R: 0 E: 0 K: 1 S: 8	H: 2 LOB: 2 BB: 0 P: 13	R: 0 E: 0 K: 0 S: 11	H: 1 LOB: 1 BB: 0 P: 20	1B: 3 2B: 3 3B: 0 HR: 1	SF: 0 SAC: 1 DP: 0 HBP: 0	WP: 0 PB: 0 SB: 0 CS: 0	PA: 34
PITCHER	IP WLS BF H R ER SO BB IBB HBP BLK WP HR S P ERA WHIP																			
18 Hisashi Iwakuma, R (1,1) ERA: 3.9	6.0 W 22 4 1 1 9 0 0 0 0 0 0 1 58 84 1.50 0.667																			
40 Danny Farquhar, R (7,1) ERA: 4.97	1.0 H 3 0 0 0 1 0 0 0 0 0 0 0 8 13 0.00 0.000																			
39 Carson Smith, R (8,1) ERA: 2.57	1.0 H 5 2 0 0 2 0 0 0 0 0 0 0 12 13 0.00 2.000																			
54 Tom Wilhelmson, R (9,1) ERA: 3.2	1.0 S 4 1 0 0 0 0 0 0 0 0 0 0 11 20 0.00 1.000																			
Batter	1	2	3	4	5	6	7	8	9	AB	R	H	RBI	BB	SO	LOB	BOTTOM			
4 Ketel Marte, S (1,6) OBP: 0.345, SLG: 0.350	F7		15 CS		L3			15 G3-6		4	0	2	0	0	0	1	Los Angeles Angels @ Seattle Mariners Safeco Field, Seattle, WA Wed Sep 16 2015, 7:11 PM - 9:50 PM PDT Att: 16,176 - Clear - 66 F			
15 Kyle Seager, L (1,5) OBP: 0.331, SLG: 0.458	2B		F9		HBP			G3-6		3	0	1	0	0	0	2				
23 Nelson Cruz, R (1,10) OBP: 0.377, SLG: 0.590	K				7 HR			K		4	1	1	0	0	3	2				
22 Robinson Canó, L (1,4) OBP: 0.330, SLG: 0.429	K		F9					G4-6-3		3	0	1	0	0	1	2				
7 Seth Smith, L (1,9) OBP: 0.327, SLG: 0.453	10 G3-1				10 HR			G4-6-3		2	1	1	0	1	0	1				
35 Mark Trumbo, R (1,7) OBP: 0.303, SLG: 0.449	P5									3	0	0	0	0	1	3				
99 James Jones, L (7,8) OBP: 0.238, SLG: 0.211					F7			K		0	0	0	0	0	0	0				
10 Jesus Montero, R (1,3) OBP: 0.250, SLG: 0.402	G3-1							G4-3		3	1	1	3	0	0	1				
20 Logan Morrison, L (8,3) OBP: 0.303, SLG: 0.385					HR					0	0	0	0	0	0	0				
5 Brad Miller, L (1,8) OBP: 0.325, SLG: 0.388	F7							G5-3		3	0	0	0	0	1	1				
2 Jesús Sucre, R (1,2) OBP: 0.175, SLG: 0.207	P3							L9		3	0	1	0	0	0	0				
Inning Stats	R: 0 E: 0 K: 2 S: 12	H: 1 LOB: 1 BB: 0 P: 18	R: 0 E: 0 K: 0 S: 11	H: 0 LOB: 1 BB: 1 P: 17	R: 0 E: 0 K: 0 S: 9	H: 1 LOB: 0 BB: 0 P: 14	R: 3 E: 0 K: 1 S: 12	H: 3 LOB: 0 BB: 0 P: 18	R: 0 E: 0 K: 1 S: 6	H: 1 LOB: 1 BB: 0 P: 16	R: 0 E: 0 K: 1 S: 6	H: 0 LOB: 0 BB: 0 P: 10	R: 0 E: 0 K: 0 S: 5	H: 0 LOB: 0 BB: 0 P: 5	R: 0 E: 0 K: 1 S: 6	H: 1 LOB: 0 BB: 0 P: 9	1B: 6 2B: 2 3B: 0 HR: 1	SF: 0 SAC: 0 DP: 3 HBP: 1	WP: 0 PB: 0 SB: 0 CS: 1	PA: 30
PITCHER	IP WLS BF H R ER SO BB IBB HBP BLK WP HR S P ERA WHIP																			
36 Jared Weaver, R (1,1) ERA: 4.74	4.2 L 20 6 3 3 3 1 0 0 0 0 0 0 49 78 5.79 1.500																			
64 Mike Morin, R (5,1) ERA: 6.49	0.1 1 0 0 0 1 0 0 0 0 0 0 0 3 5 0.00 0.000																			
40 Wesley Wright, L (6,1) ERA: 1.93	0.2 2 1 0 0 0 0 0 0 0 0 0 0 3 5 0.00 1.500																			
68 Cam Bedrosian, R (6,1) ERA: 4.85	1.1 4 0 0 0 1 0 0 0 0 0 0 0 8 10 0.00 0.000																			
37 César Ramos, L (8,1) ERA: 2.19	1.0 3 1 0 0 1 0 0 0 0 0 0 0 6 9 0.00 1.000																			

Batter	1	2	3	4	5	6	7	8	9	AB	R	H	RBI	BB	SO	LOB	TOP								
2 Erick Aybar, S OBP: 0.303, SLG: 0.331	E1		K2-3			G5-4-3 BB		27 1B		3	0	1	0	1	1	0	Los Angeles Angels @ Minnesota Twins Target Field, Minneapolis, MN Sun Sep 20 2015, 1:13 PM - 4:14 PM CDT Att: 25,302 - Partly Cloudy - 69 F								
56 Kole Calhoun, L OBP: 0.313, SLG: 0.424	F9		K			K		F7		4	0	0	0	0	2	4									
27 Mike Trout, R OBP: 0.394, SLG: 0.580	L8				G5-3	G5-4-3		1B		4	0	1	0	0	0	2									
5 Albert Pujols, R OBP: 0.301, SLG: 0.463	F9				G6-3		K	P6		4	0	0	0	0	1	4									
19 David Murphy, L OBP: 0.323, SLG: 0.436	G3-1						L8		G4-3	3	0	1	0	0	0	0									
18 Shane Victorino, S (9, PH) OBP: 0.300, SLG: 0.284										1	0	0	0	0	0	0									
24 C.J. Cron, R OBP: 0.305, SLG: 0.450										3	0	2	0	0	1	1									
7 Collin Cowgill, R (9, PH) OBP: 0.225, SLG: 0.284										1	0	0	0	0	1	0									
6 David Freese, R OBP: 0.292, SLG: 0.406										3	0	0	0	0	1	2									
47 Jett Bandy, R (9, PH) OBP: 0.500, SLG: 2.000	K									1	1	1	1	0	0	0									
58 Carlos Pérez, R OBP: 0.292, SLG: 0.338										3	0	1	0	0	1	1									
44 Daniel Robertson, R (9, PH) OBP: 0.299, SLG: 0.307	K									1	0	0	0	0	0	0									
8 Taylor Featherston, R OBP: 0.218, SLG: 0.248										2	0	0	0	0	0	0									
20 Matt Joyce, L (8, PH) OBP: 0.272, SLG: 0.291										1	0	0	0	0	1	1									
32 Ryan Jackson, R (8, 4)										0	0	0	0	0	0	0									
Inning Stats	R: 0 E: 1 K: 0 S: 10	H: 0 LOB: 1 BB: 0 P: 12	R: 0 E: 0 K: 2 S: 17	H: 1 LOB: 1 BB: 0 P: 22	R: 0 E: 0 K: 2 S: 9	H: 0 LOB: 0 BB: 0 P: 14	R: 0 E: 0 K: 1 S: 11	H: 1 LOB: 1 BB: 0 P: 16	R: 0 E: 0 K: 0 S: 4	H: 0 LOB: 0 BB: 0 P: 8	R: 0 E: 0 K: 1 S: 4	H: 0 LOB: 0 BB: 1 P: 10	R: 0 E: 0 K: 1 S: 12	H: 1 LOB: 1 BB: 0 P: 19	R: 0 E: 0 K: 1 S: 16	H: 3 LOB: 3 BB: 0 P: 22	R: 1 E: 0 K: 1 S: 11	H: 1 LOB: 0 BB: 0 P: 14	1B: 6 2B: 0 3B: 0 HR: 1	SF: 0 SAC: 0 DP: 1 HBP: 0	WP: 0 PB: 0 SB: 0 CS: 0	PA: 35			
PITCHER	IP	WLS	BF	H	R	ER	SO	BB	IBB	HBP	BLK	WP	HR	S	P	ERA	WHIP								
56 Tyler Duffey, R (1, 1) ERA: 3.15	7.0	W	25	3	0	0	7	1	0	0	0	0	0	67	101	0.00	0.571								
50 Casey Fien, R (8, 1) ERA: 3.39	1.0		6	3	0	0	1	0	0	0	0	0	0	16	22	0.00	3.000								
15 Glen Perkins, L (9, 1) ERA: 2.79	1.0		4	1	1	1	1	0	0	0	0	0	1	11	14	9.00	1.000								

Batter	1	2	3	4	5	6	7	8	9	AB	R	H	RBI	BB	SO	LOB	BOTTOM								
32 Aaron Hicks, S (1, 8) OBP: 0.324, SLG: 0.405	L7		20 HR					7 HR		3	2	2	2	2	0	0	Los Angeles Angels @ Minnesota Twins Target Field, Minneapolis, MN Sun Sep 20 2015, 1:13 PM - 4:14 PM CDT Att: 25,302 - Partly Cloudy - 69 F								
20 Eddie Rosario, L (1, 7) OBP: 0.293, SLG: 0.462	F7							F7		5	1	2	2	0	0	4									
7 Joe Mauer, L (1, 3) OBP: 0.339, SLG: 0.376	22 WP		G3-1					L9		5	1	2	2	0	1	2									
22 Miguel Sanó, R (1, 10) OBP: 0.396, SLG: 0.569										3	0	1	0	2	1	0									
39 Danny Santana, S (8, PR) OBP: 0.236, SLG: 0.290										0	0	0	0	0	0	0									
24 Trevor Plouffe, R (1, 5) OBP: 0.312, SLG: 0.442										4	0	0	0	1	2	4									
48 Torii Hunter, R (1, 9) OBP: 0.300, SLG: 0.421										4	2	2	1	0	0	1									
21 Shane Robinson, R (8, PH) OBP: 0.302, SLG: 0.326										1	0	0	0	0	1	1									
5 Eduardo Escobar, S (1, 4) OBP: 0.303, SLG: 0.446										4	1	2	0	0	0	0									
8 Kurt Suzuki, R (1, 2) OBP: 0.295, SLG: 0.318										3	0	0	0	0	0	1									
9 Eduardo Núñez, R (1, 6) OBP: 0.309, SLG: 0.424										3	1	1	1	1	0	1									
Inning Stats	R: 0 E: 0 K: 1 S: 13	H: 1 LOB: 2 BB: 1 P: 21	R: 1 E: 0 K: 0 S: 12	H: 1 LOB: 0 BB: 0 P: 16	R: 2 E: 0 K: 0 S: 10	H: 2 LOB: 1 BB: 1 P: 18	R: 1 E: 0 K: 1 S: 13	H: 3 LOB: 2 BB: 0 P: 22	R: 2 E: 0 K: 0 S: 20	H: 2 LOB: 3 BB: 3 P: 40	R: 0 E: 0 K: 1 S: 7	H: 0 LOB: 0 BB: 0 P: 11	R: 0 E: 0 K: 0 S: 11	H: 1 LOB: 1 BB: 0 P: 15	R: 2 E: 0 K: 2 S: 12	H: 2 LOB: 1 BB: 1 P: 21	1B: 8 2B: 1 3B: 0 HR: 3	SF: 0 SAC: 0 DP: 0 HBP: 1	WP: 1 PB: 0 SB: 1 CS: 0	PA: 42					
PITCHER	IP	WLS	BF	H	R	ER	SO	BB	IBB	HBP	BLK	WP	HR	S	P	ERA	WHIP								
52 Matt Shoemaker, R (1, 1) ERA: 4.46	3.2	L	19	6	4	4	1	2	0	0	0	0	0	4	6	9.82	2.182								
37 César Ramos, L (4, 1) ERA: 2.17	0.1		2	1	0	0	1	0	0	0	0	0	0	4	6	0.00	3.000								
68 Cam Bedrosian, R (5, 1) ERA: 5.17	0.2		6	2	2	2	0	2	0	1	0	0	0	16	31	27.00	6.000								
46 Cory Rasmus, R (5, 1) ERA: 6.48	1.1		5	0	0	0	1	1	0	0	0	0	0	11	20	0.00	0.750								
35 Nick Tropeano, R (7, 1) ERA: 5.69	1.0		4	1	0	0	0	0	0	0	0	0	0	11	15	0.00	1.000								



Batter	1	2	3	4	5	6	7	8	9	AB	R	H	RBI	BB	SO	LOB	TOP										
2 Erick Aybar, S OBP: 0.304, SLG: 0.332										5	1	2	0	0	1	3	Los Angeles Angels @ Houston Astros Minute Maid Park, Houston, TX Mon Sep 21 2015, 7:13 PM - 10:14 PM CDT Att: 25,318 - Roof Closed - 73 F										
56 Kole Calhoun, L OBP: 0.313, SLG: 0.423										4	0	1	0	0	1	3											
27 Mike Trout, R OBP: 0.394, SLG: 0.580										4	0	2	0	0	1	1											
5 Albert Pujols, R OBP: 0.299, SLG: 0.459										4	0	0	1	0	0	2											
24 C.J. Cron, R OBP: 0.304, SLG: 0.446										3	0	0	0	1	1	1											
6 David Freese, R OBP: 0.318, SLG: 0.407										4	1	1	0	0	2	1											
18 Shane Victorino, S OBP: 0.295, SLG: 0.279										3	0	0	0	0	0	0											
19 David Murphy, L OBP: 0.325, SLG: 0.438										1	1	1	1	0	0	0											
58 Carlos Pérez, R OBP: 0.296, SLG: 0.338										3	0	1	0	1	0	0											
8 Taylor Featherston, R OBP: 0.215, SLG: 0.245										2	0	0	0	0	1	1											
17 Chris Iannetta, R OBP: 0.253, SLG: 0.333										1	0	0	0	0	0	0											
32 Ryan Jackson, R OBP: 0.272, SLG: 0.291										0	0	0	0	0	0	0											
20 Matt Joyce, L OBP: 0.272, SLG: 0.291										0	0	0	0	0	0	0											
7 Collin Cowgill, R OBP: 0.236, SLG: 0.294										1	0	1	0	0	0	0											
Inning Stats	R: 0 E: 0 K: 1 S: 10	H: 2 LOB: 1 BB: 0 P: 16	R: 0 E: 0 K: 1 S: 8	H: 0 LOB: 0 BB: 0 P: 12	R: 0 E: 0 K: 2 S: 8	H: 1 LOB: 1 BB: 0 P: 12	R: 0 E: 0 K: 2 S: 10	H: 0 LOB: 1 BB: 1 P: 22	R: 0 E: 0 K: 0 S: 6	H: 0 LOB: 0 BB: 0 P: 10	R: 1 E: 0 K: 0 S: 15	H: 2 LOB: 1 BB: 0 P: 23	R: 0 E: 0 K: 0 S: 7	H: 0 LOB: 0 BB: 0 P: 13	R: 0 E: 0 K: 0 S: 6	H: 1 LOB: 1 BB: 0 P: 9	R: 2 E: 0 K: 1 S: 19	H: 3 LOB: 2 BB: 1 P: 34	1B: 8 2B: 1 3B: 0 HR: 0	SF: 0 SAC: 0 DP: 0 HBP: 0	WP: 2 PB: 0 SB: 0 CS: 0	PA: 37					
PITCHER	IP	WLS	BF	H	R	ER	SO	BB	IBB	HBP	BLK	WP	HR	S	P	ERA	WHIP										
60 Dallas Keuchel, L ERA: 2.51	7.2	W	29	6	1	1	6	1	0	0	0	2	0	69	116	1.17	0.913										
37 Pat Neshek, R ERA: 3.44	0.1		1	0	0	0	0	0	0	0	0	0	0	1	1	0.00	0.000										
35 Josh Fields, R ERA: 3.78	0.2		5	2	2	2	1	1	0	0	0	0	0	14	27	27.00	4.500										
38 Oliver Pérez, L ERA: 4.14	0.0		1	1	0	0	0	0	0	0	0	0	0	2	2	∞	∞										
44 Luke Gregerson, R ERA: 2.89	0.1	S	1	0	0	0	0	0	0	0	0	0	0	3	5	0.00	0.000										

Batter	1	2	3	4	5	6	7	8	9	AB	R	H	RBI	BB	SO	LOB	BOTTOM										
27 Jose Altuve, R OBP: 0.354, SLG: 0.441										4	1	3	0	0	0	0	Los Angeles Angels @ Houston Astros Minute Maid Park, Houston, TX Mon Sep 21 2015, 7:13 PM - 10:14 PM CDT Att: 25,318 - Roof Closed - 73 F										
4 George Springer, R OBP: 0.360, SLG: 0.438										4	1	2	1	0	1	1											
1 Carlos Correa, R OBP: 0.345, SLG: 0.507										4	1	3	3	0	0	2											
8 Jed Lowrie, S OBP: 0.328, SLG: 0.443										4	0	1	0	0	2	1											
28 Colby Rasmus, L OBP: 0.311, SLG: 0.458										3	1	0	0	1	1	0											
Evan Gattis, R OBP: 0.281, SLG: 0.456										4	1	1	2	0	1	0											
18 Luis Valbuena, L OBP: 0.297, SLG: 0.402										3	0	1	0	1	0	0											
15 Jason Castro, L OBP: 0.283, SLG: 0.386										4	0	0	0	0	2	2											
6 Jake Marisnick, R OBP: 0.276, SLG: 0.392										2	1	0	0	1	1	0											
Inning Stats	R: 0 E: 0 K: 1 S: 9	H: 1 LOB: 1 BB: 0 P: 15	R: 2 E: 0 K: 1 S: 18	H: 1 LOB: 1 BB: 1 P: 28	R: 2 E: 0 K: 1 S: 11	H: 3 LOB: 0 BB: 0 P: 17	R: 0 E: 0 K: 0 S: 6	H: 0 LOB: 0 BB: 0 P: 9	R: 1 E: 0 K: 0 S: 13	H: 3 LOB: 2 BB: 1 P: 23	R: 0 E: 0 K: 3 S: 14	H: 1 LOB: 1 BB: 0 P: 21	R: 1 E: 0 K: 2 S: 13	H: 2 LOB: 1 BB: 0 P: 15	R: 0 E: 0 K: 0 S: 14	H: 0 LOB: 1 BB: 1 P: 22		1B: 6 2B: 2 3B: 1 HR: 2	SF: 0 SAC: 0 DP: 0 HBP: 0	WP: 0 PB: 0 SB: 0 CS: 1	PA: 35						
PITCHER	IP	WLS	BF	H	R	ER	SO	BB	IBB	HBP	BLK	WP	HR	S	P	ERA	WHIP										
36 Jared Weaver, R ERA: 4.86	5.2	L	25	5	5	5	5	2	0	0	0	0	0	4	5	0.00	0.000										
37 Cesar Ramos, L ERA: 2.16	0.1		1	0	0	0	1	0	0	0	0	0	0	4	5	0.00	0.000										
64 Mike Morin, R ERA: 6.14	1.0		5	2	1	1	2	0	0	0	0	0	0	13	15	9.00	2.000										
40 Wesley Wright, L ERA: 3.86	1.0		4	0	0	0	0	1	0	0	0	0	0	14	22	0.00	1.000										

AB 35
R 3
H 9
RBI 2
BB 2
SO 7
LOB 12



AB 32
R 6
H 11
RBI 6
BB 3
SO 8
LOB 6



Batter	1	2	3	4	5	6	7	8	9	AB	R	H	RBI	BB	SO	LOB	TOP			
2 Erick Aybar, S OBP: 0.304, SLG: 0.332										3	1	1	0	0	1	0	Los Angeles Angels @ Houston Astros Minute Maid Park, Houston, TX Tue Sep 22 2015, 7:12 PM - 10:32 PM CDT Att: 25,671 - Roof Closed - 73 F			
56 Kole Calhoun, L OBP: 0.312, SLG: 0.422										4	0	1	1	0	1	1				
27 Mike Trout, R OBP: 0.395, SLG: 0.584										3	1	1	2	0	1	0				
5 Albert Pujols, R OBP: 0.300, SLG: 0.465										4	1	2	1	0	1	3				
19 David Murphy, L OBP: 0.321, SLG: 0.432										4	0	0	0	0	1	4				
32 Ryan Jackson, R (8.4)										4	0	0	0	0	0	0				
24 C.J. Cron, R OBP: 0.301, SLG: 0.440										2	0	0	0	0	1	1				
39 Efran Navarro, L OBP: 0.299, SLG: 0.305										1	0	0	0	0	1	0				
6 David Freese, R OBP: 0.318, SLG: 0.495										2	0	0	0	0	1	1				
41 Kaleb Cowart, S OBP: 0.255, SLG: 0.283										1	0	0	0	0	1	0				
17 Chris Iannetta, R OBP: 0.293, SLG: 0.336										4	1	1	0	0	1	1				
8 Taylor Featherston, R OBP: 0.213, SLG: 0.242										2	0	0	0	0	0	0				
3 David DeJesus, L OBP: 0.297, SLG: 0.331										1	0	1	0	0	0	0				
7 Collin Cowgill, R OBP: 0.236, SLG: 0.294										0	0	0	0	0	0	0				
Inning Stats	R: 3 K: 2 S: 16	H: 3 LOB: 0 BB: 21	R: 0 K: 0 S: 10	H: 0 LOB: 0 BB: 17	R: 0 K: 1 S: 9	H: 0 LOB: 0 BB: 14	R: 0 K: 1 S: 7	H: 0 LOB: 0 BB: 10	R: 0 K: 1 S: 9	H: 0 LOB: 0 BB: 13	R: 0 K: 2 S: 8	H: 1 LOB: 1 BB: 14	R: 0 K: 1 S: 17	H: 3 LOB: 3 BB: 22	R: 0 K: 1 S: 14	H: 0 LOB: 0 BB: 7	1B: 4 2B: 1 3B: 0 HR: 2	SF: 0 SAC: 1 DP: 1 HBP: 2	WP: 0 PB: 0 SB: 0 CS: 0	PA: 35
PITCHER	IP WLS BF H R ER SO BB IBB HBP BLK WP HR S P ERA WHIP																			
43 Lance McCullers Jr., R ERA: 3.22	7.0 L 25 4 3 3 9 0 0 0 1 0 0 2 76 111 3.86 0.571																			
50 Chad Qualls, R ERA: 4.07	0.1 3 2 1 1 0 0 0 0 0 0 0 0 4 7 27.00 6.000																			
56 Joe Thatcher, L ERA: 3.6	0.0 1 1 0 0 0 0 0 0 0 0 0 0 3 4 ∞ ∞																			
37 Pat Neshek, R ERA: 3.4	0.2 3 0 0 0 1 0 0 0 1 0 0 0 7 11 0.00 0.000																			
36 Will Harris, R ERA: 1.83	1.0 3 0 0 0 1 0 0 0 0 0 0 0 5 7 0.00 0.000																			

Batter	1	2	3	4	5	6	7	8	9	AB	R	H	RBI	BB	SO	LOB	BOTTOM					
27 Jose Altuve, R OBP: 0.353, SLG: 0.441											5	0	1	0	0	1	3					
4 George Springer, R OBP: 0.356, SLG: 0.433											4	0	0	0	1	0	1					
1 Carlos Correa, R OBP: 0.345, SLG: 0.507											4	0	1	0	1	1	3					
8 Jed Lowrie, S OBP: 0.329, SLG: 0.440											4	1	1	0	1	1	3					
Evan Gattis, R OBP: 0.280, SLG: 0.456											5	0	1	0	0	1	5					
9 Marwin Gonzalez, S OBP: 0.318, SLG: 0.440											2	1	1	1	1	0	2					
28 Colby Rasmus, L OBP: 0.313, SLG: 0.458											0	0	0	0	1	0	0					
23 Chris Carter, R OBP: 0.298, SLG: 0.390											3	1	1	1	0	1	1					
20 Preston Tucker, L OBP: 0.301, SLG: 0.446											0	0	0	0	0	0	0					
63 Matt Duffy, R OBP: 0.333, SLG: 0.400											1	0	0	0	0	0	2					
12 Max Stassi, R OBP: 0.385, SLG: 0.615											0	0	0	0	0	0	0					
15 Jason Castro, L OBP: 0.284, SLG: 0.383											2	0	0	0	1	1	1					
2 Jonathan Villar, S OBP: 0.317, SLG: 0.382											0	0	0	0	0	0	0					
18 Luis Valbuena, L OBP: 0.299, SLG: 0.402											0	0	0	0	1	0	0					
6 Jake Marisnick, R OBP: 0.279, SLG: 0.389											2	0	0	0	2	2	2					
Inning Stats	R: 0 K: 1 S: 6	H: 2 LOB: 2 BB: 7	R: 2 K: 0 S: 13	H: 2 LOB: 2 BB: 30	R: 0 K: 0 S: 6	H: 1 LOB: 2 BB: 14	R: 0 K: 2 S: 7	H: 0 LOB: 0 BB: 12	R: 0 K: 1 S: 7	H: 1 LOB: 2 BB: 13	R: 0 K: 1 S: 7	H: 0 LOB: 1 BB: 13	R: 0 K: 1 S: 14	H: 0 LOB: 1 BB: 20	R: 1 K: 0 S: 16	H: 1 LOB: 2 BB: 29	R: 0 K: 1 S: 11	H: 1 LOB: 2 BB: 22	1B: 1 2B: 3 3B: 0 HR: 2	SF: 0 SAC: 0 DP: 1 HBP: 0	WP: 1 PB: 0 SB: 0 CS: 0	PA: 41
PITCHER	IP WLS BF H R ER SO BB IBB HBP BLK WP HR S P ERA WHIP																					
53 Héctor Santiago, L ERA: 3.47	5.0 W 24 4 2 2 2 4 5 0 0 0 0 0 0 11 17 0.00 1.000																					
59 Fernando Salas, R ERA: 4.2	1.0 H 3 0 0 0 1 1 0 0 0 0 0 0 0 11 17 0.00 1.000																					
62 Trevor Gott, R ERA: 3.0	1.1 H 6 1 1 1 1 1 1 0 0 0 0 0 0 18 25 6.75 1.500																					
48 Jose Alvarez, L ERA: 3.59	0.1 H 1 0 0 0 0 0 0 0 0 0 0 0 3 5 0.00 0.000																					
16 Huston Street, R ERA: 3.1	1.1 S 7 1 0 0 2 0 2 0 0 0 1 0 15 32 0.00 0.750																					

AB 32
R 4
H 7
RBI 4
BB 0
SO 11
LOB 11



AB 32
R 3
H 6
RBI 2
BB 9
SO 8
LOB 23



Batter	1	2	3	4	5	6	7	8	9	AB	R	H	RBI	BB	SO	LOB	TOP				
4 Ketel Marte, S OBP: 0.357, SLG: 0.396	G1-3	K			G6-3		K		G4-3	5	0	0	0	0	2	3	Seattle Mariners @ Los Angeles Angels Angel Stadium of Anaheim, Anaheim, CA Fri Sep 25 2015, 7:09 PM - 10:17 PM PDT Att: 38,355 - Clear - 83 F				
15 Kyle Seager, L OBP: 0.333, SLG: 0.459	G4-3	K			1B		F7		1B	5	0	2	0	0	1	3					
23 Nelson Cruz, R OBP: 0.378, SLG: 0.580	HR				L4		BB		F9	4	1	1	1	1	0	1					
22 Robinson Cano, L OBP: 0.330, SLG: 0.438	G2-3				K2-3		G1-6-3		G1-3	5	1	1	0	0	1	3					
7 Seth Smith, L OBP: 0.328, SLG: 0.444					BB		K		1B	3	1	1	0	1	2	0					
35 Mark Trumbo, R OBP: 0.306, SLG: 0.446					G4-3		F9		P3	3	1	0	0	1	0	2					
20 Logan Morrison, L OBP: 0.304, SLG: 0.391					F8		K2-3		1B	4	0	2	2	0	1	0					
5 Brad Miller, L OBP: 0.332, SLG: 0.402					1B				1B	2	0	2	1	1	0	0					
30 Franklin Gutierrez, R OBP: 0.367, SLG: 0.675					1B		BB		HBP	0	0	0	0	0	0	0					
2 Jesus Sucre, R OBP: 0.179, SLG: 0.208					1B		BB		1B	0	0	0	0	0	0	0					
28 Steven Baron, R OBP: 0.071, SLG: 0.037					1B		FC6-4		K	2	0	0	0	0	1	3					
36 Shawn O'Malley, S OBP: 0.476, SLG: 0.452					1B		FC3-6		K	1	0	0	0	0	0	1					
6 John Hicks, R OBP: 0.071, SLG: 0.037					1B		FC3-6		K	0	0	0	0	0	0	0					
99 James Jones, L OBP: 0.185, SLG: 0.160					1B		FC3-6		K	1	0	0	0	0	1	3					
Inning Stats	R: 1 E: 0 K: 0 S: 9	H: 1 LOB: 0 BB: 0 P: 11	R: 2 E: 1 K: 3 S: 19	H: 2 LOB: 2 BB: 2 P: 33	R: 0 E: 0 K: 2 S: 9	H: 0 LOB: 0 BB: 0 P: 14	R: 0 E: 0 K: 0 S: 9	H: 1 LOB: 1 BB: 0 P: 15	R: 0 E: 0 K: 2 S: 7	H: 0 LOB: 0 BB: 0 P: 10	R: 0 E: 0 K: 1 S: 8	H: 0 LOB: 1 BB: 1 P: 13	R: 1 E: 0 K: 1 S: 17	H: 3 LOB: 3 BB: 0 P: 27	R: 0 E: 0 K: 0 S: 10	H: 1 LOB: 1 BB: 0 P: 13	1B: 8 2B: 0 3B: 0 HR: 1	SF: 0 SAC: 0 DP: 1 HBP: 1	WP: 0 PB: 0 SB: 1 CS: 0	PA: 40	
PITCHER	IP WLS BF H R ER SO BB IBB HBP BLK WP HR S P ERA WHIP	IP WLS BF H R ER SO BB IBB HBP BLK WP HR S P ERA WHIP	IP WLS BF H R ER SO BB IBB HBP BLK WP HR S P ERA WHIP	IP WLS BF H R ER SO BB IBB HBP BLK WP HR S P ERA WHIP	IP WLS BF H R ER SO BB IBB HBP BLK WP HR S P ERA WHIP	IP WLS BF H R ER SO BB IBB HBP BLK WP HR S P ERA WHIP	IP WLS BF H R ER SO BB IBB HBP BLK WP HR S P ERA WHIP	IP WLS BF H R ER SO BB IBB HBP BLK WP HR S P ERA WHIP	IP WLS BF H R ER SO BB IBB HBP BLK WP HR S P ERA WHIP	IP WLS BF H R ER SO BB IBB HBP BLK WP HR S P ERA WHIP	IP WLS BF H R ER SO BB IBB HBP BLK WP HR S P ERA WHIP	IP WLS BF H R ER SO BB IBB HBP BLK WP HR S P ERA WHIP	IP WLS BF H R ER SO BB IBB HBP BLK WP HR S P ERA WHIP	IP WLS BF H R ER SO BB IBB HBP BLK WP HR S P ERA WHIP	IP WLS BF H R ER SO BB IBB HBP BLK WP HR S P ERA WHIP	IP WLS BF H R ER SO BB IBB HBP BLK WP HR S P ERA WHIP	IP WLS BF H R ER SO BB IBB HBP BLK WP HR S P ERA WHIP	IP WLS BF H R ER SO BB IBB HBP BLK WP HR S P ERA WHIP	IP WLS BF H R ER SO BB IBB HBP BLK WP HR S P ERA WHIP	IP WLS BF H R ER SO BB IBB HBP BLK WP HR S P ERA WHIP	IP WLS BF H R ER SO BB IBB HBP BLK WP HR S P ERA WHIP

Seattle Mariners @ Los Angeles Angels
Angel Stadium of Anaheim, Anaheim, CA
Fri Sep 25 2015, 7:09 PM - 10:17 PM PDT
Att: 38,355 - Clear - 83 F

AB	35
R	4
H	9
RBI	4
BB	4
SO	9
LOB	19



Batter	1	2	3	4	5	6	7	8	9	AB	R	H	RBI	BB	SO	LOB	BOTTOM				
2 Erick Aybar, S OBP: 0.301, SLG: 0.329	G4-3	G4-3		G1-6-3		G4-3		G5-3		5	1	1	0	0	0	3	Seattle Mariners @ Los Angeles Angels Angel Stadium of Anaheim, Anaheim, CA Fri Sep 25 2015, 7:09 PM - 10:17 PM PDT Att: 38,355 - Clear - 83 F				
56 Kole Calhoun, L OBP: 0.312, SLG: 0.424	L7	K			K		F7		BB	4	0	0	0	1	2	1					
27 Mike Trout, R OBP: 0.398, SLG: 0.589	HR				1B		G5-3		K	5	1	3	1	0	1	2					
5 Albert Pujols, R OBP: 0.302, SLG: 0.468	HR				K		G4-3		1B	4	2	2	2	0	1	2					
24 C.J. Cron, R OBP: 0.302, SLG: 0.451	HR				F8		P6		HR	4	2	2	2	0	0	2					
7 Collin Cowgill, R OBP: 0.236, SLG: 0.294	1B				1B		HR		1B	0	0	0	0	0	0	0					
6 David Freese, R OBP: 0.321, SLG: 0.411	1B				G6-3		HR		2B	3	1	2	1	0	0	1					
41 Kaleb Cowart, S OBP: 0.255, SLG: 0.283	1B				G6-3		HBP		2B	0	0	0	0	0	0	0					
18 Shane Victorino, S OBP: 0.296, SLG: 0.286	K				G6-3		K		G6-3	3	1	1	0	0	2	2					
19 David Murphy, L OBP: 0.320, SLG: 0.427	K				2B		K		G6-3	1	0	0	0	0	0	1					
39 Eren Navarro, L OBP: 0.299, SLG: 0.305	K				2B		K		G6-3	0	0	0	0	0	0	0					
58 Carlos Pérez, R OBP: 0.298, SLG: 0.336	FC6-4				G6-3		K		L4	4	0	0	0	0	1	3					
12 Johnny Giavotella, R OBP: 0.315, SLG: 0.357	F9				1B		1B		2B	3	0	2	2	0	0	0					
8 Taylor Featherston, R OBP: 0.212, SLG: 0.267	F9				1B		1B		2B	1	0	1	0	0	0	0					
Inning Stats	R: 4 E: 0 K: 1 S: 17	H: 5 LOB: 1 BB: 0 P: 22	R: 0 E: 0 K: 1 S: 9	H: 0 LOB: 0 BB: 0 P: 11	R: 0 E: 0 K: 1 S: 11	H: 1 LOB: 1 BB: 0 P: 15	R: 0 E: 0 K: 0 S: 6	H: 2 LOB: 0 BB: 0 P: 7	R: 0 E: 0 K: 1 S: 13	H: 1 LOB: 1 BB: 0 P: 18	R: 1 E: 0 K: 2 S: 12	H: 1 LOB: 1 BB: 0 P: 16	R: 2 E: 0 K: 0 S: 17	H: 3 LOB: 1 BB: 0 P: 23	R: 0 E: 0 K: 1 S: 11	H: 1 LOB: 2 BB: 1 P: 18	1B: 5 2B: 6 3B: 1 HR: 2	SF: 0 SAC: 0 DP: 1 HBP: 1	WP: 0 PB: 0 SB: 0 CS: 0	PA: 39	
PITCHER	IP WLS BF H R ER SO BB IBB HBP BLK WP HR S P ERA WHIP	IP WLS BF H R ER SO BB IBB HBP BLK WP HR S P ERA WHIP	IP WLS BF H R ER SO BB IBB HBP BLK WP HR S P ERA WHIP	IP WLS BF H R ER SO BB IBB HBP BLK WP HR S P ERA WHIP	IP WLS BF H R ER SO BB IBB HBP BLK WP HR S P ERA WHIP	IP WLS BF H R ER SO BB IBB HBP BLK WP HR S P ERA WHIP	IP WLS BF H R ER SO BB IBB HBP BLK WP HR S P ERA WHIP	IP WLS BF H R ER SO BB IBB HBP BLK WP HR S P ERA WHIP	IP WLS BF H R ER SO BB IBB HBP BLK WP HR S P ERA WHIP	IP WLS BF H R ER SO BB IBB HBP BLK WP HR S P ERA WHIP	IP WLS BF H R ER SO BB IBB HBP BLK WP HR S P ERA WHIP	IP WLS BF H R ER SO BB IBB HBP BLK WP HR S P ERA WHIP	IP WLS BF H R ER SO BB IBB HBP BLK WP HR S P ERA WHIP	IP WLS BF H R ER SO BB IBB HBP BLK WP HR S P ERA WHIP	IP WLS BF H R ER SO BB IBB HBP BLK WP HR S P ERA WHIP	IP WLS BF H R ER SO BB IBB HBP BLK WP HR S P ERA WHIP	IP WLS BF H R ER SO BB IBB HBP BLK WP HR S P ERA WHIP	IP WLS BF H R ER SO BB IBB HBP BLK WP HR S P ERA WHIP	IP WLS BF H R ER SO BB IBB HBP BLK WP HR S P ERA WHIP	IP WLS BF H R ER SO BB IBB HBP BLK WP HR S P ERA WHIP	IP WLS BF H R ER SO BB IBB HBP BLK WP HR S P ERA WHIP

Seattle Mariners @ Los Angeles Angels
Angel Stadium of Anaheim, Anaheim, CA
Fri Sep 25 2015, 7:09 PM - 10:17 PM PDT
Att: 38,355 - Clear - 83 F

AB	37
R	8
H	14
RBI	8
BB	1
SO	7
LOB	17



Batter	1	2	3	4	5	6	7	8	9	AB	R	H	RBI	BB	SO	LOB	TOP										
4 Ketel Marte, S (1, 6) OBP: 0.349, SLG: 0.400										4	0	0	0	0	1	0											
15 Kyle Seager, L (1, 5) OBP: 0.331, SLG: 0.457										4	0	1	0	0	1	0											
23 Nelson Cruz, R (1, 10) OBP: 0.376, SLG: 0.575										4	1	0	0	0	3	1											
22 Robinson Canó, L (1, 4) OBP: 0.329, SLG: 0.436										4	0	1	0	0	1	0											
10 Jesus Montero, R (1, 3) OBP: 0.261, SLG: 0.430										4	0	1	1	0	1	0											
7 Seth Smith, L (1, 7) OBP: 0.327, SLG: 0.442										3	0	1	0	0	0	2											
20 Logan Morrison, L (1, 9) OBP: 0.305, SLG: 0.388										2	0	0	0	0	0	1											
5 Brad Miller, L (1, 8) OBP: 0.330, SLG: 0.399										3	0	0	0	0	1	1											
6 John Hicks, R (1, 2) OBP: 0.100, SLG: 0.103										2	0	1	0	0	1	0											
35 Mark Trumbo, R (8, PH) OBP: 0.308, SLG: 0.453										1	1	1	1	0	0	0											
2 Jesús Suárez, R (8, 2) OBP: 0.172, SLG: 0.200										0	0	0	0	0	0	0											
Inning Stats	R: 0 E: 0 K: 1 S: 9	H: 0 LOB: 0 BB: 0 P: 12	R: 0 E: 0 K: 0 S: 7	H: 0 LOB: 0 BB: 0 P: 11	R: 0 E: 0 K: 1 S: 10	H: 0 LOB: 0 BB: 0 P: 12	R: 1 E: 0 K: 0 S: 15	H: 3 LOB: 2 BB: 0 P: 23	R: 0 E: 0 K: 1 S: 7	H: 1 LOB: 0 BB: 0 P: 13	R: 0 E: 0 K: 1 S: 7	H: 0 LOB: 0 BB: 0 P: 12	R: 0 E: 0 K: 1 S: 11	H: 1 LOB: 1 BB: 0 P: 19	R: 1 E: 0 K: 2 S: 11	H: 1 LOB: 0 BB: 0 P: 16	R: 0 E: 0 K: 2 S: 10	H: 0 LOB: 0 BB: 0 P: 12	1B: 3 2B: 2 3B: 0 HR: 1	SF: 0 SAC: 0 DP: 0 HBP: 1	WP: 0 PB: 0 CS: 2	PA: 33					
PITCHER	IP	WLS	BF	H	R	ER	SO	BB	IBB	HBP	BLK	WP	HR	S	P	ERA	WHIP										
36 Jered Weaver, R (1, 1) ERA: 4.76	5.0		18	4	1	1	3	0	0	1	0	0	0	48	71	1.80	0.800										
46 Cory Rasmus, R (6, 1) ERA: 5.89	1.2	H	6	1	0	0	2	0	0	0	0	0	0	13	23	0.00	0.600										
37 Cesár Ramos, L (7, 1) ERA: 2.12	0.2	H	2	0	0	0	0	0	0	0	0	0	0	6	9	0.00	0.000										
59 Fernando Salas, R (8, 1) ERA: 4.33	0.2	W	3	1	1	1	2	0	0	0	0	0	1	10	15	13.50	1.500										
64 Mike Morin, R (9, 1) ERA: 5.29	1.0	S	3	0	0	0	2	0	0	0	0	0	0	10	12	0.00	0.000										

Seattle Mariners @ Los Angeles Angels
Angel Stadium of Anaheim, Anaheim, CA
Sun Sep 27 2015, 12:39 PM - 3:11 PM PDT
Att: 35,243 - Sunny - 90 F

AB 31
R 2
H 6
RBI 2
BB 0
SO 9
LOB 5



Batter	1	2	3	4	5	6	7	8	9	AB	R	H	RBI	BB	SO	LOB	BOTTOM										
2 Erick Aybar, S (1, 6) OBP: 0.301, SLG: 0.329										3	0	1	0	0	0	1											
56 Kole Calhoun, L (1, 9) OBP: 0.314, SLG: 0.425										4	0	2	1	0	0	2											
27 Mike Trout, R (1, 8) OBP: 0.398, SLG: 0.585										4	1	1	0	0	2	3											
5 Albert Pujols, R (1, 10) OBP: 0.302, SLG: 0.464										4	0	0	0	0	0	4											
19 David Murphy, L (1, 7) OBP: 0.316, SLG: 0.423										3	0	1	1	0	0	0											
7 Collin Cowgill, R (9, 7) OBP: 0.236, SLG: 0.294										0	0	0	0	0	0	0											
24 C.J. Cron, R (1, 3) OBP: 0.303, SLG: 0.457										3	0	1	0	0	0	1											
44 Daniel Robertson, R (7, PR) OBP: 0.299, SLG: 0.307										0	0	0	0	0	0	0											
39 Eren Navarro, L (8, 3) OBP: 0.299, SLG: 0.305										0	0	0	0	0	0	0											
6 David Freese, R (1, 5) OBP: 0.320, SLG: 0.424										3	1	1	1	0	0	1											
41 Kaleb Cowart, S (9, 5) OBP: 0.255, SLG: 0.283										0	0	0	0	0	0	0											
58 Carlos Pérez, R (1, 2) OBP: 0.298, SLG: 0.336										3	0	1	0	0	0	1											
12 Johnny Giavotella, R (1, 4) OBP: 0.316, SLG: 0.384										2	0	1	0	0	0	0											
8 Taylor Featherston, R (8, PR) OBP: 0.212, SLG: 0.267										0	1	0	0	0	0	0											
Inning Stats	R: 0 E: 0 K: 0 S: 7	H: 1 LOB: 1 BB: 0 P: 10	R: 0 E: 0 K: 0 S: 8	H: 0 LOB: 0 BB: 0 P: 11	R: 0 E: 0 K: 0 S: 8	H: 1 LOB: 1 BB: 0 P: 12	R: 1 E: 0 K: 0 S: 10	H: 2 LOB: 0 BB: 0 P: 14	R: 1 E: 0 K: 0 S: 8	H: 2 LOB: 1 BB: 0 P: 11	R: 0 E: 0 K: 1 S: 10	H: 0 LOB: 0 BB: 0 P: 15	R: 0 E: 0 K: 0 S: 9	H: 1 LOB: 1 BB: 0 P: 14	R: 1 E: 0 K: 1 S: 8	H: 2 LOB: 2 BB: 0 P: 11	R: 0 E: 0 K: 1 S: 8	H: 0 LOB: 0 BB: 0 P: 11	1B: 7 2B: 1 3B: 0 HR: 1	SF: 0 SAC: 2 DP: 2 HBP: 0	WP: 0 PB: 0 CS: 0	PA: 31					
PITCHER	IP	WLS	BF	H	R	ER	SO	BB	IBB	HBP	BLK	WP	HR	S	P	ERA	WHIP										
18 Hisashi Iwakuma, R (1, 1) ERA: 3.67	7.1	L	28	8	3	3	1	0	0	0	0	0	0	62	90	3.68	1.091										
39 Carson Smith, R (8, 1) ERA: 2.41	0.2		3	1	0	0	1	0	0	0	0	0	0	6	8	0.00	1.500										

Seattle Mariners @ Los Angeles Angels
Angel Stadium of Anaheim, Anaheim, CA
Sun Sep 27 2015, 12:39 PM - 3:11 PM PDT
Att: 35,243 - Sunny - 90 F

AB 29
R 3
H 9
RBI 3
BB 0
SO 2
LOB 13

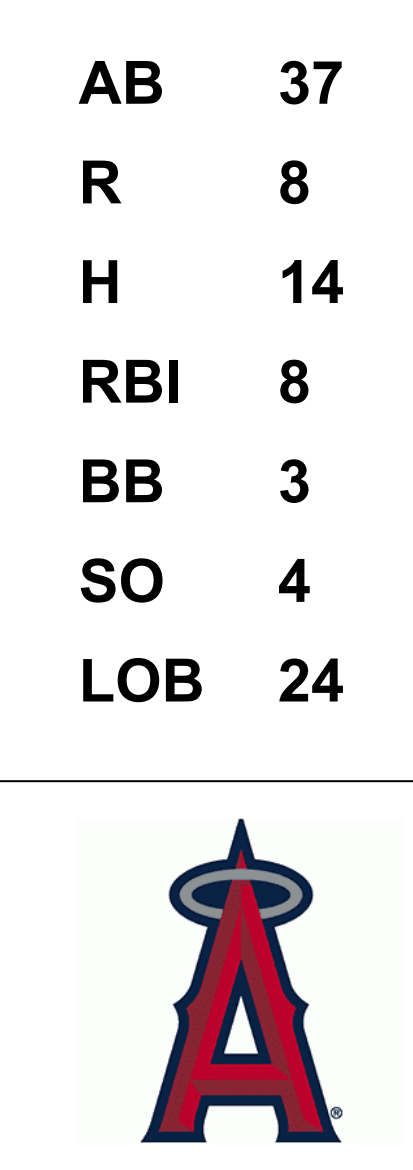


Batter	1	2	3	4	5	6	7	8	9	AB	R	H	RBI	BB	SO	LOB	TOP										
1 Billy Burns, S OBP: 0.335, SLG: 0.398										5	1	1	0	0	2	2	Oakland Athletics @ Los Angeles Angels Angel Stadium of Anaheim, Anaheim, CA Mon Sep 28 2015, 7:06 PM - 10:29 PM PDT Att: 31,858 - Clear - 80 F livebaseballscorecards.com										
20 Mark Canha, R OBP: 0.310, SLG: 0.419										4	0	0	0	0	1	2											
15 Brett Lawrie, R OBP: 0.303, SLG: 0.415										3	1	0	0	0	2	3											
26 Danny Valencia, R OBP: 0.346, SLG: 0.514										3	0	0	0	1	1	1											
16 Billy Butler, R OBP: 0.322, SLG: 0.396										4	1	1	0	0	1	2											
5 Jake Smolinski, R OBP: 0.276, SLG: 0.376										1	0	0	1	1	1	0											
22 Josh Reddick, L OBP: 0.334, SLG: 0.454										1	0	1	0	0	0	0											
10 Marcus Semien, R OBP: 0.311, SLG: 0.400										3	1	1	1	1	0	4											
3 Craig Gentry, R OBP: 0.176, SLG: 0.133										2	0	0	0	0	0	0											
4 Coco Crisp, S OBP: 0.256, SLG: 0.225										2	0	2	1	0	0	0											
45 Bryan Anderson, L OBP: 0.333, SLG: 0.333										3	0	1	0	0	0	0											
Inning Stats	R: 1 H: 1 E: 0 K: 0 S: 13	H: 1 BB: 2 P: 24	R: 0 H: 0 E: 0 K: 1 S: 11	H: 0 BB: 0 P: 16	R: 0 H: 0 E: 0 K: 1 S: 8	H: 0 BB: 0 P: 15	R: 1 H: 1 E: 0 K: 1 S: 17	H: 1 BB: 0 P: 26	R: 0 H: 0 E: 0 K: 1 S: 6	H: 0 BB: 0 P: 8	R: 2 H: 2 E: 0 K: 0 S: 11	H: 2 BB: 1 P: 19	R: 0 H: 1 E: 0 K: 2 S: 12	H: 1 BB: 0 P: 16	R: 0 H: 1 E: 0 K: 2 S: 11	H: 1 BB: 0 P: 9	1B: 5 2B: 1 3B: 0 HR: 1	SF: 1 SAC: 1 DP: 0 HBP: 2	WP: 0 PB: 0 SB: 0 CS: 1	PA: 39							
PITCHER	IP	WLS	BF	H	R	ER	SO	BB	IBB	HBP	BLK	WP	HR	S	P	ERA	WHIP	PITCHER									
53 Héctor Santiago, L ERA: 3.52	5.2		24	3	4	3	4	2	0	2	0	0	1	62	98	4.76	0.882										
46 Cory Rasmus, R ERA: 5.89	0.0		1	0	0	0	0	1	0	0	0	0	0	2	6	∞	∞										
48 Jose Alvarez, L ERA: 3.64	1.0		4	2	0	0	1	0	0	0	0	0	0	11	15	0.00	2.000										
68 Cam Bedrosian, R ERA: 5.01	1.0		4	1	0	0	3	0	0	0	0	0	0	11	19	0.00	1.000										
62 Trevor Gott, R ERA: 2.88	1.1	W	5	1	0	0	0	0	0	0	0	0	0	10	14	0.00	0.750										
Batter	1	2	3	4	5	6	7	8	9	AB	R	H	RBI	BB	SO	LOB	BOTTOM										
2 Erick Aybar, S OBP: 0.300, SLG: 0.330										4	0	1	1	0	0	0	Oakland Athletics @ Los Angeles Angels Angel Stadium of Anaheim, Anaheim, CA Mon Sep 28 2015, 7:06 PM - 10:29 PM PDT Att: 31,858 - Clear - 80 F livebaseballscorecards.com										
56 Kole Calhoun, L OBP: 0.313, SLG: 0.422										4	0	0	0	0	2	1											
27 Mike Trout, R OBP: 0.397, SLG: 0.582										3	0	0	0	1	1	1											
5 Albert Pujols, R OBP: 0.301, SLG: 0.468										4	1	1	1	0	0	2											
24 C.J. Cron, R OBP: 0.308, SLG: 0.460										4	1	3	0	0	0	0											
7 Collin Cowgill, R OBP: 0.236, SLG: 0.294										0	1	0	0	0	0	0											
6 David Freese, R OBP: 0.322, SLG: 0.421										2	0	0	0	2	1	2											
18 Shane Victorino, S OBP: 0.296, SLG: 0.282										2	0	0	0	1	0	2											
17 Chris Iannetta, R OBP: 0.293, SLG: 0.335										1	1	0	1	1	1	0											
19 David Murphy, L OBP: 0.316, SLG: 0.425										1	0	1	1	0	0	0											
12 Johnny Giavotella, R OBP: 0.316, SLG: 0.396										3	1	1	1	0	0	0											
Inning Stats	R: 0 H: 0 E: 0 K: 1 S: 10	H: 1 BB: 1 P: 18	R: 0 H: 1 E: 0 K: 1 S: 11	H: 1 BB: 0 P: 16	R: 2 H: 2 E: 1 K: 2 S: 14	H: 2 BB: 1 P: 19	R: 1 H: 1 E: 0 K: 0 S: 6	H: 1 BB: 1 P: 13	R: 0 H: 0 E: 0 K: 0 S: 7	H: 0 BB: 0 P: 11	R: 1 H: 1 E: 0 K: 0 S: 9	H: 1 BB: 1 P: 15	R: 0 H: 0 E: 0 K: 1 S: 10	H: 0 BB: 0 P: 13	R: 0 H: 0 E: 0 K: 0 S: 9	H: 0 BB: 0 P: 15	R: 1 H: 2 E: 1 K: 0 S: 12	H: 2 BB: 1 P: 18	1B: 4 2B: 4 3B: 0 HR: 1	SF: 1 SAC: 1 DP: 2 HBP: 0	WP: 0 PB: 0 SB: 1 CS: 0	PA: 35					
PITCHER	IP	WLS	BF	H	R	ER	SO	BB	IBB	HBP	BLK	WP	HR	S	P	ERA	WHIP	PITCHER									
53 Felix Doubront, L ERA: 5.97	6.0		25	5	4	4	4	4	0	0	0	0	0	57	92	6.00	1.500										
33 Fernando Rodriguez Jr., R ERA: 3.97	1.0		3	0	0	0	1	0	0	0	0	0	0	10	13	0.00	0.000										
67 Danny Coulombe, L ERA: 5.52	0.1		1	0	0	0	0	0	0	0	0	0	0	4	7	0.00	0.000										
49 Edward Mujica, R ERA: 4.34	0.2	L	5	1	1	0	0	0	1	0	0	0	0	13	20	0.00	1.500										
56 Fernando Abad, L ERA: 4.24	0.0		1	1	0	0	0	0	0	0	0	0	0	4	6	∞	∞										

Batter	1	2	3	4	5	6	7	8	9	AB	R	H	RBI	BB	SO	LOB	TOP										
1 Billy Burns, S OBP: 0.333, SLG: 0.395	G4-3		K			K		G3-1		4	0	0	0	0	2	0	Oakland Athletics @ Los Angeles Angels Angel Stadium of Anaheim, Anaheim, CA Tue Sep 29 2015, 7:08 PM - 10:00 PM PDT Att: 33,470 - Clear - 79 F										
10 Marcus Semien, R OBP: 0.311, SLG: 0.399	K				K	K		1B		4	0	1	0	0	3	0											
22 Josh Reddick, L OBP: 0.333, SLG: 0.454	2B				K	F7		G4-3		4	0	1	0	0	1	1											
26 Danny Valencia, R OBP: 0.346, SLG: 0.511	K							G6-3		2	0	0	0	1	1	1											
28 Eric Sogard, L OBP: 0.277, SLG: 0.305								K		1	0	0	0	0	1	0											
21 Stephen Vogt, L OBP: 0.339, SLG: 0.448								1B		3	0	0	0	0	1	1											
45 Bryan Anderson, L OBP: 0.500, SLG: 0.500								1B		1	0	1	0	0	0	0											
16 Billy Butler, R OBP: 0.323, SLG: 0.395	K							L6		3	0	1	0	0	1	0											
7 Jason Pridie, L OBP: 0.277, SLG: 0.305								1B		1	0	0	0	0	0	1											
15 Brett Lawrie, R OBP: 0.302, SLG: 0.414	F7							P3		4	0	1	0	0	1	1											
Max Muncy, L OBP: 0.270, SLG: 0.396								K		3	1	1	1	0	2	2											
5 Jake Smolinski, R OBP: 0.272, SLG: 0.369	G5-3							K		3	0	0	0	0	1	0											
Inning Stats	R: 0 H: 1 E: 0 K: 2 S: 10	H: 1 LOB: 1 BB: 0 P: 12	R: 0 H: 0 E: 0 K: 2 S: 8	H: 0 LOB: 0 BB: 0 P: 11	R: 0 H: 0 E: 0 K: 2 S: 9	H: 0 LOB: 0 BB: 0 P: 17	R: 0 H: 0 E: 0 K: 2 S: 8	H: 0 LOB: 1 BB: 1 P: 16	R: 1 H: 1 E: 0 K: 1 S: 10	H: 1 LOB: 0 BB: 0 P: 17	R: 0 H: 0 E: 0 K: 2 S: 11	H: 0 LOB: 2 BB: 0 P: 15	R: 0 H: 2 E: 0 K: 1 S: 15	H: 1 LOB: 2 BB: 0 P: 25	R: 0 H: 1 E: 0 K: 1 S: 9	H: 1 LOB: 1 BB: 0 P: 14	R: 0 H: 1 E: 0 K: 1 S: 8	H: 1 LOB: 1 BB: 0 P: 9	1B: 4 2B: 1 3B: 0 HR: 1	SF: 0 SAC: 0 DP: 0 HBP: 0	WP: 0 PB: 0 SB: 0 CS: 0	PA: 34					
PITCHER	IP	WLS	BF	H	R	ER	SO	BB	IBB	HBP	BLK	WP	HR	S	P	ERA	WHIP										
35 Nick Tropeano, R ERA: 3.82	6.2	W	24	3	1	1	11	1	0	0	0	0	1	64	103	1.35	0.600										
68 Cam Bedrosian, R ERA: 4.95	0.1		2	1	0	0	1	0	0	0	0	0	0	7	10	0.00	3.000										
55 Mat Latos, R ERA: 4.87	2.0		8	2	0	0	2	0	0	0	0	0	0	17	23	0.00	1.000										

Batter	1	2	3	4	5	6	7	8	9	AB	R	H	RBI	BB	SO	LOB	BOTTOM										
2 Erick Aybar, S OBP: 0.301, SLG: 0.336	K		G5-3			G3		G4-3		5	0	2	3	0	1	0	Oakland Athletics @ Los Angeles Angels Angel Stadium of Anaheim, Anaheim, CA Tue Sep 29 2015, 7:08 PM - 10:00 PM PDT Att: 33,470 - Clear - 79 F										
32 Ryan Jackson, R OBP: 0.299, SLG: 0.307								2B		0	0	0	0	0	0	0											
56 Kole Calhoun, L OBP: 0.312, SLG: 0.420	G5-3		K					G4-3		5	0	1	0	0	1	3											
27 Mike Trout, R OBP: 0.597, SLG: 0.591	2B							F9		4	1	1	0	1	0	3											
44 Daniel Robertson, R OBP: 0.299, SLG: 0.307										0	0	0	0	0	0	0											
5 Albert Pujols, R OBP: 0.304, SLG: 0.471	2B							F8		5	3	3	1	0	0	5											
19 David Murphy, L OBP: 0.320, SLG: 0.425	2B									4	0	2	1	0	0	2											
7 Collin Cowgill, R OBP: 0.236, SLG: 0.294	1B									0	0	0	0	0	0	0											
24 C.J. Cron, R OBP: 0.307, SLG: 0.457	L6							G6-3		3	0	0	0	1	1	3											
6 David Freese, R OBP: 0.326, SLG: 0.423								G5-3		3	1	2	2	1	0	2											
41 Kaleb Cowart, S OBP: 0.255, SLG: 0.283										0	0	0	0	0	0	0											
58 Carlos Pérez, R OBP: 0.298, SLG: 0.335	K							F8		4	1	1	0	0	1	5											
12 Johnny Giavotella, R OBP: 0.317, SLG: 0.370	G4-6-3									4	1	2	1	0	0	1											
8 Taylor Featherston, R OBP: 0.212, SLG: 0.267								2B		0	1	0	0	0	0	0											
Inning Stats	R: 2 H: 3 E: 0 K: 1 S: 16	H: 3 LOB: 1 BB: 0 P: 25	R: 0 H: 0 E: 0 K: 1 S: 5	H: 0 LOB: 1 BB: 1 P: 12	R: 0 H: 0 E: 0 K: 1 S: 11	H: 0 LOB: 0 BB: 0 P: 15	R: 4 H: 5 E: 0 K: 1 S: 20	H: 5 LOB: 1 BB: 0 P: 34	R: 1 H: 2 E: 0 K: 0 S: 13	H: 2 LOB: 2 BB: 1 P: 24	R: 0 H: 1 E: 0 K: 0 S: 11	H: 1 LOB: 2 BB: 1 P: 20	R: 0 H: 1 E: 0 K: 0 S: 5	H: 1 LOB: 2 BB: 0 P: 8	R: 1 H: 2 E: 0 K: 0 S: 11	H: 2 LOB: 3 BB: 0 P: 16	R: 1 H: 2 E: 0 K: 0 S: 11	H: 2 LOB: 3 BB: 0 P: 16	1B: 9 2B: 4 3B: 1 HR: 0	SF: 0 SAC: 0 DP: 1 HBP: 0	WP: 0 PB: 0 SB: 1 CS: 0	PA: 40					
PITCHER	IP	WLS	BF	H	R	ER	SO	BB	IBB	HBP	BLK	WP	HR	S	P	ERA	WHIP										
40 Chris Bassitt, R ERA: 3.6	3.2		19	8	6	6	4	1	0	0	0	0	0	48	79	14.73	2.455										
29 Pat Venditte, S ERA: 4.91	1.1		7	2	1	1	0	1	0	0	0	0	0	17	31	6.75	2.250										
37 R.J. Alvarez, R ERA: 9.9	2.0		9	2	0	0	0	1	0	0	0	0	0	16	28	0.00	1.500										
63 Cody Martin, R ERA: 7.92	1.0		5	2	1	1	0	0	0	0	0	0	0	11	16	9.00	2.000										

AB	33
R	1
H	6
RBI	1
BB	1
SO	14
LOB	7



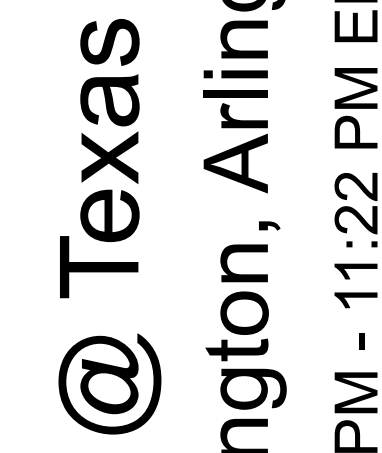
Batter	1	2	3	4	5	6	7	8	9	AB	R	H	RBI	BB	SO	LOB	TOP										
2 Erick Aybar, S OBP: 0.300, SLG: 0.334										4	0	1	1	0	2	3	Los Angeles Angels @ Texas Rangers Globe Life Park in Arlington, Arlington, TX Thu Oct 01 2015, 8:10 PM - 11:22 PM EDT Att: 32,338 - Partly Cloudy - 76 F										
56 Kole Calhoun, L OBP: 0.312, SLG: 0.425										4	0	0	0	0	3	2											
27 Mike Trout, R OBP: 0.399, SLG: 0.585										4	0	0	0	0	1	0											
5 Albert Pujols, R OBP: 0.304, SLG: 0.475										4	2	2	1	0	0	0											
24 C.J. Cron, R OBP: 0.303, SLG: 0.447										4	0	0	0	0	0	1											
6 David Freese, R OBP: 0.326, SLG: 0.427										3	0	0	0	1	0	0											
18 Shane Victorino, S OBP: 0.308, SLG: 0.289										1	1	1	1	0	0	0											
19 David Murphy, L OBP: 0.319, SLG: 0.423										1	0	0	0	0	0	0											
58 Carlos Pérez, R OBP: 0.304, SLG: 0.349										3	0	0	0	1	1	2											
12 Johnny Giavotella, R OBP: 0.320, SLG: 0.376										1	0	0	0	2	0	2											
Inning Stats	R: 0 E: 0 K: 3 S: 10	H: 0 LOB: 0 BB: 0 P: 16	R: 1 E: 0 K: 0 S: 8	H: 1 LOB: 1 BB: 1 P: 18	R: 0 E: 0 K: 1 S: 13	H: 0 LOB: 0 BB: 1 P: 18	R: 0 E: 0 K: 0 S: 5	H: 0 LOB: 0 BB: 0 P: 8	R: 0 E: 0 K: 1 S: 10	H: 1 LOB: 2 BB: 1 P: 19	R: 1 E: 0 K: 1 S: 10	H: 1 LOB: 2 BB: 1 P: 15	R: 1 E: 0 K: 0 S: 10	H: 1 LOB: 2 BB: 1 P: 19	R: 0 E: 0 K: 0 S: 4	H: 0 LOB: 0 BB: 0 P: 8	R: 0 E: 0 K: 1 S: 12	H: 0 LOB: 0 BB: 0 P: 19	1B: 2 2B: 1 3B: 0 HR: 1	SF: 1 SAC: 0 DP: 1 HBP: 1	WP: 0 PB: 0 SB: 0 CS: 0	PA: 35					
PITCHER	IP	WLS	BF	H	R	ER	SO	BB	IBB	HBP	BLK	WP	HR	S	P	ERA	WHIP										
45 Derek Holland, L ERA: 4.91	6.1	W	25	3	3	3	6	3	0	1	0	0	1	59	98	4.26	0.947										
51 Ross Ohlendorf, R ERA: 2.41	0.1	H	3	1	0	0	0	1	0	0	0	0	0	5	12	0.00	6.000										
41 Jake Diekman, L ERA: 4.06	0.1	H	1	0	0	0	0	0	0	0	0	0	0	2	3	0.00	0.000										
47 Sam Dyson, R ERA: 2.7	1.0	H	3	0	0	0	0	0	0	0	0	0	0	4	8	0.00	0.000										
37 Shawn Tolleson, R ERA: 2.65	1.0	S	3	0	0	0	1	0	0	0	0	0	0	12	19	0.00	0.000										

Batter	1	2	3	4	5	6	7	8	9	AB	R	H	RBI	BB	SO	LOB	BOTTOM										
7 Delino DeShields, R OBP: 0.342, SLG: 0.375										2	1	1	1	2	1	1	Los Angeles Angels @ Texas Rangers Globe Life Park in Arlington, Arlington, TX Thu Oct 01 2015, 8:10 PM - 11:22 PM EDT Att: 32,338 - Partly Cloudy - 76 F										
15 Drew Stubbs, R OBP: 0.279, SLG: 0.385										1	0	0	0	0	0	0											
17 Shin-Soo Choo, L OBP: 0.374, SLG: 0.459										3	1	0	0	1	1	4											
29 Adrián Beltré, R OBP: 0.332, SLG: 0.447										3	1	2	3	1	0	1											
84 Prince Fielder, L OBP: 0.381, SLG: 0.470										4	0	1	0	0	0	3											
25 Mike Napoli, R OBP: 0.326, SLG: 0.414										1	0	0	0	2	0	0											
18 Mitch Moreland, L OBP: 0.332, SLG: 0.487										1	0	0	0	0	0	2											
32 Josh Hamilton, L OBP: 0.294, SLG: 0.418										3	0	1	1	0	1	3											
30 Will Venable, L OBP: 0.320, SLG: 0.351										0	0	0	0	0	0	0											
1 Elvis Andrus, R OBP: 0.308, SLG: 0.354										4	1	2	0	0	1	2											
12 Rougned Odor, L OBP: 0.319, SLG: 0.465										4	0	0	0	0	1	3											
61 Robinson Chirinos, R OBP: 0.328, SLG: 0.441										3	1	1	0	1	1	1											
Inning Stats	R: 0 E: 0 K: 0 S: 9	H: 0 LOB: 1 BB: 1 P: 16	R: 0 E: 0 K: 0 S: 6	H: 1 LOB: 0 BB: 0 P: 10	R: 0 E: 0 K: 1 S: 10	H: 1 LOB: 0 BB: 0 P: 16	R: 0 E: 0 K: 0 S: 3	H: 0 LOB: 1 BB: 2 P: 13	R: 4 E: 0 K: 1 S: 18	H: 3 LOB: 2 BB: 3 P: 39	R: 0 E: 0 K: 2 S: 13	H: 1 LOB: 2 BB: 1 P: 24	R: 1 E: 0 K: 1 S: 9	H: 2 LOB: 1 BB: 0 P: 13	R: 0 E: 0 K: 1 S: 10	H: 0 LOB: 0 BB: 0 P: 17	1B: 5 2B: 3 3B: 0 HR: 0	SF: 1 SAC: 0 DP: 2 HBP: 0	WP: 0 PB: 0 SB: 2 CS: 0	PA: 37							
PITCHER	IP	WLS	BF	H	R	ER	SO	BB	IBB	HBP	BLK	WP	HR	S	P	ERA	WHIP										
28 Andrew Heaney, L ERA: 3.49	4.1	L	21	5	4	4	1	5	0	0	0	0	0	5	10	0.00	0.000										
48 Jose Alvarez, L ERA: 3.58	0.2		3	0	0	0	1	0	1	0	0	0	0	5	10	0.00	0.000										
68 Cam Bedrosian, R ERA: 4.86	0.2		4	1	0	0	1	1	0	0	0	0	0	10	19	0.00	3.000										
37 Cesár Ramos, L ERA: 2.24	0.1		3	2	1	1	1	0	0	0	0	0	0	6	8	27.00	6.000										
59 Fernando Salas, R ERA: 4.24	1.0		3	0	0	0	1	0	0	0	0	0	0	6	10	0.00	0.000										

AB 29
R 3
H 4
RBI 3
BB 4
SO 7
LOB 10



AB 29
R 5
H 8
RBI 5
SO 6
LOB 20



Batter	1	2	3	4	5	6	7	8	9	AB	R	H	RBI	BB	SO	LOB	TOP										
2 Erick Aybar, S OBP: 0.301, SLG: 0.335			G5-3					K		4	1	2	0	0	1	0	Los Angeles Angels @ Texas Rangers Globe Life Park in Arlington, Arlington, TX Fri Oct 02 2015, 8:08 PM - 10:57 PM EDT Att: 47,219 - Clear - 77 F										
56 Kole Calhoun, L OBP: 0.310, SLG: 0.422	K		L4		G4-3			K		4	0	0	0	0	2	2											
27 Mike Trout, R OBP: 0.400, SLG: 0.587	K				L9					3	1	1	0	1	1	1											
5 Albert Pujols, R OBP: 0.305, SLG: 0.475			L9		G4-3					4	0	2	1	0	0	1											
13 Kyle Kubitzka, L OBP: 0.236, SLG: 0.194					G4-3					0	0	0	0	0	0	0											
24 C.J. Cron, R OBP: 0.302, SLG: 0.444			P3		G6-3			G4-6-3		4	0	1	1	0	0	1											
41 Kaleb Cowart, S OBP: 0.255, SLG: 0.283					G5-3			G4-3		4	0	0	0	0	0	0											
6 David Freese, R OBP: 0.323, SLG: 0.423	F9		G5-3		G4-3			K		4	0	0	0	0	1	3											
8 Taylor Featherston, R OBP: 0.212, SLG: 0.247			F7		F7			K		3	0	0	0	0	1	0											
18 Shane Victorino, S OBP: 0.303, SLG: 0.284			K		G6-3			G6-3		3	0	0	0	0	1	0											
58 Carlos Pérez, R OBP: 0.300, SLG: 0.345			P2		F8			L8		3	0	0	0	0	0	0											
12 Johnny Giavotella, R OBP: 0.318, SLG: 0.373										0	0	0	0	0	0	0											
39 Efrén Navarro, L OBP: 0.295, SLG: 0.301										0	0	0	0	0	0	0											
Inning Stats	R: 1 H: 3 E: 0 K: 2 S: 15	H: 3 LOB: 2 BB: 0 P: 19	R: 0 H: 0 E: 0 K: 1 S: 7	H: 0 LOB: 0 BB: 0 P: 8	R: 0 H: 0 E: 0 K: 0 S: 9	H: 0 LOB: 1 BB: 1 P: 18	R: 0 H: 0 E: 0 K: 0 S: 6	H: 1 LOB: 1 BB: 0 P: 11	R: 0 H: 0 E: 0 K: 0 S: 10	H: 0 LOB: 0 BB: 0 P: 17	R: 0 H: 0 E: 0 K: 1 S: 11	H: 0 LOB: 0 BB: 0 P: 14	R: 0 H: 0 E: 0 K: 2 S: 10	H: 0 LOB: 0 BB: 0 P: 13	R: 1 H: 2 E: 0 K: 1 S: 10	H: 2 LOB: 1 BB: 0 P: 15	1B: 5 2B: 0 3B: 1 HR: 0	SF: 0 SAC: 0 DP: 1 HBP: 0	WP: 0 PB: 0 SB: 1 CS: 0	PA: 33							
PITCHER	IP	WLS	BF	H	R	ER	SO	BB	IBB	HBP	BLK	WP	HR	S	P	ERA	WHIP										
33 Martín Pérez, L ERA: 4.46	7.0		26	4	1	1	4	1	0	0	0	0	0	67	100	1.29	0.714										
47 Sam Dyson, R ERA: 2.56	1.0		3	0	0	0	2	0	0	0	0	0	0	10	13	0.00	0.000										
37 Shawn Tolleson, R ERA: 2.74	1.0	L	4	2	1	1	1	0	0	0	0	0	0	10	15	9.00	2.000										

Batter	1	2	3	4	5	6	7	8	9	AB	R	H	RBI	BB	SO	LOB	BOTTOM										
7 Delino DeShields, R OBP: 0.341, SLG: 0.372			K		L7			F9		3	0	0	0	1	1	3	Los Angeles Angels @ Texas Rangers Globe Life Park in Arlington, Arlington, TX Fri Oct 02 2015, 8:08 PM - 10:57 PM EDT Att: 47,219 - Clear - 77 F										
15 Drew Stubbs, R OBP: 0.279, SLG: 0.385								P4		3	0	0	0	1	1	1											
17 Shin-Soo Choo, L OBP: 0.374, SLG: 0.466	F9				P4			G1-3		4	1	2	1	0	0	1											
84 Prince Fielder, L OBP: 0.380, SLG: 0.468			F8		P4			K		3	0	0	0	1	1	1											
29 Adrian Beltré, R OBP: 0.331, SLG: 0.444	P4		G4-3		G4-3			G4-3		3	0	0	0	1	0	1											
18 Mitch Moreland, L OBP: 0.329, SLG: 0.483	P4		G2-3		FC4-6			F8		4	0	0	0	0	2	2											
32 Josh Hamilton, L OBP: 0.287, SLG: 0.407	L7		P6		F8			K		4	0	0	0	0	1	2											
1 Elvis Andrus, R OBP: 0.306, SLG: 0.352	G3		E6		G5-3			G6-3		4	0	0	0	0	0	0											
12 Rougned Odor, L OBP: 0.317, SLG: 0.462	L9		FC6		K			K		3	0	0	0	0	1	1											
38 Chris Gimenez, R OBP: 0.324, SLG: 0.495	L8		K							2	0	0	0	0	1	2											
25 Mike Napoli, R OBP: 0.333, SLG: 0.415										1	0	1	0	0	0	0											
20 Ryan Strausborger, R OBP: 0.240, SLG: 0.287										0	0	0	0	0	0	0											
61 Robinson Chirinos, R OBP: 0.326, SLG: 0.441										0	0	0	0	0	0	0											
Inning Stats	R: 0 H: 0 E: 0 K: 0 S: 8	H: 0 LOB: 0 BB: 0 P: 9	R: 0 H: 0 E: 0 K: 1 S: 9	H: 0 LOB: 0 BB: 0 P: 14	R: 1 H: 1 E: 0 K: 0 S: 10	H: 1 LOB: 0 BB: 0 P: 17	R: 0 H: 0 E: 0 K: 1 S: 11	H: 0 LOB: 2 BB: 1 P: 14	R: 0 H: 1 E: 0 K: 1 S: 8	H: 1 LOB: 0 BB: 0 P: 12	R: 0 H: 0 E: 0 K: 1 S: 8	H: 0 LOB: 0 BB: 0 P: 11	R: 0 H: 0 E: 0 K: 1 S: 8	H: 0 LOB: 0 BB: 0 P: 11	1B: 1 2B: 1 3B: 0 HR: 1	SF: 0 SAC: 0 DP: 0 HBP: 0	WP: 0 PB: 0 SB: 3 CS: 1	PA: 34									
PITCHER	IP	WLS	BF	H	R	ER	SO	BB	IBB	HBP	BLK	WP	HR	S	P	ERA	WHIP										
36 Jered Weaver, R ERA: 4.64	6.0		24	2	1	1	2	3	0	0	0	0	0	8	12	0.00	1.000										
62 Trevor Gott, R ERA: 3.09	1.0		4	1	0	0	1	0	0	0	0	0	0	8	9	0.00	1.000										
48 Jose Alvarez, L ERA: 3.55	0.2		2	0	0	0	1	0	0	0	0	0	0	5	8	0.00	0.000										
64 Mike Morin, R ERA: 5.45	0.1	W	1	0	0	0	0	0	0	0	0	0	0	3	3	0.00	0.000										
38 Joe Smith, R ERA: 3.64	1.0	S	3	0	0	0	1	0	0	0	0	0	0	8	11	0.00	0.000										

