

Los Angeles Angels - 2018

| Batter | 1 | 2 | 3 | 4 | 5 | 6 | 7 | 8 | 9 | AB | R | H | RBI | BB | SO | LOB | TOP | | | | | | | | | | | | | | | | | | | | | | |
|---|--|---|--|---|--|---|--|---|--|---|--|---|--|---|--|---|--|---|--|---|--|---|--|---|--|---|--|---|--|---|--|---|--|---|--|---|--|---|------------------------------------|
| 9 Eric Young Jr., S (1, 7) <small>OBP: 1.000, SLG: 1.000</small> 87 Jahmai Jones, R (4, PR) <small>OBP: 0.333, SLG: 0.333</small> | 1B | BB | | BB | | BB | | 1B | P4 | 1 | 0 | 1 | 0 | 2 | 0 | 0 | | | | | | | | | | | | | | | | | | | | | | | |
| 86 David Fletcher, R (1, 4) <small>OBP: 0.333, SLG: 0.333</small> 83 José Miguel Fernández, L (6, 4) | 1B | F8 | | G6-4-3 | | K | | G3-1 | | 3 | 1 | 1 | 0 | 0 | 0 | 3 | | | | | | | | | | | | | | | | | | | | | | | |
| 19 Jefry Marte, R (1, 3) <small>OBP: 1.000, SLG: 1.500</small> 85 Matt Thaiss, L (5, PR) <small>(5, 3)</small> | 1B | BB | | | 2B | BB | | K | | 2 | 1 | 2 | 0 | 1 | 0 | 0 | | | | | | | | | | | | | | | | | | | | | | | |
| 44 René Rivera, R (1, 2) <small>OBP: 0.667, SLG: 0.500</small> 58 Carlos Pérez, R (5, 2) <small>OBP: 0.500, SLG: 1.000</small> | 1B | K | | HBP | F7 | | 2B | | 2 | 1 | 1 | 1 | 0 | 1 | 2 | | | | | | | | | | | | | | | | | | | | | | | | |
| 31 Chris Carter, R (1, 10) <small>OBP: 0.333, SLG: 0.500</small> 98 Jack Kruger, R (6, PH) <small>(6, 10)</small> | 1B | | F8 | | SF7 | FC6-4 | | 2B | | 2 | 0 | 1 | 2 | 0 | 0 | 0 | | | | | | | | | | | | | | | | | | | | | | | |
| 22 Kaleb Cowart, S (1, 5) 51 Colin Walsh, S (5, 5) <small>OBP: 0.500, SLG: 2.000</small> | G3-1 | | G3-1 | | BB | | L8 | HR | | 2 | 0 | 0 | 0 | 1 | 0 | 2 | | | | | | | | | | | | | | | | | | | | | | | |
| 16 Nolan Fontana, L (1, 6) 2 Connor Justus, R (5, 6) <small>OBP: 0.500, SLG: 0.500</small> | BB | | K | | 2B | | 1B | P3 | | 2 | 0 | 1 | 1 | 1 | 1 | 0 | | | | | | | | | | | | | | | | | | | | | | | |
| 84 Michael Hermsillo, R (1, 8) 25 Kyle Survanec Jr., L (5, 8) | K | | | BB | 2B | | K | G1-3 | | 2 | 0 | 0 | 0 | 1 | 1 | 5 | | | | | | | | | | | | | | | | | | | | | | | |
| 37 Rymer Liriano, R (1, 9) <small>OBP: 0.500, SLG: 0.750</small> 57 Brennon Lund, L (7, 9) | 1B | | | 2B | F8 | | K | P2 | | 4 | 0 | 2 | 0 | 0 | 1 | 4 | | | | | | | | | | | | | | | | | | | | | | | |
| Inning Stats | R: 2 H: 5 E: 0 K: 1 S: 9 | H: 5 LOB: 3 BB: 1 P: 13 | R: 0 H: 1 E: 0 K: 1 S: 6 | H: 1 LOB: 2 BB: 2 P: 14 | R: 0 H: 0 E: 0 K: 1 S: 5 | H: 0 LOB: 0 BB: 2 P: 5 | R: 0 H: 1 E: 0 K: 0 S: 2 | H: 1 LOB: 2 BB: 1 P: 10 | R: 2 H: 2 E: 0 K: 0 S: 5 | H: 2 LOB: 3 BB: 1 P: 11 | R: 0 H: 0 E: 1 K: 1 S: 6 | H: 0 LOB: 2 BB: 1 P: 10 | R: 0 H: 1 E: 0 K: 1 S: 8 | H: 1 LOB: 1 BB: 0 P: 8 | R: 4 H: 3 E: 0 K: 1 S: 9 | H: 3 LOB: 0 BB: 1 P: 16 | R: 0 H: 0 E: 0 K: 0 S: 3 | H: 0 LOB: 0 BB: 0 P: 3 | 1B: 8 2B: 4 3B: 0 HR: 1 | SF: 1 SAC: 0 DP: 1 HBP: 1 | WP: 1 PB: 0 SB: 1 CS: 1 | PA: 46 | | | | | | | | | | | | | | | | | |
| PITCHER | IP: 0.2 WLS: 27.0 BF: 7 H: 5 R: 2 ER: 2 SO: 0 BB: 1 IBB: 0 HBP: 0 BLK: 0 WP: 0 HR: 0 S: 6 P: 10 ERA: 27.00 WHIP: 9.000 | IP: 1.1 WLS: 6 BF: 7 H: 1 R: 0 ER: 0 SO: 2 BB: 2 IBB: 0 HBP: 0 BLK: 0 WP: 0 HR: 0 S: 7 P: 15 ERA: 0.00 WHIP: 1.500 | IP: 1.0 WLS: B BF: 7 H: 2 R: 2 ER: 2 SO: 0 BB: 1 IBB: 0 HBP: 1 BLK: 0 WP: 1 HR: 0 S: 5 P: 11 ERA: 18.00 WHIP: 3.000 | IP: 1.0 WLS: 5 BF: 0 H: 0 R: 0 ER: 0 SO: 1 BB: 0 IBB: 0 HBP: 0 BLK: 0 WP: 0 HR: 0 S: 6 P: 10 ERA: 0.00 WHIP: 1.000 | IP: 7.1 WLS: H BF: 4 H: 1 R: 0 ER: 0 SO: 2 BB: 0 IBB: 0 HBP: 0 BLK: 0 WP: 0 HR: 0 S: 8 P: 8 ERA: 0.00 WHIP: 1.000 | IP: 8.1 WLS: B BF: 7 H: 3 R: 4 ER: 4 SO: 1 BB: 1 IBB: 0 HBP: 0 BLK: 0 WP: 0 HR: 1 S: 9 P: 16 ERA: 36.00 WHIP: 4.000 | IP: 9.1 WLS: W BF: 3 H: 0 R: 0 ER: 0 SO: 0 BB: 0 IBB: 0 HBP: 0 BLK: 0 WP: 0 HR: 0 S: 3 P: 3 ERA: 0.00 WHIP: 0.000 | | | | | | | | | | | | | | | | | | | | | | | | | | | | | | | | |
| Batter | 1 Franklin Barreto, R (1, 4) 76 Nick Noonan, L (6, 6) | 23 Matt Joyce, L (1, 10) 3 Boog Powell, L (5, PH) <small>(6, 10)</small> | 10 Marcus Semien, R (1, 6) 21 Steve Lombardozzi, S (6, 4) <small>OBP: 1.000, SLG: 2.000</small> | 28 Matt Olson, L (1, 3) 16 Slade Heathcott, L (6, 3) | 25 Stephen Piscotty, R (1, 9) 53 Anthony Garcia, R (5, 9) <small>OBP: 0.333, SLG: 0.333</small> | 18 Chad Pinder, R (1, 7) <small>OBP: 0.500, SLG: 0.500</small> 72 Nick Martini, L (5, 7) <small>OBP: 0.500, SLG: 1.000</small> | 13 Bruce Maxwell, L (1, 2) 65 Sean Murphy, R (2, 2) 54 Santiago Chávez, R (7, 2) | 22 Renato Núñez, R (1, 5) <small>OBP: 1.000, SLG: 1.500</small> 73 Sheldon Neuse, R (6, 5) | 5 Jake Smolinski, R (1, 8) 56 Ramón Laureano, R (6, 8) <small>OBP: 0.500, SLG: 0.500</small> | AB: 2 R: 0 H: 0 RBI: 0 BB: 0 SO: 1 | AB: 1 R: 0 H: 0 RBI: 0 BB: 0 SO: 2 | AB: 3 R: 1 H: 2 RBI: 0 BB: 0 SO: 0 | AB: 3 R: 1 H: 1 RBI: 1 BB: 1 SO: 0 | AB: 3 R: 1 H: 1 RBI: 2 BB: 0 SO: 1 | AB: 2 R: 0 H: 0 RBI: 0 BB: 0 SO: 0 | AB: 3 R: 0 H: 1 RBI: 2 BB: 0 SO: 1 | AB: 2 R: 0 H: 1 RBI: 0 BB: 0 SO: 1 | BOTTOM | | | | | | | | | | | | | | | | | | | | | |
| 15 Emilio Pagán, R (7, 1) <small>ERA: 27.0</small> 75 Jeremy Bleich, L (8, 1) <small>ERA: 36.0</small> 50 Raúl Alcántara, R (9, 1) <small>ERA: 54.0</small> | 33 Daniel Mengden, R (1, 1) <small>ERA: 27.0</small> 70 Eric Jokisch, L (1, 1) <small>ERA: 0.00</small> 58 Paul Blackburn, R (3, 1) <small>ERA: 18.0</small> 66 Ryan Dull, R (5, 1) <small>ERA: 18.0</small> 74 Nolan Blackwood, R (6, 1) <small>ERA: 18.0</small> | 15 Emilio Pagán, R (7, 1) <small>ERA: 27.0</small> 75 Jeremy Bleich, L (8, 1) <small>ERA: 36.0</small> 50 Raúl Alcántara, R (9, 1) <small>ERA: 54.0</small> | 33 Daniel Mengden, R (1, 1) <small>ERA: 27.0</small> 70 Eric Jokisch, L (1, 1) <small>ERA: 0.00</small> 58 Paul Blackburn, R (3, 1) <small>ERA: 18.0</small> 66 Ryan Dull, R (5, 1) <small>ERA: 18.0</small> 74 Nolan Blackwood, R (6, 1) <small>ERA: 18.0</small> | 15 Emilio Pagán, R (7, 1) <small>ERA: 27.0</small> 75 Jeremy Bleich, L (8, 1) <small>ERA: 36.0</small> 50 Raúl Alcántara, R (9, 1) <small>ERA: 54.0</small> | 33 Daniel Mengden, R (1, 1) <small>ERA: 27.0</small> 70 Eric Jokisch, L (1, 1) <small>ERA: 0.00</small> 58 Paul Blackburn, R (3, 1) <small>ERA: 18.0</small> 66 Ryan Dull, R (5, 1) <small>ERA: 18.0</small> 74 Nolan Blackwood, R (6, 1) <small>ERA: 18.0</small> | 15 Emilio Pagán, R (7, 1) <small>ERA: 27.0</small> 75 Jeremy Bleich, L (8, 1) <small>ERA: 36.0</small> 50 Raúl Alcántara, R (9, 1) <small>ERA: 54.0</small> | 33 Daniel Mengden, R (1, 1) <small>ERA: 27.0</small> 70 Eric Jokisch, L (1, 1) <small>ERA: 0.00</small> 58 Paul Blackburn, R (3, 1) <small>ERA: 18.0</small> 66 Ryan Dull, R (5, 1) <small>ERA: 18.0</small> 74 Nolan Blackwood, R (6, 1) <small>ERA: 18.0</small> | 15 Emilio Pagán, R (7, 1) <small>ERA: 27.0</small> 75 Jeremy Bleich, L (8, 1) <small>ERA: 36.0</small> 50 Raúl Alcántara, R (9, 1) <small>ERA: 54.0</small> | 33 Daniel Mengden, R (1, 1) <small>ERA: 27.0</small> 70 Eric Jokisch, L (1, 1) <small>ERA: 0.00</small> 58 Paul Blackburn, R (3, 1) <small>ERA: 18.0</small> 66 Ryan Dull, R (5, 1) <small>ERA: 18.0</small> 74 Nolan Blackwood, R (6, 1) <small>ERA: 18.0</small> | 15 Emilio Pagán, R (7, 1) <small>ERA: 27.0</small> 75 Jeremy Bleich, L (8, 1) <small>ERA: 36.0</small> 50 Raúl Alcántara, R (9, 1) <small>ERA: 54.0</small> | 33 Daniel Mengden, R (1, 1) <small>ERA: 27.0</small> 70 Eric Jokisch, L (1, 1) <small>ERA: 0.00</small> 58 Paul Blackburn, R (3, 1) <small>ERA: 18.0</small> 66 Ryan Dull, R (5, 1) <small>ERA: 18.0</small> 74 Nolan Blackwood, R (6, 1) <small>ERA: 18.0</small> | 15 Emilio Pagán, R (7, 1) <small>ERA: 27.0</small> 75 Jeremy Bleich, L (8, 1) <small>ERA: 36.0</small> 50 Raúl Alcántara, R (9, 1) <small>ERA: 54.0</small> | 33 Daniel Mengden, R (1, 1) <small>ERA: 27.0</small> 70 Eric Jokisch, L (1, 1) <small>ERA: 0.00</small> 58 Paul Blackburn, R (3, 1) <small>ERA: 18.0</small> 66 Ryan Dull, R (5, 1) <small>ERA: 18.0</small> 74 Nolan Blackwood, R (6, 1) <small>ERA: 18.0</small> | 15 Emilio Pagán, R (7, 1) <small>ERA: 27.0</small> 75 Jeremy Bleich, L (8, 1) <small>ERA: 36.0</small> 50 Raúl Alcántara, R (9, 1) <small>ERA: 54.0</small> | 33 Daniel Mengden, R (1, 1) <small>ERA: 27.0</small> 70 Eric Jokisch, L (1, 1) <small>ERA: 0.00</small> 58 Paul Blackburn, R (3, 1) <small>ERA: 18.0</small> 66 Ryan Dull, R (5, 1) <small>ERA: 18.0</small> 74 Nolan Blackwood, R (6, 1) <small>ERA: 18.0</small> | 15 Emilio Pagán, R (7, 1) <small>ERA: 27.0</small> 75 Jeremy Bleich, L (8, 1) <small>ERA: 36.0</small> 50 Raúl Alcántara, R (9, 1) <small>ERA: 54.0</small> | 33 Daniel Mengden, R (1, 1) <small>ERA: 27.0</small> 70 Eric Jokisch, L (1, 1) <small>ERA: 0.00</small> 58 Paul Blackburn, R (3, 1) <small>ERA: 18.0</small> 66 Ryan Dull, R (5, 1) <small>ERA: 18.0</small> 74 Nolan Blackwood, R (6, 1) <small>ERA: 18.0</small> | 15 Emilio Pagán, R (7, 1) <small>ERA: 27.0</small> 75 Jeremy Bleich, L (8, 1) <small>ERA: 36.0</small> 50 Raúl Alcántara, R (9, 1) <small>ERA: 54.0</small> | 33 Daniel Mengden, R (1, 1) <small>ERA: 27.0</small> 70 Eric Jokisch, L (1, 1) <small>ERA: 0.00</small> 58 Paul Blackburn, R (3, 1) <small>ERA: 18.0</small> 66 Ryan Dull, R (5, 1) <small>ERA: 18.0</small> 74 Nolan Blackwood, R (6, 1) <small>ERA: 18.0</small> | 15 Emilio Pagán, R (7, 1) <small>ERA: 27.0</small> 75 Jeremy Bleich, L (8, 1) <small>ERA: 36.0</small> 50 Raúl Alcántara, R (9, 1) <small>ERA: 54.0</small> | 33 Daniel Mengden, R (1, 1) <small>ERA: 27.0</small> 70 Eric Jokisch, L (1, 1) <small>ERA: 0.00</small> 58 Paul Blackburn, R (3, 1) <small>ERA: 18.0</small> 66 Ryan Dull, R (5, 1) <small>ERA: 18.0</small> 74 Nolan Blackwood, R (6, 1) <small>ERA: 18.0</small> | 15 Emilio Pagán, R (7, 1) <small>ERA: 27.0</small> 75 Jeremy Bleich, L (8, 1) <small>ERA: 36.0</small> 50 Raúl Alcántara, R (9, 1) <small>ERA: 54.0</small> | 33 Daniel Mengden, R (1, 1) <small>ERA: 27.0</small> 70 Eric Jokisch, L (1, 1) <small>ERA: 0.00</small> 58 Paul Blackburn, R (3, 1) <small>ERA: 18.0</small> 66 Ryan Dull, R (5, 1) <small>ERA: 18.0</small> 74 Nolan Blackwood, R (6, 1) <small>ERA: 18.0</small> | 15 Emilio Pagán, R (7, 1) <small>ERA: 27.0</small> 75 Jeremy Bleich, L (8, 1) <small>ERA: 36.0</small> 50 Raúl Alcántara, R (9, 1) <small>ERA: 54.0</small> | 33 Daniel Mengden, R (1, 1) <small>ERA: 27.0</small> 70 Eric Jokisch, L (1, 1) <small>ERA: 0.00</small> 58 Paul Blackburn, R (3, 1) <small>ERA: 18.0</small> 66 Ryan Dull, R (5, 1) <small>ERA: 18.0</small> 74 Nolan Blackwood, R (6, 1) <small>ERA: 18.0</small> | 15 Emilio Pagán, R (7, 1) <small>ERA: 27.0</small> 75 Jeremy Bleich, L (8, 1) <small>ERA: 36.0</small> 50 Raúl Alcántara, R (9, 1) <small>ERA: 54.0</small> | 33 Daniel Mengden, R (1, 1) <small>ERA: 27.0</small> 70 Eric Jokisch, L (1, 1) <small>ERA: 0.00</small> 58 Paul Blackburn, R (3, 1) <small>ERA: 18.0</small> 66 Ryan Dull, R (5, 1) <small>ERA: 18.0</small> 74 Nolan Blackwood, R (6, 1) <small>ERA: 18.0</small> | 15 Emilio Pagán, R (7, 1) <small>ERA: 27.0</small> 75 Jeremy Bleich, L (8, 1) <small>ERA: 36.0</small> 50 Raúl Alcántara, R (9, 1) <small>ERA: 54.0</small> | 33 Daniel Mengden, R (1, 1) <small>ERA: 27.0</small> 70 Eric Jokisch, L (1, 1) <small>ERA: 0.00</small> 58 Paul Blackburn, R (3, 1) <small>ERA: 18.0</small> 66 Ryan Dull, R (5, 1) <small>ERA: 18.0</small> 74 Nolan Blackwood, R (6, 1) <small>ERA: 18.0</small> | 15 Emilio Pagán, R (7, 1) <small>ERA: 27.0</small> 75 Jeremy Bleich, L (8, 1) <small>ERA: 36.0</small> 50 Raúl Alcántara, R (9, 1) <small>ERA: 54.0</small> | 33 Daniel Mengden, R (1, 1) <small>ERA: 27.0</small> 70 Eric Jokisch, L (1, 1) <small>ERA: 0.00</small> 58 Paul Blackburn, R (3, 1) <small>ERA: 18.0</small> 66 Ryan Dull, R (5, 1) <small>ERA: 18.0</small> 74 Nolan Blackwood, R (6, 1) <small>ERA: 18.0</small> | 15 Emilio Pagán, R (7, 1) <small>ERA: 27.0</small> 75 Jeremy Bleich, L (8, 1) <small>ERA: 36.0</small> 50 Raúl Alcántara, R (9, 1) <small>ERA: 54.0</small> | 33 Daniel Mengden, R (1, 1) <small>ERA: 27.0</small> 70 Eric Jokisch, L (1, 1) <small>ERA: 0.00</small> 58 Paul Blackburn, R (3, 1) <small>ERA: 18.0</small> 66 Ryan Dull, R (5, 1) <small>ERA: 18.0</small> 74 Nolan Blackwood, R (6, 1) <small>ERA: 18.0</small> | 15 Emilio Pagán, R (7, 1) <small>ERA: 27.0</small> 75 Jeremy Bleich, L (8, 1) <small>ERA: 36.0</small> 50 Raúl Alcántara, R (9, 1) <small>ERA: 54.0</small> | 33 Daniel Mengden, R (1, 1) <small>ERA: 27.0</small> 70 Eric Jokisch, L (1, 1) <small>ERA: 0.00</small> 58 Paul Blackburn, R (3, 1) <small>ERA: 18.0</small> 66 Ryan Dull, R (5, 1) <small>ERA: 18.0</small> 74 Nolan Blackwood, R (6, 1) <small>ERA: 18.0</small> | 15 Emilio Pagán, R (7, 1) <small>ERA: 27.0</small> 75 Jeremy Bleich, L (8, 1) <small>ERA: 36.0</small> 50 Raúl Alcántara, R (9, 1) <small>ERA: 54.0</small> | 33 Daniel Mengden, R (1, 1) <small>ERA: 27.0</small> 70 Eric Jokisch, L (1, 1) <small>ERA: 0.00</small> 58 Paul Blackburn, R (3, 1) <small>ERA: 18.0</small> 66 Ryan Dull, R (5, 1) <small>ERA: 18.0</small> 74 Nolan Blackwood, R (6, 1) <small>ERA: 18.0</small> | 15 Emilio Pagán, R (7, 1) <small>ERA: 27.0</small> 75 Jeremy Bleich, L (8, 1) <small>ERA: 36.0</small> 50 Raúl Alcántara, R (9, 1) <small>ERA: 54.0</small> | 33 Daniel Mengden, R (1, 1) |

| Batter | 1 | 2 | 3 | 4 | 5 | 6 | 7 | 8 | 9 | AB | R | H | RBI | BB | SO | LOB | TOP | | | |
|---|---|---|---|---|---|---|---|---|---|---|---|---|---|---|---|---|---|--|------------------------------------|-------------------------|
| 5 Jonathan Villar, S (1.4) <small>OBP: 0.500, SLG: 0.667</small> 72 Keston Hiura, R (5.4) <small>OBP: 0.500, SLG: 0.400</small> | <small>3-1, 2B</small> | <small>P5</small> | <small>1-2 2H, 1B</small> | <small>1-2 2-3, BB</small> | | <small>K</small> | | <small>K</small> | <small>K</small> | 3 | 1 | 2 | 1 | 0 | 0 | 2 | Milwaukee Brewers @ Los Angeles Angels Tempe Diablo Stadium, Tempe, AZ Sat Feb 24 2018, 3:11 PM - 6:37 PM EST Att: 6,019 - Sunny - 57 F | | | |
| 70 Nate Orf, R (1.5) <small>OBP: 0.500, SLG: 0.500</small> 26 Lucas Erceg, L (5.5) <small>OBP: 0.500, SLG: 0.333</small> | <small>K</small> | <small>F7</small> | | <small>K</small> | | <small>G3</small> | | <small>K</small> | <small>K</small> | 2 | 0 | 0 | 0 | 1 | 1 | 3 | | | | |
| 65 Ji Man Choi, L (1.3) <small>OBP: 0.200, SLG: 0.750</small> 97 Weston Wilson, R (7. PR) <small>OBP: 0.200, SLG: 0.200</small> | <small>WP, BB</small> | | <small>F7</small> | <small>F9</small> | | | <small>K</small> | <small>K</small> | <small>K</small> | 3 | 0 | 1 | 0 | 1 | 0 | 2 | | | | |
| 9 Manny Pina, R (1.2) <small>OBP: 0.200, SLG: 0.200</small> 91 Trent Grisham, L (5.8) <small>OBP: 0.200, SLG: 0.200</small> | <small>P2</small> | <small>P5</small> | | <small>P4</small> | | <small>FC1-6-5-4-3</small> | | <small>K</small> | <small>K</small> | 3 | 0 | 0 | 0 | 0 | 0 | 1 | | | | |
| 33 Brett Phillips, L (1.9) <small>OBP: 0.200, SLG: 0.200</small> 25 Tyrone Taylor, R (5.9) | <small>K</small> | | <small>G3-1</small> | <small>K</small> | | <small>F7</small> | | | | 3 | 0 | 0 | 0 | 0 | 2 | 1 | | | | |
| 23 Keon Broxton, R (1.8) <small>OBP: 0.500, SLG: 1.000</small> 79 Dustin Houle, R (5.2) | | <small>HR</small> | | <small>K</small> | | <small>K</small> | | | | 2 | 2 | 1 | 1 | 1 | 1 | 0 | | | | |
| 2 Nick Franklin, S (1.10) <small>OBP: 0.333, SLG: 0.333</small> 68 Jacob Nottingham, R (8. PH) <small>OBP: 0.333, SLG: 0.333</small> | | <small>F7</small> | | <small>K</small> | | <small>K</small> | | <small>K</small> | <small>K</small> | 3 | 1 | 1 | 1 | 0 | 1 | 0 | | | | |
| 78 Kyle Wren, L (1.7) <small>OBP: 0.833, SLG: 1.200</small> 93 Troy Stokes Jr., R (6.7) <small>OBP: 0.667, SLG: 1.500</small> | | | | <small>K</small> | | <small>K</small> | | <small>K</small> | <small>K</small> | 3 | 1 | 3 | 0 | 0 | 0 | 0 | | | | |
| 66 Mauricio Dubón, R (1.6) <small>OBP: 0.333, SLG: 0.200</small> 92 Shane O'Leary, L (7.6) <small>OBP: 1.000, SLG: 1.000</small> | | <small>BB</small> | | <small>F9</small> | | <small>K</small> | | | <small>K</small> | 2 | 0 | 1 | 1 | 1 | 0 | 2 | | | | |
| Inning Stats | R: 1 H: 1 E: 0 K: 2 S: 9 | H: 1 LOB: 1 BB: 1 P: 17 | R: 1 H: 2 E: 0 K: 0 S: 6 | H: 2 LOB: 2 BB: 1 P: 11 | R: 0 H: 0 E: 0 K: 0 S: 3 | H: 0 LOB: 0 BB: 0 P: 3 | R: 2 H: 3 E: 0 K: 0 S: 6 | H: 3 LOB: 2 BB: 2 P: 15 | R: 0 H: 0 E: 0 K: 2 S: 7 | H: 0 LOB: 0 BB: 0 P: 7 | R: 1 H: 2 E: 0 K: 2 S: 9 | H: 2 LOB: 1 BB: 0 P: 9 | R: 0 H: 1 E: 0 K: 0 S: 3 | H: 1 LOB: 1 BB: 0 P: 3 | R: 0 H: 0 E: 0 K: 3 S: 9 | H: 0 LOB: 0 BB: 1 P: 14 | | 1B: 6 2B: 3 3B: 1 HR: 1 | SF: 0 SAC: 0 DP: 1 HBP: 0 | WP: 2 PB: 0 CS: 2 |
| PITCHER | IP WLS BF H R ER SO BB IBB HBP BLK WP HR S P ERA WHIP | IP WLS BF H R ER SO BB IBB HBP BLK WP HR S P ERA WHIP | IP WLS BF H R ER SO BB IBB HBP BLK WP HR S P ERA WHIP | IP WLS BF H R ER SO BB IBB HBP BLK WP HR S P ERA WHIP | IP WLS BF H R ER SO BB IBB HBP BLK WP HR S P ERA WHIP | IP WLS BF H R ER SO BB IBB HBP BLK WP HR S P ERA WHIP | IP WLS BF H R ER SO BB IBB HBP BLK WP HR S P ERA WHIP | IP WLS BF H R ER SO BB IBB HBP BLK WP HR S P ERA WHIP | IP WLS BF H R ER SO BB IBB HBP BLK WP HR S P ERA WHIP | IP WLS BF H R ER SO BB IBB HBP BLK WP HR S P ERA WHIP | IP WLS BF H R ER SO BB IBB HBP BLK WP HR S P ERA WHIP | IP WLS BF H R ER SO BB IBB HBP BLK WP HR S P ERA WHIP | IP WLS BF H R ER SO BB IBB HBP BLK WP HR S P ERA WHIP | IP WLS BF H R ER SO BB IBB HBP BLK WP HR S P ERA WHIP | IP WLS BF H R ER SO BB IBB HBP BLK WP HR S P ERA WHIP | IP WLS BF H R ER SO BB IBB HBP BLK WP HR S P ERA WHIP | | | | |
| 17 Shohel Ohtani, R (1.1) <small>ERA: 6.75</small> | 60 Eduardo Paredes, R (2.1) <small>ERA: 0.2</small> | 33 Jim Johnson, R (3.1) <small>ERA: 1.0</small> | 46 Blake Wood, R (4.1) <small>ERA: 27.0</small> | 56 Tyler Warmoth, R (4.1) <small>ERA: 0.1</small> | 25 Noé Ramirez, R (5.1) <small>ERA: 1.0</small> | 71 Jesús Castillo, R (6.1) <small>ERA: 4.5</small> | 74 Jake Jewell, R (8.1) <small>ERA: 4.5</small> | 62 Justin Anderson, R (9.1) <small>ERA: 1.0</small> | 13 Mike Zagurski, L (6.1) <small>ERA: 18.0</small> | 91 Brad Kuntz, L (7.1) <small>ERA: 1.0</small> | 94 Quintin Torres-Costa, L (8.1) <small>ERA: 1.0</small> | 97 Daniel Brown, L (9.1) <small>ERA: 0.0</small> | 13 Mike Zagurski, L (6.1) <small>ERA: 18.0</small> | 91 Brad Kuntz, L (7.1) <small>ERA: 1.0</small> | 94 Quintin Torres-Costa, L (8.1) <small>ERA: 1.0</small> | 97 Daniel Brown, L (9.1) <small>ERA: 0.0</small> | AB R H RBI BB SO LOB | 35 5 10 4 5 12 20 | | |
| 9 Eric Young Jr., S (1.8) <small>OBP: 0.667, SLG: 0.333</small> 2 Jake Yacinch, L (5.5) <small>OBP: 1.000, SLG: 2.000</small> 98 Jack Kruger, R (8. PH) <small>OBP: 1.000, SLG: 2.000</small> 57 Riley Unroe, S (9.5) | <small>BB</small> | <small>K</small> | | <small>B1</small> | | <small>K</small> | | <small>K</small> | <small>K</small> | 2 | 0 | 0 | 0 | 1 | 1 | 1 | Milwaukee Brewers @ Los Angeles Angels Tempe Diablo Stadium, Tempe, AZ Sat Feb 24 2018, 3:11 PM - 6:37 PM EST Att: 6,019 - Sunny - 57 F | | | |
| 86 David Fletcher, R (1.4) <small>OBP: 0.400, SLG: 0.400</small> 51 Colin Walsh, S (4.6) <small>OBP: 0.400, SLG: 1.000</small> | <small>FC4, 12 1B</small> | <small>18 1B</small> | | <small>E4, 13 G5-3, 85 BB</small> | | <small>F9</small> | | <small>K</small> | <small>K</small> | 2 | 1 | 1 | 1 | 0 | 0 | 1 | | | | |
| 18 Luis Valbuena, L (1.3) <small>OBP: 1.000, SLG: 1.500</small> 85 Matt Thaiss, L (4.3) | <small>12 1B</small> | <small>12 1B</small> | | <small>K</small> | | <small>K</small> | | <small>K</small> | <small>K</small> | 2 | 1 | 2 | 0 | 0 | 0 | 0 | | | | |
| 19 Jeffy Marte, R (1.10) <small>OBP: 0.500, SLG: 0.500</small> 97 Michael Barash, R (7. PH) <small>OBP: 0.500, SLG: 0.500</small> 25 Kyle Survanec Jr., L (8.10) <small>OBP: 0.500, SLG: 0.500</small> | <small>FC3-2, HBP</small> | <small>G4-3</small> | | <small>K</small> | | <small>K</small> | | <small>K</small> | <small>K</small> | 2 | 0 | 0 | 0 | 0 | 1 | 4 | | | | |
| 12 Martin Maldonado, R (1.2) <small>OBP: 0.500, SLG: 0.500</small> 13 Juan Graterol, R (5.2) <small>OBP: 0.500, SLG: 0.500</small> 99 Taylor Ward, R (9.2) | <small>FC3-2, 16 1B</small> | <small>G6-3</small> | | <small>G5-3</small> | | <small>K</small> | | <small>K</small> | <small>K</small> | 2 | 0 | 1 | 2 | 0 | 0 | 0 | | | | |
| 16 Nolan Fontana, L (1.6) <small>OBP: 0.400, SLG: 0.500</small> 83 José Miguel Fernández, L (4.4) | <small>FC3-2, 16 1B</small> | <small>G1-3</small> | | <small>F7</small> | | <small>F8</small> | | <small>K</small> | <small>K</small> | 2 | 0 | 0 | 0 | 0 | 0 | 2 | | | | |
| 54 Jabari Blash, R (1.9) <small>OBP: 0.500, SLG: 0.500</small> 9 Zach Gibbons, R (7.7) <small>OBP: 0.500, SLG: 0.500</small> | <small>F8</small> | <small>F7</small> | | <small>F9</small> | | <small>K</small> | | <small>K</small> | <small>K</small> | 3 | 0 | 0 | 0 | 0 | 0 | 2 | | | | |
| 22 Kaleb Cowart, S (1.5) <small>OBP: 0.500, SLG: 0.500</small> 87 Jahmai Jones, R (5.8) <small>OBP: 0.400, SLG: 0.800</small> | | <small>K</small> | | <small>K</small> | | <small>K</small> | | <small>K</small> | <small>K</small> | 2 | 0 | 0 | 0 | 0 | 2 | 0 | | | | |
| 84 Michael Hermsillo, R (1.7) <small>OBP: 0.667, SLG: 0.750</small> 37 Rymer Lirio, R (5.9) <small>OBP: 0.667, SLG: 0.750</small> | | <small>E5, 86 WP, 9 S, 86 1B</small> | | <small>K</small> | | <small>K</small> | | <small>K</small> | <small>K</small> | 2 | 1 | 0 | 0 | 0 | 1 | 0 | | | | |
| Inning Stats | R: 2 H: 2 E: 0 K: 0 S: 5 | H: 2 LOB: 2 BB: 0 P: 10 | R: 1 H: 2 E: 1 K: 2 S: 10 | H: 2 LOB: 2 BB: 0 P: 11 | R: 0 H: 0 E: 0 K: 0 S: 3 | H: 0 LOB: 0 BB: 0 P: 3 | R: 0 H: 0 E: 0 K: 2 S: 7 | H: 0 LOB: 0 BB: 0 P: 7 | R: 0 H: 0 E: 0 K: 1 S: 5 | H: 0 LOB: 1 BB: 1 P: 9 | R: 2 H: 2 E: 0 K: 0 S: 6 | H: 2 LOB: 1 BB: 1 P: 10 | R: 0 H: 2 E: 0 K: 2 S: 9 | H: 2 LOB: 2 BB: 0 P: 9 | R: 0 H: 1 E: 0 K: 1 S: 6 | H: 1 LOB: 2 BB: 1 P: 10 | | 1B: 7 2B: 2 3B: 1 HR: 0 | SF: 0 SAC: 0 DP: 1 HBP: 1 | WP: 1 PB: 0 CS: 0 |
| PITCHER | IP WLS BF H R ER SO BB IBB HBP BLK WP HR S P ERA WHIP | IP WLS BF H R ER SO BB IBB HBP BLK WP HR S P ERA WHIP | IP WLS BF H R ER SO BB IBB HBP BLK WP HR S P ERA WHIP | IP WLS BF H R ER SO BB IBB HBP BLK WP HR S P ERA WHIP | IP WLS BF H R ER SO BB IBB HBP BLK WP HR S P ERA WHIP | IP WLS BF H R ER SO BB IBB HBP BLK WP HR S P ERA WHIP | IP WLS BF H R ER SO BB IBB HBP BLK WP HR S P ERA WHIP | IP WLS BF H R ER SO BB IBB HBP BLK WP HR S P ERA WHIP | IP WLS BF H R ER SO BB IBB HBP BLK WP HR S P ERA WHIP | IP WLS BF H R ER SO BB IBB HBP BLK WP HR S P ERA WHIP | IP WLS BF H R ER SO BB IBB HBP BLK WP HR S P ERA WHIP | IP WLS BF H R ER SO BB IBB HBP BLK WP HR S P ERA WHIP | IP WLS BF H R ER SO BB IBB HBP BLK WP HR S P ERA WHIP | IP WLS BF H R ER SO BB IBB HBP BLK WP HR S P ERA WHIP | IP WLS BF H R ER SO BB IBB HBP BLK WP HR S P ERA WHIP | IP WLS BF H R ER SO BB IBB HBP BLK WP HR S P ERA WHIP | | | | |

| Batter | 1 | 2 | 3 | 4 | 5 | 6 | 7 | 8 | 9 | AB | R | H | RBI | BB | SO | LOB | TOP | | | | | | | | | | |
|---|------------------------------|---------------------------------|-------------------------------|----------------------------------|------------------------------|---------------------------------|------------------------------|---------------------------------|------------------------------|---------------------------------|------------------------------|---------------------------------|------------------------------|---------------------------------|------------------------------|----------------------------------|---|------------------------------|----------------------------------|----------------------------------|------------------------------------|----------------------------------|--------|--|--|--|--|
| 33 Franchy Cordero, L (1.8) OBP: 0.333, SLG: 0.800 96 Michael Gettys, R (6.8) | | | | | | | | | | 3 | 0 | 0 | 0 | 0 | 1 | 0 | San Diego Padres @ Los Angeles Angels Tempe Diablo Stadium, Tempe, AZ Sun Feb 25 2018, 3:12 PM - 5:55 PM EST Att: 4,247 - Sunny -61 F | | | | | | | | | | |
| 20 Carlos Asuaje, L (1.4) OBP: 0.429, SLG: 0.200 85 Luis Urias, R (6.4) | | | | | | | | | | 3 | 0 | 0 | 0 | 0 | 1 | 0 | | | | | | | | | | | |
| 2 José Pirela, R (1.7) 91 Esteury Ruiz, R (6. PR) 93 Jeisson Rosario, L (6.7) | | | | | | | | | | 2 | 0 | 0 | 0 | 1 | 0 | 0 | | | | | | | | | | | |
| 18 Austin Hedges, R (1.2) OBP: 1.000, SLG: 4.000 68 Raffy Lopez, L (5.2) | | | | | | | | | | 1 | 1 | 1 | 1 | 1 | 0 | 0 | | | | | | | | | | | |
| 22 Christian Villanueva, R (1.10) OBP: 0.400, SLG: 0.400 11 Allen Craig, R (7. PH) OBP: 0.714, SLG: 0.333 97 Edward Olivares, R (8. PR) | | | | | | | | | | 2 | 0 | 1 | 0 | 0 | 1 | 0 | | | | | | | | | | | |
| 84 Fernando Tatis Jr., R (1.5) OBP: 0.129, SLG: 0.500 99 Brad Zunica, L (7.3) | | | | | | | | | | 3 | 0 | 0 | 0 | 0 | 1 | 0 | | | | | | | | | | | |
| 87 Josh Naylor, L (1.3) OBP: 0.500, SLG: 0.400 97 Hudson Potts, R (7. PR) (7.5) | | | | | | | | | | 2 | 0 | 1 | 0 | 1 | 0 | 0 | | | | | | | | | | | |
| 86 Franmil Reyes, R (1.9) 71 Shane Peterson, L (7.9) OBP: 0.250, SLG: 0.250 | | | | | | | | | | 3 | 0 | 0 | 0 | 0 | 0 | 3 | | | | | | | | | | | |
| 70 Javy Guerra, L (1.6) OBP: 0.200, SLG: 0.200 92 Gabriel Arias, R (6.6) | | | | | | | | | | 2 | 0 | 0 | 0 | 0 | 2 | 0 | | | | | | | | | | | |
| Inning Stats | R: 0 E: 0 K: 1 S: 5 | H: 0 LOB: 0 BB: 0 P: 6 | R: 1 E: 0 K: 2 S: 10 | H: 1 LOB: 1 BB: 1 P: 16 | R: 0 E: 0 K: 2 S: 7 | H: 0 LOB: 0 BB: 0 P: 7 | R: 0 E: 0 K: 0 S: 3 | H: 1 LOB: 1 BB: 1 P: 7 | R: 0 E: 0 K: 1 S: 5 | H: 0 LOB: 0 BB: 0 P: 5 | R: 0 E: 0 K: 1 S: 5 | H: 0 LOB: 1 BB: 1 P: 9 | R: 0 E: 0 K: 0 S: 3 | H: 1 LOB: 2 BB: 1 P: 8 | R: 0 E: 0 K: 2 S: 7 | H: 0 LOB: 2 BB: 2 P: 15 | | R: 0 E: 0 K: 1 S: 6 | H: 1 LOB: 2 BB: 1 P: 10 | 1B: 3 2B: 0 3B: 0 HR: 1 | SF: 0 SAC: 0 DP: 2 HBP: 0 | WP: 1 PB: 0 SB: 0 CS: 0 | PA: 36 | | | | |
| PITCHER | IP | WLS | BF | H | R | ER | SO | BB | IBB | HBP | BLK | WP | HR | S | P | ERA | WHIP | | | | | | | | | | |
| 43 Garrett Richards, R (1.1) ERA: 4.5 | 2.0 | W | 8 | 1 | 1 | 1 | 3 | 1 | 0 | 0 | 0 | 0 | 1 | 15 | 22 | 4.50 | 1.000 | | | | | | | | | | |
| 45 John Lamb, L (5.1) ERA: | 2.0 | H | 7 | 1 | 0 | 0 | 2 | 1 | 0 | 0 | 0 | 0 | 0 | 10 | 14 | 0.00 | 1.000 | | | | | | | | | | |
| Luke Bard, R (5.1) ERA: | 1.0 | H | 3 | 0 | 0 | 0 | 1 | 0 | 0 | 0 | 0 | 0 | 0 | 5 | 5 | 0.00 | 0.000 | | | | | | | | | | |
| 38 Troy Scribner, R (6.1) ERA: | 1.1 | H | 7 | 1 | 0 | 0 | 1 | 2 | 0 | 0 | 0 | 0 | 0 | 7 | 16 | 0.00 | 2.250 | | | | | | | | | | |
| 75 Adam Hofackel, R (7.1) ERA: | 0.2 | H | 1 | 0 | 0 | 0 | 0 | 0 | 0 | 0 | 0 | 0 | 0 | 1 | 1 | 0.00 | 0.000 | | | | | | | | | | |
| 47 Ian Krol, L (8.1) ERA: 5.4 | 1.0 | H | 5 | 0 | 0 | 0 | 2 | 2 | 0 | 0 | 0 | 0 | 0 | 7 | 15 | 0.00 | 2.000 | | | | | | | | | | |
| 64 Félix Peña, R (9.1) ERA: | 1.0 | S | 5 | 1 | 0 | 0 | 1 | 1 | 0 | 0 | 0 | 0 | 0 | 6 | 10 | 0.00 | 2.000 | | | | | | | | | | |

| Batter | 1 | 2 | 3 | 4 | 5 | 6 | 7 | 8 | 9 | AB | R | H | RBI | BB | SO | LOB | BOTTOM | | | | | | | | | | |
|---|------------------------------|---------------------------------|------------------------------|---------------------------------|-------------------------------|----------------------------------|------------------------------|---------------------------------|------------------------------|---------------------------------|------------------------------|---------------------------------|------------------------------|---------------------------------|------------------------------|----------------------------------|---|----------------------------------|------------------------------------|----------------------------------|--------|--|--|--|--|--|--|
| 18 Luis Valbuena, L (1.10) OBP: 0.750, SLG: 1.000 99 Taylor Ward, R (5. PH) (6.10) | | | | | | | | | | 2 | 1 | 1 | 0 | 0 | 0 | 0 | San Diego Padres @ Los Angeles Angels Tempe Diablo Stadium, Tempe, AZ Sun Feb 25 2018, 3:12 PM - 5:55 PM EST Att: 4,247 - Sunny -61 F | | | | | | | | | | |
| 44 René Rivera, R (1.2) OBP: 0.800, SLG: 1.000 22 Kaleb Cowart, S (5.5) | | | | | | | | | | 2 | 1 | 2 | 0 | 0 | 0 | 0 | | | | | | | | | | | |
| 19 Jefry Marte, R (1.5) OBP: 0.625, SLG: 0.687 58 Carlos Pérez, R (5.2) 95 José Briceño, R (8.2) | | | | | | | | | | 2 | 0 | 1 | 1 | 0 | 0 | 1 | | | | | | | | | | | |
| 31 Chris Carter, R (1.3) OBP: 0.200, SLG: 0.250 85 Matt Thaiss, L (6.3) | | | | | | | | | | 2 | 0 | 0 | 0 | 0 | 2 | 3 | | | | | | | | | | | |
| 83 José Miguel Fernández, L (6.4) 9 Jordan Zimmerman, R (7.4) | | | | | | | | | | 2 | 0 | 0 | 0 | 1 | 0 | 1 | | | | | | | | | | | |
| 51 Colin Walsh, S (1.6) OBP: 0.375, SLG: 0.750 2 Jake Yacinch, L (7.6) OBP: 1.000, SLG: 2.000 | | | | | | | | | | 3 | 0 | 1 | 0 | 0 | 1 | 1 | | | | | | | | | | | |
| 37 Rymer Liriano, R (1.9) OBP: 0.687, SLG: 0.680 57 Brennan Lund, L (6. PR) (7.9) | | | | | | | | | | 1 | 0 | 0 | 0 | 0 | 1 | 1 | | | | | | | | | | | |
| 54 Jabari Blash, R (1.7) 9 Zach Gibbons, R (7.7) OBP: 0.500, SLG: 0.500 | | | | | | | | | | 3 | 0 | 0 | 0 | 0 | 1 | 4 | | | | | | | | | | | |
| 87 Jahmai Jones, R (1.8) OBP: 0.286, SLG: 0.571 25 Kyle Survance Jr., L (6.8) | | | | | | | | | | 2 | 0 | 0 | 0 | 0 | 1 | 1 | | | | | | | | | | | |
| Inning Stats | R: 0 E: 0 K: 1 S: 6 | H: 1 LOB: 1 BB: 0 P: 7 | R: 0 E: 0 K: 0 S: 3 | H: 0 LOB: 1 BB: 1 P: 7 | R: 2 E: 0 K: 2 S: 10 | H: 3 LOB: 1 BB: 0 P: 11 | R: 0 E: 0 K: 2 S: 7 | H: 0 LOB: 1 BB: 0 P: 9 | R: 0 E: 0 K: 1 S: 5 | H: 0 LOB: 0 BB: 0 P: 5 | R: 0 E: 0 K: 1 S: 6 | H: 1 LOB: 2 BB: 0 P: 7 | R: 0 E: 1 K: 2 S: 8 | H: 0 LOB: 1 BB: 0 P: 8 | R: 0 E: 0 K: 3 S: 9 | H: 0 LOB: 1 BB: 1 P: 13 | | 1B: 4 2B: 1 3B: 0 HR: 0 | SF: 0 SAC: 0 DP: 0 HBP: 2 | WP: 1 PB: 1 SB: 1 CS: 0 | PA: 34 | | | | | | |
| PITCHER | IP | WLS | BF | H | R | ER | SO | BB | IBB | HBP | BLK | WP | HR | S | P | ERA | WHIP | | | | | | | | | | |
| 50 Bryan Mitchell, R (1.1) ERA: | 1.0 | L | 6 | 3 | 2 | 1 | 2 | 0 | 0 | 0 | 0 | 0 | 0 | 10 | 11 | 9.00 | 3.000 | | | | | | | | | | |
| 86 Phil Maton, R (3.1) ERA: 9.0 | 1.0 | L | 4 | 0 | 0 | 0 | 2 | 4 | 0 | 1 | 0 | 1 | 0 | 7 | 9 | 0.00 | 0.000 | | | | | | | | | | |
| 54 Colten Brewer, R (4.1) ERA: | 1.0 | L | 3 | 0 | 0 | 0 | 1 | 0 | 0 | 0 | 0 | 0 | 0 | 5 | 5 | 0.00 | 0.000 | | | | | | | | | | |
| 44 Kyle McGrath, L (5.1) ERA: | 1.0 | L | 5 | 1 | 0 | 0 | 1 | 0 | 0 | 1 | 0 | 0 | 0 | 6 | 7 | 0.00 | 1.000 | | | | | | | | | | |
| 57 Brad Wieck, L (6.1) ERA: | 1.0 | L | 4 | 0 | 0 | 0 | 2 | 0 | 0 | 0 | 0 | 0 | 0 | 9 | 13 | 0.00 | 1.000 | | | | | | | | | | |
| 65 José Castillo, L (7.1) ERA: | 1.0 | L | 4 | 0 | 0 | 0 | 3 | 1 | 0 | 0 | 0 | 0 | 0 | 9 | 13 | 0.00 | 1.000 | | | | | | | | | | |
| 78 Trey Wingerter, R (8.1) ERA: | 1.0 | L | 4 | 0 | 0 | 0 | 3 | 1 | 0 | 0 | 0 | 0 | 0 | 9 | 13 | 0.00 | 1.000 | | | | | | | | | | |



| Batter | 1 | 2 | 3 | 4 | 5 | 6 | 7 | 8 | 9 | AB | R | H | RBI | BB | SO | LOB | TOP | | | | | | | | | |
|---|---|--|--|---|--|---|--|--|--|--|--|--|--|--|--|--|--|--|--|--|--|--|--|--|--|--|
| 12 Francisco Lindor, S OBP: 0.273, SLG: 0.111 73 Willi Castro, S OBP: 0.171, SLG: 0.571 54 Luke Wakamatsu, S (8, PH) | F9 | | HBP | F9 | | G6-3 | G6-3 | P2 | | 2 | 0 | 0 | 0 | 0 | 0 | 1 | Cleveland Indians @ Los Angeles Angels Tempe Diablo Stadium, Tempe, AZ Wed Feb 28, 2018, 3:13 PM - 6:45 PM EST Att: 4,015 - Partly Cloudy - 58 F | | | | | | | | | |
| 4 Bradley Zimmer, L OBP: 0.222, SLG: 0.333 53 Greg Allen, S OBP: 0.615, SLG: 0.923 46 Mike Papi, L (8, PH) | K | | | | | | | K | | 3 | 1 | 2 | 0 | 0 | 1 | 0 | | | | | | | | | | |
| 22 Jason Kipnis, L OBP: 0.750, SLG: 1.875 71 Eric Haase, R OBP: 0.625, SLG: 1.167 | | | L8 | | | | | G1-3 | | 3 | 0 | 2 | 0 | 0 | 0 | 1 | | | | | | | | | | |
| 36 Yandy Diaz, R OBP: 0.429, SLG: 0.500 64 Todd Hankins, R OBP: 1.000, SLG: 2.500 | FC4-6 | | | | | | | | | 3 | 0 | 1 | 1 | 0 | 0 | 1 | | | | | | | | | | |
| 35 Abraham Almonte, S OBP: 0.154, SLG: 0.083 69 Ka'ai Tom, L (8, PH) | | P4 | | | | | | | | 3 | 1 | 1 | 0 | 0 | 0 | 2 | | | | | | | | | | |
| 30 Tyler Naquin, L OBP: 0.600, SLG: 1.125 17 Will Benson, L OBP: 1.000, SLG: 1.000 | | G1-3 | | | | | | | | 2 | 1 | 1 | 0 | 1 | 0 | 0 | | | | | | | | | | |
| 79 Bobby Bradley, L OBP: 0.455, SLG: 0.737 81 Nellie Rodriguez, R OBP: 0.500, SLG: 0.600 | | | | | | | | | | 3 | 1 | 2 | 2 | 0 | 1 | 2 | | | | | | | | | | |
| 45 Ryan Hanigan, R 27 Francisco Mejia, S OBP: 0.500, SLG: 1.000 | | FC6-4 | | | | | | | | 4 | 1 | 2 | 0 | 0 | 1 | 4 | | | | | | | | | | |
| 9 Enik González, R OBP: 0.625, SLG: 0.667 52 Tyler Krieger, S OBP: 0.400, SLG: 0.750 | | | | | | | | | | 2 | 0 | 1 | 1 | 0 | 1 | 0 | | | | | | | | | | |
| | | | | | | | | | | 3 | 2 | 1 | 1 | 0 | 1 | 4 | | | | | | | | | | |
| Inning Stats | R: 0 E: 0 K: 1 S: 6 | H: 1 LOB: 1 BB: 0 P: 6 | R: 0 E: 0 K: 0 S: 4 | H: 1 LOB: 1 BB: 0 P: 4 | R: 0 E: 0 K: 1 S: 5 | H: 1 LOB: 1 BB: 0 P: 6 | R: 3 E: 0 K: 0 S: 7 | H: 4 LOB: 1 BB: 0 P: 8 | R: 1 E: 0 K: 1 S: 7 | H: 3 LOB: 2 BB: 1 P: 11 | R: 5 E: 0 K: 2 S: 12 | H: 5 LOB: 2 BB: 2 P: 20 | R: 5 E: 0 K: 1 S: 12 | H: 5 LOB: 2 BB: 1 P: 19 | R: 0 E: 0 K: 1 S: 5 | H: 0 LOB: 0 BB: 0 P: 5 | R: 1 E: 0 K: 1 S: 8 | H: 3 LOB: 2 BB: 0 P: 8 | 1B: 16 2B: 4 3B: 2 HR: 1 | SF: 0 SAC: 0 DP: 1 HBP: 2 | WP: 1 PB: 0 CS: 0 | PA: 54 | | | | |
| PITCHER | IP WLS BF H R ER SO BB IBB HBP BLK WP HR S P ERA WHIP | 2.0 8 2 0 0 1 0 0 0 0 0 0 5 6 0.00 1.000 | 1.0 4 1 0 0 1 0 0 0 0 0 0 5 6 0.00 1.000 | 1.0 L 7 4 3 3 0 0 0 0 0 1 0 7 8 27.00 4.000 | 1.0 10 7 5 5 1 1 0 0 0 0 0 11 15 45.00 8.000 | 1.0 6 1 1 1 2 2 0 0 0 0 0 0 8 16 9.00 3.000 | 0.1 7 4 5 5 0 1 0 0 0 0 0 0 0 0.00 1.000 | 0.2 3 1 0 0 1 0 0 0 0 0 0 0 0 0.00 1.500 | 1.0 3 0 0 0 1 0 0 0 0 0 0 0 0 0.00 0.000 | 1.0 6 3 1 1 1 0 0 0 0 0 0 0 8 9.00 3.000 | 0.1 7 4 5 5 0 1 0 0 0 0 0 0 0 0.00 1.000 | 0.2 3 1 0 0 1 0 0 0 0 0 0 0 0 0.00 1.500 | 1.0 3 0 0 0 1 0 0 0 0 0 0 0 0 0.00 0.000 | 1.0 6 3 1 1 1 0 0 0 0 0 0 0 8 9.00 3.000 | 0.1 7 4 5 5 0 1 0 0 0 0 0 0 0 0.00 1.000 | 0.2 3 1 0 0 1 0 0 0 0 0 0 0 0 0.00 1.500 | 1.0 3 0 0 0 1 0 0 0 0 0 0 0 0 0.00 0.000 | 1.0 6 3 1 1 1 0 0 0 0 0 0 0 8 9.00 3.000 | 0.1 7 4 5 5 0 1 0 0 0 0 0 0 0 0.00 1.000 | 0.2 3 1 0 0 1 0 0 0 0 0 0 0 0 0.00 1.500 | 1.0 3 0 0 0 1 0 0 0 0 0 0 0 0 0.00 0.000 | 1.0 6 3 1 1 1 0 0 0 0 0 0 0 8 9.00 3.000 | 0.1 7 4 5 5 0 1 0 0 0 0 0 0 0 0.00 1.000 | 0.2 3 1 0 0 1 0 0 0 0 0 0 0 0 0.00 1.500 | 1.0 3 0 0 0 1 0 0 0 0 0 0 0 0 0.00 0.000 | 1.0 6 3 1 1 1 0 0 0 0 0 0 0 8 9.00 3.000 |

Cleveland Indians @ Los Angeles Angels
 Tempe Diablo Stadium, Tempe, AZ
 Wed Feb 28, 2018, 3:13 PM - 6:45 PM EST
 Att: 4,015 - Partly Cloudy - 58 F

AB 48
 R 15
 H 23
 RBI 15
 BB 4
 SO 8
 LOB 23



| Batter | 1 | 2 | 3 | 4 | 5 | 6 | 7 | 8 | 9 | AB | R | H | RBI | BB | SO | LOB | BOTTOM | | | | | | |
|---|---|--|--|--|--|--|--|--|--|--|--|--|--|--|--|--|--|--|--|--|--|--|--|
| 3 Ian Kinsler, R 22 Kaleb Cowart, S OBP: 0.267, SLG: 0.214 | | | | | | | | | | 0 | 2 | 0 | 0 | 2 | 0 | 0 | Cleveland Indians @ Los Angeles Angels Tempe Diablo Stadium, Tempe, AZ Wed Feb 28, 2018, 3:13 PM - 6:45 PM EST Att: 4,015 - Partly Cloudy - 58 F | | | | | | |
| 27 Mike Trout, R 83 José Miguel Fernández, S (8, PH) | F9 | | F9 | | | | | | | 2 | 0 | 0 | 0 | 0 | 0 | 2 | | | | | | | |
| 8 Justin Upton, R OBP: 0.500, SLG: 1.000 37 Rymel Liriano, R OBP: 0.538, SLG: 0.444 | SF9 | | | | | | | | | 1 | 0 | 1 | 1 | 0 | 0 | 0 | | | | | | | |
| 5 Albert Pujols, R 31 Chris Carter, R OBP: 0.400, SLG: 0.875 | E4 | | | | | | | | | 2 | 0 | 0 | 0 | 0 | 0 | 2 | | | | | | | |
| 56 Kole Calhoun, L OBP: 1.000, SLG: 1.000 51 Colin Walsh, S OBP: 0.357, SLG: 0.538 | | | | | | | | | | 2 | 0 | 2 | 1 | 0 | 0 | 0 | | | | | | | |
| 7 Zack Cozart, R 54 Jabari Blash, R (8, PH) | FC6-4 | | | | | | | | | 2 | 0 | 0 | 0 | 0 | 0 | 2 | | | | | | | |
| 18 Luis Valbuena, L OBP: 0.444, SLG: 0.500 85 Matt Thaiss, L OBP: 0.231, SLG: 0.091 | | | | | | | | | | 2 | 0 | 0 | 0 | 0 | 1 | 0 | | | | | | | |
| 2 Andrelton Simmons, R 13 Juan Graterol, R OBP: 0.250, SLG: 0.250 97 Michael Barash, R OBP: 0.250, SLG: 0.250 | | | | | | | | | | 1 | 0 | 0 | 0 | 0 | 0 | 0 | | | | | | | |
| 12 Martín Maldonado, R OBP: 0.333, SLG: 0.333 84 Michael Hermosillo, R OBP: 0.152, SLG: 0.200 99 Taylor Ward, R OBP: 0.500, SLG: 0.333 | | | | | | | | | | 1 | 0 | 0 | 0 | 0 | 1 | 0 | | | | | | | |
| | | | | | | | | | | 2 | 0 | 1 | 0 | 0 | 0 | 0 | | | | | | | |
| Inning Stats | R: 1 E: 1 K: 0 S: 5 | H: 1 LOB: 2 BB: 1 P: 10 | R: 0 E: 0 K: 2 S: 7 | H: 0 LOB: 0 BB: 0 P: 7 | R: 1 E: 0 K: 0 S: 4 | H: 2 LOB: 2 BB: 1 P: 8 | R: 0 E: 0 K: 0 S: 3 | H: 0 LOB: 0 BB: 0 P: 3 | R: 0 E: 0 K: 1 S: 8 | H: 2 LOB: 1 BB: 0 P: 9 | R: 0 E: 0 K: 1 S: 6 | H: 1 LOB: 1 BB: 0 P: 6 | R: 0 E: 0 K: 1 S: 5 | H: 0 LOB: 1 BB: 1 P: 9 | R: 0 E: 0 K: 2 S: 8 | H: 1 LOB: 0 BB: 0 P: 8 | 1B: 5 2B: 1 3B: 0 HR: 1 | SF: 1 SAC: 0 DP: 0 HBP: 0 | WP: 0 PB: 0 CS: 0 | PA: 37 | | | |
| PITCHER | IP WLS BF H R ER SO BB IBB HBP BLK WP HR S P ERA WHIP | 1.2 8 1 0 0 0 1 0 0 0 0 0 3 3 0.00 0.000 | 0.1 1 0 0 0 1 0 0 0 0 0 0 0 0 0.00 0.000 | 2.0 W 8 2 1 1 1 0 0 0 0 0 0 1 11 12 4.50 1.500 | 2.0 8 2 1 1 1 0 0 0 0 0 0 1 11 12 4.50 1.000 | 1.0 4 1 0 0 1 0 0 0 0 0 0 6 6 0.00 1.000 | 1.0 7 4 5 5 0 1 0 0 0 0 0 0 0 0.00 1.000 | 0.1 7 4 5 5 0 1 0 0 0 0 0 0 0 0.00 1.000 | 0.2 3 1 0 0 1 0 0 0 0 0 0 0 0 0.00 1.500 | 1.0 3 0 0 0 1 0 0 0 0 0 0 0 0 0.00 0.000 | 1.0 6 3 1 1 1 0 0 0 0 0 0 0 8 9.00 3.000 | 0.1 7 4 5 5 0 1 0 0 0 0 0 0 0 0.00 1.000 | 0.2 3 1 0 0 1 0 0 0 0 0 0 0 0 0.00 1.500 | 1.0 3 0 0 0 1 0 0 0 0 0 0 0 0 0.00 0.000 | 1.0 6 3 1 1 1 0 0 0 0 0 0 0 8 9.00 3.000 | 0.1 7 4 5 5 0 1 0 0 0 0 0 0 0 0.00 1.000 | 0.2 3 1 0 0 1 0 0 0 0 0 0 0 0 0.00 1.500 | 1.0 3 0 0 0 1 0 0 0 0 0 0 0 0 0.00 0.000 | 1.0 6 3 1 1 1 0 0 0 0 0 0 0 8 9.00 3.000 | 0.1 7 4 5 5 0 1 0 0 0 0 0 0 0 0.00 1.000 | 0.2 3 1 0 0 1 0 0 0 0 0 0 0 0 0.00 1.500 | 1.0 3 0 0 0 1 0 0 0 0 0 0 0 0 0.00 0.000 | 1.0 6 3 1 1 1 0 0 0 0 0 0 0 8 9.00 3.000 |

Cleveland Indians @ Los Angeles Angels
 Tempe Diablo Stadium, Tempe, AZ
 Wed Feb 28, 2018, 3:13 PM - 6:45 PM EST
 Att: 4,015 - Partly Cloudy - 58 F

AB 33
 R 3
 H 7
 RBI 3
 BB 3
 SO 7
 LOB 12



| Batter | 1 | 2 | 3 | 4 | 5 | 6 | 7 | 8 | 9 | AB | R | H | RBI | BB | SO | LOB | TOP | | | | | | | | | | | | | | | | | | | |
|--|------------------------------|---------------------------------|------------------------------|---------------------------------|------------------------------|---------------------------------|------------------------------|---------------------------------|------------------------------|---------------------------------|------------------------------|---------------------------------|------------------------------|---------------------------------|------------------------------|---------------------------------|--|------------------------------------|----------------------------------|--------|-----|----|---|---|----|----|----|-----|-----|-----|----|----|---|------|-------|------|
| 18 Luis Valbuena, L OBP: 0.267, SLG: 0.286 87 Jahmai Jones, R OBP: 0.154, SLG: 0.308 | F9 | | G3-5-3 | | | K | | G6-3 | | 3 | 0 | 0 | 0 | 0 | 1 | 1 | Los Angeles Angels @ Seattle Mariners Peoria Stadium, Peoria, AZ Sat Mar 03 2018, 8:40 PM - 11:19 PM EST Att. 9,756 - Clear - 70 F | | | | | | | | | | | | | | | | | | | |
| 12 Martín Maldonado, R OBP: 0.357, SLG: 0.615 51 Sherman Johnson, L | HR | | K | | | K | | | K | 3 | 1 | 1 | 1 | 0 | 2 | 0 | | | | | | | | | | | | | | | | | | | | |
| 86 David Fletcher, R OBP: 0.611, SLG: 0.625 57 Brennon Lund, L 98 Jack Kruger, R | 1B | | | G4-3 | | G6-3 | | | L8 | 3 | 0 | 1 | 0 | 0 | 0 | 0 | | | | | | | | | | | | | | | | | | | | |
| 44 René Rivera, R OBP: 0.545, SLG: 0.900 31 Chris Carter, R OBP: 0.400, SLG: 0.636 | K | | | G6-3 | | | K | | L8 | 2 | 0 | 0 | 0 | 0 | 1 | 1 | | | | | | | | | | | | | | | | | | | | |
| 19 Jefry Marte, R OBP: 0.647, SLG: 0.846 85 Matt Thaiss, L OBP: 0.389, SLG: 0.750 | L5 | | | HR | | | | | | 1 | 0 | 0 | 0 | 0 | 0 | 1 | | | | | | | | | | | | | | | | | | | | |
| 84 Michael Hermosillo, R OBP: 0.176, SLG: 0.250 83 José Miguel Fernández, (6, 5) OBP: 0.287, SLG: 0.308 | | K | | G5-3 | | | | | | 2 | 0 | 0 | 0 | 0 | 1 | 0 | | | | | | | | | | | | | | | | | | | | |
| 22 Kaleb Cowart, S OBP: 0.250, SLG: 0.211 51 Colin Walsh, S OBP: 0.412, SLG: 0.733 | | G4-1 | | | | F7 | | | | 2 | 0 | 0 | 0 | 0 | 0 | 0 | | | | | | | | | | | | | | | | | | | | |
| 9 Eric Young Jr., S OBP: 0.278, SLG: 0.200 54 Jabari Blash, R | | K | | | | G3 | | | | 2 | 0 | 0 | 0 | 0 | 1 | 0 | | | | | | | | | | | | | | | | | | | | |
| 37 Rymer Lirio, R OBP: 0.429, SLG: 0.353 13 Juan Graterol, R OBP: 0.200, SLG: 0.200 25 Kyle Survanec Jr., L OBP: 0.333, SLG: 0.500 | | | | | | K | | | | 2 | 0 | 1 | 0 | 0 | 1 | 0 | | | | | | | | | | | | | | | | | | | | |
| | | | | | | | | | | 0 | 0 | 0 | 0 | 0 | 0 | 0 | | | | | | | | | | | | | | | | | | | | |
| Inning Stats | R: 1 E: 0 K: 1 S: 8 | H: 2 LOB: 1 BB: 0 P: 9 | R: 0 E: 0 K: 2 S: 7 | H: 0 LOB: 0 BB: 0 P: 7 | R: 0 E: 0 K: 1 S: 5 | H: 1 LOB: 0 BB: 0 P: 5 | R: 1 E: 0 K: 0 S: 4 | H: 1 LOB: 0 BB: 0 P: 5 | R: 0 E: 0 K: 2 S: 7 | H: 0 LOB: 0 BB: 0 P: 7 | R: 0 E: 0 K: 1 S: 5 | H: 1 LOB: 1 BB: 0 P: 8 | R: 0 E: 0 K: 1 S: 4 | H: 0 LOB: 0 BB: 1 P: 9 | R: 0 E: 0 K: 1 S: 5 | H: 0 LOB: 0 BB: 0 P: 5 | 1B: 3 2B: 0 3B: 0 HR: 2 | SF: 0 SAC: 0 DP: 1 HBP: 0 | WP: 0 PB: 0 SB: 0 CS: 1 | PA: 31 | | | | | | | | | | | | | | | | |
| PITCHER | IP | WLS | BF | H | R | ER | SO | BB | IBB | HBP | BLK | WP | HR | S | P | ERA | WHIP | PITCHER | | IP | WLS | BF | H | R | ER | SO | BB | IBB | HBP | BLK | WP | HR | S | P | ERA | WHIP |
| 63 Rob Whalen, R ERA: 1.8 12 Juan Nicasio, R ERA: 3.0 35 David Phelps, R ERA: 3.0 44 Max Povse, R ERA: 2.25 76 Johndi Jiminian, R ERA: 2.45 | 3.0 | | 11 | 3 | 1 | 1 | 4 | 0 | 0 | 0 | 0 | 0 | 1 | 20 | 21 | 3.00 | 1.000 | 64 Mike Morin, R ERA: 6.0 | | 1.0 | S | 3 | 0 | 0 | 0 | 1 | 0 | 0 | 0 | 0 | 0 | 5 | 5 | 6.00 | 0.000 | |

| Batter | 1 | 2 | 3 | 4 | 5 | 6 | 7 | 8 | 9 | AB | R | H | RBI | BB | SO | LOB | BOTTOM | | | | | | | | | | | | | | | | | | | |
|--|------------------------------|---------------------------------|------------------------------|---------------------------------|------------------------------|----------------------------------|------------------------------|---------------------------------|------------------------------|----------------------------------|------------------------------|---------------------------------|------------------------------|---------------------------------|------------------------------|---------------------------------|--|---|----------------------------------|--------|-----|----|---|---|----|----|----|-----|-----|-----|----|----|---|------|-------|------|
| 9 Dee Strange-Gordon, L OBP: 0.429, SLG: 0.857 73 Braden Bishop, R OBP: 0.462, SLG: 0.727 | 1B | | F7 | | | | | | | 3 | 1 | 2 | 0 | 0 | 0 | 1 | Los Angeles Angels @ Seattle Mariners Peoria Stadium, Peoria, AZ Sat Mar 03 2018, 8:40 PM - 11:19 PM EST Att. 9,756 - Clear - 70 F | | | | | | | | | | | | | | | | | | | |
| 2 Jegrn Segura, R OBP: 0.500, SLG: 1.000 81 Yonathan Mendoza, S OBP: 0.500, SLG: 0.750 | 1B | | | | | | | | | 1 | 1 | 1 | 2 | 2 | 0 | 0 | | | | | | | | | | | | | | | | | | | | |
| 22 Robinson Cano, L OBP: 0.455, SLG: 0.333 82 Chris Mariscal, R OBP: 0.250, SLG: 0.250 | BB | | HR | | | | | | | 3 | 0 | 1 | 1 | 0 | 0 | 2 | | | | | | | | | | | | | | | | | | | | |
| 23 Nelson Cruz, R 69 Joe DeCarlo, R OBP: 0.800, SLG: 0.750 | | | G4-6-3 | | | | | | | 1 | 0 | 1 | 0 | 0 | 0 | 0 | | | | | | | | | | | | | | | | | | | | |
| 15 Kyle Seager, L OBP: 0.500, SLG: 0.571 82 Adam Law, R OBP: 0.250, SLG: 0.250 | | F8 | | L5 | | | | | | 3 | 0 | 0 | 0 | 0 | 0 | 0 | | | | | | | | | | | | | | | | | | | | |
| 3 Mike Zunino, R OBP: 0.287, SLG: 0.154 36 David Freitas, R OBP: 0.273, SLG: 0.273 | | | | | | | | | | 2 | 0 | 1 | 0 | 0 | 1 | 0 | | | | | | | | | | | | | | | | | | | | |
| 6 Mike Ford, L OBP: 0.200, SLG: 0.200 59 Matt Hague, R OBP: 0.288, SLG: 0.462 | | | | | | | | | | 2 | 0 | 0 | 0 | 1 | 2 | 1 | | | | | | | | | | | | | | | | | | | | |
| 26 Cameron Perkins, R OBP: 0.318, SLG: 0.286 86 Anthony Jimenez, R OBP: 0.250, SLG: 0.250 | | | | | | | | | | 1 | 0 | 0 | 0 | 0 | 0 | 0 | | | | | | | | | | | | | | | | | | | | |
| 57 John Andreoli, R OBP: 0.375, SLG: 0.167 83 Luis Liberato, L | | | | | | | | | | 1 | 1 | 0 | 0 | 1 | 1 | 0 | | | | | | | | | | | | | | | | | | | | |
| | | | | | | | | | | 1 | 0 | 0 | 0 | 0 | 0 | 0 | | | | | | | | | | | | | | | | | | | | |
| Inning Stats | R: 0 E: 0 K: 1 S: 5 | H: 1 LOB: 1 BB: 1 P: 9 | R: 0 E: 0 K: 1 S: 6 | H: 1 LOB: 0 BB: 0 P: 6 | R: 2 E: 0 K: 1 S: 8 | H: 1 LOB: 0 BB: 1 P: 15 | R: 0 E: 0 K: 2 S: 7 | H: 0 LOB: 0 BB: 0 P: 7 | R: 1 E: 0 K: 2 S: 9 | H: 2 LOB: 2 BB: 1 P: 13 | R: 0 E: 0 K: 1 S: 5 | H: 0 LOB: 1 BB: 1 P: 9 | R: 1 E: 0 K: 1 S: 8 | H: 3 LOB: 2 BB: 0 P: 8 | R: 0 E: 0 K: 2 S: 7 | H: 0 LOB: 0 BB: 0 P: 7 | 1B: 5 2B: 0 3B: 2 HR: 1 | SF: 1 SAC: 0 DP: 1 HBP: 0 | WP: 1 PB: 0 SB: 0 CS: 0 | PA: 35 | | | | | | | | | | | | | | | | |
| PITCHER | IP | WLS | BF | H | R | ER | SO | BB | IBB | HBP | BLK | WP | HR | S | P | ERA | WHIP | PITCHER | | IP | WLS | BF | H | R | ER | SO | BB | IBB | HBP | BLK | WP | HR | S | P | ERA | WHIP |
| 45 Tyler Skaggs, L ERA: 10.38 32 Cam Bedrosian, R ERA: 21.6 53 Blake Parker, R ERA: 21.6 56 Tyler Warmoth, R ERA: 6.75 Luke Bard, R ERA: 13.5 | 3.0 | | 13 | 3 | 2 | 2 | 3 | 2 | 0 | 0 | 0 | 0 | 0 | 7 | 7 | 6.00 | 1.667 | 60 Eduardo Paredes, R (7, 1) ERA: 3.86 | | 1.0 | | 6 | 3 | 1 | 1 | 1 | 0 | 0 | 0 | 0 | 0 | 7 | 7 | 0.00 | 0.000 | |
| | | | | | | | | | | | | | | | | | | 40 Branden Pinder, R ERA: 6.75 | | 1.0 | | 3 | 0 | 0 | 0 | 2 | 0 | 0 | 0 | 0 | 0 | 7 | 7 | 0.00 | 0.000 | |

| Batter | 1 | 2 | 3 | 4 | 5 | 6 | 7 | 8 | 9 | AB | R | H | RBI | BB | SO | LOB | TOP | | | | | | | | |
|--|------------------------------|---------------------------------|------------------------------|---------------------------------|------------------------------|---------------------------------|------------------------------|---------------------------------|------------------------------|---------------------------------|-------------------------------|----------------------------------|------------------------------|----------------------------------|------------------------------|----------------------------------|--|------------------------------|---------------------------------|----------------------------------|------------------------------------|----------------------------------|--------|--|--|
| 26 Chase Utley, L (1, 10) OBP: 0.111, SLG: 0.118 84 Matt Beatty, L (8, PH) OBP: 0.353, SLG: 0.706 (8, 10) | | | G6-3 | | | | | | | 3 | 0 | 0 | 0 | 0 | 2 | 0 | Los Angeles Dodgers @ Los Angeles Angels Tempe Diablo Stadium, Tempe, AZ Wed Mar 07 2018, 3:12 PM - 5:49 PM EST Att: 5,650 - Cloudy - 78 F | | | | | | | | |
| 60 Andrew Toles, L (1, 9) OBP: 0.394, SLG: 0.789 89 DJ Peters, R (6, 9) OBP: 0.467, SLG: 0.867 (7, 7) | | | G4-3 | | | | | | | 3 | 1 | 1 | 1 | 0 | 1 | 0 | | | | | | | | | |
| 9 Yasmani Grandal, S (1, 2) OBP: 0.240, SLG: 0.455 80 Keibert Ruiz, S (6, 2) OBP: 0.667, SLG: 0.667 | G4-3 | | | G4-3 | | | | | | 3 | 0 | 0 | 0 | 0 | 1 | 0 | | | | | | | | | |
| 35 Cody Bellinger, L (1, 3) OBP: 0.389, SLG: 0.400 78 Edwin Rios, L (7, 3) OBP: 0.368, SLG: 0.667 | | | | | | | | | | 2 | 1 | 0 | 0 | 1 | 2 | 0 | | | | | | | | | |
| 31 Joc Pederson, L (1, 7) OBP: 0.192, SLG: 0.240 87 Jake Peter, L (7, 6) OBP: 0.350, SLG: 1.000 | | | | | | | | | | 3 | 1 | 1 | 0 | 0 | 1 | 1 | | | | | | | | | |
| 11 Logan Forsythe, R (1, 4) OBP: 0.533, SLG: 1.071 72 Henry Ramos, S (7, 8) OBP: 0.389, SLG: 0.182 | | | | | | | | | | 3 | 1 | 2 | 3 | 0 | 1 | 0 | | | | | | | | | |
| 14 Enrique Hernández, R (1, 8) OBP: 0.444, SLG: 0.785 67 Travis Taijeron, R (7, 9) OBP: 0.389, SLG: 0.375 | | | | | | | | | | 3 | 0 | 0 | 0 | 0 | 1 | 1 | | | | | | | | | |
| 17 Donovan Solano, R (1, 6) OBP: 0.421, SLG: 0.500 70 Tim Lincecum, R (7, 4) OBP: 0.150, SLG: 0.150 | | | | | G6-3 | | | | | 3 | 0 | 0 | 0 | 0 | 1 | 1 | | | | | | | | | |
| 25 Rob Segedin, R (1, 5) OBP: 0.389, SLG: 0.182 65 Kyle Farmer, R (6, 5) OBP: 0.625, SLG: 0.923 | | | | | | | | | | 2 | 0 | 0 | 0 | 0 | 2 | 0 | | | | | | | | | |
| Inning Stats | R: 0 E: 0 K: 2 S: 7 | H: 0 LOB: 0 BB: 0 P: 7 | R: 1 E: 0 K: 2 S: 9 | H: 2 LOB: 1 BB: 0 P: 9 | R: 0 E: 0 K: 1 S: 5 | H: 0 LOB: 0 BB: 0 P: 5 | R: 0 E: 0 K: 2 S: 7 | H: 0 LOB: 0 BB: 0 P: 7 | R: 0 E: 0 K: 2 S: 7 | H: 0 LOB: 0 BB: 0 P: 7 | R: 1 E: 0 K: 3 S: 12 | H: 1 LOB: 0 BB: 0 P: 12 | R: 2 E: 0 K: 0 S: 6 | H: 1 LOB: 0 BB: 1 P: 11 | R: 0 E: 0 K: 2 S: 6 | H: 0 LOB: 1 BB: 1 P: 10 | | R: 0 E: 0 K: 2 S: 9 | H: 2 LOB: 2 BB: 0 P: 9 | 1B: 2 2B: 3 3B: 0 HR: 2 | SF: 0 SAC: 0 DP: 1 HBP: 0 | WP: 0 PB: 0 SB: 0 CS: 1 | PA: 34 | | |
| PITCHER | IP | WLS | BF | H | R | ER | SO | BB | IBB | HBP | BLK | WP | HR | S | P | ERA | WHIP | | | | | | | | |
| 43 Garrett Richards, R (1, 1) ERA: 2.0 | 4.0 | | 14 | 2 | 1 | 1 | 7 | 0 | 0 | 0 | 0 | 0 | 0 | 28 | 28 | 2.25 | 0.500 | | | | | | | | |
| 33 Jim Johnson, R (5, 1) ERA: 2.25 | 1.0 | | 3 | 0 | 0 | 0 | 2 | 0 | 0 | 0 | 0 | 0 | 0 | 7 | 7 | 0.00 | 0.000 | | | | | | | | |
| 45 John Lamb, L (6, 1) ERA: 4.5 | 2.0 | L | 9 | 2 | 3 | 3 | 3 | 1 | 0 | 0 | 0 | 0 | 2 | 18 | 23 | 13.50 | 1.500 | | | | | | | | |
| 46 Blake Wood, R (8, 1) ERA: 9.82 | 1.0 | | 3 | 0 | 0 | 0 | 2 | 1 | 0 | 0 | 0 | 0 | 0 | 6 | 10 | 0.00 | 1.000 | | | | | | | | |
| 47 Ian Krol, L (9, 1) ERA: 6.23 | 1.0 | | 5 | 2 | 0 | 0 | 2 | 0 | 0 | 0 | 0 | 0 | 0 | 9 | 9 | 0.00 | 2.000 | | | | | | | | |

| Batter | 1 | 2 | 3 | 4 | 5 | 6 | 7 | 8 | 9 | AB | R | H | RBI | BB | SO | LOB | BOTTOM | | | | | | | | |
|--|------------------------------|---------------------------------|------------------------------|---------------------------------|------------------------------|----------------------------------|------------------------------|---------------------------------|------------------------------|---------------------------------|------------------------------|---------------------------------|------------------------------|---------------------------------|------------------------------|---------------------------------|--|----------------------------------|------------------------------------|----------------------------------|--------|--|--|--|--|
| 3 Ian Kinsler, R (1, 4) OBP: 0.500, SLG: 0.400 84 Michael Hermosillo, R (6, 8) OBP: 0.227, SLG: 0.211 | | | | | | | | | | 2 | 0 | 1 | 0 | 1 | 0 | 2 | Los Angeles Dodgers @ Los Angeles Angels Tempe Diablo Stadium, Tempe, AZ Wed Mar 07 2018, 3:12 PM - 5:49 PM EST Att: 5,650 - Cloudy - 78 F | | | | | | | | |
| 27 Mike Trout, R (1, 8) OBP: 0.214, SLG: 0.083 51 Colin Walsh, S (6, 4) OBP: 0.476, SLG: 0.895 | | | | | | | | | | 2 | 0 | 1 | 1 | 1 | 0 | 1 | | | | | | | | | |
| 8 Justin Upton, R (1, 7) OBP: 0.286, SLG: 0.615 51 Sherman Johnson, L (6, 3) OBP: 0.429, SLG: 0.333 | | | | | | | | | | 3 | 0 | 0 | 0 | 0 | 0 | 6 | | | | | | | | | |
| 5 Albert Pujols, R (1, 3) OBP: 0.133, SLG: 0.133 9 Zach Gibbons, R (6, 9) OBP: 0.296, SLG: 0.571 | | | | | | | | | | 3 | 0 | 1 | 0 | 0 | 0 | 2 | | | | | | | | | |
| 56 Kole Calhoun, L (1, 9) OBP: 0.583, SLG: 0.600 9 Eric Young Jr., S (6, 7) OBP: 0.292, SLG: 0.381 | | | | | | | | | | 1 | 0 | 0 | 0 | 1 | 0 | 1 | | | | | | | | | |
| 7 Zack Cozart, R (1, 5) OBP: 0.333, SLG: 0.364 83 José Miguel Fernández, (6, 5) OBP: 0.400, SLG: 0.471 | | | | | | | | | | 2 | 0 | 1 | 0 | 0 | 0 | 0 | | | | | | | | | |
| 17 Shohel Ohtani, L (1, 10) OBP: 0.286, SLG: 0.091 99 Taylor Ward, R (6, PH) OBP: 0.375, SLG: 0.286 (7, 10) | | | | | | | | | | 2 | 0 | 0 | 0 | 0 | 1 | 2 | | | | | | | | | |
| 44 René Rivera, R (1, 2) OBP: 0.500, SLG: 0.824 13 Juan Graterol, R (7, PH) OBP: 0.250, SLG: 0.250 (8, 2) | | | | | | | | | | 2 | 1 | 2 | 0 | 0 | 0 | 0 | | | | | | | | | |
| 86 David Fletcher, R (1, 6) OBP: 0.480, SLG: 0.455 57 Riley Unroe, S (8, 4) OBP: 1.000, SLG: 1.000 96 Francisco Arcia, L (9, PH) | | | | | | | | | | 2 | 0 | 0 | 0 | 0 | 1 | 1 | | | | | | | | | |
| Inning Stats | R: 0 E: 0 K: 0 S: 3 | H: 1 LOB: 0 BB: 0 P: 3 | R: 0 E: 0 K: 0 S: 3 | H: 1 LOB: 0 BB: 0 P: 3 | R: 0 E: 0 K: 2 S: 8 | H: 1 LOB: 2 BB: 2 P: 16 | R: 0 E: 0 K: 0 S: 3 | H: 1 LOB: 1 BB: 1 P: 7 | R: 1 E: 0 K: 0 S: 5 | H: 2 LOB: 2 BB: 0 P: 7 | R: 0 E: 0 K: 0 S: 3 | H: 0 LOB: 0 BB: 0 P: 3 | R: 0 E: 0 K: 2 S: 8 | H: 1 LOB: 0 BB: 0 P: 8 | R: 0 E: 0 K: 0 S: 4 | H: 1 LOB: 1 BB: 0 P: 4 | | 1B: 6 2B: 1 3B: 0 HR: 1 | SF: 0 SAC: 0 DP: 3 HBP: 1 | WP: 0 PB: 0 SB: 1 CS: 0 | PA: 36 | | | | |
| PITCHER | IP | WLS | BF | H | R | ER | SO | BB | IBB | HBP | BLK | WP | HR | S | P | ERA | WHIP | | | | | | | | |
| 22 Clayton Kershaw, L (1, 1) ERA: 1.667 | 3.0 | | 12 | 3 | 0 | 0 | 2 | 2 | 0 | 0 | 0 | 0 | 0 | 14 | 22 | 0.00 | 1.667 | | | | | | | | |
| 50 Brian Schiller, R (4, 1) ERA: 4.91 | 1.0 | H | 4 | 1 | 0 | 0 | 0 | 1 | 0 | 0 | 0 | 0 | 0 | 3 | 7 | 0.00 | 2.000 | | | | | | | | |
| 48 Brock Stewart, R (5, 1) ERA: 6.23 | 2.0 | W | 9 | 2 | 1 | 1 | 0 | 0 | 0 | 1 | 0 | 0 | 0 | 8 | 10 | 4.50 | 1.000 | | | | | | | | |
| 56 Daniel Corcino, R (7, 1) ERA: 1.93 | 1.0 | H | 3 | 0 | 0 | 0 | 0 | 0 | 0 | 0 | 0 | 0 | 0 | 3 | 3 | 0.00 | 0.000 | | | | | | | | |
| 76 Brian Moran, L (8, 1) ERA: 1.69 | 1.0 | H | 4 | 1 | 1 | 1 | 2 | 0 | 0 | 0 | 0 | 0 | 0 | 1 | 8 | 9.00 | 1.000 | | | | | | | | |

| | |
|-----|----|
| AB | 32 |
| R | 4 |
| H | 6 |
| RBI | 4 |
| BB | 2 |
| SO | 16 |
| LOB | 9 |



| | |
|-----|----|
| AB | 32 |
| R | 2 |
| H | 8 |
| RBI | 2 |
| BB | 3 |
| SO | 4 |
| LOB | 18 |



| Batter | 1 | 2 | 3 | 4 | 5 | 6 | 7 | 8 | 9 | AB | R | H | RBI | BB | SO | LOB | TOP | | | |
|---|---|---|--|---|--------------------------------------|---|---|---------------------------------|------------------------------|---------------------------------|------------------------------|---------------------------------|------------------------------|---------------------------------|------------------------------|---------------------------------|----------------------------------|------------------------------------|----------------------------------|--------|
| 3 Ian Kinsler, R (1, 4) OBP: 0.529, SLG: 0.500 85 Matt Thaiss, L (6, 3) OBP: 0.348, SLG: 0.667 | 4-0 27 BB 5 1B BB | | 0-0 27 BB 8 1B 2B | | 0-0 F9 | | 0-0 G5-3 | | | 2 | 2 | 1 | 0 | 1 | 0 | 0 | | | | |
| 27 Mike Trout, R (1, 8) OBP: 0.235, SLG: 0.071 83 José Miguel Fernández, L (6, 5) OBP: 0.429, SLG: 0.500 | 4-0 5 BB 56 SF7 1-2 BB | | 0-0 G5-3 | | 0-0 L9 | | | 0-0 87 BB G6-3 1B | | 2 | 1 | 0 | 0 | 1 | 0 | 1 | | | | |
| 8 Justin Upton, R (1, 7) OBP: 0.353, SLG: 0.690 87 Jahmai Jones, R (6, PR) OBP: 0.118, SLG: 0.235 | 0-3 K | | 0-0 56 WP G5-3 1B | | 4-0 56 CS BB | | | 0-0 G6-3 1-2 BB | | 2 | 0 | 1 | 1 | 1 | 1 | 2 | | | | |
| 5 Albert Pujols, R (1, 10) OBP: 0.167, SLG: 0.167 31 Chris Carter, R (8, PH) OBP: 0.400, SLG: 0.625 | 0-0 56 SF7 1-3 2-H 1B | | 0-0 G5-3 | | 0-0 F8 | | | 0-0 F8 | | 3 | 0 | 1 | 1 | 0 | 0 | 2 | | | | |
| 56 Kole Calhoun, L (1, 9) OBP: 0.533, SLG: 0.750 84 Michael Hermosillo, R (6, PR) OBP: 0.217, SLG: 0.200 | 0-0 SF7 1-2 BB | | 0-0 F9 | | 0-1 F8 | | | 0-0 F9 | | 2 | 0 | 1 | 1 | 0 | 0 | 1 | | | | |
| 7 Zack Cozart, R (1, 5) OBP: 0.267, SLG: 0.286 13 Juan Graterol, R (6, 2) OBP: 0.333, SLG: 0.333 | 0-3 K | | 0-0 F9 | | 0-0 3B | | | 0-0 F9 | | 3 | 0 | 0 | 0 | 0 | 1 | 3 | | | | |
| 18 Luis Valbuena, L (1, 3) OBP: 0.292, SLG: 0.478 86 David Fletcher, R (6, 4) OBP: 0.481, SLG: 0.458 | | 0-0 B1-3 | | 0-0 G3 | | | 0-0 51 BB G6-4-3 1B | | 2 | 2 | 0 | 0 | 0 | 0 | 0 | 0 | | | | |
| 2 Andrelton Simmons, R (1, 6) 51 Colin Walsh, S (5, 6) OBP: 0.435, SLG: 0.810 | | 0-0 G5-3 | | 0-0 G6-3 | | | 0-0 G6-4-3 1-2 1B | | 3 | 2 | 0 | 0 | 0 | 0 | 0 | 0 | | | | |
| 12 Martín Maldonado, R (1, 2) OBP: 0.300, SLG: 0.526 9 Eric Young Jr., S (6, 8) OBP: 0.350, SLG: 0.455 | | 0-0 G5-3 | | | 0-3 K | | | 0-0 2B | | 2 | 0 | 0 | 0 | 0 | 1 | 0 | | | | |
| Inning Stats | R: 2 E: 0 K: 2 S: 8 | H: 1 LOB: 1 BB: 2 P: 16 | R: 0 E: 0 K: 0 S: 3 | H: 0 LOB: 0 BB: 0 P: 3 | R: 1 E: 0 K: 0 S: 5 | H: 2 LOB: 1 BB: 0 P: 7 | R: 0 E: 0 K: 0 S: 3 | H: 0 LOB: 0 BB: 0 P: 3 | R: 0 E: 0 K: 1 S: 5 | H: 1 LOB: 2 BB: 1 P: 8 | R: 0 E: 0 K: 0 S: 4 | H: 2 LOB: 1 BB: 0 P: 4 | R: 0 E: 0 K: 0 S: 3 | H: 1 LOB: 0 BB: 0 P: 3 | R: 0 E: 0 K: 0 S: 4 | H: 1 LOB: 1 BB: 0 P: 4 | 1B: 5 2B: 2 3B: 1 HR: 0 | SF: 1 SAC: 0 DP: 2 HBP: 0 | WP: 1 PB: 0 SB: 1 CS: 1 | PA: 35 |
| PITCHER | IP WLS BF H R ER SO BB IBB HBP BLK WP HR S P ERA WHIP | 2.2 1.1 13 3 3 3 2 2 0 0 0 0 0 0 15 24 10.12 1.875 | 62 Lou Trivino, R (3, 1) ERA: 1.93 63 Bobby Wahl, R (5, 1) ERA: 11.57 75 Jeremy Bleich, L (7, 1) ERA: 15.0 67 Simon Castro, R (8, 1) ERA: | 1.0 0.0 4 1 0 0 0 0 0 0 4 5 0.00 0.000 | 74 Nolan Blackwood, R (9, 1) ERA: | 1.0 1.0 4 1 0 0 0 0 0 0 4 4 0.00 2.000 | 1.0 1.0 3 1 0 0 0 0 0 0 3 3 0.00 1.000 | | | | | | | | | | | | | |

Los Angeles Angels @ Oakland Athletics
Hohokam Stadium, Mesa, AZ
Thu Mar 08 2018, 3:05 PM - 5:52 PM EST
Att: 5,239 - Overcast - 77 F

| | |
|-----|----|
| AB | 31 |
| R | 3 |
| H | 8 |
| RBI | 3 |
| BB | 3 |
| SO | 3 |
| LOB | 14 |



| Batter | 1 | 2 | 3 | 4 | 5 | 6 | 7 | 8 | 9 | AB | R | H | RBI | BB | SO | LOB | BOTTOM | | | |
|--|---|---|--|---|---|---|---|---|---|---|---|---|---|---|---|---|---|------------------------------------|----------------------------------|--------|
| 10 Marcus Semien, R (1, 6) OBP: 0.500, SLG: 0.500 57 Jorge Mateo, R (6, 6) OBP: 0.333, SLG: 0.333 | 0-0 8 CS 1B | | 0-0 SF8 | | 0-0 2 BB 3B 1B | | 0-0 38 S 83 S 38 1B 1B | | | 2 | 1 | 2 | 1 | 0 | 0 | 0 | | | | |
| 26 Matt Chapman, R (1, 10) 83 Lazaro Armenteros, R (7, PH) (8, 10) | 0-3 K | | 0-3 3-H K | | 0-0 P4 | | 1-0 F9 | | | 3 | 0 | 0 | 0 | 0 | 2 | 3 | | | | |
| 8 Jed Lowrie, S (1, 4) 38 Kevin Merrell, L (5, PR) OBP: 0.500, SLG: 1.125 | 1-0 1-2 1B | | | 0-0 G6-3 | 0-0 2 BB 2-H 1B | | 1-0 56 S 1B | | | 3 | 0 | 2 | 1 | 0 | 0 | 0 | | | | |
| 2 Khris Davis, R (1, 7) 56 Ramón Laureano, R (5, PR) OBP: 0.391, SLG: 0.395 | 0-0 F7 | | | 0-0 L8 | 0-0 28 SF8 3B | | 0-1 F7 | | | 3 | 0 | 1 | 2 | 0 | 0 | 1 | | | | |
| 28 Matt Olson, L (1, 3) 16 Slade Heathcott, L (6, 3) OBP: 0.474, SLG: 0.417 | | 0-2 K | | 0-0 20 1B 2B | 0-0 SF8 | | 0-0 P6 | | | 2 | 1 | 1 | 1 | 0 | 1 | 0 | | | | |
| 5 Jake Smolinski, R (1, 8) 84 BJ Boyd, L (6, 7) OBP: 0.167, SLG: 0.800 | | 0-0 F7 | | 4-0 20 1B BB | 0-0 P4 | | 0-0 G3-1 | | | 2 | 0 | 0 | 0 | 1 | 0 | 2 | | | | |
| 20 Mark Canha, R (1, 9) 97 Tyler Ramirez, L (7, 9) OBP: 0.500, SLG: 0.500 | | 0-0 G6-3 | | 0-0 1-3 2-H 1B | | 0-0 G3 | | 0-3 K | | 3 | 0 | 1 | 1 | 0 | 0 | 0 | | | | |
| 73 Sheldon Neuse, R (1, 5) 56 Will Toffey, L (7, 5) | | | 0-3 K | | 0-0 L9 | | 0-3 K | | 4-0 BB | 3 | 0 | 0 | 0 | 0 | 2 | 2 | | | | |
| 19 Josh Phegley, R (1, 2) 12 Dustin Garneau, R (5, PR) OBP: 0.182, SLG: 0.200 | | | 0-0 10 SF8 3B | | 1-0 8 1B HBP | | 0-3 K | | 0-0 P6 | 1 | 1 | 1 | 0 | 0 | 0 | 0 | | | | |
| Inning Stats | R: 0 E: 0 K: 1 S: 6 | H: 2 LOB: 1 BB: 0 P: 7 | R: 0 E: 0 K: 1 S: 5 | H: 0 LOB: 0 BB: 0 P: 5 | R: 1 E: 0 K: 2 S: 8 | H: 1 LOB: 0 BB: 0 P: 8 | R: 1 E: 0 K: 0 S: 5 | H: 2 LOB: 1 BB: 1 P: 9 | R: 4 E: 0 K: 0 S: 6 | H: 3 LOB: 2 BB: 0 P: 7 | R: 0 E: 0 K: 2 S: 7 | H: 0 LOB: 0 BB: 0 P: 7 | R: 1 E: 0 K: 0 S: 6 | H: 2 LOB: 1 BB: 0 P: 8 | R: 0 E: 0 K: 1 S: 5 | H: 0 LOB: 1 BB: 1 P: 9 | 1B: 7 2B: 1 3B: 2 HR: 0 | SF: 2 SAC: 0 DP: 0 HBP: 1 | WP: 0 PB: 0 SB: 3 CS: 1 | PA: 36 |
| PITCHER | IP WLS BF H R ER SO BB IBB HBP BLK WP HR S P ERA WHIP | 3.2 0.1 1.0 1.0 1.0 1.0 5 2 1 1 0 | 45 Tyler Skaggs, L (1, 1) 74 Jake Jewell, R (4, 1) 39 Keynan Middleton, R (5, 1) 48 Jose Alvarez, L (6, 1) 25 Noé Ramirez, R (7, 1) ERA: 4.91 | 1.0 1.0 1.0 1.0 1.0 1.0 5 2 1 1 0 | 0.0 0.0 0.0 0.0 0.0 0.0 2 2 2 4 0 | 0.0 0.0 0.0 0.0 0.0 0.0 2 2 2 4 0 | 0.0 0.0 0.0 0.0 0.0 0.0 2 2 2 4 0 | 0.0 0.0 0.0 0.0 0.0 0.0 2 2 2 4 0 | 0.0 0.0 0.0 0.0 0.0 0.0 2 2 2 4 0 | 0.0 0.0 0.0 0.0 0.0 0.0 2 2 2 4 0 | 0.0 0.0 0.0 0.0 0.0 0.0 2 2 2 4 0 | 0.0 0.0 0.0 0.0 0.0 0.0 2 2 2 4 0 | 0.0 0.0 0.0 0.0 0.0 0.0 2 2 2 4 0 | 0.0 0.0 0.0 0.0 0.0 0.0 2 2 2 4 0 | 0.0 0.0 0.0 0.0 0.0 0.0 2 2 2 4 0 | 0.0 0.0 0.0 0.0 0.0 0.0 2 2 2 4 0 | 0.0 0.0 0.0 0.0 0.0 0.0 2 2 2 4 0 | | | |

Los Angeles Angels @ Oakland Athletics
Hohokam Stadium, Mesa, AZ
Thu Mar 08 2018, 3:05 PM - 5:52 PM EST
Att: 5,239 - Overcast - 77 F

| | |
|-----|----|
| AB | 31 |
| R | 7 |
| H | 10 |
| RBI | 7 |
| BB | 2 |
| SO | 7 |
| LOB | 12 |



| Batter | 1 | 2 | 3 | 4 | 5 | 6 | 7 | 8 | 9 | AB | R | H | RBI | BB | SO | LOB | TOP | | | | | | | |
|---|------------------------------|---------------------------------|------------------------------|---------------------------------|------------------------------|---------------------------------|------------------------------|---------------------------------|------------------------------|---------------------------------|------------------------------|---------------------------------|------------------------------|---------------------------------|------------------------------|----------------------------------|--|------------------------------|---------------------------------|----------------------------------|------------------------------------|----------------------------------|--------|--|
| 86 David Fletcher, R OBP: 0.433, SLG: 0.407 9 Jordan Zimmerman, R (6, 4) | G4-3 | | FC6-4 18 CS | | | K | | | | 3 | 0 | 0 | 0 | 0 | 1 | 3 | Los Angeles Angels @ Chicago Cubs Sloan Park, Mesa, AZ Fri Mar 09 2018, 3:07 PM - 5:32 PM EST Att: 15,481 - Sunny - 73 F | | | | | | | |
| 18 Luis Valbuena, L OBP: 0.259, SLG: 0.440 2 Connor Justus, R OBP: 0.143, SLG: 0.143 (1, 5) (6, 6) | F9 | | K | | | SF9 | | | | 2 | 0 | 0 | 1 | 0 | 1 | 2 | | | | | | | | |
| 12 Martin Maldonado, R OBP: 0.281, SLG: 0.455 96 Francisco Arcia, L (1, 2) (7, 2) | F8 | | | F7 | | G6-3 | | G4-3 | | 3 | 0 | 0 | 0 | 0 | 0 | 0 | | | | | | | | |
| 31 Chris Carter, R OBP: 0.333, SLG: 0.500 (1, 3) | | F7 | | K | | | K | | G6-3 | 4 | 0 | 0 | 0 | 0 | 2 | 0 | | | | | | | | |
| 37 Rymer Liriano, R OBP: 0.379, SLG: 0.360 (1, 7) | | P6 | | K | | | K | | P4 | 4 | 0 | 0 | 0 | 0 | 2 | 0 | | | | | | | | |
| 9 Eric Young Jr., S OBP: 0.333, SLG: 0.458 9 Zach Gibbons, R OBP: 0.333, SLG: 0.776 (1, 9) (6, 9) | | E8 1B | | | G6-3 | | | | G5-3 | 2 | 0 | 1 | 0 | 0 | 0 | 0 | | | | | | | | |
| 58 Carlos Pérez, R OBP: 0.294, SLG: 0.471 (1, 10) | | F8 | | | G4-3 | | L7 | | | 3 | 0 | 0 | 0 | 0 | 0 | 2 | | | | | | | | |
| 22 Kaleb Cowart, S OBP: 0.273, SLG: 0.238 57 Riley Unroe, S OBP: 1.000, SLG: 1.000 (1, 4) (6, 5) | | | 86 FC6-4 18 CS 84 1B | | G5-3 | | | 9 WP 84 G5-3 | BB | 2 | 0 | 1 | 0 | 0 | 0 | 0 | | | | | | | | |
| 84 Michael Hermosillo, R OBP: 0.269, SLG: 0.227 (1, 8) | | | 86 FC6-4 18 CS | | | 18 S 18 SF9 | | G5-3 | | 2 | 1 | 1 | 0 | 0 | 0 | 1 | | | | | | | | |
| Inning Stats | R: 0 E: 0 K: 0 S: 3 | H: 0 LOB: 0 BB: 0 P: 3 | R: 0 E: 1 K: 0 S: 4 | H: 1 LOB: 1 BB: 0 P: 4 | R: 0 E: 0 K: 1 S: 6 | H: 2 LOB: 1 BB: 0 P: 8 | R: 0 E: 0 K: 2 S: 7 | H: 0 LOB: 0 BB: 0 P: 7 | R: 0 E: 0 K: 0 S: 3 | H: 0 LOB: 0 BB: 0 P: 3 | R: 1 E: 0 K: 1 S: 6 | H: 0 LOB: 0 BB: 0 P: 8 | R: 0 E: 0 K: 2 S: 8 | H: 1 LOB: 1 BB: 0 P: 8 | R: 0 E: 0 K: 1 S: 5 | H: 0 LOB: 2 BB: 2 P: 13 | | R: 0 E: 0 K: 0 S: 3 | H: 0 LOB: 0 BB: 0 P: 3 | 1B: 3 2B: 0 3B: 1 HR: 0 | SF: 1 SAC: 0 DP: 0 HBP: 1 | WP: 1 PB: 0 SB: 2 CS: 2 | PA: 33 | |
| PITCHER | IP | WLS | BF | H | R | ER | SO | BB | IBB | HBP | BLK | WP | HR | S | P | ERA | WHIP | | | | | | | |
| 34 Jon Lester, L ERA: 1.93 (1, 1) | 5.0 | W | 17 | 3 | 0 | 0 | 3 | 0 | 0 | 0 | 0 | 0 | 0 | 23 | 25 | 0.00 | 0.600 | | | | | | | |
| 15 Brandon Morrow, R ERA: 4.5 (6, 1) | 1.0 | | 4 | 0 | 1 | 1 | 1 | 0 | 0 | 1 | 0 | 0 | 0 | 6 | 8 | 9.00 | 0.000 | | | | | | | |
| 32 Brian Duensing, L ERA: 9.0 (7, 1) | 1.0 | | 4 | 1 | 0 | 0 | 2 | 0 | 0 | 0 | 0 | 0 | 0 | 8 | 8 | 0.00 | 1.000 | | | | | | | |
| 80 Justin Hancock, R ERA: (8, 1) | 1.0 | | 5 | 0 | 0 | 0 | 1 | 2 | 0 | 0 | 0 | 1 | 0 | 5 | 13 | 0.00 | 2.000 | | | | | | | |
| Oscar De La Cruz, R ERA: (9, 1) | 1.0 | | 3 | 0 | 0 | 0 | 0 | 0 | 0 | 0 | 0 | 0 | 0 | 3 | 3 | 0.00 | 0.000 | | | | | | | |

| Batter | 1 | 2 | 3 | 4 | 5 | 6 | 7 | 8 | 9 | AB | R | H | RBI | BB | SO | LOB | BOTTOM | | | | | | | |
|--|------------------------------|---------------------------------|------------------------------|---------------------------------|------------------------------|----------------------------------|------------------------------|----------------------------------|------------------------------|---------------------------------|------------------------------|---------------------------------|------------------------------|---------------------------------|------------------------------|---------------------------------|--|------------------------------|---------------------------------|----------------------------------|------------------------------------|----------------------------------|--------|--|
| 22 Jason Heyward, L OBP: 0.318, SLG: 0.278 66 Ryan Court, R OBP: 0.480, SLG: 0.762 (1, 10) (7, FH) (8, 10) | 5 2B | G1-6-3 | | K | | | F8 | | | 3 | 1 | 1 | 0 | 0 | 1 | 2 | Los Angeles Angels @ Chicago Cubs Sloan Park, Mesa, AZ Fri Mar 09 2018, 3:07 PM - 5:32 PM EST Att: 15,481 - Sunny - 73 F | | | | | | | |
| 5 Albert Almora Jr., R OBP: 0.217, SLG: 0.545 61 Eren Navarro, L OBP: 0.407, SLG: 0.565 (1, 8) (6, 3) | 12 G4-3 | | F9 | G6-3 | | | G4-3 | | | 3 | 0 | 1 | 1 | 0 | 0 | 0 | | | | | | | | |
| 44 Anthony Rizzo, L OBP: 0.435, SLG: 0.700 75 Jacob Hanemann, L OBP: 0.240, SLG: 0.100 (1, 3) (6, 8) | F8 | | 12 HR | 1B | | F7 | | F7 | | 3 | 1 | 1 | 0 | 0 | 0 | 1 | | | | | | | | |
| 12 Kyle Schwarber, L OBP: 0.462, SLG: 0.667 39 Wynton Bernard, R (1, 7) (6, 7) | G4-3 | | 1 SAFE | HR | | K | | G6-3 | | 3 | 1 | 1 | 2 | 0 | 1 | 1 | | | | | | | | |
| 53 Chris Gimenez, R OBP: 0.409, SLG: 0.316 64 Ali Solis, R OBP: 0.182, SLG: 0.455 (1, 2) (7, 2) | K | | K | K | | K | | K | | 3 | 0 | 0 | 0 | 0 | 3 | 1 | | | | | | | | |
| 2 Tommy La Stella, L OBP: 0.360, SLG: 0.417 3 Jesse Hodges, R (1, 5) (6, PR) (7, 5) | | K | P5 | | | | | G4-3 | | 3 | 0 | 1 | 0 | 0 | 1 | 0 | | | | | | | | |
| 13 Peter Bourjos, R OBP: 0.318, SLG: 0.390 20 Mark Zagunis, R OBP: 0.440, SLG: 0.455 (1, 9) (7, 9) | | 4 1B | | B1-3 | | L9 | | | | 3 | 1 | 1 | 0 | 0 | 0 | 1 | | | | | | | | |
| 4 Mike Freeman, L OBP: 0.621, SLG: 0.800 96 Carlos Penalver, R (1, 6) (6, PR) (7, 6) | 76 1B | | 76 1B | 76 HR | BB | | 2B | | | 2 | 1 | 2 | 0 | 1 | 0 | 0 | | | | | | | | |
| 76 David Bote, R OBP: 0.378, SLG: 0.485 89 Vimal Machin, L (1, 4) (7, 4) | 22 G1-6-3 | | 1-3 2H | 1B | | K | | | | 3 | 1 | 2 | 3 | 0 | 1 | 2 | | | | | | | | |
| Inning Stats | R: 1 E: 0 K: 1 S: 7 | H: 2 LOB: 1 BB: 0 P: 7 | R: 1 E: 0 K: 1 S: 7 | H: 3 LOB: 1 BB: 0 P: 7 | R: 2 E: 0 K: 1 S: 8 | H: 2 LOB: 0 BB: 0 P: 11 | R: 2 E: 0 K: 1 S: 7 | H: 1 LOB: 1 BB: 1 P: 12 | R: 0 E: 0 K: 2 S: 7 | H: 0 LOB: 0 BB: 0 P: 7 | R: 0 E: 0 K: 1 S: 6 | H: 2 LOB: 2 BB: 0 P: 6 | R: 0 E: 0 K: 0 S: 3 | H: 0 LOB: 0 BB: 0 P: 3 | R: 0 E: 0 K: 1 S: 5 | H: 0 LOB: 0 BB: 0 P: 5 | | R: 0 E: 0 K: 0 S: 3 | H: 0 LOB: 0 BB: 0 P: 3 | 1B: 5 2B: 3 3B: 0 HR: 2 | SF: 0 SAC: 0 DP: 1 HBP: 0 | WP: 0 PB: 0 SB: 0 CS: 0 | PA: 33 | |
| PITCHER | IP | WLS | BF | H | R | ER | SO | BB | IBB | HBP | BLK | WP | HR | S | P | ERA | WHIP | | | | | | | |
| 52 Matt Shoemaker, R ERA: 10.8 (1, 1) | 3.2 | L | 19 | 8 | 6 | 6 | 4 | 1 | 0 | 0 | 0 | 0 | 0 | 1 | 1 | 0.00 | 0.000 | | | | | | | |
| 75 Adam Hofack, R ERA: 16.2 (4, 1) | 0.1 | | 1 | 0 | 0 | 0 | 0 | 0 | 0 | 0 | 0 | 0 | 0 | 1 | 1 | 0.00 | 0.000 | | | | | | | |
| 53 Blake Parker, R ERA: 9.82 (5, 1) | 1.0 | | 3 | 0 | 0 | 0 | 2 | 0 | 0 | 0 | 0 | 0 | 0 | 7 | 7 | 0.00 | 0.000 | | | | | | | |
| 32 Cam Bedrosian, R ERA: (6, 1) | 1.0 | | 4 | 2 | 0 | 0 | 1 | 0 | 0 | 0 | 0 | 0 | 0 | 6 | 6 | 0.00 | 2.000 | | | | | | | |
| 72 Jaime Barria, R ERA: 4.76 (7, 1) | 2.0 | | 6 | 0 | 0 | 0 | 1 | 0 | 0 | 0 | 0 | 0 | 0 | 8 | 8 | 0.00 | 0.000 | | | | | | | |

| | |
|-----|----|
| AB | 29 |
| R | 1 |
| H | 4 |
| RBI | 1 |
| BB | 2 |
| SO | 7 |
| LOB | 12 |



| Batter | 1 | 2 | 3 | 4 | 5 | 6 | 7 | 8 | 9 | AB | R | H | RBI | BB | SO | LOB | TOP | | | | | | | | |
|---|------------------------------|---------------------------------|------------------------------|----------------------------------|------------------------------|-------------------------------------|------------------------------|---------------------------------|------------------------------|---------------------------------|------------------------------|---------------------------------|------------------------------|---------------------------------|------------------------------|---------------------------------|------------------------------|---------------------------------|----------------------------------|------------------------------------|----------------------------------|--------|--|--|--|
| 3 Delino DeShields, R OBP: 0.452, SLG: 0.481 Carlos Tocci, R OBP: 0.241, SLG: 0.250 | F8 | | F8 | | | FC7-5 17 BB 1-2 | | G4-3 | | 3 | 0 | 1 | 0 | 0 | 0 | 0 | | | | | | | | | |
| 17 Shin-Soo Choo, L OBP: 0.458, SLG: 0.600 5 Willie Calhoun, L OBP: 0.286, SLG: 0.333 | G4-3 | | | K | | 16 F8 30 FC7-5 1-2 2-3 | | F9 | | 2 | 0 | 0 | 0 | 1 | 1 | 0 | | | | | | | | | |
| 30 Nomar Mazara, L OBP: 0.276, SLG: 0.448 14 Destin Hood, R OBP: 0.333, SLG: 0.733 | G3-1 | | | HR | | FC7-5 16 F8 1-2 2-3 3-H | | | | 3 | 1 | 1 | 2 | 0 | 0 | 2 | | | | | | | | | |
| 16 Ryan Rua, R OBP: 0.263, SLG: 0.469 85 Scott Heineman, R OBP: 0.350, SLG: 0.294 | | E6 12 E 19 S | | K | | F8 1-2 2-3 | | | | 3 | 0 | 0 | 0 | 1 | 1 | 2 | | | | | | | | | |
| 13 Joey Gallo, L OBP: 0.321, SLG: 0.500 67 Ronald Guzmán, L OBP: 0.286, SLG: 0.238 | | K | | P6 | | F8 1-2 2-3 | | | | 3 | 0 | 0 | 0 | 0 | 1 | 4 | | | | | | | | | |
| 19 Jurickson Profar, S OBP: 0.298, SLG: 0.333 95 Michael De León, S OBP: 0.150, SLG: 0.158 | | F9 1-2 | | | | G1-3 | | G5-3 | | 3 | 0 | 0 | 0 | 0 | 0 | 1 | | | | | | | | | |
| 12 Rougned Odor, L OBP: 0.321, SLG: 0.222 2 Hanser Alberto, R OBP: 0.333, SLG: 0.500 78 Michael O'Neill, R (9, PR) | | K | | | | K | | F7 | | 3 | 0 | 0 | 0 | 0 | 2 | 1 | | | | | | | | | |
| 61 Robinson Chirinos, R OBP: 0.353, SLG: 0.625 73 Ishai Kiner-Faleka, R OBP: 0.222, SLG: 0.412 | | | K | | | G6-3 | | K | | 2 | 0 | 0 | 0 | 0 | 1 | 0 | | | | | | | | | |
| Trevor Plouffe, R OBP: 0.313, SLG: 0.429 80 Christian Lopes, R OBP: 0.200, SLG: 0.217 | | | K | | | | | G4-3 14 2B | | 1 | 0 | 0 | 0 | 0 | 1 | 0 | | | | | | | | | |
| Inning Stats | R: 0 E: 0 K: 0 S: 3 | H: 0 LOB: 0 BB: 0 P: 3 | R: 0 E: 2 K: 2 S: 9 | H: 0 LOB: 1 BB: 0 P: 10 | R: 0 E: 0 K: 2 S: 7 | H: 0 LOB: 0 BB: 0 P: 7 | R: 1 E: 0 K: 2 S: 8 | H: 1 LOB: 0 BB: 0 P: 8 | R: 0 E: 0 K: 1 S: 5 | H: 0 LOB: 0 BB: 0 P: 5 | R: 1 E: 0 K: 0 S: 4 | H: 1 LOB: 3 BB: 1 P: 9 | R: 0 E: 0 K: 1 S: 5 | H: 0 LOB: 0 BB: 0 P: 5 | R: 1 E: 0 K: 0 S: 5 | H: 2 LOB: 2 BB: 1 P: 9 | R: 0 E: 0 K: 0 S: 3 | H: 1 LOB: 1 BB: 0 P: 3 | 1B: 2 2B: 3 3B: 0 HR: 1 | SF: 0 SAC: 0 DP: 1 HBP: 1 | WP: 0 PB: 0 SB: 1 CS: 0 | PA: 35 | | | |
| PITCHER | IP | WLS | BF | H | R | ER | SO | BB | IBB | HBP | BLK | WP | HR | S | P | ERA | WHIP | | | | | | | | |
| 66 JC Ramirez, R ERA: 3.72 39 Keynan Middleton, R ERA: 7.94 48 Jose Alvarez, L ERA: 1.5 75 Adam Hofackel, R ERA: 12.46 | 4.1 | | 15 | 1 | 1 | 1 | 6 | 0 | 0 | 0 | 0 | 0 | 1 | 28 | 29 | 2.08 | 0.231 | | | | | | | | |
| | 1.2 | W | 8 | 1 | 1 | 1 | 1 | 1 | 0 | 1 | 0 | 0 | 0 | 8 | 13 | 5.40 | 1.200 | | | | | | | | |
| | 2.0 | H | 9 | 2 | 1 | 1 | 1 | 1 | 0 | 0 | 0 | 0 | 0 | 10 | 14 | 4.50 | 1.500 | | | | | | | | |
| | 1.0 | S | 3 | 1 | 0 | 0 | 0 | 0 | 0 | 0 | 0 | 0 | 0 | 3 | 3 | 0.00 | 1.000 | | | | | | | | |

Texas Rangers @ Los Angeles Angels
 Tempe Diablo Stadium, Tempe, AZ
 Sun Mar 11 2018, 4:12 PM - 6:35 PM EDT
 Att: 7,726 - Cloudy - 73 F

| | |
|-----|----|
| AB | 32 |
| R | 3 |
| H | 5 |
| RBI | 3 |
| BB | 2 |
| SO | 8 |
| LOB | 15 |





| Batter | 1 | 2 | 3 | 4 | 5 | 6 | 7 | 8 | 9 | AB | R | H | RBI | BB | SO | LOB | BOTTOM | | | | | | | | |
|---|------------------------------|---------------------------------|------------------------------|---------------------------------|------------------------------|---------------------------------|------------------------------|---------------------------------|-------------------------------|----------------------------------|------------------------------|---------------------------------|------------------------------|---------------------------------|------------------------------|---------------------------------|----------------------------------|------------------------------------|----------------------------------|--------|--|--|--|--|--|
| 3 Ian Kinsler, R OBP: 0.478, SLG: 0.444 9 Eric Young Jr., S OBP: 0.344, SLG: 0.448 | E9 27 E G6-3 | | F8 | | | 27 HR 8 HR 1B | | F9 | | 3 | 1 | 1 | 0 | 0 | 0 | 0 | | | | | | | | | |
| 27 Mike Trout, R OBP: 0.348, SLG: 0.368 54 Jabari Blash, R OBP: 0.222, SLG: 0.500 | G6-3 | | L4 | | | 8 HR HBP | | F8 | | 2 | 0 | 0 | 0 | 0 | 0 | 0 | | | | | | | | | |
| 8 Justin Upton, R OBP: 0.348, SLG: 0.667 86 David Fletcher, R OBP: 0.441, SLG: 0.433 | P4 | | K | | | 2 HR 2-H | | F7 | | 3 | 1 | 1 | 3 | 0 | 1 | 0 | | | | | | | | | |
| 5 Albert Pujols, R OBP: 0.167, SLG: 0.167 85 Matt Thaiss, L OBP: 0.321, SLG: 0.577 | F9 | | | | | E5 18 1B | | F8 | | 3 | 0 | 0 | 0 | 0 | 1 | 1 | | | | | | | | | |
| 56 Kole Calhoun, L OBP: 0.524, SLG: 0.667 51 Colin Walsh, S OBP: 0.393, SLG: 0.680 | | | | G6-3 | | K | | F7 | | 3 | 0 | 1 | 0 | 0 | 1 | 1 | | | | | | | | | |
| 7 Zack Cozart, R OBP: 0.238, SLG: 0.250 37 Rymer Liriano, R OBP: 0.355, SLG: 0.333 | | | | G5-3 | | K | | | | 3 | 0 | 0 | 0 | 0 | 1 | 2 | | | | | | | | | |
| 18 Luis Valbuena, L OBP: 0.294, SLG: 0.531 22 Kaleb Cowart, S OBP: 0.280, SLG: 0.250 | | | | | | F7 1-2 | | | | 3 | 0 | 1 | 0 | 0 | 0 | 1 | | | | | | | | | |
| 17 Shohei Ohtani, L OBP: 0.294, SLG: 0.143 | | | | | | K | | G3-1 | | 3 | 0 | 1 | 0 | 0 | 1 | 2 | | | | | | | | | |
| 12 Martin Maldonado, R OBP: 0.231, SLG: 0.400 95 José Briceño, R | | | | | | F8 | | L6 | | 3 | 0 | 0 | 0 | 0 | 1 | 2 | | | | | | | | | |
| Inning Stats | R: 1 E: 2 K: 0 S: 4 | H: 0 LOB: 0 BB: 0 P: 4 | R: 0 E: 0 K: 1 S: 7 | H: 2 LOB: 2 BB: 0 P: 7 | R: 0 E: 0 K: 1 S: 5 | H: 0 LOB: 0 BB: 0 P: 5 | R: 0 E: 0 K: 1 S: 5 | H: 0 LOB: 0 BB: 0 P: 5 | R: 3 E: 1 K: 2 S: 11 | H: 3 LOB: 2 BB: 0 P: 14 | R: 0 E: 0 K: 0 S: 3 | H: 0 LOB: 0 BB: 0 P: 3 | R: 0 E: 0 K: 0 S: 3 | H: 0 LOB: 0 BB: 0 P: 3 | R: 0 E: 0 K: 0 S: 3 | H: 0 LOB: 0 BB: 0 P: 3 | 1B: 4 2B: 0 3B: 0 HR: 1 | SF: 0 SAC: 0 DP: 0 HBP: 1 | WP: 0 PB: 0 SB: 0 CS: 0 | PA: 32 | | | | | |
| PITCHER | IP | WLS | BF | H | R | ER | SO | BB | IBB | HBP | BLK | WP | HR | S | P | ERA | WHIP | | | | | | | | |
| 40 Bartolo Colon, R ERA: 1.04 82 Tayler Scott, R ERA: 4.5 84 Erik Goeddel, R ERA: 7.2 78 Adrian Sampson, R ERA: 4.15 57 Deolis Guerra, R ERA: 8.31 | 1.1 | | 15 | 2 | 1 | 0 | 3 | 0 | 0 | 0 | 0 | 0 | 0 | 5 | 5 | 0.00 | 0.500 | | | | | | | | |
| | 1.0 | L | 8 | 3 | 3 | 3 | 2 | 0 | 0 | 1 | 0 | 0 | 1 | 11 | 14 | 27.00 | 3.000 | | | | | | | | |
| | 1.0 | | 3 | 0 | 0 | 0 | 0 | 0 | 0 | 0 | 0 | 0 | 0 | 3 | 3 | 0.00 | 0.000 | | | | | | | | |
| | 1.0 | | 3 | 0 | 0 | 0 | 0 | 0 | 0 | 0 | 0 | 0 | 0 | 3 | 3 | 0.00 | 0.000 | | | | | | | | |

Texas Rangers @ Los Angeles Angels
 Tempe Diablo Stadium, Tempe, AZ
 Sun Mar 11 2018, 4:12 PM - 6:35 PM EDT
 Att: 7,726 - Cloudy - 73 F

| | |
|-----|----|
| AB | 31 |
| R | 4 |
| H | 5 |
| RBI | 3 |
| BB | 0 |
| SO | 6 |
| LOB | 9 |




| Batter | 1 | 2 | 3 | 4 | 5 | 6 | 7 | 8 | 9 | AB R H RBI BB SO LOB | TOP | | | | | | | | | | | |
|---|---|---------------------------------|-------------------------------------|---------------------------------|------------------------------|----------------------------------|------------------------------|---------------------------------|------------------------------|---------------------------------|---|------------------------------|---------------------------------|------------------------------|---------------------------------|------------------------------|---------------------------------|------------------------------|---------------------------------|----------------------------------|------------------------------------|----------------------------------|
| 33 Jesse Winker, L (1.9) OBP: 0.400, SLG: 0.600 17 Patrick Kivlahan, R (6.9) OBP: 0.269, SLG: 0.182 | 4-0 BB 79 FC5-4 | | 0-0 F9 | | 0-0 F7 | | 0-0 2B 66 1B | | 4-0 BB 66 PO | 2 0 0 0 1 0 2 1 1 1 0 1 0 0 | <p>Cincinnati Reds @ Los Angeles Angels Tempe Diablo Stadium, Tempe, AZ Mon Mar 12 2018, 4:10 PM - 6:43 PM EDT Att: 6,376 - Sunny - 81 F</p> <p>AB 29 R 3 H 7 RBI 3 BB 7 SO 4 LOB 17</p>  | | | | | | | | | | | |
| 79 Nick Senzel, R (1.5) OBP: 0.281, SLG: 0.364 66 Alex Blandino, R (6.5) OBP: 0.409, SLG: 0.400 | 0-0 FC5-4 19 CS 1-2 | | 0-0 1B 23 SF8 19 BB | | 0-0 F9 | | 0-0 1B 2-H | | 0-0 PO 1-2 | 3 0 1 1 0 0 1 1 0 1 1 0 0 0 | | | | | | | | | | | | |
| 19 Joey Votto, L (1.3) OBP: 0.364, SLG: 0.091 78 Brandon Dixon, R (6.3) OBP: 0.345, SLG: 0.679 | 1-3 K 1-2 | | 0-0 BB | | 4-0 BB 23 FC6-4 | | 0-0 F9 | | 0-0 F9 | 1 0 0 0 2 1 1 1 0 0 0 0 0 1 | | | | | | | | | | | | |
| 23 Adam Duval, R (1.10) OBP: 0.290, SLG: 0.500 60 Sebastian Eliazalde, L (8.10) OBP: 0.346, SLG: 0.320 | | 0-0 1B 68 G6-4-3 | | 0-0 SF8 | | 0-0 FC6-4 1-2 | | 0-0 1B 60 G6-3 81 G3 | | 2 0 1 1 0 0 1 1 0 1 0 0 0 0 | | | | | | | | | | | | |
| 68 Mason Williams, L (1.7) OBP: 0.286, SLG: 0.407 81 Rosell Herrera, S (6.7) OBP: 0.217, SLG: 0.571 | 0-0 G6-4-3 1-2 | | 0-0 F7 | | 0-0 G4-3 | | 0-0 G3 | | 0-0 G3 | 3 0 0 0 0 0 3 1 0 0 0 0 0 1 | | | | | | | | | | | | |
| 39 Devin Mesoraco, R (1.2) OBP: 0.370, SLG: 0.545 60 Tony Cruz, R (7.2) OBP: 0.267, SLG: 0.500 | 4-0 BB 9 WP | | | | 0-0 F9 | | 0-0 G6-3 | | 0-0 G6-3 2-3 | 2 0 1 0 1 0 0 1 0 0 0 0 0 1 | | | | | | | | | | | | |
| 9 José Peraza, R (1.6) OBP: 0.258, SLG: 0.345 76 Darnell Sweeney, S (6.6) OBP: 0.222, SLG: 0.091 | 1-0 G4-3 1-2 | | | | 0-0 P4 | | 0-0 F9 | | 0-3 K | 3 0 0 0 0 0 2 1 0 0 0 0 1 1 | | | | | | | | | | | | |
| 6 Billy Hamilton, S (1.8) OBP: 0.276, SLG: 0.087 27 Phillip Ervin, R (7.8) OBP: 0.333, SLG: 0.375 | | | 4-0 BB 33 F9 79 1B 4 WP | | 0-3 K | | 0-0 1B 4 CS | | 0-3 K | 2 1 1 0 1 1 1 1 0 0 0 0 1 0 | | | | | | | | | | | | |
| 4 Cliff Pennington, S (1.4) OBP: 0.280, SLG: 0.182 46 Phil Gosselin, R (7.4) OBP: 0.269, SLG: 0.290 | | | 4-0 BB 79 1B 23 SF8 | | 0-0 F8 | | 0-1 G4-3 1-2 | | 0-0 L5 | 2 1 0 0 1 0 2 1 0 0 0 0 0 0 | | | | | | | | | | | | |
| Inning Stats | R: 0 E: 0 K: 1 S: 4 | H: 0 LOB: 0 BB: 1 P: 9 | R: 0 E: 0 K: 0 S: 3 | H: 1 LOB: 1 BB: 1 P: 8 | R: 2 E: 0 K: 0 S: 4 | H: 1 LOB: 2 BB: 3 P: 16 | R: 0 E: 0 K: 1 S: 6 | H: 1 LOB: 1 BB: 0 P: 6 | R: 0 E: 0 K: 0 S: 3 | H: 0 LOB: 0 BB: 1 P: 7 | | R: 0 E: 0 K: 0 S: 3 | H: 0 LOB: 0 BB: 0 P: 3 | R: 1 E: 0 K: 0 S: 6 | H: 3 LOB: 1 BB: 0 P: 6 | R: 0 E: 0 K: 1 S: 6 | H: 1 LOB: 1 BB: 0 P: 6 | R: 0 E: 0 K: 1 S: 4 | H: 0 LOB: 0 BB: 1 P: 8 | 1B: 6 2B: 1 3B: 0 HR: 0 | SF: 1 SAC: 0 DP: 1 HBP: 0 | WP: 2 PB: 0 SB: 0 CS: 2 |
| PITCHER | IP WLS BF H R ER SO BB IBB HBP BLK WP HR S P ERA WHIP | | | | | | | | | | | | | | | | | | | | | |
| 43 Garrett Richards, R (1.1) ERA: 2.94 | 3.2 W 17 3 2 2 2 5 0 0 0 0 2 0 16 38 4.91 2.182 | | | | | | | | | | | | | | | | | | | | | |
| 45 John Lamb, L (4.1) ERA: 3.24 | 2.1 H 8 0 0 0 0 1 0 0 0 0 0 0 7 11 0.00 0.429 | | | | | | | | | | | | | | | | | | | | | |
| 46 Blake Wood, R (7.1) ERA: 9.53 | 1.0 H 5 3 1 1 0 0 0 0 0 0 0 0 6 6 9.00 3.000 | | | | | | | | | | | | | | | | | | | | | |
| 33 Jim Johnson, R (8.1) ERA: 3.0 | 1.0 H 4 1 0 0 1 0 0 0 0 0 0 0 6 6 0.00 1.000 | | | | | | | | | | | | | | | | | | | | | |
| 47 Ian Krol, L (9.1) ERA: 4.26 | 1.0 S 3 0 0 0 1 1 0 0 0 0 0 0 4 8 0.00 1.000 | | | | | | | | | | | | | | | | | | | | | |

| Batter | 1 | 2 | 3 | 4 | 5 | 6 | 7 | 8 | 9 | AB R H RBI BB SO LOB | BOTTOM | | | | | | | | | |
|---|---|---------------------------------|--------------------------------------|---------------------------------|------------------------------|---------------------------------|------------------------------|---------------------------------|------------------------------|---------------------------------|---|------------------------------|---------------------------------|------------------------------|---------------------------------|----------------------------------|------------------------------------|----------------------------------|--------|--|
| 3 Ian Kinsler, R (1.4) OBP: 0.500, SLG: 0.619 37 Rymer Liriano, R (7.9) OBP: 0.344, SLG: 0.321 | 0-0 HR | | 0-0 1B 27 1B 8 FC5 | | 0-0 G5-3 | | 0-3 K | | | 3 2 2 1 0 0 1 1 0 0 0 0 1 0 | <p>Cincinnati Reds @ Los Angeles Angels Tempe Diablo Stadium, Tempe, AZ Mon Mar 12 2018, 4:10 PM - 6:43 PM EDT Att: 6,376 - Sunny - 81 F</p> <p>AB 33 R 4 H 9 RBI 4 BB 1 SO 5 LOB 12</p>  | | | | | | | | | |
| 27 Mike Trout, R (1.8) OBP: 0.385, SLG: 0.381 54 Jabari Blash, R (7.7) OBP: 0.211, SLG: 0.471 | 4-0 BB 8 G5-3 5 2B | | 0-0 1B 5 WP 8 FC5 5 G5-3 | | 0-0 G5-3 | | 0-0 P3 | | | 2 2 1 0 1 0 0 1 0 0 0 0 0 0 | | | | | | | | | | |
| 8 Justin Upton, R (1.7) OBP: 0.308, SLG: 0.583 51 Colin Walsh, S (7.6) OBP: 0.414, SLG: 0.692 | 0-0 G5-3 1-2 | | 0-0 1B 56 1B 5 G5-3 | | 0-0 P6 | | 0-0 1B | | | 3 0 0 1 0 0 2 1 0 1 0 0 0 0 | | | | | | | | | | |
| 5 Albert Pujols, R (1.3) OBP: 0.222, SLG: 0.296 22 Kaleb Cowart, S (7.4) OBP: 0.209, SLG: 0.240 | 0-0 2B 56 G4-3 2-H | | 0-0 G5-3 1-2 2-H | | 0-0 2B | | 0-0 F7 | | | 3 0 2 2 0 0 1 1 0 0 0 0 0 1 | | | | | | | | | | |
| 56 Kole Calhoun, L (1.9) OBP: 0.500, SLG: 0.619 83 José Miguel Fernández, R (6.5) OBP: 0.365, SLG: 0.500 | 0-0 G4-3 2-3 | | 0-0 1B 2-H | | 0-0 G6-3 | | 0-3 K | | | 3 0 1 0 0 0 2 1 0 0 0 0 1 0 | | | | | | | | | | |
| 7 Zack Cozart, R (1.5) OBP: 0.250, SLG: 0.261 9 Eric Young Jr., S (6.8) OBP: 0.333, SLG: 0.433 | 0-0 G6-3 | | 0-0 F9 | | | | 0-0 1B 44 FC1-6 | | 0-0 F9 | 3 0 1 0 0 0 2 1 0 0 0 0 0 0 | | | | | | | | | | |
| 17 Shohei Ohtani, L (1.10) OBP: 0.238, SLG: 0.111 | | 0-0 G6-3 | | 0-0 G6-3 | | 0-0 F7 | | 0-3 K | | 4 0 0 0 0 1 1 | | | | | | | | | | |
| 44 René Rivera, R (1.2) OBP: 0.417, SLG: 0.652 58 Carlos Pérez, R (8.2) OBP: 0.250, SLG: 0.400 | | 0-3 K | | 0-3 K | | 0-0 FC1-6 1-2 | | | | 3 0 0 0 0 2 1 0 0 0 0 0 0 0 | | | | | | | | | | |
| 86 David Fletcher, R (1.6) OBP: 0.444, SLG: 0.438 31 Chris Carter, R (6.10) OBP: 0.345, SLG: 0.583 | | 0-0 G5-3 | | 0-0 1B | | 0-0 F8 | | | | 2 0 1 0 0 0 0 1 0 0 0 0 0 1 | | | | | | | | | | |
| Inning Stats | R: 2 E: 0 K: 0 S: 5 | H: 2 LOB: 1 BB: 1 P: 9 | R: 0 E: 0 K: 1 S: 5 | H: 0 LOB: 0 BB: 0 P: 5 | R: 2 E: 0 K: 0 S: 6 | H: 3 LOB: 1 BB: 0 P: 7 | R: 0 E: 0 K: 1 S: 6 | H: 1 LOB: 1 BB: 0 P: 6 | R: 0 E: 0 K: 0 S: 4 | H: 1 LOB: 1 BB: 0 P: 4 | | R: 0 E: 0 K: 0 S: 6 | H: 1 LOB: 1 BB: 0 P: 6 | R: 0 E: 0 K: 2 S: 7 | H: 0 LOB: 0 BB: 0 P: 7 | 1B: 6 2B: 2 3B: 0 HR: 1 | SF: 0 SAC: 0 DP: 0 HBP: 0 | WP: 1 PB: 0 SB: 0 CS: 0 | PA: 34 | |
| PITCHER | IP WLS BF H R ER SO BB IBB HBP BLK WP HR S P ERA WHIP | | | | | | | | | | | | | | | | | | | |
| 34 Homer Bailey, R (1.1) ERA: 9.0 | 4.0 L 19 6 4 4 2 1 0 0 0 0 1 1 22 27 9.00 1.750 | | | | | | | | | | | | | | | | | | | |
| 50 Amir Garrett, L (5.1) ERA: 2.0 | 2.0 8 2 0 0 0 0 0 0 0 0 0 8 8 0.00 1.000 | | | | | | | | | | | | | | | | | | | |
| 25 Cody Reed, L (7.1) ERA: 5.4 | 2.0 7 1 0 0 3 0 0 0 0 0 0 13 13 0.00 0.500 | | | | | | | | | | | | | | | | | | | |

| Batter | 1 | 2 | 3 | 4 | 5 | 6 | 7 | 8 | 9 | AB | R | H | RBI | BB | SO | LOB | TOP |
|--|------------------------------|---------------------------------|------------------------------|---------------------------------|------------------------------|---------------------------------|------------------------------|---------------------------------|------------------------------|---------------------------------|------------------------------|---------------------------------|------------------------------|---------------------------------|----------------------------------|------------------------------------|--|
| 3 Ian Kinsler, R (1,4) OBP: 0.448, SLG: 0.542 54 Jabari Blash, R (6,7) OBP: 0.200, SLG: 0.444 | F9 | | G5-4-3 | | | G5-3 | | | K | 3 | 0 | 0 | 0 | 0 | 0 | 2 | |
| 27 Mike Trout, R (1,8) OBP: 0.357, SLG: 0.348 9 Eric Young Jr., S (6,8) OBP: 0.371, SLG: 0.500 | F7 | | | | | G6-3 | | | 83 1B | 2 | 0 | 0 | 0 | 0 | 0 | 0 | |
| 8 Justin Upton, R (1,7) OBP: 0.286, SLG: 0.538 86 David Fletcher, R (6,4) OBP: 0.432, SLG: 0.424 83 José Miguel Fernández (PH) OBP: 0.407, SLG: 0.522 | K | | | | | G5-3 | | | 1B | 2 | 0 | 0 | 0 | 0 | 1 | 0 | |
| 5 Albert Pujols, R (1,3) OBP: 0.200, SLG: 0.267 51 Sherman Johnson, (7, PR) OBP: 0.444, SLG: 0.375 31 Chris Carter, R (6, PH) OBP: 0.333, SLG: 0.560 | K | | | | | K | | | 37 FC6-4 | 3 | 0 | 0 | 0 | 0 | 2 | 1 | |
| 56 Kole Calhoun, L (1,9) OBP: 0.500, SLG: 0.609 37 Rymer Liriano, R (6,9) OBP: 0.333, SLG: 0.310 | 1B | | | | | L7 | | | 1B | 2 | 0 | 1 | 0 | 0 | 0 | 0 | |
| 7 Zack Cozart, R (1,6) OBP: 0.231, SLG: 0.240 51 Colin Walsh, S (6,6) OBP: 0.400, SLG: 0.667 | K | | | | | G4-3 | | | F7 | 2 | 0 | 0 | 0 | 0 | 1 | 1 | |
| 17 Shohel Ohtani, L (1,10) OBP: 0.250, SLG: 0.100 | | | | | | P4 | | | K | 2 | 0 | 0 | 0 | 0 | 1 | 0 | |
| 12 Martín Maldonado, R (1,2) OBP: 0.276, SLG: 0.407 58 Carlos Pérez, R (6,2) OBP: 0.250, SLG: 0.400 | | | | | | HBP | | | G6-3 | 2 | 0 | 1 | 0 | 1 | 0 | 0 | |
| 22 Kaleb Cowart, S (1,5) OBP: 0.250, SLG: 0.222 19 Jefry Marte, R (7,3) OBP: 0.611, SLG: 0.786 | | | | | | BB | | | L7 | 2 | 0 | 0 | 0 | 0 | 0 | 3 | |
| Inning Stats | R: 0 E: 0 K: 1 S: 5 | H: 0 LOB: 0 BB: 0 P: 5 | R: 0 E: 0 K: 2 S: 7 | H: 1 LOB: 1 BB: 0 P: 8 | R: 0 E: 0 K: 0 S: 2 | H: 0 LOB: 1 BB: 1 P: 7 | R: 0 E: 0 K: 1 S: 5 | H: 0 LOB: 0 BB: 0 P: 5 | R: 0 E: 0 K: 0 S: 3 | H: 1 LOB: 0 BB: 0 P: 3 | R: 0 E: 0 K: 0 S: 4 | H: 1 LOB: 1 BB: 0 P: 4 | R: 0 E: 0 K: 1 S: 5 | H: 2 LOB: 2 BB: 0 P: 7 | 1B: 4 2B: 1 3B: 0 HR: 0 | SF: 0 SAC: 0 DP: 2 HBP: 1 | WP: 0 PA: 31 PB: 0 SB: 0 CS: 0 |
| PITCHER | IP | WLS | BF | H | R | ER | SO | BB | IBB | HBP | BLK | WP | HR | S | P | ERA | WHIP |
| 28 Corey Kluber, R (1,1) ERA: 1.98 34 Zach McAllister, R (6,1) ERA: 0.87 49 Tyler Olson, L (7,1) ERA: 2.84 57 Carlos Torres, R (8,1) ERA: 2.57 46 Matt Belisle, R (9,1) ERA: 2.57 | 5.0 | W | 16 | 1 | 0 | 0 | 4 | 1 | 0 | 1 | 0 | 0 | 0 | 22 | 28 | 0.00 | 0.400 |

Los Angeles Angels @ Cleveland Indians
Goodyear Ballpark, Goodyear, AZ
Wed Mar 14, 2018, 4:08 PM - 6:45 PM EDT
Att. 7,917 - Partly Cloudy - 80 F

AB 29
R 0
H 5
RBI 0
BB 1
SO 6
LOB 11



| Batter | 1 | 2 | 3 | 4 | 5 | 6 | 7 | 8 | 9 | AB | R | H | RBI | BB | SO | LOB | BOTTOM | | |
|--|------------------------------|---------------------------------|------------------------------|---------------------------------|-------------------------------|----------------------------------|------------------------------|---------------------------------|------------------------------|---------------------------------|------------------------------|---------------------------------|------------------------------|----------------------------------|-------------------------------|----------------------------------|----------------------------------|------------------------------------|--|
| 12 Francisco Lindor, S (1,6) OBP: 0.350, SLG: 0.611 39 Gio Urshela, R (7,6) OBP: 0.536, SLG: 0.852 | F8 | | K | | | F9 | | | | 3 | 0 | 0 | 0 | 0 | 1 | 0 | | | |
| 22 Jason Kipnis, L (1,4) OBP: 0.485, SLG: 1.129 70 Drew Maggi, R (7,4) OBP: 0.435, SLG: 0.476 | F8 | | K | | | K | | | 1B | 3 | 0 | 0 | 0 | 0 | 2 | 0 | | | |
| 11 José Ramírez, S (1,5) OBP: 0.342, SLG: 0.452 36 Yandy Díaz, R (6, PR) OBP: 0.481, SLG: 0.625 66 Eric Stamatets, R (6, PR) OBP: 0.318, SLG: 0.550 | BB | | K | | | E6 | | | 33 BB | 2 | 0 | 0 | 0 | 1 | 1 | 0 | | | |
| 10 Edwin Encarnación, R (1,10) OBP: 0.212, SLG: 0.258 0 B.J. Upton, R (6, PR) OBP: 0.273, SLG: 0.333 | K | | | | | 17 2B | | | K | 3 | 0 | 1 | 1 | 0 | 1 | 1 | | | |
| 17 Yonder Alonso, L (1,3) OBP: 0.429, SLG: 0.667 62 Richie Shaffer, R (6, PR) OBP: 0.464, SLG: 0.667 | K | | | | | F9 | | | 45 1B | 3 | 0 | 1 | 0 | 0 | 1 | 0 | | | |
| 8 Lonnie Chisenhall, L (1,9) OBP: 0.235, SLG: 0.219 33 Rob Refsnyder, R (7,9) OBP: 0.343, SLG: 0.429 | K | | | | | G3 | | | 53 SF7 | 1 | 1 | 1 | 0 | 0 | 0 | 0 | | | |
| 55 Roberto Pérez, R (1,2) OBP: 0.293, SLG: 0.792 45 Ryan Hanigan, R (6,2) OBP: 0.300, SLG: 0.222 | | | | | | L3 | | | 45 1B | 3 | 0 | 0 | 0 | 0 | 1 | 3 | | | |
| 4 Bradley Zimmer, L (1,8) OBP: 0.242, SLG: 0.344 53 Greg Allen, S (7, PR) OBP: 0.407, SLG: 0.542 | G3-1 | | | | | | | | 13 HR | 2 | 0 | 1 | 0 | 0 | 1 | 0 | | | |
| 30 Tyler Naquin, L (1,7) OBP: 0.344, SLG: 0.536 13 Brandon Barnes, R (6,7) OBP: 0.172, SLG: 0.423 | HR | | | | | F7 | | | 13 HR | 2 | 1 | 1 | 1 | 0 | 0 | 0 | | | |
| Inning Stats | R: 0 E: 0 K: 1 S: 5 | H: 0 LOB: 1 BB: 1 P: 9 | R: 0 E: 0 K: 2 S: 8 | H: 1 LOB: 1 BB: 0 P: 8 | R: 1 E: 0 K: 3 S: 10 | H: 1 LOB: 0 BB: 0 P: 10 | R: 0 E: 0 K: 0 S: 3 | H: 0 LOB: 0 BB: 0 P: 3 | R: 0 E: 0 K: 1 S: 5 | H: 0 LOB: 0 BB: 0 P: 5 | R: 1 E: 1 K: 1 S: 8 | H: 2 LOB: 3 BB: 0 P: 8 | R: 0 E: 0 K: 2 S: 7 | H: 0 LOB: 2 BB: 2 P: 15 | R: 5 E: 0 K: 2 S: 13 | H: 5 LOB: 2 BB: 1 P: 17 | 1B: 4 2B: 3 3B: 0 HR: 2 | SF: 1 SAC: 0 DP: 0 HBP: 0 | WP: 0 PA: 38 PB: 0 SB: 1 CS: 0 |
| PITCHER | IP | WLS | BF | H | R | ER | SO | BB | IBB | HBP | BLK | WP | HR | S | P | ERA | WHIP | | |
| 52 Matt Shoemaker, R (1,1) ERA: 7.43 48 Jose Alvarez, L (6,1) ERA: 1.29 32 Cam Bedrosian, R (7,1) ERA: 53 Blake Parker, R (8,1) ERA: 18.69 56 Tyler Warmoth, R (8,1) ERA: 5.4 | 5.0 | L | 18 | 2 | 1 | 1 | 7 | 1 | 0 | 0 | 0 | 0 | 0 | 8 | 8 | 0.00 | 2.000 | | |

Los Angeles Angels @ Cleveland Indians
Goodyear Ballpark, Goodyear, AZ
Wed Mar 14, 2018, 4:08 PM - 6:45 PM EDT
Att. 7,917 - Partly Cloudy - 80 F

AB 33
R 7
H 9
RBI 7
BB 4
SO 12
LOB 12



| Batter | 1 | 2 | 3 | 4 | 5 | 6 | 7 | 8 | 9 | AB | R | H | RBI | BB | SO | LOB | TOP | | | | | | | | |
|--|------------------------------|---------------------------------|------------------------------|---------------------------------|------------------------------|----------------------------------|------------------------------|----------------------------------|------------------------------|---------------------------------|------------------------------|---------------------------------|------------------------------|---------------------------------|------------------------------|---------------------------------|--|----------------------------------|----------------------------------|------------------------------------|----------------------------------|--------|--|--|--|
| 28 Leury Garcia, S (1, 6) OBP: 0.304, SLG: 0.489 | | | | | | | | | | 5 | 1 | 3 | 2 | 0 | 1 | 2 | Chicago White Sox @ Los Angeles Angels Tempe Diablo Stadium, Tempe, AZ Thu Mar 15 2018, 9:09 PM - 11:56 PM EDT Att: 6,083 - Partly Cloudy - 70 F livebaseballscorecards.com | | | | | | | | |
| 89 Matt Skole, L (1, 5) (7, 3) OBP: 0.414, SLG: 0.680 | | | | | | | | | | 5 | 1 | 1 | 2 | 0 | 1 | 4 | | | | | | | | | |
| 24 Matt Davidson, R (1, 3) OBP: 0.408, SLG: 0.659 | | | | | | | | | | 4 | 0 | 0 | 0 | 0 | 1 | 4 | | | | | | | | | |
| 88 Patrick Leonard, R (7, 5) OBP: 0.278, SLG: 0.188 | | | | | | | | | | 4 | 0 | 0 | 0 | 0 | 0 | 2 | | | | | | | | | |
| 62 Casey Gillaspie, S (1, 10) OBP: 0.189, SLG: 0.324 | | | | | | | | | | 4 | 0 | 1 | 1 | 0 | 3 | 0 | | | | | | | | | |
| 93 Matt Rose, R (9, PH) (9, 10) | | | | | | | | | | 4 | 0 | 1 | 1 | 0 | 3 | 0 | | | | | | | | | |
| 49 Ryan Cordell, R (1, 8) OBP: 0.472, SLG: 0.586 | | | | | | | | | | 4 | 1 | 2 | 0 | 0 | 0 | 1 | | | | | | | | | |
| 36 Kavan Smith, R (1, 2) OBP: 0.348, SLG: 0.333 | | | | | | | | | | 0 | 0 | 0 | 0 | 0 | 0 | 0 | | | | | | | | | |
| 90 Seby Zavala, R (8, 2) OBP: 0.333, SLG: 0.273 | | | | | | | | | | 0 | 0 | 0 | 0 | 0 | 0 | 0 | | | | | | | | | |
| 93 Jake Elmore, R (1, 4) OBP: 0.545, SLG: 0.556 | | | | | | | | | | 3 | 1 | 2 | 1 | 0 | 0 | 1 | | | | | | | | | |
| 91 Eddy Alvarez, L (5, 4) OBP: 0.400, SLG: 1.000 | | | | | | | | | | 1 | 0 | 0 | 0 | 0 | 0 | 0 | | | | | | | | | |
| 32 Jacob May, S (1, 7) OBP: 0.423, SLG: 0.409 | | | | | | | | | | 3 | 1 | 1 | 0 | 1 | 1 | 1 | | | | | | | | | |
| 95 Tito Polo, R (1, 9) OBP: 0.500, SLG: 0.333 | | | | | | | | | | 2 | 2 | 1 | 0 | 1 | 0 | 0 | | | | | | | | | |
| Inning Stats | R: 0 E: 0 K: 0 S: 4 | H: 1 LOB: 1 BB: 0 P: 4 | R: 0 E: 0 K: 1 S: 5 | H: 1 LOB: 0 BB: 0 P: 5 | R: 4 E: 0 K: 0 S: 7 | H: 4 LOB: 1 BB: 1 P: 11 | R: 1 E: 1 K: 0 S: 5 | H: 1 LOB: 2 BB: 1 P: 10 | R: 1 E: 0 K: 2 S: 9 | H: 2 LOB: 1 BB: 0 P: 9 | R: 0 E: 0 K: 1 S: 5 | H: 0 LOB: 0 BB: 0 P: 5 | R: 0 E: 0 K: 2 S: 7 | H: 0 LOB: 0 BB: 0 P: 7 | R: 0 E: 0 K: 0 S: 3 | H: 0 LOB: 0 BB: 0 P: 3 | R: 1 E: 0 K: 3 S: 11 | H: 2 LOB: 1 BB: 0 P: 11 | 1B: 5 2B: 4 3B: 2 HR: 0 | SF: 0 SAC: 1 DP: 1 HBP: 0 | WP: 2 PB: 0 SB: 0 CS: 0 | PA: 40 | | | |
| PITCHER | IP | WLS | BF | H | R | ER | SO | BB | IBB | HBP | BLK | WP | HR | S | P | ERA | WHIP | | | | | | | | |
| 62 Parker Bridwell, R ERA: 9.22 | 4.2 | L | 23 | 7 | 5 | 5 | 2 | 2 | 0 | 0 | 0 | 2 | 0 | 25 | 34 | 9.64 | 1.929 | | | | | | | | |
| 64 Félix Peña, R ERA: 4.23 | 0.1 | | 3 | 2 | 1 | 1 | 1 | 0 | 0 | 0 | 0 | 0 | 0 | 5 | 5 | 27.00 | 6.000 | | | | | | | | |
| 33 Jim Johnson, R ERA: 2.57 | 1.0 | | 3 | 0 | 0 | 0 | 1 | 0 | 0 | 0 | 0 | 0 | 0 | 5 | 5 | 0.00 | 0.000 | | | | | | | | |
| 25 Noé Ramirez, R ERA: 2.45 | 1.0 | | 3 | 0 | 0 | 0 | 2 | 0 | 0 | 0 | 0 | 0 | 0 | 7 | 7 | 0.00 | 0.000 | | | | | | | | |
| 89 Osmer Morales, R ERA: 7.36 | 2.0 | | 8 | 2 | 1 | 1 | 3 | 0 | 0 | 0 | 0 | 0 | 0 | 14 | 14 | 4.50 | 1.000 | | | | | | | | |

| Batter | 1 | 2 | 3 | 4 | 5 | 6 | 7 | 8 | 9 | AB | R | H | RBI | BB | SO | LOB | BOTTOM | | | | | | | | |
|---|------------------------------|---------------------------------|------------------------------|---------------------------------|------------------------------|---------------------------------|------------------------------|---------------------------------|------------------------------|---------------------------------|------------------------------|---------------------------------|------------------------------|---------------------------------|------------------------------|---------------------------------|--|---------------------------------|----------------------------------|------------------------------------|----------------------------------|--------|--|--|--|
| 9 Eric Young Jr., S (1, 8) OBP: 0.395, SLG: 0.571 | | | | | | | | | | 3 | 1 | 2 | 0 | 0 | 0 | 0 | Chicago White Sox @ Los Angeles Angels Tempe Diablo Stadium, Tempe, AZ Thu Mar 15 2018, 9:09 PM - 11:56 PM EDT Att: 6,083 - Partly Cloudy - 70 F livebaseballscorecards.com | | | | | | | | |
| 9 Zach Gibbons, R (6, 9) OBP: 0.250, SLG: 0.583 | | | | | | | | | | 1 | 0 | 0 | 0 | 0 | 0 | 0 | | | | | | | | | |
| 24 Chris Young, R (1, 9) OBP: 0.333, SLG: 0.333 | | | | | | | | | | 3 | 0 | 1 | 1 | 0 | 0 | 1 | | | | | | | | | |
| 9 Bo Way, L (6, 7) | | | | | | | | | | 1 | 0 | 0 | 0 | 0 | 0 | 0 | | | | | | | | | |
| 44 René Rivera, R (1, 2) OBP: 0.370, SLG: 0.577 | | | | | | | | | | 3 | 0 | 0 | 0 | 0 | 1 | 1 | | | | | | | | | |
| 2 Connor Justus, R (6, PR) OBP: 0.250, SLG: 0.250 | | | | | | | | | | 1 | 0 | 1 | 0 | 0 | 0 | 0 | | | | | | | | | |
| 31 Chris Carter, R (1, 3) OBP: 0.333, SLG: 0.643 | | | | | | | | | | 3 | 1 | 1 | 1 | 0 | 1 | 1 | | | | | | | | | |
| 85 Matt Thaiss, L (7, 3) OBP: 0.310, SLG: 0.556 | | | | | | | | | | 1 | 0 | 0 | 0 | 0 | 0 | 1 | | | | | | | | | |
| 83 José Miguel Fernández, L (1, 10) OBP: 0.367, SLG: 0.462 | | | | | | | | | | 3 | 0 | 0 | 0 | 0 | 1 | 1 | | | | | | | | | |
| 13 Juan Graterol, R (9, PH) OBP: 0.273, SLG: 0.273 | | | | | | | | | | 1 | 0 | 0 | 0 | 0 | 0 | 0 | | | | | | | | | |
| 22 Kaleb Cowart, S (1, 5) OBP: 0.298, SLG: 0.233 | | | | | | | | | | 3 | 0 | 1 | 0 | 0 | 0 | 1 | | | | | | | | | |
| 51 Sherman Johnson, L (7, 5) OBP: 0.400, SLG: 0.333 | | | | | | | | | | 1 | 0 | 0 | 0 | 0 | 0 | 0 | | | | | | | | | |
| 86 David Fletcher, R (1, 6) OBP: 0.410, SLG: 0.490 | | | | | | | | | | 2 | 0 | 0 | 0 | 0 | 1 | 1 | | | | | | | | | |
| 58 Carlos Pérez, R (7, 2) OBP: 0.273, SLG: 0.409 | | | | | | | | | | 2 | 0 | 1 | 0 | 0 | 0 | 0 | | | | | | | | | |
| 98 Jordan Serena, R (9, PR) | | | | | | | | | | 0 | 0 | 0 | 0 | 0 | 0 | 0 | | | | | | | | | |
| 37 Rymer Liriano, R (1, 7) (6, 8) OBP: 0.297, SLG: 0.273 | | | | | | | | | | 4 | 0 | 0 | 0 | 0 | 2 | 1 | | | | | | | | | |
| 51 Colin Walsh, S (1, 4) OBP: 0.375, SLG: 0.621 | | | | | | | | | | 2 | 0 | 0 | 0 | 0 | 0 | 0 | | | | | | | | | |
| 57 Riley Unroe, S (6, 4) OBP: 0.600, SLG: 0.333 | | | | | | | | | | 1 | 0 | 0 | 0 | 0 | 1 | 0 | | | | | | | | | |
| Inning Stats | R: 2 E: 0 K: 0 S: 6 | H: 2 LOB: 0 BB: 0 P: 6 | R: 0 E: 0 K: 1 S: 5 | H: 0 LOB: 0 BB: 0 P: 5 | R: 0 E: 0 K: 1 S: 6 | H: 1 LOB: 1 BB: 0 P: 6 | R: 0 E: 0 K: 1 S: 6 | H: 1 LOB: 1 BB: 0 P: 6 | R: 0 E: 0 K: 2 S: 8 | H: 0 LOB: 1 BB: 0 P: 8 | R: 0 E: 0 K: 2 S: 7 | H: 0 LOB: 0 BB: 0 P: 7 | R: 0 E: 0 K: 0 S: 4 | H: 1 LOB: 0 BB: 0 P: 4 | R: 0 E: 0 K: 0 S: 4 | H: 1 LOB: 1 BB: 0 P: 4 | R: 0 E: 0 K: 0 S: 4 | H: 1 LOB: 1 BB: 0 P: 4 | 1B: 5 2B: 0 3B: 1 HR: 1 | SF: 0 SAC: 0 DP: 0 HBP: 0 | WP: 0 PB: 0 SB: 2 CS: 0 | PA: 35 | | | |
| PITCHER | IP | WLS | BF | H | R | ER | SO | BB | IBB | HBP | BLK | WP | HR | S | P | ERA | WHIP | | | | | | | | |
| 27 Lucas Giolito, R ERA: 3.18 | 5.1 | W | 22 | 5 | 2 | 2 | 4 | 0 | 0 | 0 | 1 | 0 | 0 | 31 | 32 | 3.38 | 0.938 | | | | | | | | |
| 70 Luis Avilán, L ERA: 6.75 | 0.2 | | 2 | 0 | 0 | 0 | 1 | 0 | 0 | 0 | 0 | 0 | 0 | 4 | 4 | 0.00 | 0.000 | | | | | | | | |
| 43 Danny Farquhar, R ERA: 6.75 | 1.0 | | 3 | 0 | 0 | 0 | 2 | 0 | 0 | 0 | 0 | 0 | 0 | 7 | 7 | 0.00 | 0.000 | | | | | | | | |
| 48 Joakim Soria, R ERA: 12.0 | 1.0 | | 4 | 1 | 0 | 0 | 0 | 0 | 0 | 0 | 0 | 0 | 0 | 4 | 4 | 0.00 | 1.000 | | | | | | | | |
| 39 Aaron Bummer, L ERA: 5.14 | 1.0 | | 4 | 1 | 0 | 0 | 0 | 0 | 0 | 0 | 0 | 0 | 0 | 4 | 4 | 0.00 | 1.000 | | | | | | | | |



| Batter | 1 | 2 | 3 | 4 | 5 | 6 | 7 | 8 | 9 | AB | R | H | RBI | BB | SO | LOB | TOP | | | | |
|--|---|--|--|---|--|--|------------------------------|---|---|---|------------------------------|---------------------------------|------------------------------|---------------------------------|------------------------------|----------------------------------|---|---------------------------------|-----------------------------------|------------------------------------|--|
| 19 Charlie Blackmon, L (1, 8) OBP: 0.387, SLG: 0.643 24 Ryan McMahon, L (6, PH) OBP: 0.357, SLG: 0.491 | 4-0 28 1B BB | 0-0 28 HR 1B | 0-3 K | 0-0 F7 | | 0-0 G4-3 | | 4-0 65 BB HR | | 3 | 1 | 1 | 2 | 1 | 1 | 2 | Colorado Rockies @ Los Angeles Angels Tempe Diablo Stadium, Tempe, AZ Fri Mar 16 2018, 4:12 PM - 7:48 PM EDT Att: 9,616 - Cloudy - 72 F | | | | |
| 9 DJ LeMahieu, R (1, 4) OBP: 0.471, SLG: 0.636 56 Noel Cuevas, R (6, 7) | 0-3 K | 0-0 28 HR 1B | 0-0 G6-3 | | | | 0-0 L6 | 0-0 SF7 | | 4 | 2 | 2 | 1 | 0 | 1 | 1 | | | | | |
| 28 Nolan Arenado, R (1, 5) OBP: 0.390, SLG: 0.595 65 Brendan Rodgers, R (6, 6) | 0-0 1B | 3-2 28 HR 1B | 0-3 K | | | | 1-0 HBP | 4-0 HR | | 4 | 2 | 3 | 3 | 0 | 1 | 0 | | | | | |
| 27 Trevor Story, R (1, 6) OBP: 0.514, SLG: 0.879 Sam Hilliard, L (6, 9) | 0-3 K | 0-3 K | | 0-0 8 HR 1B | 0-0 20 WP 2B | | 0-3 K | 0-0 HR | | 4 | 1 | 2 | 2 | 0 | 2 | 2 | | | | | |
| 8 Gerardo Parra, L (1, 7) OBP: 0.583, SLG: 0.875 14 Tony Wolters, L (6, 2) | 0-0 G3-4-3 | 0-0 F7 | | 3-0 HR | 0-0 F7 | | 0-0 G3 | 4-0 BB | | 4 | 1 | 1 | 2 | 0 | 0 | 3 | | | | | |
| 20 Ian Desmond, R (1, 3) OBP: 0.143, SLG: 0.343 68 Garrett Hampson, R (6, 4) | | 0-0 HR | | 0-3 K | 1-0 G1-3 | | | 0-0 2B | | 4 | 2 | 2 | 2 | 0 | 1 | 1 | | | | | |
| 42 Chris Iannetta, R (1, 2) OBP: 0.336, SLG: 0.778 Yonathan Daza, R (6, 8) | | 0-0 HBP | | 4-0 3 WP BB | 0-3 K | | | 0-0 G5-3 | 0-0 F7 | 1 | 1 | 0 | 0 | 2 | 1 | 1 | | | | | |
| 3 Mike Tauchman, L (1, 9) OBP: 0.404, SLG: 0.571 6 Daniel Castro, R (6, 5) | | 0-0 1B | | 1-3 K | | | 0-0 G6-3 | 0-0 L3 | | 4 | 1 | 2 | 0 | 0 | 1 | 1 | | | | | |
| 25 Jordan Patterson, L (1, 10) OBP: 0.346, SLG: 0.429 88 Derrick Gibson, R (8, PH) OBP: 0.429, SLG: 0.667 | | 0-0 1B | | 4-0 BB | 0-3 K | | | 0-0 88 3B 1B | 0-3 K | 3 | 1 | 1 | 0 | 1 | 1 | 2 | | | | | |
| 91 Ben Johnson, R (9, PH) | | 0-0 F7 | | | | | | 1-0 56 SF7 3B | | 1 | 1 | 1 | 1 | 0 | 0 | 0 | | | | | |
| Inning Stats | R: 0 E: 0 K: 2 S: 8 | H: 1 LOB: 2 BB: 1 P: 12 | R: 8 E: 0 K: 1 S: 15 | H: 8 LOB: 2 BB: 1 P: 26 | R: 0 E: 0 K: 2 S: 7 | H: 0 LOB: 0 BB: 0 P: 7 | R: 2 E: 0 K: 1 S: 9 | H: 2 LOB: 2 BB: 2 P: 21 | R: 2 E: 0 K: 1 S: 8 | H: 3 LOB: 1 BB: 0 P: 9 | R: 0 E: 0 K: 1 S: 5 | H: 0 LOB: 0 BB: 0 P: 5 | R: 0 E: 0 K: 1 S: 5 | H: 0 LOB: 1 BB: 0 P: 6 | R: 6 E: 0 K: 0 S: 7 | H: 4 LOB: 1 BB: 3 P: 19 | R: 0 E: 0 K: 1 S: 5 | H: 0 LOB: 0 BB: 0 P: 5 | 1B: 10 2B: 2 3B: 1 HR: 5 | SF: 1 SAC: 0 DP: 0 HBP: 2 | WP: 2 PA: 54 PB: 0 SB: 0 CS: 0 |
| PITCHER | IP WLS BF H R ER SO BB IBB HBP BLK WP HR S P ERA WHIP | 1.1 L 13 7 7 7 3 1 0 1 0 0 2 19 29 47.25 6.000 | 1.1 L 13 7 7 7 3 1 0 1 0 0 0 1 11 16 5.40 1.800 | 0.2 R 6 2 2 2 2 2 0 0 0 0 1 1 8 20 27.00 6.000 | 1.1 R 7 3 2 2 1 0 0 0 0 1 0 9 10 13.50 2.250 | 2.0 R 7 0 0 0 2 0 0 1 0 0 0 10 11 0.00 0.000 | PITCHER | IP WLS BF H R ER SO BB IBB HBP BLK WP HR S P ERA WHIP | 0.2 L 7 3 5 5 0 2 0 0 0 0 0 0 5 13 67.50 7.500 | 1.1 L 6 1 1 1 1 1 0 0 0 0 1 7 11 6.75 1.500 | | | | | | | | | | | |

| Batter | 1 | 2 | 3 | 4 | 5 | 6 | 7 | 8 | 9 | AB | R | H | RBI | BB | SO | LOB | BOTTOM | | | | | |
|--|---|---|---|---|--|--|------------------------------|---|------------------------------|----------------------------------|------------------------------|----------------------------------|------------------------------|---------------------------------|------------------------------|---------------------------------|---|------------------------------|---------------------------------|----------------------------------|------------------------------------|--|
| 3 Ian Kinsler, R (1, 4) OBP: 0.472, SLG: 0.500 19 Jefry Marte, R (6, 5) | 0-0 56 HR 1B | 4-0 27 1B BB | | 4-0 BB | | 4-0 HBP 37 BB BB | 0-0 G6-3 | | | 1 | 1 | 1 | 0 | 2 | 0 | 0 | Colorado Rockies @ Los Angeles Angels Tempe Diablo Stadium, Tempe, AZ Fri Mar 16 2018, 4:12 PM - 7:48 PM EDT Att: 9,616 - Cloudy - 72 F | | | | | |
| 27 Mike Trout, R (1, 8) OBP: 0.400, SLG: 0.552 31 Chris Carter, R (6, 3) | 0-0 F8 | 0-0 1B | | 0-0 L8 | | 0-0 F8 | | 0-0 G4-3 | | 3 | 0 | 1 | 0 | 0 | 0 | 2 | | | | | | |
| 8 Justin Upton, R (1, 7) OBP: 0.286, SLG: 0.563 37 Rymer Lirio, R (6, 8) | 0-3 K | 0-3 K | | | 0-1 HR | 4-0 HBP BB | | 0-3 K | | 3 | 1 | 1 | 1 | 0 | 2 | 3 | | | | | | |
| 56 Kole Calhoun, L (1, 9) OBP: 0.455, SLG: 0.633 9 Eric Young Jr., S (6, PR) | 2-1 HR | | | 0-3 K | 0-0 2 WP 7 2B 1B | 0-3 K | | 0-0 G4-3 | | 3 | 1 | 2 | 2 | 0 | 1 | 0 | | | | | | |
| 2 Andrelton Simmons, R (1, 6) OBP: 0.222, SLG: 0.313 Jabari Blash, R (6, 9) | 0-0 7 BLK 2B | | | 0-0 G6-3 | 1-0 P2 | 1-0 FC6-4 HBP | | 0-3 K | | 3 | 1 | 1 | 0 | 0 | 0 | 1 | | | | | | |
| 7 Zack Cozart, R (1, 5) OBP: 0.364, SLG: 0.467 51 Colin Walsh, S (5, FR) | 4-0 BB | | | 0-0 1B | 0-0 2B | 0-0 FC6-4 | | 0-3 K | | 2 | 0 | 2 | 1 | 1 | 0 | 0 | | | | | | |
| 18 Luis Valbuena, L (1, 3) OBP: 0.270, SLG: 0.496 58 Carlos Pérez, R (6, 2) | 0-3 K | | | 0-0 F8 | 0-3 K | | | 0-0 L6 | 0-0 F8 | 3 | 0 | 0 | 0 | 0 | 2 | 4 | | | | | | |
| 24 Chris Young, R (1, 10) OBP: 0.167, SLG: 0.167 95 José Briceño, R (7, PH) | | | 0-0 P3 | 0-0 F7 | 0-0 P5 | | | 0-0 F7 | | 3 | 0 | 0 | 0 | 0 | 0 | 2 | | | | | | |
| 12 Martín Maldonado, R (1, 2) OBP: 0.286, SLG: 0.485 86 David Fletcher, R (6, 6) | | 0-3 K | | 0-0 F8 | | 0-0 37 BB 19 WP HBP 1B | | 0-0 2B | | 2 | 0 | 0 | 0 | 0 | 0 | 0 | | | | | | |
| Inning Stats | R: 3 E: 0 K: 2 S: 11 | H: 3 LOB: 1 BB: 1 P: 17 | R: 0 E: 0 K: 2 S: 8 | H: 1 LOB: 2 BB: 1 P: 12 | R: 0 E: 0 K: 1 S: 6 | H: 1 LOB: 1 BB: 0 P: 6 | R: 0 E: 0 K: 0 S: 3 | H: 0 LOB: 1 BB: 1 P: 7 | R: 2 E: 0 K: 1 S: 9 | H: 3 LOB: 2 BB: 0 P: 10 | R: 1 E: 0 K: 1 S: 6 | H: 1 LOB: 3 BB: 2 P: 15 | R: 0 E: 0 K: 0 S: 4 | H: 1 LOB: 1 BB: 0 P: 4 | R: 0 E: 0 K: 1 S: 5 | H: 0 LOB: 0 BB: 0 P: 5 | | R: 0 E: 0 K: 2 S: 7 | H: 0 LOB: 0 BB: 0 P: 7 | 1B: 5 2B: 3 3B: 0 HR: 2 | SF: 0 SAC: 0 DP: 0 HBP: 1 | WP: 3 PA: 43 PB: 0 SB: 0 CS: 0 |
| PITCHER | IP WLS BF H R ER SO BB IBB HBP BLK WP HR S P ERA WHIP | 3.1 W 17 5 3 3 5 2 0 0 0 1 1 26 36 8.10 2.100 | 1.2 R 9 3 2 2 1 1 0 0 0 1 1 11 16 10.80 2.400 | 1.0 R 7 1 1 1 1 2 0 1 0 1 0 6 15 9.00 3.000 | 1.0 R 4 1 0 0 0 0 0 0 0 0 0 4 4 0.00 1.000 | 2.0 R 6 0 0 0 3 0 0 0 0 0 0 12 12 0.00 0.000 | PITCHER | IP WLS BF H R ER SO BB IBB HBP BLK WP HR S P ERA WHIP | | | | | | | | | | | | | | |

AB 44
R 18
H 18
RBI 18
BB 7
SO 11
LOB 17

AB 37
R 6
H 10
RBI 5
BB 5
SO 10
LOB 21



| Batter | 1 | 2 | 3 | 4 | 5 | 6 | 7 | 8 | 9 | AB | R | H | RBI | BB | SO | LOB | TOP | | | | | | | | | | | |
|---|------------------------------|---------------------------------|------------------------------|---------------------------------|------------------------------|---------------------------------|------------------------------|---------------------------------|------------------------------|---------------------------------|------------------------------|---------------------------------|------------------------------|---------------------------------|------------------------------|---------------------------------|--|----------------------------------|------------------------------------|----------------------------------|--------|--|--|--|--|--|--|--|
| 2 Andrelton Simmons, R (1, 10) OBP: 0.190, SLG: 0.263 9 Jordan Zimmerman, R (9, PH) | G4-3 | | G6-3 | | | G6-3 | | G4-3 | G4-3 | 3 | 0 | 0 | 0 | 0 | 0 | 0 | Los Angeles Angels @ Seattle Mariners Peoria Stadium, Peoria, AZ Sat Mar 17 2018, 4:14 PM - 6:48 PM EDT Att: 11,364 - Partly Cloudy - 68 F | | | | | | | | | | | |
| 18 Luis Valbuena, L (1, 5) OBP: 0.250, SLG: 0.447 13 Juan Graterol, R (7, 2) OBP: 0.333, SLG: 0.333 9 Bo Way, L (9, FR) | L4 | | | | | | G4-3 | | | 3 | 0 | 0 | 0 | 0 | 1 | 0 | | | | | | | | | | | | |
| 5 Albert Pujols, R (1, 3) OBP: 0.257, SLG: 0.273 31 Chris Carter, R (6, 3) | BB | | | | | | | | G5-3 | 1 | 0 | 0 | 0 | 1 | 0 | 0 | | | | | | | | | | | | |
| 44 René Rivera, R (1, 2) OBP: 0.333, SLG: 0.517 72 DJ Jenkins, R (7, 8) OBP: 1.000, SLG: 1.000 | K | | | | | | F7 | | | 3 | 0 | 0 | 0 | 0 | 1 | 2 | | | | | | | | | | | | |
| 9 Eric Young Jr., S (1, 8) OBP: 0.357, SLG: 0.513 19 Jefry Marte, R (7, PH) OBP: 0.542, SLG: 0.789 | | G5-3 | | | | P4 | | | | 2 | 0 | 0 | 0 | 0 | 0 | 0 | | | | | | | | | | | | |
| 86 David Fletcher, R (1, 6) OBP: 0.409, SLG: 0.425 75 Roberto Baldoquin, R (8, 6) OBP: 1.000, SLG: 4.000 | | G6-3 | | | | G5-3 | | | | 3 | 0 | 0 | 0 | 0 | 1 | 0 | | | | | | | | | | | | |
| 22 Kaleb Cowart, S (1, 4) | | G4-3 | | | | K | | | L4 | 3 | 0 | 0 | 0 | 0 | 1 | 0 | | | | | | | | | | | | |
| 37 Rymer Liriano, R (1, 9) OBP: 0.310, SLG: 0.270 | | | | | | F8 | | | K | 3 | 0 | 1 | 0 | 0 | 1 | 0 | | | | | | | | | | | | |
| Michael Hermosillo, R (1, 7) OBP: 0.219, SLG: 0.179 | | | G5-4-3 | | | P6 | | | K | 3 | 0 | 0 | 0 | 0 | 1 | 1 | | | | | | | | | | | | |
| Inning Stats | R: 0 E: 0 K: 1 S: 5 | H: 0 LOB: 1 BB: 1 P: 9 | R: 0 E: 0 K: 0 S: 3 | H: 0 LOB: 0 BB: 0 P: 3 | R: 0 E: 0 K: 0 S: 3 | H: 1 LOB: 0 BB: 0 P: 3 | R: 0 E: 0 K: 1 S: 5 | H: 0 LOB: 0 BB: 0 P: 5 | R: 0 E: 0 K: 1 S: 5 | H: 0 LOB: 0 BB: 0 P: 5 | R: 0 E: 0 K: 0 S: 4 | H: 1 LOB: 1 BB: 0 P: 4 | R: 0 E: 0 K: 2 S: 7 | H: 0 LOB: 0 BB: 0 P: 7 | R: 0 E: 0 K: 1 S: 6 | H: 1 LOB: 1 BB: 0 P: 6 | | 1B: 3 2B: 0 3B: 0 HR: 0 | SF: 0 SAC: 0 DP: 1 HBP: 0 | WP: 0 PB: 0 SB: 0 CS: 0 | PA: 30 | | | | | | | |
| PITCHER | IP | WLS | BF | H | R | ER | SO | BB | IBB | HBP | BLK | WP | HR | S | P | ERA | | WHIP | | | | | | | | | | |
| 32 Marco Gonzales, L (1, 1) ERA: 1.1 | 5.2 | W | 18 | 1 | 0 | 0 | 3 | 1 | 0 | 0 | 0 | 0 | 0 | 23 | 27 | 0.00 | | 0.353 | | | | | | | | | | |
| 12 Juan Nicasio, R (6, 1) ERA: 1.59 | 0.1 | | 1 | 0 | 0 | 0 | 0 | 0 | 0 | 0 | 0 | 0 | 0 | 1 | 1 | 0.00 | 0.000 | | | | | | | | | | | |
| 47 James Pazos, L (7, 1) ERA: 3.24 | 2.0 | | 7 | 1 | 0 | 0 | 2 | 0 | 0 | 0 | 0 | 0 | 0 | 11 | 11 | 0.00 | 0.500 | | | | | | | | | | | |
| 35 David Phelps, R (9, 1) ERA: 9.0 | 1.0 | | 4 | 1 | 0 | 0 | 1 | 0 | 0 | 0 | 0 | 0 | 0 | 6 | 6 | 0.00 | 1.000 | | | | | | | | | | | |

| Batter | 1 | 2 | 3 | 4 | 5 | 6 | 7 | 8 | 9 | AB | R | H | RBI | BB | SO | LOB | BOTTOM | | | | | | | | | | | |
|---|------------------------------|---------------------------------|------------------------------|----------------------------------|------------------------------|----------------------------------|-------------------------------|----------------------------------|------------------------------|----------------------------------|------------------------------|---------------------------------|------------------------------|----------------------------------|------------------------------|---------------------------------|--|----------------------------------|------------------------------------|----------------------------------|--------|--|--|--|--|--|--|--|
| 9 Dee Strange-Gordon, L (1, 8) OBP: 0.341, SLG: 0.634 Braden Bishop, R (7, 8) OBP: 0.420, SLG: 0.520 | K | | P4 | | | | | | | 3 | 0 | 1 | 1 | 0 | 1 | 1 | Los Angeles Angels @ Seattle Mariners Peoria Stadium, Peoria, AZ Sat Mar 17 2018, 4:14 PM - 6:48 PM EDT Att: 11,364 - Partly Cloudy - 68 F | | | | | | | | | | | |
| 2 Jean Segura, R (1, 6) OBP: 0.487, SLG: 0.727 85 Bryson Brigman, R (7, 6) | K | | | | | | | | | 3 | 0 | 2 | 0 | 0 | 1 | 0 | | | | | | | | | | | | |
| 15 Kyle Seager, L (1, 5) OBP: 0.324, SLG: 0.457 90 Joe Rizzo, L (8, 5) | K | | | | | | | | | 4 | 1 | 1 | 1 | 0 | 1 | 3 | | | | | | | | | | | | |
| 27 Ryon Healy, R (1, 3) OBP: 0.333, SLG: 0.667 Matt Hague, R (7, 3) OBP: 0.333, SLG: 0.471 | | E4 | | | | | | | | 3 | 1 | 1 | 1 | 0 | 1 | 1 | | | | | | | | | | | | |
| 3 Mike Zunino, R (1, 2) OBP: 0.405, SLG: 0.531 36 David Freitas, R (7, 2) OBP: 0.273, SLG: 0.238 | | | | | | | | | | 2 | 1 | 1 | 2 | 1 | 1 | 2 | | | | | | | | | | | | |
| 20 Daniel Vogelbach, L (1, 10) OBP: 0.529, SLG: 0.850 | | | | | | | | | | 3 | 1 | 1 | 1 | 1 | 1 | 2 | | | | | | | | | | | | |
| 1 Gordon Beckham, R (1, 4) OBP: 0.457, SLG: 0.590 82 Adam Law, R (7, 4) OBP: 0.200, SLG: 0.200 | | | | | | | | | | 3 | 1 | 1 | 0 | 0 | 0 | 1 | | | | | | | | | | | | |
| Junior Lake, R (1, 7) OBP: 0.226, SLG: 0.259 87 Beau Amaral, L (6, 7) | | | | | | | | | | 2 | 0 | 0 | 0 | 0 | 1 | 2 | | | | | | | | | | | | |
| 57 John Andreoli, R (1, 9) OBP: 0.306, SLG: 0.167 Andrew Aplin, L (6, 9) OBP: 0.400, SLG: 0.143 | | | | | | | | | | 1 | 1 | 0 | 0 | 1 | 1 | 1 | | | | | | | | | | | | |
| Inning Stats | R: 0 E: 0 K: 3 S: 9 | H: 0 LOB: 0 BB: 0 P: 9 | R: 2 E: 1 K: 0 S: 6 | H: 1 LOB: 1 BB: 1 P: 10 | R: 1 E: 0 K: 1 S: 7 | H: 2 LOB: 2 BB: 1 P: 11 | R: 2 E: 0 K: 2 S: 10 | H: 3 LOB: 0 BB: 0 P: 13 | R: 0 E: 0 K: 2 S: 9 | H: 1 LOB: 2 BB: 1 P: 13 | R: 0 E: 0 K: 0 S: 3 | H: 0 LOB: 0 BB: 0 P: 3 | R: 2 E: 0 K: 1 S: 8 | H: 2 LOB: 0 BB: 0 P: 12 | R: 0 E: 0 K: 1 S: 5 | H: 0 LOB: 0 BB: 0 P: 5 | | 1B: 4 2B: 2 3B: 1 HR: 3 | SF: 0 SAC: 0 DP: 2 HBP: 1 | WP: 0 PB: 2 SB: 2 CS: 1 | PA: 36 | | | | | | | |
| PITCHER | IP | WLS | BF | H | R | ER | SO | BB | IBB | HBP | BLK | WP | HR | S | P | ERA | | WHIP | | | | | | | | | | |
| 45 John Lamb, L (1, 1) ERA: 5.58 | 3.0 | L | 16 | 5 | 5 | 4 | 4 | 2 | 0 | 0 | 0 | 0 | 2 | 24 | 35 | 12.00 | | 2.333 | | | | | | | | | | |
| 39 Keynan Middleton, R (4, 1) ERA: 6.75 | 1.2 | | 7 | 2 | 0 | 0 | 3 | 1 | 0 | 0 | 0 | 0 | 0 | 14 | 18 | 0.00 | 1.800 | | | | | | | | | | | |
| 48 Jose Alvarez, L (5, 1) ERA: 1.05 | 1.1 | | 4 | 0 | 0 | 0 | 1 | 0 | 0 | 0 | 0 | 0 | 0 | 6 | 6 | 0.00 | 0.000 | | | | | | | | | | | |
| 25 Noé Ramirez, R (7, 1) ERA: 4.32 | 1.0 | | 5 | 2 | 2 | 2 | 1 | 0 | 0 | 1 | 0 | 0 | 1 | 8 | 12 | 18.00 | 2.000 | | | | | | | | | | | |
| 64 Félix Peña, R (8, 1) ERA: 3.68 | 1.0 | | 3 | 0 | 0 | 0 | 1 | 0 | 0 | 0 | 0 | 0 | 0 | 5 | 5 | 0.00 | 0.000 | | | | | | | | | | | |

| | |
|-----|----|
| AB | 29 |
| R | 0 |
| H | 3 |
| RBI | 0 |
| BB | 1 |
| SO | 6 |
| LOB | 5 |

| | |
|-----|----|
| AB | 31 |
| R | 7 |
| H | 9 |
| RBI | 6 |
| BB | 3 |
| SO | 10 |
| LOB | 15 |



| Batter | 1 | 2 | 3 | 4 | 5 | 6 | 7 | 8 | 9 | AB | R | H | RBI | BB | SO | LOB | TOP | | | | | |
|---|---|---------------------------------|------------------------------|---------------------------------|------------------------------|---------------------------------|------------------------------|---------------------------------|------------------------------|---------------------------------|------------------------------|----------------------------------|------------------------------|---------------------------------|------------------------------|---------------------------------|--|------------------------------|---------------------------------|----------------------------------|------------------------------------|----------------------------------|
| 3 Ian Kinsler, R (1,4) OBP: 0.436, SLG: 0.452 31 Chris Carter, R (7,PH) OBP: 0.359, SLG: 0.647 (7,3) | G6-3 | | G6-3 | | F8 | | 2B | | 1B | 3 | 0 | 0 | 0 | 0 | 0 | 0 | Los Angeles Angels @ Texas Rangers Surprise Stadium, Surprise, AZ Sun Mar 18 2018, 4:08 PM - 6:59 PM EDT Att: 7,386 - Sunny - 67 F | | | | | |
| 27 Mike Trout, R (1,8) OBP: 0.395, SLG: 0.516 86 David Fletcher, R (7,PH) OBP: 0.391, SLG: 0.405 (7,4) | 8 1B 7 FC6-4 BB | | G5-3 | | | F9 | G6-3 | | P1-5 | 2 | 1 | 0 | 0 | 1 | 0 | 0 | | | | | | |
| 8 Justin Upton, R (1,7) OBP: 0.342, SLG: 0.588 9 Eric Young Jr., S (7,PH) OBP: 0.349, SLG: 0.500 (7,7) | 7 FC6-4 1B | | | | | 7 2B BB | F7 | | | 2 | 1 | 2 | 0 | 1 | 0 | 0 | | | | | | |
| 7 Zack Cozart, R (1,5) OBP: 0.361, SLG: 0.485 22 Kaleb Cowart, S (7,5) | FC6-4 56 F 1-2 3-H | | K | | | 1-H 2B | | | 37 FC5-4 1B | 3 | 0 | 1 | 2 | 0 | 1 | 2 | | | | | | |
| 56 Kole Calhoun, L (1,9) OBP: 0.444, SLG: 0.636 37 Rymer Liriano, R (7,8) | E6 2 FC4 1-3 | | | | 2 G4-3 17 L1-5 2B | | K | | FC5-4 9 1B 1-2 | 3 | 0 | 1 | 0 | 0 | 1 | 2 | | | | | | |
| 2 Andrelton Simmons, R (1,6) OBP: 0.187, SLG: 0.227 9 Bo Way, L (7,9) | FC4 1-2 | | | | G4-3 | | L5 | | | 3 | 0 | 0 | 0 | 0 | 0 | 4 | | | | | | |
| 17 Shohel Ohtani, L (1,10) OBP: 0.214, SLG: 0.083 | | | E4 19 FC5-4 | | L1-5 | | | | | 4 | 0 | 0 | 0 | 0 | 2 | 3 | | | | | | |
| 19 Jefry Marte, R (1,3) OBP: 0.519, SLG: 0.727 16 Nolan Fontana, L (7,PR) OBP: 0.200, SLG: 0.222 (7,6) | FC5-4 58 G6-4-3 1-2 | | | | | | E5 58 G6-4-3 | | | 3 | 0 | 1 | 0 | 0 | 0 | 1 | | | | | | |
| 58 Carlos Pérez, R (1,2) OBP: 0.286, SLG: 0.429 57 Brennon Lund, L (9,PR) 51 Keinner Piña, R (9,2) | G6-4-3 1-2 | | | | | | G6-4-3 1-2 | | 31 2B 86 P1-5 1B | 4 | 1 | 2 | 1 | 0 | 0 | 2 | | | | | | |
| Inning Stats | R: 1 E: 1 K: 0 S: 5 | H: 1 LOB: 2 BB: 1 P: 9 | R: 0 E: 1 K: 0 S: 3 | H: 0 LOB: 0 BB: 0 P: 3 | R: 0 E: 0 K: 1 S: 6 | H: 1 LOB: 1 BB: 0 P: 6 | R: 0 E: 0 K: 0 S: 3 | H: 1 LOB: 0 BB: 0 P: 3 | R: 0 E: 1 K: 1 S: 6 | H: 0 LOB: 0 BB: 0 P: 3 | R: 1 E: 0 K: 1 S: 6 | H: 1 LOB: 1 BB: 1 P: 10 | R: 2 E: 0 K: 1 S: 8 | H: 3 LOB: 2 BB: 0 P: 8 | R: 0 E: 0 K: 2 S: 9 | H: 2 LOB: 2 BB: 0 P: 9 | | R: 0 E: 0 K: 0 S: 3 | H: 2 LOB: 1 BB: 0 P: 3 | 1B: 7 2B: 8 3B: 0 HR: 0 | SF: 0 SAC: 0 DP: 4 HBP: 0 | WP: 0 PB: 0 SB: 0 CS: 0 |
| PITCHER | IP WLS BF H R ER SO BB IBB HBP BLK WP HR S P ERA WHIP | | | | | | | | | | | | | | | | | | | | | |
| 33 Martin Pérez, L (1,1) ERA: 1.8 | 5.0 L 19 3 1 1 1 1 1 0 0 0 0 0 0 20 10 1.80 0.800 | | | | | | | | | | | | | | | | | | | | | |
| 51 Matt Bush, R (6,1) ERA: 9.31 | 1.0 5 1 1 1 1 1 0 0 0 0 0 0 0 6 10 9.00 2.000 | | | | | | | | | | | | | | | | | | | | | |
| 58 Alex Claudio, L (7,1) ERA: 3.0 | 1.0 6 3 2 2 2 1 0 0 0 0 0 0 0 8 8 18.00 3.000 | | | | | | | | | | | | | | | | | | | | | |
| 98 Brady Feigl, L (8,1) ERA: | 0.2 4 2 0 0 1 0 0 0 0 0 0 0 0 6 6 0.00 3.000 | | | | | | | | | | | | | | | | | | | | | |
| 70 Locke St. John, L (8,1) ERA: | 1.1 4 2 0 0 1 0 0 0 0 0 0 0 0 6 6 0.00 1.500 | | | | | | | | | | | | | | | | | | | | | |

| Batter | 1 | 2 | 3 | 4 | 5 | 6 | 7 | 8 | 9 | AB | R | H | RBI | BB | SO | LOB | BOTTOM | | | |
|---|---|---------------------------------|------------------------------|---------------------------------|------------------------------|---------------------------------|------------------------------|----------------------------------|------------------------------|---------------------------------|------------------------------|---------------------------------|------------------------------|---------------------------------|------------------------------|--|---------------------------------|----------------------------------|------------------------------------|----------------------------------|
| Carlos Tocci, R (1,7) OBP: 0.222, SLG: 0.209 | F9 | | E5 19 PO | | | G5-3 | K | | | 4 | 0 | 0 | 0 | 1 | 2 | Los Angeles Angels @ Texas Rangers Surprise Stadium, Surprise, AZ Sun Mar 18 2018, 4:08 PM - 6:59 PM EDT Att: 7,386 - Sunny - 67 F | | | | |
| 19 Jurickson Profar, S (1,4) OBP: 0.333, SLG: 0.465 (5,6) | K | | PO | | 1 BB 1B | F9 | | | G5-3 | 4 | 0 | 1 | 0 | 0 | 1 | | 0 | | | |
| 1 Elvis Andrus, R (1,6) OBP: 0.360, SLG: 0.762 2 Hanser Alberto, R (4,PR) OBP: 0.333, SLG: 0.429 (5,4) | | | | | 4-0 1-2 BB | | 98 FC5-4 1B | | 18 3B 1B | 1 | 0 | 1 | 0 | 1 | 0 | | 0 | | | |
| 29 Adrian Beltré, R (1,5) OBP: 0.350, SLG: 0.389 98 Luis Martí, R (5,5) OBP: 0.375, SLG: 0.667 | F9 | | | | | K | | | K | 2 | 0 | 0 | 0 | 1 | 3 | | 2 | | | |
| 18 Drew Robinson, L (1,8) OBP: 0.327, SLG: 0.447 | | | K2-3 | | | K | | | 77 G3 16 1B S | 4 | 1 | 2 | 1 | 0 | 2 | | 2 | | | |
| Trevor Plouffe, R (1,3) OBP: 0.290, SLG: 0.357 55 Preston Beck, L (8,3) OBP: 0.462, SLG: 0.636 | | | K | | | F9 | | | G6-3 | 3 | 0 | 0 | 0 | 1 | 3 | | 1 | | | |
| 61 Robinson Chirinos, R (1,2) OBP: 0.307, SLG: 0.490 77 Mike Ohlman, R (7,2) OBP: 0.364, SLG: 0.556 | | | K | | | | | | G3 | 1 | 0 | 0 | 0 | 1 | 1 | | 0 | | | |
| 16 Ryan Rua, R (1,10) OBP: 0.250, SLG: 0.457 | | | | | | | | | G5-4-3 | 4 | 0 | 1 | 1 | 0 | 2 | | 1 | | | |
| 14 Destin Hood, R (1,9) OBP: 0.333, SLG: 0.862 | | | | | | | | | K | 4 | 0 | 1 | 0 | 0 | 3 | | 0 | | | |
| Inning Stats | R: 0 E: 0 K: 1 S: 6 | H: 1 LOB: 1 BB: 0 P: 6 | R: 0 E: 0 K: 3 S: 9 | H: 0 LOB: 0 BB: 0 P: 9 | R: 0 E: 1 K: 2 S: 7 | H: 0 LOB: 0 BB: 0 P: 7 | R: 0 E: 0 K: 2 S: 8 | H: 1 LOB: 2 BB: 1 P: 12 | R: 0 E: 0 K: 1 S: 4 | H: 0 LOB: 0 BB: 1 P: 8 | R: 1 E: 0 K: 1 S: 9 | H: 3 LOB: 2 BB: 0 P: 9 | R: 1 E: 0 K: 1 S: 7 | H: 2 LOB: 1 BB: 0 P: 7 | R: 0 E: 0 K: 2 S: 7 | | H: 0 LOB: 0 BB: 0 P: 7 | 1B: 6 2B: 1 3B: 1 HR: 0 | SF: 0 SAC: 0 DP: 1 HBP: 0 | WP: 0 PB: 0 SB: 1 CS: 0 |
| PITCHER | IP WLS BF H R ER SO BB IBB HBP BLK WP HR S P ERA WHIP | | | | | | | | | | | | | | | | | | | |
| 35 Nick Tropeano, R (1,1) ERA: 3.12 | 5.1 W 19 2 0 0 0 0 2 0 0 0 0 0 0 35 43 0.00 0.750 | | | | | | | | | | | | | | | | | | | |
| 46 Blake Wood, R (6,1) ERA: 7.39 | 0.2 H 3 1 0 0 0 0 0 0 0 0 0 0 0 3 3 0.00 1.500 | | | | | | | | | | | | | | | | | | | |
| 33 Jim Johnson, R (7,1) ERA: 3.38 | 1.0 6 3 1 1 1 1 0 0 0 0 0 0 0 9 9 9.00 3.000 | | | | | | | | | | | | | | | | | | | |
| Luke Bard, R (8,1) ERA: 7.0 | 1.0 H 5 2 1 1 1 0 0 0 0 0 0 0 0 7 7 9.00 2.000 | | | | | | | | | | | | | | | | | | | |
| 47 Ian Krol, L (9,1) ERA: 3.12 | 1.0 S 3 0 0 0 2 0 0 0 0 0 0 0 0 7 7 0.00 0.000 | | | | | | | | | | | | | | | | | | | |

| Batter | 1 | 2 | 3 | 4 | 5 | 6 | 7 | 8 | 9 | AB | R | H | RBI | BB | SO | LOB | TOP | | | | | |
|---|---|---------------------------------|------------------------------|---------------------------------|------------------------------|---------------------------------|------------------------------|----------------------------------|------------------------------|---------------------------------|-------------------------------|----------------------------------|------------------------------|---------------------------------|-------------------------------|----------------------------------|--|----------------------------------|----------------------------------|------------------------------------|----------------------------------|--------|
| 6 David Peralta, L OBP: 0.474, SLG: 0.600 66 Yoshinisa Hirano, R OBP: 0.311, SLG: 0.366 45 Kristopher Negrón, R OBP: 0.311, SLG: 0.366 | G3 | | G5-4-3 BB | | L9 | | G6-3 | | K | 2 | 0 | 0 | 0 | 1 | 0 | 0 | Arizona Diamondbacks @ Los Angeles Angels Tempe Diablo Stadium, Tempe, AZ Tue Mar 20 2018, 4:08 PM - 7:21 PM EDT Att: 7,947 - Sunny - 77 F livebaseballscorecards.com | | | | | |
| 11 AJ Pollock, R OBP: 0.250, SLG: 0.368 36 John Ryan Murphy, R OBP: 0.250, SLG: 0.118 | P6 | | G5-4-3 1-2 | | | | F7 | | F9 | 3 | 1 | 1 | 1 | 0 | 0 | 1 | | | | | | |
| 44 Paul Goldschmidt, R OBP: 0.393, SLG: 0.550 7 Daniel Robertson, R OBP: 0.417, SLG: 0.400 | K | | | | | | F8 | | P2 | 3 | 0 | 1 | 0 | 0 | 1 | 0 | | | | | | |
| 22 Jake Lamb, L OBP: 0.333, SLG: 0.552 22 Cody Decker, R OBP: 0.167, SLG: 0.167 | | K | | | G3-1 | | | | K | 3 | 1 | 1 | 0 | 0 | 1 | 1 | | | | | | |
| 28 Steven Souza Jr., R OBP: 0.310, SLG: 0.500 84 Luis Silveiro, R OBP: 0.500, SLG: 1.500 | | K | | | | | | | F7 | 3 | 1 | 1 | 2 | 0 | 2 | 1 | | | | | | |
| 4 Ketel Marte, S OBP: 0.541, SLG: 0.581 4 Kevin Medrano, L OBP: 0.400, SLG: 0.333 | | | | | | | | | | | | | | | | | | | | | | |
| 10 Chris Herrmann, L OBP: 0.325, SLG: 0.498 86 Colin Poche, L OBP: 0.310, SLG: 0.500 82 Keegan Long, R OBP: 0.444, SLG: 0.429 98 Josh Taylor, L OBP: 0.500, SLG: 0.667 | | | | | | | | | | | | | | | | | | | | | | |
| 13 Nick Ahmed, R OBP: 0.343, SLG: 0.548 37 Marty Herum, R OBP: 0.444, SLG: 0.429 80 Gall Crumbs Jr., L OBP: 0.500, SLG: 0.667 | | | | | | | | | | | | | | | | | | | | | | |
| 38 Robbie Ray, L OBP: 0.343, SLG: 0.548 49 Michael Blazek, R OBP: 0.167, SLG: 0.167 85 Ben DeLuzio, R OBP: 0.167, SLG: 0.167 | | | | | | | | | | | | | | | | | | | | | | |
| | | | | | | | | | | | | | | | | | | | | | | |
| Inning Stats | R: 0 E: 0 K: 1 S: 5 | H: 0 LOB: 0 BB: 0 P: 5 | R: 0 E: 0 K: 2 S: 9 | H: 2 LOB: 2 BB: 0 P: 9 | R: 0 E: 0 K: 0 S: 2 | H: 0 LOB: 0 BB: 1 P: 6 | R: 0 E: 0 K: 1 S: 6 | H: 1 LOB: 2 BB: 1 P: 11 | R: 0 E: 0 K: 1 S: 5 | H: 0 LOB: 0 BB: 0 P: 5 | R: 3 E: 0 K: 0 S: 10 | H: 4 LOB: 1 BB: 0 P: 13 | R: 0 E: 0 K: 0 S: 3 | H: 0 LOB: 0 BB: 0 P: 3 | R: 0 E: 0 K: 1 S: 5 | H: 0 LOB: 0 BB: 0 P: 5 | R: 2 E: 0 K: 1 S: 7 | H: 2 LOB: 1 BB: 1 P: 11 | 1B: 5 2B: 1 3B: 1 HR: 2 | SF: 0 SAC: 0 DP: 1 HBP: 0 | WP: 1 PB: 0 SB: 1 CS: 0 | PA: 38 |
| PITCHER | IP WLS BF H R ER SO BB IBB HBP BLK WP HR S P ERA WHIP | | | | | | | | | | | | | | | | | | | | | |
| 62 Parker Bridwell, R ERA: 7.91 Luke Bard, R ERA: 6.1 39 Keynan Middleton, R ERA: 6.0 48 Jose Alvarez, L ERA: 2.89 | 5.2 1.1 1.0 1.0 | 25 4 3 6 | 7 0 0 2 | 3 0 0 2 | 3 0 0 2 | 5 0 0 1 | 2 0 0 1 | 0 0 0 0 | 0 0 0 0 | 0 0 0 0 | 1 0 0 0 | 2 0 5 7 | 36 4 5 11 | 48 4 5 11 | 0.00 0.00 0.00 18.00 | 3.000 0.000 0.000 3.000 | | | | | | |

| Batter | 1 | 2 | 3 | 4 | 5 | 6 | 7 | 8 | 9 | AB | R | H | RBI | BB | SO | LOB | BOTTOM | | | | | |
|--|---|----------------------------------|------------------------------|----------------------------------|------------------------------|----------------------------------|------------------------------|---------------------------------|------------------------------|---------------------------------|------------------------------|---------------------------------|------------------------------|--|---|---------------------------------|--|----------------------------------|----------------------------------|------------------------------------|----------------------------------|--------|
| 3 Ian Kinsler, R OBP: 0.400, SLG: 0.400 31 Chris Carter, R OBP: 0.366, SLG: 0.639 | F9 | | | | | | | | | 2 | 0 | 0 | 1 | 1 | 1 | 0 | Arizona Diamondbacks @ Los Angeles Angels Tempe Diablo Stadium, Tempe, AZ Tue Mar 20 2018, 4:08 PM - 7:21 PM EDT Att: 7,947 - Sunny - 77 F livebaseballscorecards.com | | | | | |
| 27 Mike Trout, R OBP: 0.409, SLG: 0.500 9 Eric Young Jr., S OBP: 0.370, SLG: 0.500 | | | | | | | | | | 2 | 0 | 0 | 0 | 1 | 0 | 3 | | | | | | |
| 8 Justin Upton, R OBP: 0.341, SLG: 0.564 86 David Fletcher, R OBP: 0.388, SLG: 0.444 | | | | | | | | | | 2 | 1 | 0 | 0 | 1 | 2 | 1 | | | | | | |
| 7 Zack Cozart, R OBP: 0.405, SLG: 0.605 37 Rymer Liriano, R OBP: 0.293, SLG: 0.244 | | | | | | | | | | 3 | 1 | 2 | 1 | 0 | 1 | 1 | | | | | | |
| 56 Kole Calhoun, L OBP: 0.429, SLG: 0.632 51 Sherman Johnson, L OBP: 0.333, SLG: 0.273 40 Wade Wass, R OBP: 0.388, SLG: 0.444 57 Brennan Lund, L OBP: 0.388, SLG: 0.444 | | | | | | | | | | 2 | 1 | 1 | 1 | 0 | 1 | 0 | | | | | | |
| 2 Andrelton Simmons, R OBP: 0.300, SLG: 0.308 9 Bo Way, L OBP: 0.400, SLG: 0.250 87 Alberto Trunffel, R OBP: 0.500, SLG: 0.500 | | | | | | | | | | 1 | 0 | 0 | 0 | 2 | 0 | 0 | | | | | | |
| 19 Jefry Marte, R OBP: 0.438, SLG: 0.593 22 Kaleb Cowart, S OBP: 0.278, SLG: 0.257 | | | | | | | | | | 3 | 0 | 0 | 0 | 0 | 2 | 4 | | | | | | |
| 17 Shohei Ohtani, L OBP: 0.219, SLG: 0.107 | | | | | | | | | | 4 | 0 | 1 | 0 | 0 | 0 | 5 | | | | | | |
| 12 Martin Maldonado, R OBP: 0.293, SLG: 0.447 13 Juan Graterol, R OBP: 0.296, SLG: 0.296 | | | | | | | | | | 2 | 0 | 0 | 0 | 1 | 0 | 1 | | | | | | |
| | | | | | | | | | | 1 | 0 | 0 | 0 | 0 | 0 | 1 | | | | | | |
| Inning Stats | R: 0 E: 0 K: 2 S: 7 | H: 0 LOB: 1 BB: 1 P: 12 | R: 1 E: 0 K: 0 S: 4 | H: 1 LOB: 3 BB: 3 P: 16 | R: 1 E: 0 K: 1 S: 6 | H: 1 LOB: 2 BB: 2 P: 14 | R: 0 E: 0 K: 1 S: 6 | H: 0 LOB: 0 BB: 0 P: 6 | R: 1 E: 0 K: 2 S: 8 | H: 1 LOB: 0 BB: 0 P: 8 | R: 0 E: 0 K: 2 S: 8 | H: 1 LOB: 1 BB: 0 P: 8 | R: 0 E: 0 K: 2 S: 8 | H: 1 LOB: 1 BB: 0 P: 9 | R: 0 E: 0 K: 0 S: 4 | H: 1 LOB: 0 BB: 0 P: 4 | R: 3 E: 0 K: 1 S: 6 | H: 3 LOB: 2 BB: 2 P: 14 | 1B: 5 2B: 2 3B: 1 HR: 1 | SF: 1 SAC: 0 DP: 0 HBP: 0 | WP: 1 PB: 0 SB: 1 CS: 0 | PA: 42 |
| PITCHER | IP WLS BF H R ER SO BB IBB HBP BLK WP HR S P ERA WHIP | | | | | | | | | | | | | | | | | | | | | |
| 38 Robbie Ray, L ERA: 3.86 49 Michael Blazek, R ERA: 7.71 66 Yoshinisa Hirano, R ERA: 7.71 86 Colin Poche, L ERA: 7.71 82 Keegan Long, R ERA: 7.71 | 2.1 1.2 1.0 2.0 1.0 | 14 6 4 8 4 | 2 0 1 2 1 | 2 0 1 0 0 | 2 0 1 0 0 | 2 0 2 0 0 | 5 1 0 0 0 | 0 0 0 0 0 | 0 0 0 0 0 | 0 0 0 0 0 | 0 0 1 1 0 | 0 0 1 0 0 | 10 14 8 17 4 | 0.00 0.00 9.00 1.000 0.000 | 3.000 0.600 1.000 1.000 1.000 | | | | | | | |

| Batter | 1 | 2 | 3 | 4 | 5 | 6 | 7 | 8 | 9 | AB | R | H | RBI | BB | SO | LOB | TOP | | | | | | | |
|--|---|---|--|--|--|--|--|--|--|--|--|--|--|--|--|--|---|--|--|--|--|--|--|--|
| 5 Jake Smolinski, R OBP: 0.358, SLG: 0.644 97 Tyler Ramirez, L OBP: 0.429, SLG: 0.333 | | | | | | | | | | 4 | 2 | 3 | 1 | 0 | 1 | 1 | Oakland Athletics @ Los Angeles Angels Tempe Diablo Stadium, Tempe, AZ Fri Mar 23 2018, 4:11 PM - 6:50 PM EDT Att: 7,434 - Partly Cloudy - 81 F | | | | | | | |
| 11 Dustin Fowler, L OBP: 0.227, SLG: 0.244 85 Nate Mondou, L OBP: 0.500, SLG: 0.500 | | | | | | | | | | 4 | 0 | 1 | 1 | 0 | 0 | 2 | | | | | | | | |
| 10 Marcus Semien, R OBP: 0.345, SLG: 0.423 82 Nick Allen, R OBP: 0.231, SLG: 0.167 | | | | | | | | | | 4 | 0 | 2 | 1 | 0 | 1 | 3 | | | | | | | | |
| 28 Matt Olson, L OBP: 0.316, SLG: 0.510 63 Skye Bolt, S | | | | | | | | | | 4 | 0 | 1 | 0 | 0 | 3 | 2 | | | | | | | | |
| 18 Chad Pinder, R OBP: 0.231, SLG: 0.442 89 Greg Deichmann, L OBP: 0.500, SLG: 1.000 | | | | | | | | | | 4 | 0 | 0 | 0 | 0 | 1 | 2 | | | | | | | | |
| 26 Matt Chapman, R OBP: 0.275, SLG: 0.361 76 Edwin Diaz, R OBP: 0.250, SLG: 0.250 | | | | | | | | | | 3 | 1 | 1 | 0 | 1 | 0 | 3 | | | | | | | | |
| 13 Bruce Maxwell, L OBP: 0.353, SLG: 0.333 61 Beau Taylor, L OBP: 0.353, SLG: 0.333 | | | | | | | | | | 3 | 0 | 2 | 1 | 0 | 1 | 1 | | | | | | | | |
| 73 Sheldon Neuse, R OBP: 0.377, SLG: 0.636 | | | | | | | | | | 4 | 0 | 1 | 0 | 0 | 1 | 2 | | | | | | | | |
| 1 Franklin Barreto, R OBP: 0.345, SLG: 0.596 20 Mark Canha, R OBP: 0.362, SLG: 0.548 | | | | | | | | | | 3 | 0 | 1 | 0 | 0 | 1 | 2 | | | | | | | | |
| Inning Stats | R: 1 E: 0 K: 1 S: 6 | H: 2 LOB: 0 BB: 0 P: 6 | R: 0 E: 0 K: 0 S: 4 | H: 1 LOB: 1 BB: 0 P: 4 | R: 0 E: 0 K: 2 S: 8 | H: 1 LOB: 1 BB: 0 P: 9 | R: 1 E: 0 K: 2 S: 8 | H: 2 LOB: 1 BB: 0 P: 12 | R: 0 E: 0 K: 1 S: 5 | H: 0 LOB: 0 BB: 0 P: 5 | R: 0 E: 0 K: 1 S: 5 | H: 0 LOB: 0 BB: 0 P: 5 | R: 0 E: 0 K: 1 S: 5 | H: 0 LOB: 0 BB: 0 P: 5 | R: 0 E: 0 K: 1 S: 5 | H: 0 LOB: 0 BB: 0 P: 5 | | 1B: 7 2B: 3 HR: 1 | SF: 0 SAC: 0 DP: 0 HBP: 0 | WP: 0 PB: 0 SB: 1 CS: 1 | PA: 39 | | | |
| PITCHER | IP WLS BF H R ER SO BB IBB HBP BLK WP HR S P ERA WHIP | 4.0 L 17 5 2 2 5 1 0 0 0 0 0 0 26 31 4.50 1.500 | 1.0 5 2 1 1 2 0 0 0 0 0 0 1 11 12 9.00 2.000 | 1.0 5 2 0 0 2 0 0 0 0 0 0 0 9 9 0.00 2.000 | 1.0 6 3 1 1 0 0 0 0 0 0 0 0 6 6 9.00 3.000 | 1.0 3 0 0 0 1 0 0 0 0 0 0 0 5 5 0.00 0.000 | 1.0 3 0 0 0 1 0 0 0 0 0 0 0 5 5 0.00 0.000 | 1.0 3 0 0 0 1 0 0 0 0 0 0 0 5 5 0.00 0.000 | 1.0 3 0 0 0 1 0 0 0 0 0 0 0 5 5 0.00 0.000 | 1.0 3 0 0 0 1 0 0 0 0 0 0 0 5 5 0.00 0.000 | 1.0 3 0 0 0 1 0 0 0 0 0 0 0 5 5 0.00 0.000 | 1.0 3 0 0 0 1 0 0 0 0 0 0 0 5 5 0.00 0.000 | 1.0 3 0 0 0 1 0 0 0 0 0 0 0 5 5 0.00 0.000 | 1.0 3 0 0 0 1 0 0 0 0 0 0 0 5 5 0.00 0.000 | 1.0 3 0 0 0 1 0 0 0 0 0 0 0 5 5 0.00 0.000 | 1.0 3 0 0 0 1 0 0 0 0 0 0 0 5 5 0.00 0.000 | 1.0 3 0 0 0 1 0 0 0 0 0 0 0 5 5 0.00 0.000 | 1.0 3 0 0 0 1 0 0 0 0 0 0 0 5 5 0.00 0.000 | 1.0 3 0 0 0 1 0 0 0 0 0 0 0 5 5 0.00 0.000 | 1.0 3 0 0 0 1 0 0 0 0 0 0 0 5 5 0.00 0.000 | 1.0 3 0 0 0 1 0 0 0 0 0 0 0 5 5 0.00 0.000 | 1.0 3 0 0 0 1 0 0 0 0 0 0 0 5 5 0.00 0.000 | 1.0 3 0 0 0 1 0 0 0 0 0 0 0 5 5 0.00 0.000 | 1.0 3 0 0 0 1 0 0 0 0 0 0 0 5 5 0.00 0.000 |

Oakland Athletics @ Los Angeles Angels
 Tempe Diablo Stadium, Tempe, AZ
 Fri Mar 23 2018, 4:11 PM - 6:50 PM EDT
 Att: 7,434 - Partly Cloudy - 81 F

AB 38
 R 4
 H 12
 RBI 4
 BB 1
 SO 11
 LOB 18



| Batter | 1 | 2 | 3 | 4 | 5 | 6 | 7 | 8 | 9 | AB | R | H | RBI | BB | SO | LOB | BOTTOM | | | | | | | | | |
|---|---|---|--|---|--|---|--|---|--|---|--|---|--|---|--|---|---|---|--|---|--|---|--|---|--|---|
| 3 Ian Kinsler, R OBP: 0.380, SLG: 0.375 24 Chris Young, R OBP: 0.111, SLG: 0.111 | | | | | | | | | | 2 | 0 | 1 | 0 | 0 | 0 | 0 | Oakland Athletics @ Los Angeles Angels Tempe Diablo Stadium, Tempe, AZ Fri Mar 23 2018, 4:11 PM - 6:50 PM EDT Att: 7,434 - Partly Cloudy - 81 F | | | | | | | | | |
| 27 Mike Trout, R OBP: 0.400, SLG: 0.476 86 David Fletcher, R OBP: 0.392, SLG: 0.447 | | | | | | | | | | 2 | 0 | 0 | 0 | 0 | 1 | 1 | | | | | | | | | | |
| 8 Justin Upton, R OBP: 0.340, SLG: 0.523 37 Rymer Liriano, R OBP: 0.271, SLG: 0.233 | | | | | | | | | | 1 | 0 | 0 | 0 | 1 | 0 | 0 | | | | | | | | | | |
| 5 Albert Pujols, R OBP: 0.295, SLG: 0.381 31 Chris Carter, R OBP: 0.349, SLG: 0.605 | | | | | | | | | | 2 | 1 | 1 | 1 | 0 | 0 | 2 | | | | | | | | | | |
| 7 Zack Cozart, R OBP: 0.417, SLG: 0.651 9 Eric Young Jr., S OBP: 0.347, SLG: 0.467 | | | | | | | | | | 1 | 0 | 0 | 0 | 1 | 0 | 0 | | | | | | | | | | |
| 56 Kole Calhoun, L OBP: 0.383, SLG: 0.558 98 Zach Houchins, R OBP: 0.500, SLG: 0.500 | | | | | | | | | | 2 | 0 | 0 | 0 | 0 | 2 | 1 | | | | | | | | | | |
| 2 Andrelton Simmons, R OBP: 0.342, SLG: 0.355 87 Alberto Trunfel, R OBP: 0.333, SLG: 0.333 | | | | | | | | | | 2 | 0 | 2 | 0 | 0 | 0 | 0 | | | | | | | | | | |
| 51 Sherman Johnson, L OBP: 0.365, SLG: 0.273 9 Bo Way, L OBP: 0.400, SLG: 0.250 | | | | | | | | | | 0 | 0 | 0 | 0 | 1 | 0 | 0 | | | | | | | | | | |
| 19 Jefry Marte, R OBP: 0.417, SLG: 0.548 | | | | | | | | | | 4 | 0 | 1 | 0 | 0 | 1 | 2 | | | | | | | | | | |
| 44 René Rivera, R OBP: 0.344, SLG: 0.613 51 Keinner Piña, R | | | | | | | | | | 2 | 1 | 1 | 1 | 0 | 1 | 2 | | | | | | | | | | |
| Inning Stats | R: 0 E: 0 K: 0 S: 3 | H: 1 LOB: 1 BB: 1 P: 7 | R: 0 E: 0 K: 2 S: 9 | H: 2 LOB: 2 BB: 0 P: 9 | R: 0 E: 0 K: 1 S: 5 | H: 0 LOB: 0 BB: 0 P: 5 | R: 1 E: 0 K: 1 S: 7 | H: 2 LOB: 1 BB: 1 P: 12 | R: 1 E: 0 K: 2 S: 9 | H: 2 LOB: 1 BB: 0 P: 13 | R: 0 E: 0 K: 1 S: 5 | H: 0 LOB: 0 BB: 0 P: 5 | R: 0 E: 0 K: 1 S: 5 | H: 0 LOB: 0 BB: 0 P: 5 | R: 0 E: 0 K: 1 S: 5 | H: 1 LOB: 2 BB: 1 P: 13 | 1B: 6 2B: 0 3B: 0 HR: 2 | SF: 0 SAC: 0 DP: 1 HBP: 0 | WP: 1 PB: 1 SB: 0 CS: 2 | PA: 36 | | | | | | |
| PITCHER | IP WLS BF H R ER SO BB IBB HBP BLK WP HR S P ERA WHIP | 2.2 W 11 3 0 0 3 1 0 0 0 0 0 0 1 1 0.00 0.000 | 0.1 H 1 0 0 0 0 0 0 0 0 0 0 0 1 1 0.00 0.000 | 3.0 H 12 4 2 2 4 1 0 0 0 0 1 2 21 30 6.00 1.667 | 2.0 H 6 0 0 0 2 0 0 0 0 0 0 0 10 10 0.00 0.000 | 1.0 S 5 1 0 0 2 1 0 0 0 0 0 0 9 13 0.00 2.000 | 0.1 H 1 0 0 0 0 0 0 0 0 0 0 0 1 1 0.00 0.000 | 3.0 H 12 4 2 2 4 1 0 0 0 0 1 2 21 30 6.00 1.667 | 2.0 H 6 0 0 0 2 0 0 0 0 0 0 0 10 10 0.00 0.000 | 1.0 S 5 1 0 0 2 1 0 0 0 0 0 0 9 13 0.00 2.000 | 0.1 H 1 0 0 0 0 0 0 0 0 0 0 0 1 1 0.00 0.000 | 3.0 H 12 4 2 2 4 1 0 0 0 0 1 2 21 30 6.00 1.667 | 2.0 H 6 0 0 0 2 0 0 0 0 0 0 0 10 10 0.00 0.000 | 1.0 S 5 1 0 0 2 1 0 0 0 0 0 0 9 13 0.00 2.000 | 0.1 H 1 0 0 0 0 0 0 0 0 0 0 0 1 1 0.00 0.000 | 3.0 H 12 4 2 2 4 1 0 0 0 0 1 2 21 30 6.00 1.667 | 2.0 H 6 0 0 0 2 0 0 0 0 0 0 0 10 10 0.00 0.000 | 1.0 S 5 1 0 0 2 1 0 0 0 0 0 0 9 13 0.00 2.000 | 0.1 H 1 0 0 0 0 0 0 0 0 0 0 0 1 1 0.00 0.000 | 3.0 H 12 4 2 2 4 1 0 0 0 0 1 2 21 30 6.00 1.667 | 2.0 H 6 0 0 0 2 0 0 0 0 0 0 0 10 10 0.00 0.000 | 1.0 S 5 1 0 0 2 1 0 0 0 0 0 0 9 13 0.00 2.000 | 0.1 H 1 0 0 0 0 0 0 0 0 0 0 0 1 1 0.00 0.000 | 3.0 H 12 4 2 2 4 1 0 0 0 0 1 2 21 30 6.00 1.667 | 2.0 H 6 0 0 0 2 0 0 0 0 0 0 0 10 10 0.00 0.000 | 1.0 S 5 1 0 0 2 1 0 0 0 0 0 0 9 13 0.00 2.000 |

Oakland Athletics @ Los Angeles Angels
 Tempe Diablo Stadium, Tempe, AZ
 Fri Mar 23 2018, 4:11 PM - 6:50 PM EDT
 Att: 7,434 - Partly Cloudy - 81 F

AB 32
 R 2
 H 8
 RBI 2
 BB 3
 SO 11
 LOB 9



| Batter | 1 | 2 | 3 | 4 | 5 | 6 | 7 | 8 | 9 | AB | R | H | RBI | BB | SO | LOB | TOP | | | | | | |
|--|--|----------------------------------|--------------------------------|----------------------------------|-------------------------------------|----------------------------------|-------------------------------|----------------------------------|-------------------------------|----------------------------------|---|----------------------------------|--------------------------------|----------------------------------|-------------------------------------|----------------------------------|--------------------------------|----------------------------------|----------------------------------|------------------------------------|----------------------------------|--------|--|
| 3 Chris Taylor, R (1,8) 60 Andrew Toles, L (7,7) OBP: 0.433, SLG: 0.563 OBP: 0.278, SLG: 0.510 | | | | | | | | | | 4 | 2 | 3 | 1 | 0 | 0 | 2 | | | | | | | |
| 5 Corey Seager, L (1,6) 21 Trayce Thompson, R (7,9) OBP: 0.333, SLG: 0.477 OBP: 0.283, SLG: 0.378 | | | | | | | | | | 4 | 0 | 1 | 0 | 0 | 0 | 4 | | | | | | | |
| 66 Yasiel Puig, R (1,9) 77 Gavin Lux, L (7,6) OBP: 0.310, SLG: 0.674 OBP: 0.600, SLG: 1.000 | | | | | | | | | | 3 | 1 | 1 | 2 | 1 | 0 | 2 | | | | | | | |
| 35 Cody Bellinger, L (1,3) 85 Jeren Kendall, L (7,8) | | | | | | | | | | 4 | 0 | 0 | 1 | 0 | 0 | 3 | | | | | | | |
| 27 Matt Kemp, R (1,10) 87 Jake Peter, L (7, PR) OBP: 0.310, SLG: 0.519 OBP: 0.267, SLG: 0.524 | | | | | | | | | | 3 | 0 | 0 | 0 | 1 | 0 | 3 | | | | | | | |
| 9 Yasmani Grandal, S (1,2) 0 Erol Robinson, R (7,4) OBP: 0.396, SLG: 0.702 OBP: 0.063, SLG: 0.063 | | | | | | | | | | | 4 | 0 | 2 | 0 | 0 | 1 | | | | | | | |
| 31 Joc Pederson, L (1,7) 26 Chase Utley, L (7,3) OBP: 0.319, SLG: 0.409 | | | | | | | | | | 2 | 0 | 0 | 0 | 1 | 1 | 1 | | | | | | | |
| 11 Logan Forsythe, R (1,5) 15 Austin Barnes, R (7,2) OBP: 0.359, SLG: 0.514 OBP: 0.275, SLG: 0.212 | | | | | | | | | | 3 | 0 | 0 | 0 | 0 | 0 | 3 | | | | | | | |
| 14 Enrique Hernández, R (1,4) 65 Kyle Farmer, R (7,5) OBP: 0.441, SLG: 0.714 OBP: 0.455, SLG: 0.711 | | | | | | | | | | 2 | 1 | 0 | 0 | 1 | 1 | 3 | | | | | | | |
| Inning Stats | R: 0 E: 0 K: 0 S: 15 | H: 1 LOB: 2 BB: 1 P: 27 | R: 0 E: 0 K: 1 S: 18 | H: 1 LOB: 3 BB: 1 P: 30 | R: 0 E: 0 K: 0 S: 6 | H: 0 LOB: 0 BB: 0 P: 10 | R: 0 E: 0 K: 1 S: 10 | H: 0 LOB: 0 BB: 0 P: 18 | R: 2 E: 0 K: 0 S: 11 | H: 2 LOB: 1 BB: 1 P: 21 | R: 0 E: 0 K: 0 S: 10 | H: 1 LOB: 1 BB: 0 P: 17 | R: 2 E: 0 K: 1 S: 12 | H: 2 LOB: 1 BB: 1 P: 26 | R: 0 E: 0 K: 2 S: 9 | H: 1 LOB: 1 BB: 0 P: 18 | R: 0 E: 0 K: 1 S: 10 | H: 0 LOB: 2 BB: 3 P: 23 | 1B: 5 2B: 1 3B: 0 HR: 2 | SF: 0 SAC: 0 DP: 1 HBP: 0 | WP: 0 PB: 0 SB: 0 CS: 0 | PA: 42 | |
| PITCHER | IP: 3.0 WLS: 0 BF: 14 ERA: 6.85 | WLS: H BF: 3 ERA: 4.09 | H: 2 R: 0 ER: 0 SO: 1 | R: 0 ER: 0 SO: 1 | BB: 2 IBB: 0 HBP: 0 BLK: 0 | IBB: 0 HBP: 0 BLK: 0 | BLK: 0 | WP: 0 HR: 0 S: 39 P: 67 | ERA: 0.00 WHIP: 1.333 | PITCHER | IP: 0.2 WLS: 0 BF: 2 ERA: 10.8 | WLS: H BF: 2 ERA: 10.8 | H: 0 R: 0 ER: 0 SO: 0 | R: 0 ER: 0 SO: 0 | BB: 1 IBB: 0 HBP: 0 BLK: 0 | IBB: 0 HBP: 0 BLK: 0 | WP: 0 HR: 0 S: 3 P: 7 | ERA: 0.00 WHIP: 1.500 | | | | | |

Los Angeles Dodgers @ Los Angeles Angels
Angel Stadium, Anaheim, CA
Sun Mar 25 2018, 6:08 PM - 9:18 PM PDT
Att: 36,149 - Clear - 62 F

livebaseballscorecards.com

AB 35
R 4
H 8
RBI 4
BB 7
SO 6
LOB 28

| Batter | 1 | 2 | 3 | 4 | 5 | 6 | 7 | 8 | 9 | AB | R | H | RBI | BB | SO | LOB | BOTTOM | | | | | | |
|--|---|----------------------------------|--------------------------------|----------------------------------|-------------------------------------|----------------------------------|-------------------------------|----------------------------------|------------------------------|----------------------------------|---|----------------------------------|--------------------------------|----------------------------------|-------------------------------------|----------------------------------|----------------------------------|----------------------------------|----------------------------------|------------------------------------|----------------------------------|--------|--|
| 3 Ian Kinsler, R (1,4) 86 David Fletcher, R (8,4) OBP: 0.377, SLG: 0.395 OBP: 0.375, SLG: 0.420 | | | | | | | | | | 3 | 0 | 1 | 0 | 0 | 0 | 0 | | | | | | | |
| 27 Mike Trout, R (1,8) 9 Eric Young Jr., S (9,7) OBP: 0.396, SLG: 0.533 OBP: 0.365, SLG: 0.457 | | | | | | | | | | 3 | 1 | 1 | 1 | 0 | 1 | 1 | | | | | | | |
| 8 Justin Upton, R (1,7) Michael Hermosillo, R (9,8) OBP: 0.540, SLG: 0.511 OBP: 0.235, SLG: 0.233 | | | | | | | | | | 3 | 0 | 1 | 0 | 0 | 2 | 1 | | | | | | | |
| 5 Albert Pujols, R (1,3) 19 Jeffy Marte, R (8,3) OBP: 0.298, SLG: 0.378 OBP: 0.415, SLG: 0.515 | | | | | | | | | | 3 | 0 | 1 | 0 | 0 | 2 | 1 | | | | | | | |
| 56 Kole Calhoun, L (1,9) 37 Rymer Liriano, R (9,9) OBP: 0.360, SLG: 0.522 OBP: 0.280, SLG: 0.244 | | | | | | | | | | 3 | 0 | 0 | 0 | 0 | 1 | 2 | | | | | | | |
| 7 Zack Cozart, R (1,5) 51 Sherman Johnson, L (8,5) OBP: 0.412, SLG: 0.696 OBP: 0.385, SLG: 0.273 | | | | | | | | | | 3 | 1 | 1 | 1 | 0 | 1 | 0 | | | | | | | |
| 18 Luis Valbuena, L (1,10) 31 Chris Carter, R (8, PH) OBP: 0.255, SLG: 0.447 OBP: 0.340, SLG: 0.575 | | | | | | | | | | 2 | 0 | 0 | 0 | 0 | 2 | 0 | | | | | | | |
| 2 Andrelton Simmons, R (1,6) 95 José Briceño, R (9,2) OBP: 0.316, SLG: 0.324 OBP: 0.297, SLG: 0.385 | | | | | | | | | | 3 | 0 | 0 | 0 | 0 | 0 | 0 | | | | | | | |
| 12 Martín Maldonado, R (1,2) Nolan Fontana, L (8, PR) OBP: 0.283, SLG: 0.419 OBP: 0.297, SLG: 0.385 | | | | | | | | | | 3 | 0 | 1 | 0 | 0 | 0 | 0 | | | | | | | |
| Inning Stats | R: 0 E: 0 K: 1 S: 9 | H: 0 LOB: 0 BB: 0 P: 12 | R: 1 E: 0 K: 2 S: 11 | H: 2 LOB: 0 BB: 0 P: 17 | R: 0 E: 0 K: 0 S: 7 | H: 0 LOB: 0 BB: 0 P: 10 | R: 1 E: 0 K: 1 S: 14 | H: 2 LOB: 0 BB: 0 P: 17 | R: 0 E: 0 K: 1 S: 7 | H: 0 LOB: 0 BB: 0 P: 11 | R: 0 E: 0 K: 2 S: 11 | H: 1 LOB: 1 BB: 0 P: 14 | R: 0 E: 0 K: 2 S: 9 | H: 0 LOB: 0 BB: 0 P: 14 | R: 0 E: 0 K: 2 S: 12 | H: 1 LOB: 2 BB: 0 P: 21 | R: 0 E: 0 K: 0 S: 10 | H: 0 LOB: 0 BB: 0 P: 14 | 1B: 3 2B: 2 3B: 0 HR: 2 | SF: 0 SAC: 0 DP: 2 HBP: 0 | WP: 2 PB: 0 SB: 1 CS: 1 | PA: 31 | |
| PITCHER | IP: 5.0 WLS: 1 BF: 17 ERA: 2.6 | WLS: W BF: 4 ERA: 1.0 | H: 4 R: 2 ER: 0 SO: 2 | R: 2 ER: 0 SO: 2 | BB: 0 IBB: 0 HBP: 0 BLK: 0 | IBB: 0 HBP: 0 BLK: 0 | BLK: 0 | WP: 0 HR: 2 S: 48 P: 67 | ERA: 3.60 WHIP: 0.800 | PITCHER | IP: 1.0 WLS: 0 BF: 4 ERA: 6.23 | WLS: H BF: 4 ERA: 6.23 | H: 1 R: 0 ER: 0 SO: 2 | R: 0 ER: 0 SO: 2 | BB: 0 IBB: 0 HBP: 0 BLK: 0 | IBB: 0 HBP: 0 BLK: 0 | WP: 0 HR: 0 S: 14 P: 17 | ERA: 0.00 WHIP: 1.000 | | | | | |

Los Angeles Dodgers @ Los Angeles Angels
Angel Stadium, Anaheim, CA
Sun Mar 25 2018, 6:08 PM - 9:18 PM PDT
Att: 36,149 - Clear - 62 F

livebaseballscorecards.com

AB 31
R 2
H 6
RBI 2
BB 0
SO 11
LOB 6

| Batter | 1 | 2 | 3 | 4 | 5 | 6 | 7 | 8 | 9 | AB | R | H | RBI | BB | SO | LOB | TOP | | |
|---|---------------------------------------|----------------------------------|---------------------------------------|----------------------------------|---------------------------------------|--------------------------|---------------------------------------|----------------------------------|---------------------------------------|----------------------------------|--------|--------|--------|---------|---------|--------------|---|--|--|
| 7 Zack Cozart, R OBP: 0.411, SLG: 0.667 24 Chris Young, R OBP: 0.133, SLG: 0.071 | L7 | | 27 1B 5 SF8 | L8 | | | | | | 2 | 1 | 1 | 0 | 0 | 0 | 0 | Los Angeles Angels @ Los Angeles Dodgers Dodger Stadium, Los Angeles, CA Tue Mar 27 20:18, 7:11 PM - 8:56 PM PDT Att: 36,937 - Clear - 70 F livebaseballscorecards.com | | |
| 27 Mike Trout, R OBP: 0.494, SLG: 0.531 86 David Fletcher, R OBP: 0.362, SLG: 0.404 | F8 | | 1B | | G5-3 | | | | | 2 | 0 | 1 | 0 | 0 | 0 | 0 | | | |
| 8 Justin Upton, R OBP: 0.328, SLG: 0.481 Nolan Fontana, L OBP: 0.294, SLG: 0.400 | F7 | | P4 | | 5 1B | | | | | 2 | 0 | 0 | 0 | 0 | 0 | 2 | | | |
| 5 Albert Pujols, R OBP: 0.302, SLG: 0.400 37 Rymer Lirio, R OBP: 0.275, SLG: 0.239 | | P3 | SF8 | | 1B | | | | | 2 | 0 | 1 | 1 | 0 | 0 | 0 | | | |
| 2 Andrelton Simmons, R OBP: 0.349, SLG: 0.359 Michael Hermosillo, R OBP: 0.222, SLG: 0.219 | | 56 1B 19 1B | P6 | | K | | | | | 2 | 1 | 1 | 0 | 0 | 0 | 1 | | | |
| 56 Kole Calhoun, L OBP: 0.384, SLG: 0.510 9 Eric Young Jr., S OBP: 0.358, SLG: 0.447 | | 18 E | | | K | | | | | 2 | 1 | 1 | 0 | 0 | 1 | 0 | | | |
| 19 Jefry Marte, R OBP: 0.391, SLG: 0.474 | | 18 FC6-4 | | | G4-3 | | | | | 2 | 0 | 1 | 1 | 0 | 0 | 0 | | | |
| 18 Luis Valbuena, L OBP: 0.273, SLG: 0.451 | | FC6-4 | | | 12 1B | | | | | 2 | 0 | 1 | 0 | 0 | 0 | 1 | | | |
| 12 Martin Maldonado, R OBP: 0.292, SLG: 0.422 95 José Briceño, R | | K | | | 1B | | | | | 2 | 0 | 1 | 0 | 0 | 1 | 1 | | | |
| | | | | | 1B | | | | | 0 | 0 | 0 | 0 | 0 | 0 | 0 | | | |
| Inning Stats | R: 0 H: 0 E: 0 K: 0 S: 11 | H: 0 LOB: 0 BB: 0 P: 19 | R: 2 H: 3 E: 1 K: 1 S: 14 | H: 3 LOB: 1 BB: 0 P: 17 | R: 1 H: 2 E: 0 K: 0 S: 14 | LOB: 2 BB: 1 P: 21 | R: 0 H: 2 E: 0 K: 1 S: 13 | H: 2 LOB: 2 BB: 0 P: 16 | R: 0 H: 2 E: 0 K: 1 S: 11 | H: 2 LOB: 2 BB: 0 P: 16 | | | | | | | | | |
| PITCHER | IP | WLS | BF | H | R | ER | SO | BB | IBB | HBP | BLK | WP | HR | S | P | ERA | WHIP | | |
| 99 Hyun Jin Ryu, L ERA: 7.04 91 Josh Sborz, R ERA: | (1, 1) (5, 1) | 4.2 0.1 | W S | 23 1 | 9 0 | 3 0 | 3 0 | 0 0 | 0 0 | 0 0 | 0 0 | 0 0 | 0 0 | 62 1 | 86 3 | 3.86 0.00 | 1.929 0.000 | | |

| Batter | 1 | 2 | 3 | 4 | 5 | 6 | 7 | 8 | 9 | AB | R | H | RBI | BB | SO | LOB | BOTTOM | | |
|---|--------------------------------------|----------------------------------|---------------------------------------|----------------------------------|--------------------------------------|-------------------------|---------------------------------------|----------------------------------|---------------------------------------|----------------------------------|-------------|-------------|-------------|---------------|---------------|----------------------|---|--|--|
| 3 Chris Taylor, R OBP: 0.424, SLG: 0.556 | K | | | K | | | | | | 3 | 0 | 1 | 2 | 0 | 2 | 2 | Los Angeles Angels @ Los Angeles Dodgers Dodger Stadium, Los Angeles, CA Tue Mar 27 20:18, 7:11 PM - 8:56 PM PDT Att: 36,937 - Clear - 70 F livebaseballscorecards.com | | |
| 5 Corey Seager, L OBP: 0.316, SLG: 0.440 | G4-3 | | 66 G6-4-3 | | F8 | | | | | 3 | 0 | 1 | 0 | 0 | 0 | 0 | | | |
| 66 Yasiel Puig, R OBP: 0.358, SLG: 0.686 60 Andrew Toles, L OBP: 0.286, SLG: 0.566 | | HR | G6-4-3 | | K | | | | | 2 | 1 | 1 | 1 | 0 | 0 | 1 | | | |
| 35 Cody Bellinger, L OBP: 0.333, SLG: 0.519 | F8 | | G5-3 | | K | | | | | 3 | 0 | 0 | 0 | 0 | 1 | 1 | | | |
| 27 Matt Kemp, R OBP: 0.317, SLG: 0.561 26 Chase Utley, L OBP: 0.327, SLG: 0.413 | | F9 | | HR | | | | | | 2 | 1 | 1 | 1 | 0 | 0 | 0 | | | |
| 9 Yasmani Grandal, S OBP: 0.418, SLG: 0.714 15 Austin Barnes, R OBP: 0.256, SLG: 0.194 | | 14 BB 3 2B | | 11 FC5-4 | | | | | | 1 | 0 | 1 | 0 | 0 | 0 | 0 | | | |
| 31 Joc Pederson, L OBP: 0.246, SLG: 0.259 | | K | | P6 | | | | | | 2 | 0 | 0 | 0 | 0 | 1 | 2 | | | |
| 11 Logan Forsythe, R OBP: 0.372, SLG: 0.513 65 Kyle Farmer, R OBP: 0.425, SLG: 0.692 | | 14 BB 3 2B | | FC5-4 | | | | | | 2 | 1 | 1 | 0 | 0 | 0 | 1 | | | |
| 14 Enrique Hernández, R OBP: 0.444, SLG: 0.692 85 Jeren Kendall, L | | 3 BB | | | | | | | | 1 | 0 | 1 | 0 | 1 | 0 | 0 | | | |
| | | | | | | | | | | 0 | 0 | 0 | 0 | 0 | 0 | 0 | | | |
| Inning Stats | R: 1 H: 1 E: 0 K: 1 S: 9 | H: 1 LOB: 0 BB: 0 P: 14 | R: 2 H: 3 E: 0 K: 1 S: 12 | H: 3 LOB: 2 BB: 1 P: 22 | R: 0 H: 1 E: 0 K: 0 S: 6 | LOB: 0 BB: 0 P: 9 | R: 1 H: 3 E: 0 K: 1 S: 12 | H: 3 LOB: 2 BB: 0 P: 21 | R: 0 H: 1 E: 0 K: 2 S: 10 | H: 1 LOB: 2 BB: 0 P: 14 | | | | | | | | | |
| PITCHER | IP | WLS | BF | H | R | ER | SO | BB | IBB | HBP | BLK | WP | HR | S | P | ERA | WHIP | | |
| 66 JC Ramirez, R ERA: 5.4 Luke Bard, R ERA: 8.03 Jaime Barria, R ERA: 4.82 | (1, 1) (4, 1) (5, 1) | 3.2 0.1 0.2 | L | 18 0 5 | 8 0 1 | 4 0 0 | 2 1 2 | 1 0 0 | 0 0 0 | 0 0 0 | 0 0 0 | 0 0 1 | 0 0 0 | 35 4 10 | 59 7 14 | 9.82 0.00 0.00 | 2.455 0.000 1.500 | | |

AB 23
R 3
H 9
RBI 2
BB 0
SO 3
LOB 11



WP: 0 PA: 24
PB: 0
SB: 0
CS: 0

AB 23
R 4
H 9
RBI 4
BB 1
SO 5
LOB 9



WP: 1 PA: 24
PB: 0
SB: 0
CS: 0

| Batter | 1 | 2 | 3 | 4 | 5 | 6 | 7 | 8 | 9 | AB | R | H | RBI | BB | SO | LOB | TOP | | | | | | | | |
|---|------------------------------|----------------------------------|------------------------------|----------------------------------|------------------------------|----------------------------------|------------------------------|----------------------------------|-------------------------------|----------------------------------|------------------------------|----------------------------------|------------------------------|---------------------------------|-------------------------------|----------------------------------|-------------------------------|----------------------------------|----------------------------------|------------------------------------|----------------------------------|--------|--|--|--|
| 3 Ian Kinsler, R OBP: 0.250, SLG: 0.250 18 Luis Valbuena, L (9, 5) | | | | | | | | | | 4 | 0 | 1 | 0 | 0 | 0 | 0 | | | | | | | | | |
| 27 Mike Trout, R OBP: 0.100, SLG: 0.400 | | | | | | | | | | 4 | 2 | 1 | 1 | 0 | 0 | 1 | | | | | | | | | |
| 8 Justin Upton, R OBP: 0.222, SLG: 0.222 | | | | | | | | | | 4 | 0 | 2 | 0 | 0 | 0 | 0 | | | | | | | | | |
| 5 Albert Pujols, R OBP: 0.222, SLG: 0.556 | | | | | | | | | | 4 | 0 | 0 | 0 | 0 | 2 | 2 | | | | | | | | | |
| 7 Zack Cozart, R OBP: 0.300, SLG: 0.700 (9, 4) | | | | | | | | | | 4 | 0 | 0 | 0 | 0 | 1 | 1 | | | | | | | | | |
| 56 Kole Calhoun, L OBP: 0.375, SLG: 1.000 | | | | | | | | | | 3 | 0 | 0 | 0 | 0 | 1 | 0 | | | | | | | | | |
| 2 Andreton Simmons, R OBP: 0.500, SLG: 0.429 | | | | | | | | | | 3 | 0 | 2 | 0 | 0 | 0 | 0 | | | | | | | | | |
| 24 Chris Young, R (1, 10) | | | | | | | | | | 3 | 0 | 0 | 0 | 0 | 2 | 2 | | | | | | | | | |
| 12 Martin Maldonado, R OBP: 0.375, SLG: 0.500 | | | | | | | | | | 3 | 0 | 0 | 0 | 0 | 1 | 1 | | | | | | | | | |
| Inning Stats | R: 1 E: 0 K: 0 S: 9 | H: 2 LOB: 0 BB: 0 P: 16 | R: 0 E: 0 K: 1 S: 7 | H: 0 LOB: 0 BB: 0 P: 11 | R: 0 E: 0 K: 2 S: 9 | H: 0 LOB: 0 BB: 0 P: 12 | R: 0 E: 0 K: 1 S: 6 | H: 0 LOB: 0 BB: 0 P: 10 | R: 0 E: 0 K: 1 S: 10 | H: 1 LOB: 1 BB: 0 P: 13 | R: 0 E: 0 K: 0 S: 6 | H: 0 LOB: 0 BB: 0 P: 10 | R: 0 E: 0 K: 1 S: 8 | H: 0 LOB: 0 BB: 0 P: 9 | R: 0 E: 0 K: 1 S: 11 | H: 1 LOB: 1 BB: 0 P: 15 | R: 1 E: 1 K: 0 S: 12 | H: 2 LOB: 1 BB: 0 P: 20 | 1B: 5 2B: 0 3B: 0 HR: 1 | SF: 0 SAC: 0 DP: 1 HBP: 0 | WP: 1 PB: 0 SB: 0 CS: 0 | PA: 32 | | | |
| PITCHER | IP | WLS | BF | H | R | ER | SO | BB | IBB | HBP | BLK | WP | HR | S | P | ERA | WHIP | | | | | | | | |
| 55 Sean Manaea, L ERA: 1.17 | 7.2 | L | 26 | 4 | 1 | 1 | 7 | 0 | 0 | 0 | 0 | 0 | 1 | 65 | 95 | 1.17 | 0.522 | | | | | | | | |
| 36 Yusmeiro Petit, R ERA: | 0.1 | | 1 | 0 | 0 | 0 | 0 | 0 | 0 | 0 | 0 | 0 | 0 | 1 | 1 | 0.00 | 0.000 | | | | | | | | |
| 15 Emilio Pagán, R ERA: 9.0 | 1.0 | S | 5 | 2 | 1 | 1 | 0 | 0 | 0 | 0 | 0 | 1 | 0 | 12 | 20 | 9.00 | 2.000 | | | | | | | | |

Los Angeles Angels @ Oakland Athletics
Oakland Coliseum, Oakland, CA
Fri Mar 30 2018, 7:37 PM - 10:25 PM PDT
Att: 27,665 - Partly Cloudy - 70 F

livebaseballscores.com

AB 32
R 2
H 6
RBI 1
BB 0
SO 7
LOB 7

| Batter | 1 | 2 | 3 | 4 | 5 | 6 | 7 | 8 | 9 | AB | R | H | RBI | BB | SO | LOB | BOTTOM | | | | | | | | |
|---|------------------------------|----------------------------------|------------------------------|----------------------------------|-------------------------------|----------------------------------|-------------------------------|----------------------------------|-------------------------------|----------------------------------|------------------------------|----------------------------------|-------------------------------|----------------------------------|------------------------------|----------------------------------|-------------------------------|----------------------------------|----------------------------------|------------------------------------|----------------------------------|--------|--|--|--|
| 10 Marcus Semien, R OBP: 0.500, SLG: 0.444 | | | | | | | | | | 4 | 0 | 1 | 0 | 0 | 1 | 1 | | | | | | | | | |
| 5 Jake Smolinski, R (8, PH) | | | | | | | | | | 3 | 0 | 0 | 0 | 0 | 1 | 1 | | | | | | | | | |
| 3 Boog Powell, L OBP: 0.333, SLG: 0.833 (9, 8) | | | | | | | | | | 1 | 0 | 0 | 0 | 0 | 0 | 1 | | | | | | | | | |
| 8 Jed Lowrie, S OBP: 0.333, SLG: 0.333 (1, 4) | | | | | | | | | | 4 | 0 | 1 | 0 | 0 | 1 | 1 | | | | | | | | | |
| 2 Khris Davis, R OBP: 0.444, SLG: 0.714 (1, 10) | | | | | | | | | | 2 | 1 | 0 | 0 | 1 | 0 | 1 | | | | | | | | | |
| 28 Matt Olson, L OBP: 0.222, SLG: 0.556 | | | | | | | | | | 4 | 0 | 1 | 0 | 0 | 1 | 1 | | | | | | | | | |
| 25 Stephen Piscotty, R OBP: 0.222, SLG: 0.125 | | | | | | | | | | 4 | 0 | 1 | 0 | 0 | 1 | 3 | | | | | | | | | |
| 26 Matt Chapman, R OBP: 0.222, SLG: 0.125 | | | | | | | | | | 4 | 0 | 1 | 0 | 0 | 2 | 4 | | | | | | | | | |
| 21 Jonathan Lucroy, R OBP: 0.333, SLG: 0.250 | | | | | | | | | | 3 | 0 | 1 | 1 | 0 | 0 | 1 | | | | | | | | | |
| 18 Chad Pinder, R (1, 7) | | | | | | | | | | 2 | 0 | 0 | 0 | 0 | 1 | 1 | | | | | | | | | |
| 23 Matt Joyce, L OBP: 0.500, SLG: 0.500 (8, PH) (9, 7) | | | | | | | | | | 2 | 0 | 1 | 0 | 0 | 0 | 2 | | | | | | | | | |
| Inning Stats | R: 0 E: 0 K: 0 S: 8 | H: 0 LOB: 0 BB: 0 P: 14 | R: 0 E: 0 K: 1 S: 9 | H: 0 LOB: 1 BB: 0 P: 16 | R: 0 E: 0 K: 1 S: 11 | H: 1 LOB: 1 BB: 0 P: 20 | R: 0 E: 0 K: 2 S: 10 | H: 0 LOB: 0 BB: 0 P: 16 | R: 0 E: 0 K: 0 S: 10 | H: 1 LOB: 1 BB: 0 P: 16 | R: 0 E: 0 K: 1 S: 9 | H: 1 LOB: 1 BB: 0 P: 11 | R: 0 E: 0 K: 0 S: 11 | H: 1 LOB: 1 BB: 0 P: 19 | R: 0 E: 0 K: 1 S: 9 | H: 1 LOB: 2 BB: 0 P: 11 | R: 1 E: 0 K: 2 S: 16 | H: 2 LOB: 2 BB: 1 P: 27 | 1B: 6 2B: 1 3B: 0 HR: 0 | SF: 0 SAC: 0 DP: 0 HBP: 2 | WP: 0 PB: 0 SB: 0 CS: 0 | PA: 37 | | | |
| PITCHER | IP | WLS | BF | H | R | ER | SO | BB | IBB | HBP | BLK | WP | HR | S | P | ERA | WHIP | | | | | | | | |
| 45 Tyler Skaggs, L ERA: | 6.1 | W | 23 | 3 | 0 | 0 | 5 | 0 | 0 | 1 | 0 | 0 | 0 | 8 | 14 | 0.00 | 1.500 | | | | | | | | |
| 46 Blake Wood, R ERA: | 0.2 | H | 3 | 1 | 0 | 0 | 0 | 0 | 0 | 1 | 0 | 0 | 0 | 9 | 11 | 0.00 | 1.000 | | | | | | | | |
| 39 Keynan Middleton, R ERA: | 1.0 | H | 4 | 1 | 0 | 0 | 1 | 0 | 0 | 0 | 0 | 0 | 0 | 16 | 27 | 9.00 | 3.000 | | | | | | | | |
| 53 Blake Parker, R ERA: 9.0 | 1.0 | S | 6 | 2 | 1 | 1 | 2 | 1 | 0 | 0 | 0 | 0 | 0 | 16 | 27 | 9.00 | 3.000 | | | | | | | | |

Los Angeles Angels @ Oakland Athletics
Oakland Coliseum, Oakland, CA
Fri Mar 30 2018, 7:37 PM - 10:25 PM PDT
Att: 27,665 - Partly Cloudy - 70 F

livebaseballscores.com

AB 33
R 1
H 7
RBI 1
BB 1
SO 8
LOB 17

| Batter | 1 | 2 | 3 | 4 | 5 | 6 | 7 | 8 | 9 | AB | R | H | RBI | BB | SO | LOB | TOP | | | | | |
|--|---|--|--|---|--|----------------------------------|------------------------------|----------------------------------|-------------------------------|----------------------------------|-------------------------------|----------------------------------|------------------------------|---------------------------------|-------------------------------|---|--|------------------------------|----------------------------------|----------------------------------|------------------------------------|----------------------------------|
| 7 Zack Cozart, R OBP: 0.400, SLG: 0.857 | | | | | | | | | | 4 | 2 | 2 | 2 | 0 | 1 | 1 | Los Angeles Angels @ Oakland Athletics Oakland Coliseum, Oakland, CA Sat Mar 31 2018, 1:08 PM - 4:30 PM PDT Att: 17,012 - Partly Cloudy - 66 F | | | | | |
| 27 Mike Trout, R OBP: 0.297, SLG: 0.600 | | | | | | | | | | 5 | 2 | 3 | 2 | 0 | 1 | 3 | | | | | | |
| 8 Justin Upton, R OBP: 0.214, SLG: 0.286 | | | | | | | | | | 5 | 1 | 1 | 1 | 0 | 1 | 4 | | | | | | |
| 5 Albert Pujols, R OBP: 0.286, SLG: 0.571 | | | | | | | | | | 5 | 0 | 2 | 2 | 0 | 0 | 2 | | | | | | |
| 56 Kole Calhoun, L OBP: 0.231, SLG: 0.615 | | | | | | | | | | 5 | 0 | 0 | 0 | 0 | 1 | 5 | | | | | | |
| 2 Andrelton Simmons, R OBP: 0.385, SLG: 0.333 | | | | | | | | | | 5 | 0 | 1 | 1 | 0 | 0 | 2 | | | | | | |
| 18 Luis Valbuena, L OBP: 0.100, SLG: 0.100 | | | | | | | | | | 5 | 0 | 1 | 0 | 0 | 0 | 1 | | | | | | |
| 19 Jefry Marte, R OBP: 0.100, SLG: 0.100 | | | | | | | | | | 3 | 1 | 0 | 0 | 1 | 0 | 1 | | | | | | |
| 44 René Rivera, R OBP: 0.500, SLG: 0.750 | | | | | | | | | | 4 | 2 | 2 | 0 | 0 | 2 | 1 | | | | | | |
| Inning Stats | R: 1 E: 0 K: 1 S: 11 | H: 2 LOB: 1 BB: 0 P: 15 | R: 0 E: 0 K: 0 S: 9 | H: 0 LOB: 0 BB: 0 P: 14 | R: 2 E: 1 K: 2 S: 15 | H: 2 LOB: 2 BB: 0 P: 21 | R: 0 E: 0 K: 1 S: 9 | H: 0 LOB: 0 BB: 0 P: 12 | R: 1 E: 0 K: 1 S: 11 | H: 2 LOB: 1 BB: 0 P: 17 | R: 3 E: 0 K: 0 S: 21 | H: 3 LOB: 1 BB: 1 P: 34 | R: 0 E: 0 K: 0 S: 4 | H: 0 LOB: 0 BB: 0 P: 6 | R: 0 E: 0 K: 1 S: 13 | H: 1 LOB: 2 BB: 0 P: 18 | | R: 1 E: 0 K: 0 S: 9 | H: 2 LOB: 1 BB: 0 P: 16 | 1B: 5 2B: 6 3B: 1 HR: 0 | SF: 0 SAC: 0 DP: 0 HBP: 1 | WP: 3 PB: 0 SB: 1 CS: 0 |
| PITCHER | IP WLS BF H R ER SO BB IBB HBP BLK WP HR S P ERA WHIP | 5.2 L 27 7 6 5 5 1 0 0 0 1 0 69 100 7.94 1.412 | 3 2 1 1 1 0 0 0 0 0 0 0 0 7 13 27.00 6.000 | 4 1 0 0 0 0 0 0 0 0 0 0 0 6 10 0.00 1.000 | 2.0 9 2 1 1 1 0 0 1 0 0 0 0 20 30 4.50 1.000 | PITCHER | | | | | | | | | | IP WLS BF H R ER SO BB IBB HBP BLK WP HR S P ERA WHIP | 5.2 L 27 7 6 5 5 1 0 0 0 1 0 69 100 7.94 1.412 | | | | | |

| Batter | 1 | 2 | 3 | 4 | 5 | 6 | 7 | 8 | 9 | AB | R | H | RBI | BB | SO | LOB | BOTTOM | | | | | |
|--|---|---|---|--|--|----------------------------------|-------------------------------|----------------------------------|------------------------------|----------------------------------|-------------------------------|----------------------------------|-------------------------------|----------------------------------|-------------------------------|---|--|-------------------------------|----------------------------------|----------------------------------|------------------------------------|----------------------------------|
| 23 Matt Joyce, L OBP: 0.308, SLG: 0.273 | | | | | | | | | | 5 | 0 | 0 | 0 | 0 | 1 | 2 | Los Angeles Angels @ Oakland Athletics Oakland Coliseum, Oakland, CA Sat Mar 31 2018, 1:08 PM - 4:30 PM PDT Att: 17,012 - Partly Cloudy - 66 F | | | | | |
| 10 Marcus Semien, R OBP: 0.400, SLG: 0.429 | | | | | | | | | | 5 | 0 | 1 | 0 | 0 | 1 | 1 | | | | | | |
| 8 Jed Lowrie, S OBP: 0.357, SLG: 0.308 | | | | | | | | | | 4 | 1 | 1 | 0 | 1 | 1 | 1 | | | | | | |
| 2 Khris Davis, R OBP: 0.538, SLG: 0.900 | | | | | | | | | | 3 | 1 | 2 | 0 | 1 | 1 | 0 | | | | | | |
| 28 Matt Olson, L OBP: 0.308, SLG: 0.455 | | | | | | | | | | 2 | 1 | 0 | 0 | 2 | 2 | 3 | | | | | | |
| 25 Stephen Piscotty, R OBP: 0.231, SLG: 0.167 | | | | | | | | | | 4 | 0 | 1 | 2 | 0 | 1 | 2 | | | | | | |
| 26 Matt Chapman, R OBP: 0.385, SLG: 0.364 | | | | | | | | | | 3 | 0 | 2 | 1 | 1 | 0 | 0 | | | | | | |
| 3 Boog Powell, L OBP: 0.200, SLG: 0.500 | | | | | | | | | | 4 | 0 | 0 | 0 | 0 | 2 | 4 | | | | | | |
| 13 Bruce Maxwell, L OBP: 0.250, SLG: 0.250 | | | | | | | | | | 4 | 0 | 1 | 0 | 0 | 0 | 1 | | | | | | |
| Inning Stats | R: 0 E: 0 K: 0 S: 7 | H: 0 LOB: 0 BB: 0 P: 12 | R: 0 E: 0 K: 2 S: 9 | H: 0 LOB: 0 BB: 0 P: 15 | R: 0 E: 0 K: 0 S: 11 | H: 1 LOB: 1 BB: 0 P: 14 | R: 0 E: 0 K: 2 S: 12 | H: 1 LOB: 2 BB: 1 P: 19 | R: 0 E: 0 K: 0 S: 6 | H: 0 LOB: 0 BB: 1 P: 11 | R: 3 E: 0 K: 1 S: 14 | H: 3 LOB: 3 BB: 2 P: 26 | R: 0 E: 0 K: 1 S: 15 | H: 2 LOB: 3 BB: 1 P: 25 | R: 0 E: 0 K: 1 S: 11 | H: 0 LOB: 0 BB: 0 P: 17 | | R: 0 E: 0 K: 2 S: 11 | H: 1 LOB: 1 BB: 0 P: 15 | 1B: 4 2B: 4 3B: 0 HR: 0 | SF: 0 SAC: 0 DP: 1 HBP: 0 | WP: 0 PB: 0 SB: 0 CS: 0 |
| PITCHER | IP WLS BF H R ER SO BB IBB HBP BLK WP HR S P ERA WHIP | 5.2 W 24 4 3 3 3 4 0 0 0 0 0 5 7 0.00 3.000 | 2 1 0 0 1 0 0 0 0 0 0 0 0 9 13 0.00 3.000 | 4 2 0 0 0 0 0 0 0 0 0 0 0 17 29 0.00 0.750 | 1.1 H 5 0 0 0 2 1 0 0 0 0 0 11 15 0.00 1.000 | PITCHER | | | | | | | | | | IP WLS BF H R ER SO BB IBB HBP BLK WP HR S P ERA WHIP | 5.2 W 24 4 3 3 3 4 0 0 0 0 0 5 7 0.00 3.000 | | | | | |

| Batter | 1 | 2 | 3 | 4 | 5 | 6 | 7 | 8 | 9 | AB | R | H | RBI | BB | SO | LOB | TOP | | | |
|--|---------------------------------------|---------------------------------------|---------------------------------------|---------------------------------------|---------------------------------------|---------------------------------------|---------------------------------------|---------------------------------------|---------------------------------------|---------------------------------------|---------------------------------------|---------------------------------------|---------------------------------------|---------------------------------------|---------------------------------------|---------------------------------------|---|------------------------------------|-------------------------|--------|
| 12 Francisco Lindor, S OBP: 0.263, SLG: 0.176 | L8 | | E2 | | L9 | | FC4-6 1B | | K | 4 | 0 | 1 | 0 | 1 | 1 | 0 | Cleveland Indians @ Los Angeles Angels Angel Stadium, Anaheim, CA Mon Apr 02 2018, 7:08 PM - 10:31 PM PDT Att: 43,904 - Overcast - 62 F | | | |
| 22 Jason Kipnis, L OBP: 0.235, SLG: 0.250 9 Enk González, R | G3-1 | | F7 | | G3-1 | | FC4-6 1-2 | | K | 5 | 0 | 0 | 0 | 0 | 1 | 2 | | | | |
| 11 José Ramírez, S | G3-1 | | L7 | | | | L8 | | | 3 | 0 | 0 | 0 | 2 | 0 | | | | | |
| 17 Yonder Alonso, L OBP: 0.412, SLG: 0.786 | | F8 | | | G6-3 | | | | G4-3 | 4 | 2 | 1 | 1 | 1 | 0 | 2 | | | | |
| 10 Edwin Encarnación, R OBP: 0.400, SLG: 1.000 | | IHR | | | P6 | | | | K | 4 | 1 | 1 | 1 | 0 | 1 | 1 | | | | |
| 8 Lonnie Chisenhall, L OBP: 0.375, SLG: 0.357 | | L4 | | | 30 HR 1B | | | | F8 | 4 | 1 | 1 | 0 | 0 | 0 | 1 | | | | |
| 7 Yan Gomes, R OBP: 0.417, SLG: 0.556 | | K | | | L9 | | | | | 2 | 0 | 0 | 0 | 2 | 1 | 1 | | | | |
| 30 Tyler Naquin, L OBP: 0.200, SLG: 0.500 6 Brandon Guyer, R OBP: 0.250, SLG: 0.500 | | | K | | | | L7 | | | 2 | 1 | 1 | 2 | 0 | 1 | 0 | | | | |
| 4 Bradley Zimmer, L OBP: 0.154, SLG: 0.154 | | | | | | | | | | 2 | 0 | 1 | 1 | 0 | 0 | 1 | | | | |
| | | | 12 S 12 PB 1B | | | | | | | 4 | 1 | 1 | 0 | 0 | 3 | 2 | | | | |
| Inning Stats | R: 0 E: 0 K: 0 S: 11 | H: 0 LOB: 0 BB: 0 P: 15 | R: 1 E: 0 K: 1 S: 10 | H: 1 LOB: 0 BB: 0 P: 15 | R: 1 E: 1 K: 1 S: 7 | H: 1 LOB: 1 BB: 1 P: 12 | R: 3 E: 0 K: 1 S: 14 | H: 3 LOB: 0 BB: 0 P: 21 | R: 0 E: 0 K: 0 S: 6 | H: 0 LOB: 1 BB: 1 P: 12 | R: 0 E: 0 K: 1 S: 8 | H: 1 LOB: 1 BB: 0 P: 18 | R: 1 E: 0 K: 2 S: 16 | H: 1 LOB: 2 BB: 2 P: 31 | R: 0 E: 0 K: 2 S: 14 | H: 0 LOB: 1 BB: 1 P: 22 | 1B: 3 2B: 1 3B: 0 HR: 3 | SF: 0 SAC: 0 DP: 0 HBP: 0 | WP: 0 PB: 1 CS: 1 | PA: 40 |
| PITCHER | IP WLS BF H R ER SO | IP WLS BF H R ER SO | IP WLS BF H R ER SO | IP WLS BF H R ER SO | IP WLS BF H R ER SO | IP WLS BF H R ER SO | IP WLS BF H R ER SO | IP WLS BF H R ER SO | IP WLS BF H R ER SO | IP WLS BF H R ER SO | IP WLS BF H R ER SO | IP WLS BF H R ER SO | IP WLS BF H R ER SO | IP WLS BF H R ER SO | IP WLS BF H R ER SO | IP WLS BF H R ER SO | ERA WHIP | ERA WHIP | | |
| 66 JC Ramirez, R ERA: 7.71 | 4.2 | L | 21 | 5 | 5 | 4 | 3 | 2 | 0 | 0 | 0 | 0 | 0 | 0 | 0 | 0 | 0 | 7.71 | 1.500 | |
| 48 Jose Alvarez, L ERA: | 1.2 | | 6 | 0 | 0 | 0 | 1 | 1 | 0 | 0 | 0 | 0 | 0 | 0 | 0 | 0 | 0 | 0.00 | 0.600 | |
| 65 Luke Bard, R ERA: 3.86 | 1.1 | | 7 | 1 | 1 | 1 | 1 | 2 | 0 | 0 | 0 | 0 | 0 | 0 | 0 | 0 | 0 | 6.75 | 2.250 | |
| 25 Noé Ramirez, R ERA: 3.38 | 1.1 | | 6 | 1 | 0 | 0 | 3 | 1 | 0 | 0 | 0 | 0 | 0 | 0 | 0 | 0 | 0 | 0.00 | 1.500 | |

| Batter | 1 | 2 | 3 | 4 | 5 | 6 | 7 | 8 | 9 | AB | R | H | RBI | BB | SO | LOB | BOTTOM | | | | | |
|--|---------------------------------------|---------------------------------------|---------------------------------------|---------------------------------------|---------------------------------------|---------------------------------------|---------------------------------------|---------------------------------------|---------------------------------------|---------------------------------------|---------------------------------------|---------------------------------------|---------------------------------------|---------------------------------------|---------------------------------------|---------------------------------------|---|-------------------------------|----------------------------------|----------------------------------|------------------------------------|-------------------------|
| 7 Zack Cozart, R OBP: 0.360, SLG: 0.667 | F8 | | | | L7 | | FC5-4 1-2 | | FC5-4 | 5 | 0 | 1 | 0 | 0 | 0 | 3 | Cleveland Indians @ Los Angeles Angels Angel Stadium, Anaheim, CA Mon Apr 02 2018, 7:08 PM - 10:31 PM PDT Att: 43,904 - Overcast - 62 F | | | | | |
| 27 Mike Trout, R OBP: 0.292, SLG: 0.522 | K | | P3 | | | | 8 FC5-4 BB | | G4-3 | 3 | 0 | 0 | 0 | 1 | 1 | 1 | | | | | | |
| 8 Justin Upton, R OBP: 0.304, SLG: 0.263 | | | F8 | | | | FC5-4 1-2 | | | 2 | 0 | 0 | 0 | 1 | 0 | 2 | | | | | | |
| 5 Albert Pujols, R OBP: 0.174, SLG: 0.348 | P2 | | | | | | | | | 4 | 0 | 0 | 0 | 0 | 1 | 2 | | | | | | |
| 56 Kole Calhoun, L OBP: 0.190, SLG: 0.429 | | | K | | | | | | | 4 | 0 | 0 | 0 | 0 | 2 | 1 | | | | | | |
| 2 Andrelton Simmons, R OBP: 0.476, SLG: 0.450 | | | | | | | | | | 4 | 0 | 0 | 0 | 0 | 1 | 0 | | | | | | |
| 18 Luis Valbuena, L OBP: 0.167, SLG: 0.222 | | | | | | | | | | 4 | 0 | 1 | 0 | 0 | 1 | 1 | | | | | | |
| 19 Jefry Marte, R OBP: 0.500, SLG: 0.636 | | | | | | | | | | 4 | 0 | 2 | 0 | 0 | 1 | 3 | | | | | | |
| 12 Martín Maldonado, R OBP: 0.313, SLG: 0.286 | | | | | | | | | | 3 | 0 | 0 | 0 | 0 | 0 | 1 | | | | | | |
| Inning Stats | R: 0 E: 0 K: 1 S: 10 | H: 0 LOB: 1 BB: 1 P: 15 | R: 0 E: 0 K: 1 S: 15 | H: 1 LOB: 0 BB: 0 P: 22 | R: 0 E: 0 K: 0 S: 8 | H: 1 LOB: 1 BB: 0 P: 14 | R: 0 E: 0 K: 3 S: 16 | H: 2 LOB: 2 BB: 0 P: 24 | R: 0 E: 0 K: 0 S: 12 | H: 0 LOB: 0 BB: 1 P: 18 | R: 0 E: 0 K: 1 S: 11 | H: 0 LOB: 0 BB: 0 P: 13 | R: 0 E: 0 K: 1 S: 13 | H: 1 LOB: 1 BB: 0 P: 18 | R: 0 E: 0 K: 0 S: 8 | H: 0 LOB: 0 BB: 0 P: 16 | | R: 0 E: 0 K: 0 S: 10 | H: 1 LOB: 2 BB: 0 P: 15 | 1B: 5 2B: 1 3B: 0 HR: 0 | SF: 0 SAC: 0 DP: 0 HBP: 2 | WP: 0 PB: 1 CS: 0 |
| PITCHER | IP WLS BF H R ER SO | IP WLS BF H R ER SO | IP WLS BF H R ER SO | IP WLS BF H R ER SO | IP WLS BF H R ER SO | IP WLS BF H R ER SO | IP WLS BF H R ER SO | IP WLS BF H R ER SO | IP WLS BF H R ER SO | IP WLS BF H R ER SO | IP WLS BF H R ER SO | IP WLS BF H R ER SO | IP WLS BF H R ER SO | IP WLS BF H R ER SO | IP WLS BF H R ER SO | IP WLS BF H R ER SO | ERA WHIP | ERA WHIP | | | | |
| 52 Mike Clevinger, R ERA: | 5.1 | | 22 | 4 | 0 | 0 | 2 | 2 | 0 | 0 | 0 | 0 | 0 | 0 | 0 | 0 | 0 | 0.00 | 1.125 | | | |
| 49 Tyler Olson, L ERA: 10.8 | 1.0 | | 3 | 0 | 0 | 0 | 2 | 0 | 0 | 0 | 0 | 0 | 0 | 0 | 0 | 0 | 0 | 0.00 | 0.000 | | | |
| 44 Nick Goody, R ERA: | 1.1 | | 6 | 1 | 0 | 0 | 0 | 0 | 0 | 0 | 1 | 0 | 0 | 0 | 0 | 0 | 0 | 0.00 | 0.750 | | | |
| 34 Zach McAllister, R ERA: | 0.1 | | 1 | 0 | 0 | 0 | 0 | 0 | 0 | 0 | 0 | 0 | 0 | 0 | 0 | 0 | 0 | 0.00 | 0.000 | | | |
| 46 Matt Belisle, R ERA: | 1.0 | | 5 | 1 | 0 | 0 | 0 | 0 | 0 | 0 | 1 | 0 | 0 | 0 | 0 | 0 | 0 | 0.00 | 1.000 | | | |



| Batter | 1 | 2 | 3 | 4 | 5 | 6 | 7 | 8 | 9 | AB | R | H | RBI | BB | SO | LOB | TOP | | | | |
|--|---|---|---|---|---|---|---|---|---|---|---|---|---|---|---|---|---|---|---|---|---|
| 12 Francisco Lindor, S OBP: 0.261, SLG: 0.150 | | | | | | | | | | 3 | 1 | 0 | 0 | 1 | 3 | 0 | Cleveland Indians @ Los Angeles Angels Angel Stadium, Anaheim, CA Tue Apr 03 2018, 7:09 PM - 9:58 PM PDT Att: 35,007 - Clear - 65 F | | | | |
| 22 Jason Kipnis, L OBP: 0.200, SLG: 0.211 9 Enk González, R (6.4) | | | | | | | | | | 3 | 0 | 0 | 0 | 0 | 1 | 1 | | | | | |
| 11 José Ramírez, S OBP: 0.190, SLG: 0.222 | | | | | | | | | | 3 | 1 | 1 | 2 | 1 | 1 | 0 | | | | | |
| 17 Yonder Alonso, L OBP: 0.333, SLG: 0.611 | | | | | | | | | | 4 | 0 | 0 | 0 | 0 | 2 | 1 | | | | | |
| 10 Edwin Encarnación, R OBP: 0.389, SLG: 0.867 26 Rajai Davis, R (9, PH) | | | | | | | | | | 2 | 0 | 0 | 0 | 0 | 1 | 1 | | | | | |
| 8 Lonnie Chisenhall, L OBP: 0.368, SLG: 0.313 6 Brandon Guyer, R OBP: 0.200, SLG: 0.400 | | | | | | | | | | 2 | 0 | 0 | 0 | 1 | 1 | 1 | | | | | |
| 55 Roberto Pérez, R | | | | | | | | | | 4 | 0 | 0 | 0 | 0 | 2 | 3 | | | | | |
| 30 Tyler Naquin, L OBP: 0.231, SLG: 0.417 | | | | | | | | | | 2 | 0 | 0 | 0 | 1 | 1 | 0 | | | | | |
| 4 Bradley Zimmer, L OBP: 0.125, SLG: 0.125 | | | | | | | | | | 3 | 0 | 0 | 0 | 0 | 1 | 1 | | | | | |
| Inning Stats | R: 2 H: 1 E: 0 K: 0 S: 13 | LOB: 2 BB: 2 P: 25 | R: 0 H: 0 E: 0 K: 3 S: 9 | H: 0 LOB: 0 BB: 0 P: 12 | R: 0 H: 0 E: 0 K: 2 S: 9 | H: 0 LOB: 1 BB: 1 P: 17 | R: 0 H: 0 E: 0 K: 2 S: 12 | H: 0 LOB: 0 BB: 0 P: 20 | R: 0 H: 0 E: 0 K: 3 S: 9 | H: 0 LOB: 1 BB: 0 P: 19 | R: 0 H: 0 E: 0 K: 1 S: 10 | H: 0 LOB: 0 BB: 0 P: 12 | R: 0 H: 0 E: 0 K: 0 S: 6 | H: 0 LOB: 0 BB: 0 P: 11 | R: 0 H: 0 E: 0 K: 1 S: 5 | H: 0 LOB: 0 BB: 0 P: 8 | | 1B: 0 2B: 0 3B: 0 HR: 1 | SF: 0 SAC: 0 DP: 0 HBP: 1 | WP: 1 PB: 0 SB: 0 CS: 0 | PA: 34 |
| PITCHER | IP WLS BF H R ER SO BB IBB HBP BLK WP HR S P ERA WHIP | IP WLS BF H R ER SO BB IBB HBP BLK WP HR S P ERA WHIP | IP WLS BF H R ER SO BB IBB HBP BLK WP HR S P ERA WHIP | IP WLS BF H R ER SO BB IBB HBP BLK WP HR S P ERA WHIP | IP WLS BF H R ER SO BB IBB HBP BLK WP HR S P ERA WHIP | IP WLS BF H R ER SO BB IBB HBP BLK WP HR S P ERA WHIP | IP WLS BF H R ER SO BB IBB HBP BLK WP HR S P ERA WHIP | IP WLS BF H R ER SO BB IBB HBP BLK WP HR S P ERA WHIP | IP WLS BF H R ER SO BB IBB HBP BLK WP HR S P ERA WHIP | IP WLS BF H R ER SO BB IBB HBP BLK WP HR S P ERA WHIP | IP WLS BF H R ER SO BB IBB HBP BLK WP HR S P ERA WHIP | IP WLS BF H R ER SO BB IBB HBP BLK WP HR S P ERA WHIP | IP WLS BF H R ER SO BB IBB HBP BLK WP HR S P ERA WHIP | IP WLS BF H R ER SO BB IBB HBP BLK WP HR S P ERA WHIP | IP WLS BF H R ER SO BB IBB HBP BLK WP HR S P ERA WHIP | IP WLS BF H R ER SO BB IBB HBP BLK WP HR S P ERA WHIP | IP WLS BF H R ER SO BB IBB HBP BLK WP HR S P ERA WHIP | IP WLS BF H R ER SO BB IBB HBP BLK WP HR S P ERA WHIP | IP WLS BF H R ER SO BB IBB HBP BLK WP HR S P ERA WHIP | IP WLS BF H R ER SO BB IBB HBP BLK WP HR S P ERA WHIP | IP WLS BF H R ER SO BB IBB HBP BLK WP HR S P ERA WHIP |
| 43 Garrett Richards, R ERA: 5.06 | 5.2 W 24 | 1 2 2 9 | 0 0 0 2 | 0 0 0 0 | 0 0 0 0 | 0 0 0 0 | 0 0 0 0 | 0 0 0 0 | 0 0 0 0 | 0 0 0 0 | 0 0 0 0 | 0 0 0 0 | 0 0 0 0 | 0 0 0 0 | 0 0 0 0 | 0 0 0 0 | 3.18 0.882 | 0.000 0.000 | | | |
| 33 Jim Johnson, R ERA: 7.71 | 1.1 3 0 0 | 0 0 0 0 | 0 0 0 0 | 0 0 0 0 | 0 0 0 0 | 0 0 0 0 | 0 0 0 0 | 0 0 0 0 | 0 0 0 0 | 0 0 0 0 | 0 0 0 0 | 0 0 0 0 | 0 0 0 0 | 0 0 0 0 | 0 0 0 0 | 0 0 0 0 | 0.000 0.000 | 0.000 0.000 | | | |
| 53 Blake Parker, R ERA: 7.71 | 1.0 4 0 0 | 0 0 0 0 | 0 0 0 0 | 0 0 0 0 | 0 0 0 0 | 0 0 0 0 | 0 0 0 0 | 0 0 0 0 | 0 0 0 0 | 0 0 0 0 | 0 0 0 0 | 0 0 0 0 | 0 0 0 0 | 0 0 0 0 | 0 0 0 0 | 0 0 0 0 | 0.000 0.000 | 0.000 0.000 | | | |
| 46 Blake Wood, R ERA: 7.71 | 1.0 3 0 0 | 0 0 0 0 | 0 0 0 0 | 0 0 0 0 | 0 0 0 0 | 0 0 0 0 | 0 0 0 0 | 0 0 0 0 | 0 0 0 0 | 0 0 0 0 | 0 0 0 0 | 0 0 0 0 | 0 0 0 0 | 0 0 0 0 | 0 0 0 0 | 0 0 0 0 | 0.000 0.000 | 0.000 0.000 | | | |

Cleveland Indians @ Los Angeles Angels
 Angel Stadium, Anaheim, CA
 Tue Apr 03 2018, 7:09 PM - 9:58 PM PDT
 Att: 35,007 - Clear - 65 F

AB 29
 R 2
 H 1
 RBI 2
 BB 4
 SO 12
 LOB 8



| Batter | 1 | 2 | 3 | 4 | 5 | 6 | 7 | 8 | 9 | AB | R | H | RBI | BB | SO | LOB | BOTTOM | | | | |
|--|---|---|---|---|---|---|---|---|---|---|---|---|---|---|---|---|---|---|---|---|---|
| 7 Zack Cozart, R OBP: 0.310, SLG: 0.571 24 Chris Young, R (7.7) | | | | | | | | | | 4 | 0 | 0 | 0 | 0 | 1 | 1 | Cleveland Indians @ Los Angeles Angels Angel Stadium, Anaheim, CA Tue Apr 03 2018, 7:09 PM - 9:58 PM PDT Att: 35,007 - Clear - 65 F | | | | |
| 27 Mike Trout, R OBP: 0.310, SLG: 0.593 | | | | | | | | | | 4 | 1 | 1 | 1 | 1 | 0 | 0 | | | | | |
| 8 Justin Upton, R OBP: 0.333, SLG: 0.435 19 Jefry Marte, R OBP: 0.462, SLG: 0.583 | | | | | | | | | | 4 | 2 | 2 | 1 | 0 | 1 | 0 | | | | | |
| 5 Albert Pujols, R OBP: 0.222, SLG: 0.370 16 Nolan Fontana, L (7.4) | | | | | | | | | | 4 | 1 | 2 | 0 | 0 | 0 | 0 | | | | | |
| 56 Kole Calhoun, L OBP: 0.200, SLG: 0.400 | | | | | | | | | | 4 | 1 | 1 | 1 | 0 | 2 | 1 | | | | | |
| 2 Andrelton Simmons, R OBP: 0.440, SLG: 0.458 | | | | | | | | | | 4 | 2 | 1 | 1 | 0 | 0 | 2 | | | | | |
| 18 Luis Valbuena, L OBP: 0.273, SLG: 0.490 | | | | | | | | | | 2 | 3 | 1 | 1 | 2 | 0 | 0 | | | | | |
| 17 Shohei Ohtani, L OBP: 0.444, SLG: 0.778 | | | | | | | | | | 4 | 2 | 3 | 3 | 0 | 1 | 2 | | | | | |
| 44 René Rivera, R OBP: 0.500, SLG: 1.125 | | | | | | | | | | 4 | 1 | 2 | 4 | 0 | 0 | 1 | | | | | |
| Inning Stats | R: 6 H: 5 E: 0 K: 0 S: 28 | H: 1 LOB: 0 BB: 1 P: 44 | R: 1 H: 2 E: 0 K: 1 S: 13 | H: 2 LOB: 1 BB: 0 P: 19 | R: 0 H: 0 E: 0 K: 1 S: 7 | H: 0 LOB: 0 BB: 0 P: 10 | R: 3 H: 3 E: 0 K: 1 S: 17 | H: 3 LOB: 1 BB: 1 P: 26 | R: 0 H: 0 E: 0 K: 0 S: 9 | H: 0 LOB: 0 BB: 0 P: 15 | R: 0 H: 0 E: 0 K: 1 S: 5 | H: 0 LOB: 0 BB: 0 P: 8 | R: 2 H: 2 E: 0 K: 1 S: 14 | H: 2 LOB: 0 BB: 1 P: 22 | 1B: 6 2B: 2 3B: 0 HR: 5 | SF: 0 SAC: 0 DP: 1 HBP: 0 | | WP: 1 PB: 0 SB: 0 CS: 0 | PA: 39 | | |
| PITCHER | IP WLS BF H R ER SO BB IBB HBP BLK WP HR S P ERA WHIP | IP WLS BF H R ER SO BB IBB HBP BLK WP HR S P ERA WHIP | IP WLS BF H R ER SO BB IBB HBP BLK WP HR S P ERA WHIP | IP WLS BF H R ER SO BB IBB HBP BLK WP HR S P ERA WHIP | IP WLS BF H R ER SO BB IBB HBP BLK WP HR S P ERA WHIP | IP WLS BF H R ER SO BB IBB HBP BLK WP HR S P ERA WHIP | IP WLS BF H R ER SO BB IBB HBP BLK WP HR S P ERA WHIP | IP WLS BF H R ER SO BB IBB HBP BLK WP HR S P ERA WHIP | IP WLS BF H R ER SO BB IBB HBP BLK WP HR S P ERA WHIP | IP WLS BF H R ER SO BB IBB HBP BLK WP HR S P ERA WHIP | IP WLS BF H R ER SO BB IBB HBP BLK WP HR S P ERA WHIP | IP WLS BF H R ER SO BB IBB HBP BLK WP HR S P ERA WHIP | IP WLS BF H R ER SO BB IBB HBP BLK WP HR S P ERA WHIP | IP WLS BF H R ER SO BB IBB HBP BLK WP HR S P ERA WHIP | IP WLS BF H R ER SO BB IBB HBP BLK WP HR S P ERA WHIP | IP WLS BF H R ER SO BB IBB HBP BLK WP HR S P ERA WHIP | IP WLS BF H R ER SO BB IBB HBP BLK WP HR S P ERA WHIP | IP WLS BF H R ER SO BB IBB HBP BLK WP HR S P ERA WHIP | IP WLS BF H R ER SO BB IBB HBP BLK WP HR S P ERA WHIP | IP WLS BF H R ER SO BB IBB HBP BLK WP HR S P ERA WHIP | IP WLS BF H R ER SO BB IBB HBP BLK WP HR S P ERA WHIP |
| 43 Josh Tomlin, R ERA: 24.0 | 3.0 L 18 | 8 8 8 | 0 0 0 | 0 0 0 | 0 0 0 | 0 0 0 | 0 0 0 | 0 0 0 | 0 0 0 | 0 0 0 | 0 0 0 | 0 0 0 | 0 0 0 | 0 0 0 | 0 0 0 | 0 0 0 | 24.00 3.000 | 0.000 0.000 | | | |
| 61 Dan Otero, R ERA: 10.8 | 2.0 6 0 | 3 3 3 | 2 2 2 | 1 1 1 | 0 0 0 | 0 0 0 | 0 0 0 | 0 0 0 | 0 0 0 | 0 0 0 | 0 0 0 | 0 0 0 | 0 0 0 | 0 0 0 | 0 0 0 | 0 0 0 | 13.50 2.000 | 0.000 0.000 | | | |
| 46 Matt Belisle, R ERA: 7.71 | 2.0 6 0 | 0 0 0 | 0 0 0 | 0 0 0 | 0 0 0 | 0 0 0 | 0 0 0 | 0 0 0 | 0 0 0 | 0 0 0 | 0 0 0 | 0 0 0 | 0 0 0 | 0 0 0 | 0 0 0 | 0 0 0 | 0.000 0.000 | 0.000 0.000 | | | |
| 34 Zach McAllister, R ERA: 7.71 | 1.0 5 2 | 2 2 2 | 1 1 1 | 0 0 0 | 0 0 0 | 0 0 0 | 0 0 0 | 0 0 0 | 0 0 0 | 0 0 0 | 0 0 0 | 0 0 0 | 0 0 0 | 0 0 0 | 0 0 0 | 0 0 0 | 18.00 3.000 | 0.000 0.000 | | | |

Cleveland Indians @ Los Angeles Angels
 Angel Stadium, Anaheim, CA
 Tue Apr 03 2018, 7:09 PM - 9:58 PM PDT
 Att: 35,007 - Clear - 65 F

AB 36
 R 13
 H 13
 RBI 12
 BB 3
 SO 5
 LOB 8



| Batter | 1 | 2 | 3 | 4 | 5 | 6 | 7 | 8 | 9 | AB | R | H | RBI | BB | SO | LOB | TOP | | | | | | | | | |
|--|------------------------------|----------------------------------|-------------------------------|----------------------------------|-------------------------------|----------------------------------|-------------------------------|----------------------------------|-------------------------------|----------------------------------|-------------------------------|----------------------------------|-------------------------------|----------------------------------|-------------------------------|----------------------------------|--|------------------------------------|----------------------------------|----------------------------------|------------------------------------|----------------------------------|--------|--|--|--|
| 23 Matt Joyce, L OBP: 0.353, SLG: 0.407 | G6-3 | 1-H HR | | K | | | | | L6 | 4 | 1 | 2 | 1 | 1 | 1 | | Oakland Athletics @ Los Angeles Angels Angel Stadium, Anaheim, CA Fri Apr 06 2018, 7:08 PM - 10:42 PM PDT Att: 36,023 - Partly Cloudy - 65 F | | | | | | | | | |
| 10 Marcus Semien, R OBP: 0.302, SLG: 0.385 | G6-3 | HR | | F8 | | | | | F8 | 5 | 1 | 1 | 1 | 0 | 0 | 1 | | | | | | | | | | |
| 8 Jed Lowrie, S OBP: 0.400, SLG: 0.514 | HR | 2B | | | | | | | F8 | 5 | 1 | 3 | 1 | 0 | 1 | 0 | | | | | | | | | | |
| 2 Khris Davis, R OBP: 0.342, SLG: 0.387 | G6-3 | 1B | | | | | | | F7 | 4 | 0 | 1 | 0 | 0 | 0 | 0 | | | | | | | | | | |
| 28 Matt Olson, L OBP: 0.351, SLG: 0.455 | | | | | | | | | HR | 4 | 2 | 2 | 1 | 0 | 1 | 2 | | | | | | | | | | |
| 26 Matt Chapman, R OBP: 0.459, SLG: 0.706 | | 2B | | | | | | | F9 | 4 | 2 | 2 | 2 | 0 | 0 | 0 | | | | | | | | | | |
| 21 Jonathan Lucroy, R OBP: 0.321, SLG: 0.346 | | 2B | | | | | | | | 4 | 1 | 1 | 0 | 0 | 1 | 0 | | | | | | | | | | |
| 25 Stephen Piscotty, R OBP: 0.242, SLG: 0.200 | | SF8 | | | | | | | G4-3 | 3 | 0 | 0 | 1 | 0 | 0 | 0 | | | | | | | | | | |
| 3 Boog Powell, L OBP: 0.200, SLG: 0.292 | | HR | | | | | | | G6-3 | 4 | 1 | 2 | 0 | 0 | 1 | 0 | | | | | | | | | | |
| Inning Stats | R: 1 E: 0 K: 0 S: 5 | H: 1 LOB: 0 BB: 0 P: 10 | R: 5 E: 0 K: 1 S: 20 | H: 7 LOB: 2 BB: 0 P: 30 | R: 0 E: 0 K: 0 S: 11 | H: 0 LOB: 0 BB: 0 P: 18 | R: 0 E: 0 K: 1 S: 7 | H: 1 LOB: 0 BB: 0 P: 12 | R: 2 E: 0 K: 1 S: 15 | H: 2 LOB: 0 BB: 0 P: 25 | R: 0 E: 0 K: 1 S: 14 | H: 0 LOB: 1 BB: 1 P: 20 | R: 1 E: 0 K: 0 S: 9 | H: 1 LOB: 0 BB: 0 P: 12 | R: 0 E: 0 K: 1 S: 9 | H: 0 LOB: 0 BB: 0 P: 14 | | R: 0 E: 0 K: 0 S: 10 | H: 1 LOB: 1 BB: 0 P: 15 | 1B: 7 2B: 1 3B: 0 HR: 5 | SF: 1 SAC: 0 DP: 0 HBP: 0 | WP: 0 PB: 1 SB: 0 CS: 1 | PA: 39 | | | |
| PITCHER | IP | WLS | BF | H | R | ER | SO | BB | IBB | HBP | BLK | WP | HR | S | P | ERA | WHIP | | | | | | | | | |
| 62 Parker Bridwell, R ERA: 32.4 | 1.2 | | 12 | 7 | 6 | 6 | 0 | 0 | 0 | 0 | 0 | 0 | 0 | 3 | 21 | 36 | 32.40 | 4.200 | | | | | | | | |
| 25 Noé Ramirez, R ERA: 2.09 | 1.1 | | 5 | 1 | 0 | 0 | 1 | 0 | 0 | 0 | 0 | 0 | 0 | 0 | 15 | 22 | 0.00 | 0.750 | | | | | | | | |
| 46 Blake Wood, R ERA: | 1.0 | | 3 | 1 | 0 | 0 | 1 | 0 | 0 | 0 | 0 | 0 | 0 | 7 | 12 | 0.00 | 1.000 | | | | | | | | | |
| 32 Cam Bedrosian, R ERA: 7.36 | 1.0 | | 5 | 2 | 2 | 2 | 1 | 0 | 0 | 0 | 0 | 0 | 1 | 15 | 25 | 18.00 | 2.000 | | | | | | | | | |
| 48 Jose Alvarez, L ERA: | 1.1 | | 5 | 0 | 0 | 0 | 1 | 1 | 0 | 0 | 0 | 0 | 0 | 0 | 18 | 24 | 0.00 | 0.750 | | | | | | | | |
| 33 Jim Johnson, R ERA: 1.42 | 1.2 | W | 6 | 1 | 1 | 1 | 1 | 0 | 0 | 0 | 0 | 0 | 0 | 1 | 14 | 22 | 5.40 | 0.600 | | | | | | | | |
| 39 Keynan Middleton, R ERA: | 1.0 | | 3 | 1 | 0 | 0 | 0 | 0 | 0 | 0 | 0 | 0 | 0 | 0 | 10 | 15 | 0.00 | 1.000 | | | | | | | | |
| Batter | 1 | 2 | 3 | 4 | 5 | 6 | 7 | 8 | 9 | AB | R | H | RBI | BB | SO | LOB | BOTTOM | | | | | | | | | |
| 7 Zack Cozart, R OBP: 0.300, SLG: 0.541 | 8 WP HBP | | G5-3 | B1-3 | | G6-3 | E5 8 HR | | | 4 | 1 | 0 | 0 | 0 | 0 | 1 | Oakland Athletics @ Los Angeles Angels Angel Stadium, Anaheim, CA Fri Apr 06 2018, 7:08 PM - 10:42 PM PDT Att: 36,023 - Partly Cloudy - 65 F | | | | | | | | | |
| 27 Mike Trout, R OBP: 0.308, SLG: 0.471 | L9 | | F9 | K2-3 | | F8 | 8 HR IBB | | | 4 | 1 | 0 | 0 | 1 | 1 | 2 | | | | | | | | | | |
| 8 Justin Upton, R OBP: 0.351, SLG: 0.531 | K | | K | | | | 56 L9 2B 5B 1B | | | 5 | 2 | 3 | 3 | 0 | 2 | 1 | | | | | | | | | | |
| 5 Albert Pujols, R OBP: 0.306, SLG: 0.382 | BB | | | | | | 18 1B 17 BB 2B | | | 3 | 2 | 2 | 0 | 2 | 1 | 0 | | | | | | | | | | |
| 56 Kole Calhoun, L OBP: 0.200, SLG: 0.324 | G4-3 | | | | | | 2B 18 1B | | | 4 | 2 | 1 | 0 | 1 | 0 | 6 | | | | | | | | | | |
| 2 Andrelton Simmons, R OBP: 0.429, SLG: 0.471 | G4-3 | | | | | | 17 BB 18 1B | | | 5 | 2 | 3 | 2 | 0 | 0 | 1 | | | | | | | | | | |
| 18 Luis Valbuena, L ERA: 11.05 | F7 | | | | | | 12 1B 17 BB | | | 3 | 1 | 2 | 2 | 0 | 0 | 0 | | | | | | | | | | |
| 19 Jefry Marte, R OBP: 0.467, SLG: 0.643 | | | | | | | 12 1B 17 BB | | | 1 | 1 | 1 | 0 | 0 | 0 | 0 | | | | | | | | | | |
| 16 Nolan Fontana, L ERA: 5.09 | | | | | | | 12 1B 17 BB | | | 1 | 0 | 0 | 0 | 0 | 1 | 1 | | | | | | | | | | |
| 17 Shohei Ohtani, L OBP: 0.421, SLG: 0.889 | HR | | | | | | F8 | | | 4 | 1 | 1 | 2 | 1 | 1 | 3 | | | | | | | | | | |
| 12 Martin Maldonado, R OBP: 0.348, SLG: 0.300 | K | | | | | | G5-3 | | | 4 | 0 | 1 | 1 | 0 | 1 | 5 | | | | | | | | | | |
| Inning Stats | R: 0 E: 0 K: 1 S: 9 | H: 0 LOB: 2 BB: 1 P: 21 | R: 1 E: 0 K: 0 S: 10 | H: 1 LOB: 0 BB: 0 P: 16 | R: 0 E: 0 K: 1 S: 8 | H: 0 LOB: 0 BB: 0 P: 14 | R: 4 E: 0 K: 1 S: 19 | H: 5 LOB: 1 BB: 0 P: 25 | R: 2 E: 0 K: 0 S: 12 | H: 4 LOB: 2 BB: 1 P: 20 | R: 0 E: 0 K: 0 S: 10 | H: 1 LOB: 2 BB: 1 P: 15 | R: 5 E: 1 K: 1 S: 23 | H: 3 LOB: 0 BB: 0 P: 34 | R: 1 E: 0 K: 2 S: 11 | H: 0 LOB: 0 BB: 0 P: 22 | 1B: 9 2B: 3 3B: 0 HR: 2 | SF: 0 SAC: 0 DP: 1 HBP: 1 | WP: 2 PB: 0 SB: 1 CS: 0 | PA: 44 | | | | | | |
| PITCHER | IP | WLS | BF | H | R | ER | SO | BB | IBB | HBP | BLK | WP | HR | S | P | ERA | WHIP | | | | | | | | | |
| 48 Daniel Gossett, R ERA: 11.05 | 3.1 | | 17 | 5 | 5 | 5 | 3 | 1 | 0 | 0 | 0 | 0 | 0 | 1 | 41 | 70 | 13.50 | 1.800 | | | | | | | | |
| 36 Yusmeiro Petit, R ERA: 5.09 | 1.0 | | 8 | 5 | 2 | 2 | 1 | 0 | 0 | 0 | 0 | 0 | 0 | 14 | 18 | 18.00 | 5.000 | | | | | | | | | |
| 31 Liam Hendriks, R ERA: 3.86 | 0.2 | H | 2 | 0 | 0 | 0 | 0 | 1 | 0 | 0 | 0 | 0 | 0 | 3 | 8 | 0.00 | 1.500 | | | | | | | | | |
| 15 Emilio Pagan, R ERA: 3.0 | 0.2 | H | 4 | 1 | 0 | 0 | 0 | 0 | 1 | 0 | 0 | 0 | 0 | 8 | 13 | 0.00 | 1.500 | | | | | | | | | |
| 52 Ryan Buchter, L ERA: | 1.0 | H | 5 | 2 | 2 | 0 | 0 | 0 | 0 | 0 | 0 | 0 | 0 | 11 | 17 | 0.00 | 2.000 | | | | | | | | | |
| PITCHER | IP | WLS | BF | H | R | ER | SO | BB | IBB | HBP | BLK | WP | HR | S | P | ERA | WHIP | | | | | | | | | |
| 39 Blake Treinen, R ERA: 3.0 | 0.1 | L | 4 | 1 | 3 | 0 | 0 | 0 | 1 | 0 | 0 | 0 | 0 | 1 | 14 | 19 | 0.00 | 3.000 | | | | | | | | |
| 46 Santiago Casilla, R ERA: 3.0 | 1.0 | | 4 | 0 | 1 | 1 | 2 | 1 | 0 | 0 | 0 | 0 | 0 | 11 | 22 | 9.00 | 1.000 | | | | | | | | | |

Oakland Athletics @ Los Angeles Angels
 Angel Stadium, Anaheim, CA
 Fri Apr 06 2018, 7:08 PM - 10:42 PM PDT
 Att: 36,023 - Partly Cloudy - 65 F

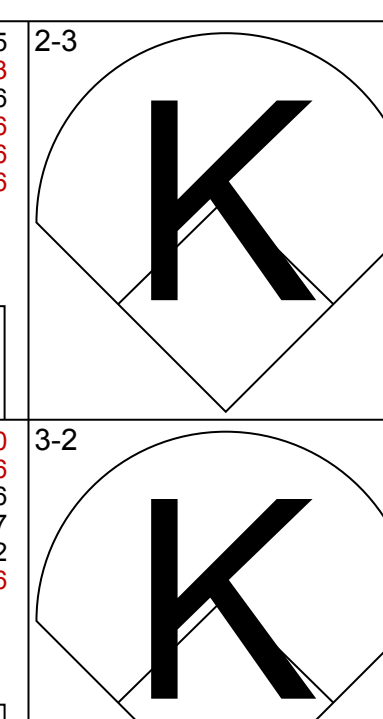
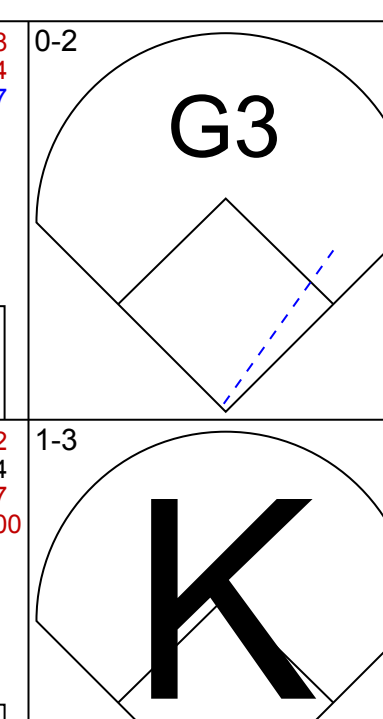
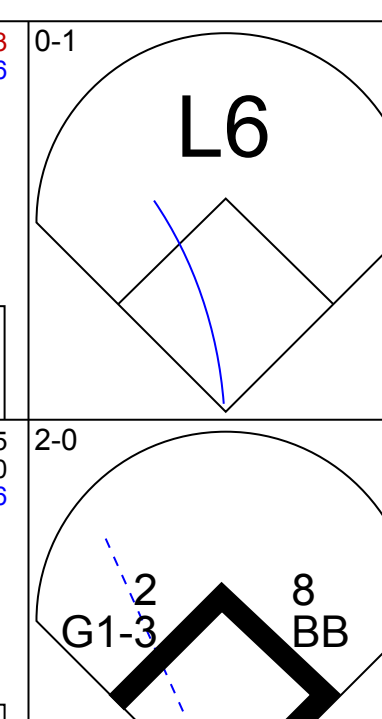
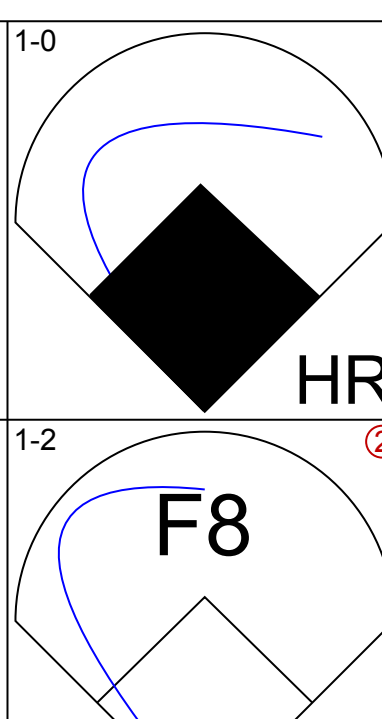
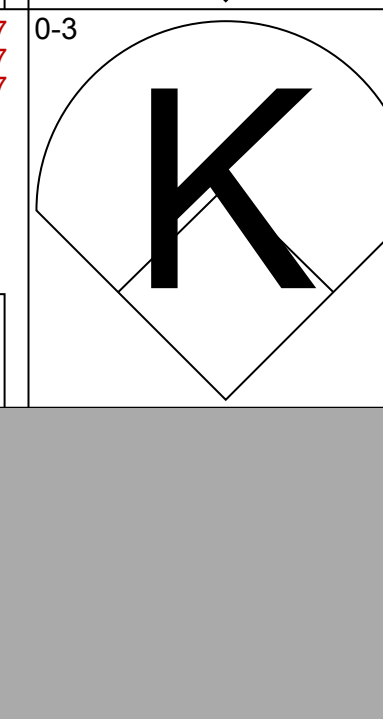
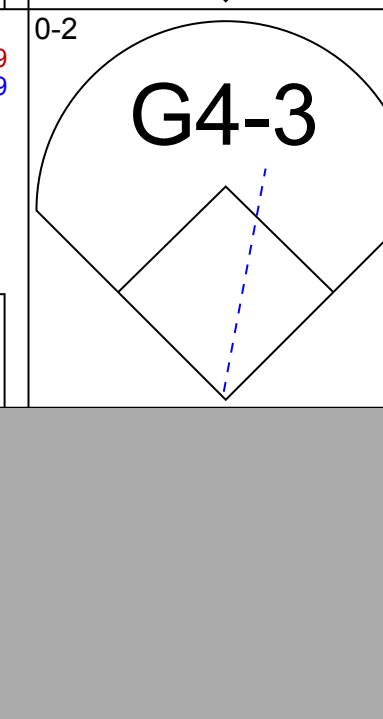
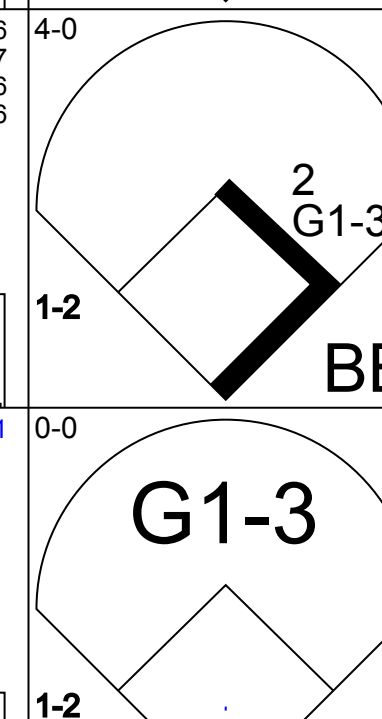
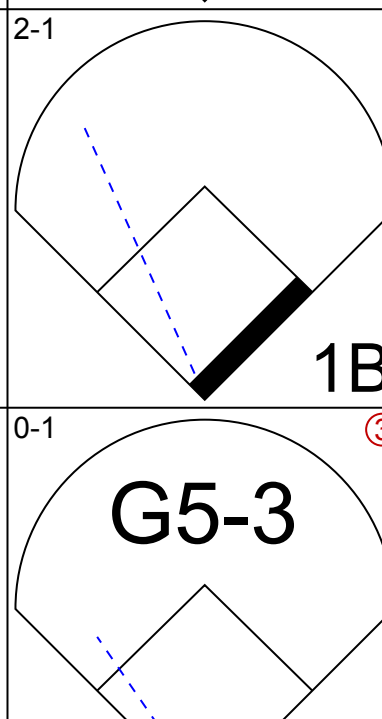




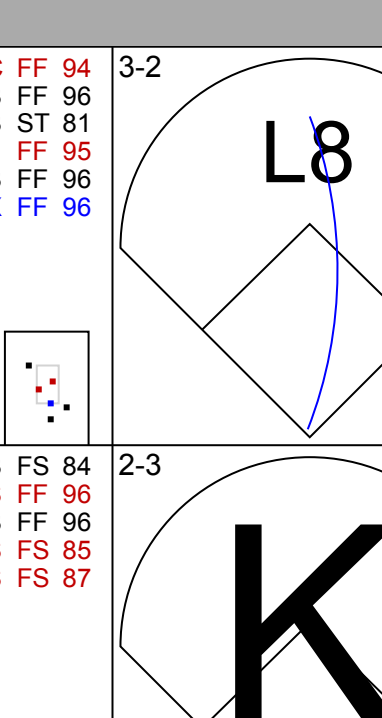
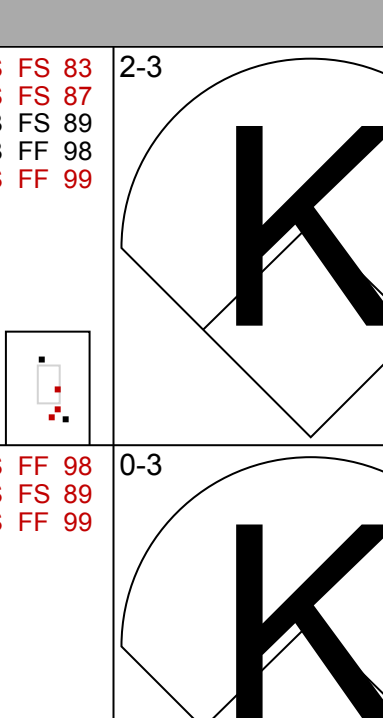
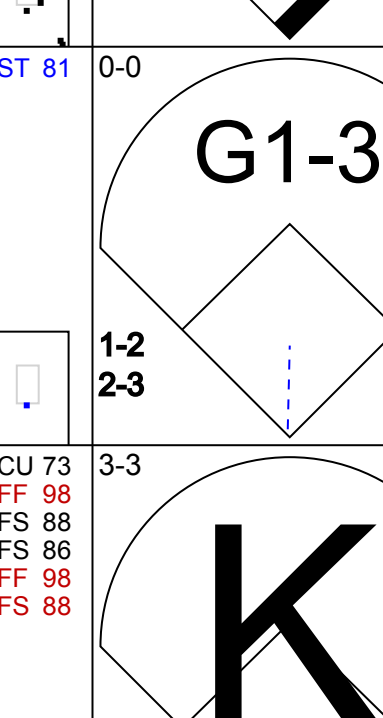
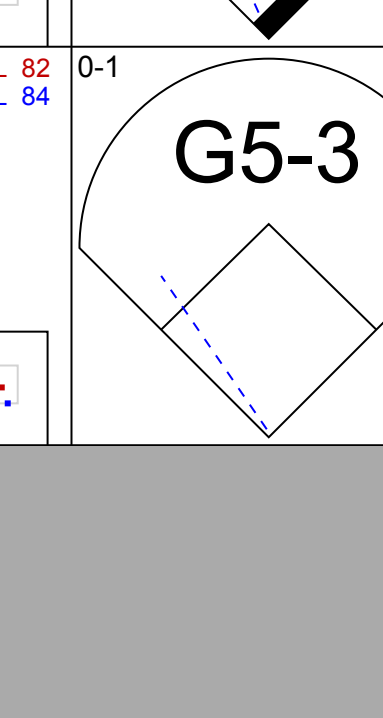
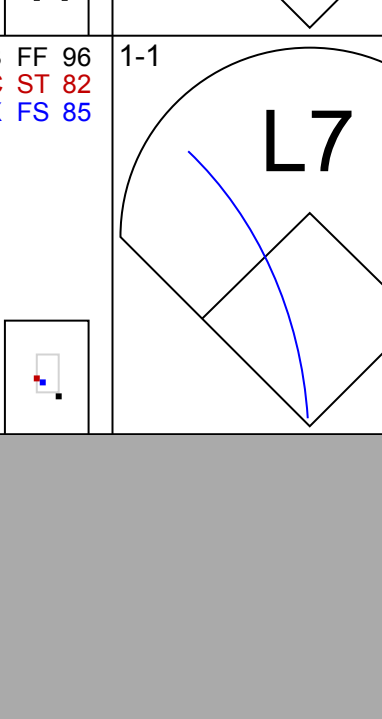
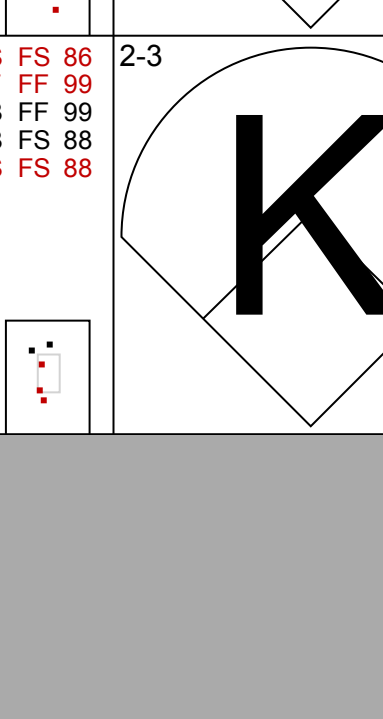



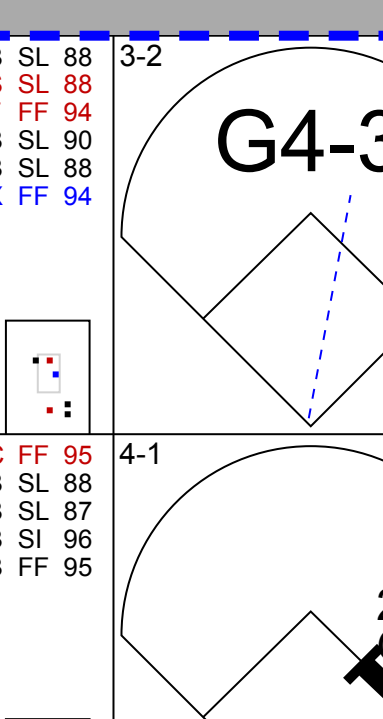
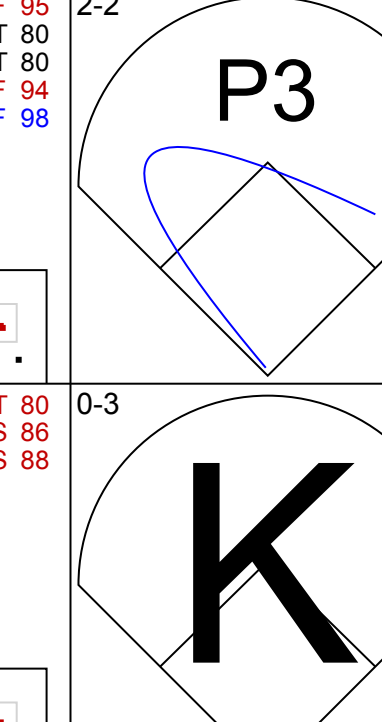
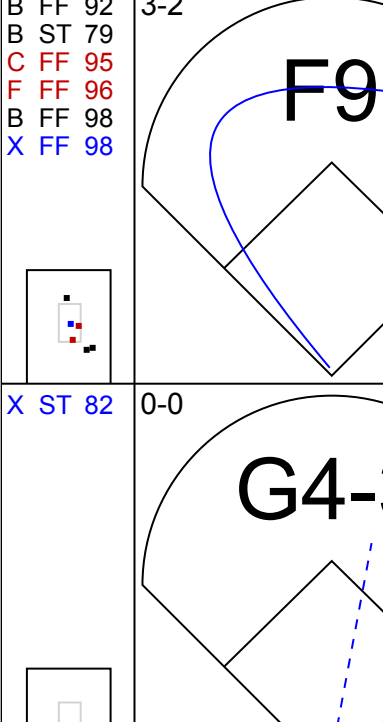
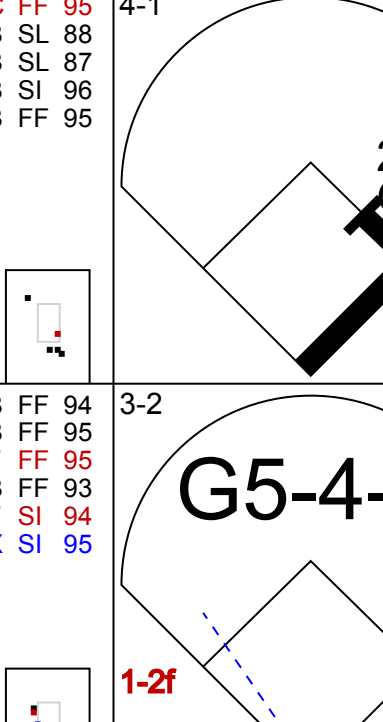
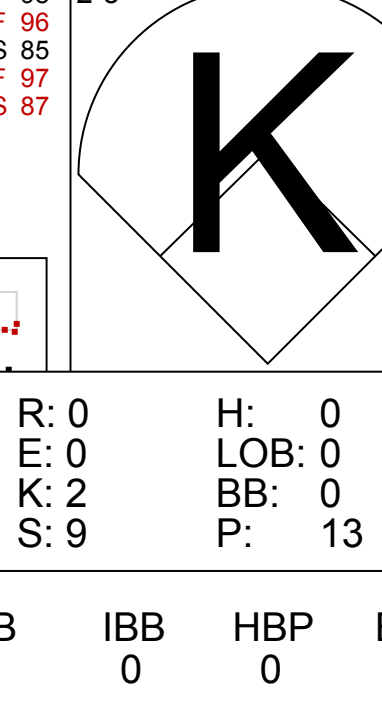
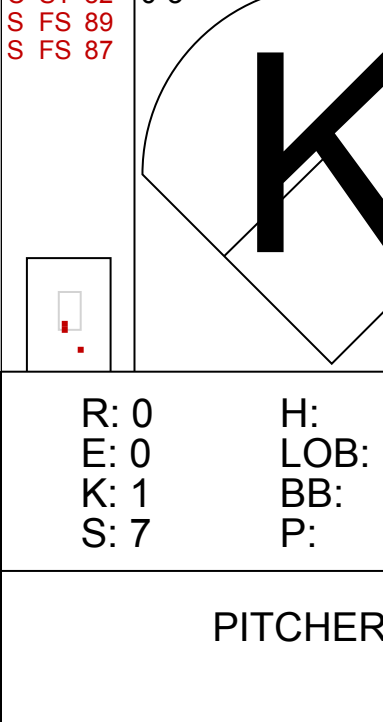
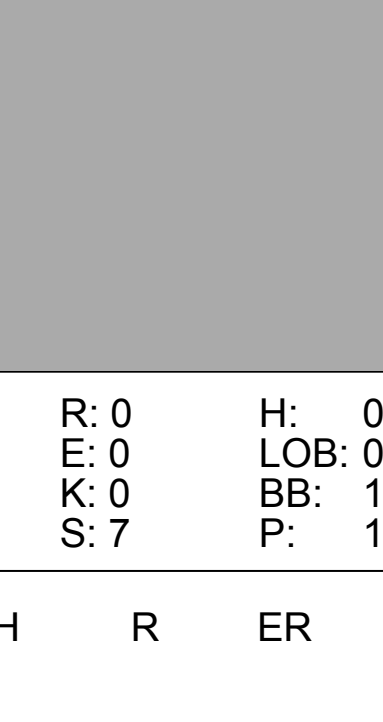
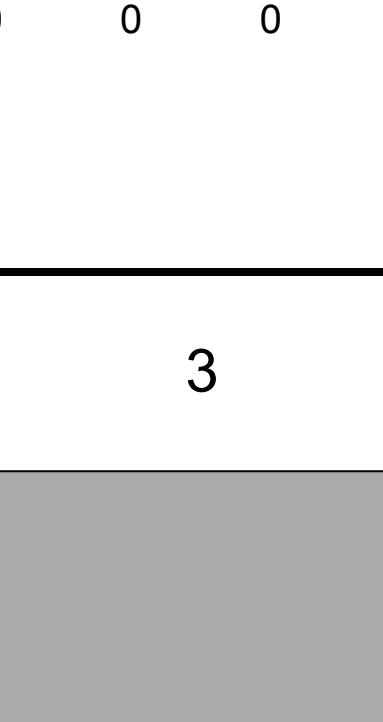
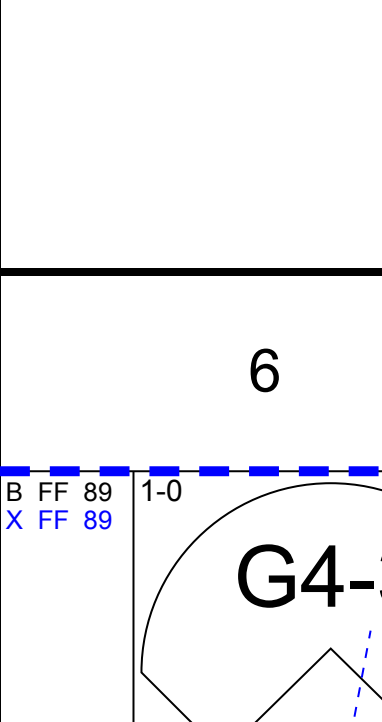
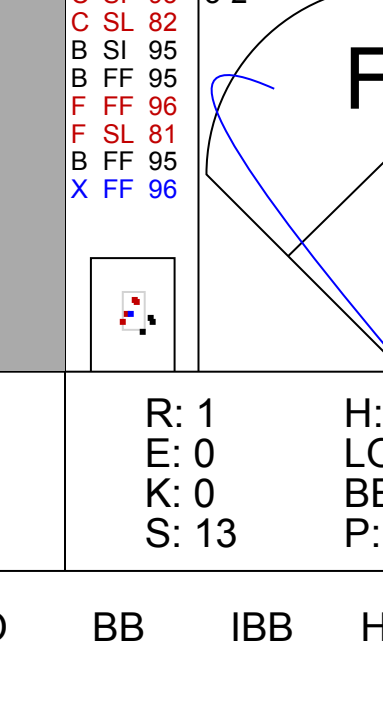
| | |
|-----|----|
| AB | 37 |
| R | 9 |
| H | 13 |
| RBI | 8 |
| BB | 1 |
| SO | 5 |
| LOB | 4 |



Oakland Athletics @ Los Angeles Angels
 Angel Stadium, Anaheim, CA
 Fri Apr 06 2018, 7:08 PM - 10:42 PM PDT
 Att: 36,023 - Partly Cloudy - 65 F

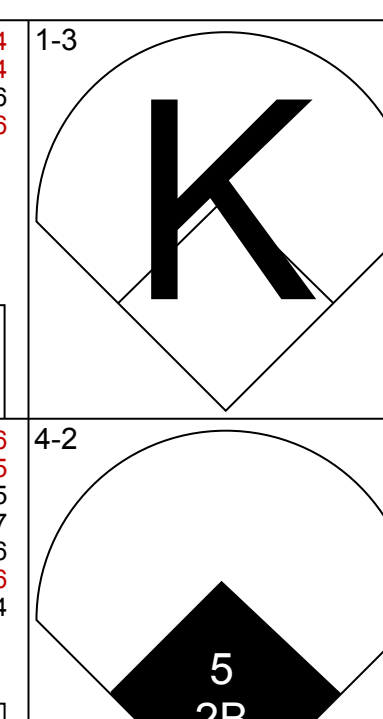
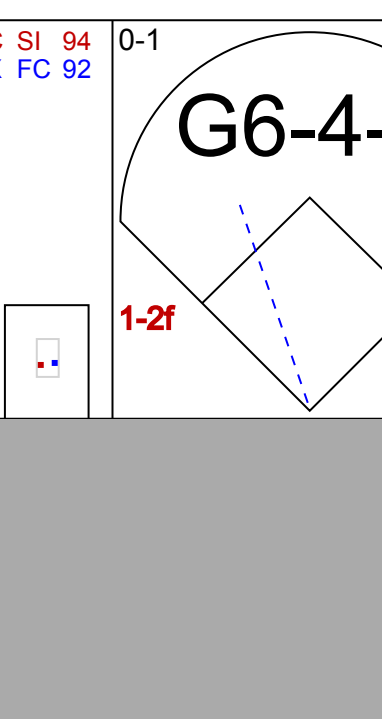
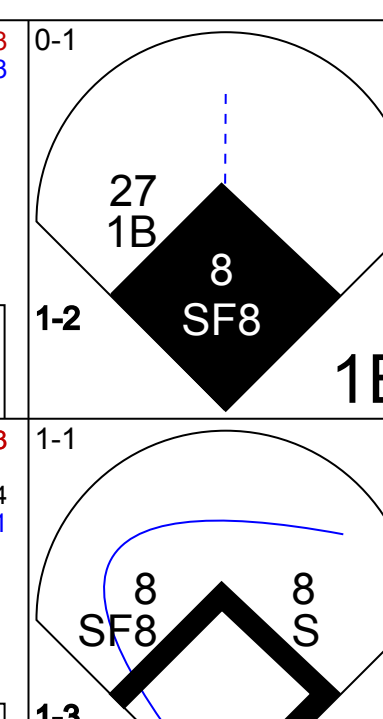
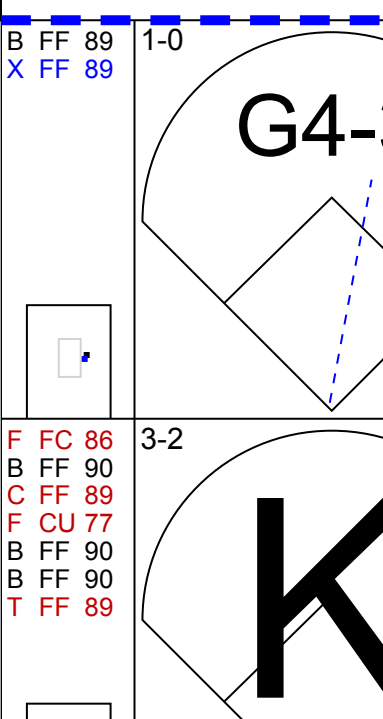
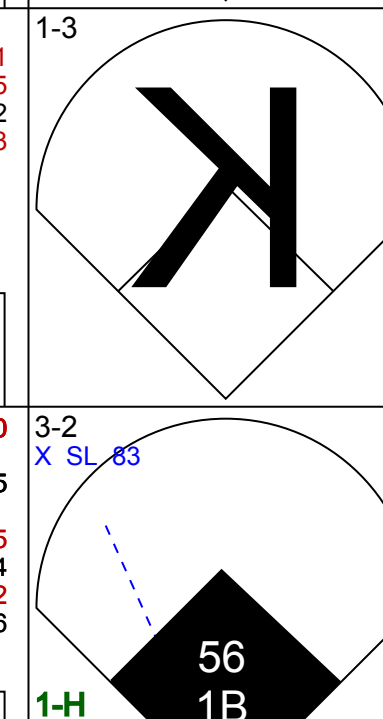
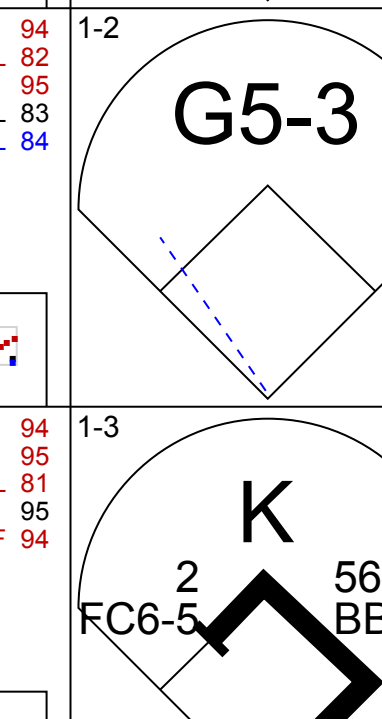
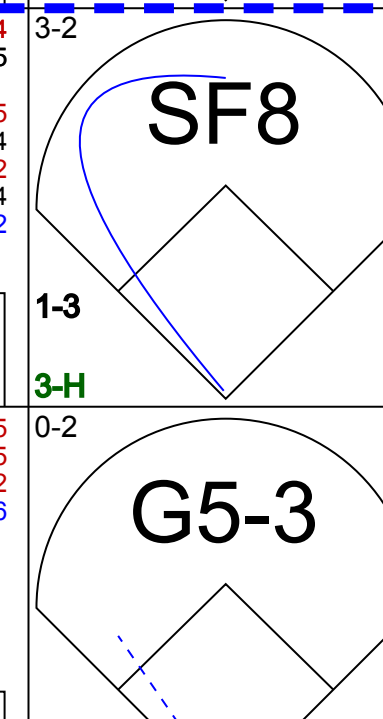
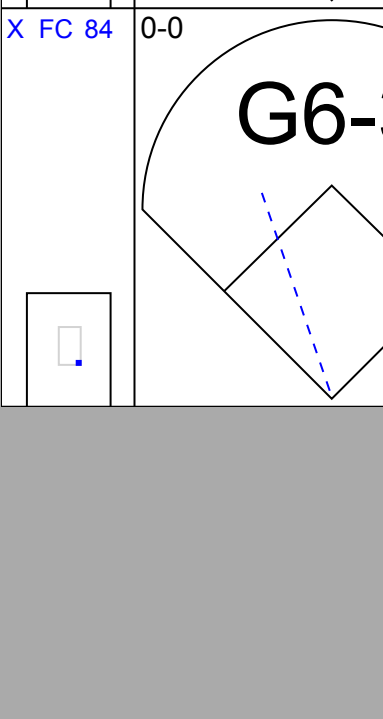
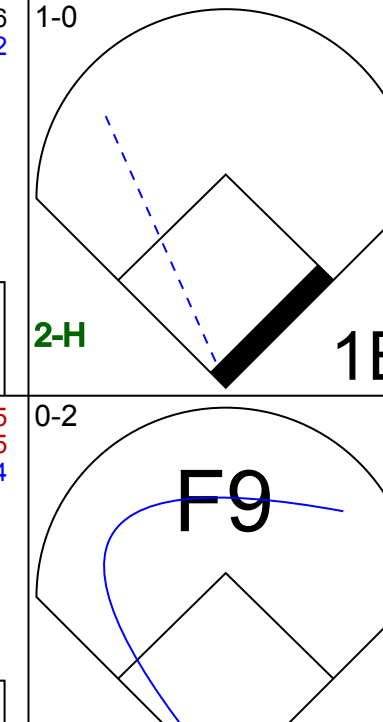
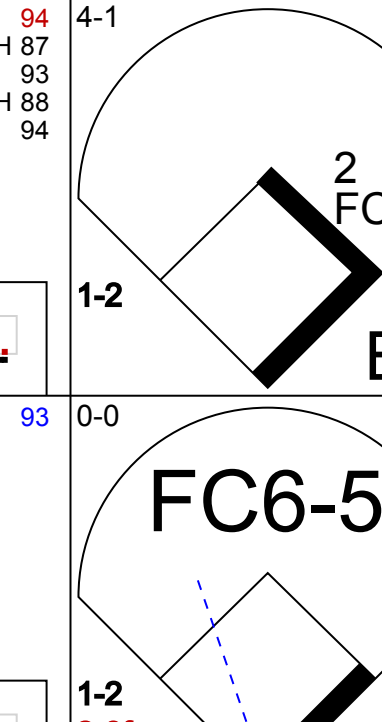



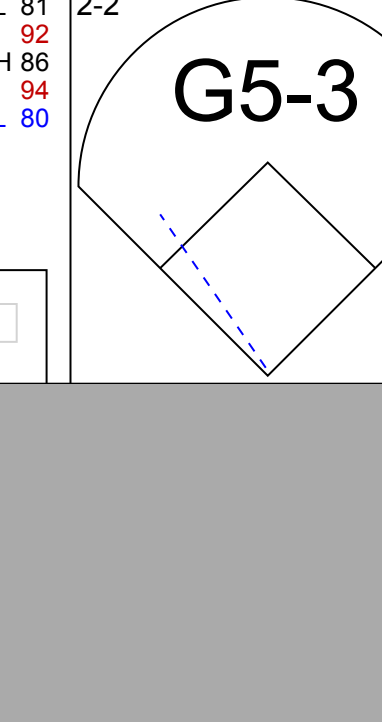
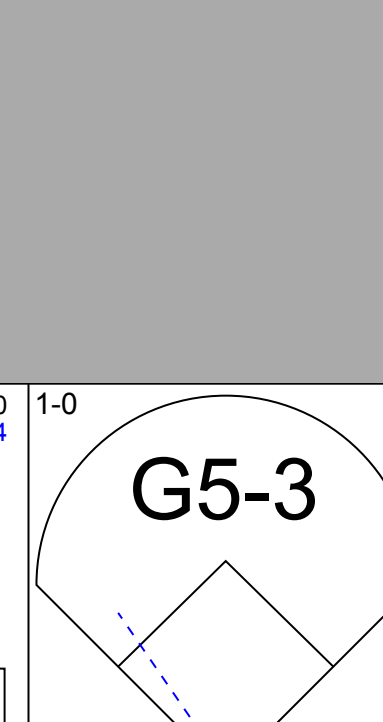
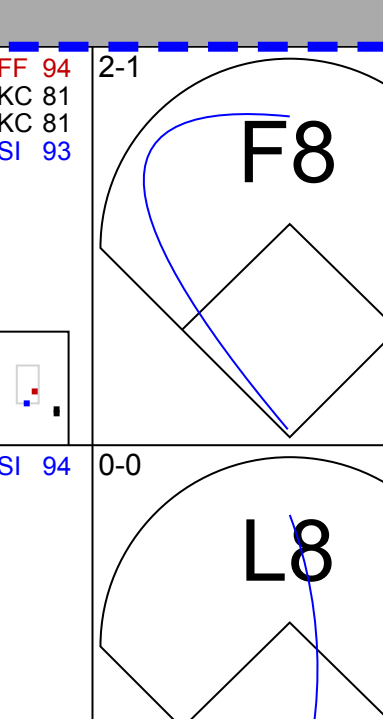
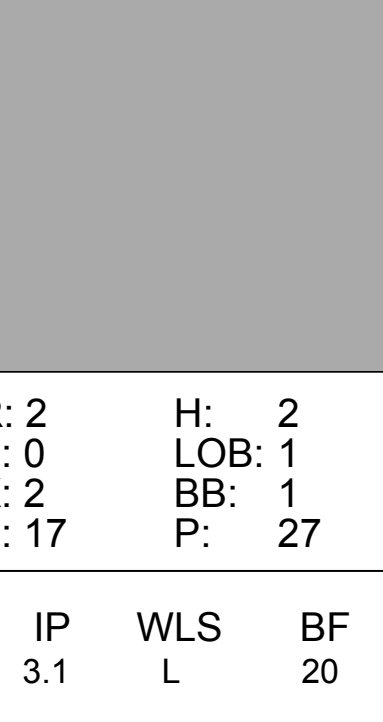
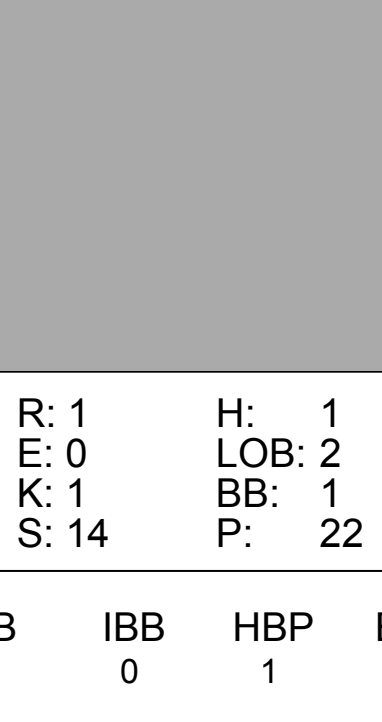
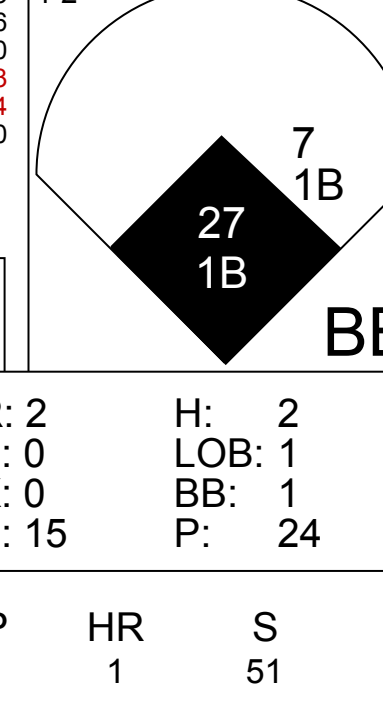
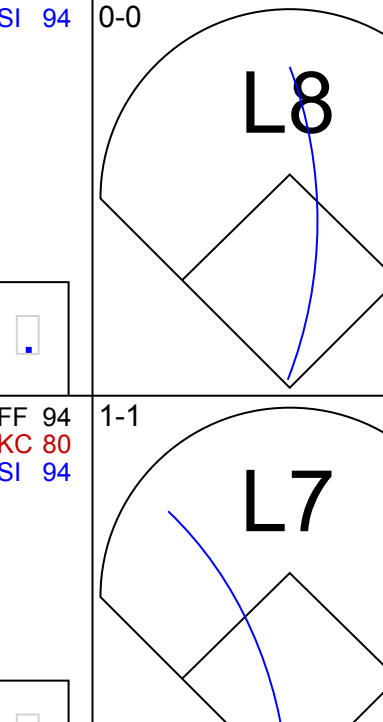




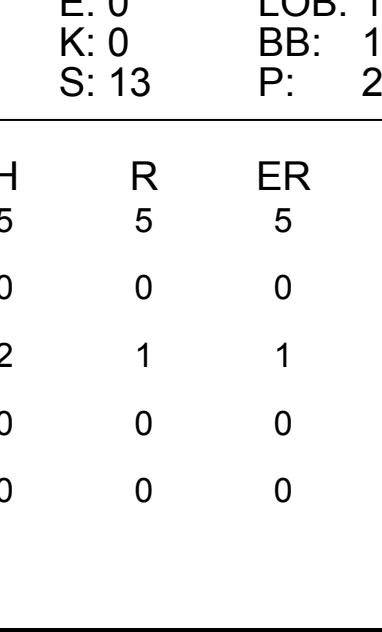
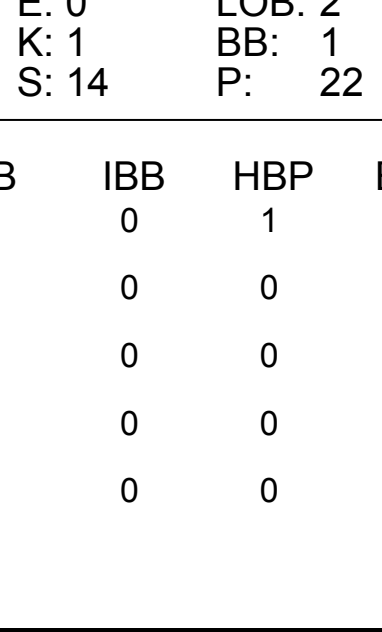

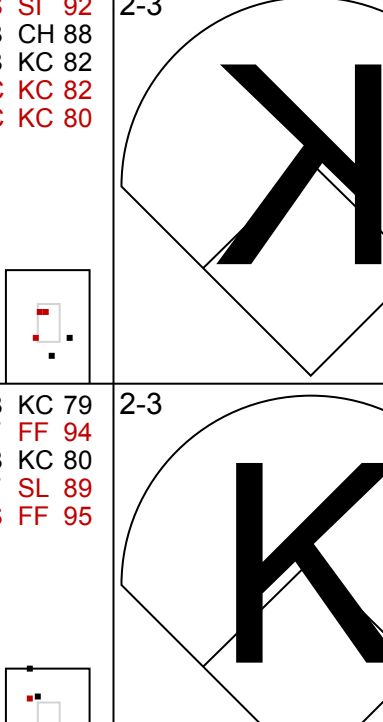
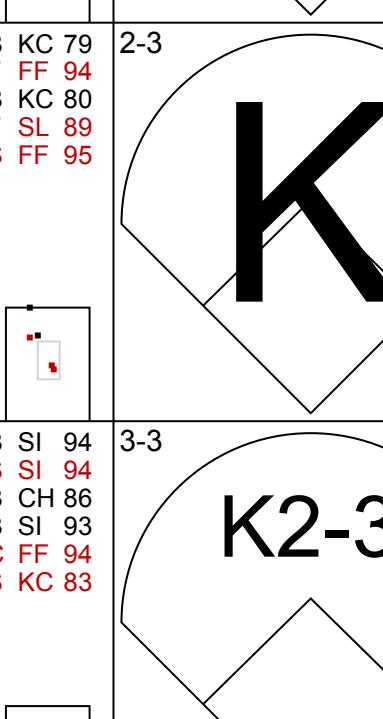
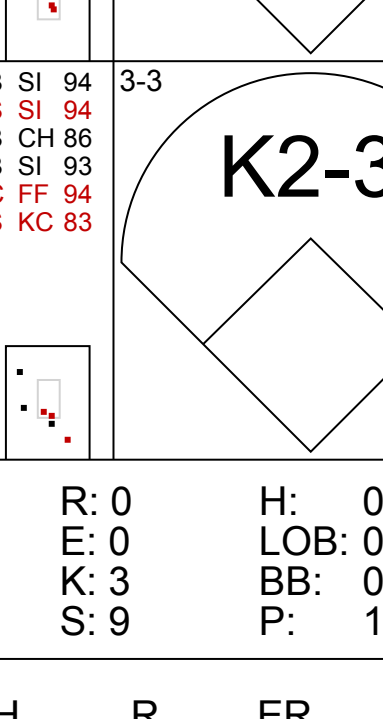
| | |
|-----|----|
| AB | 38 |
| R | 13 |
| H | 14 |
| RBI | 10 |
| BB | 5 |
| SO | 7 |
| LOB | 20 |



| Batter | 1 | 2 | 3 | 4 | 5 | 6 | 7 | 8 | 9 | AB | R | H | RBI | BB | SO | LOB | TOP | |
|--|---|--|---|---|---|---|---|---|---|----------------------------------|------------------------------|----------------------------------|-------------------------------|----------------------------------|----------------------------------|------------------------------------|---|----------------------------------|
| 23 Matt Joyce, L OBP: 0.372, SLG: 0.471 |  | | |  | | |  | |  | 4 | 1 | 1 | 1 | 0 | 1 | 0 | Oakland Athletics @ Los Angeles Angels Angel Stadium, Anaheim, CA Sun Apr 08 2018, 1:10 PM - 4:01 PM PDT Att: 44,742 - Partly Cloudy - 73 F | |
| 10 Marcus Semien, R OBP: 0.308, SLG: 0.362 |  | | |  | | |  | |  | 4 | 0 | 1 | 0 | 0 | 2 | 0 | | |
| 8 Jed Lowrie, S OBP: 0.408, SLG: 0.545 |  | | |  | | |  | |  | 3 | 0 | 1 | 0 | 1 | 1 | 0 | | |
| 2 Khris Davis, R OBP: 0.298, SLG: 0.308 | |  | | |  | |  | |  | 4 | 0 | 0 | 0 | 0 | 1 | 3 | | |
| 28 Matt Olson, L OBP: 0.356, SLG: 0.410 | |  | | |  | |  | | | 3 | 0 | 0 | 0 | 0 | 3 | 2 | | |
| 26 Matt Chapman, R OBP: 0.444, SLG: 0.675 | |  | | |  | | |  | | 3 | 0 | 0 | 0 | 0 | 1 | 0 | | |
| 21 Jonathan Lucroy, R OBP: 0.323, SLG: 0.321 | | |  | | |  | |  | | 2 | 0 | 0 | 0 | 1 | 0 | 0 | | |
| 25 Stephen Piscotty, R OBP: 0.250, SLG: 0.222 | | |  | | |  | |  | | 3 | 0 | 0 | 0 | 0 | 1 | 1 | | |
| 5 Jake Smolinski, R OBP: 0.200, SLG: 0.077 | | |  | | |  | |  | | 3 | 0 | 0 | 0 | 0 | 2 | 0 | | |
| Inning Stats | R: 0 E: 0 K: 3 S: 10 | H: 0 LOB: 0 BB: 0 P: 15 | R: 0 E: 0 K: 1 S: 8 | H: 0 LOB: 0 BB: 0 P: 14 | R: 0 E: 0 K: 2 S: 9 | H: 0 LOB: 0 BB: 0 P: 13 | R: 0 E: 0 K: 1 S: 9 | H: 0 LOB: 0 BB: 0 P: 10 | R: 0 E: 0 K: 1 S: 7 | H: 1 LOB: 2 BB: 1 P: 16 | R: 0 E: 0 K: 0 S: 7 | H: 0 LOB: 0 BB: 1 P: 17 | R: 1 E: 0 K: 0 S: 13 | H: 2 LOB: 1 BB: 0 P: 20 | 1B: 2 2B: 0 3B: 0 HR: 1 | SF: 0 SAC: 0 DP: 1 HBP: 0 | | WP: 0 PB: 0 SB: 0 CS: 0 |
| PITCHER | IP WLS BF H R ER SO BB IBB HBP BLK WP HR S P ERA WHIP | | | | | | | | | | | | | | | | | |
| 17 Shohei Ohtani, R ERA: 2.08 | (1, 1) 7.0 W 23 1 0 0 12 1 0 0 0 0 0 0 59 91 0.00 0.286 | | | | | | | | | | | | | | | | | |
| 46 Blake Wood, R ERA: | (8, 1) 1.0 3 0 0 0 0 1 0 0 0 0 0 0 7 17 0.00 1.000 | | | | | | | | | | | | | | | | | |
| 64 Félix Peña, R ERA: 9.0 | (9, 1) 1.0 5 2 1 1 0 0 0 0 0 0 0 1 13 20 9.00 2.000 | | | | | | | | | | | | | | | | | |

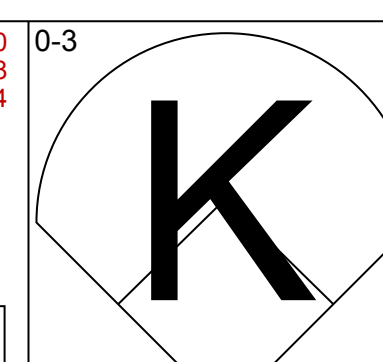
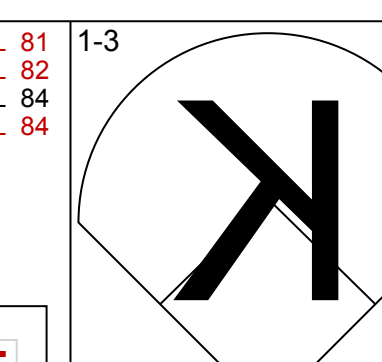
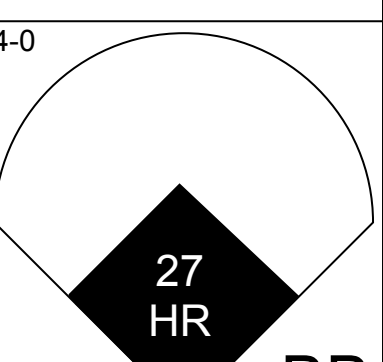
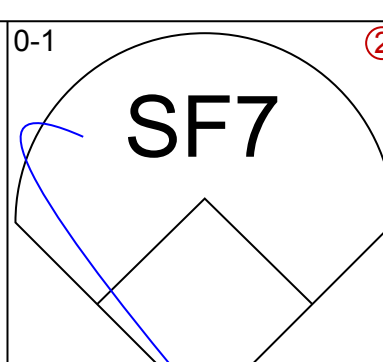
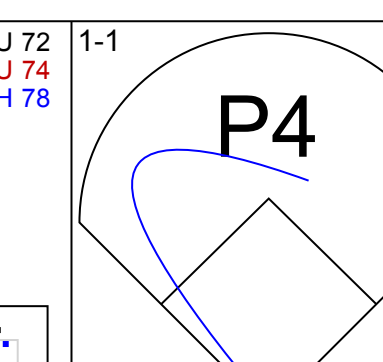
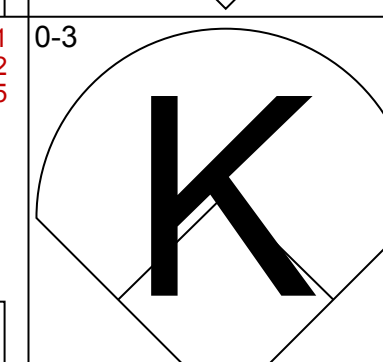
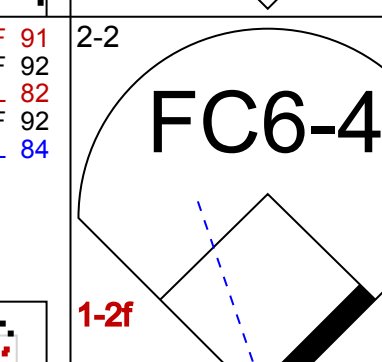
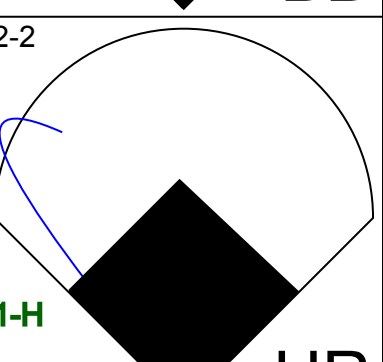
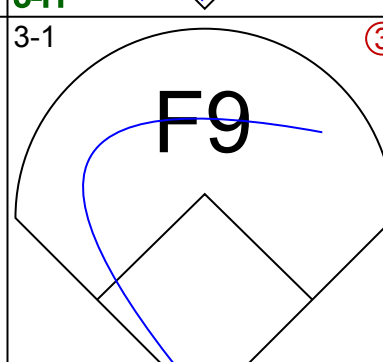
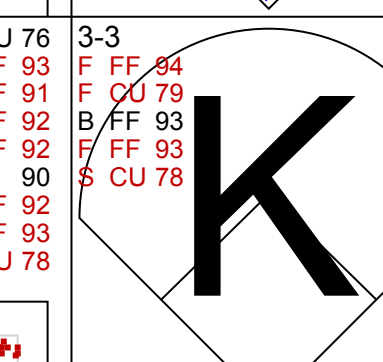
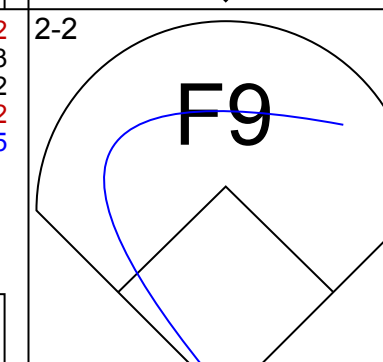
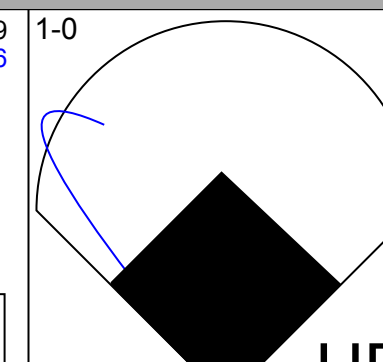
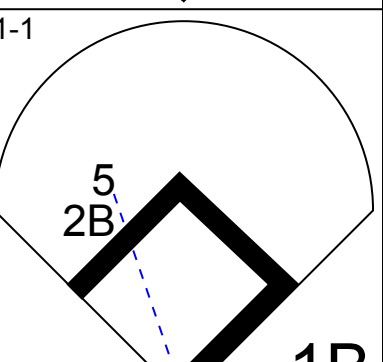
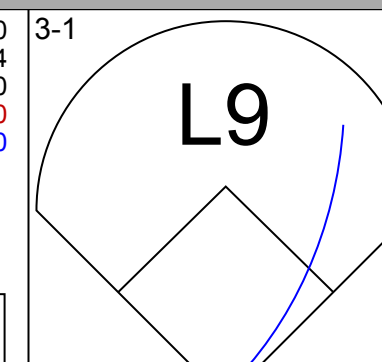
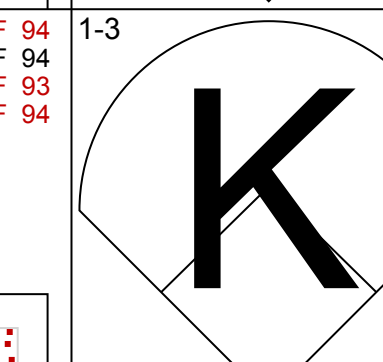
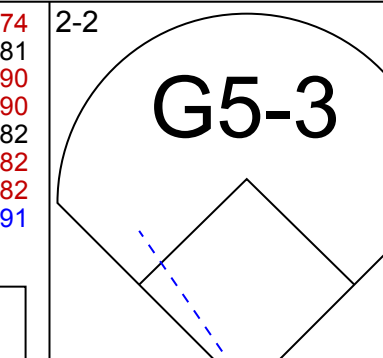
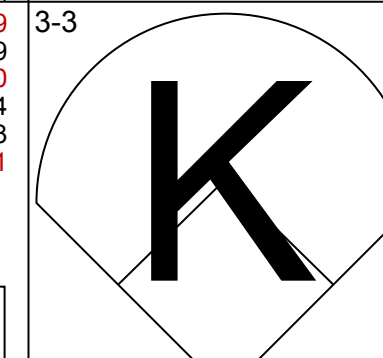
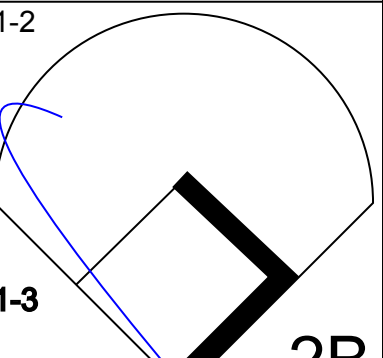
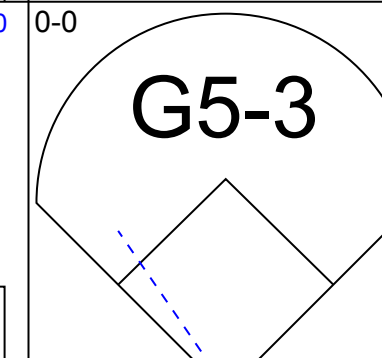
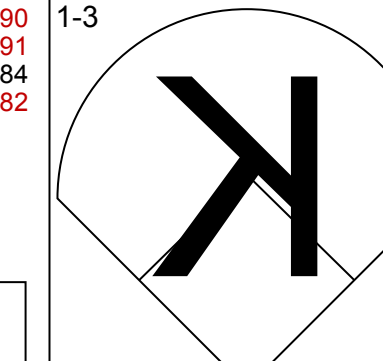
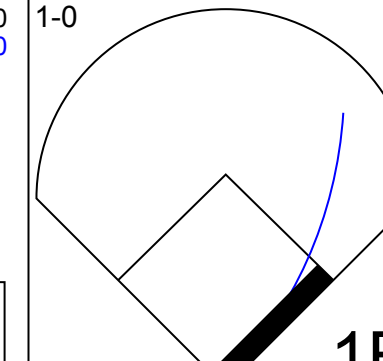
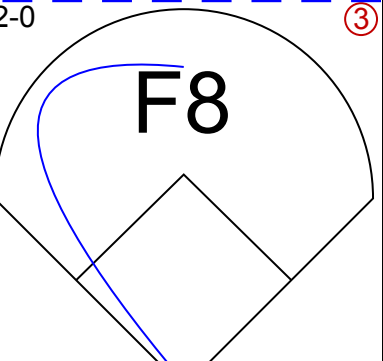
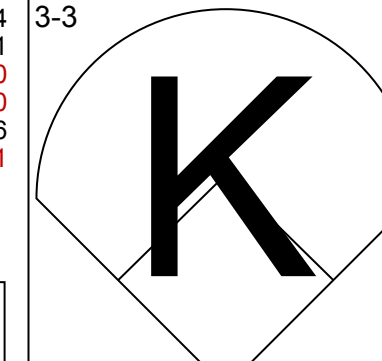
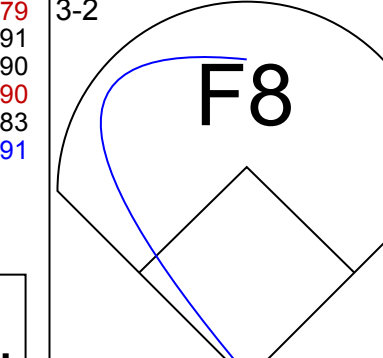
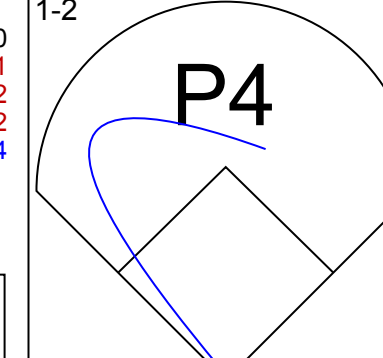
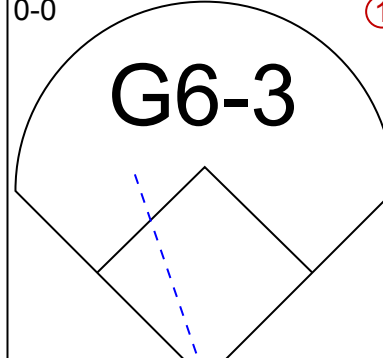
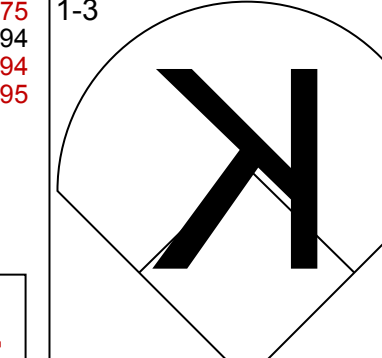
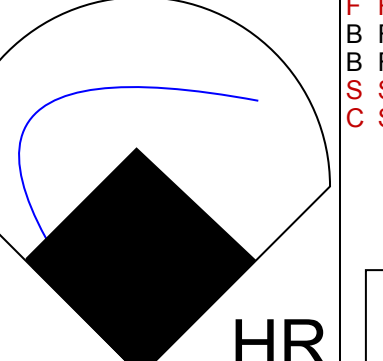
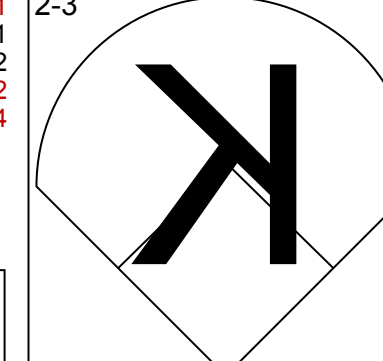
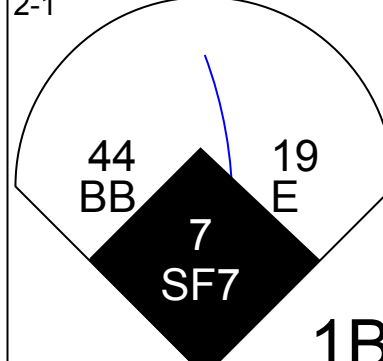
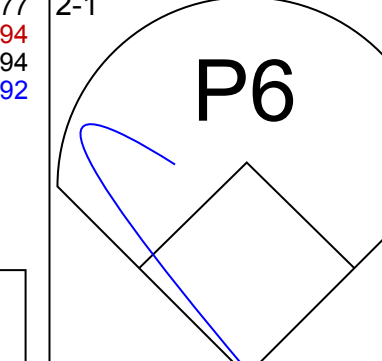
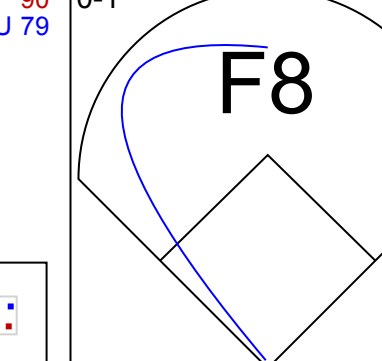
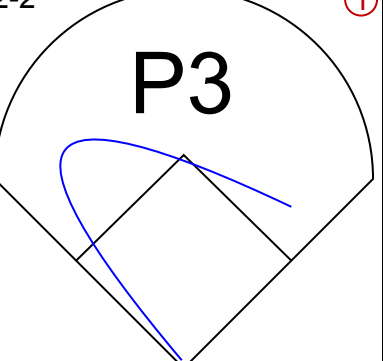
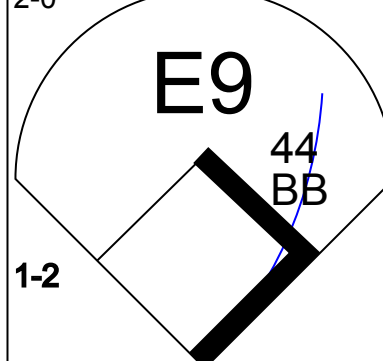
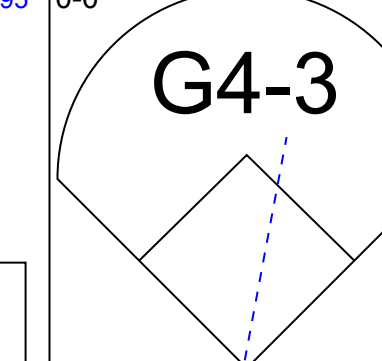
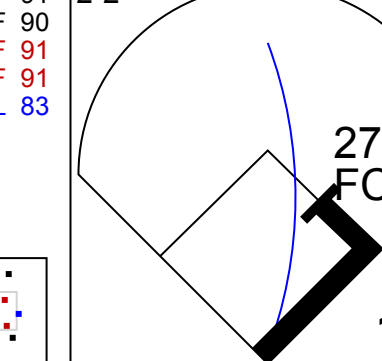
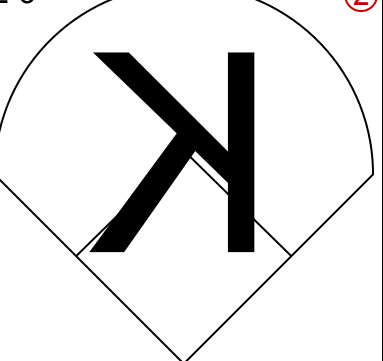
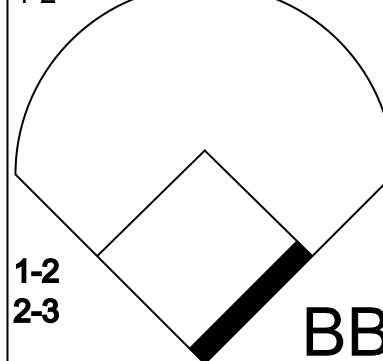
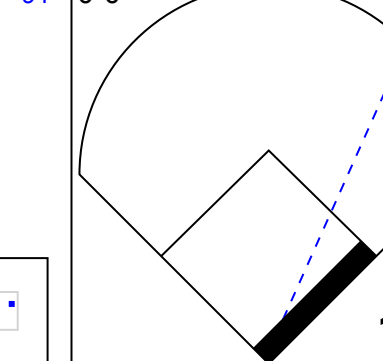
| | |
|-----|----|
| AB | 29 |
| R | 1 |
| H | 3 |
| RBI | 1 |
| BB | 2 |
| SO | 12 |
| LOB | 6 |

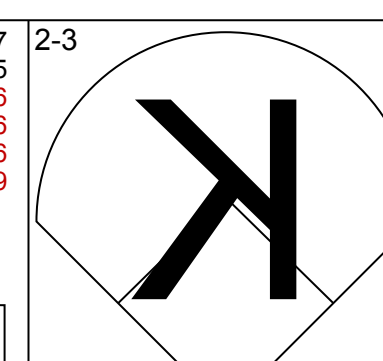
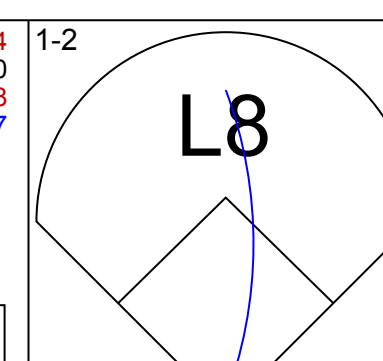
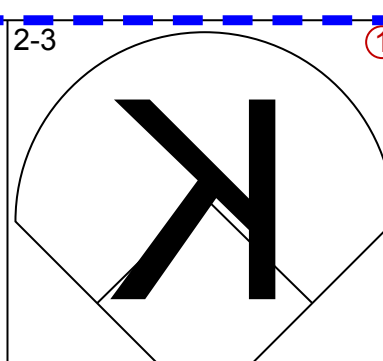
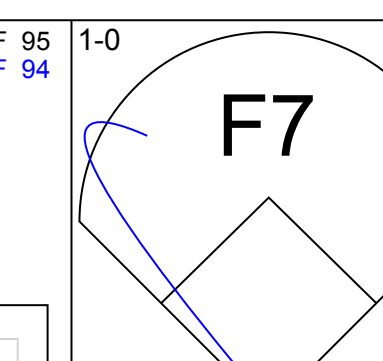
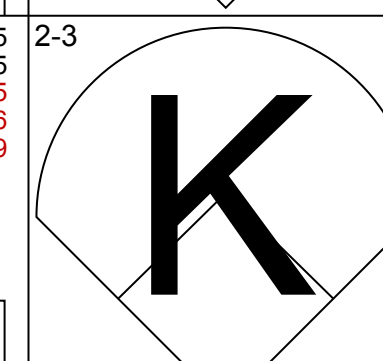
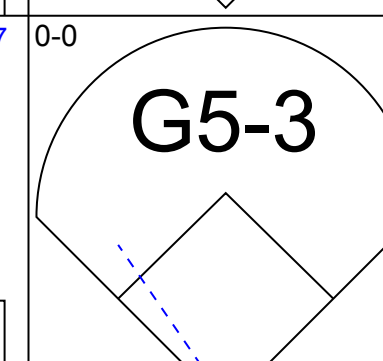
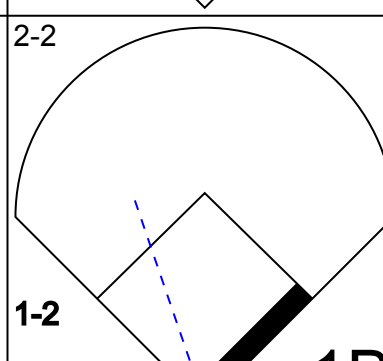
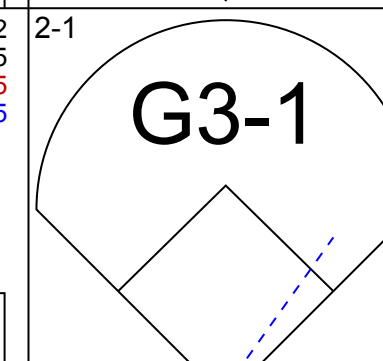
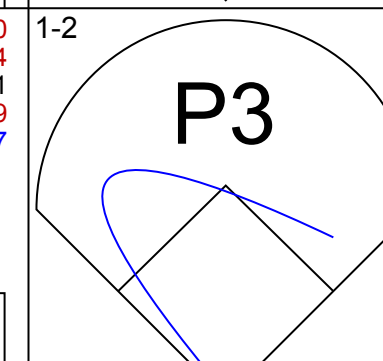
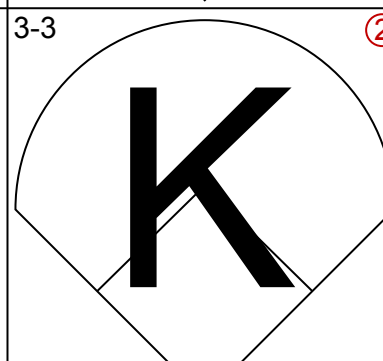
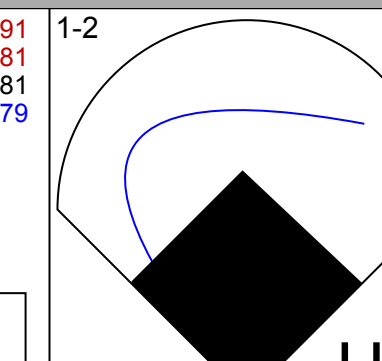
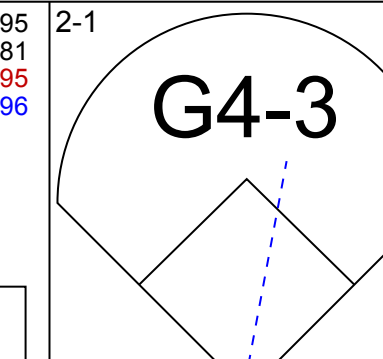
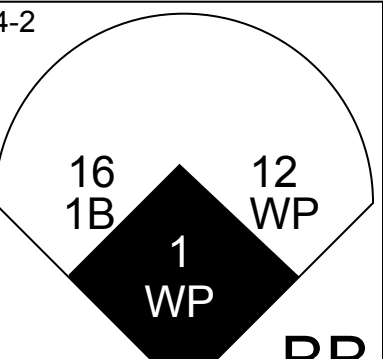
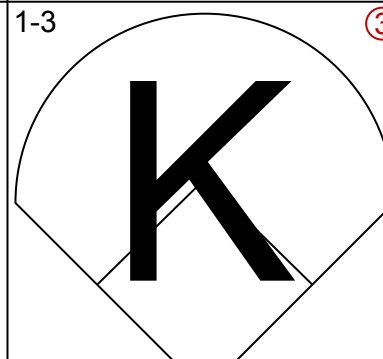
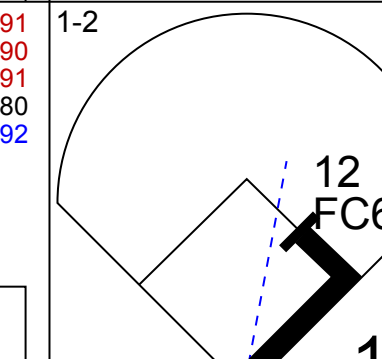
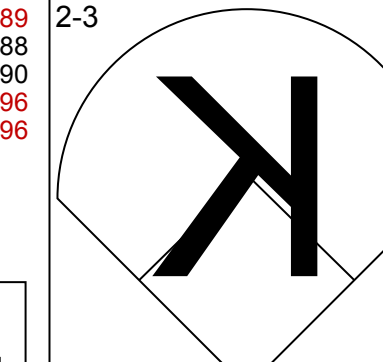


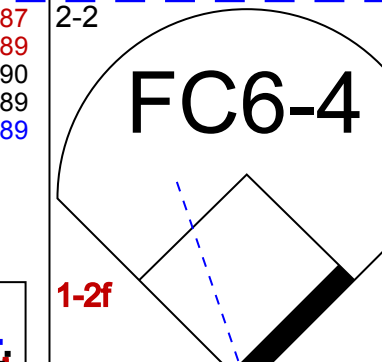
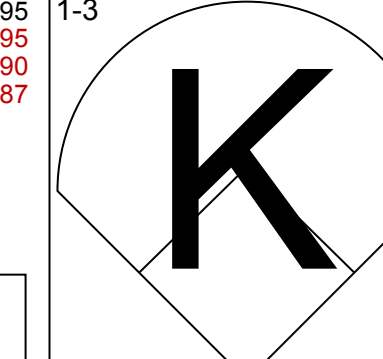
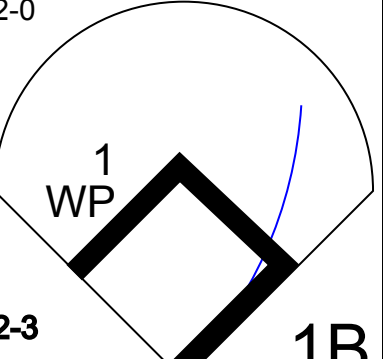

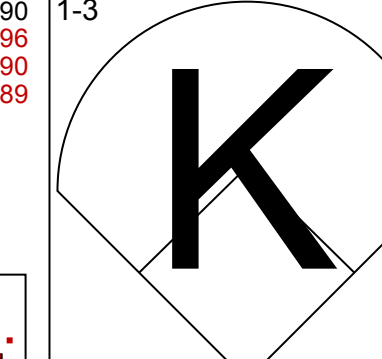
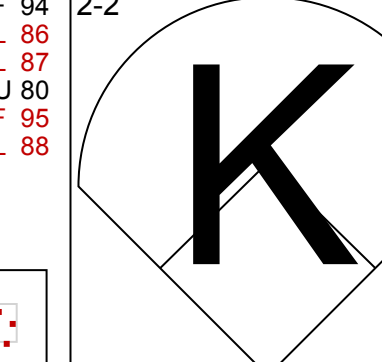
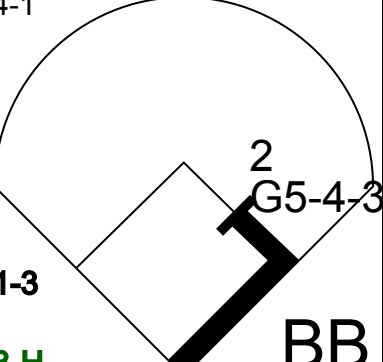

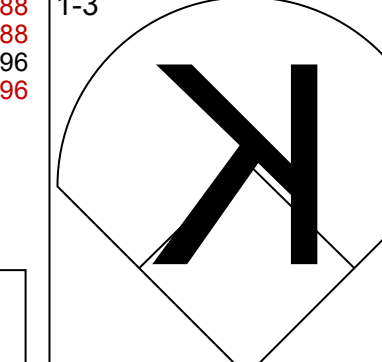
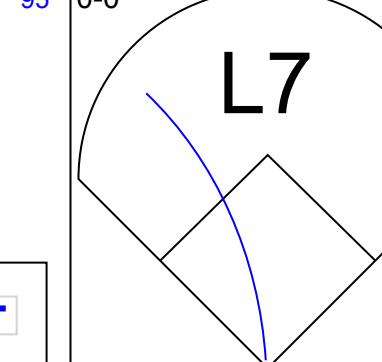
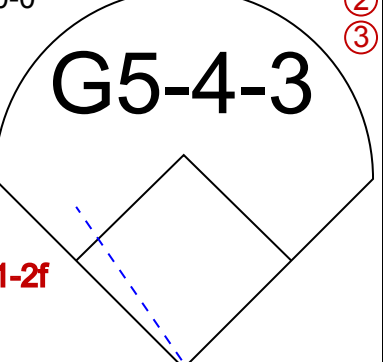

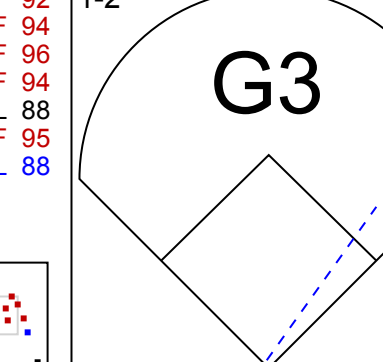
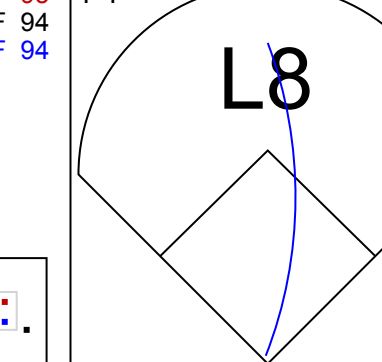

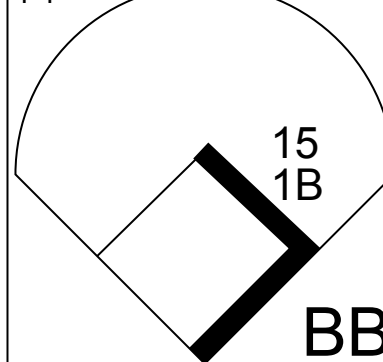



| Batter | 1 | 2 | 3 | 4 | 5 | 6 | 7 | 8 | 9 | AB | R | H | RBI | BB | SO | LOB | BOTTOM | | | |
|--|---|---|---|---|-------------------------------|---|---|----------------------------------|---|----------------------------------|------------------------------|----------------------------------|------------------------------|---------------------------------|------------------------------|----------------------------------|---|------------------------------------|----------------------------------|--------|
| 7 Zack Cozart, R OBP: 0.313, SLG: 0.500 |  |  | |  | |  | | | | 4 | 1 | 1 | 0 | 0 | 1 | 2 | Oakland Athletics @ Los Angeles Angels Angel Stadium, Anaheim, CA Sun Apr 08 2018, 1:10 PM - 4:01 PM PDT Att: 44,742 - Partly Cloudy - 73 F | | | |
| 27 Mike Trout, R OBP: 0.319, SLG: 0.512 |  | |  |  | |  | | | | 3 | 2 | 2 | 2 | 1 | 1 | 0 | | | | |
| 8 Justin Upton, R OBP: 0.333, SLG: 0.590 |  | |  |  | |  | | | | 3 | 0 | 0 | 1 | 0 | 1 | 1 | | | | |
| 24 Chris Young, R ERA: | | | | | | | | | | 0 | 0 | 0 | 0 | 0 | 0 | 0 | | | | |
| 5 Albert Pujols, R OBP: 0.295, SLG: 0.381 |  | |  |  | | |  | | | 4 | 1 | 1 | 1 | 0 | 1 | 1 | | | | |
| 56 Kole Calhoun, L OBP: 0.233, SLG: 0.317 |  | |  |  | | |  | | | 3 | 0 | 1 | 1 | 1 | 0 | 0 | | | | |
| 2 Andrelton Simmons, R OBP: 0.372, SLG: 0.495 |  | |  |  | | |  | | | 4 | 0 | 1 | 0 | 0 | 0 | 3 | | | | |
| 18 Luis Valbuena, L OBP: 0.270, SLG: 0.429 | |  |  | | |  | | |  | 4 | 0 | 0 | 0 | 0 | 1 | 3 | | | | |
| 12 Martin Maldonado, R OBP: 0.333, SLG: 0.261 | | | | | | | | |  | 3 | 0 | 0 | 0 | 0 | 2 | 1 | | | | |
| 20 Ryan Schimpf, L OBP: 0.600, SLG: 1.333 | | | | | | | | |  | 2 | 2 | 1 | 1 | 2 | 1 | 0 | | | | |
| Inning Stats | R: 2 E: 0 K: 2 S: 17 | H: 2 LOB: 1 BB: 1 P: 27 | R: 0 E: 0 K: 0 S: 13 | H: 0 LOB: 1 BB: 1 P: 22 | R: 1 E: 0 K: 1 S: 14 | H: 1 LOB: 2 BB: 1 P: 22 | R: 2 E: 0 K: 0 S: 15 | H: 2 LOB: 1 BB: 1 P: 24 | R: 0 E: 0 K: 1 S: 9 | H: 1 LOB: 0 BB: 0 P: 13 | R: 1 E: 0 K: 1 S: 9 | H: 1 LOB: 0 BB: 0 P: 15 | R: 0 E: 0 K: 0 S: 5 | H: 0 LOB: 0 BB: 0 P: 8 | R: 0 E: 0 K: 3 S: 9 | H: 0 LOB: 0 BB: 0 P: 16 | 1B: 4 2B: 1 3B: 0 HR: 2 | SF: 1 SAC: 0 DP: 1 HBP: 1 | WP: 0 PB: 1 SB: 1 CS: 0 | PA: 36 |
| PITCHER | IP WLS BF H R ER SO BB IBB HBP BLK WP HR S P ERA WHIP | | | | | | | | | | | | | | | | | | | |
| 49 Kendall Graveman, R ERA: 3.0 | (1, 1) 3.1 L 20 5 5 5 3 4 0 0 0 0 0 0 0 8 11 0.00 0.000 | | | | | | | | | | | | | | | | | | | |
| 31 Liam Hendriks, R ERA: 3.0 | (4, 1) 0.2 2 0 0 0 0 0 0 0 0 0 0 0 8 11 0.00 0.000 | | | | | | | | | | | | | | | | | | | |
| 35 Danny Coulombe, L ERA: 1.8 | (5, 1) 1.0 5 2 1 1 1 0 0 0 0 0 0 1 12 18 9.00 2.000 | | | | | | | | | | | | | | | | | | | |
| 36 Yusmeiro Petit, R ERA: 4.26 | (6, 1) 1.0 3 0 0 0 1 0 0 0 0 0 0 0 6 10 0.00 0.000 | | | | | | | | | | | | | | | | | | | |
| 46 Santiago Casilla, R ERA: 1.8 | (7, 1) 2.0 6 0 0 0 3 0 0 0 0 0 0 0 14 24 0.00 0.000 | | | | | | | | | | | | | | | | | | | |

| | |
|-----|----|
| AB | 30 |
| R | 6 |
| H | 7 |
| RBI | 6 |
| BB | 4 |
| SO | 8 |
| LOB | 11 |



| Batter | 1 | 2 | 3 | 4 | 5 | 6 | 7 | 8 | 9 | AB | R | H | RBI | BB | SO | LOB | TOP | | | | | |
|--|---|---|---|--|--|--|---|---|---|----------------------------------|-------------------------------|----------------------------------|------------------------------|----------------------------------|---|---|--|-------------------------------|----------------------------------|----------------------------------|------------------------------------|----------------------------------|
| 7 Zack Cozart, R OBP: 0.319, SLG: 0.470 |  | |  | | |  |  | |  | 3 | 1 | 0 | 1 | 1 | 2 | 2 | Los Angeles Angels @ Kansas City Royals Kauffman Stadium, Kansas City, MO Sat Apr 14 2018, 6:15 PM - 9:18 PM CDT Att: 15,876 - Overcast - 42 F | | | | | |
| 27 Mike Trout, R OBP: 0.377, SLG: 0.594 |  | |  | | |  |  | |  | 5 | 1 | 1 | 2 | 0 | 2 | 4 | | | | | | |
| 8 Justin Upton, R OBP: 0.360, SLG: 0.531 |  | | | |  |  | |  |  | 5 | 1 | 2 | 1 | 0 | 1 | 1 | | | | | | |
| 5 Albert Pujols, R OBP: 0.301, SLG: 0.465 | |  | |  | |  | |  | | 4 | 0 | 1 | 0 | 0 | 1 | 0 | | | | | | |
| 56 Kole Calhoun, L OBP: 0.254, SLG: 0.308 |  | | | |  |  | |  | | 4 | 0 | 1 | 0 | 0 | 2 | 2 | | | | | | |
| 2 Andrelton Simmons, R OBP: 0.307, SLG: 0.409 |  | | | |  | |  | |  | 4 | 0 | 0 | 0 | 0 | 1 | 1 | | | | | | |
| 18 Luis Valbuena, L OBP: 0.328, SLG: 0.473 | | |  | |  | |  | |  | 4 | 2 | 2 | 1 | 0 | 1 | 1 | | | | | | |
| 19 Jefry Marte, R OBP: 0.419, SLG: 0.552 |  | | | |  | |  | |  | 4 | 0 | 0 | 0 | 0 | 0 | 1 | | | | | | |
| 44 René Rivera, R OBP: 0.476, SLG: 0.667 |  | | | |  | |  | |  | 3 | 0 | 2 | 0 | 1 | 1 | 0 | | | | | | |
| Inning Stats | R: 0 E: 0 K: 2 S: 9 | H: 0 LOB: 0 BB: 0 P: 11 | R: 0 E: 0 K: 1 S: 12 | H: 0 LOB: 0 BB: 0 P: 18 | R: 1 E: 0 K: 1 S: 13 | H: 2 LOB: 1 BB: 0 P: 20 | R: 1 E: 0 K: 2 S: 12 | H: 2 LOB: 1 BB: 0 P: 20 | R: 2 E: 0 K: 1 S: 18 | H: 3 LOB: 2 BB: 1 P: 32 | R: 1 E: 0 K: 0 S: 11 | H: 1 LOB: 2 BB: 1 P: 22 | R: 0 E: 0 K: 1 S: 6 | H: 0 LOB: 0 BB: 0 P: 12 | R: 0 E: 0 K: 1 S: 6 | H: 0 LOB: 0 BB: 0 P: 9 | | R: 0 E: 0 K: 2 S: 17 | H: 1 LOB: 1 BB: 0 P: 22 | 1B: 5 2B: 1 3B: 0 HR: 3 | SF: 1 SAC: 0 DP: 0 HBP: 0 | WP: 0 PB: 0 SB: 0 CS: 0 |
| PITCHER | IP WLS BF H R ER SO BB IBB HBP BLK WP HR S P ERA WHIP | 4.2 L 22 7 4 4 7 1 0 0 0 0 3 63 98 7.71 1.714 | 5.1 L 10 1 1 0 1 1 0 0 0 0 0 18 37 0.00 0.857 | 6.1 L 7 1 0 0 3 0 0 0 0 0 0 23 31 0.00 0.500 | PITCHER | | | | | | | | | | IP WLS BF H R ER SO BB IBB HBP BLK WP HR S P ERA WHIP | 4.2 L 10 1 1 0 1 1 0 0 0 0 0 18 37 0.00 0.857 | 6.1 L 7 1 0 0 3 0 0 0 0 0 0 23 31 0.00 0.500 | | | | | |

| Batter | 1 | 2 | 3 | 4 | 5 | 6 | 7 | 8 | 9 | AB | R | H | RBI | BB | SO | LOB | BOTTOM | | | | | |
|---|---|--|---|--|---|--|------------------------------|---|---|----------------------------------|-------------------------------|----------------------------------|-------------------------------|----------------------------------|-------------------------------|----------------------------------|--|--|---|--|---|--|
| 25 Jon Jay, L OBP: 0.352, SLG: 0.304 |  | | |  | |  | | |  | 4 | 0 | 0 | 0 | 1 | 2 | 1 | Los Angeles Angels @ Kansas City Royals Kauffman Stadium, Kansas City, MO Sat Apr 14 2018, 6:15 PM - 9:18 PM CDT Att: 15,876 - Overcast - 42 F | | | | | |
| 15 Whit Merrifield, R OBP: 0.305, SLG: 0.294 |  | | |  | |  | | | | 4 | 0 | 1 | 0 | 0 | 1 | 3 | | | | | | |
| 8 Mike Moustakas, L OBP: 0.352, SLG: 0.596 |  | | |  | |  | |  | | 4 | 1 | 1 | 1 | 0 | 1 | 2 | | | | | | |
| 21 Lucas Duda, L OBP: 0.349, SLG: 0.436 | |  | |  | |  | |  | | 3 | 1 | 1 | 0 | 1 | 1 | 2 | | | | | | |
| 12 Jorge Soler, R OBP: 0.318, SLG: 0.270 |  | | |  | |  | |  | | 4 | 1 | 1 | 0 | 0 | 1 | 2 | | | | | | |
| 16 Paulo Orlando, R OBP: 0.273, SLG: 0.313 |  | | |  | |  | |  | | 3 | 0 | 1 | 0 | 1 | 2 | 1 | | | | | | |
| 1 Ryan Goins, L OBP: 0.313, SLG: 0.333 |  | | |  | |  | |  | | 3 | 0 | 0 | 0 | 1 | 3 | 3 | | | | | | |
| 2 Alcides Escobar, R OBP: 0.240, SLG: 0.267 |  | | |  | |  | | |  | 4 | 0 | 0 | 0 | 0 | 0 | 4 | | | | | | |
| 9 Drew Butera, R OBP: 0.258, SLG: 0.259 |  | | |  | |  | |  | | 3 | 0 | 1 | 1 | 1 | 0 | 0 | | | | | | |
| Inning Stats | R: 0 E: 0 K: 2 S: 9 | H: 0 LOB: 0 BB: 0 P: 15 | R: 0 E: 0 K: 2 S: 8 | H: 0 LOB: 0 BB: 0 P: 13 | R: 0 E: 0 K: 1 S: 7 | H: 0 LOB: 0 BB: 0 P: 10 | R: 0 E: 0 K: 0 S: 8 | H: 0 LOB: 0 BB: 0 P: 10 | R: 1 E: 0 K: 0 S: 8 | H: 1 LOB: 2 BB: 2 P: 20 | R: 0 E: 0 K: 3 S: 14 | H: 1 LOB: 2 BB: 1 P: 26 | R: 1 E: 0 K: 1 S: 18 | H: 2 LOB: 3 BB: 2 P: 33 | R: 0 E: 0 K: 2 S: 16 | H: 2 LOB: 1 BB: 0 P: 22 | | R: 0 E: 0 K: 0 S: 9 | H: 0 LOB: 0 BB: 0 P: 11 | 1B: 5 2B: 0 3B: 0 HR: 1 | SF: 0 SAC: 0 DP: 1 HBP: 0 | WP: 3 PB: 0 SB: 0 CS: 0 |
| PITCHER | IP WLS BF H R ER SO BB IBB HBP BLK WP HR S P ERA WHIP | 5.0 W 18 4 1 0 3 3 0 0 0 0 0 0 41 73 1.80 0.800 | 6.1 L 4 1 0 0 3 0 0 0 0 0 0 0 13 21 0.00 1.000 | 7.1 L 5 2 1 1 1 1 0 0 0 0 0 0 16 27 13.50 4.500 | 7.1 L 4 2 1 1 1 0 0 0 0 0 0 1 9 27.00 9.000 | 8.1 L 3 0 0 0 2 0 0 0 0 0 0 0 9 13 0.00 0.000 | PITCHER | | | | | | | | | | IP WLS BF H R ER SO BB IBB HBP BLK WP HR S P ERA WHIP | 5.0 W 18 4 1 0 3 3 0 0 0 0 0 0 41 73 1.80 0.800 | 6.1 L 4 1 0 0 3 0 0 0 0 0 0 0 13 21 0.00 1.000 | 7.1 L 5 2 1 1 1 1 0 0 0 0 0 0 16 27 13.50 4.500 | 7.1 L 4 2 1 1 1 0 0 0 0 0 0 1 9 27.00 9.000 | 8.1 L 3 0 0 0 2 0 0 0 0 0 0 0 9 13 0.00 0.000 |

| Batter | 1 | 2 | 3 | 4 | 5 | 6 | 7 | 8 | 9 | AB | R | H | RBI | BB | SO | LOB | TOP | | | | |
|--|---------------------------------------|----------------------------------|--------------------------------------|----------------------------------|---------------------------------------|----------------------------------|---------------------------------------|----------------------------------|--------------------------------------|----------------------------------|--------------------------------------|----------------------------------|---------------------------------------|----------------------------------|---------------------------------------|----------------------------------|----------------------------------|------------------------------------|----------------------------------|--------|--|
| 50 Mookie Betts, R OBP: 0.486, SLG: 0.763 | G6-3 18 1B | | F7 28 1B 13 FC5 | F7 | | 1B | | FC7-4 1-2 2-3 | | 5 | 1 | 2 | 0 | 0 | 0 | 2 | | | | | |
| 13 Hanley Ramirez, R OBP: 0.369, SLG: 0.542 | 18 1B | | FC5 18 1B 11 HR | E6 28 1B | | | | K | | 4 | 2 | 1 | 0 | 0 | 1 | 2 | | | | | |
| 23 Blake Swihart, S OBP: 0.308, SLG: 0.333 | 2B | | | | | | | K | | 1 | 0 | 0 | 0 | 0 | 1 | 2 | | | | | |
| 28 J.D. Martinez, R OBP: 0.343, SLG: 0.578 | K | | 18 1B | | | | | HR | | 5 | 3 | 4 | 1 | 0 | 1 | 1 | | | | | |
| 18 Mitch Moreland, L OBP: 0.444, SLG: 0.581 | 11 PB 36 BB | | 11 HR | | | | | HR | | 4 | 2 | 3 | 4 | 1 | 0 | 2 | | | | | |
| 36 Eduardo Núñez, R OBP: 0.328, SLG: 0.464 | 11 PB | | | | | | | HR | | 4 | 0 | 1 | 0 | 1 | 2 | 4 | | | | | |
| 11 Rafael Devers, L OBP: 0.338, SLG: 0.500 | P5 | | | | | | | HR | | 5 | 1 | 2 | 4 | 0 | 2 | 2 | | | | | |
| 3 Sandy León, S OBP: 0.130, SLG: 0.130 | | | K | F7 | | G3 | | K | K | 5 | 0 | 0 | 0 | 0 | 3 | 1 | | | | | |
| 19 Jackie Bradley Jr., L OBP: 0.313, SLG: 0.351 | | G4-3 | G4-3 | | | L7 | | | L9 | 5 | 0 | 1 | 0 | 0 | 0 | 1 | | | | | |
| 5 Tzu-Wei Lin, L OBP: 0.474, SLG: 0.500 | G3 | | | | | K | | | | 3 | 0 | 0 | 0 | 1 | 2 | 0 | | | | | |
| Inning Stats | R: 1 H: 2 E: 0 K: 1 S: 13 | H: 2 LOB: 2 BB: 1 P: 27 | R: 0 H: 0 E: 0 K: 1 S: 8 | H: 0 LOB: 0 BB: 0 P: 10 | R: 5 H: 4 E: 1 K: 1 S: 26 | H: 4 LOB: 0 BB: 0 P: 33 | R: 0 H: 1 E: 1 K: 1 S: 14 | H: 1 LOB: 2 BB: 0 P: 22 | R: 0 H: 1 E: 0 K: 2 S: 9 | H: 1 LOB: 1 BB: 0 P: 14 | R: 1 H: 1 E: 0 K: 1 S: 6 | H: 1 LOB: 0 BB: 1 P: 14 | R: 0 H: 1 E: 0 K: 2 S: 16 | H: 1 LOB: 2 BB: 1 P: 21 | R: 2 H: 3 E: 0 K: 2 S: 20 | H: 3 LOB: 1 BB: 0 P: 30 | 1B: 8 2B: 3 3B: 0 HR: 3 | SF: 0 SAC: 0 DP: 1 HBP: 0 | WP: 0 PB: 1 SB: 0 CS: 0 | PA: 44 | |
| PITCHER | IP | WLS | BF | H | R | ER | SO | BB | IBB | HBP | BLK | WP | HR | S | P | ERA | WHIP | | | | |
| 45 Tyler Skaggs, L ERA: 3.98 | 4.1 | L | 23 | 8 | 6 | 6 | 4 | 1 | 0 | 0 | 0 | 0 | 1 | 64 | 19 | 12.46 | 2.077 | | | | |
| 48 Jose Alvarez, L ERA: 0.87 | 1.1 | | 5 | 1 | 0 | 0 | 2 | 0 | 0 | 0 | 0 | 0 | 0 | 12 | 19 | 0.00 | 0.750 | | | | |
| 46 Blake Wood, R ERA: 0.87 | 1.1 | | 5 | 1 | 1 | 1 | 2 | 1 | 0 | 0 | 0 | 0 | 1 | 9 | 18 | 6.75 | 1.500 | | | | |
| 32 Cam Bedrosian, R ERA: 5.87 | 1.0 | | 5 | 1 | 0 | 0 | 2 | 1 | 0 | 0 | 0 | 0 | 0 | 16 | 21 | 0.00 | 2.000 | | | | |
| 39 Keynan Middleton, R ERA: 2.53 | 1.0 | | 6 | 3 | 2 | 2 | 2 | 0 | 0 | 0 | 0 | 0 | 1 | 20 | 30 | 18.00 | 3.000 | | | | |

Boston Red Sox @ Los Angeles Angels
Angel Stadium, Anaheim, CA
Wed Apr 18 2018, 7:09 PM - 10:27 PM PDT
Att: 34,508 - Clear - 63 F

AB 41
R 9
H 14
RBI 9
BB 3
SO 12
LOB 17



| Batter | 1 | 2 | 3 | 4 | 5 | 6 | 7 | 8 | 9 | AB | R | H | RBI | BB | SO | LOB | BOTTOM | | | | |
|--|---------------------------------------|----------------------------------|--------------------------------------|----------------------------------|---------------------------------------|----------------------------------|--------------------------------------|----------------------------------|---------------------------------------|----------------------------------|---------------------------------------|----------------------------------|---------------------------------------|----------------------------------|--------------------------------------|----------------------------------|----------------------------------|------------------------------------|----------------------------------|--------|--|
| 3 Ian Kinsler, R OBP: 0.409, SLG: 0.526 | 5 1B 27 1B | | 27 1B | | | | | | | 2 | 0 | 2 | 0 | 1 | 0 | 0 | | | | | |
| 27 Mike Trout, R OBP: 0.400, SLG: 0.586 | 5 1B | | HBP | | | | | | | 4 | 0 | 2 | 0 | 0 | 0 | 2 | | | | | |
| 8 Justin Upton, R OBP: 0.337, SLG: 0.486 | 1B | | 1B | | | | | | | 4 | 0 | 0 | 0 | 0 | 2 | 5 | | | | | |
| 5 Albert Pujols, R OBP: 0.300, SLG: 0.449 | 1B | | K | | | | | | | 4 | 0 | 1 | 0 | 0 | 1 | 3 | | | | | |
| 56 Kole Calhoun, L OBP: 0.227, SLG: 0.274 | K | | G6-3 | | | | | | | 4 | 0 | 0 | 0 | 0 | 1 | 5 | | | | | |
| 7 Zack Cozart, R OBP: 0.300, SLG: 0.425 | K | | | | | | | | | 4 | 0 | 0 | 0 | 0 | 2 | 3 | | | | | |
| 18 Luis Valbuena, L OBP: 0.317, SLG: 0.450 | L8 | | L8 | | | | | | | 4 | 0 | 1 | 0 | 0 | 0 | 0 | | | | | |
| 2 Andrelton Simmons, R OBP: 0.351, SLG: 0.380 | L6 | | L6 | | | | | | | 4 | 0 | 0 | 0 | 0 | 0 | 1 | | | | | |
| 12 Martin Maldonado, R OBP: 0.314, SLG: 0.287 | L6 | | K | | | | | | | 3 | 0 | 0 | 0 | 0 | 2 | 1 | | | | | |
| Inning Stats | R: 0 H: 3 E: 0 K: 3 S: 17 | H: 0 LOB: 3 BB: 0 P: 23 | R: 0 H: 0 E: 0 K: 0 S: 7 | H: 0 LOB: 0 BB: 0 P: 12 | R: 0 H: 1 E: 0 K: 1 S: 16 | H: 1 LOB: 2 BB: 0 P: 21 | R: 0 H: 1 E: 0 K: 2 S: 9 | H: 1 LOB: 1 BB: 0 P: 14 | R: 0 H: 0 E: 0 K: 0 S: 12 | H: 0 LOB: 1 BB: 0 P: 19 | R: 0 H: 0 E: 0 K: 1 S: 10 | H: 0 LOB: 1 BB: 1 P: 12 | R: 0 H: 0 E: 0 K: 1 S: 11 | H: 0 LOB: 0 BB: 0 P: 14 | R: 0 H: 0 E: 0 K: 0 S: 6 | H: 0 LOB: 0 BB: 0 P: 10 | 1B: 6 2B: 0 3B: 0 HR: 0 | SF: 0 SAC: 0 DP: 0 HBP: 1 | WP: 0 PB: 0 SB: 0 CS: 0 | PA: 35 | |
| PITCHER | IP | WLS | BF | H | R | ER | SO | BB | IBB | HBP | BLK | WP | HR | S | P | ERA | WHIP | | | | |
| 22 Rick Porcello, R ERA: 1.4 | 6.0 | W | 25 | 6 | 0 | 0 | 6 | 0 | 0 | 0 | 0 | 0 | 0 | 1 | 0 | 0.00 | 1.000 | | | | |
| 39 Carson Smith, R ERA: 6.35 | 1.0 | | 4 | 0 | 0 | 0 | 1 | 1 | 0 | 0 | 0 | 0 | 0 | 6 | 12 | 0.00 | 1.000 | | | | |
| 64 Marcus Walden, R ERA: 4.91 | 1.0 | | 3 | 0 | 0 | 0 | 1 | 0 | 0 | 0 | 0 | 0 | 0 | 11 | 14 | 0.00 | 0.000 | | | | |
| 46 Craig Kimbrel, R ERA: | 1.0 | | 3 | 0 | 0 | 0 | 0 | 0 | 0 | 0 | 0 | 0 | 0 | 6 | 10 | 0.00 | 0.000 | | | | |


Boston Red Sox @ Los Angeles Angels
Angel Stadium, Anaheim, CA
Wed Apr 18 2018, 7:09 PM - 10:27 PM PDT
Att: 34,508 - Clear - 63 F

AB 33
R 0
H 6
RBI 0
BB 1
SO 8
LOB 20



| Batter | 1 | 2 | 3 | 4 | 5 | 6 | 7 | 8 | 9 | AB | R | H | RBI | BB | SO | LOB | TOP | | | | | | | | |
|--|------------------------------|----------------------------------|-------------------------------|----------------------------------|------------------------------|----------------------------------|------------------------------|----------------------------------|-------------------------------|----------------------------------|------------------------------|---------------------------------|-------------------------------|----------------------------------|-------------------------------|----------------------------------|--|----------------------------------|----------------------------------|------------------------------------|----------------------------------|--------|--|--|--|
| 16 Austin Jackson, R OBP: 0.263, SLG: 0.231 | | | | | | | | | | 5 | 1 | 1 | 1 | 0 | 3 | 2 | San Francisco Giants @ Los Angeles Angels Angel Stadium, Anaheim, CA Fri Apr 20 2018, 7:09 PM - 9:59 PM PDT Att: 37,494 - Clear - 68 F livebaseballscorecards.com | | | | | | | | |
| 12 Joe Panik, L OBP: 0.351, SLG: 0.439 | | | | | | | | | | 4 | 0 | 0 | 0 | 0 | 0 | 3 | | | | | | | | | |
| 22 Andrew McCutchen, R OBP: 0.290, SLG: 0.373 | | | | | | | | | | 4 | 1 | 1 | 3 | 0 | 1 | 1 | | | | | | | | | |
| 48 Pablo Sandoval, S OBP: 0.261, SLG: 0.381 | | | | | | | | | | 4 | 0 | 0 | 0 | 0 | 0 | 1 | | | | | | | | | |
| 28 Buster Posey, R OBP: 0.329, SLG: 0.413 | | | | | | | | | | 4 | 1 | 1 | 0 | 0 | 2 | 0 | | | | | | | | | |
| 10 Evan Longoria, R OBP: 0.254, SLG: 0.477 | | | | | | | | | | 3 | 2 | 2 | 2 | 1 | 0 | 0 | | | | | | | | | |
| 5 Nick Hundley, R OBP: 0.300, SLG: 0.370 | | | | | | | | | | 4 | 1 | 1 | 2 | 0 | 1 | 1 | | | | | | | | | |
| 51 Mac Williamson, R OBP: 0.250, SLG: 1.000 | | | | | | | | | | 4 | 1 | 1 | 0 | 0 | 2 | 1 | | | | | | | | | |
| 7 Gorkys Hernández, R OBP: 0.304, SLG: 0.435 | | | | | | | | | | 4 | 1 | 1 | 0 | 0 | 2 | 1 | | | | | | | | | |
| 37 Kelby Tomlinson, R OBP: 0.345, SLG: 0.308 | | | | | | | | | | 3 | 1 | 2 | 0 | 1 | 0 | 0 | | | | | | | | | |
| Inning Stats | R: 0 E: 1 K: 1 S: 9 | H: 0 LOB: 1 BB: 0 P: 14 | R: 1 E: 0 K: 3 S: 12 | H: 1 LOB: 0 BB: 0 P: 18 | R: 0 E: 0 K: 0 S: 6 | H: 0 LOB: 1 BB: 1 P: 11 | R: 0 E: 0 K: 2 S: 8 | H: 0 LOB: 0 BB: 0 P: 11 | R: 6 E: 1 K: 0 S: 16 | H: 5 LOB: 3 BB: 1 P: 30 | R: 0 E: 0 K: 0 S: 5 | H: 0 LOB: 0 BB: 0 P: 6 | R: 0 E: 0 K: 1 S: 15 | H: 1 LOB: 1 BB: 0 P: 22 | R: 1 E: 0 K: 1 S: 11 | H: 2 LOB: 1 BB: 0 P: 14 | R: 0 E: 0 K: 2 S: 14 | H: 0 LOB: 1 BB: 0 P: 21 | 1B: 3 2B: 3 3B: 0 HR: 3 | SF: 0 SAC: 0 DP: 1 HBP: 1 | WP: 0 PB: 0 SB: 1 CS: 0 | PA: 39 | | | |
| PITCHER | IP | WLS | BF | H | R | ER | SO | BB | IBB | HBP | BLK | WP | HR | S | P | ERA | WHIP | | | | | | | | |
| 28 Andrew Heaney, L ERA: 9.64 | 4.1 | L | 21 | 6 | 7 | 7 | 6 | 2 | 0 | 0 | 0 | 0 | 3 | 46 | 76 | 14.54 | 1.846 | | | | | | | | |
| 32 Cam Bedrosian, R ERA: 4.82 | 1.2 | | 5 | 0 | 0 | 0 | 0 | 0 | 0 | 0 | 0 | 0 | 0 | 10 | 14 | 0.00 | 0.000 | | | | | | | | |
| 53 Blake Parker, R ERA: 4.82 | 1.0 | | 4 | 1 | 0 | 0 | 1 | 0 | 0 | 0 | 0 | 0 | 0 | 15 | 22 | 0.00 | 1.000 | | | | | | | | |
| 25 Noé Ramirez, R ERA: 3.38 | 1.0 | | 5 | 2 | 1 | 1 | 1 | 0 | 0 | 0 | 0 | 0 | 0 | 11 | 14 | 9.00 | 2.000 | | | | | | | | |
| 65 Luke Bard, R ERA: 5.4 | 1.0 | | 4 | 0 | 0 | 0 | 2 | 0 | 0 | 1 | 0 | 0 | 0 | 14 | 21 | 0.00 | 0.000 | | | | | | | | |

| Batter | 1 | 2 | 3 | 4 | 5 | 6 | 7 | 8 | 9 | AB | R | H | RBI | BB | SO | LOB | BOTTOM | | | | | | | | |
|--|-------------------------------|----------------------------------|-------------------------------|----------------------------------|------------------------------|----------------------------------|------------------------------|----------------------------------|-------------------------------|----------------------------------|------------------------------|----------------------------------|------------------------------|----------------------------------|-------------------------------|----------------------------------|--|---------------------------------|----------------------------------|------------------------------------|----------------------------------|--------|--|--|--|
| 3 Ian Kinsler, R OBP: 0.367, SLG: 0.423 | | | | | | | | | | 3 | 0 | 0 | 0 | 1 | 0 | 2 | San Francisco Giants @ Los Angeles Angels Angel Stadium, Anaheim, CA Fri Apr 20 2018, 7:09 PM - 9:59 PM PDT Att: 37,494 - Clear - 68 F livebaseballscorecards.com | | | | | | | | |
| 27 Mike Trout, R OBP: 0.398, SLG: 0.597 | | | | | | | | | | 3 | 1 | 2 | 1 | 1 | 1 | 0 | | | | | | | | | |
| 24 Chris Young, R OBP: 0.308, SLG: 0.615 | | | | | | | | | | 4 | 0 | 0 | 0 | 0 | 1 | 5 | | | | | | | | | |
| 8 Justin Upton, R OBP: 0.308, SLG: 0.438 | | | | | | | | | | 4 | 0 | 1 | 0 | 0 | 0 | 0 | | | | | | | | | |
| 5 Albert Pujols, R OBP: 0.284, SLG: 0.430 | | | | | | | | | | 4 | 0 | 0 | 0 | 0 | 3 | 1 | | | | | | | | | |
| 19 Jefry Marte, R OBP: 0.400, SLG: 0.515 | | | | | | | | | | 4 | 0 | 2 | 0 | 0 | 0 | 0 | | | | | | | | | |
| 18 Luis Valbuena, L OBP: 0.294, SLG: 0.415 | | | | | | | | | | 4 | 0 | 0 | 0 | 0 | 0 | 0 | | | | | | | | | |
| 17 Shohei Ohtani, L OBP: 0.390, SLG: 0.658 | | | | | | | | | | 3 | 0 | 0 | 0 | 1 | 0 | 2 | | | | | | | | | |
| 2 Andreton Simmonds, R OBP: 0.376, SLG: 0.373 | | | | | | | | | | 3 | 0 | 0 | 0 | 1 | 0 | 1 | | | | | | | | | |
| 56 Kole Calhoun, L OBP: 0.222, SLG: 0.256 | | | | | | | | | | 3 | 0 | 0 | 0 | 0 | 1 | 2 | | | | | | | | | |
| 12 Martín Maldonado, R OBP: 0.286, SLG: 0.240 | | | | | | | | | | 3 | 0 | 0 | 0 | 0 | 1 | 2 | | | | | | | | | |
| Inning Stats | R: 0 E: 0 K: 1 S: 11 | H: 0 LOB: 0 BB: 0 P: 16 | R: 0 E: 0 K: 1 S: 10 | H: 1 LOB: 1 BB: 0 P: 14 | R: 0 E: 0 K: 1 S: 9 | H: 1 LOB: 2 BB: 1 P: 14 | R: 0 E: 0 K: 0 S: 6 | H: 0 LOB: 0 BB: 0 P: 10 | R: 0 E: 0 K: 1 S: 11 | H: 0 LOB: 3 BB: 3 P: 26 | R: 0 E: 0 K: 1 S: 8 | H: 0 LOB: 0 BB: 0 P: 11 | R: 0 E: 0 K: 0 S: 9 | H: 0 LOB: 0 BB: 0 P: 15 | R: 1 E: 0 K: 1 S: 13 | H: 2 LOB: 1 BB: 0 P: 18 | R: 0 E: 0 K: 0 S: 5 | H: 1 LOB: 0 BB: 0 P: 9 | 1B: 3 2B: 1 3B: 0 HR: 1 | SF: 0 SAC: 0 DP: 1 HBP: 0 | WP: 0 PB: 0 SB: 1 CS: 0 | PA: 35 | | | |
| PITCHER | IP | WLS | BF | H | R | ER | SO | BB | IBB | HBP | BLK | WP | HR | S | P | ERA | WHIP | | | | | | | | |
| 29 Jeff Samardzija, R ERA: 0.82 | 5.0 | | 21 | 2 | 0 | 0 | 4 | 4 | 0 | 0 | 0 | 0 | 0 | 17 | 26 | 0.00 | 0.000 | | | | | | | | |
| 54 Reyes Moronta, R ERA: 0.82 | 2.0 | | 6 | 0 | 0 | 0 | 1 | 0 | 0 | 0 | 0 | 0 | 0 | 13 | 18 | 9.00 | 2.000 | | | | | | | | |
| 58 Pierce Johnson, R ERA: 1.8 | 1.0 | | 5 | 2 | 1 | 1 | 1 | 0 | 0 | 0 | 0 | 0 | 0 | 5 | 9 | 0.00 | 1.000 | | | | | | | | |
| 61 Josh Osich, L ERA: 5.4 | 1.0 | | 3 | 1 | 0 | 0 | 0 | 0 | 0 | 0 | 0 | 0 | 0 | 5 | 9 | 0.00 | 1.000 | | | | | | | | |



| Batter | 1 | 2 | 3 | 4 | 5 | 6 | 7 | 8 | 9 | AB | R | H | RBI | BB | SO | LOB | TOP | | | | | | | | | | |
|---|-------------------------------|----------------------------------|-------------------------------|----------------------------------|------------------------------|----------------------------------|-------------------------------|----------------------------------|------------------------------|----------------------------------|------------------------------|----------------------------------|-------------------------------|----------------------------------|-------------------------------|----------------------------------|----------------------------------|------------------------------------|----------------------------------|--------|--|--|--|--|--|--|--|
| 12 Joe Panik, L (1,4) OBP: 0.329, SLG: 0.408 | F8 | K | | | G3 | | | F8 | G5-3 | 5 | 0 | 0 | 0 | 0 | 1 | 3 | | | | | | | | | | | |
| 1 Grégor Blanco, L (1,8) OBP: 0.424, SLG: 0.433 | G6-3 | | | | | | | K | | 3 | 0 | 1 | 0 | 0 | 1 | 0 | | | | | | | | | | | |
| 16 Austin Jackson, R (8, PH) OBP: 0.259, SLG: 0.226 | | | | | | | | K | | 1 | 0 | 0 | 0 | 0 | 1 | 0 | | | | | | | | | | | |
| 22 Andrew McCutchen, R (1,9) OBP: 0.291, SLG: 0.364 | K | | | | | | | 48 2B | | 2 | 1 | 0 | 0 | 2 | 2 | 1 | | | | | | | | | | | |
| 48 Pablo Sandoval, S (1,10) OBP: 0.259, SLG: 0.400 | | | | | | | | | | 4 | 1 | 1 | 1 | 0 | 3 | 1 | | | | | | | | | | | |
| 7 Gorkys Hernández, R (8, PR) OBP: 0.304, SLG: 0.435 | | | | | | | | | | 0 | 0 | 0 | 0 | 0 | 0 | 0 | | | | | | | | | | | |
| 9 Brandon Belt, L (1,3) OBP: 0.369, SLG: 0.519 | | | | | | | | | | 3 | 1 | 1 | 2 | 1 | 1 | 0 | | | | | | | | | | | |
| 10 Evan Longoria, R (1,5) OBP: 0.288, SLG: 0.478 | | | | | | | | | | 4 | 0 | 2 | 0 | 0 | 2 | 2 | | | | | | | | | | | |
| 51 Mac Williamson, R (1,7) OBP: 0.250, SLG: 0.625 | | | | | | | | | | 4 | 0 | 1 | 0 | 0 | 0 | 2 | | | | | | | | | | | |
| 35 Brandon Crawford, L (1,6) OBP: 0.269, SLG: 0.311 | | | | | | | | | | 4 | 0 | 0 | 0 | 0 | 3 | 3 | | | | | | | | | | | |
| 5 Nick Hundley, R (1,2) OBP: 0.294, SLG: 0.355 | | | | | | | | | | 4 | 0 | 1 | 0 | 0 | 3 | 1 | | | | | | | | | | | |
| Inning Stats | R: 0 E: 0 K: 1 S: 11 | H: 0 LOB: 0 BB: 0 P: 15 | R: 2 E: 0 K: 3 S: 19 | H: 3 LOB: 2 BB: 0 P: 28 | R: 0 E: 0 K: 2 S: 8 | H: 0 LOB: 1 BB: 1 P: 18 | R: 0 E: 0 K: 0 S: 11 | H: 1 LOB: 1 BB: 0 P: 12 | R: 0 E: 0 K: 2 S: 9 | H: 0 LOB: 0 BB: 0 P: 14 | R: 0 E: 0 K: 2 S: 8 | H: 0 LOB: 0 BB: 0 P: 10 | R: 1 E: 0 K: 2 S: 15 | H: 1 LOB: 2 BB: 2 P: 25 | R: 0 E: 0 K: 2 S: 15 | H: 1 LOB: 1 BB: 0 P: 22 | 1B: 5 2B: 2 3B: 0 HR: 1 | SF: 0 SAC: 0 DP: 1 HBP: 0 | WP: 2 PB: 0 SB: 1 CS: 0 | PA: 37 | | | | | | | |
| PITCHER | IP | WLS | BF | H | R | ER | SO | BB | IBB | HBP | BLK | WP | HR | S | P | ERA | WHIP | | | | | | | | | | |
| 43 Garrett Richards, R (1,1) ERA: 3.48 | 6.0 | W | 24 | 5 | 2 | 2 | 11 | 1 | 0 | 0 | 0 | 2 | 1 | 69 | 104 | 3.00 | 1.000 | | | | | | | | | | |
| 33 Jim Johnson, R (7,1) ERA: 2.77 | 1.0 | H | 3 | 0 | 0 | 0 | 2 | 0 | 0 | 0 | 0 | 0 | 0 | 8 | 10 | 0.00 | 0.000 | | | | | | | | | | |
| 48 Jose Alvarez, L (8,1) ERA: | 0.1 | H | 1 | 0 | 0 | 0 | 0 | 0 | 0 | 0 | 0 | 0 | 0 | 2 | 3 | 0.00 | 0.000 | | | | | | | | | | |
| 46 Blake Wood, R (8,1) ERA: 2.31 | 0.1 | H | 4 | 1 | 1 | 1 | 1 | 1 | 1 | 0 | 0 | 0 | 0 | 9 | 16 | 27.00 | 6.000 | | | | | | | | | | |
| 39 Keynan Middleton, R (8,1) ERA: 2.25 | 1.1 | S | 5 | 1 | 0 | 0 | 3 | 0 | 0 | 0 | 0 | 0 | 0 | 19 | 28 | 0.00 | 0.750 | | | | | | | | | | |

San Francisco Giants @ Los Angeles Angels
 Angel Stadium, Anaheim, CA
 Sat Apr 21 2018, 6:09 PM - 9:07 PM PDT
 Att: 42,666 - Partly Cloudy - 80 F

| | |
|-----|----|
| AB | 34 |
| R | 3 |
| H | 7 |
| RBI | 3 |
| BB | 3 |
| SO | 17 |
| LOB | 13 |



| Batter | 1 | 2 | 3 | 4 | 5 | 6 | 7 | 8 | 9 | AB | R | H | RBI | BB | SO | LOB | BOTTOM | | | | | | | | | | |
|--|-------------------------------|----------------------------------|-------------------------------|----------------------------------|------------------------------|----------------------------------|------------------------------|----------------------------------|------------------------------|----------------------------------|-------------------------------|----------------------------------|------------------------------|----------------------------------|------------------------------|----------------------------------|----------------------------------|------------------------------------|----------------------------------|--------|--|--|--|--|--|--|--|
| 3 Ian Kinsler, R (1,4) OBP: 0.324, SLG: 0.367 | P2 | | L8 | | | | | G6-3 | | 4 | 0 | 0 | 0 | 0 | 0 | 0 | | | | | | | | | | | |
| 27 Mike Trout, R (1,8) OBP: 0.412, SLG: 0.667 | | | | | | | | | | 4 | 1 | 3 | 1 | 0 | 0 | 0 | | | | | | | | | | | |
| 8 Justin Upton, R (1,7) OBP: 0.316, SLG: 0.427 | | | | | | | | | | 2 | 1 | 0 | 0 | 2 | 2 | 1 | | | | | | | | | | | |
| 5 Albert Pujols, R (1,10) OBP: 0.283, SLG: 0.456 | | | | | | | | | | 4 | 1 | 1 | 2 | 0 | 1 | 3 | | | | | | | | | | | |
| 7 Zack Cozart, R (1,5) OBP: 0.287, SLG: 0.400 | | | | | | | | | | 3 | 0 | 0 | 0 | 0 | 0 | 0 | | | | | | | | | | | |
| 2 Andrelton Simmons, R (1,6) OBP: 0.375, SLG: 0.385 | | | | | | | | | | 3 | 0 | 1 | 0 | 0 | 0 | 0 | | | | | | | | | | | |
| 19 Jefry Marte, R (1,3) OBP: 0.405, SLG: 0.600 | | | | | | | | | | 2 | 1 | 1 | 1 | 0 | 0 | 1 | | | | | | | | | | | |
| 18 Luis Valbuena, L (7, PH) OBP: 0.290, SLG: 0.409 | | | | | | | | | | 1 | 0 | 0 | 0 | 0 | 1 | 0 | | | | | | | | | | | |
| 24 Chris Young, R (1,9) OBP: 0.250, SLG: 0.500 | | | | | | | | | | 3 | 0 | 0 | 0 | 0 | 2 | 0 | | | | | | | | | | | |
| 44 René Rivera, R (1,2) OBP: 0.400, SLG: 0.545 | | | | | | | | | | 3 | 0 | 0 | 0 | 0 | 1 | 0 | | | | | | | | | | | |
| Inning Stats | R: 0 E: 0 K: 1 S: 10 | H: 1 LOB: 1 BB: 0 P: 19 | R: 1 E: 0 K: 1 S: 18 | H: 1 LOB: 0 BB: 0 P: 27 | R: 1 E: 0 K: 1 S: 8 | H: 1 LOB: 0 BB: 0 P: 11 | R: 0 E: 0 K: 1 S: 9 | H: 1 LOB: 1 BB: 0 P: 10 | R: 0 E: 0 K: 2 S: 8 | H: 0 LOB: 0 BB: 0 P: 12 | R: 2 E: 0 K: 0 S: 13 | H: 1 LOB: 0 BB: 1 P: 21 | R: 0 E: 0 K: 1 S: 7 | H: 0 LOB: 0 BB: 0 P: 13 | R: 0 E: 0 K: 0 S: 7 | H: 1 LOB: 1 BB: 1 P: 13 | 1B: 0 2B: 3 3B: 0 HR: 3 | SF: 0 SAC: 0 DP: 1 HBP: 0 | WP: 0 PB: 0 SB: 1 CS: 0 | PA: 31 | | | | | | | |
| PITCHER | IP | WLS | BF | H | R | ER | SO | BB | IBB | HBP | BLK | WP | HR | S | P | ERA | WHIP | | | | | | | | | | |
| 45 Derek Holland, L (1,1) ERA: 4.98 | 6.0 | L | 24 | 5 | 4 | 4 | 6 | 1 | 0 | 0 | 0 | 0 | 3 | 66 | 100 | 6.00 | 1.000 | | | | | | | | | | |
| 26 Cory Gearrin, R (7,1) ERA: 3.95 | 1.0 | | 3 | 0 | 0 | 0 | 1 | 0 | 0 | 0 | 0 | 0 | 0 | 7 | 13 | 0.00 | 0.000 | | | | | | | | | | |
| 49 Sam Dyson, R (8,1) ERA: 5.4 | 1.0 | | 4 | 1 | 0 | 0 | 0 | 1 | 0 | 0 | 0 | 0 | 0 | 7 | 13 | 0.00 | 2.000 | | | | | | | | | | |

San Francisco Giants @ Los Angeles Angels
 Angel Stadium, Anaheim, CA
 Sat Apr 21 2018, 6:09 PM - 9:07 PM PDT
 Att: 42,666 - Partly Cloudy - 80 F

| | |
|-----|----|
| AB | 29 |
| R | 4 |
| H | 6 |
| RBI | 4 |
| BB | 2 |
| SO | 7 |
| LOB | 5 |



| Batter | 1 | 2 | 3 | 4 | 5 | 6 | 7 | 8 | 9 | AB | R | H | RBI | BB | SO | LOB | TOP | | | | | |
|--|------------------------------|----------------------------------|------------------------------|----------------------------------|-------------------------------|----------------------------------|------------------------------|----------------------------------|-------------------------------|----------------------------------|-------------------------------|----------------------------------|-------------------------------|----------------------------------|------------------------------|----------------------------------|------------------------------|---------------------------------|----------------------------------|------------------------------------|----------------------------------|--------|
| 3 Ian Kinsler, R OBP: 0.333, SLG: 0.333 | | | | | | | | | | 3 | 2 | 1 | 0 | 2 | 0 | 0 | | | | | | |
| 27 Mike Trout, R OBP: 0.418, SLG: 0.692 | | | | | | | | | | 3 | 1 | 1 | 1 | 2 | 1 | 1 | | | | | | |
| 8 Justin Upton, R OBP: 0.315, SLG: 0.415 | | | | | | | | | | 5 | 1 | 2 | 1 | 0 | 1 | 2 | | | | | | |
| 5 Albert Pujols, R OBP: 0.280, SLG: 0.433 | | | | | | | | | | 4 | 1 | 1 | 1 | 0 | 0 | 5 | | | | | | |
| 2 Andrelton Simmons, R OBP: 0.398, SLG: 0.476 | | | | | | | | | | 4 | 2 | 3 | 5 | 0 | 0 | 2 | | | | | | |
| 7 Zack Cozart, R OBP: 0.273, SLG: 0.356 | | | | | | | | | | 4 | 0 | 0 | 0 | 0 | 1 | 3 | | | | | | |
| 56 Kole Calhoun, L OBP: 0.207, SLG: 0.236 | | | | | | | | | | 4 | 0 | 0 | 0 | 0 | 3 | 0 | | | | | | |
| 24 Chris Young, R OBP: 0.217, SLG: 0.364 | | | | | | | | | | 3 | 0 | 0 | 0 | 1 | 1 | 0 | | | | | | |
| 12 Martin Maldonado, R OBP: 0.273, SLG: 0.207 | | | | | | | | | | 3 | 1 | 0 | 0 | 1 | 1 | 1 | | | | | | |
| Inning Stats | R: 1 E: 0 K: 0 S: 8 | H: 1 LOB: 0 BB: 0 P: 10 | R: 1 E: 0 K: 1 S: 8 | H: 1 LOB: 0 BB: 0 P: 13 | R: 2 E: 0 K: 0 S: 16 | H: 2 LOB: 2 BB: 3 P: 31 | R: 0 E: 0 K: 1 S: 7 | H: 0 LOB: 0 BB: 1 P: 12 | R: 0 E: 0 K: 1 S: 12 | H: 0 LOB: 2 BB: 1 P: 21 | R: 0 E: 0 K: 1 S: 10 | H: 0 LOB: 0 BB: 0 P: 18 | R: 4 E: 0 K: 2 S: 13 | H: 3 LOB: 0 BB: 1 P: 19 | R: 0 E: 0 K: 2 S: 9 | H: 0 LOB: 0 BB: 0 P: 14 | R: 0 E: 0 K: 0 S: 6 | H: 0 LOB: 0 BB: 0 P: 8 | 1B: 5 2B: 0 3B: 0 HR: 3 | SF: 0 SAC: 0 DP: 2 HBP: 0 | WP: 0 PB: 0 SB: 1 CS: 0 | PA: 39 |
| PITCHER | IP | WLS | BF | H | R | ER | SO | BB | IBB | HBP | BLK | WP | HR | S | P | ERA | WHIP | | | | | |
| 50 Charlie Morton, R ERA: 1.86 | 4.0 | | 20 | 5 | 4 | 4 | 2 | 5 | 0 | 0 | 0 | 0 | 2 | 44 | 75 | 9.00 | 2.500 | | | | | |
| 41 Brad Peacock, R ERA: 2.94 | 2.0 | | 6 | 0 | 0 | 0 | 2 | 0 | 0 | 0 | 0 | 0 | 0 | 17 | 30 | 0.00 | 0.000 | | | | | |
| 38 Joe Smith, R ERA: 8.22 | 1.0 | L | 7 | 3 | 4 | 4 | 2 | 1 | 0 | 0 | 0 | 0 | 1 | 13 | 19 | 36.00 | 4.000 | | | | | |
| 36 Will Harris, R ERA: 1.74 | 1.0 | | 3 | 0 | 0 | 0 | 2 | 0 | 0 | 0 | 0 | 0 | 0 | 9 | 14 | 0.00 | 0.000 | | | | | |
| 53 Ken Giles, R ERA: 2.25 | 1.0 | | 3 | 0 | 0 | 0 | 0 | 0 | 0 | 0 | 0 | 0 | 0 | 6 | 8 | 0.00 | 0.000 | | | | | |

Los Angeles Angels @ Houston Astros
Minute Maid Park, Houston, TX
Tue Apr 24 2018, 7:11 PM - 10:58 PM CDT
Att: 36,457 - Partly Cloudy - 83 F

| | |
|-----|----|
| AB | 33 |
| R | 8 |
| H | 8 |
| RBI | 8 |
| BB | 6 |
| SO | 8 |
| LOB | 14 |



| Batter | 1 | 2 | 3 | 4 | 5 | 6 | 7 | 8 | 9 | AB | R | H | RBI | BB | SO | LOB | BOTTOM | | | | | | |
|--|------------------------------|----------------------------------|-------------------------------|----------------------------------|-------------------------------|----------------------------------|------------------------------|---------------------------------|-------------------------------|----------------------------------|-------------------------------|----------------------------------|-------------------------------|----------------------------------|-------------------------------|----------------------------------|-------------------------------|----------------------------------|-----------------------------------|------------------------------------|----------------------------------|--------|--|
| 4 George Springer, R OBP: 0.342, SLG: 0.455 | | | | | | | | | | 5 | 0 | 3 | 0 | 0 | 0 | 4 | | | | | | | |
| 27 Jose Altuve, R OBP: 0.395, SLG: 0.374 | | | | | | | | | | 5 | 0 | 0 | 0 | 0 | 2 | 5 | | | | | | | |
| 1 Carlos Correa, R OBP: 0.402, SLG: 0.565 | | | | | | | | | | 4 | 1 | 1 | 0 | 1 | 2 | 2 | | | | | | | |
| 22 Josh Reddick, L OBP: 0.366, SLG: 0.529 | | | | | | | | | | 5 | 1 | 2 | 0 | 0 | 2 | 3 | | | | | | | |
| 10 Yuli Gurriel, R OBP: 0.311, SLG: 0.450 | | | | | | | | | | 4 | 1 | 1 | 0 | 1 | 2 | 3 | | | | | | | |
| 2 Alex Bregman, R OBP: 0.385, SLG: 0.358 | | | | | | | | | | 5 | 1 | 2 | 1 | 0 | 1 | 2 | | | | | | | |
| 16 Brian McCann, L OBP: 0.443, SLG: 0.469 | | | | | | | | | | 3 | 1 | 1 | 2 | 2 | 0 | 1 | | | | | | | |
| 9 Marwin Gonzalez, S OBP: 0.333, SLG: 0.329 | | | | | | | | | | 3 | 1 | 2 | 2 | 2 | 0 | 0 | | | | | | | |
| 6 Jake Marisnick, R OBP: 0.125, SLG: 0.222 | | | | | | | | | | 0 | 0 | 0 | 0 | 0 | 0 | 0 | | | | | | | |
| 21 Derek Fisher, L OBP: 0.213, SLG: 0.349 | | | | | | | | | | 4 | 1 | 2 | 2 | 1 | 2 | 4 | | | | | | | |
| Inning Stats | R: 0 E: 0 K: 1 S: 6 | H: 1 LOB: 1 BB: 0 P: 12 | R: 1 E: 0 K: 2 S: 13 | H: 2 LOB: 1 BB: 1 P: 24 | R: 0 E: 0 K: 2 S: 10 | H: 0 LOB: 2 BB: 2 P: 20 | R: 0 E: 0 K: 0 S: 6 | H: 1 LOB: 0 BB: 0 P: 7 | R: 2 E: 0 K: 1 S: 14 | H: 2 LOB: 1 BB: 1 P: 25 | R: 2 E: 0 K: 1 S: 16 | H: 3 LOB: 2 BB: 1 P: 26 | R: 2 E: 0 K: 1 S: 18 | H: 4 LOB: 3 BB: 1 P: 31 | R: 0 E: 0 K: 2 S: 10 | H: 1 LOB: 1 BB: 0 P: 15 | R: 0 E: 0 K: 1 S: 11 | H: 0 LOB: 1 BB: 1 P: 18 | 1B: 11 2B: 2 3B: 0 HR: 2 | SF: 0 SAC: 0 DP: 2 HBP: 0 | WP: 1 PB: 0 SB: 0 CS: 1 | PA: 45 | |
| PITCHER | IP | WLS | BF | H | R | ER | SO | BB | IBB | HBP | BLK | WP | HR | S | P | ERA | WHIP | | | | | | |
| 17 Shohei Ohtani, R ERA: 4.43 | 5.1 | | 24 | 6 | 4 | 4 | 0 | 5 | 0 | 0 | 0 | 0 | 1 | 6 | 11 | 27.00 | 6.000 | | | | | | |
| 48 Jose Alvarez, L ERA: 0.92 | 0.1 | B | 3 | 2 | 1 | 1 | 0 | 0 | 0 | 0 | 0 | 0 | 0 | 1 | 6 | 11 | 27.00 | 6.000 | | | | | |
| 33 Jim Johnson, R ERA: 3.68 | 0.2 | W | 6 | 4 | 2 | 2 | 0 | 0 | 0 | 0 | 0 | 0 | 0 | 13 | 19 | 27.00 | 6.000 | | | | | | |
| 38 Justin Anderson, R ERA: 0.92 | 0.2 | H | 4 | 1 | 0 | 0 | 1 | 1 | 0 | 0 | 0 | 1 | 0 | 9 | 17 | 0.00 | 3.000 | | | | | | |
| 25 Noe Ramirez, R ERA: 3.55 | 0.2 | H | 3 | 1 | 0 | 0 | 1 | 0 | 0 | 0 | 0 | 0 | 0 | 7 | 10 | 0.00 | 1.500 | | | | | | |

Los Angeles Angels @ Houston Astros
Minute Maid Park, Houston, TX
Tue Apr 24 2018, 7:11 PM - 10:58 PM CDT
Att: 36,457 - Partly Cloudy - 83 F

| | |
|-----|----|
| AB | 38 |
| R | 7 |
| H | 14 |
| RBI | 7 |
| BB | 7 |
| SO | 11 |
| LOB | 24 |



| Batter | 1 | 2 | 3 | 4 | 5 | 6 | 7 | 8 | 9 | AB | R | H | RBI | BB | SO | LOB | TOP | | | | |
|--|------------------------------|----------------------------------|------------------------------|---------------------------------|------------------------------|----------------------------------|------------------------------|---------------------------------|------------------------------|----------------------------------|-------------------------------|----------------------------------|------------------------------|----------------------------------|------------------------------|---------------------------------|-------------------------|------------------------------------|----------------------------------|--------|--|
| 3 Ian Kinsler, R OBP: 0.308, SLG: 0.304 | G4-3 | | | F7 | | P4 | | F8 | | 4 | 0 | 0 | 0 | 0 | 0 | 0 | | | | | |
| 27 Mike Trout, R OBP: 0.404, SLG: 0.663 | F9 | | | L9 | | | K | | F8 | 4 | 0 | 0 | 0 | 0 | 1 | 0 | | | | | |
| 8 Justin Upton, R OBP: 0.304, SLG: 0.398 | K | | | G1-3 | | | G3 | | K | 4 | 0 | 0 | 0 | 0 | 2 | 0 | | | | | |
| 5 Albert Pujols, R OBP: 0.279, SLG: 0.455 | | G4-3 | | | P6 | | | | L9 | 4 | 1 | 1 | 1 | 0 | 0 | 0 | | | | | |
| 2 Andrelton Simmons, R OBP: 0.396, SLG: 0.471 | | F8 | | | K | | | | | 3 | 1 | 1 | 0 | 0 | 1 | 0 | | | | | |
| 7 Zack Cozart, R OBP: 0.284, SLG: 0.376 | | K | | | 1B | | | | | 3 | 0 | 2 | 1 | 0 | 1 | 0 | | | | | |
| 18 Luis Valbuena, L OBP: 0.263, SLG: 0.364 | | | K | | 1B | | | | | 3 | 0 | 0 | 0 | 0 | 2 | 2 | | | | | |
| 56 Kole Calhoun, L OBP: 0.200, SLG: 0.228 | | | K | | | | | G4-3 | | 3 | 0 | 0 | 0 | 0 | 2 | 0 | | | | | |
| 44 René Rivera, R OBP: 0.379, SLG: 0.500 | | | P2 | | | | | K | | 3 | 0 | 0 | 0 | 0 | 2 | 0 | | | | | |
| Inning Stats | R: 0 E: 0 K: 1 S: 9 | H: 0 LOB: 0 BB: 0 P: 11 | R: 0 E: 0 K: 1 S: 6 | H: 0 LOB: 0 BB: 0 P: 9 | R: 0 E: 0 K: 2 S: 9 | H: 0 LOB: 0 BB: 0 P: 12 | R: 0 E: 0 K: 0 S: 5 | H: 0 LOB: 1 BB: 0 P: 6 | R: 0 E: 0 K: 2 S: 9 | H: 0 LOB: 0 BB: 0 P: 12 | R: 2 E: 0 K: 1 S: 20 | H: 3 LOB: 1 BB: 0 P: 28 | R: 0 E: 0 K: 1 S: 8 | H: 0 LOB: 0 BB: 0 P: 13 | R: 0 E: 0 K: 1 S: 7 | H: 0 LOB: 0 BB: 0 P: 7 | 1B: 2 2B: 1 HR: 1 | SF: 0 SAC: 0 DP: 0 HBP: 0 | WP: 0 PB: 0 SB: 0 CS: 0 | PA: 31 | |
| PITCHER | IP | WLS | BF | H | R | ER | SO | BB | IBB | HBP | BLK | WP | HR | S | P | ERA | WHIP | | | | |
| 35 Justin Verlander, R ERA: 1.36 | 7.0 | W | 25 | 4 | 2 | 2 | 9 | 0 | 0 | 0 | 0 | 0 | 1 | 71 | 97 | 2.57 | 0.571 | | | | |
| 47 Chris Devenski, R ERA: 0.82 | 1.0 | H | 3 | 0 | 0 | 0 | 1 | 0 | 0 | 0 | 0 | 0 | 0 | 8 | 13 | 0.00 | 0.000 | | | | |
| 53 Ken Giles, R ERA: 2.0 | 1.0 | S | 3 | 0 | 0 | 0 | 1 | 0 | 0 | 0 | 0 | 0 | 0 | 7 | 7 | 0.00 | 0.000 | | | | |

Los Angeles Angels @ Houston Astros
Minute Maid Park, Houston, TX
Wed Apr 25 2018, 1:12 PM - 3:55 PM CDT
Att: 29,777 - Roof Closed - 73 F

livebaseballscores.com

| | |
|-----|----|
| AB | 31 |
| R | 2 |
| H | 4 |
| RBI | 2 |
| BB | 0 |
| SO | 11 |
| LOB | 2 |



| Batter | 1 | 2 | 3 | 4 | 5 | 6 | 7 | 8 | 9 | AB | R | H | RBI | BB | SO | LOB | BOTTOM | | | | |
|--|-------------------------------|----------------------------------|------------------------------|----------------------------------|------------------------------|----------------------------------|-------------------------------|----------------------------------|------------------------------|---------------------------------|-------------------------------|----------------------------------|-------------------------------|----------------------------------|------------------------------|---------------------------------|-------------------------|------------------------------------|----------------------------------|--------|--|
| 4 George Springer, R OBP: 0.331, SLG: 0.438 | F8 | | | F9 | F7 | | G6-3 | | | 4 | 0 | 0 | 0 | 0 | 0 | 1 | | | | | |
| 27 Jose Altuve, R OBP: 0.400, SLG: 0.402 | K | | | G6-3 | | HR | | | | 3 | 1 | 1 | 1 | 1 | 1 | 0 | | | | | |
| 1 Carlos Correa, R OBP: 0.406, SLG: 0.568 | K | | | 10 HBP 22 BB 2B | | | BB | | G4-3 | 3 | 1 | 1 | 0 | 1 | 1 | 1 | | | | | |
| 22 Josh Reddick, L OBP: 0.360, SLG: 0.507 | | K | | 10 HBP 2B | | G6-3 | | | L3 | 3 | 1 | 0 | 0 | 1 | 1 | 1 | | | | | |
| 10 Yuli Gurriel, R OBP: 0.327, SLG: 0.429 | | L7 | | 2B | | | | | L9 | 2 | 1 | 0 | 0 | 1 | 0 | 0 | | | | | |
| 2 Alex Bregman, R OBP: 0.354, SLG: 0.364 | | G5-3 | | 2B | | | | | P3 | 4 | 0 | 1 | 3 | 0 | 1 | 2 | | | | | |
| 9 Marwin Gonzalez, S OBP: 0.323, SLG: 0.318 | | | K | | P5 | | | | G1-3 | 3 | 0 | 0 | 0 | 0 | 1 | 3 | | | | | |
| 12 Max Stassi, R OBP: 0.372, SLG: 0.486 | | K | | | | | | | F9 | 3 | 0 | 0 | 0 | 0 | 2 | 0 | | | | | |
| 21 Derek Fisher, L OBP: 0.224, SLG: 0.356 | | | K | | | | | | K | 2 | 0 | 1 | 0 | 0 | 1 | 0 | | | | | |
| 6 Jake Marisnick, R OBP: 0.140, SLG: 0.298 | | | K | | | | | | HR | 1 | 1 | 1 | 1 | 0 | 0 | 0 | | | | | |
| Inning Stats | R: 0 E: 0 K: 2 S: 10 | H: 0 LOB: 0 BB: 0 P: 16 | R: 0 E: 0 K: 1 S: 6 | H: 0 LOB: 0 BB: 0 P: 11 | R: 0 E: 0 K: 3 S: 9 | H: 0 LOB: 0 BB: 0 P: 15 | R: 3 E: 0 K: 0 S: 11 | H: 1 LOB: 1 BB: 2 P: 25 | R: 0 E: 0 K: 0 S: 3 | H: 1 LOB: 0 BB: 0 P: 9 | R: 1 E: 0 K: 1 S: 19 | H: 2 LOB: 2 BB: 1 P: 30 | R: 1 E: 0 K: 1 S: 15 | H: 1 LOB: 1 BB: 1 P: 21 | R: 0 E: 0 K: 0 S: 6 | H: 0 LOB: 0 BB: 0 P: 8 | 1B: 1 2B: 2 HR: 2 | SF: 0 SAC: 0 DP: 0 HBP: 1 | WP: 0 PB: 0 SB: 0 CS: 0 | PA: 33 | |
| PITCHER | IP | WLS | BF | H | R | ER | SO | BB | IBB | HBP | BLK | WP | HR | S | P | ERA | WHIP | | | | |
| 35 Nick Tropeano, R ERA: 4.67 | 5.1 | L | 23 | 4 | 4 | 4 | 6 | 3 | 0 | 1 | 0 | 0 | 1 | 47 | 91 | 6.75 | 1.312 | | | | |
| 60 Eduardo Paredes, R ERA: 2.45 | 1.2 | | 7 | 1 | 1 | 1 | 2 | 1 | 0 | 0 | 0 | 0 | 1 | 26 | 36 | 5.40 | 1.200 | | | | |
| 53 Blake Parker, R ERA: 4.5 | 1.0 | | 3 | 0 | 0 | 0 | 0 | 0 | 0 | 0 | 0 | 0 | 0 | 6 | 8 | 0.00 | 0.000 | | | | |

Los Angeles Angels @ Houston Astros
Minute Maid Park, Houston, TX
Wed Apr 25 2018, 1:12 PM - 3:55 PM CDT
Att: 29,777 - Roof Closed - 73 F

livebaseballscores.com

| | |
|-----|----|
| AB | 28 |
| R | 5 |
| H | 5 |
| RBI | 5 |
| BB | 4 |
| SO | 8 |
| LOB | 8 |



| Batter | 1 | 2 | 3 | 4 | 5 | 6 | 7 | 8 | 9 | AB | R | H | RBI | BB | SO | LOB | TOP | | | | |
|---|-------------------------------|----------------------------------|-------------------------------|----------------------------------|------------------------------|----------------------------------|-------------------------------|----------------------------------|------------------------------|----------------------------------|------------------------------|----------------------------------|------------------------------|----------------------------------|-------------------------------|----------------------------------|----------------------------------|------------------------------------|----------------------------------|--------|--|
| 11 Brett Gardner, L OBP: 0.333, SLG: 0.271 | G3 | | K | | L8 | | | F7 | | 4 | 0 | 0 | 0 | 0 | 1 | 2 | | | | | |
| 99 Aaron Judge, R OBP: 0.445, SLG: 0.584 | K2-3 | | K | | K | | | L8 | | 4 | 0 | 0 | 0 | 0 | 3 | 2 | | | | | |
| 18 Didi Gregorius, L OBP: 0.436, SLG: 0.766 | K | | | | G4-3 | | | G1-6-3 | | 4 | 0 | 0 | 0 | 0 | 1 | 0 | | | | | |
| 27 Giancarlo Stanton, R OBP: 0.323, SLG: 0.440 | | 31 G4-3 BB | | | 24 HR | | | F9 | | 3 | 1 | 1 | 0 | 1 | 1 | 0 | | | | | |
| 24 Gary Sánchez, R OBP: 0.269, SLG: 0.510 | K | | | | 2H | | | K | | 4 | 1 | 1 | 2 | 0 | 2 | 1 | | | | | |
| 31 Aaron Hicks, S OBP: 0.406, SLG: 0.458 | G4-3 | | | | HR | | | | | 3 | 0 | 1 | 0 | 1 | 1 | 1 | | | | | |
| 14 Neil Walker, S OBP: 0.220, SLG: 0.197 | K | | | | F7 | | | 2B | | 4 | 0 | 0 | 0 | 0 | 2 | 3 | | | | | |
| 41 Miguel Andujar, R OBP: 0.313, SLG: 0.588 | | | G6-3 | | | | | | | 3 | 0 | 0 | 0 | 0 | 1 | 1 | | | | | |
| 25 Gleyber Torres, R OBP: 0.355, SLG: 0.379 | | | | | | | | | | 2 | 0 | 1 | 0 | 1 | 1 | 1 | | | | | |
| Inning Stats | R: 0 E: 0 K: 2 S: 12 | H: 0 LOB: 0 BB: 0 P: 19 | R: 0 E: 0 K: 2 S: 12 | H: 0 LOB: 1 BB: 1 P: 23 | R: 0 E: 0 K: 2 S: 7 | H: 0 LOB: 1 BB: 1 P: 17 | R: 2 E: 0 K: 1 S: 14 | H: 2 LOB: 0 BB: 0 P: 20 | R: 0 E: 0 K: 1 S: 9 | H: 0 LOB: 1 BB: 0 P: 14 | R: 0 E: 0 K: 2 S: 8 | H: 0 LOB: 1 BB: 1 P: 15 | R: 0 E: 0 K: 0 S: 9 | H: 0 LOB: 0 BB: 0 P: 12 | R: 0 E: 0 K: 2 S: 10 | H: 1 LOB: 1 BB: 0 P: 16 | 1B: 1 2B: 2 3B: 0 HR: 1 | SF: 0 SAC: 0 DP: 0 HBP: 0 | WP: 0 PB: 0 SB: 0 CS: 0 | PA: 34 | |
| PITCHER | IP | WLS | BF | H | R | ER | SO | BB | IBB | HBP | BLK | WP | HR | S | P | ERA | WHIP | | | | |
| 45 Tyler Skaggs, L ERA: 3.03 | 5.1 | L | 21 | 3 | 2 | 2 | 8 | 2 | 0 | 0 | 0 | 0 | 1 | 56 | 99 | 3.38 | 0.938 | | | | |
| 38 Justin Anderson, R ERA: | 1.2 | | 6 | 0 | 0 | 0 | 3 | 1 | 0 | 0 | 0 | 0 | 0 | 14 | 25 | 0.00 | 0.600 | | | | |
| 48 Jose Alvarez, L ERA: 0.69 | 1.0 | | 3 | 0 | 0 | 0 | 0 | 0 | 0 | 0 | 0 | 0 | 0 | 9 | 12 | 0.00 | 0.000 | | | | |
| 32 Cam Bedrosian, R ERA: 3.29 | 1.0 | | 4 | 1 | 0 | 0 | 2 | 0 | 0 | 0 | 0 | 0 | 0 | 10 | 16 | 0.00 | 1.000 | | | | |

New York Yankees @ Los Angeles Angels
Angel Stadium, Anaheim, CA
Sun Apr 29 2018, 5:11 PM - 8:08 PM PDT
Att: 44,593 - Partly Cloudy - 69 F

AB 31
R 2
H 4
RBI 2
BB 3
SO 13
LOB 11



| Batter | 1 | 2 | 3 | 4 | 5 | 6 | 7 | 8 | 9 | AB | R | H | RBI | BB | SO | LOB | BOTTOM | | | | | |
|--|------------------------------|----------------------------------|------------------------------|---------------------------------|-------------------------------|----------------------------------|------------------------------|----------------------------------|------------------------------|----------------------------------|-------------------------------|----------------------------------|-------------------------------|----------------------------------|-------------------------------|----------------------------------|-------------------------------|----------------------------------|----------------------------------|------------------------------------|----------------------------------|--------|
| 3 Ian Kinsler, R OBP: 0.292, SLG: 0.293 | F8 | | 27 E | | P5 | | | L9 | | 5 | 0 | 1 | 0 | 0 | 1 | 2 | | | | | | |
| 27 Mike Trout, R OBP: 0.408, SLG: 0.631 | | | E6 | | | | | 2B | | 2 | 0 | 0 | 0 | 2 | 1 | 1 | | | | | | |
| 8 Justin Upton, R OBP: 0.293, SLG: 0.376 | L7 | | G5-3 | | | | | P4 | | 4 | 1 | 1 | 0 | 0 | 0 | 4 | | | | | | |
| 5 Albert Pujols, R OBP: 0.267, SLG: 0.425 | G1-3 | | | | | | | L7 | | 4 | 0 | 1 | 0 | 0 | 0 | 2 | | | | | | |
| 2 Andrelton Simmons, R OBP: 0.385, SLG: 0.473 | | F9 | | | G6-3 | | | | | 4 | 0 | 1 | 0 | 0 | 0 | 1 | | | | | | |
| 7 Zack Cozart, R OBP: 0.281, SLG: 0.400 | G5-3 | | | | | | | 1B | | 4 | 0 | 1 | 0 | 0 | 1 | 3 | | | | | | |
| 19 Jefry Marte, R OBP: 0.367, SLG: 0.489 | | | K | | FC5-4 | | | | | 4 | 0 | 0 | 0 | 0 | 2 | 1 | | | | | | |
| 24 Chris Young, R OBP: 0.207, SLG: 0.296 | | | K | | G1-3 | | | | | 3 | 0 | 0 | 0 | 1 | 1 | 0 | | | | | | |
| 44 René Rivera, R OBP: 0.382, SLG: 0.484 | | | L7 | | | | | | | 4 | 0 | 1 | 0 | 0 | 1 | 1 | | | | | | |
| Inning Stats | R: 0 E: 0 K: 0 S: 7 | H: 0 LOB: 1 BB: 1 P: 14 | R: 0 E: 0 K: 1 S: 6 | H: 0 LOB: 0 BB: 0 P: 8 | R: 0 E: 1 K: 1 S: 12 | H: 1 LOB: 2 BB: 0 P: 20 | R: 0 E: 0 K: 0 S: 8 | H: 1 LOB: 1 BB: 0 P: 13 | R: 0 E: 0 K: 0 S: 8 | H: 0 LOB: 0 BB: 0 P: 10 | R: 1 E: 0 K: 1 S: 13 | H: 2 LOB: 1 BB: 0 P: 16 | R: 0 E: 0 K: 1 S: 10 | H: 1 LOB: 1 BB: 0 P: 16 | R: 0 E: 0 K: 1 S: 13 | H: 1 LOB: 2 BB: 1 P: 23 | R: 0 E: 0 K: 2 S: 13 | H: 0 LOB: 1 BB: 1 P: 21 | 1B: 5 2B: 1 3B: 0 HR: 0 | SF: 0 SAC: 0 DP: 0 HBP: 0 | WP: 1 PB: 0 SB: 1 CS: 0 | PA: 37 |
| PITCHER | IP | WLS | BF | H | R | ER | SO | BB | IBB | HBP | BLK | WP | HR | S | P | ERA | WHIP | | | | | |
| 52 CC Sabathia, L ERA: 1.71 | 7.0 | W | 28 | 5 | 1 | 1 | 4 | 1 | 0 | 0 | 0 | 0 | 0 | 64 | 97 | 1.29 | 0.857 | | | | | |
| 57 Chad Green, R ERA: 2.08 | 1.0 | H | 5 | 1 | 0 | 0 | 1 | 1 | 0 | 0 | 0 | 0 | 0 | 13 | 23 | 0.00 | 2.000 | | | | | |
| 54 Aroldis Chapman, L ERA: 1.5 | 1.0 | S | 4 | 0 | 0 | 0 | 2 | 1 | 0 | 0 | 0 | 0 | 0 | 13 | 21 | 0.00 | 1.000 | | | | | |

New York Yankees @ Los Angeles Angels
Angel Stadium, Anaheim, CA
Sun Apr 29 2018, 5:11 PM - 8:08 PM PDT
Att: 44,593 - Partly Cloudy - 69 F

AB 34
R 1
H 6
RBI 0
BB 3
SO 7
LOB 15



| Batter | 1 | 2 | 3 | 4 | 5 | 6 | 7 | 8 | 9 | AB | R | H | RBI | BB | SO | LOB | TOP | | | | | | | | | | |
|---|-------------------------------|----------------------------------|-------------------------------|----------------------------------|------------------------------|---------------------------------|-------------------------------|----------------------------------|------------------------------|----------------------------------|------------------------------|----------------------------------|-------------------------------|----------------------------------|-------------------------------|----------------------------------|---|----------------------------------|-------------------------|------------------------------------|----------------------------------|--------|--|--|--|--|--|
| 16 Trey Mancini, R OBP: 0.336, SLG: 0.421 | | | G5-3 | | | F8 | | | | 4 | 1 | 1 | 0 | 0 | 1 | 0 | <p>Baltimore Orioles @ Los Angeles Angels Angel Stadium, Anaheim, CA Tue May 01 2018, 7:09 PM - 10:06 PM PDT Att: 32,345 - Overcast - 59 F</p> <p>livebaseballscorecards.com</p> | | | | | | | | | | |
| 29 Jace Peterson, L OBP: 0.297, SLG: 0.250 | | | G4-3 | | | G4-3 | | | | 4 | 0 | 0 | 0 | 0 | 0 | 1 | | | | | | | | | | | |
| 13 Manny Machado, R OBP: 0.450, SLG: 0.688 | | | | | G3 | | | | | 4 | 1 | 2 | 1 | 0 | 0 | 0 | | | | | | | | | | | |
| 10 Adam Jones, R OBP: 0.248, SLG: 0.405 | | | | | K | | | | | 4 | 0 | 1 | 1 | 0 | 2 | 1 | | | | | | | | | | | |
| 24 Pedro Alvarez, L OBP: 0.338, SLG: 0.540 | | G3-1 | | | K | | | | | 4 | 0 | 0 | 0 | 0 | 1 | 1 | | | | | | | | | | | |
| 45 Mark Trumbo, R (1, 10) | | K | | | | F7 | | | | 4 | 0 | 0 | 0 | 0 | 2 | 1 | | | | | | | | | | | |
| 19 Chris Davis, L OBP: 0.269, SLG: 0.253 | | | | | | | | | | 1 | 0 | 0 | 0 | 2 | 0 | 0 | | | | | | | | | | | |
| 25 Anthony Santander, S OBP: 0.235, SLG: 0.321 | | | | | | | | | | 3 | 0 | 0 | 0 | 0 | 0 | 2 | | | | | | | | | | | |
| 15 Chance Sisco, L OBP: 0.351, SLG: 0.367 | | | | | | | | | | 2 | 0 | 0 | 0 | 0 | 0 | 1 | | | | | | | | | | | |
| 36 Caleb Joseph, R OBP: 0.167, SLG: 0.212 | | | | | | | | | | 1 | 0 | 0 | 0 | 0 | 0 | 0 | | | | | | | | | | | |
| Inning Stats | R: 0 E: 0 K: 2 S: 10 | H: 1 LOB: 1 BB: 0 P: 15 | R: 0 E: 0 K: 1 S: 11 | H: 0 LOB: 1 BB: 1 P: 18 | R: 0 E: 0 K: 0 S: 5 | H: 0 LOB: 0 BB: 0 P: 9 | R: 0 E: 0 K: 2 S: 10 | H: 0 LOB: 0 BB: 0 P: 16 | R: 0 E: 0 K: 0 S: 8 | H: 0 LOB: 1 BB: 1 P: 13 | R: 0 E: 0 K: 0 S: 9 | H: 0 LOB: 0 BB: 0 P: 13 | R: 0 E: 0 K: 1 S: 12 | H: 0 LOB: 0 BB: 0 P: 14 | R: 0 E: 0 K: 0 S: 12 | H: 0 LOB: 0 BB: 0 P: 16 | R: 2 E: 0 K: 0 S: 12 | H: 3 LOB: 1 BB: 0 P: 17 | 1B: 2 2B: 2 HR: 0 | SF: 0 SAC: 0 DP: 0 HBP: 0 | WP: 0 PB: 0 SB: 0 CS: 0 | PA: 33 | | | | | |
| PITCHER | IP | WLS | BF | H | R | ER | SO | BB | IBB | HBP | BLK | WP | HR | S | P | ERA | WHIP | | | | | | | | | | |
| 35 Nick Tropeano, R ERA: 3.42 | 6.1 | | 22 | 1 | 0 | 0 | 5 | 2 | 0 | 0 | 0 | 0 | 0 | 57 | 88 | 0.00 | 0.474 | | | | | | | | | | |
| 38 Justin Anderson, R ERA: | 0.2 | H | 2 | 0 | 0 | 0 | 1 | 0 | 0 | 0 | 0 | 0 | 0 | 8 | 10 | 0.00 | 0.000 | | | | | | | | | | |
| 48 Jose Alvarez, L ERA: 0.66 | 0.2 | H | 2 | 0 | 0 | 0 | 0 | 0 | 0 | 0 | 0 | 0 | 0 | 11 | 15 | 0.00 | 0.000 | | | | | | | | | | |
| 33 Jim Johnson, R ERA: 3.38 | 0.1 | H | 1 | 0 | 0 | 0 | 0 | 0 | 0 | 0 | 0 | 0 | 0 | 1 | 1 | 0.00 | 0.000 | | | | | | | | | | |
| 32 Cam Bedrosian, R ERA: 4.3 | 1.0 | W | 6 | 3 | 2 | 2 | 0 | 0 | 0 | 0 | 0 | 0 | 0 | 12 | 17 | 18.00 | 3.000 | | | | | | | | | | |

| Batter | 1 | 2 | 3 | 4 | 5 | 6 | 7 | 8 | 9 | AB | R | H | RBI | BB | SO | LOB | BOTTOM | | | | | | | | | | |
|--|------------------------------|----------------------------------|------------------------------|----------------------------------|-------------------------------|----------------------------------|------------------------------|----------------------------------|------------------------------|---------------------------------|-------------------------------|----------------------------------|-------------------------------|----------------------------------|------------------------------|---------------------------------|---|----------------------------------|-------------------------|------------------------------------|----------------------------------|--------|--|--|--|--|--|
| 3 Ian Kinsler, R OBP: 0.300, SLG: 0.317 | | | G5-3 | | | | | | | 5 | 0 | 2 | 0 | 0 | 0 | 3 | <p>Baltimore Orioles @ Los Angeles Angels Angel Stadium, Anaheim, CA Tue May 01 2018, 7:09 PM - 10:06 PM PDT Att: 32,345 - Overcast - 59 F</p> <p>livebaseballscorecards.com</p> | | | | | | | | | | |
| 27 Mike Trout, R OBP: 0.423, SLG: 0.625 | | | | | | | | | | 1 | 0 | 0 | 0 | 4 | 1 | 0 | | | | | | | | | | | |
| 8 Justin Upton, R OBP: 0.289, SLG: 0.368 | | | | | | | | | | 5 | 0 | 1 | 1 | 0 | 1 | 7 | | | | | | | | | | | |
| 5 Albert Pujols, R OBP: 0.258, SLG: 0.410 | | G4-3 | | | | | | | | 4 | 0 | 0 | 0 | 0 | 0 | 2 | | | | | | | | | | | |
| 17 Shohei Ohtani, L OBP: 0.373, SLG: 0.667 | | G6-3 | | | | | | | | 4 | 0 | 1 | 0 | 0 | 0 | 0 | | | | | | | | | | | |
| 2 Andrelton Simmons, R OBP: 0.380, SLG: 0.474 | | G4-3 | | | | | | | | 4 | 1 | 1 | 0 | 0 | 0 | 1 | | | | | | | | | | | |
| 18 Luis Valbuena, L OBP: 0.270, SLG: 0.407 | | | | | | | | | | 4 | 1 | 1 | 1 | 0 | 0 | 1 | | | | | | | | | | | |
| 56 Kole Calhoun, L OBP: 0.198, SLG: 0.223 | | | | | | | | | | 4 | 0 | 1 | 0 | 0 | 0 | 0 | | | | | | | | | | | |
| 12 Martin Maldonado, R OBP: 0.286, SLG: 0.235 | | | | | | | | | | 4 | 0 | 3 | 0 | 0 | 1 | 0 | | | | | | | | | | | |
| 24 Chris Young, R OBP: 0.207, SLG: 0.296 | | | | | | | | | | 0 | 1 | 0 | 0 | 0 | 0 | 0 | | | | | | | | | | | |
| Inning Stats | R: 0 E: 0 K: 1 S: 7 | H: 0 LOB: 0 BB: 0 P: 12 | R: 0 E: 0 K: 0 S: 9 | H: 0 LOB: 0 BB: 0 P: 14 | R: 0 E: 0 K: 0 S: 15 | H: 2 LOB: 3 BB: 1 P: 24 | R: 0 E: 0 K: 0 S: 7 | H: 1 LOB: 1 BB: 0 P: 12 | R: 0 E: 0 K: 1 S: 7 | H: 1 LOB: 2 BB: 1 P: 8 | R: 2 E: 1 K: 0 S: 11 | H: 2 LOB: 0 BB: 0 P: 17 | R: 0 E: 0 K: 1 S: 10 | H: 1 LOB: 2 BB: 1 P: 14 | R: 0 E: 0 K: 0 S: 6 | H: 0 LOB: 0 BB: 0 P: 9 | R: 1 E: 0 K: 0 S: 17 | H: 3 LOB: 3 BB: 1 P: 26 | 1B: 5 2B: 4 HR: 1 | SF: 0 SAC: 0 DP: 0 HBP: 0 | WP: 0 PB: 0 SB: 0 CS: 0 | PA: 39 | | | | | |
| PITCHER | IP | WLS | BF | H | R | ER | SO | BB | IBB | HBP | BLK | WP | HR | S | P | ERA | WHIP | | | | | | | | | | |
| 17 Alex Cobb, R ERA: 9.88 | 6.0 | | 27 | 7 | 2 | 2 | 2 | 0 | 1 | 0 | 0 | 0 | 0 | 9 | 12 | 0.00 | 0.000 | | | | | | | | | | |
| 50 Miguel Castro, R ERA: 3.12 | 1.0 | | 4 | 0 | 0 | 0 | 1 | 0 | 1 | 0 | 0 | 0 | 0 | 10 | 15 | 0.00 | 0.000 | | | | | | | | | | |
| 48 Richard Bleier, L ERA: 0.5 | 1.1 | | 4 | 0 | 0 | 0 | 0 | 0 | 0 | 0 | 0 | 0 | 0 | 13 | 20 | ∞ | ∞ | | | | | | | | | | |
| 35 Brad Brach, R ERA: 6.55 | 0.0 | L | 4 | 3 | 1 | 1 | 0 | 1 | 0 | 0 | 0 | 0 | 0 | 13 | 20 | ∞ | ∞ | | | | | | | | | | |

| Batter | 1 | 2 | 3 | 4 | 5 | 6 | 7 | 8 | 9 | AB | R | H | RBI | BB | SO | LOB | TOP | | | | | | | | | | |
|---|---------------------------------------|------------------------|---------------------------------------|------------------------|--------------------------------------|------------------------|--------------------------------------|------------------------|---------------------------------------|------------------------|--------------------------------------|-----------------------|---------------------------------------|------------------------|---------------------------------------|------------------------|---|------------------------|----------------------------------|------------------------------------|-------------------------|--------|--|--|--|--|--|
| 16 Trey Mancini, R OBP: 0.331, SLG: 0.409 | G6-3 | | G5-3 | | K | | | G1-3 | SF8 | 3 | 0 | 0 | 1 | 1 | 1 | 2 | <p>Baltimore Orioles @ Los Angeles Angels Angel Stadium, Anaheim, CA Wed May 02 2018, 7:08 PM - 10:21 PM PDT Att: 32,156 - Cloudy - 60°F</p> <p>livebaseballscorecards.com</p> | | | | | | | | | | |
| 14 Craig Gentry, R OBP: 0.232, SLG: 0.226 24 Pedro Alvarez, L OBP: 0.347, SLG: 0.547 | SF7 | | G4-3 | | G5-4-3 | | | G5-3 | | 4 | 1 | 1 | 0 | 0 | 0 | 4 | | | | | | | | | | | |
| 13 Manny Machado, R OBP: 0.433, SLG: 0.664 | SF7 | | F7 | | | | | G1-3 | K | 4 | 0 | 0 | 2 | 0 | 1 | 2 | | | | | | | | | | | |
| 10 Adam Jones, R OBP: 0.238, SLG: 0.389 | F9 | | | | G5-3 | | | L7 | F9 | 5 | 0 | 0 | 0 | 0 | 0 | 2 | | | | | | | | | | | |
| 2 Danny Valencia, R OBP: 0.305, SLG: 0.423 | | K | | | | | | | | 3 | 1 | 1 | 0 | 1 | 1 | 0 | | | | | | | | | | | |
| 45 Mark Trumbo, R OBP: 0.250, SLG: 0.250 | | L8 | | | | | | | | 4 | 1 | 2 | 0 | 0 | 1 | 1 | | | | | | | | | | | |
| 19 Chris Davis, L OBP: 0.278, SLG: 0.263 | | | | | | | | | | 4 | 1 | 2 | 1 | 0 | 1 | 1 | | | | | | | | | | | |
| 36 Caleb Joseph, R OBP: 0.175, SLG: 0.218 25 Anthony Santander, S OBP: 0.244, SLG: 0.321 | | | | | | | | | | 3 | 0 | 1 | 0 | 0 | 1 | 2 | | | | | | | | | | | |
| 12 Engelb Vielma, S OBP: 0.333, SLG: 0.200 29 Jace Peterson, L OBP: 0.316, SLG: 0.333 | | | | | | | | | | 0 | 1 | 0 | 0 | 1 | 0 | 0 | | | | | | | | | | | |
| | | | | | | | | | | 2 | 1 | 1 | 0 | 1 | 0 | 2 | | | | | | | | | | | |
| Inning Stats | R: 1 H: 1 E: 0 K: 0 S: 10 | L: 1 BB: 0 P: 15 | R: 0 H: 2 E: 0 K: 1 S: 13 | L: 2 BB: 0 P: 19 | R: 0 H: 0 E: 0 K: 0 S: 8 | L: 0 BB: 0 P: 12 | R: 0 H: 0 E: 0 K: 0 S: 8 | L: 0 BB: 1 P: 18 | R: 0 H: 2 E: 0 K: 1 S: 10 | L: 1 BB: 0 P: 14 | R: 0 H: 0 E: 0 K: 0 S: 5 | L: 0 BB: 0 P: 8 | R: 0 H: 0 E: 0 K: 3 S: 10 | L: 0 BB: 0 P: 16 | R: 1 H: 0 E: 0 K: 0 S: 11 | L: 0 BB: 2 P: 23 | R: 5 H: 5 E: 0 K: 1 S: 19 | L: 5 BB: 1 P: 31 | 1B: 8 2B: 0 3B: 2 HR: 0 | SF: 2 SAC: 0 DP: 1 HBP: 0 | WP: 0 PB: 0 CS: 0 | PA: 40 | | | | | |
| PITCHER | IP | WLS | BF | H | R | ER | SO | BB | IBB | HBP | BLK | WP | HR | S | P | ERA | WHIP | | | | | | | | | | |
| 28 Andrew Heaney, L ERA: 5.31 | 6.0 | W | 23 | 5 | 1 | 1 | 2 | 1 | 0 | 0 | 0 | 0 | 0 | 54 | 86 | 1.50 | 1.000 | | | | | | | | | | |
| 25 Noé Ramirez, R ERA: 3.31 | 1.0 | | 3 | 0 | 0 | 0 | 3 | 0 | 0 | 0 | 0 | 0 | 0 | 10 | 16 | 0.00 | 0.000 | | | | | | | | | | |
| 58 Akeel Morris, R ERA: 5.4 | 1.0 | | 5 | 0 | 1 | 1 | 0 | 2 | 0 | 0 | 0 | 0 | 0 | 11 | 23 | 9.00 | 2.000 | | | | | | | | | | |
| 60 Eduardo Paredes, R ERA: 9.95 | 0.1 | | 6 | 4 | 5 | 5 | 0 | 1 | 0 | 0 | 0 | 0 | 0 | 7 | 13 | 135.00 | 15.000 | | | | | | | | | | |
| 33 Jim Johnson, R ERA: 3.24 | 0.2 | | 3 | 1 | 0 | 0 | 1 | 0 | 0 | 0 | 0 | 0 | 0 | 12 | 18 | 0.00 | 1.500 | | | | | | | | | | |

| Batter | 1 | 2 | 3 | 4 | 5 | 6 | 7 | 8 | 9 | AB | R | H | RBI | BB | SO | LOB | BOTTOM | | | | | | | | | | |
|---|---------------------------------------|------------------------|---------------------------------------|------------------------|---------------------------------------|------------------------|---------------------------------------|------------------------|---------------------------------------|------------------------|---------------------------------------|------------------------|---------------------------------------|------------------------|---------------------------------------|------------------------|---|----------------------------------|------------------------------------|----------------------------------|--------|--|--|--|--|--|--|
| 3 Ian Kinsler, R OBP: 0.297, SLG: 0.303 19 Jefry Marte, R OBP: 0.360, SLG: 0.478 | F9 | | G6-3 | | F8 | | | K | | 3 | 0 | 0 | 0 | 1 | 0 | 1 | <p>Baltimore Orioles @ Los Angeles Angels Angel Stadium, Anaheim, CA Wed May 02 2018, 7:08 PM - 10:21 PM PDT Att: 32,156 - Cloudy - 60°F</p> <p>livebaseballscorecards.com</p> | | | | | | | | | | |
| 27 Mike Trout, R OBP: 0.433, SLG: 0.651 24 Chris Young, R OBP: 0.233, SLG: 0.296 | | | | | | | | | | 2 | 2 | 1 | 1 | 2 | 1 | 0 | | | | | | | | | | | |
| 8 Justin Upton, R OBP: 0.286, SLG: 0.390 | | | | | | | | | | 4 | 1 | 1 | 4 | 0 | 1 | 1 | | | | | | | | | | | |
| 5 Albert Pujols, R OBP: 0.266, SLG: 0.446 20 Ryan Schimpf, L OBP: 0.429, SLG: 0.690 | | | | | | | | | | 4 | 1 | 2 | 1 | 0 | 0 | 2 | | | | | | | | | | | |
| 17 Shohei Ohtani, L OBP: 0.345, SLG: 0.615 | | | | | | | | | | 4 | 1 | 0 | 0 | 0 | 0 | 1 | | | | | | | | | | | |
| 2 Andrelton Simmons, R OBP: 0.387, SLG: 0.490 18 Luis Valbuena, L OBP: 0.287, SLG: 0.402 | | | | | | | | | | 3 | 1 | 2 | 1 | 0 | 1 | 1 | | | | | | | | | | | |
| 7 Zack Cozart, R OBP: 0.280, SLG: 0.389 | | | | | | | | | | 3 | 1 | 0 | 1 | 1 | 1 | 1 | | | | | | | | | | | |
| 56 Kole Calhoun, L OBP: 0.191, SLG: 0.215 | | | | | | | | | | 4 | 0 | 0 | 0 | 0 | 2 | 2 | | | | | | | | | | | |
| 12 Martin Maldonado, R OBP: 0.309, SLG: 0.319 | | | | | | | | | | 4 | 3 | 3 | 2 | 0 | 0 | 1 | | | | | | | | | | | |
| Inning Stats | R: 2 H: 2 E: 0 K: 0 S: 13 | L: 2 BB: 0 P: 17 | R: 0 H: 1 E: 0 K: 2 S: 16 | L: 1 BB: 0 P: 23 | R: 0 H: 0 E: 0 K: 2 S: 10 | L: 0 BB: 0 P: 14 | R: 2 H: 1 E: 2 K: 0 S: 10 | L: 1 BB: 0 P: 14 | R: 3 H: 3 E: 0 K: 1 S: 18 | L: 3 BB: 1 P: 31 | R: 2 H: 1 E: 0 K: 1 S: 17 | L: 0 BB: 2 P: 36 | R: 0 H: 0 E: 0 K: 1 S: 10 | L: 0 BB: 0 P: 14 | R: 1 H: 1 E: 0 K: 1 S: 10 | L: 1 BB: 1 P: 20 | | 1B: 2 2B: 3 3B: 0 HR: 4 | SF: 1 SAC: 0 DP: 0 HBP: 0 | WP: 1 PB: 0 SB: 1 CS: 0 | PA: 39 | | | | | | |
| PITCHER | IP | WLS | BF | H | R | ER | SO | BB | IBB | HBP | BLK | WP | HR | S | P | ERA | WHIP | | | | | | | | | | |
| 37 Dylan Bundy, R ERA: 3.76 | 4.1 | L | 22 | 7 | 5 | 4 | 4 | 1 | 0 | 0 | 0 | 1 | 0 | 63 | 90 | 10.38 | 1.846 | | | | | | | | | | |
| 43 Mike Wright Jr., R ERA: 7.99 | 1.2 | | 9 | 1 | 2 | 2 | 2 | 3 | 0 | 0 | 0 | 0 | 1 | 21 | 45 | 10.80 | 2.400 | | | | | | | | | | |
| 38 Pedro Araújo, R ERA: 4.58 | 2.0 | | 8 | 1 | 1 | 1 | 2 | 1 | 0 | 0 | 0 | 0 | 1 | 20 | 34 | 4.50 | 1.000 | | | | | | | | | | |

AB 34
R 7
H 10
RBI 7
BB 4
SO 6
LOB 16



AB 33
R 10
H 9
RBI 10
BB 5
SO 8
LOB 10




| Batter | 1 | 2 | 3 | 4 | 5 | 6 | 7 | 8 | 9 | 10 | 11 | AB | R | H | RBI | BB | SO | LOB | TOP | | | | | | | |
|--|--|-----------------------------------|------------------------------------|---------------------------------|---|----------------------------------|--|--|---------------------------------|----------------------------------|-------------------------------|----------------------------------|-------------------------------|----------------------------------|-------------------------------|----------------------------------|-------------------------------|----------------------------------|-------------------------------|----------------------------------|-------------------------------|----------------------------------|-----------------------------------|------------------------------------|----------------------------------|--------|
| 3 Ian Kinsler, R OBP: 0.278, SLG: 0.284 | (1, 4) C FF 91 B FF 91 C CH 84 X CH 84 | 2-2 L9 | X CU 78 0-0 | | G FF 89 B FC 87 C CH 83 C FC 88 | 1-3 K | S SL 82 B SL 84 B SL 84 S FF 92 | 2-3 K | X FF 97 0-0 | L9 | C SI 94 0-1 | G3 | | 6 | 1 | 1 | 0 | 0 | 2 | 3 | | | | | | |
| 27 Mike Trout, R OBP: 0.447, SLG: 0.694 | (1, 8) B FF 91 B FF 92 X FF 91 | 2-0 1B | | | C FF 90 C CH 84 | 0-1 5B | | | | | | | 5 | 2 | 3 | 0 | 1 | 0 | 0 | | | | | | | |
| 8 Justin Upton, R OBP: 0.384, SLG: 0.415 | (1, 7) C CU 78 C CH 85 B FC 89 1 SAFE C CH 83 S CH 85 | 2-3 K | | | F CH 84 B FC 97 X CU 79 | 1-1 G6-3 | | | | | | | 5 | 1 | 1 | 2 | 1 | 3 | 4 | | | | | | | |
| 5 Albert Pujols, R OBP: 0.286, SLG: 0.444 | (1, 10) C CU 78 C CH 85 B FC 89 1 SAFE X CH 84 | 1-2 SF9 | | | C CU 78 B CH 85 F FC 88 F CU 79 B FC 88 B CH 83 X FF 92 | 2-2 1B | | | | | | | 4 | 1 | 1 | 1 | 1 | 1 | 3 | | | | | | | |
| 2 Andrelton Simmons, R OBP: 0.413, SLG: 0.530 | (1, 6) X CH 84 | 3-H 1B | | | X CU 90 0-0 | G5-4-3 | | | | | | | 6 | 1 | 4 | 1 | 0 | 0 | 2 | | | | | | | |
| 7 Zack Cozart, R OBP: 0.242, SLG: 0.404 | (1, 5) B FF 91 X CH 84 | 1-0 F7 | | | C FF 88 S CU 78 X CH 87 | 0-2 2B | | | | | | | 6 | 1 | 2 | 0 | 0 | 0 | 5 | | | | | | | |
| 19 Jefry Marte, R OBP: 0.382, SLG: 0.569 | (1, 3) B FF 89 F CU 78 X CH 84 | 1-2 2B | | | C CH 83 B FC 89 S CU 78 | 1-3 K | | | | | | | 5 | 1 | 3 | 3 | 0 | 1 | 2 | | | | | | | |
| 24 Chris Young, R OBP: 0.222, SLG: 0.273 | (1, 9) C FF 90 X CH 83 | 0-1 G5-3 | | | C CH 84 B FC 88 B FF 91 X CH 83 | 2-2 L3 | | | | | | | 5 | 0 | 1 | 1 | 0 | 2 | 3 | | | | | | | |
| 44 René Rivera, R OBP: 0.317, SLG: 0.395 | (1, 2) X CU 78 | 0-0 G5-3 | | | F CH 85 S CU 78 B CU 90 S FC 88 | 1-3 K | | | | | | | 3 | 0 | 0 | 0 | 0 | 2 | 2 | | | | | | | |
| 18 Luis Valbuena, L OBP: 0.300, SLG: 0.411 | (9, PH) | | | | | | | | | | | | 1 | 0 | 0 | 0 | 0 | 0 | 0 | | | | | | | |
| 13 Juan Graterol, R OBP: 1.000, SLG: 1.000 | (9, 2) | | | | | | | | | | | | 1 | 0 | 1 | 0 | 0 | 0 | 0 | | | | | | | |
| Inning Stats | R: 1 E: 0 K: 1 S: 13 | H: 3 LOB: 2 BB: 0 P: 21 | R: 0 E: 0 K: 0 S: 7 | H: 1 LOB: 1 BB: 0 P: 8 | R: 0 E: 0 K: 2 S: 11 | H: 2 LOB: 1 BB: 0 P: 14 | R: 0 E: 0 K: 2 S: 13 | H: 1 LOB: 1 BB: 0 P: 17 | R: 0 E: 0 K: 2 S: 10 | H: 0 LOB: 0 BB: 0 P: 14 | R: 3 E: 0 K: 2 S: 18 | H: 2 LOB: 0 BB: 1 P: 26 | R: 0 E: 1 K: 2 S: 11 | H: 0 LOB: 1 BB: 1 P: 17 | R: 0 E: 0 K: 1 S: 12 | H: 1 LOB: 1 BB: 0 P: 18 | R: 2 E: 0 K: 1 S: 13 | H: 2 LOB: 0 BB: 0 P: 21 | R: 1 E: 0 K: 0 S: 11 | H: 4 LOB: 2 BB: 2 P: 15 | R: 1 E: 0 K: 0 S: 10 | H: 1 LOB: 1 BB: 2 P: 22 | 1B: 10 2B: 5 3B: 0 HR: 2 | SF: 1 SAC: 0 DP: 2 HBP: 0 | WP: 0 PB: 0 SB: 0 CS: 1 | PA: 51 |
| PITCHER | IP ERA WLS BF H R ER SO BB IBB HBP BLK WP HR S P ERA WHIP | 32 Marco Gonzales, L ERA: 5.19 | 60 Chasen Bradford, R ERA: 1.93 | 50 Nick Vincent, R ERA: 5.11 | 39 Edwin Diaz, R ERA: 1.96 | 12 Juan Nicasio, R ERA: 4.08 | PITCHER | IP ERA WLS BF H R ER SO BB IBB HBP BLK WP HR S P ERA WHIP | 62 Erik Goeddel, R ERA: 3.38 | | | | | | | | | | | | | | | | | |

Los Angeles Angels @ Seattle Mariners
Safeco Field, Seattle, WA
Sat May 05 2018, 6:11 PM - 10:39 PM PDT
Att: 36,977 - Party Cloudy - 65 F

livebaseballscores.com

AB 47
R 8
H 17
RBI 8
BB 3
SO 11
LOB 24




| Batter | 1 | 2 | 3 | 4 | 5 | 6 | 7 | 8 | 9 | 10 | 11 | AB | R | H | RBI | BB | SO | LOB | BOTTOM | | | | | |
|---|--|----------------------------------|----------------------------------|----------------------------------|---|------------------------------------|------------------------------|--|---------------------------------|----------------------------------|------------------------------------|----------------------------------|-------------------------------|----------------------------------|-------------------------------|----------------------------------|-------------------------------|----------------------------------|-------------------------------|----------------------------------|----------------------------------|------------------------------------|----------------------------------|--------|
| 2 Jean Segura, R OBP: 0.324, SLG: 0.433 | (1, 6) C SI 88 X CH 83 | 0-1 L9 | | | S CU 73 D CU 74 B FF 92 C SI 91 X FF 93 | 2-2 1B | | | | | | | 6 | 1 | 3 | 0 | 0 | 1 | 2 | | | | | |
| 17 Mitch Haniger, R OBP: 0.376, SLG: 0.635 | (1, 9) C FF 89 B FF 91 B CH 84 X SI 90 | 2-1 G4-3 | | | C CU 74 D CU 75 C CU 75 D CH 84 D CU 78 | 2-3 K | | | | | | | 5 | 1 | 1 | 0 | 1 | 2 | 4 | | | | | |
| 22 Robinson Canó, L OBP: 0.403, SLG: 0.440 | (1, 4) C FF 90 C FF 92 B CU 77 X CU 77 | 2-2 G4-3 | | | B FF 89 X FF 88 | 1-0 G4-3 | | | | | | | 5 | 1 | 1 | 2 | 1 | 0 | 2 | | | | | |
| 23 Nelson Cruz, R OBP: 0.295, SLG: 0.549 | (1, 10) B SI 88 C SI 89 S FF 91 | 1-3 K | | | S CU 74 X CU 74 | 0-1 G6-3 | | | | | | | 3 | 1 | 1 | 0 | 2 | 1 | 0 | | | | | |
| 9 Dee Strange-Gordon, L OBP: 0.373, SLG: 0.442 | (10, PH) | | | | | | | | | | | | 1 | 0 | 0 | 0 | 0 | 0 | 1 | | | | | |
| 15 Kyle Seager, L OBP: 0.287, SLG: 0.400 | (1, 5) C FF 91 B FF 92 B FF 94 | 1-3 K | | | S CU 73 C FF 92 C FF 92 S CH 82 | 0-3 K | | | | | | | 6 | 1 | 1 | 1 | 0 | 2 | 4 | | | | | |
| 27 Ryan Healy, R OBP: 0.254, SLG: 0.500 | (1, 3) C CU 72 B CU 75 S CH 84 C FF 94 | 1-3 K | | | X SI 88 0-0 | L7 | | | | | | | 6 | 1 | 3 | 2 | 0 | 2 | 2 | | | | | |
| 3 Mike Zunino, R OBP: 0.220, SLG: 0.479 | (1, 2) B SI 88 B CU 73 B FF 90 X FF 91 | 3-1 1B | | | C SI 89 B CU 73 B FF 90 X FF 91 | 2-3 K | | | | | | | 5 | 1 | 2 | 2 | 0 | 2 | 4 | | | | | |
| 5 Guillermo Heredia, R OBP: 0.395, SLG: 0.486 | (1, 8) C SI 89 S CU 74 D CU 75 D CU 75 X CH 84 | 2-2 FC2-6 | | | C CU 73 B FF 91 B FF 91 | 2-1 1B | | | | | | | 3 | 1 | 1 | 0 | 1 | 0 | 1 | | | | | |
| 16 Ben Gamel, L OBP: 0.209, SLG: 0.225 | (10, PH) | | | | | | | | | | | | 1 | 1 | 1 | 0 | 0 | 0 | 0 | | | | | |
| 7 Andrew Romine, S OBP: 0.105, SLG: 0.111 | (1, 7) C SI 90 B FF 92 T SI 91 F CU 76 1 SAFE S FF 93 | 1-3 K | | | B CH 83 B FF 91 C CU 76 X CU 76 | 2-2 G5-3 | | | | | | | 4 | 0 | 1 | 0 | 0 | 2 | 3 | | | | | |
| Inning Stats | R: 0 E: 0 K: 0 S: 7 | H: 0 LOB: 0 BB: 0 P: 11 | R: 0 E: 0 K: 3 S: 10 | H: 0 LOB: 0 BB: 0 P: 13 | R: 0 E: 0 K: 2 S: 15 | H: 2 LOB: 2 BB: 0 P: 25 | R: 0 E: 0 K: 1 S: 9 | H: 0 LOB: 1 BB: 0 P: 15 | R: 2 E: 0 K: 1 S: 16 | H: 3 LOB: 2 BB: 1 P: 25 | R: 0 E: 1 K: 2 S: 14 | H: 0 LOB: 2 BB: 1 P: 20 | R: 4 E: 0 K: 0 S: 14 | H: 4 LOB: 1 BB: 1 P: 23 | R: 0 E: 0 K: 1 S: 14 | H: 1 LOB: 3 BB: 1 P: 26 | R: 1 E: 1 K: 1 S: 12 | H: 2 LOB: 0 BB: 0 P: 18 | R: 2 E: 0 K: 0 S: 10 | H: 2 LOB: 1 BB: 1 P: 15 | 1B: 9 2B: 5 3B: 0 HR: 1 | SF: 0 SAC: 1 DP: 0 HBP: 0 | WP: 2 PB: 0 SB: 1 CS: 1 | PA: 51 |
| PITCHER | IP ERA WLS BF H R ER SO BB IBB HBP BLK WP HR S P ERA WHIP | 45 Tyler Skaggs, L ERA: 3.06 | 32 Cam Bedrosian, R ERA: 4.11 | 25 Noé Ramirez, R ERA: 3.15 | 48 Jose Alvarez, L ERA: 1.26 | 36 Justin Anderson, R ERA: 4.26 | PITCHER | IP ERA WLS BF H R ER SO BB IBB HBP BLK WP HR S P ERA WHIP | 53 Blake Parker, R ERA: 3.71 | 33 Jim Johnson, R ERA: 3.79 | 60 Eduardo Paredes, R ERA: 9.95 | | | | | | | | | | | | | |

Los Angeles Angels @ Seattle Mariners
Safeco Field, Seattle, WA
Sat May 05 2018, 6:11 PM - 10:39 PM PDT
Att: 36,977 - Party Cloudy - 65 F

livebaseballscores.com

AB 45
R 9
H 15
RBI 7
BB 5
SO 12
LOB 23



| Batter | 1 | 2 | 3 | 4 | 5 | 6 | 7 | 8 | 9 | AB | R | H | RBI | BB | SO | LOB | TOP | | | | | | | | | | |
|--|-------------------------------|----------------------------------|-------------------------------|----------------------------------|-------------------------------|----------------------------------|-------------------------------|----------------------------------|-------------------------------|----------------------------------|-------------------------------|----------------------------------|-------------------------------|----------------------------------|-------------------------------|----------------------------------|---|----------------------------------|----------------------------------|------------------------------------|----------------------------------|--------|--|--|--|--|--|
| 3 Ian Kinsler, R OBP: 0.271, SLG: 0.267 | L7 | G1-3 | | FC5-4 | | | | E6 | G6-4-3 | 5 | 1 | 0 | 0 | 1 | 0 | 4 | Los Angeles Angels @ Seattle Mariners Safeco Field, Seattle, WA Sun May 06 2018, 1:11 PM - 4:21 PM PDT Att: 40,142 - Partly Cloudy - 69 F | | | | | | | | | | |
| 27 Mike Trout, R OBP: 0.458, SLG: 0.720 | 1B | | | BB | | | HR | 1B | | 4 | 1 | 3 | 3 | 1 | 1 | 0 | | | | | | | | | | | |
| 8 Justin Upton, R OBP: 0.301, SLG: 0.407 | L7 | | G6-3 | | | | K | K | | 5 | 0 | 1 | 0 | 0 | 2 | 4 | | | | | | | | | | | |
| 18 Luis Valbuena, L OBP: 0.314, SLG: 0.408 | BB | | K | | | | | G6-3 | | 3 | 0 | 1 | 0 | 1 | 1 | 3 | | | | | | | | | | | |
| 2 Andrelton Simmons, R OBP: 0.405, SLG: 0.517 | G5-3 | | F8 | | | | | HBP | | 5 | 0 | 1 | 0 | 0 | 0 | 4 | | | | | | | | | | | |
| 7 Zack Cozart, R OBP: 0.314, SLG: 0.441 | HR | | | | | | L7 | | | 4 | 2 | 2 | 1 | 0 | 0 | 2 | | | | | | | | | | | |
| 54 Jabari Blash, R OBP: 0.400, SLG: 0.250 | F9 | | | | | | | HBP | | 4 | 1 | 1 | 0 | 1 | 2 | 2 | | | | | | | | | | | |
| 24 Chris Young, R OBP: 0.250, SLG: 0.361 | HR | | SH5-3 | | | | K | P4 | | 3 | 2 | 1 | 1 | 1 | 1 | 2 | | | | | | | | | | | |
| 44 René Rivera, R OBP: 0.326, SLG: 0.419 | K | | FC6-2 | | | | HR | | | 5 | 1 | 2 | 3 | 0 | 2 | 2 | | | | | | | | | | | |
| Inning Stats | R: 0 E: 0 K: 0 S: 10 | H: 1 LOB: 2 BB: 1 P: 17 | R: 2 E: 0 K: 1 S: 11 | H: 2 LOB: 0 BB: 0 P: 17 | R: 0 E: 0 K: 1 S: 11 | H: 0 LOB: 1 BB: 1 P: 18 | R: 0 E: 0 K: 1 S: 13 | H: 1 LOB: 2 BB: 1 P: 21 | R: 0 E: 0 K: 3 S: 15 | H: 2 LOB: 1 BB: 0 P: 11 | R: 4 E: 0 K: 3 S: 15 | H: 2 LOB: 0 BB: 2 P: 24 | R: 0 E: 1 K: 1 S: 13 | H: 1 LOB: 2 BB: 0 P: 24 | R: 0 E: 1 K: 2 S: 14 | H: 1 LOB: 2 BB: 0 P: 15 | R: 2 E: 0 K: 0 S: 12 | H: 2 LOB: 1 BB: 1 P: 22 | 1B: 7 2B: 2 3B: 0 HR: 3 | SF: 0 SAC: 1 DP: 1 HBP: 2 | WP: 1 PB: 0 SB: 1 CS: 0 | PA: 46 | | | | | |
| PITCHER | IP | WLS | BF | H | R | ER | SO | BB | IBB | HBP | BLK | WP | HR | S | P | ERA | WHIP | | | | | | | | | | |
| 34 Félix Hernández, R ERA: 5.28 | 5.2 | L | 28 | 7 | 5 | 5 | 5 | 4 | 0 | 0 | 0 | 1 | 2 | 63 | 101 | 7.94 | 1.941 | | | | | | | | | | |
| 60 Chasen Bradford, R ERA: 2.51 | 0.1 | | 2 | 1 | 1 | 1 | 1 | 0 | 0 | 0 | 0 | 0 | 1 | 5 | 7 | 27.00 | 3.000 | | | | | | | | | | |
| 47 James Pazos, L ERA: 1.46 | 1.0 | | 5 | 1 | 0 | 0 | 1 | 0 | 0 | 1 | 0 | 0 | 0 | 13 | 24 | 0.00 | 1.000 | | | | | | | | | | |
| 61 Casey Lawrence, R ERA: 10.13 | 2.0 | | 11 | 3 | 2 | 2 | 2 | 1 | 0 | 1 | 0 | 0 | 0 | 26 | 37 | 9.00 | 2.000 | | | | | | | | | | |

| Batter | 1 | 2 | 3 | 4 | 5 | 6 | 7 | 8 | 9 | AB | R | H | RBI | BB | SO | LOB | BOTTOM | | | | | | | | | | |
|---|------------------------------|----------------------------------|-------------------------------|----------------------------------|------------------------------|----------------------------------|-------------------------------|----------------------------------|-------------------------------|----------------------------------|------------------------------|---------------------------------|-------------------------------|----------------------------------|------------------------------|---------------------------------|---|----------------------------------|----------------------------------|------------------------------------|----------------------------------|--------|--|--|--|--|--|
| 9 Dee Strange-Gordon, L OBP: 0.367, SLG: 0.433 | G4-3 | | F9 | | | | | G6-4-3 | G4-6-3 | 5 | 0 | 1 | 0 | 0 | 0 | 5 | Los Angeles Angels @ Seattle Mariners Safeco Field, Seattle, WA Sun May 06 2018, 1:11 PM - 4:21 PM PDT Att: 40,142 - Partly Cloudy - 69 F | | | | | | | | | | |
| 2 Jean Segura, R OBP: 0.315, SLG: 0.420 | K | | G4-3 | | | | F8 | G5-3 | | 4 | 0 | 0 | 0 | 0 | 1 | 1 | | | | | | | | | | | |
| 7 Andrew Romine, S OBP: 0.105, SLG: 0.111 | | | | | | | | | | 0 | 0 | 0 | 0 | 0 | 0 | 0 | | | | | | | | | | | |
| 22 Robinson Canó, L OBP: 0.392, SLG: 0.425 | F9 | | | | | | F7 | L9 | | 4 | 0 | 0 | 0 | 0 | 0 | 0 | | | | | | | | | | | |
| 23 Nelson Cruz, R OBP: 0.297, SLG: 0.532 | | | K | | | | P3 | G5-3 | | 3 | 0 | 0 | 0 | 0 | 1 | 0 | | | | | | | | | | | |
| 15 Kyle Seager, L OBP: 0.293, SLG: 0.403 | 1B | | | | | | G4-3 | P5 | | 4 | 0 | 2 | 0 | 0 | 0 | 1 | | | | | | | | | | | |
| 17 Mitch Haniger, R OBP: 0.380, SLG: 0.627 | K | | | | | | HR | | | 3 | 1 | 1 | 0 | 1 | 2 | 2 | | | | | | | | | | | |
| 27 Ryon Healy, R OBP: 0.270, SLG: 0.541 | BB | | | | | | F9 | HR | | 3 | 1 | 1 | 2 | 1 | 0 | 1 | | | | | | | | | | | |
| 3 Mike Zunino, R OBP: 0.241, SLG: 0.460 | FC6-4 | | | | | | K | | | 2 | 0 | 0 | 0 | 2 | 1 | 2 | | | | | | | | | | | |
| 16 Ben Gamel, L OBP: 0.222, SLG: 0.238 | | | | | | | | | | 2 | 0 | 1 | 0 | 0 | 1 | 0 | | | | | | | | | | | |
| 5 Guillermo Heredia, R OBP: 0.422, SLG: 0.466 | K | | | | | | | | | 0 | 0 | 0 | 0 | 2 | 0 | 0 | | | | | | | | | | | |
| Inning Stats | R: 0 E: 0 K: 1 S: 8 | H: 0 LOB: 0 BB: 0 P: 11 | R: 0 E: 0 K: 2 S: 11 | H: 1 LOB: 2 BB: 1 P: 19 | R: 0 E: 0 K: 1 S: 7 | H: 0 LOB: 0 BB: 0 P: 11 | R: 0 E: 0 K: 1 S: 11 | H: 1 LOB: 1 BB: 0 P: 18 | R: 0 E: 0 K: 0 S: 10 | H: 2 LOB: 2 BB: 0 P: 17 | R: 0 E: 0 K: 0 S: 7 | H: 0 LOB: 1 BB: 0 P: 9 | R: 2 E: 0 K: 0 S: 10 | H: 2 LOB: 2 BB: 2 P: 23 | R: 0 E: 0 K: 0 S: 8 | H: 0 LOB: 0 BB: 0 P: 9 | R: 0 E: 0 K: 0 S: 7 | H: 0 LOB: 3 BB: 3 P: 19 | 1B: 5 2B: 0 3B: 0 HR: 1 | SF: 0 SAC: 0 DP: 2 HBP: 1 | WP: 0 PB: 0 SB: 0 CS: 0 | PA: 37 | | | | | |
| PITCHER | IP | WLS | BF | H | R | ER | SO | BB | IBB | HBP | BLK | WP | HR | S | P | ERA | WHIP | | | | | | | | | | |
| 17 Shohel Ohtani, R ERA: 4.1 | 6.0 | W | 26 | 6 | 2 | 2 | 6 | 2 | 0 | 0 | 0 | 0 | 0 | 13 | 19 | 0.00 | 0.500 | | | | | | | | | | |
| 48 Jose Alvarez, L ERA: 1.1 | 2.0 | | 6 | 0 | 0 | 0 | 0 | 1 | 0 | 0 | 0 | 0 | 0 | 6 | 18 | 0.00 | 0.000 | | | | | | | | | | |
| 32 Cam Bedrosian, R ERA: 4.02 | 0.1 | | 4 | 0 | 0 | 0 | 0 | 3 | 0 | 0 | 0 | 0 | 0 | 1 | 1 | 0.00 | 0.000 | | | | | | | | | | |
| 25 Noé Ramirez, R ERA: 3.06 | 0.2 | | 1 | 0 | 0 | 0 | 0 | 0 | 0 | 0 | 0 | 0 | 0 | 1 | 1 | 0.00 | 0.000 | | | | | | | | | | |



| Batter | 1 | 2 | 3 | 4 | 5 | 6 | 7 | 8 | 9 | AB | R | H | RBI | BB | SO | LOB | TOP | | | |
|--|---|----------------------------------|--------------------------------------|----------------------------------|--------------------------------------|----------------------------------|--------------------------------------|----------------------------------|---------------------------------------|----------------------------------|--------------------------------------|----------------------------------|--------------------------------------|----------------------------------|--------------------------------------|----------------------------------|---|------------------------------------|----------------------------------|--------|
| 3 Ian Kinsler, R OBP: 0.260, SLG: 0.256 | G4-3 | | G6-3 | | P4 | | | G1 | | 4 | 0 | 0 | 0 | 0 | 0 | 1 | Los Angeles Angels @ Colorado Rockies Coors Field, Denver, CO Tue May 08 2018, 6:41 PM - 9:23 PM MDT Att: 33,144 - Clear - 76 F | | | |
| 27 Mike Trout, R OBP: 0.453, SLG: 0.703 | G6-3 | | G6-3 | | | G5-3 | | 8 HR | | 3 | 1 | 0 | 0 | 1 | 0 | 0 | | | | |
| 8 Justin Upton, R OBP: 0.306, SLG: 0.432 | 1B | | K | | | K | | HR | | 4 | 1 | 2 | 2 | 0 | 2 | 0 | | | | |
| 5 Albert Pujols, R OBP: 0.285, SLG: 0.438 | 1B | | K | | | K | | G5-3 | | 4 | 0 | 1 | 0 | 0 | 2 | 0 | | | | |
| 2 Andrelton Simmons, R OBP: 0.407, SLG: 0.512 | BB | | G4-3 | | | G4-3 | | G6-3 | | 3 | 0 | 1 | 0 | 1 | 0 | 0 | | | | |
| 7 Zack Cozart, R OBP: 0.293, SLG: 0.434 | K | | G5-3 | | | G5-3 | | 56 G4-5-3 | | 4 | 0 | 1 | 0 | 0 | 1 | 4 | | | | |
| 54 Jaban Blash, R OBP: 0.286, SLG: 0.187 | K | | G4-3 | | | G3 | | G4-5-3 | | 2 | 0 | 0 | 0 | 0 | 1 | 0 | | | | |
| 17 Shohai Ohtani, L OBP: 0.385, SLG: 0.617 | K | | G6-3 | | | F7 | | 1-2 | | 1 | 0 | 0 | 0 | 0 | 0 | 1 | | | | |
| 24 Chris Young, R OBP: 0.250, SLG: 0.361 | K | | 1B | | | K | | | | 0 | 0 | 0 | 0 | 0 | 0 | 0 | | | | |
| 56 Kole Calhoun, L OBP: 0.193, SLG: 0.209 | K | | K | | | K | | | | 1 | 0 | 0 | 0 | 0 | 0 | 1 | | | | |
| 12 Martin Maldonado, R OBP: 0.307, SLG: 0.308 | G6-3 | | | | | | | | | 3 | 0 | 1 | 0 | 0 | 0 | 1 | | | | |
| 28 Andrew Heaney, L OBP: 0.311, SLG: 0.404 | K | | | | | | | | | 2 | 0 | 0 | 0 | 0 | 2 | 1 | | | | |
| 25 Noé Ramirez, R | | | | | | | | | | 0 | 0 | 0 | 0 | 0 | 0 | 0 | | | | |
| 18 Luis Valbuena, L | | | | | | | | | | 1 | 0 | 0 | 0 | 0 | 0 | 0 | | | | |
| 53 Blake Parker, R | | | | | | | | | | 0 | 0 | 0 | 0 | 0 | 0 | 0 | | | | |
| Inning Stats | R: 0 H: 2 E: 0 K: 1 S: 14 | H: 0 LOB: 3 BB: 1 P: 28 | R: 0 H: 0 E: 0 K: 2 S: 7 | H: 0 LOB: 0 BB: 0 P: 10 | R: 0 H: 0 E: 0 K: 1 S: 6 | H: 0 LOB: 0 BB: 0 P: 10 | R: 0 H: 1 E: 0 K: 1 S: 9 | H: 0 LOB: 1 BB: 0 P: 12 | R: 0 H: 0 E: 0 K: 2 S: 10 | H: 0 LOB: 0 BB: 0 P: 15 | R: 0 H: 1 E: 0 K: 0 S: 8 | H: 1 LOB: 1 BB: 0 P: 14 | R: 2 H: 1 E: 0 K: 0 S: 8 | H: 1 LOB: 0 BB: 1 P: 18 | R: 0 H: 1 E: 0 K: 0 S: 8 | H: 1 LOB: 0 BB: 0 P: 12 | 1B: 5 2B: 0 3B: 0 HR: 1 | SF: 0 SAC: 0 DP: 1 HBP: 0 | WP: 0 PB: 0 SB: 1 CS: 0 | PA: 34 |
| PITCHER | IP WLS BF H R ER SO BB IBB HBP BLK WP HR S P ERA WHIP | | | | | | | | | | | | | | | | | | | |
| 55 Jon Gray, R ERA: 4.24 | 7.0 W 26 4 0 0 8 1 0 0 0 0 0 0 61 99 0.00 0.714 | | | | | | | | | | | | | | | | | | | |
| 0 Adam Ottavino, R ERA: 1.35 | 1.0 5 1 2 2 0 1 0 0 0 0 0 1 8 18 18.00 2.000 | | | | | | | | | | | | | | | | | | | |
| 71 Wade Davis, R ERA: 2.35 | 1.0 S 3 1 0 0 0 0 0 0 0 0 0 0 8 12 0.00 1.000 | | | | | | | | | | | | | | | | | | | |

| Batter | 1 | 2 | 3 | 4 | 5 | 6 | 7 | 8 | 9 | AB | R | H | RBI | BB | SO | LOB | BOTTOM | | | |
|--|---|---------------------------------|---------------------------------------|----------------------------------|--------------------------------------|----------------------------------|--------------------------------------|----------------------------------|--------------------------------------|----------------------------------|--------------------------------------|----------------------------------|---------------------------------------|----------------------------------|--------------------------------------|----------------------------------|---|------------------------------------|----------------------------------|--------|
| 9 DJ LeMahieu, R OBP: 0.363, SLG: 0.495 | L4 | | 28 BB | | G1-3 | | | G6-3 | | 4 | 0 | 1 | 1 | 0 | 0 | 0 | Los Angeles Angels @ Colorado Rockies Coors Field, Denver, CO Tue May 08 2018, 6:41 PM - 9:23 PM MDT Att: 33,144 - Clear - 76 F | | | |
| 19 Charlie Blackmon, L OBP: 0.394, SLG: 0.595 | F8 | | F7 | | | | | 27 BB | | 2 | 1 | 0 | 0 | 2 | 0 | 1 | | | | |
| 28 Nolan Arenado, R OBP: 0.412, SLG: 0.604 | G5-3 | | 27 FC6-4 | | K | | | 27 BB | | 3 | 1 | 1 | 0 | 1 | 1 | 1 | | | | |
| 27 Trevor Story, R OBP: 0.318, SLG: 0.465 | BB | | FC6-4 | | | | | 8 BB | | 3 | 1 | 2 | 2 | 1 | 0 | 2 | | | | |
| 20 Ian Desmond, R OBP: 0.225, SLG: 0.372 | K | | 1-2 | | G3-1 | | | 3B | | 4 | 0 | 0 | 0 | 0 | 3 | 3 | | | | |
| 8 Gerardo Parra, L OBP: 0.324, SLG: 0.354 | K | | G1 | | G1 | | | 14 BB | | 4 | 0 | 1 | 1 | 0 | 2 | 1 | | | | |
| 56 Noel Cuevas, R OBP: 0.379, SLG: 0.333 | G1-3 | | 1B | | | | | 56 HBP | | 3 | 0 | 1 | 0 | 0 | 0 | 1 | | | | |
| 14 Tony Wolters, L OBP: 0.276, SLG: 0.208 | | | 55 SH3-4 | | L6 | | | L8-4 | | 4 | 1 | 1 | 0 | 0 | 0 | 3 | | | | |
| 55 Jon Gray, R ERA: 4.78 | | | 9 BB | | SH3-4 | | | G3 | | 1 | 0 | 0 | 0 | 0 | 1 | 0 | | | | |
| 26 David Dahl, L ERA: 3.95 | | | | | K | | | | | 1 | 0 | 0 | 0 | 0 | 0 | 0 | | | | |
| 0 Adam Ottavino, S | | | | | | | | | | 0 | 0 | 0 | 0 | 0 | 0 | 0 | | | | |
| 71 Wade Davis, R ERA: 3.5 | | | | | | | | | | 0 | 0 | 0 | 0 | 0 | 0 | 0 | | | | |
| Inning Stats | R: 0 H: 0 E: 0 K: 0 S: 8 | H: 0 LOB: 0 BB: 0 P: 8 | R: 0 H: 0 E: 0 K: 2 S: 12 | H: 0 LOB: 1 BB: 1 P: 18 | R: 1 H: 2 E: 0 K: 0 S: 9 | H: 2 LOB: 2 BB: 1 P: 15 | R: 0 H: 1 E: 0 K: 0 S: 8 | H: 1 LOB: 1 BB: 0 P: 14 | R: 0 H: 0 E: 0 K: 2 S: 8 | H: 0 LOB: 1 BB: 1 P: 15 | R: 1 H: 2 E: 0 K: 1 S: 9 | H: 2 LOB: 1 BB: 0 P: 16 | R: 2 H: 2 E: 0 K: 1 S: 13 | H: 2 LOB: 1 BB: 1 P: 22 | R: 0 H: 0 E: 0 K: 1 S: 8 | H: 0 LOB: 0 BB: 0 P: 15 | 1B: 5 2B: 2 3B: 1 HR: 0 | SF: 0 SAC: 1 DP: 1 HBP: 1 | WP: 0 PB: 0 SB: 0 CS: 0 | PA: 35 |
| PITCHER | IP WLS BF H R ER SO BB IBB HBP BLK WP HR S P ERA WHIP | | | | | | | | | | | | | | | | | | | |
| 28 Andrew Heaney, L | 6.0 L 26 5 2 2 2 1 1 0 0 0 0 0 0 54 3.00 1.333 | | | | | | | | | | | | | | | | | | | |
| 25 Noé Ramirez, R | 1.0 6 2 2 2 1 1 0 0 0 0 0 0 13 22 18.00 3.000 | | | | | | | | | | | | | | | | | | | |
| 53 Blake Parker, R ERA: 3.5 | 1.0 3 0 0 0 1 0 0 0 0 0 0 0 8 15 0.00 0.000 | | | | | | | | | | | | | | | | | | | |

| Batter | 1 | 2 | 3 | 4 | 5 | 6 | 7 | 8 | 9 | AB | R | H | RBI | BB | SO | LOB | TOP | | | | |
|--|-------------------------------|----------------------------------|-------------------------------|----------------------------------|-------------------------------|----------------------------------|-------------------------------|----------------------------------|------------------------------|----------------------------------|-------------------------------|----------------------------------|-------------------------------|----------------------------------|------------------------------|----------------------------------|----------------------------------|------------------------------------|----------------------------------|--------|--|
| 7 Zack Cozart, R OBP: 0.304, SLG: 0.468 | | | | | | | | | | 4 | 2 | 2 | 1 | 1 | 1 | 0 | | | | | |
| 27 Mike Trout, R OBP: 0.415, SLG: 0.692 | | | | | | | | | | 5 | 2 | 2 | 1 | 0 | 0 | 1 | | | | | |
| 8 Justin Upton, R OBP: 0.315, SLG: 0.465 | | | | | | | | | | 5 | 2 | 3 | 2 | 0 | 1 | 1 | | | | | |
| 5 Albert Pujols, R OBP: 0.284, SLG: 0.440 | | | | | | | | | | 4 | 0 | 1 | 1 | 0 | 1 | 1 | | | | | |
| 19 Jefry Marte, R OBP: 0.393, SLG: 0.569 | | | | | | | | | | 0 | 1 | 0 | 0 | 1 | 0 | 0 | | | | | |
| 2 Andrelton Simmons, R OBP: 0.400, SLG: 0.496 | | | | | | | | | | 4 | 0 | 0 | 1 | 1 | 0 | 2 | | | | | |
| 3 Ian Kinsler, R OBP: 0.267, SLG: 0.255 | | | | | | | | | | 4 | 0 | 1 | 1 | 1 | 0 | 3 | | | | | |
| 54 Jaban Blash, R OBP: 0.300, SLG: 0.222 | | | | | | | | | | 3 | 0 | 1 | 0 | 0 | 1 | 1 | | | | | |
| 38 Justin Anderson, L | | | | | | | | | | 0 | 0 | 0 | 0 | 0 | 0 | 0 | | | | | |
| 17 Shohel Ohtani, L OBP: 0.394, SLG: 0.623 | | | | | | | | | | 1 | 0 | 1 | 0 | 0 | 0 | 0 | | | | | |
| 48 Jose Alvarez, L | | | | | | | | | | 0 | 0 | 0 | 0 | 0 | 0 | 0 | | | | | |
| 58 Akeel Morris, R | | | | | | | | | | 3 | 1 | 1 | 1 | 1 | 0 | 2 | | | | | |
| 44 René Rivera, R OBP: 0.340, SLG: 0.478 | | | | | | | | | | 3 | 1 | 1 | 1 | 1 | 0 | 2 | | | | | |
| 51 Jaime Barria, R | | | | | | | | | | 2 | 0 | 0 | 0 | 0 | 0 | 2 | | | | | |
| 24 Chris Young, R OBP: 0.238, SLG: 0.342 | | | | | | | | | | 2 | 0 | 0 | 0 | 0 | 0 | 0 | | | | | |
| Inning Stats | R: 1 E: 0 K: 2 S: 14 | H: 2 LOB: 1 BB: 0 P: 20 | R: 0 E: 0 K: 1 S: 12 | H: 0 LOB: 0 BB: 0 P: 15 | R: 3 E: 0 K: 0 S: 11 | H: 3 LOB: 0 BB: 0 P: 18 | R: 0 E: 0 K: 0 S: 10 | H: 1 LOB: 1 BB: 1 P: 17 | R: 0 E: 0 K: 0 S: 7 | H: 0 LOB: 1 BB: 1 P: 16 | R: 1 E: 0 K: 1 S: 11 | H: 1 LOB: 0 BB: 0 P: 17 | R: 2 E: 0 K: 0 S: 18 | H: 4 LOB: 1 BB: 0 P: 27 | R: 1 E: 0 K: 0 S: 9 | H: 1 LOB: 3 BB: 3 P: 24 | 1B: 6 2B: 3 3B: 0 HR: 3 | SF: 0 SAC: 0 DP: 2 HBP: 0 | WP: 0 PB: 0 SB: 0 CS: 0 | PA: 42 | |
| PITCHER | IP | WLS | BF | H | R | ER | SO | BB | IBB | HBP | BLK | WP | HR | S | P | ERA | WHIP | | | | |
| 44 Tyler Anderson, L ERA: 4.23 | 5.0 | L | 21 | 6 | 4 | 4 | 3 | 1 | 0 | 0 | 0 | 0 | 2 | 55 | 80 | 7.20 | 1.400 | | | | |
| 52 Chris Rusin, L | 2.0 | | 8 | 1 | 1 | 1 | 1 | 1 | 0 | 0 | 0 | 0 | 1 | 18 | 33 | 4.50 | 1.000 | | | | |
| 50 Brooks Pounders, R ERA: 6.0 | 1.0 | | 6 | 4 | 2 | 2 | 0 | 0 | 0 | 0 | 0 | 0 | 0 | 18 | 27 | 18.00 | 4.000 | | | | |
| 38 Mike Dunn, L ERA: 10.38 | 1.0 | | 7 | 1 | 1 | 1 | 0 | 3 | 0 | 0 | 0 | 0 | 0 | 9 | 24 | 9.00 | 4.000 | | | | |

Los Angeles Angels @ Colorado Rockies
Coors Field, Denver, CO
Wed May 09 2018, 1:12 PM - 4:21 PM MDT
Att: 33,689 - Partly Cloudy - 72 F

| | |
|-----|----|
| AB | 37 |
| R | 8 |
| H | 12 |
| RBI | 8 |
| BB | 5 |
| SO | 4 |
| LOB | 13 |



| Batter | 1 | 2 | 3 | 4 | 5 | 6 | 7 | 8 | 9 | AB | R | H | RBI | BB | SO | LOB | BOTTOM | | | | |
|--|------------------------------|----------------------------------|-------------------------------|----------------------------------|-------------------------------|----------------------------------|-------------------------------|----------------------------------|-------------------------------|----------------------------------|------------------------------|----------------------------------|-------------------------------|----------------------------------|-------------------------------|----------------------------------|----------------------------------|------------------------------------|----------------------------------|--------|--|
| 19 Charlie Blackmon, L OBP: 0.387, SLG: 0.579 | | | | | | | | | | 5 | 0 | 1 | 0 | 0 | 2 | 1 | | | | | |
| 26 David Dahl, L OBP: 0.347, SLG: 0.500 | | | | | | | | | | 5 | 0 | 2 | 0 | 0 | 0 | 3 | | | | | |
| 28 Nolan Arenado, R OBP: 0.415, SLG: 0.609 | | | | | | | | | | 4 | 0 | 2 | 0 | 0 | 0 | 1 | | | | | |
| 5 Carlos González, L OBP: 0.264, SLG: 0.393 | | | | | | | | | | 4 | 0 | 2 | 0 | 0 | 2 | 3 | | | | | |
| 27 Trevor Story, R OBP: 0.316, SLG: 0.455 | | | | | | | | | | 3 | 0 | 0 | 0 | 0 | 2 | 4 | | | | | |
| 42 Chris Iannetta, R OBP: 0.323, SLG: 0.361 | | | | | | | | | | 2 | 0 | 0 | 0 | 1 | 2 | 4 | | | | | |
| 20 Ian Desmond, R OBP: 0.218, SLG: 0.360 | | | | | | | | | | 4 | 0 | 0 | 0 | 0 | 4 | 6 | | | | | |
| 6 Daniel Castro, R OBP: 0.150, SLG: 0.150 | | | | | | | | | | 4 | 0 | 0 | 0 | 0 | 1 | 4 | | | | | |
| 44 Tyler Anderson, L | | | | | | | | | | 1 | 0 | 0 | 0 | 0 | 1 | 0 | | | | | |
| 56 Noel Cuevas, R | | | | | | | | | | 1 | 0 | 1 | 0 | 0 | 0 | 0 | | | | | |
| 52 Chris Rusin, L | | | | | | | | | | 0 | 0 | 0 | 0 | 0 | 0 | 0 | | | | | |
| 8 Gerardo Parra, L | | | | | | | | | | 1 | 0 | 0 | 0 | 0 | 0 | 0 | | | | | |
| 50 Brooks Pounders, R | | | | | | | | | | 0 | 0 | 0 | 0 | 0 | 0 | 0 | | | | | |
| 38 Mike Dunn, L | | | | | | | | | | 0 | 0 | 0 | 0 | 0 | 0 | 0 | | | | | |
| 14 Tony Wolters, L OBP: 0.266, SLG: 0.266 | | | | | | | | | | 0 | 0 | 0 | 0 | 1 | 0 | 0 | | | | | |
| Inning Stats | R: 0 E: 0 K: 0 S: 7 | H: 0 LOB: 0 BB: 0 P: 10 | R: 0 E: 0 K: 2 S: 16 | H: 1 LOB: 2 BB: 1 P: 26 | R: 0 E: 0 K: 1 S: 10 | H: 1 LOB: 1 BB: 0 P: 16 | R: 0 E: 0 K: 2 S: 11 | H: 1 LOB: 2 BB: 0 P: 13 | R: 0 E: 0 K: 3 S: 13 | H: 1 LOB: 0 BB: 0 P: 19 | R: 0 E: 0 K: 1 S: 7 | H: 0 LOB: 0 BB: 0 P: 11 | R: 0 E: 0 K: 3 S: 13 | H: 2 LOB: 2 BB: 0 P: 19 | R: 0 E: 0 K: 1 S: 13 | H: 1 LOB: 2 BB: 1 P: 20 | 1B: 5 2B: 4 3B: 0 HR: 0 | SF: 0 SAC: 0 DP: 1 HBP: 2 | WP: 0 PB: 0 SB: 0 CS: 0 | PA: 38 | |
| PITCHER | IP | WLS | BF | H | R | ER | SO | BB | IBB | HBP | BLK | WP | HR | S | P | ERA | WHIP | | | | |
| 51 Jaime Barria, R ERA: 2.45 | 5.1 | W | 22 | 5 | 0 | 0 | 0 | 1 | 0 | 0 | 0 | 0 | 0 | 61 | 89 | 0.00 | 1.125 | | | | |
| 38 Justin Anderson, R ERA: 3.38 | 1.2 | | 6 | 0 | 0 | 0 | 3 | 0 | 0 | 1 | 0 | 0 | 0 | 14 | 22 | 0.00 | 0.000 | | | | |
| 48 Jose Alvarez, L ERA: 1.04 | 1.0 | | 5 | 2 | 0 | 0 | 3 | 0 | 0 | 0 | 0 | 0 | 0 | 13 | 19 | 0.00 | 2.000 | | | | |
| 58 Akeel Morris, R ERA: 4.26 | 1.0 | | 5 | 1 | 0 | 0 | 1 | 1 | 0 | 0 | 0 | 0 | 0 | 13 | 20 | 0.00 | 2.000 | | | | |

Los Angeles Angels @ Colorado Rockies
Coors Field, Denver, CO
Wed May 09 2018, 1:12 PM - 4:21 PM MDT
Att: 33,689 - Partly Cloudy - 72 F

| | |
|-----|----|
| AB | 34 |
| R | 0 |
| H | 8 |
| RBI | 0 |
| BB | 2 |
| SO | 14 |
| LOB | 26 |



| Batter | 1 | 2 | 3 | 4 | 5 | 6 | 7 | 8 | 9 | AB | R | H | RBI | BB | SO | LOB | TOP | | | | | |
|--|---|----------------------------------|-------------------------------|----------------------------------|------------------------------|----------------------------------|-------------------------------|----------------------------------|------------------------------|----------------------------------|-------------------------------|----------------------------------|------------------------------|----------------------------------|-------------------------------|----------------------------------|--|----------------------------------|----------------------------------|------------------------------------|----------------------------------|--------|
| 7 Joe Mauer, L (1, 3) OBP: 0.420, SLG: 0.369 | G4-3 | | | G4-3 | | 2 WP 2 HR 1B | | G4-6-3 | | 4 | 1 | 1 | 0 | 0 | 0 | 1 | Minnesota Twins @ Los Angeles Angels Angel Stadium, Anaheim, CA Thu May 10 2018, 7:11 PM - 10:16 PM PDT Att: 30,127 - Clear - 68 F | | | | | |
| 2 Brian Dozier, R (1, 4) OBP: 0.395, SLG: 0.430 | G4-3-6 1B | | | 1B | | 1-H 3-H | | 2B | | 4 | 1 | 4 | 3 | 0 | 0 | 0 | | | | | | |
| 26 Max Kepler, L (1, 9) OBP: 0.356, SLG: 0.508 | G4-3-6 1-2 | | | K | | HR | | BB | | 3 | 1 | 1 | 1 | 1 | 1 | 2 | | | | | | |
| 5 Eduardo Escobar, S (1, 5) OBP: 0.356, SLG: 0.605 | | L8 | | F9 | | K | | F7 | | 4 | 0 | 0 | 0 | 0 | 1 | 3 | | | | | | |
| 20 Eddie Rosario, L (1, 7) OBP: 0.304, SLG: 0.534 | | G6-3 | | | G4-3 | K | | | K | 4 | 0 | 0 | 0 | 0 | 2 | 0 | | | | | | |
| 99 Logan Morrison, L (1, 10) OBP: 0.273, SLG: 0.327 | | | | | L7 | | | | | 3 | 0 | 0 | 0 | 1 | 2 | 0 | | | | | | |
| 23 Mitch Garver, R (1, 2) OBP: 0.314, SLG: 0.426 | | | | G5-3 | G3-1 | | | | | 4 | 0 | 1 | 0 | 0 | 0 | 1 | | | | | | |
| 16 Ehre Adrianza, S (1, 6) OBP: 0.294, SLG: 0.283 | | | | G4-3 | | 7 2 HR 1B | | G3-6-3 | | 3 | 1 | 1 | 0 | 0 | 0 | 1 | | | | | | |
| 36 Robbie Grossman, PH (PH) OBP: 0.279, SLG: 0.342 | | | | | | 1-2 | | | K | 1 | 0 | 0 | 0 | 0 | 1 | 1 | | | | | | |
| 25 Byron Buxton, R (1, 8) OBP: 0.239, SLG: 0.233 | | | | | | | | | | 2 | 0 | 0 | 0 | 1 | 2 | 1 | | | | | | |
| Inning Stats | R: 0 E: 0 K: 0 S: 9 | H: 1 LOB: 0 BB: 0 P: 15 | R: 0 E: 0 K: 1 S: 13 | H: 0 LOB: 0 BB: 0 P: 17 | R: 0 E: 0 K: 1 S: 7 | H: 0 LOB: 0 BB: 0 P: 10 | R: 0 E: 0 K: 1 S: 14 | H: 1 LOB: 1 BB: 0 P: 20 | R: 0 E: 0 K: 0 S: 9 | H: 0 LOB: 0 BB: 0 P: 16 | R: 4 E: 0 K: 3 S: 22 | H: 4 LOB: 0 BB: 0 P: 32 | R: 0 E: 0 K: 1 S: 6 | H: 1 LOB: 0 BB: 0 P: 10 | R: 0 E: 0 K: 0 S: 12 | H: 1 LOB: 2 BB: 2 P: 22 | R: 0 E: 0 K: 2 S: 10 | H: 0 LOB: 1 BB: 1 P: 17 | 1B: 5 2B: 1 3B: 0 HR: 2 | SF: 0 SAC: 0 DP: 3 HBP: 0 | WP: 1 PB: 0 SB: 0 CS: 0 | PA: 35 |
| PITCHER | IP WLS BF H R ER SO BB IBB HBP BLK WP HR S P ERA WHIP | | | | | | | | | | | | | | | | | | | | | |
| 43 Garrett Richards, R (1, 1) ERA: 4.08 | 5.1 | 20 | 5 | 3 | 3 | 4 | 0 | 0 | 0 | 0 | 1 | 1 | 63 | 94 | 5.06 | 0.938 | | | | | | |
| 48 Jose Alvarez, L (6, 1) ERA: 1.47 | 1.0 | W | 4 | 1 | 1 | 3 | 0 | 0 | 0 | 0 | 0 | 1 | 14 | 22 | 9.00 | 1.000 | | | | | | |
| 32 Cam Bedrosian, R (7, 1) ERA: 3.86 | 0.2 | H | 2 | 1 | 0 | 0 | 0 | 0 | 0 | 0 | 0 | 3 | 4 | 0.00 | 1.500 | | | | | | | |
| 39 Keynan Middleton, R (8, 1) ERA: 2.25 | 1.0 | H | 5 | 1 | 0 | 0 | 2 | 0 | 0 | 0 | 0 | 12 | 22 | 0.00 | 3.000 | | | | | | | |
| 33 Jim Johnson, R (9, 1) ERA: 3.6 | 1.0 | S | 4 | 0 | 0 | 0 | 2 | 1 | 0 | 0 | 0 | 10 | 17 | 0.00 | 1.000 | | | | | | | |

| | |
|-----|----|
| AB | 32 |
| R | 4 |
| H | 8 |
| RBI | 4 |
| BB | 3 |
| SO | 9 |
| LOB | 10 |



| Batter | 1 | 2 | 3 | 4 | 5 | 6 | 7 | 8 | 9 | AB | R | H | RBI | BB | SO | LOB | BOTTOM | | | |
|---|---|----------------------------------|-------------------------------|----------------------------------|-------------------------------|----------------------------------|------------------------------|---------------------------------|-------------------------------|----------------------------------|-------------------------------|----------------------------------|-------------------------------|----------------------------------|------------------------------|----------------------------------|--|----------------------------------|------------------------------------|----------------------------------|
| 7 Zack Cozart, R (1, 5) OBP: 0.308, SLG: 0.457 | G5-4-3 8 27 BB HBP | | F8 | | F7 | | | G5-4-3 1-2 | | 3 | 0 | 0 | 0 | 1 | 0 | 1 | Minnesota Twins @ Los Angeles Angels Angel Stadium, Anaheim, CA Thu May 10 2018, 7:11 PM - 10:16 PM PDT Att: 30,127 - Clear - 68 F | | | |
| 27 Mike Trout, R (1, 8) OBP: 0.452, SLG: 0.681 | G5-4-3 8 BB | | G4-3 | | G5-3 | | 5 FC6-4 HBP | | | 2 | 0 | 0 | 0 | 1 | 0 | 2 | | | | |
| 8 Justin Upton, R (1, 7) OBP: 0.313, SLG: 0.480 | G5-4-3 1-2 2-3 | | HR | | F9 | | | G5-3 | | 4 | 1 | 1 | 1 | 0 | 0 | 3 | | | | |
| 5 Albert Pujols, R (1, 3) OBP: 0.283, SLG: 0.441 | G6-3 | | | | FC6-4 | | | G6-3 | | 4 | 1 | 1 | 0 | 0 | 0 | 2 | | | | |
| 17 Shohei Ohtani, L (1, 10) OBP: 0.400, SLG: 0.677 | | | K | | | | | G5-3 | | 4 | 1 | 2 | 2 | 0 | 1 | 0 | | | | |
| 2 Andrelton Simmons, R (1, 6) OBP: 0.410, SLG: 0.511 | | | | | F9 | | | | | 4 | 2 | 3 | 0 | 0 | 0 | 1 | | | | |
| 3 Ian Kinsler, R (1, 4) OBP: 0.284, SLG: 0.306 | | | | | | | | | | 4 | 2 | 3 | 2 | 0 | 0 | 1 | | | | |
| 56 Kole Calhoun, L (1, 9) OBP: 0.187, SLG: 0.203 | | | | | G6-4-3 | | | | | 3 | 0 | 0 | 1 | 0 | 0 | 1 | | | | |
| 12 Martin Maldonado, R (1, 2) OBP: 0.315, SLG: 0.329 | | | | | | | | | | 4 | 0 | 2 | 1 | 0 | 1 | 0 | | | | |
| Inning Stats | R: 0 E: 0 K: 0 S: 7 | H: 0 LOB: 1 BB: 1 P: 14 | R: 2 E: 0 K: 2 S: 14 | H: 2 LOB: 0 BB: 0 P: 22 | R: 2 E: 0 K: 0 S: 12 | H: 3 LOB: 0 BB: 0 P: 15 | R: 0 E: 0 K: 0 S: 4 | H: 1 LOB: 0 BB: 0 P: 5 | R: 0 E: 0 K: 0 S: 10 | H: 0 LOB: 1 BB: 0 P: 15 | R: 2 E: 0 K: 0 S: 16 | H: 3 LOB: 2 BB: 1 P: 26 | R: 1 E: 0 K: 0 S: 11 | H: 2 LOB: 1 BB: 0 P: 14 | R: 0 E: 0 K: 0 S: 8 | H: 1 LOB: 0 BB: 0 P: 14 | | 1B: 5 2B: 4 3B: 0 HR: 3 | SF: 1 SAC: 0 DP: 3 HBP: 2 | WP: 1 PB: 0 SB: 0 CS: 0 |
| PITCHER | IP WLS BF H R ER SO BB IBB HBP BLK WP HR S P ERA WHIP | | | | | | | | | | | | | | | | | | | |
| 17 José Berrios, R (1, 1) ERA: 4.5 | 5.1 | L | 24 | 7 | 5 | 2 | 1 | 0 | 0 | 0 | 1 | 0 | 2 | 52 | 78 | 8.44 | 1.500 | | | |
| 57 Ryan Pressly, R (6, 1) ERA: 1.33 | 0.2 | | 5 | 2 | 1 | 1 | 0 | 0 | 0 | 0 | 1 | 0 | 11 | 19 | 13.50 | 4.500 | | | | |
| 39 Trevor Hildenberger, R (7, 1) ERA: 3.96 | 1.0 | | 5 | 2 | 1 | 1 | 0 | 0 | 0 | 0 | 1 | 11 | 14 | 9.00 | 2.000 | | | | | |
| 68 Matt Magill, R (8, 1) ERA: 1.13 | 1.0 | | 3 | 1 | 0 | 0 | 0 | 0 | 0 | 0 | 0 | 8 | 14 | 0.00 | 1.000 | | | | | |

| | |
|-----|----|
| AB | 32 |
| R | 7 |
| H | 12 |
| RBI | 7 |
| BB | 2 |
| SO | 2 |
| LOB | 11 |



| Batter | 1 | 2 | 3 | 4 | 5 | 6 | 7 | 8 | 9 | AB | R | H | RBI | BB | SO | LOB | TOP | | | |
|--|---|----------------------------------|-------------------------------|----------------------------------|-------------------------------|----------------------------------|-------------------------------|----------------------------------|------------------------------|---------------------------------|-------------------------------|----------------------------------|------------------------------|----------------------------------|-------------------------------|----------------------------------|---|------------------------------------|----------------------------------|--------|
| 7 Joe Mauer, L (1, 3) OBP: 0.413, SLG: 0.362 | G4-1 | | 5 BB | | G5-3 | | | K | L4 | 5 | 0 | 1 | 0 | 0 | 1 | 1 | Minnesota Twins @ Los Angeles Angels Angel Stadium, Anaheim, CA Fri May 11 2018, 7:10 PM - 10:32 PM PDT Att: 43,521 - Cloudy - 61°F | | | |
| 2 Brian Dozier, R (1, 4) OBP: 0.316, SLG: 0.455 | HR | | 5 BB | | | 20 HR | | F7 | | 3 | 1 | 2 | 1 | 1 | 0 | 0 | | | | |
| 5 Eduardo Escobar, S (1, 5) OBP: 0.353, SLG: 0.590 | K | | | | | | | K | | 3 | 0 | 0 | 0 | 1 | 3 | 1 | | | | |
| 20 Eddie Rosario, L (1, 7) OBP: 0.309, SLG: 0.578 | G4-3 | | | | | | | K | HR | 4 | 2 | 2 | 2 | 0 | 0 | 3 | | | | |
| 36 Robbie Grossman, S (1, 9) OBP: 0.289, SLG: 0.350 | K2-3 | | | | | 25 G5-4-3 | | K | K | 4 | 0 | 2 | 0 | 0 | 2 | 0 | | | | |
| 99 Logan Morrison, L (1, 10) OBP: 0.272, SLG: 0.333 | K | | | | | | | G4-3 | | 4 | 1 | 1 | 0 | 0 | 2 | 2 | | | | |
| 25 Byron Buxton, R (1, 8) OBP: 0.224, SLG: 0.217 | K | | | | | | | K | | 3 | 0 | 0 | 0 | 0 | 2 | 1 | | | | |
| 26 Max Kepler, L (9, PH) OBP: 0.360, SLG: 0.508 | K | | | | | G5-4-3 | | K | 23 1B | 0 | 1 | 0 | 0 | 1 | 0 | 0 | | | | |
| 16 Ehre Adrianza, S (9, PH) OBP: 0.027, SLG: 0.438 | K | | | | | | | F7 | 23 1B | 3 | 0 | 0 | 0 | 0 | 1 | 0 | | | | |
| 40 Gregorio Petit, R (9, PR) OBP: 0.500, SLG: 0.455 | K | | | | | | | F7 | 46 SF7 | 1 | 0 | 1 | 1 | 0 | 0 | 0 | | | | |
| 46 Bobby Wilson, R (1, 2) OBP: 0.091, SLG: 0.222 | G6-3 | | | | | | | F8 | IBB | 3 | 0 | 0 | 1 | 0 | 0 | 0 | | | | |
| Inning Stats | R: 1 E: 0 K: 1 S: 9 | H: 1 LOB: 0 BB: 0 P: 16 | R: 0 E: 0 K: 3 S: 12 | H: 0 LOB: 0 BB: 0 P: 17 | R: 0 E: 0 K: 1 S: 10 | H: 1 LOB: 3 BB: 2 P: 21 | R: 0 E: 0 K: 1 S: 12 | H: 1 LOB: 0 BB: 0 P: 18 | R: 0 E: 0 K: 0 S: 4 | H: 3 LOB: 1 BB: 0 P: 6 | R: 0 E: 0 K: 1 S: 13 | H: 0 LOB: 0 BB: 0 P: 20 | R: 0 E: 0 K: 2 S: 9 | H: 0 LOB: 0 BB: 0 P: 15 | R: 3 E: 0 K: 1 S: 20 | H: 3 LOB: 1 BB: 1 P: 30 | 1B: 5 2B: 1 3B: 0 HR: 3 | SF: 1 SAC: 0 DP: 1 HBP: 0 | WP: 0 PB: 0 SB: 0 CS: 0 | PA: 37 |
| PITCHER | IP WLS BF H R ER SO BB IBB HBP BLK WP HR S P ERA WHIP | | | | | | | | | | | | | | | | | | | |
| 45 Tyler Skaggs, L (1, 1) ERA: 3.07 | 6.0 | 24 | 6 | 2 | 2 | 7 | 2 | 0 | 0 | 0 | 0 | 0 | 0 | 0 | 2 | 60 | 98 | 3.00 | 1.333 | |
| 25 Noé Ramirez, R (7, 1) ERA: 3.66 | 1.0 | 3 | 0 | 0 | 0 | 1 | 0 | 0 | 0 | 0 | 0 | 0 | 0 | 0 | 9 | 13 | 0.00 | 0.000 | | |
| 38 Justin Anderson, R (8, 1) ERA: 5.79 | 1.1 | 7 | 2 | 3 | 3 | 3 | 0 | 1 | 0 | 0 | 0 | 1 | 21 | 33 | 20.25 | 1.500 | | | | |
| 33 Jim Johnson, R (9, 1) ERA: 3.48 | 0.2 | 3 | 1 | 0 | 0 | 0 | 0 | 0 | 0 | 0 | 0 | 0 | 8 | 12 | 0.00 | 1.500 | | | | |

AB 33
R 5
H 9
RBI 5
BB 3
SO 11
LOB 8



| Batter | 1 | 2 | 3 | 4 | 5 | 6 | 7 | 8 | 9 | AB | R | H | RBI | BB | SO | LOB | BOTTOM | | | | | |
|---|---|----------------------------------|-------------------------------|----------------------------------|-------------------------------|----------------------------------|------------------------------|----------------------------------|-------------------------------|----------------------------------|-------------------------------|----------------------------------|------------------------------|----------------------------------|------------------------------|----------------------------------|---|----------------------------------|----------------------------------|------------------------------------|----------------------------------|--------|
| 7 Zack Cozart, R (1, 5) OBP: 0.297, SLG: 0.440 | L7 | | FC6-4 | | K | G4-3 | | | L8 | 5 | 0 | 0 | 1 | 0 | 1 | 4 | Minnesota Twins @ Los Angeles Angels Angel Stadium, Anaheim, CA Fri May 11 2018, 7:10 PM - 10:32 PM PDT Att: 43,521 - Cloudy - 61°F | | | | | |
| 27 Mike Trout, R (1, 8) OBP: 0.445, SLG: 0.664 | 1B | | FC5-4 | | L5 | | | K | L6 | 5 | 1 | 1 | 0 | 0 | 1 | 3 | | | | | | |
| 8 Justin Upton, R (1, 7) OBP: 0.318, SLG: 0.497 | K | | HR | | 2 BB | 17 1B | | K | | 3 | 1 | 1 | 2 | 1 | 2 | 1 | | | | | | |
| 17 Shohei Ohtani, L (1, 10) OBP: 0.392, SLG: 0.652 | G3 | | F7 | | 2 BB | | | K | | 4 | 0 | 1 | 0 | 0 | 1 | 1 | | | | | | |
| 2 Andrelton Simmons, R (1, 6) OBP: 0.412, SLG: 0.507 | G4-6-3 | | | | F7 | | | P4 | | 3 | 0 | 1 | 1 | 1 | 0 | 0 | | | | | | |
| 18 Luis Valbuena, L (1, 3) OBP: 0.300, SLG: 0.388 | G4-6-3 | | | | F8 | G1-3 | | K | | 4 | 0 | 0 | 0 | 0 | 1 | 4 | | | | | | |
| 3 Ian Kinsler, R (1, 4) OBP: 0.283, SLG: 0.314 | K | | | | | | | F8 | | 4 | 0 | 1 | 0 | 0 | 1 | 0 | | | | | | |
| 56 Kole Calhoun, L (1, 9) OBP: 0.197, SLG: 0.213 | G3-1 | | 12 1B | | G3-1 | | | G3-1 | | 4 | 1 | 2 | 0 | 0 | 0 | 1 | | | | | | |
| 12 Martín Maldonado, R (1, 2) ERA: 3.75 | FC6-4 | | | | | | | K | | 4 | 1 | 3 | 0 | 0 | 1 | 1 | | | | | | |
| 24 Chris Young, R (9, PR) OBP: 0.238, SLG: 0.342 | FC6-4 | | | | | | | K | | 0 | 0 | 0 | 0 | 0 | 0 | 0 | | | | | | |
| Inning Stats | R: 0 E: 0 K: 1 S: 7 | H: 1 LOB: 0 BB: 0 P: 13 | R: 0 E: 0 K: 1 S: 10 | H: 1 LOB: 0 BB: 0 P: 15 | R: 3 E: 0 K: 0 S: 15 | H: 3 LOB: 0 BB: 0 P: 26 | R: 0 E: 0 K: 0 S: 7 | H: 1 LOB: 1 BB: 0 P: 10 | R: 1 E: 0 K: 1 S: 22 | H: 2 LOB: 3 BB: 2 P: 38 | R: 0 E: 0 K: 1 S: 11 | H: 1 LOB: 1 BB: 0 P: 15 | R: 0 E: 0 K: 3 S: 9 | H: 0 LOB: 0 BB: 0 P: 14 | R: 0 E: 0 K: 1 S: 8 | H: 0 LOB: 0 BB: 0 P: 13 | R: 0 E: 0 K: 0 S: 13 | H: 1 LOB: 1 BB: 0 P: 15 | 1B: 8 2B: 1 3B: 0 HR: 1 | SF: 0 SAC: 0 DP: 1 HBP: 0 | WP: 0 PB: 0 SB: 1 CS: 0 | PA: 38 |
| PITCHER | IP WLS BF H R ER SO BB IBB HBP BLK WP HR S P ERA WHIP | | | | | | | | | | | | | | | | | | | | | |
| 31 Lance Lynn, R (1, 1) ERA: 7.34 | 4.2 | 23 | 8 | 4 | 4 | 3 | 2 | 0 | 0 | 0 | 0 | 0 | 0 | 0 | 8 | 9 | 0.00 | 1.500 | | | | |
| 55 Taylor Rogers, L (5, 1) ERA: 6.43 | 0.2 | 3 | 1 | 0 | 0 | 0 | 0 | 0 | 0 | 0 | 0 | 0 | 0 | 0 | 8 | 9 | 0.00 | 1.500 | | | | |
| 39 Trevor Hildenberger, R (6, 1) ERA: 3.95 | 1.1 | 4 | 0 | 0 | 0 | 3 | 0 | 0 | 0 | 0 | 0 | 0 | 12 | 17 | 0.00 | 0.000 | | | | | | |
| 32 Zach Duke, L (7, 1) ERA: 3.75 | 0.1 | 1 | 0 | 0 | 0 | 1 | 0 | 0 | 0 | 0 | 0 | 0 | 3 | 6 | 0.00 | 0.000 | | | | | | |
| 68 Matt Magill, R (8, 1) ERA: 1.0 | 1.0 | W | 3 | 0 | 0 | 1 | 0 | 0 | 0 | 0 | 0 | 0 | 8 | 13 | 0.00 | 0.000 | | | | | | |
| PITCHER | IP WLS BF H R ER SO BB IBB HBP BLK WP HR S P ERA WHIP | | | | | | | | | | | | | | | | | | | | | |
| 56 Fernando Rodney, R (9, 1) ERA: 3.55 | 1.0 | S | 4 | 1 | 0 | 0 | 0 | 0 | 0 | 0 | 0 | 0 | 0 | 0 | 13 | 15 | 0.00 | 1.000 | | | | |

AB 36
R 4
H 10
RBI 4
BB 2
SO 8
LOB 15



| Batter | 1 | 2 | 3 | 4 | 5 | 6 | 7 | 8 | 9 | 10 | 11 | 12 | AB | R | H | RBI | BB | SO | LOB | TOP | | | | |
|---|---|---|--|---|---|--|------------------------------|---|--|----------------------------------|------------------------------|----------------------------------|------------------------------|----------------------------------|-------------------------------|----------------------------------|------------------------------|----------------------------------|-------------------------------|----------------------------------|----------------------------------|------------------------------------|----------------------------------|--------|
| 7 Joe Mauer, L OBP: 0.409, SLG: 0.361 | | | | | | | | | | | | | 6 | 0 | 2 | 1 | 0 | 3 | 2 | | | | | |
| 2 Brian Dozier, R OBP: 0.313, SLG: 0.450 | | | | | | | | | | | | | | 4 | 0 | 1 | 1 | 0 | 0 | 0 | | | | |
| 26 Max Kepler, L OBP: 0.348, SLG: 0.488 | | | | | | | | | | | | | | 5 | 0 | 0 | 0 | 0 | 0 | 2 | | | | |
| 5 Eduardo Escobar, S OBP: 0.348, SLG: 0.583 | | | | | | | | | | | | | | 5 | 0 | 1 | 0 | 0 | 0 | 1 | | | | |
| 20 Eddie Rosario, L OBP: 0.319, SLG: 0.576 | | | | | | | | | | | | | 4 | 1 | 2 | 0 | 1 | 1 | 0 | | | | | |
| 23 Mitch Garver, R OBP: 0.333, SLG: 0.442 | | | | | | | | | | | | | 4 | 1 | 1 | 1 | 1 | 0 | 3 | | | | | |
| 99 Logan Morrison, L OBP: 0.277, SLG: 0.325 | | | | | | | | | | | | | 3 | 1 | 0 | 0 | 2 | 2 | 3 | | | | | |
| 16 Ehire Adriansa, S OBP: 0.284, SLG: 0.273 | | | | | | | | | | | | | 3 | 1 | 1 | 0 | 0 | 1 | 1 | | | | | |
| 36 Robbie Grossman, R OBP: 0.286, SLG: 0.346 | | | | | | | | | | | | | 1 | 0 | 0 | 0 | 0 | 1 | 0 | | | | | |
| 40 Gregorio Petit, R OBP: 0.538, SLG: 0.500 | | | | | | | | | | | | | 1 | 0 | 1 | 1 | 0 | 0 | 0 | | | | | |
| 25 Byron Buxton, R OBP: 0.222, SLG: 0.235 | | | | | | | | | | | | | 5 | 1 | 1 | 1 | 0 | 1 | 2 | | | | | |
| Inning Stats | R: 0 E: 0 K: 1 S: 6 | H: 0 LOB: 0 BB: 0 P: 9 | R: 0 E: 0 K: 1 S: 8 | H: 0 LOB: 0 BB: 0 P: 13 | R: 3 E: 0 K: 0 S: 13 | H: 3 LOB: 0 BB: 1 P: 26 | R: 0 E: 0 K: 0 S: 9 | H: 0 LOB: 1 BB: 1 P: 16 | R: 0 E: 0 K: 0 S: 7 | H: 1 LOB: 1 BB: 0 P: 11 | R: 0 E: 0 K: 0 S: 9 | H: 1 LOB: 2 BB: 1 P: 12 | R: 0 E: 0 K: 0 S: 8 | H: 0 LOB: 1 BB: 1 P: 17 | R: 0 E: 0 K: 1 S: 10 | H: 1 LOB: 1 BB: 0 P: 12 | R: 0 E: 0 K: 1 S: 7 | H: 0 LOB: 0 BB: 0 P: 12 | R: 2 E: 0 K: 3 S: 21 | H: 3 LOB: 1 BB: 0 P: 26 | 1B: 7 2B: 4 3B: 0 HR: 0 | SF: 1 SAC: 0 DP: 3 HBP: 0 | WP: 0 PB: 0 SB: 0 CS: 1 | PA: 46 |
| PITCHER | IP WLS BF H R ER SO BB IBB HBP BLK WP HR S P ERA WHIP | 35 Nick Tropeano, R (1.1) 6.0 1.0 4 0 0 0 2 1 0 0 0 0 0 8 17 0.00 1.000 | 53 Blake Parker, R (7.1) 1.0 4 0 0 0 2 1 0 0 0 0 0 0 8 17 0.00 1.000 | 32 Cam Bedrosian, R (8.1) 1.0 3 1 0 0 0 0 0 0 0 0 0 0 7 11 0.00 1.000 | 39 Keynan Middleton, R (8.1) 1.0 3 1 0 0 1 0 0 0 0 0 0 0 10 12 0.00 1.000 | 25 Noe Ramirez, R (10.1) 3.0 L 12 3 2 2 4 0 0 0 0 0 0 35 49 6.00 1.000 | PITCHER | IP WLS BF H R ER SO BB IBB HBP BLK WP HR S P ERA WHIP | 56 Fernando Rodney, R (12.1) 1.0 S 4 0 0 0 0 2 0 0 0 0 0 0 26 9.00 3.000 | | | | | | | | | | | | | | | |

Minnesota Twins @ Los Angeles Angels
 Angel Stadium, Anaheim, CA
 Sat May 12 2018, 6:11 PM - 10:29 PM PDT
 Alt. 40,117 - Cloudy - 66 F

AB 41
 R 5
 H 10
 RBI 5
 BB 4
 SO 9
 LOB 14



| Batter | 1 | 2 | 3 | 4 | 5 | 6 | 7 | 8 | 9 | 10 | 11 | 12 | AB | R | H | RBI | BB | SO | LOB | BOTTOM | | |
|--|---|--|---|---|--|----------------------------------|---|--|------------------------------|----------------------------------|-------------------------------|----------------------------------|-------------------------------|----------------------------------|-------------------------------|----------------------------------|-------------------------------|----------------------------------|----------------------------------|------------------------------------|----------------------------------|--------|
| 7 Zack Cozart, R OBP: 0.297, SLG: 0.436 | | | | | | | | | | | | | 6 | 1 | 1 | 0 | 0 | 3 | 2 | | | |
| 27 Mike Trout, R OBP: 0.453, SLG: 0.655 | | | | | | | | | | | | | 2 | 0 | 0 | 0 | 4 | 1 | 1 | | | |
| 8 Justin Upton, R OBP: 0.324, SLG: 0.494 | | | | | | | | | | | | | 5 | 0 | 2 | 2 | 1 | 0 | 3 | | | |
| 5 Albert Pujols, R OBP: 0.285, SLG: 0.433 | | | | | | | | | | | | | 5 | 0 | 1 | 0 | 1 | 1 | 5 | | | |
| 2 Andrelton Simmons, R OBP: 0.409, SLG: 0.511 | | | | | | | | | | | | 5 | 1 | 1 | 0 | 1 | 0 | 2 | | | | |
| 18 Luis Valbuena, L OBP: 0.288, SLG: 0.387 | | | | | | | | | | | | 3 | 0 | 1 | 1 | 0 | 1 | 0 | | | | |
| 24 Chris Young, R OBP: 0.238, SLG: 0.342 | | | | | | | | | | | | | 3 | 0 | 0 | 0 | 0 | 0 | | | | |
| 19 Jeffrey Marte, R OBP: 0.397, SLG: 0.558 | | | | | | | | | | | | | 4 | 0 | 1 | 0 | 2 | 0 | 1 | | | |
| 3 Ian Kinsler, R OBP: 0.294, SLG: 0.311 | | | | | | | | | | | | | 4 | 0 | 1 | 0 | 2 | 0 | 1 | | | |
| 56 Kole Calhoun, L OBP: 0.195, SLG: 0.205 | | | | | | | | | | | | | 5 | 1 | 0 | 0 | 1 | 1 | 5 | | | |
| 44 René Rivera, R OBP: 0.321, SLG: 0.431 | | | | | | | | | | | | | 5 | 0 | 0 | 0 | 1 | 3 | 3 | | | |
| Inning Stats | R: 0 E: 0 K: 2 S: 9 | H: 0 LOB: 1 BB: 1 P: 19 | R: 0 E: 0 K: 0 S: 7 | H: 0 LOB: 1 BB: 1 P: 14 | R: 1 E: 0 K: 0 S: 12 | H: 2 LOB: 2 BB: 1 P: 21 | R: 0 E: 0 K: 2 S: 9 | H: 0 LOB: 0 BB: 0 P: 9 | R: 0 E: 0 K: 2 S: 9 | H: 0 LOB: 1 BB: 1 P: 18 | R: 1 E: 0 K: 3 S: 11 | H: 1 LOB: 2 BB: 2 P: 26 | R: 0 E: 0 K: 1 S: 14 | H: 1 LOB: 2 BB: 1 P: 23 | R: 0 E: 0 K: 0 S: 10 | H: 0 LOB: 3 BB: 2 P: 17 | R: 0 E: 0 K: 3 S: 10 | H: 0 LOB: 1 BB: 0 P: 19 | 1B: 5 2B: 1 3B: 1 HR: 0 | SF: 1 SAC: 0 DP: 1 HBP: 1 | WP: 1 PB: 1 SB: 1 CS: 0 | PA: 55 |
| PITCHER | IP WLS BF H R ER SO BB IBB HBP BLK WP HR S P ERA WHIP | 44 Kyle Gibson, R (1.1) 6.0 1.0 B 6 1 1 1 3 2 0 0 0 0 0 0 11 26 9.00 3.000 | 57 Ryan Pressly, R (7.1) 1.0 9 2 0 0 1 1 0 0 0 0 0 0 22 32 0.00 1.500 | 43 Addison Reed, R (8.1) 2.0 5 1 0 0 0 1 0 0 0 0 0 0 14 23 0.00 2.000 | 32 Zach Duke, L (10.1) 1.0 W 6 0 0 0 0 0 2 1 0 0 0 0 10 17 0.00 0.000 | PITCHER | IP WLS BF H R ER SO BB IBB HBP BLK WP HR S P ERA WHIP | 56 Fernando Rodney, R (12.1) 1.0 S 4 0 0 0 0 2 0 0 0 0 0 0 26 9.00 3.000 | | | | | | | | | | | | | | |

Minnesota Twins @ Los Angeles Angels
 Angel Stadium, Anaheim, CA
 Sat May 12 2018, 6:11 PM - 10:29 PM PDT
 Alt. 40,117 - Cloudy - 66 F

AB 41
 R 3
 H 7
 RBI 3
 BB 12
 SO 10
 LOB 25



| Batter | 1 | 2 | 3 | 4 | 5 | 6 | 7 | 8 | 9 | AB | R | H | RBI | BB | SO | LOB | TOP | | | | | |
|--|---|----------------------------------|------------------------------|----------------------------------|------------------------------|---------------------------------|-------------------------------|----------------------------------|-------------------------------|----------------------------------|------------------------------|----------------------------------|------------------------------|---------------------------------|------------------------------|----------------------------------|---|----------------------------------|----------------------------------|------------------------------------|----------------------------------|--------|
| 4 George Springer, R OBP: 0.360, SLG: 0.500 | | | | | | | | | | 4 | 0 | 1 | 0 | 0 | 2 | 1 | Houston Astros @ Los Angeles Angels Angel Stadium, Anaheim, CA Mon May 14, 2018, 7:09 PM - 9:35 PM PDT Att: 28,229 - Clear - 68 F | | | | | |
| 2 Alex Bregman, R OBP: 0.376, SLG: 0.400 | | | | | | | | | | 4 | 0 | 0 | 0 | 0 | 0 | 1 | | | | | | |
| 27 Jose Altuve, R OBP: 0.358, SLG: 0.402 | | | | | | | | | | 4 | 0 | 1 | 0 | 0 | 1 | 0 | | | | | | |
| 1 Carlos Correa, R OBP: 0.383, SLG: 0.521 | | | | | | | | | | 2 | 0 | 1 | 0 | 2 | 0 | 0 | | | | | | |
| 10 Yuli Gurriel, R OBP: 0.303, SLG: 0.384 | | | | | | | | | | 4 | 0 | 0 | 0 | 0 | 1 | 4 | | | | | | |
| 11 Evan Gattis, R OBP: 0.284, SLG: 0.358 | | | | | | | | | | 3 | 0 | 1 | 0 | 0 | 1 | 0 | | | | | | |
| 22 Josh Reddick, L OBP: 0.345, SLG: 0.417 | | | | | | | | | | 3 | 1 | 1 | 0 | 0 | 2 | 1 | | | | | | |
| 12 Max Stassi, R OBP: 0.362, SLG: 0.516 | | | | | | | | | | 3 | 0 | 1 | 1 | 0 | 1 | 1 | | | | | | |
| 21 Derek Fisher, L OBP: 0.224, SLG: 0.443 | | | | | | | | | | 2 | 0 | 0 | 0 | 0 | 2 | 2 | | | | | | |
| 9 Marwin Gonzalez, S (8, PH) OBP: 0.306, SLG: 0.326 | | | | | | | | | | 1 | 0 | 0 | 0 | 0 | 0 | 0 | | | | | | |
| Inning Stats | R: 0 E: 0 K: 1 S: 8 | H: 0 LOB: 0 BB: 0 P: 15 | R: 0 E: 0 K: 2 S: 8 | H: 0 LOB: 0 BB: 0 P: 14 | R: 1 E: 0 K: 1 S: 7 | H: 2 LOB: 0 BB: 0 P: 8 | R: 0 E: 0 K: 1 S: 10 | H: 0 LOB: 1 BB: 1 P: 15 | R: 0 E: 0 K: 3 S: 10 | H: 1 LOB: 1 BB: 0 P: 13 | R: 0 E: 0 K: 1 S: 7 | H: 0 LOB: 0 BB: 0 P: 10 | R: 0 E: 0 K: 0 S: 5 | H: 1 LOB: 0 BB: 0 P: 9 | R: 0 E: 0 K: 1 S: 9 | H: 0 LOB: 0 BB: 0 P: 16 | R: 0 E: 0 K: 0 S: 11 | H: 2 LOB: 2 BB: 1 P: 17 | 1B: 4 2B: 3 3B: 0 HR: 0 | SF: 0 SAC: 0 DP: 3 HBP: 0 | WP: 0 PB: 1 SB: 0 CS: 0 | PA: 32 |
| PITCHER | IP WLS BF H R ER SO BB IBB HBP BLK WP HR S P ERA WHIP | | | | | | | | | | | | | | | | | | | | | |
| 28 Andrew Heaney, L ERA: 3.93 | 8.0 W 27 4 1 1 10 1 0 0 0 0 0 64 100 1.12 0.625 | | | | | | | | | | | | | | | | | | | | | |
| 38 Justin Anderson, R ERA: 5.23 | 1.0 S 5 2 0 0 0 0 0 1 0 0 0 0 11 17 0.00 2.000 | | | | | | | | | | | | | | | | | | | | | |

| Batter | 1 | 2 | 3 | 4 | 5 | 6 | 7 | 8 | 9 | AB | R | H | RBI | BB | SO | LOB | BOTTOM | | | | | |
|--|---|----------------------------------|-------------------------------|----------------------------------|-------------------------------|----------------------------------|------------------------------|---------------------------------|------------------------------|----------------------------------|-------------------------------|----------------------------------|-------------------------------|----------------------------------|------------------------------|----------------------------------|---|------------------------------|----------------------------------|----------------------------------|------------------------------------|----------------------------------|
| 7 Zack Cozart, R OBP: 0.299, SLG: 0.430 | | | | | | | | | | 4 | 0 | 0 | 0 | 0 | 2 | 1 | Houston Astros @ Los Angeles Angels Angel Stadium, Anaheim, CA Mon May 14, 2018, 7:09 PM - 9:35 PM PDT Att: 28,229 - Clear - 68 F | | | | | |
| 27 Mike Trout, R OBP: 0.448, SLG: 0.641 | | | | | | | | | | 2 | 0 | 0 | 0 | 1 | 1 | 0 | | | | | | |
| 8 Justin Upton, R OBP: 0.322, SLG: 0.485 | | | | | | | | | | 3 | 0 | 2 | 1 | 0 | 1 | 0 | | | | | | |
| 5 Albert Pujols, R OBP: 0.285, SLG: 0.423 | | | | | | | | | | 3 | 0 | 0 | 0 | 0 | 1 | 3 | | | | | | |
| 2 Andrelton Simmons, R OBP: 0.404, SLG: 0.497 | | | | | | | | | | 3 | 1 | 1 | 0 | 0 | 0 | 0 | | | | | | |
| 18 Luis Valbuena, L OBP: 0.298, SLG: 0.381 | | | | | | | | | | 3 | 0 | 1 | 1 | 0 | 2 | 0 | | | | | | |
| 3 Ian Kinsler, R OBP: 0.294, SLG: 0.297 | | | | | | | | | | 3 | 0 | 0 | 0 | 0 | 1 | 1 | | | | | | |
| 56 Kole Calhoun, L OBP: 0.187, SLG: 0.195 | | | | | | | | | | 3 | 0 | 0 | 0 | 0 | 1 | 0 | | | | | | |
| 12 Martin Maldonado, R OBP: 0.353, SLG: 0.387 | | | | | | | | | | 2 | 1 | 0 | 0 | 1 | 1 | 0 | | | | | | |
| Inning Stats | R: 0 E: 0 K: 2 S: 8 | H: 0 LOB: 0 BB: 0 P: 12 | R: 1 E: 0 K: 0 S: 12 | H: 2 LOB: 0 BB: 0 P: 17 | R: 0 E: 0 K: 0 S: 12 | H: 0 LOB: 0 BB: 0 P: 17 | R: 0 E: 0 K: 0 S: 7 | H: 1 LOB: 0 BB: 0 P: 9 | R: 0 E: 0 K: 1 S: 8 | H: 0 LOB: 0 BB: 0 P: 12 | R: 1 E: 0 K: 3 S: 17 | H: 1 LOB: 2 BB: 2 P: 31 | R: 0 E: 0 K: 2 S: 11 | H: 0 LOB: 0 BB: 0 P: 20 | R: 0 E: 0 K: 2 S: 9 | H: 0 LOB: 0 BB: 0 P: 12 | | R: 0 E: 0 K: 0 S: 9 | H: 0 LOB: 0 BB: 0 P: 12 | 1B: 4 2B: 0 3B: 0 HR: 0 | SF: 0 SAC: 0 DP: 2 HBP: 0 | WP: 0 PB: 0 SB: 1 CS: 0 |
| PITCHER | IP WLS BF H R ER SO BB IBB HBP BLK WP HR S P ERA WHIP | | | | | | | | | | | | | | | | | | | | | |
| 43 Lance McCullers Jr., R ERA: 3.63 | 6.0 L 22 4 2 2 2 6 2 0 0 0 0 0 0 11 20 0.00 0.000 | | | | | | | | | | | | | | | | | | | | | |
| 41 Brad Peacock, R ERA: 2.04 | 1.0 3 0 0 0 2 0 0 0 0 0 0 0 9 12 0.00 0.000 | | | | | | | | | | | | | | | | | | | | | |
| 38 Joe Smith, R ERA: 7.3 | 1.0 3 0 0 0 2 0 0 0 0 0 0 0 9 12 0.00 0.000 | | | | | | | | | | | | | | | | | | | | | |

| Batter | 1 | 2 | 3 | 4 | 5 | 6 | 7 | 8 | 9 | AB | R | H | RBI | BB | SO | LOB | TOP | | | | | | | | |
|--|---------------------------------------|----------------------------------|--------------------------------------|----------------------------------|--------------------------------------|----------------------------------|---------------------------------------|----------------------------------|--------------------------------------|----------------------------------|--------------------------------------|----------------------------------|---------------------------------------|----------------------------------|---------------------------------------|----------------------------------|--|----------------------------------|-------------------------|---------------------------|----------------------------------|--------|--|--|--|
| 4 George Springer, R OBP: 0.353, SLG: 0.488 | F8 | | G6-3 | | | G6-3 | | F9 | | 4 | 0 | 0 | 0 | 0 | 0 | 2 | Houston Astros @ Los Angeles Angels Angel Stadium, Anaheim, CA Tue May 15 2018, 7:09 PM - 10:25 PM PDT Att: 28,358 - Clear - 68 F | | | | | | | | |
| 2 Alex Bregman, R OBP: 0.391, SLG: 0.399 | F9 | | | 1B | | F7 | | BB | | 3 | 2 | 1 | 0 | 1 | 0 | 0 | | | | | | | | | |
| 27 Jose Altuve, R OBP: 0.366, SLG: 0.412 | | | | F8 | | | | 2B | | 3 | 0 | 2 | 3 | 0 | 0 | 1 | | | | | | | | | |
| 1 Carlos Correa, R OBP: 0.374, SLG: 0.507 | K | | | G5-3 | | K | | FC4-2 | | 4 | 0 | 0 | 0 | 0 | 2 | 4 | | | | | | | | | |
| 16 Brian McCann, L OBP: 0.311, SLG: 0.409 | | | | | | | | F7 | | 4 | 0 | 2 | 1 | 0 | 0 | 1 | | | | | | | | | |
| 9 Marwin Gonzalez, S OBP: 0.298, SLG: 0.317 | K | | | | | | | | | 4 | 1 | 0 | 0 | 0 | 3 | 2 | | | | | | | | | |
| 11 Evan Gattis, R OBP: 0.275, SLG: 0.345 | | | | G6-3 | | | | F8 | | 4 | 0 | 0 | 0 | 0 | 0 | 2 | | | | | | | | | |
| 22 Josh Reddick, L OBP: 0.342, SLG: 0.419 | | | | F8 | | K | | E1 | | 4 | 1 | 1 | 0 | 0 | 1 | 0 | | | | | | | | | |
| 21 Derek Fisher, L OBP: 0.218, SLG: 0.431 | | | | P6 | | K | | G5-4-3 | | 2 | 0 | 0 | 0 | 0 | 1 | 0 | | | | | | | | | |
| 10 Yuli Gurriel, R OBP: 0.306, SLG: 0.386 | | | | | | K | | 2B | | 2 | 1 | 1 | 0 | 0 | 0 | 1 | | | | | | | | | |
| Inning Stats | R: 0 H: 0 E: 0 K: 1 S: 11 | H: 0 LOB: 1 BB: 0 P: 17 | R: 0 H: 1 E: 0 K: 1 S: 9 | H: 0 LOB: 0 BB: 0 P: 12 | R: 0 H: 0 E: 0 K: 0 S: 7 | H: 0 LOB: 0 BB: 0 P: 12 | R: 1 H: 2 E: 0 K: 1 S: 12 | H: 1 LOB: 1 BB: 0 P: 16 | R: 0 H: 0 E: 0 K: 2 S: 7 | H: 0 LOB: 0 BB: 0 P: 11 | R: 0 H: 1 E: 0 K: 1 S: 9 | H: 1 LOB: 1 BB: 0 P: 14 | R: 0 H: 0 E: 0 K: 1 S: 10 | H: 0 LOB: 0 BB: 0 P: 14 | R: 3 H: 3 E: 0 K: 0 S: 20 | H: 3 LOB: 1 BB: 1 P: 32 | R: 1 H: 0 E: 2 K: 0 S: 8 | H: 0 LOB: 0 BB: 0 P: 10 | 1B: 5 2B: 2 HR: 0 | SF: 0 SAC: 0 HBP: 1 | WP: 1 PB: 0 SB: 1 CS: 0 | PA: 36 | | | |
| PITCHER | IP | WLS | BF | H | R | ER | SO | BB | IBB | HBP | BLK | WP | HR | S | P | ERA | WHIP | | | | | | | | |
| 51 Jaime Barria, R ERA: 2.13 | 7.0 | | 25 | 4 | 1 | 1 | 7 | 0 | 0 | 1 | 0 | 1 | 0 | 65 | 96 | 1.29 | 0.571 | | | | | | | | |
| 48 Jose Alvarez, L ERA: 2.99 | 0.1 | L | 5 | 3 | 3 | 3 | 0 | 1 | 0 | 0 | 0 | 0 | 0 | 14 | 24 | 81.00 | 12.000 | | | | | | | | |
| 32 Cam Bedrosian, R ERA: 3.38 | 0.2 | | 2 | 0 | 0 | 0 | 0 | 0 | 0 | 0 | 0 | 0 | 0 | 6 | 8 | 0.00 | 0.000 | | | | | | | | |
| 33 Jim Johnson, R ERA: 3.18 | 1.0 | | 4 | 0 | 1 | 0 | 0 | 0 | 0 | 0 | 0 | 0 | 0 | 8 | 10 | 0.00 | 0.000 | | | | | | | | |

| Batter | 1 | 2 | 3 | 4 | 5 | 6 | 7 | 8 | 9 | AB | R | H | RBI | BB | SO | LOB | BOTTOM | | | | | | | | |
|--|---------------------------------------|----------------------------------|---------------------------------------|----------------------------------|---------------------------------------|----------------------------------|---------------------------------------|----------------------------------|---------------------------------------|----------------------------------|---------------------------------------|----------------------------------|---------------------------------------|----------------------------------|---------------------------------------|----------------------------------|--|----------------------------------|-------------------------|---------------------------|----------------------------------|--------|--|--|--|
| 27 Mike Trout, R OBP: 0.449, SLG: 0.633 | 8 HR | | K | | | 17 1B | | K | | 2 | 1 | 0 | 0 | 2 | 2 | 0 | Houston Astros @ Los Angeles Angels Angel Stadium, Anaheim, CA Tue May 15 2018, 7:09 PM - 10:25 PM PDT Att: 28,358 - Clear - 68 F | | | | | | | | |
| 17 Shohei Ohtani, L OBP: 0.385, SLG: 0.630 | K | | P5 | | | 1B | | G4-3 | | 4 | 0 | 1 | 0 | 0 | 1 | 1 | | | | | | | | | |
| 8 Justin Upton, R OBP: 0.321, SLG: 0.497 | HR | | | | | K | | G6-3 | | 4 | 1 | 1 | 2 | 0 | 2 | 0 | | | | | | | | | |
| 5 Albert Pujols, R OBP: 0.284, SLG: 0.419 | F8 | | | | | P5 | | G5-3 | | 4 | 0 | 1 | 0 | 0 | 0 | 0 | | | | | | | | | |
| 2 Andrelton Simmons, R OBP: 0.406, SLG: 0.497 | | | | | | G6-3 | | | | 4 | 0 | 2 | 0 | 0 | 0 | 1 | | | | | | | | | |
| 18 Luis Valbuena, L OBP: 0.288, SLG: 0.368 | CS | | | | | K | | L8 | | 4 | 0 | 0 | 0 | 0 | 3 | 2 | | | | | | | | | |
| 3 Ian Kinsler, R OBP: 0.292, SLG: 0.304 | | | | | | G6-3 | | | | 4 | 0 | 1 | 0 | 0 | 2 | 1 | | | | | | | | | |
| 56 Kole Calhoun, L OBP: 0.190, SLG: 0.199 | | | | | | K | | F8 | | 3 | 0 | 1 | 0 | 0 | 1 | 0 | | | | | | | | | |
| 44 René Rivera, R OBP: 0.322, SLG: 0.481 | | | | | | G3 | | HR | | 3 | 1 | 1 | 1 | 0 | 1 | 1 | | | | | | | | | |
| Inning Stats | R: 2 H: 2 E: 0 K: 1 S: 11 | H: 2 LOB: 0 BB: 1 P: 19 | R: 0 H: 0 E: 0 K: 2 S: 11 | H: 0 LOB: 0 BB: 0 P: 15 | R: 0 H: 0 E: 0 K: 1 S: 13 | H: 0 LOB: 0 BB: 0 P: 19 | R: 0 H: 1 E: 0 K: 2 S: 15 | H: 1 LOB: 1 BB: 0 P: 22 | R: 1 H: 2 E: 0 K: 1 S: 16 | H: 2 LOB: 2 BB: 1 P: 23 | R: 0 H: 0 E: 0 K: 1 S: 12 | H: 0 LOB: 0 BB: 0 P: 17 | R: 0 H: 2 E: 0 K: 1 S: 11 | H: 2 LOB: 1 BB: 0 P: 15 | R: 0 H: 0 E: 0 K: 1 S: 10 | H: 0 LOB: 0 BB: 0 P: 17 | R: 0 H: 1 E: 0 K: 2 S: 8 | H: 1 LOB: 1 BB: 0 P: 14 | 1B: 5 2B: 1 HR: 2 | SF: 0 SAC: 0 HBP: 0 | WP: 0 PB: 0 SB: 0 CS: 1 | PA: 35 | | | |
| PITCHER | IP | WLS | BF | H | R | ER | SO | BB | IBB | HBP | BLK | WP | HR | S | P | ERA | WHIP | | | | | | | | |
| 45 Gerrit Cole, R ERA: 1.75 | 5.0 | | 20 | 5 | 3 | 3 | 7 | 2 | 0 | 0 | 0 | 0 | 0 | 23 | 98 | 0.00 | 1.400 | | | | | | | | |
| 31 Collin McHugh, R ERA: 0.54 | 2.0 | W | 7 | 2 | 0 | 0 | 2 | 0 | 0 | 0 | 0 | 0 | 0 | 23 | 32 | 0.00 | 1.000 | | | | | | | | |
| 36 Will Harris, R ERA: 3.6 | 1.0 | H | 3 | 0 | 0 | 0 | 1 | 0 | 0 | 0 | 0 | 0 | 0 | 10 | 17 | 0.00 | 0.000 | | | | | | | | |
| 53 Ken Giles, R ERA: 4.05 | 1.0 | S | 4 | 1 | 0 | 0 | 2 | 0 | 0 | 0 | 0 | 0 | 0 | 8 | 14 | 0.00 | 1.000 | | | | | | | | |


| Batter | 1 | 2 | 3 | 4 | 5 | 6 | 7 | 8 | 9 | AB | R | H | RBI | BB | SO | LOB | TOP | | | | | | | | | | |
|--|------------------------------|---------------------------------|-------------------------------|----------------------------------|------------------------------|----------------------------------|-------------------------------|----------------------------------|------------------------------|----------------------------------|------------------------------|----------------------------------|-------------------------------|----------------------------------|-------------------------------|----------------------------------|--|------------------------------------|----------------------------------|--------|--|--|--|--|--|--|--|
| 4 George Springer, R OBP: 0.351, SLG: 0.483 | | | | | | | | | | 4 | 0 | 1 | 0 | 0 | 1 | 0 | Houston Astros @ Los Angeles Angels Angel Stadium, Anaheim, CA Wed May 16 2018, 6:41 PM - 9:21 PM PDT Att: 28,078 - Clear - 71 F | | | | | | | | | | |
| 2 Alex Bregman, R OBP: 0.376, SLG: 0.401 | | | | | | | | | | 4 | 0 | 1 | 0 | 0 | 0 | 2 | | | | | | | | | | | |
| 27 Jose Altuve, R OBP: 0.364, SLG: 0.414 | | | | | | | | | | 4 | 0 | 1 | 0 | 0 | 0 | 1 | | | | | | | | | | | |
| 1 Carlos Correa, R OBP: 0.372, SLG: 0.497 | | | | | | | | | | 3 | 0 | 0 | 0 | 1 | 0 | 1 | | | | | | | | | | | |
| 16 Brian McCann, L OBP: 0.367, SLG: 0.391 | | | | | | | | | | 4 | 0 | 0 | 0 | 0 | 1 | 1 | | | | | | | | | | | |
| 10 Yuli Gurriel, R OBP: 0.327, SLG: 0.373 | | | | | | | | | | 4 | 0 | 0 | 0 | 0 | 2 | 1 | | | | | | | | | | | |
| 22 Josh Reddick, L OBP: 0.336, SLG: 0.409 | | | | | | | | | | 3 | 1 | 0 | 0 | 0 | 1 | 1 | | | | | | | | | | | |
| 11 Evan Gattis, R OBP: 0.276, SLG: 0.372 | | | | | | | | | | 3 | 1 | 1 | 2 | 0 | 2 | 0 | | | | | | | | | | | |
| 18 Tony Kemp, L OBP: 0.333, SLG: 0.333 | | | | | | | | | | 3 | 0 | 1 | 0 | 0 | 0 | 0 | | | | | | | | | | | |
| Inning Stats | R: 0 E: 0 K: 0 S: 5 | H: 1 LOB: 1 BB: 0 P: 8 | R: 2 E: 1 K: 0 S: 11 | H: 1 LOB: 0 BB: 0 P: 17 | R: 0 E: 0 K: 2 S: 9 | H: 0 LOB: 1 BB: 1 P: 15 | R: 0 E: 0 K: 1 S: 10 | H: 2 LOB: 1 BB: 0 P: 18 | R: 0 E: 0 K: 1 S: 8 | H: 0 LOB: 0 BB: 0 P: 13 | R: 0 E: 0 K: 1 S: 8 | H: 0 LOB: 0 BB: 0 P: 12 | R: 0 E: 0 K: 1 S: 11 | H: 1 LOB: 1 BB: 0 P: 17 | R: 0 E: 0 K: 2 S: 12 | H: 0 LOB: 0 BB: 0 P: 15 | 1B: 2 2B: 2 3B: 0 HR: 1 | SF: 0 SAC: 0 DP: 1 HBP: 0 | WP: 0 PB: 0 SB: 0 CS: 0 | PA: 33 | | | | | | | |
| PITCHER | IP | WLS | BF | H | R | ER | SO | BB | IBB | HBP | BLK | WP | HR | S | P | ERA | WHIP | | | | | | | | | | |
| 43 Garrett Richards, R ERA: 3.47 | 7.0 | L | 26 | 4 | 2 | 0 | 4 | 1 | 0 | 0 | 0 | 0 | 1 | 57 | 91 | 0.00 | 0.714 | | | | | | | | | | |
| 25 Noé Ramirez, R ERA: 3.8 | 1.0 | | 4 | 1 | 0 | 0 | 1 | 0 | 0 | 0 | 0 | 0 | 0 | 11 | 17 | 0.00 | 1.000 | | | | | | | | | | |
| 53 Blake Parker, R ERA: 3.1 | 1.0 | | 3 | 0 | 0 | 0 | 2 | 0 | 0 | 0 | 0 | 0 | 0 | 12 | 15 | 0.00 | 0.000 | | | | | | | | | | |

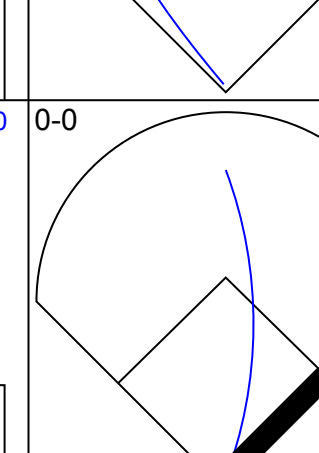
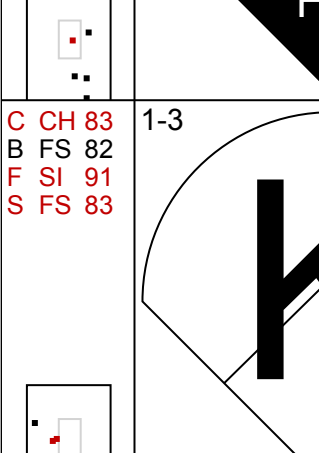
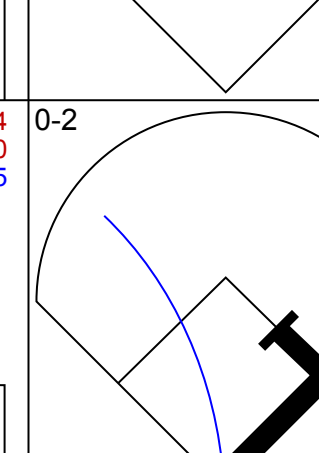



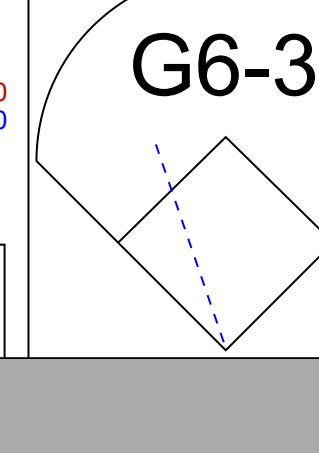
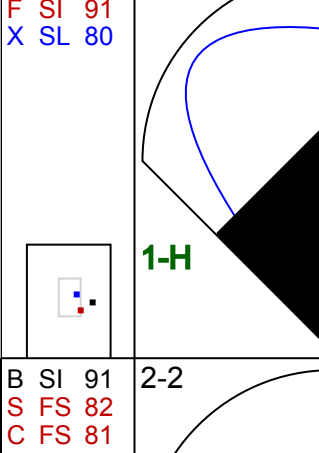

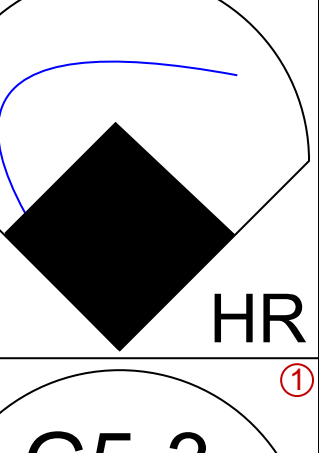


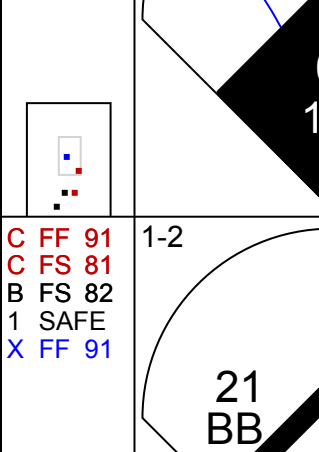

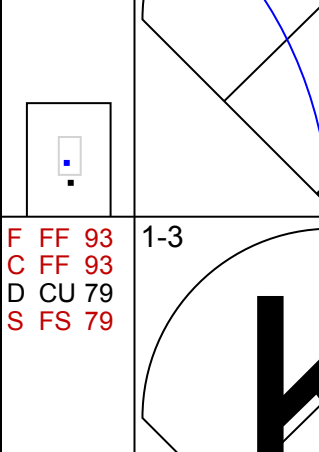
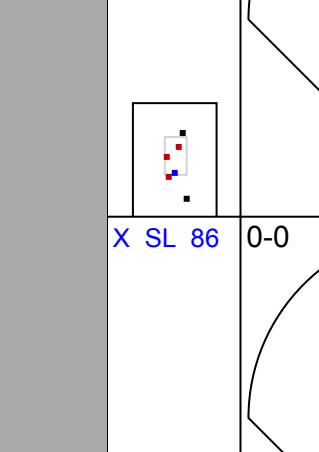

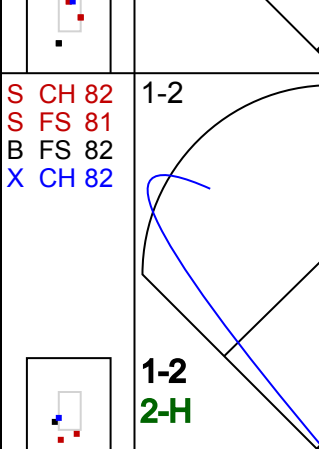

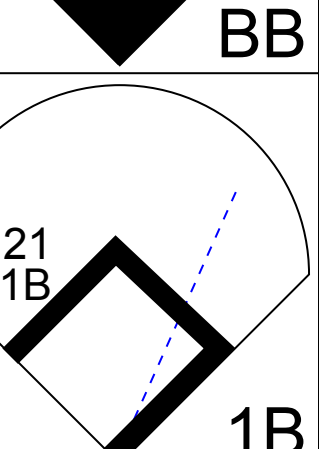
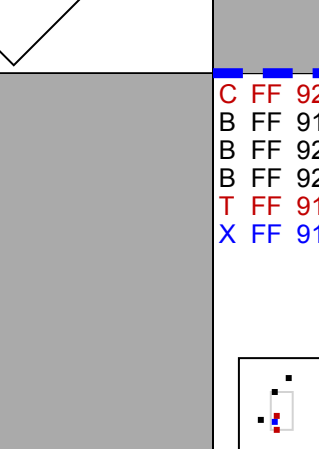
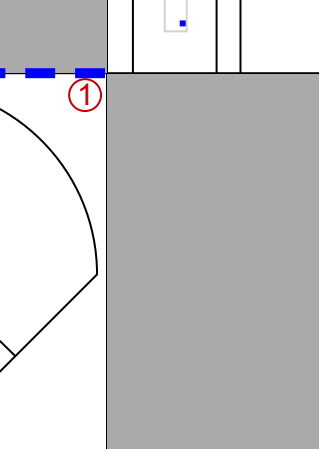
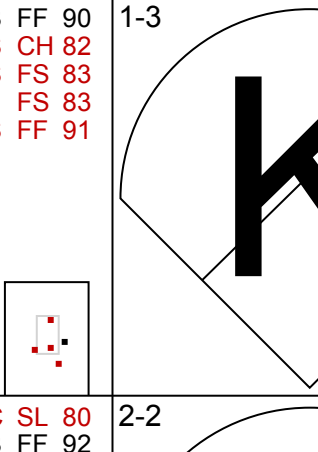
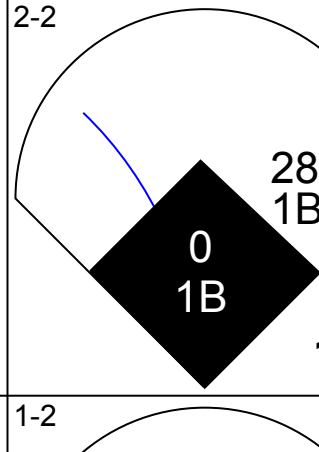

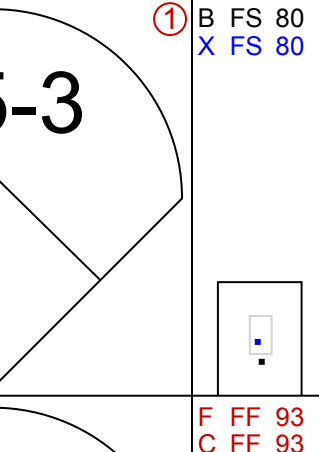
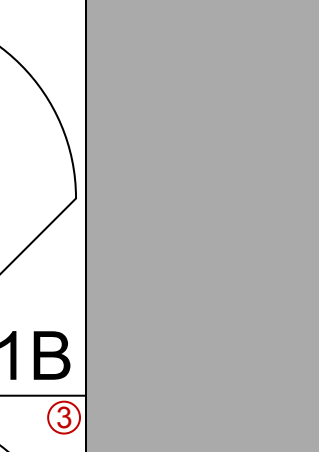
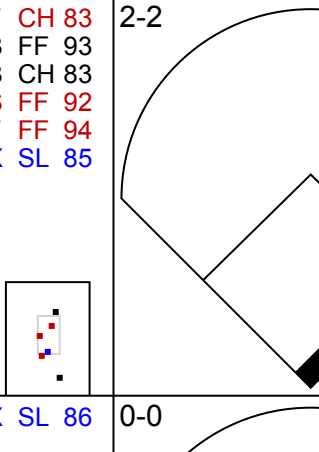

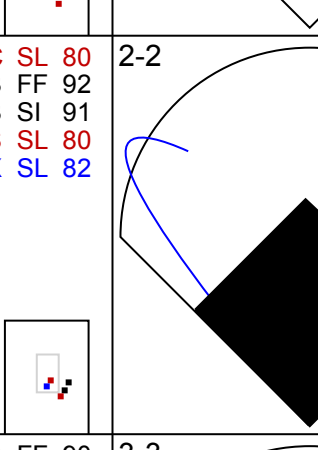
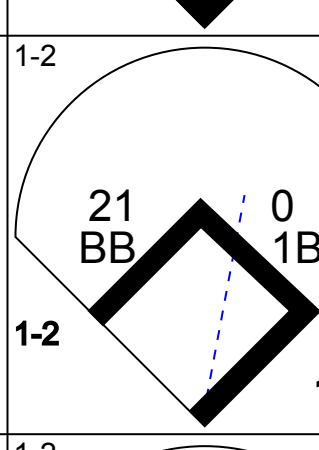

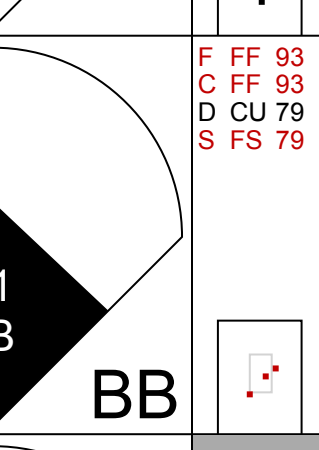
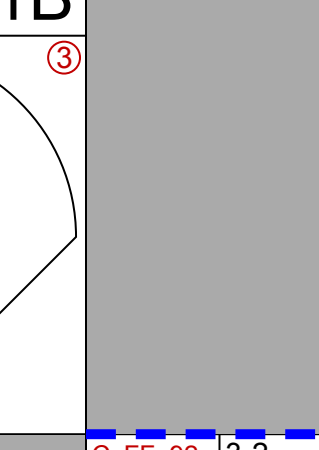
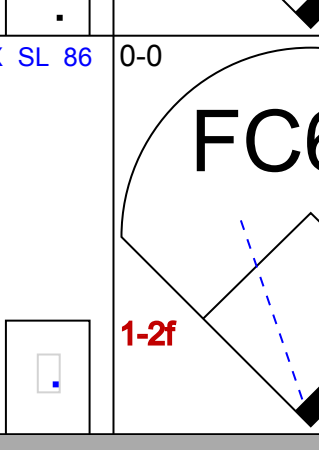

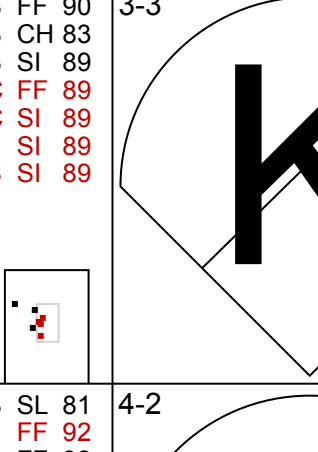
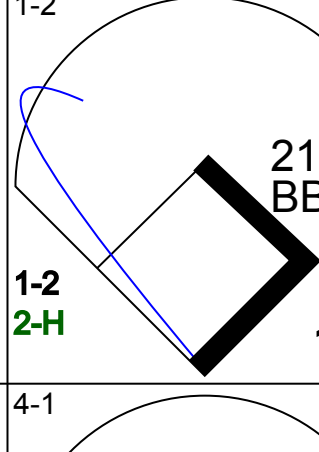

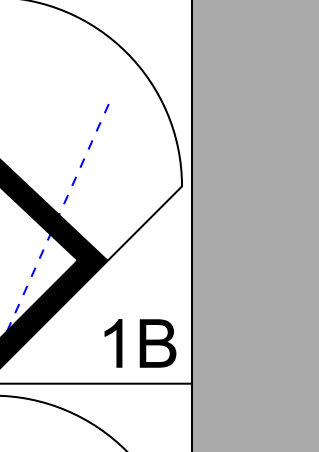
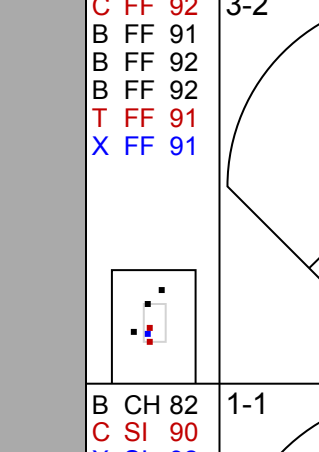


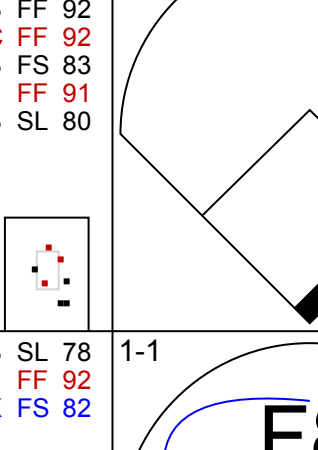
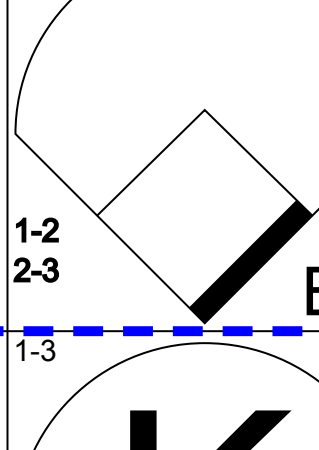

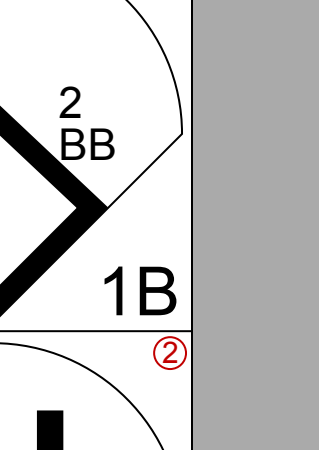
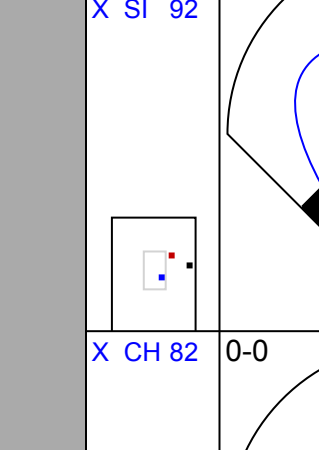

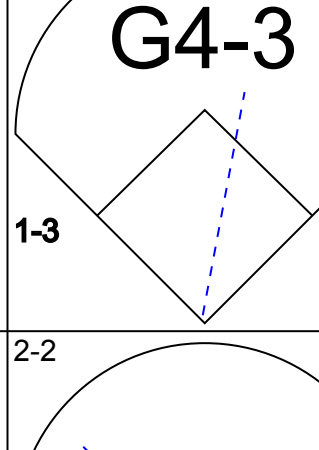
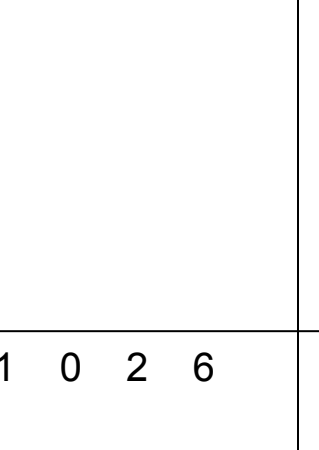
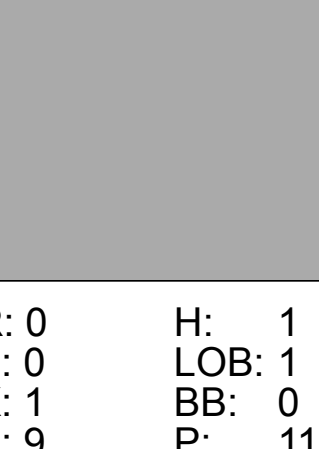
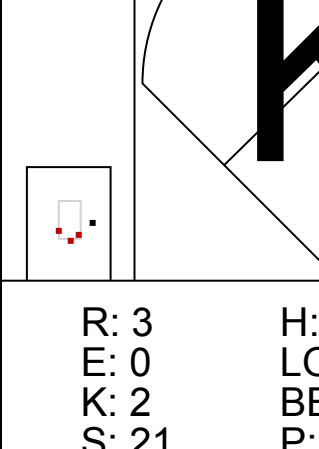
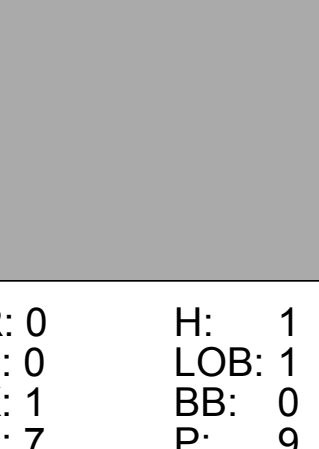
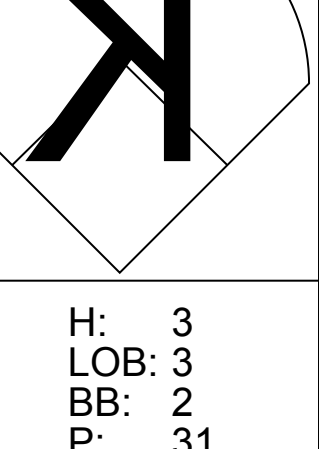
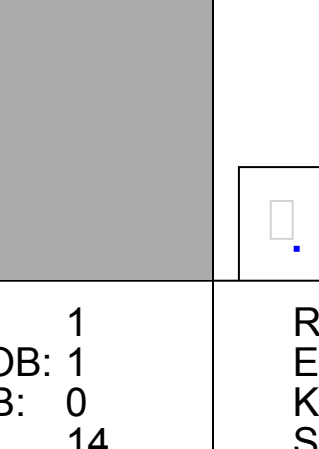
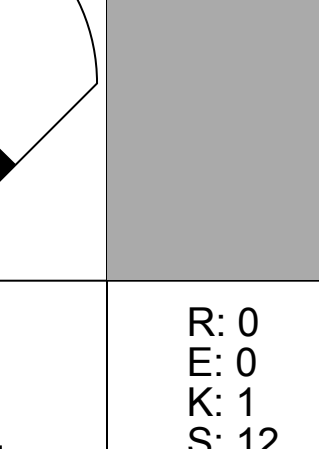
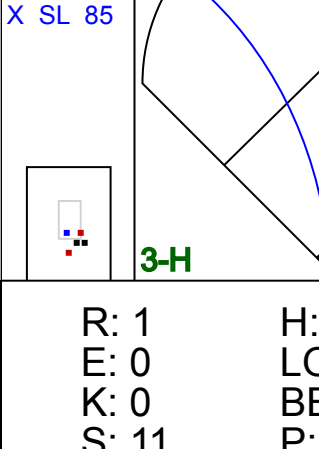
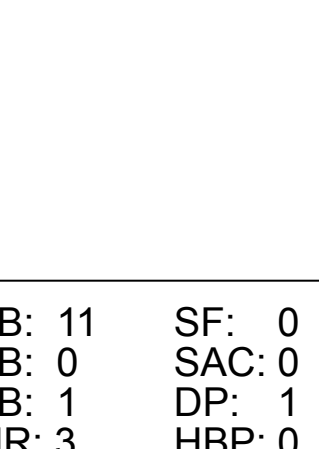
| Batter | 1 | 2 | 3 | 4 | 5 | 6 | 7 | 8 | 9 | AB | R | H | RBI | BB | SO | LOB | BOTTOM | | | | | | | | | | |
|--|------------------------------|----------------------------------|------------------------------|----------------------------------|------------------------------|----------------------------------|-------------------------------|----------------------------------|------------------------------|----------------------------------|------------------------------|---------------------------------|-------------------------------|----------------------------------|-------------------------------|----------------------------------|--|------------------------------------|----------------------------------|--------|--|--|--|--|--|--|--|
| 27 Mike Trout, R OBP: 0.440, SLG: 0.616 | | | | | | | | | | 4 | 0 | 0 | 0 | 0 | 0 | 2 | Houston Astros @ Los Angeles Angels Angel Stadium, Anaheim, CA Wed May 16 2018, 6:41 PM - 9:21 PM PDT Att: 28,078 - Clear - 71 F | | | | | | | | | | |
| 17 Shohei Ohtani, L OBP: 0.366, SLG: 0.597 | | | | | | | | | | 4 | 0 | 0 | 0 | 0 | 3 | 0 | | | | | | | | | | | |
| 8 Justin Upton, R OBP: 0.314, SLG: 0.485 | | | | | | | | | | 4 | 0 | 0 | 0 | 0 | 0 | 0 | | | | | | | | | | | |
| 5 Albert Pujols, R OBP: 0.289, SLG: 0.421 | | | | | | | | | | 4 | 0 | 2 | 0 | 0 | 1 | 0 | | | | | | | | | | | |
| 2 Andrelton Simmons, R OBP: 0.408, SLG: 0.493 | | | | | | | | | | 3 | 0 | 1 | 0 | 1 | 0 | 1 | | | | | | | | | | | |
| 7 Zack Cozart, R OBP: 0.292, SLG: 0.418 | | | | | | | | | | 4 | 0 | 0 | 0 | 0 | 0 | 3 | | | | | | | | | | | |
| 3 Ian Kinsler, R OBP: 0.293, SLG: 0.305 | | | | | | | | | | 3 | 0 | 1 | 0 | 0 | 0 | 1 | | | | | | | | | | | |
| 56 Kole Calhoun, L OBP: 0.193, SLG: 0.209 | | | | | | | | | | 3 | 0 | 1 | 0 | 0 | 1 | 0 | | | | | | | | | | | |
| 12 Martin Maldonado, R OBP: 0.346, SLG: 0.359 | | | | | | | | | | 2 | 0 | 0 | 0 | 0 | 1 | 0 | | | | | | | | | | | |
| 18 Luis Valbuena, L OBP: 0.236, SLG: 0.364 | | | | | | | | | | 1 | 0 | 0 | 0 | 0 | 1 | 2 | | | | | | | | | | | |
| 44 René Rivera, R OBP: 0.322, SLG: 0.481 | | | | | | | | | | 0 | 0 | 0 | 0 | 0 | 0 | 0 | | | | | | | | | | | |
| Inning Stats | R: 0 E: 0 K: 1 S: 8 | H: 0 LOB: 0 BB: 0 P: 12 | R: 0 E: 0 K: 0 S: 9 | H: 1 LOB: 1 BB: 0 P: 12 | R: 0 E: 0 K: 1 S: 9 | H: 0 LOB: 0 BB: 0 P: 12 | R: 0 E: 0 K: 0 S: 11 | H: 1 LOB: 1 BB: 0 P: 17 | R: 0 E: 0 K: 2 S: 9 | H: 0 LOB: 0 BB: 0 P: 13 | R: 0 E: 0 K: 1 S: 7 | H: 0 LOB: 0 BB: 0 P: 9 | R: 0 E: 0 K: 1 S: 11 | H: 2 LOB: 2 BB: 0 P: 16 | R: 0 E: 0 K: 1 S: 10 | H: 1 LOB: 2 BB: 1 P: 19 | 1B: 4 2B: 1 3B: 0 HR: 0 | SF: 0 SAC: 0 DP: 0 HBP: 0 | WP: 0 PB: 0 SB: 0 CS: 0 | PA: 33 | | | | | | | |
| PITCHER | IP | WLS | BF | H | R | ER | SO | BB | IBB | HBP | BLK | WP | HR | S | P | ERA | WHIP | | | | | | | | | | |
| 35 Justin Verlander, R ERA: 1.05 | 9.0 | W | 33 | 5 | 0 | 0 | 7 | 1 | 0 | 0 | 0 | 0 | 0 | 79 | 118 | 0.00 | 0.667 | | | | | | | | | | |

| | |
|-----|----|
| AB | 32 |
| R | 2 |
| H | 5 |
| RBI | 2 |
| BB | 1 |
| SO | 7 |
| LOB | 7 |



| | |
|-----|----|
| AB | 32 |
| R | 0 |
| H | 5 |
| RBI | 0 |
| BB | 1 |
| SO | 7 |
| LOB | 9 |

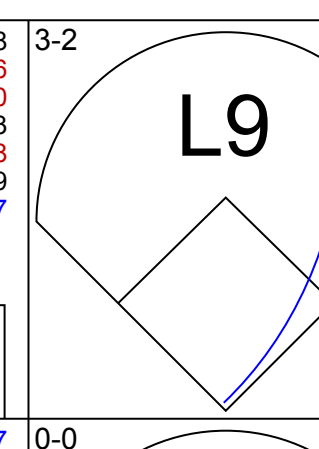
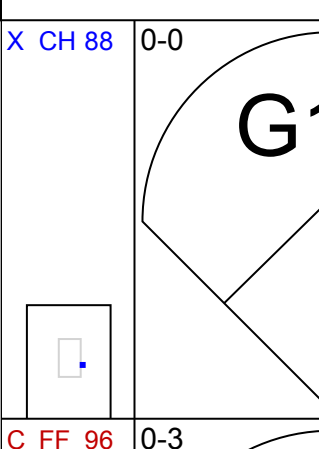
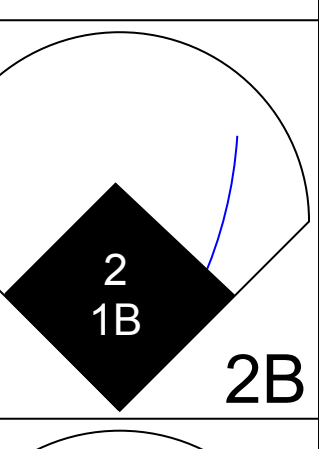
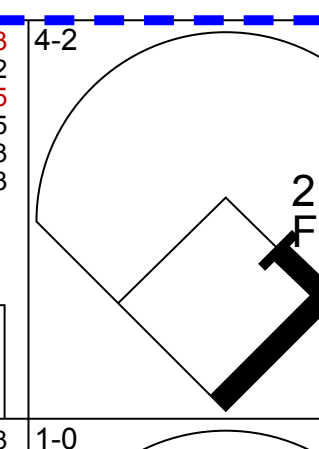
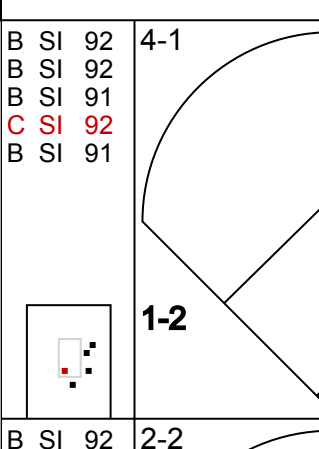
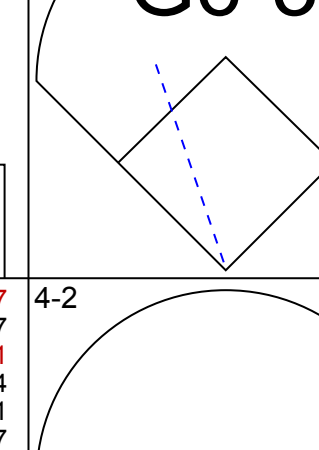
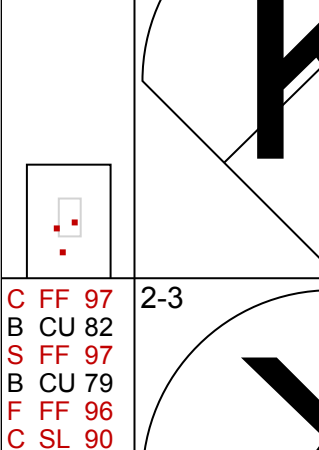
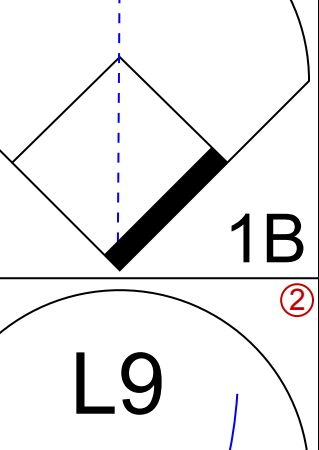
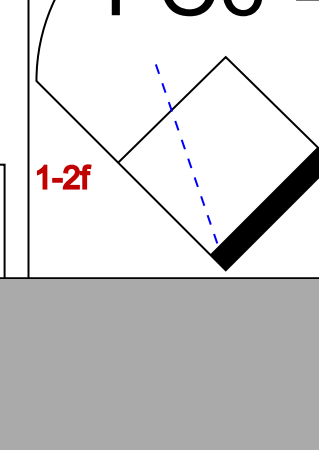
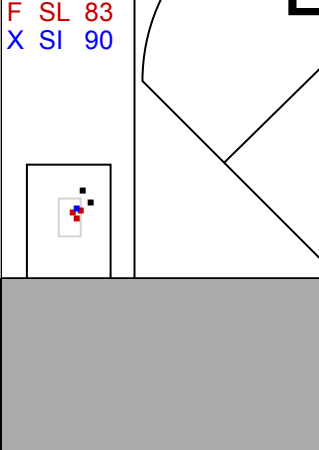
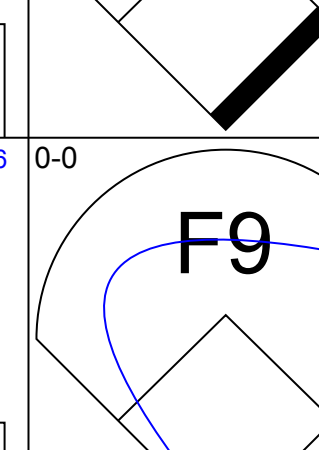
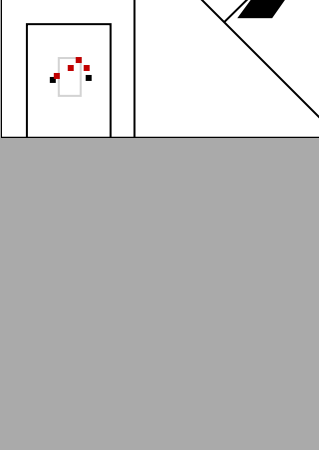
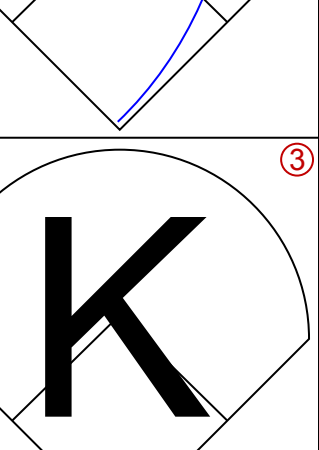
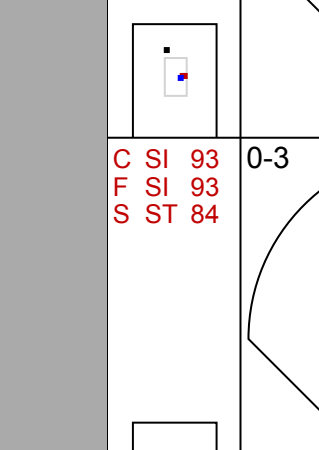



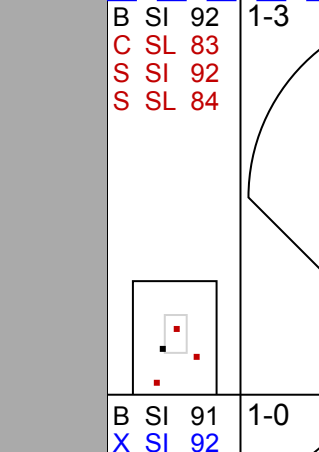
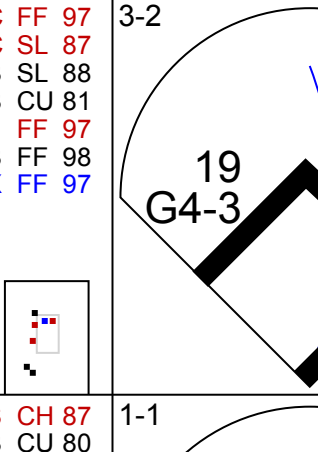
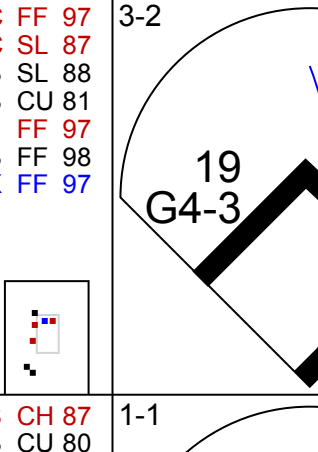
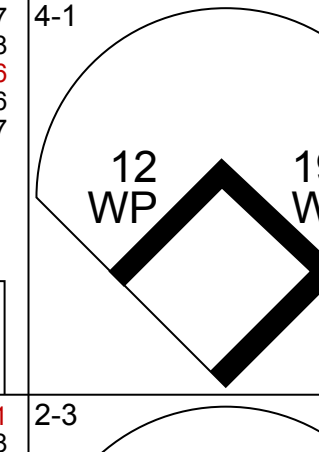
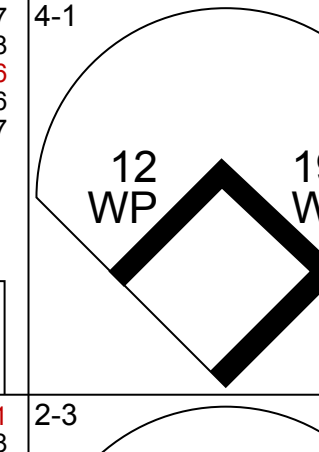

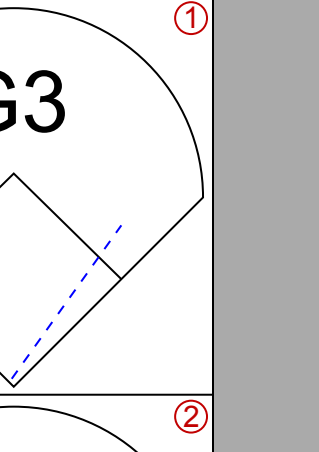
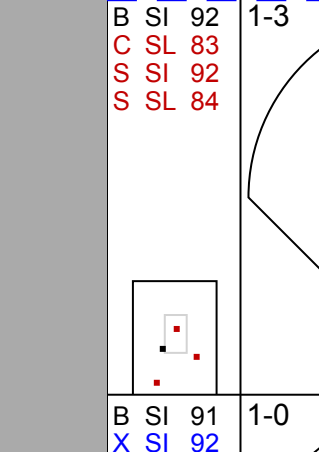



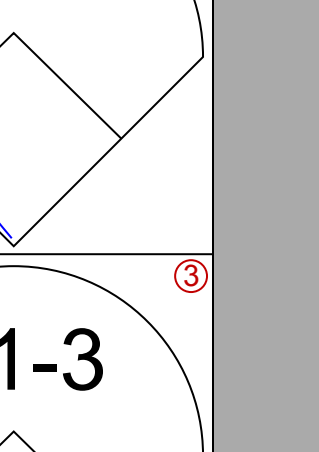
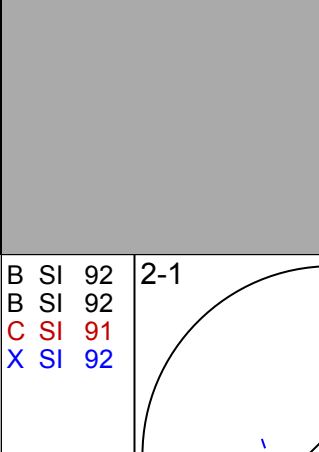


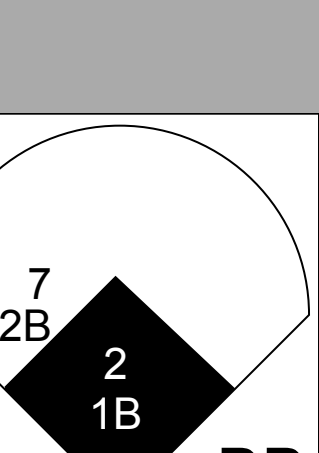
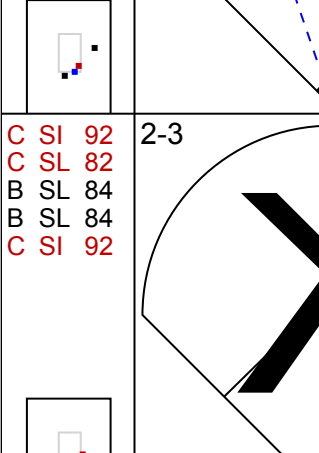

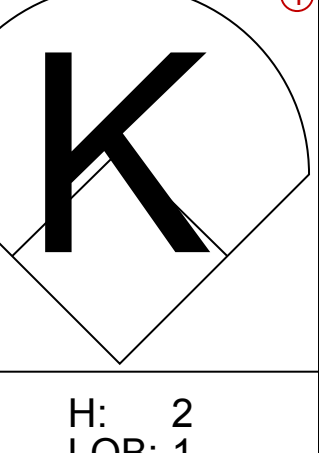
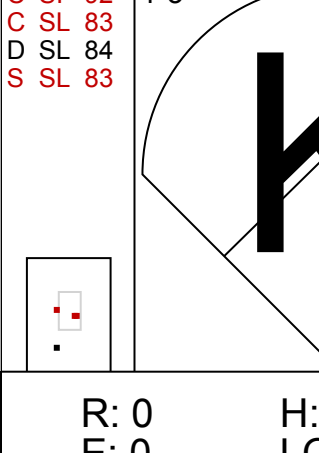
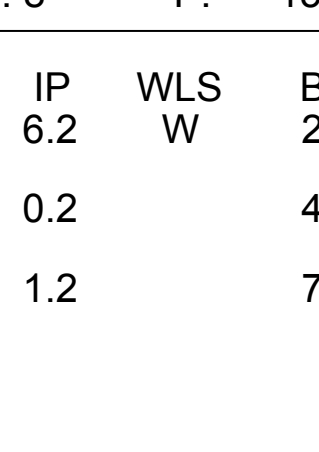
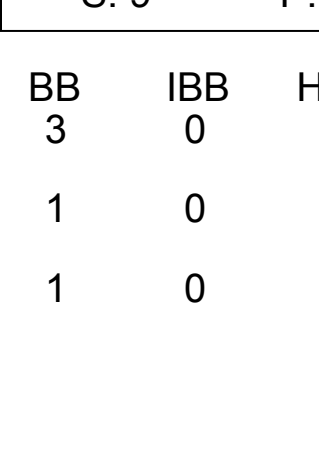
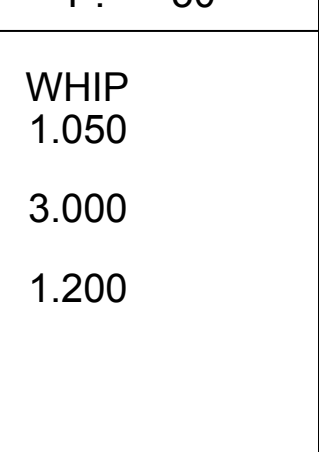
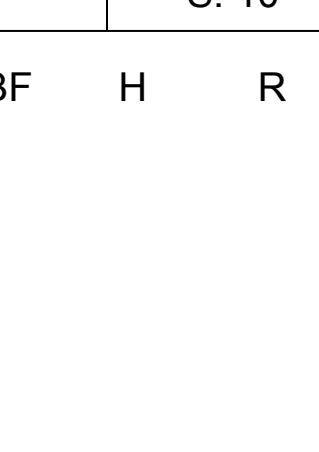


| Batter | 1 | 2 | 3 | 4 | 5 | 6 | 7 | 8 | 9 | AB | R | H | RBI | BB | SO | LOB | TOP | | | | | |
|---|---|---|---|---|--|---|---|---|---|----------------------------------|------------------------------|----------------------------------|-------------------------------|----------------------------------|-------------------------------|----------------------------------|-------------------------------|----------------------------------|-----------------------------------|------------------------------------|----------------------------------|--------|
| 2 Denard Span, L OBP: 0.365, SLG: 0.394 |  | |  |  |  | |  | |  | 5 | 0 | 0 | 0 | 1 | 1 | 2 | | | | | | |
| 44 C.J. Cron, R OBP: 0.337, SLG: 0.524 |  | |  |  |  | |  | | | 4 | 1 | 0 | 0 | 1 | 2 | 4 | | | | | | |
| 18 Joey Wendle, L OBP: 0.333, SLG: 0.388 |  | |  |  | |  | |  | | 5 | 0 | 2 | 0 | 0 | 1 | 1 | | | | | | |
| 40 Wilson Ramos, R OBP: 0.324, SLG: 0.458 |  | |  |  |  |  | |  | | 5 | 2 | 2 | 3 | 0 | 2 | 1 | | | | | | |
| 13 Brad Miller, L OBP: 0.325, SLG: 0.411 | |  |  |  |  | |  | |  | 5 | 1 | 3 | 0 | 0 | 1 | 0 | | | | | | |
| 28 Daniel Robertson, R OBP: 0.439, SLG: 0.941 |  |  |  |  |  |  | |  | | 4 | 2 | 2 | 1 | 1 | 1 | 2 | | | | | | |
| 0 Mallex Smith, L OBP: 0.386, SLG: 0.427 |  |  |  |  |  | |  | |  | 5 | 1 | 3 | 1 | 0 | 1 | 0 | | | | | | |
| 21 Christian Arroyo, R OBP: 0.600, SLG: 0.750 |  |  |  |  |  |  |  |  |  | 3 | 1 | 2 | 1 | 2 | 0 | 1 | | | | | | |
| 10 Johnny Field, R OBP: 0.328, SLG: 0.500 |  | |  |  |  |  |  |  |  | 5 | 0 | 1 | 1 | 0 | 2 | 6 | | | | | | |
| Inning Stats | R: 0 E: 0 K: 1 S: 9 | H: 1 LOB: 1 BB: 0 P: 11 | R: 1 E: 0 K: 2 S: 16 | H: 1 LOB: 1 BB: 0 P: 27 | R: 3 E: 0 K: 2 S: 21 | H: 4 LOB: 3 BB: 2 P: 38 | R: 0 E: 0 K: 1 S: 7 | H: 1 LOB: 1 BB: 0 P: 9 | R: 2 E: 0 K: 1 S: 19 | H: 3 LOB: 3 BB: 2 P: 31 | R: 0 E: 0 K: 2 S: 9 | H: 1 LOB: 1 BB: 0 P: 14 | R: 1 E: 0 K: 1 S: 15 | H: 1 LOB: 1 BB: 0 P: 24 | R: 0 E: 0 K: 1 S: 12 | H: 1 LOB: 1 BB: 0 P: 19 | R: 0 E: 0 K: 0 S: 11 | H: 2 LOB: 0 BB: 0 P: 15 | 1B: 11 2B: 0 3B: 1 HR: 3 | SF: 0 SAC: 0 DP: 1 HBP: 0 | WP: 0 PB: 0 SB: 1 CS: 0 | PA: 46 |
| PITCHER | IP | WLS | BF | H | R | ER | SO | BB | IBB | HBP | BLK | WP | HR | S | P | ERA | WHIP | | | | | |
| 35 Nick Tropeano, R ERA: 4.45 | 2.2 | L | 17 | 6 | 4 | 4 | 4 | 3 | 0 | 0 | 0 | 0 | 2 | 43 | 72 | 13.50 | 3.375 | | | | | |
| 25 Noé Ramirez, R ERA: 3.8 | 1.1 | | 4 | 1 | 0 | 0 | 2 | 0 | 0 | 0 | 0 | 0 | 0 | 10 | 13 | 0.00 | 0.750 | | | | | |
| 32 Cam Bedrosian, R ERA: 4.19 | 0.2 | | 7 | 3 | 2 | 2 | 1 | 2 | 0 | 0 | 0 | 0 | 1 | 18 | 30 | 27.00 | 7.500 | | | | | |
| 53 Blake Parker, R ERA: 2.91 | 1.1 | | 5 | 1 | 0 | 0 | 2 | 0 | 0 | 0 | 0 | 0 | 0 | 10 | 15 | 0.00 | 0.750 | | | | | |
| 48 Jose Alvarez, L ERA: 2.75 | 1.0 | | 5 | 1 | 1 | 0 | 1 | 0 | 0 | 0 | 0 | 0 | 0 | 15 | 24 | 0.00 | 1.000 | | | | | |

Tampa Bay Rays @ Los Angeles Angels
 Angel Stadium, Anaheim, CA
 Fri May 18 2018, 7:09 PM - 10:40 PM PDT
 Att: 40,067 - Clear - 67 F

| | |
|-----|----|
| AB | 41 |
| R | 8 |
| H | 15 |
| RBI | 7 |
| BB | 5 |
| SO | 11 |
| LOB | 17 |



| Batter | 1 | 2 | 3 | 4 | 5 | 6 | 7 | 8 | 9 | AB | R | H | RBI | BB | SO | LOB | BOTTOM | | | | | |
|---|---|---|---|---|--|---|---|---|---|----------------------------------|------------------------------|---------------------------------|------------------------------|----------------------------------|-------------------------------|----------------------------------|-------------------------------|----------------------------------|----------------------------------|------------------------------------|----------------------------------|--------|
| 7 Zack Cozart, R OBP: 0.299, SLG: 0.415 |  | |  | |  | |  | |  | 3 | 1 | 1 | 0 | 2 | 0 | 1 | | | | | | |
| 2 Andrelton Simmons, R OBP: 0.404, SLG: 0.481 |  | |  | |  | |  | |  | 5 | 0 | 1 | 2 | 0 | 1 | 4 | | | | | | |
| 27 Mike Trout, R OBP: 0.432, SLG: 0.614 |  | |  | |  | | |  | | 3 | 1 | 1 | 1 | 1 | 1 | 2 | | | | | | |
| 5 Albert Pujols, R OBP: 0.278, SLG: 0.404 |  | |  | |  | | |  | | 4 | 0 | 0 | 0 | 0 | 2 | 2 | | | | | | |
| 17 Shohel Ohtani, L OBP: 0.367, SLG: 0.619 |  |  |  |  |  |  | |  | | 3 | 0 | 1 | 0 | 1 | 1 | 0 | | | | | | |
| 19 Jefry Marte, R OBP: 0.385, SLG: 0.509 |  | |  | |  | |  | |  | 4 | 0 | 0 | 0 | 0 | 1 | 2 | | | | | | |
| 12 Martín Maldonado, R OBP: 0.333, SLG: 0.343 |  | |  | |  | | | |  | 4 | 0 | 1 | 0 | 0 | 1 | 2 | | | | | | |
| 24 Chris Young, R OBP: 0.235, SLG: 0.289 |  | | | |  | | | |  | 3 | 1 | 0 | 0 | 1 | 2 | 2 | | | | | | |
| 59 Michael Hermosillo, R OBP: 0.250, SLG: 0.500 |  | |  | |  | | |  | | 4 | 0 | 1 | 0 | 0 | 3 | 2 | | | | | | |
| Inning Stats | R: 0 E: 0 K: 0 S: 8 | H: 0 LOB: 1 BB: 1 P: 15 | R: 0 E: 0 K: 1 S: 11 | H: 1 LOB: 1 BB: 0 P: 17 | R: 0 E: 0 K: 2 S: 9 | H: 1 LOB: 1 BB: 0 P: 13 | R: 0 E: 0 K: 1 S: 11 | H: 0 LOB: 1 BB: 1 P: 21 | R: 2 E: 0 K: 2 S: 18 | H: 2 LOB: 1 BB: 1 P: 30 | R: 0 E: 0 K: 0 S: 7 | H: 0 LOB: 0 BB: 0 P: 9 | R: 0 E: 0 K: 2 S: 9 | H: 0 LOB: 1 BB: 1 P: 17 | R: 1 E: 0 K: 0 S: 10 | H: 1 LOB: 0 BB: 0 P: 13 | R: 0 E: 0 K: 2 S: 13 | H: 1 LOB: 2 BB: 1 P: 24 | 1B: 2 2B: 3 3B: 0 HR: 1 | SF: 0 SAC: 0 DP: 0 HBP: 0 | WP: 2 PB: 0 SB: 0 CS: 0 | PA: 38 |
| PITCHER | IP | WLS | BF | H | R | ER | SO | BB | IBB | HBP | BLK | WP | HR | S | P | ERA | WHIP | | | | | |
| 4 Blake Snell, L ERA: 3.07 | 6.2 | W | 27 | 4 | 2 | 2 | 8 | 3 | 0 | 0 | 0 | 0 | 2 | 70 | 114 | 2.70 | 1.050 | | | | | |
| 52 Chaz Roe, R ERA: 4.96 | 0.2 | | 4 | 1 | 1 | 1 | 1 | 1 | 0 | 0 | 0 | 0 | 1 | 9 | 15 | 13.50 | 3.000 | | | | | |
| 49 Jonny Venters, L ERA: 1.13 | 1.2 | | 7 | 1 | 0 | 0 | 3 | 1 | 0 | 0 | 0 | 0 | 0 | 17 | 30 | 0.00 | 1.200 | | | | | |

Tampa Bay Rays @ Los Angeles Angels
 Angel Stadium, Anaheim, CA
 Fri May 18 2018, 7:09 PM - 10:40 PM PDT
 Att: 40,067 - Clear - 67 F

| | |
|-----|----|
| AB | 33 |
| R | 3 |
| H | 6 |
| RBI | 3 |
| BB | 5 |
| SO | 12 |
| LOB | 17 |

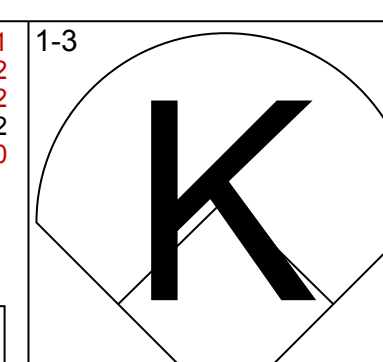
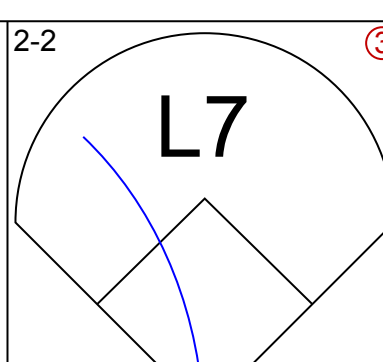
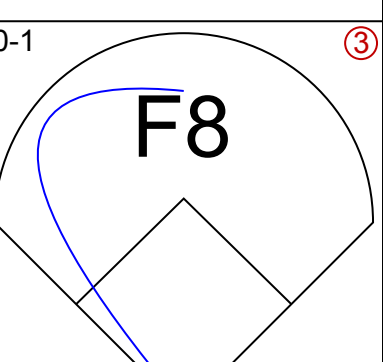
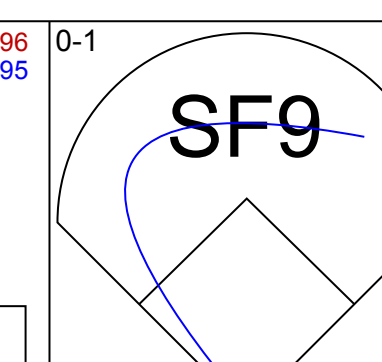
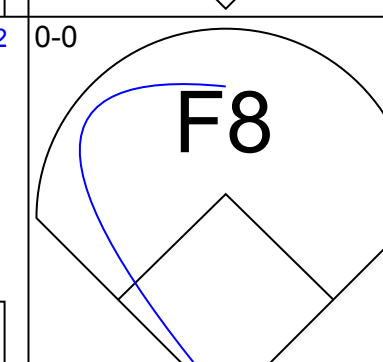
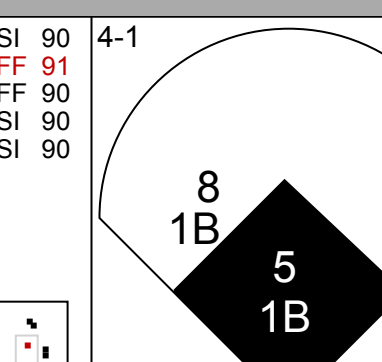
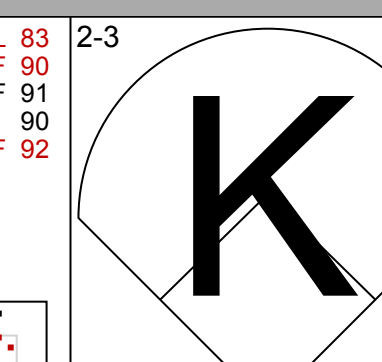
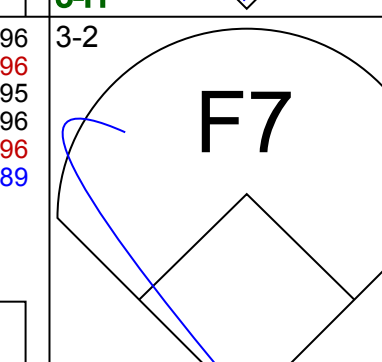
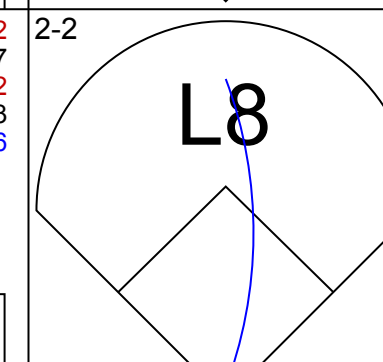
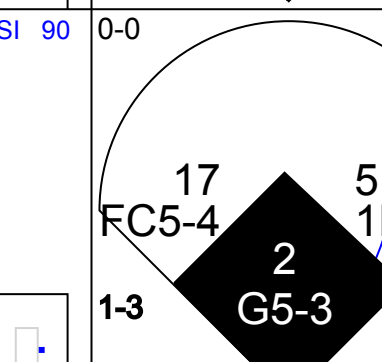
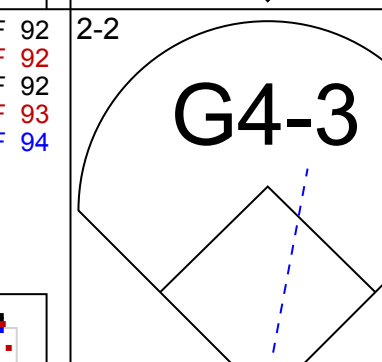
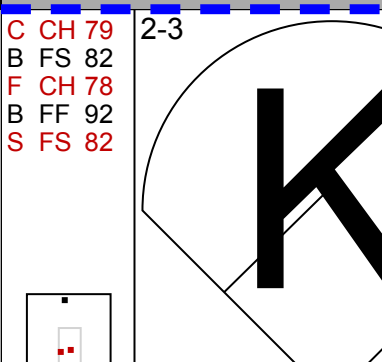
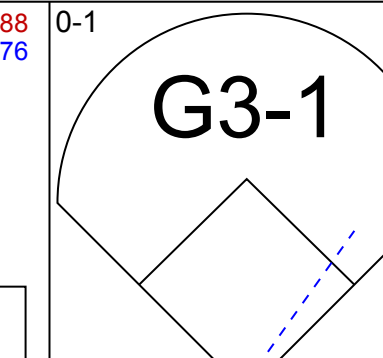
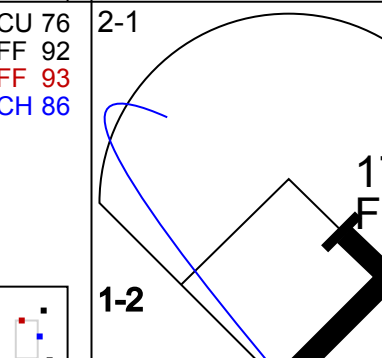
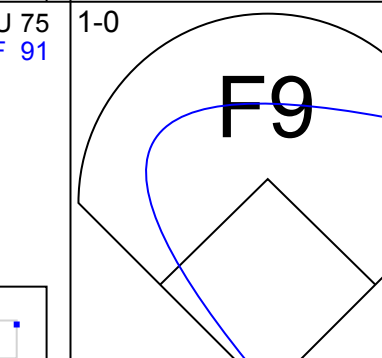
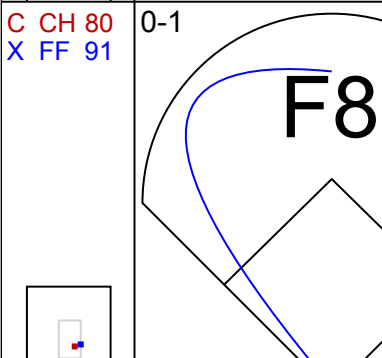
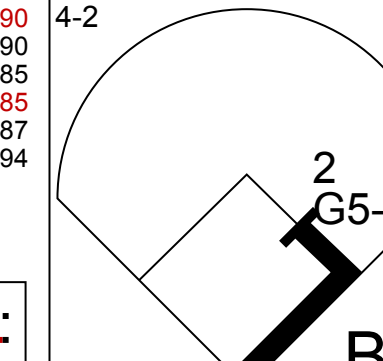
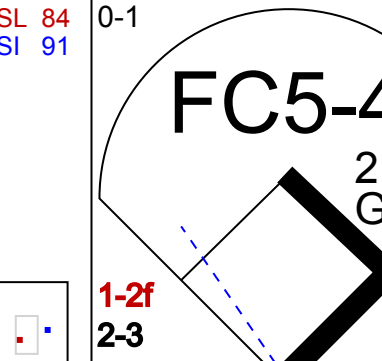
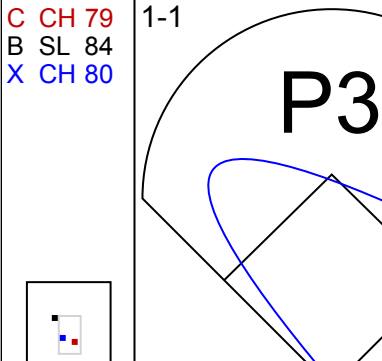
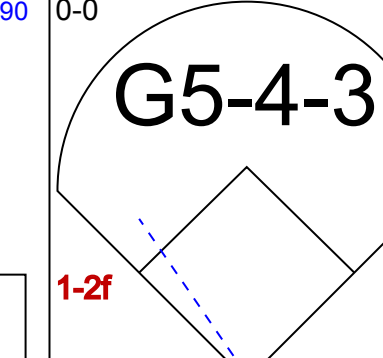
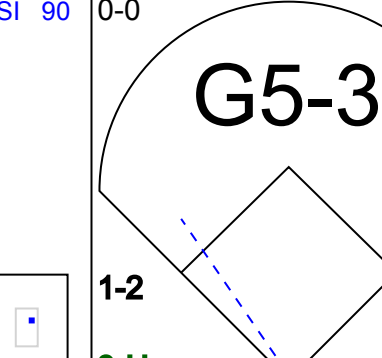
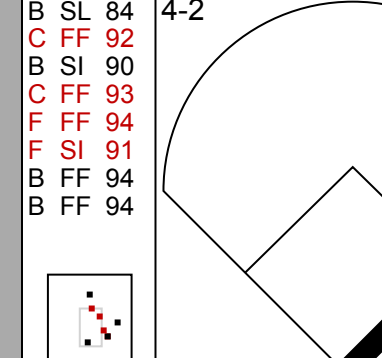
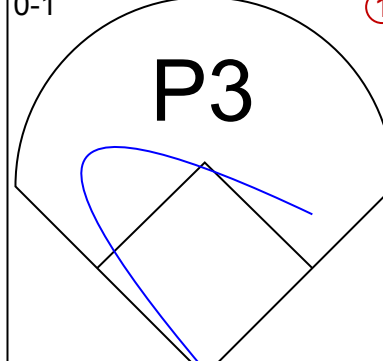
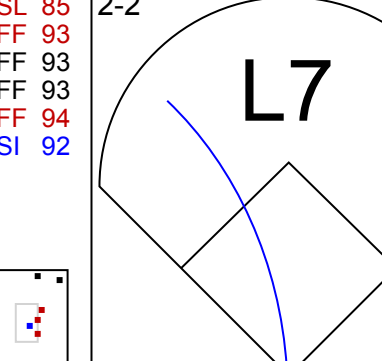
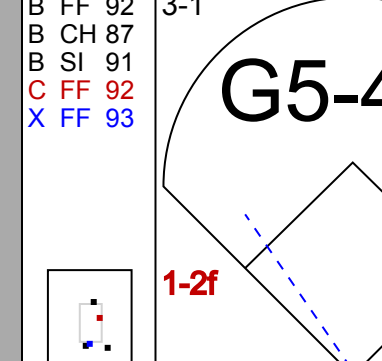
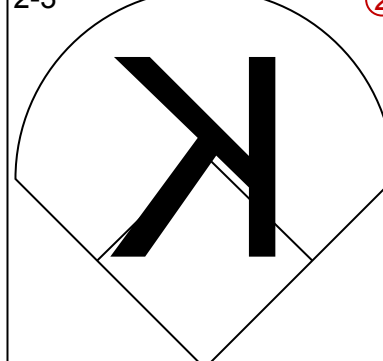
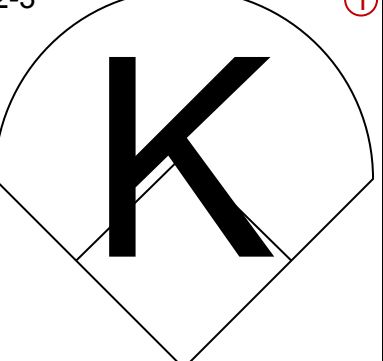
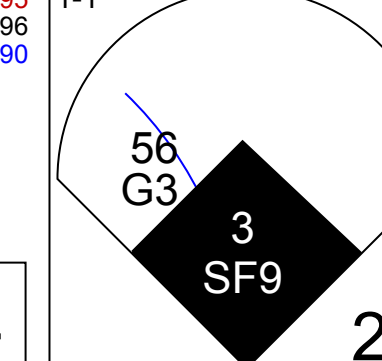
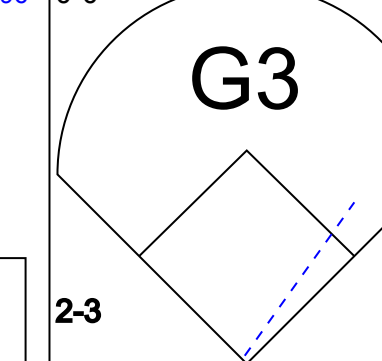

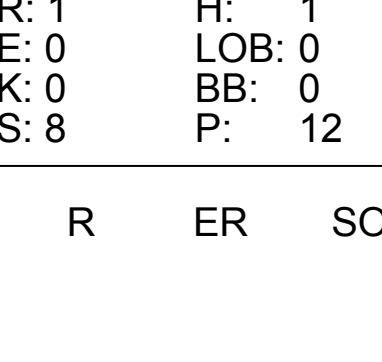


| Batter | 1 | 2 | 3 | 4 | 5 | 6 | 7 | 8 | 9 | AB | R | H | RBI | BB | SO | LOB | TOP | | | | |
|--|-------------------------------|----------------------------------|-------------------------------|----------------------------------|------------------------------|----------------------------------|------------------------------|----------------------------------|------------------------------|----------------------------------|-------------------------------|----------------------------------|-------------------------------|----------------------------------|-------------------------------|----------------------------------|--|------------------------------------|----------------------------------|--------|--|
| 28 Daniel Robertson, R OBP: 0.437, SLG: 0.491 | G5-3 | HR | | | G6-3 | | BB | | G6-3 | 4 | 2 | 1 | 4 | 1 | 0 | 0 | Tampa Bay Rays @ Los Angeles Angels Angel Stadium, Anaheim, CA Sat May 19 2018, 6:08 PM - 9:08 PM PDT Att: 37,232 - Partly Cloudy - 67 F | | | | |
| 44 C.J. Cron, R OBP: 0.338, SLG: 0.517 | G6-3 | K | | | BB | | 1B | | K | 4 | 0 | 1 | 0 | 1 | 2 | 0 | | | | | |
| 5 Matt Duffy, R OBP: 0.333, SLG: 0.419 | BB | | | | G4-6-3 | | | | G6-3 | 3 | 0 | 0 | 0 | 2 | 1 | 1 | | | | | |
| 40 Wilson Ramos, R OBP: 0.322, SLG: 0.452 | K | | | | K | | | | | 4 | 0 | 1 | 1 | 0 | 2 | 3 | | | | | |
| 21 Christian Arroyo, R OBP: 0.538, SLG: 0.600 | | K | | | L6 | | | | | 2 | 0 | 0 | 0 | 1 | 1 | 0 | | | | | |
| 18 Joey Wendle, L OBP: 0.331, SLG: 0.385 | | | | | | | | | | 1 | 0 | 0 | 0 | 0 | 0 | 2 | | | | | |
| 8 Rob Refsnyder, R OBP: 0.314, SLG: 0.244 | P4 | | | | G5-3 | | | | K | 4 | 0 | 0 | 0 | 0 | 1 | 2 | | | | | |
| 10 Johnny Field, R OBP: 0.338, SLG: 0.492 | HR | | | | FC3-6 | | | | K | 3 | 1 | 1 | 0 | 1 | 2 | 2 | | | | | |
| 0 Mallek Smith, L OBP: 0.382, SLG: 0.422 | E3 | | | | FC3-6 | | | | K | 4 | 1 | 1 | 0 | 0 | 1 | 4 | | | | | |
| 45 Jesus Sucre, R OBP: 0.250, SLG: 0.244 | HR | | | | F9 | | | | G4-3 | 3 | 1 | 0 | 0 | 1 | 0 | 2 | | | | | |
| Inning Stats | R: 0 H: 0 K: 1 S: 10 | H: 0 LOB: 1 BB: 1 P: 17 | R: 4 H: 1 K: 2 S: 15 | H: 1 LOB: 0 BB: 2 P: 25 | R: 0 H: 0 K: 2 S: 8 | H: 0 LOB: 0 BB: 0 P: 11 | R: 0 H: 1 K: 0 S: 9 | H: 1 LOB: 1 BB: 0 P: 13 | R: 0 H: 0 K: 0 S: 7 | H: 2 LOB: 2 BB: 1 P: 18 | R: 1 H: 1 K: 0 S: 17 | H: 1 LOB: 2 BB: 2 P: 27 | R: 0 H: 1 K: 2 S: 11 | H: 1 LOB: 1 BB: 0 P: 19 | R: 0 H: 0 K: 1 S: 11 | H: 0 LOB: 0 BB: 0 P: 14 | 1B: 4 2B: 0 3B: 0 HR: 1 | SF: 0 SAC: 0 DP: 1 HBP: 0 | WP: 1 PB: 1 SB: 0 CS: 0 | PA: 39 | |
| PITCHER | IP | WLS | BF | H | R | ER | SO | BB | IBB | HBP | BLK | WP | HR | S | P | ERA | WHIP | | | | |
| 28 Andrew Heaney, L ERA: 3.35 | 6.0 | L | 26 | 3 | 4 | 0 | 7 | 5 | 0 | 0 | 0 | 1 | 1 | 60 | 97 | 0.00 | 1.333 | | | | |
| 25 Noé Ramirez, R ERA: 3.95 | 0.2 | | 5 | 1 | 1 | 1 | 0 | 1 | 1 | 0 | 0 | 0 | 0 | 14 | 22 | 13.50 | 3.000 | | | | |
| 38 Justin Anderson, R ERA: 4.63 | 1.1 | | 5 | 1 | 0 | 0 | 2 | 0 | 0 | 0 | 0 | 0 | 0 | 14 | 24 | 0.00 | 0.750 | | | | |
| 33 Jim Johnson, R ERA: 4.13 | 1.0 | | 3 | 0 | 0 | 0 | 1 | 0 | 0 | 0 | 0 | 0 | 0 | 11 | 14 | 0.00 | 0.000 | | | | |

| Batter | 1 | 2 | 3 | 4 | 5 | 6 | 7 | 8 | 9 | AB | R | H | RBI | BB | SO | LOB | BOTTOM | | | | | |
|--|-------------------------------|----------------------------------|------------------------------|---------------------------------|------------------------------|----------------------------------|-------------------------------|----------------------------------|------------------------------|---------------------------------|-------------------------------|----------------------------------|------------------------------|---------------------------------|-------------------------------|----------------------------------|--|----------------------------------|----------------------------------|------------------------------------|----------------------------------|--------|
| 7 Zack Cozart, R OBP: 0.298, SLG: 0.411 | K | | | | K | | | | HR | 4 | 1 | 1 | 0 | 0 | 2 | 0 | Tampa Bay Rays @ Los Angeles Angels Angel Stadium, Anaheim, CA Sat May 19 2018, 6:08 PM - 9:08 PM PDT Att: 37,232 - Partly Cloudy - 67 F | | | | | |
| 27 Mike Trout, R OBP: 0.381, SLG: 0.636 | K | | | | 2B | | | | HR | 4 | 1 | 2 | 2 | 0 | 1 | 0 | | | | | | |
| 8 Justin Upton, R OBP: 0.318, SLG: 0.477 | K | | | | F8 | | | | G5-3 | 4 | 0 | 0 | 0 | 0 | 2 | 1 | | | | | | |
| 5 Albert Pujols, R OBP: 0.283, SLG: 0.402 | | | | | 1B | | | | K | 3 | 0 | 1 | 0 | 1 | 2 | 0 | | | | | | |
| 2 Andrelton Simmons, R OBP: 0.396, SLG: 0.470 | G1-4-3 | | | | BB | | | | K | 4 | 0 | 0 | 0 | 0 | 0 | 3 | | | | | | |
| 3 Ian Kinsler, R OBP: 0.286, SLG: 0.304 | L8 | | | | F8 | | | | G4-3 | 3 | 1 | 1 | 0 | 0 | 0 | 0 | | | | | | |
| 19 Jefry Marte, R OBP: 0.364, SLG: 0.500 | | | | | K | | | | G6-3 | 3 | 0 | 1 | 1 | 0 | 1 | 0 | | | | | | |
| 56 Kole Calhoun, L OBP: 0.193, SLG: 0.203 | | | | | 1B | | | | G6-3 | 2 | 0 | 0 | 0 | 0 | 0 | 0 | | | | | | |
| 24 Chris Young, R OBP: 0.231, SLG: 0.283 | | | | | F7 | | | | E6 | 1 | 0 | 0 | 0 | 0 | 0 | 0 | | | | | | |
| 12 Martin Maldonado, R OBP: 0.325, SLG: 0.333 | | | | | F7 | | | | G5-4-3 | 3 | 0 | 0 | 0 | 0 | 0 | 1 | | | | | | |
| Inning Stats | R: 0 H: 0 K: 3 S: 10 | H: 0 LOB: 0 BB: 0 P: 18 | R: 0 H: 1 K: 0 S: 6 | H: 1 LOB: 0 BB: 0 P: 8 | R: 0 H: 0 K: 1 S: 6 | H: 0 LOB: 0 BB: 0 P: 12 | R: 0 H: 1 K: 1 S: 15 | H: 1 LOB: 2 BB: 1 P: 26 | R: 0 H: 1 K: 0 S: 8 | H: 0 LOB: 0 BB: 0 P: 9 | R: 0 H: 0 K: 0 S: 10 | H: 0 LOB: 0 BB: 0 P: 15 | R: 0 H: 0 K: 2 S: 7 | H: 0 LOB: 0 BB: 0 P: 9 | R: 1 H: 1 K: 0 S: 10 | H: 1 LOB: 0 BB: 0 P: 18 | R: 2 H: 2 K: 1 S: 13 | H: 2 LOB: 0 BB: 0 P: 17 | 1B: 3 2B: 2 3B: 0 HR: 1 | SF: 0 SAC: 0 DP: 2 HBP: 0 | WP: 0 PB: 0 SB: 1 CS: 0 | PA: 32 |
| PITCHER | IP | WLS | BF | H | R | ER | SO | BB | IBB | HBP | BLK | WP | HR | S | P | ERA | WHIP | | | | | |
| 54 Sergio Romo, R ERA: 4.67 | 1.0 | W | 23 | 4 | 1 | 1 | 4 | 1 | 0 | 0 | 0 | 0 | 0 | 60 | 92 | 1.42 | 0.789 | | | | | |
| 48 Ryan Yarbrough, L ERA: 3.54 | 0.2 | | 1 | 0 | 0 | 0 | 0 | 0 | 0 | 0 | 0 | 0 | 0 | 2 | 5 | 0.00 | 0.000 | | | | | |
| 52 Chaz Roe, R ERA: 4.76 | 0.0 | | 2 | 2 | 2 | 2 | 0 | 0 | 0 | 0 | 0 | 0 | 1 | 5 | 6 | ∞ | ∞ | | | | | |
| 55 Ryne Stanek, R ERA: 7.36 | 1.0 | S | 3 | 0 | 0 | 0 | 1 | 0 | 0 | 0 | 0 | 0 | 0 | 8 | 11 | 0.00 | 0.000 | | | | | |


| Batter | 1 | 2 | 3 | 4 | 5 | 6 | 7 | 8 | 9 | AB | R | H | RBI | BB | SO | LOB | TOP | | | | | | | | |
|--|---|---|---|---|---|---|---|---|---|---|---|---|---|---|---|---|--|---|---|---|---|---|---|---|---|
| 2 Denard Span, L (1,7) OBP: 0.356, SLG: 0.382 | L7 | | K | | | G6-3 | | G6-3 | | 4 | 0 | 0 | 1 | 0 | 1 | 0 | Tampa Bay Rays @ Los Angeles Angels Angel Stadium, Anaheim, CA Sun May 20 2018, 1:11 PM - 4:25 PM PDT Att: 38,560 - Partly Cloudy - 68 F | | | | | | | | |
| 44 C.J. Cron, R (1,10) OBP: 0.332, SLG: 0.506 | K | | F9 | | | G6-3 | | K | | 4 | 0 | 0 | 0 | 0 | 2 | 0 | | | | | | | | | |
| 18 Joey Wendle, L (1,4) OBP: 0.336, SLG: 0.384 | | | G4-3 | | | | | | | 3 | 0 | 1 | 0 | 1 | 1 | 0 | | | | | | | | | |
| 40 Wilson Ramos, R (1,2) OBP: 0.327, SLG: 0.449 | F9 | | | | G5-3 | | | | | 3 | 0 | 1 | 0 | 1 | 0 | 1 | | | | | | | | | |
| 8 Rob Refsnyder, R (8,PR) OBP: 0.314, SLG: 0.244 | | | | | | | | | | 0 | 0 | 0 | 0 | 0 | 0 | 0 | | | | | | | | | |
| 45 Jesus Sucre, R (8,2) OBP: 0.250, SLG: 0.244 | | | | | | | | | | 0 | 0 | 0 | 0 | 0 | 0 | 0 | | | | | | | | | |
| 13 Brad Miller, L (1,3) OBP: 0.315, SLG: 0.397 | | G3 | | | | | | | | 4 | 0 | 0 | 0 | 0 | 2 | 3 | | | | | | | | | |
| 5 Matt Duffy, R (1,5) OBP: 0.325, SLG: 0.438 | | | | | | | | | | 4 | 0 | 3 | 0 | 0 | 1 | 0 | | | | | | | | | |
| 0 Mallex Smith, L (1,8) OBP: 0.372, SLG: 0.409 | | | | | | | | | | 4 | 0 | 0 | 0 | 0 | 2 | 4 | | | | | | | | | |
| 28 Daniel Robertson, R (1,6) OBP: 0.424, SLG: 0.473 | | | | | | | | | | 4 | 0 | 0 | 0 | 0 | 2 | 4 | | | | | | | | | |
| 10 Johnny Field, R (1,9) OBP: 0.348, SLG: 0.554 | | | | | | | | | | 4 | 2 | 2 | 1 | 0 | 1 | 1 | | | | | | | | | |
| Inning Stats | R: 0 H: 0 K: 1 S: 10 | H: 0 LOB: 1 BB: 1 P: 20 | R: 0 H: 1 K: 2 S: 9 | H: 1 LOB: 1 BB: 0 P: 13 | R: 1 H: 1 K: 1 S: 7 | H: 1 LOB: 0 BB: 0 P: 14 | R: 0 H: 0 K: 2 S: 8 | H: 0 LOB: 0 BB: 0 P: 15 | R: 0 H: 0 K: 1 S: 7 | H: 0 LOB: 0 BB: 0 P: 11 | R: 0 H: 0 K: 1 S: 8 | H: 0 LOB: 0 BB: 0 P: 11 | R: 0 H: 2 K: 0 S: 10 | H: 2 LOB: 2 BB: 0 P: 15 | R: 1 H: 2 K: 2 S: 12 | H: 2 LOB: 2 BB: 1 P: 18 | R: 0 H: 1 K: 2 S: 10 | H: 1 LOB: 1 BB: 0 P: 17 | 1B: 4 2B: 2 3B: 0 HR: 1 | SF: 0 SAC: 0 DP: 0 HBP: 0 | WP: 2 PB: 0 SB: 0 CS: 0 | PA: 36 | | | |
| PITCHER | IP WLS BF H R ER SO BB IBB HBP BLK WP HR S P ERA WHIP | IP WLS BF H R ER SO BB IBB HBP BLK WP HR S P ERA WHIP | IP WLS BF H R ER SO BB IBB HBP BLK WP HR S P ERA WHIP | IP WLS BF H R ER SO BB IBB HBP BLK WP HR S P ERA WHIP | IP WLS BF H R ER SO BB IBB HBP BLK WP HR S P ERA WHIP | IP WLS BF H R ER SO BB IBB HBP BLK WP HR S P ERA WHIP | IP WLS BF H R ER SO BB IBB HBP BLK WP HR S P ERA WHIP | IP WLS BF H R ER SO BB IBB HBP BLK WP HR S P ERA WHIP | IP WLS BF H R ER SO BB IBB HBP BLK WP HR S P ERA WHIP | IP WLS BF H R ER SO BB IBB HBP BLK WP HR S P ERA WHIP | IP WLS BF H R ER SO BB IBB HBP BLK WP HR S P ERA WHIP | IP WLS BF H R ER SO BB IBB HBP BLK WP HR S P ERA WHIP | IP WLS BF H R ER SO BB IBB HBP BLK WP HR S P ERA WHIP | IP WLS BF H R ER SO BB IBB HBP BLK WP HR S P ERA WHIP | IP WLS BF H R ER SO BB IBB HBP BLK WP HR S P ERA WHIP | IP WLS BF H R ER SO BB IBB HBP BLK WP HR S P ERA WHIP | IP WLS BF H R ER SO BB IBB HBP BLK WP HR S P ERA WHIP | IP WLS BF H R ER SO BB IBB HBP BLK WP HR S P ERA WHIP | IP WLS BF H R ER SO BB IBB HBP BLK WP HR S P ERA WHIP | IP WLS BF H R ER SO BB IBB HBP BLK WP HR S P ERA WHIP | IP WLS BF H R ER SO BB IBB HBP BLK WP HR S P ERA WHIP | IP WLS BF H R ER SO BB IBB HBP BLK WP HR S P ERA WHIP | IP WLS BF H R ER SO BB IBB HBP BLK WP HR S P ERA WHIP | IP WLS BF H R ER SO BB IBB HBP BLK WP HR S P ERA WHIP | IP WLS BF H R ER SO BB IBB HBP BLK WP HR S P ERA WHIP |
| 17 Shohei Ohtani, R (1,1) ERA: 3.35 | 7.2 | W | 30 | 6 | 2 | 2 | 9 | 1 | 0 | 0 | 0 | 0 | 1 | 0 | 0 | 0 | 2.35 | 0.913 | | | | | | | |
| 36 Justin Anderson, R (8,1) ERA: 4.5 | 0.1 | H | 2 | 0 | 0 | 0 | 1 | 1 | 0 | 0 | 0 | 0 | 0 | 0 | 3 | 7 | 0.00 | 3.000 | | | | | | | |
| 53 Blake Parker, R (9,1) ERA: 2.78 | 1.0 | S | 4 | 1 | 0 | 0 | 2 | 0 | 0 | 0 | 0 | 0 | 1 | 0 | 10 | 17 | 0.00 | 1.000 | | | | | | | |

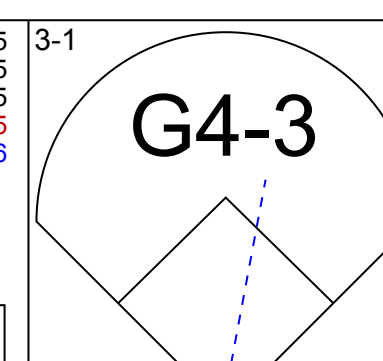
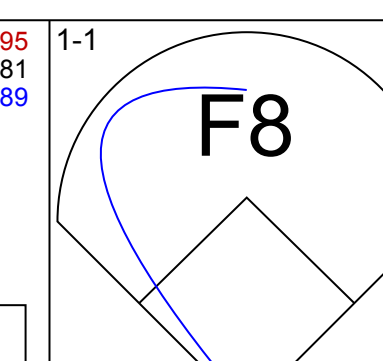
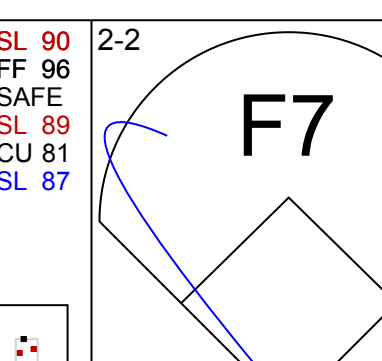
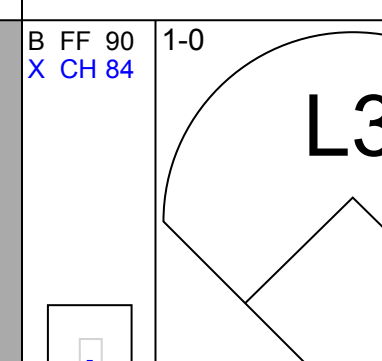
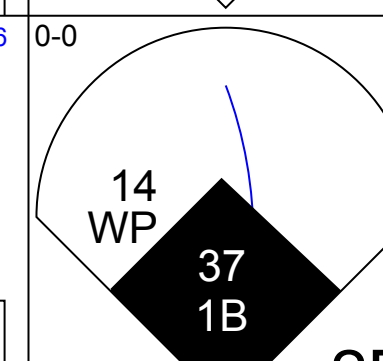
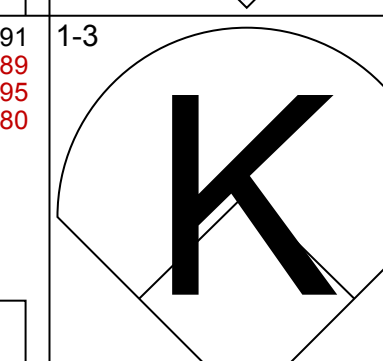
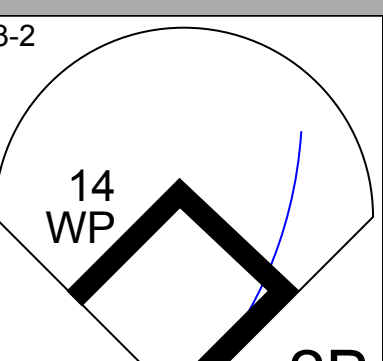
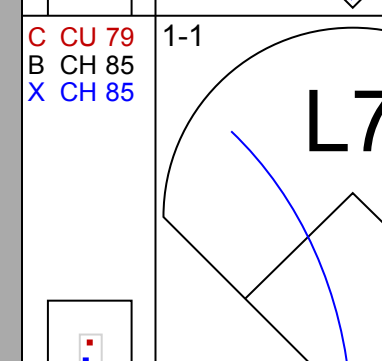
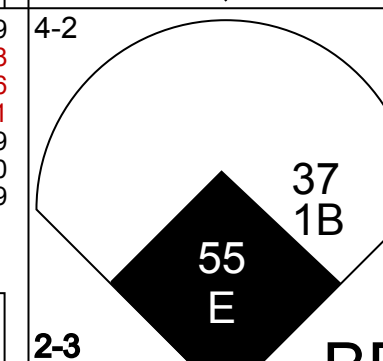
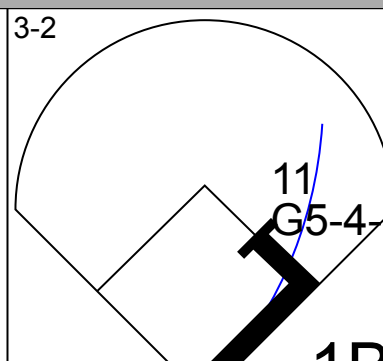
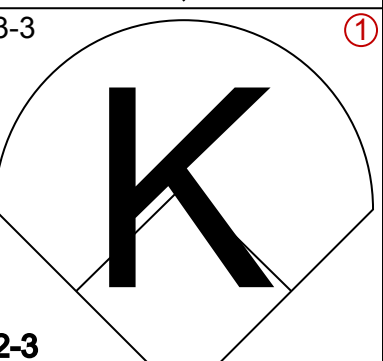
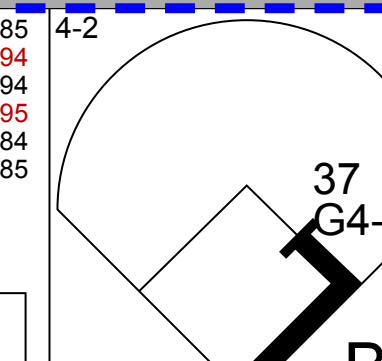
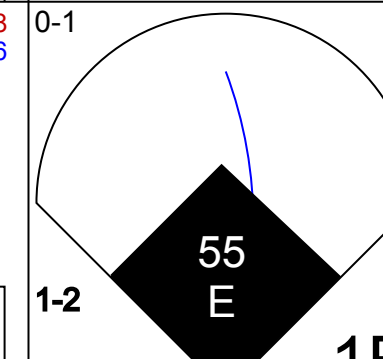
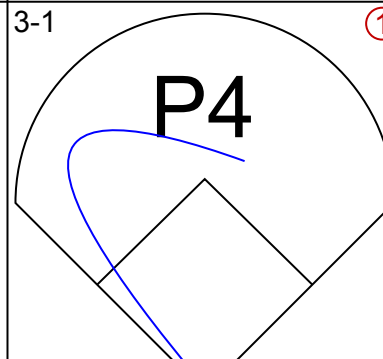
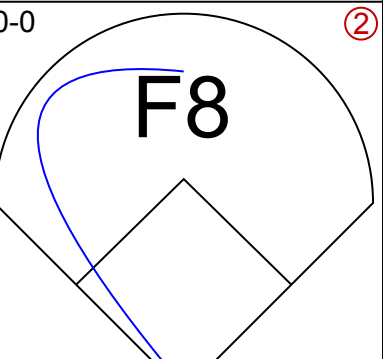
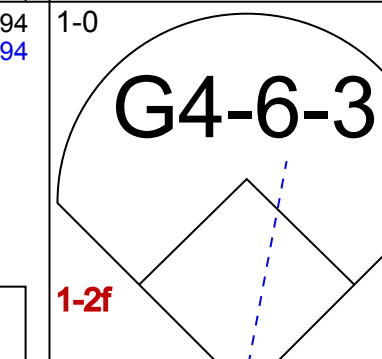
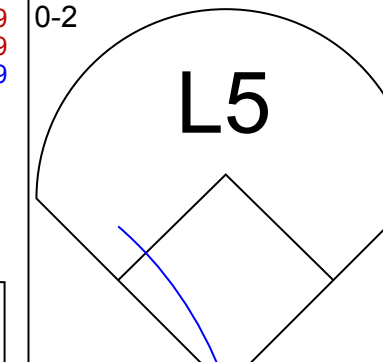
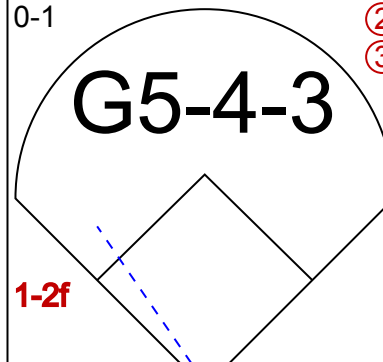
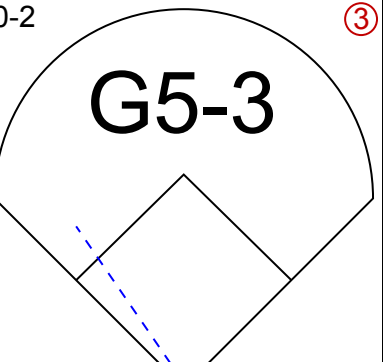
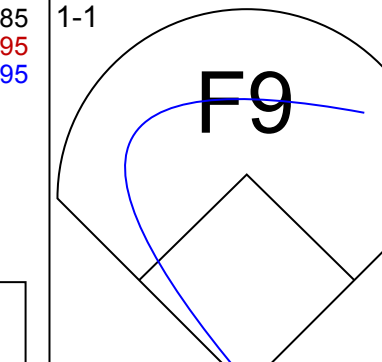
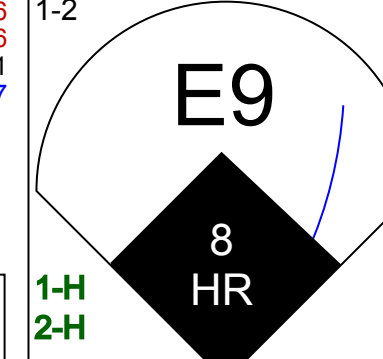
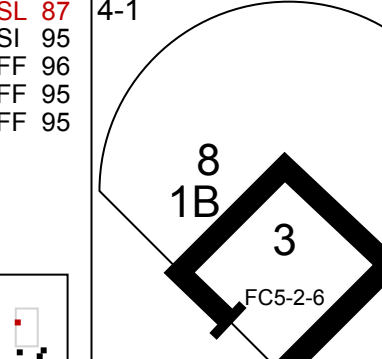
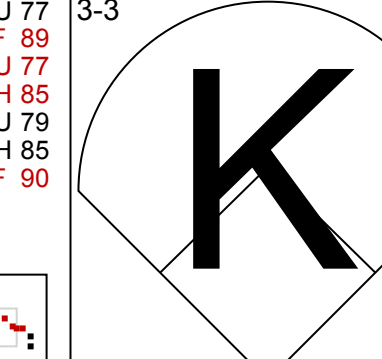
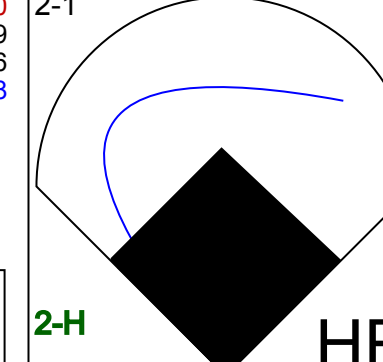
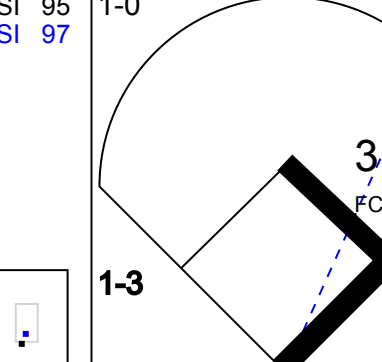
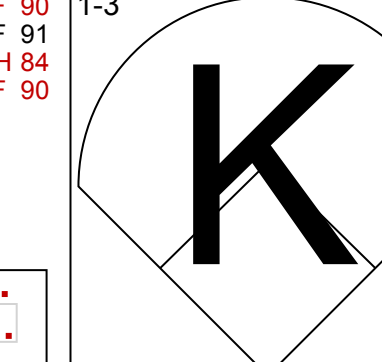
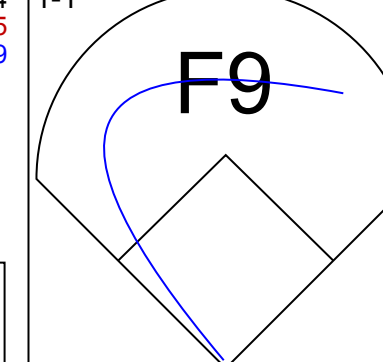
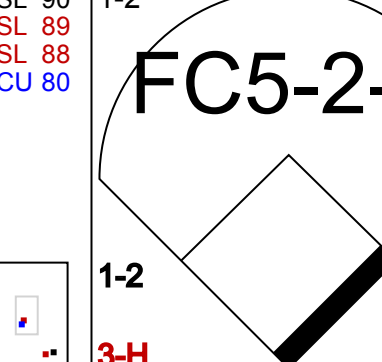
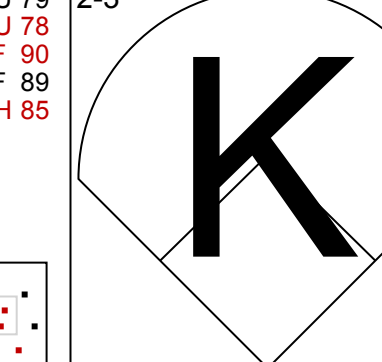
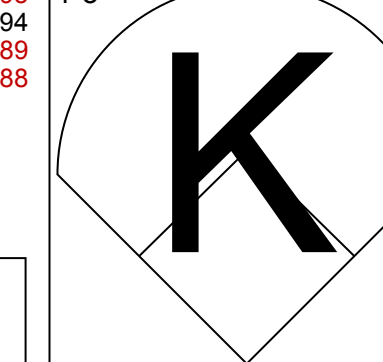
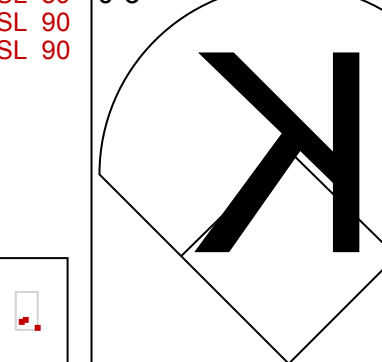
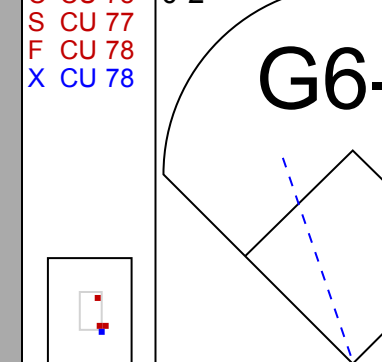
| Batter | 1 | 2 | 3 | 4 | 5 | 6 | 7 | 8 | 9 | AB | R | H | RBI | BB | SO | LOB | BOTTOM | | | | | | | | |
|--|---|---|---|---|---|---|---|---|---|---|---|---|---|---|---|---|--|---|---|---|---|---|---|---|---|
| 3 Ian Kinsler, R (1,4) OBP: 0.283, SLG: 0.295 | | | G4-3 | | P4 | | | F8 | | 4 | 0 | 0 | 0 | 1 | 0 | 4 | Tampa Bay Rays @ Los Angeles Angels Angel Stadium, Anaheim, CA Sun May 20 2018, 1:11 PM - 4:25 PM PDT Att: 38,560 - Partly Cloudy - 68 F | | | | | | | | |
| 27 Mike Trout, R (1,10) OBP: 0.440, SLG: 0.632 | | | | | | | | | | 1 | 2 | 0 | 0 | 3 | 1 | 1 | | | | | | | | | |
| 8 Justin Upton, R (1,7) OBP: 0.312, SLG: 0.467 | | | | | | | | | | 4 | 0 | 0 | 0 | 0 | 3 | 4 | | | | | | | | | |
| 2 Andrelton Simmons, R (1,6) OBP: 0.398, SLG: 0.467 | | | | | | | | | | 3 | 1 | 1 | 0 | 1 | 0 | 1 | | | | | | | | | |
| 7 Zack Cozart, R (1,5) OBP: 0.303, SLG: 0.411 | | | | | | | | | | 0 | 1 | 0 | 2 | 2 | 0 | 0 | | | | | | | | | |
| 19 Jefry Marte, R (1,3) OBP: 0.358, SLG: 0.492 | | | | | | | | | | 1 | 0 | 0 | 0 | 0 | 1 | 1 | | | | | | | | | |
| 18 Luis Valbuena, L (4,PH) OBP: 0.279, SLG: 0.355 | | | | | | | | | | 3 | 0 | 0 | 1 | 0 | 1 | 3 | | | | | | | | | |
| 12 Martin Maldonado, R (1,2) OBP: 0.322, SLG: 0.362 | | | | | | | | | | 3 | 1 | 1 | 2 | 0 | 0 | 1 | | | | | | | | | |
| 24 Chris Young, R (1,8) OBP: 0.232, SLG: 0.300 | | | | | | | | | | 4 | 0 | 1 | 0 | 0 | 1 | 1 | | | | | | | | | |
| 59 Michael Hermosillo, R (1,9) OBP: 0.429, SLG: 0.667 | | | | | | | | | | 2 | 0 | 1 | 0 | 0 | 0 | 0 | | | | | | | | | |
| 56 Kole Calhoun, L (7,9) OBP: 0.199, SLG: 0.203 | | | | | | | | | | 0 | 0 | 0 | 0 | 1 | 0 | 0 | | | | | | | | | |
| Inning Stats | R: 0 H: 0 K: 2 S: 9 | H: 0 LOB: 1 BB: 1 P: 18 | R: 0 H: 0 K: 2 S: 11 | H: 0 LOB: 1 BB: 1 P: 21 | R: 0 H: 0 K: 0 S: 13 | H: 0 LOB: 1 BB: 1 P: 24 | R: 2 H: 1 K: 0 S: 9 | H: 1 LOB: 2 BB: 1 P: 20 | R: 1 H: 0 K: 2 S: 10 | H: 0 LOB: 1 BB: 2 P: 24 | R: 0 H: 1 K: 0 S: 8 | H: 1 LOB: 1 BB: 0 P: 13 | R: 1 H: 1 K: 1 S: 14 | H: 1 LOB: 1 BB: 1 P: 22 | R: 1 H: 1 K: 0 S: 9 | H: 1 LOB: 0 BB: 1 P: 16 | 1B: 1 2B: 2 3B: 0 HR: 1 | SF: 3 SAC: 0 DP: 1 HBP: 1 | WP: 1 PB: 0 SB: 3 CS: 0 | PA: 37 | | | | | |
| PITCHER | IP WLS BF H R ER SO BB IBB HBP BLK WP HR S P ERA WHIP | IP WLS BF H R ER SO BB IBB HBP BLK WP HR S P ERA WHIP | IP WLS BF H R ER SO BB IBB HBP BLK WP HR S P ERA WHIP | IP WLS BF H R ER SO BB IBB HBP BLK WP HR S P ERA WHIP | IP WLS BF H R ER SO BB IBB HBP BLK WP HR S P ERA WHIP | IP WLS BF H R ER SO BB IBB HBP BLK WP HR S P ERA WHIP | IP WLS BF H R ER SO BB IBB HBP BLK WP HR S P ERA WHIP | IP WLS BF H R ER SO BB IBB HBP BLK WP HR S P ERA WHIP | IP WLS BF H R ER SO BB IBB HBP BLK WP HR S P ERA WHIP | IP WLS BF H R ER SO BB IBB HBP BLK WP HR S P ERA WHIP | IP WLS BF H R ER SO BB IBB HBP BLK WP HR S P ERA WHIP | IP WLS BF H R ER SO BB IBB HBP BLK WP HR S P ERA WHIP | IP WLS BF H R ER SO BB IBB HBP BLK WP HR S P ERA WHIP | IP WLS BF H R ER SO BB IBB HBP BLK WP HR S P ERA WHIP | IP WLS BF H R ER SO BB IBB HBP BLK WP HR S P ERA WHIP | IP WLS BF H R ER SO BB IBB HBP BLK WP HR S P ERA WHIP | IP WLS BF H R ER SO BB IBB HBP BLK WP HR S P ERA WHIP | IP WLS BF H R ER SO BB IBB HBP BLK WP HR S P ERA WHIP | IP WLS BF H R ER SO BB IBB HBP BLK WP HR S P ERA WHIP | IP WLS BF H R ER SO BB IBB HBP BLK WP HR S P ERA WHIP | IP WLS BF H R ER SO BB IBB HBP BLK WP HR S P ERA WHIP | IP WLS BF H R ER SO BB IBB HBP BLK WP HR S P ERA WHIP | IP WLS BF H R ER SO BB IBB HBP BLK WP HR S P ERA WHIP | IP WLS BF H R ER SO BB IBB HBP BLK WP HR S P ERA WHIP | IP WLS BF H R ER SO BB IBB HBP BLK WP HR S P ERA WHIP |
| 54 Sergio Romo, R (1,1) ERA: 4.34 | 1.1 | L | 9 | 0 | 2 | 0 | 1 | 2 | 0 | 0 | 0 | 0 | 0 | 1 | 0 | 23 | 45 | 0.00 | 1.000 | | | | | | |
| 35 Matt Andriese, R (2,1) ERA: 3.14 | 2.0 | L | 9 | 0 | 2 | 0 | 1 | 2 | 0 | 0 | 0 | 0 | 0 | 1 | 0 | 23 | 45 | 0.00 | 1.000 | | | | | | |
| 46 José Alvarado, L (4,1) ERA: 3.2 | 1.1 | | 8 | 1 | 1 | 1 | 1 | 2 | 0 | 1 | 0 | 0 | 0 | 0 | 13 | 28 | 6.75 | 2.250 | | | | | | | |
| 53 Anthony Banda, L (5,1) ERA: 5.4 | 3.1 | | 14 | 3 | 2 | 2 | 2 | 2 | 0 | 0 | 0 | 0 | 0 | 1 | 34 | 57 | 5.40 | 1.500 | | | | | | | |

| Batter | 1 | 2 | 3 | 4 | 5 | 6 | 7 | 8 | 9 | AB | R | H | RBI | BB | SO | LOB | TOP | | | |
|--|---|---|--|--|--|---|---|---|---|----------------------------------|-------------------------------|----------------------------------|------------------------------|----------------------------------|------------------------------|----------------------------------|----------------------------------|------------------------------------|----------------------------------|--------|
| 3 Ian Kinsler, R OBP: 0.275, SLG: 0.288 |  | |  | |  | | |  | | 3 | 0 | 0 | 1 | 0 | 1 | 1 | | | | |
| 27 Mike Trout, R OBP: 0.436, SLG: 0.620 |  | | |  | |  | |  | | 3 | 1 | 0 | 0 | 1 | 1 | 0 | | | | |
| 8 Justin Upton, R OBP: 0.311, SLG: 0.462 |  | | |  | |  | | |  | 4 | 1 | 1 | 0 | 0 | 1 | 0 | | | | |
| 5 Albert Pujols, R OBP: 0.282, SLG: 0.399 | |  | |  | |  | | |  | 4 | 0 | 1 | 1 | 0 | 0 | 0 | | | | |
| 17 Shohei Ohtani, L OBP: 0.362, SLG: 0.598 | |  | |  | | | | |  | 3 | 0 | 0 | 0 | 1 | 1 | 2 | | | | |
| 2 Andrelton Simmons, R OBP: 0.397, SLG: 0.462 | |  | |  | | |  | | | 2 | 0 | 0 | 1 | 1 | 0 | 2 | | | | |
| 7 Zack Cozart, R OBP: 0.298, SLG: 0.404 | | |  |  | | |  | | | 3 | 0 | 0 | 0 | 0 | 0 | 2 | | | | |
| 12 Martin Maldonado, R OBP: 0.322, SLG: 0.370 | | |  | |  | | |  | | 3 | 1 | 1 | 0 | 0 | 2 | 0 | | | | |
| 24 Chris Young, R OBP: 0.241, SLG: 0.308 | | | | |  | | | | | 2 | 0 | 1 | 0 | 0 | 0 | 0 | | | | |
| 56 Kole Calhoun, L OBP: 0.197, SLG: 0.201 | | | |  | | | |  | | 1 | 0 | 0 | 0 | 0 | 0 | 1 | | | | |
| Inning Stats | R: 0 E: 0 K: 1 S: 8 | H: 0 LOB: 0 BB: 0 P: 11 | R: 0 E: 0 K: 0 S: 5 | H: 0 LOB: 0 BB: 0 P: 9 | R: 0 E: 0 K: 1 S: 12 | H: 1 LOB: 1 BB: 0 P: 18 | R: 2 E: 0 K: 0 S: 11 | H: 2 LOB: 1 BB: 0 P: 19 | R: 0 E: 0 K: 1 S: 7 | H: 0 LOB: 0 BB: 0 P: 10 | R: 0 E: 0 K: 1 S: 10 | H: 0 LOB: 0 BB: 1 P: 20 | R: 1 E: 0 K: 0 S: 8 | H: 1 LOB: 0 BB: 0 P: 12 | R: 0 E: 0 K: 1 S: 7 | H: 0 LOB: 0 BB: 0 P: 10 | 1B: 3 2B: 1 3B: 0 HR: 0 | SF: 1 SAC: 0 DP: 2 HBP: 0 | WP: 0 PB: 0 SB: 0 CS: 0 | PA: 32 |
| PITCHER | IP WLS BF H R ER SO BB IBB HBP BLK WP HR S P ERA WHIP | 7.0 W 25 3 2 2 5 3 0 0 0 0 0 60 99 2.57 0.857 | 1.0 H 4 1 1 1 0 0 0 0 0 0 8 12 9.00 1.000 | 1.0 S 3 0 0 0 1 0 0 0 0 0 7 10 0.00 0.000 | PITCHER | | | | | | | | | | | | | | | |

Los Angeles Angels @ Toronto Blue Jays
Rogers Centre, Toronto, ON
Tue May 22 2018, 7:08 PM - 9:38 PM EDT
Att: 21,480 - Roof Closed - 68 F

AB 28
R 3
H 4
RBI 3
BB 3
SO 6
LOB 8



| Batter | 1 | 2 | 3 | 4 | 5 | 6 | 7 | 8 | 9 | AB | R | H | RBI | BB | SO | LOB | BOTTOM | | | |
|---|---|---|---|--|------------------------------|---|---|---|-------------------------------|----------------------------------|------------------------------|---------------------------------|------------------------------|----------------------------------|------------------------------|----------------------------------|----------------------------------|------------------------------------|----------------------------------|--------|
| 18 Curtis Granderson, L OBP: 0.403, SLG: 0.422 |  |  | |  | | |  | | | 4 | 0 | 0 | 0 | 0 | 0 | 2 | | | | |
| 20 Josh Donaldson, R OBP: 0.316, SLG: 0.431 |  |  | |  | |  | | | | 4 | 1 | 2 | 0 | 0 | 1 | 0 | | | | |
| 14 Justin Smoak, S OBP: 0.377, SLG: 0.439 |  | |  |  | | | |  | | 2 | 1 | 1 | 0 | 2 | 1 | 1 | | | | |
| 37 Teoscar Hernández, R OBP: 0.309, SLG: 0.518 |  | |  |  | | |  | | | 4 | 1 | 1 | 1 | 0 | 0 | 3 | | | | |
| 11 Kevin Pillar, R OBP: 0.325, SLG: 0.475 |  | |  |  | | |  | | | 4 | 0 | 0 | 0 | 0 | 0 | 4 | | | | |
| 55 Russell Martin, R OBP: 0.289, SLG: 0.327 |  | | |  | |  | | | | 2 | 1 | 0 | 0 | 1 | 1 | 0 | | | | |
| 8 Kendrys Morales, S OBP: 0.258, SLG: 0.318 |  | | |  | |  | | | | 3 | 1 | 2 | 2 | 0 | 1 | 0 | | | | |
| 3 Gio Urshela, R OBP: 0.188, SLG: 0.375 |  | | |  | |  | | | | 3 | 0 | 0 | 0 | 0 | 1 | 2 | | | | |
| 29 Devon Travis, R OBP: 0.203, SLG: 0.234 | |  | |  | | |  | | | 3 | 0 | 0 | 0 | 0 | 2 | 2 | | | | |
| Inning Stats | R: 5 E: 1 K: 0 S: 18 | H: 3 LOB: 0 BB: 1 P: 29 | R: 0 E: 0 K: 2 S: 8 | H: 0 LOB: 0 BB: 0 P: 11 | R: 0 E: 0 K: 0 S: 9 | H: 1 LOB: 0 BB: 0 P: 15 | R: 0 E: 0 K: 1 S: 11 | H: 1 LOB: 2 BB: 1 P: 19 | R: 0 E: 0 K: 3 S: 10 | H: 0 LOB: 0 BB: 0 P: 16 | R: 0 E: 0 K: 0 S: 7 | H: 0 LOB: 0 BB: 0 P: 9 | R: 0 E: 0 K: 0 S: 5 | H: 0 LOB: 0 BB: 1 P: 11 | R: 0 E: 0 K: 0 S: 5 | H: 0 LOB: 0 BB: 0 P: 11 | 1B: 3 2B: 2 3B: 0 HR: 1 | SF: 0 SAC: 0 DP: 2 HBP: 0 | WP: 2 PB: 0 SB: 0 CS: 0 | PA: 32 |
| PITCHER | IP WLS BF H R ER SO BB IBB HBP BLK WP HR S P ERA WHIP | 5.0 L 23 6 5 0 3 2 0 0 0 0 0 17 25 0.00 0.000 | 2.0 6 0 0 0 3 0 0 0 0 0 0 0 5 11 0.00 0.000 | PITCHER | | | | | | | | | | | | | | | | |

Los Angeles Angels @ Toronto Blue Jays
Rogers Centre, Toronto, ON
Tue May 22 2018, 7:08 PM - 9:38 PM EDT
Att: 21,480 - Roof Closed - 68 F

AB 29
R 5
H 6
RBI 3
BB 3
SO 7
LOB 14



| Batter | 1 | 2 | 3 | 4 | 5 | 6 | 7 | 8 | 9 | AB | R | H | RBI | BB | SO | LOB | TOP | |
|--|-------------------------------|----------------------------------|-------------------------------|----------------------------------|------------------------------|----------------------------------|-------------------------------|----------------------------------|-------------------------------|----------------------------------|------------------------------|----------------------------------|-------------------------------|----------------------------------|----------------------------------|------------------------------------|--|--|
| 7 Zack Cozart, R OBP: 0.316, SLG: 0.403 | | | | | | | | | | 2 | 0 | 1 | 0 | 2 | 1 | 1 | Los Angeles Angels @ New York Yankees Yankee Stadium, Bronx, NY Sun May 27 2018, 1:10 PM - 4:37 PM EDT Att: 46,109 - Cloudy - 61 F | |
| 27 Mike Trout, R OBP: 0.453, SLG: 0.672 | | | | | | | | | | 4 | 0 | 0 | 0 | 0 | 2 | 3 | | |
| 2 Andrelton Simmons, R OBP: 0.390, SLG: 0.474 | | | | | | | | | | 4 | 1 | 2 | 1 | 0 | 0 | 2 | | |
| 17 Shohei Ohtani, L OBP: 0.376, SLG: 0.553 | | | | | | | | | | 2 | 0 | 0 | 0 | 2 | 2 | 1 | | |
| 18 Luis Valbuena, L OBP: 0.264, SLG: 0.328 | | | | | | | | | | 3 | 0 | 0 | 0 | 0 | 2 | 2 | | |
| 19 Jefry Marte, R OBP: 0.348, SLG: 0.476 | | | | | | | | | | 1 | 0 | 0 | 0 | 0 | 1 | 1 | | |
| 3 Ian Kinsler, R OBP: 0.248, SLG: 0.263 | | | | | | | | | | 4 | 0 | 0 | 0 | 0 | 1 | 3 | | |
| 12 Martin Maldonado, R OBP: 0.319, SLG: 0.366 | | | | | | | | | | 4 | 0 | 1 | 0 | 0 | 1 | 1 | | |
| 56 Kole Calhoun, L OBP: 0.198, SLG: 0.191 | | | | | | | | | | 3 | 0 | 0 | 0 | 0 | 0 | 1 | | |
| 24 Chris Young, R OBP: 0.254, SLG: 0.291 | | | | | | | | | | 2 | 0 | 0 | 0 | 1 | 0 | 1 | | |
| Inning Stats | R: 0 E: 0 K: 2 S: 12 | H: 1 LOB: 1 BB: 0 P: 18 | R: 0 E: 0 K: 1 S: 12 | H: 0 LOB: 0 BB: 0 P: 18 | R: 0 E: 0 K: 0 S: 7 | H: 0 LOB: 1 BB: 1 P: 16 | R: 0 E: 0 K: 1 S: 11 | H: 1 LOB: 1 BB: 1 P: 20 | R: 1 E: 0 K: 2 S: 10 | H: 1 LOB: 1 BB: 0 P: 13 | R: 0 E: 0 K: 0 S: 7 | H: 0 LOB: 0 BB: 1 P: 15 | R: 0 E: 0 K: 2 S: 17 | H: 0 LOB: 1 BB: 1 P: 25 | 1B: 3 2B: 0 3B: 0 HR: 1 | SF: 0 SAC: 0 DP: 2 HBP: 0 | WP: 2 PA: 34 | |
| PITCHER | IP | WLS | BF | H | R | ER | SO | BB | IBB | HBP | BLK | WP | HR | S | P | ERA | WHIP | |
| 19 Masahiro Tanaka, R ERA: 4.62 | 6.0 | W | 23 | 3 | 1 | 1 | 8 | 3 | 0 | 0 | 0 | 0 | 1 | 64 | 104 | 1.50 | 1.000 | |
| 30 David Robertson, R ERA: 4.56 | 1.0 | H | 4 | 1 | 0 | 0 | 0 | 0 | 0 | 0 | 0 | 0 | 0 | 10 | 17 | 0.00 | 1.000 | |
| 68 Dellin Betances, R ERA: 4.5 | 1.0 | H | 3 | 0 | 0 | 0 | 0 | 1 | 0 | 0 | 0 | 0 | 0 | 7 | 15 | 0.00 | 1.000 | |
| 54 Aroldis Chapman, L ERA: 1.27 | 1.0 | S | 4 | 0 | 0 | 0 | 2 | 1 | 0 | 0 | 0 | 2 | 0 | 17 | 25 | 0.00 | 1.000 | |

| Batter | 1 | 2 | 3 | 4 | 5 | 6 | 7 | 8 | 9 | AB | R | H | RBI | BB | SO | LOB | BOTTOM | | |
|---|-------------------------------|----------------------------------|-------------------------------|----------------------------------|-------------------------------|----------------------------------|-------------------------------|----------------------------------|------------------------------|---------------------------------|-------------------------------|----------------------------------|-------------------------------|----------------------------------|------------------------------|----------------------------------|--|------------------------------------|-----------------|
| 11 Brett Gardner, L OBP: 0.359, SLG: 0.339 | | | | | | | | | | 4 | 0 | 3 | 0 | 0 | 0 | 2 | Los Angeles Angels @ New York Yankees Yankee Stadium, Bronx, NY Sun May 27 2018, 1:10 PM - 4:37 PM EDT Att: 46,109 - Cloudy - 61 F | | |
| 99 Aaron Judge, R OBP: 0.424, SLG: 0.576 | | | | | | | | | | 2 | 1 | 1 | 0 | 2 | 1 | 1 | | | |
| 27 Giancarlo Stanton, R OBP: 0.320, SLG: 0.472 | | | | | | | | | | 4 | 0 | 0 | 0 | 0 | 4 | 6 | | | |
| 24 Gary Sánchez, R OBP: 0.326, SLG: 0.522 | | | | | | | | | | 3 | 1 | 0 | 0 | 1 | 2 | 3 | | | |
| 18 Didi Gregorius, L OBP: 0.311, SLG: 0.486 | | | | | | | | | | 3 | 1 | 0 | 0 | 1 | 2 | 2 | | | |
| 31 Aaron Hicks, S OBP: 0.346, SLG: 0.422 | | | | | | | | | | 3 | 0 | 0 | 1 | 1 | 0 | 0 | | | |
| 33 Greg Bird, L OBP: 0.333, SLG: 0.375 | | | | | | | | | | 3 | 0 | 1 | 1 | 0 | 0 | 0 | | | |
| 41 Miguel Andujar, R OBP: 0.306, SLG: 0.494 | | | | | | | | | | 3 | 0 | 0 | 1 | 1 | 0 | 2 | | | |
| 14 Neil Walker, S OBP: 0.289, SLG: 0.307 | | | | | | | | | | 3 | 0 | 0 | 0 | 0 | 1 | 4 | | | |
| 25 Gleyber Torres, R OBP: 0.389, SLG: 0.624 | | | | | | | | | | 1 | 0 | 0 | 0 | 0 | 0 | 0 | | | |
| Inning Stats | R: 0 E: 0 K: 1 S: 16 | H: 1 LOB: 2 BB: 1 P: 27 | R: 0 E: 0 K: 1 S: 14 | H: 1 LOB: 2 BB: 1 P: 24 | R: 3 E: 0 K: 1 S: 10 | H: 1 LOB: 3 BB: 3 P: 27 | R: 0 E: 0 K: 3 S: 15 | H: 1 LOB: 1 BB: 0 P: 22 | R: 0 E: 0 K: 1 S: 6 | H: 0 LOB: 0 BB: 0 P: 9 | R: 0 E: 0 K: 1 S: 11 | H: 1 LOB: 2 BB: 1 P: 22 | R: 0 E: 0 K: 2 S: 10 | H: 0 LOB: 0 BB: 0 P: 13 | R: 0 E: 0 K: 0 S: 8 | H: 0 LOB: 0 BB: 0 P: 13 | 1B: 5 2B: 0 3B: 0 HR: 0 | SF: 0 SAC: 0 DP: 0 HBP: 1 | WP: 3 PA: 36 |
| PITCHER | IP | WLS | BF | H | R | ER | SO | BB | IBB | HBP | BLK | WP | HR | S | P | ERA | WHIP | | |
| 43 Garrett Richards, R ERA: 3.67 | 2.1 | L | 15 | 3 | 3 | 3 | 3 | 5 | 0 | 0 | 0 | 0 | 0 | 36 | 70 | 11.57 | 3.429 | | |
| 48 Jose Alvarez, L ERA: 2.35 | 1.2 | | 7 | 1 | 0 | 0 | 3 | 0 | 0 | 1 | 0 | 0 | 0 | 19 | 30 | 0.00 | 0.600 | | |
| 47 Ian Krol, L ERA: | 2.0 | | 8 | 1 | 0 | 0 | 2 | 1 | 0 | 0 | 0 | 0 | 0 | 17 | 31 | 0.00 | 1.000 | | |
| 33 Jim Johnson, R ERA: 3.9 | 1.0 | | 3 | 0 | 0 | 0 | 2 | 0 | 0 | 0 | 0 | 0 | 0 | 10 | 13 | 0.00 | 0.000 | | |
| 53 Blake Parker, R ERA: 2.92 | 1.0 | | 3 | 0 | 0 | 0 | 0 | 0 | 0 | 0 | 0 | 0 | 0 | 8 | 13 | 0.00 | 0.000 | | |

| | |
|-----|----|
| AB | 29 |
| R | 1 |
| H | 4 |
| RBI | 1 |
| BB | 5 |
| SO | 10 |
| LOB | 16 |



| | |
|-----|----|
| AB | 29 |
| R | 3 |
| H | 5 |
| RBI | 3 |
| BB | 6 |
| SO | 10 |
| LOB | 20 |



| Batter | 1 | 2 | 3 | 4 | 5 | 6 | 7 | 8 | 9 | AB | R | H | RBI | BB | SO | LOB | TOP | | | | | |
|---|------------------------------|----------------------------------|-------------------------------|----------------------------------|-------------------------------|----------------------------------|------------------------------|----------------------------------|------------------------------|----------------------------------|-------------------------------|----------------------------------|------------------------------|---------------------------------|------------------------------|----------------------------------|-------------------------------|----------------------------------|----------------------------------|------------------------------------|----------------------------------|--------|
| 3 Delino DeShields, R OBP: 0.248, SLG: 0.299 | | | | | | | | | | 4 | 0 | 0 | 0 | 0 | 1 | 2 | | | | | | |
| 17 Shin-Soo Choo, L OBP: 0.396, SLG: 0.436 | | | | | | | | | | 4 | 0 | 2 | 0 | 0 | 1 | 1 | | | | | | |
| 9 Isiah Kiner-Falefa, R OBP: 0.320, SLG: 0.352 | | | | | | | | | | 4 | 0 | 0 | 0 | 0 | 0 | 4 | | | | | | |
| 30 Nomar Mazara, L OBP: 0.348, SLG: 0.511 | | | | | | | | | | 3 | 0 | 1 | 0 | 1 | 1 | 0 | | | | | | |
| 19 Jurickson Profar, S OBP: 0.310, SLG: 0.417 | | | | | | | | | | 4 | 0 | 1 | 0 | 0 | 2 | 3 | | | | | | |
| 13 Joey Gallo, L OBP: 0.291, SLG: 0.467 | | | | | | | | | | 3 | 0 | 0 | 0 | 1 | 1 | 1 | | | | | | |
| 12 Rougned Odor, L OBP: 0.261, SLG: 0.318 | | | | | | | | | | 4 | 0 | 2 | 0 | 0 | 0 | 0 | | | | | | |
| 67 Ronald Guzmán, L OBP: 0.299, SLG: 0.443 | | | | | | | | | | 4 | 0 | 0 | 0 | 0 | 1 | 5 | | | | | | |
| 60 Carlos Pérez, R OBP: 0.204, SLG: 0.255 | | | | | | | | | | 3 | 0 | 2 | 0 | 0 | 0 | 0 | | | | | | |
| Inning Stats | R: 0 E: 0 K: 1 S: 8 | H: 0 LOB: 0 BB: 0 P: 13 | R: 0 E: 0 K: 1 S: 13 | H: 2 LOB: 2 BB: 0 P: 20 | R: 0 E: 0 K: 1 S: 10 | H: 1 LOB: 1 BB: 0 P: 15 | R: 0 E: 0 K: 2 S: 9 | H: 0 LOB: 0 BB: 0 P: 14 | R: 0 E: 0 K: 0 S: 7 | H: 0 LOB: 0 BB: 0 P: 11 | R: 0 E: 0 K: 1 S: 10 | H: 1 LOB: 2 BB: 1 P: 16 | R: 0 E: 0 K: 0 S: 7 | H: 0 LOB: 0 BB: 0 P: 7 | R: 0 E: 0 K: 0 S: 9 | H: 2 LOB: 1 BB: 0 P: 17 | R: 0 E: 0 K: 1 S: 10 | H: 2 LOB: 2 BB: 1 P: 19 | 1B: 5 2B: 3 3B: 0 HR: 0 | SF: 0 SAC: 0 DP: 2 HBP: 0 | WP: 0 PB: 0 SB: 0 CS: 0 | PA: 35 |
| PITCHER | IP | WLS | BF | H | R | ER | SO | BB | IBB | HBP | BLK | WP | HR | S | P | ERA | WHIP | | | | | |
| 51 Jaime Barria, R ERA: 2.48 | 6.0 | W | 23 | 4 | 0 | 0 | 6 | 1 | 0 | 0 | 0 | 0 | 0 | 57 | 89 | 0.00 | 0.833 | | | | | |
| 48 Jose Alvarez, L ERA: 2.19 | 1.0 | | 3 | 0 | 0 | 0 | 0 | 0 | 0 | 0 | 0 | 0 | 0 | 7 | 7 | 0.00 | 0.000 | | | | | |
| 32 Cam Bedrosian, R ERA: 4.81 | 1.0 | | 4 | 2 | 0 | 0 | 0 | 0 | 0 | 0 | 0 | 0 | 0 | 9 | 17 | 0.00 | 2.000 | | | | | |
| 36 Oliver Drake, R ERA: 7.79 | 0.1 | | 4 | 2 | 0 | 0 | 1 | 1 | 0 | 0 | 0 | 0 | 0 | 8 | 15 | 0.00 | 9.000 | | | | | |
| 53 Blake Parker, R ERA: 2.73 | 0.2 | | 1 | 0 | 0 | 0 | 0 | 0 | 0 | 0 | 0 | 0 | 0 | 2 | 4 | 0.00 | 0.000 | | | | | |

Texas Rangers @ Los Angeles Angels
Angel Stadium, Anaheim, CA
Fri Jun 01 2018, 7:09 PM - 9:45 PM PDT
Att: 33,511 - Clear - 74 F

AB 33
R 0
H 8
RBI 0
BB 2
SO 7
LOB 16



| Batter | 1 | 2 | 3 | 4 | 5 | 6 | 7 | 8 | 9 | AB | R | H | RBI | BB | SO | LOB | BOTTOM | | | | | |
|--|-------------------------------|----------------------------------|-------------------------------|----------------------------------|-------------------------------|----------------------------------|------------------------------|----------------------------------|------------------------------|----------------------------------|-------------------------------|----------------------------------|------------------------------|----------------------------------|------------------------------|---------------------------------|------------------------------|---------------------------------|----------------------------------|------------------------------------|----------------------------------|--------|
| 3 Ian Kinsler, R OBP: 0.284, SLG: 0.345 | | | | | | | | | | 5 | 1 | 1 | 2 | 0 | 1 | 2 | | | | | | |
| 27 Mike Trout, R OBP: 0.445, SLG: 0.665 | | | | | | | | | | 4 | 1 | 2 | 0 | 0 | 0 | 2 | | | | | | |
| 8 Justin Upton, R OBP: 0.318, SLG: 0.425 | | | | | | | | | | 3 | 1 | 1 | 0 | 1 | 1 | 2 | | | | | | |
| 5 Albert Pujols, R OBP: 0.291, SLG: 0.414 | | | | | | | | | | 4 | 2 | 2 | 2 | 0 | 0 | 4 | | | | | | |
| 17 Shohei Ohtani, L OBP: 0.380, SLG: 0.557 | | | | | | | | | | 3 | 0 | 1 | 0 | 1 | 1 | 0 | | | | | | |
| 2 Andrelton Simmons, R OBP: 0.309, SLG: 0.469 | | | | | | | | | | 4 | 0 | 1 | 1 | 0 | 0 | 1 | | | | | | |
| 18 Luis Valbuena, L OBP: 0.288, SLG: 0.379 | | | | | | | | | | 4 | 1 | 1 | 0 | 0 | 3 | 3 | | | | | | |
| 12 Martin Maldonado, R OBP: 0.307, SLG: 0.371 | | | | | | | | | | 4 | 0 | 1 | 1 | 0 | 1 | 3 | | | | | | |
| 24 Chris Young, R OBP: 0.260, SLG: 0.281 | | | | | | | | | | 4 | 0 | 1 | 0 | 0 | 1 | 3 | | | | | | |
| Inning Stats | R: 2 E: 0 K: 1 S: 15 | H: 3 LOB: 1 BB: 0 P: 25 | R: 2 E: 0 K: 2 S: 13 | H: 2 LOB: 0 BB: 0 P: 19 | R: 2 E: 0 K: 1 S: 15 | H: 3 LOB: 2 BB: 1 P: 24 | R: 0 E: 0 K: 0 S: 8 | H: 1 LOB: 1 BB: 0 P: 10 | R: 0 E: 0 K: 2 S: 9 | H: 0 LOB: 0 BB: 0 P: 13 | R: 0 E: 0 K: 1 S: 12 | H: 2 LOB: 3 BB: 1 P: 18 | R: 0 E: 0 K: 1 S: 9 | H: 0 LOB: 0 BB: 0 P: 12 | R: 0 E: 0 K: 0 S: 6 | H: 0 LOB: 0 BB: 0 P: 7 | R: 0 E: 0 K: 0 S: 6 | H: 0 LOB: 0 BB: 0 P: 7 | 1B: 7 2B: 2 3B: 0 HR: 2 | SF: 0 SAC: 0 DP: 0 HBP: 0 | WP: 0 PB: 0 SB: 0 CS: 0 | PA: 37 |
| PITCHER | IP | WLS | BF | H | R | ER | SO | BB | IBB | HBP | BLK | WP | HR | S | P | ERA | WHIP | | | | | |
| 40 Bartolo Colon, R ERA: 4.21 | 3.0 | L | 18 | 8 | 6 | 6 | 4 | 1 | 0 | 0 | 0 | 0 | 0 | 44 | 68 | 18.00 | 3.000 | | | | | |
| 53 Jesse Chavez, R ERA: 3.75 | 5.0 | | 19 | 3 | 0 | 0 | 4 | 1 | 0 | 0 | 0 | 0 | 0 | 44 | 60 | 0.00 | 0.800 | | | | | |

Texas Rangers @ Los Angeles Angels
Angel Stadium, Anaheim, CA
Fri Jun 01 2018, 7:09 PM - 9:45 PM PDT
Att: 33,511 - Clear - 74 F

AB 35
R 6
H 11
RBI 6
BB 2
SO 8
LOB 20



| Batter | 1 | 2 | 3 | 4 | 5 | 6 | 7 | 8 | 9 | 10 | AB | R | H | RBI | BB | SO | LOB | TOP |
|---|------------------------------|---------------------------------|------------------------------|----------------------------------|------------------------------|----------------------------------|------------------------------|----------------------------------|------------------------------|----------------------------------|-------------------------------|----------------------------------|-------------------------------|----------------------------------|----------------------------------|------------------------------------|-----------------|-----|
| 17 Shin-Soo Choo, L OBP: 0.363, SLG: 0.431 | | | | | | | | | | | 5 | 1 | 1 | 0 | 0 | 1 | 2 | |
| 19 Jurickson Profar, S OBP: 0.308, SLG: 0.419 | | | | | | | | | | | 4 | 1 | 1 | 0 | 0 | 0 | 2 | |
| 30 Nomar Mazara, L OBP: 0.347, SLG: 0.504 | | | | | | | | | | | 3 | 0 | 0 | 1 | 1 | 1 | 1 | |
| 15 Carlos Tocci, R OBP: 0.148, SLG: 0.080 | | | | | | | | | | | 0 | 0 | 0 | 0 | 0 | 0 | 0 | |
| 29 Adrián Beltré, R OBP: 0.367, SLG: 0.413 | | | | | | | | | | | 3 | 0 | 0 | 1 | 0 | 1 | 0 | |
| 13 Joey Gallo, L OBP: 0.289, SLG: 0.460 | | | | | | | | | | | 3 | 0 | 0 | 0 | 1 | 2 | 0 | |
| 12 Rougned Odor, L OBP: 0.269, SLG: 0.318 | | | | | | | | | | | 3 | 1 | 1 | 0 | 1 | 2 | 0 | |
| 61 Robinson Chirinos, R OBP: 0.294, SLG: 0.385 | | | | | | | | | | | 3 | 0 | 0 | 0 | 1 | 2 | 2 | |
| 67 Ronald Guzmán, L OBP: 0.297, SLG: 0.437 | | | | | | | | | | | 4 | 0 | 1 | 1 | 0 | 2 | 2 | |
| 3 Delino DeShields, R OBP: 0.289, SLG: 0.292 | | | | | | | | | | | 4 | 0 | 0 | 0 | 0 | 2 | 4 | |
| Inning Stats | R: 0 E: 0 K: 0 S: 4 | H: 1 LOB: 0 BB: 0 P: 7 | R: 0 E: 0 K: 2 S: 8 | H: 0 LOB: 0 BB: 0 P: 15 | R: 0 E: 0 K: 2 S: 9 | H: 0 LOB: 0 BB: 0 P: 14 | R: 0 E: 0 K: 2 S: 9 | H: 0 LOB: 0 BB: 0 P: 11 | R: 1 E: 1 K: 0 S: 8 | H: 0 LOB: 0 BB: 0 P: 16 | R: 0 E: 0 K: 1 S: 10 | H: 1 LOB: 1 BB: 1 P: 16 | R: 1 E: 0 K: 1 S: 17 | H: 2 LOB: 2 BB: 1 P: 27 | 1B: 3 2B: 2 3B: 0 HR: 0 | SF: 1 SAC: 0 DP: 2 HBP: 0 | WP: 2 PA: 37 | |
| PITCHER | IP 7.0 | WLS 23 | BF 1 | H 1 | R 1 | ER 0 | SO 9 | BB 1 | IBB 0 | HBP 0 | BLK 0 | WP 1 | HR 0 | S 64 | P 101 | ERA 0.00 | WHIP 0.286 | |
| 43 Garrett Richards, R ERA: 3.25 | 1.0 | H 4 | 0 | 0 | 0 | 2 | 1 | 0 | 0 | 0 | 0 | 0 | 0 | 9 | 18 | 0.00 | 1.000 | |
| 38 Justin Anderson, R ERA: 3.06 | 1.0 | B 4 | 1 | 1 | 1 | 1 | 1 | 0 | 0 | 0 | 0 | 1 | 0 | 10 | 16 | 9.00 | 2.000 | |
| 53 Blake Parker, R ERA: 2.98 | 1.0 | L 6 | 2 | 1 | 1 | 1 | 1 | 0 | 0 | 0 | 0 | 0 | 0 | 17 | 27 | 9.00 | 3.000 | |
| 48 Jose Alvarez, L ERA: 2.45 | | | | | | | | | | | | | | | | | | |

Texas Rangers @ Los Angeles Angels
Angel Stadium, Anaheim, CA
Sat Jun 02 2018, 6:27 PM - 9:49 PM PDT
Att: 44,603 - Clear - 76 F

livebaseballscorecards.com

| | |
|-----|----|
| AB | 32 |
| R | 3 |
| H | 4 |
| RBI | 3 |
| BB | 4 |
| SO | 13 |
| LOB | 13 |



| Batter | 1 | 2 | 3 | 4 | 5 | 6 | 7 | 8 | 9 | 10 | AB | R | H | RBI | BB | SO | LOB | BOTTOM | | | | | | |
|--|-------------------------------|----------------------------------|-------------------------------|----------------------------------|------------------------------|----------------------------------|------------------------------|----------------------------------|------------------------------|----------------------------------|-------------------------------|----------------------------------|------------------------------|----------------------------------|-------------------------------|----------------------------------|-------------------------------|----------------------------------|------------------------------|----------------------------------|----------------------------------|------------------------------------|-----------------|--|
| 3 Ian Kinsler, R OBP: 0.287, SLG: 0.364 | | | | | | | | | | | 5 | 1 | 2 | 1 | 0 | 0 | 0 | | | | | | | |
| 27 Mike Trout, R OBP: 0.448, SLG: 0.688 | | | | | | | | | | | 5 | 1 | 3 | 1 | 0 | 0 | 2 | | | | | | | |
| 8 Justin Upton, R OBP: 0.313, SLG: 0.417 | | | | | | | | | | | 4 | 0 | 0 | 0 | 0 | 2 | 4 | | | | | | | |
| 5 Albert Pujols, R OBP: 0.286, SLG: 0.406 | | | | | | | | | | | 4 | 0 | 0 | 0 | 0 | 2 | 3 | | | | | | | |
| 2 Andrelton Simmons, R OBP: 0.495, SLG: 0.466 | | | | | | | | | | | 2 | 0 | 1 | 0 | 1 | 0 | 1 | | | | | | | |
| 17 Shohei Ohtani, L OBP: 0.368, SLG: 0.536 | | | | | | | | | | | 4 | 0 | 0 | 0 | 0 | 1 | 3 | | | | | | | |
| 19 Jefry Marte, R OBP: 0.296, SLG: 0.400 | | | | | | | | | | | 3 | 0 | 0 | 0 | 0 | 2 | 1 | | | | | | | |
| 22 Kaleb Cowart, S OBP: 0.287, SLG: 0.377 | | | | | | | | | | | 1 | 0 | 0 | 0 | 0 | 1 | 1 | | | | | | | |
| 12 Martín Maldonado, R OBP: 0.299, SLG: 0.361 | | | | | | | | | | | 4 | 0 | 0 | 0 | 0 | 1 | 2 | | | | | | | |
| 59 Michael Hermosillo, R OBP: 0.400, SLG: 0.500 | | | | | | | | | | | 2 | 0 | 0 | 0 | 0 | 2 | 0 | | | | | | | |
| 18 Luis Valbuena, L OBP: 0.287, SLG: 0.377 | | | | | | | | | | | 1 | 0 | 0 | 0 | 0 | 1 | 0 | | | | | | | |
| Inning Stats | R: 1 E: 0 K: 1 S: 10 | H: 1 LOB: 0 BB: 0 P: 15 | R: 0 E: 0 K: 3 S: 11 | H: 0 LOB: 1 BB: 0 P: 17 | R: 0 E: 0 K: 1 S: 6 | H: 1 LOB: 1 BB: 0 P: 10 | R: 0 E: 0 K: 1 S: 6 | H: 0 LOB: 0 BB: 1 P: 10 | R: 0 E: 0 K: 1 S: 9 | H: 0 LOB: 0 BB: 0 P: 12 | R: 1 E: 0 K: 1 S: 13 | H: 2 LOB: 1 BB: 0 P: 20 | R: 0 E: 0 K: 1 S: 7 | H: 0 LOB: 0 BB: 0 P: 11 | R: 0 E: 0 K: 2 S: 12 | H: 1 LOB: 2 BB: 0 P: 16 | R: 0 E: 0 K: 1 S: 11 | H: 1 LOB: 1 BB: 0 P: 14 | R: 0 E: 0 K: 1 S: 8 | H: 0 LOB: 0 BB: 0 P: 13 | 1B: 3 2B: 1 3B: 1 HR: 2 | SF: 0 SAC: 0 DP: 1 HBP: 2 | WP: 0 PA: 38 | |
| PITCHER | IP 7.0 | WLS 28 | BF 5 | H 2 | R 2 | ER 0 | SO 8 | BB 1 | IBB 0 | HBP 2 | BLK 0 | WP 0 | HR 2 | S 65 | P 99 | ERA 2.57 | WHIP 0.857 | | | | | | | |
| 35 Cole Hamels, L ERA: 3.63 | 1.0 | 3 | 0 | 0 | 0 | 2 | 0 | 0 | 0 | 0 | 0 | 0 | 0 | 9 | 12 | 0.00 | 0.000 | | | | | | | |
| 62 José Leclerc, R ERA: 1.8 | 1.0 | W 4 | 1 | 0 | 0 | 1 | 0 | 0 | 0 | 0 | 0 | 0 | 0 | 11 | 14 | 0.00 | 1.000 | | | | | | | |
| 41 Jake Diekman, L ERA: 3.54 | 1.0 | S 3 | 0 | 0 | 0 | 1 | 0 | 0 | 0 | 0 | 0 | 0 | 0 | 8 | 13 | 0.00 | 0.000 | | | | | | | |
| 50 Keone Kela, R ERA: 4.22 | | | | | | | | | | | | | | | | | | | | | | | | |

Texas Rangers @ Los Angeles Angels
Angel Stadium, Anaheim, CA
Sat Jun 02 2018, 6:27 PM - 9:49 PM PDT
Att: 44,603 - Clear - 76 F

| | |
|-----|----|
| AB | 35 |
| R | 2 |
| H | 6 |
| RBI | 2 |
| BB | 1 |
| SO | 12 |
| LOB | 17 |



| Batter | 1 | 2 | 3 | 4 | 5 | 6 | 7 | 8 | 9 | AB | R | H | RBI | BB | SO | LOB | TOP | | | | | | | |
|--|--------------------------------|----------------------------------|--------------------------------|----------------------------------|--------------------------------|----------------------------------|--------------------------------|---------------------------------|--------------------------------|----------------------------------|--------------------------------|----------------------------------|--------------------------------|----------------------------------|--------------------------------|----------------------------------|--------------------------------|----------------------------------|----------------------------------|------------------------------------|----------------------------------|--------------------------------|--------------------------------|------------------|
| 17 Shin-Soo Choo, L (1, 7) OBP: 0.367, SLG: 0.441 15 Carlos Tocci, R (9, FR) OBP: 0.148, SLG: 0.080 | F7 | | 2B | | 2B | | K | | BB | 4 | 0 | 2 | 0 | 1 | 1 | 1 | | | | | | | | |
| 9 Isiah Kiner-Falefa, R (1, 5) OBP: 0.321, SLG: 0.349 | 2B | | BB | | BB | | K | | F9 | 4 | 0 | 1 | 0 | 1 | 2 | 4 | | | | | | | | |
| 30 Nomar Mazara, L (1, 9) OBP: 0.345, SLG: 0.513 | F8 | | K | | K | | | | HR | 4 | 1 | 1 | 1 | 0 | 2 | 4 | | | | | | | | |
| 29 Adrián Beltré, R (1, 10) OBP: 0.364, SLG: 0.402 | BB | | F9 | | F9 | | G4-3 | | P3 | 3 | 0 | 0 | 0 | 1 | 0 | 2 | | | | | | | | |
| 19 Jurickson Profar, S (1, 6) OBP: 0.303, SLG: 0.410 | F8 | | L7 | | L7 | | G5-3 | | P2 | 4 | 0 | 0 | 0 | 0 | 0 | 4 | | | | | | | | |
| 12 Rougned Odor, L (1, 4) OBP: 0.280, SLG: 0.307 | K2-3 | | B1-3 | | B1-3 | | F8 | | P5 | 4 | 0 | 0 | 0 | 0 | 1 | 0 | | | | | | | | |
| 61 Robinson Chirinos, R (1, 2) OBP: 0.299, SLG: 0.384 | FC6-4 | | BB | | BB | | K | | K | 3 | 0 | 1 | 0 | 1 | 2 | 0 | | | | | | | | |
| 67 Ronald Guzmán, L (1, 3) OBP: 0.296, SLG: 0.428 | K | | K | | K | | G3-1 | | BB | 3 | 0 | 0 | 0 | 1 | 2 | 2 | | | | | | | | |
| 3 Delino DeShields, R (1, 8) OBP: 0.290, SLG: 0.288 13 Joey Gallo, L (9, PH) OBP: 0.253, SLG: 0.450 | FC6-4 | | F8 | | F8 | | BB | | BB | 2 | 0 | 0 | 0 | 1 | 0 | 1 | | | | | | | | |
| Inning Stats | R: 0 E: 0 K: 0 S: 15 | H: 1 LOB: 2 BB: 1 P: 23 | R: 0 E: 0 K: 2 S: 16 | H: 1 LOB: 1 BB: 0 P: 21 | R: 0 E: 0 K: 1 S: 16 | H: 1 LOB: 2 BB: 1 P: 26 | R: 0 E: 0 K: 1 S: 4 | H: 0 LOB: 1 BB: 0 P: 8 | R: 0 E: 0 K: 2 S: 13 | H: 0 LOB: 0 BB: 0 P: 19 | R: 0 E: 0 K: 0 S: 7 | H: 0 LOB: 1 BB: 0 P: 10 | R: 0 E: 0 K: 2 S: 9 | H: 0 LOB: 1 BB: 1 P: 17 | R: 1 E: 0 K: 1 S: 9 | H: 1 LOB: 0 BB: 0 P: 16 | R: 0 E: 0 K: 1 S: 19 | H: 0 LOB: 3 BB: 3 P: 34 | 1B: 2 2B: 2 3B: 0 HR: 1 | SF: 0 SAC: 0 DP: 0 HBP: 0 | WP: 0 PB: 0 SB: 0 CS: 0 | PA: 38 | | |
| PITCHER | IP WLS BF ERA WHIP | IP WLS BF ERA WHIP | IP WLS BF ERA WHIP | IP WLS BF ERA WHIP | IP WLS BF ERA WHIP | IP WLS BF ERA WHIP | IP WLS BF ERA WHIP | IP WLS BF ERA WHIP | IP WLS BF ERA WHIP | IP WLS BF ERA WHIP | IP WLS BF ERA WHIP | IP WLS BF ERA WHIP | IP WLS BF ERA WHIP | IP WLS BF ERA WHIP | IP WLS BF ERA WHIP | IP WLS BF ERA WHIP | IP WLS BF ERA WHIP | IP WLS BF ERA WHIP | IP WLS BF ERA WHIP | IP WLS BF ERA WHIP | IP WLS BF ERA WHIP | IP WLS BF ERA WHIP | IP WLS BF ERA WHIP | |
| 45 Tyler Skaggs, L (1, 1) ERA: 3.27 | 6.0 W 24 | 4 0 0 6 | 3 0 0 0 | 0 0 0 0 | 0 0 0 0 | 0 0 0 0 | 0 0 0 0 | 0 0 0 0 | 0 0 0 0 | 0 0 0 0 | 0 0 0 0 | 0 0 0 0 | 0 0 0 0 | 0 0 0 0 | 0 0 0 0 | 0 0 0 0 | 0 0 0 0 | 0 0 0 0 | 0 0 0 0 | 0 0 0 0 | 0 0 0 0 | 0 0 0 0 | 0 0 0 0 | 0 0 0 0 |
| 33 Jim Johnson, R (7, 1) ERA: 3.95 | 1.0 H 4 | 0 0 0 2 | 1 0 0 0 | 0 0 0 0 | 0 0 0 0 | 0 0 0 0 | 0 0 0 0 | 0 0 0 0 | 0 0 0 0 | 0 0 0 0 | 0 0 0 0 | 0 0 0 0 | 0 0 0 0 | 0 0 0 0 | 0 0 0 0 | 0 0 0 0 | 0 0 0 0 | 0 0 0 0 | 0 0 0 0 | 0 0 0 0 | 0 0 0 0 | 0 0 0 0 | 0 0 0 0 | 0 0 0 0 |
| 25 Noé Ramirez, R (8, 1) ERA: 3.51 | 1.0 H 4 | 1 1 1 1 | 0 0 0 0 | 0 0 0 0 | 0 0 0 0 | 0 0 0 0 | 0 0 0 0 | 0 0 0 0 | 0 0 0 0 | 0 0 0 0 | 0 0 0 0 | 0 0 0 0 | 0 0 0 0 | 0 0 0 0 | 0 0 0 0 | 0 0 0 0 | 0 0 0 0 | 0 0 0 0 | 0 0 0 0 | 0 0 0 0 | 0 0 0 0 | 0 0 0 0 | 0 0 0 0 | 0 0 0 0 |
| 38 Justin Anderson, R (9, 1) ERA: 2.89 | 1.0 S 6 | 0 0 0 1 | 3 0 0 0 | 0 0 0 0 | 0 0 0 0 | 0 0 0 0 | 0 0 0 0 | 0 0 0 0 | 0 0 0 0 | 0 0 0 0 | 0 0 0 0 | 0 0 0 0 | 0 0 0 0 | 0 0 0 0 | 0 0 0 0 | 0 0 0 0 | 0 0 0 0 | 0 0 0 0 | 0 0 0 0 | 0 0 0 0 | 0 0 0 0 | 0 0 0 0 | 0 0 0 0 | 0 0 0 0 |

Texas Rangers @ Los Angeles Angels
Angel Stadium, Anaheim, CA
Sun Jun 03 2018, 1:07 PM - 3:46 PM PDT
Att: 33,541 - Sunny - 80 F

livebaseballscorecards.com

AB 31
R 1
H 5
RBI 1
BB 7
SO 10
LOB 18



| Batter | 1 | 2 | 3 | 4 | 5 | 6 | 7 | 8 | 9 | AB | R | H | RBI | BB | SO | LOB | BOTTOM | | | | | | | |
|---|--------------------------------|----------------------------------|--------------------------------|----------------------------------|--------------------------------|----------------------------------|--------------------------------|----------------------------------|--------------------------------|----------------------------------|--------------------------------|----------------------------------|--------------------------------|---------------------------------|--------------------------------|---------------------------------|----------------------------------|------------------------------------|----------------------------------|--------------------------------|--------------------------------|--------------------------------|--------------------------------|------------------|
| 3 Ian Kinsler, R (1, 4) OBP: 0.281, SLG: 0.356 | L4 | | F7 | | F7 | | P3 | | G5-3 | 4 | 0 | 0 | 0 | 0 | 0 | 0 | | | | | | | | |
| 27 Mike Trout, R (1, 8) OBP: 0.443, SLG: 0.678 | L4 | | G5-3 | | G5-3 | | G5-3 | | G5-3 | 3 | 0 | 0 | 0 | 0 | 0 | 0 | | | | | | | | |
| 8 Justin Upton, R (1, 7) OBP: 0.313, SLG: 0.430 | G6-3 | | P3 | | P3 | | HR | | P3 | 3 | 1 | 1 | 1 | 0 | 0 | 0 | | | | | | | | |
| 5 Albert Pujols, R (1, 3) OBP: 0.282, SLG: 0.401 | G6-3 | | K | | K | | P3 | | P3 | 3 | 0 | 0 | 0 | 0 | 1 | 0 | | | | | | | | |
| 17 Shohei Ohtani, L (1, 10) OBP: 0.367, SLG: 0.531 | BB | | F8 | | F8 | | K | | K | 3 | 1 | 1 | 0 | 0 | 1 | 0 | | | | | | | | |
| 7 Zack Cozart, R (1, 6) OBP: 0.311, SLG: 0.394 | BB | | G6-3 | | G6-3 | | G6-3 | | G6-3 | 3 | 1 | 1 | 0 | 0 | 0 | 0 | | | | | | | | |
| 18 Luis Valbuena, L (1, 5) OBP: 0.288, SLG: 0.383 | 2B | | F7 | | F7 | | G3 | | G3 | 3 | 0 | 1 | 2 | 0 | 0 | 0 | | | | | | | | |
| 10 José Briceño, R (1, 2) OBP: 0.385, SLG: 0.833 | L8 | | G1-3 | | G1-3 | | G4-3 | | G4-3 | 3 | 0 | 0 | 0 | 0 | 0 | 1 | | | | | | | | |
| 59 Michael Hermosillo, R (1, 9) OBP: 0.308, SLG: 0.384 | G5-3 | | G4-3 | | G4-3 | | G5-3 | | G5-3 | 3 | 0 | 0 | 0 | 0 | 0 | 1 | | | | | | | | |
| Inning Stats | R: 0 E: 0 K: 0 S: 12 | H: 0 LOB: 0 BB: 0 P: 16 | R: 2 E: 0 K: 0 S: 17 | H: 3 LOB: 1 BB: 0 P: 26 | R: 0 E: 0 K: 0 S: 7 | H: 0 LOB: 0 BB: 0 P: 12 | R: 0 E: 0 K: 1 S: 10 | H: 0 LOB: 0 BB: 0 P: 11 | R: 0 E: 0 K: 0 S: 11 | H: 0 LOB: 0 BB: 0 P: 16 | R: 1 E: 0 K: 0 S: 9 | H: 1 LOB: 0 BB: 0 P: 15 | R: 0 E: 0 K: 1 S: 7 | H: 0 LOB: 0 BB: 0 P: 9 | R: 0 E: 0 K: 0 S: 5 | H: 0 LOB: 0 BB: 0 P: 6 | 1B: 2 2B: 1 3B: 0 HR: 1 | SF: 0 SAC: 0 DP: 0 HBP: 0 | WP: 0 PB: 0 SB: 0 CS: 0 | PA: 28 | | | | |
| PITCHER | IP WLS BF ERA WHIP | IP WLS BF ERA WHIP | IP WLS BF ERA WHIP | IP WLS BF ERA WHIP | IP WLS BF ERA WHIP | IP WLS BF ERA WHIP | IP WLS BF ERA WHIP | IP WLS BF ERA WHIP | IP WLS BF ERA WHIP | IP WLS BF ERA WHIP | IP WLS BF ERA WHIP | IP WLS BF ERA WHIP | IP WLS BF ERA WHIP | IP WLS BF ERA WHIP | IP WLS BF ERA WHIP | IP WLS BF ERA WHIP | IP WLS BF ERA WHIP | IP WLS BF ERA WHIP | IP WLS BF ERA WHIP | IP WLS BF ERA WHIP | IP WLS BF ERA WHIP | IP WLS BF ERA WHIP | IP WLS BF ERA WHIP | |
| 38 Doug Fister, R (1, 1) ERA: 4.13 | 6.0 L 22 | 4 3 3 1 | 0 0 0 0 | 0 0 0 0 | 0 0 0 0 | 0 0 0 0 | 0 0 0 0 | 0 0 0 0 | 0 0 0 0 | 0 0 0 0 | 0 0 0 0 | 0 0 0 0 | 0 0 0 0 | 0 0 0 0 | 0 0 0 0 | 0 0 0 0 | 0 0 0 0 | 0 0 0 0 | 0 0 0 0 | 0 0 0 0 | 0 0 0 0 | 0 0 0 0 | 0 0 0 0 | 0 0 0 0 |
| 58 Alex Claudio, L (7, 1) ERA: 3.68 | 2.0 6 | 0 0 0 1 | 0 0 0 0 | 0 0 0 0 | 0 0 0 0 | 0 0 0 0 | 0 0 0 0 | 0 0 0 0 | 0 0 0 0 | 0 0 0 0 | 0 0 0 0 | 0 0 0 0 | 0 0 0 0 | 0 0 0 0 | 0 0 0 0 | 0 0 0 0 | 0 0 0 0 | 0 0 0 0 | 0 0 0 0 | 0 0 0 0 | 0 0 0 0 | 0 0 0 0 | 0 0 0 0 | 0 0 0 0 |

Texas Rangers @ Los Angeles Angels
Angel Stadium, Anaheim, CA
Sun Jun 03 2018, 1:07 PM - 3:46 PM PDT
Att: 33,541 - Sunny - 80 F

AB 28
R 3
H 4
RBI 3
BB 0
SO 2
LOB 2



| Batter | 1 | 2 | 3 | 4 | 5 | 6 | 7 | 8 | 9 | AB | R | H | RBI | BB | SO | LOB | TOP | | | |
|--|---|---|--|---|---|--|-------------------------------|---|---|--|---|---|--|----------------------------------|-------------------------------|----------------------------------|---|------------------------------------|------------------------------------|----------------------------------|
| 3 Ian Kinsler, R (1,4) OBP: 0.292, SLG: 0.400 | | | | | | | | | | 4 | 2 | 3 | 0 | 1 | 0 | 2 | Los Angeles Angels @ Minnesota Twins Target Field, Minneapolis, MN Sun Jun 10 2018, 1:12 PM - 4:20 PM CDT Att: 28,656 - Overcast - 69 F | | | |
| 27 Mike Trout, R (1,8) OBP: 0.431, SLG: 0.632 | | | | | | | | | | 5 | 0 | 0 | 0 | 0 | 2 | 8 | | | | |
| 8 Justin Upton, R (1,7) OBP: 0.336, SLG: 0.469 | | | | | | | | | | 4 | 0 | 0 | 0 | 1 | 1 | 5 | | | | |
| 5 Albert Pujols, R (1,10) OBP: 0.394, SLG: 0.412 | | | | | | | | | | 4 | 0 | 2 | 3 | 1 | 0 | 0 | | | | |
| 18 Luis Valbuena, L (1,5) OBP: 0.283, SLG: 0.358 | | | | | | | | | | 4 | 0 | 0 | 0 | 1 | 3 | 4 | | | | |
| 16 Nolan Fontana, L (9, PR) | | | | | | | | | | 0 | 0 | 0 | 0 | 0 | 0 | 0 | | | | |
| 7 Zack Cozart, R (1,6) OBP: 0.299, SLG: 0.373 | | | | | | | | | | 4 | 1 | 0 | 0 | 0 | 0 | 4 | | | | |
| 20 José Miguel Fernández, (L, 3) OBP: 0.443, SLG: 0.667 | | | | | | | | | 3 | 1 | 2 | 1 | 0 | 1 | 0 | 0 | | | | |
| 19 Jefry Marte, R (8, PH) OBP: 0.315, SLG: 0.446 | | | | | | | | | 1 | 0 | 0 | 0 | 0 | 0 | 0 | 0 | | | | |
| 12 Martín Maldonado, R (1,2) OBP: 0.313, SLG: 0.366 | | | | | | | | | 3 | 0 | 1 | 0 | 0 | 0 | 0 | 0 | | | | |
| 24 Chris Young, R (1,9) OBP: 0.256, SLG: 0.256 | | | | | | | | | 2 | 1 | 0 | 1 | 1 | 0 | 2 | | | | | |
| Inning Stats | R: 1 E: 0 K: 2 S: 15 | H: 1 LOB: 2 BB: 2 P: 26 | R: 0 E: 0 K: 0 S: 8 | H: 1 LOB: 2 BB: 0 P: 13 | R: 0 E: 0 K: 2 S: 11 | H: 0 LOB: 0 BB: 0 P: 15 | R: 2 E: 0 K: 1 S: 19 | H: 3 LOB: 2 BB: 0 P: 28 | R: 0 E: 0 K: 1 S: 8 | H: 0 LOB: 0 BB: 0 P: 12 | R: 0 E: 0 K: 1 S: 9 | H: 1 LOB: 2 BB: 1 P: 15 | R: 0 E: 0 K: 0 S: 4 | H: 0 LOB: 0 BB: 0 P: 8 | R: 2 E: 0 K: 0 S: 18 | H: 2 LOB: 2 BB: 2 P: 33 | 1B: 6 2B: 2 3B: 0 HR: 0 | SF: 1 SAC: 0 DP: 0 HBP: 2 | WP: 2 PB: 1 SB: 0 CS: 0 | PA: 42 |
| PITCHER | IP WLS BF H R ER SO BB IBB HBP BLK WP HR S P ERA WHIP | 5.0 W 24 5 3 2 5 1 1 2 0 2 0 61 94 3.60 1.200 | 6.1 H 3 0 0 0 1 0 0 0 0 0 8 10 0.00 0.000 | 7.1 H 5 1 0 0 1 1 0 0 0 0 9 15 0.00 2.000 | 8.1 H 3 0 0 0 0 0 0 0 0 0 4 8 0.00 0.000 | 9.1 H 7 2 2 2 0 2 0 0 0 0 18 33 18.00 4.000 | PITCHER | IP WLS BF H R ER SO BB IBB HBP BLK WP HR S P ERA WHIP | 5.0 W 24 5 3 2 5 1 1 2 0 2 0 61 94 3.60 1.200 | 6.1 H 3 0 0 0 1 0 0 0 0 0 8 10 0.00 0.000 | 7.1 H 5 1 0 0 1 1 0 0 0 0 9 15 0.00 2.000 | 8.1 H 3 0 0 0 0 0 0 0 0 0 4 8 0.00 0.000 | 9.1 H 7 2 2 2 0 2 0 0 0 0 18 33 18.00 4.000 | | | | | | | |
| 36 Robbie Grossman, S (1,10) OBP: 0.320, SLG: 0.327 | | | | | | | | | | 4 | 0 | 1 | 0 | 1 | 0 | 3 | Los Angeles Angels @ Minnesota Twins Target Field, Minneapolis, MN Sun Jun 10 2018, 1:12 PM - 4:20 PM CDT Att: 28,656 - Overcast - 69 F | | | |
| 20 Eddie Rosario, L (1,7) OBP: 0.352, SLG: 0.557 | | | | | | | | | | 4 | 1 | 0 | 0 | 1 | 2 | 6 | | | | |
| 5 Eduardo Escobar, S (1,4) OBP: 0.340, SLG: 0.568 | | | | | | | | | 4 | 0 | 2 | 1 | 0 | 0 | 1 | | | | | |
| 99 Logan Morrison, L (1,3) OBP: 0.301, SLG: 0.353 | | | | | | | | | | 4 | 1 | 1 | 2 | 0 | 1 | 4 | | | | |
| 22 Miguel Sanó, R (1,5) OBP: 0.271, SLG: 0.418 | | | | | | | | | | 4 | 0 | 0 | 0 | 0 | 1 | 2 | | | | |
| 26 Max Kepler, L (1,9) OBP: 0.332, SLG: 0.428 | | | | | | | | | | 2 | 1 | 0 | 0 | 2 | 0 | 0 | | | | |
| 23 Mitch Garver, R (1,2) OBP: 0.299, SLG: 0.339 | | | | | | | | | | 4 | 1 | 2 | 0 | 0 | 1 | 1 | | | | |
| 60 Jake Cave, L (1,8) OBP: 0.286, SLG: 0.786 | | | | | | | | | | 4 | 2 | 3 | 3 | 0 | 1 | 0 | | | | |
| 16 Ehire Adrianza, S (1,6) OBP: 0.308, SLG: 0.395 | | | | | | | | | | 3 | 1 | 1 | 1 | 1 | 0 | 0 | | | | |
| Inning Stats | R: 2 E: 0 K: 0 S: 7 | H: 1 LOB: 0 BB: 1 P: 15 | R: 0 E: 0 K: 2 S: 8 | H: 0 LOB: 0 BB: 0 P: 12 | R: 0 E: 0 K: 0 S: 6 | H: 0 LOB: 0 BB: 0 P: 10 | R: 0 E: 0 K: 0 S: 7 | H: 0 LOB: 0 BB: 0 P: 11 | R: 3 E: 0 K: 1 S: 12 | H: 4 LOB: 2 BB: 2 P: 25 | R: 2 E: 0 K: 1 S: 12 | H: 1 LOB: 0 BB: 1 P: 20 | R: 0 E: 0 K: 1 S: 15 | H: 2 LOB: 2 BB: 0 P: 19 | R: 0 E: 0 K: 1 S: 14 | H: 2 LOB: 3 BB: 1 P: 22 | | 1B: 3 2B: 4 3B: 1 HR: 2 | SF: 0 SAC: 0 DP: 0 HBP: 0 | WP: 0 PB: 0 SB: 1 CS: 1 |
| PITCHER | IP WLS BF H R ER SO BB IBB HBP BLK WP HR S P ERA WHIP | 4.1 L 19 4 5 5 2 3 0 0 0 0 1 35 6 10.38 1.615 | 5.1 H 3 1 0 0 1 0 0 0 0 0 5 7 0.00 1.500 | 6.1 H 5 1 2 2 1 1 0 0 0 0 1 12 20 18.00 2.000 | 7.1 H 5 2 0 0 1 0 0 0 0 0 15 19 0.00 2.000 | 8.1 H 6 2 0 0 1 1 0 0 0 0 14 22 0.00 3.000 | PITCHER | IP WLS BF H R ER SO BB IBB HBP BLK WP HR S P ERA WHIP | 4.1 L 19 4 5 5 2 3 0 0 0 0 1 35 6 10.38 1.615 | 5.1 H 3 1 0 0 1 0 0 0 0 0 5 7 0.00 1.500 | 6.1 H 5 1 2 2 1 1 0 0 0 0 1 12 20 18.00 2.000 | 7.1 H 5 2 0 0 1 0 0 0 0 0 15 19 0.00 2.000 | 8.1 H 6 2 0 0 1 1 0 0 0 0 14 22 0.00 3.000 | | | | | | | |

AB 34
R 5
H 8
RBI 5
BB 5
SO 7
LOB 25



AB 33
R 7
H 10
RBI 7
BB 5
SO 6
LOB 17



| Batter | 1 | 2 | 3 | 4 | 5 | 6 | 7 | 8 | 9 | AB | R | H | RBI | BB | SO | LOB | TOP | |
|---|---------------------------------------|----------------------------------|--------------------------------------|----------------------------------|---------------------------------------|----------------------------------|---------------------------------------|---------------------------------|---------------------------------------|----------------------------------|--------------------------------------|----------------------------------|----------------------------------|------------------------------------|----------------------------------|--------|-------|--|
| 3 Ian Kinsler, R OBP: 0.286, SLG: 0.390 | L7 | | L9 | | F9 | | F9 | | G4-3 | 5 | 0 | 0 | 0 | 0 | 0 | 3 | | |
| 27 Mike Trout, R OBP: 0.435, SLG: 0.658 | HR | | K | | IBB | | | HR | | 3 | 2 | 2 | 2 | 1 | 1 | 0 | | |
| 8 Justin Upton, R OBP: 0.335, SLG: 0.465 | K | | | 1B | K | | | G6-3 | | 4 | 0 | 1 | 0 | 0 | 2 | 3 | | |
| 5 Albert Pujols, R OBP: 0.293, SLG: 0.421 | HR | | K | | | F8 | | E6 20 1B | | 4 | 1 | 1 | 1 | 0 | 1 | 1 | | |
| 7 Zack Cozart, R OBP: 0.294, SLG: 0.367 | G6-3 | | P4 | | G5-3 | | | K | | 4 | 0 | 0 | 0 | 0 | 1 | 2 | | |
| 19 Jefry Marte, R OBP: 0.311, SLG: 0.440 | | P3 | | L7 | | F7 | | | | 1 | 0 | 0 | 0 | 0 | 0 | 0 | | |
| 20 José Miguel Fernández, LPH OBP: 0.417, SLG: 0.583 | | | | | | | | | | 3 | 0 | 1 | 0 | 0 | 0 | 1 | | |
| 54 Jabari Blash, R OBP: 0.286, SLG: 0.167 | | K | | | BB 12 2B | | | K | | 3 | 0 | 0 | 0 | 1 | 3 | 2 | | |
| 18 Luis Valbuena, L OBP: 0.283, SLG: 0.361 | | L4 | | | F8 | | | | | 4 | 0 | 1 | 0 | 0 | 1 | 1 | | |
| 12 Martín Maldonado, R OBP: 0.311, SLG: 0.370 | | | G6-3 | | | | | K | | 4 | 0 | 1 | 0 | 0 | 2 | 1 | | |
| Inning Stats | R: 2 H: 2 E: 0 K: 1 S: 11 | H: 2 LOB: 0 BB: 0 P: 19 | R: 0 H: 0 E: 0 K: 1 S: 8 | H: 0 LOB: 0 BB: 0 P: 13 | R: 0 H: 0 E: 0 K: 1 S: 10 | H: 1 LOB: 1 BB: 0 P: 18 | R: 0 H: 1 E: 0 K: 1 S: 18 | H: 0 LOB: 0 BB: 0 P: 8 | R: 0 H: 1 E: 0 K: 2 S: 14 | H: 2 LOB: 2 BB: 0 P: 18 | R: 0 H: 0 E: 0 K: 2 S: 8 | H: 0 LOB: 0 BB: 0 P: 11 | 1B: 2 2B: 2 3B: 0 HR: 3 | SF: 0 SAC: 0 DP: 0 HBP: 0 | WP: 0 PB: 0 SB: 0 CS: 0 | PA: 37 | | |
| PITCHER | IP | WLS | BF | H | R | ER | SO | BB | IBB | HBP | BLK | WP | HR | S | P | ERA | WHIP | |
| 49 Wade LeBlanc, L ERA: 3.0 | 5.0 | W | 21 | 4 | 2 | 2 | 5 | 1 | 1 | 0 | 0 | 0 | 2 | 58 | 92 | 3.60 | 1.000 | |
| 60 Chasen Bradford, R ERA: 1.75 | 1.0 | H | 3 | 0 | 0 | 0 | 0 | 0 | 0 | 0 | 0 | 0 | 0 | 6 | 8 | 0.00 | 0.000 | |
| 47 James Pazos, L ERA: 1.57 | 1.0 | H | 4 | 1 | 0 | 0 | 2 | 0 | 0 | 0 | 0 | 0 | 0 | 11 | 15 | 0.00 | 1.000 | |
| 46 Ryan Cook, R ERA: 3.86 | 1.0 | H | 6 | 2 | 1 | 1 | 2 | 0 | 0 | 0 | 0 | 0 | 1 | 14 | 18 | 9.00 | 2.000 | |
| 39 Edwin Díaz, R ERA: 2.57 | 1.0 | S | 3 | 0 | 0 | 0 | 2 | 0 | 0 | 0 | 0 | 0 | 0 | 8 | 11 | 0.00 | 0.000 | |

Los Angeles Angels @ Seattle Mariners
Safeco Field, Seattle, WA
Mon Jun 11 2018, 7:10 PM - 9:45 PM PDT
Att: 20,116 - Partly Cloudy - 67 F


AB 35
R 3
H 7
RBI 3
BB 2
SO 11
LOB 14



| Batter | 1 | 2 | 3 | 4 | 5 | 6 | 7 | 8 | 9 | AB | R | H | RBI | BB | SO | LOB | BOTTOM | |
|---|---------------------------------------|---------------------------------|--------------------------------------|---------------------------------|---------------------------------------|----------------------------------|--------------------------------------|---------------------------------|--------------------------------------|----------------------------------|--------------------------------------|----------------------------------|----------------------------------|------------------------------------|----------------------------------|--------|--------|--|
| 9 Dee Strange-Gordon, L OBP: 0.296, SLG: 0.354 | G4-3 | | B5-3 | | G6-3 | | G6-3 | | | 4 | 0 | 0 | 0 | 0 | 0 | 2 | | |
| 2 Jean Segura, R OBP: 0.385, SLG: 0.483 | HR 23 | | | | L6 | | | BB 23 | | 4 | 1 | 3 | 0 | 0 | 0 | 0 | | |
| 17 Mitch Haniger, R OBP: 0.345, SLG: 0.488 | K | | F8 | | G1-3 | | | F8 | | 4 | 0 | 0 | 0 | 0 | 1 | 3 | | |
| 23 Nelson Cruz, R OBP: 0.348, SLG: 0.531 | | | | | K | | | | | 3 | 2 | 2 | 3 | 1 | 1 | 0 | | |
| 16 Ben Gamel, L OBP: 0.357, SLG: 0.383 | HR | | | | | | | BB 15 | | 0 | 0 | 0 | 0 | 0 | 0 | 0 | | |
| 15 Kyle Seager, L OBP: 0.277, SLG: 0.424 | G4-3 | | | | HR 27 | | K | | G1-6-3 | 4 | 1 | 1 | 0 | 0 | 1 | 2 | | |
| 27 Ryon Healy, R OBP: 0.271, SLG: 0.440 | | L8 | | | HR | | G5-3 | | | 3 | 1 | 1 | 2 | 0 | 0 | 0 | | |
| 5 Guillermo Heredia, R OBP: 0.365, SLG: 0.366 | | L4 | | | | | G4-3 | | | 3 | 0 | 1 | 0 | 0 | 0 | 0 | | |
| 4 Denard Span, L OBP: 0.364, SLG: 0.410 | | G4-3 | | | | | | | | 2 | 0 | 0 | 0 | 1 | 1 | 0 | | |
| 3 Mike Zunino, R OBP: 0.270, SLG: 0.440 | | | K | | K | | | | | 3 | 0 | 0 | 0 | 0 | 3 | 2 | | |
| Inning Stats | R: 2 H: 2 E: 0 K: 1 S: 11 | H: 0 LOB: 0 BB: 0 P: 8 | R: 0 H: 1 E: 0 K: 1 S: 8 | H: 0 LOB: 0 BB: 0 P: 9 | R: 3 H: 4 E: 0 K: 1 S: 18 | H: 0 LOB: 0 BB: 1 P: 30 | R: 0 H: 0 E: 0 K: 1 S: 7 | H: 0 LOB: 0 BB: 0 P: 9 | R: 0 H: 0 E: 0 K: 2 S: 7 | H: 1 LOB: 2 BB: 1 P: 16 | R: 0 H: 0 E: 0 K: 0 S: 8 | H: 0 LOB: 0 BB: 1 P: 11 | 1B: 4 2B: 1 3B: 0 HR: 3 | SF: 0 SAC: 0 DP: 2 HBP: 0 | WP: 0 PB: 0 SB: 0 CS: 0 | PA: 32 | | |
| PITCHER | IP | WLS | BF | H | R | ER | SO | BB | IBB | HBP | BLK | WP | HR | S | P | ERA | WHIP | |
| 28 Andrew Heaney, L ERA: 3.68 | 3.0 | L | 17 | 7 | 5 | 5 | 2 | 1 | 0 | 0 | 0 | 0 | 0 | 3 | 37 | 5.00 | 2.667 | |
| 25 Noé Ramirez, R ERA: 3.35 | 2.0 | | 5 | 0 | 0 | 0 | 2 | 0 | 0 | 0 | 0 | 0 | 0 | 12 | 15 | 0.00 | 0.000 | |
| 32 Cam Bedrosian, R ERA: 4.18 | 1.0 | | 3 | 0 | 0 | 0 | 1 | 0 | 0 | 0 | 0 | 0 | 0 | 7 | 9 | 0.00 | 0.000 | |
| 48 Jose Alvarez, L ERA: 2.15 | 1.0 | | 3 | 0 | 0 | 0 | 2 | 0 | 0 | 0 | 0 | 0 | 0 | 7 | 12 | 0.00 | 0.000 | |
| 33 Jim Johnson, R ERA: 3.93 | 1.0 | | 4 | 1 | 0 | 0 | 0 | 1 | 0 | 0 | 0 | 0 | 0 | 8 | 16 | 0.00 | 2.000 | |

Los Angeles Angels @ Seattle Mariners
Safeco Field, Seattle, WA
Mon Jun 11 2018, 7:10 PM - 9:45 PM PDT
Att: 20,116 - Partly Cloudy - 67 F

AB 30
R 5
H 8
RBI 5
BB 2
SO 7
LOB 9



| Batter | 1 | 2 | 3 | 4 | 5 | 6 | 7 | 8 | 9 | AB | R | H | RBI | BB | SO | LOB | TOP | | | | | | | | | | | |
|--|-------------------------------|----------------------------------|-------------------------------|----------------------------------|-------------------------------|----------------------------------|------------------------------|----------------------------------|-------------------------------|----------------------------------|-------------------------------|----------------------------------|-------------------------------|----------------------------------|-------------------------------|----------------------------------|---|----------------------------------|------------------------------------|----------------------------------|------------------------------------|----------------------------------|--------|--|--|--|--|--|
| 3 Ian Kinsler, R OBP: 0.284, SLG: 0.383 | | | | | | | | | | 4 | 1 | 0 | 0 | 1 | 0 | 0 | Los Angeles Angels @ Seattle Mariners Safeco Field, Seattle, WA Tue Jun 12 2018, 7:12 PM - 10:11 PM PDT Att: 20,402 - Cloudy - 63 F | | | | | | | | | | | |
| 27 Mike Trout, R OBP: 0.438, SLG: 0.682 | | | | | | | | | | 5 | 2 | 3 | 3 | 0 | 2 | 0 | | | | | | | | | | | | |
| 8 Justin Upton, R OBP: 0.340, SLG: 0.470 | | | | | | | | | | 2 | 0 | 1 | 0 | 2 | 0 | 1 | | | | | | | | | | | | |
| 5 Albert Pujols, R OBP: 0.288, SLG: 0.415 | | | | | | | | | | 4 | 0 | 0 | 0 | 0 | 1 | 4 | | | | | | | | | | | | |
| 18 Luis Valbuena, L OBP: 0.276, SLG: 0.364 | | | | | | | | | | 4 | 0 | 2 | 0 | 0 | 0 | 0 | | | | | | | | | | | | |
| 7 Zack Cozart, R OBP: 0.287, SLG: 0.362 | | | | | | | | | | 3 | 0 | 0 | 0 | 1 | 1 | 0 | | | | | | | | | | | | |
| 20 José Miguel Fernández, Jr. 3B OBP: 0.313, SLG: 0.438 | | | | | | | | | | 4 | 0 | 0 | 0 | 0 | 0 | 2 | | | | | | | | | | | | |
| 54 Jabari Blash, R OBP: 0.222, SLG: 0.125 | | | | | | | | | | 4 | 0 | 0 | 0 | 0 | 2 | 4 | | | | | | | | | | | | |
| 12 Martín Maldonado, R OBP: 0.304, SLG: 0.361 | | | | | | | | | | 4 | 0 | 0 | 0 | 0 | 2 | 2 | | | | | | | | | | | | |
| Inning Stats | R: 0 E: 0 K: 0 S: 13 | H: 1 LOB: 1 BB: 0 P: 17 | R: 0 E: 0 K: 1 S: 13 | H: 1 LOB: 2 BB: 1 P: 24 | R: 0 E: 0 K: 1 S: 10 | H: 0 LOB: 1 BB: 1 P: 17 | R: 0 E: 1 K: 0 S: 9 | H: 0 LOB: 1 BB: 0 P: 14 | R: 1 E: 0 K: 1 S: 12 | H: 1 LOB: 1 BB: 1 P: 18 | R: 0 E: 0 K: 1 S: 7 | H: 1 LOB: 0 BB: 0 P: 11 | R: 2 E: 0 K: 2 S: 17 | H: 2 LOB: 1 BB: 1 P: 27 | R: 0 E: 1 K: 0 S: 9 | H: 0 LOB: 1 BB: 0 P: 14 | | R: 0 E: 0 K: 2 S: 9 | H: 0 LOB: 0 BB: 0 P: 10 | 1B: 3 2B: 1 3B: 0 HR: 2 | SF: 0 SAC: 0 DP: 0 HBP: 0 | WP: 0 PB: 0 SB: 1 CS: 0 | PA: 38 | | | | | |
| PITCHER | IP | WLS | BF | H | R | ER | SO | BB | IBB | HBP | BLK | WP | HR | S | P | ERA | WHIP | | | | | | | | | | | |
| 8 Mike Leake, R ERA: 4.26 | 6.0 | W | 25 | 4 | 1 | 1 | 4 | 3 | 0 | 0 | 0 | 0 | 1 | 64 | 101 | 1.50 | 1.167 | | | | | | | | | | | |
| 46 Ryan Cook, R ERA: 5.87 | 0.2 | H | 5 | 2 | 2 | 2 | 2 | 1 | 0 | 0 | 0 | 0 | 0 | 1 | 16 | 26 | 27.00 | 4.500 | | | | | | | | | | |
| 47 James Pazos, L ERA: 1.54 | 0.1 | H | 1 | 0 | 0 | 0 | 0 | 0 | 0 | 0 | 0 | 0 | 0 | 1 | 1 | 0.00 | 0.000 | | | | | | | | | | | |
| 48 Alex Colomé, R ERA: 4.08 | 1.0 | H | 4 | 0 | 0 | 0 | 0 | 0 | 0 | 0 | 0 | 0 | 0 | 9 | 14 | 0.00 | 0.000 | | | | | | | | | | | |
| 39 Edwin Díaz, R ERA: 2.5 | 1.0 | S | 3 | 0 | 0 | 0 | 2 | 0 | 0 | 0 | 0 | 0 | 0 | 9 | 10 | 0.00 | 0.000 | | | | | | | | | | | |
| Batter | 1 | 2 | 3 | 4 | 5 | 6 | 7 | 8 | 9 | AB | R | H | RBI | BB | SO | LOB | BOTTOM | | | | | | | | | | | |
| 9 Dee Strange-Gordon, L OBP: 0.303, SLG: 0.361 | | | | | | | | | | 4 | 1 | 3 | 0 | 0 | 0 | 1 | Los Angeles Angels @ Seattle Mariners Safeco Field, Seattle, WA Tue Jun 12 2018, 7:12 PM - 10:11 PM PDT Att: 20,402 - Cloudy - 63 F | | | | | | | | | | | |
| 2 Jean Segura, R OBP: 0.384, SLG: 0.483 | | | | | | | | | | 4 | 0 | 1 | 1 | 0 | 1 | 3 | | | | | | | | | | | | |
| 17 Mitch Haniger, R OBP: 0.351, SLG: 0.514 | | | | | | | | | | 3 | 2 | 2 | 3 | 1 | 0 | 1 | | | | | | | | | | | | |
| 23 Nelson Cruz, R OBP: 0.342, SLG: 0.520 | | | | | | | | | | 4 | 0 | 0 | 0 | 0 | 0 | 3 | | | | | | | | | | | | |
| 15 Kyle Seager, L OBP: 0.276, SLG: 0.421 | | | | | | | | | | 4 | 0 | 1 | 0 | 0 | 1 | 1 | | | | | | | | | | | | |
| 27 Ryon Healy, R OBP: 0.276, SLG: 0.473 | | | | | | | | | | 4 | 2 | 2 | 2 | 0 | 0 | 1 | | | | | | | | | | | | |
| 16 Ben Gamel, L OBP: 0.368, SLG: 0.403 | | | | | | | | | | 4 | 0 | 3 | 0 | 0 | 1 | 0 | | | | | | | | | | | | |
| 5 Guillermo Heredia, R OBP: 0.368, SLG: 0.380 | | | | | | | | | | 4 | 0 | 2 | 0 | 0 | 1 | 2 | | | | | | | | | | | | |
| 36 David Freitas, R OBP: 0.286, SLG: 0.268 | | | | | | | | | | 3 | 1 | 0 | 0 | 0 | 2 | 5 | | | | | | | | | | | | |
| Inning Stats | R: 1 E: 0 K: 0 S: 10 | H: 2 LOB: 0 BB: 0 P: 18 | R: 0 E: 0 K: 0 S: 21 | H: 3 LOB: 0 BB: 0 P: 28 | R: 0 E: 0 K: 1 S: 8 | H: 1 LOB: 1 BB: 0 P: 13 | R: 0 E: 0 K: 1 S: 9 | H: 1 LOB: 0 BB: 0 P: 15 | R: 2 E: 1 K: 0 S: 6 | H: 1 LOB: 0 BB: 0 P: 8 | R: 1 E: 0 K: 2 S: 13 | H: 2 LOB: 1 BB: 0 P: 21 | R: 1 E: 1 K: 0 S: 11 | H: 2 LOB: 1 BB: 1 P: 18 | R: 1 E: 0 K: 2 S: 10 | H: 2 LOB: 0 BB: 0 P: 14 | | 1B: 7 2B: 3 3B: 0 HR: 4 | SF: 0 SAC: 0 DP: 3 HBP: 0 | WP: 0 PB: 0 SB: 0 CS: 1 | PA: 36 | | | | | | | |
| PITCHER | IP | WLS | BF | H | R | ER | SO | BB | IBB | HBP | BLK | WP | HR | S | P | ERA | WHIP | | | | | | | | | | | |
| 51 Jaime Barria, R ERA: 2.61 | 5.0 | L | 22 | 8 | 3 | 2 | 2 | 0 | 0 | 0 | 0 | 0 | 2 | 54 | 82 | 3.60 | 1.600 | | | | | | | | | | | |
| 32 Cam Bedrosian, R ERA: 4.34 | 1.0 | | 5 | 2 | 1 | 1 | 2 | 0 | 0 | 0 | 0 | 0 | 1 | 13 | 21 | 9.00 | 2.000 | | | | | | | | | | | |
| 48 Jose Alvarez, L ERA: 2.45 | 0.0 | | 2 | 2 | 1 | 1 | 0 | 0 | 0 | 0 | 0 | 0 | 0 | 5 | 6 | ∞ | ∞ | | | | | | | | | | | |
| 38 Justin Anderson, R ERA: 3.38 | 1.0 | | 3 | 0 | 0 | 0 | 0 | 1 | 0 | 0 | 0 | 0 | 0 | 6 | 12 | 0.00 | 1.000 | | | | | | | | | | | |
| 36 Oliver Drake, R ERA: 7.45 | 1.0 | | 4 | 2 | 1 | 1 | 2 | 0 | 0 | 0 | 0 | 0 | 1 | 10 | 14 | 9.00 | 2.000 | | | | | | | | | | | |


| Batter | 1 | 2 | 3 | 4 | 5 | 6 | 7 | 8 | 9 | AB | R | H | RBI | BB | SO | LOB | TOP | | | | | | | | | | | | | | | |
|--|---|----------------------------------|------------------------------|----------------------------------|-------------------------------|----------------------------------|-------------------------------|----------------------------------|-------------------------------|----------------------------------|-------------------------------|----------------------------------|-------------------------------|----------------------------------|------------------------------|---------------------------------|---|---|----------------------------------|------------------------------------|----------------------------------|--------|--|--|--|--|--|--|--|--|--|--|
| 3 Ian Kinsler, R OBP: 0.286, SLG: 0.385 | | | | | | | | | | 4 | 1 | 1 | 0 | 1 | 0 | 3 | Los Angeles Angels @ Seattle Mariners Safeco Field, Seattle, WA Wed Jun 13 2018, 1:12 PM - 4:45 PM PDT Att: 28,236 - Partly Cloudy - 62 F | | | | | | | | | | | | | | | |
| 27 Mike Trout, R OBP: 0.444, SLG: 0.686 | | | | | | | | | | 3 | 0 | 2 | 1 | 2 | 0 | 1 | | | | | | | | | | | | | | | | |
| 8 Justin Upton, R OBP: 0.338, SLG: 0.464 | | | | | | | | | | 5 | 0 | 1 | 0 | 0 | 2 | 4 | | | | | | | | | | | | | | | | |
| 5 Albert Pujols, R OBP: 0.287, SLG: 0.410 | | | | | | | | | | 5 | 0 | 1 | 0 | 0 | 2 | 3 | | | | | | | | | | | | | | | | |
| 54 Jaban Blash, R OBP: 0.222, SLG: 0.125 | | | | | | | | | | 0 | 0 | 0 | 0 | 0 | 0 | 0 | | | | | | | | | | | | | | | | |
| 7 Zack Cozart, R OBP: 0.296, SLG: 0.362 | | | | | | | | | | 0 | 0 | 0 | 0 | 1 | 0 | 0 | | | | | | | | | | | | | | | | |
| 16 Nolan Fontana, L OBP: 0.125, SLG: 0.500 | | | | | | | | | | 4 | 1 | 1 | 1 | 0 | 3 | 3 | | | | | | | | | | | | | | | | |
| 12 Martin Maldonado, R OBP: 0.302, SLG: 0.359 | | | | | | | | | | 5 | 1 | 1 | 0 | 0 | 3 | 4 | | | | | | | | | | | | | | | | |
| 24 Chris Young, R OBP: 0.277, SLG: 0.341 | | | | | | | | | | 4 | 3 | 3 | 1 | 0 | 0 | 1 | | | | | | | | | | | | | | | | |
| 18 Luis Valbuena, L OBP: 0.281, SLG: 0.358 | | | | | | | | | | 3 | 0 | 0 | 1 | 0 | 1 | 2 | | | | | | | | | | | | | | | | |
| 6 David Fletcher, R OBP: 0.750, SLG: 1.250 | | | | | | | | | | 4 | 0 | 3 | 2 | 0 | 0 | 0 | | | | | | | | | | | | | | | | |
| Inning Stats | R: 0 E: 0 K: 10 S: 10 | H: 0 LOB: 0 BB: 1 P: 17 | R: 0 E: 0 K: 1 S: 9 | H: 0 LOB: 1 BB: 1 P: 16 | R: 1 E: 0 K: 1 S: 15 | H: 3 LOB: 2 BB: 0 P: 23 | R: 2 E: 0 K: 2 S: 18 | H: 3 LOB: 1 BB: 0 P: 25 | R: 0 E: 0 K: 3 S: 14 | H: 1 LOB: 2 BB: 0 P: 20 | R: 1 E: 0 K: 1 S: 17 | H: 2 LOB: 2 BB: 1 P: 26 | R: 2 E: 0 K: 2 S: 16 | H: 2 LOB: 0 BB: 0 P: 25 | R: 0 E: 0 K: 0 S: 4 | H: 1 LOB: 1 BB: 1 P: 9 | R: 0 E: 0 K: 1 S: 6 | H: 1 LOB: 0 BB: 0 P: 10 | 1B: 7 2B: 3 3B: 2 HR: 2 | SF: 1 SAC: 0 DP: 3 HBP: 0 | WP: 0 PB: 0 SB: 0 CS: 0 | PA: 42 | | | | | | | | | | |
| PITCHER | IP WLS BF H R ER SO BB IBB HBP BLK WP HR S P ERA WHIP | | | | | | | | | | | | | | | | PITCHER | IP WLS BF H R ER SO BB IBB HBP BLK WP HR S P ERA WHIP | | | | | | | | | | | | | | |
| 32 Marco Gonzales, L ERA: 3.42 | 5.0 | 24 | 7 | 3 | 3 | 7 | 2 | 0 | 0 | 0 | 0 | 0 | 0 | 66 | 101 | 5.40 | 1.800 | | | | | | | | | | | | | | | |
| 64 Mike Morin, R ERA: 4.5 | 1.0 | 6 | 2 | 1 | 1 | 1 | 0 | 1 | 0 | 0 | 0 | 0 | 0 | 17 | 26 | 9.00 | 2.000 | | | | | | | | | | | | | | | |
| 60 Chasen Bradford, R ERA: 2.36 | 1.0 | 5 | 2 | 2 | 2 | 2 | 0 | 0 | 0 | 0 | 0 | 2 | 16 | 25 | 18.00 | 2.000 | | | | | | | | | | | | | | | | |
| 55 Roenis Elias, L ERA: 1.13 | 2.0 | 7 | 2 | 0 | 0 | 1 | 0 | 1 | 0 | 0 | 0 | 0 | 10 | 19 | 0.00 | 1.000 | | | | | | | | | | | | | | | | |

| Batter | 1 | 2 | 3 | 4 | 5 | 6 | 7 | 8 | 9 | AB | R | H | RBI | BB | SO | LOB | BOTTOM | | | | | | | | | | | | | | | |
|---|---|----------------------------------|-------------------------------|----------------------------------|-------------------------------|----------------------------------|------------------------------|----------------------------------|-------------------------------|----------------------------------|-------------------------------|----------------------------------|-------------------------------|----------------------------------|-------------------------------|----------------------------------|---|---|----------------------------------|------------------------------------|----------------------------------|--------|--|--|--|--|--|--|--|--|--|--|
| 9 Dee Strange-Gordon, L OBP: 0.301, SLG: 0.357 | | | | | | | | | | 5 | 1 | 1 | 0 | 0 | 1 | 3 | Los Angeles Angels @ Seattle Mariners Safeco Field, Seattle, WA Wed Jun 13 2018, 1:12 PM - 4:45 PM PDT Att: 28,236 - Partly Cloudy - 62 F | | | | | | | | | | | | | | | |
| 2 Jean Segura, R OBP: 0.385, SLG: 0.489 | | | | | | | | | | 5 | 1 | 3 | 1 | 0 | 0 | | | | | | | | | | | | | | | | | |
| 17 Mitch Haniger, R OBP: 0.352, SLG: 0.524 | | | | | | | | | | 5 | 2 | 2 | 2 | 0 | 2 | | | | | | | | | | | | | | | | | |
| 23 Nelson Cruz, R OBP: 0.341, SLG: 0.529 | | | | | | | | | | 4 | 1 | 1 | 2 | 0 | 1 | | | | | | | | | | | | | | | | | |
| 4 Denard Span, L OBP: 0.367, SLG: 0.412 | | | | | | | | | | 4 | 1 | 2 | 0 | 0 | 0 | | | | | | | | | | | | | | | | | |
| 27 Ryon Healy, R OBP: 0.285, SLG: 0.495 | | | | | | | | | | 4 | 2 | 3 | 1 | 0 | 1 | | | | | | | | | | | | | | | | | |
| 16 Ben Gamel, L OBP: 0.373, SLG: 0.380 | | | | | | | | | | 1 | 0 | 1 | 1 | 1 | 0 | 0 | | | | | | | | | | | | | | | | |
| 5 Guillermo Heredia, R OBP: 0.373, SLG: 0.380 | | | | | | | | | | 0 | 0 | 0 | 0 | 1 | 0 | 0 | | | | | | | | | | | | | | | | |
| 3 Mike Zunino, R OBP: 0.269, SLG: 0.442 | | | | | | | | | | 4 | 0 | 1 | 1 | 0 | 2 | 5 | | | | | | | | | | | | | | | | |
| 7 Andrew Romine, S OBP: 0.217, SLG: 0.164 | | | | | | | | | | 4 | 0 | 0 | 0 | 0 | 3 | 7 | | | | | | | | | | | | | | | | |
| Inning Stats | R: 0 E: 0 K: 1 S: 7 | H: 0 LOB: 0 BB: 0 P: 10 | R: 2 E: 0 K: 1 S: 18 | H: 4 LOB: 2 BB: 0 P: 25 | R: 2 E: 0 K: 1 S: 12 | H: 2 LOB: 0 BB: 0 P: 19 | R: 0 E: 0 K: 1 S: 9 | H: 0 LOB: 1 BB: 1 P: 15 | R: 0 E: 0 K: 2 S: 12 | H: 1 LOB: 0 BB: 0 P: 18 | R: 0 E: 0 K: 1 S: 11 | H: 2 LOB: 1 BB: 0 P: 17 | R: 1 E: 0 K: 1 S: 14 | H: 2 LOB: 0 BB: 0 P: 18 | R: 1 E: 0 K: 2 S: 15 | H: 1 LOB: 1 BB: 1 P: 24 | R: 2 E: 0 K: 0 S: 8 | H: 2 LOB: 0 BB: 0 P: 10 | 1B: 9 2B: 2 3B: 0 HR: 3 | SF: 0 SAC: 1 DP: 1 HBP: 0 | WP: 0 PB: 0 SB: 0 CS: 1 | PA: 40 | | | | | | | | | | |
| PITCHER | IP WLS BF H R ER SO BB IBB HBP BLK WP HR S P ERA WHIP | | | | | | | | | | | | | | | | PITCHER | IP WLS BF H R ER SO BB IBB HBP BLK WP HR S P ERA WHIP | | | | | | | | | | | | | | |
| 43 Garrett Richards, R ERA: 3.42 | 2.0 | 10 | 4 | 2 | 2 | 2 | 0 | 0 | 0 | 0 | 0 | 0 | 1 | 21 | 34 | 9.00 | 1.500 | | | | | | | | | | | | | | | |
| 25 Noé Ramirez, R ERA: 3.63 | 2.0 | 9 | 2 | 2 | 2 | 2 | 1 | 0 | 0 | 0 | 0 | 0 | 0 | 17 | 27 | 0.00 | 3.000 | | | | | | | | | | | | | | | |
| 38 Justin Anderson, R ERA: 3.22 | 1.0 | 5 | 3 | 0 | 0 | 2 | 0 | 0 | 0 | 0 | 0 | 0 | 0 | 9 | 13 | 9.00 | 1.000 | | | | | | | | | | | | | | | |
| 48 Jose Alvarez, L ERA: 2.67 | 1.0 | 4 | 1 | 1 | 1 | 1 | 0 | 0 | 0 | 0 | 0 | 0 | 0 | 17 | 23 | 9.00 | 1.000 | | | | | | | | | | | | | | | |
| 53 Blake Parker, R ERA: 2.67 | 2.0 | 8 | 2 | 1 | 1 | 3 | 1 | 0 | 0 | 0 | 0 | 1 | 26 | 37 | 4.50 | 1.500 | | | | | | | | | | | | | | | | |

| Batter | 1 | 2 | 3 | 4 | 5 | 6 | 7 | 8 | 9 | AB | R | H | RBI | BB | SO | LOB | TOP | | | | | | | | | | |
|---|---------------------------------------|----------------------------------|---------------------------------------|----------------------------------|---------------------------------------|----------------------------------|---------------------------------------|----------------------------------|--------------------------------------|----------------------------------|--------------------------------------|----------------------------------|---------------------------------------|----------------------------------|--------------------------------------|----------------------------------|--------------------------------------|---------------------------------|----------------------------------|------------------------------------|----------------------------------|--------|--|--|--|--|--|
| 3 Ian Kinsler, R OBP: 0.289, SLG: 0.396 | G6-3 | L4 | | HR | BB | | K | | | 4 | 1 | 1 | 2 | 1 | 1 | 2 | | | | | | | | | | | |
| 27 Mike Trout, R OBP: 0.450, SLG: 0.690 | BB | 1B | FC5 | 1B | 1B | | SF8 | BB | | 3 | 2 | 3 | 1 | 1 | 0 | 0 | | | | | | | | | | | |
| 8 Justin Upton, R OBP: 0.339, SLG: 0.461 | BB | BB | 20 1B | L8 | G5-3 | | | F8 | | 4 | 2 | 1 | 0 | 1 | 0 | 4 | | | | | | | | | | | |
| 5 Albert Pujols, R OBP: 0.281, SLG: 0.402 | E1 | | FC5 | F9 | | | L8 | G5-4-3 | | 5 | 1 | 0 | 0 | 0 | 0 | 3 | | | | | | | | | | | |
| 18 Luis Valbuena, L OBP: 0.274, SLG: 0.348 | P3 | | K | G5-3 | | | G3-1 | G3 | | 5 | 0 | 0 | 0 | 0 | 1 | 4 | | | | | | | | | | | |
| 20 José Miguel Fernández, R OBP: 0.288, SLG: 0.381 | L5 | | FC6-4 | G3 | | | G3-1 | G4-3 | | 5 | 0 | 1 | 1 | 0 | 0 | 1 | | | | | | | | | | | |
| 6 David Fletcher, R OBP: 0.150, SLG: 1.250 | | | 1B | | | | | | | 0 | 0 | 0 | 0 | 0 | 0 | 0 | | | | | | | | | | | |
| 24 Chris Young, R OBP: 0.283, SLG: 0.329 | | HBP | FC6-4 | BB | | | K | G3-1 | | 3 | 1 | 0 | 0 | 1 | 1 | 2 | | | | | | | | | | | |
| 10 José Briceño, R OBP: 0.400, SLG: 0.737 | K | | 1B | BB | | | G3 | | | 4 | 1 | 3 | 1 | 0 | 1 | 1 | | | | | | | | | | | |
| 16 Nolan Fontana, L OBP: 0.167, SLG: 0.364 | K | | F7 | BB | | | G3 | | | 3 | 0 | 0 | 0 | 1 | 1 | 4 | | | | | | | | | | | |
| Inning Stats | R: 2 H: 1 E: 1 K: 0 S: 16 | H: 1 LOB: 1 BB: 1 P: 26 | R: 0 H: 0 E: 0 K: 2 S: 12 | H: 0 LOB: 1 BB: 0 P: 19 | R: 3 H: 4 E: 1 K: 1 S: 30 | H: 4 LOB: 2 BB: 0 P: 38 | R: 1 H: 2 E: 0 K: 0 S: 10 | H: 2 LOB: 1 BB: 0 P: 19 | R: 2 H: 1 E: 0 K: 0 S: 8 | H: 1 LOB: 2 BB: 3 P: 24 | R: 0 H: 0 E: 0 K: 0 S: 7 | H: 0 LOB: 0 BB: 0 P: 10 | R: 0 H: 1 E: 0 K: 2 S: 13 | H: 1 LOB: 1 BB: 0 P: 20 | R: 0 H: 0 E: 0 K: 0 S: 5 | H: 0 LOB: 0 BB: 0 P: 12 | R: 0 H: 0 E: 0 K: 0 S: 6 | H: 0 LOB: 0 BB: 0 P: 9 | 1B: 7 2B: 1 3B: 0 HR: 1 | SF: 1 SAC: 0 DP: 1 HBP: 1 | WP: 1 PB: 0 CS: 0 SB: 0 | PA: 43 | | | | | |
| PITCHER | IP | WLS | BF | H | R | ER | SO | BB | IBB | HBP | BLK | WP | HR | S | P | ERA | WHIP | | | | | | | | | | |
| 40 Chris Bassitt, R ERA: 2.45 | 4.0 | L | 23 | 7 | 6 | 2 | 3 | 1 | 0 | 1 | 0 | 0 | 1 | 68 | 102 | 4.50 | 2.000 | | | | | | | | | | |
| 61 Carlos Ramírez, R ERA: 3.24 | 2.0 | | 10 | 1 | 2 | 2 | 0 | 3 | 0 | 0 | 0 | 1 | 0 | 15 | 34 | 9.00 | 2.000 | | | | | | | | | | |
| 31 Liam Hendriks, R ERA: 5.19 | 1.0 | | 4 | 1 | 0 | 0 | 2 | 0 | 0 | 0 | 0 | 0 | 0 | 15 | 20 | 0.00 | 1.000 | | | | | | | | | | |
| 15 Emilio Pagán, R ERA: 3.86 | 1.0 | | 3 | 0 | 0 | 0 | 0 | 1 | 0 | 0 | 0 | 0 | 0 | 5 | 12 | 0.00 | 1.000 | | | | | | | | | | |
| 62 Lou Trivino, R ERA: 1.75 | 1.0 | | 3 | 0 | 0 | 0 | 0 | 0 | 0 | 0 | 0 | 0 | 0 | 6 | 9 | 0.00 | 0.000 | | | | | | | | | | |

Los Angeles Angels @ Oakland Athletics
Oakland Coliseum, Oakland, CA
Fri Jun 15 2018, 6:39 PM - 9:59 PM PDT
Att: 18,356 - Cloudy - 58 F


AB 36
R 8
H 9
RBI 5
BB 5
SO 5
LOB 21



| Batter | 1 | 2 | 3 | 4 | 5 | 6 | 7 | 8 | 9 | AB | R | H | RBI | BB | SO | LOB | BOTTOM | | | | | | | | | | |
|--|---------------------------------------|----------------------------------|--------------------------------------|----------------------------------|--------------------------------------|----------------------------------|--------------------------------------|---------------------------------|---------------------------------------|----------------------------------|--------------------------------------|---------------------------------|--------------------------------------|----------------------------------|---------------------------------------|----------------------------------|---------------------------------------|----------------------------------|----------------------------------|------------------------------------|----------------------------------|--------|--|--|--|--|--|
| 10 Marcus Semien, R OBP: 0.310, SLG: 0.365 | K | | FC5-4 | | 2B | | | F7 | 18 WP | 4 | 0 | 1 | 1 | 1 | 1 | 1 | | | | | | | | | | | |
| 18 Chad Pinder, R OBP: 0.308, SLG: 0.402 | BB | | | G4-6-3 | F9 | | | BB | K | 3 | 1 | 1 | 0 | 2 | 1 | 3 | | | | | | | | | | | |
| 8 Jed Lowrie, S OBP: 0.346, SLG: 0.461 | G5-4-3 | | | 1B | | | | BB | | 4 | 0 | 3 | 0 | 0 | 0 | 1 | | | | | | | | | | | |
| 2 Kris Davis, R OBP: 0.317, SLG: 0.551 | | | K | G4-6-3 | | | | K | | 4 | 0 | 0 | 0 | 0 | 2 | 4 | | | | | | | | | | | |
| 28 Matt Olson, L OBP: 0.319, SLG: 0.452 | K | | | G4-3 | | | | K | | 4 | 0 | 0 | 0 | 0 | 2 | 2 | | | | | | | | | | | |
| 20 Mark Canha, R OBP: 0.311, SLG: 0.428 | K | | | | E6 | | | P6 | G6-3 | 4 | 1 | 0 | 0 | 0 | 1 | 0 | | | | | | | | | | | |
| 25 Stephen Piscotty, R OBP: 0.290, SLG: 0.369 | | | K | | K | | | 2B | 1B | 4 | 1 | 2 | 0 | 0 | 2 | 1 | | | | | | | | | | | |
| 5 Jake Smolinski, R OBP: 0.154, SLG: 0.189 | | | L7 | | K | | | P3 | 1B | 3 | 0 | 0 | 0 | 0 | 1 | 2 | | | | | | | | | | | |
| 11 Dustin Fowler, L OBP: 0.236, SLG: 0.407 | | | | | K | | | | 1B | 1 | 0 | 1 | 0 | 0 | 0 | 0 | | | | | | | | | | | |
| 19 Josh Phegley, R OBP: 0.231, SLG: 0.385 | | | 1B | | 2B | | | K | F9 | 4 | 1 | 2 | 1 | 0 | 1 | 3 | | | | | | | | | | | |
| Inning Stats | R: 0 H: 0 E: 0 K: 1 S: 10 | H: 0 LOB: 0 BB: 1 P: 17 | R: 0 H: 0 E: 0 K: 3 S: 9 | H: 0 LOB: 0 BB: 0 P: 12 | R: 0 H: 1 E: 0 K: 1 S: 8 | H: 1 LOB: 1 BB: 0 P: 11 | R: 0 H: 2 E: 0 K: 0 S: 6 | H: 2 LOB: 1 BB: 0 P: 9 | R: 2 H: 2 E: 1 K: 2 S: 20 | H: 2 LOB: 1 BB: 0 P: 31 | R: 0 H: 1 E: 0 K: 0 S: 6 | H: 0 LOB: 0 BB: 0 P: 8 | R: 0 H: 1 E: 0 K: 1 S: 9 | H: 1 LOB: 1 BB: 0 P: 14 | R: 1 H: 1 E: 0 K: 2 S: 12 | H: 1 LOB: 1 BB: 1 P: 24 | R: 1 H: 2 E: 0 K: 1 S: 14 | H: 2 LOB: 2 BB: 1 P: 28 | 1B: 6 2B: 4 3B: 0 HR: 0 | SF: 0 SAC: 0 DP: 3 HBP: 0 | WP: 2 PB: 1 CS: 0 SB: 0 | PA: 38 | | | | | |
| PITCHER | IP | WLS | BF | H | R | ER | SO | BB | IBB | HBP | BLK | WP | HR | S | P | ERA | WHIP | | | | | | | | | | |
| 45 Tyler Skaggs, L ERA: 2.81 | 7.0 | W | 27 | 7 | 2 | 0 | 8 | 1 | 0 | 0 | 0 | 1 | 0 | 68 | 102 | 0.00 | 1.143 | | | | | | | | | | |
| 32 Cam Bedrosian, R ERA: 4.2 | 1.0 | | 5 | 1 | 1 | 0 | 2 | 1 | 0 | 0 | 0 | 0 | 0 | 12 | 24 | 0.00 | 2.000 | | | | | | | | | | |
| 3B Justin Anderson, R ERA: 3.47 | 1.0 | | 6 | 2 | 1 | 1 | 1 | 1 | 0 | 0 | 0 | 1 | 0 | 14 | 28 | 9.00 | 3.000 | | | | | | | | | | |

Los Angeles Angels @ Oakland Athletics
Oakland Coliseum, Oakland, CA
Fri Jun 15 2018, 6:39 PM - 9:59 PM PDT
Att: 18,356 - Cloudy - 58 F

AB 35
R 4
H 10
RBI 2
BB 3
SO 11
LOB 17



| Batter | 1 | 2 | 3 | 4 | 5 | 6 | 7 | 8 | 9 | AB | R | H | RBI | BB | SO | LOB | TOP | | | | | |
|---|---|---|---|---|---|---|---|---|---|---|---|---|---|---|---|---|---|---|---|---|---|---|
| 9 Jon Jay, L OBP: 0.375, SLG: 0.387 | | | | | | | | | | 5 | 1 | 2 | 0 | 0 | 0 | 2 | | | | | | |
| 44 Paul Goldschmidt, R OBP: 0.372, SLG: 0.553 | | | | | | | | | | 4 | 1 | 1 | 2 | 1 | 3 | 1 | | | | | | |
| 22 Jake Lamb, L OBP: 0.299, SLG: 0.382 | | | | | | | | | | 5 | 0 | 0 | 0 | 0 | 3 | 2 | | | | | | |
| 6 David Peralta, L OBP: 0.338, SLG: 0.500 | | | | | | | | | | 5 | 0 | 1 | 0 | 0 | 2 | 1 | | | | | | |
| 3 Daniel Descalso, L OBP: 0.379, SLG: 0.528 | | | | | | | | | | 5 | 1 | 1 | 0 | 0 | 1 | 3 | | | | | | |
| 4 Ketel Marte, S OBP: 0.301, SLG: 0.411 | | | | | | | | | | 3 | 1 | 1 | 1 | 1 | 1 | | | | | | | |
| 13 Nick Ahmed, R OBP: 0.289, SLG: 0.431 | | | | | | | | | | 3 | 2 | 2 | 1 | 1 | 0 | 0 | | | | | | |
| 2 Jeff Mathis, R OBP: 0.316, SLG: 0.246 | | | | | | | | | | 4 | 1 | 1 | 2 | 0 | 0 | 2 | | | | | | |
| 1 Jarrod Dyson, L OBP: 0.285, SLG: 0.262 | | | | | | | | | | 4 | 0 | 1 | 1 | 0 | 1 | 3 | | | | | | |
| Inning Stats | R: 2 H: 2 E: 0 K: 1 S: 10 | H: 2 BB: 0 P: 16 | R: 1 H: 1 E: 0 K: 0 S: 9 | H: 1 BB: 0 P: 16 | R: 0 H: 0 E: 0 K: 2 S: 8 | H: 0 BB: 0 P: 13 | R: 3 H: 3 E: 1 K: 2 S: 18 | H: 3 LOB: 1 BB: 1 P: 32 | R: 0 H: 0 E: 0 K: 1 S: 11 | H: 1 LOB: 2 BB: 1 P: 18 | R: 0 H: 2 E: 0 K: 2 S: 14 | H: 2 LOB: 2 BB: 0 P: 18 | R: 1 H: 1 E: 0 K: 0 S: 12 | H: 1 LOB: 1 BB: 0 P: 21 | R: 0 H: 0 E: 0 K: 0 S: 4 | H: 0 LOB: 1 BB: 1 P: 11 | 1B: 6 2B: 1 3B: 0 HR: 3 | SF: 0 SAC: 0 DP: 0 HBP: 0 | WP: 0 PB: 0 SB: 0 CS: 0 | PA: 41 | | |
| PITCHER | IP WLS BF H R ER SO BB IBB HBP BLK WP HR S P ERA WHIP | IP WLS BF H R ER SO BB IBB HBP BLK WP HR S P ERA WHIP | IP WLS BF H R ER SO BB IBB HBP BLK WP HR S P ERA WHIP | IP WLS BF H R ER SO BB IBB HBP BLK WP HR S P ERA WHIP | IP WLS BF H R ER SO BB IBB HBP BLK WP HR S P ERA WHIP | IP WLS BF H R ER SO BB IBB HBP BLK WP HR S P ERA WHIP | IP WLS BF H R ER SO BB IBB HBP BLK WP HR S P ERA WHIP | IP WLS BF H R ER SO BB IBB HBP BLK WP HR S P ERA WHIP | IP WLS BF H R ER SO BB IBB HBP BLK WP HR S P ERA WHIP | IP WLS BF H R ER SO BB IBB HBP BLK WP HR S P ERA WHIP | IP WLS BF H R ER SO BB IBB HBP BLK WP HR S P ERA WHIP | IP WLS BF H R ER SO BB IBB HBP BLK WP HR S P ERA WHIP | IP WLS BF H R ER SO BB IBB HBP BLK WP HR S P ERA WHIP | IP WLS BF H R ER SO BB IBB HBP BLK WP HR S P ERA WHIP | IP WLS BF H R ER SO BB IBB HBP BLK WP HR S P ERA WHIP | IP WLS BF H R ER SO BB IBB HBP BLK WP HR S P ERA WHIP | IP WLS BF H R ER SO BB IBB HBP BLK WP HR S P ERA WHIP | IP WLS BF H R ER SO BB IBB HBP BLK WP HR S P ERA WHIP | IP WLS BF H R ER SO BB IBB HBP BLK WP HR S P ERA WHIP | IP WLS BF H R ER SO BB IBB HBP BLK WP HR S P ERA WHIP | IP WLS BF H R ER SO BB IBB HBP BLK WP HR S P ERA WHIP | |
| 51 Jaime Barria, R ERA: 3.57 | 4.0 L | 19 6 | 6 6 | 5 6 | 5 6 | 1 0 | 0 0 | 0 0 | 0 0 | 0 0 | 2 14 | 45 24 | 77 0.00 | 13.50 | 1.750 | | | | | | | |
| 25 Noé Ramirez, R ERA: 4.07 | 5.1 1.1 | 5 0 | 0 0 | 0 0 | 3 3 | 1 0 | 0 0 | 0 0 | 0 0 | 0 0 | 14 24 | 0.00 | 0.750 | | | | | | | | | |
| 3B Justin Anderson, R ERA: 3.24 | 6.1 1.2 | 8 3 | 0 0 | 0 3 | 3 0 | 0 0 | 0 0 | 0 0 | 0 0 | 0 0 | 21 27 | 0.00 | 1.800 | | | | | | | | | |
| 58 Akeel Morris, R ERA: 6.35 | 8.1 2.0 | 9 1 | 1 1 | 1 0 | 0 1 | 0 0 | 0 0 | 0 0 | 0 0 | 1 16 | 16 32 | 4.50 | 1.000 | | | | | | | | | |
| Batter | 1 | 2 | 3 | 4 | 5 | 6 | 7 | 8 | 9 | AB | R | H | RBI | BB | SO | LOB | BOTTOM | | | | | |
| 3 Ian Kinsler, R OBP: 0.287, SLG: 0.397 | | | | | | | | | | 5 | 0 | 2 | 0 | 0 | 1 | 2 | | | | | | |
| 27 Mike Trout, R OBP: 0.464, SLG: 0.688 | | | | | | | | | | 3 | 0 | 2 | 0 | 2 | 0 | 2 | | | | | | |
| 8 Justin Upton, R OBP: 0.341, SLG: 0.468 | | | | | | | | | | 3 | 1 | 1 | 2 | 1 | 1 | 2 | | | | | | |
| 5 Albert Pujols, R OBP: 0.285, SLG: 0.420 | | | | | | | | | | 5 | 1 | 1 | 1 | 0 | 0 | 4 | | | | | | |
| 20 José Miguel Fernández, L OBP: 0.276, SLG: 0.345 | | | | | | | | | | 3 | 0 | 1 | 0 | 0 | 0 | 0 | | | | | | |
| 6 David Fletcher, R OBP: 0.333, SLG: 0.556 | | | | | | | | | | 1 | 0 | 0 | 0 | 0 | 0 | 0 | | | | | | |
| 2 Andrelton Simmons, R OBP: 0.307, SLG: 0.441 | | | | | | | | | | 4 | 1 | 1 | 0 | 0 | 0 | 1 | | | | | | |
| 18 Luis Valbuena, L OBP: 0.268, SLG: 0.337 | | | | | | | | | | 3 | 0 | 0 | 0 | 0 | 0 | 1 | | | | | | |
| 10 José Briceño, R OBP: 0.428, SLG: 0.750 | | | | | | | | | | 1 | 0 | 1 | 0 | 0 | 0 | 0 | | | | | | |
| 12 Martín Maldonado, R OBP: 0.292, SLG: 0.342 | | | | | | | | | | 4 | 0 | 1 | 1 | 0 | 2 | 1 | | | | | | |
| 56 Kole Calhoun, L OBP: 0.202, SLG: 0.188 | | | | | | | | | | 3 | 1 | 2 | 0 | 0 | 1 | 0 | | | | | | |
| 24 Chris Young, R OBP: 0.275, SLG: 0.379 | | | | | | | | | | 1 | 0 | 0 | 0 | 0 | 0 | 2 | | | | | | |
| Inning Stats | R: 0 H: 0 E: 0 K: 1 S: 8 | H: 0 LOB: 1 BB: 1 P: 17 | R: 0 H: 0 E: 0 K: 0 S: 9 | H: 0 LOB: 0 BB: 0 P: 10 | R: 0 H: 2 E: 0 K: 1 S: 12 | H: 2 LOB: 2 BB: 0 P: 18 | R: 2 H: 3 E: 0 K: 1 S: 14 | H: 3 LOB: 1 BB: 0 P: 17 | R: 0 H: 1 E: 0 K: 2 S: 13 | H: 1 LOB: 2 BB: 1 P: 26 | R: 0 H: 0 E: 0 K: 0 S: 7 | H: 0 LOB: 0 BB: 0 P: 9 | R: 1 H: 2 E: 0 K: 0 S: 13 | H: 2 LOB: 2 BB: 1 P: 24 | R: 1 H: 3 E: 0 K: 0 S: 17 | H: 3 LOB: 2 BB: 0 P: 22 | R: 0 H: 1 E: 0 K: 0 S: 7 | H: 1 LOB: 0 BB: 0 P: 13 | 1B: 9 2B: 2 3B: 0 HR: 2 | SF: 1 SAC: 0 DP: 2 HBP: 0 | WP: 0 PB: 0 SB: 0 CS: 1 | PA: 40 |
| PITCHER | IP WLS BF H R ER SO BB IBB HBP BLK WP HR S P ERA WHIP | IP WLS BF H R ER SO BB IBB HBP BLK WP HR S P ERA WHIP | IP WLS BF H R ER SO BB IBB HBP BLK WP HR S P ERA WHIP | IP WLS BF H R ER SO BB IBB HBP BLK WP HR S P ERA WHIP | IP WLS BF H R ER SO BB IBB HBP BLK WP HR S P ERA WHIP | IP WLS BF H R ER SO BB IBB HBP BLK WP HR S P ERA WHIP | IP WLS BF H R ER SO BB IBB HBP BLK WP HR S P ERA WHIP | IP WLS BF H R ER SO BB IBB HBP BLK WP HR S P ERA WHIP | IP WLS BF H R ER SO BB IBB HBP BLK WP HR S P ERA WHIP | IP WLS BF H R ER SO BB IBB HBP BLK WP HR S P ERA WHIP | IP WLS BF H R ER SO BB IBB HBP BLK WP HR S P ERA WHIP | IP WLS BF H R ER SO BB IBB HBP BLK WP HR S P ERA WHIP | IP WLS BF H R ER SO BB IBB HBP BLK WP HR S P ERA WHIP | IP WLS BF H R ER SO BB IBB HBP BLK WP HR S P ERA WHIP | IP WLS BF H R ER SO BB IBB HBP BLK WP HR S P ERA WHIP | IP WLS BF H R ER SO BB IBB HBP BLK WP HR S P ERA WHIP | IP WLS BF H R ER SO BB IBB HBP BLK WP HR S P ERA WHIP | IP WLS BF H R ER SO BB IBB HBP BLK WP HR S P ERA WHIP | IP WLS BF H R ER SO BB IBB HBP BLK WP HR S P ERA WHIP | IP WLS BF H R ER SO BB IBB HBP BLK WP HR S P ERA WHIP | IP WLS BF H R ER SO BB IBB HBP BLK WP HR S P ERA WHIP | IP WLS BF H R ER SO BB IBB HBP BLK WP HR S P ERA WHIP |
| 21 Zack Greinke, R ERA: 1.42 | 6.1 W | 27 3 | 3 3 | 5 0 | 2 0 | 0 0 | 0 0 | 1 1 | 0 0 | 0 0 | 9 19 | 0.00 | 3.000 | | | | | | | | | |
| 66 Yoshitaka Hirano, R ERA: 1.42 | 7.1 0.2 | 4 1 | 0 0 | 0 0 | 0 0 | 0 0 | 0 0 | 0 0 | 0 0 | 0 0 | 9 12 | 0.00 | 4.500 | | | | | | | | | |
| 29 Jorge De La Rosa, L ERA: 3.74 | 8.1 0.2 | 5 3 | 1 1 | 1 0 | 0 0 | 0 0 | 0 0 | 0 0 | 0 0 | 0 0 | 9 15 | 13.50 | 4.500 | | | | | | | | | |
| 25 Archie Bradley, R ERA: 2.27 | 8.1 1.1 | S 4 | 1 0 | 0 0 | 0 0 | 0 0 | 0 0 | 0 0 | 0 0 | 0 0 | 15 23 | 0.00 | 0.750 | | | | | | | | | |

Arizona Diamondbacks @ Los Angeles Angels
Angel Stadium, Anaheim, CA
Mon Jun 18 2018, 7:09 PM - 10:30 PM PDT
Att: 33,809 - Clear - 70 F

| | |
|-----|----|
| AB | 38 |
| R | 7 |
| H | 10 |
| RBI | 7 |
| BB | 3 |
| SO | 11 |
| LOB | 15 |

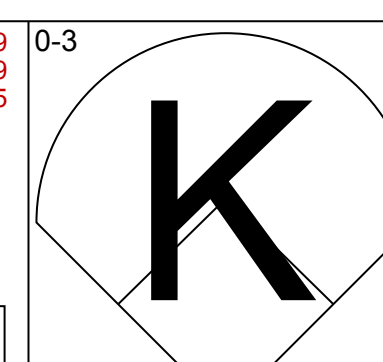
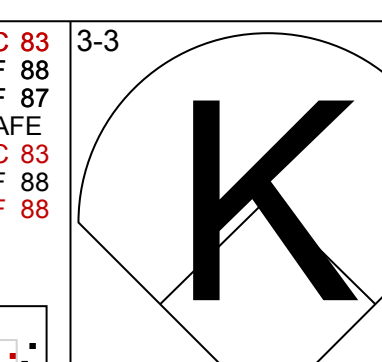
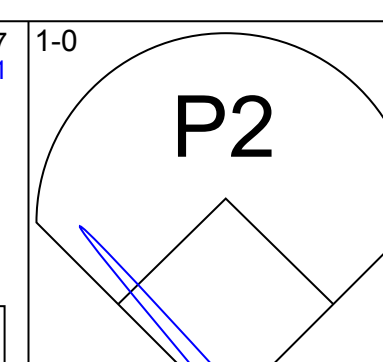
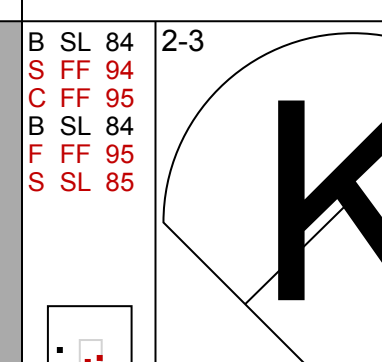
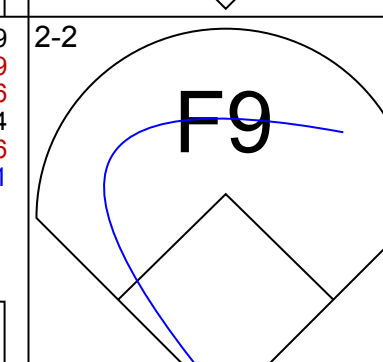
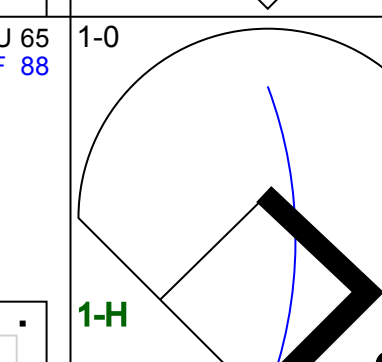
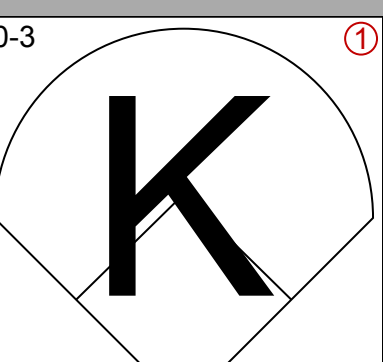
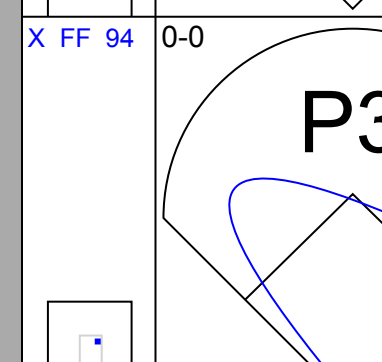
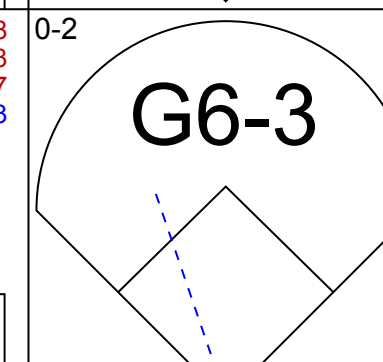
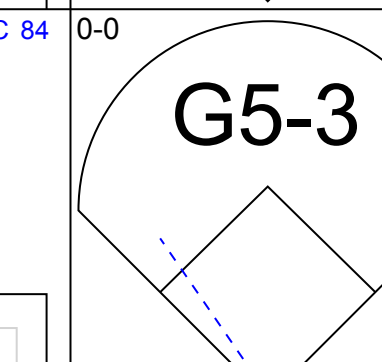
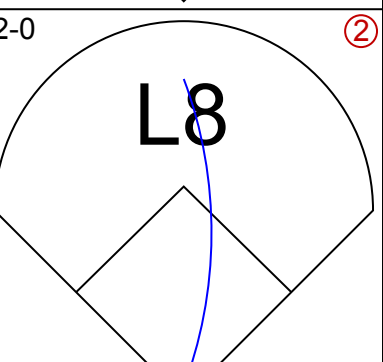
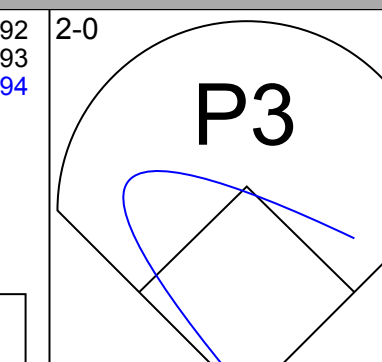
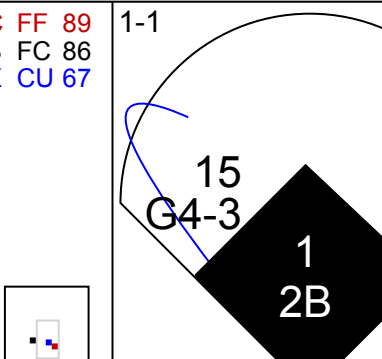
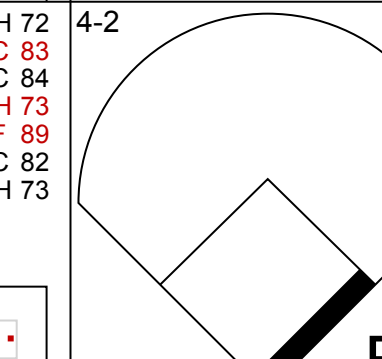
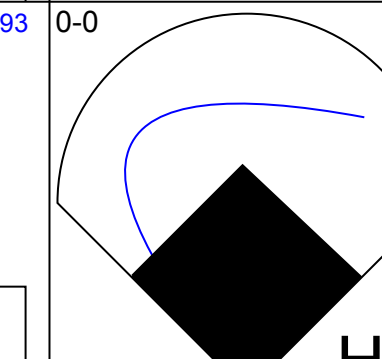
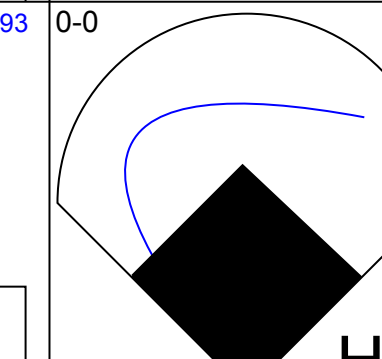
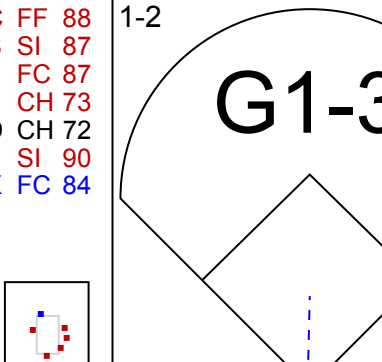
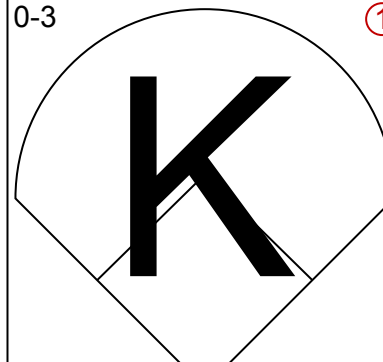
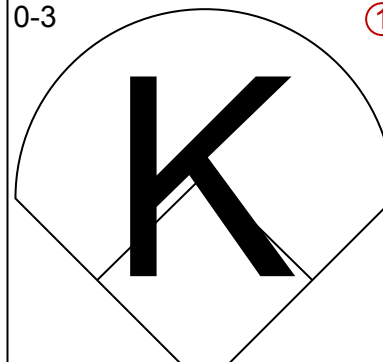
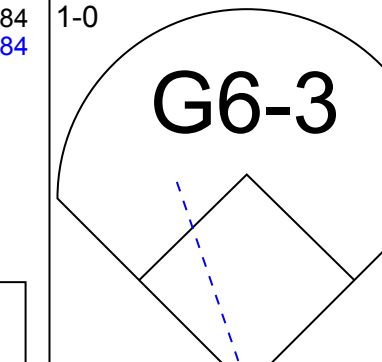
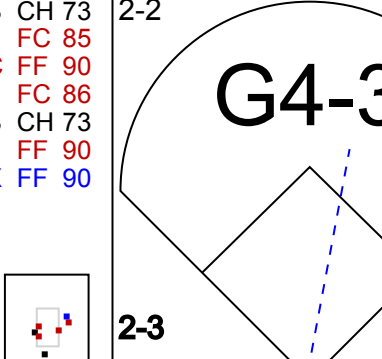
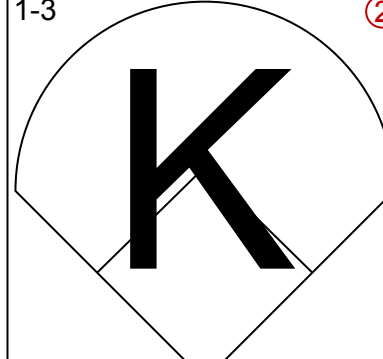
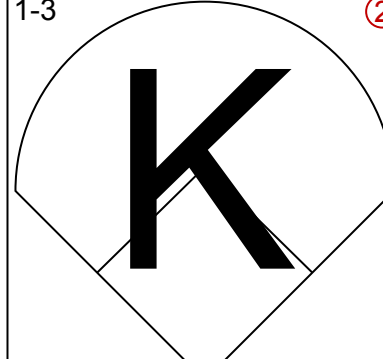
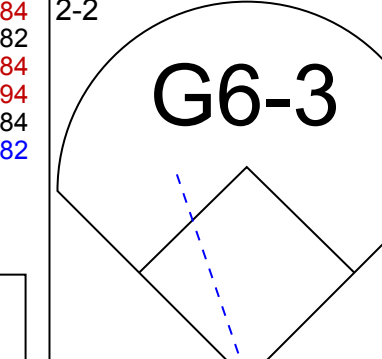
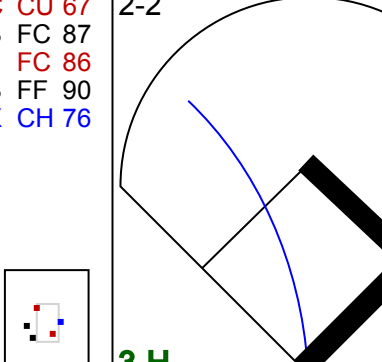
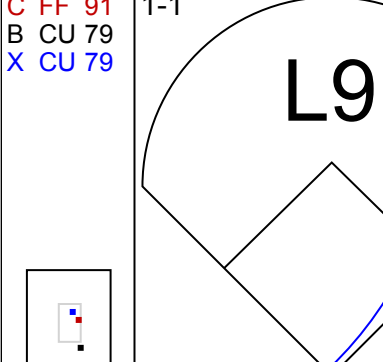
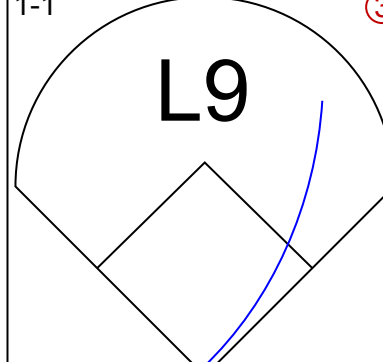
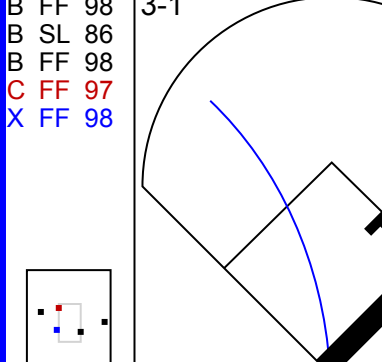

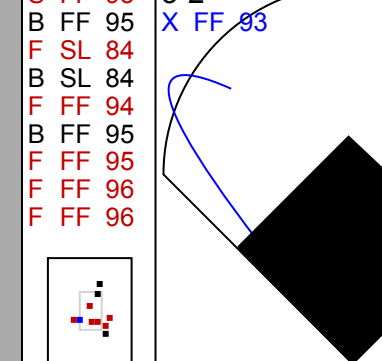
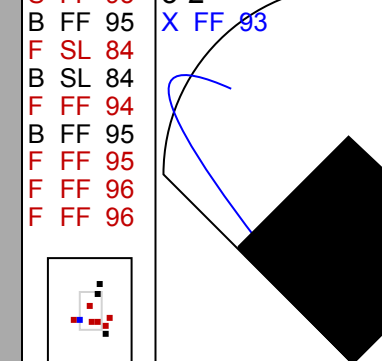
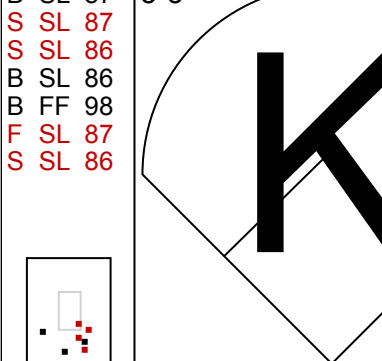
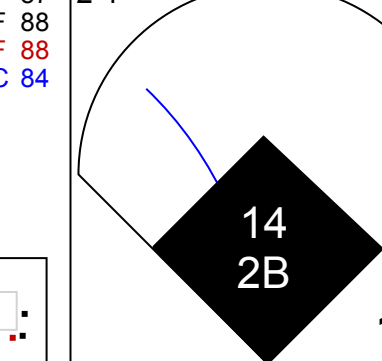
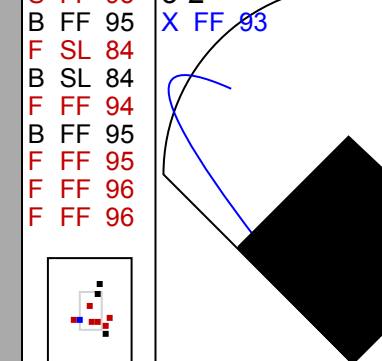
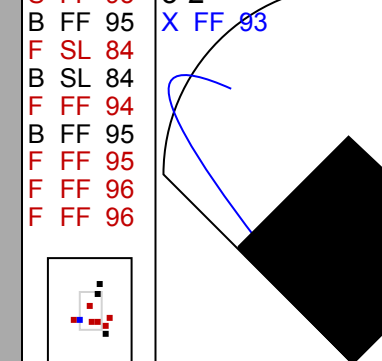
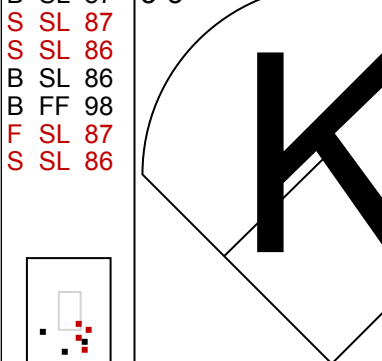


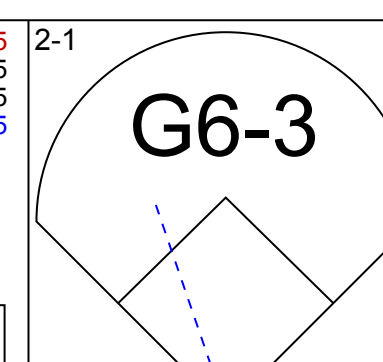
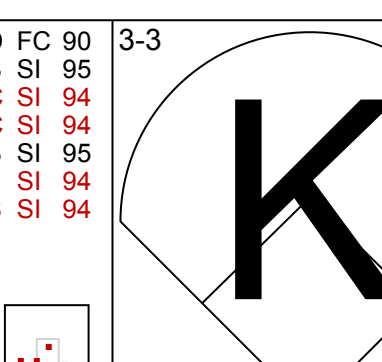
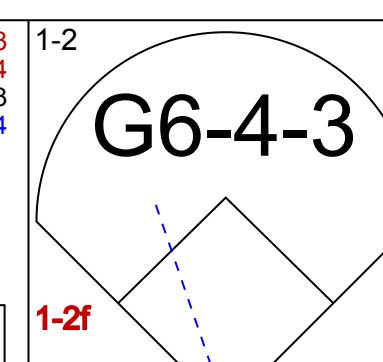
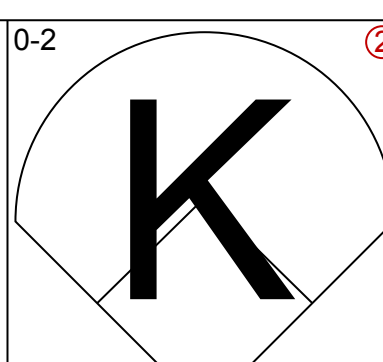
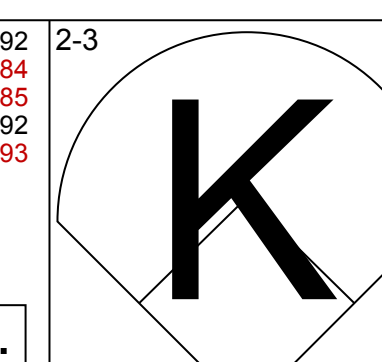
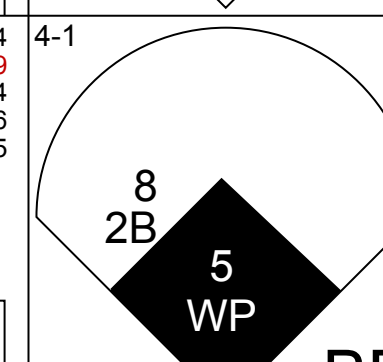
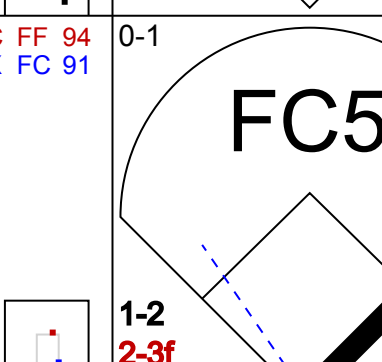
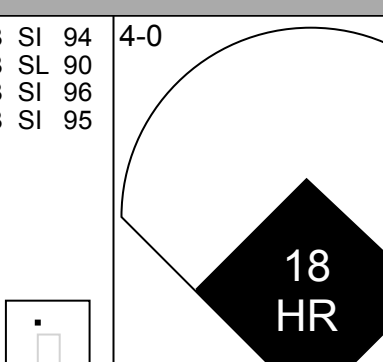
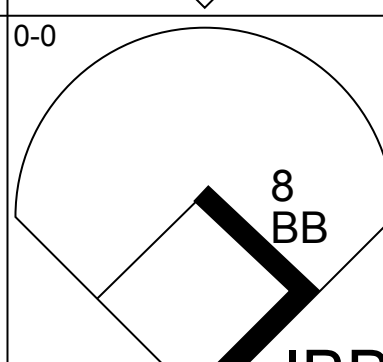
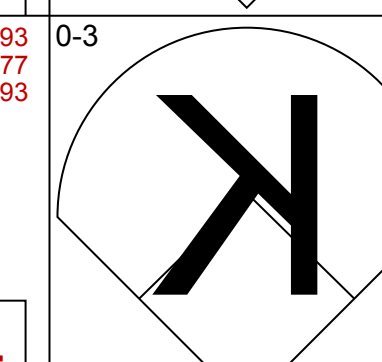
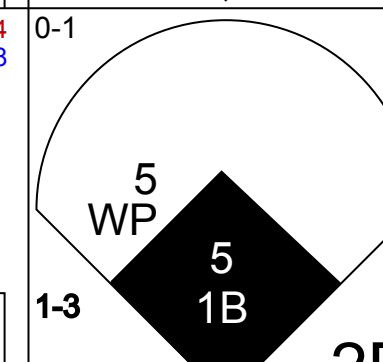
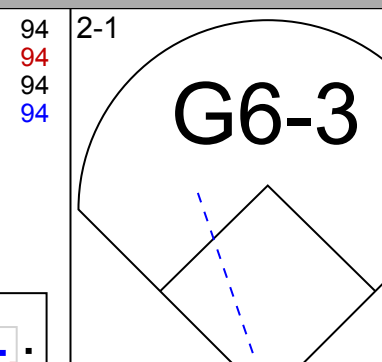
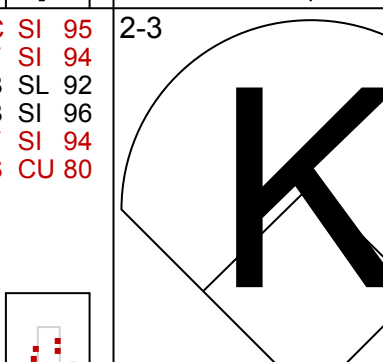
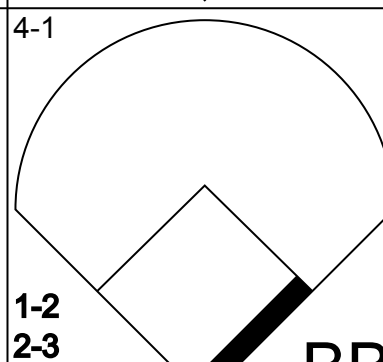
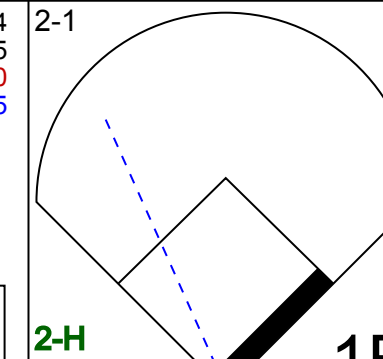
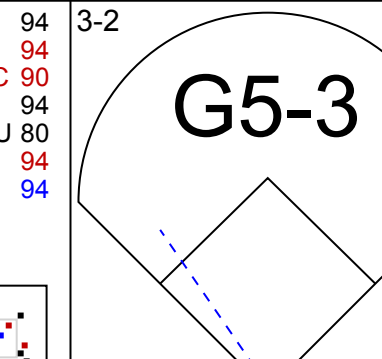
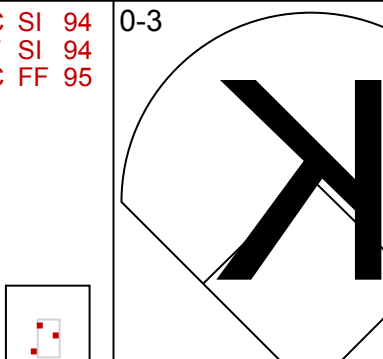
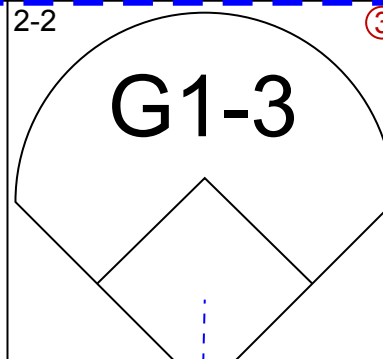
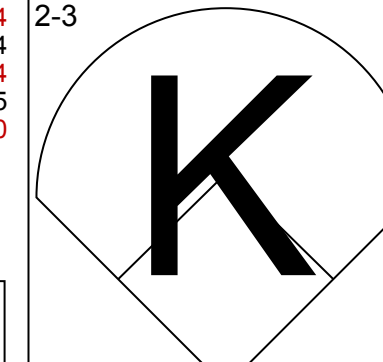
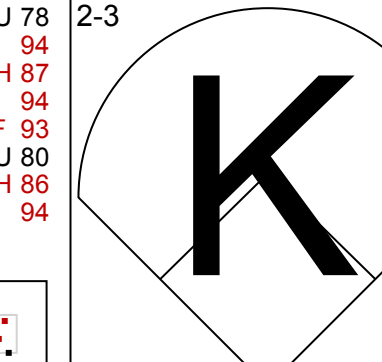
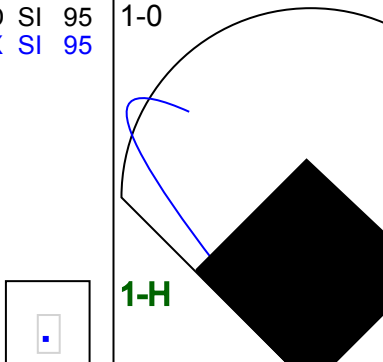
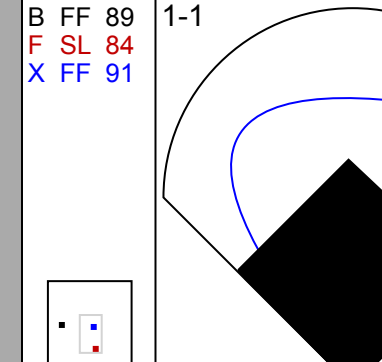
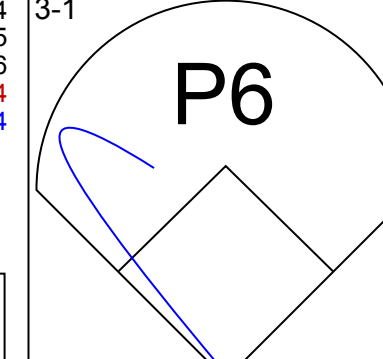
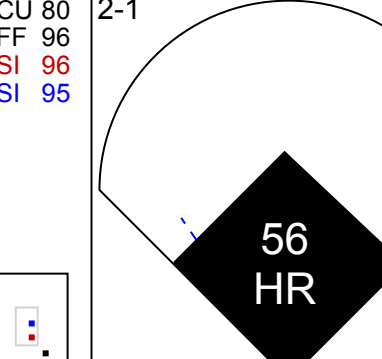
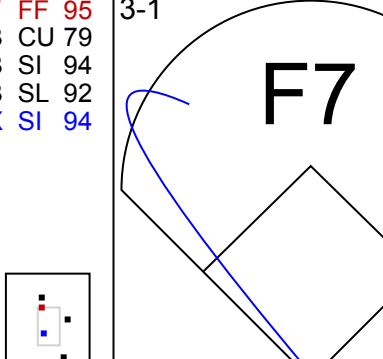
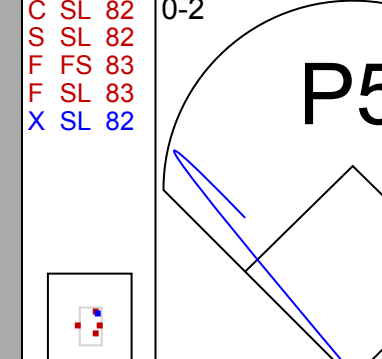

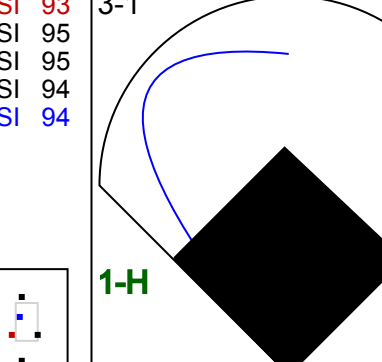

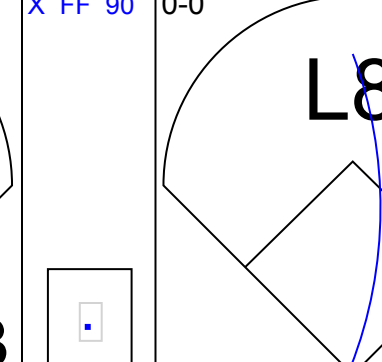
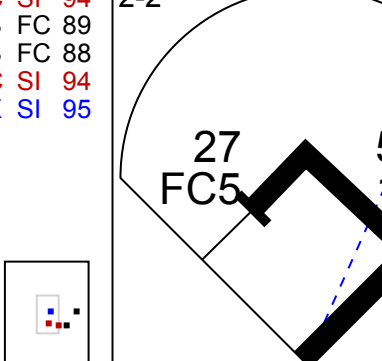
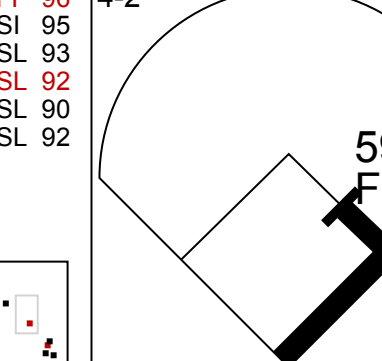

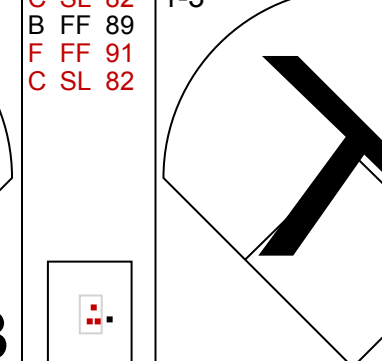
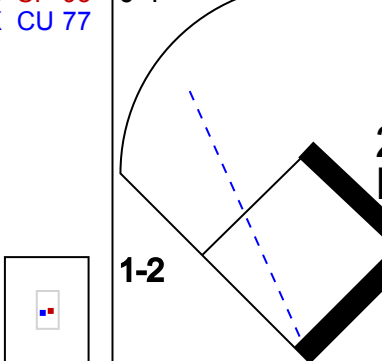
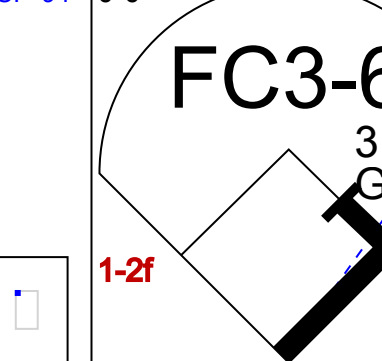
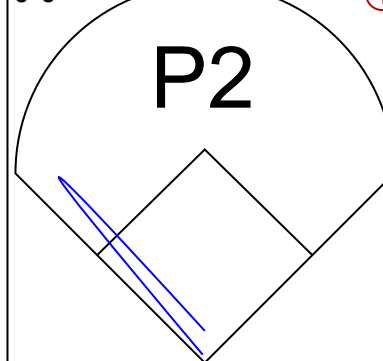
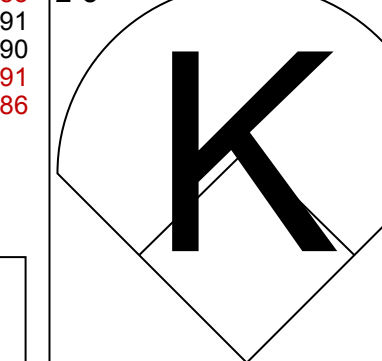
Arizona Diamondbacks @ Los Angeles Angels
Angel Stadium, Anaheim, CA
Mon Jun 18 2018, 7:09 PM - 10:30 PM PDT
Att: 33,809 - Clear - 70 F

| | |
|-----|----|
| AB | 36 |
| R | 4 |
| H | 12 |
| RBI | 4 |
| BB | 3 |
| SO | 5 |
| LOB | 15 |



| Batter | 1 | 2 | 3 | 4 | 5 | 6 | 7 | 8 | 9 | AB | R | H | RBI | BB | SO | LOB | TOP | | | |
|--|---|---|--|--|--|--|-------------------------------|----------------------------------|-------------------------------|----------------------------------|-------------------------------|----------------------------------|-------------------------------|----------------------------------|-------------------------------|----------------------------------|---|------------------------------------|----------------------------------|--------|
| 9 Jon Jay, L OBP: 0.375, SLG: 0.387 | | | | | | | | | | 5 | 2 | 2 | 0 | 0 | 1 | 0 | Arizona Diamondbacks @ Los Angeles Angels Angel Stadium, Anaheim, CA Tue Jun 19 2018, 7:07 PM - 10:18 PM PDT Att: 33,088 - Clear - 71 F livebaseballscorecards.com | | | |
| 44 Paul Goldschmidt, R OBP: 0.376, SLG: 0.532 | | | | | | | | | | 3 | 1 | 1 | 2 | 2 | 1 | 1 | | | | |
| 22 Jake Lamb, L OBP: 0.318, SLG: 0.384 | | | | | | | | | | 2 | 1 | 1 | 0 | 3 | 0 | 0 | | | | |
| 6 David Peralta, L OBP: 0.337, SLG: 0.500 | | | | | | | | | | 4 | 0 | 1 | 2 | 0 | 1 | 5 | | | | |
| 3 Daniel Descalso, L OBP: 0.372, SLG: 0.517 | | | | | | | | | | 4 | 0 | 0 | 0 | 0 | 4 | 4 | | | | |
| 4 Ketel Marte, S OBP: 0.300, SLG: 0.406 | | | | | | | | | | 3 | 0 | 0 | 0 | 1 | 1 | 0 | | | | |
| 36 John Ryan Murphy, R OBP: 0.283, SLG: 0.491 | | | | | | | | | | 4 | 0 | 0 | 0 | 0 | 3 | 1 | | | | |
| 13 Nick Ahmed, R OBP: 0.288, SLG: 0.425 | | | | | | | | | | 3 | 0 | 0 | 0 | 0 | 1 | 1 | | | | |
| 1 Jarrod Dyson, L OBP: 0.279, SLG: 0.256 | | | | | | | | | | 4 | 0 | 0 | 0 | 0 | 2 | 2 | | | | |
| Inning Stats | R: 1 E: 0 K: 2 S: 15 | H: 2 LOB: 1 BB: 0 P: 18 | R: 0 E: 0 K: 2 S: 12 | H: 0 LOB: 1 BB: 1 P: 18 | R: 0 E: 0 K: 1 S: 11 | H: 0 LOB: 2 BB: 2 P: 21 | R: 0 E: 0 K: 1 S: 10 | H: 0 LOB: 1 BB: 0 P: 17 | R: 1 E: 0 K: 1 S: 18 | H: 1 LOB: 1 BB: 1 P: 30 | R: 0 E: 0 K: 0 S: 8 | H: 0 LOB: 2 BB: 0 P: 10 | R: 0 E: 0 K: 3 S: 11 | H: 0 LOB: 0 BB: 0 P: 17 | R: 2 E: 0 K: 1 S: 9 | H: 2 LOB: 0 BB: 0 P: 14 | 1B: 3 2B: 1 3B: 0 HR: 1 | SF: 0 SAC: 0 DP: 0 HBP: 1 | WP: 2 PB: 0 SB: 0 CS: 0 | PA: 39 |
| PITCHER | IP WLS BF H R ER SO BB IBB HBP BLK WP HR S P ERA WHIP | 4.0 1 18 2 1 1 6 3 0 1 0 2 0 48 74 2.25 1.250 | 5.1 1.0 W 5 1 1 1 1 1 0 0 0 0 0 18 30 9.00 2.000 | 6.1 1.2 H 6 0 0 0 2 1 0 0 0 0 0 16 23 0.00 0.600 | 7.1 0.1 H 2 0 0 0 1 1 0 0 0 0 0 4 9 0.00 3.000 | 8.1 2.0 S 8 2 2 2 4 0 0 0 0 0 1 20 31 9.00 1.000 | PITCHER | | | | | | | | | | | | | |
| 64 Félix Peña, R ERA: 5.4 | | | | | | | | | | | | | | | | | | | | |
| 48 Jose Alvarez, L ERA: 2.94 | | | | | | | | | | | | | | | | | | | | |
| 32 Cam Bedrosian, R ERA: 3.82 | | | | | | | | | | | | | | | | | | | | |
| 38 Justin Anderson, R ERA: 3.2 | | | | | | | | | | | | | | | | | | | | |
| 53 Blake Parker, R ERA: 3.5 | | | | | | | | | | | | | | | | | | | | |
| Batter | 1 | 2 | 3 | 4 | 5 | 6 | 7 | 8 | 9 | AB | R | H | RBI | BB | SO | LOB | BOTTOM | | | |
| 3 Ian Kinsler, R OBP: 0.293, SLG: 0.408 | | | | | | | | | | 3 | 2 | 1 | 1 | 1 | 0 | 2 | Arizona Diamondbacks @ Los Angeles Angels Angel Stadium, Anaheim, CA Tue Jun 19 2018, 7:07 PM - 10:18 PM PDT Att: 33,088 - Clear - 71 F livebaseballscorecards.com | | | |
| 27 Mike Trout, R OBP: 0.469, SLG: 0.689 | | | | | | | | | | 1 | 0 | 1 | 2 | 2 | 0 | 0 | | | | |
| 8 Justin Upton, R OBP: 0.337, SLG: 0.461 | | | | | | | | | | 4 | 0 | 0 | 0 | 0 | 1 | 7 | | | | |
| 5 Albert Pujols, R OBP: 0.285, SLG: 0.418 | | | | | | | | | | 4 | 0 | 1 | 0 | 0 | 1 | 0 | | | | |
| 2 Andrelton Simmons, R OBP: 0.381, SLG: 0.433 | | | | | | | | | | 4 | 0 | 0 | 0 | 0 | 0 | 2 | | | | |
| 56 Kole Calhoun, L OBP: 0.203, SLG: 0.206 | | | | | | | | | | 4 | 1 | 1 | 1 | 0 | 0 | 0 | | | | |
| 12 Martín Maldonado, R OBP: 0.296, SLG: 0.342 | | | | | | | | | | 3 | 1 | 1 | 0 | 0 | 0 | 0 | | | | |
| 24 Chris Young, R OBP: 0.277, SLG: 0.378 | | | | | | | | | | 3 | 0 | 1 | 0 | 0 | 0 | 1 | | | | |
| 18 Luis Valbuena, L OBP: 0.297, SLG: 0.335 | | | | | | | | | | 1 | 0 | 0 | 0 | 0 | 1 | 1 | | | | |
| 6 David Fletcher, R OBP: 0.385, SLG: 0.538 | | | | | | | | | | 4 | 1 | 2 | 0 | 0 | 0 | 2 | | | | |
| Inning Stats | R: 1 E: 0 K: 0 S: 10 | H: 1 LOB: 0 BB: 1 P: 16 | R: 0 E: 0 K: 0 S: 5 | H: 0 LOB: 0 BB: 0 P: 10 | R: 0 E: 0 K: 0 S: 11 | H: 1 LOB: 2 BB: 1 P: 20 | R: 0 E: 0 K: 0 S: 6 | H: 0 LOB: 0 BB: 0 P: 11 | R: 3 E: 1 K: 1 S: 10 | H: 3 LOB: 3 BB: 0 P: 15 | R: 1 E: 1 K: 1 S: 16 | H: 2 LOB: 3 BB: 1 P: 25 | R: 0 E: 0 K: 1 S: 6 | H: 0 LOB: 0 BB: 0 P: 8 | R: 0 E: 0 K: 1 S: 11 | H: 1 LOB: 1 BB: 0 P: 16 | 1B: 6 2B: 0 3B: 0 HR: 2 | SF: 0 SAC: 0 DP: 1 HBP: 2 | WP: 0 PB: 0 SB: 0 CS: 0 | PA: 37 |
| PITCHER | IP WLS BF H R ER SO BB IBB HBP BLK WP HR S P ERA WHIP | 5.2 L 27 7 5 5 0 2 0 2 0 0 0 8 12 7.94 1.588 | 6.1 0.1 3 0 0 0 1 1 0 0 0 0 0 8 12 0.00 3.000 | 7.1 1.0 3 0 0 0 1 0 0 0 0 0 6 8 0.00 0.000 | 8.1 1.0 4 1 0 0 1 0 0 0 0 0 11 16 0.00 1.000 | PITCHER | | | | | | | | | | | | | | |
| 55 Matt Koch, R ERA: 4.4 | | | | | | | | | | | | | | | | | | | | |
| 57 Fernando Salas, R ERA: 4.09 | | | | | | | | | | | | | | | | | | | | |
| 40 Andrew Chafin, L ERA: 1.73 | | | | | | | | | | | | | | | | | | | | |
| 30 T.J. McFarland, L ERA: 2.17 | | | | | | | | | | | | | | | | | | | | |

| Batter | 1 | 2 | 3 | 4 | 5 | 6 | 7 | 8 | 9 | AB | R | H | RBI | BB | SO | LOB | TOP | | | | | | | | |
|---|---|---|---|---|---|---|---|---|---|----------------------------------|------------------------------|----------------------------------|-------------------------------|----------------------------------|------------------------------|----------------------------------|--|----------------------------------|----------------------------------|------------------------------------|----------------------------------|--------|--|--|--|
| 37 Teoscar Hernández, R OBP: 0.308, SLG: 0.530 |  | |  |  | | |  | | | 4 | 0 | 0 | 0 | 0 | 3 | 2 | Toronto Blue Jays @ Los Angeles Angels Angel Stadium, Anaheim, CA Thu Jun 21 2018, 7:08 PM - 10:11 PM PDT Att: 30,416 - Clear - 72 F | | | | | | | | |
| 14 Justin Smoak, S OBP: 0.359, SLG: 0.416 |  | |  | |  | |  | | | 4 | 0 | 1 | 1 | 0 | 1 | 0 | | | | | | | | | |
| 26 Yanerquis Solarte, S OBP: 0.313, SLG: 0.473 |  | |  | |  | | |  | | 4 | 0 | 0 | 0 | 0 | 0 | 1 | | | | | | | | | |
| 8 Kendrys Morales, S OBP: 0.300, SLG: 0.408 | |  |  | |  | | |  | | 3 | 2 | 2 | 1 | 1 | 0 | 0 | | | | | | | | | |
| 11 Kevin Pillar, R OBP: 0.281, SLG: 0.414 |  | |  | | |  | |  | | 4 | 0 | 0 | 0 | 0 | 1 | 3 | | | | | | | | | |
| 15 Randal Grichuk, R OBP: 0.281, SLG: 0.455 |  | | |  | |  | |  | | 4 | 1 | 1 | 1 | 0 | 1 | 1 | | | | | | | | | |
| 1 Aledmys Díaz, R OBP: 0.272, SLG: 0.391 |  | |  | | |  | | |  | 3 | 0 | 1 | 1 | 0 | 1 | 0 | | | | | | | | | |
| 18 Curtis Granderson, L OBP: 0.365, SLG: 0.435 |  | | | | | | | | | 1 | 0 | 1 | 0 | 0 | 0 | 0 | | | | | | | | | |
| 21 Luke Maile, R OBP: 0.336, SLG: 0.393 |  | | | | | |  | |  | 4 | 0 | 1 | 0 | 0 | 2 | 2 | | | | | | | | | |
| 13 Lourdes Gurriel Jr., R OBP: 0.243, SLG: 0.361 | | |  | |  | |  | |  | 4 | 2 | 2 | 1 | 0 | 2 | 1 | | | | | | | | | |
| Inning Stats | R: 0 E: 0 K: 1 S: 11 | H: 0 LOB: 0 BB: 0 P: 13 | R: 1 E: 0 K: 1 S: 19 | H: 2 LOB: 1 BB: 0 P: 27 | R: 1 E: 0 K: 1 S: 13 | H: 2 LOB: 2 BB: 1 P: 25 | R: 1 E: 0 K: 2 S: 14 | H: 2 LOB: 1 BB: 0 P: 18 | R: 0 E: 0 K: 1 S: 7 | H: 0 LOB: 0 BB: 0 P: 10 | R: 0 E: 0 K: 2 S: 9 | H: 0 LOB: 0 BB: 0 P: 11 | R: 1 E: 0 K: 2 S: 15 | H: 1 LOB: 0 BB: 0 P: 21 | R: 1 E: 0 K: 0 S: 7 | H: 1 LOB: 0 BB: 0 P: 12 | R: 0 E: 0 K: 1 S: 9 | H: 1 LOB: 0 BB: 0 P: 17 | 1B: 3 2B: 3 3B: 0 HR: 3 | SF: 0 SAC: 0 DP: 1 HBP: 0 | WP: 0 PB: 0 SB: 0 CS: 0 | PA: 36 | | | |
| PITCHER | IP WLS BF H R ER SO BB IBB HBP BLK WP HR S P ERA WHIP | | | | | | | | | | | | | | | | | | | | | | | | |
| 46 John Lamb, L ERA: 5.4 | 3.1 | | 17 | 6 | 3 | 3 | 4 | 1 | 0 | 0 | 0 | 0 | 0 | 0 | 0 | 1 | 52 | 76 | 8.10 | 2.100 | | | | | |
| 25 Noé Ramirez, R ERA: 3.53 | 2.2 | W | 8 | 0 | 0 | 0 | 4 | 0 | 0 | 0 | 0 | 0 | 0 | 0 | 0 | 2 | 21 | 28 | 0.00 | 0.000 | | | | | |
| 60 Eduardo Paredes, R ERA: 7.43 | 2.0 | | 8 | 2 | 2 | 2 | 2 | 0 | 0 | 0 | 0 | 0 | 0 | 0 | 2 | 22 | 33 | 9.00 | 1.000 | | | | | | |
| 38 Justin Anderson, R ERA: 3.08 | 1.0 | S | 3 | 1 | 0 | 0 | 1 | 0 | 0 | 0 | 0 | 0 | 0 | 0 | 0 | 9 | 17 | 0.00 | 1.000 | | | | | | |

| Batter | 1 | 2 | 3 | 4 | 5 | 6 | 7 | 8 | 9 | AB | R | H | RBI | BB | SO | LOB | BOTTOM | | | | | | | | |
|--|---|---|---|---|--|---|---|---|-------------------------------|----------------------------------|-------------------------------|----------------------------------|-------------------------------|----------------------------------|------------------------------|----------------------------------|--|----------------------------------|------------------------------------|----------------------------------|--------|--|--|--|--|
| 3 Ian Kinsler, R OBP: 0.288, SLG: 0.400 |  |  | |  | |  | |  | | 5 | 0 | 0 | 0 | 0 | 3 | 4 | Toronto Blue Jays @ Los Angeles Angels Angel Stadium, Anaheim, CA Thu Jun 21 2018, 7:08 PM - 10:11 PM PDT Att: 30,416 - Clear - 72 F | | | | | | | | |
| 27 Mike Trout, R OBP: 0.471, SLG: 0.683 |  |  | | |  |  | |  | | 2 | 2 | 0 | 0 | 3 | 1 | 2 | | | | | | | | | |
| 8 Justin Upton, R OBP: 0.339, SLG: 0.463 |  | |  | |  |  | | | | 3 | 1 | 1 | 0 | 1 | 1 | 1 | | | | | | | | | |
| 5 Albert Pujols, R OBP: 0.284, SLG: 0.415 |  | |  | |  |  | | | | 4 | 0 | 1 | 1 | 0 | 1 | 4 | | | | | | | | | |
| 18 Luis Valbuena, L OBP: 0.271, SLG: 0.369 |  | |  | |  | |  | | | 4 | 2 | 2 | 3 | 0 | 2 | 1 | | | | | | | | | |
| 2 Andrelton Simmons, R OBP: 0.379, SLG: 0.430 |  | | |  |  | |  | | | 4 | 1 | 1 | 0 | 0 | 0 | 1 | | | | | | | | | |
| 56 Kole Calhoun, L OBP: 0.209, SLG: 0.224 |  | | |  | |  |  | | | 3 | 2 | 1 | 2 | 1 | 0 | 0 | | | | | | | | | |
| 12 Martin Maldonado, R OBP: 0.305, SLG: 0.352 | |  | |  | |  |  | | | 3 | 0 | 2 | 1 | 1 | 1 | 0 | | | | | | | | | |
| 59 Michael Hermosillo, R OBP: 0.250, SLG: 0.240 | |  | |  | |  | |  | | 4 | 0 | 1 | 0 | 0 | 1 | 2 | | | | | | | | | |
| Inning Stats | R: 2 E: 0 K: 1 S: 12 | H: 2 LOB: 1 BB: 1 P: 25 | R: 0 E: 0 K: 1 S: 12 | H: 2 LOB: 0 BB: 0 P: 17 | R: 0 E: 0 K: 1 S: 12 | H: 0 LOB: 0 BB: 0 P: 19 | R: 2 E: 0 K: 0 S: 10 | H: 2 LOB: 0 BB: 1 P: 20 | R: 2 E: 0 K: 2 S: 10 | H: 1 LOB: 0 BB: 1 P: 20 | R: 1 E: 0 K: 1 S: 13 | H: 1 LOB: 3 BB: 3 P: 24 | R: 1 E: 0 K: 1 S: 11 | H: 1 LOB: 0 BB: 0 P: 13 | R: 0 E: 0 K: 3 S: 9 | H: 0 LOB: 0 BB: 0 P: 13 | | 1B: 4 2B: 2 3B: 0 HR: 3 | SF: 0 SAC: 0 DP: 1 HBP: 0 | WP: 1 PB: 0 SB: 1 CS: 0 | PA: 38 | | | | |
| PITCHER | IP WLS BF H R ER SO BB IBB HBP BLK WP HR S P ERA WHIP | | | | | | | | | | | | | | | | | | | | | | | | |
| 41 Aaron Sanchez, R ERA: 4.52 | 1.0 | | 6 | 2 | 2 | 2 | 1 | 0 | 0 | 0 | 0 | 0 | 0 | 0 | 0 | 1 | 12 | 25 | 18.00 | 3.000 | | | | | |
| 31 Joe Blaginski, R ERA: 7.39 | 2.0 | | 8 | 2 | 0 | 0 | 2 | 0 | 0 | 0 | 0 | 0 | 0 | 0 | 24 | 36 | 0.00 | 1.000 | | | | | | | |
| 77 John Axford, R ERA: 4.79 | 2.0 | L | 10 | 3 | 4 | 4 | 2 | 2 | 0 | 0 | 0 | 0 | 0 | 2 | 20 | 40 | 18.00 | 2.500 | | | | | | | |
| 24 Danny Barnes, R ERA: 4.6 | 0.2 | | 6 | 1 | 1 | 1 | 1 | 2 | 1 | 0 | 0 | 0 | 0 | 0 | 8 | 17 | 13.50 | 4.500 | | | | | | | |
| 49 Preston Guilmet, R ERA: 9.95 | 1.1 | | 5 | 1 | 1 | 1 | 1 | 0 | 0 | 0 | 0 | 0 | 0 | 1 | 16 | 20 | 6.75 | 0.750 | | | | | | | |

Toronto Blue Jays @ Los Angeles Angels
 Angel Stadium, Anaheim, CA
 Thu Jun 21 2018, 7:08 PM - 10:11 PM PDT
 Att: 30,416 - Clear - 72 F

Toronto Blue Jays @ Los Angeles Angels
 Angel Stadium, Anaheim, CA
 Thu Jun 21 2018, 7:08 PM - 10:11 PM PDT
 Att: 30,416 - Clear - 72 F

| | |
|-----|----|
| AB | 35 |
| R | 5 |
| H | 9 |
| RBI | 5 |
| BB | 1 |
| SO | 11 |
| LOB | 10 |

| | |
|-----|----|
| AB | 32 |
| R | 8 |
| H | 9 |
| RBI | 7 |
| BB | 6 |
| SO | 10 |
| LOB | 15 |



| Batter | 1 | 2 | 3 | 4 | 5 | 6 | 7 | 8 | 9 | AB | R | H | RBI | BB | SO | LOB | TOP | | | | | |
|---|---|----------------------------------|------------------------------|----------------------------------|-------------------------------|----------------------------------|------------------------------|----------------------------------|------------------------------|----------------------------------|------------------------------|----------------------------------|-------------------------------|----------------------------------|------------------------------|----------------------------------|---|----------------------------------|-------------------------|------------------------------------|----------------------------------|--------|
| 28 Steve Pearce, R OBP: 0.355, SLG: 0.514 | G4-3 | | 1B | | | | 1B | | | 4 | 0 | 3 | 0 | 0 | 0 | 0 | Toronto Blue Jays @ Los Angeles Angels Angel Stadium, Anaheim, CA Fri Jun 22 2018, 7:09 PM - 9:26 PM PDT Att: 38,028 - Clear - 77 F | | | | | |
| 14 Justin Smoak, S OBP: 0.354, SLG: 0.409 | K | | K | | | | K | | | 4 | 0 | 0 | 0 | 0 | 3 | 4 | | | | | | |
| 26 Yangervis Solarte, S OBP: 0.309, SLG: 0.467 | K | | | | | | L7 | | | 4 | 0 | 0 | 0 | 0 | 1 | 2 | | | | | | |
| 8 Kendrys Morales, S OBP: 0.304, SLG: 0.410 | | 1B | | | | | G4-3 | | G6-3 | 4 | 0 | 2 | 0 | 0 | 0 | 0 | | | | | | |
| 11 Kevin Pillar, R OBP: 0.281, SLG: 0.415 | F8 | | FC6-4 | | | | 2B | | P4 | 4 | 0 | 1 | 0 | 0 | 0 | 2 | | | | | | |
| 55 Russell Martin, R OBP: 0.315, SLG: 0.299 | F7 | | E9 | | | | P3 | | P5 | 4 | 0 | 1 | 0 | 0 | 0 | 2 | | | | | | |
| 15 Randal Grichuk, R OBP: 0.273, SLG: 0.441 | FC5-4 | | G5-3 | | | | G5-3 | | G6-3 | 4 | 0 | 0 | 0 | 0 | 0 | 3 | | | | | | |
| 1 Aledmys Diaz, R OBP: 0.273, SLG: 0.390 | | | F9 | | | | F8 | | L8 | 3 | 1 | 1 | 0 | 0 | 0 | 0 | | | | | | |
| 18 Curtis Granderson, L OBP: 0.363, SLG: 0.433 | | | | | | | 2B | | K | 1 | 0 | 0 | 0 | 0 | 0 | 0 | | | | | | |
| 29 Devon Travis, R OBP: 0.280, SLG: 0.388 | G4-3 | | G6-3 | | | | 2B | | | 4 | 0 | 1 | 1 | 0 | 1 | 0 | | | | | | |
| Inning Stats | R: 0 E: 0 K: 2 S: 9 | H: 0 LOB: 0 BB: 0 P: 11 | R: 0 E: 0 K: 0 S: 7 | H: 1 LOB: 1 BB: 0 P: 14 | R: 0 E: 0 K: 1 S: 15 | H: 1 LOB: 1 BB: 0 P: 21 | R: 0 E: 1 K: 0 S: 8 | H: 2 LOB: 2 BB: 0 P: 13 | R: 0 E: 0 K: 0 S: 8 | H: 1 LOB: 1 BB: 0 P: 11 | R: 0 E: 0 K: 0 S: 7 | H: 1 LOB: 2 BB: 0 P: 12 | R: 1 E: 0 K: 1 S: 12 | H: 3 LOB: 2 BB: 0 P: 14 | R: 0 E: 0 K: 0 S: 8 | H: 0 LOB: 0 BB: 0 P: 14 | R: 0 E: 0 K: 1 S: 8 | H: 0 LOB: 0 BB: 0 P: 11 | 1B: 6 2B: 3 HR: 0 | SF: 0 SAC: 0 DP: 0 HBP: 0 | WP: 0 PB: 0 SB: 0 CS: 0 | PA: 36 |
| PITCHER | IP WLS BF H R ER SO BB IBB HBP BLK WP HR S P ERA WHIP | | | | | | | | | | | | | | | | | | | | | |
| 28 Andrew Heaney, L ERA: 3.43 | 7.0 W 30 9 1 1 4 0 0 0 0 0 0 66 96 1.29 1.286 | | | | | | | | | | | | | | | | | | | | | |
| 32 Cam Bedrosian, R ERA: 3.71 | 1.0 H 3 0 0 0 0 0 0 0 0 0 8 14 0.00 0.000 | | | | | | | | | | | | | | | | | | | | | |
| 53 Blake Parker, R ERA: 3.41 | 1.0 S 3 0 0 0 1 0 0 0 0 0 0 8 11 0.00 0.000 | | | | | | | | | | | | | | | | | | | | | |

| Batter | 1 | 2 | 3 | 4 | 5 | 6 | 7 | 8 | 9 | AB | R | H | RBI | BB | SO | LOB | BOTTOM | | | |
|--|---|----------------------------------|------------------------------|---------------------------------|-------------------------------|----------------------------------|------------------------------|----------------------------------|------------------------------|----------------------------------|------------------------------|----------------------------------|------------------------------|----------------------------------|------------------------------|---------------------------------|---|----------------------------------|------------------------------------|----------------------------------|
| 3 Ian Kinsler, R OBP: 0.284, SLG: 0.394 | G5-3 | | P4 | | | | F8 | | G4-3 | 4 | 0 | 0 | 0 | 0 | 0 | 1 | Toronto Blue Jays @ Los Angeles Angels Angel Stadium, Anaheim, CA Fri Jun 22 2018, 7:09 PM - 9:26 PM PDT Att: 38,028 - Clear - 77 F | | | |
| 27 Mike Trout, R OBP: 0.497, SLG: 0.676 | K | | K | | | | F7 | | | 3 | 0 | 0 | 0 | 0 | 2 | 0 | | | | |
| 8 Justin Upton, R OBP: 0.339, SLG: 0.460 | 5 2B | | K | | | | K | | | 2 | 1 | 0 | 0 | 1 | 2 | 0 | | | | |
| 5 Albert Pujols, R OBP: 0.288, SLG: 0.421 | 18 1B | | | | | | F8 | | | 3 | 1 | 2 | 1 | 0 | 0 | 0 | | | | |
| 18 Luis Valbuena, L OBP: 0.272, SLG: 0.368 | L3 | | L3 | | | | K | | | 3 | 0 | 1 | 1 | 0 | 1 | 1 | | | | |
| 2 Andrelton Simmons, R OBP: 0.375, SLG: 0.424 | F9 | | K | | | | L7 | | | 3 | 0 | 0 | 0 | 0 | 1 | 1 | | | | |
| 56 Kole Calhoun, L OBP: 0.206, SLG: 0.220 | F7 | | | | | | F7 | | | 3 | 0 | 0 | 0 | 0 | 0 | 0 | | | | |
| 12 Martin Maldonado, R OBP: 0.305, SLG: 0.349 | P6 | | | | | | BB | | F8 | 2 | 0 | 0 | 0 | 1 | 0 | 0 | | | | |
| 59 Michael Hermosillo, R OBP: 0.228, SLG: 0.214 | P5 | | | | | | K | | B5-3 | 3 | 0 | 0 | 0 | 0 | 1 | 1 | | | | |
| Inning Stats | R: 2 E: 0 K: 1 S: 12 | H: 2 LOB: 1 BB: 1 P: 23 | R: 0 E: 0 K: 0 S: 5 | H: 0 LOB: 0 BB: 0 P: 6 | R: 0 E: 0 K: 2 S: 10 | H: 0 LOB: 0 BB: 0 P: 16 | R: 0 E: 0 K: 1 S: 8 | H: 1 LOB: 0 BB: 0 P: 14 | R: 0 E: 0 K: 1 S: 7 | H: 0 LOB: 1 BB: 1 P: 16 | R: 0 E: 0 K: 1 S: 7 | H: 0 LOB: 0 BB: 0 P: 12 | R: 0 E: 0 K: 1 S: 7 | H: 0 LOB: 0 BB: 0 P: 13 | R: 0 E: 0 K: 0 S: 4 | H: 0 LOB: 0 BB: 0 P: 5 | | 1B: 2 2B: 2 3B: 0 HR: 0 | SF: 0 SAC: 0 DP: 1 HBP: 0 | WP: 0 PB: 0 SB: 0 CS: 0 |
| PITCHER | IP WLS BF H R ER SO BB IBB HBP BLK WP HR S P ERA WHIP | | | | | | | | | | | | | | | | | | | |
| 25 Marco Estrada, R ERA: 4.48 | 7.0 L 25 3 2 2 7 2 0 0 0 0 0 56 100 2.57 0.714 | | | | | | | | | | | | | | | | | | | |
| 36 Tyler Clippard, R ERA: 3.34 | 1.0 3 0 0 0 0 0 0 0 0 0 4 5 0.00 0.000 | | | | | | | | | | | | | | | | | | | |

| Batter | 1 | 2 | 3 | 4 | 5 | 6 | 7 | 8 | 9 | AB | R | H | RBI | BB | SO | LOB | TOP | | | | | | | | | | |
|--|--------------------------------------|----------------------------------|---------------------------------------|----------------------------------|---------------------------------------|----------------------------------|--------------------------------------|----------------------------------|--------------------------------------|----------------------------------|--------------------------------------|---------------------------------|--------------------------------------|---------------------------------|--------------------------------------|----------------------------------|--|---------------------------------------|----------------------------------|----------------------------------|------------------------------------|----------------------------------|--------|--|--|--|--|
| 18 Curtis Granderson, L OBP: 0.363, SLG: 0.428 28 Steve Pearce, R OBP: 0.359, SLG: 0.556 | | | | | | | | | | 2 | 0 | 0 | 0 | 1 | 1 | 0 | Toronto Blue Jays @ Los Angeles Angels Angel Stadium, Anaheim, CA Sat Jun 23 2018, 6:09 PM - 9:15 PM PDT Att: 40,612 - Partly Cloudy - 68 F | | | | | | | | | | |
| 37 Teoscar Hernández, R OBP: 0.310, SLG: 0.540 | | | | | | | | | | 5 | 1 | 2 | 1 | 0 | 2 | 1 | | | | | | | | | | | |
| 26 Yanervis Solarte, S OBP: 0.309, SLG: 0.464 | | | | | | | | | | 4 | 0 | 1 | 0 | 0 | 0 | 2 | | | | | | | | | | | |
| 8 Kendrys Morales, S OBP: 0.308, SLG: 0.405 3 Gio Urshela, R OBP: 0.293, SLG: 0.326 14 Justin Smoak, S OBP: 0.354, SLG: 0.409 | | | | | | | | | | 2 | 0 | 0 | 0 | 2 | 0 | 2 | | | | | | | | | | | |
| 11 Kevin Pillar, R OBP: 0.280, SLG: 0.417 | | | | | | | | | | 4 | 0 | 1 | 0 | 0 | 1 | 2 | | | | | | | | | | | |
| 55 Russell Martin, R OBP: 0.324, SLG: 0.301 | | | | | | | | | | 2 | 0 | 1 | 0 | 2 | 0 | 0 | | | | | | | | | | | |
| 15 Randal Grichuk, R OBP: 0.272, SLG: 0.431 | | | | | | | | | | 3 | 0 | 0 | 0 | 1 | 1 | 3 | | | | | | | | | | | |
| 1 Aledmys Díaz, R OBP: 0.273, SLG: 0.386 | | | | | | | | | | 4 | 1 | 1 | 0 | 0 | 1 | 4 | | | | | | | | | | | |
| 29 Devon Travis, R OBP: 0.286, SLG: 0.387 | | | | | | | | | | 3 | 1 | 1 | 0 | 1 | 1 | 4 | | | | | | | | | | | |
| Inning Stats | R: 0 H: 0 E: 0 K: 1 S: 9 | H: 0 LOB: 1 BB: 1 P: 19 | R: 0 H: 0 E: 0 K: 3 S: 13 | H: 0 LOB: 2 BB: 2 P: 24 | R: 1 H: 2 E: 0 K: 1 S: 10 | H: 2 LOB: 0 BB: 0 P: 18 | R: 0 H: 1 E: 0 K: 0 S: 9 | H: 1 LOB: 2 BB: 1 P: 17 | R: 0 H: 1 E: 0 K: 0 S: 8 | H: 1 LOB: 0 BB: 0 P: 15 | R: 0 H: 0 E: 0 K: 0 S: 4 | H: 0 LOB: 0 BB: 0 P: 8 | R: 0 H: 1 E: 0 K: 1 S: 8 | H: 1 LOB: 1 BB: 0 P: 9 | R: 0 H: 0 E: 0 K: 1 S: 5 | H: 0 LOB: 1 BB: 1 P: 10 | | R: 3 H: 3 E: 0 K: 0 S: 19 | H: 3 LOB: 0 BB: 1 P: 34 | 1B: 5 2B: 1 3B: 0 HR: 2 | SF: 0 SAC: 0 DP: 3 HBP: 0 | WP: 0 PB: 0 SB: 0 CS: 1 | PA: 38 | | | | |
| PITCHER | IP | WLS | BF | H | R | ER | SO | BB | IBB | HBP | BLK | WP | HR | S | P | ERA | WHIP | | | | | | | | | | |
| 51 Jaime Barria, R ERA: 3.4 | 5.0 | | 21 | 4 | 1 | 1 | 5 | 4 | 0 | 0 | 0 | 0 | 1 | 49 | 93 | 1.80 | 1.600 | | | | | | | | | | |
| 32 Cam Bedrosian, R ERA: 3.53 | 1.2 | | 6 | 1 | 0 | 0 | 1 | 1 | 0 | 0 | 0 | 0 | 0 | 11 | 16 | 0.00 | 1.200 | | | | | | | | | | |
| 48 Jose Alvarez, L ERA: 2.73 | 1.1 | | 5 | 0 | 0 | 0 | 1 | 1 | 0 | 0 | 0 | 0 | 0 | 6 | 11 | 0.00 | 0.750 | | | | | | | | | | |
| 38 Justin Anderson, R ERA: 4.0 | 0.2 | L | 5 | 3 | 3 | 3 | 0 | 1 | 0 | 0 | 0 | 0 | 1 | 15 | 28 | 40.50 | 6.000 | | | | | | | | | | |
| 58 Akkeel Morris, R ERA: 6.17 | 0.1 | | 1 | 0 | 0 | 0 | 0 | 0 | 0 | 0 | 0 | 0 | 0 | 4 | 6 | 0.00 | 0.000 | | | | | | | | | | |

| Batter | 1 | 2 | 3 | 4 | 5 | 6 | 7 | 8 | 9 | AB | R | H | RBI | BB | SO | LOB | BOTTOM | | | | | | | | | | |
|--|---------------------------------------|----------------------------------|--------------------------------------|----------------------------------|---------------------------------------|----------------------------------|--------------------------------------|----------------------------------|--------------------------------------|---------------------------------|---------------------------------------|----------------------------------|---------------------------------------|----------------------------------|----------------------------------|------------------------------------|--|----------------------------------|--------|--|--|--|--|--|--|--|--|
| 6 David Fletcher, R OBP: 0.412, SLG: 0.529 | | | | | | | | | | 4 | 0 | 2 | 0 | 0 | 0 | 0 | Toronto Blue Jays @ Los Angeles Angels Angel Stadium, Anaheim, CA Sat Jun 23 2018, 6:09 PM - 9:15 PM PDT Att: 40,612 - Partly Cloudy - 68 F | | | | | | | | | | |
| 27 Mike Trout, R OBP: 0.464, SLG: 0.669 | | | | | | | | | | 4 | 0 | 1 | 0 | 0 | 3 | 1 | | | | | | | | | | | |
| 8 Justin Upton, R OBP: 0.341, SLG: 0.458 | | | | | | | | | | 3 | 0 | 1 | 0 | 1 | 2 | 0 | | | | | | | | | | | |
| 18 Luis Valbuena, L OBP: 0.271, SLG: 0.380 | | | | | | | | | | 4 | 1 | 1 | 1 | 0 | 2 | 5 | | | | | | | | | | | |
| 2 Andrelton Simmons, R OBP: 0.373, SLG: 0.421 | | | | | | | | | | 4 | 0 | 1 | 0 | 0 | 1 | 2 | | | | | | | | | | | |
| 56 Kole Calhoun, L OBP: 0.207, SLG: 0.221 | | | | | | | | | | 4 | 0 | 1 | 0 | 0 | 1 | 1 | | | | | | | | | | | |
| 10 José Briceño, R OBP: 0.400, SLG: 0.667 | | | | | | | | | | 4 | 0 | 1 | 0 | 0 | 1 | 1 | | | | | | | | | | | |
| 20 José Miguel Fernández, Jr. OBP: 0.273, SLG: 0.333 | | | | | | | | | | 4 | 0 | 1 | 0 | 0 | 1 | 2 | | | | | | | | | | | |
| 59 Michael Hermosillo, R OBP: 0.212, SLG: 0.200 3 Ian Kinsler, R OBP: 0.263, SLG: 0.392 | | | | | | | | | | 2 | 0 | 0 | 0 | 0 | 2 | | | | | | | | | | | | |
| Inning Stats | R: 0 H: 2 E: 0 K: 2 S: 15 | H: 0 LOB: 0 BB: 0 P: 21 | R: 0 H: 2 E: 0 K: 0 S: 7 | H: 2 LOB: 1 BB: 1 P: 17 | R: 0 H: 2 E: 0 K: 0 S: 12 | H: 2 LOB: 2 BB: 0 P: 18 | R: 0 H: 1 E: 0 K: 1 S: 9 | H: 1 LOB: 1 BB: 0 P: 11 | R: 0 H: 1 E: 0 K: 0 S: 6 | H: 1 LOB: 0 BB: 0 P: 9 | R: 1 H: 1 E: 0 K: 3 S: 13 | H: 1 LOB: 0 BB: 0 P: 19 | R: 0 H: 0 E: 0 K: 2 S: 11 | H: 0 LOB: 0 BB: 0 P: 14 | 1B: 8 2B: 2 3B: 0 HR: 1 | SF: 0 SAC: 0 DP: 2 HBP: 0 | | WP: 0 PB: 0 SB: 0 CS: 0 | PA: 35 | | | | | | | | |
| PITCHER | IP | WLS | BF | H | R | ER | SO | BB | IBB | HBP | BLK | WP | HR | S | P | ERA | WHIP | | | | | | | | | | |
| 6 Marcus Stroman, R ERA: 6.8 | 5.0 | | 21 | 6 | 0 | 0 | 5 | 1 | 0 | 0 | 0 | 0 | 0 | 51 | 81 | 0.00 | 1.400 | | | | | | | | | | |
| 62 Aaron Loup, L ERA: 4.39 | 0.2 | H | 3 | 1 | 0 | 0 | 1 | 0 | 0 | 0 | 0 | 0 | 0 | 6 | 8 | 0.00 | 1.500 | | | | | | | | | | |
| 36 Tyler Clippard, R ERA: 3.22 | 1.1 | H | 4 | 1 | 0 | 0 | 0 | 0 | 0 | 0 | 0 | 0 | 0 | 9 | 12 | 0.00 | 0.750 | | | | | | | | | | |
| 22 Seunghwan Oh, R ERA: 3.41 | 1.0 | W | 4 | 1 | 1 | 1 | 3 | 0 | 0 | 0 | 0 | 0 | 1 | 13 | 19 | 9.00 | 1.000 | | | | | | | | | | |
| 52 Ryan Tepera, R ERA: 2.63 | 1.0 | S | 3 | 0 | 0 | 0 | 2 | 0 | 0 | 0 | 0 | 0 | 0 | 11 | 14 | 0.00 | 0.000 | | | | | | | | | | |

AB 31
R 4
H 8
RBI 4
BB 7
SO 7
LOB 19



AB 34
R 1
H 9
RBI 1
BB 1
SO 11
LOB 15



livebaseballscorecards.com

livebaseballscorecards.com

| Batter | 1 | 2 | 3 | 4 | 5 | 6 | 7 | 8 | 9 | 10 | AB | R | H | RBI | BB | SO | LOB | TOP | | | | | | | | |
|---|-------------------------------|----------------------------------|-------------------------------|----------------------------------|-------------------------------|----------------------------------|------------------------------|---------------------------------|------------------------------|----------------------------------|-------------------------------|----------------------------------|-------------------------------|----------------------------------|------------------------------|----------------------------------|------------------------------|----------------------------------|-------------------------------|----------------------------------|----------------------------------|------------------------------------|----------------------------------|--------|--|--|
| 18 Curtis Granderson, L OBP: 0.364, SLG: 0.444 15 Randal Grichuk, R OBP: 0.272, SLG: 0.431 | G1-3 | | | F7 | | HR | | G4-3 | | | 5 | 1 | 2 | 1 | 0 | 0 | 0 | | | | | | | | | |
| 37 Teoscar Hernández, R OBP: 0.304, SLG: 0.529 | K | K | | | P4 | F8 | | | G1-3 | | 5 | 0 | 0 | 0 | 0 | 2 | 1 | | | | | | | | | |
| 26 Yangervis Solarte, S OBP: 0.309, SLG: 0.463 | | | | | G3-1 | | P5 | | | | 5 | 0 | 2 | 0 | 0 | 1 | 0 | | | | | | | | | |
| 28 Steve Pearce, R OBP: 0.349, SLG: 0.532 | G4-3 | | | | | | G6-3 | | | | 5 | 0 | 1 | 0 | 0 | 2 | 2 | | | | | | | | | |
| 14 Justin Smoak, S OBP: 0.311, SLG: 0.423 | | | | | | | | | | | 4 | 1 | 3 | 0 | 1 | 1 | 0 | | | | | | | | | |
| 11 Kevin Pillar, R OBP: 0.276, SLG: 0.410 | | | | | | | | | | | 5 | 0 | 0 | 0 | 0 | 2 | 6 | | | | | | | | | |
| 1 Aledmys Díaz, R OBP: 0.277, SLG: 0.406 8 Kendrys Morales, S (10, PH) OBP: 0.311, SLG: 0.424 3 Gio Urshela, R OBP: 0.283, SLG: 0.326 | | | | | | | | | | | 4 | 3 | 2 | 1 | 0 | 0 | 2 | | | | | | | | | |
| 21 Luke Maile, R OBP: 0.331, SLG: 0.397 | | | | | | | | | | | 1 | 1 | 1 | 1 | 0 | 0 | 0 | | | | | | | | | |
| 29 Devon Travis, R OBP: 0.283, SLG: 0.401 | | | | | | | | | | | 4 | 0 | 1 | 1 | 0 | 2 | 2 | | | | | | | | | |
| Inning Stats | R: 0 E: 0 K: 1 S: 13 | H: 1 LOB: 1 BB: 0 P: 19 | R: 3 E: 0 K: 3 S: 18 | H: 3 LOB: 1 BB: 1 P: 28 | R: 0 E: 0 K: 2 S: 12 | H: 2 LOB: 2 BB: 0 P: 17 | R: 0 E: 0 K: 0 S: 6 | H: 0 LOB: 0 BB: 0 P: 8 | R: 0 E: 0 K: 0 S: 7 | H: 2 LOB: 2 BB: 0 P: 11 | R: 2 E: 0 K: 1 S: 13 | H: 2 LOB: 0 BB: 0 P: 21 | R: 0 E: 0 K: 0 S: 15 | H: 1 LOB: 1 BB: 0 P: 22 | R: 1 E: 1 K: 0 S: 9 | H: 0 LOB: 0 BB: 0 P: 10 | R: 0 E: 0 K: 2 S: 7 | H: 0 LOB: 0 BB: 0 P: 10 | R: 1 E: 0 K: 1 S: 14 | H: 2 LOB: 1 BB: 0 P: 21 | 1B: 6 2B: 3 3B: 0 HR: 4 | SF: 1 SAC: 0 DP: 0 HBP: 0 | WP: 0 PB: 0 SB: 0 CS: 0 | PA: 45 | | |
| PITCHER | IP | WLS | BF | H | R | ER | SO | BB | IBB | HBP | BLK | WP | HR | S | P | ERA | WHIP | | | | | | | | | |
| 64 Félix Peña, R ERA: 5.4 25 Noé Ramirez, R ERA: 4.14 48 Jose Alvarez, L ERA: 2.65 68 Deck McGuire, R ERA: 5.79 53 Blake Parker, R ERA: 3.32 | 5.0 | | 24 | 8 | 3 | 3 | 6 | 1 | 0 | 0 | 0 | 0 | 0 | 1 | 56 | 83 | 5.40 | 1.800 | | | | | | | | |
| 57 Hansel Robles, R ERA: 5.23 | 1.0 | | 5 | 2 | 1 | 1 | 1 | 0 | 0 | 0 | 0 | 0 | 0 | 15 | 22 | 5.00 | 1.000 | | | | | | | | | |

Toronto Blue Jays @ Los Angeles Angels
Angel Stadium, Anaheim, CA
Sun Jun 24 2018, 1:10 PM - 4:41 PM PDT
Att. 33,102 - Sunny - 75 F

| | |
|-----|----|
| AB | 43 |
| R | 7 |
| H | 13 |
| RBI | 7 |
| BB | 1 |
| SO | 11 |
| LOB | 14 |



| Batter | 1 | 2 | 3 | 4 | 5 | 6 | 7 | 8 | 9 | 10 | AB | R | H | RBI | BB | SO | LOB | BOTTOM | | | | | | | |
|--|------------------------------|---------------------------------|------------------------------|----------------------------------|------------------------------|----------------------------------|-------------------------------|----------------------------------|-------------------------------|----------------------------------|------------------------------|----------------------------------|------------------------------|----------------------------------|-------------------------------|----------------------------------|-------------------------------|----------------------------------|------------------------------|----------------------------------|----------------------------------|------------------------------------|----------------------------------|--------|--|
| 3 Ian Kinsler, R OBP: 0.281, SLG: 0.388 | G6-3 | | | | | | | | | | 5 | 0 | 1 | 1 | 0 | 2 | 0 | | | | | | | | |
| 27 Mike Trout, R OBP: 0.461, SLG: 0.661 | F7 | | | | | | | | | | 5 | 0 | 1 | 0 | 0 | 1 | 0 | | | | | | | | |
| 8 Justin Upton, R OBP: 0.342, SLG: 0.468 | F8 | | | | | | | | | | 5 | 1 | 2 | 1 | 0 | 0 | 2 | | | | | | | | |
| 5 Albert Pujols, R OBP: 0.283, SLG: 0.414 | | | | | | | | | | | 5 | 1 | 0 | 0 | 0 | 0 | 1 | | | | | | | | |
| 18 Luis Valbuena, L OBP: 0.298, SLG: 0.375 6 David Fletcher, R OBP: 0.368, SLG: 0.474 | | | | | | | | | | | 3 | 0 | 0 | 0 | 0 | 1 | 1 | | | | | | | | |
| 2 Andrelton Simmons, R OBP: 0.378, SLG: 0.421 | | | | | | | | | | | 2 | 0 | 0 | 0 | 0 | 0 | 2 | | | | | | | | |
| 56 Kole Calhoun, L OBP: 0.217, SLG: 0.233 | | | | | | | | | | | 5 | 2 | 2 | 0 | 0 | 0 | 2 | | | | | | | | |
| 12 Martin Maldonado, R OBP: 0.309, SLG: 0.357 | | | | | | | | | | | 3 | 1 | 2 | 0 | 1 | 0 | 0 | | | | | | | | |
| 24 Chris Young, R OBP: 0.267, SLG: 0.363 | | | | | | | | | | | 4 | 0 | 0 | 0 | 0 | 4 | 1 | | | | | | | | |
| Inning Stats | R: 0 E: 0 K: 0 S: 7 | H: 0 LOB: 0 BB: 0 P: 9 | R: 0 E: 0 K: 0 S: 6 | H: 0 LOB: 0 BB: 0 P: 11 | R: 0 E: 0 K: 2 S: 8 | H: 0 LOB: 0 BB: 0 P: 11 | R: 1 E: 1 K: 2 S: 13 | H: 1 LOB: 1 BB: 0 P: 22 | R: 2 E: 0 K: 1 S: 14 | H: 5 LOB: 2 BB: 0 P: 21 | R: 0 E: 0 K: 1 S: 8 | H: 2 LOB: 2 BB: 0 P: 13 | R: 0 E: 0 K: 1 S: 9 | H: 0 LOB: 0 BB: 0 P: 13 | R: 3 E: 2 K: 0 S: 12 | H: 1 LOB: 0 BB: 1 P: 22 | R: 0 E: 0 K: 2 S: 10 | H: 0 LOB: 0 BB: 0 P: 14 | R: 0 E: 0 K: 0 S: 8 | H: 1 LOB: 1 BB: 0 P: 13 | 1B: 7 2B: 2 3B: 0 HR: 1 | SF: 0 SAC: 0 DP: 0 HBP: 0 | WP: 1 PB: 0 SB: 0 CS: 1 | PA: 43 | |
| PITCHER | IP | WLS | BF | H | R | ER | SO | BB | IBB | HBP | BLK | WP | HR | S | P | ERA | WHIP | | | | | | | | |
| 43 Sam Gaviglio, R ERA: 3.98 31 Joe Blagini, R ERA: 7.09 22 Seungwan Oh, R ERA: 3.31 77 John Axford, R ERA: 4.75 62 Aaron Loup, L ERA: 4.33 | 4.2 | | 19 | 7 | 3 | 3 | 5 | 0 | 0 | 0 | 0 | 0 | 0 | 1 | 16 | 5.79 | 1.071 | | | | | | | | |
| 52 Ryan Tepera, R ERA: 2.54 36 Tyler Clippard, R ERA: 3.13 | 1.1 | | 4 | 1 | 2 | 0 | 2 | 0 | 0 | 0 | 0 | 0 | 0 | 9 | 13 | 0.00 | 0.000 | | | | | | | | |

Toronto Blue Jays @ Los Angeles Angels
Angel Stadium, Anaheim, CA
Sun Jun 24 2018, 1:10 PM - 4:41 PM PDT
Att. 33,102 - Sunny - 75 F


| | |
|-----|----|
| AB | 41 |
| R | 6 |
| H | 10 |
| RBI | 6 |
| BB | 1 |
| SO | 9 |
| LOB | 11 |



| Batter | 1 | 2 | 3 | 4 | 5 | 6 | 7 | 8 | 9 | AB | R | H | RBI | BB | SO | LOB | TOP | | | | | | | | | | |
|--|--------------------------------------|----------------------------------|--------------------------------------|----------------------------------|--------------------------------------|----------------------------------|---------------------------------------|----------------------------------|--------------------------------------|---------------------------------|---------------------------------------|----------------------------------|---------------------------------------|----------------------------------|---------------------------------------|----------------------------------|---|----------------------------------|----------------------------------|------------------------------------|----------------------------------|--------|--|--|--|--|--|
| 3 Ian Kinsler, R OBP: 0.277, SLG: 0.382 | G6-3 | | G6-3 | | | G4-3 | | G6-3 | | 4 | 0 | 0 | 0 | 0 | 0 | 1 | Los Angeles Angels @ Kansas City Royals Kauffman Stadium, Kansas City, MO Mon Jun 25 2018, 3:18 PM - 6:01 PM CDT Att: 19,535 - Partly Cloudy - 84 F | | | | | | | | | | |
| 27 Mike Trout, R OBP: 0.461, SLG: 0.657 | G5-3 | | | BB | | 1B | | | K | 3 | 0 | 1 | 0 | 1 | 1 | 0 | | | | | | | | | | | |
| 8 Justin Upton, R OBP: 0.337, SLG: 0.461 | K | | G6-3 | | | G5-3 | | | K | 4 | 0 | 0 | 0 | 0 | 2 | 2 | | | | | | | | | | | |
| 5 Albert Pujols, R OBP: 0.286, SLG: 0.413 | | G1-3 | | | | G5-3 | | | | 3 | 0 | 1 | 0 | 1 | 0 | 0 | | | | | | | | | | | |
| 18 Luis Valbuena, L OBP: 0.263, SLG: 0.368 | | G3-1 | | | | K | | | | 4 | 0 | 0 | 0 | 0 | 2 | 2 | | | | | | | | | | | |
| 2 Andrelton Simmons, R OBP: 0.373, SLG: 0.423 | | | | | | G5-3 | | | | 3 | 0 | 1 | 0 | 0 | 0 | 0 | | | | | | | | | | | |
| 56 Kole Calhoun, L OBP: 0.215, SLG: 0.231 | | | | | | | | | | 2 | 0 | 0 | 0 | 0 | 2 | 1 | | | | | | | | | | | |
| 6 David Fletcher, R OBP: 0.400, SLG: 0.474 | K2-3 | | | | | K | | | | 0 | 0 | 0 | 0 | 0 | 0 | 0 | | | | | | | | | | | |
| 12 Martin Maldonado, R OBP: 0.305, SLG: 0.351 | | | | K | | G6-3 | | | | 3 | 0 | 0 | 0 | 0 | 1 | 1 | | | | | | | | | | | |
| 24 Chris Young, R OBP: 0.261, SLG: 0.352 | | | | G3 | | | | | | 3 | 0 | 0 | 0 | 0 | 1 | 1 | | | | | | | | | | | |
| Inning Stats | R: 0 H: 0 E: 0 K: 1 S: 8 | H: 0 LOB: 0 BB: 0 P: 12 | R: 0 H: 1 E: 0 K: 1 S: 9 | H: 1 LOB: 1 BB: 0 P: 14 | R: 0 H: 0 E: 0 K: 1 S: 9 | H: 0 LOB: 0 BB: 0 P: 14 | R: 0 H: 0 E: 0 K: 1 S: 13 | H: 0 LOB: 1 BB: 2 P: 24 | R: 0 H: 0 E: 0 K: 1 S: 5 | H: 0 LOB: 0 BB: 0 P: 9 | R: 0 H: 1 E: 0 K: 0 S: 10 | H: 1 LOB: 1 BB: 0 P: 18 | R: 0 H: 0 E: 0 K: 1 S: 13 | H: 0 LOB: 0 BB: 0 P: 18 | R: 0 H: 0 E: 0 K: 1 S: 11 | H: 0 LOB: 1 BB: 0 P: 13 | R: 0 H: 1 E: 0 K: 2 S: 13 | H: 1 LOB: 1 BB: 0 P: 19 | 1B: 3 2B: 0 3B: 0 HR: 0 | SF: 0 SAC: 0 DP: 1 HBP: 1 | WP: 0 PB: 0 SB: 1 CS: 0 | PA: 32 | | | | | |
| PITCHER | IP | WLS | BF | H | R | ER | SO | BB | IBB | HBP | BLK | WP | HR | S | P | ERA | WHIP | | | | | | | | | | |
| 56 Brad Keller, R ERA: 2.25 | 7.0 | W | 24 | 2 | 0 | 0 | 6 | 2 | 0 | 0 | 0 | 0 | 0 | 67 | 109 | 0.00 | 0.571 | | | | | | | | | | |
| 54 Tim Hill, L ERA: 4.55 | 0.0 | | 1 | 0 | 0 | 0 | 0 | 0 | 0 | 1 | 0 | 0 | 0 | 3 | 4 | ∞ | ∞ | | | | | | | | | | |
| 61 Kevin McCarthy, R ERA: 3.51 | 1.0 | H | 3 | 0 | 0 | 0 | 1 | 0 | 0 | 0 | 0 | 0 | 0 | 8 | 9 | 0.00 | 0.000 | | | | | | | | | | |
| 43 Willy Peralta, R ERA: 2.45 | 1.0 | S | 4 | 1 | 0 | 0 | 2 | 0 | 0 | 0 | 0 | 0 | 0 | 13 | 19 | 0.00 | 1.000 | | | | | | | | | | |

| Batter | 1 | 2 | 3 | 4 | 5 | 6 | 7 | 8 | 9 | AB | R | H | RBI | BB | SO | LOB | BOTTOM | | | | | | | | | | |
|---|--------------------------------------|----------------------------------|---------------------------------------|----------------------------------|--------------------------------------|---------------------------------|--------------------------------------|----------------------------------|---------------------------------------|----------------------------------|---------------------------------------|----------------------------------|---------------------------------------|----------------------------------|---------------------------------------|----------------------------------|---|----------------------------------|------------------------------------|----------------------------------|--------|--|--|--|--|--|--|
| 15 Whit Merrifield, R OBP: 0.360, SLG: 0.406 | 2B | | L7 | | | F8 | | | | 4 | 0 | 2 | 0 | 0 | 0 | 0 | Los Angeles Angels @ Kansas City Royals Kauffman Stadium, Kansas City, MO Mon Jun 25 2018, 3:18 PM - 6:01 PM CDT Att: 19,535 - Partly Cloudy - 84 F | | | | | | | | | | |
| 7 Rosal Herrera, S OBP: 0.287, SLG: 0.354 | L7 | | | | | | | | | 4 | 0 | 3 | 1 | 0 | 0 | 1 | | | | | | | | | | | |
| 13 Salvador Perez, R OBP: 0.261, SLG: 0.404 | L7 | | | | | | | | | 4 | 0 | 0 | 0 | 0 | 1 | 5 | | | | | | | | | | | |
| 17 Hunter Dozier, R OBP: 0.286, SLG: 0.377 | | | | | | | | | | 3 | 1 | 1 | 0 | 1 | 2 | 2 | | | | | | | | | | | |
| 21 Lucas Duda, L OBP: 0.321, SLG: 0.413 | CS | | | | | | | | | 3 | 0 | 1 | 1 | 0 | 2 | 0 | | | | | | | | | | | |
| 2 Alcides Escobar, R OBP: 0.256, SLG: 0.286 | | G1-3 | | | | | | | | 2 | 0 | 0 | 0 | 1 | 0 | 1 | | | | | | | | | | | |
| 4 Alex Gordon, L OBP: 0.333, SLG: 0.357 | | | | | | | | | | 3 | 0 | 1 | 0 | 0 | 1 | 1 | | | | | | | | | | | |
| 45 Abraham Almonte, S OBP: 0.262, SLG: 0.299 | | | | | | | | | | 3 | 0 | 1 | 0 | 0 | 2 | 2 | | | | | | | | | | | |
| 27 Adalberto Mondesi, S OBP: 0.182, SLG: 0.190 | | | | | | | | | | 2 | 1 | 0 | 0 | 1 | 1 | 1 | | | | | | | | | | | |
| Inning Stats | R: 0 H: 1 E: 0 K: 0 S: 8 | H: 1 LOB: 1 BB: 1 P: 16 | R: 0 H: 1 E: 0 K: 2 S: 14 | H: 1 LOB: 0 BB: 0 P: 17 | R: 0 H: 1 E: 0 K: 0 S: 9 | H: 1 LOB: 1 BB: 0 P: 9 | R: 1 H: 2 E: 0 K: 1 S: 9 | H: 2 LOB: 0 BB: 0 P: 14 | R: 0 H: 1 E: 0 K: 1 S: 10 | H: 1 LOB: 1 BB: 0 P: 14 | R: 0 H: 0 E: 0 K: 2 S: 13 | H: 0 LOB: 1 BB: 1 P: 18 | R: 0 H: 0 E: 0 K: 2 S: 14 | H: 0 LOB: 1 BB: 1 P: 22 | R: 1 H: 2 E: 0 K: 1 S: 10 | H: 2 LOB: 1 BB: 1 P: 20 | R: 1 H: 2 E: 0 K: 1 S: 10 | 1B: 6 2B: 4 3B: 0 HR: 0 | SF: 0 SAC: 0 DP: 3 HBP: 0 | WP: 0 PB: 0 SB: 0 CS: 3 | PA: 32 | | | | | | |
| PITCHER | IP | WLS | BF | H | R | ER | SO | BB | IBB | HBP | BLK | WP | HR | S | P | ERA | WHIP | | | | | | | | | | |
| 45 Tyler Skaggs, L ERA: 2.69 | 7.0 | L | 26 | 7 | 1 | 1 | 1 | 1 | 0 | 0 | 0 | 0 | 0 | 10 | 20 | 9.00 | 3.000 | | | | | | | | | | |
| 57 Hansel Robles, R ERA: 5.4 | 1.0 | | 5 | 2 | 1 | 1 | 1 | 1 | 0 | 0 | 0 | 0 | 0 | 10 | 20 | 9.00 | 3.000 | | | | | | | | | | |

| | |
|-----|----|
| AB | 29 |
| R | 0 |
| H | 3 |
| RBI | 0 |
| BB | 2 |
| SO | 9 |
| LOB | 8 |



| | | | |
|----|---|----|----|
| WP | 0 | PA | 32 |
| PB | 0 | | |
| SB | 1 | | |
| CS | 0 | | |

| | |
|-----|----|
| AB | 28 |
| R | 2 |
| H | 9 |
| RBI | 2 |
| BB | 3 |
| SO | 9 |
| LOB | 13 |



| | | | |
|----|---|----|----|
| WP | 0 | PA | 32 |
| PB | 0 | | |
| SB | 0 | | |
| CS | 3 | | |

| Batter | 1 | 2 | 3 | 4 | 5 | 6 | 7 | 8 | 9 | AB | R | H | RBI | BB | SO | LOB | TOP | | | | | | | | | | |
|---|------------------------------|---------------------------------|------------------------------|--------------------------|-------------------------------|----------------------------------|------------------------------|----------------------------------|-------------------------------|----------------------------------|-------------------------------|----------------------------------|-------------------------------|----------------------------------|------------------------------|----------------------------------|--|----------------------------------|------------------------------------|----------------------------------|--------|--|--|--|--|--|--|
| 3 Ian Kinsler, R OBP: 0.280, SLG: 0.384 | | | | | | | | | | 4 | 0 | 2 | 0 | 0 | 1 | 0 | Los Angeles Angels @ Boston Red Sox Fenway Park, Boston, MA Tue Jun 26 2018, 7:12 PM - 10:06 PM EDT Att: 37,366 - Clear - 76 F | | | | | | | | | | |
| 27 Mike Trout, R OBP: 0.459, SLG: 0.651 | | | | | | | | | | 4 | 0 | 1 | 0 | 0 | 1 | 1 | | | | | | | | | | | |
| 8 Justin Upton, R OBP: 0.337, SLG: 0.458 56 Kole Calhoun, L OBP: 0.214, SLG: 0.230 | | | | | | | | | | 2 | 0 | 0 | 0 | 1 | 1 | 1 | | | | | | | | | | | |
| 5 Albert Pujols, R OBP: 0.282, SLG: 0.408 10 Jose Briceño, R OBP: 0.400, SLG: 0.667 | | | | | | | | | | 4 | 0 | 0 | 0 | 0 | 2 | 3 | | | | | | | | | | | |
| 2 Andrelton Simmons, R OBP: 0.372, SLG: 0.419 18 Luis Valbuena, L OBP: 0.252, SLG: 0.366 | | | | | | | | | | 3 | 0 | 1 | 0 | 0 | 0 | 0 | | | | | | | | | | | |
| 12 Martín Maldonado, R OBP: 0.259, SLG: 0.345 | | | | | | | | | | 4 | 0 | 0 | 0 | 0 | 1 | 1 | | | | | | | | | | | |
| 6 David Fletcher, R OBP: 0.375, SLG: 0.409 | | | | | | | | | | 3 | 0 | 0 | 0 | 1 | 0 | 1 | | | | | | | | | | | |
| 24 Chris Young, R OBP: 0.262, SLG: 0.380 | | | | | | | | | | 3 | 1 | 1 | 1 | 0 | 2 | 1 | | | | | | | | | | | |
| 59 Michael Hermosillo, R OBP: 0.194, SLG: 0.182 | | | | | | | | | | 3 | 0 | 0 | 0 | 0 | 2 | 0 | | | | | | | | | | | |
| Inning Stats | R: 0 E: 0 K: 0 S: 7 | H: 0 LOB: 0 BB: 0 P: 7 | R: 0 E: 0 K: 2 S: 8 | H: 0 LOB: 0 BB: 12 | R: 1 E: 0 K: 1 S: 17 | H: 3 LOB: 3 BB: 1 P: 34 | R: 0 E: 0 K: 1 S: 7 | H: 0 LOB: 1 BB: 1 P: 15 | R: 0 E: 0 K: 2 S: 10 | H: 1 LOB: 1 BB: 0 P: 13 | R: 0 E: 0 K: 1 S: 11 | H: 1 LOB: 1 BB: 0 P: 18 | R: 0 E: 0 K: 2 S: 10 | H: 0 LOB: 0 BB: 0 P: 15 | R: 0 E: 0 K: 0 S: 9 | H: 0 LOB: 0 BB: 0 P: 14 | | 1B: 4 2B: 0 3B: 0 HR: 1 | SF: 0 SAC: 0 DP: 0 HBP: 0 | WP: 1 PB: 0 SB: 0 CS: 0 | PA: 34 | | | | | | |
| PITCHER | IP | WLS | BF | H | R | ER | SO | BB | IBB | HBP | BLK | WP | HR | S | P | ERA | WHIP | | | | | | | | | | |
| 24 David Price, L ERA: 3.66 | 6.0 | W | 25 | 5 | 1 | 1 | 7 | 2 | 0 | 0 | 0 | 1 | 1 | 60 | 99 | 1.50 | 1.167 | | | | | | | | | | |
| 37 Heath Hembree, R ERA: 3.74 | 1.0 | | 3 | 0 | 0 | 0 | 2 | 0 | 0 | 0 | 0 | 0 | 0 | 10 | 15 | 0.00 | 0.000 | | | | | | | | | | |
| 44 Brandon Workman, R ERA: 1.0 | 1.0 | | 3 | 0 | 0 | 0 | 1 | 0 | 0 | 0 | 0 | 0 | 0 | 10 | 15 | 0.00 | 0.000 | | | | | | | | | | |
| 65 Justin Haley, R ERA: | 1.0 | | 3 | 0 | 0 | 0 | 0 | 0 | 0 | 0 | 0 | 0 | 0 | 9 | 14 | 0.00 | 0.000 | | | | | | | | | | |

| Batter | 1 | 2 | 3 | 4 | 5 | 6 | 7 | 8 | 9 | AB | R | H | RBI | BB | SO | LOB | BOTTOM | | | | | | | | | | |
|---|------------------------------|----------------------------------|-------------------------------|----------------------------------|------------------------------|----------------------------------|------------------------------|---------------------------------|------------------------------|---------------------------------|-------------------------------|----------------------------------|-------------------------------|----------------------------------|------------------------------|----------------------------------|--|----------------------------------|------------------------------------|----------------------------------|--------|--|--|--|--|--|--|
| 50 Mookie Betts, R OBP: 0.424, SLG: 0.688 | | | | | | | | | | 3 | 2 | 1 | 1 | 2 | 0 | 2 | Los Angeles Angels @ Boston Red Sox Fenway Park, Boston, MA Tue Jun 26 2018, 7:12 PM - 10:06 PM EDT Att: 37,366 - Clear - 76 F | | | | | | | | | | |
| 16 Andrew Benintendi, L OBP: 0.374, SLG: 0.622 5 Tzu-Wei Lin, L OBP: 0.244, SLG: 0.216 | | | | | | | | | | 4 | 0 | 1 | 1 | 0 | 0 | 1 | | | | | | | | | | | |
| 28 J.D. Martinez, R OBP: 0.393, SLG: 0.646 | | | | | | | | | | 5 | 1 | 2 | 1 | 0 | 1 | 2 | | | | | | | | | | | |
| 2 Xander Bogaerts, R OBP: 0.338, SLG: 0.510 | | | | | | | | | | 3 | 0 | 1 | 0 | 2 | 0 | 1 | | | | | | | | | | | |
| 18 Mitch Moreland, L OBP: 0.366, SLG: 0.563 12 Brock Holt, L OBP: 0.376, SLG: 0.423 | | | | | | | | | | 4 | 0 | 1 | 1 | 0 | 1 | 2 | | | | | | | | | | | |
| 36 Eduardo Núñez, R OBP: 0.284, SLG: 0.350 23 Blake Swihart, S OBP: 0.220, SLG: 0.184 | | | | | | | | | | 3 | 1 | 1 | 0 | 0 | 1 | 3 | | | | | | | | | | | |
| 11 Rafael Devers, L OBP: 0.281, SLG: 0.414 | | | | | | | | | | 4 | 1 | 0 | 0 | 0 | 1 | 2 | | | | | | | | | | | |
| 7 Christian Vázquez, R OBP: 0.256, SLG: 0.312 | | | | | | | | | | 4 | 1 | 2 | 1 | 0 | 0 | 2 | | | | | | | | | | | |
| 19 Jackie Bradley Jr., L OBP: 0.291, SLG: 0.323 | | | | | | | | | | 4 | 2 | 3 | 4 | 0 | 0 | 0 | | | | | | | | | | | |
| Inning Stats | R: 1 E: 0 K: 1 S: 9 | H: 2 LOB: 1 BB: 0 P: 12 | R: 4 E: 1 K: 1 S: 17 | H: 4 LOB: 3 BB: 2 P: 27 | R: 1 E: 0 K: 0 S: 8 | H: 1 LOB: 1 BB: 1 P: 19 | R: 0 E: 0 K: 0 S: 5 | H: 0 LOB: 0 BB: 0 P: 8 | R: 1 E: 0 K: 1 S: 6 | H: 1 LOB: 0 BB: 0 P: 8 | R: 1 E: 0 K: 0 S: 15 | H: 2 LOB: 1 BB: 0 P: 25 | R: 1 E: 0 K: 2 S: 14 | H: 3 LOB: 2 BB: 0 P: 23 | R: 0 E: 0 K: 0 S: 6 | H: 1 LOB: 2 BB: 1 P: 11 | | 1B: 4 2B: 6 3B: 0 HR: 4 | SF: 0 SAC: 0 DP: 0 HBP: 0 | WP: 0 PB: 0 SB: 0 CS: 0 | PA: 42 | | | | | | |
| PITCHER | IP | WLS | BF | H | R | ER | SO | BB | IBB | HBP | BLK | WP | HR | S | P | ERA | WHIP | | | | | | | | | | |
| 46 John Lamb, L ERA: 7.2 | 1.2 | L | 14 | 6 | 5 | 3 | 2 | 1 | 1 | 0 | 0 | 0 | 1 | 25 | 38 | 16.20 | 4.200 | | | | | | | | | | |
| 68 Deck McGuire, R ERA: 6.99 | 4.0 | | 17 | 4 | 3 | 3 | 1 | 1 | 0 | 0 | 0 | 0 | 3 | 32 | 55 | 6.75 | 1.250 | | | | | | | | | | |
| 58 Akeel Morris, R ERA: 5.79 | 2.1 | | 11 | 4 | 1 | 1 | 2 | 1 | 0 | 0 | 0 | 0 | 0 | 23 | 40 | 3.86 | 2.143 | | | | | | | | | | |

| | |
|-----|----|
| AB | 32 |
| R | 1 |
| H | 5 |
| RBI | 1 |
| BB | 2 |
| SO | 10 |
| LOB | 8 |



| | |
|-----|----|
| AB | 38 |
| R | 9 |
| H | 14 |
| RBI | 9 |
| BB | 4 |
| SO | 5 |
| LOB | 19 |



| Batter | 1 | 2 | 3 | 4 | 5 | 6 | 7 | 8 | 9 | AB | R | H | RBI | BB | SO | LOB | TOP | | | | | | | | | | |
|---|------------------------------|----------------------------------|-------------------------------|----------------------------------|-------------------------------|----------------------------------|-------------------------------|----------------------------------|------------------------------|----------------------------------|-------------------------------|----------------------------------|-------------------------------|----------------------------------|-------------------------------|----------------------------------|--|------------------------------|----------------------------------|----------------------------------|------------------------------------|----------------------------------|--------|--|--|--|--|
| 3 Ian Kinsler, R OBP: 0.279, SLG: 0.392 | | | | | | | | | | 5 | 1 | 1 | 1 | 0 | 1 | 0 | Los Angeles Angels @ Boston Red Sox Fenway Park, Boston, MA Wed Jun 27 2018, 7:13 PM - 11:12 PM EDT Att: 37,521 - Partly Cloudy - 73 F | | | | | | | | | | |
| 27 Mike Trout, R OBP: 0.458, SLG: 0.645 | | | | | | | | | | 4 | 0 | 1 | 0 | 1 | 1 | 0 | | | | | | | | | | | |
| 8 Justin Upton, R OBP: 0.338, SLG: 0.455 | | | | | | | | | | 4 | 1 | 1 | 0 | 1 | 1 | 2 | | | | | | | | | | | |
| 5 Albert Pujols, R OBP: 0.284, SLG: 0.405 24 Chris Young, R OBP: 0.292, SLG: 0.380 | | | | | | | | | | 4 | 1 | 1 | 0 | 1 | 0 | 2 | | | | | | | | | | | |
| 18 Luis Valbuena, L OBP: 0.281, SLG: 0.367 | | | | | | | | | | 5 | 0 | 1 | 1 | 0 | 2 | 4 | | | | | | | | | | | |
| 2 Andrelton Simmons, R OBP: 0.376, SLG: 0.428 | | | | | | | | | | 5 | 1 | 3 | 1 | 0 | 0 | 1 | | | | | | | | | | | |
| 56 Kole Calhoun, L OBP: 0.219, SLG: 0.234 | | | | | | | | | | 5 | 1 | 2 | 0 | 0 | 2 | 3 | | | | | | | | | | | |
| 12 Martin Maldonado, R OBP: 0.301, SLG: 0.357 | | | | | | | | | | 4 | 1 | 1 | 3 | 1 | 2 | 4 | | | | | | | | | | | |
| 59 Michael Hermosillo, R OBP: 0.179, SLG: 0.167 6 David Fletcher, R OBP: 0.360, SLG: 0.391 | | | | | | | | | | 3 | 0 | 0 | 0 | 0 | 1 | 2 | | | | | | | | | | | |
| Inning Stats | R: 0 E: 0 K: 1 S: 7 | H: 0 LOB: 0 BB: 0 P: 12 | R: 0 E: 0 K: 1 S: 14 | H: 2 LOB: 2 BB: 0 P: 22 | R: 0 E: 0 K: 1 S: 12 | H: 1 LOB: 2 BB: 1 P: 21 | R: 0 E: 0 K: 1 S: 11 | H: 1 LOB: 0 BB: 0 P: 20 | R: 1 E: 0 K: 1 S: 8 | H: 1 LOB: 0 BB: 0 P: 10 | R: 3 E: 0 K: 0 S: 16 | H: 3 LOB: 2 BB: 0 P: 22 | R: 2 E: 1 K: 2 S: 19 | H: 3 LOB: 2 BB: 0 P: 27 | R: 0 E: 1 K: 3 S: 15 | H: 0 LOB: 0 BB: 2 P: 30 | | R: 0 E: 0 K: 1 S: 9 | H: 0 LOB: 0 BB: 0 P: 15 | 1B: 7 2B: 2 3B: 0 HR: 2 | SF: 0 SAC: 0 DP: 0 HBP: 0 | WP: 1 PB: 0 SB: 0 CS: 0 | PA: 44 | | | | |
| PITCHER | IP | WLS | BF | H | R | ER | SO | BB | IBB | HBP | BLK | WP | HR | S | P | ERA | WHIP | | | | | | | | | | |
| 22 Rick Porcello, R ERA: 3.8 | 5.2 | 0 | 27 | 8 | 4 | 4 | 5 | 2 | 0 | 0 | 0 | 0 | 0 | 2 | 3 | 6.35 | 1.765 | | | | | | | | | | |
| 37 Heath Hembree, R ERA: 3.71 | 0.1 | H | 1 | 0 | 0 | 0 | 0 | 0 | 0 | 0 | 0 | 0 | 0 | 2 | 3 | 0.00 | 0.000 | | | | | | | | | | |
| 56 Joe Kelly, R ERA: 3.21 | 0.2 | B | 6 | 3 | 2 | 1 | 1 | 0 | 0 | 0 | 0 | 0 | 0 | 15 | 22 | 13.50 | 4.500 | | | | | | | | | | |
| 32 Matt Barnes, R ERA: 2.8 | 1.0 | W | 5 | 0 | 0 | 0 | 3 | 1 | 0 | 0 | 0 | 0 | 0 | 13 | 22 | 0.00 | 1.000 | | | | | | | | | | |
| 46 Craig Kimbrel, R ERA: 2.23 | 1.1 | S | 5 | 0 | 0 | 0 | 2 | 1 | 0 | 0 | 0 | 1 | 0 | 15 | 28 | 0.00 | 0.750 | | | | | | | | | | |

| Batter | 1 | 2 | 3 | 4 | 5 | 6 | 7 | 8 | 9 | AB | R | H | RBI | BB | SO | LOB | BOTTOM | | | | | | | | | | |
|--|-------------------------------|----------------------------------|-------------------------------|----------------------------------|------------------------------|---------------------------------|-------------------------------|----------------------------------|-------------------------------|----------------------------------|------------------------------|---------------------------------|-------------------------------|----------------------------------|-------------------------------|----------------------------------|--|------------------------------|----------------------------------|----------------------------------|------------------------------------|----------------------------------|--------|--|--|--|--|
| 50 Mookie Betts, R OBP: 0.428, SLG: 0.684 | | | | | | | | | | 3 | 1 | 1 | 0 | 2 | 0 | 0 | Los Angeles Angels @ Boston Red Sox Fenway Park, Boston, MA Wed Jun 27 2018, 7:13 PM - 11:12 PM EDT Att: 37,521 - Partly Cloudy - 73 F | | | | | | | | | | |
| 16 Andrew Benintendi, L OBP: 0.374, SLG: 0.519 | | | | | | | | | | 4 | 1 | 1 | 0 | 1 | 0 | 3 | | | | | | | | | | | |
| 28 J.D. Martinez, R OBP: 0.396, SLG: 0.654 | | | | | | | | | | 4 | 2 | 2 | 3 | 1 | 0 | 1 | | | | | | | | | | | |
| 2 Xander Bogaerts, R OBP: 0.336, SLG: 0.508 | | | | | | | | | | 5 | 0 | 1 | 0 | 0 | 1 | 5 | | | | | | | | | | | |
| 18 Mitch Moreland, L OBP: 0.359, SLG: 0.549 | | | | | | | | | | 5 | 0 | 0 | 0 | 0 | 1 | 6 | | | | | | | | | | | |
| 36 Eduardo Nunez, R OBP: 0.287, SLG: 0.362 | | | | | | | | | | 3 | 2 | 1 | 1 | 1 | 0 | 0 | | | | | | | | | | | |
| 11 Rafael Devers, L OBP: 0.287, SLG: 0.421 | | | | | | | | | | 4 | 2 | 3 | 1 | 0 | 1 | 0 | | | | | | | | | | | |
| 3 Sandy León, S OBP: 0.289, SLG: 0.368 | | | | | | | | | | 4 | 1 | 2 | 3 | 0 | 1 | 1 | | | | | | | | | | | |
| 19 Jackie Bradley Jr., L OBP: 0.290, SLG: 0.322 | | | | | | | | | | 4 | 0 | 1 | 0 | 0 | 1 | 2 | | | | | | | | | | | |
| Inning Stats | R: 0 E: 0 K: 2 S: 14 | H: 1 LOB: 2 BB: 1 P: 21 | R: 6 E: 0 K: 1 S: 19 | H: 5 LOB: 0 BB: 1 P: 30 | R: 0 E: 0 K: 1 S: 6 | H: 0 LOB: 0 BB: 0 P: 8 | R: 0 E: 0 K: 0 S: 16 | H: 2 LOB: 3 BB: 1 P: 29 | R: 0 E: 0 K: 1 S: 13 | H: 1 LOB: 1 BB: 0 P: 21 | R: 0 E: 0 K: 0 S: 5 | H: 0 LOB: 0 BB: 0 P: 8 | R: 2 E: 1 K: 0 S: 15 | H: 2 LOB: 1 BB: 1 P: 26 | R: 1 E: 0 K: 0 S: 13 | H: 1 LOB: 1 BB: 1 P: 27 | | R: 0 E: 0 K: 0 S: 9 | H: 0 LOB: 0 BB: 0 P: 15 | 1B: 7 2B: 2 3B: 0 HR: 3 | SF: 0 SAC: 0 DP: 0 HBP: 0 | WP: 1 PB: 0 SB: 2 CS: 0 | PA: 41 | | | | |
| PITCHER | IP | WLS | BF | H | R | ER | SO | BB | IBB | HBP | BLK | WP | HR | S | P | ERA | WHIP | | | | | | | | | | |
| 28 Andrew Heaney, L ERA: 3.95 | 3.1 | | 21 | 8 | 6 | 6 | 4 | 3 | 0 | 0 | 0 | 0 | 0 | 7 | 10 | 0.00 | 0.000 | | | | | | | | | | |
| 57 Hansel Robles, R ERA: 5.24 | 0.2 | | 2 | 0 | 0 | 0 | 0 | 0 | 0 | 0 | 0 | 0 | 0 | 7 | 10 | 0.00 | 0.000 | | | | | | | | | | |
| 32 Cam Bedrosian, R ERA: 3.44 | 1.0 | | 4 | 1 | 0 | 0 | 1 | 0 | 0 | 0 | 0 | 0 | 0 | 13 | 21 | 0.00 | 1.000 | | | | | | | | | | |
| 38 Justin Anderson, R ERA: 3.86 | 1.0 | | 3 | 0 | 0 | 0 | 0 | 0 | 0 | 0 | 0 | 0 | 0 | 5 | 8 | 0.00 | 0.000 | | | | | | | | | | |
| 48 Jose Alvarez, L ERA: 3.09 | 1.0 | L | 6 | 2 | 2 | 2 | 0 | 1 | 0 | 0 | 0 | 0 | 0 | 15 | 26 | 18.00 | 3.000 | | | | | | | | | | |
| PITCHER | IP | WLS | BF | H | R | ER | SO | BB | IBB | HBP | BLK | WP | HR | S | P | ERA | WHIP | | | | | | | | | | |
| 65 Jake Jewell, R ERA: 9.0 | 0.2 | | 4 | 1 | 1 | 1 | 0 | 0 | 0 | 0 | 0 | 0 | 0 | 3 | 6 | 0.00 | 0.000 | | | | | | | | | | |
| 53 Blake Parker, R ERA: 3.29 | 0.1 | | 1 | 0 | 0 | 0 | 0 | 0 | 0 | 0 | 0 | 0 | 0 | 3 | 6 | 0.00 | 0.000 | | | | | | | | | | |

| Batter | 1 | 2 | 3 | 4 | 5 | 6 | 7 | 8 | 9 | AB | R | H | RBI | BB | SO | LOB | TOP | | | | | |
|--|---|--|--|---------------------------------|-------------------------------|----------------------------------|------------------------------|---------------------------------|------------------------------|---------------------------------|-------------------------------|----------------------------------|------------------------------|----------------------------------|---|----------------------------------|---|---|----------------------------------|------------------------------------|----------------------------------|--------|
| 56 Kole Calhoun, L OBP: 0.221, SLG: 0.248 | | | | | | | | | | 4 | 2 | 2 | 1 | 0 | 0 | 1 | Los Angeles Angels @ Baltimore Orioles Oriole Park at Camden Yards, Baltimore, MD Sun Jul 01 2018, 1:09 PM - 3:37 PM EDT Att: 18,351 - Sunny - 94 F | | | | | |
| 27 Mike Trout, R OBP: 0.456, SLG: 0.633 | | | | | | | | | | 4 | 0 | 0 | 0 | 0 | 1 | 2 | | | | | | |
| 8 Justin Upton, R OBP: 0.349, SLG: 0.456 | | | | | | | | | | 3 | 0 | 1 | 0 | 0 | 0 | 2 | | | | | | |
| 18 Luis Valbuena, L OBP: 0.254, SLG: 0.355 | | | | | | | | | | 1 | 0 | 0 | 0 | 0 | 1 | 0 | | | | | | |
| 5 Albert Pujols, R OBP: 0.287, SLG: 0.406 | | | | | | | | | | 3 | 0 | 2 | 1 | 0 | 0 | 1 | | | | | | |
| 2 Andrelton Simmons, R OBP: 0.380, SLG: 0.440 | | | | | | | | | | 3 | 0 | 0 | 0 | 0 | 0 | 2 | | | | | | |
| 24 Chris Young, R OBP: 0.252, SLG: 0.363 | | | | | | | | | | 4 | 0 | 0 | 0 | 0 | 0 | 1 | | | | | | |
| 3 Ian Kinsler, R OBP: 0.277, SLG: 0.384 | | | | | | | | | | 4 | 0 | 0 | 0 | 0 | 0 | 1 | | | | | | |
| 22 Kaleb Cowart, S OBP: 0.125, SLG: 0.250 | | | | | | | | | | 3 | 0 | 0 | 0 | 0 | 0 | 0 | | | | | | |
| 10 José Briceño, R OBP: 0.323, SLG: 0.533 | | | | | | | | | | 3 | 0 | 0 | 0 | 0 | 1 | 0 | | | | | | |
| 6 David Fletcher, R OBP: 0.375, SLG: 0.405 | | | | | | | | | | 3 | 0 | 1 | 0 | 0 | 0 | 0 | | | | | | |
| Inning Stats | R: 1 E: 0 K: 0 S: 10 | H: 2 LOB: 1 BB: 0 P: 19 | R: 0 E: 0 K: 0 S: 6 | H: 0 LOB: 0 BB: 0 P: 7 | R: 0 E: 0 K: 0 S: 10 | H: 1 LOB: 1 BB: 0 P: 13 | R: 0 E: 0 K: 0 S: 5 | H: 1 LOB: 0 BB: 0 P: 5 | R: 0 E: 0 K: 0 S: 7 | H: 0 LOB: 0 BB: 0 P: 9 | R: 0 E: 0 K: 0 S: 11 | H: 1 LOB: 1 BB: 0 P: 16 | R: 0 E: 0 K: 0 S: 7 | H: 0 LOB: 0 BB: 0 P: 11 | R: 1 E: 0 K: 2 S: 17 | H: 1 LOB: 0 BB: 0 P: 24 | R: 0 E: 0 K: 2 S: 10 | H: 0 LOB: 1 BB: 0 P: 16 | 1B: 4 2B: 1 3B: 0 HR: 1 | SF: 0 SAC: 0 DP: 1 HBP: 1 | WP: 0 PB: 0 SB: 0 CS: 0 | PA: 33 |
| PITCHER | IP WLS BF H R ER SO BB IBB HBP BLK WP HR S P ERA WHIP | 8.0 W 29 6 2 2 2 0 0 0 0 0 1 73 104 2.25 0.750 | 1.0 4 0 0 0 2 0 0 0 1 0 0 0 10 16 0.00 0.000 | | | | | | | | | | | | | | | IP WLS BF H R ER SO BB IBB HBP BLK WP HR S P ERA WHIP | | | | |
| 34 Kevin Gausman, R ERA: 4.05 | | | | | | | | | | | | | | | IP WLS BF H R ER SO BB IBB HBP BLK WP HR S P ERA WHIP | | | | | | | |
| 50 Miguel Castro, R ERA: 2.9 | | | | | | | | | | | | | | | IP WLS BF H R ER SO BB IBB HBP BLK WP HR S P ERA WHIP | | | | | | | |

| Batter | 1 | 2 | 3 | 4 | 5 | 6 | 7 | 8 | 9 | AB | R | H | RBI | BB | SO | LOB | BOTTOM | | | |
|--|---|--|---|---|--|----------------------------------|-------------------------------|----------------------------------|-------------------------------|----------------------------------|------------------------------|----------------------------------|-------------------------------|----------------------------------|---|----------------------------------|---|------------------------------------|----------------------------------|---|
| 1 Tim Beckham, R OBP: 0.259, SLG: 0.280 | | | | | | | | | | 4 | 0 | 1 | 2 | 0 | 1 | 1 | Los Angeles Angels @ Baltimore Orioles Oriole Park at Camden Yards, Baltimore, MD Sun Jul 01 2018, 1:09 PM - 3:37 PM EDT Att: 18,351 - Sunny - 94 F | | | |
| 10 Adam Jones, R OBP: 0.313, SLG: 0.437 | | | | | | | | | | 3 | 1 | 1 | 0 | 1 | 2 | 1 | | | | |
| 13 Manny Machado, R OBP: 0.377, SLG: 0.564 | | | | | | | | | | 4 | 1 | 2 | 2 | 0 | 0 | 1 | | | | |
| 45 Mark Trumbo, R OBP: 0.317, SLG: 0.478 | | | | | | | | | | 4 | 2 | 2 | 2 | 0 | 1 | 1 | | | | |
| 19 Chris Davis, L OBP: 0.232, SLG: 0.265 | | | | | | | | | | 4 | 1 | 1 | 0 | 0 | 0 | 0 | | | | |
| 16 Trey Mancini, R OBP: 0.303, SLG: 0.384 | | | | | | | | | | 4 | 1 | 1 | 1 | 0 | 2 | 1 | | | | |
| 28 Colby Rasmus, L OBP: 0.204, SLG: 0.222 | | | | | | | | | | 0 | 0 | 0 | 0 | 0 | 0 | 0 | | | | |
| 15 Chance Sisco, L OBP: 0.327, SLG: 0.308 | | | | | | | | | | 3 | 1 | 0 | 0 | 1 | 0 | 0 | | | | |
| 12 Stevie Wilkerson, S OBP: 0.278, SLG: 0.294 | | | | | | | | | | 3 | 1 | 2 | 1 | 0 | 0 | 0 | | | | |
| 6 Jonathan Schoop, R OBP: 0.242, SLG: 0.345 | | | | | | | | | | 0 | 0 | 0 | 0 | 0 | 0 | 0 | | | | |
| 29 Jace Peterson, L OBP: 0.310, SLG: 0.325 | | | | | | | | | | 3 | 0 | 0 | 0 | 0 | 2 | 3 | | | | |
| Inning Stats | R: 0 E: 0 K: 1 S: 7 | H: 0 LOB: 0 BB: 1 P: 13 | R: 0 E: 0 K: 2 S: 8 | H: 0 LOB: 0 BB: 0 P: 10 | R: 0 E: 0 K: 0 S: 11 | H: 1 LOB: 1 BB: 0 P: 16 | R: 6 E: 0 K: 3 S: 24 | H: 6 LOB: 1 BB: 1 P: 41 | R: 2 E: 0 K: 0 S: 11 | H: 2 LOB: 0 BB: 0 P: 19 | R: 0 E: 0 K: 1 S: 9 | H: 0 LOB: 0 BB: 0 P: 15 | R: 0 E: 0 K: 1 S: 10 | H: 1 LOB: 0 BB: 0 P: 16 | R: 0 E: 0 K: 0 S: 7 | H: 0 LOB: 0 BB: 0 P: 13 | 1B: 4 2B: 2 3B: 0 HR: 4 | SF: 0 SAC: 0 DP: 2 HBP: 0 | WP: 1 PB: 0 SB: 0 CS: 0 | PA: 34 |
| PITCHER | IP WLS BF H R ER SO BB IBB HBP BLK WP HR S P ERA WHIP | 3.1 L 16 5 5 5 4 2 0 0 0 0 0 0 11 16 13.50 3.000 | 0.2 4 2 1 1 2 0 0 0 0 0 0 0 11 16 13.50 3.000 | 1.0 5 2 2 2 0 0 0 0 0 0 0 2 11 19 18.00 2.000 | 3.0 9 1 0 0 2 0 0 0 0 0 0 0 26 44 0.00 0.333 | | | | | | | | | | | | | | | IP WLS BF H R ER SO BB IBB HBP BLK WP HR S P ERA WHIP |
| 68 Deck McGuire, R ERA: 7.56 | | | | | | | | | | | | | | | IP WLS BF H R ER SO BB IBB HBP BLK WP HR S P ERA WHIP | | | | | |
| 57 Hansel Robles, R ERA: 5.25 | | | | | | | | | | | | | | | IP WLS BF H R ER SO BB IBB HBP BLK WP HR S P ERA WHIP | | | | | |
| 60 Eduardo Paredes, R ERA: 7.71 | | | | | | | | | | | | | | | IP WLS BF H R ER SO BB IBB HBP BLK WP HR S P ERA WHIP | | | | | |
| 67 Taylor Cole, R ERA: | | | | | | | | | | | | | | | IP WLS BF H R ER SO BB IBB HBP BLK WP HR S P ERA WHIP | | | | | |




| Batter | 1 | 2 | 3 | 4 | 5 | 6 | 7 | 8 | 9 | AB | R | H | RBI | BB | SO | LOB | TOP | | | | | |
|--|---|----------------------------------|-------------------------------|----------------------------------|------------------------------|----------------------------------|------------------------------|----------------------------------|------------------------------|----------------------------------|------------------------------|----------------------------------|------------------------------|---------------------------------|-------------------------------|----------------------------------|---|----------------------------------|----------------------------------|------------------------------------|----------------------------------|--------|
| 6 David Fletcher, R OBP: 0.364, SLG: 0.390 | | | | | | | | | | 4 | 0 | 1 | 0 | 0 | 0 | 1 | Los Angeles Angels @ Seattle Mariners Safeco Field, Seattle, WA Tue Jul 03 2018, 7:10 PM - 9:36 PM PDT Att: 38,624 - Clear - 73 F | | | | | |
| 27 Mike Trout, R OBP: 0.454, SLG: 0.626 | | | | | | | | | | 3 | 0 | 0 | 0 | 1 | 0 | 1 | | | | | | |
| 8 Justin Upton, R OBP: 0.341, SLG: 0.450 | | | | | | | | | | 4 | 0 | 0 | 0 | 0 | 2 | 3 | | | | | | |
| 5 Albert Pujols, R OBP: 0.287, SLG: 0.402 | | | | | | | | | | 3 | 0 | 0 | 0 | 1 | 0 | 0 | | | | | | |
| 2 Andrelton Simmons, R OBP: 0.378, SLG: 0.448 | | | | | | | | | | 4 | 1 | 1 | 1 | 0 | 0 | 2 | | | | | | |
| 17 Shohei Ohtani, L OBP: 0.361, SLG: 0.517 | | | | | | | | | | 4 | 0 | 0 | 0 | 0 | 3 | 0 | | | | | | |
| 3 Ian Kinsler, R OBP: 0.274, SLG: 0.380 | | | | | | | | | | 3 | 0 | 0 | 0 | 0 | 0 | 0 | | | | | | |
| 12 Martin Maldonado, R OBP: 0.303, SLG: 0.371 | | | | | | | | | | 3 | 0 | 1 | 0 | 0 | 0 | 0 | | | | | | |
| 24 Chris Young, R OBP: 0.252, SLG: 0.363 | | | | | | | | | | 0 | 0 | 0 | 0 | 0 | 0 | 0 | | | | | | |
| 56 Kole Calhoun, L OBP: 0.222, SLG: 0.253 | | | | | | | | | | 3 | 0 | 1 | 0 | 0 | 0 | 1 | | | | | | |
| Inning Stats | R: 0 E: 0 K: 1 S: 10 | H: 1 LOB: 2 BB: 1 P: 19 | R: 0 E: 0 K: 1 S: 13 | H: 1 LOB: 1 BB: 2 P: 21 | R: 0 E: 0 K: 0 S: 6 | H: 0 LOB: 0 BB: 0 P: 11 | R: 1 E: 0 K: 0 S: 7 | H: 1 LOB: 0 BB: 0 P: 10 | R: 0 E: 0 K: 1 S: 8 | H: 0 LOB: 0 BB: 0 P: 15 | R: 0 E: 0 K: 1 S: 8 | H: 0 LOB: 0 BB: 0 P: 12 | R: 0 E: 0 K: 1 S: 6 | H: 0 LOB: 0 BB: 0 P: 7 | R: 0 E: 0 K: 0 S: 10 | H: 1 LOB: 2 BB: 1 P: 17 | R: 0 E: 0 K: 1 S: 10 | H: 0 LOB: 0 BB: 0 P: 14 | 1B: 1 2B: 2 3B: 0 HR: 1 | SF: 0 SAC: 0 DP: 0 HBP: 0 | WP: 0 PB: 0 SB: 0 CS: 0 | PA: 33 |
| PITCHER | IP WLS BF H R ER SO BB IBB HBP BLK WP HR S P ERA WHIP | | | | | | | | | | | | | | | | | | | | | |
| 49 Wade LeBlanc, L ERA: 3.19 | (1, 1) 7.0 W 25 3 1 1 4 1 0 0 0 0 1 60 95 1.29 0.571 | | | | | | | | | | | | | | | | | | | | | |
| 48 Alex Colomé, R ERA: 4.58 | (8, 1) 1.0 H 5 1 0 0 0 0 1 0 0 0 0 10 17 0.00 1.000 | | | | | | | | | | | | | | | | | | | | | |
| 39 Edwin Díaz, R ERA: 2.4 | (9, 1) 1.0 S 3 0 0 0 1 0 0 0 0 0 0 0 10 14 0.00 0.000 | | | | | | | | | | | | | | | | | | | | | |

| Batter | 1 | 2 | 3 | 4 | 5 | 6 | 7 | 8 | 9 | AB | R | H | RBI | BB | SO | LOB | BOTTOM | | | |
|---|--|----------------------------------|------------------------------|----------------------------------|------------------------------|----------------------------------|------------------------------|---------------------------------|------------------------------|----------------------------------|-------------------------------|----------------------------------|-------------------------------|----------------------------------|------------------------------|----------------------------------|---|------------------------------------|----------------------------------|--------|
| 9 Dee Strange-Gordon, L OBP: 0.301, SLG: 0.343 | | | | | | | | | | 4 | 0 | 1 | 0 | 0 | 0 | 0 | Los Angeles Angels @ Seattle Mariners Safeco Field, Seattle, WA Tue Jul 03 2018, 7:10 PM - 9:36 PM PDT Att: 38,624 - Clear - 73 F | | | |
| 2 Jean Segura, R OBP: 0.382, SLG: 0.474 | | | | | | | | | | 4 | 1 | 1 | 0 | 0 | 1 | 1 | | | | |
| 17 Mitch Haniger, R OBP: 0.354, SLG: 0.492 | | | | | | | | | | 3 | 1 | 0 | 0 | 1 | 2 | 1 | | | | |
| 23 Nelson Cruz, R OBP: 0.358, SLG: 0.570 | | | | | | | | | | 3 | 2 | 1 | 1 | 1 | 2 | 0 | | | | |
| 15 Kyle Seager, L OBP: 0.287, SLG: 0.438 | | | | | | | | | | 4 | 0 | 2 | 2 | 0 | 0 | 0 | | | | |
| 27 Ryon Healy, R OBP: 0.280, SLG: 0.462 | | | | | | | | | | 4 | 0 | 0 | 0 | 0 | 2 | 2 | | | | |
| 4 Denard Span, L OBP: 0.350, SLG: 0.407 | | | | | | | | | | 4 | 0 | 1 | 0 | 0 | 1 | 2 | | | | |
| 3 Mike Zunino, R OBP: 0.244, SLG: 0.400 | | | | | | | | | | 3 | 0 | 0 | 0 | 0 | 1 | 4 | | | | |
| 5 Guillermo Heredia, R OBP: 0.325, SLG: 0.311 | | | | | | | | | | 3 | 0 | 0 | 0 | 0 | 2 | 0 | | | | |
| Inning Stats | R: 3 E: 0 K: 3 S: 21 | H: 2 LOB: 2 BB: 2 P: 32 | R: 0 E: 0 K: 2 S: 8 | H: 0 LOB: 0 BB: 0 P: 12 | R: 0 E: 0 K: 2 S: 9 | H: 1 LOB: 1 BB: 0 P: 13 | R: 0 E: 0 K: 0 S: 5 | H: 0 LOB: 0 BB: 0 P: 6 | R: 0 E: 0 K: 1 S: 8 | H: 0 LOB: 0 BB: 0 P: 10 | R: 0 E: 0 K: 1 S: 12 | H: 1 LOB: 2 BB: 0 P: 17 | R: 0 E: 0 K: 1 S: 12 | H: 1 LOB: 1 BB: 0 P: 16 | R: 1 E: 0 K: 1 S: 9 | H: 1 LOB: 0 BB: 0 P: 12 | 1B: 3 2B: 2 3B: 0 HR: 1 | SF: 0 SAC: 0 DP: 0 HBP: 0 | WP: 0 PB: 2 SB: 1 CS: 0 | PA: 34 |
| PITCHER | IP WLS BF H R ER SO BB IBB HBP BLK WP HR S P ERA WHIP | | | | | | | | | | | | | | | | | | | |
| 28 Andrew Heaney, L ERA: 3.84 | (1, 1) 7.0 L 30 5 3 2 10 2 0 0 0 0 0 75 106 2.57 1.000 | | | | | | | | | | | | | | | | | | | |
| 25 Noé Ramirez, R ERA: 4.47 | (8, 1) 1.0 4 1 1 1 1 0 0 0 0 0 0 9 12 9.00 1.000 | | | | | | | | | | | | | | | | | | | |

| Batter | 1 | 2 | 3 | 4 | 5 | 6 | 7 | 8 | 9 | AB | R | H | RBI | BB | SO | LOB | TOP | | |
|--|---|----------------------------------|---------------------------------------|----------------------------------|---------------------------------------|----------------------------------|---------------------------------------|----------------------------------|---------------------------------------|----------------------------------|--------------------------------------|----------------------------------|---------------------------------------|----------------------------------|--------------------------------------|----------------------------------|----------------------------------|------------------------------------|--|
| 56 Kole Calhoun, L (1,9) OBP: 0.230, SLG: 0.275 | G4-3 | | F9 | FC6-4 | | HR | | G3-1 | | 5 | 2 | 3 | 3 | 0 | 0 | 0 | | | |
| 2 Andrelton Simmons, R (1,6) OBP: 0.375, SLG: 0.447 | K | | | FC6-4 | | F8 | | FC6 | | 5 | 0 | 1 | 0 | 0 | 1 | 3 | | | |
| 27 Mike Trout, R (1,8) OBP: 0.456, SLG: 0.627 | F8 | | | | | L9 | | G3-1 | | 3 | 1 | 1 | 0 | 2 | 0 | 0 | | | |
| 8 Justin Upton, R (1,7) OBP: 0.339, SLG: 0.446 | | P4 | FC5-4 | | | | | G3-1 | | 5 | 0 | 1 | 1 | 0 | 0 | 4 | | | |
| 5 Albert Pujols, R (1,3) OBP: 0.288, SLG: 0.405 | L5 | | | | | | | L4 | | 5 | 1 | 2 | 1 | 0 | 0 | 2 | | | |
| 17 Shohei Ohtani, L (1,10) OBP: 0.365, SLG: 0.525 | CI | | | | | | | G4-3 | | 4 | 2 | 2 | 0 | 0 | 0 | 2 | | | |
| 18 Luis Valbuena, L (1,5) OBP: 0.261, SLG: 0.362 | | | | | | | | G5-3 | | 4 | 0 | 2 | 2 | 1 | 0 | 1 | | | |
| 12 Martin Maldonado, R (1,2) OBP: 0.297, SLG: 0.363 | K | | | | | | | F7 | | 5 | 0 | 0 | 0 | 0 | 2 | 6 | | | |
| 6 David Fletcher, R (1,4) OBP: 0.354, SLG: 0.400 | | | K | F7 | | | | P3 | | 4 | 1 | 1 | 0 | 0 | 1 | 2 | | | |
| Inning Stats | R: 0 H: 0 E: 0 K: 1 S: 10 | H: 0 LOB: 0 BB: 0 P: 15 | R: 1 H: 1 E: 1 K: 1 S: 17 | H: 1 LOB: 1 BB: 0 P: 24 | R: 0 H: 1 E: 0 K: 1 S: 10 | H: 1 LOB: 2 BB: 1 P: 14 | R: 2 H: 4 E: 0 K: 1 S: 15 | H: 4 LOB: 2 BB: 0 P: 25 | R: 1 H: 3 E: 0 K: 0 S: 14 | H: 3 LOB: 2 BB: 1 P: 26 | R: 2 H: 2 E: 0 K: 0 S: 9 | H: 2 LOB: 1 BB: 0 P: 16 | R: 1 H: 1 E: 1 K: 0 S: 17 | H: 1 LOB: 2 BB: 1 P: 23 | R: 0 H: 0 E: 0 K: 0 S: 6 | H: 0 LOB: 0 BB: 0 P: 11 | 1B: 6 2B: 7 3B: 0 HR: 1 | SF: 0 SAC: 0 DP: 1 HBP: 0 | WP: 0 PA: 44 PB: 0 SB: 1 CS: 0 |
| PITCHER | IP WLS BF H R ER SO BB IBB HBP BLK WP HR S P ERA WHIP | | | | | | | | | | | | | | | | | | |
| 8 Mike Leake, R (1,1) ERA: 4.11 | 4.0 L 23 9 4 3 4 0 1 0 0 0 0 0 58 30 6.75 2.250 | | | | | | | | | | | | | | | | | | |
| 52 Nick Rumbelow, R (5,1) ERA: 4.25 | 2.0 8 2 2 2 0 0 1 0 0 0 0 1 17 30 9.00 1.000 | | | | | | | | | | | | | | | | | | |
| 60 Chasen Bradford, R (7,1) ERA: 2.73 | 1.0 4 1 0 0 0 0 0 0 0 0 0 0 11 16 0.00 1.000 | | | | | | | | | | | | | | | | | | |
| 50 Nick Vincent, R (8,1) ERA: 4.1 | 1.0 6 1 1 0 0 0 0 1 0 0 0 0 17 23 0.00 1.000 | | | | | | | | | | | | | | | | | | |
| 55 Roenis Elias, L (9,1) ERA: 1.46 | 1.0 3 0 0 0 0 0 0 0 0 0 0 0 6 11 0.00 0.000 | | | | | | | | | | | | | | | | | | |

Los Angeles Angels @ Seattle Mariners
Safeco Field, Seattle, WA
Wed Jul 04 2018, 1:11 PM - 4:43 PM PDT
Att: 39,518 - Cloudy - 75 F


AB 40
R 7
H 13
RBI 7
BB 3
SO 4
LOB 20



| Batter | 1 | 2 | 3 | 4 | 5 | 6 | 7 | 8 | 9 | AB | R | H | RBI | BB | SO | LOB | BOTTOM | | | | |
|---|---|---------------------------------|--------------------------------------|----------------------------------|--------------------------------------|----------------------------------|--------------------------------------|----------------------------------|---------------------------------------|----------------------------------|---------------------------------------|----------------------------------|---------------------------------------|----------------------------------|---------------------------------------|----------------------------------|---------------------------------------|----------------------------------|----------------------------------|------------------------------------|--|
| 9 Dee Strange-Gordon, L (1,4) OBP: 0.301, SLG: 0.342 | G5-4-3 | | L7 | | | SH | | | L8 | 4 | 0 | 1 | 0 | 0 | 1 | 5 | | | | | |
| 2 Jean Segura, R (1,6) OBP: 0.280, SLG: 0.468 | G5-4-3 | | | | | K | | | FC3-2 | 4 | 0 | 0 | 0 | 1 | 1 | 8 | | | | | |
| 17 Mitch Haniger, R (1,9) OBP: 0.351, SLG: 0.491 | K | | CS | G5-3 | | K | | | G5-3 | 5 | 1 | 1 | 0 | 0 | 2 | 4 | | | | | |
| 23 Nelson Cruz, R (1,10) OBP: 0.356, SLG: 0.566 | | F9 | | K | | | | | | 4 | 0 | 1 | 1 | 0 | 2 | 1 | | | | | |
| 15 Kyle Seager, L (1,5) OBP: 0.289, SLG: 0.448 | | | | K | | K | | | | 4 | 1 | 2 | 2 | 0 | 2 | 2 | | | | | |
| 27 Ryon Healy, R (1,3) OBP: 0.283, SLG: 0.474 | | | | | | K | | | | 4 | 1 | 2 | 1 | 0 | 2 | 1 | | | | | |
| 16 Ben Gamel, L (1,7) OBP: 0.368, SLG: 0.405 | | | | | | G5-3 | | | | 3 | 0 | 0 | 0 | 1 | 2 | 1 | | | | | |
| 26 Chris Herrmann, L (1,2) ERA: 3.42 | | | | | | | | | | 2 | 0 | 0 | 0 | 0 | 1 | 0 | | | | | |
| 3 Mike Zunino, R (7,PH) ERA: 2.95 | | G3 | | | | K | | | | 1 | 0 | 1 | 0 | 1 | 0 | 0 | | | | | |
| 5 Guillermo Heredia, R (1,8) OBP: 0.327, SLG: 0.313 | | | | | | | | | | 2 | 1 | 1 | 0 | 0 | 1 | 0 | | | | | |
| 4 Denard Span, L (7,PH) OBP: 0.351, SLG: 0.412 | | | | | | | | | | 2 | 0 | 1 | 0 | 0 | 1 | 3 | | | | | |
| Inning Stats | R: 0 H: 1 E: 0 K: 1 S: 7 | H: 2 LOB: 0 BB: 0 P: 9 | R: 2 H: 2 E: 0 K: 1 S: 7 | H: 2 LOB: 0 BB: 0 P: 13 | R: 0 H: 0 E: 0 K: 1 S: 9 | H: 0 LOB: 1 BB: 1 P: 17 | R: 0 H: 0 E: 0 K: 2 S: 9 | H: 0 LOB: 0 BB: 0 P: 14 | R: 0 H: 0 E: 0 K: 2 S: 10 | H: 0 LOB: 0 BB: 0 P: 14 | R: 1 H: 2 E: 1 K: 3 S: 19 | H: 2 LOB: 2 BB: 0 P: 29 | R: 0 H: 1 E: 0 K: 2 S: 13 | H: 1 LOB: 3 BB: 2 P: 25 | R: 1 H: 2 E: 0 K: 3 S: 16 | H: 2 LOB: 1 BB: 0 P: 24 | R: 0 H: 2 E: 0 K: 0 S: 11 | H: 2 LOB: 2 BB: 0 P: 18 | 1B: 6 2B: 2 3B: 0 HR: 2 | SF: 0 SAC: 1 DP: 1 HBP: 0 | WP: 1 PA: 40 PB: 0 SB: 0 CS: 1 |
| PITCHER | IP WLS BF H R ER SO BB IBB HBP BLK WP HR S P ERA WHIP | | | | | | | | | | | | | | | | | | | | |
| 43 Garrett Richards, R (1,1) ERA: 3.42 | 5.1 W 20 4 3 2 8 1 0 0 0 0 0 0 10 16 0.00 1.500 | | | | | | | | | | | | | | | | | | | | |
| 32 Cam Bedrosian, R (6,1) ERA: 3.32 | 0.2 H 3 1 0 0 2 0 0 0 0 0 0 0 4 9 * * * * | | | | | | | | | | | | | | | | | | | | |
| 48 Jose Alvarez, L (7,1) ERA: 2.95 | 0.0 2 1 0 0 0 0 1 0 0 0 0 0 4 9 * * * * | | | | | | | | | | | | | | | | | | | | |
| 57 Hansel Robles, R (7,1) ERA: 5.04 | 1.0 H 4 0 0 0 2 1 0 0 0 0 0 0 9 16 0.00 1.000 | | | | | | | | | | | | | | | | | | | | |
| 36 Justin Anderson, R (8,1) ERA: 3.86 | 1.0 5 2 1 1 3 0 0 0 0 0 1 0 0 16 24 9.00 2.000 | | | | | | | | | | | | | | | | | | | | |
| PITCHER | IP WLS BF H R ER SO BB IBB HBP BLK WP HR S P ERA WHIP | | | | | | | | | | | | | | | | | | | | |
| 53 Blake Parker, R (9,1) ERA: 3.05 | 1.0 S 5 2 0 0 0 0 0 0 0 0 0 0 10 16 0.00 1.500 | | | | | | | | | | | | | | | | | | | | |

Los Angeles Angels @ Seattle Mariners
Safeco Field, Seattle, WA
Wed Jul 04 2018, 1:11 PM - 4:43 PM PDT
Att: 39,518 - Cloudy - 75 F

AB 35
R 4
H 10
RBI 4
BB 3
SO 15
LOB 25



| Batter | 1 | 2 | 3 | 4 | 5 | 6 | 7 | 8 | 9 | AB | R | H | RBI | BB | SO | LOB | TOP | | | |
|--|---|----------------------------------|---------------------------------------|----------------------------------|--------------------------------------|----------------------------------|---------------------------------------|----------------------------------|--------------------------------------|----------------------------------|--------------------------------------|----------------------------------|---------------------------------------|----------------------------------|---------------------------------------|----------------------------------|----------------------------------|------------------------------------|----------------------------------|--------|
| 6 David Fletcher, R OBP: 0.340, SLG: 0.367 | | | | | | | | | | 4 | 0 | 0 | 0 | 1 | 2 | 4 | | | | |
| 2 Andrelton Simmons, R OBP: 0.373, SLG: 0.444 | | | | | | | | | | 4 | 0 | 1 | 0 | 0 | 0 | 1 | | | | |
| 27 Mike Trout, R OBP: 0.454, SLG: 0.625 | | | | | | | | | | 4 | 0 | 1 | 0 | 0 | 3 | 2 | | | | |
| 8 Justin Upton, R OBP: 0.341, SLG: 0.443 | | | | | | | | | | 2 | 0 | 0 | 0 | 2 | 1 | 1 | | | | |
| 5 Albert Pujols, R OBP: 0.288, SLG: 0.403 | | | | | | | | | | 4 | 0 | 1 | 0 | 0 | 0 | 4 | | | | |
| 19 Jafry Marte, R OBP: 0.301, SLG: 0.425 | | | | | | | | | | 3 | 0 | 0 | 0 | 0 | 2 | 0 | | | | |
| 18 Luis Valbuena, L OBP: 0.260, SLG: 0.361 | | | | | | | | | | 1 | 0 | 0 | 0 | 0 | 1 | 2 | | | | |
| 3 Ian Kinsler, R OBP: 0.274, SLG: 0.378 | | | | | | | | | | 4 | 1 | 1 | 0 | 0 | 0 | 2 | | | | |
| 12 Martin Maldonado, R OBP: 0.305, SLG: 0.368 | | | | | | | | | | 2 | 0 | 2 | 0 | 1 | 0 | 0 | | | | |
| 17 Shohei Ohtani, L OBP: 0.362, SLG: 0.520 | | | | | | | | | | 1 | 0 | 0 | 0 | 0 | 1 | 0 | | | | |
| 56 Kole Calhoun, L OBP: 0.226, SLG: 0.271 | | | | | | | | | | 3 | 0 | 0 | 1 | 0 | 2 | 3 | | | | |
| Inning Stats | R: 0 H: 1 E: 0 K: 1 S: 9 | H: 1 LOB: 2 BB: 2 P: 21 | R: 0 H: 1 E: 1 K: 3 S: 16 | H: 1 LOB: 2 BB: 0 P: 21 | R: 0 H: 1 E: 0 K: 0 S: 7 | H: 1 LOB: 1 BB: 0 P: 11 | R: 1 H: 2 E: 0 K: 1 S: 11 | H: 2 LOB: 1 BB: 0 P: 20 | R: 0 H: 0 E: 0 K: 0 S: 8 | H: 0 LOB: 0 BB: 1 P: 14 | R: 0 H: 0 E: 0 K: 0 S: 9 | H: 0 LOB: 1 BB: 1 P: 19 | R: 0 H: 1 E: 0 K: 2 S: 12 | H: 1 LOB: 2 BB: 1 P: 20 | R: 0 H: 0 E: 0 K: 3 S: 10 | H: 0 LOB: 0 BB: 0 P: 15 | 1B: 5 2B: 1 3B: 0 HR: 0 | SF: 1 SAC: 0 DP: 1 HBP: 0 | WP: 0 PB: 0 SB: 0 CS: 0 | PA: 37 |
| PITCHER | IP WLS BF H R ER SO BB IBB HBP BLK WP HR S P ERA WHIP | | | | | | | | | | | | | | | | | | | |
| 32 Marco Gonzales, L ERA: 3.64 | 6.0 W 25 5 1 1 7 2 0 0 0 0 0 0 62 102 1.50 1.167 | | | | | | | | | | | | | | | | | | | |
| 47 James Pazos, L ERA: 1.78 | 1.0 H 4 0 0 0 0 1 0 0 0 0 0 0 9 19 0.00 1.000 | | | | | | | | | | | | | | | | | | | |
| 48 Alex Colomé, R ERA: 4.46 | 1.0 H 5 1 0 0 2 1 0 0 0 0 0 0 12 20 0.00 2.000 | | | | | | | | | | | | | | | | | | | |
| 39 Edwin Diaz, R ERA: 2.35 | 1.0 S 3 0 0 0 3 0 0 0 0 0 0 0 10 15 0.00 0.000 | | | | | | | | | | | | | | | | | | | |

Los Angeles Angels @ Seattle Mariners
Safeco Field, Seattle, WA
Thu Jul 05 2018, 7:11 PM - 10:32 PM PDT
Att: 32,128 - Clear - 75 F

AB 32
R 1
H 6
RBI 1
BB 4
SO 12
LOB 19

| Batter | 1 | 2 | 3 | 4 | 5 | 6 | 7 | 8 | 9 | AB | R | H | RBI | BB | SO | LOB | BOTTOM | | | |
|---|---|----------------------------------|--------------------------------------|----------------------------------|--------------------------------------|---------------------------------|---------------------------------------|----------------------------------|---------------------------------------|----------------------------------|---------------------------------------|----------------------------------|---------------------------------------|----------------------------------|---------------------------------------|----------------------------------|----------------------------------|------------------------------------|----------------------------------|--------|
| 9 Dee Strange-Gordon, L OBP: 0.303, SLG: 0.350 | | | | | | | | | | 4 | 1 | 2 | 1 | 0 | 0 | 1 | | | | |
| 2 Jean Segura, R OBP: 0.381, SLG: 0.469 | | | | | | | | | | 4 | 0 | 2 | 1 | 0 | 0 | 1 | | | | |
| 4 Denard Span, L OBP: 0.350, SLG: 0.409 | | | | | | | | | | 4 | 0 | 1 | 0 | 0 | 0 | 1 | | | | |
| 23 Nelson Cruz, R OBP: 0.365, SLG: 0.567 | | | | | | | | | | 1 | 0 | 1 | 0 | 3 | 0 | 0 | | | | |
| 15 Kyle Seager, L OBP: 0.286, SLG: 0.442 | | | | | | | | | | 4 | 0 | 0 | 0 | 0 | 1 | 7 | | | | |
| 27 Ryon Healy, R OBP: 0.278, SLG: 0.467 | | | | | | | | | | 4 | 0 | 0 | 0 | 0 | 2 | 3 | | | | |
| 16 Ben Gamel, L OBP: 0.366, SLG: 0.398 | | | | | | | | | | 3 | 1 | 0 | 0 | 1 | 1 | 1 | | | | |
| 26 Chris Herrmann, L OBP: 0.375, SLG: 0.368 | | | | | | | | | | 3 | 1 | 1 | 1 | 1 | 0 | 1 | | | | |
| 5 Guillermo Heredia, R OBP: 0.330, SLG: 0.328 | | | | | | | | | | 4 | 1 | 2 | 1 | 0 | 1 | 1 | | | | |
| Inning Stats | R: 0 H: 0 E: 0 K: 0 S: 7 | H: 0 LOB: 0 BB: 0 P: 11 | R: 0 H: 0 E: 0 K: 0 S: 9 | H: 0 LOB: 1 BB: 1 P: 18 | R: 1 H: 2 E: 0 K: 0 S: 7 | H: 2 LOB: 0 BB: 0 P: 9 | R: 0 H: 1 E: 0 K: 0 S: 11 | H: 1 LOB: 0 BB: 0 P: 15 | R: 1 H: 1 E: 0 K: 1 S: 10 | H: 1 LOB: 1 BB: 1 P: 20 | R: 0 H: 1 E: 0 K: 1 S: 12 | H: 1 LOB: 2 BB: 1 P: 21 | R: 2 H: 4 E: 0 K: 1 S: 21 | H: 4 LOB: 3 BB: 1 P: 37 | R: 0 H: 0 E: 0 K: 2 S: 13 | H: 0 LOB: 1 BB: 1 P: 22 | 1B: 5 2B: 2 3B: 1 HR: 1 | SF: 0 SAC: 0 DP: 2 HBP: 0 | WP: 0 PB: 0 SB: 0 CS: 0 | PA: 36 |
| PITCHER | IP WLS BF H R ER SO BB IBB HBP BLK WP HR S P ERA WHIP | | | | | | | | | | | | | | | | | | | |
| 51 Jaime Barria, R ERA: 3.39 | 5.1 L 22 2 2 2 2 3 0 0 0 0 0 0 3 3 0.00 0.000 | | | | | | | | | | | | | | | | | | | |
| 48 Jose Alvarez, L ERA: 2.92 | 0.1 1 0 0 0 0 0 0 0 0 0 0 0 3 3 0.00 0.000 | | | | | | | | | | | | | | | | | | | |
| 49 Miguel Almonte, R ERA: 18.0 | 1.0 5 2 2 2 1 0 0 0 0 0 0 1 14 22 18.00 2.000 | | | | | | | | | | | | | | | | | | | |
| 32 Cam Bedrosian, R ERA: 3.29 | 0.1 4 2 0 0 1 1 0 0 0 0 0 0 10 19 0.00 9.000 | | | | | | | | | | | | | | | | | | | |
| 67 Taylor Cole, R ERA: | 1.0 4 0 0 0 2 1 0 0 0 0 0 0 13 22 0.00 1.000 | | | | | | | | | | | | | | | | | | | |

Los Angeles Angels @ Seattle Mariners
Safeco Field, Seattle, WA
Thu Jul 05 2018, 7:11 PM - 10:32 PM PDT
Att: 32,128 - Clear - 75 F

AB 31
R 4
H 9
RBI 4
BB 5
SO 5
LOB 16

| Batter | 1 | 2 | 3 | 4 | 5 | 6 | 7 | 8 | 9 | AB | R | H | RBI | BB | SO | LOB | TOP | | | | | | | | | | |
|---|---------------------------------------|----------------------------------|---------------------------------------|----------------------------------|--------------------------------------|----------------------------------|---------------------------------------|----------------------------------|---------------------------------------|----------------------------------|---------------------------------------|----------------------------------|---------------------------------------|----------------------------------|--------------------------------------|----------------------------------|---|------------------------------------|----------------------------------|------------------------------------|----------------------------------|--------|--|--|--|--|--|
| 31 Joc Pederson, L (1, 7) OBP: 0.338, SLG: 0.540 | E3 13 PB | | G1-3 | | K2-3 | | K | | | 4 | 0 | 0 | 0 | 0 | 2 | 1 | Los Angeles Dodgers @ Los Angeles Angels Angel Stadium, Anaheim, CA Fri Jul 06 2018, 7:08 PM - 10:19 PM PDT Att: 44,323 - Clear - 108 F livebaseballscorecards.com | | | | | | | | | | |
| 13 Max Muncy, L (1, 3) OBP: 0.413, SLG: 0.627 | L9 | | | K | | K | | G3-1 | | 4 | 0 | 0 | 0 | 0 | 2 | 1 | | | | | | | | | | | |
| 10 Justin Turner, R (1, 5) OBP: 0.361, SLG: 0.415 | K | | | K | | K | | G1-3 | | 3 | 1 | 0 | 0 | 1 | 2 | 1 | | | | | | | | | | | |
| 35 Cody Bellinger, L (1, 8) OBP: 0.328, SLG: 0.487 | K | | | K | | 27 BB 1B | | K | | 3 | 1 | 1 | 0 | 1 | 2 | 1 | | | | | | | | | | | |
| 27 Matt Kemp, R (1, 10) OBP: 0.356, SLG: 0.556 | | P4 | | 2H 1B | | 9 BB 1B | | G6-3 | | 4 | 0 | 2 | 2 | 0 | 0 | 0 | | | | | | | | | | | |
| 9 Yasmani Grandal, S (1, 2) OBP: 0.342, SLG: 0.455 | G1-3 | | | P3 | | 1B | | K | | 3 | 0 | 0 | 0 | 1 | 1 | 1 | | | | | | | | | | | |
| 3 Chris Taylor, R (1, 6) OBP: 0.343, SLG: 0.469 | K | | | | | BB | | G6-3 | | 4 | 0 | 0 | 0 | 0 | 3 | 2 | | | | | | | | | | | |
| 66 Yasiel Puig, R (1, 9) OBP: 0.321, SLG: 0.437 | | | G4-3 | | G5-3 | | F7 | | | 3 | 0 | 0 | 0 | 0 | 0 | 0 | | | | | | | | | | | |
| 26 Chase Utley, L (1, 4) OBP: 0.296, SLG: 0.315 | | | G6-3 | | | | G6-3 | | | 3 | 0 | 1 | 0 | 0 | 0 | 0 | | | | | | | | | | | |
| 11 Logan Forsythe, R (7, 4) OBP: 0.259, SLG: 0.304 | | | | | | 1B | | | | 0 | 0 | 0 | 0 | 0 | 0 | 0 | | | | | | | | | | | |
| Inning Stats | R: 0 H: 0 E: 1 K: 2 S: 13 | H: 0 LOB: 1 BB: 0 P: 19 | R: 0 H: 0 E: 0 K: 1 S: 7 | H: 0 LOB: 0 BB: 0 P: 9 | R: 0 H: 0 E: 0 K: 0 S: 7 | H: 0 LOB: 0 BB: 0 P: 9 | R: 1 H: 2 E: 0 K: 2 S: 10 | H: 1 LOB: 1 BB: 0 P: 13 | R: 1 H: 1 E: 0 K: 2 S: 11 | H: 1 LOB: 2 BB: 3 P: 28 | R: 0 H: 0 E: 0 K: 1 S: 8 | H: 0 LOB: 0 BB: 0 P: 10 | R: 0 H: 0 E: 0 K: 1 S: 8 | H: 0 LOB: 0 BB: 0 P: 13 | R: 0 H: 0 E: 0 K: 1 S: 7 | H: 0 LOB: 0 BB: 0 P: 8 | 1B: 3 2B: 1 3B: 0 HR: 0 | SF: 0 SAC: 0 DP: 0 HBP: 0 | WP: 0 PB: 1 SB: 0 CS: 0 | PA: 34 | | | | | | | |
| PITCHER | IP | WLS | BF | H | R | ER | SO | BB | IBB | HBP | BLK | WP | HR | S | P | ERA | WHIP | | | | | | | | | | |
| 64 Félix Peña, R (1, 1) ERA: 3.63 | 5.1 | | 21 | 3 | 2 | 2 | 8 | 1 | 0 | 0 | 0 | 0 | 0 | 52 | 76 | 3.38 | 0.750 | | | | | | | | | | |
| 25 Noé Ramirez, R (6, 1) ERA: 4.44 | 0.1 | | 3 | 1 | 0 | 0 | 0 | 2 | 0 | 0 | 0 | 0 | 0 | 3 | 13 | 0.00 | 9.000 | | | | | | | | | | |
| 57 Hansel Robles, R (6, 1) ERA: 4.78 | 1.1 | | 4 | 0 | 0 | 0 | 2 | 0 | 0 | 0 | 0 | 0 | 0 | 11 | 13 | 0.00 | 0.000 | | | | | | | | | | |
| 38 Justin Anderson, R (8, 1) ERA: 3.73 | 1.0 | | 3 | 0 | 0 | 0 | 1 | 0 | 0 | 0 | 0 | 0 | 0 | 8 | 13 | 0.00 | 0.000 | | | | | | | | | | |
| 53 Blake Parker, R (9, 1) ERA: 2.99 | 1.0 | W | 3 | 0 | 0 | 0 | 1 | 0 | 0 | 0 | 0 | 0 | 0 | 7 | 8 | 0.00 | 0.000 | | | | | | | | | | |
| Batter | 1 | 2 | 3 | 4 | 5 | 6 | 7 | 8 | 9 | AB | R | H | RBI | BB | SO | LOB | BOTTOM | | | | | | | | | | |
| 56 Kole Calhoun, L (1, 9) OBP: 0.223, SLG: 0.266 | G4-3 | | | K | | K | | L5 | | 4 | 0 | 0 | 0 | 0 | 2 | 2 | Los Angeles Dodgers @ Los Angeles Angels Angel Stadium, Anaheim, CA Fri Jul 06 2018, 7:08 PM - 10:19 PM PDT Att: 44,323 - Clear - 108 F livebaseballscorecards.com | | | | | | | | | | |
| 2 Andrelton Simmons, R (1, 6) OBP: 0.375, SLG: 0.449 | F9 | | | 2B | | F7 | | BB | | 3 | 0 | 1 | 0 | 1 | 0 | 2 | | | | | | | | | | | |
| 27 Mike Trout, R (1, 8) OBP: 0.452, SLG: 0.619 | G5-3 | | | K | | 8 BLK IBB | | P4 | | 3 | 0 | 0 | 0 | 1 | 1 | 2 | | | | | | | | | | | |
| 8 Justin Upton, R (1, 7) OBP: 0.340, SLG: 0.439 | K | | | K2-3 | | BB | | G4-3 | | 3 | 0 | 0 | 0 | 1 | 2 | 1 | | | | | | | | | | | |
| 5 Albert Pujols, R (1, 3) OBP: 0.284, SLG: 0.398 | G5-3 | | | K | | K | | K | | 4 | 0 | 0 | 0 | 0 | 3 | 3 | | | | | | | | | | | |
| 17 Shohei Ohtani, L (1, 10) OBP: 0.359, SLG: 0.508 | K | | | P6 | | K | | 6 BB 6 S | | 3 | 1 | 0 | 0 | 1 | 2 | 0 | | | | | | | | | | | |
| 18 Luis Valbuena, L (1, 5) OBP: 0.259, SLG: 0.357 | | | F8 | | K | | K2-3 | | | 2 | 0 | 0 | 0 | 0 | 1 | 0 | | | | | | | | | | | |
| 6 David Fletcher, R (7, PH) OBP: 0.345, SLG: 0.373 | | | | | | | | 3 BB 1B | | 2 | 1 | 1 | 1 | 0 | 1 | 0 | | | | | | | | | | | |
| 3 Ian Kinsler, R (1, 4) OBP: 0.276, SLG: 0.380 | | | G5-3 | | | G4-3 | | E9 | | 4 | 1 | 2 | 0 | 0 | 0 | 0 | | | | | | | | | | | |
| 10 José Briceño, R (1, 2) OBP: 0.324, SLG: 0.515 | | | K | | | 8 BLK 2 F7 1B | | K | | 3 | 0 | 1 | 0 | 0 | 2 | 0 | | | | | | | | | | | |
| Inning Stats | R: 0 H: 0 E: 0 K: 0 S: 5 | H: 0 LOB: 0 BB: 0 P: 8 | R: 0 H: 0 E: 0 K: 2 S: 11 | H: 0 LOB: 0 BB: 0 P: 14 | R: 0 H: 0 E: 0 K: 1 S: 8 | H: 0 LOB: 0 BB: 0 P: 13 | R: 0 H: 1 E: 0 K: 3 S: 12 | H: 1 LOB: 1 BB: 0 P: 16 | R: 0 H: 0 E: 0 K: 2 S: 10 | H: 0 LOB: 0 BB: 0 P: 13 | R: 1 H: 2 E: 0 K: 2 S: 16 | H: 2 LOB: 3 BB: 2 P: 26 | R: 0 H: 0 E: 0 K: 2 S: 12 | H: 0 LOB: 0 BB: 0 P: 18 | R: 0 H: 0 E: 0 K: 1 S: 9 | H: 0 LOB: 1 BB: 1 P: 16 | R: 2 H: 2 E: 1 K: 1 S: 11 | H: 2 LOB: 1 BB: 1 P: 20 | 1B: 4 2B: 1 3B: 0 HR: 0 | SF: 0 SAC: 0 DP: 0 HBP: 0 | WP: 0 PB: 0 SB: 1 CS: 0 | PA: 35 | | | | | |
| PITCHER | IP | WLS | BF | H | R | ER | SO | BB | IBB | HBP | BLK | WP | HR | S | P | ERA | WHIP | | | | | | | | | | |
| 18 Kenta Maeda, R (1, 1) ERA: 3.24 | 5.2 | | 22 | 3 | 1 | 1 | 9 | 1 | 1 | 0 | 1 | 0 | 1 | 59 | 86 | 1.59 | 0.706 | | | | | | | | | | |
| 75 Scott Alexander, L (6, 1) ERA: 3.53 | 1.1 | H | 4 | 0 | 0 | 0 | 3 | 0 | 0 | 0 | 0 | 0 | 0 | 15 | 22 | 0.00 | 0.000 | | | | | | | | | | |
| 41 Daniel Hudson, R (8, 1) ERA: 3.41 | 1.0 | H | 4 | 0 | 0 | 0 | 1 | 1 | 0 | 0 | 0 | 0 | 0 | 9 | 16 | 0.00 | 1.000 | | | | | | | | | | |
| 74 Kenley Jansen, R (9, 1) ERA: 2.4 | 0.2 | L | 5 | 2 | 2 | 1 | 1 | 1 | 0 | 0 | 0 | 0 | 0 | 11 | 20 | 13.50 | 4.500 | | | | | | | | | | |

| Batter | 1 | 2 | 3 | 4 | 5 | 6 | 7 | 8 | 9 | AB | R | H | RBI | BB | SO | LOB | TOP | | | | | | | | | | |
|---|-------------------------------|----------------------------------|-------------------------------|----------------------------------|------------------------------|----------------------------------|------------------------------|----------------------------------|-------------------------------|----------------------------------|------------------------------|---------------------------------|-------------------------------|----------------------------------|-------------------------------|----------------------------------|---|------------------------------------|----------------------------------|--------|--|--|--|--|--|--|--|
| 3 Chris Taylor, R OBP: 0.338, SLG: 0.461 | | | | | | | | | | 4 | 0 | 1 | 0 | 0 | 2 | 0 | Los Angeles Dodgers @ Los Angeles Angels Angel Stadium, Anaheim, CA Sun Jul 08 2018, 5:09 PM - 7:48 PM PDT Att: 42,213 - Clear - 87 F | | | | | | | | | | |
| 14 Enrique Hernández, R OBP: 0.313, SLG: 0.475 | | | | | | | | | | 4 | 0 | 0 | 0 | 0 | 1 | 1 | | | | | | | | | | | |
| 10 Justin Turner, R OBP: 0.356, SLG: 0.407 | | | | | | | | | | 4 | 0 | 1 | 0 | 0 | 0 | 1 | | | | | | | | | | | |
| 13 Max Muncy, L OBP: 0.407, SLG: 0.610 | | | | | | | | | | 4 | 0 | 1 | 0 | 0 | 2 | 0 | | | | | | | | | | | |
| 27 Matt Kemp, R OBP: 0.360, SLG: 0.549 | | | | | | | | | | 2 | 1 | 1 | 0 | 2 | 1 | 0 | | | | | | | | | | | |
| 35 Cody Bellinger, L OBP: 0.320, SLG: 0.475 | | | | | | | | | | 4 | 0 | 0 | 0 | 0 | 1 | 5 | | | | | | | | | | | |
| 11 Logan Forsythe, R OBP: 0.260, SLG: 0.301 | | | | | | | | | | 2 | 1 | 0 | 0 | 1 | 1 | 0 | | | | | | | | | | | |
| 66 Yasiel Puig, R OBP: 0.325, SLG: 0.462 | | | | | | | | | | 1 | 1 | 1 | 3 | 0 | 0 | 0 | | | | | | | | | | | |
| 31 Joc Pederson, L OBP: 0.332, SLG: 0.530 | | | | | | | | | | 2 | 0 | 0 | 0 | 0 | 1 | 0 | | | | | | | | | | | |
| 15 Austin Barnes, R OBP: 0.331, SLG: 0.263 | | | | | | | | | | 3 | 0 | 0 | 0 | 0 | 2 | 0 | | | | | | | | | | | |
| Inning Stats | R: 0 E: 0 K: 1 S: 10 | H: 0 LOB: 0 BB: 0 P: 13 | R: 3 E: 0 K: 1 S: 12 | H: 1 LOB: 0 BB: 2 P: 23 | R: 0 E: 0 K: 1 S: 7 | H: 0 LOB: 0 BB: 0 P: 11 | R: 0 E: 0 K: 2 S: 8 | H: 0 LOB: 0 BB: 0 P: 12 | R: 0 E: 0 K: 1 S: 17 | H: 2 LOB: 3 BB: 1 P: 25 | R: 0 E: 0 K: 1 S: 6 | H: 0 LOB: 0 BB: 0 P: 7 | R: 0 E: 0 K: 0 S: 10 | H: 1 LOB: 0 BB: 0 P: 16 | R: 0 E: 0 K: 1 S: 10 | H: 1 LOB: 0 BB: 0 P: 14 | 1B: 4 2B: 0 3B: 0 HR: 1 | SF: 0 SAC: 0 DP: 2 HBP: 0 | WP: 1 PB: 0 SB: 0 CS: 0 | PA: 33 | | | | | | | |
| PITCHER | IP | WLS | BF | H | R | ER | SO | BB | IBB | HBP | BLK | WP | HR | S | P | ERA | WHIP | | | | | | | | | | |
| 28 Andrew Heaney, L ERA: 3.84 | 7.0 | W | 27 | 3 | 3 | 3 | 10 | 3 | 0 | 0 | 0 | 1 | 1 | 69 | 103 | 3.86 | 0.857 | | | | | | | | | | |
| 57 Hansel Robles, R ERA: 4.51 | 1.0 | H | 3 | 1 | 0 | 0 | 0 | 0 | 0 | 0 | 0 | 0 | 0 | 10 | 16 | 0.00 | 1.000 | | | | | | | | | | |
| 38 Justin Anderson, R ERA: 3.62 | 1.0 | S | 3 | 1 | 0 | 0 | 1 | 0 | 0 | 0 | 0 | 0 | 0 | 10 | 14 | 0.00 | 1.000 | | | | | | | | | | |

| Batter | 1 | 2 | 3 | 4 | 5 | 6 | 7 | 8 | 9 | AB | R | H | RBI | BB | SO | LOB | BOTTOM | | | | | | | | | | |
|--|------------------------------|----------------------------------|------------------------------|----------------------------------|-------------------------------|----------------------------------|------------------------------|---------------------------------|------------------------------|----------------------------------|------------------------------|----------------------------------|-------------------------------|----------------------------------|------------------------------|---------------------------------|---|------------------------------------|----------------------------------|--------|--|--|--|--|--|--|--|
| 6 David Fletcher, R OBP: 0.328, SLG: 0.351 | | | | | | | | | | 4 | 1 | 1 | 0 | 0 | 0 | 1 | Los Angeles Dodgers @ Los Angeles Angels Angel Stadium, Anaheim, CA Sun Jul 08 2018, 5:09 PM - 7:48 PM PDT Att: 42,213 - Clear - 87 F | | | | | | | | | | |
| 2 Andrelton Simmons, R OBP: 0.309, SLG: 0.439 | | | | | | | | | | 4 | 0 | 0 | 0 | 0 | 2 | | | | | | | | | | | | |
| 27 Mike Trout, R OBP: 0.495, SLG: 0.627 | | | | | | | | | | 3 | 0 | 1 | 0 | 1 | 1 | 0 | | | | | | | | | | | |
| 8 Justin Upton, R OBP: 0.338, SLG: 0.434 | | | | | | | | | | 4 | 0 | 1 | 2 | 0 | 0 | 1 | | | | | | | | | | | |
| 5 Albert Pujols, R OBP: 0.285, SLG: 0.403 | | | | | | | | | | 2 | 1 | 1 | 1 | 1 | 1 | 2 | | | | | | | | | | | |
| 3 Ian Kinsler, R OBP: 0.274, SLG: 0.373 | | | | | | | | | | 3 | 0 | 0 | 0 | 0 | 1 | 1 | | | | | | | | | | | |
| 19 Jefry Marte, R OBP: 0.295, SLG: 0.416 | | | | | | | | | | 2 | 0 | 0 | 0 | 0 | 0 | 1 | | | | | | | | | | | |
| 17 Shohei Ohtani, L OBP: 0.354, SLG: 0.519 | | | | | | | | | | 1 | 1 | 1 | 1 | 0 | 0 | 0 | | | | | | | | | | | |
| 18 Luis Valbuena, L OBP: 0.256, SLG: 0.354 | | | | | | | | | | 0 | 0 | 0 | 0 | 0 | 0 | 0 | | | | | | | | | | | |
| 12 Martin Maldonado, R OBP: 0.305, SLG: 0.363 | | | | | | | | | | 2 | 0 | 0 | 0 | 1 | 1 | 1 | | | | | | | | | | | |
| 56 Kole Calhoun, L OBP: 0.220, SLG: 0.260 | | | | | | | | | | 2 | 0 | 0 | 0 | 1 | 1 | 1 | | | | | | | | | | | |
| Inning Stats | R: 0 E: 0 K: 1 S: 8 | H: 0 LOB: 0 BB: 0 P: 11 | R: 0 E: 0 K: 1 S: 6 | H: 0 LOB: 1 BB: 1 P: 14 | R: 2 E: 0 K: 2 S: 14 | H: 3 LOB: 2 BB: 1 P: 23 | R: 0 E: 0 K: 0 S: 4 | H: 0 LOB: 0 BB: 0 P: 6 | R: 0 E: 0 K: 0 S: 8 | H: 0 LOB: 0 BB: 0 P: 11 | R: 1 E: 0 K: 0 S: 7 | H: 2 LOB: 0 BB: 0 P: 11 | R: 1 E: 0 K: 1 S: 13 | H: 1 LOB: 1 BB: 1 P: 21 | R: 0 E: 0 K: 0 S: 7 | H: 0 LOB: 0 BB: 0 P: 9 | 1B: 4 2B: 0 3B: 0 HR: 2 | SF: 0 SAC: 0 DP: 2 HBP: 0 | WP: 0 PB: 0 SB: 0 CS: 0 | PA: 31 | | | | | | | |
| PITCHER | IP | WLS | BF | H | R | ER | SO | BB | IBB | HBP | BLK | WP | HR | S | P | ERA | WHIP | | | | | | | | | | |
| 57 Alex Wood, L ERA: 3.88 | 6.0 | L | 24 | 5 | 3 | 3 | 4 | 1 | 0 | 0 | 0 | 0 | 1 | 8 | 12 | 4.50 | 1.000 | | | | | | | | | | |
| 47 JT Chargois, R ERA: 4.91 | 0.1 | L | 2 | 1 | 1 | 1 | 1 | 0 | 0 | 0 | 0 | 0 | 0 | 1 | 8 | 27.00 | 3.000 | | | | | | | | | | |
| 58 Edward Paredes, L ERA: 5.87 | 0.0 | | 1 | 0 | 0 | 0 | 0 | 1 | 0 | 0 | 0 | 0 | 0 | 2 | 6 | ∞ | ∞ | | | | | | | | | | |
| 51 Dylan Floro, R ERA: 2.61 | 1.2 | | 4 | 0 | 0 | 0 | 0 | 0 | 0 | 0 | 0 | 0 | 0 | 10 | 12 | 0.00 | 0.000 | | | | | | | | | | |

AB 30
R 3
H 5
RBI 3
BB 3
SO 11
LOB 7



AB 28
R 4
H 6
RBI 4
BB 3
SO 5
LOB 9



| Batter | 1 | 2 | 3 | 4 | 5 | 6 | 7 | 8 | 9 | AB | R | H | RBI | BB | SO | LOB | TOP | | | |
|-------------------------------|---|---------------------------------|------------------------------|---------------------------------|------------------------------|----------------------------------|-------------------------------|----------------------------------|-------------------------------|----------------------------------|------------------------------|---------------------------------|-------------------------------|----------------------------------|------------------------------|--|--|----------------------------------|------------------------------------|----------------------------------|
| 9 Dee Strange-Gordon, L (1.4) | | | | | | | | | | 4 | 0 | 1 | 0 | 0 | 1 | 1 | Seattle Mariners @ Los Angeles Angels Angel Stadium, Anaheim, CA Wed Jul 11 2018, 7:09 PM - 9:48 PM PDT Att: 35,591 - Partly Cloudy - 79 F | | | |
| 2 Jean Segura, R (1.6) | | | | | | | | | | 3 | 1 | 1 | 0 | 0 | 2 | | | | | |
| 17 Mitch Haniger, R (1.9) | | | | | | | | | | 3 | 1 | 1 | 0 | 0 | 2 | | | | | |
| 23 Nelson Cruz, R (1.10) | | | | | | | | | | 3 | 0 | 1 | 2 | 0 | 2 | | | | | |
| 15 Kyle Seager, L (1.5) | | | | | | | | | | 4 | 0 | 0 | 0 | 0 | 5 | | | | | |
| 27 Ryon Healy, R (1.3) | | | | | | | | | | 4 | 0 | 0 | 0 | 0 | 1 | | | | | |
| 16 Ben Gamel, L (1.7) | | | | | | | | | | | 4 | 0 | 0 | 0 | 1 | AB 31 R 3 H 6 RBI 3 BB 1 SO 7 LOB 13 | | | | |
| 5 Guillermo Heredia, R (1.8) | | | | | | | | | | | 4 | 0 | 0 | 0 | 2 | 0 | | | | |
| 36 David Freitas, R (1.2) | | | | | | | | | | | 2 | 1 | 2 | 1 | 1 | 0 | | | | |
| Inning Stats | R: 0 E: 0 K: 1 S: 6 | H: 0 LOB: 0 BB: 0 P: 9 | R: 0 E: 0 K: 0 S: 5 | H: 0 LOB: 0 BB: 0 P: 8 | R: 1 E: 0 K: 1 S: 9 | H: 1 LOB: 0 BB: 0 P: 13 | R: 2 E: 0 K: 0 S: 11 | H: 2 LOB: 0 BB: 0 P: 21 | R: 0 E: 0 K: 0 S: 12 | H: 1 LOB: 1 BB: 0 P: 20 | R: 0 E: 0 K: 0 S: 5 | H: 0 LOB: 0 BB: 0 P: 9 | R: 0 E: 0 K: 1 S: 11 | H: 1 LOB: 3 BB: 1 P: 25 | R: 0 E: 0 K: 1 S: 6 | H: 0 LOB: 0 BB: 0 P: 9 | | 1B: 4 2B: 1 3B: 0 HR: 1 | SF: 0 SAC: 0 DP: 2 HBP: 3 | WP: 1 PB: 0 SB: 0 CS: 0 |
| PITCHER | IP WLS BF H R ER SO BB IBB HBP BLK WP HR S P ERA WHIP | | | | | | | | | | | | | | | | | | | |
| 51 Jaime Barria, R (1.1) | 5.0 L 21 5 3 3 5 0 0 2 0 0 1 1 49 78 5.40 1.000 | | | | | | | | | | | | | | | | | | | |
| 32 Cam Bedrosian, R (6.1) | 1.0 2 0 0 0 0 0 0 0 0 0 0 0 5 8 0.00 0.000 | | | | | | | | | | | | | | | | | | | |
| 57 Hansel Robles, R (7.1) | 1.0 3 0 0 0 0 0 0 0 0 0 0 0 5 9 0.00 0.000 | | | | | | | | | | | | | | | | | | | |
| 68 Deck McGuire, R (8.1) | 1.0 6 1 0 0 1 1 0 1 0 0 0 0 11 25 0.00 2.000 | | | | | | | | | | | | | | | | | | | |
| 36 Oliver Drake, R (9.1) | 1.0 3 0 0 0 1 0 0 0 0 0 0 0 6 9 0.00 0.000 | | | | | | | | | | | | | | | | | | | |

| Batter | 1 | 2 | 3 | 4 | 5 | 6 | 7 | 8 | 9 | AB | R | H | RBI | BB | SO | LOB | BOTTOM | | | | | |
|-----------------------------------|---|----------------------------------|------------------------------|----------------------------------|------------------------------|---------------------------------|-------------------------------|----------------------------------|-------------------------------|----------------------------------|------------------------------|---------------------------------|------------------------------|---------------------------------|------------------------------|----------------------------------|--|----------------------------------|----------------------------------|------------------------------------|----------------------------------|--------|
| 6 David Fletcher, R (1.5) | | | | | | | | | | | 3 | 0 | 0 | 0 | 0 | 0 | Seattle Mariners @ Los Angeles Angels Angel Stadium, Anaheim, CA Wed Jul 11 2018, 7:09 PM - 9:48 PM PDT Att: 35,591 - Partly Cloudy - 79 F | | | | | |
| 17 Shohei Ohtani, L (9. PH) | | | | | | | | | | | 4 | 0 | 1 | 0 | 0 | 0 | | | | | | |
| 2 Andrelton Simmons, R (1.6) | | | | | | | | | | | 4 | 0 | 1 | 0 | 0 | 0 | | | | | | |
| 27 Mike Trout, R (1.8) | | | | | | | | | | | 4 | 0 | 1 | 0 | 0 | 1 | | | | | | |
| 8 Justin Upton, R (1.7) | | | | | | | | | | | 3 | 0 | 0 | 0 | 1 | 2 | | | | | | |
| 5 Albert Pujols, R (1.10) | | | | | | | | | | | 3 | 0 | 0 | 0 | 0 | 2 | | | | | | |
| 3 Ian Kinsler, R (1.4) | | | | | | | | | | | 2 | 0 | 0 | 0 | 0 | 0 | | | | | | |
| 19 Jefry Marte, R (1.3) | | | | | | | | | | 2 | 0 | 0 | 0 | 0 | 0 | 0 | | | | | | |
| 18 Luis Valbuena, L (6. PH) (9.3) | | | | | | | | | | 1 | 0 | 0 | 0 | 0 | 0 | 1 | | | | | | |
| 12 Martin Maldonado, R (1.2) | | | | | | | | | | 3 | 0 | 0 | 0 | 0 | 2 | 1 | | | | | | |
| 56 Kole Calhoun, L (1.9) | | | | | | | | | | 3 | 0 | 0 | 0 | 0 | 1 | 1 | | | | | | |
| Inning Stats | R: 0 E: 0 K: 1 S: 8 | H: 0 LOB: 0 BB: 0 P: 10 | R: 0 E: 0 K: 0 S: 9 | H: 0 LOB: 0 BB: 0 P: 12 | R: 0 E: 0 K: 1 S: 7 | H: 0 LOB: 0 BB: 0 P: 9 | R: 0 E: 0 K: 1 S: 10 | H: 2 LOB: 0 BB: 0 P: 15 | R: 0 E: 0 K: 1 S: 11 | H: 0 LOB: 0 BB: 0 P: 18 | R: 0 E: 0 K: 0 S: 7 | H: 0 LOB: 0 BB: 0 P: 9 | R: 0 E: 0 K: 0 S: 5 | H: 0 LOB: 0 BB: 0 P: 9 | R: 0 E: 0 K: 1 S: 9 | H: 0 LOB: 1 BB: 0 P: 15 | R: 0 E: 0 K: 1 S: 7 | H: 0 LOB: 0 BB: 0 P: 10 | 1B: 2 2B: 0 3B: 0 HR: 0 | SF: 0 SAC: 0 DP: 0 HBP: 1 | WP: 1 PB: 0 SB: 0 CS: 0 | PA: 30 |
| PITCHER | IP WLS BF H R ER SO BB IBB HBP BLK WP HR S P ERA WHIP | | | | | | | | | | | | | | | | | | | | | |
| 32 Marco Gonzales, L (1.1) | 7.0 W 23 2 0 0 4 0 0 0 0 0 0 0 57 82 0.00 0.286 | | | | | | | | | | | | | | | | | | | | | |
| 48 Alex Colomé, R (8.1) | 1.0 H 4 0 0 0 1 0 0 1 0 1 0 9 15 0.00 0.000 | | | | | | | | | | | | | | | | | | | | | |
| 39 Edwin Díaz, R (9.1) | 1.0 S 3 0 0 0 1 0 0 0 0 0 0 0 7 10 0.00 0.000 | | | | | | | | | | | | | | | | | | | | | |

livebaseballscorecards.com

livebaseballscorecards.com



| Batter | 1 | 2 | 3 | 4 | 5 | 6 | 7 | 8 | 9 | AB | R | H | RBI | BB | SO | LOB | TOP | | | | | | | |
|---|---|---|---|---|---|---|---|---|---|---|---|---|---|---|---|---|---|---|---|---|---|---|---|---|
| 56 Kole Calhoun, L (1,9) OBP: 0.233, SLG: 0.305 | | | | | | | | | | 4 | 2 | 2 | 2 | 0 | 0 | 0 | | | | | | | | |
| 2 Andrelton Simmons, R (1,6) OBP: 0.373, SLG: 0.439 | | | | | | | | | | 4 | 0 | 2 | 0 | 0 | 0 | 0 | | | | | | | | |
| 27 Mike Trout, R (1,8) OBP: 0.495, SLG: 0.614 | | | | | | | | | | 4 | 0 | 1 | 0 | 0 | 2 | 1 | | | | | | | | |
| 8 Justin Upton, R (1,7) OBP: 0.339, SLG: 0.435 | | | | | | | | | | 2 | 0 | 0 | 0 | 2 | 1 | 2 | | | | | | | | |
| 18 Luis Valbuena, L (1,5) OBP: 0.248, SLG: 0.345 | | | | | | | | | | 4 | 0 | 0 | 0 | 0 | 3 | 5 | | | | | | | | |
| 3 Ian Kinsler, R (1,4) OBP: 0.278, SLG: 0.370 | | | | | | | | | | 4 | 0 | 1 | 0 | 0 | 1 | 2 | | | | | | | | |
| 20 José Miguel Fernández, L (7,3) OBP: 0.259, SLG: 0.309 | | | | | | | | | | 3 | 0 | 0 | 0 | 0 | 0 | 1 | | | | | | | | |
| 32 Cam Bedrosian, R (7,1) OBP: 0.364, SLG: 0.526 | | | | | | | | | | 0 | 0 | 0 | 0 | 0 | 0 | 0 | | | | | | | | |
| 17 Shohei Ohtani, L (9,PH) OBP: 0.364, SLG: 0.526 | | | | | | | | | | 4 | 0 | 1 | 0 | 0 | 2 | 1 | | | | | | | | |
| 10 José Briceño, R (1,2) OBP: 0.316, SLG: 0.486 | | | | | | | | | | 0 | 0 | 0 | 0 | 0 | 0 | 0 | | | | | | | | |
| 54 Jabari Blash, R (9,PR) OBP: 0.238, SLG: 0.111 | | | | | | | | | | 0 | 0 | 0 | 0 | 0 | 0 | 0 | | | | | | | | |
| 64 Félix Peña, R (1,1) OBP: 0.306, SLG: 0.368 | | | | | | | | | | 2 | 0 | 0 | 0 | 0 | 0 | 1 | | | | | | | | |
| 48 Jose Alvarez, L (5,1) OBP: 0.306, SLG: 0.368 | | | | | | | | | | 0 | 0 | 0 | 0 | 0 | 0 | 0 | | | | | | | | |
| 57 Hansel Robles, R (6,1) OBP: 0.306, SLG: 0.368 | | | | | | | | | | 0 | 0 | 0 | 0 | 0 | 0 | 0 | | | | | | | | |
| 6 David Fletcher, R (7,PH) OBP: 0.306, SLG: 0.368 | | | | | | | | | | 2 | 0 | 0 | 0 | 0 | 0 | 2 | | | | | | | | |
| Inning Stats | R: 0 H: 2 E: 0 K: 2 S: 12 | H: 2 LOB: 0 BB: 0 P: 16 | R: 0 H: 1 E: 0 K: 1 S: 12 | H: 1 LOB: 1 BB: 0 P: 16 | R: 1 H: 2 E: 0 K: 1 S: 15 | H: 2 LOB: 2 BB: 1 P: 24 | R: 0 H: 0 E: 0 K: 0 S: 4 | H: 0 LOB: 0 BB: 0 P: 8 | R: 1 H: 1 E: 0 K: 1 S: 9 | H: 1 LOB: 0 BB: 0 P: 15 | R: 0 H: 0 E: 0 K: 2 S: 7 | H: 0 LOB: 0 BB: 0 P: 9 | R: 0 H: 0 E: 0 K: 1 S: 10 | H: 0 LOB: 0 BB: 0 P: 12 | R: 0 H: 0 E: 0 K: 1 S: 11 | H: 0 LOB: 1 BB: 0 P: 21 | R: 0 H: 2 E: 0 K: 0 S: 11 | H: 2 LOB: 2 BB: 0 P: 15 | 1B: 5 2B: 1 3B: 0 HR: 2 | SF: 0 SAC: 0 DP: 1 HBP: 0 | WP: 1 PB: 0 SB: 2 CS: 0 | PA: 36 | | |
| PITCHER | IP WLS BF H R ER SO BB IBB HBP BLK WP HR S P ERA WHIP | IP WLS BF H R ER SO BB IBB HBP BLK WP HR S P ERA WHIP | IP WLS BF H R ER SO BB IBB HBP BLK WP HR S P ERA WHIP | IP WLS BF H R ER SO BB IBB HBP BLK WP HR S P ERA WHIP | IP WLS BF H R ER SO BB IBB HBP BLK WP HR S P ERA WHIP | IP WLS BF H R ER SO BB IBB HBP BLK WP HR S P ERA WHIP | IP WLS BF H R ER SO BB IBB HBP BLK WP HR S P ERA WHIP | IP WLS BF H R ER SO BB IBB HBP BLK WP HR S P ERA WHIP | IP WLS BF H R ER SO BB IBB HBP BLK WP HR S P ERA WHIP | IP WLS BF H R ER SO BB IBB HBP BLK WP HR S P ERA WHIP | IP WLS BF H R ER SO BB IBB HBP BLK WP HR S P ERA WHIP | IP WLS BF H R ER SO BB IBB HBP BLK WP HR S P ERA WHIP | IP WLS BF H R ER SO BB IBB HBP BLK WP HR S P ERA WHIP | IP WLS BF H R ER SO BB IBB HBP BLK WP HR S P ERA WHIP | IP WLS BF H R ER SO BB IBB HBP BLK WP HR S P ERA WHIP | IP WLS BF H R ER SO BB IBB HBP BLK WP HR S P ERA WHIP | IP WLS BF H R ER SO BB IBB HBP BLK WP HR S P ERA WHIP | IP WLS BF H R ER SO BB IBB HBP BLK WP HR S P ERA WHIP | IP WLS BF H R ER SO BB IBB HBP BLK WP HR S P ERA WHIP | IP WLS BF H R ER SO BB IBB HBP BLK WP HR S P ERA WHIP | IP WLS BF H R ER SO BB IBB HBP BLK WP HR S P ERA WHIP | IP WLS BF H R ER SO BB IBB HBP BLK WP HR S P ERA WHIP | IP WLS BF H R ER SO BB IBB HBP BLK WP HR S P ERA WHIP | IP WLS BF H R ER SO BB IBB HBP BLK WP HR S P ERA WHIP |

Los Angeles Angels @ Los Angeles Dodgers
Dodger Stadium, Los Angeles, CA
Fri Jul 13 2018, 7:10 PM - 10:23 PM PDT
Att: 53,368 - Clear - 77 F

| | |
|-----|----|
| AB | 34 |
| R | 2 |
| H | 8 |
| RBI | 2 |
| BB | 2 |
| SO | 9 |
| LOB | 15 |



| Batter | 1 | 2 | 3 | 4 | 5 | 6 | 7 | 8 | 9 | AB | R | H | RBI | BB | SO | LOB | BOTTOM | | | | | | | |
|---|---|---|---|---|---|---|---|---|---|---|---|---|---|---|---|---|---|---|---|---|---|---|---|---|
| 31 Joc Pederson, L (1,7) OBP: 0.329, SLG: 0.522 | | | | | | | | | | 5 | 1 | 1 | 0 | 0 | 1 | 3 | | | | | | | | |
| 13 Max Muncy, L (1,5) OBP: 0.415, SLG: 0.618 | | | | | | | | | | 4 | 1 | 2 | 2 | 0 | 1 | 1 | | | | | | | | |
| 27 Matt Kemp, R (1,9) OBP: 0.359, SLG: 0.535 | | | | | | | | | | 3 | 0 | 1 | 0 | 1 | 0 | 1 | | | | | | | | |
| 62 Erik Goeddel, R (8,1) OBP: 0.276 | | | | | | | | | | 0 | 0 | 0 | 0 | 0 | 0 | 0 | | | | | | | | |
| 75 Scott Alexander, L (9,1) ERA: 2.76 | | | | | | | | | | 2 | 0 | 1 | 0 | 2 | 0 | 2 | | | | | | | | |
| 35 Cody Bellinger, L (1,3) OBP: 0.327, SLG: 0.485 | | | | | | | | | | 3 | 0 | 1 | 0 | 1 | 2 | 3 | | | | | | | | |
| 9 Yasmani Grandal, S (1,2) OBP: 0.338, SLG: 0.442 | | | | | | | | | | 4 | 0 | 0 | 0 | 0 | 2 | 6 | | | | | | | | |
| 3 Chris Taylor, R (1,6) OBP: 0.332, SLG: 0.450 | | | | | | | | | | 4 | 0 | 0 | 0 | 0 | 2 | 6 | | | | | | | | |
| 60 Andrew Toles, L (1,8) OBP: 0.267, SLG: 0.286 | | | | | | | | | | 4 | 0 | 0 | 0 | 0 | 1 | 1 | | | | | | | | |
| 14 Enrique Hernández, R (1,4) OBP: 0.311, SLG: 0.464 | | | | | | | | | | 4 | 0 | 1 | 0 | 0 | 0 | 1 | | | | | | | | |
| 21 Walker Buehler, R (1,1) OBP: 0.143, SLG: 0.143 | | | | | | | | | | 1 | 0 | 0 | 0 | 0 | 1 | 1 | | | | | | | | |
| 26 Chase Utley, L (5,PH) OBP: 0.250, SLG: 0.250 | | | | | | | | | | 1 | 0 | 1 | 0 | 0 | 0 | 0 | | | | | | | | |
| 64 Caleb Ferguson, R (6,1) OBP: 0.250, SLG: 0.250 | | | | | | | | | | 0 | 0 | 0 | 0 | 0 | 0 | 0 | | | | | | | | |
| 11 Logan Forsythe, R (7,PH) OBP: 0.269, SLG: 0.300 | | | | | | | | | | 1 | 1 | 1 | 0 | 1 | 0 | 0 | | | | | | | | |
| Inning Stats | R: 1 H: 2 E: 0 K: 1 S: 15 | H: 2 LOB: 2 BB: 2 P: 31 | R: 0 H: 1 E: 0 K: 1 S: 8 | H: 1 LOB: 0 BB: 0 P: 12 | R: 0 H: 0 E: 0 K: 2 S: 12 | H: 0 LOB: 1 BB: 1 P: 19 | R: 0 H: 0 E: 0 K: 1 S: 9 | H: 0 LOB: 0 BB: 0 P: 12 | R: 0 H: 2 E: 0 K: 0 S: 12 | H: 2 LOB: 2 BB: 0 P: 16 | R: 0 H: 1 E: 0 K: 1 S: 14 | H: 1 LOB: 0 BB: 0 P: 19 | R: 2 H: 3 E: 1 K: 1 S: 15 | H: 3 LOB: 2 BB: 1 P: 26 | R: 0 H: 0 E: 0 K: 1 S: 9 | H: 0 LOB: 1 BB: 1 P: 16 | R: 0 H: 2 E: 0 K: 1 S: 9 | H: 2 LOB: 2 BB: 0 P: 15 | 1B: 5 2B: 3 3B: 0 HR: 1 | SF: 0 SAC: 0 DP: 1 HBP: 0 | WP: 0 PB: 0 SB: 0 CS: 0 | PA: 37 | | |
| PITCHER | IP WLS BF H R ER SO BB IBB HBP BLK WP HR S P ERA WHIP | IP WLS BF H R ER SO BB IBB HBP BLK WP HR S P ERA WHIP | IP WLS BF H R ER SO BB IBB HBP BLK WP HR S P ERA WHIP | IP WLS BF H R ER SO BB IBB HBP BLK WP HR S P ERA WHIP | IP WLS BF H R ER SO BB IBB HBP BLK WP HR S P ERA WHIP | IP WLS BF H R ER SO BB IBB HBP BLK WP HR S P ERA WHIP | IP WLS BF H R ER SO BB IBB HBP BLK WP HR S P ERA WHIP | IP WLS BF H R ER SO BB IBB HBP BLK WP HR S P ERA WHIP | IP WLS BF H R ER SO BB IBB HBP BLK WP HR S P ERA WHIP | IP WLS BF H R ER SO BB IBB HBP BLK WP HR S P ERA WHIP | IP WLS BF H R ER SO BB IBB HBP BLK WP HR S P ERA WHIP | IP WLS BF H R ER SO BB IBB HBP BLK WP HR S P ERA WHIP | IP WLS BF H R ER SO BB IBB HBP BLK WP HR S P ERA WHIP | IP WLS BF H R ER SO BB IBB HBP BLK WP HR S P ERA WHIP | IP WLS BF H R ER SO BB IBB HBP BLK WP HR S P ERA WHIP | IP WLS BF H R ER SO BB IBB HBP BLK WP HR S P ERA WHIP | IP WLS BF H R ER SO BB IBB HBP BLK WP HR S P ERA WHIP | IP WLS BF H R ER SO BB IBB HBP BLK WP HR S P ERA WHIP | IP WLS BF H R ER SO BB IBB HBP BLK WP HR S P ERA WHIP | IP WLS BF H R ER SO BB IBB HBP BLK WP HR S P ERA WHIP | IP WLS BF H R ER SO BB IBB HBP BLK WP HR S P ERA WHIP | IP WLS BF H R ER SO BB IBB HBP BLK WP HR S P ERA WHIP | IP WLS BF H R ER SO BB IBB HBP BLK WP HR S P ERA WHIP | IP WLS BF H R ER SO BB IBB HBP BLK WP HR S P ERA WHIP |

Los Angeles Angels @ Los Angeles Dodgers
Dodger Stadium, Los Angeles, CA
Fri Jul 13 2018, 7:10 PM - 10:23 PM PDT
Att: 53,368 - Clear - 77 F

| | |
|-----|----|
| AB | 32 |
| R | 3 |
| H | 9 |
| RBI | 2 |
| BB | 5 |
| SO | 8 |
| LOB | 19 |



| Batter | 1 | 2 | 3 | 4 | 5 | 6 | 7 | 8 | 9 | 10 | AB | R | H | RBI | BB | SO | LOB | TOP | | | | | | |
|---|--|--|--|--|--|--|--|--|--|--|--|--|--|--|--|--|--|--|-------------------------------|----------------------------------|----------------------------------|------------------------------------|----------------------------------|--------|
| 6 David Fletcher, R OBP: 0.286, SLG: 0.347 | G5-3 | SF7 | | F7 | | K | | F8 | | | 4 | 0 | 0 | 1 | 0 | 1 | 3 | Los Angeles Angels @ Los Angeles Dodgers Dodger Stadium, Los Angeles, CA Sat Jul 14 2018, 4:17 PM - 8:03 PM PDT Att. 53,797 - Sunny - 85 F | | | | | | |
| 2 Andrelton Simmons, R OBP: 0.373, SLG: 0.443 | 2B | 2B | | F7 | | | P6 | | G6-3 | | 5 | 1 | 2 | 0 | 0 | 0 | 0 | | | | | | | |
| 27 Mike Trout, R OBP: 0.454, SLG: 0.610 | 1B | BB | | | G4-3 | | L7 | | K | | 4 | 0 | 1 | 0 | 1 | 1 | 0 | | | | | | | |
| 8 Justin Upton, R OBP: 0.343, SLG: 0.445 | 1B | BB | | K | | | HR | | K | | 4 | 1 | 2 | 3 | 1 | 2 | 0 | | | | | | | |
| 3 Ian Kinsler, R OBP: 0.277, SLG: 0.366 | K | FC5-4 | | | 1B | | P3 | | L9 | | 5 | 0 | 1 | 0 | 0 | 1 | 5 | | | | | | | |
| 19 Jefry Marte, R OBP: 0.284, SLG: 0.389 | G6-3 | | | | L9 | | | K | | K | 4 | 0 | 0 | 0 | 0 | 1 | 3 | | | | | | | |
| 18 Luis Valbuena, L OBP: 0.247, SLG: 0.344 | | | | | | | | | | K | 1 | 0 | 0 | 0 | 0 | 1 | 0 | | | | | | | |
| 56 Kole Calhoun, L OBP: 0.240, SLG: 0.324 | | 2B | | | G5-3 | | L7 | | | HR | 4 | 2 | 2 | 1 | 1 | 0 | 0 | | | | | | | |
| 12 Martin Maldonado, R OBP: 0.298, SLG: 0.353 | | 2B | | | F8 | | | K | | F8 | 4 | 0 | 0 | 0 | 0 | 2 | 2 | | | | | | | |
| 28 Andrew Heaney, L OBP: 0.200, SLG: 0.290 | | 1B | | | | | | | | | 3 | 1 | 1 | 0 | 0 | 0 | 2 | | | | | | | |
| 38 Justin Anderson, L ERA: 3.92 | | | | | | | | | | | 0 | 0 | 0 | 0 | 0 | 0 | 0 | | | | | | | |
| 17 Shohei Ohtani, L OBP: 0.368, SLG: 0.525 | | BB | | | | | | | | | 0 | 0 | 0 | 0 | 1 | 0 | 0 | | | | | | | |
| 53 Blake Parker, R ERA: 3.05 | | 1B | | | | | | | | | 0 | 0 | 0 | 0 | 0 | 0 | 0 | | | | | | | |
| 57 Hansel Robles, R ERA: 4.06 | | | | | | | | | | | 0 | 0 | 0 | 0 | 0 | 0 | 0 | | | | | | | |
| 48 Jose Alvarez, L ERA: 2.69 | | | | | | | | | | | 0 | 0 | 0 | 0 | 0 | 0 | 0 | | | | | | | |
| Inning Stats | R: 1 E: 0 K: 1 S: 14 | H: 3 LOB: 2 BB: 0 P: 21 | R: 2 E: 0 K: 1 S: 18 | H: 3 LOB: 3 BB: 2 P: 29 | R: 0 E: 0 K: 1 S: 7 | H: 0 LOB: 0 BB: 0 P: 10 | R: 0 E: 0 K: 2 S: 12 | H: 0 LOB: 1 BB: 0 P: 17 | R: 1 E: 0 K: 0 S: 12 | H: 1 LOB: 0 BB: 0 P: 16 | R: 0 E: 0 K: 2 S: 8 | H: 0 LOB: 2 BB: 0 P: 9 | R: 1 E: 0 K: 1 S: 11 | H: 1 LOB: 0 BB: 0 P: 14 | 1B: 4 2B: 3 3B: 0 HR: 2 | SF: 1 SAC: 0 DP: 0 HBP: 1 | WP: 0 PB: 0 SB: 0 CS: 0 | PA: 44 | | | | | | |
| PITCHER | IP WLS BF H R ER SO ERA WHIP | IP WLS BF H R ER SO ERA WHIP | IP WLS BF H R ER SO ERA WHIP | IP WLS BF H R ER SO ERA WHIP | IP WLS BF H R ER SO ERA WHIP | IP WLS BF H R ER SO ERA WHIP | IP WLS BF H R ER SO ERA WHIP | IP WLS BF H R ER SO ERA WHIP | IP WLS BF H R ER SO ERA WHIP | IP WLS BF H R ER SO ERA WHIP | IP WLS BF H R ER SO ERA WHIP | IP WLS BF H R ER SO ERA WHIP | IP WLS BF H R ER SO ERA WHIP | IP WLS BF H R ER SO ERA WHIP | IP WLS BF H R ER SO ERA WHIP | IP WLS BF H R ER SO ERA WHIP | IP WLS BF H R ER SO ERA WHIP | IP WLS BF H R ER SO ERA WHIP | | | | | | |
| 57 Alex Wood, L ERA: 3.92 | 6.0 | 28 | 7 | 3 | 3 | 6 | 2 | 0 | 0 | 0 | 0 | 0 | 0 | 0 | 0 | 0 | 0 | 0 | | | | | | |
| 51 Dylan Floro, R ERA: 2.63 | 1.0 | 4 | 1 | 1 | 1 | 0 | 0 | 0 | 0 | 0 | 0 | 0 | 0 | 0 | 0 | 0 | 0 | 0 | | | | | | |
| 44 Rich Hill, L ERA: 4.55 | 1.0 | 5 | 0 | 0 | 0 | 2 | 2 | 0 | 0 | 0 | 0 | 0 | 0 | 0 | 0 | 0 | 0 | 0 | | | | | | |
| 47 JT Chargois, R ERA: 4.43 | 1.0 | 3 | 0 | 0 | 0 | 2 | 0 | 0 | 0 | 0 | 0 | 0 | 0 | 0 | 0 | 0 | 0 | 0 | | | | | | |
| 74 Kenley Jansen, R ERA: 2.39 | 1.0 | 4 | 1 | 1 | 1 | 1 | 0 | 0 | 0 | 0 | 0 | 1 | 11 | 14 | 9.00 | 1.000 | | | | | | | | |
| PITCHER | IP WLS BF H R ER SO ERA WHIP | IP WLS BF H R ER SO ERA WHIP | IP WLS BF H R ER SO ERA WHIP | IP WLS BF H R ER SO ERA WHIP | IP WLS BF H R ER SO ERA WHIP | IP WLS BF H R ER SO ERA WHIP | IP WLS BF H R ER SO ERA WHIP | IP WLS BF H R ER SO ERA WHIP | IP WLS BF H R ER SO ERA WHIP | IP WLS BF H R ER SO ERA WHIP | IP WLS BF H R ER SO ERA WHIP | IP WLS BF H R ER SO ERA WHIP | IP WLS BF H R ER SO ERA WHIP | IP WLS BF H R ER SO ERA WHIP | IP WLS BF H R ER SO ERA WHIP | IP WLS BF H R ER SO ERA WHIP | IP WLS BF H R ER SO ERA WHIP | IP WLS BF H R ER SO ERA WHIP | | | | | | |
| 3 Chris Taylor, R OBP: 0.332, SLG: 0.456 | F9 | | | | HR | | | K | | K | 4 | 1 | 1 | 2 | 0 | 2 | 2 | Los Angeles Angels @ Los Angeles Dodgers Dodger Stadium, Los Angeles, CA Sat Jul 14 2018, 4:17 PM - 8:03 PM PDT Att. 53,797 - Sunny - 85 F | | | | | | |
| 14 Enrique Hernández, R OBP: 0.312, SLG: 0.480 | L7 | HBP | | | | | | L7 | | BB | 4 | 0 | 1 | 0 | 1 | 1 | 4 | | | | | | | |
| 27 Matt Kemp, R OBP: 0.350, SLG: 0.529 | K | | | | G6-3 | | F9 | | G5-3 | | 5 | 0 | 1 | 0 | 0 | 1 | 3 | | | | | | | |
| 13 Max Muncy, L OBP: 0.415, SLG: 0.615 | 2B | | | | K | | G4-6-3 | | | 1B | 4 | 1 | 1 | 0 | 1 | 2 | 2 | | | | | | | |
| 11 Logan Forsythe, R OBP: 0.270, SLG: 0.301 | | | | | | | | | | | 3 | 1 | 1 | 0 | 0 | 0 | 0 | | | | | | | |
| 31 Joc Pederson, L OBP: 0.331, SLG: 0.520 | | | | | F9 | | | | | F8 | 1 | 0 | 0 | 0 | 1 | 0 | 3 | | | | | | | |
| 74 Kenley Jansen, S ERA: 2.39 | | 1B | | | | | | | | | 0 | 0 | 0 | 0 | 0 | 0 | 0 | | | | | | | |
| 35 Cody Bellinger, L OBP: 0.326, SLG: 0.481 | 1B | | | | K | | | | | K | 5 | 0 | 1 | 1 | 0 | 2 | 2 | | | | | | | |
| 60 Andrew Toles, L OBP: 0.250, SLG: 0.316 | K | | | | | | | | | F7 | 5 | 0 | 1 | 0 | 0 | 2 | 4 | | | | | | | |
| 15 Austin Barnes, R OBP: 0.331, SLG: 0.262 | | | | | | | | | | | | | | | | | | | | | | | | |
| 44 Rich Hill, L OBP: 0.059, SLG: 0.059 | F9 | | | | | | | | | F7 | 0 | 0 | 0 | 0 | 0 | 0 | 0 | | | | | | | |
| 47 JT Chargois, S ERA: 4.06 | | | | | | | | | | | | | | | | | | | | | | | | |
| 26 Chase Utley, L OBP: 0.320, SLG: 0.338 | | | | | 1B | | | | | | 2 | 1 | 1 | 0 | 0 | 0 | 1 | | | | | | | |
| 57 Alex Wood, R OBP: 0.063, SLG: 0.063 | | | | | | | | | | | | | | | | | | | | | | | | |
| 51 Dylan Floro, L ERA: 2.63 | | | | | | | | | | | | | | | | | | | | | | | | |
| 9 Yasmani Grandal, S OBP: 0.341, SLG: 0.446 | | | | | G4-3 | | | | | | 2 | 0 | 1 | 1 | 1 | 1 | 1 | | | | | | | |
| Inning Stats | R: 0 E: 0 K: 1 S: 7 | H: 0 LOB: 0 BB: 0 P: 14 | R: 2 E: 1 K: 2 S: 18 | H: 3 LOB: 3 BB: 0 P: 28 | R: 0 E: 0 K: 1 S: 10 | H: 0 LOB: 0 BB: 0 P: 15 | R: 0 E: 0 K: 2 S: 8 | H: 1 LOB: 1 BB: 0 P: 13 | R: 1 E: 0 K: 0 S: 7 | H: 2 LOB: 0 BB: 0 P: 11 | R: 0 E: 0 K: 0 S: 6 | H: 0 LOB: 0 BB: 0 P: 10 | R: 0 E: 0 K: 1 S: 11 | H: 0 LOB: 1 BB: 1 P: 17 | R: 0 E: 0 K: 2 S: 10 | H: 1 LOB: 2 BB: 1 P: 21 | R: 1 E: 0 K: 1 S: 10 | H: 2 LOB: 3 BB: 0 P: 20 | R: 0 E: 0 K: 1 S: 13 | H: 1 LOB: 1 BB: 0 P: 18 | 1B: 6 2B: 3 3B: 0 HR: 1 | SF: 0 SAC: 0 DP: 1 HBP: 1 | WP: 1 PB: 1 SB: 0 CS: 0 | PA: 45 |
| PITCHER | IP WLS BF H R ER SO ERA WHIP | IP WLS BF H R ER SO ERA WHIP | IP WLS BF H R ER SO ERA WHIP | IP WLS BF H R ER SO ERA WHIP | IP WLS BF H R ER SO ERA WHIP | IP WLS BF H R ER SO ERA WHIP | IP WLS BF H R ER SO ERA WHIP | IP WLS BF H R ER SO ERA WHIP | IP WLS BF H R ER SO ERA WHIP | IP WLS BF H R ER SO ERA WHIP | IP WLS BF H R ER SO ERA WHIP | IP WLS BF H R ER SO ERA WHIP | IP WLS BF H R ER SO ERA WHIP | IP WLS BF H R ER SO ERA WHIP | IP WLS BF H R ER SO ERA WHIP | IP WLS BF H R ER SO ERA WHIP | IP WLS BF H R ER SO ERA WHIP | IP WLS BF H R ER SO ERA WHIP | | | | | | |
| 28 Andrew Heaney, L ERA: 3.78 | 6.1 | 27 | 6 | 3 | 2 | 6 | 1 | 0 | 0 | 0 | 0 | 0 | 0 | 0 | 0 | 0 | 0 | 0 | | | | | | |
| 38 Justin Anderson, R ERA: 3.39 | 0.2 | H | 2 | 0 | 0 | 1 | 0 | 0 | 0 | 0 | 0 | 0 | 6 | 7 | 0.00 | 0.000 | | | | | | | | |
| 53 Blake Parker, R ERA: 3.05 | 1.0 | B | 7 | 3 | 1 | 1 | 1 | 0 | 0 | 0 | 1 | 0 | 14 | 27 | 9.00 | 4.000 | | | | | | | | |
| 57 Hansel Robles, R ERA: 4.06 | 0.2 | 3 | 0 | 0 | 0 | 1 | 1 | 0 | 0 | 0 | 0 | 0 | 5 | 11 | 0.00 | 1.500 | | | | | | | | |
| 46 Jose Alvarez, L ERA: 2.69 | 1.1 | W | 6 | 1 | 0 | 0 | 1 | 0 | 1 | 0 | 0 | 0 | 14 | 21 | 0.00 | 0.750 | | | | | | | | |

| Batter | 1 | 2 | 3 | 4 | 5 | 6 | 7 | 8 | 9 | AB | R | H | RBI | BB | SO | LOB | TOP | | | | |
|---|---|---|---|---|---|---|---|---|---|---|---|---|---|---|---|---|--|---|---|---|---|
| 6 David Fletcher, R OBP: 0.284, SLG: 0.355 | | | | | | | | | | 4 | 0 | 1 | 0 | 0 | 1 | 0 | Los Angeles Angels @ Los Angeles Dodgers Dodger Stadium, Los Angeles, CA Sun Jul 15 2018, 1:11 PM - 4:20 PM PDT Att: 47,871 - Sunny - 86 F livebaseballscorecards.com | | | | |
| 2 Andrelton Simmons, R OBP: 0.371, SLG: 0.443 | | | | | | | | | | 5 | 0 | 1 | 0 | 0 | 1 | 2 | | | | | |
| 27 Mike Trout, R OBP: 0.454, SLG: 0.606 | | | | | | | | | | 2 | 0 | 0 | 0 | 2 | 0 | 1 | | | | | |
| 8 Justin Upton, R OBP: 0.344, SLG: 0.444 | | | | | | | | | | 3 | 1 | 1 | 0 | 0 | 2 | 3 | | | | | |
| 3 Ian Kinsler, R OBP: 0.280, SLG: 0.367 | | | | | | | | | | 3 | 1 | 1 | 0 | 1 | 1 | 3 | | | | | |
| 19 Jeff Marte, R OBP: 0.285, SLG: 0.429 | | | | | | | | | | 3 | 1 | 2 | 3 | 0 | 1 | 3 | | | | | |
| 67 Taylor Cole, R | | | | | | | | | | 0 | 0 | 0 | 0 | 0 | 0 | 0 | | | | | |
| 54 Jabari Blash, R OBP: 0.227, SLG: 0.105 | | | | | | | | | | 1 | 0 | 0 | 0 | 0 | 1 | 0 | | | | | |
| 36 Oliver Drake, R | | | | | | | | | | 0 | 0 | 0 | 0 | 0 | 0 | 0 | | | | | |
| 56 Kole Calhoun, L OBP: 0.237, SLG: 0.319 | | | | | | | | | | 4 | 0 | 0 | 0 | 0 | 3 | 1 | | | | | |
| 12 Martin Maldonado, R OBP: 0.297, SLG: 0.349 | | | | | | | | | | 3 | 0 | 0 | 0 | 0 | 0 | 1 | | | | | |
| 68 Deck McGuire, R OBP: 0.333, SLG: 0.333 | | | | | | | | | | 2 | 0 | 0 | 0 | 0 | 1 | 1 | | | | | |
| 25 Noé Ramirez, R | | | | | | | | | | 0 | 0 | 0 | 0 | 0 | 0 | 0 | | | | | |
| 18 Luis Valbuena, L OBP: 0.250, SLG: 0.344 | | | | | | | | | | 0 | 0 | 0 | 0 | 1 | 0 | 0 | | | | | |
| 17 Shohei Ohtani, L OBP: 0.365, SLG: 0.522 | | | | | | | | | | 1 | 0 | 0 | 0 | 0 | 1 | 0 | | | | | |
| Inning Stats | R: 0 H: 1 E: 0 K: 2 S: 16 | H: 3 R: 2 LOB: 2 BB: 29 | R: 0 H: 0 E: 0 K: 2 S: 9 | H: 0 R: 0 LOB: 0 BB: 11 | R: 0 H: 0 E: 0 K: 0 S: 6 | H: 0 R: 0 LOB: 0 BB: 6 | R: 3 H: 3 E: 0 K: 1 S: 13 | H: 3 R: 0 LOB: 1 BB: 0 P: 17 | R: 0 H: 1 E: 0 K: 0 S: 12 | H: 1 R: 0 LOB: 3 BB: 2 P: 19 | R: 0 H: 0 E: 0 K: 2 S: 14 | H: 0 R: 0 LOB: 3 BB: 25 | R: 0 H: 0 E: 0 K: 1 S: 9 | H: 0 R: 0 LOB: 0 BB: 15 | R: 0 H: 0 E: 0 K: 1 S: 9 | H: 0 R: 0 LOB: 0 BB: 12 | 1B: 3 2B: 2 3B: 0 HR: 1 | SF: 0 SAC: 1 DP: 0 HBP: 2 | WP: 0 PB: 0 SB: 0 CS: 0 | PA: 39 | |
| PITCHER | IP WLS BF H R ER SO BB IBB HBP BLK WP HR S P ERA WHIP | IP WLS BF H R ER SO BB IBB HBP BLK WP HR S P ERA WHIP | IP WLS BF H R ER SO BB IBB HBP BLK WP HR S P ERA WHIP | IP WLS BF H R ER SO BB IBB HBP BLK WP HR S P ERA WHIP | IP WLS BF H R ER SO BB IBB HBP BLK WP HR S P ERA WHIP | IP WLS BF H R ER SO BB IBB HBP BLK WP HR S P ERA WHIP | IP WLS BF H R ER SO BB IBB HBP BLK WP HR S P ERA WHIP | IP WLS BF H R ER SO BB IBB HBP BLK WP HR S P ERA WHIP | IP WLS BF H R ER SO BB IBB HBP BLK WP HR S P ERA WHIP | IP WLS BF H R ER SO BB IBB HBP BLK WP HR S P ERA WHIP | IP WLS BF H R ER SO BB IBB HBP BLK WP HR S P ERA WHIP | IP WLS BF H R ER SO BB IBB HBP BLK WP HR S P ERA WHIP | IP WLS BF H R ER SO BB IBB HBP BLK WP HR S P ERA WHIP | IP WLS BF H R ER SO BB IBB HBP BLK WP HR S P ERA WHIP | IP WLS BF H R ER SO BB IBB HBP BLK WP HR S P ERA WHIP | IP WLS BF H R ER SO BB IBB HBP BLK WP HR S P ERA WHIP | IP WLS BF H R ER SO BB IBB HBP BLK WP HR S P ERA WHIP | IP WLS BF H R ER SO BB IBB HBP BLK WP HR S P ERA WHIP | IP WLS BF H R ER SO BB IBB HBP BLK WP HR S P ERA WHIP | IP WLS BF H R ER SO BB IBB HBP BLK WP HR S P ERA WHIP | IP WLS BF H R ER SO BB IBB HBP BLK WP HR S P ERA WHIP |
| 22 Clayton Kershaw, L ERA: 2.74 | 6.2 | 30 | 6 | 3 | 3 | 8 | 4 | 0 | 1 | 0 | 0 | 0 | 0 | 0 | 0 | 0 | 4.05 | 1.500 | | | |
| 18 Kenta Maeda, R ERA: 3.12 | 0.1 | 2 | 0 | 0 | 0 | 1 | 0 | 0 | 1 | 0 | 0 | 0 | 0 | 0 | 0 | 0 | 0.00 | 0.000 | | | |
| 75 Scott Alexander, L ERA: 3.32 | 1.0 | 3 | 0 | 0 | 0 | 2 | 0 | 0 | 0 | 0 | 0 | 0 | 0 | 0 | 0 | 0 | 0.00 | 0.000 | | | |
| 74 Kenley Jansen, R ERA: 2.33 | 1.0 | 3 | 0 | 0 | 0 | 1 | 0 | 0 | 0 | 0 | 0 | 0 | 0 | 0 | 0 | 0 | 0.00 | 0.000 | | | |
| Batter | 1 | 2 | 3 | 4 | 5 | 6 | 7 | 8 | 9 | AB | R | H | RBI | BB | SO | LOB | BOTTOM | | | | |
| 31 Joc Pederson, L OBP: 0.333, SLG: 0.515 | | | | | | | | | | 2 | 0 | 0 | 0 | 1 | 0 | 0 | Los Angeles Angels @ Los Angeles Dodgers Dodger Stadium, Los Angeles, CA Sun Jul 15 2018, 1:11 PM - 4:20 PM PDT Att: 47,871 - Sunny - 86 F livebaseballscorecards.com | | | | |
| 13 Max Muncy, L OBP: 0.409, SLG: 0.604 | | | | | | | | | | 4 | 0 | 0 | 0 | 0 | 1 | 3 | | | | | |
| 27 Matt Kemp, R OBP: 0.352, SLG: 0.522 | | | | | | | | | | 4 | 0 | 0 | 0 | 0 | 2 | 0 | | | | | |
| 11 Logan Forsythe, R OBP: 0.270, SLG: 0.301 | | | | | | | | | | 0 | 0 | 0 | 0 | 0 | 0 | 0 | | | | | |
| 35 Cody Bellinger, L OBP: 0.327, SLG: 0.481 | | | | | | | | | | 4 | 1 | 2 | 0 | 0 | 1 | 0 | | | | | |
| 9 Yasmani Grandal, S OBP: 0.350, SLG: 0.464 | | | | | | | | | | 3 | 1 | 3 | 1 | 1 | 0 | 0 | | | | | |
| 60 Andrew Toles, L OBP: 0.292, SLG: 0.348 | | | | | | | | | | 4 | 1 | 2 | 1 | 0 | 0 | 2 | | | | | |
| 3 Chris Taylor, R OBP: 0.332, SLG: 0.454 | | | | | | | | | | 4 | 1 | 1 | 0 | 0 | 2 | 2 | | | | | |
| 14 Enrique Hernández, R OBP: 0.313, SLG: 0.473 | | | | | | | | | | 2 | 1 | 1 | 2 | 0 | 0 | 0 | | | | | |
| 22 Clayton Kershaw, L OBP: 0.200, SLG: 0.167 | | | | | | | | | | 2 | 0 | 1 | 1 | 0 | 0 | 0 | | | | | |
| 18 Kenta Maeda, R OBP: 0.303, SLG: 0.083 | | | | | | | | | | 0 | 0 | 0 | 0 | 0 | 0 | 0 | | | | | |
| 26 Chase Utley, L OBP: 0.318, SLG: 0.336 | | | | | | | | | | 1 | 0 | 0 | 0 | 0 | 0 | 0 | | | | | |
| 75 Scott Alexander, L | | | | | | | | | | 0 | 0 | 0 | 0 | 0 | 0 | 0 | | | | | |
| 74 Kenley Jansen, S | | | | | | | | | | 0 | 0 | 0 | 0 | 0 | 0 | 0 | | | | | |
| Inning Stats | R: 0 H: 0 E: 0 K: 1 S: 11 | H: 4 R: 3 LOB: 2 BB: 1 P: 30 | R: 0 H: 0 E: 0 K: 1 S: 11 | H: 0 R: 0 LOB: 1 BB: 1 P: 18 | R: 0 H: 0 E: 0 K: 0 S: 8 | H: 0 R: 0 LOB: 0 BB: 0 P: 13 | R: 0 H: 2 E: 0 K: 0 S: 10 | H: 1 R: 0 LOB: 0 BB: 0 P: 13 | R: 1 H: 3 E: 0 K: 2 S: 16 | H: 0 R: 0 LOB: 2 BB: 0 P: 22 | 1B: 8 2B: 1 3B: 0 HR: 2 | SF: 1 SAC: 0 DP: 2 HBP: 1 | WP: 0 PB: 0 SB: 0 CS: 1 | PA: 34 | | | | | | | |
| PITCHER | IP WLS BF H R ER SO BB IBB HBP BLK WP HR S P ERA WHIP | IP WLS BF H R ER SO BB IBB HBP BLK WP HR S P ERA WHIP | IP WLS BF H R ER SO BB IBB HBP BLK WP HR S P ERA WHIP | IP WLS BF H R ER SO BB IBB HBP BLK WP HR S P ERA WHIP | IP WLS BF H R ER SO BB IBB HBP BLK WP HR S P ERA WHIP | IP WLS BF H R ER SO BB IBB HBP BLK WP HR S P ERA WHIP | IP WLS BF H R ER SO BB IBB HBP BLK WP HR S P ERA WHIP | IP WLS BF H R ER SO BB IBB HBP BLK WP HR S P ERA WHIP | IP WLS BF H R ER SO BB IBB HBP BLK WP HR S P ERA WHIP | IP WLS BF H R ER SO BB IBB HBP BLK WP HR S P ERA WHIP | IP WLS BF H R ER SO BB IBB HBP BLK WP HR S P ERA WHIP | IP WLS BF H R ER SO BB IBB HBP BLK WP HR S P ERA WHIP | IP WLS BF H R ER SO BB IBB HBP BLK WP HR S P ERA WHIP | IP WLS BF H R ER SO BB IBB HBP BLK WP HR S P ERA WHIP | IP WLS BF H R ER SO BB IBB HBP BLK WP HR S P ERA WHIP | IP WLS BF H R ER SO BB IBB HBP BLK WP HR S P ERA WHIP | IP WLS BF H R ER SO BB IBB HBP BLK WP HR S P ERA WHIP | IP WLS BF H R ER SO BB IBB HBP BLK WP HR S P ERA WHIP | IP WLS BF H R ER SO BB IBB HBP BLK WP HR S P ERA WHIP | IP WLS BF H R ER SO BB IBB HBP BLK WP HR S P ERA WHIP | IP WLS BF H R ER SO BB IBB HBP BLK WP HR S P ERA WHIP |
| 68 Deck McGuire, R ERA: 6.46 | 3.0 | 15 | 4 | 3 | 3 | 2 | 2 | 0 | 0 | 0 | 0 | 0 | 0 | 0 | 0 | 0 | 9.00 | 2.000 | | | |
| 25 Noé Ramirez, R ERA: 4.17 | 2.0 | 6 | 0 | 0 | 0 | 1 | 0 | 0 | 0 | 0 | 0 | 0 | 0 | 0 | 0 | 0 | 0.00 | 0.000 | | | |
| 67 Taylor Cole, R ERA: 2.61 | 2.0 | 7 | 3 | 1 | 1 | 1 | 0 | 0 | 0 | 0 | 0 | 0 | 0 | 0 | 0 | 0 | 4.50 | 1.500 | | | |
| 36 Oliver Drake, R ERA: 7.61 | 1.0 | 6 | 3 | 1 | 1 | 2 | 0 | 0 | 0 | 0 | 0 | 0 | 0 | 0 | 0 | 0 | 9.00 | 3.000 | | | |

| Batter | 1 | 2 | 3 | 4 | 5 | 6 | 7 | 8 | 9 | AB | R | H | RBI | BB | SO | LOB | TOP | | | | | | |
|--|---|---|---|---|---|---|---|---|---|---|---|---|---|---|---|---|---|---|---|---|---|---|---|
| 4 George Springer, R OBP: 0.334, SLG: 0.415 | | | | | | | | | | 3 | 1 | 1 | 1 | 1 | 1 | 0 | | | | | | | |
| 2 Alex Bregman, R OBP: 0.397, SLG: 0.533 | | | | | | | | | | 4 | 0 | 0 | 0 | 1 | 2 | 4 | | | | | | | |
| 27 Jose Altuve, R OBP: 0.393, SLG: 0.468 | | | | | | | | | | 4 | 0 | 1 | 1 | 0 | 0 | 0 | | | | | | | |
| 10 Yuli Gurriel, R OBP: 0.339, SLG: 0.442 | | | | | | | | | | 4 | 0 | 1 | 0 | 0 | 0 | 2 | | | | | | | |
| 11 Evan Gattis, R OBP: 0.298, SLG: 0.483 | | | | | | | | | | 3 | 1 | 0 | 0 | 1 | 1 | 2 | | | | | | | |
| 22 Josh Reddick, L OBP: 0.333, SLG: 0.417 | | | | | | | | | | 4 | 1 | 2 | 1 | 0 | 0 | 1 | | | | | | | |
| 9 Marwin Gonzalez, S OBP: 0.310, SLG: 0.356 | | | | | | | | | | 2 | 0 | 1 | 0 | 2 | 0 | 1 | | | | | | | |
| 12 Max Stassi, R OBP: 0.339, SLG: 0.458 | | | | | | | | | | 4 | 0 | 2 | 0 | 0 | 0 | 1 | | | | | | | |
| 3 Kyle Tucker, L OBP: 0.206, SLG: 0.161 | | | | | | | | | | 4 | 0 | 0 | 0 | 0 | 1 | 5 | | | | | | | |
| Inning Stats | R: 1 E: 0 K: 0 S: 11 | H: 2 LOB: 1 BB: 1 P: 18 | R: 1 E: 0 K: 1 S: 20 | H: 3 LOB: 2 BB: 0 P: 23 | R: 1 E: 0 K: 0 S: 13 | H: 1 LOB: 1 BB: 1 P: 24 | R: 0 E: 0 K: 0 S: 7 | H: 0 LOB: 0 BB: 0 P: 13 | R: 0 E: 0 K: 0 S: 3 | H: 0 LOB: 0 BB: 0 P: 4 | R: 0 E: 0 K: 0 S: 6 | H: 0 LOB: 1 BB: 1 P: 12 | R: 0 E: 0 K: 2 S: 8 | H: 0 LOB: 0 BB: 0 P: 10 | R: 0 E: 0 K: 1 S: 8 | H: 1 LOB: 1 BB: 0 P: 12 | R: 0 E: 0 K: 1 S: 13 | H: 1 LOB: 2 BB: 2 P: 27 | 1B: 7 2B: 1 3B: 1 HR: 0 | SF: 1 SAC: 0 DP: 2 HBP: 0 | WP: 0 PB: 0 SB: 0 CS: 0 | PA: 38 | |
| PITCHER | IP WLS BF H R ER SO BB IBB HBP BLK WP HR S P ERA WHIP | IP WLS BF H R ER SO BB IBB HBP BLK WP HR S P ERA WHIP | IP WLS BF H R ER SO BB IBB HBP BLK WP HR S P ERA WHIP | IP WLS BF H R ER SO BB IBB HBP BLK WP HR S P ERA WHIP | IP WLS BF H R ER SO BB IBB HBP BLK WP HR S P ERA WHIP | IP WLS BF H R ER SO BB IBB HBP BLK WP HR S P ERA WHIP | IP WLS BF H R ER SO BB IBB HBP BLK WP HR S P ERA WHIP | IP WLS BF H R ER SO BB IBB HBP BLK WP HR S P ERA WHIP | IP WLS BF H R ER SO BB IBB HBP BLK WP HR S P ERA WHIP | IP WLS BF H R ER SO BB IBB HBP BLK WP HR S P ERA WHIP | IP WLS BF H R ER SO BB IBB HBP BLK WP HR S P ERA WHIP | IP WLS BF H R ER SO BB IBB HBP BLK WP HR S P ERA WHIP | IP WLS BF H R ER SO BB IBB HBP BLK WP HR S P ERA WHIP | IP WLS BF H R ER SO BB IBB HBP BLK WP HR S P ERA WHIP | IP WLS BF H R ER SO BB IBB HBP BLK WP HR S P ERA WHIP | IP WLS BF H R ER SO BB IBB HBP BLK WP HR S P ERA WHIP | IP WLS BF H R ER SO BB IBB HBP BLK WP HR S P ERA WHIP | IP WLS BF H R ER SO BB IBB HBP BLK WP HR S P ERA WHIP | IP WLS BF H R ER SO BB IBB HBP BLK WP HR S P ERA WHIP | IP WLS BF H R ER SO BB IBB HBP BLK WP HR S P ERA WHIP | IP WLS BF H R ER SO BB IBB HBP BLK WP HR S P ERA WHIP | IP WLS BF H R ER SO BB IBB HBP BLK WP HR S P ERA WHIP | IP WLS BF H R ER SO BB IBB HBP BLK WP HR S P ERA WHIP |

Houston Astros @ Los Angeles Angels
 Angel Stadium, Anaheim, CA
 Fri Jul 20 2018, 7:10 PM - 9:55 PM PDT
 Att: 42,422 - Clear - 79 F

livebaseballscorecards.com

AB 32
 R 3
 H 8
 RBI 3
 BB 5
 SO 5
 LOB 16

| Batter | 1 | 2 | 3 | 4 | 5 | 6 | 7 | 8 | 9 | AB | R | H | RBI | BB | SO | LOB | BOTTOM | | | | | | |
|--|---|---|---|---|---|---|---|---|---|---|---|---|---|---|---|---|---|---|---|---|---|---|---|
| 6 David Fletcher, R OBP: 0.282, SLG: 0.342 | | | | | | | | | | 3 | 0 | 0 | 0 | 1 | 0 | 1 | | | | | | | |
| 2 Andrelton Simmons, R OBP: 0.307, SLG: 0.437 | | | | | | | | | | 4 | 0 | 0 | 0 | 0 | 0 | 1 | | | | | | | |
| 27 Mike Trout, R OBP: 0.450, SLG: 0.599 | | | | | | | | | | 4 | 0 | 0 | 0 | 0 | 1 | 1 | | | | | | | |
| 8 Justin Upton, R OBP: 0.343, SLG: 0.442 | | | | | | | | | | 4 | 0 | 1 | 0 | 0 | 1 | 1 | | | | | | | |
| 17 Shohei Ohtani, L OBP: 0.358, SLG: 0.511 | | | | | | | | | | 3 | 0 | 0 | 0 | 0 | 3 | 1 | | | | | | | |
| 3 Ian Kinsler, R OBP: 0.280, SLG: 0.367 | | | | | | | | | | 3 | 1 | 1 | 0 | 0 | 0 | 0 | | | | | | | |
| 19 Jefry Marte, R OBP: 0.287, SLG: 0.416 | | | | | | | | | | 3 | 0 | 0 | 0 | 0 | 0 | 1 | | | | | | | |
| 12 Martin Maldonado, R OBP: 0.294, SLG: 0.345 | | | | | | | | | | 3 | 0 | 0 | 0 | 0 | 0 | 1 | | | | | | | |
| 54 Jabari Blash, R OBP: 0.200, SLG: 0.095 | | | | | | | | | | 2 | 0 | 0 | 1 | 0 | 2 | 0 | | | | | | | |
| Inning Stats | R: 0 E: 0 K: 0 S: 6 | H: 0 LOB: 0 BB: 0 P: 9 | R: 0 E: 0 K: 1 S: 10 | H: 0 LOB: 0 BB: 0 P: 15 | R: 0 E: 0 K: 1 S: 7 | H: 0 LOB: 0 BB: 0 P: 8 | R: 0 E: 0 K: 0 S: 8 | H: 0 LOB: 1 BB: 1 P: 17 | R: 0 E: 0 K: 1 S: 6 | H: 0 LOB: 0 BB: 0 P: 11 | R: 0 E: 0 K: 1 S: 8 | H: 0 LOB: 0 BB: 0 P: 13 | R: 0 E: 0 K: 1 S: 9 | H: 1 LOB: 1 BB: 0 P: 13 | R: 1 E: 1 K: 0 S: 10 | H: 1 LOB: 1 BB: 0 P: 17 | R: 0 E: 0 K: 2 S: 10 | H: 0 LOB: 0 BB: 0 P: 17 | 1B: 2 2B: 0 3B: 0 HR: 0 | SF: 1 SAC: 0 DP: 0 HBP: 0 | WP: 0 PB: 0 SB: 0 CS: 0 | PA: 31 | |
| PITCHER | IP WLS BF H R ER SO BB IBB HBP BLK WP HR S P ERA WHIP | IP WLS BF H R ER SO BB IBB HBP BLK WP HR S P ERA WHIP | IP WLS BF H R ER SO BB IBB HBP BLK WP HR S P ERA WHIP | IP WLS BF H R ER SO BB IBB HBP BLK WP HR S P ERA WHIP | IP WLS BF H R ER SO BB IBB HBP BLK WP HR S P ERA WHIP | IP WLS BF H R ER SO BB IBB HBP BLK WP HR S P ERA WHIP | IP WLS BF H R ER SO BB IBB HBP BLK WP HR S P ERA WHIP | IP WLS BF H R ER SO BB IBB HBP BLK WP HR S P ERA WHIP | IP WLS BF H R ER SO BB IBB HBP BLK WP HR S P ERA WHIP | IP WLS BF H R ER SO BB IBB HBP BLK WP HR S P ERA WHIP | IP WLS BF H R ER SO BB IBB HBP BLK WP HR S P ERA WHIP | IP WLS BF H R ER SO BB IBB HBP BLK WP HR S P ERA WHIP | IP WLS BF H R ER SO BB IBB HBP BLK WP HR S P ERA WHIP | IP WLS BF H R ER SO BB IBB HBP BLK WP HR S P ERA WHIP | IP WLS BF H R ER SO BB IBB HBP BLK WP HR S P ERA WHIP | IP WLS BF H R ER SO BB IBB HBP BLK WP HR S P ERA WHIP | IP WLS BF H R ER SO BB IBB HBP BLK WP HR S P ERA WHIP | IP WLS BF H R ER SO BB IBB HBP BLK WP HR S P ERA WHIP | IP WLS BF H R ER SO BB IBB HBP BLK WP HR S P ERA WHIP | IP WLS BF H R ER SO BB IBB HBP BLK WP HR S P ERA WHIP | IP WLS BF H R ER SO BB IBB HBP BLK WP HR S P ERA WHIP | IP WLS BF H R ER SO BB IBB HBP BLK WP HR S P ERA WHIP | IP WLS BF H R ER SO BB IBB HBP BLK WP HR S P ERA WHIP |

Houston Astros @ Los Angeles Angels
 Angel Stadium, Anaheim, CA
 Fri Jul 20 2018, 7:10 PM - 9:55 PM PDT
 Att: 42,422 - Clear - 79 F

livebaseballscorecards.com

AB 29
 R 1
 H 2
 RBI 1
 BB 1
 SO 7
 LOB 7

| Batter | 1 | 2 | 3 | 4 | 5 | 6 | 7 | 8 | 9 | AB | R | H | RBI | BB | SO | LOB | TOP | | | | | | | | | | |
|--|------------------------------|----------------------------------|--------------------------------|----------------------------------|------------------------------|----------------------------------|-------------------------------|----------------------------------|------------------------------|----------------------------------|-------------------------------|----------------------------------|------------------------------|----------------------------------|------------------------------|---------------------------------|--|----------------------------------|----------------------------------|------------------------------------|----------------------------------|--------|--|--|--|--|--|
| 4 George Springer, R OBP: 0.335, SLG: 0.421 | F7 | | 10 SF8 2 G5-3 BB | K | | HR | | G5-3 | | 4 | 1 | 4 | 1 | 1 | 1 | | Houston Astros @ Los Angeles Angels Angel Stadium, Anaheim, CA Sat Jul 21 2018, 4:16 PM - 7:36 PM PDT Att: 44,264 - Partly Cloudy - 87 F | | | | | | | | | | |
| 2 Alex Bregman, R OBP: 0.397, SLG: 0.529 | BB | | G5-3 | | G6-3 | 10 E 27 BB HBP | | G3-1 | | 3 | 0 | 0 | 0 | 1 | 0 | 2 | | | | | | | | | | | |
| 27 Jose Altuve, R OBP: 0.394, SLG: 0.466 | L6 | | | | | | | | L7 | 2 | 0 | 0 | 0 | 2 | 1 | 1 | | | | | | | | | | | |
| 28 J.D. Davis, R OBP: 0.315, SLG: 0.261 | | | | | | 10 E BB | | | | 1 | 0 | 0 | 0 | 0 | 0 | 0 | | | | | | | | | | | |
| 10 Yuli Gurriel, R OBP: 0.334, SLG: 0.436 | G1-3 | | SF8 | | F7 | FC3 22 G6-4-3 | | G5-3 | | 4 | 0 | 0 | 1 | 0 | 0 | 3 | | | | | | | | | | | |
| 22 Josh Reddick, L OBP: 0.331, SLG: 0.424 | K | | K | | | | | G3-1 | | 5 | 1 | 1 | 1 | 0 | 2 | 5 | | | | | | | | | | | |
| 9 Marwin Gonzalez, S OBP: 0.313, SLG: 0.355 | 18 WP BB | | | E6 18 E 2B | | 12 BB 4 HR 1B | | | | 3 | 2 | 1 | 0 | 1 | 1 | 0 | | | | | | | | | | | |
| 18 Tony Kemp, L OBP: 0.397, SLG: 0.433 | L8 | | | | | 12 BB 4 HR BB | | | | 2 | 1 | 1 | 1 | 2 | 0 | 1 | | | | | | | | | | | |
| 12 Max Stassi, R OBP: 0.337, SLG: 0.450 | L6 | | | K | | 4 HR BB | | G6-4-3 | | 3 | 1 | 0 | 0 | 1 | 1 | 3 | | | | | | | | | | | |
| 3 Kyle Tucker, L OBP: 0.211, SLG: 0.171 | | | 2 G5-3 10 SF8 4 BB 1B | F7 | | K | | G4-3 | | 4 | 1 | 1 | 0 | 0 | 1 | 4 | | | | | | | | | | | |
| Inning Stats | R: 0 E: 0 K: 0 S: 7 | H: 0 LOB: 1 BB: 1 P: 13 | R: 0 E: 0 K: 1 S: 7 | H: 0 LOB: 1 BB: 1 P: 17 | R: 1 E: 0 K: 1 S: 7 | H: 1 LOB: 2 BB: 2 P: 12 | R: 1 E: 2 K: 2 S: 13 | H: 1 LOB: 1 BB: 0 P: 18 | R: 0 E: 0 K: 1 S: 8 | H: 0 LOB: 0 BB: 0 P: 15 | R: 5 E: 1 K: 1 S: 17 | H: 3 LOB: 2 BB: 3 P: 38 | R: 0 E: 0 K: 1 S: 8 | H: 0 LOB: 0 BB: 1 P: 15 | R: 0 E: 0 K: 0 S: 4 | H: 0 LOB: 0 BB: 0 P: 6 | R: 0 E: 0 K: 0 S: 10 | H: 0 LOB: 0 BB: 0 P: 13 | 1B: 2 2B: 1 3B: 0 HR: 2 | SF: 1 SAC: 0 DP: 2 HBP: 1 | WP: 1 PB: 0 SB: 0 CS: 0 | PA: 41 | | | | | |
| PITCHER | IP | WLS | BF | H | R | ER | SO | BB | IBB | HBP | BLK | WP | HR | S | P | ERA | WHIP | | | | | | | | | | |
| 35 Nick Tropeano, R ERA: 4.58 | 5.0 | L | 22 | 2 | 2 | 1 | 5 | 3 | 1 | 0 | 0 | 1 | 0 | 42 | 75 | 1.80 | 1.000 | | | | | | | | | | |
| 48 Jose Alvarez, L ERA: 3.29 | 0.0 | | 3 | 2 | 3 | 3 | 0 | 1 | 0 | 0 | 0 | 0 | 1 | 4 | 12 | ∞ | ∞ | | | | | | | | | | |
| 25 Noé Ramirez, R ERA: 4.42 | 0.1 | | 4 | 1 | 2 | 2 | 1 | 1 | 0 | 1 | 0 | 0 | 1 | 9 | 18 | 54.00 | 6.000 | | | | | | | | | | |
| 67 Taylor Cole, R ERA: 2.25 | 1.2 | | 6 | 0 | 0 | 0 | 1 | 2 | 0 | 0 | 0 | 0 | 0 | 12 | 23 | 0.00 | 1.200 | | | | | | | | | | |
| 36 Oliver Drake, R ERA: 7.01 | 2.0 | | 6 | 0 | 0 | 0 | 0 | 0 | 0 | 0 | 0 | 0 | 0 | 14 | 19 | 0.00 | 0.000 | | | | | | | | | | |

| Batter | 1 | 2 | 3 | 4 | 5 | 6 | 7 | 8 | 9 | AB | R | H | RBI | BB | SO | LOB | BOTTOM | | | | | | | | | | |
|--|------------------------------|----------------------------------|-------------------------------|----------------------------------|------------------------------|---------------------------------|-------------------------------|----------------------------------|-------------------------------|----------------------------------|-------------------------------|----------------------------------|------------------------------|----------------------------------|-------------------------------|----------------------------------|--|----------------------------------|----------------------------------|------------------------------------|----------------------------------|--------|--|--|--|--|--|
| 56 Kole Calhoun, L OBP: 0.237, SLG: 0.315 | K | | K | | K | | | 19 G5-4-3 BB | | 3 | 0 | 0 | 0 | 1 | 3 | 2 | Houston Astros @ Los Angeles Angels Angel Stadium, Anaheim, CA Sat Jul 21 2018, 4:16 PM - 7:36 PM PDT Att: 44,264 - Partly Cloudy - 87 F | | | | | | | | | | |
| 2 Andrelton Simmons, R OBP: 0.364, SLG: 0.433 | L4 | | G6-4-3 | | P3 | | | G5-4-3 | | 3 | 0 | 0 | 0 | 0 | 0 | 2 | | | | | | | | | | | |
| 19 Jefry Marte, R OBP: 0.284, SLG: 0.412 | | | | | | | | | | 1 | 0 | 0 | 0 | 0 | 0 | 1 | | | | | | | | | | | |
| 27 Mike Trout, R OBP: 0.451, SLG: 0.595 | K | | | | | | | | | 2 | 0 | 0 | 0 | 2 | 2 | 0 | | | | | | | | | | | |
| 8 Justin Upton, R OBP: 0.345, SLG: 0.442 | | | | | | | | | | 2 | 0 | 1 | 0 | 1 | 1 | 1 | | | | | | | | | | | |
| 54 Jaban Blash, R OBP: 0.192, SLG: 0.091 | | | 17 FC1-6 3 BB | | 17 2B 1B | | | | | 1 | 0 | 0 | 0 | 0 | 1 | 1 | | | | | | | | | | | |
| 17 Shohei Ohtani, L OBP: 0.362, SLG: 0.524 | | | FC1-6 3 BB | | | | | | | 4 | 0 | 2 | 0 | 0 | 0 | 2 | | | | | | | | | | | |
| 3 Ian Kinsler, R OBP: 0.280, SLG: 0.366 | | | | | | | | | | 4 | 0 | 1 | 0 | 0 | 1 | 4 | | | | | | | | | | | |
| 18 Luis Valbuena, L OBP: 0.247, SLG: 0.340 | K | | | | | | | | | 3 | 0 | 0 | 0 | 0 | 2 | 4 | | | | | | | | | | | |
| 10 José Briceño, R OBP: 0.333, SLG: 0.500 | K | | | | | | | | | 1 | 0 | 1 | 0 | 0 | 0 | 0 | | | | | | | | | | | |
| 12 Martin Maldonado, R OBP: 0.290, SLG: 0.340 | K | | | | | | | | | 4 | 0 | 0 | 0 | 0 | 3 | 4 | | | | | | | | | | | |
| 6 David Fletcher, R OBP: 0.292, SLG: 0.349 | | | | | | | | | | 4 | 0 | 2 | 0 | 0 | 0 | 2 | | | | | | | | | | | |
| Inning Stats | R: 0 E: 0 K: 2 S: 9 | H: 0 LOB: 0 BB: 0 P: 14 | R: 0 E: 0 K: 2 S: 11 | H: 1 LOB: 2 BB: 1 P: 17 | R: 0 E: 0 K: 1 S: 7 | H: 1 LOB: 0 BB: 0 P: 9 | R: 0 E: 0 K: 3 S: 14 | H: 2 LOB: 2 BB: 0 P: 22 | R: 0 E: 0 K: 2 S: 10 | H: 1 LOB: 1 BB: 0 P: 12 | R: 0 E: 0 K: 1 S: 12 | H: 0 LOB: 1 BB: 1 P: 18 | R: 0 E: 0 K: 0 S: 7 | H: 0 LOB: 0 BB: 0 P: 12 | R: 0 E: 0 K: 1 S: 10 | H: 0 LOB: 1 BB: 2 P: 21 | R: 0 E: 0 K: 1 S: 13 | H: 2 LOB: 2 BB: 0 P: 21 | 1B: 5 2B: 2 3B: 0 HR: 0 | SF: 0 SAC: 0 DP: 2 HBP: 0 | WP: 1 PB: 0 SB: 0 CS: 0 | PA: 36 | | | | | |
| PITCHER | IP | WLS | BF | H | R | ER | SO | BB | IBB | HBP | BLK | WP | HR | S | P | ERA | WHIP | | | | | | | | | | |
| 35 Justin Verlander, R ERA: 2.19 | 6.0 | W | 24 | 5 | 0 | 0 | 10 | 2 | 0 | 0 | 0 | 0 | 0 | 63 | 92 | 0.00 | 1.167 | | | | | | | | | | |
| 38 Joe Smith, R ERA: 4.1 | 1.0 | | 3 | 0 | 0 | 0 | 0 | 0 | 0 | 0 | 0 | 0 | 0 | 7 | 12 | 0.00 | 0.000 | | | | | | | | | | |
| 41 Brad Peacock, R ERA: 2.98 | 1.0 | | 4 | 0 | 0 | 0 | 1 | 2 | 0 | 0 | 0 | 0 | 0 | 10 | 21 | 0.00 | 2.000 | | | | | | | | | | |
| 29 Tony Sipp, L ERA: 1.85 | 1.0 | | 5 | 2 | 0 | 0 | 1 | 0 | 0 | 0 | 0 | 1 | 0 | 13 | 21 | 0.00 | 2.000 | | | | | | | | | | |

| | |
|-----|----|
| AB | 31 |
| R | 7 |
| H | 5 |
| RBI | 7 |
| BB | 8 |
| SO | 7 |
| LOB | 20 |




| Batter | 1 | 2 | 3 | 4 | 5 | 6 | 7 | 8 | 9 | AB | R | H | RBI | BB | SO | LOB | TOP | | | | | |
|--|---|----------------------------------|-------------------------------|----------------------------------|-------------------------------|----------------------------------|-------------------------------|----------------------------------|-------------------------------|----------------------------------|-------------------------------|----------------------------------|-------------------------------|----------------------------------|-------------------------------|----------------------------------|--|------------------------------------|----------------------------------|------------------------------------|----------------------------------|--------|
| 4 George Springer, R OBP: 0.340, SLG: 0.425 | | | | | | | | | | 3 | 1 | 2 | 1 | 2 | 0 | 0 | Houston Astros @ Los Angeles Angels Angel Stadium, Anaheim, CA Sun Jul 22 2018, 1:10 PM - 4:49 PM PDT Att: 35,298 - Sunny - 87 F | | | | | |
| 2 Alex Bregman, R OBP: 0.395, SLG: 0.527 | | | | | | | | | | 5 | 0 | 1 | 2 | 0 | 0 | 5 | | | | | | |
| 27 Jose Altuve, R OBP: 0.392, SLG: 0.463 | | | | | | | | | | 5 | 0 | 1 | 0 | 0 | 0 | 2 | | | | | | |
| 12 Max Stassi, R OBP: 0.337, SLG: 0.450 | | | | | | | | | | 0 | 0 | 0 | 0 | 0 | 0 | 0 | | | | | | |
| 10 Yuli Gurriel, R OBP: 0.330, SLG: 0.429 | | | | | | | | | | 5 | 0 | 0 | 0 | 0 | 2 | 2 | | | | | | |
| 11 Evan Gattis, R OBP: 0.299, SLG: 0.480 | | | | | | | | | | 2 | 1 | 0 | 0 | 2 | 0 | 0 | | | | | | |
| 3 Kyle Tucker, L OBP: 0.205, SLG: 0.167 | | | | | | | | | | 1 | 0 | 0 | 0 | 0 | 0 | 1 | | | | | | |
| 9 Marwin Gonzalez, S OBP: 0.315, SLG: 0.364 | | | | | | | | | | 4 | 1 | 2 | 0 | 0 | 0 | 1 | | | | | | |
| 28 J.D. Davis, R OBP: 0.310, SLG: 0.260 | | | | | | | | | | 4 | 1 | 1 | 1 | 0 | 0 | 0 | | | | | | |
| 19 Tim Federowicz, R OBP: 0.229, SLG: 0.294 | | | | | | | | | | 4 | 0 | 1 | 0 | 0 | 2 | 2 | | | | | | |
| 18 Tony Kemp, L OBP: 0.400, SLG: 0.431 | | | | | | | | | | 3 | 1 | 1 | 0 | 1 | 0 | 2 | | | | | | |
| Inning Stats | R: 0 E: 0 K: 0 S: 11 | H: 0 LOB: 0 BB: 0 P: 15 | R: 1 E: 0 K: 2 S: 17 | H: 2 LOB: 2 BB: 1 P: 29 | R: 0 E: 0 K: 1 S: 9 | H: 1 LOB: 1 BB: 0 P: 13 | R: 0 E: 0 K: 0 S: 8 | H: 0 LOB: 0 BB: 0 P: 11 | R: 0 E: 0 K: 1 S: 11 | H: 1 LOB: 1 BB: 0 P: 18 | R: 0 E: 0 K: 0 S: 9 | H: 0 LOB: 1 BB: 1 P: 18 | R: 2 E: 0 K: 0 S: 8 | H: 2 LOB: 1 BB: 1 P: 17 | R: 2 E: 1 K: 0 S: 29 | H: 2 LOB: 3 BB: 2 P: 47 | R: 0 E: 0 K: 0 S: 8 | H: 1 LOB: 1 BB: 0 P: 11 | 1B: 5 2B: 4 3B: 0 HR: 0 | SF: 0 SAC: 0 DP: 1 HBP: 0 | WP: 0 PB: 0 SB: 0 CS: 0 | PA: 41 |
| PITCHER | IP WLS BF H R ER SO BB IBB HBP BLK WP HR S P ERA WHIP | | | | | | | | | | | | | | | | | | | | | |
| 28 Andrew Heaney, L ERA: 3.66 | 6.0 W 24 4 1 1 4 2 0 0 0 0 0 0 65 104 1.50 1.000 | | | | | | | | | | | | | | | | | | | | | |
| 32 Cam Bedrosian, R ERA: 3.71 | 0.2 5 2 2 2 0 1 0 0 0 0 0 0 7 16 27.00 4.500 | | | | | | | | | | | | | | | | | | | | | |
| 38 Justin Anderson, R ERA: 3.34 | 0.1 H 1 0 0 0 0 0 0 0 0 0 0 0 1 1 0.00 0.000 | | | | | | | | | | | | | | | | | | | | | |
| 33 Jim Johnson, R ERA: 3.86 | 0.2 5 2 2 0 0 0 0 0 0 0 0 0 16 23 0.00 3.000 | | | | | | | | | | | | | | | | | | | | | |
| 68 Deck McGuire, R ERA: 6.12 | 1.1 6 1 0 0 0 2 0 0 0 0 0 0 21 35 0.00 2.250 | | | | | | | | | | | | | | | | | | | | | |
| Batter | 1 | 2 | 3 | 4 | 5 | 6 | 7 | 8 | 9 | AB | R | H | RBI | BB | SO | LOB | BOTTOM | | | | | |
| 56 Kole Calhoun, L OBP: 0.247, SLG: 0.331 | | | | | | | | | | 3 | 1 | 2 | 3 | 2 | 1 | 0 | Houston Astros @ Los Angeles Angels Angel Stadium, Anaheim, CA Sun Jul 22 2018, 1:10 PM - 4:49 PM PDT Att: 35,298 - Sunny - 87 F | | | | | |
| 2 Andrelton Simmons, R OBP: 0.364, SLG: 0.433 | | | | | | | | | | 5 | 1 | 2 | 2 | 0 | 0 | 3 | | | | | | |
| 27 Mike Trout, R OBP: 0.452, SLG: 0.693 | | | | | | | | | | 4 | 2 | 2 | 2 | 1 | 1 | 2 | | | | | | |
| 54 Jabari Blash, R OBP: 0.192, SLG: 0.091 | | | | | | | | | | 0 | 0 | 0 | 0 | 0 | 0 | 0 | | | | | | |
| 8 Justin Upton, R OBP: 0.349, SLG: 0.449 | | | | | | | | | | 3 | 1 | 1 | 2 | 2 | 2 | 1 | | | | | | |
| 17 Shohei Ohtani, L OBP: 0.363, SLG: 0.517 | | | | | | | | | | 4 | 2 | 1 | 0 | 1 | 0 | 2 | | | | | | |
| 3 Ian Kinsler, R OBP: 0.287, SLG: 0.385 | | | | | | | | | | 4 | 3 | 3 | 2 | 1 | 1 | 1 | | | | | | |
| 18 Luis Valbuena, L OBP: 0.250, SLG: 0.339 | | | | | | | | | | 4 | 1 | 1 | 1 | 1 | 1 | 1 | | | | | | |
| 10 José Briceño, R OBP: 0.302, SLG: 0.452 | | | | | | | | | | 4 | 0 | 0 | 0 | 0 | 3 | 3 | | | | | | |
| 6 David Fletcher, R OBP: 0.309, SLG: 0.364 | | | | | | | | | | 5 | 3 | 3 | 2 | 0 | 0 | 1 | | | | | | |
| Inning Stats | R: 0 E: 0 K: 2 S: 14 | H: 1 LOB: 1 BB: 0 P: 20 | R: 2 E: 0 K: 0 S: 15 | H: 2 LOB: 2 BB: 2 P: 26 | R: 2 E: 0 K: 0 S: 12 | H: 1 LOB: 0 BB: 2 P: 23 | R: 1 E: 0 K: 1 S: 10 | H: 2 LOB: 0 BB: 0 P: 13 | R: 0 E: 0 K: 1 S: 11 | H: 0 LOB: 1 BB: 1 P: 20 | R: 1 E: 0 K: 3 S: 14 | H: 2 LOB: 2 BB: 1 P: 28 | R: 7 E: 0 K: 1 S: 29 | H: 6 LOB: 1 BB: 2 P: 48 | R: 1 E: 0 K: 1 S: 7 | H: 1 LOB: 0 BB: 0 P: 9 | 1B: 9 2B: 4 3B: 0 HR: 4 | SF: 0 SAC: 1 DP: 2 HBP: 0 | WP: 1 PB: 0 SB: 1 CS: 0 | PA: 45 | | |
| PITCHER | IP WLS BF H R ER SO BB IBB HBP BLK WP HR S P ERA WHIP | | | | | | | | | | | | | | | | | | | | | |
| 43 Lance McCullers Jr., R ERA: 4.04 | 4.1 L 22 6 5 5 3 5 0 0 0 0 0 0 15 28 6.75 1.500 | | | | | | | | | | | | | | | | | | | | | |
| 59 Cionel Pérez, L ERA: 4.5 | 1.1 6 1 1 1 3 1 0 0 0 0 0 0 6 10 0.00 3.000 | | | | | | | | | | | | | | | | | | | | | |
| 41 Brad Peacock, R ERA: 4.71 | 0.1 2 1 0 0 1 0 0 0 0 0 0 0 6 10 0.00 3.000 | | | | | | | | | | | | | | | | | | | | | |
| 36 Will Harris, R ERA: 4.71 | 0.2 6 3 4 4 1 1 0 0 0 0 0 0 14 24 54.00 6.000 | | | | | | | | | | | | | | | | | | | | | |
| 47 Chris Davenski, R ERA: 3.03 | 0.0 4 3 3 3 0 1 0 0 0 0 0 2 13 22 " " " " | | | | | | | | | | | | | | | | | | | | | |
| PITCHER | IP WLS BF H R ER SO BB IBB HBP BLK WP HR S P ERA WHIP | | | | | | | | | | | | | | | | | | | | | |
| 38 Joe Smith, R ERA: 4.05 | 0.1 1 0 0 0 0 0 0 0 0 0 0 0 1 2 0.00 0.000 | | | | | | | | | | | | | | | | | | | | | |
| 28 J.D. Davis, R ERA: 9.0 | 1.0 4 1 1 1 1 0 0 0 0 0 0 1 7 9 9.00 1.000 | | | | | | | | | | | | | | | | | | | | | |

| Batter | 1 | 2 | 3 | 4 | 5 | 6 | 7 | 8 | 9 | AB | R | H | RBI | BB | SO | LOB | TOP | | |
|--|---------------------------------------|----------------------------------|--------------------------------------|----------------------------------|---------------------------------------|----------------------------------|--------------------------------------|---------------------------------|--------------------------------------|----------------------------------|---------------------------------------|----------------------------------|---------------------------------------|----------------------------------|---------------------------------------|----------------------------------|----------------------------------|------------------------------------|--|
| 10 Yoán Moncada, S OBP: 0.308, SLG: 0.412 | G4-3 | | K | | | BB | 1B | | F9 | 4 | 1 | 1 | 0 | 1 | 1 | 1 | | | |
| 5 Yolmer Sánchez, S OBP: 0.310, SLG: 0.402 | 1B | | G4-3 | | | BB | K | | K2-3 | 4 | 1 | 1 | 0 | 1 | 2 | 2 | | | |
| 79 José Abreu, R OBP: 0.315, SLG: 0.441 | HR | | | | BB | 1B | G1-3 | | K | 4 | 2 | 2 | 2 | 1 | 1 | 2 | | | |
| 18 Daniel Palka, L OBP: 0.270, SLG: 0.452 | F8 | | | | F9 | | | | | 4 | 0 | 0 | 0 | 0 | 1 | 4 | | | |
| 26 Avisail García, R OBP: 0.298, SLG: 0.540 | | | | | | | | | | 0 | 0 | 0 | 0 | 0 | 0 | 0 | | | |
| 24 Matt Davidson, R OBP: 0.331, SLG: 0.432 | P3 | | | | G6-3 | | | | | 2 | 0 | 0 | 0 | 2 | 0 | 1 | | | |
| 28 Leury García, S OBP: 0.313, SLG: 0.404 | F9 | | | | | BB | SF7 | | K | 3 | 1 | 1 | 1 | 0 | 1 | 1 | | | |
| 7 Tim Anderson, R OBP: 0.300, SLG: 0.417 | 1B | | | | G5-3 | | 1B | | FC5-4 | 4 | 0 | 2 | 0 | 0 | 0 | 2 | | | |
| 36 Kevan Smith, R OBP: 0.344, SLG: 0.333 | F7 | | | | G6-3 | | HBP | | L8 | 3 | 0 | 0 | 2 | 0 | 0 | 2 | | | |
| 15 Adam Engel, R OBP: 0.270, SLG: 0.298 | | | K2-3 | | | | P6 | | P3 | 4 | 0 | 1 | 0 | 0 | 1 | 3 | | | |
| Inning Stats | R: 1 H: 2 E: 0 K: 0 S: 11 | L: 2 LOB: 0 BB: 0 P: 16 | R: 0 H: 1 E: 0 K: 0 S: 8 | L: 1 LOB: 1 BB: 0 P: 12 | R: 0 H: 0 E: 0 K: 2 S: 10 | L: 0 LOB: 0 BB: 0 P: 13 | R: 0 H: 0 E: 0 K: 0 S: 3 | L: 0 LOB: 0 BB: 0 P: 8 | R: 1 H: 1 E: 0 K: 0 S: 6 | L: 1 LOB: 3 BB: 0 P: 11 | R: 3 H: 2 E: 0 K: 1 S: 20 | L: 2 LOB: 1 BB: 0 P: 17 | R: 0 H: 0 E: 0 K: 1 S: 10 | L: 0 LOB: 1 BB: 1 P: 15 | R: 0 H: 1 E: 0 K: 2 S: 12 | L: 1 LOB: 1 BB: 0 P: 18 | 1B: 6 2B: 0 3B: 1 HR: 1 | SF: 1 SAC: 0 DP: 1 HBP: 1 | WP: 0 PA: 39 PB: 0 SB: 3 CS: 0 |
| PITCHER | IP | WLS | BF | H | R | ER | SO | BB | IBB | HBP | BLK | WP | HR | S | P | ERA | WHIP | | |
| 51 Jaime Barria, R ERA: 3.8 | 5.0 | L | 20 | 4 | 4 | 4 | 2 | 3 | 0 | 0 | 1 | 0 | 1 | 41 | 71 | 7.20 | 1.400 | | |
| 57 Hansel Robles, R ERA: 4.13 | 0.2 | B | 6 | 2 | 1 | 1 | 1 | 1 | 0 | 1 | 0 | 0 | 0 | 15 | 28 | 13.50 | 4.500 | | |
| 48 Jose Alvarez, L ERA: 3.24 | 0.2 | 3 | 1 | 0 | 0 | 1 | 1 | 0 | 0 | 0 | 0 | 0 | 0 | 9 | 13 | 0.00 | 1.500 | | |
| 38 Justin Anderson, R ERA: 3.19 | 1.2 | 6 | 0 | 0 | 0 | 1 | 1 | 0 | 0 | 1 | 0 | 0 | 0 | 14 | 22 | 0.00 | 0.600 | | |
| 53 Blake Parker, R ERA: 2.99 | 1.0 | 4 | 1 | 0 | 0 | 2 | 0 | 0 | 0 | 0 | 0 | 0 | 0 | 12 | 18 | 0.00 | 1.000 | | |

Chicago White Sox @ Los Angeles Angels
 Angel Stadium, Anaheim, CA
 Mon Jul 23 2018, 7:09 PM - 10:44 PM PDT
 Att: 35,285 - Clear - 88 F

livebaseballscorecards.com

AB 32
 R 5
 H 8
 RBI 5
 BB 5
 SO 7
 LOB 18




| Batter | 1 | 2 | 3 | 4 | 5 | 6 | 7 | 8 | 9 | AB | R | H | RBI | BB | SO | LOB | BOTTOM | | | | |
|--|---------------------------------------|----------------------------------|--------------------------------------|----------------------------------|--------------------------------------|----------------------------------|--------------------------------------|----------------------------------|---------------------------------------|----------------------------------|---------------------------------------|----------------------------------|--------------------------------------|----------------------------------|---------------------------------------|----------------------------------|---------------------------------------|----------------------------------|----------------------------------|------------------------------------|--|
| 56 Kole Calhoun, L OBP: 0.246, SLG: 0.332 | K | | 2B | | P5 | | K | | K | 5 | 1 | 1 | 1 | 0 | 3 | 2 | | | | | |
| 2 Andrelton Simmons, R OBP: 0.339, SLG: 0.459 | G5-3 | | F9 | | P3 | | L7 | | F9 | 5 | 0 | 0 | 0 | 0 | 0 | 3 | | | | | |
| 27 Mike Trout, R OBP: 0.456, SLG: 0.603 | BB | | SF8 | | IBB | | BB | | BB | 0 | 0 | 0 | 1 | 4 | 0 | 0 | | | | | |
| 8 Justin Upton, R OBP: 0.349, SLG: 0.447 | 1B | | F8 | | BB | | K | | K | 4 | 0 | 1 | 0 | 1 | 2 | 3 | | | | | |
| 5 Albert Pujols, R OBP: 0.290, SLG: 0.430 | K | | | | G6-3 | | FC5 | | 1B | 4 | 0 | 1 | 0 | 0 | 1 | 5 | | | | | |
| 17 Shohel Ohtani, L OBP: 0.360, SLG: 0.529 | F7 | | HR | | HR | | F7 | | K | 4 | 1 | 1 | 1 | 0 | 1 | 1 | | | | | |
| 3 Ian Kinsler, R OBP: 0.286, SLG: 0.382 | G4-3 | | K | | K | | P5 | | P5 | 3 | 0 | 0 | 0 | 1 | 1 | 1 | | | | | |
| 12 Martin Maldonado, R OBP: 0.287, SLG: 0.336 | K | | | | G5-3 | | K | | K | 3 | 0 | 0 | 0 | 0 | 2 | 1 | | | | | |
| 18 Luis Valbuena, L OBP: 0.250, SLG: 0.339 | | | | | | | | | | 0 | 0 | 0 | 0 | 0 | 0 | 0 | | | | | |
| 19 Jeffrey Marte, R OBP: 0.262, SLG: 0.408 | | | | | | | | | | 1 | 0 | 0 | 0 | 0 | 1 | 1 | | | | | |
| 10 José Briceño, R OBP: 0.302, SLG: 0.452 | | | | | | | | | | 0 | 0 | 0 | 0 | 0 | 0 | 0 | | | | | |
| 6 David Fletcher, R OBP: 0.327, SLG: 0.402 | 2B | | 2B | | 2B | | G3 | | 1B | 4 | 1 | 3 | 0 | 0 | 0 | 1 | | | | | |
| Inning Stats | R: 0 H: 1 E: 0 K: 2 S: 16 | L: 0 LOB: 2 BB: 1 P: 24 | R: 0 H: 0 E: 0 K: 1 S: 9 | L: 0 LOB: 0 BB: 0 P: 13 | R: 2 H: 2 E: 0 K: 0 S: 7 | L: 2 LOB: 0 BB: 0 P: 11 | R: 1 H: 1 E: 0 K: 1 S: 8 | L: 1 LOB: 0 BB: 0 P: 13 | R: 0 H: 0 E: 0 K: 0 S: 14 | L: 1 LOB: 3 BB: 2 P: 21 | R: 0 H: 0 E: 0 K: 1 S: 11 | L: 0 LOB: 1 BB: 1 P: 19 | R: 0 H: 0 E: 0 K: 2 S: 8 | L: 0 LOB: 1 BB: 1 P: 15 | R: 0 H: 1 E: 0 K: 2 S: 13 | L: 1 LOB: 2 BB: 0 P: 20 | R: 0 H: 1 E: 0 K: 2 S: 13 | L: 1 LOB: 1 BB: 1 P: 18 | 1B: 3 2B: 3 3B: 0 HR: 1 | SF: 1 SAC: 0 DP: 0 HBP: 0 | WP: 0 PA: 40 PB: 0 SB: 3 CS: 0 |
| PITCHER | IP | WLS | BF | H | R | ER | SO | BB | IBB | HBP | BLK | WP | HR | S | P | ERA | WHIP | | | | |
| 27 Lucas Giolito, R ERA: 6.09 | 6.0 | W | 27 | 5 | 3 | 3 | 3 | 3 | 1 | 0 | 0 | 0 | 0 | 65 | 101 | 4.50 | 1.333 | | | | |
| 52 Xavier Cedeño, L ERA: 4.08 | 0.2 | H | 3 | 0 | 0 | 1 | 1 | 0 | 0 | 0 | 0 | 0 | 0 | 5 | 9 | 0.00 | 1.500 | | | | |
| 37 Juan Minaya, R ERA: 3.32 | 0.1 | H | 2 | 1 | 0 | 0 | 1 | 0 | 0 | 0 | 0 | 0 | 0 | 6 | 10 | 0.00 | 3.000 | | | | |
| 57 Jace Fry, L ERA: 3.86 | 0.1 | H | 1 | 0 | 0 | 0 | 1 | 0 | 0 | 0 | 0 | 0 | 0 | 3 | 6 | 0.00 | 0.000 | | | | |
| 54 Jeanmar Gómez, R ERA: 3.38 | 0.1 | H | 1 | 0 | 0 | 0 | 0 | 0 | 0 | 0 | 0 | 0 | 0 | 2 | 2 | 0.00 | 0.000 | | | | |
| PITCHER | IP | WLS | BF | H | R | ER | SO | BB | IBB | HBP | BLK | WP | HR | S | P | ERA | WHIP | | | | |
| 70 Luis Avilán, L ERA: 2.63 | 0.1 | S | 5 | 1 | 0 | 0 | 2 | 1 | 0 | 0 | 0 | 0 | 0 | 13 | 18 | 0.00 | 2.000 | | | | |
| 48 Joaquin Soria, R ERA: 2.63 | 1.0 | S | 5 | 1 | 0 | 0 | 2 | 1 | 0 | 0 | 0 | 0 | 0 | 13 | 18 | 0.00 | 2.000 | | | | |

Chicago White Sox @ Los Angeles Angels
 Angel Stadium, Anaheim, CA
 Mon Jul 23 2018, 7:09 PM - 10:44 PM PDT
 Att: 35,285 - Clear - 88 F

livebaseballscorecards.com

AB 33
 R 3
 H 7
 RBI 3
 BB 6
 SO 11
 LOB 18



| Batter | 1 | 2 | 3 | 4 | 5 | 6 | 7 | 8 | 9 | AB | R | H | RBI | BB | SO | LOB | TOP | | | |
|---|---|---|--|--|-------------------------------|----------------------------------|------------------------------|----------------------------------|-------------------------------|----------------------------------|------------------------------|----------------------------------|-------------------------------|----------------------------------|---|----------------------------------|--|------------------------------------|----------------------------------|--------|
| 10 Yoán Moncada, S OBP: 0.311, SLG: 0.421 | F8 | | 79 BB 26 SF9 5 BB 1B | | BB | | HR | | L7 | 4 | 2 | 2 | 1 | 1 | 0 | 0 | Chicago White Sox @ Los Angeles Angels Angel Stadium, Anaheim, CA Tue Jul 24 2018, 7:09 PM - 10:06 PM PDT Att: 33,937 - Clear - 85 F livebaseballscorecards.com | | | |
| 5 Yolmer Sánchez, S OBP: 0.308, SLG: 0.397 | K | | 26 SF9 79 BB 1B | | F7 | | L9 | | G4-3 | 4 | 0 | 0 | 0 | 1 | 1 | 1 | | | | |
| 79 José Abreu, R OBP: 0.316, SLG: 0.439 | FC5-4 1B | | 26 SF9 1B | | F7 | | G5-3 | | K | 4 | 0 | 1 | 1 | 1 | 1 | 1 | | | | |
| 26 Avisail García, R OBP: 0.281, SLG: 0.529 | FC5-4 | | SF9 | | | E4 38 1B 24 FC6-2 | | G5-3 | | 3 | 0 | 0 | 1 | 0 | 0 | 1 | | | | |
| 38 Omar Narváez, L OBP: 0.362, SLG: 0.420 | F9 | | L3 | | | 1B | | K | | 4 | 0 | 1 | 0 | 0 | 1 | 2 | | | | |
| 24 Matt Davidson, R OBP: 0.330, SLG: 0.433 | L7 | | | | G6-3 | | FC6-2 | | 30 1B 2B | 4 | 1 | 1 | 0 | 0 | 0 | 2 | | | | |
| 30 Nicky Delmonico, L OBP: 0.320, SLG: 0.297 | G5-3 | | | | G5-3 | | F8 | | 7 1B 2H | 4 | 0 | 1 | 1 | 0 | 0 | 2 | | | | |
| 28 Leury García, S OBP: 0.313, SLG: 0.404 | | | | | | | F7 | | | 4 | 1 | 2 | 0 | 0 | 1 | 2 | | | | |
| 7 Tim Anderson, R OBP: 0.302, SLG: 0.418 | | | 10 1B 79 BB 15 G6-4-3 1B | | K | | | | | 4 | 1 | 2 | 0 | 0 | 1 | 2 | | | | |
| 15 Adam Engel, R OBP: 0.266, SLG: 0.294 | | | G6-4-3 | | | | L7 | | G5-3 | 4 | 0 | 0 | 0 | 0 | 1 | 3 | | | | |
| Inning Stats | R: 0 E: 0 K: 1 S: 9 | H: 1 LOB: 1 BB: 0 P: 12 | R: 0 E: 0 K: 0 S: 6 | H: 0 LOB: 0 BB: 0 P: 10 | R: 2 E: 0 K: 0 S: 10 | H: 2 LOB: 2 BB: 2 P: 22 | R: 0 E: 0 K: 1 S: 7 | H: 0 LOB: 0 BB: 0 P: 10 | R: 0 E: 0 K: 0 S: 13 | H: 1 LOB: 2 BB: 1 P: 19 | R: 1 E: 0 K: 1 S: 8 | H: 1 LOB: 0 BB: 0 P: 12 | R: 1 E: 0 K: 1 S: 16 | H: 3 LOB: 2 BB: 0 P: 22 | R: 0 E: 0 K: 1 S: 8 | H: 0 LOB: 0 BB: 0 P: 11 | 1B: 6 2B: 1 3B: 0 HR: 1 | SF: 1 SAC: 0 DP: 0 HBP: 0 | WP: 0 PB: 0 SB: 0 CS: 0 | PA: 39 |
| PITCHER | IP WLS BF H R ER SO BB IBB HBP BLK WP HR S P ERA WHIP | 6.0 L 26 4 2 2 2 3 0 0 0 0 0 54 84 3.00 1.167 | 1.2 9 4 2 2 2 0 0 0 0 0 1 23 33 10.80 2.400 | 1.1 4 0 0 0 1 0 0 0 0 0 0 9 12 0.00 0.000 | PITCHER | | | | | | | | | | IP WLS BF H R ER SO BB IBB HBP BLK WP HR S P ERA WHIP | | | | | |

| Batter | 1 | 2 | 3 | 4 | 5 | 6 | 7 | 8 | 9 | AB | R | H | RBI | BB | SO | LOB | BOTTOM | | | | | |
|--|---|---|---|---|---|----------------------------------|------------------------------|----------------------------------|------------------------------|----------------------------------|-------------------------------|----------------------------------|------------------------------|----------------------------------|-------------------------------|---|--|----------------------------------|----------------------------------|------------------------------------|----------------------------------|--------|
| 6 David Fletcher, R OBP: 0.333, SLG: 0.411 | G5-3 | | K2-3 | | | 2 1B BB | | 27 BB 2B | | 3 | 0 | 1 | 1 | 1 | 1 | 0 | Chicago White Sox @ Los Angeles Angels Angel Stadium, Anaheim, CA Tue Jul 24 2018, 7:09 PM - 10:06 PM PDT Att: 33,937 - Clear - 85 F livebaseballscorecards.com | | | | | |
| 2 Andrelton Simmons, R OBP: 0.361, SLG: 0.459 | G5-3 | | | | K | | 1B | 27 BB HBP | | 3 | 0 | 1 | 0 | 0 | 1 | 0 | | | | | | |
| 27 Mike Trout, R OBP: 0.457, SLG: 0.599 | BB | | | | K | | K | | | 2 | 0 | 0 | 1 | 2 | 2 | 0 | | | | | | |
| 8 Justin Upton, R OBP: 0.346, SLG: 0.442 | G6-3 | | | | P3 | | L9 | | P6 | 4 | 0 | 0 | 0 | 0 | 0 | 4 | | | | | | |
| 5 Albert Pujols, R OBP: 0.287, SLG: 0.425 | L6 | | | | G5-3 | | K | | P3 | 4 | 0 | 0 | 0 | 0 | 1 | 0 | | | | | | |
| 3 Ian Kinsler, R OBP: 0.289, SLG: 0.386 | F7 | | | | K | | | | 18 DI 1B | 4 | 1 | 2 | 0 | 0 | 1 | 0 | | | | | | |
| 19 Jefry Marte, R OBP: 0.274, SLG: 0.396 | G6-3 | | | | G6-3 | | G6-3 | | | 3 | 0 | 0 | 0 | 0 | 1 | 1 | | | | | | |
| 17 Shohei Ohtani, L OBP: 0.358, SLG: 0.526 | G6-3 | | | | G6-3 | | | | F8 | 1 | 0 | 0 | 0 | 0 | 0 | 1 | | | | | | |
| 12 Martín Maldonado, R OBP: 0.284, SLG: 0.332 | G4-3 | | | | G5-3 | | G5-3 | | | 3 | 0 | 0 | 0 | 0 | 0 | 1 | | | | | | |
| 18 Luis Valbuena, L OBP: 0.249, SLG: 0.337 | | | | | | | | | K | 1 | 0 | 0 | 0 | 0 | 1 | 1 | | | | | | |
| 56 Kole Calhoun, L OBP: 0.247, SLG: 0.330 | K | | | | | | L9 | | 6 2B 27 BB BB | 2 | 1 | 0 | 0 | 1 | 1 | 0 | | | | | | |
| Inning Stats | R: 0 E: 0 K: 0 S: 12 | H: 0 LOB: 1 BB: 1 P: 22 | R: 0 E: 0 K: 0 S: 4 | H: 0 LOB: 0 BB: 0 P: 5 | R: 0 E: 0 K: 2 S: 9 | H: 0 LOB: 0 BB: 0 P: 16 | R: 0 E: 0 K: 2 S: 7 | H: 0 LOB: 0 BB: 0 P: 11 | R: 0 E: 0 K: 1 S: 7 | H: 0 LOB: 0 BB: 0 P: 10 | R: 0 E: 0 K: 0 S: 12 | H: 1 LOB: 2 BB: 1 P: 18 | R: 0 E: 0 K: 2 S: 9 | H: 0 LOB: 0 BB: 0 P: 15 | R: 2 E: 0 K: 1 S: 16 | H: 2 LOB: 3 BB: 2 P: 32 | R: 0 E: 0 K: 1 S: 11 | H: 1 LOB: 1 BB: 0 P: 17 | 1B: 2 2B: 2 3B: 0 HR: 0 | SF: 0 SAC: 0 DP: 0 HBP: 1 | WP: 0 PB: 0 SB: 1 CS: 0 | PA: 35 |
| PITCHER | IP WLS BF H R ER SO BB IBB HBP BLK WP HR S P ERA WHIP | 7.2 W 27 2 2 2 8 3 0 0 0 0 0 67 11 3.38 0.652 | 0.0 3 1 0 0 0 1 0 1 0 0 0 7 14 ∞ ∞ | 0.1 H 1 0 0 0 0 0 0 0 0 0 2 4 0.00 0.000 | 1.0 S 4 1 0 0 1 0 0 0 0 0 11 17 0.00 1.000 | PITCHER | | | | | | | | | | IP WLS BF H R ER SO BB IBB HBP BLK WP HR S P ERA WHIP | | | | | | |

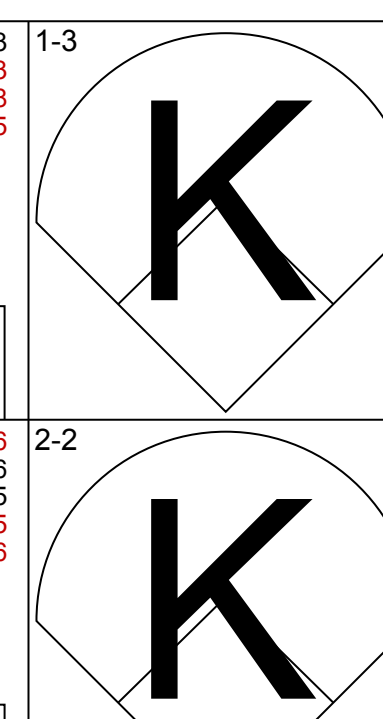
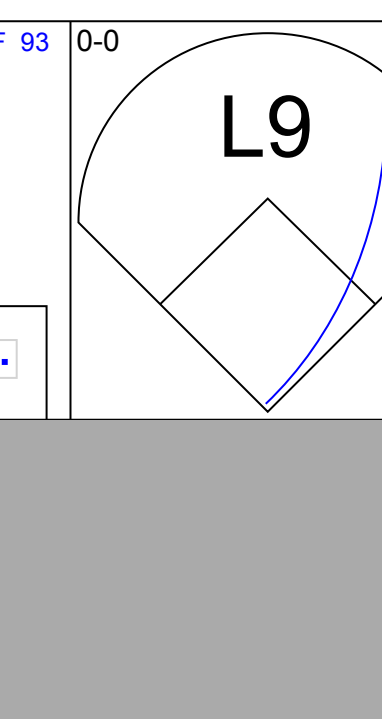
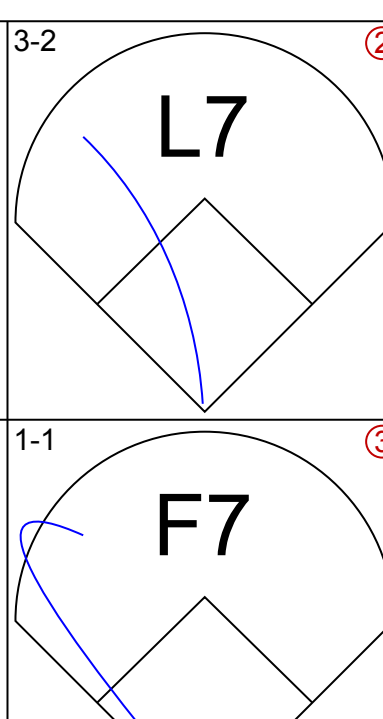
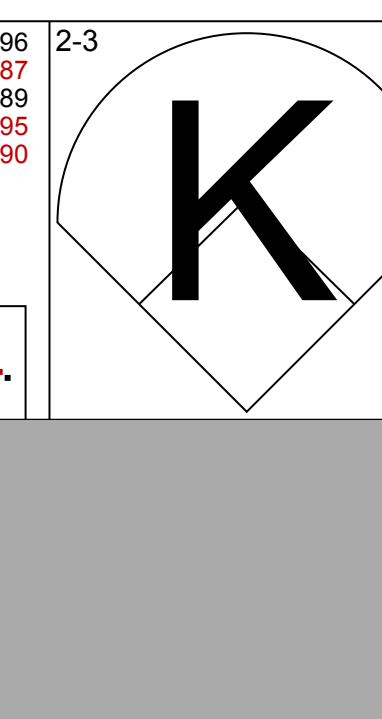

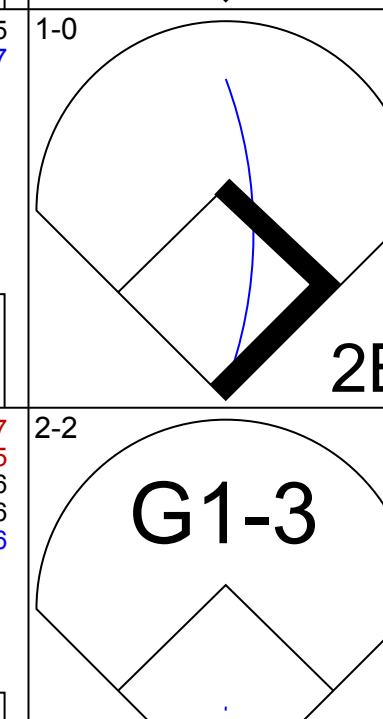
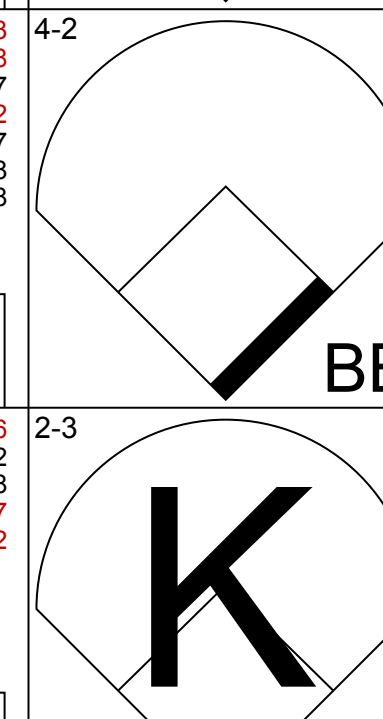

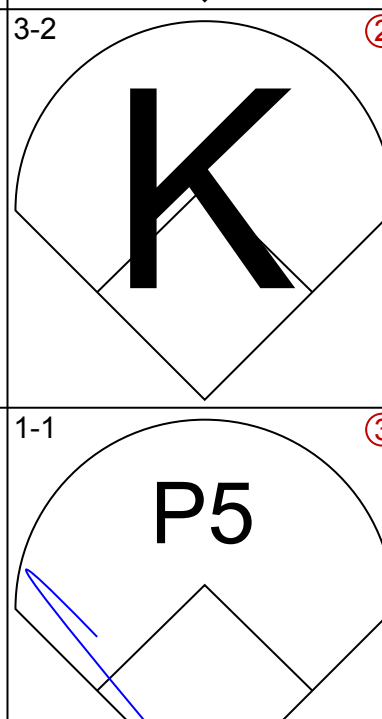

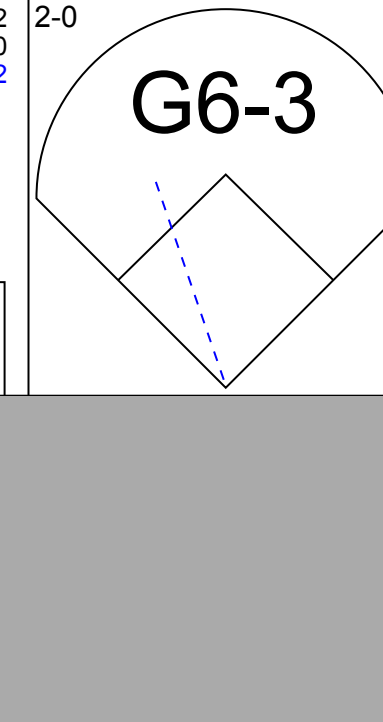
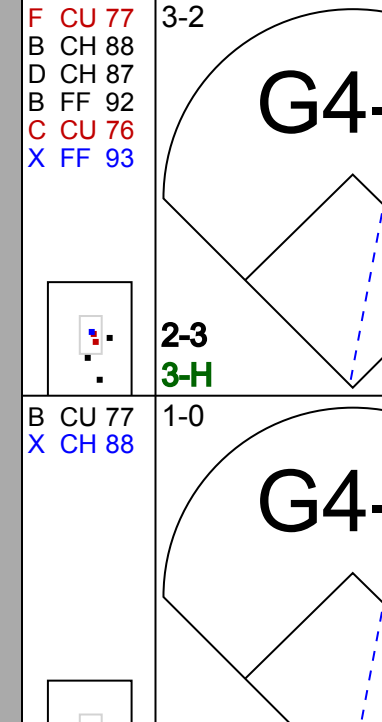





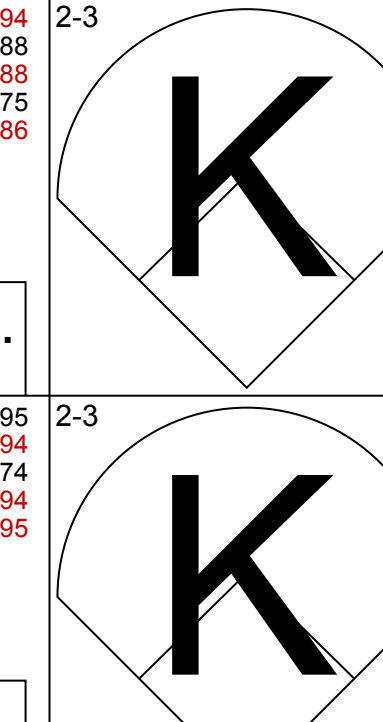
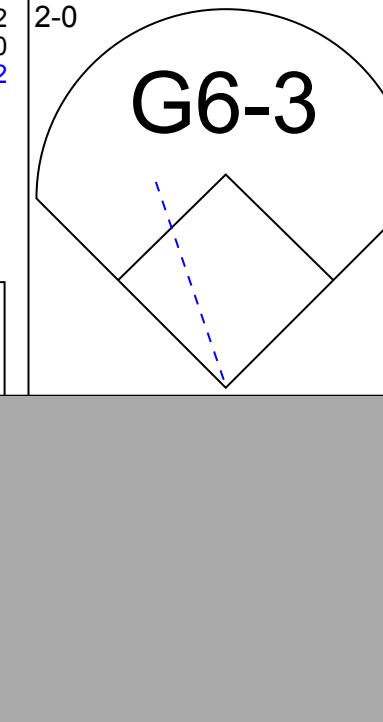
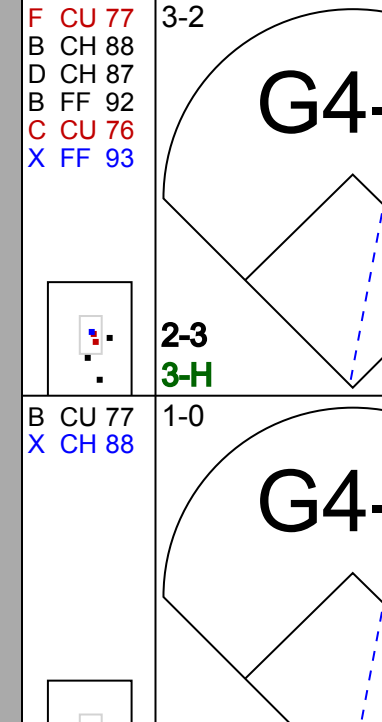

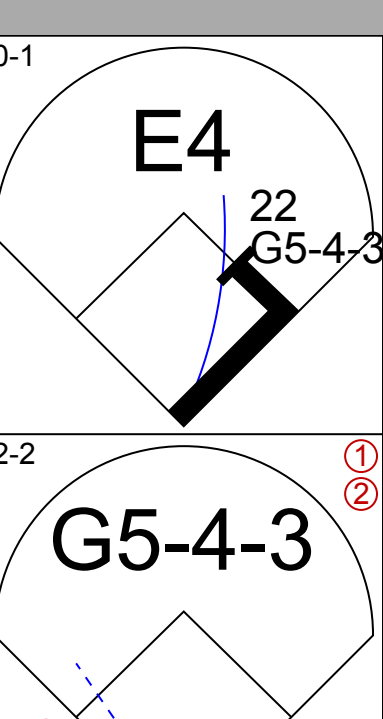


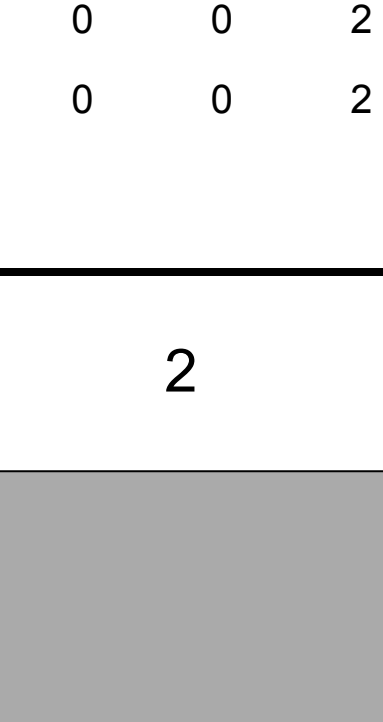
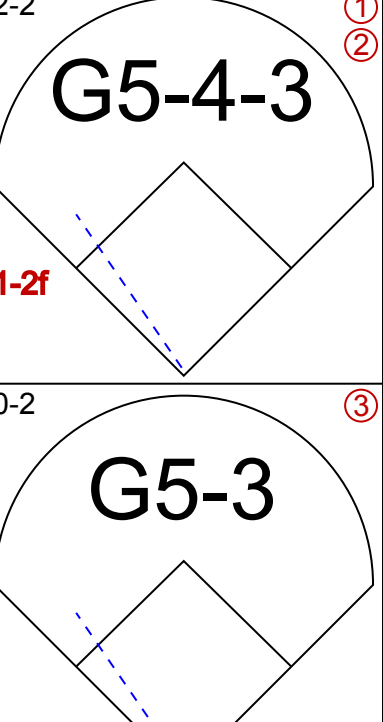

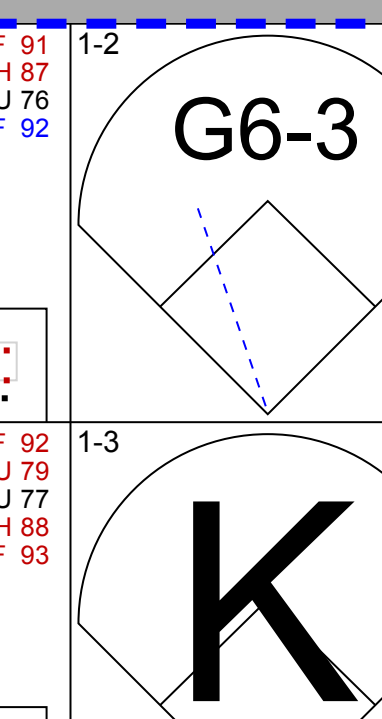
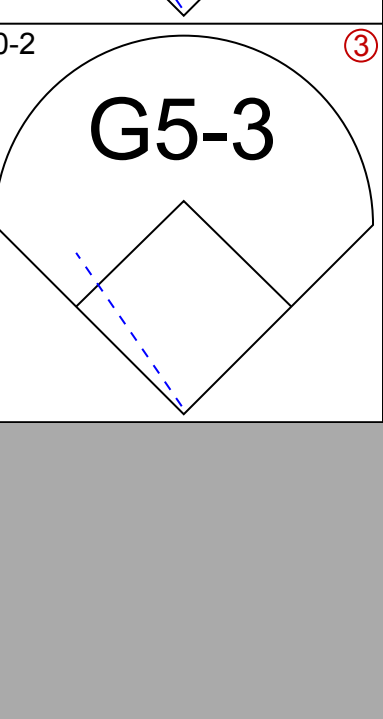
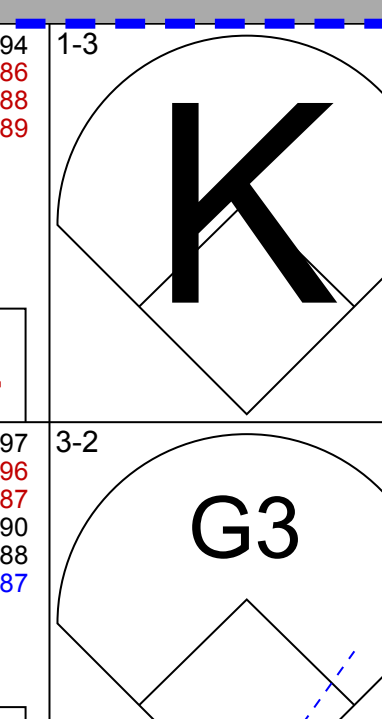
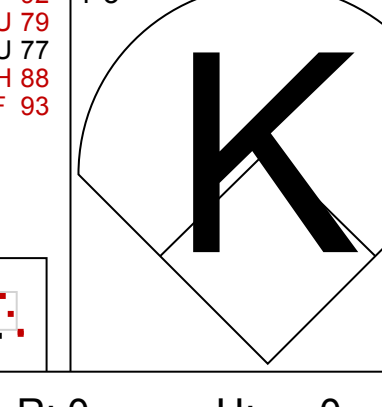
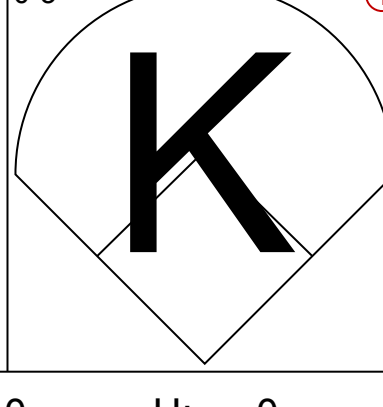
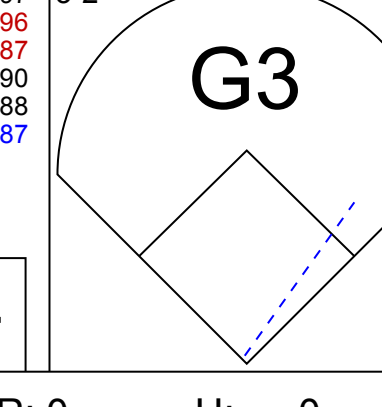
| Batter | 1 | 2 | 3 | 4 | 5 | 6 | 7 | 8 | 9 | AB | R | H | RBI | BB | SO | LOB | TOP |
|--|---|----------------------------------|--------------------------------------|----------------------------------|--------------------------------------|----------------------------------|--------------------------------------|----------------------------------|---------------------------------------|----------------------------------|---------------------------------------|----------------------------------|----------------------------------|------------------------------------|-------------------------|--------|---|
| 10 Yoán Moncada, S OBP: 0.309, SLG: 0.415 | G3-1 | | K | | | K2-3 | | | | 3 | 1 | 0 | 0 | 2 | 2 | 0 | Chicago White Sox @ Los Angeles Angels Angel Stadium, Anaheim, CA Thu Jul 26 2018, 1:08 PM - 4:37 PM PDT Att: 33,826 - Sunny - 84 F livebaseballscorecards.com |
| 5 Yolmer Sánchez, S OBP: 0.309, SLG: 0.391 | K | | 79 FC5-4 BB | | | L8 | K | | K | 4 | 0 | 0 | 0 | 1 | 3 | 3 | |
| 79 José Abreu, R OBP: 0.321, SLG: 0.459 | | | FC5-4 | | | | | | | 4 | 3 | 2 | 3 | 1 | 1 | 1 | |
| 26 Avisail García, R OBP: 0.284, SLG: 0.537 | G5-3 | | | | | | | | | 5 | 1 | 2 | 1 | 0 | 1 | 0 | |
| 18 Daniel Palka, L OBP: 0.274, SLG: 0.479 | | | | | | | | | | 4 | 2 | 2 | 2 | 0 | 0 | 2 | |
| 28 Leury García, S OBP: 0.274, SLG: 0.398 | G3 | | | | | | | | | 4 | 0 | 1 | 1 | 0 | 2 | 0 | |
| 30 Nicky Delmonico, L 24 Matt Davidson, R OBP: 0.328, SLG: 0.440 | G3-1 | | | | | | | | | 2 | 1 | 1 | 1 | 1 | 0 | 0 | |
| 7 Tim Anderson, R OBP: 0.296, SLG: 0.408 | G4-3 | | | | | | | | | 4 | 0 | 0 | 0 | 0 | 1 | 3 | |
| 36 Kevan Smith, R OBP: 0.340, SLG: 0.330 | G6-3 | | | | | | | | | 4 | 0 | 1 | 0 | 0 | 1 | 0 | |
| Inning Stats | R: 1 H: 1 E: 0 K: 1 S: 10 | H: 1 LOB: 0 BB: 0 P: 17 | R: 0 H: 0 E: 0 K: 0 S: 8 | H: 0 LOB: 1 BB: 1 P: 12 | R: 0 H: 0 E: 0 K: 1 S: 6 | H: 0 LOB: 0 BB: 0 P: 10 | R: 0 H: 0 E: 0 K: 2 S: 8 | H: 4 LOB: 2 BB: 1 P: 28 | R: 1 H: 2 E: 0 K: 2 S: 12 | H: 2 LOB: 2 BB: 1 P: 22 | R: 2 H: 1 E: 0 K: 2 S: 14 | H: 1 LOB: 0 BB: 1 P: 23 | 1B: 3 2B: 0 3B: 0 HR: 6 | SF: 0 SAC: 0 DP: 1 HBP: 0 | WP: 1 PB: 0 CS: 0 | PA: 40 | |
| PITCHER | IP WLS BF H R ER SO BB IBB HBP BLK WP HR S P ERA WHIP | | | | | | | | | | | | | | | | |
| 35 Nick Tropeano, R ERA: 4.82 | 6.1 W 25 5 5 5 7 2 0 0 0 0 5 54 84 7.11 1.105 | | | | | | | | | | | | | | | | |
| 36 Justin Anderson, R ERA: 3.39 | 0.2 H 6 2 1 1 1 2 0 0 0 0 1 0 9 23 13.50 6.000 | | | | | | | | | | | | | | | | |
| 48 Jose Alvarez, L ERA: 3.21 | 0.1 H 2 1 0 0 0 0 0 0 0 0 0 0 3 3 0.00 3.000 | | | | | | | | | | | | | | | | |
| 32 Cam Bedrosian, R ERA: 3.57 | 0.2 H 2 0 0 0 2 0 0 0 0 0 0 0 6 9 0.00 0.000 | | | | | | | | | | | | | | | | |
| 53 Blake Parker, R ERA: 3.42 | 1.0 5 1 2 2 2 1 0 0 0 0 0 1 14 23 18.00 2.000 | | | | | | | | | | | | | | | | |

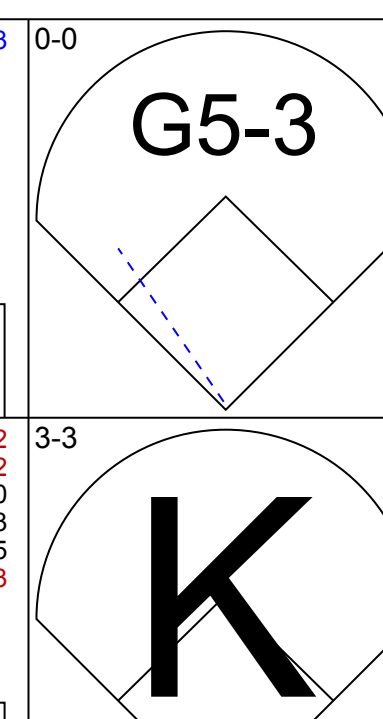
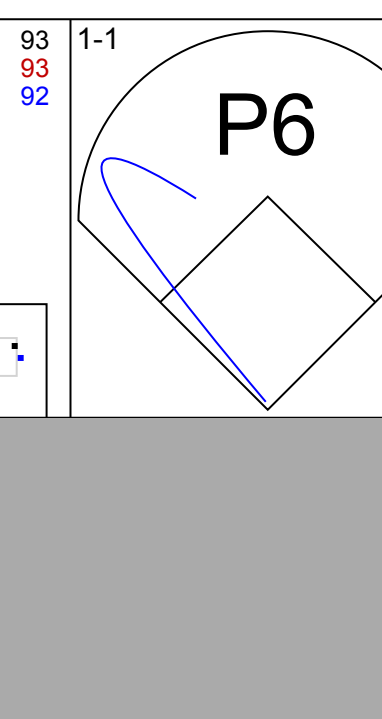
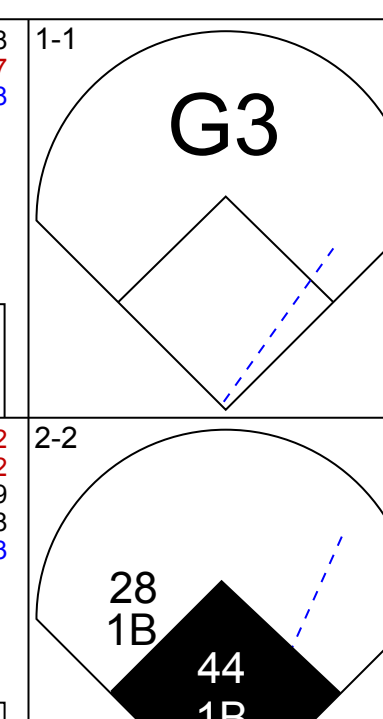
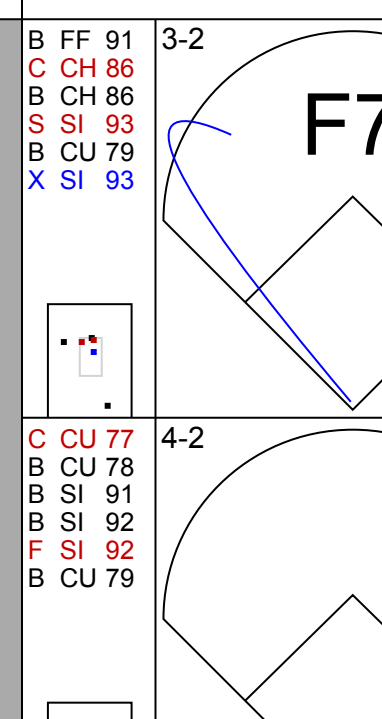

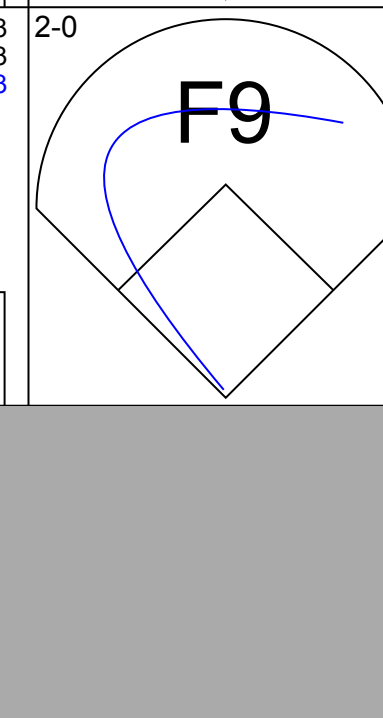
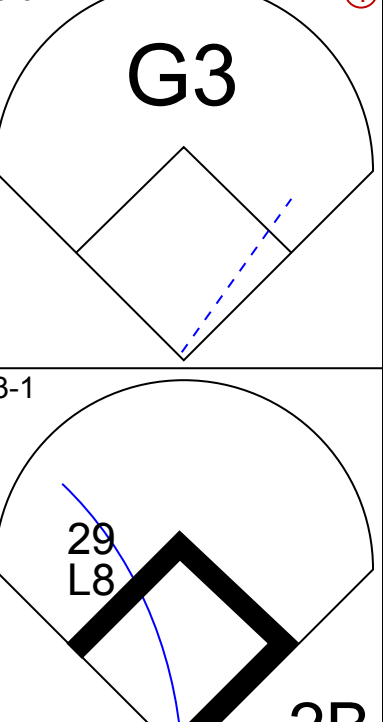
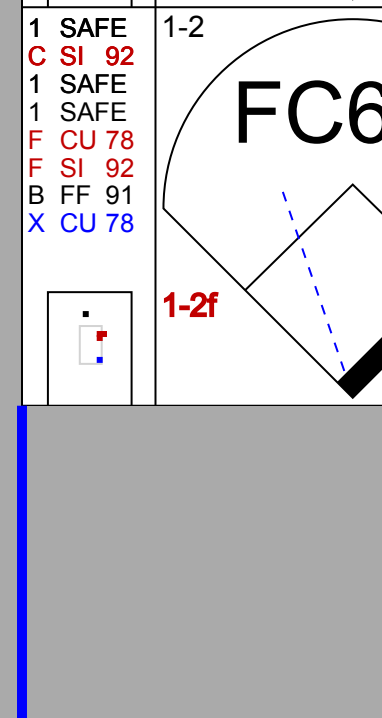

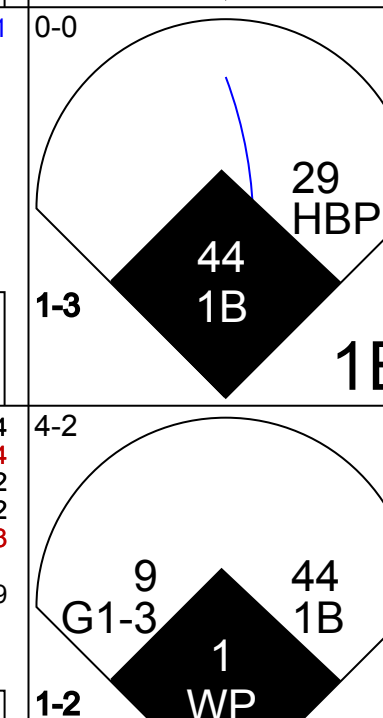
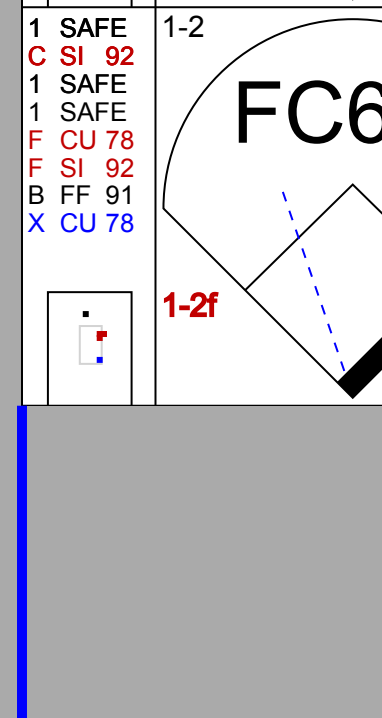
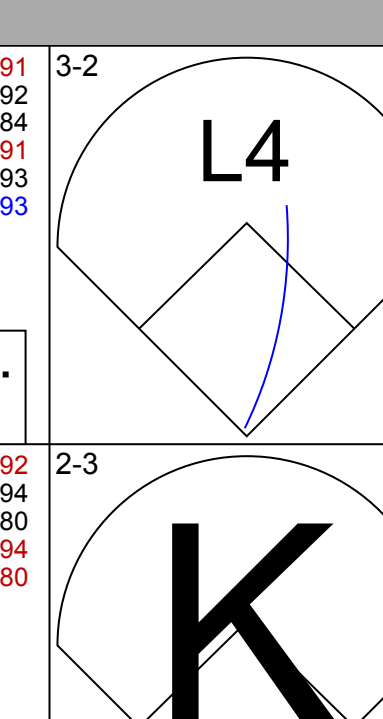
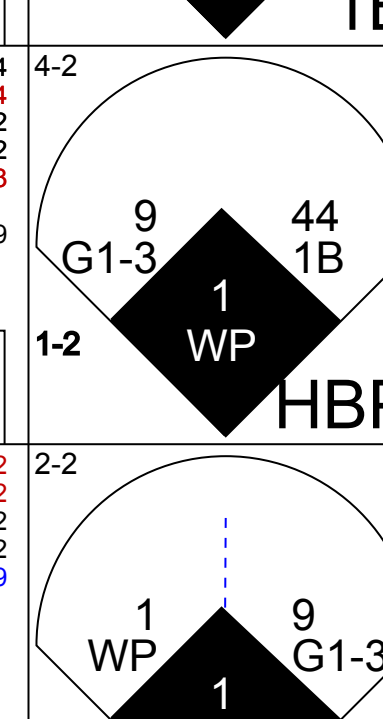
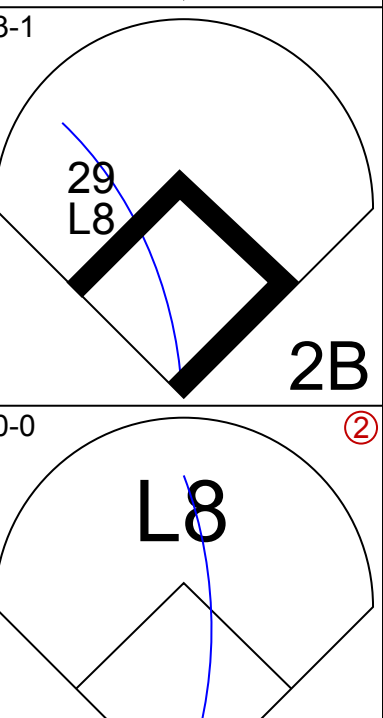
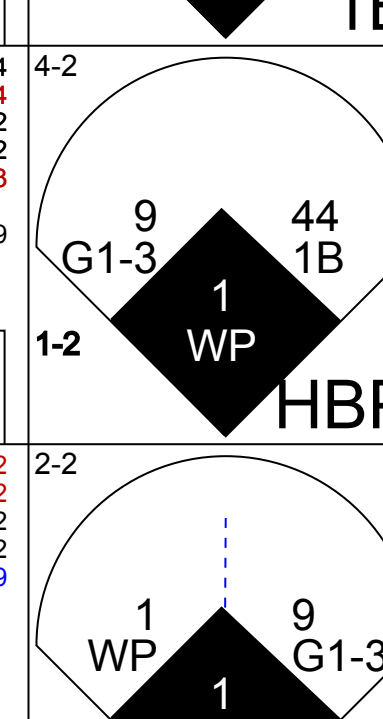
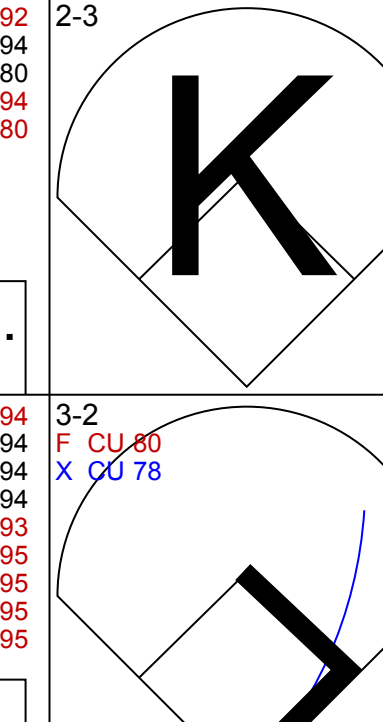
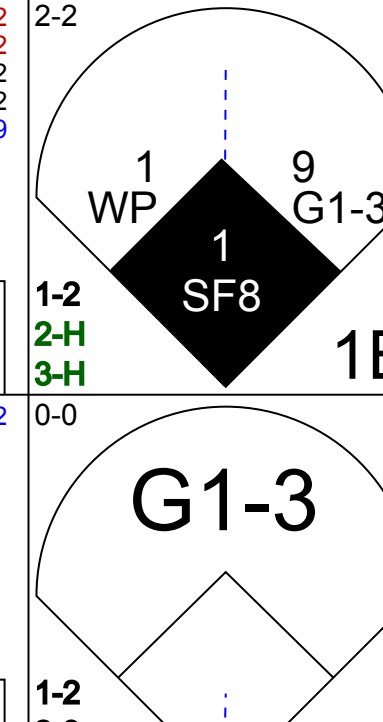
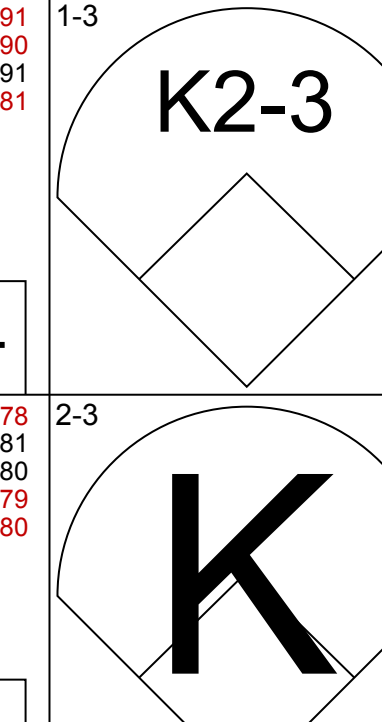

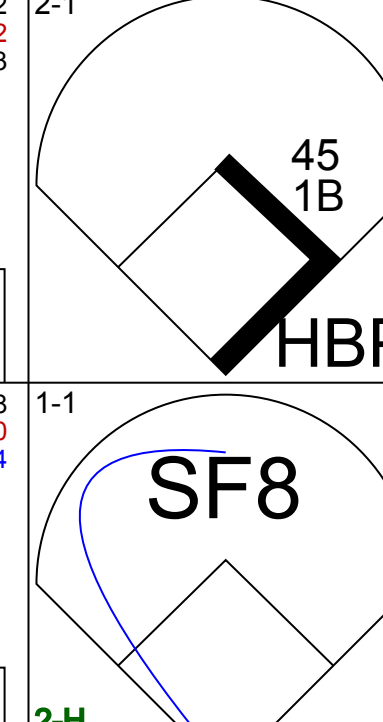
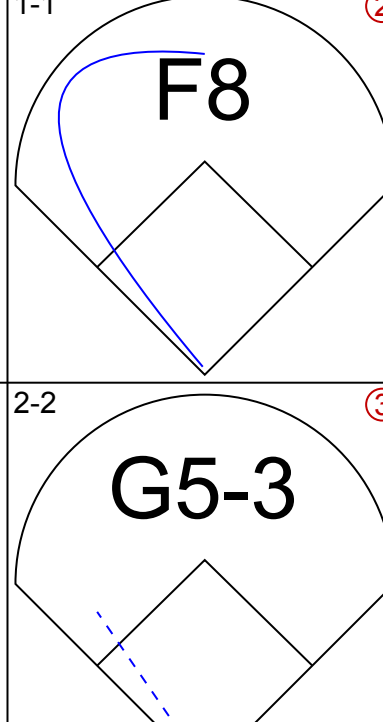
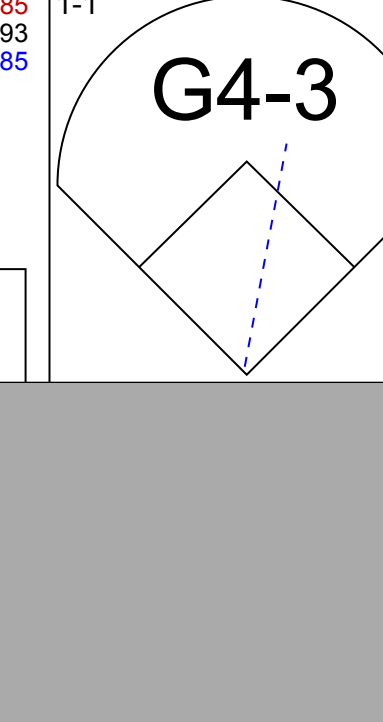
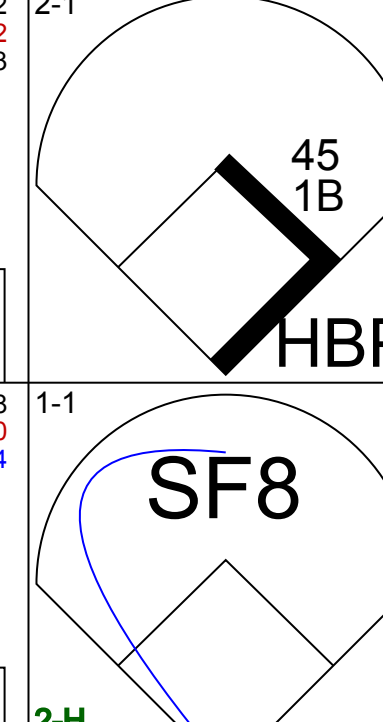
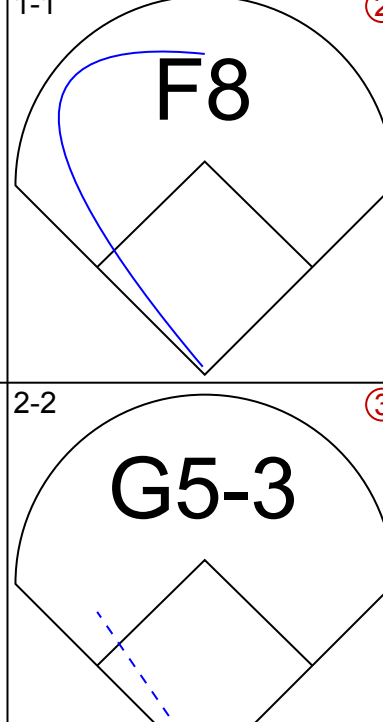
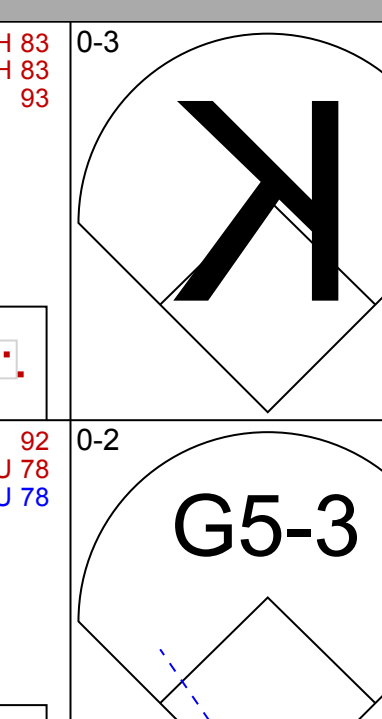
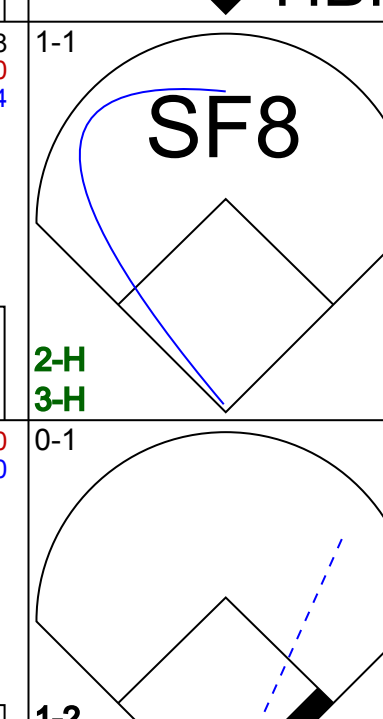
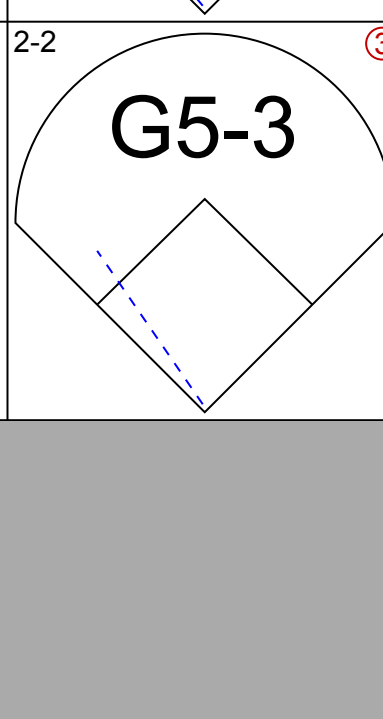
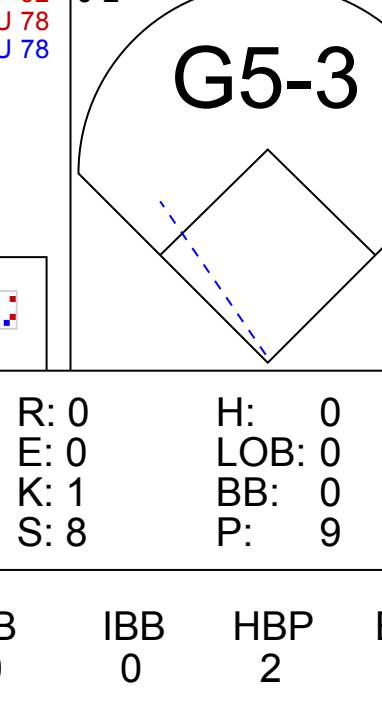
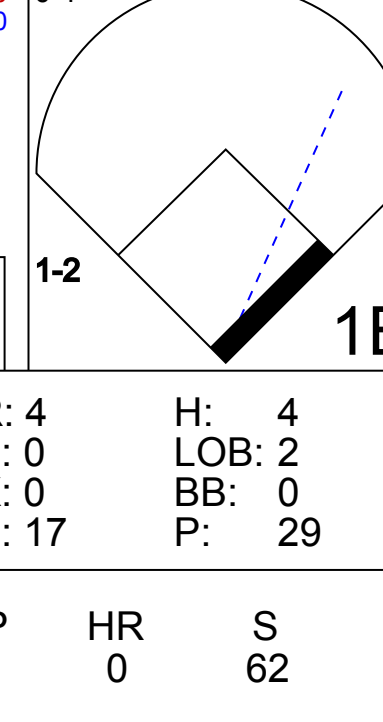
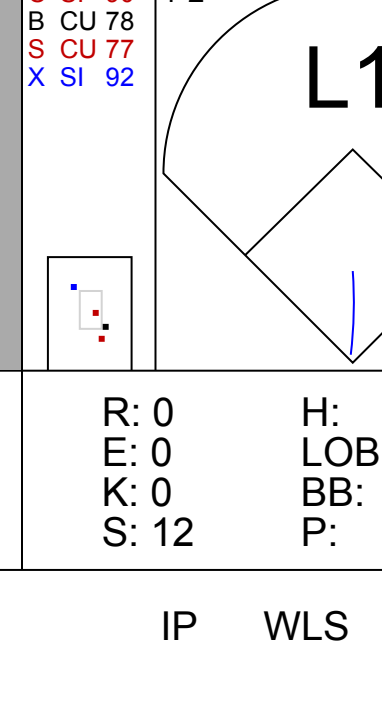


| Batter | 1 | 2 | 3 | 4 | 5 | 6 | 7 | 8 | 9 | AB | R | H | RBI | BB | SO | LOB | BOTTOM | | | |
|--|---|----------------------------------|---------------------------------------|----------------------------------|---------------------------------------|----------------------------------|--------------------------------------|----------------------------------|---------------------------------------|----------------------------------|---------------------------------------|----------------------------------|--------------------------------------|----------------------------------|---------------------------------------|----------------------------------|---|------------------------------------|----------------------------------|--------|
| 56 Kole Calhoun, L OBP: 0.252, SLG: 0.350 | HR | | 17 G4-3 8 1B 2B | | | K | | | | 5 | 2 | 2 | 1 | 0 | 2 | 3 | Chicago White Sox @ Los Angeles Angels Angel Stadium, Anaheim, CA Thu Jul 26 2018, 1:08 PM - 4:37 PM PDT Att: 33,826 - Sunny - 84 F livebaseballscorecards.com | | | |
| 17 Shohei Ohtani, L OBP: 0.350, SLG: 0.521 | K | | G4-3 | | | G4-3 | F9 | | G3 | 5 | 0 | 0 | 0 | 0 | 1 | 3 | | | | |
| 27 Mike Trout, R OBP: 0.462, SLG: 0.621 | G6-3 | | | | | F9 | | | | 3 | 1 | 1 | 0 | 2 | 0 | 0 | | | | |
| 8 Justin Upton, R OBP: 0.350, SLG: 0.446 | | | 8 1B IBB | | | F9 | | | | 5 | 2 | 4 | 2 | 0 | 1 | 2 | | | | |
| 54 Jaban Blash, R OBP: 0.195, SLG: 0.087 | 1B | | 5 FC5-4 1B | | | 5 1B 2B | | | | 0 | 0 | 0 | 0 | 0 | 0 | 0 | | | | |
| 5 Albert Pujols, R OBP: 0.350, SLG: 0.434 | G4-3 | | FC5-4 1B | | | 2 1B | | | | 5 | 1 | 1 | 0 | 0 | 0 | 4 | | | | |
| 19 Jefry Marte, R OBP: 0.272, SLG: 0.393 | G4-3 | | | | | | | | | 0 | 0 | 0 | 0 | 0 | 0 | 0 | | | | |
| 2 Andrelton Simmons, R OBP: 0.303, SLG: 0.435 | G2-3 | | | | | G4-3 | E6 | | P6 | 5 | 2 | 2 | 2 | 0 | 0 | 1 | | | | |
| 3 Ian Kinsler, R OBP: 0.296, SLG: 0.402 | G5-3 | | | | | | | | | 4 | 3 | 3 | 2 | 1 | 0 | 0 | | | | |
| 37 Francisco Arcia, L OBP: 0.600, SLG: 1.250 | L6 | | | | | 56 WP 6 G6-3 BB | | | | 4 | 1 | 2 | 4 | 1 | 1 | 1 | | | | |
| 6 David Fletcher, R OBP: 0.342, SLG: 0.408 | L8 | | | | | G6-3 | | | | 4 | 0 | 1 | 0 | 1 | 0 | 2 | | | | |
| Inning Stats | R: 1 H: 2 E: 0 K: 1 S: 11 | H: 2 LOB: 1 BB: 0 P: 14 | R: 0 H: 0 E: 0 K: 0 S: 12 | H: 0 LOB: 0 BB: 0 P: 15 | R: 1 H: 2 E: 0 K: 0 S: 10 | H: 2 LOB: 1 BB: 1 P: 18 | R: 1 H: 1 E: 0 K: 1 S: 9 | H: 1 LOB: 1 BB: 0 P: 18 | R: 3 H: 4 E: 1 K: 1 S: 17 | H: 4 LOB: 1 BB: 1 P: 25 | R: 0 H: 1 E: 0 K: 2 S: 13 | H: 1 LOB: 2 BB: 1 P: 19 | R: 3 H: 2 E: 0 K: 0 S: 8 | H: 2 LOB: 1 BB: 2 P: 21 | R: 3 H: 4 E: 0 K: 0 S: 17 | H: 4 LOB: 1 BB: 0 P: 30 | 1B: 7 2B: 5 3B: 1 HR: 3 | SF: 0 SAC: 0 DP: 0 HBP: 0 | WP: 3 PB: 0 SB: 2 CS: 0 | PA: 45 |
| PITCHER | IP WLS BF H R ER SO BB IBB HBP BLK WP HR S P ERA WHIP | | | | | | | | | | | | | | | | | | | |
| 68 Dylan Covey, R ERA: 5.4 | 4.2 L 25 9 6 6 2 1 1 0 0 0 1 0 13 16 11.57 2.143 | | | | | | | | | | | | | | | | | | | |
| 52 Xavier Cedeño, L ERA: 1.29 | 1.0 5 1 0 0 2 0 1 0 0 0 1 0 13 16 0.00 1.000 | | | | | | | | | | | | | | | | | | | |
| 37 Juan Minaya, R ERA: 4.58 | 0.2 6 2 3 3 1 2 0 0 0 0 1 1 9 23 40.50 6.000 | | | | | | | | | | | | | | | | | | | |
| 57 Jace Fry, L ERA: 3.77 | 0.2 2 0 0 0 0 0 0 0 0 0 0 0 3 5 0.00 0.000 | | | | | | | | | | | | | | | | | | | |
| 66 Chris Volstad, R ERA: 6.27 | 1.0 7 4 3 3 0 0 0 0 0 0 0 0 17 30 27.00 4.000 | | | | | | | | | | | | | | | | | | | |



| Batter | 1 | 2 | 3 | 4 | 5 | 6 | 7 | 8 | 9 | AB | R | H | RBI | BB | SO | LOB | TOP | | | |
|--|---|----------------------------------|-------------------------------|----------------------------------|-------------------------------|----------------------------------|-------------------------------|----------------------------------|-------------------------------|----------------------------------|-------------------------------|----------------------------------|-------------------------------|----------------------------------|-------------------------------|----------------------------------|---|------------------------------------|------------------------------------|----------------------------------|
| 56 Kole Calhoun, L OBP: 0.265, SLG: 0.380 | | | L9 | | | | | 17 BB | | 4 | 1 | 3 | 3 | 1 | 0 | 0 | Los Angeles Angels @ Tampa Bay Rays Tropicana Field, St. Petersburg, FL Tue Jul 31 2018, 7:11 PM - 10:27 PM EDT Att: 15,858 - Dome - 72 F | | | |
| 17 Shohei Ohtani, L OBP: 0.333, SLG: 0.494 | P5 | | K2-3 | | L8 | K | | 1B | | 5 | 0 | 1 | 0 | 0 | 2 | 3 | | | | |
| 27 Mike Trout, R OBP: 0.461, SLG: 0.629 | K | | | 5 BB | K | | | K | | 5 | 2 | 2 | 1 | 0 | 3 | 3 | | | | |
| 8 Justin Upton, R OBP: 0.352, SLG: 0.452 | BB | | | G5-3 | F8 | | | F8 | | 4 | 0 | 0 | 0 | 1 | 1 | 3 | | | | |
| 5 Albert Pujols, R OBP: 0.293, SLG: 0.437 | F8 | | | 2H | 1B | | | 10 BB | | 5 | 1 | 3 | 1 | 0 | 0 | 2 | | | | |
| 6 David Fletcher, R OBP: 0.341, SLG: 0.398 | P3 | | | F9 | | | | 22 BB | | 4 | 1 | 1 | 0 | 1 | 1 | 2 | | | | |
| 22 Kaleb Cowart, S OBP: 0.231, SLG: 0.182 | P4 | | | 10 HBP | | | | 22 BB | | 3 | 0 | 0 | 0 | 1 | 0 | 3 | | | | |
| 10 José Briceño, R OBP: 0.298, SLG: 0.389 | G1-3 | | | FC6-4 | | | | 56 BB | | 3 | 0 | 1 | 1 | 0 | 0 | 2 | | | | |
| 37 Francisco Arúa, L OBP: 0.600, SLG: 1.444 | | | | 1-2 | | | | K2-3 | | 1 | 0 | 0 | 0 | 0 | 1 | 2 | | | | |
| 19 Jefry Marte, R OBP: 0.262, SLG: 0.374 | | | G6-3 | | 56 HR | | | L5 | | 4 | 1 | 1 | 0 | 0 | 1 | 2 | | | | |
| Inning Stats | R: 0 E: 0 K: 1 S: 12 | H: 1 LOB: 2 BB: 1 P: 18 | R: 0 E: 0 K: 0 S: 9 | H: 0 LOB: 0 BB: 0 P: 11 | R: 0 E: 0 K: 1 S: 10 | H: 0 LOB: 0 BB: 0 P: 13 | R: 1 E: 0 K: 0 S: 16 | H: 2 LOB: 2 BB: 0 P: 23 | R: 2 E: 0 K: 1 S: 9 | H: 2 LOB: 0 BB: 0 P: 15 | R: 2 E: 0 K: 2 S: 17 | H: 4 LOB: 2 BB: 0 P: 25 | R: 1 E: 0 K: 2 S: 16 | H: 1 LOB: 2 BB: 2 P: 31 | R: 0 E: 0 K: 1 S: 9 | H: 1 LOB: 0 BB: 0 P: 10 | 1B: 8 2B: 2 3B: 0 HR: 2 | SF: 0 SAC: 0 DP: 1 HBP: 1 | WP: 0 PB: 0 SB: 0 CS: 0 | PA: 43 |
| PITCHER | IP WLS BF H R ER SO BB IBB HBP BLK WP HR S P ERA WHIP | | | | | | | | | | | | | | | | | | | |
| 55 Ryne Stanek, R ERA: 2.38 | 1.0 | 5 | 1 | 0 | 0 | 1 | 1 | 0 | 0 | 0 | 0 | 0 | 0 | 0 | 0 | 12 | 18 | 0.00 | 2.000 | |
| 48 Ryan Yarbrough, L ERA: 4.02 | 5.0 | 25 | 9 | 6 | 6 | 4 | 0 | 0 | 1 | 0 | 0 | 2 | 63 | 91 | 10.80 | 1.800 | | | | |
| 63 Diego Castillo, R ERA: 4.15 | 1.0 | 5 | 0 | 0 | 0 | 2 | 2 | 0 | 0 | 0 | 0 | 0 | 0 | 0 | 0 | 14 | 27 | 0.00 | 2.000 | |
| 46 José Alvarado, L ERA: 2.45 | 1.0 | 5 | 1 | 0 | 0 | 1 | 1 | 0 | 0 | 0 | 0 | 0 | 9 | 16 | 0.00 | 2.000 | | | | |
| 54 Sergio Romo, R ERA: 3.51 | 1.0 | 3 | 1 | 0 | 0 | 1 | 0 | 0 | 0 | 0 | 0 | 0 | 8 | 10 | 0.00 | 1.000 | | | | |
| Batter | 1 | 2 | 3 | 4 | 5 | 6 | 7 | 8 | 9 | AB | R | H | RBI | BB | SO | LOB | BOTTOM | | | |
| 39 Kevin Kiermaier, L OBP: 0.270, SLG: 0.339 | G5-3 | | 28 G6-3 | | 28 HBP | 5 BB | | P5 | | 4 | 2 | 1 | 2 | 1 | 0 | 2 | Los Angeles Angels @ Tampa Bay Rays Tropicana Field, St. Petersburg, FL Tue Jul 31 2018, 7:11 PM - 10:27 PM EDT Att: 15,858 - Dome - 72 F | | | |
| 5 Matt Duffy, R OBP: 0.356, SLG: 0.391 | 28 G4-6-3 | | P4 | | 44 BB | 28 HBP | | G6-3 | | 5 | 1 | 3 | 1 | 0 | 0 | 2 | | | | |
| 28 Daniel Robertson, R OBP: 0.391, SLG: 0.497 | G4-6-3 | | G6-3 | | 44 BB | 27 HBP | | FC4 | | 4 | 1 | 1 | 2 | 0 | 0 | 2 | | | | |
| 44 C.J. Cron, R OBP: 0.324, SLG: 0.486 | | | K | | 27 BB | | | L7 | | 4 | 0 | 1 | 1 | 0 | 2 | 1 | | | | |
| 9 Jake Bauers, L OBP: 0.340, SLG: 0.491 | | | K | | 27 BB | | | F9 | | 4 | 1 | 1 | 1 | 0 | 1 | 3 | | | | |
| 27 Carlos Gómez, R OBP: 0.308, SLG: 0.357 | | | HR | | | | | K | | 3 | 1 | 2 | 2 | 1 | 1 | 0 | | | | |
| 43 Michael Pérez, L OBP: 0.500, SLG: 0.643 | | | BB | | | | | K | | 4 | 1 | 1 | 1 | 0 | 2 | 3 | | | | |
| 1 Willy Adames, R OBP: 0.256, SLG: 0.296 | | | F8 | | | | | K | | 3 | 1 | 1 | 0 | 1 | 1 | 1 | | | | |
| 0 Mallex Smith, L OBP: 0.352, SLG: 0.401 | | | K | | | | | L9 | | 4 | 2 | 3 | 0 | 0 | 0 | 1 | | | | |
| Inning Stats | R: 0 E: 0 K: 0 S: 6 | H: 1 LOB: 0 BB: 0 P: 8 | R: 1 E: 0 K: 2 S: 11 | H: 1 LOB: 1 BB: 1 P: 18 | R: 2 E: 0 K: 1 S: 13 | H: 2 LOB: 0 BB: 0 P: 23 | R: 7 E: 0 K: 2 S: 26 | H: 6 LOB: 2 BB: 2 P: 48 | R: 0 E: 0 K: 0 S: 10 | H: 1 LOB: 1 BB: 0 P: 14 | R: 0 E: 0 K: 0 S: 6 | H: 1 LOB: 0 BB: 0 P: 10 | R: 0 E: 0 K: 2 S: 10 | H: 0 LOB: 0 BB: 0 P: 12 | R: 0 E: 0 K: 0 S: 12 | H: 2 LOB: 1 BB: 0 P: 21 | | 1B: 10 2B: 2 3B: 1 HR: 1 | SF: 0 SAC: 0 DP: 1 HBP: 1 | WP: 1 PB: 0 SB: 1 CS: 0 |
| PITCHER | IP WLS BF H R ER SO BB IBB HBP BLK WP HR S P ERA WHIP | | | | | | | | | | | | | | | | | | | |
| 45 Tyler Skaggs, L ERA: 3.34 | 3.1 | 21 | 8 | 10 | 10 | 3 | 0 | 0 | 0 | 0 | 1 | 0 | 27 | 39 | 0.00 | 1.500 | | | | |
| 25 Noé Ramirez, R ERA: 4.7 | 2.2 | 11 | 4 | 0 | 0 | 2 | 0 | 0 | 0 | 0 | 0 | 0 | 10 | 12 | 0.00 | 0.000 | | | | |
| 32 Cam Bedrosian, R ERA: 3.4 | 1.0 | 3 | 0 | 0 | 0 | 2 | 0 | 0 | 0 | 0 | 0 | 0 | 12 | 21 | 0.00 | 2.000 | | | | |
| 38 Justin Anderson, R ERA: 3.15 | 1.0 | 4 | 2 | 0 | 0 | 0 | 0 | 0 | 0 | 0 | 0 | 0 | 12 | 21 | 0.00 | 2.000 | | | | |

| Batter | 1 | 2 | 3 | 4 | 5 | 6 | 7 | 8 | 9 | AB R H RBI BB SO LOB | TOP | | | | | | | | | | | | | | | | |
|--|---|----------------------------------|---|---|------------------------------|---|---|---|------------------------------|----------------------------------|--|---|-------------------------------|----------------------------------|------------------------------|----------------------------------|------------------------------|----------------------------------|----------------------------------|------------------------------------|----------------------------------|--------|--|--|--|--|--|
| 6 David Fletcher, R OBP: 0.321, SLG: 0.373 |  | |  | | |  | |  | | 4 0 0 0 0 2 0 | <p>Los Angeles Angels @ Tampa Bay Rays Tropicana Field, St. Petersburg, FL Thu Aug 02 2018, 1:11 PM - 3:40 PM EDT Att: 10,988 - Dome - 72 F</p> <p>livebaseballscores.com</p> <p>AB 30 R 2 H 3 RBI 2 BB 1 SO 13 LOB 5</p>  | | | | | | | | | | | | | | | | |
| 56 Kole Calhoun, L OBP: 0.297, SLG: 0.386 |  | | |  | |  | |  | | 4 0 0 0 0 2 0 | | | | | | | | | | | | | | | | | |
| 8 Justin Upton, R OBP: 0.354, SLG: 0.455 |  | | |  | | |  |  | | 3 1 2 0 1 1 0 | | | | | | | | | | | | | | | | | |
| 5 Albert Pujols, R OBP: 0.292, SLG: 0.436 |  | | |  | | |  |  | | 4 1 1 0 0 1 2 | | | | | | | | | | | | | | | | | |
| 2 Andrelton Simmons, R OBP: 0.359, SLG: 0.427 |  | | |  | | |  | | | 3 0 0 1 0 1 2 | | | | | | | | | | | | | | | | | |
| 18 Luis Valbuena, L OBP: 0.251, SLG: 0.335 |  | | | | |  |  | | | 1 0 0 0 0 1 0 | | | | | | | | | | | | | | | | | |
| 19 Jefry Marte, R OBP: 0.256, SLG: 0.364 |  | | | | | | | | | 2 0 0 1 0 0 0 | | | | | | | | | | | | | | | | | |
| 22 Kaleb Cowart, S OBP: 0.188, SLG: 0.143 |  | | |  | | |  | | | 3 0 0 0 0 2 1 | | | | | | | | | | | | | | | | | |
| 10 José Briceño, R OBP: 0.283, SLG: 0.368 | | |  | | |  | |  | | 2 0 0 0 0 0 0 | | | | | | | | | | | | | | | | | |
| 17 Shohei Ohtani, L OBP: 0.332, SLG: 0.492 | | | | | | | | | | 1 0 0 0 0 1 0 | | | | | | | | | | | | | | | | | |
| 37 Francisco Arcaia, L OBP: 0.538, SLG: 1.167 | | | | | | | | | | 0 0 0 0 0 0 0 | | | | | | | | | | | | | | | | | |
| 9 Eric Young Jr., S OBP: 0.266, SLG: 0.326 | | |  | | | |  |  | | 3 0 0 0 0 2 0 | | | | | | | | | | | | | | | | | |
| Inning Stats | R: 0 E: 0 K: 2 S: 10 | H: 1 LOB: 1 BB: 0 P: 16 | R: 0 E: 0 K: 3 S: 9 | H: 0 LOB: 0 BB: 0 P: 15 | R: 0 E: 0 K: 1 S: 8 | H: 0 LOB: 0 BB: 0 P: 10 | R: 0 E: 0 K: 1 S: 10 | H: 0 LOB: 1 BB: 0 P: 18 | R: 0 E: 1 K: 0 S: 9 | H: 0 LOB: 0 BB: 0 P: 11 | R: 0 E: 0 K: 1 S: 8 | H: 0 LOB: 0 BB: 0 P: 12 | R: 2 E: 0 K: 1 S: 12 | H: 2 LOB: 0 BB: 0 P: 20 | R: 0 E: 0 K: 2 S: 9 | H: 0 LOB: 0 BB: 0 P: 15 | R: 0 E: 0 K: 2 S: 9 | H: 0 LOB: 0 BB: 0 P: 16 | 1B: 1 2B: 2 3B: 0 HR: 0 | SF: 0 SAC: 0 DP: 1 HBP: 0 | WP: 0 PB: 0 SB: 0 CS: 0 | PA: 31 | | | | | |
| PITCHER | IP WLS BF H R ER SO BB IBB HBP BLK WP HR S P ERA WHIP | | | | | | | | | | | IP WLS BF H R ER SO BB IBB HBP BLK WP HR S P ERA WHIP | | | | | | | | | | | | | | | |
| 61 Hunter Wood, R ERA: 3.05 | 2.0 | 7 | 1 | 0 | 0 | 5 | 0 | 0 | 0 | 0 | 0 | 0 | 0 | 19 | 31 | 0.00 | 0.500 | | | | | | | | | | |
| 68 Jalen Beeks, L ERA: 11.86 | 5.0 | W 18 | 2 | 2 | 2 | 4 | 1 | 0 | 0 | 0 | 0 | 0 | 0 | 47 | 71 | 3.60 | 0.600 | | | | | | | | | | |
| 63 Diego Castillo, R ERA: 4.0 | 1.0 | H 3 | 0 | 0 | 0 | 2 | 0 | 0 | 0 | 0 | 0 | 0 | 0 | 9 | 15 | 0.00 | 0.000 | | | | | | | | | | |
| 54 Sergio Romo, R ERA: 3.47 | 1.0 | S 3 | 0 | 0 | 0 | 2 | 0 | 0 | 0 | 0 | 0 | 0 | 0 | 9 | 16 | 0.00 | 0.000 | | | | | | | | | | |

| Batter | 1 | 2 | 3 | 4 | 5 | 6 | 7 | 8 | 9 | AB R H RBI BB SO LOB | BOTTOM | | | | | | | | | | | | | | | | |
|--|---|----------------------------------|---|--|------------------------------|---------------------------------|---|----------------------------------|------------------------------|----------------------------------|---|---|-------------------------------|----------------------------------|------------------------------|----------------------------------|----------------------------------|------------------------------------|----------------------------------|--------|--|--|--|--|--|--|--|
| 39 Kevin Kiermaier, L OBP: 0.268, SLG: 0.326 |  | |  |  | | |  | | | 4 0 0 0 0 0 2 | <p>Los Angeles Angels @ Tampa Bay Rays Tropicana Field, St. Petersburg, FL Thu Aug 02 2018, 1:11 PM - 3:40 PM EDT Att: 10,988 - Dome - 72 F</p> <p>livebaseballscores.com</p> <p>AB 29 R 4 H 6 RBI 3 BB 1 SO 7 LOB 8</p>  | | | | | | | | | | | | | | | | |
| 5 Matt Duffy, R OBP: 0.356, SLG: 0.391 |  | | |  | | |  | | | 3 1 1 0 1 1 0 | | | | | | | | | | | | | | | | | |
| 28 Daniel Robertson, R OBP: 0.383, SLG: 0.412 |  | | |  | | |  | | | 4 1 2 0 0 0 1 | | | | | | | | | | | | | | | | | |
| 29 Tommy Pham, R OBP: 0.332, SLG: 0.393 | | |  |  | | |  | | | 2 1 0 0 0 0 1 | | | | | | | | | | | | | | | | | |
| 0 Mallex Smith, L OBP: 0.356, SLG: 0.412 | | | |  | | | | | | 1 0 0 0 0 0 0 | | | | | | | | | | | | | | | | | |
| 44 C.J. Cron, R OBP: 0.323, SLG: 0.482 |  | | |  | | |  | | | 4 1 1 2 0 3 1 | | | | | | | | | | | | | | | | | |
| 9 Jake Bauers, L OBP: 0.344, SLG: 0.506 |  | | |  | | |  | | | 4 0 1 0 0 2 2 | | | | | | | | | | | | | | | | | |
| 27 Carlos Gómez, R OBP: 0.308, SLG: 0.355 |  | | |  | | |  | | | 2 0 0 0 0 0 1 | | | | | | | | | | | | | | | | | |
| 1 Willy Adames, R OBP: 0.258, SLG: 0.322 | | |  |  | | |  | | | 2 0 0 1 0 1 0 | | | | | | | | | | | | | | | | | |
| 45 Jesús Sucre, R OBP: 0.266, SLG: 0.261 | | |  |  | | |  | | | 3 0 1 0 0 0 0 | | | | | | | | | | | | | | | | | |
| Inning Stats | R: 0 E: 0 K: 1 S: 5 | H: 0 LOB: 0 BB: 0 P: 10 | R: 0 E: 0 K: 1 S: 16 | H: 1 LOB: 1 BB: 0 P: 25 | R: 0 E: 0 K: 1 S: 8 | H: 0 LOB: 0 BB: 0 P: 9 | R: 4 E: 0 K: 0 S: 17 | H: 4 LOB: 2 BB: 0 P: 29 | R: 0 E: 0 K: 1 S: 8 | H: 0 LOB: 1 BB: 0 P: 13 | R: 0 E: 0 K: 1 S: 8 | H: 0 LOB: 0 BB: 0 P: 12 | R: 0 E: 0 K: 0 S: 12 | H: 0 LOB: 1 BB: 1 P: 21 | R: 0 E: 0 K: 2 S: 7 | H: 0 LOB: 0 BB: 0 P: 11 | 1B: 4 2B: 2 3B: 0 HR: 0 | SF: 1 SAC: 0 DP: 0 HBP: 2 | WP: 1 PB: 0 SB: 0 CS: 0 | PA: 33 | | | | | | | |
| PITCHER | IP WLS BF H R ER SO BB IBB HBP BLK WP HR S P ERA WHIP | | | | | | | | | | | IP WLS BF H R ER SO BB IBB HBP BLK WP HR S P ERA WHIP | | | | | | | | | | | | | | | |
| 28 Andrew Heaney, L ERA: 3.75 | 6.0 | L 26 | 4 | 4 | 4 | 5 | 0 | 0 | 2 | 0 | 0 | 0 | 0 | 12 | 21 | 0.00 | 1.000 | | | | | | | | | | |
| 33 Jim Johnson, R ERA: 3.4 | 1.0 | 4 | 0 | 0 | 0 | 0 | 1 | 0 | 0 | 0 | 0 | 0 | 0 | 7 | 11 | 0.00 | 0.000 | | | | | | | | | | |
| 53 Blake Parker, R ERA: 3.26 | 1.0 | 3 | 0 | 0 | 0 | 2 | 0 | 0 | 0 | 0 | 0 | 0 | 0 | 7 | 11 | 0.00 | 0.000 | | | | | | | | | | |

| Batter | 1 | 2 | 3 | 4 | 5 | 6 | 7 | 8 | 9 | AB | R | H | RBI | BB | SO | LOB | TOP | | | | | |
|---|--|----------------------------------|------------------------------|---------------------------------|-------------------------------|----------------------------------|------------------------------|----------------------------------|------------------------------|---------------------------------|------------------------------|----------------------------------|------------------------------|----------------------------------|-------------------------------|----------------------------------|---|---------------------------------|----------------------------------|------------------------------------|----------------------------------|--------|
| 56 Kole Calhoun, L OBP: 0.289, SLG: 0.381 | L6 | | BB | | K | | | L8 | | 3 | 0 | 0 | 0 | 1 | 1 | 0 | Los Angeles Angels @ Cleveland Indians Progressive Field, Cleveland, OH Sat Aug 04 2018, 7:11 PM - 9:38 PM EDT Att: 34,814 - Clear - 82 F | | | | | |
| 8 Justin Upton, R OBP: 0.348, SLG: 0.444 | K | | F9 | | | G6-3 | | K | | 4 | 0 | 0 | 0 | 0 | 2 | 2 | | | | | | |
| 17 Shohel Ohtani, L OBP: 0.337, SLG: 0.521 | K | | G5-3 | | | K | | | F9 | 4 | 0 | 0 | 0 | 0 | 2 | 2 | | | | | | |
| 5 Albert Pujols, R OBP: 0.290, SLG: 0.430 | | P3 | | G6-3 | | | 1B | | P4 | 4 | 0 | 1 | 0 | 0 | 0 | 0 | | | | | | |
| 2 Andrelton Simmons, R OBP: 0.356, SLG: 0.422 | | G6-3 | | 1B | | G4-3 | | | G1 | 4 | 0 | 1 | 0 | 0 | 0 | 1 | | | | | | |
| 6 David Fletcher, R OBP: 0.319, SLG: 0.371 | | HBP | | G6-3 | | | G5-3 | | | 2 | 0 | 0 | 0 | 0 | 0 | 1 | | | | | | |
| 37 Francisco Arcia, L OBP: 0.389, SLG: 0.824 | | L3 | | G3 | | | K | | | 3 | 0 | 0 | 0 | 0 | 1 | 2 | | | | | | |
| 22 Kaleb Cowart, S OBP: 0.143, SLG: 0.105 | | | K | | G3 | | F8 | | | 3 | 0 | 0 | 0 | 0 | 1 | 0 | | | | | | |
| 9 Eric Young Jr., S OBP: 0.286, SLG: 0.385 | | | 2B | | G4-3 | | | L4 | | 3 | 0 | 1 | 0 | 0 | 0 | 0 | | | | | | |
| Inning Stats | R: 0 E: 0 K: 2 S: 8 | H: 0 LOB: 0 BB: 0 P: 14 | R: 0 E: 0 K: 0 S: 5 | H: 0 LOB: 1 BB: 0 P: 7 | R: 0 E: 0 K: 1 S: 10 | H: 1 LOB: 2 BB: 1 P: 17 | R: 0 E: 0 K: 0 S: 6 | H: 1 LOB: 0 BB: 0 P: 10 | R: 0 E: 0 K: 1 S: 5 | H: 0 LOB: 0 BB: 0 P: 5 | R: 0 E: 0 K: 1 S: 7 | H: 1 LOB: 1 BB: 0 P: 12 | R: 0 E: 0 K: 1 S: 8 | H: 0 LOB: 0 BB: 0 P: 12 | R: 0 E: 0 K: 1 S: 10 | H: 0 LOB: 0 BB: 0 P: 13 | R: 0 E: 0 K: 0 S: 5 | H: 0 LOB: 0 BB: 0 P: 8 | 1B: 2 2B: 1 3B: 0 HR: 0 | SF: 0 SAC: 0 DP: 0 HBP: 1 | WP: 0 PB: 0 SB: 0 CS: 0 | PA: 32 |
| PITCHER 28 Corey Kluber, R ERA: 2.63 | IP: 9.0 WLS: W BF: 32 H: 3 R: 0 ER: 0 SO: 7 BB: 1 IBB: 0 HBP: 1 BLK: 0 WP: 0 HR: 0 S: 64 P: 98 ERA: 0.00 WHIP: 0.444 | | | | | | | | | | | | | | | | | | | | | |

| Batter | 1 | 2 | 3 | 4 | 5 | 6 | 7 | 8 | 9 | AB | R | H | RBI | BB | SO | LOB | BOTTOM | | | |
|---|--|----------------------------------|------------------------------|----------------------------------|------------------------------|----------------------------------|-------------------------------|----------------------------------|------------------------------|---------------------------------|-------------------------------|----------------------------------|-------------------------------|----------------------------------|-------------------------------|----------------------------------|---|------------------------------------|----------------------------------|--------|
| 12 Francisco Lindor, S OBP: 0.373, SLG: 0.559 | BB | | K | | | 2B | G6-3 | | | 3 | 1 | 1 | 0 | 1 | 1 | 2 | Los Angeles Angels @ Cleveland Indians Progressive Field, Cleveland, OH Sat Aug 04 2018, 7:11 PM - 9:38 PM EDT Att: 34,814 - Clear - 82 F | | | |
| 23 Michael Brantley, L OBP: 0.343, SLG: 0.466 | BB | | | 10 G6-3 BB | | 1B | | G6-3 | | 2 | 0 | 1 | 1 | 2 | 0 | 0 | | | | |
| 11 José Ramírez, S OBP: 0.406, SLG: 0.624 | BB | P6 | | P6 | | L7 | | G6-3 | | 4 | 0 | 1 | 0 | 0 | 0 | 3 | | | | |
| 10 Edwin Encarnación, R OBP: 0.321, SLG: 0.469 | F7 | | | G6-3 | | P4 | | G5-3 | | 4 | 0 | 0 | 0 | 0 | 0 | 4 | | | | |
| 17 Yonder Alonso, L OBP: 0.321, SLG: 0.450 | | G1-3 | | P6 | | K | | G3-1 | | 4 | 0 | 0 | 0 | 0 | 1 | 3 | | | | |
| 53 Melky Cabrera, S OBP: 0.286, SLG: 0.347 | G4-3 | | | | L8 | | SH1-4 WP PB BB | | | 2 | 0 | 0 | 0 | 1 | 0 | 0 | | | | |
| 6 Brandon Guyer, R OBP: 0.296, SLG: 0.384 | | | | | | | 13 PB 55 SH1-4 BB | | | 0 | 1 | 0 | 0 | 0 | 0 | 0 | | | | |
| 22 Jason Kipnis, L OBP: 0.301, SLG: 0.352 | F7 | | | | F8 | | 13 PB 55 SH1-4 BB | | | 2 | 0 | 0 | 0 | 1 | 0 | 0 | | | | |
| 55 Roberto Pérez, R OBP: 0.243, SLG: 0.232 | | | G4-3 | | G4-3 | | SH1-4 | | | 2 | 0 | 0 | 0 | 0 | 0 | 0 | | | | |
| 13 Leonys Martin, L OBP: 0.328, SLG: 0.431 | | | G5-3 | | | HR | K | | | 3 | 1 | 1 | 1 | 0 | 1 | 2 | | | | |
| Inning Stats | R: 0 E: 0 K: 0 S: 6 | H: 0 LOB: 1 BB: 2 P: 18 | R: 0 E: 0 K: 0 S: 5 | H: 0 LOB: 0 BB: 0 P: 10 | R: 0 E: 0 K: 1 S: 8 | H: 0 LOB: 0 BB: 0 P: 11 | R: 0 E: 0 K: 0 S: 12 | H: 0 LOB: 1 BB: 1 P: 18 | R: 0 E: 0 K: 0 S: 5 | H: 0 LOB: 0 BB: 0 P: 8 | R: 2 E: 0 K: 1 S: 16 | H: 3 LOB: 1 BB: 0 P: 30 | R: 1 E: 0 K: 1 S: 12 | H: 0 LOB: 2 BB: 2 P: 25 | R: 0 E: 0 K: 0 S: 12 | H: 1 LOB: 1 BB: 0 P: 14 | 1B: 2 2B: 1 3B: 0 HR: 1 | SF: 0 SAC: 1 DP: 0 HBP: 0 | WP: 1 PB: 1 SB: 1 CS: 1 | PA: 32 |
| PITCHER 64 Félix Peña, R ERA: 4.97 | IP: 5.1 WLS: L BF: 21 H: 3 R: 2 ER: 2 SO: 2 BB: 3 IBB: 0 HBP: 0 BLK: 0 WP: 0 HR: 1 S: 47 P: 86 ERA: 3.38 WHIP: 1.125 | | | | | | | | | | | | | | | | | | | |
| 33 Jim Johnson, R ERA: 3.35 | 0.2 | 2 | 0 | 0 | 0 | 1 | 0 | 0 | 0 | 0 | 0 | 5 | 9 | 0.00 | 0.000 | | | | | |
| 57 Hansel Robles, R ERA: 4.38 | 1.0 | 5 | 0 | 1 | 0 | 1 | 2 | 0 | 0 | 0 | 1 | 0 | 12 | 25 | 0.00 | 2.000 | | | | |
| 25 Noé Ramirez, R ERA: 4.62 | 1.0 | 4 | 1 | 0 | 0 | 0 | 0 | 0 | 0 | 0 | 0 | 1 | 12 | 14 | 0.00 | 1.000 | | | | |

| Batter | 1 | 2 | 3 | 4 | 5 | 6 | 7 | 8 | 9 | AB | R | H | RBI | BB | SO | LOB | TOP | | | | | | | | |
|---|-------------------------------|----------------------------------|------------------------------|----------------------------------|------------------------------|----------------------------------|-------------------------------|----------------------------------|-------------------------------|----------------------------------|-------------------------------|----------------------------------|------------------------------|----------------------------------|------------------------------|----------------------------------|---|----------------------------------|----------------------------------|------------------------------------|----------------------------------|--------|--|--|--|
| 56 Kole Calhoun, L (1,9) OBP: 0.271, SLG: 0.387 | F7 | | L9 | | | | L8 | | 1B | 5 | 1 | 2 | 1 | 0 | 0 | 2 | Los Angeles Angels @ Cleveland Indians Progressive Field, Cleveland, OH Sun Aug 05 2018, 1:12 PM - 4:17 PM EDT Att: 28,993 - Sunny - 84 F | | | | | | | | |
| 9 Eric Young Jr., S (1,8) OBP: 0.278, SLG: 0.353 | K | | K | | | | 1B | | 1B | 4 | 0 | 1 | 0 | 0 | 3 | 2 | | | | | | | | | |
| 8 Justin Upton, R (9,PH) OBP: 0.347, SLG: 0.443 | K | | K | | | | 1B | | 1B | 1 | 1 | 0 | 0 | 0 | 0 | 1 | | | | | | | | | |
| 17 Shohel Ohtani, L (1,10) OBP: 0.343, SLG: 0.526 | 2B | | | | F9 | | 1B | | G3 | 4 | 0 | 2 | 1 | 0 | 0 | 1 | | | | | | | | | |
| 2 Andreton Simmons, R (1,6) OBP: 0.356, SLG: 0.421 | G5-3 | | | | 1B | | F3 | | 1B | 5 | 0 | 2 | 1 | 0 | 0 | 5 | | | | | | | | | |
| 6 David Fletcher, R (1,4) OBP: 0.315, SLG: 0.372 | G4-3 | | | | 1B | | G4-3 | | K2-3 | 5 | 0 | 1 | 0 | 0 | 1 | 4 | | | | | | | | | |
| 37 Francisco Arca, L (1,3) OBP: 0.318, SLG: 0.667 | K | | K | | 2B | | K | | L5 | 4 | 0 | 0 | 0 | 0 | 3 | 2 | | | | | | | | | |
| 22 Kaleb Cowart, S (1,7) OBP: 0.200, SLG: 0.136 | L1-3 | | K | | K | | 1B | | 1B | 3 | 0 | 1 | 0 | 1 | 1 | 2 | | | | | | | | | |
| 19 Jefry Marte, R (1,5) OBP: 0.246, SLG: 0.350 | | | F9 | | G5-3 | | FC6-4 | | K | 4 | 0 | 0 | 0 | 0 | 1 | 2 | | | | | | | | | |
| 10 José Briceño, R (1,2) OBP: 0.333, SLG: 0.393 | 1B | | 1B | | 1B | | HBP | | P3 | 3 | 1 | 2 | 0 | 0 | 0 | 1 | | | | | | | | | |
| Inning Stats | R: 0 E: 0 K: 1 S: 12 | H: 1 LOB: 1 BB: 0 P: 17 | R: 0 E: 0 K: 1 S: 7 | H: 0 LOB: 0 BB: 0 P: 10 | R: 0 E: 0 K: 1 S: 7 | H: 1 LOB: 1 BB: 0 P: 11 | R: 0 E: 0 K: 2 S: 15 | H: 2 LOB: 2 BB: 0 P: 23 | R: 2 E: 0 K: 1 S: 12 | H: 3 LOB: 1 BB: 0 P: 18 | R: 0 E: 0 K: 1 S: 13 | H: 0 LOB: 1 BB: 1 P: 20 | R: 0 E: 0 K: 0 S: 9 | H: 1 LOB: 3 BB: 0 P: 14 | R: 0 E: 0 K: 1 S: 7 | H: 1 LOB: 1 BB: 0 P: 11 | R: 1 E: 0 K: 1 S: 10 | H: 2 LOB: 1 BB: 0 P: 14 | 1B: 8 2B: 2 3B: 1 HR: 0 | SF: 0 SAC: 0 DP: 0 HBP: 2 | WP: 1 PB: 0 SB: 1 CS: 0 | PA: 41 | | | |
| PITCHER | IP | WLS | BF | H | R | ER | SO | BB | IBB | HBP | BLK | WP | HR | S | P | ERA | WHIP | | | | | | | | |
| 57 Shane Bieber, R (1,1) ERA: 4.74 | 5.2 | W | 25 | 7 | 2 | 2 | 7 | 1 | 0 | 0 | 0 | 0 | 0 | 62 | 94 | 3.18 | 1.412 | | | | | | | | |
| 90 Adam Cimber, R (6,1) ERA: 3.45 | 0.1 | H | 2 | 0 | 0 | 0 | 0 | 0 | 0 | 1 | 0 | 0 | 0 | 7 | 9 | 0.00 | 0.000 | | | | | | | | |
| 24 Andrew Miller, L (7,1) ERA: 4.02 | 0.1 | H | 3 | 1 | 0 | 0 | 0 | 0 | 0 | 1 | 0 | 0 | 0 | 4 | 6 | 0.00 | 3.000 | | | | | | | | |
| 37 Cody Allen, R (7,1) ERA: 4.27 | 1.2 | H | 6 | 1 | 0 | 0 | 1 | 0 | 0 | 0 | 0 | 0 | 0 | 9 | 15 | 0.00 | 0.600 | | | | | | | | |
| 33 Brad Hand, L (9,1) ERA: 2.92 | 1.0 | S | 5 | 2 | 1 | 1 | 1 | 0 | 0 | 0 | 0 | 1 | 0 | 10 | 14 | 9.00 | 2.000 | | | | | | | | |

| Batter | 1 | 2 | 3 | 4 | 5 | 6 | 7 | 8 | 9 | AB | R | H | RBI | BB | SO | LOB | BOTTOM | | | | | | | | |
|--|-------------------------------|----------------------------------|------------------------------|----------------------------------|-------------------------------|----------------------------------|------------------------------|----------------------------------|------------------------------|----------------------------------|------------------------------|----------------------------------|------------------------------|----------------------------------|------------------------------|----------------------------------|---|----------------------------------|----------------------------------|------------------------------------|----------------------------------|--------|--|--|--|
| 12 Francisco Lindor, S (1,6) OBP: 0.374, SLG: 0.561 | 1B | | 2B | | | | P6 | | | 4 | 1 | 2 | 0 | 0 | 0 | 0 | Los Angeles Angels @ Cleveland Indians Progressive Field, Cleveland, OH Sun Aug 05 2018, 1:12 PM - 4:17 PM EDT Att: 28,993 - Sunny - 84 F | | | | | | | | |
| 23 Michael Brantley, L (1,7) OBP: 0.343, SLG: 0.462 | 1B | | G6-3 | | | | K | | L8 | 3 | 1 | 0 | 0 | 1 | 1 | 1 | | | | | | | | | |
| 11 José Ramírez, S (1,5) OBP: 0.409, SLG: 0.631 | BB | | BB | | | | HR | | F9 | 2 | 1 | 1 | 3 | 2 | 0 | 0 | | | | | | | | | |
| 10 Edwin Encarnación, R (1,10) OBP: 0.321, SLG: 0.465 | 1B | | L8-3 | | | | G5-4-3 | | G4-3 | 3 | 0 | 0 | 0 | 0 | 0 | 3 | | | | | | | | | |
| 17 Yonder Alonso, L (1,3) OBP: 0.320, SLG: 0.448 | 1B | | 1B | | | | G6-3 | | L8 | 4 | 0 | 1 | 0 | 0 | 1 | 0 | | | | | | | | | |
| 53 Melky Cabrera, S (1,9) OBP: 0.287, SLG: 0.346 | K | | K | | | | 1B | | 1B | 3 | 0 | 1 | 0 | 0 | 2 | 2 | | | | | | | | | |
| 6 Brandon Guyer, R (6,FR) OBP: 0.301, SLG: 0.389 | K | | K | | | | 1B | | 1B | 1 | 1 | 1 | 0 | 0 | 0 | 0 | | | | | | | | | |
| 22 Jason Kipnis, L (1,4) OBP: 0.303, SLG: 0.355 | HBP | | G3-1 | | | | E6 | | F8 | 3 | 0 | 1 | 1 | 0 | 0 | 1 | | | | | | | | | |
| 55 Roberto Pérez, R (1,2) OBP: 0.245, SLG: 0.228 | FC5-2 | | K | | | | BB | | | 2 | 0 | 0 | 0 | 1 | 1 | 3 | | | | | | | | | |
| 13 Leonys Martin, L (1,8) OBP: 0.325, SLG: 0.427 | P6 | | F8 | | | | G4-6-3 | | | 3 | 0 | 0 | 0 | 0 | 0 | 5 | | | | | | | | | |
| Inning Stats | R: 3 E: 0 K: 1 S: 16 | H: 3 LOB: 3 BB: 1 P: 28 | R: 0 E: 0 K: 0 S: 7 | H: 1 LOB: 1 BB: 1 P: 13 | R: 0 E: 0 K: 2 S: 13 | H: 0 LOB: 0 BB: 0 P: 18 | R: 0 E: 0 K: 1 S: 8 | H: 0 LOB: 0 BB: 0 P: 14 | R: 0 E: 0 K: 0 S: 7 | H: 0 LOB: 0 BB: 1 P: 11 | R: 1 E: 1 K: 0 S: 7 | H: 2 LOB: 2 BB: 1 P: 15 | R: 0 E: 0 K: 0 S: 8 | H: 0 LOB: 0 BB: 0 P: 13 | R: 0 E: 0 K: 0 S: 7 | H: 1 LOB: 1 BB: 0 P: 14 | R: 0 E: 0 K: 0 S: 7 | H: 1 LOB: 1 BB: 0 P: 14 | 1B: 4 2B: 3 3B: 0 HR: 1 | SF: 0 SAC: 0 DP: 3 HBP: 2 | WP: 1 PB: 0 SB: 0 CS: 0 | PA: 34 | | | |
| PITCHER | IP | WLS | BF | H | R | ER | SO | BB | IBB | HBP | BLK | WP | HR | S | P | ERA | WHIP | | | | | | | | |
| 68 Deck McGuire, R (1,1) ERA: 7.11 | 0.1 | L | 7 | 3 | 3 | 3 | 3 | 1 | 0 | 0 | 0 | 0 | 0 | 13 | 25 | 81.00 | 12.000 | | | | | | | | |
| 67 Taylor Cole, R (1,1) ERA: 1.72 | 3.2 | | 12 | 1 | 0 | 0 | 3 | 1 | 0 | 0 | 0 | 0 | 0 | 31 | 48 | 0.00 | 0.545 | | | | | | | | |
| 48 Jose Alvarez, L (5,1) ERA: 2.89 | 1.1 | | 4 | 0 | 0 | 0 | 1 | 1 | 0 | 0 | 0 | 0 | 0 | 9 | 13 | 0.00 | 0.750 | | | | | | | | |
| 32 Cam Bedrosian, R (6,1) ERA: 3.47 | 0.2 | | 4 | 2 | 1 | 1 | 0 | 1 | 0 | 0 | 0 | 0 | 0 | 5 | 13 | 13.50 | 4.500 | | | | | | | | |
| 53 Blake Parker, R (7,1) ERA: 3.31 | 1.0 | | 3 | 0 | 0 | 0 | 0 | 0 | 0 | 0 | 0 | 0 | 0 | 8 | 13 | 0.00 | 0.000 | | | | | | | | |

| Batter | 1 | 2 | 3 | 4 | 5 | 6 | 7 | 8 | 9 | AB | R | H | RBI | BB | SO | LOB | TOP | | | | | | | | | | |
|---|---------------------------------------|----------------------------------|---------------------------------------|----------------------------------|---------------------------------------|----------------------------------|--------------------------------------|----------------------------------|--------------------------------------|----------------------------------|---------------------------------------|----------------------------------|---------------------------------------|----------------------------------|--------------------------------------|------------------------------------|--------------------------------------|----------------------------------|----------------------------------|------------------------------------|----------------------------------|--------|--|--|--|--|--|
| 13 Mike Gerber, L (1.8) OBP: 0.375, SLG: 0.357 | G5-3 | | K | | | BB | | BB | | 2 | 0 | 0 | 0 | 2 | 1 | 1 | | | | | | | | | | | |
| 1 Jose Iglesias, R (1.6) OBP: 0.306, SLG: 0.391 | G5-3 | | | P2 | | BB | | L8 | | 4 | 0 | 1 | 1 | 0 | 0 | 1 | | | | | | | | | | | |
| 9 Nick Castellanos, R (1.9) OBP: 0.330, SLG: 0.484 | HR | | | G6-3 | | | | K | | 4 | 1 | 1 | 1 | 0 | 2 | 3 | | | | | | | | | | | |
| 46 Jeimer Candelario, S (1.5) OBP: 0.316, SLG: 0.406 | K | | | L7 | | | | K | | 4 | 0 | 0 | 0 | 0 | 2 | 3 | | | | | | | | | | | |
| 41 Victor Martinez, S (1.10) OBP: 0.286, SLG: 0.320 | | K | | | G3-1 | | | F8 | | 4 | 0 | 0 | 0 | 0 | 1 | 0 | | | | | | | | | | | |
| 28 Niko Goodrum, S (1.4) OBP: 0.301, SLG: 0.429 | | K | | | F7 | | | F9 | | 3 | 0 | 0 | 0 | 0 | 1 | 0 | | | | | | | | | | | |
| 55 John Hicks, R (1.3) OBP: 0.312, SLG: 0.403 | | | | | P4 | | | P4 | | 3 | 0 | 0 | 0 | 0 | 0 | 0 | | | | | | | | | | | |
| 34 James McCann, R (1.2) OBP: 0.273, SLG: 0.322 | | | | | | | | L6 | | 1 | 1 | 0 | 0 | 2 | 0 | 0 | | | | | | | | | | | |
| 22 Victor Reyes, S (1.7) OBP: 0.232, SLG: 0.268 | | | | | F8 | | | F7 | | 3 | 0 | 1 | 0 | 0 | 0 | 1 | | | | | | | | | | | |
| Inning Stats | R: 1 H: 1 E: 0 K: 1 S: 9 | H: 1 LOB: 0 BB: 0 P: 16 | R: 0 H: 0 E: 0 K: 2 S: 9 | H: 0 LOB: 0 BB: 0 P: 10 | R: 0 H: 0 E: 0 K: 1 S: 7 | H: 0 LOB: 1 BB: 1 P: 17 | R: 0 H: 0 E: 0 K: 0 S: 4 | H: 0 LOB: 0 BB: 0 P: 9 | R: 0 H: 0 E: 0 K: 0 S: 8 | H: 0 LOB: 0 BB: 0 P: 10 | R: 1 H: 2 E: 0 K: 1 S: 17 | H: 2 LOB: 2 BB: 2 P: 30 | R: 0 H: 0 E: 0 K: 0 S: 7 | H: 0 LOB: 0 BB: 0 P: 11 | R: 0 H: 0 E: 0 K: 0 S: 6 | H: 0 LOB: 1 BB: 1 P: 13 | R: 0 H: 0 E: 0 K: 2 S: 9 | H: 0 LOB: 0 BB: 0 P: 15 | 1B: 2 2B: 1 3B: 0 HR: 1 | SF: 0 SAC: 0 DP: 2 HBP: 0 | WP: 0 PB: 0 SB: 0 CS: 1 | PA: 32 | | | | | |
| PITCHER | IP | WLS | BF | H | R | ER | SO | BB | IBB | HBP | BLK | WP | HR | S | P | ERA | WHIP | | | | | | | | | | |
| 35 Nick Tropeano, R (1.1) ERA: 4.74 | 5.0 | W | 16 | 1 | 1 | 1 | 4 | 1 | 0 | 0 | 0 | 0 | 1 | 37 | 62 | 1.80 | 0.400 | | | | | | | | | | |
| 25 Noé Ramirez, R (6.1) ERA: 4.75 | 0.0 | | 4 | 2 | 1 | 1 | 0 | 2 | 0 | 0 | 0 | 0 | 0 | 11 | 20 | ∞ | ∞ | | | | | | | | | | |
| 32 Cam Bedrosian, R (6.1) ERA: 3.4 | 1.0 | H | 2 | 0 | 0 | 0 | 1 | 0 | 0 | 0 | 0 | 0 | 0 | 6 | 10 | 0.00 | 0.000 | | | | | | | | | | |
| 57 Hansel Robles, R (7.1) ERA: 4.15 | 2.0 | H | 7 | 0 | 0 | 0 | 0 | 1 | 0 | 0 | 0 | 0 | 0 | 13 | 24 | 0.00 | 0.500 | | | | | | | | | | |
| 38 Justin Anderson, R (9.1) ERA: 3.0 | 1.0 | | 3 | 0 | 0 | 0 | 2 | 0 | 0 | 0 | 0 | 0 | 0 | 9 | 15 | 0.00 | 0.000 | | | | | | | | | | |
| Batter | 1 | 2 | 3 | 4 | 5 | 6 | 7 | 8 | 9 | AB | R | H | RBI | BB | SO | LOB | BOTTOM | | | | | | | | | | |
| 6 David Fletcher, R (1.4) OBP: 0.307, SLG: 0.362 | L9 | | G1-3 | | | F8 | | G6-3 | | 4 | 0 | 0 | 1 | 0 | 0 | 0 | | | | | | | | | | | |
| 56 Kole Calhoun, L (1.9) OBP: 0.288, SLG: 0.382 | K | | F8 | | | G4-3 | | K | | 4 | 0 | 0 | 0 | 0 | 2 | 0 | | | | | | | | | | | |
| 8 Justin Upton, R (1.7) OBP: 0.344, SLG: 0.439 | K | | K | | | G6-3 | | F8 | | 4 | 0 | 0 | 0 | 0 | 2 | 0 | | | | | | | | | | | |
| 5 Albert Pujols, R (1.3) OBP: 0.290, SLG: 0.428 | | P5 | | | | HR | | G3 | | 4 | 1 | 1 | 0 | 0 | 0 | 0 | | | | | | | | | | | |
| 17 Shohei Ohtani, L (1.10) OBP: 0.346, SLG: 0.521 | | K | | | | F8 | | BB | | 2 | 0 | 0 | 0 | 2 | 1 | 1 | | | | | | | | | | | |
| 2 Andrelton Simmons, R (1.6) OBP: 0.300, SLG: 0.431 | | 1B | | | | HR | | BB | | 3 | 2 | 2 | 2 | 1 | 0 | 1 | | | | | | | | | | | |
| 10 José Briceño, R (1.2) OBP: 0.343, SLG: 0.490 | 1B | | F9 | | | G5-4-3 | | L8 | | 4 | 1 | 2 | 0 | 0 | 0 | 2 | | | | | | | | | | | |
| 22 Kaleb Cowart, S (1.5) OBP: 0.250, SLG: 0.280 | | 1B | | | | G6-3 | | 2B | | 3 | 1 | 2 | 1 | 0 | 0 | 0 | | | | | | | | | | | |
| 9 Eric Young Jr., S (1.8) OBP: 0.286, SLG: 0.526 | | | | | | HR | | SF8 | | 2 | 1 | 1 | 2 | 0 | 0 | 2 | | | | | | | | | | | |
| Inning Stats | R: 0 H: 0 E: 0 K: 2 S: 10 | H: 3 LOB: 2 BB: 0 P: 16 | R: 1 H: 3 E: 0 K: 1 S: 18 | H: 0 LOB: 0 BB: 0 P: 12 | R: 2 H: 2 E: 0 K: 0 S: 12 | H: 2 LOB: 0 BB: 0 P: 20 | R: 1 H: 1 E: 0 K: 0 S: 7 | H: 1 LOB: 0 BB: 0 P: 12 | R: 0 H: 0 E: 0 K: 0 S: 7 | H: 0 LOB: 0 BB: 1 P: 14 | R: 2 H: 2 E: 0 K: 1 S: 11 | H: 2 LOB: 0 BB: 0 P: 14 | R: 0 H: 0 E: 0 K: 0 S: 14 | H: 0 LOB: 2 BB: 2 P: 27 | 1B: 4 2B: 2 3B: 0 HR: 2 | SF: 1 SAC: 0 DP: 1 HBP: 0 | WP: 0 PB: 0 SB: 1 CS: 0 | PA: 34 | | | | | | | | | |
| PITCHER | IP | WLS | BF | H | R | ER | SO | BB | IBB | HBP | BLK | WP | HR | S | P | ERA | WHIP | | | | | | | | | | |
| 48 Matthew Boyd, L (1.1) ERA: 4.33 | 5.1 | L | 23 | 6 | 4 | 4 | 4 | 1 | 0 | 0 | 0 | 0 | 2 | 60 | 99 | 6.75 | 1.312 | | | | | | | | | | |
| 19 Louis Coleman, R (6.1) ERA: 3.02 | 1.1 | | 5 | 2 | 2 | 2 | 0 | 0 | 0 | 0 | 0 | 0 | 0 | 9 | 11 | 13.50 | 1.500 | | | | | | | | | | |
| 68 Daniel Stumpf, L (7.1) ERA: 6.84 | 0.1 | | 1 | 0 | 0 | 0 | 1 | 0 | 0 | 0 | 0 | 0 | 0 | 3 | 4 | 0.00 | 0.000 | | | | | | | | | | |
| 61 Shane Greene, R (8.1) ERA: 4.02 | 1.0 | | 5 | 0 | 0 | 0 | 0 | 2 | 0 | 0 | 0 | 0 | 0 | 14 | 27 | 0.00 | 2.000 | | | | | | | | | | |

Detroit Tigers @ Los Angeles Angels
 Angel Stadium, Anaheim, CA
 Mon Aug 06 2018, 7:09 PM - 10:02 PM PDT
 Att: 34,073 - Clear - 92 F

| | |
|-----|----|
| AB | 28 |
| R | 2 |
| H | 3 |
| RBI | 2 |
| BB | 4 |
| SO | 7 |
| LOB | 9 |



Detroit Tigers @ Los Angeles Angels
 Angel Stadium, Anaheim, CA
 Mon Aug 06 2018, 7:09 PM - 10:02 PM PDT
 Att: 34,073 - Clear - 92 F

| | |
|-----|----|
| AB | 30 |
| R | 6 |
| H | 8 |
| RBI | 6 |
| BB | 3 |
| SO | 5 |
| LOB | 6 |




| Batter | 1 | 2 | 3 | 4 | 5 | 6 | 7 | 8 | 9 | AB | R | H | RBI | BB | SO | LOB | TOP | | | |
|--|---|----------------------------------|------------------------------|----------------------------------|-------------------------------|----------------------------------|------------------------------|---------------------------------|-------------------------------|----------------------------------|------------------------------|----------------------------------|------------------------------|----------------------------------|------------------------------|----------------------------------|---|------------------------------------|----------------------------------|--------|
| 13 Mike Gerber, L (1, 7) OBP: 0.350, SLG: 0.294 | | | | | | | | | | 3 | 0 | 0 | 0 | 1 | 2 | 0 | Detroit Tigers @ Los Angeles Angels Angel Stadium, Anaheim, CA Tue Aug 07 2018, 7:08 PM - 10:16 PM PDT Att: 35,824 - Clear - 88 F | | | |
| 1 Jose Iglesias, R (1, 6) OBP: 0.306, SLG: 0.389 | | | | | | | | | | 4 | 1 | 1 | 0 | 0 | 0 | 2 | | | | |
| 9 Nick Castellanos, R (1, 9) OBP: 0.339, SLG: 0.494 | | | | | | | | | | 4 | 2 | 2 | 0 | 0 | 2 | 0 | | | | |
| 46 Jeimer Candelario, S (1, 5) OBP: 0.317, SLG: 0.418 | | | | | | | | | | 4 | 1 | 2 | 3 | 0 | 1 | 0 | | | | |
| 41 Victor Martinez, S (1, 10) OBP: 0.291, SLG: 0.326 | | | | | | | | | | 3 | 0 | 2 | 0 | 1 | 0 | 0 | | | | |
| 22 Victor Reyes, S (8, PR) OBP: 0.232, SLG: 0.268 | | | | | | | | | | 0 | 0 | 0 | 0 | 0 | 0 | 0 | | | | |
| 28 Niko Goodrum, S (1, 4) OBP: 0.292, SLG: 0.423 | | | | | | | | | | 4 | 0 | 0 | 0 | 0 | 0 | 4 | | | | |
| 60 Ronny Rodriguez, R (1, 3) OBP: 0.225, SLG: 0.183 | | | | | | | | | | 3 | 0 | 0 | 0 | 1 | 1 | 0 | | | | |
| 34 James McCann, R (1, 2) OBP: 0.273, SLG: 0.321 | | | | | | | | | | 4 | 1 | 1 | 0 | 0 | 1 | 1 | | | | |
| 21 JaCoby Jones, R (1, 8) OBP: 0.261, SLG: 0.358 | | | | | | | | | | 4 | 0 | 1 | 1 | 0 | 0 | 0 | | | | |
| Inning Stats | R: 2 E: 0 K: 1 S: 13 | H: 3 LOB: 1 BB: 1 P: 22 | R: 1 E: 0 K: 1 S: 9 | H: 2 LOB: 1 BB: 1 P: 18 | R: 0 E: 0 K: 2 S: 11 | H: 1 LOB: 1 BB: 0 P: 15 | R: 0 E: 0 K: 1 S: 7 | H: 0 LOB: 0 BB: 0 P: 9 | R: 2 E: 0 K: 1 S: 15 | H: 2 LOB: 0 BB: 1 P: 21 | R: 0 E: 0 K: 0 S: 8 | H: 0 LOB: 0 BB: 1 P: 14 | R: 0 E: 0 K: 1 S: 7 | H: 1 LOB: 1 BB: 0 P: 11 | R: 0 E: 0 K: 0 S: 8 | H: 0 LOB: 0 BB: 0 P: 13 | 1B: 5 2B: 5 3B: 0 HR: 1 | SF: 0 SAC: 0 DP: 3 HBP: 0 | WP: 1 PB: 0 SB: 0 CS: 0 | PA: 36 |
| PITCHER | IP WLS BF H R ER SO BB IBB HBP BLK WP HR S P ERA WHIP | | | | | | | | | | | | | | | | | | | |
| 28 Andrew Heaney, L (1, 1) ERA: 3.96 | 5.0 W 23 8 5 5 6 2 0 0 0 0 1 1 55 85 9.00 2.000 | | | | | | | | | | | | | | | | | | | |
| 33 Jim Johnson, R (6, 1) ERA: 3.2 | 1.0 H 3 0 0 0 0 1 0 0 0 0 0 0 8 14 0.00 1.000 | | | | | | | | | | | | | | | | | | | |
| 48 Jose Alvarez, L (7, 1) ERA: 2.83 | 1.0 3 0 0 0 0 0 0 0 0 0 0 0 8 11 0.00 0.000 | | | | | | | | | | | | | | | | | | | |
| 36 Williams Jerez, L (8, 1) ERA: | 2.0 7 1 0 0 1 0 0 0 0 0 0 0 15 23 0.00 0.500 | | | | | | | | | | | | | | | | | | | |

| Batter | 1 | 2 | 3 | 4 | 5 | 6 | 7 | 8 | 9 | AB | R | H | RBI | BB | SO | LOB | BOTTOM | | | |
|---|---|----------------------------------|------------------------------|----------------------------------|------------------------------|----------------------------------|-------------------------------|----------------------------------|------------------------------|----------------------------------|------------------------------|----------------------------------|-------------------------------|----------------------------------|-------------------------------|----------------------------------|---|------------------------------------|----------------------------------|--------|
| 56 Kole Calhoun, L (1, 9) OBP: 0.272, SLG: 0.384 | | | | | | | | | | 4 | 2 | 2 | 1 | 1 | 0 | 3 | Detroit Tigers @ Los Angeles Angels Angel Stadium, Anaheim, CA Tue Aug 07 2018, 7:08 PM - 10:16 PM PDT Att: 35,824 - Clear - 88 F | | | |
| 8 Justin Upton, R (1, 7) OBP: 0.344, SLG: 0.446 | | | | | | | | | | 5 | 2 | 2 | 2 | 0 | 3 | 3 | | | | |
| 17 Shohel Ohtani, L (1, 10) OBP: 0.351, SLG: 0.535 | | | | | | | | | | 4 | 2 | 2 | 3 | 1 | 2 | 2 | | | | |
| 5 Albert Pujols, R (1, 3) OBP: 0.289, SLG: 0.425 | | | | | | | | | | 5 | 1 | 1 | 0 | 0 | 0 | 2 | | | | |
| 19 Jefry Marte, R (9, 3) OBP: 0.246, SLG: 0.350 | | | | | | | | | | 0 | 0 | 0 | 0 | 0 | 0 | 0 | | | | |
| 2 Andrelton Simmons, R (1, 6) OBP: 0.361, SLG: 0.434 | | | | | | | | | | 4 | 1 | 2 | 1 | 0 | 0 | 1 | | | | |
| 6 David Fletcher, R (1, 4) OBP: 0.310, SLG: 0.359 | | | | | | | | | | 4 | 1 | 1 | 0 | 1 | 0 | 3 | | | | |
| 22 Kaleb Cowart, S (1, 5) OBP: 0.333, SLG: 0.296 | | | | | | | | | | 2 | 1 | 1 | 1 | 3 | 0 | 0 | | | | |
| 37 Francisco Arica, L (1, 2) OBP: 0.333, SLG: 0.615 | | | | | | | | | | 5 | 1 | 2 | 2 | 0 | 2 | 3 | | | | |
| 9 Eric Young Jr., S (1, 8) OBP: 0.280, SLG: 0.455 | | | | | | | | | | 3 | 0 | 0 | 0 | 1 | 0 | 5 | | | | |
| Inning Stats | R: 7 E: 1 K: 1 S: 21 | H: 6 LOB: 1 BB: 1 P: 37 | R: 0 E: 0 K: 0 S: 9 | H: 1 LOB: 1 BB: 0 P: 12 | R: 0 E: 0 K: 1 S: 8 | H: 1 LOB: 1 BB: 0 P: 12 | R: 0 E: 0 K: 2 S: 18 | H: 2 LOB: 2 BB: 0 P: 23 | R: 0 E: 0 K: 1 S: 7 | H: 0 LOB: 1 BB: 1 P: 15 | R: 3 E: 0 K: 0 S: 7 | H: 1 LOB: 0 BB: 2 P: 20 | R: 1 E: 0 K: 2 S: 14 | H: 2 LOB: 2 BB: 1 P: 24 | R: 0 E: 0 K: 0 S: 10 | H: 0 LOB: 2 BB: 2 P: 21 | 1B: 10 2B: 1 3B: 0 HR: 2 | SF: 1 SAC: 0 DP: 0 HBP: 0 | WP: 1 PB: 0 SB: 3 CS: 1 | PA: 45 |
| PITCHER | IP WLS BF H R ER SO BB IBB HBP BLK WP HR S P ERA WHIP | | | | | | | | | | | | | | | | | | | |
| 50 Jacob Turner, R (1, 1) ERA: 20.25 | 1.0 L 11 6 7 5 1 1 0 0 0 0 0 0 17 24 0.00 1.000 | | | | | | | | | | | | | | | | | | | |
| 58 Victor Alcántara, R (2, 1) ERA: 0.71 | 2.0 8 2 0 0 1 0 0 0 0 0 0 0 17 24 0.00 1.000 | | | | | | | | | | | | | | | | | | | |
| 45 Buck Farmer, R (4, 1) ERA: 4.68 | 2.0 8 2 0 0 3 1 0 0 0 0 0 0 25 38 0.00 1.500 | | | | | | | | | | | | | | | | | | | |
| 54 Drew VerHagen, R (6, 1) ERA: 6.08 | 1.0 6 1 3 3 0 2 0 0 0 0 1 1 7 20 27.00 3.000 | | | | | | | | | | | | | | | | | | | |
| 68 Daniel Stumpf, L (7, 1) ERA: 7.11 | 0.1 4 2 1 1 0 1 0 0 0 0 0 0 8 14 27.00 9.000 | | | | | | | | | | | | | | | | | | | |

| Batter | 1 | 2 | 3 | 4 | 5 | 6 | 7 | 8 | 9 | AB | R | H | RBI | BB | SO | LOB | TOP | | | | | | | | | | |
|---|---------------------------------------|----------------------------------|---------------------------------------|----------------------------------|--------------------------------------|----------------------------------|---------------------------------------|----------------------------------|---------------------------------------|----------------------------------|--------------------------------------|---------------------------------|--------------------------------------|----------------------------------|----------------------------------|------------------------------------|----------------------------------|--------|--|--|--|--|--|--|--|--|--|
| 13 Mike Gerber, L OBP: 0.292, SLG: 0.238 | | | | | | | | | | 4 | 0 | 0 | 0 | 0 | 1 | 1 | | | | | | | | | | | |
| 1 Jose Iglesias, R OBP: 0.305, SLG: 0.388 | | | | | | | | | | 4 | 0 | 1 | 0 | 0 | 1 | 1 | | | | | | | | | | | |
| 9 Nick Castellanos, R OBP: 0.297, SLG: 0.482 | | | | | | | | | | 4 | 0 | 1 | 0 | 0 | 1 | 2 | | | | | | | | | | | |
| 46 Jeimer Candelario, S OBP: 0.317, SLG: 0.418 | | | | | | | | | | 4 | 0 | 1 | 0 | 0 | 2 | 2 | | | | | | | | | | | |
| 41 Victor Martinez, S OBP: 0.291, SLG: 0.325 | | | | | | | | | | 4 | 0 | 1 | 0 | 0 | 0 | 1 | | | | | | | | | | | |
| 28 Niko Goodrum, S OBP: 0.294, SLG: 0.417 | | | | | | | | | | 4 | 0 | 0 | 0 | 0 | 2 | 3 | | | | | | | | | | | |
| 37 James Adduci, L OBP: 0.283, SLG: 0.412 | | | | | | | | | | 3 | 0 | 1 | 0 | 0 | 0 | 1 | | | | | | | | | | | |
| 34 James McCann, R OBP: 0.271, SLG: 0.318 | | | | | | | | | | 3 | 0 | 0 | 0 | 0 | 1 | 1 | | | | | | | | | | | |
| 21 JaCoby Jones, R OBP: 0.262, SLG: 0.356 | | | | | | | | | | 2 | 0 | 0 | 0 | 1 | 1 | 0 | | | | | | | | | | | |
| Inning Stats | R: 0 H: 1 E: 0 K: 3 S: 12 | H: 1 LOB: 1 BB: 0 P: 18 | R: 0 H: 0 E: 0 K: 1 S: 10 | H: 1 LOB: 1 BB: 0 P: 18 | R: 0 H: 0 E: 0 K: 1 S: 7 | H: 0 LOB: 1 BB: 1 P: 16 | R: 0 H: 1 E: 0 K: 0 S: 10 | H: 2 LOB: 2 BB: 0 P: 14 | R: 0 H: 0 E: 0 K: 1 S: 14 | H: 0 LOB: 0 BB: 0 P: 15 | R: 0 H: 0 E: 0 K: 0 S: 6 | H: 0 LOB: 0 BB: 0 P: 9 | R: 0 H: 0 E: 0 K: 1 S: 9 | H: 0 LOB: 0 BB: 0 P: 16 | 1B: 4 2B: 1 3B: 0 HR: 0 | SF: 0 SAC: 0 DP: 0 HBP: 0 | WP: 0 PB: 0 SB: 0 CS: 0 | PA: 33 | | | | | | | | | |
| PITCHER | IP | WLS | BF | H | R | ER | SO | BB | IBB | HBP | BLK | WP | HR | S | P | ERA | WHIP | | | | | | | | | | |
| 51 Jaime Barria, R ERA: 3.99 | 5.2 | W | 23 | 5 | 0 | 0 | 5 | 1 | 0 | 0 | 0 | 0 | 0 | 57 | 92 | 0.00 | 1.059 | | | | | | | | | | |
| 67 Taylor Cole, L ERA: 1.59 | 1.1 | | 4 | 0 | 0 | 0 | 3 | 0 | 0 | 0 | 0 | 0 | 0 | 12 | 18 | 0.00 | 0.000 | | | | | | | | | | |
| 57 Hansel Robles, R ERA: 4.05 | 1.0 | | 3 | 0 | 0 | 0 | 0 | 0 | 0 | 0 | 0 | 0 | 0 | 6 | 9 | 0.00 | 0.000 | | | | | | | | | | |
| 25 Noé Ramirez, R ERA: 4.69 | 1.0 | | 3 | 0 | 0 | 0 | 1 | 0 | 0 | 0 | 0 | 0 | 0 | 9 | 16 | 0.00 | 0.000 | | | | | | | | | | |

Detroit Tigers @ Los Angeles Angels
Angel Stadium, Anaheim, CA
Wed Aug 08 2018, 1:10 PM - 3:54 PM PDT
Att: 38,832 - Sunny - 94 F


AB 32
R 0
H 5
RBI 0
BB 1
SO 9
LOB 12



| Batter | 1 | 2 | 3 | 4 | 5 | 6 | 7 | 8 | 9 | AB | R | H | RBI | BB | SO | LOB | BOTTOM | | | | | | | | | | |
|--|---------------------------------------|----------------------------------|---------------------------------------|----------------------------------|--------------------------------------|----------------------------------|--------------------------------------|----------------------------------|---------------------------------------|----------------------------------|---------------------------------------|----------------------------------|---------------------------------------|----------------------------------|---------------------------------------|----------------------------------|----------------------------------|------------------------------------|----------------------------------|--------|--|--|--|--|--|--|--|
| 56 Kole Calhoun, L OBP: 0.275, SLG: 0.394 | | | | | | | | | | 4 | 2 | 2 | 1 | 0 | 1 | 1 | | | | | | | | | | | |
| 6 David Fletcher, R OBP: 0.309, SLG: 0.351 | | | | | | | | | | 3 | 0 | 0 | 0 | 1 | 0 | 2 | | | | | | | | | | | |
| 8 Justin Upton, R OBP: 0.344, SLG: 0.451 | | | | | | | | | | 4 | 1 | 1 | 2 | 0 | 1 | 1 | | | | | | | | | | | |
| 5 Albert Pujols, R OBP: 0.289, SLG: 0.431 | | | | | | | | | | 4 | 2 | 1 | 1 | 0 | 1 | 1 | | | | | | | | | | | |
| 2 Andrelton Simmons, R OBP: 0.362, SLG: 0.435 | | | | | | | | | | 4 | 0 | 2 | 0 | 0 | 0 | 0 | | | | | | | | | | | |
| 19 Jefry Marte, R OBP: 0.254, SLG: 0.362 | | | | | | | | | | 4 | 1 | 2 | 1 | 0 | 1 | 1 | | | | | | | | | | | |
| 10 José Briceño, R OBP: 0.342, SLG: 0.397 | | | | | | | | | | 3 | 0 | 1 | 1 | 0 | 1 | 2 | | | | | | | | | | | |
| 22 Kaleb Cowart, S OBP: 0.306, SLG: 0.267 | | | | | | | | | | 3 | 0 | 0 | 0 | 0 | 2 | 1 | | | | | | | | | | | |
| 9 Eric Young Jr., S OBP: 0.286, SLG: 0.440 | | | | | | | | | | 3 | 0 | 1 | 0 | 0 | 1 | 1 | | | | | | | | | | | |
| Inning Stats | R: 2 H: 3 E: 0 K: 1 S: 17 | H: 3 LOB: 2 BB: 1 P: 26 | R: 0 H: 1 E: 0 K: 1 S: 11 | H: 1 LOB: 1 BB: 0 P: 16 | R: 0 H: 0 E: 0 K: 0 S: 8 | H: 0 LOB: 0 BB: 0 P: 11 | R: 0 H: 0 E: 0 K: 1 S: 9 | H: 0 LOB: 0 BB: 0 P: 13 | R: 3 H: 3 E: 0 K: 0 S: 14 | H: 3 LOB: 0 BB: 0 P: 20 | R: 1 H: 2 E: 0 K: 2 S: 11 | H: 2 LOB: 1 BB: 0 P: 17 | R: 0 H: 0 E: 0 K: 2 S: 12 | H: 0 LOB: 0 BB: 0 P: 16 | R: 0 H: 1 E: 0 K: 1 S: 10 | H: 1 LOB: 0 BB: 0 P: 13 | 1B: 6 2B: 2 3B: 0 HR: 3 | SF: 0 SAC: 0 DP: 2 HBP: 0 | WP: 0 PB: 0 SB: 0 CS: 1 | PA: 33 | | | | | | | |
| PITCHER | IP | WLS | BF | H | R | ER | SO | BB | IBB | HBP | BLK | WP | HR | S | P | ERA | WHIP | | | | | | | | | | |
| 36 Blaine Hardy, L ERA: 3.63 | 5.0 | L | 23 | 7 | 5 | 5 | 3 | 1 | 0 | 0 | 0 | 0 | 0 | 59 | 86 | 3.00 | 1.600 | | | | | | | | | | |
| 57 Artie Lewicki, R ERA: 4.76 | 3.0 | | 10 | 3 | 1 | 1 | 5 | 0 | 0 | 0 | 0 | 0 | 0 | 33 | 46 | 3.00 | 1.000 | | | | | | | | | | |

Detroit Tigers @ Los Angeles Angels
Angel Stadium, Anaheim, CA
Wed Aug 08 2018, 1:10 PM - 3:54 PM PDT
Att: 38,832 - Sunny - 94 F

AB 32
R 6
H 10
RBI 6
BB 1
SO 8
LOB 10



| Batter | 1 | 2 | 3 | 4 | 5 | 6 | 7 | 8 | 9 | AB | R | H | RBI | BB | SO | LOB | TOP | | | | | | | | | | |
|--|-------------------------------|----------------------------------|------------------------------|----------------------------------|------------------------------|----------------------------------|------------------------------|----------------------------------|-------------------------------|----------------------------------|------------------------------|----------------------------------|-------------------------------|----------------------------------|------------------------------|----------------------------------|---|------------------------------------|----------------------------------|--------|--|--|--|--|--|--|--|
| 38 Nick Martini, L OBP: 0.397, SLG: 0.389 | L7 | | G5-3 | | G1-3 | | | K | | 4 | 0 | 0 | 0 | 0 | 1 | 0 | Oakland Athletics @ Los Angeles Angels Angel Stadium, Anaheim, CA Fri Aug 10 2018, 7:34 PM - 9:56 PM PDT Att: 42,722 - Partly Cloudy - 84 F | | | | | | | | | | |
| 26 Matt Chapman, R OBP: 0.381, SLG: 0.501 | HR | | 2B | | L9 | | | K | | 4 | 1 | 2 | 1 | 0 | 1 | 0 | | | | | | | | | | | |
| 8 Jed Lowrie, S OBP: 0.344, SLG: 0.451 | 2 HR | | F7 | | L8 | | | K | | 4 | 1 | 1 | 0 | 0 | 1 | 1 | | | | | | | | | | | |
| 2 Khris Davis, R OBP: 0.330, SLG: 0.557 | HR | | HBP | | F7 | | | K | | 3 | 1 | 1 | 2 | 0 | 1 | 0 | | | | | | | | | | | |
| 28 Matt Olson, L OBP: 0.326, SLG: 0.442 | F7 | | K | | FC5-4 | | | G4-3 | | 4 | 0 | 1 | 0 | 0 | 1 | 2 | | | | | | | | | | | |
| 25 Stephen Piscotty, R OBP: 0.314, SLG: 0.442 | L8 | | K | | FC5-4 | | | G4-3 | | 4 | 0 | 0 | 0 | 0 | 1 | 1 | | | | | | | | | | | |
| 20 Mark Canha, R OBP: 0.330, SLG: 0.453 | K2-3 | | K | | G4-6-3 | | | | | 3 | 0 | 1 | 0 | 0 | 2 | 0 | | | | | | | | | | | |
| 10 Marcus Semien, R OBP: 0.314, SLG: 0.364 | L8 | | L9 | | F9 | | | | | 3 | 0 | 0 | 0 | 0 | 0 | 1 | | | | | | | | | | | |
| 21 Jonathan Lucroy, R OBP: 0.296, SLG: 0.326 | F8 | | G4-3 | | G4-6-3 | | | | | 3 | 0 | 0 | 0 | 0 | 0 | 1 | | | | | | | | | | | |
| Inning Stats | R: 3 E: 0 K: 0 S: 13 | H: 3 LOB: 0 BB: 0 P: 19 | R: 0 E: 0 K: 1 S: 9 | H: 0 LOB: 0 BB: 0 P: 12 | R: 0 E: 0 K: 1 S: 7 | H: 1 LOB: 2 BB: 0 P: 14 | R: 0 E: 0 K: 2 S: 8 | H: 0 LOB: 0 BB: 0 P: 12 | R: 0 E: 0 K: 0 S: 10 | H: 1 LOB: 1 BB: 0 P: 15 | R: 0 E: 0 K: 0 S: 9 | H: 1 LOB: 0 BB: 0 P: 10 | R: 0 E: 0 K: 3 S: 10 | H: 0 LOB: 0 BB: 0 P: 15 | R: 0 E: 0 K: 1 S: 7 | H: 0 LOB: 0 BB: 0 P: 14 | 1B: 3 2B: 1 3B: 0 HR: 2 | SF: 0 SAC: 0 DP: 1 HBP: 1 | WP: 1 PB: 0 SB: 0 CS: 0 | PA: 33 | | | | | | | |
| PITCHER | IP | WLS | BF | H | R | ER | SO | BB | IBB | HBP | BLK | WP | HR | S | P | ERA | WHIP | | | | | | | | | | |
| 64 Félix Peña, R ERA: 4.95 | 5.2 | | 23 | 5 | 3 | 3 | 4 | 0 | 0 | 1 | 0 | 1 | 2 | 53 | 86 | 4.76 | 0.882 | | | | | | | | | | |
| 33 Jim Johnson, R ERA: 3.18 | 0.1 | W | 1 | 0 | 0 | 0 | 0 | 0 | 0 | 0 | 0 | 0 | 0 | 3 | 4 | 0.00 | 0.000 | | | | | | | | | | |
| 32 Cam Bedrosian, R ERA: 3.33 | 1.0 | H | 3 | 1 | 0 | 0 | 0 | 0 | 0 | 0 | 0 | 0 | 8 | 10 | 0.00 | 1.000 | | | | | | | | | | | |
| 38 Justin Anderson, R ERA: 2.91 | 1.1 | H | 4 | 0 | 0 | 0 | 4 | 0 | 0 | 0 | 0 | 0 | 13 | 21 | 0.00 | 0.000 | | | | | | | | | | | |
| 48 Jose Alvarez, L ERA: 2.81 | 0.1 | H | 1 | 0 | 0 | 0 | 0 | 0 | 0 | 0 | 0 | 0 | 2 | 3 | 0.00 | 0.000 | | | | | | | | | | | |

| Batter | 1 | 2 | 3 | 4 | 5 | 6 | 7 | 8 | 9 | AB | R | H | RBI | BB | SO | LOB | BOTTOM | | | | | | | | | | |
|--|-------------------------------|----------------------------------|------------------------------|----------------------------------|-------------------------------|----------------------------------|------------------------------|---------------------------------|------------------------------|----------------------------------|-------------------------------|----------------------------------|------------------------------|---------------------------------|----------------------------------|------------------------------------|---|--------|--|--|--|--|--|--|--|--|--|
| 56 Kole Calhoun, L OBP: 0.275, SLG: 0.402 | K | | HR | | L7 | | | G4-3 | | 4 | 1 | 1 | 2 | 0 | 1 | 0 | Oakland Athletics @ Los Angeles Angels Angel Stadium, Anaheim, CA Fri Aug 10 2018, 7:34 PM - 9:56 PM PDT Att: 42,722 - Partly Cloudy - 84 F | | | | | | | | | | |
| 6 David Fletcher, R OBP: 0.313, SLG: 0.355 | P6 | | 1B | | 8 HR | | | G1-3 | | 4 | 1 | 2 | 0 | 0 | 0 | 0 | | | | | | | | | | | |
| 8 Justin Upton, R OBP: 0.345, SLG: 0.459 | G6-3 | | 1B | | 1B | | | P4 | | 4 | 1 | 2 | 2 | 0 | 0 | 0 | | | | | | | | | | | |
| 5 Albert Pujols, R OBP: 0.289, SLG: 0.430 | G6-3 | | F7 | | 2 HR | | | G6-4-3 | | 3 | 0 | 1 | 0 | 0 | 0 | 2 | | | | | | | | | | | |
| 2 Andrelton Simmons, R OBP: 0.359, SLG: 0.432 | E5 | | G6-4-3 | | G6-4-3 | | | G6-4-3 | | 3 | 0 | 0 | 0 | 0 | 1 | 1 | | | | | | | | | | | |
| 19 Jeffy Marte, R OBP: 0.248, SLG: 0.354 | G5-4-3 | | L9 | | G6-3 | | | | | 3 | 0 | 0 | 0 | 0 | 1 | 1 | | | | | | | | | | | |
| 10 José Briceño, R OBP: 0.342, SLG: 0.394 | 56 HR | | K | | L8 | | | | | 3 | 1 | 1 | 0 | 0 | 1 | 0 | | | | | | | | | | | |
| 22 Kaleb Cowart, S OBP: 0.282, SLG: 0.242 | L8 | | L8 | | G5-3 | | | G4-3 | | 3 | 0 | 0 | 0 | 0 | 0 | 1 | | | | | | | | | | | |
| 9 Eric Young Jr., S OBP: 0.258, SLG: 0.393 | K | | L5 | | L5 | | | K | | 3 | 0 | 0 | 0 | 0 | 2 | 1 | | | | | | | | | | | |
| Inning Stats | R: 0 E: 0 K: 1 S: 11 | H: 0 LOB: 0 BB: 0 P: 16 | R: 0 E: 1 K: 0 S: 8 | H: 0 LOB: 0 BB: 0 P: 14 | R: 2 E: 0 K: 1 S: 14 | H: 4 LOB: 2 BB: 0 P: 20 | R: 0 E: 0 K: 2 S: 8 | H: 0 LOB: 0 BB: 0 P: 9 | R: 0 E: 0 K: 0 S: 4 | H: 3 LOB: 0 BB: 0 P: 16 | R: 0 E: 0 K: 1 S: 14 | H: 0 LOB: 0 BB: 0 P: 18 | R: 0 E: 0 K: 0 S: 4 | H: 0 LOB: 0 BB: 0 P: 7 | 1B: 5 2B: 0 3B: 0 HR: 2 | SF: 0 SAC: 0 DP: 2 HBP: 0 | WP: 0 PB: 0 SB: 0 CS: 0 | PA: 30 | | | | | | | | | |
| PITCHER | IP | WLS | BF | H | R | ER | SO | BB | IBB | HBP | BLK | WP | HR | S | P | ERA | WHIP | | | | | | | | | | |
| 30 Brett Anderson, L ERA: 4.53 | 5.0 | | 19 | 4 | 2 | 2 | 4 | 0 | 0 | 0 | 0 | 0 | 1 | 9 | 16 | 18.00 | 3.000 | | | | | | | | | | |
| 62 Lou Trivino, R ERA: 1.58 | 1.0 | L | 5 | 3 | 2 | 2 | 0 | 0 | 0 | 0 | 0 | 0 | 1 | 9 | 16 | 18.00 | 3.000 | | | | | | | | | | |
| 56 Fernando Rodney, R ERA: 3.02 | 1.0 | | 3 | 0 | 0 | 0 | 1 | 0 | 0 | 0 | 0 | 0 | 14 | 18 | 0.00 | 0.000 | | | | | | | | | | | |
| 31 Shawn Kelley, R ERA: 3.18 | 1.0 | | 3 | 0 | 0 | 0 | 0 | 0 | 0 | 0 | 0 | 0 | 4 | 7 | 0.00 | 0.000 | | | | | | | | | | | |

| | |
|-----|----|
| AB | 32 |
| R | 3 |
| H | 6 |
| RBI | 3 |
| BB | 0 |
| SO | 8 |
| LOB | 6 |



| | |
|-----|----|
| AB | 30 |
| R | 4 |
| H | 7 |
| RBI | 4 |
| BB | 0 |
| SO | 5 |
| LOB | 6 |



| Batter | 1 | 2 | 3 | 4 | 5 | 6 | 7 | 8 | 9 | AB | R | H | RBI | BB | SO | LOB | TOP | | | | |
|--|---|---|---|---|---|---|---|---|---|---|---|---|---|---|---|---|---|---|---|---|---|
| 10 Marcus Semien, R OBP: 0.317, SLG: 0.381 | | | | | | | | | | 5 | 3 | 3 | 4 | 0 | 0 | 2 | Oakland Athletics @ Los Angeles Angels Angel Stadium, Anaheim, CA Sat Aug 11 2018, 6:09 PM - 9:16 PM PDT Att: 39,425 - Clear - 87 F | | | | |
| 26 Matt Chapman, R OBP: 0.382, SLG: 0.500 | | | | | | | | | | 5 | 1 | 2 | 1 | 0 | 1 | 0 | | | | | |
| 8 Jed Lowrie, S OBP: 0.345, SLG: 0.449 | | | | | | | | | | 4 | 0 | 1 | 0 | 1 | 1 | 1 | | | | | |
| 2 Khris Davis, R OBP: 0.331, SLG: 0.562 | | | | | | | | | | 5 | 1 | 2 | 2 | 0 | 1 | 2 | | | | | |
| 20 Mark Canha, R OBP: 0.331, SLG: 0.454 28 Matt Olson, L OBP: 0.324, SLG: 0.439 | | | | | | | | | | 2 | 0 | 1 | 0 | 0 | 1 | 1 | | | | | |
| 25 Stephen Piscotty, R OBP: 0.317, SLG: 0.444 | | | | | | | | | | 5 | 1 | 3 | 0 | 0 | 0 | 1 | | | | | |
| 18 Chad Pinder, R OBP: 0.333, SLG: 0.442 | | | | | | | | | | 3 | 0 | 0 | 0 | 2 | 1 | 3 | | | | | |
| 22 Ramón Laureano, R (1, 8) OBP: 0.263, SLG: 0.263 | | | | | | | | | | 4 | 0 | 0 | 0 | 0 | 2 | 5 | | | | | |
| 21 Jonathan Lucroy, R (1, 2) OBP: 0.299, SLG: 0.328 | | | | | | | | | | 4 | 1 | 2 | 0 | 0 | 0 | 1 | | | | | |
| Inning Stats | R: 1 E: 0 K: 1 S: 11 | H: 2 LOB: 1 BB: 0 P: 16 | R: 3 E: 0 K: 3 S: 13 | H: 3 LOB: 0 BB: 0 P: 15 | R: 1 E: 0 K: 1 S: 12 | H: 2 LOB: 2 BB: 1 P: 20 | R: 2 E: 0 K: 0 S: 11 | H: 4 LOB: 1 BB: 0 P: 15 | R: 0 E: 0 K: 1 S: 9 | H: 0 LOB: 2 BB: 0 P: 21 | R: 0 E: 0 K: 0 S: 6 | H: 0 LOB: 1 BB: 1 P: 15 | R: 0 E: 0 K: 1 S: 5 | H: 0 LOB: 0 BB: 0 P: 6 | R: 0 E: 0 K: 0 S: 6 | H: 1 LOB: 1 BB: 0 P: 8 | 1B: 10 2B: 1 3B: 0 HR: 3 | SF: 0 SAC: 0 DP: 1 HBP: 0 | WP: 1 PB: 0 SB: 0 CS: 0 | PA: 43 | |
| PITCHER | IP WLS BF H R ER SO BB IBB HBP BLK WP HR S P ERA WHIP | IP WLS BF H R ER SO BB IBB HBP BLK WP HR S P ERA WHIP | IP WLS BF H R ER SO BB IBB HBP BLK WP HR S P ERA WHIP | IP WLS BF H R ER SO BB IBB HBP BLK WP HR S P ERA WHIP | IP WLS BF H R ER SO BB IBB HBP BLK WP HR S P ERA WHIP | IP WLS BF H R ER SO BB IBB HBP BLK WP HR S P ERA WHIP | IP WLS BF H R ER SO BB IBB HBP BLK WP HR S P ERA WHIP | IP WLS BF H R ER SO BB IBB HBP BLK WP HR S P ERA WHIP | IP WLS BF H R ER SO BB IBB HBP BLK WP HR S P ERA WHIP | IP WLS BF H R ER SO BB IBB HBP BLK WP HR S P ERA WHIP | IP WLS BF H R ER SO BB IBB HBP BLK WP HR S P ERA WHIP | IP WLS BF H R ER SO BB IBB HBP BLK WP HR S P ERA WHIP | IP WLS BF H R ER SO BB IBB HBP BLK WP HR S P ERA WHIP | IP WLS BF H R ER SO BB IBB HBP BLK WP HR S P ERA WHIP | IP WLS BF H R ER SO BB IBB HBP BLK WP HR S P ERA WHIP | IP WLS BF H R ER SO BB IBB HBP BLK WP HR S P ERA WHIP | IP WLS BF H R ER SO BB IBB HBP BLK WP HR S P ERA WHIP | IP WLS BF H R ER SO BB IBB HBP BLK WP HR S P ERA WHIP | IP WLS BF H R ER SO BB IBB HBP BLK WP HR S P ERA WHIP | IP WLS BF H R ER SO BB IBB HBP BLK WP HR S P ERA WHIP | IP WLS BF H R ER SO BB IBB HBP BLK WP HR S P ERA WHIP |

Oakland Athletics @ Los Angeles Angels
 Angel Stadium, Anaheim, CA
 Sat Aug 11 2018, 6:09 PM - 9:16 PM PDT
 Att: 39,425 - Clear - 87 F

AB 40
R 7
H 14
RBI 7
BB 3
SO 7
LOB 19

| Batter | 1 | 2 | 3 | 4 | 5 | 6 | 7 | 8 | 9 | AB | R | H | RBI | BB | SO | LOB | BOTTOM | | | | | |
|---|---|---|---|---|---|---|---|---|---|---|---|---|---|---|---|---|---|---|---|---|---|--------|
| 56 Kole Calhoun, L OBP: 0.272, SLG: 0.397 | | | | | | | | | | 4 | 0 | 0 | 0 | 0 | 2 | 3 | Oakland Athletics @ Los Angeles Angels Angel Stadium, Anaheim, CA Sat Aug 11 2018, 6:09 PM - 9:16 PM PDT Att: 39,425 - Clear - 87 F | | | | | |
| 8 Justin Upton, R OBP: 0.345, SLG: 0.460 19 Jefry Marte, R OBP: 0.246, SLG: 0.351 | | | | | | | | | | 3 | 0 | 1 | 0 | 0 | 1 | 1 | | | | | | |
| 17 Shohel Ohtani, L (1, 10) OBP: 0.350, SLG: 0.530 | | | | | | | | | | 4 | 0 | 1 | 0 | 0 | 1 | 1 | | | | | | |
| 5 Albert Pujols, R OBP: 0.289, SLG: 0.429 20 José Miguel Fernández, R OBP: 0.270, SLG: 0.324 | | | | | | | | | | 3 | 0 | 1 | 0 | 0 | 0 | 1 | | | | | | |
| 2 Andrelton Simmons, R OBP: 0.358, SLG: 0.429 | | | | | | | | | | 3 | 0 | 0 | 0 | 0 | 0 | 1 | | | | | | |
| 6 David Fletcher, R OBP: 0.306, SLG: 0.346 | | | | | | | | | | 4 | 0 | 0 | 0 | 0 | 1 | 4 | | | | | | |
| 22 Kaleb Cowart, S OBP: 0.302, SLG: 0.278 | | | | | | | | | | 3 | 0 | 1 | 0 | 1 | 0 | 3 | | | | | | |
| 10 José Briceño, R OBP: 0.325, SLG: 0.373 | | | | | | | | | | 4 | 0 | 0 | 0 | 0 | 2 | 5 | | | | | | |
| 9 Eric Young Jr., S (1, 8) OBP: 0.294, SLG: 0.379 | | | | | | | | | | 1 | 0 | 0 | 0 | 2 | 0 | 0 | | | | | | |
| Inning Stats | R: 0 E: 0 K: 2 S: 11 | H: 1 LOB: 1 BB: 0 P: 17 | R: 0 E: 0 K: 0 S: 5 | H: 0 LOB: 1 BB: 1 P: 13 | R: 0 E: 0 K: 0 S: 7 | H: 0 LOB: 0 BB: 1 P: 15 | R: 0 E: 0 K: 0 S: 7 | H: 1 LOB: 0 BB: 0 P: 11 | R: 0 E: 0 K: 2 S: 9 | H: 0 LOB: 0 BB: 0 P: 13 | R: 0 E: 0 K: 1 S: 7 | H: 0 LOB: 0 BB: 0 P: 10 | R: 0 E: 0 K: 0 S: 9 | H: 0 LOB: 1 BB: 0 P: 15 | R: 0 E: 0 K: 3 S: 18 | H: 1 LOB: 2 BB: 1 P: 25 | R: 0 E: 0 K: 0 S: 12 | H: 2 LOB: 3 BB: 0 P: 18 | 1B: 3 2B: 3 3B: 0 HR: 0 | SF: 0 SAC: 0 DP: 2 HBP: 1 | WP: 1 PB: 0 SB: 0 CS: 0 | PA: 35 |
| PITCHER | IP WLS BF H R ER SO BB IBB HBP BLK WP HR S P ERA WHIP | IP WLS BF H R ER SO BB IBB HBP BLK WP HR S P ERA WHIP | IP WLS BF H R ER SO BB IBB HBP BLK WP HR S P ERA WHIP | IP WLS BF H R ER SO BB IBB HBP BLK WP HR S P ERA WHIP | IP WLS BF H R ER SO BB IBB HBP BLK WP HR S P ERA WHIP | IP WLS BF H R ER SO BB IBB HBP BLK WP HR S P ERA WHIP | IP WLS BF H R ER SO BB IBB HBP BLK WP HR S P ERA WHIP | IP WLS BF H R ER SO BB IBB HBP BLK WP HR S P ERA WHIP | IP WLS BF H R ER SO BB IBB HBP BLK WP HR S P ERA WHIP | IP WLS BF H R ER SO BB IBB HBP BLK WP HR S P ERA WHIP | IP WLS BF H R ER SO BB IBB HBP BLK WP HR S P ERA WHIP | IP WLS BF H R ER SO BB IBB HBP BLK WP HR S P ERA WHIP | IP WLS BF H R ER SO BB IBB HBP BLK WP HR S P ERA WHIP | IP WLS BF H R ER SO BB IBB HBP BLK WP HR S P ERA WHIP | IP WLS BF H R ER SO BB IBB HBP BLK WP HR S P ERA WHIP | IP WLS BF H R ER SO BB IBB HBP BLK WP HR S P ERA WHIP | IP WLS BF H R ER SO BB IBB HBP BLK WP HR S P ERA WHIP | IP WLS BF H R ER SO BB IBB HBP BLK WP HR S P ERA WHIP | IP WLS BF H R ER SO BB IBB HBP BLK WP HR S P ERA WHIP | IP WLS BF H R ER SO BB IBB HBP BLK WP HR S P ERA WHIP | IP WLS BF H R ER SO BB IBB HBP BLK WP HR S P ERA WHIP | |

Oakland Athletics @ Los Angeles Angels
 Angel Stadium, Anaheim, CA
 Sat Aug 11 2018, 6:09 PM - 9:16 PM PDT
 Att: 39,425 - Clear - 87 F

AB 31
R 0
H 5
RBI 0
BB 3
SO 8
LOB 21

| Batter | 1 | 2 | 3 | 4 | 5 | 6 | 7 | 8 | 9 | 10 | AB | R | H | RBI | BB | SO | LOB | TOP | | | | | | |
|---|---------------------------------------|---------------------------------------|---------------------------------------|---------------------------------------|---------------------------------------|---------------------------------------|---------------------------------------|---------------------------------------|---------------------------------------|---------------------------------------|---------------------------------------|---------------------------------------|---------------------------------------|---------------------------------------|---------------------------------------|---------------------------------------|---------------------------------------|---------------------------------------|---------------------------------------|----------------------------------|----------------------------------|------------------------------------|----------------------------------|--------|
| 56 Kole Calhoun, L OBP: 0.283, SLG: 0.406 | (1,9) L5 | | (1,0) 1B | | | (1,0) HBP | | (0,1) 1B | | (1,2) SH4-3 | 4 | 1 | 3 | 1 | 0 | 0 | 0 | | | | | | | |
| 6 David Fletcher, R OBP: 0.302, SLG: 0.341 | (1,4) G5-3 | | (0,1) G4-3 | | | (1,2) FC5-4 | | (2,2) FC6-4 | | (1,0) SH4-3 | 4 | 0 | 0 | 1 | 0 | 0 | 4 | | | | | | | |
| 8 Justin Upton, R OBP: 0.350, SLG: 0.472 | (1,7) G5-3 | | (2,0) L9 | | | (0,1) FC4-6 | | (1,1) 2B | | (0,0) HR | 5 | 1 | 2 | 2 | 0 | 0 | 2 | | | | | | | |
| 5 Albert Pujols, R OBP: 0.285, SLG: 0.422 | | (0,0) G5-3 | | | (3,0) L7 | | (0,1) FC6-4 | | (1,3) K | (1,2) G5-3 | 5 | 0 | 0 | 0 | 0 | 1 | 2 | | | | | | | |
| 2 Andrelton Simmons, R OBP: 0.355, SLG: 0.424 | | (2,1) L4 | | | (1,0) G5-3 | | (0,1) F9 | | (0,3) K | | 4 | 0 | 0 | 0 | 0 | 1 | 1 | | | | | | | |
| 19 Jeffy Marts, R OBP: 0.241, SLG: 0.343 | (1,5) G5-3 | | | | (2,2) L8 | | (1,0) G5-3 | | (1,3) K | | 3 | 0 | 0 | 0 | 0 | 0 | 0 | | | | | | | |
| 22 Kaleb Cowart, S OBP: 0.271, SLG: 0.244 | (7,5) G5-3 | | | | | | | | | | 0 | 0 | 0 | 0 | 0 | 0 | 0 | | | | | | | |
| 20 José Miguel Fernández, L OBP: 0.279, SLG: 0.349 | (9,5) G5-3 | | | | | | | | | | 1 | 0 | 0 | 0 | 0 | 1 | 1 | | | | | | | |
| 10 José Briceño, R OBP: 0.333, SLG: 0.430 | (1,2) G5-3 | | | | | (0,1) E1 | | (1,1) G6-3 | | (0,0) FC2-6 | 4 | 1 | 2 | 1 | 0 | 0 | 0 | | | | | | | |
| 9 Eric Young Jr., S OBP: 0.286, SLG: 0.378 | (1,8) G5-3 | | | | (0,0) G4-6-3 | | (0,1) L1-3 | | | (0,0) FC2-6 | 4 | 2 | 1 | 0 | 0 | 0 | 2 | | | | | | | |
| 28 Andrew Heaney, L OBP: 0.125, SLG: 0.125 | (1,1) K | | | | (0,3) WP | | (2,3) K | | | (4,1) 56 2B | 3 | 0 | 0 | 0 | 0 | 2 | 1 | | | | | | | |
| 38 Justin Anderson, L OBP: 0.125, SLG: 0.125 | (8,1) K | | | | (2,2) G5-3 | | | | | (56 2B) | 0 | 0 | 0 | 0 | 0 | 0 | 0 | | | | | | | |
| 32 Cam Bedrosian, R OBP: 0.125, SLG: 0.125 | (9,1) K | | | | | | | | | (6 SH4-3) | 0 | 0 | 0 | 0 | 1 | 0 | 0 | | | | | | | |
| 17 Shohei Ohtani, L OBP: 0.349, SLG: 0.522 | (10, PH) K | | | | | | | | | | 0 | 0 | 0 | 0 | 1 | 0 | 0 | | | | | | | |
| 53 Blake Parker, R OBP: 0.125, SLG: 0.125 | (10,1) K | | | | | | | | | | 0 | 0 | 0 | 0 | 0 | 0 | 0 | | | | | | | |
| Inning Stats | R: 0 E: 0 K: 0 S: 7 | H: 0 LOB: 0 BB: 0 P: 11 | R: 0 E: 0 K: 0 S: 6 | H: 0 LOB: 0 BB: 10 | R: 2 E: 0 K: 1 S: 11 | H: 3 LOB: 1 BB: 0 P: 14 | R: 0 E: 0 K: 0 S: 5 | H: 0 LOB: 0 BB: 0 P: 11 | R: 0 E: 1 K: 0 S: 5 | H: 0 LOB: 0 BB: 0 P: 10 | R: 0 E: 0 K: 0 S: 7 | H: 0 LOB: 0 BB: 0 P: 9 | R: 0 E: 0 K: 0 S: 5 | H: 1 LOB: 1 BB: 0 P: 7 | R: 0 E: 0 K: 1 S: 10 | H: 1 LOB: 1 BB: 0 P: 14 | R: 0 E: 0 K: 3 S: 12 | H: 1 LOB: 1 BB: 0 P: 15 | R: 4 E: 0 K: 0 S: 11 | H: 3 LOB: 0 BB: 1 P: 18 | 1B: 3 2B: 3 3B: 0 HR: 2 | SF: 0 SAC: 1 DP: 1 HBP: 1 | WP: 1 PB: 0 SB: 1 CS: 0 | PA: 40 |
| PITCHER | IP WLS BF H R ER SO | IP WLS BF H R ER SO | IP WLS BF H R ER SO | IP WLS BF H R ER SO | IP WLS BF H R ER SO | IP WLS BF H R ER SO | IP WLS BF H R ER SO | IP WLS BF H R ER SO | IP WLS BF H R ER SO | IP WLS BF H R ER SO | IP WLS BF H R ER SO | IP WLS BF H R ER SO | IP WLS BF H R ER SO | IP WLS BF H R ER SO | IP WLS BF H R ER SO | IP WLS BF H R ER SO | IP WLS BF H R ER SO | IP WLS BF H R ER SO | IP WLS BF H R ER SO | ERA WHIP | ERA WHIP | | | |
| 3 Clayton Richard, L ERA: 4.98 | 8.0 | 29 | 4 | 2 | 2 | 2 | 0 | 0 | 0 | 0 | 0 | 0 | 0 | 0 | 0 | 0 | 0 | 0 | 0 | 0 | 2.25 | 0.500 | | |
| 39 Kirby Yates, R ERA: 1.55 | 1.0 | 4 | 1 | 0 | 0 | 3 | 0 | 0 | 0 | 0 | 0 | 0 | 0 | 0 | 0 | 0 | 0 | 0 | 0 | 0 | 0.00 | 1.000 | | |
| 34 Craig Stammen, R ERA: 2.9 | 1.0 | 7 | 3 | 4 | 4 | 0 | 1 | 0 | 0 | 0 | 0 | 1 | 11 | 18 | 36.00 | 4.000 | | | | | | | | |

Los Angeles Angels @ San Diego Padres
 Petco Park, San Diego, CA
 Mon Aug 13 2018, 7:11 PM - 9:57 PM PDT
 Att: 22,609 - Clear - 76 F

| | |
|-----|----|
| AB | 37 |
| R | 6 |
| H | 8 |
| RBI | 5 |
| BB | 1 |
| SO | 5 |
| LOB | 13 |



| Batter | 1 | 2 | 3 | 4 | 5 | 6 | 7 | 8 | 9 | 10 | AB | R | H | RBI | BB | SO | LOB | BOTTOM | | | | | | |
|--|---------------------------------------|---------------------------------------|---------------------------------------|---------------------------------------|---------------------------------------|---------------------------------------|---------------------------------------|---------------------------------------|---------------------------------------|---------------------------------------|---------------------------------------|---------------------------------------|---------------------------------------|---------------------------------------|---------------------------------------|---------------------------------------|---------------------------------------|---------------------------------------|---------------------------------------|----------------------------------|----------------------------------|------------------------------------|----------------------------------|--------|
| 7 Manuel Margot, R OBP: 0.298, SLG: 0.377 | (1,8) F9 | | (1,3) K | | | (1,2) G4-3 | | (2,1) G6-3 | | (0,2) F8 | 5 | 0 | 0 | 0 | 0 | 1 | 1 | | | | | | | |
| 4 Wil Myers, R OBP: 0.316, SLG: 0.509 | (1,5) G6-3 | | | | | | | (4,2) K | | (2,2) G6-3 | 3 | 0 | 0 | 0 | 1 | 2 | 2 | | | | | | | |
| 39 Kirby Yates, L OBP: 0.125, SLG: 0.125 | (9,1) G6-3 | | | | | | | (10) FC1-6 | | | 0 | 0 | 0 | 0 | 0 | 0 | 0 | | | | | | | |
| 34 Craig Stammen, R OBP: 0.125, SLG: 0.125 | (10,1) G6-3 | | | | | | | (2,3) K | | | 0 | 0 | 0 | 0 | 0 | 0 | 0 | | | | | | | |
| 17 A.J. Ellis, R OBP: 0.393, SLG: 0.363 | (10, PH) G5-3 | | | | | | | (0,0) FC1-6 | | (1,3) K2-3 | 4 | 0 | 0 | 0 | 0 | 1 | 1 | | | | | | | |
| 10 Hunter Renfroe, R OBP: 0.306, SLG: 0.471 | (9,9) G5-3 | | | | | | | (0,0) P4 | | (3,2) 15 BB | 4 | 0 | 2 | 0 | 0 | 1 | 0 | | | | | | | |
| 22 Christian Villanueva, R OBP: 0.298, SLG: 0.454 | (1,3) K | | | | | | | (0,0) 1B | | (2,0) L9 | 4 | 0 | 0 | 0 | 0 | 1 | 3 | | | | | | | |
| 18 Austin Hedges, R OBP: 0.313, SLG: 0.445 | (1,2) K | | | | | | | (0,2) F4 | | (2,0) L9 | 4 | 0 | 0 | 0 | 0 | 1 | 3 | | | | | | | |
| 32 Frammil Reyes, R OBP: 0.286, SLG: 0.485 | (1,9) P5 | | | | | | | (1,0) P4 | | (4,0) BB | 3 | 0 | 0 | 0 | 0 | 1 | 2 | | | | | | | |
| 15 Cory Spangenberg, L OBP: 0.286, SLG: 0.387 | (9,4) P5 | | | | | | | (1,0) P4 | | (1,2) BB | 0 | 0 | 0 | 0 | 1 | 0 | 0 | | | | | | | |
| 13 Freddy Galvis, S OBP: 0.298, SLG: 0.363 | (1,6) HR | | | | | | | (1,1) 2B | | (1,0) P5 | 4 | 2 | 2 | 1 | 0 | 0 | 2 | | | | | | | |
| 2 José Pirela, R OBP: 0.308, SLG: 0.348 | (1,4) F9 | | | | | | | (1,1) G1-3 | | (0,0) L7 | 3 | 0 | 1 | 0 | 0 | 0 | 0 | | | | | | | |
| 16 Travis Jankowski, L OBP: 0.339, SLG: 0.327 | (8, PR) F9 | | | | | | | (0,2) G2-3 | | (1,3) SF7 | 1 | 0 | 0 | 0 | 0 | 0 | 0 | | | | | | | |
| 3 Clayton Richard, L OBP: 0.167, SLG: 0.205 | (1,1) K | | | | | | | (0,2) G2-3 | | (0,0) HR | 2 | 0 | 0 | 0 | 0 | 1 | 0 | | | | | | | |
| 30 Eric Hosmer, L OBP: 0.321, SLG: 0.389 | (9,3) K | | | | | | | | | | 1 | 1 | 1 | 2 | 0 | 0 | 0 | | | | | | | |
| Inning Stats | R: 0 E: 0 K: 0 S: 9 | H: 0 LOB: 0 BB: 0 P: 14 | R: 0 E: 0 K: 2 S: 10 | H: 0 LOB: 0 BB: 15 | R: 1 E: 0 K: 2 S: 9 | H: 1 LOB: 0 BB: 12 | R: 0 E: 0 K: 1 S: 9 | H: 0 LOB: 0 BB: 0 P: 11 | R: 0 E: 0 K: 1 S: 6 | H: 0 LOB: 0 BB: 0 P: 10 | R: 0 E: 0 K: 0 S: 9 | H: 0 LOB: 0 BB: 0 P: 11 | R: 0 E: 0 K: 0 S: 11 | H: 1 LOB: 2 BB: 1 P: 16 | R: 1 E: 0 K: 1 S: 10 | H: 2 LOB: 2 BB: 0 P: 20 | R: 0 E: 0 K: 1 S: 8 | H: 1 LOB: 2 BB: 1 P: 19 | R: 1 E: 0 K: 0 S: 10 | H: 1 LOB: 0 BB: 0 P: 12 | 1B: 4 2B: 0 3B: 0 HR: 2 | SF: 1 SAC: 0 DP: 0 HBP: 0 | WP: 1 PB: 0 SB: 0 CS: 0 | PA: 38 |
| PITCHER | IP WLS BF H R ER SO | IP WLS BF H R ER SO | IP WLS BF H R ER SO | IP WLS BF H R ER SO | IP WLS BF H R ER SO | IP WLS BF H R ER SO | IP WLS BF H R ER SO | IP WLS BF H R ER SO | IP WLS BF H R ER SO | IP WLS BF H R ER SO | IP WLS BF H R ER SO | IP WLS BF H R ER SO | IP WLS BF H R ER SO | IP WLS BF H R ER SO | IP WLS BF H R ER SO | IP WLS BF H R ER SO | IP WLS BF H R ER SO | IP WLS BF H R ER SO | IP WLS BF H R ER SO | ERA WHIP | ERA WHIP | | | |
| 28 Andrew Heaney, L ERA: 3.88 | 7.1 | 27 | 4 | 2 | 2 | 6 | 1 | 0 | 0 | 0 | 0 | 0 | 0 | 0 | 0 | 0 | 0 | 0 | 0 | 0 | 2.46 | 0.682 | | |
| 38 Justin Anderson, R ERA: 2.86 | 0.2 | 0 | 0 | 0 | 0 | 1 | 0 | 0 | 0 | 0 | 0 | 0 | 0 | 0 | 0 | 0 | 0 | 0 | 0 | 0 | 0.00 | 0.000 | | |
| 32 Cam Bedrosian, R ERA: 3.27 | 1.0 | 5 | 1 | 0 | 0 | 1 | 1 | 0 | 0 | 0 | 0 | 0 | 0 | 8 | 19 | 0.00 | 2.000 | | | | | | | |
| 53 Blake Parker, R ERA: 3.33 | 1.0 | 4 | 1 | 1 | 1 | 0 | 0 | 0 | 0 | 0 | 0 | 1 | 10 | 12 | 9.00 | 1.000 | | | | | | | | |

Los Angeles Angels @ San Diego Padres
 Petco Park, San Diego, CA
 Mon Aug 13 2018, 7:11 PM - 9:57 PM PDT
 Att: 22,609 - Clear - 76 F

| | |
|-----|----|
| AB | 35 |
| R | 3 |
| H | 6 |
| RBI | 3 |
| BB | 2 |
| SO | 8 |
| LOB | 11 |



| Batter | 1 | 2 | 3 | 4 | 5 | 6 | 7 | 8 | 9 | AB | R | H | RBI | BB | SO | LOB | TOP | | | | | |
|--|---|---|---|---|---|---|---|---|---|---|---|---|---|---|---|---|--|---|---|---|---|---|
| 56 Kole Calhoun, L (1,9) OBP: 0.289, SLG: 0.416 | | | | | | | | | | 4 | 2 | 3 | 1 | 0 | 0 | 1 | <p>Los Angeles Angels @ Texas Rangers Globe Life Park in Arlington, Arlington, TX Thu Aug 16 2018, 8:08 PM - 11:00 PM EDT Att: 18,398 - Clear - 97 F</p> | | | | | |
| 6 David Fletcher, R (1,4) OBP: 0.307, SLG: 0.350 | | | | | | | | | | 4 | 1 | 1 | 0 | 0 | 1 | 3 | | | | | | |
| 8 Justin Upton, R (1,7) OBP: 0.349, SLG: 0.474 | | | | | | | | | | 4 | 1 | 1 | 1 | 0 | 1 | 0 | | | | | | |
| 17 Shohei Ohtani, L (1,10) OBP: 0.349, SLG: 0.514 | | | | | | | | | | 4 | 1 | 1 | 1 | 0 | 2 | 0 | | | | | | |
| 5 Albert Pujols, R (1,3) OBP: 0.284, SLG: 0.419 | | | | | | | | | | 4 | 1 | 1 | 0 | 0 | 1 | 0 | | | | | | |
| 2 Andrelton Simmons, R (1,6) OBP: 0.332, SLG: 0.422 | | | | | | | | | | 4 | 0 | 1 | 0 | 0 | 0 | 3 | | | | | | |
| 37 Francisco Arcia, L (1,2) OBP: 0.333, SLG: 0.632 | | | | | | | | | | 4 | 0 | 1 | 2 | 0 | 0 | 1 | | | | | | |
| 3 Taylor Ward, R (1,5) OBP: 0.455, SLG: 0.444 | | | | | | | | | | 2 | 0 | 0 | 1 | 1 | 1 | 1 | | | | | | |
| 22 Kaleb Cowart, S (8,5) OBP: 0.254, SLG: 0.239 | | | | | | | | | | 1 | 0 | 0 | 0 | 0 | 1 | 1 | | | | | | |
| 9 Eric Young Jr., S (1,8) OBP: 0.315, SLG: 0.438 | | | | | | | | | | 4 | 0 | 2 | 0 | 0 | 1 | 2 | | | | | | |
| Inning Stats | R: 5 E: 0 K: 0 S: 17 | H: 6 LOB: 1 BB: 0 P: 24 | R: 1 E: 0 K: 2 S: 11 | H: 1 LOB: 0 BB: 0 P: 19 | R: 0 E: 0 K: 0 S: 5 | H: 0 LOB: 0 BB: 0 P: 8 | R: 0 E: 0 K: 0 S: 7 | H: 2 LOB: 1 BB: 1 P: 14 | R: 0 E: 0 K: 1 S: 9 | H: 0 LOB: 0 BB: 0 P: 12 | R: 0 E: 0 K: 1 S: 6 | H: 1 LOB: 0 BB: 0 P: 8 | R: 0 E: 0 K: 2 S: 7 | H: 0 LOB: 1 BB: 0 P: 8 | R: 0 E: 0 K: 2 S: 10 | H: 1 LOB: 1 BB: 0 P: 14 | 1B: 8 2B: 2 HR: 1 | SF: 0 SAC: 0 HBP: 0 | WP: 0 PB: 0 SB: 0 CS: 0 | PA: 36 | | |
| PITCHER | IP WLS BF H R ER SO BB IBB HBP BLK WP HR S P ERA WHIP | IP WLS BF H R ER SO BB IBB HBP BLK WP HR S P ERA WHIP | IP WLS BF H R ER SO BB IBB HBP BLK WP HR S P ERA WHIP | IP WLS BF H R ER SO BB IBB HBP BLK WP HR S P ERA WHIP | IP WLS BF H R ER SO BB IBB HBP BLK WP HR S P ERA WHIP | IP WLS BF H R ER SO BB IBB HBP BLK WP HR S P ERA WHIP | IP WLS BF H R ER SO BB IBB HBP BLK WP HR S P ERA WHIP | IP WLS BF H R ER SO BB IBB HBP BLK WP HR S P ERA WHIP | IP WLS BF H R ER SO BB IBB HBP BLK WP HR S P ERA WHIP | IP WLS BF H R ER SO BB IBB HBP BLK WP HR S P ERA WHIP | IP WLS BF H R ER SO BB IBB HBP BLK WP HR S P ERA WHIP | IP WLS BF H R ER SO BB IBB HBP BLK WP HR S P ERA WHIP | IP WLS BF H R ER SO BB IBB HBP BLK WP HR S P ERA WHIP | IP WLS BF H R ER SO BB IBB HBP BLK WP HR S P ERA WHIP | IP WLS BF H R ER SO BB IBB HBP BLK WP HR S P ERA WHIP | IP WLS BF H R ER SO BB IBB HBP BLK WP HR S P ERA WHIP | IP WLS BF H R ER SO BB IBB HBP BLK WP HR S P ERA WHIP | IP WLS BF H R ER SO BB IBB HBP BLK WP HR S P ERA WHIP | IP WLS BF H R ER SO BB IBB HBP BLK WP HR S P ERA WHIP | IP WLS BF H R ER SO BB IBB HBP BLK WP HR S P ERA WHIP | IP WLS BF H R ER SO BB IBB HBP BLK WP HR S P ERA WHIP | IP WLS BF H R ER SO BB IBB HBP BLK WP HR S P ERA WHIP |
| 57 Ariel Jurado, R (1,1) ERA: 6.41 | 6.0 | W | 26 | 9 | 6 | 6 | 3 | 1 | 0 | 0 | 0 | 0 | 0 | 0 | 0 | 0 | 9.00 | 1.667 | | | | |
| 55 Matt Moore, L (7,1) ERA: 7.07 | 2.0 | W | 6 | 1 | 0 | 0 | 3 | 0 | 0 | 0 | 0 | 0 | 0 | 0 | 0 | 0 | 0.00 | 0.500 | | | | |
| 62 José Leclerc, R (9,1) ERA: 2.01 | 1.0 | S | 4 | 1 | 0 | 0 | 2 | 0 | 0 | 0 | 0 | 0 | 0 | 0 | 0 | 0 | 0.00 | 1.000 | | | | |

| Batter | 1 | 2 | 3 | 4 | 5 | 6 | 7 | 8 | 9 | AB | R | H | RBI | BB | SO | LOB | BOTTOM | | | | | |
|---|---|---|---|---|---|---|---|---|---|---|---|---|---|---|---|---|--|---|---|---|---|---|
| 17 Shin-Soo Choo, L (1,10) OBP: 0.393, SLG: 0.476 | | | | | | | | | | 4 | 0 | 1 | 1 | 1 | 1 | 3 | <p>Los Angeles Angels @ Texas Rangers Globe Life Park in Arlington, Arlington, TX Thu Aug 16 2018, 8:08 PM - 11:00 PM EDT Att: 18,398 - Clear - 97 F</p> | | | | | |
| 12 Rougned Odor, L (1,4) OBP: 0.349, SLG: 0.468 | | | | | | | | | | 5 | 0 | 1 | 1 | 0 | 1 | 3 | | | | | | |
| 1 Elvis Andrus, R (1,6) OBP: 0.330, SLG: 0.412 | | | | | | | | | | 4 | 1 | 0 | 0 | 1 | 1 | 3 | | | | | | |
| 30 Nomar Mazara, L (1,9) OBP: 0.334, SLG: 0.458 | | | | | | | | | | 3 | 2 | 1 | 2 | 1 | 0 | 1 | | | | | | |
| 19 Jurickson Profar, S (1,5) OBP: 0.336, SLG: 0.461 | | | | | | | | | | 3 | 2 | 2 | 1 | 0 | 1 | 0 | | | | | | |
| 13 Joey Gallo, L (1,7) OBP: 0.313, SLG: 0.491 | | | | | | | | | | 4 | 2 | 2 | 2 | 0 | 1 | 1 | | | | | | |
| 61 Robinson Chirinos, R (1,2) OBP: 0.333, SLG: 0.438 | | | | | | | | | | 2 | 1 | 0 | 0 | 2 | 0 | 0 | | | | | | |
| 67 Ronald Guzmán, L (1,3) OBP: 0.318, SLG: 0.438 | | | | | | | | | | 2 | 0 | 0 | 0 | 1 | 1 | 3 | | | | | | |
| 3 Delino DeShields, R (1,8) OBP: 0.303, SLG: 0.272 | | | | | | | | | | 2 | 0 | 0 | 0 | 0 | 0 | 1 | | | | | | |
| 9 Isiah Kiner-Faleola, R (8,PH) OBP: 0.220, SLG: 0.221 | | | | | | | | | | 1 | 0 | 0 | 0 | 0 | 1 | 3 | | | | | | |
| 15 Carlos Tocci, R (9,8) OBP: 0.220, SLG: 0.221 | | | | | | | | | | 0 | 0 | 0 | 0 | 0 | 0 | 0 | | | | | | |
| Inning Stats | R: 2 E: 0 K: 1 S: 10 | H: 1 LOB: 1 BB: 1 P: 19 | R: 1 E: 0 K: 1 S: 13 | H: 1 LOB: 2 BB: 2 P: 26 | R: 0 E: 1 K: 1 S: 10 | H: 1 LOB: 1 BB: 0 P: 19 | R: 0 E: 1 K: 1 S: 7 | H: 0 LOB: 1 BB: 0 P: 13 | R: 0 E: 0 K: 1 S: 9 | H: 0 LOB: 0 BB: 0 P: 10 | R: 1 E: 0 K: 0 S: 6 | H: 1 LOB: 1 BB: 0 P: 10 | R: 0 E: 0 K: 0 S: 9 | H: 1 LOB: 1 BB: 0 P: 15 | R: 4 E: 0 K: 2 S: 15 | H: 2 LOB: 3 BB: 3 P: 39 | 1B: 2 2B: 2 3B: 0 HR: 3 | SF: 0 SAC: 1 DP: 0 HBP: 2 | WP: 1 PB: 0 SB: 0 CS: 1 | PA: 39 | | |
| PITCHER | IP WLS BF H R ER SO BB IBB HBP BLK WP HR S P ERA WHIP | IP WLS BF H R ER SO BB IBB HBP BLK WP HR S P ERA WHIP | IP WLS BF H R ER SO BB IBB HBP BLK WP HR S P ERA WHIP | IP WLS BF H R ER SO BB IBB HBP BLK WP HR S P ERA WHIP | IP WLS BF H R ER SO BB IBB HBP BLK WP HR S P ERA WHIP | IP WLS BF H R ER SO BB IBB HBP BLK WP HR S P ERA WHIP | IP WLS BF H R ER SO BB IBB HBP BLK WP HR S P ERA WHIP | IP WLS BF H R ER SO BB IBB HBP BLK WP HR S P ERA WHIP | IP WLS BF H R ER SO BB IBB HBP BLK WP HR S P ERA WHIP | IP WLS BF H R ER SO BB IBB HBP BLK WP HR S P ERA WHIP | IP WLS BF H R ER SO BB IBB HBP BLK WP HR S P ERA WHIP | IP WLS BF H R ER SO BB IBB HBP BLK WP HR S P ERA WHIP | IP WLS BF H R ER SO BB IBB HBP BLK WP HR S P ERA WHIP | IP WLS BF H R ER SO BB IBB HBP BLK WP HR S P ERA WHIP | IP WLS BF H R ER SO BB IBB HBP BLK WP HR S P ERA WHIP | IP WLS BF H R ER SO BB IBB HBP BLK WP HR S P ERA WHIP | IP WLS BF H R ER SO BB IBB HBP BLK WP HR S P ERA WHIP | IP WLS BF H R ER SO BB IBB HBP BLK WP HR S P ERA WHIP | IP WLS BF H R ER SO BB IBB HBP BLK WP HR S P ERA WHIP | IP WLS BF H R ER SO BB IBB HBP BLK WP HR S P ERA WHIP | IP WLS BF H R ER SO BB IBB HBP BLK WP HR S P ERA WHIP | IP WLS BF H R ER SO BB IBB HBP BLK WP HR S P ERA WHIP |
| 67 Taylor Cole, R (1,1) ERA: 4.19 | 1.0 | | 8 | 2 | 3 | 3 | 1 | 0 | 0 | 0 | 0 | 0 | 0 | 0 | 0 | 0 | 0.00 | 1.000 | | | | |
| 48 Jose Alvarez, L (2,1) ERA: 2.53 | 1.0 | | 3 | 0 | 0 | 0 | 1 | 0 | 0 | 0 | 0 | 0 | 0 | 0 | 0 | 0 | 0.00 | 0.000 | | | | |
| 36 Williams Jerez, L (3,1) ERA: 4.39 | 1.0 | H | 4 | 1 | 0 | 0 | 1 | 0 | 0 | 0 | 0 | 0 | 0 | 0 | 0 | 0 | 0.00 | 1.000 | | | | |
| 25 Noé Ramirez, R (4,1) ERA: 4.39 | 2.0 | H | 7 | 0 | 0 | 0 | 2 | 0 | 0 | 1 | 0 | 0 | 0 | 0 | 0 | 0 | 0.00 | 0.000 | | | | |
| 33 Jim Johnson, R (6,1) ERA: 3.91 | 1.0 | H | 4 | 1 | 1 | 1 | 0 | 0 | 0 | 0 | 0 | 0 | 0 | 0 | 0 | 0 | 9.00 | 1.000 | | | | |
| 31 Ty Buttrey, R (7,1) ERA: 3.55 | 0.2 | L | 7 | 1 | 4 | 4 | 2 | 3 | 0 | 1 | 0 | 0 | 0 | 0 | 0 | 0 | 54.00 | 6.000 | | | | |
| 38 Justin Anderson, R (8,1) ERA: 3.55 | 0.1 | | 2 | 1 | 0 | 0 | 0 | 0 | 0 | 0 | 0 | 0 | 0 | 0 | 0 | 0 | 0.00 | 3.000 | | | | |
| 73 Osmer Morales, R (8,1) ERA: 3.55 | 0.1 | | 2 | 1 | 0 | 0 | 0 | 0 | 0 | 0 | 0 | 0 | 0 | 0 | 0 | 0 | 0.00 | 3.000 | | | | |

AB 35
R 6
H 11
RBI 6
BB 1
SO 8
LOB 12

| Batter | 1 | 2 | 3 | 4 | 5 | 6 | 7 | 8 | 9 | AB | R | H | RBI | BB | SO | LOB | TOP | | | | | | | | | | |
|--|------------------------------|----------------------------------|-------------------------------|----------------------------------|------------------------------|----------------------------------|------------------------------|----------------------------------|-------------------------------|----------------------------------|-------------------------------|----------------------------------|-------------------------------|----------------------------------|-------------------------------|----------------------------------|---|------------------------------------|----------------------------------|--------|--|--|--|--|--|--|--|
| 56 Kole Calhoun, L OBP: 0.288, SLG: 0.412 | G6-3 | | K | | | | | | K | 4 | 0 | 0 | 0 | 1 | 3 | 1 | Los Angeles Angels @ Texas Rangers Globe Life Park in Arlington, Arlington, TX Fri Aug 17 2018, 8:08 PM - 11:04 PM EDT Att: 27,816 - Clear - 98 F | | | | | | | | | | |
| 6 David Fletcher, R OBP: 0.305, SLG: 0.348 | G4-3 | | P6 | | | | | | G6-3 | 4 | 0 | 1 | 1 | 0 | 0 | 1 | | | | | | | | | | | |
| 8 Justin Upton, R OBP: 0.328, SLG: 0.474 | | | | | | | | | | 2 | 0 | 1 | 0 | 1 | 0 | 2 | | | | | | | | | | | |
| 17 Shohei Ohtani, L OBP: 0.343, SLG: 0.505 | K | | FC4-6 | | | | | | | 4 | 0 | 0 | 0 | 0 | 1 | 3 | | | | | | | | | | | |
| 5 Albert Pujols, R OBP: 0.286, SLG: 0.421 | | | | | | | | | | 3 | 2 | 1 | 0 | 1 | 2 | 0 | | | | | | | | | | | |
| 2 Andrelton Simmons, R OBP: 0.332, SLG: 0.427 | | | | | | | | | | 4 | 1 | 1 | 2 | 0 | 1 | 1 | | | | | | | | | | | |
| 44 René Rivera, R OBP: 0.328, SLG: 0.516 | | | | | | | | | | 4 | 0 | 1 | 0 | 0 | 2 | 1 | | | | | | | | | | | |
| 3 Taylor Ward, R OBP: 0.400, SLG: 0.385 | | | | | | | | | | 4 | 0 | 1 | 1 | 0 | 1 | 1 | | | | | | | | | | | |
| 9 Eric Young Jr., S OBP: 0.310, SLG: 0.423 | | | | | | | | | | 4 | 1 | 1 | 0 | 0 | 1 | 2 | | | | | | | | | | | |
| Inning Stats | R: 0 E: 0 K: 1 S: 8 | H: 0 LOB: 1 BB: 1 P: 16 | R: 1 E: 0 K: 1 S: 12 | H: 2 LOB: 1 BB: 0 P: 18 | R: 0 E: 0 K: 1 S: 9 | H: 1 LOB: 1 BB: 0 P: 12 | R: 0 E: 0 K: 2 S: 8 | H: 0 LOB: 0 BB: 0 P: 13 | R: 1 E: 0 K: 1 S: 12 | H: 2 LOB: 1 BB: 0 P: 16 | R: 2 E: 0 K: 0 S: 10 | H: 2 LOB: 1 BB: 1 P: 18 | R: 0 E: 0 K: 2 S: 14 | H: 0 LOB: 0 BB: 0 P: 22 | R: 0 E: 0 K: 3 S: 10 | H: 0 LOB: 0 BB: 0 P: 16 | 1B: 5 2B: 2 3B: 0 HR: 1 | SF: 0 SAC: 0 DP: 2 HBP: 1 | WP: 1 PB: 0 SB: 2 CS: 0 | PA: 37 | | | | | | | |
| PITCHER | IP | WLS | BF | H | R | ER | SO | BB | IBB | HBP | BLK | WP | HR | S | P | ERA | WHIP | | | | | | | | | | |
| 48 Drew Hutchison, R ERA: 5.71 | 5.0 | W | 21 | 5 | 2 | 2 | 6 | 1 | 0 | 0 | 0 | 1 | 0 | 49 | 75 | 3.60 | 1.200 | | | | | | | | | | |
| 54 Jeffrey Springs, L ERA: 3.39 | 1.0 | H | 7 | 2 | 2 | 2 | 0 | 2 | 0 | 0 | 0 | 0 | 1 | 11 | 23 | 18.00 | 4.000 | | | | | | | | | | |
| 44 Cory Gearrin, R ERA: 3.69 | 1.0 | H | 3 | 0 | 0 | 0 | 0 | 0 | 0 | 1 | 0 | 0 | 0 | 4 | 5 | 0.00 | 0.000 | | | | | | | | | | |
| 31 Chris Martin, R ERA: 4.75 | 1.0 | H | 3 | 0 | 0 | 0 | 2 | 0 | 0 | 0 | 0 | 0 | 0 | 14 | 22 | 0.00 | 0.000 | | | | | | | | | | |
| 62 José Leclerc, R ERA: 1.97 | 1.0 | S | 3 | 0 | 0 | 0 | 3 | 0 | 0 | 0 | 0 | 0 | 0 | 10 | 16 | 0.00 | 0.000 | | | | | | | | | | |

| Batter | 1 | 2 | 3 | 4 | 5 | 6 | 7 | 8 | 9 | AB | R | H | RBI | BB | SO | LOB | BOTTOM | | | | | | | | | | |
|---|------------------------------|----------------------------------|-------------------------------|----------------------------------|-------------------------------|----------------------------------|------------------------------|---------------------------------|------------------------------|----------------------------------|-------------------------------|----------------------------------|-------------------------------|----------------------------------|------------------------------|---------------------------------|---|------------------------------------|----------------------------------|--------|--|--|--|--|--|--|--|
| 17 Shin-Soo Choo, L OBP: 0.394, SLG: 0.477 | G3-1 | | | | | | | | | 4 | 0 | 2 | 0 | 0 | 0 | 1 | Los Angeles Angels @ Texas Rangers Globe Life Park in Arlington, Arlington, TX Fri Aug 17 2018, 8:08 PM - 11:04 PM EDT Att: 27,816 - Clear - 98 F | | | | | | | | | | |
| 12 Rougned Odor, L OBP: 0.348, SLG: 0.467 | | | | | | | | | | 3 | 0 | 1 | 3 | 0 | 2 | 0 | | | | | | | | | | | |
| 1 Elvis Andrus, R OBP: 0.329, SLG: 0.407 | | | | | | | | | | 3 | 0 | 0 | 0 | 1 | 1 | 3 | | | | | | | | | | | |
| 30 Nomar Mazara, L OBP: 0.333, SLG: 0.456 | | | | | | | | | | 4 | 1 | 1 | 0 | 0 | 0 | 4 | | | | | | | | | | | |
| 19 Jurickson Profar, S OBP: 0.333, SLG: 0.458 | | | | | | | | | | 3 | 1 | 0 | 0 | 1 | 1 | 0 | | | | | | | | | | | |
| 13 Joey Gallo, L OBP: 0.313, SLG: 0.491 | | | | | | | | | | 4 | 1 | 1 | 2 | 0 | 2 | 0 | | | | | | | | | | | |
| 9 Isiah Kiner-Falefa, R OBP: 0.330, SLG: 0.380 | | | | | | | | | | 4 | 0 | 1 | 1 | 0 | 0 | 0 | | | | | | | | | | | |
| 67 Ronald Guzmán, L OBP: 0.318, SLG: 0.437 | | | | | | | | | | 3 | 1 | 1 | 0 | 0 | 0 | 1 | | | | | | | | | | | |
| 15 Carlos Tocci, R OBP: 0.245, SLG: 0.247 | | | | | | | | | | 3 | 2 | 3 | 0 | 0 | 0 | 0 | | | | | | | | | | | |
| Inning Stats | R: 0 E: 0 K: 1 S: 8 | H: 0 LOB: 0 BB: 0 P: 13 | R: 5 E: 1 K: 1 S: 23 | H: 6 LOB: 2 BB: 1 P: 39 | R: 0 E: 0 K: 1 S: 10 | H: 0 LOB: 0 BB: 0 P: 17 | R: 0 E: 0 K: 0 S: 6 | H: 1 LOB: 0 BB: 0 P: 9 | R: 0 E: 0 K: 1 S: 7 | H: 0 LOB: 0 BB: 1 P: 11 | R: 0 E: 0 K: 2 S: 17 | H: 1 LOB: 1 BB: 0 P: 23 | R: 1 E: 0 K: 0 S: 13 | H: 2 LOB: 1 BB: 0 P: 19 | R: 0 E: 0 K: 0 S: 5 | H: 0 LOB: 0 BB: 0 P: 7 | 1B: 9 2B: 1 3B: 0 HR: 0 | SF: 1 SAC: 0 DP: 2 HBP: 0 | WP: 0 PB: 0 SB: 0 CS: 0 | PA: 34 | | | | | | | |
| PITCHER | IP | WLS | BF | H | R | ER | SO | BB | IBB | HBP | BLK | WP | HR | S | P | ERA | WHIP | | | | | | | | | | |
| 40 Otrissamer Despaigne, R ERA: 6.29 | 4.0 | L | 19 | 7 | 5 | 5 | 3 | 1 | 0 | 0 | 0 | 0 | 0 | 47 | 78 | 11.25 | 2.000 | | | | | | | | | | |
| 68 Deck McGuire, R ERA: 6.44 | 4.0 | | 15 | 3 | 1 | 1 | 3 | 1 | 0 | 0 | 0 | 0 | 0 | 42 | 60 | 2.25 | 1.000 | | | | | | | | | | |

AB 33
R 4
H 7
RBI 4
BB 3
SO 11
LOB 12



AB 31
R 6
H 10
RBI 6
BB 2
SO 6
LOB 9



| Batter | 1 | 2 | 3 | 4 | 5 | 6 | 7 | 8 | 9 | AB | R | H | RBI | BB | SO | LOB | TOP | | | | | | | |
|--|---------------------------------------|---------------------------------------|---------------------------------------|---------------------------------------|---------------------------------------|---------------------------------------|---------------------------------------|---------------------------------------|---------------------------------------|---------------------------------------|---------------------------------------|---------------------------------------|---------------------------------------|---------------------------------------|---------------------------------------|---------------------------------------|-----------------------------------|------------------------------------|----------------------------------|-------------|----|----|-------|-------|
| 56 Kole Calhoun, L (1,9) OBP: 0.287, SLG: 0.409 | G5-3 | | SH5-4 5 1B | P2 | | K | | L9 | | 5 | 1 | 1 | 0 | 0 | 1 | 4 | | | | | | | | |
| 6 David Fletcher, R (1,4) OBP: 0.310, SLG: 0.357 | L4 | | SH5-4 | | | | | K | | 4 | 1 | 2 | 3 | 0 | 1 | 0 | | | | | | | | |
| 8 Justin Upton, R (1,7) OBP: 0.352, SLG: 0.474 | K | | K | G6-3 | | | | | | 5 | 1 | 2 | 0 | 0 | 2 | 3 | | | | | | | | |
| 5 Albert Pujols, R (1,10) OBP: 0.333, SLG: 0.431 | | HR | | | | | | F9 | | 4 | 2 | 3 | 4 | 1 | 0 | 1 | | | | | | | | |
| 2 Andrelton Simmons, R (1,6) OBP: 0.348, SLG: 0.422 | G6-3 | | F9 | | | | | | | 5 | 0 | 0 | 0 | 0 | 0 | 4 | | | | | | | | |
| 44 René Rivera, R (1,2) OBP: 0.314, SLG: 0.492 | | | | | | | | | | | | | | | | | | | | | | | | |
| 17 Shohei Ohtani, L (7,PH) OBP: 0.346, SLG: 0.521 | | | | | | | | | | | | | | | | | | | | | | | | |
| 37 Francisco Arcia, L (7,2) OBP: 0.350, SLG: 0.632 | | | | | | | | | | | | | | | | | | | | | | | | |
| 19 Jefry Marte, R (1,3) OBP: 0.292, SLG: 0.345 | | | | | | | | | | | | | | | | | | | | | | | | |
| 3 Taylor Ward, R (1,5) OBP: 0.400, SLG: 0.556 | | | | | | | | | | | | | | | | | | | | | | | | |
| 9 Eric Young Jr., S (1,8) OBP: 0.333, SLG: 0.474 | | | | | | | | | | | | | | | | | | | | | | | | |
| Inning Stats | R: 0 E: 0 K: 1 S: 9 | H: 0 LOB: 0 BB: 0 P: 14 | R: 1 E: 0 K: 0 S: 7 | H: 1 LOB: 1 BB: 1 P: 14 | R: 2 E: 0 K: 1 S: 10 | H: 3 LOB: 1 BB: 0 P: 17 | R: 3 E: 0 K: 0 S: 13 | H: 4 LOB: 0 BB: 0 P: 17 | R: 0 E: 0 K: 1 S: 9 | H: 1 LOB: 0 BB: 0 P: 14 | R: 5 E: 0 K: 0 S: 23 | H: 5 LOB: 0 BB: 0 P: 35 | R: 0 E: 0 K: 1 S: 15 | H: 1 LOB: 2 BB: 0 P: 23 | R: 0 E: 0 K: 1 S: 11 | H: 1 LOB: 0 BB: 0 P: 14 | 1B: 11 2B: 2 3B: 1 HR: 3 | SF: 0 SAC: 1 DP: 1 HBP: 1 | WP: 0 PB: 0 SB: 0 CS: 0 | PA: 45 | | | | |
| PITCHER | IP WLS BF H R ER SO | IP WLS BF H R ER SO | IP WLS BF H R ER SO | IP WLS BF H R ER SO | IP WLS BF H R ER SO | IP WLS BF H R ER SO | IP WLS BF H R ER SO | IP WLS BF H R ER SO | IP WLS BF H R ER SO | IP WLS BF H R ER SO | IP WLS BF H R ER SO | IP WLS BF H R ER SO | IP WLS BF H R ER SO | IP WLS BF H R ER SO | IP WLS BF H R ER SO | IP WLS BF H R ER SO | BB IBB HBP BLK | WP HR S P | ERA WHIP | ERA WHIP | | | | |
| 33 Martin Pérez, L (1,1) ERA: 6.93 | 6.0 | 28 | 9 | 6 | 6 | 3 | 2 | 0 | 0 | 0 | 0 | 0 | 0 | 0 | 0 | 0 | 0 | 0 | 0 | 1 | 53 | 85 | 9.00 | 1.833 |
| 32 Eddie Butler, R (7,1) ERA: 5.52 | 2.0 | L 12 | 6 | 5 | 5 | 1 | 0 | 0 | 0 | 0 | 0 | 0 | 0 | 0 | 0 | 0 | 0 | 0 | 0 | 2 | 38 | 58 | 22.50 | 3.000 |
| 58 Alex Claudio, L (9,1) ERA: 4.78 | 1.0 | 5 | 1 | 0 | 0 | 1 | 0 | 0 | 0 | 0 | 0 | 0 | 0 | 0 | 0 | 0 | 0 | 0 | 0 | 0 | 11 | 14 | 0.00 | 1.000 |

Los Angeles Angels @ Texas Rangers
 Globe Life Park in Arlington, Arlington, TX
 Sat Aug 18 2018, 10:33 PM - 1:59 AM EDT
 Att: 24,768 - Drizzle - 79 F

| | |
|-----|----|
| AB | 41 |
| R | 11 |
| H | 16 |
| RBI | 11 |
| BB | 2 |
| SO | 5 |
| LOB | 17 |



| Batter | 1 | 2 | 3 | 4 | 5 | 6 | 7 | 8 | 9 | AB | R | H | RBI | BB | SO | LOB | BOTTOM | | | | | | |
|---|---------------------------------------|---------------------------------------|---------------------------------------|---------------------------------------|---------------------------------------|---------------------------------------|---------------------------------------|---------------------------------------|---------------------------------------|---------------------------------------|---------------------------------------|---------------------------------------|---------------------------------------|---------------------------------------|---------------------------------------|---------------------------------------|-------------------------------|----------------------------------|-----------------------------------|------------------------------------|----------------------------------|--------|-------|
| 12 Rougned Odor, L (1,4) OBP: 0.351, SLG: 0.472 | | L9 | | WP 29 1B | | | | K | | 5 | 2 | 3 | 1 | 0 | 1 | 1 | | | | | | | |
| 1 Elvis Andrus, R (1,6) OBP: 0.333, SLG: 0.410 | | | | K | | | | F9 | | 5 | 1 | 3 | 1 | 0 | 1 | 1 | | | | | | | |
| 29 Adrián Beltré, R (1,10) OBP: 0.354, SLG: 0.392 | | | | | | | | | | | | | | | | | | | | | | | |
| 18 Drew Robinson, L (9,PH) OBP: 0.290, SLG: 0.253 | | | | | | | | | | | | | | | | | | | | | | | |
| 30 Nomar Mazara, L (1,9) OBP: 0.334, SLG: 0.453 | | | | | | | | | | | | | | | | | | | | | | | |
| 19 Jurickson Profar, S (1,5) OBP: 0.334, SLG: 0.455 | | | | | | | | | | | | | | | | | | | | | | | |
| 13 Joey Gallo, L (1,7) OBP: 0.316, SLG: 0.498 | | | | | | | | | | | | | | | | | | | | | | | |
| 61 Robinson Chirinos, R (1,2) OBP: 0.334, SLG: 0.436 | | | | | | | | | | | | | | | | | | | | | | | |
| 67 Ronald Guzmán, L (1,3) OBP: 0.314, SLG: 0.431 | | | | | | | | | | | | | | | | | | | | | | | |
| 15 Carlos Tocci, R (1,8) OBP: 0.255, SLG: 0.250 | | | | | | | | | | | | | | | | | | | | | | | |
| Inning Stats | R: 1 E: 0 K: 1 S: 12 | H: 3 LOB: 1 BB: 0 P: 17 | R: 1 E: 0 K: 1 S: 9 | H: 2 LOB: 0 BB: 0 P: 15 | R: 0 E: 0 K: 0 S: 10 | H: 1 LOB: 1 BB: 0 P: 14 | R: 4 E: 0 K: 1 S: 23 | H: 3 LOB: 1 BB: 1 P: 32 | R: 0 E: 0 K: 2 S: 11 | H: 0 LOB: 0 BB: 1 P: 18 | R: 0 E: 0 K: 0 S: 7 | H: 2 LOB: 1 BB: 0 P: 11 | R: 1 E: 0 K: 0 S: 14 | H: 2 LOB: 1 BB: 0 P: 20 | R: 0 E: 0 K: 1 S: 12 | H: 0 LOB: 0 BB: 0 P: 19 | R: 0 E: 0 K: 0 S: 19 | H: 1 LOB: 2 BB: 1 P: 29 | 1B: 11 2B: 4 3B: 0 HR: 0 | SF: 0 SAC: 0 DP: 1 HBP: 0 | WP: 1 PB: 0 SB: 0 CS: 2 | PA: 43 | |
| PITCHER | IP WLS BF H R ER SO | IP WLS BF H R ER SO | IP WLS BF H R ER SO | IP WLS BF H R ER SO | IP WLS BF H R ER SO | IP WLS BF H R ER SO | IP WLS BF H R ER SO | IP WLS BF H R ER SO | IP WLS BF H R ER SO | IP WLS BF H R ER SO | IP WLS BF H R ER SO | IP WLS BF H R ER SO | IP WLS BF H R ER SO | IP WLS BF H R ER SO | IP WLS BF H R ER SO | IP WLS BF H R ER SO | BB IBB HBP BLK | WP HR S P | ERA WHIP | ERA WHIP | | | |
| 28 Andrew Heaney, L (1,1) ERA: 4.11 | 5.1 | 28 | 10 | 6 | 6 | 5 | 2 | 0 | 0 | 0 | 0 | 0 | 0 | 0 | 0 | 0 | 0 | 0 | 0 | 4 | 8 | 0.00 | 1.500 |
| 32 Cam Bedrosian, R (6,1) ERA: 3.33 | 0.2 | W 2 | 1 | 0 | 0 | 0 | 0 | 0 | 0 | 0 | 0 | 0 | 0 | 0 | 0 | 0 | 0 | 0 | 0 | 4 | 8 | 0.00 | 1.500 |
| 48 Jose Alvarez, L (7,1) ERA: 2.75 | 1.0 | 5 | 2 | 1 | 1 | 0 | 0 | 0 | 0 | 0 | 0 | 0 | 0 | 0 | 0 | 0 | 0 | 0 | 0 | 14 | 20 | 9.00 | 2.000 |
| 36 Williams Jerez, L (8,1) ERA | 1.0 | 3 | 0 | 0 | 0 | 1 | 0 | 0 | 0 | 0 | 0 | 0 | 0 | 0 | 0 | 0 | 0 | 0 | 0 | 12 | 19 | 0.00 | 0.000 |
| 53 Blake Parker, R (9,1) ERA: 3.21 | 1.0 | 5 | 1 | 0 | 0 | 0 | 1 | 0 | 0 | 0 | 0 | 0 | 0 | 0 | 0 | 0 | 0 | 0 | 0 | 19 | 29 | 0.00 | 2.000 |

Los Angeles Angels @ Texas Rangers
 Globe Life Park in Arlington, Arlington, TX
 Sat Aug 18 2018, 10:33 PM - 1:59 AM EDT
 Att: 24,768 - Drizzle - 79 F

| | |
|-----|----|
| AB | 40 |
| R | 7 |
| H | 14 |
| RBI | 6 |
| BB | 3 |
| SO | 6 |
| LOB | 19 |



| Batter | 1 | 2 | 3 | 4 | 5 | 6 | 7 | 8 | 9 | AB | R | H | RBI | BB | SO | LOB | TOP | | | | | | | | | | |
|--|------------------------------|----------------------------------|-------------------------------|----------------------------------|-------------------------------|----------------------------------|------------------------------|----------------------------------|------------------------------|----------------------------------|------------------------------|----------------------------------|------------------------------|----------------------------------|------------------------------|----------------------------------|--|---------------------------------|----------------------------------|------------------------------------|----------------------------------|--------|--|--|--|--|--|
| 56 Kole Calhoun, L OBP: 0.286, SLG: 0.407 | | | | | | | | | | 4 | 0 | 1 | 0 | 0 | 3 | 1 | Los Angeles Angels @ Texas Rangers Globe Life Park in Arlington, Arlington, TX Sun Aug 19 20:18, 3:09 PM - 6:57 PM EDT Att: 26,681 - Cloudy - 92 F | | | | | | | | | | |
| 6 David Fletcher, R OBP: 0.314, SLG: 0.365 | | | | | | | | | | 4 | 1 | 2 | 0 | 0 | 1 | 1 | | | | | | | | | | | |
| 17 Shohel Ohtani, L OBP: 0.348, SLG: 0.523 | | | | | | | | | | 3 | 1 | 1 | 0 | 1 | 1 | 1 | | | | | | | | | | | |
| 5 Albert Pujols, R OBP: 0.289, SLG: 0.427 | | | | | | | | | | 4 | 0 | 0 | 1 | 0 | 0 | 3 | | | | | | | | | | | |
| 2 Andrelton Simmons, R OBP: 0.347, SLG: 0.421 | | | | | | | | | | 4 | 0 | 1 | 0 | 0 | 1 | 3 | | | | | | | | | | | |
| 37 Francisco Arcia, L OBP: 0.326, SLG: 0.585 | | | | | | | | | | 3 | 0 | 0 | 0 | 0 | 0 | 1 | | | | | | | | | | | |
| 3 Taylor Ward, R OBP: 0.348, SLG: 0.476 | | | | | | | | | | 3 | 0 | 0 | 0 | 0 | 1 | 0 | | | | | | | | | | | |
| 22 Kaleb Cowart, S OBP: 0.250, SLG: 0.224 | | | | | | | | | | 3 | 0 | 0 | 0 | 0 | 2 | 0 | | | | | | | | | | | |
| 9 Eric Young Jr., S OBP: 0.333, SLG: 0.467 | | | | | | | | | | 3 | 0 | 1 | 0 | 0 | 1 | 0 | | | | | | | | | | | |
| Inning Stats | R: 0 E: 0 K: 1 S: 7 | H: 1 LOB: 1 BB: 0 P: 13 | R: 0 E: 0 K: 0 S: 10 | H: 1 LOB: 0 BB: 0 P: 16 | R: 0 E: 0 K: 3 S: 12 | H: 1 LOB: 1 BB: 0 P: 21 | R: 2 E: 0 K: 0 S: 9 | H: 2 LOB: 0 BB: 0 P: 16 | R: 0 E: 0 K: 1 S: 7 | H: 0 LOB: 0 BB: 0 P: 13 | R: 0 E: 0 K: 1 S: 8 | H: 1 LOB: 2 BB: 1 P: 11 | R: 0 E: 0 K: 1 S: 6 | H: 0 LOB: 0 BB: 0 P: 10 | R: 0 E: 0 K: 2 S: 8 | H: 0 LOB: 0 BB: 0 P: 12 | R: 0 E: 0 K: 1 S: 7 | H: 0 LOB: 0 BB: 0 P: 8 | 1B: 4 2B: 3 3B: 0 HR: 0 | SF: 0 SAC: 0 DP: 3 HBP: 0 | WP: 0 PB: 0 SB: 0 CS: 1 | PA: 32 | | | | | |
| PITCHER | IP | WLS | BF | H | R | ER | SO | BB | IBB | HBP | BLK | WP | HR | S | P | ERA | WHIP | | | | | | | | | | |
| 49 Yovani Gallardo, R ERA: 6.06 | 6.0 | | 23 | 6 | 2 | 2 | 6 | 0 | 1 | 0 | 0 | 0 | 0 | 53 | 90 | 3.00 | 1.000 | | | | | | | | | | |
| 55 Matt Moore, L ERA: 6.99 | 1.0 | W | 3 | 0 | 0 | 0 | 1 | 0 | 0 | 0 | 0 | 0 | 0 | 6 | 10 | 0.00 | 0.000 | | | | | | | | | | |
| 44 Cory Gearrin, R ERA: 3.61 | 1.0 | H | 3 | 0 | 0 | 0 | 2 | 0 | 0 | 0 | 0 | 0 | 0 | 8 | 12 | 0.00 | 0.000 | | | | | | | | | | |
| 62 José Leclerc, R ERA: 1.93 | 1.0 | S | 3 | 0 | 0 | 0 | 1 | 0 | 0 | 0 | 0 | 0 | 0 | 7 | 8 | 0.00 | 0.000 | | | | | | | | | | |

| Batter | 1 | 2 | 3 | 4 | 5 | 6 | 7 | 8 | 9 | AB | R | H | RBI | BB | SO | LOB | BOTTOM | | | | | | | | | | |
|---|-------------------------------|----------------------------------|-------------------------------|----------------------------------|------------------------------|----------------------------------|-------------------------------|----------------------------------|------------------------------|----------------------------------|-------------------------------|----------------------------------|-------------------------------|----------------------------------|------------------------------|----------------------------------|--|------------------------------------|----------------------------------|--------|--|--|--|--|--|--|--|
| 17 Shin-Soo Choo, L OBP: 0.396, SLG: 0.481 | | | | | | | | | | 4 | 2 | 3 | 0 | 0 | 1 | 0 | Los Angeles Angels @ Texas Rangers Globe Life Park in Arlington, Arlington, TX Sun Aug 19 20:18, 3:09 PM - 6:57 PM EDT Att: 26,681 - Cloudy - 92 F | | | | | | | | | | |
| 12 Rougned Odor, L OBP: 0.355, SLG: 0.483 | | | | | | | | | | 3 | 1 | 2 | 4 | 1 | 0 | 0 | | | | | | | | | | | |
| 1 Elvis Andrus, R OBP: 0.332, SLG: 0.408 | | | | | | | | | | 4 | 0 | 1 | 0 | 0 | 0 | 1 | | | | | | | | | | | |
| 30 Nomar Mazara, L OBP: 0.333, SLG: 0.451 | | | | | | | | | | 4 | 0 | 1 | 0 | 0 | 0 | 2 | | | | | | | | | | | |
| 19 Jurickson Profar, S OBP: 0.333, SLG: 0.455 | | | | | | | | | | 4 | 0 | 1 | 0 | 0 | 2 | 1 | | | | | | | | | | | |
| 13 Joey Gallo, L OBP: 0.317, SLG: 0.495 | | | | | | | | | | 2 | 0 | 0 | 0 | 2 | 1 | 0 | | | | | | | | | | | |
| 67 Ronald Guzmán, L OBP: 0.313, SLG: 0.429 | | | | | | | | | | 4 | 0 | 1 | 0 | 0 | 1 | 3 | | | | | | | | | | | |
| 9 Isiah Kiner-Falefa, R OBP: 0.329, SLG: 0.378 | | | | | | | | | | 4 | 0 | 1 | 0 | 0 | 0 | 2 | | | | | | | | | | | |
| 18 Drew Robinson, L OBP: 0.291, SLG: 0.256 | | | | | | | | | | 3 | 1 | 1 | 0 | 0 | 0 | 1 | | | | | | | | | | | |
| Inning Stats | R: 1 E: 0 K: 1 S: 12 | H: 3 LOB: 1 BB: 0 P: 18 | R: 0 E: 0 K: 1 S: 10 | H: 1 LOB: 1 BB: 0 P: 14 | R: 0 E: 0 K: 1 S: 8 | H: 1 LOB: 1 BB: 1 P: 15 | R: 0 E: 0 K: 2 S: 14 | H: 1 LOB: 0 BB: 0 P: 21 | R: 0 E: 0 K: 0 S: 6 | H: 1 LOB: 0 BB: 0 P: 10 | R: 0 E: 0 K: 0 S: 15 | H: 1 LOB: 2 BB: 1 P: 24 | R: 3 E: 0 K: 0 S: 11 | H: 3 LOB: 0 BB: 0 P: 20 | R: 0 E: 0 K: 0 S: 8 | H: 0 LOB: 1 BB: 1 P: 14 | 1B: 8 2B: 2 3B: 0 HR: 1 | SF: 0 SAC: 0 DP: 1 HBP: 0 | WP: 0 PB: 0 SB: 0 CS: 1 | PA: 35 | | | | | | | |
| PITCHER | IP | WLS | BF | H | R | ER | SO | BB | IBB | HBP | BLK | WP | HR | S | P | ERA | WHIP | | | | | | | | | | |
| 51 Jaime Barria, R ERA: 3.41 | 5.0 | | 20 | 7 | 1 | 1 | 5 | 1 | 0 | 0 | 0 | 0 | 0 | 50 | 78 | 1.80 | 1.600 | | | | | | | | | | |
| 31 Ty Buttrey, R ERA: 4.72 | 1.0 | H | 5 | 1 | 0 | 0 | 0 | 1 | 0 | 0 | 0 | 0 | 0 | 15 | 24 | 0.00 | 2.000 | | | | | | | | | | |
| 25 Noé Ramirez, R ERA: 4.72 | 1.0 | L | 6 | 3 | 3 | 3 | 0 | 0 | 0 | 0 | 0 | 0 | 1 | 11 | 20 | 27.00 | 3.000 | | | | | | | | | | |
| 33 Jim Johnson, R ERA: 3.83 | 1.0 | | 4 | 0 | 0 | 0 | 0 | 1 | 0 | 0 | 0 | 0 | 0 | 8 | 14 | 0.00 | 1.000 | | | | | | | | | | |

| | |
|-----|----|
| AB | 31 |
| R | 2 |
| H | 6 |
| RBI | 1 |
| BB | 1 |
| SO | 10 |
| LOB | 10 |



| | |
|-----|----|
| AB | 32 |
| R | 4 |
| H | 11 |
| RBI | 4 |
| BB | 3 |
| SO | 5 |
| LOB | 10 |



| Batter | 1 | 2 | 3 | 4 | 5 | 6 | 7 | 8 | 9 | AB | R | H | RBI | BB | SO | LOB | TOP | | | | | | | | | | |
|--|--------------------------------|----------------------------------|-------------------------------|----------------------------------|-------------------------------|----------------------------------|------------------------------|----------------------------------|-------------------------------|----------------------------------|-------------------------------|----------------------------------|-------------------------------|----------------------------------|------------------------------|----------------------------------|---|----------------------------------|----------------------------------|------------------------------------|----------------------------------|--------|--|--|--|--|--|
| 2 Alex Bregman, R OBP: 0.384, SLG: 0.515 | G5-3 | | G5-3 | | | | L8 | | BB | 4 | 1 | 1 | 0 | 1 | 0 | 0 | Houston Astros @ Los Angeles Angels Angel Stadium, Anaheim, CA Fri Aug 24 2018, 7:09 PM - 10:11 PM PDT Att: 42,788 - Partly Cloudy - 76 F | | | | | | | | | | |
| 27 Jose Altuve, R OBP: 0.391, SLG: 0.469 | 2B | | HR | | | FC5-4 | K | | K | 5 | 2 | 2 | 1 | 0 | 2 | 2 | | | | | | | | | | | |
| 1 Carlos Correa, R OBP: 0.340, SLG: 0.452 | F9 | | G6-3 | | | | HR | | BB | 4 | 3 | 2 | 1 | 1 | 0 | 1 | | | | | | | | | | | |
| 13 Tyler White, R OBP: 0.397, SLG: 0.637 | P2 | | 1B | | | | K2-3 | | BB | 4 | 1 | 2 | 2 | 1 | 1 | 1 | | | | | | | | | | | |
| 9 Marwin Gonzalez, S OBP: 0.324, SLG: 0.407 | K | | K | | | | HR | | L8-4-6 | 5 | 2 | 2 | 4 | 0 | 2 | 2 | | | | | | | | | | | |
| 10 Yuli Gurriel, R OBP: 0.313, SLG: 0.406 | 1B | | | | | G6-3 | | | L9 | 4 | 0 | 1 | 0 | 0 | 0 | 1 | | | | | | | | | | | |
| 22 Josh Reddick, L OBP: 0.315, SLG: 0.401 | 1B | | | | | G4-3 | K | | IBB | 3 | 0 | 1 | 0 | 1 | 1 | 0 | | | | | | | | | | | |
| 15 Martin Maldonado, R OBP: 0.283, SLG: 0.369 | K | | | | | G5-3 | G6-3 | | 1B | 4 | 0 | 1 | 1 | 0 | 1 | 2 | | | | | | | | | | | |
| 18 Tony Kemp, L OBP: 0.369, SLG: 0.423 | G4-3 | | | | | L1 | K | | G4-6-3 | 4 | 0 | 0 | 0 | 0 | 1 | 4 | | | | | | | | | | | |
| Inning Stats | R: 0 E: 0 K: 10 S: 10 | H: 1 LOB: 1 BB: 0 P: 17 | R: 0 E: 0 K: 2 S: 13 | H: 2 LOB: 2 BB: 0 P: 18 | R: 1 E: 0 K: 1 S: 10 | H: 2 LOB: 1 BB: 0 P: 15 | R: 0 E: 0 K: 0 S: 6 | H: 0 LOB: 0 BB: 0 P: 10 | R: 4 E: 0 K: 0 S: 11 | H: 3 LOB: 0 BB: 1 P: 19 | R: 0 E: 0 K: 2 S: 10 | H: 0 LOB: 0 BB: 0 P: 14 | R: 1 E: 0 K: 2 S: 11 | H: 1 LOB: 0 BB: 0 P: 15 | R: 1 E: 0 K: 0 S: 6 | H: 2 LOB: 1 BB: 1 P: 11 | R: 2 E: 0 K: 1 S: 8 | H: 1 LOB: 0 BB: 2 P: 22 | 1B: 6 2B: 4 3B: 0 HR: 3 | SF: 0 SAC: 0 DP: 2 HBP: 0 | WP: 0 PB: 0 SB: 1 CS: 0 | PA: 41 | | | | | |
| PITCHER | IP | WLS | BF | H | R | ER | SO | BB | IBB | HBP | BLK | WP | HR | S | P | ERA | WHIP | | | | | | | | | | |
| 28 Andrew Heaney, L ERA: 4.25 | 6.0 | L | 27 | 8 | 5 | 5 | 5 | 1 | 0 | 0 | 0 | 0 | 2 | 60 | 93 | 7.50 | 1.500 | | | | | | | | | | |
| 32 Cam Bedrosian, R ERA: 3.44 | 1.0 | | 4 | 1 | 1 | 1 | 2 | 0 | 0 | 0 | 0 | 0 | 1 | 11 | 15 | 9.00 | 1.000 | | | | | | | | | | |
| 25 Noé Ramirez, R ERA: 4.76 | 1.0 | | 5 | 2 | 1 | 1 | 0 | 0 | 1 | 0 | 0 | 0 | 0 | 6 | 11 | 9.00 | 2.000 | | | | | | | | | | |
| 68 Deck McGuire, R ERA: 6.61 | 1.0 | | 5 | 1 | 2 | 2 | 1 | 2 | 0 | 0 | 0 | 0 | 0 | 8 | 22 | 18.00 | 3.000 | | | | | | | | | | |

| Batter | 1 | 2 | 3 | 4 | 5 | 6 | 7 | 8 | 9 | AB | R | H | RBI | BB | SO | LOB | BOTTOM | | | | | | | | | | |
|--|-------------------------------|----------------------------------|------------------------------|---------------------------------|------------------------------|----------------------------------|-------------------------------|----------------------------------|-------------------------------|----------------------------------|------------------------------|----------------------------------|-------------------------------|----------------------------------|------------------------------|---------------------------------|---|------------------------------------|----------------------------------|--------|--|--|--|--|--|--|--|
| 56 Kole Calhoun, L OBP: 0.285, SLG: 0.404 | G1-3 | | 1B | | | | L9 | | F7 | 4 | 0 | 1 | 0 | 0 | 0 | 0 | Houston Astros @ Los Angeles Angels Angel Stadium, Anaheim, CA Fri Aug 24 2018, 7:09 PM - 10:11 PM PDT Att: 42,788 - Partly Cloudy - 76 F | | | | | | | | | | |
| 6 David Fletcher, R OBP: 0.321, SLG: 0.377 | K | | G4-3-6 | | | P3 | | BB | 3 | 1 | 0 | 0 | 1 | 1 | 1 | 1 | | | | | | | | | | | |
| 27 Mike Trout, R OBP: 0.462, SLG: 0.629 | 3B | | | | | BB | | 1B | 3 | 0 | 2 | 0 | 1 | 1 | 0 | 0 | | | | | | | | | | | |
| 5 Albert Pujols, R OBP: 0.290, SLG: 0.419 | BB | | | | | G6-3 | | L9 | 3 | 0 | 0 | 0 | 1 | 1 | 3 | 0 | | | | | | | | | | | |
| 2 Andrelton Simmons, R OBP: 0.344, SLG: 0.416 | FC6 | | | | | L8 | | F9 | 4 | 0 | 1 | 1 | 0 | 0 | 2 | 0 | | | | | | | | | | | |
| 44 René Rivera, R OBP: 0.313, SLG: 0.480 | F9 | | | | | 1B | | K2-3 | 3 | 0 | 1 | 0 | 0 | 0 | 0 | 0 | | | | | | | | | | | |
| 17 Shohei Ohtani, L OBP: 0.348, SLG: 0.520 | K | | | | | FC5-4 | | G5-3 | 4 | 1 | 1 | 0 | 0 | 1 | 1 | 1 | | | | | | | | | | | |
| 37 Francisco Arcia, L OBP: 0.341, SLG: 0.595 | G6-3 | | | | | FC5-4 | | F9 | 4 | 1 | 1 | 2 | 0 | 0 | 1 | 0 | | | | | | | | | | | |
| 19 Jefry Marte, R OBP: 0.255, SLG: 0.366 | K | | | | | K | | G4-3 | 4 | 0 | 0 | 0 | 0 | 2 | 1 | 0 | | | | | | | | | | | |
| 3 Taylor Ward, R OBP: 0.265, SLG: 0.438 | G6-3 | | | | | K | | | | 4 | 0 | 0 | 0 | 0 | 2 | 1 | | | | | | | | | | | |
| 9 Eric Young Jr., S OBP: 0.286, SLG: 0.394 | L8 | | | | | K | | | | 4 | 0 | 0 | 0 | 0 | 2 | 1 | | | | | | | | | | | |
| Inning Stats | R: 0 E: 0 K: 1 S: 10 | H: 1 LOB: 2 BB: 1 P: 17 | R: 0 E: 0 K: 1 S: 5 | H: 0 LOB: 0 BB: 0 P: 9 | R: 0 E: 0 K: 2 S: 7 | H: 0 LOB: 0 BB: 0 P: 13 | R: 0 E: 0 K: 1 S: 13 | H: 1 LOB: 1 BB: 0 P: 23 | R: 0 E: 0 K: 0 S: 13 | H: 0 LOB: 1 BB: 1 P: 21 | R: 2 E: 1 K: 1 S: 8 | H: 2 LOB: 0 BB: 0 P: 12 | R: 1 E: 0 K: 1 S: 12 | H: 2 LOB: 2 BB: 1 P: 21 | R: 0 E: 0 K: 0 S: 5 | H: 0 LOB: 0 BB: 0 P: 8 | 1B: 5 2B: 0 3B: 1 HR: 1 | SF: 0 SAC: 0 DP: 1 HBP: 0 | WP: 1 PB: 0 SB: 0 CS: 0 | PA: 36 | | | | | | | |
| PITCHER | IP | WLS | BF | H | R | ER | SO | BB | IBB | HBP | BLK | WP | HR | S | P | ERA | WHIP | | | | | | | | | | |
| 60 Dallas Keuchel, L ERA: 3.54 | 7.0 | W | 27 | 5 | 2 | 2 | 6 | 2 | 0 | 0 | 0 | 1 | 1 | 64 | 107 | 2.57 | 1.000 | | | | | | | | | | |
| 31 Collin McHugh, R ERA: 1.69 | 0.2 | | 5 | 2 | 1 | 1 | 0 | 1 | 0 | 0 | 0 | 0 | 0 | 9 | 17 | 13.50 | 4.500 | | | | | | | | | | |
| 29 Tony Sipp, L ERA: 2.01 | 0.1 | H | 1 | 0 | 0 | 0 | 1 | 0 | 0 | 0 | 0 | 0 | 0 | 3 | 4 | 0.00 | 0.000 | | | | | | | | | | |
| 36 Will Harris, R ERA: 4.24 | 1.0 | | 3 | 0 | 0 | 0 | 0 | 0 | 0 | 0 | 0 | 0 | 0 | 5 | 8 | 0.00 | 0.000 | | | | | | | | | | |

| Batter | 1 | 2 | 3 | 4 | 5 | 6 | 7 | 8 | 9 | AB | R | H | RBI | BB | SO | LOB | TOP | | | |
|--|---|-------------------------|--------------------------------------|--------------------------|---------------------------------------|--------------------------|--------------------------------------|----------------------------------|---------------------------------------|----------------------------------|---------------------------------------|----------------------------------|---------------------------------------|----------------------------------|---------------------------------------|----------------------------------|---|---------------------------|----------------------------------|--------|
| 2 Alex Bregman, R OBP: 0.386, SLG: 0.519 | | | | | | | | | | 4 | 2 | 2 | 1 | 1 | 0 | 0 | Houston Astros @ Los Angeles Angels Angel Stadium, Anaheim, CA Sat Aug 25 2018, 6:08 PM - 9:34 PM PDT Att. 41,654 - Clear - 79 F | | | |
| 27 Jose Altuve, R OBP: 0.396, SLG: 0.470 | | | | | | | | | | 3 | 2 | 2 | 1 | 1 | 0 | 0 | | | | |
| 1 Carlos Correa, R OBP: 0.335, SLG: 0.445 | | | | | | | | | | 5 | 0 | 0 | 0 | 0 | 0 | 6 | | | | |
| 13 Tyler White, R OBP: 0.316, SLG: 0.607 | | | | | | | | | | 5 | 0 | 0 | 0 | 0 | 0 | 4 | | | | |
| 9 Marwin Gonzalez, S OBP: 0.327, SLG: 0.418 | | | | | | | | | | 4 | 2 | 2 | 2 | 1 | 1 | 0 | | | | |
| 10 Yuli Gurriel, R OBP: 0.316, SLG: 0.412 | | | | | | | | | | 4 | 0 | 2 | 2 | 0 | 0 | 0 | | | | |
| 22 Josh Reddick, L OBP: 0.319, SLG: 0.403 | | | | | | | | | | 5 | 1 | 3 | 0 | 0 | 1 | 1 | | | | |
| 15 Martin Maldonado, R OBP: 0.282, SLG: 0.364 | | | | | | | | | | 4 | 0 | 0 | 0 | 1 | 1 | 3 | | | | |
| 18 Tony Kemp, L OBP: 0.367, SLG: 0.419 | | | | | | | | | | 4 | 1 | 1 | 0 | 0 | 1 | 2 | | | | |
| Inning Stats | R: 3 H: 4 E: 0 K: 1 S: 22 | H: 4 LOB: 1 P: 36 | R: 0 H: 0 E: 0 K: 0 S: 7 | H: 0 LOB: 0 BB: 10 | R: 1 H: 1 E: 0 K: 0 S: 13 | LOB: 2 BB: 2 P: 26 | R: 0 H: 0 E: 0 K: 1 S: 8 | H: 0 LOB: 0 BB: 0 P: 10 | R: 0 H: 1 E: 0 K: 2 S: 12 | H: 1 LOB: 2 BB: 1 P: 18 | R: 0 H: 0 E: 0 K: 0 S: 11 | H: 0 LOB: 1 BB: 0 P: 18 | R: 4 H: 4 E: 1 K: 0 S: 16 | H: 4 LOB: 1 BB: 0 P: 21 | R: 0 H: 1 E: 0 K: 0 S: 15 | H: 1 LOB: 2 BB: 0 P: 20 | 1B: 6 2B: 5 HR: 1 | SF: 0 SAC: 0 HBP: 2 | WP: 1 PB: 0 SB: 0 CS: 0 | PA: 44 |
| PITCHER | IP WLS BF H R ER SO BB IBB HBP BLK WP HR S P ERA WHIP | | | | | | | | | | | | | | | | | | | |
| 51 Jaime Barria, R ERA: 3.67 | 3.0 L 15 5 4 4 1 2 0 0 0 0 0 0 42 72 12.00 2.3333 | | | | | | | | | | | | | | | | | | | |
| 46 Jose Alvarez, L ERA: 2.55 | 1.0 3 0 0 0 1 0 0 0 0 0 0 8 10 0.00 0.0000 | | | | | | | | | | | | | | | | | | | |
| 33 Jim Johnson, R ERA: 3.68 | 1.0 4 1 0 0 0 1 0 0 0 0 0 8 17 0.00 2.0000 | | | | | | | | | | | | | | | | | | | |
| 31 Ty Buttrey, R ERA: | 1.0 5 1 0 0 2 1 0 0 0 0 0 12 18 0.00 2.0000 | | | | | | | | | | | | | | | | | | | |
| 38 Justin Anderson, R ERA: 3.4 | 1.0 4 0 0 0 0 0 0 0 1 0 1 0 11 18 0.00 0.0000 | | | | | | | | | | | | | | | | | | | |
| 36 Williams Jerez, L ERA: 4.15 | 1.0 8 4 4 2 0 0 0 0 0 0 0 8 10 0.00 0.0000 | | | | | | | | | | | | | | | | | | | |
| 68 Deck McGuire, R ERA: 6.47 | 0.2 3 0 0 0 0 0 0 0 1 0 0 0 8 13 0.00 0.0000 | | | | | | | | | | | | | | | | | | | |
| 53 Blake Parker, R ERA: 3.2 | 0.1 2 1 0 0 0 0 0 0 0 0 0 0 7 7 0.00 3.0000 | | | | | | | | | | | | | | | | | | | |

| Batter | 1 | 2 | 3 | 4 | 5 | 6 | 7 | 8 | 9 | AB | R | H | RBI | BB | SO | LOB | BOTTOM | | | |
|--|---|-------------------------|---------------------------------------|----------------------------------|---------------------------------------|--------------------------|--------------------------------------|----------------------------------|---------------------------------------|----------------------------------|--------------------------------------|----------------------------------|--------------------------------------|----------------------------------|---------------------------------------|----------------------------------|---|------------------------------------|----------------------------------|--------|
| 56 Kole Calhoun, L OBP: 0.282, SLG: 0.399 | | | | | | | | | | 4 | 0 | 0 | 0 | 0 | 2 | 1 | Houston Astros @ Los Angeles Angels Angel Stadium, Anaheim, CA Sat Aug 25 2018, 6:08 PM - 9:34 PM PDT Att. 41,654 - Clear - 79 F | | | |
| 6 David Fletcher, R OBP: 0.315, SLG: 0.369 | | | | | | | | | | 4 | 0 | 0 | 0 | 0 | 0 | 1 | | | | |
| 27 Mike Trout, R OBP: 0.462, SLG: 0.628 | | | | | | | | | | 4 | 2 | 2 | 0 | 0 | 0 | 0 | | | | |
| 17 Shohei Ohtani, L OBP: 0.354, SLG: 0.540 | | | | | | | | | | 3 | 1 | 2 | 2 | 0 | 1 | 1 | | | | |
| 5 Albert Pujols, R OBP: 0.288, SLG: 0.416 | | | | | | | | | | 4 | 0 | 0 | 0 | 0 | 0 | 3 | | | | |
| 2 Andrelton Simmons, R OBP: 0.346, SLG: 0.423 | | | | | | | | | | 3 | 0 | 1 | 1 | 1 | 1 | 0 | | | | |
| 37 Francisco Arcia, L OBP: 0.333, SLG: 0.565 | | | | | | | | | | 4 | 0 | 1 | 0 | 0 | 0 | 2 | | | | |
| 3 Taylor Ward, R OBP: 0.263, SLG: 0.400 | | | | | | | | | | 3 | 0 | 0 | 0 | 1 | 2 | 1 | | | | |
| 9 Eric Young Jr., S OBP: 0.275, SLG: 0.378 | | | | | | | | | | 3 | 0 | 0 | 0 | 0 | 3 | 1 | | | | |
| Inning Stats | R: 0 H: 0 E: 0 K: 0 S: 7 | H: 1 LOB: 1 P: 15 | R: 0 H: 0 E: 0 K: 2 S: 12 | H: 0 LOB: 1 BB: 1 P: 21 | R: 2 H: 3 E: 0 K: 1 S: 12 | LOB: 1 BB: 0 P: 14 | R: 0 H: 0 E: 0 K: 2 S: 9 | H: 0 LOB: 0 BB: 0 P: 12 | R: 1 H: 2 E: 0 K: 1 S: 14 | H: 2 LOB: 1 BB: 0 P: 20 | R: 0 H: 0 E: 0 K: 1 S: 8 | H: 0 LOB: 0 BB: 0 P: 13 | R: 0 H: 0 E: 0 K: 0 S: 8 | H: 0 LOB: 1 BB: 0 P: 12 | R: 0 H: 0 E: 0 K: 2 S: 12 | H: 0 LOB: 0 BB: 0 P: 17 | 1B: 3 2B: 1 3B: 1 HR: 1 | SF: 0 SAC: 0 DP: 0 HBP: 1 | WP: 0 PB: 0 SB: 0 CS: 1 | PA: 35 |
| PITCHER | IP WLS BF H R ER SO BB IBB HBP BLK WP HR S P ERA WHIP | | | | | | | | | | | | | | | | | | | |
| 35 Justin Verlander, R ERA: 2.72 | 6.0 W 25 6 3 3 6 2 0 0 0 0 0 0 92 4.50 1.3333 | | | | | | | | | | | | | | | | | | | |
| 55 Ryan Pressly, R ERA: 3.09 | 1.0 H 3 0 0 0 1 0 0 0 0 0 0 8 13 0.00 0.0000 | | | | | | | | | | | | | | | | | | | |
| 54 Roberto Osuna, R ERA: 2.7 | 1.0 4 0 0 0 0 0 0 0 1 0 0 0 8 12 0.00 0.0000 | | | | | | | | | | | | | | | | | | | |
| 38 Joe Smith, R ERA: 3.47 | 1.0 3 0 0 0 0 2 0 0 0 0 0 0 12 17 0.00 0.0000 | | | | | | | | | | | | | | | | | | | |

| Batter | 1 | 2 | 3 | 4 | 5 | 6 | 7 | 8 | 9 | AB | R | H | RBI | BB | SO | LOB | TOP | | | | | | | | | | |
|--|--------------------------------------|----------------------------------|--------------------------------------|----------------------------------|---------------------------------------|----------------------------------|---------------------------------------|----------------------------------|---------------------------------------|----------------------------------|--------------------------------------|---------------------------------|---------------------------------------|----------------------------------|---------------------------------------|----------------------------------|--|------------------------------------|----------------------------------|--------|--|--|--|--|--|--|--|
| 2 Alex Bregman, R OBP: 0.387, SLG: 0.517 | | | | | | | | | | 3 | 1 | 1 | 0 | 1 | 0 | 0 | Houston Astros @ Los Angeles Angels Angel Stadium, Anaheim, CA Sun Aug 26 2018, 1:13 PM - 4:06 PM PDT Att: 37,530 - Sunny - 80 F | | | | | | | | | | |
| 27 Jose Altuve, R OBP: 0.395, SLG: 0.468 | | | | | | | | | | 4 | 0 | 1 | 0 | 0 | 0 | 4 | | | | | | | | | | | |
| 1 Carlos Correa, R OBP: 0.334, SLG: 0.442 | | | | | | | | | | 4 | 0 | 1 | 2 | 0 | 2 | 2 | | | | | | | | | | | |
| 9 Marwin Gonzalez, S OBP: 0.327, SLG: 0.416 | | | | | | | | | | 4 | 0 | 1 | 1 | 0 | 2 | 0 | | | | | | | | | | | |
| 10 Yuli Gurriel, R OBP: 0.315, SLG: 0.410 | | | | | | | | | | 4 | 0 | 1 | 0 | 0 | 0 | 2 | | | | | | | | | | | |
| 22 Josh Reddick, L OBP: 0.318, SLG: 0.402 | | | | | | | | | | 4 | 0 | 1 | 0 | 0 | 1 | 1 | | | | | | | | | | | |
| 11 Evan Gattis, R OBP: 0.290, SLG: 0.479 | | | | | | | | | | 4 | 1 | 1 | 0 | 0 | 1 | 2 | | | | | | | | | | | |
| 12 Max Stassi, R OBP: 0.318, SLG: 0.406 | | | | | | | | | | 2 | 1 | 0 | 0 | 1 | 2 | 0 | | | | | | | | | | | |
| 4 George Springer, R OBP: 0.332, SLG: 0.429 | | | | | | | | | | 1 | 0 | 0 | 0 | 0 | 1 | 1 | | | | | | | | | | | |
| 15 Martin Maldonado, R OBP: 0.282, SLG: 0.364 | | | | | | | | | | 0 | 0 | 0 | 0 | 0 | 0 | 0 | | | | | | | | | | | |
| 18 Tony Kemp, L OBP: 0.362, SLG: 0.413 | | | | | | | | | | 3 | 0 | 0 | 0 | 0 | 1 | 2 | | | | | | | | | | | |
| Inning Stats | R: 0 H: 0 E: 0 K: 0 S: 7 | H: 0 LOB: 0 BB: 0 P: 12 | R: 0 H: 0 E: 0 K: 1 S: 9 | H: 0 LOB: 0 BB: 0 P: 13 | R: 3 H: 4 E: 0 K: 1 S: 17 | H: 4 LOB: 2 BB: 1 P: 28 | R: 0 H: 0 E: 0 K: 2 S: 10 | H: 0 LOB: 0 BB: 0 P: 11 | R: 0 H: 0 E: 0 K: 1 S: 12 | H: 0 LOB: 1 BB: 0 P: 22 | R: 0 H: 0 E: 0 K: 1 S: 5 | H: 0 LOB: 0 BB: 0 P: 6 | R: 0 H: 1 E: 0 K: 2 S: 14 | H: 1 LOB: 1 BB: 0 P: 19 | R: 0 H: 1 E: 0 K: 2 S: 13 | H: 1 LOB: 1 BB: 0 P: 19 | 1B: 7 2B: 0 3B: 0 HR: 0 | SF: 0 SAC: 0 DP: 0 HBP: 0 | WP: 0 PB: 0 SB: 0 CS: 1 | PA: 35 | | | | | | | |
| PITCHER | IP | WLS | BF | H | R | ER | SO | BB | IBB | HBP | BLK | WP | HR | S | P | ERA | WHIP | | | | | | | | | | |
| 64 Félix Peña, R ERA: 4.52 | 6.0 | L | 25 | 5 | 3 | 3 | 5 | 2 | 0 | 0 | 0 | 0 | 0 | 61 | 97 | 4.50 | 1.167 | | | | | | | | | | |
| 32 Cam Bedrosian, R ERA: 3.39 | 1.0 | | 3 | 0 | 0 | 0 | 1 | 0 | 0 | 0 | 0 | 0 | 0 | 5 | 6 | 0.00 | 0.000 | | | | | | | | | | |
| 53 Blake Parker, R ERA: 3.14 | 1.0 | | 3 | 1 | 0 | 0 | 2 | 0 | 0 | 0 | 0 | 0 | 0 | 14 | 19 | 0.00 | 1.000 | | | | | | | | | | |
| 57 Hansel Robles, R ERA: 4.23 | 1.0 | | 4 | 1 | 0 | 0 | 2 | 0 | 0 | 0 | 0 | 0 | 0 | 13 | 19 | 0.00 | 1.000 | | | | | | | | | | |

| Batter | 1 | 2 | 3 | 4 | 5 | 6 | 7 | 8 | 9 | AB | R | H | RBI | BB | SO | LOB | BOTTOM | | | | | | | | | | |
|--|--------------------------------------|----------------------------------|--------------------------------------|----------------------------------|--------------------------------------|----------------------------------|---------------------------------------|----------------------------------|---------------------------------------|----------------------------------|--------------------------------------|---------------------------------|--------------------------------------|----------------------------------|---------------------------------------|----------------------------------|--|----------------------------------|----------------------------------|------------------------------------|----------------------------------|--------|--|--|--|--|--|
| 56 Kole Calhoun, L OBP: 0.282, SLG: 0.398 | | | | | | | | | | 4 | 0 | 1 | 1 | 0 | 1 | 1 | Houston Astros @ Los Angeles Angels Angel Stadium, Anaheim, CA Sun Aug 26 2018, 1:13 PM - 4:06 PM PDT Att: 37,530 - Sunny - 80 F | | | | | | | | | | |
| 6 David Fletcher, R OBP: 0.314, SLG: 0.367 | | | | | | | | | | 4 | 0 | 1 | 0 | 0 | 0 | 2 | | | | | | | | | | | |
| 27 Mike Trout, R OBP: 0.458, SLG: 0.621 | | | | | | | | | | 4 | 0 | 0 | 0 | 0 | 3 | 1 | | | | | | | | | | | |
| 5 Albert Pujols, R OBP: 0.290, SLG: 0.415 | | | | | | | | | | 3 | 0 | 1 | 0 | 1 | 0 | 0 | | | | | | | | | | | |
| 2 Andrelton Simmons, R OBP: 0.343, SLG: 0.416 | | | | | | | | | | 4 | 0 | 0 | 0 | 0 | 1 | 2 | | | | | | | | | | | |
| 44 René Rivera, R OBP: 0.301, SLG: 0.462 | | | | | | | | | | 3 | 0 | 0 | 0 | 0 | 1 | 2 | | | | | | | | | | | |
| 37 Francisco Arcia, L OBP: 0.347, SLG: 0.565 | | | | | | | | | | 0 | 0 | 0 | 0 | 0 | 0 | 0 | | | | | | | | | | | |
| 19 Jefry Marte, R OBP: 0.256, SLG: 0.361 | | | | | | | | | | 2 | 1 | 0 | 0 | 1 | 0 | 1 | | | | | | | | | | | |
| 17 Shohei Ohtani, L OBP: 0.353, SLG: 0.537 | | | | | | | | | | 1 | 0 | 0 | 0 | 0 | 1 | 1 | | | | | | | | | | | |
| 3 Taylor Ward, R OBP: 0.293, SLG: 0.405 | | | | | | | | | | 2 | 0 | 1 | 0 | 1 | 1 | 0 | | | | | | | | | | | |
| 9 Eric Young Jr., S OBP: 0.265, SLG: 0.364 | | | | | | | | | | 3 | 0 | 0 | 0 | 0 | 1 | 3 | | | | | | | | | | | |
| Inning Stats | R: 0 H: 0 E: 0 K: 1 S: 6 | H: 0 LOB: 0 BB: 0 P: 11 | R: 0 H: 0 E: 0 K: 0 S: 6 | H: 0 LOB: 1 BB: 1 P: 13 | R: 0 H: 1 E: 0 K: 0 S: 6 | H: 1 LOB: 1 BB: 1 P: 12 | R: 0 H: 0 E: 0 K: 2 S: 11 | H: 0 LOB: 1 BB: 0 P: 18 | R: 1 H: 1 E: 0 K: 0 S: 13 | H: 1 LOB: 1 BB: 1 P: 23 | R: 0 H: 1 E: 0 K: 1 S: 6 | H: 1 LOB: 0 BB: 0 P: 9 | R: 0 H: 0 E: 0 K: 2 S: 7 | H: 0 LOB: 0 BB: 0 P: 12 | R: 0 H: 1 E: 0 K: 2 S: 11 | H: 1 LOB: 1 BB: 0 P: 17 | R: 0 H: 0 E: 0 K: 1 S: 11 | H: 0 LOB: 1 BB: 0 P: 17 | 1B: 4 2B: 0 3B: 0 HR: 0 | SF: 0 SAC: 0 DP: 2 HBP: 1 | WP: 3 PB: 0 SB: 0 CS: 0 | PA: 34 | | | | | |
| PITCHER | IP | WLS | BF | H | R | ER | SO | BB | IBB | HBP | BLK | WP | HR | S | P | ERA | WHIP | | | | | | | | | | |
| 65 Framber Valdez, L ERA: 0.96 | 5.0 | W | 20 | 2 | 1 | 1 | 3 | 3 | 0 | 0 | 0 | 0 | 0 | 42 | 21 | 0.00 | 0.500 | | | | | | | | | | |
| 41 Brad Peacock, R ERA: 2.99 | 2.0 | H | 6 | 1 | 0 | 0 | 3 | 0 | 0 | 0 | 0 | 0 | 0 | 13 | 21 | 0.00 | 0.500 | | | | | | | | | | |
| 30 Héctor Rondón, R ERA: 2.22 | 1.0 | H | 4 | 1 | 0 | 0 | 2 | 0 | 0 | 0 | 0 | 0 | 0 | 11 | 17 | 0.00 | 1.000 | | | | | | | | | | |
| 54 Roberto Osuna, R ERA: 2.99 | 1.0 | S | 4 | 0 | 0 | 0 | 1 | 0 | 0 | 1 | 0 | 0 | 0 | 11 | 17 | 0.00 | 0.000 | | | | | | | | | | |

| Batter | 1 | 2 | 3 | 4 | 5 | 6 | 7 | 8 | 9 | AB | R | H | RBI | BB | SO | LOB | TOP | | | |
|--|--------------------------------------|--------------------------------------|--|-------------------------------------|---------------------------------------|---------------------------------------|------------------------------|----------------------------------|--------------------------------|-------------------------------------|---------------------------------|----------------------------------|-------------------------------|----------------------------------|--------------------------------|-------------------------------------|----------------------------------|---|----------------------------------|--------|
| 19 Charlie Blackmon, L (1,8) OBP: 0.348, SLG: 0.480 | | | | | | | | | | | 4 | 1 | 2 | 0 | 0 | 0 | 0 | Colorado Rockies @ Los Angeles Angels Angel Stadium, Anaheim, CA Tue Aug 28 2018, 7:10 PM - 10:08 PM PDT Att: 35,207 - Cloudy - 76 F | | |
| 9 DJ LeMahieu, R (1,4) OBP: 0.324, SLG: 0.436 | | | | | | | | | | 4 | 0 | 0 | 0 | 0 | 0 | 2 | | | | |
| 5 Carlos González, L (1,9) OBP: 0.348, SLG: 0.495 | | | | | | | | | | 3 | 1 | 1 | 2 | 1 | 0 | 0 | | | | |
| 28 Nolan Arenado, R (1,5) OBP: 0.387, SLG: 0.568 | | | | | | | | | | 4 | 0 | 0 | 0 | 0 | 2 | 2 | | | | |
| 27 Trevor Story, R (1,6) OBP: 0.347, SLG: 0.538 | | | | | | | | | | 4 | 1 | 2 | 0 | 0 | 2 | 1 | | | | |
| 8 Gerardo Parra, L (1,7) OBP: 0.333, SLG: 0.372 | | | | | | | | | | 4 | 0 | 0 | 0 | 0 | 2 | 2 | | | | |
| 20 Ian Desmond, R (1,10) OBP: 0.300, SLG: 0.436 | | | | | | | | | | 2 | 0 | 0 | 1 | 0 | 1 | 0 | | | | |
| 24 Ryan McMahon, L (1,3) OBP: 0.320, SLG: 0.387 | | | | | | | | | | 3 | 0 | 0 | 0 | 0 | 1 | 0 | | | | |
| 42 Chris Iannetta, R (1,2) OBP: 0.328, SLG: 0.371 | | | | | | | | | | 3 | 0 | 0 | 0 | 0 | 0 | 0 | | | | |
| Inning Stats | R: 2 E: 0 K: 2 S: 15 | H: 2 LOB: 0 BB: 0 P: 22 | R: 0 E: 0 K: 0 S: 6 | H: 0 LOB: 0 BB: 0 P: 10 | R: 0 E: 0 K: 0 S: 7 | H: 0 LOB: 0 BB: 0 P: 11 | R: 0 E: 0 K: 0 S: 9 | H: 1 LOB: 0 BB: 0 P: 19 | R: 0 E: 0 K: 2 S: 8 | H: 0 LOB: 0 BB: 0 P: 15 | R: 0 E: 0 K: 0 S: 7 | H: 1 LOB: 2 BB: 1 P: 12 | R: 1 E: 0 K: 0 S: 11 | H: 1 LOB: 0 BB: 0 P: 18 | R: 0 E: 0 K: 0 S: 8 | H: 0 LOB: 1 BB: 0 P: 23 | 1B: 2 2B: 2 3B: 0 HR: 1 | SF: 1 SAC: 0 DP: 0 HBP: 0 | WP: 1 PB: 0 SB: 1 CS: 1 | PA: 34 |
| PITCHER | IP: 1.0 ERA: 4.88 | WLS: L BF: 5 | H: 2 R: 2 ER: 2 SO: 2 | BB: 0 IBB: 0 HBP: 0 BLK: 0 | WP: 0 HR: 1 S: 15 P: 22 | ERA: 18.00 WHIP: 2.000 | IP: 1.0 ERA: 2.72 | WLS: L BF: 3 | H: 0 R: 0 ER: 0 SO: 0 | BB: 0 IBB: 0 HBP: 0 BLK: 0 | WP: 0 HR: 0 S: 8 P: 10 | ERA: 0.00 WHIP: 0.000 | IP: 1.0 ERA: 3.09 | WLS: L BF: 4 | H: 0 R: 0 ER: 0 SO: 2 | BB: 0 IBB: 0 HBP: 0 BLK: 0 | WP: 1 HR: 0 S: 16 P: 23 | ERA: 0.00 WHIP: 0.000 | | |
| 25 Noé Ramirez, R (1,1) ERA: 4.88 | 33 Jim Johnson, R (2,1) ERA: 3.74 | 67 Taylor Cole, R (3,1) ERA: 3.63 | 32 Cam Bedrosian, R (6,1) ERA: 3.32 | 31 Ty Buttrey, R (7,1) ERA: 1.42 | 48 Jose Alvarez, L (8,1) ERA: 2.72 | 53 Blake Parker, R (9,1) ERA: 3.09 | | | | | | | | | | | | | | |

Colorado Rockies @ Los Angeles Angels
Angel Stadium, Anaheim, CA
Tue Aug 28 2018, 7:10 PM - 10:08 PM PDT
Att: 35,207 - Cloudy - 76 F

| | |
|-----|----|
| AB | 31 |
| R | 3 |
| H | 5 |
| RBI | 3 |
| BB | 1 |
| SO | 6 |
| LOB | 7 |



| Batter | 1 | 2 | 3 | 4 | 5 | 6 | 7 | 8 | 9 | AB | R | H | RBI | BB | SO | LOB | BOTTOM | | | |
|--|--------------------------------------|------------------------------------|--------------------------------|-------------------------------------|----------------------------------|----------------------------------|-------------------------------|----------------------------------|--------------------------------|-------------------------------------|----------------------------------|----------------------------------|------------------------------|----------------------------------|--------------------------------|-------------------------------------|---|------------------------------------|----------------------------------|--------|
| 56 Kole Calhoun, L (1,9) OBP: 0.285, SLG: 0.400 | | | | | | | | | | 4 | 0 | 0 | 0 | 0 | 1 | 1 | Colorado Rockies @ Los Angeles Angels Angel Stadium, Anaheim, CA Tue Aug 28 2018, 7:10 PM - 10:08 PM PDT Att: 35,207 - Cloudy - 76 F | | | |
| 6 David Fletcher, R (1,4) OBP: 0.319, SLG: 0.370 | | | | | | | | | | 4 | 1 | 3 | 1 | 0 | 1 | 0 | | | | |
| 27 Mike Trout, R (1,8) OBP: 0.460, SLG: 0.625 | | | | | | | | | | 3 | 0 | 0 | 0 | 1 | 1 | 3 | | | | |
| 5 Albert Pujols, R (1,10) OBP: 0.289, SLG: 0.411 | | | | | | | | | | 2 | 0 | 0 | 1 | 1 | 0 | 1 | | | | |
| 2 Andrelton Simmons, R (1,6) OBP: 0.341, SLG: 0.414 | | | | | | | | | | 4 | 0 | 2 | 0 | 0 | 0 | 1 | | | | |
| René Rivera, R (1,2) OBP: 0.287, SLG: 0.439 | | | | | | | | | | 4 | 0 | 0 | 0 | 0 | 3 | 3 | | | | |
| 19 Jefry Marte, R (1,3) OBP: 0.252, SLG: 0.353 | | | | | | | | | | 3 | 0 | 0 | 0 | 0 | 1 | 3 | | | | |
| 17 Shohei Ohtani, L (0,PH) OBP: 0.352, SLG: 0.545 | | | | | | | | | | 1 | 0 | 0 | 0 | 0 | 1 | 0 | | | | |
| 3 Taylor Ward, R (1,5) OBP: 0.250, SLG: 0.341 | | | | | | | | | | 4 | 0 | 0 | 0 | 0 | 3 | 1 | | | | |
| 9 Eric Young Jr., S (1,7) OBP: 0.278, SLG: 0.369 | | | | | | | | | | 3 | 1 | 1 | 0 | 0 | 0 | 0 | | | | |
| Inning Stats | R: 0 E: 0 K: 1 S: 9 | H: 0 LOB: 1 BB: 1 P: 16 | R: 0 E: 0 K: 0 S: 9 | H: 1 LOB: 0 BB: 0 P: 16 | R: 0 E: 0 K: 0 S: 8 | H: 1 LOB: 0 BB: 0 P: 14 | R: 0 E: 0 K: 2 S: 13 | H: 1 LOB: 1 BB: 0 P: 15 | R: 0 E: 0 K: 1 S: 9 | H: 0 LOB: 1 BB: 1 P: 17 | R: 0 E: 0 K: 2 S: 9 | H: 0 LOB: 0 BB: 0 P: 15 | R: 1 E: 0 K: 0 S: 9 | H: 1 LOB: 0 BB: 0 P: 14 | R: 0 E: 0 K: 3 S: 9 | H: 0 LOB: 0 BB: 0 P: 16 | 1B: 6 2B: 0 3B: 0 HR: 0 | SF: 1 SAC: 0 DP: 0 HBP: 0 | WP: 2 PB: 0 SB: 1 CS: 0 | PA: 35 |
| PITCHER | IP: 6.0 ERA: 2.9 | WLS: W BF: 25 | H: 5 R: 1 ER: 1 SO: 6 | BB: 2 IBB: 0 HBP: 0 BLK: 0 | WP: 1 HR: 0 S: 63 P: 93 | ERA: 1.50 WHIP: 1.167 | IP: 2.0 ERA: 2.53 | WLS: H BF: 7 | H: 1 R: 1 ER: 1 SO: 2 | BB: 0 IBB: 0 HBP: 0 BLK: 0 | WP: 0 HR: 0 S: 18 P: 29 | ERA: 4.50 WHIP: 0.500 | IP: 1.0 ERA: 4.8 | WLS: S BF: 3 | H: 0 R: 0 ER: 0 SO: 3 | BB: 0 IBB: 0 HBP: 0 BLK: 0 | WP: 0 HR: 0 S: 9 P: 16 | ERA: 0.00 WHIP: 0.000 | | |
| 21 Kyle Freeland, L (1,1) ERA: 2.9 | 45 Scott Oberg, R (7,1) ERA: 2.53 | 71 Wade Davis, R (9,1) ERA: 4.8 | | | | | | | | | | | | | | | | | | |

Colorado Rockies @ Los Angeles Angels
Angel Stadium, Anaheim, CA
Tue Aug 28 2018, 7:10 PM - 10:08 PM PDT
Att: 35,207 - Cloudy - 76 F

| | |
|-----|----|
| AB | 32 |
| R | 2 |
| H | 6 |
| RBI | 2 |
| BB | 2 |
| SO | 11 |
| LOB | 13 |



| Batter | 1 | 2 | 3 | 4 | 5 | 6 | 7 | 8 | 9 | AB | R | H | RBI | BB | SO | LOB | TOP | | | | | |
|--|---|---|---|---|---|---|---|---|---|---|---|---|---|---|---|---|--|---|---|---|---|-------|
| 56 Kole Calhoun, L (1.9) OBP: 0.286, SLG: 0.400 | | | | | | | | | | 3 | 1 | 0 | 0 | 1 | 3 | 2 | Los Angeles Angels @ Houston Astros Minute Maid Park, Houston, TX Fri Aug 31 2018, 7:14 PM - 10:28 PM CDT Att: 35,675 - Roof Closed - 73 F | | | | | |
| 6 David Fletcher, R (1.4) OBP: 0.315, SLG: 0.364 | | | | | | | | | | 4 | 1 | 1 | 0 | 0 | 0 | 2 | | | | | | |
| 27 Mike Trout, R (1.8) OBP: 0.458, SLG: 0.618 | | | | | | | | | | 2 | 0 | 0 | 1 | 1 | 1 | 0 | | | | | | |
| 8 Justin Upton, R (1.7) OBP: 0.351, SLG: 0.470 | | | | | | | | | | 4 | 0 | 1 | 0 | 0 | 0 | 2 | | | | | | |
| 2 Andrelton Simmons, R (1.6) OBP: 0.346, SLG: 0.426 | | | | | | | | | | 4 | 1 | 2 | 2 | 0 | 0 | 0 | | | | | | |
| 17 Shohei Ohtani, L (1.10) OBP: 0.357, SLG: 0.540 | | | | | | | | | | 3 | 0 | 1 | 0 | 1 | 0 | 0 | | | | | | |
| 19 Jefry Marte, R (1.3) OBP: 0.245, SLG: 0.344 | | | | | | | | | | 4 | 0 | 0 | 0 | 0 | 1 | 4 | | | | | | |
| 3 Taylor Ward, R (1.5) OBP: 0.255, SLG: 0.353 | | | | | | | | | | 3 | 0 | 1 | 0 | 0 | 1 | 1 | | | | | | |
| 22 Kaleb Cowart, S (8.5) OBP: 0.235, SLG: 0.217 | | | | | | | | | | 1 | 0 | 0 | 0 | 0 | 1 | 3 | | | | | | |
| 10 José Briceño, R (1.2) OBP: 0.330, SLG: 0.415 | | | | | | | | | | 3 | 0 | 0 | 0 | 1 | 2 | 4 | | | | | | |
| Inning Stats | R: 0 E: 0 K: 1 S: 13 | H: 0 LOB: 1 BB: 1 P: 21 | R: 0 E: 0 K: 0 S: 6 | H: 0 LOB: 0 BB: 0 P: 8 | R: 0 E: 0 K: 1 S: 10 | H: 1 LOB: 1 BB: 1 P: 19 | R: 0 E: 0 K: 0 S: 7 | H: 0 LOB: 0 BB: 0 P: 14 | R: 0 E: 0 K: 3 S: 15 | H: 1 LOB: 1 BB: 0 P: 23 | R: 3 E: 1 K: 0 S: 12 | H: 2 LOB: 0 BB: 1 P: 22 | R: 0 E: 0 K: 3 S: 9 | H: 0 LOB: 0 BB: 0 P: 14 | R: 0 E: 0 K: 2 S: 8 | H: 2 LOB: 3 BB: 1 P: 18 | 1B: 5 2B: 0 3B: 0 HR: 1 | SF: 1 SAC: 0 DP: 1 HBP: 0 | WP: 0 PB: 0 SB: 0 CS: 0 | PA: 36 | | |
| PITCHER | IP WLS BF H R ER SO BB IBB HBP BLK WP HR S P ERA WHIP | IP WLS BF H R ER SO BB IBB HBP BLK WP HR S P ERA WHIP | IP WLS BF H R ER SO BB IBB HBP BLK WP HR S P ERA WHIP | IP WLS BF H R ER SO BB IBB HBP BLK WP HR S P ERA WHIP | IP WLS BF H R ER SO BB IBB HBP BLK WP HR S P ERA WHIP | IP WLS BF H R ER SO BB IBB HBP BLK WP HR S P ERA WHIP | IP WLS BF H R ER SO BB IBB HBP BLK WP HR S P ERA WHIP | IP WLS BF H R ER SO BB IBB HBP BLK WP HR S P ERA WHIP | IP WLS BF H R ER SO BB IBB HBP BLK WP HR S P ERA WHIP | IP WLS BF H R ER SO BB IBB HBP BLK WP HR S P ERA WHIP | IP WLS BF H R ER SO BB IBB HBP BLK WP HR S P ERA WHIP | IP WLS BF H R ER SO BB IBB HBP BLK WP HR S P ERA WHIP | IP WLS BF H R ER SO BB IBB HBP BLK WP HR S P ERA WHIP | IP WLS BF H R ER SO BB IBB HBP BLK WP HR S P ERA WHIP | IP WLS BF H R ER SO BB IBB HBP BLK WP HR S P ERA WHIP | IP WLS BF H R ER SO BB IBB HBP BLK WP HR S P ERA WHIP | IP WLS BF H R ER SO BB IBB HBP BLK WP HR S P ERA WHIP | IP WLS BF H R ER SO BB IBB HBP BLK WP HR S P ERA WHIP | IP WLS BF H R ER SO BB IBB HBP BLK WP HR S P ERA WHIP | IP WLS BF H R ER SO BB IBB HBP BLK WP HR S P ERA WHIP | IP WLS BF H R ER SO BB IBB HBP BLK WP HR S P ERA WHIP | |
| 65 Framber Valdez, L (1.1) ERA: 1.26 | 5.0 | L | 19 | 2 | 1 | 1 | 3 | 3 | 0 | 0 | 0 | 0 | 0 | 0 | 0 | 0 | 0 | 1 | 21 | 32 | 9.00 | 1.000 |
| 31 Collin McHugh, R (6.1) ERA: 1.89 | 2.0 | | 8 | 2 | 2 | 2 | 3 | 0 | 0 | 0 | 0 | 0 | 0 | 0 | 0 | 0 | 0 | 1 | 21 | 32 | 9.00 | 1.000 |
| 55 Ryan Pressly, R (8.1) ERA: 2.93 | 1.0 | | 3 | 0 | 0 | 0 | 2 | 0 | 0 | 0 | 0 | 0 | 0 | 0 | 0 | 0 | 0 | 8 | 10 | 0.00 | 0.000 | |
| 30 Héctor Rondón, R (9.1) ERA: 2.13 | 1.0 | | 6 | 2 | 0 | 0 | 1 | 1 | 0 | 0 | 0 | 0 | 0 | 0 | 0 | 0 | 0 | 11 | 18 | 0.00 | 3.000 | |

| Batter | 1 | 2 | 3 | 4 | 5 | 6 | 7 | 8 | 9 | AB | R | H | RBI | BB | SO | LOB | BOTTOM | | | | | |
|--|---|---|---|---|---|---|---|---|---|---|---|---|---|---|---|---|--|---|---|---|---|--------|
| 4 George Springer, R (1.8) OBP: 0.337, SLG: 0.428 | | | | | | | | | | 4 | 0 | 1 | 0 | 0 | 2 | 2 | Los Angeles Angels @ Houston Astros Minute Maid Park, Houston, TX Fri Aug 31 2018, 7:14 PM - 10:28 PM CDT Att: 35,675 - Roof Closed - 73 F | | | | | |
| 2 Alex Bregman, R (1.5) OBP: 0.383, SLG: 0.528 | | | | | | | | | | 3 | 0 | 0 | 0 | 1 | 1 | 2 | | | | | | |
| 27 Jose Altuve, R (1.4) OBP: 0.389, SLG: 0.462 | | | | | | | | | | 4 | 0 | 0 | 0 | 0 | 3 | 5 | | | | | | |
| 1 Carlos Correa, R (1.6) OBP: 0.328, SLG: 0.426 | | | | | | | | | | 3 | 0 | 1 | 0 | 1 | 0 | 3 | | | | | | |
| 13 Tyler White, R (1.10) OBP: 0.392, SLG: 0.643 | | | | | | | | | | 3 | 0 | 0 | 0 | 1 | 0 | 2 | | | | | | |
| 9 Marwin Gonzalez, S (1.7) OBP: 0.323, SLG: 0.409 | | | | | | | | | | 4 | 0 | 0 | 0 | 0 | 1 | 4 | | | | | | |
| 10 Yuli Gurriel, R (1.3) OBP: 0.312, SLG: 0.490 | | | | | | | | | | 4 | 0 | 1 | 0 | 0 | 0 | 3 | | | | | | |
| 22 Josh Reddick, L (1.9) OBP: 0.316, SLG: 0.392 | | | | | | | | | | 4 | 0 | 1 | 0 | 0 | 0 | 1 | | | | | | |
| 15 Martín Maldonado, R (1.2) OBP: 0.281, SLG: 0.361 | | | | | | | | | | 2 | 0 | 1 | 0 | 0 | 0 | 0 | | | | | | |
| 18 Tony Kemp, L (8. PH) OBP: 0.370, SLG: 0.417 | | | | | | | | | | 1 | 0 | 1 | 0 | 0 | 0 | 0 | | | | | | |
| 12 Max Stassi, R (9.2) OBP: 0.322, SLG: 0.407 | | | | | | | | | | 0 | 0 | 0 | 0 | 0 | 0 | 0 | | | | | | |
| Inning Stats | R: 0 E: 0 K: 3 S: 11 | H: 0 LOB: 0 BB: 0 P: 18 | R: 0 E: 0 K: 0 S: 8 | H: 0 LOB: 1 BB: 1 P: 12 | R: 0 E: 0 K: 0 S: 14 | H: 2 LOB: 2 BB: 0 P: 16 | R: 0 E: 0 K: 0 S: 12 | H: 1 LOB: 1 BB: 0 P: 20 | R: 0 E: 0 K: 1 S: 6 | H: 0 LOB: 0 BB: 0 P: 9 | R: 0 E: 0 K: 1 S: 6 | H: 0 LOB: 0 BB: 0 P: 10 | R: 0 E: 0 K: 1 S: 9 | H: 0 LOB: 0 BB: 0 P: 12 | R: 0 E: 0 K: 2 S: 20 | H: 2 LOB: 3 BB: 1 P: 33 | R: 0 E: 0 K: 0 S: 13 | H: 1 LOB: 1 BB: 1 P: 26 | 1B: 5 2B: 1 3B: 0 HR: 0 | SF: 0 SAC: 0 DP: 2 HBP: 0 | WP: 0 PB: 0 SB: 0 CS: 0 | PA: 35 |
| PITCHER | IP WLS BF H R ER SO BB IBB HBP BLK WP HR S P ERA WHIP | IP WLS BF H R ER SO BB IBB HBP BLK WP HR S P ERA WHIP | IP WLS BF H R ER SO BB IBB HBP BLK WP HR S P ERA WHIP | IP WLS BF H R ER SO BB IBB HBP BLK WP HR S P ERA WHIP | IP WLS BF H R ER SO BB IBB HBP BLK WP HR S P ERA WHIP | IP WLS BF H R ER SO BB IBB HBP BLK WP HR S P ERA WHIP | IP WLS BF H R ER SO BB IBB HBP BLK WP HR S P ERA WHIP | IP WLS BF H R ER SO BB IBB HBP BLK WP HR S P ERA WHIP | IP WLS BF H R ER SO BB IBB HBP BLK WP HR S P ERA WHIP | IP WLS BF H R ER SO BB IBB HBP BLK WP HR S P ERA WHIP | IP WLS BF H R ER SO BB IBB HBP BLK WP HR S P ERA WHIP | IP WLS BF H R ER SO BB IBB HBP BLK WP HR S P ERA WHIP | IP WLS BF H R ER SO BB IBB HBP BLK WP HR S P ERA WHIP | IP WLS BF H R ER SO BB IBB HBP BLK WP HR S P ERA WHIP | IP WLS BF H R ER SO BB IBB HBP BLK WP HR S P ERA WHIP | IP WLS BF H R ER SO BB IBB HBP BLK WP HR S P ERA WHIP | IP WLS BF H R ER SO BB IBB HBP BLK WP HR S P ERA WHIP | IP WLS BF H R ER SO BB IBB HBP BLK WP HR S P ERA WHIP | IP WLS BF H R ER SO BB IBB HBP BLK WP HR S P ERA WHIP | IP WLS BF H R ER SO BB IBB HBP BLK WP HR S P ERA WHIP | IP WLS BF H R ER SO BB IBB HBP BLK WP HR S P ERA WHIP | |
| 51 Jaime Barria, R (1.1) ERA: 3.46 | 6.0 | W | 22 | 3 | 0 | 0 | 4 | 1 | 0 | 0 | 0 | 0 | 0 | 0 | 0 | 0 | 0 | 9 | 12 | 0.00 | 0.000 | |
| 36 Justin Anderson, R (7.1) ERA: 3.4 | 1.0 | H | 3 | 0 | 0 | 0 | 1 | 0 | 0 | 0 | 0 | 0 | 0 | 0 | 0 | 0 | 0 | 20 | 33 | 0.00 | 3.000 | |
| 31 Ty Buttrey, R (8.1) ERA: 1.23 | 1.0 | H | 6 | 2 | 0 | 0 | 2 | 1 | 0 | 0 | 0 | 0 | 0 | 0 | 0 | 0 | 0 | 13 | 26 | 0.00 | 2.000 | |
| 53 Blake Parker, R (9.1) ERA: 3.28 | 1.0 | S | 4 | 1 | 0 | 0 | 0 | 1 | 0 | 0 | 0 | 0 | 0 | 0 | 0 | 0 | 0 | 0 | 0 | 0.00 | 0.000 | |

| Batter | 1 | 2 | 3 | 4 | 5 | 6 | 7 | 8 | 9 | AB | R | H | RBI | BB | SO | LOB | TOP | | | | | |
|--|---|---|---|---|---|---|---|---|---|---|---|---|---|---|---|---|---|---|---|---|---|---|
| 56 Kole Calhoun, L (1,9) OBP: 0.291, SLG: 0.404 | | | | | | | | | | 2 | 0 | 0 | 0 | 3 | 2 | 2 | Los Angeles Angels @ Houston Astros Minute Maid Park, Houston, TX Sun Sep 02 2018, 7:10 PM - 10:48 PM CDT Att.: 41,506 - Roof Closed - 73 F | | | | | |
| 6 David Fletcher, R (1,4) OBP: 0.316, SLG: 0.361 | | | | | | | | | | 4 | 0 | 0 | 1 | 0 | 0 | 3 | | | | | | |
| 27 Mike Trout, R (1,8) OBP: 0.456, SLG: 0.609 | | | | | | | | | | 4 | 0 | 1 | 0 | 1 | 2 | 3 | | | | | | |
| 2 Andrelton Simmons, R (1,6) OBP: 0.342, SLG: 0.420 | | | | | | | | | | 5 | 0 | 1 | 0 | 0 | 1 | 4 | | | | | | |
| 20 José Miguel Fernández, L (1,10) OBP: 0.288, SLG: 0.333 | | | | | | | | | | 5 | 0 | 2 | 0 | 0 | 0 | 2 | | | | | | |
| 3 Taylor Ward, R (1,5) OBP: 0.270, SLG: 0.345 | | | | | | | | | | 3 | 2 | 1 | 0 | 0 | 2 | 2 | | | | | | |
| 37 Francisco Arcia, L (1,2) OBP: 0.266, SLG: 0.426 | | | | | | | | | | 4 | 0 | 0 | 0 | 0 | 3 | 5 | | | | | | |
| 19 Jefry Marte, R (1,3) OBP: 0.251, SLG: 0.348 | | | | | | | | | | 4 | 0 | 2 | 1 | 0 | 0 | 1 | | | | | | |
| 9 Eric Young Jr., S (1,7) OBP: 0.268, SLG: 0.344 | | | | | | | | | | 3 | 0 | 0 | 0 | 1 | 2 | 3 | | | | | | |
| Inning Stats | R: 0 H: 0 E: 0 K: 2 S: 11 | H: 0 LOB: 0 BB: 0 P: 15 | R: 0 H: 1 E: 0 K: 2 S: 10 | H: 1 LOB: 1 BB: 0 P: 15 | R: 0 H: 1 E: 0 K: 1 S: 16 | H: 1 LOB: 3 BB: 2 P: 27 | R: 1 H: 1 E: 0 K: 1 S: 14 | H: 1 LOB: 2 BB: 1 P: 25 | R: 0 H: 1 E: 0 K: 2 S: 17 | H: 1 LOB: 1 BB: 0 P: 12 | R: 0 H: 0 E: 0 K: 0 S: 8 | H: 0 LOB: 1 BB: 1 P: 14 | R: 0 H: 0 E: 0 K: 1 S: 8 | H: 0 LOB: 0 BB: 0 P: 9 | 1B: 7 2B: 0 3B: 0 HR: 0 | SF: 0 SAC: 0 DP: 0 HBP: 2 | WP: 1 PB: 1 SB: 0 CS: 0 | PA: 41 | | | | |
| PITCHER | IP WLS BF H R ER SO BB IBB HBP BLK WP HR S P ERA WHIP | IP WLS BF H R ER SO BB IBB HBP BLK WP HR S P ERA WHIP | IP WLS BF H R ER SO BB IBB HBP BLK WP HR S P ERA WHIP | IP WLS BF H R ER SO BB IBB HBP BLK WP HR S P ERA WHIP | IP WLS BF H R ER SO BB IBB HBP BLK WP HR S P ERA WHIP | IP WLS BF H R ER SO BB IBB HBP BLK WP HR S P ERA WHIP | IP WLS BF H R ER SO BB IBB HBP BLK WP HR S P ERA WHIP | IP WLS BF H R ER SO BB IBB HBP BLK WP HR S P ERA WHIP | IP WLS BF H R ER SO BB IBB HBP BLK WP HR S P ERA WHIP | IP WLS BF H R ER SO BB IBB HBP BLK WP HR S P ERA WHIP | IP WLS BF H R ER SO BB IBB HBP BLK WP HR S P ERA WHIP | IP WLS BF H R ER SO BB IBB HBP BLK WP HR S P ERA WHIP | IP WLS BF H R ER SO BB IBB HBP BLK WP HR S P ERA WHIP | IP WLS BF H R ER SO BB IBB HBP BLK WP HR S P ERA WHIP | IP WLS BF H R ER SO BB IBB HBP BLK WP HR S P ERA WHIP | IP WLS BF H R ER SO BB IBB HBP BLK WP HR S P ERA WHIP | IP WLS BF H R ER SO BB IBB HBP BLK WP HR S P ERA WHIP | IP WLS BF H R ER SO BB IBB HBP BLK WP HR S P ERA WHIP | IP WLS BF H R ER SO BB IBB HBP BLK WP HR S P ERA WHIP | | | |
| 45 Gerrit Cole, R (1,1) ERA: 2.86 | 5.2 W 27 6 2 2 9 3 0 1 0 0 0 0 0 0 0 0 3.18 1.588 | 5.2 W 27 6 2 2 9 3 0 1 0 0 0 0 0 0 0 0 3.18 1.588 | 5.2 W 27 6 2 2 9 3 0 1 0 0 0 0 0 0 0 0 3.18 1.588 | 5.2 W 27 6 2 2 9 3 0 1 0 0 0 0 0 0 0 0 3.18 1.588 | 5.2 W 27 6 2 2 9 3 0 1 0 0 0 0 0 0 0 0 3.18 1.588 | 5.2 W 27 6 2 2 9 3 0 1 0 0 0 0 0 0 0 0 3.18 1.588 | 5.2 W 27 6 2 2 9 3 0 1 0 0 0 0 0 0 0 0 3.18 1.588 | 5.2 W 27 6 2 2 9 3 0 1 0 0 0 0 0 0 0 0 3.18 1.588 | 5.2 W 27 6 2 2 9 3 0 1 0 0 0 0 0 0 0 0 3.18 1.588 | 5.2 W 27 6 2 2 9 3 0 1 0 0 0 0 0 0 0 0 3.18 1.588 | 5.2 W 27 6 2 2 9 3 0 1 0 0 0 0 0 0 0 0 3.18 1.588 | 5.2 W 27 6 2 2 9 3 0 1 0 0 0 0 0 0 0 0 3.18 1.588 | 5.2 W 27 6 2 2 9 3 0 1 0 0 0 0 0 0 0 0 3.18 1.588 | 5.2 W 27 6 2 2 9 3 0 1 0 0 0 0 0 0 0 0 3.18 1.588 | 5.2 W 27 6 2 2 9 3 0 1 0 0 0 0 0 0 0 0 3.18 1.588 | 5.2 W 27 6 2 2 9 3 0 1 0 0 0 0 0 0 0 0 3.18 1.588 | 5.2 W 27 6 2 2 9 3 0 1 0 0 0 0 0 0 0 0 3.18 1.588 | 5.2 W 27 6 2 2 9 3 0 1 0 0 0 0 0 0 0 0 3.18 1.588 | 5.2 W 27 6 2 2 9 3 0 1 0 0 0 0 0 0 0 0 3.18 1.588 | 5.2 W 27 6 2 2 9 3 0 1 0 0 0 0 0 0 0 0 3.18 1.588 | | |
| 29 Tony Sipp, L (6,1) ERA: 2.2 | 0.0 1 0 0 0 0 1 0 0 0 0 0 0 1 5 ∞ ∞ | 0.0 1 0 0 0 0 1 0 0 0 0 0 0 1 5 ∞ ∞ | 0.0 1 0 0 0 0 1 0 0 0 0 0 0 1 5 ∞ ∞ | 0.0 1 0 0 0 0 1 0 0 0 0 0 0 1 5 ∞ ∞ | 0.0 1 0 0 0 0 1 0 0 0 0 0 0 1 5 ∞ ∞ | 0.0 1 0 0 0 0 1 0 0 0 0 0 0 1 5 ∞ ∞ | 0.0 1 0 0 0 0 1 0 0 0 0 0 0 1 5 ∞ ∞ | 0.0 1 0 0 0 0 1 0 0 0 0 0 0 1 5 ∞ ∞ | 0.0 1 0 0 0 0 1 0 0 0 0 0 0 1 5 ∞ ∞ | 0.0 1 0 0 0 0 1 0 0 0 0 0 0 1 5 ∞ ∞ | 0.0 1 0 0 0 0 1 0 0 0 0 0 0 1 5 ∞ ∞ | 0.0 1 0 0 0 0 1 0 0 0 0 0 0 1 5 ∞ ∞ | 0.0 1 0 0 0 0 1 0 0 0 0 0 0 1 5 ∞ ∞ | 0.0 1 0 0 0 0 1 0 0 0 0 0 0 1 5 ∞ ∞ | 0.0 1 0 0 0 0 1 0 0 0 0 0 0 1 5 ∞ ∞ | 0.0 1 0 0 0 0 1 0 0 0 0 0 0 1 5 ∞ ∞ | 0.0 1 0 0 0 0 1 0 0 0 0 0 0 1 5 ∞ ∞ | 0.0 1 0 0 0 0 1 0 0 0 0 0 0 1 5 ∞ ∞ | 0.0 1 0 0 0 0 1 0 0 0 0 0 0 1 5 ∞ ∞ | 0.0 1 0 0 0 0 1 0 0 0 0 0 0 1 5 ∞ ∞ | | |
| 38 Joe Smith, R (6,1) ERA: 3.18 | 0.1 H 2 0 0 0 0 0 0 0 0 0 0 2 4 0.00 0.000 | 0.1 H 2 0 0 0 0 0 0 0 0 0 0 0 2 4 0.00 0.000 | 0.1 H 2 0 0 0 0 0 0 0 0 0 0 0 2 4 0.00 0.000 | 0.1 H 2 0 0 0 0 0 0 0 0 0 0 0 2 4 0.00 0.000 | 0.1 H 2 0 0 0 0 0 0 0 0 0 0 0 2 4 0.00 0.000 | 0.1 H 2 0 0 0 0 0 0 0 0 0 0 0 2 4 0.00 0.000 | 0.1 H 2 0 0 0 0 0 0 0 0 0 0 0 2 4 0.00 0.000 | 0.1 H 2 0 0 0 0 0 0 0 0 0 0 0 2 4 0.00 0.000 | 0.1 H 2 0 0 0 0 0 0 0 0 0 0 0 2 4 0.00 0.000 | 0.1 H 2 0 0 0 0 0 0 0 0 0 0 0 2 4 0.00 0.000 | 0.1 H 2 0 0 0 0 0 0 0 0 0 0 0 2 4 0.00 0.000 | 0.1 H 2 0 0 0 0 0 0 0 0 0 0 0 2 4 0.00 0.000 | 0.1 H 2 0 0 0 0 0 0 0 0 0 0 0 2 4 0.00 0.000 | 0.1 H 2 0 0 0 0 0 0 0 0 0 0 0 2 4 0.00 0.000 | 0.1 H 2 0 0 0 0 0 0 0 0 0 0 0 2 4 0.00 0.000 | 0.1 H 2 0 0 0 0 0 0 0 0 0 0 0 2 4 0.00 0.000 | 0.1 H 2 0 0 0 0 0 0 0 0 0 0 0 2 4 0.00 0.000 | 0.1 H 2 0 0 0 0 0 0 0 0 0 0 0 2 4 0.00 0.000 | 0.1 H 2 0 0 0 0 0 0 0 0 0 0 0 2 4 0.00 0.000 | 0.1 H 2 0 0 0 0 0 0 0 0 0 0 0 2 4 0.00 0.000 | 0.1 H 2 0 0 0 0 0 0 0 0 0 0 0 2 4 0.00 0.000 | 0.1 H 2 0 0 0 0 0 0 0 0 0 0 0 2 4 0.00 0.000 |
| 55 Ryan Pressly, R (7,1) ERA: 2.89 | 1.0 H 4 1 0 0 2 0 0 0 0 0 1 0 9 12 0.00 1.000 | 1.0 H 4 1 0 0 2 0 0 0 0 0 1 0 9 12 0.00 1.000 | 1.0 H 4 1 0 0 2 0 0 0 0 0 1 0 9 12 0.00 1.000 | 1.0 H 4 1 0 0 2 0 0 0 0 0 1 0 9 12 0.00 1.000 | 1.0 H 4 1 0 0 2 0 0 0 0 0 1 0 9 12 0.00 1.000 | 1.0 H 4 1 0 0 2 0 0 0 0 0 1 0 9 12 0.00 1.000 | 1.0 H 4 1 0 0 2 0 0 0 0 0 1 0 9 12 0.00 1.000 | 1.0 H 4 1 0 0 2 0 0 0 0 0 1 0 9 12 0.00 1.000 | 1.0 H 4 1 0 0 2 0 0 0 0 0 1 0 9 12 0.00 1.000 | 1.0 H 4 1 0 0 2 0 0 0 0 0 1 0 9 12 0.00 1.000 | 1.0 H 4 1 0 0 2 0 0 0 0 0 1 0 9 12 0.00 1.000 | 1.0 H 4 1 0 0 2 0 0 0 0 0 1 0 9 12 0.00 1.000 | 1.0 H 4 1 0 0 2 0 0 0 0 0 1 0 9 12 0.00 1.000 | 1.0 H 4 1 0 0 2 0 0 0 0 0 1 0 9 12 0.00 1.000 | 1.0 H 4 1 0 0 2 0 0 0 0 0 1 0 9 12 0.00 1.000 | 1.0 H 4 1 0 0 2 0 0 0 0 0 1 0 9 12 0.00 1.000 | 1.0 H 4 1 0 0 2 0 0 0 0 0 1 0 9 12 0.00 1.000 | 1.0 H 4 1 0 0 2 0 0 0 0 0 1 0 9 12 0.00 1.000 | 1.0 H 4 1 0 0 2 0 0 0 0 0 1 0 9 12 0.00 1.000 | 1.0 H 4 1 0 0 2 0 0 0 0 0 1 0 9 12 0.00 1.000 | 1.0 H 4 1 0 0 2 0 0 0 0 0 1 0 9 12 0.00 1.000 | 1.0 H 4 1 0 0 2 0 0 0 0 0 1 0 9 12 0.00 1.000 |
| 30 Héctor Rondón, R (8,1) ERA: 2.09 | 1.0 H 4 0 0 0 0 1 0 0 0 0 0 0 8 14 0.00 1.000 | 1.0 H 4 0 0 0 0 1 0 0 0 0 0 0 8 14 0.00 1.000 | 1.0 H 4 0 0 0 0 1 0 0 0 0 0 0 8 14 0.00 1.000 | 1.0 H 4 0 0 0 0 1 0 0 0 0 0 0 8 14 0.00 1.000 | 1.0 H 4 0 0 0 0 1 0 0 0 0 0 0 8 14 0.00 1.000 | 1.0 H 4 0 0 0 0 1 0 0 0 0 0 0 8 14 0.00 1.000 | 1.0 H 4 0 0 0 0 1 0 0 0 0 0 0 8 14 0.00 1.000 | 1.0 H 4 0 0 0 0 1 0 0 0 0 0 0 8 14 0.00 1.000 | 1.0 H 4 0 0 0 0 1 0 0 0 0 0 0 8 14 0.00 1.000 | 1.0 H 4 0 0 0 0 1 0 0 0 0 0 0 8 14 0.00 1.000 | 1.0 H 4 0 0 0 0 1 0 0 0 0 0 0 8 14 0.00 1.000 | 1.0 H 4 0 0 0 0 1 0 0 0 0 0 0 8 14 0.00 1.000 | 1.0 H 4 0 0 0 0 1 0 0 0 0 0 0 8 14 0.00 1.000 | 1.0 H 4 0 0 0 0 1 0 0 0 0 0 0 8 14 0.00 1.000 | 1.0 H 4 0 0 0 0 1 0 0 0 0 0 0 8 14 0.00 1.000 | 1.0 H 4 0 0 0 0 1 0 0 0 0 0 0 8 14 0.00 1.000 | 1.0 H 4 0 0 0 0 1 0 0 0 0 0 0 8 14 0.00 1.000 | 1.0 H 4 0 0 0 0 1 0 0 0 0 0 0 8 14 0.00 1.000 | 1.0 H 4 0 0 0 0 1 0 0 0 0 0 0 8 14 0.00 1.000 | 1.0 H 4 0 0 0 0 1 0 0 0 0 0 0 8 14 0.00 1.000 | 1.0 H 4 0 0 0 0 1 0 0 0 0 0 0 8 14 0.00 1.000 | 1.0 H 4 0 0 0 0 1 0 0 0 0 0 0 8 14 0.00 1.000 |

| Batter | 1 | 2 | 3 | 4 | 5 | 6 | 7 | 8 | 9 | AB | R | H | RBI | BB | SO | LOB | BOTTOM |
|--|----------------------------|---|---|---|---|---|---|---|---|----|---|---|-----|----|----|-----|---|
| 4 George Springer, R (1,9) OBP: 0.338, SLG: 0.435 | | | | | | | | | | 5 | 2 | 3 | 2 | 0 | 1 | 0 | Los Angeles Angels @ Houston Astros Minute Maid Park, Houston, TX Sun Sep 02 2018, 7:10 PM - 10:48 PM CDT Att.: 41,506 - Roof Closed - 73 F |
| 27 Jose Altuve, R (1,10) OBP: 0.385, SLG: 0.455 | | | | | | | | | | 3 | 0 | 0 | 0 | 1 | 0 | 1 | |
| 2 Alex Bregman, R (1,5) OBP: 0.392, SLG: 0.537 | | | | | | | | | | 4 | 1 | 2 | 1 | 0 | 0 | 1 | |
| 1 Carlos Correa, R (1,6) OBP: 0.334, SLG: 0.426 | | | | | | | | | | 1 | 0 | 0 | 1 | 3 | 0 | 0 | |
| 13 Tyler White, R (1,3) OBP: 0.384, SLG: 0.634 | | | | | | | | | | 4 | 0 | 1 | 0 | 0 | 1 | 6 | |
| 6 Jake Marisnick, R (7, PR) OBP: 0.279, SLG: 0.411 | | | | | | | | | | 0 | 0 | 0 | 0 | 0 | 0 | 0 | |
| 9 Marwin Gonzalez, S (1,7) OBP: 0.324, SLG: 0.409 | | | | | | | | | | 3 | 0 | 0 | 0 | 1 | 1 | 3 | |
| 10 Yuli Gurriel, R (1,4) OBP: 0.309, SLG: 0.397 | | | | | | | | | | 4 | 0 | 0 | 0 | 0 | 1 | 5 | |
| 15 Martin Maldonado, R (1,2) OBP: 0.281, SLG: 0.360 | | | | | | | | | | 4 | 0 | 1 | 0 | 0 | 0 | 0 | |
| 18 Tony Kemp, L (1,8) OBP: 0.373, SLG: 0.416 | | | | | | | | | | 2 | 1 | 0 | 0 | 1 | 0 | 1 | |
| 22 Josh Reddick, L (8,7) OBP: 0.315, SLG: 0.388 | | | | | | | | | | 1 | 0 | 0 | 0 | 0 | 0 | 0 | |
| Inning Stats | R: 0 H: 1 E: 0 K: | | | | | | | | | | | | | | | | |

| Batter | 1 | 2 | 3 | 4 | 5 | 6 | 7 | 8 | 9 | AB | R | H | RBI | BB | SO | LOB | TOP | | | | | |
|--|--|----------------------------------|--------------------------------------|----------------------------------|---------------------------------------|----------------------------------|--------------------------------------|----------------------------------|--------------------------------------|----------------------------------|--------------------------------------|----------------------------------|---------------------------------------|----------------------------------|---------------------------------------|----------------------------------|---------------------------------------|----------------------------------|-----------------------------------|------------------------------------|----------------------------------|--------|
| 56 Kole Calhoun, L OBP: 0.292, SLG: 0.400 59 Michael Hermosillo, R OBP: 0.222, SLG: 0.214 | | | | | | | | | | 3 | 1 | 1 | 1 | 1 | 0 | 0 | | | | | | |
| 6 David Fletcher, R OBP: 0.323, SLG: 0.374 | | | | | | | | | | 5 | 2 | 2 | 1 | 0 | 0 | 2 | | | | | | |
| 17 Shohel Ohtani, L OBP: 0.367, SLG: 0.579 | | | | | | | | | | | 4 | 4 | 4 | 3 | 1 | 0 | | | | | | |
| 2 Andreton Simmons, R OBP: 0.339, SLG: 0.421 | | | | | | | | | | | 5 | 1 | 2 | 3 | 0 | 0 | | | | | | |
| 20 José Miguel Fernández, L OBP: 0.302, SLG: 0.355 | | | | | | | | | | | 5 | 0 | 2 | 0 | 0 | 1 | | | | | | |
| 3 Taylor Ward, R OBP: 0.263, SLG: 0.366 | | | | | | | | | | | 5 | 0 | 2 | 1 | 0 | 1 | | | | | | |
| 37 Francisco Arcia, L OBP: 0.257, SLG: 0.403 | | | | | | | | | | | 5 | 0 | 1 | 0 | 0 | 1 | | | | | | |
| 54 Jabari Blash, R OBP: 0.237, SLG: 0.156 | | | | | | | | | | 4 | 1 | 1 | 0 | 1 | 3 | 0 | | | | | | |
| 9 Eric Young Jr., S OBP: 0.262, SLG: 0.330 | | | | | | | | | | | 5 | 0 | 1 | 0 | 0 | 0 | | | | | | |
| Inning Stats | R: 2 H: 3 E: 0 K: 1 S: 17 | L: 3 LOB: 2 BB: 1 P: 28 | R: 0 H: 0 E: 0 K: 1 S: 6 | H: 0 LOB: 0 BB: 0 P: 10 | R: 2 H: 3 E: 0 K: 1 S: 13 | L: 3 LOB: 1 BB: 0 P: 18 | R: 1 H: 1 E: 1 K: 0 S: 9 | H: 1 LOB: 0 BB: 0 P: 18 | R: 1 H: 1 E: 0 K: 0 S: 8 | H: 1 LOB: 0 BB: 0 P: 12 | R: 0 H: 1 E: 0 K: 1 S: 7 | H: 1 LOB: 2 BB: 1 P: 17 | R: 1 H: 4 E: 0 K: 0 S: 17 | H: 4 LOB: 3 BB: 1 P: 32 | R: 2 H: 3 E: 0 K: 1 S: 16 | H: 3 LOB: 1 BB: 0 P: 26 | R: 0 H: 0 E: 0 K: 1 S: 14 | H: 0 LOB: 0 BB: 0 P: 19 | 1B: 11 2B: 2 3B: 0 HR: 3 | SF: 1 SAC: 0 DP: 1 HBP: 0 | WP: 1 PB: 0 SB: 1 CS: 0 | PA: 45 |
| PITCHER | IP WLS BF H R ER SO BB IBB HBP BLK WP HR S P ERA WHIP | | | | | | | | | | | | | | | | | | | | | |
| 40 Bartolo Colon, R ERA: 3.55 | (1, 1) 4.0 L 20 7 5 4 3 1 0 0 0 0 0 1 45 74 9.00 2.000 | | | | | | | | | | | | | | | | | | | | | |
| 56 Austin Bibens-Dixx, R ERA: 6.49 | (5, 1) 2.0 9 2 1 1 1 1 0 0 0 0 0 1 15 29 4.50 1.500 | | | | | | | | | | | | | | | | | | | | | |
| 64 CD Pelham, L ERA: 13.5 | (7, 1) 0.2 5 4 1 1 0 0 0 0 0 0 0 1 11 20 13.50 6.000 | | | | | | | | | | | | | | | | | | | | | |
| 32 Eddie Butler, R ERA: 6.37 | (7, 1) 1.1 8 3 2 2 1 1 0 0 0 0 1 1 22 38 13.50 3.000 | | | | | | | | | | | | | | | | | | | | | |
| 55 Matt Moore, L ERA: 7.18 | (9, 1) 1.0 3 0 0 0 0 1 0 0 0 0 0 0 0 14 19 0.00 0.000 | | | | | | | | | | | | | | | | | | | | | |

Los Angeles Angels @ Texas Rangers
Globe Life Park in Arlington, Arlington, TX
Wed Sep 05 2018, 8:08 PM - 11:19 PM EDT
Att: 19,966 - Cloudy - 82 F

| | |
|-----|----|
| AB | 41 |
| R | 9 |
| H | 16 |
| RBI | 9 |
| BB | 3 |
| SO | 6 |
| LOB | 16 |



| Batter | 1 | 2 | 3 | 4 | 5 | 6 | 7 | 8 | 9 | AB | R | H | RBI | BB | SO | LOB | BOTTOM | | | | | |
|---|--|----------------------------------|---------------------------------------|----------------------------------|--------------------------------------|---------------------------------|--------------------------------------|----------------------------------|--------------------------------------|----------------------------------|---------------------------------------|----------------------------------|--------------------------------------|----------------------------------|---------------------------------------|----------------------------------|---------------------------------------|----------------------------------|----------------------------------|------------------------------------|----------------------------------|--------|
| 17 Shin-Soo Choo, L OBP: 0.383, SLG: 0.459 18 Drew Robinson, L OBP: 0.292, SLG: 0.283 | | | | | | | | | | 3 | 0 | 1 | 0 | 0 | 0 | 1 | | | | | | |
| 12 Rougned Odor, L OBP: 0.343, SLG: 0.469 | | | | | | | | | | | 4 | 1 | 1 | 0 | 0 | 1 | | | | | | |
| 1 Elvis Andrus, R OBP: 0.322, SLG: 0.396 9 Isiah Kiner-Falefa, R OBP: 0.326, SLG: 0.367 | | | | | | | | | | | 2 | 0 | 0 | 0 | 1 | 1 | | | | | | |
| 30 Nomar Mazara, L OBP: 0.332, SLG: 0.467 15 Carlos Tocci, R OBP: 0.259, SLG: 0.275 | | | | | | | | | | | 3 | 0 | 2 | 1 | 1 | 0 | | | | | | |
| 29 Adrián Beltré, R OBP: 0.333, SLG: 0.403 3 Delino DeShields, R OBP: 0.302, SLG: 0.275 | | | | | | | | | | | 4 | 1 | 2 | 2 | 0 | 1 | | | | | | |
| 19 Jurickson Profar, S OBP: 0.339, SLG: 0.463 | | | | | | | | | | | 0 | 0 | 0 | 0 | 0 | 0 | | | | | | |
| 13 Joey Gallo, L OBP: 0.313, SLG: 0.483 | | | | | | | | | | | 4 | 0 | 0 | 0 | 0 | 0 | | | | | | |
| 61 Robinson Chirinos, R OBP: 0.333, SLG: 0.421 60 Carlos Pérez, R OBP: 0.191, SLG: 0.231 | | | | | | | | | | | 3 | 0 | 0 | 0 | 0 | 1 | | | | | | |
| 67 Ronald Guzmán, L OBP: 0.315, SLG: 0.420 | | | | | | | | | | | 3 | 0 | 0 | 0 | 1 | 2 | | | | | | |
| Inning Stats | R: 0 H: 1 E: 0 K: 1 S: 16 | L: 1 LOB: 3 BB: 2 P: 29 | R: 0 H: 0 E: 0 K: 2 S: 10 | H: 0 LOB: 0 BB: 0 P: 15 | R: 0 H: 0 E: 0 K: 1 S: 7 | H: 0 LOB: 0 BB: 0 P: 9 | R: 0 H: 1 E: 0 K: 1 S: 9 | H: 1 LOB: 1 BB: 0 P: 15 | R: 0 H: 0 E: 0 K: 0 S: 4 | H: 0 LOB: 0 BB: 1 P: 11 | R: 2 H: 2 E: 0 K: 1 S: 12 | H: 2 LOB: 0 BB: 0 P: 17 | R: 0 H: 0 E: 0 K: 2 S: 8 | H: 0 LOB: 0 BB: 0 P: 10 | R: 1 H: 2 E: 0 K: 0 S: 10 | H: 2 LOB: 2 BB: 0 P: 14 | R: 0 H: 0 E: 0 K: 1 S: 10 | H: 0 LOB: 0 BB: 0 P: 14 | 1B: 5 2B: 0 3B: 0 HR: 1 | SF: 0 SAC: 0 DP: 1 HBP: 1 | WP: 0 PB: 0 SB: 0 CS: 0 | PA: 36 |
| PITCHER | IP WLS BF H R ER SO BB IBB HBP BLK WP HR S P ERA WHIP | | | | | | | | | | | | | | | | | | | | | |
| 51 Jaime Barria, R ERA: 3.3 | (1, 1) 5.0 W 19 2 2 2 1 0 0 0 0 0 0 1 46 79 0.00 1.000 | | | | | | | | | | | | | | | | | | | | | |
| 33 Jim Johnson, R ERA: 3.88 | (6, 1) 1.0 5 2 2 2 1 0 0 0 0 0 0 1 12 17 18.00 2.000 | | | | | | | | | | | | | | | | | | | | | |
| 48 Jose Alvarez, L ERA: 2.65 | (7, 1) 1.0 3 0 0 0 0 2 0 0 0 0 0 0 8 10 0.00 0.000 | | | | | | | | | | | | | | | | | | | | | |
| 49 Miguel Almonte, R ERA: 9.0 | (8, 1) 1.0 6 2 1 1 0 0 0 0 1 0 0 0 10 14 9.00 2.000 | | | | | | | | | | | | | | | | | | | | | |
| 25 Noé Ramirez, R ERA: 4.69 | (9, 1) 1.0 3 0 0 0 0 1 0 0 0 0 0 0 10 14 0.00 0.000 | | | | | | | | | | | | | | | | | | | | | |

Los Angeles Angels @ Texas Rangers
Globe Life Park in Arlington, Arlington, TX
Wed Sep 05 2018, 8:08 PM - 11:19 PM EDT
Att: 19,966 - Cloudy - 82 F

| | |
|-----|----|
| AB | 32 |
| R | 3 |
| H | 6 |
| RBI | 3 |
| BB | 3 |
| SO | 9 |
| LOB | 18 |



| Batter | 1 | 2 | 3 | 4 | 5 | 6 | 7 | 8 | 9 | AB | R | H | RBI | BB | SO | LOB | TOP | | | |
|--|---|----------------------------------|-------------------------------|----------------------------------|------------------------------|----------------------------------|-------------------------------|----------------------------------|-------------------------------|----------------------------------|-------------------------------|----------------------------------|------------------------------|----------------------------------|------------------------------|----------------------------------|---|-----------------------------------|-------------------------|--------|
| 56 Kole Calhoun, L OBP: 0.293, SLG: 0.397 | | | | | | | | | | 3 | 1 | 0 | 0 | 2 | 2 | 1 | Los Angeles Angels @ Chicago White Sox Guaranteed Rate Field, Chicago, IL Fri Sep 07 2018, 7:11 PM - 10:05 PM CDT Att: 18,236 - Overcast - 69 F | | | |
| 6 David Fletcher, R OBP: 0.325, SLG: 0.376 | | | | | | | | | | 4 | 1 | 1 | 0 | 1 | 0 | 1 | | | | |
| 27 Mike Trout, R OBP: 0.460, SLG: 0.604 | | | | | | | | | | 2 | 1 | 1 | 0 | 2 | 1 | 0 | | | | |
| 8 Justin Upton, R OBP: 0.348, SLG: 0.465 | | | | | | | | | | 4 | 0 | 1 | 1 | 0 | 2 | 6 | | | | |
| 17 Shohei Ohtani, L OBP: 0.367, SLG: 0.586 | | | | | | | | | | 4 | 1 | 1 | 3 | 1 | 2 | 1 | | | | |
| 2 Andrelton Simmons, R OBP: 0.340, SLG: 0.427 | | | | | | | | | | 5 | 1 | 2 | 1 | 0 | 0 | 1 | | | | |
| 19 Jefry Marte, R OBP: 0.247, SLG: 0.343 | | | | | | | | | | 5 | 0 | 1 | 0 | 0 | 1 | 1 | | | | |
| 3 Taylor Ward, R OBP: 0.263, SLG: 0.360 | | | | | | | | | | 4 | 0 | 1 | 0 | 0 | 3 | 3 | | | | |
| 22 Kaleb Cowart, S OBP: 0.232, SLG: 0.213 | | | | | | | | | | 0 | 0 | 0 | 0 | 0 | 0 | 0 | | | | |
| 10 José Briceño, R OBP: 0.300, SLG: 0.372 | | | | | | | | | | 4 | 0 | 1 | 0 | 0 | 0 | 5 | | | | |
| Inning Stats | R: 0 E: 0 K: 2 S: 8 | H: 0 LOB: 0 BB: 0 P: 10 | R: 0 E: 0 K: 1 S: 13 | H: 3 LOB: 3 BB: 0 P: 22 | R: 4 E: 0 K: 0 S: 6 | H: 1 LOB: 2 BB: 2 P: 21 | R: 0 E: 0 K: 1 S: 11 | H: 1 LOB: 3 BB: 2 P: 21 | R: 0 E: 1 K: 2 S: 11 | H: 1 LOB: 1 BB: 0 P: 16 | R: 1 E: 0 K: 2 S: 11 | H: 1 LOB: 0 BB: 0 P: 20 | R: 0 E: 0 K: 1 S: 8 | H: 1 LOB: 2 BB: 1 P: 14 | R: 0 E: 0 K: 2 S: 8 | H: 0 LOB: 0 BB: 0 P: 12 | 1B: 6 2B: 1 3B: 0 HR: 2 | SF: 1 FC: 0 DP: 0 HBP: 1 | WP: 0 PB: 0 CS: 0 | PA: 43 |
| PITCHER | IP WLS BF H R ER SO BB IBB HBP BLK WP HR S P ERA WHIP | | | | | | | | | | | | | | | | | | | |
| 55 Carlos Rodón, L ERA: 3.11 | 4.2 L 26 6 4 4 4 4 1 1 0 0 1 47 93 7.71 2.143 | | | | | | | | | | | | | | | | | | | |
| 68 Dylan Covey, R ERA: 5.44 | 1.1 5 1 0 0 2 0 0 0 0 0 0 13 19 0.00 0.750 | | | | | | | | | | | | | | | | | | | |
| 39 Aaron Bummer, L ERA: 3.47 | 1.1 6 2 1 1 2 0 0 0 0 0 1 15 27 6.75 1.500 | | | | | | | | | | | | | | | | | | | |
| 54 Jeanmar Gómez, R ERA: 5.0 | 1.2 6 0 0 0 3 0 1 0 0 0 0 12 19 0.00 0.000 | | | | | | | | | | | | | | | | | | | |


| Batter | 1 | 2 | 3 | 4 | 5 | 6 | 7 | 8 | 9 | AB | R | H | RBI | BB | SO | LOB | BOTTOM | | | | | |
|---|---|---------------------------------|-------------------------------|----------------------------------|------------------------------|---------------------------------|------------------------------|----------------------------------|-------------------------------|----------------------------------|------------------------------|----------------------------------|------------------------------|---------------------------------|-------------------------------|----------------------------------|---|----------------------------------|----------------------------------|-----------------------------------|-------------------------|--------|
| 10 Yoán Moncada, S OBP: 0.302, SLG: 0.392 | | | | | | | | | | 4 | 0 | 1 | 0 | 0 | 0 | 1 | Los Angeles Angels @ Chicago White Sox Guaranteed Rate Field, Chicago, IL Fri Sep 07 2018, 7:11 PM - 10:05 PM CDT Att: 18,236 - Overcast - 69 F | | | | | |
| 5 Yoimer Sánchez, S OBP: 0.315, SLG: 0.375 | | | | | | | | | | 4 | 0 | 1 | 0 | 0 | 1 | 2 | | | | | | |
| 30 Nicky Delmonico, L OBP: 0.302, SLG: 0.390 | | | | | | | | | | 4 | 0 | 0 | 0 | 0 | 2 | 2 | | | | | | |
| 26 Avisail García, R OBP: 0.276, SLG: 0.456 | | | | | | | | | | 2 | 2 | 2 | 1 | 1 | 0 | 0 | | | | | | |
| 18 Daniel Palka, L OBP: 0.284, SLG: 0.472 | | | | | | | | | | 4 | 0 | 1 | 0 | 0 | 1 | 2 | | | | | | |
| 24 Matt Davidson, R OBP: 0.333, SLG: 0.458 | | | | | | | | | | 4 | 0 | 1 | 0 | 0 | 2 | 2 | | | | | | |
| 38 Omar Narváez, L OBP: 0.369, SLG: 0.422 | | | | | | | | | | 3 | 0 | 1 | 1 | 0 | 0 | 2 | | | | | | |
| 36 Kevan Smith, R OBP: 0.348, SLG: 0.340 | | | | | | | | | | 1 | 0 | 0 | 0 | 0 | 0 | 0 | | | | | | |
| 7 Tim Anderson, R OBP: 0.290, SLG: 0.421 | | | | | | | | | | 4 | 0 | 0 | 0 | 0 | 0 | 2 | | | | | | |
| 15 Adam Engel, R OBP: 0.274, SLG: 0.334 | | | | | | | | | | 3 | 0 | 1 | 0 | 0 | 2 | 0 | | | | | | |
| Inning Stats | R: 0 E: 0 K: 2 S: 8 | H: 0 LOB: 0 BB: 0 P: 9 | R: 1 E: 0 K: 0 S: 10 | H: 1 LOB: 0 BB: 0 P: 19 | R: 0 E: 0 K: 0 S: 7 | H: 1 LOB: 1 BB: 0 P: 9 | R: 1 E: 0 K: 1 S: 7 | H: 2 LOB: 2 BB: 0 P: 12 | R: 0 E: 0 K: 2 S: 17 | H: 1 LOB: 1 BB: 0 P: 23 | R: 0 E: 0 K: 0 S: 9 | H: 2 LOB: 1 BB: 0 P: 13 | R: 0 E: 0 K: 1 S: 6 | H: 0 LOB: 0 BB: 0 P: 9 | R: 0 E: 0 K: 1 S: 11 | H: 1 LOB: 1 BB: 1 P: 16 | R: 0 E: 0 K: 1 S: 11 | H: 0 LOB: 0 BB: 0 P: 17 | 1B: 7 2B: 0 3B: 0 HR: 1 | SF: 0 FC: 0 DP: 2 HBP: 1 | WP: 0 PB: 0 CS: 0 | PA: 35 |
| PITCHER | IP WLS BF H R ER SO BB IBB HBP BLK WP HR S P ERA WHIP | | | | | | | | | | | | | | | | | | | | | |
| 64 Félix Peña, R ERA: 4.04 | 7.0 W 28 7 2 2 2 1 0 0 0 0 0 11 64 2.57 1.000 | | | | | | | | | | | | | | | | | | | | | |
| 48 Jose Alvarez, L ERA: 2.61 | 1.0 H 4 1 0 0 1 1 0 0 0 0 0 11 16 0.00 2.000 | | | | | | | | | | | | | | | | | | | | | |
| 31 Ty Buttrey, R ERA: 0.96 | 1.0 S 3 0 0 0 1 0 0 0 0 0 0 11 17 0.00 0.000 | | | | | | | | | | | | | | | | | | | | | |

| Batter | 1 | 2 | 3 | 4 | 5 | 6 | 7 | 8 | 9 | AB | R | H | RBI | BB | SO | LOB | TOP | | | | | | | | | | | |
|---|------------------------------|----------------------------------|-------------------------------|----------------------------------|-------------------------------|----------------------------------|------------------------------|---------------------------------|------------------------------|----------------------------------|-------------------------------|----------------------------------|-------------------------------|----------------------------------|------------------------------|----------------------------------|-------------------------|------------------------------------|----------------------------------|--------|--|--|--|--|--|--|--|--|
| 3 Delino DeShields, R OBP: 0.303, SLG: 0.273 | (1, 8) F9 | (1, 3) K | | (3) G1-3 | | | (3) G6-3 | | (2) B2 | 5 | 0 | 0 | 0 | 0 | 1 | 2 | | | | | | | | | | | | |
| 17 Shin-Soo Choo, L OBP: 0.385, SLG: 0.454 | (1, 9) F9 | (2) F9 | | | | (1) L8 | | (1) L6 | (2, 3) B2 | 4 | 0 | 1 | 0 | 0 | 0 | 0 | | | | | | | | | | | | |
| 18 Drew Robinson, L OBP: 0.297, SLG: 0.275 | (8, 9) F9 | (1, 2) 1B | | | | | | | BB | 0 | 0 | 0 | 0 | 1 | 0 | 0 | | | | | | | | | | | | |
| 1 Elvis Andrus, R OBP: 0.315, SLG: 0.385 | (1, 6) G6-3 | (3) G1-3 | | (2) G6-3 | | | | (1, 2) 1B | (3) F8 | 5 | 1 | 1 | 0 | 0 | 0 | 4 | | | | | | | | | | | | |
| 29 Adrian Beltré, R OBP: 0.336, SLG: 0.418 | (1, 10) | (4, 1) BB | (1) L8 | | | (3) K | | (2) L8 | | 3 | 1 | 0 | 0 | 1 | 1 | 1 | | | | | | | | | | | | |
| 19 Jurickson Profar, S OBP: 0.337, SLG: 0.452 | (1, 5) | (4, 0) BB | (2) F8 | | | (1) P6 | | (1, 2) 1B | | 3 | 1 | 1 | 0 | 1 | 0 | 0 | | | | | | | | | | | | |
| 13 Joey Gallo, L OBP: 0.317, SLG: 0.493 | (1, 7) | (2, 2) BB | (4, 2) BB | | | (2) G4-3 | | (1, 2) 1B | | 3 | 1 | 2 | 3 | 1 | 0 | 0 | | | | | | | | | | | | |
| 61 Robinson Chirinos, R OBP: 0.327, SLG: 0.411 | (1, 2) | (1, 0) F8 | (3) K | | | (0, 1) P3 | | (3) K | | 4 | 0 | 0 | 0 | 0 | 2 | 4 | | | | | | | | | | | | |
| 67 Ronald Guzmán, L OBP: 0.313, SLG: 0.425 | (1, 3) | (1, 0) HR | | (1) F7 | | | (1) K | | (1, 1) 1B | 4 | 1 | 2 | 2 | 0 | 1 | 0 | | | | | | | | | | | | |
| 2 Hanser Alberto, R OBP: 0.188, SLG: 0.071 | (1, 4) | (4, 0) BB | | (2) P6 | | | (2) K | | (1, 2) SH1-3 | 2 | 0 | 0 | 0 | 1 | 1 | 0 | | | | | | | | | | | | |
| Inning Stats | R: 0 E: 0 K: 0 S: 6 | H: 0 LOB: 0 BB: 0 P: 10 | R: 4 E: 0 K: 1 S: 15 | H: 3 LOB: 2 BB: 3 P: 32 | R: 0 E: 0 K: 1 S: 10 | H: 0 LOB: 1 BB: 1 P: 18 | R: 0 E: 0 K: 0 S: 6 | H: 0 LOB: 0 BB: 0 P: 9 | R: 0 E: 0 K: 1 S: 7 | H: 0 LOB: 0 BB: 0 P: 12 | R: 0 E: 0 K: 2 S: 10 | H: 0 LOB: 0 BB: 0 P: 18 | R: 1 E: 0 K: 1 S: 15 | H: 3 LOB: 2 BB: 1 P: 20 | R: 0 E: 0 K: 0 S: 6 | H: 1 LOB: 2 BB: 1 P: 13 | 1B: 5 2B: 1 HR: 1 | SF: 0 SAC: 1 DP: 0 HBP: 0 | WP: 0 PB: 1 SB: 0 CS: 0 | PA: 39 | | | | | | | | |
| PITCHER | IP | WLS | BF | H | R | ER | SO | BB | IBB | HBP | BLK | WP | HR | S | P | ERA | WHIP | | | | | | | | | | | |
| 51 Jaime Barria, R ERA: 3.53 | (1, 1) 3.0 | L | 16 | 3 | 4 | 4 | 2 | 4 | 0 | 0 | 0 | 0 | 0 | 1 | 31 | 60 | 12.00 | 2.333 | | | | | | | | | | |
| 67 Taylor Cole, R ERA: 3.25 | (4, 1) 4.0 | | 12 | 0 | 0 | 0 | 3 | 0 | 0 | 0 | 0 | 0 | 0 | 29 | 48 | 0.00 | 0.000 | | | | | | | | | | | |
| 36 Williams Jerez, L ERA: 6.3 | (8, 1) 1.0 | | 6 | 3 | 1 | 1 | 1 | 0 | 0 | 0 | 0 | 0 | 0 | 15 | 20 | 9.00 | 3.000 | | | | | | | | | | | |
| 47 Junichi Tazawa, R ERA: 8.22 | (9, 1) 1.0 | | 5 | 1 | 0 | 0 | 0 | 1 | 0 | 0 | 0 | 0 | 0 | 6 | 13 | 0.00 | 2.000 | | | | | | | | | | | |

Texas Rangers @ Los Angeles Angels
Angel Stadium, Anaheim, CA
Mon Sep 10 2018, 7:09 PM - 10:18 PM PDT
Att: 32,891 - Clear - 73 F

livebaseballscorecards.com

AB 33
R 5
H 7
RBI 5
BB 5
SO 6
LOB 11




| Batter | 1 | 2 | 3 | 4 | 5 | 6 | 7 | 8 | 9 | AB | R | H | RBI | BB | SO | LOB | BOTTOM | | | | | | | | | | |
|---|------------------------------|----------------------------------|------------------------------|----------------------------------|------------------------------|----------------------------------|-------------------------------|----------------------------------|------------------------------|----------------------------------|------------------------------|----------------------------------|-------------------------------|----------------------------------|-------------------------------|----------------------------------|-------------------------------|----------------------------------|-------------------------|------------------------------------|----------------------------------|--------|--|--|--|--|--|
| 56 Kole Calhoun, L OBP: 0.296, SLG: 0.393 | (1, 9) G3 | | (0, 0) 1B | | | | (1) G3-1 | | (3) K | 4 | 0 | 1 | 0 | 1 | 1 | 0 | | | | | | | | | | | |
| 6 David Fletcher, R OBP: 0.325, SLG: 0.369 | (1, 4) F9 | (2) F9 | (0, 1) FC5-4 | (3) F8 | | | (2) G6-3 | | (4, 2) BB | 4 | 0 | 1 | 0 | 1 | 0 | 3 | | | | | | | | | | | |
| 27 Mike Trout, R OBP: 0.464, SLG: 0.619 | (1, 8) 1B | | (0, 0) L8 | | | (2, 1) P3 | | (2, 1) 1B | (2) G2-3 | 5 | 1 | 2 | 0 | 0 | 0 | 3 | | | | | | | | | | | |
| 8 Justin Upton, R OBP: 0.342, SLG: 0.454 | (1, 7) F8 | | (0, 0) FC5-4 | (3) HBP | | | (1, 2) E5 | | (3) K | 4 | 0 | 0 | 0 | 0 | 1 | 5 | | | | | | | | | | | |
| 17 Shohei Ohtani, L OBP: 0.375, SLG: 0.595 | (1, 10) | (0, 3) K | | (2, 1) 2B | | | (3, 2) 1B | | | 4 | 1 | 2 | 1 | 0 | 1 | 1 | | | | | | | | | | | |
| 2 Andrelton Simmons, R OBP: 0.340, SLG: 0.425 | (1, 6) | (0, 1) G6-3 | | (0, 0) L8 | | | (1, 2) FC6-4 | | (3) F8 | 4 | 0 | 0 | 0 | 0 | 0 | 4 | | | | | | | | | | | |
| 3 Taylor Ward, R OBP: 0.283, SLG: 0.357 | (1, 5) | (2, 1) 2B | | (4, 2) BB | | | (0, 0) P4 | | (0, 1) G1-3 | 3 | 0 | 1 | 0 | 1 | 0 | 0 | | | | | | | | | | | |
| 20 José Miguel Fernández, Jr. OBP: 0.311, SLG: 0.347 | (1, 3) | (1, 1) G4-3 | | (1, 1) BB | | | (3, 2) L7 | | (0, 3) K | 4 | 0 | 1 | 1 | 0 | 1 | 1 | | | | | | | | | | | |
| 10 José Briceño, R OBP: 0.296, SLG: 0.350 | (1, 2) | | (2, 3) K | (3, 2) F9 | | | (0, 3) K | | (2, 2) G1-3 | 4 | 0 | 0 | 0 | 0 | 2 | 2 | | | | | | | | | | | |
| Inning Stats | R: 0 E: 0 K: 0 S: 9 | H: 1 LOB: 1 BB: 0 P: 14 | R: 0 E: 0 K: 1 S: 9 | H: 1 LOB: 0 BB: 0 P: 12 | R: 0 E: 0 K: 1 S: 8 | H: 2 LOB: 2 BB: 0 P: 10 | R: 1 E: 0 K: 0 S: 15 | H: 2 LOB: 3 BB: 2 P: 30 | R: 0 E: 0 K: 0 S: 7 | H: 0 LOB: 1 BB: 0 P: 11 | R: 0 E: 0 K: 1 S: 8 | H: 0 LOB: 0 BB: 0 P: 11 | R: 1 E: 1 K: 0 S: 14 | H: 2 LOB: 2 BB: 0 P: 24 | R: 0 E: 0 K: 1 S: 10 | H: 0 LOB: 0 BB: 0 P: 12 | R: 0 E: 0 K: 2 S: 13 | H: 0 LOB: 1 BB: 1 P: 23 | 1B: 6 2B: 2 HR: 0 | SF: 0 SAC: 0 DP: 0 HBP: 1 | WP: 0 PB: 0 SB: 1 CS: 0 | PA: 40 | | | | | |
| PITCHER | IP | WLS | BF | H | R | ER | SO | BB | IBB | HBP | BLK | WP | HR | S | P | ERA | WHIP | | | | | | | | | | |
| 36 Mike Minor, L ERA: 4.19 | (1, 1) 6.0 | W | 27 | 6 | 1 | 1 | 3 | 2 | 0 | 0 | 0 | 0 | 0 | 9 | 15 | 0.00 | 1.500 | | | | | | | | | | |
| 59 Connor Sadzeck, R ERA: 4.87 | (7, 1) 0.2 | H | 4 | 1 | 1 | 0 | 0 | 0 | 0 | 0 | 0 | 0 | 0 | 9 | 15 | 0.00 | 0.750 | | | | | | | | | | |
| 58 Alex Claudio, L ERA: 4.87 | (7, 1) 1.1 | H | 5 | 1 | 0 | 0 | 1 | 0 | 0 | 0 | 0 | 0 | 0 | 15 | 21 | 0.00 | 0.750 | | | | | | | | | | |
| 62 José Leclerc, R ERA: 1.71 | (9, 1) 1.0 | S | 4 | 0 | 0 | 0 | 2 | 1 | 0 | 0 | 0 | 0 | 0 | 13 | 23 | 0.00 | 1.000 | | | | | | | | | | |

Texas Rangers @ Los Angeles Angels
Angel Stadium, Anaheim, CA
Mon Sep 10 2018, 7:09 PM - 10:18 PM PDT
Att: 32,891 - Clear - 73 F

livebaseballscorecards.com

AB 36
R 2
H 8
RBI 2
BB 3
SO 6
LOB 19



| Batter | 1 | 2 | 3 | 4 | 5 | 6 | 7 | 8 | 9 | AB | R | H | RBI | BB | SO | LOB | TOP | | | | | | | | | | | | | | | | |
|---|------------------------------|----------------------------------|-------------------------------|----------------------------------|------------------------------|----------------------------------|-------------------------------|----------------------------------|-------------------------------|----------------------------------|------------------------------|---------------------------------|-------------------------------|----------------------------------|------------------------------|----------------------------------|---|------------------------------------|----------------------------------|--------|---|------|-------|--|--|--|--|--|--|--|--|--|--|
| 12 Rounqed Odor, L OBP: 0.339, SLG: 0.460 | G4-3 | | F7 | | | G4-3 | | 1B | | 4 | 0 | 1 | 0 | 0 | 0 | 0 | Texas Rangers @ Los Angeles Angels Angel Stadium, Anaheim, CA Tue Sep 11 2018, 7:08 PM - 9:52 PM PDT Att: 33,756 - Clear - 72 F | | | | | | | | | | | | | | | | |
| 19 Jurickson Profar, S OBP: 0.338, SLG: 0.450 | BB | | BB | | | K | | G5-3 | | 2 | 0 | 0 | 0 | 2 | 1 | 2 | | | | | | | | | | | | | | | | | |
| 1 Elvis Andrus, R OBP: 0.312, SLG: 0.381 | F8 | | K | | | G6-3 | | G6-3 | | 4 | 0 | 0 | 0 | 0 | 1 | 2 | | | | | | | | | | | | | | | | | |
| 30 Nomar Mazara, L OBP: 0.329, SLG: 0.461 | F7 | | | | | | | | | 4 | 0 | 0 | 0 | 0 | 1 | 1 | | | | | | | | | | | | | | | | | |
| 29 Adrián Beltré, R OBP: 0.333, SLG: 0.414 | | K | | | | | | | | 4 | 0 | 0 | 0 | 0 | 1 | 0 | | | | | | | | | | | | | | | | | |
| 13 Joey Gallo, L OBP: 0.317, SLG: 0.491 | | | | | | | | | | 2 | 0 | 0 | 0 | 1 | 1 | 0 | | | | | | | | | | | | | | | | | |
| 5 Willie Calhoun, L OBP: 0.306, SLG: 0.355 | | | | | | | | | | 3 | 0 | 0 | 0 | 0 | 1 | 1 | | | | | | | | | | | | | | | | | |
| 9 Isiah Kiner-Falefa, R OBP: 0.326, SLG: 0.366 | | | | | | | | | | 3 | 0 | 1 | 0 | 0 | 1 | 1 | | | | | | | | | | | | | | | | | |
| 18 Drew Robinson, L OBP: 0.292, SLG: 0.289 | | | | | | | | | | 2 | 0 | 0 | 0 | 0 | 0 | 0 | | | | | | | | | | | | | | | | | |
| 67 Ronald Guzmán, L OBP: 0.312, SLG: 0.454 | | | | | | | | | | 1 | 0 | 0 | 0 | 0 | 0 | 1 | | | | | | | | | | | | | | | | | |
| 3 Delino DeShields, R OBP: 0.303, SLG: 0.273 | | | | | | | | | | 0 | 0 | 0 | 0 | 0 | 0 | 0 | | | | | | | | | | | | | | | | | |
| Inning Stats | R: 0 E: 0 K: 0 S: 9 | H: 0 LOB: 1 BB: 1 P: 16 | R: 0 E: 0 K: 3 S: 13 | H: 0 LOB: 1 BB: 1 P: 21 | R: 0 E: 0 K: 1 S: 8 | H: 0 LOB: 0 BB: 0 P: 15 | R: 0 E: 0 K: 1 S: 10 | H: 0 LOB: 0 BB: 0 P: 14 | R: 0 E: 0 K: 1 S: 11 | H: 0 LOB: 0 BB: 0 P: 19 | R: 0 E: 0 K: 1 S: 5 | H: 0 LOB: 0 BB: 0 P: 8 | R: 0 E: 0 K: 0 S: 10 | H: 2 LOB: 2 BB: 0 P: 17 | R: 0 E: 0 K: 0 S: 9 | H: 0 LOB: 0 BB: 0 P: 13 | 1B: 2 2B: 0 3B: 0 HR: 0 | SF: 0 SAC: 0 DP: 0 HBP: 0 | WP: 0 PB: 0 SB: 1 CS: 0 | PA: 32 | | | | | | | | | | | | | |
| PITCHER | IP | WLS | BF | H | R | ER | SO | BB | IBB | HBP | BLK | WP | HR | S | P | ERA | WHIP | | | | | | | | | | | | | | | | |
| 33 Jim Johnson, R ERA: 3.72 | 1.1 | | 6 | 0 | 0 | 0 | 1 | 2 | 0 | 0 | 0 | 0 | 0 | 14 | 25 | 0.00 | 1.500 | | | | | | | | | | | | | | | | |
| 25 Noé Ramirez, R ERA: 4.58 | 1.2 | W | 6 | 0 | 0 | 0 | 3 | 1 | 0 | 0 | 0 | 0 | 0 | 16 | 27 | 0.00 | 0.600 | | | | | | | | | | | | | | | | |
| 57 Hansel Robles, R ERA: 3.86 | 1.0 | H | 3 | 0 | 0 | 0 | 1 | 0 | 0 | 0 | 0 | 0 | 0 | 10 | 14 | 0.00 | 0.000 | | | | | | | | | | | | | | | | |
| 32 Cam Bedrosian, R ERA: 3.47 | 1.0 | H | 3 | 0 | 0 | 0 | 0 | 0 | 0 | 0 | 0 | 0 | 0 | 6 | 9 | 0.00 | 0.000 | | | | | | | | | | | | | | | | |
| 38 Justin Anderson, R ERA: 3.25 | 1.0 | H | 3 | 0 | 0 | 0 | 1 | 0 | 0 | 0 | 0 | 0 | 0 | 11 | 19 | 0.00 | 0.000 | | | | | | | | | | | | | | | | |
| 48 Jose Alvarez, L ERA: 2.55 | 1.0 | H | 3 | 0 | 0 | 0 | 1 | 0 | 0 | 0 | 0 | 0 | 0 | 0 | 0 | 0 | 0 | 0 | 0 | 5 | 8 | 0.00 | 0.000 | | | | | | | | | | |
| 53 Blake Parker, R ERA: 3.16 | 0.2 | H | 4 | 2 | 0 | 0 | 0 | 0 | 0 | 0 | 0 | 0 | 0 | 0 | 7 | 13 | 0.00 | 3.000 | | | | | | | | | | | | | | | |
| 31 Ty Buttrey, R ERA: 0.77 | 1.1 | S | 4 | 0 | 0 | 0 | 0 | 0 | 0 | 0 | 0 | 0 | 0 | 0 | 12 | 17 | 0.00 | 0.000 | | | | | | | | | | | | | | | |

| Batter | 1 | 2 | 3 | 4 | 5 | 6 | 7 | 8 | 9 | AB | R | H | RBI | BB | SO | LOB | BOTTOM | | | | | | | | | | |
|---|------------------------------|----------------------------------|------------------------------|----------------------------------|------------------------------|----------------------------------|-------------------------------|----------------------------------|------------------------------|---------------------------------|-------------------------------|----------------------------------|------------------------------|----------------------------------|------------------------------|----------------------------------|---|----------------------------------|------------------------------------|----------------------------------|--------|--|--|--|--|--|--|
| 56 Kole Calhoun, L OBP: 0.294, SLG: 0.389 | L8 | | F7 | | | K | | G3 | | 4 | 0 | 0 | 0 | 0 | 1 | 0 | Texas Rangers @ Los Angeles Angels Angel Stadium, Anaheim, CA Tue Sep 11 2018, 7:08 PM - 9:52 PM PDT Att: 33,756 - Clear - 72 F | | | | | | | | | | |
| 6 David Fletcher, R OBP: 0.322, SLG: 0.365 | G5-3 | | G6-3 | | | L7 | | | | 3 | 0 | 0 | 0 | 0 | 0 | 0 | | | | | | | | | | | |
| 27 Mike Trout, R OBP: 0.467, SLG: 0.620 | 1B | | | | | 17 WP HBP | | 17 S BB | | 1 | 0 | 1 | 0 | 1 | 0 | 0 | | | | | | | | | | | |
| 17 Shohei Ohtani, L OBP: 0.371, SLG: 0.589 | G4-3 | | K | | | G6-3 | | | | 3 | 0 | 0 | 0 | 0 | 1 | 3 | | | | | | | | | | | |
| 8 Justin Upton, R OBP: 0.342, SLG: 0.452 | | | | | | | | | | 2 | 0 | 0 | 0 | 1 | 1 | 1 | | | | | | | | | | | |
| 2 Andrelton Simmons, R OBP: 0.338, SLG: 0.422 | | | | | | | | | | 3 | 0 | 0 | 0 | 0 | 0 | 2 | | | | | | | | | | | |
| 20 José Miguel Fernández, Jr. OBP: 0.312, SLG: 0.387 | | | | | | | | | | 3 | 1 | 1 | 1 | 0 | 1 | 0 | | | | | | | | | | | |
| 22 Kaleb Cowart, S OBP: 0.234, SLG: 0.206 | | | | | | | | | | 3 | 0 | 0 | 0 | 0 | 0 | 0 | | | | | | | | | | | |
| 44 Joe Hudson, R OBP: 0.234, SLG: 0.206 | | | | | | | | | | 3 | 0 | 0 | 0 | 0 | 0 | 0 | | | | | | | | | | | |
| Inning Stats | R: 0 E: 0 K: 0 S: 9 | H: 1 LOB: 0 BB: 0 P: 17 | R: 1 E: 0 K: 0 S: 7 | H: 1 LOB: 0 BB: 1 P: 15 | R: 0 E: 0 K: 0 S: 9 | H: 0 LOB: 0 BB: 0 P: 14 | R: 0 E: 0 K: 1 S: 14 | H: 0 LOB: 1 BB: 0 P: 23 | R: 0 E: 0 K: 1 S: 5 | H: 0 LOB: 0 BB: 0 P: 9 | R: 0 E: 0 K: 1 S: 10 | H: 0 LOB: 1 BB: 1 P: 17 | R: 0 E: 0 K: 1 S: 7 | H: 0 LOB: 0 BB: 0 P: 11 | R: 0 E: 0 K: 0 S: 8 | H: 0 LOB: 0 BB: 0 P: 13 | | 1B: 1 2B: 0 3B: 0 HR: 1 | SF: 0 SAC: 0 DP: 0 HBP: 1 | WP: 1 PB: 0 SB: 1 CS: 1 | PA: 28 | | | | | | |
| PITCHER | IP | WLS | BF | H | R | ER | SO | BB | IBB | HBP | BLK | WP | HR | S | P | ERA | WHIP | | | | | | | | | | |
| 52 Adrian Sampson, R ERA: 5.06 | 5.0 | L | 18 | 2 | 1 | 1 | 2 | 1 | 0 | 1 | 0 | 0 | 1 | 10 | 17 | 1.80 | 0.600 | | | | | | | | | | |
| 64 CD Pelham, L ERA: 5.4 | 1.0 | | 4 | 0 | 0 | 0 | 1 | 1 | 0 | 0 | 0 | 0 | 0 | 10 | 17 | 0.00 | 1.000 | | | | | | | | | | |
| 32 Eddie Butler, R ERA: 6.17 | 0.2 | | 2 | 0 | 0 | 0 | 1 | 0 | 0 | 0 | 0 | 0 | 0 | 5 | 8 | 0.00 | 0.000 | | | | | | | | | | |
| 33 Martín Pérez, L ERA: 6.72 | 1.1 | | 4 | 0 | 0 | 0 | 0 | 0 | 0 | 0 | 0 | 0 | 0 | 10 | 16 | 0.00 | 0.000 | | | | | | | | | | |

| | |
|-----|----|
| AB | 29 |
| R | 0 |
| H | 2 |
| RBI | 0 |
| BB | 3 |
| SO | 7 |
| LOB | 8 |



| | |
|-----|----|
| AB | 25 |
| R | 1 |
| H | 2 |
| RBI | 1 |
| BB | 2 |
| SO | 4 |
| LOB | 6 |



| Batter | 1 | 2 | 3 | 4 | 5 | 6 | 7 | 8 | 9 | AB | R | H | RBI | BB | SO | LOB | TOP | | | | | | | | | | |
|---|------------------------------|----------------------------------|------------------------------|----------------------------------|------------------------------|----------------------------------|-------------------------------|----------------------------------|------------------------------|---------------------------------|-------------------------------|----------------------------------|------------------------------|---------------------------------|------------------------------|----------------------------------|--|------------------------------------|----------------------------------|--------|--|--|--|--|--|--|--|
| 17 Shin-Soo Choo, L (1.7) OBP: 0.385, SLG: 0.453 | G4-3 | | 1B | | L8 | | BB | | | 3 | 0 | 1 | 0 | 1 | 0 | 1 | Texas Rangers @ Los Angeles Angels Angel Stadium, Anaheim, CA Wed Sep 12 2018, 7:10 PM - 10:00 PM PDT Att: 33,028 - Clear - 76 F | | | | | | | | | | |
| 12 Rounched Odor, L (1.4) OBP: 0.336, SLG: 0.456 | K2-3 | | F8 | | F7 | | G4-3 | | | 4 | 0 | 0 | 0 | 0 | 1 | 5 | | | | | | | | | | | |
| 2 Hanser Alberto, R (8.4) OBP: 0.188, SLG: 0.071 | K | | | | | | | | | 0 | 0 | 0 | 0 | 0 | 0 | 0 | | | | | | | | | | | |
| 1 Elvis Andrus, R (1.6) OBP: 0.311, SLG: 0.379 | K | | 1B | | G6-3 | | L7 | | | 4 | 0 | 1 | 0 | 0 | 1 | 0 | | | | | | | | | | | |
| 30 Nomar Mazara, L (1.9) OBP: 0.331, SLG: 0.460 | | 13 WP | 1B | | 29 G6-4-3 | | L6 | | G4-3 | 3 | 0 | 1 | 0 | 1 | 0 | 0 | | | | | | | | | | | |
| 29 Adrián Beltré, R (1.10) OBP: 0.330, SLG: 0.410 | L7 | | G6-4-3 | | L7 | | L7 | | L8 | 4 | 0 | 0 | 0 | 0 | 0 | 2 | | | | | | | | | | | |
| 19 Jurickson Profar, S (1.5) OBP: 0.337, SLG: 0.449 | F7 | | 1B | | | | P3 | | G5-3 | 4 | 0 | 1 | 0 | 0 | 0 | 1 | | | | | | | | | | | |
| 13 Joey Gallo, L (1.8) OBP: 0.317, SLG: 0.496 | K | | F7 | | 1B | | HR | | K | 4 | 1 | 1 | 1 | 0 | 2 | 2 | | | | | | | | | | | |
| 61 Robinson Chirinos, R (1.2) OBP: 0.331, SLG: 0.415 | | | 1B | | 17 1B | | 17 BB | | K | 4 | 0 | 3 | 0 | 0 | 1 | 0 | | | | | | | | | | | |
| 67 Ronald Guzmán, L (1.3) OBP: 0.309, SLG: 0.420 | F7 | | F7 | | FC4-6 | | P4 | | K | 3 | 0 | 0 | 0 | 0 | 0 | 3 | | | | | | | | | | | |
| Inning Stats | R: 0 E: 0 K: 2 S: 9 | H: 0 LOB: 0 BB: 0 P: 10 | R: 0 E: 0 K: 1 S: 8 | H: 1 LOB: 1 BB: 0 P: 15 | R: 0 E: 0 K: 0 S: 8 | H: 3 LOB: 2 BB: 0 P: 14 | R: 0 E: 0 K: 0 S: 10 | H: 1 LOB: 1 BB: 1 P: 15 | R: 0 E: 0 K: 0 S: 4 | H: 0 LOB: 0 BB: 0 P: 7 | R: 1 E: 0 K: 0 S: 12 | H: 2 LOB: 2 BB: 1 P: 22 | R: 0 E: 0 K: 0 S: 5 | H: 0 LOB: 0 BB: 0 P: 7 | R: 0 E: 0 K: 2 S: 9 | H: 0 LOB: 0 BB: 0 P: 13 | 1B: 7 2B: 0 3B: 0 HR: 1 | SF: 0 SAC: 0 DP: 1 HBP: 0 | WP: 1 PB: 0 SB: 0 CS: 0 | PA: 35 | | | | | | | |
| PITCHER | IP | WLS | BF | H | R | ER | SO | BB | IBB | HBP | BLK | WP | HR | S | P | ERA | WHIP | | | | | | | | | | |
| 64 Félix Peña, R (1.1) ERA: 3.75 | 6.0 | W | 23 | 6 | 0 | 0 | 3 | 1 | 0 | 0 | 0 | 1 | 0 | 48 | 77 | 0.00 | 1.167 | | | | | | | | | | |
| 36 Williams Jerez, L (7.1) ERA: 8.55 | 1.0 | | 6 | 2 | 1 | 1 | 0 | 1 | 0 | 0 | 0 | 0 | 1 | 12 | 22 | 9.00 | 3.000 | | | | | | | | | | |
| 57 Hansel Robles, R (8.1) ERA: 3.78 | 1.0 | | 3 | 0 | 0 | 0 | 0 | 0 | 0 | 0 | 0 | 0 | 0 | 5 | 7 | 0.00 | 0.000 | | | | | | | | | | |
| 49 Miguel Almonte, R (9.1) ERA: 6.75 | 1.0 | | 3 | 0 | 0 | 0 | 2 | 0 | 0 | 0 | 0 | 0 | 0 | 9 | 13 | 0.00 | 0.000 | | | | | | | | | | |

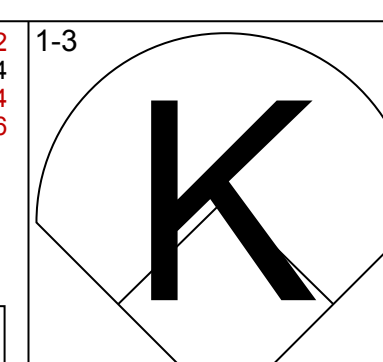
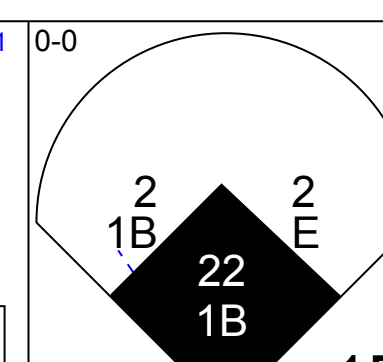
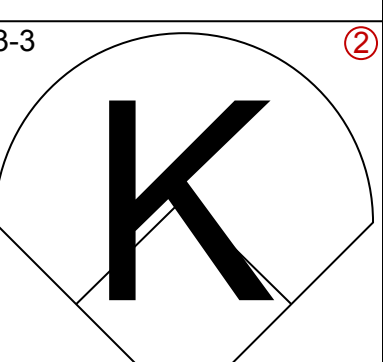
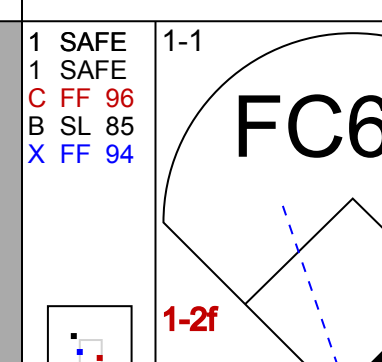
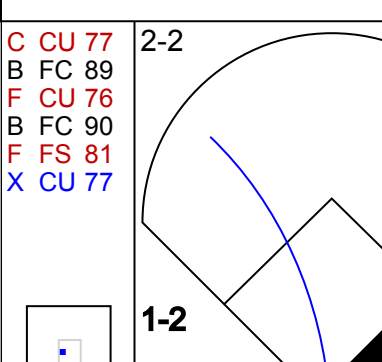
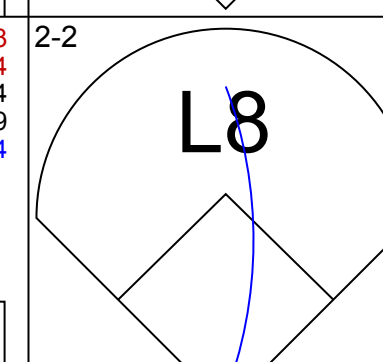
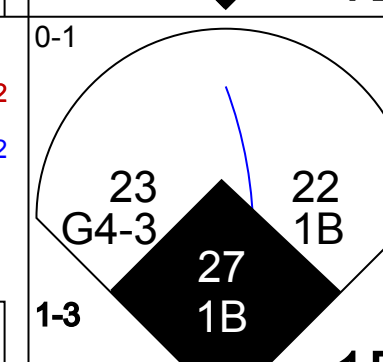
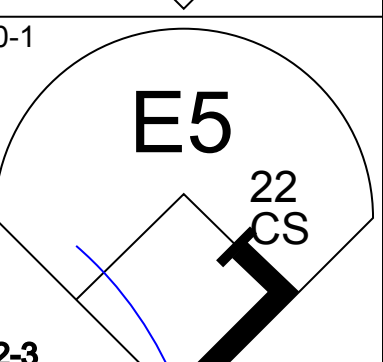
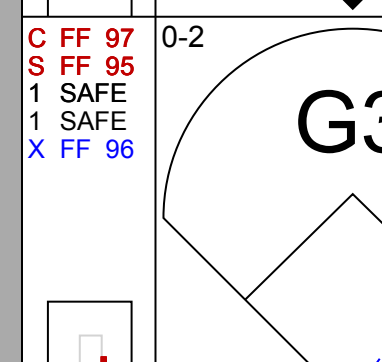
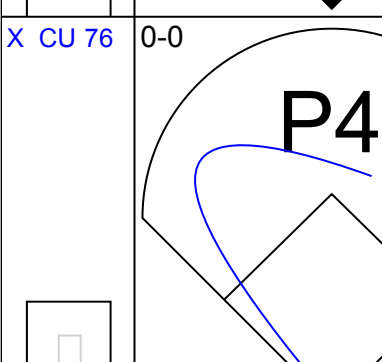
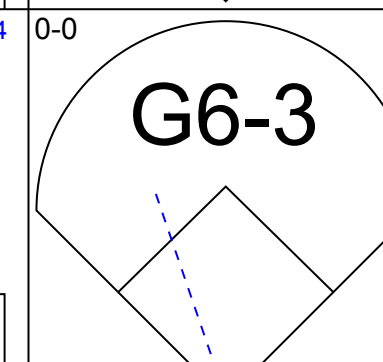
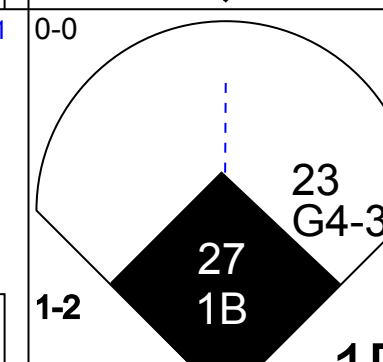
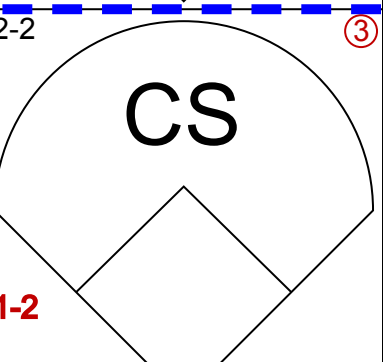


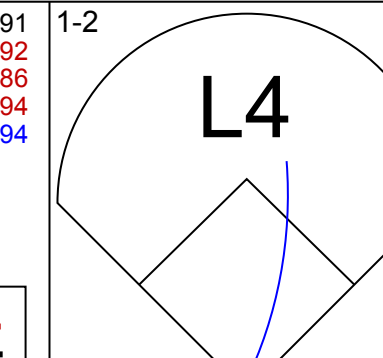
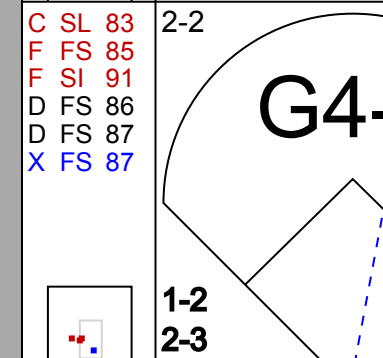
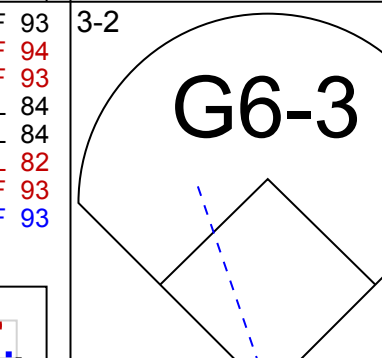
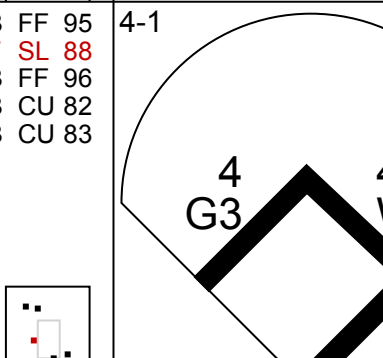
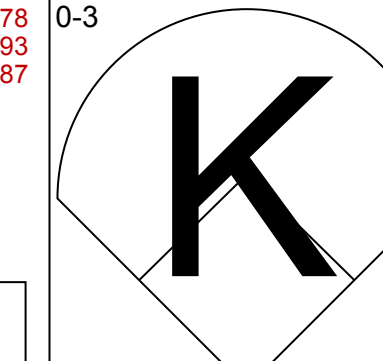

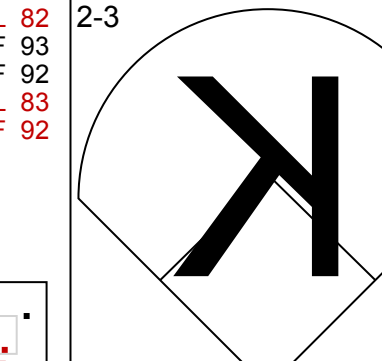




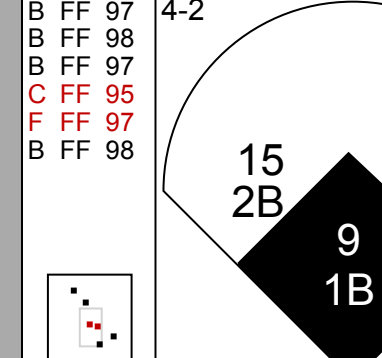

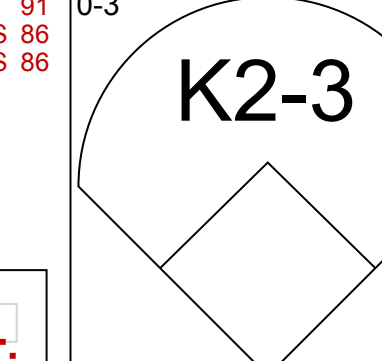

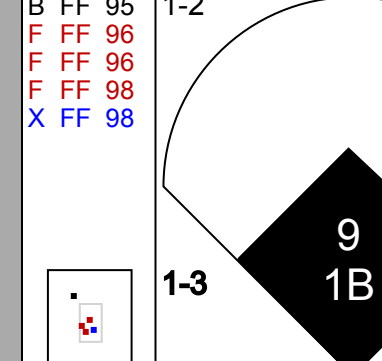
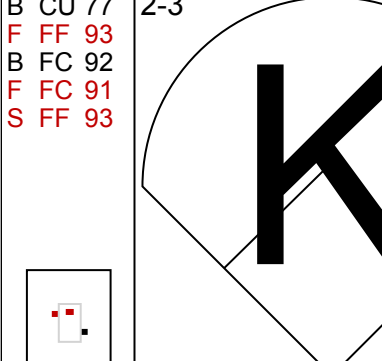
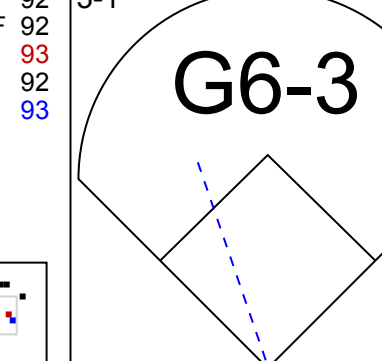
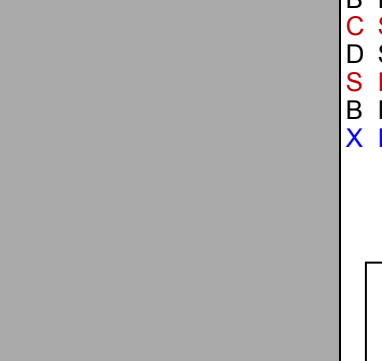
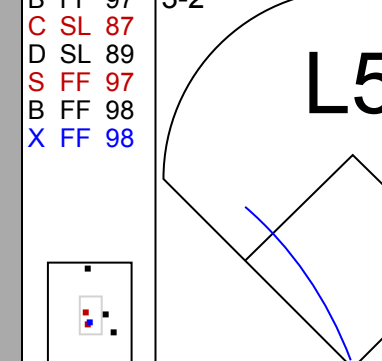
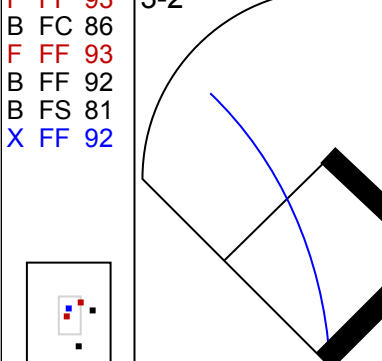


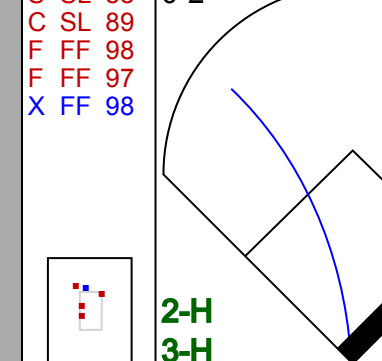
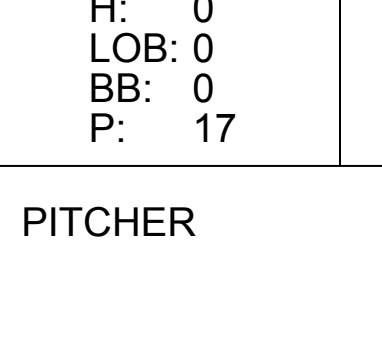
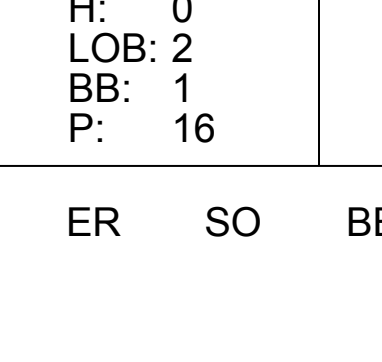
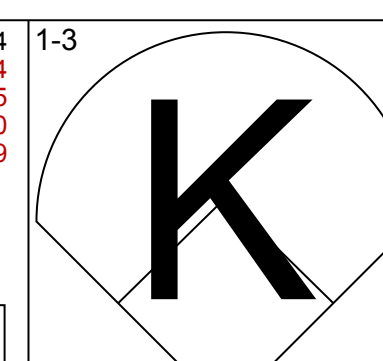


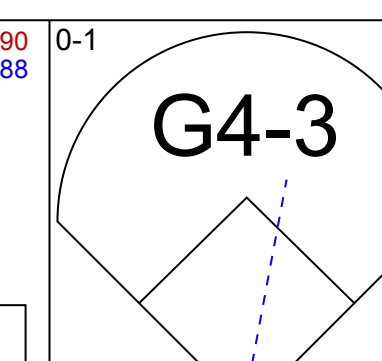
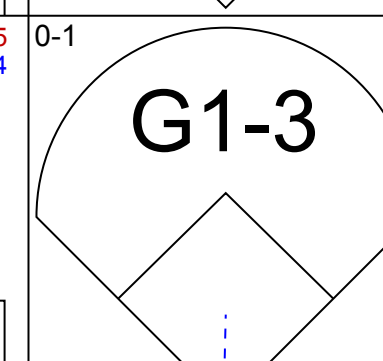
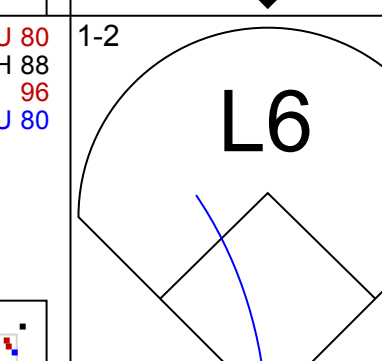
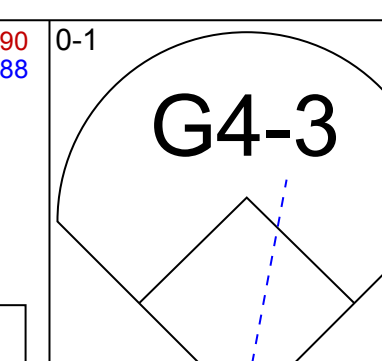
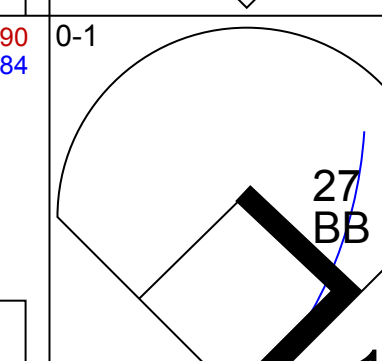

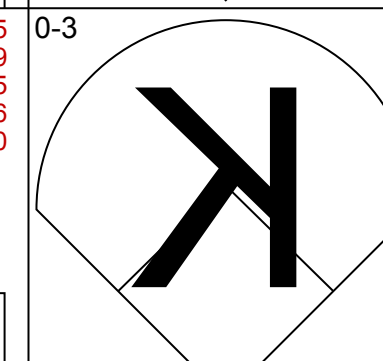
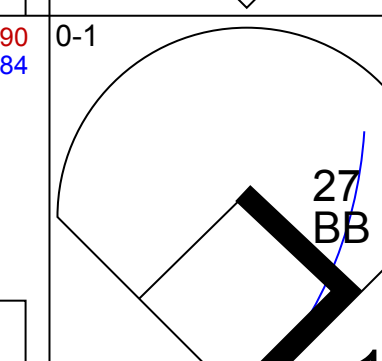



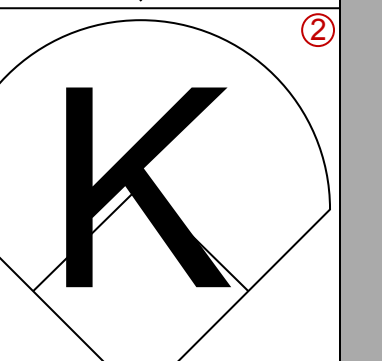
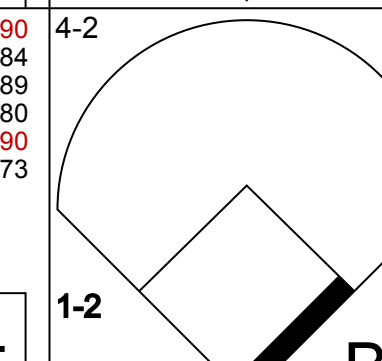
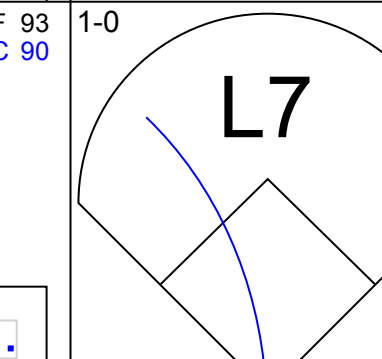
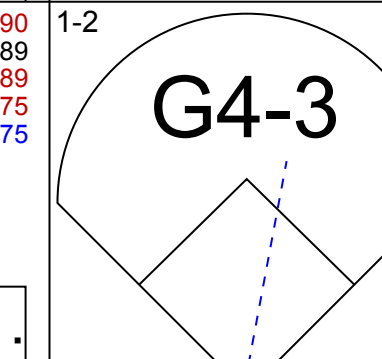

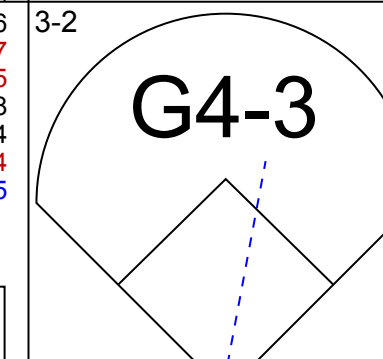
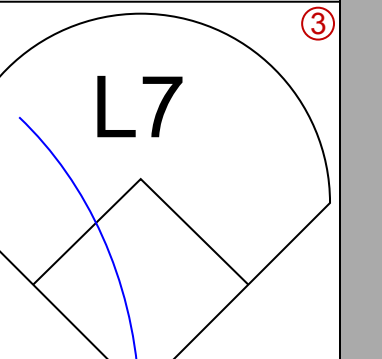
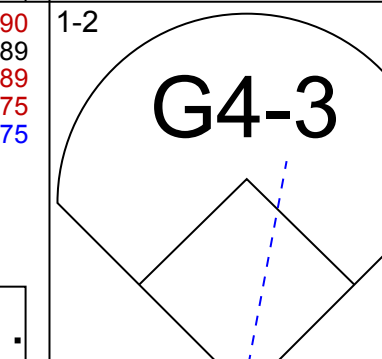
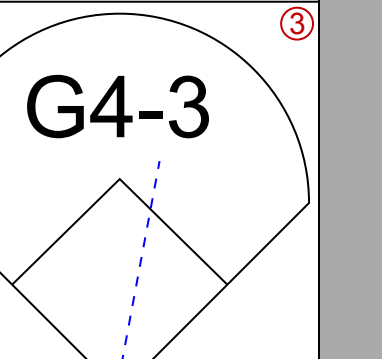

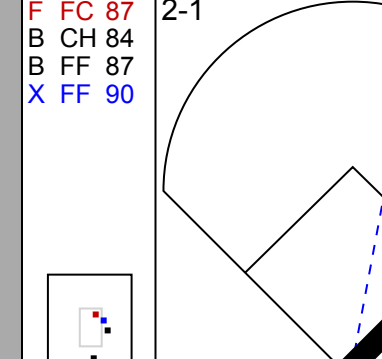
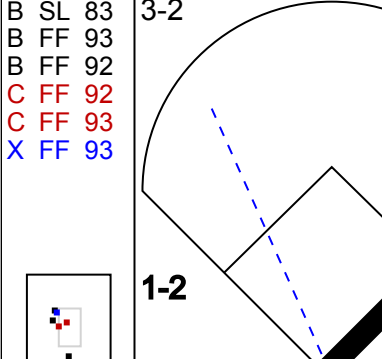










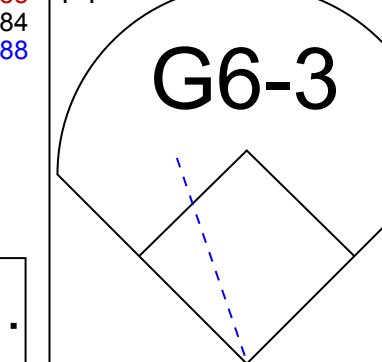









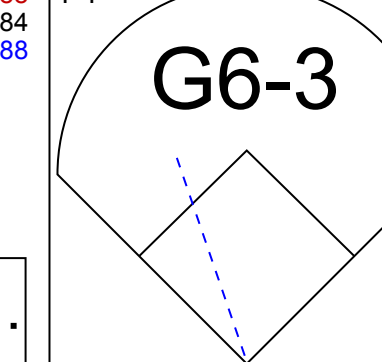
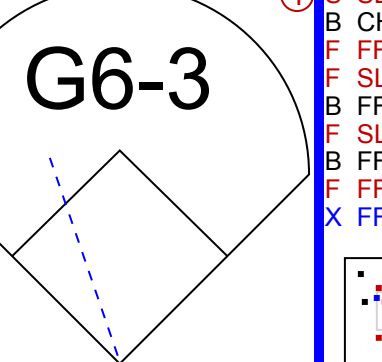
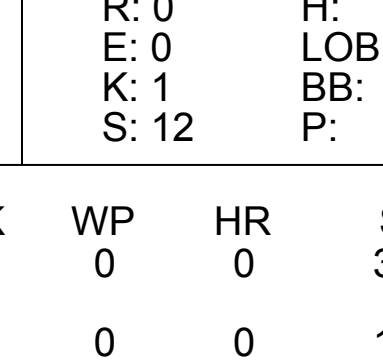
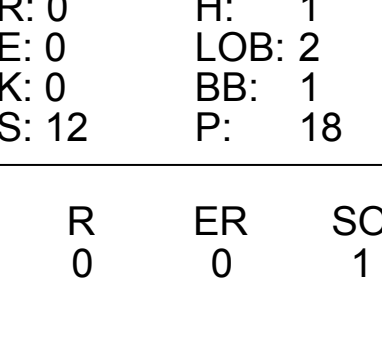
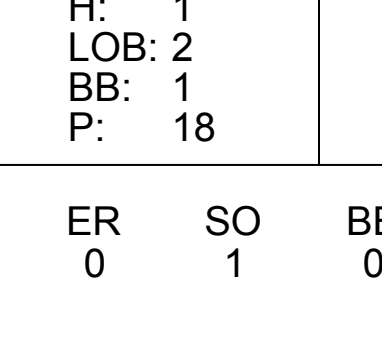
| | |
|-----|----|
| AB | 33 |
| R | 1 |
| H | 8 |
| RBI | 1 |
| BB | 2 |
| SO | 5 |
| LOB | 14 |



| Batter | 1 | 2 | 3 | 4 | 5 | 6 | 7 | 8 | 9 | AB | R | H | RBI | BB | SO | LOB | BOTTOM | | | | | | | | | | |
|---|-------------------------------|----------------------------------|-------------------------------|----------------------------------|-------------------------------|----------------------------------|-------------------------------|----------------------------------|------------------------------|----------------------------------|------------------------------|----------------------------------|------------------------------|----------------------------------|-------------------------------|----------------------------------|--|------------------------------------|----------------------------------|--------|--|--|--|--|--|--|--|
| 56 Kole Calhoun, L (1.9) OBP: 0.291, SLG: 0.385 | G4-3 | | K | | K | | K | | G4-3 | 5 | 0 | 0 | 0 | 0 | 3 | 1 | Texas Rangers @ Los Angeles Angels Angel Stadium, Anaheim, CA Wed Sep 12 2018, 7:10 PM - 10:00 PM PDT Att: 33,028 - Clear - 76 F | | | | | | | | | | |
| 54 Jabari Blash, R (9.9) OBP: 0.237, SLG: 0.156 | | K | | K | | | | | | 0 | 0 | 0 | 0 | 0 | 0 | 0 | | | | | | | | | | | |
| 6 David Fletcher, R (1.4) OBP: 0.320, SLG: 0.362 | E5 | | P3 | | 1B | | F7 | | G5-3 | 5 | 0 | 1 | 0 | 0 | 0 | 0 | | | | | | | | | | | |
| 27 Mike Trout, R (1.8) OBP: 0.494, SLG: 0.614 | F7 | | F8 | | K | | K | | | 4 | 0 | 0 | 0 | 0 | 2 | 2 | | | | | | | | | | | |
| 59 Michael Hermosillo, R (9.8) OBP: 0.222, SLG: 0.214 | | | | | | | | | | 0 | 0 | 0 | 0 | 0 | 0 | 0 | | | | | | | | | | | |
| 17 Shohei Ohtani, L (1.10) OBP: 0.376, SLG: 0.593 | K | | 8 3B | | 8 2B | | 8 WP | | | 3 | 1 | 2 | 0 | 1 | 1 | 1 | | | | | | | | | | | |
| 8 Justin Upton, R (1.7) OBP: 0.342, SLG: 0.455 | K | | 2 1B | | 2 1B | | G6-4-3 | | G5-3 | 4 | 1 | 1 | 1 | 0 | 1 | 2 | | | | | | | | | | | |
| 9 Eric Young Jr., S (9.7) OBP: 0.262, SLG: 0.330 | | 3 1B | 20 HR | | 2 1B | | BB | | | 0 | 0 | 0 | 0 | 0 | 0 | 0 | | | | | | | | | | | |
| 2 Andrelton Simmons, R (1.6) OBP: 0.342, SLG: 0.425 | 37 2B | | 3 1B | | 3 1B | | BB | | 2-3 | 3 | 2 | 3 | 1 | 1 | 0 | 0 | | | | | | | | | | | |
| 20 José Miguel Fernández, Jr. (3) OBP: 0.309, SLG: 0.418 | K | | 1-H | | HR | | L6 | | G3 | 4 | 1 | 1 | 2 | 0 | 1 | 4 | | | | | | | | | | | |
| 3 Taylor Ward, R (1.5) OBP: 0.281, SLG: 0.345 | 37 2B | | G6-3 | | | | F9 | | K | 3 | 1 | 0 | 0 | 1 | 1 | 0 | | | | | | | | | | | |
| 37 Francisco Arcia, L (1.2) OBP: 0.269, SLG: 0.493 | 1-H | | 2B | | F7 | | HR | | HR | 4 | 2 | 3 | 4 | 0 | 0 | 0 | | | | | | | | | | | |
| Inning Stats | R: 0 E: 1 K: 1 S: 11 | H: 0 LOB: 1 BB: 0 P: 15 | R: 2 E: 0 K: 3 S: 15 | H: 2 LOB: 1 BB: 1 P: 25 | R: 4 E: 0 K: 0 S: 16 | H: 4 LOB: 0 BB: 0 P: 28 | R: 0 E: 0 K: 2 S: 12 | H: 1 LOB: 1 BB: 0 P: 18 | R: 0 E: 0 K: 0 S: 8 | H: 0 LOB: 0 BB: 2 P: 20 | R: 1 E: 0 K: 1 S: 9 | H: 1 LOB: 0 BB: 0 P: 11 | R: 0 E: 0 K: 1 S: 9 | H: 2 LOB: 2 BB: 0 P: 15 | R: 1 E: 0 K: 1 S: 10 | H: 1 LOB: 0 BB: 0 P: 13 | 1B: 5 2B: 2 3B: 1 HR: 3 | SF: 0 SAC: 0 DP: 1 HBP: 0 | WP: 1 PB: 0 SB: 0 CS: 0 | PA: 38 | | | | | | | |
| PITCHER | IP | WLS | BF | H | R | ER | SO | BB | IBB | HBP | BLK | WP | HR | S | P | ERA | WHIP | | | | | | | | | | |
| 49 Yovani Gallardo, R (1.1) ERA: 6.67 | 3.0 | L | 17 | 6 | 6 | 6 | 4 | 1 | 0 | 0 | 0 | 0 | 1 | 42 | 68 | 18.00 | 2.333 | | | | | | | | | | |
| 56 Austin Bibens-Dirks, R (4.1) ERA: 6.2 | 1.2 | | 7 | 1 | 0 | 0 | 2 | 2 | 0 | 0 | 0 | 0 | 0 | 18 | 34 | 0.00 | 1.800 | | | | | | | | | | |
| 55 Matt Moore, L (5.1) ERA: 7.03 | 1.1 | | 5 | 1 | 1 | 1 | 1 | 0 | 0 | 0 | 0 | 0 | 1 | 11 | 15 | 6.75 | 0.750 | | | | | | | | | | |
| 32 Eddie Butler, R (7.1) ERA: 6.09 | 2.0 | | 9 | 3 | 1 | 1 | 2 | 0 | 0 | 0 | 0 | 1 | 1 | 19 | 28 | 4.50 | 1.500 | | | | | | | | | | |

| | |
|-----|----|
| AB | 35 |
| R | 8 |
| H | 11 |
| RBI | 8 |
| BB | 3 |
| SO | 9 |
| LOB | 10 |



| Batter | 1 | 2 | 3 | 4 | 5 | 6 | 7 | 8 | 9 | AB | R | H | RBI | BB | SO | LOB | TOP | | | | | | | | | | |
|---|---|---|---|---|--|---|---|---|---|----------------------------------|-------------------------------|----------------------------------|-------------------------------|----------------------------------|-------------------------------|----------------------------------|---|----------------------------------|----------------------------------|------------------------------------|----------------------------------|--------|--|--|--|--|--|
| 17 Mitch Haniger, R (1,9) OBP: 0.362, SLG: 0.486 |  | | |  |  | |  | |  | 5 | 1 | 2 | 0 | 0 | 2 | 2 | Seattle Mariners @ Los Angeles Angels Angel Stadium, Anaheim, CA Fri Sep 14 2018, 7:09 PM - 10:30 PM PDT Att: 39,872 - Clear - 84 F livebaseballscorecards.com | | | | | | | | | | |
| 2 Jean Segura, R (1,6) OBP: 0.340, SLG: 0.422 |  | | |  |  | |  | |  | 5 | 1 | 1 | 0 | 0 | 0 | 4 | | | | | | | | | | | |
| 22 Robinson Cano, L (1,4) OBP: 0.360, SLG: 0.435 |  | | |  |  | |  | |  | 4 | 1 | 1 | 1 | 0 | 1 | 0 | | | | | | | | | | | |
| 23 Nelson Cruz, R (1,10) OBP: 0.351, SLG: 0.535 | |  | |  | | |  | |  | 3 | 0 | 0 | 0 | 1 | 0 | 2 | | | | | | | | | | | |
| 45 Kristopher Negron, R (8,PR) OBP: 0.250, SLG: 0.250 | | |  |  | | |  | |  | 0 | 0 | 0 | 0 | 0 | 0 | 0 | | | | | | | | | | | |
| 4 Denard Span, L (1,7) OBP: 0.343, SLG: 0.431 |  | | |  | | |  | |  | 4 | 0 | 0 | 0 | 0 | 3 | 3 | | | | | | | | | | | |
| 27 Ryan Healy, R (1,3) OBP: 0.281, SLG: 0.432 |  | | |  | | |  | |  | 3 | 1 | 1 | 2 | 1 | 1 | 2 | | | | | | | | | | | |
| 15 Kyle Seager, L (1,5) OBP: 0.289, SLG: 0.399 | | |  |  | | |  | |  | 4 | 1 | 1 | 0 | 0 | 3 | 1 | | | | | | | | | | | |
| 3 Mike Zunino, R (1,2) OBP: 0.254, SLG: 0.407 | | |  | | | |  | |  | 4 | 0 | 2 | 0 | 0 | 0 | 2 | | | | | | | | | | | |
| 9 Dee Strange-Gordon, L (1,8) OBP: 0.290, SLG: 0.333 | | |  | | | |  | |  | 3 | 0 | 1 | 2 | 0 | 2 | 1 | | | | | | | | | | | |
| 5 Guillermo Heredia, R (7,8) OBP: 0.259, SLG: 0.310 | | |  | | | |  | |  | 1 | 0 | 0 | 0 | 0 | 0 | 1 | | | | | | | | | | | |
| Inning Stats | R: 0 E: 0 K: 1 S: 7 | H: 0 LOB: 0 BB: 0 P: 10 | R: 0 E: 0 K: 1 S: 10 | H: 0 LOB: 0 BB: 0 P: 12 | R: 0 E: 0 K: 2 S: 8 | H: 0 LOB: 0 BB: 0 P: 12 | R: 3 E: 1 K: 2 S: 18 | H: 4 LOB: 1 BB: 0 P: 25 | R: 0 E: 1 K: 2 S: 13 | H: 1 LOB: 1 BB: 0 P: 22 | R: 0 E: 0 K: 1 S: 11 | H: 0 LOB: 0 BB: 0 P: 17 | R: 2 E: 0 K: 0 S: 19 | H: 2 LOB: 1 BB: 1 P: 28 | R: 0 E: 0 K: 2 S: 10 | H: 0 LOB: 2 BB: 1 P: 16 | R: 0 E: 0 K: 1 S: 13 | H: 2 LOB: 2 BB: 0 P: 21 | 1B: 7 2B: 2 3B: 0 HR: 0 | SF: 0 SAC: 0 DP: 0 HBP: 0 | WP: 1 PB: 0 SB: 0 CS: 1 | PA: 39 | | | | | |
| PITCHER | IP | WLS | BF | H | R | ER | SO | BB | IBB | HBP | BLK | WP | HR | S | P | ERA | WHIP | | | | | | | | | | |
| 52 Matt Shoemaker, R (1,1) ERA: 3.98 | 4.2 | L | 20 | 5 | 3 | 3 | 8 | 0 | 0 | 0 | 0 | 0 | 0 | 54 | 77 | 5.79 | 1.071 | | | | | | | | | | |
| 32 Cam Bedrosian, R (5,1) ERA: 3.59 | 1.1 | | 3 | 0 | 0 | 0 | 1 | 0 | 0 | 0 | 0 | 0 | 0 | 13 | 21 | 0.00 | 0.000 | | | | | | | | | | |
| 57 Hansel Robles, R (7,1) ERA: 4.06 | 1.0 | | 6 | 2 | 2 | 2 | 0 | 1 | 0 | 0 | 0 | 0 | 0 | 19 | 28 | 18.00 | 3.000 | | | | | | | | | | |
| 49 Miguel Almonte, R (8,1) ERA: 5.4 | 1.0 | | 4 | 0 | 0 | 0 | 2 | 1 | 0 | 0 | 0 | 1 | 0 | 10 | 16 | 0.00 | 1.000 | | | | | | | | | | |
| 53 Blake Parker, R (9,1) ERA: 3.11 | 1.0 | | 5 | 2 | 0 | 0 | 1 | 0 | 0 | 0 | 0 | 0 | 0 | 13 | 21 | 0.00 | 2.000 | | | | | | | | | | |
| Batter | 1 | 2 | 3 | 4 | 5 | 6 | 7 | 8 | 9 | AB | R | H | RBI | BB | SO | LOB | BOTTOM | | | | | | | | | | |
| 56 Kole Calhoun, L (1,9) OBP: 0.288, SLG: 0.379 |  | |  | |  | | |  | | 3 | 0 | 0 | 0 | 1 | 1 | 1 | Seattle Mariners @ Los Angeles Angels Angel Stadium, Anaheim, CA Fri Sep 14 2018, 7:09 PM - 10:30 PM PDT Att: 39,872 - Clear - 84 F livebaseballscorecards.com | | | | | | | | | | |
| 6 David Fletcher, R (1,4) OBP: 0.314, SLG: 0.355 |  | |  | |  | |  |  | | 4 | 0 | 1 | 0 | 0 | 0 | 2 | | | | | | | | | | | |
| 27 Mike Trout, R (1,8) OBP: 0.464, SLG: 0.615 |  | | |  | | |  |  |  | 3 | 0 | 0 | 0 | 1 | 2 | 0 | | | | | | | | | | | |
| 17 Shohei Ohtani, L (1,10) OBP: 0.370, SLG: 0.583 |  | |  | |  | |  |  |  | 4 | 0 | 0 | 0 | 0 | 1 | 2 | | | | | | | | | | | |
| 8 Justin Upton, R (1,7) OBP: 0.346, SLG: 0.462 |  | |  | |  | |  |  |  | 3 | 0 | 1 | 0 | 1 | 1 | 0 | | | | | | | | | | | |
| 2 Andrelton Simmons, R (1,6) OBP: 0.343, SLG: 0.425 |  | |  | |  | |  |  |  | 4 | 0 | 2 | 0 | 0 | 1 | 1 | | | | | | | | | | | |
| 20 José Miguel Fernández, Jr. (3) OBP: 0.292, SLG: 0.402 | |  | |  | |  | |  | | 4 | 0 | 1 | 0 | 0 | 0 | 3 | | | | | | | | | | | |
| 3 Taylor Ward, R (1,5) OBP: 0.260, SLG: 0.316 | |  | |  | |  | |  | | 4 | 0 | 0 | 0 | 0 | 2 | 4 | | | | | | | | | | | |
| 10 José Briceño, R (1,2) OBP: 0.297, SLG: 0.350 | |  | |  | |  | |  |  | 3 | 0 | 1 | 0 | 0 | 0 | 1 | | | | | | | | | | | |
| 37 Zach Duke, L (8,PH) OBP: 0.259, SLG: 0.474 | | | |  | | | |  |  | 1 | 0 | 0 | 0 | 0 | 0 | 2 | | | | | | | | | | | |
| Inning Stats | R: 0 E: 0 K: 2 S: 11 | H: 0 LOB: 0 BB: 0 P: 12 | R: 0 E: 0 K: 2 S: 7 | H: 0 LOB: 0 BB: 0 P: 11 | R: 0 E: 0 K: 0 S: 10 | H: 1 LOB: 2 BB: 1 P: 20 | R: 0 E: 0 K: 1 S: 12 | H: 0 LOB: 1 BB: 1 P: 22 | R: 0 E: 0 K: 0 S: 9 | H: 1 LOB: 1 BB: 0 P: 14 | R: 0 E: 0 K: 1 S: 9 | H: 0 LOB: 0 BB: 0 P: 14 | R: 0 E: 0 K: 1 S: 10 | H: 1 LOB: 1 BB: 0 P: 16 | R: 0 E: 0 K: 0 S: 12 | H: 1 LOB: 2 BB: 1 P: 18 | R: 0 E: 0 K: 1 S: 17 | H: 2 LOB: 2 BB: 0 P: 26 | 1B: 5 2B: 1 3B: 0 HR: 0 | SF: 0 SAC: 0 DP: 0 HBP: 0 | WP: 0 PB: 0 SB: 0 CS: 0 | PA: 36 | | | | | |
| PITCHER | IP | WLS | BF | H | R | ER | SO | BB | IBB | HBP | BLK | WP | HR | S | P | ERA | WHIP | | | | | | | | | | |
| 55 Roenis Elias, L (1,1) ERA: 3.18 | 3.2 | | 14 | 1 | 0 | 0 | 4 | 2 | 0 | 0 | 0 | 0 | 0 | 36 | 58 | 0.00 | 0.818 | | | | | | | | | | |
| 43 Adam Warren, R (4,1) ERA: 3.3 | 1.1 | W | 5 | 1 | 0 | 0 | 1 | 0 | 0 | 0 | 0 | 0 | 0 | 13 | 21 | 0.00 | 0.750 | | | | | | | | | | |
| 37 Shawn Armstrong, R (6,1) ERA: 3.9 | 1.0 | H | 3 | 0 | 0 | 0 | 1 | 0 | 0 | 0 | 0 | 0 | 0 | 9 | 14 | 0.00 | 0.000 | | | | | | | | | | |
| 50 Nick Vincent, R (7,1) ERA: 3.96 | 1.0 | | 4 | 1 | 0 | 0 | 1 | 0 | 0 | 0 | 0 | 0 | 0 | 10 | 16 | 0.00 | 1.000 | | | | | | | | | | |
| 33 Zach Duke, L (8,1) ERA: 4.18 | 1.0 | | 5 | 1 | 0 | 0 | 0 | 1 | 0 | 0 | 0 | 0 | 0 | 12 | 18 | 0.00 | 2.000 | | | | | | | | | | |
| PITCHER | IP | WLS | BF | H | R | ER | SO | BB | IBB | HBP | BLK | WP | HR | S | P | ERA | WHIP | | | | | | | | | | |
| 46 Ryan Cook, R (9,1) ERA: 5.14 | 1.0 | | 5 | 2 | 0 | 0 | 1 | 0 | 0 | 0 | 0 | 0 | 0 | 17 | 26 | 0.00 | 2.000 | | | | | | | | | | |

| Batter | 1 | 2 | 3 | 4 | 5 | 6 | 7 | 8 | 9 | AB | R | H | RBI | BB | SO | LOB | TOP | | | | | | | | | | |
|---|------------------------------|----------------------------------|-------------------------------|----------------------------------|-------------------------------|----------------------------------|-------------------------------|----------------------------------|------------------------------|---------------------------------|------------------------------|---------------------------------|------------------------------|----------------------------------|------------------------------|----------------------------------|-------------------------------|----------------------------------|----------------------------------|------------------------------------|----------------------------------|--------|--|--|--|--|--|
| 17 Mitch Haniger, R OBP: 0.363, SLG: 0.493 | F8 | | 1-H 2B | | L8 | | | G4-6-3 1B | | 4 | 0 | 2 | 1 | 0 | 0 | 0 | | | | | | | | | | | |
| 4 Denard Span, L OBP: 0.343, SLG: 0.428 | 27 CS 1B | | | | L8 | | | G4-6-3 1-2 | | 4 | 0 | 1 | 0 | 0 | 0 | 1 | | | | | | | | | | | |
| 22 Robinson Cano, L OBP: 0.359, SLG: 0.431 | F7 | | G3 | | K | | | L7 | | 4 | 0 | 0 | 0 | 0 | 1 | 2 | | | | | | | | | | | |
| 27 Ryon Healy, R OBP: 0.282, SLG: 0.431 | CS | L8 | | G5-3 | | K | | | K | 4 | 0 | 0 | 0 | 0 | 2 | 0 | | | | | | | | | | | |
| 15 Kyle Seager, L OBP: 0.271, SLG: 0.399 | | 36 WP BB | | 20 HR 1B | | L8 | | | K | 3 | 1 | 1 | 0 | 1 | 1 | 0 | | | | | | | | | | | |
| 20 Daniel Vogelbach, L OBP: 0.333, SLG: 0.366 | F8 | | | HR | | G4-3 | | | K | 4 | 1 | 1 | 2 | 0 | 1 | 1 | | | | | | | | | | | |
| 36 David Freitas, R OBP: 0.281, SLG: 0.307 | | | | | | | | | | 2 | 0 | 1 | 0 | 0 | 1 | 1 | | | | | | | | | | | |
| 16 Ben Gamel, L OBP: 0.362, SLG: 0.377 | | | | | | | | | | 1 | 0 | 0 | 0 | 0 | 1 | 0 | | | | | | | | | | | |
| 3 Mike Zunino, R OBP: 0.253, SLG: 0.404 | | | | | | | | | | 0 | 0 | 0 | 0 | 0 | 0 | 0 | | | | | | | | | | | |
| 9 Dee Strange-Gordon, L OBP: 0.289, SLG: 0.331 | | | | | | | | | | 3 | 1 | 1 | 0 | 0 | 0 | 1 | | | | | | | | | | | |
| 7 Andrew Romine, S OBP: 0.256, SLG: 0.221 | | | | | | | | | | 3 | 0 | 0 | 0 | 0 | 1 | 2 | | | | | | | | | | | |
| Inning Stats | R: 0 E: 0 K: 0 S: 7 | H: 1 LOB: 0 BB: 0 P: 11 | R: 0 E: 0 K: 1 S: 13 | H: 0 LOB: 1 BB: 1 P: 21 | R: 1 E: 0 K: 1 S: 16 | H: 2 LOB: 1 BB: 0 P: 22 | R: 2 E: 0 K: 0 S: 14 | H: 3 LOB: 1 BB: 0 P: 19 | R: 0 E: 0 K: 1 S: 5 | H: 0 LOB: 0 BB: 0 P: 9 | R: 0 E: 0 K: 1 S: 6 | H: 0 LOB: 0 BB: 0 P: 9 | R: 0 E: 0 K: 2 S: 9 | H: 0 LOB: 0 BB: 0 P: 13 | R: 0 E: 0 K: 0 S: 5 | H: 1 LOB: 0 BB: 0 P: 11 | R: 0 E: 0 K: 3 S: 12 | H: 0 LOB: 0 BB: 0 P: 16 | 1B: 5 2B: 1 3B: 0 HR: 1 | SF: 0 SAC: 0 DP: 1 HBP: 0 | WP: 1 PB: 0 SB: 0 CS: 1 | PA: 34 | | | | | |
| PITCHER | IP | WLS | BF | H | R | ER | SO | BB | IBB | HBP | BLK | WP | HR | S | P | ERA | WHIP | | | | | | | | | | |
| 51 Jaime Barria, R ERA: 3.61 | 5.0 | | 21 | 6 | 3 | 3 | 3 | 1 | 0 | 0 | 0 | 1 | 1 | 55 | 82 | 5.40 | 1.400 | | | | | | | | | | |
| 67 Taylor Cole, R ERA: 2.53 | 2.0 | W | 6 | 0 | 0 | 0 | 3 | 0 | 0 | 0 | 0 | 0 | 0 | 15 | 22 | 0.00 | 0.000 | | | | | | | | | | |
| 38 Justin Anderson, R ERA: 3.29 | 1.0 | H | 3 | 1 | 0 | 0 | 0 | 0 | 0 | 0 | 0 | 0 | 0 | 5 | 11 | 0.00 | 1.000 | | | | | | | | | | |
| 31 Ty Buttrey, R ERA: 0.66 | 1.0 | S | 3 | 0 | 0 | 0 | 3 | 0 | 0 | 0 | 0 | 0 | 0 | 12 | 16 | 0.00 | 0.000 | | | | | | | | | | |

Seattle Mariners @ Los Angeles Angels
Angel Stadium, Anaheim, CA
Sun Sep 16 2018, 1:08 PM - 4:03 PM PDT
Att: 35,578 - Sunny - 83 F

livebaseballscorecards.com

AB 32
R 3
H 7
RBI 3
BB 1
SO 9
LOB 9



| Batter | 1 | 2 | 3 | 4 | 5 | 6 | 7 | 8 | 9 | AB | R | H | RBI | BB | SO | LOB | BOTTOM | | | | | | | | | | |
|---|-------------------------------|----------------------------------|-------------------------------|----------------------------------|-------------------------------|----------------------------------|------------------------------|----------------------------------|------------------------------|----------------------------------|------------------------------|----------------------------------|------------------------------|----------------------------------|------------------------------|----------------------------------|----------------------------------|------------------------------------|----------------------------------|--------|--|--|--|--|--|--|--|
| 56 Kole Calhoun, L OBP: 0.285, SLG: 0.381 | G4-3 | | P6 | | L9 | | | HR | | 4 | 1 | 1 | 1 | 0 | 0 | 1 | | | | | | | | | | | |
| 6 David Fletcher, R OBP: 0.316, SLG: 0.363 | | | | | | | | | | 1 | 0 | 1 | 0 | 0 | 0 | 0 | | | | | | | | | | | |
| 22 Kaleb Cowart, S OBP: 0.229, SLG: 0.192 | | | 17 FC3-6 BB | | K | | | P6 | | 2 | 0 | 0 | 0 | 1 | 1 | 0 | | | | | | | | | | | |
| 17 Shohel Ohtani, L OBP: 0.370, SLG: 0.587 | | | FC3-6 8 HR | | | | | K 2 CS | | 3 | 1 | 0 | 0 | 1 | 2 | 3 | | | | | | | | | | | |
| 8 Justin Upton, R OBP: 0.346, SLG: 0.478 | | | | | | | | P3 | | 4 | 1 | 1 | 3 | 0 | 1 | 3 | | | | | | | | | | | |
| 2 Andrelton Simmons, R OBP: 0.340, SLG: 0.420 | | 19 1B 1B | | | | | | G6-3 | | 4 | 0 | 1 | 0 | 0 | 1 | 1 | | | | | | | | | | | |
| 19 Jefry Marte, R OBP: 0.281, SLG: 0.351 | | | | | | | | | | 3 | 0 | 2 | 0 | 0 | 0 | 0 | | | | | | | | | | | |
| 3 Taylor Ward, R OBP: 0.252, SLG: 0.306 | | | | | | | | | | 3 | 0 | 0 | 0 | 0 | 2 | 3 | | | | | | | | | | | |
| 10 José Briceño, R OBP: 0.292, SLG: 0.343 | | | | | | | | | | 2 | 0 | 0 | 0 | 0 | 2 | 3 | | | | | | | | | | | |
| 20 José Miguel Fernández Jr., R OBP: 0.287, SLG: 0.391 | | | | | | | | | | 1 | 0 | 0 | 0 | 0 | 0 | 0 | | | | | | | | | | | |
| 44 Joe Hudson, R | | | | | | | | | | 0 | 0 | 0 | 0 | 0 | 0 | 0 | | | | | | | | | | | |
| 59 Michael Hermosillo, R OBP: 0.234, SLG: 0.250 | | | | | | | | | | 2 | 1 | 1 | 0 | 0 | 0 | 1 | | | | | | | | | | | |
| 9 Eric Young Jr., S OBP: 0.256, SLG: 0.327 | | | | | | | | | | 1 | 0 | 0 | 0 | 0 | 0 | 0 | | | | | | | | | | | |
| Inning Stats | R: 0 E: 0 K: 1 S: 10 | H: 1 LOB: 1 BB: 0 P: 15 | R: 0 E: 0 K: 2 S: 12 | H: 2 LOB: 0 BB: 0 P: 20 | R: 3 E: 0 K: 0 S: 11 | H: 2 LOB: 0 BB: 1 P: 22 | R: 0 E: 0 K: 1 S: 9 | H: 1 LOB: 1 BB: 0 P: 11 | R: 0 E: 0 K: 2 S: 8 | H: 0 LOB: 0 BB: 1 P: 16 | R: 0 E: 0 K: 2 S: 7 | H: 0 LOB: 0 BB: 0 P: 12 | R: 1 E: 0 K: 0 S: 8 | H: 1 LOB: 0 BB: 0 P: 13 | R: 0 E: 0 K: 1 S: 8 | H: 0 LOB: 0 BB: 0 P: 13 | 1B: 3 2B: 2 3B: 0 HR: 2 | SF: 0 SAC: 0 DP: 0 HBP: 0 | WP: 1 PB: 0 SB: 0 CS: 2 | PA: 32 | | | | | | | |
| PITCHER | IP | WLS | BF | H | R | ER | SO | BB | IBB | HBP | BLK | WP | HR | S | P | ERA | WHIP | | | | | | | | | | |
| 32 Marco Gonzales, L ERA: 4.28 | 5.0 | | 22 | 6 | 3 | 3 | 6 | 2 | 0 | 0 | 0 | 0 | 0 | 7 | 12 | 0.00 | 0.000 | | | | | | | | | | |
| 37 Shawn Armstrong, R ERA: | 1.0 | | 3 | 0 | 0 | 0 | 2 | 0 | 0 | 0 | 0 | 0 | 0 | 7 | 12 | 0.00 | 0.000 | | | | | | | | | | |
| 50 Nick Vincent, R ERA: 4.05 | 1.0 | L | 4 | 1 | 1 | 1 | 0 | 0 | 0 | 0 | 0 | 0 | 1 | 8 | 13 | 9.00 | 1.000 | | | | | | | | | | |
| 43 Adam Warren, R ERA: 3.23 | 1.0 | | 3 | 0 | 0 | 0 | 1 | 0 | 0 | 0 | 0 | 1 | 0 | 8 | 13 | 0.00 | 0.000 | | | | | | | | | | |

Seattle Mariners @ Los Angeles Angels
Angel Stadium, Anaheim, CA
Sun Sep 16 2018, 1:08 PM - 4:03 PM PDT
Att: 35,578 - Sunny - 83 F

livebaseballscorecards.com

AB 30
R 4
H 7
RBI 4
BB 2
SO 9
LOB 15



| Batter | 1 | 2 | 3 | 4 | 5 | 6 | 7 | 8 | 9 | AB | R | H | RBI | BB | SO | LOB | TOP | | | | | |
|---|---|---|--|---|-------------------------------|----------------------------------|------------------------------|---------------------------------|-------------------------------|----------------------------------|-------------------------------|----------------------------------|-------------------------------|----------------------------------|---|----------------------------------|--|----------------------------------|----------------------------------|------------------------------------|----------------------------------|--------|
| 56 Kole Calhoun, L OBP: 0.283, SLG: 0.373 | | | | | | | | | | 4 | 0 | 0 | 0 | 0 | 2 | 1 | Los Angeles Angels @ Houston Astros Minute Maid Park, Houston, TX Fri Sep 21 2018, 7:12 PM - 10:07 PM CDT Att: 39,977 - Roof Closed - 73 F | | | | | |
| 20 José Miguel Fernández, L OBP: 0.250, SLG: 0.384 | | | | | | | | | | 4 | 1 | 1 | 0 | 0 | 0 | 0 | | | | | | |
| 27 Mike Trout, R OBP: 0.461, SLG: 0.633 | | | | | | | | | | 4 | 1 | 1 | 2 | 0 | 2 | 0 | | | | | | |
| 17 Shohei Ohtani, L OBP: 0.369, SLG: 0.571 | | | | | | | | | | 4 | 0 | 0 | 0 | 0 | 2 | 0 | | | | | | |
| 8 Justin Upton, R OBP: 0.343, SLG: 0.469 | | | | | | | | | | 3 | 0 | 0 | 0 | 1 | 3 | 0 | | | | | | |
| 2 Andrelton Simmons, R OBP: 0.340, SLG: 0.424 | | | | | | | | | | 4 | 1 | 2 | 0 | 0 | 0 | 1 | | | | | | |
| 37 Francisco Arcia, L OBP: 0.250, SLG: 0.472 | | | | | | | | | | 3 | 0 | 1 | 1 | 0 | 1 | 1 | | | | | | |
| 18 Sherman Johnson, L (PH) | | | | | | | | | | 0 | 0 | 0 | 0 | 0 | 0 | 0 | | | | | | |
| 22 Kaleb Cowart, S OBP: 0.214, SLG: 0.239 | | | | | | | | | | 4 | 0 | 0 | 0 | 0 | 3 | 4 | | | | | | |
| 3 Taylor Ward, R OBP: 0.242, SLG: 0.282 | | | | | | | | | | 3 | 0 | 1 | 0 | 0 | 1 | 1 | | | | | | |
| Inning Stats | R: 0 E: 0 K: 2 S: 9 | H: 0 LOB: 0 BB: 0 P: 9 | R: 0 E: 0 K: 2 S: 7 | H: 0 LOB: 0 BB: 0 P: 14 | R: 0 E: 0 K: 2 S: 11 | H: 1 LOB: 1 BB: 0 P: 18 | R: 0 E: 0 K: 0 S: 6 | H: 0 LOB: 0 BB: 0 P: 7 | R: 0 E: 0 K: 2 S: 11 | H: 1 LOB: 1 BB: 0 P: 14 | R: 2 E: 0 K: 1 S: 13 | H: 2 LOB: 1 BB: 0 P: 20 | R: 1 E: 0 K: 3 S: 14 | H: 2 LOB: 1 BB: 0 P: 20 | R: 0 E: 0 K: 1 S: 7 | H: 0 LOB: 2 BB: 1 P: 13 | R: 0 E: 0 K: 1 S: 11 | H: 0 LOB: 2 BB: 1 P: 17 | 1B: 3 2B: 1 3B: 1 HR: 1 | SF: 0 SAC: 0 DP: 0 HBP: 1 | WP: 0 PB: 0 SB: 0 CS: 0 | PA: 35 |
| PITCHER | IP WLS BF H R ER SO BB IBB HBP BLK WP HR S P ERA WHIP | 7.0 W 27 6 3 3 12 0 0 0 0 0 1 71 102 3.86 0.857 | 1.0 3 0 0 0 1 0 0 0 0 0 0 7 13 0.00 0.000 | 1.0 5 0 0 0 1 1 0 1 0 0 0 11 17 0.00 1.000 | PITCHER | | | | | | | | | | IP WLS BF H R ER SO BB IBB HBP BLK WP HR S P ERA WHIP | | | | | | | |

| Batter | 1 | 2 | 3 | 4 | 5 | 6 | 7 | 8 | 9 | AB | R | H | RBI | BB | SO | LOB | BOTTOM | | | |
|--|---|--|---|---|--|----------------------------------|------------------------------|----------------------------------|-------------------------------|----------------------------------|------------------------------|----------------------------------|------------------------------|----------------------------------|-------------------------------|---|--|------------------------------------|----------------------------------|--------|
| 4 George Springer, R OBP: 0.346, SLG: 0.433 | | | | | | | | | | 4 | 1 | 1 | 3 | 1 | 2 | 0 | Los Angeles Angels @ Houston Astros Minute Maid Park, Houston, TX Fri Sep 21 2018, 7:12 PM - 10:07 PM CDT Att: 39,977 - Roof Closed - 73 F | | | |
| 3 Kyle Tucker, L OBP: 0.246, SLG: 0.204 | | | | | | | | | | 0 | 0 | 0 | 0 | 0 | 0 | 0 | | | | |
| 27 Jose Altuve, R OBP: 0.384, SLG: 0.450 | | | | | | | | | | 5 | 1 | 1 | 0 | 0 | 1 | 3 | | | | |
| 2 Alex Bregman, R OBP: 0.396, SLG: 0.539 | | | | | | | | | | 4 | 1 | 1 | 0 | 1 | 0 | 2 | | | | |
| 13 Tyler White, R OBP: 0.368, SLG: 0.578 | | | | | | | | | | 5 | 1 | 1 | 0 | 0 | 3 | 3 | | | | |
| 9 Marwin Gonzalez, S OBP: 0.326, SLG: 0.418 | | | | | | | | | | 2 | 2 | 1 | 0 | 2 | 0 | 0 | | | | |
| 10 Yuli Gurriel, R OBP: 0.318, SLG: 0.421 | | | | | | | | | | 4 | 2 | 3 | 7 | 0 | 0 | 0 | | | | |
| 28 J.D. Davis, R OBP: 0.242, SLG: 0.231 | | | | | | | | | | 4 | 0 | 1 | 0 | 0 | 1 | 2 | | | | |
| 26 Myles Straw, R | | | | | | | | | | 0 | 1 | 0 | 0 | 0 | 0 | 0 | | | | |
| 15 Martin Maldonado, R OBP: 0.282, SLG: 0.361 | | | | | | | | | | 4 | 1 | 2 | 0 | 0 | 0 | 2 | | | | |
| 6 Jake Marisnick, R OBP: 0.259, SLG: 0.372 | | | | | | | | | | 3 | 1 | 0 | 1 | 0 | 1 | 1 | | | | |
| Inning Stats | R: 4 E: 0 K: 2 S: 14 | H: 3 LOB: 1 BB: 1 P: 21 | R: 0 E: 0 K: 1 S: 10 | H: 1 LOB: 2 BB: 1 P: 18 | R: 2 E: 0 K: 2 S: 13 | H: 1 LOB: 0 BB: 1 P: 21 | R: 0 E: 0 K: 0 S: 5 | H: 0 LOB: 0 BB: 0 P: 10 | R: 1 E: 0 K: 0 S: 16 | H: 3 LOB: 2 BB: 0 P: 21 | R: 0 E: 0 K: 2 S: 7 | H: 0 LOB: 0 BB: 0 P: 10 | R: 0 E: 0 K: 1 S: 8 | H: 0 LOB: 0 BB: 0 P: 12 | R: 4 E: 1 K: 0 S: 16 | H: 3 LOB: 1 BB: 1 P: 25 | 1B: 8 2B: 0 3B: 0 HR: 3 | SF: 0 SAC: 1 DP: 0 HBP: 0 | WP: 1 PB: 0 SB: 0 CS: 0 | PA: 40 |
| PITCHER | IP WLS BF H R ER SO BB IBB HBP BLK WP HR S P ERA WHIP | 3.0 L 17 5 6 6 5 3 0 0 0 0 2 37 60 18.00 2.667 | 4.1 9 3 1 1 0 0 0 0 0 0 0 21 31 4.50 1.500 | 2.0 6 0 0 0 3 0 0 0 0 0 0 15 22 0.00 0.000 | 1.0 8 3 4 4 0 1 0 0 0 0 1 16 25 36.00 4.000 | PITCHER | | | | | | | | | | IP WLS BF H R ER SO BB IBB HBP BLK WP HR S P ERA WHIP | | | | |

| Batter | 1 | 2 | 3 | 4 | 5 | 6 | 7 | 8 | 9 | AB | R | H | RBI | BB | SO | LOB | TOP | | | | | | | | | | |
|---|---------------------------------------|----------------------------------|--------------------------------------|----------------------------------|---------------------------------------|----------------------------------|---------------------------------------|----------------------------------|--------------------------------------|----------------------------------|--------------------------------------|----------------------------------|--------------------------------------|----------------------------------|--------------------------------------|---------------------------------|---|------------------------------------|----------------------------------|--------|--|--|--|--|--|--|--|
| 56 Kole Calhoun, L (1, 9) OBP: 0.280, SLG: 0.368 | | | | | | | | | | 4 | 0 | 1 | 0 | 0 | 2 | 0 | Los Angeles Angels @ Houston Astros Minute Maid Park, Houston, TX Sun Sep 23 2018, 1:12 PM - 4:22 PM CDT Att. 43,247 - Roof Closed - 73 F | | | | | | | | | | |
| 8 Justin Upton, R (1, 7) OBP: 0.347, SLG: 0.471 | | | | | | | | | | 3 | 1 | 1 | 0 | 0 | 1 | 0 | | | | | | | | | | | |
| 17 Shohel Ohtani, L (1, 10) OBP: 0.364, SLG: 0.560 | | | | | | | | | | 4 | 0 | 0 | 0 | 0 | 3 | 3 | | | | | | | | | | | |
| 2 Andrelton Simmons, R (1, 6) OBP: 0.253, SLG: 0.424 | | | | | | | | | | 3 | 0 | 0 | 0 | 0 | 0 | 2 | | | | | | | | | | | |
| 3 Taylor Ward, R (7, 5) OBP: 0.232, SLG: 0.270 | | | | | | | | | | 1 | 0 | 0 | 0 | 0 | 1 | 0 | | | | | | | | | | | |
| 37 Francisco Arcia, L (1, 2) OBP: 0.253, SLG: 0.478 | | | | | | | | | | 2 | 0 | 0 | 0 | 0 | 0 | 0 | | | | | | | | | | | |
| 10 José Briceño, R (6, PH) OBP: 0.281, SLG: 0.354 | | | | | | | | | | 2 | 1 | 1 | 1 | 0 | 0 | 0 | | | | | | | | | | | |
| 19 Jefry Marte, R (1, 3) OBP: 0.256, SLG: 0.337 | | | | | | | | | | 3 | 0 | 0 | 0 | 1 | 2 | 0 | | | | | | | | | | | |
| 22 Kaleb Cowart, S (1, 5) OBP: 0.212, SLG: 0.245 | | | | | | | | | | 4 | 0 | 1 | 0 | 0 | 2 | 1 | | | | | | | | | | | |
| 59 Michael Hermosillo, R (1, 8) OBP: 0.264, SLG: 0.286 | | | | | | | | | | 2 | 0 | 0 | 0 | 1 | 0 | 1 | | | | | | | | | | | |
| 18 Sherman Johnson, L (1, 4) | | | | | | | | | | 3 | 0 | 0 | 0 | 0 | 2 | 2 | | | | | | | | | | | |
| Inning Stats | R: 1 H: 1 E: 0 K: 2 S: 15 | H: 1 LOB: 0 BB: 0 P: 24 | R: 0 H: 1 E: 0 K: 1 S: 8 | H: 1 LOB: 1 BB: 0 P: 13 | R: 0 H: 1 E: 0 K: 2 S: 13 | H: 1 LOB: 2 BB: 0 P: 18 | R: 0 H: 0 E: 0 K: 1 S: 14 | H: 0 LOB: 0 BB: 2 P: 25 | R: 0 H: 0 E: 0 K: 1 S: 6 | H: 1 LOB: 0 BB: 0 P: 15 | R: 0 H: 0 E: 0 K: 1 S: 9 | H: 0 LOB: 0 BB: 0 P: 15 | R: 0 H: 0 E: 0 K: 2 S: 9 | H: 0 LOB: 0 BB: 0 P: 13 | R: 0 H: 0 E: 0 K: 0 S: 4 | H: 0 LOB: 0 BB: 0 P: 8 | 1B: 1 2B: 2 3B: 0 HR: 1 | SF: 0 SAC: 0 DP: 0 HBP: 1 | WP: 2 PB: 0 SB: 0 CS: 0 | PA: 34 | | | | | | | |
| PITCHER | IP | WLS | BF | H | R | ER | SO | BB | IBB | HBP | BLK | WP | HR | S | P | ERA | WHIP | | | | | | | | | | |
| 50 Charlie Morton, R (1, 1) ERA: 3.18 | 1.0 | | 4 | 1 | 1 | 1 | 2 | 0 | 0 | 0 | 0 | 1 | 0 | 15 | 24 | 9.00 | 1.000 | | | | | | | | | | |
| 65 Framber Valdez, L (2, 1) ERA: 2.08 | 6.0 | W | 24 | 3 | 1 | 1 | 9 | 2 | 0 | 1 | 0 | 0 | 1 | 59 | 95 | 1.50 | 0.833 | | | | | | | | | | |
| 31 Collin McHugh, R (8, 1) ERA: 2.07 | 1.0 | | 3 | 0 | 0 | 0 | 2 | 0 | 0 | 0 | 0 | 0 | 0 | 9 | 13 | 0.00 | 0.000 | | | | | | | | | | |
| 36 Will Harris, R (9, 1) ERA: 3.58 | 1.0 | | 3 | 0 | 0 | 0 | 0 | 0 | 0 | 0 | 0 | 0 | 0 | 4 | 8 | 0.00 | 0.000 | | | | | | | | | | |

| Batter | 1 | 2 | 3 | 4 | 5 | 6 | 7 | 8 | 9 | AB | R | H | RBI | BB | SO | LOB | BOTTOM | | | | | | | | | | |
|---|---------------------------------------|----------------------------------|--------------------------------------|---------------------------------|---------------------------------------|----------------------------------|--------------------------------------|---------------------------------|---------------------------------------|----------------------------------|--------------------------------------|----------------------------------|---------------------------------------|----------------------------------|---------------------------------------|----------------------------------|---|------------------------------------|----------------------------------|--------|--|--|--|--|--|--|--|
| 27 Jose Altuve, R (1, 4) OBP: 0.388, SLG: 0.456 | | | | | | | | | | 4 | 1 | 1 | 0 | 1 | 0 | 1 | Los Angeles Angels @ Houston Astros Minute Maid Park, Houston, TX Sun Sep 23 2018, 1:12 PM - 4:22 PM CDT Att. 43,247 - Roof Closed - 73 F | | | | | | | | | | |
| 2 Alex Bregman, R (1, 6) OBP: 0.396, SLG: 0.535 | | | | | | | | | | 5 | 1 | 1 | 0 | 0 | 1 | 2 | | | | | | | | | | | |
| 10 Yuli Gurriel, R (1, 5) OBP: 0.321, SLG: 0.431 | | | | | | | | | | 5 | 2 | 2 | 2 | 0 | 1 | 2 | | | | | | | | | | | |
| 13 Tyler White, R (1, 3) OBP: 0.373, SLG: 0.576 | | | | | | | | | | 3 | 0 | 2 | 0 | 0 | 0 | 0 | | | | | | | | | | | |
| 26 Myles Straw, R (7, PR) OBP: 0.273, SLG: 0.337 | | | | | | | | | | 0 | 1 | 0 | 0 | 0 | 0 | 0 | | | | | | | | | | | |
| 9 Marwin Gonzalez, S (1, 7) OBP: 0.328, SLG: 0.418 | | | | | | | | | | 3 | 1 | 2 | 1 | 1 | 0 | 2 | | | | | | | | | | | |
| 11 Evan Gattis, R (1, 10) OBP: 0.288, SLG: 0.466 | | | | | | | | | | 3 | 0 | 3 | 2 | 1 | 0 | 0 | | | | | | | | | | | |
| 22 Josh Reddick, L (1, 9) OBP: 0.318, SLG: 0.389 | | | | | | | | | | 3 | 0 | 0 | 1 | 1 | 1 | 5 | | | | | | | | | | | |
| 15 Martin Maldonado, R (1, 2) OBP: 0.279, SLG: 0.357 | | | | | | | | | | 4 | 0 | 0 | 0 | 0 | 1 | 6 | | | | | | | | | | | |
| 6 Jake Marisnick, R (1, 8) OBP: 0.259, SLG: 0.369 | | | | | | | | | | 4 | 0 | 1 | 0 | 0 | 1 | 0 | | | | | | | | | | | |
| Inning Stats | R: 3 H: 3 E: 1 K: 0 S: 19 | H: 3 LOB: 1 BB: 1 P: 29 | R: 0 H: 0 E: 0 K: 0 S: 5 | H: 0 LOB: 0 BB: 0 P: 7 | R: 1 H: 2 E: 0 K: 1 S: 18 | H: 2 LOB: 3 BB: 1 P: 29 | R: 0 H: 0 E: 0 K: 1 S: 5 | H: 0 LOB: 0 BB: 0 P: 5 | R: 1 H: 3 E: 0 K: 0 S: 10 | H: 1 LOB: 1 BB: 0 P: 12 | R: 0 H: 1 E: 0 K: 0 S: 9 | H: 2 LOB: 3 BB: 2 P: 32 | R: 1 H: 2 E: 0 K: 2 S: 15 | H: 1 LOB: 1 BB: 0 P: 18 | R: 0 H: 1 E: 0 K: 1 S: 12 | H: 1 LOB: 0 BB: 0 P: 18 | 1B: 10 2B: 1 3B: 0 HR: 1 | SF: 0 SAC: 0 DP: 2 HBP: 1 | WP: 0 PB: 0 SB: 0 CS: 0 | PA: 39 | | | | | | | |
| PITCHER | IP | WLS | BF | H | R | ER | SO | BB | IBB | HBP | BLK | WP | HR | S | P | ERA | WHIP | | | | | | | | | | |
| 42 Tyler Skaggs, L (1, 1) ERA: 3.91 | 2.1 | L | 14 | 5 | 4 | 4 | 0 | 1 | 0 | 0 | 0 | 0 | 0 | 7 | 11 | 0.00 | 1.500 | | | | | | | | | | |
| 47 Junichi Tazawa, R (3, 1) ERA: 7.43 | 0.2 | | 3 | 0 | 0 | 0 | 1 | 1 | 0 | 0 | 0 | 0 | 0 | 7 | 11 | 0.00 | 1.500 | | | | | | | | | | |
| 32 Cam Bedrosian, R (4, 1) ERA: 3.86 | 1.0 | | 3 | 0 | 0 | 0 | 1 | 0 | 0 | 0 | 0 | 0 | 0 | 5 | 5 | 0.00 | 0.000 | | | | | | | | | | |
| 33 Jim Johnson, R (5, 1) ERA: 3.82 | 1.0 | | 5 | 3 | 1 | 1 | 0 | 0 | 0 | 0 | 0 | 0 | 0 | 10 | 12 | 9.00 | 3.000 | | | | | | | | | | |
| 68 Deek McGuire, R (6, 1) ERA: 6.08 | 1.0 | | 3 | 1 | 0 | 0 | 0 | 0 | 0 | 0 | 0 | 0 | 0 | 9 | 12 | 0.00 | 1.000 | | | | | | | | | | |
| PITCHER | IP | WLS | BF | H | R | ER | SO | BB | IBB | HBP | BLK | WP | HR | S | P | ERA | WHIP | | | | | | | | | | |
| 40 Odrisamer Despaigne, R (7, 1) ERA: 6.75 | 0.2 | | 2 | 0 | 0 | 0 | 1 | 1 | 0 | 0 | 0 | 0 | 0 | 12 | 23 | 13.50 | 4.500 | | | | | | | | | | |
| 36 Williams Jerez, L (7, 1) ERA: 5.84 | 0.1 | | 2 | 0 | 0 | 0 | 1 | 1 | 0 | 0 | 0 | 0 | 0 | 3 | 9 | 0.00 | 3.000 | | | | | | | | | | |
| 49 Miguel Almonte, R (8, 1) ERA: 12.0 | 1.0 | | 4 | 1 | 0 | 0 | 1 | 0 | 0 | 0 | 0 | 0 | 0 | 12 | 18 | 0.00 | 1.000 | | | | | | | | | | |

| | |
|-----|----|
| AB | 31 |
| R | 2 |
| H | 4 |
| RBI | 1 |
| BB | 2 |
| SO | 13 |
| LOB | 9 |



| | |
|-----|----|
| AB | 34 |
| R | 6 |
| H | 12 |
| RBI | 6 |
| BB | 4 |
| SO | 5 |
| LOB | 18 |



| Batter | 1 | 2 | 3 | 4 | 5 | 6 | 7 | 8 | 9 | 10 | 11 | AB | R | H | RBI | BB | SO | LOB | TOP | | | | | |
|---|---|---------------------------------|---------------------------------|----------------------------------|----------------------------------|----------------------------------|------------------------------|---|-------------------------------|----------------------------------|-------------------------------|----------------------------------|--------------------------------|---------------------------------|------------------------------|----------------------------------|------------------------------|---------------------------------|------------------------------|----------------------------------|----------------------------------|------------------------------------|----------------------------------|--------|
| 17 Shin-Soo Choo, L OBP: 0.379, SLG: 0.436 | L9 | | BB | | | G4-3 | | L9 | | K | | 4 | 0 | 0 | 0 | 1 | 1 | 0 | | | | | | |
| 12 Rougned Odor, L OBP: 0.331, SLG: 0.437 | L7 | | F8 | | | 19 HR | | F8 | | F9 | | 5 | 1 | 1 | 0 | 0 | 0 | 1 | | | | | | |
| 30 Nomar Mazara, L OBP: 0.320, SLG: 0.441 | G4-3 | | | | | K | | L7 | | | | 5 | 0 | 0 | 0 | 0 | 2 | 1 | | | | | | |
| 19 Jurickson Profar, S OBP: 0.336, SLG: 0.460 | G4-3 | | | | | G6-3 | | G5-3 | | K2-3 | | 5 | 1 | 1 | 2 | 0 | 1 | 0 | | | | | | |
| 13 Joey Gallo, L OBP: 0.316, SLG: 0.506 | | | | | | K | | K | | | | 5 | 0 | 0 | 0 | 0 | 4 | 0 | | | | | | |
| 67 Ronald Guzmán, L OBP: 0.308, SLG: 0.424 | | | | | | HR | | G5-3 | | | | 4 | 1 | 2 | 1 | 0 | 1 | 0 | | | | | | |
| 3 Delino DeShields, R OBP: 0.308, SLG: 0.277 | | | | | | | | 1B | | | | 0 | 1 | 0 | 0 | 0 | 0 | 0 | | | | | | |
| 61 Robinson Chirinos, R OBP: 0.335, SLG: 0.413 | | | | | | K | | 2B | | | | 0 | 0 | 0 | 0 | 0 | 0 | 0 | | | | | | |
| 9 Isiah Kiner-Falefa, R OBP: 0.325, SLG: 0.381 | | | | | | | | | | | | 3 | 0 | 1 | 0 | 0 | 0 | 0 | | | | | | |
| 1 Elvis Andrus, R OBP: 0.309, SLG: 0.367 | G3-1 | | | | | 2 FC6-4 | | P3 | | | | 1 | 0 | 1 | 1 | 0 | 0 | 0 | | | | | | |
| 5 Willie Calhoun, L OBP: 0.287, SLG: 0.359 | | | | | | L8 | | | | | | 4 | 0 | 1 | 0 | 0 | 0 | 3 | | | | | | |
| 2 Hanser Alberto, R OBP: 0.167, SLG: 0.136 | | | | | | FC6-4 | | P6 | | F8 | | 4 | 0 | 0 | 0 | 0 | 1 | 2 | | | | | | |
| Inning Stats | R: 0 E: 0 K: 0 S: 4 | H: 0 LOB: 0 BB: 0 P: 7 | R: 1 E: 0 K: 1 S: 7 | H: 1 LOB: 0 BB: 0 P: 13 | R: 0 E: 0 K: 1 S: 10 | H: 0 LOB: 1 BB: 1 P: 16 | R: 0 E: 0 K: 2 S: 8 | H: 0 LOB: 0 BB: 0 P: 15 | R: 0 E: 0 K: 1 S: 8 | H: 1 LOB: 1 BB: 0 P: 12 | R: 2 E: 0 K: 1 S: 11 | H: 2 LOB: 0 BB: 0 P: 12 | R: 0 E: 0 K: 0 S: 6 | H: 0 LOB: 0 BB: 0 P: 7 | R: 1 E: 0 K: 1 S: 9 | H: 2 LOB: 0 BB: 0 P: 16 | R: 0 E: 0 K: 1 S: 7 | H: 0 LOB: 0 BB: 0 P: 8 | R: 0 E: 0 K: 2 S: 8 | H: 0 LOB: 0 BB: 0 P: 13 | 1B: 4 2B: 1 3B: 0 HR: 2 | SF: 0 SAC: 0 DP: 0 HBP: 0 | WP: 1 PB: 0 SB: 0 CS: 0 | PA: 41 |
| PITCHER | IP WLS BF H R ER SO BB IBB HBP BLK WP HR S P ERA WHIP | 64 Félix Peña, R ERA: 4.16 | 48 Jose Alvarez, L ERA: 2.76 | 31 Ty Buttrey, R ERA: 3.31 | 57 Hansel Robles, R ERA: 3.83 | 67 Taylor Cole, R ERA: 2.94 | PITCHER | IP WLS BF H R ER SO BB IBB HBP BLK WP HR S P ERA WHIP | 64 Félix Peña, R ERA: 4.16 | 48 Jose Alvarez, L ERA: 2.76 | 31 Ty Buttrey, R ERA: 3.31 | 57 Hansel Robles, R ERA: 3.83 | 67 Taylor Cole, R ERA: 2.94 | | | | | | | | | | | |

Texas Rangers @ Los Angeles Angels
Angel Stadium, Anaheim, CA
Mon Sep 24 2018, 7:09 PM - 10:21 PM PDT
Att. 29,052 - Clear - 68 F

| | |
|-----|----|
| AB | 40 |
| R | 4 |
| H | 7 |
| RBI | 4 |
| BB | 1 |
| SO | 10 |
| LOB | 7 |



| Batter | 1 | 2 | 3 | 4 | 5 | 6 | 7 | 8 | 9 | 10 | 11 | AB | R | H | RBI | BB | SO | LOB | BOTTOM | | | | | |
|---|---|-----------------------------------|-----------------------------------|----------------------------------|---------------------------------|----------------------------------|-------------------------------|---|---------------------------------|---------------------------------|------------------------------|----------------------------------|------------------------------|----------------------------------|------------------------------|----------------------------------|-------------------------------|----------------------------------|------------------------------|---------------------------------|----------------------------------|------------------------------------|----------------------------------|--------|
| 56 Kole Calhoun, L OBP: 0.279, SLG: 0.365 | F7 | | | | | G3 | | | | G6-3 | | 4 | 0 | 0 | 0 | 1 | 1 | 4 | | | | | | |
| 27 Mike Trout, R OBP: 0.459, SLG: 0.632 | | | | | | | | | | | | 3 | 0 | 0 | 0 | 2 | 2 | 2 | | | | | | |
| 17 Shohei Ohtani, L OBP: 0.361, SLG: 0.564 | | | | | | | | | | | | 5 | 1 | 1 | 1 | 0 | 1 | 4 | | | | | | |
| 20 José Miguel Fernández, L OBP: 0.285, SLG: 0.380 | | | | | | | | | | | | 4 | 0 | 0 | 0 | 0 | 1 | 0 | | | | | | |
| 18 Sherman Johnson, L OBP: 0.287, SLG: 0.386 | | | | | | | | | | | | 1 | 0 | 0 | 0 | 0 | 0 | 1 | | | | | | |
| 19 Jeffrey Marte, R OBP: 0.265, SLG: 0.353 | | | | | | | | | | | | 3 | 2 | 1 | 1 | 1 | 0 | 1 | | | | | | |
| 37 Francisco Ariza, L OBP: 0.242, SLG: 0.458 | | | | | | | | | | | | 4 | 0 | 0 | 0 | 0 | 0 | 2 | | | | | | |
| 10 José Briceño, R OBP: 0.287, SLG: 0.386 | | | | | | | | | | | | 1 | 1 | 1 | 1 | 0 | 0 | 0 | | | | | | |
| 59 Michael Hermosillo, R OBP: 0.281, SLG: 0.346 | | | | | | | | | | | | 3 | 1 | 1 | 1 | 1 | 1 | 1 | | | | | | |
| 22 Kaleb Cowart, S OBP: 0.222, SLG: 0.265 | | | | | | | | | | | | 4 | 0 | 2 | 0 | 0 | 1 | 1 | | | | | | |
| 3 Taylor Ward, R OBP: 0.233, SLG: 0.289 | | | | | | | | | | | | 4 | 0 | 1 | 0 | 0 | 1 | 3 | | | | | | |
| Inning Stats | R: 1 E: 0 K: 1 S: 6 | H: 1 LOB: 0 BB: 0 P: 9 | R: 0 E: 0 K: 2 S: 11 | H: 0 LOB: 1 BB: 1 P: 18 | R: 0 E: 0 K: 1 S: 11 | H: 1 LOB: 1 BB: 1 P: 21 | R: 2 E: 1 K: 1 S: 13 | H: 3 LOB: 2 BB: 0 P: 19 | R: 0 E: 0 K: 1 S: 5 | H: 0 LOB: 0 BB: 0 P: 6 | R: 1 E: 0 K: 0 S: 7 | H: 0 LOB: 0 BB: 0 P: 13 | R: 0 E: 0 K: 0 S: 7 | H: 0 LOB: 0 BB: 0 P: 13 | R: 0 E: 0 K: 1 S: 9 | H: 0 LOB: 0 BB: 0 P: 14 | R: 0 E: 0 K: 0 S: 10 | H: 0 LOB: 1 BB: 1 P: 17 | R: 1 E: 0 K: 0 S: 3 | H: 1 LOB: 0 BB: 0 P: 3 | 1B: 2 2B: 2 3B: 0 HR: 4 | SF: 0 SAC: 0 DP: 2 HBP: 1 | WP: 2 PB: 0 SB: 0 CS: 0 | PA: 42 |
| PITCHER | IP WLS BF H R ER SO BB IBB HBP BLK WP HR S P ERA WHIP | 52 Adrian Sampson, R ERA: 4.96 | 59 Connor Sadzeck, R ERA: 4.54 | 56 Alex Claudio, L ERA: 6.02 | 32 Eddie Butler, R ERA: 6.02 | 31 Chris Martin, R ERA: 4.5 | PITCHER | IP WLS BF H R ER SO BB IBB HBP BLK WP HR S P ERA WHIP | 62 José Leclerc, R ERA: 1.69 | 55 Matt Moore, L ERA: 7.05 | | | | | | | | | | | | | | |

Texas Rangers @ Los Angeles Angels
Angel Stadium, Anaheim, CA
Mon Sep 24 2018, 7:09 PM - 10:21 PM PDT
Att. 29,052 - Clear - 68 F

| | |
|-----|----|
| AB | 36 |
| R | 5 |
| H | 7 |
| RBI | 4 |
| BB | 5 |
| SO | 8 |
| LOB | 19 |



| Batter | 1 | 2 | 3 | 4 | 5 | 6 | 7 | 8 | 9 | AB | R | H | RBI | BB | SO | LOB | TOP | | | | | | | | | | |
|---|------------------------------|----------------------------------|------------------------------|----------------------------------|-------------------------------|----------------------------------|------------------------------|---------------------------------|-------------------------------|----------------------------------|------------------------------|----------------------------------|------------------------------|---------------------------------|-------------------------------|----------------------------------|--|----------------------------------|----------------------------------|------------------------------------|----------------------------------|--------|--|--|--|--|--|
| 3 Delino DeShields, R OBP: 0.306, SLG: 0.277 | | | | | | | | | | 4 | 0 | 1 | 0 | 0 | 1 | 2 | Texas Rangers @ Los Angeles Angels Angel Stadium, Anaheim, CA Tue Sep 25 2018, 7:10 PM - 10:11 PM PDT Att: 36,308 - Clear - 70 F | | | | | | | | | | |
| 1 Elvis Andrus, R OBP: 0.308, SLG: 0.368 | | | | | | | | | | 4 | 0 | 1 | 0 | 0 | 1 | 4 | | | | | | | | | | | |
| 17 Shin-Soo Choo, L OBP: 0.377, SLG: 0.433 | | | | | | | | | | 4 | 0 | 0 | 0 | 0 | 3 | 3 | | | | | | | | | | | |
| 29 Adrián Beltré, R OBP: 0.330, SLG: 0.427 | | | | | | | | | | 4 | 0 | 0 | 0 | 0 | 0 | 1 | | | | | | | | | | | |
| 12 Rougned Odor, L OBP: 0.330, SLG: 0.435 | | | | | | | | | | 4 | 0 | 1 | 0 | 0 | 0 | 0 | | | | | | | | | | | |
| 19 Jurickson Profar, S OBP: 0.333, SLG: 0.467 | | | | | | | | | | 4 | 0 | 0 | 0 | 0 | 2 | 1 | | | | | | | | | | | |
| 13 Joey Gallo, L OBP: 0.317, SLG: 0.511 | | | | | | | | | | 3 | 1 | 1 | 1 | 1 | 1 | 0 | | | | | | | | | | | |
| 61 Robinson Chirinos, R OBP: 0.337, SLG: 0.414 | | | | | | | | | | 2 | 0 | 1 | 0 | 0 | 0 | 0 | | | | | | | | | | | |
| 30 Nomar Mazara, L OBP: 0.319, SLG: 0.440 | | | | | | | | | | 1 | 0 | 0 | 0 | 0 | 1 | 1 | | | | | | | | | | | |
| 67 Ronald Guzmán, L OBP: 0.308, SLG: 0.423 | | | | | | | | | | 3 | 0 | 1 | 0 | 0 | 1 | 1 | | | | | | | | | | | |
| Inning Stats | R: 0 E: 0 K: 2 S: 9 | H: 0 LOB: 0 BB: 0 P: 14 | R: 0 E: 0 K: 1 S: 9 | H: 0 LOB: 0 BB: 0 P: 12 | R: 1 E: 0 K: 1 S: 12 | H: 3 LOB: 2 BB: 0 P: 17 | R: 0 E: 0 K: 1 S: 6 | H: 0 LOB: 0 BB: 0 P: 8 | R: 0 E: 0 K: 1 S: 12 | H: 1 LOB: 2 BB: 0 P: 22 | R: 0 E: 0 K: 1 S: 9 | H: 1 LOB: 1 BB: 0 P: 16 | R: 0 E: 0 K: 1 S: 6 | H: 0 LOB: 0 BB: 0 P: 6 | R: 0 E: 0 K: 0 S: 13 | H: 1 LOB: 1 BB: 0 P: 24 | R: 0 E: 0 K: 1 S: 9 | H: 0 LOB: 1 BB: 1 P: 15 | 1B: 4 2B: 1 3B: 0 HR: 1 | SF: 0 SAC: 0 DP: 0 HBP: 1 | WP: 1 PB: 0 SB: 0 CS: 0 | PA: 35 | | | | | |
| PITCHER | IP | WLS | BF | H | R | ER | SO | BB | IBB | HBP | BLK | WP | HR | S | P | ERA | WHIP | | | | | | | | | | |
| 52 Matt Shoemaker, R ERA: 4.82 | 5.0 | | 20 | 4 | 1 | 1 | 7 | 0 | 0 | 1 | 0 | 1 | 1 | 48 | 73 | 1.80 | 0.800 | | | | | | | | | | |
| 25 Noé Ramirez, R ERA: 4.53 | 1.0 | W | 4 | 1 | 0 | 0 | 1 | 0 | 0 | 0 | 0 | 0 | 0 | 9 | 16 | 0.00 | 1.000 | | | | | | | | | | |
| 36 Williams Jerez, L ERA: 5.4 | 1.0 | H | 3 | 0 | 0 | 0 | 1 | 0 | 0 | 0 | 0 | 0 | 0 | 6 | 6 | 0.00 | 0.000 | | | | | | | | | | |
| 53 Blake Parker, R ERA: 3.26 | 1.0 | H | 4 | 1 | 0 | 0 | 0 | 0 | 0 | 0 | 0 | 0 | 0 | 13 | 24 | 0.00 | 1.000 | | | | | | | | | | |
| 57 Hansel Robles, R ERA: 3.78 | 1.0 | S | 4 | 0 | 0 | 0 | 1 | 1 | 0 | 0 | 0 | 0 | 0 | 9 | 15 | 0.00 | 1.000 | | | | | | | | | | |

| Batter | 1 | 2 | 3 | 4 | 5 | 6 | 7 | 8 | 9 | AB | R | H | RBI | BB | SO | LOB | BOTTOM | | | | | | | | | | |
|---|------------------------------|----------------------------------|------------------------------|----------------------------------|-------------------------------|----------------------------------|-------------------------------|----------------------------------|-------------------------------|----------------------------------|------------------------------|----------------------------------|------------------------------|----------------------------------|----------------------------------|------------------------------------|--|--------|--|--|--|--|--|--|--|--|--|
| 56 Kole Calhoun, L OBP: 0.281, SLG: 0.367 | | | | | | | | | | 3 | 1 | 1 | 0 | 1 | 0 | 0 | Texas Rangers @ Los Angeles Angels Angel Stadium, Anaheim, CA Tue Sep 25 2018, 7:10 PM - 10:11 PM PDT Att: 36,308 - Clear - 70 F | | | | | | | | | | |
| 20 José Miguel Fernández, L OBP: 0.293, SLG: 0.379 | | | | | | | | | | 3 | 0 | 1 | 0 | 1 | 0 | 2 | | | | | | | | | | | |
| 18 Sherman Johnson, L | | | | | | | | | | 0 | 0 | 0 | 0 | 0 | 0 | 0 | | | | | | | | | | | |
| 27 Mike Trout, R OBP: 0.461, SLG: 0.631 | | | | | | | | | | 2 | 1 | 1 | 0 | 2 | 0 | 0 | | | | | | | | | | | |
| 17 Shohei Ohtani, L OBP: 0.360, SLG: 0.559 | | | | | | | | | | 4 | 1 | 1 | 1 | 0 | 0 | 4 | | | | | | | | | | | |
| 8 Justin Upton, R OBP: 0.344, SLG: 0.468 | | | | | | | | | | 4 | 1 | 0 | 1 | 0 | 1 | 3 | | | | | | | | | | | |
| 2 Andrelton Simmons, R OBP: 0.339, SLG: 0.423 | | | | | | | | | | 4 | 0 | 1 | 0 | 0 | 0 | 2 | | | | | | | | | | | |
| 3 Taylor Ward, R OBP: 0.235, SLG: 0.264 | | | | | | | | | | 2 | 0 | 0 | 1 | 1 | 0 | 0 | | | | | | | | | | | |
| 22 Kaleb Cowart, S OBP: 0.216, SLG: 0.260 | | | | | | | | | | 2 | 0 | 0 | 1 | 0 | 1 | 0 | | | | | | | | | | | |
| 44 Joe Hudson, R OBP: 0.100, SLG: 0.100 | | | | | | | | | | 3 | 0 | 0 | 0 | 0 | 0 | 2 | | | | | | | | | | | |
| Inning Stats | R: 0 E: 0 K: 0 S: 7 | H: 0 LOB: 1 BB: 2 P: 16 | R: 0 E: 0 K: 0 S: 6 | H: 0 LOB: 0 BB: 0 P: 10 | R: 0 E: 0 K: 1 S: 14 | H: 2 LOB: 0 BB: 0 P: 22 | R: 0 E: 0 K: 1 S: 10 | H: 0 LOB: 0 BB: 0 P: 18 | R: 4 E: 1 K: 0 S: 16 | H: 3 LOB: 2 BB: 2 P: 27 | R: 0 E: 0 K: 0 S: 5 | H: 0 LOB: 0 BB: 1 P: 15 | R: 0 E: 0 K: 0 S: 7 | H: 0 LOB: 0 BB: 0 P: 12 | 1B: 4 2B: 2 3B: 0 HR: 0 | SF: 1 SAC: 0 DP: 1 HBP: 0 | WP: 0 PB: 0 SB: 0 CS: 0 | PA: 33 | | | | | | | | | |
| PITCHER | IP | WLS | BF | H | R | ER | SO | BB | IBB | HBP | BLK | WP | HR | S | P | ERA | WHIP | | | | | | | | | | |
| 49 Yovani Gallardo, R ERA: 6.4 | 5.1 | | 21 | 3 | 2 | 2 | 2 | 2 | 1 | 0 | 0 | 0 | 0 | 46 | 79 | 3.38 | 0.938 | | | | | | | | | | |
| 33 Martín Pérez, L ERA: 6.13 | 0.0 | B | 3 | 2 | 0 | 0 | 0 | 0 | 0 | 0 | 0 | 0 | 0 | 7 | 11 | ∞ | ∞ | | | | | | | | | | |
| 32 Eddie Butler, R ERA: 5.94 | 0.2 | | 3 | 0 | 2 | 0 | 0 | 1 | 0 | 0 | 0 | 0 | 0 | 5 | 9 | 0.00 | 1.500 | | | | | | | | | | |
| 50 Zac Curtis, L ERA: 5.4 | 1.0 | | 3 | 0 | 0 | 0 | 0 | 1 | 0 | 0 | 0 | 0 | 0 | 5 | 15 | 0.00 | 1.000 | | | | | | | | | | |
| 64 CJ Peltam, L ERA: 3.86 | 1.0 | | 3 | 0 | 0 | 0 | 0 | 0 | 0 | 0 | 0 | 0 | 0 | 7 | 12 | 0.00 | 0.000 | | | | | | | | | | |

| Batter | 1 | 2 | 3 | 4 | 5 | 6 | 7 | 8 | 9 | AB | R | H | RBI | BB | SO | LOB | TOP | | | | | | | | | | |
|---|-------------------------------|----------------------------------|-------------------------------|----------------------------------|------------------------------|----------------------------------|------------------------------|----------------------------------|------------------------------|----------------------------------|------------------------------|----------------------------------|------------------------------|----------------------------------|------------------------------|----------------------------------|-------------------------------|----------------------------------|----------------------------------|------------------------------------|----------------------------------|--------|--|--|--|--|--|
| 19 Jurickson Profar, S OBP: 0.334, SLG: 0.463 | | | | | | | | | | 4 | 1 | 2 | 1 | 0 | 1 | 2 | | | | | | | | | | | |
| 12 Rougned Odor, L OBP: 0.329, SLG: 0.434 | | | | | | | | | | 4 | 0 | 1 | 0 | 0 | 0 | 1 | | | | | | | | | | | |
| 1 Elvis Andrus, R OBP: 0.305, SLG: 0.365 | | | | | | | | | | 4 | 0 | 0 | 0 | 0 | 1 | 2 | | | | | | | | | | | |
| 30 Nomar Mazara, L OBP: 0.319, SLG: 0.438 | | | | | | | | | | 4 | 0 | 1 | 0 | 0 | 2 | 1 | | | | | | | | | | | |
| 29 Adrian Beltré, R OBP: 0.330, SLG: 0.433 | | | | | | | | | | 4 | 1 | 1 | 1 | 0 | 0 | 1 | | | | | | | | | | | |
| 13 Joey Gallo, L OBP: 0.315, SLG: 0.507 | | | | | | | | | | 4 | 0 | 0 | 0 | 0 | 4 | 0 | | | | | | | | | | | |
| 61 Robinson Chirinos, R OBP: 0.334, SLG: 0.499 | | | | | | | | | | 4 | 0 | 0 | 0 | 0 | 3 | 0 | | | | | | | | | | | |
| 9 Isiah Kiner-Falefa, R OBP: 0.327, SLG: 0.362 | | | | | | | | | | 2 | 0 | 1 | 0 | 1 | 0 | 0 | | | | | | | | | | | |
| 15 Carlos Tocci, R OBP: 0.278, SLG: 0.291 | | | | | | | | | | 3 | 0 | 1 | 0 | 0 | 0 | 1 | | | | | | | | | | | |
| Inning Stats | R: 0 E: 0 K: 2 S: 13 | H: 1 LOB: 1 BB: 0 P: 17 | R: 1 E: 0 K: 3 S: 17 | H: 3 LOB: 2 BB: 0 P: 23 | R: 0 E: 0 K: 0 S: 9 | H: 2 LOB: 1 BB: 0 P: 10 | R: 0 E: 0 K: 2 S: 7 | H: 0 LOB: 1 BB: 1 P: 13 | R: 1 E: 0 K: 1 S: 7 | H: 1 LOB: 0 BB: 0 P: 11 | R: 0 E: 0 K: 2 S: 9 | H: 0 LOB: 0 BB: 0 P: 14 | R: 0 E: 0 K: 0 S: 7 | H: 0 LOB: 0 BB: 0 P: 12 | R: 0 E: 0 K: 0 S: 8 | H: 0 LOB: 0 BB: 0 P: 12 | R: 0 E: 0 K: 1 S: 10 | H: 0 LOB: 0 BB: 0 P: 14 | 1B: 5 2B: 0 3B: 0 HR: 2 | SF: 0 SAC: 0 DP: 1 HBP: 0 | WP: 0 PB: 0 SB: 0 CS: 0 | PA: 34 | | | | | |
| PITCHER | IP | WLS | BF | H | R | ER | SO | BB | IBB | HBP | BLK | WP | HR | S | P | ERA | WHIP | | | | | | | | | | |
| 28 Andrew Heaney, L ERA: 4.15 | 7.0 | | 28 | 7 | 2 | 2 | 10 | 1 | 0 | 0 | 0 | 0 | 2 | 69 | 100 | 2.57 | 1.143 | | | | | | | | | | |
| 48 Jose Alvarez, L ERA: 2.71 | 1.0 | W | 3 | 0 | 0 | 0 | 0 | 0 | 0 | 0 | 0 | 0 | 0 | 8 | 12 | 0.00 | 0.000 | | | | | | | | | | |
| 33 Jim Johnson, R ERA: 3.75 | 1.0 | S | 3 | 0 | 0 | 0 | 1 | 0 | 0 | 0 | 0 | 0 | 0 | 10 | 14 | 0.00 | 0.000 | | | | | | | | | | |

Texas Rangers @ Los Angeles Angels
Angel Stadium, Anaheim, CA
Wed Sep 26 2018, 7:09 PM - 9:47 PM PDT
Att: 35,991 - Partly Cloudy - 72 F

| | |
|-----|----|
| AB | 33 |
| R | 2 |
| H | 7 |
| RBI | 2 |
| BB | 1 |
| SO | 11 |
| LOB | 8 |



| Batter | 1 | 2 | 3 | 4 | 5 | 6 | 7 | 8 | 9 | AB | R | H | RBI | BB | SO | LOB | BOTTOM | | | | | | | | | | |
|--|-------------------------------|----------------------------------|------------------------------|----------------------------------|------------------------------|----------------------------------|------------------------------|----------------------------------|-------------------------------|----------------------------------|-------------------------------|----------------------------------|-------------------------------|----------------------------------|-------------------------------|----------------------------------|----------------------------------|------------------------------------|----------------------------------|--------|--|--|--|--|--|--|--|
| 56 Kole Calhoun, L OBP: 0.280, SLG: 0.364 | | | | | | | | | | 3 | 0 | 0 | 0 | 1 | 0 | 0 | | | | | | | | | | | |
| 27 Mike Trout, R OBP: 0.462, SLG: 0.629 | | | | | | | | | | 2 | 0 | 0 | 0 | 2 | 2 | 0 | | | | | | | | | | | |
| 8 Justin Upton, R OBP: 0.344, SLG: 0.468 | | | | | | | | | | 4 | 1 | 1 | 0 | 0 | 2 | 3 | | | | | | | | | | | |
| 17 Shohei Ohtani, L OBP: 0.362, SLG: 0.568 | | | | | | | | | | 4 | 1 | 2 | 2 | 0 | 1 | 1 | | | | | | | | | | | |
| 2 Andrelton Simmons, R OBP: 0.338, SLG: 0.420 | | | | | | | | | | 3 | 0 | 0 | 0 | 1 | 0 | 1 | | | | | | | | | | | |
| 19 Jefry Marte, R OBP: 0.265, SLG: 0.347 | | | | | | | | | | 3 | 0 | 0 | 0 | 1 | 2 | 2 | | | | | | | | | | | |
| 10 José Briceño, R OBP: 0.296, SLG: 0.388 | | | | | | | | | | 2 | 0 | 1 | 0 | 1 | 0 | 1 | | | | | | | | | | | |
| 3 Taylor Ward, R OBP: 0.237, SLG: 0.290 | | | | | | | | | | 3 | 1 | 1 | 1 | 0 | 0 | 3 | | | | | | | | | | | |
| 22 Kaleb Cowart, S OBP: 0.212, SLG: 0.255 | | | | | | | | | | 2 | 0 | 0 | 0 | 0 | 0 | 0 | | | | | | | | | | | |
| 59 Michael Hermosillo, R (7, PH) ERA: 4.5 | | | | | | | | | | 1 | 0 | 0 | 0 | 0 | 1 | 0 | | | | | | | | | | | |
| 18 Sherman Johnson, L (8, 4) | | | | | | | | | | 0 | 0 | 0 | 0 | 0 | 0 | 0 | | | | | | | | | | | |
| Inning Stats | R: 0 E: 0 K: 2 S: 12 | H: 0 LOB: 1 BB: 1 P: 22 | R: 0 E: 0 K: 0 S: 5 | H: 0 LOB: 1 BB: 1 P: 11 | R: 0 E: 0 K: 1 S: 6 | H: 0 LOB: 0 BB: 0 P: 12 | R: 1 E: 0 K: 0 S: 9 | H: 2 LOB: 1 BB: 1 P: 19 | R: 1 E: 0 K: 0 S: 10 | H: 1 LOB: 1 BB: 2 P: 22 | R: 0 E: 0 K: 1 S: 12 | H: 1 LOB: 2 BB: 1 P: 19 | R: 0 E: 0 K: 2 S: 10 | H: 0 LOB: 0 BB: 0 P: 14 | R: 1 E: 0 K: 2 S: 12 | H: 1 LOB: 0 BB: 0 P: 18 | 1B: 2 2B: 1 3B: 0 HR: 2 | SF: 0 SAC: 0 DP: 3 HBP: 0 | WP: 0 PB: 0 SB: 0 CS: 0 | PA: 33 | | | | | | | |
| PITCHER | IP | WLS | BF | H | R | ER | SO | BB | IBB | HBP | BLK | WP | HR | S | P | ERA | WHIP | | | | | | | | | | |
| 65 Yohander Méndez, L (1, 1) ERA: 5.74 | 4.1 | | 19 | 3 | 2 | 2 | 3 | 4 | 0 | 0 | 0 | 0 | 1 | 37 | 76 | 4.15 | 1.615 | | | | | | | | | | |
| 59 Connor Sadzeck, R (5, 1) ERA: 2.87 | 0.2 | | 2 | 0 | 0 | 0 | 0 | 1 | 0 | 0 | 0 | 0 | 0 | 5 | 10 | 0.00 | 1.500 | | | | | | | | | | |
| 54 Jeffrey Springs, L (6, 1) ERA: 2.87 | 1.2 | | 7 | 1 | 0 | 0 | 2 | 1 | 0 | 0 | 0 | 0 | 0 | 18 | 27 | 0.00 | 1.200 | | | | | | | | | | |
| 31 Chris Martin, R (7, 1) ERA: 4.65 | 0.2 | L | 3 | 1 | 1 | 1 | 2 | 0 | 0 | 0 | 0 | 0 | 1 | 11 | 17 | 13.50 | 1.500 | | | | | | | | | | |
| 58 Alex Claudio, L (8, 1) ERA: 4.5 | 0.2 | | 2 | 0 | 0 | 0 | 1 | 0 | 0 | 0 | 0 | 0 | 0 | 5 | 7 | 0.00 | 0.000 | | | | | | | | | | |

Texas Rangers @ Los Angeles Angels
Angel Stadium, Anaheim, CA
Wed Sep 26 2018, 7:09 PM - 9:47 PM PDT
Att: 35,991 - Partly Cloudy - 72 F

| | |
|-----|----|
| AB | 27 |
| R | 3 |
| H | 5 |
| RBI | 3 |
| BB | 6 |
| SO | 8 |
| LOB | 11 |



| Batter | 1 | 2 | 3 | 4 | 5 | 6 | 7 | 8 | 9 | AB | R | H | RBI | BB | SO | LOB | TOP | | | | | | | | | | |
|--|------------------------------|----------------------------------|-------------------------------|----------------------------------|-------------------------------|----------------------------------|------------------------------|---------------------------------|------------------------------|----------------------------------|-------------------------------|----------------------------------|-------------------------------|----------------------------------|------------------------------|----------------------------------|------------------------------|----------------------------------|----------------------------------|------------------------------------|----------------------------------|--------|--|--|--|--|--|
| Nick Martini, L (1,7) OBP: 0.397, SLG: 0.414 | | | | | | | | | | 3 | 0 | 0 | 0 | 1 | 0 | 2 | | | | | | | | | | | |
| 26 Matt Chapman, R (1,5) OBP: 0.356, SLG: 0.508 | | | | | | | | | | 2 | 0 | 0 | 0 | 0 | 1 | 1 | | | | | | | | | | | |
| 18 Chad Pinder, R (3,5) OBP: 0.332, SLG: 0.436 | | | | | | | | | | 2 | 0 | 0 | 0 | 0 | 1 | 1 | | | | | | | | | | | |
| 8 Jed Lowrie, S (1,4) OBP: 0.353, SLG: 0.448 | | | | | | | | | | 4 | 0 | 0 | 0 | 0 | 1 | 1 | | | | | | | | | | | |
| 2 Khris Davis, R (1,10) OBP: 0.326, SLG: 0.549 | | | | | | | | | | 2 | 0 | 0 | 0 | 0 | 1 | 1 | | | | | | | | | | | |
| 21 Jonathan Lucroy, R (6,PH) OBP: 0.291, SLG: 0.325 | | | | | | | | | | 2 | 0 | 0 | 0 | 0 | 1 | 0 | | | | | | | | | | | |
| 28 Matt Olson, L (1,3) OBP: 0.335, SLG: 0.453 | | | | | | | | | | 3 | 2 | 1 | 0 | 1 | 2 | 0 | | | | | | | | | | | |
| 25 Stephen Piscotty, R (1,9) OBP: 0.331, SLG: 0.491 | | | | | | | | | | 1 | 1 | 1 | 2 | 0 | 0 | 0 | | | | | | | | | | | |
| 1 Frankin Barreto, R (2,6) OBP: 0.253, SLG: 0.483 | | | | | | | | | | 3 | 1 | 1 | 2 | 0 | 0 | 0 | | | | | | | | | | | |
| 22 Ramón Laureano, R (1,8) OBP: 0.358, SLG: 0.474 | | | | | | | | | | 2 | 0 | 0 | 0 | 0 | 2 | 0 | | | | | | | | | | | |
| 20 Mark Canha, R (4,8) OBP: 0.328, SLG: 0.449 | | | | | | | | | | 2 | 0 | 0 | 0 | 0 | 1 | 0 | | | | | | | | | | | |
| 10 Marcus Semien, R (1,6) OBP: 0.318, SLG: 0.388 | | | | | | | | | | 1 | 0 | 0 | 0 | 0 | 0 | 0 | | | | | | | | | | | |
| 23 Matt Joyce, L (2,9) OBP: 0.322, SLG: 0.353 | | | | | | | | | | 2 | 0 | 0 | 0 | 0 | 0 | 0 | | | | | | | | | | | |
| 19 Josh Phegley, R (1,2) OBP: 0.255, SLG: 0.344 | | | | | | | | | | 1 | 0 | 1 | 0 | 0 | 0 | 0 | | | | | | | | | | | |
| 46 Beau Taylor, L (5,PH) OBP: 0.333, SLG: 0.400 | | | | | | | | | | 2 | 0 | 1 | 0 | 0 | 1 | 0 | | | | | | | | | | | |
| Inning Stats | R: 0 E: 0 K: 0 S: 9 | H: 0 LOB: 1 BB: 1 P: 16 | R: 2 E: 0 K: 1 S: 15 | H: 2 LOB: 1 BB: 1 P: 24 | R: 0 E: 0 K: 2 S: 13 | H: 0 LOB: 0 BB: 0 P: 20 | R: 0 E: 0 K: 2 S: 8 | H: 0 LOB: 0 BB: 0 P: 9 | R: 0 E: 0 K: 0 S: 9 | H: 1 LOB: 0 BB: 0 P: 13 | R: 2 E: 0 K: 2 S: 18 | H: 2 LOB: 0 BB: 0 P: 24 | R: 0 E: 0 K: 1 S: 10 | H: 0 LOB: 0 BB: 0 P: 14 | R: 0 E: 0 K: 2 S: 9 | H: 0 LOB: 0 BB: 0 P: 13 | R: 0 E: 0 K: 1 S: 7 | H: 0 LOB: 0 BB: 0 P: 12 | 1B: 2 2B: 1 3B: 0 HR: 2 | SF: 0 SAC: 0 DP: 0 HBP: 0 | WP: 1 PB: 0 SB: 0 CS: 0 | PA: 34 | | | | | |
| PITCHER | IP | WLS | BF | H | R | ER | SO | BB | IBB | HBP | BLK | WP | HR | S | P | ERA | WHIP | | | | | | | | | | |
| 52 Matt Shoemaker, R (1,1) ERA: 4.94 | 3.0 | | 13 | 2 | 2 | 2 | 3 | 2 | 0 | 0 | 0 | 1 | 1 | 37 | 60 | 6.00 | 1.333 | | | | | | | | | | |
| 40 Odrisamer Despaigne, R (4,1) ERA: 6.69 | 3.0 | | 12 | 3 | 2 | 2 | 4 | 0 | 0 | 0 | 0 | 0 | 1 | 35 | 46 | 6.00 | 1.000 | | | | | | | | | | |
| 36 Williams Jerez, L (7,1) ERA: 6.0 | 1.0 | | 3 | 0 | 0 | 0 | 1 | 0 | 0 | 0 | 0 | 0 | 0 | 10 | 14 | 0.00 | 0.000 | | | | | | | | | | |
| 47 Junichi Tazawa, R (8,1) ERA: 7.07 | 1.0 | | 3 | 0 | 0 | 0 | 2 | 0 | 0 | 0 | 0 | 0 | 0 | 9 | 13 | 0.00 | 0.000 | | | | | | | | | | |
| 62 Parker Bidwell, R (9,1) ERA: 17.55 | 1.0 | W | 3 | 0 | 0 | 0 | 1 | 0 | 0 | 0 | 0 | 0 | 0 | 7 | 12 | 0.00 | 0.000 | | | | | | | | | | |

Oakland Athletics @ Los Angeles Angels
Angel Stadium, Anaheim, CA
Sun Sep 30 2018, 12:12 PM - 2:49 PM PDT
Att: 36,892 - Sunny - 80 F

livebaseballscores.com

AB 32
R 4
H 5
RBI 4
BB 2
SO 11
LOB 6

| Batter | 1 | 2 | 3 | 4 | 5 | 6 | 7 | 8 | 9 | AB | R | H | RBI | BB | SO | LOB | BOTTOM | | | | | | | | | | |
|--|------------------------------|----------------------------------|-------------------------------|----------------------------------|-------------------------------|----------------------------------|------------------------------|----------------------------------|------------------------------|---------------------------------|-------------------------------|----------------------------------|------------------------------|----------------------------------|------------------------------|---------------------------------|------------------------------|----------------------------------|----------------------------------|------------------------------------|----------------------------------|--------|--|--|--|--|--|
| 56 Kole Calhoun, L (1,9) OBP: 0.283, SLG: 0.369 | | | | | | | | | | 1 | 0 | 1 | 0 | 0 | 0 | 0 | | | | | | | | | | | |
| 54 Jabari Blash, R (1,PR) OBP: 0.200, SLG: 0.128 | | | | | | | | | | 3 | 1 | 0 | 0 | 0 | 2 | 0 | | | | | | | | | | | |
| 27 Mike Trout, R (1,8) OBP: 0.460, SLG: 0.628 | | | | | | | | | | 1 | 0 | 0 | 0 | 0 | 0 | 1 | | | | | | | | | | | |
| 59 Michael Hermosillo, R (2,8) OBP: 0.274, SLG: 0.333 | | | | | | | | | | 3 | 0 | 1 | 0 | 0 | 2 | 0 | | | | | | | | | | | |
| 17 Shohel Ohtani, L (1,10) OBP: 0.361, SLG: 0.564 | | | | | | | | | | 4 | 1 | 1 | 0 | 0 | 1 | 3 | | | | | | | | | | | |
| 19 Jefry Marte, R (1,3) OBP: 0.273, SLG: 0.371 | | | | | | | | | | 3 | 2 | 2 | 3 | 1 | 1 | 1 | | | | | | | | | | | |
| 3 Taylor Ward, R (1,5) OBP: 0.245, SLG: 0.333 | | | | | | | | | | 4 | 1 | 1 | 2 | 0 | 0 | 2 | | | | | | | | | | | |
| 9 Eric Young Jr., S (1,7) OBP: 0.246, SLG: 0.303 | | | | | | | | | | 3 | 0 | 0 | 0 | 0 | 2 | 0 | | | | | | | | | | | |
| 22 Kaleb Cowart, S (1,6) OBP: 0.210, SLG: 0.241 | | | | | | | | | | 3 | 0 | 0 | 0 | 0 | 2 | 0 | | | | | | | | | | | |
| 44 Joe Hudson, R (1,2) OBP: 0.167, SLG: 0.250 | | | | | | | | | | 2 | 0 | 1 | 0 | 0 | 0 | 0 | | | | | | | | | | | |
| 37 Francisco Arcia, L (7,PH) OBP: 0.226, SLG: 0.427 | | | | | | | | | | 1 | 0 | 0 | 0 | 0 | 0 | 0 | | | | | | | | | | | |
| 18 Sherman Johnson, L (1,4) OBP: 0.226, SLG: 0.427 | | | | | | | | | | 3 | 0 | 0 | 0 | 0 | 1 | 1 | | | | | | | | | | | |
| Inning Stats | R: 2 E: 0 K: 0 S: 9 | H: 2 LOB: 1 BB: 0 P: 14 | R: 0 E: 0 K: 3 S: 15 | H: 1 LOB: 1 BB: 0 P: 22 | R: 0 E: 0 K: 2 S: 11 | H: 1 LOB: 1 BB: 0 P: 20 | R: 0 E: 0 K: 2 S: 9 | H: 0 LOB: 0 BB: 0 P: 13 | R: 0 E: 0 K: 1 S: 6 | H: 0 LOB: 0 BB: 0 P: 9 | R: 0 E: 0 K: 2 S: 10 | H: 0 LOB: 1 BB: 1 P: 16 | R: 0 E: 0 K: 0 S: 8 | H: 0 LOB: 0 BB: 0 P: 14 | R: 0 E: 0 K: 1 S: 6 | H: 0 LOB: 0 BB: 0 P: 8 | R: 3 E: 0 K: 0 S: 6 | H: 3 LOB: 0 BB: 0 P: 12 | 1B: 3 2B: 2 3B: 0 HR: 2 | SF: 0 SAC: 0 DP: 0 HBP: 0 | WP: 0 PB: 0 SB: 1 CS: 0 | PA: 32 | | | | | |
| PITCHER | IP | WLS | BF | H | R | ER | SO | BB | IBB | HBP | BLK | WP | HR | S | P | ERA | WHIP | | | | | | | | | | |
| 30 Brett Anderson, L (1,1) ERA: 4.48 | 3.0 | | 13 | 4 | 2 | 2 | 5 | 0 | 0 | 0 | 0 | 0 | 0 | 9 | 13 | 0.00 | 0.000 | | | | | | | | | | |
| 62 Lou Trivino, R (4,1) ERA: 2.92 | 1.0 | | 3 | 0 | 0 | 0 | 2 | 0 | 0 | 0 | 0 | 0 | 0 | 6 | 9 | 0.00 | 0.000 | | | | | | | | | | |
| 36 Yusmeiro Petit, R (5,1) ERA: 3.0 | 1.0 | | 3 | 0 | 0 | 0 | 1 | 0 | 0 | 0 | 0 | 0 | 0 | 6 | 9 | 0.00 | 0.000 | | | | | | | | | | |
| 52 Ryan Buchter, L (6,1) ERA: 2.75 | 1.0 | H | 4 | 0 | 0 | 0 | 2 | 1 | 0 | 0 | 0 | 0 | 0 | 10 | 16 | 0.00 | 1.000 | | | | | | | | | | |
| 57 | | | | | | | | | | | | | | | | | | | | | | | | | | | |